


Atlanta Braves - 1980

Batter	1	2	3	4	5	6	7	8	9	AB R H RBI BB SO LOB	TOP														
Eddie Miller, S (1, 8) <small>0.055</small>	0-3 K		0-0 1-3			0-0 3-1			0-0 4-3	4 0 0 0 0 1 0	<p>Atlanta Braves @ Cincinnati Reds Riverfront Stadium, Cincinnati, OH Wed Apr 09 1980, 3:33 AM EST Att: 51,774 - Unknown</p> <p>livebaseballscorecards.com</p> <table border="0"> <tr><td>AB</td><td>30</td></tr> <tr><td>R</td><td>0</td></tr> <tr><td>H</td><td>3</td></tr> <tr><td>RBI</td><td>0</td></tr> <tr><td>BB</td><td>0</td></tr> <tr><td>SO</td><td>5</td></tr> <tr><td>LOB</td><td>7</td></tr> </table> 	AB	30	R	0	H	3	RBI	0	BB	0	SO	5	LOB	7
AB	30																								
R	0																								
H	3																								
RBI	0																								
BB	0																								
SO	5																								
LOB	7																								
Jerry Royster, R (1, 4) <small>0.055</small>	0-0 F7		0-3 K			0-0 F7			0-3 K	4 0 0 0 0 2 0															
Gary Matthews, R (1, 9) <small>0.055</small>	0-0 5-3					0-0 F7			0-0 F9	4 0 0 0 0 0 0															
Bob Homer, R (1, 5) <small>OBP: 0.333, SLG: 0.333</small>		0-0 1B				0-0 5-3			0-0 4-3	3 0 1 0 0 0 0															
Chris Chambliss, L (1, 3) <small>OBP: 0.667, SLG: 0.667</small>		0-0 1B				0-0 1B			0-0 1-3	3 0 2 0 0 0 0															
Dale Murphy, R (1, 7) <small>0.055</small>		0-3 K				0-0 FC5-4			0-0 P3	3 0 0 0 0 1 3															
Biff Pocoroba, S (1, 2)		0-0 P6				0-0 P6			0-3 K	3 0 0 0 0 1 2															
Luis Gomez, R (1, 6)		0-0 FC1-4				0-0 F7			0-0 F9	3 0 0 0 0 0 2															
Phil Niekro, R (1, 1) Brian Asselstine, L (3, PH) Rick Camp, R (3, 1) Mike Lum, L (5, PH) Larry Bradford, R (5, 1) Preston Hanna, R (7, 1) Jeff Burroughs, R (8, PH) Tommy Boggs, R (8, 1)			0-0 4-3			0-0 F8			0-0 6-3	0 0 0 0 0 0 0 1 0 0 0 0 0 0 0 0 0 0 0 0 0 1 0 1 0 0 0 0 0 0 0 0 0 0 0 0 0															
Inning Stats	R: 0 H: 0 E: 0 LOB: 0 K: 1 BB: 0 S: 5 P: 5	R: 0 H: 2 E: 0 LOB: 2 K: 1 BB: 0 S: 7 P: 7	R: 0 H: 0 E: 0 LOB: 0 K: 1 BB: 0 S: 5 P: 5	R: 0 H: 1 E: 0 LOB: 1 K: 0 BB: 0 S: 4 P: 4	R: 0 H: 0 E: 0 LOB: 0 K: 0 BB: 0 S: 3 P: 3	R: 0 H: 0 E: 0 LOB: 0 K: 0 BB: 0 S: 3 P: 3	R: 0 H: 0 E: 0 LOB: 0 K: 0 BB: 0 S: 3 P: 3	R: 0 H: 0 E: 0 LOB: 0 K: 1 BB: 0 S: 5 P: 5	R: 0 H: 0 E: 0 LOB: 0 K: 1 BB: 0 S: 5 P: 5	1B: 3 SF: 0 2B: 0 SAC: 0 3B: 0 DP: 0 HR: 0 HBP: 0	WP: 0 PA: 30 PB: 0 SB: 0 CS: 0														
PITCHER Frank Pastore, R (1, 1) ERA:	IP WLS BF H R ER SO BB IBB HBP BLK WP HR S P ERA WHIP											PITCHER IP WLS BF H R ER SO BB IBB HBP BLK WP HR S P ERA WHIP													

Batter	1	2	3	4	5	6	7	8	9	AB	R	H	RBI	BB	SO	LOB
Dave Collins, S (1, 8)	0-0 1-3 K	0-3 SH2-3 HR	0-0 F7		0-0 L5		0-0 1-3			5	1	0	0	0	1	3
Ken Griffey, L (1, 9) OBP: 0.250, SLG: 0.250	0-0 2B 1B	0-0 SH2-3	0-0 E9 G4-3			0-3 K		0-0 4-3		4	1	1	0	0	1	1
Dave Concepcion, R (1, 6) OBP: 0.200, SLG: 0.200	0-0 2B 1B	0-0 3-1	0-0 G4-3			0-0 F9		0-0 5-3		5	1	1	0	0	0	3
George Foster, R (1, 7) OBP: 0.600, SLG: 1.400	0-0 2B 2B	0-0 HR		0-0 G3		0-0 1B		0-3 K		5	2	3	4	0	1	0
Dan Driessen, L (1, 3)	4-0 2B FC5 BB	4-0 BB		0-0 F8		0-3 K				2	1	0	0	2	1	1
Johnny Bench, R (1, 2) OBP: 0.500, SLG: 0.667	0-0 FC5 2B	0-3 K		0-0 F2			4-0 F9 WP SF9 BB			3	1	1	1	1	1	1
Ray Knight, R (1, 5)	4-0 FC5 IBB		0-0 E5 3B		0-0 6-3		0-0 F9			3	1	0	0	1	0	1
Junior Kennedy, R (1, 4) OBP: 0.500, SLG: 1.667	0-0 FC5		0-0 1B 3B		0-0 2B		0-0 SF9			3	1	2	3	0	0	2
Frank Pastore, R (1, 1) OBP: 0.500, SLG: 0.333	0-0 4-3		0-0 E 1B		0-3 K		0-0 BB			3	0	1	1	1	1	3

Inning Stats	R: 4	H: 4	E: 0	LOB: 2	K: 0	S: 7	R: 2	H: 1	E: 0	LOB: 1	K: 2	S: 9	R: 2	H: 2	E: 2	LOB: 1	K: 0	S: 6	R: 0	H: 0	E: 0	LOB: 0	K: 0	S: 3	R: 0	H: 1	E: 0	LOB: 1	K: 1	S: 6	R: 0	H: 1	E: 0	LOB: 1	K: 2	S: 8	R: 1	H: 0	E: 0	LOB: 1	K: 0	S: 3	R: 0	H: 0	E: 0	LOB: 0	K: 1	S: 5
	1B: 4	SF: 1	2B: 3	SAC: 1	3B: 1	DP: 1	HR: 1	HBP: 0	WP: 1	PA: 40	SB: 0	CS: 0																																				

PITCHER	IP	WLS	BF	H	R	ER	SO	BB	IBB	HBP	BLK	WP	HR	S	P	ERA	WHIP
Phil Niekro, R (1, 1) ERA: 18.0	2.0	L	15	5	6	4	2	2	1	0	0	0	1	16	28	18.00	3.500
Rick Camp, R (3, 1) ERA: 4.5	2.0		9	2	2	1	0	0	0	0	0	0	0	9	9	4.50	1.000
Larry Bradford, L (5, 1) ERA:	2.0		8	2	0	0	3	0	0	0	0	0	0	14	14	0.00	1.000
Preston Hanna, R (7, 1) ERA: 9.0	1.0		5	0	1	1	0	2	0	0	0	1	0	3	11	9.00	2.000
Tommy Boggs, R (8, 1) ERA:	1.0		3	0	0	0	1	0	0	0	0	0	0	5	5	0.00	0.000

BOTTOM

Atlanta Braves @ Cincinnati Reds
Riverfront Stadium, Cincinnati, OH
Wed Apr 09 1980, 3:33 AM EST
Att. 51,774 - Unknown

livebaseballscorecards.com

AB	33
R	9
H	9
RBI	9
BB	5
SO	6
LOB	15



Batter	1	2	3	4	5	6	7	8	9
Dave Collins, S (1, 8) <small>OBP: 0.333, SLG: 0.250</small> Cesar Geronimo, L (7, 8)									
Ken Griffey, L (1, 9) <small>OBP: 0.250, SLG: 0.500</small>									
Dave Concepcion, R (1, 6) <small>OBP: 0.125, SLG: 0.125</small>									
George Foster, R (1, 7) <small>OBP: 0.625, SLG: 1.571</small>									
Johnny Bench, R (1, 2) <small>OBP: 0.429, SLG: 0.500</small>									
Ray Knight, R (1, 5)									
Dan Driessen, L (1, 3) <small>OBP: 0.429, SLG: 0.400</small>									
Junior Kennedy, R (1, 4) <small>OBP: 0.571, SLG: 1.167</small>									
Michael LaCoss, R (1, 1)									

AB	R	H	RBI	BB	SO	LOB
3	1	2	1	0	0	0
0	0	0	0	0	0	0
4	1	1	1	0	1	3
3	1	0	1	0	0	0
2	1	1	2	1	1	0
3	1	1	0	0	0	1
3	0	0	0	0	0	3
3	1	1	0	0	0	2
3	0	2	1	0	0	1
2	0	0	0	0	1	2

BOTTOM

Atlanta Braves @ Cincinnati Reds
 Riverfront Stadium, Cincinnati, OH
 Fri Apr 11 1980, 6:05 PM EST
 Att. 12,902 - Unknown

livebaseballscorecards.com

AB	26
R	6
H	8
RBI	6
BB	1
SO	3
LOB	12



1B: 5	SF: 0
2B: 1	SAC: 1
3B: 1	DP: 2
HR: 1	HBP: 1

WP: 0	PA: 29
PB: 0	
SB: 1	
CS: 0	

Inning Stats															PITCHER																
R	H	E	K	S	WLS	BF	H	R	ER	SO	BB	IBB	HBP	BLK	IP	WLS	BF	H	R	ER	SO	BB	IBB	HBP	BLK	WP	HR	S	P	ERA	WHIP
5	5	2	11	5	0	5	4	5	3	0	0	0	0	0	0.0	L	5	2	0	0	3	0	0	0	0	0	0	0	∞	∞	
2	1	0	1	1	15	2	0	0	0	3	0	0	1	0	4.0		15	2	0	0	3	0	0	0	0	0	0	0	0.00	0.500	
11	0	0	5	5	9	2	1	1	1	0	1	0	0	0	2.0		9	2	1	1	0	1	0	0	0	0	0	4.50	1.500		

Batter	1	2	3	4	5	6	7	8	9	AB R H RBI BB SO LOB	TOP																		
Eddie Miller, S OBP: 0.250, SLG: 0.250 (1, 8) X	0-0 G3		0-0 G3			0-0 4-3	0-0 1B		0-3 K	5 1 1 0 0 1 0																			
Jerry Royster, R OBP: 0.167, SLG: 0.182 (1, 4) X	0-0 2B		0-0 P4			0-0 6-3	0-0 1B		0-0 F8	4 0 1 0 1 0 0																			
Gary Matthews, R OBP: 0.333, SLG: 0.417 (1, 9) X	0-0 6-3		0-0 6-3			0-0 2B	0-0 1B		0-0 5-3	5 0 2 2 0 0 1																			
Bob Homer, R OBP: 0.100, SLG: 0.100 (1, 5) X Gene Garber, R (7, 1) Al Hrabosky, R (7, 1)	0-0 4-3			0-3 K		0-0 F2	0-0 F9			4 0 0 0 0 1 4 0 0 0 0 0 0 0 0 0 0 0 0 0 0																			
Chris Chambliss, L OBP: 0.600, SLG: 0.700 (1, 3) X		0-0 1B		0-0 4-3			0-0 1B	0-0 1-3		4 1 2 0 0 0 0																			
Dale Murphy, R (1, 7) X		0-0 F8		0-3 K			0-0 4-3	0-0 F8		4 0 0 0 0 1 2																			
Biff Pocoroba, S OBP: 0.444, SLG: 0.429 (1, 2) X		4-0 BB			0-0 G3		0-0 2B	0-0 2B		3 1 2 1 1 0 0																			
Luis Gomez, R (1, 6) X Brian Asselstine, L (7, PH) Larvell Blanks, R (7, 6)		0-0 F9			0-3 K		0-0 F8	4-0 2B		2 0 0 0 0 1 2 1 0 0 0 0 0 1 0 0 0 0 1 0 0																			
Rick Matula, R (1, 1) X Mike Lum, L (7, PH) Chico Ruiz, R (7, 5)		0-3 K			0-0 5-3		0-0 1B	0-0 1-3		2 0 0 0 0 1 2 1 1 1 1 0 0 0 1 0 0 0 0 0 2																			
Inning Stats	R: 0 H: 1 E: 0 LOB: 1 K: 0 BB: 0 S: 4 P: 4	R: 0 H: 1 E: 1 LOB: 2 K: 1 BB: 1 S: 6 P: 10	R: 0 H: 0 E: 0 LOB: 0 K: 0 BB: 0 S: 3 P: 3	R: 0 H: 0 E: 0 LOB: 0 K: 2 BB: 0 S: 7 P: 7	R: 0 H: 0 E: 0 LOB: 0 K: 1 BB: 0 S: 5 P: 5	R: 0 H: 1 E: 0 LOB: 1 K: 0 BB: 0 S: 4 P: 4	R: 4 H: 5 E: 0 LOB: 2 K: 0 BB: 1 S: 8 P: 12	R: 0 H: 1 E: 0 LOB: 2 K: 0 BB: 1 S: 4 P: 8	R: 0 H: 0 E: 0 LOB: 0 K: 1 BB: 0 S: 5 P: 5	1B: 4 SF: 0 2B: 5 SAC: 0 3B: 0 DP: 0 HR: 0 HBP: 0	WP: 0 PA: 39 PB: 0 SB: 1 CS: 0																		
PITCHER	IP WLS BF H R ER SO BB IBB HBP BLK WP HR S P ERA WHIP											PITCHER	IP WLS BF H R ER SO BB IBB HBP BLK WP HR S P ERA WHIP																
Bill Bonham, R (1, 1) ERA: 4.05	6.2		27	6	3	3	4	1	0	0	0	0	0	0	34	38	4.05	1.050											
Dave Tomlin, L (7, 1) ERA:	0.0		1	1	0	0	0	0	0	0	0	0	0	1	1	∞	∞												
Doug Bair, R (7, 1) ERA:	0.1		3	1	1	1	0	1	0	0	0	0	0	2	6	27.00	6.000												
Tom Hume, R (8, 1) ERA:	2.0	W	8	1	0	0	1	0	1	0	0	0	0	9	13	0.00	0.500												

Atlanta Braves @ Cincinnati Reds
Riverfront Stadium, Cincinnati, OH
Sat Apr 12 1980, 3:33 AM EST
Att: 11,839 - Unknown

livebaseballscorecards.com

AB 36
R 4
H 9
RBI 4
BB 3
SO 5
LOB 14



Batter	1	2	3	4	5	6	7	8	9	AB R H RBI BB SO LOB	TOP											
Eddie Miller, S (1, 8) OBP: 0.188, SLG: 0.188	0-3 K		0-0 P4		0-3 K			0-0 F3		4 0 0 0 0 2 0	<p>Atlanta Braves @ Cincinnati Reds</p> <p>Riverfront Stadium, Cincinnati, OH</p> <p>Sun Apr 13 1980, 3:33 AM EST</p> <p>Att: 32,996 - Unknown</p>											
Jerry Royster, R (1, 4) OBP: 0.188, SLG: 0.200	0-0 1-3		0-0 P4		0-0 1B			0-0 F2		4 0 1 0 0 0 0												
Gary Matthews, R (1, 9) OBP: 0.438, SLG: 0.467	4-0 BB		0-0 1B		0-3 K			0-0 FC5-4 1B		3 0 2 0 1 1 1												
Bob Homer, R (1, 5) OBP: 0.071, SLG: 0.071	0-3 K		0-0 F3					0-0 FC5-4 1-2f		4 0 0 0 0 1 3												
Chris Chambliss, L (1, 3) OBP: 0.429, SLG: 0.500		0-0 4-3		0-0 F5				0-0 4-3		4 0 0 0 0 0 0												
Dale Murphy, R (1, 7)		0-3 K		0-0 F8				4-0 G6-4-3 BB		3 0 0 0 1 1 0												
Biff Pocoroba, S (1, 2) OBP: 0.462, SLG: 0.400		4-0 1B BB		0-0 1B				0-0 G6-4-3 1-2f		3 0 1 0 1 0 1												
Luis Gomez, R (1, 6) OBP: 0.222, SLG: 0.125		0-0 FC6 1B		0-0 F7				0-0 F9		2 0 1 0 0 0 1												
Larvell Blanks, R (7, PH) (7, 6)		1-2 FC6 1B						0-0 F8		1 0 0 0 0 0 0												
Phil Niekro, R (1, 1)		0-0 FC6 1-2f						0-0 F8		2 0 0 0 0 0 2												
Larry Bradford, R (6, 1)										0 0 0 0 0 0 0												
Charlie Spikes, R (7, PH)										1 0 0 0 0 0 0												
Rick Camp, R (7, 1)										0 0 0 0 0 0 0												
Inning Stats	R: 0 E: 0 K: 2 S: 7	H: 0 LOB: 1 BB: 1 P: 11	R: 0 E: 0 K: 1 S: 6	H: 1 LOB: 2 BB: 1 P: 10	R: 0 E: 0 K: 0 S: 4	H: 1 LOB: 1 BB: 0 P: 4	R: 0 E: 0 K: 0 S: 4	H: 1 LOB: 1 BB: 0 P: 4	R: 0 E: 0 K: 2 S: 8	H: 1 LOB: 1 BB: 0 P: 8	R: 0 E: 0 K: 0 S: 3	H: 0 LOB: 0 BB: 0 P: 3	R: 0 E: 0 K: 0 S: 3	H: 0 LOB: 0 BB: 0 P: 3	R: 0 E: 0 K: 0 S: 4	H: 1 LOB: 1 BB: 0 P: 4	R: 0 E: 0 K: 0 S: 2	H: 0 LOB: 0 BB: 1 P: 6	1B: 5 2B: 0 3B: 0 HR: 0	SF: 0 SAC: 0 DP: 1 HBP: 0	WP: 0 PB: 0 SB: 0 CS: 0	PA: 34
PITCHER Charlie Leibrandt, L (1, 1) ERA:	IP 9.0	WLS W	BF 34	H 5	R 0	ER 0	SO 5	BB 3	IBB 0	HBP 0	BLK 0	WP 0	HR 0	S 41	P 53	ERA 0.00	WHIP 0.889					
PITCHER	IP	WLS	BF	H	R	ER	SO	BB	IBB	HBP	BLK	WP	HR	S	P	ERA	WHIP					

livebaseballscorecards.com

AB	31
R	0
H	5
RBI	0
BB	3
SO	5
LOB	8



Batter	1	2	3	4	5	6	7	8	9
Dave Collins, S (1, 8) <small>OBP: 0.611, SLG: 0.600</small> Cesar Geronimo, L (7, 8)	0-0 		0-0 E9 		0-0 	4-0 		0-0 G4-6-3 	
Ken Griffey, L (1, 9) <small>OBP: 0.333, SLG: 0.375</small>	4-0 		0-0 G3 		0-0 F9 	0-0 E2 		0-0 G3 	
Dave Concepcion, R (1, 6) <small>OBP: 0.294, SLG: 0.588</small>	0-0 F7 		0-0 		0-3 K 	0-0 6-3 			
George Foster, R (1, 7) <small>OBP: 0.563, SLG: 1.000</small>	0-0 G6-4-3 		0-0 5-3 		4-0 	4-0 			
Dan Driessen, L (1, 3) <small>OBP: 0.357, SLG: 0.273</small>		0-0 P5 	0-0 		0-0 1-3 	0-0 FC6-4 			
Johnny Bench, R (1, 2) <small>OBP: 0.417, SLG: 0.700</small>		0-0 F8 	0-0 P2 			0-0 	4-0 		
Ray Knight, R (1, 5) <small>OBP: 0.267, SLG: 0.286</small>		0-0 		0-0 5-3 		0-0 	0-0 G5-4-3 		
Junior Kennedy, R (1, 4) <small>OBP: 0.533, SLG: 0.846</small>		4-0 		0-0 L5 		0-0 	0-0 		
Charlie Leibrandt, R (1, 1) <small>OBP: 0.250, SLG: 0.250</small>		0-3 K 		0-0 B5-3 		0-0 		0-0 	

Inning Stats	R: 0	H: 1	E: 0	LOB: 1	K: 0	BB: 1	S: 3	P: 7
	R: 0	H: 1	E: 0	LOB: 2	K: 1	BB: 1	S: 6	P: 10
	R: 2	H: 3	E: 1	LOB: 1	K: 0	BB: 0	S: 6	P: 6
	R: 0	H: 0	E: 0	LOB: 0	K: 0	BB: 0	S: 3	P: 3
	R: 0	H: 1	E: 0	LOB: 2	K: 1	BB: 1	S: 6	P: 10
	R: 3	H: 4	E: 1	LOB: 3	K: 0	BB: 2	S: 7	P: 15
	R: 0	H: 1	E: 0	LOB: 1	K: 0	BB: 1	S: 2	P: 6
	R: 0	H: 1	E: 0	LOB: 0	K: 0	BB: 0	S: 3	P: 3

PITCHER	IP	WLS	BF	H	R	ER	SO	BB	IBB	HBP	BLK	WP	HR	S	P	ERA	WHIP
Phil Niekro, R (1, 1) <small>ERA: 11.05</small>	5.1	L	28	9	5	5	2	4	0	0	0	1	1	28	44	8.44	2.438
Larry Bradford, L (6, 1) <small>ERA:</small>	0.2		4	1	0	0	0	0	1	0	0	0	0	3	7	0.00	1.500
Rick Camp, R (7, 1) <small>ERA: 3.0</small>	2.0		6	2	0	0	0	1	0	0	0	0	0	5	9	0.00	1.500

BOTTOM

AB	R	H	RBI	BB	SO	LOB
3	1	3	0	1	0	0
1	0	0	0	0	0	1
4	0	1	2	1	0	2
4	1	1	1	0	1	5
2	0	0	0	2	0	3
4	0	1	1	0	0	5
3	1	1	1	1	0	1
4	0	2	0	0	0	1
3	1	2	0	1	0	0
4	1	1	0	0	1	4

Atlanta Braves @ Cincinnati Reds
 Riverfront Stadium, Cincinnati, OH

Sun Apr 13 1980, 3:33 AM EST
 Att. 32,996 - Unknown

livebaseballscorecards.com

AB	32
R	5
H	12
RBI	5
BB	6
SO	2
LOB	22

1B	9	SF	0	WP	1	PA	38
2B	2	SAC	0	PB	0		
3B	0	DP	3	SB	1		
HR	1	HBP	0	CS	0		

Batter	1	2	3	4	5	6	7	8	9	AB R H RBI BB SO LOB	TOP																									
Jerry Royster, R (1, 4) OBP: 0.238, SLG: 0.167	4-0 S BB	0-0 9-2 3-H			0-0 5-3		4-0 BB	0-3 K		3 0 0 0 2 1 3																										
Biff Pocaroba, S (1, 2) OBP: 0.444, SLG: 0.308	4-0 1-2 BB		0-0 4-3		4-0 1B BB		0-3 K	0-0 1-3		3 0 0 0 2 1 2																										
Gary Matthews, R (1, 7) OBP: 0.333, SLG: 0.350	0-3 K		0-3 K		0-3 K		0-3 K		0-0 F8	5 0 0 0 0 4 4																										
Chris Chambliss, L (1, 3) OBP: 0.421, SLG: 0.444	0-0 F9		4-0 BB		0-0 1-2 1B		0-0 F9		0-0 1-3	4 0 1 0 1 0 3																										
Bob Horner, R (1, 5) OBP: 0.105, SLG: 0.105	0-3 K		0-0 F8		0-3 K				0-0 2B 1B	5 1 1 0 0 2 5																										
Dale Murphy, R (1, 9) OBP: 0.222, SLG: 0.125		4-0 1B 1B BB		0-0 FC4-6 1B		0-0 FC6-4 BB 1B		0-0 F9		3 1 2 0 1 0 1																										
Brian Assestine, L (1, 8) OBP: 0.429, SLG: 0.500		0-0 1B 9-2 1B		0-0 FC4-6 1-2f		4-0 FC6-4 1-2 BB		0-0 E 1-H 2B 2B		3 1 2 1 1 0 1																										
Luis Gomez, R (1, 6) OBP: 0.250, SLG: 0.182		0-0 1-3 3-H 1B		0-3 K		0-0 FC6-4 1-2f 2-3 G4-6-3		0-0 E9 2B		3 0 1 1 0 1 3																										
Larvell Blanks, R (8, PH) (8, 6)										1 1 0 0 0 0 1																										
Doyle Alexander, R (1, 1)		0-3 K		0-0 6-3		0-0 G4-6-3		0-0 1-H 3-H 2B		2 0 0 0 0 1 3																										
Mike Lum, L (8, PH) (6, 1)										1 0 0 0 0 0 2																										
Larry Bradford, R (6, 1)										0 0 0 0 0 0 0																										
Jeff Burroughs, R (8, PH)										1 0 1 2 0 0 0																										
Eddie Miller, S (8, PR)										0 0 0 0 0 0 0																										
Gene Gardner, R (8, 1)										0 0 0 0 0 0 0																										
Al Hrabosky, R (9, 1)										0 0 0 0 0 0 0																										
Inning Stats	R: 0 E: 0 K: 2 S: 7	H: 0 LOB: 2 BB: 2 P: 15	R: 1 E: 0 K: 1 S: 6	H: 2 LOB: 1 BB: 1 P: 10	R: 0 E: 0 K: 1 S: 5	H: 0 LOB: 1 BB: 0 P: 6	R: 0 E: 0 K: 1 S: 6	H: 1 LOB: 1 BB: 0 P: 6	R: 0 E: 0 K: 2 S: 8	H: 1 LOB: 2 BB: 1 P: 12	R: 0 E: 0 K: 2 S: 7	H: 0 LOB: 1 BB: 1 P: 11	R: 3 E: 1 K: 1 S: 9	H: 3 LOB: 1 BB: 0 P: 9	R: 0 E: 0 K: 0 S: 3	H: 0 LOB: 0 BB: 0 P: 3	1B: 6 2B: 3 3B: 0 HR: 0	SF: 0 SAC: 0 DP: 2 HBP: 0	WP: 0 PB: 0 SB: 1 CS: 0	PA: 41																
PITCHER	IP WLS BF H R ER SO BB IBB HBP BLK WP HR S P ERA WHIP																																			
J.R. Richard, R (1, 1) ERA: 1.38	5.0		23	4	1	1	7	5	0	0	0	0	0	32	52	1.80	1.800																			
Vern Ruhle, R (6, 1) ERA: 4.91	2.1		11	3	2	2	2	2	0	0	0	0	0	13	21	7.71	2.143																			
Joe Sambito, L (8, 1) ERA: 1.42	1.2	W	7	1	1	0	1	0	0	0	0	0	0	9	9	0.00	0.600																			

Atlanta Braves @ Houston Astros
Astrodome, Houston, TX
Mon Apr 14 1980, 7:05 PM EST
Att: 15,017 - Unknown

livebaseballscorecards.com

AB 34
R 4
H 8
RBI 4
BB 7
SO 10
LOB 28



Batter	1	2	3	4	5	6	7	8	9	AB R H RBI BB SO LOB	TOP											
Jerry Royster, R (1, 4) OBP: 0.280, SLG: 0.273	0-0 6-3			0-0 1B G6-4-3 1B		0-0 4-3			0-0 WP 1-H 2B	4 1 2 1 0 0 0	Atlanta Braves @ Houston Astros Astrodome, Houston, TX Tue Apr 15 1980, 7:05 PM EST Att. 15,712 - Unknown											
Biff Pocoroba, S (1, 2) OBP: 0.409, SLG: 0.294	0-0 G3			0-0 1-3 G6-4-3 1B		0-0 G3		0-0 F4 2-3	4 0 1 0 0 0 1													
Gary Matthews, R (1, 7) OBP: 0.280, SLG: 0.292	0-0 F6			0-0 G6-4-3 1-2f 3-H			0-0 F8	0-3 K	4 0 0 0 0 1 2													
Chris Chambliss, L (1, 3) OBP: 0.348, SLG: 0.364		0-0 F8		0-0 4-3			0-0 F5	0-0 F7	4 0 0 0 0 0 1													
Bob Horner, R (1, 5) OBP: 0.091, SLG: 0.091		0-0 F6			0-0 F8		0-0 F4		3 0 0 0 0 0 0													
Dale Murphy, R (1, 9) OBP: 0.286, SLG: 0.211		0-3 K							3 0 2 0 0 1 0													
Brian Asselstine, L (1, 8) OBP: 0.300, SLG: 0.333			0-0 3-1		0-3 K		0-0 G6-3 1-2f 1B		3 0 0 0 0 1 2													
Luis Gomez, R (1, 6) OBP: 0.214, SLG: 0.154 Larvell Blanks, R (8, PH) (8, 6)			0-0 4-3		0-0 F4		0-3 K		2 0 0 0 0 0 1 1 0 0 0 0 1 0													
Larry McWilliams, L (1, 1) Tommy Boggs, R (2, 1) Mike Lum, L (6, PH) Rick Camp, R (6, 1) Al Hrabosky, R (8, 1) Joe Nolan, L (9, PH)			0-3 K		0-3 K			0-0 2B 1B	0 0 0 0 0 0 0 1 0 0 0 0 1 0 1 0 0 0 0 1 0 0 0 0 0 0 0 0 0 0 0 0 0 0 0 1 1 1 0 0 0 0													
Inning Stats	R: 0 E: 0 K: 0 S: 3	H: 0 LOB: 0 BB: 0 P: 3	R: 0 E: 0 K: 1 S: 5	H: 0 LOB: 0 BB: 0 P: 5	R: 0 E: 0 K: 1 S: 5	H: 0 LOB: 0 BB: 0 P: 5	R: 1 E: 0 K: 0 S: 4	H: 2 LOB: 0 BB: 0 P: 4	R: 0 E: 0 K: 1 S: 6	H: 1 LOB: 1 BB: 0 P: 6	R: 0 E: 0 K: 1 S: 5	H: 0 LOB: 0 BB: 0 P: 5	R: 0 E: 0 K: 0 S: 3	H: 0 LOB: 0 BB: 0 P: 3	R: 0 E: 0 K: 1 S: 5	H: 1 LOB: 0 BB: 0 P: 5	R: 1 E: 0 K: 1 S: 7	H: 2 LOB: 1 BB: 0 P: 7	1B: 5 2B: 1 3B: 0 HR: 0	SF: 0 SAC: 0 DP: 2 HBP: 0	WP: 1 PB: 0 SB: 0 CS: 0	PA: 31
PITCHER Joe Niekro, R (1, 1) ERA: 1.93	IP 9.0	WLS W	BF 31	H 6	R 2	ER 2	SO 6	BB 0	IBB 0	HBP 0	BLK 0	WP 1	HR 0	S 43	P 43	ERA 2.00	WHIP 0.667					

livebaseballscorecards.com

AB	31
R	2
H	6
RBI	1
BB	0
SO	6
LOB	7



Batter	1	2	3	4	5	6	7	8	9
Jeffrey Leonard, R OBP: 0.286, SLG: 0.357 (1, 9)	0-0 1B	0-0 2B		0-0 6-3		0-0 6-3		0-0 E6	
Julio Gonzalez, R OBP: 0.250, SLG: 0.375 (1, 6) (8, 5)	0-0 F8	0-0 1B		0-0 G3		0-0 FC6-4 1B		0-3 K	
Cesar Cedeno, R OBP: 0.417, SLG: 0.429 (1, 8)	0-3 K	0-0 WP FC 1B		0-0 1-3		0-0 FC6-4			
Joe Morgan, L OBP: 0.333, SLG: 0.250 (1, 4)	4-0 1B BB	0-0 FC 3-1 S			0-0 2B		0-0 F8		
Jose Cruz, L OBP: 0.571, SLG: 0.667 (1, 7)	0-0 1B	0-0 3-1			4-0 BB		0-3 K		
Enos Cabell, R OBP: 0.417, SLG: 0.478 (1, 5) Rafael Landestoy, S (8, 6)	0-0 1B	0-3 K			0-3 K		0-0 6-3		
Art Howe, R OBP: 0.238, SLG: 0.263 (1, 3)	0-0 F8			0-0 5-3		0-3 K		0-0 F9	
Luis Pujols, R OBP: 0.364, SLG: 0.545 (1, 2)		0-0 SH1 1B		0-0 6-3		0-0 6-3		0-0 E SH3-4 1B	
Joe Niekro, R OBP: 0.333, SLG: 0.333 (1, 1)		0-0 SH1		0-0 5-3		0-0 6-3		0-0 SH3-4	

Inning Stats	R: 2 E: 0 K: 1 S: 8	H: 3 LOB: 2 BB: 1 P: 12	R: 4 E: 0 K: 1 S: 10	H: 4 LOB: 1 BB: 0 P: 10	R: 0 E: 0 K: 0 S: 3	H: 0 LOB: 0 BB: 0 P: 3	R: 0 E: 0 K: 0 S: 3	H: 0 LOB: 0 BB: 0 P: 3	R: 0 E: 0 K: 2 S: 8	H: 1 LOB: 2 BB: 1 P: 12	R: 0 E: 0 K: 0 S: 4	H: 1 LOB: 1 BB: 0 P: 4	R: 0 E: 0 K: 1 S: 5	H: 0 LOB: 0 BB: 0 P: 5	R: 0 E: 1 K: 1 S: 7	H: 1 LOB: 2 BB: 0 P: 7
--------------	------------------------------	----------------------------------	-------------------------------	----------------------------------	------------------------------	---------------------------------	------------------------------	---------------------------------	------------------------------	----------------------------------	------------------------------	---------------------------------	------------------------------	---------------------------------	------------------------------	---------------------------------

PITCHER	IP	WLS	BF	H	R	ER	SO	BB	IBB	HBP	BLK	WP	HR	S	P	ERA	WHIP
Larry McWilliams, L ERA: 54.0 (1, 1)	1.1	L	11	6	5	5	1	1	0	0	0	0	0	12	16	33.75	5.250
Tommy Boggs, R ERA: 1.04 (2, 1)	3.2		15	2	1	1	3	1	0	0	0	1	0	20	24	2.46	0.818
Rick Camp, R ERA: 2.25 (6, 1)	2.0		7	1	0	0	1	0	0	0	0	0	0	9	9	0.00	0.500
Al Hrabosky, L ERA: 5.4 (8, 1)	1.0		5	1	0	0	1	0	0	0	0	0	0	7	7	0.00	1.000

AB	R	H	RBI	BB	SO	LOB
5	2	2	1	0	0	1
5	1	2	1	0	1	3
4	1	1	1	0	1	2
3	1	1	1	1	0	0
3	0	1	1	1	1	1
4	0	1	1	0	2	3
0	0	0	0	0	0	0
4	0	0	0	0	1	4
4	1	2	0	0	0	2
2	0	0	0	0	0	0


WP	PA	3B	HR	SF	SAC	DP	HBP
1	38	0	0	0	2	0	0

Atlanta Braves @ Houston Astros
 Astrodome, Houston, TX
 Tue Apr 15 1980, 7:05 PM EST
 Att. 15,712 - Unknown

AB	34
R	6
H	10
RBI	6
BB	2
SO	6
LOB	16



ERA	WHIP
33.75	5.250

Batter	1	2	3	4	5	6	7	8	9	AB R H RBI BB SO LOB	TOP									
Dave Collins, S (1, 8) OBP: 0.444, SLG: 0.485 Cesar Geronimo, L (8, 8)	0-0 P5		0-0 4-3		0-0 F7			0-0 F9		4 0 0 0 0 0 1 0 0 0 0 0 0 0	<p>Cincinnati Reds @ Atlanta Braves Atlanta-Fulton County Stadium, Atlanta, GA</p> <p>Thu Apr 17 1980, 6:05 PM EST Att. 15,742 - Unknown</p> <p>livebaseballscorecards.com</p> <p>AB 32 R 4 H 6 RBI 4 BB 1 SO 9 LOB 5</p> 									
Ken Griffey, L (1, 9) OBP: 0.333, SLG: 0.385	0-3 K		0-3 K		0-0 4-3			0-3 K		4 0 0 0 0 3 1										
Dave Concepcion, R (1, 6) OBP: 0.364, SLG: 0.688	0-0 4-3			0-0 HR 1B	0-3 K			0-3 K		4 1 1 0 0 2 0										
George Foster, R (1, 7) OBP: 0.375, SLG: 0.500		0-3 K		0-3 K		0-0 6-3		0-3 K		4 0 0 0 0 3 1										
Dan Driessen, L (1, 3) OBP: 0.300, SLG: 0.500		0-0 F9		0-0 HR		0-0 6-3		0-0 4-3		4 1 1 2 0 0 0										
Johnny Bench, R (1, 2) OBP: 0.417, SLG: 0.550		0-0 1B		4-0 HR BB		0-3 K		0-0 2B		3 1 2 0 1 1 0										
Ray Knight, R (1, 5) OBP: 0.290, SLG: 0.500		0-0 F8		0-0 HR		0-0 F3		0-0 F8		4 1 1 2 0 0 2										
Junior Kennedy, R (1, 4) OBP: 0.500, SLG: 0.654			0-0 4-3 SH1-4 1B		0-0 F8		0-0 5-3			3 0 1 0 0 0 0										
Frank Pastore, R (1, 1) OBP: 0.333, SLG: 0.200			0-0 SH1-4		0-0 5-3		0-0 F5			2 0 0 0 0 0 0										
Inning Stats	R: 0 E: 0 K: 1 S: 5	H: 0 LOB: 0 BB: 0 P: 5	R: 0 E: 0 K: 1 S: 6	H: 1 LOB: 1 BB: 0 P: 6	R: 0 E: 0 K: 1 S: 6	H: 1 LOB: 1 BB: 0 P: 6	R: 4 E: 0 K: 1 S: 8	H: 3 LOB: 0 BB: 1 P: 12	R: 0 E: 0 K: 1 S: 5	H: 0 LOB: 0 BB: 0 P: 5	R: 0 E: 0 K: 0 S: 3	H: 0 LOB: 0 BB: 0 P: 3	R: 0 E: 0 K: 2 S: 7	H: 0 LOB: 0 BB: 0 P: 7	R: 0 E: 0 K: 1 S: 6	H: 1 LOB: 1 BB: 0 P: 6	1B: 3 2B: 1 3B: 0 HR: 2	SF: 0 SAC: 1 DP: 0 HBP: 0	WP: 0 PB: 0 SB: 0 CS: 0	PA: 34
PITCHER	IP WLS BF H R ER SO BB IBB HBP BLK WP HR S P ERA WHIP																			
Phil Niekro, R (1, 1) ERA: 7.63	8.0 L 30 5 4 4 8 1 0 0 0 0 0 2 45 49 4.50 0.750																			
Gene Garber, R (9, 1) ERA: 10.13	1.0 4 1 0 0 1 0 0 0 0 0 0 0 6 6 0.00 1.000																			

Batter	1	2	3	4	5	6	7	8	9	AB	R	H	RBI	BB	SO	LOB
Jerry Royster, R OBP: 0.276, SLG: 0.308 (1, 4)	0-3 K		0-0 2B			0-0 6-3		0-3 K		4	0	1	0	0	2	2
Biff Pocoroba, S OBP: 0.346, SLG: 0.238 (1, 2)	0-0 F8		0-0 F7			0-0 F9		0-0 F9		4	0	0	0	0	0	4
Gary Matthews, R OBP: 0.241, SLG: 0.250 (1, 7)	0-0 P4			0-0 6-3		0-0 F7			0-0 F3	4	0	0	0	0	0	0
Chris Chambliss, L OBP: 0.333, SLG: 0.462 (1, 3)		0-0 F7		0-0 F8			0-0 F7		0-0 HR	4	1	1	1	0	0	0
Bob Horner, R OBP: 0.077, SLG: 0.077 (1, 5)		0-0 P6		0-0 5-3			0-3 K		0-0 F7	4	0	0	0	0	1	0
Dale Murphy, R OBP: 0.280, SLG: 0.182 (1, 9)		0-3 K			4-0 FC6-4 BB		0-0 5-3		0-0 F7	3	0	0	0	1	1	0
Brian Asselstine, L OBP: 0.308, SLG: 0.333 (1, 8)			0-0 4-3		0-3 K			0-0 1B 1B		3	0	1	0	0	1	1
Luis Gomez, R OBP: 0.188, SLG: 0.133 (1, 6)			0-0 6-3		0-0 FC6-4			0-0 1B		2	0	0	0	0	0	1
Joe Nolan, L (8, PH) OBP: 1.000, SLG: 1.000					1-2f FC6-4			1-2 1B		1	0	1	0	0	0	0
Larvell Blanks, R (9, 6)					1-2f FC6-4			0-3 K		0	0	0	0	0	0	0
Phil Niekro, R OBP: 0.250, SLG: 0.250 (1, 1)			0-0 2B 1B		0-0 FC6-4					2	0	1	0	0	0	1
Mike Lum, L (8, PH) OBP: 0.200, SLG: 0.400					1-2f					1	0	0	0	0	1	2
Gene Garber, R (9, 1)										0	0	0	0	0	0	0

Inning Stats	R: 0	H: 0	E: 0	K: 1	S: 5	R: 0	H: 0	E: 0	K: 1	S: 5	R: 0	H: 2	E: 0	K: 0	S: 5	R: 0	H: 0	E: 0	K: 0	S: 3	R: 0	H: 0	E: 0	K: 1	S: 5	R: 0	H: 0	E: 0	K: 2	S: 9	R: 0	H: 2	E: 0	K: 2	S: 9	R: 1	H: 1	E: 0	K: 0	S: 4	1B: 3	SF: 0	2B: 1	SAC: 0	3B: 0	DP: 0	HR: 1	HBP: 0	WP: 0	PA: 33
--------------	------	------	------	------	------	------	------	------	------	------	------	------	------	------	------	------	------	------	------	------	------	------	------	------	------	------	------	------	------	------	------	------	------	------	------	------	------	------	------	------	-------	-------	-------	--------	-------	-------	-------	--------	-------	--------

PITCHER	IP	WLS	BF	H	R	ER	SO	BB	IBB	HBP	BLK	WP	HR	S	P	ERA	WHIP
Frank Pastore, R (1, 1) ERA: 0.5	9.0	W	33	5	1	1	6	1	0	0	0	0	1	44	48	1.00	0.667

BOTTOM

Cincinnati Reds @ Atlanta Braves
Atlanta-Fulton County Stadium, Atlanta, GA

Thu Apr 17 1980, 6:05 PM EST
Att. 15,742 - Unknown

AB	32
R	1
H	5
RBI	1
BB	1
SO	6
LOB	11



livebaseballscorecards.com

Batter	1	2	3	4	5	6	7	8	9	AB R H RBI BB SO LOB	TOP
Dave Collins, S OBP: 0.400, SLG: 0.432 (1, 8) X	0-0 F9 ①		0-3 K ②			0-0 6-3 ①		0-0 4-3 ③		4 0 0 0 0 1 1	
Ken Griffey, L OBP: 0.324, SLG: 0.345 (1, 9) X	0-0 F9 ②		0-0 FC4-6 ③			4-0 5-3 BB ②		0-0 4-3 ①		3 0 0 0 1 0 1	
Dave Concepcion, R OBP: 0.378, SLG: 0.667 (1, 6) X	0-0 FC5-4 1B				0-0 5-3 ①	0-0 5-3 ②		0-0 1B		4 0 2 0 0 0 1	
George Foster, R OBP: 0.333, SLG: 0.433 (1, 7) X	0-0 FC5-4 1-2f ③				0-0 P4 ②	0-0 6-3 ③		0-0 F7 ②		4 0 0 0 0 0 3	
Dan Driessen, L OBP: 0.265, SLG: 0.433 (1, 3) X		0-0 3-1 ①			0-3 K ③			0-0 F8 ①		4 0 0 0 0 1 1	
Johnny Bench, R OBP: 0.407, SLG: 0.522 (1, 2) X		0-0 1B ②			0-0 5-3 ①			0-0 5-3 ②		3 0 1 0 0 0 0	
Ray Knight, R OBP: 0.294, SLG: 0.515 (1, 5) X		0-0 F7 ③			0-0 2B			0-0 6-3 ③		3 0 1 0 0 0 0	
Junior Kennedy, R OBP: 0.455, SLG: 0.586 (1, 4) X			0-0 5-3 ①			0-0 5-3 ②		0-0 6-3 ①		3 0 0 0 0 0 1	
Charlie Leibrandt, R OBP: 0.333, SLG: 0.333 (1, 1) X			0-0 FC4-6 1B			0-0 6-3 ③		0-0 6-3 ②		2 0 1 0 0 0 1	
Harry Spilman, L OBP: 0.500, SLG: 0.500 (8, PH)										1 0 0 0 0 0 0	
Doug Bair, R (8, 1)										0 0 0 0 0 0 0	
Inning Stats	R: 0 H: 1 E: 0 LOB: 1 K: 0 BB: 0 S: 4 P: 4	R: 0 H: 1 E: 0 LOB: 0 K: 0 BB: 0 S: 3 P: 3	R: 0 H: 1 E: 0 LOB: 1 K: 1 BB: 0 S: 6 P: 6	R: 0 H: 0 E: 0 LOB: 0 K: 1 BB: 0 S: 5 P: 5	R: 0 H: 1 E: 0 LOB: 1 K: 0 BB: 0 S: 4 P: 4	R: 0 H: 0 E: 0 LOB: 1 K: 0 BB: 1 S: 3 P: 7	R: 0 H: 0 E: 0 LOB: 0 K: 0 BB: 0 S: 3 P: 3	R: 0 H: 0 E: 0 LOB: 0 K: 0 BB: 0 S: 3 P: 3	R: 0 H: 1 E: 0 LOB: 1 K: 0 BB: 0 S: 4 P: 4	1B: 4 SF: 0 2B: 1 SAC: 0 3B: 0 DP: 0 HR: 0 HBP: 0	WP: 0 PA: 32 PB: 0 SB: 0 CS: 0
PITCHER Rick Matula, R (1, 1) ERA:	IP WLS BF H R ER SO BB IBB HBP BLK WP HR S P ERA WHIP										
	9.0 W 32 5 0 0 2 1 0 0 0 0 0 0 35 39 0.00 0.667										

Cincinnati Reds @ Atlanta Braves
Atlanta-Fulton County Stadium, Atlanta, GA

Fri Apr 18 1980, 6:05 PM EST
Att. 5,624 - Unknown

livebaseballscorecards.com

AB	31
R	0
H	5
RBI	0
BB	1
SO	2
LOB	9



Batter	1	2	3	4	5	6	7	8	9
Jerry Royster, R OBP: 0.303, SLG: 0.367 (1, 4)	0-0 3-1			0-0 1B 2B		0-0 F9		0-0 4-3 1B	
Biff Pocoroba, S OBP: 0.333, SLG: 0.240 (1, 2)	0-0 6-3			0-0 G4-6-3 1B 2-H		0-0 5-3		0-0 4-3 1-2	
Gary Matthews, R OBP: 0.212, SLG: 0.219 (1, 7)	0-0 F7			0-0 G4-6-3 1-2f		0-0 F3		0-0 F7	
Chris Chambliss, L OBP: 0.323, SLG: 0.414 (1, 3)		0-0 F7		0-0 4-3		0-0 F8		4-0 IBB	
Bob Horner, R OBP: 0.100, SLG: 0.069 (1, 5)		0-0 P5			4-0 1B BB	0-0 5-3		0-0 F9	
Dale Murphy, R OBP: 0.286, SLG: 0.320 (1, 9)		0-3 K			0-3 K	0-0 HR			
Brian Asselstine, L OBP: 0.375, SLG: 0.467 (1, 8)			0-0 G6-4-3 1B		0-0 4-3 1-2	0-0 2B			
Luis Gomez, R OBP: 0.263, SLG: 0.176 (1, 6)			0-0 G6-4-3 1-2f		0-0 2-H 1B	4-0 IBB			
Rick Matula, R (1, 1)			0-0 F9		0-3 K	0-0 G2			

Inning Stats	R: 0 E: 0 K: 0 S: 3	H: 0 LOB: 0 BB: 0 P: 3	R: 0 E: 0 K: 1 S: 5	H: 0 LOB: 0 BB: 0 P: 5	R: 0 E: 0 K: 0 S: 3	H: 1 LOB: 0 BB: 0 P: 3	R: 1 E: 0 K: 0 S: 4	H: 2 LOB: 0 BB: 0 P: 4	R: 1 E: 0 K: 2 S: 8	H: 1 LOB: 1 BB: 1 P: 12	R: 0 E: 0 K: 0 S: 3	H: 0 LOB: 0 BB: 0 P: 3	R: 1 E: 0 K: 0 S: 5	H: 2 LOB: 2 BB: 1 P: 9	R: 0 E: 0 K: 0 S: 4	H: 1 LOB: 2 BB: 1 P: 8
1B: 4 2B: 2 3B: 0 HR: 1	SF: 0 SAC: 0 DP: 2 HBP: 0	WP: 0 PA: 32														

PITCHER	IP	WLS	BF	H	R	ER	SO	BB	IBB	HBP	BLK	WP	HR	S	P	ERA	WHIP
Charlie Leibrandt, L ERA: 1.69 (1, 1)	7.0	L	27	6	3	3	3	1	1	0	0	0	1	31	39	3.86	1.000
Doug Bair, R ERA: (8, 1)	1.0		5	1	0	0	0	0	1	0	0	0	0	4	8	0.00	1.000

BOTTOM

Cincinnati Reds @ Atlanta Braves
 Atlanta-Fulton County Stadium, Atlanta, GA
 Fri Apr 18 1980, 6:05 PM EST
 Att. 5,624 - Unknown

AB	29
R	3
H	7
RBI	3
BB	3
SO	3
LOB	11



PITCHER	IP	WLS	BF	H	R	ER	SO	BB	IBB	HBP	BLK	WP	HR	S	P	ERA	WHIP
Charlie Leibrandt, L ERA: 1.69 (1, 1)	7.0	L	27	6	3	3	3	1	1	0	0	0	1	31	39	3.86	1.000
Doug Bair, R ERA: (8, 1)	1.0		5	1	0	0	0	0	1	0	0	0	0	4	8	0.00	1.000

Batter	1	2	3	4	5	6	7	8	9	AB R H RBI BB SO LOB	TOP		
Dave Collins, S (1, 8) OBP: 0.356, SLG: 0.381 Tom Hume, R (8, 1)	0-0 G3		0-0 6-3		0-3 K	0-3 K		0-3 K		5 0 0 0 0 3 4 0 0 0 0 0 0 0			
Ken Griffey, L (1, 9) OBP: 0.308, SLG: 0.324	0-0 1B		0-0 1-3		0-0 F9		0-0 6-3	0-0 F8		5 0 1 0 0 0 2			
Dave Concepcion, R (1, 6) OBP: 0.333, SLG: 0.585	0-3 K		0-0 1-3			0-0 P4	0-0 F9	0-0 L4		5 0 0 0 0 1 3			
George Foster, R (1, 7) OBP: 0.341, SLG: 0.412	0-3 K			0-0 E 1B		0-3 K	4-0 1B 1B BB		0-0 F8	4 2 1 0 1 2 1			
Dan Driessen, L (1, 3) OBP: 0.308, SLG: 0.424		4-0 F9 1B BB		0-3 K		4-0 E BB	0-0 1B 1B		0-3 K	3 2 1 0 2 2 1			
Johnny Bench, R (1, 2) OBP: 0.375, SLG: 0.464		0-0 F9		0-0 E6 WP		0-0 E7 1B	0-0 1B		0-3 K	5 1 1 1 0 1 1			
Ray Knight, R (1, 5) OBP: 0.316, SLG: 0.514		0-0 E S 1B		0-3 K		0-0 E 1B	0-3 K			4 1 2 2 0 2 3			
Junior Kennedy, R (1, 4) OBP: 0.486, SLG: 0.581		4-0 B1-4 BB		0-0 6-3		4-0 E IBB		0-0 1B 1B		2 0 1 0 2 0 1			
Bill Bonham, R (1, 1) Cesar Geronimo, L (8, PH) OBP: 0.500, SLG: 0.500		0-0 B1-4			0-0 F3	0-0 E5		0-0 1B		3 0 0 0 0 0 3 1 0 1 0 0 0 0			
Inning Stats	R: 0 H: 1 E: 0 LOB: 1 K: 2 BB: 0 S: 8 P: 8	R: 1 H: 1 E: 0 LOB: 1 K: 0 BB: 2 S: 3 P: 11	R: 0 H: 0 E: 0 LOB: 0 K: 0 BB: 0 S: 3 P: 3	R: 1 H: 1 E: 1 LOB: 1 K: 2 BB: 0 S: 9 P: 9	R: 0 H: 0 E: 0 LOB: 0 K: 1 BB: 0 S: 5 P: 5	R: 3 H: 1 E: 2 LOB: 2 K: 2 BB: 2 S: 10 P: 18	R: 1 H: 2 E: 0 LOB: 2 K: 1 BB: 1 S: 7 P: 11	R: 0 H: 2 E: 0 LOB: 2 K: 1 BB: 0 S: 7 P: 7	R: 0 H: 0 E: 0 LOB: 0 K: 2 BB: 0 S: 7 P: 7	1B: 8 SF: 0 2B: 1 SAC: 0 3B: 0 DP: 1 HR: 0 HBP: 0	WP: 1 PA: 42 PB: 0 SB: 5 CS: 0		
PITCHER	IP WLS BF H R ER SO BB IBB HBP BLK WP HR S P ERA WHIP											PITCHER	IP WLS BF H R ER SO BB IBB HBP BLK WP HR S P ERA WHIP
Doyle Alexander, R (1, 1) ERA: 4.63	6.2 L 33 6 6 3 7 4 1 0 0 1 0 42 62 4.05 1.500												
Rick Camp, R (7, 1) ERA: 1.93	1.1 6 2 0 0 2 0 0 0 0 0 0 10 10 0.00 1.500												
Larry Bradford, L (9, 1) ERA: 1.59	1.0 3 0 0 0 2 0 0 0 0 0 0 7 7 0.00 0.000												

Cincinnati Reds @ Atlanta Braves
Atlanta-Fulton County Stadium, Atlanta, GA

Sat Apr 19 1980, 6:05 PM EST
Att. 9,684 - Unknown

AB	37
R	6
H	8
RBI	3
BB	5
SO	11
LOB	19



livebaseballscorecards.com

Batter	1	2	3	4	5	6	7	8	9	AB	R	H	RBI	BB	SO	LOB	BOTTOM
Jerry Royster, R OBP: 0.324, SLG: 0.364 (1, 4)	4-0 5-3 BB 4-3		X 0-0 CS 1B			X 0-0 6-3		X 0-0 5-3		3	0	1	0	1	0	0	Cincinnati Reds @ Atlanta Braves Atlanta-Fulton County Stadium, Atlanta, GA Sat Apr 19 1980, 6:05 PM EST Att. 9,684 - Unknown
Biff Pocoroba, S OBP: 0.353, SLG: 0.276 Larry Bradford, R (9, 1)	0-0 4-3 1-2		0-0 CS 1-2	0-0 F3		0-0 BB 1B		0-0 1B		4	0	2	0	0	0	1	
Gary Matthews, R OBP: 0.189, SLG: 0.194 (1, 7)	0-0 5-3 2-3			0-0 4-3		0-0 F8		0-0 5-3		4	0	0	0	0	0	3	
Chris Chambliss, L OBP: 0.343, SLG: 0.500 (1, 3)	0-0 4-3		0-0 HR	0-0 K		4-0 1-2 BB		0-0 5-3		3	1	1	1	1	0	1	
Bob Horner, R OBP: 0.088, SLG: 0.061 (1, 5)		X 0-0 F9		0-3 K		0-0 1-3		0-0 F8		4	0	0	0	0	1	2	
Dale Murphy, R OBP: 0.281, SLG: 0.310 (1, 9)		0-3 K		0-0 6-3 1B		0-0 4-3		0-0 F2		4	0	1	0	0	1	0	
Brian Asselstine, L OBP: 0.316, SLG: 0.389 (1, 8)		0-3 K		0-0 P3		0-0 F9		0-0 F9		3	0	0	0	0	1	1	
Luis Gomez, R OBP: 0.238, SLG: 0.158 Larvell Blanks, R (7, PH) (8, 6)			X 0-0 6-3		X 0-0 6-3		X 0-0 1-3			2	0	0	0	0	0	1	
Doyle Alexander, R Rick Camp, R Joe Nolan, L OBP: 0.667, SLG: 0.667 (8, PH) (9, 2)			0-3 K		0-3 K			X 0-0 F7		2	0	0	0	0	2	1	
										0	0	0	0	0	0	0	
										1	0	0	0	0	0	0	
Inning Stats	R: 0 H: 0 E: 0 LOB: 1 K: 0 BB: 1 S: 3 P: 7	R: 0 H: 0 E: 0 LOB: 0 K: 2 BB: 0 S: 7 P: 7	R: 0 H: 1 E: 0 LOB: 0 K: 1 BB: 0 S: 5 P: 5	R: 1 H: 1 E: 0 LOB: 0 K: 1 BB: 0 S: 6 P: 6	R: 0 H: 1 E: 0 LOB: 1 K: 1 BB: 0 S: 6 P: 6	R: 0 H: 1 E: 0 LOB: 2 K: 0 BB: 1 S: 4 P: 8	R: 0 H: 0 E: 0 LOB: 0 K: 0 BB: 0 S: 3 P: 3	R: 0 H: 1 E: 0 LOB: 1 K: 0 BB: 0 S: 4 P: 4	R: 0 H: 0 E: 0 LOB: 0 K: 0 BB: 0 S: 3 P: 3	1B: 4 SF: 0 2B: 0 SAC: 0 3B: 0 DP: 0 HR: 1 HBP: 0	WP: 0 PA: 34 PB: 0 SB: 0 CS: 1						
PITCHER Bill Bonham, R ERA: 2.63 Tom Hume, R ERA:	IP WLS BF H R ER SO 7.0 1 26 4 1 1 5	IP WLS BF H R ER SO 2.0 1 7 1 0 0 0	IP WLS BF H R ER SO 2 0 0 0 0 0	IP WLS BF H R ER SO 0 0 0 0 0 0	IP WLS BF H R ER SO 0 0 7 7 0 0 0	IP WLS BF H R ER SO 0 0 0 0 0 0	IP WLS BF H R ER SO 0 0 0 0 0 0	IP WLS BF H R ER SO 0 0 0 0 0 0	IP WLS BF H R ER SO 0 0 0 0 0 0	WP HR S P ERA WHIP	WP HR S P ERA WHIP						

livebaseballscorecards.com

AB	31
R	1
H	5
RBI	1
BB	2
SO	5
LOB	10



Batter	1	2	3	4	5	6	7	8	9	AB R H RBI BB SO LOB	TOP						
Dave Collins, S (1, 8) OBP: 0.327, SLG: 0.348 Sam Mejias, R (8, 8)	0-0 4-3		0-0 B1-3		0-3 K			0-0 F7		4 0 0 0 0 1 0 0 0 0 0 0 0 0	<p>Cincinnati Reds @ Atlanta Braves</p> <p>Atlanta-Fulton County Stadium, Atlanta, GA</p> <p>Sun Apr 20 1980, 3:33 AM EST</p> <p>Att. 8,002 - Unknown</p>						
Ken Griffey, L (1, 9) OBP: 0.302, SLG: 0.297	0-0 6-3		4-0 2B BB		0-0 G3			0-0 6-3		3 1 0 0 1 0 0							
Dave Concepcion, R (1, 6) OBP: 0.326, SLG: 0.578	0-0 F9		0-0 2B				0-0 F9	0-0 E6 HR		4 1 1 1 0 0 0							
George Foster, R (1, 7) OBP: 0.356, SLG: 0.500		0-0 2B 1B	0-0 6-3				0-0 6-3	0-0 1-H HR		4 2 2 2 0 0 1							
Dan Driessen, L (1, 3) OBP: 0.326, SLG: 0.417		4-0 2B 1B BB		0-0 F7			0-0 S 1B	0-3 K		3 1 1 0 1 1 0							
Ray Knight, R (1, 5) OBP: 0.333, SLG: 0.553 Rick Auerbach, R (2, 5)		0-0 1B 2B		4-0 CS BB			0-3 K		4-0 CS BB	1 0 1 1 0 0 0 1 0 0 0 2 1 1							
Junior Kennedy, R (1, 4) OBP: 0.439, SLG: 0.514		0-0 6-3		0-3 K			0-0 P4	0-0 1-3		4 0 0 0 0 1 4							
Don Werner, R (1, 2) OBP: 0.167, SLG: 0.091		0-0 2-H 3-H 1B		0-0 F7			0-0 5-3	0-0 6-3		4 0 1 1 0 0 1							
Tom Seaver, R (1, 1) Cesar Geronimo, L (7, PH) OBP: 0.333, SLG: 0.333 Doug Bair, R (7, 1) Dave Tomlin, L (7, 1) Tom Hume, R (8, 1)			0-3 K		0-0 5-3		0-0 F7			2 0 0 0 0 1 0 1 0							
Inning Stats	R: 0 H: 0 E: 0 LOB: 0 K: 0 BB: 0 S: 3 P: 3	R: 2 H: 3 E: 0 LOB: 2 K: 0 BB: 1 S: 4 P: 8	R: 1 H: 1 E: 0 LOB: 1 K: 1 BB: 1 S: 6 P: 10	R: 0 H: 0 E: 0 LOB: 1 K: 1 BB: 1 S: 5 P: 9	R: 0 H: 0 E: 0 LOB: 0 K: 1 BB: 0 S: 5 P: 5	R: 0 H: 1 E: 0 LOB: 1 K: 1 BB: 0 S: 6 P: 6	R: 0 H: 0 E: 0 LOB: 0 K: 0 BB: 0 S: 3 P: 3	R: 2 H: 1 E: 1 LOB: 0 K: 1 BB: 1 S: 7 P: 7	R: 0 H: 0 E: 0 LOB: 0 K: 0 BB: 1 S: 2 P: 6	1B: 3 SF: 0 2B: 2 SAC: 0 3B: 0 DP: 0 HR: 1 HBP: 0		WP: 0 PA: 35 PB: 0 SB: 1 CS: 2					
PITCHER	IP WLS BF H R ER SO BB IBB HBP BLK WP HR S P ERA WHIP																
Tommy Boggs, R (1, 1) ERA: 2.3	7.0	27	5	3	3	4	3	0	0	0	0	0	0	32	44	3.86	1.143
Larry Bradford, L (8, 1) ERA: 1.35	1.0	L	5	1	2	0	1	0	0	0	0	0	1	7	7	0.00	1.000
Al Hrabosky, L (9, 1) ERA: 4.15	1.0		3	0	0	0	0	1	0	0	0	0	0	2	6	0.00	1.000

livebaseballscorecards.com



BOTTOM

Cincinnati Reds @ Atlanta Braves
Atlanta-Fulton County Stadium, Atlanta, GA

Sun Apr 20 1980, 3:33 AM EST
Att. 8,002 - Unknown

livebaseballscorecards.com

AB	32
R	3
H	5
RBI	3
BB	4
SO	7
LOB	16



WP:	0	PA:	38
PB:	1		
SB:	1		
CS:	0		

AB R H RBI BB SO LOB

3	0	0	0	2	1	0
5	0	0	0	0	0	2
3	1	0	0	1	1	1
3	0	0	0	0	0	2
4	1	3	2	0	0	0
3	0	1	0	1	1	1
3	1	1	0	0	2	4
1	0	0	0	0	0	1
2	0	0	0	0	1	1
2	0	0	0	0	0	4
1	0	0	1	0	1	0
1	0	0	0	0	0	0
0	0	0	0	0	0	0
0	0	0	0	0	0	0
1	0	0	0	0	0	0

Batter	1	2	3	4	5	6	7	8	9
Jerry Royster, R OBP: 0.333, SLG: 0.333 (1, 4)	0-0 6-3 ①		4-0 PB S BB		0-0 F7 ③		4-0 1-3 BB		0-3 K ②
Larvell Blanks, R (1, 6)	0-0 6-3 ②		0-0 F8 ③			0-0 E5 FC3-6	0-0 1-3 ②		0-0 F9 ③
Brian Asseltine, L OBP: 0.304, SLG: 0.333 (1, 7) (7, 8)	0-3 K ③			0-0 P4 ①		0-0 FC3-6 1B ①	4-0 BB		
Chris Chambliss, L OBP: 0.316, SLG: 0.457 (1, 3)		0-0 4-3 ①		0-0 F7 ②		0-1 CI 1B 1B 1-2	0-0 F8 ③		
Dale Murphy, R OBP: 0.333, SLG: 0.455 (1, 9)		0-0 P6 ②		0-0 HR		0-0 1B 1B 1-2 2-H		0-0 1-3 1B	
Joe Nolan, L OBP: 0.571, SLG: 0.500 (1, 2)		4-0 BB		0-0 F7 ③		0-0 1B 1-2 2-3		0-3 K ①	
Chico Ruiz, R OBP: 0.250, SLG: 0.500 (1, 5) Bob Horner, R OBP: 0.086, SLG: 0.059 (8, PH) (9, 5)		0-3 K ③			0-0 G3 SF8 2B	0-3 K ②		0-0 1-3 1-2 ②	
Eddie Miller, S OBP: 0.167, SLG: 0.167 (1, 8) Mike Lum, L OBP: 0.143, SLG: 0.286 (6, PH) (7, 7)			0-3 K ①		0-0 G3 2-3	0-0 F7 ③		0-0 4-3 ③	
Tommy Boggs, R OBP: 0.250, SLG: 0.333 (1, 1) Gary Matthews, R OBP: 0.184, SLG: 0.189 (7, PH) Larry Bradford, R (8, 1) Al Hrabosky, R (9, 1) Jeff Burroughs, R OBP: 0.333, SLG: 0.667 (9, PH)			0-3 K ②		0-0 SF8 3-H		0-0 4-3 ①		0-0 F8 ①

Inning Stats	R: 0	H: 0	E: 0	K: 1	S: 5	LOB: 0	BB: 0	P: 5	R: 0	H: 0	E: 0	K: 1	S: 5	LOB: 1	BB: 1	P: 9	R: 0	H: 0	E: 0	K: 2	S: 7	LOB: 1	BB: 1	P: 11	R: 1	H: 1	E: 0	K: 0	S: 4	LOB: 0	BB: 0	P: 4	R: 1	H: 2	E: 2	K: 1	S: 9	LOB: 3	BB: 0	P: 9	R: 0	H: 0	E: 0	K: 0	S: 3	LOB: 2	BB: 2	P: 11	R: 0	H: 1	E: 0	K: 1	S: 6	LOB: 1	BB: 0	P: 6	R: 0	H: 0	E: 0	K: 1	S: 5	LOB: 0	BB: 0	P: 5	1B: 3	SF: 1	2B: 1	3B: 0	HR: 1	SAC: 0	DP: 0	HBP: 0	WP: 0	PA: 38
--------------	------	------	------	------	------	--------	-------	------	------	------	------	------	------	--------	-------	------	------	------	------	------	------	--------	-------	-------	------	------	------	------	------	--------	-------	------	------	------	------	------	------	--------	-------	------	------	------	------	------	------	--------	-------	-------	------	------	------	------	------	--------	-------	------	------	------	------	------	------	--------	-------	------	-------	-------	-------	-------	-------	--------	-------	--------	-------	--------

PITCHER	IP	WLS	BF	H	R	ER	SO	BB	IBB	HBP	BLK	WP	HR	S	P	ERA	WHIP
Tom Seaver, R ERA: 3.75 (1, 1)	6.0		26	4	3	2	5	2	0	0	0	0	1	34	42	3.00	1.000
Doug Bair, R ERA: (7, 1)	0.2		4	0	0	0	0	2	0	0	0	0	0	2	10	0.00	3.000
Dave Tomlin, L ERA: 10.8 (7, 1)	0.2	W	3	1	0	0	1	0	0	0	0	0	0	5	5	0.00	1.500
Tom Hume, R ERA: (8, 1)	1.2	S	5	0	0	0	1	0	0	0	0	0	0	7	7	0.00	0.000

Batter	1	2	3	4	5	6	7	8	9	10	AB R H RBI BB SO LOB	TOP												
Ozzie Smith, S OBP: 0.358, SLG: 0.326 (1, 6) BB	4-0 BB		X 0-0 G3		X 0-0 F5		X 0-0 1-3		X 0-0 CS 1B	4 0 1 0 1 0 1														
Dave Cash, R OBP: 0.269, SLG: 0.227 (1, 4) S	0-3 K 1-2		X 0-0 6-3		X 0-0 6-3		X 0-0 F6		X 0-0 P6 1-2	5 0 0 0 0 1 3														
Jerry Turner, L OBP: 0.316, SLG: 0.235 Barry Evans, R OBP: 0.500, SLG: 0.375 (1, 7) S (8, 5) S	0-3 K			X 0-0 4-3		H 1-0 FC PB 1B HBP		X 0-0 G3		3 1 0 0 0 1 1 0 0 0 0 0 0 0														
Dave Winfield, R OBP: 0.367, SLG: 0.415 (1, 9) X	0-0 F3			S 0-3 K		S 0-3 K 1-2		X 0-0 F8		4 0 0 0 0 2 2														
Willie Montanez, L OBP: 0.341, SLG: 0.425 (1, 3) X		X 0-0 6-3		S 4-0 BB		X 0-0 FC 1B 2-3		S 0-3 K		3 0 0 0 1 1 1														
Gene Tenace, R OBP: 0.371, SLG: 0.500 (1, 2) X	0-0 F8		X 0-0 F7		X 0-0 1B 3-H		X 0-0 F3		X 0-0 F3	4 0 1 1 0 0 1														
Jerry Mumphrey, S OBP: 0.263, SLG: 0.176 (1, 8) X	0-0 1B			X 0-0 1B SH2-3		S 0-3 K		X 0-0 1-3		4 1 2 0 0 1 2														
Paul Dade, R OBP: 0.300, SLG: 0.263 Gene Richards, L OBP: 0.261, SLG: 0.250 (1, 5) X (8, 7) X	0-0 G3		X 0-0 G3		X 0-0 SH2-3 1B 1-3		S 0-3 K		X 0-0 P4	3 0 1 0 0 1 3 1 0 0 0 0 0 0														
John Curtis, L Rollie Fingers, R Kurt Bevacqua, R OBP: 0.167, SLG: 0.333 Bob Shirley, R (1, 1) (9, 1) (10, PH) (10, 1)			X 0-0 3-1		X 0-0 SH2-3 1B 1-2 3-H		S 0-3 K		X 0-0 F8	2 0 0 1 0 1 0 0 0 0 0 0 0 0 1 0 0 0 0 0 0 0 0 0 0 0 0 0														
Inning Stats	R: 0 E: 0 K: 2 S: 7	H: 0 LOB: 1 BB: 1 P: 11	R: 0 E: 0 K: 0 S: 4	H: 1 LOB: 1 BB: 0 P: 4	R: 0 E: 0 K: 0 S: 3	H: 0 LOB: 0 BB: 0 P: 3	R: 0 E: 0 K: 1 S: 5	H: 0 LOB: 1 BB: 1 P: 9	R: 1 E: 0 K: 0 S: 5	H: 2 LOB: 1 BB: 0 P: 5	R: 1 E: 0 K: 3 S: 11	H: 1 LOB: 2 BB: 0 P: 12	R: 0 E: 0 K: 1 S: 5	H: 0 LOB: 0 BB: 0 P: 5	R: 0 E: 0 K: 1 S: 5	H: 0 LOB: 0 BB: 0 P: 5	R: 0 E: 0 K: 0 S: 3	H: 0 LOB: 0 BB: 0 P: 3	R: 0 E: 0 K: 0 S: 3	H: 1 LOB: 0 BB: 0 P: 3	1B: 5 2B: 0 3B: 0 HR: 0	SF: 0 SAC: 1 DP: 0 HBP: 1	WP: 0 PB: 1 SB: 1 CS: 1	PA: 38
PITCHER	IP WLS BF H R ER SO BB IBB HBP BLK WP HR S P ERA WHIP	IP WLS BF H R ER SO BB IBB HBP BLK WP HR S P ERA WHIP																						
Phil Niekro, R ERA: 5.55 Al Hrabosky, L ERA: 3.38 (1, 1) (10, 1)	9.0 35 4 2 2 8 2 0 0 0 0 0 0 48 57 2.00 0.667	1.0 3 1 0 0 0 0 0 0 0 0 0 0 3 3 0.00 1.000																						

San Diego Padres @ Atlanta Braves
Atlanta-Fulton County Stadium, Atlanta, GA

Tue Apr 22 1980, 6:05 PM EST
Att: 4,710 - Unknown

livebaseballscorecards.com

AB 34
R 2
H 5
RBI 2
BB 2
SO 8
LOB 14



BOTTOM

San Diego Padres @ Atlanta Braves
Atlanta-Fulton County Stadium, Atlanta, GA

Tue Apr 22 1980, 6:05 PM EST
Att. 4,710 - Unknown

livebaseballscorecards.com

AB	33
R	3
H	8
RBI	3
BB	2
SO	3
LOB	13



WP:	0	PA:	38
PB:	0		
SB:	0		
CS:	0		

AB R H RBI BB SO LOB

5 1 1 1 0 2 3

5 1 1 1 0 0 2

3 0 0 0 1 0 0

4 0 2 1 0 0 1

4 0 0 0 0 0 3

3 0 0 0 0 0 2

4 1 2 0 0 0 2

1 0 0 0 0 0 0

0 0 0 0 1 0 0

0 0 0 0 0 0 0

1B: 6 SF: 0
2B: 1 SAC: 3
3B: 0 DP: 0
HR: 1 HBP: 0

Batter	1	2	3	4	5	6	7	8	9	10
Jerry Royster, R OBP: 0.319, SLG: 0.341 (1, 4)	F8		F9		F8 1B 2B		K		K	
Larvell Blanks, R OBP: 0.133, SLG: 0.286 (1, 5)	F7		5-3		F8 2-3		F6			HR
Dale Murphy, R OBP: 0.325, SLG: 0.417 (1, 9)	E5			F9	1B IBB			5-3		
Chris Chambliss, L OBP: 0.333, SLG: 0.462 (1, 3)	F5			1B 1B	1-2 1B			4-3		
Jeff Burroughs, R OBP: 0.143, SLG: 0.286 (1, 7)		6-3		F2	F7			F8		
Brian Asselstine, L OBP: 0.308, SLG: 0.333 (1, 8)		6-3		FC6-4 1B			K		SH3-4 1B	
Charlie Spikes, R OBP: 0.500, SLG: 0.500 (9, PH)										
Eddie Miller, S OBP: 0.167, SLG: 0.167 (9, PR)										
Bruce Benedict, R (1, 2)		P6		FC6-4			F8		SH3-4	
Luis Gomez, R OBP: 0.280, SLG: 0.217 (1, 6)			SH1-4 1B		SH1-4 2B 1B		F9		F8	
Phil Niekro, R OBP: 0.200, SLG: 0.200 (1, 1)										
Gary Matthews, R OBP: 0.205, SLG: 0.189 (9, PH)			SH1-4		SH1-4		F7			
Al Hrabosky, R (10, 1)									BB	

Inning Stats	R: 0	H: 0	R: 0	H: 0	R: 0	H: 1	R: 2	H: 3	R: 0	H: 0	R: 0	H: 0	R: 0	H: 1	R: 1	H: 1	1B: 6	SF: 0
	E: 1	LOB: 1	E: 0	LOB: 0	E: 0	LOB: 2	E: 0	LOB: 2	E: 0	LOB: 0	E: 0	LOB: 0	E: 0	LOB: 2	E: 0	LOB: 0	2B: 1	SAC: 3
	K: 0	BB: 0	K: 0	BB: 0	K: 0	BB: 0	K: 0	BB: 1	K: 1	BB: 0	K: 1	BB: 0	K: 0	BB: 0	K: 0	BB: 0	3B: 0	DP: 0
	S: 4	P: 4	S: 3	P: 3	S: 4	P: 4	S: 5	P: 5	S: 5	P: 5	S: 5	P: 5	S: 3	P: 3	S: 6	P: 10	HR: 1	HBP: 0

PITCHER	IP	WLS	BF	H	R	ER	SO	BB	IBB	HBP	BLK	WP	HR	S	P	ERA	WHIP
John Curtis, L ERA: 3.79 (1, 1)	8.2		36	7	2	2	2	1	1	0	0	0	0	38	46	2.08	0.923
Rollie Fingers, R ERA: (9, 1)	0.1		1	0	0	0	1	0	0	0	0	0	0	3	3	0.00	0.000
Bob Shirley, L ERA: 2.25 (10, 1)	0.0	L	1	1	1	1	0	0	0	0	0	0	1	1	1	∞	∞

Batter	1	2	3	4	5	6	7	8	9	AB R H RBI BB SO LOB	TOP									
Gene Richards, L (1, 7) OBP: 0.260, SLG: 0.250	0-0 F3		0-3 K		0-0 1B		0-3 K			4 0 1 0 0 2 2										
Ozzie Smith, S (1, 6) OBP: 0.351, SLG: 0.304	0-0 E5 1B		0-0 F7		0-0 4-3			4-0 BB		3 0 0 0 1 0 1										
Jerry Mumphrey, S (1, 8) OBP: 0.262, SLG: 0.184	0-0 E6 1B			0-0 E6 FC5-2		0-0 F7		0-0 G4-6-3 BB		4 0 1 0 0 0 1										
Dave Winfield, R (1, 9) OBP: 0.377, SLG: 0.395	0-3 K			4-0 FC5-2 BB		0-0 1-4-3		4-0 BB		2 0 0 0 2 1 2										
Willie Montanez, L (1, 3) OBP: 0.313, SLG: 0.386	0-0 4-3			0-0 F8		0-0 3-1		0-0 E6		4 0 0 0 0 0 5										
Gene Tenace, R (1, 2) OBP: 0.378, SLG: 0.483		4-0 BB		0-0 FC5-2			4-0 1B BB	0-0 5-3		1 0 0 0 1 0 2										
Bill Fahey, L (5, 2) OBP: 0.235, SLG: 0.188				0-0 3-H						1 1 0 0 1 0 2										
Aurelio Rodriguez, R (1, 5) OBP: 0.167, SLG: 0.167		0-3 K		0-0 5-3			0-0 F8		0-0 F9	2 0 0 0 0 1 3										
Von Joshua, L (7, PH) OBP: 0.200, SLG: 0.200										1 0 0 0 0 0 1										
Steve Mura, R (7, 1) OBP: 0.500, SLG: 1.000										0 0 0 0 0 0 0										
Fred Kendall, R (9, PH)										1 0 0 0 0 0 0										
Barry Evans, R (1, 4) OBP: 0.417, SLG: 0.300		0-0 G6-4-3				0-0 F9			0-0 6-3	2 0 0 0 0 0 1										
Kurt Bevacqua, R (7, PH) OBP: 0.286, SLG: 0.429							0-0 CS 1B			1 0 1 0 0 0 0										
Paul Dade, R (7, PR) OBP: 0.286, SLG: 0.250							1-2 1B			1 0 0 0 0 0 0										
Randy Jones, R (1, 1)			0-0 6-3			0-0 F7			0-0 5-3	2 0 0 0 0 0 0										
Jerry Turner, L (7, PH) OBP: 0.350, SLG: 0.278										1 0 1 1 0 0 0										
Dave Cash, R (7, 4) OBP: 0.264, SLG: 0.222							1-2 2-H 1B			1 0 0 0 0 0 0										
Inning Stats	R: 0 E: 2 K: 1 S: 7	H: 1 LOB: 2 BB: 0 P: 7	R: 0 E: 0 K: 1 S: 4	H: 0 LOB: 0 BB: 1 P: 8	R: 0 E: 1 K: 1 S: 5	H: 0 LOB: 2 BB: 0 P: 5	R: 0 E: 1 K: 0 S: 4	H: 1 LOB: 1 BB: 0 P: 4	R: 0 E: 0 K: 0 S: 3	H: 0 LOB: 0 BB: 0 P: 3	R: 1 E: 0 K: 1 S: 6	H: 2 LOB: 2 BB: 1 P: 10	R: 0 E: 1 K: 0 S: 3	H: 0 LOB: 2 BB: 2 P: 11	R: 0 E: 0 K: 0 S: 3	H: 0 LOB: 0 BB: 0 P: 3	1B: 4 2B: 1 3B: 0 HR: 0	SF: 0 SAC: 0 DP: 3 HBP: 0	WP: 0 PB: 0 SB: 2 CS: 1	PA: 36
PITCHER	IP WLS BF H R ER SO BB IBB HBP BLK WP HR S P ERA WHIP																			
Rick Matula, R (1, 1) ERA: 0.42	6.1 W 27 4 1 1 3 3 0 0 0 0 0 0 30 42 1.42 1.105																			
Larry Bradford, L (7, 1) ERA: 1.13	1.1 3 0 0 0 1 1 0 0 0 0 0 0 4 8 0.00 0.750																			
Gene Garber, R (8, 1) ERA: 10.13	0.0 1 0 0 0 0 1 0 0 0 0 0 0 4 ∞ ∞																			
Al Hrabosky, L (8, 1) ERA: 2.7	1.1 S 5 0 0 0 0 0 0 0 0 0 0 0 5 5 0.00 0.000																			

San Diego Padres @ Atlanta Braves
Atlanta-Fulton County Stadium, Atlanta, GA

Wed Apr 23 1980, 6:05 PM EST
Att. 4,166 - Unknown

livebaseballscorecards.com

AB	31
R	1
H	4
RBI	1
BB	5
SO	4
LOB	20



Batter	1	2	3	4	5	6	7	8	9
Jerry Royster, R OBP: 0.314, SLG: 0.318 (1, 4)	0-0 6-3		0-0 1-3		0-0 6-3		4-0 BB		
Larvell Blanks, R OBP: 0.105, SLG: 0.222 (1, 5)	0-0 5-3		0-0 6-3		0-0 6-3		0-0 F2		
Dale Murphy, R OBP: 0.318, SLG: 0.400 (1, 9)	0-3 K		0-0 1B		0-0 6-3		0-0 F3		
Chris Chambliss, L OBP: 0.326, SLG: 0.512 (1, 3)		0-0 4-3	0-0 4-3		0-0 HR		0-0 F7		
Jeff Burroughs, R OBP: 0.182, SLG: 0.273 (1, 7)		0-0 1B		0-0 F5		0-0 F7		0-3 K	
Eddie Miller, S OBP: 0.167, SLG: 0.167 (9, 8)									
Brian Asselstine, L OBP: 0.310, SLG: 0.333 (1, 8)		0-0 E4 1B		0-0 CS 1B		0-3 K			
Bruce Benedict, R OBP: 0.333, SLG: 0.200 (1, 2)		0-0 1-2 2-H 1B		0-0 6-3		4-0 SH1-4 BB			
Luis Gomez, R OBP: 0.296, SLG: 0.240 (1, 6)		0-0 P4		0-0 SH1-4 1B		0-0 SH1-4			
Rick Matula, R (1, 1)		0-0 1-3		0-0 SH1-4		0-0 1-3			
Larry Bradford, R (7, 1)									
Gene Garber, R (8, 1)									
Al Hrabosky, R (8, 1)									

Inning Stats	R: 0	H: 0	E: 0	K: 1	S: 5	LOB: 0	BB: 0	P: 5
	R: 1	H: 2	E: 1	K: 0	S: 6	LOB: 2	BB: 0	P: 6
	R: 0	H: 1	E: 0	K: 0	S: 4	LOB: 1	BB: 0	P: 4
	R: 0	H: 1	E: 0	K: 0	S: 3	LOB: 0	BB: 0	P: 3
	R: 0	H: 1	E: 0	K: 0	S: 4	LOB: 1	BB: 0	P: 4
	R: 1	H: 1	E: 0	K: 1	S: 6	LOB: 0	BB: 0	P: 6
	R: 0	H: 0	E: 0	K: 0	S: 3	LOB: 2	BB: 2	P: 11
	R: 0	H: 0	E: 0	K: 1	S: 5	LOB: 0	BB: 0	P: 5

PITCHER	IP	WLS	BF	H	R	ER	SO	BB	IBB	HBP	BLK	WP	HR	S	P	ERA	WHIP
Randy Jones, L ERA: 3.12 (1, 1)	6.0	L	24	6	2	1	2	0	0	0	0	0	1	28	28	1.50	1.000
Steve Mura, R ERA: 0.9 (7, 1)	2.0		8	0	0	0	1	2	0	0	0	0	0	8	16	0.00	1.000

BOTTOM

San Diego Padres @ Atlanta Braves
Atlanta-Fulton County Stadium, Atlanta, GA

Wed Apr 23 1980, 6:05 PM EST
Att. 4,166 - Unknown

AB	28
R	2
H	6
RBI	2
BB	2
SO	3
LOB	12

Braves

WP	HR	S	P	ERA	WHIP
0	0	0	0	0	0
0	0	0	0	0	0
0	0	0	0	0	0
0	0	0	0	0	0

San Diego Padres @ Atlanta Braves
Atlanta-Fulton County Stadium, Atlanta, GA

Thu Apr 24 1980, 6:05 PM EST
Att. 4,498 - Unknown

AB	36
R	7
H	12
RBI	7
BB	6
SO	4
LOB	19



Batter	1	2	3	4	5	6	7	8	9	AB R H RBI BB SO LOB														
Ozzie Smith, S (1, 6) OBP: 0.355, SLG: 0.300	0-0 G3		0-0 6-3			0-0 1B		4-0 1B BB		4 1 1 0 1 0 3														
Dave Cash, R (1, 4) OBP: 0.293, SLG: 0.260	0-0 G3 1B		0-0 6-3			0-0 1-2 HR 1B	0-0 F9	0-0 1-3 1B		5 1 3 0 0 0 1														
Gene Richards, L (1, 7) OBP: 0.255, SLG: 0.302	0-0 G3			0-0 3-1		0-0 1-H 2-H HR	0-0 F7	0-3 K		5 1 1 3 0 1 3														
Dave Winfield, R (1, 9) OBP: 0.397, SLG: 0.391	0-3 K			0-0 4-3		0-0 2B 1B	4-0 FC6-4 BB		4-0 G6-3 BB	3 1 1 0 2 1 1														
Jerry Mumphy, S (1, 8) OBP: 0.277, SLG: 0.214		4-0 BB BB		0-0 F7		0-0 1-H 2B 2B	0-0 FC6-4		0-0 G6-3	4 1 1 1 1 0 2														
Kurt Bevacqua, R (1, 5) OBP: 0.400, SLG: 0.556		0-0 9-3			4-0 BB BB			0-0 HR 1B		2 0 1 1 1 0 1														
Aurelio Rodriguez, R (6, PR) OBP: 0.211, SLG: 0.211										1 0 1 0 0 0 0														
Paul Dade, R (8, PR) OBP: 0.286, SLG: 0.250										0 1 0 0 0 0 0														
Barry Evans, R (8, 5) OBP: 0.462, SLG: 0.364		1-2f								1 0 1 0 0 0 0														
Willie Montanez, L (1, 3) OBP: 0.302, SLG: 0.429			0-0 3-1		0-3 K	0-0 F5		0-0 1-H HR	0-0 F8	5 1 1 2 0 1 3														
Bill Fahey, L (1, 2) OBP: 0.238, SLG: 0.200			0-0 SH1-4 1B		0-0 F7	0-0 6-3		0-0 F2		4 0 1 0 0 0 3														
Eric Rasmussen, R (1, 1) OBP: 0.333, SLG: 0.667			0-0 SH1-4		0-0 F7	4-0 IBB		0-3 K		0 0 0 0 0 0 0														
Von Joshua, L (5, PH) OBP: 0.167, SLG: 0.167										1 0 0 0 0 0 0 1														
Dennis Kinney, L (5, 1)										0 0 0 0 0 0 0 0														
Gene Tenace, R (6, PH) OBP: 0.395, SLG: 0.483										0 0 0 0 1 0 0 0														
Bob Shirley, R (6, 1)										1 0 0 0 0 1 1 1														
Rollie Fingers, R (8, 1)										0 0 0 0 0 0 0 0														
Inning Stats	R: 0 E: 0 K: 1 S: 6	H: 1 LOB: 1 BB: 0 P: 6	R: 0 E: 0 K: 0 S: 2	H: 0 LOB: 0 BB: 1 P: 6	R: 0 E: 0 K: 0 S: 4	H: 1 LOB: 1 BB: 0 P: 4	R: 0 E: 0 K: 0 S: 3	H: 0 LOB: 0 BB: 0 P: 3	R: 0 E: 0 K: 1 S: 5	H: 0 LOB: 1 BB: 1 P: 9	R: 5 E: 0 K: 0 S: 9	H: 6 LOB: 2 BB: 1 P: 13	R: 0 E: 0 K: 0 S: 3	H: 0 LOB: 1 BB: 1 P: 7	R: 2 E: 0 K: 2 S: 10	H: 3 LOB: 2 BB: 1 P: 14	R: 0 E: 0 K: 0 S: 3	H: 1 LOB: 1 BB: 1 P: 7	1B: 8 2B: 3 3B: 0 HR: 2	SF: 0 SAC: 1 DP: 2 HBP: 0	WP: 0 PB: 0 SB: 0 CS: 0	PA: 43		
PITCHER	IP	WLS	BF	H	R	ER	SO	BB	IBB	HBP	BLK	WP	HR	S	P	ERA	WHIP							
Doyle Alexander, R (1, 1) ERA: 5.94	5.0		24	8	5	5	2	2	0	0	0	0	1	26	34	9.00	2.000							
Larry Bradford, L (6, 1) ERA: 1.0	1.0		4	0	0	0	0	0	1	0	0	0	0	3	7	0.00	0.000							
Rick Camp, R (7, 1) ERA: 2.61	1.0		5	1	1	1	0	1	0	0	0	0	0	4	8	9.00	2.000							
Al Hrabosky, L (8, 1) ERA: 3.52	1.0		6	2	1	1	2	1	0	0	0	0	1	9	13	9.00	3.000							
Gene Garber, R (9, 1) ERA: 7.36	1.0	W	4	1	0	0	0	1	0	0	0	0	0	3	7	0.00	2.000							

Batter	1	2	3	4	5	6	7	8	9	AB R H RBI BB SO LOB
Jerry Royster, R OBP: 0.286, SLG: 0.286 (1, 4)	0-0 F2	0-0 F7		0-0 6-3			0-0 E4 SH1-4 SF9		0-3 K	5 1 0 0 0 1 1
Larvell Blanks, R OBP: 0.174, SLG: 0.273 (1, 5)	0-0 2B	0-0 F8			0-0 E3 FC3-6		0-0 SH1-4		0-0 1B 6-4-3 1B	4 2 2 0 0 0 1
Dale Murphy, R OBP: 0.327, SLG: 0.409 (1, 9)	0-0 2B	0-0 5-3			0-0 F7		4-0 1B IBB		0-0 6-4-3	4 1 1 1 1 0 3
Chris Chambliss, L OBP: 0.333, SLG: 0.500 (1, 3)	4-0 2B		0-0 F7		0-0 FC3-6		0-0 SF9		0-0 1B 1B	3 2 1 1 1 0 1
Jeff Burroughs, R OBP: 0.313, SLG: 0.438 (1, 7)	0-0 2B		0-0		0-3 K		0-0 FC6-4		0-0 1B 1B	5 1 3 1 0 1 3
Brian Asselstine, L OBP: 0.324, SLG: 0.375 (1, 8)	0-0 2B		0-0 F8		0-3 K		0-0 FC6-4		0-0 1B	5 0 2 3 0 1 3
Bruce Benedict, R OBP: 0.375, SLG: 0.286 (1, 2)	0-0 SH5-3		0-0 5-3		0-0 CS 1B		0-0 CS 1B		0-0 4-3	2 0 1 1 0 0 1
Eddie Miller, S OBP: 0.167, SLG: 0.167 (6, PR)										0 1 0 0 0 0 0
Joe Nolan, L OBP: 0.571, SLG: 0.500 (7, 2)										0 0 0 0 0 0 0
Charlie Spikes, R OBP: 0.333, SLG: 0.333 (8, PH)										1 0 0 0 0 0 0
Gene Garber, R (9, 1)										0 0 0 0 0 0 0
Luis Gomez, R OBP: 0.323, SLG: 0.276 (1, 6)	0-0 F8		0-0 CS 1B		0-0 CS 1B		0-3 K		0-3 K	4 0 2 1 0 1 1
Doyle Alexander, R OBP: 0.330, SLG: 0.167 (1, 1)		0-0								2 0 1 0 0 0 1
Larry Bradford, R (6, 1)										0 0 0 0 0 0 0
Gary Matthews, R OBP: 0.200, SLG: 0.184 (6, PH)										1 0 0 0 0 1 1
Rick Camp, R (7, 1)										0 0 0 0 0 0 0
Al Hrabosky, R (8, 1)										0 0 0 0 0 0 0
Bill Nahorodny, R (8, PH)										1 0 0 0 0 0 0
Bill Nahorodny, R (9, 2)										0 0 0 0 0 0 0

Inning Stats	R: 4	H: 3	E: 1	K: 0	S: 7	LOB: 1	BB: 1	P: 11	R: 0	H: 1	E: 0	K: 0	S: 4	LOB: 1	BB: 0	P: 4	R: 0	H: 1	E: 0	K: 0	S: 3	LOB: 0	BB: 0	P: 3	R: 0	H: 0	E: 1	K: 1	S: 6	LOB: 1	BB: 0	P: 6	R: 1	H: 2	E: 0	K: 2	S: 8	LOB: 1	BB: 0	P: 8	R: 1	H: 1	E: 1	K: 0	S: 5	LOB: 2	BB: 1	P: 9	R: 0	H: 0	E: 0	K: 1	S: 5	LOB: 0	BB: 0	P: 5	R: 2	H: 4	E: 0	K: 1	S: 8	LOB: 2	BB: 0	P: 8	1B: 10	2B: 3	3B: 0	HR: 0	SF: 1	SAC: 2	DP: 0	HBP: 0	WP: 0	PB: 0	SB: 0	CS: 3	PA: 42
--------------	------	------	------	------	------	--------	-------	-------	------	------	------	------	------	--------	-------	------	------	------	------	------	------	--------	-------	------	------	------	------	------	------	--------	-------	------	------	------	------	------	------	--------	-------	------	------	------	------	------	------	--------	-------	------	------	------	------	------	------	--------	-------	------	------	------	------	------	------	--------	-------	------	--------	-------	-------	-------	-------	--------	-------	--------	-------	-------	-------	-------	--------

PITCHER	IP	WLS	BF	H	R	ER	SO	BB	IBB	HBP	BLK	WP	HR	S	P	ERA	WHIP
Eric Rasmussen, R ERA: 4.8 (1, 1)	4.0		19	6	4	2	0	1	0	0	0	0	0	18	22	4.50	1.750
Dennis Kinney, L ERA: 8.31 (5, 1)	1.0		4	0	0	0	1	0	0	0	0	0	0	6	6	0.00	0.000
Bob Shirley, L ERA: 2.38 (6, 1)	3.1		15	4	3	1	4	0	1	0	0	0	0	22	26	2.70	1.200
Rollie Fingers, R ERA: 1.42 (9, 1)	0.1	L	4	3	1	1	0	0	0	0	0	0	0	4	4	27.00	9.000

BOTTOM

San Diego Padres @ Atlanta Braves
Atlanta-Fulton County Stadium, Atlanta, GA

Thu Apr 24 1980, 6:05 PM EST
Att: 4,498 - Unknown

livebaseballscores.com

AB	37
R	8
H	13
RBI	8
BB	2
SO	5
LOB	16




Batter	1	2	3	4	5	6	7	8	9	10	11	AB R H RBI BB SO LOB	TOP				
Ron LeFlore, R (1, 7) OBP: 0.367, SLG: 0.364 Jerry White, S (8, 7) OBP: 0.143, SLG: 0.286	0-3 K (1)		x 0-0 5-3 (1)		x 0-0 4-3 (2)			x 0-0 E3 (2) 4-3 1B		x 0-0 G3 (2) 2B		4 0 1 0 0 1 0 1 0 1 0 0 0 0					
Tony Bernazard, S (1, 4) OBP: 0.250, SLG: 0.455	4-0 1B HR BB		x 0-0 4-3 (2)		x 0-0 4-1 (3)			x 0-0 4-3 (2) 2-3		x 0-0 G3 (2) 2-3		4 1 0 0 1 0 2					
Andre Dawson, R (1, 8) OBP: 0.340, SLG: 0.537	0-0 1-2 HR 1B		x 0-0 6-3 (3)			x 0-0 P4 (1)		x 0-0 5-3 (3)		x 0-3 K (3) S		5 1 1 0 0 1 2					
Ellis Valentine, R (1, 9) OBP: 0.269, SLG: 0.420	0-0 F5 (2)			x 0-0 HR 1B		x 0-0 F8 (2)			x 0-0 HR 1B		x 0-0 F7 (1)	5 2 2 0 0 0 2					
Larry Parrish, R (1, 5) OBP: 0.380, SLG: 0.711	0-0 1-H 2-H HR		x 0-0 HR		x 0-0 5-3 (3)			x 0-0 HR		x 0-0 4-3 (2)		5 3 3 7 0 0 0					
Gary Carter, R (1, 2) OBP: 0.275, SLG: 0.396	0-0 5-3 (3)		x 0-0 6-3 (1)			x 0-3 K (1) S		x 0-0 P6 (1)		x 0-0 6-3 (3)		5 0 0 0 0 1 0					
Warren Cromartie, L (1, 3) OBP: 0.404, SLG: 0.674		x 0-0 3-1 (1)		x 0-0 F7 (2)		x 0-0 5-3 (2)		x 0-0 1-3 (2)				4 0 0 0 0 0 0					
Chris Speier, R (1, 6) OBP: 0.229, SLG: 0.258		x 0-0 P3 (2)		x 0-0 F8 (3)		x 0-0 6-3 (3)		x 0-0 5-3 (3)				4 0 0 0 0 0 0					
Bill Lee, L (1, 1) OBP: 0.143, SLG: 0.143 David Palmer, R (8, 1) Woodie Fryman, R (8, 1) Elias Sosa, R (8, 1) Tom Hutton, L (10, PH) Stan Bahnsen, R (10, 1) Fred Norman, S (11, 1)		x 0-0 1B		x 0-0 0-0 3-1 (1) S		x 0-0 6-3 (1) S		x 0-0 6-3 (1)		x 0-0 4-3 (1)		2 0 1 0 0 1 0 1 0 1 0					
Inning Stats	R: 3 H: 2 E: 0 LOB: 0 K: 1 BB: 1 S: 7 P: 11	R: 0 H: 1 E: 0 LOB: 1 K: 0 BB: 0 S: 3 P: 3	R: 0 H: 0 E: 0 LOB: 0 K: 0 BB: 0 S: 3 P: 3	R: 2 H: 2 E: 0 LOB: 0 K: 0 BB: 0 S: 5 P: 5	R: 0 H: 0 E: 0 LOB: 0 K: 1 BB: 0 S: 5 P: 5	R: 0 H: 0 E: 0 LOB: 0 K: 0 BB: 0 S: 3 P: 3	R: 0 H: 0 E: 0 LOB: 0 K: 1 BB: 0 S: 5 P: 5	R: 0 H: 1 E: 1 LOB: 1 K: 0 BB: 0 S: 4 P: 4	R: 2 H: 2 E: 0 LOB: 0 K: 1 BB: 0 S: 5 P: 5	R: 0 H: 1 E: 0 LOB: 1 K: 1 BB: 0 S: 6 P: 6	R: 0 H: 0 E: 0 LOB: 0 K: 0 BB: 0 S: 3 P: 3	1B: 5 SF: 0 2B: 1 SAC: 0 3B: 0 DP: 0 HR: 3 HBP: 0	WP: 0 PA: 42 PB: 0 SB: 0 CS: 0				
PITCHER	IP WLS BF H R ER SO BB IBB HBP BLK WP HR S P ERA WHIP																
Tommy Boggs, R (1, 1) ERA: 4.12	4.0	17	5	5	5	1	1	0	0	0	0	0	2	18	22	11.25	1.500
Preston Hanna, R (5, 1) ERA: 3.0	2.0	6	0	0	0	1	0	0	0	0	0	0	0	8	8	0.00	0.000
Rick Camp, R (7, 1) ERA: 2.19	2.0	7	1	0	0	1	0	0	0	0	0	0	0	9	9	0.00	0.500
Gene Garber, R (9, 1) ERA: 7.94	2.0	9	3	2	2	1	0	0	0	0	0	0	1	11	11	9.00	1.500
Larry Bradford, L (11, 1) ERA: 0.9	1.0	W 3	0	0	0	0	0	0	0	0	0	0	0	3	3	0.00	0.000

Montreal Expos @ Atlanta Braves
Atlanta-Fulton County Stadium, Atlanta, GA
Fri Apr 25 1980, 6:05 PM EST
Att: 6,929 - Unknown

livebaseballscorecards.com

AB	41
R	7
H	9
RBI	7
BB	1
SO	4
LOB	6



Batter	1	2	3	4	5	6	7	8	9	10	11	AB R H RBI BB SO LOB	BOTTOM														
Jerry Royster, R OBP: 0.306, SLG: 0.283 (1, 4)	G6-4-3 1B		6-3	FC4-6 1-2f			1-3	E BB			SH1-4 2B BB	4 1 1 1 2 0 1	Montreal Expos @ Atlanta Braves Atlanta-Fulton County Stadium, Atlanta, GA Fri Apr 25 1980, 6:05 PM EST Att: 6,929 - Unknown <table border="0"> <tr><td>AB</td><td>40</td></tr> <tr><td>R</td><td>8</td></tr> <tr><td>H</td><td>11</td></tr> <tr><td>RBI</td><td>7</td></tr> <tr><td>BB</td><td>6</td></tr> <tr><td>SO</td><td>5</td></tr> <tr><td>LOB</td><td>24</td></tr> </table> 	AB	40	R	8	H	11	RBI	7	BB	6	SO	5	LOB	24
AB	40																										
R	8																										
H	11																										
RBI	7																										
BB	6																										
SO	5																										
LOB	24																										
Larvell Blanks, R OBP: 0.179, SLG: 0.259 (1, 5)	G6-4-3 1-2f		BB 1B			5-3	6-3	E1			SH1-4 1-2	5 0 1 0 0 0 3															
Dale Murphy, R OBP: 0.327, SLG: 0.375 (1, 9)	K		4-0 1-2 BB			P3	K	K			2B BB	4 0 0 0 2 3 3															
Chris Chambliss, L OBP: 0.333, SLG: 0.500 (1, 3)		4-3	P6			F2		E 1B 1B			1-3 2-H 2B	6 1 2 1 0 0 2															
Jeff Burroughs, R OBP: 0.450, SLG: 0.526 Eddie Miller, S OBP: 0.158, SLG: 0.158 (8, PR) (9, 7)		E 1B 1B		2B 1B 1B		SH1-4 6-3 BB		1B BB 1B			P5	3 3 3 0 1 0 0 1 1 0 0 0 0 0															
Brian Asselstine, L OBP: 0.333, SLG: 0.389 (1, 8)		E4 1B 1-3		1B SF7 2B		6-3 SH1-4 BB		E1 BB 1B E			F8	4 2 1 0 1 0 3															
Bruce Benedict, R OBP: 0.400, SLG: 0.333 Joe Nolan, L OBP: 0.371, SLG: 0.500 Charlie Solkness, R OBP: 0.250, SLG: 0.250 Gene Garber, R OBP: 0.200, SLG: 0.400 Chico Ruiz, R OBP: 0.200, SLG: 0.400 Larry Bradford, R OBP: 0.200, SLG: 0.400 (1, 2) (8, PH) (8, PH) (9, 1) (10, PH) (11, 1)		F9		FC4-6 1B		SH1-4		K			4-3	2 0 1 1 0 0 2 0 0 0 0 0 0 0 1 0 0 0 0 0 1 3 0 0 0 0 0 0 0 0 1 0 0 0 0 0 0 0 0 0 0 0 0 0 0 0															
Luis Gomez, R OBP: 0.333, SLG: 0.294 (1, 6)		1-3 3-H 1B		F3		6-3		E BB 1B			5-3	5 0 2 3 0 0 3															
Tommy Boggs, R OBP: 0.200, SLG: 0.250 Gary Matthews, R OBP: 0.195, SLG: 0.184 Preston Hanna, R OBP: 0.125, SLG: 0.250 Rick Camp, R OBP: 0.125, SLG: 0.250 Bill Nahorodny, R OBP: 0.125, SLG: 0.250 (1, 1) (4, PH) (5, 1) (6, PH) (7, 1) (8, PH) (9, 2)			K	SF7		4-3		P6			F8	1 0 0 0 0 0 1 0 0 0 0 0 1 0 0 0 0 0 0 0 0 0 0 0 1 0 0 0 0 0 0 1 0 0 0 0 0 0 0 0 2 0 0 0 0 0 0 3															
Inning Stats	R: 0 H: 1 E: 0 LOB: 0 K: 1 BB: 0 S: 5 P: 5	R: 1 H: 2 E: 1 LOB: 2 K: 0 BB: 0 S: 5 P: 5	R: 0 H: 1 E: 0 LOB: 2 K: 1 BB: 1 S: 6 P: 10	R: 2 H: 3 E: 0 LOB: 1 K: 0 BB: 0 S: 6 P: 6	R: 0 H: 0 E: 0 LOB: 0 K: 0 BB: 0 S: 3 P: 3	R: 1 H: 0 E: 0 LOB: 1 K: 0 BB: 2 S: 3 P: 11	R: 0 H: 0 E: 0 LOB: 0 K: 1 BB: 0 S: 5 P: 5	R: 3 H: 3 E: 2 LOB: 3 K: 2 BB: 1 S: 12 P: 16	R: 0 H: 0 E: 0 LOB: 0 K: 0 BB: 0 S: 3 P: 3	R: 0 H: 0 E: 0 LOB: 0 K: 0 BB: 0 S: 3 P: 3	R: 1 H: 1 E: 0 LOB: 2 K: 0 BB: 2 S: 2 P: 10	1B: 9 SF: 1 2B: 2 SAC: 2 3B: 0 DP: 1 HR: 0 HBP: 0	WP: 0 PA: 49 PB: 0 SB: 0 CS: 0														
PITCHER	IP WLS BF H R ER SO BB IBB HBP BLK WP HR S P ERA WHIP												IP WLS BF H R ER SO BB IBB HBP BLK WP HR S P ERA WHIP														
Bill Lee, L ERA: 5.23 (1, 1)	5.0 22 7 3 2 2 1 0 0 0 0 0 25 29 3.60 1.600												Fred Norman, L ERA: 7.27 (11, 1)														
David Palmer, R ERA: 3.0 (6, 1)	2.0 11 2 4 2 1 2 0 0 0 0 0 11 19 9.00 2.000																										
Woodie Fryman, L ERA: (8, 1)	0.2 5 1 0 0 1 1 0 0 0 0 0 6 10 0.00 3.000																										
Elias Sosa, R ERA: (8, 1)	1.1 4 0 0 0 1 0 0 0 0 0 0 6 6 0.00 0.000																										
Stan Bahnsen, R ERA: 0.87 (10, 1)	1.1 L 6 0 1 1 0 2 0 0 0 0 0 4 12 6.75 1.500																										

livebaseballscores.com

Batter	1	2	3	4	5	6	7	8	9	AB R H RBI BB SO LOB	TOP	
Ron LeFlore, R (1, 7) OBP: 0.370, SLG: 0.354 Jerry White, S (9, 7) OBP: 0.143, SLG: 0.286	4-0 G3 SF8 BB		0-0 2B 1B		0-3 K		0-3 K		0-3 K	4 2 1 0 1 3 3 0 0 0 0 0 0 0		
Tony Bernazard, S (1, 4) OBP: 0.235, SLG: 0.375	0-0 G3		0-0 F7		0-0 BB 1B		0-0 F8		0-0 G4-3	5 0 1 0 0 0 5		
Andre Dawson, R (1, 8) OBP: 0.353, SLG: 0.524	0-0 SF8		4-0 2B BB		4-0 BB 1B			0-0 F8		1 1 0 1 2 0 0		
Ellis Valentine, R (1, 9) OBP: 0.268, SLG: 0.426	0-0 F9		0-0 2B		0-0 F7			0-0 6-3		4 0 1 2 0 0 2		
Larry Parrish, R (1, 5) OBP: 0.370, SLG: 0.673		0-0 F7	0-0 5-3		0-3 K			0-0 BLK 1B		4 0 1 0 0 1 3		
Gary Carter, R (1, 2) OBP: 0.255, SLG: 0.365		0-3 K		0-3 K		0-0 5-3		0-0 P4		4 0 0 0 0 2 1		
Warren Cromartie, L (1, 3) OBP: 0.392, SLG: 0.633		0-0 F7		0-0 E3		0-0 5-3			4-0 BB 1B BB	3 0 0 0 1 0 0		
Chris Speier, R (1, 6) OBP: 0.256, SLG: 0.371			0-0 HR	0-3 K		0-0 5-3			0-0 BB 1B	4 1 2 1 0 1 1		
Ross Grimsley, L (1, 1) David Palmer, R (6, 1) Woodie Fryman, R (9, 1)			0-0 4-3	0-0 F4			0-0 F7		4-0 G4-3 BB	2 0 0 0 0 0 1 1 0 0 0 1 0 0 0 0 0 0 0 0 0		
Inning Stats	R: 1 H: 0 E: 0 LOB: 0 K: 0 BB: 1 S: 3 P: 7	R: 0 H: 0 E: 0 LOB: 0 K: 1 BB: 0 S: 5 P: 5	R: 3 H: 3 E: 0 LOB: 1 K: 0 BB: 1 S: 6 P: 10	R: 0 H: 0 E: 1 LOB: 1 K: 2 BB: 0 S: 8 P: 8	R: 0 H: 1 E: 0 LOB: 2 K: 2 BB: 1 S: 8 P: 12	R: 0 H: 0 E: 0 LOB: 0 K: 0 BB: 0 S: 3 P: 3	R: 0 H: 0 E: 0 LOB: 0 K: 1 BB: 0 S: 5 P: 5	R: 0 H: 1 E: 0 LOB: 1 K: 0 BB: 0 S: 4 P: 4	R: 0 H: 1 E: 0 LOB: 2 K: 1 BB: 2 S: 5 P: 13	1B: 4 SF: 1 2B: 1 SAC: 0 3B: 0 DP: 1 HR: 1 HBP: 0	WP: 0 PA: 38 PB: 0 SB: 2 CS: 0	
PITCHER	IP WLS BF H R ER SO BB IBB HBP BLK WP HR S P ERA WHIP											
Phil Niekro, R (1, 1) ERA: 5.29	8.0 L 33 5 4 4 6 3 0 0 0 1 0 1 42 54 4.50 1.000											
Preston Hanna, R (9, 1) ERA: 2.25	1.0 5 1 0 0 1 2 0 0 0 0 0 0 5 13 0.00 3.000											

Montreal Expos @ Atlanta Braves
Atlanta-Fulton County Stadium, Atlanta, GA

Sat Apr 26 1980, 6:05 PM EST
Att. 13,705 - Unknown

livebaseballscorecards.com

AB 32
R 4
H 6
RBI 4
BB 5
SO 7
LOB 16



Batter	1	2	3	4	5	6	7	8	9	AB	R	H	RBI	BB	SO	LOB
Jerry Royster, R OBP: 0.313, SLG: 0.293 (1, 4)	0-3 K	0-0 FC3-2 FC4-6		0-0 2B 1B		0-0 FC6 1B			0-0 E6 CS	5	0	2	0	0	1	2
Larvell Blanks, R OBP: 0.212, SLG: 0.313 (1, 5) (9, 6)	0-0 1B 1B	0-0 FC4-6 1-2f		0-0 1-3 2B		0-0 FC6 1-2f			0-0 6-3 1-2	5	0	2	0	0	0	4
Dale Murphy, R OBP: 0.350, SLG: 0.415 (1, 9)	0-0 F7		0-0 HR 1B	0-0 F3			0-0 G6-3 1B		0-0 PB 2B	5	1	3	0	0	0	3
Chris Chambliss, L OBP: 0.355, SLG: 0.561 (1, 3)	0-0 FC6-4 1-2 1B		0-0 HR		0-0 FC6-4 1B		0-0 G6-3 1-2f		0-0 F7 2-3	5	1	3	2	0	0	2
Jeff Burroughs, R OBP: 0.417, SLG: 0.478 (1, 7)	0-0 FC6-4 1-2f		0-0 G6-3 1B		0-0 F8		0-0 F8			4	0	1	0	0	0	3
Brian Asselstine, L OBP: 0.326, SLG: 0.375 (1, 8) Eddie Miller, S OBP: 0.158, SLG: 0.158 (8, PR) (9, 8)		0-0 F8	0-0 G6-3 1-2f		0-0 P6			0-0 CS 1B		4	0	1	0	0	0	2
Bruce Benedict, R OBP: 0.429, SLG: 0.385 (1, 2)		0-0 1B 2B 1B	0-0 6-3		0-0 FC6-4 1-2f			0-0 1-2 1B		4	1	2	0	0	0	1
Luis Gomez, R OBP: 0.333, SLG: 0.297 (1, 6) Mike Lum, L OBP: 0.111, SLG: 0.222 (8, PH) Chico Ruiz, R OBP: 0.200, SLG: 0.400 (9, 5)		0-0 2B FC3-2 1B		0-0 5-3		0-0 6-3		0-0 F9		3	0	1	0	0	0	0
Phil Niekro, R OBP: 0.250, SLG: 0.375 (1, 1) Gary Matthews, R OBP: 0.190, SLG: 0.179 (8, PH) Preston Hanna, R (9, 1)		0-0 1-3 2-H 2B		0-0 F9		0-0 F3		0-3 K		1	0	0	0	0	0	1

Inning Stats	R: 0	H: 2	E: 0	K: 1	S: 7	R: 1	H: 3	E: 0	K: 0	S: 6	R: 2	H: 3	E: 0	K: 0	S: 5	R: 0	H: 1	E: 0	K: 0	S: 4	R: 0	H: 1	E: 0	K: 0	S: 3	R: 0	H: 2	E: 1	K: 0	S: 4	R: 0	H: 1	E: 0	K: 1	S: 6	R: 0	H: 1	E: 0	K: 0	S: 4	1B: 12	2B: 3	3B: 0	HR: 1	SF: 0	SAC: 0	DP: 2	HBP: 0	WP: 0	PA: 40
--------------	------	------	------	------	------	------	------	------	------	------	------	------	------	------	------	------	------	------	------	------	------	------	------	------	------	------	------	------	------	------	------	------	------	------	------	------	------	------	------	------	--------	-------	-------	-------	-------	--------	-------	--------	-------	--------

PITCHER	IP	WLS	BF	H	R	ER	SO	BB	IBB	HBP	BLK	WP	HR	S	P	ERA	WHIP
Ross Grimsley, L ERA: 4.91 (1, 1)	5.0	W	25	11	3	3	3	1	0	0	0	0	1	27	27	5.40	2.200
David Palmer, R ERA: 1.86 (6, 1)	3.2		14	5	0	0	1	0	0	0	0	0	0	16	16	0.00	1.364
Woodie Fryman, L ERA: (9, 1)	0.1	S	1	0	0	0	0	0	0	0	0	0	0	1	1	0.00	0.000

BOTTOM

Montreal Expos @ Atlanta Braves
Atlanta-Fulton County Stadium, Atlanta, GA
Sat Apr 26 1980, 6:05 PM EST
Att. 13,705 - Unknown

livebaseballscores.com

AB	40
R	3
H	16
RBI	3
BB	0
SO	2
LOB	19



Batter	1	2	3	4	5	6	7	8	9	AB R H RBI BB SO LOB	TOP											
Ron LeFlore, R OBP: 0.339, SLG: 0.321 (1, 7) X	0-0 6-3 ①		0-3 K ③			0-0 F9 ①		0-0 F7 ②	0-0 F7 ③	5 0 0 0 0 1 3	<p>Montreal Expos @ Atlanta Braves Atlanta-Fulton County Stadium, Atlanta, GA</p> <p>Sun Apr 27 1980, 3:33 AM EDT Att: 12,917 - Unknown</p>											
Tony Bernazard, S OBP: 0.238, SLG: 0.350 (1, 4) X	0-0 4-3 ②			0-0 6-3 ①		0-0 6-3 ②		0-0 1B ③		4 0 1 0 0 0 0												
Andre Dawson, R OBP: 0.364, SLG: 0.578 Dale Murray, R (8, 1) B B B	4-0 BB			0-0 HR		0-0 F8 ③		0-0 F9 ③		3 1 1 1 1 0 2 0 0 0 0 0 0 0												
Ellis Valentine, R OBP: 0.267, SLG: 0.466 (1, 9) X	0-0 F9 ③			0-0 F3 ②		0-0 F7 ①		0-0 HR		4 1 1 1 0 0 1												
Larry Parrish, R OBP: 0.379, SLG: 0.679 (1, 5) X		0-0 F2 ①		0-0 F8 ③		0-0 G1 1B ②		0-0 E 2B ①		4 1 2 0 0 0 0												
Gary Carter, R OBP: 0.254, SLG: 0.357 (1, 2) X		0-0 F7 ②			0-0 1B	0-0 G1 1-2 ②		0-0 F8 ①		4 0 1 0 0 0 2												
Warren Cromartie, L OBP: 0.382, SLG: 0.604 (1, 3) X		0-0 F8 ③			0-0 F7 ①	0-3 K ③		0-0 E 1B ②		4 0 1 1 0 1 2												
Chris Speier, R OBP: 0.238, SLG: 0.342 John Tamargo, S (9, PH)			0-0 6-3 ①		0-3 K ②			0-0 F8 ①	0-0 F9 ②	3 0 0 0 0 1 1 1 0 0 0 0 0 1												
Scott Sanderson, R OBP: 0.250, SLG: 0.500 Stan Bahnsen, R Ken Macha, R Fred Norman, S Jerry White, S (8, PH)			0-0 F9 ②		0-0 F9 ③			4-0 1B BB	0-0 E5 2-3	0 0 0 0 0 0 0 1 0 0 0 0 0 0 1 0 0 0 0 0 1 0 0 0 0 0 0 0 1 0 0 0 1 0 1												
Inning Stats	R: 0 E: 0 K: 0 S: 3	H: 0 LOB: 1 BB: 1 P: 7	R: 0 E: 0 K: 0 S: 3	H: 0 LOB: 0 BB: 0 P: 3	R: 0 E: 0 K: 1 S: 5	H: 0 LOB: 0 BB: 0 P: 5	R: 1 E: 0 K: 0 S: 4	H: 1 LOB: 0 BB: 0 P: 4	R: 0 E: 0 K: 1 S: 6	H: 1 LOB: 1 BB: 0 P: 6		R: 0 E: 0 K: 0 S: 3	H: 0 LOB: 0 BB: 0 P: 3	R: 0 E: 0 K: 1 S: 6	H: 1 LOB: 1 BB: 0 P: 6	R: 0 E: 0 K: 0 S: 4	H: 1 LOB: 2 BB: 1 P: 8	R: 2 E: 2 K: 0 S: 7	H: 3 LOB: 2 BB: 0 P: 7	1B: 4 2B: 1 3B: 0 HR: 2	SF: 0 SAC: 0 DP: 0 HBP: 0	WP: 0 PB: 0 SB: 0 CS: 0
PITCHER	IP WLS BF H R ER SO BB IBB HBP BLK WP HR S P ERA WHIP																					
Larry McWilliams, L ERA: 9.64 Rick Camp, R ERA: 2.84 Al Hrabosky, L ERA: 3.24	(1, 1) 8.0 W 31 5 2 2 3 2 0 0 0 0 0 2 35 43 2.25 0.875																					
	(9, 1) 0.1 3 2 1 1 0 0 0 0 0 0 0 0 3 3 27.00 6.000																					
	(9, 1) 0.2 S 3 0 0 0 0 0 0 0 0 0 0 0 3 3 0.00 0.000																					

livebaseballscorecards.com

AB	35
R	3
H	7
RBI	3
BB	2
SO	3
LOB	14



Batter	1	2	3	4	5	6	7	8	9
Jerry Royster, R OBP: 0.347, SLG: 0.365 (1, 4)	0-0 CS 1B	0-0 1B SH 1-2 1B	0-0 1-2 1B			0-0 HR 3B		0-0 6-3	
Larvell Blanks, R OBP: 0.243, SLG: 0.314 (1, 5)	0-0 E 2B 1-2 1B	0-0 SH 1B 1-2 2-3	0-0 1-3			0-0 6-3		4-0 FC6-4 BB	
Dale Murphy, R OBP: 0.354, SLG: 0.466 (1, 9)	0-0 E6 2B 1-2 1B	0-0 1-2 2-3 3-H 1B				0-0 HR		0-0 FC6-4 1-2f	
Chris Chambliss, L OBP: 0.348, SLG: 0.557 (1, 3)	0-0 1B SF8 1-3 2-H	0-0 F8				0-0 F9		0-0 4-3	
Jeff Burroughs, R OBP: 0.428, SLG: 0.519 (1, 7)	0-0 BB 2-3 3-H 1B	0-0 P5				0-0 2B		0-0 5-3	
Brian Asselstine, L OBP: 0.298, SLG: 0.349 (1, 8)	0-0 SF8 3-H	0-0 4-3				0-0 P4		0-0 G3	
Joe Nolan, L OBP: 0.545, SLG: 0.444 (1, 2)	4-0 1-2 BB					0-0 F7		0-3 K	
Luis Gomez, R OBP: 0.302, SLG: 0.268 (1, 6)	0-0 P5					0-0 F7		0-0 F7	
Larry McWilliams, L OBP: 0.500, SLG: 0.500 (1, 1)						0-3 K		0-0 6-3	
Rick Camp, R (9, 1)									
Al Hrabosky, R (9, 1)		SH 1B 1B							

Inning Stats	R: 3 E: 1 K: 0 S: 7	H: 4 LOB: 2 BB: 1 P: 11	R: 1 E: 1 K: 0 S: 7	H: 3 LOB: 3 BB: 0 P: 7	R: 0 E: 0 K: 0 S: 5	H: 3 LOB: 2 BB: 0 P: 5	R: 0 E: 0 K: 1 S: 6	H: 1 LOB: 1 BB: 0 P: 6	R: 0 E: 0 K: 1 S: 5	H: 0 LOB: 0 BB: 0 P: 5	R: 2 E: 0 K: 0 S: 5	H: 2 LOB: 0 BB: 0 P: 5	R: 0 E: 0 K: 1 S: 5	H: 0 LOB: 0 BB: 0 P: 5	R: 0 E: 0 K: 0 S: 3	H: 0 LOB: 1 BB: 1 P: 7
--------------	------------------------------	----------------------------------	------------------------------	---------------------------------	------------------------------	---------------------------------	------------------------------	---------------------------------	------------------------------	---------------------------------	------------------------------	---------------------------------	------------------------------	---------------------------------	------------------------------	---------------------------------

PITCHER	IP	WLS	BF	H	R	ER	SO	BB	IBB	HBP	BLK	WP	HR	S	P	ERA	WHIP
Scott Sanderson, R ERA: 6.75 (1, 1)	1.0	L	12	7	4	2	0	1	0	0	0	0	0	11	15	18.00	8.000
Stan Bahnsen, R ERA: 0.68 (2, 1)	3.0		12	4	0	0	1	0	0	0	0	0	0	14	14	0.00	1.333
Fred Norman, L ERA: 6.94 (5, 1)	3.0		11	2	2	2	2	0	0	0	0	0	1	15	15	6.00	0.667
Dale Murray, R ERA: 5.4 (8, 1)	1.0		4	0	0	0	0	1	0	0	0	0	0	3	7	0.00	1.000

BOTTOM

AB R H RBI BB SO LOB

5	1	4	0	0	0	0
3	1	1	0	1	0	3
5	2	2	3	0	1	2
4	1	1	1	0	0	3
4	0	2	1	0	0	3
3	0	0	1	0	0	4
3	0	1	0	1	1	0
4	0	0	0	0	0	3
4	1	2	0	0	1	0
0	0	0	0	0	0	0
0	0	0	0	0	0	0

WP: 0 PA: 39
PB: 0
SB: 0
CS: 1

livebaseballscorecards.com

Braves

Montreal Expos @ Atlanta Braves
Atlanta-Fulton County Stadium, Atlanta, GA
 Sun Apr 27 1980, 3:33 AM EDT
 Att. 12,917 - Unknown

Batter	1	2	3	4	5	6	7	8	9	AB R H RBI BB SO LOB	TOP	
Jerry Royster, R (1, 4) OBP: 0.342, SLG: 0.358	0-0 F8		0-0 S 1B			0-0 P6		0-0 F5		4 0 1 0 0 0 0	<p>Atlanta Braves @ San Diego Padres</p> <p>San Diego Stadium, San Diego, CA</p> <p>Wed Apr 30 1980, 10:05 PM EDT</p> <p>Att. 9,018 - Unknown</p>	
Larvell Blanks, R (1, 5) OBP: 0.244, SLG: 0.308 (8, 6)	0-0 S 1B		0-0 F8			0-3 K		0-0 6-3		4 0 1 0 0 1 1		
Dale Murphy, R (1, 9) OBP: 0.362, SLG: 0.450	0-3 K				0-0 5-3	4-0 BB		4-0 BB		2 0 0 0 2 1 1		
Chris Chambliss, L (1, 3)	0-0 4-3				0-0 6-3	0-0 F9		0-3 K		4 0 0 0 0 1 3		
Jeff Burroughs, R (1, 7) OBP: 0.375, SLG: 0.452			0-0 F9		0-0 6-3	0-0 F9		0-0 F3		4 0 0 0 0 0 1		
Brian Aselstine, L (1, 8) OBP: 0.280, SLG: 0.326 Charlie Spikes, R (9, PH) OBP: 0.200, SLG: 0.200			0-3 K		0-0 4-3	0-0 4-3		0-3 K		3 0 0 0 0 1 0 1 0 0 0 0 1 1		
Bruce Benedict, R (1, 2) OBP: 0.412, SLG: 0.438			0-0 F8		0-0 6-3 2B	0-0 5-3				3 0 1 0 0 0 0		
Luis Gomez, R (1, 6) OBP: 0.289, SLG: 0.256 Mike Lum, L (8, PH) OBP: 0.100, SLG: 0.200 Chico Ruiz, R (8, 5) OBP: 0.200, SLG: 0.400			0-0 5-3		0-0 6-3	0-0 4-3		0-0 4-3		2 0 0 0 0 0 1 1 0 0 0 0 0 0 0 0 0 0 0 0 0		
Rick Matula, R (1, 1) Gary Matthews, R (8, PH) OBP: 0.209, SLG: 0.275 Gene Garber, R (8, 1)			0-0 F8		0-0 6-3	0-0 HR				2 0 0 0 0 0 1 1 1 1 1 0 0 0 0 0 0 0 0 0 0		
Inning Stats	R: 0 H: 1 E: 0 LOB: 1 K: 1 BB: 0 S: 6 P: 6	R: 0 H: 0 E: 0 LOB: 0 K: 1 BB: 0 S: 5 P: 5	R: 0 H: 1 E: 0 LOB: 1 K: 0 BB: 0 S: 4 P: 4	R: 0 H: 0 E: 0 LOB: 0 K: 0 BB: 0 S: 3 P: 3	R: 0 H: 1 E: 0 LOB: 1 K: 0 BB: 0 S: 4 P: 4	R: 0 H: 0 E: 0 LOB: 1 K: 1 BB: 1 S: 5 P: 9	R: 0 H: 0 E: 0 LOB: 0 K: 0 BB: 0 S: 3 P: 3	R: 1 H: 1 E: 0 LOB: 0 K: 0 BB: 0 S: 4 P: 4	R: 0 H: 0 E: 0 LOB: 1 K: 2 BB: 1 S: 7 P: 11	1B: 2 SF: 0 2B: 1 SAC: 0 3B: 0 DP: 0 HR: 1 HBP: 0		WP: 0 PA: 33 PB: 0 SB: 2 CS: 0
PITCHER Eric Rasmussen, R (1, 1) ERA: 3.52 Bob Shirley, L (9, 1) ERA: 2.03	IP WLS BF H R ER SO BB IBB HBP BLK WP HR S P ERA WHIP	8.0 W 30 4 1 1 3 2 0 0 0 0 0 1 34 42 1.12 0.750	1.0 S 3 0 0 0 2 0 0 0 0 0 0 0 7 7 0.00 0.000	PITCHER IP WLS BF H R ER SO BB IBB HBP BLK WP HR S P ERA WHIP								

livebaseballscorecards.com

AB	31
R	1
H	4
RBI	1
BB	2
SO	5
LOB	9



Batter	1	2	3	4	5	6	7	8	9	AB R H RBI BB SO LOB
Ozzie Smith, S OBP: 0.354, SLG: 0.323 (1, 6)	0-0 F8		0-0 G3		0-3 K			0-0 F8 2B		4 0 1 0 0 1 1
Dave Cash, R OBP: 0.307, SLG: 0.266 (1, 4)	0-0 5-3			4-0 FC6-4 1B BB	4-0 CS BB			0-0 F8 2-3		2 1 0 0 2 0 1
Gene Tenace, R OBP: 0.370, SLG: 0.444 (1, 2)	0-3 K			4-0 FC6-4 1-2 BB	0-0 CS 1-2	0-0 5-3		0-0 6-3		3 0 0 0 1 1 1
Dave Winfield, R OBP: 0.356, SLG: 0.443 (1, 9)		0-0 5-3		0-0 FC6-4 1B 2B 1-2f 2-3		0-0 5-3				3 1 0 0 0 0 2
Willie Montanez, L OBP: 0.277, SLG: 0.393 (1, 3)		0-0 G3		0-0 2B G1-2-3 1B 1-2 3-H		0-0 1-3				3 0 1 1 0 0 0
Jerry Mumphrey, S OBP: 0.306, SLG: 0.298 (1, 8)		0-0 4-3		0-0 2B 1-3 2-H			0-0 G3			3 0 1 1 0 0 0
Von Joshua, L OBP: 0.400, SLG: 0.250 (1, 7)			0-3 K	4-0 IBB			4-0 CS BB			1 0 0 0 2 1 0
Aurelio Rodriguez, R OBP: 0.259, SLG: 0.231 (1, 5)			0-0 1B	0-0 G1-2-3 3-Hf			0-0 F2 1-2			3 0 1 0 0 0 4
Eric Rasmussen, R OBP: 0.167, SLG: 0.333 (1, 1) Bob Shirley, R (9, 1)			0-0 P2		0-3 K			0-3 K		3 0 0 0 0 2 1 0 0 0 0 0 0 0

Inning Stats	R: 0 E: 0 K: 1 S: 5	H: 0 LOB: 0 BB: 0 P: 5	R: 0 E: 0 K: 0 S: 3	H: 0 LOB: 0 BB: 0 P: 3	R: 0 E: 0 K: 1 S: 6	H: 1 LOB: 1 BB: 0 P: 6	R: 2 E: 0 K: 0 S: 4	H: 2 LOB: 2 BB: 3 P: 16	R: 0 E: 0 K: 2 S: 6	H: 0 LOB: 0 BB: 1 P: 10	R: 0 E: 0 K: 0 S: 3	H: 0 LOB: 0 BB: 0 P: 3	R: 0 E: 0 K: 0 S: 2	H: 0 LOB: 0 BB: 1 P: 6	R: 0 E: 0 K: 1 S: 6	H: 1 LOB: 1 BB: 0 P: 6
	1B: 2 2B: 2 3B: 0 HR: 0	SF: 0 SAC: 0 DP: 1 HBP: 0	WP: 0 PB: 0 SB: 1 CS: 2	PA: 31												

PITCHER	IP	WLS	BF	H	R	ER	SO	BB	IBB	HBP	BLK	WP	HR	S	P	ERA	WHIP
Rick Matula, R ERA: 0.95 (1, 1)	7.0	L	26	3	2	2	4	4	1	0	0	0	0	29	49	2.57	1.000
Gene Garber, R ERA: 6.75 (8, 1)	1.0		4	1	0	0	1	0	0	0	0	0	0	6	6	0.00	1.000

BOTTOM

Atlanta Braves @ San Diego Padres
San Diego Stadium, San Diego, CA
Wed Apr 30 1980, 10:05 PM EDT
Att. 9,018 - Unknown

livebaseballscorecards.com

AB	25
R	2
H	4
RBI	2
BB	5
SO	5
LOB	10



Batter	1	2	3	4	5	6	7	8	9	AB R H RBI BB SO LOB	TOP																									
Jerry Royster, R (1, 4) OBP: 0.333, SLG: 0.347	0-0 5-3			0-0 F8		0-0 F9	0-0 1-3 2-H 1B		0-0 1-3	5 0 1 1 0 0 2																										
Larvell Blanks, R (1, 5) OBP: 0.222, SLG: 0.279 (7, 6)	0-0 F8			0-0 5-3		0-0 E3	0-0 P6			4 0 0 0 0 0 2																										
Dale Murphy, R (1, 9) OBP: 0.370, SLG: 0.453	0-3 K			0-0 1B		0-0 5-3		0-0 G3-6 1B		4 0 2 0 0 1 1																										
Chris Chambliss, L (1, 3) OBP: 0.324, SLG: 0.507		0-0 F7		0-0 F7			0-0 1B 1B	0-0 G3-6 1-2f		4 1 1 0 0 0 2																										
Jeff Burroughs, R (1, 7) OBP: 0.333, SLG: 0.400			0-0 1-3		0-0 F9		0-0 F7	0-0 F7		4 0 0 0 0 0 1																										
Brian Asselstine, L (1, 8) OBP: 0.298, SLG: 0.340		0-3 K			0-0 E8 1B		0-0 1B 1B		0-0 P6	4 1 2 0 0 1 0																										
Bruce Benedict, R (1, 2) OBP: 0.381, SLG: 0.400			0-0 1-3		0-0 F8		0-0 1B 1B		0-0 F7	4 1 1 1 0 0 1																										
Luis Gomez, R (1, 6) OBP: 0.277, SLG: 0.244			0-0 5-3		0-0 6-3		0-0 1B 1B		0-0 1B 1B	2 0 0 0 0 0 1																										
Gary Matthews, R (7, PH) OBP: 0.227, SLG: 0.293							0-0 1-2 3-H 1B			1 0 1 1 0 0 0																										
Chico Ruiz, R (7, 5) OBP: 0.333, SLG: 0.500							0-0 1-2 2-H 1B			1 0 1 0 0 0 0																										
Doyle Alexander, R (1, 1) OBP: 0.125, SLG: 0.125			0-3 K			0-0 2-3		0-0 F7		2 0 0 0 0 0 1																										
Mike Lum, L (7, PH) OBP: 0.091, SLG: 0.182									0-0 1-2 1B	1 0 0 0 0 0 0																										
Gene Garber, R (7, 1)										0 0 0 0 0 0 0																										
Al Hrabosky, R (7, 1)										0 0 0 0 0 0 0																										
Charlie Spikes, R (9, PH) OBP: 0.333, SLG: 0.333										1 0 1 0 0 0 0																										
Rick Garlapo, R (9, 1)										0 0 0 0 0 0 0																										
Larry Bradford, R (9, 1)										0 0 0 0 0 0 0																										
Inning Stats	R: 0 E: 0 K: 1 S: 5	H: 0 LOB: 0 BB: 0 P: 5	R: 0 E: 0 K: 1 S: 5	H: 0 LOB: 0 BB: 0 P: 5	R: 0 E: 0 K: 1 S: 5	H: 0 LOB: 0 BB: 0 P: 5	R: 0 E: 0 K: 0 S: 4	H: 1 LOB: 1 BB: 0 P: 4	R: 0 E: 1 K: 0 S: 4	H: 0 LOB: 1 BB: 0 P: 4	R: 3 E: 0 K: 0 S: 8	H: 5 LOB: 2 BB: 0 P: 8	R: 0 E: 0 K: 0 S: 3	H: 1 LOB: 0 BB: 0 P: 3	R: 0 E: 0 K: 0 S: 5	H: 2 LOB: 2 BB: 0 P: 5	1B: 10 2B: 0 3B: 0 HR: 0	SF: 0 SAC: 0 DP: 1 HBP: 0	WP: 0 PB: 0 SB: 0 CS: 0	PA: 37																
PITCHER	IP WLS BF H R ER SO BB IBB HBP BLK WP HR S P ERA WHIP																																			
Randy Jones, L (1, 1) ERA: 3.34	6.1		26	6	3	3	3	0	0	0	0	0	0	32	32	4.26	0.947																			
Rollie Fingers, R (7, 1) ERA: 3.12	0.2		3	1	0	0	0	0	0	0	0	0	0	3	3	0.00	1.500																			
Steve Mura, R (8, 1) ERA: 2.13	1.0		3	1	0	0	0	0	0	0	0	0	0	3	3	0.00	1.000																			
Bob Shirley, L (9, 1) ERA: 1.88	1.0	W	5	2	0	0	0	0	0	0	0	0	0	5	5	0.00	2.000																			

Atlanta Braves @ San Diego Padres
San Diego Stadium, San Diego, CA
Thu May 01 1980, 6:33 AM EDT
Att. 12,131 - Unknown

livebaseballscorecards.com

AB	37
R	3
H	10
RBI	3
BB	0
SO	3
LOB	12



BOTTOM

Atlanta Braves @ San Diego Padres
San Diego Stadium, San Diego, CA
Thu May 01 1980, 6:33 AM EDT
Att. 12,131 - Unknown

livebaseballscorecards.com

AB 33
R 4
H 8
RBI 4
BB 7
SO 3
LOB 20



WP: 0 PA: 41
PB: 0
SB: 3
CS: 0

AB R H RBI BB SO LOB

4	0	0	0	1	1	5
4	0	1	1	1	0	1
3	1	1	1	2	0	1
4	0	1	0	1	1	6
5	0	1	1	0	0	4
3	1	0	0	1	0	0
4	0	0	0	0	1	1
2	0	2	0	0	0	0
1	1	1	0	0	0	0
0	0	0	0	0	0	0
1	0	1	0	0	0	0
0	0	0	0	0	0	0
0	0	0	0	0	0	0
2	0	0	0	0	0	2
0	0	0	0	0	0	0
0	1	0	1	1	0	0
1B: 6	SF: 1	WP: 0	PA: 41			
2B: 2	SAC: 0	PB: 0				
3B: 0	DP: 0	SB: 3				
HR: 0	HBP: 0	CS: 0				

Batter	1	2	3	4	5	6	7	8	9																			
Ozzie Smith, S OBP: 0.345, SLG: 0.304 (1, 6)	4-0 F7 6-3 BB		0-0 1-3		0-3 K		0-0 4-3	0-0 F7																				
Dave Cash, R OBP: 0.313, SLG: 0.265 (1, 4)	0-0 6-3		0-0 6-3		4-0 S BB		0-0 1B 1B		0-0 6-3																			
Gene Tenace, R OBP: 0.392, SLG: 0.436 (1, 2)	0-0 F7		4-0 S BB		4-0 1-2 BB		0-0 1-3 3-H 1B		0-0 E5 1B 1B																			
Dave Winfield, R OBP: 0.359, SLG: 0.431 (1, 9)	4-0 S BB		0-3 K		0-0 L8		0-0 L6		0-0 1-2 1B 1B																			
Willie Montanez, L OBP: 0.271, SLG: 0.379 (1, 3)	0-0 G3			0-0 F8		0-0 F9	0-0 F9		0-0 1-2 2-H 1B																			
Jerry Mumphrey, S OBP: 0.303, SLG: 0.283 (1, 8)		0-0 4-3		0-0 4-3		0-0 F8		4-0 1B SF7 BB																				
Von Joshua, L OBP: 0.286, SLG: 0.167 (1, 7)		0-0 F8		0-3 K		0-0 F7		0-0 P6																				
Aurelio Rodriguez, R OBP: 0.310, SLG: 0.357 (7, PH)		0-0			0-0 E9 2B		0-0 4-3 BB 1B 1B	0-0 SF7 1B																				
Gene Richards, L OBP: 0.250, SLG: 0.290 (8, 1)																												
Steve Mura, R OBP: 0.500, SLG: 1.000 (8, PH)																												
Kurt Bevacqua, R OBP: 0.285, SLG: 0.545 (8, PR)																												
Paul Dade, R OBP: 0.286, SLG: 0.250 (9, 1)																												
Bob Shirley, R																												
Randy Jones, R (1, 1)		0-0 F7			0-0 6-3		4-0 1B 4-3 BB	0-0 SF7																				
Rollie Fingers, R (7, 1)																												
Barry Evans, R (7, PH) (8, 5)																												
Inning Stats	R: 0 H: 0 E: 0 K: 3	H: 0 LOB: 2 BB: 2 P: 11	R: 0 H: 1 E: 0 K: 0 S: 4	LOB: 1 BB: 0 P: 4	R: 0 H: 0 E: 0 K: 1 S: 5	LOB: 1 BB: 1 P: 9	R: 0 H: 0 E: 0 K: 1 S: 5	H: 1 LOB: 3 BB: 2 P: 14	R: 0 H: 0 E: 0 K: 0 S: 3	H: 0 LOB: 0 BB: 0 P: 3	R: 2 H: 3 E: 0 K: 0 S: 6	H: 3 LOB: 2 BB: 1 P: 10	R: 1 H: 1 E: 0 K: 0 S: 4	H: 1 LOB: 2 BB: 1 P: 8	R: 1 H: 2 E: 1 K: 0 S: 4	H: 2 LOB: 2 BB: 0 P: 4	1B: 6 SF: 1 WP: 0 PA: 41	2B: 2 SAC: 0 PB: 0	3B: 0 DP: 0 SB: 3	HR: 0 HBP: 0 CS: 0								
PITCHER	IP WLS BF H R ER SO BB IBB HBP BLK WP HR S P ERA WHIP																											
Doyle Alexander, R (1, 1) ERA: 4.37	6.0	25	2	0	0	3	5	0	0	0	0	0	0	26	46	0.00	1.167											
Gene Garber, R (7, 1) ERA: 8.59	0.2	6	3	2	2	0	1	0	0	0	0	0	0	5	9	27.00	6.000											
Al Hrabosky, L (7, 1) ERA: 3.72	1.1	6	1	1	1	0	1	0	0	0	0	0	0	5	9	6.75	1.500											
Rick Camp, R (9, 1) ERA: 2.77	0.1	L 3	1	1	0	0	0	0	0	0	0	0	0	3	3	0.00	3.000											
Larry Bradford, L (9, 1) ERA: 0.9	0.0	1	1	0	0	0	0	0	0	0	0	0	0	1	1	∞	∞											

Batter	1	2	3	4	5	6	7	8	9	AB R H RBI BB SO LOB	TOP	
Jerry Royster, R (1, 4) OBP: 0.353, SLG: 0.351	4-0 SF7 BB		0-3 K	0-0 1B			4-0 G6-3 BB			2 2 1 0 2 1 0		
Larvell Blanks, R (1, 5) OBP: 0.224, SLG: 0.277	0-3 K		0-0 E3 1B	0-0 1B			0-0 G6-3			4 1 1 1 0 1 2		
Dale Murphy, R (1, 9) OBP: 0.377, SLG: 0.439	4-0 1B BB		4-0 E 1B SF8 BB	0-3 K			0-0 6-3			2 2 0 0 2 1 1		
Chris Chambliss, L (1, 3) OBP: 0.321, SLG: 0.500	0-0 SF7		0-0 E8 1B				0-0 F9			3 1 1 2 0 0 0		
Jeff Burroughs, R (1, 7) OBP: 0.325, SLG: 0.395	0-0 1B		0-0 SF8				0-0 6-3			3 0 1 2 0 0 0		
Brian Asseistine, L (1, 8) OBP: 0.293, SLG: 0.333			0-0 E4 CS	0-0 1B			0-0 K			4 0 1 1 0 1 0		
Bruce Benedict, R (1, 2) OBP: 0.320, SLG: 0.333			0-0 P4	0-0 P6			0-0 6-3			4 0 0 0 0 0 2		
Luis Gomez, R (1, 6) OBP: 0.294, SLG: 0.265			0-0 FC6-4 1B				0-0 6-3			4 0 2 0 0 0 0		
Phil Niekro, R (1, 1) OBP: 0.167, SLG: 0.250			0-0 FC6-4	0-3 K			0-0 P4			4 0 0 0 0 1 2		
Inning Stats	R: 2 H: 1 E: 0 LOB: 1 K: 1 BB: 2 S: 5 P: 13	R: 0 H: 1 E: 1 LOB: 1 K: 0 BB: 0 S: 4 P: 4	R: 3 H: 2 E: 2 LOB: 1 K: 1 BB: 1 S: 8 P: 12	R: 1 H: 2 E: 0 LOB: 1 K: 2 BB: 0 S: 9 P: 9	R: 0 H: 0 E: 0 LOB: 0 K: 1 BB: 0 S: 5 P: 5	R: 0 H: 0 E: 0 LOB: 0 K: 0 BB: 0 S: 3 P: 3	R: 0 H: 0 E: 0 LOB: 0 K: 0 BB: 1 S: 2 P: 6	R: 0 H: 0 E: 0 LOB: 0 K: 0 BB: 0 S: 3 P: 3	R: 0 H: 1 E: 0 LOB: 0 K: 0 BB: 0 S: 3 P: 3	1B: 7 SF: 2 2B: 0 SAC: 0 3B: 0 DP: 2 HR: 0 HBP: 0	WP: 0 PA: 36 PB: 0 SB: 2 CS: 1	
PITCHER	IP WLS BF H R ER SO BB IBB HBP BLK WP HR S P ERA WHIP											
Jim Rooker, L (1, 1) ERA: 3.5	0.1 L 3 0 2 2 1 2 0 0 0 0 0 0 3 11 54.00 6.000											
Eddie Solomon, R (1, 1) ERA: 3.86	2.1 12 4 3 0 1 1 0 0 0 0 0 0 13 17 0.00 2.143											
Rod Scurrey, L (3, 1) ERA: 2.84	4.1 15 2 1 1 3 1 0 0 0 0 0 0 20 24 2.08 0.692											
Andy Hassler, L (8, 1) ERA: 3.86	2.0 6 1 0 0 0 0 0 0 0 0 0 0 6 6 0.00 0.500											

Atlanta Braves @ Pittsburgh Pirates
 Three Rivers Stadium, Pittsburgh, PA
 Fri May 02 1980, 7:05 PM EDT
 Att. 11,476 - Unknown

livebaseballscorecards.com

AB 30
 R 6
 H 7
 RBI 6
 BB 4
 SO 5
 LOB 7



Batter	1	2	3	4	5	6	7	8	9	AB	R	H	RBI	BB	SO	LOB
Omar Moreno, L OBP: 0.313, SLG: 0.368 (1, 8)	0-0 F9 SUS	0-3 K			0-0 FC4 1-2 1B		0-0 F9			4	0	1	0	0	1	3
Tim Foli, R OBP: 0.325, SLG: 0.319 (1, 6)	0-0 F8		0-0 5-3		0-0 F5		0-0 1-2 1B			4	0	1	0	0	0	2
Dave Parker, L OBP: 0.342, SLG: 0.545 (1, 9)	0-0 S 1B		0-0 F7		0-0 FC4 1-2f		0-0 4-3			4	0	1	0	0	0	4
Willie Stargell, L OBP: 0.370, SLG: 0.410 (1, 3)	0-0 F3 1-2		0-0 F2			0-0 G3		0-0 6-3		4	0	0	0	0	0	1
Mike Easler, L OBP: 0.433, SLG: 0.741 (1, 7)		4-0 BB 1B BB		0-0 G3		0-0 F9		0-0 F7		3	1	0	0	1	0	0
Bill Madlock, R OBP: 0.280, SLG: 0.292 (1, 5)		0-0 F2		0-0 6-3		0-0 S 1B		0-0 F8		4	0	1	0	0	0	1
Ed Ott, L OBP: 0.350, SLG: 0.340 (1, 2)		4-0 SH1-4 1-2 BB		0-0 6-3		0-3 SUS K			0-0 6-3	3	0	0	0	1	1	1
Phil Garner, R OBP: 0.375, SLG: 0.452 (1, 4)		0-0 SH1-4 1-2 2-H 1B			0-0 1B 1B		0-3 SUS K		0-0 6-3	4	0	2	1	0	1	0
Jim Rooker, R OBP: 0.143, SLG: 0.571 Eddie Solomon, R Rod Scurry, L Lee Lacy, R OBP: 0.579, SLG: 0.722 Andy Hassler, L John Milner, L OBP: 0.237, SLG: 0.176		0-0 SH1-4 1-2 2-3			0-3 SUS K		0-0 1B 1B		0-0 P4	0	0	0	0	0	0	0

Inning Stats	R: 0	H: 1	E: 0	LOB: 1	K: 0	BB: 0	S: 4	R: 1	H: 1	E: 0	LOB: 2	K: 1	BB: 2	S: 6	R: 0	H: 0	E: 0	LOB: 0	K: 0	BB: 0	S: 3	R: 0	H: 0	E: 0	LOB: 0	K: 1	BB: 0	S: 7	R: 0	H: 2	E: 0	LOB: 2	K: 1	BB: 0	S: 7	R: 0	H: 1	E: 0	LOB: 1	K: 1	BB: 0	S: 6	R: 0	H: 2	E: 0	LOB: 2	K: 1	BB: 0	S: 7	R: 0	H: 0	E: 0	LOB: 0	K: 0	BB: 0	S: 3	R: 0	H: 0	E: 0	LOB: 0	K: 0	BB: 0	S: 3	R: 0	H: 0	E: 0	LOB: 0	K: 0	BB: 0	S: 3	R: 0	H: 0	E: 0	LOB: 0	K: 0	BB: 0	S: 3
PITCHER Phil Niekro, R ERA: 4.35 (1, 1)	IP	WLS	BF	H	R	ER	SO	BB	IBB	HBP	BLK	WP	HR	S	P	ERA	WHIP	IP	WLS	BF	H	R	ER	SO	BB	IBB	HBP	BLK	WP	HR	S	P	ERA	WHIP	IP	WLS	BF	H	R	ER	SO	BB	IBB	HBP	BLK	WP	HR	S	P	ERA	WHIP																										

BOTTOM

Atlanta Braves @ Pittsburgh Pirates
Three Rivers Stadium, Pittsburgh, PA
 Fri May 02 1980, 7:05 PM EDT
 Att. 11,476 - Unknown

AB	33
R	1
H	7
RBI	1
BB	2
SO	4
LOB	13



livebaseballscorecards.com

Batter	1	2	3	4	5	6	7	8	9	10	AB R H RBI BB SO LOB	TOP													
Jerry Royster, R OBP: 0.356, SLG: 0.354 (1, 4)	0-0 6-3		0-0 FC5-4 1B		0-0 F8			0-0 F8		0-0 SF9 WP 1B	5 0 2 0 0 0 1	<p>Atlanta Braves @ Pittsburgh Pirates</p> <p>Three Rivers Stadium, Pittsburgh, PA</p> <p>Sat May 03 1980, 7:05 PM EDT</p> <p>Att. 34,104 - Unknown</p>													
Larvell Blanks, R OBP: 0.204, SLG: 0.255 (1, 5) (10, 6)	0-0 P6		0-0 FC5-4		0-0 F3			0-0 F7		0-0 SF9	4 0 0 1 0 0 3														
Dale Murphy, R OBP: 0.366, SLG: 0.423 (1, 9)	0-0 5-3			0-0 G6-3 1B		0-0 P4			0-3 K	0-0 F9	5 1 1 0 0 1 1														
Chris Chambliss, L OBP: 0.317, SLG: 0.487 (1, 3)		0-3 K		0-0 G6-3 1B		0-0 6-3			0-0 G3		4 0 1 0 0 1 0														
Jeff Burroughs, R OBP: 0.318, SLG: 0.381 Al Hrabosky, R (9, 1)	0-0 P6		0-0 G6-3		0-3 K			0-0 FC6-4 1B			4 0 1 0 0 1 2 0 0 0 0 0 0 0														
Brian Asselstine, L OBP: 0.290, SLG: 0.328 (1, 8)	0-0 F9		0-0 1B		0-0 G3			0-0 FC6-4			4 0 1 1 0 0 1														
Bruce Benedict, R OBP: 0.276, SLG: 0.286 (1, 2)		0-3 K		0-0 6-3		0-0 F7			0-0 P6		4 0 0 0 0 1 1														
Luis Gomez, R OBP: 0.278, SLG: 0.250 Charlie Spikes, R OBP: 0.429, SLG: 0.429 Chico Ruiz, R OBP: 0.333, SLG: 0.500 (1, 6) (10, PH) (10, 5)	0-0 5-3		0-0 F7		0-0 F9			0-0 1B BB WP 1B			3 0 0 0 0 0 0 1 1 1 0 0 0 0 0 0 0 0 0 0 0														
Larry McWilliams, L OBP: 0.571, SLG: 0.571 Rick Camp, R Gary Matthews, R OBP: 0.244, SLG: 0.293 (1, 1) (9, 1) (9, 7)	0-0 1B 1B		0-0 1B		0-3 K			4-0 WP 1B SF9 BB			3 0 2 0 0 1 0 0 0 0 0 0 0 0 0 1 0 0 1 0 0														
Inning Stats	R: 0 E: 0 K: 0 S: 3	H: 0 LOB: 0 BB: 0 P: 3	R: 0 E: 0 K: 1 S: 5	H: 0 LOB: 0 BB: 0 P: 5	R: 0 E: 0 K: 1 S: 7	H: 2 LOB: 2 BB: 0 P: 7	R: 1 E: 0 K: 0 S: 5	H: 3 LOB: 1 BB: 0 P: 5	R: 0 E: 0 K: 0 S: 4	H: 1 LOB: 1 BB: 0 P: 4	R: 0 E: 0 K: 1 S: 5		H: 0 LOB: 0 BB: 0 P: 5	R: 0 E: 0 K: 0 S: 3	H: 0 LOB: 0 BB: 0 P: 3	R: 0 E: 0 K: 1 S: 5	H: 0 LOB: 0 BB: 0 P: 5	R: 0 E: 0 K: 1 S: 6	H: 1 LOB: 1 BB: 0 P: 6	R: 2 E: 0 K: 0 S: 5	H: 2 LOB: 1 BB: 1 P: 9	1B: 9 2B: 0 3B: 0 HR: 0	SF: 1 SAC: 0 DP: 1 HBP: 0	WP: 1 PB: 0 SB: 0 CS: 0	PA: 39
PITCHER	IP WLS BF H R ER SO	WLS BF H R ER SO	IP WLS BF H R ER SO	IP WLS BF H R ER SO	IP WLS BF H R ER SO	IP WLS BF H R ER SO	IP WLS BF H R ER SO	IP WLS BF H R ER SO	IP WLS BF H R ER SO	IP WLS BF H R ER SO	IP WLS BF H R ER SO	IP WLS BF H R ER SO	IP WLS BF H R ER SO	IP WLS BF H R ER SO	IP WLS BF H R ER SO	IP WLS BF H R ER SO	IP WLS BF H R ER SO	IP WLS BF H R ER SO	IP WLS BF H R ER SO	IP WLS BF H R ER SO	ERA WHIP	ERA WHIP			
Don Robinson, R ERA: 1.8 (1, 1)	5.0																								
Enrique Romo, R ERA: 1.88 (6, 1)	3.0																								
Kent Tekulve, R ERA: 1.64 (9, 1)	1.0																								
Grant Jackson, L ERA: 4.0 (10, 1)	1.0	L																							

AB	37
R	3
H	9
RBI	2
BB	1
SO	5
LOB	9



BOTTOM

Atlanta Braves @ Pittsburgh Pirates
Three Rivers Stadium, Pittsburgh, PA

Sat May 03 1980, 7:05 PM EDT
Att: 34,104 - Unknown

livebaseballscorecards.com

AB	38
R	1
H	9
RBI	0
BB	1
SO	3
LOB	16



WP	0	PA	39
PB	0		
SB	1		
CS	0		

AB	5	R	0	H	1	RBI	0	BB	0	SO	1	LOB	2
----	---	---	---	---	---	-----	---	----	---	----	---	-----	---

AB	5	R	0	H	0	RBI	0	BB	0	SO	0	LOB	3
----	---	---	---	---	---	-----	---	----	---	----	---	-----	---

AB	5	R	0	H	1	RBI	0	BB	0	SO	0	LOB	2
----	---	---	---	---	---	-----	---	----	---	----	---	-----	---

AB	3	R	0	H	0	RBI	0	BB	0	SO	0	LOB	0
AB	0	R	0	H	0	RBI	0	BB	1	SO	0	LOB	0

AB	4	R	0	H	1	RBI	0	BB	0	SO	0	LOB	2
----	---	---	---	---	---	-----	---	----	---	----	---	-----	---

AB	4	R	0	H	2	RBI	0	BB	0	SO	0	LOB	1
----	---	---	---	---	---	-----	---	----	---	----	---	-----	---

AB	3	R	0	H	2	RBI	0	BB	0	SO	1	LOB	1
AB	0	R	1	H	0	RBI	0	BB	0	SO	0	LOB	0
AB	0	R	0	H	0	RBI	0	BB	0	SO	0	LOB	0
AB	1	R	0	H	0	RBI	0	BB	0	SO	0	LOB	3
AB	0	R	0	H	0	RBI	0	BB	0	SO	0	LOB	0

AB	2	R	0	H	0	RBI	0	BB	0	SO	0	LOB	1
AB	0	R	0	H	0	RBI	0	BB	0	SO	0	LOB	0
AB	1	R	0	H	1	RBI	0	BB	0	SO	0	LOB	0
AB	1	R	0	H	0	RBI	0	BB	0	SO	0	LOB	0

AB	1	R	0	H	0	RBI	0	BB	0	SO	1	LOB	0
AB	3	R	0	H	1	RBI	0	BB	0	SO	0	LOB	1

1B	8	SF	0
2B	1	SAC	0
3B	0	DP	2
HR	0	HBP	0

Batter	1	2	3	4	5	6	7	8	9	10	AB	R	H	RBI	BB	SO	LOB
Omar Moreno, L (1, 8) OBP: 0.307, SLG: 0.358	4-3		0-0 S 1B			0-3 K		0-0 F7		0-0 E4	5	0	1	0	0	1	2
Tim Foli, R (1, 6) OBP: 0.306, SLG: 0.299	5-3		0-0 F7 1-2			0-0 F8			0-0 5-3	0-0 F5	5	0	0	0	0	0	3
Dave Parker, L (1, 9) OBP: 0.333, SLG: 0.537	F5			0-0 F8			0-0 F9		0-0 1B 2B	0-0 F7	5	0	1	0	0	0	2
Bill Robinson, R (1, 3) OBP: 0.349, SLG: 0.575		0-0 6-3							0-0 F9								
John Milner, L (9, PH) OBP: 0.256, SLG: 0.176				0-0 5-3													
Bill Madlock, R (1, 5) OBP: 0.278, SLG: 0.289		0-0 F1							0-0 F4								
Lee Lacy, R (1, 7) OBP: 0.565, SLG: 0.682					0-0 6-3												
Phil Garner, R (1, 4) OBP: 0.387, SLG: 0.462																	
Matt Alexander, S (8, PR)																	
Kent Tekulve, R (9, 1)																	
Mike Easler, L (9, PH) OBP: 0.419, SLG: 0.714																	
Grant Jackson, S (10, 1)																	
Steve Nicosia, R (1, 2) OBP: 0.143, SLG: 0.083																	
Enrique Romo, R (6, 1) OBP: 1.000, SLG: 1.000																	
Willie Stargell, L (8, PH) OBP: 0.383, SLG: 0.425																	
Dale Berra, R (8, PR) (9, 4)																	
Don Robinson, R (1, 1)																	
Ed Ott, L (6, 2) OBP: 0.349, SLG: 0.339																	

Inning Stats	R: 0	H: 0	E: 0	K: 0	S: 3	R: 0	H: 1	E: 0	K: 1	S: 6	R: 0	H: 1	E: 0	K: 1	S: 6	R: 0	H: 0	E: 0	K: 0	S: 3	R: 0	H: 1	E: 0	K: 0	S: 3	R: 0	H: 0	E: 0	K: 1	S: 5	R: 0	H: 1	E: 0	K: 0	S: 4	R: 1	H: 2	E: 1	K: 0	S: 4	R: 0	H: 2	E: 0	K: 0	S: 5	R: 0	H: 1	E: 1	K: 0	S: 5	1B: 8	SF: 0	2B: 1	SAC: 0	3B: 0	DP: 2	HR: 0	HBP: 0	WP: 0	PA: 39
--------------	------	------	------	------	------	------	------	------	------	------	------	------	------	------	------	------	------	------	------	------	------	------	------	------	------	------	------	------	------	------	------	------	------	------	------	------	------	------	------	------	------	------	------	------	------	------	------	------	------	------	-------	-------	-------	--------	-------	-------	-------	--------	-------	--------

PITCHER	IP	WLS	BF	H	R	ER	SO	BB	IBB	HBP	BLK	WP	HR	S	P	ERA	WHIP
Larry McWilliams, L (1, 1) ERA: 5.09	8.1		30	7	1	0	3	0	0	0	0	0	0	2	36	0.00	0.840
Rick Camp, R (9, 1) ERA: 2.7	0.1		3	1	0	0	0	0	1	0	0	0	0	6	6	0.00	3.000
Al Hrabosky, L (9, 1) ERA: 3.27	1.1	W	6	1	0	0	0	0	0	0	0	0	0	6	6	0.00	0.750

Batter	1	2	3	4	5	6	7	8	9	AB R H RBI BB SO LOB	TOP
Jerry Royster, R (1, 4) OBP: 0.358, SLG: 0.349	4-0 FC1-5 1B BB		0-3 K		0-0 BB 1B		0-0 F8		0-0 4-3	4 0 1 0 1 1 0	
Larvell Blanks, R (1, 5) OBP: 0.203, SLG: 0.250	0-0 BB FC1-5 1B		0-0 F7		0-0 F9		0-0 F8		0-0 P6	5 1 1 0 0 0 1	
Dale Murphy, R (1, 9) OBP: 0.360, SLG: 0.405	0-0 FC1-5 BB 1B		1-0 HBP		0-3 K		0-0 1-3			3 1 0 0 0 1 3	
Chris Chambliss, L (1, 3) OBP: 0.326, SLG: 0.474	4-0 1B 1-2 2-3 BB		0-0 4-3		4-0 1-2 BB		0-0 E1 G6-4-3			2 0 0 0 2 0 1	
Jeff Burroughs, R (1, 7) OBP: 0.333, SLG: 0.413	0-0 1-3 2-H 3-H 1B				0-0 F8 1B 2B		0-0 P5		0-0 G6-4-3 1-2f	4 1 2 2 0 0 3	
Brian Asselstine, L (1, 8) OBP: 0.303, SLG: 0.339	0-0 5-3				0-0 F8 2-3		0-0 1B		0-0 2B 1B	4 1 2 0 0 0 2	
Joe Nolan, L (1, 2) OBP: 0.467, SLG: 0.462		0-0 G3			0-0 F3		0-0 F7		0-0 1-H 2B	4 0 1 1 0 0 2	
Luis Gomez, R (1, 6) OBP: 0.276, SLG: 0.250		0-0 5-3			0-0 1B 3-H		0-0 F9		0-0 F4	4 0 1 1 0 0 2	
Tommy Boggs, R (1, 1) OBP: 0.197, SLG: 0.200		0-3 K			0-0 4-3		0-3 K		0-3 K	1 0 0 0 0 0 1 0	
Larry Bradford, R (3, 1)										0 0 0 0 0 0 0 0	
Mike Lum, L (4, PH) OBP: 0.053, SLG: 0.167										1 0 0 0 0 0 0 1	
Preston Hanna, R (4, 1)										0 0 0 0 0 0 0 0	
Gene Garber, R (4, 1)										0 0 0 0 0 0 0 0	
Gary Matthews, R (6, PH) OBP: 0.236, SLG: 0.286										1 0 0 0 0 0 1 1	
Rick Camp, R (6, 1)										0 0 0 0 0 0 0 0	
Chico Ruiz, R (9, PH) OBP: 0.286, SLG: 0.429										1 0 0 0 0 0 1 0	
Inning Stats	R: 2 H: 2 E: 0 LOB: 1 K: 0 BB: 2 S: 4 P: 12	R: 0 H: 0 E: 0 LOB: 0 K: 1 BB: 0 S: 5 P: 5	R: 0 H: 0 E: 0 LOB: 1 K: 1 BB: 0 S: 5 P: 6	R: 1 H: 2 E: 0 LOB: 1 K: 0 BB: 0 S: 5 P: 5	R: 0 H: 1 E: 0 LOB: 2 K: 1 BB: 1 S: 6 P: 10	R: 0 H: 1 E: 0 LOB: 1 K: 1 BB: 0 S: 6 P: 6	R: 0 H: 0 E: 0 LOB: 0 K: 0 BB: 0 S: 3 P: 3	R: 1 H: 2 E: 1 LOB: 1 K: 0 BB: 0 S: 5 P: 5	R: 0 H: 0 E: 0 LOB: 0 K: 1 BB: 0 S: 5 P: 5	1B: 6 SF: 0 2B: 2 SAC: 0 3B: 0 DP: 1 HR: 0 HBP: 1	WP: 0 PA: 38 PB: 0 SB: 0 CS: 0
PITCHER Jim Bibby, R (1, 1) ERA: 3.68	IP WLS BF H R ER SO BB IBB HBP BLK WP HR S P ERA WHIP										
	9.0 W 38 8 4 4 5 3 0 1 0 0 0 0 44 57 4.00 1.222										

Atlanta Braves @ Pittsburgh Pirates
 Three Rivers Stadium, Pittsburgh, PA
 Sun May 04 1980, 3:33 AM EDT
 Att. 14,358 - Unknown

livebaseballscorecards.com

AB	34
R	4
H	8
RBI	4
BB	3
SO	5
LOB	16




Batter	1	2	3	4	5	6	7	8	9	AB R H RBI BB SO LOB	TOP									
Jerry Royster, R (1, 4) OBP: 0.354, SLG: 0.337	0-0 5-3		0-0 5-3			0-0 F4		4-0 1-2 2-3 BB		3 0 0 0 1 0 1										
Larvell Blanks, R (1, 5) OBP: 0.190, SLG: 0.233	0-0 F8			0-0 F9		0-3 K		0-0 F9		4 0 0 0 0 1 4										
Dale Murphy, R (1, 9) OBP: 0.356, SLG: 0.436	0-3 K			0-3 K			0-3 K		0-0 HR	4 1 1 1 0 3 0										
Chris Chambliss, L (1, 3) OBP: 0.322, SLG: 0.463		0-0 F8		0-0 F7			0-0 6-3		0-0 E BB 1B	4 0 1 0 0 0 0										
Jeff Burroughs, R (1, 7) OBP: 0.346, SLG: 0.396					0-3 K		0-0 F8		4-0 1-2 E BB	2 0 0 0 2 1 0										
Brian Asselstine, L (1, 8) OBP: 0.286, SLG: 0.318		0-0 4-3 1-2		0-3 K			0-0 3-1		0-3 K	4 0 0 0 0 2 3										
Bruce Benedict, R (1, 2) OBP: 0.258, SLG: 0.267		0-3 K			0-0 L6			0-3 K	0-0 E9 G6-4-3	2 0 0 0 0 1 1										
Gene Garber, R (6, 1)									1-2 2-3 E9 G6-4-3	0 0 0 0 0 0 0										
Charlie Spikes, R (8, PH) OBP: 0.375, SLG: 0.375									1-2 2-3 E9 G6-4-3	1 0 0 0 0 1 0										
Larry Bradford, R (8, 1)									1-2 2-3 E9 G6-4-3	0 0 0 0 0 0 0										
Gary Matthews, R (9, PH) OBP: 0.234, SLG: 0.279									1-2 2-3 E9 G6-4-3	1 0 0 0 0 0 2										
Luis Gomez, R (1, 6) OBP: 0.290, SLG: 0.241			0-0 5-3			4-0 BB		4-0 BB 1B BB	0-0 G6-4-3	2 0 0 0 2 0 3										
Rick Matula, R (1, 1)			0-3 K			0-3 K		0-0 BB		1 0 0 0 0 1 0										
Preston Hanna, R (4, 1)										0 0 0 0 0 0 0										
Bill Nahorodny, R (6, PH) OBP: 0.200, SLG: 0.200								1-2 1B		2 0 1 0 0 1 1										
Inning Stats	R: 0 E: 0 K: 1 S: 5	H: 0 LOB: 0 BB: 0 P: 5	R: 0 E: 0 K: 1 S: 5	H: 0 LOB: 1 BB: 1 P: 9	R: 0 E: 0 K: 1 S: 5	H: 0 LOB: 0 BB: 0 P: 5	R: 0 E: 0 K: 1 S: 5	H: 0 LOB: 0 BB: 0 P: 5	R: 0 E: 0 K: 2 S: 7	H: 0 LOB: 1 BB: 1 P: 11	R: 0 E: 0 K: 1 S: 5	H: 0 LOB: 0 BB: 0 P: 5	R: 0 E: 0 K: 1 S: 6	H: 1 LOB: 3 BB: 2 P: 14	R: 1 E: 1 K: 1 S: 7	H: 2 LOB: 2 BB: 1 P: 11	1B: 2 2B: 0 3B: 0 HR: 1	SF: 0 SAC: 0 DP: 1 HBP: 0	WP: 0 PB: 0 SB: 0 CS: 0	PA: 35
PITCHER Steve Carlton, L (1, 1) ERA: 1.84	IP 9.0 WLS W BF 35 H 3 R 1 ER 1 SO 11 BB 5 IBB 0 HBP 0 BLK 0 WP 0 HR 1 S 52 P 72 ERA 1.00 WHIP 0.889											PITCHER	IP WLS BF H R ER SO BB IBB HBP BLK WP HR S P ERA WHIP							

Atlanta Braves @ Philadelphia Phillies
Veterans Stadium, Philadelphia, PA
Mon May 05 1980, 7:05 PM EDT
Att. 26,165 - Unknown

livebaseballscorecards.com

AB	30
R	1
H	3
RBI	1
BB	5
SO	11
LOB	15



Batter	1	2	3	4	5	6	7	8	9	AB R H RBI BB SO LOB	TOP														
Jerry Royster, R OBP: 0.346, SLG: 0.322 (1, 4) BB	4-0 G6-4-3 BB	0-0 P3			0-0 5-3		0-0 FC6-4 1B 1-2f	0-3 K		4 1 0 0 1 1 3															
Larvell Blanks, R OBP: 0.206, SLG: 0.234 (1, 5) (8, 6)	0-0 G6-4-3 1-2f	0-0 6-3			4-0 1B BB		0-0 1B 1-2		0-0 F4	4 0 1 0 1 0 1															
Dale Murphy, R OBP: 0.358, SLG: 0.434 (1, 9)	0-0 E4 1B 2B		0-0 5-3		0-0 1B G4-6-3 1-3		0-0 1B 1-3 2-H		0-0 F7	5 1 2 1 0 0 0															
Chris Chambliss, L OBP: 0.337, SLG: 0.483 (1, 3)	0-0 BB 1-3 2B 1B		0-0 2B		0-0 G4-6-3 1-2f		0-0 F8		0-0 1B	5 1 3 0 0 0 4															
Jeff Burroughs, R OBP: 0.333, SLG: 0.365 (1, 7) BB	4-0 1-2 2B BB		0-0 5-3			0-0 F9	0-3 K		0-0 F3	4 1 0 0 1 1 4															
Brian Asselstine, L OBP: 0.297, SLG: 0.343 (1, 8)	0-0 1-H 2-H 3-H 1B 2B		0-3 K			0-0 L4		0-0 1B 4-1 1B		4 1 2 3 0 1 1															
Bruce Benedict, R OBP: 0.294, SLG: 0.281 Joe Nolan, L OBP: 0.438, SLG: 0.429 (8, PH) (8, 2)	0-0 2-H 1B			0-0 5-3		4-0 BB		0-0 4-1		2 0 1 1 1 0 0 1 0 0 0 0 0 1	AB 36 R 5 H 10 RBI 5 BB 5 SO 6 LOB 17														
Luis Gomez, R OBP: 0.277, SLG: 0.230 Gary Matthews, R OBP: 0.229, SLG: 0.273 Chico Ruiz, R OBP: 0.286, SLG: 0.429 (1, 6) (8, PH) (8, 5)	0-0 1-3			0-0 5-3		0-0 F9		0-3 K		3 0 0 0 0 0 2 1 0 0 0 0 1 1 0 0 0 0 0 0 0															
Doyle Alexander, R OBP: 0.111, SLG: 0.111 Tommy Soggs, R OBP: 0.143, SLG: 0.167 Mike Lum, L OBP: 0.154, SLG: 0.167 Rick Camp, R Charlie Spikes, R OBP: 0.444, SLG: 0.444 Al Hirabosky, R (1, 1) (3, 1) (7, PH) (7, 1) (8, PH) (8, 1)		0-3 K		0-3 K			4-0 FC6-4 BB	0-0 2-3 1B		1 0 0 0 0 0 1 0 1 0 0 0 0 0 1 0 0 0 0 0 0 1 0 0 0 0 0 0 0 0 0 0 1 0 1 0 0 0 0 0 0 0 0 0 0 0 0 0															
Inning Stats	R: 4 E: 1 K: 0 S: 6	H: 3 LOB: 1 BB: 2 P: 14	R: 0 E: 0 K: 1 S: 5	H: 0 LOB: 0 BB: 0 P: 5	R: 0 E: 0 K: 1 S: 6	H: 1 LOB: 1 BB: 0 P: 6	R: 0 E: 0 K: 1 S: 5	H: 0 LOB: 0 BB: 0 P: 5	R: 0 E: 0 K: 0 S: 3	H: 1 LOB: 1 BB: 1 P: 7	R: 0 E: 0 K: 0 S: 3	H: 0 LOB: 1 BB: 1 P: 7	R: 1 E: 0 K: 1 S: 7	H: 2 LOB: 2 BB: 1 P: 11	R: 0 E: 0 K: 2 S: 9	H: 2 LOB: 2 BB: 0 P: 9	R: 0 E: 0 K: 0 S: 4	H: 1 LOB: 1 BB: 0 P: 4	1B: 8 2B: 2 3B: 0 HR: 0	SF: 0 SAC: 0 DP: 2 HBP: 0	WP: 0 PB: 0 SB: 0 CS: 0	PA: 41			
PITCHER	IP WLS BF H R ER SO BB IBB HBP BLK WP HR S P ERA WHIP																								
Dick Ruthven, R ERA: 6.51 Ron Reed, R ERA: 4.85 Dickie Noles, R ERA: 2.03	(1, 1) (7, 1) (7, 1)	6.0 0.1 2.2	W S	27 3 11	5 2 3	5 0 0	1 0 0	3 0 3	5 0 0	0 0 0	0 0 0	0 0 0	0 0 0	28 3 17	48 3 17	1.50 0.00 0.00	1.667 6.000 1.125								

Atlanta Braves @ Philadelphia Phillies
Veterans Stadium, Philadelphia, PA
Tue May 06 1980, 7:05 PM EDT
Att: 25,302 - Unknown

livebaseballscorecards.com



Batter	1	2	3	4	5	6	7	8	9
Pete Rose, S OBP: 0.323, SLG: 0.337 (1, 3)	0-0 2B		0-0 2B	4-0 FC4-6 BB		0-3 K		0-0 1B E 1B	
Bake McBride, L OBP: 0.295, SLG: 0.434 (1, 9) Del Unser, L OBP: 0.500, SLG: 0.750 (9, 7)	0-0 2B		0-0 F4	0-0 FC4-6 G6-4-3		0-0 SF7		0-0 1B E 1B	
Mike Schmidt, R OBP: 0.366, SLG: 0.682 (1, 5)	0-3 K		0-0 1B 2B	0-0 G6-4-3		0-0 6-3		0-0 E4 3B	
Greg Luzinski, R OBP: 0.374, SLG: 0.613 (1, 7) George Vukovich, L OBP: 0.250, SLG: 0.500 (9, 9)	0-3 K		0-0 2B 1B		4-0 FC5-4 BB		0-0 6-3	0-3 K	
Greg Gross, L OBP: 0.241, SLG: 0.296 (1, 8)	4-0 BB		0-0 1B 2B		0-0 FC5-4 FC6-4		0-0 1-3	0-0 4-3	
Bob Boone, R OBP: 0.325, SLG: 0.429 (1, 2)	0-0 F8		0-0 F7		0-0 F7		0-0 2B	0-0 P3	
Larry Bowa, S OBP: 0.272, SLG: 0.325 (1, 6)		0-0 4-3	0-0 BB 1B		0-0 FC6-4		4-0 FC5-4 IBB		
Ramon Aviles, R OBP: 0.429, SLG: 0.455 (1, 4)		0-0 1B	4-0 1-2 BB			0-0 SH SF7 2B	0-0 FC5-4		
Dick Ruthven, R OBP: 0.250, SLG: 0.375 (1, 1) Ron Reed, R (7, 1) Dickie Noles, R OBP: 0.667, SLG: 0.667 (7, 1)		0-0 B1-6-4	0-3 K			0-0 SH SF7		0-0 1B E 1B	

AB	R	H	RBI	BB	SO	LOB
4	3	3	0	1	1	2
4	1	2	2	0	0	2
0	0	0	0	0	0	0
5	2	2	4	0	1	3
4	1	1	1	1	2	1
0	0	0	0	0	0	0
4	1	1	1	1	0	1
5	0	1	0	0	0	4
3	0	1	1	1	0	1
3	1	2	0	1	0	2
2	0	0	0	0	1	3
0	0	0	0	0	0	0
1	1	1	0	0	0	0

AB	R	H	RBI	BB	SO	LOB
35	10	14	9	5	5	19

Inning Stats		R: 1	H: 2	E: 0	K: 2	S: 9	LOB: 2	BB: 1	P: 13
R: 0		H: 1	E: 0	K: 0	S: 3	LOB: 0	BB: 0	P: 3	
R: 4		H: 5	E: 0	K: 1	S: 10	LOB: 2	BB: 1	P: 14	
R: 0		H: 0	E: 0	K: 0	S: 2	LOB: 0	BB: 1	P: 6	
R: 0		H: 0	E: 0	K: 0	S: 3	LOB: 1	BB: 1	P: 7	
R: 1		H: 1	E: 0	K: 1	S: 7	LOB: 1	BB: 0	P: 7	
R: 0		H: 1	E: 0	K: 0	S: 4	LOB: 2	BB: 1	P: 8	
R: 4		H: 4	E: 1	K: 1	S: 9	LOB: 0	BB: 0	P: 9	

PITCHER	IP	WLS	BF	H	R	ER	SO	BB	IBB	HBP	BLK	WP	HR	S	P	ERA	WHIP
Doyle Alexander, R ERA: 5.68 (1, 1)	2.2	L	16	8	5	5	2	1	0	0	0	0	0	19	23	16.88	3.375
Tommy Boggs, R ERA: 4.62 (3, 1)	3.1		14	1	1	1	2	3	0	0	0	0	0	15	27	2.70	1.200
Rick Camp, R ERA: 3.63 (7, 1)	1.0		5	1	0	0	0	0	1	0	0	0	0	4	8	0.00	1.000
Al Hrabosky, L ERA: 5.25 (8, 1)	1.0		7	4	4	3	1	0	0	0	0	0	0	9	9	27.00	4.000

PITCHER	IP	WLS	BF	H	R	ER	SO	BB	IBB	HBP	BLK	WP	HR	S	P	ERA	WHIP

Atlanta Braves @ Philadelphia Phillies
 Veterans Stadium, Philadelphia, PA
 Tue May 06 1980, 7:05 PM EDT
 Att. 25,302 - Unknown

livebaseballscores.com



Batter	1	2	3	4	5	6	7	8	9	AB R H RBI BB SO LOB	TOP											
Terry Puhl, L (1, 9) OBP: 0.364, SLG: 0.507	0-0 HR		0-0 CS 1B		0-0 HR		0-0 G3			4 2 3 2 0 0 0	Houston Astros @ Atlanta Braves Atlanta-Fulton County Stadium, Atlanta, GA Fri May 09 1980, 7:05 PM EDT Att. 11,111 - Unknown											
Julio Gonzalez, R (1, 6) OBP: 0.143, SLG: 0.190	0-0 6-3		0-0 F7		0-0 5-3			0-0 6-3		4 0 0 0 0 0 1												
Joe Morgan, L (1, 4) OBP: 0.371, SLG: 0.405	0-0 4-3			0-0 HR		4-0 CS BB		0-0 6-3		3 1 1 1 1 0 0												
Cesar Cedeno, R (1, 8) OBP: 0.418, SLG: 0.513	0-0 1B			0-0 L6		0-0 F7		0-0 1-3		4 0 1 0 0 0 1												
Enos Cabell, R (1, 5) OBP: 0.364, SLG: 0.423	0-0 F9			0-0 1-3 1B		0-0 FC5-4 1B			0-0 F7	4 0 2 0 0 0 1												
Jeffrey Leonard, R (1, 3) OBP: 0.297, SLG: 0.344		0-0 4-3		0-0 1-3		0-0 FC5-4			0-0 G6-4-3 1B	4 0 1 0 0 0 2												
Jose Cruz, L (1, 7) OBP: 0.412, SLG: 0.421		0-3 K		0-0 6-3			0-0 F4		0-0 G6-4-3	4 0 0 0 0 1 2												
Alan Ashby, S (1, 2) OBP: 0.333, SLG: 0.451		0-0 5-3			0-0 6-3		0-0 L5			3 0 0 0 0 0 0												
Ken Forsch, R (1, 1) OBP: 0.294, SLG: 0.353			0-0 6-3			0-3 K		0-0 HR		2 0 0 0 0 1 0												
Rafael Landestoy, S (7, PH) OBP: 0.310, SLG: 0.462										1 1 1 1 0 0 0												
Dave Smith, R (7, 1)										0 0 0 0 0 0 0												
Randy Niemann, L (7, 1)										0 0 0 0 0 0 0												
Frank LaCorte, R (7, 1) OBP: 0.500, SLG: 0.500										0 0 0 0 0 0 0												
Inning Stats	R: 1 E: 0 K: 0 S: 5	H: 2 LOB: 1 BB: 0 P: 5	R: 0 E: 0 K: 1 S: 5	H: 0 LOB: 0 BB: 0 P: 5	R: 0 E: 0 K: 0 S: 3	H: 1 LOB: 0 BB: 0 P: 3	R: 1 E: 0 K: 0 S: 5	H: 2 LOB: 1 BB: 0 P: 5	R: 1 E: 0 K: 1 S: 6	H: 1 LOB: 0 BB: 0 P: 6	R: 0 E: 0 K: 0 S: 3	H: 1 LOB: 1 BB: 1 P: 7	R: 1 E: 0 K: 0 S: 4	H: 1 LOB: 0 BB: 0 P: 4	R: 0 E: 0 K: 0 S: 3	H: 0 LOB: 0 BB: 0 P: 3	R: 0 E: 0 K: 0 S: 3	H: 1 LOB: 0 BB: 0 P: 3	1B: 5 2B: 0 3B: 0 HR: 4	SF: 0 SAC: 0 DP: 1 HBP: 0	WP: 0 PB: 0 SB: 0 CS: 2	PA: 34
PITCHER	IP WLS BF H R ER SO BB IBB HBP BLK WP HR S P ERA WHIP																					
Larry McWilliams, L (1, 1) ERA: 5.11	7.0 W 28 8 4 4 2 1 0 0 0 0 4 31 35 5.14 1.286																					
Rick Camp, R (8, 1) ERA: 3.38	1.1 5 1 0 0 0 0 0 0 0 0 0 5 5 0.00 0.750																					
Larry Bradford, L (9, 1) ERA: 1.46	0.2 S 1 0 0 0 0 0 0 0 0 0 0 1 1 0.00 0.000																					

livebaseballscorecards.com

AB	33
R	4
H	9
RBI	4
BB	1
SO	2
LOB	7



Batter	1	2	3	4	5	6	7	8	9	AB R H RBI BB SO LOB
Jerry Royster, R OBP: 0.333, SLG: 0.309 (1, 4)	0-0 F9	0-0 G4-6-3			0-0 F8		0-0 E4			4 0 0 0 0 0 1
Larvell Blanks, R OBP: 0.208, SLG: 0.235 (1, 5)	0-0 BB 1B	0-0 5-3			0-0 6-3		0-3 K			4 1 1 0 0 1 1
Dale Murphy, R OBP: 0.364, SLG: 0.424 (1, 9)	4-0 BB 1B		0-0 5-3		0-3 K		4-0 BB			2 1 0 0 2 1 0
Chris Chambliss, L OBP: 0.343, SLG: 0.495 (1, 3)	0-0 BB 1B		0-0 2B		0-3 K		0-0 F8			4 1 2 1 0 1 2
Jeff Burroughs, R OBP: 0.344, SLG: 0.375 (1, 7)	0-0 BB 1B		0-0 2B		0-0 HR 1B		0-0 5-3			4 1 2 1 0 0 3
Brian Asselstine, L OBP: 0.295, SLG: 0.378 (1, 8)	0-0 E3		0-0 4-3		0-0 HR		0-3 K			4 1 1 3 0 1 2
Bruce Benedict, R OBP: 0.289, SLG: 0.278 (1, 2)	0-0 F8			0-0 G6-4-3 1B		0-3 K		0-0 F7		4 0 1 0 0 1 2
Luis Gomez, R OBP: 0.275, SLG: 0.219 (1, 6)	0-0 3-1			0-0 G6-4-3 1B		4-0 BB		0-3 K		3 0 0 0 1 1 3
Larry McWilliams, L OBP: 0.500, SLG: 0.500 (1, 1)		0-0 G4-6-3 1B		0-3 K		0-3 K				3 0 1 0 0 2 1
Rick Camp, R (8, 1)										0 0 0 0 0 0 0
Larry Bradford, R (9, 1)										0 0 0 0 0 0 0

Inning Stats	R: 3	H: 3	E: 1	K: 0	S: 7	LOB: 2	BB: 1	P: 11	R: 0	H: 1	E: 0	K: 0	S: 3	LOB: 0	BB: 0	P: 3	R: 0	H: 1	E: 0	K: 0	S: 4	LOB: 1	BB: 0	P: 4	R: 0	H: 1	E: 0	K: 1	S: 5	LOB: 0	BB: 0	P: 5	R: 0	H: 0	E: 0	K: 1	S: 5	LOB: 0	BB: 0	P: 5	R: 2	H: 2	E: 0	K: 3	S: 11	LOB: 1	BB: 1	P: 15	R: 0	H: 0	E: 1	K: 1	S: 6	LOB: 2	BB: 1	P: 10	R: 0	H: 0	E: 0	K: 2	S: 7	LOB: 0	BB: 0	P: 7	1B: 6	SF: 0	2B: 1	SAC: 0	3B: 0	DP: 2	HR: 1	HBP: 0	WP: 0	PA: 35
--------------	------	------	------	------	------	--------	-------	-------	------	------	------	------	------	--------	-------	------	------	------	------	------	------	--------	-------	------	------	------	------	------	------	--------	-------	------	------	------	------	------	------	--------	-------	------	------	------	------	------	-------	--------	-------	-------	------	------	------	------	------	--------	-------	-------	------	------	------	------	------	--------	-------	------	-------	-------	-------	--------	-------	-------	-------	--------	-------	--------

PITCHER	IP	WLS	BF	H	R	ER	SO	BB	IBB	HBP	BLK	WP	HR	S	P	ERA	WHIP
Ken Forsch, R ERA: 2.98 (1, 1)	6.0	L	27	8	5	5	5	2	0	0	0	0	1	35	43	7.50	1.667
Dave Smith, R ERA: 2.08 (7, 1)	0.1		3	0	0	0	1	1	0	0	0	0	0	4	8	0.00	3.000
Randy Niemann, L ERA: 13.5 (7, 1)	0.1		1	0	0	0	0	0	0	0	0	0	0	1	1	0.00	0.000
Frank LaCorte, R ERA: 0.56 (7, 1)	1.1		4	0	0	0	2	0	0	0	0	0	0	8	8	0.00	0.000

BOTTOM

Houston Astros @ Atlanta Braves
Atlanta-Fulton County Stadium, Atlanta, GA

Fri May 09 1980, 7:05 PM EDT
Att. 11,111 - Unknown

livebaseballscorecards.com

AB	32
R	5
H	8
RBI	5
BB	3
SO	8
LOB	15



Batter	1	2	3	4	5	6	7	8	9	10	11	AB	R	H	RBI	BB	SO	LOB	TOP						
Terry Puhl, L (1, 8) OBP: 0.386, SLG: 0.507												4	1	2	1	2	0	0							
Craig Reynolds, L (1, 6) OBP: 0.240, SLG: 0.280												6	0	1	0	0	0	5							
Denny Walling, L (1, 9) OBP: 0.371, SLG: 0.328												4	0	0	1	0	2	2							
Jeffrey Leonard, R (10, PH) OBP: 0.308, SLG: 0.355													1	0	1	0	0	0	0						
Joe Morgan, L (1, 4) OBP: 0.364, SLG: 0.393													5	0	1	0	0	2							
Jose Cruz, L (1, 7) OBP: 0.403, SLG: 0.410													5	1	1	0	0	2							
Enos Cabell, R (1, 5) OBP: 0.366, SLG: 0.416												4	1	1	0	1	0	1							
Dave Bergman, L (1, 3) OBP: 0.222, SLG: 0.125													3	0	0	0	1	1	2						
Alan Ashby, S (1, 2) OBP: 0.355, SLG: 0.444													3	0	1	1	2	0	0						
J.R. Richard, R (1, 1) OBP: 0.118, SLG: 0.294													4	0	0	0	0	1	5						
Frank LaCorte, R (10, 1) OBP: 0.500, SLG: 0.500														0	0	0	0	0	0	0					
Rafael Landestoy, S (11, PH) OBP: 0.300, SLG: 0.444														1	0	0	0	0	0	3					
Joe Sambito, L (11, 1) OBP: 0.300, SLG: 0.444														0	0	0	0	0	0	0					
Inning Stats	R: 0 E: 0 K: 1 S: 5	H: 0 LOB: 0 BB: 0 P: 5	R: 1 E: 1 K: 0 S: 5	H: 1 LOB: 2 BB: 1 P: 9	R: 0 E: 0 K: 0 S: 3	H: 0 LOB: 0 BB: 0 P: 3	R: 0 E: 0 K: 1 S: 7	H: 2 LOB: 3 BB: 1 P: 11	R: 1 E: 0 K: 0 S: 5	H: 2 LOB: 1 BB: 0 P: 5	R: 0 E: 0 K: 2 S: 8	H: 1 LOB: 1 BB: 0 P: 8	R: 0 E: 0 K: 0 S: 3	H: 0 LOB: 0 BB: 0 P: 3	R: 0 E: 0 K: 0 S: 3	H: 0 LOB: 0 BB: 0 P: 3	R: 0 E: 0 K: 0 S: 3	H: 1 LOB: 1 BB: 1 P: 7	R: 1 E: 0 K: 0 S: 4	H: 1 LOB: 3 BB: 3 P: 16	1B: 8 2B: 0 3B: 0 HR: 0	SF: 0 SAC: 1 DP: 0 HBP: 0	WP: 0 PB: 0 SB: 2 CS: 1	PA: 47	
PITCHER	IP	WLS	BF	H	R	ER	SO	BB	IBB	HBP	BLK	WP	HR	S	P	ERA	WHIP								
Rick Matula, R (1, 1) ERA: 1.8	8.0		33	6	2	1	4	1	1	0	0	0	0	39	47	1.12	0.875								
Larry Bradford, L (9, 1) ERA: 1.26	2.0		7	1	0	0	0	1	0	0	0	0	0	6	10	0.00	1.000								
Gene Garber, R (11, 1) ERA: 8.49	0.2	L	5	1	1	1	0	1	1	0	0	0	0	3	11	13.50	3.000								
Al Hrabosky, L (11, 1) ERA: 5.11	0.1		2	0	0	0	0	1	0	0	0	0	0	1	5	0.00	3.000								

Houston Astros @ Atlanta Braves
 Atlanta-Fulton County Stadium, Atlanta, GA
 Sat May 10 1980, 7:05 PM EDT
 Att. 13,798 - Unknown

livebaseballscorecards.com

AB 40
 R 3
 H 8
 RBI 3
 BB 6
 SO 4
 LOB 22



Batter	1	2	3	4	5	6	7	8	9	10	11	AB	R	H	RBI	BB	SO	LOB	BOTTOM								
Jerry Royster, R (1, 4) OBP: 0.336, SLG: 0.306	4-0 BB FC6-4-5 6-3		X 0-0 PO 1B		X 0-0 F7			S 0-3 K		X 0-0 6-3-5 1-3f		4	0	1	0	1	1	1									
Larvell Blanks, R (1, 5) OBP: 0.208, SLG: 0.233 (11, 6)	0-0 6-3 1-2		0-0 PO 1-2	0-0 2B 1B		S 0-3 K		X 0-0 F8		X 0-0 6-3		5	1	1	0	0	1	1									
Dale Murphy, R (1, 9) OBP: 0.356, SLG: 0.422	0-0 FC6-4-5 2-3			0-0 1B 4-3 2B		S 0-3 K		X 0-0 F7		S 0-3 K		5	1	1	0	0	2	1									
Chris Chambliss, L (1, 3) OBP: 0.346, SLG: 0.500	0-0 4-3			0-0 4-3 1B 2-3 3-H		X 0-0 2B		S 0-3 K		S 0-3 K		5	0	2	1	0	2	1									
Mike Lum, L (1, 7) OBP: 0.176, SLG: 0.250		X 0-0 F5		S 0-3 K		X 0-0 3-1		X 0-0 2B				4	0	1	0	0	1	2									
Brian Asselstine, L (1, 8) OBP: 0.293, SLG: 0.364		S 0-3 K		X 0-0 4-3 1-2 3-H		S 0-3 K		S 4-0 FC6-4 IBB				3	0	0	1	1	2	1									
Bruce Benedict, R (1, 2) OBP: 0.286, SLG: 0.275		X 0-0 6-3		X 0-0 6-3		X 0-0 1B		X 0-0 FC6-4 1-2f				4	0	1	0	0	0	3									
Luis Gomez, R (1, 6) OBP: 0.264, SLG: 0.209			X 0-0 6-3		X 0-0 F9		X 0-0 3-1			X 4-0 6-3-5 BB		3	0	0	0	0	0	1									
Gary Matthews, R (10, PH) OBP: 0.245, SLG: 0.273												0	0	0	0	1	0	0									
Gene Garber, R (11, 1)												0	0	0	0	0	0	0									
Al Hrabosky, R (11, 1)												0	0	0	0	0	0	0									
Rick Matula, R (1, 1)			S 0-3 K		X 0-0 G3		X 0-0 1-3		X 0-0 F2			2	0	0	0	0	1	0									
Joe Nolan, L (8, PH) OBP: 0.412, SLG: 0.400												1	0	0	0	0	0	0									
Larry Bradford, R (9, 1)												0	0	0	0	0	0	0									
Chico Ruiz, R (10, PH) OBP: 0.250, SLG: 0.375 (11, 5)												1	0	0	0	0	0	1									
Inning Stats	R: 0 E: 0 K: 0 S: 3	H: 0 LOB: 1 BB: 1 P: 7	R: 0 E: 0 K: 1 S: 5	H: 0 LOB: 0 BB: 0 P: 5	R: 0 E: 0 K: 1 S: 5	H: 1 LOB: 0 BB: 0 P: 5	R: 2 E: 0 K: 1 S: 8	H: 3 LOB: 1 BB: 0 P: 8	R: 0 E: 0 K: 0 S: 3	H: 0 LOB: 0 BB: 0 P: 3	R: 0 E: 0 K: 2 S: 7	H: 1 LOB: 1 BB: 0 P: 7	R: 0 E: 0 K: 1 S: 6	H: 1 LOB: 1 BB: 0 P: 6	R: 0 E: 0 K: 1 S: 5	H: 0 LOB: 0 BB: 0 P: 5	R: 0 E: 0 K: 1 S: 6	H: 1 LOB: 2 BB: 1 P: 10	R: 0 E: 0 K: 0 S: 2	H: 0 LOB: 0 BB: 1 P: 6	R: 0 E: 0 K: 2 S: 7	H: 0 LOB: 0 BB: 0 P: 7	1B: 4 2B: 4 3B: 0 HR: 0	SF: 0 SAC: 0 DP: 1 HBP: 0	WP: 0 PA: 41 PB: 0 SB: 0 CS: 0		
PITCHER	IP	WLS	BF	H	R	ER	SO	BB	IBB	HBP	BLK	WP	HR	S	P	ERA	WHIP										
J.R. Richard, R (1, 1) ERA: 2.49	9.0		34	7	2	2	8	1	1	0	0	0	0	48	56	2.00	0.889										
Frank LaCorte, R (10, 1) ERA: 0.53	1.0	W	3	0	0	0	0	1	0	0	0	0	0	2	6	0.00	1.000										
Joe Sambito, L (11, 1) ERA: 2.76	1.0	S	3	0	0	0	2	0	0	0	0	0	0	7	7	0.00	0.000										

Houston Astros @ Atlanta Braves
Atlanta-Fulton County Stadium, Atlanta, GA
Sat May 10 1980, 7:05 PM EDT
Att. 13,798 - Unknown

livebaseballscores.com

AB	37
R	2
H	7
RBI	2
BB	3
SO	10
LOB	12



Batter	1	2	3	4	5	6	7	8	9	AB R H RBI BB SO LOB	TOP																								
Terry Puhl, L (1, 8) OBP: 0.375, SLG: 0.481	0-0 3-1		0-0 P4		4-0 BB BB		0-0 F9		0-0 F9	4 0 0 0 1 0 2																									
Craig Reynolds, L (1, 6) OBP: 0.240, SLG: 0.274	4-0		0-0 F8		0-0 SF6		0-0 G3		0-0 F9	2 0 0 1 1 0 2																									
Dave Smith, R (7, 1)										0 0 0 0 0 0 0																									
Dave Bergman, L (9, PH) OBP: 0.211, SLG: 0.118	G6-3 BB									1 0 0 0 0 0 0																									
Jeffrey Leonard, R (1, 9) OBP: 0.314, SLG: 0.338	0-0 G6-3 1-2f				0-0 F9		0-0 3-H 1-2 2-3 BB		4-0 1B G3 1B BB	3 1 0 0 2 1 1																									
Joe Morgan, L (1, 4) OBP: 0.351, SLG: 0.376		0-3 K		0-0 E4 G3-6		0-0 P4		0-0 G3 1-2		4 0 0 0 0 1 4																									
Jose Cruz, L (1, 7) OBP: 0.398, SLG: 0.404		0-0 6-3		0-0 G3-6 1-2f		0-0 4-3		0-0 BB 1B SF7 1B		4 1 1 0 0 0 1																									
Enos Cabell, R (1, 5) OBP: 0.379, SLG: 0.429		0-0 F8				0-0 1B 2B 1B		0-0 BB 1B		4 1 3 1 0 0 0																									
Denny Walling, L (1, 3) OBP: 0.392, SLG: 0.333			0-0 SH5-3 E 1B		0-0 F7		4-0 G6-4-3 1-2 BB		4-0 BB BB	2 0 1 0 2 0 1																									
Luis Pujols, R (1, 2) OBP: 0.208, SLG: 0.220			0-0 E6 SH5-3 1-2		0-0 2B SF6 1B		0-0 G6-4-3 1-2f		0-0 SF7	3 1 1 1 0 0 3																									
Joe Niekro, R (1, 1) OBP: 0.222, SLG: 0.235			0-0 SH5-3		0-0 BB 2B		0-3 K		0-0 3-1	1 0 1 1 0 0 0																									
Vern Ruhle, R (6, 1) OBP: 0.500, SLG: 0.600										0 0 0 0 0 0 0																									
Rafael Landestoy, S (7, PH) OBP: 0.281, SLG: 0.414										2 0 0 0 0 1 2																									
Inning Stats	R: 0 E: 0 K: 0 S: 2 H: 0 LOB: 0 BB: 1 P: 6	R: 0 E: 0 K: 1 S: 5 H: 0 LOB: 0 BB: 0 P: 5	R: 0 E: 1 K: 0 S: 5 H: 1 LOB: 2 BB: 0 P: 5	R: 0 E: 1 K: 0 S: 3 H: 0 LOB: 0 BB: 0 P: 3	R: 2 E: 0 K: 0 S: 6 H: 3 LOB: 3 BB: 2 P: 14	R: 0 E: 0 K: 0 S: 3 H: 1 LOB: 1 BB: 1 P: 7	R: 0 E: 0 K: 1 S: 5 H: 0 LOB: 0 BB: 0 P: 5	R: 2 E: 0 K: 0 S: 5 H: 2 LOB: 2 BB: 2 P: 13	R: 0 E: 0 K: 1 S: 5 H: 0 LOB: 0 BB: 0 P: 5	1B: 6 2B: 1 3B: 0 HR: 0 SF: 2 SAC: 1 DP: 3 HBP: 0	WP: 0 PB: 0 SB: 1 CS: 0 PA: 39																								
PITCHER Phil Niekro, R (1, 1) ERA: 4.29	IP 9.0	WLS W	BF 39	H 7	R 4	ER 4	SO 3	BB 6	IBB 0	HBP 0	BLK 0	WP 0	HR 0	S 39	P 63	ERA 4.00	WHIP 1.444	PITCHER	IP 9.0	WLS W	BF 39	H 7	R 4	ER 4	SO 3	BB 6	IBB 0	HBP 0	BLK 0	WP 0	HR 0	S 39	P 63	ERA 4.00	WHIP 1.444

Houston Astros @ Atlanta Braves
Atlanta-Fulton County Stadium, Atlanta, GA

Sun May 11 1980, 3:33 AM EDT
Att: 10,871 - Unknown

livebaseballscorecards.com

AB 30
R 4
H 7
RBI 4
BB 6
SO 3
LOB 16



Batter	1	2	3	4	5	6	7	8	9
Jerry Royster, R OBP: 0.339, SLG: 0.324 (1, 4)	4-0 FC4-6 BB		0-3 K		0-0 6-3	0-0 FC5-2-5 3B		0-0 F8	
Bob Homer, R OBP: 0.077, SLG: 0.053 (1, 5)	0-0 FC4-6 1B 1-2f		0-0 6-3		0-0 E5 E	0-0 FC5-2-5 1B		0-0 5-3	
Larvell Blanks, R OBP: 0.205, SLG: 0.230 (7, 5)									
Gary Matthews, R OBP: 0.283, SLG: 0.313 (1, 9)	0-0 F9		0-0 1B 1B		0-0 E2 1B	0-0 1-2 1B			
Chris Chambliss, L OBP: 0.352, SLG: 0.500 (1, 3)	0-0 2B 1B		0-0 1-2 1B		0-0 F8	0-0 F7			
Jeff Burroughs, R OBP: 0.369, SLG: 0.407 (1, 7)	0-0 1-H 3-H 2B		0-0 6-3			0-0 1B 1B 1B	1-0 G4-6-3 HBP		
Brian Asselstine, L OBP: 0.291, SLG: 0.358 (1, 8)	0-3 K			0-0 F7		0-0 1-2 1B 1B	0-0 G4-6-3 1-2f		
Bruce Benedict, R OBP: 0.304, SLG: 0.295 (1, 2)		0-0 F7		0-0 5-3		0-0 SH3-4 1-2 2-3 1B 1B	0-0 1B		
Luis Gomez, R OBP: 0.263, SLG: 0.211 (1, 6)		0-0 F8		0-0 6-3		0-0 SH3-4 1-2 2-3 3B 1B	0-0 F3		
Phil Niekro, R OBP: 0.133, SLG: 0.200 (1, 1)		0-0 F3			0-0 4-3	0-0 SH3-4		0-0 6-3	

Inning Stats	R: 2	H: 2	E: 0	K: 1	S: 7	LOB: 1	BB: 1	P: 11	R: 0	H: 0	E: 0	K: 0	S: 3	LOB: 0	BB: 0	P: 3	R: 0	H: 2	E: 0	K: 1	S: 7	LOB: 2	BB: 0	P: 7	R: 0	H: 0	E: 0	K: 0	S: 3	LOB: 0	BB: 0	P: 3	R: 1	H: 1	E: 2	K: 0	S: 5	LOB: 1	BB: 0	P: 5	R: 4	H: 6	E: 0	K: 0	S: 9	LOB: 2	BB: 0	P: 9	R: 0	H: 1	E: 0	K: 0	S: 3	LOB: 1	BB: 0	P: 4	R: 0	H: 0	E: 0	K: 0	S: 3	LOB: 0	BB: 0	P: 3
--------------	------	------	------	------	------	--------	-------	-------	------	------	------	------	------	--------	-------	------	------	------	------	------	------	--------	-------	------	------	------	------	------	------	--------	-------	------	------	------	------	------	------	--------	-------	------	------	------	------	------	------	--------	-------	------	------	------	------	------	------	--------	-------	------	------	------	------	------	------	--------	-------	------

PITCHER	IP	WLS	BF	H	R	ER	SO	BB	IBB	HBP	BLK	WP	HR	S	P	ERA	WHIP
Joe Niekro, R ERA: 2.91 (1, 1)	5.0	L	26	9	7	6	2	1	0	0	0	0	0	29	33	10.80	2.000
Vern Ruhle, R ERA: 4.76 (6, 1)	1.0		5	2	0	0	0	0	0	0	0	0	0	5	5	0.00	2.000
Dave Smith, R ERA: 1.8 (7, 1)	2.0		7	1	0	0	0	0	0	1	0	0	0	6	7	0.00	0.500

BOTTOM


Houston Astros @ Atlanta Braves
Atlanta-Fulton County Stadium, Atlanta, GA

Sun May 11 1980, 3:33 AM EDT
Att. 10,871 - Unknown

AB	R	H	RBI	BB	SO	LOB
4	0	1	2	1	1	0
4	2	0	0	0	0	2
1	0	0	0	0	0	0
4	0	3	1	0	0	1
4	1	2	0	0	0	3
3	1	2	2	0	0	2
4	1	1	0	0	1	2
4	1	2	0	0	0	0
4	1	1	2	0	0	1
3	0	0	0	0	0	0

AB	35
R	7
H	12
RBI	7
BB	1
SO	2
LOB	11

WP: 0 PA: 38
PB: 0
SB: 0
CS: 0



PITCHER	IP	WLS	BF	H	R	ER	SO	BB	IBB	HBP	BLK	WP	HR	S	P	ERA	WHIP
---------	----	-----	----	---	---	----	----	----	-----	-----	-----	----	----	---	---	-----	------

Batter	1	2	3	4	5	6	7	8	9	AB R H RBI BB SO LOB	TOP											
Pete Rose, S (1, 3) OBP: 0.316, SLG: 0.323	0-0 E3 2B		0-0 FC6-5		0-0 G6-4-3			0-0 1B 2B		4 2 1 0 0 0 2	Philadelphia Phillies @ Atlanta Braves Atlanta-Fulton County Stadium, Atlanta, GA Tue May 13 1980, 7:05 PM EDT Att. 10,146 - Unknown											
Bake McBride, L (1, 9) OBP: 0.284, SLG: 0.430	0-0 L4		0-3 K			0-3 K		0-0 HBP 1B		4 0 1 2 0 2 2												
Mike Schmidt, R (1, 5) OBP: 0.364, SLG: 0.657	0-0 CS 2B		0-3 K			0-0 5-3		1-0 HBP 1B		3 0 1 1 0 1 1												
Greg Luzinski, R (1, 7) OBP: 0.361, SLG: 0.533	4-0 2-3 BB			0-3 K		4-0 FC6-4 BB		0-3 K		2 0 0 0 2 2 2												
Bob Boone, R (1, 2) OBP: 0.293, SLG: 0.387	0-0 P4			0-0 F9		0-0 FC6-4		0-0 G5-4-3		4 0 0 0 0 0 4												
Garry Maddox, R (1, 8) OBP: 0.276, SLG: 0.354		0-3 K		0-0 1B		0-0 5-3		0-0 G4-6-3 1B		4 0 2 0 0 1 0												
Larry Bowa, S (1, 6) OBP: 0.274, SLG: 0.363		0-0 4-3		0-0 1-3		0-0 F8		0-0 G4-6-3		3 0 0 0 0 0 1												
Ramon Aviles, R (7, 6) OBP: 0.333, SLG: 0.389								1-2f		1 0 0 0 0 0 1												
Manny Trillo, R (1, 4) OBP: 0.394, SLG: 0.500		0-0 4-3			0-0 F9		0-0 4-3		0-0 F9	4 0 0 0 0 0 0												
Randy Lerch, L (1, 1) OBP: 0.563, SLG: 0.583			0-0 FC6-5 2B		4-0 G6-4-3 BB			4-0 2B 1B BB		1 0 1 0 1 0 0												
George Vukovich, L (8, PH) OBP: 0.300, SLG: 0.444										0 1 0 0 1 0 0												
Lerrin LaGrow, R (8, 1)										0 0 0 0 0 0 0												
Inning Stats	R: 1 E: 1 K: 0 S: 4	H: 1 LOB: 1 BB: 1 P: 8	R: 0 E: 0 K: 1 S: 5	H: 0 LOB: 0 BB: 0 P: 5	R: 0 E: 0 K: 2 S: 8	H: 1 LOB: 1 BB: 0 P: 8	R: 0 E: 0 K: 1 S: 6	H: 1 LOB: 1 BB: 0 P: 6	R: 0 E: 0 K: 0 S: 2	H: 0 LOB: 0 BB: 1 P: 6	R: 0 E: 0 K: 1 S: 5	H: 0 LOB: 1 BB: 1 P: 9	R: 0 E: 0 K: 0 S: 3	H: 0 LOB: 0 BB: 0 P: 3	R: 2 E: 0 K: 1 S: 6	H: 2 LOB: 1 BB: 1 P: 11	R: 0 E: 0 K: 0 S: 3	H: 1 LOB: 0 BB: 0 P: 3	1B: 3 2B: 3 3B: 0 HR: 0	SF: 0 SAC: 0 DP: 3 HBP: 1	WP: 0 PB: 0 SB: 1 CS: 1	PA: 35
PITCHER	IP WLS BF H R ER SO BB IBB HBP BLK WP HR S P ERA WHIP																					
Doyle Alexander, R (1, 1) ERA: 5.01	7.0 W 28 4 3 2 5 4 0 0 0 0 0 0 34 50 2.57 1.143																					
Rick Camp, R (8, 1) ERA: 3.05	2.0 S 7 2 0 0 1 0 0 0 1 0 0 0 8 9 0.00 1.000																					

livebaseballscorecards.com

AB	30
R	3
H	6
RBI	3
BB	4
SO	6
LOB	13



Batter	1	2	3	4	5	6	7	8	9	AB R H RBI BB SO LOB
--------	---	---	---	---	---	---	---	---	---	----------------------

<p>Jerry Royster, R OBP: 0.344, SLG: 0.330 (1, 4)</p>	<p>0-0 G5-4-3 1B</p>	<p>0-0 1-2 1B 1B</p>		<p>0-0 6-3</p>			<p>0-0 5-3</p>			4 1 2 0 0 0 0
<p>Bob Homer, R OBP: 0.093, SLG: 0.071 Larvell Blanks, R OBP: 0.205, SLG: 0.230 (1, 5) (8, 5)</p>	<p>0-0 G5-4-3 1-2f</p>	<p>0-0 1-2 2-H 1B 1B</p>		<p>0-0 6-3</p>			<p>0-0 6-3</p>			4 0 1 1 0 0 1 0 0 0 0 0 0 0
<p>Gary Matthews, R OBP: 0.298, SLG: 0.327 (1, 9)</p>	<p>0-0 E5 2B</p>	<p>0-0 1-3 2-H 1B</p>		<p>0-0 6-3</p>			<p>0-0 E 1B</p>			4 2 2 1 0 0 0
<p>Chris Chambliss, L OBP: 0.357, SLG: 0.529 (1, 3)</p>	<p>0-0 1-H 2B 2B</p>	<p>0-0 L9</p>		<p>0-0 4-3</p>			<p>0-0 E5 1-H 3B</p>			4 2 2 2 0 0 2
<p>Jeff Burroughs, R OBP: 0.377, SLG: 0.419 Brian Asselstine, L OBP: 0.291, SLG: 0.358 (1, 7) (9, 7)</p>	<p>0-0 2-H 2B</p>		<p>0-0 5-3</p>		<p>4-0 BB FC5-4 BB</p>		<p>0-0 F7</p>			3 0 1 1 1 0 0 0 0 0 0 0 0 0
<p>Dale Murphy, R OBP: 0.352, SLG: 0.447 (1, 8)</p>	<p>0-0 5-3</p>		<p>0-3 K</p>		<p>0-0 F9</p>		<p>0-0 HR</p>			4 1 1 1 0 1 2
<p>Bruce Benedict, R OBP: 0.280, SLG: 0.271 (1, 2)</p>		<p>0-0 1-3</p>	<p>0-3 K</p>		<p>0-0 FC5-4 1-2f</p>		<p>0-3 K</p>			4 0 0 0 0 2 1
<p>Luis Gomez, R OBP: 0.250, SLG: 0.200 (1, 6)</p>		<p>0-0 4-3</p>		<p>0-0 5-3</p>		<p>0-0 G3</p>		<p>0-0 1-3</p>		4 0 0 0 0 0 1
<p>Doyle Alexander, R OBP: 0.167, SLG: 0.167 Rick Camp, R (1, 1) (8, 1)</p>		<p>0-0 1B 1B</p>		<p>0-3 K</p>		<p>0-0 F9</p>				3 1 1 0 0 1 0 0 0 0 0 0 0 0

Inning Stats	R: 2 E: 1 K: 0 S: 6	H: 3 LOB: 1 BB: 0 P: 6	R: 2 E: 0 K: 0 S: 7	H: 4 LOB: 2 BB: 0 P: 7	R: 0 E: 0 K: 2 S: 7	H: 0 LOB: 0 BB: 0 P: 7	R: 0 E: 0 K: 1 S: 5	H: 0 LOB: 0 BB: 0 P: 5	R: 0 E: 0 K: 0 S: 3	H: 0 LOB: 0 BB: 0 P: 3	R: 0 E: 0 K: 0 S: 3	H: 0 LOB: 1 BB: 1 P: 7	R: 0 E: 0 K: 0 S: 3	H: 0 LOB: 0 BB: 0 P: 3	R: 3 E: 1 K: 1 S: 8	H: 3 LOB: 0 BB: 0 P: 8	1B: 6 2B: 2 3B: 1 HR: 1	SF: 0 SAC: 0 DP: 1 HBP: 0	WP: 0 PB: 0 SB: 0 CS: 0	PA: 35
--------------	------------------------------	---------------------------------	------------------------------	---------------------------------	------------------------------	---------------------------------	------------------------------	---------------------------------	------------------------------	---------------------------------	------------------------------	---------------------------------	------------------------------	---------------------------------	------------------------------	---------------------------------	----------------------------------	------------------------------------	----------------------------------	--------

PITCHER	IP	WLS	BF	H	R	ER	SO	BB	IBB	HBP	BLK	WP	HR	S	P	ERA	WHIP
Randy Lerch, L ERA: 5.04 (1, 1)	7.0	L	29	7	4	2	3	1	0	0	0	0	0	34	38	2.57	1.143
Lerrin LaGrow, R ERA: 3.55 (8, 1)	1.0		6	3	3	3	1	0	0	0	0	0	1	8	8	27.00	3.000


BOTTOM

Philadelphia Phillies @ Atlanta Braves
Atlanta-Fulton County Stadium, Atlanta, GA

Tue May 13 1980, 7:05 PM EDT
Att. 10,146 - Unknown

livebaseballscorecards.com

AB	34
R	7
H	10
RBI	6
BB	1
SO	4
LOB	7



Batter	1	2	3	4	5	6	7	8	9	AB R H RBI BB SO LOB	TOP	
Pete Rose, S (1, 3) <small>OBP: 0.336, SLG: 0.359</small> Tug McGraw, R (8, 1) <small>OBP: 1.000, SLG: 1.000</small>	1-0 HBP	0-0 1-3 2-H 2B	0-0 WP 1B		0-0 2-H 2B			0-0 G3-6 1-2f		4 2 3 4 0 0 1 0 0 0 0 0 0 0		
Bake McBride, L (1, 9) <small>OBP: 0.303, SLG: 0.443</small> Greg Gross, L (5, 9) <small>OBP: 0.189, SLG: 0.229</small> George Vukovich, L (9, 7) <small>OBP: 0.300, SLG: 0.444</small>	0-0 5-3	0-0 1B	0-0 1B		0-0 P6			0-0 1-3		4 1 3 2 0 0 1 1 0 0 0 0 0 0 0 0 0 0 0 0 0		
Mike Schmidt, R (1, 5) <small>OBP: 0.360, SLG: 0.641</small> John Vukovich, R (8, 5) <small>OBP: 0.333, SLG: 0.333</small>	0-0 5-3	0-0 1B	0-0 L6					0-0 E7		4 0 1 1 0 1 2 1 0 0 0 0 0 0		
Greg Luzinski, R (1, 7) <small>OBP: 0.348, SLG: 0.510</small> Kevin Saucier, L (7, 1) Lonnie Smith, R (8, 9) <small>OBP: 0.375, SLG: 0.500</small>	0-0 E4 FC5-4	0-3 K		0-3 K		0-0 5-3		0-3 K		4 0 0 0 0 2 2 0 0 0 0 0 0 0 1 0 0 0 0 1 1		
Bob Boone, R (1, 2) <small>OBP: 0.288, SLG: 0.378</small>	0-0 FC5-4 1-2f		0-0 1B 1B 6-3 1B		0-0 L7		0-0 F7		0-0 6-3		5 1 1 0 0 0 2	
Garry Maddox, R (1, 8) <small>OBP: 0.272, SLG: 0.345</small>	0-0 FC5-4 1-2f		0-0 6-3 1B 1B		0-0 P4		0-0 F8		0-0 1-3		5 1 1 0 0 0 2	
Larry Bowa, S (1, 6) <small>OBP: 0.283, SLG: 0.389</small>		0-0 CS 2B	0-0 1-2 2-3 1B 1B		0-0 4-3		0-0 G4-6-3 1B		0-0 G4-6-3 1-2f		4 1 3 0 0 0 0	
Manny Trillo, R (1, 4) <small>OBP: 0.405, SLG: 0.486</small>		4-0 1B 2B BB	0-0 6-3		0-0 SH5-4 2B 1B		0-0 G4-6-3 1-2f		0-0 E3 G3-6		3 2 1 1 1 0 3	
Steve Carlton, L (1, 1) <small>OBP: 0.091, SLG: 0.095</small> Del Unser, L (7, 7) <small>OBP: 0.412, SLG: 0.600</small> (8, 3)		0-0 2B 1B 1-2	0-0 F9		0-0 SH5-4		0-0 E3 G3-6		0-0 E3 G3-6		2 1 1 0 0 0 2 1 0 0 0 0 0 0	
Inning Stats	R: 2 H: 1 E: 1 LOB: 1 K: 0 BB: 0 S: 5 P: 6	R: 2 H: 5 E: 0 LOB: 2 K: 1 BB: 1 S: 8 P: 12	R: 4 H: 5 E: 0 LOB: 1 K: 0 BB: 0 S: 8 P: 8	R: 0 H: 0 E: 0 LOB: 0 K: 1 BB: 0 S: 5 P: 5	R: 1 H: 2 E: 0 LOB: 1 K: 0 BB: 0 S: 5 P: 5	R: 0 H: 0 E: 0 LOB: 0 K: 1 BB: 0 S: 5 P: 5	R: 0 H: 1 E: 0 LOB: 0 K: 0 BB: 0 S: 3 P: 3	R: 0 H: 0 E: 1 LOB: 0 K: 0 BB: 0 S: 3 P: 3	R: 0 H: 0 E: 1 LOB: 1 K: 1 BB: 0 S: 6 P: 6	1B: 11 SF: 0 2B: 3 SAC: 1 3B: 0 DP: 2 HR: 0 HBP: 1	WP: 1 PA: 42 PB: 0 SB: 0 CS: 1	
PITCHER Larry McWilliams, L (1, 1) <small>ERA: 6.75</small> Tommy Boggs, R (3, 1) <small>ERA: 4.76</small> Preston Hanna, R (6, 1) <small>ERA: 3.52</small> Gene Garber, R (8, 1) <small>ERA: 7.24</small>	IP WLS BF H R ER SO BB IBB HBP BLK WP HR S P ERA WHIP 2.0 L 16 9 7 6 1 1 0 0 0 0 0 0 16 21 27.00 5.000 3.0 13 4 2 2 1 0 0 0 0 0 1 0 15 15 6.00 1.333 2.0 6 1 0 0 1 0 0 0 0 0 0 0 8 8 0.00 0.500 2.0 7 0 0 0 1 0 0 0 0 0 0 0 9 9 0.00 0.000	PITCHER IP WLS BF H R ER SO BB IBB HBP BLK WP HR S P ERA WHIP										

Philadelphia Phillies @ Atlanta Braves
 Atlanta-Fulton County Stadium, Atlanta, GA
 Wed May 14 1980, 7:05 PM EDT
 Att. 4,625 - Unknown

AB	39
R	9
H	14
RBI	8
BB	1
SO	4
LOB	16



WP: 1	PA: 42
PB: 0	
SB: 0	
CS: 1	

ERA	WHIP
27.00	5.000
6.00	1.333
0.00	0.500
0.00	0.000

Batter	1	2	3	4	5	6	7	8	9	AB	R	H	RBI	BB	SO	LOB
Jerry Royster, R OBP: 0.341, SLG: 0.321 (1, 4)	0-0 F9		4-0 BB		0-0 L8			0-3 K		3	0	0	0	1	1	0
Bob Homer, R OBP: 0.128, SLG: 0.174 (1, 5)	0-0 P6		0-3 K			0-0 HR		0-0 BB 1B		4	1	2	1	0	1	2
Gary Matthews, R OBP: 0.295, SLG: 0.321 (1, 9)	0-0 F2		0-3 K			0-0 5-3		0-0 BB 1B		4	0	1	0	0	1	2
Chris Chambliss, L OBP: 0.345, SLG: 0.509 (1, 3)		0-0 F8		0-0 4-3		0-0 F8		0-0 F8		4	0	0	0	0	0	2
Jeff Burroughs, R OBP: 0.384, SLG: 0.406 (1, 7)		4-0 FC5-4 BB		0-0 6-3		0-0 P6		4-0 BB		2	0	0	0	2	0	0
Dale Murphy, R OBP: 0.357, SLG: 0.459 (1, 8)		0-3 K		0-0 1B			0-0 PB 2B	0-3 K		4	0	2	0	0	2	4
Bruce Benedict, R OBP: 0.269, SLG: 0.260 (1, 2)		0-0 FC5-4		0-0 F8			0-3 K		0-0 F2	2	0	0	0	0	0	2
Preston Hanna, R (6, 1)										0	0	0	0	0	0	0
Charlie Spikes, R (7, PH)										1	0	0	0	0	1	1
Gene Garber, R (8, 1)										0	0	0	0	0	0	0
Larvell Blanks, R (9, PH)										1	0	0	0	0	0	0
Luis Gomez, R OBP: 0.250, SLG: 0.192 (1, 6)			4-0 BB BB		0-3 K		0-0 5-3		0-0 F8	3	0	0	0	1	1	1
Larry McWilliams, L (1, 1)					0-0 L8		0-0 F9		0-0 P3	0	0	0	0	0	0	0
Tommy Boggs, R (3, 1)										1	0	0	0	0	0	1
Bill Nahorodny, R (5, PH)										3	0	0	0	0	0	1
Bill Nahorodny, R (6, 2)																

Inning Stats	R: 0	H: 0	E: 0	K: 0	S: 3	LOB: 0	BB: 0	P: 3	R: 0	H: 0	E: 0	K: 1	S: 5	LOB: 1	BB: 1	P: 9	R: 0	H: 0	E: 0	K: 2	S: 7	LOB: 2	BB: 2	P: 15	R: 0	H: 1	E: 0	K: 0	S: 4	LOB: 1	BB: 0	P: 4	R: 0	H: 0	E: 0	K: 1	S: 5	LOB: 0	BB: 0	P: 5	R: 1	H: 1	E: 0	K: 0	S: 4	LOB: 0	BB: 0	P: 4	R: 0	H: 1	E: 0	K: 1	S: 6	LOB: 1	BB: 0	P: 6	R: 0	H: 2	E: 0	K: 2	S: 9	LOB: 3	BB: 1	P: 13	R: 0	H: 0	E: 0	K: 0	S: 3	LOB: 0	BB: 0	P: 3	1B: 3	SF: 0	2B: 1	SAC: 0	3B: 0	DP: 0	HR: 1	HBP: 0	WP: 0	PA: 36
--------------	------	------	------	------	------	--------	-------	------	------	------	------	------	------	--------	-------	------	------	------	------	------	------	--------	-------	-------	------	------	------	------	------	--------	-------	------	------	------	------	------	------	--------	-------	------	------	------	------	------	------	--------	-------	------	------	------	------	------	------	--------	-------	------	------	------	------	------	------	--------	-------	-------	------	------	------	------	------	--------	-------	------	-------	-------	-------	--------	-------	-------	-------	--------	-------	--------

PITCHER	IP	WLS	BF	H	R	ER	SO	BB	IBB	HBP	BLK	WP	HR	S	P	ERA	WHIP
Steve Carlton, L (1, 1) ERA: 2.03	6.0		23	2	1	1	4	3	0	0	0	0	1	28	40	1.50	0.833
Kevin Saucier, L (7, 1) ERA: 4.32	1.0		4	1	0	0	1	0	0	0	0	0	0	6	6	0.00	1.000
Tug McGraw, L (8, 1) ERA: 2.92	2.0		9	2	0	0	2	1	0	0	0	0	0	12	16	0.00	1.500

BOTTOM

Philadelphia Phillies @ Atlanta Braves
Atlanta-Fulton County Stadium, Atlanta, GA

Wed May 14 1980, 7:05 PM EDT
Att. 4,625 - Unknown

livebaseballscorecards.com

AB	32
R	1
H	5
RBI	1
BB	4
SO	7
LOB	16

Braves

New York Mets @ Atlanta Braves
 Atlanta-Fulton County Stadium, Atlanta, GA

Fri May 16 1980, 7:05 PM EDT
 Att. 6,135 - Unknown

AB	37
R	5
H	11
RBI	5
BB	5
SO	4
LOB	17



WP	1	PA	43
PB	2		
SB	0		
CS	1		

AB R H RBI BB SO LOB

4	0	1	0	1	1	1
3	2	2	0	2	0	0
4	1	1	1	1	0	4
5	1	2	3	0	0	5
4	0	2	1	0	0	0
1	0	0	0	0	0	0
4	0	1	0	1	0	2
5	0	0	0	0	1	3
4	1	2	0	0	0	1
2	0	0	0	0	1	1
1	0	0	0	0	1	0

Batter	1	2	3	4	5	6	7	8	9
Frank Taveras, R (1, 6) OBP: 0.285, SLG: 0.281	0-0 F9	0-3 K			4-0 1B BB		0-0 F6	0-0 E 1B	
Elliott Maddox, R (1, 5) OBP: 0.423, SLG: 0.313	4-0 1B BB		0-0 4-3		0-0 4-1 1B		4-0 PB 2B BB	0-0 E 1B	
Lee Mazzilli, S (1, 3) OBP: 0.411, SLG: 0.343	0-0 1B CS		0-0 G3		0-0 4-1 1B		4-0 1-2 2B BB	0-0 E4	
John Stearns, R (1, 2) OBP: 0.364, SLG: 0.453	0-0 1B 1-2 3-H		0-0 6-3		0-0 5-3		0-0 WP 1B 1-H 2-H	0-0 F5	
Mike Jorgensen, L (1, 9) OBP: 0.415, SLG: 0.389	0-0 1B		0-0 L6		0-0 F9		0-0 BB 1B	0-0 P3	
Jerry Morales, R (7, PR) OBP: 0.256, SLG: 0.250	1-3 1B		0-0 F9		0-0 2B		4-0 1-2 BB	0-0 5-3	
Joel Youngblood, R (1, 8) OBP: 0.361, SLG: 0.443	0-0 5-3		0-0 5-3		0-0 F9		4-0 1-2 BB	0-0 5-3	
Steve Henderson, R (1, 7) OBP: 0.345, SLG: 0.368		0-0 F8	0-3 K		0-0 F9		0-0 4-3	0-0 6-3	
Doug Flynn, R (1, 4) OBP: 0.237, SLG: 0.245		0-0 1B			0-0 1B SH2-4 4-1 1B		0-0 F5-3	0-0 F5	
Pete Falcone, L (1, 1) OBP: 0.111, SLG: 0.111		0-3 K			0-0 SH2-4		0-0 4-3	0-3 K	
Neil Allen, R (7, 1)					1-2				

Inning Stats	R	H	E	K	S	R	H	E	K	S	R	H	E	K	S	R	H	E	K	S	R	H	E	K	S	R	H	E	K	S	R	H	E	K	S		
	1	3	0	0	5	0	1	0	2	8	0	0	0	1	3	0	0	0	0	5	0	0	0	0	0	0	0	0	0	0	0	0	0	0	0	0	0

PITCHER	IP	WLS	BF	H	R	ER	SO	BB	IBB	HBP	BLK	WP	HR	S	P	ERA	WHIP
Phil Niekro, R (1, 1) ERA: 4.58	6.2	L	33	9	5	5	3	5	0	0	0	1	0	34	54	6.75	2.100
Gene Garber, R (7, 1) ERA: 7.07	0.1		1	0	0	0	0	0	0	0	0	0	0	1	1	0.00	0.000
Al Hrabosky, L (8, 1) ERA: 4.4	2.0		9	2	0	0	1	0	0	0	0	0	0	11	11	0.00	1.000

livebaseballscores.com

Batter	1	2	3	4	5	6	7	8	9	AB	R	H	RBI	BB	SO	LOB
Jerry Royster, R OBP: 0.338, SLG: 0.313 (1, 4)	0-3 K		4-0 S BB			0-3 K		0-3 K		3	0	0	0	1	3	0
Larvell Blanks, R OBP: 0.205, SLG: 0.266 (1, 5) (8, 6)	0-0 HR		0-3 K			0-0 F4 L6 1B		0-3 K		4	1	1	1	0	2	1
Gary Matthews, R OBP: 0.308, SLG: 0.322 (1, 9)	4-0 F8-4-3 BB				0-0 F8		0-0 1B	0-0 F8		3	0	1	0	1	0	0
Chris Chambliss, L OBP: 0.333, SLG: 0.491 (1, 3)	0-0 F8-4-3				0-3 K		0-0 L6		0-0 6-3	4	0	0	0	0	1	3
Jeff Burroughs, R OBP: 0.390, SLG: 0.394 (1, 7)		0-3 K			4-0 BB		4-0 2B 1B BB		0-3 K	2	1	0	0	2	2	0
Dale Murphy, R OBP: 0.353, SLG: 0.461 (1, 8)		0-0 5-3			0-3 K		0-0 1B SF7 2B		0-3 K	4	1	1	0	0	2	1
Bruce Benedict, R OBP: 0.273, SLG: 0.264 (1, 2)		0-0 F8				0-0 5-3		0-0 F4-6-3 1B		3	0	1	1	0	0	0
Luis Gomez, R OBP: 0.244, SLG: 0.188 (1, 6)			0-0 F8			0-3 K		0-0 SF7		2	0	0	0	0	1	0
Bill Nahorodny, R OBP: 0.125, SLG: 0.125 (7, PH)								0-0 3-H		0	0	0	0	0	0	0
Brian Asselstine, L OBP: 0.287, SLG: 0.358 (7, PH)								0-0 3-H		0	0	0	1	0	0	0
Chico Ruiz, R OBP: 0.250, SLG: 0.375 (8, 5)								0-0 1-2		0	0	0	0	0	0	0
Phil Niekro, R OBP: 0.118, SLG: 0.176 (1, 1)			0-0 5-3			0-0 5-3				2	0	0	0	0	0	0
Gene Garber, R (7, 1)										0	0	0	0	0	0	0
Mike Lum, L OBP: 0.167, SLG: 0.235 (7, PH)										1	0	0	0	0	0	1
Al Hrabosky, R (8, 1)										0	0	0	0	0	0	0

Inning Stats	R: 1	H: 1	E: 0	K: 1	S: 5	H: 1	LOB: 0	BB: 1	P: 9	R: 0	H: 0	E: 0	K: 1	S: 5	R: 0	H: 0	E: 0	K: 1	S: 5	R: 0	H: 0	E: 0	K: 2	S: 7	R: 0	H: 0	E: 0	K: 1	S: 5	R: 0	H: 1	E: 1	K: 1	S: 6	R: 2	H: 2	E: 0	K: 0	S: 4	R: 0	H: 0	E: 0	K: 2	S: 7	R: 0	H: 0	E: 0	K: 2	S: 7	1B: 2	SF: 1	2B: 3	3B: 0	HR: 1
--------------	------	------	------	------	------	------	--------	-------	------	------	------	------	------	------	------	------	------	------	------	------	------	------	------	------	------	------	------	------	------	------	------	------	------	------	------	------	------	------	------	------	------	------	------	------	------	------	------	------	------	-------	-------	-------	-------	-------

PITCHER	IP	WLS	BF	H	R	ER	SO	BB	IBB	HBP	BLK	WP	HR	S	P	ERA	WHIP
Pete Falcone, L ERA: 4.97 (1, 1)	6.0	W	25	4	3	3	7	4	0	0	0	0	1	35	51	4.50	1.333
Neil Allen, R ERA: 5.47 (7, 1)	3.0	S	8	0	0	0	4	0	0	0	0	0	0	16	16	0.00	0.000

BOTTOM

New York Mets @ Atlanta Braves
 Atlanta-Fulton County Stadium, Atlanta, GA

Fri May 16 1980, 7:05 PM EDT
 Att. 6,135 - Unknown

livebaseballscorecards.com

AB	28
R	3
H	4
RBI	3
BB	4
SO	11
LOB	6

Braves

WP: 0	PA: 33
PB: 0	
SB: 1	
CS: 0	

Batter	1	2	3	4	5	6	7	8	9	AB R H RBI BB SO LOB	TOP											
Frank Taveras, R (1, 6) OBP: 0.284, SLG: 0.280	0-0 6-3			0-0 1-3		0-0 1-2 1B		0-0 F8		4 0 1 0 0 0 0												
Elliott Maddox, R (1, 5) OBP: 0.416, SLG: 0.301 Jeff Reardon, R (8, 1) Ed Glynn, R (8, 1)	4-0 G3-6-1 BB			0-0 5-3		0-0 F9		0-0 L5		3 0 0 0 1 0 2 0 0 0 0 0 0 0 0 0 0 0 0 0 0												
Lee Mazzilli, S (1, 3) OBP: 0.398, SLG: 0.330	0-0 G3-6-1 1-2f			0-0 3-1		0-0 L4			0-0 1-3	4 0 0 0 0 0 3												
Mike Jorgensen, L (1, 9) OBP: 0.435, SLG: 0.404 Mario Ramirez, R (9, PR)		0-3 K			0-0 6-3 1B		0-0 WP SF9 1B		4-0 WP 1-3 BB	3 1 2 0 1 1 0 0 0 0 0 0 0 0												
John Stearns, R (1, 2) OBP: 0.352, SLG: 0.436		0-0 5-3			0-0 6-3 1-2		0-0 F7		0-0 1-3 1-2	4 0 0 0 0 0 3												
Steve Henderson, R (1, 7) OBP: 0.352, SLG: 0.375		0-0 F9			0-0 G5-4-3 1B		0-0 SF9 WP 1-2 1B		0-0 6-3 2-3	4 0 2 0 0 0 2												
Joel Youngblood, R (1, 8) OBP: 0.352, SLG: 0.435			0-0 P3		0-0 G5-4-3 1-2f		0-0 SF9 1-3 2-H			2 0 0 1 0 0 2												
Doug Flynn, R (1, 4) OBP: 0.239, SLG: 0.248			0-0 F1-3			0-0 FC4 1B		0-0 F4		3 0 1 0 0 0 1												
Pat Zachry, R (1, 1) Ron Hodges, L (6, PH) OBP: 0.400, SLG: 0.333 Tom Hausman, R (6, 1) Alex Trevino, R (8, PH) OBP: 0.448, SLG: 0.440			0-0 6-3			0-0 FC4 1-2f 1B		0-0 5-3		1 0 0 0 0 0 0 1 0 0 0 0 0 1 0 0 0 0 0 0 0 1 0 0 0 0 0 0												
Inning Stats	R: 0 E: 0 K: 0 S: 2	H: 0 LOB: 0 BB: 1 P: 6	R: 0 E: 0 K: 1 S: 5	H: 0 LOB: 0 BB: 0 P: 5	R: 0 E: 0 K: 0 S: 3	H: 0 LOB: 0 BB: 0 P: 3	R: 0 E: 0 K: 0 S: 3	H: 2 LOB: 1 BB: 0 P: 3	R: 0 E: 0 K: 0 S: 4	H: 2 LOB: 1 BB: 0 P: 4	R: 0 E: 0 K: 0 S: 5	H: 2 LOB: 2 BB: 0 P: 5	R: 1 E: 0 K: 0 S: 5	H: 2 LOB: 1 BB: 0 P: 5	R: 0 E: 0 K: 0 S: 3	H: 0 LOB: 0 BB: 0 P: 3	R: 0 E: 0 K: 0 S: 3	H: 0 LOB: 2 BB: 1 P: 7	1B: 6 2B: 0 3B: 0 HR: 0	SF: 1 SAC: 0 DP: 2 HBP: 0	WP: 2 PB: 0 SB: 0 CS: 0	PA: 33
PITCHER	IP WLS BF H R ER SO BB IBB HBP BLK WP HR S P ERA WHIP																					
Rick Matula, R (1, 1) ERA: 1.68 Rick Camp, R (9, 1) ERA: 2.95	8.1 W 31 6 1 1 1 2 0 0 0 1 0 31 39 1.08 0.960																					
	0.2 S 2 0 0 0 0 0 0 0 0 1 0 2 2 0.00 0.000																					

New York Mets @ Atlanta Braves
 Atlanta-Fulton County Stadium, Atlanta, GA
 Sun May 18 1980, 3:33 AM EDT
 Unknown

livebaseballscorecards.com

AB 30
R 1
H 6
RBI 1
BB 2
SO 1
LOB 14



Batter	1	2	3	4	5	6	7	8	9
Jerry Royster, R OBP: 0.336, SLG: 0.319 (1, 4)	0-0 6-3		0-0 L5-3		0-0 F9			0-0 BB 2B	
Larvell Blanks, R OBP: 0.218, SLG: 0.268 (1, 5)	0-3 K		0-0 F7			0-0 CS 1B		4-0 BB BB	
Gary Matthews, R OBP: 0.304, SLG: 0.306 (1, 9)	0-0 F7			0-0 F4-3		0-3 K		4-0 BB 1-2 2-3	
Chris Chambliss, L OBP: 0.323, SLG: 0.474 (1, 3)		0-0 F4-3		0-3 K		0-0 F9		0-0 F7	
Brian Assestine, L OBP: 0.289, SLG: 0.357 (1, 7)		0-0 HR 1B		0-0 F7			0-0 F6		
Dale Murphy, R OBP: 0.353, SLG: 0.486 (1, 8)		0-0 HR			0-0 F7		0-3 K		
Bill Nahorodny, R OBP: 0.182, SLG: 0.273 (1, 2)		0-3 K			0-0 2B		0-0 L5		
Luis Gomez, R OBP: 0.247, SLG: 0.183 (1, 6)		0-3 K			4-0 BB		0-0 5-3		
Rick Matula, R OBP: 0.071, SLG: 0.071 (1, 1)			0-0 L5-3 1B		0-3 K		0-3 K		
Rick Camp, R (9, 1)									

Inning Stats	R: 0	H: 0	E: 0	K: 1	S: 5	LOB: 0	BB: 0	P: 5	R: 2	H: 2	E: 0	K: 2	S: 9	LOB: 0	BB: 0	P: 9	R: 0	H: 1	E: 0	K: 0	S: 3	LOB: 0	BB: 0	P: 3	R: 0	H: 0	E: 0	K: 1	S: 5	LOB: 0	BB: 0	P: 5	R: 0	H: 1	E: 0	K: 1	S: 6	LOB: 2	BB: 1	P: 10	R: 0	H: 0	E: 0	K: 1	S: 5	LOB: 0	BB: 0	P: 5	R: 0	H: 0	E: 0	K: 1	S: 5	LOB: 0	BB: 0	P: 5	R: 0	H: 1	E: 0	K: 1	S: 6	LOB: 3	BB: 2	P: 14
--------------	------	------	------	------	------	--------	-------	------	------	------	------	------	------	--------	-------	------	------	------	------	------	------	--------	-------	------	------	------	------	------	------	--------	-------	------	------	------	------	------	------	--------	-------	-------	------	------	------	------	------	--------	-------	------	------	------	------	------	------	--------	-------	------	------	------	------	------	------	--------	-------	-------

AB	R	H	RBI	BB	SO	LOB
4	0	1	0	0	0	3
3	0	1	0	1	1	0
3	0	0	0	1	1	1
4	0	0	0	0	1	3
3	1	1	0	0	0	0
3	1	1	2	0	1	0
3	0	1	0	0	1	0
2	0	0	0	1	1	0
3	0	1	0	0	2	2
0	0	0	0	0	0	0

1B	2B	3B	HR	SF	SAC	DP	HBP	WP	HR	S	P	ERA	WHIP
3	3	0	1	0	0	1	0	0	0	0	0	3.60	1.000
0	0	0	0	0	0	0	0	0	0	5	13	0.00	4.500
0	0	0	0	0	0	0	0	0	0	1	1	0.00	0.000

BOTTOM

New York Mets @ Atlanta Braves
Atlanta-Fulton County Stadium, Atlanta, GA

Sun May 18 1980, 3:33 AM EDT
Unknown

livebaseballscorecards.com

AB	28
R	2
H	6
RBI	2
BB	3
SO	8
LOB	9

Braves

WP	HR	S	P	ERA	WHIP
0	0	0	0	0.00	1.000

Batter	1	2	3	4	5	6	7	8	9	AB R H RBI BB SO LOB	TOP																
Frank Taveras, R (1, 6) OBP: 0.297, SLG: 0.295	0-0 K 1B			0-0 SH1-3 1B		0-0 L1-3			0-0 SH1-4 E 1B	4 1 3 0 0 0 1																	
Elliott Maddox, R (1, 5) OBP: 0.408, SLG: 0.294	0-3 K 1-2			0-0 SH1-3 1-2			0-0 F7		0-0 SH1-4 1-2	2 0 0 0 0 1 1																	
Lee Mazzilli, S (1, 3) OBP: 0.386, SLG: 0.318	0-3 K			0-0 F7			0-3 K		0-0 E4 E 4-3 2-H	4 1 0 0 0 2 1																	
Mike Jorgensen, L (1, 9) (8, 7)			0-3 K	0-0 3-1			0-3 K		0-0 4-3 1-2	4 0 0 0 0 2 2																	
Joel Youngblood, R (1, 8) (8, 9)			0-0 F2		0-0 F7			0-0 SH1 S 1B	0-0 E4 CS 2-H	4 0 1 0 0 0 0																	
Steve Henderson, R (1, 7) Jerry Morales, R (8, PR) OBP: 0.256, SLG: 0.250	0-3 K			0-0 5-3			0-0 SH1 BB	0-0 CS 1-2	0-0 CS 1-2	2 0 0 0 1 1 0 0 0 0 0 0 0 0																	
Ron Hodges, L (1, 2) OBP: 0.364, SLG: 0.294			0-3 K		0-3 K			0-0 SH1 1-2 2-3		2 0 0 0 0 2 0																	
Doug Flynn, R (1, 4) OBP: 0.242, SLG: 0.243			0-0 F4-3		0-0 F5			0-0 G5-4-3 IBB		2 0 0 0 1 0 0																	
Ray Burris, R (1, 1) John Stearns, R (8, PH) Neil Allen, R (8, 1) OBP: 0.350, SLG: 0.432			0-0 4-3		0-0 L1-3 1B			0-0 G5-4-3 1-2f		2 0 1 0 0 0 0 1 0 0 0 0 0 3 0 0 0 0 0 0 0																	
Inning Stats	R: 0 E: 0 K: 2 S: 7	H: 1 LOB: 0 BB: 0 P: 7	R: 0 E: 0 K: 2 S: 7	H: 0 LOB: 0 BB: 0 P: 7	R: 0 E: 0 K: 1 S: 5	H: 0 LOB: 0 BB: 0 P: 5	R: 0 E: 0 K: 0 S: 4	H: 1 LOB: 1 BB: 0 P: 4	R: 0 E: 0 K: 1 S: 5	H: 0 LOB: 0 BB: 0 P: 5	R: 0 E: 0 K: 0 S: 3	H: 1 LOB: 0 BB: 0 P: 3	R: 0 E: 0 K: 2 S: 7	H: 0 LOB: 0 BB: 0 P: 7	R: 0 E: 0 K: 0 S: 3	H: 1 LOB: 3 BB: 2 P: 11	R: 2 E: 2 K: 0 S: 5	H: 1 LOB: 0 BB: 0 P: 5	1B: 5 2B: 1 3B: 0 HR: 0	SF: 0 SAC: 3 DP: 2 HBP: 0	WP: 0 PB: 0 SB: 1 CS: 1	PA: 33					
PITCHER	IP WLS BF H R ER SO BB IBB HBP BLK WP HR S P ERA WHIP																										
Doyle Alexander, R (1, 1) ERA: 4.12	7.0		22	3	0	0	8	0	0	0	0	0	0	38	38	0.00	0.429										
Gene Garber, R (8, 1) ERA: 6.19	2.0	L	10	2	2	0	0	1	1	0	0	0	0	8	16	0.00	1.500										

New York Mets @ Atlanta Braves
 Atlanta-Fulton County Stadium, Atlanta, GA
 Sun May 18 1980, 3:38 AM EDT
 Att: 11,807 - Unknown

AB	27
R	2
H	5
RBI	0
BB	2
SO	8
LOB	8



BOTTOM

New York Mets @ Atlanta Braves
 Atlanta-Fulton County Stadium, Atlanta, GA

Sun May 18 1980, 3:38 AM EDT
 Att. 11,807 - Unknown

livebaseballscorecards.com

AB	34
R	1
H	10
RBI	1
BB	1
SO	6
LOB	18



WP: 0	PA: 37
PB: 0	
SB: 0	
CS: 0	

AB	R	H	RBI	BB	SO	LOB
5	0	0	0	0	0	3
4	0	2	0	0	1	0
4	1	2	0	0	2	1
3	0	2	0	0	0	2
4	0	1	1	0	0	4
4	0	0	0	0	1	3
4	0	3	0	0	1	2
2	0	0	0	0	0	2
1	0	0	0	0	0	0
2	0	0	0	0	1	1
0	0	0	0	1	0	0
0	0	0	0	0	0	0
1	0	0	0	0	0	0

Batter	1	2	3	4	5	6	7	8	9
Jerry Royster, R OBP: 0.324, SLG: 0.306 (1, 4)	0-0 1-3		0-0 F4		0-0 F6		0-0 FC5		0-0 F4-3
Larvell Blanks, R OBP: 0.231, SLG: 0.291 (1, 5)	0-0 2B		0-3 K			0-0 1B		0-0 F9	
Gary Matthews, R OBP: 0.315, SLG: 0.318 (1, 9)	0-3 K			0-3 K		0-0 1B		0-0 1B	
Chris Chambliss, L OBP: 0.336, SLG: 0.479 (1, 3)	1-0 HBP			0-0 1B		0-0 L3		0-0 1B	
Brian Assestine, L OBP: 0.287, SLG: 0.352 (1, 7)	0-0 F4-3			0-0 F8		0-0 F8		0-0 1B	
Dale Murphy, R OBP: 0.341, SLG: 0.468 (1, 8)		0-0 F9		0-3 K			0-0 F4-3	0-0 F2	
Bruce Benedict, R OBP: 0.305, SLG: 0.298 (1, 2)		0-0 F4-6-3			0-0 1B		0-0 FC5	0-3 K	
Luis Gomez, R OBP: 0.242, SLG: 0.179 (1, 6)		0-0 F4-6-3			0-0 L9		0-0 SH2-3		0-0 5-3
Chico Ruiz, R OBP: 0.222, SLG: 0.333 (9, PH)							1-2		
Doyle Alexander, R OBP: 0.143, SLG: 0.143 (1, 1)			0-3 K						0-0 1-3
Mike Lum, L OBP: 0.211, SLG: 0.235 (7, PH)					0-0 P1				
Gene Garber, R (8, 1)							4-0 IBB		
Joe Nolan, L OBP: 0.389, SLG: 0.375 (9, PH)									

Inning Stats	R: 0	H: 1	E: 0	LOB: 2	K: 1	BB: 0	S: 6	P: 7
	R: 0	H: 1	E: 0	LOB: 0	K: 0	BB: 0	S: 3	P: 3
	R: 0	H: 0	E: 0	LOB: 0	K: 2	BB: 0	S: 7	P: 7
	R: 0	H: 1	E: 0	LOB: 1	K: 2	BB: 0	S: 8	P: 8
	R: 0	H: 1	E: 0	LOB: 1	K: 0	BB: 0	S: 4	P: 4
	R: 0	H: 2	E: 0	LOB: 1	K: 0	BB: 0	S: 4	P: 4
	R: 0	H: 1	E: 0	LOB: 2	K: 0	BB: 1	S: 4	P: 8
	R: 1	H: 3	E: 0	LOB: 2	K: 1	BB: 0	S: 8	P: 8
	R: 0	H: 0	E: 0	LOB: 0	K: 0	BB: 0	S: 3	P: 3

PITCHER	IP	WLS	BF	H	R	ER	SO	BB	IBB	HBP	BLK	WP	HR	S	P	ERA	WHIP
Ray Burris, R ERA: 2.53 (1, 1)	7.0		28	7	0	0	5	0	1	1	0	0	0	36	41	0.00	1.000
Neil Allen, R ERA: 5.4 (8, 1)	2.0	W	9	3	1	1	1	0	0	0	0	0	0	11	11	4.50	1.500

1B	2B	3B	HR	SF	SAC	DP	HBP
9	2	0	0	0	1	2	1
0	0	0	0	0	0	0	0
0	0	0	0	0	0	0	0
0	0	0	0	0	0	0	0

PITCHER	IP	WLS	BF	H	R	ER	SO	BB	IBB	HBP	BLK	WP	HR	S	P	ERA	WHIP
Ray Burris, R ERA: 2.53 (1, 1)	7.0		28	7	0	0	5	0	1	1	0	0	0	36	41	0.00	1.000
Neil Allen, R ERA: 5.4 (8, 1)	2.0	W	9	3	1	1	1	0	0	0	0	0	0	11	11	4.50	1.500

Batter	1	2	3	4	5	6	7	8	9	AB R H RBI BB SO LOB	TOP								
Jerry Royster, R OBP: 0.319, SLG: 0.302 (1, 4)	0-0 1-3			0-0 P3		0-0 G6-4-3 1B		0-0 4-3	0-0 E4 F9 1B 1-H	5 0 1 0 0 0 0									
Larvell Blanks, R OBP: 0.240, SLG: 0.289 (1, 5)	0-3 K			0-0 F9		0-0 F8			0-0 BB	4 1 1 0 1 1 1									
Gary Matthews, R OBP: 0.321, SLG: 0.329 (1, 9)	0-0 F8			4-0 BB		0-0 G6-4-3 1-2f			0-0 BB	4 1 1 0 1 0 3									
Chris Chambliss, L OBP: 0.338, SLG: 0.480 (1, 3)		4-0 BB		0-0 G3					0-0 BB	4 1 1 2 1 1 3									
Brian Assestine, L OBP: 0.286, SLG: 0.348 (1, 7)				0-0 G4-6-3 1-2f		0-0 5-3			0-0 BB	4 1 1 1 0 1 1									
Dale Murphy, R OBP: 0.346, SLG: 0.478 (1, 8)				0-3 K		0-0 FC6-4 1B			0-0 BB	4 1 2 0 0 2 0									
Bruce Benedict, R OBP: 0.317, SLG: 0.328 (1, 2)				0-3 K		0-0 FC6-4 1B			0-0 BB	4 1 2 1 0 1 1									
Luis Gomez, R OBP: 0.247, SLG: 0.176 (1, 6)				1-0 HBP		0-0 FC6-4 1-2f 2-3			0-0 BB	1 0 0 0 0 0 2									
Chico Ruiz, R OBP: 0.364, SLG: 0.636 (7, 6)				0-0 G6-3		0-0 P4			0-0 BB	2 1 2 1 0 0 0									
Larry McWilliams, L OBP: 0.500, SLG: 0.500 (1, 1)				0-0 G6-3					0-0 BB	0 0 0 0 0 0 0									
Tommy Scoggins, R OBP: 0.117, SLG: 0.125 (2, 1)									0-0 BB	1 0 0 0 0 0 1									
Mike Lum, L OBP: 0.230, SLG: 0.222 (5, PH)									0-0 BB	1 0 0 0 0 0 2									
Preston Hanna, R (5, 1)									0-0 BB	0 0 0 0 0 0 0									
Larry Bradford, R (6, 1)									0-0 BB	0 0 0 0 0 0 0									
Joe Nolan, L OBP: 0.368, SLG: 0.353 (8, PH)									0-0 BB	1 0 0 0 0 0 1									
Al Hrabosky, R (8, 1)									0-0 BB	0 0 0 0 0 0 0									
Charlie Spikes, R OBP: 0.455, SLG: 0.455 (9, PH)									0-0 BB	1 1 1 1 0 0 0									
Inning Stats	R: 0 E: 0 K: 1 S: 5	H: 0 LOB: 0 BB: 0 P: 5	R: 0 E: 0 K: 1 S: 4	H: 0 LOB: 0 BB: 1 P: 8	R: 0 E: 0 K: 1 S: 4	H: 0 LOB: 0 BB: 0 P: 5	R: 0 E: 0 K: 0 S: 3	H: 2 LOB: 2 BB: 0 P: 5	R: 0 E: 0 K: 3 S: 9	H: 0 LOB: 0 BB: 0 P: 9	R: 1 E: 0 K: 0 S: 4	H: 2 LOB: 0 BB: 0 P: 4	R: 7 E: 1 K: 0 S: 11	H: 7 LOB: 2 BB: 1 P: 15	1B: 7 2B: 4 3B: 1 HR: 0	SF: 0 SAC: 0 DP: 4 HBP: 1	WP: 0 PB: 1 SB: 0 CS: 0	PA: 40	
PITCHER	IP WLS BF H R ER SO BB IBB HBP BLK WP HR S P ERA WHIP																		
David Palmer, R ERA: 1.72 (1, 1)	8.0 W 28 5 1 1 6 2 0 1 0 0 0 0 0 37 46 1.12 0.875																		
Fred Norman, L ERA: 8.68 (9, 1)	0.1 8 6 7 6 0 1 0 0 0 0 0 0 7 11 162.00 21.000																		
Stan Bahnsen, R ERA: 0.87 (9, 1)	0.1 3 1 0 0 0 0 0 0 0 0 0 0 3 3 0.00 3.000																		
Woodie Fryman, L ERA: 0.57 (9, 1)	0.1 S 1 0 0 0 0 0 0 0 0 0 0 0 1 1 0.00 0.000																		

Atlanta Braves @ Montreal Expos
Olympic Stadium, Montreal, QB
Mon May 19 1980, 3:33 AM EDT
Att: 20,656 - Unknown

livebaseballscorecards.com

AB	36
R	8
H	12
RBI	6
BB	3
SO	6
LOB	15



Batter	1	2	3	4	5	6	7	8	9
Ron LeFlore, R (1, 7) Fred Norman, S (9, 1) Stan Bahnsen, R (9, 1) Woodie Fryman, R (9, 1)	0-0 6-3	0-0 F9			0-0 F9	0-0 6-3		0-3 K	
Rodney Scott, S (1, 6) Chris Speier, R (6, 6)	4-0 S 1B E BB	0-0 1B			4-0 WP 1B BB	0-0 1B		0-0 P4	
Andre Dawson, R (1, 8) Rowland Office, L (6, 8)	0-0 S 1-2 1B	0-0 G3			0-0 5-3 1B 1-H	0-3 K		4-0 BB	
Ellis Valentine, R (1, 9) OBP: 0.306, SLG: 0.452	0-0 F8 1-H 2-H		0-0 F2		0-0 5-3 1B 1-2	0-3 K		0-0 F8	
Larry Parrish, R (1, 5) Ken Macha, R (6, 5) OBP: 0.500, SLG: 0.680	0-0 HR		0-0 P6		0-0 HR 2-H 1B		0-0 FC4-6 1B		
Gary Carter, R (1, 2) John Tamargo, S (7, 2) OBP: 0.222, SLG: 0.125	0-0 F8		0-0 F2		0-0 HR 1-H		0-0 FC4-6 1-2f		
Warren Cromartie, L (1, 3) Tom Hutton, L (6, 3) OBP: 0.133, SLG: 0.077		1-0 1B 4-3 HBP		0-0 3-1	0-0 E BB		0-0 F3		
Tony Bernazard, S (1, 4) Bill Almon, R (5, PR) OBP: 0.200, SLG: 0.250		0-0 F9 1B 4-3		0-0 4-3	0-0 E8 2B 1-H		0-3 K		
David Palmer, R (1, 1) Jerry White, S (8, PH) OBP: 0.387, SLG: 0.462		0-0 4-3		0-0 4-3	0-3 K		0-0 HR		


Inning Stats	R: 3 E: 0 K: 0 S: 5	H: 2 LOB: 0 BB: 1 P: 9	R: 2 E: 0 K: 0 S: 5	H: 2 LOB: 1 BB: 0 P: 6	R: 0 E: 0 K: 0 S: 3	H: 0 LOB: 0 BB: 0 P: 3	R: 0 E: 0 K: 0 S: 3	H: 0 LOB: 0 BB: 0 P: 3	R: 5 E: 1 K: 1 S: 9	H: 4 LOB: 1 BB: 2 P: 17	R: 0 E: 0 K: 2 S: 8	H: 1 LOB: 1 BB: 0 P: 8	R: 0 E: 0 K: 1 S: 6	H: 1 LOB: 1 BB: 0 P: 6	R: 1 E: 0 K: 1 S: 6	H: 1 LOB: 1 BB: 1 P: 10
--------------	------------------------------	---------------------------------	------------------------------	---------------------------------	------------------------------	---------------------------------	------------------------------	---------------------------------	------------------------------	----------------------------------	------------------------------	---------------------------------	------------------------------	---------------------------------	------------------------------	----------------------------------

PITCHER	IP	WLS	BF	H	R	ER	SO	BB	IBB	HBP	BLK	WP	HR	S	P	ERA	WHIP
Larry McWilliams, L (1, 1) ERA: 7.94	1.2	L	11	4	5	5	5	1	0	0	0	0	1	9	14	27.00	3.000
Tommy Boggs, R (2, 1) ERA: 4.4	2.1		7	0	0	0	0	0	0	0	0	0	0	7	7	0.00	0.000
Preston Hanna, R (5, 1) ERA: 8.31	1.0		9	4	5	5	1	2	0	0	0	1	1	9	17	45.00	6.000
Larry Bradford, L (6, 1) ERA: 1.1	2.0		8	2	0	0	3	0	0	0	0	0	0	14	14	0.00	1.000
Al Hrabosky, L (8, 1) ERA: 4.7	1.0		5	1	1	1	1	1	0	0	0	0	1	6	10	9.00	2.000

BOTTOM

AB	R	H	RBI	BB	SO	LOB
5	0	0	0	0	1	1
0	0	0	0	0	0	0
0	0	0	0	0	0	0
0	0	0	0	0	0	0
1	2	1	1	2	0	0
2	0	1	0	0	0	0
3	2	2	1	0	0	1
1	0	0	0	1	1	1
5	0	0	0	0	1	3
3	2	2	2	0	0	0
1	0	1	0	0	0	0
3	1	1	2	0	0	0
1	0	0	0	0	0	1
1	2	0	0	1	0	0
1	0	0	0	0	0	1
3	1	2	1	0	0	0
1	0	0	0	0	1	1
3	0	0	1	0	1	2
1	1	1	1	0	0	0
1B: 7	SF: 0	WP: 1	PA: 40			
2B: 1	SAC: 0	PB: 0				
3B: 0	DP: 0	SB: 3				
HR: 3	HBP: 1	CS: 0				

AB 35
R 11
H 11
RBI 9
BB 4
SO 5
LOB 11



Atlanta Braves @ Montreal Expos
Olympic Stadium, Montreal, QB
Mon May 19 1980, 3:33 AM EDT
Att. 20,656 - Unknown

livebaseballscorecards.com

Batter	1	2	3	4	5	6	7	8	9	AB R H RBI BB SO LOB	TOP
Jerry Royster, R (1, 4) OBP: 0.311, SLG: 0.292	0-3 K		0-3 K		X 0-0 F8		X 0-0 F9			4 0 0 0 0 2 2	
Larvell Blanks, R (1, 6) OBP: 0.240, SLG: 0.287	0-0 1B		0-0 F8		X 0-0 6-3			X 0-0 P3		4 0 1 0 0 0 1	
Gary Matthews, R (1, 9) OBP: 0.305, SLG: 0.311	0-3 K		0-0 3-1		X 0-0 6-3			X 0-0 P4		4 0 0 0 0 1 1	
Chris Chambliss, L (1, 3) OBP: 0.343, SLG: 0.476	0-0 1B			S S S 0-3 K		S S S 0-3 K		B B B B 4-0 BB		3 0 1 0 0 1 2 0	
Brian Aselstine, L (1, 7) OBP: 0.284, SLG: 0.354	0-0 P6			X 0-0 2B		S S S 0-3 K		X 0-0 F6		4 0 1 0 0 1 3	
Dale Murphy, R (1, 8) OBP: 0.344, SLG: 0.470		X 0-0 F8		S S S 0-3 K		X 0-0 SH1-4 2B 1B		X 0-0 F7		4 1 1 0 0 1 1	
Bruce Benedict, R (1, 2) OBP: 0.318, SLG: 0.317		X 0-0 P5		X 0-0 F8		X 0-0 SH1-4 1-2		B B B B 4-0 FC6 BB		2 0 0 0 1 0 1	
Chico Ruiz, R (1, 5) OBP: 0.467, SLG: 0.692		B B B B 4-0 BB			B B B B 4-0 SH2-4 BB		X 0-0 2H 2B	X 0-0 F9		2 0 1 1 2 0 1	
Phil Niekro, R (1, 1) OBP: 0.100, SLG: 0.150		X 0-0 F5			X 0-0 SH2-4 1-2		X 0-3 K	X 0-0 FC6		3 0 0 0 0 1 3	
Inning Stats	R: 0 H: 2 E: 0 LOB: 2 K: 2 BB: 0 S: 9 P: 9	R: 0 H: 0 E: 0 LOB: 1 K: 0 BB: 1 S: 3 P: 7	R: 0 H: 0 E: 0 LOB: 0 K: 1 BB: 0 S: 5 P: 5	R: 0 H: 1 E: 0 LOB: 1 K: 2 BB: 0 S: 8 P: 8	R: 0 H: 0 E: 0 LOB: 1 K: 0 BB: 1 S: 3 P: 7	R: 0 H: 0 E: 0 LOB: 0 K: 2 BB: 0 S: 7 P: 7	R: 1 H: 2 E: 0 LOB: 1 K: 1 BB: 0 S: 7 P: 7	R: 0 H: 0 E: 0 LOB: 1 K: 0 BB: 1 S: 3 P: 7	R: 0 H: 0 E: 0 LOB: 1 K: 0 BB: 1 S: 3 P: 7	1B: 3 SF: 0 2B: 2 SAC: 2 3B: 0 DP: 0 HR: 0 HBP: 0	WP: 0 PA: 36 PB: 0 SB: 0 CS: 0
PITCHER Scott Sanderson, R (1, 1) ERA: 3.14 Elias Sosa, R (9, 1) ERA: 2.04	IP WLS BF H R ER SO BB IBB HBP BLK WP HR S P ERA WHIP	8.0 L 32 5 1 1 8 3 0 0 0 0 0 0 45 57 1.12 1.000	1.0 4 0 0 0 0 1 0 0 0 0 0 0 3 7 0.00 1.000	PITCHER IP WLS BF H R ER SO BB IBB HBP BLK WP HR S P ERA WHIP							

Atlanta Braves @ Montreal Expos
Olympic Stadium, Montreal, QB
Tue May 20 1980, 3:33 AM EDT
Att. 11,071 - Unknown

livebaseballscorecards.com

AB 30
R 1
H 5
RBI 1
BB 4
SO 8
LOB 13



Batter	1	2	3	4	5	6	7	8	9
Ron LeFlore, R OBP: 0.352, SLG: 0.379 (1, 7)	0-0 G6-3 1B		0-0 6-3			0-0 E S 1B		0-0 CS 1B	
Rodney Scott, S OBP: 0.286, SLG: 0.212 (1, 6)	0-0 G6-3 1-2f			0-0 4-3		0-0 6-3 1-3		0-0 4-3 1-2	
Andre Dawson, R OBP: 0.333, SLG: 0.457 (1, 8)	0-0 5-3			0-0 F8		0-3 K			0-0 5-3
Ellis Valentine, R OBP: 0.320, SLG: 0.471 (1, 9)		0-0 2B		0-0 S 1B		0-3 K			0-0 CS 1B
Larry Parrish, R OBP: 0.299, SLG: 0.480 (1, 5)		0-0 6-3		0-0 G3 1-2		0-0 E5 BB		0-3 K 1-2	
Gary Carter, R OBP: 0.315, SLG: 0.414 (1, 2)		0-0 F2			0-0 5-3		0-0 F8		
Warren Cromartie, L OBP: 0.317, SLG: 0.452 (1, 3)		0-0 G1			0-0 6-3		4-0 BB 1-2		
Tony Bernazard, S OBP: 0.330, SLG: 0.341 (1, 4)			0-0 G3		0-3 K		0-0 F7		
Scott Sanderson, R OBP: 0.182, SLG: 0.200 (1, 1)			0-0 F7			0-0 F8		0-0 F8	
Jerry White, S OBP: 0.375, SLG: 0.444 (8, PH)									
Elias Sosa, R (9, 1)									

Inning Stats	R: 0	H: 1	E: 0	LOB: 0	K: 0	S: 3	P: 3	R: 0	H: 1	E: 0	LOB: 1	K: 0	S: 4	P: 4	R: 0	H: 0	E: 0	LOB: 0	K: 1	S: 5	P: 5	R: 0	H: 1	E: 0	LOB: 1	K: 1	S: 6	P: 6	R: 0	H: 0	E: 1	LOB: 2	K: 1	S: 6	P: 10	R: 0	H: 1	E: 0	LOB: 0	K: 0	S: 3	P: 3	R: 0	H: 1	E: 0	LOB: 1	K: 1	S: 5	P: 5		
	1B: 5	SF: 0	2B: 2	SAC: 0	3B: 0	DP: 2	HR: 0	HBP: 0	WP: 0	PA: 32	SB: 2	CS: 2																																							

PITCHER	IP	WLS	BF	H	R	ER	SO	BB	IBB	HBP	BLK	WP	HR	S	P	ERA	WHIP	PITCHER	IP	WLS	BF	H	R	ER	SO	BB	IBB	HBP	BLK	WP	HR	S	P	ERA	WHIP																
Phil Niekro, R ERA: 3.95 (1, 1)	9.0	W	32	6	0	0	4	1	0	0	0	0	0	39	43	0.00	0.778																																		

BOTTOM

Atlanta Braves @ Montreal Expos
Olympic Stadium, Montreal, QB
Tue May 20 1980, 3:33 AM EDT
Att. 11,071 - Unknown

livebaseballscorecards.com

AB	31
R	0
H	6
RBI	0
BB	1
SO	4
LOB	12



Batter	1	2	3	4	5	6	7	8	9	AB R H RBI BB SO LOB	TOP											
Jerry Royster, R (1, 4) OBP: 0.307, SLG: 0.296	0-0 6-3		0-0 2B		0-0 F7		0-0 5-3		0-0 P6	5 0 1 0 0 0 1	<p>Atlanta Braves @ Montreal Expos</p> <p>Olympic Stadium, Montreal, QB</p> <p>Wed May 21 1980, 3:33 AM EDT</p> <p>Att. 13,606 - Unknown</p>											
Larvell Blanks, R (1, 6) OBP: 0.231, SLG: 0.276	0-0 F8		0-3 K		0-0 F8			0-0 F3		4 0 0 0 0 1 1												
Gary Matthews, R (1, 9) OBP: 0.302, SLG: 0.333	0-0 6-3			0-0 SF8 3B	0-0 F8			0-0 E5 1-3		4 1 1 0 0 0 0												
Chris Chambliss, L (1, 3) OBP: 0.340, SLG: 0.477		0-0 2B		0-3 K		0-0 4-3		0-0 1-3		4 0 1 0 0 1 2												
Brian Assestine, L (1, 7) OBP: 0.283, SLG: 0.354		0-0 F9		0-0 SF8		0-0 1B		0-0 4-3		3 0 1 1 0 0 2												
Dale Murphy, R (1, 8) OBP: 0.348, SLG: 0.467		0-3 K		4-0 1B E BB		0-3 K		0-0 SH3-4 1B		3 1 1 0 1 2 2												
Bruce Benedict, R (1, 2) OBP: 0.304, SLG: 0.303		0-0 4-3		0-0 E6 1B		0-0 5-3		0-0 SH3-4		3 0 0 0 0 0 3												
Chico Ruiz, R (1, 5) OBP: 0.474, SLG: 0.647			0-0 1B CS	0-0 1B		0-0 5-3		0-3 K		4 0 2 0 0 1 1												
Preston Hanna, R (1, 1)			0-3 K	0-0 P6		0-0 F9		0-0 1B		2 0 0 0 0 1 4												
Mike Lum, L (7, PH) OBP: 0.190, SLG: 0.211			1-2 K							1 0 0 0 0 0 0												
Rick Camp, R (7, 1)										0 0 0 0 0 0 0												
Joe Nolan, L (9, PH) OBP: 0.400, SLG: 0.389										1 0 1 1 0 0 0												
Gene Garber, R (9, 1)										0 0 0 0 0 0 0												
Inning Stats	R: 0 E: 0 K: 0 S: 3	H: 0 LOB: 0 BB: 0 P: 3	R: 0 E: 0 K: 1 S: 6	H: 1 LOB: 1 BB: 0 P: 6	R: 0 E: 0 K: 2 S: 8	H: 2 LOB: 1 BB: 0 P: 8	R: 1 E: 1 K: 1 S: 8	H: 2 LOB: 3 BB: 1 P: 12	R: 0 E: 0 K: 0 S: 3	H: 0 LOB: 0 BB: 0 P: 3	R: 0 E: 0 K: 0 S: 6	H: 1 LOB: 1 BB: 0 P: 6	R: 0 E: 0 K: 0 S: 3	H: 0 LOB: 0 BB: 0 P: 3	R: 0 E: 1 K: 0 S: 4	H: 0 LOB: 1 BB: 0 P: 4	R: 1 E: 0 K: 1 S: 7	H: 2 LOB: 1 BB: 0 P: 7	1B: 5 2B: 2 3B: 1 HR: 0	SF: 1 SAC: 1 DP: 0 HBP: 0	WP: 0 PB: 0 SB: 1 CS: 1	PA: 37
PITCHER Steve Rogers, R (1, 1) ERA: 3.27	IP: 9.0 WLS: W BF: 37 H: 8 R: 2 ER: 2 SO: 6 BB: 1 IBB: 0 HBP: 0 BLK: 0 WP: 0 HR: 0 S: 48 P: 52 ERA: 2.00 WHIP: 1.000																					

livebaseballscorecards.com

AB	34
R	2
H	8
RBI	2
BB	1
SO	6
LOB	16



Batter	1	2	3	4	5	6	7	8	9	AB R H RBI BB SO LOB
Ron LeFlore, R OBP: 0.361, SLG: 0.373 (1, 7)	4-0 S BB	4-0 1-2 1B BB		0-3 K			0-0 5-3		4-0 S 2B BB	2 1 0 0 3 1 1
Rodney Scott, S OBP: 0.301, SLG: 0.225 (1, 6)	0-0 1-3	0-0 1-2 2-H 1B			0-0 E 6-3 1B		0-0 1-3		4-0 2B 1-2 BB	4 0 2 1 1 0 1
Andre Dawson, R OBP: 0.321, SLG: 0.439 (1, 8)	0-0 1-3	0-0 F8			0-0 6-3		0-3 K		0-0 1-3 2B	4 0 0 0 0 1 4 1 0 1 1 0 0 0
Rowland Office, L OBP: 0.378, SLG: 0.400 (8, 8)										
Ellis Valentine, R OBP: 0.326, SLG: 0.467 (1, 9)	4-0 FC5-4 BB		0-0 4-3		0-0 E5 1B			0-0 F8		3 0 1 0 1 0 0
Larry Parrish, R OBP: 0.288, SLG: 0.461 (1, 5)	0-0 FC5-4 1-2f		0-0 F8		0-0 F3			0-3 K		4 0 0 0 0 1 4
Gary Carter, R OBP: 0.313, SLG: 0.408 (1, 2)		0-0 F8	0-0 F8		0-3 K			0-0 1B 1B		4 0 1 0 0 1 2
Warren Cromartie, L OBP: 0.323, SLG: 0.449 (1, 3)		4-0 FC5-4 BB		0-0 4-3		0-0 6-3		0-0 1-2 1B		3 0 1 0 1 0 0
Tony Bernazard, S OBP: 0.326, SLG: 0.337 (1, 4)		0-0 FC5-4 1-2f 1B		0-0 SH3-4 1B		0-0 G3		0-0 F1		4 1 1 0 0 0 3
Steve Rogers, R OBP: 0.316, SLG: 0.188 (1, 1)		0-0 1B BB		0-0 SH3-4		0-0 6-3			0-0 6-3	2 1 1 1 0 0 0 1 0 0 0 0 0 0
Jerry White, S OBP: 0.364, SLG: 0.429 (9, PH)		0-0 1B 2-H 1B		1-2						

Inning Stats	R: 0	H: 0	E: 0	K: 0	S: 3	H: 0	LOB: 2	BB: 2	P: 11	R: 2	H: 2	E: 1	K: 0	S: 5	H: 2	LOB: 2	BB: 2	P: 13	R: 0	H: 0	E: 0	K: 0	S: 3	R: 0	H: 1	E: 0	K: 1	S: 6	R: 0	H: 2	E: 1	K: 1	S: 7	R: 0	H: 0	E: 0	K: 0	S: 3	R: 0	H: 0	E: 0	K: 1	S: 5	R: 0	H: 2	E: 0	K: 1	S: 7	R: 0	H: 2	E: 0	K: 1	S: 7	R: 1	H: 1	E: 0	K: 0	S: 2	1B: 7	2B: 1	3B: 0	HR: 0	SF: 0	SAC: 1	DP: 0	HBP: 0	WP: 0	PB: 0	SB: 2	CS: 0	PA: 39
--------------	------	------	------	------	------	------	--------	-------	-------	------	------	------	------	------	------	--------	-------	-------	------	------	------	------	------	------	------	------	------	------	------	------	------	------	------	------	------	------	------	------	------	------	------	------	------	------	------	------	------	------	------	------	------	------	------	------	------	------	------	------	-------	-------	-------	-------	-------	--------	-------	--------	-------	-------	-------	-------	--------


PITCHER	IP	WLS	BF	H	R	ER	SO	BB	IBB	HBP	BLK	WP	HR	S	P	ERA	WHIP
Preston Hanna, R ERA: 6.14 (1, 1)	6.0		27	5	2	2	2	4	0	0	0	0	0	27	43	3.00	1.500
Rick Camp, R ERA: 2.7 (7, 1)	2.0		8	2	0	0	2	0	0	0	0	0	0	12	12	0.00	1.000
Gene Garber, R ERA: 6.61 (9, 1)	0.1	L	4	1	1	1	0	2	0	0	0	0	0	2	10	27.00	9.000

BOTTOM

Atlanta Braves @ Montreal Expos
Olympic Stadium, Montreal, QB

Wed May 21 1980, 3:33 AM EDT
Att. 13,606 - Unknown

AB	32
R	3
H	8
RBI	3
BB	6
SO	4
LOB	15



PITCHER	IP	WLS	BF	H	R	ER	SO	BB	IBB	HBP	BLK	WP	HR	S	P	ERA	WHIP
---------	----	-----	----	---	---	----	----	----	-----	-----	-----	----	----	---	---	-----	------

Batter	1	2	3	4	5	6	7	8	9	AB R H RBI BB SO LOB	TOP											
Jerry Royster, R (1, 4) OBP: 0.306, SLG: 0.295	0-0 F8		0-0 1-3			0-0 G3		0-0 1B		4 0 1 0 0 0 0	Atlanta Braves @ New York Mets Shea Stadium, Flushing, NY Fri May 23 1980, 7:05 PM EDT Att. 7,864 - Unknown											
Larvell Blanks, R (1, 5) OBP: 0.231, SLG: 0.275	0-0 CS 1B		0-3 K			0-0 6-3		0-0 F8		4 0 1 0 0 1 2												
Gary Matthews, R (1, 9) OBP: 0.322, SLG: 0.346	4-0 1-2 BB					0-0 FC3-6 1B			0-0 1B F4-3 2B 1B	3 1 2 0 1 0 0												
Chris Chambliss, L (1, 3) OBP: 0.331, SLG: 0.463	0-3 K					0-0 FC3-6 1-2f			0-0 F4-3 1-2	4 0 0 0 0 1 3												
Brian Aselstine, L (1, 7) OBP: 0.282, SLG: 0.350		0-0 F8				0-0 F6			0-0 2B 2-3 1B	4 0 1 0 0 0 1												
Dale Murphy, R (1, 8) OBP: 0.345, SLG: 0.460		0-0 1B				0-3 K			0-3 K	4 0 1 0 0 3 3												
Bruce Benedict, R (1, 2) OBP: 0.301, SLG: 0.314		0-0 F6				0-0 5-3			0-0 F6 1-3 2B	4 0 1 1 0 0 1												
Luis Gomez, R (1, 6) OBP: 0.242, SLG: 0.172		0-0 F4-3				0-0 F4-3			0-3 K 3-H F9	2 0 0 0 0 0 1												
Joe Nolan, L (8, PH) OBP: 0.381, SLG: 0.368									0-0 F9	1 0 0 0 0 1 0												
Chico Ruiz, R (8, 5) OBP: 0.450, SLG: 0.611									0-0 F9	1 0 0 0 0 0 2												
Rick Matula, R (1, 1) OBP: 0.063, SLG: 0.063			0-3 K			0-3 K			4-0 1B BB	2 0 0 0 0 2 0												
Mike Lum, L (8, PH) OBP: 0.227, SLG: 0.211										0 0 0 0 1 0 0												
Larry Bradford, R (8, 1)										0 0 0 0 0 0 0												
Inning Stats	R: 0 E: 0 K: 1 S: 5	H: 1 LOB: 1 BB: 1 P: 9	R: 0 E: 0 K: 0 S: 4	H: 1 LOB: 1 BB: 0 P: 4	R: 0 E: 0 K: 2 S: 7	H: 0 LOB: 0 BB: 0 P: 7	R: 0 E: 0 K: 1 S: 6	H: 1 LOB: 1 BB: 0 P: 6	R: 0 E: 0 K: 1 S: 5	H: 0 LOB: 0 BB: 0 P: 5	R: 0 E: 0 K: 0 S: 3	H: 0 LOB: 0 BB: 0 P: 3	R: 0 E: 0 K: 1 S: 5	H: 0 LOB: 0 BB: 0 P: 5	R: 0 E: 0 K: 1 S: 6	H: 1 LOB: 2 BB: 1 P: 10	R: 1 E: 0 K: 1 S: 8	H: 3 LOB: 2 BB: 0 P: 8	1B: 6 2B: 1 3B: 0 HR: 0	SF: 0 SAC: 0 DP: 0 HBP: 0	WP: 0 PB: 0 SB: 0 CS: 1	PA: 35
PITCHER	IP WLS BF H R ER SO BB IBB HBP BLK WP HR S P ERA WHIP																					
Ray Burris, R (1, 1) ERA: 2.29	8.2 W 34 7 1 1 8 2 0 0 0 0 0 0 48 56 1.04 1.038																					
Neil Allen, R (9, 1) ERA: 5.16	0.1 S 1 0 0 0 0 0 0 0 0 0 0 0 0 1 1 0.00 0.000																					

AB	33
R	1
H	7
RBI	1
BB	2
SO	8
LOB	13



Batter	1	2	3	4	5	6	7	8	9	AB R H RBI BB SO LOB	BOTTOM										
Lee Mazzilli, S OBP: 0.389, SLG: 0.344 (1, 3)	0-3 K Ⓜ		0-0 G3 Ⓜ			0-3 K Ⓜ		0-0 5-3 Ⓜ		4 0 0 0 0 2 0	Atlanta Braves @ New York Mets Shea Stadium, Flushing, NY Fri May 23 1980, 7:05 PM EDT Att. 7,864 - Unknown										
Frank Taveras, R OBP: 0.333, SLG: 0.340 (1, 6)	0-0 CS 1B			0-0 4-3 1B 2B		0-0 1-3		0-0 F7		4 1 2 0 0 0 0											
Mike Jorgensen, L OBP: 0.371, SLG: 0.364 (1, 9)	0-0 3-1			0-0 4-3		0-0 G3		4-0 BB		3 0 0 0 0 0 2											
Jerry Morales, R OBP: 0.253, SLG: 0.238 (8, PH) (9, 8)	1-2			2-3						0 0 0 0 0 1 0 0											
Steve Henderson, R OBP: 0.374, SLG: 0.418 (1, 7)		0-3 K Ⓜ		0-0 G1-4-3 1B		0-0 FC5-4 1B		0-0 4-3		4 0 2 1 0 1 1											
Joel Youngblood, R OBP: 0.331, SLG: 0.403 (1, 8) (9, 9)		0-0 F9		0-0 G1-4-3 1-2f		0-0 FC5-4 4-3 1B				3 1 0 0 0 0 2											
John Stearns, R OBP: 0.345, SLG: 0.416 (1, 2)		4-0 BB		0-3 K Ⓜ		0-0 4-3		1-2		2 0 0 0 1 1 1											
Elliott Maddox, R OBP: 0.390, SLG: 0.268 (1, 5)		0-0 F3		0-0 5-3		4-0 1B IBB				2 0 0 0 1 0 1											
Doug Flynn, R OBP: 0.241, SLG: 0.236 (1, 4)			0-0 F7		0-0 1B	0-0 1-3 2-H 1B				3 0 2 1 0 0 0											
Ray Burris, R OBP: 0.111, SLG: 0.111 (1, 1)			0-0 6-3		0-0 4-3	0-0 P6				3 0 0 0 0 0 3											
Neil Allen, R (9, 1)										0 0 0 0 0 0 0											
											AB 28 R 2 H 6 RBI 2 BB 3 SO 4 LOB 10										
Inning Stats	R: 0 E: 0 K: 1 S: 5	H: 1 LOB: 0 BB: 0 P: 5	R: 0 E: 0 K: 1 S: 5	H: 0 LOB: 1 BB: 1 P: 9	R: 0 E: 0 K: 0 S: 3	H: 0 LOB: 0 BB: 0 P: 3	R: 1 E: 0 K: 0 S: 4	H: 2 LOB: 0 BB: 0 P: 4	R: 0 E: 0 K: 1 S: 5	H: 1 LOB: 1 BB: 0 P: 6		R: 0 E: 0 K: 0 S: 5	H: 0 LOB: 0 BB: 0 P: 5	R: 1 E: 0 K: 0 S: 5	H: 2 LOB: 2 BB: 1 P: 9	R: 0 E: 0 K: 0 S: 3	H: 0 LOB: 1 BB: 1 P: 7	1B: 5 2B: 1 3B: 0 HR: 0	SF: 0 SAC: 0 DP: 1 HBP: 0	WP: 0 PB: 0 SB: 0 CS: 1	PA: 31
PITCHER	IP WLS BF H R ER SO BB IBB HBP BLK WP HR S P ERA WHIP	IP WLS BF H R ER SO BB IBB HBP BLK WP HR S P ERA WHIP	IP WLS BF H R ER SO BB IBB HBP BLK WP HR S P ERA WHIP	IP WLS BF H R ER SO BB IBB HBP BLK WP HR S P ERA WHIP	IP WLS BF H R ER SO BB IBB HBP BLK WP HR S P ERA WHIP	IP WLS BF H R ER SO BB IBB HBP BLK WP HR S P ERA WHIP	IP WLS BF H R ER SO BB IBB HBP BLK WP HR S P ERA WHIP	IP WLS BF H R ER SO BB IBB HBP BLK WP HR S P ERA WHIP	IP WLS BF H R ER SO BB IBB HBP BLK WP HR S P ERA WHIP	IP WLS BF H R ER SO BB IBB HBP BLK WP HR S P ERA WHIP	IP WLS BF H R ER SO BB IBB HBP BLK WP HR S P ERA WHIP	IP WLS BF H R ER SO BB IBB HBP BLK WP HR S P ERA WHIP	IP WLS BF H R ER SO BB IBB HBP BLK WP HR S P ERA WHIP	IP WLS BF H R ER SO BB IBB HBP BLK WP HR S P ERA WHIP	IP WLS BF H R ER SO BB IBB HBP BLK WP HR S P ERA WHIP	IP WLS BF H R ER SO BB IBB HBP BLK WP HR S P ERA WHIP	IP WLS BF H R ER SO BB IBB HBP BLK WP HR S P ERA WHIP	IP WLS BF H R ER SO BB IBB HBP BLK WP HR S P ERA WHIP	IP WLS BF H R ER SO BB IBB HBP BLK WP HR S P ERA WHIP	IP WLS BF H R ER SO BB IBB HBP BLK WP HR S P ERA WHIP	IP WLS BF H R ER SO BB IBB HBP BLK WP HR S P ERA WHIP
Rick Matula, R ERA: 1.79 (1, 1)	7.0 L 27 6 2 2 4 1 1 0 0 0 0 0 0 33 41 2.57 1.000																				
Larry Bradford, L ERA: 1.04 (8, 1)	1.0 4 0 0 0 0 1 0 0 0 0 0 0 3 7 0.00 1.000																				

livebaseballscorecards.com



Batter	1	2	3	4	5	6	7	8	9	AB R H RBI BB SO LOB	TOP									
Larvell Blanks, R OBP: 0.239, SLG: 0.273 (1, 5) (7, 6)	0-0 6-3		0-0 F9			0-0 6-3		0-0 F7		4 0 0 0 0 0 0	Atlanta Braves @ New York Mets Shea Stadium, Flushing, NY Sun May 25 1980, 3:33 AM EDT Att. 13,624 - Unknown livebaseballscorecards.com AB 30 R 0 H 3 RBI 0 BB 1 SO 6 LOB 10									
Chico Ruiz, R OBP: 0.417, SLG: 0.545 (1, 4) (7, 5)	0-0 E7 1B		0-0 F9			0-3 K		0-0 F9		4 0 1 0 0 1 0										
Chris Chambliss, L OBP: 0.325, SLG: 0.451 (1, 3) (7, 5)	0-0 F8				0-0 F7				0-0 F8	4 0 0 0 0 0 1										
Gary Matthews, R OBP: 0.337, SLG: 0.393 (1, 9)	0-3 K				0-0 F9				0-0 F9 SH1-4 1B	4 0 1 0 0 1 1										
Brian Asselstine, L OBP: 0.274, SLG: 0.336 (1, 8)		0-0 1B			0-0 E8				0-0 F7	3 0 1 0 0 0 0										
Jeff Burroughs, R OBP: 0.369, SLG: 0.361 (1, 7)		0-0 F7			0-3 K				4-0 IBB	2 0 0 0 1 1 2										
Bruce Benedict, R OBP: 0.289, SLG: 0.301 (1, 2)		0-0 F6							0-3 K	3 0 0 0 0 1 3										
Luis Gomez, R OBP: 0.257, SLG: 0.185 (1, 6) Mike Lum, L OBP: 0.208, SLG: 0.190 (7, PH) Jerry Royster, R OBP: 0.302, SLG: 0.292 (7, 4)		0-0 F4							0-3 K	2 0 0 0 0 0 1 1 0 0 0 0 1 2 0 0 0 0 0 0 0										
Phil Niekro, R OBP: 0.087, SLG: 0.130 (1, 1)			0-3 K						0-0 F7	3 0 0 0 0 1 0										
Inning Stats	R: 0 E: 1 K: 1 S: 6	H: 1 LOB: 1 BB: 0 P: 6	R: 0 E: 0 K: 0 S: 4	H: 1 LOB: 1 BB: 0 P: 4	R: 0 E: 0 K: 1 S: 5	H: 0 LOB: 0 BB: 0 P: 5	R: 0 E: 1 K: 1 S: 6	H: 0 LOB: 1 BB: 0 P: 6	R: 0 E: 0 K: 1 S: 3	H: 0 LOB: 0 BB: 0 P: 3		R: 0 E: 0 K: 2 S: 8	H: 1 LOB: 2 BB: 1 P: 12	R: 0 E: 0 K: 0 S: 3	H: 0 LOB: 0 BB: 0 P: 3	R: 0 E: 0 K: 0 S: 3	H: 0 LOB: 0 BB: 0 P: 3	1B: 3 2B: 0 3B: 0 HR: 0	SF: 0 SAC: 1 DP: 0 HBP: 0	WP: 0 PB: 0 SB: 0 CS: 0
PITCHER Craig Swan, R ERA: 2.39 (1, 1)	IP 9.0 WLS W BF 32 H 3 R 0 ER 0 SO 6 BB 0 IBB 1 HBP 0 BLK 0 WP 0 HR 0 S 43 P 47 ERA 0.00 WHIP 0.333											PITCHER	IP WLS BF H R ER SO BB IBB HBP BLK WP HR S P ERA WHIP							



Batter	1	2	3	4	5	6	7	8	9
Joel Youngblood, R (1, 9) OBP: 0.317, SLG: 0.391	0-0 5-3		0-0 G6-4-3		0-0 F8			0-0 F7	
Frank Taveras, R (1, 6) OBP: 0.352, SLG: 0.379	0-0 FC6-4 1B		0-0 2B			0-0 CS 1B		0-0 2B 2B	
Lee Mazzilli, S (1, 3) OBP: 0.373, SLG: 0.328	0-3 K		0-3 K			0-0 2-3		0-0 F2	
John Stearns, R (1, 2) OBP: 0.354, SLG: 0.430	0-0 FC6-4			0-0 6-3 1B		4-0 BB		0-0 HR 2B	
Mike Jorgensen, L (1, 8) OBP: 0.375, SLG: 0.440		0-0 F9		0-0 F7		0-0 F9		0-0 HR	
Jerry Morales, R (9, 8) OBP: 0.247, SLG: 0.233									
Alex Trevino, R (1, 5) OBP: 0.424, SLG: 0.414		0-3 K		0-0 6-3			0-0 FC5-4 1B	0-0 F9	
Steve Henderson, R (1, 7) OBP: 0.374, SLG: 0.398		1-0 HBP		0-0 F3			0-0 F9		
Doug Flynn, R (1, 4) OBP: 0.236, SLG: 0.239		0-3 K			0-0 F5-3		0-0 FC5-4		
Craig Swan, R (1, 1) OBP: 0.316, SLG: 0.133			4-0 G6-4-3 BB		0-0 6-3		0-3 K		

Inning Stats	R: 0	H: 1	E: 0	LOB: 1	K: 1	BB: 0	S: 6	P: 6
	R: 0	H: 0	E: 0	LOB: 1	K: 2	BB: 0	S: 7	P: 8
	R: 0	H: 1	E: 0	LOB: 1	K: 1	BB: 1	S: 5	P: 9
	R: 0	H: 1	E: 0	LOB: 1	K: 0	BB: 0	S: 4	P: 4
	R: 0	H: 0	E: 0	LOB: 0	K: 0	BB: 0	S: 3	P: 3
	R: 0	H: 1	E: 0	LOB: 1	K: 0	BB: 1	S: 3	P: 7
	R: 0	H: 1	E: 0	LOB: 1	K: 1	BB: 0	S: 6	P: 6
	R: 3	H: 3	E: 0	LOB: 0	K: 0	BB: 0	S: 6	P: 6

PITCHER	IP	WLS	BF	H	R	ER	SO	BB	IBB	HBP	BLK	WP	HR	S	P	ERA	WHIP
Phil Niekro, R (1, 1) ERA: 3.89	8.0	L	33	8	3	3	5	2	0	1	0	0	1	40	49	3.38	1.250

AB R H RBI BB SO LOB

4	0	0	0	0	0	1
4	1	4	0	0	0	0
4	0	0	0	0	2	4
3	1	2	1	1	0	1
4	1	1	2	0	0	2
0	0	0	0	0	0	0
4	0	1	0	0	1	1
2	0	0	0	0	0	2
3	0	0	0	0	1	2
2	0	0	0	1	1	1

1B: 4	SF: 0	WP: 0	PA: 33
2B: 3	SAC: 0	PB: 0	
3B: 0	DP: 1	SB: 0	
HR: 1	HBP: 1	CS: 1	

Atlanta Braves @ New York Mets
 Shea Stadium, Flushing, NY
 Sun May 25 1980, 3:33 AM EDT
 Att. 13,624 - Unknown

AB	30
R	3
H	8
RBI	3
BB	2
SO	5
LOB	14



WP	PA	ERA	WHIP
0	33		

Batter	1	2	3	4	5	6	7	8	9	AB R H RBI BB SO LOB	TOP											
Bill North, S (1, 8) OBP: 0.393, SLG: 0.347	4-0 BB S	0-3 K			0-0 F3		0-0 6-3			3 0 0 0 1 1 2												
Joe Strain, R (1, 4) OBP: 0.360, SLG: 0.354	0-0 F7 1-2	0-3 K			0-0 5-3			0-0 6-3		4 0 0 0 0 1 3												
Jack Clark, R (1, 9) OBP: 0.383, SLG: 0.526	0-0 6-3				0-0 5-3			0-0 6-3		4 0 0 0 0 0 1												
Darrell Evans, L (1, 5) OBP: 0.367, SLG: 0.409	4-0 BB				0-0 F9			0-0 1B		3 0 2 0 1 0 0												
Mike Ivie, R (1, 3) OBP: 0.275, SLG: 0.333	0-0 F3				0-0 5-3			0-0 F8		4 0 0 0 0 0 4												
Terry Whitfield, L (1, 7) OBP: 0.284, SLG: 0.341					0-3 K				0-0 5-3	3 1 2 0 0 1 0												
Larry Herndon, R (9, PH) OBP: 0.288, SLG: 0.368					0-0 FC 3B				0-0 1B	1 0 0 0 0 0 0												
Milt May, L (1, 2) OBP: 0.331, SLG: 0.387					0-0 FC SH3-1 1B				0-0 1B	3 0 1 1 0 0 1												
Jim Wohlford, R (9, PH) OBP: 0.282, SLG: 0.391					0-0 1B				0-0 4-3	1 0 1 0 0 0 0												
Johnnie LeMaster, R (1, 6) OBP: 0.255, SLG: 0.364					0-0 F8				0-0 F3	4 0 1 0 0 1 2												
Allen Ripley, R (1, 1) Greg Minton, S (8, 1) Rennie Stennett, R (9, PH) OBP: 0.256, SLG: 0.310					0-0 SH3-1 1B				0-0 K	2 0 0 0 0 1 1												
					0-3 K				0-0 5-3	0 0 0 0 0 0 0												
					1-2 2-3				0-0 P4	1 0 0 0 0 0 1												
Inning Stats	R: 0 E: 0 K: 0 S: 3	H: 0 LOB: 2 BB: 2 P: 11	R: 1 E: 0 K: 2 S: 10	H: 2 LOB: 2 BB: 0 P: 10	R: 0 E: 0 K: 0 S: 3	H: 0 LOB: 0 BB: 0 P: 3	R: 0 E: 0 K: 2 S: 8	H: 1 LOB: 1 BB: 0 P: 8	R: 0 E: 0 K: 0 S: 3	H: 0 LOB: 0 BB: 0 P: 3	R: 0 E: 0 K: 0 S: 4	H: 2 LOB: 1 BB: 0 P: 4	R: 0 E: 0 K: 0 S: 3	H: 0 LOB: 0 BB: 0 P: 3	R: 0 E: 0 K: 0 S: 4	H: 1 LOB: 1 BB: 0 P: 4	R: 0 E: 0 K: 1 S: 6	H: 1 LOB: 1 BB: 0 P: 6	1B: 6 2B: 0 3B: 1 HR: 0	SF: 0 SAC: 1 DP: 0 HBP: 0	WP: 0 PB: 0 SB: 1 CS: 0	PA: 36
PITCHER	IP WLS BF H R ER SO BB IBB HBP BLK WP HR S P ERA WHIP																					
Tommy Boggs, R (1, 1) ERA: 3.72	8.0 W 32 6 1 1 4 2 0 0 0 0 0 0 38 46 1.12 1.000																					
Larry Bradford, L (9, 1) ERA: 0.93	1.0 S 4 1 0 0 1 0 0 0 0 0 0 0 6 6 0.00 1.000																					

San Francisco Giants @ Atlanta Braves
 Atlanta-Fulton County Stadium, Atlanta, GA
 Mon May 26 1980, 7:05 PM EDT
 Att. 5,822 - Unknown

livebaseballscorecards.com

AB	33
R	1
H	7
RBI	1
BB	2
SO	5
LOB	15



Batter	1	2	3	4	5	6	7	8	9
Jerry Royster, R OBP: 0.301, SLG: 0.291 (1, 4)	0-0 1B		0-0 5-3			0-0 6-3		0-0 4-3	
Larvell Blanks, R OBP: 0.240, SLG: 0.272 (1, 5) (9, 6)	0-0 F8			0-0 F4		0-0 4-3		0-0 1B	
Chris Chambliss, L OBP: 0.329, SLG: 0.448 (1, 3)	0-0 F8			0-0 1B		0-0 4-3		0-0 IBB	
Gary Matthews, R OBP: 0.324, SLG: 0.376 (1, 9)	0-0 6-3			0-3 K		0-0 4-3		0-0 P4	
Brian Aselstine, L OBP: 0.275, SLG: 0.336 (1, 8)		0-0 F9		0-0 F7		0-0 1B			
Jeff Burroughs, R OBP: 0.368, SLG: 0.360 (1, 7)		0-0 1B			0-0 F7		0-0 FC5-4		
Bruce Benedict, R OBP: 0.291, SLG: 0.316 (1, 2)		0-0 G6-4-3			0-0 6-3			0-0 1B	
Luis Gomez, R OBP: 0.252, SLG: 0.181 (1, 6)			0-0 L4		0-0 F5			0-0 1B	
Mike Lum, L OBP: 0.240, SLG: 0.227 (8, PH)								0-0 1B	
Chico Ruiz, R OBP: 0.417, SLG: 0.545 (8, PR) (9, 5)								0-0 1B	
Tommy Boggs, R OBP: 0.091, SLG: 0.100 (1, 1)			0-3 K			0-3 K		0-0 1B	
Joe Nolan, L OBP: 0.364, SLG: 0.350 (8, PH)								0-0 1B	
Larry Bradford, R (9, 1)								0-0 1B	

Inning Stats	R: 0	H: 1	E: 0	LOB: 1	K: 0	BB: 0	S: 4	P: 4																							
IP	7.0	WLS	25	H	5	R	1	ER	1	SO	3	BB	0	IBB	0	HBP	0	BLK	0	WP	0	HR	0	S	31	P	31	ERA	1.29	WHIP	0.714
IP	1.0	L	6	H	2	R	1	ER	1	SO	0	BB	0	IBB	1	HBP	0	BLK	0	WP	0	HR	0	S	5	P	9	ERA	9.00	WHIP	2.000

BOTTOM

San Francisco Giants @ Atlanta Braves
Atlanta-Fulton County Stadium, Atlanta, GA

Mon May 26 1980, 7:05 PM EDT
Att. 5,822 - Unknown

AB	30
R	2
H	7
RBI	2
BB	1
SO	3
LOB	13

WP: 0 PA: 31
PB: 0
SB: 1
CS: 0



1B	2B	3B	HR	SF	SAC	DP	HBP
6	1	0	0	0	0	1	0

Batter	1	2	3	4	5	6	7	8	9	AB R H RBI BB SO LOB	TOP									
Bill North, S (1, 8) OBP: 0.394, SLG: 0.343	0-0 6-3		0-0 1B 2-H 1B		0-0 4-3		0-0 F9		4-0 BB BB BB BB BB	4 0 1 1 1 0 2										
Joe Strain, R (1, 4) OBP: 0.352, SLG: 0.346	0-0 6-3		0-0 F8		0-0		0-0 L1-5		0-0 F8	4 0 1 0 0 0 3										
Terry Whitfield, L (9, PH) OBP: 0.284, SLG: 0.341										0 0 0 0 0 0 0										
Jim Wohlford, R (9, PH) OBP: 0.278, SLG: 0.386										1 0 0 0 0 0 2										
Jack Clark, R (1, 9) OBP: 0.383, SLG: 0.528	0-0 F9		0-0 1B 1-2		0-3 K				0-0 FC5	5 1 2 0 0 1 3										
Darrell Evans, L (1, 5) OBP: 0.364, SLG: 0.411		0-0 4-3	0-3 K		0-0 BLK 2B			0-0 4-3		4 0 1 0 0 1 3										
Mike Ivie, R (1, 3) OBP: 0.274, SLG: 0.333		0-0 1B		0-0 5-3		0-0 F7		0-0 SF9		3 0 1 1 0 0 1										
Larry Herndon, R (1, 7) OBP: 0.287, SLG: 0.388		0-0 F7		0-0 5-3		0-3 K		0-0 HR		4 1 1 1 0 1 2										
Johnnie LeMaster, R (1, 6) OBP: 0.255, SLG: 0.368		0-0 L4		0-0 2B		0-3 K		0-3 K		4 0 1 0 0 2 2										
Mike Sadek, R (1, 2) OBP: 0.429, SLG: 0.385			0-0 SH1-4 1B 1B		0-0 5-3		0-0 2B L1-5 1B		0-3 K	3 1 2 0 0 0 1										
Milt May, L (9, PH) OBP: 0.328, SLG: 0.383										1 0 0 0 0 1 0										
Bob Knepper, L (1, 1) OBP: 0.250, SLG: 0.304			0-0 SH1-4		0-3 K		0-0		0-0	0 0 0 0 0 0 0										
Rennie Stennett, R (5, PH) OBP: 0.254, SLG: 0.307										1 0 0 0 0 1 0										
John Montelusco, R (5, 1) OBP: 0.153, SLG: 0.071										0 0 0 0 0 0 0										
Marc Hill, R (7, PH) OBP: 0.195, SLG: 0.225										1 0 1 0 0 0 0										
Ed Halicki, R (7, 1) OBP: 0.167, SLG: 0.167										0 0 0 0 0 0 0										
Willie McCovey, L (9, PH) OBP: 0.275, SLG: 0.291			1-2						FC5	1 0 1 0 0 0 0										
Roger Metzger, S (9, PR) OBP: 0.150, SLG: 0.056									2B	0 0 0 0 0 0 0										
Inning Stats	R: 0 E: 0 K: 0 S: 3	H: 0 LOB: 0 BB: 0 P: 3	R: 0 E: 0 K: 0 S: 4	H: 1 LOB: 1 BB: 0 P: 4	R: 1 E: 0 K: 1 S: 8	H: 3 LOB: 2 BB: 0 P: 8	R: 0 E: 0 K: 0 S: 4	H: 1 LOB: 1 BB: 0 P: 4	R: 0 E: 0 K: 2 S: 8	H: 1 LOB: 1 BB: 0 P: 8	R: 0 E: 0 K: 0 S: 4	H: 2 LOB: 1 BB: 0 P: 4	R: 2 E: 0 K: 1 S: 7	H: 2 LOB: 0 BB: 0 P: 7	R: 0 E: 0 K: 1 S: 6	H: 1 LOB: 2 BB: 1 P: 10	1B: 6 2B: 6 3B: 0 HR: 1	SF: 1 SAC: 1 DP: 1 HBP: 0	WP: 0 PB: 0 SB: 0 CS: 0	PA: 39
PITCHER	IP WLS BF H R ER SO BB IBB HBP BLK WP HR S P ERA WHIP																			
Larry McWilliams, L (1, 1) ERA: 7.0	7.2 W 33 11 3 3 5 0 0 0 1 0 1 43 43 3.52 1.435																			
Rick Camp, R (8, 1) ERA: 2.81	0.2 4 1 0 0 2 1 0 0 0 0 0 7 11 0.00 3.000																			
Larry Bradford, L (9, 1) ERA: 0.92	0.1 1 0 0 0 0 0 0 0 0 0 0 1 1 0.00 0.000																			
Gene Garber, R (9, 1) ERA: 6.48	0.1 S 1 0 0 0 0 0 0 0 0 0 0 1 1 0.00 0.000																			

San Francisco Giants @ Atlanta Braves
Atlanta-Fulton County Stadium, Atlanta, GA

AB	36
R	3
H	12
RBI	3
BB	1
SO	7
LOB	19



Tue May 27 1980, 7:05 PM EDT
Att. 5,277 - Unknown

WP: 0	PA: 39
PB: 0	
SB: 0	
CS: 0	

Batter	1	2	3	4	5	6	7	8	9
Jerry Royster, R OBP: 0.304, SLG: 0.301 (1, 4)	0-0 6-3		0-0 F8 2B 1B	0-0 F7		0-0 1B 2B		0-0 F8	
Larvell Blanks, R OBP: 0.246, SLG: 0.271 (1, 5)	0-0 6-3		4-0 2B 2B BB	0-0 6-3		0-0 FC4-6 1B		0-0 F8	
Chris Chambliss, L OBP: 0.325, SLG: 0.440 (1, 3)	0-0 1B		0-0 F8 2-3		0-0 E7 3B	0-3 K		0-0 6-3	
Gary Matthews, R OBP: 0.330, SLG: 0.412 (1, 9)	0-0 F3		0-0 2B 2B		0-0 FC5-4 3B	0-0 FC4-6			
Dale Murphy, R OBP: 0.350, SLG: 0.465 (1, 8)		4-0 SH5-4 BB BB	0-0 FC5 2B		0-0 6-3		0-0 5-3		
Jeff Burroughs, R OBP: 0.398, SLG: 0.368 (1, 7)		4-0 SH5-4 BB	4-0 FC5 IBB		4-0 FC5-4 IBB		0-0 FC6-4 1B		
Brian Asselstine, L OBP: 0.275, SLG: 0.336 (9, 7)		1-2 BB							
Bruce Benedict, R OBP: 0.293, SLG: 0.316 (1, 2)		0-0 SH5-4	0-0 FC5		0-0 FC5-4		0-0 FC6-4 1B		
Luis Gomez, R OBP: 0.243, SLG: 0.173 (1, 6)		0-3 K	0-0 F9		0-0 F4		0-0 FC6-4		
Larry McWilliams, L OBP: 0.357, SLG: 0.357 (1, 1)		0-0 5-3			0-0 3-1		0-3 K		
Rick Camp, R (8, 1)									
Larry Bradford, R (9, 1)									
Gene Garber, R (9, 1)									

Inning Stats	R: 0	H: 1	E: 0	LOB: 1	K: 0	BB: 0	S: 4	P: 4
	R: 0	H: 0	E: 0	LOB: 2	K: 1	BB: 0	S: 5	P: 13
	R: 3	H: 3	E: 0	LOB: 2	K: 0	BB: 2	S: 6	P: 14
	R: 0	H: 0	E: 0	LOB: 0	K: 0	BB: 0	S: 3	P: 3
	R: 2	H: 1	E: 1	LOB: 1	K: 0	BB: 1	S: 5	P: 9
	R: 1	H: 2	E: 0	LOB: 1	K: 2	BB: 0	S: 9	P: 9
	R: 0	H: 2	E: 0	LOB: 2	K: 0	BB: 0	S: 5	P: 5
	R: 0	H: 0	E: 0	LOB: 0	K: 0	BB: 0	S: 3	P: 3

BOTTOM

San Francisco Giants @ Atlanta Braves
Atlanta-Fulton County Stadium, Atlanta, GA

Tue May 27 1980, 7:05 PM EDT
Att. 5,277 - Unknown

AB	33
R	6
H	9
RBI	6
BB	5
SO	3
LOB	20

WP: 0 PA: 39
PB: 0
SB: 1
CS: 0

1B: 5 SF: 0
2B: 3 SAC: 1
3B: 1 DP: 0
HR: 0 HBP: 0

ERA: 5.16
WHIP: 1.750

IP: 4.0 WLS: L BF: 20 H: 4 R: 3 ER: 3 SO: 1 BB: 3 IBB: 1 HBP: 0 BLK: 0 WP: 0 HR: 0 S: 18 P: 34 ERA: 6.75 WHIP: 1.500

IP: 2.0 WLS: L BF: 11 H: 3 R: 3 ER: 1 SO: 2 BB: 0 IBB: 0 HBP: 0 BLK: 0 WP: 0 HR: 0 S: 14 P: 18 ERA: 4.50 WHIP: 1.500

IP: 2.0 WLS: L BF: 8 H: 2 R: 0 ER: 0 SO: 0 BB: 0 IBB: 0 HBP: 0 BLK: 0 WP: 0 HR: 0 S: 8 P: 8 ERA: 0.00 WHIP: 1.000

Braves

Batter	1	2	3	4	5	6	7	8	9	10	11	12	AB R H RBI BB SO LOB	TOP	
Bill North, S (1, 8) OBP: 0.398, SLG: 0.333 WP SH1-3 6-3 BB	Joe Strain, R (1, 4) OBP: 0.328, SLG: 0.321 SH1-3 1-2		K (0, 3) 0-3			P6 (0, 0) 0-0				F7 SH3-4 (4, 0) BB		F8 (0, 0) 0-0	3 1 0 0 3 1 2	San Francisco Giants @ Atlanta Braves Atlanta-Fulton County Stadium, Atlanta, GA Wed May 28 1980, 7:05 PM EDT Att: 5,500 - Unknown livebaseballscorecards.com	
Jack Clark, R (1, 9) OBP: 0.382, SLG: 0.537 6-3 2-H								6-3 (0, 0) 0-0		SH3-4 (0, 0) 1-2		5-3 (0, 0) 0-0	4 0 0 0 0 0 2		
Darrell Evans, L (1, 5) OBP: 0.365, SLG: 0.407 P3								F5 (0, 0) 0-0		F9 (0, 0) 0-0		G3 (0, 0) 0-0	5 1 1 2 1 0 0		
Mike Ivie, R (1, 3) OBP: 0.279, SLG: 0.330 F9								F4 (0, 0) 0-0		F7 (0, 0) 1-2 2-3			4 0 1 0 1 0 2		
Terry Whitfield, L (1, 7) OBP: 0.273, SLG: 0.326 Jim Wohlford, R (10, PH) OBP: 0.274, SLG: 0.380 K								1-3 (0, 0) 1-2		FC1-6 (0, 0) 1B		IBB (0, 0) 0-0	4 0 1 0 1 0 2		
Milt May, L (1, 2) OBP: 0.328, SLG: 0.382 Mike Sadek, R (7, PR) OBP: 0.375, SLG: 0.333 K								4-3 (0, 0) 2-3		FC1-6 (0, 0) 1B		F8 (0, 0) 0-0	4 0 0 0 0 1 3 1 0 0 0 0 0 3		
Johnnie LeMaster, R (1, 6) OBP: 0.255, SLG: 0.365 K								4-3 (0, 0) 0-0		F7 (0, 0) 1-2		K (0, 3) 0-3	3 0 1 0 0 2 1 2 0 0 0 0 1 1		
Ed Whitson, R (1, 1) OBP: 0.287, SLG: 0.045 Al Holland, R (6, 1) OBP: 0.272, SLG: 0.288 Greg Minton, S (9, 1) Larry Herndon, R (11, PH) OBP: 0.265, SLG: 0.385 Gary Lavelle, S (11, 1) FC6-4 BB								5-3 (0, 0) 0-0		SH3-4 (0, 0) 1-2		F3 (0, 0) 0-0	4 0 1 0 0 1 0		
Inning Stats R: 1 H: 0 E: 0 LOB: 0 K: 0 BB: 1 S: 3 P: 7	R: 0 H: 0 E: 0 LOB: 0 K: 2 BB: 0 S: 7 P: 7	R: 0 H: 0 E: 0 LOB: 1 K: 2 BB: 1 S: 7 P: 11	R: 1 H: 1 E: 0 LOB: 1 K: 1 BB: 1 S: 6 P: 10	R: 0 H: 0 E: 0 LOB: 1 K: 0 BB: 1 S: 3 P: 7	R: 0 H: 1 E: 0 LOB: 1 K: 0 BB: 0 S: 4 P: 4	R: 0 H: 0 E: 0 LOB: 1 K: 0 BB: 0 S: 4 P: 4	R: 0 H: 1 E: 0 LOB: 1 K: 0 BB: 0 S: 4 P: 4	R: 0 H: 0 E: 0 LOB: 0 K: 0 BB: 0 S: 3 P: 3	R: 0 H: 2 E: 0 LOB: 2 K: 0 BB: 0 S: 5 P: 5	R: 0 H: 0 E: 0 LOB: 3 K: 0 BB: 3 S: 3 P: 15	R: 0 H: 0 E: 0 LOB: 0 K: 1 BB: 0 S: 5 P: 5	R: 0 H: 0 E: 0 LOB: 0 K: 0 BB: 0 S: 3 P: 3	1B: 4 SF: 0 2B: 0 SAC: 3 3B: 0 DP: 0 HR: 1 HBP: 0		WP: 1 PA: 48 PB: 0 SB: 1 CS: 0
PITCHER Doyle Alexander, R (1, 1) ERA: 4.05 Rick Camp, R (8, 1) ERA: 2.63 Larry Bradford, L (9, 1) ERA: 0.87 Gene Garber, R (10, 1) ERA: 6.0 Al Hrabosky, L (12, 1) ERA: 4.41	IP WLS BF H R ER SO BB IBB HBP BLK WP HR S P ERA WHIP 7.0 0 28 3 2 2 5 4 0 0 0 1 1 34 50 2.57 1.000 1.2 7 2 0 0 0 0 0 0 0 0 0 0 7 7 0.00 1.200 1.0 6 0 0 0 0 1 2 0 0 0 0 0 3 15 0.00 1.000 1.1 4 0 0 0 1 0 0 0 0 0 0 0 6 6 0.00 0.000 1.0 W 3 0 0 0 0 0 0 0 0 0 0 0 3 3 0.00 0.000	PITCHER IP WLS BF H R ER SO BB IBB HBP BLK WP HR S P ERA WHIP 0 0 0 0 0 0 0 0 0 0 0 0 0 0 0 0.00 0.000													



Batter	1	2	3	4	5	6	7	8	9	10	11	12	AB	R	H	RBI	BB	SO	LOB
Jerry Royster, R OBP: 0.299, SLG: 0.296 (1, 4)	0-0 P6		0-0 CS 1B		0-0 1-3		0-0 L5-3		0-0 F9			0-0 F8	6	0	1	0	0	0	3
Larvell Blanks, R OBP: 0.250, SLG: 0.268 (1, 5) (7, 6)	0-0 F8		0-0 F8			0-0 1B 1B	4-0 BB			0-0 F7		0-0 E5 1B	5	2	1	0	1	0	1
Chris Chambliss, L OBP: 0.320, SLG: 0.429 (1, 3)	0-0 F7			0-0 F8		0-0 F9	0-0 F6			0-0 4-3		0-0 2-H 1B	6	0	1	1	0	0	2
Gary Matthews, R OBP: 0.333, SLG: 0.412 (1, 9)		0-0 1B 1B		0-0 6-3		0-0 1B 1B		0-3 K		0-0 F7			5	1	2	0	0	1	0
Dale Murphy, R OBP: 0.351, SLG: 0.462 (1, 8)		0-0 1B		0-0 6-3		0-0 F7		0-0 F9				SH1-4 1B	5	0	2	0	0	0	2
Brian Asselstine, L OBP: 0.282, SLG: 0.336 (1, 7)		0-3 K			0-0 F7	0-0 1B 1B		4-0 2B BB		0-0 SH1-4		SH1-4	3	0	1	1	1	1	2
Bruce Benedict, R OBP: 0.302, SLG: 0.337 Larry Bradford, R (9, 1) Gene Garber, R (10, 1) Bob Horner, R OBP: 0.146, SLG: 0.174 (11, PH) Al Hrabosky, R (12, 1)		0-3 K			0-0 F9	0-0 1B 1B		0-0 1-H 2B		0-0 IBB			4	0	2	1	0	1	2
Luis Gomez, R OBP: 0.248, SLG: 0.180 Mike Lum, L OBP: 0.240, SLG: 0.227 (6, PH) Jeff Burroughs, R OBP: 0.391, SLG: 0.364 (6, PH) Chico Ruiz, R OBP: 0.385, SLG: 0.500 (7, 5)		0-0 G1			0-0 1B 1B	0-3 K			0-0 5-3		0-3 K		2	0	1	0	0	0	2
Doyle Alexander, R OBP: 0.158, SLG: 0.158 Charlie Spikes, R OBP: 0.500, SLG: 0.500 (7, PH) Rick Camp, R (8, 1) Bill Nahorodny, R OBP: 0.118, SLG: 0.176 (9, 2)			0-0 5-3		0-0 1B		0-0 L5-3 1B		0-0 1-3		0-3 K		2	0	1	0	0	0	0

Inning Stats	R: 0	H: 0	E: 0	K: 3	S: 3	R: 0	H: 2	E: 0	K: 2	S: 9	R: 0	H: 1	E: 0	K: 0	S: 3	R: 0	H: 0	E: 0	K: 0	S: 3	R: 0	H: 4	E: 0	K: 1	S: 5	R: 0	H: 1	E: 0	K: 0	S: 3	R: 0	H: 0	E: 0	K: 0	S: 3	R: 0	H: 0	E: 0	K: 0	S: 3	R: 0	H: 1	E: 0	K: 2	S: 8	R: 0	H: 1	E: 1	K: 0	S: 3	R: 1	H: 1	E: 1	K: 0	S: 3	1B: 12	2B: 2	3B: 0	HR: 0	SF: 0	SAC: 1	DP: 1	HBP: 0	WP: 0	PA: 48
--------------	------	------	------	------	------	------	------	------	------	------	------	------	------	------	------	------	------	------	------	------	------	------	------	------	------	------	------	------	------	------	------	------	------	------	------	------	------	------	------	------	------	------	------	------	------	------	------	------	------	------	------	------	------	------	------	--------	-------	-------	-------	-------	--------	-------	--------	-------	--------

PITCHER	IP	WLS	BF	H	R	ER	SO	BB	IBB	HBP	BLK	WP	HR	S	P	ERA	WHIP
Ed Whitson, R ERA: 3.5 (1, 1)	5.2		25	9	2	2	2	0	0	0	0	0	0	29	29	3.18	1.588
Al Holland, L ERA: 0.79 (6, 1)	2.1		9	2	0	0	2	2	0	0	0	0	0	11	19	0.00	1.714
Greg Minton, R ERA: 3.48 (9, 1)	2.0		6	0	0	0	0	0	0	0	0	0	0	6	6	0.00	0.000
Gary Lavelle, L ERA: 2.86 (11, 1)	1.1	L	8	2	1	0	2	0	1	0	0	0	0	11	15	0.00	1.500

San Francisco Giants @ Atlanta Braves
 Atlanta-Fulton County Stadium, Atlanta, GA
 Wed May 28 1980, 7:05 PM EDT
 Att. 5,500 - Unknown

AB	44
R	3
H	13
RBI	3
BB	3
SO	6
LOB	20



PITCHER	IP	WLS	BF	H	R	ER	SO	BB	IBB	HBP	BLK	WP	HR	S	P	ERA	WHIP
---------	----	-----	----	---	---	----	----	----	-----	-----	-----	----	----	---	---	-----	------

Batter	1	2	3	4	5	6	7	8	9	AB R H RBI BB SO LOB	TOP									
Jerry Royster, R (1, 4) OBP: 0.294, SLG: 0.290	0-3 K			0-0 F7			0-0 P6			3 0 0 0 0 1 0	<p>Atlanta Braves @ Los Angeles Dodgers Dodger Stadium, Los Angeles, CA</p> <p>Thu May 29 1980, 7:05 PM PDT Att. 24,630 - Unknown</p> <p>livebaseballscorecards.com</p>									
Larvell Blanks, R (1, 5) OBP: 0.252, SLG: 0.270	0-3 K			0-0 G4-6-3 1B			0-0 F9			3 0 1 0 0 1 0										
Chris Chambliss, L (1, 3) OBP: 0.314, SLG: 0.421	0-0 5-3			0-0 G4-6-3 1-2f			0-0 F5			3 0 0 0 0 0 1										
Gary Matthews, R (1, 9) OBP: 0.325, SLG: 0.400		0-0 F8		0-3 K			0-0 4-3			3 0 0 0 0 1 0										
Dale Murphy, R (1, 8) OBP: 0.344, SLG: 0.452		0-0 L6		0-0 P6			0-0 F7			3 0 0 0 0 0 0										
Brian Asselstine, L (1, 7) OBP: 0.276, SLG: 0.328		0-3 K		0-0 F7			0-0 G3			3 0 0 0 0 1 0										
Bruce Benedict, R (1, 2) OBP: 0.292, SLG: 0.326			0-0 P5			0-0 F9				3 0 0 0 0 0 0										
Luis Gomez, R (1, 6) OBP: 0.243, SLG: 0.176			0-0 F8			0-0 F9				2 0 0 0 0 0 0										
Joe Nolan, L (9, PH) OBP: 0.348, SLG: 0.333										1 0 0 0 0 1 0										
Phil Niekro, R (1, 1) OBP: 0.080, SLG: 0.120			0-0 6-3			0-3 K				2 0 0 0 0 1 0										
Mike Lum, L (9, PH) OBP: 0.231, SLG: 0.217										1 0 0 0 0 1 0										
Inning Stats	R: 0 E: 0 K: 2 S: 7	H: 0 LOB: 0 BB: 0 P: 7	R: 0 E: 0 K: 1 S: 5	H: 0 LOB: 0 BB: 0 P: 5	R: 0 E: 0 K: 0 S: 3	H: 0 LOB: 0 BB: 0 P: 3	R: 0 E: 0 K: 0 S: 3	H: 1 LOB: 0 BB: 0 P: 3	R: 0 E: 0 K: 1 S: 5	H: 0 LOB: 0 BB: 0 P: 5	R: 0 E: 0 K: 0 S: 3	H: 0 LOB: 0 BB: 0 P: 3	R: 0 E: 0 K: 2 S: 7	H: 0 LOB: 0 BB: 0 P: 7	R: 0 E: 0 K: 2 S: 7	H: 0 LOB: 0 BB: 0 P: 7	1B: 1 2B: 0 3B: 0 HR: 0	SF: 0 SAC: 0 DP: 1 HBP: 0	WP: 0 PB: 0 SB: 0 CS: 0	PA: 27
PITCHER Bob Welch, R (1, 1) ERA: 2.16	IP: 9.0 WLS: W BF: 27 H: 1 R: 0 ER: 0 SO: 7 BB: 0 IBB: 0 HBP: 0 BLK: 0 WP: 0 HR: 0 S: 41 P: 41 ERA: 0.00 WHIP: 0.111											PITCHER	IP: WLS: BF: H: R: ER: SO: BB: IBB: HBP: BLK: WP: HR: S: P: ERA: WHIP:							

AB	27
R	0
H	1
RBI	0
BB	0
SO	7
LOB	1



Batter	1	2	3	4	5	6	7	8	9	AB	R	H	RBI	BB	SO	LOB
Davey Lopes, R OBP: 0.342, SLG: 0.335 (1, 4)	0-0 5-3	0-0 6-3		0-0 F8		4-0 FC6-4 BB				3	0	0	0	1	0	2
Derrel Thomas, S OBP: 0.368, SLG: 0.377 (1, 8)	0-0 5-3		0-0 1B G5-4-3		0-3 K	0-0 FC6-4				4	1	1	0	0	1	2
Reggie Smith, S OBP: 0.401, SLG: 0.570 (1, 9)	0-0 HR		0-0 1B G5-4-3		0-0 2B		0-0 L3			4	1	3	1	0	0	0
Steve Garvey, R OBP: 0.296, SLG: 0.419 (1, 3)	0-0 1B		0-0 1B G5-4-3		0-0 P5		0-0 F9			4	0	1	0	0	0	2
Dusty Baker Jr., R OBP: 0.288, SLG: 0.471 (1, 7)	0-0 F8		4-0 BB BB		0-3 K		0-3 K			3	0	0	0	1	2	2
Ron Cey, R OBP: 0.349, SLG: 0.395 (1, 5)		0-0 1B 1B	4-0 1-2 BB		0-0 6-3		0-0 F2			3	0	1	0	1	0	0
Bill Russell, R OBP: 0.346, SLG: 0.388 (1, 6)		0-0 1B SH1-3	0-0 5-3		0-3 K		0-0 6-3			4	0	1	0	0	1	2
Joe Ferguson, R OBP: 0.353, SLG: 0.256 (1, 2)		0-0 P5	0-3 K		0-0 HR		0-3 K			4	1	1	1	0	2	2
Bob Welch, R OBP: 0.200, SLG: 0.200 (1, 1)		0-0 SH1-3	0-0 5-3		0-0 1B					2	0	1	0	0	0	0
Inning Stats	R: 1 E: 0 K: 0 S: 5	H: 2 LOB: 1 BB: 0 P: 5	R: 0 E: 0 K: 0 S: 5	H: 2 LOB: 2 BB: 0 P: 5	R: 1 E: 0 K: 0 S: 4	H: 2 LOB: 2 BB: 2 P: 12	R: 0 E: 0 K: 1 S: 5	H: 0 LOB: 0 BB: 0 P: 5	R: 0 E: 0 K: 2 S: 8	H: 1 LOB: 1 BB: 0 P: 8	R: 1 E: 0 K: 1 S: 7	H: 2 LOB: 2 BB: 1 P: 11	R: 0 E: 0 K: 1 S: 5	H: 0 LOB: 0 BB: 0 P: 5	R: 0 E: 0 K: 1 S: 5	H: 0 LOB: 0 BB: 0 P: 5

BOTTOM

Atlanta Braves @ Los Angeles Dodgers
Dodger Stadium, Los Angeles, CA
 Thu May 29 1980, 7:05 PM PDT
 Att. 24,630 - Unknown

livebaseballscorecards.com

AB	31
R	3
H	9
RBI	2
BB	3
SO	6
LOB	12



PITCHER	IP	WLS	BF	H	R	ER	SO	BB	IBB	HBP	BLK	WP	HR	S	P	ERA	WHIP
Phil Niekro, R ERA: 3.84 (1, 1)	8.0	L	35	9	3	3	6	3	0	0	0	0	2	44	56	3.38	1.500

WP: 0	PA: 35
PB: 0	
SB: 0	
CS: 0	

Batter	1	2	3	4	5	6	7	8	9	AB R H RBI BB SO LOB	TOP										
Jerry Royster, R (1, 4) OBP: 0.303, SLG: 0.295	0-0 E1 HR 1B	0-0 1-3			0-0 F7		0-0 FC5-4 1B		4-0 BB BB BB BB	4 1 2 0 1 0 2	Atlanta Braves @ Los Angeles Dodgers Dodger Stadium, Los Angeles, CA Fri May 30 1980, 7:05 PM PDT Att: 32,200 - Unknown livebaseballscorecards.com										
Larvell Blanks, R (1, 5) OBP: 0.243, SLG: 0.260	0-3 K		0-0 4-3		0-0 6-3		0-0 FC5-4 1-2f	0-0 F9	5 0 0 0 0 1 3												
Chris Chambliss, L (1, 3) OBP: 0.313, SLG: 0.436	0-0 P4		0-0 F9		0-0 G3			0-0 HR	4 1 1 1 0 0 1												
Gary Matthews, R (1, 9) OBP: 0.339, SLG: 0.463	0-0 1-H HR		0-0 5-3			0-0 HR		4-0 BB BB BB BB	3 2 2 3 1 0 0												
Dale Murphy, R (1, 8) OBP: 0.342, SLG: 0.442	0-0 5-3			4-0 BB BB BB BB	0-0 G5-4-3 1B BB	0-0 5-3		0-0 F3	3 0 0 0 1 0 1												
Brian Asselstine, L (1, 7) OBP: 0.275, SLG: 0.325		0-0 F8		0-0 1-2 1B	0-0 F8		0-0 FC4-6 1-2f		4 0 1 0 0 0 1												
Bruce Benedict, R (1, 2) OBP: 0.290, SLG: 0.315		4-0 BB BB BB BB		0-0 G5-4-3 1-2f 2-3	0-0 L7		0-0 1-3		3 0 0 0 1 0 3												
Luis Gomez, R (1, 6) OBP: 0.254, SLG: 0.183		0-0 1-2 1B		4-0 BB BB BB BB	4-0 BB		0-3 K	0-0 F9	2 0 1 0 1 1 0												
Jeff Burroughs, R (9, PH) OBP: 0.387, SLG: 0.359		0-0 1B							1 0 0 0 0 0 0												
Rick Matula, R (1, 1) OBP: 0.059, SLG: 0.059		0-0 P3		0-0 3-1			0-0 L1	0-3 K	1 0 0 0 0 0 2												
Rick Camp, R (3, 1)									0 0 0 0 0 0 0												
Joe Nolan, L (4, PH) OBP: 0.330, SLG: 0.318									1 0 0 0 0 0 2												
Al Hrabosky, R (4, 1)									0 0 0 0 0 0 0												
Mike Lum, L (7, PH) OBP: 0.222, SLG: 0.208									1 0 0 0 0 0 0												
Gene Gardner, R (7, 1)									0 0 0 0 0 0 0												
Charlie Spikes, R (9, PH) OBP: 0.462, SLG: 0.462									1 0 0 0 0 1 0												
Inning Stats	R: 2 E: 1 K: 1 S: 7	H: 2 LOB: 0 BB: 0 P: 7	R: 0 E: 0 K: 0 S: 4	H: 1 LOB: 2 BB: 1 P: 8	R: 0 E: 0 K: 0 S: 3	H: 0 LOB: 0 BB: 0 P: 3	R: 0 E: 0 K: 0 S: 3	H: 1 LOB: 2 BB: 2 P: 11	R: 0 E: 0 K: 0 S: 4	H: 1 LOB: 0 BB: 0 P: 4	R: 0 E: 0 K: 1 S: 6	H: 1 LOB: 1 BB: 0 P: 6	R: 1 E: 0 K: 0 S: 4	H: 1 LOB: 1 BB: 1 P: 8	R: 0 E: 0 K: 1 S: 5	H: 0 LOB: 1 BB: 1 P: 9	1B: 4 2B: 0 3B: 0 HR: 3	SF: 0 SAC: 0 DP: 1 HBP: 0	WP: 0 PB: 0 SB: 0 CS: 0	PA: 38	
PITCHER	IP WLS BF H R ER SO BB IBB HBP BLK WP HR S P ERA WHIP																				IP WLS BF H R ER SO BB IBB HBP BLK WP HR S P ERA WHIP
Burt Hooton, R (1, 1) ERA: 4.15	7.0 W 31 7 4 4 2 4 0 0 0 0 3 31 47 5.14 1.571																				
Rick Sutcliffe, R (8, 1) ERA: 6.43	2.0 7 0 0 0 1 1 0 0 0 0 0 0 8 12 0.00 0.500																				



Batter	1	2	3	4	5	6	7	8	9	AB	R	H	RBI	BB	SO	LOB
Davey Lopes, R OBP: 0.335, SLG: 0.329 (1, 4)	0-0 P4	0-0 SF9	0-0 5-3			0-3 K				3	0	0	1	0	1	1
Derrel Thomas, S OBP: 0.363, SLG: 0.370 (1, 8)	0-0 1B HR 1B	0-0 F9		0-0 F7		0-0 6-3				4	1	1	0	0	0	1
Reggie Smith, S OBP: 0.403, SLG: 0.565 (1, 9)	0-0 1B HR 1B		0-0 L1	4-0 1B BB		0-3 K				3	1	1	0	1	1	0
Steve Garvey, R OBP: 0.300, SLG: 0.420 (1, 3)	0-0 F2		0-0 1B 2B 1B	0-0 1B			0-0 5-3			4	1	2	0	0	0	2
Dusty Baker Jr., R OBP: 0.293, SLG: 0.493 (1, 7)	0-0 1B HR		0-0 2B BB 1B	0-0 F3			0-0 1-3			4	2	2	3	0	0	2
Ron Cey, R OBP: 0.347, SLG: 0.387 (1, 5)	0-0 F8		4-0 2B FC5-4 BB	0-0 L5			0-3 K			3	1	0	0	1	1	2
Bill Russell, R OBP: 0.350, SLG: 0.397 (1, 6)		0-0 E5 SH2-4 BB SF9	0-0 E 2B		0-0 4-3			0-0 G5-4-3 1B		4	2	2	2	0	0	0
Joe Ferguson, R OBP: 0.364, SLG: 0.244 (1, 2)		4-0 SH2-4 BB	4-0 FC5-4 IBB		0-3 K			0-0 G5-4-3 1-2f		2	0	0	0	2	1	1
Burt Hooton, R (1, 1)		0-0 SH2-4	0-0 FC5-4		0-3 K			0-0 G3		2	0	0	1	0	1	1
Rick Sutcliffe, L (8, 1)		1-2 2-3	1-2f 2-H 3-H							1	0	0	0	0	0	0

Inning Stats	R: 3	H: 3	E: 0	LOB: 0	K: 0	S: 6	P: 6	R: 1	H: 0	E: 1	LOB: 1	K: 0	S: 4	P: 8	R: 4	H: 3	E: 1	LOB: 1	K: 0	S: 6	P: 14	R: 0	H: 1	E: 0	LOB: 2	K: 0	S: 4	R: 0	H: 0	E: 0	LOB: 0	K: 2	S: 7	P: 7	R: 0	H: 0	E: 0	LOB: 0	K: 1	S: 5	P: 5	R: 0	H: 1	E: 0	LOB: 0	K: 0	S: 3	P: 3
1B: 6	SF: 1	3B: 0	SAC: 1	HR: 1	HBP: 0	WP: 0	PA: 36	PB: 0	SB: 0	CS: 0	WP: 0	PA: 36	ERA	WHIP																																		

PITCHER	IP	WLS	BF	H	R	ER	SO	BB	IBB	HBP	BLK	WP	HR	S	P	ERA	WHIP
Rick Matula, R (1, 1)	2.1	L	15	5	7	6	0	0	2	0	0	0	1	13	21	23.14	3.000
Rick Camp, R (3, 1)	0.2		4	1	1	0	0	0	1	0	0	0	0	3	7	0.00	1.500
Al Hrabosky, L (4, 1)	3.0		11	1	0	0	4	1	0	0	0	0	0	18	22	0.00	0.667
Gene Garber, R (7, 1)	2.0		6	1	0	0	1	0	0	0	0	0	0	8	8	0.00	0.500

BOTTOM

Atlanta Braves @ Los Angeles Dodgers
Dodger Stadium, Los Angeles, CA

Fri May 30 1980, 7:05 PM PDT
Att. 32,200 - Unknown

livebaseballscorecards.com

AB 30
R 8
H 8
RBI 7
BB 4
SO 5
LOB 10



Batter	1	2	3	4	5	6	7	8	9	AB	R	H	RBI	BB	SO	LOB	TOP	
Larvell Blanks, R OBP: 0.248, SLG: 0.259 (1, 4)	0-0 SH1-3 1B 1B	0-0 5-3		0-0 E5 G6-4-3 1-2 2-3		0-0 F7		4-0 BB BB BB G5-4-3 BB		4	1	1	0	1	0	3		
Dale Murphy, R OBP: 0.350, SLG: 0.455 (1, 8)	0-0 1B SH1-3 SF7 1B		0-0 2B	0-0 G6-4-3 1-2f		0-0 1B 1B		0-0 G5-4-3 1-2f		5	1	3	0	0	0	4		
Chris Chambliss, L OBP: 0.317, SLG: 0.437 (1, 3)	0-0 SH1-3 1-2 2-3		0-0 F8		0-0 1B 1B		0-0 1B 1B	0-3 K		4	1	2	0	0	1	1		
Gary Matthews, R OBP: 0.333, SLG: 0.451 (1, 9)	0-0 FC4-6 1B 2-3 3-H		0-0 L5		0-0 L6 S S S		0-3 K		0-0 E4 HBP BB 1B	5	1	1	1	0	1	4		
Bob Horner, R OBP: 0.151, SLG: 0.180 (1, 5) Brian Asseltine, L OBP: 0.275, SLG: 0.325 (9, 7)	0-0 SF7 3-H		0-0 F7		0-0 1B 1B		0-0 F2		0-3 K S S S	4	1	1	1	0	1	4		
Jeff Burroughs, R OBP: 0.398, SLG: 0.373 (1, 7) Chico Ruiz, R OBP: 0.385, SLG: 0.500 (9, PR) (9, 5)	0-0 FC4-6 1-2f		0-0 5-3		0-0 1B 1B 1-2 2-3		0-0 5-3 1B		0-0 BB HBP G1-2-3 1B	5	0	3	0	0	0	1		
Bill Nahorodny, R OBP: 0.227, SLG: 0.429 (1, 2)		0-0 FC1-6-5 2B		0-0 HR		0-0 P4		0-0 5-3 1-2	H 1-0 BB HBP 2-3	4	1	2	1	0	0	4		
Luis Gomez, R OBP: 0.269, SLG: 0.194 (1, 6)		0-0 FC1-6-5 WP 2-3		0-0 E 1B 1B		0-0 1B 1B 1-2 2-H 3-H		0-0 5-3	4-0 BB BB BB BB 1-2 2-3 3-H BB	4	0	2	3	1	0	2		
Tommy Boggs, R OBP: 0.133, SLG: 0.143 (1, 1) Larry Bradford, R (7, 1) Gene Garber, R (9, 1)		0-3 K 2-3		0-0 E 1B		0-0 F3		0-0 6-3	0-0 G1-2-3 3-Hf	4	0	1	0	0	1	4		
Inning Stats	R: 2 E: 0 K: 0 S: 6 H: 3 LOB: 1 BB: 0 P: 6	R: 0 E: 0 K: 1 S: 6 H: 1 LOB: 1 BB: 0 P: 6	R: 0 E: 0 K: 0 S: 4 H: 1 LOB: 1 BB: 0 P: 4	R: 1 E: 1 K: 0 S: 6 H: 3 LOB: 2 BB: 0 P: 6	R: 2 E: 0 K: 0 S: 7 H: 4 LOB: 2 BB: 0 P: 7	R: 0 E: 0 K: 1 S: 7 H: 2 LOB: 2 BB: 0 P: 7	R: 0 E: 0 K: 0 S: 4 H: 1 LOB: 1 BB: 1 P: 4	R: 0 E: 0 K: 1 S: 4 H: 0 LOB: 0 BB: 1 P: 8	R: 1 E: 1 K: 1 S: 6 H: 1 LOB: 2 BB: 1 P: 11	1B: 13 2B: 2 3B: 0 HR: 1 SF: 1 SAC: 1 DP: 3 HBP: 1	WP: 1 PB: 0 SB: 0 CS: 0 PA: 45							
PITCHER	IP WLS BF H R ER SO BB IBB HBP BLK WP HR S P ERA WHIP																PITCHER	IP WLS BF H R ER SO BB IBB HBP BLK WP HR S P ERA WHIP
Jerry Reuss, L ERA: 2.85 (1, 1)	5.0 L 27 12 5 5 1 0 0 0 0 1 1 29 29 9.00 2.400																	
Charlie Hough, R ERA: 5.12 (6, 1)	2.0 9 3 0 0 1 0 0 0 0 0 0 0 11 11 0.00 1.500																	
Joe Beckwith, R ERA: 2.2 (8, 1)	1.1 8 1 1 0 2 2 0 1 0 0 0 9 18 0.00 2.250																	
Bobby Castillo, R ERA: 3.86 (9, 1)	0.2 1 0 0 0 0 0 0 0 0 0 0 1 1 0.00 0.000																	

Atlanta Braves @ Los Angeles Dodgers
Dodger Stadium, Los Angeles, CA

Sat May 31 1980, 7:05 PM PDT
Att: 40,161 - Unknown

AB	40
R	6
H	16
RBI	6
BB	2
SO	4
LOB	30



livebaseballscorecards.com

BOTTOM

Atlanta Braves @ Los Angeles Dodgers
Dodger Stadium, Los Angeles, CA

livebaseballscores.com

AB	36
R	5
H	9
RBI	5
BB	4
SO	6
LOB	13



WP:	0	PA:	40
PB:	0		
SB:	1		
CS:	0		

Sat May 31 1980, 7:05 PM PDT
Att. 40,161 - Unknown

AB R H RBI BB SO LOB

4	1	2	1	1	0	1
3	0	0	0	0	1	1
1	0	1	1	1	0	0
5	0	1	2	0	1	3
5	1	2	1	0	1	3
4	0	0	0	0	1	1
4	0	0	0	0	0	1
4	1	2	0	0	0	0
3	1	0	0	1	1	1
1	0	0	0	0	1	0
0	0	0	0	1	0	0
0	0	0	0	0	0	0
1	0	0	0	0	0	2
0	0	0	0	0	0	0
0	0	0	0	0	0	0
1	1	1	0	0	0	0

Batter	1	2	3	4	5	6	7	8	9
Davey Lopes, R OBP: 0.342, SLG: 0.333 (1, 4)	4-0 BB S		0-0 6-3		0-0 F3		0-0 1B 1-2 2-H		0-0 BB 1B
Derrel Thomas, S OBP: 0.351, SLG: 0.357 Gary Thomasson, L OBP: 0.420, SLG: 0.357 (7, PH) (8, 8)	0-0 F7 1-2		0-0 F2			0-3 K	0-0 1B 1-3 2-H		4-0 BB 1B 1-2 2-3
Reggie Smith, S OBP: 0.398, SLG: 0.553 (1, 9)	0-0 F7			0-0 F8		0-0 F8	0-3 K		0-0 BB 1B 1-2 2-3 3-H
Steve Garvey, R OBP: 0.303, SLG: 0.436 (1, 3)	0-0 6-3			0-0 FC5-4 1B		0-0 HR		0-3 K	0-0 F7
Dusty Baker Jr., R OBP: 0.286, SLG: 0.480 (1, 7)		0-0 F8		0-0 FC5-4 1-2f		0-3 K		0-0 P6	
Ron Cey, R OBP: 0.339, SLG: 0.377 (1, 5)		0-0 F9		0-0 F7			0-0 6-3	0-0 F9	
Bill Russell, R OBP: 0.354, SLG: 0.406 (1, 6)		0-0 2B			0-0 L7		0-0 BB 1B		0-0 5-3
Joe Ferguson, R OBP: 0.356, SLG: 0.227 (1, 2)		0-3 K			0-0 6-3		4-0 BB 1B		0-0 5-3
Jerry Reuss, L OBP: 0.214, SLG: 0.167 Rick Monday, L OBP: 0.320, SLG: 0.238 Charlie Hough, R (6, 1) Jay Johnstone, L OBP: 0.370, SLG: 0.400 Joe Beckwith, L (8, 1) Bobby Castillo, R OBP: 0.333, SLG: 0.333 Pedro Guerrero, R OBP: 0.667, SLG: 0.846 (9, PH)			0-3 K		4-0 BB		0-0 F8		0-0 BB 1B 1B

Inning Stats	R: 0 E: 0 K: 0 S: 3	H: 0 LOB: 1 BB: 1 P: 7	R: 0 E: 0 K: 1 S: 6	H: 1 LOB: 1 BB: 0 P: 6	R: 0 E: 0 K: 1 S: 5	H: 0 LOB: 0 BB: 0 P: 5	R: 0 E: 0 K: 0 S: 4	H: 1 LOB: 1 BB: 0 P: 4	R: 0 E: 0 K: 0 S: 3	H: 0 LOB: 1 BB: 1 P: 7	R: 1 E: 0 K: 2 S: 8	H: 1 LOB: 0 BB: 0 P: 8	R: 2 E: 0 K: 1 S: 8	H: 3 LOB: 2 BB: 1 P: 12	R: 0 E: 0 K: 1 S: 5	H: 0 LOB: 0 BB: 0 P: 5	R: 2 E: 0 K: 0 S: 6	H: 3 LOB: 2 BB: 1 P: 10	1B: 7 2B: 1 3B: 0 HR: 1	SF: 0 SAC: 0 DP: 0 HBP: 0
--------------	------------------------------	---------------------------------	------------------------------	---------------------------------	------------------------------	---------------------------------	------------------------------	---------------------------------	------------------------------	---------------------------------	------------------------------	---------------------------------	------------------------------	----------------------------------	------------------------------	---------------------------------	------------------------------	----------------------------------	----------------------------------	------------------------------------

PITCHER	IP	WLS	BF	H	R	ER	SO	BB	IBB	HBP	BLK	WP	HR	S	P	ERA	WHIP
Tommy Boggs, R ERA: 3.77 (1, 1)	6.2	W	29	6	3	3	4	3	0	0	0	0	1	34	46	4.05	1.350
Larry Bradford, L ERA: 1.59 (7, 1)	2.0		10	3	2	2	2	1	0	0	0	0	0	13	17	9.00	2.000
Gene Garber, R ERA: 5.31 (9, 1)	0.1	S	1	0	0	0	0	0	0	0	0	0	0	1	1	0.00	0.000

Batter	1	2	3	4	5	6	7	8	9	AB R H RBI BB SO LOB	TOP											
Glenn Hubbard, R (1, 4) OBP: 0.800, SLG: 1.250	0-0 1B 2B		0-0 1B 2B	0-3 K		4-0 BB		0-0 1B		4 2 3 0 1 1 0	Atlanta Braves @ Los Angeles Dodgers Dodger Stadium, Los Angeles, CA Sun Jun 01 1980, 3:33 AM PDT Att: 49,320 - Unknown livebaseballscorecards.com											
Dale Murphy, R (1, 8) OBP: 0.364, SLG: 0.463	0-0 G4-6-3 1B 2-3 1B		0-0 CS 1B 2-H		4-0 2B SF9 BB	0-0 F7		0-0 1B 1-2 2-H		4 1 3 2 1 0 1												
Chris Chambliss, L (1, 3) OBP: 0.319, SLG: 0.442	0-0 G4-6-3 1B 1-2 3-H		0-0 F9 1-2		0-0 SF9 SF7 2B		0-3 K	0-0 F8		5 1 2 1 0 1 3												
Gary Matthews, R (1, 9) OBP: 0.328, SLG: 0.444	0-0 G4-6-3 1-2f 2-3		0-0 HR 1B		0-0 SF9 2-3 3-H		0-0 F8		0-3 K	4 1 1 1 0 1 2												
Bob Horner, R (1, 5) OBP: 0.193, SLG: 0.327	4-0 BB		0-0 HR		0-0 SF7 3-H		0-0 HR		0-0 4-3	2 2 2 4 1 0 0 1 0 0 0 0 0 0												
Larvell Blanks, R (7, 5) OBP: 0.247, SLG: 0.257																						
Jeff Burroughs, R (1, 7) OBP: 0.388, SLG: 0.356	0-0 F9		4-0 BB		0-0 5-3		0-0 L5		0-3 K	4 0 0 0 1 1 2												
Bill Nahorodny, R (1, 2) OBP: 0.269, SLG: 0.417		4-0 FC4-6 BB	0-0 F7		0-0 F6			0-0 1B 1B		3 1 1 0 1 0 1												
Luis Gomez, R (1, 6) OBP: 0.268, SLG: 0.205		0-0 FC4-6 CS 1-2f		0-0 6-3		0-0 WP 2B		0-0 F8		4 1 1 0 0 0 2												
Doyle Alexander, R (1, 1) OBP: 0.136, SLG: 0.136		0-0 F9		0-0 6-3		0-0 1-3		0-3 K		3 0 0 0 0 0 1												
Rick Camp, R (6, 1)		1-2				2-H				1 0 0 0 0 1 1												
Inning Stats	R: 1 E: 0 K: 0 S: 5	H: 3 LOB: 2 BB: 1 P: 9	R: 0 E: 0 K: 0 S: 2	H: 0 LOB: 0 BB: 1 P: 6	R: 3 E: 0 K: 0 S: 6	H: 4 LOB: 1 BB: 1 P: 10	R: 0 E: 0 K: 1 S: 5	H: 0 LOB: 0 BB: 0 P: 5	R: 2 E: 0 K: 0 S: 4	H: 1 LOB: 0 BB: 1 P: 8	R: 1 E: 0 K: 0 S: 4	H: 1 LOB: 1 BB: 1 P: 8	R: 1 E: 0 K: 1 S: 6	H: 1 LOB: 0 BB: 0 P: 6	R: 1 E: 0 K: 1 S: 8	H: 3 LOB: 2 BB: 0 P: 8	R: 0 E: 0 K: 2 S: 7	H: 0 LOB: 0 BB: 0 P: 7	1B: 7 2B: 4 3B: 0 HR: 2	SF: 2 SAC: 0 DP: 1 HBP: 0	WP: 2 PB: 0 SB: 0 CS: 2	PA: 42
PITCHER	IP WLS BF H R ER SO BB IBB HBP BLK WP HR S P ERA WHIP																					
Dave Goltz, R (1, 1) ERA: 4.14	5.0 L 24 8 6 6 1 4 0 0 0 0 0 1 22 38 10.80 2.400																					
Joe Beckwith, R (6, 1) ERA: 2.6	1.0 5 1 1 1 0 1 0 0 0 0 1 0 4 8 9.00 2.000																					
Charlie Hough, R (7, 1) ERA: 5.48	2.0 10 4 2 2 2 0 0 0 0 0 0 1 14 14 9.00 2.000																					
Steve Howe, L (9, 1) ERA: 2.45	1.0 3 0 0 0 0 2 0 0 0 0 0 0 7 7 0.00 0.000																					



Batter	1	2	3	4	5	6	7	8	9	AB	R	H	RBI	BB	SO	LOB
Davey Lopes, R OBP: 0.343, SLG: 0.331 (1, 4)	0-0 F7		0-0 L3		0-3 K	4-0 FC6-4 BB		0-0 1B		4	0	1	0	1	1	0
Bill Russell, R OBP: 0.343, SLG: 0.394 (1, 6)	0-0 5-3		0-0 6-3		0-0 5-3	0-0 FC6-4 1-2f		0-0 F8		5	0	0	0	0	0	4
Jay Johnstone, L OBP: 0.438, SLG: 0.429 (1, 9)	4-0 1B BB		4-0 HR BB			0-0 1B HR	0-0 1B		0-0 4-3	3	2	2	0	2	0	0
Steve Garvey, R OBP: 0.315, SLG: 0.462 (1, 3)	0-0 BB 1-3 1B		0-0 1-H HR			0-0 1-3 HR 1B	0-0 F3		0-0 1B 1B	5	2	4	2	0	0	1
Dusty Baker Jr., R OBP: 0.289, SLG: 0.493 (1, 7)	4-0 1-2 BB		0-3 K			0-0 1-H 3-H HR	0-0 F7		0-0 F8	4	1	1	3	1	1	2
Ron Cey, R OBP: 0.346, SLG: 0.384 (1, 5)	0-0 F8			0-0 F9		0-0 SH1-3 1B 1B	0-0 1-2 1B		0-0 1-3 1B	5	0	3	0	0	0	3
Gary Thomasson, L OBP: 0.400, SLG: 0.340 (1, 8)		0-0 F8		0-3 K		0-0 SH1-3 1B	0-0 F7		0-0 3-1	5	0	1	0	0	1	4
Mike Scioscia, L OBP: 0.242, SLG: 0.300 (1, 2)		0-0 L3		0-0 G3		0-0 SH1-3 1-2 2-3		0-0 F8		3	0	0	0	0	0	0
Dave Goltz, R OBP: 0.263, SLG: 0.125 (5, PH)		0-0 F8			0-0 F4	0-3 K		0-0 1-6-3		1	0	0	0	0	0	0
Rudy Law, L OBP: 0.315, SLG: 0.328 (6, 1)										0	0	0	0	0	0	0
Joe Beckwith, L OBP: 0.308, SLG: 0.227 (6, PH)										0	0	0	0	0	0	0
Rick Monday, L OBP: 0.308, SLG: 0.227 (7, 1)										0	0	0	0	0	0	0
Charlie Hough, R OBP: 0.347, SLG: 0.353 (8, PH)										0	0	0	0	0	0	0
Derrel Thomas, S OBP: 0.347, SLG: 0.353 (9, 1)										0	0	0	0	0	0	0

Inning Stats	R: 0	H: 1	E: 0	K: 0	S: 4	LOB: 3	BB: 2	P: 12	R: 0	H: 0	E: 0	K: 0	S: 3	LOB: 0	BB: 0	P: 3	R: 2	H: 1	E: 0	K: 1	S: 6	LOB: 0	BB: 1	P: 10	R: 0	H: 0	E: 0	K: 1	S: 5	LOB: 0	BB: 0	P: 5	R: 3	H: 5	E: 0	K: 1	S: 10	LOB: 3	BB: 1	P: 14	R: 0	H: 2	E: 0	K: 0	S: 5	LOB: 2	BB: 0	P: 5	R: 0	H: 1	E: 0	K: 0	S: 4	LOB: 1	BB: 0	P: 4	R: 0	H: 2	E: 0	K: 0	S: 5	LOB: 2	BB: 0	P: 5	1B: 10	SF: 0	2B: 0	SAC: 1	3B: 0	DP: 0	HR: 2	HBP: 0	WP: 0	PA: 43	PB: 0	SB: 0	CS: 0
--------------	------	------	------	------	------	--------	-------	-------	------	------	------	------	------	--------	-------	------	------	------	------	------	------	--------	-------	-------	------	------	------	------	------	--------	-------	------	------	------	------	------	-------	--------	-------	-------	------	------	------	------	------	--------	-------	------	------	------	------	------	------	--------	-------	------	------	------	------	------	------	--------	-------	------	--------	-------	-------	--------	-------	-------	-------	--------	-------	--------	-------	-------	-------

PITCHER	IP	WLS	BF	H	R	ER	SO	BB	IBB	HBP	BLK	WP	HR	S	P	ERA	WHIP
Doyle Alexander, R ERA: 4.42 (1, 1)	5.2	W	28	7	5	5	4	4	0	0	0	0	2	32	48	7.94	1.941
Rick Camp, R ERA: 2.3 (6, 1)	3.1	S	15	5	0	0	0	0	0	0	0	0	0	15	15	0.00	1.500


BOTTOM

Atlanta Braves @ Los Angeles Dodgers
Dodger Stadium, Los Angeles, CA

Sun Jun 01 1980, 3:33 AM PDT
Att. 49,320 - Unknown

livebaseballscorecards.com

AB	38
R	5
H	12
RBI	5
BB	4
SO	4
LOB	16



Batter	1	2	3	4	5	6	7	8	9	AB R H RBI BB SO LOB	TOP											
Glenn Hubbard, R (1, 4) OBP: 0.500, SLG: 0.750	0-3 K		0-0 5-3		0-0 SF9		0-0 S 1B		0-0 F9	4 1 1 1 0 1 0												
Dale Murphy, R (1, 8) OBP: 0.361, SLG: 0.457	0-0 F7		0-3 K		0-0 F8		0-0 E 1B			4 1 1 1 0 1 1												
Chris Chambliss, L (1, 3) OBP: 0.317, SLG: 0.438	0-0 6-3			0-0 F7		0-0 4-3	0-0 CS 1B			4 0 1 1 0 0 0												
Gary Matthews, R (1, 9) OBP: 0.326, SLG: 0.438		0-0 6-3		0-0 F9		0-0 1B	0-0 CS 1-2	0-0 L1		4 0 1 0 0 0 0												
Bob Horner, R (1, 5) OBP: 0.197, SLG: 0.321		0-0 5-3		0-0 5-3		0-0 F7		0-0 G5-3 WP 1B		4 0 1 0 0 0 1												
Larvell Blanks, R (8, 5) OBP: 0.247, SLG: 0.257										0 0 0 0 0 0 0												
Brian Asselstine, L (1, 7) OBP: 0.296, SLG: 0.352		0-0 1B 1B			0-0 1B 3B	4-0 FC6 IBB		4-0 1-2 IBB		2 1 2 0 2 0 0												
Bruce Benedict, R (1, 2) OBP: 0.289, SLG: 0.312		0-0 1-3 1B			0-0 F2	0-0 FC6		0-0 G5-3		4 0 1 0 0 0 5												
Luis Gomez, R (1, 6) OBP: 0.268, SLG: 0.207		0-0 G3			0-0 1B SF9 1B		0-0 F6		0-3 K	4 1 1 1 0 1 2												
Phil Niekro, R (1, 1) OBP: 0.103, SLG: 0.138			0-3 K		0-0 1-3 1B		0-0 6-3		0-0 1-3	4 0 1 0 0 1 0												
Inning Stats	R: 0 E: 0 K: 1 S: 5	H: 0 LOB: 0 BB: 0 P: 5	R: 0 E: 0 K: 0 S: 5	H: 2 LOB: 2 BB: 0 P: 5	R: 0 E: 0 K: 2 S: 7	H: 0 LOB: 0 BB: 0 P: 7	R: 0 E: 0 K: 0 S: 3	H: 0 LOB: 0 BB: 0 P: 3	R: 2 E: 0 K: 0 S: 6	H: 3 LOB: 1 BB: 0 P: 6	R: 0 E: 0 K: 0 S: 4	H: 1 LOB: 2 BB: 1 P: 8	R: 2 E: 1 K: 0 S: 5	H: 3 LOB: 0 BB: 0 P: 5	R: 0 E: 0 K: 0 S: 3	H: 1 LOB: 1 BB: 1 P: 7	R: 0 E: 0 K: 1 S: 5	H: 0 LOB: 0 BB: 0 P: 5	1B: 9 2B: 0 3B: 1 HR: 0	SF: 1 SAC: 0 DP: 1 HBP: 0	WP: 1 PB: 0 SB: 1 CS: 1	PA: 38
PITCHER	IP WLS BF H R ER SO BB IBB HBP BLK WP HR S P ERA WHIP																					
Ed Whitson, R (1, 1) ERA: 3.66	6.2 L 30 9 4 4 3 0 0 0 0 0 0 0 35 39 5.40 1.350																					
Greg Minton, R (7, 1) ERA: 3.43	0.1 0 0 0 0 0 0 0 0 0 0 0 0 0 0.00 0.000																					
Allen Ripley, R (8, 1) ERA: 1.0	2.0 7 1 0 0 1 0 0 1 0 0 1 0 8 12 0.00 0.500																					

Atlanta Braves @ San Francisco Giants
Candlestick Park, San Francisco, CA
Mon Jun 02 1980, 10:05 PM EDT
Att. 3,768 - Unknown

AB	34
R	4
H	10
RBI	4
BB	2
SO	4
LOB	9



Batter	1	2	3	4	5	6	7	8	9	AB	R	H	RBI	BB	SO	LOB
Bill North, S OBP: 0.407, SLG: 0.344 (1, 8)	F8		5-3		FC5 2-H 2B		5-3			4	0	1	1	0	0	0
Darrell Evans, L OBP: 0.373, SLG: 0.402 (1, 5)	1B BB		K		F9			1B 1B		3	0	1	0	1	1	1
Jack Clark, R OBP: 0.372, SLG: 0.522 (1, 9)	1-2 1B		1B		FC5 2-3			F3		4	0	2	0	0	0	2
Willie McCovey, L OBP: 0.271, SLG: 0.295 (1, 3)	F7		F8		K			1-2 1B G1-6-3		4	0	1	0	0	1	3
Terry Whitfield, L OBP: 0.310, SLG: 0.346 (1, 7)	F6			FC1-6 1B		1B 1B		G1-6-3 1-2f		4	0	2	0	0	0	4
Rennie Stennett, R OBP: 0.257, SLG: 0.321 (1, 4)		F9		FC1-6 1-2f G1-6-3		1-2 1B G6-3		4-3 3B		4	1	2	0	0	0	1
Milt May, L OBP: 0.309, SLG: 0.355 (1, 2)		G3		G1-6-3 1-2f		G6-3 1-2f		4-3		4	0	0	1	0	0	3
Johnnie LeMaster, R OBP: 0.264, SLG: 0.371 (1, 6)					SH1-4 2B 1B		F7		3-H F8	4	1	2	0	0	0	0
Ed Whitson, R OBP: 0.083, SLG: 0.043 (1, 1)					SH1-4				F9	1	0	0	0	0	1	1
Greg Minton, S (7, 1)										0	0	0	0	0	0	0
Jim Wohlford, R (7, PH)										1	0	0	0	0	0	0
Allen Ripley, R (8, 1)										0	0	0	0	0	0	0
Larry Herndon, R (9, PH)										1	0	0	0	0	0	0

Inning Stats	R: 0 E: 0 K: 0 S: 4	H: 1 LOB: 2 BB: 1 P: 8	R: 0 E: 0 K: 1 S: 6	H: 1 LOB: 1 BB: 0 P: 6	R: 0 E: 0 K: 1 S: 6	H: 1 LOB: 0 BB: 0 P: 3	R: 0 E: 0 K: 0 S: 5	H: 2 LOB: 1 BB: 0 P: 5	R: 0 E: 0 K: 1 S: 6	H: 2 LOB: 1 BB: 0 P: 6	R: 0 E: 0 K: 0 S: 3	H: 0 LOB: 0 BB: 0 P: 3	R: 0 E: 0 K: 0 S: 4	H: 2 LOB: 1 BB: 0 P: 4	R: 1 E: 0 K: 0 S: 4	H: 1 LOB: 0 BB: 0 P: 4	1B: 9 2B: 1 3B: 1 HR: 0	SF: 0 SAC: 1 DP: 3 HBP: 0	WP: 0 PB: 0 SB: 0 CS: 0	PA: 36
---------------------	------------------------------	---------------------------------	------------------------------	---------------------------------	------------------------------	---------------------------------	------------------------------	---------------------------------	------------------------------	---------------------------------	------------------------------	---------------------------------	------------------------------	---------------------------------	------------------------------	---------------------------------	----------------------------------	------------------------------------	----------------------------------	--------

PITCHER Phil Niekro, R ERA: 3.66 (1, 1)	IP: 9.0 WLS: W BF: 36 H: 11 R: 2 ER: 2 SO: 3 BB: 1 IBB: 0 HBP: 0 BLK: 0 WP: 0 HR: 0 S: 41 P: 45 ERA: 2.00 WHIP: 1.333	PITCHER	IP: 9.0 WLS: W BF: 36 H: 11 R: 2 ER: 2 SO: 3 BB: 1 IBB: 0 HBP: 0 BLK: 0 WP: 0 HR: 0 S: 41 P: 45 ERA: 2.00 WHIP: 1.333
--	---	----------------	---

BOTTOM

Atlanta Braves @ San Francisco Giants
Candlestick Park, San Francisco, CA
 Mon Jun 02 1980, 10:05 PM EDT
 Att: 3,768 - Unknown

livebaseballscorecards.com

AB	34
R	2
H	11
RBI	2
BB	1
SO	3
LOB	15



Batter	1	2	3	4	5	6	7	8	9	AB R H RBI BB SO LOB	TOP																
Glenn Hubbard, R (1, 4) OBP: 0.429, SLG: 0.583	0-3 K		0-0 L6		0-0 S 1B		0-0 6-3			4 0 1 0 0 1 1																	
Dale Murphy, R (1, 8) OBP: 0.353, SLG: 0.445	0-3 K			0-0 E6 1B	0-3 K			0-0 5-3		4 1 0 0 0 2 1																	
Chris Chambliss, L (1, 3) OBP: 0.316, SLG: 0.439	0-0 4-3			0-0 F8		0-3 K		0-0 1B K 2B		4 0 1 0 0 1 1																	
Gary Matthews, R (1, 9) OBP: 0.346, SLG: 0.472		0-0 G4-3 1B		0-0 E 1B		0-0 5-3 3B		0-0 K 1B		4 1 4 0 0 0 0																	
Bob Horner, R (1, 5) OBP: 0.185, SLG: 0.300		0-0 G4-3		0-0 E5		0-0 5-3		0-3 K		4 0 0 1 0 1 4																	
Larvell Blanks, R (8, 5) OBP: 0.247, SLG: 0.257		1-2 G4-3		1-2 2-H		3-H		1-2 3-H		0 0 0 0 0 0 0																	
Jeff Burroughs, R (1, 7) OBP: 0.383, SLG: 0.363		0-0 2B		0-0 F3		0-0 6-3			0-3 K	4 0 1 0 0 1 2																	
Brian Asselstine, L (9, 7) OBP: 0.296, SLG: 0.352										0 0 0 0 0 0 0																	
Bruce Benedict, R (1, 2) OBP: 0.277, SLG: 0.299		0-3 K		0-0 F3			0-0 F8		0-0 5-3	4 0 0 0 0 1 3																	
Luis Gomez, R (1, 6) OBP: 0.275, SLG: 0.217			0-0 F9		0-3 K		0-0 SH3-4 1B		0-0 1B	4 0 2 0 0 1 0																	
Larry McWilliams, L (1, 1) OBP: 0.294, SLG: 0.294			0-3 K		0-3 K		0-0 SH3-4		0-3 K	3 0 0 0 0 3 1																	
Larry Bradford, R (9, 1) OBP: 0.294, SLG: 0.294										0 0 0 0 0 0 0																	
Inning Stats	R: 0 E: 0 K: 2 S: 7	H: 0 LOB: 0 BB: 0 P: 7	R: 0 E: 0 K: 1 S: 6	H: 2 LOB: 1 BB: 0 P: 6	R: 0 E: 0 K: 1 S: 5	H: 0 LOB: 0 BB: 0 P: 5	R: 1 E: 2 K: 0 S: 6	H: 1 LOB: 2 BB: 0 P: 6	R: 0 E: 0 K: 3 S: 10	H: 1 LOB: 1 BB: 0 P: 10	R: 1 E: 0 K: 1 S: 6	H: 1 LOB: 0 BB: 0 P: 6	R: 0 E: 0 K: 0 S: 4	H: 1 LOB: 1 BB: 0 P: 4	R: 0 E: 0 K: 1 S: 6	H: 2 LOB: 2 BB: 0 P: 6	R: 0 E: 0 K: 2 S: 8	H: 1 LOB: 1 BB: 0 P: 8	1B: 6 2B: 2 3B: 1 HR: 0	SF: 0 SAC: 1 DP: 1 HBP: 0	WP: 0 PB: 0 SB: 1 CS: 0	PA: 36					
PITCHER	IP WLS BF H R ER SO BB IBB HBP BLK WP HR S P ERA WHIP																										
Vida Blue, L (1, 1) ERA: 2.77	7.0	28	6	2	1	8	0	0	0	0	0	0	0	44	44	1.29	0.857										
Greg Minton, R (8, 1) ERA: 3.13	2.0	W	8	3	0	0	3	0	0	0	0	0	0	14	14	0.00	1.500										

Atlanta Braves @ San Francisco Giants
Candlestick Park, San Francisco, CA
Tue Jun 03 1980, 10:05 PM EDT
Att. 9,294 - Unknown

livebaseballscorecards.com

AB	35
R	2
H	9
RBI	1
BB	0
SO	11
LOB	13



BOTTOM

Atlanta Braves @ San Francisco Giants
Candlestick Park, San Francisco, CA

Tue Jun 03 1980, 10:05 PM EDT
Att. 9,294 - Unknown

livebaseballscorecards.com

AB	32
R	3
H	7
RBI	3
BB	2
SO	5
LOB	16



WP	0	PA	36
PB	0	SB	0
CS	0		

AB R H RBI BB SO LOB

4	0	1	0	0	0	0
4	0	0	0	0	1	1
3	0	0	0	0	0	1
3	0	1	0	1	0	1
0	1	0	0	0	0	0
4	0	1	0	0	0	1
1	0	1	0	0	0	0
2	0	1	0	0	0	1
3	1	0	0	1	1	5
4	1	1	1	0	0	5
2	0	0	0	0	2	0
1	0	0	0	0	1	1
0	0	0	0	0	0	0
1	0	1	2	0	0	0

1B	3	SF	0
2B	5	SAC	0
3B	0	DP	1
HR	0	HBP	2

WP	HR	S	P	ERA	WHIP
----	----	---	---	-----	------

Batter	1	2	3	4	5	6	7	8	9
Bill North, S OBP: 0.403, SLG: 0.341 (1, 8)	0-0 F8		0-0 4-3		0-0 4-3			0-0 L4-3 1B	
Darrell Evans, L OBP: 0.365, SLG: 0.393 (1, 5)	0-3 K		0-0 F7		0-0 6-3			0-0 F8	
Jack Clark, R OBP: 0.370, SLG: 0.512 (1, 9)	1-0 HBP			0-0 1-3		0-0 5-3		0-0 L4-3 1-2	
Willie McCovey, L OBP: 0.279, SLG: 0.306 Roger Metzger, S OBP: 0.150, SLG: 0.056 (1, 3) (9, PR)	0-0 G3			4-0 2B BB		0-0 F8		0-0 1B 2B	
Larry Herndon, R OBP: 0.281, SLG: 0.386 (1, 7)		0-0 F9		0-0 1-3 2B		0-0 5-3		0-0 6-3	
Rennie Stennett, R OBP: 0.268, SLG: 0.333 Joe Strain, R OBP: 0.299, SLG: 0.292 (1, 4) (4, PR) (5, 4)		0-0 2B		1-0 HBP			0-0 FC5-4 1B	0-0 5-3	
Johnnie LeMaster, R OBP: 0.264, SLG: 0.364 (1, 6)		0-3 K		0-0 L5			0-0 FC5-4 G3 1-2	4-0 1B 2B BB	
Mike Sadek, R OBP: 0.350, SLG: 0.316 (1, 2)		0-0 1-3		0-0 F6			0-0 G3 1-2	0-0 2B 1B	
Vida Blue, S OBP: 0.176, SLG: 0.125 Jim Wohlford, R OBP: 0.273, SLG: 0.365 Greg Minton, S Milt May, L OBP: 0.314, SLG: 0.368 (1, 1) (7, PH) (8, 1) (9, PH)			0-3 K		0-3 K		0-3 K	0-0 1-H 2-H 2B	

Inning Stats	R: 0	H: 0	E: 0	K: 1	S: 5	R: 0	H: 1	E: 0	K: 1	S: 6	R: 0	H: 0	E: 0	K: 1	S: 5	R: 0	H: 1	E: 0	K: 0	S: 4	R: 0	H: 0	E: 0	K: 1	S: 5	R: 0	H: 0	E: 0	K: 0	S: 3	R: 0	H: 1	E: 0	K: 1	S: 6	R: 0	H: 1	E: 0	K: 0	S: 3	R: 3	H: 3	E: 0	K: 0	S: 5
--------------	------	------	------	------	------	------	------	------	------	------	------	------	------	------	------	------	------	------	------	------	------	------	------	------	------	------	------	------	------	------	------	------	------	------	------	------	------	------	------	------	------	------	------	------	------

PITCHER	IP	WLS	BF	H	R	ER	SO	BB	IBB	HBP	BLK	WP	HR	S	P	ERA	WHIP
Larry McWilliams, L ERA: 6.04 (1, 1)	8.2		34	5	2	2	5	2	0	2	0	0	0	40	50	2.08	0.808
Larry Bradford, L ERA: 1.99 (9, 1)	0.0	L	2	2	1	1	0	0	0	0	0	0	0	2	2	∞	∞

PITCHER	IP	WLS	BF	H	R	ER	SO	BB	IBB	HBP	BLK	WP	HR	S	P	ERA	WHIP
---------	----	-----	----	---	---	----	----	----	-----	-----	-----	----	----	---	---	-----	------

Batter	1	2	3	4	5	6	7	8	9	AB R H RBI BB SO LOB	TOP
Glenn Hubbard, R (1, 4) OBP: 0.474, SLG: 0.882	0-0 SF8 3B		0-0 CS 1B		0-0 F9		0-0 F8		0-0 HR	5 2 3 1 0 0 0	
Dale Murphy, R (1, 8) OBP: 0.354, SLG: 0.453	0-0 SF8		0-3 K			0-3 K		0-0 1B E	0-0 2B	4 1 2 1 0 2 1	
Chris Chambliss, L (1, 3) OBP: 0.323, SLG: 0.459	0-0 HR			0-0 1B 1B		0-0 F8		0-0 1B E	0-0 F8	5 1 3 1 0 0 1	
Gary Matthews, R (1, 9) OBP: 0.336, SLG: 0.457	0-3 K			0-0 F9		0-0 F4		0-0 F9		4 0 0 0 0 1 3	
Brian Asselstine, L (1, 7) OBP: 0.302, SLG: 0.380	0-0 F5			0-0 1B		0-0 HR		0-0 E6		4 1 2 2 0 0 1	
Larvell Blanks, R (1, 5) OBP: 0.247, SLG: 0.257		0-3 K		0-0 F7		0-0 HR 1B		0-0 F8		4 1 1 0 0 1 4	
Bill Nahorodny, R (1, 2) OBP: 0.267, SLG: 0.500		0-0 5-3		0-0 F6		0-0 HR		0-0 F9		4 1 1 2 0 0 4	
Luis Gomez, R (1, 6) OBP: 0.267, SLG: 0.210		0-3 K			0-0 F3		0-0 F7		0-0 F9	4 0 0 0 0 1 0	
Rick Matula, R (1, 1) OBP: 0.048, SLG: 0.048			0-3 K		0-3 K		0-3 K		0-0 4-3	4 0 0 0 0 3 0	
Inning Stats	R: 2 H: 2 E: 0 LOB: 0 K: 1 BB: 0 S: 7 P: 7	R: 0 H: 0 E: 0 LOB: 0 K: 2 BB: 0 S: 7 P: 7	R: 0 H: 1 E: 0 LOB: 1 K: 2 BB: 0 S: 7 P: 7	R: 0 H: 2 E: 0 LOB: 2 K: 0 BB: 0 S: 5 P: 5	R: 0 H: 0 E: 0 LOB: 0 K: 1 BB: 0 S: 5 P: 5	R: 0 H: 0 E: 0 LOB: 0 K: 1 BB: 0 S: 5 P: 5	R: 3 H: 3 E: 0 LOB: 0 K: 1 BB: 0 S: 8 P: 8	R: 1 H: 2 E: 1 LOB: 2 K: 0 BB: 0 S: 6 P: 6	R: 1 H: 2 E: 0 LOB: 1 K: 0 BB: 0 S: 5 P: 5	1B: 6 SF: 1 2B: 2 SAC: 0 3B: 1 DP: 1 HR: 4 HBP: 0	WP: 0 PA: 39 PB: 0 SB: 0 CS: 1
PITCHER John Montefusco, R (1, 1) ERA: 4.37 Gary Lavelle, L (8, 1) ERA: 3.12	IP WLS BF H R ER SO BB IBB HBP BLK WP HR S P ERA WHIP										
	7.0 L 28 8 5 5 8 0 0 0 0 0 0 3 44 44 6.43 1.143										
	2.0 11 4 2 2 0 0 0 0 0 0 0 1 11 11 9.00 2.000										

Atlanta Braves @ San Francisco Giants
 Candlestick Park, San Francisco, CA
 Wed Jun 04 1980, 6:33 AM EDT
 Att. 5,593 - Unknown

AB	38
R	7
H	12
RBI	7
BB	0
SO	8
LOB	14



Batter	1	2	3	4	5	6	7	8	9	AB	R	H	RBI	BB	SO	LOB
Larry Herndon, R (1, 8) OBP: 0.273, SLG: 0.374	0-0 F8		0-0 6-3		0-0 5-3		0-3 K			4	0	0	0	0	1	3
Darrell Evans, L (1, 5) OBP: 0.358, SLG: 0.385	0-0 4-3		0-0 F9			0-0 F7		0-0 3-1		4	0	0	0	0	0	1
Jack Clark, R (1, 9) OBP: 0.362, SLG: 0.500	0-0 6-3			0-0 5-3		0-3 K		0-0 P3		4	0	0	0	0	1	0
Willie McCovey, L (1, 3) OBP: 0.287, SLG: 0.307		4-0 BB		0-0 4-3		0-3 K		0-0 1B		3	0	1	0	1	1	0
Terry Whitfield, L (1, 7) OBP: 0.316, SLG: 0.361		0-0 G1-6-3		0-0 2B			0-0 4-3	0-0 1B		4	0	2	0	0	0	1
Joe Strain, R (1, 4) OBP: 0.310, SLG: 0.304		0-0 1B		0-0 3-1			0-0 E	0-0 5-3		4	1	2	0	0	0	3
Milt May, L (1, 2) OBP: 0.319, SLG: 0.372		0-0 F7			0-0 SH3-4		0-0 L4		0-0 G5-4-3	4	0	2	0	0	0	2
Johnnie LeMaster, R (1, 6) OBP: 0.263, SLG: 0.357		4-0 BB		0-0 F7		0-0 F7		0-0 E7	0-0 G5-4-3	3	1	0	0	1	0	2
John Montefusco, R (1, 1) OBP: 0.125, SLG: 0.067			0-0 SH1-4		0-0 SH3-4		0-0 E1		0-0 5-3	0	0	0	0	0	0	0
Bill North, S (7, PH) OBP: 0.400, SLG: 0.339										1	0	0	0	0	0	0
Gary Lavelle, S (8, 1)										0	0	0	0	0	0	0
Jim Wohlford, R (9, PH) OBP: 0.269, SLG: 0.360			1-2		1-2					1	0	0	0	0	0	0

Inning Stats	R: 0	H: 0	E: 0	K: 0	S: 3	R: 0	H: 1	E: 0	K: 0	S: 3	R: 0	H: 0	E: 0	K: 0	S: 3	R: 0	H: 1	E: 0	K: 0	S: 4	R: 0	H: 1	E: 0	K: 0	S: 4	R: 0	H: 0	E: 0	K: 2	S: 7	R: 2	H: 1	E: 2	K: 1	S: 8	R: 0	H: 2	E: 0	K: 0	S: 5	R: 0	H: 1	E: 0	K: 0	S: 3	1B: 6	SF: 0	2B: 1	3B: 0	HR: 0	WP: 0	PA: 36
	LOB: 0	BB: 0	P: 3	ER: 0	SO: 3	LOB: 1	BB: 1	P: 7	ER: 0	SO: 3	LOB: 1	BB: 0	P: 4	ER: 0	SO: 4	LOB: 1	BB: 0	P: 4	ER: 0	SO: 8	LOB: 1	BB: 0	P: 8	LOB: 2	BB: 0	P: 5	LOB: 0	BB: 0	P: 3	LOB: 0	BB: 0	P: 3	LOB: 0	BB: 0	P: 3	SAC: 2	DP: 2	HBP: 0	ERA: 0.00	WHIP: 1.000	ERA: 0.00	WHIP: 1.000										

PITCHER	IP	WLS	BF	H	R	ER	SO	BB	IBB	HBP	BLK	WP	HR	S	P	ERA	WHIP
Rick Matula, R (1, 1) ERA: 2.3	9.0	W	36	7	2	0	3	2	0	0	0	0	0	40	48	0.00	1.000

BOTTOM

Atlanta Braves @ San Francisco Giants
Candlestick Park, San Francisco, CA

Wed Jun 04 1980, 6:33 AM EDT
Att. 5,593 - Unknown

AB	32
R	2
H	7
RBI	0
BB	2
SO	3
LOB	12



Batter	1	2	3	4	5	6	7	8	9	AB R H RBI BB SO LOB	TOP		
Davey Lopes, R (1, 4) OBP: 0.347, SLG: 0.349	0-0 F4		0-3 K		0-3 K			0-0 E5 SH2-3 2B	4-0 BB	4 1 0 0 1 2 0			
Rudy Law, L (1, 8) OBP: 0.315, SLG: 0.327	0-0 F6		0-0 4-3			0-0 E5 FC5-4		0-0 SH2-3	0-0 G3	4 0 0 0 0 0 2			
Reggie Smith, S (1, 9) OBP: 0.394, SLG: 0.543	4-0 FC6-4 BB		0-0 HR			0-0 FC5-4 G4-6-3 1-2f		0-0 F5		3 1 1 1 1 0 2			
Steve Garvey, R (1, 3) OBP: 0.313, SLG: 0.450	0-0 FC6-4 1-2f		0-0 5-3			0-0 G4-6-3 1-2f		4-0 2B BB		3 0 0 0 1 0 2			
Dusty Baker Jr., R (1, 7) OBP: 0.295, SLG: 0.491		0-0 5-3		0-0 F8			0-0 HR 2B	0-0 2B		4 1 2 1 0 0 0			
Ron Cey, R (1, 5) OBP: 0.347, SLG: 0.420		0-0 1B 5-3 1B		0-3 K			0-0 HR 2-H	0-3 K		4 2 2 2 0 2 2			
Bill Russell, R (1, 6) OBP: 0.335, SLG: 0.377		0-0 1B 5-3 1B		0-0 5-3			0-3 K		0-0 6-3	4 0 1 0 0 1 0			
Joe Ferguson, R (1, 2) OBP: 0.359, SLG: 0.229		0-0 5-3			0-0 F6		0-3 K		0-0 BB 1B	4 0 1 1 0 1 1			
Jerry Reuss, L (1, 1) OBP: 0.222, SLG: 0.188		0-0 1B		0-0 4-3			0-0 F7		0-3 K	4 0 1 0 0 1 1			
Inning Stats	R: 0 E: 0 K: 0 S: 3 H: 0 LOB: 1 BB: 1 P: 7	R: 1 E: 0 K: 0 S: 5 H: 3 LOB: 2 BB: 0 P: 5	R: 1 E: 0 K: 1 S: 6 H: 1 LOB: 0 BB: 0 P: 6	R: 0 E: 0 K: 1 S: 5 H: 0 LOB: 0 BB: 0 P: 5	R: 0 E: 0 K: 1 S: 5 H: 0 LOB: 0 BB: 0 P: 5	R: 0 E: 1 K: 0 S: 3 H: 0 LOB: 0 BB: 0 P: 3	R: 2 E: 0 K: 2 S: 9 H: 2 LOB: 0 BB: 0 P: 9	R: 1 E: 1 K: 1 S: 7 H: 1 LOB: 2 BB: 1 P: 11	R: 0 E: 0 K: 1 S: 6 H: 1 LOB: 2 BB: 1 P: 10	1B: 4 2B: 2 3B: 0 HR: 2 SF: 0 SAC: 1 DP: 1 HBP: 0	WP: 0 PB: 0 SB: 0 CS: 0 PA: 38		
PITCHER	IP WLS BF H R ER SO BB IBB HBP BLK WP HR S P ERA WHIP											PITCHER	IP WLS BF H R ER SO BB IBB HBP BLK WP HR S P ERA WHIP
Phil Niekro, R (1, 1) ERA: 3.73	8.0 L 33 7 5 4 6 2 0 0 0 0 0 2 43 51 4.50 1.125												
Al Hrabosky, L (9, 1) ERA: 3.54	1.0 5 1 0 0 1 1 0 0 0 0 0 0 6 10 0.00 2.000												

Los Angeles Dodgers @ Atlanta Braves
Atlanta-Fulton County Stadium, Atlanta, GA

Fri Jun 06 1980, 7:05 PM EDT
Att: 18,331 - Unknown

livebaseballscorecards.com

AB 34
R 5
H 8
RBI 5
BB 3
SO 7
LOB 10



Batter	1	2	3	4	5	6	7	8	9	AB	R	H	RBI	BB	SO	LOB
Glenn Hubbard, R (1, 4) OBP: 0.391, SLG: 0.714	0-0 F9		0-0 F9			0-0 F9		0-0 F8		4	0	0	0	0	0	3
Dale Murphy, R (1, 8) OBP: 0.346, SLG: 0.442	0-3 K			0-0 F7		0-0 4-3		0-0 F8		4	0	0	0	0	1	2
Chris Chambliss, L (1, 3) OBP: 0.317, SLG: 0.450	0-0 4-3			0-0 E4 FC5-4			0-3 K		0-0 G1	4	0	0	0	0	1	0
Gary Matthews, R (1, 9) OBP: 0.326, SLG: 0.444		0-0 F7		0-0 FC5-4 1-2f		0-0 5-3		0-0 5-3		4	0	0	0	0	0	1
Jeff Burroughs, R (1, 7) OBP: 0.378, SLG: 0.368		0-3 K		0-0 4-3			0-0 2B		0-0 6-3	4	0	1	0	0	1	1
Larvell Blanks, R (1, 5) OBP: 0.242, SLG: 0.252 (9, 6)		0-0 4-3			0-0 6-3		0-3 K			3	0	0	0	0	1	1
Bruce Benedict, R (1, 2) OBP: 0.279, SLG: 0.300			0-0 4-3		0-0 5-3			0-0 1B 1B		3	0	1	0	0	0	0
Luis Gomez, R (1, 6) OBP: 0.270, SLG: 0.208			4-0		0-0 6-3			0-0 F9		1	0	0	0	1	0	0
Jerry Royster, R (8, PH) OBP: 0.301, SLG: 0.293 (9, 5)			BB							1	0	0	0	0	0	1
Phil Niekro, R (1, 1) OBP: 0.097, SLG: 0.129			0-3 K				0-0 F4		0-0 1B 1-2	2	0	0	0	0	1	1
Charlie Spikes, R (8, PH) OBP: 0.500, SLG: 0.500										1	0	1	0	0	0	0
Al Hrabosky, R (9, 1)										0	0	0	0	0	0	0

Inning Stats	R: 0	H: 0	R: 0	H: 0	R: 0	H: 0	R: 0	H: 0	R: 0	H: 0	R: 0	H: 1	R: 0	H: 2	R: 0	H: 0	1B: 2	SF: 0	WP: 0	PA: 32
E: 0	LOB: 0	E: 0	LOB: 0	E: 0	LOB: 1	E: 1	LOB: 1	E: 0	LOB: 0	E: 0	LOB: 0	E: 0	LOB: 1	E: 0	LOB: 2	E: 0	LOB: 0	2B: 1	SAC: 0	PB: 0
K: 1	BB: 0	K: 1	BB: 0	K: 1	BB: 1	K: 0	BB: 0	K: 0	BB: 0	K: 2	BB: 0	K: 0	BB: 0	K: 0	BB: 0	K: 0	BB: 0	3B: 0	DP: 0	SB: 0
S: 5	P: 5	S: 5	P: 5	S: 5	P: 9	S: 4	P: 4	S: 3	P: 3	S: 8	P: 8	S: 5	P: 5	S: 3	P: 3	S: 3	P: 3	HR: 0	HBP: 0	CS: 0

PITCHER	IP	WLS	BF	H	R	ER	SO	BB	IBB	HBP	BLK	WP	HR	S	P	ERA	WHIP	IP	WLS	BF	H	R	ER	SO	BB	IBB	HBP	BLK	WP	HR	S	P	ERA	WHIP	
Jerry Reuss, L (1, 1) ERA: 2.4	9.0	W	32	3	0	0	5	1	0	0	0	0	0	41	45	0.00	0.444																		

BOTTOM

Los Angeles Dodgers @ Atlanta Braves
Atlanta-Fulton County Stadium, Atlanta, GA

Fri Jun 06 1980, 7:05 PM EDT
Att. 18,331 - Unknown

livebaseballscorecards.com

AB	31
R	0
H	3
RBI	0
BB	1
SO	5
LOB	10



Batter	1	2	3	4	5	6	7	8	9	AB R H RBI BB SO LOB	TOP																						
Davey Lopes, R (1, 4) OBP: 0.339, SLG: 0.340	0-0 5-3		0-0 6-3		0-0 F9		0-0 6-3		0-0 G5-4-3 1-2f	5 0 0 0 0 0 2																							
Rudy Law, L (1, 8) OBP: 0.317, SLG: 0.335	0-0 E4 1B		0-0 E7 1B		0-0 4-3		0-0 2B		0-0 F8	5 0 2 0 0 0 1																							
Reggie Smith, S (1, 9) OBP: 0.401, SLG: 0.563	0-0 G4-6-3 1B 1-2		4-0 BB			0-0 HR	0-0 F3			3 1 2 1 1 0 1																							
Steve Garvey, R (1, 3) OBP: 0.308, SLG: 0.442	0-0 G4-6-3 1-2f		0-0 1-3			0-0 F7		0-0 3-1		4 0 0 0 0 0 4																							
Dusty Baker Jr., R (1, 7) OBP: 0.299, SLG: 0.497		0-0 2B		0-0 F9		0-0 F8		0-0 2B 1B		4 0 2 0 0 0 0																							
Ron Cey, R (1, 5) OBP: 0.345, SLG: 0.417		0-0 P6		0-0 6-3		0-0 1B 1B		0-0 F8		4 0 1 0 0 0 2																							
Bill Russell, R (1, 6) OBP: 0.339, SLG: 0.385		0-0 F5		0-0 6-3		0-0 1-2 1B		0-0 1-3 2B		4 0 2 0 0 0 1																							
Mike Scioscia, L (1, 2) OBP: 0.244, SLG: 0.316		0-0 F6			0-0 2B		0-0 3-1		0-3 K	3 0 1 0 0 0 3																							
Rick Monday, L (8, PH) OBP: 0.345, SLG: 0.400										1 0 0 0 0 1 2																							
Steve Yeager, R (8, 2) OBP: 0.300, SLG: 0.197										0 0 0 0 0 0 0																							
Dave Goltz, R (1, 1) OBP: 0.250, SLG: 0.118			0-0 3-1		0-0 F8		0-0 F8		1-0 G5-4-3 HBP	1 0 0 0 0 0 0																							
Derrel Thomas, S (5, PH) OBP: 0.344, SLG: 0.349										1 0 0 0 0 0 1																							
Charlie Hough, R (5, 1) OBP: 0.500, SLG: 0.500										0 0 0 0 0 0 0																							
Jay Johnstone, L (7, PH) OBP: 0.400, SLG: 0.387										1 0 0 0 0 0 0																							
Joe Beckwith, L (7, 1) OBP: 0.400, SLG: 0.387										0 0 0 0 0 0 0																							
Gary Thomasson, L (8, PH) OBP: 0.404, SLG: 0.333										0 0 0 0 0 0 0																							
Inning Stats	R: 0 E: 1 K: 0 S: 4	H: 1 LOB: 1 BB: 0 P: 4	R: 0 E: 0 K: 0 S: 4	H: 1 LOB: 1 BB: 0 P: 4	R: 0 E: 1 K: 0 S: 4	H: 1 LOB: 2 BB: 1 P: 8	R: 0 E: 0 K: 0 S: 3	H: 0 LOB: 0 BB: 0 P: 3	R: 0 E: 0 K: 0 S: 4	H: 1 LOB: 1 BB: 0 P: 4	R: 1 E: 0 K: 0 S: 6	H: 3 LOB: 2 BB: 0 P: 6	R: 0 E: 0 K: 0 S: 4	H: 1 LOB: 1 BB: 0 P: 4	R: 0 E: 0 K: 1 S: 7	H: 2 LOB: 2 BB: 0 P: 7	R: 0 E: 0 K: 0 S: 2	H: 0 LOB: 0 BB: 0 P: 3	1B: 5 2B: 4 3B: 0 HR: 1	SF: 0 SAC: 0 DP: 2 HBP: 1	WP: 0 PB: 0 SB: 0 CS: 0	PA: 38											
PITCHER Doyle Alexander, R (1, 1) ERA: 3.97	IP 9.0	WLS W	BF 38	H 10	R 1	ER 1	SO 1	BB 1	IBB 0	HBP 1	BLK 0	WP 0	HR 1	S 38	P 43	ERA 1.00	WHIP 1.222																
											PITCHER	IP	WLS	BF	H	R	ER	SO	BB	IBB	HBP	BLK	WP	HR	S	P	ERA	WHIP					

Los Angeles Dodgers @ Atlanta Braves
Atlanta-Fulton County Stadium, Atlanta, GA

Sat Jun 07 1980, 7:05 PM EDT
Att: 25,723 - Unknown

livebaseballscorecards.com

AB	36
R	1
H	10
RBI	1
BB	1
SO	1
LOB	17



Batter	1	2	3	4	5	6	7	8	9
Glenn Hubbard, R OBP: 0.333, SLG: 0.600 (1, 4)	0-0 P6	0-0 F9		0-0 1-3			0-0 E5		
Dale Murphy, R OBP: 0.349, SLG: 0.440 (1, 8)	0-0 1B 2B 1B	0-3 K			0-0 F8		4-0 G3 BB		
Chris Chambliss, L OBP: 0.320, SLG: 0.451 (1, 3)	0-0 1B 2B 1B		0-0 HR 1B		0-0 G3		0-0 G3		
Gary Matthews, R OBP: 0.331, SLG: 0.467 (1, 9)	0-0 1B 2B		0-0 HR		0-0 5-3		0-0 F7		
Brian Asselstine, L OBP: 0.301, SLG: 0.376 (1, 7)	0-3 K		0-0 3-1			0-0 FC5-4 1B		0-0 6-3	
Larvell Blanks, R OBP: 0.248, SLG: 0.260 (1, 5)	0-0 1B 2B		0-0 6-3			0-0 P3		4-0 BB BB	
Bruce Benedict, R OBP: 0.278, SLG: 0.298 (1, 2)	0-0 1B		0-0 6-3			0-3 K		0-0 F7	
Luis Gomez, R OBP: 0.270, SLG: 0.203 (1, 6)		0-0 4-3		0-3 K		0-0 FC5-4		4-0 BB BB	
Doyle Alexander, R OBP: 0.154, SLG: 0.154 (1, 1)		0-0 1B		0-0 6-3			0-0 F3	0-0 F9	

Inning Stats	R: 4	H: 5	E: 0	K: 1	S: 9	LOB: 1	BB: 0	P: 9	R: 0	H: 1	E: 0	K: 1	S: 6	LOB: 1	BB: 0	P: 6	R: 2	H: 2	E: 0	K: 0	S: 5	LOB: 0	BB: 0	P: 5	R: 0	H: 0	E: 0	K: 0	S: 5	LOB: 0	BB: 0	P: 3	R: 0	H: 1	E: 0	K: 1	S: 6	LOB: 1	BB: 0	P: 6	R: 0	H: 0	E: 1	K: 0	S: 4	LOB: 2	BB: 1	P: 8	R: 0	H: 0	E: 0	K: 0	S: 3	LOB: 2	BB: 2	P: 11
--------------	------	------	------	------	------	--------	-------	------	------	------	------	------	------	--------	-------	------	------	------	------	------	------	--------	-------	------	------	------	------	------	------	--------	-------	------	------	------	------	------	------	--------	-------	------	------	------	------	------	------	--------	-------	------	------	------	------	------	------	--------	-------	-------

PITCHER	IP	WLS	BF	H	R	ER	SO	BB	IBB	HBP	BLK	WP	HR	S	P	ERA	WHIP
Dave Goltz, R ERA: 4.74 (1, 1)	4.0	L	19	8	6	6	3	0	0	0	0	0	1	25	25	13.50	2.000
Charlie Hough, R ERA: 5.93 (5, 1)	2.0		7	1	0	0	1	0	0	0	0	0	0	9	9	0.00	0.500
Joe Beckwith, R ERA: 2.11 (7, 1)	2.0		10	0	0	0	0	3	0	0	0	0	0	7	19	0.00	1.500

AB R H RBI BB SO LOB

4	0	0	0	0	0	1
3	1	1	0	1	1	1
4	2	2	0	0	0	2
4	2	2	2	0	0	2
4	0	1	0	0	1	3
3	1	1	3	1	0	1
4	0	1	1	0	1	2
3	0	0	0	1	1	1
4	0	1	0	0	0	2

AB	33
R	6
H	9
RBI	6
BB	3
SO	4
LOB	15



Los Angeles Dodgers @ Atlanta Braves
Atlanta-Fulton County Stadium, Atlanta, GA
Sat Jun 07 1980, 7:05 PM EDT
Att. 25,723 - Unknown

livebaseballscores.com

WP	HR	S	P	ERA	WHIP
0	0	0	0	0	0

Batter	1	2	3	4	5	6	7	8	9	AB R H RBI BB SO LOB	TOP														
Rudy Law, L OBP: 0.316, SLG: 0.329 (1, 8) X	0-0 4-3 ①		4-0 BB BB BB S BB		X 0-0 4-3 ③		X 0-0 6-3 ③			3 0 0 0 1 0 1															
Derrel Thomas, S OBP: 0.330, SLG: 0.333 (1, 4) X	0-0 4-3 ②		X 0-0 2-3 ③ 1-2		X 0-0 6-3 ①		X 0-0 1-3 ①			4 0 0 0 0 0 1															
Reggie Smith, S OBP: 0.403, SLG: 0.564 (1, 9) X	0-0 F8 ③			4-0 BB BB BB 2B 6-3 BB		X 0-0 2B ②		X 0-0 5-3 ②		3 1 1 0 1 0 0															
Steve Garvey, R OBP: 0.307, SLG: 0.443 (1, 3)		X 0-0 6-3 ①		X 0-0 1-3 2B ①		S S S 0-3 K ②		X 0-0 F8 ③		4 0 1 0 0 1 1															
Dusty Baker Jr., R OBP: 0.298, SLG: 0.509 (1, 7)		X 0-0 HR ②		X 0-0 6-3 ① 3-H		X 0-0 4-3 ③		X 0-0 F2 ①		4 1 1 2 0 0 2															
Ron Cey, R OBP: 0.343, SLG: 0.410 (1, 5)		X 0-0 F7 ②		X 0-0 F8 ②		B B B B 4-0 1B SH1 BB		S S S 0-3 K ②		3 1 0 0 1 1 1															
Bill Russell, R OBP: 0.337, SLG: 0.383 (1, 6)		X 0-0 5-3 ③		X 0-0 6-3 ③		X 0-0 SH1 S 1-3 1B		X 0-0 5-3 ③		4 0 1 0 0 0 1															
Joe Ferguson, R OBP: 0.343, SLG: 0.216 (1, 2)			X 0-0 P6 ①		X 0-0 5-3 ①		B B B B 0-3 K 1-2			3 0 0 0 0 1 2															
Don Sutton, R OBP: 0.048, SLG: 0.048 Rick Sutcliffe, L OBP: 0.154, SLG: 0.154 (1, 1) (7, 1)			X 0-0 6-3 ②		X 0-0 5-3 ②		X 0-0 SH1 ② 2-3 3-H			2 0 0 1 0 0 0 0 0 0 0 0 0 0															
Inning Stats	R: 0 E: 0 K: 0 S: 3	H: 0 LOB: 0 BB: 0 P: 3	R: 1 E: 0 K: 0 S: 4	H: 1 LOB: 0 BB: 0 P: 4	R: 0 E: 0 K: 0 S: 3	H: 0 LOB: 1 BB: 1 P: 7	R: 1 E: 0 K: 0 S: 4	H: 1 LOB: 1 BB: 1 P: 8	R: 0 E: 0 K: 1 S: 6	H: 0 LOB: 0 BB: 0 P: 3	R: 0 E: 0 K: 1 S: 6	H: 1 LOB: 1 BB: 1 P: 6	R: 1 E: 0 K: 1 S: 6	H: 1 LOB: 1 BB: 1 P: 10	R: 0 E: 0 K: 0 S: 3	H: 0 LOB: 0 BB: 0 P: 3	R: 0 E: 0 K: 1 S: 5	H: 0 LOB: 0 BB: 0 P: 5	1B: 1 2B: 2 3B: 0 HR: 1	SF: 0 SAC: 1 DP: 0 HBP: 0	WP: 0 PB: 0 SB: 2 CS: 0	PA: 34			
PITCHER Tommy Boggs, R ERA: 3.78 Gene Garber, R ERA: 4.84 (1, 1) (8, 1)	IP 7.0 2.0	WLS L 6	BF 28 6	H 4 0	R 3 0	ER 3 0	SO 2 1	BB 3 0	IBB 0 0	HBP 0 0	BLK 0 0	WP 0 0	HR 1 0	S 29 8	P 41 8	ERA 3.86 0.00	WHIP 1.000 0.000								

Los Angeles Dodgers @ Atlanta Braves
Atlanta-Fulton County Stadium, Atlanta, GA

AB	30
R	3
H	4
RBI	3
BB	3
SO	3
LOB	9



Sun Jun 08 1980, 7:05 PM EDT
Att. 12,543 - Unknown

Batter	1	2	3	4	5	6	7	8	9	AB	R	H	RBI	BB	SO	LOB
Glenn Hubbard, R (1, 4) OBP: 0.290, SLG: 0.517	0-0 6-3 (1)		0-0 6-3 (3)			0-0 6-3 (1)		0-0 P6 (1)		4	0	0	0	0	0	2
Dale Murphy, R (1, 8) OBP: 0.342, SLG: 0.429	0-0 5-3 (2)			0-0 6-3 (1)		0-0 F7 (2)		0-3 K (2)		4	0	0	0	0	1	1
Chris Chambliss, L (1, 3) OBP: 0.324, SLG: 0.449	0-0 F7 (3)			0-0 1B		0-0 G3		4-0 BB		3	0	1	0	1	0	0
Gary Matthews, R (1, 9) OBP: 0.322, SLG: 0.454		0-0 4-3 (1)		0-3 K (2)		0-0 F8 (1)		0-0 F9 (3)		4	0	0	0	0	1	3
Brian Asselstine, L (1, 7) OBP: 0.293, SLG: 0.365		0-0 4-3 (2)		0-0 4-3 (3)		0-3 K (2)		0-0 F9 (1)		4	0	0	0	0	1	1
Larvell Blanks, R (1, 5) OBP: 0.248, SLG: 0.267 (8, 6)		0-0 F7 (3)			0-0 F9 (1)		0-0 1B 2B		0-0 F7 (2)	4	1	1	0	0	0	0
Bill Nahorodny, R (1, 2) OBP: 0.294, SLG: 0.500			0-0 SH1-4 1B		0-3 K2-3 (2)		0-0 BB 1B		0-3 K (3)	4	0	2	1	0	2	0
Luis Gomez, R (1, 6) OBP: 0.266, SLG: 0.200 Mike Lum, L (7, PH) OBP: 0.250, SLG: 0.208 Gene Garber, R (8, 1)			0-3 K (1)		0-0 E6		4-0 PO BB		0-0 BB 1B	2	0	0	0	0	1	1
Tommy Boggs, R (1, 1) OBP: 0.125, SLG: 0.133 Bob Horner, R (7, PH) OBP: 0.197, SLG: 0.311 (8, 5) Jerry Royster, R (8, PR) OBP: 0.301, SLG: 0.293 (9, 5)			0-0 SH1-4 (2)		0-0 F7 (3)		0-0 PO (3)		0-0 BB 1B	1	0	0	0	0	0	1

Inning Stats		R: 0	H: 0	E: 0	LOB: 0	K: 0	BB: 0	S: 3	P: 3	R: 0	H: 0	E: 0	LOB: 0	K: 0	BB: 0	S: 3	P: 3	R: 0	H: 1	E: 0	LOB: 1	K: 1	BB: 0	S: 6	P: 6	R: 0	H: 1	E: 0	LOB: 1	K: 1	BB: 0	S: 6	P: 6	R: 0	H: 0	E: 0	LOB: 0	K: 0	BB: 0	S: 3	P: 3	R: 1	H: 2	E: 0	LOB: 1	K: 1	BB: 1	S: 6	P: 10	R: 0	H: 1	E: 0	LOB: 2	K: 1	BB: 1	S: 6	P: 10	R: 0	H: 0	E: 0	LOB: 0	K: 1	BB: 0	S: 5	P: 5	1B: 4	SF: 0	2B: 1	SAC: 1	3B: 0	DP: 0	HR: 0	HBP: 0	WP: 0	PA: 35	PB: 0	SB: 0	CS: 0	AB	R	H	RBI	BB	SO	LOB	ERA	WHIP
PITCHER	IP	WLS	BF	H	R	ER	SO	BB	IBB	HBP	BLK	WP	HR	S	P	ERA	WHIP																				ERA	WHIP																																																	
Don Sutton, R (1, 1) ERA: 2.39	6.2	W	26	4	1	1	4	1	0	0	0	0	0	33	37	1.35	0.750																																																																						
Rick Sutcliffe, R (7, 1) ERA: 5.8	2.1	S	8	1	0	0	2	1	0	0	0	0	0	11	15	0.00	0.857																																																																						

BOTTOM

Los Angeles Dodgers @ Atlanta Braves
Atlanta-Fulton County Stadium, Atlanta, GA

livebaseballscorecards.com

AB	31
R	1
H	5
RBI	1
BB	2
SO	6
LOB	9



Sun Jun 08 1980, 7:05 PM EDT
Att. 12,543 - Unknown


Batter	1	2	3	4	5	6	7	8	9	10	AB R H RBI BB SO LOB	TOP										
Garry Templeton, S (1, 6) OBP: 0.320, SLG: 0.359	0-0 4-3 1B S	0-0 1B 3-H			0-0 G3 ①		0-0 F8 ①		0-0 4-3 ③		5 1 2 1 0 0 0											
Dane Iorg, L (1, 7) OBP: 0.395, SLG: 0.488 Tony Scott, S (7, 8) OBP: 0.294, SLG: 0.267	0-0 L8	0-0 F8 ③			0-0 6-3 ②		0-0 F8 ②		0-0 5-3 ①		4 0 0 0 0 0 2 1 0 0 0 0 0 0											
Keith Hernandez, L (1, 3) OBP: 0.420, SLG: 0.510	0-0 4-3 1-3				0-0 F7 ③		0-0 F9 ③			4-0 1B HR BB	4 1 0 0 1 0 1											
Ted Simmons, S (1, 2) OBP: 0.394, SLG: 0.525	4-0 1B BB				0-0 HR		0-0 2B 2B		0-0 1B	0-0 1-2 HR 1B	4 3 4 1 1 0 0											
George Hendrick, R (1, 8) OBP: 0.354, SLG: 0.567	0-0 1-2 3-H 1B				0-0 F9 ②		0-0 WP SF8 2B		0-0 P4 ①	0-0 1-H 2-H HR	5 2 3 5 0 0 1											
Bobby Bonds, R (1, 9) OBP: 0.315, SLG: 0.336	0-3 K ③				0-0 6-3 ③		0-0 SF8 2-H ①		0-0 F8 ②	0-3 K ②	4 0 0 1 0 2 3											
Ken Reitz, R (1, 5) OBP: 0.365, SLG: 0.459		0-0 4-3 1B 2B			0-0 F9 ①		0-0 6-3 ②		0-0 P6 ③	0-3 K ③	5 1 1 0 0 1 1											
Tom Herr, S (1, 4) OBP: 0.231, SLG: 0.311		0-0 4-3 2-3			0-0 4-3 ②		0-0 2B		0-0 F7 ①		4 0 1 0 0 0 1											
Jim Kaat, L (1, 1) John Littlefield, R (7, 1) Kim Seaman, L (10, 1) George Frazier, R (10, 1)		0-0 F7 ②			0-0 F2 ③		0-0 F9 ③		0-3 K ②		3 0 0 0 0 0 2 1 0 0 0 0 0 1 0 0 0 0 0 0 0 0 0 0 0 0 0 0											
Inning Stats	R: 1 E: 0 K: 1 S: 7	H: 2 LOB: 2 BB: 1 P: 11	R: 1 E: 0 K: 0 S: 5	H: 2 LOB: 1 BB: 0 P: 5	R: 1 E: 0 K: 0 S: 4	H: 1 LOB: 0 BB: 0 P: 4	R: 0 E: 0 K: 0 S: 3	H: 0 LOB: 0 BB: 0 P: 3	R: 0 E: 0 K: 0 S: 6	H: 3 LOB: 1 BB: 0 P: 6	R: 0 E: 0 K: 0 S: 3	H: 0 LOB: 0 BB: 0 P: 3	R: 0 E: 0 K: 0 S: 4	H: 1 LOB: 1 BB: 0 P: 4	R: 0 E: 0 K: 1 S: 5	H: 0 LOB: 0 BB: 0 P: 5	R: 3 E: 0 K: 2 S: 9	H: 2 LOB: 0 BB: 1 P: 13	1B: 5 2B: 4 3B: 0 HR: 2	SF: 1 SAC: 0 DP: 0 HBP: 0	WP: 1 PB: 0 SB: 1 CS: 0	PA: 43
PITCHER	IP WLS BF H R ER SO BB IBB HBP BLK WP HR S P ERA WHIP																					
Rick Matula, R (1, 1) ERA: 2.74	5.2		8	5	5	1	1	0	0	0	0	0	1	1	27	31	7.94	1.588				
Al Hrabosky, L (6, 1) ERA: 3.32	1.1	4	0	0	0	0	0	0	0	0	0	0	0	0	4	4	0.00	0.000				
Rick Camp, R (8, 1) ERA: 2.16	2.0	7	1	0	0	1	0	0	0	0	0	0	0	9	9	0.00	0.500					
Larry Bradford, L (10, 1) ERA: 2.74	0.1	L	3	1	2	2	0	1	0	0	0	0	0	2	6	54.00	6.000					
Gene Garber, R (10, 1) ERA: 5.09	0.2	3	1	1	1	2	0	0	0	0	0	0	1	7	7	13.50	1.500					

St. Louis Cardinals @ Atlanta Braves
Atlanta-Fulton County Stadium, Atlanta, GA

Mon Jun 09 1980, 7:05 PM EDT
Att: 6,513 - Unknown

AB	40
R	8
H	11
RBI	8
BB	2
SO	4
LOB	11



Batter	1	2	3	4	5	6	7	8	9	10	AB	R	H	RBI	BB	SO	LOB	BOTTOM									
Glenn Hubbard, R OBP: 0.306, SLG: 0.529 (1, 4)	0-0 5-3		0-0 2B		0-0 FC6-4		0-0 5-3		0-0 CS 1B		5	0	2	1	0	0	2	St. Louis Cardinals @ Atlanta Braves Atlanta-Fulton County Stadium, Atlanta, GA Mon Jun 09 1980, 7:05 PM EDT Att. 6,513 - Unknown 									
Dale Murphy, R OBP: 0.344, SLG: 0.431 (1, 8)	4-0 BB		0-0 F5			0-0 2B	0-0 E6 1B		0-3 K		4	2	1	0	1	1	2										
Chris Chambliss, L OBP: 0.330, SLG: 0.458 (1, 3)	0-0 L9		0-0 F5			0-0 2B	0-0 FC6-4 1B			0-0 G5-4-3 BB 1B	5	0	3	2	0	0	2										
Gary Matthews, R OBP: 0.318, SLG: 0.441 (1, 9)	0-0 5-3			0-3 K		0-0 5-3	0-0 FC6-4			4-0 G5-4-3 BB	4	0	0	0	1	1	3										
Bob Horner, R OBP: 0.183, SLG: 0.288 (1, 5)		0-0 5-3		0-0 6-3		0-0 5-3		0-0 5-3		0-0 G5-4-3	5	0	0	0	0	0	3										
Jeff Burroughs, R OBP: 0.362, SLG: 0.350 (1, 7)		0-0 F8		0-0 F8		0-0 6-3		0-0 5-3		0-3 K	5	0	0	0	0	1	2										
Bruce Benedict, R OBP: 0.286, SLG: 0.299 (1, 2)		0-0 1B			0-0 P3		4-0 WP BB		0-0 5-3		3	1	1	0	1	0	0										
Luis Gomez, R OBP: 0.269, SLG: 0.198 (1, 6)		0-0 F9			4-0 FC6-4 BB		0-0 F8		0-0 WP 1B 1B		1	0	0	0	1	0	1										
Larvell Blanks, R OBP: 0.252, SLG: 0.270 (7, PH)											2	1	1	0	0	0	1										
Gene Garber, R OBP: 0.291, SLG: 0.362 (10, 1)			0-0 4-3		0-3 K		0-0 WP E 2B		0-3 K		2	0	0	0	0	1	1										
Gene Garber, R OBP: 0.291, SLG: 0.362 (10, 1)											0	0	0	0	0	0	0										
Inning Stats	R: 0 E: 0 K: 0 S: 3	H: 0 LOB: 1 BB: 1 P: 7	R: 0 E: 0 K: 0 S: 4	H: 1 LOB: 1 BB: 0 P: 4	R: 0 E: 0 K: 0 S: 4	H: 1 LOB: 1 BB: 0 P: 4	R: 0 E: 0 K: 1 S: 5	H: 0 LOB: 0 BB: 0 P: 5	R: 0 E: 0 K: 1 S: 5	H: 0 LOB: 1 BB: 1 P: 9	R: 1 E: 0 K: 0 S: 5	H: 2 LOB: 1 BB: 0 P: 5	R: 3 E: 1 K: 0 S: 6	H: 2 LOB: 1 BB: 1 P: 10	R: 0 E: 0 K: 0 S: 3	H: 0 LOB: 0 BB: 0 P: 3	R: 1 E: 0 K: 2 S: 8	H: 2 LOB: 1 BB: 0 P: 8	R: 0 E: 0 K: 1 S: 5	H: 1 LOB: 1 BB: 1 P: 9	1B: 5 2B: 5 3B: 0 HR: 0	SF: 0 SAC: 0 DP: 2 HBP: 0	WP: 2 PB: 0 SB: 0 CS: 1	PA: 42			
PITCHER	IP	WLS	BF	H	R	ER	SO	BB	IBB	HBP	BLK	WP	HR	S	P	ERA	WHIP										
Jim Kaat, L ERA: 4.62 (1, 1)	6.2		30	6	4	2	2	3	0	0	0	1	0	31	43	2.70	1.350										
John Littlefield, R ERA: 5.4 (7, 1)	2.1	W	8	2	1	1	2	0	0	0	0	1	0	12	12	3.86	0.857										
Kim Seaman, L ERA: (10, 1)	0.0		1	1	0	0	0	0	0	0	0	0	0	1	1	∞	∞										
George Frazier, R ERA: 4.32 (10, 1)	1.0	S	3	0	0	0	1	1	0	0	0	0	0	4	8	0.00	1.000										

livebaseballscorecards.com

AB	38
R	5
H	9
RBI	3
BB	4
SO	5
LOB	18

Batter	1	2	3	4	5	6	7	8	9	AB R H RBI BB SO LOB	TOP											
Garry Templeton, S OBP: 0.319, SLG: 0.357 (1, 6)	0-0 CS 1B		0-0 F7		0-0 4-3			0-0 4-3		4 0 1 0 0 0 0	St. Louis Cardinals @ Atlanta Braves Atlanta-Fulton County Stadium, Atlanta, GA Tue Jun 10 1980, 7:05 PM EDT Att: 6,763 - Unknown - 75 F											
Dane Iorg, L OBP: 0.411, SLG: 0.488 (1, 7)	4-0 PB BB 1-2		4-0 HR BB		0-0 1B			0-3 K		2 1 1 0 2 1 0												
Keith Hernandez, L OBP: 0.426, SLG: 0.525 (1, 3)	4-0 BB 1-2		0-0 HR		0-0 P6			4-0 BB		2 1 1 2 2 0 1												
Ted Simmons, S OBP: 0.396, SLG: 0.518 (1, 2)	0-0 F3		4-0 BB		4-0 BB			0-0 4-3		2 0 0 0 2 0 3												
George Hendrick, R OBP: 0.347, SLG: 0.556 (1, 8)	0-3 K		0-0 5-3		0-0 F8			0-0 F9		4 0 0 0 0 1 4												
Bobby Bonds, R OBP: 0.307, SLG: 0.326 (1, 9)		0-3 K		0-3 K		0-0 G6-4-3		0-3 K		4 0 0 0 0 3 1												
Ken Reitz, R OBP: 0.358, SLG: 0.450 (1, 5)		0-0 F9		0-0 5-3		0-3 K		0-0 P4		4 0 0 0 0 1 0												
Tom Herr, S OBP: 0.222, SLG: 0.299 (1, 4)		0-0 F8		0-3 K		0-0 F9				3 0 0 0 0 1 0												
Bob Sykes, S OBP: 0.273, SLG: 0.200 (1, 1)			0-3 K		0-0 F9					3 0 0 0 0 1 0												
Roy Thomas, R OBP: 0.300, SLG: 0.222 (8, 1)										0 0 0 0 0 0 0												
Inning Stats	R: 0 E: 0 K: 1 S: 5	H: 1 LOB: 2 BB: 2 P: 13	R: 0 E: 0 K: 1 S: 5	H: 0 LOB: 0 BB: 0 P: 5	R: 2 E: 0 K: 1 S: 6	H: 1 LOB: 1 BB: 2 P: 14	R: 0 E: 0 K: 2 S: 7	H: 0 LOB: 0 BB: 0 P: 7	R: 0 E: 0 K: 0 S: 4	H: 1 LOB: 1 BB: 0 P: 4	R: 0 E: 0 K: 0 S: 2	H: 0 LOB: 0 BB: 1 P: 6	R: 0 E: 0 K: 1 S: 5	H: 0 LOB: 0 BB: 0 P: 5	R: 0 E: 0 K: 1 S: 5	H: 0 LOB: 1 BB: 1 P: 9	R: 0 E: 0 K: 1 S: 5	H: 0 LOB: 0 BB: 0 P: 5	1B: 2 2B: 0 3B: 0 HR: 1	SF: 0 SAC: 0 DP: 1 HBP: 0	WP: 0 PB: 1 SB: 0 CS: 1	PA: 34
PITCHER Phil Niekro, R ERA: 3.58 (1, 1)	IP 9.0 WLS W BF 34 H 3 R 2 ER 2 SO 8 BB 6 IBB 0 HBP 0 BLK 0 WP 0 HR 1 S 44 P 68 ERA 2.00 WHIP 1.000											PITCHER	IP WLS BF H R ER SO BB IBB HBP BLK WP HR S P ERA WHIP									

AB 28
R 2
H 3
RBI 2
BB 6
SO 8
LOB 9



Batter	1	2	3	4	5	6	7	8	9
Glenn Hubbard, R OBP: 0.325, SLG: 0.541 (1, 4)	0-0 P4		0-0 2B		4-0 HR BB			0-0 F9	
Dale Murphy, R OBP: 0.342, SLG: 0.444 (1, 8)	0-3 K		0-3 K		0-0 HR 1-H 2-H			0-3 K	
Chris Chambliss, L OBP: 0.329, SLG: 0.459 (1, 3)	0-0 P3			0-0 F8	0-0 G3			0-0 HR 2B	
Gary Matthews, R OBP: 0.317, SLG: 0.456 (1, 9)		0-0 6-3		0-0 F9		0-0 5-3		0-0 HR 2-H	
Bob Horner, R OBP: 0.200, SLG: 0.314 Larvell Blanks, R OBP: 0.252, SLG: 0.270 (8, PR) (9, 5)		0-0 F7		0-0 1B		0-3 K		0-0 2B	
Jeff Burroughs, R OBP: 0.350, SLG: 0.337 Brian Asselstine, L OBP: 0.291, SLG: 0.362 (1, 7) (9, 7)		0-0 4-3		0-0 F7		0-0 F7		0-0 6-3	
Bruce Benedict, R OBP: 0.287, SLG: 0.294 (1, 2)			0-0 F9		4-0 FC6-4 BB		0-0 F7		
Luis Gomez, R OBP: 0.264, SLG: 0.194 (1, 6)			0-0 E3 2B		0-0 FC6-4 HR 1-2f 4-3		0-0 F8		
Phil Niekro, R OBP: 0.088, SLG: 0.118 (1, 1)			0-0 B3		0-0 4-3 1-2		0-0 4-3		

Inning Stats	R: 0	H: 0	E: 0	K: 1	S: 5	LOB: 0	BB: 0	P: 5
	0	0	0	0	0	0	0	3
	0	0	0	0	0	0	0	3
	0	1	1	1	0	2	0	7
	0	1	0	0	0	1	0	4
	0	0	0	0	0	0	0	5
	0	0	0	0	0	0	0	3
	2	3	0	1	8	0	0	8

PITCHER	IP	WLS	BF	H	R	ER	SO	BB	IBB	HBP	BLK	WP	HR	S	P	ERA	WHIP
Bob Sykes, L ERA: 7.29 (1, 1)	7.2	L	32	6	5	5	4	2	0	0	0	0	2	38	46	5.87	1.043
Roy Thomas, R ERA: 5.77 (8, 1)	0.1		1	0	0	0	0	0	0	0	0	0	0	1	1	0.00	0.000

BOTTOM

AB	R	H	RBI	BB	SO	LOB
3	1	1	0	1	0	0
4	1	1	3	0	3	2
4	1	1	0	0	0	0
4	1	1	2	0	0	0
4	0	2	0	0	1	0
0	0	0	0	0	0	0
4	0	0	0	0	0	2
0	0	0	0	0	0	0
2	0	0	0	1	0	0
3	1	0	0	0	0	1
3	0	0	0	0	0	2

St. Louis Cardinals @ Atlanta Braves
Atlanta-Fulton County Stadium, Atlanta, GA

Tue Jun 10 1980, 7:05 PM EDT
Att. 6,763 - Unknown - 75 F

livebaseballscorecards.com

AB	31
R	5
H	6
RBI	5
BB	2
SO	4
LOB	7

Braves

WP	PA
0	33
PB	0
SB	0
CS	0

Garry Templeton, S (1, 6) OBP: 0.316, SLG: 0.366	0-0 B1-3		0-0 6-3		0-0 F8		0-0 HR		0-0 6-3	5 1 1 2 0 0 0
Mike Ramsey, S (1, 4) OBP: 0.323, SLG: 0.443	0-0 L5		0-0 2B		0-0 6-3		0-3 K		0-0 4-3	5 0 1 0 0 1 0
Keith Hernandez, L (1, 3) OBP: 0.425, SLG: 0.519	4-0 BB		0-0 5-3		0-0 L4		0-0 WP 1B		0-0 E7 1B	4 1 1 0 1 0 0
Ted Simmons, S (1, 2) OBP: 0.396, SLG: 0.509	0-0 P4		0-0 L5		1-0 1B 1B HBP		0-0 L8		4-0 1B IBB	3 0 0 0 1 0 2
George Hendrick, R (1, 9) OBP: 0.353, SLG: 0.557		0-0 L7		0-0 F9		0-0 1B 1B		0-0 SH3-4 1B	0-0 1-3 2-H 1B	5 0 3 1 0 0 0
Ken Reitz, R (1, 5) OBP: 0.356, SLG: 0.446		0-0 6-3			0-3 K		0-0 1B		0-0 SH3-4 1B	4 0 1 0 0 1 2
Dane Iorg, L (1, 7) OBP: 0.402, SLG: 0.476		0-3 K			0-0 F8		0-0 G5-4-3 1B		0-0 5-3	2 0 0 0 0 1 0
Steve Swisher, R (7, PH) OBP: 0.154, SLG: 0.154										1 0 0 0 0 0 3
Leon Durham, L (7, 7) OBP: 0.222, SLG: 0.174										1 0 0 0 0 0 1
Tony Scott, S (1, 8) OBP: 0.293, SLG: 0.262			0-0 6-3		0-0 5-3		0-0 6-3		4-0 IBB	3 0 0 0 1 0 0
Bob Forsch, R (1, 1) OBP: 0.306, SLG: 0.600			0-0 HR				0-0 P2		0-3 K	4 2 2 1 0 1 2
Kim Seaman, L (10, 1)										0 0 0 0 0 0 0

Inning Stats	R: 0 E: 0 K: 0 S: 3	H: 0 LOB: 1 BB: 1 P: 7	R: 0 E: 0 K: 1 S: 5	H: 0 LOB: 0 BB: 0 P: 5	R: 1 E: 0 K: 0 S: 4	H: 2 LOB: 1 BB: 0 P: 4	R: 0 E: 0 K: 0 S: 3	H: 0 LOB: 0 BB: 0 P: 3	R: 0 E: 0 K: 1 S: 5	H: 0 LOB: 0 BB: 0 P: 5	R: 0 E: 0 K: 0 S: 3	H: 2 LOB: 2 BB: 0 P: 5	R: 2 E: 0 K: 1 S: 8	H: 3 LOB: 1 BB: 0 P: 8	R: 0 E: 0 K: 1 S: 6	H: 1 LOB: 2 BB: 1 P: 10	R: 1 E: 1 K: 0 S: 5	H: 1 LOB: 2 BB: 1 P: 9	1B: 5 2B: 2 3B: 0 HR: 2	SF: 0 SAC: 1 DP: 1 HBP: 1	WP: 1 PB: 0 SB: 0 CS: 0	PA: 42
---------------------	------------------------------	---------------------------------	------------------------------	---------------------------------	------------------------------	---------------------------------	------------------------------	---------------------------------	------------------------------	---------------------------------	------------------------------	---------------------------------	------------------------------	---------------------------------	------------------------------	----------------------------------	------------------------------	---------------------------------	----------------------------------	------------------------------------	----------------------------------	--------

PITCHER	IP	WLS	BF	H	R	ER	SO	BB	IBB	HBP	BLK	WP	HR	S	P	ERA	WHIP
Larry McWilliams, L (1, 1) ERA: 5.64	8.0		31	7	3	3	3	1	0	1	0	1	2	35	40	3.38	1.000
Rick Camp, R (9, 1) ERA: 2.14	0.1		2	1	0	0	0	0	0	0	0	0	0	2	2	0.00	3.000
Larry Bradford, L (9, 1) ERA: 2.59	1.1	L	7	0	1	0	1	0	2	0	0	0	0	7	15	0.00	0.000
Gene Garber, R (10, 1) ERA: 5.01	0.1		2	1	0	0	0	0	0	0	0	0	0	2	2	0.00	3.000

St. Louis Cardinals @ Atlanta Braves
Atlanta-Fulton County Stadium, Atlanta, GA

livebaseballscores.com

AB	37
R	4
H	9
RBI	4
BB	3
SO	4
LOB	10



Wed Jun 11 1980, 7:05 PM EDT
Att: 6,755 - Unknown

Batter	1	2	3	4	5	6	7	8	9	10	AB	R	H	RBI	BB	SO	LOB
Glenn Hubbard, R (1, 4) OBP: 0.289, SLG: 0.476	0-0 6-3		0-0 L9	0-0 F9			0-0 6-3			0-0 F8	5	0	0	0	0	0	5
Dale Murphy, R (1, 8) OBP: 0.333, SLG: 0.432	0-0 F9		0-3 K		0-0 L9		0-3 K			0-0 6-3	5	0	0	0	0	2	2
Chris Chambliss, L (1, 3) OBP: 0.330, SLG: 0.462	0-0 1-3			0-0 1B	0-0 1B			0-3 K		0-0 4-3	5	1	2	0	0	1	2
Gary Matthews, R (1, 9) OBP: 0.315, SLG: 0.451		0-0 F9		0-0 1-3	0-0 F9			0-0 G5-4-3			4	0	1	0	0	0	2
Bob Horner, R (1, 5) OBP: 0.215, SLG: 0.365		0-0 HR		0-0 2B	0-0 F3			0-0 G5-4-3			4	2	2	2	0	0	2
Brian Asselstine, L (1, 7) OBP: 0.289, SLG: 0.366		0-0 4-3		0-0 BB		0-0 4-3			0-0 F8		4	0	1	0	0	0	0
Bruce Benedict, R (1, 2) OBP: 0.277, SLG: 0.283		0-0 5-3		0-3 K		0-3 K			0-0 F7		4	0	0	0	0	2	2
Luis Gomez, R (1, 6) OBP: 0.270, SLG: 0.197			0-0 SH1-4	4-0 BB		0-0 1-3			0-0 F8		3	0	1	0	1	0	0
Larry McWilliams, L (1, 1) Rick Camp, R (9, 1) Larry Bradford, R (9, 1) Gene Garber, R (10, 1) Biff Pocoreba, S (10, PH) Jerry Royster, R (10, PR)			0-0 SH1-4	4-0 BB		0-0 6-3				0-0 6-3	1	0	0	1	1	0	0

Inning Stats	R: 0	H: 0	E: 0	K: 0	S: 3	P: 3	R: 1	H: 1	E: 0	K: 0	S: 4	P: 4	R: 0	H: 1	E: 0	K: 1	S: 6	R: 2	H: 3	E: 0	K: 1	S: 8	P: 16	R: 0	H: 1	E: 0	K: 0	S: 4	P: 4	R: 0	H: 0	E: 0	K: 1	S: 5	R: 0	H: 0	E: 0	K: 1	S: 5	R: 0	H: 1	E: 0	K: 1	S: 5	R: 0	H: 0	E: 0	K: 0	S: 3	R: 0	H: 2	E: 0	K: 0	S: 4	R: 0	H: 1	E: 0	K: 0	S: 4	1B: 5	SF: 0	2B: 2	SAC: 1	3B: 0	DP: 1	HR: 1	HBP: 0	WP: 0	PA: 39
--------------	------	------	------	------	------	------	------	------	------	------	------	------	------	------	------	------	------	------	------	------	------	------	-------	------	------	------	------	------	------	------	------	------	------	------	------	------	------	------	------	------	------	------	------	------	------	------	------	------	------	------	------	------	------	------	------	------	------	------	------	-------	-------	-------	--------	-------	-------	-------	--------	-------	--------

PITCHER	IP	WLS	BF	H	R	ER	SO	BB	IBB	HBP	BLK	WP	HR	S	P	ERA	WHIP
Bob Forsch, R (1, 1) ERA: 3.62	9.2	W	38	8	3	3	5	1	1	0	0	0	1	46	54	2.79	0.931
Kim Seaman, L (10, 1) ERA:	0.1	S	1	0	0	0	0	0	0	0	0	0	0	1	1	0.00	0.000

PITCHER	IP	WLS	BF	H	R	ER	SO	BB	IBB	HBP	BLK	WP	HR	S	P	ERA	WHIP
---------	----	-----	----	---	---	----	----	----	-----	-----	-----	----	----	---	---	-----	------


BOTTOM

St. Louis Cardinals @ Atlanta Braves
Atlanta-Fulton County Stadium, Atlanta, GA

Wed Jun 11 1980, 7:05 PM EDT
Att. 6,755 - Unknown

livebaseballscorecards.com

AB	36
R	3
H	8
RBI	3
BB	2
SO	5
LOB	15



Batter	1	2	3	4	5	6	7	8	9	AB R H RBI BB SO LOB	TOP											
Glenn Hubbard, R (1, 4) OBP: 0.300, SLG: 0.489	0-0 F4		0-0 F8		0-0 F9		0-0 1B 2B 1B		0-0 4-3 2B	5 1 2 0 0 0 1												
Dale Murphy, R (1, 8) OBP: 0.340, SLG: 0.457	0-0 HR		0-0 2B		0-0 F8		0-0 1-3 2B 1B		0-3 K	5 2 3 2 0 1 1												
Chris Chambliss, L (1, 3) OBP: 0.332, SLG: 0.463	0-3 K		0-0 1-3		4-0 BB		0-0 1-H E 2B		0-0 4-3	4 1 1 2 1 1 2												
Gary Matthews, R (1, 9) OBP: 0.306, SLG: 0.437	0-0 6-3		0-3 K		0-3 K		0-3 K		0-3 K	5 0 0 0 0 4 4												
Bob Horner, R (1, 5) OBP: 0.217, SLG: 0.385		0-0 P4		0-0 G6-4-3 3B		0-0 F8		0-0 E8		4 1 1 0 0 0 0												
Brian Asselstine, L (1, 7) OBP: 0.288, SLG: 0.359		0-0 G3		4-0 G6-4-3 BB		0-0 G3		0-3 K		3 0 0 0 1 1 1												
Bruce Benedict, R (1, 2) OBP: 0.285, SLG: 0.325		0-0 2B		0-0 G6-4-3 1-2f 3-H		0-0 HR		0-3 K		4 1 2 1 0 1 1												
Luis Gomez, R (1, 6) OBP: 0.273, SLG: 0.201		0-3 K		0-0 1B		0-3 K		0-0 F4		2 0 1 0 0 1 1												
Larvell Blanks, R (6, PH) OBP: 0.248, SLG: 0.266										2 0 0 0 0 1 0												
Doyle Alexander, R (1, 1) OBP: 0.167, SLG: 0.200			0-0 F8 2B		0-0 P4		0-0 P4		0-3 K	4 1 1 0 0 1 1												
Larry Bradford, R (9, 1)										0 0 0 0 0 0 0												
Gene Garber, R (9, 1)										0 0 0 0 0 0 0												
Inning Stats	R: 1 E: 0 K: 1 S: 6	H: 1 LOB: 0 BB: 0 P: 6	R: 0 E: 0 K: 1 S: 6	H: 1 LOB: 1 BB: 0 P: 6	R: 1 E: 0 K: 1 S: 7	H: 2 LOB: 1 BB: 0 P: 7	R: 1 E: 0 K: 0 S: 4	H: 2 LOB: 1 BB: 1 P: 8	R: 0 E: 0 K: 1 S: 5	H: 0 LOB: 1 BB: 1 P: 9	R: 1 E: 0 K: 1 S: 6	H: 1 LOB: 0 BB: 0 P: 6	R: 3 E: 1 K: 2 S: 11	H: 3 LOB: 1 BB: 0 P: 11	R: 0 E: 0 K: 2 S: 7	H: 0 LOB: 0 BB: 0 P: 7	R: 0 E: 0 K: 2 S: 8	H: 1 LOB: 1 BB: 0 P: 8	1B: 3 2B: 5 3B: 1 HR: 2	SF: 0 SAC: 0 DP: 1 HBP: 0	WP: 0 PB: 0 SB: 0 CS: 0	PA: 40
PITCHER	IP WLS BF H R ER SO BB IBB HBP BLK WP HR S P ERA WHIP																				PITCHER	IP WLS BF H R ER SO BB IBB HBP BLK WP HR S P ERA WHIP
Lynn McGlothen, R (1, 1) ERA: 6.13	6.1 L 30 10 7 6 5 2 0 0 0 0 2 38 46 8.53 1.895																					
Dick Tidrow, R (7, 1) ERA: 2.13	0.2 3 0 0 0 2 0 0 0 0 0 0 0 7 7 0.00 0.000																					
Bill Caudill, R (8, 1) ERA: 2.25	2.0 7 1 0 0 4 0 0 0 0 0 0 0 15 15 0.00 0.500																					

Atlanta Braves @ Chicago Cubs
Wrigley Field, Chicago, IL
Fri Jun 13 1980, 3:33 AM CDT
Att. 14,470 - Unknown

livebaseballscorecards.com

AB	38
R	7
H	11
RBI	5
BB	2
SO	11
LOB	12



Batter	1	2	3	4	5	6	7	8	9	AB R H RBI BB SO LOB
Ivan De Jesus, R (1, 6) OBP: 0.306, SLG: 0.368 Ken Henderson, S (9, PH) OBP: 0.324, SLG: 0.375 Mick Kelleher, R (9, PR) OBP: 0.216, SLG: 0.171	0-0 G2	0-3 K		0-3 K			0-3 K		4-0 1-3 BB E BB	4 0 0 0 0 3 0 0 0 0 0 1 0 0 0 1 0 0 0 0 0
Lenny Randle, S (1, 5) OBP: 0.358, SLG: 0.394	0-0 1B	4-0 S BB			0-0 G6-4-3 1B		0-0 1B 1B		4-0 E 1-3 BB	3 2 3 0 2 0 0
Larry Bittner, L (1, 3) OBP: 0.358, SLG: 0.402	4-0 1B HR BB	0-0 2-3			0-0 F8		0-0 1B 1-3 1B		0-0 1-3 1-2 2-3	4 1 1 0 1 0 4
Mike Vail, R (1, 7) OBP: 0.383, SLG: 0.505	0-0 1-2 2-H HR 1B		0-0 5-3		0-0 G6-4-3 1-2f		0-0 1-3 1B		0-0 E5 2-3 3-H	5 1 2 2 0 0 3
Jerry Martin, R (1, 8) OBP: 0.330, SLG: 0.483	0-0 1-H 2-H HR		0-0 F1			0-0 1-3	0-0 F9		0-3 K	5 1 1 3 0 1 4
Barry Foote, R (1, 2) OBP: 0.320, SLG: 0.526	0-0 G3 2B		4-0 BB			0-0 1B		0-0 P3		3 0 2 0 1 0 0
Scot Thompson, L (1, 9) OBP: 0.314, SLG: 0.321	0-0 G3 2-3		0-3 K			0-0 F9		0-0 1-3		4 0 0 0 0 1 3
Mike Tyson, R (1, 4) OBP: 0.254, SLG: 0.333	0-0 F9			0-0 1-3		0-0 F9		0-0 F3		4 0 0 0 0 0 2
Lynn McGlothen, L (1, 1) OBP: 0.429, SLG: 0.538 Dick Tidrow, R (7, 1)		0-0 6-3		0-0 4-3			0-0 F3		0-0 F8	2 0 0 0 0 0 0 0 0 0 0 0 0 0 1 0 0 0 0 0 0 0 0 0 0 0 0 0 1 0 0 0 0 0 0


Inning Stats	R: 4 E: 0 K: 0 S: 7	H: 4 LOB: 1 BB: 1 P: 11	R: 0 E: 0 K: 1 S: 5	H: 0 LOB: 1 BB: 1 P: 9	R: 0 E: 0 K: 1 S: 5	H: 0 LOB: 1 BB: 1 P: 9	R: 0 E: 0 K: 1 S: 5	H: 0 LOB: 0 BB: 0 P: 5	R: 0 E: 0 K: 0 S: 3	H: 1 LOB: 0 BB: 0 P: 3	R: 0 E: 0 K: 0 S: 4	H: 1 LOB: 1 BB: 0 P: 4	R: 1 E: 0 K: 1 S: 8	H: 3 LOB: 2 BB: 0 P: 8	R: 0 E: 0 K: 0 S: 3	H: 0 LOB: 0 BB: 0 P: 3	R: 1 E: 1 K: 1 S: 6	H: 0 LOB: 2 BB: 2 P: 14	1B: 6 2B: 2 3B: 0 HR: 1	SF: 0 SAC: 0 DP: 1 HBP: 0
--------------	------------------------------	----------------------------------	------------------------------	---------------------------------	------------------------------	---------------------------------	------------------------------	---------------------------------	------------------------------	---------------------------------	------------------------------	---------------------------------	------------------------------	---------------------------------	------------------------------	---------------------------------	------------------------------	----------------------------------	----------------------------------	------------------------------------

PITCHER	IP	WLS	BF	H	R	ER	SO	BB	IBB	HBP	BLK	WP	HR	S	P	ERA	WHIP
Doyle Alexander, R (1, 1) ERA: 4.13	8.1	W	37	9	6	5	4	4	0	0	0	0	1	41	57	5.40	1.560
Larry Bradford, L (9, 1) ERA: 2.55	0.1	S	2	0	0	0	0	1	0	0	0	0	0	1	5	0.00	3.000
Gene Garber, R (9, 1) ERA: 4.94	0.1	S	2	0	0	0	1	0	0	0	0	0	0	4	4	0.00	0.000

BOTTOM

Atlanta Braves @ Chicago Cubs
Wrigley Field, Chicago, IL
Fri Jun 13 1980, 3:33 AM CDT
Att. 14,470 - Unknown

AB	36
R	6
H	9
RBI	5
BB	5
SO	5
LOB	16



WP	PA	ERA	WHIP
0	41		
0			
1			
0			

Batter	1	2	3	4	5	6	7	8	9	AB R H RBI BB SO LOB	TOP	
Glenn Hubbard, R (1, 4) OBP: 0.309, SLG: 0.481	0-0 G6-4-3 1B		0-0 4-3	0-0 2-H 1B			0-0 6-3		0-0 F3	5 0 2 1 0 0 1		
Dale Murphy, R (1, 8) OBP: 0.346, SLG: 0.474	0-0 G6-4-3 1-2f		0-0 1B 1B 1B	0-0 G3			4-0 1B BB		0-0 HR	4 2 2 1 1 0 2		
Chris Chambliss, L (1, 3) OBP: 0.338, SLG: 0.463	4-0 S BB		0-0 1B 1B 1B				0-0 1-3 2-H 1B		0-3 K	4 1 2 1 1 1 0		
Gary Matthews, R (1, 9) OBP: 0.305, SLG: 0.432	0-0 1-3 1-2		0-0 1B 1-2 2-3 1B				0-3 K		0-3 K	4 0 1 0 0 2 3		
Bob Horner, R (1, 5) OBP: 0.218, SLG: 0.378			0-0 E5 FC3-6 1B	0-0 G4-6-3 1-3 2-H 3-H 1B			0-0 1-3		0-0 F7	4 0 1 2 0 0 2		
Brian Asselstine, L (1, 7) OBP: 0.288, SLG: 0.356			0-0 FC3-6 FC4-6 1-2f	0-0 G4-6-3 1-2f			0-0 G3		0-0 G4-6-3 1B	4 0 1 0 0 0 3		
Larvell Blanks, R (1, 6) OBP: 0.249, SLG: 0.266			0-0 FC4-6 FC5 1B 1-2f				0-0 6-3		0-0 G4-6-3 1-2f	4 1 1 0 0 0 2		
Bruce Benedict, R (1, 2) OBP: 0.283, SLG: 0.322			0-0 FC5 1B 1-2				0-0 1-3		0-3 K	4 0 1 0 0 1 1		
Phil Niekro, R (1, 1) OBP: 0.086, SLG: 0.114			0-0 FC5				0-0 4-3		0-0 5-3	1 0 0 0 0 0 2		
Preston Hanna, R (2, 1)										1 0 0 0 0 0 1		
Biff Pocoroba, S (7, PH) OBP: 0.389, SLG: 0.355										1 1 1 0 0 0 0		
Al Hrabosky, R (7, 1)										0 0 0 0 0 0 0		
Charlie Spikes, R (9, PH) OBP: 0.500, SLG: 0.563										1 0 0 0 0 0 0		
Inning Stats	R: 0 H: 1 E: 0 LOB: 1 K: 0 BB: 1 S: 3 P: 7	R: 0 H: 1 E: 1 LOB: 2 K: 0 BB: 0 S: 5 P: 5	R: 2 H: 4 E: 0 LOB: 1 K: 0 BB: 0 S: 6 P: 6	R: 1 H: 2 E: 0 LOB: 1 K: 0 BB: 0 S: 5 P: 5	R: 0 H: 0 E: 0 LOB: 0 K: 1 BB: 0 S: 5 P: 5	R: 0 H: 0 E: 0 LOB: 0 K: 0 BB: 0 S: 3 P: 3	R: 1 H: 2 E: 0 LOB: 2 K: 1 BB: 1 S: 7 P: 11	R: 0 H: 1 E: 0 LOB: 0 K: 1 BB: 0 S: 5 P: 5	R: 1 H: 1 E: 0 LOB: 0 K: 1 BB: 0 S: 6 P: 6	1B: 10 SF: 0 2B: 1 SAC: 0 3B: 0 DP: 3 HR: 1 HBP: 0	WP: 0 PA: 39 PB: 0 SB: 1 CS: 0	
PITCHER	IP WLS BF H R ER SO BB IBB HBP BLK WP HR S P ERA WHIP											
Dennis Lamp, R (1, 1) ERA: 5.07	6.1 W 30 10 4 4 1 2 0 0 0 0 0 0 30 38 5.68 1.895											
Dick Tidrow, R (7, 1) ERA: 2.04	1.2 5 1 0 0 2 0 0 0 0 0 0 0 9 9 0.00 0.600											
Willie Hernandez, L (9, 1) ERA: 4.38	1.0 4 1 1 1 1 0 0 0 0 0 0 1 6 6 9.00 1.000											

Atlanta Braves @ Chicago Cubs
Wrigley Field, Chicago, IL
Sat Jun 14 1980, 3:33 AM CDT
Att. 25,108 - Unknown

livebaseballscorecards.com

AB	37
R	5
H	12
RBI	5
BB	2
SO	4
LOB	17



Batter	1	2	3	4	5	6	7	8	9
Ivan De Jesus, R (1, 6) OBP: 0.320, SLG: 0.379	0-0 2B 1B	0-0 1B 1B	0-0 4-3		0-0 6-3 1B		0-0 1B 1B	4-0 G4-6-3 BB	
Lenny Randle, S (1, 5) OBP: 0.362, SLG: 0.395	0-0 F7	0-0 1B 1B	4-0 BB		0-0 6-3		0-0 WP SF8 1B	0-0 P4	
Bill Buckner, L (1, 3) OBP: 0.308, SLG: 0.386 Scot Thompson, L (8, 9) OBP: 0.311, SLG: 0.318	0-0 1B 2B	0-0 1B 1B	0-0 4-3		0-0 F7		0-0 P5	0-0 G4-6-3	
Mike Vail, R (1, 9) OBP: 0.408, SLG: 0.518 Jesus Figueroa, L (7, PR) OBP: 0.362, SLG: 0.355	0-0 F7 1B 1B	0-0 1B 1B		4-0 G6-4-3 BB	4-0 1B BB		0-0 E WP 1B		
Larry Bittner, L (1, 7) OBP: 0.377, SLG: 0.416	0-0 1B 1B	0-0 G6-4-3 1B		0-0 G6-4-3	0-0 1-3 2-H 1B		4-0 E BB		
Jerry Martin, R (1, 8) OBP: 0.327, SLG: 0.475	0-0 F7	0-0 F7		4-0 2B BB	0-0 6-3		0-0 SF8		
Barry Foote, R (1, 2) OBP: 0.324, SLG: 0.529	0-0 1B	0-0 G6-4-3		0-0 2B		0-0 F6	0-0 E5		
Mike Tyson, R (1, 4) OBP: 0.264, SLG: 0.318	0-0 F9		4-0 SH2-4 BB	4-0 IBB		0-0 F8	0-0 P4		
Dennis Lamp, R (1, 1) OBP: 0.226, SLG: 0.143 Dick Tidrow, R (7, 1) Steve Dillard, R (8, PH) OBP: 0.356, SLG: 0.404 Willie Hernandez, L (9, 1) OBP: 0.375, SLG: 0.500		0-0 1B 1B	0-0 SH2-4	0-0 P4		0-0 P3		0-0 BB 1B	

Inning Stats	R: 3 E: 0 K: 0 S: 8	H: 5 LOB: 2 BB: 0 P: 8	R: 4 E: 0 K: 0 S: 8	H: 6 LOB: 1 BB: 0 P: 8	R: 0 E: 0 K: 0 S: 3	H: 0 LOB: 2 BB: 2 P: 11	R: 0 E: 0 K: 0 S: 3	H: 1 LOB: 3 BB: 3 P: 15	R: 1 E: 0 K: 0 S: 5	H: 2 LOB: 2 BB: 1 P: 9	R: 0 E: 0 K: 0 S: 3	H: 0 LOB: 0 BB: 0 P: 3	R: 2 E: 1 K: 0 S: 7	H: 3 LOB: 3 BB: 1 P: 11	R: 0 E: 0 K: 0 S: 3	H: 1 LOB: 1 BB: 1 P: 7
--------------	------------------------------	---------------------------------	------------------------------	---------------------------------	------------------------------	----------------------------------	------------------------------	----------------------------------	------------------------------	---------------------------------	------------------------------	---------------------------------	------------------------------	----------------------------------	------------------------------	---------------------------------

PITCHER	IP	WLS	BF	H	R	ER	SO	BB	IBB	HBP	BLK	WP	HR	S	P	ERA	WHIP
Phil Niekro, R (1, 1) ERA: 4.13	1.0		14	11	7	7	0	0	0	0	0	0	0	14	14	63.00	11.000
Preston Hanna, R (2, 1) ERA: 5.03	5.0		22	3	1	1	0	5	1	0	0	0	0	16	40	1.80	1.600
Al Hrabosky, L (7, 1) ERA: 3.8	2.0		12	4	2	2	0	2	0	0	0	1	0	10	18	9.00	3.000

BOTTOM

Atlanta Braves @ Chicago Cubs
Wrigley Field, Chicago, IL

Sat Jun 14 1980, 3:33 AM CDT
Att. 25,108 - Unknown

AB	R	H	RBI	BB	SO	LOB
5	4	4	0	1	0	1
5	2	2	1	1	0	4
5	2	2	1	0	0	5
1	0	0	0	0	0	2
3	1	3	3	2	0	0
0	0	0	0	0	0	0
4	0	3	3	1	0	1
3	0	0	1	1	0	6
5	0	2	1	0	0	4
3	0	0	0	2	0	5
3	1	1	0	0	0	3
0	0	0	0	0	0	0
1	0	1	0	0	0	0
0	0	0	0	0	0	0

AB	38
R	10
H	18
RBI	10
BB	8
SO	0
LOB	31

livebaseballscores.com



WP	PA
1	48
PB	0
SB	0
CS	0

Batter	1	2	3	4	5	6	7	8	9	AB R H RBI BB SO LOB	TOP		
Glenn Hubbard, R (1, 4) OBP: 0.305, SLG: 0.482	0-3 ① K		x 0-0 2B			x 0-0 ① F8		0-3 ① K		4 0 1 0 0 2 2	<p>Atlanta Braves @ Chicago Cubs</p> <p>Wrigley Field, Chicago, IL</p> <p>Sun Jun 15 1980, 3:33 AM CDT</p> <p>Att: 11,421 - Unknown</p>		
Dale Murphy, R (1, 8) OBP: 0.339, SLG: 0.464	0-0 ② 5-3		x 0-0 ③ F8			x 0-0 ② F7		0-0 ② FC5-4		4 0 0 0 0 0 3			
Chris Chambliss, L (1, 3) OBP: 0.336, SLG: 0.464	0-0 2B			x 0-0 ① F9		0-3 ③ K		0-0 ③ F8		4 0 1 0 0 1 2			
Gary Matthews, R (1, 9) OBP: 0.303, SLG: 0.434	0-3 ③ K			x 0-0 2B		x 0-0 ① F7		0-3 ① K		4 0 1 0 0 2 1			
Bob Horner, R (1, 5) OBP: 0.209, SLG: 0.360		x 0-0 ① 6-3		x 0-0 ② 5-3		x 0-0 ② 4-3		0-3 ② K		4 0 0 0 0 1 1			
Brian Asselstine, L (1, 7) OBP: 0.287, SLG: 0.353		x 0-0 ② 4-3		0-3 ③ K		0-3 ③ K		0-0 BB 1B		4 0 1 0 0 2 1			
Larvell Blanks, R (1, 6) OBP: 0.254, SLG: 0.273		x 0-0 ③ 4-3			x 0-0 ① 4-3			0-0 BB BB BB 2B 1-2 BB		3 1 1 0 1 0 0			
Bill Nahorodny, R (1, 2) OBP: 0.289, SLG: 0.472			x 0-0 ① F8		0-3 ② K		x 0-0 FC5-4 1B 2-H 1B	0-0 ③ F5		4 0 1 1 0 1 2			
Rick Matula, R (1, 1) OBP: 0.040, SLG: 0.040 Biff Poceroba, S (8, PH) OBP: 0.405, SLG: 0.375 Jerry Royster, R (8, PR) OBP: 0.301, SLG: 0.293 Rick Camp, R (8, 1)			0-3 ② K		0-3 ③ K		0-0 FC5-4 1B 1-2 1B			2 0 0 0 0 2 0 1 0 1 0 0 0 0 0 0 0 0 0 0 0 0 0 0 0 0 0 0			
Inning Stats	R: 0 H: 1 E: 0 LOB: 1 K: 2 BB: 0 S: 8 P: 8	R: 0 H: 0 E: 0 LOB: 0 K: 0 BB: 0 S: 3 P: 3	R: 0 H: 1 E: 0 LOB: 1 K: 1 BB: 0 S: 6 P: 6	R: 0 H: 1 E: 0 LOB: 1 K: 1 BB: 0 S: 6 P: 6	R: 0 H: 0 E: 0 LOB: 0 K: 2 BB: 0 S: 7 P: 7	R: 0 H: 0 E: 0 LOB: 0 K: 1 BB: 0 S: 5 P: 5	R: 0 H: 0 E: 0 LOB: 0 K: 1 BB: 0 S: 5 P: 5	R: 1 H: 3 E: 0 LOB: 2 K: 1 BB: 0 S: 8 P: 8	R: 0 H: 1 E: 0 LOB: 2 K: 2 BB: 1 S: 8 P: 12	1B: 3 SF: 0 2B: 4 SAC: 0 3B: 0 DP: 0 HR: 0 HBP: 0	WP: 0 PA: 35 PB: 0 SB: 0 CS: 0		
PITCHER	IP WLS BF H R ER SO BB IBB HBP BLK WP HR S P ERA WHIP											PITCHER	IP WLS BF H R ER SO BB IBB HBP BLK WP HR S P ERA WHIP
Mike Krukow, R (1, 1) ERA: 3.46	7.0 W 27 6 1 1 8 0 0 0 0 0 0 0 43 43 1.29 0.857												
Bruce Sutter, R (8, 1) ERA: 3.66	2.0 S 8 1 0 0 3 1 0 0 0 0 0 0 13 17 0.00 1.000												

livebaseballscorecards.com

AB 34
R 1
H 7
RBI 1
BB 1
SO 11
LOB 12



Batter	1	2	3	4	5	6	7	8	9
Ivan De Jesus, R OBP: 0.332, SLG: 0.385 (1, 6)	4-0 WP S SF8 BB		X 0-0 SH1-3 1-2		X 0-0 4-3 SH1-3 1B		X 0-0 CS 1B	BBB 4-0 BB	
Lenny Randle, S OBP: 0.360, SLG: 0.388 Mick Kelleher, R OBP: 0.216, SLG: 0.171 (1, 5) (9, 5)	0-0 1-3		X 0-0 F8		X 0-0 SH1-3 1-2		X 0-0 F7 1-2	BBB 4-0 BB	
Bill Buckner, L OBP: 0.312, SLG: 0.391 Jesus Figueroa, L OBP: 0.371, SLG: 0.344 (1, 3) (7, PR) (8, 7)	0-0 SF8 3-H		X 0-0 1B 2-H		X 0-0 4-3 2-3		X 0-0 1B 1B	BBB 0-0 BB	
Mike Vail, R OBP: 0.411, SLG: 0.525 Scot Thompson, L OBP: 0.311, SLG: 0.318 (1, 9) (7, PR) (8, 9)	0-0 2B		X 0-0 6-3		X 0-3 K		X 0-0 1B		
Larry Bittner, L OBP: 0.373, SLG: 0.404 (1, 7) (8, 3)	0-0 6-3			X 0-0 G3		BBB 4-0 BB	X 0-0 F8		
Jerry Martin, R OBP: 0.330, SLG: 0.492 (1, 8)		X 0-0 5-3		X 0-0 HR		X 0-0 G5-4-3 1-2f	X 0-0 4-3 WP 1B		
Barry Foote, R OBP: 0.321, SLG: 0.528 (1, 2)		X 0-0 F7		X 0-0 6-3		X 0-0 2B	X 0-0 4-3		
Mike Tyson, R OBP: 0.289, SLG: 0.333 (1, 4)		X 0-0 F3		X 0-0 1B		4-0 FC6-4 IBB	X 0-0 BB SH1-3 1B		
Mike Krukow, R OBP: 0.200, SLG: 0.200 Bruce Sutter, R (1, 1) (8, 1)			X 0-0 SH1-3 1B		X 0-3 K	X 0-0 FC6-4 1-2f	X 0-0 SH1-3 1-2		


AB	R	H	RBI	BB	SO	LOB
2	1	2	0	2	0	0
3	0	0	0	1	0	3
0	0	0	0	0	0	0
3	0	2	2	0	0	1
1	0	0	0	0	0	3
4	0	2	0	0	1	2
0	0	0	0	0	0	0
3	0	0	0	1	0	3
4	2	2	1	0	0	1
4	0	1	0	0	0	1
3	0	2	1	1	0	0
3	1	1	0	0	1	3
0	0	0	0	0	0	0

BOTTOM

Atlanta Braves @ Chicago Cubs
Wrigley Field, Chicago, IL
Sun Jun 15 1980, 3:33 AM CDT
Att. 11,421 - Unknown

livebaseballscorecards.com

AB	30
R	4
H	12
RBI	4
BB	5
SO	2
LOB	17



1B:	9	SF:	1	WP:	2	PA:	39
2B:	2	SAC:	3	PB:	0		
3B:	0	DP:	1	SB:	1		
HR:	1	HBP:	0	CS:	1		

Inning Stats		R: 1	H: 1	R: 0	H: 0	R: 1	H: 2	R: 1	H: 2	R: 0	H: 1	R: 0	H: 3	R: 1	H: 2	1B: 9	SF: 1	WP: 2	PA: 39
		E: 0	LOB: 1	E: 0	LOB: 0	E: 0	LOB: 1	E: 0	LOB: 1	E: 0	LOB: 2	E: 0	LOB: 2	E: 0	LOB: 3	2B: 2	SAC: 3	PB: 0	
		K: 0	BB: 1	K: 0	BB: 0	K: 0	BB: 0	K: 1	BB: 0	K: 0	BB: 2	K: 0	BB: 0	K: 0	BB: 2	3B: 0	DP: 1	SB: 1	
		S: 4	P: 8	S: 3	P: 3	S: 5	P: 5	S: 7	P: 7	S: 3	P: 11	S: 5	P: 5	S: 5	P: 13	HR: 1	HBP: 0	CS: 1	
PITCHER	IP	WLS	BF	H	R	ER	SO	BB	IBB	HBP	BLK	WP	HR	S	P	ERA	WHIP		
Rick Matula, R ERA: 2.84 (1, 1)	7.0	L	32	10	3	3	2	2	1	0	0	1	1	33	45	3.86	1.714		
Rick Camp, R ERA: 2.34 (8, 1)	1.0		7	2	1	1	0	2	0	0	0	1	0	5	13	9.00	4.000		

Batter	1	2	3	4	5	6	7	8	9	AB R H RBI BB SO LOB	TOP
Glenn Hubbard, R (1, 4) OBP: 0.328, SLG: 0.533	0-0 1B 2B		0-0 F8		0-0 HR 3B		0-3 K		4-0 6-3 S BB	4 2 2 0 1 1 0	
Dale Murphy, R (1, 8) OBP: 0.345, SLG: 0.462	4-0 1B G6-4-3 BB		0-0 S 1B		4-0 HR BB		0-3 K		0-0 6-3 1-3	3 3 1 0 2 1 1	
Chris Chambliss, L (1, 3) OBP: 0.346, SLG: 0.489	0-0 G6-4-3 1B 1-3 2-H		0-0 BB 1B 1-H		0-0 HR BB 1-H		0-0 2B		0-0 3-1	5 1 4 5 0 0 1	
Gary Matthews, R (1, 9) OBP: 0.302, SLG: 0.426	0-0 G6-4-3 1-2f 3-H		4-0 G4-6-3 BB 1-2		0-0 5-3		0-0 P4			3 0 0 0 1 0 2	
Bob Horner, R (1, 5) OBP: 0.200, SLG: 0.344	0-0 P3		0-0 G4-6-3 1-2f		0-0 F8			0-0 5-3		4 0 0 0 0 0 2	
Jerry Royster, R (8, 5) OBP: 0.301, SLG: 0.293										0 0 0 0 0 0 0	
Brian Asselstine, L (1, 7) OBP: 0.292, SLG: 0.357		0-3 K		0-0 1B	0-3 K			0-0 1B 1B		4 0 2 0 0 2 0	
Bill Nahorodny, R (1, 2) OBP: 0.286, SLG: 0.450		0-0 F7		0-0 F8		0-0 L6		0-0 1B G5-4-3		4 0 1 0 0 0 1	
Larvell Blanks, R (1, 6) OBP: 0.254, SLG: 0.273		0-0 FC6-4 1B		0-0 P4		0-3 K		0-0 G5-4-3 1-2f		4 0 1 0 0 1 3	
Tommy Boggs, R (1, 1) OBP: 0.100, SLG: 0.105		0-0 FC6-4		0-3 K		0-3 K		0-3 K		4 0 0 0 0 3 2	
Inning Stats	R: 2 E: 0 K: 0 S: 4 H: 2 LOB: 0 BB: 1 P: 8	R: 0 E: 0 K: 1 S: 6 H: 1 LOB: 1 BB: 0 P: 6	R: 1 E: 0 K: 0 S: 4 H: 2 LOB: 1 BB: 1 P: 8	R: 0 E: 0 K: 1 S: 6 H: 1 LOB: 1 BB: 0 P: 6	R: 3 E: 0 K: 1 S: 7 H: 2 LOB: 0 BB: 1 P: 11	R: 0 E: 0 K: 2 S: 7 H: 0 LOB: 0 BB: 0 P: 7	R: 0 E: 0 K: 2 S: 8 H: 1 LOB: 1 BB: 0 P: 8	R: 0 E: 0 K: 0 S: 4 H: 2 LOB: 1 BB: 0 P: 4	R: 0 E: 0 K: 1 S: 5 H: 0 LOB: 1 BB: 1 P: 9	1B: 7 2B: 2 3B: 1 HR: 1 SF: 0 SAC: 0 DP: 3 HBP: 0	WP: 0 PB: 0 SB: 2 CS: 0 PA: 39
PITCHER	IP WLS BF H R ER SO BB IBB HBP BLK WP HR S P ERA WHIP										
Bob Forsch, R (1, 1) ERA: 4.03	4.0 L 21 8 6 6 2 3 0 0 0 0 0 1 22 34 13.50 2.750										
Jim Otten, R (5, 1) ERA: 10.29	3.0 10 1 0 0 5 0 0 0 0 0 0 0 20 20 0.00 0.333										
George Frazier, R (8, 1) ERA: 4.35	2.0 8 2 0 0 1 1 0 0 0 0 0 0 9 13 0.00 1.500										

Atlanta Braves @ St. Louis Cardinals
 Busch Stadium, St. Louis, MO
 Mon Jun 16 1980, 7:05 PM CDT
 Att: 16,809 - Unknown

livebaseballscorecards.com

AB 35
 R 6
 H 11
 RBI 5
 BB 4
 SO 8
 LOB 12



Batter	1	2	3	4	5	6	7	8	9	AB	R	H	RBI	BB	SO	LOB
Garry Templeton, S (1, 6) OBP: 0.335, SLG: 0.388	0-0 F9 5-3 1B		0-0 P3		0-0 F9			0-0 4-3		4	0	1	0	0	0	1
Leon Durham, L (1, 9) OBP: 0.250, SLG: 0.258	0-0 5-3 1-2		0-0 F9		0-0 P6			4-0 FC6 BB		3	0	0	0	1	0	2
Keith Hernandez, L (1, 3) OBP: 0.429, SLG: 0.524	0-0 F9 2-3		0-0 FC4-6 1-2f		0-0 6-3			0-3 K		4	0	0	0	0	1	3
Ted Simmons, S (1, 2) OBP: 0.390, SLG: 0.500	4-0 BB			0-0 1B 2B				0-0 FC6 1-2f		3	1	1	0	1	0	1
George Hendrick, R (1, 8) OBP: 0.345, SLG: 0.545	0-3 K			0-0 L8				0-0 F9		4	0	0	0	0	1	3
Terry Kennedy, L (1, 7) OBP: 0.360, SLG: 0.478		0-0 G6-4-3 1B		0-0 F7				0-0 4-3		4	0	1	0	0	0	1
Ken Reitz, R (1, 5) OBP: 0.350, SLG: 0.434		0-0 G6-4-3 1-2f		0-0 E 1B				0-0 G6-4-3 1B		4	1	3	1	0	0	1
Tom Herr, S (1, 4) OBP: 0.216, SLG: 0.301		0-0 F7		0-0 E4 1-H 3B				0-0 G6-4-3 1-2f		4	1	1	1	0	0	2
Bob Forsch, R (1, 1) OBP: 0.316, SLG: 0.595			0-0 FC4-6 1B		0-0 1-3			0-3 K		2	0	1	0	0	0	0
Jim Otten, R (5, 1)										0	0	0	0	0	0	0
Mike Phillips, L (7, PH) OBP: 0.125, SLG: 0.133										1	0	0	0	0	1	0
George Frazier, R (8, 1)										0	0	0	0	0	0	0

Inning Stats	R: 0	H: 1	R: 0	H: 1	R: 0	H: 1	R: 3	H: 3	R: 0	H: 0	R: 0	H: 1	R: 0	H: 0	R: 0	H: 1	R: 0	H: 1	1B: 6	SF: 0	WP: 0	PA: 35
	E: 0	LOB: 2	E: 0	LOB: 0	E: 1	LOB: 0	E: 0	LOB: 0	E: 0	LOB: 0	E: 0	LOB: 1	E: 0	LOB: 1	E: 0	LOB: 1	E: 0	LOB: 1	2B: 1	SAC: 0	PB: 0	
	K: 1	BB: 1	K: 0	BB: 0	K: 0	BB: 0	K: 0	BB: 0	K: 1	BB: 0	K: 1	BB: 1	K: 0	BB: 0	K: 0	BB: 0	K: 1	BB: 1	3B: 1	DP: 2	SB: 0	
	S: 6	P: 10	S: 3	P: 3	S: 4	P: 4	S: 6	P: 6	S: 3	P: 3	S: 5	P: 5	S: 5	P: 9	S: 4	P: 4	S: 4	P: 4	HR: 0	HBP: 0	CS: 0	

PITCHER	IP	WLS	BF	H	R	ER	SO	BB	IBB	HBP	BLK	WP	HR	S	P	ERA	WHIP
Tommy Boggs, R (1, 1) ERA: 3.52	9.0	W	35	8	3	2	3	2	0	0	0	0	0	39	47	2.00	1.111

BOTTOM

Atlanta Braves @ St. Louis Cardinals
 Busch Stadium, St. Louis, MO
 Mon Jun 16 1980, 7:05 PM CDT
 Att. 16,809 - Unknown

AB	33
R	3
H	8
RBI	2
BB	2
SO	3
LOB	14



Batter	1	2	3	4	5	6	7	8	9	AB R H RBI BB SO LOB	TOP
Glenn Hubbard, R (1, 4) OBP: 0.309, SLG: 0.500	0-0 F9		0-0 F7		0-0 F9		0-3 K			4 0 0 0 0 1 1	
Dale Murphy, R (1, 8) OBP: 0.348, SLG: 0.475	0-0 6-3		0-0 1-H HR		4-0 BB		0-3 K			3 1 1 2 1 1 0	
Chris Chambliss, L (1, 3) OBP: 0.344, SLG: 0.483	0-0 F8		4-0 1B BB		0-3 K		0-0 P6			3 0 0 0 1 1 1	
Gary Matthews, R (1, 9) OBP: 0.306, SLG: 0.428		0-0 1B 1B	0-0 1-2 1B		0-0 6-3		0-0 F8			4 0 2 0 0 0 1	
Brian Asselstine, L (1, 7) OBP: 0.297, SLG: 0.366		0-0 1-3 1B G4-3	0-0 4-3		0-0 FC3-5-6 2B		0-0 6-3			4 0 2 0 0 0 2	
Jerry Royster, R (1, 5) OBP: 0.300, SLG: 0.292	0-3 K		0-0 CS 1B		0-0 FC3-5-6 2-3 8-4-3		0-0 F2			4 0 1 0 0 1 3	
Larvell Blanks, R (1, 6) OBP: 0.249, SLG: 0.266	0-0 G4-3 1-2f		0-0 1-2 5-3		0-0 9-4-3 1-2f		0-0 6-3			4 0 0 0 0 0 4	
Bruce Benedict, R (1, 2) OBP: 0.292, SLG: 0.331			0-0 FC3-6 1B		0-0 1B		0-0 6-3			3 0 2 0 0 0 0	
Doyle Alexander, R (1, 1) OBP: 0.152, SLG: 0.182			0-0 FC3-6 1-2f HR		0-0 6-3		0-0 F9			3 1 0 0 0 0 2	
Inning Stats	R: 0 E: 0 K: 0 S: 3 H: 0 LOB: 0 BB: 0 P: 3	R: 0 E: 0 K: 1 S: 6 H: 2 LOB: 1 BB: 0 P: 6	R: 2 E: 0 K: 0 S: 6 H: 3 LOB: 2 BB: 1 P: 10	R: 0 E: 0 K: 0 S: 4 H: 2 LOB: 1 BB: 0 P: 4	R: 0 E: 0 K: 1 S: 5 H: 0 LOB: 1 BB: 1 P: 9	R: 0 E: 0 K: 0 S: 3 H: 1 LOB: 0 BB: 0 P: 3	R: 0 E: 0 K: 1 S: 5 H: 0 LOB: 0 BB: 0 P: 5	R: 0 E: 0 K: 1 S: 5 H: 0 LOB: 0 BB: 0 P: 5	R: 0 E: 0 K: 0 S: 3 H: 0 LOB: 0 BB: 0 P: 3	1B: 6 2B: 2 3B: 0 HR: 1 SF: 0 SAC: 0 DP: 2 HBP: 0	WP: 0 PB: 0 SB: 0 CS: 1 PA: 34
PITCHER Pete Vuckovich, R (1, 1) ERA: 2.83	IP: 9.0 WLS: W BF: 34 H: 8 R: 2 ER: 2 SO: 4 BB: 2 IBB: 0 HBP: 0 BLK: 0 WP: 0 HR: 1 S: 40 P: 48 ERA: 2.00 WHIP: 1.111										

Atlanta Braves @ St. Louis Cardinals
 Busch Stadium, St. Louis, MO
 Tue Jun 17 1980, 7:05 PM CDT
 Att. 13,524 - Unknown

livebaseballscorecards.com

AB	32
R	2
H	8
RBI	2
BB	2
SO	4
LOB	14



Batter	1	2	3	4	5	6	7	8	9	AB R H RBI BB SO LOB
Garry Templeton, S (1, 6) OBP: 0.341, SLG: 0.392	0-0 1B G6-3 1B		4-0 CS BB			0-0 F7			0-0 SH5-4 2B 1B	3 2 2 0 1 0 0
Leon Durham, L (1, 9) OBP: 0.256, SLG: 0.265	0-0 1-3 G6-3 1B		0-0 L4 1-2			0-0 4-3			0-0 SH5-4 1-2	3 0 1 0 0 0 1
Keith Hernandez, L (1, 3) OBP: 0.426, SLG: 0.518	0-0 1-2f 3-H G6-3				0-3 K			0-0 6-3	4-0 2B IBB	3 0 0 0 1 1 1
Ted Simmons, S (1, 2) OBP: 0.393, SLG: 0.522	0-0 HR				0-0 F8			0-0 F8	0-0 1-3 2-H 2B	4 1 2 2 0 0 0
George Hendrick, R (1, 8) OBP: 0.340, SLG: 0.538	0-0 F5				0-0 5-3			0-0 5-3		3 0 0 0 0 0 0
Terry Kennedy, L (1, 7) OBP: 0.372, SLG: 0.486		0-0 G6-4-3 1B			0-0 F3			0-0 6-3 SH3-4 1B		3 0 2 0 0 0 0
Tony Scott, S (8, PR) OBP: 0.310, SLG: 0.289										0 0 0 0 0 0 0
Ken Reitz, R (1, 5) OBP: 0.352, SLG: 0.434		0-0 1-2f G6-4-3 1B			0-0 G6-4-3 1B			0-0 1-2 SH3-4 1B		2 0 1 0 0 0 1
Tom Herr, S (1, 4) OBP: 0.210, SLG: 0.292		0-0 P4			0-0 G6-4-3 1-2f			0-0 2-3 6-3		3 0 0 0 0 0 3
Pete Vuckovich, R (1, 1) OBP: 0.097, SLG: 0.100			0-0 F9			0-0 6-3		0-0 6-3		3 0 0 0 0 0 2

Inning Stats	R: 2	H: 3	E: 0	LOB: 0	K: 0	BB: 0	S: 5	P: 5	R: 0	H: 1	E: 0	LOB: 0	K: 0	BB: 0	S: 3	P: 3	R: 0	H: 0	E: 0	LOB: 0	K: 1	BB: 0	S: 5	P: 5	R: 0	H: 1	E: 0	LOB: 0	K: 0	BB: 0	S: 3	P: 3	R: 0	H: 0	E: 0	LOB: 0	K: 0	BB: 0	S: 3	P: 3	R: 0	H: 1	E: 0	LOB: 2	K: 0	BB: 0	S: 4	P: 4	R: 1	H: 2	E: 0	LOB: 2	K: 0	BB: 1	S: 3	P: 7	1B: 6	SF: 0	2B: 1	SAC: 2	3B: 0	DP: 3	HR: 1	HBP: 0	WP: 0	PA: 31
PITCHER Doyle Alexander, R (1, 1) ERA: 4.04	IP	WLS	BF	H	R	ER	SO	BB	IBB	HBP	BLK	WP	HR	S	P	ERA	WHIP	IP	WLS	BF	H	R	ER	SO	BB	IBB	HBP	BLK	WP	HR	S	P	ERA	WHIP	IP	WLS	BF	H	R	ER	SO	BB	IBB	HBP	BLK	WP	HR	S	P	ERA	WHIP															

BOTTOM

Atlanta Braves @ St. Louis Cardinals

Busch Stadium, St. Louis, MO

Tue Jun 17 1980, 7:05 PM CDT
Att. 13,524 - Unknown

livebaseballscores.com

AB	27
R	3
H	8
RBI	2
BB	2
SO	1
LOB	8



Batter	1	2	3	4	5	6	7	8	9	AB R H RBI BB SO LOB	TOP						
Omar Moreno, L (1, 8) OBP: 0.325, SLG: 0.373	0-0 F8		0-3 K	0-3 K			0-0 4-3		0-0 CS 2B	5 0 1 0 0 2 2	Pittsburgh Pirates @ Atlanta Braves Atlanta-Fulton County Stadium, Atlanta, GA Wed Jun 18 1980, 7:05 PM EDT Unknown livebaseballscorecards.com						
Tim Foli, R (1, 6) OBP: 0.295, SLG: 0.333	0-0 E7 G3 1B		0-0 1B			0-0 E3 4-3	0-0 2B		0-0 CS 2-3	4 0 3 0 0 0 0							
Dave Parker, L (1, 9) OBP: 0.313, SLG: 0.436	0-0 G3 2-3		0-0 F9			0-0 4-3 1-2	0-0 4-3			4 0 0 0 0 0 4							
Bill Robinson, R (1, 3) OBP: 0.296, SLG: 0.470	0-0 P6		0-3 K			0-3 K		0-0 F9		4 0 0 0 0 2 3							
Lee Lacy, R (1, 7) OBP: 0.462, SLG: 0.629		0-0 E1 1B 1B		0-0 FC5-4 1B		0-0 F8		0-0 F8		4 1 1 0 0 0 1							
Phil Garner, R (1, 4) OBP: 0.341, SLG: 0.410		0-0 S 1B 1-H		0-0 FC5-4 1B 2B 1-2f		0-0 5-3		0-0 S 1B		4 1 2 1 0 0 1							
Steve Nicosia, R (1, 2) OBP: 0.304, SLG: 0.262		4-0 BB BB BB BB BB G4-6-3 1-2 BB		0-0 2B 1-3 1B		0-0 F3		0-0 4-3 1-2		3 0 1 0 1 0 1							
Dale Berra, R (1, 5) OBP: 0.290, SLG: 0.350		0-3 K		0-0 2B 1-3 3-H 2B		0-0 F1		0-3 K		4 0 1 1 0 2 2							
Eddie Solomon, R (1, 1) OBP: 0.188, SLG: 0.188 Kent Tekulve, R (9, 1)		0-0 G4-6-3 1-2f		0-3 K		0-0 6-3		0-3 K		4 0 0 0 0 2 4 0 0 0 0 0 0 0							
Inning Stats	R: 0 E: 1 K: 0 S: 4 H: 1 LOB: 1 BB: 0 P: 4	R: 1 E: 1 K: 1 S: 6 H: 1 LOB: 1 BB: 1 P: 10	R: 0 E: 0 K: 2 S: 8 H: 1 LOB: 1 BB: 0 P: 8	R: 1 E: 0 K: 2 S: 10 H: 3 LOB: 2 BB: 0 P: 10	R: 0 E: 1 K: 1 S: 6 H: 0 LOB: 1 BB: 0 P: 6	R: 0 E: 0 K: 0 S: 3 H: 0 LOB: 0 BB: 0 P: 3	R: 0 E: 0 K: 0 S: 4 H: 1 LOB: 1 BB: 0 P: 4	R: 0 E: 0 K: 0 S: 4 H: 1 LOB: 1 BB: 0 P: 4	R: 0 E: 0 K: 2 S: 7 H: 1 LOB: 0 BB: 0 P: 7	1B: 6 2B: 3 3B: 0 HR: 0 SF: 0 SAC: 0 DP: 1 HBP: 0	WP: 0 PB: 0 SB: 2 CS: 1 PA: 38						
PITCHER	IP WLS BF H R ER SO BB IBB HBP BLK WP HR S P ERA WHIP																
Larry McWilliams, L (1, 1) ERA: 5.04	8.0	34	8	2	1	6	1	0	0	0	0	0	0	45	49	1.12	1.125
Gene Garber, R (9, 1) ERA: 4.74	1.0	W	3	1	0	0	2	0	0	0	0	0	0	7	7	0.00	1.000

Batter	1	2	3	4	5	6	7	8	9	AB	R	H	RBI	BB	SO	LOB	BOTTOM	
Glenn Hubbard, R OBP: 0.306, SLG: 0.485 (1, 4)	F8		F7			1B		P5		4	0	1	0	0	0	0	Pittsburgh Pirates @ Atlanta Braves Atlanta-Fulton County Stadium, Atlanta, GA Wed Jun 18 1980, 7:05 PM EDT Unknown AB 33 R 3 H 7 RBI 3 BB 0 SO 2 LOB 15	
Dale Murphy, R OBP: 0.346, SLG: 0.471 (1, 8)	1-3			P4		K			E 2B E 1B	4	1	1	0	0	1	1		
Chris Chambliss, L OBP: 0.343, SLG: 0.479 (1, 3)	F7			1B		F7			E3 E 2B 1-2	4	1	1	0	0	0	2		
Gary Matthews, R OBP: 0.305, SLG: 0.424 (1, 9)		E9 1B		F4			5-3		E6 E 2B 1-2 2-3	4	1	1	0	0	0	3		
Brian Aseltine, L OBP: 0.290, SLG: 0.358 (1, 7)		1-3		F8			4-3		F8	4	0	0	0	0	0	5		
Bill Nahorodny, R OBP: 0.304, SLG: 0.500 (1, 2)		F7			F8		2B		2B	4	0	2	3	0	0	1		
Larvell Blanks, R OBP: 0.250, SLG: 0.267 (1, 5) (9, 6)		P6			G6-4-3 1B		6-3		2B 1-H 2-H 3-H	3	0	1	0	0	0	2		
Luis Gomez, R OBP: 0.269, SLG: 0.199 Biff Pocaroba, S OBP: 0.395, SLG: 0.364 (8, PH) Jerry Royster, R OBP: 0.300, SLG: 0.292 (9, 5)			F8		G6-4-3 1-2f			6-3		2	0	0	0	0	0	1		
Larry McWilliams, L OBP: 0.286, SLG: 0.250 Mike Lum, L OBP: 0.241, SLG: 0.200 (8, PH) Gene Garber, R (9, 1)			4-3			K		F9		1	0	0	0	0	0	0		
Inning Stats	R: 0 E: 0 K: 0 S: 3	H: 0 LOB: 0 BB: 0 P: 3	R: 0 E: 1 K: 0 S: 4	H: 1 LOB: 1 BB: 0 P: 4	R: 0 E: 0 K: 0 S: 3	H: 0 LOB: 0 BB: 0 P: 3	R: 0 E: 0 K: 0 S: 4	H: 1 LOB: 1 BB: 0 P: 4	R: 0 E: 0 K: 0 S: 3	H: 1 LOB: 1 BB: 0 P: 3	R: 0 E: 0 K: 0 S: 4	H: 0 LOB: 0 BB: 0 P: 3	R: 3 E: 2 K: 0 S: 5	H: 2 LOB: 1 BB: 0 P: 5	1B: 5 2B: 2 3B: 0 HR: 0	SF: 0 SAC: 0 DP: 1 HBP: 0	WP: 0 PB: 0 SB: 0 CS: 0	PA: 33
PITCHER Eddie Solomon, R ERA: 2.14 Kent Tekulve, R ERA: 3.67	IP	WLS	BF	H	R	ER	SO	BB	IBB	HBP	BLK	WP	HR	S	P	ERA	WHIP	
	8.0		30	6	2	0	2	0	0	0	0	0	0	34	34	0.00	0.750	
	0.1	L	3	1	1	0	0	0	0	0	0	0	0	3	3	0.00	3.000	



livebaseballscores.com

Batter	1	2	3	4	5	6	7	8	9	AB R H RBI BB SO LOB	TOP																									
Omar Moreno, L (1, 8) OBP: 0.324, SLG: 0.371	0-0 4-3 S 1B		0-0 F7		0-0 3-1		0-0 F5			4 1 1 0 0 0 2																										
Tim Foli, R (1, 6) OBP: 0.299, SLG: 0.333 Matt Alexander, S (8, PR) (8, 4)	0-0 4-3 1-3		0-0 CS 1B		0-0 F3		0-0 F3	4-0 S BB		3 0 1 0 1 0 1 0 0 0 0 0 0 0																										
Mike Easler, L (1, 9) OBP: 0.456, SLG: 0.762	0-0 3-H 1B		0-0 CS 1-2	0-0 2-3		0-0 6-3		0-3 K 1-2		4 0 1 1 0 1 1																										
Willie Stargell, L (1, 3) OBP: 0.373, SLG: 0.558	0-3 K			0-3 K		0-0 4-3		0-3 K		4 0 0 0 0 3 3																										
John Milner, L (1, 7) OBP: 0.263, SLG: 0.257	0-0 5-3			0-0 3-1			4-0 PB 1B BB	0-0 F9		3 1 0 0 1 0 3																										
Phil Garner, R (1, 4) OBP: 0.335, SLG: 0.402 (8, 6)		0-0 G3			0-0 F8		0-3 K 1-2		0-0 6-3	4 0 0 0 0 1 1																										
Ed Ott, L (1, 2) OBP: 0.352, SLG: 0.380		0-0 3-1			0-0 FC5-4 1B		0-0 HR 1B		0-0 FC5-4 1B	4 1 3 1 0 0 0																										
Dale Berra, R (1, 5) OBP: 0.288, SLG: 0.375		0-0 6-3			0-0 FC5-4 1B 1-2f		0-0 HR		0-0 FC5-4 1-2f	4 1 1 2 0 0 2																										
Rick Rhoden, R (1, 1) OBP: 0.500, SLG: 0.500 Lee Lacy, R (7, PH) OBP: 0.457, SLG: 0.622 Enrique Romo, R (7, 1) OBP: 0.500, SLG: 0.400 Bill Robinson, R (9, PH) OBP: 0.294, SLG: 0.467			0-3 K		0-0 K 1-2		0-0 F8		0-0 1-3	2 0 1 0 0 1 0 1 0 0 0 0 0 0 0 0 0 0 0 0 0 1 0 0 0 0 0 1																										
Inning Stats	R: 1 E: 0 K: 1 S: 7	H: 2 LOB: 1 BB: 0 P: 7	R: 0 E: 0 K: 0 S: 3	H: 0 LOB: 0 BB: 0 P: 3	R: 0 E: 0 K: 1 S: 5	H: 1 LOB: 0 BB: 0 P: 5	R: 0 E: 0 K: 1 S: 5	H: 0 LOB: 0 BB: 0 P: 5	R: 0 E: 0 K: 0 S: 3	H: 0 LOB: 0 BB: 0 P: 3	R: 3 E: 0 K: 1 S: 7	H: 2 LOB: 0 BB: 1 P: 11	R: 0 E: 0 K: 2 S: 7	H: 0 LOB: 2 BB: 1 P: 11	R: 0 E: 0 K: 0 S: 4	H: 1 LOB: 1 BB: 0 P: 4	1B: 7 2B: 0 3B: 0 HR: 1	SF: 0 SAC: 0 DP: 0 HBP: 0	WP: 0 PB: 1 SB: 2 CS: 1	PA: 37																
PITCHER	IP WLS BF H R ER SO BB IBB HBP BLK WP HR S P ERA WHIP																																			
Phil Niekro, R (1, 1) ERA: 4.21	6.1		26	7	4	4	4	1	0	0	0	0	1	33	37	5.68	1.263																			
Rick Camp, R (7, 1) ERA: 2.29	0.2	W	2	0	0	0	0	0	0	0	0	0	0	2	2	0.00	0.000																			
Larry Bradford, L (8, 1) ERA: 2.42	1.1		6	1	0	0	2	1	0	0	0	0	0	9	13	0.00	1.500																			
Gene Garber, R (9, 1) ERA: 4.62	0.2	S	2	0	0	0	0	0	0	0	0	0	0	2	2	0.00	0.000																			

Pittsburgh Pirates @ Atlanta Braves
Atlanta-Fulton County Stadium, Atlanta, GA

Wed Jun 18 1980, 7:05 PM EDT
Att: 17,154 - Unknown

livebaseballscorecards.com

AB	34
R	4
H	8
RBI	4
BB	2
SO	6
LOB	14



Batter	1	2	3	4	5	6	7	8	9	AB	R	H	RBI	BB	SO	LOB						
Jerry Royster, R OBP: 0.303, SLG: 0.291 (1, 5)	0-0 P5		0-0 CI 1B		4-0 6-3 WP BB	0-0 F8		0-0 6-3		4	2	1	0	1	0	1						
Dale Murphy, R OBP: 0.350, SLG: 0.471 (1, 8)	0-0 4-3		0-1 CI 1B 1-2		4-0 WP 6-3 BB		0-0 SH1-3 E 1B			2	1	1	0	1	0	0						
Chris Chambliss, L OBP: 0.341, SLG: 0.477 Mike Lum, L OBP: 0.226, SLG: 0.185 (1, 3) (2, 3)	0-3 K		0-0 F7		0-0 6-3		0-0 SH1-3			1	0	0	0	0	1	0						
Gary Matthews, R OBP: 0.314, SLG: 0.428 (1, 9)		0-0 HR 1B	0-0 1-3 2-H 1B		4-0 WP IBB		0-0 E5			3	1	2	1	1	0	0						
Jeff Burroughs, R OBP: 0.339, SLG: 0.324 (1, 7)		0-0 F9	0-0 F8		0-3 K		0-3 K			4	0	0	0	0	2	6						
Glenn Hubbard, R OBP: 0.316, SLG: 0.521 (1, 4)		0-0 1-H HR		0-3 K	4-0 FC5-4 IBB		0-3 K			3	1	1	2	1	2	1						
Larvell Blanks, R OBP: 0.250, SLG: 0.263 (1, 6)		4-0 G6-4-3 BB		0-0 F8	0-0 FC5-4			0-0 F7		3	0	0	0	1	0	3						
Bruce Benedict, R OBP: 0.299, SLG: 0.331 (1, 2)		0-0 G6-4-3		0-0 FC4-6 1B		0-0 6-3		4-0 BB		3	0	1	0	1	0	1						
Phil Niekro, R OBP: 0.079, SLG: 0.105 Rick Camp, R Larry Bradford, R Gene Garber, R (1, 1) (7, 1) (8, 1) (9, 1)			0-0 4-3	0-0 FC4-6		0-0 F8		0-3 K		3	0	0	0	0	0	1						
Inning Stats	R: 0 E: 0 K: 1 S: 5	H: 0 LOB: 0 BB: 0 P: 5	R: 2 E: 0 K: 0 S: 4	H: 2 LOB: 0 BB: 1 P: 8	R: 1 E: 1 K: 0 S: 6	H: 2 LOB: 2 BB: 0 P: 6	R: 0 E: 0 K: 1 S: 6	H: 1 LOB: 1 BB: 0 P: 6	R: 1 E: 0 K: 1 S: 5	H: 0 LOB: 3 BB: 4 P: 21	R: 0 E: 0 K: 0 S: 3	H: 0 LOB: 0 BB: 0 P: 3	R: 1 E: 1 K: 2 S: 9	H: 1 LOB: 1 BB: 0 P: 9	R: 0 E: 0 K: 1 S: 5	H: 0 LOB: 1 BB: 1 P: 9	1B: 5 2B: 0 3B: 0 HR: 1	SF: 0 SAC: 1 DP: 1 HBP: 0	WP: 1 PB: 0 SB: 1 CS: 0	PA: 37		
PITCHER Rick Rhoden, R ERA: 4.5 Enrique Romo, R ERA: 2.89	IP 6.0 2.0	WLS L	BF 28 9	H 5 1	R 4 1	ER 3 0	SO 3 3	BB 3 1	IBB 2 0	HBP 0 0	BLK 0 0	WP 1 0	HR 1 0	S 29 14	P 49 18	ERA 4.50 0.00	WHIP 1.333 1.000					

BOTTOM

Pittsburgh Pirates @ Atlanta Braves
Atlanta-Fulton County Stadium, Atlanta, GA

Wed Jun 18 1980, 7:05 PM EDT
Att. 17,154 - Unknown

livebaseballscorecards.com

AB	29
R	5
H	6
RBI	3
BB	6
SO	6
LOB	18



Batter	1	2	3	4	5	6	7	8	9	AB R H RBI BB SO LOB	TOP	
Omar Moreno, L (1, 8) OBP: 0.320, SLG: 0.366	0-0 6-3		0-0 G3	0-3 K			0-3 K			4 0 0 0 0 2 3	Pittsburgh Pirates @ Atlanta Braves Atlanta-Fulton County Stadium, Atlanta, GA Thu Jun 19 1980, 7:05 PM EDT Att: 10,585 - Unknown	
Phil Garner, R (1, 4) OBP: 0.338, SLG: 0.401	0-0 F8		4-0 BB		0-0 F4			0-0 G6-3 1B		3 0 1 0 1 0 0		
Mike Easler, L (1, 9) OBP: 0.449, SLG: 0.743	0-0 F9		0-3 K		0-0 F7			0-0 G6-3 1B		4 0 1 0 0 1 2		
Willie Stargell, L (1, 3) OBP: 0.370, SLG: 0.545 Kent Tekulve, R (8, 1)		0-0 4-3		4-0 1B FC5-4 BB	0-0 4-3			0-0 G6-3		3 1 0 0 1 0 2 0 0 0 0 0 0 0		
John Milner, L (1, 7) OBP: 0.263, SLG: 0.257		0-0 3-1		0-0 1B FC5-4		0-0 F8		0-3 K		4 0 1 0 0 1 1		
Lee Lacy, R (1, 5) OBP: 0.450, SLG: 0.608		0-0 5-3		0-0 1B FC5-4 SF7		0-0 F9		0-0 CS 1B		4 1 1 1 0 0 1		
Ed Ott, L (1, 2) OBP: 0.349, SLG: 0.377			0-0 6-3	0-0 1B		0-0 4-3		0-0 F4		4 0 1 0 0 0 1		
Dale Berra, R (1, 6) OBP: 0.287, SLG: 0.383			0-0 1B	0-0 SF7			0-0 F8		0-0 F7	3 1 1 1 0 0 0		
Don Robinson, R (1, 1) OBP: 0.450, SLG: 0.450 Enrique Romo, R (6, 1) OBP: 0.500, SLG: 0.400 Manny Sanguillen, R (7, PH) OBP: 0.438, SLG: 0.563 Rod Scurry, L (7, 1) OBP: 0.333, SLG: 0.333 Bill Robinson, R (8, 7) OBP: 0.294, SLG: 0.467			0-0 1B	0-0 1B			0-0 6-3			2 0 2 1 0 0 0 0 0 0 0 0 0 0 1 0		
Inning Stats	R: 0 H: 0 E: 0 LOB: 0 K: 0 BB: 0 S: 3 P: 3	R: 0 H: 0 E: 0 LOB: 0 K: 0 BB: 0 S: 3 P: 3	R: 1 H: 2 E: 0 LOB: 2 K: 1 BB: 1 S: 7 P: 11	R: 2 H: 3 E: 0 LOB: 2 K: 1 BB: 1 S: 8 P: 12	R: 0 H: 0 E: 0 LOB: 0 K: 0 BB: 0 S: 3 P: 3	R: 0 H: 0 E: 0 LOB: 0 K: 0 BB: 0 S: 3 P: 3	R: 0 H: 0 E: 0 LOB: 0 K: 1 BB: 0 S: 5 P: 5	R: 0 H: 2 E: 0 LOB: 1 K: 1 BB: 0 S: 6 P: 6	R: 0 H: 1 E: 0 LOB: 0 K: 0 BB: 0 S: 3 P: 3	1B: 7 SF: 1 2B: 1 SAC: 0 3B: 0 DP: 1 HR: 0 HBP: 0		WP: 0 PA: 35 PB: 0 SB: 0 CS: 1
PITCHER	IP WLS BF H R ER SO BB IBB HBP BLK WP HR S P ERA WHIP											
Rick Matula, R (1, 1) ERA: 2.92	7.0 W 30 7 3 3 3 2 0 0 0 0 0 0 34 42 3.86 1.286											
Larry Bradford, L (8, 1) ERA: 2.25	2.0 S 5 1 0 0 1 0 0 0 0 0 0 0 7 7 0.00 0.500											

livebaseballscorecards.com

AB	32
R	3
H	8
RBI	3
BB	2
SO	4
LOB	10



Batter	1	2	3	4	5	6	7	8	9
Jerry Royster, R (1, 5) OBP: 0.307, SLG: 0.307 Larvell Blanks, R (8, 5) OBP: 0.250, SLG: 0.263	0-0 5-3		0-0 2B		0-0 F7		0-0 FC6-5 2B		
Dale Murphy, R (1, 8) OBP: 0.345, SLG: 0.462	0-3 K		0-0 F9		0-0 5-3		0-0 FC6-5 2-3		
Chris Chambliss, L (1, 3) OBP: 0.344, SLG: 0.477	0-0 1B			0-0 HR 1B	0-3 K		0-0 P4		
Gary Matthews, R (1, 9) OBP: 0.313, SLG: 0.421	0-0 F8			0-0 F3		4-0 1B 2B BB		0-0 6-3	
Jeff Burroughs, R (1, 7) OBP: 0.344, SLG: 0.366		0-0 6-3		0-0 HR 1-H		0-0 F5		0-0 2B	
Bill Nahorodny, R (1, 2) OBP: 0.300, SLG: 0.479		0-0 F8		0-0 F8		0-0 2B CS 1B		0-0 F8	
Glenn Hubbard, R (1, 4) OBP: 0.325, SLG: 0.533		0-3 K		0-0 2B 1B		0-0 1-3 2B		0-3 K	
Luis Gomez, R (1, 6) OBP: 0.270, SLG: 0.208			0-0 5-3	0-0 1-H 2B		0-3 K			
Rick Matula, R (1, 1) OBP: 0.036, SLG: 0.036 Larry Bradford, R (8, 1)			0-0 4-3	0-0 6-3		0-0 CS 3-H	0-0 P3		

AB	R	H	RBI	BB	SO	LOB
4	0	2	0	0	0	0
0	0	0	0	0	0	0
4	0	0	0	0	1	2
4	1	2	0	0	1	1
3	1	0	0	1	0	2
4	1	2	2	0	0	1
4	0	1	0	0	0	1
4	1	2	1	0	2	1
3	0	1	1	0	1	2
3	0	0	0	0	0	1
0	0	0	0	0	0	0

BOTTOM

Pittsburgh Pirates @ Atlanta Braves
Atlanta-Fulton County Stadium, Atlanta, GA
 Thu Jun 19 1980, 7:05 PM EDT
 Att. 10,585 - Unknown

livebaseballscores.com

AB	33
R	4
H	10
RBI	4
BB	1
SO	5
LOB	11



1B: 4	SF: 0	WP: 0	PA: 35
2B: 5	SAC: 0	PB: 0	
3B: 0	DP: 0	SB: 0	
HR: 1	HBP: 0	CS: 1	

Inning Stats															
R: 0		H: 1		E: 0		LOB: 1		K: 1		BB: 0		S: 6		P: 6	
R: 0		H: 0		E: 0		LOB: 0		K: 1		BB: 0		S: 5		P: 5	
R: 0		H: 1		E: 0		LOB: 1		K: 0		BB: 0		S: 4		P: 4	
R: 3		H: 4		E: 0		LOB: 1		K: 0		BB: 0		S: 7		P: 7	
R: 0		H: 0		E: 0		LOB: 0		K: 1		BB: 0		S: 5		P: 5	
R: 1		H: 2		E: 0		LOB: 1		K: 1		BB: 1		S: 6		P: 10	
R: 0		H: 1		E: 0		LOB: 1		K: 0		BB: 0		S: 4		P: 4	
R: 0		H: 1		E: 0		LOB: 1		K: 1		BB: 0		S: 6		P: 6	

PITCHER																
IP	WLS	BF	H	R	ER	SO	BB	IBB	HBP	BLK	WP	HR	S	P	ERA	WHIP
5.1	L	24	7	4	4	3	1	0	0	0	0	1	29	33	6.75	1.500
0.2		2	1	0	0	1	0	0	0	0	0	0	4	4	0.00	1.500
1.0		4	1	0	0	0	0	0	0	0	0	0	4	4	0.00	1.000
1.0		4	1	0	0	1	0	0	0	0	0	0	6	6	0.00	1.000

Chicago Cubs @ Atlanta Braves
Atlanta-Fulton County Stadium, Atlanta, GA

Fri Jun 20 1980, 7:05 PM EDT
Att: 10,273 - Unknown

livebaseballscorecards.com

AB	34
R	4
H	9
RBI	4
BB	3
SO	5
LOB	15



WP:	0	PA:	38
PB:	0		
SB:	2		
CS:	0		

AB R H RBI BB SO LOB

5	0	0	0	0	0	1
5	1	3	0	0	1	1
3	0	1	0	1	1	2
4	1	2	1	0	1	2
0	0	0	0	0	0	0
4	1	0	0	0	0	5
3	1	1	1	1	1	1
3	0	1	1	1	0	0
2	0	0	0	0	0	1
0	0	0	1	0	0	0
1	0	0	0	0	0	0
3	0	1	0	0	1	2
0	0	0	0	0	0	0
1	0	0	0	0	0	0

Batter	1	2	3	4	5	6	7	8	9
Ivan De Jesus, R (1, 6) OBP: 0.328, SLG: 0.374	0-0 F9		0-0 F4		0-0 6-3		0-0 1-3		0-0 6-3
Lenny Randle, S (1, 5) OBP: 0.354, SLG: 0.379	0-0 F8 1B		0-0 G6-4-3 1B		0-3 K		0-0 1B 1B		0-0 6-3
Bill Buckner, L (1, 3) OBP: 0.329, SLG: 0.398	4-0 1-2 BB		0-0 G6-4-3 1-2f		0-3 K		0-0 1-3 1B 1B		
Mike Vail, R (1, 9) OBP: 0.403, SLG: 0.493 Scot Thompson, L (7, PR) OBP: 0.309, SLG: 0.315 (7, 9)	0-0 F8 2-3			0-3 K		0-0 BB SF9 1B	0-0 1-2 3-H 1B		
Jerry Martin, R (1, 8) OBP: 0.323, SLG: 0.500	0-0 P3			0-0 E5 1B G3		0-0 F2 1-2	0-0 G5-4-3 1-2f		
Ken Henderson, S (1, 7) OBP: 0.380, SLG: 0.452		0-0 HR		0-0 G3 1-2		4-0 SF9 BB BB		0-3 K	
Barry Foote, R (1, 2) OBP: 0.321, SLG: 0.496		0-0 F9		0-0 FC6-4 1B 2-H		4-0 1-2 2-3 BB		0-0 F9	
Mike Tyson, R (1, 4) OBP: 0.275, SLG: 0.317 Larry Bittner, L (6, PH) OBP: 0.346, SLG: 0.375 Mick Kelleher, R (6, 4) OBP: 0.225, SLG: 0.162		0-0 F9		0-0 FC6-4 1-2f		0-0 SF9 2-3 3-H		0-0 F8	
Lynn McGlothen, L (1, 1) OBP: 0.412, SLG: 0.563 Dick Tidrow, R (6, 1) Bruce Sutter, R (7, 1)		0-3 K			0-0 2B	0-0 F5		0-0 F9	

Inning Stats	R: 0	H: 1	E: 0	K: 0	S: 4	P: 8	R: 1	H: 1	E: 0	K: 1	S: 6	P: 6	R: 0	H: 1	E: 0	K: 0	S: 3	P: 3	R: 1	H: 1	E: 1	K: 1	S: 7	P: 7	R: 0	H: 1	E: 0	K: 2	S: 8	P: 8	R: 1	H: 1	E: 0	K: 0	S: 4	P: 12	R: 1	H: 3	E: 0	K: 0	S: 5	P: 5	R: 0	H: 0	E: 0	K: 1	S: 3	P: 3	R: 0	H: 0	E: 0	K: 0	S: 3	P: 3	1B: 7	SF: 1	2B: 1	SAC: 0	3B: 0	DP: 2	HR: 1	HBP: 0	WP: 0	PA: 38
--------------	------	------	------	------	------	------	------	------	------	------	------	------	------	------	------	------	------	------	------	------	------	------	------	------	------	------	------	------	------	------	------	------	------	------	------	-------	------	------	------	------	------	------	------	------	------	------	------	------	------	------	------	------	------	------	-------	-------	-------	--------	-------	-------	-------	--------	-------	--------

PITCHER	IP	WLS	BF	H	R	ER	SO	BB	IBB	HBP	BLK	WP	HR	S	P	ERA	WHIP
Tommy Boggs, R (1, 1) ERA: 3.59	6.1	L	30	8	4	3	4	3	0	0	0	0	1	35	47	4.26	1.737
Rick Camp, R (7, 1) ERA: 2.25	0.2		2	1	0	0	0	0	0	0	0	0	0	2	2	0.00	1.500
Al Hrabosky, L (8, 1) ERA: 3.51	2.0		6	0	0	0	1	0	0	0	0	0	0	8	8	0.00	0.000

Batter	1	2	3	4	5	6	7	8	9	AB R H RBI BB SO LOB
Glenn Hubbard, R OBP: 0.341, SLG: 0.538 (1, 4)	0-0 6-3 2B		0-0 F6			0-0 5-3	4-0 1B BB		4-0 5-3 BB	3 0 1 0 2 0 0
Dale Murphy, R OBP: 0.342, SLG: 0.456 (1, 8)	0-0 6-3 2-3			0-3 K		0-3 K	0-0 1-2 1B		0-0 5-3 1-2 2-3	5 0 1 0 0 2 3
Chris Chambliss, L OBP: 0.341, SLG: 0.471 (1, 3)	0-3 K			0-0 G3		0-0 BB 1B	0-0 G3		0-0 6-3	5 0 1 0 0 1 5
Gary Matthews, R OBP: 0.312, SLG: 0.417 (1, 9) Charlie Spikes, R OBP: 0.500, SLG: 0.563 (9, 9)	0-0 G3			0-0 4-3		0-0 1-2 BB 1B		0-3 K		4 0 1 0 0 1 1 0 0 0 0 0 0 0
Jeff Burroughs, R OBP: 0.341, SLG: 0.357 (1, 7)		0-0 P6			0-0 F9	4-0 1-2 2-3 BB		0-0 F7		3 0 0 0 1 0 0
Bob Horner, R OBP: 0.202, SLG: 0.340 (1, 5)		0-0 F5			0-0 2B G3 1B	0-0 P4		0-0 E5		4 1 1 0 0 0 3
Bill Nahorodny, R OBP: 0.315, SLG: 0.558 (1, 2)		0-3 K			0-0 G3 1-3 2B		0-0 HR	0-3 K		4 1 2 1 0 2 1
Luis Gomez, R OBP: 0.275, SLG: 0.214 (1, 6) Biff Pocoroba, S OBP: 0.385, SLG: 0.353 (5, PH) Larvell Blanks, R OBP: 0.247, SLG: 0.260 (6, 6)			0-0 G6-3 1B		0-0 G3		0-0 6-3		0-0 5-3	1 0 1 0 0 0 0 1 0 0 1 0 0 1 2 0 0 0 0 0 0
Tommy Boggs, R OBP: 0.091, SLG: 0.095 (1, 1) Rick Camp, R (7, 1) Mike Lum, L OBP: 0.219, SLG: 0.179 (7, PH) Al Hrabosky, R (8, 1) Brian Asselstine, L OBP: 0.294, SLG: 0.367 (9, PH)			0-0 G6-3 1-2f		0-0 5-3		0-0 6-3		0-0 5-3 2B	2 0 0 0 0 0 2 0 0 0 0 0 0 0 1 0 0 0 0 0 0 0 0 0 0 0 0 0 1 0 1 0 0 0 0

Inning Stats	R: 0 E: 0 K: 1 S: 6	H: 1 LOB: 1 BB: 0 P: 6	R: 0 E: 0 K: 1 S: 5	H: 0 LOB: 0 BB: 0 P: 5	R: 0 E: 0 K: 0 S: 3	H: 1 LOB: 0 BB: 0 P: 3	R: 0 E: 0 K: 1 S: 5	H: 0 LOB: 0 BB: 0 P: 5	R: 1 E: 0 K: 0 S: 5	H: 2 LOB: 1 BB: 0 P: 5	R: 0 E: 0 K: 1 S: 7	H: 2 LOB: 3 BB: 1 P: 11	R: 1 E: 0 K: 0 S: 5	H: 2 LOB: 2 BB: 1 P: 9	R: 0 E: 1 K: 2 S: 8	H: 0 LOB: 1 BB: 0 P: 8	R: 0 E: 0 K: 0 S: 4	H: 1 LOB: 2 BB: 1 P: 8	1B: 5 2B: 3 3B: 0 HR: 1	SF: 0 SAC: 0 DP: 1 HBP: 0	WP: 0 PB: 0 SB: 0 CS: 0	PA: 39
--------------	------------------------------	---------------------------------	------------------------------	---------------------------------	------------------------------	---------------------------------	------------------------------	---------------------------------	------------------------------	---------------------------------	------------------------------	----------------------------------	------------------------------	---------------------------------	------------------------------	---------------------------------	------------------------------	---------------------------------	----------------------------------	------------------------------------	----------------------------------	--------

PITCHER	IP	WLS	BF	H	R	ER	SO	BB	IBB	HBP	BLK	WP	HR	S	P	ERA	WHIP
Lynn McGlothen, R ERA: 6.46 (1, 1)	5.2	W	22	6	1	1	4	0	0	0	0	0	0	30	30	1.59	1.059
Dick Tidrow, R ERA: 2.11 (6, 1)	1.0		7	2	1	1	0	2	0	0	0	0	1	5	13	9.00	4.000
Bruce Sutter, R ERA: 3.03 (7, 1)	2.1	S	10	1	0	0	2	1	0	0	0	0	0	13	17	0.00	0.857

BOTTOM

Chicago Cubs @ Atlanta Braves
Atlanta-Fulton County Stadium, Atlanta, GA
Fri Jun 20 1980, 7:05 PM EDT
Att. 10,273 - Unknown

livebaseballscorecards.com

AB	36
R	2
H	9
RBI	2
BB	3
SO	6
LOB	16



Batter	1	2	3	4	5	6	7	8	9	AB R H RBI BB SO LOB	TOP	
Ivan De Jesus, R (1, 6) OBP: 0.324, SLG: 0.370 Mick Kelleher, R (5, 6) OBP: 0.220, SLG: 0.158	0-0 F9		0-0 F9		0-0 P4			0-3 K		3 0 0 0 0 0 2 1 0 0 0 0 1 0	Chicago Cubs @ Atlanta Braves Atlanta-Fulton County Stadium, Atlanta, GA Sat Jun 21 1980, 7:05 PM EDT Att. 14,516 - Unknown livebaseballscorecards.com	
Lenny Randle, S (1, 5) OBP: 0.353, SLG: 0.377	0-0 2-3 S 1B		0-0 4-3		0-0 P6			0-3 K		4 0 1 0 0 1 2		
Bill Buckner, L (1, 3) OBP: 0.329, SLG: 0.397 Scot Thompson, L (6, 3) OBP: 0.306, SLG: 0.313	0-0 2-3 1-3			0-0 E 1B		0-0 F9		0-3 K		3 0 1 0 0 0 1 1 0 0 0 0 1 0		
Mike Vail, R (1, 9) OBP: 0.392, SLG: 0.479	0-0 4-3			0-0 E8 1-2		0-0 6-3		0-0 5-3		4 0 0 0 0 0 2		
Jerry Martin, R (1, 8) OBP: 0.317, SLG: 0.490		0-0 F7		0-0 F3		0-3 K		0-0 6-3		4 0 0 0 0 1 2		
Ken Henderson, S (1, 7) OBP: 0.358, SLG: 0.422		0-3 K		0-3 K		0-3 K				3 0 0 0 0 3 2		
Barry Foote, R (1, 2) OBP: 0.313, SLG: 0.484		0-0 4-3		0-0 F8		0-0 5-3				3 0 0 0 0 0 2		
Mike Tyson, R (1, 4) OBP: 0.277, SLG: 0.318			0-0 F8		0-0 E 1B		0-0 F8			3 0 1 0 0 0 0		
Willie Hernandez, L (1, 1) OBP: 0.333, SLG: 0.444 Jesus Figueroa, L (3, PH) OBP: 0.421, SLG: 0.394 George Riley, L (3, 1) Steve Ontiveros, S (8, PH) OBP: 0.330, SLG: 0.286 Doug Capilla, L (8, 1)			4-0 BB		0-0 F7			0-0 6-3		0 0 0 0 0 0 0 0 0 0 0 1 0 0 1 0 0 0 0 0 1 1 0 0 0 0 0 0 0 0 0 0 0 0 0		
Inning Stats	R: 0 H: 1 E: 0 LOB: 1 K: 0 BB: 0 S: 4 P: 4	R: 0 H: 0 E: 0 LOB: 0 K: 1 BB: 0 S: 5 P: 5	R: 0 H: 0 E: 0 LOB: 1 K: 0 BB: 1 S: 3 P: 7	R: 0 H: 1 E: 1 LOB: 2 K: 1 BB: 0 S: 7 P: 7	R: 0 H: 1 E: 1 LOB: 1 K: 0 BB: 0 S: 4 P: 4	R: 0 H: 0 E: 0 LOB: 0 K: 1 BB: 0 S: 5 P: 5	R: 0 H: 0 E: 0 LOB: 0 K: 1 BB: 0 S: 5 P: 5	R: 0 H: 0 E: 0 LOB: 0 K: 2 BB: 0 S: 7 P: 7	R: 0 H: 0 E: 0 LOB: 0 K: 1 BB: 0 S: 5 P: 5	1B: 3 SF: 0 2B: 0 SAC: 0 3B: 0 DP: 0 HR: 0 HBP: 0		WP: 0 PA: 32 PB: 0 SB: 1 CS: 0
PITCHER Doyle Alexander, R (1, 1) ERA: 3.65	IP WLS BF H R ER SO BB IBB HBP BLK WP HR S P ERA WHIP											PITCHER IP WLS BF H R ER SO BB IBB HBP BLK WP HR S P ERA WHIP



Batter	1	2	3	4	5	6	7	8	9	AB	R	H	RBI	BB	SO	LOB
Glenn Hubbard, R OBP: 0.348, SLG: 0.531 (1, 4)	4-0 BLK HR BB	0-0 1B HR 1B		0-0 F7			0-0 6-3			3	2	1	0	1	0	1
Dale Murphy, R OBP: 0.348, SLG: 0.480 (1, 8)	0-0 1-H HR	0-0 1-3 HR 1B		0-0 1-H 2B			0-0 F8			4	2	3	4	0	0	0
Chris Chambliss, L OBP: 0.343, SLG: 0.484 Mike Lum, L OBP: 0.219, SLG: 0.179 (1, 3) (8, 3)	0-0 F9	0-0 1-H 3-H HR			0-0 BB 1B		0-0 F9			4	1	2	3	0	0	0
Gary Matthews, R OBP: 0.306, SLG: 0.408 Charlie Spikes, R OBP: 0.500, SLG: 0.563 (1, 9) (9, 9)	0-3 K	0-0 1-6-3			0-0 F8		0-0 6-3			4	0	0	0	0	1	1
Jeff Burroughs, R OBP: 0.338, SLG: 0.347 (1, 7)	0-0 5-3			0-0 F8		4-0 BB 1B	0-0 6-3			3	0	0	0	1	0	0
Bob Horner, R OBP: 0.204, SLG: 0.367 (1, 5)		0-0 HR		0-0 F9		0-0 G6-4-3 BB	0-0 6-3		0-3 K	4	1	1	1	0	1	2
Bill Nahorodny, R OBP: 0.316, SLG: 0.537 (1, 2)		1-0 B5-6-4 HBP 1B		0-0 F7			0-0 F7			2	0	0	0	0	0	0
Luis Gomez, R OBP: 0.284, SLG: 0.224 Larvell Blanks, R OBP: 0.246, SLG: 0.258 (1, 6) (5, 6)		0-0 1B B5-6-4 1B 1B		0-0 2B 1B			0-0 6-3			2	2	2	0	0	0	0
Doyle Alexander, R OBP: 0.139, SLG: 0.167 (1, 1)		0-0 B5-6-4 1-2 2-3f		0-3 K			0-0 6-3			1	0	0	0	0	0	0

Inning Stats	R: 2	H: 1	E: 0	LOB: 0	K: 1	P: 10	R: 5	H: 5	E: 0	LOB: 0	K: 0	P: 8	R: 0	H: 0	E: 0	LOB: 0	K: 0	P: 3	R: 1	H: 2	E: 0	LOB: 1	K: 1	P: 6	R: 0	H: 1	E: 0	LOB: 1	K: 0	P: 7	R: 0	H: 0	E: 0	LOB: 0	K: 0	P: 3	R: 0	H: 0	E: 0	LOB: 0	K: 1	P: 5	
	1B: 5	SF: 0	2B: 1	SAC: 0	3B: 0	DP: 2	HR: 3	HBP: 1	WP: 0	PA: 33	PB: 0	SB: 0	CS: 0																														

PITCHER	IP	WLS	BF	H	R	ER	SO	BB	IBB	HBP	BLK	WP	HR	S	P	ERA	WHIP
Willie Hernandez, L ERA: 5.4 (1, 1)	2.0	L	13	6	7	7	1	1	0	1	1	0	3	13	18	31.50	3.500
George Riley, L ERA: 1.8 (3, 1)	5.0		17	3	1	1	1	1	0	0	0	0	0	18	22	1.80	0.800
Doug Capilla, L ERA: 1.59 (8, 1)	1.0		3	0	0	0	1	0	0	0	0	0	0	5	5	0.00	0.000

BOTTOM

Chicago Cubs @ Atlanta Braves
Atlanta-Fulton County Stadium, Atlanta, GA
Sat Jun 21 1980, 7:05 PM EDT
Att. 14,516 - Unknown

livebaseballscores.com

AB	30
R	8
H	9
RBI	8
BB	2
SO	3
LOB	7



Batter	1	2	3	4	5	6	7	8	9	AB R H RBI BB SO LOB	TOP
Ivan De Jesus, R OBP: 0.326, SLG: 0.374 (1, 6)	0-0 F8		0-0 F8		0-0 2-H 2B		0-0 CS 1B		0-0 P4	5 0 2 1 0 0 0	Chicago Cubs @ Atlanta Braves Atlanta-Fulton County Stadium, Atlanta, GA Sun Jun 22 1980, 7:05 PM EDT Att. 15,070 - Unknown livebaseballscorecards.com
Lenny Randle, S OBP: 0.351, SLG: 0.374 (1, 5)	0-0 4-3			0-0 1-3	0-0 F7		0-0 1-2 1B			4 0 1 0 0 0 1	
Bill Buckner, L OBP: 0.341, SLG: 0.421 (1, 3)	0-0 1B			0-0 1B 8-2 1B		0-0 HR	4-0 BB BB BB 1-2 FC5-4 BB			3 1 3 1 1 0 0	
Mike Vail, R OBP: 0.389, SLG: 0.472 (1, 9)	0-0 F8			0-0 1-2 1B 1B		0-0 F9	0-0 1-2f FC5-4			4 0 1 0 0 0 3	
Jerry Martin, R OBP: 0.320, SLG: 0.505 (1, 8)		0-3 K		0-0 1-2 2-3 1B		0-0 HR		0-3 K		4 1 2 1 0 2 0	
Ken Henderson, S OBP: 0.333, SLG: 0.388 (1, 7)		0-0 G1		0-0 8-2		0-0 4-3		0-0 F8		4 0 0 0 0 0 3	
Barry Foote, R OBP: 0.319, SLG: 0.488 (1, 2)		0-0 6-3			0-0 2B 2B		4-0 BB	0-0 P6		3 1 1 0 1 0 0	
Mike Tyson, R OBP: 0.288, SLG: 0.307 Larry Bittner, L OBP: 0.344, SLG: 0.372 Mick Kelleher, R OBP: 0.220, SLG: 0.158 (1, 4)			0-3 K		0-3 K		0-0 4-3		0-0 4-3	3 0 0 0 0 2 2 1 0 0 0 0 0 0 0 0 0 0 0 0 0	
Dennis Lamp, R OBP: 0.194, SLG: 0.121 Doug Capilla, L Dick Tidrow, R (1, 1)			0-0 F8		0-0 6-3		0-0 6-3		0-3 K	3 0 0 0 0 0 1 0 0 0 0 0 0 0 1 0 0 0 0 1 0	
Inning Stats	R: 0 E: 0 K: 0 S: 4 H: 1 LOB: 1 BB: 0 P: 4	R: 0 E: 0 K: 1 S: 5 H: 0 LOB: 0 BB: 0 P: 5	R: 0 E: 0 K: 1 S: 5 H: 0 LOB: 0 BB: 0 P: 5	R: 0 E: 0 K: 0 S: 5 H: 3 LOB: 2 BB: 0 P: 5	R: 1 E: 0 K: 1 S: 7 H: 2 LOB: 1 BB: 0 P: 7	R: 2 E: 0 K: 0 S: 5 H: 2 LOB: 1 BB: 1 P: 9	R: 0 E: 0 K: 0 S: 4 H: 2 LOB: 2 BB: 1 P: 8	R: 0 E: 0 K: 1 S: 5 H: 0 LOB: 0 BB: 0 P: 5	R: 0 E: 0 K: 1 S: 5 H: 0 LOB: 0 BB: 0 P: 5	1B: 6 2B: 3 3B: 0 HR: 2 SF: 0 SAC: 0 DP: 1 HBP: 0	
PITCHER Phil Niekro, R ERA: 4.19 Rick Camp, R ERA: 2.13 (1, 1)	IP WLS BF H R ER SO BB IBB HBP BLK WP HR S P ERA WHIP	7.0 L 31 10 3 3 3 2 0 0 0 0 2 35 43 3.86 1.714	(8, 1)	2.0 6 0 0 0 0 2 0 0 0 0 0 0 10 10 0.00 0.000	PITCHER IP WLS BF H R ER SO BB IBB HBP BLK WP HR S P ERA WHIP						



Batter	1	2	3	4	5	6	7	8	9	AB	R	H	RBI	BB	SO	LOB
Glenn Hubbard, R (1, 4) OBP: 0.355, SLG: 0.529	0-0 F9		0-0 1-3		0-0 1B			0-0 SH1-4 1B		4	0	2	0	0	0	0
Dale Murphy, R (1, 8) OBP: 0.348, SLG: 0.478	0-0 1-3		0-0 CS 1B		0-0 F8			0-0 SH1-4 1-2		3	0	1	0	0	0	1
Chris Chambliss, L (1, 3) OBP: 0.346, SLG: 0.492	0-0 WP 2B		0-0 CS 1-2	0-0 6-3 HR 2B		0-0 F5		0-3 K		4	1	2	0	0	1	1
Gary Matthews, R (1, 9) OBP: 0.310, SLG: 0.404	4-0 FC6-4 BB			0-0 6-3		0-0 6-3		4-0 BB		2	0	0	0	2	0	1
Bob Horner, R (1, 5) OBP: 0.196, SLG: 0.353	0-0 FC6-4 1-2f			0-0 6-3		0-0 F9		0-0 F2		4	0	0	0	0	0	5
Jeff Burroughs, R (1, 7) OBP: 0.336, SLG: 0.369		0-0 F8		0-0 HR		0-3 K		0-0 F7		4	1	1	2	0	1	0
Larvell Blanks, R (1, 6) OBP: 0.241, SLG: 0.253		0-0 F9		0-0 F8		0-0 E6 4-3 1B		0-0 F8		4	0	0	0	0	0	0
Bruce Benedict, R (1, 2) OBP: 0.294, SLG: 0.326		0-0 5-3			0-0 6-3		0-0 4-3		0-3 K	2	0	0	0	0	0	0
Biff Pocaroba, S (7, PH) OBP: 0.375, SLG: 0.343							1-2			1	0	0	0	0	0	1
Bill Nahorodny, R (8, 2) OBP: 0.310, SLG: 0.527							0-0 K			1	0	0	0	0	1	0
Phil Niekro, R (1, 1) OBP: 0.075, SLG: 0.100			0-3 K		0-3 K		0-0 2-H 1B			2	0	0	0	0	2	0
Mike Lum, L (7, PH) OBP: 0.242, SLG: 0.207										1	0	1	0	0	0	0
Rick Camp, R (8, 1) OBP: 0.310, SLG: 0.527										0	0	0	0	0	0	0

Inning Stats	R: 0	H: 1	E: 0	LOB: 2	K: 0	BB: 1	S: 4	P: 8	R: 0	H: 0	E: 0	LOB: 0	K: 0	BB: 0	S: 3	P: 3	R: 0	H: 1	E: 0	LOB: 0	K: 1	BB: 0	S: 5	P: 5	R: 2	H: 2	E: 0	LOB: 0	K: 0	BB: 0	S: 5	P: 5	R: 0	H: 1	E: 0	LOB: 1	K: 1	BB: 0	S: 6	P: 6	R: 0	H: 0	E: 0	LOB: 0	K: 0	BB: 0	S: 3	P: 3	R: 0	H: 1	E: 1	LOB: 2	K: 1	BB: 0	S: 6	P: 6	R: 0	H: 1	E: 0	LOB: 2	K: 1	BB: 1	S: 6	P: 10	R: 0	H: 0	E: 0	LOB: 0	K: 1	BB: 0	S: 5	P: 5	1B: 4	SF: 0	2B: 2	SAC: 1	3B: 0	DP: 0	HR: 1	HBP: 0	WP: 1	PA: 36
--------------	------	------	------	--------	------	-------	------	------	------	------	------	--------	------	-------	------	------	------	------	------	--------	------	-------	------	------	------	------	------	--------	------	-------	------	------	------	------	------	--------	------	-------	------	------	------	------	------	--------	------	-------	------	------	------	------	------	--------	------	-------	------	------	------	------	------	--------	------	-------	------	-------	------	------	------	--------	------	-------	------	------	-------	-------	-------	--------	-------	-------	-------	--------	-------	--------

PITCHER	IP	WLS	BF	H	R	ER	SO	BB	IBB	HBP	BLK	WP	HR	S	P	ERA	WHIP
Dennis Lamp, R (1, 1) ERA: 4.52	7.1	W	29	7	2	2	3	1	0	0	0	1	1	34	38	2.46	1.091
Doug Capilla, L (8, 1) ERA: 1.56	0.1		1	0	0	0	1	0	0	0	0	0	0	3	3	0.00	0.000
Dick Tidrow, R (8, 1) ERA: 2.05	1.1	S	5	0	0	0	1	1	0	0	0	0	0	6	10	0.00	0.750

BOTTOM

Chicago Cubs @ Atlanta Braves
Atlanta-Fulton County Stadium, Atlanta, GA

Sun Jun 22 1980, 7:05 PM EDT
Att. 15,070 - Unknown

livebaseballscores.com

AB	32
R	2
H	7
RBI	2
BB	2
SO	5
LOB	9



Batter	1	2	3	4	5	6	7	8	9	AB R H RBI BB SO LOB	TOP										
Glenn Hubbard, R (1, 4) OBP: 0.344, SLG: 0.511	0-0 F8		0-0 SH1-3		0-0 F9			0-0 4-3		3 0 0 0 0 0 0											
Dale Murphy, R (1, 8) OBP: 0.343, SLG: 0.469	0-0 6-3		0-0 4-3		0-0 F8			0-0 P4		4 0 0 0 0 0 1											
Chris Chambliss, L (1, 3) OBP: 0.341, SLG: 0.484	0-0 3-1		0-0 F8						0-0 F8	4 0 0 0 0 0 1											
Gary Matthews, R (1, 9) OBP: 0.313, SLG: 0.403		0-0 HR		4-0 1B					0-0 L6	3 1 1 0 1 0 0											
Bob Horner, R (1, 5) OBP: 0.189, SLG: 0.340		0-0 F8		0-3 K					0-0 6-3	4 0 0 0 0 1 2											
Jeff Burroughs, R (1, 7) OBP: 0.343, SLG: 0.400		0-0 HR		0-0 1B						3 1 2 2 0 0 0											
Bruce Benedict, R (1, 2) OBP: 0.288, SLG: 0.318		0-0 6-3		0-0 P4					0-0 P6	3 0 0 0 0 0 2											
Luis Gomez, R (1, 6) OBP: 0.279, SLG: 0.220		0-0 4-3		0-0 L4						3 0 0 0 0 0 2											
Larvell Blanks, R (8, 6) OBP: 0.241, SLG: 0.253										0 0 0 0 0 0 0											
Larry McWilliams, L (1, 1) OBP: 0.304, SLG: 0.238			4-0 SH1-3		0-0 4-3				0-3 K	1 0 0 0 1 0 0											
Rick Camp, R (6, 1)										0 0 0 0 0 0 0											
Al Hrabosky, R (7, 1)										0 0 0 0 0 0 0											
Charlie Spikes, R (8, PH) OBP: 0.471, SLG: 0.529										1 0 0 0 0 1 0											
Gene Garber, R (8, 1)										0 0 0 0 0 0 0											
Inning Stats	R: 0 E: 0 K: 0 S: 3	H: 0 LOB: 0 BB: 0 P: 3	R: 2 E: 0 K: 0 S: 5	H: 2 LOB: 0 BB: 0 P: 5	R: 0 E: 0 K: 0 S: 3	H: 0 LOB: 1 BB: 1 P: 7	R: 0 E: 0 K: 1 S: 6	H: 1 LOB: 2 BB: 1 P: 10	R: 0 E: 0 K: 0 S: 3	H: 0 LOB: 0 BB: 0 P: 3	R: 0 E: 0 K: 0 S: 3	H: 0 LOB: 0 BB: 0 P: 3	R: 0 E: 0 K: 1 S: 5	H: 0 LOB: 0 BB: 0 P: 5	R: 0 E: 0 K: 0 S: 3	H: 0 LOB: 0 BB: 0 P: 3	1B: 2 2B: 0 3B: 0 HR: 1	SF: 0 SAC: 1 DP: 0 HBP: 0	WP: 0 PB: 0 SB: 0 CS: 0	PA: 32	
PITCHER Charlie Leibrandt, L (1, 1) ERA: 3.31	IP 9.0	WLS W	BF 32	H 3	R 2	ER 2	SO 2	BB 2	IBB 0	HBP 0	BLK 0	WP 0	HR 1	S 34	P 42	ERA 2.00	WHIP 0.556				
PITCHER	IP	WLS	BF	H	R	ER	SO	BB	IBB	HBP	BLK	WP	HR	S	P	ERA	WHIP				

Atlanta Braves @ Cincinnati Reds
Riverfront Stadium, Cincinnati, OH
Tue Jun 24 1980, 7:05 PM EDT
Att. 22,682 - Unknown

livebaseballscorecards.com

AB 29
R 2
H 3
RBI 2
BB 2
SO 2
LOB 8



Batter	1	2	3	4	5	6	7	8	9
Dave Collins, S (1, 8) OBP: 0.337, SLG: 0.365 Cesar Geronimo, L (9, 8) OBP: 0.311, SLG: 0.337	0-0 3-1 S 1B		0-0 S E 1B		0-0 SH1-4 1-2	0-0 FC5-4 1-2 1B		0-0 5-3 1B	
Junior Kennedy, R (1, 4) OBP: 0.358, SLG: 0.387	0-0 F9 1-2		0-0 E9 1-H 1B		0-0 4-3 2-3	0-0 FC5-4 1-2f 2-3		0-0 3B 1B	
Ken Griffey, L (1, 9) OBP: 0.381, SLG: 0.479	0-0 3-1 2-3		0-0 F9		0-0 2B 3-H 1B	0-0 G3		0-0 1-H E 3B	
Ray Knight, R (1, 5) OBP: 0.327, SLG: 0.484	0-0 4-3			0-0 5-3	0-0 1-3 2B		0-0 2B 2B	0-0 6-3	
Johnny Bench, R (1, 2) OBP: 0.332, SLG: 0.467		0-0 P6		0-0 F8 BB	4-0 BB		0-0 2B 2B	0-0 E7 1B	
George Foster, R (1, 7) OBP: 0.314, SLG: 0.366 Sam Mejias, R (8, 7) OBP: 0.346, SLG: 0.400		4-0 L4-3 BB		0-0 2B	0-0 P4		0-0 6-3	0-0 1B 1B	
Harry Spilman, L (1, 3) OBP: 0.306, SLG: 0.404		0-0 L4-3 1-2		4-0 BB		0-3 K	0-3 K	4-0 1B BB	
Dave Concepcion, R (1, 6) OBP: 0.283, SLG: 0.323			0-3 K	0-0 F9		0-0 HR	4-0 IBB	0-0 1-3 2-H 1B	
Charlie Leibrandt, R (1, 1) OBP: 0.237, SLG: 0.257			0-0 F9		0-0 4-3 1B SH1-4 1B	0-0 FC5-4 1B	0-3 K		

AB	R	H	RBI	BB	SO	LOB
4	1	3	0	0	0	0
0	0	0	0	0	0	0
5	1	2	1	0	0	4
5	1	2	2	0	0	4
5	1	2	0	0	0	2
4	1	1	1	1	0	0
3	0	1	0	1	0	4
1	1	1	1	0	0	0
3	0	0	0	2	2	2
4	1	2	2	1	1	2
4	1	2	0	0	1	2

BOTTOM

Atlanta Braves @ Cincinnati Reds
Riverfront Stadium, Cincinnati, OH
Tue Jun 24 1980, 7:05 PM EDT
Att. 22,682 - Unknown

livebaseballscorecards.com

AB	38
R	8
H	16
RBI	7
BB	5
SO	4
LOB	20



1B: 10	SF: 0
2B: 5	SAC: 1
3B: 1	DP: 1
HR: 1	HBP: 0

WP: 0	PA: 44
PB: 0	
SB: 2	
CS: 0	

Inning Stats															Inning Stats																				
R	H	E	K	S	WLS	BF	H	R	ER	SO	BB	IBB	HBP	BLK	WP	HR	S	P	ERA	WHIP															
0	1	0	0	4	L	27	9	3	3	2	3	0	0	0	0	1	28	40	5.06	2.250															
0	0	0	0	4		6	3	1	1	0	0	0	0	0	0	0	6	6	9.00	3.000															
0	0	0	0	4		3	0	0	0	2	0	1	0	0	0	0	6	10	0.00	0.000															
0	0	0	0	4		8	4	4	1	0	1	0	0	0	0	0	7	11	9.00	5.000															
PITCHER															PITCHER																				
IP	WLS	BF	H	R	ER	SO	BB	IBB	HBP	BLK	WP	HR	S	P	ERA	WHIP	IP	WLS	BF	H	R	ER	SO	BB	IBB	HBP	BLK	WP	HR	S	P	ERA	WHIP		

Batter	1	2	3	4	5	6	7	8	9	AB R H RBI BB SO LOB	TOP											
Glenn Hubbard, R (1, 4) OBP: 0.340, SLG: 0.500	0-0 F8		0-3 K		0-0 1B 1B		0-0 G5-4-3 1-2f			4 0 1 0 0 1 1	Atlanta Braves @ Cincinnati Reds Riverfront Stadium, Cincinnati, OH Wed Jun 25 1980, 7:05 PM EDT Att: 32,603 - Unknown livebaseballscorecards.com											
Dale Murphy, R (1, 8) OBP: 0.353, SLG: 0.489	0-0 HR		0-0 1B 1B		0-0 G4-6-3 1-2 1B		4-0 BB			3 2 3 1 1 0 0												
Chris Chambliss, L (1, 3) OBP: 0.339, SLG: 0.481	0-0 F9		0-0 1B 1B		0-0 G4-6-3 1-2f		0-0 P6			4 0 1 0 0 0 3												
Gary Matthews, R (1, 9) OBP: 0.312, SLG: 0.400	0-0 F9		0-0 1B 1-2 2-H		0-0 4-3		0-0 F8			4 0 1 1 0 0 1												
Bob Horner, R (1, 5) OBP: 0.183, SLG: 0.327		0-0 L7	0-0 F5		0-0 F8		0-0 6-3			4 0 0 0 0 0 2												
Jeff Burroughs, R (1, 7) OBP: 0.347, SLG: 0.422		0-0 HR		4-0 G4-6-3 1B BB		0-0 6-3		0-3 K		3 1 1 1 1 1 0												
Bill Nahorodny, R (1, 2) OBP: 0.311, SLG: 0.509		0-0 F7		0-0 P4		4-0 FC5-4 BB		0-0 5-3		2 0 0 0 1 0 1												
Bruce Benedict, R (8, 2) OBP: 0.286, SLG: 0.316		0-0 P6		0-0 G4-6-3 1-2 1B		0-0 FC5-4 1-2f		0-3 K		1 0 0 0 0 0 0												
Larvell Blanks, R (1, 6) OBP: 0.241, SLG: 0.253										4 0 1 0 0 1 1												
Rick Matula, R (1, 1) OBP: 0.036, SLG: 0.036										0 0 0 0 0 0 0												
Preston Hanna, R (2, 1)										1 0 0 0 0 0 0												
Biff Pocoreba, S (4, PH) OBP: 0.396, SLG: 0.333										1 0 0 0 0 0 2												
Rick Camp, R (4, 1)										0 0 0 0 0 0 0												
Mike Lum, L (7, PH) OBP: 0.285, SLG: 0.233										1 0 1 0 0 0 0												
Al Hrabosky, R (7, 1)										0 0 0 0 0 0 0												
Larry Bradford, R (8, 1)										0 0 0 0 0 0 0												
Brian Asselstine, L (9, PH) OBP: 0.292, SLG: 0.385										1 0 0 0 0 0 1												
Inning Stats	R: 1 E: 0 K: 0 S: 4	H: 1 LOB: 0 BB: 0 P: 4	R: 1 E: 0 K: 0 S: 4	H: 1 LOB: 0 BB: 0 P: 4	R: 1 E: 0 K: 1 S: 8	H: 3 LOB: 2 BB: 0 P: 8	R: 0 E: 0 K: 0 S: 3	H: 1 LOB: 1 BB: 1 P: 7	R: 0 E: 0 K: 0 S: 4	H: 2 LOB: 1 BB: 0 P: 4	R: 0 E: 0 K: 0 S: 3	H: 0 LOB: 1 BB: 1 P: 7	R: 0 E: 0 K: 0 S: 3	H: 1 LOB: 1 BB: 1 P: 7	R: 0 E: 0 K: 1 S: 5	H: 0 LOB: 0 BB: 0 P: 5	R: 0 E: 0 K: 2 S: 7	H: 0 LOB: 0 BB: 0 P: 7	1B: 7 2B: 0 3B: 0 HR: 2	SF: 0 SAC: 0 DP: 3 HBP: 0	WP: 0 PB: 0 SB: 0 CS: 0	PA: 36
PITCHER	IP WLS BF H R ER SO BB IBB HBP BLK WP HR S P ERA WHIP																					
Tom Seaver, R (1, 1) ERA: 4.54	7.0 W 30 9 3 3 1 3 0 0 0 0 0 2 29 41 3.86 1.714																					
Tom Hume, R (8, 1) ERA: 3.51	2.0 6 0 0 0 3 0 0 0 0 0 0 0 12 12 0.00 0.000																					



BOTTOM

Atlanta Braves @ Cincinnati Reds
Riverfront Stadium, Cincinnati, OH

AB	36
R	14
H	18
RBI	15
BB	8
SO	3
LOB	23



WP	0	PA	48
PB	0	SB	0
CS	0		

Wed Jun 25 1980, 7:05 PM EDT
Att. 32,603 - Unknown

livebaseballscorecards.com

AB R H RBI BB SO LOB

3	2	1	0	2	1	1
1	0	1	2	0	0	0
4	1	2	1	0	0	3
4	3	3	4	2	0	1
5	0	1	1	0	1	7
5	1	2	5	0	0	2
3	2	2	0	2	0	2
4	0	2	0	0	1	3
1	0	1	0	0	0	0
4	2	2	2	0	0	3
1	1	0	0	1	0	1
1	2	1	0	1	0	0
1B: 13	SF: 2	WP: 0	PA: 48			
2B: 3	SAC: 2	PB: 0				
3B: 0	DP: 2	SB: 0				
HR: 2	HBP: 0	CS: 0				

Batter	1	2	3	4	5	6	7	8	9
Dave Collins, S (1, 8) Tom Hume, R (8, 1) OBP: 0.342, SLG: 0.364 OBP: 0.167, SLG: 0.333	4-0 BB 1B HR BB	0-0 1B SH5-4 1B	4-0 1B BB		0-3 K		0-0 F7	0-0 2B	
Junior Kennedy, R (1, 4) OBP: 0.359, SLG: 0.389	0-0 BB 1B HR	0-0 SH5-4 1B	0-0 F9		0-0 BB 1B		0-0 F3	0-0 SF9	
Ken Griffey, L (1, 9) OBP: 0.391, SLG: 0.496	4-0 BB 1B HR	0-0 1B 1B	0-0 1B		4-0 BB FC5-4 BB		0-0 1-H HR	0-0 4-3	
Dan Driessen, L (1, 3) OBP: 0.383, SLG: 0.447	0-0 P6	0-0 1B 1B	0-0 4-3		0-3 K		0-0 3-1		
Ray Knight, R (1, 5) OBP: 0.329, SLG: 0.494	0-0 HR	0-0 1B			0-0 F7		0-0 FC5-4	0-0 5-3	
George Foster, R (1, 7) OBP: 0.324, SLG: 0.380	4-0 BB 1B	0-0 F8			0-0 1B SF7 2B		4-0 BB G5-4-3	0-0 1B 2B	
Johnny Bench, R (1, 2) Joe Nolan, L (8, 2) OBP: 0.335, SLG: 0.468 OBP: 0.361, SLG: 0.441	0-0 BB 1B	0-0 F9			0-0 1B		0-3 K	0-0 1B 2B	
Dave Concepcion, R (1, 6) OBP: 0.285, SLG: 0.326	0-0 G6-4-3				0-0 SF7		0-0 G5-4-3	0-0 1B 2B 1B	
Tom Seaver, R (1, 1) Cesar Geronimo, L (7, PH) OBP: 0.250, SLG: 0.105 OBP: 0.326, SLG: 0.345		4-0 SH5-4 1B BB	0-0 SH2-4 1B		0-0 1-3		4-0 HR BB	0-0 2B SF9 1B	

Inning Stats	R: 4	H: 3	E: 0	K: 5	S: 5	L: 3	LOB: 1	BB: 3	P: 17	R: 3	H: 4	E: 0	K: 0	S: 7	L: 3	LOB: 2	BB: 1	P: 11	R: 1	H: 2	E: 0	K: 0	S: 5	R: 0	H: 1	E: 0	K: 2	S: 8	R: 0	H: 0	E: 0	K: 1	S: 4	R: 2	H: 1	E: 0	K: 0	S: 4	R: 4	H: 5	E: 0	K: 0	S: 8
--------------	------	------	------	------	------	------	--------	-------	-------	------	------	------	------	------	------	--------	-------	-------	------	------	------	------	------	------	------	------	------	------	------	------	------	------	------	------	------	------	------	------	------	------	------	------	------

PITCHER	IP	WLS	BF	H	R	ER	SO	BB	IBB	HBP	BLK	WP	HR	S	P	ERA	WHIP
Rick Matula, R (1, 1) ERA: 3.59	1.1	L	12	5	7	7	0	4	0	0	0	0	1	8	24	47.25	6.750
Preston Hanna, R (2, 1) ERA: 5.06	1.2		10	4	1	1	0	1	0	0	0	0	0	9	13	5.40	3.000
Rick Camp, R (4, 1) ERA: 2.36	3.0		13	3	1	1	3	2	0	0	0	0	0	17	25	3.00	1.667
Al Hrabosky, L (7, 1) ERA: 3.95	1.0		5	1	2	2	0	1	0	0	0	0	1	4	8	18.00	2.000
Larry Bradford, L (8, 1) ERA: 3.41	1.0		8	5	4	4	0	0	0	0	0	0	0	8	8	36.00	5.000

PITCHER	IP	WLS	BF	H	R	ER	SO	BB	IBB	HBP	BLK	WP	HR	S	P	ERA	WHIP
---------	----	-----	----	---	---	----	----	----	-----	-----	-----	----	----	---	---	-----	------

Batter	1	2	3	4	5	6	7	8	9	AB R H RBI BB SO LOB	TOP
--------	---	---	---	---	---	---	---	---	---	----------------------	-----

Glenn Hubbard, R (1, 4) <small>OBP: 0.343, SLG: 0.490</small>										4 0 1 0 1 1 3	
Dale Murphy, R (1, 8) <small>OBP: 0.355, SLG: 0.494</small>										4 1 2 0 0 1 1	
Chris Chambliss, L (1, 3) <small>OBP: 0.340, SLG: 0.479</small>										5 1 2 0 0 0 4	

Gary Matthews, R (1, 9) <small>OBP: 0.309, SLG: 0.395</small>										5 1 1 1 0 0 2	
Bob Homer, R (1, 5) Larvell Blanks, R (9, 5) <small>OBP: 0.202, SLG: 0.342</small> <small>OBP: 0.241, SLG: 0.253</small>										4 2 3 0 0 1 1	

Jeff Burroughs, R (1, 7) <small>OBP: 0.344, SLG: 0.424</small>										4 0 1 1 0 0 3	
--	--	--	--	--	--	--	--	--	--	---------------	--

Bruce Benedict, R (1, 2) <small>OBP: 0.285, SLG: 0.309</small>										3 0 0 0 1 0 3	
--	--	--	--	--	--	--	--	--	--	---------------	--

Luis Gomez, R (1, 6) <small>OBP: 0.284, SLG: 0.234</small>										4 0 2 2 0 0 2	
--	--	--	--	--	--	--	--	--	--	---------------	--

Doyle Alexander, R (1, 1) <small>OBP: 0.158, SLG: 0.184</small> Charlie Spikes, R (7, PH) <small>OBP: 0.500, SLG: 0.529</small> Rick Camp, R (7, 1) Larry Bradford, R (8, 1) Gene Garber, R (9, 1)										2 0 1 0 0 1 1	
---	--	--	--	--	--	--	--	--	--	---------------	--

Inning Stats	R: 0 E: 0 K: 0 S: 3	H: 1 LOB: 0 BB: 0 P: 3	R: 1 E: 0 K: 5 S: 5	H: 2 LOB: 1 BB: 0 P: 5	R: 0 E: 0 K: 0 S: 3	H: 1 LOB: 1 BB: 1 P: 7	R: 0 E: 0 K: 0 S: 3	H: 1 LOB: 0 BB: 0 P: 3	R: 0 E: 1 K: 1 S: 6	H: 0 LOB: 1 BB: 0 P: 6	R: 0 E: 0 K: 0 S: 3	H: 1 LOB: 2 BB: 2 P: 11	R: 4 E: 1 K: 2 S: 10	H: 5 LOB: 1 BB: 0 P: 10	R: 0 E: 0 K: 2 S: 8	H: 1 LOB: 1 BB: 0 P: 8	1B: 10 2B: 4 3B: 0 HR: 0	SF: 0 SAC: 1 DP: 3 HBP: 0	WP: 0 PB: 0 SB: 0 CS: 1	PA: 40
--------------	------------------------------	---------------------------------	------------------------------	---------------------------------	------------------------------	---------------------------------	------------------------------	---------------------------------	------------------------------	---------------------------------	------------------------------	----------------------------------	-------------------------------	----------------------------------	------------------------------	---------------------------------	-----------------------------------	------------------------------------	----------------------------------	--------

PITCHER	IP	WLS	BF	H	R	ER	SO	BB	IBB	HBP	BLK	WP	HR	S	P	ERA	WHIP
John Curtis, L (1, 1) <small>ERA: 4.15</small>	7.0	L	30	9	3	3	2	2	1	0	0	0	0	31	43	3.86	1.571
Rollie Fingers, R (8, 1) <small>ERA: 2.93</small>	1.0		6	3	2	1	1	0	0	0	0	0	0	8	8	9.00	3.000
Bob Shirley, L (9, 1) <small>ERA: 2.61</small>	1.0		4	1	0	0	2	0	0	0	0	0	0	8	8	0.00	1.000

Atlanta Braves @ San Diego Padres
 San Diego Stadium, San Diego, CA
 Fri Jun 27 1980, 10:05 PM EDT
 Att: 15,303 - Unknown

livebaseballscorecards.com

AB	36
R	5
H	13
RBI	4
BB	3
SO	5
LOB	21



BOTTOM

Atlanta Braves @ San Diego Padres
San Diego Stadium, San Diego, CA

Fri Jun 27 1980, 10:05 PM EDT
Att. 15,303 - Unknown

livebaseballscorecards.com

AB	34
R	3
H	8
RBI	3
BB	2
SO	1
LOB	12



WP:	0	PA:	36
PB:	0		
SB:	1		
CS:	1		

AB R H RBI BB SO LOB

3	1	0	0	1	0	2
4	0	2	1	0	0	0
4	0	0	0	0	0	3
4	0	1	1	0	0	1
4	0	0	0	0	0	3
3	0	0	0	0	0	0
1	0	0	0	0	0	2
4	1	3	1	0	0	0
3	0	0	0	1	0	1
2	0	1	0	0	1	0
0	0	0	0	0	0	0
1	1	1	0	0	0	0
0	0	0	0	0	0	0
1	0	0	0	0	0	0

Batter	1	2	3	4	5	6	7	8	9
Gene Richards, L (1, 7) OBP: 0.351, SLG: 0.349	0-0 6-3		0-0 1-3		0-0 F9			4-0 1B 1-2 BB	
Ozzie Smith, S (1, 6) OBP: 0.334, SLG: 0.281	0-0 P6			0-0 S 1B		0-0 F7		0-0 FC6-4 1-3 2-H 1B	
Dave Winfield, R (1, 9) OBP: 0.361, SLG: 0.427	0-0 F9			0-0 6-3 1-2		0-0 4-3		0-0 P4	
Willie Montanez, L (1, 3) OBP: 0.296, SLG: 0.336		0-0 F7		0-0 F8		0-0 F8		0-0 FC6-4 1-2 1B	
Jerry Mumphrey, S (1, 8) OBP: 0.327, SLG: 0.323		0-0 F7		0-0 F8			0-0 4-3	0-0 FC6-4 FC5-4	
Tim Flannery, L (1, 5) OBP: 0.422, SLG: 0.433		0-0 F8			0-0 4-3		0-0 6-3	0-0 FC5-4	
Aurelio Rodriguez, R (8, PH) OBP: 0.234, SLG: 0.333								0-0 1-2f	
Gene Tenace, R (1, 2) OBP: 0.367, SLG: 0.373			0-0 HR		0-0 CS 1B		0-0 FC5-4 1B		0-0 F8
Dave Cash, R (1, 4) OBP: 0.284, SLG: 0.267			0-0 F7		0-0 1B BB	4-0 1-2 BB	0-0 FC5-4 1-2f		0-0 4-3
John Curtis, L (1, 1) OBP: 0.207, SLG: 0.185			0-3 K		0-0 1B			0-0 BB 1B	0-0 G3
Rollie Fingers, R (8, 1) OBP: 0.250, SLG: 0.500									
Jerry Turner, L (8, PH) OBP: 0.337, SLG: 0.426									
Bob Shirley, R (9, 1)									
Von Joshua, L (9, PH) OBP: 0.333, SLG: 0.457									

Inning Stats	R: 0	H: 0	E: 0	LOB: 0	K: 0	S: 3	R: 0	H: 0	E: 0	LOB: 0	K: 0	S: 3	R: 0	H: 0	E: 0	LOB: 0	K: 0	S: 3	R: 0	H: 2	E: 0	LOB: 2	K: 0	S: 4	R: 0	H: 0	E: 0	LOB: 0	K: 0	S: 3	R: 0	H: 1	E: 0	LOB: 1	K: 0	S: 4	R: 2	H: 3	E: 0	LOB: 2	K: 0	S: 6	R: 0	H: 0	E: 0	LOB: 0	K: 0	S: 3	R: 0	H: 0	E: 0	LOB: 0	K: 0	S: 3	1B: 7	SF: 0	2B: 0	SAC: 0	3B: 0	DP: 0	HR: 1	HBP: 0	WP: 0	PA: 36
--------------	------	------	------	--------	------	------	------	------	------	--------	------	------	------	------	------	--------	------	------	------	------	------	--------	------	------	------	------	------	--------	------	------	------	------	------	--------	------	------	------	------	------	--------	------	------	------	------	------	--------	------	------	------	------	------	--------	------	------	-------	-------	-------	--------	-------	-------	-------	--------	-------	--------

PITCHER	IP	WLS	BF	H	R	ER	SO	BB	IBB	HBP	BLK	WP	HR	S	P	ERA	WHIP
Doyle Alexander, R (1, 1) ERA: 3.52	6.0		22	4	1	1	1	1	0	0	0	0	1	23	27	1.50	0.833
Rick Camp, R (7, 1) ERA: 2.7	1.1	W	8	3	2	2	0	1	0	0	0	0	0	7	11	13.50	3.000
Larry Bradford, L (8, 1) ERA: 3.34	0.2		3	1	0	0	0	0	0	0	0	0	0	3	3	0.00	1.500
Gene Garber, R (9, 1) ERA: 4.61	1.0	S	3	0	0	0	0	0	0	0	0	0	0	3	3	0.00	0.000

Batter	1	2	3	4	5	6	7	8	9	AB R H RBI BB SO LOB	TOP																		
Glenn Hubbard, R (1, 4) OBP: 0.349, SLG: 0.490	0-3 K		0-0 1B		0-0 F7			0-0 BB 1B		4 1 2 1 0 1 0	<p>Atlanta Braves @ San Diego Padres</p> <p>San Diego Stadium, San Diego, CA</p> <p>Sat Jun 28 1980, 10:05 PM EDT</p> <p>Unknown</p>																		
Dale Murphy, R (1, 8) OBP: 0.361, SLG: 0.496	0-3 K		0-0 1B			0-0 G6-4-3 1B		4-0 BB 1B		3 0 2 1 1 1 0																			
Chris Chambliss, L (1, 3) OBP: 0.339, SLG: 0.476	0-0 1B		0-0 F8			0-0 F7		0-0 FC6-4 1-2f		4 0 1 0 0 0 4																			
Gary Matthews, R (1, 9) OBP: 0.308, SLG: 0.392		0-0 F4		0-0 F8		0-0 G6-4-3 1-2f		0-0 HR 1B		4 1 1 0 0 0 1																			
Bob Horner, R (1, 5) Gene Garber, R (9, 1) OBP: 0.195, SLG: 0.331		0-0 5-3		0-0 5-3			0-3 K	0-0 F8		4 0 0 0 0 1 1 0 0 0 0 0 0 0																			
Jeff Burroughs, R (1, 7) OBP: 0.342, SLG: 0.441	0-3 K			0-0 HR			0-3 K	0-3 K		4 1 1 1 0 3 1																			
Bill Nahorodny, R (1, 2) OBP: 0.308, SLG: 0.541			0-0 F7	0-0 6-3			0-0 5-3	0-0 HR		4 1 1 2 0 0 0																			
Luis Gomez, R (1, 6) OBP: 0.289, SLG: 0.236			0-0 SH1-4 1B		0-0 1-3		0-0 5-3	4-0 CS BB		3 1 1 0 1 0 0																			
Tommy Boggs, R (1, 1) Rick Camp, R (7, 1) Charlie Spikes, R (8, PH) Larry Bradford, R (8, 1) Larvell Blanks, R (9, PH) OBP: 0.087, SLG: 0.091			0-0 SH1-4		0-0 F8		0-3 K	0-0 CS		1 0 0 0 0 0 0 0 0 0 0 0 0 0 1 0 0 0 0 1 0 0 0 0 0 0 0 0 0 0 0 0 0 0 0																			
Inning Stats	R: 0 E: 0 K: 2 S: 7	H: 1 LOB: 1 BB: 0 P: 7	R: 0 E: 0 K: 1 S: 5	H: 0 LOB: 0 BB: 0 P: 5	R: 2 E: 0 K: 0 S: 6	H: 3 LOB: 1 BB: 0 P: 6	R: 1 E: 0 K: 0 S: 4	H: 1 LOB: 0 BB: 0 P: 4	R: 0 E: 0 K: 0 S: 3	H: 0 LOB: 0 BB: 0 P: 3	R: 0 E: 0 K: 2 S: 7	H: 0 LOB: 0 BB: 0 P: 7	R: 0 E: 0 K: 1 S: 6	H: 1 LOB: 2 BB: 1 P: 10	R: 2 E: 0 K: 1 S: 6	H: 2 LOB: 0 BB: 1 P: 10	1B: 7 2B: 0 3B: 0 HR: 2	SF: 0 SAC: 1 DP: 1 HBP: 0	WP: 0 PB: 0 SB: 0 CS: 1	PA: 36									
PITCHER	IP WLS BF H R ER SO BB IBB HBP BLK WP HR S P ERA WHIP																												
Gary Lucas, L (1, 1) ERA: 3.33	7.2		29	7	3	3	6	1	0	0	0	0	0	1	40	44	3.52	1.043											
Bob Shirley, L (8, 1) ERA: 2.9	1.1	L	6	2	2	2	1	1	0	0	0	0	1	7	11	13.50	2.250												

livebaseballscorecards.com

AB	32
R	5
H	9
RBI	5
BB	2
SO	7
LOB	7



Batter	1	2	3	4	5	6	7	8	9	AB	R	H	RBI	BB	SO	LOB
Gene Richards, L (1, 7) OBP: 0.345, SLG: 0.342	0-0 5-3		0-0 5-3	0-0 6-3		0-0 G3		0-0 F8		5	0	0	0	0	0	3
Ozzie Smith, S (1, 6) OBP: 0.332, SLG: 0.280	0-0 4-3		0-0 2B 1B 1B	0-0 5-3			0-0 F5	0-0 4-3		5	1	1	0	0	0	2
Dave Winfield, R (1, 9) OBP: 0.362, SLG: 0.431	0-0 F7		0-0 1B 2B		0-0 E5		0-0 E S SF7 1B		0-0 5-3	5	2	2	0	0	0	0
Willie Montanez, L (1, 3) OBP: 0.301, SLG: 0.342 Paul Dade, R (9, PR) OBP: 0.293, SLG: 0.171		0-0 FC4-6 1B	0-0 1B		0-0 4-3		0-0 SF7		0-0 S 1B	4	0	3	3	0	0	1
Jerry Mumphrey, S (1, 8) OBP: 0.324, SLG: 0.325		0-0 FC4-6 1B	0-0 F7		0-3 K			0-0 K	0-3 S 1B	5	1	1	0	0	2	4
Gene Tenace, R (1, 2) OBP: 0.377, SLG: 0.380 Jerry Turner, L (9, PH) OBP: 0.333, SLG: 0.421		0-0 1B 1B	0-0 1B		0-0 F3		4-0 FC6-4 IBB		0-0 4-3	3	0	2	1	1	0	1
Aurelio Rodriguez, R (1, 5) OBP: 0.227, SLG: 0.323		0-0 F6	0-0 F7			0-0 P4		0-0 FC6-4		4	0	0	0	0	0	5
Dave Cash, R (1, 4) OBP: 0.294, SLG: 0.273		0-0 1B		4-0 SH1-4 BB		0-0 PB SH1-4 1B		4-0 WP BB		2	0	2	0	2	0	0
Gary Lucas, L (1, 1) OBP: 0.227, SLG: 0.190 Bob Shirley, R (8, 1)		0-0 F7		0-0 SH1-4		0-0 SH1-4		0-3 K		1	0	0	0	0	0	2
				1-2		1-2		1-2		1	0	0	0	0	1	1

Inning Stats	R: 0	H: 0	E: 0	K: 0	S: 3	R: 1	H: 3	E: 0	K: 0	S: 6	R: 2	H: 4	E: 0	K: 0	S: 7	R: 0	H: 0	E: 0	K: 0	S: 3	R: 0	H: 1	E: 0	K: 0	S: 4	R: 1	H: 2	E: 0	K: 0	S: 5	R: 0	H: 0	E: 0	K: 1	S: 5	R: 0	H: 1	E: 0	K: 1	S: 6	1B: 9	2B: 2	3B: 0	HR: 0	SF: 1	SAC: 2	DP: 0	HBP: 0	WP: 1	PB: 1	SB: 3	CS: 0	PA: 42
--------------	------	------	------	------	------	------	------	------	------	------	------	------	------	------	------	------	------	------	------	------	------	------	------	------	------	------	------	------	------	------	------	------	------	------	------	------	------	------	------	------	-------	-------	-------	-------	-------	--------	-------	--------	-------	-------	-------	-------	--------

PITCHER	IP	WLS	BF	H	R	ER	SO	BB	IBB	HBP	BLK	WP	HR	S	P	ERA	WHIP
Tommy Boggs, R (1, 1) ERA: 3.75	6.2		32	10	4	4	1	1	0	0	0	0	0	33	37	5.40	1.650
Rick Camp, R (7, 1) ERA: 2.68	0.1		2	0	0	0	0	0	1	0	0	0	0	1	5	0.00	0.000
Larry Bradford, L (8, 1) ERA: 3.23	1.0	W	4	0	0	0	1	1	0	0	0	1	0	5	9	0.00	1.000
Gene Garber, R (9, 1) ERA: 4.45	1.0	S	4	1	0	0	1	0	0	0	0	0	0	6	6	0.00	1.000

BOTTOM

Atlanta Braves @ San Diego Padres
San Diego Stadium, San Diego, CA

Sat Jun 28 1980, 10:05 PM EDT
Unknown

AB	36
R	4
H	11
RBI	4
BB	3
SO	3
LOB	21



livebaseballscorecards.com

Batter 1 2 3 4 5 6 7 8 9 AB R H RBI BB SO LOB TOP

Glenn Hubbard, R <small>(1, 4) OBP: 0.351, SLG: 0.495</small>										5 1 2 0 0 1 3
Brian Asselstine, L <small>(1, 8) OBP: 0.297, SLG: 0.374</small> Jerry Royster, R <small>(8, PR) OBP: 0.307, SLG: 0.307</small> Dale Murphy, R <small>(8, 8) OBP: 0.361, SLG: 0.496</small>										4 0 2 0 0 0 2 0 1 0 0 0 0 0 0 0 0 0 0 0 0
Chris Chambliss, L <small>(1, 3) OBP: 0.334, SLG: 0.469</small>										4 0 0 1 0 1 3
Gary Matthews, R <small>(1, 9) OBP: 0.307, SLG: 0.390</small>										4 0 1 1 0 2 2
Bob Homer, R <small>(1, 5) OBP: 0.189, SLG: 0.320</small>										4 0 0 0 0 2 2
Jeff Burroughs, R <small>(1, 7) OBP: 0.352, SLG: 0.446</small>										3 0 2 0 1 1 0
Larvell Blanks, R <small>(1, 6) OBP: 0.246, SLG: 0.254</small>										3 0 1 0 1 0 1
Bruce Benedict, R <small>(1, 2) OBP: 0.281, SLG: 0.304</small> Biff Pocoroba, S <small>(7, PH) OBP: 0.349, SLG: 0.316</small> <small>(7, 2)</small>										2 0 0 0 0 0 1 2 0 0 0 0 1 4
Phil Niekro, R <small>(1, 1) OBP: 0.095, SLG: 0.143</small> Mike Lum, L <small>(7, PH) OBP: 0.257, SLG: 0.226</small> Al Hrabosky, R <small>(7, 1)</small> Bill Nahorodny, R <small>(9, PH) OBP: 0.303, SLG: 0.532</small> Rick Camp, R <small>(9, 1)</small>										2 0 1 0 0 0 0 1 0 0 0 0 0 2 0 0 0 0 0 0 0 1 0 0 0 0 0 2 0 0 0 0 0 0 0

Atlanta Braves @ San Diego Padres
 San Diego Stadium, San Diego, CA
 Sat Jun 28 1980, 10:05 PM EDT
 Att. 17,554 - Unknown

livebaseballscorecards.com

AB	35
R	2
H	9
RBI	2
BB	2
SO	8
LOB	22



Inning Stats	R: 0 E: 0 K: 1 S: 6	H: 1 LOB: 1 BB: 0 P: 6	R: 0 E: 0 K: 0 S: 4	H: 1 LOB: 1 BB: 0 P: 4	R: 0 E: 0 K: 0 S: 3	H: 1 LOB: 0 BB: 0 P: 3	R: 0 E: 0 K: 1 S: 5	H: 0 LOB: 0 BB: 0 P: 5	R: 0 E: 0 K: 1 S: 5	H: 0 LOB: 0 BB: 0 P: 5	R: 1 E: 1 K: 1 S: 7	H: 2 LOB: 1 BB: 0 P: 7	R: 0 E: 0 K: 1 S: 6	H: 1 LOB: 2 BB: 1 P: 10	R: 1 E: 0 K: 2 S: 9	H: 2 LOB: 1 BB: 0 P: 9	R: 0 E: 0 K: 1 S: 6	H: 1 LOB: 2 BB: 1 P: 10	1B: 6 2B: 3 3B: 0 HR: 0	SF: 0 SAC: 0 DP: 1 HBP: 0	WP: 0 PB: 0 SB: 1 CS: 0	PA: 37
--------------	------------------------------	---------------------------------	------------------------------	---------------------------------	------------------------------	---------------------------------	------------------------------	---------------------------------	------------------------------	---------------------------------	------------------------------	---------------------------------	------------------------------	----------------------------------	------------------------------	---------------------------------	------------------------------	----------------------------------	----------------------------------	------------------------------------	----------------------------------	--------

PITCHER	IP	WLS	BF	H	R	ER	SO	BB	IBB	HBP	BLK	WP	HR	S	P	ERA	WHIP
Dennis Blair, R <small>(1, 1) ERA: 3.72</small>	7.1		29	7	2	2	6	1	0	0	0	0	0	40	44	2.46	1.091
Dennis Kinney, L <small>(8, 1) ERA: 3.57</small>	0.1		1	0	0	0	1	0	0	0	0	0	0	3	3	0.00	0.000
John D'Acquisto, R <small>(8, 1) ERA: 2.42</small>	1.1	W	7	2	0	0	1	1	0	0	0	0	0	8	12	0.00	2.250

ERA WHIP

Batter	1	2	3	4	5	6	7	8	9	AB	R	H	RBI	BB	SO	LOB
Gene Richards, L (1, 7) OBP: 0.347, SLG: 0.342	0-3 K		0-0 F6			0-0 1B SH1-3 FC4-6 1B		4-0 1B S BB		3	1	1	0	1	1	0
Ozzie Smith, S (1, 6) OBP: 0.332, SLG: 0.280	0-3 K		0-0 4-3			0-0 SH1-3 1-2		0-0 S 1B 1-3		3	0	1	0	0	1	0
Dave Winfield, R (1, 8) (8, 9) OBP: 0.363, SLG: 0.432	0-0 5-3					0-0 S 1B 2-3		0-3 K 1-2		4	0	2	0	0	1	2
Willie Montanez, L (1, 3) OBP: 0.300, SLG: 0.341		0-0 2B SF8 1B				0-3 K 1-2		0-0 FC4-6 1-2		4	1	1	1	0	1	4
Jerry Turner, L (1, 9) OBP: 0.324, SLG: 0.408		0-0 P5				0-3 K		0-0 4-3		3	0	0	0	0	1	3
Jerry Mumphrey, S (8, 8) OBP: 0.327, SLG: 0.328										1	1	1	0	0	0	0
Tim Flannery, L (1, 5) OBP: 0.418, SLG: 0.444		0-0 1-3 2B				0-0 4-3				3	0	1	0	0	0	1
Aurelio Rodriguez, R (8, 5) OBP: 0.227, SLG: 0.323										0	0	0	0	0	0	0
Von Joshua, L (9, PH) OBP: 0.325, SLG: 0.444										1	0	0	0	0	0	1
Bill Fahey, L (1, 2) OBP: 0.317, SLG: 0.287		0-0 SF8				0-0 F8				2	0	0	1	1	0	0
Paul Dade, R (9, PR) OBP: 0.293, SLG: 0.171		3-H								0	0	0	0	0	0	0
Dave Cash, R (1, 4) OBP: 0.293, SLG: 0.273		0-0 5-3				0-0 L4-3 1B				4	0	1	1	0	0	2
Dennis Blair, R (1, 1)			0-0 1-3							2	0	0	0	0	0	1
Dennis Kinney, L (8, 1) OBP: 0.286, SLG: 0.167						0-0 L4-3				0	0	0	0	0	0	0
John D'Acquisto, R (8, 1)						1-2				1	0	0	0	0	1	0

Inning Stats	R: 0	H: 0	E: 0	K: 2	S: 7	H: 0	LOB: 0	BB: 0	P: 7	R: 1	H: 2	E: 0	K: 0	S: 5	H: 0	LOB: 1	BB: 0	P: 5	R: 0	H: 0	E: 0	K: 0	S: 3	H: 1	LOB: 0	BB: 0	P: 3	R: 0	H: 1	E: 0	K: 0	S: 3	R: 1	H: 2	E: 0	K: 0	S: 5	H: 0	LOB: 0	BB: 0	P: 3	R: 0	H: 0	E: 0	K: 0	S: 3	R: 0	H: 1	E: 0	K: 2	S: 8	H: 1	LOB: 2	BB: 1	P: 12	R: 1	H: 1	E: 0	K: 0	S: 3	H: 1	LOB: 2	BB: 1	P: 7	1B: 7	2B: 2	3B: 0	HR: 0	SF: 1	SAC: 1	DP: 1	HBP: 0	WP: 0	PA: 35
PITCHER	IP	WLS	BF	H	R	ER	SO	BB	IBB	HBP	BLK	WP	HR	S	P	ERA	WHIP																																																									
Phil Niekro, R (1, 1) ERA: 4.14	6.0		23	6	2	2	4	0	0	0	0	0	0	31	31	3.00	1.000																																																									
Al Hrabosky, L (7, 1) ERA: 3.68	2.0		8	1	0	0	2	1	0	0	0	0	0	11	15	0.00	1.000																																																									
Rick Camp, R (9, 1) ERA: 2.86	0.1	L	4	1	1	1	0	0	1	0	0	0	0	3	7	27.00	3.000																																																									

BOTTOM

Atlanta Braves @ San Diego Padres
San Diego Stadium, San Diego, CA

Sat Jun 28 1980, 10:05 PM EDT
 Att. 17,554 - Unknown

AB	31
R	3
H	8
RBI	3
BB	2
SO	6
LOB	14



WP: 0	PA: 35
PB: 0	
SB: 4	
CS: 0	
ERA	WHIP

livebaseballscorecards.com

Batter	1	2	3	4	5	6	7	8	9	AB R H RBI BB SO LOB	TOP		
Glenn Hubbard, R OBP: 0.353, SLG: 0.505 (1, 4) X	0-0 F7 ①		0-0 F9 ②			0-0 P6 ①	4-0 1B BB 1-2 2-3		0-0 3B	4 0 1 0 1 0 1			
Dale Murphy, R OBP: 0.365, SLG: 0.508 (1, 8) X	0-0 F9 ②		0-0 5-3 ③			0-0 HR	0-0 1B 1-3 2-H 3-H		4-0 IBB	4 1 2 3 1 0 1			
Chris Chambliss, L OBP: 0.329, SLG: 0.460 (1, 3) X	0-0 F7 ③			0-0 F9 ①		0-0 F8 ②	0-0 4-3 ③		0-0 G3 ③	5 0 0 0 0 0 4			
Gary Matthews, R OBP: 0.306, SLG: 0.392 (1, 9) X		0-0 6-3 ①		0-0 6-3 ②		0-0 2B		0-3 K ①		4 0 1 0 0 1 0			
Bob Horner, R OBP: 0.198, SLG: 0.357 (1, 5)		0-0 6-3 ②		0-0 HR		0-3 K ③		0-0 1B 2B		4 1 2 1 0 1 1			
Larvell Blanks, R OBP: 0.246, SLG: 0.254 (8, PR) (8, 5)										0 0 0 0 0 0 0			
Jeff Burroughs, R OBP: 0.356, SLG: 0.448 (1, 7) X		0-0 1B		0-0 F8 ③			0-0 6-3 ①	0-0 G6-4-3 1B 2-3		4 0 2 0 0 0 0			
Bill Nahorodny, R OBP: 0.300, SLG: 0.515 (1, 2) X		0-0 F8 ③			0-0 F3 ①		0-0 1B 1B BB	0-0 G6-4-3 ② ③		4 1 1 0 0 0 4			
Luis Gomez, R OBP: 0.282, SLG: 0.230 (1, 6) X			0-0 4-3 ①		0-0 1-3 ②		0-0 P3		0-0 4-3 ①	4 0 0 0 0 0 1			
Larry McWilliams, L OBP: 0.333, SLG: 0.280 (1, 1) X			0-0 1B		0-3 K ③		0-0 1B 1B BB		0-3 K ②	4 1 2 0 0 2 0			
Inning Stats	R: 0 H: 0 E: 0 K: 0 S: 3 LOB: 0 BB: 0 P: 3	R: 0 H: 1 E: 0 K: 0 S: 4 LOB: 1 BB: 0 P: 4	R: 0 H: 1 E: 0 K: 0 S: 4 LOB: 1 BB: 0 P: 4	R: 1 H: 1 E: 0 K: 0 S: 4 LOB: 0 BB: 0 P: 4	R: 0 H: 0 E: 0 K: 1 S: 5 LOB: 0 BB: 0 P: 5	R: 1 H: 2 E: 0 K: 1 S: 7 LOB: 1 BB: 0 P: 7	R: 2 H: 3 E: 0 K: 0 S: 6 LOB: 2 BB: 1 P: 10	R: 0 H: 2 E: 0 K: 1 S: 6 LOB: 2 BB: 0 P: 6	R: 0 H: 1 E: 0 K: 1 S: 6 LOB: 2 BB: 1 P: 10	1B: 6 SF: 0 2B: 2 SAC: 0 3B: 1 DP: 1 HR: 2 HBP: 0	WP: 0 PA: 39 PB: 0 SB: 0 CS: 0		
PITCHER	IP WLS BF H R ER SO BB IBB HBP BLK WP HR S P ERA WHIP											PITCHER	IP WLS BF H R ER SO BB IBB HBP BLK WP HR S P ERA WHIP
Eric Rasmussen, R ERA: 4.81 (1, 1)	6.2 L 28 7 4 4 2 1 0 0 0 0 0 2 31 35 5.40 1.200												
Rollie Fingers, R ERA: 2.89 (7, 1)	0.2 5 3 0 0 1 0 0 0 0 0 0 0 7 7 0.00 4.500												
John D'Acquisto, R ERA: 2.38 (8, 1)	0.2 1 0 0 0 0 0 0 0 0 0 0 0 1 1 0.00 0.000												
Dennis Kinney, L ERA: 3.47 (9, 1)	1.0 5 1 0 0 1 0 0 1 0 0 0 0 6 10 0.00 1.000												

Atlanta Braves @ San Diego Padres
San Diego Stadium, San Diego, CA

Sun Jun 29 1980, 6:33 AM EDT
Att. 11,938 - Unknown

livebaseballscorecards.com

AB	37
R	4
H	11
RBI	4
BB	2
SO	4
LOB	12



Batter	1	2	3	4	5	6	7	8	9	AB	R	H	RBI	BB	SO	LOB
Paul Dade, R (1, 7) OBP: 0.348, SLG: 0.231	0-0 4-3 SH1 WP 1B		4-0 1-3 1B BB		0-0 F8		0-0 1-2 1B 1B		0-0 1B	4	1	3	0	1	0	0
Ozzie Smith, S (1, 6) OBP: 0.331, SLG: 0.280	0-0 SH1 1-2		0-0 1-3 1B 1-2		0-0 5-3		0-0 F7		0-0 1-3	4	0	1	0	0	0	3
Dave Winfield, R (1, 9) OBP: 0.385, SLG: 0.437	0-0 4-3 2-3		0-0 1-3 1-2 2-3		0-0 2B		0-0 1-2 2-H 1B			4	0	2	1	0	0	3
Willie Montanez, L (1, 3) OBP: 0.296, SLG: 0.336	0-0 4-3 3-H		0-3 K		0-0 4-3		0-3 K			4	0	0	0	0	2	5
Gene Tenace, R (1, 2) OBP: 0.380, SLG: 0.374		4-0 1B BB	4-0 FC6-4 IBB		0-0 5-3		0-0 F9			2	0	0	0	2	0	0
Jerry Mumphrey, S (1, 8) OBP: 0.322, SLG: 0.322		0-0 F9	0-0 FC6-4 1-2f		0-0 F8		0-0 6-3			4	0	0	0	0	0	4
Aurelio Rodriguez, R (1, 5) OBP: 0.229, SLG: 0.323		0-0 1B		0-0 5-3		0-0 F7		0-0 F7		3	0	1	0	0	0	0
Rollie Fingers, R (7, 1) OBP: 0.250, SLG: 0.500		1-2 1B								0	0	0	0	0	0	0
John D'Acquisto, R (8, 1) OBP: 0.358, SLG: 0.453										0	0	0	0	0	0	0
Kurt Bevacqua, R (8, PH) OBP: 0.286, SLG: 0.167										1	0	0	0	0	0	0
Dennis Kinney, L (9, 1)										0	0	0	0	0	0	0
Dave Cash, R (1, 4) OBP: 0.293, SLG: 0.273		0-0 P5		0-0 5-3		0-0 FC3-6 1B		0-0 1-3		4	0	1	0	0	0	2
Eric Rasmussen, R (1, 1) OBP: 0.125, SLG: 0.250		0-3 K		0-0 F8		0-0 FC3-6 1B		0-0 6-3		2	0	0	0	0	1	2
Tim Flannery, L (7, 5) OBP: 0.412, SLG: 0.438										1	1	0	0	0	0	1
Fred Kendall, R (9, PH) OBP: 0.294, SLG: 0.294										1	0	0	0	0	0	0

Inning Stats	R: 1	H: 1	R: 0	H: 1	R: 0	H: 1	R: 0	H: 1	R: 0	H: 0	R: 1	H: 3	R: 0	H: 0	R: 0	H: 1	1B: 7	SF: 0
	E: 0	LOB: 0	E: 0	LOB: 2	E: 0	LOB: 0	E: 0	LOB: 1	E: 0	LOB: 0	E: 0	LOB: 2	E: 0	LOB: 0	E: 0	LOB: 1	2B: 1	SAC: 1
	K: 0	BB: 0	K: 1	BB: 1	K: 0	BB: 0	K: 0	BB: 0	K: 0	BB: 0	K: 1	BB: 0	K: 0	BB: 0	K: 0	BB: 0	3B: 0	DP: 0
	S: 4	P: 4	S: 6	P: 10	S: 6	P: 14	S: 3	P: 4	S: 3	P: 3	S: 8	P: 8	S: 3	P: 3	S: 4	P: 4	HR: 0	HBP: 0

PITCHER	IP	WLS	BF	H	R	ER	SO	BB	IBB	HBP	BLK	WP	HR	S	P	ERA	WHIP
Larry McWilliams, L (1, 1) ERA: 4.68	9.0	W	38	8	2	2	3	2	1	0	0	1	0	41	53	2.00	1.111

BOTTOM

Atlanta Braves @ San Diego Padres
San Diego Stadium, San Diego, CA

Sun Jun 29 1980, 6:33 AM EDT
Att. 11,938 - Unknown

AB	34
R	2
H	8
RBI	1
BB	3
SO	3
LOB	20



livebaseballscorecards.com

Batter	1	2	3	4	5	6	7	8	9	10	11	AB R H RBI BB SO LOB	TOP												
Rafael Landestoy, S OBP: 0.299, SLG: 0.369 (1, 4) (8, 6)	0-0 4-3		0-0 F7			0-0 CS 1B		0-0 SH5-4		4-0 S BB		3 0 1 0 1 0 1	Houston Astros @ Atlanta Braves Atlanta-Fulton County Stadium, Atlanta, GA Mon Jun 30 1980, 7:05 PM EDT Att: 8,208 - Unknown												
Terry Puhl, L OBP: 0.361, SLG: 0.448 (1, 9)	0-0 HR		0-0 1-3			4-0 1B 1-2 BB		0-0 4-3		0-0 F8		4 1 1 2 1 0 3													
Denny Walling, L OBP: 0.417, SLG: 0.441 Joe Sambito, L (1, 3) (10, 1)	0-3 K				0-3 K	0-0 G4-6-3 1B		0-0 F8		0-3 K		5 0 1 0 0 3 2 0 0 0 0 0 0 0													
Jose Cruz, L OBP: 0.369, SLG: 0.444 (1, 7)	0-0 4-3				0-0 G5-4-3 1B	0-0 G4-6-3 1-2f						5 2 3 2 0 0 2													
Cesar Cedeno, R OBP: 0.382, SLG: 0.478 (1, 8)			0-0 F8		0-0 G5-4-3 1-2f			0-0 F7		0-0 F5		5 0 0 0 0 0 1													
Enos Cabell, R OBP: 0.299, SLG: 0.332 (1, 5)			0-0 6-3					0-0 4-3		0-0 S 1B		5 0 2 0 0 0 0													
Alan Ashby, S OBP: 0.308, SLG: 0.325 (1, 2)			0-0 4-3			G3 FC4-2 2B		0-0 P6		0-0 F7		5 0 0 0 0 0 2													
Craig Reynolds, L OBP: 0.228, SLG: 0.289 Joe Morgan, L OBP: 0.358, SLG: 0.385 (1, 6) (8, PH) (8, 4)						0-0 FC4-2 FC6-4		4-0 SH5-4 BLK 4-3 BB		0-0 F9		1 0 0 0 1 0 1 1 1 0 0 1 0 1													
Ken Forsch, R OBP: 0.286, SLG: 0.357 Art Howe, R OBP: 0.350, SLG: 0.450 Dave Smith, R (8, 1) Jeffrey Leonard, R OBP: 0.272, SLG: 0.287 (10, PH) (10, 3)			0-0 SH1-4 BB			0-0 FC6-4		4-0 4-3 SH5-4 BB		0-0 F8		1 0 0 0 0 0 1 0 0 0 0 1 0 0 0 0 0 0 0 0 0 1 0 0 0 0 0 0													
Inning Stats	R: 1 E: 0 K: 1 S: 6	H: 1 LOB: 0 BB: 0 P: 6	R: 0 E: 0 K: 0 S: 3	H: 0 LOB: 0 BB: 0 P: 3	R: 0 E: 0 K: 0 S: 3	H: 0 LOB: 1 BB: 1 P: 7	R: 0 E: 0 K: 1 S: 5	H: 1 LOB: 0 BB: 0 P: 5	R: 0 E: 0 K: 0 S: 4	H: 1 LOB: 1 BB: 0 P: 4	R: 0 E: 0 K: 0 S: 3	H: 0 LOB: 0 BB: 0 P: 3		R: 1 E: 0 K: 0 S: 3	H: 0 LOB: 1 BB: 2 P: 11	R: 1 E: 0 K: 0 S: 5	H: 2 LOB: 1 BB: 0 P: 5	R: 0 E: 0 K: 1 S: 5	H: 0 LOB: 1 BB: 1 P: 9	R: 1 E: 0 K: 0 S: 4	H: 1 LOB: 0 BB: 0 P: 4	1B: 4 2B: 1 3B: 0 HR: 3	SF: 0 SAC: 2 DP: 2 HBP: 0	WP: 0 PB: 0 SB: 2 CS: 1	PA: 43
PITCHER	IP WLS BF H R ER SO BB IBB HBP BLK WP HR S P ERA WHIP														IP WLS BF H R ER SO BB IBB HBP BLK WP HR S P ERA WHIP										
Rick Matula, R ERA: 3.52 (1, 1)	7.0		5	2	2	2	4	0	0	0	1	0	0	1	27	43	2.57	1.286							
Larry Bradford, L ERA: 3.41 (8, 1)	1.0	4	1	1	1	0	0	0	0	0	0	0	0	1	4	4	9.00	1.000							
Gene Garber, R ERA: 4.3 (9, 1)	1.0	4	1	0	0	0	0	0	0	0	0	0	0	0	4	4	0.00	1.000							
Al Hrabosky, L ERA: 3.73 (10, 1)	2.0	W 8	1	1	1	1	1	0	0	0	0	0	0	1	9	13	4.50	1.000							

livebaseballscores.com

AB	36
R	4
H	8
RBI	4
BB	5
SO	3
LOB	14




Batter	1	2	3	4	5	6	7	8	9	10	11	AB R H RBI BB SO LOB	BOTTOM																
Glenn Hubbard, R (1, 4) OBP: 0.363, SLG: 0.531	0-0 S 1B		4-0 G4-6-3 BB		0-0 F8		0-0 P3		0-0 SH3		0-0 2-H HR	4 1 2 2 1 0 0	Houston Astros @ Atlanta Braves Atlanta-Fulton County Stadium, Atlanta, GA Mon Jun 30 1980, 7:05 PM EDT Att: 8,208 - Unknown																
Dale Murphy, R (1, 8) OBP: 0.362, SLG: 0.502	0-0 F9		0-0 G4-6-3		0-0 HBP 1B		0-0 P6		0-3 K			5 1 1 0 0 1 3																	
Chris Chambliss, L (1, 3) OBP: 0.333, SLG: 0.459	0-3 K		0-0 1B		1-0 1B		0-3 K		4-0 IBB			3 0 1 0 1 2 1																	
Gary Matthews, R (1, 9) OBP: 0.308, SLG: 0.392	0-0 F7		0-0 1B		0-0 1B		0-0 E5 SH1-4 SF8		0-3 K			5 1 2 1 0 1 3																	
Bob Horner, R (1, 5) OBP: 0.215, SLG: 0.392		0-0 3-1 1B	0-0 F8		0-0 HR		0-0 SF8 SH1-4 1B		0-0 F8			4 1 3 1 0 0 2																	
Jerry Royster, R (8, PR) OBP: 0.305, SLG: 0.306		1B										1 0 0 0 0 0 0																	
Jeff Burroughs, R (1, 7) OBP: 0.358, SLG: 0.445		0-0 3-1 1B		0-0 L6		0-3 K		0-0 SH1-4		1-0 HBP		3 0 1 0 0 1 0																	
Bruce Benedict, R (1, 2) OBP: 0.275, SLG: 0.298		0-3 K		0-0 6-3		0-0 L5		0-0 SF8		0-0 G4-6-3		3 0 0 0 0 1 2																	
Mike Lum, L (8, PH) OBP: 0.250, SLG: 0.226								2-3 3-H		0-0 G4-6-3		0 0 0 1 0 0 0																	
Bill Nahorodny, R (9, 2) OBP: 0.296, SLG: 0.507								0-0 4-3		1-2 1-2		1 0 0 0 0 0 1																	
Luis Gomez, R (1, 6) OBP: 0.282, SLG: 0.230		0-0 3-1		0-0 F7		0-0 1B						4 0 1 0 0 0 4																	
Charlie Spikes, R (11, PH) OBP: 0.500, SLG: 0.526		1-2 2-3									0-0 SH1-3 HR 1B	1 1 1 0 0 0 0																	
Rick Matula, R (1, 1) OBP: 0.032, SLG: 0.032		0-0 2-3									0-0 SH1-3	3 0 0 0 0 0 1 3																	
Larry Bradford, R (8, 1) Gene Garber, R (8, 1) Biff Poporoba, S (9, PH) Al Hrabosky, R (10, 1) Larvell Blanks, R (11, PH) OBP: 0.046, SLG: 0.254					0-0 1-6-3		0-3 K		4-0 SH3 BB		1-2	0 0 0 0 0 0 0 0																	
Inning Stats	R: 0 E: 0 K: 1 S: 6	H: 1 LOB: 1 BB: 0 P: 6	R: 0 E: 0 K: 1 S: 7	H: 2 LOB: 2 BB: 0 P: 7	R: 0 E: 0 K: 0 S: 4	H: 2 LOB: 2 BB: 1 P: 8	R: 0 E: 0 K: 0 S: 3	H: 0 LOB: 0 BB: 0 P: 3	R: 1 E: 0 K: 0 S: 4	H: 2 LOB: 2 BB: 0 P: 5	R: 1 E: 0 K: 2 S: 9	H: 0 LOB: 0 BB: 0 P: 5	R: 1 E: 1 K: 0 S: 5	H: 1 LOB: 2 BB: 0 P: 5	R: 0 E: 0 K: 2 S: 7	H: 0 LOB: 2 BB: 2 P: 15	R: 0 E: 0 K: 0 S: 2	H: 0 LOB: 0 BB: 0 P: 3	R: 2 E: 0 K: 0 S: 3	H: 2 LOB: 0 BB: 0 P: 3	1B: 10 2B: 0 3B: 0 HR: 2	SF: 1 SAC: 3 DP: 2 HBP: 2	WP: 0 PB: 0 SB: 1 CS: 0	PA: 46					
PITCHER	IP WLS BF H R ER SO BB IBB HBP BLK WP HR S P ERA WHIP																												
Ken Forsch, R (1, 1) ERA: 3.24	7.0		30	9	2	2	5	1	0	1	0	0	0	1	38	43	2.57	1.429											
Dave Smith, R (8, 1) ERA: 2.27	2.0		10	1	1	0	2	1	1	0	0	0	0	0	12	20	0.00	1.000											
Joe Sambito, L (10, 1) ERA: 2.97	1.1	L	6	2	2	2	0	0	0	1	0	0	0	1	5	6	13.50	1.500											

AB	37
R	5
H	12
RBI	5
BB	3
SO	7
LOB	19



livebaseballscores.com

Batter	1	2	3	4	5	6	7	8	9	AB R H RBI BB SO LOB	TOP
Terry Puhl, L (1, 9) x OBP: 0.361, SLG: 0.451	0-0 1B 1B		0-0 3-1 SF8 2B	0-3 K			0-0 F6		0-0 FC4-6 FC3-6 1-2f	5 2 2 0 0 1 3	
Denny Walling, L (1, 3) x OBP: 0.411, SLG: 0.433	0-0 1B 1B		0-0 3-1 2-3			0-0 P6	0-0 4-3		0-0 FC3-6 1-2f	5 0 1 0 0 0 3	
Joe Morgan, L (1, 4) x OBP: 0.354, SLG: 0.381 Rafael Landestoy, S (7, 4) OBP: 0.295, SLG: 0.365	0-0 F8		0-0 SF8 3-H			0-0 F2		0-0 F5	0-0 5-3	2 0 0 1 0 0 2 2 0 0 0 0 0 1	
Jose Cruz, L (1, 7) x OBP: 0.369, SLG: 0.440 Dave Bergman, L (7, 7) OBP: 0.220, SLG: 0.162	0-0 P6		4-0 1B BB			0-0 F9		0-0 4-3 1B 1B		2 0 0 0 1 0 2 1 1 1 0 0 0 0	
Cesar Cedeno, R (1, 8) x OBP: 0.386, SLG: 0.481 Jeffrey Leonard, R (7, 8) OBP: 0.278, SLG: 0.293	0-0 1B		0-0 S 1B			0-0 P5		0-0 4-3 1B 1B		3 0 2 1 0 0 0 1 1 1 0 0 0 0	
Enos Cabell, R (1, 5) S OBP: 0.296, SLG: 0.328 Julio Gonzalez, R (7, 5) S OBP: 0.098, SLG: 0.122	0-3 K		0-0 F7 1-2			0-0 E5 G6-4-3		0-0 4-3 1-2 2-3		3 0 0 0 0 1 4 1 0 0 0 0 0 2	
Alan Ashby, S (1, 2) OBP: 0.308, SLG: 0.331 Frank LaCorte, R (8, 1) OBP: 0.200, SLG: 0.200		0-0 4-3		0-0 2B		0-0 G6-4-3 1-2f		0-0 FC5-4 1B		3 0 1 0 0 0 1 0 0 0 0 0 0 0	AB 37 R 4 H 11 RBI 4 BB 1 SO 2 LOB 21
Craig Reynolds, L (1, 6) OBP: 0.223, SLG: 0.282		0-0 G3		0-0 F9		0-0 F7		0-0 FC5-4 1-2f		4 0 0 0 0 0 2	
Joe Niekro, R (1, 1) OBP: 0.231, SLG: 0.289 Randy Niemann, L (6, 1) OBP: 0.333, SLG: 0.333 Joaquin Andujar, S (6, 1) OBP: 0.333, SLG: 0.333 Bruce Bochy, R (6, 2) OBP: 0.571, SLG: 0.444		0-0 4-3		0-0 5-3		0-0 2B		0-0 FC4-6 1B		2 0 0 0 0 0 1 0 0 0 0 0 0 0 1 0 1 2 0 0 0 2 0 2 0 0 0 0	
Inning Stats	R: 1 H: 3 E: 0 LOB: 2 K: 1 BB: 0 S: 8 P: 8	R: 0 H: 0 E: 0 LOB: 0 K: 0 BB: 0 S: 3 P: 3	R: 1 H: 2 E: 0 LOB: 2 K: 0 BB: 1 S: 5 P: 9	R: 0 H: 1 E: 0 LOB: 1 K: 1 BB: 0 S: 6 P: 6	R: 0 H: 0 E: 0 LOB: 0 K: 0 BB: 0 S: 3 P: 3	R: 0 H: 0 E: 1 LOB: 0 K: 0 BB: 0 S: 3 P: 3	R: 0 H: 1 E: 0 LOB: 1 K: 0 BB: 0 S: 4 P: 4	R: 2 H: 3 E: 0 LOB: 1 K: 0 BB: 0 S: 6 P: 6	R: 0 H: 1 E: 0 LOB: 1 K: 0 BB: 0 S: 4 P: 4	1B: 8 SF: 1 2B: 3 SAC: 0 3B: 0 DP: 1 HR: 0 HBP: 0	WP: 0 PA: 39 PB: 0 SB: 1 CS: 0
PITCHER Doyle Alexander, R (1, 1) ERA: 3.46 Preston Hanna, R (8, 1) ERA: 5.4	IP WLS BF H R ER SO BB IBB HBP BLK WP HR S P ERA WHIP	7.0 W 29 7 2 2 2 1 0 0 0 0 0 0 32 36 2.57 1.143	2.0 10 4 2 2 0 0 0 0 0 0 0 0 10 10 9.00 2.000								

Houston Astros @ Atlanta Braves
Atlanta-Fulton County Stadium, Atlanta, GA

Tue Jul 01 1980, 7:05 PM EDT
Att. 9,546 - Unknown

livebaseballscorecards.com

Batter	1	2	3	4	5	6	7	8	9	AB	R	H	RBI	BB	SO	LOB
Glenn Hubbard, R OBP: 0.364, SLG: 0.521 (1, 4)	0-0 6-3		0-3 K		0-0 F9	0-0 1B 1B	4-0 BB			4	1	1	0	1	1	0
Dale Murphy, R OBP: 0.367, SLG: 0.504 (1, 8)	0-0 F8		0-0 1B 1B		0-0 1B 1B	0-0 1B 1B	0-3 K			5	2	3	0	0	1	1
Chris Chambliss, L OBP: 0.339, SLG: 0.461 Mike Lum, L OBP: 0.243, SLG: 0.219 (1, 3) (7, 3)	0-0 F9		0-0 G6-4-3 1B		4-0 1B BB	0-0 1B 1B	0-0 4-3			3	2	2	1	1	0	0
Gary Matthews, R OBP: 0.311, SLG: 0.394 Brian Asselstine, L OBP: 0.295, SLG: 0.372 (1, 9) (6, PR) (7, 9)		0-0 4-3	0-0 G6-4-3		0-0 HR 1B	0-0 2B 1B		0-0 F8		4	1	2	1	0	0	2
Bob Horner, R OBP: 0.230, SLG: 0.398 Jerry Royster, R OBP: 0.303, SLG: 0.304 (1, 5) (6, PR) (7, 5)		4-0 2B 1B BB		0-0 F9	0-0 HR 1B	0-0 2B 1B		0-0 F5		3	2	2	3	1	0	0
Jeff Burroughs, R OBP: 0.368, SLG: 0.477 Charlie Spikes, R OBP: 0.476, SLG: 0.500 (1, 7) (7, 7)		0-3 K		4-0 BB	0-0 HR	0-0 1B 2B		0-3 K		3	2	2	4	1	1	1
Bruce Benedict, R OBP: 0.281, SLG: 0.310 (1, 2)		0-0 E 2B		0-3 K	0-0 P4	0-0 1B				4	1	2	2	0	1	1
Luis Gomez, R OBP: 0.281, SLG: 0.231 Larvell Blanks, R OBP: 0.246, SLG: 0.254 (1, 6) (7, 6)		0-0 E3 1B		0-3 K		4-3 4-3				4	0	1	1	0	1	2
Doyle Alexander, R OBP: 0.143, SLG: 0.167 Preston Hanna, R (8, 1)		0-0 5-3			0-0 6-3	0-0 F3	0-0 6-3			0	0	0	0	0	0	1

Inning Stats	R: 0	H: 0	E: 0	K: 0	S: 3	R: 2	H: 2	E: 1	K: 1	S: 7	R: 0	H: 2	E: 0	K: 1	S: 6	R: 0	H: 0	E: 0	K: 2	S: 7	R: 5	H: 4	E: 0	K: 0	S: 7	R: 6	H: 7	E: 0	K: 0	S: 10	R: 0	H: 0	E: 0	K: 1	S: 5	R: 0	H: 0	E: 0	K: 1	S: 5
	LOB: 0	BB: 0	P: 3	ER: 1	LOB: 1	BB: 1	P: 11	LOB: 1	BB: 0	P: 6	LOB: 1	BB: 1	P: 11	LOB: 0	BB: 1	P: 11	LOB: 1	BB: 0	P: 10	LOB: 1	BB: 0	P: 9	LOB: 0	BB: 1	P: 5	LOB: 0	BB: 0	P: 5	LOB: 0	BB: 0	P: 5	LOB: 0	BB: 0	P: 5	LOB: 0	BB: 0	P: 5	LOB: 0	BB: 0	P: 5

BOTTOM

Houston Astros @ Atlanta Braves
Atlanta-Fulton County Stadium, Atlanta, GA

Tue Jul 01 1980, 7:05 PM EDT
Att. 9,546 - Unknown

AB	38
R	13
H	15
RBI	12
BB	4
SO	6
LOB	9

livebaseballscorecards.com

Braves

WP: 0	PA: 42
PB: 0	
SB: 0	
CS: 0	

PITCHER	IP	WLS	BF	H	R	ER	SO	BB	IBB	HBP	BLK	WP	HR	S	P	ERA	WHIP
Joe Niekro, R ERA: 3.93 (1, 1)	5.2	L	31	12	11	10	4	3	0	0	0	0	1	36	48	15.88	2.647
Randy Niemann, L ERA: 5.02 (6, 1)	0.0		3	3	2	2	0	0	0	0	0	0	0	3	3	∞	∞
Joaquin Andujar, R ERA: 3.93 (6, 1)	1.1		5	0	0	0	1	1	0	0	0	0	0	6	10	0.00	0.750
Frank LaCorte, R ERA: 0.74 (8, 1)	1.0		3	0	0	0	1	0	0	0	0	0	0	5	5	0.00	0.000

Batter	1	2	3	4	5	6	7	8	9	AB R H RBI BB SO LOB	TOP
Terry Puhl, L (1, 9) OBP: 0.361, SLG: 0.449 Denny Walling, L (6, 9) OBP: 0.409, SLG: 0.430	0-0 1B 1B		0-0 F5		0-0 F8		0-0 4-3			3 0 1 0 0 0 2 1 0 0 0 0 0 1	Houston Astros @ Atlanta Braves Atlanta-Fulton County Stadium, Atlanta, GA Wed Jul 02 1980, 7:05 PM EDT Att: 21,908 - Unknown livebaseballscorecards.com
Joe Morgan, L (1, 4) OBP: 0.353, SLG: 0.380 Rafael Landestoy, S (6, 4) OBP: 0.294, SLG: 0.363	0-0 1-2 1B		0-0 F3		0-0 FC3-6 FC5-4		0-0 G3			3 0 1 0 0 0 2 1 0 0 0 0 0 0	
Art Howe, R (1, 3) OBP: 0.340, SLG: 0.436	0-3 K		0-0 FC5-4		0-0 FC5-4		0-0 F7			4 0 0 0 0 1 4	
Jose Cruz, L (1, 7) OBP: 0.369, SLG: 0.437 Dave Bergman, L (6, 7) OBP: 0.238, SLG: 0.162	0-3 K			4-0 FC6-4 BB		0-0 F3		4-0 BB		2 0 0 0 1 1 2 0 0 0 0 1 0 0	
Cesar Cedeno, R (1, 8) OBP: 0.381, SLG: 0.474 Jeffrey Leonard, R (6, 8) OBP: 0.276, SLG: 0.291	0-0 F8			0-0 FC6-4 WP 1B		0-0 P3		0-0 F8		3 0 0 0 0 0 3 1 0 0 0 0 0 1	
Enos Cabell, R (1, 5) OBP: 0.296, SLG: 0.328 Julio Gonzalez, R (6, 5) OBP: 0.095, SLG: 0.119		0-3 K		0-0 WP 1-2 1B		0-0 6-3		0-0 F7		3 0 1 0 0 1 0 1 0 0 0 0 0 0	
Bruce Bochy, R (1, 2) OBP: 0.444, SLG: 0.308		0-3 K2-3		0-3 K 1-2 2-3			0-0 E6		0-3 K	4 0 0 0 0 3 2	
Craig Reynolds, L (1, 6) OBP: 0.219, SLG: 0.276		0-0 F9		0-0 F2			0-3 K		0-0 P6	4 0 0 0 0 1 3	
Vern Ruhle, R (1, 1) OBP: 0.375, SLG: 0.400 Randy Niemann, L (3, 1) OBP: 0.500, SLG: 0.500 Luis Pujols, R (7, PH) OBP: 0.255, SLG: 0.241 Dave Smith, R (7, 1) Frank LaCorte, R (8, 1) OBP: 0.200, SLG: 0.200			0-0 FC5-4 1B		0-0 FC3-6 1B		0-0 F2			1 0 1 0 0 0 0 1 0 1 0 0 0 0 1 0 0 0 0 0 1 0 0 0 0 0 0 0 0 0 0 0 0 0 0	
Inning Stats	R: 0 H: 2 E: 0 LOB: 2 K: 2 BB: 0 S: 9 P: 9	R: 0 H: 0 E: 0 LOB: 0 K: 2 BB: 0 S: 7 P: 7	R: 0 H: 1 E: 0 LOB: 1 K: 0 BB: 0 S: 4 P: 4	R: 0 H: 1 E: 0 LOB: 2 K: 1 BB: 1 S: 6 P: 10	R: 0 H: 1 E: 0 LOB: 1 K: 0 BB: 0 S: 4 P: 4	R: 0 H: 0 E: 0 LOB: 0 K: 0 BB: 0 S: 3 P: 3	R: 0 H: 0 E: 1 LOB: 1 K: 1 BB: 0 S: 6 P: 6	R: 0 H: 0 E: 0 LOB: 1 K: 0 BB: 1 S: 3 P: 7	R: 0 H: 0 E: 0 LOB: 0 K: 1 BB: 0 S: 5 P: 5	1B: 5 SF: 0 2B: 0 SAC: 0 3B: 0 DP: 0 HR: 0 HBP: 0	
PITCHER Phil Niekro, R (1, 1) ERA: 3.87	IP WLS BF H R ER SO BB IBB HBP BLK WP HR S P ERA WHIP										

Houston Astros @ Atlanta Braves
 Atlanta-Fulton County Stadium, Atlanta, GA
 Wed Jul 02 1980, 7:05 PM EDT
 Att: 21,908 - Unknown

AB	33
R	0
H	5
RBI	0
BB	2
SO	7
LOB	21



Batter	1	2	3	4	5	6	7	8	9	AB	R	H	RBI	BB	SO	LOB
Glenn Hubbard, R (1, 4) OBP: 0.383, SLG: 0.533 Jerry Royster, R (6, 4) OBP: 0.302, SLG: 0.302	0-0 G6-4-3 1B	0-0 2-H 1B	0-0 1-2 1B 1B		4-0 FC3-8 BB		0-3 K			3	1	3	1	1	0	0
Dale Murphy, R (1, 8) OBP: 0.366, SLG: 0.502 Brian Asselstine, L (4, 8) OBP: 0.292, SLG: 0.368	0-0 G6-4-3 1-2f	0-3 K	0-0 1-2 1B 1B		0-0 FC3-6 FC1-6		0-3 K			3	1	1	0	0	1	2
Chris Chambliss, L (1, 3) OBP: 0.341, SLG: 0.472 Mike Lum, L (5, PR) OBP: 0.237, SLG: 0.212 (6, 3)	0-0 HR		0-0 K		0-0 FC1-6 1B HR		0-3 K			4	1	2	3	0	1	1
Gary Matthews, R (1, 9) OBP: 0.323, SLG: 0.404 Charlie Spikes, R (6, 9) OBP: 0.455, SLG: 0.476	0-0 1B S		0-0 HBP E 1B		0-0 1-3 HR 1B		0-3 K			4	3	4	1	0	0	0
Bob Horner, R (1, 5) OBP: 0.236, SLG: 0.420	0-0 1-H 1B		0-0 E5 HBP E		0-0 1-H 3-H HR		0-0 P4			5	2	2	4	0	0	3
Jeff Burroughs, R (1, 7) OBP: 0.364, SLG: 0.487	0-0 F7		0-0 F9		0-0 6-3		0-0 5-3			5	1	1	1	0	0	4
Bruce Benedict, R (1, 2) OBP: 0.297, SLG: 0.322		0-0 SH1-4 1B	1-0 E 1B HBP		0-0 FC4-6 1B		0-0 5-3			4	2	3	0	0	0	0
Luis Gomez, R (1, 6) OBP: 0.283, SLG: 0.234 Larvell Blanks, R (6, 6) OBP: 0.244, SLG: 0.251		0-0 SH1-4 1-2	0-0 E7 1B		0-0 FC4-6 1-2f		0-0 F8			2	1	1	2	0	0	1
Phil Niekro, R (1, 1) OBP: 0.109, SLG: 0.152		0-0 5-3	0-0 1B 1B		0-0 5-3		0-0 G1			2	0	0	0	0	1	1
Inning Stats	R: 2 H: 4 E: 0 LOB: 1 K: 0 BB: 0 S: 6 P: 6	R: 1 H: 2 E: 0 LOB: 1 K: 1 BB: 0 S: 7 P: 7	R: 7 H: 7 E: 2 LOB: 2 K: 1 BB: 0 S: 13 P: 14	R: 0 H: 1 E: 0 LOB: 1 K: 0 BB: 0 S: 4 P: 4	R: 3 H: 2 E: 0 LOB: 1 K: 0 BB: 1 S: 5 P: 9	R: 0 H: 0 E: 0 LOB: 0 K: 0 BB: 0 S: 3 P: 3	R: 0 H: 0 E: 0 LOB: 0 K: 3 BB: 0 S: 9 P: 9	R: 1 H: 2 E: 0 LOB: 1 K: 2 BB: 0 S: 9 P: 9	1B: 15 SF: 0 2B: 0 SAC: 1 3B: 0 DP: 1 HR: 3 HBP: 1							

BOTTOM

Houston Astros @ Atlanta Braves
Atlanta-Fulton County Stadium, Atlanta, GA

Wed Jul 02 1980, 7:05 PM EDT
Att. 21,908 - Unknown

livebaseballscores.com

AB 41
R 14
H 18
RBI 14
BB 1
SO 7
LOB 15



WP: 0 PA: 44
PB: 0
SB: 1
CS: 0

PITCHER	IP	WLS	BF	H	R	ER	SO	BB	IBB	HBP	BLK	WP	HR	S	P	ERA	WHIP
Vern Ruhle, R (1, 1) ERA: 3.18	2.2	L	20	11	10	3	2	0	0	0	0	0	1	23	24	10.12	4.125
Randy Niemann, L (3, 1) ERA: 5.6	3.1		16	5	3	3	0	1	0	0	0	0	1	15	19	8.10	1.800
Dave Smith, R (7, 1) ERA: 2.21	1.0		3	0	0	0	3	0	0	0	0	0	0	9	9	0.00	0.000
Frank LaCorte, R (8, 1) ERA: 0.96	1.0		5	2	1	1	2	0	0	0	0	0	1	9	9	9.00	2.000

Batter	1	2	3	4	5	6	7	8	9	AB R H RBI BB SO LOB	TOP											
Terry Puhl, L (1, 9) OBP: 0.365, SLG: 0.460	0-0 4-3		4-0 G3 BB		0-0 4-3		0-0 HR	4-0 FC4 BB		3 1 1 1 2 0 1												
Denny Walling, L (1, 3) OBP: 0.403, SLG: 0.442	0-0 4-3		0-0 G3			0-0 HR	0-0 F8	0-0 FC4		5 1 1 1 0 0 4												
Frank LaCorte, R (8, 1) OBP: 0.200, SLG: 0.200			1-2					1-2f		0 0 0 0 0 0 0												
Joe Morgan, L (1, 4) OBP: 0.352, SLG: 0.378	0-0 G3		0-0 F9			0-0 1B	0-0 F6		0-0 6-3 E	4 1 1 0 0 0 1												
Dave Smith, R (7, 1)						1B			2B	0 0 0 0 0 0 0												
Joe Sambito, L (8, 1)										0 0 0 0 0 0 0												
Enos Cabell, R (8, 3) OBP: 0.299, SLG: 0.335										1 1 1 0 0 0 0												
Jose Cruz, L (1, 7) OBP: 0.369, SLG: 0.436		0-0 4-3		0-0 G3		0-0 G6-4-3 1B	0-0 1B		0-0 6-3	5 1 2 0 0 0 1												
Cesar Cedeno, R (1, 8) OBP: 0.377, SLG: 0.467		0-0 E5 CS		0-0 4-3		0-0 G6-4-3 1B	0-0 F8		0-0 E6 G3-6	5 0 1 1 0 0 1												
Art Howe, R (1, 5) OBP: 0.342, SLG: 0.435		0-0 1B		0-0 P6		0-0 G6-4-3		0-0 1B	0-0 G3-6	5 0 2 0 0 0 3												
Alan Ashby, S (1, 2) OBP: 0.313, SLG: 0.335		0-0 1B			0-0 6-3	0-0 1B		0-0 F9		4 0 2 1 0 0 1												
Craig Reynolds, L (1, 6) OBP: 0.219, SLG: 0.276		0-0 4-3			0-0 F8	0-0 1B		0-0 6-3		4 0 1 0 0 0 3												
J.R. Richard, R (1, 1) OBP: 0.132, SLG: 0.237			0-0 4-3		0-0 1B	0-0 1-3		0-0 BB		3 0 1 0 0 0 2												
Rafael Landestoy, S (7, 4) OBP: 0.298, SLG: 0.366								2-3 1B		1 0 1 0 0 0 0												
Inning Stats	R: 0 E: 0 K: 0 S: 3	H: 0 LOB: 0 BB: 0 P: 3	R: 0 E: 1 K: 0 S: 5	H: 2 LOB: 2 BB: 0 P: 5	R: 0 E: 0 K: 0 S: 3	H: 0 LOB: 1 BB: 1 P: 7	R: 0 E: 0 K: 0 S: 4	H: 0 LOB: 0 BB: 0 P: 3	R: 0 E: 0 K: 0 S: 4	H: 1 LOB: 1 BB: 0 P: 4	R: 3 E: 0 K: 0 S: 8	H: 6 LOB: 2 BB: 0 P: 8	R: 1 E: 0 K: 0 S: 5	H: 2 LOB: 1 BB: 0 P: 5	R: 0 E: 0 K: 0 S: 5	H: 2 LOB: 3 BB: 1 P: 9	R: 1 E: 1 K: 0 S: 4	H: 1 LOB: 0 BB: 0 P: 4	1B: 11 2B: 1 3B: 0 HR: 2	SF: 0 SAC: 0 DP: 2 HBP: 0	WP: 0 PB: 0 SB: 0 CS: 1	PA: 42
PITCHER	IP WLS BF H R ER SO BB IBB HBP BLK WP HR S P ERA WHIP																					
Tommy Boggs, R (1, 1) ERA: 3.86	5.0 L 22 6 3 3 0 1 0 0 0 0 0 1 21 25 5.40 1.400																					
Rick Camp, R (6, 1) ERA: 2.8	1.0 5 3 0 0 0 0 0 0 0 0 0 0 5 5 0.00 3.000																					
Al Hrabosky, L (7, 1) ERA: 3.9	1.0 5 2 1 1 0 0 0 0 0 0 0 1 5 5 9.00 2.000																					
Gene Garber, R (8, 1) ERA: 4.02	2.0 10 3 1 0 0 1 0 0 0 0 0 0 9 13 0.00 2.000																					

Houston Astros @ Atlanta Braves
Atlanta-Fulton County Stadium, Atlanta, GA

Thu Jul 03 1980, 7:05 PM EDT
Att: 15,769 - Unknown

AB	40
R	5
H	14
RBI	4
BB	2
SO	0
LOB	17



WP: 0	PA: 42
-------	--------

ERA	WHIP
-----	------

BOTTOM

Houston Astros @ Atlanta Braves
Atlanta-Fulton County Stadium, Atlanta, GA

Thu Jul 03 1980, 7:05 PM EDT
Att. 15,769 - Unknown

livebaseballscores.com

AB	34
R	3
H	7
RBI	3
BB	2
SO	8
LOB	11



WP:	0	PA:	36
PB:	0		
SB:	0		
CS:	0		

Batter	1	2	3	4	5	6	7	8	9	AB	R	H	RBI	BB	SO	LOB
Glenn Hubbard, R (1, 4)	0-3 K			0-0 6-3		0-3 K		0-0 5-3		4	0	0	0	0	2	0
Dale Murphy, R (1, 8)	0-0 6-3			4-0 1B BB		0-0 HR		0-0 2B		3	1	2	1	1	0	0
Chris Chambliss, L (1, 3)	0-3 K			0-0 1-2 1B		0-0 HR		0-0 P6		4	1	2	1	0	1	1
Gary Matthews, R (1, 9)		0-3 K		0-3 K		0-3 K		0-0 P6		4	0	0	0	0	3	3
Bob Horner, R (1, 5)		0-3 K		0-0 F7			0-0 F8		0-0 F8	4	0	0	0	0	1	2
Jeff Burroughs, R (1, 7)		0-0 4-3			0-3 K		0-0 2B 1B		0-0 F9	4	1	1	0	0	1	0
Bill Nahorodny, R (1, 2)			0-0 F9		0-0 5-3		0-0 1-3 2B		4-0 1B BB	3	0	1	1	0	0	0
Jerry Royster, R (7, PR)							1-3 2B			0	0	0	0	0	0	0
Larvell Blanks, R (8, 6)							1-H 2B			0	0	0	0	1	0	0
Luis Gomez, R (1, 6)			0-0 F9		0-0 5-3		0-0 1-3		0-0 1B	2	0	0	0	0	0	0
Mike Lum, L (7, PH)							2-3			1	0	0	0	0	0	1
Bruce Benedict, R (8, 2)									1-2 1B	1	0	1	0	0	0	0
Tommy Boggs, R (1, 1)			0-0 4-3			0-0 F7		0-0 6-3		0	0	0	0	0	0	0
Rick Carrisi, R (6, 1)										0	0	0	0	0	0	0
Biff Pocoroba, S (6, PH)										1	0	0	0	0	0	0
Al Hrabosky, R (7, 1)										0	0	0	0	0	0	0
Brian Asselstine, L (7, PH)										1	0	0	0	0	0	2
Gene Garber, R (8, 1)										0	0	0	0	0	0	0
Charlie Spikes, R (9, PH)										1	0	0	0	0	0	2

Inning Stats	R: 0	H: 0	E: 0	K: 2	P: 7	LOB: 0	BB: 0	S: 7
Inning 1	0	0	0	2	7	0	0	7
Inning 2	0	0	0	2	7	0	0	7
Inning 3	0	0	0	3	7	0	0	7
Inning 4	0	1	0	1	10	2	1	6
Inning 5	0	0	0	1	5	0	0	5
Inning 6	2	2	0	2	9	0	0	9
Inning 7	1	2	0	0	5	2	0	5
Inning 8	0	1	0	0	4	1	0	4
Inning 9	0	1	0	0	8	2	1	4

PITCHER	IP	WLS	BF	H	R	ER	SO	BB	IBB	HBP	BLK	WP	HR	S	P	ERA	WHIP
J.R. Richard, R (1, 1)	6.0		22	3	2	2	8	1	0	0	0	0	2	37	41	3.00	0.667
Dave Smith, R (7, 1)	1.1		7	3	1	1	0	0	0	0	0	0	0	7	7	6.75	2.250
Joe Sambito, L (8, 1)	0.1		1	0	0	0	0	0	0	0	0	0	0	1	1	0.00	0.000
Frank LaCorte, R (8, 1)	1.1	S	6	1	0	0	0	1	0	0	0	0	0	5	9	0.00	1.500

Batter	1	2	3	4	5	6	7	8	9	AB R H RBI BB SO LOB	TOP	
Ozzie Smith, S (1, 6) OBP: 0.326, SLG: 0.272 Tim Flannery, L (6, 4) OBP: 0.392, SLG: 0.405	0-0 F8		0-0 F9			0-0 5-3			0-0 E4	3 0 0 0 0 0 1 1 0 0 0 0 0 0		
Dave Cash, R (1, 4) OBP: 0.288, SLG: 0.269 Kurt Bevacqua, R (6, PH) OBP: 0.349, SLG: 0.439	0-0 G6-4-3 1B			0-0 F5		0-0 F7			0-0 5-3	2 0 1 0 0 0 0 2 0 0 0 0 0 1		
Paul Dade, R (1, 7) OBP: 0.333, SLG: 0.209	0-0 G6-4-3 1-2f			0-0 5-3			4-0 BB		0-0 6-3	3 0 0 0 1 0 2		
Dave Winfield, R (1, 9) OBP: 0.389, SLG: 0.463		0-0 F8		0-0 1B		0-0 F7			0-0 1-3	4 0 1 0 0 0 2		
Gene Tenace, R (1, 3) OBP: 0.362, SLG: 0.360		0-3 K		0-0 5-3		0-3 K				3 0 0 0 0 2 2		
Aurelio Rodriguez, R (1, 5) OBP: 0.220, SLG: 0.307		0-3 K		0-0 5-3		0-0 F9				3 0 0 0 0 1 1		
Jerry Mumphrey, S (1, 8) OBP: 0.315, SLG: 0.327			0-0 6-3		0-0 5-3			0-0 F8		3 0 0 0 0 0 0		
Fred Kendall, R (1, 2) OBP: 0.250, SLG: 0.250			0-0 6-3		0-0 L7			0-0 F8		3 0 0 0 0 0 0		
Eric Rasmussen, R (1, 1) OBP: 0.125, SLG: 0.250 Dennis Blair, R (2, 1) OBP: 0.200, SLG: 0.200 Dennis Kinney, L (7, 1) OBP: 0.286, SLG: 0.167 Willie Montanez, L (7, 3) OBP: 0.303, SLG: 0.344			0-0 1B		0-3 K			0-0 F7		0 0 0 0 0 0 0 2 0 1 0 0 1 0 0 0 0 0 0 0 0 1 0 0 0 0 0 0		
Inning Stats	R: 0 H: 1 E: 0 LOB: 0 K: 0 BB: 0 S: 3 P: 3	R: 0 H: 0 E: 0 LOB: 0 K: 2 BB: 0 S: 7 P: 7	R: 0 H: 1 E: 0 LOB: 1 K: 0 BB: 0 S: 4 P: 4	R: 0 H: 1 E: 0 LOB: 1 K: 0 BB: 0 S: 4 P: 4	R: 0 H: 0 E: 0 LOB: 0 K: 0 BB: 0 S: 3 P: 3	R: 0 H: 0 E: 0 LOB: 0 K: 1 BB: 0 S: 5 P: 5	R: 0 H: 0 E: 0 LOB: 1 K: 1 BB: 1 S: 5 P: 9	R: 0 H: 0 E: 0 LOB: 0 K: 0 BB: 0 S: 3 P: 3	R: 0 H: 0 E: 1 LOB: 1 K: 0 BB: 0 S: 4 P: 4	1B: 3 SF: 0 2B: 0 SAC: 0 3B: 0 DP: 1 HR: 0 HBP: 0	WP: 0 PA: 31 PB: 0 SB: 0 CS: 0	
PITCHER Larry McWilliams, L (1, 1) ERA: 4.18	IP WLS BF H R ER SO BB IBB HBP BLK WP HR S P ERA WHIP											PITCHER IP WLS BF H R ER SO BB IBB HBP BLK WP HR S P ERA WHIP
	9.0 W 31 3 0 0 4 1 0 0 0 0 0 0 38 42 0.00 0.444											

San Diego Padres @ Atlanta Braves
Atlanta-Fulton County Stadium, Atlanta, GA

Fri Jul 04 1980, 7:05 PM EDT
Att: 46,071 - Unknown

livebaseballscorecards.com

AB 30
R 0
H 3
RBI 0
BB 1
SO 4
LOB 9



Batter	1	2	3	4	5	6	7	8	9
Glenn Hubbard, R OBP: 0.359, SLG: 0.496 (1, 4)	0-0 6-3	0-3 K		0-0 P4		0-0 F9		0-3 K	
Dale Murphy, R OBP: 0.373, SLG: 0.542 (1, 8)	0-0 L7	0-0 HR		0-0 F9		0-0 HR			
Chris Chambliss, L OBP: 0.348, SLG: 0.485 Mike Lum, L OBP: 0.231, SLG: 0.206 (1, 3) (7, 3)	0-0 HR	4-0 BB			0-0 FC5-4 1B	0-0 G3			
Gary Matthews, R OBP: 0.320, SLG: 0.424 Brian Asselstine, L OBP: 0.290, SLG: 0.366 (1, 9) (8, 9)	0-0 HR	0-3 K			0-3 K		0-0 HR		
Bob Horner, R OBP: 0.243, SLG: 0.438 Jerry Royster, R OBP: 0.302, SLG: 0.302 (1, 5) (8, 5)	0-0 FC5-4 1B		0-0 HR		0-0 FC5-4 1B		0-0 F9		
Jeff Burroughs, R OBP: 0.353, SLG: 0.469 (1, 7)	0-0 FC5-4		0-3 K		0-0 FC5-4 1B		0-0 F8		
Bill Nahorodny, R OBP: 0.308, SLG: 0.527 (1, 2)		0-0 4-3 HR 2B	0-0 6-3		0-0 FC6-4 1B		0-0 5-3		
Luis Gomez, R OBP: 0.275, SLG: 0.226 (1, 6)		0-0 4-3	0-0 P6		0-0 FC6-4		0-0 F9		
Larry McWilliams, L OBP: 0.323, SLG: 0.250 (1, 1)		4-0 HR BB		0-0 5-3		0-3 K		0-0 6-3	

Inning Stats	R: 2	H: 3	E: 0	LOB: 1	K: 0	S: 6	R: 3	H: 2	E: 0	LOB: 1	K: 2	S: 9	R: 1	H: 1	E: 0	LOB: 0	K: 1	S: 6	R: 0	H: 0	E: 0	LOB: 0	K: 0	S: 3	R: 1	H: 3	E: 0	LOB: 2	K: 1	S: 8	R: 1	H: 1	E: 0	LOB: 0	K: 1	S: 6	R: 1	H: 1	E: 0	LOB: 0	K: 0	S: 4	R: 0	H: 0	E: 0	LOB: 0	K: 1	S: 5		

PITCHER	IP	WLS	BF	H	R	ER	SO	BB	IBB	HBP	BLK	WP	HR	S	P	ERA	WHIP
Eric Rasmussen, R ERA: 5.35 (1, 1)	1.2	L	12	5	5	5	1	2	0	0	0	0	2	12	20	27.00	4.200
Dennis Blair, R ERA: 6.43 (2, 1)	4.1		19	6	4	4	4	0	0	0	0	0	3	27	27	8.31	1.385
Dennis Kinney, L ERA: 3.18 (7, 1)	2.0		6	0	0	0	1	0	0	0	0	0	0	8	8	0.00	0.000

AB R H RBI BB SO LOB

5	0	0	0	0	2	2
4	2	2	4	0	0	0
3	2	2	0	1	0	0
0	0	0	0	0	0	0
4	2	2	3	0	2	2
0	0	0	0	0	0	0
4	1	3	1	0	0	0
0	0	0	0	0	0	0
4	0	0	0	0	1	3
4	1	2	1	0	0	0
4	0	0	0	0	0	3
3	1	0	0	1	1	0

AB	R	H	RBI	BB	SO	LOB
35	9	11	9	2	6	10

WP: 0 PA: 37
PB: 0
SB: 0
CS: 0

San Diego Padres @ Atlanta Braves
Atlanta-Fulton County Stadium, Atlanta, GA
Fri Jul 04 1980, 7:05 PM EDT
Att. 46,071 - Unknown

livebaseballscorecards.com



Batter	1	2	3	4	5	6	7	8	9	AB R H RBI BB SO LOB	TOP											
Gene Richards, L (1, 7) OBP: 0.357, SLG: 0.348	0-0 F9	0-0 1B			0-0 L5			0-0 4-3		4 0 1 0 0 0 1												
Ozzie Smith, S (1, 6) OBP: 0.322, SLG: 0.269	0-0 G3	0-0 F8			0-0 F5			0-0 SF9		3 0 0 1 0 0 1												
Von Joshua, L (1, 8) OBP: 0.348, SLG: 0.452	0-0 1B		0-0 4-3			0-0 G6-4-3		0-3 K		4 0 2 0 0 1 0												
Dave Winfield, R (1, 9) OBP: 0.390, SLG: 0.464	0-0 1B		0-0 G3-6-3			0-0 G6-4-3		0-0 5-3		4 0 2 0 0 0 1												
Willie Montanez, L (1, 3) OBP: 0.302, SLG: 0.343	0-0 1B		0-0 G3-6-3			0-0 F8		0-0 3-1		4 0 1 0 0 0 1												
Tim Flannery, L (1, 5) OBP: 0.378, SLG: 0.390	0-0 4-3		0-3 K			0-0 3-1		0-0 5-3		3 0 0 0 0 1 3												
Bill Fahey, L (7, 2) OBP: 0.313, SLG: 0.279										1 0 0 0 0 0 0												
Gene Tenace, R (1, 2) OBP: 0.992, SLG: 0.386		0-0 HR		4-0 BB		4-0 CS				1 1 1 1 2 0 0	AB 30											
Paul Dade, R (7, PR) OBP: 0.333, SLG: 0.209										0 0 0 0 0 0 0	R 2											
Aurelio Rodriguez, R (7, 5) OBP: 0.220, SLG: 0.307										0 0 0 0 0 0 0	H 8											
Dave Cash, R (1, 4) OBP: 0.285, SLG: 0.266		0-0 F9		0-0 G5-4-3		0-0 F7				3 0 0 0 0 0 2	RBI 2											
Juan Eichelberger, R (1, 1) OBP: 0.311, SLG: 0.385		0-3 K			0-3 K			0-0 SF9		2 0 0 0 0 2 0	BB 2											
John D'Acquisto, R (7, 1) OBP: 0.311, SLG: 0.385										0 0 0 0 0 0 0	SO 4											
Jerry Turner, L (8, PH) OBP: 0.311, SLG: 0.385										1 1 1 0 0 0 0	LOB 9											
Rollie Fingers, R (8, 1) OBP: 0.222, SLG: 0.444										0 0 0 0 0 0 0												
Inning Stats	R: 0 E: 0 K: 0 S: 6	H: 3 LOB: 3 BB: 0 P: 6	R: 1 E: 0 K: 1 S: 7	H: 2 LOB: 1 BB: 0 P: 7	R: 0 E: 0 K: 1 S: 3	H: 1 LOB: 0 BB: 1 P: 3	R: 0 E: 0 K: 1 S: 4	H: 0 LOB: 0 BB: 1 P: 8	R: 0 E: 0 K: 1 S: 5	H: 0 LOB: 0 BB: 0 P: 5	R: 0 E: 0 K: 0 S: 3	H: 1 LOB: 0 BB: 0 P: 3	R: 0 E: 0 K: 0 S: 2	H: 0 LOB: 1 BB: 1 P: 6	R: 1 E: 0 K: 1 S: 6	H: 1 LOB: 0 BB: 0 P: 6	R: 0 E: 0 K: 0 S: 3	H: 0 LOB: 0 BB: 0 P: 3	1B: 7 2B: 0 3B: 0 HR: 1	SF: 1 SAC: 0 DP: 3 HBP: 0	WP: 0 PB: 0 SB: 2 CS: 1	PA: 33
PITCHER Rick Matula, R (1, 1) ERA: 3.39	IP 9.0 WLS W BF 33 H 8 R 2 ER 2 SO 4 BB 2 IBB 0 HBP 0 BLK 0 WP 0 HR 1 S 39 P 47 ERA 2.00 WHIP 1.111											PITCHER	IP WLS BF H R ER SO BB IBB HBP BLK WP HR S P ERA WHIP									

San Diego Padres @ Atlanta Braves
Atlanta-Fulton County Stadium, Atlanta, GA

Sat Jul 05 1980, 7:05 PM EDT
Att. 18,932 - Unknown

livebaseballscorecards.com



Batter	1	2	3	4	5	6	7	8	9	AB	R	H	RBI	BB	SO	LOB
Glenn Hubbard, R OBP: 0.349, SLG: 0.481 (1, 4)	0-3 K		0-0 F4			0-0 L7	0-0 F8			4	0	0	0	0	1	3
Dale Murphy, R OBP: 0.368, SLG: 0.534 (1, 8)	0-3 K		0-0 5-3			0-0 F8		0-0 6-3		4	0	0	0	0	1	0
Chris Chambliss, L OBP: 0.347, SLG: 0.480 (1, 3)	1-0 HBP			0-0 F9		0-0 F8		0-0 F7		3	0	0	0	0	0	0
Gary Matthews, R OBP: 0.315, SLG: 0.417 (1, 9)	0-0 L4			0-3 K			0-0 E3 1B	0-0 6-3		4	1	0	0	0	1	1
Bob Horner, R OBP: 0.244, SLG: 0.453 (1, 5)		0-0 F7		0-0 5-3			0-3 K 1-3		0-0 HR	4	1	1	1	0	1	1
Jeff Burroughs, R OBP: 0.358, SLG: 0.488 (1, 7)		0-3 K			0-0 HR		4-0 1B 1B IBB			2	1	1	1	1	1	0
Bill Nahorodny, R OBP: 0.321, SLG: 0.526 (1, 2)		4-0 BB			0-0 P6		0-0 1B 1-2 3-H 1B			2	0	1	1	1	0	0
Luis Gomez, R OBP: 0.276, SLG: 0.228 (1, 6)		0-0 G3			0-0 6-3		0-0 1B 1-2 2-3 1B			3	0	1	0	0	0	1
Rick Matula, R OBP: 0.029, SLG: 0.029 (1, 1)			0-0 4-3		0-0 F8		0-3 K			3	0	0	0	0	1	3

Inning Stats	R: 0	H: 0	E: 0	K: 2	S: 7	LOB: 1	BB: 0	P: 8	R: 0	H: 0	E: 0	K: 1	S: 5	LOB: 1	BB: 1	P: 9	R: 0	H: 0	E: 0	K: 0	S: 3	LOB: 0	BB: 0	P: 3	R: 0	H: 0	E: 0	K: 1	S: 5	LOB: 0	BB: 0	P: 5	R: 1	H: 1	E: 0	K: 0	S: 4	LOB: 0	BB: 0	P: 4	R: 0	H: 0	E: 0	K: 0	S: 3	LOB: 0	BB: 0	P: 3	R: 1	H: 2	E: 1	K: 2	S: 10	LOB: 3	BB: 1	P: 14	R: 0	H: 0	E: 0	K: 0	S: 3	LOB: 0	BB: 0	P: 3	R: 1	H: 1	E: 0	K: 0	S: 1	LOB: 0	BB: 0	P: 1	1B: 2	SF: 0	2B: 0	SAC: 0	3B: 0	DP: 0	HR: 2	HBP: 1	WP: 0	PA: 32
--------------	------	------	------	------	------	--------	-------	------	------	------	------	------	------	--------	-------	------	------	------	------	------	------	--------	-------	------	------	------	------	------	------	--------	-------	------	------	------	------	------	------	--------	-------	------	------	------	------	------	------	--------	-------	------	------	------	------	------	-------	--------	-------	-------	------	------	------	------	------	--------	-------	------	------	------	------	------	------	--------	-------	------	-------	-------	-------	--------	-------	-------	-------	--------	-------	--------

PITCHER	IP	WLS	BF	H	R	ER	SO	BB	IBB	HBP	BLK	WP	HR	S	P	ERA	WHIP
Juan Eichelberger, R ERA: 3.38 (1, 1)	6.1		25	2	2	1	5	1	1	1	0	0	1	32	41	1.42	0.474
John D'Acquisto, R ERA: 2.99 (7, 1)	0.2		3	1	0	0	1	0	0	0	0	0	0	5	5	0.00	1.500
Rollie Fingers, R ERA: 2.91 (8, 1)	1.0	L	4	1	1	1	0	0	0	0	0	0	1	4	4	9.00	1.000

BOTTOM

San Diego Padres @ Atlanta Braves
Atlanta-Fulton County Stadium, Atlanta, GA

Sat Jul 05 1980, 7:05 PM EDT
Att. 18,932 - Unknown

livebaseballscorecards.com

AB	29
R	3
H	4
RBI	3
BB	2
SO	6
LOB	9



Batter	1	2	3	4	5	6	7	8	9	AB R H RBI BB SO LOB	TOP														
Gene Richards, L (1, 7) OBP: 0.361, SLG: 0.361	0-3 K		4-0 F3-1 BB	0-0 F8			0-0 HR		0-0 3-1 1B	4 1 2 1 1 1 2															
Ozzie Smith, S (1, 6) OBP: 0.320, SLG: 0.268	0-3 K		0-0 F3-1 1-2		0-0 1-3		0-0 1B 5-3 1B		0-0 3-1 1-2	5 1 1 0 0 1 2															
Jerry Mumphrey, S (1, 8) OBP: 0.317, SLG: 0.328	0-0 1B S		0-0 6-3		0-0 F5		0-0 1B S		0-0 F8	5 1 2 0 0 0 1															
Dave Winfield, R (1, 9) OBP: 0.391, SLG: 0.464	0-0 1B S			0-0 1B S F8		0-0 P6		0-0 5-3 1-2		4 1 2 2 0 0 1															
Willie Montanez, L (1, 3) OBP: 0.298, SLG: 0.338	0-0 3-1 1-2			0-0 F8 1-2		0-0 4-3		0-0 4-3		4 0 0 0 0 0 3															
Gene Tenace, R (1, 2) OBP: 0.395, SLG: 0.380		4-0 FC6-4 BB		4-0 1B S BB		0-0 F7		0-3 K		2 1 0 0 2 1 0															
Aurelio Rodriguez, R (1, 5) OBP: 0.222, SLG: 0.307		0-0 F9		0-0 F2 1-2		0-0 1B		0-0 6-3		3 0 1 0 0 0 3															
Tim Flannery, L (8, PH) OBP: 0.373, SLG: 0.385										1 0 0 0 0 0 0															
Dave Cash, R (1, 4) OBP: 0.286, SLG: 0.264		0-0 F9		4-0 1B IBB		0-0 F8		0-0 F5		2 0 0 0 1 0 2															
Jerry Turner, L (8, PH) OBP: 0.308, SLG: 0.382										1 0 0 0 0 0 0															
Paul Dade, R (8, 5) OBP: 0.333, SLG: 0.209										0 0 0 0 0 0 0															
Steve Mura, R (1, 1) OBP: 0.236, SLG: 0.200		0-0 FC6-4		0-0 1B			0-0 F5		0-0 5-3	2 0 1 2 0 0 1															
Bob Shirley, R (6, 1)										0 0 0 0 0 0 0															
John D'Acquisto, R (6, 1)										0 0 0 0 0 0 0															
Von Joshua, L (7, PH) OBP: 0.340, SLG: 0.442										1 0 0 0 0 0 0															
Gary Lucas, L (7, 1) OBP: 0.250, SLG: 0.217										0 0 0 0 0 0 0															
Kurt Bevacqua, R (8, PH) OBP: 0.344, SLG: 0.431				1-2 2-H 3-H						1 0 0 0 0 0 0															
Inning Stats	R: 1 E: 0 K: 2 S: 9	H: 2 LOB: 1 BB: 0 P: 9	R: 0 E: 0 K: 0 S: 3	H: 0 LOB: 1 BB: 1 P: 7	R: 0 E: 0 K: 0 S: 2	H: 0 LOB: 0 BB: 1 P: 6	R: 2 E: 0 K: 0 S: 5	H: 2 LOB: 2 BB: 2 P: 13	R: 0 E: 0 K: 0 S: 3	H: 0 LOB: 0 BB: 0 P: 3	R: 0 E: 0 K: 0 S: 4	H: 1 LOB: 1 BB: 0 P: 4	R: 2 E: 0 K: 0 S: 6	H: 3 LOB: 1 BB: 0 P: 6	R: 0 E: 0 K: 1 S: 5	H: 0 LOB: 0 BB: 0 P: 5	R: 0 E: 0 K: 0 S: 4	H: 1 LOB: 1 BB: 0 P: 4	1B: 8 2B: 1 3B: 0 HR: 1	SF: 0 SAC: 0 DP: 1 HBP: 0	WP: 0 PB: 0 SB: 5 CS: 0	PA: 39			
PITCHER	IP	WLS	BF	H	R	ER	SO	BB	IBB	HBP	BLK	WP	HR	S	P	ERA	WHIP								
Doyle Alexander, R (1, 1) ERA: 3.51	6.0	W	26	5	3	3	2	3	1	0	0	0	0	26	42	4.50	1.333								
Gene Garber, R (7, 1) ERA: 4.5	0.2		5	3	2	2	0	0	0	0	0	0	1	5	5	27.00	4.500								
Al Hrabosky, L (7, 1) ERA: 3.86	0.1		1	0	0	0	0	0	0	0	0	0	0	1	1	0.00	0.000								
Phil Niekro, R (8, 1) ERA: 3.81	2.0	S	7	1	0	0	1	0	0	0	0	0	0	9	9	0.00	0.500								

San Diego Padres @ Atlanta Braves
Atlanta-Fulton County Stadium, Atlanta, GA

Sun Jul 06 1980, 7:05 PM EDT
Att. 14,302 - Unknown

livebaseballscorecards.com

AB	35
R	5
H	9
RBI	5
BB	4
SO	3
LOB	15



Batter	1	2	3	4	5	6	7	8	9
Glenn Hubbard, R (1, 4) OBP: 0.353, SLG: 0.478	0-0 F7			0-0 1B		4-0 1B HR BB	0-0 5-3		
Dale Murphy, R (1, 8) OBP: 0.367, SLG: 0.530	0-0 F7			0-3 K		0-0 1-3 HR 1B	0-0 F9		
Chris Chambliss, L (1, 3) OBP: 0.343, SLG: 0.474	0-0 G3			0-0 F8		0-3 K		0-3 K	
Gary Matthews, R (1, 9) OBP: 0.322, SLG: 0.433		4-0 CS BB		0-3 K		0-0 1-H 3-H HR		0-0 G6-4-3 1B	
Bob Horner, R (1, 5) OBP: 0.244, SLG: 0.444		0-0 P5			0-0 P3	4-0 HR BB		0-0 G6-4-3	
Jerry Royster, R (9, 5) OBP: 0.302, SLG: 0.302		1-2						1-2f	
Jeff Burroughs, R (1, 7) OBP: 0.358, SLG: 0.503		0-0 F9			0-3 K	0-0 1-H HR			
Bill Nahorodny, R (1, 2) OBP: 0.333, SLG: 0.570			0-0 E3		0-0 HR	0-0 FC6-4 1B			
Bruce Benedict, R (8, 2) OBP: 0.302, SLG: 0.327			5-3 CS						
Luis Gomez, R (1, 6) OBP: 0.271, SLG: 0.224			0-0 5-3		0-0 F9	0-0 FC6-4			
Doyle Alexander, R (1, 1) OBP: 0.140, SLG: 0.163			0-0 1-3			0-0 F8			
Biff Pocoroba, S (6, PH) OBP: 0.348, SLG: 0.300			2-3						
Gene Garber, R (7, 1) OBP: 0.348, SLG: 0.300			3-H						
Al Hrabosky, R (7, 1) OBP: 0.417, SLG: 0.435									
Charlie Spikes, R (7, PH) OBP: 0.109, SLG: 0.152									
Phil Niekro, R (8, 1) OBP: 0.109, SLG: 0.152									

Inning Stats										Inning Stats																								
R	H	E	K	S	R	H	E	K	S	R	H	E	K	S	R	H	E	K	S	R	H	E	K	S	R	H	E	K	S					
0	0	0	3	3	0	0	0	2	2	1	1	0	6	6	1	1	0	6	6	5	4	0	9	9	0	0	0	1	1	0	0	0	5	5

BOTTOM																																																														
3	1	1	0	1	0	0	4	1	1	0	0	1	1	4	0	0	0	0	2	3	3	1	2	3	1	1	1	3	1	0	0	1	0	2	0	0	0	0	0	0	0	3	1	1	2	0	1	0	3	1	2	1	0	0	0	0	0	0	0	0	0	0
AB	R	H	RBI	BB	SO	LOB	AB	R	H	RBI	BB	SO	LOB	AB	R	H	RBI	BB	SO	LOB	AB	R	H	RBI	BB	SO	LOB	AB	R	H	RBI	BB	SO	LOB	AB	R	H	RBI	BB	SO	LOB																					
29	6	7	6	3	6	10	29	6	7	6	3	6	10	29	6	7	6	3	6	10	29	6	7	6	3	6	10	29	6	7	6	3	6	10	29	6	7	6	3	6	10	29	6	7	6	3	6	10														

San Diego Padres @ Atlanta Braves
Atlanta-Fulton County Stadium, Atlanta, GA
Sun Jul 06 1980, 7:05 PM EDT
Att. 14,302 - Unknown

livebaseballscorecards.com

Batter	1	2	3	4	5	6	7	8	9	AB R H RBI BB SO LOB	TOP									
Dave Collins, S (1, 8) OBP: 0.345, SLG: 0.348 Sam Mejias, R (3, 8) OBP: 0.338, SLG: 0.371	0-0 F8		0-0 4-3		0-0 HR 1B		4-0 CS BB		0-0 F7	2 0 0 0 0 0 0 2 1 1 0 1 0 0										
Dave Concepcion, R (1, 6) OBP: 0.292, SLG: 0.346	0-0 5-3		0-0 6-3		0-0 HR		0-0 6-3		4-0 BB BB	4 1 1 2 1 0 1										
Ken Griffey, L (1, 9) OBP: 0.385, SLG: 0.460	0-0 4-3		0-3 K		0-0 F2		0-0 G3		4-0 BB 1-2	4 0 0 0 1 1 0										
George Foster, R (1, 7) OBP: 0.331, SLG: 0.413		0-3 K		0-0 BB 1B	0-0 PB HR 1B			0-0 HR	0-3 K	5 2 3 1 0 2 2										
Dan Driessen, L (1, 3) OBP: 0.399, SLG: 0.477		0-0 HR 2B		4-0 BB 1-2	0-0 HR			0-0 2B	0-0 1-3	4 2 3 2 1 0 2										
Ray Knight, R (1, 5) OBP: 0.327, SLG: 0.484		0-0 HR		0-0 BB 1-2	0-0 F8			0-0 F5		4 1 1 2 0 0 3										
Johnny Bench, R (1, 2) OBP: 0.363, SLG: 0.508		0-0 HR		4-0 BB		0-0 F3		4-0 IBB		2 1 1 1 2 0 0										
Junior Kennedy, R (1, 4) OBP: 0.350, SLG: 0.372		0-0 F7		0-0 1-3		0-0 6-3		0-0 F8		4 0 0 0 0 0 4										
Charlie Leibrandt, R (1, 1) OBP: 0.222, SLG: 0.238 Paul Moskau, R (5, 1) OBP: 0.100, SLG: 0.150		0-0 4-3		0-0 B1	0-0 1-3			0-0 F9		2 0 0 0 0 0 0 2 0 0 0 0 0 2										
Inning Stats	R: 0 E: 0 K: 0 S: 3	H: 0 LOB: 0 BB: 0 P: 3	R: 3 E: 0 K: 1 S: 8	H: 3 LOB: 0 BB: 0 P: 8	R: 0 E: 0 K: 1 S: 5	H: 1 LOB: 2 BB: 2 P: 11	R: 4 E: 0 K: 0 S: 7	H: 4 LOB: 0 BB: 0 P: 7	R: 0 E: 0 K: 0 S: 3	H: 0 LOB: 0 BB: 0 P: 3	R: 0 E: 0 K: 0 S: 2	H: 0 LOB: 0 BB: 1 P: 6	R: 1 E: 0 K: 0 S: 5	H: 2 LOB: 2 BB: 1 P: 9	R: 0 E: 0 K: 1 S: 5	H: 0 LOB: 2 BB: 2 P: 13	1B: 3 2B: 2 3B: 0 HR: 5	SF: 0 SAC: 0 DP: 1 HBP: 0	WP: 0 PB: 1 SB: 0 CS: 1	PA: 41
PITCHER	IP WLS BF H R ER SO BB IBB HBP BLK WP HR S P ERA WHIP																			
Phil Niekro, R (1, 1) ERA: 4.12 Rick Camp, R (6, 1) ERA: 2.68 Al Hrabosky, L (8, 1) ERA: 3.97 Gene Garber, R (9, 1) ERA: 4.41	5.0 L 24 8 7 7 2 2 0 0 0 0 0 4 26 34 12.60 2.000																			
	2.0 6 0 0 0 0 1 0 0 0 0 0 5 9 0.00 0.500																			
	1.1 9 2 1 1 0 2 1 0 0 0 1 6 18 6.75 3.000																			
	0.2 2 0 0 0 0 1 0 0 0 0 0 0 4 4 0.00 0.000																			

Cincinnati Reds @ Atlanta Braves
 Atlanta-Fulton County Stadium, Atlanta, GA

Thu Jul 10 1980, 7:05 PM EDT
 Att: 19,177 - Unknown

livebaseballscorecards.com

AB 35
 R 8
 H 10
 RBI 8
 BB 6
 SO 3
 LOB 14



Batter	1	2	3	4	5	6	7	8	9	AB	R	H	RBI	BB	SO	LOB
Glenn Hubbard, R OBP: 0.355, SLG: 0.471 (1, 4)	4-0 BB	0-0 F9		0-0 F9	0-0 F7			0-0 FC5-4 1B		4	0	1	0	1	0	5
Dale Murphy, R OBP: 0.367, SLG: 0.527 (1, 8)	0-0 F9	0-0 1B		0-0 1B		0-0 E6		0-0 P4		5	0	2	2	0	0	2
Chris Chambliss, L OBP: 0.337, SLG: 0.466 (1, 3)	0-3 K	0-0 F9		0-0 F8		0-0 F8		0-0 FC5-4 1-2f		5	0	0	0	0	1	6
Gary Matthews, R OBP: 0.323, SLG: 0.432 (1, 9)	0-0 F8		0-0 1B		0-0 1B	0-3 K		0-3 K		5	1	2	0	0	2	3
Bob Horner, R OBP: 0.248, SLG: 0.443 (1, 5)		0-0 1B	0-0 F9		0-0 1B	0-0 P4		0-0 5-3		5	2	2	0	0	0	2
Jeff Burroughs, R OBP: 0.364, SLG: 0.506 (1, 7)		0-0 1B	0-3 K		0-0 1B		0-0 FC3-6 1B	0-0 F8		5	1	3	1	0	1	1
Bruce Benedict, R OBP: 0.301, SLG: 0.325 (1, 2)		0-0 1B	0-0 1-3		0-0 SH5-3		0-0 FC3-6 4-3	0-3 K		4	1	1	1	0	1	2
Luis Gomez, R OBP: 0.275, SLG: 0.228 Biff Pocaroba, S OBP: 0.340, SLG: 0.300 Larvell Blanks, R OBP: 0.246, SLG: 0.250 (1, 6)		0-0 SH1-4		0-0 F9	0-0 SF7		0-0 4-3			1	1	1	0	0	0	0
Phil Niekro, R OBP: 0.128, SLG: 0.170 Mike Luff, L OBP: 0.250, SLG: 0.206 Rick Garrup, R OBP: 0.289, SLG: 0.364 Brian Asselstine, L OBP: 0.289, SLG: 0.364 Al Hrabosky, R OBP: 0.289, SLG: 0.364 Gene Garber, R OBP: 0.289, SLG: 0.364 (1, 1)		0-0 1B		0-0 SH1-4	0-0 SH1-4	0-0 F7				0	0	0	0	0	0	0

BOTTOM

Cincinnati Reds @ Atlanta Braves
 Atlanta-Fulton County Stadium, Atlanta, GA
 Thu Jul 10 1980, 7:05 PM EDT
 Att. 19,177 - Unknown

AB	37
R	6
H	13
RBI	6
BB	2
SO	5
LOB	23



Inning Stats	R: 0	H: 0	E: 0	K: 1	S: 5	P: 9	R: 3	H: 5	E: 0	K: 0	S: 8	R: 0	H: 1	E: 0	K: 1	S: 6	R: 1	H: 2	E: 0	K: 0	S: 5	R: 2	H: 3	E: 0	K: 0	S: 6	R: 0	H: 0	E: 1	K: 1	S: 6	R: 0	H: 1	E: 0	K: 0	S: 4	R: 0	H: 1	E: 0	K: 1	S: 6	R: 0	H: 0	E: 0	K: 1	S: 5	1B: 13	2B: 0	3B: 0	HR: 0	SF: 1	SAC: 3	DP: 0	HBP: 0	WP: 0	PA: 43
PITCHER	IP	WLS	BF	H	R	ER	SO	BB	IBB	HBP	BLK	WP	HR	S	P	ERA	WHIP																																							
Charlie Leibrandt, L ERA: 3.75 (1, 1)	4.0		22	9	5	5	2	1	0	0	0	0	0	25	29	11.25	2.500																																							
Paul Moskau, R ERA: 3.72 (5, 1)	5.0	W	21	4	1	1	3	1	0	0	0	0	0	26	30	1.80	1.000																																							

WP: 0	PA: 43
PB: 0	CS: 0
SB: 0	

Batter	1	2	3	4	5	6	7	8	9	AB R H RBI BB SO LOB	TOP	
Sam Mejias, R OBP: 0.319, SLG: 0.348 (1, 8) X	0-0 P6		0-0 5-3			0-0 F3		0-0 L4		4 0 0 0 0 0 0	<p>Cincinnati Reds @ Atlanta Braves</p> <p>Atlanta-Fulton County Stadium, Atlanta, GA</p> <p>Fri Jul 11 1980, 7:05 PM EDT</p> <p>Att: 26,139 - Unknown</p>	
Dave Concepcion, R OBP: 0.291, SLG: 0.343 (1, 6) B B B	4-0 E 1B BB		0-0 6-3			0-0 F7		0-0 F8		3 1 0 0 1 0 0		
Ken Griffey, L OBP: 0.383, SLG: 0.460 (1, 9) X	0-0 G3		0-0 F7			0-0 F8		0-0 HR 2B		4 1 1 0 0 0 1		
George Foster, R OBP: 0.333, SLG: 0.427 (1, 7) X	0-0 3-H 1B			0-0 E6 G6-4-3			0-0 6-3	0-0 2-H HR		4 1 2 3 0 0 0		
Dan Driessen, L OBP: 0.397, SLG: 0.474 (1, 3) X	0-0 5-3			0-0 F8			0-0 HR S 1B	0-3 K		4 1 1 0 0 1 2		
Ray Knight, R OBP: 0.323, SLG: 0.478 (1, 5) X		0-0 F7		0-0 G6-4-3 1-2f			0-0 F8 1-2		0-0 F8	4 0 0 0 0 0 2		
Johnny Bench, R OBP: 0.366, SLG: 0.528 (1, 2) X		0-0 5-3 2B			0-0 5-3		0-0 HR 2-H		0-0 F8	4 1 2 2 0 0 0		
Junior Kennedy, R OBP: 0.349, SLG: 0.370 (1, 4) X		0-0 5-3 2-3			0-0 F8		0-0 FC5-4 1B		0-3 K	4 0 1 0 0 1 1		
Mario Soto, R Tom Hume, R OBP: 0.167, SLG: 0.333 (1, 1) (9, 1) X		0-0 5-3			0-0 F9		0-0 FC5-4 1-2f			3 0 0 0 0 0 2 0 0 0 0 0 0 0		
Inning Stats	R: 1 H: 1 E: 1 LOB: 1 K: 0 BB: 1 S: 4 P: 8	R: 0 H: 1 E: 0 LOB: 1 K: 0 BB: 0 S: 4 P: 4	R: 0 H: 0 E: 0 LOB: 0 K: 0 BB: 0 S: 3 P: 3	R: 0 H: 0 E: 1 LOB: 0 K: 0 BB: 0 S: 3 P: 3	R: 0 H: 0 E: 0 LOB: 0 K: 0 BB: 0 S: 3 P: 3	R: 0 H: 0 E: 0 LOB: 0 K: 0 BB: 0 S: 3 P: 3	R: 2 H: 3 E: 0 LOB: 1 K: 0 BB: 0 S: 6 P: 6	R: 2 H: 2 E: 0 LOB: 0 K: 1 BB: 0 S: 7 P: 7	R: 0 H: 0 E: 0 LOB: 0 K: 1 BB: 0 S: 5 P: 5	1B: 3 SF: 0 2B: 2 SAC: 0 3B: 0 DP: 1 HR: 2 HBP: 0	WP: 0 PA: 35 PB: 0 SB: 1 CS: 0	
PITCHER Doyle Alexander, R ERA: 3.46 Rick Camp, R ERA: 3.0 Gene Garber, R ERA: 4.28	IP WLS BF H R ER SO BB IBB HBP BLK WP HR S P ERA WHIP											PITCHER IP WLS BF H R ER SO BB IBB HBP BLK WP HR S P ERA WHIP
	(1, 1) 7.0 L 27 5 3 2 0 1 0 0 0 0 0 1 26 30 2.57 0.857											
	(8, 1) 1.0 5 2 2 2 1 0 0 0 0 0 0 1 7 7 18.00 2.000											
	(9, 1) 1.0 3 0 0 0 0 1 0 0 0 0 0 0 5 5 0.00 0.000											

livebaseballscorecards.com

AB	34
R	5
H	7
RBI	5
BB	1
SO	2
LOB	8



Batter	1	2	3	4	5	6	7	8	9	AB R H RBI BB SO LOB
Glenn Hubbard, R (1, 4) OBP: 0.356, SLG: 0.476	0-0 P4		0-0 BB PB BB 1B		0-3 K		0-0 F8		0-0 1-H 2B	5 1 2 2 0 1 0
Dale Murphy, R (1, 8) OBP: 0.361, SLG: 0.518	0-3 K		0-3 K		0-0 6-3		0-0 4-3		0-0 L4	5 0 0 0 0 2 2
Chris Chambliss, L (1, 3) OBP: 0.342, SLG: 0.471	0-0 2B		4-0 BB BB BB		0-0 1B		0-0 4-3			3 0 2 0 1 0 0
Gary Matthews, R (1, 9) OBP: 0.322, SLG: 0.427	0-0 F8		4-0 BB BB 1-2 2-3		0-0 F9		0-0 P3			3 0 0 0 1 0 2
Bob Horner, R (1, 5) OBP: 0.254, SLG: 0.441		0-0 F8	4-0 BB 1-2 2-3 3-H		0-0 WP BB FC5-2 1B		0-3 K			3 0 1 1 1 1 0
Jeff Burroughs, R (1, 7) OBP: 0.362, SLG: 0.497		0-3 K	0-0 F9		4-0 WP BB 1-2		0-3 K			3 0 0 0 1 2 3
Bill Nahorodny, R (1, 2) OBP: 0.318, SLG: 0.542		0-0 F8		0-0 P4		0-0 FC5-2 1-2 2-H		0-0 L5		4 0 0 0 0 0 2
Luis Gomez, R (1, 6) OBP: 0.276, SLG: 0.230 Biff Pocoroba, S (9, PH) OBP: 0.333, SLG: 0.293			0-0 SH3-4 1B	0-0 P4		0-3 K		0-3 K		3 1 1 0 0 1 2 1 0 0 0 0 1 0
Doyle Alexander, R (1, 1) OBP: 0.133, SLG: 0.156 Rick Camp, R (8, 1) Gene Garber, R (9, 1) Mike Lum, L (9, PH) OBP: 0.268, SLG: 0.206			0-0 SH3-4 1B	0-3 K		0-3 K		4-0 2B BB		2 0 0 0 0 2 2 0 0 0 0 0 0 0 0 0 0 0 0 0 0 0 1 0 0 1 0 0

Inning Stats	R: 0	H: 1	E: 0	K: 1	S: 6	LOB: 1	BB: 0	P: 6	R: 0	H: 0	E: 0	K: 1	S: 5	LOB: 0	BB: 0	P: 5	R: 2	H: 2	E: 0	K: 1	S: 7	LOB: 3	BB: 3	P: 19	R: 0	H: 0	E: 0	K: 1	S: 5	LOB: 0	BB: 0	P: 5	R: 0	H: 1	E: 0	K: 2	S: 8	LOB: 2	BB: 1	P: 12	R: 0	H: 0	E: 0	K: 0	S: 3	LOB: 0	BB: 0	P: 3	R: 0	H: 0	E: 0	K: 2	S: 7	LOB: 0	BB: 0	P: 7	R: 1	H: 1	E: 0	K: 1	S: 6	LOB: 1	BB: 1	P: 10	1B: 4	2B: 2	3B: 0	HR: 0	SF: 0	SAC: 1	DP: 0	HBP: 0	WP: 1	PB: 1	SB: 0	CS: 0	PA: 38
--------------	------	------	------	------	------	--------	-------	------	------	------	------	------	------	--------	-------	------	------	------	------	------	------	--------	-------	-------	------	------	------	------	------	--------	-------	------	------	------	------	------	------	--------	-------	-------	------	------	------	------	------	--------	-------	------	------	------	------	------	------	--------	-------	------	------	------	------	------	------	--------	-------	-------	-------	-------	-------	-------	-------	--------	-------	--------	-------	-------	-------	-------	--------

PITCHER	IP	WLS	BF	H	R	ER	SO	BB	IBB	HBP	BLK	WP	HR	S	P	ERA	WHIP
Mario Soto, R (1, 1) ERA: 4.2	8.2	W	36	5	3	3	10	5	0	0	0	1	0	51	71	3.12	1.154
Tom Hume, R (9, 1) ERA: 3.29	0.1	S	2	1	0	0	0	0	0	0	0	0	0	2	2	0.00	3.000

BOTTOM

Cincinnati Reds @ Atlanta Braves
Atlanta-Fulton County Stadium, Atlanta, GA

Fri Jul 11 1980, 7:05 PM EDT
Att. 26,139 - Unknown

livebaseballscores.com

AB	32
R	3
H	6
RBI	3
BB	5
SO	10
LOB	13



Batter	1	2	3	4	5	6	7	8	9	AB R H RBI BB SO LOB	TOP													
Glenn Hubbard, R (1, 4) <small>OBP: 0.350, SLG: 0.466</small> Jerry Royster, R (7, PH) <small>OBP: 0.304, SLG: 0.304</small> (7, 4)	0-3 K		0-0 F9		0-0 G4-6-3		0-0 F7		0-0 BB 1B	3 0 0 0 0 1 2 2 1 1 0 0 0 0														
Dale Murphy, R (1, 8) <small>OBP: 0.371, SLG: 0.521</small>	0-0 S 1B		4-0 E BB		0-0 1B 1B		4-0 BB 1B BB		4-0 1B 1B BB	2 2 2 0 3 0 0														
Chris Chambliss, L (1, 3) <small>OBP: 0.347, SLG: 0.473</small> Mike Lum, L (7, PR) <small>OBP: 0.262, SLG: 0.200</small> (7, 3)	4-0 1-2 BB		0-0 SF8		0-0 1-2 1B		4-0 1-2 1B BB		0-0 F8	1 0 1 1 2 0 0 1 0 0 0 0 0 2														
Gary Matthews, R (1, 9) <small>OBP: 0.324, SLG: 0.426</small>	0-0 P4		0-0 3-H E7		0-0 5-3		0-0 1-2 2-H G6-4-3 1B		0-0 1-3 2-H 1B 1B	5 0 2 2 0 0 5														
Bob Horner, R (1, 5) <small>OBP: 0.259, SLG: 0.458</small>	0-0 F7		0-0 P4			0-0 HR	0-0 G6-4-3		0-0 1-2 1B	5 1 2 2 0 0 6														
Jeff Burroughs, R (1, 7) <small>OBP: 0.353, SLG: 0.483</small>		0-3 K		0-0 P6		0-0 5-3		0-0 F7	0-3 3-H K	5 0 0 0 0 2 2														
Bill Nahorodny, R (1, 2) <small>OBP: 0.315, SLG: 0.529</small>		0-0 5-3		0-0 G6-3 1B		0-0 F9		0-0 L6		4 0 1 0 0 0 0														
Luis Gomez, R (1, 6) <small>OBP: 0.273, SLG: 0.228</small> Larvell Blanks, R (6, PH) <small>OBP: 0.249, SLG: 0.253</small> (6, 6)		0-0 6-3		0-0 G6-3		0-0 FC6 1B		0-0 F9		2 0 0 0 0 0 1 2 0 1 0 0 0 0														
Larry McWilliams, L (1, 1) <small>OBP: 0.323, SLG: 0.250</small> Preston Hanna, R (2, 1) <small>OBP: 0.533, SLG: 0.667</small> Rick Camp, R (5, 1) Brian Asselstine, L (6, PH) <small>OBP: 0.297, SLG: 0.362</small> Larry Bradford, R (6, 1) Biff Pocoroba, S (9, PH) <small>OBP: 0.327, SLG: 0.286</small>			0-0 SF8 3B		0-0 G4-6-3 1B	0-0 FC6		0-0 P4		0 0 0 0 0 0 0 2 1 2 0 0 0 0 0 0 0 0 0 0 0 1 0 0 0 0 0 1 0 0 0 0 0 0 0 1 0 0 0 0 0 0														
Inning Stats	R: 0 E: 0 K: 1 S: 6	H: 1 LOB: 2 BB: 1 P: 10	R: 0 E: 0 K: 1 S: 5	H: 0 LOB: 0 BB: 0 P: 5	R: 1 E: 1 K: 0 S: 5	H: 1 LOB: 2 BB: 1 P: 9	R: 0 E: 0 K: 0 S: 3	H: 1 LOB: 0 BB: 0 P: 3	R: 0 E: 0 K: 0 S: 5	H: 3 LOB: 2 BB: 0 P: 5	R: 1 E: 0 K: 0 S: 5	H: 2 LOB: 1 BB: 0 P: 5	R: 1 E: 0 K: 0 S: 3	H: 1 LOB: 2 BB: 2 P: 11	R: 0 E: 0 K: 0 S: 3	H: 0 LOB: 0 BB: 0 P: 3	R: 2 E: 0 K: 1 S: 8	H: 3 LOB: 2 BB: 1 P: 12	1B: 10 2B: 0 3B: 1 HR: 1	SF: 1 SAC: 0 DP: 3 HBP: 0	WP: 0 PB: 0 SB: 1 CS: 0	PA: 42		
PITCHER Joe Niekro, R (1, 1) <small>ERA: 3.89</small> Dave Smith, R (9, 1) <small>ERA: 2.27</small>	IP 8.2	WLS W	BF 41	H 12	R 5	ER 5	SO 2	BB 5	IBB 0	HBP 0	BLK 0	WP 0	HR 1	S 40	P 60	ERA 5.19	WHIP 1.962						ERA 0.00	WHIP 0.000

Atlanta Braves @ Houston Astros
Astrodome, Houston, TX
Sat Jul 12 1980, 8:05 PM EDT
Att. 38,610 - Unknown

livebaseballscores.com

AB	36
R	5
H	12
RBI	5
BB	5
SO	3
LOB	19



Batter	1	2	3	4	5	6	7	8	9	AB	R	H	RBI	BB	SO	LOB
Rafael Landestoy, S OBP: 0.294, SLG: 0.353 (1, 4)	0-0 HBP 2B 1B	0-0 1B 3B 1B	0-0 FC3-6 BB		0-0 BB S 1B		0-0 4-3			5	3	3	0	0	0	2
Terry Puhl, L OBP: 0.361, SLG: 0.435 (1, 9) (5, 8)	1-0 2B HBP	0-0 P5	4-0 BB BB BB		4-0 BB 1B BB		0-3 K			2	2	0	0	2	1	2
Jose Cruz, L OBP: 0.370, SLG: 0.442 (1, 7)	0-0 SH3-4 1-H 2-H 2B	0-0 1-3 3-H 3B 1B	0-0 F8		4-0 G1-4-3 1B BB		0-0 2B			4	1	3	3	1	0	3
Cesar Cedeno, R OBP: 0.386, SLG: 0.498 Dave Bergman, L OBP: 0.229, SLG: 0.163 (1, 8) (4, PH) (5, 3)	4-0 SH3-4 BB	0-0 1-H 3-H 3B		0-0 F8		0-0 G1-4-3 1B		0-0 G3		1	0	1	2	1	0	0
Art Howe, R OBP: 0.345, SLG: 0.423 (1, 6) (7, 5)	0-0 SH3-4 1-2 2-3	0-0 F7		4-0 FC6 BB		0-0 G1-4-3 1B		0-0 G6-4-3 1B		3	0	1	0	1	0	3
Enos Cabell, R OBP: 0.302, SLG: 0.348 Craig Reynolds, L OBP: 0.214, SLG: 0.263 (1, 5) (7, 6)	0-0 5-3		0-0 6-3 1B 1B		0-0 FC6 S 1B		0-0 P4		0-0 G6-4-3 1B	4	2	1	0	0	0	4
Jeffrey Leonard, R OBP: 0.268, SLG: 0.299 (1, 3) (5, 9)	0-0 L5		0-0 6-3 1-2 1B 1B		0-0 1B 1B		0-0 6-3		0-0 G6-4-3 1-2 1B	1	0	1	0	0	0	0
Luis Pujols, R OBP: 0.262, SLG: 0.242 (1, 2)		0-0 6-3	0-0 FC3-6 2-H 1B		0-0 1-2 1B		0-0 F4		0-0 F7	5	0	2	1	0	0	1
Joe Niekro, R OBP: 0.261, SLG: 0.318 Dave Smith, R (9, 1)		0-0 1B 1B 2B	4-0 FC3-6 BB		0-0 5-3		0-3 K			3	1	1	0	1	1	2
										0	0	0	0	0	0	0

Inning Stats	R: 2	H: 2	E: 0	K: 5	S: 5	LOB: 2	BB: 1	P: 10	R: 3	H: 4	E: 0	K: 0	S: 7	LOB: 1	BB: 0	P: 7	R: 1	H: 2	E: 0	K: 0	S: 5	LOB: 2	BB: 1	P: 9	R: 2	H: 2	E: 0	K: 4	S: 4	LOB: 0	BB: 0	P: 5	R: 0	H: 1	E: 0	K: 1	S: 6	LOB: 1	BB: 0	P: 4	R: 0	H: 2	E: 0	K: 0	S: 4	LOB: 1	BB: 0	P: 4
--------------	------	------	------	------	------	--------	-------	-------	------	------	------	------	------	--------	-------	------	------	------	------	------	------	--------	-------	------	------	------	------	------	------	--------	-------	------	------	------	------	------	------	--------	-------	------	------	------	------	------	------	--------	-------	------

PITCHER	IP	WLS	BF	H	R	ER	SO	BB	IBB	HBP	BLK	WP	HR	S	P	ERA	WHIP
Larry McWilliams, L ERA: 4.62	(1, 1)	1.2	L	13	6	5	5	0	1	0	0	0	0	11	16	27.00	4.200
Preston Hanna, R ERA: 6.31	(2, 1)	2.1		17	5	4	4	0	5	0	0	0	0	12	32	15.43	4.286
Rick Camp, R ERA: 2.94	(5, 1)	1.0		3	1	0	0	0	0	0	0	0	0	3	3	0.00	1.000
Larry Bradford, L ERA: 3.12	(6, 1)	3.0		11	3	0	2	0	0	0	0	0	0	15	15	0.00	1.000

BOTTOM

Atlanta Braves @ Houston Astros
Astrodome, Houston, TX

Sat Jul 12 1980, 8:05 PM EDT
Att. 38,610 - Unknown

AB	36
R	9
H	15
RBI	9
BB	6
SO	2
LOB	23



1B:	11	SF:	0	WP:	0	PA:	44
2B:	3	SAC:	1	PB:	0		
3B:	1	DP:	2	SB:	2		
HR:	0	HBP:	1	CS:	0		

Batter	1	2	3	4	5	6	7	8	9	AB R H RBI BB SO LOB	TOP														
Glenn Hubbard, R OBP: 0.351, SLG: 0.461 (1, 4) X	0-0 1B		4-0 1B SF7 BB	0-0 F8		0-3 K			0-0 P4	4 1 1 0 1 1 2															
Dale Murphy, R OBP: 0.372, SLG: 0.519 (1, 8) X	0-0 F9		0-0 1B 1B		0-0 1B 1B 2B 1B	0-3 K			0-3 K	5 1 2 0 0 2 2															
Chris Chambliss, L OBP: 0.345, SLG: 0.468 (1, 3) X	0-0 F5		0-3 K		0-0 1B 2B 1B		0-0 F7		0-0 F7	5 1 1 0 0 1 4															
Gary Matthews, R OBP: 0.323, SLG: 0.425 (1, 9) X	0-0 L3		0-0 SF7		0-0 1B 2B 1B		0-0 F9			3 1 1 1 0 0 1															
Bob Horner, R OBP: 0.264, SLG: 0.465 (1, 5)		0-0 F9	0-0 1B		0-0 1B 2B		0-3 K			4 0 2 3 0 1 0															
Jeff Burroughs, R OBP: 0.351, SLG: 0.478 (1, 7)		0-0 E7 1B SF8 1B	0-0 F8		0-3 K			0-0 6-3		4 1 1 0 0 1 3															
Bruce Benedict, R OBP: 0.311, SLG: 0.335 (1, 2)		0-0 1B		0-0 1B	0-0 1B			0-0 5-3		4 0 3 0 0 0 0															
Luis Gomez, R OBP: 0.268, SLG: 0.224 (1, 6)		0-0 SF8		0-0 F8	0-0 3-1			0-0 F4		3 0 0 1 0 0 2															
Rick Matula, R OBP: 0.027, SLG: 0.027 (7, 1) Al Hrabosky, R (7, 1) Gene Garber, R (7, 1) Larry Bradford, R (8, 1) Biff Pocoroba, S OBP: 0.340, SLG: 0.302 (9, PH) Jerry Royster, R OBP: 0.304, SLG: 0.304 (9, PR)		0-0 6-3		0-3 K		0-0 4-3			0-0 1B	3 0 0 0 0 0 1 2 0 1 0 1 0 0 0 0 0 0 0 0 0 0 0 0 0															
Inning Stats	R: 0 E: 0 K: 0 S: 4	H: 1 LOB: 1 BB: 0 P: 4	R: 1 E: 1 K: 0 S: 5	H: 2 LOB: 1 BB: 0 P: 5	R: 1 E: 0 K: 1 S: 7	H: 2 LOB: 2 BB: 1 P: 11	R: 0 E: 0 K: 1 S: 6	H: 1 LOB: 1 BB: 0 P: 6	R: 3 E: 0 K: 1 S: 9	H: 5 LOB: 1 BB: 0 P: 9	R: 0 E: 0 K: 2 S: 7	H: 0 LOB: 0 BB: 0 P: 7	R: 0 E: 0 K: 1 S: 5	H: 0 LOB: 0 BB: 0 P: 5	R: 0 E: 0 K: 0 S: 3	H: 0 LOB: 0 BB: 0 P: 3	R: 0 E: 0 K: 1 S: 6	H: 1 LOB: 1 BB: 0 P: 6	1B: 11 2B: 1 3B: 0 HR: 0	SF: 2 SAC: 0 DP: 0 HBP: 0	WP: 0 PB: 0 SB: 0 CS: 0	PA: 39			
PITCHER	IP	WLS	BF	H	R	ER	SO	BB	IBB	HBP	BLK	WP	HR	S	P	ERA	WHIP								
Joaquin Andujar, R ERA: 4.43 (1, 1)	4.0		23	10	5	4	2	1	0	0	0	0	0	26	30	9.00	2.750								
Dave Smith, R ERA: 2.16 (5, 1)	2.0		6	1	0	0	3	0	0	0	0	0	0	12	12	0.00	0.500								
Joe Sambito, L ERA: 2.5 (7, 1)	2.0	W	6	0	0	0	1	0	0	0	0	0	0	8	8	0.00	0.000								
Frank LaCorte, R ERA: 1.29 (9, 1)	1.0	S	4	1	0	0	1	0	0	0	0	0	0	6	6	0.00	1.000								

Atlanta Braves @ Houston Astros

Astrodome, Houston, TX

Sun Jul 13 1980, 8:05 PM EDT

Unknown

livebaseballscorecards.com

AB	36
R	5
H	12
RBI	5
BB	1
SO	7
LOB	16



Batter	1	2	3	4	5	6	7	8	9
Terry Puhl, L OBP: 0.368, SLG: 0.448 (1, 9)	0-0 BLK 1B	0-0 L6			0-0 4-1 4-3 1B		0-0 3B	0-0 1-2 2-3 1B	
Joe Morgan, L OBP: 0.346, SLG: 0.366 Frank LaCorte, R OBP: 0.200, SLG: 0.200 (1, 4) (9, 1)	0-0 BLK 1B		0-0 P5		0-0 4-3		0-0 F8	0-0 1-2 2-3 1B	
Denny Walling, L OBP: 0.376, SLG: 0.406 Art Howe, R OBP: 0.347, SLG: 0.420 (1, 3) (7, PH) (8, 3)	0-0 F8		0-0 4-3		0-0 4-1		4-0 G3-6-3 BB	0-0 P3	
Jose Cruz, L OBP: 0.366, SLG: 0.436 (1, 7)	0-0 1-3		0-0 4-3		0-0 1-3		0-0 G3-6-3		
Cesar Cedeno, R OBP: 0.383, SLG: 0.507 (1, 8)	0-0 5-3			0-0 F9		0-0 L5		0-0 HR	
Enos Cabell, R OBP: 0.301, SLG: 0.354 (1, 5)		0-0 5-3		0-3 K		0-0 2B 3B		0-3 K	
Alan Ashby, S OBP: 0.323, SLG: 0.356 (1, 2)		0-0 3B 1B		0-0 BB 1B		0-0 1B 2B		0-0 4-3	
Craig Reynolds, L OBP: 0.229, SLG: 0.289 (1, 6)		0-0 1-H 3B		4-0 1-2 BB		0-0 G4-6-3 1B		0-0 1B 2B	
Joaquin Andujar, S OBP: 0.222, SLG: 0.222 Dave Smith, R OBP: 0.224, SLG: 0.159 Joe Sambito, L OBP: 0.474, SLG: 0.308 Bruce Bochy, R OBP: 0.116, SLG: 0.119 (1, 1) (5, 1) (6, PH) (7, 1) (8, PH) (8, PR) (9, 4)		0-3 K		0-0 F7		0-0 G4-6-3		4-0 1B 1B BB	

AB	R	H	RBI	BB	SO	LOB
5	1	4	0	0	0	1
5	0	2	1	0	0	2
0	0	0	0	0	0	0
3	0	0	0	0	0	2
1	0	0	0	1	0	3
4	0	0	0	0	0	4
4	1	1	1	0	0	1
4	1	1	0	0	2	0
4	2	3	1	0	0	0
3	1	3	2	1	0	0
2	0	0	0	0	1	3
0	0	0	0	0	0	0
1	0	0	0	0	0	1
0	0	0	0	0	0	0
0	0	0	0	1	0	0
0	0	0	0	0	0	0

BOTTOM

Atlanta Braves @ Houston Astros
Astrodome, Houston, TX

Sun Jul 13 1980, 8:05 PM EDT
Unknown

livebaseballscorecards.com

AB	36
R	6
H	14
RBI	5
BB	3
SO	3
LOB	17



Inning Stats		R: 1	H: 2	E: 0	LOB: 1	K: 0	BB: 0	S: 5	P: 5
R: 1	H: 2	E: 0	LOB: 1	K: 1	BB: 0	S: 7	P: 7		
R: 0	H: 0	E: 0	LOB: 0	K: 0	BB: 0	S: 3	P: 3		
R: 0	H: 1	E: 0	LOB: 2	K: 1	BB: 1	S: 6	P: 10		
R: 0	H: 1	E: 0	LOB: 1	K: 0	BB: 0	S: 4	P: 4		
R: 2	H: 3	E: 0	LOB: 0	K: 0	BB: 0	S: 5	P: 5		
R: 0	H: 1	E: 0	LOB: 1	K: 0	BB: 1	S: 3	P: 7		
R: 2	H: 4	E: 0	LOB: 3	K: 1	BB: 1	S: 9	P: 13		

1B	2B	3B	HR	SF	SAC	DP	HBP
8	2	3	1	0	0	2	0

WP	PA
0	39

PITCHER		IP	WLS	BF	H	R	ER	SO	BB	IBB	HBP	BLK	WP	HR	S	P	ERA	WHIP
Rick Matula, R ERA: 3.53 (1, 1)	6.0		27	9	4	4	2	2	1	0	0	1	0	0	30	34	6.00	1.667
Al Hrabosky, L ERA: 3.93 (7, 1)	0.1		2	1	0	0	0	0	0	0	0	0	0	0	2	2	0.00	3.000
Gene Garber, R ERA: 4.63 (7, 1)	1.1	L	7	2	2	2	1	2	0	0	0	0	0	1	7	15	13.50	3.000
Larry Bradford, L ERA: 3.09 (8, 1)	0.1		3	2	0	0	0	0	0	0	0	0	0	0	3	3	0.00	6.000

Batter	1	2	3	4	5	6	7	8	9	AB R H RBI BB SO LOB	TOP											
Jerry Royster, R OBP: 0.313, SLG: 0.306 (1, 4) (4, 5)	0-0 5-3 1B		0-0 1B S 1B			4-0 1B FC5-4 BB		4-0 BB FC5-4 BB		2 1 1 0 2 0 0	Atlanta Braves @ Houston Astros Astrodome, Houston, TX Sun Jul 13 1980, 8:05 PM EDT Att. 31,230 - Unknown											
Dale Murphy, R OBP: 0.373, SLG: 0.519 (1, 8)	0-0 1B		0-0 6-3 1-2			0-0 1-3 FC5-4 1B		0-0 P6		4 0 2 0 0 0 2												
Gary Matthews, R OBP: 0.322, SLG: 0.423 (1, 9)	0-0 F9		0-0 CS 1B			0-0 P4		0-0 FC5-4 1-2f		4 0 1 0 0 0 4												
Bob Homer, R OBP: 0.261, SLG: 0.459 Glenn Hubbard, R OBP: 0.353, SLG: 0.461 (1, 5) (4, 4)	0-0 5-3		0-0 CS 1-2	0-0 5-3		0-0 FC5-4 1-2f 3-H		0-0 G3-6-1 1B	2 0 0 0 0 0 1 2 0 1 1 0 0 1													
Mike Lum, L OBP: 0.239, SLG: 0.179 (1, 3)		0-3 K		0-3 K		0-0 F9		0-0 G3-6-1 1-2f	4 0 0 0 0 2 2													
Brian Asselstine, L OBP: 0.286, SLG: 0.359 (1, 7)		0-0 G3		0-0 F7		0-0 L4		0-0 1B 1B	4 0 1 0 0 0 0													
Bill Nahorodny, R OBP: 0.323, SLG: 0.527 (1, 2)		0-0 1B			0-0 4-3		0-3 K	0-0 1-2 1B	4 0 2 0 0 1 0													
Larvell Blanks, R OBP: 0.244, SLG: 0.247 (1, 6)		0-3 K			0-0 F9		0-0 1-3	0-0 F8	4 0 0 0 0 1 3													
Tommy Boggs, R OBP: 0.077, SLG: 0.080 Rick Camp, R Biff Pocoroba, S OBP: 0.333, SLG: 0.295 Al Hrabosky, R (1, 1) (7, 1) (8, PH) (8, 1)			0-0 4-3		0-3 K2-3			0-0 P4	2 0 0 0 0 1 0 0 0 0 0 0 0 0 1 0 0 0 0 0 0 0 0 0 0 0 0 0													
Inning Stats	R: 0 E: 0 K: 0 S: 4	H: 1 LOB: 1 BB: 0 P: 4	R: 0 E: 0 K: 2 S: 8	H: 1 LOB: 1 BB: 0 P: 8	R: 0 E: 0 K: 0 S: 4	H: 2 LOB: 1 BB: 0 P: 4	R: 0 E: 0 K: 1 S: 5	H: 0 LOB: 0 BB: 0 P: 5	R: 0 E: 0 K: 1 S: 5	H: 0 LOB: 0 BB: 0 P: 5	R: 1 E: 0 K: 0 S: 4	H: 1 LOB: 1 BB: 1 P: 8	R: 0 E: 0 K: 1 S: 5	H: 0 LOB: 0 BB: 0 P: 5	R: 0 E: 0 K: 0 S: 3	H: 0 LOB: 1 BB: 1 P: 7	R: 0 E: 0 K: 0 S: 5	H: 3 LOB: 2 BB: 0 P: 5	1B: 8 2B: 0 3B: 0 HR: 0	SF: 0 SAC: 0 DP: 1 HBP: 0	WP: 0 PB: 0 SB: 1 CS: 1	PA: 36
PITCHER Vern Ruhle, R ERA: 2.76 (1, 1)	IP 9.0	WLS W	BF 35	H 8	R 1	ER 1	SO 5	BB 2	IBB 0	HBP 0	BLK 0	WP 0	HR 0	S 43	P 51	ERA 1.00	WHIP 1.111					

livebaseballscorecards.com

AB	33
R	1
H	8
RBI	1
BB	2
SO	5
LOB	13



Batter	1	2	3	4	5	6	7	8	9
Rafael Landestoy, S OBP: 0.306, SLG: 0.358 (1, 4)	0-0 F7		0-0 CS 1B		0-0 1B 1B	1-0 CS HBP		4-0 FC4-8 BB	
Terry Puhl, L OBP: 0.372, SLG: 0.462 (1, 9)	0-0 F8		0-0 HR		0-0 FC5-4 1B	0-0 CS	0-0 S 1B	0-0 FC4-6	
Denny Walling, L OBP: 0.363, SLG: 0.413 (1, 3)	0-0 1B		0-0 P6		0-0 FC5-4 1B		0-0 1B 5-3	0-0 F8	
Dave Bergman, L OBP: 0.220, SLG: 0.156 (8, 3)									
Jose Cruz, L OBP: 0.367, SLG: 0.437 (1, 7)	0-0 F2			0-0 S 1B	0-0 F9		0-0 E S 1B		
Cesar Cedeño, R OBP: 0.377, SLG: 0.498 (1, 8)		0-3 K		0-0 5-3	0-0 FC5-4 1B		0-0 5-3		
Enos Cabell, R OBP: 0.300, SLG: 0.353 (1, 5)		0-0 F9		0-0 4-3	0-0 4-3		0-0 L3		
Art Howe, R OBP: 0.347, SLG: 0.420 (8, 5)				0-0 2-3	0-0 1-3 1B				
Craig Reynolds, L OBP: 0.234, SLG: 0.286 (1, 6)		4-0 BB		4-0 BB	0-0 F8		0-0 E4		
Luis Pujols, R OBP: 0.252, SLG: 0.233 (1, 2)		0-0 P3		0-3 K		0-0 6-3	0-0 F8		
Vern Ruhle, R OBP: 0.350, SLG: 0.421 (1, 1)			0-0 G3		0-0 1B 1B 2B	0-0 6-3		0-3 K	

Inning Stats	R: 0 E: 0 K: 0 S: 4	H: 1 LOB: 1 BB: 0 P: 4	R: 0 E: 0 K: 1 S: 5	H: 0 LOB: 1 BB: 1 P: 9	R: 1 E: 0 K: 0 S: 4	H: 2 LOB: 0 BB: 0 P: 4	R: 0 E: 0 K: 1 S: 6	H: 1 LOB: 2 BB: 1 P: 10	R: 3 E: 0 K: 0 S: 8	H: 5 LOB: 2 BB: 0 P: 8	R: 0 E: 0 K: 0 S: 2	H: 0 LOB: 0 BB: 0 P: 3	R: 2 E: 1 K: 0 S: 7	H: 3 LOB: 2 BB: 0 P: 7	R: 0 E: 0 K: 1 S: 5	H: 0 LOB: 1 BB: 1 P: 9
1B: 10 2B: 1 3B: 0 HR: 1	SF: 0 SAC: 0 DP: 0 HBP: 1	WP: 0 PA: 40														

PITCHER	IP	WLS	BF	H	R	ER	SO	BB	IBB	HBP	BLK	WP	HR	S	P	ERA	WHIP
Tommy Boggs, R ERA: 4.22 (1, 1)	6.0	L	31	12	6	6	2	2	0	1	0	0	1	32	41	9.00	2.333
Rick Camp, R ERA: 2.88 (7, 1)	1.0		4	0	0	0	0	0	0	0	0	0	0	4	4	0.00	0.000
Al Hrabosky, L ERA: 3.82 (8, 1)	1.0		4	0	0	0	1	1	0	0	0	0	0	5	9	0.00	1.000

Atlanta Braves @ Houston Astros
Astrodome, Houston, TX

Sun Jul 13 1980, 8:05 PM EDT
Att. 31,230 - Unknown

AB	R	H	RBI	BB	SO	LOB
3	1	2	0	1	0	0
5	3	3	2	0	0	1
4	1	3	2	0	0	0
1	0	0	0	0	0	1
4	0	2	0	0	0	3
4	0	0	2	0	1	3
4	0	1	0	0	0	2
0	0	0	0	0	0	0
2	0	0	0	2	0	3
4	0	0	0	0	1	5
4	1	1	0	0	1	0

AB	35
R	6
H	12
RBI	6
BB	3
SO	3
LOB	18



Batter	1	2	3	4	5	6	7	8	9	AB R H RBI BB SO LOB	TOP														
Glenn Hubbard, R (1, 4) OBP: 0.345, SLG: 0.449	0-3 K		0-0 P4			0-0 P4		0-0 F9		4 0 0 0 0 1 1															
Dale Murphy, R (1, 8) OBP: 0.372, SLG: 0.514	0-0 F4			4-0 FC3-6 BB		0-0 6-3		0-3 K		3 0 0 0 1 1 0															
Chris Chambliss, L (1, 3) OBP: 0.341, SLG: 0.463	0-0 4-3			0-0 FC3-6 1B		0-0 3-1			0-0 G3	4 0 0 0 0 0 1															
Gary Matthews, R (1, 9) OBP: 0.324, SLG: 0.428		0-3 K		0-0 1B		0-0 5-3			0-0 L3-6 2B	4 0 2 0 0 1 0															
Bob Horner, R (1, 5) OBP: 0.261, SLG: 0.472		0-3 K		0-0 F7		0-0 HR			0-0 L3-6	4 1 1 1 0 1 2															
Jerry Royster, R (9, 5) OBP: 0.313, SLG: 0.306									2-3	0 0 0 0 0 0 0															
Jeff Burroughs, R (1, 7) OBP: 0.346, SLG: 0.471		0-3 K			0-0 E5 2B		0-0 F9			3 1 0 0 0 1 0															
Bruce Benedict, R (1, 2) OBP: 0.318, SLG: 0.344			0-0 5-3		0-0 SH3-4 CS 2B		4-0 BB			2 0 1 1 1 0 0															
Luis Gomez, R (1, 6) OBP: 0.270, SLG: 0.232			0-0		0-0 SH3-4 2B		0-0 F9			2 0 1 0 0 0 1															
Phil Niekro, R (1, 1) OBP: 0.120, SLG: 0.160			0-0 5-3		0-3 K			0-0 F8		3 0 0 0 0 1 2															
Inning Stats	R: 0 E: 0 K: 1 S: 5	H: 0 LOB: 0 BB: 0 P: 5	R: 0 E: 0 K: 3 S: 9	H: 0 LOB: 0 BB: 0 P: 9	R: 0 E: 0 K: 0 S: 4	H: 1 LOB: 1 BB: 0 P: 4	R: 0 E: 1 K: 0 S: 3	H: 1 LOB: 1 BB: 1 P: 7	R: 1 E: 1 K: 1 S: 6	H: 1 LOB: 0 BB: 0 P: 6	R: 0 E: 0 K: 0 S: 3	H: 0 LOB: 0 BB: 0 P: 3	R: 1 E: 0 K: 0 S: 4	H: 1 LOB: 1 BB: 1 P: 8	R: 0 E: 0 K: 1 S: 5	H: 0 LOB: 0 BB: 0 P: 5	R: 0 E: 0 K: 0 S: 3	H: 1 LOB: 0 BB: 0 P: 3	1B: 1 2B: 4 3B: 0 HR: 1	SF: 0 SAC: 1 DP: 1 HBP: 0	WP: 0 PB: 0 SB: 1 CS: 1	PA: 32			
PITCHER	IP WLS BF H R ER SO BB IBB HBP BLK WP HR S P ERA WHIP																								
J.R. Richard, R (1, 1) ERA: 1.9	3.1		12	1	0	0	4	1	0	0	0	0	0	19	23	0.00	0.600								
Gordie Pladson, R (4, 1) ERA: 2.45	3.2	L	14	3	2	1	1	1	0	0	0	0	1	15	19	2.46	1.091								
Dave Smith, R (8, 1) ERA: 2.06	2.0		6	1	0	0	1	0	0	0	0	0	0	8	8	0.00	0.500								

Atlanta Braves @ Houston Astros
Astrodome, Houston, TX
Mon Jul 14 1980, 8:05 PM EDT
Att. 20,247 - Unknown

livebaseballscorecards.com

AB 29
R 2
H 5
RBI 2
BB 2
SO 6
LOB 7



Batter	1	2	3	4	5	6	7	8	9	AB R H RBI BB SO LOB
Rafael Landestoy, S (1, 4) Joe Morgan, L (9, PH) OBP: 0.307, SLG: 0.354 OBP: 0.348, SLG: 0.368	4-0 BB		0-3 K			0-3 K2-3			0-0 1B	2 0 0 0 1 2 1 1 0 1 0 0 0 0
Jeffrey Leonard, R (1, 9) OBP: 0.261, SLG: 0.290	0-0 L8		0-3 K			0-0 F7			0-0 F8	4 0 0 0 0 1 3
Jose Cruz, L (1, 7) OBP: 0.363, SLG: 0.431	0-3 K		0-3 K			0-3 K2-3			0-3 K	4 0 0 0 0 4 3
Cesar Cedeno, R (1, 8) OBP: 0.375, SLG: 0.491	4-0 BB			0-3 K			0-0 L3		0-0 4-3	3 0 0 0 1 1 1
Art Howe, R (1, 3) (8, 5) OBP: 0.347, SLG: 0.414	0-0 6-3			0-0 F9			4-0 G4-3 BB			2 0 0 0 1 0 2
Enos Cabell, R (1, 5) Dave Smith, R (8, 1) OBP: 0.297, SLG: 0.349		0-3 K		0-0 F8			0-0 G4-3			3 0 0 0 0 1 1 0 0 0 0 0 0 0
Luis Pujols, R (1, 2) Alan Ashby, S (8, PH) (9, 2) OBP: 0.248, SLG: 0.229 OBP: 0.321, SLG: 0.354		0-0 5-3			0-3 K			0-0 G3		2 0 0 0 0 1 0 1 0 0 0 0 0 0
Craig Reynolds, L (1, 6) OBP: 0.231, SLG: 0.282		0-0 4-3			0-0 4-3			0-0 6-3		3 0 0 0 0 0 0
J.R. Richard, R (1, 1) Gordie Pladson, R (4, 1) Denny Walling, L (8, 3) OBP: 0.154, SLG: 0.282 OBP: 0.381, SLG: 0.411			0-0 2B		0-3 K			0-0 1-3		1 0 1 0 0 0 0 1 0 0 0 0 1 0 1 0 0 0 0 0 0

Inning Stats	R: 0	H: 0	R: 0	H: 0	R: 0	H: 1	R: 0	H: 0	R: 0	H: 0	R: 0	H: 0	R: 0	H: 1	1B: 1	SF: 0	WP: 0	PA: 31
	E: 0	LOB: 2	E: 0	LOB: 0	E: 0	LOB: 1	E: 0	LOB: 0	E: 0	LOB: 0	E: 0	LOB: 0	E: 0	LOB: 1	2B: 1	SAC: 0	PB: 0	
	K: 1	BB: 2	K: 1	BB: 0	K: 3	BB: 0	K: 1	BB: 0	K: 2	BB: 0	K: 0	BB: 1	K: 0	BB: 0	3B: 0	DP: 1	SB: 1	
	S: 5	P: 13	S: 5	P: 5	S: 10	P: 10	S: 5	P: 5	S: 7	P: 7	S: 2	P: 6	S: 3	P: 3	HR: 0	HBP: 0	CS: 0	

PITCHER	IP	WLS	BF	H	R	ER	SO	BB	IBB	HBP	BLK	WP	HR	S	P	ERA	WHIP	PITCHER	IP	WLS	BF	H	R	ER	SO	BB	IBB	HBP	BLK	WP	HR	S	P	ERA	WHIP	
Phil Niekro, R (1, 1) ERA: 3.87	9.0	W	31	2	0	0	11	3	0	0	0	0	0	50	62	0.00	0.556																			

BOTTOM

Atlanta Braves @ Houston Astros
Astrodome, Houston, TX

Mon Jul 14 1980, 8:05 PM EDT
Att. 20,247 - Unknown

livebaseballscorecards.com

AB	28
R	0
H	2
RBI	0
BB	3
SO	11
LOB	11



Batter	1	2	3	4	5	6	7	8	9	AB R H RBI BB SO LOB	TOP													
Lee Mazzilli, S OBP: 0.385, SLG: 0.463 (1, 8)	0-3 K	1-0 FC6-4 HBP		0-0 F8			0-3 K		0-0 HR	4 1 1 2 0 2 0														
Frank Taveras, R OBP: 0.315, SLG: 0.324 Bill Almon, R OBP: 0.250, SLG: 0.310 (4, PH) (4, 6)	0-0 1-3	0-0 FC6-4 2B		0-0 4-3			0-0 4-3		0-0 F7	2 1 0 0 0 0 1 3 0 0 0 0 0 0														
Claudell Washington, L OBP: 0.327, SLG: 0.457 (1, 9)	4-0 1B S 1B BB	0-0 2B					0-0 4-3		0-0 6-3	3 2 1 1 1 0 0														
John Stearns, R OBP: 0.351, SLG: 0.376 (1, 2)	0-0 1B HR 1B	0-0 2B					0-3 K		0-0 F8	4 1 2 1 0 1 0														
Mike Jorgensen, L OBP: 0.364, SLG: 0.438 (1, 3)	0-0 HR 1B	0-0 F9					0-0 1-3		0-0 F8	4 1 1 1 0 0 1														
Steve Henderson, R OBP: 0.384, SLG: 0.425 (1, 7)	0-0 HR		0-0 E4 F6-4-3				0-0 HR		0-0 3-1	4 2 2 4 0 0 0														
Elliott Maddox, R OBP: 0.371, SLG: 0.347 (1, 5)	4-0 BB		0-0 F8				0-0 4-3		0-0 F8	3 0 0 0 1 0 1														
Doug Flynn, R OBP: 0.284, SLG: 0.276 (1, 4)	0-0 F1-3		0-0 F6-4-3				0-3 K		0-0 HR 1B	4 1 1 0 0 1 2														
Pat Zachry, R OBP: 0.080, SLG: 0.043 (1, 1)		0-0 F7		0-3 K			0-3 K		0-3 K	4 0 0 0 0 3 1														
Inning Stats	R: 4 E: 0 K: 1 S: 8	H: 3 LOB: 1 BB: 2 P: 16	R: 2 E: 0 K: 0 S: 5	H: 2 LOB: 1 BB: 0 P: 6	R: 0 E: 1 K: 0 S: 3	H: 0 LOB: 0 BB: 0 P: 3	R: 0 E: 0 K: 1 S: 5	H: 0 LOB: 0 BB: 0 P: 5	R: 0 E: 0 K: 1 S: 5	H: 0 LOB: 0 BB: 0 P: 5	R: 1 E: 0 K: 2 S: 8	H: 1 LOB: 0 BB: 0 P: 8	R: 0 E: 0 K: 1 S: 5	H: 0 LOB: 0 BB: 0 P: 5	R: 0 E: 0 K: 0 S: 3	H: 0 LOB: 0 BB: 0 P: 3	R: 2 E: 0 K: 1 S: 7	H: 2 LOB: 0 BB: 0 P: 7	1B: 3 2B: 2 3B: 0 HR: 3	SF: 0 SAC: 0 DP: 1 HBP: 1	WP: 0 PB: 0 SB: 1 CS: 0	PA: 38		
PITCHER Doyle Alexander, R ERA: 3.8 Preston Hanna, R ERA: 5.86 Al Hrabosky, L ERA: 4.21	IP WLS BF H R ER SO BB IBB HBP BLK WP HR S P ERA WHIP	6.0 L 27 6 7 7 5 2 0 1 0 0 2 34 43 10.50 1.333	2.0 6 0 0 0 1 0 0 0 0 0 0 0 8 8 0.00 0.000	1.0 5 2 2 2 1 0 0 0 0 0 0 1 7 7 18.00 2.000		PITCHER IP WLS BF H R ER SO BB IBB HBP BLK WP HR S P ERA WHIP																		

New York Mets @ Atlanta Braves
Atlanta-Fulton County Stadium, Atlanta, GA

Tue Jul 15 1980, 7:05 PM EDT
Att. 21,608 - Unknown

livebaseballscorecards.com

AB	35
R	9
H	8
RBI	9
BB	2
SO	7
LOB	6



Batter	1	2	3	4	5	6	7	8	9	AB	R	H	RBI	BB	SO	LOB
Glenn Hubbard, R OBP: 0.348, SLG: 0.451 (1, 4)	F8			BB 1B		6-3		FC6-4 1B		4	0	2	1	0	0	0
Dale Murphy, R OBP: 0.367, SLG: 0.507 (1, 8)	5-3			F8		K		FC6-4 1-2f		4	0	0	0	0	1	2
Chris Chambliss, L OBP: 0.343, SLG: 0.461 (1, 3)	F4-3			F6-4-3 BB			1-3		1B	3	0	1	0	1	0	0
Gary Matthews, R OBP: 0.323, SLG: 0.436 (1, 9)		F7		F6-4-3 1-2			HR		F9	4	1	1	1	0	0	3
Bob Horner, R OBP: 0.255, SLG: 0.461 (1, 5)		F8			5-3				F9	4	0	0	0	0	0	1
Jeff Burroughs, R OBP: 0.340, SLG: 0.461 (1, 7)		K			F9				K	4	0	0	0	0	2	1
Bill Nahorodny, R OBP: 0.333, SLG: 0.543 (1, 2)			K						1B 2B	3	1	2	0	0	1	0
Luis Gomez, R OBP: 0.268, SLG: 0.230 (1, 6)			K						5-3	2	0	0	0	0	2	1
Biff Poceroba, S OBP: 0.327, SLG: 0.289 (8, PH)			K							1	0	0	0	0	0	1
Larvell Blanks, R OBP: 0.244, SLG: 0.247 (9, 6)			K							0	0	0	0	0	0	0
Doyle Alexander, R OBP: 0.130, SLG: 0.152 (1, 1)			L8						K	1	0	0	0	0	0	0
Mike Lum, L OBP: 0.234, SLG: 0.175 (6, PH)										1	0	0	0	0	1	0
Preston Hanna, R OBP: 0.333, SLG: 0.667 (7, 1)										0	0	0	0	0	0	0
Brian Asselstine, L OBP: 0.285, SLG: 0.357 (8, PH)										1	0	0	0	0	1	1
Al Hrabosky, R (9, 1)										0	0	0	0	0	0	0

BOTTOM

New York Mets @ Atlanta Braves
 Atlanta-Fulton County Stadium, Atlanta, GA
 Tue Jul 15 1980, 7:05 PM EDT
 Att. 21,608 - Unknown


livebaseballscores.com

AB	32
R	2
H	6
RBI	2
BB	1
SO	8
LOB	10



Inning Stats	R: 0	H: 0	E: 0	LOB: 0	K: 0	BB: 0	S: 3	P: 3	R: 0	H: 0	E: 0	LOB: 0	K: 1	BB: 0	S: 5	P: 5	R: 0	H: 0	E: 0	LOB: 0	K: 2	BB: 0	S: 7	P: 7	R: 0	H: 1	E: 0	LOB: 1	K: 0	BB: 1	S: 3	P: 7	R: 0	H: 1	E: 0	LOB: 1	K: 1	BB: 0	S: 6	P: 6	R: 1	H: 1	E: 0	LOB: 0	K: 0	BB: 0	S: 4	P: 4	R: 1	H: 2	E: 0	LOB: 1	K: 1	BB: 0	S: 7	P: 7	R: 0	H: 1	E: 0	LOB: 1	K: 1	BB: 0	S: 6	P: 6	1B: 4	SF: 0	2B: 1	SAC: 0	3B: 0	DP: 1	HR: 1	HBP: 0	WP: 0	PA: 33
--------------	------	------	------	--------	------	-------	------	------	------	------	------	--------	------	-------	------	------	------	------	------	--------	------	-------	------	------	------	------	------	--------	------	-------	------	------	------	------	------	--------	------	-------	------	------	------	------	------	--------	------	-------	------	------	------	------	------	--------	------	-------	------	------	------	------	------	--------	------	-------	------	------	-------	-------	-------	--------	-------	-------	-------	--------	-------	--------

PITCHER	IP	WLS	BF	H	R	ER	SO	BB	IBB	HBP	BLK	WP	HR	S	P	ERA	WHIP
Pat Zachry, R ERA: 2.84 (1, 1)	9.0	W	33	6	2	2	8	1	0	0	0	0	1	48	52	2.00	0.778

Batter	1	2	3	4	5	6	7	8	9	AB R H RBI BB SO LOB	TOP														
Lee Mazzilli, S (1, 8) OBP: 0.390, SLG: 0.479	0-0 6-3 2B		0-0 F7		0-0 HR		0-0 1B			4 1 3 1 0 0 0	<p>New York Mets @ Atlanta Braves Atlanta-Fulton County Stadium, Atlanta, GA</p> <p>Wed Jul 16 1980, 7:05 PM EDT Att. 5,414 - Unknown</p> <p>livebaseballscorecards.com</p> <table border="1"> <tr><td>AB</td><td>35</td></tr> <tr><td>R</td><td>2</td></tr> <tr><td>H</td><td>8</td></tr> <tr><td>RBI</td><td>2</td></tr> <tr><td>BB</td><td>0</td></tr> <tr><td>SO</td><td>3</td></tr> <tr><td>LOB</td><td>13</td></tr> </table> 	AB	35	R	2	H	8	RBI	2	BB	0	SO	3	LOB	13
AB	35																								
R	2																								
H	8																								
RBI	2																								
BB	0																								
SO	3																								
LOB	13																								
Frank Taveras, R (1, 6) OBP: 0.312, SLG: 0.320	0-0 G2		0-0 F8		0-0 E5		0-0 F7			4 0 0 0 0 0 2															
Steve Henderson, R (1, 7) OBP: 0.383, SLG: 0.423	0-0 6-3 2-3			0-0 FC5-4 1B	0-0 L8			0-0 F9		4 0 1 0 0 0 2															
John Stearns, R (1, 3) OBP: 0.350, SLG: 0.374	0-0 5-3			0-0 FC5-4 1B	0-0 F7			0-3 K		4 0 1 0 0 1 1															
Joel Youngblood, R (1, 9) OBP: 0.349, SLG: 0.412		0-0 1B 2B		0-3 K	0-0 F8			0-0 F9		4 1 1 0 0 1 2															
Alex Trevino, R (1, 2) OBP: 0.357, SLG: 0.337		0-0 CS 2-H 1B		0-0 FC5-4 1-2f 2-3	0-0 1B			0-3 K		4 0 2 1 0 1 2															
Elliott Maddox, R (1, 5) OBP: 0.366, SLG: 0.342		0-0 F8 1-2		0-0 6-3	0-0 F7			0-0 F8		4 0 0 0 0 0 4															
Doug Flynn, R (1, 4) OBP: 0.281, SLG: 0.272		0-0 F5-3		0-0 F1-3	0-0 F1-6-3			0-0 F9		4 0 0 0 0 0 0															
Craig Swan, R (1, 1) OBP: 0.306, SLG: 0.219			0-0 F8		0-0 F9		0-0 P6			1 0 0 0 0 0 0 0															
Roy Lee Jackson, R (4, 1) Dan Norman, R (5, PH) Ed Glynn, R (5, 1) Jose Cardenal, R (7, PH) Tom Hausman, R (7, 1)										0 0 0 0 0 0 0 0															
Inning Stats	R: 0 H: 1 E: 0 LOB: 1 K: 0 BB: 0 S: 4 P: 4	R: 1 H: 2 E: 0 LOB: 0 K: 0 BB: 0 S: 4 P: 4	R: 0 H: 0 E: 0 LOB: 0 K: 0 BB: 0 S: 3 P: 3	R: 0 H: 2 E: 0 LOB: 2 K: 1 BB: 0 S: 7 P: 7	R: 1 H: 1 E: 1 LOB: 1 K: 0 BB: 0 S: 5 P: 5	R: 0 H: 1 E: 0 LOB: 1 K: 0 BB: 0 S: 4 P: 4	R: 0 H: 1 E: 0 LOB: 1 K: 0 BB: 0 S: 4 P: 4	R: 0 H: 0 E: 0 LOB: 0 K: 1 BB: 0 S: 5 P: 5	R: 0 H: 0 E: 0 LOB: 0 K: 1 BB: 0 S: 5 P: 5	1B: 5 SF: 0 2B: 2 SAC: 0 3B: 0 DP: 0 HR: 1 HBP: 0	WP: 0 PA: 35 PB: 0 SB: 0 CS: 1														
PITCHER Larry McWilliams, L (1, 1) ERA: 4.37	IP WLS BF H R ER SO BB IBB HBP BLK WP HR S P ERA WHIP																								

Batter	1	2	3	4	5	6	7	8	9	AB	R	H	RBI	BB	SO	LOB
Glenn Hubbard, R OBP: 0.346, SLG: 0.442 (1, 4)	4-0 L9 1B HR BB	0-0 F8		0-3 K		0-0 F7				3	1	0	0	1	1	2
Brian Asselstine, L OBP: 0.289, SLG: 0.360 Dale Murphy, R OBP: 0.367, SLG: 0.507 (1, 8) (8, 8)	0-0 1-2 HR 1B	0-0 FC4-6 1B			0-0 F4-3		0-0 F7			4	1	2	0	0	0	0
Chris Chambliss, L OBP: 0.339, SLG: 0.456 (1, 3)	0-0 L9 2-3	0-0 FC4-6 1-2f			0-0 E3 FC4-6		0-0 3-1			4	0	0	0	0	0	4
Gary Matthews, R OBP: 0.322, SLG: 0.444 (1, 9)	0-0 1-H 3-H HR		0-0 G3		0-0 FC4-6 1-2f		0-0 F7			4	1	1	3	0	0	1
Bob Horner, R OBP: 0.266, SLG: 0.497 Jerry Royster, R OBP: 0.313, SLG: 0.306 (1, 5) (9, 5)	0-0 HR		0-0 HR		4-0 IBB		0-0 5-3			3	2	2	2	1	0	0
Mike Lum, L OBP: 0.255, SLG: 0.186 (1, 7)	0-0 3-1		4-0 F4-6-3 BB		0-0 F9		0-0 FC6-4 1B			3	0	1	0	1	0	2
Bill Nahorodny, R OBP: 0.330, SLG: 0.531 (1, 2)	0-0 F7		0-0 F4-6-3 1-2		0-0 1-3 1B		0-0 F4			4	0	1	0	0	0	2
Luis Gomez, R OBP: 0.263, SLG: 0.225 (1, 6)		0-0 F8		0-3 K		0-0 1-3		0-0 FC6-4 1-2f		4	0	0	0	0	1	2
Larry McWilliams, L OBP: 0.324, SLG: 0.233 (1, 1)		4-0 1B BB		0-0 5-3		0-0 5-3				2	0	0	0	1	0	1

Inning Stats	R: 4	H: 3	E: 0	K: 0	S: 6	LOB: 0	BB: 1	P: 10	R: 0	H: 1	E: 0	K: 0	S: 4	LOB: 2	BB: 1	P: 8	R: 1	H: 1	E: 0	K: 0	S: 3	LOB: 0	BB: 1	P: 7	R: 0	H: 0	E: 0	K: 2	S: 7	LOB: 0	BB: 0	P: 7	R: 0	H: 0	E: 2	K: 0	S: 4	LOB: 2	BB: 1	P: 8	R: 0	H: 1	E: 0	K: 0	S: 4	LOB: 1	BB: 0	P: 4	R: 0	H: 0	E: 0	K: 0	S: 3	LOB: 0	BB: 0	P: 3	R: 0	H: 1	E: 0	K: 0	S: 4	LOB: 1	BB: 0	P: 4	R: 0	H: 1	E: 0	K: 0	S: 4	LOB: 0	BB: 0	P: 4
--------------	------	------	------	------	------	--------	-------	-------	------	------	------	------	------	--------	-------	------	------	------	------	------	------	--------	-------	------	------	------	------	------	------	--------	-------	------	------	------	------	------	------	--------	-------	------	------	------	------	------	------	--------	-------	------	------	------	------	------	------	--------	-------	------	------	------	------	------	------	--------	-------	------	------	------	------	------	------	--------	-------	------

PITCHER	IP	WLS	BF	H	R	ER	SO	BB	IBB	HBP	BLK	WP	HR	S	P	ERA	WHIP
Craig Swan, R ERA: 3.23 (1, 1)	3.0	L	16	5	5	5	0	3	0	0	0	0	3	13	25	15.00	2.667
Roy Lee Jackson, R ERA: 13.5 (4, 1)	1.0		3	0	0	0	2	0	0	0	0	0	0	7	7	0.00	0.000
Ed Glynn, L ERA: 3.08 (5, 1)	2.0		9	1	0	0	0	0	1	0	0	0	0	8	12	0.00	0.500
Tom Hausman, R ERA: 3.16 (7, 1)	2.0		7	1	0	0	0	0	0	0	0	0	0	7	7	0.00	0.500

BOTTOM


New York Mets @ Atlanta Braves
Atlanta-Fulton County Stadium, Atlanta, GA

Wed Jul 16 1980, 7:05 PM EDT
Att. 5,414 - Unknown

AB	31
R	5
H	7
RBI	5
BB	4
SO	2
LOB	14

livebaseballscorecards.com

WP: 0	PA: 35
PB: 0	
SB: 0	
CS: 0	



Batter	1	2	3	4	5	6	7	8	9	AB R H RBI BB SO LOB	TOP											
Lee Mazzilli, S OBP: 0.390, SLG: 0.478 (1, 8) X	0-0 1B 1B	0-0 1-3		0-0 F6		0-0 1B			0-3 K	5 1 2 0 0 1 0												
Frank Taveras, R OBP: 0.316, SLG: 0.327 (1, 6) X	0-0 1B 1B	0-0 2B		0-3 K		0-3 K			0-0 G4-6-3 1B	5 1 3 0 0 2 1												
Claudell Washington, L OBP: 0.328, SLG: 0.452 (1, 9) X	0-0 1B 1B	0-0 3-1		4-0 BB					0-0 G4-6-3 1-2f	4 1 1 1 1 0 2												
Steve Henderson, R OBP: 0.384, SLG: 0.424 (1, 7) X	0-0 6-3 1B 1B		0-0 FC6-4 1B 1B	0-3 K					0-0 3-1	4 2 2 1 0 1 1												
Mike Jorgensen, L OBP: 0.366, SLG: 0.439 (1, 3) X	0-0 6-3 2-3 3-H		0-0 FC6-4 1B		0-0 4-3				0-0 PB 1B	4 0 2 1 0 0 1												
John Stearns, R OBP: 0.348, SLG: 0.370 (1, 2) B B B	4-0 CS 1B BB		0-0 FC6-4 2B		0-0 6-3				0-0 4-3 1-2	3 1 0 0 1 0 3												
Elliott Maddox, R OBP: 0.368, SLG: 0.348 (1, 5) X	0-0 1-2 3-H CS 1B		0-0 F5-3 1-H 3-H 2B		0-0 6-3				0-0 F7	4 0 2 3 0 0 0												
Doug Flynn, R OBP: 0.277, SLG: 0.268 (1, 4) X	0-0 F9 1-2 2-3		0-0 F5-3 2-3			0-0 F4-3			0-0 F1-3	4 0 0 0 0 0 3												
John Pacella, R OBP: 0.125, SLG: 0.188 (1, 1)		0-0 2B	0-0 4-3			0-3 K			0-3 K	3 0 1 0 0 1 1												
Jeff Reardon, R (7, 1)										1 0 0 0 0 1 0												
Inning Stats	R: 4 E: 0 K: 0 S: 7	H: 5 LOB: 1 BB: 1 P: 11	R: 0 E: 0 K: 0 S: 4	H: 2 LOB: 1 BB: 0 P: 4	R: 2 E: 0 K: 0 S: 6	H: 3 LOB: 1 BB: 0 P: 6	R: 0 E: 0 K: 2 S: 7	H: 0 LOB: 1 BB: 1 P: 11	R: 0 E: 0 K: 0 S: 3	H: 0 LOB: 0 BB: 0 P: 3	R: 0 E: 0 K: 2 S: 8	H: 1 LOB: 1 BB: 0 P: 8	R: 0 E: 0 K: 0 S: 4	H: 1 LOB: 1 BB: 0 P: 4	R: 0 E: 0 K: 1 S: 5	H: 0 LOB: 0 BB: 0 P: 5	R: 0 E: 0 K: 1 S: 5	H: 1 LOB: 0 BB: 0 P: 5	1B: 10 2B: 3 3B: 0 HR: 0	SF: 0 SAC: 0 DP: 1 HBP: 0	WP: 0 PB: 1 SB: 0 CS: 2	PA: 39
PITCHER	IP WLS BF H R ER SO BB IBB HBP BLK WP HR S P ERA WHIP																					
Rick Matula, R (1, 1) ERA: 3.94	2.1 L 16 10 6 6 0 1 0 0 0 0 0 0 15 19 23.14 4.714																					
Preston Hanna, R (3, 1) ERA: 5.17	3.2 13 1 0 0 4 1 0 0 0 0 0 0 20 24 0.00 0.545																					
Gene Garber, R (7, 1) ERA: 4.38	2.0 7 1 0 0 1 0 0 0 0 0 0 0 9 9 0.00 0.500																					
Rick Camp, R (9, 1) ERA: 2.82	1.0 3 1 0 0 1 0 0 0 0 0 0 0 5 5 0.00 1.000																					

New York Mets @ Atlanta Braves
Atlanta-Fulton County Stadium, Atlanta, GA

Thu Jul 17 1980, 7:05 PM EDT
Att. 7,107 - Unknown

AB	37
R	6
H	13
RBI	6
BB	2
SO	6
LOB	12



livebaseballscorecards.com

Batter	1	2	3	4	5	6	7	8	9	AB	R	H	RBI	BB	SO	LOB
Glenn Hubbard, R (1, 4) OBP: 0.349, SLG: 0.444	0-0 F6-4 BB 1B		0-3 K			0-3 K		0-0 1B 1B		4	0	2	0	0	2	1
Dale Murphy, R (1, 8) OBP: 0.366, SLG: 0.503	0-0 F8		0-3 K			0-0 F9		0-0 FC6-4 1-3 1B		4	0	1	0	0	1	2
Chris Chambliss, L (1, 3) OBP: 0.338, SLG: 0.452	4-0 1-2 BB				0-0 F4-3		0-3 K	0-0 F7		3	0	0	0	1	1	3
Gary Matthews, R (1, 9) OBP: 0.318, SLG: 0.438	0-0 F6-4 2-3				0-3 K		0-0 F9	0-0 FC6-4 1-2f		4	0	0	0	0	1	4
Bob Horner, R (1, 5) OBP: 0.265, SLG: 0.497		0-0 2B			0-0 F7		0-0 F7		0-3 K	4	0	1	0	0	1	0
Jeff Burroughs, R (1, 7) OBP: 0.338, SLG: 0.456		0-3 K			0-0 5-3		0-0 WP 1B 1B		0-0 L5	4	0	1	0	0	1	1
Bruce Benedict, R (1, 2) OBP: 0.316, SLG: 0.341		0-3 K			0-0 F8		0-0 WP 1-2 1B		0-0 5-3	4	0	1	0	0	1	1
Luis Gomez, R (1, 6) OBP: 0.260, SLG: 0.223		0-0 F4			0-0 G1		0-3 K 1-2 2-3			2	0	0	0	0	0	1
Brian Asselstine, L (7, PH) OBP: 0.288, SLG: 0.358										1	0	0	0	0	1	2
Larvell Blanks, R (8, 6) OBP: 0.244, SLG: 0.247										0	0	0	0	0	0	0
Rick Matula, R (1, 1) OBP: 0.027, SLG: 0.027			0-0 F4-3			4-0 BB		0-0 P3		0	0	0	0	0	0	0
Preston Hennis, R (3, 1) OBP: 0.286, SLG: 0.571										1	0	0	0	0	0	0
Mike Lum, L (6, PH) OBP: 0.269, SLG: 0.186										0	0	0	0	1	0	0
Gene Garber, R (7, 1) OBP: 0.269, SLG: 0.186										0	0	0	0	0	0	0
Biff Pocaroba, S (8, PH) OBP: 0.321, SLG: 0.283										1	0	0	0	0	0	0
Rick Camp, R (9, 1) OBP: 0.321, SLG: 0.283										0	0	0	0	0	0	0

Inning Stats	R: 0	H: 1	E: 0	LOB: 1	K: 0	BB: 1	S: 3	P: 7	R: 0	H: 1	E: 0	LOB: 1	K: 2	BB: 0	S: 8	P: 8	R: 0	H: 0	E: 0	LOB: 0	K: 2	BB: 0	S: 7	P: 7	R: 0	H: 0	E: 0	LOB: 0	K: 1	BB: 0	S: 5	P: 5	R: 0	H: 0	E: 0	LOB: 1	K: 2	BB: 1	S: 7	P: 11	R: 0	H: 2	E: 0	LOB: 2	K: 1	BB: 0	S: 7	P: 7	R: 0	H: 2	E: 0	LOB: 2	K: 0	BB: 0	S: 5	P: 5	R: 0	H: 0	E: 0	LOB: 0	K: 1	BB: 0	S: 5	P: 5			
IP	6.2	WLS	W	BF	25	H	4	R	0	ER	0	SO	7	BB	2	IBB	0	HBP	0	BLK	0	WP	0	HR	0	S	37	P	45	ERA	0.00	WHIP	0.900	IP	2.1	WLS		BF	9	H	2	R	0	ER	0	SO	2	BB	0	IBB	0	HBP	0	BLK	0	WP	1	HR	0	S	13	P	13	ERA	0.00	WHIP	0.857

BOTTOM

New York Mets @ Atlanta Braves
Atlanta-Fulton County Stadium, Atlanta, GA

Thu Jul 17 1980, 7:05 PM EDT
Att. 7,107 - Unknown

livebaseballscorecards.com

AB	32
R	0
H	6
RBI	0
BB	2
SO	9
LOB	15

WP: 1	PA: 34
PB: 0	
SB: 0	
CS: 0	



Batter	1	2	3	4	5	6	7	8	9	AB R H RBI BB SO LOB	TOP											
Lonnie Smith, R (1, 7) <small>OBP: 0.429, SLG: 0.515</small> John Vukovich, R (9, 5) <small>OBP: 0.192, SLG: 0.224</small>	0-3 K		4-0 1B 2B BB		0-0 4-3		0-0 FC6-4 1-3 1B		0-0 2-3 1B	4 2 2 0 1 1 0 0 0 0 0 0 0 0	Philadelphia Phillies @ Atlanta Braves Atlanta-Fulton County Stadium, Atlanta, GA Fri Jul 18 1980, 7:05 PM EDT Att: 13,908 - Unknown livebaseballscorecards.com											
Pete Rose, S (1, 3) <small>OBP: 0.378, SLG: 0.404</small> Greg Gross, L (9, PR) <small>OBP: 0.347, SLG: 0.338</small>	0-0 F9		0-0 1-3 2-H 2B 1B		0-0 P5		4-0 1-2 FC6-4 IBB		0-0 2-H 3-H 1B	4 1 2 3 1 0 0 0 0 0 0 0 0 0												
Bake McBride, L (1, 9) <small>OBP: 0.324, SLG: 0.454</small>	0-0 4-3		0-0 1-H 3-H 2B		0-0 6-3		0-0 FC6-4 1-2f 2-3 3-H		0-0 L4-3 1-2	5 0 1 3 0 0 3												
Mike Schmidt, R (1, 5) <small>OBP: 0.356, SLG: 0.613</small> Del Unser, L (9, 3) <small>OBP: 0.333, SLG: 0.404</small>		0-0 1-3	0-3 K			0-0 HR		0-0 L4		4 1 1 1 0 1 3 0 0 0 0 0 0 0												
Garry Maddox, R (1, 8) <small>OBP: 0.291, SLG: 0.410</small>		0-0 1-3	0-0 5-3			0-0 CS 1B		0-0 P6		4 0 1 0 0 0 1												
Bob Boone, R (1, 2) <small>OBP: 0.289, SLG: 0.335</small>		4-0 BB		0-3 K		0-0 F9 1-2		0-0 F8		3 0 0 0 1 1 1												
Larry Bowa, S (1, 6) <small>OBP: 0.270, SLG: 0.311</small>		0-0 4-3		0-0 5-3 1B		0-0 6-3		0-0 3-1		4 0 1 0 0 0 1												
Ramon Aviles, R (1, 4) <small>OBP: 0.342, SLG: 0.375</small>			0-0 FC1-6 1B		0-0 5-3		0-0 1B FC6-4 1B		0-0 1B SH1-4 1B	4 2 3 0 0 0 1												
Nino Espinosa, R (1, 1) Dickie Noles, R (8, 1) <small>OBP: 0.375, SLG: 0.375</small>			0-0 FC1-6 1B		0-0 4-3		0-0 P3		0-0 SH1-4	3 1 0 0 0 0 3 0 0 0 0 0 0 0												
Inning Stats	R: 0 E: 0 K: 1 S: 5	H: 0 LOB: 0 BB: 0 P: 5	R: 0 E: 0 K: 0 S: 3	H: 0 LOB: 1 BB: 1 P: 7	R: 3 E: 1 K: 1 S: 8	H: 3 LOB: 1 BB: 1 P: 12	R: 0 E: 0 K: 1 S: 6	H: 1 LOB: 1 BB: 0 P: 6	R: 0 E: 0 K: 0 S: 3	H: 0 LOB: 0 BB: 0 P: 3		R: 1 E: 0 K: 0 S: 4	H: 2 LOB: 0 BB: 0 P: 4	R: 1 E: 0 K: 0 S: 5	H: 2 LOB: 2 BB: 1 P: 9	R: 0 E: 0 K: 0 S: 3	H: 0 LOB: 0 BB: 0 P: 3	R: 2 E: 0 K: 0 S: 5	H: 3 LOB: 1 BB: 0 P: 5	1B: 9 2B: 2 3B: 0 HR: 1	SF: 0 SAC: 1 DP: 1 HBP: 0	WP: 0 PB: 0 SB: 1 CS: 1
Phil Niekro, R (1, 1) <small>ERA: 3.96</small> Gene Garber, R (9, 1) <small>ERA: 4.74</small>	IP 8.0	WLS L	BF 34	H 8	R 5	ER 5	SO 3	BB 2	IBB 1	HBP 0	BLK 0	WP 0	HR 1	S 37	P 49	ERA 5.62	WHIP 1.250					
											PITCHER IP WLS BF H R ER SO BB IBB HBP BLK WP HR S P ERA WHIP											

Philadelphia Phillies @ Atlanta Braves
 Atlanta-Fulton County Stadium, Atlanta, GA
 Fri Jul 18 1980, 7:05 PM EDT
 Att: 13,908 - Unknown

AB	35
R	7
H	11
RBI	7
BB	3
SO	3
LOB	13



Batter	1	2	3	4	5	6	7	8	9	AB	R	H	RBI	BB	SO	LOB
--------	---	---	---	---	---	---	---	---	---	----	---	---	-----	----	----	-----

Glenn Hubbard, R (1, 4) OBP: 0.342, SLG: 0.434	0-0 F8		0-0 L9			0-0 L7		0-0 P4		4	0	0	0	0	0	3
Dale Murphy, R (1, 8) OBP: 0.362, SLG: 0.497	0-0 5-3			0-0 F9			0-0 4-3	0-3 K		4	0	0	0	0	1	3
Chris Chambliss, L (1, 3) OBP: 0.337, SLG: 0.458	0-0 F8			0-0 F7			0-0 HR		0-0 4-3	4	1	1	1	0	0	0
Gary Matthews, R (1, 9) OBP: 0.314, SLG: 0.432		0-0 6-3		0-0 5-3			0-0 6-3		0-3 K	4	0	0	0	0	1	0
Bob Horner, R (1, 5) OBP: 0.265, SLG: 0.508		0-0 HR			0-0 P3		0-0 5-3		0-0 5-3	4	1	1	1	0	0	0
Jeff Burroughs, R (1, 7) OBP: 0.338, SLG: 0.452		0-0 F9			0-0 6-3			4-0 BB 1B		2	0	0	0	1	0	0
Bruce Benedict, R (1, 2) OBP: 0.313, SLG: 0.337		0-0 F9			0-0 6-3			0-0 BB		2	0	0	0	0	0	0
Biff Pocoroba, S (8, PH) OBP: 0.333, SLG: 0.298		0-0 F9			0-0 6-3			1-2 BB 1B		1	0	1	0	0	0	0
Bill Nahorodny, R (9, 2) OBP: 0.330, SLG: 0.531								0-0 F7		0	0	0	0	0	0	0
Luis Gomez, R (1, 6) OBP: 0.258, SLG: 0.221			0-0 L7			0-0 5-3		0-0 F7		2	0	0	0	0	0	0
Mike Lum, L (8, PH) OBP: 0.264, SLG: 0.182								0-0 F7		1	0	0	0	0	0	2
Larvell Blanks, R (9, 6) OBP: 0.244, SLG: 0.247								0-0 F7		0	0	0	0	0	0	0
Phil Niekro, R (1, 1) OBP: 0.115, SLG: 0.154			0-3 K			0-0 6-3		4-0 BB		2	0	0	0	0	1	0
Brian Asselstine, L (8, PH) OBP: 0.291, SLG: 0.358								4-0 BB		0	0	0	0	1	0	0
Gene Garber, R (9, 1) OBP: 0.291, SLG: 0.358								1-2 2-3 BB		0	0	0	0	0	0	0

Inning Stats	R: 0	H: 0	E: 0	K: 0	S: 3	R: 1	H: 1	E: 0	K: 0	S: 4	R: 0	H: 0	E: 0	K: 1	S: 5	R: 0	H: 0	E: 0	K: 0	S: 3	R: 0	H: 0	E: 0	K: 0	S: 3	R: 1	H: 1	E: 0	K: 0	S: 4	R: 0	H: 1	E: 0	K: 1	S: 6	R: 0	H: 0	E: 0	K: 1	S: 5	1B: 1	2B: 0	3B: 0	HR: 2	SF: 0	SAC: 0	DP: 0	HBP: 0	WP: 0	PA: 32
--------------	------	------	------	------	------	------	------	------	------	------	------	------	------	------	------	------	------	------	------	------	------	------	------	------	------	------	------	------	------	------	------	------	------	------	------	------	------	------	------	------	-------	-------	-------	-------	-------	--------	-------	--------	-------	--------

PITCHER	IP	WLS	BF	H	R	ER	SO	BB	IBB	HBP	BLK	WP	HR	S	P	ERA	WHIP
Nino Espinosa, R (1, 1) ERA: 3.27	7.0	W	24	2	2	2	1	1	0	0	0	0	2	25	29	2.57	0.429
Dickie Noles, R (8, 1) ERA: 3.56	2.0	S	8	1	0	0	2	1	0	0	0	0	0	11	15	0.00	1.000

BOTTOM

Philadelphia Phillies @ Atlanta Braves
Atlanta-Fulton County Stadium, Atlanta, GA

livebaseballscores.com

AB	30
R	2
H	3
RBI	2
BB	2
SO	3
LOB	8



Fri Jul 18 1980, 7:05 PM EDT
Att. 13,908 - Unknown

Batter	1	2	3	4	5	6	7	8	9	AB R H RBI BB SO LOB	TOP	
Lonnie Smith, R OBP: 0.413, SLG: 0.495 (1, 7) X	0-0 4-3			X 0-0 6-3	X 0-0 F9			X 0-0 6-3		4 0 0 0 0 0 1		
Pete Rose, S OBP: 0.377, SLG: 0.400 (1, 3) X	0-0 6-3			B B B B 4-0 1B E BB		X 0-0 4-3		X 0-0 4-3		3 1 0 0 1 0 0		
Bake McBride, L OBP: 0.323, SLG: 0.451 (1, 9) X	0-0 L6			X 0-0 FC6-4 E 1-3 1B		X 0-0 F9			X 0-0 1-3	4 0 1 0 0 0 0		
Mike Schmidt, R OBP: 0.355, SLG: 0.606 (1, 5)		X 0-0 F3		B B B B 4-0 FC6-4 BB 1-2 3-H		X 0-0 1-3			X 0-0 5-3	3 0 0 0 1 0 0		
Garry Maddox, R OBP: 0.291, SLG: 0.411 (1, 8)		X 0-0 P4		X 0-0 FC6-4 FC5-4 1-2f 2-3			X 0-0 1B 1B 2B		X 0-0 5-3	4 1 1 0 0 0 2		
Bob Boone, R OBP: 0.289, SLG: 0.335 (1, 2)		0-0 K		X 0-0 FC5-4 1-2f			X 0-0 1B 1B 2-3			3 0 1 0 0 1 2		
Larry Bowa, S OBP: 0.271, SLG: 0.312 (1, 6)			X 0-0 P6		X 0-0 G3		X 0-0 G5-4-3 1B 1-3 3-H			3 0 1 1 0 0 0		
Ramon Aviles, R OBP: 0.342, SLG: 0.373 (1, 4)			X 0-0 F7		X 0-0 SH1-4 1B		X 0-0 G5-4-3 1-2f			3 0 1 0 0 0 1		
Dick Ruthven, R OBP: 0.167, SLG: 0.171 (1, 1)			0-3 K		X 0-0 SH1-4			X 0-0 F8		1 0 0 0 0 1 0		
Warren Brusstar, R (7, 1)										0 0 0 0 0 0 0		
Greg Gross, L OBP: 0.344, SLG: 0.333 (8, PH)										1 0 0 0 0 0 0		
Tug McGraw, R OBP: 0.500, SLG: 0.500 (8, 1)										0 0 0 0 0 0 0		
Inning Stats	R: 0 H: 0 E: 0 LOB: 0 K: 0 BB: 0 S: 3 P: 3	R: 0 H: 0 E: 0 LOB: 0 K: 1 BB: 0 S: 5 P: 5	R: 0 H: 0 E: 0 LOB: 0 K: 1 BB: 0 S: 5 P: 5	R: 1 H: 1 E: 1 LOB: 2 K: 0 BB: 2 S: 4 P: 12	R: 0 H: 1 E: 0 LOB: 1 K: 0 BB: 0 S: 4 P: 4	R: 0 H: 0 E: 0 LOB: 0 K: 0 BB: 0 S: 3 P: 3	R: 1 H: 3 E: 0 LOB: 0 K: 0 BB: 0 S: 4 P: 4	R: 0 H: 0 E: 0 LOB: 0 K: 0 BB: 0 S: 3 P: 3	R: 0 H: 0 E: 0 LOB: 0 K: 0 BB: 0 S: 3 P: 3	1B: 4 SF: 0 2B: 1 SAC: 1 3B: 0 DP: 1 HR: 0 HBP: 0	WP: 0 PA: 32 PB: 0 SB: 0 CS: 0	
PITCHER Doyle Alexander, R ERA: 3.68 (1, 1)	IP WLS BF H R ER SO BB IBB HBP BLK WP HR S P ERA WHIP											PITCHER IP WLS BF H R ER SO BB IBB HBP BLK WP HR S P ERA WHIP

Philadelphia Phillies @ Atlanta Braves
Atlanta-Fulton County Stadium, Atlanta, GA

Sat Jul 19 1980, 7:05 PM EDT
Unknown

livebaseballscorecards.com

AB 29
R 2
H 5
RBI 1
BB 2
SO 2
LOB 6



Batter	1	2	3	4	5	6	7	8	9
Glenn Hubbard, R OBP: 0.333, SLG: 0.421 (1, 4)	0-0 6-3		0-0 6-3		0-0 6-3		0-0 F7	0-3 K	
Brian Asselstine, L OBP: 0.297, SLG: 0.363 Dale Murphy, R OBP: 0.364, SLG: 0.498 (1, 8) (7, 8)	0-0 4-3			0-0 E 1B 1B		0-0 E9 1B 1B	0-0 1B 1B		
Chris Chambliss, L OBP: 0.339, SLG: 0.459 (1, 3)	0-0 F8			0-0 F9		0-0 HR 1B	0-0 FC5-4 1B		
Gary Matthews, R OBP: 0.313, SLG: 0.439 (1, 9)		0-0 F9		0-0 F3		0-0 HR 1B	0-0 L6		
Bob Horner, R OBP: 0.270, SLG: 0.521 Jerry Royster, R OBP: 0.313, SLG: 0.306 (1, 5) (9, 5)		4-0 1B BB		0-0 E6 1B		0-0 HR	0-0 FC5-4		
Mike Lum, L OBP: 0.298, SLG: 0.213 (1, 7)		0-0 G6-4-3 1B		0-0 1-2 2-H 1B		0-0 P2	0-0 SH1-4 1B BB		
Bruce Benedict, R OBP: 0.311, SLG: 0.335 (1, 2)		0-0 G6-4-3 1-2f		0-0 F8		0-0 6-3	0-0 SH1-4 1B		
Luis Gomez, R OBP: 0.259, SLG: 0.222 (1, 6)			0-0 F8		0-3 K	0-0 1B	0-0 SH1-4		
Doyle Alexander, R OBP: 0.120, SLG: 0.140 (1, 1)			0-3 K		0-0 6-3	0-0 P6	0-3 K		

Inning Stats	R: 0 E: 0 K: 0 S: 3	H: 0 LOB: 0 BB: 0 P: 3	R: 0 E: 0 K: 0 S: 3	H: 1 LOB: 1 BB: 1 P: 7	R: 0 E: 0 K: 1 S: 5	H: 0 LOB: 0 BB: 0 P: 5	R: 1 E: 1 K: 0 S: 6	H: 2 LOB: 2 BB: 0 P: 6	R: 0 E: 0 K: 1 S: 5	H: 0 LOB: 0 BB: 0 P: 5	R: 4 E: 1 K: 0 S: 8	H: 5 LOB: 1 BB: 0 P: 8	R: 0 E: 0 K: 0 S: 5	H: 2 LOB: 2 BB: 0 P: 5	R: 0 E: 0 K: 2 S: 8	H: 1 LOB: 2 BB: 1 P: 12
--------------	------------------------------	---------------------------------	------------------------------	---------------------------------	------------------------------	---------------------------------	------------------------------	---------------------------------	------------------------------	---------------------------------	------------------------------	---------------------------------	------------------------------	---------------------------------	------------------------------	----------------------------------

PITCHER	IP	WLS	BF	H	R	ER	SO	BB	IBB	HBP	BLK	WP	HR	S	P	ERA	WHIP
Dick Ruthven, R ERA: 3.85 (1, 1)	6.0	L	27	8	5	4	2	1	0	0	0	0	2	30	34	6.00	1.500
Warren Brusstar, R ERA: 3.0 (7, 1)	1.0		5	2	0	0	0	0	0	0	0	0	0	5	5	0.00	2.000
Tug McGraw, L ERA: 2.63 (8, 1)	1.0		5	1	0	0	2	1	0	0	0	0	0	8	12	0.00	2.000

BOTTOM

Philadelphia Phillies @ Atlanta Braves
Atlanta-Fulton County Stadium, Atlanta, GA

Sat Jul 19 1980, 7:05 PM EDT
Unknown

AB	34
R	5
H	11
RBI	5
BB	2
SO	4
LOB	16

WP: 0 PA: 37
PB: 0
SB: 0
CS: 0



AB	R	H	RBI	BB	SO	LOB
5	0	0	0	0	1	2
3	2	2	0	0	0	0
1	0	1	0	0	0	0
4	1	2	1	0	0	1
4	1	1	2	0	0	3
3	1	1	1	1	0	3
0	0	0	0	0	0	0
3	0	2	1	1	0	0
4	0	1	0	0	0	4
3	0	1	0	0	1	0
4	0	0	0	0	2	3

livebaseballscorecards.com

Batter	1	2	3	4	5	6	7	8	9	AB R H RBI BB SO LOB	TOP											
Lonnie Smith, R (1, 7) OBP: 0.407, SLG: 0.486	0-3 K		0-0 E6 G3 S FC		0-0 SH5-3 SF9 1B		0-3 K			4 2 1 0 0 2 1	Philadelphia Phillies @ Atlanta Braves Atlanta-Fulton County Stadium, Atlanta, GA Sat Jul 19 1980, 7:05 PM EDT Att: 35,524 - Unknown livebaseballscorecards.com											
Pete Rose, S (1, 3) OBP: 0.374, SLG: 0.397	0-0 4-3		0-0 G3		0-0 SH5-3		0-0 FC6-4			3 0 0 0 0 0 2												
Bake McBride, L (1, 9) OBP: 0.322, SLG: 0.450	0-0 S 1B		0-0 FC FC6-4		0-0 SF9			0-0 F7		3 0 1 2 0 0 0												
Mike Schmidt, R (1, 5) OBP: 0.351, SLG: 0.598	0-3 K 1-2		0-0 FC6-4 1B 1-2f		0-0 5-3			0-0 6-3		4 0 0 0 0 1 2												
Keith Moreland, R (1, 2) OBP: 0.310, SLG: 0.485		0-0 F9	0-0 FC6-4 1B 1-3		4-0 G6-4-3 BB			0-0 F9		3 0 1 0 1 0 0												
Tug McGraw, R (8, 1) OBP: 0.500, SLG: 0.500										0 0 0 0 0 0 0												
Garry Maddox, R (1, 8) OBP: 0.291, SLG: 0.410		0-0 6-3		0-0 6-3 S 1B		0-0 G6-4-3		0-0 6-3		3 0 1 0 0 0 1												
Ron Reed, R (6, 1) OBP: 0.250, SLG: 0.250						0-0 G6-4-3				0 0 0 0 0 0 0												
Bob Boone, R (8, 2) OBP: 0.288, SLG: 0.333						0-0 F9				1 0 0 0 0 0 0												
Larry Bowa, S (1, 6) OBP: 0.271, SLG: 0.311		0-0 1B 1B		0-0 L8 1-2		0-0 F9		0-0 1-3		4 0 1 0 0 0 1												
Ramon Aviles, R (1, 4) OBP: 0.350, SLG: 0.380		0-0 1B 1B		0-0 6-3 2-3		0-0 FC6-4 1B		0-0 1-6-3		4 0 2 0 0 0 1												
Dan Larson, R (1, 1) OBP: 0.200, SLG: 0.111			0-0 5-3		0-0 6-3		0-0 F7			2 0 0 0 0 0 3												
Dickie Noles, R (6, 1) OBP: 0.375, SLG: 0.375										0 0 0 0 0 0 0												
Greg Gross, L (6, 8) OBP: 0.340, SLG: 0.329										1 0 0 0 0 0 1												
Inning Stats	R: 0 E: 0 K: 2 S: 8	H: 1 LOB: 1 BB: 0 P: 8	R: 0 E: 0 K: 0 S: 5	H: 2 LOB: 2 BB: 0 P: 5	R: 1 E: 1 K: 0 S: 5	H: 1 LOB: 2 BB: 0 P: 5	R: 0 E: 0 K: 0 S: 4	H: 1 LOB: 1 BB: 0 P: 4	R: 1 E: 0 K: 0 S: 4	H: 1 LOB: 0 BB: 0 P: 4	R: 0 E: 0 K: 0 S: 2	H: 0 LOB: 0 BB: 1 P: 6	R: 0 E: 0 K: 1 S: 6	H: 1 LOB: 1 BB: 0 P: 6	R: 0 E: 0 K: 0 S: 3	H: 0 LOB: 0 BB: 0 P: 3	R: 0 E: 0 K: 0 S: 3	H: 0 LOB: 0 BB: 0 P: 3	1B: 7 2B: 0 3B: 0 HR: 0	SF: 1 SAC: 1 DP: 1 HBP: 0	WP: 0 PB: 0 SB: 4 CS: 0	PA: 35
PITCHER	IP WLS BF H R ER SO BB IBB HBP BLK WP HR S P ERA WHIP																					
Tommy Boggs, R (1, 1) ERA: 4.04	6.0 W 25 6 2 1 2 1 0 0 0 0 0 0 28 32 1.50 1.167																					
Rick Camp, R (7, 1) ERA: 2.67	3.0 S 10 1 0 0 1 0 0 0 0 0 0 0 12 12 0.00 0.333																					



Batter	1	2	3	4	5	6	7	8	9	AB	R	H	RBI	BB	SO	LOB	BOTTOM
--------	---	---	---	---	---	---	---	---	---	----	---	---	-----	----	----	-----	--------

<p>Jerry Royster, R (1, 4) OBP: 0.308, SLG: 0.302</p>			<p>F3</p>			<p>SH</p>				3	1	0	0	0	0	2	<p>Philadelphia Phillies @ Atlanta Braves Atlanta-Fulton County Stadium, Atlanta, GA</p> <p>Sat Jul 19 1980, 7:05 PM EDT Att. 35,524 - Unknown</p> <p>livebaseballscorecards.com</p> <p>AB 31 R 7 H 10 RBI 6 BB 3 SO 4 LOB 12</p>
<p>Dale Murphy, R (1, 8) OBP: 0.359, SLG: 0.492</p>				<p>5-3</p>		<p>5-3</p>	<p>G3</p>			4	0	0	0	0	0	1	
<p>Chris Chambliss, L (1, 3) OBP: 0.341, SLG: 0.457</p>				<p>G5-4-3</p>		<p>FC6-4</p>	<p>K</p>			3	1	1	0	1	1	0	
<p>Gary Matthews, R (1, 9) OBP: 0.318, SLG: 0.447</p>		<p>S</p>		<p>G5-4-3</p>		<p>FC6-4</p>	<p>WP</p>			4	0	3	1	0	0	1	
<p>Bob Horner, R (1, 5) OBP: 0.274, SLG: 0.533</p>	<p>BB</p>	<p>G5-4-3</p>			<p>HR</p>	<p>FC6-4</p>	<p>K</p>			3	2	1	1	1	1	3	
<p>Jeff Burroughs, R (1, 7) OBP: 0.341, SLG: 0.450</p>					<p>CS</p>	<p>1-2</p>	<p>2B</p>	<p>1B</p>		3	1	1	1	1	0	2	
<p>Bill Nahorodny, R (1, 2) OBP: 0.327, SLG: 0.529</p>					<p>1-2</p>	<p>K</p>	<p>1-2</p>	<p>1B</p>	<p>2B</p>	4	1	1	2	0	1	3	
<p>Larvell Blanks, R (1, 6) OBP: 0.244, SLG: 0.248</p>					<p>6-3</p>	<p>6-3</p>	<p>1B</p>	<p>5-3</p>		4	0	1	1	0	0	0	
<p>Tommy Boggs, R (1, 1) OBP: 0.107, SLG: 0.111</p> <p>Mike Lum, L (6, PH) OBP: 0.310, SLG: 0.229</p> <p>Rick Camp, R (7, 1)</p>							<p>SH</p>	<p>1B</p>		2	1	1	0	0	1	0	
								<p>1B</p>		1	0	1	0	0	0	0	
										0	0	0	0	0	0	0	

Inning Stats	R: 0	H: 0	E: 0	K: 0	S: 3	R: 0	H: 1	E: 0	K: 0	S: 3	R: 0	H: 0	E: 0	K: 1	S: 5	R: 0	H: 1	E: 0	K: 0	S: 3	R: 1	H: 1	E: 0	K: 1	S: 5	R: 6	H: 6	E: 1	K: 0	S: 10	R: 0	H: 1	E: 0	K: 2	S: 8	R: 0	H: 0	E: 0	K: 0	S: 3	1B: 7	2B: 3	3B: 0	HR: 1	SF: 0	SAC: 1	DP: 3	HBP: 0	WP: 1	PB: 0	SB: 1	CS: 1	PA: 35
--------------	------	------	------	------	------	------	------	------	------	------	------	------	------	------	------	------	------	------	------	------	------	------	------	------	------	------	------	------	------	-------	------	------	------	------	------	------	------	------	------	------	-------	-------	-------	-------	-------	--------	-------	--------	-------	-------	-------	-------	--------

PITCHER	IP	WLS	BF	H	R	ER	SO	BB	IBB	HBP	BLK	WP	HR	S	P	ERA	WHIP
Dan Larson, R (1, 1) ERA: 3.77	5.0	L	19	4	3	3	2	2	0	0	0	0	1	21	29	5.40	1.200
Dickie Noles, R (6, 1) ERA: 4.25	0.2		8	5	4	3	0	0	1	0	0	0	0	7	11	40.50	7.500
Ron Reed, R (6, 1) ERA: 3.71	1.1		5	1	0	0	2	0	0	0	0	1	0	9	9	0.00	0.750
Tug McGraw, L (8, 1) ERA: 2.57	1.0		3	0	0	0	0	0	0	0	0	0	0	3	3	0.00	0.000

Batter	1	2	3	4	5	6	7	8	9	AB R H RBI BB SO LOB	TOP
Lonnie Smith, R (1, 7) <small>OBP: 0.390, SLG: 0.464</small>	0-0 		0-0 		0-3 		0-0 		0-0 	5 0 0 0 0 1 1	
Pete Rose, S (1, 3) <small>OBP: 0.370, SLG: 0.392</small>	0-0 		0-0 		0-0 			0-0 		4 0 0 0 0 0 0	
Bake McBride, L (1, 9) <small>OBP: 0.325, SLG: 0.449</small>	0-0 		0-0 			0-0 		4-0 		3 0 1 0 1 0 0	
Mike Schmidt, R (1, 5) <small>OBP: 0.350, SLG: 0.593</small>		0-0 	0-0 			0-0 		0-0 		4 1 1 0 0 0 1	
Garry Maddox, R (1, 8) <small>OBP: 0.287, SLG: 0.405</small>		0-0 	0-0 			0-0 		0-0 		4 0 0 0 0 0 3	
Manny Trillo, R (1, 4) <small>OBP: 0.381, SLG: 0.440</small>		0-0 		0-0 		0-0 		0-0 		4 1 2 1 0 0 1	
Larry Bowa, S (1, 6) <small>OBP: 0.270, SLG: 0.310</small>		0-0 		0-0 			0-0 	0-0 		4 0 1 0 0 0 2	
Bob Boone, R (1, 2) <small>OBP: 0.288, SLG: 0.332</small>		0-0 		0-3 			0-0 		0-0 	4 0 1 1 0 1 0	
Bob Walk, R (1, 1) <small>OBP: 0.310, SLG: 0.240</small> Ramon Aviles, R (7, PH) <small>OBP: 0.358, SLG: 0.389</small> Warren Brusstar, R (7, 1) <small>OBP: 0.306, SLG: 0.478</small> Keith Moreland, R (9, PH)		0-0 		0-0 			0-0 		0-0 	2 0 0 0 0 0 2 1 0 1 0 0 0 0 0 0 0 0 0 0 0 1 0 0 0 0 0 0	
Inning Stats	R: 0 H: 0 E: 0 LOB: 0 K: 0 BB: 0 S: 3 P: 3	R: 1 H: 3 E: 0 LOB: 2 K: 0 BB: 0 S: 6 P: 6	R: 0 H: 2 E: 0 LOB: 2 K: 0 BB: 0 S: 5 P: 5	R: 0 H: 0 E: 0 LOB: 0 K: 1 BB: 0 S: 5 P: 5	R: 0 H: 0 E: 0 LOB: 0 K: 1 BB: 0 S: 5 P: 5	R: 0 H: 0 E: 1 LOB: 1 K: 0 BB: 0 S: 4 P: 4	R: 0 H: 1 E: 0 LOB: 1 K: 0 BB: 0 S: 4 P: 4	R: 1 H: 1 E: 1 LOB: 2 K: 0 BB: 1 S: 5 P: 9	R: 0 H: 0 E: 0 LOB: 0 K: 0 BB: 0 S: 3 P: 3	1B: 6 SF: 0 2B: 1 SAC: 0 3B: 0 DP: 0 HR: 0 HBP: 0	WP: 0 PA: 37 PB: 0 SB: 0 CS: 0
PITCHER Larry McWilliams, L (1, 1) <small>ERA: 4.08</small>	IP: 9.0 WLS: W BF: 37 H: 7 R: 2 ER: 1 SO: 2 BB: 1 IBB: 0 HBP: 0 BLK: 0 WP: 0 HR: 0 S: 40 P: 44 ERA: 1.00 WHIP: 0.889										

Philadelphia Phillies @ Atlanta Braves
 Atlanta-Fulton County Stadium, Atlanta, GA
 Sun Jul 20 1980, 7:05 PM EDT
 Att. 9,335 - Unknown

livebaseballscorecards.com

AB	36
R	2
H	7
RBI	2
BB	1
SO	2
LOB	10



Batter	1	2	3	4	5	6	7	8	9
Jerry Royster, R OBP: 0.315, SLG: 0.306 (1, 4) BB (8, 5)	4-0 1B S BB	0-0 1B		0-3 K		0-0 S 1B		0-0 5-3	
Dale Murphy, R OBP: 0.358, SLG: 0.489 (1, 8) X	0-0 F7	0-0 L9			0-0 F8 1B SF8 1B	0-3 K			
Chris Chambliss, L OBP: 0.342, SLG: 0.456 (1, 3) X	0-0 P5		0-0 F9		0-0 1B 1B		4-0 FC4-6 BB		
Gary Matthews, R OBP: 0.318, SLG: 0.444 (1, 9) X	0-0 S 1B 1B		0-3 K		0-0 F8		0-0 P3		
Bob Horner, R OBP: 0.278, SLG: 0.533 Glenn Hubbard, R OBP: 0.333, SLG: 0.421 (7, PR) (8, 4) BB BB	4-0 1B BB		0-0 BB 1B		0-0 SF8		0-0 FC4-6 CS		
Jeff Burroughs, R OBP: 0.348, SLG: 0.453 Mike Lum, L OBP: 0.310, SLG: 0.229 (1, 7) (9, 7) X	0-0 1B		4-0 BB		0-0 1B		0-0 CS	0-0 F8	
Bill Nahorodny, R OBP: 0.315, SLG: 0.509 (1, 2) X	0-0 F8		0-3 K		0-0 F9			0-0 E5 1B	
Larvell Blanks, R OBP: 0.244, SLG: 0.248 Luis Gomez, R OBP: 0.259, SLG: 0.222 (1, 6) (9, 6) S		0-3 K		0-0 P4		0-0 L9		0-0 E 1B	
Larry McWilliams, L OBP: 0.289, SLG: 0.206 (1, 1) S		0-3 K		0-3 K		0-0 F7		0-3 K	

Inning Stats	R: 2	H: 2	E: 0	K: 0	S: 5	LOB: 2	BB: 2	P: 13
	R: 0	H: 1	E: 0	K: 2	S: 8 <td>LOB: 1</td> <td>BB: 0</td> <td>P: 8 </td>	LOB: 1	BB: 0	P: 8
	R: 0	H: 1	E: 0	K: 2	S: 8 <td>LOB: 2</td> <td>BB: 1</td> <td>P: 12 </td>	LOB: 2	BB: 1	P: 12
	R: 0	H: 0	E: 0	K: 2	S: 7 <td>LOB: 0</td> <td>BB: 0</td> <td>P: 7 </td>	LOB: 0	BB: 0	P: 7
	R: 1	H: 3	E: 0	K: 0	S: 6 <td>LOB: 2</td> <td>BB: 0</td> <td>P: 6 </td>	LOB: 2	BB: 0	P: 6
	R: 0	H: 1	E: 0	K: 1	S: 6 <td>LOB: 1</td> <td>BB: 0</td> <td>P: 6 </td>	LOB: 1	BB: 0	P: 6
	R: 0	H: 0	E: 0	K: 0	S: 2 <td>LOB: 1</td> <td>BB: 1</td> <td>P: 6 </td>	LOB: 1	BB: 1	P: 6
	R: 0	H: 1	E: 2	K: 1	S: 7 <td>LOB: 2</td> <td>BB: 0</td> <td>P: 7 </td>	LOB: 2	BB: 0	P: 7

PITCHER	IP	WLS	BF	H	R	ER	SO	BB	IBB	HBP	BLK	WP	HR	S	P	ERA	WHIP
Bob Walk, R ERA: 4.09 (1, 1)	6.0	L	29	8	3	3	7	3	0	0	0	0	0	40	52	4.50	1.833
Warren Brusstar, R ERA: 1.8 (7, 1)	2.0		8	1	0	0	1	1	0	0	0	0	0	9	13	0.00	1.000

BOTTOM

Philadelphia Phillies @ Atlanta Braves
Atlanta-Fulton County Stadium, Atlanta, GA

Sun Jul 20 1980, 7:05 PM EDT
Att. 9,335 - Unknown

AB	32
R	3
H	9
RBI	2
BB	4
SO	8
LOB	18

livebaseballscorecards.com

Braves

WP: 0	PA: 38
PB: 0	
SB: 3	
CS: 1	

PITCHER	IP	WLS	BF	H	R	ER	SO	BB	IBB	HBP	BLK	WP	HR	S	P	ERA	WHIP
Bob Walk, R ERA: 4.09 (1, 1)	6.0	L	29	8	3	3	7	3	0	0	0	0	0	40	52	4.50	1.833
Warren Brusstar, R ERA: 1.8 (7, 1)	2.0		8	1	0	0	1	1	0	0	0	0	0	9	13	0.00	1.000

Batter	1	2	3	4	5	6	7	8	9	AB R H RBI BB SO LOB	TOP									
Ron LeFlore, R OBP: 0.336, SLG: 0.360 (1, 7) X	0-0 1B S 1B	0-0 F9	0-3 K			0-0 4-3		0-0 1-3		5 1 1 0 0 1 1										
Rodney Scott, S OBP: 0.310, SLG: 0.286 (1, 4) X	0-0 1B S 1B	4-0 BB 1B BB		0-0 6-3		0-0 E6 S E CS		0-0 G3-6 1B		4 1 2 0 1 0 0										
Andre Dawson, R OBP: 0.365, SLG: 0.490 (1, 8) X	0-0 E 1B HR 1B	0-0 BB 1B		0-0 P4		0-0 E6 CS S		0-0 G3-6 1-2f		5 1 2 1 0 0 2										
Ellis Valentine, R OBP: 0.362, SLG: 0.526 (1, 9) X	0-0 1-2 3-H HR 1B	4-0 FC6-4 BB		0-0 6-3		0-0 F9 1-3 2-H		0-0 F4		4 1 1 1 1 0 2										
Warren Cromartie, L OBP: 0.360, SLG: 0.440 (1, 3) X	0-0 1-2 2-3 HR	0-3 K			0-0 F8		0-0 HR 1B		0-0 F8	5 2 1 0 0 1 5										
Gary Carter, R OBP: 0.310, SLG: 0.478 (1, 2) X	0-0 1-H 2-H 3-H HR	0-0 FC6-4 1-2f			0-0 BB 1B		0-0 1-H HR		0-0 F9	5 2 3 6 0 0 3										
Larry Parrish, R OBP: 0.307, SLG: 0.452 (1, 5) X	0-0 1-3		0-0 5-3		4-0 BB 1B		0-3 K			3 0 0 0 1 1 0										
Tony Bernazard, S OBP: 0.292, SLG: 0.336 (1, 6) X	0-0 F5		0-0 SH2-4 1B		0-3 K		0-0 4-3			4 0 1 0 0 1 2										
Scott Sanderson, R OBP: 0.114, SLG: 0.176 (1, 1) X	0-0 4-3		0-0 SH2-4		0-0 F7		0-0 3-1			2 0 0 0 0 0 2										
John Tamargo, S OBP: 0.286, SLG: 0.333 (7, PH)										1 0 0 0 0 0 0										
Stan Bahnsen, R OBP: 0.300, SLG: 0.250 (7, 1)										0 0 0 0 0 0 0										
Elias Sosa, R OBP: 0.200, SLG: 0.200 (7, 1)										0 0 0 0 0 0 0										
Inning Stats	R: 6 E: 1 K: 0 S: 9	H: 5 LOB: 0 BB: 0 P: 9	R: 0 E: 0 K: 1 S: 6	H: 1 LOB: 3 BB: 2 P: 14	R: 0 E: 0 K: 1 S: 6	H: 1 LOB: 1 BB: 0 P: 6	R: 0 E: 0 K: 0 S: 3	H: 0 LOB: 0 BB: 0 P: 3	R: 0 E: 0 K: 0 S: 4	H: 0 LOB: 1 BB: 0 P: 4	R: 2 E: 0 K: 1 S: 7	H: 2 LOB: 0 BB: 0 P: 7	R: 0 E: 0 K: 0 S: 3	H: 1 LOB: 0 BB: 0 P: 3	R: 0 E: 0 K: 0 S: 3	H: 0 LOB: 0 BB: 0 P: 3	1B: 9 2B: 0 3B: 0 HR: 2	SF: 0 SAC: 1 DP: 1 HBP: 0	WP: 0 PB: 0 SB: 4 CS: 2	PA: 42
PITCHER	IP WLS BF H R ER SO BB IBB HBP BLK WP HR S P ERA WHIP																			
Rick Matula, R ERA: 4.34 (1, 1)	0.0 L 6 5 6 5 0 0 0 0 0 0 0 1 6 6 ∞ ∞																			
Preston Hanna, R ERA: 4.46 (1, 1)	5.0 21 3 0 0 3 3 0 0 0 0 0 0 24 36 0.00 1.200																			
Larry Bradford, L ERA: 3.0 (6, 1)	1.0 4 0 0 0 0 0 0 0 0 0 0 0 4 4 0.00 0.000																			
Gene Garber, R ERA: 4.95 (7, 1)	2.0 8 3 2 2 1 0 0 0 0 0 1 10 10 9.00 1.500																			
Rick Camp, R ERA: 2.62 (9, 1)	1.0 3 0 0 0 0 0 0 0 0 0 0 0 3 3 0.00 0.000																			

Montreal Expos @ Atlanta Braves
Atlanta-Fulton County Stadium, Atlanta, GA

Mon Jul 21 1980, 7:05 PM EDT
Att. 6,894 - Unknown

AB 38
R 8
H 11
RBI 8
BB 3
SO 4
LOB 17



livebaseballscorecards.com

Batter	1	2	3	4	5	6	7	8	9	AB	R	H	RBI	BB	SO	LOB
Glenn Hubbard, R OBP: 0.335, SLG: 0.437 (1, 4)	0-0 5-3 ①		0-0 HR ②		0-0 F8 ①		0-0 F2 ①	0-0 1B ③		5	1	2	1	0	0	0
Dale Murphy, R OBP: 0.356, SLG: 0.484 (1, 8)	0-0 1B		0-3 K ②		0-0 6-3 ②		0-0 P4 ②	0-0 F8 ③		5	0	1	0	0	1	1
Chris Chambliss, L OBP: 0.346, SLG: 0.467 (1, 3)	0-0 F2 ②		0-0 1B		0-0 1B		0-0 HR		0-3 K ①	5	1	3	1	0	1	1
Gary Matthews, R OBP: 0.316, SLG: 0.439 (1, 9)	0-0 4-3 ③		0-0 P3 ③		0-0 P3 ③		4-0 HR BB		0-0 F6 ②	4	1	0	0	1	0	3
Bob Horner, R OBP: 0.281, SLG: 0.549 (1, 5)		0-0 F8 ①		0-0 6-3 ①		0-0 PB 2B	0-0 1-H HR		0-0 P5 ③	5	1	2	2	0	0	0
Jeff Burroughs, R OBP: 0.350, SLG: 0.466 (1, 7)		0-0 F7 ②		0-0 F8 ②		4-0 2-3 BB	0-0 HR			3	1	1	1	1	0	0
Bill Nahorodny, R OBP: 0.322, SLG: 0.505 (1, 2)		4-0 BB		0-0 1B		0-0 P4 ①	0-0 6-3 ③			3	0	1	0	1	0	2
Luis Gomez, R OBP: 0.257, SLG: 0.220 (1, 6)	0-0 F4 ③		0-0 F5 ③		0-3 K ②			0-0 4-3 ①		2	0	0	0	0	0	2
Mike Lum, L OBP: 0.305, SLG: 0.224 (6, PH)										1	0	0	0	0	1	2
Larvell Blanks, R OBP: 0.243, SLG: 0.246 (7, 6)										1	0	0	0	0	0	0
Rick Matula, R OBP: 0.027, SLG: 0.027 (1, 1)			0-0 6-3 ①		0-0 HR		0-0 F7 ③		0-0 F3 ②	0	0	0	0	0	0	0
Preston Hanna, R OBP: 0.250, SLG: 0.500 (5, PH)										1	0	0	0	0	0	0
Biff Pocorella, S OBP: 0.345, SLG: 0.375 (6, 1)										1	1	1	1	0	0	0
Larry Bradford, R (6, 1)										0	0	0	0	0	0	0
Brian Asselstine, L OBP: 0.296, SLG: 0.361 (7, 1)										1	0	0	0	0	0	2
Gene Garber, R (7, 1)										0	0	0	0	0	0	0
Charlie Spikes, R OBP: 0.400, SLG: 0.417 (8, PH)										1	0	0	0	0	0	0
Rick Camp, R (9, 1)										0	0	0	0	0	0	0

Inning Stats	R: 0	H: 1	E: 0	LOB: 1	K: 0	BB: 0	S: 4	P: 4	R: 0	H: 0	E: 0	LOB: 1	K: 0	BB: 1	S: 3	P: 7	R: 1	H: 2	E: 0	LOB: 1	K: 1	BB: 0	S: 7	P: 7	R: 0	H: 1	E: 0	LOB: 1	K: 0	BB: 0	S: 4	P: 4	R: 1	H: 2	E: 0	LOB: 1	K: 0	BB: 0	S: 5	P: 5	R: 0	H: 1	E: 0	LOB: 2	K: 1	BB: 1	S: 6	P: 10	R: 4	H: 3	E: 0	LOB: 0	K: 0	BB: 1	S: 6	P: 10	R: 0	H: 1	E: 0	LOB: 1	K: 0	BB: 0	S: 4	P: 4	R: 0	H: 0	E: 0	LOB: 0	K: 1	BB: 0	S: 5	P: 5	1B: 5	SF: 0	2B: 1	SAC: 0	3B: 0	DP: 0	HR: 5	HBP: 0	WP: 0	PA: 41
--------------	------	------	------	--------	------	-------	------	------	------	------	------	--------	------	-------	------	------	------	------	------	--------	------	-------	------	------	------	------	------	--------	------	-------	------	------	------	------	------	--------	------	-------	------	------	------	------	------	--------	------	-------	------	-------	------	------	------	--------	------	-------	------	-------	------	------	------	--------	------	-------	------	------	------	------	------	--------	------	-------	------	------	-------	-------	-------	--------	-------	-------	-------	--------	-------	--------

PITCHER	IP	WLS	BF	H	R	ER	SO	BB	IBB	HBP	BLK	WP	HR	S	P	ERA	WHIP
Scott Sanderson, R ERA: 3.11 (1, 1)	6.0	W	27	7	2	2	2	2	2	0	0	0	2	29	37	3.00	1.500
Stan Bahnsen, R ERA: 2.91 (7, 1)	0.2		6	3	4	4	0	1	0	0	0	0	3	5	9	54.00	6.000
Elias Sosa, R ERA: 3.38 (7, 1)	2.1	S	8	1	0	0	1	0	0	0	0	0	0	10	10	0.00	0.429

BOTTOM

Montreal Expos @ Atlanta Braves
Atlanta-Fulton County Stadium, Atlanta, GA

Mon Jul 21 1980, 7:05 PM EDT
Att: 6,894 - Unknown

livebaseballscores.com

AB	38
R	6
H	11
RBI	6
BB	3
SO	3
LOB	13



Batter	1	2	3	4	5	6	7	8	9	AB R H RBI BB SO LOB	TOP											
Ron LeFlore, R OBP: 0.334, SLG: 0.358 (1, 7) X	0-0 1-3		0-0 E 1B	0-3 K		0-0 6-3		0-0 F9		5 1 1 0 0 1 1												
Rodney Scott, S OBP: 0.306, SLG: 0.282 (1, 4) S S S	0-3 K		0-0 E4 1B	0-0 4-3			0-0 F8		0-0 F5	5 1 0 0 0 1 1												
Andre Dawson, R OBP: 0.365, SLG: 0.489 (1, 8) X	0-0 F9		0-0 1B 1-2 1B		0-0 CS 1B		0-0 F5		0-0 5-3	5 0 2 0 0 0 0												
Ellis Valentine, R OBP: 0.362, SLG: 0.528 (1, 9)		0-0 E 2B	0-0 1-3 2-H 3-H 1B		0-0 F8		0-0 F2		0-0 G1	5 0 2 2 0 0 1												
Warren Cromartie, L OBP: 0.361, SLG: 0.452 (1, 3)		0-0 F3	0-3 K		0-0 WP 2B			0-0 HR		4 1 2 1 0 1 3												
Gary Carter, R OBP: 0.309, SLG: 0.474 (1, 2)		0-0 P6	0-0 F8		4-0 BB 2-3 BB			0-0 E5 2B		3 1 0 0 1 0 3												
Larry Parrish, R OBP: 0.302, SLG: 0.444 (1, 5)		0-0 E6 BB 2-3	0-0 5-3		0-3 K			0-3 K		4 0 0 0 0 2 6												
Tony Bernazard, S OBP: 0.297, SLG: 0.356 (1, 6)		4-0 BB 1-2 BB		0-0 HR		0-0 F9		0-3 K		3 1 1 1 1 1 1												
Bill Lee, L OBP: 0.222, SLG: 0.250 (1, 1)		0-0 P2		0-0 5-3		0-0 4-3		0-0 2-H 2B		3 0 0 0 0 0 3												
Bill Gullickson, R OBP: 0.308, SLG: 0.250 (6, 1)										0 0 0 0 0 0 0												
Rowland Office, L OBP: 0.321, SLG: 0.371 (8, PH)										1 0 1 1 0 0 0												
Stan Bahnsen, R OBP: 0.300, SLG: 0.250 (8, 1)										0 0 0 0 0 0 0												
Woodie Fryman, R OBP: 0.125, SLG: 0.125 (8, 1)										0 0 0 0 0 0 0												
Inning Stats	R: 0 E: 0 K: 1 S: 5	H: 0 LOB: 0 BB: 0 P: 5	R: 0 E: 1 K: 0 S: 5	H: 1 LOB: 3 BB: 1 P: 9	R: 2 E: 1 K: 1 S: 9	H: 3 LOB: 2 BB: 0 P: 9	R: 1 E: 0 K: 1 S: 6	H: 1 LOB: 0 BB: 0 P: 6	R: 0 E: 0 K: 1 S: 6	H: 2 LOB: 2 BB: 1 P: 10	R: 0 E: 0 K: 0 S: 3	H: 0 LOB: 0 BB: 0 P: 3	R: 0 E: 0 K: 0 S: 3	H: 0 LOB: 0 BB: 0 P: 3	R: 2 E: 1 K: 2 S: 10	H: 2 LOB: 1 BB: 0 P: 10	R: 0 E: 0 K: 0 S: 3	H: 0 LOB: 0 BB: 0 P: 3	1B: 4 2B: 3 3B: 0 HR: 2	SF: 0 SAC: 0 DP: 0 HBP: 0	WP: 1 PB: 0 SB: 0 CS: 1	PA: 40
PITCHER	IP WLS BF H R ER SO BB IBB HBP BLK WP HR S P ERA WHIP																					
Phil Niekro, R ERA: 3.93 (1, 1)	8.0 W 37 9 5 3 6 2 0 0 0 1 2 47 55 3.38 1.375																					
Rick Camp, R ERA: 2.57 (9, 1)	1.0 S 3 0 0 0 0 0 0 0 0 0 0 0 3 3 0.00 0.000																					

Montreal Expos @ Atlanta Braves
Atlanta-Fulton County Stadium, Atlanta, GA

Tue Jul 22 1980, 7:05 PM EDT
Att: 37,108 - Unknown

livebaseballscorecards.com

AB 38
R 5
H 9
RBI 5
BB 2
SO 6
LOB 19



Batter	1	2	3	4	5	6	7	8	9
Glenn Hubbard, R OBP: 0.337, SLG: 0.436 (1, 4)	0-0 G3 1B		0-0 6-3	0-0 4-3		0-0 F8		0-0 1B	
Dale Murphy, R OBP: 0.351, SLG: 0.477 (1, 8)	0-0 G3 1-2		0-0 4-3		0-0 F8		0-3 K	0-0 F9	
Chris Chambliss, L OBP: 0.347, SLG: 0.467 (1, 3)	0-0 F8			0-0 2B HR 1B	0-0 G6-4-3 1B		0-0 F9		
Gary Matthews, R OBP: 0.318, SLG: 0.443 (1, 9)	0-0 F8			0-0 1-3 HR 2B	0-0 G6-4-3 1-2f		0-0 1B		
Bob Horner, R OBP: 0.285, SLG: 0.577 (1, 5)		0-0 F7		0-0 HR		0-0 HR	0-0 F8		
Jeff Burroughs, R OBP: 0.353, SLG: 0.464 (1, 7)		0-0 6-3		0-0 4-3		4-0 1B BB		0-0 E7 SH1-4 1B	
Larvell Blanks, R OBP: 0.249, SLG: 0.252 Biff Pocaroba, S OBP: 0.357, SLG: 0.375 Luis Gomez, R OBP: 0.257, SLG: 0.220 (1, 6) (8, PH) (9, 6)		0-0 1B		0-0 1-3 E 1B		0-3 K		4-0 SH1-4 1B BB	
Bruce Benedict, R OBP: 0.311, SLG: 0.335 (1, 2)		0-0 4-3		0-0 1-3		0-0 1-2 1B		0-0 SH1-4	
Phil Niekro, R OBP: 0.127, SLG: 0.164 Mike Lum, L OBP: 0.305, SLG: 0.224 Charlie Spikes, R OBP: 0.385, SLG: 0.400 Rick Camp, R (1, 1) (8, PH) (8, PH) (9, 1)			0-0 6-3	0-0 E9 1B		0-3 K		0-3 K	

Inning Stats	R: 0 E: 0 K: 5 S: 4	H: 1 LOB: 1 BB: 0 P: 4	R: 0 E: 0 K: 0 S: 4	H: 1 LOB: 1 BB: 0 P: 4	R: 0 E: 0 K: 0 S: 3	H: 0 LOB: 0 BB: 0 P: 3	R: 4 E: 1 K: 0 S: 8	H: 5 LOB: 1 BB: 0 P: 8	R: 0 E: 0 K: 0 S: 3	H: 1 LOB: 0 BB: 0 P: 3	R: 1 E: 0 K: 2 S: 9	H: 2 LOB: 2 BB: 1 P: 13	R: 0 E: 0 K: 1 S: 6	H: 1 LOB: 1 BB: 0 P: 6	R: 2 E: 1 K: 1 S: 7	H: 2 LOB: 1 BB: 1 P: 11
--------------	------------------------------	---------------------------------	------------------------------	---------------------------------	------------------------------	---------------------------------	------------------------------	---------------------------------	------------------------------	---------------------------------	------------------------------	----------------------------------	------------------------------	---------------------------------	------------------------------	----------------------------------

PITCHER														PITCHER																			
IP	WLS	BF	H	R	ER	SO	BB	IBB	HBP	BLK	WP	HR	S	P	ERA	WHIP	IP	WLS	BF	H	R	ER	SO	BB	IBB	HBP	BLK	WP	HR	S	P	ERA	WHIP
Bill Lee, L ERA: 5.22 (1, 1)	5.0		24	9	5	5	0	1	0	0	0	2	23	27	9.00	2.000																	
Bill Gullickson, R ERA: 4.53 (6, 1)	2.0		8	2	0	3	0	0	0	0	0	0	14	14	0.00	1.000																	
Stan Bahnsen, R ERA: 3.21 (8, 1)	0.1	L	3	1	2	0	1	0	0	0	0	0	2	6	54.00	6.000																	
Woodie Fryman, L ERA: 1.78 (8, 1)	0.2		3	1	0	1	0	0	0	0	0	0	5	5	0.00	1.500																	

BOTTOM

AB R H RBI BB SO LOB

5	0	2	2	0	0	3
5	0	0	0	0	1	2
4	1	2	0	0	0	1
4	1	2	0	0	0	2
4	2	2	4	0	0	1
3	1	1	0	1	0	0
3	1	2	0	0	1	1
0	1	0	0	1	0	0
0	0	0	0	0	0	0
3	0	1	0	0	0	2
3	0	1	1	0	1	2
0	0	0	0	0	0	0
1	0	0	0	0	1	2
0	0	0	0	0	0	0

1B: 10 SF: 0
2B: 1 SAC: 1
3B: 0 DP: 1
HR: 2 HBP: 0

WP: 0 PA: 38
PB: 0
SB: 0
CS: 0

Montreal Expos @ Atlanta Braves
Atlanta-Fulton County Stadium, Atlanta, GA

Tue Jul 22 1980, 7:05 PM EDT
Att. 37,108 - Unknown

livebaseballscorecards.com

AB 35
R 7
H 13
RBI 7
BB 2
SO 4
LOB 16



Batter	1	2	3	4	5	6	7	8	9	AB R H RBI BB SO LOB	TOP	
Ron LeFlore, R (1, 7) OBP: 0.333, SLG: 0.356 Bill Gullickson, R (9, 1) OBP: 0.308, SLG: 0.250	0-0 5-3		0-3 K			0-0 E5		0-0 1B	0-0 4-3	5 1 1 0 0 1 0 0 0 0 0 0 0 0		
Rodney Scott, S (1, 4) OBP: 0.305, SLG: 0.281	0-0 6-3		0-0 4-3			0-0 6-3		0-0 1B		4 1 1 1 0 0 1		
Andre Dawson, R (1, 8) OBP: 0.364, SLG: 0.486	0-0 F8				0-0 F1	0-0 P3		0-0 1B		4 1 1 1 0 0 1		
Ellis Valentine, R (1, 9) OBP: 0.369, SLG: 0.547		0-0 HR			0-0 G6-4-3 1B		0-0 5-3	0-0 1B		4 1 3 2 0 0 0		
Warren Cromartie, L (1, 3) OBP: 0.363, SLG: 0.453		0-0 F8			0-0 G6-4-3 1-2f		0-0 1B	0-0 1B		4 0 2 0 0 0 1		
Gary Carter, R (1, 2) OBP: 0.308, SLG: 0.471		0-3 K			0-0 F9		0-0 1B	0-0 5-3		4 0 1 0 0 1 2		
Larry Parrish, R (1, 5) OBP: 0.310, SLG: 0.449		4-0 BB			4-0 L5-3 BB		0-0 G6-4-3 1-2f		0-0 4-3 SF7 2B	2 1 1 0 2 0 2	AB 34 R 5 H 10 RBI 5 BB 2 SO 2 LOB 10	
Tony Bernazard, S (1, 6) OBP: 0.290, SLG: 0.346		0-0 F7			0-0 L5-3 1-2			0-0 6-3	0-0 4-3	4 0 0 0 0 0 3		
Charlie Lea, R Fred Norman, S Tom Hutton, L Sian Bahnsen, R Eliot Sober, R Rowland Orling, L Woodie Fryman, R Jerry White, S			0-0 1-3			0-0 6-3		0-0 F3	0-0 SF7 3-H	1 0		
Inning Stats	R: 0 H: 0 E: 0 LOB: 0 K: 0 BB: 0 S: 3 P: 3	R: 1 H: 1 E: 0 LOB: 1 K: 1 BB: 1 S: 6 P: 10	R: 0 H: 0 E: 0 LOB: 0 K: 1 BB: 0 S: 5 P: 5	R: 0 H: 1 E: 0 LOB: 0 K: 0 BB: 0 S: 3 P: 3	R: 0 H: 0 E: 0 LOB: 0 K: 0 BB: 1 S: 2 P: 6	R: 0 H: 0 E: 1 LOB: 1 K: 0 BB: 0 S: 4 P: 4	R: 0 H: 2 E: 0 LOB: 1 K: 0 BB: 0 S: 4 P: 4	R: 3 H: 5 E: 0 LOB: 2 K: 0 BB: 0 S: 8 P: 8	R: 1 H: 1 E: 0 LOB: 0 K: 0 BB: 0 S: 4 P: 4	1B: 8 SF: 1 2B: 2 SAC: 0 3B: 0 DP: 3 HR: 1 HBP: 0	WP: 0 PA: 37 PB: 0 SB: 2 CS: 0	
PITCHER	IP WLS BF H R ER SO BB IBB HBP BLK WP HR S P ERA WHIP											
Doyle Alexander, R (1, 1) ERA: 3.73 Rick Camp, R (8, 1) ERA: 2.67	7.2 32 9 4 4 2 2 0 0 0 0 0 1 34 42 4.70 1.435											

Montreal Expos @ Atlanta Braves
Atlanta-Fulton County Stadium, Atlanta, GA
Wed Jul 23 1980, 7:05 PM EDT
Att: 10,873 - Unknown

livebaseballscorecards.com



BOTTOM

Montreal Expos @ Atlanta Braves
Atlanta-Fulton County Stadium, Atlanta, GA

Wed Jul 23 1980, 7:05 PM EDT
Att. 10,873 - Unknown

livebaseballscorecards.com

AB	35
R	6
H	14
RBI	6
BB	5
SO	5
LOB	14



WP	0	PA	40
PB	0		
SB	0		
CS	0		

AB R H RBI BB SO LOB

5	2	2	0	0	2	2
5	1	2	0	0	0	2
4	1	2	1	1	0	0
3	0	1	1	2	1	2
3	1	1	1	1	1	1
4	0	2	3	0	1	2
0	0	0	0	0	0	0
2	0	1	0	1	0	0
1	0	1	0	0	0	0
4	0	0	0	0	0	5
3	1	2	0	0	0	0
0	0	0	0	0	0	0
1	0	0	0	0	0	0

Batter	1	2	3	4	5	6	7	8	9
Glenn Hubbard, R (1, 4) OBP: 0.338, SLG: 0.435	0-3 K		0-0 BB 1B 1-3 1B		0-3 K		0-0 G5-3 2-3f		0-0 BB 1B 1B
Dale Murphy, R (1, 8) OBP: 0.352, SLG: 0.476	0-0 4-3		0-0 F9		0-0 F3			0-0 E 2B 1B	0-0 BB 1B 1B
Chris Chambliss, L (1, 3) OBP: 0.351, SLG: 0.468	0-0 F7		0-0 BB 1B 1-2 1B 3-H		0-0 G3			0-0 E7 2B 1B	4-0 BB 1B 1B
Gary Matthews, R (1, 9) OBP: 0.322, SLG: 0.442		4-0 BB BB 1B BB	4-0 BB 1B 1-2 BB 2-3		0-0 F8			0-3 K	0-0 BB 1B 1B
Bob Horner, R (1, 5) OBP: 0.289, SLG: 0.573		0-3 K	0-0 BB 1B 1-3 BB 2-3 1B 3-H		0-0 F6			4-0 BB 2B BB	
Jeff Burroughs, R (1, 7) OBP: 0.355, SLG: 0.469		0-0 BB 1B 1-2	0-0 6-3		0-3 K			0-0 BB 1B 2B	
Mike Lum, L (9, 7) OBP: 0.305, SLG: 0.224								1-H BB 2B 2-H 3-H	
Larvell Blanks, R (1, 6) OBP: 0.254, SLG: 0.255		4-0 BB BB 1B BB		0-0 5-3			0-0 G5-3 BB 1B 1B	0-0 BB 1B 2-H 1B	
Luis Gomez, R (8, 6) OBP: 0.260, SLG: 0.224		1-2 BB 1B 2-3		0-0 F8			0-0 F5	0-0 P6	
Bruce Benedict, R (1, 2) OBP: 0.305, SLG: 0.328		0-0 G6-4-3 1-2		0-0 F8			0-0 BB 1B		
Doyle Alexander, R (1, 1) OBP: 0.151, SLG: 0.170			0-0 BB 1B 1B		0-0 6-3				0-0 F9
Rick Camp, R (8, 1)									
Biff Pocoroba, S (9, PH) OBP: 0.351, SLG: 0.367									

Inning Stats	R: 0	H: 0	E: 0	K: 1	S: 5	H: 0	LOB: 0	BB: 0	P: 5	R: 0	H: 1	E: 0	K: 1	S: 5	R: 0	H: 0	E: 0	K: 1	S: 5	R: 0	H: 0	E: 0	K: 1	S: 5	R: 0	H: 0	E: 0	K: 1	S: 5	R: 0	H: 2	E: 1	K: 1	S: 8	R: 3	H: 4	E: 0	K: 1	S: 8	R: 1	H: 3	E: 0	K: 0	S: 4	1B: 13	2B: 1	3B: 0	HR: 0	SF: 0	SAC: 0	DP: 2	HBP: 0	WP: 0	PB: 0	SB: 0	CS: 0	PA: 40
--------------	------	------	------	------	------	------	--------	-------	------	------	------	------	------	------	------	------	------	------	------	------	------	------	------	------	------	------	------	------	------	------	------	------	------	------	------	------	------	------	------	------	------	------	------	------	--------	-------	-------	-------	-------	--------	-------	--------	-------	-------	-------	-------	--------

PITCHER	IP	WLS	BF	H	R	ER	SO	BB	IBB	HBP	BLK	WP	HR	S	P	ERA	WHIP
Charlie Lea, R (1, 1) ERA: 3.13	2.1		13	4	2	2	2	3	0	0	0	0	0	14	26	7.71	3.000
Fred Norman, L (3, 1) ERA: 4.7	2.2		8	1	0	0	1	0	0	0	0	0	0	10	10	0.00	0.375
Stan Bahnsen, R (6, 1) ERA: 3.14	1.1		6	2	0	0	1	0	0	0	0	0	0	8	8	0.00	1.500
Elias Sosa, R (7, 1) ERA: 3.34	0.2		1	0	0	0	0	0	0	0	0	0	0	1	1	0.00	0.000
Woodie Fryman, L (8, 1) ERA: 2.26	1.0		7	4	3	3	1	1	0	0	0	0	0	8	12	27.00	5.000

PITCHER	IP	WLS	BF	H	R	ER	SO	BB	IBB	HBP	BLK	WP	HR	S	P	ERA	WHIP
Bill Gullickson, R (9, 1) ERA: 4.68	0.1		5	3	1	1	0	0	1	0	0	0	0	4	8	27.00	9.000

Batter	1	2	3	4	5	6	7	8	9	10	11	12	AB	R	H	RBI	BB	SO	LOB	TOP							
Glenn Hubbard, R OBP: 0.340, SLG: 0.434 (1, 4)	0-0 5-3		0-0 G4-6-3 BB 1B		0-0 1B		0-0 F8			0-0 6-3			5	1	2	0	0	0	0								
Dale Murphy, R OBP: 0.352, SLG: 0.473 (1, 8)	0-0 F8		4-0 G4-6-3 BB 1-2		0-0 F6				0-0 6-3		0-0 1B		4	0	1	0	1	0	1								
Chris Chambliss, L OBP: 0.349, SLG: 0.464 (1, 3)	0-3 K		0-0 G4-6-3 1-2f 2-3		0-0 1B				0-0 4-3		0-0 G3		5	0	1	0	0	1	3								
Gary Matthews, R OBP: 0.320, SLG: 0.438 (1, 9)		0-0 6-3	0-0 HR 1B		0-3 K				0-0 4-3		0-0 6-3		5	1	1	1	0	1	1								
Bob Horner, R OBP: 0.297, SLG: 0.587 (1, 5)		4-0 1B 2B	0-0 HR		0-0 F8				4-0 G6-4-3 BB BB		0-0 E6 G5-4-3		2	2	1	2	2	0	0								
Jerry Royster, R OBP: 0.313, SLG: 0.304 (9, PR) (9, 5)		BB 1B	0-0 HR						BB BB BB BB				1	0	0	0	0	0	0								
Jeff Burroughs, R OBP: 0.356, SLG: 0.465 (1, 7)		0-0 2B 1B	0-0 6-3						BB BB BB BB		0-0 G5-4-3 1-2f		4	0	1	0	1	0	1								
Bill Nahorodny, R OBP: 0.322, SLG: 0.495 (1, 2)		0-3 K			4-0 G6-4-3 BB				0-0 F9				2	0	0	0	1	1	2								
Biff Pocoroba, S OBP: 0.345, SLG: 0.360 (9, PH)									0-0 5-3				1	0	0	0	0	0	2								
Larvell Blanks, R OBP: 0.253, SLG: 0.254 (9, 6)													1	0	0	0	0	0	0								
Luis Gomez, R OBP: 0.230 (1, 6)		0-0 2B			0-0 G6-4-3 1-2f				0-0 F8		0-0 G6-4-3 1-2f 2-3		3	0	1	1	0	0	1								
Brian Asselstine, L OBP: 0.294, SLG: 0.359 (9, PH)		1-3 3-H 2B							0-0 6-3				1	0	0	0	0	0	2								
Bruce Benedict, R OBP: 0.303, SLG: 0.326 (9, 2)													1	0	0	0	0	0	0								
Larry McWilliams, L OBP: 0.275, SLG: 0.194 (1, 1)		0-0 4-3			0-3 K				0-0 4-3		0-3 K		2	0	0	0	0	0	1	2							
Preston Hanna, R OBP: 0.292, SLG: 0.500 (4, 1)													0	0	0	0	0	0	0								
Mike Lum, L OBP: 0.300, SLG: 0.220 (7, PH)													0	0	0	0	0	0	0								
Gene Garber, R (7, 1)													0	0	0	0	0	0	0								
Charlie Spikes, R OBP: 0.270, SLG: 0.385 (10, PH)													1	0	0	0	0	1	0								
Rick Camp, R (10, 1)													1	0	0	0	0	1	0								
Larry Bradford, R (12, 1)													0	0	0	0	0	0	0								
Inning Stats	R: 0 E: 0 K: 1 S: 5	H: 0 LOB: 0 BB: 0 P: 5	R: 1 E: 0 K: 1 S: 7	H: 2 LOB: 2 BB: 1 P: 11	R: 3 E: 0 K: 0 S: 5	H: 3 LOB: 0 BB: 1 P: 9	R: 0 E: 0 K: 1 S: 4	H: 0 LOB: 0 BB: 1 P: 8	R: 0 E: 0 K: 1 S: 6	H: 2 LOB: 1 BB: 0 P: 6	R: 0 E: 0 K: 0 S: 3	H: 0 LOB: 0 BB: 0 P: 3	R: 0 E: 0 K: 0 S: 3	H: 0 LOB: 0 BB: 0 P: 3	R: 0 E: 0 K: 0 S: 2	H: 0 LOB: 2 BB: 2 P: 10	R: 0 E: 0 K: 1 S: 6	H: 1 LOB: 1 BB: 0 P: 6	R: 0 E: 1 K: 0 S: 3	H: 0 LOB: 0 BB: 0 P: 3	R: 0 E: 0 K: 1 S: 5	H: 0 LOB: 0 BB: 0 P: 5	1B: 6 2B: 1 3B: 0 HR: 1	SF: 0 SAC: 0 DP: 4 HBP: 0	WP: 0 PB: 0 SB: 0 CS: 0	PA: 45	
PITCHER Dick Ruthven, R ERA: 3.77 (1, 1)	IP 12.0	WLS W	BF 45	H 8	R 4	ER 4	SO 6	BB 5	IBB 0	HBP 0	BLK 0	WP 0	HR 1	S 52	P 72	ERA 3.00	WHIP 1.083										
PITCHER	IP	WLS	BF	H	R	ER	SO	BB	IBB	HBP	BLK	WP	HR	S	P	ERA	WHIP										

Atlanta Braves @ Philadelphia Phillies
Veterans Stadium, Philadelphia, PA
Fri Jul 25 1980, 3:33 AM EDT
Unknown

AB	40
R	4
H	8
RBI	4
BB	5
SO	6
LOB	15




Batter	1	2	3	4	5	6	7	8	9	10	11	12	AB R H RBI BB SO LOB
Lonnie Smith, R OBP: 0.377, SLG: 0.468 (1, 7)	0-3 K		0-0 HR	0-0 FC5			0-3 K			0-0 6-3		0-0 BB 1B	6 1 2 1 0 2 2
Pete Rose, S OBP: 0.365, SLG: 0.379 (1, 3)	0-0 F8		0-0 F8		0-0 4-3		0-0 4-3			0-0 4-3		4-0 BB IBB	5 0 0 0 1 0 0
Bake McBride, L OBP: 0.324, SLG: 0.452 (1, 9)	0-0 HR 1B		0-0 F8		0-0 1-3			0-0 F7		0-3 K		0-3 K	6 1 1 0 0 2 3
Mike Schmidt, R OBP: 0.357, SLG: 0.617 (1, 5)	0-0 HR		0-0 HR		0-0 2B			0-0 G3 1B			1-0 SH1-4 HBP	4-0 BB	4 2 4 4 1 0 0
Garry Maddox, R OBP: 0.283, SLG: 0.396 (1, 8)	0-0 2-3		0-0 5-3		0-3 K			0-0 G3			0-0 SH1-4		4 0 0 0 0 1 2
Manny Trillo, R OBP: 0.369, SLG: 0.422 (1, 4)		0-0 F8		0-0 FC6-4 1B			0-0 F8		0-0 F9		0-0 1-3		5 0 1 0 0 0 2
Larry Bowa, S OBP: 0.278, SLG: 0.326 (1, 6)		0-0 2B		0-0 FC6-4 FC5 1B			0-0 P1			0-0 F7		0-0 4-3	5 0 1 0 0 0 2
Bob Boone, R OBP: 0.285, SLG: 0.336 Randy Lerch, L OBP: 0.390, SLG: 0.361 (12, PR)		0-0 F9		0-0 F7			0-0 P6			0-0 F3		0-0 1B SH1-4 BB 1B	5 0 1 0 0 0 2 0 1 0 0 0 0 0
Dick Ruthven, R OBP: 0.175, SLG: 0.179 Greg Gross, L OBP: 0.369, SLG: 0.362 (12, PH)	0-3 K		0-0 1B		0-3 K			0-3 K		0-0 F4		0-0 SH1-4	4 0 1 0 0 2 1 0 0 0 0 0 0 0

Inning Stats	R: 2	H: 2	E: 0	LOB: 0	K: 1	S: 7	R: 0	H: 1	E: 0	LOB: 1	K: 1	S: 6	R: 2	H: 2	E: 0	LOB: 0	K: 0	S: 5	R: 0	H: 2	E: 0	LOB: 2	K: 0	S: 5	R: 0	H: 1	E: 0	LOB: 1	K: 1	S: 6	R: 0	H: 0	E: 0	LOB: 0	K: 0	S: 3	R: 0	H: 0	E: 0	LOB: 0	K: 2	S: 7	R: 0	H: 1	E: 0	LOB: 1	K: 0	S: 4	R: 0	H: 0	E: 0	LOB: 0	K: 0	S: 3	R: 0	H: 0	E: 0	LOB: 0	K: 1	S: 5	R: 0	H: 0	E: 0	LOB: 0	K: 0	S: 3	R: 0	H: 0	E: 0	LOB: 0	K: 0	S: 3	R: 0	H: 0	E: 0	LOB: 0	K: 0	S: 3	R: 0	H: 0	E: 0	LOB: 0	K: 0	S: 3	R: 0	H: 0	E: 0	LOB: 0	K: 0	S: 3	R: 0	H: 0	E: 0	LOB: 0	K: 0	S: 3	R: 1	H: 2	E: 0	LOB: 3	K: 1	S: 6	1B: 6	2B: 2	3B: 0	HR: 3	SF: 0	SAC: 2	DP: 0	HBP: 1	WP: 0	PA: 49
--------------	------	------	------	--------	------	------	------	------	------	--------	------	------	------	------	------	--------	------	------	------	------	------	--------	------	------	------	------	------	--------	------	------	------	------	------	--------	------	------	------	------	------	--------	------	------	------	------	------	--------	------	------	------	------	------	--------	------	------	------	------	------	--------	------	------	------	------	------	--------	------	------	------	------	------	--------	------	------	------	------	------	--------	------	------	------	------	------	--------	------	------	------	------	------	--------	------	------	------	------	------	--------	------	------	------	------	------	--------	------	------	-------	-------	-------	-------	-------	--------	-------	--------	-------	--------

PITCHER	IP	WLS	BF	H	R	ER	SO	BB	IBB	HBP	BLK	WP	HR	S	P	ERA	WHIP
Larry McWilliams, L ERA: 4.28 (1, 1)	3.2		18	7	4	4	2	0	0	0	0	0	3	22	22	9.82	1.909
Preston Hanna, R ERA: 4.19 (4, 1)	2.1		8	1	0	0	1	0	0	0	0	0	0	10	10	0.00	0.429
Gene Garber, R ERA: 4.6 (7, 1)	3.0		10	1	0	0	2	0	0	0	0	0	0	14	14	0.00	0.333
Rick Camp, R ERA: 2.72 (10, 1)	2.1	L	11	2	1	1	1	0	1	1	0	0	0	11	16	3.86	0.857
Larry Bradford, L ERA: 2.97 (12, 1)	0.1		2	0	0	0	1	1	0	0	0	0	0	3	7	0.00	3.000

Atlanta Braves @ Philadelphia Phillies
Veterans Stadium, Philadelphia, PA
Fri Jul 25 1980, 3:33 AM EDT
Unknown

AB	44
R	5
H	11
RBI	5
BB	2
SO	7
LOB	14



PITCHER	IP	WLS	BF	H	R	ER	SO	BB	IBB	HBP	BLK	WP	HR	S	P	ERA	WHIP
---------	----	-----	----	---	---	----	----	----	-----	-----	-----	----	----	---	---	-----	------

Batter	1	2	3	4	5	6	7	8	9	AB R H RBI BB SO LOB	TOP											
Jerry Royster, R (1, 4) OBP: 0.312, SLG: 0.308 Glenn Hubbard, R (7, 4) OBP: 0.338, SLG: 0.432	0-0 2B		0-0 6-3		0-0 6-3		0-0 P3		0-0 F8	4 0 1 0 0 0 0 1 0 0 0 0 0 0												
Brian Asselstine, L (1, 8) OBP: 0.301, SLG: 0.376 Dale Murphy, R (9, PR) OBP: 0.352, SLG: 0.473	0-3 K		0-0 F8		0-0 2B		0-0 CS 1B		0-0 4-3 1B 2B	5 0 3 0 0 1 1 0 1 0 0 0 0 0												
Chris Chambliss, L (1, 3) OBP: 0.349, SLG: 0.464	4-0 FC5-4 BB			0-0 F8 1B 2B	0-0 L5		0-0 5-3		0-0 4-3	4 1 1 0 1 0 3												
Gary Matthews, R (1, 9) OBP: 0.319, SLG: 0.434	0-0 F5			0-0 1-3	0-3 K			0-0 5-3	0-0 BB 1B	5 0 1 1 0 1 4												
Bob Homer, R (1, 5) OBP: 0.303, SLG: 0.588 Luis Gomez, R (9, PR) OBP: 0.261, SLG: 0.230	0-0 FC5-4			4-0 BB 1B IBB		0-0 F7		0-0 1B 2B	4-0 1-2 BB	3 1 1 0 2 0 2 0 0 0 0 0 0 0												
Mike Lum, L (1, 7) OBP: 0.292, SLG: 0.204		0-0 F2		0-0 F8		0-0 F7		4-0 1B IBB	0-0 F9	4 0 0 0 1 0 4												
Larvell Blanks, R (1, 6) OBP: 0.262, SLG: 0.264		0-0 F8		4-0 1B 1-2 BB		0-0 2B		0-0 1-2 2-3 1B		3 0 2 0 1 0 0												
Bruce Benedict, R (1, 2) OBP: 0.307, SLG: 0.326		0-0 F3		0-0 1B		4-0 FC6-4 IBB		0-0 F7		3 0 1 2 1 0 3												
Tommy Boggs, R (1, 1) OBP: 0.094, SLG: 0.097			0-0 2-3	0-3 K		0-0 FC6-4		0-0 4-3		4 0 0 0 0 1 7												
Inning Stats	R: 0 E: 0 K: 1 S: 6	H: 1 LOB: 2 BB: 1 P: 10	R: 0 E: 0 K: 0 S: 3	H: 0 LOB: 0 BB: 0 P: 3	R: 0 E: 0 K: 0 S: 3	H: 0 LOB: 0 BB: 0 P: 3	R: 2 E: 0 K: 1 S: 7	H: 2 LOB: 2 BB: 2 P: 15	R: 0 E: 0 K: 1 S: 6	H: 1 LOB: 1 BB: 0 P: 6	R: 0 E: 0 K: 0 S: 4	H: 1 LOB: 2 BB: 1 P: 8	R: 0 E: 0 K: 0 S: 3	H: 1 LOB: 0 BB: 0 P: 3	R: 0 E: 0 K: 0 S: 5	H: 2 LOB: 3 BB: 1 P: 9	R: 1 E: 0 K: 0 S: 5	H: 2 LOB: 2 BB: 1 P: 9	1B: 4 2B: 6 3B: 0 HR: 0	SF: 0 SAC: 0 DP: 0 HBP: 0	WP: 0 PB: 0 SB: 0 CS: 1	PA: 42
PITCHER	IP WLS BF H R ER SO BB IBB HBP BLK WP HR S P ERA WHIP																					
Dan Larson, R (1, 1) ERA: 3.44	8.0 L 36 8 2 2 3 2 3 0 0 0 0 0 37 57 2.25 1.250																					
Dickie Noles, R (9, 1) ERA: 4.35	1.0 6 2 1 1 0 1 0 0 0 0 0 0 5 9 9.00 3.000																					

Atlanta Braves @ Philadelphia Phillies
Veterans Stadium, Philadelphia, PA
Fri Jul 25 1980, 3:38 AM EDT
Att: 38,408 - Unknown

livebaseballscorecards.com

AB 36
R 3
H 10
RBI 3
BB 6
SO 3
LOB 24



Batter	1	2	3	4	5	6	7	8	9	AB	R	H	RBI	BB	SO	LOB
Greg Gross, L (1, 7) OBP: 0.357, SLG: 0.347	0-0 F4		0-0 F7			0-0 3-1		0-0 4-3		4	0	0	0	0	0	1
Bake McBride, L (1, 9) OBP: 0.326, SLG: 0.452	0-0 4-3			0-0 4-3		0-0 1B 1B		0-0 1B 1B		4	0	2	0	0	0	0
Del Unser, L (1, 3) OBP: 0.303, SLG: 0.361 Dickie Noles, R (9, 1) OBP: 0.375, SLG: 0.375	0-0 L3			0-3 K		0-0 1-2 1B		0-3 K		4	0	1	0	0	2	1
Mike Schmidt, R (1, 5) OBP: 0.353, SLG: 0.609		0-3 K		0-0 F9		0-3 K		0-3 K		4	0	0	0	0	3	2
Keith Moreland, R (1, 2) OBP: 0.313, SLG: 0.507		0-0 6-3			0-0 FC4-6 1B 1B	0-0 P5		0-0 F8		4	0	1	0	0	0	2
Garry Maddox, R (1, 8) OBP: 0.283, SLG: 0.394		0-0 F8			0-3 K		0-0 G4-6-3 1B	0-0 E5		4	0	1	0	0	1	1
Manny Trillo, R (1, 4) OBP: 0.369, SLG: 0.421			0-0 5-3		0-0 FC4-6 1-2 1B		0-3 K			3	0	1	0	0	1	1
Larry Bowa, S (1, 6) OBP: 0.275, SLG: 0.322			0-0 F9		0-0 FC4-6 FC6-4 1-2f 2-3		0-0 G4-6-3 1-2f			3	0	0	0	0	0	3
Dan Larson, R (1, 1) OBP: 0.250, SLG: 0.273 Pete Rose, S (8, PH) OBP: 0.364, SLG: 0.378 (9, 3)			0-0 2B		0-0 FC6-4 1-2f		0-0 F7			2	0	1	0	0	0	2
										1	0	0	0	0	0	0

Inning Stats	R: 0 E: 0 K: 0 S: 3	H: 0 LOB: 0 BB: 0 P: 3	R: 0 E: 0 K: 1 S: 5	H: 0 LOB: 0 BB: 0 P: 5	R: 0 E: 0 K: 0 S: 4	H: 1 LOB: 1 BB: 0 P: 4	R: 0 E: 0 K: 1 S: 5	H: 0 LOB: 0 BB: 0 P: 5	R: 0 E: 0 K: 1 S: 7	H: 2 LOB: 2 BB: 0 P: 7	R: 0 E: 0 K: 1 S: 7	H: 2 LOB: 2 BB: 0 P: 7	R: 0 E: 0 K: 1 S: 5	H: 1 LOB: 0 BB: 0 P: 5	R: 0 E: 1 K: 1 S: 5	H: 0 LOB: 1 BB: 0 P: 5	1B: 6 2B: 1 3B: 0 HR: 0	SF: 0 SAC: 0 DP: 1 HBP: 0
PITCHER Tommy Boggs, R (1, 1) ERA: 3.68	IP: 9.0 WLS: W BF: 33 H: 7 R: 0 ER: 0 SO: 7 BB: 0 IBB: 0 HBP: 0 BLK: 0 WP: 0 HR: 0 S: 47 P: 47 ERA: 0.00 WHIP: 0.778																	

BOTTOM

Atlanta Braves @ Philadelphia Phillies
Veterans Stadium, Philadelphia, PA

Fri Jul 25 1980, 3:38 AM EDT
Att. 38,408 - Unknown

AB	33
R	0
H	7
RBI	0
BB	0
SO	7
LOB	13



WP	0	PA	33
PB	0	SB	0
CS	0		

livebaseballscorecards.com

Batter	1	2	3	4	5	6	7	8	9	AB R H RBI BB SO LOB	TOP		
Glenn Hubbard, R (1, 4) OBP: 0.335, SLG: 0.424	4-0 G5-4-3 1B BB		0-0 F9		0-0 F9			0-0 6-3	0-0 5-3	4 0 0 0 1 0 1			
Brian Asselstine, L (1, 8) OBP: 0.308, SLG: 0.393	0-0 G5-4-3 1B			1-0 FC5 1B HBP		0-0 6-3		0-0 HR	0-0 G3	4 1 2 1 0 0 0			
Chris Chambliss, L (1, 3) OBP: 0.351, SLG: 0.465	0-0 G5-4-3 1-2f 2-3			0-0 FC5 1B 1B		0-0 FC5-4 1B		0-3 K		4 0 2 0 0 1 2			
Gary Matthews, R (1, 9) OBP: 0.318, SLG: 0.432	0-3 K			0-0 FC5 1B 1-2 2-3f		0-0 FC5-4		0-0 BB 1B 1B		4 1 1 0 0 1 4			
Bob Homer, R (1, 5) OBP: 0.303, SLG: 0.582		0-0 P6		0-3 K		0-0 F8		0-0 BB 1B 1B		4 1 1 0 0 1 3			
Mike Lum, L (1, 7) OBP: 0.304, SLG: 0.211		0-3 K		0-0 1B 1-2 2-H			0-0 5-3	4-0 1B 2-3 BB		3 0 1 0 1 1 0			
Bruce Benedict, R (1, 2) OBP: 0.313, SLG: 0.328		0-0 F9			0-0		4-0 BB BB BB	0-0		2 0 1 0 1 0 0			
Jeff Burroughs, R (8, PH) OBP: 0.359, SLG: 0.468								0-0 FC6-4 1B		1 0 1 2 0 0 0			
Larvell Blanks, R (8, 6) OBP: 0.262, SLG: 0.264								1-3 2-H 3-H		0 0 0 0 0 0 0			
Luis Gomez, R (1, 6) OBP: 0.258, SLG: 0.227			0-0 F9		0-0 G5-4-3		0-0 F7	0-0 FC6-4		3 0 0 0 0 0 2			
Dale Murphy, R (8, PH) OBP: 0.351, SLG: 0.472					1-2f			1-2f		1 0 0 0 0 0 2			
Rick Camp, R (8, 1)										0 0 0 0 0 0 0			
Phil Niekro, R (1, 1) OBP: 0.140, SLG: 0.193			0-0 P4		0-0		0-0 P6		0-0 F7	2 0 1 0 0 0 0			
Biff Pocoroba, S (7, PH) OBP: 0.339, SLG: 0.353										1 0 0 0 0 0 1			
Al Hrabosky, R (7, 1)										0 0 0 0 0 0 0			
Bill Nahorodny, R (8, 2) OBP: 0.319, SLG: 0.491										1 0 0 0 0 0 0			
Inning Stats	R: 0 E: 0 K: 1 S: 5 H: 1 LOB: 1 BB: 1 P: 9	R: 0 E: 0 K: 1 S: 5 H: 0 LOB: 0 BB: 0 P: 5	R: 0 E: 0 K: 0 S: 3 H: 0 LOB: 0 BB: 0 P: 3	R: 0 E: 0 K: 1 S: 6 H: 2 LOB: 2 BB: 0 P: 7	R: 0 E: 0 K: 0 S: 4 H: 2 LOB: 1 BB: 0 P: 4	R: 0 E: 0 K: 0 S: 4 H: 1 LOB: 1 BB: 0 P: 4	R: 0 E: 0 K: 0 S: 3 H: 0 LOB: 1 BB: 1 P: 7	R: 3 E: 0 K: 1 S: 9 H: 4 LOB: 2 BB: 1 P: 13	R: 0 E: 0 K: 0 S: 3 H: 0 LOB: 0 BB: 0 P: 3	1B: 8 2B: 1 3B: 0 HR: 1 SF: 0 SAC: 0 DP: 2 HBP: 1	WP: 0 PB: 0 SB: 0 CS: 0 PA: 38		
PITCHER	IP WLS BF H R ER SO BB IBB HBP BLK WP HR S P ERA WHIP											PITCHER	IP WLS BF H R ER SO BB IBB HBP BLK WP HR S P ERA WHIP
Bob Walk, R (1, 1) ERA: 4.03	7.2 W 34 10 3 3 4 3 0 1 0 0 1 38 51 3.52 1.696												
Ron Reed, R (8, 1) ERA: 3.63	1.1 S 4 0 0 0 0 0 0 0 0 0 0 0 4 4 0.00 0.000												

Atlanta Braves @ Philadelphia Phillies
Veterans Stadium, Philadelphia, PA

Sat Jul 26 1980, 7:05 PM EDT
Att. 33,112 - Unknown

livebaseballscorecards.com

AB	34
R	3
H	10
RBI	3
BB	3
SO	4
LOB	15



Batter	1	2	3	4	5	6	7	8	9
Lonnie Smith, R OBP: 0.378, SLG: 0.473 (1, 7)	0-0 5-3	0-0 P6		0-0 1B 1B		0-0 2B		0-0 6-3	
Pete Rose, S OBP: 0.365, SLG: 0.379 (1, 3) Del Unser, L OBP: 0.303, SLG: 0.361 (7, 3)	0-0 3-1		0-0 1B 2B 1B	1-H 1B		0-0 4-3			
Bake McBride, L OBP: 0.325, SLG: 0.450 (1, 9)	0-3 K		0-0 1B 2B	1-3 1B		0-0 FC4-6		0-0 E3 G5-4-3	
Mike Schmidt, R OBP: 0.352, SLG: 0.604 (1, 5)		0-0 F4	0-3 K		0-0 WP 1B		0-0 G5-4-3		
Garry Maddox, R OBP: 0.282, SLG: 0.393 (1, 8) Greg Gross, L OBP: 0.357, SLG: 0.347 (8, 8)		0-0 S 2B 1B	0-0 F7		0-0 F9		0-0 F9		
Manny Trillo, R OBP: 0.370, SLG: 0.429 (1, 4)		0-0 1B 2B	0-0 2B	1-H 3-H	1-2 F7			0-3 K	
Larry Bowa, S OBP: 0.272, SLG: 0.318 (1, 6)		0-0 F7	0-0 4-3		0-0 F8			0-0 6-3	
Bob Boone, R OBP: 0.288, SLG: 0.346 (1, 2)		4-0 1B BB		0-3 K		0-3 K		0-0 HR	
Bob Walk, R OBP: 0.313, SLG: 0.250 (1, 1) Ron Reed, R OBP: 0.400, SLG: 0.600 (8, 1)		0-0 1-2 2-H 1B		0-0 5-3		0-0 5-3		0-0 2B	

Inning Stats	R: 0	H: 0	E: 0	K: 1	S: 5	LOB: 0	BB: 0	P: 5
	R: 2	H: 3	E: 0	K: 0	S: 6	LOB: 2	BB: 1	P: 10
	R: 2	H: 3	E: 0	K: 1	S: 8	LOB: 1	BB: 0	P: 8
	R: 1	H: 2	E: 0	K: 1	S: 7	LOB: 1	BB: 0	P: 7
	R: 0	H: 1	E: 0	K: 0	S: 4	LOB: 1	BB: 0	P: 4
	R: 0	H: 1	E: 0	K: 1	S: 6	LOB: 1	BB: 0	P: 6
	R: 0	H: 0	E: 1	K: 0	S: 3	LOB: 0	BB: 0	P: 3
	R: 1	H: 2	E: 0	K: 1	S: 7	LOB: 1	BB: 0	P: 7

PITCHER	IP	WLS	BF	H	R	ER	SO	BB	IBB	HBP	BLK	WP	HR	S	P	ERA	WHIP
Phil Niekro, R ERA: 4.06 (1, 1)	6.0	L	29	10	5	5	4	1	0	0	0	1	0	36	40	7.50	1.833
Al Hrabosky, L ERA: 4.1 (7, 1)	1.0		3	0	0	0	0	0	0	0	0	0	0	3	3	0.00	0.000
Rick Camp, R ERA: 2.82 (8, 1)	1.0		5	2	1	1	1	0	0	0	0	0	1	7	7	9.00	2.000

AB R H RBI BB SO LOB

5	1	2	0	0	0	3
4	1	2	1	0	0	1
0	0	0	0	0	0	0
4	1	1	0	0	1	1
4	0	1	0	0	1	3
4	1	1	0	0	0	3
0	0	0	0	0	0	0
4	1	2	3	0	1	1
4	0	0	0	0	0	3
3	1	1	1	1	2	0
3	0	1	1	0	0	0
1	0	1	0	0	0	0

1B: 7	SF: 0	WP: 1	PA: 37
2B: 4	SAC: 0	PB: 0	
3B: 0	DP: 1	SB: 1	
HR: 1	HBP: 0	CS: 0	

Atlanta Braves @ Philadelphia Phillies
Veterans Stadium, Philadelphia, PA
 Sat Jul 26 1980, 7:05 PM EDT
 Att. 33,112 - Unknown

livebaseballscorecards.com

AB	36
R	6
H	12
RBI	6
BB	1
SO	5
LOB	15



Batter	1	2	3	4	5	6	7	8	9	AB R H RBI BB SO LOB	TOP											
Glenn Hubbard, R (1, 4) OBP: 0.333, SLG: 0.435	0-3 K	0-0 P6			0-0 HR			0-3 K		4 1 1 1 0 2 1												
Dale Murphy, R (1, 8) OBP: 0.348, SLG: 0.466	0-3 K		0-0 6-3		0-0 L5			0-0 5-3		4 0 0 0 0 1 0												
Gary Matthews, R (1, 9) OBP: 0.317, SLG: 0.429	0-0 6-3		0-3 K			0-0 FC6-4 1B		0-0 6-3		4 0 1 0 0 1 0												
Bob Homer, R (1, 5) OBP: 0.302, SLG: 0.574		4-0 BLK 2B BB	0-0 F8		0-0 FC6-4 1-2f			0-0 5-3		3 1 0 0 1 0 1												
Jeff Burroughs, R (1, 7) OBP: 0.357, SLG: 0.462		4-0 2B E BB 1-2		0-3 K		0-3 K		0-0 F9		3 1 0 0 1 2 1												
Bill Nahorodny, R (1, 3) OBP: 0.317, SLG: 0.491		0-0 E7 SF9 2B 1-H 2-H		0-0 F9		0-0 1-3		0-0 5-3		4 1 1 1 0 0 1												
Larvell Blanks, R (1, 6) OBP: 0.258, SLG: 0.261		0-0 SF9		0-0 4-3			0-3 K			2 0 0 1 0 1 0												
Bruce Benedict, R (1, 2) OBP: 0.308, SLG: 0.323		0-0 F4			0-0 F5		0-0 F9			3 0 0 0 0 0 0												
Rick Matula, R (1, 1) OBP: 0.053, SLG: 0.053		0-0			0-3 K		0-3 K			1 0 1 0 0 0 0												
Preston Hanna, R (2, 1) OBP: 0.222, SLG: 0.444										1 0 0 0 0 1 0												
Charlie Spikes, R (7, PH) OBP: 0.357, SLG: 0.370										1 0 0 0 0 1 0												
Al Hrabosky, R (7, 1)										0 0 0 0 0 0 0												
Larry Bradford, R (8, 1)										0 0 0 0 0 0 0												
Inning Stats	R: 0 E: 0 K: 2 S: 7	H: 0 LOB: 0 BB: 0 P: 7	R: 3 E: 1 K: 0 S: 5	H: 2 LOB: 1 BB: 2 P: 13	R: 0 E: 0 K: 1 S: 5	H: 0 LOB: 0 BB: 0 P: 5	R: 0 E: 0 K: 1 S: 5	H: 0 LOB: 0 BB: 0 P: 5	R: 1 E: 0 K: 1 S: 6	H: 1 LOB: 0 BB: 0 P: 6	R: 0 E: 0 K: 1 S: 6	H: 1 LOB: 1 BB: 0 P: 6	R: 0 E: 0 K: 2 S: 7	H: 0 LOB: 0 BB: 0 P: 7	R: 0 E: 0 K: 1 S: 5	H: 0 LOB: 0 BB: 0 P: 5	R: 0 E: 0 K: 0 S: 3	H: 0 LOB: 0 BB: 0 P: 3	1B: 2 2B: 1 3B: 0 HR: 1	SF: 1 SAC: 0 DP: 0 HBP: 0	WP: 0 PB: 0 SB: 0 CS: 0	PA: 33
PITCHER	IP WLS BF H R ER SO BB IBB HBP BLK WP HR S P ERA WHIP																					
Steve Carlton, L (1, 1) ERA: 2.28	7.0 W 27 4 4 4 8 2 0 0 1 0 0 1 41 49 5.14 0.857																					
Dickie Noles, R (8, 1) ERA: 4.26	1.0 3 0 0 0 1 0 0 0 0 0 0 0 5 5 0.00 0.000																					
Warren Brusstar, R (9, 1) ERA: 4.91	1.0 3 0 0 0 0 0 0 0 0 0 0 0 3 3 0.00 0.000																					

Atlanta Braves @ Philadelphia Phillies
Veterans Stadium, Philadelphia, PA

Sun Jul 27 1980, 3:33 AM EDT
Att: 35,249 - Unknown

livebaseballscorecards.com

AB 30
R 4
H 4
RBI 3
BB 2
SO 9
LOB 4



Batter	1	2	3	4	5	6	7	8	9
Lonnie Smith, R OBP: 0.383, SLG: 0.496 (1, 7)	0-0 HR	0-0 1-2 2B 1B	0-3 K	0-0 6-3			0-0 E 1B	0-0 5-3	
Pete Rose, S OBP: 0.368, SLG: 0.382 (1, 3)	0-0 F8 1B	0-0 2B 3B 1B	0-0 1B		0-0 6-3		0-3 K	4-0 E 1B BB	
George Vukovich, L OBP: 0.306, SLG: 0.258 (8, 9)									
Bake McBride, L OBP: 0.328, SLG: 0.455 (1, 9)	0-0 1B F8 1B	0-0 1-3 2-H 3-H 2B	0-3 K		0-0 4-3		0-0 E5 1B SF8	0-0 E5 1B	
Greg Gross, L OBP: 0.347, SLG: 0.337 (5, 9)									
Mike Schmidt, R OBP: 0.356, SLG: 0.603 (1, 5)	0-0 F8	4-0 3B IBB		0-0 1B G3 1B	0-3 K		0-0 1B E 1B	0-0 1B 2B 1B	
Del Unser, L OBP: 0.313, SLG: 0.371 (7, PR)									
Garry Maddox, R OBP: 0.284, SLG: 0.400 (1, 8)	0-0 FC5-4 1B	0-0 1-H 2-H 3-H FC6-2 3B		0-0 G3		0-0 F8	0-0 SF8	0-0 2B 4-3 1B	
Dickie Noles, R OBP: 0.375, SLG: 0.375 (8, 1)									
Keith Moreland, R OBP: 0.321, SLG: 0.513 (8, PH)									
Manny Trillo, R OBP: 0.370, SLG: 0.426 (1, 4)	0-0 FC5-4 FC6-4 1B	0-0 FC6-2 1B		1-0 1B 1B FC6-4 HBP		0-0 HBP 1B	0-0 E4 BB 1B	0-0 4-3 2B	
Ramon Aviles, R OBP: 0.369, SLG: 0.413 (4, PR)									
Larry Bowa, S OBP: 0.279, SLG: 0.323 (1, 6)	0-0 FC6-4 1B	0-0 1B		0-0 FC6-4 1B		1-0 FC6-4 HBP 1B	0-0 BB 1B	0-0 4-3	
Bob Boone, R OBP: 0.289, SLG: 0.343 (1, 2)		0-0 F6 K		0-0 FC6-4 1B		0-0 F8	4-0 BB	0-0 F7	
Steve Carlton, L OBP: 0.141, SLG: 0.159 (1, 1)									
John Vukovich, R OBP: 0.189, SLG: 0.220 (7, PH)		0-0 1B 1B 2B 1B	0-0 P6	0-0 FC6-4		0-0 FC6-4	0-0 F9		
Warren Brusstar, R (9, 1)									

AB	R	H	RBI	BB	SO	LOB
6	3	3	1	0	1	2
5	2	3	0	0	1	1
0	1	0	0	1	0	0
3	2	2	2	0	1	1
3	2	0	0	0	0	2
4	2	2	1	1	1	2
1	2	1	1	0	0	0
4	0	2	5	0	0	1
0	0	0	0	0	0	0
1	1	1	1	0	0	0
2	0	0	1	0	0	2
3	1	2	1	0	0	1
5	0	3	2	0	0	2
5	0	1	1	1	1	5
4	1	1	1	0	0	4
1	0	0	0	0	0	3
0	0	0	0	0	0	0
1B: 17	SF: 1	2B: 2	SAC: 0	3B: 1	DP: 0	HR: 1
ER: 0	LOB: 1	K: 0	BB: 1	S: 7	P: 11	

BOTTOM

Atlanta Braves @ Philadelphia Phillies
Veterans Stadium, Philadelphia, PA
 Sun Jul 27 1980, 3:33 AM EDT
 Att. 35,249 - Unknown

AB	47
R	17
H	21
RBI	17
BB	3
SO	5
LOB	26



Inning Stats	R	H	E	K	S	P	IP	WLS	BF	H	R	ER	SO	BB	IBB	HBP	BLK	WP	HR	S	P	ERA	WHIP
Rick Matula, R ERA: 4.92 (1, 1)	3	4	0	7	11	16	1.1	L	13	8	8	4.92	0	0	0	0	0	0	1	12	16	54.00	6.000
Preston Hanna, R ERA: 4.15 (2, 1)	0	0	0	0	0	0	4.2		23	7	2	3.86	0	0	2	0	0	0	0	29	31	3.86	1.500
Al Hrabosky, L ERA: 4.23 (7, 1)	0	0	0	0	0	0	1.0		9	3	3	9.00	1	0	0	0	0	0	0	10	14	9.00	4.000
Larry Bradford, L ERA: 3.38 (8, 1)	0	0	0	0	0	0	1.0		8	3	4	18.00	0	0	0	0	0	0	0	7	11	18.00	4.000


WP	PA	ERA	WHIP
0	53		
0			
0			

Batter	1	2	3	4	5	6	7	8	9	AB R H RBI BB SO LOB	TOP											
Glenn Hubbard, R (1, 4) OBP: 0.330, SLG: 0.427	0-0 F7	0-0 F5-4-3			4-0 2B 1B BB		0-0 F8	0-0 F2		4 1 0 0 1 0 2	Atlanta Braves @ New York Mets Shea Stadium, Flushing, NY Mon Jul 28 1980, 7:05 PM EDT Att. 12,737 - Unknown											
Dale Murphy, R (1, 8) OBP: 0.351, SLG: 0.480	0-0 1B 1B	0-0 6-3			0-0 1B 2B		0-0 HR		0-3 K	5 3 3 1 0 1 0												
Chris Chambliss, L (1, 3) OBP: 0.346, SLG: 0.459	0-3 K		0-0 F7		0-3 K		0-3 K		0-3 K	5 0 0 0 0 4 3												
Gary Matthews, R (1, 9) OBP: 0.321, SLG: 0.432	0-0 1B 1B		0-0 F8		0-0 S 1B		0-0 BB 1B		0-0 F7	5 1 3 2 0 0 0												
Bob Horner, R (1, 5) OBP: 0.309, SLG: 0.575	0-0 1B BB E 1B		0-0 1B		0-0 F8		4-0 1B BB			3 1 2 1 1 0 1												
Jerry Royster, R (9, 5) OBP: 0.312, SLG: 0.308	1-3 3-H		0-0 1B		1-2		1-2 BB			0 0 0 0 0 0 0												
Jeff Burroughs, R (1, 7) OBP: 0.355, SLG: 0.455	4-0 WP E BB		0-0 F9		0-3 K		0-0 F3			3 0 0 0 1 1 4												
Mike Lum, L (8, 7) OBP: 0.304, SLG: 0.211	1-2									0 0 0 0 0 0 0												
Bruce Benedict, R (1, 2) OBP: 0.307, SLG: 0.321	0-0 E7 WP 1B			0-0 F8		0-0 L6		0-0 5-3		4 0 1 1 0 0 0												
Luis Gomez, R (1, 6) OBP: 0.253, SLG: 0.223	0-0 F6			0-0 F7		0-0 F7		0-0 F9		4 0 0 0 0 0 2												
Doyle Alexander, R (1, 1) OBP: 0.175, SLG: 0.196		4-0 F5-4-3 BB		0-0 F3		0-0 F9		0-0 2B		3 0 1 0 1 0 0												
Inning Stats	R: 3 E: 1 K: 1 S: 9	H: 4 LOB: 2 BB: 1 P: 13	R: 0 E: 0 K: 0 S: 2	H: 0 LOB: 0 BB: 1 P: 6	R: 0 E: 0 K: 0 S: 4	H: 1 LOB: 1 BB: 0 P: 4	R: 0 E: 0 K: 0 S: 3	H: 0 LOB: 0 BB: 0 P: 3	R: 2 E: 0 K: 2 S: 9	H: 2 LOB: 1 BB: 1 P: 13	R: 0 E: 0 K: 0 S: 3	H: 0 LOB: 0 BB: 0 P: 3	R: 1 E: 0 K: 1 S: 7	H: 2 LOB: 2 BB: 1 P: 11	R: 0 E: 0 K: 0 S: 4	H: 1 LOB: 1 BB: 0 P: 4	R: 0 E: 0 K: 2 S: 7	H: 0 LOB: 0 BB: 0 P: 7	1B: 7 2B: 2 3B: 0 HR: 1	SF: 0 SAC: 0 DP: 1 HBP: 0	WP: 1 PB: 0 SB: 1 CS: 0	PA: 40
PITCHER	IP WLS BF H R ER SO BB IBB HBP BLK WP HR S P ERA WHIP																					
Pete Falcone, L (1, 1) ERA: 5.42	4.1 L 21 6 5 5 2 3 0 0 0 0 1 0 22 34 10.38 2.077																					
Roy Lee Jackson, R (5, 1) ERA: 3.94	1.2 6 1 0 0 1 0 0 0 0 0 0 0 8 8 0.00 0.600																					
Ed Glynn, L (7, 1) ERA: 4.15	1.0 6 2 1 1 1 1 0 0 0 0 1 1 7 11 9.00 3.000																					
Jeff Reardon, R (8, 1) ERA: 3.0	2.0 7 1 0 0 2 0 0 0 0 0 0 0 11 11 0.00 0.500																					

AB	36
R	6
H	10
RBI	5
BB	4
SO	6
LOB	12



livebaseballscorecards.com

Batter	1	2	3	4	5	6	7	8	9	AB R H RBI BB SO LOB	TOP											
Glenn Hubbard, R (1, 4) OBP: 0.329, SLG: 0.423	0-3 K		0-0 BB 1B			0-0 5-3		0-0 FC6-4 E 1-2f		4 0 1 0 0 1 1	<p>Atlanta Braves @ New York Mets</p> <p>Shea Stadium, Flushing, NY</p> <p>Tue Jul 29 1980, 7:05 PM EDT</p> <p>Att. 9,512 - Unknown</p>											
Dale Murphy, R (1, 8) OBP: 0.352, SLG: 0.477	0-0 F8		4-0 BB 1-2 BB			4-0 FC8-5 1B BB		0-0 E5 1-2		2 0 0 0 2 0 1												
Chris Chambliss, L (1, 3) OBP: 0.345, SLG: 0.456	0-0 3-1		0-0 G3			0-0 FC8-5 1B		0-0 P3		4 0 1 0 0 0 4												
Gary Matthews, R (1, 9) OBP: 0.318, SLG: 0.427		0-0 6-3			0-0 F8		0-0 FC8-5 FC5-4 1-2 2-3f	0-3 K		4 0 0 0 0 1 4												
Bob Horner, R (1, 5) OBP: 0.304, SLG: 0.565		0-3 K			0-0 5-3		0-0 FC5-4 1-2f	0-3 K		4 0 0 0 0 2 2												
Jeff Burroughs, R (1, 7) OBP: 0.358, SLG: 0.461		0-0 1B			0-0 F4-3		0-0 F8	0-0 1B 2B		4 1 2 0 0 0 0												
Bill Nahorodny, R (1, 2) OBP: 0.307, SLG: 0.475		0-0 F8			0-3 K		0-3 K	0-3 K		4 0 0 0 0 3 2												
Luis Gomez, R (1, 6) OBP: 0.250, SLG: 0.220			0-0 F9		0-0 6-3		0-0 1-3	0-0 1B		3 0 0 0 0 0 0												
Mike Lum, L (9, PH) OBP: 0.314, SLG: 0.224								2-H 1B		1 0 1 1 0 0 0												
Jerry Royster, R (9, PR) OBP: 0.312, SLG: 0.308										0 0 0 0 0 0 0												
Larry McWilliams, L (1, 1) OBP: 0.262, SLG: 0.184			0-0 F4-3		0-0 F4-3			0-0 FC6-4 1B	0-0 F8	2 0 0 0 0 0 0	<p>AB 34</p> <p>R 1</p> <p>H 6</p> <p>RBI 1</p> <p>BB 2</p> <p>SO 7</p> <p>LOB 15</p>											
Gene Garber, R (6, 1)										0 0 0 0 0 0 0												
Biff Pocoroba, S (8, PH) OBP: 0.350, SLG: 0.365										1 0 1 0 0 0 0												
Rick Camp, R (8, 1)										0 0 0 0 0 0 0												
Brian Asselstine, L (9, PH) OBP: 0.307, SLG: 0.391										1 0 0 0 0 0 1												
Inning Stats	R: 0 E: 0 K: 1 S: 5	H: 0 LOB: 0 BB: 0 P: 5	R: 0 E: 0 K: 1 S: 6	H: 1 LOB: 1 BB: 1 P: 6	R: 0 E: 0 K: 0 S: 4	H: 1 LOB: 2 BB: 1 P: 8	R: 0 E: 0 K: 0 S: 3	H: 0 LOB: 0 BB: 0 P: 3	R: 0 E: 0 K: 1 S: 5	H: 0 LOB: 0 BB: 0 P: 5	R: 0 E: 0 K: 1 S: 4	H: 1 LOB: 2 BB: 1 P: 8	R: 0 E: 0 K: 1 S: 5	H: 0 LOB: 0 BB: 0 P: 5	R: 0 E: 1 K: 1 S: 7	H: 1 LOB: 2 BB: 0 P: 7	R: 1 E: 0 K: 2 S: 9	H: 2 LOB: 1 BB: 0 P: 9	1B: 5 2B: 1 3B: 0 HR: 0	SF: 0 SAC: 0 DP: 0 HBP: 0	WP: 0 PB: 0 SB: 0 CS: 0	PA: 36
PITCHER	IP WLS BF H R ER SO BB IBB HBP BLK WP HR S P ERA WHIP																					
Mark Bomback, R (1, 1) ERA: 4.21	7.1 W 29 4 0 0 4 2 0 0 0 0 0 0 35 43 0.00 0.818																					
Neil Allen, R (8, 1) ERA: 3.82	1.2 S 7 2 1 1 3 0 0 0 0 0 0 0 13 13 5.40 1.200																					

Batter	1	2	3	4	5	6	7	8	9	AB	R	H	RBI	BB	SO	LOB
Lee Mazzilli, S OBP: 0.385, SLG: 0.482 (1, 3) (7, 8)	0-0 F8		0-0 5-3		0-0 5-3		0-3 K			4	0	0	0	0	1	0
Frank Taveras, R OBP: 0.312, SLG: 0.322 (1, 6)	0-0 5-3 1B		0-0 6-3			0-0 CS 1B		0-0 6-3		4	0	2	0	0	0	0
Steve Henderson, R OBP: 0.379, SLG: 0.439 Bill Almon, R OBP: 0.296, SLG: 0.373 (1, 7) (9, 5)	0-0 5-3 1-2		0-0 3B			0-0 1B 2B		0-3 K		4	1	2	0	0	1	1
Joel Youngblood, R OBP: 0.340, SLG: 0.392 (1, 5) (9, 9)	0-3 K		0-0 F8			0-0 E FC1-5 1B		0-0 5-3		4	0	1	1	0	1	2
Jerry Morales, R OBP: 0.293, SLG: 0.311 (1, 8) (7, 9) (9, 7)		0-0 4-3		0-3 K		0-0 E9 FC1-5 1B				3	0	1	0	0	1	0
Alex Trevino, R OBP: 0.338, SLG: 0.314 (1, 2)		0-0 4-3		0-3 K		0-0 FC1-5				3	0	0	0	0	1	2
Dan Norman, R OBP: 0.186, SLG: 0.271 Mike Jorgensen, L OBP: 0.356, SLG: 0.414 (1, 9) (6, PH) (7, 3)		0-0 WP S 3B 1B		0-0 F8		0-3 K				2	1	1	0	0	0	0
Doug Flynn, R OBP: 0.283, SLG: 0.289 (1, 4)		0-0 1-H 3B			0-0 F6-3			0-0 F8		3	0	1	1	0	0	0
Mark Bomback, R OBP: 0.300, SLG: 0.308 Neil Allen, R OBP: 0.154, SLG: 0.154 (1, 1) (8, 1)		0-0 1-3			0-3 K			0-3 K		3	0	0	0	0	2	1
										0	0	0	0	0	0	0


Inning Stats	R: 0	H: 1	E: 0	K: 1	S: 6	R: 1	H: 2	E: 0	K: 0	S: 5	R: 0	H: 1	E: 0	K: 0	S: 4	R: 0	H: 0	E: 0	K: 2	S: 7	R: 0	H: 0	E: 0	K: 1	S: 5	R: 1	H: 4	E: 1	K: 1	S: 8	R: 0	H: 0	E: 0	K: 2	S: 7	R: 0	H: 0	E: 0	K: 1	S: 5
	LOB: 1	BB: 0	P: 6	LOB: 1	BB: 0	P: 5	LOB: 1	BB: 0	P: 4	LOB: 0	BB: 0	P: 7	LOB: 0	BB: 0	P: 5	LOB: 2	BB: 0	P: 8	LOB: 0	BB: 0	P: 7	LOB: 0	BB: 0	P: 5	LOB: 0	BB: 0	P: 7	LOB: 2	BB: 0	P: 8	LOB: 0	BB: 0	P: 5	LOB: 0	BB: 0	P: 5	LOB: 0	BB: 0	P: 5	

PITCHER	IP	WLS	BF	H	R	ER	SO	BB	IBB	HBP	BLK	WP	HR	S	P	ERA	WHIP
Larry McWilliams, L ERA: 4.23	(1, 1)	5.1	L	23	8	2	2	4	0	0	0	1	0	31	31	3.38	1.500
Gene Garber, R ERA: 4.43	(6, 1)	1.2		5	0	0	3	0	0	0	0	0	0	11	11	0.00	0.000
Rick Camp, R ERA: 2.77	(8, 1)	1.0		3	0	0	1	0	0	0	0	0	0	5	5	0.00	0.000

BOTTOM

Atlanta Braves @ New York Mets
Shea Stadium, Flushing, NY
Tue Jul 29 1980, 7:05 PM EDT
Att. 9,512 - Unknown

AB	31
R	2
H	8
RBI	2
BB	0
SO	8
LOB	8



1B	2B	3B	HR	SF	SAC	DP	HBP	WP	HR	S	P	ERA	WHIP
5	1	2	0	0	0	0	0	1	0	0	0	3.38	1.500

Batter	1	2	3	4	5	6	7	8	9	AB R H RBI BB SO LOB	TOP	
Glenn Hubbard, R (1, 4) OBP: 0.324, SLG: 0.416	0-0 F7		0-0 6-3		0-0 F3		0-0 F8			4 0 0 0 0 0 1		
Dale Murphy, R (1, 8) OBP: 0.351, SLG: 0.473	0-0 F7		0-0 F4			4-0 F8 CI BB		0-0 6-3		3 0 0 0 1 0 0		
Chris Chambliss, L (1, 3) OBP: 0.348, SLG: 0.459	0-0 2B			4-0 1B BB		0-1 CI		0-0 F9		2 0 1 0 1 0 0		
Gary Matthews, R (1, 9) OBP: 0.314, SLG: 0.422	0-0 F9			0-0 F7		0-0 F8		0-3 K		4 0 0 0 0 1 4		
Bob Horner, R (1, 5) OBP: 0.303, SLG: 0.560		0-0 5-3		0-0 1-2 1B		0-0 F4		0-0 F7		4 0 1 0 0 0 2		
Jeff Burroughs, R (1, 7) OBP: 0.356, SLG: 0.457		0-0 FC5-4 1B		0-3 K		0-0 F8		0-3 K		4 0 1 0 0 2 4		
Bruce Benedict, R (1, 2) OBP: 0.302, SLG: 0.316 Biff Pocoroba, S (9, PH) OBP: 0.344, SLG: 0.358		0-3 K		0-0 F7			0-0 F5		0-0 F4-3	3 0 0 0 0 1 3 1 0 0 0 0 0 0	AB 31 R 0 H 4 RBI 0 BB 2 SO 5 LOB 15	
Luis Gomez, R (1, 6) OBP: 0.247, SLG: 0.217		0-0 FC5-4			0-0 L5		0-0 F7			3 0 0 0 0 0 1		
Tommy Boggs, R (1, 1) OBP: 0.114, SLG: 0.118 Gene Garber, R (8, 1)			0-3 K		0-0 6-3					3 0 1 0 0 1 0 0 0 0 0 0 0 0		
Inning Stats	R: 0 H: 1 E: 0 LOB: 1 K: 0 BB: 0 S: 4 P: 4	R: 0 H: 1 E: 0 LOB: 1 K: 1 BB: 0 S: 6 P: 6	R: 0 H: 0 E: 0 LOB: 0 K: 1 BB: 0 S: 5 P: 5	R: 0 H: 1 E: 0 LOB: 2 K: 1 BB: 1 S: 6 P: 10	R: 0 H: 0 E: 0 LOB: 0 K: 0 BB: 0 S: 3 P: 3	R: 0 H: 0 E: 1 LOB: 2 K: 0 BB: 1 S: 4 P: 8	R: 0 H: 1 E: 0 LOB: 1 K: 0 BB: 0 S: 4 P: 4	R: 0 H: 0 E: 0 LOB: 0 K: 1 BB: 0 S: 5 P: 5	R: 0 H: 0 E: 0 LOB: 0 K: 1 BB: 0 S: 5 P: 5	1B: 3 SF: 0 2B: 1 SAC: 0 3B: 0 DP: 0 HR: 0 HBP: 0	WP: 0 PA: 34 PB: 0 SB: 0 CS: 0	
PITCHER Pat Zachry, R (1, 1) ERA: 2.48	IP WLS BF H R ER SO BB IBB HBP BLK WP HR S P ERA WHIP	9.0 W 34 4 0 0 5 2 0 0 0 0 0 0 42 50 0.00 0.667										

Atlanta Braves @ New York Mets
Shea Stadium, Flushing, NY
Wed Jul 30 1980, 3:33 AM EDT
Att: 16,561 - Unknown

livebaseballscorecards.com



Batter	1	2	3	4	5	6	7	8	9
Lee Mazzilli, S OBP: 0.384, SLG: 0.480 (1, 8)	0-0 F8	0-0 G3			0-0 FC6-4 1B		0-0 4-3		
Frank Taveras, R OBP: 0.309, SLG: 0.319 (1, 6)	0-0 L4		0-0 1-3		0-0 FC6-4 2B 1-2f		0-0 5-3		
Claudell Washington, L OBP: 0.323, SLG: 0.468 (1, 9)	0-0 2B		0-3 K		0-0 2B 1-3		0-0 1B 2B		
Steve Henderson, R OBP: 0.378, SLG: 0.435 (1, 7)	0-0 1-3		0-0 6-3		0-0 6-3		4-0 1B E BB		
Mike Jorgensen, L OBP: 0.359, SLG: 0.413 (1, 3)		0-0 3-1		4-0 FC6-4 BB		0-0 F9	0-0 E9 1H 2-H 1B		
Alex Trevino, R OBP: 0.328, SLG: 0.304 (1, 2)		0-0 6-3		0-0 F3		0-0 5-3	0-0 F5		
Elliott Maddox, R OBP: 0.358, SLG: 0.349 (1, 5)		0-0 1B 2B		0-0 F2		0-0 5-3	0-0 F9		
Doug Flynn, R OBP: 0.283, SLG: 0.289 (1, 4)		0-0 1B 1B 2-H		0-0 FC6-4 1-2f		0-0 F8			
Pat Zachry, R OBP: 0.097, SLG: 0.069 (1, 1)		0-0 1B 1-2			0-0 1-3		0-0 6-3		

Inning Stats	R: 0	H: 1	E: 0	K: 0	S: 4	R: 1	H: 3	E: 0	K: 0	S: 6	R: 0	H: 0	E: 0	K: 1	S: 5	R: 0	H: 0	E: 0	K: 0	S: 3	R: 0	H: 2	E: 0	K: 0	S: 5	R: 0	H: 0	E: 0	K: 0	S: 3	R: 0	H: 0	E: 1	K: 0	S: 5	R: 2	H: 2	E: 1	K: 0	S: 5
	LOB: 1	BB: 0	BB: 0	BB: 0	BB: 0	LOB: 2	BB: 0	LOB: 0	BB: 0	P: 4	LOB: 1	BB: 1	LOB: 0	BB: 0	P: 5	LOB: 2	BB: 0	LOB: 0	BB: 0	P: 3	LOB: 0	LOB: 1	BB: 1	LOB: 0	BB: 0	P: 9	LOB: 1	BB: 1	LOB: 0	BB: 0	P: 3	LOB: 0	LOB: 0	BB: 0	P: 9	LOB: 0	LOB: 0	BB: 0	P: 9	

PITCHER	IP	WLS	BF	H	R	ER	SO	BB	IBB	HBP	BLK	WP	HR	S	P	ERA	WHIP
Tommy Boggs, R ERA: 3.59 (1, 1)	7.1	L	32	8	3	2	1	2	0	0	0	0	0	32	40	2.46	1.364
Gene Garber, R ERA: 4.37 (8, 1)	0.2		2	0	0	0	0	0	0	0	0	0	0	2	2	0.00	0.000

BOTTOM

AB	R	H	RBI	BB	SO	LOB
4	0	1	0	0	0	2
4	0	0	0	0	0	1
4	1	3	0	0	1	0
3	1	0	0	1	0	3
3	0	1	1	1	0	0
4	0	0	0	0	0	2
4	1	1	0	0	0	2
3	0	1	1	0	0	1
3	0	1	0	0	0	0

AB	32
R	3
H	8
RBI	2
BB	2
SO	1
LOB	11



Atlanta Braves @ New York Mets
 Shea Stadium, Flushing, NY
 Wed Jul 30 1980, 3:33 AM EDT
 Att. 16,561 - Unknown

livebaseballscores.com

WP	HR	S	P	ERA	WHIP
0	0	0	0	0	0

Batter	1	2	3	4	5	6	7	8	9	AB R H RBI BB SO LOB	TOP											
Jerry Royster, R (1, 5) OBP: 0.316, SLG: 0.305	0-3 K		4-0 FC6 BB			0-0 E5 1B E	1-0 HBP			2 1 0 0 1 1 0	Atlanta Braves @ Montreal Expos Olympic Stadium, Montreal, QB Fri Aug 01 1980, 7:05 PM EDT Att: 30,168 - Unknown											
Brian Asselstine, L (1, 8) OBP: 0.306, SLG: 0.388	0-0 1B		0-3 K			0-0 P6	0-0 F8			4 0 1 0 0 1 4												
Gary Matthews, R (1, 9) OBP: 0.313, SLG: 0.420	0-0 F3		0-0 FC6 1-2f			0-0 E 1-3 1B	0-0 F9			4 0 1 0 0 0 4												
Chris Chambliss, L (1, 3) OBP: 0.344, SLG: 0.455	0-0 6-3			0-0 4-3		0-0 E3 BB	0-0 4-3			4 0 0 1 0 0 2												
Jeff Burroughs, R (1, 7) OBP: 0.351, SLG: 0.449		0-3 K		0-0 F9		0-3 K	0-0 F8			4 0 0 0 0 2 2												
Glenn Hubbard, R (1, 4) OBP: 0.326, SLG: 0.414		0-0 1B		0-0 F3		4-0 FC6-4 BB	0-3 K			3 0 1 0 1 1 0												
Bruce Benedict, R (1, 2) OBP: 0.297, SLG: 0.310		0-3 K			0-3 K	0-0 FC6-4 1-2f	0-0 6-3			4 0 0 0 0 2 4												
Luis Gomez, R (1, 6) OBP: 0.244, SLG: 0.214		0-0 5-3			0-3 K		0-0 4-3			3 0 0 0 0 1 1												
Larvell Blanks, R (9, PH) OBP: 0.257, SLG: 0.260							0-0 P6			1 0 0 0 0 0 0												
Phil Niekro, R (1, 1) OBP: 0.136, SLG: 0.186			0-3 K		0-0 F8		4-0 F8 HBP BB			2 0 0 0 0 1 0												
Mike Lum, L (7, PH) OBP: 0.324, SLG: 0.224								0-3 K		0 0 0 0 1 0 0												
Rick Camp, R (7, 1)										0 0 0 0 0 0 0												
Biff Pocoroba, S (9, PH) OBP: 0.339, SLG: 0.352										1 0 0 0 0 1 0												
Inning Stats	R: 0 E: 0 K: 1 S: 6	H: 1 LOB: 1 BB: 0 P: 6	R: 0 E: 0 K: 2 S: 8	H: 1 LOB: 1 BB: 0 P: 8	R: 0 E: 0 K: 2 S: 7	H: 0 LOB: 1 BB: 1 P: 11	R: 0 E: 0 K: 0 S: 3	H: 0 LOB: 0 BB: 0 P: 3	R: 0 E: 0 K: 2 S: 7	H: 0 LOB: 0 BB: 0 P: 7	R: 1 E: 2 K: 1 S: 8	H: 1 LOB: 3 BB: 1 P: 12	R: 0 E: 0 K: 0 S: 3	H: 0 LOB: 2 BB: 1 P: 8	R: 0 E: 0 K: 1 S: 5	H: 0 LOB: 0 BB: 0 P: 5	R: 0 E: 0 K: 1 S: 5	H: 0 LOB: 0 BB: 0 P: 5	1B: 3 2B: 0 3B: 0 HR: 0	SF: 0 SAC: 0 DP: 0 HBP: 1	WP: 0 PB: 0 SB: 0 CS: 0	PA: 36
PITCHER Scott Sanderson, R (1, 1) ERA: 2.76	IP: 9.0 WLS: W BF: 36 H: 3 R: 1 ER: 0 SO: 10 BB: 3 IBB: 0 HBP: 1 BLK: 0 WP: 0 HR: 0 S: 52 P: 65 ERA: 0.00 WHIP: 0.667											PITCHER	IP: 9.0 WLS: W BF: 36 H: 3 R: 1 ER: 0 SO: 10 BB: 3 IBB: 0 HBP: 1 BLK: 0 WP: 0 HR: 0 S: 52 P: 65 ERA: 0.00 WHIP: 0.667									

AB	32
R	1
H	3
RBI	1
BB	3
SO	10
LOB	17



Batter	1	2	3	4	5	6	7	8	9	AB	R	H	RBI	BB	SO	LOB
Ron LeFlore, R OBP: 0.332, SLG: 0.349 (1, 7) X	0-0 F9 BB	4-0 BB			4-0 2B BB		0-0 1-3 BB			2	1	0	0	2	0	0
Rodney Scott, S OBP: 0.304, SLG: 0.285 (1, 4) X	0-0 2B 3B	0-3 K			0-0 1-H 2B		0-0 4-3 BB			4	1	2	1	0	1	2
Andre Dawson, R OBP: 0.370, SLG: 0.483 (1, 8) X	0-0 2-3 HR 2B		0-0 F8		1-0 G4-6-3 HBP 2B			0-0 F9		3	1	1	1	0	0	0
Ellis Valentine, R OBP: 0.362, SLG: 0.513 (1, 9) X	0-0 2-3		0-0 5-3		0-0 F7			4-0 BB		3	0	0	0	1	0	3
Warren Cromartie, L OBP: 0.368, SLG: 0.463 (1, 3) X	0-0 3-H HR		0-0 F8		0-0 G4-6-3 1-2f			0-0 F7		4	1	1	2	0	0	3
Gary Carter, R OBP: 0.314, SLG: 0.471 (1, 2) X	0-0 F2			0-0 F7		4-0 CS BB		0-0 P4		3	0	0	0	1	0	1
Larry Parrish, R OBP: 0.333, SLG: 0.471 (1, 5) X		0-0 2B		0-0 BB 1B		0-0 P6				3	0	2	0	0	0	1
Chris Speier, R OBP: 0.335, SLG: 0.305 (1, 6) X		0-3 K		4-0 1-2 BB		0-3 K				2	0	0	0	1	2	2
Scott Sanderson, R OBP: 0.098, SLG: 0.150 (1, 1) X		0-3 K		0-3 K			0-0 5-3			3	0	0	0	0	2	2

Inning Stats	R: 3	H: 3	E: 0	LOB: 0	K: 0	S: 6	P: 6	R: 0	H: 1	E: 0	LOB: 2	K: 3	S: 10	P: 14	R: 0	H: 0	E: 0	LOB: 0	K: 0	S: 3	R: 0	H: 1	E: 0	LOB: 1	K: 1	S: 5	P: 9	R: 1	H: 1	E: 0	LOB: 1	K: 0	S: 3	R: 0	H: 0	E: 0	LOB: 1	K: 1	S: 4	R: 0	H: 0	E: 0	LOB: 0	K: 0	S: 3	R: 0	H: 0	E: 0	LOB: 1	K: 0	S: 3	R: 0	H: 0	E: 0	LOB: 1	K: 0	S: 3	P: 7
PITCHER	IP	WLS	BF	H	R	ER	SO	BB	IBB	HBP	BLK	WP	HR	S	P	ERA	WHIP																																									
Phil Niekro, R ERA: 4.12 (1, 1)	6.0	L	26	6	4	4	5	4	0	1	0	0	0	31	48	6.00	1.667																																									
Rick Camp, R ERA: 2.69 (7, 1)	2.0		7	0	0	0	0	1	0	0	0	0	0	6	10	0.00	0.500																																									


BOTTOM

Atlanta Braves @ Montreal Expos
Olympic Stadium, Montreal, QB

Fri Aug 01 1980, 7:05 PM EDT
Att. 30,168 - Unknown

AB	27
R	4
H	6
RBI	4
BB	5
SO	5
LOB	14

WP: 0 PA: 33
PB: 0
SB: 0
CS: 1



WP	HR	S	P	ERA	WHIP
0	0	2	2	0.00	0.500

Batter	1	2	3	4	5	6	7	8	9	AB R H RBI BB SO LOB	TOP									
Jerry Royster, R (1, 5) OBP: 0.314, SLG: 0.309	0-0 F8		0-3 K			0-0 F9		0-0 2-H 2B		4 0 1 1 0 1 0	Atlanta Braves @ Montreal Expos Olympic Stadium, Montreal, QB Sat Aug 02 1980, 7:05 PM EDT Att: 41,785 - Unknown AB 33 R 1 H 6 RBI 1 BB 1 SO 5 LOB 10									
Dale Murphy, R (1, 8) OBP: 0.348, SLG: 0.467	0-3 K			0-0 5-3		0-0 F7		0-3 K		4 0 0 0 0 2 1										
Chris Chambliss, L (1, 3) OBP: 0.344, SLG: 0.452	0-0 F8			0-0 6-3		0-0 1B		0-0 1-3		4 0 1 0 0 0 1										
Gary Matthews, R (1, 9) OBP: 0.310, SLG: 0.415		0-0 1-3		0-3 K		0-0 F9		0-0 4-3		4 0 0 0 0 1 2										
Jeff Burroughs, R (1, 7) OBP: 0.346, SLG: 0.442		0-0 F3		0-3 K		0-0 F9		0-0 6-3		4 0 0 0 0 1 0										
Glenn Hubbard, R (1, 4) OBP: 0.329, SLG: 0.416		0-0 FC6-4 1B		0-0 BB 1B		0-0 F7		0-0 F9		4 0 2 0 0 0 0										
Bruce Benedict, R (1, 2) OBP: 0.300, SLG: 0.310		0-0 FC6-4 1-2f		4-0 BB 1-2 BB		0-0 1B		0-0 5-3		3 0 1 0 1 0 1										
Luis Gomez, R (1, 6) OBP: 0.242, SLG: 0.212			0-0 5-3		0-0 P4		0-0 F8			2 0 0 0 0 0 2										
Larvell Blanks, R (7, PH) OBP: 0.256, SLG: 0.259					0-0 F9					1 0 0 0 0 0 1										
Doyle Alexander, R (1, 1) OBP: 0.172, SLG: 0.193			0-0 F7		0-0 F9			0-0 2B 2B		1 0 0 0 0 0 0										
Charlie Spikes, R (5, PH) OBP: 0.345, SLG: 0.357										1 0 0 0 0 0 2										
Preston Hanna, R (5, 1) OBP: 0.222, SLG: 0.444										0 0 0 0 0 0 0										
Bill Nahorodny, R (8, PH) OBP: 0.313, SLG: 0.488										1 1 1 0 0 0 0										
Al Hrabosky, R (8, 1)										0 0 0 0 0 0 0										
Inning Stats	R: 0 E: 0 K: 1 S: 5	H: 0 LOB: 0 BB: 0 P: 5	R: 0 E: 0 K: 0 S: 4	H: 1 LOB: 1 BB: 0 P: 4	R: 0 E: 0 K: 1 S: 5	H: 0 LOB: 0 BB: 0 P: 5	R: 0 E: 0 K: 1 S: 6	H: 1 LOB: 2 BB: 1 P: 10	R: 0 E: 0 K: 0 S: 4	H: 1 LOB: 1 BB: 0 P: 4	R: 0 E: 0 K: 0 S: 4	H: 1 LOB: 1 BB: 0 P: 4	R: 1 E: 0 K: 1 S: 7	H: 2 LOB: 1 BB: 0 P: 7	R: 0 E: 0 K: 0 S: 3	H: 0 LOB: 0 BB: 0 P: 3	1B: 4 2B: 2 3B: 0 HR: 0	SF: 0 SAC: 0 DP: 0 HBP: 0	WP: 0 PB: 0 SB: 0 CS: 0	PA: 34
PITCHER Fred Norman, L (1, 1) ERA: 4.05	IP 9.0 WLS W BF 34 H 6 R 1 ER 1 SO 5 BB 1 IBB 0 HBP 0 BLK 0 WP 0 HR 0 S 43 P 47 ERA 1.00 WHIP 0.778																			

livebaseballscorecards.com



Batter	1	2	3	4	5	6	7	8	9	AB R H RBI BB SO LOB	TOP											
Jerry Royster, R (1, 5) OBP: 0.316, SLG: 0.308	0-0 BB BB 1B		0-0 4-3	0-0 4-3		4-0 BB BB BB		0-0 E1		4 0 1 0 1 0 1												
Glenn Hubbard, R (1, 4) OBP: 0.331, SLG: 0.417	4-0 BB 1-2 BB		0-0 1B 2B		0-0 1-3	0-0 P4		0-0 F8		4 1 1 0 1 0 4												
Gary Matthews, R (1, 9) OBP: 0.314, SLG: 0.418	0-0 F3		0-0 1B 2B 1B		0-0 4-3 WP 1B		0-0 3-1		0-0 3B 1B	5 2 3 0 0 0 2												
Chris Chambliss, L (1, 3) OBP: 0.347, SLG: 0.453	4-0 1-2 2-3 BB		0-0 1-2 3-H 1B		0-0 4-3		0-0 FC3-6 1B		0-3 K	4 1 2 1 1 1 2												
Dale Murphy, R (1, 8) OBP: 0.346, SLG: 0.469	0-0 P4		0-3 K		0-0 F8		0-0 FC3-6 1B		0-0 1B 3B	5 1 1 1 0 1 7												
Brian Asselstine, L (1, 7) OBP: 0.317, SLG: 0.400	0-0 P4		0-0 1-H 2-H 2B			4-0 BB BB FC6-4 BB		0-0 FC6-4 1B		4 0 3 3 1 0 3												
Bill Nahorodny, R (1, 2) OBP: 0.301, SLG: 0.468			0-3 K		0-0 P5		0-0 FC6-4 2B		0-0 P4	5 0 0 0 0 1 4												
Luis Gomez, R (1, 6) OBP: 0.244, SLG: 0.219			0-0 4-3		0-0		0-3 K		0-3 K	2 0 1 0 0 0 0												
Mike Lum, L (6, PH) OBP: 0.319, SLG: 0.220										1 0 0 0 0 1 1												
Larvell Blanks, R (6, 6) OBP: 0.255, SLG: 0.258										1 0 0 0 0 0 0												
Jeff Burroughs, R (9, PH) OBP: 0.344, SLG: 0.440										1 0 0 0 0 1 1												
Larry McWilliams, L (1, 1) OBP: 0.250, SLG: 0.175			0-3 K		0-3 K		0-0 2B		0-0 F7	2 0 0 0 0 2 1												
Biff Poceroba, S (6, PH) OBP: 0.349, SLG: 0.382										1 0 1 0 0 0 0												
Gene Garber, R (6, 1)										0 0 0 0 0 0 0												
Bob Horner, R (8, PH) OBP: 0.302, SLG: 0.557										1 0 0 0 0 0 0												
Rick Matula, R (8, 1) OBP: 0.053, SLG: 0.053										0 0 0 0 0 0 0												
Inning Stats	R: 0 E: 0 K: 0 S: 4	H: 1 LOB: 3 BB: 2 P: 12	R: 0 E: 0 K: 2 S: 7	H: 0 LOB: 0 BB: 0 P: 7	R: 3 E: 0 K: 1 S: 8	H: 4 LOB: 1 BB: 0 P: 8	R: 0 E: 0 K: 1 S: 6	H: 1 LOB: 1 BB: 0 P: 6	R: 0 E: 0 K: 0 S: 4	H: 1 LOB: 1 BB: 0 P: 4	R: 0 E: 0 K: 1 S: 6	H: 1 LOB: 3 BB: 2 P: 14	R: 0 E: 0 K: 0 S: 5	H: 2 LOB: 2 BB: 0 P: 5	R: 0 E: 1 K: 0 S: 4	H: 0 LOB: 1 BB: 0 P: 4	R: 2 E: 0 K: 2 S: 10	H: 3 LOB: 1 BB: 0 P: 10	1B: 8 2B: 4 3B: 1 HR: 0	SF: 0 SAC: 0 DP: 0 HBP: 0	WP: 1 PB: 0 SB: 0 CS: 0	PA: 44
PITCHER	IP WLS BF H R ER SO BB IBB HBP BLK WP HR S P ERA WHIP																					
Charlie Lea, R (1, 1) ERA: 3.02	5.2 W 28 8 3 3 5 4 0 0 0 1 0 34 50 4.76 2.118																					
Dale Murray, R (6, 1) ERA: 6.45	2.2 14 5 2 2 1 0 0 0 0 0 0 16 16 6.75 1.875																					
Elias Sosa, R (9, 1) ERA: 3.58	0.2 S 2 0 0 0 1 0 0 0 0 0 0 4 4 0.00 0.000																					

Atlanta Braves @ Montreal Expos
Olympic Stadium, Montreal, QB
Sun Aug 03 1980, 3:33 AM EDT
Att: 38,356 - Unknown

AB	40
R	5
H	13
RBI	5
BB	4
SO	7
LOB	26



Batter	1	2	3	4	5	6	7	8	9
Ron LeFlore, R OBP: 0.333, SLG: 0.354 Jerry White, S OBP: 0.375, SLG: 0.505 (1, 7) (6, PH) (7, 7)	0-0 1-3		0-3 K		0-3 K	0-0 1-2 1B		0-0 1B	
Rodney Scott, S OBP: 0.308, SLG: 0.293 (1, 4)	0-0 FC4-6 1B		0-0 5-3		0-0 F6	0-3 K		4-0 1-2 BB	
Andre Dawson, R OBP: 0.372, SLG: 0.485 (1, 8)	0-0 FC4-6 1-2f		0-0 HR 1B		0-0 2B	0-0 FC6 2-3f		0-0 P4	
Ellis Valentine, R OBP: 0.370, SLG: 0.550 (1, 9)	0-3 K		0-0 HR		0-0 1B 2B		0-0 F9		
Warren Cromartie, L OBP: 0.369, SLG: 0.459 (1, 3)		0-0 1-3	0-0 F8		0-0 1B 2B		0-0 F4		
Gary Carter, R OBP: 0.316, SLG: 0.467 (1, 2)		4-0 BB BB		0-0 G3	0-3 K		4-0 BB BB		
Larry Parrish, R OBP: 0.335, SLG: 0.466 (1, 5)		4-0 1-2 BB		0-0 F8		0-0 2B 1B		0-0 F8	
Chris Speier, R OBP: 0.332, SLG: 0.307 (1, 6)		0-3 K		0-0 P6		0-0 FC1-5 1-H 2B		0-0 6-3	
Charlie Lea, R OBP: 0.087, SLG: 0.136 Dale Murray, R Elias Sosa, R OBP: 0.200, SLG: 0.200 (1, 1) (6, 1) (9, 1)		0-0 F7			0-0 2B 3B	0-0 FC1-5 FC6 1B 2-3		0-3 K	

AB	R	H	RBI	BB	SO	LOB
3	0	0	0	0	2	1
2	0	2	0	0	0	0
4	0	1	0	1	1	3
5	2	2	1	0	0	5
4	2	2	3	0	1	1
4	0	1	1	0	0	0
2	0	0	0	2	1	1
3	1	1	0	1	0	1
4	0	1	1	0	1	2
2	1	1	0	0	0	2
2	0	0	0	0	1	1
0	0	0	0	0	0	0

BOTTOM

Atlanta Braves @ Montreal Expos
Olympic Stadium, Montreal, QB

Sun Aug 03 1980, 3:33 AM EDT
Att. 38,356 - Unknown

livebaseballscorecards.com

AB	35
R	6
H	11
RBI	6
BB	4
SO	7
LOB	17




1B: 6	SF: 0	WP: 0	PA: 39
2B: 3	SAC: 0	PB: 0	
3B: 1	DP: 0	SB: 1	
HR: 1	HBP: 0	CS: 0	

Inning Stats														
R	H	E	K	S	H	LOB	BB	P	R	H	E	K	S	P
0	1	0	1	6	0	1	5	6	0	0	0	1	5	6
0	0	0	1	5	2	2	5	5	0	2	0	1	5	5
0	0	0	1	3	2	2	3	3	0	0	0	1	3	3
3	4	0	2	11	1	1	11	11	0	0	0	2	11	11
0	0	0	0	3	0	0	8	8	0	0	0	1	8	8
0	0	0	0	3	1	1	6	7	0	0	0	1	7	7
0	1	0	1	6	2	2	10	10	0	0	0	1	10	10

PITCHER														
IP	WLS	BF	H	R	ER	SO	BB	IBB	HBP	BLK	WP	HR	S	P
5.0	L	24	7	5	5	5	2	0	0	0	0	1	32	40
2.0		10	3	1	1	1	1	0	0	0	0	0	11	15
1.0		5	1	0	0	1	1	0	0	0	0	0	6	10

PITCHER														
IP	WLS	BF	H	R	ER	SO	BB	IBB	HBP	BLK	WP	HR	S	P
5.0	L	24	7	5	5	5	2	0	0	0	0	1	32	40
2.0		10	3	1	1	1	1	0	0	0	0	0	11	15
1.0		5	1	0	0	1	1	0	0	0	0	0	6	10

Batter	1	2	3	4	5	6	7	8	9	AB R H RBI BB SO LOB	TOP														
Davey Lopes, R OBP: 0.317, SLG: 0.338 (1, 4)	0-0 5-3		0-3 K		0-0 F9	0-0 4-3			0-0 4-3	5 0 0 0 0 1 2	<p>Los Angeles Dodgers @ Atlanta Braves Atlanta-Fulton County Stadium, Atlanta, GA</p> <p>Mon Aug 04 1980, 7:05 PM EDT Att: 30,330 - Unknown</p> <p>livebaseballscorecards.com</p> <table border="1"> <tr><td>AB</td><td>33</td></tr> <tr><td>R</td><td>5</td></tr> <tr><td>H</td><td>10</td></tr> <tr><td>RBI</td><td>5</td></tr> <tr><td>BB</td><td>3</td></tr> <tr><td>SO</td><td>5</td></tr> <tr><td>LOB</td><td>13</td></tr> </table> 	AB	33	R	5	H	10	RBI	5	BB	3	SO	5	LOB	13
AB	33																								
R	5																								
H	10																								
RBI	5																								
BB	3																								
SO	5																								
LOB	13																								
Bill Russell, R OBP: 0.307, SLG: 0.360 (1, 6)	0-0 CS 1B		0-0 4-3		0-0 P6		4-0 G4-6-3 BB	0-0 L3	4 0 1 0 1 0 1																
Jay Johnstone, L OBP: 0.402, SLG: 0.437 (1, 9) Derrel Thomas, S OBP: 0.280, SLG: 0.309 (7, 8)	0-3 K 1-2			0-0 3-1	0-0 1B 1B		0-0 G4-6-3 1-2f	0-3 K	4 0 1 0 0 1 2 1 0 0 0 0 1 0																
Steve Garvey, R OBP: 0.344, SLG: 0.492 (1, 3)		0-0 HR		0-0 HR 1B	0-0 1-2 1B		0-0 6-3		4 2 3 1 0 0 0																
Dusty Baker Jr., R OBP: 0.332, SLG: 0.512 (1, 7)		0-0 F8		0-0 HR 1-H	0-0 F9		4-0 SH5-4 S SF9 BB		3 2 1 2 1 0 2																
Ron Cey, R OBP: 0.346, SLG: 0.432 (1, 5)		0-0 F8		4-0 1B BB		0-0 P4	0-0 SH5-4		2 0 0 0 1 0 0																
Pedro Guerrero, R OBP: 0.387, SLG: 0.550 (1, 8) (7, 9)		0-0 5-3		0-0 1-2 1B		0-0 WP 2B 1B	0-0 SF9		3 1 2 1 0 0 0																
Steve Yeager, R OBP: 0.286, SLG: 0.290 (1, 2)			0-0 SH5-4 1B	0-3 K	0-0 6-3 1-H 2B		0-0 E6		4 0 2 1 0 1 2																
Jerry Reuss, L OBP: 0.149, SLG: 0.114 (1, 1) Rick Monday, L OBP: 0.348, SLG: 0.441 (8, PH) Don Stanhouse, R OBP: 0.280, SLG: 0.309 (8, 1)			0-0 SH5-4 1-2	0-3 K	0-0 6-3 2-3		0-0 G3		2 0 0 0 0 1 3 1 0 0 0 0 0 1 0 0 0 0 0 0 0																
Inning Stats	R: 0 E: 0 K: 1 S: 5	H: 1 LOB: 0 BB: 0 P: 5	R: 1 E: 0 K: 0 S: 4	H: 1 LOB: 0 BB: 0 P: 4	R: 0 E: 0 K: 1 S: 6	H: 1 LOB: 1 BB: 0 P: 6	R: 2 E: 0 K: 2 S: 10	H: 3 LOB: 2 BB: 1 P: 14	R: 0 E: 0 K: 0 S: 5	H: 2 LOB: 2 BB: 0 P: 5	R: 1 E: 0 K: 0 S: 5	H: 2 LOB: 1 BB: 0 P: 5	R: 0 E: 0 K: 0 S: 2	H: 0 LOB: 0 BB: 1 P: 6	R: 1 E: 1 K: 0 S: 4	H: 0 LOB: 1 BB: 1 P: 8	R: 0 E: 0 K: 1 S: 5	H: 0 LOB: 0 BB: 0 P: 5	1B: 7 2B: 1 3B: 0 HR: 2	SF: 1 SAC: 2 DP: 1 HBP: 0	WP: 1 PB: 0 SB: 1 CS: 1	PA: 39			
PITCHER	IP WLS BF H R ER SO BB IBB HBP BLK WP HR S P ERA WHIP																				PITCHER	IP WLS BF H R ER SO BB IBB HBP BLK WP HR S P ERA WHIP			
Tommy Boggs, R ERA: 3.72 (1, 1)	6.0 L 28 10 4 4 4 1 0 0 0 1 2 35 39 6.00 1.833																								
Preston Hanna, R ERA: 4.1 (7, 1)	2.0 8 0 1 1 0 2 0 0 0 0 0 0 6 14 4.50 1.000																								
Gene Garber, R ERA: 4.28 (9, 1)	1.0 3 0 0 0 0 1 0 0 0 0 0 0 5 5 0.00 0.000																								

Batter	1	2	3	4	5	6	7	8	9	AB R H RBI BB SO LOB
Glenn Hubbard, R (1, 4) OBP: 0.328, SLG: 0.410	0-0 E5 PB		0-0 F7		4-0 1B FC3-6 1B BB	0-0 FC6-4 1-2f			0-0 L8	4 1 0 0 1 0 2
Gary Matthews, R (1, 9) OBP: 0.315, SLG: 0.417	0-0 F8 1-2		0-0 5-3		0-0 FC3-6 1B 1-2 2-3 1B		0-0 FC3-6 1B		0-0 F8	5 0 2 0 0 0 2
Chris Chambliss, L (1, 3) OBP: 0.343, SLG: 0.448	0-3 K		0-0 1-3		0-3 K		0-0 FC3-6 1-2f G5-4-3			4 0 0 0 0 2 5
Bob Horner, R (1, 5) OBP: 0.301, SLG: 0.552	0-0 6-3			0-0 F9	0-0 FC3-6 1B 1-2 2-3 3-H		0-0 G5-4-3 1-2f			4 0 1 1 0 0 2
Dale Murphy, R (1, 8) OBP: 0.345, SLG: 0.467		0-3 K		0-0 E 1B 1B	0-0 FC3-6 FC5-4 1-2f 2-3 3-H		0-0 5-3			4 1 1 1 0 1 2
Jeff Burroughs, R (1, 7) OBP: 0.343, SLG: 0.434		0-0 6-3		0-3 K	0-0 FC5-4 1-2f		4-0 G1-6-3 BB			3 0 0 0 1 1 3
Bill Nahorodny, R (1, 2) OBP: 0.301, SLG: 0.465		0-0 E5 BB		0-0 E8 1B 1-H		0-0 1-3		0-0 G1-6-3 1-2f		3 0 1 0 0 0 0 1 0 0 0 0 0 1 0 0 0 0 0 0 0
Brian Asselstine, L (8, PH) OBP: 0.316, SLG: 0.398										
Bruce Benedict, R (9, 2) OBP: 0.300, SLG: 0.310										
Luis Gomez, R (1, 6) OBP: 0.249, SLG: 0.221		4-0 BB		0-0 6-3		0-0 FC6-4 1B			0-0 L7	2 0 1 0 1 0 1 1 0 0 0 0 0 0
Biff Pocaroba, S (9, PH) OBP: 0.344, SLG: 0.375		1-2 BB								
Tommy Boggs, R (1, 1) OBP: 0.138, SLG: 0.139		0-0 6-3			0-0 1B BB 1B		0-0 F8		4-0 BB	2 1 1 0 0 0 2 1 0 0 0 0 0 1 0 0 0 0 0 0 0 0 0 0 0 0 0 0 0 0 0 0 0 1 0 0 0 0 0 0 0 0 0 0
Charlie Spikes, R (6, PH) OBP: 0.333, SLG: 0.345										
Preston Hanna, R (7, 1) OBP: 0.222, SLG: 0.444										
Gene Garber, R (9, 1) OBP: 0.229, SLG: 0.220										
Mike Lum, T (9, PH) OBP: 0.229, SLG: 0.220										
Rafael Ramirez, R (9, PR)										

Inning Stats	R: 0 E: 1 K: 1 S: 6	H: 0 LOB: 1 BB: 0 P: 6	R: 0 E: 1 K: 1 S: 6	H: 0 LOB: 2 BB: 1 P: 10	R: 0 E: 0 K: 0 S: 3	H: 0 LOB: 0 BB: 0 P: 3	R: 1 E: 1 K: 1 S: 7	H: 2 LOB: 1 BB: 0 P: 7	R: 2 E: 0 K: 1 S: 8	H: 3 LOB: 2 BB: 1 P: 12	R: 0 E: 0 K: 0 S: 4	H: 1 LOB: 1 BB: 0 P: 4	R: 0 E: 0 K: 0 S: 3	H: 1 LOB: 0 BB: 0 P: 3	R: 0 E: 0 K: 0 S: 2	H: 0 LOB: 0 BB: 1 P: 6	R: 0 E: 0 K: 0 S: 3	H: 0 LOB: 1 BB: 1 P: 7	1B: 7 2B: 0 3B: 0 HR: 0	SF: 0 SAC: 0 DP: 2 HBP: 0
--------------	------------------------------	---------------------------------	------------------------------	----------------------------------	------------------------------	---------------------------------	------------------------------	---------------------------------	------------------------------	----------------------------------	------------------------------	---------------------------------	------------------------------	---------------------------------	------------------------------	---------------------------------	------------------------------	---------------------------------	----------------------------------	------------------------------------

PITCHER	IP	WLS	BF	H	R	ER	SO	BB	IBB	HBP	BLK	WP	HR	S	P	ERA	WHIP
Jerry Reuss, L (1, 1) ERA: 2.09	7.0	W	31	7	3	2	4	2	0	0	0	0	0	37	45	2.57	1.286
Don Stanhouse, R (8, 1) ERA: 5.06	2.0	S	7	0	0	0	0	2	0	0	0	0	0	5	13	0.00	1.000

BOTTOM

Los Angeles Dodgers @ Atlanta Braves
Atlanta-Fulton County Stadium, Atlanta, GA

Mon Aug 04 1980, 7:05 PM EDT
Att. 30,330 - Unknown

AB	34
R	3
H	7
RBI	2
BB	4
SO	4
LOB	21

livebaseballscorecards.com



Batter	1	2	3	4	5	6	7	8	9	AB R H RBI BB SO LOB	TOP																		
Davey Lopes, R (1, 4) OBP: 0.316, SLG: 0.334	0-0 F2	0-0 FC5		4-0 BB			0-0 L6		0-0 1-3	4 0 0 0 1 0 3	Los Angeles Dodgers @ Atlanta Braves Atlanta-Fulton County Stadium, Atlanta, GA Tue Aug 05 1980, 7:05 PM EDT Att: 10,187 - Unknown livebaseballscorecards.com																		
Bill Russell, R (1, 6) OBP: 0.304, SLG: 0.356	0-0 1-3		0-0 6-3	0-3 K			0-0 5-3			4 0 0 0 0 1 2																			
Dusty Baker Jr., R (1, 7) OBP: 0.328, SLG: 0.507	0-0 5-3		0-0 L4				0-0 6-3			4 0 0 0 0 0 0																			
Steve Garvey, R (1, 3) OBP: 0.345, SLG: 0.491		0-0 F9	0-0 F8		4-0 FC6-4 BB			0-0 G6-4-3 1B		3 0 1 0 1 0 0																			
Ron Cey, R (1, 5) OBP: 0.345, SLG: 0.429		4-0 1B BB 1B BB		0-0 E6 HR	0-0 FC6-4 1-2f		0-0 G6-4-3 1-2f			3 2 0 0 1 0 2																			
Rick Monday, L (1, 9) OBP: 0.356, SLG: 0.484		4-0 1B BB 1B BB		0-0 K HR	0-0 4-3		0-3 K			3 2 1 2 1 1 1																			
Derrel Thomas, S (8, 8) OBP: 0.280, SLG: 0.309		1-2 1B BB		1-H K HR						0 0 0 0 0 0 0																			
Pedro Guerrero, R (1, 8) OBP: 0.382, SLG: 0.540		0-0 FC5 1B 1-2 2-3 1B		0-0 E3 G3 6-3		0-0 6-3		0-0 4-3		4 0 1 0 0 0 0																			
Steve Yeager, R (1, 2) OBP: 0.285, SLG: 0.289		0-3 K		0-0 6-3 1-2		0-0 5-3		0-0 FC6-4 1B		4 0 1 0 0 1 4																			
Dave Goltz, R (1, 1) OBP: 0.257, SLG: 0.133		0-0 K		0-0 G3		0-0 6-3		0-0 FC6-4 1-2f		3 0 1 2 0 0 1																			
Rick Sutcliffe, L (6, 1) OBP: 0.217, SLG: 0.143										1 0 0 0 0 0 1																			
Steve Howe, L (9, 1) OBP: 0.125, SLG: 0.125										0 0 0 0 0 0 0																			
Don Stanhouse, R (9, 1) OBP: 0.125, SLG: 0.125		1-2 2-H 3-H 1B		2-3 K						0 0 0 0 0 0 0																			
Inning Stats	R: 0 E: 0 K: 0 S: 3	H: 0 LOB: 0 BB: 0 P: 3	R: 2 E: 0 K: 1 S: 7	H: 2 LOB: 2 BB: 2 P: 15	R: 0 E: 0 K: 0 S: 3	H: 0 LOB: 0 BB: 0 P: 3	R: 2 E: 2 K: 1 S: 8	H: 1 LOB: 2 BB: 1 P: 12	R: 0 E: 0 K: 0 S: 3	H: 0 LOB: 1 BB: 1 P: 7	R: 0 E: 0 K: 0 S: 3	H: 0 LOB: 0 BB: 0 P: 3	R: 0 E: 0 K: 1 S: 5	H: 1 LOB: 0 BB: 0 P: 5	R: 0 E: 0 K: 0 S: 4	H: 1 LOB: 1 BB: 0 P: 4	1B: 4 2B: 0 3B: 0 HR: 1	SF: 0 SAC: 0 DP: 1 HBP: 0	WP: 0 PB: 0 SB: 0 CS: 0	PA: 37									
PITCHER	IP WLS BF H R ER SO BB IBB HBP BLK WP HR S P ERA WHIP																												
Phil Niekro, R (1, 1) ERA: 4.09	8.0		33	4	4	3	3	4	0	0	0	0	0	1	35	51	3.38	1.000											
Rick Camp, R (9, 1) ERA: 2.64	1.0	W	4	1	0	0	0	0	0	0	0	0	0	0	4	4	0.00	1.000											



Batter	1	2	3	4	5	6	7	8	9	AB R H RBI BB SO LOB	TOP		
Davey Lopes, R OBP: 0.314, SLG: 0.332 (1, 4)	0-0 F9	0-0 1-2 1B		0-0 5-3			0-0 P5		0-0 5-3	5 0 1 0 0 0 0	Los Angeles Dodgers @ Atlanta Braves Atlanta-Fulton County Stadium, Atlanta, GA Wed Aug 06 1980, 7:05 PM EDT Att. 9,441 - Unknown livebaseballscorecards.com		
Bill Russell, R OBP: 0.305, SLG: 0.357 (1, 6)	0-0 6-3	0-0 1-3			0-0 L5		0-0 1B 1B		0-0 4-6-3 1B HR 1B	5 1 2 0 0 0 2			
Dusty Baker Jr., R OBP: 0.337, SLG: 0.523 (1, 7)	0-0 1B 2B		0-0 HR		4-0 FC5-4 BB		0-0 1-3 1B		0-0 4-6-3 HR 1B	4 3 4 1 1 0 0			
Steve Garvey, R OBP: 0.345, SLG: 0.490 (1, 3)	0-0 2-H 1B		0-0 1B		0-0 F8		0-0 F2		0-0 4-6-3	5 0 2 1 0 0 5			
Ron Cey, R OBP: 0.343, SLG: 0.434 (1, 5) Gary Thomasson, L OBP: 0.333, SLG: 0.284 (9, 9)	0-0 F8		0-3 K		0-0 FC5-4 1-2f		0-0 F7		0-0 2-H 3-H HR	5 1 1 3 0 0 1 5 0 0 0 0 0 0 0			
Rick Monday, L OBP: 0.351, SLG: 0.470 (1, 9) Mickey Hatcher, R OBP: 0.258, SLG: 0.290 (9, PH) (9, 5)		0-0 1B SF7 1B	0-0 F7		0-0 6-3		0-0 F9		0-0 3-1	4 1 1 0 0 0 1 1 0 0 0 0 0 0			
Pedro Guerrero, R OBP: 0.386, SLG: 0.538 (1, 8)		0-0 1-3 1B 1B	0-3 K		0-0 E5		0-0 4-3 1B			4 0 2 0 0 1 1			
Steve Yeager, R OBP: 0.284, SLG: 0.290 (1, 2)		0-0 SF7 3-H		0-0 G3-6-4 1B		0-0 F8		0-0 4-3 1-2		3 0 1 1 0 0 2			
Don Sutton, R OBP: 0.073, SLG: 0.073 (1, 1) Jay Johnstone, L OBP: 0.398, SLG: 0.433 (8, PH) Bobby Castillo, R OBP: 0.167, SLG: 0.167 (8, 1)		0-0 G2		0-0 G3-6-4 1-2f		0-3 K		0-0 F9		3 0 0 0 0 1 3 1 0 0 0 0 0 1 0 0 0 0 0 0 0			
Inning Stats	R: 1 E: 0 K: 0 S: 5 H: 2 LOB: 1 BB: 0 P: 5	R: 1 E: 0 K: 2 S: 6 H: 3 LOB: 2 BB: 0 P: 6	R: 1 E: 0 K: 2 S: 9 H: 2 LOB: 1 BB: 0 P: 9	R: 0 E: 0 K: 0 S: 3 H: 1 LOB: 0 BB: 0 P: 3	R: 0 E: 0 K: 0 S: 3 H: 0 LOB: 1 BB: 1 P: 7	R: 0 E: 1 K: 1 S: 6 H: 0 LOB: 1 BB: 0 P: 6	R: 0 E: 0 K: 0 S: 5 H: 2 LOB: 2 BB: 0 P: 5	R: 0 E: 0 K: 0 S: 4 H: 1 LOB: 1 BB: 0 P: 4	R: 3 E: 0 K: 0 S: 6 H: 3 LOB: 0 BB: 0 P: 6	1B: 11 2B: 1 3B: 0 HR: 2 SF: 1 SAC: 0 DP: 1 HBP: 0		WP: 0 PB: 0 SB: 0 CS: 0 PA: 42	
PITCHER	IP WLS BF H R ER SO BB IBB HBP BLK WP HR S P ERA WHIP											PITCHER	IP WLS BF H R ER SO BB IBB HBP BLK WP HR S P ERA WHIP
Rick Matula, R ERA: 4.82 (1, 1)	7.0 L 32 10 3 3 3 1 0 0 0 0 1 37 41 3.86 1.571												
Gene Garber, R ERA: 4.68 (8, 1)	1.2 9 4 3 3 0 0 0 0 0 0 0 1 9 9 16.20 2.400												
Larry Bradford, L ERA: 3.35 (9, 1)	0.1 1 0 0 0 0 0 0 0 0 0 0 0 1 1 0.00 0.000												



Batter	1	2	3	4	5	6	7	8	9	AB	R	H	RBI	BB	SO	LOB
Glenn Hubbard, R (1, 4) OBP: 0.327, SLG: 0.422	0-3 K		0-0 F9		0-0 F8		0-0 F8		0-0 F2	5	0	0	0	0	1	5
Gary Matthews, R (1, 9) OBP: 0.319, SLG: 0.429	0-0 HR		0-0 F9			0-0 1-3 1B 2B		0-3 K		4	2	2	1	0	1	1
Chris Chambliss, L (1, 3) OBP: 0.337, SLG: 0.440	0-0 F8		0-3 K			0-0 1-3 2-3		0-0 4-3		4	0	0	0	0	1	2
Bob Horner, R (1, 5) OBP: 0.296, SLG: 0.538	0-0 6-3			0-3 K		0-0 FC5-4 1B		0-0 F8		4	0	1	1	0	1	0
Dale Murphy, R (1, 8) OBP: 0.346, SLG: 0.462		0-0 5-3 1B		4-0 FC5-4 BB		0-0 F7		0-3 K		3	0	1	0	1	1	1
Jeff Burroughs, R (1, 7) OBP: 0.337, SLG: 0.425		0-0 5-3 1-2		0-0 FC5-4 1-2f		0-0 FC5-4 1-2f		0-0 BB 1B 1B		4	0	1	0	0	0	3
Bill Nahorodny, R (1, 2) OBP: 0.300, SLG: 0.459		0-0 F7		0-0 P6			0-0 P4		0-0 BB 1B	4	0	1	0	0	0	2
Rafael Ramirez, R (1, 6) Biff Pocaroba, S (9, PH) OBP: 0.348, SLG: 0.368		0-0 5-3			0-0 6-3		0-0 6-3		4-0 BB 1B BB	3	0	0	0	0	0	1
Rick Matula, R (1, 1) Mike Lirio, L (7, PH) Jery Royster, R (7, PH) Gene Garber, R (8, 1) Larry Bradford, R (9, 1) Brian Asselstine, L (9, PH) OBP: 0.075, SLG: 0.075 OBP: 0.347, SLG: 0.233 OBP: 0.319, SLG: 0.311			0-0 1B		0-0 6-3		0-0 1B		0-0 F5	2	0	1	0	0	0	0

Inning Stats	R: 1	H: 1	E: 0	K: 1	S: 6	LOB: 0	BB: 0	P: 6	R: 0	H: 1	E: 0	K: 0	S: 4	LOB: 1	BB: 0	P: 4	R: 0	H: 1	E: 0	K: 1	S: 6	LOB: 1	BB: 0	P: 6	R: 0	H: 0	E: 0	K: 1	S: 5	LOB: 0	BB: 0	P: 3	R: 1	H: 2	E: 0	K: 0	S: 5	LOB: 1	BB: 0	P: 5	R: 0	H: 1	E: 0	K: 0	S: 4	LOB: 1	BB: 0	P: 4	R: 0	H: 0	E: 0	K: 1	S: 5	LOB: 0	BB: 0	P: 5	R: 0	H: 2	E: 0	K: 1	S: 7	LOB: 3	BB: 1	P: 11	1B: 6	2B: 1	3B: 0	HR: 1	SF: 0	SAC: 0	DP: 0	HBP: 0	WP: 0	PA: 37
--------------	------	------	------	------	------	--------	-------	------	------	------	------	------	------	--------	-------	------	------	------	------	------	------	--------	-------	------	------	------	------	------	------	--------	-------	------	------	------	------	------	------	--------	-------	------	------	------	------	------	------	--------	-------	------	------	------	------	------	------	--------	-------	------	------	------	------	------	------	--------	-------	-------	-------	-------	-------	-------	-------	--------	-------	--------	-------	--------

PITCHER	IP	WLS	BF	H	R	ER	SO	BB	IBB	HBP	BLK	WP	HR	S	P	ERA	WHIP
Don Sutton, R (1, 1) ERA: 2.19	7.0	W	28	6	2	2	3	1	0	0	0	0	1	33	37	2.57	1.000
Bobby Castillo, R (8, 1) ERA: 2.9	2.0	S	9	2	0	0	2	1	0	0	0	0	0	12	16	0.00	1.500

BOTTOM

Los Angeles Dodgers @ Atlanta Braves
Atlanta-Fulton County Stadium, Atlanta, GA

Wed Aug 06 1980, 7:05 PM EDT
Att. 9,441 - Unknown

AB	35
R	2
H	8
RBI	2
BB	2
SO	5
LOB	18

livebaseballscorecards.com



Batter	1	2	3	4	5	6	7	8	9	AB R H RBI BB SO LOB	TOP											
Davey Lopes, R OBP: 0.311, SLG: 0.329 (1, 4) X	0-0 F7	0-0 F9			0-0 G3			0-0 F9		4 0 0 0 0 0 0	Los Angeles Dodgers @ Atlanta Braves Atlanta-Fulton County Stadium, Atlanta, GA Thu Aug 07 1980, 7:05 PM EDT Att: 10,056 - Unknown livebaseballscorecards.com											
Bill Russell, R OBP: 0.307, SLG: 0.358 (1, 6) X	0-0 1B		0-0 F3		0-0 5-3			0-0 1B		4 1 2 0 0 0 0												
Dusty Baker Jr., R OBP: 0.336, SLG: 0.519 (1, 7) B B B	4-0 1B		0-0 5-3		0-3 K			0-0 G4-6-3		3 1 0 0 1 1 1												
Steve Garvey, R OBP: 0.345, SLG: 0.488 (1, 3) X	0-0 FC6-4		0-0 6-3					0-0 6-3		4 0 1 1 0 0 0												
Ron Cey, R OBP: 0.342, SLG: 0.432 (1, 5) X	0-0 FC6-4			0-0 6-3		0-3 K		0-0 CS		4 0 1 1 0 1 1												
Rudy Law, L OBP: 0.320, SLG: 0.309 (9, PR)	1-2 1B							0-0 1B		0 0 0 0 0 0 0												
Rick Monday, L OBP: 0.370, SLG: 0.486 (1, 9) X	0-0 1B		0-0 F7			0-3 K		0-0 1B		4 1 3 0 0 1 0												
Pedro Guerrero, R OBP: 0.374, SLG: 0.521 (1, 8) X	0-0 L6		0-0 F7					0-0 P3		4 0 0 0 0 0 4												
Joe Ferguson, R OBP: 0.374, SLG: 0.393 (1, 2) S S S		0-3 K		0-0 1B				0-0 5-3		3 0 1 1 0 1 0												
Bob Welch, R OBP: 0.220, SLG: 0.265 (1, 1)			0-0 4-3		0-0 P6			0-3 K		2 0 0 0 0 0 1												
Gary Thomasson, L OBP: 0.330, SLG: 0.280 (7, PH)										1 0 0 0 0 1 0												
Joe Beckwith, L (7, 1)										0 0 0 0 0 0 0												
Inning Stats	R: 2 E: 0 K: 0 S: 6	H: 3 LOB: 2 BB: 1 P: 10	R: 0 E: 0 K: 1 S: 5	H: 0 LOB: 0 BB: 0 P: 5	R: 0 E: 0 K: 0 S: 3	H: 0 LOB: 0 BB: 0 P: 3	R: 1 E: 0 K: 0 S: 5	H: 2 LOB: 1 BB: 0 P: 5	R: 0 E: 0 K: 1 S: 5	H: 0 LOB: 0 BB: 0 P: 5	R: 0 E: 0 K: 2 S: 7	H: 0 LOB: 0 BB: 0 P: 7	R: 0 E: 0 K: 1 S: 5	H: 0 LOB: 0 BB: 0 P: 5	R: 0 E: 0 K: 0 S: 3	H: 1 LOB: 0 BB: 0 P: 3	R: 0 E: 0 K: 0 S: 4	H: 2 LOB: 1 BB: 0 P: 4	1B: 8 2B: 0 3B: 0 HR: 0	SF: 0 SAC: 0 DP: 1 HBP: 0	WP: 0 PB: 0 SB: 1 CS: 1	PA: 34
PITCHER Doyle Alexander, R ERA: 3.76 (1, 1)	IP: 7.1 WLS: W BF: 29 H: 6 R: 3 ER: 3 SO: 5 BB: 1 IBB: 0 HBP: 0 BLK: 0 WP: 0 HR: 0 S: 38 P: 42 ERA: 3.68 WHIP: 0.955																					
Rick Camp, R ERA: 2.58 (8, 1)	IP: 1.2 WLS: S BF: 5 H: 2 R: 0 ER: 0 SO: 0 BB: 0 IBB: 0 HBP: 0 BLK: 0 WP: 0 HR: 0 S: 5 P: 5 ERA: 0.00 WHIP: 1.200																					



Batter	1	2	3	4	5	6	7	8	9
Glenn Hubbard, R (1, 4) OBP: 0.326, SLG: 0.431	0-0 F8		0-0 HR		0-0 4-3		0-0 4-3		
Gary Matthews, R (1, 9) OBP: 0.321, SLG: 0.429	0-0 6-3		0-0 1B		0-0 1B		0-0 6-3		
Chris Chambliss, L (1, 3) OBP: 0.336, SLG: 0.438	0-3 K		0-0 F7		0-0 F7		0-0 1B		
Bob Horner, R (1, 5) Jery Royster, R (9, 5) OBP: 0.295, SLG: 0.534 OBP: 0.319, SLG: 0.311		0-0 F8	0-0 G5-4-3		0-0 2B		0-0 G6-4-3		
Dale Murphy, R (1, 8) OBP: 0.350, SLG: 0.470		0-0 1B		0-0 2B		0-0 SF8		0-3 K	
Jeff Burroughs, R (1, 7) Mike Lum, L (9, 7) OBP: 0.333, SLG: 0.421 OBP: 0.347, SLG: 0.233		0-3 K		0-3 K		0-0 SF8			
Bruce Benedict, R (1, 2) OBP: 0.297, SLG: 0.307		0-0 1B		0-0 F5		0-0 SF8			
Luis Gomez, R (1, 6) OBP: 0.246, SLG: 0.218		0-0 4-3		0-3 K		0-0 6-3			
Doyle Alexander, R (1, 1) Rick Camp, R (8, 1) OBP: 0.180, SLG: 0.200			0-0 HR		0-0 F7		0-0 6-3		

AB	R	H	RBI	BB	SO	LOB
4	1	1	2	0	0	0
4	0	2	0	0	0	0
4	0	1	0	0	1	2
4	1	1	0	0	0	2
0	0	0	0	0	0	0
4	1	3	0	0	1	0
2	0	0	1	0	2	2
0	0	0	0	0	0	0
2	0	1	1	0	0	1
3	0	0	0	0	1	3
3	1	1	0	0	0	0
0	0	0	0	0	0	0

WP	HR	S	P	ERA	WHIP
0	0	0	0	0.00	0.500

1B	2B	3B	HR	SF	SAC	DP	HBP
7	2	0	1	2	2	0	0

WP	HR	S	P	ERA	WHIP
0	0	0	0	0.00	0.500

Los Angeles Dodgers @ Atlanta Braves
Atlanta-Fulton County Stadium, Atlanta, GA
Thu Aug 07 1980, 7:05 PM EDT
Att. 10,056 - Unknown

livebaseballscorecards.com

AB	30
R	4
H	10
RBI	4
BB	0
SO	5
LOB	10



Inning Stats		R	H	E	K	S	P										
R: 0 H: 0 E: 0 K: 1 S: 5		0	0	0	1	5	5										
R: 0 H: 2 E: 0 K: 1 S: 7		0	2	0	1	7	7										
R: 2 H: 3 E: 0 K: 0 S: 5		2	3	0	0	5	5										
R: 0 H: 1 E: 0 K: 2 S: 8		0	1	0	2	8	8										
R: 0 H: 1 E: 0 K: 0 S: 4		0	1	0	0	4	4										
R: 2 H: 2 E: 0 K: 0 S: 5		2	2	0	0	5	5										
R: 0 H: 0 E: 0 K: 0 S: 3		0	0	0	0	3	3										
R: 0 H: 1 E: 0 K: 1 S: 5		0	1	0	1	5	5										

PITCHER		IP	WLS	BF	H	R	ER	SO	BB	IBB	HBP	BLK	WP	HR	S	P	ERA	WHIP
Bob Welch, R (1, 1) ERA: 3.3		6.0	L	26	9	4	4	4	0	0	0	0	0	1	34	34	6.00	1.500
Joe Beckwith, R (7, 1) ERA: 1.88		2.0		6	1	0	0	1	0	0	0	0	0	0	8	8	0.00	0.500

Batter	1	2	3	4	5	6	7	8	9	AB R H RBI BB SO LOB	TOP	
Bill North, S (1, 8) <small>OBP: 0.381, SLG: 0.288</small> Greg Minton, S (7, 1) Tom Griffin, R (7, 1) <small>OBP: 0.250, SLG: 0.250</small>	0-0 FC3-6 1B		0-3 K		0-0 1-3		0-0 6-3			4 0 1 0 0 1 0 0 0 0 0 0 0 0 0 0 0 0 0 0 0	San Francisco Giants @ Atlanta Braves Atlanta-Fulton County Stadium, Atlanta, GA Fri Aug 08 1980, 7:05 PM EDT Att. 9,014 - Unknown	
Jim Wohlford, R (1, 5) <small>OBP: 0.258, SLG: 0.303</small>	0-0 FC3-6 WP 1-2f 2B		0-0 F8			0-3 K		0-3 K		4 1 0 0 0 2 1		
Jack Clark, R (1, 9) <small>OBP: 0.384, SLG: 0.545</small>	0-0 FC1 1-H 2B		4-0 BB			0-0 4-3 2B		0-0 4-3		3 0 2 1 1 0 0		
Larry Herndon, R (1, 7) <small>OBP: 0.277, SLG: 0.394</small>	0-0 FC1 2-3		0-0 4-3			0-0 4-3 2-3		0-0 4-3		4 0 0 0 0 0 3		
Mike Ivie, R (1, 3) <small>OBP: 0.284, SLG: 0.346</small>	0-0 F8			0-0 G4-6-3 1B		0-0 F3		0-0 F4		4 0 1 0 0 0 2		
Rennie Stennett, R (1, 4) <small>OBP: 0.299, SLG: 0.336</small>		0-0 1B		0-0 G4-6-3 1-2f			0-0 FC2-6 1B		0-3 K			4 0 2 0 0 1 1
Joe Pettini, R (1, 6) <small>OBP: 0.304, SLG: 0.301</small> Max Venable, L (9, PH) <small>OBP: 0.321, SLG: 0.308</small>			0-3 K		0-0 F4		0-0 FC2-6 1-2f HR		0-0 F8			3 1 0 0 0 1 2 1 0 0 0 0 0 0
Mike Sadek, R (1, 2) <small>OBP: 0.391, SLG: 0.341</small>		0-0 F7			0-3 K		0-0 F7			3 0 0 0 0 1 2		
Allen Ripley, R (1, 1) <small>OBP: 0.208, SLG: 0.174</small> Darrell Evans, L (7, PH) <small>OBP: 0.344, SLG: 0.383</small>		0-0 F8			0-3 K		0-0 1-H HR			2 0 0 0 0 1 1 1 1 1 2 0 0 0		
Inning Stats	R: 1 H: 2 E: 0 LOB: 1 K: 0 BB: 0 S: 5 P: 5	R: 0 H: 1 E: 0 LOB: 1 K: 1 BB: 0 S: 6 P: 6	R: 0 H: 0 E: 0 LOB: 1 K: 1 BB: 1 S: 5 P: 9	R: 0 H: 1 E: 0 LOB: 0 K: 0 BB: 0 S: 3 P: 3	R: 0 H: 0 E: 0 LOB: 0 K: 2 BB: 0 S: 7 P: 7	R: 0 H: 1 E: 0 LOB: 1 K: 1 BB: 0 S: 6 P: 6	R: 2 H: 2 E: 0 LOB: 0 K: 0 BB: 0 S: 5 P: 5	R: 0 H: 0 E: 0 LOB: 0 K: 1 BB: 0 S: 5 P: 5	R: 0 H: 0 E: 0 LOB: 0 K: 1 BB: 0 S: 5 P: 5	1B: 4 SF: 0 2B: 2 SAC: 0 3B: 0 DP: 1 HR: 1 HBP: 0	WP: 1 PA: 34 PB: 0 SB: 0 CS: 0	
PITCHER Larry McWilliams, L (1, 1) <small>ERA: 4.4</small> Rick Camp, R (8, 1) <small>ERA: 2.5</small>	IP WLS BF H R ER SO BB IBB HBP BLK WP HR S P ERA WHIP 7.0 W 28 7 3 3 5 1 0 0 0 1 1 37 41 3.86 1.143											PITCHER IP WLS BF H R ER SO BB IBB HBP BLK WP HR S P ERA WHIP

livebaseballscorecards.com

AB	33
R	3
H	7
RBI	3
BB	1
SO	7
LOB	12



Batter	1	2	3	4	5	6	7	8	9
Glenn Hubbard, R OBP: 0.327, SLG: 0.429 (1, 4)	0-3 K ①		4-0 G3 BB		0-0 2-3 1B		0-0 4-3 ②	0-0 5-3 ③	
Gary Matthews, R OBP: 0.320, SLG: 0.429 (1, 9)	0-0 1-3 ②		0-0 F7 ①		0-0 SF7 ②		0-0 2B HR 1B		
Chris Chambliss, L OBP: 0.336, SLG: 0.438 (1, 3)	0-0 F8 ③		0-0 G3 ②		0-0 G3 ③		0-0 3-H HR 2B		
Bob Horner, R OBP: 0.295, SLG: 0.541 Rick Camp, R (8, 1)		0-0 F7 ①	0-0 F8 ③		0-3 K ①		0-0 2-H 3-H HR		
Dale Murphy, R OBP: 0.351, SLG: 0.481 (1, 8)		0-0 HR		0-0 F8 ①		0-0 F7 ②	0-0 2B		
Jeff Burroughs, R OBP: 0.332, SLG: 0.416 (1, 7)		0-3 K ②		0-3 K ②		0-0 F7 ③	4-0 IBB		
Bruce Benedict, R OBP: 0.300, SLG: 0.316 (1, 2)		0-0 1B 1B		0-0 5-3 ③			SH1-4 2B		
Luis Gomez, R OBP: 0.247, SLG: 0.220 (1, 6)		0-0 1B		0-0 E5 1B SH2-4 SF7			0-0 SH1-4 ①	0-3 K ①	
Larry McWilliams, L OBP: 0.244, SLG: 0.171 Mike Lum, L OBP: 0.355, SLG: 0.262 Jerry Royster, R OBP: 0.318, SLG: 0.310 (7, PH) (7, PR) (8, 5)		0-3 K ③		0-0 SH2-4 ①			0-0 4-3 1B 2B	0-3 K ②	

AB	R	H	RBI	BB	SO	LOB
4	0	1	0	1	1	1
3	1	1	2	0	0	1
4	1	1	0	0	0	2
4	1	1	3	0	1	1
0	0	0	0	0	0	0
4	1	2	1	0	0	0
3	0	0	0	1	2	0
4	1	2	0	0	0	2
3	1	1	0	0	1	0
1	0	0	0	0	1	2
1	0	1	1	0	0	0
1	1	0	0	0	1	0

BOTTOM									
San Francisco Giants @ Atlanta Braves Atlanta-Fulton County Stadium, Atlanta, GA	AB 32 R 7 H 10 RBI 7 BB 2 SO 7 LOB 9								
<table border="0"> <tr> <td>WP: 0</td> <td>PA: 37</td> </tr> <tr> <td>PB: 0</td> <td></td> </tr> <tr> <td>SB: 0</td> <td></td> </tr> <tr> <td>CS: 0</td> <td></td> </tr> </table>	WP: 0	PA: 37	PB: 0		SB: 0		CS: 0		
WP: 0	PA: 37								
PB: 0									
SB: 0									
CS: 0									

PITCHER		IP	WLS	BF	H	R	ER	SO	BB	IBB	HBP	BLK	WP	HR	S	P	ERA	WHIP
Allen Ripley, R ERA: 3.36 (1, 1)		6.0		24	4	2	1	5	1	0	0	0	0	1	33	37	1.50	0.833
Greg Minton, R ERA: 2.91 (7, 1)		0.2	L	6	4	4	4	0	0	0	0	0	0	0	6	6	54.00	6.000
Tom Griffin, R ERA: 3.4 (7, 1)		1.1		7	2	1	1	2	0	1	0	0	0	1	10	14	6.75	1.500



San Francisco Giants @ Atlanta Braves
 Atlanta-Fulton County Stadium, Atlanta, GA
 Fri Aug 08 1980, 7:05 PM EDT
 Att. 9,014 - Unknown

Batter	1	2	3	4	5	6	7	8	9	AB R H RBI BB SO LOB	TOP											
Bill North, S (1, 8) OBP: 0.381, SLG: 0.288	4-0 E HR BB	0-3 K			0-0 SH3 SF9 1B		0-0 4-3		0-0 FC6-4 CS 1-2f	4 2 1 0 1 1 2	San Francisco Giants @ Atlanta Braves Atlanta-Fulton County Stadium, Atlanta, GA Sat Aug 09 1980, 7:05 PM EDT Att: 17,906 - Unknown livebaseballscorecards.com											
Joe Pettini, R (1, 6) OBP: 0.305, SLG: 0.293	0-0 E5 HR		4-0 4-3 S 1B BB		0-0 SH3		0-0 F9	0-0 CS 1-2	2 2 0 0 1 0 2													
Jack Clark, R (1, 9) OBP: 0.383, SLG: 0.551	0-0 HR		0-0 F3		0-0 SF9		0-0 F8		3 1 1 4 0 0 1													
Darrell Evans, L (1, 5) OBP: 0.343, SLG: 0.382	0-0 4-3		0-0 4-3		0-0 4-3		0-0 6-3 1B		4 0 1 0 0 0 1													
Mike Ivie, R (1, 3) OBP: 0.289, SLG: 0.349	0-0 6-3		0-0 FC6 1B		0-3 K		0-0 6-3 1B		4 0 2 1 0 1 0													
Larry Herndon, R (1, 7) OBP: 0.277, SLG: 0.390	4-0 S BB		0-0 FC6 1-2f		0-3 K		0-0 6-3		3 0 0 0 1 1 3													
Rennie Stennett, R (1, 4) OBP: 0.295, SLG: 0.331	0-0 F9		0-0 4-3		0-0 F9		0-0 4-3		4 0 0 0 0 0 3													
Dennis Littlejohn, R (1, 2) OBP: 0.375, SLG: 0.292		0-0 6-3		0-0 6-3		4-0 4-3 BB		0-0 F3	2 0 0 0 1 0 0 1 0 0 0 0 0 0													
Mike Sadek, R (9, PH) OBP: 0.387, SLG: 0.337																						
Bob Knepper, L (1, 1) OBP: 0.183, SLG: 0.224			0-0 G3		0-0 1-3			4-0 FC6-4 BB	2 0 0 0 0 0 0 1 0 0 0 1 1 1 0 0 0 0 0 0 0 0 0 0 0 0 0 0													
Al Holland, R (5, 1)																						
Gary Lavelle, S (9, 1)																						
Greg Minton, S (9, 1)																						
Inning Stats	R: 3 E: 1 K: 0 S: 5	H: 1 LOB: 1 BB: 2 P: 13	R: 0 E: 0 K: 1 S: 5	H: 0 LOB: 0 BB: 0 P: 5	R: 1 E: 0 K: 0 S: 4	H: 1 LOB: 1 BB: 1 P: 8	R: 0 E: 0 K: 0 S: 3	H: 0 LOB: 0 BB: 0 P: 3	R: 1 E: 0 K: 0 S: 4	H: 1 LOB: 0 BB: 0 P: 4	R: 0 E: 0 K: 2 S: 7	H: 0 LOB: 0 BB: 0 P: 7	R: 0 E: 0 K: 1 S: 5	H: 0 LOB: 1 BB: 1 P: 9	R: 0 E: 0 K: 0 S: 5	H: 2 LOB: 2 BB: 0 P: 5	R: 0 E: 0 K: 0 S: 2	H: 0 LOB: 0 BB: 1 P: 6	1B: 4 2B: 0 3B: 0 HR: 1	SF: 1 SAC: 1 DP: 0 HBP: 0	WP: 0 PB: 0 SB: 3 CS: 1	PA: 38
PITCHER	IP WLS BF H R ER SO BB IBB HBP BLK WP HR S P ERA WHIP																					
Tommy Boggs, R (1, 1) ERA: 3.87	5.0 L 22 3 5 4 1 3 0 0 0 0 0 1 21 33 7.20 1.200																					
Preston Hanna, R (6, 1) ERA: 3.93	2.0 7 0 0 0 3 1 0 0 0 0 0 0 12 16 0.00 0.500																					
Larry Bradford, L (8, 1) ERA: 3.18	2.0 8 2 0 0 0 1 0 0 0 0 0 0 7 11 0.00 1.500																					



Batter	1	2	3	4	5	6	7	8	9	AB	R	H	RBI	BB	SO	LOB
Glenn Hubbard, R (1, 4) OBP: 0.320, SLG: 0.419	0-0 5-3	0-0 6-3		0-0 F8		0-0 F9	0-0 FC5-4		0-0 F7	6	0	0	0	0	0	8
Gary Matthews, R (1, 9) OBP: 0.323, SLG: 0.428	0-0 HBP 1B		0-0 1B 1B	4-0 1-2 BB		0-0 1-3		0-0 F9	0-0 5-3	5	1	2	0	1	0	2
Chris Chambliss, L (1, 3) OBP: 0.336, SLG: 0.436	1-0 G5-4-3 HBP		0-0 F8	0-0 F5		0-0		0-3 K		4	0	1	0	0	1	3
Bob Horner, R (1, 5) OBP: 0.293, SLG: 0.535	0-0 G5-4-3		0-0 F9		0-0 F3	0-0 F4		0-0 1B		5	0	1	0	0	0	4
Dale Murphy, R (1, 8) OBP: 0.356, SLG: 0.483		4-0 1B 1B BB	0-0 1B	1-3 1B	4-0 F8 1B BB		0-0 BB 1B	0-3 K		3	2	2	0	2	1	1
Jeff Burroughs, R (1, 7) OBP: 0.337, SLG: 0.418		0-0 F8	0-0 1B	1-2 3-H 1B	4-0 1-2 BB		0-0 1-2 1B		0-0 6-3	4	0	2	1	1	0	1
Bill Nahorodny, R (1, 2) OBP: 0.306, SLG: 0.456		0-0 SH3-4 1B	0-0 F7		0-0 F8		4-0 1-2 2-3 BB		0-0 HR	3	0	1	0	1	0	4
Bruce Benedict, R (7, PR) OBP: 0.304, SLG: 0.333		1-2 1B								1	1	1	1	0	0	0
Rafael Ramirez, R (1, 6) OBP: 0.364, SLG: 0.364		0-0 SH3-4 1B		0-0 FC1-6 1B	0-0 1-2 3-H 1B		0-0 1-2 3-H 1B	0-0 F4	0-0 BB 1B	5	0	4	2	0	0	3
Tommy Boggs, R (1, 1) OBP: 0.312, SLG: 0.135		0-0 SH3-4		0-0 FC1-6 BB	0-0 1-2f		0-3 K	0-3 K	4-0 1-2 BB	1	0	0	0	0	0	1
Charlie Spikes, R (5, PH) OBP: 0.344, SLG: 0.365										1	0	0	0	0	1	2
Preston Hanna, R (6, 1) OBP: 0.222, SLG: 0.444										0	0	0	0	0	0	0
Jerry Royster, R (7, PH) OBP: 0.316, SLG: 0.308										1	0	0	0	0	1	3
Larry Bradford, R (8, 1) OBP: 0.358, SLG: 0.368										0	0	0	0	0	0	0
Biff Poceroba, S (9, PH)										0	0	0	0	1	0	0

Inning Stats	R: 0	H: 1	E: 0	LOB: 1	K: 0	BB: 0	S: 3	P: 4
	R: 1	H: 2	E: 0	LOB: 2	K: 0	BB: 1	S: 5	P: 9
	R: 1	H: 3	E: 0	LOB: 2	K: 0	BB: 0	S: 6	P: 6
	R: 0	H: 1	E: 0	LOB: 2	K: 0	BB: 1	S: 4	P: 8
	R: 1	H: 1	E: 0	LOB: 2	K: 1	BB: 2	S: 6	P: 14
	R: 0	H: 1	E: 0	LOB: 1	K: 0	BB: 0	S: 4	P: 4
	R: 0	H: 2	E: 0	LOB: 3	K: 1	BB: 1	S: 7	P: 11
	R: 0	H: 1	E: 0	LOB: 1	K: 2	BB: 0	S: 8	P: 8
	R: 1	H: 2	E: 0	LOB: 2	K: 0	BB: 1	S: 5	P: 9
	R: 1	H: 2	E: 0	LOB: 2	K: 0	BB: 1	S: 5	P: 9

PITCHER	IP	WLS	BF	H	R	ER	SO	BB	IBB	HBP	BLK	WP	HR	S	P	ERA	WHIP
Bob Knepper, L (1, 1) ERA: 4.05	4.1		24	7	3	3	0	4	0	1	0	0	0	19	36	6.23	2.538
Al Holland, L (5, 1) ERA: 1.09	4.0	W	20	7	1	1	4	1	0	0	0	0	1	27	31	2.25	2.000
Gary Lavelle, L (9, 1) ERA: 3.13	0.0		1	0	0	0	0	1	0	0	0	0	0	4		∞	∞
Greg Minton, R (9, 1) ERA: 2.88	0.2	S	2	0	0	0	0	0	0	0	0	0	0	2	2	0.00	0.000

BOTTOM

San Francisco Giants @ Atlanta Braves
Atlanta-Fulton County Stadium, Atlanta, GA

Sat Aug 09 1980, 7:05 PM EDT
Att. 17,906 - Unknown

AB	39
R	4
H	14
RBI	4
BB	6
SO	4
LOB	32

WP: 0 PA: 47
PB: 0
SB: 0
CS: 0



1B	2B	3B	HR	SF	SAC	DP	HBP
13	0	0	1	0	1	1	1

San Francisco Giants @ Atlanta Braves
Atlanta-Fulton County Stadium, Atlanta, GA

Sun Aug 10 1980, 3:33 AM EDT
Att. 9,027 - Unknown

livebaseballscorecards.com

AB	33
R	1
H	7
RBI	1
BB	3
SO	5
LOB	16



AB R H RBI BB SO LOB

3	0	1	0	1	0	0
4	0	3	0	0	1	1
4	0	0	0	0	1	5
3	0	0	0	1	1	2
3	0	0	0	1	1	2
4	1	2	1	0	0	1
3	0	0	0	0	1	0
1	0	1	0	0	0	0
3	0	0	0	0	0	0
1	0	0	0	0	0	0
0	0	0	0	0	0	0
1	0	0	0	0	0	0
0	0	0	0	0	0	0
1	0	0	0	0	0	1
0	0	0	0	0	0	0
1	0	0	0	0	0	2

Batter	1	2	3	4	5	6	7	8	9
Jim Wohlford, R (1, 8) OBP: 0.265, SLG: 0.304	0-0 6-3		0-0 E6 2-5 1B			4-0 FC6-4 BB		0-0 2-3	
Joe Pettini, R (1, 4) OBP: 0.326, SLG: 0.329	0-0 BB 1B		0-0 1B			0-3 K		0-0 2B	
Jack Clark, R (1, 9) OBP: 0.380, SLG: 0.545	0-0 F3		0-3 K			0-0 FC6-4 1-2f		0-0 F3	
Darrell Evans, L (1, 5) OBP: 0.342, SLG: 0.379	4-0 1-2 BB		0-0 2-5 2-3	0-0 4-3		0-0 F3		0-3 K	
Mike Ivie, R (1, 3) OBP: 0.288, SLG: 0.344	0-3 K			4-0 G6-3 BB			0-0 F9		0-0 F9
Terry Whitfield, L (1, 7) OBP: 0.310, SLG: 0.353		0-0 6-3		0-0 G6-3 1-2f			0-0 HR		0-0 1B 1B
Johnnie LeMaster, R (1, 6) OBP: 0.257, SLG: 0.324 Larry Herndon, R (9, PH) OBP: 0.279, SLG: 0.392		0-3 K			0-0 6-3		0-0 F5		0-0 1-2 1B
Mike Sadek, R (1, 2) OBP: 0.377, SLG: 0.326 Bill North, S (9, PH) OBP: 0.380, SLG: 0.287		0-0 F7			0-0 6-3		0-0 E5		0-0 L6
Alan Hargesheimer, R (1, 1) OBP: 0.364, SLG: 0.400 Tom Griffin, R (2, 1) OBP: 0.200, SLG: 0.200 Roger Metzger, S (5, PH) OBP: 0.197, SLG: 0.074 Mike Rowland, R (5, 1) Max Venable, L (7, PH) OBP: 0.316, SLG: 0.302 Gary Lavelle, S (7, 1) Rennie Stennett, R (9, PH) OBP: 0.294, SLG: 0.330			0-0 F3		0-0 4-3		0-0 F9		0-0 4-3

Inning Stats	R: 0	H: 1	E: 0	K: 1	S: 6	P: 10	R: 0	H: 0	E: 0	K: 1	S: 5	P: 5	R: 0	H: 2	E: 1	K: 1	S: 6	P: 6	R: 0	H: 0	E: 0	K: 0	S: 2	P: 6	R: 0	H: 0	E: 0	K: 0	S: 3	P: 3	R: 0	H: 0	E: 0	K: 1	S: 5	P: 9	R: 1	H: 1	E: 1	K: 0	S: 5	P: 5	R: 0	H: 1	E: 0	K: 1	S: 6	P: 6	R: 0	H: 2	E: 0	K: 0	S: 5	P: 5	1B: 5	2B: 1	3B: 0	HR: 1	SF: 0	SAC: 0	DP: 1	HBP: 0	WP: 0	PB: 0	SB: 0	CS: 0	PA: 36
--------------	------	------	------	------	------	-------	------	------	------	------	------	------	------	------	------	------	------	------	------	------	------	------	------	------	------	------	------	------	------	------	------	------	------	------	------	------	------	------	------	------	------	------	------	------	------	------	------	------	------	------	------	------	------	------	-------	-------	-------	-------	-------	--------	-------	--------	-------	-------	-------	-------	--------

PITCHER	IP	WLS	BF	H	R	ER	SO	BB	IBB	HBP	BLK	WP	HR	S	P	ERA	WHIP
Phil Niekro, R (1, 1) ERA: 3.96	8.1	W	34	6	1	1	5	3	0	0	0	0	1	40	52	1.08	1.080
Rick Camp, R (9, 1) ERA: 2.48	0.2	S	3	1	0	0	0	0	0	0	0	0	0	3	3	0.00	1.500

PITCHER	IP	WLS	BF	H	R	ER	SO	BB	IBB	HBP	BLK	WP	HR	S	P	ERA	WHIP
---------	----	-----	----	---	---	----	----	----	-----	-----	-----	----	----	---	---	-----	------

Batter	1	2	3	4	5	6	7	8	9
Jerry Royster, R OBP: 0.324, SLG: 0.313 (1, 4) BB (9, 5)	4-0 S BB	0-0 1B 1-2 2-H 3-H			0-0 F8		0-0 S 1B		
Rafael Ramirez, R OBP: 0.333, SLG: 0.333 (1, 6) SS	0-3 K 1-2	0-0 1B 1-3 2-H			0-3 K		0-0 6-3 1-2		
Gary Matthews, R OBP: 0.322, SLG: 0.425 (1, 9) SS	0-3 K	0-0 F7			4-0 BB		0-0 F8		
Bob Horner, R OBP: 0.289, SLG: 0.527 Glenn Hubbard, R OBP: 0.320, SLG: 0.419 (1, 5) (9, 4) X	0-0 6-3		0-0 6-3		0-0 G3		0-0 6-3		
Chris Chambliss, L OBP: 0.338, SLG: 0.436 (1, 3) BB BB BB		4-0 BB 1B BB	0-0 1-3		0-0 7-4 5-3 1B		0-0 1-3		
Dale Murphy, R OBP: 0.355, SLG: 0.479 (1, 8) BB BB BB		4-0 BB 1B BB	0-3 K		0-0 5-3		0-0 6-3		
Mike Lum, L OBP: 0.367, SLG: 0.258 (1, 7) BB BB BB		4-0 BB 1B BB		0-0 F8		4-0 IBB			
Bruce Benedict, R OBP: 0.300, SLG: 0.329 (1, 2) X		0-0 F4		0-0 6-3		0-0 7-4			
Phil Niekro, R OBP: 0.141, SLG: 0.188 Rick Camp, R (1, 1) (9, 1) SS		0-3 K		0-3 K		0-0 1-3			

Inning Stats	R: 0	H: 0	E: 0	K: 2	S: 7	H: 0	LOB: 1	BB: 1	P: 11	R: 3	H: 2	E: 0	K: 1	S: 7	R: 0	H: 0	E: 0	K: 1	S: 5	R: 0	H: 0	E: 0	K: 1	S: 5	R: 0	H: 1	E: 0	K: 0	S: 3	R: 0	H: 1	E: 0	K: 0	S: 4	R: 0	H: 0	E: 0	K: 0	S: 3

PITCHER	IP	WLS	BF	H	R	ER	SO	BB	IBB	HBP	BLK	WP	HR	S	P	ERA	WHIP
Alan Hargeseheimer, R ERA: 4.75 (1, 1)	1.2	L	11	2	3	3	3	4	0	0	0	0	0	13	29	16.20	3.600
Tom Griffin, R ERA: 3.24 (2, 1)	2.1		7	0	0	0	2	0	0	0	0	0	0	11	11	0.00	0.000
Mike Rowland, R ERA: 1.69 (5, 1)	2.0		8	1	0	0	1	1	1	0	0	0	0	8	16	0.00	1.000
Gary Lavelle, L ERA: 3.03 (7, 1)	2.0		7	1	0	0	0	0	0	0	0	0	0	7	7	0.00	0.500

BOTTOM

San Francisco Giants @ Atlanta Braves
Atlanta-Fulton County Stadium, Atlanta, GA

Sun Aug 10 1980, 3:33 AM EDT
Att. 9,027 - Unknown

AB	R	H	RBI	BB	SO	LOB
3	0	2	2	1	0	0
4	0	1	1	0	2	2
3	0	0	0	1	1	4
4	0	0	0	0	0	2
0	0	0	0	0	0	0
3	1	1	0	1	0	0
3	1	0	0	1	1	1
1	1	0	0	2	0	0
3	0	0	0	0	0	5
3	0	0	0	0	2	3
0	0	0	0	0	0	0

AB	27
R	3
H	4
RBI	3
BB	6
SO	6
LOB	17

livebaseballscorecards.com

Braves

WP: 0	PA: 33
PB: 0	
SB: 2	
CS: 0	

Batter	1	2	3	4	5	6	7	8	9	AB R H RBI BB SO LOB	TOP											
Jerry Royster, R OBP: 0.321, SLG: 0.315 (1, 7) (8, 5)	0-0 6-3		0-0 F8		0-0 F7			0-0 FC1-6 1B	0-0 2B	5 1 1 0 0 0 2												
Rafael Ramirez, R OBP: 0.300, SLG: 0.300 (1, 6)	0-0 F9			0-0 F8		0-0 F7		0-0 1B 2B	0-0 4-3	5 1 1 0 0 0 2												
Gary Matthews, R OBP: 0.321, SLG: 0.423 (1, 9)	0-3 K			0-0 F9		0-0 6-3		0-0 2B 1B		4 1 1 1 0 1 0												
Bob Homer, R OBP: 0.288, SLG: 0.522 Mike Lum, L OBP: 0.367, SLG: 0.258 (1, 5) (8, 7)		0-0 F2		0-0 1B 1B		0-3 K		0-0 F8		4 0 1 0 0 1 2 0 0 0 0 0 0 0												
Chris Chambliss, L OBP: 0.339, SLG: 0.439 (1, 3)		0-0 4-3		0-0 FC6-4 1B			0-0 G3	0-0 2B		4 0 2 2 0 0 0												
Dale Murphy, R OBP: 0.354, SLG: 0.477 (1, 8)		0-0 E9 1B		0-0 FC6-4			0-3 K	0-0 F8		4 0 1 0 0 1 3												
Glenn Hubbard, R OBP: 0.319, SLG: 0.416 (1, 4)		0-3 K			0-0 6-3		0-0 1B		0-0 5-3	4 0 1 0 0 1 1												
Bruce Benedict, R OBP: 0.294, SLG: 0.323 (1, 2)			0-0 F8		0-0 E5 SH3		0-0 L6		0-0 5-3	4 0 0 0 0 0 1												
Rick Matula, R OBP: 0.116, SLG: 0.116 Rick Camp, R (1, 1) (9, 1)			0-3 K		0-0 SH3			0-0 FC1-6 1B	0-0 2B 1B	3 0 2 0 0 1 0 0 0 0 0 0 0 0												
Inning Stats	R: 0 E: 0 K: 1 S: 5	H: 0 LOB: 0 BB: 0 P: 5	R: 0 E: 1 K: 1 S: 6	H: 1 LOB: 1 BB: 0 P: 6	R: 0 E: 0 K: 1 S: 5	H: 0 LOB: 0 BB: 0 P: 5	R: 0 E: 0 K: 0 S: 5	H: 2 LOB: 2 BB: 0 P: 5	R: 0 E: 1 K: 0 S: 4	H: 0 LOB: 1 BB: 0 P: 4	R: 0 E: 0 K: 1 S: 5	H: 0 LOB: 0 BB: 0 P: 5	R: 0 E: 0 K: 1 S: 6	H: 1 LOB: 1 BB: 0 P: 6	R: 3 E: 0 K: 0 S: 7	H: 4 LOB: 1 BB: 0 P: 7	R: 0 E: 0 K: 0 S: 5	H: 2 LOB: 2 BB: 0 P: 5	1B: 8 2B: 2 3B: 0 HR: 0	SF: 0 SAC: 1 DP: 0 HBP: 0	WP: 0 PB: 0 SB: 0 CS: 0	PA: 38
PITCHER	IP WLS BF H R ER SO BB IBB HBP BLK WP HR S P ERA WHIP												PITCHER	IP WLS BF H R ER SO BB IBB HBP BLK WP HR S P ERA WHIP								
Don Sutton, R ERA: 2.25 (1, 1)	8.0 L 33 8 3 3 5 0 0 0 0 0 0 0 43 43 3.38 1.000																					
Bobby Castillo, R ERA: 3.16 (9, 1)	1.0 5 2 0 0 0 0 0 0 0 0 0 0 5 5 0.00 2.000																					

Atlanta Braves @ Los Angeles Dodgers
Dodger Stadium, Los Angeles, CA
Mon Aug 11 1980, 3:33 AM PDT
Att: 32,118 - Unknown

livebaseballscorecards.com

AB	37
R	3
H	10
RBI	3
BB	0
SO	5
LOB	11



Batter	1	2	3	4	5	6	7	8	9	AB R H RBI BB SO LOB	TOP														
Jerry Royster, R OBP: 0.315, SLG: 0.308 (1, 7) (7, 5)	0-3 K		0-0 6-3	0-0 FC1-4		0-0 G3			0-0 3-1	5 0 0 0 0 1 6															
Rafael Ramirez, R OBP: 0.292, SLG: 0.333 Jeff Burroughs, R OBP: 0.339, SLG: 0.431 Rick Camp, R (9, 1)	0-0 P4		0-0 HR 2B		0-3 K		0-0 5-3		0-0 HR	4 1 1 0 0 1 0 1 1 1 3 0 0 0 0 0 0 0 0 0 0															
Gary Matthews, R OBP: 0.322, SLG: 0.420 (1, 9)	4-0 1B BB		4-0 HR BB		0-3 K		0-0 F8		0-0 F9	3 1 0 0 2 1 1															
Bob Homer, R OBP: 0.291, SLG: 0.533 Mike Lum, L OBP: 0.363, SLG: 0.254 (1, 5) (7, 7)	0-0 1-2 1B		0-0 1-H 2-H HR		0-0 F7		0-0 5-3		0-0 4-3	4 1 2 3 0 0 0 1 0 0 0 0 0 1															
Chris Chambliss, L OBP: 0.336, SLG: 0.435 (1, 3)	0-0 F8		0-3 K		0-0 3-1			0-0 4-3		4 0 0 0 0 1 2															
Dale Murphy, R OBP: 0.356, SLG: 0.485 (1, 8)		0-0 HR	0-0 CS 1B		0-0 P5			0-0 6-3		4 1 2 1 0 0 0															
Glenn Hubbard, R OBP: 0.318, SLG: 0.414 (1, 4)		0-3 K	0-0 CS 1-2	0-0 F9		0-0 WP BLK 1B		0-3 K		4 0 1 0 0 2 0															
Bruce Benedict, R OBP: 0.295, SLG: 0.320 Biff Pocoroba, S OBP: 0.368, SLG: 0.368 Bill Nahorodny, R OBP: 0.306, SLG: 0.456 (1, 2) (9, PH) (9, 2)		0-0 5-3		0-0 F2		4-0 WP IBB			4-0 3-1 1B HR BB	2 0 0 0 1 0 0 0 1 0 0 1 0 0 0 0 0 0 0 0 0															
Doyle Alexander, R OBP: 0.188, SLG: 0.194 Gene Garber, R (7, 1) Brian Asselstine, L OBP: 0.317, SLG: 0.399 Luis Gomez, R OBP: 0.247, SLG: 0.220 (9, PR) (9, 6)		0-0 5-3		4-0 FC1-4 BB		0-3 K 1-2 2-3			0-0 3-1 HR 1B	2 0 0 0 1 1 2 0 0 0 0 0 0 0 1 0 1 0 0 0 0 0 1 0 0 0 0 0															
Inning Stats	R: 0 E: 0 K: 1 S: 6	H: 1 LOB: 2 BB: 1 P: 10	R: 1 E: 0 K: 1 S: 6	H: 1 LOB: 0 BB: 0 P: 6	R: 3 E: 0 K: 1 S: 7	H: 3 LOB: 0 BB: 1 P: 11	R: 0 E: 0 K: 0 S: 3	H: 0 LOB: 1 BB: 1 P: 7	R: 0 E: 0 K: 2 S: 7	H: 0 LOB: 0 BB: 0 P: 7	R: 0 E: 0 K: 1 S: 7	H: 1 LOB: 3 BB: 1 P: 11	R: 0 E: 0 K: 0 S: 3	H: 0 LOB: 0 BB: 0 P: 3	R: 0 E: 0 K: 1 S: 5	H: 0 LOB: 0 BB: 0 P: 5	R: 3 E: 0 K: 0 S: 5	H: 2 LOB: 1 BB: 1 P: 9	1B: 4 2B: 1 3B: 0 HR: 3	SF: 0 SAC: 0 DP: 0 HBP: 0	WP: 1 PB: 0 SB: 0 CS: 1	PA: 41			
PITCHER Bob Welch, R ERA: 3.38 Rick Sutcliffe, R ERA: 5.52	IP 7.0 2.0	WLS 31 L 9	BF 31 9	H 6 2	R 4 3	ER 4 3	SO 6 1	BB 3 1	IBB 1 0	HBP 0 0	BLK 1 0	WP 1 0	HR 2 1	S 39 10	P 55 14	ERA 5.14 13.50	WHIP 1.286 1.500								

Atlanta Braves @ Los Angeles Dodgers
Dodger Stadium, Los Angeles, CA
Tue Aug 12 1980, 7:05 PM PDT
Att: 35,905 - Unknown

livebaseballscorecards.com

AB	35
R	7
H	8
RBI	7
BB	5
SO	7
LOB	12



Batter	1	2	3	4	5	6	7	8	9	AB R H RBI BB SO LOB
Davey Lopes, R OBP: 0.319, SLG: 0.348 (1, 4)	0-0 E4 CS		0-0 P6		0-0 2B		0-0 1B 1B		0-0 6-3	5 1 2 1 0 0 0
Derrel Thomas, S OBP: 0.287, SLG: 0.316 (1, 6) (8, 8)	0-0 F7 1-2		0-0 1B		0-3 K		0-0 F9 2-3		0-0 F7	5 0 1 0 0 1 4
Jay Johnstone, L OBP: 0.395, SLG: 0.416 Rick Sutcliffe, L OBP: 0.250, SLG: 0.182 Joe Ferguson, R OBP: 0.369, SLG: 0.385 (1, 9) (8, 1) (9, PH)	0-3 K		0-0 4-3		0-0 L4		0-0 1B 1B 1-3 3-H		0-0 1-3	4 1 1 1 0 1 2 0 0 0 0 0 0 0 1 0 0 0 0 0 0
Steve Garvey, R OBP: 0.348, SLG: 0.487 (1, 3)		0-0 F8		0-0 F9 1B 1-3 1B		0-0 F8	0-0 1B 1B 1-2 3-H			4 1 2 1 0 0 0
Dusty Baker Jr., R OBP: 0.338, SLG: 0.514 (1, 7)		0-3 K		0-0 1-3 1B 1-2		0-0 F7	0-0 1-3 2-H 1B			4 0 2 1 0 1 0
Ron Cey, R OBP: 0.342, SLG: 0.440 (1, 5)		0-0 HR		0-0 F9 2-3		0-0 L4	0-3 K 1-2			4 1 1 1 0 1 4
Rick Monday, L OBP: 0.367, SLG: 0.482 (1, 8) (8, 9)		4-0 FC6-4 BB		0-0 1-3 1-2 3-H			0-3 K 1B G1-6-4	0-0 G1-6-4 1B		3 0 1 1 1 1 1
Steve Yeager, R OBP: 0.294, SLG: 0.294 (1, 2)		0-0 FC6-4 1-2f		0-0 1-3			0-0 E6 1B BB	0-0 G1-6-4 1-2f		4 1 0 0 0 0 3
Bob Welch, R OBP: 0.212, SLG: 0.255 Rudy Law, L OBP: 0.319, SLG: 0.305 Bill Russell, R OBP: 0.307, SLG: 0.359 (1, 1) (7, PH) (8, 6)			0-0 1-3		0-0 F8		4-0 F9 1B 1B BB	0-0 6-3		2 0 0 0 0 0 0 0 1 0 0 1 0 0 1 0 0 0 0 0 0

Inning Stats	R: 0 E: 1 K: 1 S: 5	H: 0 LOB: 0 BB: 0 P: 5	R: 1 E: 0 K: 1 S: 6	H: 1 LOB: 1 BB: 1 P: 10	R: 0 E: 0 K: 0 S: 4	H: 1 LOB: 1 BB: 0 P: 4	R: 1 E: 0 K: 0 S: 5	H: 2 LOB: 1 BB: 0 P: 5	R: 0 E: 0 K: 1 S: 6	H: 1 LOB: 1 BB: 0 P: 6	R: 0 E: 0 K: 0 S: 3	H: 0 LOB: 0 BB: 0 P: 3	R: 4 E: 1 K: 2 S: 12	H: 4 LOB: 2 BB: 1 P: 16	R: 0 E: 0 K: 0 S: 3	H: 1 LOB: 0 BB: 0 P: 3	R: 0 E: 0 K: 0 S: 3	H: 0 LOB: 0 BB: 0 P: 3	1B: 8 2B: 1 3B: 0 HR: 1	SF: 0 SAC: 0 DP: 1 HBP: 0	WP: 0 PB: 0 SB: 1 CS: 1	PA: 39
--------------	------------------------------	---------------------------------	------------------------------	----------------------------------	------------------------------	---------------------------------	------------------------------	---------------------------------	------------------------------	---------------------------------	------------------------------	---------------------------------	-------------------------------	----------------------------------	------------------------------	---------------------------------	------------------------------	---------------------------------	----------------------------------	------------------------------------	----------------------------------	--------

PITCHER	IP	WLS	BF	H	R	ER	SO	BB	IBB	HBP	BLK	WP	HR	S	P	ERA	WHIP
Doyle Alexander, R ERA: 3.72 (1, 1)	6.2		30	7	6	2	4	2	0	0	0	0	1	36	44	2.70	1.350
Gene Garber, R ERA: 4.56 (7, 1)	1.1	W	6	3	0	0	1	0	0	0	0	0	0	8	8	0.00	2.250
Rick Camp, R ERA: 2.42 (9, 1)	1.0	S	3	0	0	0	0	0	0	0	0	0	0	3	3	0.00	0.000

BOTTOM

Atlanta Braves @ Los Angeles Dodgers
Dodger Stadium, Los Angeles, CA

Tue Aug 12 1980, 7:05 PM PDT
Att. 35,905 - Unknown

AB	37
R	6
H	10
RBI	6
BB	2
SO	5
LOB	14



PITCHER	IP	WLS	BF	H	R	ER	SO	BB	IBB	HBP	BLK	WP	HR	S	P	ERA	WHIP
---------	----	-----	----	---	---	----	----	----	-----	-----	-----	----	----	---	---	-----	------

Batter	1	2	3	4	5	6	7	8	9	AB R H RBI BB SO LOB	TOP										
Jerry Royster, R OBP: 0.313, SLG: 0.310 (1, 7) (7, 5)	0-0 6-3	0-0 1-3 2B		0-0 P4		0-0 G4-6-3		0-0 F6		5 0 1 0 0 0 6											
Rafael Ramirez, R OBP: 0.310, SLG: 0.379 Luis Gomez, R OBP: 0.247, SLG: 0.220 (1, 6) (9, 6)	0-0 5-3	0-0 6-3			0-0 2B		0-0 FC6-4 1B	0-0 P6	0-0 P6	5 0 2 0 0 0 2 0 0 0 0 0 0 0											
Gary Matthews, R OBP: 0.318, SLG: 0.414 (1, 9)	0-0 E1		0-0 6-3		0-0 P6		0-0 F3	0-3 K	0-3 K	5 0 0 0 0 1 2											
Bob Homer, R OBP: 0.287, SLG: 0.525 Mike Lum, L OBP: 0.358, SLG: 0.250 (1, 5) (7, 7)	0-0 P6		0-0 P4		0-0 L7		0-0 F9	0-0 F2	0-0 F2	4 0 0 0 0 0 3 1 0 0 0 0 0 0											
Chris Chambliss, L OBP: 0.335, SLG: 0.433 (1, 3)		0-0 3-1	0-0 P4		0-3 K		0-0 FC6-4			4 0 1 0 0 1 2											
Dale Murphy, R OBP: 0.357, SLG: 0.483 (1, 8)		0-0 HR 1B	0-0 F8			4-0 SH FC1-4-2 BB		0-0 6-3		3 1 1 0 1 0 1											
Glenn Hubbard, R OBP: 0.324, SLG: 0.425 (1, 4)		0-0 1-H HR		0-0 4-3		4-0 FC1-4-2 SH BB		4-0 CS BB		2 1 1 2 2 0 0											
Bruce Benedict, R OBP: 0.300, SLG: 0.318 (1, 2)		0-0 6-3		4-0 SH2-4 BB		0-0 SH FC1-4-2		4-0 1B BB		1 0 0 0 2 0 0											
Tommy Boggs, R OBP: 0.171, SLG: 0.175 (1, 1)		0-0 2B 1B		0-0 SH2-4		0-0 FC1-4-2 G4-6-3		0-0 1B		3 0 2 0 0 0 3											
Inning Stats	R: 0 E: 1 K: 0 S: 4	H: 0 LOB: 1 BB: 0 P: 4	R: 2 E: 0 K: 0 S: 7	H: 4 LOB: 2 BB: 0 P: 7	R: 0 E: 0 K: 0 S: 4	H: 1 LOB: 1 BB: 0 P: 4	R: 0 E: 0 K: 0 S: 3	H: 0 LOB: 1 BB: 1 P: 7	R: 0 E: 0 K: 0 S: 3	H: 0 LOB: 2 BB: 2 P: 11	R: 0 E: 0 K: 0 S: 4	H: 1 LOB: 1 BB: 0 P: 4	R: 0 E: 0 K: 0 S: 3	H: 1 LOB: 2 BB: 2 P: 11	R: 0 E: 0 K: 1 S: 5	H: 0 LOB: 0 BB: 0 P: 5	1B: 5 2B: 2 3B: 0 HR: 1	SF: 0 SAC: 2 DP: 1 HBP: 0	WP: 0 PB: 0 SB: 1 CS: 1	PA: 40	
PITCHER	IP WLS BF H R ER SO BB IBB HBP BLK WP HR S P ERA WHIP																			PITCHER	IP WLS BF H R ER SO BB IBB HBP BLK WP HR S P ERA WHIP
Burt Hooton, R ERA: 3.4 (1, 1)	6.0 L 28 6 2 2 1 3 0 0 0 0 1 27 39 3.00 1.500																				
Joe Beckwith, R ERA: 1.8 (7, 1)	2.0 9 2 0 0 0 2 0 0 0 0 0 0 7 15 0.00 2.000																				
Bobby Castillo, R ERA: 3.11 (9, 1)	1.0 3 0 0 0 0 1 0 0 0 0 0 0 5 5 0.00 0.000																				

Atlanta Braves @ Los Angeles Dodgers
Dodger Stadium, Los Angeles, CA

AB	33
R	2
H	8
RBI	2
BB	5
SO	2
LOB	19



Wed Aug 13 1980, 7:05 PM PDT
Att: 36,345 - Unknown

livebaseballscorecards.com

Batter	1	2	3	4	5	6	7	8	9	AB	R	H	RBI	BB	SO	LOB
Davey Lopes, R OBP: 0.318, SLG: 0.347 (1, 4)	0-0 F2		0-0 P4			0-0 1B		0-3 K		4	0	1	0	0	1	1
Derrel Thomas, S OBP: 0.287, SLG: 0.314 (1, 6)	0-0 G3			0-0 1B		0-0 F7		0-0 6-3		4	0	1	0	0	0	1
Jay Johnstone, L OBP: 0.383, SLG: 0.402 (1, 9)	0-0 F7			0-0 1-2f		0-0 F8			0-0 6-3	4	0	0	0	0	0	2
Steve Garvey, R OBP: 0.347, SLG: 0.485 (1, 3)		0-0 P3		0-0 F2			0-0 1B		0-0 F7	4	0	1	0	0	0	0
Dusty Baker Jr., R OBP: 0.335, SLG: 0.509 (1, 7)		0-0 6-3			0-0 F4		0-0 P6		0-0 F8	4	0	0	0	0	0	1
Ron Cey, R OBP: 0.342, SLG: 0.438 (1, 5)		0-0 F7			1-0 HBP		0-3 K			2	0	0	0	0	1	1
Rick Monday, L OBP: 0.376, SLG: 0.489 (1, 8)			0-0 1B		0-0 1-2f	0-0 FC4-6		0-0 1B		3	0	2	0	0	0	1
Joe Ferguson, R OBP: 0.361, SLG: 0.375 (1, 2)			0-0 1-2f		0-0 1-2f	0-0 FC6-4		0-0 F7		3	0	0	0	0	0	4
Burt Hooton, R OBP: 0.085, SLG: 0.111 (1, 1)			4-0 BB			0-3 K		0-3 K		0	0	0	0	1	0	0
Rudy Law, L OBP: 0.318, SLG: 0.304 (6, PH)										1	0	0	0	0	1	0
Joe Beckwith, L (7, 1)										0	0	0	0	0	0	0
Reggie Smith, S OBP: 0.392, SLG: 0.508 (8, PH)										1	0	0	0	0	1	0
Bobby Castillo, R OBP: 0.167, SLG: 0.167 (9, 1)										0	0	0	0	0	0	0

Inning Stats	R: 0	H: 0	E: 0	K: 0	S: 3	R: 0	H: 0	E: 0	K: 0	S: 3	R: 0	H: 1	E: 0	K: 0	S: 3	R: 0	H: 0	E: 0	K: 0	S: 3	R: 0	H: 1	E: 0	K: 1	S: 6	R: 0	H: 2	E: 0	K: 1	S: 7	R: 0	H: 0	E: 0	K: 2	S: 7	R: 0	H: 0	E: 0	K: 0	S: 3
	0	0	0	0	3	0	0	0	0	3	0	1	0	0	3	0	0	0	0	0	3	0	0	0	0	6	0	2	0	7	0	0	0	0	7	0	0	0	0	3

PITCHER	IP	WLS	BF	H	R	ER	SO	BB	IBB	HBP	BLK	WP	HR	S	P	ERA	WHIP
Tommy Boggs, R ERA: 3.6 (1, 1)	9.0	W	32	5	0	0	4	1	0	1	0	0	0	38	43	0.00	0.667

BOTTOM

Atlanta Braves @ Los Angeles Dodgers
Dodger Stadium, Los Angeles, CA

Wed Aug 13 1980, 7:05 PM PDT
Att. 36,345 - Unknown

AB	30
R	0
H	5
RBI	0
BB	1
SO	4
LOB	11



WP	PA
0	32

Batter	1	2	3	4	5	6	7	8	9	AB R H RBI BB SO LOB	TOP									
Jerry Royster, R (1, 7) OBP: 0.307, SLG: 0.303	0-0 4-3		0-0 6-3		0-0 G6-4-3	0-0 5-3			0-0 FC4-6	5 0 0 0 0 0 4										
Rafael Ramirez, R (1, 6) OBP: 0.294, SLG: 0.353	0-0 5-3		0-0 6-3		0-0 BB 1B			0-0 F4	0-0 6-3	5 0 1 0 0 0 1										
Gary Matthews, R (1, 9) OBP: 0.319, SLG: 0.414	0-0 4-3		0-0 F8		0-0 BB 1B			0-0 G5-4-3 1B	0-0 F8	5 0 2 0 0 0 2										
Bob Homer, R (1, 5) OBP: 0.293, SLG: 0.538		0-0 HR		0-0 1B FC5-2 1B	4-0 BB BB	1-2 2-3 BB		0-0 G5-4-3		3 1 2 1 1 0 1										
Chris Chambliss, L (1, 3) OBP: 0.335, SLG: 0.431		0-0 4-3		0-0 FC5-2 G3 1B		0-0 F4		0-0 F8		4 0 1 0 0 0 3										
Dale Murphy, R (1, 8) OBP: 0.361, SLG: 0.489		0-0 2B		0-0 G3		0-0 E 1B		0-0 1B		4 0 3 0 0 0 2										
Glenn Hubbard, R (1, 4) OBP: 0.320, SLG: 0.419		0-3 K		0-0 FC5-2		0-0 E6		0-0 F9		4 0 0 0 0 1 5										
Bill Nahorodny, R (1, 2) OBP: 0.306, SLG: 0.449		4-0		0-0 F7		0-0 F8		0-0 G3		2 0 0 0 1 0 4										
Mike Lum, L (8, PH) OBP: 0.354, SLG: 0.246										1 0 0 0 0 0 1										
Bruce Benedict, R (8, 2) OBP: 0.300, SLG: 0.318										0 0 0 0 0 0 0										
Larry McWilliams, L (1, 1) OBP: 0.239, SLG: 0.167		0-3 K				4-0 BB BB			4-0 FC4-6 BB	1 0 0 0 0 0 1 2										
Biff Pocoreba, S (5, PH) OBP: 0.377, SLG: 0.368										0 0 0 0 0 1 0 0										
Gene Garber, R (5, 1) OBP: 0.358, SLG: 0.430										0 0 0 0 0 0 0										
Jeff Burroughs, R (6, PH) OBP: 0.358, SLG: 0.430										1 0 0 0 0 0 1 2										
Larry Bradford, R (6, 1) OBP: 0.320, SLG: 0.399										0 0 0 0 0 0 0										
Al Hrabosky, R (8, 1) OBP: 0.320, SLG: 0.399										0 0 0 0 0 0 0										
Brian Asselstine, L (9, PH) OBP: 0.247, SLG: 0.220										0 0 0 0 0 1 0 0										
Luis Gomez, R (9, PR) OBP: 0.247, SLG: 0.220										0 0 0 0 0 0 0										
Inning Stats	R: 0 E: 0 K: 0 S: 3	H: 0 LOB: 0 BB: 0 P: 3	R: 1 E: 0 K: 2 S: 9	H: 2 LOB: 2 BB: 1 P: 13	R: 0 E: 0 K: 0 S: 3	H: 0 LOB: 0 BB: 0 P: 3	R: 0 E: 0 K: 0 S: 5	H: 2 LOB: 2 BB: 0 P: 5	R: 0 E: 0 K: 1 S: 4	H: 1 LOB: 2 BB: 0 P: 7	R: 0 E: 0 K: 0 S: 3	H: 1 LOB: 0 BB: 0 P: 3	R: 0 E: 0 K: 0 S: 4	H: 1 LOB: 1 BB: 0 P: 4	R: 0 E: 0 K: 0 S: 3	H: 0 LOB: 2 BB: 1 P: 7	1B: 7 2B: 1 3B: 0 HR: 1	SF: 0 SAC: 0 DP: 2 HBP: 0	WP: 0 PB: 0 SB: 0 CS: 0	PA: 39
PITCHER	IP WLS BF H R ER SO BB IBB HBP BLK WP HR S P ERA WHIP																			
Alan Hargesheimer, R (1, 1) ERA: 4.17	6.1 W 30 8 1 1 3 2 1 0 0 0 1 33 45 1.42 1.579																			
Greg Minton, R (7, 1) ERA: 2.67	2.2 S 9 1 0 0 0 1 0 0 0 0 0 8 12 0.00 0.750																			

Atlanta Braves @ San Francisco Giants
Candlestick Park, San Francisco, CA
Thu Aug 14 1980, 6:33 AM EDT
Att. 5,448 - Unknown

livebaseballscorecards.com

AB	35
R	1
H	9
RBI	1
BB	4
SO	3
LOB	27



Batter	1	2	3	4	5	6	7	8	9	AB	R	H	RBI	BB	SO	LOB
Jim Wohlford, R OBP: 0.292, SLG: 0.341 (1, 7)	0-0 1B		4-0 1B HR BB		0-0 1B G6-4-3		0-0 3B 2-H			3	1	3	1	1	0	0
Darrell Evans, L OBP: 0.350, SLG: 0.390 (1, 5)	0-0 F6		0-0 1B HR		0-0 F8		0-0 4-3			4	1	1	0	0	0	3
Jack Clark, R OBP: 0.361, SLG: 0.546 (1, 9)	0-0 F4		0-0 HR 1-H 2-H 3-H		0-0 G6-4-3 1-2f			4-0 F9 BB		3	1	1	4	1	0	2
Larry Herndon, R OBP: 0.276, SLG: 0.383 (1, 8)	0-0 F8		0-0 F9			0-0 4-3		0-0 F9 1-2		4	0	0	0	0	0	2
Mike Ivie, R OBP: 0.283, SLG: 0.330 (1, 3)		0-0 F3	0-0 F9			0-0 F4		0-0 F2		4	0	0	0	0	0	1
Rennie Stennett, R OBP: 0.291, SLG: 0.326 (1, 4)		0-0 6-3		0-0 4-3		0-0 6-3		0-0 F6		4	0	0	0	0	0	1
Dennis Littlejohn, R OBP: 0.371, SLG: 0.296 (1, 2)		0-0 F3		0-0 F9			0-0 FC6-4 1B			3	0	1	0	0	0	0
Johnnie LeMaster, R OBP: 0.258, SLG: 0.327 (1, 6)			0-0 6-3	4-0 BB			0-0 FC6-4 SH1-4 3B 1-2f			2	1	0	0	1	0	1
Alan Hargesheimer, R OBP: 0.385, SLG: 0.364 Greg Minton, S (7, 1)			4-0 1B HR BB BB	0-0 4-3			0-0 SH1-4 1-2			1	1	0	0	1	0	1

Inning Stats	R: 0	H: 1	E: 0	LOB: 1	K: 0	BB: 0	S: 4	P: 4	R: 0	H: 0	E: 0	LOB: 0	K: 0	BB: 0	S: 3	P: 3	R: 4	H: 2	E: 0	LOB: 0	K: 0	BB: 2	S: 5	P: 13	R: 0	H: 0	E: 0	LOB: 1	K: 0	BB: 1	S: 3	P: 7	R: 0	H: 1	E: 0	LOB: 0	K: 0	BB: 0	S: 3	P: 3	R: 1	H: 2	E: 0	LOB: 1	K: 0	BB: 0	S: 5	P: 5	R: 0	H: 0	E: 0	LOB: 1	K: 0	BB: 1	S: 3	P: 7	1B: 4	SF: 0	2B: 0	SAC: 1	3B: 1	DP: 1	HR: 1	HBP: 0
--------------	------	------	------	--------	------	-------	------	------	------	------	------	--------	------	-------	------	------	------	------	------	--------	------	-------	------	-------	------	------	------	--------	------	-------	------	------	------	------	------	--------	------	-------	------	------	------	------	------	--------	------	-------	------	------	------	------	------	--------	------	-------	------	------	-------	-------	-------	--------	-------	-------	-------	--------

PITCHER	IP	WLS	BF	H	R	ER	SO	BB	IBB	HBP	BLK	WP	HR	S	P	ERA	WHIP
Larry McWilliams, L ERA: 4.55 (1, 1)	4.0	L	18	3	4	4	0	3	0	0	0	0	1	15	27	9.00	1.500
Gene Garber, R ERA: 4.47 (5, 1)	1.0		3	1	0	0	0	0	0	0	0	0	0	3	3	0.00	1.000
Larry Bradford, L ERA: 3.24 (6, 1)	2.0		8	2	1	1	0	0	0	0	0	0	0	8	8	4.50	1.000
Al Hrabosky, L ERA: 4.02 (8, 1)	1.0		4	0	0	0	0	1	0	0	0	0	0	3	7	0.00	1.000

BOTTOM

Atlanta Braves @ San Francisco Giants
Candlestick Park, San Francisco, CA

Thu Aug 14 1980, 6:33 AM EDT
Att. 5,448 - Unknown

AB	28
R	5
H	6
RBI	5
BB	4
SO	0
LOB	11

WP: 0 PA: 33
PB: 0
SB: 0
CS: 0




PITCHER	IP	WLS	BF	H	R	ER	SO	BB	IBB	HBP	BLK	WP	HR	S	P	ERA	WHIP
---------	----	-----	----	---	---	----	----	----	-----	-----	-----	----	----	---	---	-----	------

Batter	1	2	3	4	5	6	7	8	9	10	11	12	13	AB R H RBI BB SO LOB
Jerry Royster, R OBP: 0.303, SLG: 0.300 (1, 7)	0-0 6-3		0-0 F8			0-0 F8		0-0 FC1-6 G6-3			0-0 6-3		0-0 BLK 1B	6 1 1 1 0 0 2
Rafael Ramirez, R OBP: 0.256, SLG: 0.308 (1, 6)	0-3 K			0-0 F3		0-0 5-3		0-0 G6-3			0-3 K		4-0 3-H 1B	5 0 0 0 0 2 1
Charlie Spikes, R OBP: 0.364, SLG: 0.355 (13, PH)													1-2 2-3 HR	0 1 0 0 1 0 0
Larry Bradford, R (13, 1)													1-2 HR	0 0 0 0 0 0 0
Gary Matthews, R OBP: 0.317, SLG: 0.410 (1, 9)	0-0 F4			0-0 5-3		0-0 F8			0-3 K		0-0 G3		0-0 HR	6 1 1 2 0 1 0
Bob Horner, R OBP: 0.294, SLG: 0.544 (1, 5)		0-0 L7			0-0 L5			0-0 5-3 BB WP 1B		0-0 5-3		0-0 K	0-0 HR	6 2 2 3 0 1 0
Chris Chambliss, L OBP: 0.335, SLG: 0.427 (1, 3)		0-0 G3				0-3 K		4-0 WP 5-3 SF8 BB		4-0 E S BB		0-0 4-3	0-0 F8	4 1 0 0 2 1 0
Dale Murphy, R OBP: 0.356, SLG: 0.481 (1, 8)		0-3 K			0-0 6-3		0-0 5-3	0-0 5-3		0-3 K		0-3 K	0-0 5-3	6 0 0 0 0 3 3
Glenn Hubbard, R OBP: 0.315, SLG: 0.413 (1, 4)			0-0 F7		0-0 E5 1B		0-0 SF8		0-0 5-3		0-0 F8		0-0 F8	4 0 0 1 0 0 0
Bruce Benedict, R OBP: 0.302, SLG: 0.320 (1, 2)		0-0 6-3		0-0 6-3		0-0 K		0-3 K		0-3 K		0-0 K	0-0 1B 1B	5 1 2 0 0 2 0
Phil Niekro, R OBP: 0.192, SLG: 0.185 (8, PH)			4-0 BB		0-0 6-3		0-0 FC1-6 1B		0-0 5-3		0-0 5-3		0-0 BLK 1B 1B	1 0 0 0 1 0 2
Biff Pocoreba, S OBP: 0.308, SLG: 0.379 (8, 1)														1 0 1 0 0 0 0
Rick Camp, R (8, 1)														0 0 0 0 0 0 0
Mike Lum, L OBP: 0.349, SLG: 0.242 (10, PH)														1 0 0 0 0 0 0
Gene Garber, R (10, 1)														0 0 0 0 0 0 0
Jeff Burroughs, R OBP: 0.340, SLG: 0.432 (13, PH)														1 1 1 0 0 0 0
Luis Gomez, R OBP: 0.247, SLG: 0.220 (13, 8)														0 0 0 0 0 0 0

Inning Stats	R: 0 E: 0 K: 1 S: 5	H: 0 LOB: 0 BB: 0 P: 5	R: 0 E: 0 K: 1 S: 5	H: 0 LOB: 0 BB: 0 P: 5	R: 0 E: 0 K: 0 S: 3	H: 0 LOB: 1 BB: 1 P: 7	R: 0 E: 0 K: 0 S: 3	H: 0 LOB: 0 BB: 0 P: 3	R: 0 E: 1 K: 1 S: 7	H: 1 LOB: 2 BB: 0 P: 7	R: 0 E: 0 K: 0 S: 3	H: 0 LOB: 0 BB: 0 P: 3	R: 2 E: 0 K: 1 S: 6	H: 1 LOB: 0 BB: 1 P: 10	R: 0 E: 0 K: 0 S: 3	H: 1 LOB: 0 BB: 0 P: 3	R: 0 E: 0 K: 2 S: 7	H: 0 LOB: 1 BB: 1 P: 11	R: 0 E: 0 K: 1 S: 5	H: 0 LOB: 0 BB: 0 P: 5	R: 0 E: 0 K: 2 S: 7	H: 0 LOB: 0 BB: 0 P: 7	R: 0 E: 0 K: 2 S: 8	H: 0 LOB: 0 BB: 1 P: 12	R: 6 E: 0 K: 0 S: 8	H: 5 LOB: 0 BB: 1 P: 12	1B: 7 2B: 0 3B: 0 HR: 1	SF: 1 SAC: 0 DP: 1 HBP: 0	WP: 1 PB: 0 SB: 1 CS: 0	PA: 51
PITCHER	IP	WLS	BF	H	R	ER	SO	BB	IBB	HBP	BLK	WP	HR	S	P	ERA	WHIP													
Ed Whitson, R ERA: 3.02 (1, 1)	6.0		23	2	2	2	3	2	0	0	0	0	1	0	35	3.00	0.667													
Greg Minton, R ERA: 2.59 (7, 1)	2.0		6	1	0	0	1	0	0	0	0	1	0	8	8	0.00	0.500													
Tom Griffin, R ERA: 2.27 (9, 1)	3.0		10	0	0	0	4	1	0	0	0	0	0	17	21	0.00	0.333													
Gary Lavelle, L ERA: 3.27 (12, 1)	1.1	L	8	3	4	4	2	0	1	0	1	0	0	11	15	27.00	2.250													
Mike Rowland, R ERA: 3.36 (13, 1)	0.2		4	2	2	2	0	0	0	0	0	0	0	4	4	27.00	3.000													

Atlanta Braves @ San Francisco Giants
Candlestick Park, San Francisco, CA
Fri Aug 15 1980, 10:05 PM EDT
Att. 10,556 - Unknown

AB	46
R	8
H	8
RBI	7
BB	4
SO	10
LOB	8



Batter	1	2	3	4	5	6	7	8	9	AB R H RBI BB SO LOB	TOP											
Jerry Royster, R (1, 7) OBP: 0.303, SLG: 0.299	0-0 F8		0-0 1-2 1B			0-0 F4		0-0 1-3		4 0 1 0 0 0 0	Atlanta Braves @ San Francisco Giants Candlestick Park, San Francisco, CA Sat Aug 16 1980, 6:33 AM EDT Att: 14,634 - Unknown livebaseballscorecards.com											
Glenn Hubbard, R (1, 4) OBP: 0.310, SLG: 0.407	0-3 K		0-0 F8			0-3 K		0-3 K	4 0 0 0 0 3 2													
Gary Matthews, R (1, 9) OBP: 0.317, SLG: 0.407	0-3 K			4-0 BB		0-0 F8		0-0 L6	3 0 0 0 1 1 0													
Bob Homer, R (1, 5) OBP: 0.294, SLG: 0.550		0-0 F8		0-0 F9		0-0 HR		0-3 K	4 1 1 1 0 1 1													
Chris Chambliss, L (1, 3) OBP: 0.333, SLG: 0.424		0-0 4-3		0-0 F7		0-0 4-3			3 0 0 0 0 0 1													
Dale Murphy, R (1, 8) OBP: 0.353, SLG: 0.478		0-0 6-3		0-0 F8		0-0 F8			3 0 0 0 0 0 1													
Bruce Benedict, R (1, 2) OBP: 0.298, SLG: 0.316			0-0 F4		0-0 F3		0-0 F9		3 0 0 0 0 0 0													
Luis Gomez, R (1, 6) OBP: 0.245, SLG: 0.218			0-0 F4		0-0 F7		0-0 F9		2 0 0 0 0 0 0													
Jeff Burroughs, R (8, PH) OBP: 0.339, SLG: 0.430								0-3 K	1 0 0 0 0 0 0													
Rafael Ramirez, R (8, 6) OBP: 0.256, SLG: 0.308									0 0 0 0 0 0 0													
Rick Matula, R (1, 1) OBP: 0.133, SLG: 0.133			0-0 1B		0-0 4-3				2 0 1 0 0 0 0													
Charlie Spikes, R (8, PH) OBP: 0.353, SLG: 0.344									1 0 0 0 0 1 0													
Rick Camp, R (8, 1)									0 0 0 0 0 0 0													
Inning Stats	R: 0 E: 0 K: 2 S: 7	H: 0 LOB: 0 BB: 0 P: 7	R: 0 E: 0 K: 0 S: 3	H: 0 LOB: 0 BB: 0 P: 3	R: 0 E: 0 K: 0 S: 5	H: 2 LOB: 2 BB: 0 P: 5	R: 0 E: 0 K: 0 S: 3	H: 0 LOB: 1 BB: 1 P: 7	R: 0 E: 0 K: 0 S: 3	H: 0 LOB: 0 BB: 0 P: 3	R: 1 E: 0 K: 0 S: 4	H: 1 LOB: 0 BB: 0 P: 4	R: 0 E: 0 K: 1 S: 5	H: 0 LOB: 0 BB: 0 P: 5	R: 0 E: 0 K: 0 S: 5	H: 0 LOB: 0 BB: 0 P: 5	R: 0 E: 0 K: 2 S: 7	H: 0 LOB: 0 BB: 0 P: 7	1B: 2 2B: 0 3B: 0 HR: 1	SF: 0 SAC: 0 DP: 0 HBP: 0	WP: 0 PB: 0 SB: 0 CS: 0	PA: 31
PITCHER Vida Blue, L (1, 1) ERA: 3.0	IP: 9.0 WLS: W BF: 31 H: 3 R: 1 ER: 1 SO: 6 BB: 1 IBB: 0 HBP: 0 BLK: 0 WP: 0 HR: 1 S: 42 P: 46 ERA: 1.00 WHIP: 0.444											PITCHER	IP: 0 WLS: 0 BF: 0 H: 0 R: 0 ER: 0 SO: 0 BB: 0 IBB: 0 HBP: 0 BLK: 0 WP: 0 HR: 0 S: 0 P: 0 ERA: 0.00 WHIP: 0.000									



Batter	1	2	3	4	5	6	7	8	9	AB	R	H	RBI	BB	SO	LOB
Bill North, S OBP: 0.374, SLG: 0.281 (1, 8) X	0-0 4-3 ①		X 0-0 4-3 ①		X 0-0 BLK E 1B		X 0-0 F7 ①			4	1	1	0	0	0	0
Larry Herndon, R OBP: 0.275, SLG: 0.380 (1, 7) S S S	0-3 K ②		X 0-0 5-3 ②		X 0-0 1-H E9 1B		5-3 X 0-3 K ②			4	0	1	1	0	2	0
Jack Clark, R OBP: 0.384, SLG: 0.544 (1, 9) B B B	4-0 BB		X 0-0 5-3 ③		X 0-0 F7 ③		X 0-0 1B			3	0	1	0	1	0	1
Darrell Evans, L OBP: 0.350, SLG: 0.394 (1, 5) X	0-0 4-3 ③			X 0-0 F4 ①		X 0-0 HR		X 0-0 G3 ③		4	1	1	1	0	0	2
Mike Ivie, R OBP: 0.284, SLG: 0.349 (1, 3)		X 0-0 2B		X 0-0 F7 ②		X 0-0 5-3 1B		X 0-0 F4 ①		4	0	2	0	0	0	0
Rennie Stennett, R OBP: 0.289, SLG: 0.323 (1, 4)		X 0-0 F3 ①		X 0-0 FC5-4 1B		X 0-0 F4 ①		X 0-0 F8 ②		4	0	1	0	0	0	2
Johnnie LeMaster, R OBP: 0.255, SLG: 0.322 (1, 6)		X 0-0 F7 ②		X 0-0 FC5-4 1-2f 1B		X 0-0 5-3 ②		X 0-0 6-3 ③		4	0	0	0	0	0	3
Mike Sadek, R OBP: 0.368, SLG: 0.300 (1, 2) B B B		4-0 BB		X 0-0 6-3 ①		X 0-0 IBB				1	0	0	0	2	0	0
Vida Blue, S OBP: 0.148, SLG: 0.118 (1, 1) X	0-0 4-3 ③		X 0-0 G3 ②		X 0-0 4-3 ③		X 0-0 4-3 ③			3	0	0	0	0	0	4

Inning Stats	R: 0 E: 0 K: 1 S: 5	H: 0 LOB: 1 BB: 1 P: 9	R: 0 E: 0 K: 0 S: 4	H: 1 LOB: 2 BB: 1 P: 8	R: 0 E: 0 K: 0 S: 3	H: 0 LOB: 0 BB: 0 P: 3	R: 0 E: 0 K: 0 S: 4	H: 1 LOB: 1 BB: 0 P: 4	R: 1 E: 1 K: 0 S: 5	H: 2 LOB: 1 BB: 0 P: 5	R: 1 E: 0 K: 1 S: 5	H: 2 LOB: 2 BB: 1 P: 9	R: 0 E: 0 K: 1 S: 6	H: 1 LOB: 1 BB: 0 P: 6	R: 0 E: 0 K: 0 S: 3	H: 0 LOB: 0 BB: 0 P: 3
--------------	------------------------------	---------------------------------	------------------------------	---------------------------------	------------------------------	---------------------------------	------------------------------	---------------------------------	------------------------------	---------------------------------	------------------------------	---------------------------------	------------------------------	---------------------------------	------------------------------	---------------------------------

PITCHER	IP	WLS	BF	H	R	ER	SO	BB	IBB	HBP	BLK	WP	HR	S	P	ERA	WHIP
Rick Matula, R ERA: 4.54 (1, 1)	7.0	L	31	7	2	2	2	2	2	1	1	0	1	32	44	2.57	1.286
Rick Camp, R ERA: 2.32 (8, 1)	1.0		3	0	0	0	0	0	0	0	0	0	0	3	3	0.00	0.000

BOTTOM


Atlanta Braves @ San Francisco Giants

Candlestick Park, San Francisco, CA

Sat Aug 16 1980, 6:33 AM EDT
Att. 14,634 - Unknown

livebaseballscorecards.com

AB	31
R	2
H	7
RBI	2
BB	3
SO	2
LOB	12



WP: 0	PA: 34
PB: 0	SB: 0
CS: 0	

Batter	1	2	3	4	5	6	7	8	9	AB R H RBI BB SO LOB	TOP			
Jerry Royster, R OBP: 0.301, SLG: 0.297 (1, 7) (8, 5)	0-0 E8 SH1-3 HR 1B	0-3 K		0-3 K			0-0 F3	0-0 G3		5 1 1 0 0 2 2				
Rafael Ramirez, R OBP: 0.233, SLG: 0.279 (1, 6) (8, 5)	0-0 SH1-3 2-3	0-0 F5			0-3 K		0-3 K		0-3 K	4 0 0 0 0 3 0				
Gary Matthews, R OBP: 0.315, SLG: 0.412 (1, 9) (8, 7)	0-0 F5	0-0 F8			0-0 HR			0-0 F9	0-3 K	5 1 1 1 0 1 1				
Bob Homer, R OBP: 0.296, SLG: 0.548 Mike Lum, L OBP: 0.345, SLG: 0.239 (8, PR) (1, 5) (8, 7)	4-0 BB HR BB		0-3 K		0-0 F9			0-0 WP 2B 1B	0-0 F9	3 1 1 0 1 1 0 1 1 0 0 0 0 0				
Chris Chambliss, L OBP: 0.336, SLG: 0.423 (1, 3) (8, 7)	4-0 HR BB		4-0 S BB		0-3 K			4-0 2B 1-2 1B IBB		1 2 0 0 3 1 0				
Dale Murphy, R OBP: 0.355, SLG: 0.488 (1, 8) (8, 7)	0-0 HR		0-3 K			0-0 F7		0-0 E 2B		4 2 2 5 0 1 1				
Glenn Hubbard, R OBP: 0.313, SLG: 0.406 (1, 4) (8, 7)	4-0 1B BB		0-0 P5			0-0 4-3		0-0 E9 BB 1B		3 0 1 1 1 0 1				
Bruce Benedict, R OBP: 0.301, SLG: 0.316 (1, 2) (8, 7)	0-0 FC6 1-2 1B			0-0 F7		0-0 F7		4-0 BB		3 0 1 0 1 0 0				
Doyle Alexander, R OBP: 0.176, SLG: 0.182 (1, 1) (8, 5)	0-0 FC6 1-2f			0-0 F2			0-0 G3	0-3 K		4 0 0 0 0 1 4				
Inning Stats	R: 4 E: 1 K: 0 S: 6 H: 3 LOB: 2 BB: 3 P: 18	R: 0 E: 0 K: 1 S: 5 H: 0 LOB: 0 BB: 0 P: 5	R: 0 E: 0 K: 2 S: 7 H: 0 LOB: 1 BB: 1 P: 11	R: 0 E: 0 K: 1 S: 5 H: 0 LOB: 0 BB: 0 P: 5	R: 1 E: 0 K: 2 S: 8 H: 1 LOB: 0 BB: 0 P: 8	R: 0 E: 0 K: 0 S: 3 H: 0 LOB: 0 BB: 0 P: 3	R: 0 E: 0 K: 1 S: 5 H: 0 LOB: 0 BB: 0 P: 5	R: 3 E: 1 K: 1 S: 8 H: 3 LOB: 2 BB: 2 P: 16	R: 0 E: 0 K: 2 S: 7 H: 0 LOB: 0 BB: 0 P: 7	1B: 4 2B: 1 3B: 0 HR: 2 SF: 0 SAC: 1 DP: 0 HBP: 0	WP: 1 PB: 0 SB: 1 CS: 0 PA: 40			
PITCHER	IP WLS BF H R ER SO BB IBB HBP BLK WP HR S P ERA WHIP												PITCHER	IP WLS BF H R ER SO BB IBB HBP BLK WP HR S P ERA WHIP
Allen Ripley, R ERA: 3.49 (1, 1)	0.2 L 8 3 4 4 0 3 0 0 0 0 0 1 5 17 54.00 9.000													
Tom Griffin, R ERA: 3.13 (1, 1)	5.1 18 1 1 1 6 1 0 0 0 0 0 1 29 33 1.69 0.375													
Randy Moffitt, R ERA: 7.36 (7, 1)	2.0 11 3 3 2 2 1 1 0 0 1 0 13 21 9.00 2.000													
Mike Rowland, R ERA: 2.7 (9, 1)	1.0 3 0 0 0 2 0 0 0 0 0 0 0 7 7 0.00 0.000													

Atlanta Braves @ San Francisco Giants
Candlestick Park, San Francisco, CA
Sun Aug 17 1980, 6:33 AM EDT
Att: 21,029 - Unknown

AB	33
R	8
H	7
RBI	7
BB	6
SO	10
LOB	9



Batter	1	2	3	4	5	6	7	8	9
Bill North, S OBP: 0.373, SLG: 0.281 (1, 8)	0-3 K		0-0 F8			0-0 F8		0-0 1B	
Larry Herndon, R OBP: 0.273, SLG: 0.377 (1, 7)	0-3 K			0-0 6-3		0-3 K		0-0 1B	
Terry Whitfield, L OBP: 0.319, SLG: 0.369 (8, PH)								1-2 1B	
Mike Rowland, R (9, 1)									
Jack Clark, R OBP: 0.383, SLG: 0.546 (1, 9)	0-3 K			0-0 6-3			0-0 4-3 3B	0-0 F7	
Darrell Evans, L OBP: 0.351, SLG: 0.392 (1, 5)		4-0 S BB		4-0 BB			0-0 4-3	0-0 F9	
Milt May, L OBP: 0.337, SLG: 0.435 (1, 2)		0-3 K		0-0 F3			3-H 0-0 1B	0-0 1-3	
Mike Ivie, R OBP: 0.280, SLG: 0.342 (1, 3)		0-0 F5			0-3 K		0-0 F3	0-0 F8	
Rennie Stennett, R OBP: 0.290, SLG: 0.323 (1, 4)		0-0 1-3			0-0 4-3		0-0 E8 1B		
Johnnie LeMaster, R OBP: 0.253, SLG: 0.319 (1, 6)			0-0 F7		0-0 5-3			0-0 4-3	
Allen Ripley, R OBP: 0.185, SLG: 0.154 (1, 1)			0-0 L4			0-0 G3		0-3 K	
Tom Griffin, R OBP: 0.167, SLG: 0.167 (1, 1)									
Max Venable, L OBP: 0.323, SLG: 0.298 (6, PH)									

AB	R	H	RBI	BB	SO	LOB
4	0	1	0	0	1	0
3	0	0	0	0	2	0
0	0	0	0	0	0	0
1	0	1	0	0	0	0
0	0	0	0	0	0	0
4	1	1	0	0	1	2
2	0	0	1	2	0	0
4	1	1	0	0	1	2
4	0	0	0	0	1	2
3	0	1	1	0	0	1
3	0	0	0	0	0	0
0	0	0	0	0	0	0
1	0	0	0	0	0	0
2	0	0	0	0	1	0


BOTTOM

Atlanta Braves @ San Francisco Giants
Candlestick Park, San Francisco, CA

Sun Aug 17 1980, 6:33 AM EDT
Att. 21,029 - Unknown


livebaseballscorecards.com

AB	31
R	2
H	5
RBI	2
BB	2
SO	7
LOB	7



Inning Stats	R	H	E	K	S	H	LOB	BB	P	R	H	E	K	S	H	LOB	BB	P	1B	SF	2B	SAC	3B	DP	HR	HBP	WP	PA
	0	0	0	3	9	0	0	0	9	0	0	0	0	0	0	0	0	0	3	0	1	0	0	0	0	0	0	33
	0	0	0	0	5	0	0	0	5	0	0	0	0	0	0	0	0	0	0	0	0	0	0	0	0	0	0	0

PITCHER	IP	WLS	BF	H	R	ER	SO	BB	IBB	HBP	BLK	WP	HR	S	P	ERA	WHIP
Doyle Alexander, R ERA: 3.63 (1, 1)	9.0	W	33	5	2	2	7	2	0	0	0	0	0	45	53	2.00	0.778

Batter	1	2	3	4	5	6	7	8	9	10	11	AB R H RBI BB SO LOB	TOP														
Ivan De Jesus, R OBP: 0.344, SLG: 0.359	4-0 G3 HR BB	0-0 P6			0-0 6-3			0-0 1B 1B		0-0 5-3		4 2 1 0 1 0 1	<p>Chicago Cubs @ Atlanta Braves Atlanta-Fulton County Stadium, Atlanta, GA</p> <p>Tue Aug 19 1980, 7:05 PM EDT Att: 9,485 - Unknown</p> <p>livebaseballscorecards.com</p> <table> <tr><td>AB</td><td>39</td></tr> <tr><td>R</td><td>4</td></tr> <tr><td>H</td><td>8</td></tr> <tr><td>RBI</td><td>3</td></tr> <tr><td>BB</td><td>2</td></tr> <tr><td>SO</td><td>9</td></tr> <tr><td>LOB</td><td>12</td></tr> </table> 	AB	39	R	4	H	8	RBI	3	BB	2	SO	9	LOB	12
AB	39																										
R	4																										
H	8																										
RBI	3																										
BB	2																										
SO	9																										
LOB	12																										
Lenny Randle, S OBP: 0.350, SLG: 0.376 Mick Kelleher, R OBP: 0.250, SLG: 0.213	0-0 G3 1-2		4-0 G5-4-3 BB			0-0 2B		0-3 K 1-2		0-3 K		3 0 1 0 1 1 2 1 0 0 0 0 1 0															
Bill Buckner, L OBP: 0.363, SLG: 0.484	0-0 2-H HR		0-0 G5-4-3 1-2f			0-0 F8		0-0 1B			0-0 SH5-4 1B	5 1 3 3 0 0 2															
Dave Kingman, R OBP: 0.305, SLG: 0.468 Bruce Sutter, R OBP: 0.143, SLG: 0.143 Rick Reuschel, R OBP: 0.175, SLG: 0.238 Dick Tidrow, R	0-0 P6		0-0 F8			0-3 K		0-0 5-3			0-0 SH5-4 1-2	4 0 0 0 0 1 2 0															
Cliff Johnson, R OBP: 0.335, SLG: 0.418	0-0 E5			0-0 F9		0-0 5-3				0-3 K		5 1 0 0 0 1 1															
Jerry Martin, R OBP: 0.300, SLG: 0.444	0-0 3-1			0-0 CS 2B			0-3 K			0-0 4-3		5 0 1 0 0 2 1															
Tim Blackwell, S OBP: 0.340, SLG: 0.421		0-3 K		0-0 6-3 2-3			0-3 K			0-0 1B		4 0 1 0 0 2 1															
Mike Tyson, R OBP: 0.290, SLG: 0.372 Larry Bittner, L OBP: 0.321, SLG: 0.340 Steve Dillard, R OBP: 0.295, SLG: 0.360		0-0 4-3 2B			0-3 K		0-0 F5			0-0 F6		3 0 1 0 0 1 0 1 0 0 0 0 0 1 0 0 0 0 0 0 0															
Dennis Lamp, R OBP: 0.179, SLG: 0.115 Jesus Figueroa, L OBP: 0.303, SLG: 0.321		0-0 4-3 2-3			0-0 3-4-1			0-0 6-3		0-0 4-3		2 0 0 0 0 0 1 2 0 0 0 0 0 0															
Inning Stats	R: 3 E: 1 S: 5	H: 1 LOB: 0 BB: 1 P: 9	R: 0 E: 0 K: 1 S: 6	H: 1 LOB: 1 BB: 0 P: 6	R: 0 E: 0 K: 0 S: 2	H: 0 LOB: 0 BB: 1 P: 6	R: 0 E: 0 K: 0 S: 3	H: 1 LOB: 0 BB: 0 P: 3	R: 0 E: 0 K: 1 S: 5	H: 0 LOB: 0 BB: 0 P: 5	R: 0 E: 0 K: 1 S: 6	H: 1 LOB: 1 BB: 0 P: 6	R: 0 E: 0 K: 2 S: 7	H: 0 LOB: 0 BB: 0 P: 7	R: 1 E: 0 K: 1 S: 7	H: 2 LOB: 1 BB: 0 P: 7	R: 0 E: 0 K: 1 S: 6	H: 1 LOB: 1 BB: 0 P: 6	R: 0 E: 0 K: 1 S: 5	H: 0 LOB: 0 BB: 0 P: 5	R: 0 E: 0 K: 1 S: 6	H: 1 LOB: 1 BB: 0 P: 6	1B: 4 2B: 3 3B: 0 HR: 1	SF: 0 SAC: 1 DP: 1 HBP: 0	WP: 0 PB: 0 SB: 1 CS: 1	PA: 42	
PITCHER	IP	WLS	BF	H	R	ER	SO	BB	IBB	HBP	BLK	WP	HR	S	P	ERA	WHIP										
Tommy Boggs, R ERA: 3.59	(1, 1)	7.2	29	5	4	3	6	2	0	0	0	0	1	39	47	3.52	0.913										
Larry Bradford, L ERA: 3.16	(8, 1)	0.0	1	1	0	0	0	0	0	0	0	0	0	1	1	∞	∞										
Rick Camp, R ERA: 2.31	(8, 1)	0.1	1	0	0	0	0	0	0	0	0	0	0	1	1	0.00	0.000										
Gene Garber, R ERA: 4.08	(9, 1)	2.0	7	1	0	0	2	0	0	0	0	0	0	11	11	0.00	0.500										
Phil Niekro, R ERA: 3.89	(11, 1)	1.0	W	4	1	0	1	0	0	0	0	0	0	6	6	0.00	1.000										

Batter	1	2	3	4	5	6	7	8	9	10	11	AB R H RBI BB SO LOB	BOTTOM					
Jerry Royster, R OBP: 0.296, SLG: 0.292 (1, 7)	1-3		5-3			F8		6-3		SH1-4		4 0 0 0 0 0 2	<p>Chicago Cubs @ Atlanta Braves Atlanta-Fulton County Stadium, Atlanta, GA</p> <p>Tue Aug 19 1980, 7:05 PM EDT Att: 9,485 - Unknown</p>					
Rafael Ramirez, R OBP: 0.250, SLG: 0.354 (1, 6)	6-3		2-H HR			5-3		1B		K		5 1 2 3 0 1 1						
Gary Matthews, R OBP: 0.314, SLG: 0.410 (1, 9)	1B		5-3			6-3		K		5-3		5 0 1 1 0 0 1 2						
Bob Horner, R OBP: 0.301, SLG: 0.546 Luis Gomez, R OBP: 0.245, SLG: 0.218 (11, PR)	F8					G1-6-3 HBP		1B 2B BB		K		3 1 1 0 1 1 2 0 1 0 0 0 0 0						
Chris Chambliss, L OBP: 0.333, SLG: 0.420 (1, 3)			4-3			G1-6-3 1-2		F7		G3		4 0 0 0 0 0 2						
Dale Murphy, R OBP: 0.355, SLG: 0.486 (1, 8)			K			5-3		K		1B		4 0 1 0 1 2 1						
Glenn Hubbard, R OBP: 0.314, SLG: 0.410 (1, 4)			6-3					2B 1B		F8		5 0 2 1 0 0 1						
Bruce Benedict, R OBP: 0.304, SLG: 0.323 (1, 2)			SH1-4 HR 1B			6-3		2B		6-3		4 1 2 1 0 0 1						
Tommy Boggs, R OBP: 0.177, SLG: 0.171 Larry Bradford, R OBP: 0.394, SLG: 0.390 Rick Camp, R OBP: 0.394, SLG: 0.390 Biff Pocoroba, S OBP: 0.394, SLG: 0.390 Gene Garber, R OBP: 0.394, SLG: 0.390 Mike Lum, L OBP: 0.394, SLG: 0.390 Phil Niekro, R OBP: 0.152, SLG: 0.185			SH1-4			4-3		6-3 S 1B		SH1-4 1B		1 0 1 1 1 0 1 0 1 0 0 0 0 0 0 0 0 0 0 0 0 0						
Inning Stats	R: 0 H: 1 E: 0 LOB: 1 K: 0 BB: 0 S: 4 P: 4	R: 0 H: 0 E: 0 LOB: 0 K: 1 BB: 0 S: 5 P: 5	R: 2 H: 2 E: 0 LOB: 0 K: 0 BB: 0 S: 5 P: 5	R: 0 H: 0 E: 0 LOB: 0 K: 0 BB: 0 S: 2 P: 3	R: 0 H: 0 E: 0 LOB: 0 K: 0 BB: 0 S: 3 P: 3	R: 0 H: 0 E: 0 LOB: 0 K: 0 BB: 0 S: 3 P: 3	R: 1 H: 2 E: 0 LOB: 2 K: 1 BB: 1 S: 6 P: 10	R: 1 H: 2 E: 0 LOB: 1 K: 2 BB: 0 S: 9 P: 9	R: 0 H: 1 E: 0 LOB: 1 K: 0 BB: 0 S: 4 P: 4	R: 0 H: 1 E: 0 LOB: 3 K: 1 BB: 1 S: 6 P: 7	R: 1 H: 2 E: 0 LOB: 3 K: 0 BB: 1 S: 3 P: 7	1B: 8 SF: 0 2B: 2 SAC: 3 3B: 0 DP: 1 HR: 1 HBP: 1		WP: 0 PA: 43 PB: 0 SB: 1 CS: 0				
PITCHER	IP WLS BF H R ER SO BB IBB HBP BLK WP HR S P ERA WHIP																	
Dennis Lamp, R ERA: 4.86 (1, 1)	7.0	26	5	3	3	2	1	0	1	0	0	0	0	1	28	33	3.86	0.857
Bruce Sutter, R ERA: 2.33 (8, 1)	3.0	13	4	1	1	3	0	0	0	0	0	0	0	0	19	19	3.00	1.333
Dick Tidrow, R ERA: 2.86 (11, 1)	0.1	L	4	2	1	1	0	1	0	0	0	0	0	0	3	7	27.00	6.000

livebaseballscores.com

AB	37
R	5
H	11
RBI	5
BB	2
SO	5
LOB	12



Batter	1	2	3	4	5	6	7	8	9	AB R H RBI BB SO LOB	TOP	
Ivan De Jesus, R OBP: 0.344, SLG: 0.358 (1, 6)	4-0 CS BB		0-0 6-3		0-3 K		0-0 E7 1B		0-0 6-3	4 1 1 1 1 1 0		
Lenny Randle, S OBP: 0.351, SLG: 0.376 (1, 5)	4-0 FC4-6 1-2 BB		0-0 4-3			0-0 P6	0-0 3-H 1B			3 0 1 1 1 0 0		
Bill Buckner, L OBP: 0.359, SLG: 0.479 (1, 9) (8, 3)	0-0 FC4-6 1-2f FC5-4 BB		0-0 G3			0-0 F8	0-0 F8			4 0 0 0 0 0 2		
Dave Kingman, R OBP: 0.302, SLG: 0.463 (1, 7)	0-0 FC5-4 1-2f BB			0-0 F3		0-0 5-3		4-0 BB		2 0 0 0 0 0 1		
Cliff Johnson, R OBP: 0.340, SLG: 0.429 George Riley, L (8, 1)		0-0 HR		4-0 BB			4-0 WP 1B BB	0-0 P1		2 2 1 1 2 0 1 0 0 0 0 0 0 0		
Jerry Martin, R OBP: 0.299, SLG: 0.441 (1, 8) (8, 9)		0-0 F7		0-3 K			4-0 1B 1-2 WP 1B BB	0-0 F8		3 1 0 0 1 1 2		
Tim Blackwell, S OBP: 0.335, SLG: 0.414 (1, 2)		0-0 6-3		0-0 F8			0-0 F9 1-2 2-3	0-0 1-3		4 0 0 0 0 0 4		
Mike Tyson, R OBP: 0.291, SLG: 0.376 Scott Thompson, L OBP: 0.304, SLG: 0.305 (9, PH)		0-0 2B			0-0 F5		0-3 K		0-0 G3	3 0 1 0 0 1 2 1 0 0 0 0 0 0		
Lynn McGlothen, L OBP: 0.286, SLG: 0.382 Doug Capilla, L OBP: 0.250, SLG: 0.417 Bill Caudill, R OBP: 0.236, SLG: 0.429 Mike Vail, R OBP: 0.226, SLG: 0.396 Jesus Figueroa, L OBP: 0.308, SLG: 0.321 (8, 8)		0-3 K			0-0 F5		0-0 2-3 3-H E 1B		0-3 K	0 0 0 0 0 0 0 1 0 0 0 0 1 1 1 0 0 0 0 0 0 3 1 1 1 0 1 0 0 0 0 0 0 1 0 0		
Inning Stats	R: 0 H: 0 E: 0 LOB: 1 K: 0 BB: 2 S: 2 P: 10	R: 1 H: 2 E: 0 LOB: 1 K: 1 BB: 0 S: 7 P: 7	R: 0 H: 0 E: 0 LOB: 0 K: 0 BB: 0 S: 3 P: 3	R: 0 H: 0 E: 0 LOB: 1 K: 1 BB: 1 S: 5 P: 9	R: 0 H: 0 E: 0 LOB: 0 K: 1 BB: 0 S: 5 P: 5	R: 0 H: 0 E: 0 LOB: 0 K: 0 BB: 0 S: 3 P: 3	R: 4 H: 3 E: 1 LOB: 1 K: 1 BB: 2 S: 8 P: 16	R: 0 H: 0 E: 0 LOB: 1 K: 0 BB: 1 S: 3 P: 7	R: 0 H: 0 E: 0 LOB: 0 K: 1 BB: 0 S: 5 P: 5	1B: 3 SF: 0 2B: 1 SAC: 0 3B: 0 DP: 0 HR: 1 HBP: 0	WP: 1 PA: 37 PB: 0 SB: 0 CS: 1	
PITCHER	IP WLS BF H R ER SO BB IBB HBP BLK WP HR S P ERA WHIP											
Larry McWilliams, L ERA: 4.59 Rick Camp, R ERA: 2.24	(1, 1) (7, 1)	6.2 W 28 4 5 4 4 5 0 0 0 1 1 31 51 5.40 1.350										

Chicago Cubs @ Atlanta Braves
Atlanta-Fulton County Stadium, Atlanta, GA
Wed Aug 20 1980, 7:05 PM EDT
Att. 7,549 - Unknown

livebaseballscorecards.com

AB 31
R 5
H 5
RBI 4
BB 6
SO 5
LOB 13



Batter	1	2	3	4	5	6	7	8	9
Jerry Royster, R OBP: 0.302, SLG: 0.300 (1, 7) (8, 5)			SF9-4 2-3 3-H			K			
Rafael Ramirez, R OBP: 0.269, SLG: 0.404 Luis Gomez, R OBP: 0.244, SLG: 0.217 (1, 6) (7, 6)				1B		K		F8	
Gary Matthews, R OBP: 0.316, SLG: 0.411 (1, 9)	F5	E9 4-3		1B		F8			
Bob Horner, R OBP: 0.300, SLG: 0.552 Mike Lum, L OBP: 0.353, SLG: 0.250 (1, 5) (8, 7)	HR	5-3		K		6-3			
Chris Chambliss, L OBP: 0.335, SLG: 0.423 (1, 3)	2B	4-3		F2		1B			
Dale Murphy, R OBP: 0.356, SLG: 0.488 (1, 8)	2B	F8		F9		G6-4-3			
Glenn Hubbard, R OBP: 0.317, SLG: 0.412 (1, 4)	SH1-4		2B	SF9-4		K		G6-4-3	
Bill Nahorodny, R OBP: 0.311, SLG: 0.454 (1, 2)	SH1-4		SF9-4			F9		F9	
Larry McWilliams, L OBP: 0.229, SLG: 0.159 Rick Camp, R (1, 1) (7, 1)	SH1-4		K			1-3		K	

Inning Stats	R: 7 E: 0 K: 12 S: 16	H: 7 LOB: 1 BB: 1 P: 16	R: 0 E: 1 K: 0 S: 4	H: 1 LOB: 1 BB: 0 P: 4	R: 1 E: 0 K: 1 S: 5	H: 1 LOB: 0 BB: 1 P: 9	R: 0 E: 0 K: 1 S: 7	H: 2 LOB: 2 BB: 0 P: 7	R: 0 E: 0 K: 2 S: 5	H: 0 LOB: 0 BB: 0 P: 5	R: 0 E: 0 K: 2 S: 7	H: 0 LOB: 0 BB: 0 P: 7	R: 1 E: 0 K: 0 S: 4	H: 2 LOB: 0 BB: 0 P: 4	R: 0 E: 0 K: 1 S: 6	H: 1 LOB: 1 BB: 0 P: 6
--------------	--------------------------------	----------------------------------	------------------------------	---------------------------------	------------------------------	---------------------------------	------------------------------	---------------------------------	------------------------------	---------------------------------	------------------------------	---------------------------------	------------------------------	---------------------------------	------------------------------	---------------------------------

PITCHER	IP	WLS	BF	H	R	ER	SO	BB	IBB	HBP	BLK	WP	HR	S	P	ERA	WHIP
Lynn McGlothen, R ERA: 5.37 (1, 1)	0.2	L	10	7	7	7	0	1	0	0	0	0	1	9	13	94.50	12.000
Doug Capilla, L ERA: 3.1 (1, 1)	2.1		11	4	1	1	2	1	0	0	0	0	0	14	18	3.86	2.143
Bill Caudill, R ERA: 2.15 (4, 1)	4.0		13	2	1	1	4	0	0	0	0	0	0	21	21	2.25	0.500
George Riley, L ERA: 4.15 (8, 1)	1.0		4	1	0	0	1	0	0	0	0	0	0	6	6	0.00	1.000

AB	R	H	RBI	BB	SO	LOB
4	1	3	3	0	1	0
4	1	2	1	0	2	1
1	0	0	0	0	0	1
4	0	2	0	0	0	1
4	1	1	2	0	1	3
0	0	0	0	0	0	0
4	2	2	0	0	0	3
4	1	2	1	0	0	3
3	2	1	2	1	1	1
3	1	1	0	1	0	0
2	0	0	0	0	1	2
1	0	0	0	0	1	0

WP	PA	ERA	WHIP
0	38		
0			
0			
0			

Chicago Cubs @ Atlanta Braves
Atlanta-Fulton County Stadium, Atlanta, GA
Wed Aug 20 1980, 7:05 PM EDT
Att. 7,549 - Unknown

AB	34
R	9
H	14
RBI	9
BB	2
SO	7
LOB	15



Batter	1	2	3	4	5	6	7	8	9	AB R H RBI BB SO LOB	TOP											
Ivan De Jesus, R OBP: 0.343, SLG: 0.356 (1, 6)	0-0 6-3		0-0 5-3			0-0 WP 1B	0-0 FC4-6 E 1B		0-0 F3	5 2 1 0 0 0 3												
Lenny Randle, S OBP: 0.351, SLG: 0.376 (1, 5)	0-0 3-1			0-0 F7		0-0 WP 1B	0-0 E3 1B		0-0 FC6-4	5 1 2 0 0 0 1												
Bill Buckner, L OBP: 0.362, SLG: 0.481 (1, 7)	0-3 K			0-0 E7 1B		0-0 SF8 WP 1B	0-0 1-2 1B		0-0 G1	5 1 3 1 0 1 1												
Cliff Johnson, R OBP: 0.342, SLG: 0.428 (1, 3)		0-3 K		0-0 1B		4-0 1-2 2-3 3-H BB FC6-4	0-0 F9			3 0 1 0 1 1 2												
Larry Bittner, L OBP: 0.315, SLG: 0.335 (1, 9)		0-0 F4		0-3 K		0-0 SF8	0-0 1-3			3 0 0 1 0 1 4												
Jerry Martin, R OBP: 0.297, SLG: 0.437 (1, 8)		0-0 F9		0-0 F8		0-0 FC6-4 1B		0-0 F8		4 0 0 1 0 0 3												
Tim Blackwell, S OBP: 0.333, SLG: 0.411 (1, 2)			0-0 F7		0-0 F9	0-0 FC6-4 1B		0-0 F7		4 0 1 0 0 0 0												
Mike Tyson, R OBP: 0.291, SLG: 0.379 (1, 4)			0-0		0-0 P3	0-0 FC6-4		0-0 G3		3 0 1 0 0 0 2												
Dick Tidrow, R (6, 1)										0 0 0 0 0 0 0												
Jesus Figueroa, L OBP: 0.306, SLG: 0.319 (8, PH)										1 0 0 0 0 0 0												
Lynn McGlothen, L OBP: 0.286, SLG: 0.382 (8, 1)										0 0 0 0 0 0 0												
Mike Krukow, R OBP: 0.222, SLG: 0.264 (1, 1)			0-0 4-3		0-3 K		4-0 FC4-6 BB		4-0 FC6-4 BB	2 0 0 0 0 1 1												
Willie Hernandez, L OBP: 0.176, SLG: 0.235 (5, 1)										0 0 0 0 0 0 0												
Steve Dillard, R OBP: 0.300, SLG: 0.360 (6, 4)										0 0 0 0 1 0 0												
Scot Thompson, L OBP: 0.308, SLG: 0.305 (9, PH)										0 0 0 0 1 0 0												
Inning Stats	R: 0 E: 0 K: 1 S: 5	H: 0 LOB: 0 BB: 0 P: 5	R: 0 E: 0 K: 1 S: 5	H: 0 LOB: 0 BB: 0 P: 5	R: 0 E: 1 K: 0 S: 4	H: 1 LOB: 1 BB: 0 P: 4	R: 0 E: 1 K: 1 S: 7	H: 2 LOB: 2 BB: 0 P: 7	R: 0 E: 0 K: 1 S: 5	H: 0 LOB: 0 BB: 0 P: 5	R: 3 E: 0 K: 0 S: 7	H: 4 LOB: 2 BB: 1 P: 11	R: 1 E: 1 K: 0 S: 5	H: 2 LOB: 2 BB: 1 P: 9	R: 0 E: 0 K: 0 S: 3	H: 0 LOB: 0 BB: 0 P: 3	R: 0 E: 0 K: 0 S: 3	H: 0 LOB: 1 BB: 1 P: 7	1B: 8 2B: 1 3B: 0 HR: 0	SF: 1 SAC: 0 DP: 0 HBP: 0	WP: 1 PB: 0 SB: 0 CS: 0	PA: 39
PITCHER	IP WLS BF H R ER SO BB IBB HBP BLK WP HR S P ERA WHIP																					
Phil Niekro, R ERA: 3.93 (1, 1)	5.0 W 22 6 3 3 4 1 0 0 0 1 0 29 33 5.40 1.400																					
Gene Garber, R ERA: 4.14 (6, 1)	1.1 8 3 1 1 0 1 0 0 0 0 0 7 11 6.75 3.000																					
Preston Hanna, R ERA: 3.81 (7, 1)	1.2 5 0 0 0 0 0 0 0 0 0 0 5 5 0.00 0.000																					
Rick Camp, R ERA: 2.21 (9, 1)	1.0 S 4 0 0 0 0 1 0 0 0 0 0 3 7 0.00 1.000																					

Chicago Cubs @ Atlanta Braves
Atlanta-Fulton County Stadium, Atlanta, GA
Thu Aug 21 1980, 7:05 PM EDT
Att. 9,617 - Unknown

livebaseballscorecards.com

AB	35
R	4
H	9
RBI	3
BB	3
SO	4
LOB	17



Batter	1	2	3	4	5	6	7	8	9
Jerry Royster, R OBP: 0.303, SLG: 0.299 (1, 7) (8, 5)	0-3 K		0-0 F7		0-0 P6	4-0 BB		0-0 1B	
Rafael Ramirez, R OBP: 0.268, SLG: 0.382 Brian Assetine, L OBP: 0.319, SLG: 0.397 Luis Gomez, R OBP: 0.244, SLG: 0.217 (1, 6) (8, PH) (9, 6)	0-3 K		0-3 K		4-0 1B BB	0-3 K		0-0 F5	
Gary Matthews, R OBP: 0.315, SLG: 0.409 (1, 9)	0-0 G3		0-0 6-3		0-0 1B	0-3 K			
Bob Horner, R OBP: 0.303, SLG: 0.551 Mike Lum, L OBP: 0.353, SLG: 0.250 (1, 5) (8, 7)		0-0 2B 4-3 1B		0-0 HR 1B	0-0 P4		0-0 F8		
Chris Chambliss, L OBP: 0.336, SLG: 0.424 (1, 3)		0-0 4-3 1B 2B		4-0 HR BB	0-3 K		0-0 F8		
Dale Murphy, R OBP: 0.355, SLG: 0.493 (1, 8)		0-0 4-3		0-0 HR		0-0 5-3	0-0 F9		
Glenn Hubbard, R OBP: 0.319, SLG: 0.414 (1, 4)		0-0 5-3 1B		0-0 6-3		0-0 1B 1B	0-0 6-3		
Bruce Benedict, R OBP: 0.307, SLG: 0.326 (1, 2)		0-0 5-3		0-0 CS 1B		0-0 BB 1B 1B	0-0 F8		
Phil Niekro, R OBP: 0.147, SLG: 0.179 Gene Garber, R OBP: 1.000, SLG: 1.000 Preston Hanna, R OBP: 0.222, SLG: 0.444 Biff Pocoroba, S OBP: 0.403, SLG: 0.400 Rick Camp, R (1, 1) (6, 1) (7, 1) (8, PH) (9, 1)		0-3 K		0-3 K		0-0 BB 1B	0-0 1B		

Inning Stats	R: 0	H: 0	E: 0	K: 2	S: 7	L: 0	LOB: 0	BB: 0	P: 7	R: 2	H: 3	E: 0	K: 1	S: 8	R: 0	H: 0	E: 0	K: 1	S: 5	R: 3	H: 3	E: 0	K: 1	S: 7	R: 0	H: 1	E: 0	K: 1	S: 6	R: 1	H: 3	E: 0	K: 2	S: 10	R: 0	H: 0	E: 0	K: 0	S: 3	R: 0	H: 2	E: 0	K: 0	S: 5
--------------	------	------	------	------	------	------	--------	-------	------	------	------	------	------	------	------	------	------	------	------	------	------	------	------	------	------	------	------	------	------	------	------	------	------	-------	------	------	------	------	------	------	------	------	------	------

PITCHER										PITCHER																																																									
IP	WLS	BF	H	R	ER	SO	BB	IBB	HBP	BLK	WP	HR	S	P	ERA	WHIP	IP	WLS	BF	H	R	ER	SO	BB	IBB	HBP	BLK	WP	HR	S	P	ERA	WHIP																																		
Mike Krukow, R ERA: 4.14 (1, 1)	4.1	L	20	6	5	5	5	2	0	0	0	0	28	36	10.38	1.846	Willie Hernandez, L ERA: 5.26 (5, 1)	1.0	7	4	1	1	1	0	0	0	0	9	9	9.00	4.000	Dick Tidrow, R ERA: 2.6 (6, 1)	1.2	6	0	0	0	2	1	0	0	0	0	0	0	9	13	0.00	0.600	Lynn McGlothen, R ERA: 5.33 (8, 1)	1.0	5	2	0	0	0	0	0	0	0	0	0	0	5	5	0.00	2.000

BOTTOM

Chicago Cubs @ Atlanta Braves
Atlanta-Fulton County Stadium, Atlanta, GA


Thu Aug 21 1980, 7:05 PM EDT
Att. 9,617 - Unknown

AB	R	H	RBI	BB	SO	LOB
4	0	1	0	1	1	0
3	0	0	0	1	3	3
1	0	0	0	0	0	2
0	0	0	0	0	0	0
4	0	1	0	0	1	3
4	2	2	0	0	0	2
0	0	0	0	0	0	0
3	2	1	0	1	1	2
4	1	1	4	0	0	1
4	1	2	1	0	0	0
4	0	2	0	0	0	1
2	0	0	0	0	2	2
1	0	1	1	0	0	0
0	0	0	0	0	0	0
1	0	1	0	0	0	0
0	0	0	0	0	0	0

1B:	2B:	3B:	HR:	SF:	SAC:	DP:	HBP:
10	1	0	1	0	0	0	0

WP:	PB:	SB:	CS:	PA:
0	0	0	1	38

livebaseballscorecards.com



Batter	1	2	3	4	5	6	7	8	9	AB R H RBI BB SO LOB	TOP	
Garry Templeton, S (1, 6) OBP: 0.348, SLG: 0.421	0-0 4-3		0-0 F8	0-0 4-3		0-0 L8			0-3 K	5 0 0 0 0 1 0		
Ken Oberkfell, L (1, 4) OBP: 0.381, SLG: 0.416	0-0 4-3			0-0 HR 2B	0-0 E7 1B	0-0 1B			0-0 SH5-3	4 2 3 0 0 0 0		
Keith Hernandez, L (1, 3) OBP: 0.400, SLG: 0.498	0-0 1B			0-0 HR	0-0 BB 1B	0-0 F8			0-0 4-3	5 1 3 3 0 0 2		
Ted Simmons, S (1, 2) OBP: 0.386, SLG: 0.540	0-0 G3			0-0 HR	0-3 K		0-0 4-3		0-3 K2-3	5 1 1 1 0 2 3		
George Hendrick, R (1, 8)		0-0 F7		0-0 HR G3 1B	0-0 FC5 BB 1B		0-0 6-3			4 1 2 0 0 0 0		
Leon Durham, L (1, 9) OBP: 0.300, SLG: 0.387		0-0 3-1		0-0 G3	4-0 BB 1B		0-3 K			3 0 0 0 1 1 1		
Terry Kennedy, L (1, 7) OBP: 0.312, SLG: 0.387		0-3 K		4-0 HR IBB	0-3 K			0-0 L8		3 1 0 0 1 2 3		
Ken Reitz, R (1, 5) OBP: 0.293, SLG: 0.364			0-0 2-3	0-0 HR	0-0 FC5			0-3 K		4 1 1 3 0 1 3		
John Fulgham, R (1, 1)			0-0 L9	0-3 K		0-3 K		0-0 6-3		4 0 0 0 0 2 0		
Inning Stats	R: 0 E: 0 K: 0 S: 4 H: 1 LOB: 1 BB: 0 P: 4	R: 0 E: 0 K: 1 S: 5 H: 0 LOB: 0 BB: 0 P: 5	R: 0 E: 0 K: 0 S: 3 H: 0 LOB: 0 BB: 0 P: 3	R: 6 E: 0 K: 1 S: 10 H: 5 LOB: 0 BB: 1 P: 14	R: 1 E: 1 K: 2 S: 10 H: 3 LOB: 3 BB: 1 P: 14	R: 0 E: 0 K: 1 S: 6 H: 1 LOB: 1 BB: 0 P: 6	R: 0 E: 0 K: 1 S: 5 H: 0 LOB: 0 BB: 0 P: 5	R: 0 E: 0 K: 1 S: 5 H: 0 LOB: 0 BB: 0 P: 5	R: 0 E: 0 K: 2 S: 8 H: 0 LOB: 1 BB: 0 P: 8	1B: 6 2B: 1 3B: 0 HR: 3 SF: 0 SAC: 1 DP: 0 HBP: 0	WP: 1 PB: 0 SB: 0 CS: 0 PA: 40	
PITCHER	IP WLS BF H R ER SO BB IBB HBP BLK WP HR S P ERA WHIP											
Rick Matula, R (1, 1) ERA: 4.82	3.1 L 17 6 6 6 1 0 1 0 0 0 0 3 18 22 16.20 1.800											
Al Hrabosky, L (4, 1) ERA: 3.98	2.2 13 4 1 1 4 1 0 0 0 0 0 0 20 24 3.38 1.875											
Preston Hanna, R (7, 1) ERA: 3.67	2.0 6 0 0 0 2 0 0 0 0 0 0 0 10 10 0.00 0.000											
Larry Bradford, L (9, 1) ERA: 3.09	1.0 4 0 0 0 2 0 0 0 0 0 1 0 8 8 0.00 0.000											

St. Louis Cardinals @ Atlanta Braves
Atlanta-Fulton County Stadium, Atlanta, GA

Fri Aug 22 1980, 7:05 PM EDT
Att. 11,854 - Cloudy - 88 F

livebaseballscorecards.com

AB	37
R	7
H	10
RBI	7
BB	2
SO	9
LOB	12



Batter	1	2	3	4	5	6	7	8	9	AB R H RBI BB SO LOB
Jerry Royster, R OBP: 0.303, SLG: 0.295 (1, 7)	0-3 K			0-0 4-3		0-3 K		4-0 BB		3 0 0 0 1 2 0
Rafael Ramirez, R OBP: 0.267, SLG: 0.424 (1, 6)	0-0 P4			0-0 HR			0-0 1-3	0-0 F3		4 1 1 1 0 0 1
Gary Matthews, R OBP: 0.314, SLG: 0.407 (1, 9)	0-0 6-3			0-0 G5-4-3 1B			0-3 K		0-0 F7	4 0 1 0 0 1 0
Bob Horner, R OBP: 0.299, SLG: 0.544 (1, 5)		0-0 5-3		0-0 G5-4-3 1-2f			0-0 P2		0-0 F8	4 0 0 0 0 0 1
Chris Chambliss, L OBP: 0.335, SLG: 0.423 (1, 3)		0-0 4-3			0-0 F7			0-0 HR 1B	0-0 4-3	4 1 1 0 0 0 0
Dale Murphy, R OBP: 0.355, SLG: 0.499 (1, 8)		0-0 F9			0-0 F8			0-0 HR 1-H		3 1 1 2 0 0 0
Glenn Hubbard, R OBP: 0.319, SLG: 0.423 (1, 4)			0-0 4-3		0-0 P5			0-0 HR		3 1 1 1 0 0 0
Bruce Benedict, R OBP: 0.304, SLG: 0.322 (1, 2)			0-0 F7			0-0 F3		0-0 F7		3 0 0 0 0 0 0
Rick Matula, R OBP: 0.130, SLG: 0.130 (4, 1) Al Hrabosky, R OBP: 0.397, SLG: 0.393 (6, PH) Biff Pocoroba, S OBP: 0.222, SLG: 0.444 (7, 1) Preston Hanna, R OBP: 0.348, SLG: 0.246 (8, PH) Mike Lum, R OBP: 0.348, SLG: 0.246 (8, PH) Larry Bradford, R (9, 1)			0-3 K			0-3 K		0-0 F8		1 0 0 0 0 0 1 0 0 0 0 0 0 0 0 0 1 0 0 0 0 0 1 0 0 0 0 0 0 0 0 0 1 0 0 0 0 0 0 0 0 0 0 0 0 0 0 0

Inning Stats	R: 0 E: 0 K: 1 S: 5	H: 0 LOB: 0 BB: 0 P: 5	R: 0 E: 0 K: 0 S: 3	H: 0 LOB: 0 BB: 0 P: 3	R: 0 E: 0 K: 1 S: 5	H: 0 LOB: 0 BB: 0 P: 5	R: 1 E: 0 K: 0 S: 4	H: 2 LOB: 0 BB: 0 P: 4	R: 0 E: 0 K: 0 S: 3	H: 0 LOB: 0 BB: 0 P: 3	R: 0 E: 0 K: 2 S: 7	H: 0 LOB: 0 BB: 0 P: 7	R: 0 E: 0 K: 1 S: 5	H: 0 LOB: 0 BB: 0 P: 5	R: 3 E: 0 K: 0 S: 6	H: 3 LOB: 1 BB: 1 P: 10	R: 0 E: 0 K: 0 S: 3	H: 0 LOB: 0 BB: 0 P: 3	1B: 2 2B: 0 3B: 0 HR: 3	SF: 0 SAC: 0 DP: 1 HBP: 0
--------------	------------------------------	---------------------------------	------------------------------	---------------------------------	------------------------------	---------------------------------	------------------------------	---------------------------------	------------------------------	---------------------------------	------------------------------	---------------------------------	------------------------------	---------------------------------	------------------------------	----------------------------------	------------------------------	---------------------------------	----------------------------------	------------------------------------

PITCHER	IP	WLS	BF	H	R	ER	SO	BB	IBB	HBP	BLK	WP	HR	S	P	ERA	WHIP
John Fulgham, R ERA: 3.31 (1, 1)	9.0	W	32	5	4	4	5	1	0	0	0	0	3	41	45	4.00	0.667

BOTTOM


St. Louis Cardinals @ Atlanta Braves
Atlanta-Fulton County Stadium, Atlanta, GA

Fri Aug 22 1980, 7:05 PM EDT
Att: 11,854 - Cloudy - 88 F

AB	31
R	4
H	5
RBI	4
BB	1
SO	5
LOB	2

livebaseballscorecards.com

WP: 0	PA: 32
PB: 0	
SB: 0	
CS: 0	

Batter	1	2	3	4	5	6	7	8	9	AB R H RBI BB SO LOB	TOP	
Garry Templeton, S (1, 6) OBP: 0.347, SLG: 0.419 Mike Phillips, L (6, 6) OBP: 0.247, SLG: 0.232	0-0 4-3			0-0 F8			0-0 P6	0-0 F8		2 0 0 0 0 0 0 2 0 0 0 0 0 2		
Ken Oberkfell, L (1, 4) OBP: 0.376, SLG: 0.410	0-0 P6			0-0 P5			0-0 G3		0-0 F9	4 0 0 0 0 0 0		
Keith Hernandez, L (1, 3) OBP: 0.401, SLG: 0.497	0-0 4-3			0-3 K			4-0 E BB		0-0 HR 1B	3 1 1 0 1 1 0		
Ted Simmons, S (1, 2) OBP: 0.383, SLG: 0.535		0-0 P4			0-0 B5-3		0-0 E9 1-3		0-3 K	4 0 0 0 0 1 2		
George Hendrick, R (1, 8) OBP: 0.363, SLG: 0.540		0-0 4-3			0-0 5-3		0-0 4-3		0-0 HR 1-H	4 1 1 2 0 0 2		
Leon Durham, L (1, 9) OBP: 0.294, SLG: 0.378		0-0 F8			0-0 F7			0-0 6-3	0-0 G3	4 0 0 0 0 0 0		
Terry Kennedy, L (1, 7) OBP: 0.312, SLG: 0.386			0-0 4-3		0-3 K		0-0 2B 1B			3 0 1 0 0 1 0	AB 32 R 2 H 4 RBI 2 BB 1 SO 3 LOB 7	
Ken Reitz, R (1, 5) OBP: 0.291, SLG: 0.361			0-0 6-3		0-0 F9		0-0 P4			3 0 0 0 0 0 1		
Pete Vuckovich, R (1, 1) OBP: 0.172, SLG: 0.246 Jim Otten, R (4, 1) OBP: 0.200, SLG: 0.200 Dane Iorg, L (8, PH) OBP: 0.353, SLG: 0.446 John Littlefield, R (8, 1)			0-0 4-3		0-0 F8		0-0 2B			1 0 0 0 0 0 0 1 0 0 0 0 0 0 1 0 1 0 0 0 0 0 0 0 0 0 0 0		
Inning Stats	R: 0 H: 0 E: 0 LOB: 0 K: 0 BB: 0 S: 3 P: 3	R: 0 H: 0 E: 0 LOB: 0 K: 0 BB: 0 S: 3 P: 3	R: 0 H: 0 E: 0 LOB: 0 K: 0 BB: 0 S: 3 P: 3	R: 0 H: 0 E: 0 LOB: 0 K: 1 BB: 0 S: 5 P: 5	R: 0 H: 0 E: 0 LOB: 0 K: 0 BB: 0 S: 3 P: 3	R: 0 H: 0 E: 0 LOB: 0 K: 1 BB: 0 S: 5 P: 5	R: 0 H: 0 E: 1 LOB: 2 K: 0 BB: 1 S: 4 P: 8	R: 0 H: 2 E: 0 LOB: 2 K: 0 BB: 0 S: 5 P: 5	R: 2 H: 2 E: 0 LOB: 0 K: 1 BB: 0 S: 7 P: 7	1B: 2 SF: 0 2B: 1 SAC: 0 3B: 0 DP: 0 HR: 1 HBP: 0	WP: 0 PA: 33 PB: 0 SB: 0 CS: 0	
PITCHER Doyle Alexander, R (1, 1) ERA: 3.56	IP WLS BF H R ER SO BB IBB HBP BLK WP HR S P ERA WHIP											PITCHER IP WLS BF H R ER SO BB IBB HBP BLK WP HR S P ERA WHIP

St. Louis Cardinals @ Atlanta Braves
Atlanta-Fulton County Stadium, Atlanta, GA

Sat Aug 23 1980, 7:05 PM EDT
Att. 21,099 - Unknown - 80 F

livebaseballscorecards.com

Batter	1	2	3	4	5	6	7	8	9	AB	R	H	RBI	BB	SO	LOB
Jerry Royster, R OBP: 0.308, SLG: 0.299 (1, 7) (9, 5)	0-0 G2	0-0 F8		4-0 SH1-4 BB	0-0 1B		0-0 1B			4	0	2	0	1	0	2
Rafael Ramirez, R OBP: 0.281, SLG: 0.429 (1, 6) (9, 5)	0-0 F7	0-0 P4		0-0 SH1-4	0-0 1B		0-0 1B			4	0	2	0	0	0	2
Gary Matthews, R OBP: 0.311, SLG: 0.403 (1, 9) (9, 5)	0-0 6-3		0-0 E6 1B	0-0 1-3		0-0 6-3	0-0 6-3			5	1	0	0	0	0	4
Bob Horner, R OBP: 0.304, SLG: 0.542 Mike Lum, L OBP: 0.349, SLG: 0.246 (1, 5) (8, PR) (9, 7)		4-0 S 2B BB	0-0 F3	0-0 F9		4-0 1B BB		0-0 E 1B		3	1	1	0	2	0	3
Chris Chambliss, L OBP: 0.336, SLG: 0.421 (1, 3) (9, 5)		4-0 2B 1B BB	0-0 1B		0-0 L7	0-3 K		0-0 F5		4	1	1	0	1	1	2
Dale Murphy, R OBP: 0.360, SLG: 0.505 (1, 8) (9, 5)		0-0 1B 2B	0-0 FC4-6 1B		0-0 E 1B	0-0 1B		0-0 P6		5	2	4	2	0	0	1
Glenn Hubbard, R OBP: 0.317, SLG: 0.419 (1, 4) (9, 5)		0-3 K	0-0 L9		0-0 E2 1B	0-0 4-3		0-0 E9		5	1	1	0	0	1	6
Bruce Benedict, R OBP: 0.306, SLG: 0.321 (1, 2) (9, 5)		4-0 1B BB	0-0 FC4-6		0-0 1B 1B		0-0 6-3	0-3 K		4	0	1	1	1	1	4
Doyle Alexander, R OBP: 0.194, SLG: 0.200 (1, 1) (9, 5)		0-0 1B		0-0 SH1-4 BB 1B	0-3 K		0-0 P3			4	0	2	2	0	1	1

Inning Stats	R: 0	H: 0	E: 0	K: 0	S: 3	R: 3	H: 2	E: 0	K: 1	S: 7	R: 1	H: 2	E: 1	K: 0	S: 6	R: 0	H: 1	E: 0	K: 0	S: 4	R: 2	H: 5	E: 1	K: 1	S: 9	R: 0	H: 1	E: 0	K: 1	S: 6	R: 0	H: 2	E: 0	K: 0	S: 5	R: 1	H: 1	E: 1	K: 1	S: 7
	LOB: 0	BB: 0	P: 3	ER: 3	LOB: 2	BB: 3	P: 19	LOB: 2	BB: 0	P: 6	LOB: 2	BB: 1	P: 8	LOB: 2	BB: 2	LOB: 2	BB: 1	P: 9	LOB: 2	BB: 0	P: 5	LOB: 2	BB: 0	P: 7	LOB: 2	BB: 0	P: 7	1B: 13	SF: 0	2B: 1	SAC: 1	3B: 0	DP: 0	HR: 0	HBP: 0	WP: 0	PA: 44			

PITCHER	IP	WLS	BF	H	R	ER	SO	BB	IBB	HBP	BLK	WP	HR	S	P	ERA	WHIP
Pete Vuckovich, R ERA: 3.56 (1, 1)	3.0	L	19	5	4	3	1	4	0	0	0	0	0	17	33	9.00	3.000
Jim Otten, R ERA: 6.18 (4, 1)	4.0		20	8	2	1	2	1	0	0	0	0	0	23	27	2.25	2.250
John Littlefield, R ERA: 3.0 (8, 1)	1.0		5	1	1	0	1	0	0	0	0	0	0	7	7	0.00	1.000


BOTTOM

St. Louis Cardinals @ Atlanta Braves
Atlanta-Fulton County Stadium, Atlanta, GA
Sat Aug 23 1980, 7:05 PM EDT
Att: 21,099 - Unknown - 80 F

livebaseballscores.com

AB	38
R	7
H	14
RBI	5
BB	5
SO	4
LOB	25



Batter	1	2	3	4	5	6	7	8	9	AB R H RBI BB SO LOB	TOP
Ken Oberkfell, L (1, 4) OBP: 0.377, SLG: 0.409	0-0 4-3		0-0 FC3-2 1B		0-0 3-1	0-0 4-3			0-0 1B 4-3 1B	5 0 2 0 0 0 1	
Leon Durham, L (1, 9) OBP: 0.287, SLG: 0.368	0-0 F8		0-3 K		0-0 6-3			0-0 4-3	0-0 4-3	5 0 0 0 0 1 2	
Keith Hernandez, L (1, 3) OBP: 0.403, SLG: 0.497	0-0 L7		0-0 FC3-2 1B		4-0 BB			0-0 1B G3 1B	0-0 F8	4 2 2 0 1 0 1	
Ted Simmons, S (1, 2) Dane Iorg, L (7, 7) OBP: 0.384, SLG: 0.535 OBP: 0.357, SLG: 0.449		0-0 G4-6-3 1B	0-0 FC3-2 1B		0-0 L9			0-0 1-3 1B	0-0 1B	4 1 2 0 0 0 3 1 0 1 0 0 0 0	
George Hendrick, R (1, 8) OBP: 0.363, SLG: 0.538		0-0 G4-6-3 1B	0-0 1-3 2-H 1B			0-0 E9 4-3 2B		0-0 G3	0-0 F8	5 1 2 2 0 0 3	
Terry Kennedy, L (1, 7) John Littlefield, R (7, 1) OBP: 0.308, SLG: 0.378 OBP: 0.300, SLG: 0.367		0-0 G4-6-3		0-3 K		0-0 4-3		0-0 1-3		4 0 0 0 0 1 4 0 0 0 0 0 0 0	
Ken Reitz, R (1, 5) Mike Ramsey, S (6, 5) OBP: 0.296, SLG: 0.370 OBP: 0.300, SLG: 0.367		0-0 1B		0-0 4-3 2B		0-0 1B 2B		0-0 G4-6-3 1B		3 1 3 2 0 0 0 1 0 1 0 0 0 0	AB 40 R 5 H 15 RBI 5 BB 1 SO 3 LOB 20
Mike Phillips, L (1, 6) OBP: 0.258, SLG: 0.244		0-0 FC6-4 1B		0-0 4-3		0-0 1B		0-0 G4-6-3		4 0 2 1 0 0 2	
Silvio Martinez, R (1, 1) John Urea, R (3, 1) Tony Scott, S (6, PH) Jim Kaat, L (6, 1) Steve Swisher, R (7, 2) OBP: 0.161, SLG: 0.103 OBP: 0.125, SLG: 0.125 OBP: 0.298, SLG: 0.289 OBP: 0.156, SLG: 0.133 OBP: 0.167, SLG: 0.118		0-0 FC6-4		0-3 K		0-0 F8		0-0 4-3		1 0 0 0 0 0 2 1 0 0 0 0 1 1 1 0 0 0 0 0 1 0 0 0 0 0 0 0 1 0 0 0 0 0 0	
Inning Stats	R: 0 H: 0 E: 0 LOB: 0 K: 0 BB: 0 S: 3 P: 3	R: 1 H: 4 E: 0 LOB: 2 K: 0 BB: 0 S: 6 P: 6	R: 1 H: 3 E: 0 LOB: 2 K: 1 BB: 0 S: 7 P: 7	R: 0 H: 1 E: 0 LOB: 1 K: 2 BB: 0 S: 8 P: 8	R: 0 H: 0 E: 0 LOB: 1 K: 0 BB: 1 S: 3 P: 7	R: 2 H: 2 E: 1 LOB: 1 K: 0 BB: 0 S: 6 P: 6	R: 1 H: 2 E: 0 LOB: 1 K: 0 BB: 0 S: 5 P: 5	R: 0 H: 1 E: 0 LOB: 0 K: 0 BB: 0 S: 3 P: 3	R: 0 H: 2 E: 0 LOB: 2 K: 0 BB: 0 S: 5 P: 5	1B: 13 SF: 0 2B: 2 SAC: 0 3B: 0 DP: 2 HR: 0 HBP: 0	WP: 0 PA: 41 PB: 0 SB: 0 CS: 0
PITCHER Tommy Boggs, R (1, 1) ERA: 3.68 Rick Camp, R (7, 1) ERA: 2.14	IP WLS BF H R ER SO BB IBB HBP BLK WP HR S P ERA WHIP	6.1 W 31 12 5 4 3 1 0 0 0 0 0 0 36 40 5.68 2.053	2.2 10 3 0 0 0 0 0 0 0 0 0 0 10 10 0.00 1.125								

St. Louis Cardinals @ Atlanta Braves
Atlanta-Fulton County Stadium, Atlanta, GA

Sun Aug 24 1980, 7:05 PM EDT
Att: 12,512 - Cloudy

livebaseballscorecards.com



Batter	1	2	3	4	5	6	7	8	9	AB	R	H	RBI	BB	SO	LOB
Jerry Royster, R OBP: 0.309, SLG: 0.298 (1, 7) (9, 5)	0-0 6-3		1-0 BB 5-3		0-0 2-H 1B		0-0 FC6-4-5			4	1	1	1	1	0	3
Rafael Ramirez, R OBP: 0.304, SLG: 0.456 (1, 6)	0-0 2B		0-0 1B 1-3 1B	0-0 2B 1B	0-3 K2-3		0-0 3-H F7			5	2	3	0	0	1	3
Gary Matthews, R OBP: 0.312, SLG: 0.405 (1, 9)	0-0 F9		0-0 1B 1-2 FC5-2 3-H	0-0 1-H 2B		0-0 F9		0-0 5-3		5	0	2	2	0	0	1
Bob Horner, R OBP: 0.305, SLG: 0.543 Mike Lum, L OBP: 0.349, SLG: 0.246 (1, 5) (9, 7)	0-0 F7		0-0 1B 1-3 2-H 2B	0-0 4-3 2-3		0-0 FC3-6 1B		0-0 6-3		5	1	2	1	0	0	2
Chris Chambliss, L OBP: 0.337, SLG: 0.424 (1, 3)		0-0 2B 3B	4-0 1B FC5-2 BB	0-3 K		0-0 FC3-6 1-2f		0-0 4-3		4	2	1	0	1	1	2
Dale Murphy, R OBP: 0.357, SLG: 0.500 (1, 8)		0-0 5-3	0-0 1B 1-2 2-3 3-H	0-3 K		0-3 K				4	1	0	0	0	2	6
Glenn Hubbard, R OBP: 0.322, SLG: 0.425 (1, 4)		0-0 1B 3-H 2B	0-0 1B 1-2 2-3 3-H		4-0 E 9-2 BB		0-0 P4			3	2	2	2	1	0	0
Bruce Benedict, R OBP: 0.316, SLG: 0.332 (1, 2)		0-0 1B 2-H 1B	0-0 1B 1-3 2-H 3-H		0-0 E9 1B 1-3		0-0 2B FC6-4-5 1B			4	1	4	3	0	0	0
Tommy Boggs, R OBP: 0.178, SLG: 0.182 Rick Camp, R OBP: 0.200, SLG: 0.400 (1, 1) (7, 1)		0-0 G3-6-4 1-2f	0-0 1B 3-H		0-0 9-2		0-0 1-3 2B			3	0	1	1	0	0	3
										1	0	1	0	0	0	0

Inning Stats	R: 0	H: 1	E: 0	LOB: 1	K: 0	BB: 0	S: 4	P: 4	R: 2	H: 3	E: 0	LOB: 0	K: 0	BB: 0	S: 5	P: 5	R: 6	H: 6	E: 0	LOB: 1	K: 0	BB: 2	S: 8	P: 16	R: 1	H: 2	E: 0	LOB: 1	K: 2	BB: 0	S: 9	P: 9	R: 1	H: 2	E: 1	LOB: 1	K: 1	BB: 1	S: 6	P: 10	R: 0	H: 1	E: 0	LOB: 1	K: 1	BB: 0	S: 6	P: 6	R: 0	H: 2	E: 0	LOB: 2	K: 0	BB: 0	S: 5	P: 5	R: 0	H: 0	E: 0	LOB: 0	K: 0	BB: 0	S: 3	P: 3
--------------	------	------	------	--------	------	-------	------	------	------	------	------	--------	------	-------	------	------	------	------	------	--------	------	-------	------	-------	------	------	------	--------	------	-------	------	------	------	------	------	--------	------	-------	------	-------	------	------	------	--------	------	-------	------	------	------	------	------	--------	------	-------	------	------	------	------	------	--------	------	-------	------	------

PITCHER	IP	WLS	BF	H	R	ER	SO	BB	IBB	HBP	BLK	WP	HR	S	P	ERA	WHIP
Silvio Martinez, R ERA: 4.69 (1, 1)	2.0	L	13	7	6	6	0	1	0	0	0	0	0	12	16	27.00	4.000
John Urrea, R ERA: 3.99 (3, 1)	3.0		16	7	4	3	3	2	0	0	0	0	0	20	28	9.00	3.000
Jim Kaat, L ERA: 3.54 (6, 1)	1.0		4	1	0	0	1	0	0	0	0	0	0	6	6	0.00	1.000
John Littlefield, R ERA: 2.88 (7, 1)	2.0		8	2	0	0	0	0	0	0	0	0	0	8	8	0.00	1.000

BOTTOM

St. Louis Cardinals @ Atlanta Braves
Atlanta-Fulton County Stadium, Atlanta, GA


Sun Aug 24 1980, 7:05 PM EDT
Att: 12,512 - Cloudy

livebaseballscorecards.com

AB	38
R	10
H	17
RBI	10
BB	3
SO	4
LOB	20

Braves

WP: 0	PA: 41
PB: 0	
SB: 1	
CS: 0	

Batter	1	2	3	4	5	6	7	8	9	AB R H RBI BB SO LOB	TOP											
Jerry Royster, R OBP: 0.304, SLG: 0.292 (1, 7)	0-0 6-3		0-0 F7			0-0 4-3	0-0 E7 2B		0-0 F7	5 1 0 0 0 0 0	Atlanta Braves @ Pittsburgh Pirates Three Rivers Stadium, Pittsburgh, PA Mon Aug 25 1980, 7:05 PM EDT Att: 15,657 - Unknown AB 37 R 8 H 10 RBI 8 BB 2 SO 9 LOB 7 											
Rafael Ramirez, R OBP: 0.297, SLG: 0.452 (1, 6)	0-0 1B 2B 2B		0-0 5-3			0-0 P4	0-0 5-3		0-3 K	5 1 1 0 0 1 1												
Gary Matthews, R OBP: 0.315, SLG: 0.410 (1, 9)	0-0 2-3 2B 1B		0-0 5-3			0-0 1B 1B	0-0 3-H 2B		0-3 K	5 2 3 1 0 1 0												
Bob Homer, R OBP: 0.304, SLG: 0.539 Gary Cooper, S (1, 5) (7, 7)	0-3 K 1-2			0-0 F9		0-0 1-H HR 1B	0-0 5-3			4 1 1 1 0 1 3 0 0 0 0 0 0 0												
Chris Chambliss, L OBP: 0.338, SLG: 0.430 (1, 3)	4-0 2B BB			0-3 K		0-0 1-H HR		0-0 4-3		3 2 1 2 1 1 0												
Dale Murphy, R OBP: 0.358, SLG: 0.509 (1, 8)	0-0 1-H 2-H 3-H 2B			0-0 P5		0-0 HR		0-3 K		4 1 2 4 0 1 0												
Glenn Hubbard, R OBP: 0.324, SLG: 0.424 (1, 4)		0-0 F2			0-3 K	0-0 1B		4-0 1B BB		3 0 1 0 1 1 0												
Bill Nahorodny, R OBP: 0.305, SLG: 0.444 Bruce Benedict, R OBP: 0.319, SLG: 0.335 (1, 2) (6, 2)		0-0 F7			0-3 K	0-0 F7		0-0 FC6-4 1B		3 0 0 0 0 1 1 1 0 1 0 0 0 0												
Larry McWilliams, L OBP: 0.224, SLG: 0.156 Preston Hanna, R OBP: 0.167, SLG: 0.333 Larry Bradford, R (1, 1) (4, 1) (9, 1)		0-3 K			0-0 F7		0-3 K	0-0 FC6-4 1-2f		1 0 0 0 0 1 0 3 0 0 0 0 1 2 0 0 0 0 0 0 0												
Inning Stats	R: 3 E: 0 K: 1 S: 7	H: 3 LOB: 1 BB: 1 P: 11	R: 0 E: 0 K: 1 S: 5	H: 0 LOB: 0 BB: 0 P: 5	R: 0 E: 0 K: 0 S: 3	H: 0 LOB: 0 BB: 0 P: 3	R: 0 E: 0 K: 1 S: 5	H: 0 LOB: 0 BB: 0 P: 5	R: 0 E: 0 K: 2 S: 7	H: 0 LOB: 0 BB: 0 P: 7		R: 4 E: 0 K: 0 S: 8	H: 5 LOB: 1 BB: 0 P: 8	R: 1 E: 1 K: 1 S: 7	H: 1 LOB: 1 BB: 0 P: 7	R: 0 E: 0 K: 1 S: 6	H: 1 LOB: 2 BB: 1 P: 10	R: 0 E: 0 K: 2 S: 7	H: 0 LOB: 0 BB: 0 P: 7	1B: 5 2B: 3 3B: 0 HR: 2	SF: 0 SAC: 0 DP: 0 HBP: 0	WP: 0 PB: 0 SB: 2 CS: 0
PITCHER	IP WLS BF H R ER SO BB IBB HBP BLK WP HR S P ERA WHIP																					
Jim Bibby, R ERA: 3.17 (1, 1)	5.2 L 25 8 7 7 5 1 0 0 0 0 2 34 38 11.12 1.588																					
Eddie Solomon, R ERA: 2.93 (6, 1)	1.1 6 1 1 0 1 0 0 0 0 0 0 8 8 0.00 0.750																					
Enrique Romo, R ERA: 3.35 (8, 1)	2.0 8 1 0 0 3 1 0 0 0 0 0 13 17 0.00 1.000																					

livebaseballscorecards.com

BOTTOM

Atlanta Braves @ Pittsburgh Pirates
Three Rivers Stadium, Pittsburgh, PA

Mon Aug 25 1980, 7:05 PM EDT
Att. 15,657 - Unknown

livebaseballscorecards.com

AB	32
R	6
H	10
RBI	6
BB	4
SO	4
LOB	11



WP:	1	PA:	37
PB:	0		
SB:	1		
CS:	1		

AB R H RBI BB SO LOB


5	0	1	1	0	0	1
4	0	1	0	0	0	0
4	1	1	1	0	0	1
3	2	2	0	1	0	0
1	0	0	0	1	0	1
2	0	0	0	0	1	1
3	1	3	2	0	0	0
4	0	0	0	0	1	4
2	0	0	0	1	1	0
1	0	0	0	0	0	1
2	1	1	1	0	1	2
0	0	0	0	0	0	0
0	0	0	0	1	0	0
0	0	0	0	0	0	0
1	1	1	1	0	0	0

Batter	1	2	3	4	5	6	7	8	9
Omar Moreno, L (1, 8) OBP: 0.310, SLG: 0.333	0-0 1-3 		0-0 1-3 		0-0 4-3 		0-0 G4-6-3 		0-0 1B
Tim Foli, R (1, 6) OBP: 0.319, SLG: 0.362	0-0 F7 		0-0 F3 		0-0 1B 			0-0 G3 	
Dave Parker, L (1, 9) OBP: 0.334, SLG: 0.456	0-0 F2 			0-0 HR 		0-0 F2 		0-0 F5 	
Bill Robinson, R (1, 3) OBP: 0.308, SLG: 0.469		0-0 SF9 		0-0 1B 		0-0 5-3 		4-0 BB 	
Bill Madlock, R (1, 5) OBP: 0.333, SLG: 0.369		0-0 1-3 		4-0 1B 		0-0 F8 		0-3 BB 	
Dale Berra, R (6, 5) OBP: 0.282, SLG: 0.372			2-3 	1-2 FC6-2 					
Lee Lacy, R (1, 7) OBP: 0.413, SLG: 0.529		0-0 SF9 		0-0 1B 		0-0 2B 			0-0 S
Phil Garner, R (1, 4) OBP: 0.317, SLG: 0.360		0-0 F9 		0-0 FC6-2 		0-0 1-3 			0-3 K
Steve Nicosia, R (1, 2) OBP: 0.287, SLG: 0.273			0-3 K 	4-0 BB 			0-0 6-3 		0-0 F7
Ed Ott, L (9, PH) OBP: 0.324, SLG: 0.379				1-2 2-3 					
Jim Bibby, R (1, 1) OBP: 0.217, SLG: 0.226			0-0 HR 		0-3 K 				0-0 1B
Eddie Solomon, R (6, 1) OBP: 0.226, SLG: 0.290									2-H 2B
John Milner, L (7, PH) OBP: 0.379, SLG: 0.379									
Enrique Romo, R (8, 1) OBP: 0.556, SLG: 0.500									
Mike Easler, L (9, PH) OBP: 0.410, SLG: 0.620									

Inning Stats	R: 0	H: 0	E: 0	K: 0	S: 3	R: 1	H: 1	E: 0	K: 0	S: 4	R: 1	H: 1	E: 0	K: 1	S: 6	R: 2	H: 3	E: 0	K: 1	S: 7	R: 0	H: 1	E: 0	K: 0	S: 3	R: 0	H: 1	E: 0	K: 0	S: 4	R: 0	H: 0	E: 0	K: 0	S: 2	R: 0	H: 0	E: 0	K: 1	S: 5	R: 2	H: 3	E: 0	K: 1	S: 7	1B: 5	SF: 1	2B: 3	3B: 0	HR: 2			
	0	0	0	0	3	1	1	0	0	4	1	1	0	1	6	2	3	0	2	7	0	1	0	0	3	0	0	1	1	0	0	4	0	0	6	0	0	0	0	7	3	1	0	0	2	1	1	1	0	0	0	0	0

PITCHER	IP	WLS	BF	H	R	ER	SO	BB	IBB	HBP	BLK	WP	HR	S	P	ERA	WHIP
Larry McWilliams, L (1, 1) ERA: 4.75	3.0		15	5	4	4	1	1	0	0	0	0	2	16	20	12.00	2.000
Preston Hanna, R (4, 1) ERA: 3.62	5.2	W	21	4	2	2	3	3	0	0	0	1	0	24	36	3.18	1.235
Larry Bradford, L (9, 1) ERA: 3.07	0.1	S	1	1	0	0	0	0	0	0	0	0	0	1	1	0.00	3.000

WP:	PA:	ERA	WHIP
1	37		

Batter	1	2	3	4	5	6	7	8	9	10	AB	R	H	RBI	BB	SO	LOB	TOP		
Jerry Royster, R OBP: 0.303, SLG: 0.291 (1, 7) X (10, 5)	0-0 G3		0-0 CS 1B		0-3 K		0-0 6-3		0-0 6-3	0-0 6-3	5	0	1	0	0	1	0	Atlanta Braves @ Pittsburgh Pirates Three Rivers Stadium, Pittsburgh, PA Tue Aug 26 1980, 7:05 PM EDT Att. 14,695 - Unknown 		
Rafael Ramirez, R OBP: 0.304, SLG: 0.449 (1, 6) X (10, 5)	0-0 F9		0-0 1-3		0-0 F8		0-0 S 1B		0-0 HR 1B	0-0 HR 1B	5	1	2	0	0	0	1			
Gary Matthews, R OBP: 0.320, SLG: 0.427 (1, 9) X (10, 5)	0-0 1B		0-0 HR		0-0 1B		0-0 5-3		0-0 HR	0-0 HR	5	2	4	3	0	0	1			
Bob Horner, R OBP: 0.300, SLG: 0.531 Gary Cooper, S (1, 5) X (10, 7)	0-0 5-3		0-0 F9		0-0 F9		0-0 4-3		0-0 1-3	0-0 1-3	5	0	0	0	0	0	2			
Chris Chambliss, L OBP: 0.337, SLG: 0.427 (1, 3) X (10, 7)		0-0 F9		0-0 FC5-4 1B		0-0 P5		0-0 F1		0-3 K	5	0	1	0	0	1	0			
Dale Murphy, R OBP: 0.355, SLG: 0.505 (1, 8) X (10, 7)		0-0 F7		0-0 FC5-4 E S 1-2f		0-0 6-3		0-0 F9			4	0	0	0	0	0	1			
Glenn Hubbard, R OBP: 0.327, SLG: 0.425 (1, 4) X (10, 7)		0-0 3B 1B		0-0 F9		0-0 FC5-4 1B		0-0 F8			4	1	2	0	0	0	1			
Bruce Benedict, R OBP: 0.321, SLG: 0.343 (1, 2) X (10, 7)		0-0 1-H 3B		4-0 BB BB BB BB		0-0 FC5-4		0-0 F8			3	0	1	1	1	0	1			
Phil Niekro, R OBP: 0.141, SLG: 0.171 Rick Camp, R OBP: 0.200, SLG: 0.400 Larry Bradford, R (8, 1) Biff Pocoroba, S OBP: 0.392, SLG: 0.387 Gene Garber, R OBP: 1.000, SLG: 1.000 (9, 1) X (10, 7)	0-0 4-3		0-0 F2		0-0 F8		0-0 F8		0-0 F9		3	0	0	0	0	0	3			
Inning Stats	R: 0 E: 0 K: 0 S: 4	H: 1 LOB: 1 BB: 0 P: 4	R: 1 E: 0 K: 0 S: 5	H: 2 LOB: 1 BB: 0 P: 5	R: 1 E: 0 K: 0 S: 4	H: 2 LOB: 0 BB: 0 P: 4	R: 0 E: 0 K: 1 S: 6	H: 1 LOB: 1 BB: 0 P: 6	R: 0 E: 0 K: 0 S: 4	H: 1 LOB: 1 BB: 0 P: 4	R: 0 E: 0 K: 0 S: 3	H: 0 LOB: 0 BB: 0 P: 3	R: 0 E: 0 K: 0 S: 3	H: 0 LOB: 0 BB: 0 P: 3	R: 2 E: 0 K: 1 S: 7	H: 2 LOB: 0 BB: 0 P: 7	1B: 8 2B: 0 3B: 1 HR: 2		SF: 0 SAC: 0 DP: 0 HBP: 0	WP: 0 PB: 0 SB: 2 CS: 1
PITCHER Bert Blyleven, R ERA: 3.83 Kent Tekulve, R ERA: 2.78	IP 8.0	WLS L	BF 8	H 2	R 2	ER 2	SO 1	BB 0	IBB 0	HBP 0	BLK 0	WP 0	HR 1	S 34	P 38	ERA 2.25	WHIP 1.250			

livebaseballscores.com

Atlanta Braves @ Pittsburgh Pirates
 Three Rivers Stadium, Pittsburgh, PA

Wed Aug 27 1980, 7:05 PM EDT
 Att: 12,363 - Unknown

livebaseballscorecards.com

AB	33
R	7
H	9
RBI	7
BB	5
SO	4
LOB	17



Batter	1	2	3	4	5	6	7	8	9	AB	R	H	RBI	BB	SO	LOB
Jerry Royster, R OBP: 0.302, SLG: 0.290 (1, 7) (7, 5)	0-0 P3		0-0 F9		0-0 SH1-4		0-0 FC1-6 1B	0-0 6-3		4	0	1	0	0	0	1
Rafael Ramirez, R OBP: 0.317, SLG: 0.450 Luis Gomez, R OBP: 0.246, SLG: 0.220 (1, 6) (5, 6)	0-0 F9		0-0 1B		1-0 FC5 HR HBP		0-0 FC1-6 1B 2B		0-0 FC6-4 1B	2	1	1	1	0	0	0
Gary Matthews, R OBP: 0.321, SLG: 0.426 (1, 9) BBB	4-0 BB		0-0 P4		0-0 FC5 HR		0-0 2B 1B		0-0 FC6-4 FC4-6	4	2	1	0	1	0	4
Bob Homer, R OBP: 0.305, SLG: 0.544 Gary Cooper, S (1, 5) (7, PR) (7, 7)	0-3 K				4-0 1B BB		0-0 HR		0-0 FC4-6 CS	3	2	2	5	1	1	1
Chris Chambliss, L OBP: 0.334, SLG: 0.424 (1, 3)		0-0 3-1		0-0 F9		0-0 F8		0-0 F7		0-0 CS	4	0	0	0	0	2
Dale Murphy, R OBP: 0.356, SLG: 0.503 (1, 8) SS		0-3 K		0-0 1B 1B		0-0 6-3		4-0 IBB			3	0	1	0	1	0
Glenn Hubbard, R OBP: 0.329, SLG: 0.424 (1, 4)		0-0 F9		0-0 G1-6-3 1B		4-0 BB		0-0 F9			3	0	1	1	1	2
Bruce Benedict, R OBP: 0.320, SLG: 0.345 (1, 2)			0-0 WP 1B 2B		0-0 G1-6-3		0-0 P6		0-0 F7	4	1	1	0	0	0	3
Rick Matula, R OBP: 0.140, SLG: 0.122 Larry Bradford, R (1, 1) (8, 1)		0-3 K		4-0 FC5 SH1-4 BB		0-0 6-3		0-3 K			3	0	0	0	1	2
Rick Camp, R OBP: 0.200, SLG: 0.400 Al Hrabosky, R (8, 1) (9, 1)			2-3 K								0	0	0	0	0	0

Inning Stats	R: 0	H: 0	E: 0	K: 1	S: 5	R: 0	H: 0	E: 0	K: 1	S: 5	R: 1	H: 2	E: 0	K: 1	S: 7	R: 1	H: 2	E: 0	K: 0	S: 4	R: 3	H: 1	E: 0	K: 0	S: 4	R: 0	H: 0	E: 0	K: 0	S: 3	R: 2	H: 3	E: 0	K: 0	S: 6	R: 0	H: 0	E: 0	K: 1	S: 5	R: 0	H: 1	E: 0	K: 0	S: 3	1B: 6	2B: 2	3B: 0	HR: 1	SF: 0	SAC: 1	DP: 1	HBP: 1	WP: 1	PB: 0	SB: 0	CS: 1	PA: 41
--------------	------	------	------	------	------	------	------	------	------	------	------	------	------	------	------	------	------	------	------	------	------	------	------	------	------	------	------	------	------	------	------	------	------	------	------	------	------	------	------	------	------	------	------	------	------	-------	-------	-------	-------	-------	--------	-------	--------	-------	-------	-------	-------	--------

PITCHER	IP	WLS	BF	H	R	ER	SO	BB	IBB	HBP	BLK	WP	HR	S	P	ERA	WHIP
Don Robinson, R ERA: 4.07 (1, 1)	7.0	L	34	8	7	7	3	4	1	1	0	1	1	34	55	9.00	1.714
Eddie Solomon, R ERA: 2.9 (8, 1)	1.0		3	0	0	0	1	0	0	0	0	0	0	5	5	0.00	0.000
Kent Tekulve, R ERA: 2.74 (9, 1)	1.0		3	1	0	0	0	0	0	0	0	0	0	3	3	0.00	1.000

Batter	1	2	3	4	5	6	7	8	9	AB	R	H	RBI	BB	SO	LOB
Omar Moreno, L (1, 8) OBP: 0.310, SLG: 0.333	0-0 4-3		0-0 4-3			0-0 4-3		0-0 HR	4-0 BB BB	4	1	1	1	1	0	2
Tim Foli, R (1, 6) OBP: 0.314, SLG: 0.355	0-0 5-3		0-3 K			0-0 5-3		0-0 HR	0-0 F7	3	0	0	0	0	1	2
Dale Berra, R (8, 6) OBP: 0.286, SLG: 0.392										1	1	1	2	0	0	0
Dave Parker, L (9, PH) OBP: 0.333, SLG: 0.454										1	0	0	0	0	0	2
Mike Easler, L (1, 9) OBP: 0.403, SLG: 0.606	0-0 F8					0-0 1-3		0-0 F1		4	0	0	0	0	1	0
Bill Madlock, R (1, 5) OBP: 0.333, SLG: 0.369		0-0 F6				0-0 1B FC6-4		0-0 1B		3	1	1	0	0	0	0
Eddie Solomon, R (8, 1) OBP: 0.226, SLG: 0.290										0	0	0	0	0	0	0
Bill Robinson, R (8, PH) OBP: 0.311, SLG: 0.471										1	0	1	0	0	0	0
Bert Blyleven, R (8, PR) OBP: 0.080, SLG: 0.061										0	0	0	0	0	0	0
Kent Tekulve, R (9, 1)										0	0	0	0	0	0	0
John Milner, L (1, 3) OBP: 0.379, SLG: 0.379		0-0 3-1				0-0 2B FC6-4		0-0 1B		4	0	2	0	0	0	0
Lee Lacy, R (1, 7) OBP: 0.413, SLG: 0.524						0-0 1B		0-0 1B		4	0	1	1	0	0	3
Ed Ott, L (1, 2) OBP: 0.325, SLG: 0.375			4-0 BB			0-0 CS		0-0 F5		3	0	0	0	1	0	1
Phil Garner, R (1, 4) OBP: 0.316, SLG: 0.357						0-0 1-2 BB		0-0 5-3		3	0	1	0	1	0	0
Don Robinson, R (1, 1) OBP: 0.366, SLG: 0.512										2	0	0	0	0	2	2
Kurt Bevacqua, R (8, 5) OBP: 0.341, SLG: 0.363			0-3 K			0-3 K		0-0 FC5-4	4-0 BB BB	1	1	0	0	1	0	1

Inning Stats	R: 0	H: 0	E: 0	LOB: 0	K: 0	BB: 0	S: 3	P: 3	R: 0	H: 0	E: 0	LOB: 0	K: 0	BB: 0	S: 3	P: 3	R: 0	H: 0	E: 0	LOB: 0	K: 1	BB: 2	S: 7	P: 15	R: 1	H: 2	E: 0	LOB: 0	K: 1	BB: 0	S: 6	P: 6	R: 0	H: 0	E: 0	LOB: 0	K: 1	BB: 0	S: 5	P: 5	R: 0	H: 0	E: 0	LOB: 0	K: 0	BB: 0	S: 3	P: 3	R: 0	H: 1	E: 0	LOB: 1	K: 0	BB: 0	S: 4	P: 4	R: 3	H: 5	E: 0	LOB: 2	K: 0	BB: 0	S: 8	P: 8	R: 0	H: 0	E: 0	LOB: 2	K: 0	BB: 2	S: 3	P: 11	1B: 5	SF: 0	2B: 2	SAC: 0	3B: 0	DP: 0	HR: 1	HBP: 0	WP: 0	PA: 39
--------------	------	------	------	--------	------	-------	------	------	------	------	------	--------	------	-------	------	------	------	------	------	--------	------	-------	------	-------	------	------	------	--------	------	-------	------	------	------	------	------	--------	------	-------	------	------	------	------	------	--------	------	-------	------	------	------	------	------	--------	------	-------	------	------	------	------	------	--------	------	-------	------	------	------	------	------	--------	------	-------	------	-------	-------	-------	-------	--------	-------	-------	-------	--------	-------	--------

PITCHER	IP	WLS	BF	H	R	ER	SO	BB	IBB	HBP	BLK	WP	HR	S	P	ERA	WHIP
Rick Matula, R (1, 1) ERA: 4.83	7.1	W	29	6	4	4	4	2	0	0	0	0	1	35	43	4.91	1.091
Larry Bradford, L (8, 1) ERA: 3.02	0.1		3	2	0	0	0	0	0	0	0	0	0	3	3	0.00	6.000
Rick Camp, R (8, 1) ERA: 2.09	1.0		5	0	0	0	0	2	0	0	0	0	0	3	11	0.00	2.000
Al Hrabosky, L (9, 1) ERA: 3.95	0.1	S	1	0	0	0	0	0	0	0	0	0	0	1	1	0.00	0.000

BOTTOM

Atlanta Braves @ Pittsburgh Pirates
Three Rivers Stadium, Pittsburgh, PA

Wed Aug 27 1980, 7:05 PM EDT
Att. 12,363 - Unknown

livebaseballscorecards.com

AB	34
R	4
H	8
RBI	4
BB	4
SO	4
LOB	13



Batter	1	2	3	4	5	6	7	8	9	AB R H RBI BB SO LOB	TOP											
Jerry Royster, R (1, 7) OBP: 0.304, SLG: 0.303	0-0 6-3			0-0 G6-4-3 1B		0-0 P6		0-0 HR		4 1 2 1 0 0 0	Atlanta Braves @ St. Louis Cardinals Busch Stadium, St. Louis, MO Thu Aug 28 1980, 7:05 PM CDT Att. 7,203 - Unknown											
Glenn Hubbard, R (1, 4) OBP: 0.328, SLG: 0.422	0-0 5-3			0-0 G6-4-3 1-2f		0-0 FC6-4 1B		0-0 F9		4 0 1 0 0 0 1												
Gary Matthews, R (1, 9) OBP: 0.321, SLG: 0.425	0-3 K			0-0 1B		0-0 FC6-4 1-2f		0-0 5-3		3 0 1 0 0 1 1												
Gene Garber, R (6, 1) OBP: 1.000, SLG: 1.000										0 0 0 0 0 0 0												
Jeff Burroughs, R (8, PH) OBP: 0.338, SLG: 0.429										1 0 0 0 0 0 0												
Larry Bradford, R (8, 1)										0 0 0 0 0 0 0												
Bob Homer, R (1, 5) OBP: 0.302, SLG: 0.538		0-0 P4		0-0 L7		0-0 E6 FC3-6 1-2		0-0 4-3		4 0 0 0 0 0 2												
Chris Chambliss, L (1, 3) OBP: 0.337, SLG: 0.427		4-0 BB			0-0 6-3 2B	0-0 FC3-6 1-2f		0-0 G3		1 0 1 0 1 0 0												
Mike Lum, L (5, PR) OBP: 0.341, SLG: 0.239										2 0 0 0 0 0 2												
Dale Murphy, R (1, 8) OBP: 0.354, SLG: 0.500		0-0 G6-4-3 1-2f			0-0 F7		0-3 K	0-0 F7		3 0 0 0 0 1 2												
Bill Nahorodny, R (7, 2) OBP: 0.303, SLG: 0.441										1 0 0 0 0 0 0												
Bruce Benedict, R (1, 2) OBP: 0.317, SLG: 0.341			0-0 6-3		0-0 6-3 2-3		0-0 6-3			3 0 0 0 0 0 1												
Gary Cooper, S (7, 8)										0 0 0 0 0 0 0												
Luis Gomez, R (1, 6) OBP: 0.243, SLG: 0.217			0-0 6-3		0-0 F9		0-0 6-3			3 0 0 0 0 0 2												
Doyle Alexander, R (1, 1) OBP: 0.194, SLG: 0.200			0-0 6-3			0-0 HR		0-3 K		0 0 0 0 0 0 0												
Al Hrabosky, R (2, 1)										1 0 0 0 0 0 0												
Biff Pocoroba, S (6, PH) OBP: 0.400, SLG: 0.444										1 1 1 1 0 0 0												
Charlie Spikes, R (6, 9) OBP: 0.343, SLG: 0.333										1 0 0 0 0 1 0												
Inning Stats	R: 0 E: 0 K: 1 S: 5	H: 0 LOB: 0 BB: 0 P: 5	R: 0 E: 0 K: 0 S: 2	H: 0 LOB: 0 BB: 1 P: 6	R: 0 E: 0 K: 0 S: 3	H: 0 LOB: 0 BB: 0 P: 3	R: 0 E: 0 K: 0 S: 4	H: 2 LOB: 1 BB: 0 P: 4	R: 0 E: 0 K: 0 S: 4	H: 1 LOB: 2 BB: 0 P: 4	R: 1 E: 1 K: 0 S: 6	H: 2 LOB: 2 BB: 0 P: 6	R: 0 E: 0 K: 1 S: 5	H: 0 LOB: 0 BB: 0 P: 5	R: 1 E: 0 K: 1 S: 6	H: 1 LOB: 0 BB: 0 P: 6	R: 0 E: 0 K: 0 S: 3	H: 0 LOB: 0 BB: 0 P: 3	1B: 3 2B: 1 3B: 0 HR: 2	SF: 0 SAC: 0 DP: 2 HBP: 0	WP: 0 PB: 0 SB: 0 CS: 0	PA: 33
PITCHER Bob Forsch, R (1, 1) ERA: 3.47	IP: 9.0 WLS: W BF: 33 H: 6 R: 2 ER: 2 SO: 3 BB: 1 IBB: 0 HBP: 0 BLK: 0 WP: 0 HR: 2 S: 38 P: 42 ERA: 2.00 WHIP: 0.778											PITCHER	IP: WLS: BF: H: R: ER: SO: BB: IBB: HBP: BLK: WP: HR: S: P: ERA: WHIP:									

livebaseballscorecards.com

AB	32
R	2
H	6
RBI	2
BB	1
SO	3
LOB	11



Batter	1	2	3	4	5	6	7	8	9	AB	R	H	RBI	BB	SO	LOB
Ken Oberkfell, L OBP: 0.387, SLG: 0.433 (1, 4)	0-0 FC4-6 1B	0-0 FC4-6 1B	0-0 F8		0-0 F7		0-0 PB 1B			5	0	3	1	0	0	1
Tony Scott, S OBP: 0.292, SLG: 0.284 (1, 8)	0-0 FC4-6 CS 1-2f	0-0 FC4-6 2B 1-2f 2-3 3-H	0-0 FC6-4 1-2f		0-0 F9		0-3 K 1-2 2-3			5	1	0	1	0	1	6
Keith Hernandez, L OBP: 0.404, SLG: 0.492 (1, 3)	4-0 HBP 2B BB 1-2	0-0 2B 1-3 3-H		4-0 2B 1B BB	0-0 F9			0-0 4-3		3	3	1	1	2	0	0
George Hendrick, R OBP: 0.365, SLG: 0.535 (1, 9)	1-0 2B HBP	4-0 2B IBB		0-0 1B 2B		0-3 K		0-0 FC4-6 1B		1	3	1	0	1	0	0
Leon Durham, L OBP: 0.266, SLG: 0.366 (6, PH) (7, 9)										2	0	1	0	0	1	0
Dane Iorg, L OBP: 0.369, SLG: 0.465 (1, 7)	0-0 2B 1-H 2-H	0-0 2B 1-H 2-H 3-H		0-0 WP 1B 2-H 3-H		0-3 K		0-0 FC4-6 1-2f		5	1	3	7	0	1	1
Terry Kennedy, L OBP: 0.305, SLG: 0.374 (1, 2)	0-0 6-3	0-3 K		0-0 6-3 2-3		0-0 6-3		0-0 F7		5	0	0	0	0	1	4
Ken Reitz, R OBP: 0.296, SLG: 0.370 (1, 5)		1B 1B P5		0-0 5-3 3-H			0-0 6-3			4	1	1	0	0	0	1
Mike Phillips, L OBP: 0.296, SLG: 0.283 (1, 6)		0-0 1B 1B FC4-6 1B 1-2	4-0 FC6-4 BB	0-0 1B			0-0 PB 1B 1B			3	1	3	0	1	0	0
Bob Forsch, R OBP: 0.304, SLG: 0.493 (1, 1)		0-0 FC4-6 2B 1B 1-2 2-3	0-3 K	0-0 F9			0-0 F9			4	1	1	0	0	1	3

Inning Stats	R: 2	H: 2	E: 0	K: 0	S: 4	H: 2	LOB: 1	BB: 1	P: 9	R: 6	H: 6	E: 0	K: 1	S: 11	R: 0	H: 0	E: 0	K: 1	S: 5	R: 3	H: 3	E: 0	K: 0	S: 6	R: 0	H: 0	E: 0	K: 2	S: 7	R: 0	H: 2	E: 0	K: 1	S: 7	R: 0	H: 1	E: 0	K: 0	S: 4	1B: 10	SF: 0	3B: 0	HR: 0
--------------	------	------	------	------	------	------	--------	-------	------	------	------	------	------	-------	------	------	------	------	------	------	------	------	------	------	------	------	------	------	------	------	------	------	------	------	------	------	------	------	------	--------	-------	-------	-------

PITCHER	IP	WLS	BF	H	R	ER	SO	BB	IBB	HBP	BLK	WP	HR	S	P	ERA	WHIP
Doyle Alexander, R ERA: 3.86 (1, 1)	1.1	L	12	7	7	7	0	1	0	1	0	0	0	10	15	47.25	6.000
Al Hrabosky, L ERA: 4.4 (2, 1)	3.2		18	4	4	4	2	2	1	0	0	1	0	19	31	9.82	1.636
Gene Garber, R ERA: 3.88 (6, 1)	2.0		8	2	0	0	3	0	0	0	0	0	0	14	14	0.00	1.000
Larry Bradford, L ERA: 2.96 (8, 1)	1.0		4	1	0	0	0	0	0	0	0	0	0	4	4	0.00	1.000

BOTTOM

Atlanta Braves @ St. Louis Cardinals
 Busch Stadium, St. Louis, MO
 Thu Aug 28 1980, 7:05 PM CDT
 Att. 7,203 - Unknown

AB	37
R	11
H	14
RBI	10
BB	4
SO	5
LOB	16

WP: 1 PA: 42
 PB: 1
 SB: 0
 CS: 1



livebaseballscores.com

Batter	1	2	3	4	5	6	7	8	9	AB R H RBI BB SO LOB	TOP									
Jerry Royster, R OBP: 0.301, SLG: 0.299 (1, 7) (9, 5)	0-0 L7		0-0 FC6-4 1-2f		0-0 6-3			0-0 L8		4 0 0 0 0 0 1										
Rafael Ramirez, R OBP: 0.314, SLG: 0.440 Luis Gomez, R OBP: 0.243, SLG: 0.217 (1, 6) (9, 6)	0-0 5-3			0-0 1-3 4-3 1B 1B		0-0 F8		0-0 6-3	4 1 1 0 0 0 0 0 0 0 0 0 0 0											
Gary Matthews, R OBP: 0.320, SLG: 0.430 (1, 9) (9, 7)	0-0 F8			0-0 4-3 1-2		0-0 F9		0-0 HR	4 1 1 1 0 0 1											
Bob Homer, R OBP: 0.301, SLG: 0.534 Gary Cooper, S (1, 5) (9, PR) (9, 7)		0-0 5-3		0-0 1-3 2-3		0-0 F9		0-0 FC4-6 1B	4 0 1 0 0 0 1 0 0 0 0 0 0 0											
Chris Chambliss, L OBP: 0.336, SLG: 0.426 (1, 3)		0-0 G3		0-0 HR 1B		0-3 K		0-0 FC4-6 1-2f	4 1 1 1 0 1 1											
Dale Murphy, R OBP: 0.353, SLG: 0.504 (1, 8)		0-3 K		0-0 HR		0-0 6-3		0-0 F8	4 1 1 2 0 1 1											
Glenn Hubbard, R OBP: 0.325, SLG: 0.418 (1, 4)			0-3 K	0-0 F9		0-0 F7			3 0 0 0 0 1 0											
Bruce Benedict, R OBP: 0.313, SLG: 0.337 (1, 2)			0-0 F8		0-0 6-3		0-0 1-3		3 0 0 0 0 0 0											
Tommy Boggs, R OBP: 0.188, SLG: 0.191 Larry Bradford, R Rick Camp, R OBP: 0.200, SLG: 0.400 (1, 1) (8, 1) (8, 1)			0-0 FC6-4 1B		0-0 5-3		0-0 P4		3 0 1 0 0 0 0 0 0 0 0 0 0 0 0 0 0 0 0 0 0											
Inning Stats	R: 0 E: 0 K: 0 S: 3	H: 0 LOB: 0 BB: 0 P: 3	R: 0 E: 0 K: 1 S: 5	H: 0 LOB: 0 BB: 0 P: 5	R: 0 E: 0 K: 1 S: 6	H: 1 LOB: 1 BB: 0 P: 6	R: 3 E: 0 K: 0 S: 6	H: 3 LOB: 0 BB: 0 P: 6	R: 0 E: 0 K: 0 S: 3	H: 0 LOB: 0 BB: 0 P: 3	R: 0 E: 0 K: 1 S: 5	H: 0 LOB: 0 BB: 0 P: 5	R: 0 E: 0 K: 0 S: 3	H: 0 LOB: 0 BB: 0 P: 3	R: 1 E: 0 K: 0 S: 5	H: 2 LOB: 1 BB: 0 P: 5	1B: 4 2B: 0 3B: 0 HR: 2	SF: 0 SAC: 0 DP: 0 HBP: 0	WP: 0 PB: 0 SB: 1 CS: 0	PA: 33
PITCHER	IP WLS BF H R ER SO BB IBB HBP BLK WP HR S P ERA WHIP																			
Silvio Martinez, R ERA: 4.59 John Littlefield, R ERA: 2.98 Jim Kaat, L ERA: 3.93 (1, 1) (9, 1) (9, 1)	8.0 L 28 4 3 3 3 0 0 0 0 0 1 34 34 3.38 0.500																			
	0.1 3 2 1 1 0 0 0 0 0 0 1 3 3 27.00 6.000																			
	0.2 2 0 0 0 0 0 0 0 0 0 0 2 2 0.00 0.000																			

Atlanta Braves @ St. Louis Cardinals
 Busch Stadium, St. Louis, MO
 Fri Aug 29 1980, 7:05 PM CDT
 Att: 11,551 - Unknown

livebaseballscorecards.com

AB	33
R	4
H	6
RBI	4
BB	0
SO	3
LOB	5



Batter	1	2	3	4	5	6	7	8	9	AB R H RBI BB SO LOB	TOP											
Jerry Royster, R (1, 7) OBP: 0.302, SLG: 0.299	0-0 L4		0-0 1-3		0-0 E6 1B		0-0 BB BB BB BB 4-0 1-2 BB BB		0-0 F8	4 0 1 0 1 0 0												
Rafael Ramirez, R (1, 6) OBP: 0.303, SLG: 0.425	0-0 P6			0-0 E6 CS	0-0 P3		0-0 BB BB BB BB 4-0 1-2 2-3 BB		1-0 HBP	3 0 0 0 0 0 1 0 0 0 0 1 0 0 0 0 0 0 0 0 0 0 0 0 0 0 0 0												
Mike Lum, L (7, PH) OBP: 0.348, SLG: 0.239																						
Luis Gomez, R (7, 6) OBP: 0.243, SLG: 0.217																						
Charlie Spikes, R (9, PH) OBP: 0.361, SLG: 0.333																						
Gary Matthews, R (1, 9) OBP: 0.321, SLG: 0.432	0-0 1B			0-0 F7 1-2		0-0 4-3 2B		0-0 P6	0-3 K	5 0 2 0 0 1 5												
Bob Homer, R (1, 5) OBP: 0.301, SLG: 0.534	0-0 P4			0-0 2B		0-0 L9		0-0 4-3		4 0 1 0 0 0 2												
Chris Chambliss, L (1, 3) OBP: 0.335, SLG: 0.426			0-0 6-3		0-0 G3		0-0 4-3 2-3		0-0 WP 1B 2B	4 1 1 0 0 0 2												
Dale Murphy, R (1, 8) OBP: 0.353, SLG: 0.502			0-3 K			0-0 K		0-0 L8		4 0 1 1 0 2 1												
Glenn Hubbard, R (1, 4) OBP: 0.321, SLG: 0.413			0-0 P6			0-3 K		0-0 F8	0-0 P4	4 0 0 0 0 1 1												
Bill Nahorodny, R (1, 2) OBP: 0.302, SLG: 0.436			0-0 F7		0-0 HR 1B		0-0 F7		0-0 F6	4 1 1 0 0 0 1												
Larry McWilliams, L (1, 1) OBP: 0.220, SLG: 0.152			0-0 5-3		0-0 HR		0-0 BB BB 1B		0-3 K	1 0 0 0 0 0 0 0 0 0 0 0 0 0 1 1 1 2 0 0 0 0 0 0 0 0 0 0 1 0 1 0 0 0 0 0 0 0 0 0 0 0 1 0 0 0 0 0 0												
Gene Garber, R (4, 1) OBP: 1.000, SLG: 1.000																						
Jeff Burroughs, R (5, PH) OBP: 0.340, SLG: 0.442																						
Preston Hanna, R (5, 1) OBP: 0.167, SLG: 0.333																						
Biff Pocoroba, S (7, PH) OBP: 0.478, SLG: 0.453																						
Larry Bradford, R (7, 1)																						
Gary Cooper, S (9, PH)																						
Inning Stats	R: 0 E: 0 K: 0 S: 4	H: 1 LOB: 1 BB: 0 P: 4	R: 0 E: 0 K: 1 S: 5	H: 0 LOB: 0 BB: 0 P: 5	R: 0 E: 0 K: 0 S: 3	H: 0 LOB: 0 BB: 0 P: 3	R: 0 E: 1 K: 0 S: 4	H: 1 LOB: 1 BB: 0 P: 4	R: 2 E: 1 K: 2 S: 10	H: 3 LOB: 1 BB: 0 P: 10	R: 0 E: 0 K: 0 S: 4	H: 1 LOB: 1 BB: 0 P: 4	R: 0 E: 0 K: 0 S: 4	H: 1 LOB: 3 BB: 2 P: 12	R: 1 E: 0 K: 0 S: 5	H: 2 LOB: 1 BB: 0 P: 5	R: 0 E: 0 K: 2 S: 7	H: 0 LOB: 1 BB: 0 P: 8	1B: 5 2B: 3 3B: 0 HR: 1	SF: 0 SAC: 0 DP: 0 HBP: 1	WP: 1 PB: 0 SB: 0 CS: 1	PA: 39
PITCHER	IP WLS BF H R ER SO BB IBB HBP BLK WP HR S P ERA WHIP												PITCHER	IP WLS BF H R ER SO BB IBB HBP BLK WP HR S P ERA WHIP								
Don Hood, L (1, 1) ERA: 2.49	6.0 W 24 6 2 2 3 0 0 0 0 0 1 30 30 3.00 1.000																					
John Urea, R (7, 1) ERA: 3.57	3.0 S 15 3 1 1 2 2 0 1 0 1 0 16 25 3.00 1.667																					

Atlanta Braves @ St. Louis Cardinals
 Busch Stadium, St. Louis, MO
 Sat Aug 30 1980, 7:05 PM CDT
 Att: 19,681 - Unknown

livebaseballscorecards.com

AB	36
R	3
H	9
RBI	3
BB	2
SO	5
LOB	13



Batter	1	2	3	4	5	6	7	8	9	AB R H RBI BB SO LOB	BOTTOM
--------	---	---	---	---	---	---	---	---	---	----------------------	--------

Ken Oberkfell, L <small>(1, 4) OBP: 0.389, SLG: 0.439</small>										3 2 2 0 1 0 1	Atlanta Braves @ St. Louis Cardinals Busch Stadium, St. Louis, MO Sat Aug 30 1980, 7:05 PM CDT Att. 19,681 - Unknown
Tony Scott, S <small>(1, 8) OBP: 0.294, SLG: 0.286</small>										4 0 2 2 0 0 1	
Keith Hernandez, L <small>(1, 3) OBP: 0.406, SLG: 0.490</small> Leon Durham, L <small>(3, PR) OBP: 0.292, SLG: 0.391 (4, 3)</small>										1 0 0 0 0 0 2 2 1 1 1 0 0 1	
Ted Simmons, S <small>(1, 2) OBP: 0.381, SLG: 0.522</small>										4 0 1 1 0 0 1	
George Hendrick, R <small>(1, 9) OBP: 0.363, SLG: 0.533</small>										4 0 1 0 0 0 2	
Dane Iorg, L <small>(1, 7) OBP: 0.374, SLG: 0.474</small>										3 1 1 0 1 0 2	
Ken Reitz, R <small>(1, 5) OBP: 0.297, SLG: 0.369</small>										4 0 2 0 0 0 1	
Mike Ramsey, S <small>(1, 6) OBP: 0.288, SLG: 0.353</small>										4 0 0 0 0 0 4	
Don Hood, L <small>(1, 1) OBP: 0.176, SLG: 0.176</small> John Urrea, R <small>(7, 1) OBP: 0.100, SLG: 0.100</small>										3 1 1 1 0 1 1 1 0 0 0 0 0 0	

Inning Stats	R: 1 E: 0 K: 0 S: 5	H: 2 LOB: 2 BB: 1 P: 9	R: 0 E: 0 K: 1 S: 6	H: 1 LOB: 1 BB: 0 P: 6	R: 0 E: 0 K: 0 S: 3	H: 1 LOB: 2 BB: 0 P: 4	R: 3 E: 0 K: 0 S: 6	H: 4 LOB: 0 BB: 0 P: 6	R: 1 E: 0 K: 0 S: 5	H: 2 LOB: 2 BB: 1 P: 9	R: 0 E: 0 K: 0 S: 4	H: 1 LOB: 1 BB: 0 P: 4	R: 0 E: 0 K: 0 S: 3	H: 0 LOB: 0 BB: 0 P: 3	R: 0 E: 0 K: 0 S: 3	H: 0 LOB: 0 BB: 0 P: 3	1B: 9 2B: 1 3B: 0 HR: 1	SF: 0 SAC: 0 DP: 1 HBP: 1	WP: 0 PB: 0 SB: 0 CS: 1	PA: 37
--------------	------------------------------	---------------------------------	------------------------------	---------------------------------	------------------------------	---------------------------------	------------------------------	---------------------------------	------------------------------	---------------------------------	------------------------------	---------------------------------	------------------------------	---------------------------------	------------------------------	---------------------------------	----------------------------------	------------------------------------	----------------------------------	--------

PITCHER	IP	WLS	BF	H	R	ER	SO	BB	IBB	HBP	BLK	WP	HR	S	P	ERA	WHIP
Larry McWilliams, L <small>(1, 1) ERA: 4.88</small>	3.2	L	19	7	4	4	1	1	0	0	0	0	0	19	24	9.82	2.182
Gene Garber, R <small>(4, 1) ERA: 3.86</small>	0.1		1	1	0	0	0	0	0	0	0	0	0	1	1	0.00	3.000
Preston Hanna, R <small>(5, 1) ERA: 3.65</small>	2.0		10	3	1	1	0	1	0	0	0	0	1	9	13	4.50	2.000
Larry Bradford, L <small>(7, 1) ERA: 2.81</small>	2.0		6	0	0	0	0	0	0	0	0	0	0	6	6	0.00	0.000

livebaseballscores.com

AB	33
R	5
H	11
RBI	5
BB	2
SO	1
LOB	16



Batter	1	2	3	4	5	6	7	8	9	AB R H RBI BB SO LOB	TOP																									
Jerry Royster, R OBP: 0.304, SLG: 0.304 (1, 7) (8, 5)	0-0 3-1		0-0 P4		0-0 2-H 1B		0-0 PB 2B		0-0 F3	5 0 2 1 0 0 1																										
Rafael Ramirez, R OBP: 0.298, SLG: 0.413 (1, 6)	0-0 L6-3 1B		0-0 6-3		0-0 P3		0-0 1-3		0-0 F7	5 0 1 0 0 0 3																										
Gary Matthews, R OBP: 0.322, SLG: 0.430 (1, 9)	0-0 L6-3 1-2			4-0 5-3 S BB		0-0 F3		0-0 2B 1B	0-0 F2	4 1 1 0 1 0 1																										
Bob Homer, R OBP: 0.300, SLG: 0.531 Gary Cooper, S (1, 5) (8, 7)		0-0 P4		0-0 5-3 1-3		0-0 S 2B 1B		0-0 F9		4 1 1 0 0 0 2 0 0 0 0 0 0 0																										
Chris Chambliss, L OBP: 0.336, SLG: 0.431 (1, 3)		0-0 F9		0-0 F8		0-0 1-H 2B		0-0 1-H 2B 2B		4 1 2 2 0 0 1																										
Dale Murphy, R OBP: 0.356, SLG: 0.509 (1, 8)		0-0 HR		0-0 G3		4-0 G4-3 IBB		4-0 2B IBB		2 2 1 1 2 0 1																										
Glenn Hubbard, R OBP: 0.318, SLG: 0.408 (1, 4)		0-0 F7			0-0 P4	0-0 G4-3 1-2		0-0 P4		4 0 0 0 0 0 4																										
Bruce Benedict, R OBP: 0.313, SLG: 0.340 (1, 2)			0-0 F7		0-3 K		0-0 5-3	0-0 1-H 2-H 2B		4 0 1 2 0 1 0																										
Phil Niekro, R OBP: 0.160, SLG: 0.216 (1, 1)			0-0 2B		0-0 1B 2B		0-0 6-3	0-0 4-3		4 1 2 0 0 0 1																										
Inning Stats	R: 0 E: 0 K: 0 S: 3	H: 1 LOB: 0 BB: 0 P: 3	R: 1 E: 0 K: 0 S: 4	H: 1 LOB: 0 BB: 0 P: 4	R: 0 E: 0 K: 0 S: 4	H: 1 LOB: 1 BB: 0 P: 4	R: 0 E: 0 K: 0 S: 3	H: 0 LOB: 1 BB: 1 P: 7	R: 1 E: 0 K: 1 S: 7	H: 2 LOB: 1 BB: 0 P: 7	R: 1 E: 0 K: 0 S: 4	H: 2 LOB: 1 BB: 1 P: 8	R: 0 E: 0 K: 0 S: 4	H: 1 LOB: 1 BB: 0 P: 4	R: 3 E: 0 K: 0 S: 6	H: 3 LOB: 1 BB: 1 P: 10	R: 0 E: 0 K: 0 S: 3	H: 0 LOB: 0 BB: 0 P: 3	1B: 4 2B: 7 3B: 0 HR: 1	SF: 0 SAC: 0 DP: 2 HBP: 0	WP: 0 PB: 1 SB: 2 CS: 0	PA: 39														
PITCHER	IP WLS BF H R ER SO BB IBB HBP BLK WP HR S P ERA WHIP																																			
Bob Sykes, L ERA: 4.28 (1, 1)	5.0		20	5	2	2	1	1	0	0	0	0	1	21	25	3.60	1.200																			
Jim Otten, R ERA: 6.54 (6, 1)	2.1	L	13	5	4	4	0	0	2	0	0	0	0	11	19	15.43	2.143																			
John Littlefield, R ERA: 2.94 (8, 1)	0.2		3	1	0	0	0	0	0	0	0	0	0	3	3	0.00	1.500																			
John Martin, L ERA: 1.13 (9, 1)	1.0		3	0	0	0	0	0	0	0	0	0	0	3	3	0.00	0.000																			

Atlanta Braves @ St. Louis Cardinals
 Busch Stadium, St. Louis, MO
 Sun Aug 31 1980, 3:33 AM CDT
 Att: 27,821 - Unknown

AB	36
R	6
H	11
RBI	6
BB	3
SO	1
LOB	14



livebaseballscorecards.com

Batter	1	2	3	4	5	6	7	8	9	AB	R	H	RBI	BB	SO	LOB
Ken Oberkfell, L (1, 4) OBP: 0.384, SLG: 0.433	0-0 4-3			0-0 4-3		0-0 1-4-3		0-0 F8		4	0	0	0	0	0	1
Tony Scott, S (1, 8) OBP: 0.293, SLG: 0.286	0-0 4-3			0-0 5-3 HR 1B		0-0 1-3			0-0 1-3	4	1	1	0	0	0	0
Leon Durham, L (1, 3) OBP: 0.286, SLG: 0.383	0-3 K			0-0 5-3 1-2		0-0 F8			0-0 4-3	4	0	0	0	0	1	1
George Hendrick, R (1, 9) OBP: 0.366, SLG: 0.541		0-0 G1-6-3 1B		0-0 HR		0-0 P6			0-0 1B	4	1	3	2	0	0	0
Dane Iorg, L (1, 7) OBP: 0.372, SLG: 0.469		0-0 G1-6-3 1-2f		0-0 CS 1B		0-0 L1			0-0 F3	4	0	1	0	0	0	2
Terry Kennedy, L (1, 2) OBP: 0.309, SLG: 0.382		0-3 K		0-0 CS 1-2	0-0 PB 1B	0-0 4-3				3	0	1	0	0	1	0
Ken Reitz, R (1, 5) OBP: 0.299, SLG: 0.369			4-0 BB		0-0 F8 1-2			0-0 1B		2	0	1	0	1	0	1
Mike Phillips, L (1, 6) OBP: 0.278, SLG: 0.264				0-0 F8	0-3 K			0-0 L4		3	0	0	0	0	1	3
Bob Sykes, S (1, 1) OBP: 0.122, SLG: 0.103 Keith Hernandez, L (5, PH) OBP: 0.405, SLG: 0.489 Jim Otten, R (6, 1) OBP: 0.200, SLG: 0.200 John Littlefield, R (8, 1) Ted Simmons, S (8, PH) OBP: 0.281, SLG: 0.521 John Martin, S (9, 1) OBP: 0.667, SLG: 0.500				0-0 G1-6-4 1-2f	0-0 G3			0-0 L9		1	0	0	0	0	0	1

Inning Stats	R: 0	H: 0	E: 0	K: 1	S: 5	R: 0	H: 1	E: 0	K: 1	S: 5	R: 0	H: 0	E: 0	K: 0	S: 2	R: 2	H: 3	E: 0	K: 0	S: 5	R: 0	H: 1	E: 0	K: 1	S: 6	R: 0	H: 0	E: 0	K: 0	S: 3	R: 0	H: 0	E: 0	K: 0	S: 3	R: 0	H: 1	E: 0	K: 0	S: 4	R: 0	H: 1	E: 0	K: 0	S: 4	R: 0	H: 1	E: 0	K: 0	S: 4
	LOB: 0	BB: 0	P: 5	LOB: 0	BB: 1	P: 6	LOB: 0	BB: 1	P: 6	LOB: 1	BB: 0	P: 6	LOB: 0	BB: 0	P: 3	LOB: 0	BB: 0	P: 3	LOB: 0	BB: 0	P: 3	LOB: 1	BB: 0	P: 4	LOB: 1	BB: 0	P: 4	LOB: 1	BB: 0	P: 4	LOB: 1	BB: 0	P: 4	LOB: 1	BB: 0	P: 4	LOB: 1	BB: 0	P: 4	LOB: 1	BB: 0	P: 4	LOB: 1	BB: 0	P: 4	LOB: 1	BB: 0	P: 4		
	1B: 6	2B: 0	3B: 0	HR: 1	SF: 0	SAC: 0	DP: 2	HBP: 0	WP: 0	HR: 1	S: 3	P: 41	ERA: 2.00	WHIP: 0.889	WP: 0	HR: 1	S: 37	P: 41	ERA: 2.00	WHIP: 0.889	WP: 0	HR: 1	S: 37	P: 41	ERA: 2.00	WHIP: 0.889	WP: 0	HR: 1	S: 37	P: 41	ERA: 2.00	WHIP: 0.889	WP: 0	HR: 1	S: 37	P: 41	ERA: 2.00	WHIP: 0.889	WP: 0	HR: 1	S: 37	P: 41	ERA: 2.00	WHIP: 0.889	WP: 0	HR: 1	S: 37	P: 41	ERA: 2.00	WHIP: 0.889


BOTTOM

Atlanta Braves @ St. Louis Cardinals
 Busch Stadium, St. Louis, MO
 Sun Aug 31 1980, 3:33 AM CDT
 Att. 27,821 - Unknown

AB	31
R	2
H	7
RBI	2
BB	1
SO	3
LOB	11



livebaseballscorecards.com

Batter	1	2	3	4	5	6	7	8	9	AB R H RBI BB SO LOB	TOP	
Jerry Royster, R OBP: 0.302, SLG: 0.302 (1, 7) (8, 5)	0-0 5-3	0-0 5-3		0-0 1B	0-0 FC6-4		0-0 F7			5 1 1 0 0 0 6		
Rafael Ramirez, R OBP: 0.283, SLG: 0.392 (1, 6)	0-3 K	0-0 5-3		0-0 F7		0-0 F8		0-0 4-3		5 0 0 0 0 1 3		
Gary Matthews, R OBP: 0.327, SLG: 0.439 (1, 9)	0-0 1B		0-0 F9	0-0 WP 1B		0-0 1B 2B		0-0 E 2B		5 1 4 1 0 0 0		
Bob Homer, R OBP: 0.304, SLG: 0.532 Gary Cooper, S (8, PR) (1, 5) (8, 7)	0-3 K		0-0 BB 1B	0-0 F7		0-0 S 1B		0-0 E5 1B		5 1 3 1 0 1 2 0 0 0 0 0 0 0		
Chris Chambliss, L OBP: 0.337, SLG: 0.429 (1, 3)		0-0 1B BB 1B	0-0 F8		4-0 BB S BB	0-3 K		0-3 K		4 1 1 0 1 2 4		
Dale Murphy, R OBP: 0.356, SLG: 0.505 (1, 8)		4-0 1B BB 1B	4-0 FC5 1B BB		0-0 G2	0-0 5-3		0-3 K		3 1 0 0 2 1 4		
Glenn Hubbard, R OBP: 0.322, SLG: 0.411 (1, 4)		0-0 SH1-4 1B 1B	0-0 1B		0-3 K		0-0 SH3-4 1B		0-3 K	5 0 3 1 0 2 1	AB 38 R 5 H 13 RBI 5 BB 5 SO 9 LOB 23	
Bruce Benedict, R OBP: 0.314, SLG: 0.338 (1, 2)		0-0 SH1-4 1B	0-0 FC5		4-0 BB IBB		0-0 F2		0-0 F2	4 0 1 2 1 0 3		
Rick Matula, R OBP: 0.151, SLG: 0.118 Rick Camp, R OBP: 0.200, SLG: 0.400 (1, 1) (9, 1)		0-0 SH1-4		0-3 K	4-0 FC6-4 BB		0-0 SH3-4		0-3 K	2 0 0 0 1 2 0 0 0 0 0 0 0 0		
Inning Stats	R: 0 E: 0 K: 2 S: 8 H: 1 LOB: 1 BB: 0 P: 8	R: 2 E: 0 K: 0 S: 6 H: 3 LOB: 2 BB: 1 P: 10	R: 1 E: 0 K: 0 S: 5 H: 2 LOB: 2 BB: 1 P: 9	R: 1 E: 0 K: 1 S: 7 H: 2 LOB: 1 BB: 0 P: 7	R: 0 E: 0 K: 1 S: 5 H: 0 LOB: 3 BB: 3 P: 17	R: 0 E: 0 K: 1 S: 7 H: 2 LOB: 2 BB: 0 P: 7	R: 0 E: 0 K: 0 S: 4 H: 1 LOB: 1 BB: 0 P: 4	R: 1 E: 1 K: 2 S: 9 H: 2 LOB: 1 BB: 0 P: 9	R: 0 E: 0 K: 2 S: 7 H: 0 LOB: 0 BB: 0 P: 7	1B: 11 2B: 2 3B: 0 HR: 0 SF: 0 SAC: 2 DP: 0 HBP: 0	WP: 1 PB: 0 SB: 3 CS: 0 PA: 45	
PITCHER	IP WLS BF H R ER SO BB IBB HBP BLK WP HR S P ERA WHIP	PITCHER IP WLS BF H R ER SO BB IBB HBP BLK WP HR S P ERA WHIP										
Dennis Lamp, R ERA: 4.75 (1, 1)	4.0 L 23 8 4 4 3 3 0 0 0 1 0 26 38 9.00 2.750											
Lee Smith, R ERA: (5, 1)	1.0 5 0 0 0 1 1 1 0 0 0 0 5 13 0.00 1.000											
Bill Caudill, R ERA: 2.16 (6, 1)	2.1 12 5 1 1 1 0 0 0 0 0 0 14 14 3.86 2.143											
Doug Capilla, L ERA: 2.85 (8, 1)	0.1 1 0 0 0 1 0 0 0 0 0 0 3 3 0.00 0.000											
Dick Tidrow, R ERA: 2.77 (8, 1)	1.1 4 0 0 0 3 0 0 0 0 0 0 10 10 0.00 0.000											

Atlanta Braves @ Chicago Cubs
Wrigley Field, Chicago, IL
Mon Sep 01 1980, 3:33 AM CDT
Att: 11,647 - Unknown

livebaseballscorecards.com

Batter	1	2	3	4	5	6	7	8	9	AB	R	H	RBI	BB	SO	LOB									
Ivan De Jesus, R OBP: 0.331, SLG: 0.341 (1, 6)	0-0 E S 4-3 1B		0-0 FC6-4 1B		0-0 G1			0-0 F7		4	1	2	0	0	0	1									
Mike Tyson, R OBP: 0.284, SLG: 0.366 (1, 4)	0-0 F3 1-3		0-0 FC6-4 1-2f			0-0 6-3			0-0 2B 4-3 1B	4	1	1	0	0	0	2									
Bill Buckner, L OBP: 0.348, SLG: 0.451 (1, 7)	0-0 4-3 3-H		0-0 F8			0-0 G5-4-3 1B			0-0 P4	4	0	1	1	0	0	2									
Cliff Johnson, R OBP: 0.329, SLG: 0.408 (1, 3)	0-0 2B			0-3 K		0-0 G5-4-3 1-2f			0-0 2B	4	0	2	0	0	1	1									
Larry Bittner, L OBP: 0.305, SLG: 0.327 (1, 9)	0-3 K			0-0 G3			0-0 4-3		0-0 4-3	4	0	0	1	0	1	2									
Scot Thompson, L OBP: 0.301, SLG: 0.290 Dick Tidrow, R (8, 1) Mike Vail, R OBP: 0.321, SLG: 0.388 (9, PH)		0-0 G3		0-0 4-3			0-0 6-3		0-0 F9	3	0	0	0	0	0	0									
Tim Blackwell, S OBP: 0.338, SLG: 0.395 (1, 2)		0-0 6-3			0-0 1-3		0-3 K			0	0	0	0	0	1	0									
Steve Dillard, R OBP: 0.292, SLG: 0.347 (1, 5)		0-0 5-3			0-0 FC6-4 1B			0-0 F8		3	0	1	0	0	0	0									
Dennis Lamp, R OBP: 0.187, SLG: 0.107 Lee Smith, R (5, 1) Jim Tracy, L OBP: 0.176, SLG: 0.294 Bill Caudill, R OBP: 0.288, SLG: 0.429 Doug Capilla, L OBP: 0.214, SLG: 0.357 Jesus Figueroa, L OBP: 0.298, SLG: 0.305 (8, 8)			0-3 K		0-0 FC6-4 1-2f			0-0 G3		1	0	0	0	0	1	0									
Inning Stats	R: 1 E: 0 K: 1 S: 7	H: 2 LOB: 1 BB: 0 P: 7	R: 0 E: 0 K: 0 S: 3	H: 0 LOB: 0 BB: 0 P: 3	R: 0 E: 0 K: 1 S: 6	H: 1 LOB: 1 BB: 0 P: 6	R: 0 E: 0 K: 1 S: 5	H: 0 LOB: 0 BB: 0 P: 5	R: 0 E: 0 K: 0 S: 3	H: 1 LOB: 1 BB: 0 P: 4	R: 0 E: 0 K: 1 S: 5	H: 0 LOB: 0 BB: 0 P: 5	R: 0 E: 0 K: 0 S: 3	H: 0 LOB: 0 BB: 0 P: 3	R: 1 E: 0 K: 0 S: 5	H: 2 LOB: 1 BB: 0 P: 5	1B: 5 2B: 2 3B: 0 HR: 0	SF: 0 SAC: 0 DP: 1 HBP: 0	WP: 0 PB: 0 SB: 1 CS: 0	PA: 33					
PITCHER Rick Matula, R ERA: 4.68 Rick Camp, R ERA: 2.13	IP 8.1 WLS W (9, 1)	WLS W S	BF 31 2	H 7 0	R 2 0	ER 2 0	SO 4 0	BB 0 0	IBB 0 0	HBP 0 0	BLK 0 0	WP 0 0	HR 0 0	S 39 2	P 39 2	ERA 2.16 0.00	WHIP 0.840 0.000								

BOTTOM

Atlanta Braves @ Chicago Cubs
Wrigley Field, Chicago, IL
Mon Sep 01 1980, 3:33 AM CDT
Att. 11,647 - Unknown

livebaseballscorecards.com

AB	33
R	2
H	7
RBI	2
BB	0
SO	4
LOB	10



Batter	1	2	3	4	5	6	7	8	9	AB R H RBI BB SO LOB	TOP														
Jerry Royster, R OBP: 0.306, SLG: 0.317 (1, 7) BB BB (8, 5)	4-0 FC4-6 HBP FC5 BB	0-3 K		0-0 6-3		0-0 1B 3B	0-0 3B			4 1 2 1 1 1 1															
Rafael Ramirez, R OBP: 0.298, SLG: 0.406 Gene Garber, R OBP: 1.000, SLG: 1.000 (1, 6) (7, 1)	1-0 FC4-6 HBP	0-0 2B		0-3 K		0-0 2B 1B	0-0 F8			4 1 2 1 0 1 2 0 0 0 0 0 0 0															
Gary Matthews, R OBP: 0.327, SLG: 0.437 Charlie Spikes, R OBP: 0.361, SLG: 0.333 (1, 9) (8, 9)	0-0 FC4-6 BB FC5 3B 1-2f 2-3	0-0 F8		0-0 E7 PO 1B		4-0 2B BB				4 1 1 1 1 1 3 0 0 0 0 0 0 0															
Bob Homer, R OBP: 0.303, SLG: 0.530 Gary Cooper, S (1, 5) (8, 7)	0-0 FC5 BB 3B 1-2 3-H	0-0 5-3		0-0 PO		0-0 F3	0-0 2B			5 1 1 1 0 0 3 0 0 0 0 0 0 0															
Chris Chambliss, L OBP: 0.336, SLG: 0.426 Mike Lum, L OBP: 0.348, SLG: 0.239 (1, 3) BB BB (8, 3)	4-0 3B BB 1-2 2-3		0-0 E4 WP SF9		0-0 F7	0-0 F7				4 2 0 0 1 0 2 0 0 0 0 0 0 0															
Dale Murphy, R OBP: 0.357, SLG: 0.509 (1, 8)	0-0 2B 3B 1-H 2-H 3-H		0-3 K		0-0 E S 1B		0-3 K			5 1 2 3 0 2 1															
Glenn Hubbard, R OBP: 0.325, SLG: 0.416 (1, 4)	0-0 2B 3-H		0-0 SF9		0-3 K		4-0 1B BB			3 1 2 2 1 1 1															
Bruce Benedict, R OBP: 0.312, SLG: 0.333 (1, 2)	4-0 IBB		0-0 6-3		0-0 6-3		0-0 1-3			4 0 0 0 1 0 2															
Doyle Alexander, R OBP: 0.200, SLG: 0.205 Jeff Burroughs, R OBP: 0.342, SLG: 0.444 Luis Gomez, R OBP: 0.243, SLG: 0.217 (1, 1) (7, PH) (7, 6)	0-0 F9			0-0 6-3 E 1B		0-0 6-3	0-0 3B 1B			3 1 1 0 0 0 2 1 1 1 1 0 0 0 0 0 0 0 0 0 0															
Inning Stats	R: 4 E: 0 K: 0 S: 5	H: 2 LOB: 2 BB: 3 P: 18	R: 0 E: 0 K: 1 S: 6	H: 1 LOB: 1 BB: 0 P: 6	R: 1 E: 1 K: 1 S: 6	H: 0 LOB: 0 BB: 0 P: 6	R: 1 E: 1 K: 1 S: 6	H: 2 LOB: 0 BB: 0 P: 6	R: 0 E: 0 K: 1 S: 6	H: 1 LOB: 1 BB: 0 P: 6	R: 2 E: 0 K: 0 S: 6	H: 3 LOB: 2 BB: 1 P: 10	R: 2 E: 0 K: 1 S: 7	H: 2 LOB: 1 BB: 1 P: 11	R: 0 E: 0 K: 1 S: 5	H: 0 LOB: 0 BB: 0 P: 5	R: 0 E: 0 K: 0 S: 3	H: 1 LOB: 0 BB: 0 P: 3	1B: 6 2B: 3 3B: 3 HR: 0	SF: 1 SAC: 0 DP: 1 HBP: 1	WP: 1 PB: 0 SB: 1 CS: 0	PA: 45			
PITCHER	IP WLS BF H R ER SO BB IBB HBP BLK WP HR S P ERA WHIP	IP WLS BF H R ER SO BB IBB HBP BLK WP HR S P ERA WHIP																							
Mike Krukow, R ERA: 4.37 (1, 1)	5.0 L 25 6 6 5 4 2 1 1 0 1 0 29 42 9.00 1.600	George Riley, L ERA: 4.73 (6, 1)	1.2 12 5 4 4 1 2 0 0 0 0 0 0 12 20 21.60 4.200	Lee Smith, R ERA: (7, 1)	1.1 4 0 0 0 1 0 0 0 0 0 0 0 6 6 0.00 0.000	Willie Hernandez, L ERA: 4.93 (9, 1)	1.0 3 1 0 0 0 0 0 0 0 0 0 0 3 3 0.00 1.000																		

Atlanta Braves @ Chicago Cubs
Wrigley Field, Chicago, IL
Tue Sep 02 1980, 3:33 AM CDT
Att. 4,013 - Unknown

livebaseballscorecards.com

AB	37
R	10
H	12
RBI	10
BB	5
SO	6
LOB	17



Batter	1	2	3	4	5	6	7	8	9	AB	R	H	RBI	BB	SO	LOB
Ivan De Jesus, R OBP: 0.332, SLG: 0.342	4-0 FC1-5-6 BB		0-0 G2		0-0 F8		0-0 2B	0-3 K		4	0	1	0	1	1	2
Scot Thompson, L OBP: 0.299, SLG: 0.298	0-3 K 1-2		0-0 3B		0-0 4-3		0-3 K		0-0 G3	5	0	1	0	0	2	3
Bill Buckner, L OBP: 0.347, SLG: 0.448	0-0 FC1-5-6 BB 2-3		0-0 F2		0-0 F7		0-0 P3		0-0 1-3 1B	5	0	1	0	0	0	3
Cliff Johnson, R OBP: 0.330, SLG: 0.406	4-0 1-2 BB		0-3 K		0-0 F7		0-0 1B G3 1B		0-0 1-3 1-2	4	1	1	0	1	1	2
Jim Tracy, L OBP: 0.182, SLG: 0.273	0-3 K			0-0 P4		0-0 2B 1B		0-0 4-3	0-0 F8	5	1	1	0	0	1	4
Tim Blackwell, S OBP: 0.343, SLG: 0.401		0-0 1B		0-0 6-3		0-0 2B 2B		4-0 G3 1B E BB		3	2	2	1	1	0	0
Mike Tyson, R OBP: 0.287, SLG: 0.371		0-3 K		0-0 F7		0-0 2B 2B		0-0 1-2 2-3 E 1B		4	1	2	1	0	1	1
Steve Dillard, R OBP: 0.287, SLG: 0.340		0-0 F9		0-0 F8		0-0 P4		0-0 G3		3	0	0	0	0	0	2
Lee Smith, R (7, 1)										0	0	0	0	0	0	0
Larry Bittner, L OBP: 0.304, SLG: 0.326										1	0	0	1	0	0	2
Willie Hernandez, L OBP: 0.222, SLG: 0.278										0	0	0	0	0	0	0
Mike Krukow, R OBP: 0.228, SLG: 0.268		0-0 F8			0-0 1B			0-0 E8 2B		1	0	0	0	0	0	1
Jesus Figueroa, L OBP: 0.302, SLG: 0.309										1	0	1	0	0	0	0
George Riley, L (6, 1)										0	0	0	0	0	0	0
Lenny Randle, S OBP: 0.348, SLG: 0.376										2	0	1	2	0	0	0

Inning Stats	R: 0 E: 0 K: 2 S: 7	H: 0 LOB: 2 BB: 2 P: 15	R: 0 E: 0 K: 1 S: 6	H: 1 LOB: 1 BB: 0 P: 6	R: 0 E: 0 K: 1 S: 6	H: 1 LOB: 1 BB: 0 P: 6	R: 0 E: 0 K: 0 S: 3	H: 0 LOB: 0 BB: 0 P: 3	R: 0 E: 0 K: 0 S: 4	H: 1 LOB: 1 BB: 0 P: 4	R: 2 E: 0 K: 0 S: 6	H: 3 LOB: 1 BB: 0 P: 6	R: 0 E: 0 K: 1 S: 6	H: 1 LOB: 1 BB: 0 P: 6	R: 3 E: 1 K: 1 S: 8	H: 3 LOB: 1 BB: 1 P: 12	R: 0 E: 0 K: 0 S: 4	H: 1 LOB: 1 BB: 0 P: 4	1B: 6 2B: 4 3B: 1 HR: 0	SF: 0 SAC: 0 DP: 0 HBP: 0	WP: 0 PB: 0 SB: 1 CS: 0	PA: 41
--------------	------------------------------	----------------------------------	------------------------------	---------------------------------	------------------------------	---------------------------------	------------------------------	---------------------------------	------------------------------	---------------------------------	------------------------------	---------------------------------	------------------------------	---------------------------------	------------------------------	----------------------------------	------------------------------	---------------------------------	----------------------------------	------------------------------------	----------------------------------	--------

PITCHER	IP	WLS	BF	H	R	ER	SO	BB	IBB	HBP	BLK	WP	HR	S	P	ERA	WHIP
Doyle Alexander, R ERA: 3.84	(1, 1)	6.0	26	6	2	2	4	2	0	0	0	0	0	32	40	3.00	1.333
Gene Garber, R ERA: 4.09	(7, 1)	3.0	15	5	3	3	2	1	0	0	0	0	0	18	22	9.00	2.000

Atlanta Braves @ Chicago Cubs
Wrigley Field, Chicago, IL
Tue Sep 02 1980, 3:33 AM CDT
Att: 4,013 - Unknown

AB	38
R	5
H	11
RBI	5
BB	3
SO	6
LOB	20



PITCHER	IP	WLS	BF	H	R	ER	SO	BB	IBB	HBP	BLK	WP	HR	S	P	ERA	WHIP
---------	----	-----	----	---	---	----	----	----	-----	-----	-----	----	----	---	---	-----	------

Batter	1	2	3	4	5	6	7	8	9	AB R H RBI BB SO LOB	TOP
Jerry Royster, R OBP: 0.303, SLG: 0.313 (1, 7) (8, 5)	0-0 P3		0-0 F3			0-3 K		0-0 F9		4 0 0 0 0 1 0	
Rafael Ramirez, R OBP: 0.296, SLG: 0.394 (1, 6)	0-0 F3		0-3 K			4-0 BB		0-3 K		3 0 0 0 1 2 0	
Gary Matthews, R OBP: 0.327, SLG: 0.442 (1, 9)	0-0 E9 WP			0-0 P4		0-0 6-3		0-0 HR		4 1 1 1 0 0 1	
Bob Homer, R OBP: 0.305, SLG: 0.528 Gary Cooper, S (1, 5) (8, 7)	4-0 BB			0-0 1-3			0-0 1B HR 1B	0-0 5-3		3 1 1 0 1 0 0 0 0 0 0 0 0 0	
Chris Chambliss, L OBP: 0.337, SLG: 0.429 (1, 3)	0-0 P3			0-0 F8			0-0 1B HR 1B		0-0 2B	4 1 2 0 0 0 2	
Dale Murphy, R OBP: 0.356, SLG: 0.513 (1, 8)			0-0 F3		0-3 K		0-0 1B HR		0-0 1-3	4 1 1 3 0 1 1	
Glenn Hubbard, R OBP: 0.322, SLG: 0.411 (1, 4)				0-0 6-3		0-0 1-3		0-0 6-3		4 0 0 0 0 0 1	
Bruce Benedict, R OBP: 0.311, SLG: 0.330 (1, 2)			0-3 K		0-0 6-3		0-0 F9		4-0 FC6-4 IBB	3 0 0 0 1 1 0	
Tommy Boggs, R OBP: 0.173, SLG: 0.176 Rick Camp, R OBP: 0.200, SLG: 0.400 (1, 1) (9, 1)			0-3 K			0-0 F7		0-0 F8		4 0 0 0 0 1 2 0 0 0 0 0 0 0	
Inning Stats	R: 0 E: 1 K: 0 S: 4 H: 0 LOB: 2 BB: 1 P: 8	R: 0 E: 0 K: 1 S: 5 H: 0 LOB: 0 BB: 0 P: 5	R: 0 E: 0 K: 2 S: 7 H: 0 LOB: 0 BB: 0 P: 7	R: 0 E: 0 K: 0 S: 3 H: 0 LOB: 0 BB: 0 P: 3	R: 0 E: 0 K: 1 S: 5 H: 0 LOB: 0 BB: 0 P: 5	R: 0 E: 0 K: 1 S: 5 H: 0 LOB: 1 BB: 1 P: 9	R: 3 E: 0 K: 0 S: 6 H: 3 LOB: 0 BB: 0 P: 6	R: 1 E: 0 K: 1 S: 6 H: 1 LOB: 0 BB: 0 P: 6	R: 0 E: 0 K: 0 S: 4 H: 1 LOB: 2 BB: 1 P: 8	1B: 2 2B: 1 3B: 0 HR: 2 SF: 0 SAC: 0 DP: 0 HBP: 0	WP: 1 PB: 0 SB: 0 CS: 0 PA: 36
PITCHER Lynn McGlothen, R ERA: 5.01 Dick Tidrow, R ERA: 2.74	IP WLS BF H R ER SO BB IBB HBP BLK WP HR S P ERA WHIP 8.0 L 31 4 4 4 6 2 0 0 0 1 2 41 49 4.50 0.750 1.0 5 1 0 0 0 0 1 0 0 0 0 4 8 0.00 1.000	PITCHER IP WLS BF H R ER SO BB IBB HBP BLK WP HR S P ERA WHIP									

Atlanta Braves @ Chicago Cubs
Wrigley Field, Chicago, IL
Wed Sep 03 1980, 3:33 AM CDT
Att. 1,480 - Unknown

livebaseballscorecards.com

AB	33
R	4
H	5
RBI	4
BB	3
SO	6
LOB	7



BOTTOM

Atlanta Braves @ Chicago Cubs
 Wrigley Field, Chicago, IL
 Wed Sep 03 1980, 3:33 AM CDT
 Att. 1,480 - Unknown

livebaseballscorecards.com

AB	31
R	3
H	6
RBI	3
BB	1
SO	5
LOB	7



WP: 0	PA: 33
PB: 0	
SB: 0	
CS: 0	

AB R H RBI BB SO LOB

4	0	0	0	0	0	1
3	0	0	0	0	2	1
1	0	0	0	0	0	0
0	0	0	0	0	0	0
4	1	4	0	0	0	0
4	0	0	0	0	0	4
4	1	1	1	0	0	1
3	1	1	2	0	1	0
1	0	0	0	0	0	0
3	0	0	0	0	2	0
1	0	0	0	1	0	0
1	0	0	0	0	0	0
0	0	0	0	0	0	0
1	0	0	0	0	0	0
1	0	0	0	0	0	0
0	0	0	0	0	0	0

1B: 3	SF: 0
2B: 1	SAC: 1
3B: 1	DP: 1
HR: 1	HBP: 0

Batter	1	2	3	4	5	6	7	8	9
Lenny Randle, S OBP: 0.345, SLG: 0.373 (1, 5)	0-0 5-3 ①		0-0 P6 ②		0-0 F7 ③			0-0 F7 ②	
Mike Tyson, R OBP: 0.284, SLG: 0.367 (1, 4)	0-0 F9 ②		0-3 K ③			0-3 K ①		0-0 4-3 ③	
Larry Bittner, L OBP: 0.302, SLG: 0.324 (8, PH)									
Dick Tidrow, R (9, 1)									
Jim Tracy, L OBP: 0.308, SLG: 0.500 (1, 7)	0-0 2B			0-0 G6-4-3 1B		0-0 1B			0-0 3B
Cliff Johnson, R OBP: 0.327, SLG: 0.402 (1, 3)	0-0 F7 ③			0-0 G6-4-3 ①②		0-0 F8 ②		0-0 P5 ①	
Mike Vail, R OBP: 0.320, SLG: 0.387 (1, 9)		0-0 F7 ①		0-0 HR 1B		0-0 F9 ③		0-0 6-3 ②	
Carlos Lezcano, R OBP: 0.302, SLG: 0.435 (1, 8)		0-3 K ②		0-0 HR			0-0 P5 ①	0-0 6-3 ③	
Dave Kingman, R OBP: 0.302, SLG: 0.502 (9, PH)									
Barry Foote, R OBP: 0.282, SLG: 0.387 (1, 2)		0-3 K ③		0-3 K ③			0-0 P6 ②		
Mick Kelleher, R OBP: 0.264, SLG: 0.200 (1, 6)			4-0 SH5-4 BB		0-0 P6 ①		0-0 F9 ③		
Jesus Figueroa, L OBP: 0.301, SLG: 0.307 (7, PH)									
Ivan De Jesus, R OBP: 0.332, SLG: 0.342 (8, 6)									
Lynn McGlothen, L OBP: 0.275, SLG: 0.359 (1, 1)			0-0 SH5-4 ①		0-0 4-3 ②			0-0 F8 ①	
Bill Buckner, L OBP: 0.346, SLG: 0.447 (8, PH)									
Steve Dillard, R OBP: 0.287, SLG: 0.340 (9, 4)									

Inning Stats	R: 0	H: 1	E: 0	LOB: 1	K: 0	BB: 0	S: 4	P: 4
	R: 0	H: 0	E: 0	LOB: 0	K: 2	BB: 0	S: 7	P: 7
	R: 0	H: 0	E: 0	LOB: 1	K: 1	BB: 1	S: 5	P: 9
	R: 2	H: 3	E: 0	LOB: 0	K: 1	BB: 0	S: 7	P: 7
	R: 0	H: 0	E: 0	LOB: 0	K: 0	BB: 0	S: 3	P: 3
	R: 0	H: 1	E: 0	LOB: 1	K: 1	BB: 0	S: 6	P: 6
	R: 0	H: 0	E: 0	LOB: 0	K: 0	BB: 0	S: 3	P: 3
	R: 0	H: 0	E: 0	LOB: 0	K: 0	BB: 0	S: 3	P: 3
	R: 1	H: 1	E: 0	LOB: 0	K: 0	BB: 0	S: 4	P: 4

PITCHER	IP	WLS	BF	H	R	ER	SO	BB	IBB	HBP	BLK	WP	HR	S	P	ERA	WHIP
Tommy Boggs, R ERA: 3.62 (1, 1)	8.0	W	30	6	3	3	5	1	0	0	0	0	1	39	43	3.38	0.875
Rick Camp, R ERA: 2.11 (9, 1)	1.0	S	3	0	0	0	0	0	0	0	0	0	0	3	3	0.00	0.000

Batter	1	2	3	4	5	6	7	8	9	AB R H RBI BB SO LOB	TOP															
Omar Moreno, L (1, 8) OBP: 0.312, SLG: 0.336	0-0 1-3		0-3 K			0-0 4-3		0-0 SH5-3		3 0 0 0 0 1 0																
Tim Foli, R (1, 6) OBP: 0.309, SLG: 0.348	0-0 F9			0-0 HR 1B		0-0 F8		0-0 6-3		4 1 1 0 0 0 2																
Bill Madlock, R (1, 5) OBP: 0.341, SLG: 0.390	0-0 6-3			0-0 F6		0-0 P4		0-0 1B 1B		4 0 1 1 0 0 1																
Dave Parker, L (1, 9) OBP: 0.340, SLG: 0.477		0-0 6-3		0-0 F7		0-0 G3 1B 6-3 1B		0-0 1-2 1B		4 1 2 0 0 0 1																
Bill Robinson, R (1, 3) OBP: 0.312, SLG: 0.475		0-3 K		0-0 1-H HR		0-0 6-3 G3 1B		0-0 6-3		4 1 2 2 0 1 2																
Lee Lacy, R (1, 7) OBP: 0.411, SLG: 0.513		0-0 E6		4-0 CS BB		0-0 G3		0-0 F8		1 0 0 0 1 0 0																
Mike Easler, L (7, PH) OBP: 0.382, SLG: 0.583						1-2 2-3				2 0 0 0 0 0 2																
Phil Garner, R (1, 4) OBP: 0.313, SLG: 0.360		0-0 F3		0-0 CS 1-2	0-0 F7	0-0 6-3		0-0 F5		4 0 0 1 0 0 2																
Steve Nicosia, R (1, 2) OBP: 0.289, SLG: 0.276			0-0 1B		0-0 4-3	0-0 4-3		0-0 5-3		2 0 1 0 0 0 0																
John Milner, L (7, PH) OBP: 0.368, SLG: 0.352										1 0 0 0 0 0 1																
Kent Tekulve, R (7, 1)										0 0 0 0 0 0 0																
Grant Jackson, S (8, 1)										0 0 0 0 0 0 0																
Bernie Carbo, L (9, PH) OBP: 0.286, SLG: 0.167										1 0 0 0 0 0 0																
Jim Bibby, R (1, 1) OBP: 0.208, SLG: 0.215		0-3 K		0-0 F2				0-0 SH5-3 S 1B 1B		2 0 0 0 0 1 0																
Ed Ott, L (7, 2) OBP: 0.330, SLG: 0.382										1 0 1 0 0 0 0																
Matt Alexander, S (8, PR) OBP: 0.333, SLG: 0.667										0 1 0 0 0 0 0																
Tony Peña, R (8, 2)										0 0 0 0 0 0 0																
Inning Stats	R: 0 E: 0 K: 0 S: 3	H: 0 LOB: 0 BB: 0 P: 3	R: 0 E: 1 K: 1 S: 6	H: 0 LOB: 1 BB: 0 P: 6	R: 0 E: 0 K: 2 S: 7	H: 1 LOB: 0 BB: 0 P: 7	R: 2 E: 0 K: 0 S: 4	H: 2 LOB: 0 BB: 1 P: 8	R: 0 E: 0 K: 0 S: 3	H: 0 LOB: 0 BB: 0 P: 3	R: 0 E: 0 K: 0 S: 3	H: 0 LOB: 0 BB: 0 P: 3	R: 1 E: 0 K: 0 S: 5	H: 2 LOB: 1 BB: 0 P: 5	R: 1 E: 0 K: 0 S: 6	H: 3 LOB: 2 BB: 0 P: 6	R: 0 E: 0 K: 0 S: 3	H: 0 LOB: 0 BB: 0 P: 3	1B: 7 2B: 0 3B: 0 HR: 1	SF: 0 SAC: 1 DP: 0 HBP: 0	WP: 0 PB: 0 SB: 1 CS: 1	PA: 36				
PITCHER	IP WLS BF H R ER SO BB IBB HBP BLK WP HR S P ERA WHIP																									
Larry McWilliams, L (1, 1) ERA: 4.86	6.0	23	5	3	3	3	1	0	0	0	0	1	28	32	4.50	1.000										
Rick Camp, R (7, 1) ERA: 2.14	3.0	W	12	3	1	1	0	0	0	0	0	0	12	12	3.00	1.000										

Pittsburgh Pirates @ Atlanta Braves
Atlanta-Fulton County Stadium, Atlanta, GA

Fri Sep 05 1980, 7:05 PM EDT
Att: 29,610 - Unknown

livebaseballscorecards.com

AB	33
R	4
H	8
RBI	4
BB	1
SO	3
LOB	11



Batter	1	2	3	4	5	6	7	8	9	AB	R	H	RBI	BB	SO	LOB
Jerry Royster, R OBP: 0.302, SLG: 0.316 (1, 7) (9, 5)	0-0 SH 2B		0-0 P6		0-0 F9		0-0 P4			4	1	1	0	0	0	0
Rafael Ramirez, R OBP: 0.291, SLG: 0.387 Biff Pocaroba, S OBP: 0.416, SLG: 0.462 Gary Cooper, S (8, PH) (8, PR) (9, 7)	0-0 SH 1B 6-3-5 2-H		0-0 F5		0-0 6-3			0-0 1B HR 1B		2	1	0	0	0	0	0
Gary Matthews, R OBP: 0.328, SLG: 0.442 (1, 9)	0-0 6-3-5 2-3 1B		0-0 5-3			0-0 6-3		0-0 FC6-4 1-3 1B		4	0	2	0	0	0	0
Bob Horner, R OBP: 0.304, SLG: 0.525 Mike Lum, L OBP: 0.348, SLG: 0.239 (1, 5) (9, 3)	0-0 6-3-5 1-3f 3-H		0-3 K		0-0 HR 1B		0-0 FC6-4 1-2f HR		0-0 FC6-4 1-H 3-H HR	4	2	1	1	0	1	3
Chris Chambliss, L OBP: 0.337, SLG: 0.427 Jeff Burroughs, R OBP: 0.344, SLG: 0.457 Luis Gomez, R OBP: 0.243, SLG: 0.217 (1, 3) (8, PH) (9, 6)	0-0 F9		4-0 BB S 7-2 BB		0-0 F7		0-0 HR		0-0 FC6-4 BB	2	0	0	0	1	0	1
Dale Murphy, R OBP: 0.359, SLG: 0.519 (1, 8)		0-0 F7		4-0 BB 1-2 BB		0-0 HR		4-0 FC6-4 BB		2	1	1	2	2	0	0
Glenn Hubbard, R OBP: 0.324, SLG: 0.409 (1, 4)		4-0 5-4-3 BB		4-0 BB 1-2 2-3 BB		0-0 P4		0-0 F8		2	0	0	0	2	0	1
Bruce Benedict, R OBP: 0.307, SLG: 0.325 (1, 2)		0-0 5-4-3 1-2		0-0 7-2 3-Hf		0-0 P4		0-0 FC6-4 1-2f		4	0	0	0	0	0	5
Larry McWilliams, L OBP: 0.212, SLG: 0.146 Rick Camp, R OBP: 0.167, SLG: 0.333 (1, 1) (7, 1)		0-0 4-3		0-0 6-3		0-3 K				2	0	0	0	0	0	1

Inning Stats	R: 2	H: 2	E: 1	K: 0	S: 5	LOB: 0	BB: 0	P: 5	R: 0	H: 0	E: 0	K: 0	S: 3	LOB: 0	BB: 1	P: 7	R: 0	H: 0	E: 0	K: 0	S: 3	LOB: 2	BB: 3	P: 16	R: 0	H: 0	E: 0	K: 0	S: 3	LOB: 0	BB: 0	P: 3	R: 2	H: 2	E: 0	K: 0	S: 5	LOB: 0	BB: 0	P: 5	R: 0	H: 0	E: 0	K: 1	S: 5	LOB: 0	BB: 0	P: 5	R: 3	H: 3	E: 0	K: 0	S: 6	LOB: 1	BB: 1	P: 10
PITCHER	IP	WLS	BF	H	R	ER	SO	BB	IBB	HBP	BLK	WP	HR	S	P	ERA	WHIP																																							
Jim Bibby, R ERA: 3.38 (1, 1)	6.0		25	4	4	3	1	4	0	0	0	0	0	23	39	4.50	1.333																																							
Kent Tekulve, R ERA: 2.83 (7, 1)	1.1	L	6	2	2	2	1	0	0	0	0	0	0	8	8	13.50	1.500																																							
Grant Jackson, L ERA: 2.7 (8, 1)	0.2		4	1	1	1	0	1	0	0	0	0	1	3	7	13.50	3.000																																							

BOTTOM

Pittsburgh Pirates @ Atlanta Braves
Atlanta-Fulton County Stadium, Atlanta, GA

Fri Sep 05 1980, 7:05 PM EDT
Att. 29,610 - Unknown

AB	29
R	7
H	7
RBI	6
BB	5
SO	2
LOB	11

livebaseballscores.com

1B: 4	SF: 0	WP: 0	PA: 35
2B: 3	SAC: 1	PB: 0	
3B: 0	DP: 2	SB: 1	
HR: 2	HBP: 0	CS: 0	



Batter	1	2	3	4	5	6	7	8	9	AB R H RBI BB SO LOB	TOP									
Omar Moreno, L (1, 8) OBP: 0.312, SLG: 0.334	0-0 F9		0-0 F8			0-0 3-1		4-0 IBB		3 0 0 0 1 0 0										
Tim Foli, R (1, 6) OBP: 0.306, SLG: 0.345	0-3 K			0-3 K		0-0 F9		0-0 F3		4 0 0 0 0 2 3										
Bill Madlock, R (1, 5) OBP: 0.338, SLG: 0.387 (8, 3)	0-0 F8			0-3 K		0-0 6-3			0-0 6-3	4 0 0 0 0 1 0										
Dave Parker, L (1, 9) OBP: 0.338, SLG: 0.473		0-3 K		0-3 K		0-0 4-3			0-0 4-3	4 0 0 0 0 2 0										
Mike Easler, L (1, 7) OBP: 0.381, SLG: 0.579		0-0 F8			0-0 F3			0-0 FC1-6 BB E 1B	0-0 6-3	4 1 1 0 0 0 0										
John Milner, L (1, 3) OBP: 0.372, SLG: 0.369		0-0			0-0 F3			4-0 FC1-6 BB 1-2		2 1 1 1 1 0 0										
Matt Alexander, S (8, PR) OBP: 0.333, SLG: 0.667		HR						FC1-6 BB		0 0 0 0 0 0 0										
Dale Berra, R (8, 5) OBP: 0.287, SLG: 0.387										0 0 0 0 0 0 0										
Ed Ott, L (1, 2) OBP: 0.327, SLG: 0.378		0-0 4-3			0-0 5-3			0-0 FC1-6 4-3 E 1-2f 2-3		3 0 0 0 0 0 2										
Phil Garner, R (1, 4) OBP: 0.311, SLG: 0.358			0-0 4-3			0-0 E6 G1-6-4		0-0 E6 4-3 1-2 3-H		3 0 0 0 0 0 1										
Bert Blyleven, R (1, 1) OBP: 0.074, SLG: 0.057			0-0 P5			0-0 G1-6-4 1-2f		0-0 4-3 1-2 2-3		2 0 0 0 0 0 1										
Bob Beall, S (8, PH)										1 0 0 0 0 0 2										
Enrique Romo, R (8, 1) OBP: 0.545, SLG: 0.444										0 0 0 0 0 0 0										
Inning Stats	R: 0 E: 0 K: 1 S: 5	H: 0 LOB: 0 BB: 0 P: 5	R: 1 E: 0 K: 1 S: 6	H: 1 LOB: 0 BB: 0 P: 6	R: 0 E: 0 K: 0 S: 3	H: 0 LOB: 0 BB: 0 P: 3	R: 0 E: 0 K: 3 S: 9	H: 0 LOB: 0 BB: 0 P: 9	R: 0 E: 0 K: 0 S: 3	H: 0 LOB: 0 BB: 0 P: 3	R: 0 E: 0 K: 0 S: 3	H: 0 LOB: 0 BB: 0 P: 3	R: 1 E: 1 K: 0 S: 5	H: 1 LOB: 3 BB: 2 P: 13	R: 0 E: 0 K: 0 S: 3	H: 0 LOB: 0 BB: 0 P: 3	1B: 1 2B: 0 3B: 0 HR: 1	SF: 0 SAC: 0 DP: 1 HBP: 0	WP: 0 PB: 0 SB: 0 CS: 0	PA: 32
PITCHER	IP WLS BF H R ER SO BB IBB HBP BLK WP HR S P ERA WHIP																			
Phil Niekro, R (1, 1) ERA: 3.74	7.0 W 24 2 2 1 5 1 0 0 0 0 1 33 37 1.29 0.429																			
Gene Garber, R (8, 1) ERA: 3.97	2.0 S 8 0 0 0 0 0 1 0 0 0 0 7 11 0.00 0.000																			

Pittsburgh Pirates @ Atlanta Braves
Atlanta-Fulton County Stadium, Atlanta, GA

Sat Sep 06 1980, 3:33 AM EDT
Att: 17,821 - Unknown

livebaseballscorecards.com

AB	30
R	2
H	2
RBI	1
BB	2
SO	5
LOB	9



Batter	1	2	3	4	5	6	7	8	9
Jerry Royster, R OBP: 0.304, SLG: 0.319 (1, 7)	4-0 BB 1B S F9 BB		0-0 6-3			0-0 E9 1B 2B		0-0 P3	
Rafael Ramirez, R OBP: 0.298, SLG: 0.391 (1, 6)	0-0 1-3 1B			0-0 F8		0-0 HR 1B		0-0 5-3	
Gary Matthews, R OBP: 0.326, SLG: 0.439 (1, 9)	0-0 F9 3-H			0-0 4-3		0-3 K 3-H			
Bob Horner, R OBP: 0.307, SLG: 0.534 (1, 5)	0-0 6-3			0-0 1B		0-0 HR 1-H			
Chris Chambliss, L OBP: 0.335, SLG: 0.424 (1, 3)		0-3 K		0-0 F7		0-0 3-1			
Dale Murphy, R OBP: 0.357, SLG: 0.516 (1, 8)		0-3 K			0-3 K		0-3 K		
Glenn Hubbard, R OBP: 0.321, SLG: 0.405 (1, 4)		0-0 6-3			0-3 K		0-0 4-3		
Bruce Benedict, R OBP: 0.304, SLG: 0.322 (1, 2)			0-0 5-3		0-0 5-3		0-3 K		
Phil Niekro, R OBP: 0.156, SLG: 0.211 (1, 1)			0-3 K			0-0 F2		0-3 K	
Gene Garber, R OBP: 0.500, SLG: 0.500 (8, 1)									

Inning Stats		R: 0	H: 1	E: 0	LOB: 1	K: 0	S: 3	R: 0	H: 0	E: 0	LOB: 0	K: 2	S: 7	R: 0	H: 0	E: 0	LOB: 0	K: 1	S: 5	R: 0	H: 1	E: 0	LOB: 1	K: 0	S: 4	R: 0	H: 0	E: 0	LOB: 0	K: 2	S: 7	R: 3	H: 3	E: 1	LOB: 0	K: 1	S: 8	R: 0	H: 0	E: 0	LOB: 0	K: 2	S: 7	R: 0	H: 0	E: 0	LOB: 0	K: 1	S: 5
PITCHER	IP	WLS	BF	H	R	ER	SO	BB	IBB	HBP	BLK	WP	HR	S	P	ERA	WHIP																																
Bert Blyleven, R ERA: 3.85 (1, 1)	7.0	L	26	5	3	3	8	1	0	0	0	0	0	41	45	3.86	0.857																																
Enrique Romo, R ERA: 3.05 (8, 1)	1.0		3	0	0	0	1	0	0	0	0	0	0	5	5	0.00	0.000																																

BOTTOM

Pittsburgh Pirates @ Atlanta Braves
Atlanta-Fulton County Stadium, Atlanta, GA

Sat Sep 06 1980, 3:33 AM EDT
Att. 17,821 - Unknown

livebaseballscorecards.com

AB	28
R	3
H	5
RBI	3
BB	1
SO	9
LOB	5



1B: 3	SF: 0	WP: 0	PA: 29
2B: 1	SAC: 0	PB: 0	
3B: 0	DP: 0	SB: 1	
HR: 1	HBP: 0	CS: 0	

WP	HR	S	P	ERA	WHIP
0	1	5	1	3.85	0.857
0	0	1	1	0.00	0.000

Batter	1	2	3	4	5	6	7	8	9	AB R H RBI BB SO LOB	TOP																									
Omar Moreno, L (1, 8) OBP: 0.316, SLG: 0.337	0-0 FC5 SF9 1B	0-0 S 1B		4-0 BB		0-0 G5-4-3 1B			0-0 6-3	4 1 3 1 1 0 0																										
Tim Foli, R (1, 6) OBP: 0.303, SLG: 0.342	0-0 F2 1-2	0-0 SF7 1-2 3-H		0-0 F4		0-0 G5-4-3 1-2f			0-0 F8	4 0 0 1 0 0 5																										
Bill Madlock, R (1, 5) OBP: 0.338, SLG: 0.384	4-0 SF9 E BB	0-0 6-3			0-0 6-3			0-0 5-3		3 0 0 0 1 0 1																										
Dave Parker, L (1, 9) OBP: 0.335, SLG: 0.469	0-0 FC5 1-2 2-3		0-0 F7		0-0 E4 CS			0-0 1-3		4 0 0 0 0 0 2																										
Mike Easler, L (1, 7) OBP: 0.376, SLG: 0.574	0-0 SF9 2-3 3-H		0-3 K		0-0 F7 1-2			0-0 F8		3 0 0 1 0 1 1																										
John Milner, L (1, 3) OBP: 0.370, SLG: 0.363	0-0 F3		0-0 G3		4-0 1B 1B BB			0-0 F8		3 1 0 0 1 0 2																										
Ed Ott, L (1, 2) OBP: 0.326, SLG: 0.377		0-0 SH5-4 1B 1B		0-0 F9		0-0 F8		0-0 4-3		4 1 1 0 0 0 1																										
Phil Garner, R (1, 4) OBP: 0.315, SLG: 0.361		0-0 1B SH5-4 SF7 1B		0-0 S 1B		0-0 1B 1B		0-0 F7		4 2 3 0 0 0 0																										
Rick Rhoden, R (1, 1) OBP: 0.452, SLG: 0.633		0-0 SH5-4		0-0 P3		0-0 1B 1B			0-0 P4	2 0 1 2 0 0 1																										
Lee Lacy, R (7, 7) OBP: 0.410, SLG: 0.510		1-2 2-3		1-2		2-H 3-H				1 0 0 0 0 0 0																										
Kent Tekulve, R (7, 1)										0 0 0 0 0 0 0																										
Inning Stats	R: 1 E: 1 K: 0 S: 5	H: 1 LOB: 2 BB: 1 P: 9	R: 2 E: 0 K: 0 S: 6	H: 3 LOB: 1 BB: 0 P: 6	R: 0 E: 0 K: 1 S: 5	H: 0 LOB: 0 BB: 0 P: 5	R: 0 E: 0 K: 0 S: 4	H: 1 LOB: 2 BB: 1 P: 8	R: 0 E: 1 K: 0 S: 3	H: 0 LOB: 0 BB: 0 P: 3	R: 2 E: 0 K: 0 S: 5	H: 3 LOB: 1 BB: 1 P: 9	R: 0 E: 0 K: 0 S: 3	H: 0 LOB: 0 BB: 0 P: 3	R: 0 E: 0 K: 0 S: 3	H: 0 LOB: 0 BB: 0 P: 3	R: 0 E: 0 K: 0 S: 3	H: 0 LOB: 0 BB: 0 P: 3	1B: 8 2B: 0 3B: 0 HR: 0	SF: 2 SAC: 1 DP: 1 HBP: 0	WP: 0 PB: 0 SB: 3 CS: 1	PA: 38														
PITCHER	IP WLS BF H R ER SO BB IBB HBP BLK WP HR S P ERA WHIP																																			
Rick Matula, R (1, 1) ERA: 4.74	2.0		12	4	3	2	0	1	0	0	0	0	0	11	15	9.00	2.500																			
Al Hrabosky, L (3, 1) ERA: 4.14	3.0		11	1	0	0	1	1	0	0	0	0	0	12	16	0.00	0.667																			
Gene Garber, R (6, 1) ERA: 4.11	2.0		9	3	2	2	0	1	0	0	0	0	0	8	12	9.00	2.000																			
Larry Bradford, L (8, 1) ERA: 2.76	1.0	W	3	0	0	0	0	0	0	0	0	0	0	3	3	0.00	0.000																			
Rick Camp, R (9, 1) ERA: 2.12	1.0	S	3	0	0	0	0	0	0	0	0	0	0	3	3	0.00	0.000																			

Pittsburgh Pirates @ Atlanta Braves
Atlanta-Fulton County Stadium, Atlanta, GA

Sun Sep 07 1980, 3:33 AM EDT
Att: 19,762 - Unknown

livebaseballscorecards.com

AB	32
R	5
H	8
RBI	5
BB	3
SO	1
LOB	13



Batter	1	2	3	4	5	6	7	8	9	AB	R	H	RBI	BB	SO	LOB	
Jerry Royster, R OBP: 0.301, SLG: 0.315 (1, 7) (9, 5)	0-0 6-3 ①		0-0 5-3 ①		0-0 F9 ②		0-0 G5-4-3 ② ③ 1-2f				4	0	0	0	0	0	1
Rafael Ramirez, R OBP: 0.305, SLG: 0.389 (1, 6) (9, 5)	0-0 6-3 ②		0-0 6-3 ②		1-0 HBP ③			0-0 1B G6-4-3 1B			3	1	1	0	0	0	0
Gary Matthews, R OBP: 0.326, SLG: 0.438 (1, 9) (9, 5)	0-0 5-3 ③		0-0 6-3 ③		0-0 F3 ③			0-0 1B G6-4-3 1B 1-3			4	0	1	0	0	0	1
Bob Horner, R OBP: 0.309, SLG: 0.550 Rick Camp, R OBP: 0.167, SLG: 0.333 (1, 5) (9, 1)		0-3 K ①		0-0 HR ①		0-0 HR ①		0-0 G6-4-3 ① ② 1-2f			4	2	2	2	0	1	1
Chris Chambliss, L OBP: 0.336, SLG: 0.424 (1, 3) (9, 5)		0-0 1B E 1B		0-0 4-3 ①		0-0 F5 ①		4-0 HR BB BB BB BB			3	2	1	0	1	0	0
Dale Murphy, R OBP: 0.358, SLG: 0.522 (1, 8) (9, 5)		0-0 FC6-4 E 1B 1-2		0-3 K ②		0-0 5-3 ②		0-0 HR 1-H			4	1	2	2	0	1	0
Glenn Hubbard, R OBP: 0.320, SLG: 0.402 (1, 4) (9, 5)		0-0 E5 FC6-4 1-2 2-H		4-0 BB BB BB BB BB BB		0-0 6-3 ③		0-0 6-3 ③			3	0	0	0	1	0	1
Bruce Benedict, R OBP: 0.304, SLG: 0.322 (1, 2) (9, 5)		0-0 FC6-4 ② 1-2f 2-3		0-0 F9 ③			0-0 G5-4-3 1B				3	0	1	0	0	0	3
Rick Matula, R OBP: 0.151, SLG: 0.118 Mike Luthi, L OBP: 0.344, SLG: 0.236 Al Hrabosky, R OBP: 0.200, SLG: 0.500 Biff Pocoreba, S OBP: 0.410, SLG: 0.455 Gene Garber, R OBP: 0.500, SLG: 0.500 Jeff Burroughs, R OBP: 0.343, SLG: 0.456 Larry Bradford, R OBP: 0.343, SLG: 0.456 Gary Cooper, S OBP: 0.343, SLG: 0.456 (1, 1) (2, PH) (3, 1) (5, PH) (6, 1) (7, PH) (8, 1) (9, 7)		0-3 K ③		0-0 4-3 ①			0-0 F8 ①				0	0	0	0	0	0	0

Inning Stats	R: 0	H: 0	E: 0	LOB: 0	K: 0	BB: 0	S: 3	P: 3	R: 1	H: 2	E: 1	LOB: 2	K: 2	BB: 0	S: 10	P: 10	R: 0	H: 0	E: 0	LOB: 0	K: 0	BB: 0	S: 3	P: 3	R: 1	H: 1	E: 0	LOB: 1	K: 1	BB: 1	S: 6	P: 10	R: 0	H: 0	E: 0	LOB: 1	K: 0	BB: 0	S: 3	P: 4	R: 1	H: 1	E: 0	LOB: 0	K: 0	BB: 0	S: 4	P: 4	R: 0	H: 1	E: 0	LOB: 0	K: 0	BB: 0	S: 3	P: 3	R: 3	H: 3	E: 0	LOB: 0	K: 0	BB: 1	S: 5	P: 9
PITCHER	IP	WLS	BF	H	R	ER	SO	BB	IBB	HBP	BLK	WP	HR	S	P	ERA	WHIP																																															
Rick Rhoden, R ERA: 4.1 (1, 1)	6.0		26	5	3	2	3	1	0	1	0	0	0	2	30	35	3.00	1.000																																														
Kent Tekulve, R ERA: 3.1 (7, 1)	2.0	L	8	3	3	3	0	1	0	0	0	0	0	1	7	11	13.50	2.000																																														

BOTTOM

Pittsburgh Pirates @ Atlanta Braves
Atlanta-Fulton County Stadium, Atlanta, GA

Sun Sep 07 1980, 3:33 AM EDT
Att. 19,762 - Unknown

livebaseballscores.com

AB	31
R	6
H	8
RBI	4
BB	2
SO	3
LOB	10

1B	5	SF	0	WP	0	PA	34
2B	0	SAC	0	PB	0		
3B	0	DP	2	SB	0		
HR	3	HBP	1	CS	0		



Batter	1	2	3	4	5	6	7	8	9	AB R H RBI BB SO LOB	TOP
Dave Collins, S (1, 8) OBP: 0.366, SLG: 0.372 Cesar Geronimo, L (8, 8) OBP: 0.323, SLG: 0.336	 1B		 1B			 K			 6-3	4 1 2 1 0 1 2 1 0 0 0 0 0 0	
Ken Griffey, L (1, 9) OBP: 0.372, SLG: 0.436	 1B	 1B	 G3			 4-3			 G3	5 1 1 1 0 0 2	
Dave Concepcion, R (1, 6) OBP: 0.310, SLG: 0.367	 1B	 F9			 L9	 K			 F8	5 1 1 1 0 1 0	
George Foster, R (1, 7) OBP: 0.364, SLG: 0.476	 1B	 1B			 F9			 G4-6-3	 1B	4 1 3 1 0 0 0	
Dan Driessen, L (1, 3) OBP: 0.390, SLG: 0.439	 1B	 K			 4-3			 G4-6-3	 1B	4 1 1 1 0 1 2	
Johnny Bench, R (1, 2) OBP: 0.331, SLG: 0.503	 F2		 4-3			 1B			 F8	4 0 1 0 0 0 2	
Ray Knight, R (1, 5) OBP: 0.309, SLG: 0.417	 6-3		 1B			 P4			 K	4 1 1 0 0 1 3	
Ron Oester, S (1, 4) OBP: 0.338, SLG: 0.381	 IBB		 F7			 F8			 1-3	3 0 0 0 1 0 2	
Frank Pastore, R (1, 1) OBP: 0.193, SLG: 0.148 Tom Hume, R (8, 1) OBP: 0.154, SLG: 0.231	 1B		 1B			 K			 4-3	4 0 2 2 0 1 1 0 0 0 0 0 0 0	
Inning Stats	R: 5 H: 6 E: 0 LOB: 2 K: 0 BB: 1 S: 9 P: 13	R: 0 H: 1 E: 0 LOB: 1 K: 1 BB: 0 S: 6 P: 6	R: 1 H: 3 E: 0 LOB: 2 K: 0 BB: 0 S: 6 P: 6	R: 0 H: 0 E: 0 LOB: 0 K: 0 BB: 0 S: 3 P: 3	R: 0 H: 1 E: 0 LOB: 1 K: 1 BB: 0 S: 6 P: 6	R: 0 H: 0 E: 0 LOB: 0 K: 2 BB: 0 S: 7 P: 7	R: 0 H: 1 E: 0 LOB: 0 K: 0 BB: 0 S: 3 P: 3	R: 0 H: 0 E: 0 LOB: 0 K: 1 BB: 0 S: 5 P: 5	R: 0 H: 0 E: 0 LOB: 0 K: 0 BB: 0 S: 3 P: 3	1B: 12 SF: 0 2B: 0 SAC: 0 3B: 0 DP: 1 HR: 0 HBP: 0	WP: 0 PA: 39 PB: 0 SB: 0 CS: 0
PITCHER Doyle Alexander, R (1, 1) ERA: 4.01 Preston Hanna, R (6, 1) ERA: 3.53 Gene Garber, R (8, 1) ERA: 4.06 Al Hrabosky, L (9, 1) ERA: 4.06	IP WLS BF H R ER SO BB IBB HBP BLK WP HR S P ERA WHIP 5.0 L 27 11 6 6 2 0 0 0 0 0 0 0 30 34 10.80 2.200								PITCHER IP WLS BF H R ER SO BB IBB HBP BLK WP HR S P ERA WHIP 2.0 6 1 0 0 2 0 0 0 0 0 0 0 10 10 0.00 0.500 1.0 3 0 0 0 1 0 0 0 0 0 0 0 5 5 0.00 0.000 1.0 3 0 0 0 0 0 0 0 0 0 0 0 3 3 0.00 0.000		

Cincinnati Reds @ Atlanta Braves
 Atlanta-Fulton County Stadium, Atlanta, GA

Mon Sep 08 1980, 7:05 PM EDT
 Att: 15,951 - Unknown

livebaseballscorecards.com

AB	38
R	6
H	12
RBI	6
BB	1
SO	5
LOB	14



Batter	1	2	3	4	5	6	7	8	9	AB R H RBI BB SO LOB
Jerry Royster, R OBP: 0.303, SLG: 0.317 (1, 7)	0-0 4-3	0-0 FC6-4			0-0 1-3 1B			0-0 G6-4-3 1B		4 0 2 0 0 0 2
Rafael Ramirez, R OBP: 0.303, SLG: 0.385 (1, 6)	0-3 K		0-0 F9		0-0 1-3			0-0 G6-4-3 1B		4 0 1 0 0 1 1
Gary Matthews, R OBP: 0.327, SLG: 0.437 (1, 9)	4-0 FC6-4 BB		0-0 1B		0-0 F9			0-0 G6-4-3 1-2 1B		3 0 1 0 1 0 3
Bob Horner, R OBP: 0.306, SLG: 0.544 (1, 5)	0-0 FC6-4		0-3 K		0-0 F7			0-0 5-3		4 0 0 0 0 1 3
Chris Chambliss, L OBP: 0.334, SLG: 0.421 (1, 3)		0-0 F7	0-3 K		0-0 F9			0-0 1-5-3		4 0 0 0 0 1 1
Dale Murphy, R OBP: 0.357, SLG: 0.526 (1, 8)		0-0 HR		0-3 K		0-3 K		0-0 F7		4 1 1 1 0 2 0
Glenn Hubbard, R OBP: 0.320, SLG: 0.398 (1, 4)		0-0 E6 1B		4-0 G5-4-3 BB			0-0 P4	0-0 F9		3 0 0 0 1 0 0
Bruce Benedict, R OBP: 0.305, SLG: 0.322 (1, 2)		0-0 FC6-4 1B		0-0 G5-4-3			0-0 P5			3 0 1 0 0 0 1
Doyle Alexander, R OBP: 0.197, SLG: 0.203 (5, PH) Biff Pocoreba, S OBP: 0.405, SLG: 0.448 (6, 1) Preston Hanna, R OBP: 0.167, SLG: 0.333 (7, PH) Mike Lum, L OBP: 0.341, SLG: 0.233 (8, 1) Gene Garber, R OBP: 0.600, SLG: 0.500 (9, 1) Al Hrabosky, R		0-0 P5			0-0 P5		0-0 F9			1 0 0 0 0 0 2 1 0 0 0 0 0 0 0 0 0 0 0 0 0 1 0

Inning Stats	R: 0 E: 0 K: 1 S: 5	H: 0 LOB: 1 BB: 1 P: 9	R: 1 E: 1 K: 0 S: 6	H: 2 LOB: 2 BB: 0 P: 6	R: 0 E: 0 K: 2 S: 8	H: 1 LOB: 1 BB: 0 P: 8	R: 0 E: 0 K: 1 S: 4	H: 0 LOB: 0 BB: 1 P: 8	R: 0 E: 0 K: 0 S: 4	H: 1 LOB: 1 BB: 0 P: 4	R: 0 E: 0 K: 1 S: 5	H: 0 LOB: 0 BB: 0 P: 5	R: 0 E: 0 K: 0 S: 3	H: 0 LOB: 0 BB: 0 P: 3	R: 0 E: 0 K: 0 S: 4	H: 2 LOB: 1 BB: 0 P: 4	R: 0 E: 0 K: 0 S: 3	H: 0 LOB: 0 BB: 0 P: 3	1B: 5 2B: 0 3B: 0 HR: 1	SF: 0 SAC: 0 DP: 2 HBP: 0	WP: 0 PB: 0 SB: 0 CS: 0	PA: 34	
PITCHER	IP	WLS	BF	H	R	ER	SO	BB	IBB	HBP	BLK	WP	HR	S	P	ERA	WHIP						
Frank Pastore, R ERA: 3.27 (1, 1)	7.0	W	29	6	1	1	5	2	0	0	0	0	0	1	37	45	1.29	1.143					
Tom Hume, R ERA: 2.68 (8, 1)	2.0		5	0	0	0	0	0	0	0	0	0	0	5	5	0.00	0.000						

BOTTOM

Cincinnati Reds @ Atlanta Braves
 Atlanta-Fulton County Stadium, Atlanta, GA
 Mon Sep 08 1980, 7:05 PM EDT
 Att. 15,951 - Unknown

livebaseballscorecards.com

AB	32
R	1
H	6
RBI	1
BB	2
SO	5
LOB	13



Batter	1	2	3	4	5	6	7	8	9	AB R H RBI BB SO LOB	TOP
Dave Collins, S (1, 8) X OBP: 0.369, SLG: 0.376 Cesar Geronimo, L (7, 8) OBP: 0.321, SLG: 0.333	0-0 		0-0 			4-0 	0-0 		0-3 	3 2 2 0 1 0 0 1 0 0 0 0 1 0	
Ken Griffey, L (1, 9) X OBP: 0.371, SLG: 0.440	0-0 			0-0 		0-0 	0-0 		0-3 	5 1 1 3 0 1 3	
Dave Concepcion, R (1, 6) X OBP: 0.311, SLG: 0.367	0-0 			0-3 		0-0 		0-0 		5 1 2 1 0 1 0	
George Foster, R (1, 7) X OBP: 0.363, SLG: 0.473	0-0 			0-3 		0-0 		0-0 	0-3 	5 0 1 0 0 2 2	
Dan Driessen, L (1, 3) OBP: 0.387, SLG: 0.435		0-0 			0-0 	0-0 		0-0 		4 0 0 0 0 0 2	
Johnny Bench, R (1, 2) OBP: 0.332, SLG: 0.511 Vic Correll, R (8, 2)		0-0 			0-0 		0-0 	4-0 		3 2 1 1 1 0 0 0 0 0 0 0 0 0	
Ray Knight, R (1, 5) OBP: 0.310, SLG: 0.418		0-0 			0-0 		0-0 	0-0 		4 0 2 1 0 0 0	
Ron Oester, S (1, 4) OBP: 0.340, SLG: 0.383			0-0 		0-0 	0-0 	0-0 	0-0 		4 1 2 1 0 0 0	
Mario Soto, R (1, 1) OBP: 0.028, SLG: 0.028			0-0 			0-0 	0-0 	0-3 		3 0 1 0 0 1 2	
Inning Stats	R: 1 H: 1 E: 0 LOB: 0 K: 0 BB: 0 S: 4 P: 4	R: 0 H: 0 E: 0 LOB: 0 K: 0 BB: 0 S: 3 P: 3	R: 0 H: 0 E: 0 LOB: 0 K: 0 BB: 0 S: 3 P: 3	R: 0 H: 0 E: 0 LOB: 0 K: 2 BB: 0 S: 7 P: 7	R: 0 H: 1 E: 0 LOB: 0 K: 0 BB: 0 S: 3 P: 3	R: 3 H: 3 E: 0 LOB: 1 K: 0 BB: 1 S: 6 P: 10	R: 1 H: 3 E: 0 LOB: 2 K: 0 BB: 0 S: 6 P: 6	R: 2 H: 3 E: 0 LOB: 2 K: 1 BB: 1 S: 8 P: 12	R: 0 H: 1 E: 0 LOB: 1 K: 3 BB: 0 S: 10 P: 10	1B: 9 SF: 0 2B: 1 SAC: 1 3B: 0 DP: 0 HR: 2 HBP: 0	WP: 1 PA: 41 PB: 0 SB: 0 CS: 1
PITCHER Tommy Boggs, R (1, 1) ERA: 3.75 Gene Garber, R (7, 1) ERA: 4.04 Preston Hanna, R (8, 1) ERA: 3.76 Larry Bradford, L (9, 1) ERA: 2.7	IP WLS BF H R ER SO BB IBB HBP BLK WP HR S P ERA WHIP 6.2 L 27 7 5 5 2 1 0 0 0 0 2 30 34 6.75 1.200 0.1 2 1 0 0 0 0 0 0 0 0 0 2 2 0.00 3.000 1.0 7 3 2 2 1 1 0 0 0 1 0 8 12 18.00 4.000 1.0 4 1 0 0 0 3 0 0 0 0 0 0 10 10 0.00 1.000	PITCHER IP WLS BF H R ER SO BB IBB HBP BLK WP HR S P ERA WHIP									

Cincinnati Reds @ Atlanta Braves
 Atlanta-Fulton County Stadium, Atlanta, GA

Tue Sep 09 1980, 7:05 PM EDT
 Att. 14,165 - Unknown

livebaseballscorecards.com

AB	37
R	7
H	12
RBI	7
BB	2
SO	6
LOB	9



Batter	1	2	3	4	5	6	7	8	9
Jerry Royster, R OBP: 0.300, SLG: 0.313 (1, 7)	0-3 K		0-0 F7		0-0 F9			0-3 K	
Rafael Ramirez, R OBP: 0.304, SLG: 0.383 (1, 6)	0-0 F8			0-0 FC1-2 2B 1B		0-0 F7		0-0 5-3	
Luis Gomez, R OBP: 0.243, SLG: 0.216 (8, 6)									
Gary Matthews, R OBP: 0.326, SLG: 0.438 (1, 9)	0-3 K			0-0 FC1-2 1-3 1B 2B		0-0 G3		0-0 F8	
Bob Horner, R OBP: 0.305, SLG: 0.541 (1, 5)		0-0 CS 1B		0-0 FC1-2 1B 2-3 3-H		0-0 F8		0-3 K	
Chris Chambliss, L OBP: 0.337, SLG: 0.425 (1, 3)		0-3 K 1-2		0-0 1-3 3-H 1B			0-0 WP 2B	0-0 1B	
Dale Murphy, R OBP: 0.356, SLG: 0.523 (1, 8)		0-3 K		0-3 K			4-0 WP BB	0-3 K	
Glenn Hubbard, R OBP: 0.318, SLG: 0.396 (1, 4)			0-3 K	0-3 K			0-0 F2 1-2 2-3	0-3 K	
Biff Pocoroba, S OBP: 0.400, SLG: 0.441 (7, PH)									
Chico Ruiz, R OBP: 0.370, SLG: 0.480 (8, 4)									
Bruce Benedict, R OBP: 0.306, SLG: 0.323 (1, 2)			0-0 S 1B		0-0 5-3		0-3 K		
Mike Lum, L OBP: 0.337, SLG: 0.230 (7, PH)									
Bill Nahorodny, R OBP: 0.302, SLG: 0.436 (8, 2)									
Tommy Boggs, R OBP: 0.167, SLG: 0.170 (1, 1)			0-3 K		0-3 K		0-3 K		
Gene Garber, R OBP: 0.500, SLG: 0.500 (7, 1)									
Jeff Burroughs, R OBP: 0.342, SLG: 0.454 (7, PH)									
Preston Hanna, R OBP: 0.167, SLG: 0.333 (8, 1)			1-2						
Larry Bradford, R (9, 1)									

AB	R	H	RBI	BB	SO	LOB
4	0	0	0	0	2	1
3	0	1	0	0	0	0
1	0	0	0	0	0	0
4	1	1	0	0	1	0
4	0	1	0	0	1	2
4	0	3	1	0	1	1
3	0	0	0	1	3	3
2	0	0	0	0	2	2
1	0	0	0	0	0	2
1	0	0	0	0	1	1
2	0	1	0	0	0	0
1	0	0	0	0	1	2
0	0	0	0	0	0	0
0	0	0	0	0	0	0
0	0	0	0	0	0	0

WP	PA
1	34
0	
1	
1	

Inning Stats	R	H	E	K	S	P	BB	IBB	HBP	BLK	WP	HR	S	P	ERA	WHIP	
R: 0 E: 0 K: 2 S: 7	H: 0 LOB: 0 BB: 0 P: 7	R: 0 E: 0 K: 2 S: 7	H: 1 LOB: 0 BB: 0 P: 7	R: 0 E: 0 K: 2 S: 8	H: 1 LOB: 1 BB: 0 P: 8	R: 1 E: 0 K: 2 S: 10	H: 3 LOB: 2 BB: 0 P: 10	R: 0 E: 0 K: 1 S: 5	H: 0 LOB: 0 BB: 0 P: 5	R: 0 E: 0 K: 0 S: 3	H: 0 LOB: 0 BB: 0 P: 3	R: 0 E: 0 K: 2 S: 8	H: 1 LOB: 2 BB: 1 P: 12	R: 0 E: 0 K: 1 S: 5	H: 0 LOB: 0 BB: 0 P: 5	R: 0 E: 0 K: 3 S: 10	H: 1 LOB: 1 BB: 0 P: 10

1B	2B	3B	HR	SF	SAC	DP	HBP
5	2	0	0	0	0	0	0

Cincinnati Reds @ Atlanta Braves
Atlanta-Fulton County Stadium, Atlanta, GA
 Tue Sep 09 1980, 7:05 PM EDT
 Att. 14,165 - Unknown

AB	33
R	1
H	7
RBI	1
BB	1
SO	15
LOB	17



IP	WLS	BF	H	R	ER	SO	BB	IBB	HBP	BLK	WP	HR	S	P	ERA	WHIP
9.0	W	34	7	1	1	15	1	0	0	0	1	0	63	67	1.00	0.889

Batter	1	2	3	4	5	6	7	8	9	AB R H RBI BB SO LOB	TOP														
Dave Collins, S (1, 8) <small>OBP: 0.370, SLG: 0.377</small> Cesar Geronimo, L (7, 8) <small>OBP: 0.321, SLG: 0.333</small>	0-0 HR 1B	0-0 4-3			0-0 F8 S 1B		0-0 5-3			4 1 2 0 0 0 0 0 0 0 0 0 0 0															
Ken Griffey, L (1, 9) <small>OBP: 0.370, SLG: 0.438</small> Paul Householder, S (7, 9) <small>OBP: 0.281, SLG: 0.290</small>	0-0 HR 1B	0-0 3-1			0-0 F8 1-3		0-0 4-3			4 1 1 0 0 0 1 0 0 0 0 0 0 0															
Dave Concepcion, R (1, 6) <small>OBP: 0.309, SLG: 0.364</small>	0-3 K		0-0 5-3		0-3 K		0-3 K			4 0 0 0 0 3 3															
George Foster, R (1, 7) <small>OBP: 0.364, SLG: 0.480</small>	0-0 HR 1-H 2-H		0-0 1B		0-0 L6		0-0 5-3			4 1 2 3 0 0 1															
Johnny Bench, R (1, 2) <small>OBP: 0.332, SLG: 0.508</small>	0-0 1B 1B		0-0 P6		0-0 6-3		0-0 5-3			4 0 1 0 0 0 1															
Dan Driessen, L (1, 3) <small>OBP: 0.384, SLG: 0.431</small>	0-0 F8		0-0 G3		0-0 F7		0-0 G3			4 0 0 0 0 0 2															
Ray Knight, R (1, 5) <small>OBP: 0.311, SLG: 0.419</small>	0-0 1-2 1B		0-0 4-3		0-0 E 1B		0-0 5-3			4 0 2 0 0 0 0															
Ron Oester, S (1, 4) <small>OBP: 0.335, SLG: 0.376</small>	0-0 4-3		0-3 K		0-0 E6 FC6-4		0-0 4-3			4 0 0 0 0 1 3															
Tom Seaver, R (1, 1) <small>OBP: 0.209, SLG: 0.135</small>		0-0 4-3	0-3 K		0-0 FC6-4 1-2f		0-3 K			4 0 0 0 0 2 2															
Inning Stats	R: 3 E: 0 K: 1 S: 10	H: 5 LOB: 2 BB: 0 P: 10	R: 0 E: 0 K: 0 S: 3	H: 0 LOB: 0 BB: 0 P: 3	R: 0 E: 0 K: 0 S: 4	H: 1 LOB: 1 BB: 0 P: 4	R: 0 E: 0 K: 2 S: 7	H: 0 LOB: 0 BB: 0 P: 7	R: 0 E: 0 K: 1 S: 6	H: 1 LOB: 1 BB: 0 P: 6	R: 0 E: 1 K: 0 S: 5	H: 1 LOB: 2 BB: 0 P: 5	R: 0 E: 0 K: 1 S: 5	H: 0 LOB: 0 BB: 0 P: 5	R: 0 E: 0 K: 0 S: 3	H: 0 LOB: 0 BB: 0 P: 3	R: 0 E: 0 K: 1 S: 5	H: 0 LOB: 0 BB: 0 P: 5	R: 0 E: 0 K: 1 S: 5	H: 0 LOB: 0 BB: 0 P: 5	1B: 7 2B: 0 3B: 0 HR: 1	SF: 0 SAC: 0 DP: 0 HBP: 0	WP: 0 PB: 0 SB: 1 CS: 0	PA: 36	
PITCHER	IP WLS BF H R ER SO BB IBB HBP BLK WP HR S P ERA WHIP																								
Larry McWilliams, L (1, 1) <small>ERA: 5.04</small> Preston Hanna, R (1, 1) <small>ERA: 3.61</small> Gene Garber, R (4, 1) <small>ERA: 3.93</small> Al Hrabosky, L (6, 1) <small>ERA: 3.91</small> Rick Camp, R (8, 1) <small>ERA: 2.07</small>	0.1 L 5 4 3 3 1 0 0 0 0 0 0 1 7 7 81.00 12.000	2.2 10 2 0 0 0 0 0 0 0 0 0 0 10 10 0.00 0.750	2.0 7 1 0 0 3 0 0 0 0 0 0 0 13 13 0.00 0.500	2.0 8 1 0 0 1 0 0 0 0 0 0 0 10 10 0.00 0.500	2.0 6 0 0 0 1 0 0 0 0 0 0 0 8 8 0.00 0.000																				

Cincinnati Reds @ Atlanta Braves
Atlanta-Fulton County Stadium, Atlanta, GA

Wed Sep 10 1980, 7:05 PM EDT
Att: 10,516 - Unknown

livebaseballscorecards.com

AB	36
R	3
H	8
RBI	3
BB	0
SO	6
LOB	13



Batter	1	2	3	4	5	6	7	8	9	AB	R	H	RBI	BB	SO	LOB
Jerry Royster, R OBP: 0.297, SLG: 0.310 (1, 7)	0-0 F7		0-0 G4-6-3		0-0 P4			0-0 F7		4	0	0	0	0	0	2
Glenn Hubbard, R OBP: 0.320, SLG: 0.397 (1, 4)	0-0 1-3 1B		0-0 1B		0-0 FC6-4			0-0 6-3		4	0	2	0	0	0	1
Gary Matthews, R OBP: 0.328, SLG: 0.439 (1, 9)	0-0 1-3 1-2			4-0 1B BB		0-0 2B		0-3 K		3	0	1	0	1	1	1
Bob Horner, R OBP: 0.307, SLG: 0.541 (1, 5)	0-0 6-3			0-0 1-2 1B		0-0 P3			0-0 1B	4	0	2	0	0	0	2
Chris Chambliss, L OBP: 0.336, SLG: 0.426 (1, 3)		0-0 2B		0-0 F7		0-0 L9		0-0 F7		4	0	1	0	0	0	4
Dale Murphy, R OBP: 0.354, SLG: 0.518 (1, 8)		0-3 K		0-0 F7		0-0 4-3		0-3 K		4	0	0	0	0	2	5
Bruce Benedict, R OBP: 0.303, SLG: 0.320 (1, 2)		0-0 F7		0-0 L7			0-0 6-3		0-0 4-3	3	0	0	0	0	0	3
Bill Nahorodny, R OBP: 0.300, SLG: 0.433 (9, PH)										1	0	0	0	0	0	1
Luis Gomez, R OBP: 0.241, SLG: 0.214 (1, 6)		0-0 L4			0-0 6-3		0-0 P4			2	0	0	0	0	0	1
Biff Pocoroba, S OBP: 0.395, SLG: 0.435 (7, PH)										1	0	0	0	0	0	0
Chico Ruiz, R OBP: 0.370, SLG: 0.480 (8, 6)										0	0	0	0	0	0	0
Larry McWilliams, L Preston Hanna, R Brian Asselstine, L Rafael Ramirez, RF Gene Garber, RF Mike Luthi, LF Al Hrabosky, RF Jeff Burroughs, RF Rick Camp, RF			0-0 G4-6-3 1B		0-0 FC6-4 1B		0-0 F8			0	0	0	0	0	0	0

BOTTOM

Cincinnati Reds @ Atlanta Braves
 Atlanta-Fulton County Stadium, Atlanta, GA
 Wed Sep 10 1980, 7:05 PM EDT
 Att. 10,516 - Unknown

livebaseballscorecards.com

AB	33
R	0
H	8
RBI	0
BB	1
SO	3
LOB	20



Inning Stats	R: 0	H: 1	E: 0	K: 0	S: 4	H: 1	LOB: 1	BB: 0	P: 4	R: 0	H: 1	E: 0	K: 0	S: 3	H: 2	LOB: 1	BB: 0	P: 3	R: 0	H: 1	E: 0	K: 0	S: 4	H: 1	LOB: 2	BB: 1	P: 8	R: 0	H: 1	E: 0	K: 0	S: 4	H: 0	LOB: 0	BB: 0	P: 3	R: 0	H: 0	E: 0	K: 1	S: 5	H: 0	LOB: 0	BB: 0	P: 5	R: 0	H: 1	E: 0	K: 1	S: 6	H: 1	LOB: 1	BB: 0	P: 6	1B: 6	SF: 0	2B: 2	SAC: 0	3B: 0	DP: 1	HR: 0	HBP: 0	WP: 0	PA: 34
--------------	------	------	------	------	------	------	--------	-------	------	------	------	------	------	------	------	--------	-------	------	------	------	------	------	------	------	--------	-------	------	------	------	------	------	------	------	--------	-------	------	------	------	------	------	------	------	--------	-------	------	------	------	------	------	------	------	--------	-------	------	-------	-------	-------	--------	-------	-------	-------	--------	-------	--------

PITCHER	IP	WLS	BF	H	R	ER	SO	BB	IBB	HBP	BLK	WP	HR	S	P	ERA	WHIP
Tom Seaver, R ERA: 4.13 (1, 1)	9.0	W	34	8	0	0	3	1	0	0	0	0	0	39	43	0.00	1.000

Batter	1	2	3	4	5	6	7	8	9	AB R H RBI BB SO LOB	TOP									
Gene Richards, L (1, 7) OBP: 0.365, SLG: 0.383	0-0 2B	0-3 K			0-0 F7		0-0 4-3		0-0 6-3	5 1 1 0 0 1 2										
Luis Salazar, R (1, 5) OBP: 0.426, SLG: 0.460	0-3 K		0-0 S 1B		0-0 6-3		0-3 K		0-0 4-3	5 0 1 0 0 2 2										
Jerry Mumphy, S (1, 8) OBP: 0.342, SLG: 0.361	0-0 L6-4 2H 2B		0-3 S K		0-0 G3			0-3 S K		4 0 1 1 0 2 1										
Dave Winfield, R (1, 9) OBP: 0.365, SLG: 0.454	4-0 BB		0-3 S K			0-3 S K		0-0 S F8		3 0 0 0 1 2 1										
Randy Bass, L (1, 3) OBP: 0.385, SLG: 0.545	0-0 L6-4 2-3		0-0 S F8		0-0 L3		0-0 S BB 1B		0-0 S BB 1B	4 0 1 0 0 0 3										
Gene Tenace, R (1, 2) OBP: 0.398, SLG: 0.418		0-0 5-3		0-0 SH1-3 2B		4-0 BB 1B BB		4-0 BB 1-2 BB		2 0 1 0 2 0 0										
Ozzie Smith, S (1, 6) OBP: 0.322, SLG: 0.275		0-0 E7 1B		0-0 SH1-3 2-3 1B		0-0 1-2 1B		0-0 4-3		3 1 2 0 0 0 2										
Tim Flannery, L (1, 4) OBP: 0.288, SLG: 0.285		0-0 FC3-6 2-H 1B		0-0 F7		0-0 G3		0-0 F7		4 0 1 1 0 0 3										
Juan Eichelberger, R (1, 1) OBP: 0.083, SLG: 0.043		0-0 FC3-6		0-0 6-3			0-0 F8		0-0 6-3 1B	2 0 0 0 0 0 2										
Broderick Perkins, L (7, PH) OBP: 0.517, SLG: 0.660										1 0 0 0 0 0 0										
Rolle Fingers, R (7, 1) OBP: 0.295, SLG: 0.412										0 0 0 0 0 0 0										
Gary Lucas, L (8, 1) OBP: 0.206, SLG: 0.182										0 0 0 0 0 0 0										
Dave Cash, R (9, PH) OBP: 0.282, SLG: 0.274										1 0 1 0 0 0 0										
Inning Stats	R: 1 E: 0 K: 1 S: 6	H: 2 LOB: 1 BB: 1 P: 10	R: 1 E: 1 K: 1 S: 7	H: 2 LOB: 1 BB: 0 P: 7	R: 0 E: 0 K: 2 S: 8	H: 1 LOB: 1 BB: 0 P: 8	R: 0 E: 0 K: 0 S: 4	H: 1 LOB: 1 BB: 0 P: 4	R: 0 E: 0 K: 1 S: 6	H: 1 LOB: 2 BB: 1 P: 10	R: 0 E: 0 K: 1 S: 5	H: 0 LOB: 0 BB: 0 P: 5	R: 0 E: 0 K: 1 S: 6	H: 1 LOB: 2 BB: 1 P: 10	R: 0 E: 0 K: 0 S: 4	H: 1 LOB: 1 BB: 0 P: 4	1B: 6 2B: 4 3B: 0 HR: 0	SF: 0 SAC: 1 DP: 1 HBP: 0	WP: 0 PB: 0 SB: 1 CS: 0	PA: 38
PITCHER	IP WLS BF H R ER SO BB IBB HBP BLK WP HR S P ERA WHIP																			
Phil Niekro, R (1, 1) ERA: 3.66	7.2 W 33 8 2 1 7 3 0 0 0 0 0 0 44 56 1.17 1.435																			
Rick Camp, R (8, 1) ERA: 2.04	1.1 S 5 1 0 0 0 0 0 0 0 0 0 0 5 5 0.00 0.750																			

San Diego Padres @ Atlanta Braves
Atlanta-Fulton County Stadium, Atlanta, GA

Fri Sep 12 1980, 7:05 PM EDT
Att. 8,881 - Unknown

livebaseballscorecards.com

AB 34
R 2
H 9
RBI 2
BB 3
SO 7
LOB 16



Batter	1	2	3	4	5	6	7	8	9	AB	R	H	RBI	BB	SO	LOB
Terry Harper, R (1, 7)	0-0 F8		0-0 6-3			0-0 4-3		0-0 G3		4	0	0	0	0	0	0
Glenn Hubbard, R (1, 4) OBP: 0.322, SLG: 0.401	0-0 HR 2B		0-3 K			0-0 F9		0-0 1B 2B 1B		4	2	2	0	0	1	0
Gary Matthews, R (1, 9) OBP: 0.329, SLG: 0.438	4-0 HR BB		0-3 K			0-3 K		0-0 2B 1B		3	2	1	0	1	2	0
Bob Horner, R (1, 5) OBP: 0.307, SLG: 0.540	0-0 F5			0-0 5-3			0-3 K	0-0 1B 2B		4	0	1	1	0	1	2
Jerry Royster, R (8, PR) OBP: 0.297, SLG: 0.310								1-3 3-H		0	0	0	0	0	0	0
Chris Chambliss, L (1, 3) OBP: 0.337, SLG: 0.432	0-0 HR			0-0 4-3			0-0 F5	0-0 1B		4	1	2	4	0	0	0
Dale Murphy, R (1, 8) OBP: 0.353, SLG: 0.518	0-3 K			0-0 5-3			0-0 1B 2B	0-0 F3		4	1	1	0	0	1	3
Bruce Benedict, R (1, 2) OBP: 0.302, SLG: 0.317		0-0 5-3			0-0 5-3		4-0 1B IBB	0-3 K		3	0	0	0	1	1	3
Luis Gomez, R (1, 6) OBP: 0.242, SLG: 0.216			0-0 6-3			0-0 1-3				3	0	1	1	0	0	0
Phil Niekro, R (1, 1) OBP: 0.150, SLG: 0.203							1-2 2-H	0-3 K		3	0	0	0	0	1	2
Rick Camp, R (8, 1) OBP: 0.167, SLG: 0.333						0-0 F8				0	0	0	0	0	0	0

Inning Stats	R: 3	H: 2	E: 0	K: 1	S: 7	LOB: 0	BB: 1	P: 11
R: 0	H: 0	E: 0	K: 0	S: 3 <td>LOB: 0</td> <td>BB: 0</td> <td>P: 3 <td></td> </td>	LOB: 0	BB: 0	P: 3 <td></td>	
R: 0	H: 0	E: 0	K: 2	S: 7 <td>LOB: 0</td> <td>BB: 0</td> <td>P: 7 <td></td> </td>	LOB: 0	BB: 0	P: 7 <td></td>	
R: 0	H: 0	E: 0	K: 0	S: 3 <td>LOB: 0</td> <td>BB: 0</td> <td>P: 3 <td></td> </td>	LOB: 0	BB: 0	P: 3 <td></td>	
R: 0	H: 0	E: 0	K: 0	S: 3 <td>LOB: 0</td> <td>BB: 0</td> <td>P: 3 <td></td> </td>	LOB: 0	BB: 0	P: 3 <td></td>	
R: 1	H: 2	E: 0	K: 2	S: 9 <td>LOB: 2</td> <td>BB: 1</td> <td>P: 13 <td></td> </td>	LOB: 2	BB: 1	P: 13 <td></td>	
R: 2	H: 4	E: 0	K: 1	S: 9 <td>LOB: 3</td> <td>BB: 0</td> <td>P: 9 <td></td> </td>	LOB: 3	BB: 0	P: 9 <td></td>	

BOTTOM

San Diego Padres @ Atlanta Braves
Atlanta-Fulton County Stadium, Atlanta, GA

Fri Sep 12 1980, 7:05 PM EDT
Att. 8,881 - Unknown

AB	32
R	6
H	8
RBI	6
BB	2
SO	7
LOB	10

livebaseballscorecards.com

WP: 0	PA: 34
PB: 0	
SB: 1	
CS: 0	



PITCHER	IP	WLS	BF	H	R	ER	SO	BB	IBB	HBP	BLK	WP	HR	S	P	ERA	WHIP
Juan Eichelberger, R (1, 1) ERA: 3.25	6.0	L	21	2	3	3	4	1	0	0	0	0	1	28	32	4.50	0.500
Rollie Fingers, R (7, 1) ERA: 2.95	1.1		11	6	3	3	2	0	1	0	0	0	0	14	18	20.25	4.500
Gary Lucas, L (8, 1) ERA: 3.26	0.2		2	0	0	0	1	0	0	0	0	0	0	4	4	0.00	0.000

Batter	1	2	3	4	5	6	7	8	9	AB R H RBI BB SO LOB	TOP	
Gene Richards, L (1, 7) OBP: 0.364, SLG: 0.382	0-0 3-1		0-0 3B 1B			0-0 G3	0-3 K			4 1 1 0 0 1 2		
Luis Salazar, R (1, 5) OBP: 0.429, SLG: 0.478	0-0 E6		0-0 1-H 3B			0-0 5-3		4-0 G6-4-3 S BB		3 0 1 1 1 0 0		
Jerry Mumphrey, S (1, 8) OBP: 0.345, SLG: 0.368	4-0 1-2 BB		0-3 K			0-0 HR		4-0 G6-4-3 BB		2 1 1 1 2 1 1		
Dave Winfield, R (1, 9) OBP: 0.362, SLG: 0.450	0-0 6-3			0-0 6-3		0-0 6-3		0-0 G6-4-3		4 0 0 0 0 0 3		
Randy Bass, L (1, 3) OBP: 0.294, SLG: 0.400		0-0 6-3		0-0 L7			0-0 F9	0-0 F7		4 0 0 0 0 0 1		
Gene Tenace, R (1, 2) OBP: 0.396, SLG: 0.414		0-0 5-3		0-0 F6			4-0 1B BB		0-0 6-3	3 1 0 0 1 0 0		
Ozzie Smith, S (1, 6) OBP: 0.323, SLG: 0.278		0-0 6-3			0-0 4-3		0-0 1B 1B		0-0 2B	4 0 2 0 0 0 0		
Tim Flannery, L (1, 4) OBP: 0.287, SLG: 0.285			0-0 F7		0-0 3-1		0-0 1B 1B		0-0 5-3	4 0 1 1 0 0 1		
Rick Wise, R (1, 1) OBP: 0.164, SLG: 0.185			0-0 F2		0-0 6-3		0-0 1B		0-0 F9	2 0 0 0 0 0 0		
Broderick Perkins, L (7, PH) OBP: 0.525, SLG: 0.667										1 0 1 0 0 0 0		
Rollie Fingers, R (7, 1) OBP: 0.295, SLG: 0.412										0 0 0 0 0 0 0		
Barry Evans, R (9, PH) OBP: 0.308, SLG: 0.310										1 0 0 0 0 0 1		
Inning Stats	R: 0 H: 0 E: 1 LOB: 1 K: 0 BB: 1 S: 3 P: 7	R: 0 H: 0 E: 0 LOB: 0 K: 0 BB: 0 S: 3 P: 3	R: 1 H: 2 E: 0 LOB: 1 K: 1 BB: 0 S: 7 P: 7	R: 0 H: 0 E: 0 LOB: 0 K: 0 BB: 0 S: 3 P: 3	R: 0 H: 0 E: 0 LOB: 0 K: 0 BB: 0 S: 3 P: 3	R: 1 H: 1 E: 0 LOB: 0 K: 0 BB: 0 S: 4 P: 4	R: 1 H: 3 E: 0 LOB: 2 K: 1 BB: 1 S: 7 P: 11	R: 0 H: 0 E: 0 LOB: 1 K: 0 BB: 2 S: 2 P: 10	R: 0 H: 1 E: 0 LOB: 1 K: 0 BB: 0 S: 4 P: 4	1B: 4 SF: 0 2B: 1 SAC: 0 3B: 1 DP: 1 HR: 1 HBP: 0	WP: 0 PA: 36 PB: 0 SB: 1 CS: 1	
PITCHER	IP WLS BF H R ER SO BB IBB HBP BLK WP HR S P ERA WHIP											
Rick Matula, R (1, 1) ERA: 4.72	6.1 W 25 4 3 3 1 2 0 0 0 0 0 1 25 33 4.26 0.947											
Gene Garber, R (7, 1) ERA: 3.93	0.0 1 1 0 0 0 0 0 0 0 0 0 0 1 1 ∞ ∞											
Larry Bradford, L (7, 1) ERA: 2.66	0.2 2 1 0 0 1 0 0 0 0 0 0 0 4 4 0.00 1.500											
Rick Camp, R (8, 1) ERA: 2.0	2.0 S 8 1 0 0 0 2 0 0 0 0 0 0 6 14 0.00 1.500											

San Diego Padres @ Atlanta Braves
Atlanta-Fulton County Stadium, Atlanta, GA

livebaseballscorecards.com

AB	32
R	3
H	7
RBI	3
BB	4
SO	2
LOB	9



Sat Sep 13 1980, 7:05 PM EDT
Att: 12,990 - Unknown

Batter	1	2	3	4	5	6	7	8	9
Terry Harper, R OBP: 0.125, SLG: 0.375 (1, 7)	0-0 F9		0-0 3B		0-0 1-3		0-0 E6 4-3 1B		
Glenn Hubbard, R OBP: 0.321, SLG: 0.398 (1, 4)	0-0 F6		0-0 6-3		4-0 2B BB		0-0 F3		
Gary Matthews, R OBP: 0.327, SLG: 0.435 (1, 9)	0-0 6-3			0-0 1-3	0-0 6-3		0-0 4-3		
Bob Horner, R OBP: 0.311, SLG: 0.553 (1, 5)		0-0 6-3		0-0 HR	0-0 2B		0-0 1B		
Jerry Royster, R OBP: 0.297, SLG: 0.310 (7, PR) (8, 5)									
Chris Chambliss, L OBP: 0.335, SLG: 0.429 (1, 3)		0-0 F7		0-0 E2 FC4-6	0-0 F7		0-0 L9		
Dale Murphy, R OBP: 0.352, SLG: 0.516 (1, 8)		0-0 1B		0-0 FC4-6 E S 1B 1-2f		0-0 E5 SH5-4		0-0 5-3	
Bruce Benedict, R OBP: 0.300, SLG: 0.314 (1, 2)		0-3 K2-3		0-0 E3 E 1B 1-3		0-0 SH5-4		0-0 L8	
Luis Gomez, R OBP: 0.242, SLG: 0.216 (1, 6)			0-0 4-3	0-0 E8 1B 1-H 3-H		0-0 3-4		0-3 K	
Rick Matula, R OBP: 0.143, SLG: 0.111 (1, 1)			0-0 4-3	0-0 6-3		0-0 F2			
Gene Garber, R OBP: 0.500, SLG: 0.500 (7, 1)									
Larry Bradford, R (7, 1)									
Rick Camp, R OBP: 0.167, SLG: 0.333 (8, 1)									

Inning Stats	R: 0 E: 0 K: 0 S: 3	H: 0 LOB: 0 BB: 0 P: 3	R: 0 E: 0 K: 1 S: 6	H: 1 LOB: 1 BB: 0 P: 6	R: 0 E: 0 K: 0 S: 4	H: 1 LOB: 1 BB: 0 P: 4	R: 3 E: 3 K: 0 S: 7	H: 2 LOB: 1 BB: 0 P: 7	R: 1 E: 0 K: 0 S: 4	H: 1 LOB: 1 BB: 1 P: 8	R: 0 E: 1 K: 0 S: 4	H: 0 LOB: 1 BB: 0 P: 4	R: 1 E: 1 K: 0 S: 5	H: 1 LOB: 1 BB: 0 P: 5	R: 0 E: 0 K: 1 S: 5	H: 0 LOB: 0 BB: 0 P: 5
--------------	------------------------------	---------------------------------	------------------------------	---------------------------------	------------------------------	---------------------------------	------------------------------	---------------------------------	------------------------------	---------------------------------	------------------------------	---------------------------------	------------------------------	---------------------------------	------------------------------	---------------------------------

PITCHER	IP	WLS	BF	H	R	ER	SO	BB	IBB	HBP	BLK	WP	HR	S	P	ERA	WHIP
Rick Wise, R ERA: 3.5 (1, 1)	6.0	L	27	5	4	2	1	1	0	0	0	0	1	28	32	3.00	1.000
Rollie Fingers, R ERA: 2.89 (7, 1)	2.0		8	1	1	0	1	0	0	0	0	0	0	10	10	0.00	0.500

BOTTOM

San Diego Padres @ Atlanta Braves
Atlanta-Fulton County Stadium, Atlanta, GA

Sat Sep 13 1980, 7:05 PM EDT
Att. 12,990 - Unknown

AB	R	H	RBI	BB	SO	LOB
4	1	1	0	0	0	0
3	1	0	0	1	0	2
4	0	0	0	0	0	2
4	1	3	3	0	0	0
0	0	0	0	0	0	0
4	0	0	0	0	0	2
4	1	1	0	0	0	1
3	1	0	0	0	1	2
4	0	1	1	0	1	1
3	0	0	0	0	0	2
0	0	0	0	0	0	0
0	0	0	0	0	0	0
0	0	0	0	0	0	0

AB	33
R	5
H	6
RBI	4
BB	1
SO	2
LOB	12

WP: 0 PA: 35
PB: 0
SB: 1
CS: 0



PITCHER	IP	WLS	BF	H	R	ER	SO	BB	IBB	HBP	BLK	WP	HR	S	P	ERA	WHIP
---------	----	-----	----	---	---	----	----	----	-----	-----	-----	----	----	---	---	-----	------

San Diego Padres @ Atlanta Braves
 Atlanta-Fulton County Stadium, Atlanta, GA

Sun Sep 14 1980, 3:33 AM EDT
 Att. 9,270 - Unknown

livebaseballscorecards.com

AB	35
R	3
H	10
RBI	3
BB	0
SO	3
LOB	11



WP:	0	PA:	35
PB:	0		
SB:	1		
CS:	1		

Batter	1	2	3	4	5	6	7	8	9	AB	R	H	RBI	BB	SO	LOB
Gene Richards, L (1, 7) OBP: 0.363, SLG: 0.381	0-0 1-3		0-0 4-3			0-0 F8		0-0 CS 1B		4	0	1	1	0	0	1
Luis Salazar, R (1, 5) OBP: 0.412, SLG: 0.457	0-0 5-3			0-3 K		0-0 6-3		0-0 F7		4	0	0	0	0	1	1
Jerry Mumphrey, S (1, 8) OBP: 0.344, SLG: 0.367	0-0 4-3			0-0 4-3		0-0 F8		0-0 1B		4	0	1	0	0	0	0
Randy Bass, L (1, 3) OBP: 0.333, SLG: 0.579		0-3 K2-3		0-0 HR		0-0 1B 1B		0-0 F7		4	2	2	1	0	1	1
Broderick Perkins, L (1, 9) OBP: 0.516, SLG: 0.649		0-0 F7		0-3 K		0-0 FC1-5 1B 1-2		0-0 6-3		3	0	1	0	0	1	0
Gary Lucas, L (8, 1) OBP: 0.200, SLG: 0.176										1	0	0	0	0	0	0
Bill Fahey, L (1, 2) OBP: 0.290, SLG: 0.256		0-0 6-3				0-0 1-3		0-0 FC1-5 1B 1-2 2-H		3	0	1	1	0	0	0
Paul Dade, R (7, PR) OBP: 0.316, SLG: 0.188										0	0	0	0	0	0	0
Gene Tenace, R (7, 2) OBP: 0.395, SLG: 0.412										1	0	0	0	0	0	0
Ozzie Smith, S (1, 6) OBP: 0.324, SLG: 0.280			0-0 4-3 6-3 1B		0-0 6-3		0-0 FC1-5 1B 1-2 2-3f		0-0 G4-6-3 1B	4	0	2	0	0	0	2
Tim Flannery, L (1, 4) OBP: 0.287, SLG: 0.284			0-0 6-3		0-0 1-2 1B		0-0 G4-6-3 1B 1-2f		0-0 F7	4	0	1	0	0	0	4
Steve Mura, R (1, 1) OBP: 0.178, SLG: 0.143			0-0 4-3		0-0 1-3				0-0 E8 1B 1B	2	0	0	0	0	0	2
Dave Winfield, R (8, PH) OBP: 0.363, SLG: 0.451			2-3							1	1	1	0	0	0	0

Inning Stats	R: 0	H: 0	E: 0	K: 0	S: 3	P: 3	R: 0	H: 0	E: 0	K: 1	S: 5	P: 5	R: 0	H: 1	E: 0	K: 0	S: 4	P: 4	R: 1	H: 1	E: 0	K: 2	S: 8	P: 8	R: 0	H: 1	E: 0	K: 0	S: 4	P: 4	R: 0	H: 0	E: 0	K: 0	S: 3	P: 3	R: 1	H: 3	E: 0	K: 0	S: 5	P: 5	R: 1	H: 3	E: 1	K: 0	S: 5	P: 5	R: 0	H: 1	E: 0	K: 0	S: 4	P: 4	1B: 9	SF: 0	2B: 0	SAC: 0	3B: 0	DP: 1	HR: 1	HBP: 0	WP: 0	PA: 35
--------------	------	------	------	------	------	------	------	------	------	------	------	------	------	------	------	------	------	------	------	------	------	------	------	------	------	------	------	------	------	------	------	------	------	------	------	------	------	------	------	------	------	------	------	------	------	------	------	------	------	------	------	------	------	------	-------	-------	-------	--------	-------	-------	-------	--------	-------	--------

PITCHER	IP	WLS	BF	H	R	ER	SO	BB	IBB	HBP	BLK	WP	HR	S	P	ERA	WHIP
Doyle Alexander, R (1, 1) ERA: 3.95	7.2		30	9	3	2	3	0	0	0	0	0	1	36	36	2.35	1.174
Larry Bradford, L (8, 1) ERA: 2.63	0.2		2	0	0	0	0	0	0	0	0	0	0	2	2	0.00	0.000
Rick Camp, R (9, 1) ERA: 1.98	0.2	W	3	1	0	0	0	0	0	0	0	0	0	3	3	0.00	1.500

Batter	1	2	3	4	5	6	7	8	9	AB R H RBI BB SO LOB	TOP									
Davey Lopes, R (1, 4) OBP: 0.332, SLG: 0.360 Terry Forster, L (8, 1)	0-0 4-3			0-0 F9		0-0 1B		0-0 F8		4 0 1 0 0 0 0 0 0 0 0 0 0 0										
Jay Johnstone, L (1, 9) OBP: 0.367, SLG: 0.392	0-0 F7			0-0 4-3 1B		0-0 1B		0-0 4-3		4 0 2 0 0 0 0										
Dusty Baker Jr., R (1, 7) OBP: 0.339, SLG: 0.530 Mickey Hatcher, R (7, 7) OBP: 0.250, SLG: 0.286	0-0 3-1			0-0 4-3 1-2		0-0 P6			0-0 G5-4-3 1B	3 0 0 0 0 0 3 1 0 1 0 0 0 0										
Steve Garvey, R (1, 3) OBP: 0.333, SLG: 0.453		0-0 6-3		0-0 F8			0-0 FC3-6 BB 1B		0-0 F5	4 0 1 0 0 0 2										
Ron Cey, R (1, 5) OBP: 0.345, SLG: 0.450		0-0 F7			0-0 F8		4-0 BB FC3-6 BB		0-0 G5-4-3 1-2f	3 0 0 0 1 0 1										
Rick Monday, L (1, 8) OBP: 0.365, SLG: 0.479 Rudy Law, L (6, 8) OBP: 0.312, SLG: 0.305		0-0 1-3			0-0 6-3		0-0 FC3-6 1-2f 2-3			2 0 0 0 0 0 0 1 0 0 0 0 0 2										
Mike Scioscia, L (1, 2) OBP: 0.313, SLG: 0.331			0-0 G3		0-0 F9		0-0 F8			3 0 0 0 0 0 2										
Derrel Thomas, S (1, 6) OBP: 0.327, SLG: 0.360			0-0 F9			0-0 G3	0-3 K			3 0 0 0 0 1 2										
Burt Hooton, R (1, 1) OBP: 0.095, SLG: 0.100 Joe Beckwith, L (3, 1) Vic Davalillo, L (6, PH) Fernando Valenzuela, L (6, 1) Jack Perconte, L (8, PH) (8, 4)			0-0 5-3			0-3 K		0-0 P4		1 0 0 0 0 0 0 0 0 0 0 0 0 0 1 0 0 0 0 1 0 0 0 0 0 0 0 0 1 0 0 0 0 0 0										
Inning Stats	R: 0 E: 0 K: 0 S: 3	H: 0 LOB: 0 BB: 0 P: 3	R: 0 E: 0 K: 0 S: 3	H: 0 LOB: 0 BB: 0 P: 3	R: 0 E: 0 K: 0 S: 3	H: 1 LOB: 1 BB: 0 P: 4	R: 0 E: 0 K: 0 S: 3	H: 0 LOB: 0 BB: 0 P: 3	R: 0 E: 0 K: 1 S: 7	H: 2 LOB: 2 BB: 0 P: 7	R: 0 E: 0 K: 1 S: 6	H: 1 LOB: 2 BB: 1 P: 10	R: 0 E: 0 K: 0 S: 3	H: 0 LOB: 0 BB: 0 P: 3	R: 0 E: 0 K: 0 S: 3	H: 1 LOB: 0 BB: 0 P: 3	1B: 5 2B: 0 3B: 0 HR: 0	SF: 0 SAC: 0 DP: 1 HBP: 0	WP: 0 PB: 0 SB: 0 CS: 0	PA: 32
PITCHER Tommy Boggs, R (1, 1) ERA: 3.55	IP: 9.0 WLS: W BF: 32 H: 5 R: 0 ER: 0 SO: 2 BB: 1 IBB: 0 HBP: 0 BLK: 0 WP: 0 HR: 0 S: 35 P: 39 ERA: 0.00 WHIP: 0.667								PITCHER	IP: 9.0 WLS: W BF: 32 H: 5 R: 0 ER: 0 SO: 2 BB: 1 IBB: 0 HBP: 0 BLK: 0 WP: 0 HR: 0 S: 35 P: 39 ERA: 0.00 WHIP: 0.667										

Los Angeles Dodgers @ Atlanta Braves
Atlanta-Fulton County Stadium, Atlanta, GA

Mon Sep 15 1980, 7:05 PM EDT
Att. 8,025 - Unknown

livebaseballscorecards.com

AB	31
R	0
H	5
RBI	0
BB	1
SO	2
LOB	12



Batter	1	2	3	4	5	6	7	8	9
Jerry Royster, R OBP: 0.307, SLG: 0.321 (1, 7) (8, 5)	0-0 1B S 6-3 1B	0-0 S 1B		0-3 K S			0-3 K S	0-0 BB 1B 1B	
Glenn Hubbard, R OBP: 0.324, SLG: 0.396 (1, 4)	0-0 1-3 HR 1B	0-0 4-3 1-2		0-0 1B			0-0 1B BLK E	4-0 1B 1-2 2-3 BB	
Gary Matthews, R OBP: 0.327, SLG: 0.433 Gary Cooper, S (1, 9) (8, PR) (9, 7)	0-0 6-3 1-2 3-H		4-0 1B BB	0-0 F7			0-0 E 1-3 SF9 1B	0-0 1-3 2-H 3-H 1B	
Bob Horner, R OBP: 0.314, SLG: 0.560 Terry Harper, R OBP: 0.154, SLG: 0.308 (1, 5) (7, PR) (8, 7) (9, 9)	0-0 2-H HR		0-0 FC6-4 1-3 1B 1B		0-0 F7		0-0 E6 1-3 3-H	0-0 5-3	
Chris Chambliss, L OBP: 0.334, SLG: 0.432 (1, 3)	0-3 K		0-0 FC6-4 1-2 3-H 1B		0-0 5-3		0-0 SF9 3-H		
Dale Murphy, R OBP: 0.351, SLG: 0.511 (1, 8)	0-0 FC5-4 1B		0-0 FC6-4 FC5-4 1-2f 2-3 1B		0-0 5-3		0-0 F8 3-H		
Bruce Benedict, R OBP: 0.299, SLG: 0.316 (1, 2)	0-0 FC5-4 1-2f		0-0 FC5-4 1-2 3-H 1B			0-0 F8		0-0 F8	
Luis Gomez, R OBP: 0.246, SLG: 0.219 (1, 6)		0-0 F8	0-0 FC5-4 1-2 2-3 1B			0-0 5-3		0-0 BB 1B 1B	
Tommy Boggs, R OBP: 0.155, SLG: 0.158 (1, 1)		0-3 K		0-3 K		0-0 5-3		0-0 F8	

AB	R	H	RBI	BB	SO	LOB
5	2	3	0	0	2	0
4	2	2	0	1	0	1
4	2	2	3	1	0	2
0	0	0	0	0	0	0
4	2	2	3	0	0	1
1	0	0	0	0	0	2
3	0	1	2	0	1	0
4	0	1	0	0	0	3
4	0	1	1	0	0	1
4	1	1	0	0	0	2
4	0	0	0	0	2	1

AB	R	H	RBI	BB	SO	LOB
37	9	13	9	2	5	13

Inning Stats														Inning Stats																												
R	H	E	K	S	WLS	BF	H	R	ER	SO	BB	IBB	HBP	BLK	WP	HR	S	P	ERA	WHIP	R	H	E	K	S	WLS	BF	H	R	ER	SO	BB	IBB	HBP	BLK	WP	HR	S	P	ERA	WHIP	
3	4	0	1	9							0	0	0	0	0	0	0	0	22.50	4.000	0	0	0	0	0	0	0	0					0	0	0	0	0	0	0	0	0.00	0.667
0	1	0	2	8							0	0	0	0	0	0	0	0	0.00	0.500	0	0	0	0	0	0	0	0					0	0	0	0	0.00	0.500				
0	0	0	0	3							0	0	0	0	0	0	6	10	18.00	4.000	0	0	0	0	0	0	0	0					0	0	0	0	0.00	0.500				

Los Angeles Dodgers @ Atlanta Braves
Atlanta-Fulton County Stadium, Atlanta, GA
Mon Sep 15 1980, 7:05 PM EDT
Att. 8,025 - Unknown

livebaseballscores.com



Batter	1	2	3	4	5	6	7	8	9	AB R H RBI BB SO LOB	TOP	
Davey Lopes, R (1, 4) <small>OBP: 0.331, SLG: 0.359</small> Pepe Frias, R (4, 6) <small>OBP: 0.255, SLG: 0.272</small> Gary Thomasson, L (8, PH) <small>OBP: 0.336, SLG: 0.287</small> Jack Perconte, L (8, PR) <small>(8, 4)</small>	0-3 		0-0 		0-0 			0-0 		2 0 0 0 0 1 1 1 0 0 0 0 0 1 1 0 1 0 0 0 0 0 0 0 0 0 0 0	Los Angeles Dodgers @ Atlanta Braves Atlanta-Fulton County Stadium, Atlanta, GA Tue Sep 16 1980, 7:05 PM EDT Att: 31,279 - Unknown	
Rudy Law, L (1, 8) <small>OBP: 0.314, SLG: 0.310</small>	0-0 		0-0 			0-0 		0-3 		4 0 2 0 0 1 1		
Dusty Baker Jr., R (1, 7) <small>OBP: 0.336, SLG: 0.526</small>	0-0 		0-0 			0-0 			0-0 	4 0 0 0 0 0 3		
Steve Garvey, R (1, 3) <small>OBP: 0.331, SLG: 0.450</small>		0-0 		0-0 		0-0 		0-0 	4 0 0 0 0 0 1			
Ron Cey, R (1, 5) <small>OBP: 0.343, SLG: 0.447</small>		0-0 		0-0 			0-0 	0-0 	4 0 0 0 0 0 0			
Jay Johnstone, L (1, 9) <small>OBP: 0.362, SLG: 0.386</small>		0-0 		0-3 			0-0 		3 0 0 0 0 1 0			
Steve Yeager, R (1, 2) <small>OBP: 0.277, SLG: 0.279</small>			0-3 		0-0 		0-0 		3 0 0 0 0 1 0			
Derrel Thomas, S (1, 6) <small>OBP: 0.331, SLG: 0.373</small> <small>(4, 4)</small> <small>(8, 6)</small>			0-0 			0-0 		0-3 	3 1 2 0 0 1 0			
Dave Goltz, R (1, 1) <small>OBP: 0.234, SLG: 0.143</small> Rick Monday, L (8, PH) <small>OBP: 0.363, SLG: 0.476</small> Bobby Castillo, R (8, 1) <small>OBP: 0.125, SLG: 0.125</small>			0-0 		0-3 			0-0 	2 0 1 1 0 1 1 1 0 0 0 0 0 0 0 0 0 0 0 0 0			
Inning Stats	R: 0 H: 0 E: 0 LOB: 0 K: 1 BB: 0 S: 5 P: 5	R: 0 H: 0 E: 0 LOB: 0 K: 0 BB: 0 S: 3 P: 3	R: 1 H: 3 E: 0 LOB: 2 K: 1 BB: 0 S: 8 P: 8	R: 0 H: 0 E: 0 LOB: 0 K: 1 BB: 0 S: 5 P: 5	R: 0 H: 1 E: 0 LOB: 1 K: 1 BB: 0 S: 6 P: 6	R: 0 H: 1 E: 0 LOB: 0 K: 0 BB: 0 S: 3 P: 3	R: 0 H: 0 E: 0 LOB: 0 K: 0 BB: 0 S: 3 P: 3	R: 0 H: 1 E: 0 LOB: 2 K: 2 BB: 0 S: 8 P: 8	R: 0 H: 0 E: 0 LOB: 0 K: 0 BB: 0 S: 3 P: 3	1B: 3 SF: 0 2B: 4 SAC: 0 3B: 0 DP: 1 HR: 0 HBP: 0		WP: 1 PA: 32 PB: 0 SB: 1 CS: 0
PITCHER	IP WLS BF H R ER SO BB IBB HBP BLK WP HR S P ERA WHIP											IP WLS BF H R ER SO BB IBB HBP BLK WP HR S P ERA WHIP
Phil Niekro, R (1, 1) <small>ERA: 3.59</small> Rick Camp, R (8, 1) <small>ERA: 1.94</small>	7.0 W 25 5 1 1 4 0 0 0 0 1 0 33 33 1.29 0.714											2.0 S 7 1 0 0 2 0 0 0 0 0 0 0 11 11 0.00 0.500

AB	32
R	1
H	6
RBI	1
BB	0
SO	6
LOB	8



livebaseballscorecards.com

Batter	1	2	3	4	5	6	7	8	9
Jerry Royster, R OBP: 0.314, SLG: 0.329 (1, 7) (9, 5)	0-0 E G6-4-3 1B		0-0 CS 1B		0-0 CS 1B		0-0 WP 1B 2-H		
Glenn Hubbard, R OBP: 0.323, SLG: 0.394 (1, 4)	0-0 E5 G6-4-3 1-3 1B		0-0 1B 1-2 1B		0-3 K 1-2		0-0 P4 1-2		
Gary Matthews, R OBP: 0.325, SLG: 0.430 (1, 9)	0-0 G6-4-3 1-2f 3-H 1B		0-0 P4		0-0 6-3			0-0 L5	
Bob Horner, R OBP: 0.316, SLG: 0.559 (1, 5)	0-0 1B		0-0 1-3 1B		0-0 F7			0-3 K	
Terry Harper, R OBP: 0.154, SLG: 0.308 (9, 7)									
Chris Chambliss, L OBP: 0.333, SLG: 0.430 (1, 3)	0-3 K		0-0 4-3			4-0 BB G5-4-3 BB		0-0 5-3	
Dale Murphy, R OBP: 0.351, SLG: 0.510 (1, 8)		0-0 F2		0-0 FC4 1B		0-0 G5-4-3 1-2f			
Bruce Benedict, R OBP: 0.303, SLG: 0.317 (1, 2)									
Gary Cooper, S (7, PR)									
Bill Nahorodny, R OBP: 0.300, SLG: 0.433 (8, 2)									
Luis Gomez, R OBP: 0.245, SLG: 0.217 (1, 6)									
Phil Niekro, R OBP: 0.146, SLG: 0.198 (1, 1)									
Biff Pocoroba, S OBP: 0.390, SLG: 0.429 (7, PH)									
Rick Camp, R OBP: 0.167, SLG: 0.333 (8, 1)									

AB	R	H	RBI	BB	SO	LOB
4	1	4	1	0	0	0
4	0	1	0	0	1	3
4	0	0	0	0	0	2
4	0	2	0	0	1	0
0	0	0	0	0	0	0
3	0	0	0	1	1	3
3	0	1	0	0	0	1
2	0	1	0	1	0	1
0	1	0	0	0	0	0
0	0	0	0	0	0	0
2	0	0	0	0	0	2
2	0	0	0	0	0	2
1	0	0	0	0	0	2
0	0	0	0	0	0	0

BOTTOM	
Los Angeles Dodgers @ Atlanta Braves Atlanta-Fulton County Stadium, Atlanta, GA	
Tue Sep 16 1980, 7:05 PM EDT Att. 31,279 - Unknown	
AB	29
R	2
H	9
RBI	1
BB	2
SO	3
LOB	16
WP: 1	PA: 32
PB: 0	
SB: 0	
CS: 2	

Inning Stats		PITCHER																											
R	H	R	H	R	H	R	H	R	H	R	H	R	H	R	H	R	H	R	H	R	H	R	H	R	H				
1	2	0	1	0	3	0	1	0	0	1	0	0	0	1	0	0	0	1	0	0	0	0	0	0	0	0			
E: 1	LOB: 1	E: 0	LOB: 1	E: 0	LOB: 2	E: 0	LOB: 1	E: 0	LOB: 0	E: 0	LOB: 0	E: 1	LOB: 2	E: 0	LOB: 0	E: 1	LOB: 2	E: 0	LOB: 0	E: 0	LOB: 0	E: 0	LOB: 0	E: 0	LOB: 0	E: 0	LOB: 0		
K: 1	BB: 0	K: 0	BB: 0	K: 0	BB: 0	K: 0	BB: 0	K: 1	BB: 0	K: 0	BB: 1	K: 0	BB: 1	K: 0	BB: 0	K: 0	BB: 1	K: 1	BB: 0	K: 1	BB: 0	K: 0	BB: 0	K: 0	BB: 0	K: 0	BB: 0	K: 0	BB: 0
S: 7	P: 7	S: 4	P: 4	S: 5	P: 5	S: 4	P: 4	S: 5	P: 5	S: 2	P: 6	S: 4	P: 8	S: 5	P: 5	S: 5	P: 5	S: 5	P: 5	S: 5	P: 5	S: 5	P: 5	S: 5	P: 5	S: 5	P: 5	S: 5	P: 5

PITCHER		IP	WLS	BF	H	R	ER	SO	BB	IBB	HBP	BLK	WP	HR	S	P	ERA	WHIP
Dave Goltz, R ERA: 4.45 (1, 1)		7.0	L	29	9	2	2	2	2	0	0	0	1	0	31	39	0.00	1.571
Bobby Castillo, R ERA: 2.81 (8, 1)		1.0		3	0	0	0	1	0	0	0	0	0	0	5	5	0.00	0.000

Batter	1	2	3	4	5	6	7	8	9	AB R H RBI BB SO LOB	TOP											
Jerry Royster, R (1, 7) OBP: 0.316, SLG: 0.331	0-0 5-3		0-0 1-2 1B		0-0 1-3 1B		0-0 F2			4 0 2 0 0 0 1	<p>Atlanta Braves @ San Francisco Giants</p> <p>Candlestick Park, San Francisco, CA</p> <p>Wed Sep 17 1980, 10:05 PM EDT</p> <p>Att. 2,164 - Unknown</p>											
Glenn Hubbard, R (1, 4) OBP: 0.320, SLG: 0.390	0-0 4-3		0-3 K		0-0 F9		0-3 K			4 0 0 0 0 2 5												
Gary Matthews, R (1, 9) OBP: 0.324, SLG: 0.427	4-0 CS BB			0-0 L4		0-0 F8		0-0 4-3		3 0 0 0 1 0 0												
Bob Homer, R (1, 5) OBP: 0.313, SLG: 0.554	0-0 CS 1-2	0-0 F2		0-0 L5		0-0 F8		0-0 5-3		4 0 0 0 0 0 0												
Chris Chambliss, L (1, 3) OBP: 0.334, SLG: 0.429		0-3 K		0-0 1B		4-0 FC5 S BB		0-0 F8		3 0 1 0 1 1 0												
Dale Murphy, R (1, 8) OBP: 0.350, SLG: 0.507		0-3 K		0-0 P4		4-0 1-2 BB		0-0 F4		3 0 0 0 1 1 1												
Bill Nahorodny, R (1, 2) OBP: 0.293, SLG: 0.422			0-3 K		0-0 4-3	0-0 FC5 2-3f		0-0 F9		4 0 0 0 0 1 2												
Luis Gomez, R (1, 6) OBP: 0.243, SLG: 0.216			0-0 F7		0-0 F8		0-0 F3		4-0 BB	2 0 0 0 0 0 0												
Charlie Spikes, R (7, PH) OBP: 0.351, SLG: 0.324										1 0 0 0 0 0 0												
Chico Ruiz, R (7, 6) OBP: 0.393, SLG: 0.480										0 0 0 0 1 0 0												
Larry McWilliams, L (1, 1) OBP: 0.241, SLG: 0.163										1 0 1 0 1 0 0												
Gene Garber, R (6, 1) OBP: 0.500, SLG: 0.500										0 0 0 0 0 0 0												
Jeff Burroughs, R (7, PH) OBP: 0.345, SLG: 0.454										1 0 1 0 0 0 0												
Rafael Ramirez, R (7, PR) OBP: 0.304, SLG: 0.383										0 0 0 0 0 0 0												
Preston Hanna, R (7, 1) OBP: 0.167, SLG: 0.333										0 0 0 0 0 0 0												
Terry Harper, R (8, PH) OBP: 0.143, SLG: 0.286										1 0 0 0 0 0 1												
Inning Stats	R: 0 E: 0 K: 0 S: 2	H: 0 LOB: 0 BB: 1 P: 6	R: 0 E: 0 K: 2 S: 7	H: 0 LOB: 0 BB: 0 P: 7	R: 0 E: 0 K: 2 S: 8	H: 1 LOB: 2 BB: 1 P: 12	R: 0 E: 0 K: 0 S: 4	H: 1 LOB: 1 BB: 0 P: 4	R: 0 E: 1 K: 0 S: 5	H: 2 LOB: 2 BB: 0 P: 5	R: 0 E: 0 K: 0 S: 3	H: 0 LOB: 2 BB: 2 P: 11	R: 0 E: 0 K: 1 S: 6	H: 1 LOB: 1 BB: 0 P: 6	R: 0 E: 0 K: 0 S: 3	H: 0 LOB: 0 BB: 0 P: 3	R: 0 E: 0 K: 0 S: 3	H: 0 LOB: 1 BB: 1 P: 7	1B: 5 2B: 0 3B: 0 HR: 0	SF: 0 SAC: 0 DP: 0 HBP: 0	WP: 0 PB: 0 SB: 1 CS: 1	PA: 37
PITCHER Vida Blue, L (1, 1) ERA: 2.84	IP: 9.0 WLS: W BF: 36 H: 5 R: 0 ER: 0 SO: 5 BB: 5 IBB: 0 HBP: 0 BLK: 0 WP: 0 HR: 0 S: 41 P: 61 ERA: 0.00 WHIP: 1.111																					

livebaseballscorecards.com

AB	31
R	0
H	5
RBI	0
BB	5
SO	5
LOB	10



Batter	1	2	3	4	5	6	7	8	9	AB	R	H	RBI	BB	SO	LOB
Bill North, S OBP: 0.373, SLG: 0.291 (1, 8)	0-0 6-3		0-0 F9		0-0 5-3		0-0 5-3			4	0	0	0	0	0	2
Joe Pettini, R OBP: 0.311, SLG: 0.292 (1, 6)	0-0 F3		0-0 SH			0-0 6-3		0-0 4-3		3	0	0	0	0	0	0
Larry Herndon, R OBP: 0.282, SLG: 0.385 (1, 9)	0-0 1B		0-3 K			0-0 3B		0-0 4-3		4	1	2	0	0	1	3
Jim Wohlford, R OBP: 0.316, SLG: 0.375 (1, 7)	0-0 L6		0-0 FC6-4			0-0 1B		0-0 1B		4	1	2	1	0	0	4
Rennie Stennett, R OBP: 0.289, SLG: 0.307 (1, 4)		0-0 F7		0-0 F9		0-0 1B		4-0 IBB		3	0	1	1	1	0	0
Rich Murray, R OBP: 0.261, SLG: 0.336 (1, 3)		0-3 K		0-0 6-3		0-3 K		0-0 F9		4	0	0	0	0	2	3
Guy Sularz, R OBP: 0.200, SLG: 0.136 (1, 5)		0-0 F9		0-0 F8		0-0 F8				3	0	0	0	0	0	1
Mike Sadek, R OBP: 0.358, SLG: 0.281 (1, 2)			0-0 1B		0-0 F2		0-0 F9			3	0	1	0	0	0	0
Vida Blue, S OBP: 0.119, SLG: 0.094 (1, 1)			0-0 SH		0-3 K		0-0 F6			2	0	0	0	0	1	0

Inning Stats		R: 0	H: 1	R: 0	H: 0	R: 0	H: 1	R: 0	H: 0	R: 0	H: 0	R: 2	H: 3	R: 0	H: 0	R: 0	H: 1
		E: 0	LOB: 1	E: 0	LOB: 0	E: 1	LOB: 3	E: 0	LOB: 0	E: 0	LOB: 0	E: 0	LOB: 1	E: 0	LOB: 0	E: 0	LOB: 2
		K: 0	BB: 0	K: 1	BB: 0	K: 1	BB: 0	K: 0	BB: 0	K: 1	BB: 0	K: 1	BB: 0	K: 0	BB: 0	K: 0	BB: 1
		S: 4	P: 4	S: 5	P: 5	S: 8	P: 8	S: 3	P: 3	S: 5	P: 5	S: 8	P: 8	S: 3	P: 3	S: 4	P: 8

BOTTOM

Atlanta Braves @ San Francisco Giants
Candlestick Park, San Francisco, CA

Wed Sep 17 1980, 10:05 PM EDT
Att. 2,164 - Unknown

AB	30
R	2
H	6
RBI	2
BB	1
SO	4
LOB	13



PITCHER	IP	WLS	BF	H	R	ER	SO	BB	IBB	HBP	BLK	WP	HR	S	P	ERA	WHIP
Larry McWilliams, L ERA: 4.98	(1, 1)	5.1	22	4	2	2	3	0	0	0	0	0	0	28	28	3.38	0.750
Gene Garber, R ERA: 3.89	(6, 1)	0.2	3	1	0	0	1	0	0	0	0	0	0	5	5	0.00	1.500
Preston Hanna, R ERA: 3.5	(7, 1)	2.0	8	1	0	0	0	0	1	0	0	0	0	7	11	0.00	0.500

Batter	1	2	3	4	5	6	7	8	9	AB R H RBI BB SO LOB	TOP											
Jerry Royster, R OBP: 0.313, SLG: 0.327 (1, 7) (8, 5)	0-0 4-3		0-0 1-6-3		0-0 6-3			0-0 4-3		4 0 0 0 0 0 2	Atlanta Braves @ San Francisco Giants Candlestick Park, San Francisco, CA Thu Sep 18 1980, 6:33 AM EDT Att. 2,151 - Unknown livebaseballscorecards.com											
Glenn Hubbard, R OBP: 0.317, SLG: 0.386 (1, 4)	0-0 L5			0-0 F9		0-0 F8		0-0 F8		4 0 0 0 0 0 0												
Gary Matthews, R OBP: 0.324, SLG: 0.425 (1, 9)	0-0 F5			0-0 G3		0-0 5-3		4-0 BB		3 0 0 0 1 0 0												
Bob Homer, R OBP: 0.313, SLG: 0.551 Terry Harper, R OBP: 0.143, SLG: 0.286 (1, 5) (8, 7)		0-0 5-3		0-0 HR 1B		0-0 6-3		0-0 F3		4 1 1 0 0 0 1 0 0 0 0 0 0 0												
Chris Chambliss, L OBP: 0.337, SLG: 0.436 (1, 3)		4-0 CS BB		0-0 HR		0-0 SH1-3 1B		0-0 F7		3 1 2 2 1 0 0												
Dale Murphy, R OBP: 0.349, SLG: 0.505 (1, 8)		0-3 K 1-2		0-0 F9		0-0 SH1-3 1B		0-0 F3		4 0 1 0 0 1 1												
Bruce Benedict, R OBP: 0.303, SLG: 0.317 (1, 2)			0-0 5-3 1B		0-0 E6 S		0-0 SH1-3		0-0 F8			3 0 1 0 0 0 0										
Luis Gomez, R OBP: 0.241, SLG: 0.213 (1, 6)			0-0 5-3		0-3 K		0-0 6-3			3 0 0 0 0 1 4												
Rick Matula, R OBP: 0.136, SLG: 0.105 Rick Camp, R OBP: 0.167, SLG: 0.333 (1, 1) (8, 1)			0-3 K		0-0 6-3		0-3 K			3 0 0 0 0 2 4 0 0 0 0 0 0 0												
Inning Stats	R: 0 E: 0 K: 0 S: 3	H: 0 LOB: 0 BB: 0 P: 3	R: 0 E: 0 K: 1 S: 4	H: 0 LOB: 1 BB: 1 P: 8	R: 0 E: 0 K: 1 S: 6	H: 1 LOB: 1 BB: 0 P: 6	R: 2 E: 0 K: 0 S: 5	H: 2 LOB: 0 BB: 0 P: 5	R: 0 E: 1 K: 1 S: 6	H: 0 LOB: 1 BB: 0 P: 6		R: 0 E: 0 K: 0 S: 3	H: 0 LOB: 0 BB: 0 P: 3	R: 0 E: 0 K: 1 S: 7	H: 2 LOB: 2 BB: 0 P: 7	R: 0 E: 0 K: 0 S: 3	H: 0 LOB: 1 BB: 1 P: 7	R: 0 E: 0 K: 0 S: 3	H: 0 LOB: 0 BB: 0 P: 3	1B: 4 2B: 1 3B: 0 HR: 1	SF: 0 SAC: 1 DP: 1 HBP: 0	WP: 0 PB: 0 SB: 1 CS: 1
PITCHER	IP WLS BF H R ER SO BB IBB HBP BLK WP HR S P ERA WHIP																				PITCHER	IP WLS BF H R ER SO BB IBB HBP BLK WP HR S P ERA WHIP
Alan Hargesheimer, R ERA: 4.26 (1, 1)	6.1 L 25 5 2 2 3 1 0 0 0 0 1 30 34 2.84 0.947																					
Greg Minton, R ERA: 2.38 (7, 1)	0.2 2 0 0 0 1 0 0 0 0 0 0 0 4 4 0.00 0.000																					
Al Holland, L ERA: 1.78 (8, 1)	2.0 7 0 0 0 0 0 1 0 0 0 0 0 6 10 0.00 0.500																					



Batter	1	2	3	4	5	6	7	8	9	AB	R	H	RBI	BB	SO	LOB									
Max Venable, L OBP: 0.333, SLG: 0.300 (1, 8) BB	4-0 BB		4-3 ①		0-0 F8 ③		0-0 F8 ③		0-0 G4-6-3 ② ③ 1-2f	4	0	0	0	1	0	5									
Joe Pettini, R OBP: 0.312, SLG: 0.288 Chris Bourjos, R OBP: 0.333, SLG: 0.600 (8, PH) (9, 7)	0-0 8-3 1-2f		0-0 P6 ②			4-0 BB		0-0 SF8 2B		2	0	0	0	1	0	1									
Larry Herndon, R OBP: 0.280, SLG: 0.381 (1, 9)	0-0 5-3 ③		0-0 6-3 ③			0-0 F4 ①		0-0 6-3 ① 2-3		4	0	0	0	0	0	2									
Milt May, L OBP: 0.314, SLG: 0.385 (1, 2)		0-0 FC1-6 1B		0-0 G5-3 1B		0-0 F8 ②		0-0 SF8 ② 3-H		3	0	2	1	0	0	1									
Terry Whitfield, L OBP: 0.340, SLG: 0.396 Johnnie LeMaster, R OBP: 0.258, SLG: 0.309 (1, 7) (9, 6)		0-0 FC1-6 6-3 1B 1-2f		0-0 G5-3 1B 1-2		0-0 G3		0-0 1-3		4	0	1	0	0	0	2									
Rennie Stennett, R OBP: 0.291, SLG: 0.307 (1, 4)		0-0 6-3 1B 1-2		0-0 G5-3 1-2 2-3f		0-0 P4 ①		1-0 SH FC4-2 HBP		3	0	1	0	0	0	2									
Rich Murray, R OBP: 0.255, SLG: 0.328 (1, 3)		0-0 6-3 1-2 2-3		0-0 6-3 ③		0-0 F9 ②		0-0 SH FC4-2 1B 1-2		3	0	0	0	0	0	3									
Guy Sularz, R OBP: 0.276, SLG: 0.200 (1, 5)		4-0 IBB		0-0 F9 ①		0-0 BB 1B		0-0 FC4-2 1B 1-2 2-3		3	0	2	0	1	0	0									
Alan Hargesheimer, R OBP: 0.286, SLG: 0.263 Greg Minton, S OBP: 0.222, SLG: 0.125 Jim Wohlford, R OBP: 0.319, SLG: 0.375 Al Holland, R OBP: 0.500, SLG: 0.750 Jack Clark, R OBP: 0.382, SLG: 0.541 (1, 1) (7, 1) (7, PH) (8, 1) (9, PH)		0-3 K		0-3 K		4-0 BB 1B		0-0 FC4-2 ① G4-6-3		2	0	0	0	0	2	3									
Inning Stats	R: 0 E: 0 K: 0 S: 2	H: 0 LOB: 0 BB: 1 P: 6	R: 0 E: 0 K: 1 S: 7	H: 2 LOB: 3 BB: 1 P: 11	R: 0 E: 0 K: 0 S: 3	H: 0 LOB: 0 BB: 0 P: 3	R: 0 E: 0 K: 0 S: 4	H: 2 LOB: 1 BB: 0 P: 4	R: 0 E: 0 K: 1 S: 5	H: 0 LOB: 0 BB: 0 P: 5	R: 0 E: 0 K: 0 S: 3	H: 0 LOB: 1 BB: 1 P: 7	R: 0 E: 0 K: 0 S: 4	H: 1 LOB: 2 BB: 1 P: 8	R: 1 E: 0 K: 0 S: 4	H: 1 LOB: 0 BB: 0 P: 4	R: 0 E: 0 K: 0 S: 4	H: 1 LOB: 2 BB: 0 P: 5	1B: 6 2B: 2 3B: 0 HR: 0	SF: 1 SAC: 1 DP: 3 HBP: 1	WP: 0 PB: 0 SB: 0 CS: 0	PA: 37			
PITCHER	IP	WLS	BF	H	R	ER	SO	BB	IBB	HBP	BLK	WP	HR	S	P	ERA	WHIP								
Rick Matula, R ERA: 4.58 Rick Camp, R ERA: 1.9	(1, 1) 7.0	W S	29 8	6 1	1 0	1 0	2 0	3 0	1 0	0 1	0 0	0 0	0 0	29 7	45 8	1.29 0.00	1.286 0.500								

BOTTOM


Atlanta Braves @ San Francisco Giants
Candlestick Park, San Francisco, CA

Thu Sep 18 1980, 6:33 AM EDT
Att. 2,151 - Unknown

livebaseballscorecards.com

AB	30
R	1
H	7
RBI	1
BB	4
SO	2
LOB	22



Batter	1	2	3	4	5	6	7	8	9	AB R H RBI BB SO LOB	TOP		
Jerry Royster, R OBP: 0.310, SLG: 0.323 (1, 7) (7, 5)	0-0 4-3		0-0 6-3		0-0 SH2-4		0-0 6-3	0-0 4-3		4 0 0 0 0 0 0			
Glenn Hubbard, R OBP: 0.323, SLG: 0.385 (1, 4) BBB	4-0 1B 1-4-3 BB		4-0 G6-4-3 BB		4-0 SF9 BB		4-0 BB 1B BB	0-3 K		1 2 0 0 4 1 0			
Gary Matthews, R OBP: 0.325, SLG: 0.425 (1, 9) X	0-0 1-4-3 1-3 1B		0-0 G6-4-3		0-0 SF9		0-0 BB BB 1B	0-0 G3		4 1 2 1 0 0 1			
Bob Homer, R OBP: 0.311, SLG: 0.545 (1, 5) (7, 3) X	0-0 1-4-3 1-2 3-H			0-0 F9		0-3 K	4-0 BB BB BB	0-0 5-3		4 0 0 1 1 1 3			
Chris Chambliss, L OBP: 0.337, SLG: 0.435 Jeff Burroughs, R OBP: 0.347, SLG: 0.454 (1, 3) (7, PH) (7, 7) BBB	4-0 BB			0-0 L9		0-0 4-3	4-0 BB BB			2 0 0 0 1 0 0 0 0 0 1 1 0 0			
Dale Murphy, R OBP: 0.352, SLG: 0.508 (1, 8) SSS	0-3 K			0-0 2B		0-0 1B	4-0 1-2 2-3 3-H BB			3 0 2 1 1 1 2			
Bruce Benedict, R OBP: 0.301, SLG: 0.315 Mike Lum, L OBP: 0.340, SLG: 0.237 Bill Nahorodny, R OBP: 0.291, SLG: 0.419 (1, 2) (6, PH) (6, 2)		0-0 F6		0-0 F2		0-3 K	0-3 K			2 0 0 0 0 0 1 1 0 0 0 0 1 1 1 0 0 0 0 1 3	AB 29 R 4 H 5 RBI 4 BB 8 SO 6 LOB 12		
Luis Gomez, R OBP: 0.242, SLG: 0.215 Biff Pocoroba, S OBP: 0.386, SLG: 0.423 Rafael Ramirez, R OBP: 0.304, SLG: 0.383 Chico Ruiz, R OBP: 0.379, SLG: 0.462 (1, 6) (6, PH) (6, 6) (8, PH) (8, 6)		0-0 F6			0-0 SH2-4 SF9 1B	0-0 4-3		0-0 F9		2 1 1 0 0 0 0 1 0 0 0 0 0 1 0 0 0 0 0 0 0 1 0 0 0 0 0 0			
Doyle Alexander, R OBP: 0.203, SLG: 0.221 Al Hirabosky, R OBP: 0.320, SLG: 0.398 Brian Asselstine, L OBP: 0.187, SLG: 0.333 Preston Hanna, R OBP: 0.153, SLG: 0.267 Terry Harper, R OBP: 0.500, SLG: 0.500 (1, 1) (6, 1) (7, PH) (7, 1) (8, PH) (8, 1)		0-3 K			0-0 SH SF9 SH2-4		0-0 P4	0-0 L7		1 0 0 0 0 1 0 0 0 0 0 0 0 0 1 0 0 0 0 0 0 0 0 0 0 0 0 0 1 0 0 0 0 0 0 0 0 0 0 0 0 0			
Inning Stats	R: 1 E: 0 K: 1 S: 6 H: 1 LOB: 2 BB: 2 P: 14	R: 0 E: 0 K: 1 S: 5 H: 0 LOB: 0 BB: 0 P: 5	R: 0 E: 0 K: 0 S: 2 H: 0 LOB: 0 BB: 1 P: 6	R: 0 E: 0 K: 0 S: 4 H: 1 LOB: 1 BB: 0 P: 4	R: 1 E: 0 K: 1 S: 7 H: 1 LOB: 2 BB: 1 P: 11	R: 0 E: 0 K: 1 S: 6 H: 1 LOB: 1 BB: 0 P: 6	R: 2 E: 0 K: 1 S: 6 H: 1 LOB: 3 BB: 4 P: 22	R: 0 E: 0 K: 0 S: 3 H: 0 LOB: 0 BB: 0 P: 3	R: 0 E: 0 K: 1 S: 5 H: 0 LOB: 0 BB: 0 P: 5	1B: 4 2B: 1 3B: 0 HR: 0 SF: 1 SAC: 2 DP: 1 HBP: 0	WP: 0 PB: 0 SB: 0 CS: 0 PA: 40		
PITCHER	IP WLS BF H R ER SO BB IBB HBP BLK WP HR S P ERA WHIP											PITCHER	IP WLS BF H R ER SO BB IBB HBP BLK WP HR S P ERA WHIP
Steve Mura, R ERA: 3.93 (1, 1)	6.2 W 31 5 4 4 4 6 0 0 0 0 0 0 33 57 5.40 1.650												
Gary Lucas, L ERA: 3.28 (7, 1)	0.0 1 0 0 0 0 1 0 0 0 0 0 0 0 4 ∞ ∞												
Rollie Fingers, R ERA: 2.78 (7, 1)	2.1 S 8 0 0 0 2 1 0 0 0 0 0 0 11 15 0.00 0.429												

Atlanta Braves @ San Diego Padres
San Diego Stadium, San Diego, CA
Fri Sep 19 1980, 10:05 PM EDT
Att. 5,893 - Unknown

livebaseballscorecards.com

Batter	1	2	3	4	5	6	7	8	9	AB	R	H	RBI	BB	SO	LOB
Gene Richards, L OBP: 0.361, SLG: 0.378 (1, 7)	F9		1B WP	4-3		G3		1B 1-2 2-H		5	1	2	1	0	0	3
Ozzie Smith, S OBP: 0.324, SLG: 0.285 (1, 6)	F8		1B WP S			G4-6-3 1B		4-3 K		5	0	2	0	0	1	2
Jerry Mumphrey, S OBP: 0.352, SLG: 0.375 (1, 8)	L6		1B BB			G4-6-3 1-2f		2B CS		3	0	1	0	1	0	1
Dave Winfield, R OBP: 0.361, SLG: 0.449 (1, 9)		3B G4-6-3	6-3			F8		IBB CS		3	1	1	0	1	0	2
Randy Bass, L OBP: 0.378, SLG: 0.531 Gene Tenace, R OBP: 0.393, SLG: 0.407 (1, 3) (6, PR) (7, 3)		HBP G4-6-3		4-3		2B 3B		3-1 1-2 2-3		2	0	1	0	0	0	0
Bill Fahey, L OBP: 0.284, SLG: 0.257 (1, 2)		G4-6-3 1-2f 3-H		2B		F7		3-1		4	1	1	0	0	0	2
Luis Salazar, R OBP: 0.369, SLG: 0.421 (1, 5)		6-3		1B 2B 2-H		1B 2B 3-H		1-3		4	2	2	2	0	0	0
Tim Flannery, L OBP: 0.303, SLG: 0.303 (1, 4)			1-3	1B 6-3 2-H		F7		1B 1B		4	1	2	1	0	0	2
Steve Mura, R OBP: 0.188, SLG: 0.156 Gary Lucas, L OBP: 0.200, SLG: 0.176 Rollie Fingers, R OBP: 0.278, SLG: 0.444 (1, 1) (7, 1) (7, 1)			K	6-3 2-3		1B		1B 1-2		3	0	1	1	0	1	1

Inning Stats	R: 0	H: 0	E: 0	K: 0	S: 3	LOB: 0	BB: 0	P: 3	R: 1	H: 1	E: 0	K: 0	S: 3	LOB: 0	BB: 0	P: 4	R: 1	H: 2	E: 0	K: 1	S: 7	LOB: 2	BB: 1	P: 11	R: 2	H: 3	E: 0	K: 0	S: 6	LOB: 1	BB: 0	P: 6	R: 0	H: 1	E: 0	K: 0	S: 3	LOB: 0	BB: 0	P: 3	R: 2	H: 3	E: 0	K: 0	S: 6	LOB: 2	BB: 0	P: 6	R: 0	H: 1	E: 0	K: 0	S: 3	LOB: 1	BB: 1	P: 7	R: 1	H: 3	E: 0	K: 1	S: 8	LOB: 2	BB: 0	P: 8
--------------	------	------	------	------	------	--------	-------	------	------	------	------	------	------	--------	-------	------	------	------	------	------	------	--------	-------	-------	------	------	------	------	------	--------	-------	------	------	------	------	------	------	--------	-------	------	------	------	------	------	------	--------	-------	------	------	------	------	------	------	--------	-------	------	------	------	------	------	------	--------	-------	------

PITCHER	IP	WLS	BF	H	R	ER	SO	BB	IBB	HBP	BLK	WP	HR	S	P	ERA	WHIP
Doyle Alexander, R ERA: 4.1 (1, 1)	5.2	L	27	10	6	6	1	1	0	1	0	1	0	27	32	9.53	1.941
Al Hrabosky, L ERA: 3.88 (6, 1)	0.1		1	0	0	0	0	0	0	0	0	0	0	1	1	0.00	0.000
Preston Hanna, R ERA: 3.45 (7, 1)	1.0		4	1	0	0	0	0	1	0	0	0	0	3	7	0.00	1.000
Gene Garber, R ERA: 3.96 (8, 1)	1.0		6	3	1	1	1	0	0	0	0	0	0	8	8	9.00	3.000

BOTTOM

Atlanta Braves @ San Diego Padres
San Diego Stadium, San Diego, CA

Fri Sep 19 1980, 10:05 PM EDT
Att. 5,893 - Unknown

livebaseballscorecards.com

AB	35
R	7
H	14
RBI	5
BB	2
SO	2
LOB	15



WP	1	PA	38
PB	0	SB	1
CS	2		

Batter	1	2	3	4	5	6	7	8	9	10	11	AB R H RBI BB SO LOB	TOP					
Jerry Royster, R OBP: 0.309, SLG: 0.322 (1, 7) (8, 5)												5 1 1 0 0 0 3	<p>Atlanta Braves @ San Diego Padres San Diego Stadium, San Diego, CA</p> <p>Sat Sep 20 1980, 10:05 PM EDT Att: 7,180 - Unknown</p> <p>livebaseballscorecards.com</p> <p>AB 41 R 2 H 11 RBI 2 BB 1 SO 3 LOB 17</p>					
Glenn Hubbard, R OBP: 0.326, SLG: 0.389 (1, 4)												4 1 2 0 1 0 0						
Gary Matthews, R OBP: 0.325, SLG: 0.425 (1, 9)												5 0 2 1 0 0 2						
Bob Homer, R Rick Camp, R Larry Bradford, R Rick Mahler, R Jeff Burroughs, R Al Hrabosky, R OBP: 0.315, SLG: 0.547 (8, 1) (8, 1) (8, 1) (10, PH) (10, 1)												4 0 3 1 0 0 0 0 0 0 0 0 0 0 0 0 0 0 0 0 0 1 0 0 0 0 0 0 0 0 0 0 0 0 0						
Chris Chambliss, L OBP: 0.334, SLG: 0.431 (1, 3)												5 0 0 0 0 0 5						
Dale Murphy, R OBP: 0.348, SLG: 0.503 (1, 8)												5 0 0 0 0 1 1						
Bruce Benedict, R Gary Cooper, S Bill Nahorodny, R OBP: 0.306, SLG: 0.321 (9, PR) (9, 2)												4 0 3 0 0 0 0 0 0 0 0 0 0 0 1 0 0 0 0 0 0						
Luis Gomez, R Biff Pocaroba, S Rafael Ramirez, R OBP: 0.241, SLG: 0.215 (7, PH) (7, 6)												1 0 0 0 0 0 0 1 0 0 0 0 1 1 1 0 0 0 0 0 1						
Tommy Boggs, R Mike Lum, L Gene Garber, R Terry Harper, R OBP: 0.150, SLG: 0.153 (7, PH) (7, 1) (8, 7)												2 0 0 0 0 1 1 1 0 0 0 0 0 1 0 0 0 0 0 0 0 1 0 0 0 0 0 2						
Inning Stats	R: 0 H: 2 E: 0 LOB: 2 K: 0 BB: 0 S: 5 P: 5	R: 0 H: 0 E: 0 LOB: 0 K: 0 BB: 0 S: 3 P: 3	R: 0 H: 0 E: 0 LOB: 1 K: 1 BB: 1 S: 5 P: 9	R: 0 H: 0 E: 0 LOB: 0 K: 0 BB: 0 S: 3 P: 3	R: 0 H: 1 E: 0 LOB: 1 K: 0 BB: 0 S: 4 P: 4	R: 0 H: 2 E: 0 LOB: 1 K: 0 BB: 0 S: 4 P: 4	R: 0 H: 1 E: 0 LOB: 1 K: 1 BB: 0 S: 6 P: 6	R: 2 H: 4 E: 0 LOB: 1 K: 0 BB: 0 S: 6 P: 6	R: 0 H: 1 E: 0 LOB: 2 K: 0 BB: 0 S: 4 P: 4	R: 0 H: 0 E: 0 LOB: 0 K: 0 BB: 0 S: 3 P: 3	R: 0 H: 0 E: 0 LOB: 0 K: 1 BB: 0 S: 5 P: 5	1B: 10 SF: 0 2B: 1 SAC: 1 3B: 0 DP: 1 HR: 0 HBP: 0		WP: 0 PA: 43 PB: 0 SB: 3 CS: 0				
PITCHER	IP WLS BF H R ER SO BB IBB HBP BLK WP HR S P ERA WHIP																	
George Stablein, R Dennis Kinney, L Eric Rasmussen, R ERA: 2.45 ERA: 4.06 ERA: 4.19	(1, 1) (8, 1) (8, 1)	7.1 0.1 3.1	WLS 1 W	BF 31 11	H 10 1	R 2 0 0	ER 2 0 0	SO 2 0 1	BB 1 0 0	IBB 0 0 0	HBP 0 0 0	BLK 0 0 0	WP 0 0 0	HR 0 0 0	S 34 1 13	P 38 1 13	ERA 2.46 0.00 0.00	WHIP 1.500 0.000 0.300

Batter	1	2	3	4	5	6	7	8	9	10	11	AB R H RBI BB SO LOB
Gene Richards, L (1, 7) OBP: 0.362, SLG: 0.380	0-0 SH1-3 1B 2B	0-0 F7			0-0 G3			0-0 SH 1B	0-0 F9			5 2 2 0 0 0 1
Ozzie Smith, S (1, 6) OBP: 0.324, SLG: 0.284	0-0 SH1-3 2-3		0-0 1-3		0-0 G3			0-0 SH 1B 1-3		4-0 BB		2 0 0 0 1 0 0
Jerry Mumphrey, S (1, 8) OBP: 0.353, SLG: 0.374	0-0 4-3		0-0 6-3		0-0 5-3			4-0 1B 1-2 BB		0-0 CS 1B 1-3		4 0 1 0 1 0 1
Dave Winfield, R (1, 9) OBP: 0.365, SLG: 0.451	0-0 1B 3-H 1B		0-0 L1		0-0 1B			0-0 1B 1-2 2-3 3-H		4-0 1-2 IBB		4 0 3 2 1 0 0
Randy Bass, L (1, 3) OBP: 0.381, SLG: 0.500	0-0 1-3 1B			4-0 FC6-4 BB	0-0 F8			0-0 P4		0-3 K 2-3		4 0 1 0 1 1 6
Luis Salazar, R (1, 5) OBP: 0.360, SLG: 0.410 Broderick Perkins, L (8, PH) OBP: 0.500, SLG: 0.667 Barry Evans, R (9, 5) OBP: 0.311, SLG: 0.322	0-0 F7			0-0 FC6-4 G5-4-3 1-2f	0-0 P1			0-0 F7		0-0 F8		3 0 0 0 0 0 3 1 0 0 0 0 0 3 1 0 0 0 0 0 0
Gene Tenace, R (1, 2) OBP: 0.393, SLG: 0.408 Paul Dade, R (11, PR) OBP: 0.316, SLG: 0.188		0-0 2B		0-0 G5-4-3 1-2f	0-0 K			0-0 5-3		4-0 BB		4 0 1 0 1 1 4 0 1 0 0 0 0 0
Tim Flannery, L (1, 4) OBP: 0.302, SLG: 0.302 Dave Cash, R (11, PH) OBP: 0.280, SLG: 0.272		0-3 K			0-0 6-3			0-0 1B		0-0 F7		4 0 1 0 0 1 1 1 0 0 0 0 0 1
George Stablein, R (1, 1) Dennis Kinney, L (8, 1) OBP: 0.154, SLG: 0.083 Eric Rasmussen, R (8, 1) OBP: 0.095, SLG: 0.190 Craig Stimac, R (11, PH) OBP: 0.224, SLG: 0.283		0-3 K			0-0 5-3			0-3 K		0-0 6-3		3 0 0 0 0 2 2 0 0 0 0 0 0 0 1 0 0 0 0 0 0 1 0 1 1 0 0 0

Inning Stats	R: 1	H: 3	E: 0	K: 0	S: 6	H: 3	LOB: 2	BB: 0	P: 6	R: 0	H: 1	E: 0	K: 2	S: 8	H: 1	LOB: 1	BB: 0	P: 8	R: 0	H: 0	E: 0	K: 0	S: 3	H: 0	LOB: 0	BB: 0	P: 3	R: 0	H: 0	E: 0	K: 0	S: 2	H: 0	LOB: 0	BB: 1	P: 6	R: 0	H: 0	E: 0	K: 0	S: 3	H: 0	LOB: 0	BB: 0	P: 3	R: 0	H: 1	E: 0	K: 0	S: 4	H: 1	LOB: 1	BB: 0	P: 4	R: 0	H: 1	E: 0	K: 2	S: 8	H: 1	LOB: 1	BB: 0	P: 8	R: 1	H: 2	E: 0	K: 0	S: 6	H: 2	LOB: 3	BB: 1	P: 10	R: 0	H: 0	E: 0	K: 0	S: 3	H: 0	LOB: 0	BB: 0	P: 3	R: 0	H: 1	E: 0	K: 1	S: 4	H: 1	LOB: 2	BB: 2	P: 12	R: 1	H: 1	E: 0	K: 0	S: 3	H: 1	LOB: 1	BB: 1	P: 7	1B: 8	SF: 0	2B: 3	SAC: 2	3B: 0	DP: 2	HR: 0	HBP: 0
--------------	------	------	------	------	------	------	--------	-------	------	------	------	------	------	------	------	--------	-------	------	------	------	------	------	------	------	--------	-------	------	------	------	------	------	------	------	--------	-------	------	------	------	------	------	------	------	--------	-------	------	------	------	------	------	------	------	--------	-------	------	------	------	------	------	------	------	--------	-------	------	------	------	------	------	------	------	--------	-------	-------	------	------	------	------	------	------	--------	-------	------	------	------	------	------	------	------	--------	-------	-------	------	------	------	------	------	------	--------	-------	------	-------	-------	-------	--------	-------	-------	-------	--------

PITCHER	IP	WLS	BF	H	R	ER	SO	BB	IBB	HBP	BLK	WP	HR	S	P	ERA	WHIP
Tommy Boggs, R (1, 1) ERA: 3.48	6.0		23	5	1	1	2	1	0	0	0	0	0	26	30	1.50	1.000
Gene Garber, R (7, 1) ERA: 3.91	1.0		4	1	0	0	2	0	0	0	0	0	0	8	8	0.00	1.000
Rick Camp, R (8, 1) ERA: 1.99	0.0		4	2	1	1	0	1	0	0	0	0	0	3	7	∞	∞
Larry Bradford, L (8, 1) ERA: 2.61	0.1		1	0	0	0	0	0	0	0	0	0	0	1	1	0.00	0.000
Rick Mahler, R (8, 1) ERA:	1.2		5	0	0	0	0	0	0	0	0	0	0	5	5	0.00	0.000

PITCHER	IP	WLS	BF	H	R	ER	SO	BB	IBB	HBP	BLK	WP	HR	S	P	ERA	WHIP
Al Hrabosky, L (10, 1) ERA: 3.93	1.2		8	2	1	1	1	2	1	0	0	0	0	7	19	5.40	2.400

BOTTOM

Atlanta Braves @ San Diego Padres
San Diego Stadium, San Diego, CA

Sat Sep 20 1980, 10:05 PM EDT
Att: 7,180 - Unknown

AB	38
R	3
H	10
RBI	3
BB	5
SO	5
LOB	22



WP: 0	PA: 45
PB: 0	
SB: 4	
CS: 1	

Batter	1	2	3	4	5	6	7	8	9	AB R H RBI BB SO LOB	TOP																						
Jerry Royster, R (1, 7) OBP: 0.308, SLG: 0.321	0-0 4-3		0-0 CS 1B		0-0 6-3		0-0 L6			4 0 1 0 0 0 1																							
Glenn Hubbard, R (1, 4) OBP: 0.330, SLG: 0.392	4-0 G6-4-3 BB		0-0 1-2 2B			4-0 G1-6-3 BB		0-0 F8		2 0 1 0 2 0 0																							
Gary Matthews, R (1, 9) OBP: 0.325, SLG: 0.423	0-0 G6-4-3 1-2f		0-3 K			0-0 G1-6-3 1-2f		4-0 G6-4-3 BB		3 0 0 0 1 1 3																							
Bob Homer, R (1, 5) OBP: 0.315, SLG: 0.547		0-0 5-3		0-0 6-3		0-0 2B		0-0 G6-4-3 1-2f		4 0 1 0 0 0 1																							
Chris Chambliss, L (1, 3) OBP: 0.332, SLG: 0.428		0-0 L4		0-0 F8		0-0 4-3			0-0 1-3	4 0 0 0 0 0 1																							
Dale Murphy, R (1, 8) OBP: 0.350, SLG: 0.503		0-0 S 1B		0-0 1B			0-0 E5 2B		0-0 5-3	4 1 2 0 0 0 0																							
Bruce Benedict, R (1, 2) OBP: 0.307, SLG: 0.319		4-0 1-2 BB		0-0 5-3			0-0 F5		0-0 1B	2 0 0 0 1 0 2																							
Mike Lum, L (9, PH) OBP: 0.344, SLG: 0.244										1 0 1 0 0 0 0																							
Luis Gomez, R (1, 6) OBP: 0.240, SLG: 0.213		0-0 F7			0-0 5-3		0-3 K		0-0 F7	2 0 0 0 0 0 2																							
Biff Pocoroba, S (7, PH) OBP: 0.376, SLG: 0.411										1 0 0 0 0 1 1																							
Larry Bradford, R (7, 1)										0 0 0 0 0 0 0																							
Gene Garber, R (8, 1) OBP: 0.500, SLG: 0.500										0 0 0 0 0 0 0																							
Brian Asselstine, L (9, PH) OBP: 0.319, SLG: 0.396										1 0 0 0 0 0 1																							
Phil Niekro, R (1, 1) OBP: 0.143, SLG: 0.193			0-0 5-3		0-0 P4					2 0 0 0 0 0 0																							
Jeff Burroughs, R (7, PH) OBP: 0.348, SLG: 0.458										1 0 1 1 0 0 0																							
Rafael Ramirez, R (7, PR) OBP: 0.302, SLG: 0.380							2-H 2B			0 0 0 0 0 0 0																							
Inning Stats	R: 0 E: 0 K: 0 S: 2	H: 0 LOB: 0 BB: 1 P: 6	R: 0 E: 0 K: 0 S: 4	H: 1 LOB: 2 BB: 1 P: 8	R: 0 E: 0 K: 1 S: 6	H: 2 LOB: 1 BB: 0 P: 6	R: 0 E: 0 K: 0 S: 4	H: 1 LOB: 1 BB: 0 P: 4	R: 0 E: 0 K: 0 S: 3	H: 0 LOB: 0 BB: 0 P: 3	R: 0 E: 0 K: 0 S: 3	H: 1 LOB: 1 BB: 1 P: 7	R: 1 E: 1 K: 1 S: 7	H: 1 LOB: 1 BB: 0 P: 7	R: 0 E: 0 K: 0 S: 2	H: 0 LOB: 0 BB: 1 P: 6	R: 0 E: 0 K: 0 S: 4	H: 1 LOB: 1 BB: 0 P: 4	1B: 4 2B: 3 3B: 0 HR: 0	SF: 0 SAC: 0 DP: 3 HBP: 0	WP: 0 PB: 0 SB: 1 CS: 1	PA: 35											
PITCHER Tom Tellmann, R (1, 1) ERA:	IP 9.0	WLS W	BF 35	H 7	R 1	ER 0	SO 2	BB 4	IBB 0	HBP 0	BLK 0	WP 0	HR 0	S 35	P 51	ERA 0.00	WHIP 1.222																
											PITCHER	IP	WLS	BF	H	R	ER	SO	BB	IBB	HBP	BLK	WP	HR	S	P	ERA	WHIP					

Atlanta Braves @ San Diego Padres
San Diego Stadium, San Diego, CA
Sun Sep 21 1980, 6:33 AM EDT
Att. 2,846 - Unknown

livebaseballscorecards.com

AB	31
R	1
H	7
RBI	1
BB	4
SO	2
LOB	12



Batter	1	2	3	4	5	6	7	8	9	AB R H RBI BB SO LOB	TOP		
Jerry Royster, R OBP: 0.309, SLG: 0.327 (1, 7) (7, 5)	0-0 S E 1B		0-0 5-3		0-0 F9		0-0 F3		0-0 1B 3B	5 2 2 0 0 0 0			
Rafael Ramirez, R OBP: 0.305, SLG: 0.376 (1, 6) SS	0-3 K 1-2		1-0 FC6-4 HBP		0-0 S HR 1B		0-0 F9		0-0 5-3	4 1 1 0 0 1 2			
Gary Matthews, R OBP: 0.327, SLG: 0.429 (1, 9) X	0-0 P4		0-0 F3		0-0 1-H HR		0-0 HR 1B		4-0 BB 1B IBB	4 3 2 2 1 0 2			
Bob Homer, R OBP: 0.316, SLG: 0.554 Terry Harper, R OBP: 0.176, SLG: 0.250 (1, 5) (7, 7) X	0-0 E3 1B 2-H 1B		0-0 FC6-4 1-2f		0-0 5-3		0-0 1-H HR		4-0 F7 1B BB	4 1 2 2 0 0 1 0 0 0 0 1 0 0			
Chris Chambliss, L OBP: 0.336, SLG: 0.433 (1, 3) X	0-0 1-3 1B				0-0 1B CS 2B		0-0 1-3 1B		0-0 1-2 2-H 3-H 1B	5 0 4 2 0 0 0			
Dale Murphy, R OBP: 0.347, SLG: 0.498 (1, 8) X	0-0 F8				0-0 5-3		0-0 1-3		0-0 P3	5 0 0 0 0 0 6			
Glenn Hubbard, R OBP: 0.330, SLG: 0.390 (1, 4) BB BB BB		4-0 CS BB			0-0 2-3 1B		0-0 F8		0-0 F9	4 0 1 0 1 0 3			
Bruce Benedict, R OBP: 0.309, SLG: 0.317 (1, 2) BB BB BB		0-3 K 1-2			0-3 K		4-0 IBB		4-0 BB	2 0 0 0 2 2 3			
Preston Hanna, R OBP: 0.143, SLG: 0.286 Biff Pocaroba, S OBP: 0.372, SLG: 0.405 Gene Garber, R OBP: 0.500, SLG: 0.500 Rick Camp, R OBP: 0.143, SLG: 0.286 (1, 1) (6, PH) (6, 1) (7, 1) X		0-0 F8			0-0 CS		0-0 F7		0-3 K	2 0 0 0 0 0 0 1 0 0 0 0 0 2 0 0 0 0 0 0 0 1 0 0 0 0 1 1			
Inning Stats	R: 1 E: 1 K: 1 S: 8 H: 3 LOB: 2 BB: 0 P: 8	R: 0 E: 0 K: 1 S: 4 H: 0 LOB: 0 BB: 1 P: 8	R: 0 E: 0 K: 0 S: 3 H: 0 LOB: 1 BB: 0 P: 4	R: 0 E: 0 K: 1 S: 6 H: 2 LOB: 1 BB: 0 P: 6	R: 2 E: 0 K: 0 S: 5 H: 2 LOB: 0 BB: 0 P: 5	R: 0 E: 0 K: 0 S: 4 H: 1 LOB: 2 BB: 1 P: 8	R: 2 E: 0 K: 0 S: 5 H: 2 LOB: 0 BB: 0 P: 5	R: 0 E: 0 K: 1 S: 5 H: 0 LOB: 1 BB: 1 P: 9	R: 2 E: 0 K: 0 S: 5 H: 2 LOB: 2 BB: 2 P: 13	1B: 8 2B: 1 3B: 1 HR: 2 SF: 0 SAC: 0 DP: 0 HBP: 1	WP: 0 PB: 0 SB: 2 CS: 2 PA: 44		
PITCHER	IP WLS BF H R ER SO BB IBB HBP BLK WP HR S P ERA WHIP											PITCHER	IP WLS BF H R ER SO BB IBB HBP BLK WP HR S P ERA WHIP
Don Sutton, R ERA: 2.28 (1, 1)	7.0 L 32 10 5 5 3 1 1 1 0 0 2 35 44 6.43 1.571												
Joe Beckwith, R ERA: 2.04 (8, 1)	1.1 8 1 2 2 1 2 1 0 0 0 0 7 19 13.50 2.250												
Terry Forster, L ERA: 3.09 (9, 1)	0.2 3 1 0 0 0 0 0 0 0 0 0 0 3 3 0.00 1.500												

Atlanta Braves @ Los Angeles Dodgers
Dodger Stadium, Los Angeles, CA
Mon Sep 22 1980, 7:05 PM PDT
Att: 25,078 - Unknown

livebaseballscorecards.com

AB	37
R	7
H	12
RBI	6
BB	5
SO	4
LOB	20



Batter	1	2	3	4	5	6	7	8	9	AB	R	H	RBI	BB	SO	LOB
Davey Lopes, R OBP: 0.325, SLG: 0.348 (1, 4)	0-0 6-3		0-0 F7		0-0 5-3		4-0 1B 1-2 BB		0-0 F7	4	1	0	0	1	0	0
Jay Johnstone, L OBP: 0.353, SLG: 0.378 (1, 9)	0-0 FC6-4 1B		0-0 1-3		0-0 F8		0-0 1-3 2-H 1B			4	0	2	1	0	0	0
Steve Garvey, R OBP: 0.344, SLG: 0.464 (1, 3)	0-0 FC6-4 1-2f		0-0 1B				0-0 6-3		0-0 1-2 3-H 1B	4	0	2	1	0	0	1
Dusty Baker Jr., R OBP: 0.335, SLG: 0.522 (1, 7)	0-0 P4		0-0 F9				0-0 E7 1B		0-0 FC6-4 1-2f	4	0	1	0	0	0	4
Ron Cey, R OBP: 0.344, SLG: 0.458 (1, 5)		4-0 BB BB BB		0-0 4-3		0-0 F8		0-0 P3		3	0	0	0	1	0	1
Gary Thomasson, L OBP: 0.322, SLG: 0.269 (1, 8)		0-0 G6-4-3 1-2f		0-0 F9		0-3 K		0-0 4-3		4	0	0	0	0	1	2
Joe Ferguson, R OBP: 0.360, SLG: 0.407 (1, 2)		4-0 BB BB BB		0-0 1B			0-0 5-3		0-3 K	3	0	1	0	1	1	0
Derrel Thomas, S OBP: 0.324, SLG: 0.359 (1, 6)		0-0 E5 1-3		0-0 G3			0-0 6-3		0-0 F7	4	0	0	0	0	0	2
Don Sutton, R OBP: 0.085, SLG: 0.069 (1, 1)		0-3 K				0-0 L4			0-0 3-1	2	0	0	0	0	1	2
Vic Davalillo, L OBP: 0.250, SLG: 0.250 (7, PH)										1	1	1	0	0	0	0
Joe Beckwith, L (8, 1)										0	0	0	0	0	0	0
Terry Forster, L (9, 1)										0	0	0	0	0	0	0
Mickey Hatcher, R OBP: 0.231, SLG: 0.308 (9, PH)										1	0	0	0	0	0	0

Inning Stats	R: 0	H: 1	E: 0	K: 0	S: 4	H: 0	LOB: 1	BB: 0	P: 4	R: 0	H: 0	E: 1	K: 1	S: 5	H: 1	LOB: 2	BB: 2	P: 13	R: 0	H: 1	E: 0	K: 0	S: 4	H: 1	LOB: 1	BB: 0	P: 4	R: 0	H: 0	E: 0	K: 0	S: 3	H: 0	LOB: 0	BB: 0	P: 3	R: 0	H: 1	E: 1	K: 1	S: 6	H: 1	LOB: 1	BB: 0	P: 6	R: 2	H: 3	E: 0	K: 0	S: 6	H: 0	LOB: 2	BB: 1	P: 10	R: 0	H: 0	E: 0	K: 1	S: 5	H: 0	LOB: 0	BB: 0	P: 5	R: 0	H: 0	E: 0	K: 0	S: 3	H: 0	LOB: 0	BB: 0	P: 3	1B: 7	2B: 0	3B: 0	HR: 0	SF: 0	SAC: 0	DP: 1	HBP: 0	WP: 0	PB: 0	SB: 0	CS: 0	PA: 37
--------------	------	------	------	------	------	------	--------	-------	------	------	------	------	------	------	------	--------	-------	-------	------	------	------	------	------	------	--------	-------	------	------	------	------	------	------	------	--------	-------	------	------	------	------	------	------	------	--------	-------	------	------	------	------	------	------	------	--------	-------	-------	------	------	------	------	------	------	--------	-------	------	------	------	------	------	------	------	--------	-------	------	-------	-------	-------	-------	-------	--------	-------	--------	-------	-------	-------	-------	--------

PITCHER	IP	WLS	BF	H	R	ER	SO	BB	IBB	HBP	BLK	WP	HR	S	P	ERA	WHIP
Preston Hanna, R ERA: 3.23 (1, 1)	5.0	W	20	3	0	0	1	2	0	0	0	0	0	20	28	0.00	1.000
Gene Garber, R ERA: 4.04 (6, 1)	1.2		10	4	2	2	1	1	0	0	0	0	0	11	15	10.80	3.000
Rick Camp, R ERA: 1.95 (7, 1)	2.1	S	7	0	0	0	1	0	0	0	0	0	0	9	9	0.00	0.000

BOTTOM

Atlanta Braves @ Los Angeles Dodgers
 Dodger Stadium, Los Angeles, CA
 Mon Sep 22 1980, 7:05 PM PDT
 Att. 25,078 - Unknown

livebaseballscores.com

AB	34
R	2
H	7
RBI	2
BB	3
SO	3
LOB	12



Batter	1	2	3	4	5	6	7	8	9	AB R H RBI BB SO LOB	TOP												
Jerry Royster, R (1, 7) OBP: 0.310, SLG: 0.325	4-0 CS BB		0-0 P3		0-0 1-3		4-0 BB		0-0 F7	3 0 0 0 2 0 4	Atlanta Braves @ Los Angeles Dodgers Dodger Stadium, Los Angeles, CA Tue Sep 23 1980, 7:05 PM PDT Att: 29,226 - Unknown												
Rafael Ramirez, R (1, 6) OBP: 0.304, SLG: 0.372 Terry Harper, R (9, PH) OBP: 0.167, SLG: 0.235	0-3 K 1-2		0-0 6-3			0-0 WP BB 1B	0-3 K		0-0 F7	4 0 1 0 0 2 4 1 0 0 0 0 0 1													
Gary Matthews, R (1, 9) OBP: 0.329, SLG: 0.429	0-3 K			0-0 L1-4 1B		4-0 WP BB 1B		0-0 P6	0-0 1-2 1B	4 0 2 0 1 1 0													
Bob Homer, R (1, 5) OBP: 0.315, SLG: 0.550		0-0 L4		0-0 1-2 1B		0-0 F2		0-0 F2	0-0 F8	5 0 1 0 0 0 4													
Chris Chambliss, L (1, 3) OBP: 0.335, SLG: 0.431		0-0 F5		0-0 L1-4		0-0 F7		0-0 HR 1B		4 1 1 0 0 0 4													
Dale Murphy, R (1, 8) OBP: 0.350, SLG: 0.504		4-0 CS BB		0-0 F7		4-0 BB		0-0 HR 1-H HR		2 1 1 2 2 0 1													
Glenn Hubbard, R (1, 4) OBP: 0.330, SLG: 0.392	0-0 CS	0-0 E6 1B		0-0 L6		0-0 F8		0-0 2B		4 0 1 0 0 0 3													
Bruce Benedict, R (1, 2) OBP: 0.308, SLG: 0.316			0-0 SH3 1B		0-3 K		0-0 F5	0-0 6-3		4 0 1 0 0 1 1													
Rick Matula, R (1, 1) OBP: 0.136, SLG: 0.105 Mike Lum, L (5, PH) OBP: 0.351, SLG: 0.253 Rick Mahler, R (5, 1) Biff Pocoroba, S (7, PH) OBP: 0.368, SLG: 0.400 Gene Garber, R (7, 1) OBP: 0.500, SLG: 0.500 Jeff Burroughs, R (9, PH) OBP: 0.350, SLG: 0.458 Gary Cooper, S (9, PR)			0-0 SH3		0-0 1B		0-3 K		4-0 1B BB	0 0 0 0 0 0 0 1 0 1 0 0 0 0 0 0 0 0 0 0 0 1 0 0 0 0 0 1 0 0 0 0 0 0 0 0 0 0 0 0 0 0 1 0 0 0 0 0 0 0 0 0 0													
Inning Stats	R: 0 E: 0 K: 2 S: 6	H: 0 LOB: 0 BB: 1 P: 10	R: 0 E: 0 K: 0 S: 2	H: 0 LOB: 0 BB: 1 P: 6	R: 0 E: 1 K: 0 S: 5	H: 1 LOB: 2 BB: 0 P: 5	R: 0 E: 0 K: 0 S: 4	H: 2 LOB: 1 BB: 0 P: 4	R: 0 E: 0 K: 1 S: 6	H: 1 LOB: 1 BB: 0 P: 6		R: 0 E: 0 K: 0 S: 4	H: 1 LOB: 3 BB: 2 P: 12	R: 0 E: 0 K: 2 S: 7	H: 0 LOB: 1 BB: 1 P: 11	R: 2 E: 0 K: 0 S: 6	H: 3 LOB: 1 BB: 0 P: 6	R: 0 E: 0 K: 0 S: 4	H: 1 LOB: 2 BB: 1 P: 8	1B: 7 2B: 3 3B: 0 HR: 1	SF: 0 SAC: 1 DP: 2 HBP: 0	WP: 1 PB: 0 SB: 0 CS: 2	PA: 41
PITCHER	IP WLS BF H R ER SO BB IBB HBP BLK WP HR S P ERA WHIP	IP WLS BF H R ER SO BB IBB HBP BLK WP HR S P ERA WHIP	IP WLS BF H R ER SO BB IBB HBP BLK WP HR S P ERA WHIP	IP WLS BF H R ER SO BB IBB HBP BLK WP HR S P ERA WHIP	IP WLS BF H R ER SO BB IBB HBP BLK WP HR S P ERA WHIP	IP WLS BF H R ER SO BB IBB HBP BLK WP HR S P ERA WHIP	IP WLS BF H R ER SO BB IBB HBP BLK WP HR S P ERA WHIP	IP WLS BF H R ER SO BB IBB HBP BLK WP HR S P ERA WHIP	IP WLS BF H R ER SO BB IBB HBP BLK WP HR S P ERA WHIP	IP WLS BF H R ER SO BB IBB HBP BLK WP HR S P ERA WHIP	IP WLS BF H R ER SO BB IBB HBP BLK WP HR S P ERA WHIP	IP WLS BF H R ER SO BB IBB HBP BLK WP HR S P ERA WHIP	IP WLS BF H R ER SO BB IBB HBP BLK WP HR S P ERA WHIP	IP WLS BF H R ER SO BB IBB HBP BLK WP HR S P ERA WHIP	IP WLS BF H R ER SO BB IBB HBP BLK WP HR S P ERA WHIP	IP WLS BF H R ER SO BB IBB HBP BLK WP HR S P ERA WHIP	IP WLS BF H R ER SO BB IBB HBP BLK WP HR S P ERA WHIP	IP WLS BF H R ER SO BB IBB HBP BLK WP HR S P ERA WHIP	IP WLS BF H R ER SO BB IBB HBP BLK WP HR S P ERA WHIP	IP WLS BF H R ER SO BB IBB HBP BLK WP HR S P ERA WHIP	IP WLS BF H R ER SO BB IBB HBP BLK WP HR S P ERA WHIP	IP WLS BF H R ER SO BB IBB HBP BLK WP HR S P ERA WHIP	IP WLS BF H R ER SO BB IBB HBP BLK WP HR S P ERA WHIP

AB	33
R	2
H	9
RBI	2
BB	6
SO	5
LOB	22



Batter	1	2	3	4	5	6	7	8	9
Davey Lopes, R OBP: 0.324, SLG: 0.347 (1, 4)	0-0 1-3 1B	0-0 1-2 2-H 1B		0-0 5-3			0-0 1-3	0-0 4-3	
Rudy Law, L OBP: 0.310, SLG: 0.305 (1, 8)	0-0 1B S 1B	0-0 4-3			0-0 1-3		0-0 1B S 1B		
Dusty Baker Jr., R OBP: 0.334, SLG: 0.520 (1, 7)	0-0 1-3 G6-4-3 1B		0-0 F8		0-0 E6		0-0 5-3		
Steve Garvey, R OBP: 0.344, SLG: 0.465 (1, 3)	0-0 G6-4-3 1-2f		0-0 1B 2B		0-3 K		0-0 4-3		
Ron Cey, R OBP: 0.342, SLG: 0.454 (1, 5)		0-0 5-3	0-0 6-3		0-0 F9			0-0 F7	
Jay Johnstone, L OBP: 0.357, SLG: 0.386 Mickey Hatcher, R OBP: 0.227, SLG: 0.303 (1, 9) (7, 9)		0-0 1B 2B	0-0 1B 2-H 1B		0-0 F7		0-3 K		
Mike Scioscia, L OBP: 0.313, SLG: 0.328 Pepe Frias, R OBP: 0.253, SLG: 0.270 Steve Yeager, R OBP: 0.278, SLG: 0.281 (1, 2) (8, PR) (9, 2)		0-0 1-3	0-0 F9		0-0 6-3		0-0 BB 1B 1B		
Derrel Thomas, S OBP: 0.330, SLG: 0.369 (1, 6)		0-0 1B 1B 2-H		0-0 5-3		0-0 1B 2B		0-0 BB 1B 1-2	
Bob Welch, R OBP: 0.254, SLG: 0.286 Bobby Castillo, R OBP: 0.125, SLG: 0.125 Rick Monday, L OBP: 0.374, SLG: 0.479 Gary Weiss, S Don Stanhouse, R (1, 1) (7, 1) (8, PH) (8, PR) (9, 1)		0-0 1B 1-2 1B		0-0 6-3		0-0 1B 2-H 1B		4-0 BB BB 1-2 2-3 BB	

Inning Stats	R: 0 E: 0 K: 0 S: 4	H: 2 LOB: 1 BB: 0 P: 4	R: 2 E: 0 K: 0 S: 7	H: 4 LOB: 2 BB: 0 P: 7	R: 1 E: 0 K: 0 S: 5	H: 2 LOB: 1 BB: 0 P: 5	R: 0 E: 0 K: 0 S: 3	H: 0 LOB: 0 BB: 0 P: 3	R: 0 E: 1 K: 1 S: 6	H: 0 LOB: 1 BB: 0 P: 6	R: 1 E: 0 K: 0 S: 4	H: 2 LOB: 1 BB: 0 P: 4	R: 0 E: 0 K: 0 S: 4	H: 1 LOB: 1 BB: 0 P: 4	R: 0 E: 0 K: 1 S: 7	H: 2 LOB: 3 BB: 1 P: 11
--------------	------------------------------	---------------------------------	------------------------------	---------------------------------	------------------------------	---------------------------------	------------------------------	---------------------------------	------------------------------	---------------------------------	------------------------------	---------------------------------	------------------------------	---------------------------------	------------------------------	----------------------------------

PITCHER	IP	WLS	BF	H	R	ER	SO	BB	IBB	HBP	BLK	WP	HR	S	P	ERA	WHIP
Rick Matula, R ERA: 4.63 (1, 1)	4.0	L	19	8	3	3	0	0	0	0	0	0	0	19	19	6.75	2.000
Rick Mahler, R ERA: 2.45 (5, 1)	2.0		8	2	1	1	1	0	0	0	0	0	0	10	10	4.50	1.000
Gene Garber, R ERA: 3.94 (7, 1)	2.0		10	3	0	0	1	1	0	0	0	0	0	11	15	0.00	2.000

BOTTOM


Atlanta Braves @ Los Angeles Dodgers
Dodger Stadium, Los Angeles, CA

Tue Sep 23 1980, 7:05 PM PDT
Att. 29,226 - Unknown

AB	R	H	RBI	BB	SO	LOB
5	0	1	1	0	0	3
4	0	2	0	0	0	2
4	0	1	0	0	0	1
4	1	1	0	0	1	4
4	0	0	0	0	0	2
3	1	2	1	0	0	0
1	0	0	0	0	1	0
4	0	1	0	0	0	2
0	0	0	0	0	0	0
0	0	0	0	0	0	0
4	2	3	1	0	0	0
3	0	2	1	0	0	0
0	0	0	0	0	0	0
0	0	0	0	1	0	0
0	0	0	0	0	0	0
0	0	0	0	0	0	0

AB	36
R	4
H	13
RBI	4
BB	1
SO	2
LOB	14

WP: 0 PA: 37
PB: 0
SB: 2
CS: 0



Batter	1	2	3	4	5	6	7	8	9	AB	R	H	RBI	BB	SO	LOB
Terry Harper, R (1, 7) OBP: 0.273, SLG: 0.222	4-0 2-3 S BB	0-0 F3		4-0 1-2 BB		4-0 1-2 2B BB				1	1	0	0	3	0	2
Rafael Ramirez, R (1, 6) OBP: 0.297, SLG: 0.364	0-0 2-3	0-0 FC6-4		0-0 G1-2-3		0-0 1-H 2-H 2B				3	0	0	0	0	0	6
Biff Pocaroba, S (6, PH) OBP: 0.375, SLG: 0.421	1-3			3-H						1	0	1	2	0	0	0
Luis Gomez, R (7, 6) OBP: 0.240, SLG: 0.213										0	0	0	0	0	0	0
Gary Matthews, R (1, 9) OBP: 0.329, SLG: 0.427	0-3 K		0-3 K		4-0 S BB	0-3 K				3	0	0	0	1	3	2
Bob Horner, R (1, 5) OBP: 0.317, SLG: 0.555	4-0 BB		0-0 HR		0-0 P6		0-3 K			3	1	1	1	1	1	1
Chris Chambliss, L (1, 3) OBP: 0.333, SLG: 0.428	0-0 F8		0-0 F7		0-3 K		0-3 K			4	0	0	0	0	2	3
Dale Murphy, R (1, 8) OBP: 0.351, SLG: 0.508		0-0 HR	4-0 CS BB		0-0 5-3		0-0 G3			3	1	1	1	1	0	1
Glenn Hubbard, R (1, 4) OBP: 0.329, SLG: 0.390		0-0 SH 1B	0-0 CS	0-0 F6		0-0 F8		0-0 F8		4	0	1	0	0	0	0
Bruce Benedict, R (1, 2) OBP: 0.308, SLG: 0.314		0-0 SH FC6-4 1B		4-0 1B G1-2-3 BB		0-0 5-3		0-0 G3		2	0	0	0	1	0	0
Doyle Alexander, R (1, 1) OBP: 0.220, SLG: 0.228		0-3 K		0-0 BB 1B		4-0 BB 2B BB		0-0 L3		2	1	1	0	1	1	2
Rick Camp, R (8, 1) OBP: 0.125, SLG: 0.250										1	0	0	0	0	0	0

Inning Stats	R: 0	H: 0	E: 0	K: 1	S: 5	H: 0	LOB: 2	BB: 2	P: 13	R: 1	H: 2	E: 1	K: 1	S: 8	H: 1	LOB: 0	BB: 1	P: 9	R: 0	H: 1	E: 0	K: 0	S: 3	H: 1	LOB: 2	BB: 2	P: 11	R: 0	H: 0	E: 0	K: 1	S: 5	H: 0	LOB: 1	BB: 1	P: 9	R: 2	H: 1	E: 0	K: 1	S: 6	H: 1	LOB: 1	BB: 2	P: 14	R: 0	H: 0	E: 0	K: 2	S: 7	H: 0	LOB: 0	BB: 0	P: 7	R: 0	H: 0	E: 0	K: 0	S: 3	H: 0	LOB: 0	BB: 0	P: 3
1B: 2	SF: 0	2B: 1	SAC: 1	3B: 0	DP: 1	HR: 2	HBP: 0																																																								

PITCHER	IP	WLS	BF	H	R	ER	SO	BB	IBB	HBP	BLK	WP	HR	S	P	ERA	WHIP
Joaquin Andujar, R (1, 1) ERA: 3.73	5.2	L	29	5	4	4	4	8	0	0	0	0	2	29	61	6.35	2.294
Dave Smith, R (6, 1) ERA: 2.08	2.1		7	0	0	0	3	0	0	0	0	0	0	13	13	0.00	0.000

BOTTOM

Houston Astros @ Atlanta Braves
Atlanta-Fulton County Stadium, Atlanta, GA

Wed Sep 24 1980, 7:05 PM EDT
Att. 24,897 - Unknown

livebaseballscores.com

AB	27
R	4
H	5
RBI	4
BB	8
SO	7
LOB	17



WP: 0	PA: 37
PB: 0	
SB: 2	
CS: 1	

Houston Astros @ Atlanta Braves

Atlanta-Fulton County Stadium, Atlanta, GA

Thu Sep 25 1980, 7:05 PM EDT
 Att. 7,926 - Unknown

AB	33
R	4
H	11
RBI	4
BB	3
SO	5
LOB	13



WP	0	PA	40
PB	0		
SB	0		
CS	1		

AB	R	H	RBI	BB	SO	LOB
4	1	2	3	1	0	0
0	0	0	0	0	0	0
5	0	1	1	0	0	1
3	0	1	0	1	1	1
4	0	0	0	0	1	3
0	0	0	0	0	0	0
4	0	1	0	0	1	2
4	0	3	0	0	0	0
0	0	0	0	0	0	0
2	0	0	0	1	0	2
4	1	1	0	0	2	3
1	1	1	0	0	0	0
0	0	0	0	0	0	0
2	1	1	0	0	0	1
1B:	9	SF:	0			
2B:	0	SAC:	3			
3B:	1	DP:	1			
HR:	1	HBP:	0			

Batter	1	2	3	4	5	6	7	8	9										
Joe Morgan, L (1, 4) Rafael Landestoy, S (9, 4) OBP: 0.364, SLG: 0.379 OBP: 0.306, SLG: 0.329	0-0 F9		0-0 HR		0-0 4-3 1B		4-0 SH1-4 1B BB		0-0 F7										
Enos Cabell, R (1, 5) OBP: 0.299, SLG: 0.342	0-0 F7		0-0 F8		0-0 4-3		0-0 SH1-4 1B		0-0 F8										
Terry Puhl, L (1, 9) OBP: 0.357, SLG: 0.417	0-0 4-3		4-0 BB		0-3 K		0-0 SH1-4		0-0 CS 1B										
Jose Cruz, L (1, 7) Dave Smith, R (7, 1) OBP: 0.368, SLG: 0.438		0-0 4-3	0-0 G3			0-3 K	0-0 4-3		0-0 CS										
Cesar Cedeno, R (1, 8) OBP: 0.391, SLG: 0.480		0-0 1B 1B		0-0 F8		0-0 F8	0-3 K												
Art Howe, R (1, 3) Dave Bergman, L (9, 3) OBP: 0.355, SLG: 0.447 OBP: 0.349, SLG: 0.368		0-0 G1-6-3 1B		0-0 F9		0-0 3B		0-0 SH3-4 1B											
Alan Ashby, S (1, 2) OBP: 0.311, SLG: 0.338		0-0 G1-6-3		0-0 1-3		4-0 BB		0-0 SH3-4											
Craig Reynolds, L (1, 6) OBP: 0.259, SLG: 0.298			0-0 4-3		0-0 SH3-4 1B 1B		0-3 K		0-3 K										
Nolan Ryan, R (1, 1) Frank LaCorte, R (6, 1) Jeffrey Leonard, R (7, PH) OBP: 0.173, SLG: 0.134 OBP: 0.286, SLG: 0.167 OBP: 0.277, SLG: 0.336			0-0 HR 1B		0-0 SH3-4		0-0 BB 1B		0-0 F8										
Inning Stats	R: 0 H: 0 E: 0 K: 0 S: 3	R: 0 H: 2 E: 0 K: 0 S: 4	R: 2 H: 2 E: 0 K: 0 S: 5	R: 0 H: 0 E: 0 K: 0 S: 3	R: 1 H: 2 E: 0 K: 1 S: 7	R: 0 H: 1 E: 0 K: 2 S: 8	R: 1 H: 2 E: 0 K: 1 S: 7	R: 0 H: 1 E: 0 K: 1 S: 6	R: 0 H: 1 E: 0 K: 0 S: 3										
PITCHER	IP WLS BF H R ER SO BB IBB HBP BLK WP HR S P ERA WHIP																		
Phil Niekro, R (1, 1) ERA: 3.67	6.0 L 29 9 4 4 3 3 0 0 0 0 0 1 32 44 6.00 2.000																		
Larry Bradford, L (7, 1) ERA: 2.5	0.2 2 0 0 0 0 0 0 0 0 0 0 0 2 2 0.00 0.000																		
Gene Garber, R (7, 1) ERA: 3.92	0.1 1 0 0 0 1 0 0 0 0 0 0 0 3 3 0.00 0.000																		
Al Hrabosky, L (8, 1) ERA: 3.79	2.0 7 2 0 0 1 0 0 0 0 0 0 0 9 9 0.00 1.000																		

livebaseballscorecards.com

Batter	1	2	3	4	5	6	7	8	9	AB R H RBI BB SO LOB
Terry Harper, R OBP: 0.333, SLG: 0.318 (1, 7)	0-0 6-3		4-0 WP 1-2 BB		0-0 CS 1B		0-0 2B		0-0 F9	4 0 2 0 1 0 2
Rafael Ramirez, R OBP: 0.291, SLG: 0.356 (1, 6)	0-0 5-3		0-3 K		0-3 K		0-3 K		0-0 F5	3 0 0 0 0 2 3 1 0 0 0 0 1 1 0 0 0 0 0 0 0 1 0 0 0 0 0 2
Jeff Burroughs, R OBP: 0.345, SLG: 0.457 (7, PH)			1-2 2-3		1-2					
Al Hrabosky, R OBP: 0.318, SLG: 0.394 (8, PH)										
Brian Asselstine, L OBP: 0.318, SLG: 0.394 (9, PH)										
Gary Matthews, R OBP: 0.330, SLG: 0.426 (1, 9)	0-3 K			0-0 BB SF7 1B	4-0 BB			0-3 K		3 1 1 0 1 2 0
Bob Horner, R OBP: 0.316, SLG: 0.552 (1, 5)		0-3 K		0-0 SF7 1-2 BB 1B	0-0 F4			0-0 6-3		4 1 1 0 0 1 1
Chris Chambliss, L OBP: 0.334, SLG: 0.428 (1, 3)		0-0 P6		4-0 1B 1-2 2-3 BB		0-0 P5		0-0 1B		3 0 1 0 1 0 0
Dale Murphy, R OBP: 0.348, SLG: 0.505 (1, 8)		0-0 3-1		0-0 F7		0-0 F7		0-3 K		4 0 0 0 0 1 4
Glenn Hubbard, R OBP: 0.326, SLG: 0.387 (1, 4)			0-0 F8	0-0 SF7	0-0 SF7	0-3 K			0-0 5-3	3 0 0 1 0 1 0
Bruce Benedict, R OBP: 0.310, SLG: 0.316 (1, 2)			0-0 G3	0-0 1-3 3-H 1B			0-0 6-3		0-0 BB 1B	4 0 2 1 0 0 0
Phil Niekro, R OBP: 0.191, SLG: 0.200 (7, 1)			0-0 WP BB 1B	0-3 K			0-3 K		4-0 BB 1-2 BB	2 0 1 0 0 1 2 0 0 0 0 0 0 0 0 0 0 0 0 0 0 1 0 0 0 0 1 0 0 0 0 0 0 0 0 0 0 0 0 1 0 0 0 0 0 0 0 0 0
Larry Bradford, R OBP: 0.500, SLG: 0.500 (7, PH)										
Gene Garber, R OBP: 0.371, SLG: 0.416 (7, PH)										
Biff Pocoreba, S OBP: 0.240, SLG: 0.213 (8, 8)										
Luis Gomez, R OBP: 0.350, SLG: 0.253 (9, PH)										
Mike Lum, L OBP: 0.379, SLG: 0.462 (9, PR)										
Chico Ruiz, R OBP: 0.379, SLG: 0.462 (9, PR)										

BOTTOM

Houston Astros @ Atlanta Braves
 Atlanta-Fulton County Stadium, Atlanta, GA
 Thu Sep 25 1980, 7:05 PM EDT
 Att. 7,926 - Unknown


livebaseballscores.com

AB	33
R	2
H	8
RBI	2
BB	4
SO	10
LOB	15



Inning Stats	R: 0 E: 0 K: 1 S: 5	H: 0 LOB: 0 BB: 0 P: 5	R: 0 E: 0 K: 1 S: 5	H: 0 LOB: 0 BB: 0 P: 5	R: 0 E: 0 K: 1 S: 6	H: 1 LOB: 2 BB: 1 P: 10	R: 2 E: 0 K: 1 S: 8	H: 3 LOB: 2 BB: 1 P: 12	R: 0 E: 0 K: 1 S: 5	H: 1 LOB: 1 BB: 1 P: 9	R: 0 E: 0 K: 1 S: 5	H: 0 LOB: 0 BB: 0 P: 5	R: 0 E: 0 K: 2 S: 8	H: 1 LOB: 1 BB: 0 P: 8	R: 0 E: 0 K: 2 S: 8	H: 1 LOB: 1 BB: 0 P: 8	R: 0 E: 0 K: 0 S: 4	H: 1 LOB: 2 BB: 1 P: 8	1B: 7 2B: 1 3B: 0 HR: 0	SF: 1 SAC: 0 DP: 0 HBP: 0	WP: 1 PB: 0 SB: 0 CS: 1	PA: 38
--------------	------------------------------	---------------------------------	------------------------------	---------------------------------	------------------------------	----------------------------------	------------------------------	----------------------------------	------------------------------	---------------------------------	------------------------------	---------------------------------	------------------------------	---------------------------------	------------------------------	---------------------------------	------------------------------	---------------------------------	----------------------------------	------------------------------------	----------------------------------	--------

PITCHER	IP	WLS	BF	H	R	ER	SO	BB	IBB	HBP	BLK	WP	HR	S	P	ERA	WHIP
Nolan Ryan, R ERA: 3.38 (1, 1)	5.0	W	22	5	2	2	5	3	0	0	0	1	0	29	41	3.60	1.600
Frank LaCorte, R ERA: 2.75 (6, 1)	1.0		3	0	0	0	1	0	0	0	0	0	0	5	5	0.00	0.000
Dave Smith, R ERA: 2.02 (7, 1)	3.0	S	13	3	0	0	4	1	0	0	0	0	0	20	24	0.00	1.333

Batter	1	2	3	4	5	6	7	8	9	AB R H RBI BB SO LOB	TOP
Max Venable, L (1, 8) OBP: 0.336, SLG: 0.318 (7, 7)	0-0 F9		0-3 K		0-0 WP SF9 1B		0-0 FC4-6 1B		0-0 3-1	5 1 2 0 0 1 0	
Terry Whitfield, L (1, 7) OBP: 0.338, SLG: 0.399 Mike Rowland, R (7, 1)	0-0 2B		0-0 4-3		0-3 K		0-0 SF8			3 0 1 1 0 1 1 0 0 0 0 0 0 0	
Jack Clark, R (1, 9) OBP: 0.378, SLG: 0.526	4-0 BB		0-0 F8		0-0 SF9		0-0 FC4-6			2 0 0 1 1 0 1	
Darrell Evans, L (1, 5) OBP: 0.354, SLG: 0.408	0-0 F9			0-0 1B 2B	0-0 F8		0-0 F9			4 1 1 0 0 0 3	
Milt May, L (1, 2) OBP: 0.306, SLG: 0.369	0-0 F8			0-0 G6-4-3 1B	0-3 K		0-0 1-3			4 0 1 1 0 1 2	
Rich Murray, R (1, 3) OBP: 0.271, SLG: 0.353		0-0 5-3		0-0 G6-4-3 1-2f	0-0 F9		0-3 K			4 0 0 0 0 1 1	
Guy Sularz, R (1, 4) OBP: 0.288, SLG: 0.261 Jim Wohlford, R (8, PH) Johnnie LeMaster, R (8, 6) OBP: 0.256, SLG: 0.307		0-0 E9 FC1-4		0-0 1B 1B	4-0 BB		0-0 F2			2 0 1 0 1 0 0 1 0 0 0 0 0 0 0 0 0 0 0 0 0	AB 33 R 3 H 8 RBI 3 BB 2 SO 4 LOB 13
Joe Pettini, R (1, 6) OBP: 0.311, SLG: 0.287 Joe Strain, R (9, PH) OBP: 0.323, SLG: 0.321		0-0 FC1-4 1-2f		0-0 1B	0-0 F4		0-0 5-3			3 0 1 0 0 0 2 1 0 0 0 0 0 0	
Vida Blue, S (1, 1) OBP: 0.114, SLG: 0.090 Bill North, S (7, PH) OBP: 0.375, SLG: 0.293 (7, 8)		0-0 F4		0-0 G1	0-0 1B SF8 1B		0-0 5-3			2 0 0 0 0 0 3 2 1 1 0 0 0 0	
Inning Stats	R: 0 H: 1 E: 0 LOB: 2 K: 0 BB: 1 S: 4 P: 8	R: 0 H: 0 E: 2 LOB: 1 K: 0 BB: 0 S: 4 P: 4	R: 0 H: 0 E: 0 LOB: 0 K: 1 BB: 0 S: 5 P: 5	R: 1 H: 4 E: 0 LOB: 2 K: 0 BB: 0 S: 6 P: 6	R: 1 H: 1 E: 0 LOB: 0 K: 1 BB: 0 S: 6 P: 6	R: 0 H: 0 E: 0 LOB: 1 K: 1 BB: 1 S: 5 P: 9	R: 1 H: 2 E: 0 LOB: 1 K: 0 BB: 0 S: 5 P: 5	R: 0 H: 0 E: 0 LOB: 0 K: 1 BB: 0 S: 5 P: 5	R: 0 H: 0 E: 0 LOB: 0 K: 0 BB: 0 S: 3 P: 3	1B: 6 SF: 2 2B: 2 SAC: 0 3B: 0 DP: 1 HR: 0 HBP: 0	WP: 1 PA: 37 PB: 0 SB: 1 CS: 0
PITCHER Tommy Boggs, R (1, 1) ERA: 3.5 Rick Camp, R (8, 1) ERA: 1.88	IP WLS BF H R ER SO BB IBB HBP BLK WP HR S P ERA WHIP	7.0 W 31 8 3 3 3 2 0 0 0 1 0 35 43 3.86 1.429	2.0 S 6 0 0 0 1 0 0 0 0 0 0 0 8 8 0.00 0.000								

San Francisco Giants @ Atlanta Braves
Atlanta-Fulton County Stadium, Atlanta, GA

Fri Sep 26 1980, 7:05 PM EDT
Att. 6,578 - Unknown

livebaseballscorecards.com



Batter	1	2	3	4	5	6	7	8	9	AB R H RBI BB SO LOB	TOP			
Larry Herndon, R (1, 8) OBP: 0.281, SLG: 0.377 Bill North, S (9, PH) OBP: 0.374, SLG: 0.293 (9, 8)	0-3 K		0-0 6-3	0-0 1-3			0-0 F8		0-3 K	4 0 0 0 0 1 3 1 0 0 0 0 1 2	San Francisco Giants @ Atlanta Braves Atlanta-Fulton County Stadium, Atlanta, GA Sat Sep 27 1980, 7:05 PM EDT Att. 19,486 - Unknown livebaseballscorecards.com			
Darrell Evans, L (1, 5) OBP: 0.355, SLG: 0.407	0-0 1B		0-0 1B			0-0 G1	0-0 F8		0-0 F9	5 0 2 0 0 0 2				
Jack Clark, R (1, 9) OBP: 0.375, SLG: 0.521	0-0 F8		0-0 G4-6-3			0-0 E6	0-0 6-3			4 0 0 0 0 0 2				
Jim Wohlford, R (1, 7) OBP: 0.328, SLG: 0.374	0-3 K			0-0 F9	0-0 4-3			0-0 1B		4 0 1 0 0 1 2				
Rich Murray, R (1, 3) OBP: 0.276, SLG: 0.374		0-0 F8 1B 1B		0-0 HR	0-3 K			0-3 K		4 1 2 1 0 2 2				
Guy Sularz, R (1, 4) OBP: 0.304, SLG: 0.265		0-0 1B		0-0 P4		4-0 BB		0-0 6-3		3 0 1 0 1 0 0				
Joe Pettini, R (1, 6) OBP: 0.316, SLG: 0.288		0-3 K		4-0 1B S BB		0-0 L4-3		0-0 FC1-5 1B		3 0 1 0 1 1 3				
Mike Sadek, R (1, 2) OBP: 0.363, SLG: 0.308		0-0 F8		4-0 1B IBB		0-0 HR		0-0 FC1-5 1B		3 1 2 1 1 0 2				
Allen Ripley, R (1, 1) OBP: 0.171, SLG: 0.200 Gary Lavelle, S (9, 1)		0-0 FC6-4		0-0 1B		0-0 5-3		0-0 FC1-5		4 0 1 0 0 0 4 0 0 0 0 0 0 0				
Inning Stats	R: 0 H: 1 E: 0 LOB: 1 K: 2 BB: 0 S: 8 P: 8	R: 0 H: 2 E: 0 LOB: 2 K: 1 BB: 0 S: 7 P: 7	R: 0 H: 1 E: 0 LOB: 0 K: 0 BB: 0 S: 3 P: 3	R: 1 H: 2 E: 0 LOB: 3 K: 0 BB: 2 S: 5 P: 13	R: 0 H: 0 E: 1 LOB: 1 K: 1 BB: 0 S: 6 P: 6	R: 1 H: 1 E: 0 LOB: 0 K: 0 BB: 1 S: 3 P: 7	R: 0 H: 0 E: 0 LOB: 0 K: 0 BB: 0 S: 3 P: 3	R: 0 H: 1 E: 0 LOB: 0 K: 1 BB: 0 S: 5 P: 5	R: 0 H: 2 E: 0 LOB: 2 K: 1 BB: 0 S: 7 P: 7	1B: 8 SF: 0 2B: 2 SAC: 0 3B: 0 DP: 3 HR: 2 HBP: 0	WP: 0 PA: 38 PB: 0 SB: 1 CS: 1			
PITCHER	IP WLS BF H R ER SO BB IBB HBP BLK WP HR S P ERA WHIP												PITCHER	IP WLS BF H R ER SO BB IBB HBP BLK WP HR S P ERA WHIP
Larry McWilliams, L (1, 1) ERA: 4.9	6.0 L 27 7 2 2 4 2 1 0 0 0 2 32 44 3.00 1.500													
Preston Hanna, R (7, 1) ERA: 3.14	2.0 6 1 0 0 1 0 0 0 0 0 0 8 8 0.00 0.500													
Gene Garber, R (9, 1) ERA: 3.89	0.2 4 2 0 0 1 0 0 0 0 0 0 6 6 0.00 3.000													
Larry Bradford, L (9, 1) ERA: 2.48	0.1 1 0 0 0 0 0 0 0 0 0 0 1 1 0.00 0.000													



Batter	1	2	3	4	5	6	7	8	9	AB	R	H	RBI	BB	SO	LOB
Terry Harper, R (1, 7) OBP: 0.306, SLG: 0.267	0-0 6-3			0-3 K		4-0 E S BB		0-0 2-3		3	0	0	0	1	1	0
Rafael Ramirez, R (1, 6) OBP: 0.295, SLG: 0.364	0-0 4-3			0-0 BLK 1B		0-0 F9 1-3		0-0 2B		4	0	2	0	0	0	1
Gary Matthews, R (1, 9) OBP: 0.327, SLG: 0.421	0-3 K			0-0 F8 1-2		0-3 K		0-0 F4		4	0	0	0	0	2	3
Bob Horner, R (1, 5) OBP: 0.317, SLG: 0.553 Gary Cooper, S (9, PR)		0-0 F8		0-3 K		0-0 E SF7 1B		0-0 4-3 1B 1B		4	1	2	0	0	1	1
Chris Chambliss, L (1, 3) OBP: 0.338, SLG: 0.437		0-0 6-3			0-0 1B FC5-2 1B		0-0 E9 WP 1-3 1B		0-0 4-3 1B	4	0	3	0	0	0	0
Dale Murphy, R (1, 8) OBP: 0.349, SLG: 0.503		0-0 5-3			0-0 FC5-2 1-3 1B		0-0 SF7		0-0 4-3	3	0	1	1	0	0	2
Glenn Hubbard, R (1, 4) OBP: 0.327, SLG: 0.383			0-0 F5		0-0 FC5-2 1-2 3-H G5-4-3		0-0 F2 2-3		4-0 G5-4-3 IBB	3	0	0	0	1	0	3
Bruce Benedict, R (1, 2) OBP: 0.314, SLG: 0.318 Mike Lum, L (7, PH) OBP: 0.354, SLG: 0.250 Bill Nahorodny, R (8, 2) OBP: 0.287, SLG: 0.414			0-0 5-3		0-0 G5-4-3 1-2f		0-3 K		0-0 G5-4-3 1-2f	2	0	0	0	0	0	2
Larry McWilliams, L (1, 1) OBP: 0.236, SLG: 0.160 Biff Pocoreba, S (6, PH) OBP: 0.267, SLG: 0.410 Preston Hanna, R (7, 1) OBP: 0.143, SLG: 0.296 Jeff Burroughs, R (8, PH) OBP: 0.246, SLG: 0.455 Gene Garber, R (9, 1) OBP: 0.590, SLG: 0.500 Larry Bradford, R (9, 1)			0-3 K		0-0 4-3		0-0 F5			1	0	0	0	0	0	0

BOTTOM

San Francisco Giants @ Atlanta Braves
Atlanta-Fulton County Stadium, Atlanta, GA

AB	32
R	1
H	8
RBI	1
BB	2
SO	6
LOB	16



WP: 1	PA: 35
PB: 0	
SB: 1	
CS: 0	

PITCHER	IP	WLS	BF	H	R	ER	SO	BB	IBB	HBP	BLK	WP	HR	S	P	ERA	WHIP
Allen Ripley, R (1, 1) ERA: 3.85	8.0	W	31	7	1	1	6	1	0	0	1	1	0	42	46	1.12	1.000
Gary Lavelle, L (9, 1) ERA: 3.02	1.0	S	4	1	0	0	0	0	1	0	0	0	0	3	7	0.00	1.000

Sat Sep 27 1980, 7:05 PM EDT
Att. 19,486 - Unknown

livebaseballscorecards.com

Batter	1	2	3	4	5	6	7	8	9	AB R H RBI BB SO LOB	TOP											
Terry Harper, R (1, 7) OBP: 0.366, SLG: 0.324	0-0 1B 1B		H 1-0 PB 1B HBP		0-0 K	0-0 1B 1-2 2-H			0-0 1B	4 0 3 0 0 1 0												
Rafael Ramirez, R (1, 6) OBP: 0.299, SLG: 0.365	0-0 1B 1-2		0-0 PB 1B 1-2		0-0 L3			0-0 6-3	0-3 K	5 0 2 0 0 1 1												
Gary Matthews, R (1, 9) OBP: 0.326, SLG: 0.419	0-3 K		0-3 K 1-2 2-3			0-0 4-3		0-0 1B 1B	0-0 F7	5 0 1 0 0 2 5												
Bob Homer, R (1, 5) OBP: 0.316, SLG: 0.549	0-0 F9		0-0 L7			0-0 4-3 2B 1B		0-0 F3	0-0 5-3	5 1 1 0 0 0 6												
Chris Chambliss, L (1, 3) OBP: 0.337, SLG: 0.436	0-0 F8			0-0 F5		0-0 4-3 1-2		0-0 1B 1-2		4 0 1 0 0 0 3												
Dale Murphy, R (1, 8) OBP: 0.350, SLG: 0.505		0-3 K		0-0 1B		0-0 1B 2B		0-3 K		4 1 2 1 0 2 2												
Glenn Hubbard, R (1, 4) OBP: 0.326, SLG: 0.382		0-3 K		0-3 K		0-0 1B E 1B		0-0 1-3		4 1 1 1 0 2 1												
Bruce Benedict, R (1, 2) OBP: 0.313, SLG: 0.317		0-0 F7		0-0 L7		0-0 1B E 1B		0-3 K		4 0 1 0 0 1 1												
Doyle Alexander, R (1, 1) Gene Garber, R (5, 1) Al Hrabosky, R (5, 1) Biff Pocaroba, S (6, PH) Preston Hanna, R (6, 1) Mike Lurtz, L (8, PH) Larry Bradford, R (8, 1)			0-3 K		0-3 K	0-0 E3 1B 1-2 3-H		0-0 F8		2 0 0 0 0 0 2 0 0 0 0 0 0 0 0 0 0 0 0 0 0 0 0 0 1 0 0 0 0 0 0 1 0 0 0 0 0 0 0 0 1 0 0 0 0 0 0 0 0 0 0 0 0 0 0 0												
Inning Stats	R: 0 E: 0 K: 1 S: 7	H: 2 LOB: 2 BB: 0 P: 7	R: 0 E: 0 K: 2 S: 7	H: 0 LOB: 0 BB: 0 P: 7	R: 0 E: 0 K: 2 S: 8	H: 1 LOB: 2 BB: 0 P: 9	R: 0 E: 0 K: 1 S: 6	H: 1 LOB: 1 BB: 0 P: 6	R: 0 E: 0 K: 2 S: 7	H: 0 LOB: 0 BB: 0 P: 7	R: 3 E: 1 K: 0 S: 8	H: 5 LOB: 2 BB: 0 P: 8	R: 0 E: 0 K: 1 S: 7	H: 2 LOB: 2 BB: 0 P: 7	R: 0 E: 0 K: 1 S: 5	H: 0 LOB: 0 BB: 0 P: 5	R: 0 E: 0 K: 1 S: 6	H: 1 LOB: 1 BB: 0 P: 6	1B: 11 2B: 1 3B: 0 HR: 0	SF: 0 SAC: 0 DP: 0 HBP: 1	WP: 0 PB: 1 SB: 0 CS: 0	PA: 40
PITCHER	IP WLS BF H R ER SO BB IBB HBP BLK WP HR S P ERA WHIP																					
Nolan Ryan, R (1, 1) ERA: 3.38	5.2 W 26 8 3 2 8 0 0 1 0 0 0 41 42 3.18 1.412																					
Dave Smith, R (6, 1) ERA: 1.93	3.1 S 14 4 0 0 3 0 0 0 0 0 0 20 20 0.00 1.200																					

Atlanta Braves @ Houston Astros
Astrodome, Houston, TX
Tue Sep 30 1980, 8:05 PM EDT
Att: 31,973 - Unknown

livebaseballscorecards.com

AB 39
R 3
H 12
RBI 2
BB 0
SO 11
LOB 20



Batter	1	2	3	4	5	6	7	8	9	AB R H RBI BB SO LOB	TOP							
Terry Harper, R (1, 7) OBP: 0.333, SLG: 0.289	0-0 F6	0-0 F8			0-0 G3			0-0 5-3		4 0 0 0 0 0 1	Atlanta Braves @ Houston Astros Astrodome, Houston, TX Wed Oct 01 1980, 8:05 PM EDT Att. 35,600 - Dome							
Rafael Ramirez, R (1, 6) OBP: 0.304, SLG: 0.368	0-0 E 1B		0-0 6-3			0-0 5-3 1B		0-0 F8		4 0 2 0 0 0 0								
Gary Matthews, R (1, 9) OBP: 0.324, SLG: 0.416	0-0 F8 1-2		0-0 F8			0-0 5-3 1-2		0-0 F7		4 0 0 0 0 0 2								
Bob Homer, R (1, 5) OBP: 0.313, SLG: 0.544	0-0 F7		0-0 6-3			0-0 F2		0-0 F8		4 0 0 0 0 0 2								
Chris Chambliss, L (1, 3) OBP: 0.337, SLG: 0.437		0-0 F8 1B 2B		0-0 6-3		0-0 F7		0-0 F7		4 1 1 0 0 0 1								
Dale Murphy, R (1, 8) OBP: 0.350, SLG: 0.503		0-0 F8 2-3		0-0 F8		0-0 F8	4-0 CS BB			2 0 0 0 1 0 1								
Glenn Hubbard, R (1, 4) OBP: 0.326, SLG: 0.382		0-0 S 2B 1B		0-0 5-3		0-3 K 1-2				3 1 1 1 0 1 1								
Bruce Benedict, R (1, 2) OBP: 0.316, SLG: 0.323		0-0 3-H 1-H 2B			0-0 G3-6-4 1B		0-0 F2			3 0 2 1 0 0 0								
Phil Niekro, R (1, 1) OBP: 0.148, SLG: 0.195 Biff Pocoroba, S (8, PH) OBP: 0.359, SLG: 0.400 Rick Camp, R (8, 1) OBP: 0.111, SLG: 0.222		0-0 F5			0-0 G3-6-4 1-2f			0-0 F8		2 0 0 0 0 0 2 1 0 0 0 0 0 0 0 0 0 0 0 0 0								
Inning Stats	R: 0 E: 1 K: 0 S: 4	H: 1 LOB: 1 BB: 0 P: 4	R: 2 E: 0 K: 0 S: 6	H: 3 LOB: 1 BB: 0 P: 6	R: 0 E: 0 K: 0 S: 3	H: 0 LOB: 0 BB: 0 P: 3	R: 0 E: 0 K: 0 S: 3	H: 1 LOB: 0 BB: 0 P: 3	R: 0 E: 0 K: 1 S: 4	H: 0 LOB: 0 BB: 1 P: 8	R: 0 E: 0 K: 0 S: 3	H: 0 LOB: 0 BB: 0 P: 3	R: 0 E: 0 K: 0 S: 3	H: 0 LOB: 0 BB: 0 P: 3	1B: 4 2B: 3 3B: 0 HR: 0	SF: 0 SAC: 0 DP: 2 HBP: 0	WP: 0 PB: 0 SB: 1 CS: 1	PA: 32
PITCHER Vern Ruhle, R (1, 1) ERA: 2.4	IP 9.0 WLS W BF 32 H 6 R 2 ER 2 SO 1 BB 1 IBB 0 HBP 0 BLK 0 WP 0 HR 0 S 33 P 37 ERA 2.00 WHIP 0.778											PITCHER	IP WLS BF H R ER SO BB IBB HBP BLK WP HR S P ERA WHIP					

livebaseballscorecards.com

AB	31
R	2
H	6
RBI	2
BB	1
SO	1
LOB	10



Batter	1	2	3	4	5	6	7	8	9	AB R H RBI BB SO LOB	TOP									
Terry Harper, R (1, 7) OBP: 0.306, SLG: 0.262	0-0 6-3		0-0 F8			0-0 F6		0-0 6-3		4 0 0 0 0 0 0										
Rafael Ramirez, R (1, 6) OBP: 0.298, SLG: 0.361 Jeff Burroughs, R (9, PH) OBP: 0.347, SLG: 0.453	0-0 F3			0-3 K		0-0 4-3		0-0 6-3	3 0 0 0 0 1 0 1 0 0 0 0 0 0											
Gary Matthews, R (1, 9) OBP: 0.325, SLG: 0.419	0-0 6-3			0-0 E 1B		0-0 1-3		0-0 1B 2B	4 1 2 0 0 0 0											
Bob Homer, R (1, 5) OBP: 0.313, SLG: 0.541		0-0 F8		0-0 E3 1-3		0-0 1B		0-0 5-3	4 0 1 0 0 0 2											
Chris Chambliss, L (1, 3) OBP: 0.339, SLG: 0.444 Gary Cooper, S (9, PR)		0-0 HR		0-3 K		0-0 1B		0-0 2-H S 1B	4 1 3 2 0 1 2 0 0 0 0 0 0 0											
Dale Murphy, R (1, 8) OBP: 0.349, SLG: 0.501		0-0 L3 1B		0-0 5-3		0-0 F8		0-3 K 1-2	4 0 1 0 0 1 4											
Glenn Hubbard, R (1, 4) OBP: 0.324, SLG: 0.379		0-0 L3			0-0 F8		0-3 K		3 0 0 0 0 1 2											
Bruce Benedict, R (1, 2) OBP: 0.313, SLG: 0.320			0-0 F8		0-0 5-3		0-0 F3		3 0 0 0 0 0 0											
Larry McWilliams, L (1, 1) OBP: 0.232, SLG: 0.157 Mike Lum, L (5, PH) OBP: 0.347, SLG: 0.244 Rick Matula, R (5, 1) OBP: 0.136, SLG: 0.105 Al Hrabosky, R (5, 1) Biff Pocoroba, S (8, PH) OBP: 0.355, SLG: 0.395 Gene Gardner, R (8, 1) OBP: 0.500, SLG: 0.500			0-3 K		0-3 K		0-0 F9		1 0 0 0 0 0 1 0 1 0 0 0 0 0 1 0 0 0 0 0 0 0 0 0 0 0 0 0 0 0 0 0 1 0 0 0 0 0 0 0 0 0 0 0 0 0 0 0											
Inning Stats	R: 0 E: 0 K: 0 S: 3	H: 0 LOB: 0 BB: 0 P: 3	R: 1 E: 0 K: 0 S: 4	H: 2 LOB: 0 BB: 0 P: 4	R: 0 E: 0 K: 1 S: 5	H: 0 LOB: 0 BB: 0 P: 5	R: 0 E: 0 K: 1 S: 5	H: 0 LOB: 0 BB: 0 P: 5	R: 0 E: 0 K: 0 S: 3	H: 0 LOB: 0 BB: 0 P: 3	R: 0 E: 0 K: 1 S: 6	H: 2 LOB: 1 BB: 0 P: 6	R: 0 E: 0 K: 0 S: 3	H: 0 LOB: 0 BB: 0 P: 3	R: 1 E: 0 K: 1 S: 7	H: 2 LOB: 2 BB: 0 P: 7	1B: 5 2B: 2 3B: 0 HR: 1	SF: 0 SAC: 0 DP: 1 HBP: 0	WP: 0 PB: 0 SB: 1 CS: 0	PA: 33
PITCHER	IP WLS BF H R ER SO BB IBB HBP BLK WP HR S P ERA WHIP																			
Joe Niekro, R (1, 1) ERA: 3.68	8.2 W 31 6 2 2 5 0 0 0 0 0 0 1 41 41 2.08 0.692																			
Joe Sambito, L (9, 1) ERA: 2.14	0.0 1 1 0 0 0 0 0 0 0 0 0 0 1 1 ∞ ∞																			
Frank LaCorte, R (9, 1) ERA: 2.8	0.1 S 1 0 0 0 1 0 0 0 0 0 0 0 3 3 0.00 0.000																			

Atlanta Braves @ Houston Astros
Astrodome, Houston, TX
Thu Oct 02 1980, 8:05 PM EDT
Att. 45,022 - Dome

livebaseballscorecards.com

AB 33
R 2
H 7
RBI 2
BB 0
SO 6
LOB 10



Batter	1	2	3	4	5	6	7	8	9
Joe Morgan, L OBP: 0.373, SLG: 0.384 (1, 4)	0-0 G3		4-0 BB	0-0 1B			4-0 BB		
Enos Cabell, R OBP: 0.301, SLG: 0.349 (1, 5)	0-3 K		0-0 4-3	0-0 5-3			0-0 6-3		
Jose Cruz, L OBP: 0.367, SLG: 0.435 (1, 7)	0-0 6-3		0-0 4-3		0-0 5-3		0-0 BB		
Cesar Cedeno, R OBP: 0.387, SLG: 0.467 (1, 8)		0-0 F7	0-0 F2		0-0 6-3		4-0 BB		
Art Howe, R OBP: 0.349, SLG: 0.439 (1, 3)		0-0 F7		0-0 F9		0-0 5-3		0-0 5-3	
Dave Bergman, L OBP: 0.345, SLG: 0.364 (8, 3)									
Gary Woods, R OBP: 0.420, SLG: 0.625 (1, 9)		4-0 BB		0-0 HR		0-0 F7		0-0 F8	
Terry Puhl, L OBP: 0.355, SLG: 0.418 (8, 9)									
Rafael Landestoy, S OBP: 0.310, SLG: 0.333 (1, 6)		0-0 BB		0-0 SH2-3		0-0 S		0-0 4-3	
Alan Ashby, S OBP: 0.314, SLG: 0.340 (1, 2)		4-0 BB		0-0 SH2-3		0-0 5-3		0-0 2B	
Joe Niekro, R OBP: 0.317, SLG: 0.346 (1, 1)		0-0 FC4-6		0-0 SH2-3		0-0 L6			
Joe Sambito, L OBP: 0.256, SLG: 0.296 (9, 1)									
Craig Reynolds, L OBP: 0.286, SLG: 0.167 (9, 1)									

Inning Stats	R: 0	H: 0	E: 0	K: 1	S: 5	R: 0	H: 1	E: 0	K: 0	S: 4	R: 0	H: 0	E: 0	K: 0	S: 3	R: 3	H: 4	E: 0	K: 0	S: 7	R: 0	H: 1	E: 0	K: 0	S: 3	R: 0	H: 1	E: 0	K: 0	S: 4	R: 0	H: 1	E: 0	K: 0	S: 3		
	0	0	0	1	5	0	1	0	0	4	0	0	0	0	7	0	1	0	0	4	0	1	0	0	0	0	0	0	1	0	0	0	0	0	0	0	0

PITCHER	IP	WLS	BF	H	R	ER	SO	BB	IBB	HBP	BLK	WP	HR	S	P	ERA	WHIP
Larry McWilliams, L ERA: 4.95 (1, 1)	4.0	L	20	5	3	3	1	3	0	0	0	0	1	19	31	6.75	2.000
Rick Matula, R ERA: 4.61 (5, 1)	0.2		3	1	0	0	0	0	0	0	0	0	0	3	3	0.00	1.500
Al Hrabosky, L ERA: 3.62 (5, 1)	2.1		10	2	0	0	0	2	0	0	0	0	0	7	15	0.00	1.714
Gene Garber, R ERA: 3.83 (8, 1)	1.0		3	1	0	0	0	0	0	0	0	0	0	3	3	0.00	1.000

BOTTOM

Atlanta Braves @ Houston Astros
Astrodome, Houston, TX

Thu Oct 02 1980, 8:05 PM EDT
Att. 45,022 - Dome

AB	R	H	RBI	BB	SO	LOB
2	0	1	2	2	0	0
4	0	0	0	0	1	3
4	0	2	0	0	0	1
3	0	0	0	1	0	2
4	0	0	0	0	0	3
0	0	0	0	0	0	0
2	1	1	1	1	0	0
1	0	0	0	0	0	0
4	1	3	0	0	0	0
3	1	2	0	1	0	1
2	0	0	0	0	0	4
0	0	0	0	0	0	0
0	0	0	0	0	0	0
0	0	0	0	0	0	0

AB	29
R	3
H	9
RBI	3
BB	5
SO	1
LOB	14



WP	PA
0	35
PB	0
SB	2
CS	0

1B	2B	3B	HR	SF	SAC	DP	HBP
7	1	0	1	0	0	0	0

Batter	1	2	3	4	5	6	7	8	9	AB R H RBI BB SO LOB	TOP		
Jerry Royster, R (1, 7) OBP: 0.310, SLG: 0.322	0-3 K		0-3 K			0-0 6-3		4-0 2B IBB		3 1 0 0 1 2 1			
Rafael Ramirez, R (1, 6) OBP: 0.299, SLG: 0.361 Mike Lum, L (8, PH) OBP: 0.343, SLG: 0.241 Rick Camp, R (8, 1) OBP: 0.111, SLG: 0.222	0-3 K		0-0 1B			0-0 4-3		0-3 K		3 0 1 0 0 1 0 1 0 0 0 0 1 3 0 0 0 0 0 0 0			
Terry Harper, R (1, 9) OBP: 0.302, SLG: 0.283	0-0 5-3		0-0 F2			0-3 K		0-0 E 2B		4 0 1 3 0 1 2			
Bob Homer, R (1, 5) OBP: 0.310, SLG: 0.536		0-0 F7		0-0 F8		0-0 F3		0-0 E5 2B		4 0 0 0 0 0 1			
Chris Chambliss, L (1, 3) OBP: 0.337, SLG: 0.441		0-3 K		0-0 F7		0-0 4-3		0-0 F8		4 0 0 0 0 1 2			
Dale Murphy, R (1, 8) OBP: 0.350, SLG: 0.506		0-0 HR		0-0 F8		0-0 F7			0-0 S 1B	4 1 2 1 0 0 0			
Glenn Hubbard, R (1, 4) OBP: 0.324, SLG: 0.376		0-0 F8			0-0 6-3			4-0 SH3-4 2B BB	0-0 F8	3 1 0 0 1 0 1			
Bruce Benedict, R (1, 2) OBP: 0.311, SLG: 0.317			0-0 5-3		0-0 F8			0-0 SH 2B	0-3 K	3 1 0 0 0 1 1			
Tommy Boggs, R (1, 1) OBP: 0.156, SLG: 0.159 Biff Pocoroba, S (8, PH) OBP: 0.355, SLG: 0.395 Luis Gomez, R (8, 6) OBP: 0.239, SLG: 0.212			0-0 1B		0-0 6-3			0-0 SH3-4 2B	0-0 L5	2 0 1 0 0 0 0 0 0 0 0 0 0 0 1 0 0 0 0 0 1			
Inning Stats	R: 0 E: 0 K: 2 S: 7 H: 0 LOB: 0 BB: 0 P: 7	R: 1 E: 0 K: 1 S: 6 H: 1 LOB: 0 BB: 0 P: 6	R: 0 E: 0 K: 1 S: 7 H: 2 LOB: 2 BB: 0 P: 7	R: 0 E: 0 K: 0 S: 3 H: 0 LOB: 0 BB: 0 P: 3	R: 0 E: 0 K: 0 S: 3 H: 0 LOB: 0 BB: 0 P: 3	R: 0 E: 0 K: 1 S: 5 H: 0 LOB: 0 BB: 0 P: 5	R: 0 E: 0 K: 0 S: 3 H: 0 LOB: 0 BB: 0 P: 3	R: 3 E: 1 K: 1 S: 8 H: 1 LOB: 2 BB: 2 P: 16	R: 0 E: 0 K: 1 S: 6 H: 1 LOB: 1 BB: 0 P: 6	1B: 3 2B: 1 3B: 0 HR: 1 SF: 0 SAC: 2 DP: 0 HBP: 0	WP: 0 PB: 0 SB: 1 CS: 0 PA: 36		
PITCHER	IP WLS BF H R ER SO BB IBB HBP BLK WP HR S P ERA WHIP											PITCHER	IP WLS BF H R ER SO BB IBB HBP BLK WP HR S P ERA WHIP
Mario Soto, R (1, 1) ERA: 3.07 Doug Bair, R (9, 1) ERA: 4.24	8.0 L 32 4 4 4 6 1 1 0 0 0 1 42 50 4.50 0.625												

Atlanta Braves @ Cincinnati Reds
Riverfront Stadium, Cincinnati, OH
Fri Oct 03 1980, 7:05 PM EDT
Att: 18,868 - Unknown

livebaseballscorecards.com

AB 32
R 4
H 5
RBI 4
BB 2
SO 7
LOB 12



Batter	1	2	3	4	5	6	7	8	9	AB R H RBI BB SO LOB
Dave Collins, S OBP: 0.364, SLG: 0.369 (1, 8)	0-0 E S 4-3 1B		0-0 CS S 1B		0-0 F8			0-0 4-3		4 1 2 0 0 0 1
Ron Oester, S OBP: 0.337, SLG: 0.364 (1, 6)	0-0 4-3 1-H		0-0 E6 1-3			0-0 4-3		0-0 5-3		4 0 0 1 0 0 1
Ken Griffey, L OBP: 0.364, SLG: 0.456 (1, 9)	0-0 E4		0-0 F8			0-0 F6		4-0 1-3 1B BB		3 0 0 0 1 0 1
George Foster, R OBP: 0.364, SLG: 0.472 (1, 7)	0-0 F7			0-0 5-3		0-0 5-3		0-0 1-2 1B		4 0 1 0 0 0 1
Dan Driessen, L OBP: 0.379, SLG: 0.421 (1, 3)	0-0 G3			0-0 CS 1B		0-0 F9		0-0 1-3 1-2 2-3		4 0 1 0 0 0 3
Ray Knight, R OBP: 0.307, SLG: 0.418 (1, 5)		0-0 G4-6-3 1B		0-0 F8 1-2		4-0 BB BB		0-0 1-3		3 0 1 0 1 0 3
Joe Nolan, L OBP: 0.347, SLG: 0.401 (1, 2)		0-0 G4-6-3 1-2f		0-0 3-1		0-0 F7		0-0 1-3		4 0 0 0 0 0 4
Junior Kennedy, R OBP: 0.325, SLG: 0.337 (1, 4)		0-0 6-3		0-0 G3		0-3 K				3 0 0 0 0 1 1
Mario Soto, R OBP: 0.043, SLG: 0.043 (1, 1)			0-3 K		0-0 1B			0-0 G3		2 0 1 0 0 1 0
Harry Spilman, L OBP: 0.327, SLG: 0.434 (8, PH)										1 0 0 0 0 0 0
Doug Bair, R (9, 1)										0 0 0 0 0 0 0

Inning Stats	R: 1	H: 1	R: 0	H: 1	R: 0	H: 1	R: 0	H: 1	R: 0	H: 0	R: 0	H: 0	R: 0	H: 0	R: 0	H: 1	R: 0	H: 1	1B: 6	SF: 0	WP: 0	PA: 34	
	E: 1	LOB: 1	E: 0	LOB: 0	E: 1	LOB: 1	E: 0	LOB: 0	E: 0	LOB: 0	E: 0	LOB: 1	E: 0	LOB: 0	E: 0	LOB: 2	E: 0	LOB: 2	2B: 0	SAC: 0	PB: 0		
	K: 0	BB: 0	K: 0	BB: 0	K: 1	BB: 0	K: 0	BB: 0	K: 0	BB: 0	K: 1	BB: 1	K: 0	BB: 0	K: 0	BB: 1	K: 0	BB: 1	3B: 0	DP: 1	SB: 2		
	S: 5	P: 5	S: 3	P: 3	S: 6	P: 6	S: 3	P: 3	S: 4	P: 4	S: 3	P: 3	S: 5	P: 9	S: 3	P: 3	S: 4	P: 8	HR: 0	HBP: 0	CS: 2		
PITCHER	IP	WLS	BF	H	R	ER	SO	BB	IBB	HBP	BLK	WP	HR	S	P	ERA	WHIP						
Tommy Boggs, R (1, 1)	7.0	W	26	5	1	1	2	1	0	0	0	0	0	29	33	1.29	0.857						
Rick Camp, R (8, 1)	2.0	S	8	1	0	0	0	1	0	0	0	0	0	7	11	0.00	1.000						

BOTTOM

Atlanta Braves @ Cincinnati Reds
 Riverfront Stadium, Cincinnati, OH
 Fri Oct 03 1980, 7:05 PM EDT
 Att. 18,868 - Unknown

livebaseballscorecards.com

AB	32
R	1
H	6
RBI	1
BB	2
SO	2
LOB	15



Batter	1	2	3	4	5	6	7	8	9	AB R H RBI BB SO LOB	TOP	
Jerry Royster, R (1, 7) OBP: 0.307, SLG: 0.319	0-0 F9		0-0 F9			0-0 4-3		0-0 F9		4 0 0 0 0 0 0		
Rafael Ramirez, R (1, 6) OBP: 0.298, SLG: 0.358	0-3 K		0-3 K			0-0 G4-3 1B		0-0 4-3		4 0 1 0 0 2 0		
Terry Harper, R (1, 9) OBP: 0.298, SLG: 0.280	0-0 1B		0-3 K			0-0 G4-3 1-2f			0-0 6-3	4 0 1 0 0 1 1		
Bob Homer, R (1, 5) OBP: 0.310, SLG: 0.534	0-0 F9			0-0 L5			0-0 HR 1B		0-0 F9	4 1 1 0 0 0 1		
Chris Chambliss, L (1, 3) Gary Cooper, S (9, PR)		0-0 2B 1B		0-0 3-1			0-0 F7		4-0 BB BB	3 0 1 0 1 0 1 0 0 0 0 0 0 0		
Dale Murphy, R (1, 8) OBP: 0.351, SLG: 0.513		0-0 1-3 2B		0-0 6-3			0-0 1-H HR		0-3 K	4 1 2 2 0 1 1		
Glenn Hubbard, R (1, 4) OBP: 0.322, SLG: 0.374		0-3 K		0-3 K			0-0 F9			3 0 0 0 0 2 2		
Bruce Benedict, R (1, 2) OBP: 0.308, SLG: 0.315		0-0 P3		0-0 L3			0-0 F8			3 0 0 0 0 0 2		
Doyle Alexander, R (1, 1) Biff Pocaroba, S (8, PH) Rick Matula, R (8, 1) OBP: 0.209, SLG: 0.217 OBP: 0.351, SLG: 0.390 OBP: 0.136, SLG: 0.105		0-3 K		0-0 F8				0-0 P6		2 0 0 0 0 1 2 1 0 0 0 0 0 0 0 0 0 0 0 0 0		
Inning Stats	R: 0 E: 0 K: 1 S: 6 H: 1 LOB: 1 BB: 0 P: 6	R: 0 E: 0 K: 2 S: 9 H: 2 LOB: 2 BB: 0 P: 9	R: 0 E: 0 K: 2 S: 7 H: 0 LOB: 0 BB: 0 P: 7	R: 0 E: 0 K: 0 S: 3 H: 0 LOB: 0 BB: 0 P: 3	R: 0 E: 0 K: 1 S: 5 H: 0 LOB: 0 BB: 0 P: 5	R: 0 E: 0 K: 0 S: 3 H: 1 LOB: 0 BB: 0 P: 3	R: 2 E: 0 K: 0 S: 5 H: 2 LOB: 0 BB: 0 P: 5	R: 0 E: 0 K: 0 S: 3 H: 0 LOB: 0 BB: 0 P: 3	R: 0 E: 0 K: 1 S: 5 H: 0 LOB: 1 BB: 1 P: 9	1B: 4 2B: 1 3B: 0 HR: 1 SF: 0 SAC: 0 DP: 1 HBP: 0	WP: 0 PB: 0 SB: 0 CS: 0 PA: 33	
PITCHER Frank Pastore, R (1, 1) ERA: 3.27	IP WLS BF H R ER SO BB IBB HBP BLK WP HR S P ERA WHIP											
	9.0 W 33 6 2 2 7 1 0 0 0 0 1 46 50 2.00 0.778											
PITCHER	IP WLS BF H R ER SO BB IBB HBP BLK WP HR S P ERA WHIP											

Atlanta Braves @ Cincinnati Reds
Riverfront Stadium, Cincinnati, OH
Sat Oct 04 1980, 3:33 AM EDT
Att. 14,376 - Unknown

livebaseballscorecards.com

AB 32
R 2
H 6
RBI 2
BB 1
SO 7
LOB 10



Batter	1	2	3	4	5	6	7	8	9	AB	R	H	RBI	BB	SO	LOB
Dave Collins, S (1, 8) OBP: 0.363, SLG: 0.367 Sam Mejias, R (9, 8) OBP: 0.322, SLG: 0.370	F7		SF7 BB	6-3			P6			3	1	0	0	1	0	2
Ron Oester, S (1, 6) OBP: 0.336, SLG: 0.360	4-3		HR BB			F5	4-3			3	1	0	0	1	0	0
Ken Griffey, L (1, 9) OBP: 0.363, SLG: 0.454	P4		SF7			FC6 BB	K			2	0	0	1	1	1	0
George Foster, R (1, 7) OBP: 0.364, SLG: 0.476		K	HR			F8		P4		4	1	1	2	0	1	1
Dan Driessen, L (1, 3) OBP: 0.377, SLG: 0.418	F7		6-3			FC6		G3		4	0	0	0	0	0	1
Ray Knight, R (1, 5) OBP: 0.308, SLG: 0.420		1B BB				4-3		5-3		3	0	1	0	1	0	0
Joe Nolan, L (1, 2) OBP: 0.352, SLG: 0.406								F9		3	0	2	0	0	0	1
Junior Kennedy, R (1, 4) OBP: 0.325, SLG: 0.337								6-3		3	0	1	0	0	0	3
Frank Pastore, R (1, 1) OBP: 0.194, SLG: 0.156								K		2	0	0	0	0	1	1

Inning Stats	R: 0	H: 0	E: 0	K: 0	S: 3	R: 0	H: 1	E: 0	K: 1	S: 6	R: 3	H: 1	E: 0	K: 0	S: 4	R: 0	H: 2	E: 0	K: 0	S: 5	R: 0	H: 0	E: 0	K: 1	S: 6	R: 0	H: 0	E: 0	K: 1	S: 5	R: 0	H: 0	E: 0	K: 0	S: 3	R: 0	H: 0	E: 0	K: 0	S: 3	
	0	0	0	0	3	0	1	0	1	6	3	1	0	0	4	0	2	0	0	5	0	0	0	0	1	6	0	0	0	0	5	0	0	0	0	3	0	0	0	0	3

PITCHER	IP	WLS	BF	H	R	ER	SO	BB	IBB	HBP	BLK	WP	HR	S	P	ERA	WHIP
Doyle Alexander, R (1, 1) ERA: 4.2 Rick Matula, R (8, 1) ERA: 4.58	7.0	L	30	5	3	3	3	4	0	0	0	0	1	32	48	3.86	1.286

BOTTOM

Atlanta Braves @ Cincinnati Reds
 Riverfront Stadium, Cincinnati, OH

Sat Oct 04 1980, 3:33 AM EDT
 Att. 14,376 - Unknown

AB	27
R	3
H	5
RBI	3
BB	4
SO	3
LOB	9



WP	HR	S	P	ERA	WHIP
0	0	0	33		

Batter	1	2	3	4	5	6	7	8	9	AB R H RBI BB SO LOB	TOP											
Jerry Royster, R (1, 7) OBP: 0.309, SLG: 0.319	0-0 6-3			0-0 FC1-6 1B		0-0 F7		4-0 CS BB		3 0 1 0 1 0 0												
Rafael Ramirez, R (1, 6) OBP: 0.292, SLG: 0.352 Biff Pocoroba, S (9, PH) OBP: 0.347, SLG: 0.386	0-0 P3			0-0 FC1-6 1-3 1-2f		0-0 F7		0-0 CS 1-2	0-3 K	3 0 0 0 0 0 1 1 0 0 0 0 1 0												
Terry Harper, R (1, 8) OBP: 0.279, SLG: 0.259	0-3 K			0-0 1-3 1-2		0-0 P4			0-0 F7	4 0 0 0 0 1 1												
Bob Homer, R (1, 5) OBP: 0.307, SLG: 0.529 Gary Matthews, R (9, PR) OBP: 0.325, SLG: 0.419		0-0 6-3		0-0 5-3		0-0 F7			0-0 E6	4 0 0 0 0 0 1 0 0 0 0 0 0 0												
Dale Murphy, R (1, 3) OBP: 0.349, SLG: 0.510		0-0 F9			0-0 6-3		0-3 K		0-3 K 1-3	4 0 0 0 0 2 1												
Charlie Spikes, R (1, 9) OBP: 0.350, SLG: 0.306 Gary Cooper, S (7, PR) (7, 8)		0-3 K			0-3 K		4-0 BB			2 0 0 0 1 2 0 0 0 0 0 0 0 0												
Glenn Hubbard, R (1, 4) OBP: 0.322, SLG: 0.374			0-0 P6		0-0 1B 1B		0-0 F8			3 0 1 0 0 0 1												
Bruce Benedict, R (1, 2) OBP: 0.308, SLG: 0.315			0-0 F9		0-0 1B 1B			0-0 F9		3 0 1 0 0 0 0												
Phil Niekro, R (1, 1) OBP: 0.143, SLG: 0.189			0-0 F9		0-0 G3			0-0 L5		3 0 0 0 0 0 2												
Inning Stats	R: 0 E: 0 K: 1 S: 5	H: 0 LOB: 0 BB: 0 P: 5	R: 0 E: 0 K: 1 S: 5	H: 0 LOB: 0 BB: 0 P: 5	R: 0 E: 0 K: 0 S: 3	H: 0 LOB: 0 BB: 0 P: 3	R: 0 E: 0 K: 0 S: 4	H: 1 LOB: 1 BB: 0 P: 4	R: 0 E: 0 K: 0 S: 7	H: 2 LOB: 2 BB: 0 P: 7	R: 0 E: 0 K: 1 S: 3	H: 0 LOB: 0 BB: 0 P: 3	R: 0 E: 0 K: 1 S: 5	H: 0 LOB: 1 BB: 1 P: 9	R: 0 E: 0 K: 0 S: 2	H: 0 LOB: 0 BB: 1 P: 6	R: 0 E: 1 K: 2 S: 8	H: 0 LOB: 2 BB: 0 P: 8	1B: 3 2B: 0 3B: 0 HR: 0	SF: 0 SAC: 0 DP: 0 HBP: 0	WP: 0 PB: 0 SB: 1 CS: 1	PA: 33
PITCHER	IP WLS BF H R ER SO BB IBB HBP BLK WP HR S P ERA WHIP																					
Joe Price, L (1, 1) ERA: 3.56	8.0 W 28 3 0 0 4 2 0 0 0 0 0 0 34 42 0.00 0.625																					
Tom Hume, R (9, 1) ERA: 2.56	1.0 S 4 0 0 0 2 0 0 0 0 0 0 0 8 8 0.00 0.000																					

Atlanta Braves @ Cincinnati Reds
Riverfront Stadium, Cincinnati, OH
Sun Oct 05 1980, 3:33 AM EDT
Att: 30,478 - Unknown

livebaseballscorecards.com

AB 30
R 0
H 3
RBI 0
BB 2
SO 6
LOB 7



