

# Atlanta Braves - 1980

Batter	1	2	3	4	5	6	7	8	9	AB	R	H	RBI	BB	SO	LOB	TOP			
Eddie Miller, S (1.8)	0-3 K		0-0 1-3			0-0 3-1			0-0 4-3	4	0	0	0	0	1	0	<b>Atlanta Braves @ Cincinnati Reds</b> Riverfront Stadium, Cincinnati, OH Wed Apr 09 1980, 3:33 AM EST Att: 51,774 - Unknown			
Jerry Royster, R (1.4)	0-0 F7		0-3 K			0-0 F7			0-3 K	4	0	0	0	0	2	0				
Gary Matthews, R (1.9)	0-0 5-3				0-0 F9				0-0 F9	4	0	0	0	0	0	0				
Bob Horner, R (1.5) OBP: 0.333, SLG: 0.333		0-0 1B			0-0 5-3				0-0 4-3	3	0	1	0	0	0	0				
Chris Chambliss, L (1.3) OBP: 0.667, SLG: 0.667		0-0 1B			0-0 FC1-4				0-0 1-3	3	0	2	0	0	0	0				
Dale Murphy, R (1.7)		0-3 K			0-0 FC5-4				0-0 P3	3	0	0	0	0	1	3				
Biff Pocoroba, S (1.2)		0-0 P6				0-0 P6			0-3 K	3	0	0	0	0	1	2				
Luis Gomez, R (1.6)		0-0 FC1-4				0-0 F7			0-0 F9	3	0	0	0	0	0	2				
Phil Niekro, R (1.1) Brian Assestine, L (3.1) Rick Camp, R (3.1) Mike Lum, L (5.1) Larry Bradford, R (5.1) Preston Hanna, R (7.1) Jeff Burroughs, R (8.1) Tommy Boggs, R (8.1)			0-0 4-3			0-0 F8			0-0 6-3	0	0	0	0	0	0	0				
<b>Inning Stats</b>	R: 0 E: 0 K: 1 S: 5	H: 0 LOB: 0 BB: 0 P: 5	R: 0 E: 0 K: 1 S: 7	H: 2 LOB: 2 BB: 0 P: 7	R: 0 E: 0 K: 1 S: 5	H: 0 LOB: 0 BB: 0 P: 5	R: 0 E: 0 K: 0 S: 4	H: 1 LOB: 1 BB: 0 P: 4	R: 0 E: 0 K: 0 S: 3	H: 0 LOB: 0 BB: 0 P: 3	R: 0 E: 0 K: 0 S: 3	H: 0 LOB: 0 BB: 0 P: 3	R: 0 E: 0 K: 1 S: 5	H: 0 LOB: 0 BB: 0 P: 5	R: 0 E: 0 K: 1 S: 5	H: 0 LOB: 0 BB: 0 P: 5		1B: 3 2B: 0 3B: 0 HR: 0	SF: 0 SAC: 0 DP: 0 HBP: 0	WP: 0 PB: 0 SB: 0 CS: 0
<b>PITCHER</b> Frank Pastore, R (1.1) ERA:	IP: 9.0 WLS: W BF: 30 H: 3 R: 0 ER: 0 SO: 5 BB: 0 IBB: 0 HBP: 0 BLK: 0 WP: 0 HR: 0 S: 40 P: 40 ERA: 0.00 WHIP: 0.333															<b>PITCHER</b>				

Batter	1	2	3	4	5	6	7	8	9	AB	R	H	RBI	BB	SO	LOB	BOTTOM			
Dave Collins, S (1.8)	0-0 1-3	0-3 K	0-0 F7		0-0 L5		0-0 1-3			5	1	0	0	0	1	3	<b>Atlanta Braves @ Cincinnati Reds</b> Riverfront Stadium, Cincinnati, OH Wed Apr 09 1980, 3:33 AM EST Att: 51,774 - Unknown			
Ken Griffey, L (1.9) OBP: 0.250, SLG: 0.250	0-0 2B	0-0 SH2-3	0-0 E9			0-3 K		0-0 4-3	4	1	1	0	0	1	1					
Dave Concepcion, R (1.6) OBP: 0.200, SLG: 0.200	0-0 2B	0-0 3-1	0-0 G4-3			0-0 F9		0-0 5-3	5	1	1	0	0	0	3					
George Foster, R (1.7) OBP: 0.600, SLG: 1.400	0-0 2B	0-0 HR		0-0 G3		0-0 1B		0-3 K	5	2	3	4	0	1	0					
Dan Driessen, L (1.3)	4-0 2B	4-0 HR		0-0 F8		0-3 K			2	1	0	0	2	1	1					
Johnny Bench, R (1.2) OBP: 0.500, SLG: 0.667	0-0 FC5	0-3 K		0-0 F2		4-0 F9	WP	SF9	3	1	1	1	1	1	1					
Ray Knight, R (1.5)	4-0 FC5		0-0 E5		0-0 6-3		0-0 F9		3	1	0	0	1	0	1					
Junior Kennedy, R (1.4) OBP: 0.500, SLG: 1.667	0-0 FC5		0-0 1B		0-0 2B		0-0 SF9		3	1	2	3	0	0	2					
Frank Pastore, R (1.1) OBP: 0.500, SLG: 0.333	0-0 4-3		3-H 1B		0-3 K		3-H 4-0		3	0	1	1	1	1	3					
<b>Inning Stats</b>	R: 4 E: 0 K: 0 S: 7	H: 4 LOB: 2 BB: 2 P: 15	R: 2 E: 0 K: 2 S: 9	H: 1 LOB: 1 BB: 1 P: 13	R: 2 E: 2 K: 0 S: 6	H: 2 LOB: 1 BB: 0 P: 6	R: 0 E: 0 K: 0 S: 3	H: 0 LOB: 0 BB: 0 P: 3	R: 0 E: 0 K: 1 S: 6	H: 1 LOB: 1 BB: 0 P: 6	R: 0 E: 0 K: 2 S: 8	H: 1 LOB: 1 BB: 0 P: 8	R: 1 E: 0 K: 0 S: 3	H: 0 LOB: 2 BB: 2 P: 11	R: 0 E: 0 K: 1 S: 5	H: 0 LOB: 0 BB: 0 P: 5		1B: 4 2B: 3 3B: 1 HR: 1	SF: 1 SAC: 1 DP: 1 HBP: 0	WP: 1 PB: 1 SB: 0 CS: 0
<b>PITCHER</b> Phil Niekro, R (1.1) ERA: 18.0 Rick Camp, R (3.1) ERA: 4.5 Larry Bradford, L (5.1) ERA: Preston Hanna, R (7.1) ERA: 9.0 Tommy Boggs, R (8.1) ERA:	IP: 2.0 WLS: L BF: 15 H: 5 R: 6 ER: 4 SO: 2 BB: 2 IBB: 1 HBP: 0 BLK: 0 WP: 0 HR: 1 S: 16 P: 28 ERA: 18.00 WHIP: 3.500															<b>PITCHER</b>				





Batter	1	2	3	4	5	6	7	8	9	AB	R	H	RBI	BB	SO	LOB	TOP
Eddie Miller, S OBP: 0.286, SLG: 0.286 (1, 8)	0-0 4-3 ①		0-0 G4-6-3 1B ①		0-0 G6-4-3 1B ①					3	0	2	0	0	0	0	<b>Atlanta Braves @ Cincinnati Reds</b> Riverfront Stadium, Cincinnati, OH Fri Apr 11 1980, 6:05 PM EST Att: 12,902 - Unknown  <a href="http://livebaseballscorecards.com">livebaseballscorecards.com</a>
Jerry Royster, R (1, 4)	0-3 K ②		0-3 K ①		0-0 G6-4-3 ②					3	0	0	0	0	2	4	
Gary Matthews, R OBP: 0.286, SLG: 0.286 (1, 9)	0-0 1B ③		0-0 G4-6-3 ②		0-0 1B ①					3	0	2	0	0	0	3	
Bob Horner, R OBP: 0.167, SLG: 0.167 (1, 5)	0-0 1-3 ③			0-0 5-3 ①		0-0 L5 ①				3	0	0	0	0	0	2	
Chris Chambliss, L OBP: 0.667, SLG: 0.667 (1, 3)		0-0 G6-4-3 1B ①		0-0 BB 1B ②		0-0 L8 ②				3	0	2	0	0	0	1	
Dale Murphy, R (1, 7)		0-0 G6-4-3 ②		0-3 K ②		0-0 L4 ③				3	0	0	0	0	1	3	
Biff Pocoroba, S (1, 2)		0-0 G1 ③		4-0 BB 1-2 BB ③		0-0 ③				2	0	0	0	1	0	0	
Luis Gomez, R (1, 6)			4-0 1B 1B BB ③		0-0 6-3 ③					1	0	0	0	1	0	2	
Larry McWilliams, L (1, 1)			0-0 1B 1-2 1B ①		0-3 K ①					0	0	0	0	0	0	0	
Tommy Boggs, R OBP: 1.000, SLG: 1.000 Brian Asselstine, L (5, PH) Rick Camp, R (5, 1)										1	0	1	0	0	0	0	
<b>Inning Stats</b>	R: 0 E: 0 K: 1 S: 6	H: 1 LOB: 1 BB: 0 P: 6	R: 0 E: 0 K: 0 S: 3	H: 1 LOB: 0 BB: 3	R: 0 E: 0 K: 1 S: 6	H: 2 LOB: 2 BB: 1 P: 10	R: 0 E: 0 K: 1 S: 6	H: 1 LOB: 2 BB: 1 P: 10	R: 0 E: 0 K: 0 S: 5	H: 1 LOB: 0 BB: 0 P: 5	R: 0 E: 0 K: 0 S: 0	H: 0 LOB: 0 BB: 0 P: 0	R: 0 E: 0 K: 0 S: 0	H: 0 LOB: 0 BB: 0 P: 0	R: 0 E: 0 K: 0 S: 0	H: 0 LOB: 0 BB: 0 P: 0	WP: 0 PA: 25 PB: 0 SB: 0 CS: 0
<b>PITCHER</b> Michael LaCoss, R ERA:	IP: 6.0 WLS: W BF: 25 H: 7 R: 0 ER: 0 SO: 4 BB: 2 IBB: 0 HBP: 0 BLK: 0 WP: 0 HR: 0 S: 30 P: 38 ERA: 0.00 WHIP: 1.500																


Batter	1	2	3	4	5	6	7	8	9	AB	R	H	RBI	BB	SO	LOB	BOTTOM
Dave Collins, S OBP: 0.333, SLG: 0.250 Cesar Geronimo, L (7, 8)	0-0 E S 3B 1B ①									3	1	2	1	0	0	0	<b>Atlanta Braves @ Cincinnati Reds</b> Riverfront Stadium, Cincinnati, OH Fri Apr 11 1980, 6:05 PM EST Att: 12,902 - Unknown  <a href="http://livebaseballscorecards.com">livebaseballscorecards.com</a>
Ken Griffey, L OBP: 0.250, SLG: 0.500 (1, 9)	0-0 E 1-H 3B ②	0-3 K ②		0-0 HBP ③		0-0 3-H 1B ③				4	1	1	1	0	1	3	
Dave Concepcion, R OBP: 0.125, SLG: 0.125 (1, 6)	0-0 E4 HR ③	0-0 6-3 ③			0-0 3-1 ①					3	1	0	1	0	0	0	
George Foster, R OBP: 0.625, SLG: 1.571 (1, 7)	0-0 HR ③		0-3 K ①		4-0 BB ②					2	1	1	2	1	1	0	
Johnny Bench, R OBP: 0.429, SLG: 0.500 (1, 2)	0-0 G4-6-3 E 1B 1B ①		0-0 E5 G6-4-3 ②		0-0 P5 ②					3	1	1	0	0	0	1	
Ray Knight, R (1, 5)	0-0 E5 G4-6-3 1-2 ②		0-0 G6-4-3 1-2 ②		0-0 F2 ③					3	0	0	0	0	0	3	
Dan Driessen, L OBP: 0.429, SLG: 0.400 (1, 3)	0-0 G4-6-3 1-2 2-3 ②			0-0 F7 ①		0-0 4-3 1B 2B ①				3	1	1	0	0	0	2	
Junior Kennedy, R OBP: 0.571, SLG: 1.167 (1, 4)				0-0 SH3-4 1B ②		0-0 4-3 2-3 ①				3	0	2	1	0	0	1	
Michael LaCoss, R (1, 1)	0-3 K ③			0-0 SH3-4 1-2 ②		0-0 6-3 ②				2	0	0	0	0	1	2	
<b>Inning Stats</b>	R: 5 E: 2 K: 1 S: 11	H: 5 LOB: 1 BB: 0 P: 11	R: 0 E: 0 K: 1 S: 5	H: 0 LOB: 0 BB: 0 P: 5	R: 0 E: 1 K: 1 S: 5	H: 0 LOB: 0 BB: 0 P: 5	R: 0 E: 0 K: 0 S: 4	H: 1 LOB: 2 BB: 0 P: 5	R: 0 E: 0 K: 0 S: 3	H: 0 LOB: 1 BB: 1 P: 7	R: 1 E: 0 K: 0 S: 5	H: 2 LOB: 1 BB: 0 P: 5	R: 0 E: 0 K: 0 S: 0	H: 0 LOB: 0 BB: 0 P: 0	R: 0 E: 0 K: 0 S: 0	H: 0 LOB: 0 BB: 0 P: 0	
<b>PITCHER</b> Larry McWilliams, L Tommy Boggs, R Rick Camp, R ERA: 4.5	IP: 0.0 WLS: L BF: 5 H: 2 R: 0 ER: 0 SO: 3 BB: 0 IBB: 0 HBP: 1 BLK: 0 WP: 0 HR: 0 S: 15 P: 20 ERA: 0.00 WHIP: 0.500																
<b>PITCHER</b> Michael LaCoss, R ERA:	IP: 6.0 WLS: W BF: 25 H: 7 R: 0 ER: 0 SO: 4 BB: 2 IBB: 0 HBP: 0 BLK: 0 WP: 0 HR: 0 S: 30 P: 38 ERA: 0.00 WHIP: 1.500																




Batter	1	2	3	4	5	6	7	8	9	AB	R	H	RBI	BB	SO	LOB	TOP								
Eddie Miller, S OBP: 0.250, SLG: 0.250 (1, 8)	G3		G3			4-3	1B		K	5	1	1	0	0	1	0	<b>Atlanta Braves @ Cincinnati Reds</b> Riverfront Stadium, Cincinnati, OH Sat Apr 12 1980, 3:33 AM EST Att: 11,839 - Unknown								
Jerry Royster, R OBP: 0.167, SLG: 0.182 (1, 4)	2B		P4			6-3	1B		F8	4	0	1	0	1	0	0									
Gary Matthews, R OBP: 0.333, SLG: 0.417 (1, 9)	6-3		6-3						5-3	5	0	2	2	0	0	1									
Bob Horner, R OBP: 0.100, SLG: 0.100 Gene Garber, R Al Hrabosky, R (7, 1)	4-3					K	F2		F9	4	0	0	0	0	1	4									
Chris Chambliss, L OBP: 0.600, SLG: 0.700 (1, 3)						4-3			1-3	4	1	2	0	0	0	0									
Dale Murphy, R (1, 7)						K			F8	4	0	0	0	0	1	2									
Biff Pocoroba, S OBP: 0.444, SLG: 0.429 (1, 2)						G3				3	1	2	1	1	0	0									
Luis Gomez, R Brian Asselstine, L Larvell Blanks, R (7, 6)						K			F8	2	0	0	0	0	1	2									
Rick Matula, R Mike Lum, L Chico Ruiz, R (7, 5)						5-3			1-3	2	0	0	0	0	1	2									
										1	1	1	1	0	0	0									
										1	0	0	0	0	0	2									
<b>Inning Stats</b>	R: 0 E: 0 K: 0 S: 4	H: 1 LOB: 1 BB: 0 P: 4	R: 0 E: 1 K: 1 S: 6	H: 1 LOB: 2 BB: 1 P: 10	R: 0 E: 0 K: 0 S: 3	H: 0 LOB: 0 BB: 0 P: 3	R: 0 E: 0 K: 2 S: 7	H: 0 LOB: 0 BB: 0 P: 7	R: 0 E: 0 K: 1 S: 5	H: 0 LOB: 0 BB: 0 P: 5	R: 0 E: 0 K: 0 S: 4	H: 1 LOB: 1 BB: 0 P: 4	R: 4 E: 0 K: 0 S: 8	H: 5 LOB: 2 BB: 1 P: 12	R: 0 E: 0 K: 0 S: 4	H: 1 LOB: 2 BB: 1 P: 8	R: 0 E: 0 K: 1 S: 5	H: 0 LOB: 0 BB: 0 P: 5	1B: 4 2B: 5 3B: 0 HR: 0	SF: 0 SAC: 0 DP: 0 HBP: 0	WP: 0 PB: 0 SB: 1 CS: 0	PA: 39			
<b>PITCHER</b>	IP	WLS	BF	H	R	ER	SO	BB	IBB	HBP	BLK	WP	HR	S	P	ERA	WHIP								
Bill Bonham, R ERA: 4.05 (1, 1)	6.2		27	6	3	3	4	1	0	0	0	0	0	34	38	4.05	1.050								
Dave Tomlin, L ERA: (7, 1)	0.0		1	1	0	0	0	0	0	0	0	0	0	1	1	∞	∞								
Doug Bair, R ERA: (7, 1)	0.1		3	1	1	0	0	1	0	0	0	0	0	2	6	27.00	6.000								
Tom Hume, R ERA: (8, 1)	2.0	W	8	1	0	0	1	0	1	0	0	0	0	9	13	0.00	0.500								

Batter	1	2	3	4	5	6	7	8	9	AB	R	H	RBI	BB	SO	LOB	BOTTOM								
Dave Collins, S OBP: 0.500, SLG: 0.500 (1, 8)	6-3		E9				1B		HR	4	2	3	0	1	0	0	<b>Atlanta Braves @ Cincinnati Reds</b> Riverfront Stadium, Cincinnati, OH Sat Apr 12 1980, 3:33 AM EST Att: 11,839 - Unknown								
Ken Griffey, L OBP: 0.308, SLG: 0.417 (1, 9)	K		K			2B	1B		F9	4	0	1	1	1	2	2									
Dave Concepcion, R OBP: 0.308, SLG: 0.692 (1, 6)	F8		6-3							5	2	3	3	0	0	1									
George Foster, R OBP: 0.583, SLG: 1.200 (1, 7)						F5			HR	3	0	1	0	1	0	0									
Dan Driessen, L OBP: 0.400, SLG: 0.286 Johnny Bench, R Tom Hume, R (7, 1)						G1-6-3				2	0	0	0	1	0	1									
Ray Knight, R OBP: 0.182, SLG: 0.100 (1, 5)						G3			F7	1	0	0	0	0	0	3									
Junior Kennedy, R OBP: 0.455, SLG: 0.800 (1, 4)										4	0	1	0	0	0	0									
Don Werner, R (1, 2)						F7				4	0	0	0	0	1	2									
Bill Bonham, R Dave Tomlin, L Doug Bair, R Harry Spilman, L (7, 3)										2	0	0	0	0	1	0									
										0	0	0	0	0	0	0									
										2	1	1	0	0	1	0									
<b>Inning Stats</b>	R: 0 E: 0 K: 1 S: 5	H: 0 LOB: 0 BB: 0 P: 5	R: 0 E: 0 K: 0 S: 5	H: 3 LOB: 2 BB: 0 P: 5	R: 0 E: 1 K: 2 S: 8	H: 1 LOB: 1 BB: 0 P: 8	R: 0 E: 0 K: 0 S: 3	H: 0 LOB: 0 BB: 0 P: 3	R: 0 E: 0 K: 1 S: 5	H: 0 LOB: 0 BB: 0 P: 5	R: 1 E: 1 K: 0 S: 4	H: 2 LOB: 2 BB: 2 P: 12	R: 2 E: 0 K: 1 S: 9	H: 4 LOB: 3 BB: 1 P: 13	R: 0 E: 0 K: 0 S: 3	H: 0 LOB: 0 BB: 0 P: 3	R: 2 E: 0 K: 1 S: 5	H: 1 LOB: 0 BB: 1 P: 9	1B: 7 2B: 3 3B: 0 HR: 1	SF: 0 SAC: 0 DP: 1 HBP: 0	WP: 0 PB: 0 SB: 1 CS: 0	PA: 39			
<b>PITCHER</b>	IP	WLS	BF	H	R	ER	SO	BB	IBB	HBP	BLK	WP	HR	S	P	ERA	WHIP								
Rick Matula, R ERA: (1, 1)	6.0		24	6	1	0	4	1	1	0	0	0	0	30	38	0.00	1.167								
Gene Garber, R ERA: 27.0 (7, 1)	0.2		7	4	2	2	1	0	1	0	0	0	0	8	12	27.00	6.000								
Al Hrabosky, L ERA: 9.0 (7, 1)	2.0	L	8	1	2	2	1	1	0	0	0	0	1	9	13	9.00	1.000								

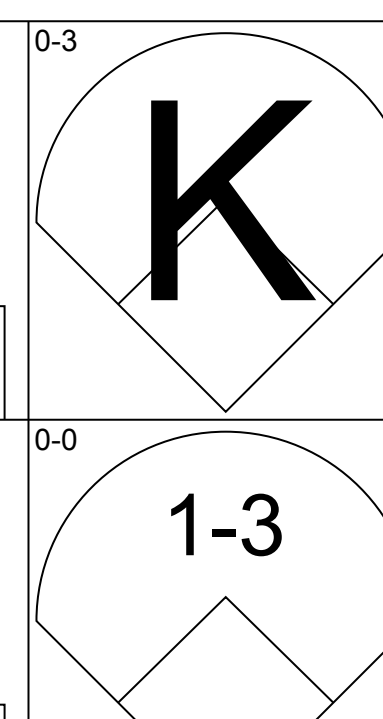
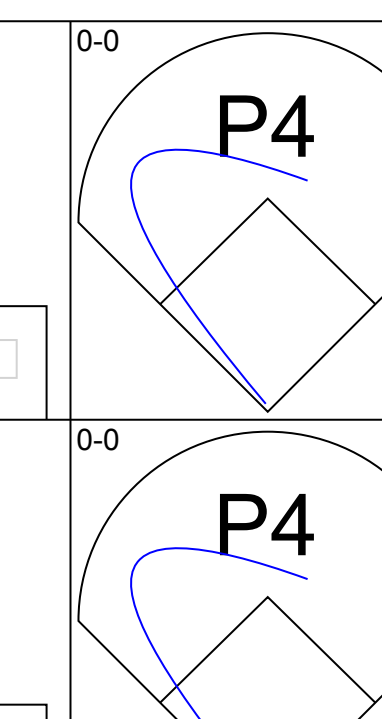
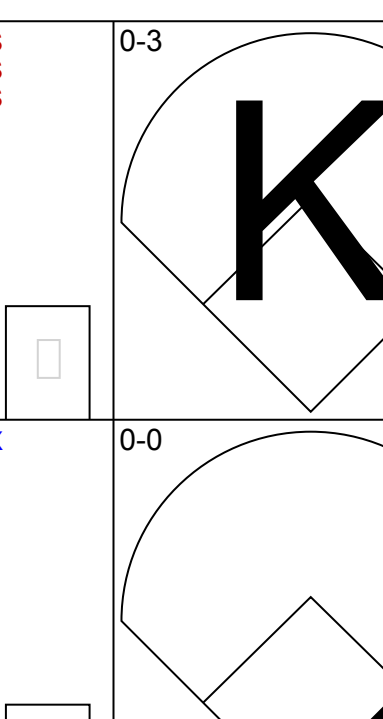
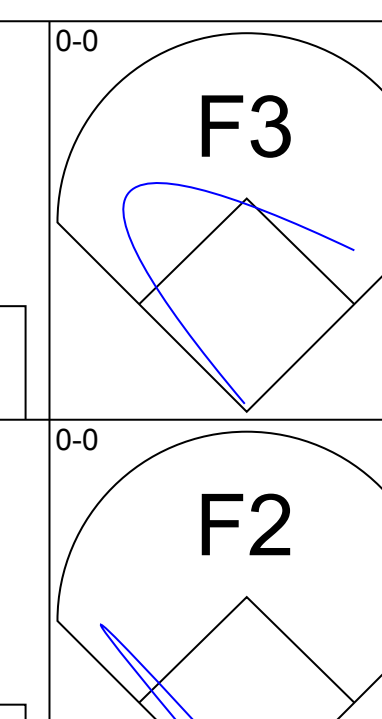
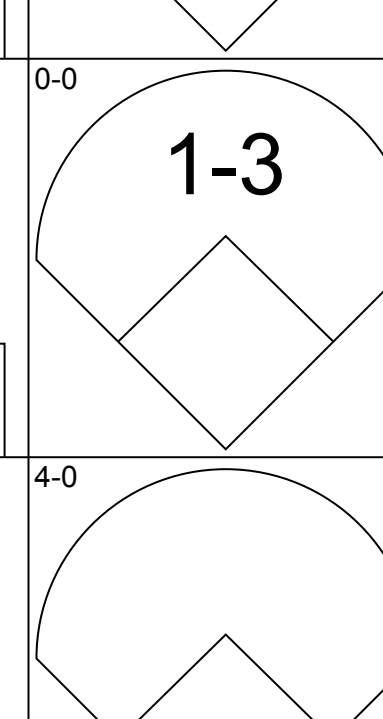
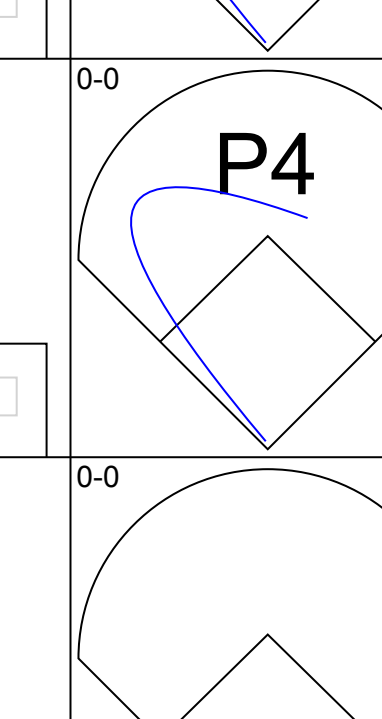
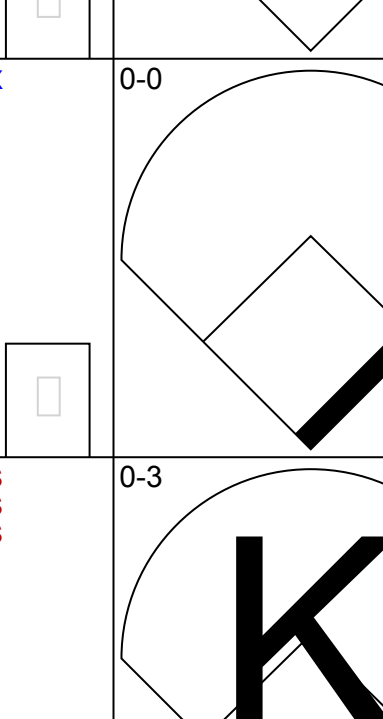
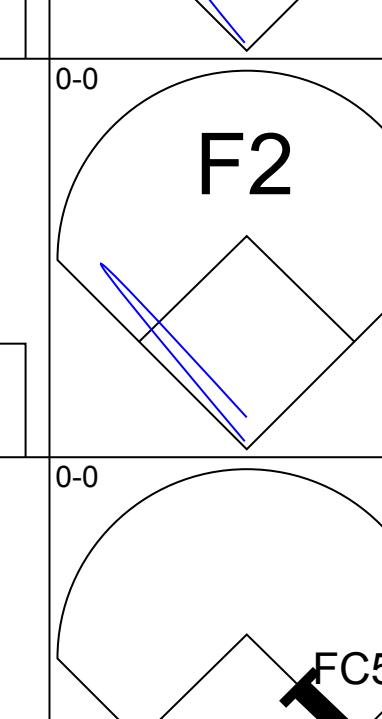
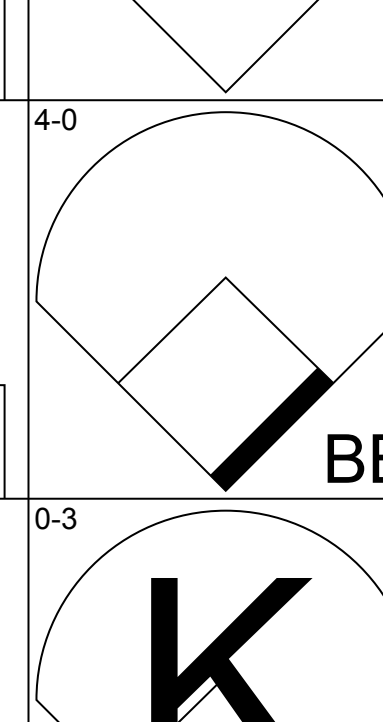
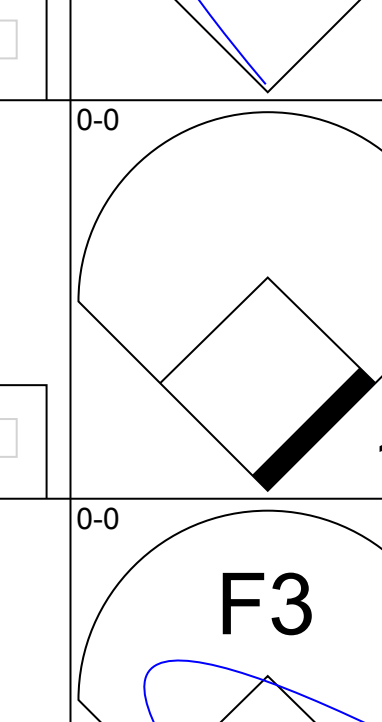
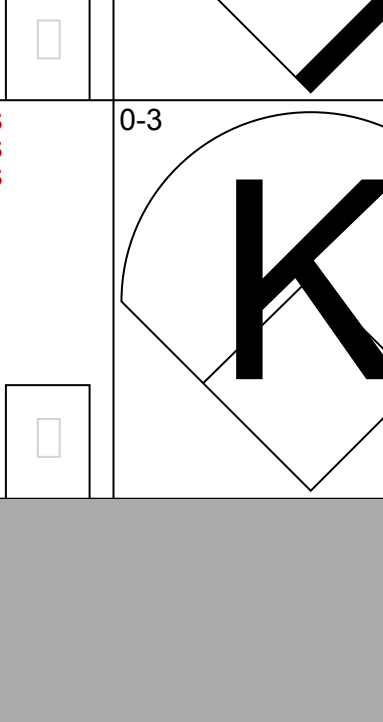
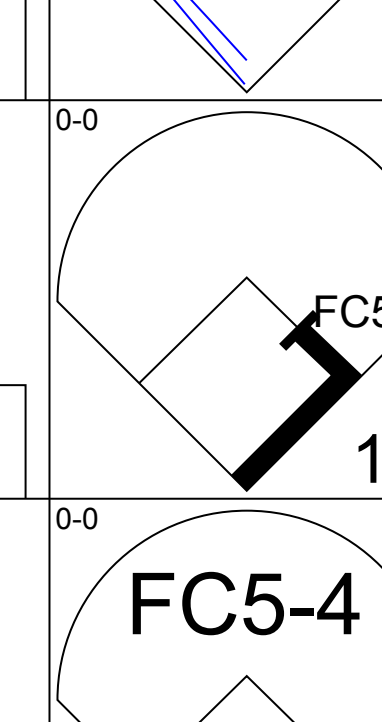
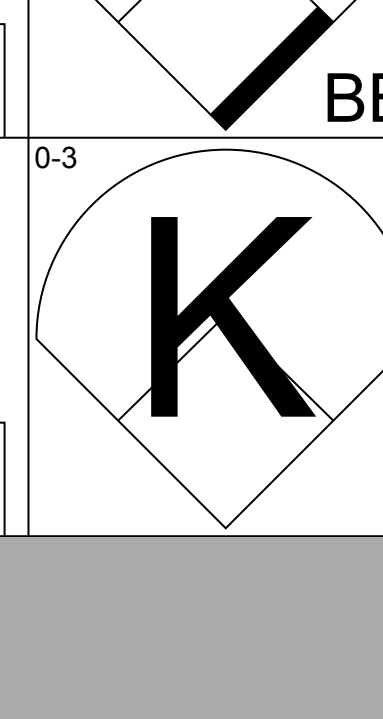
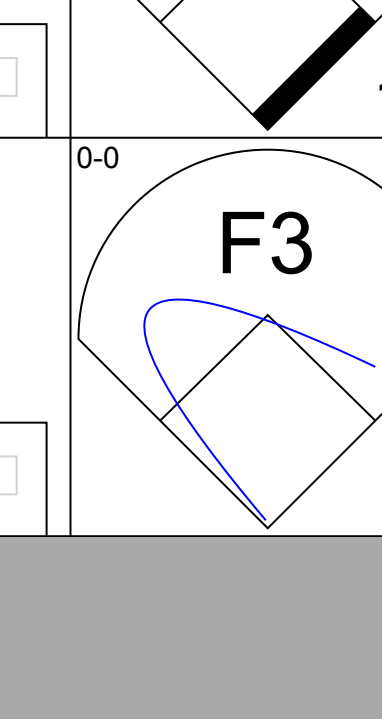
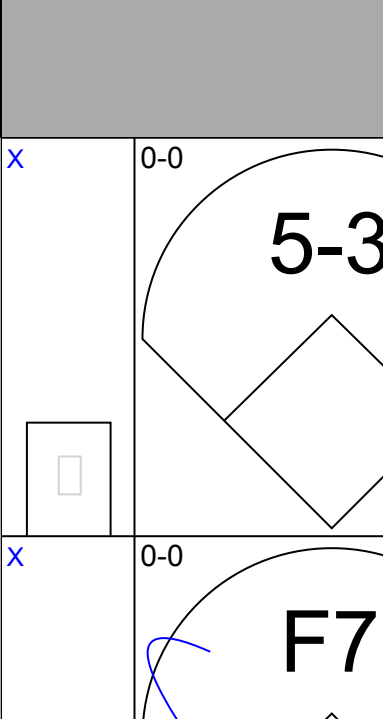
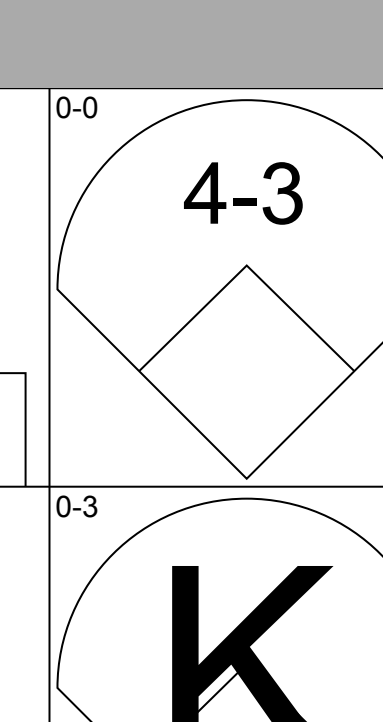
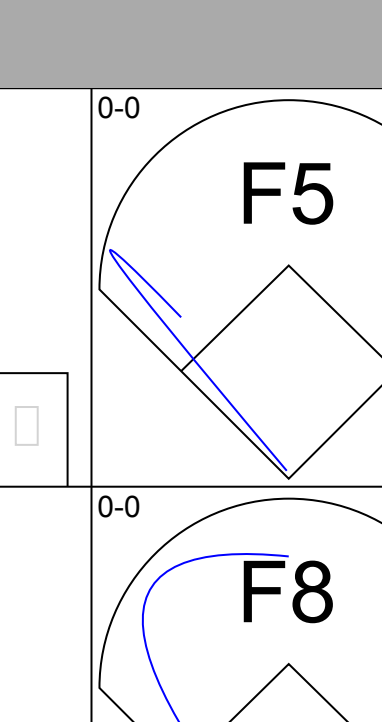
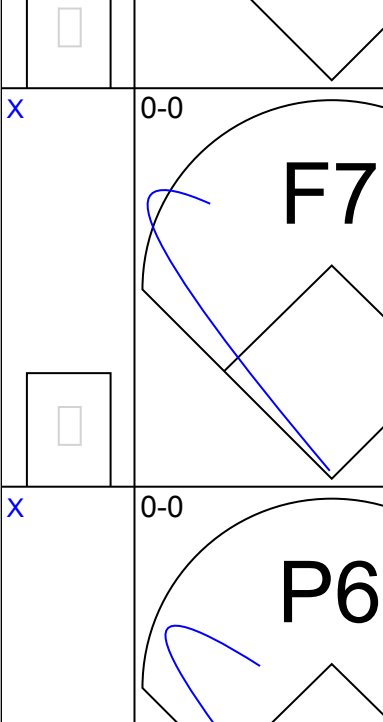
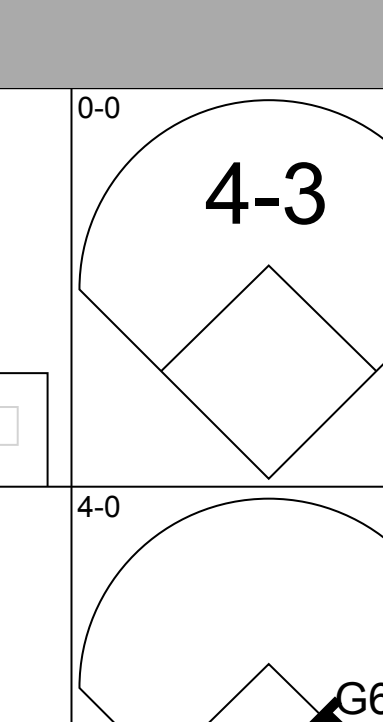

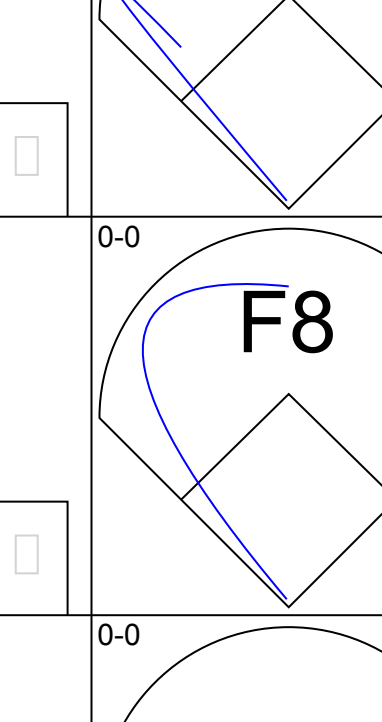
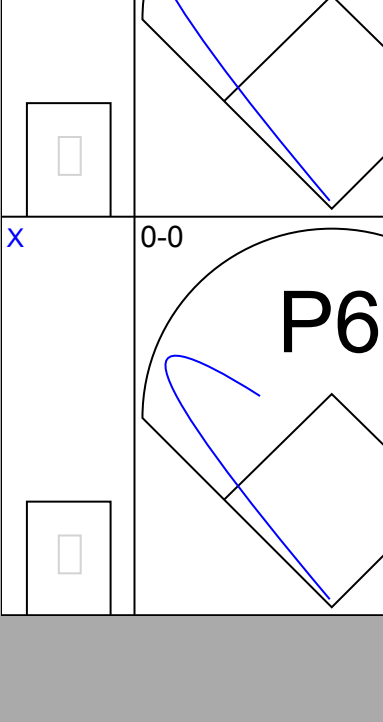
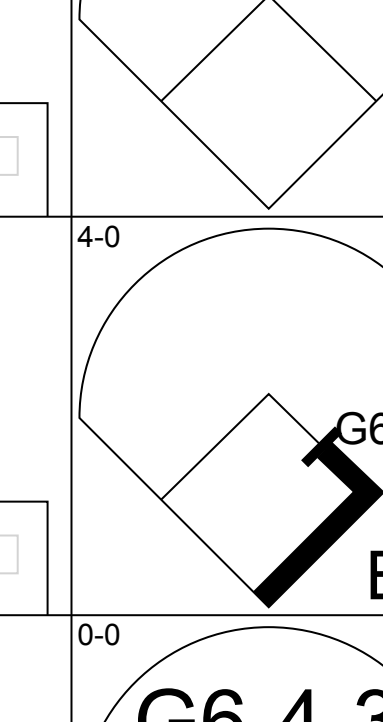
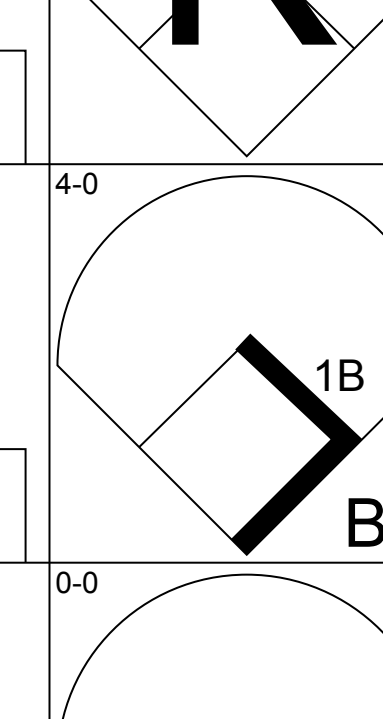
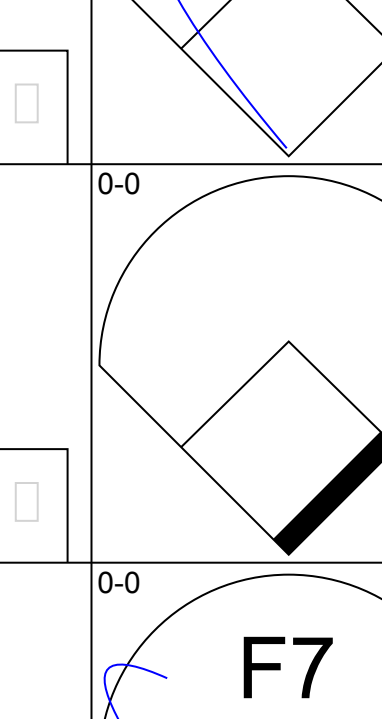
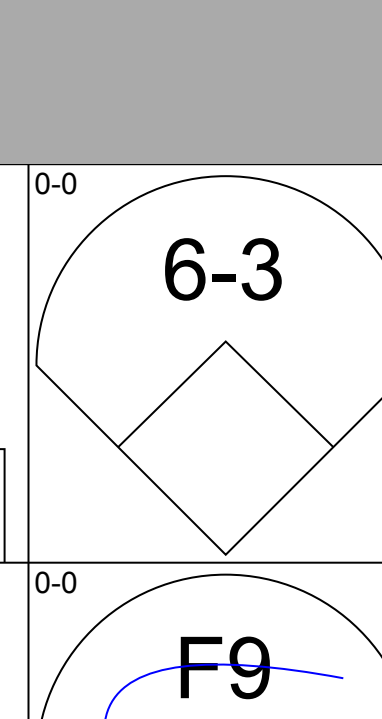
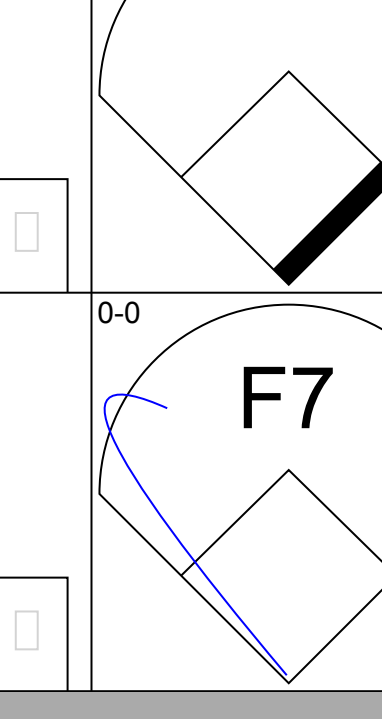
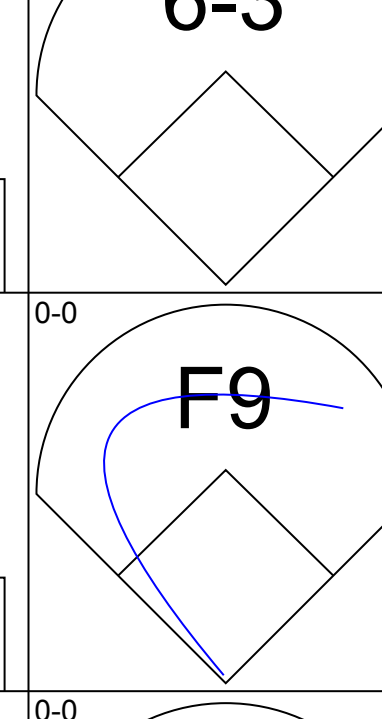
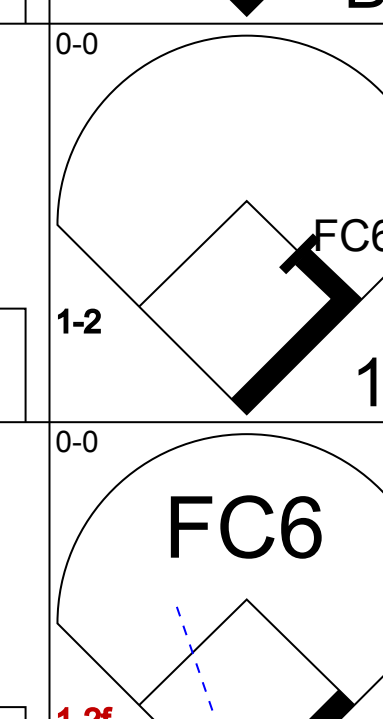
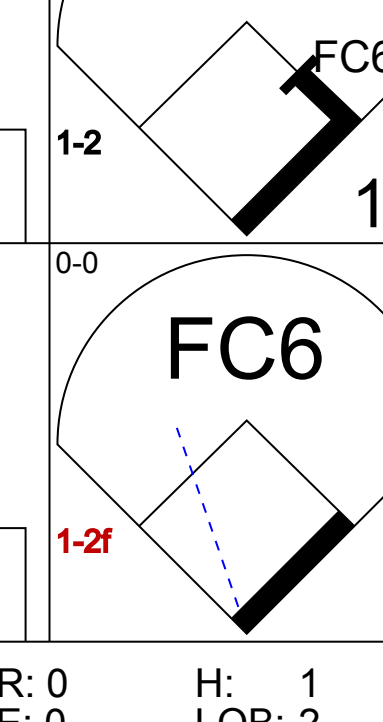
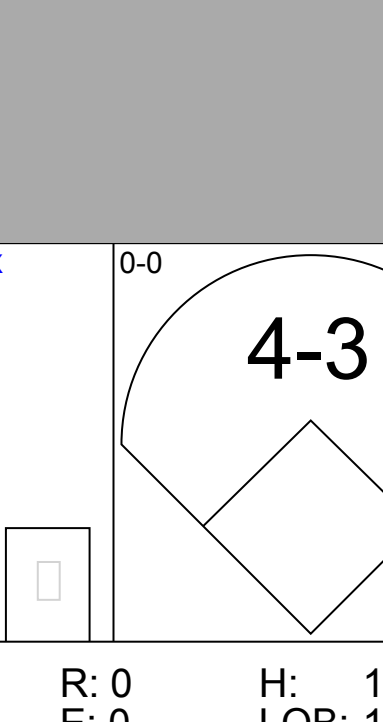
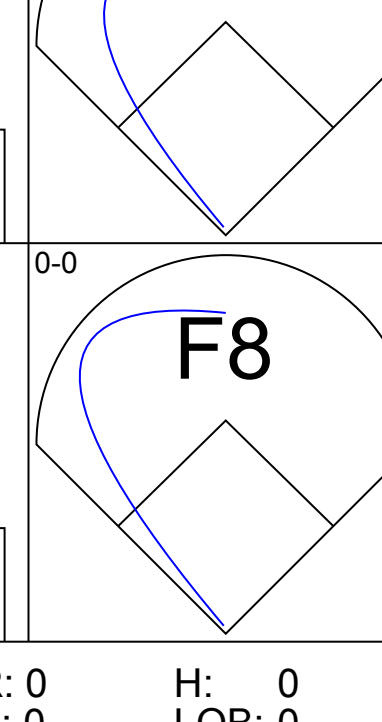
**AB 36**  
**R 4**  
**H 9**  
**RBI 4**  
**BB 3**  
**SO 5**  
**LOB 14**

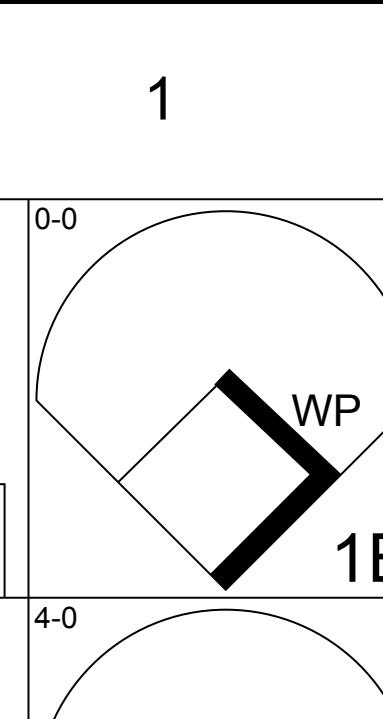
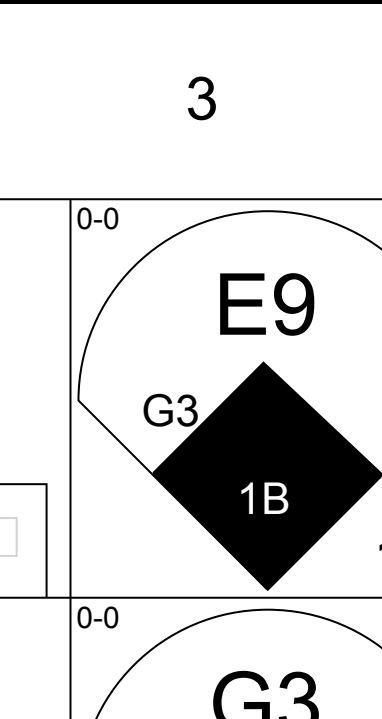
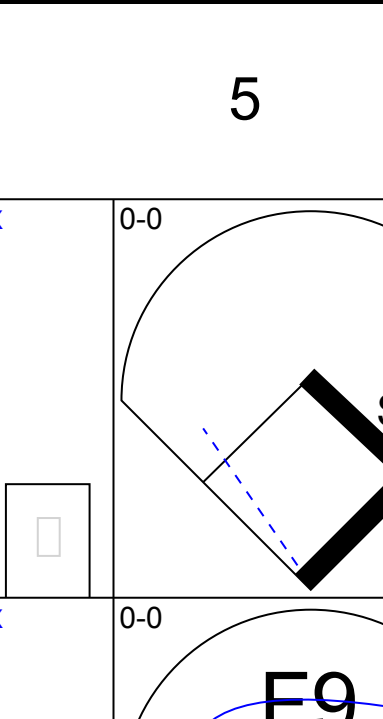
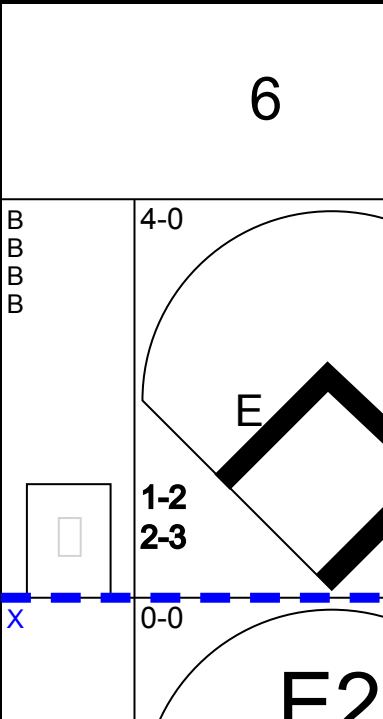
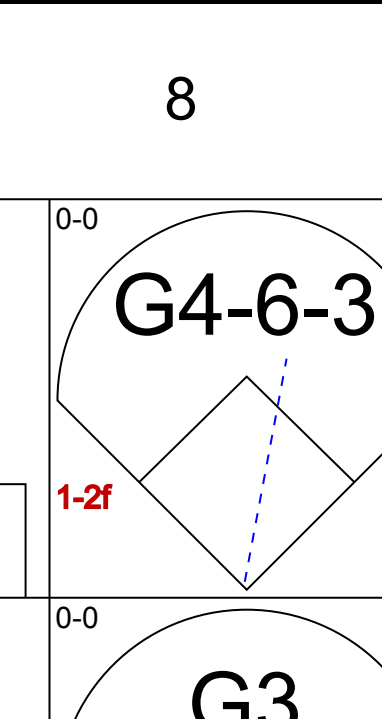
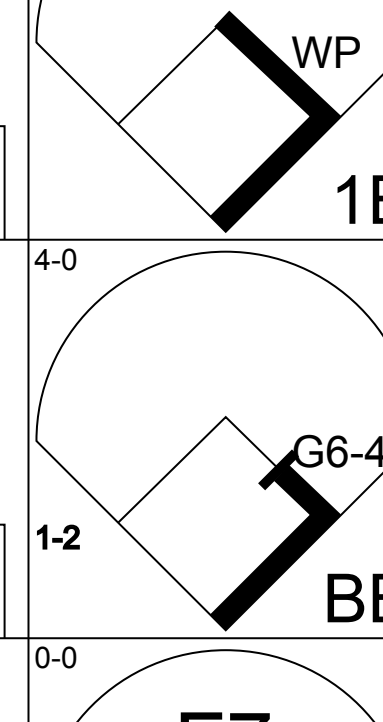
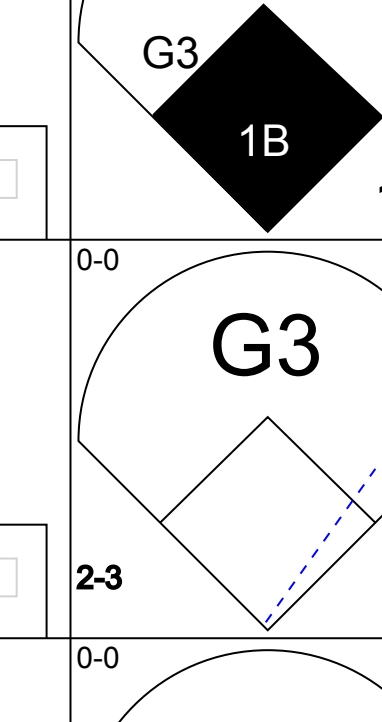
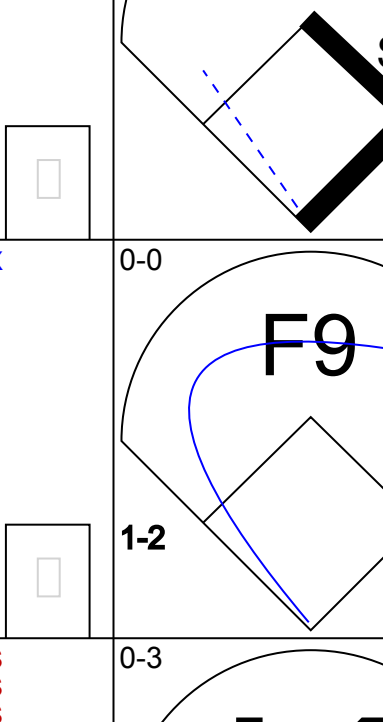
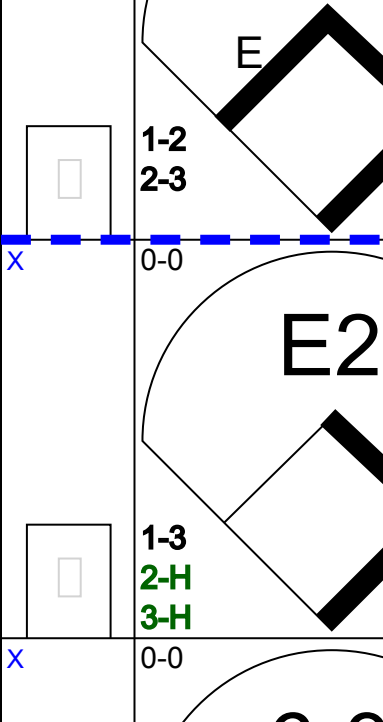
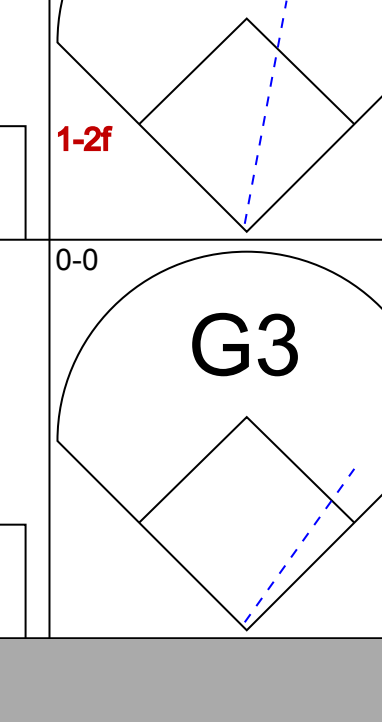
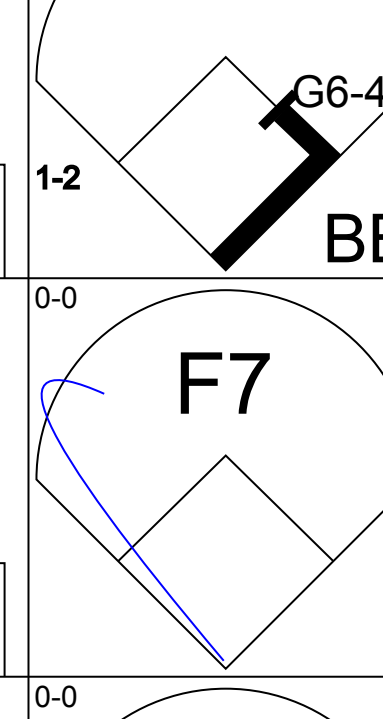
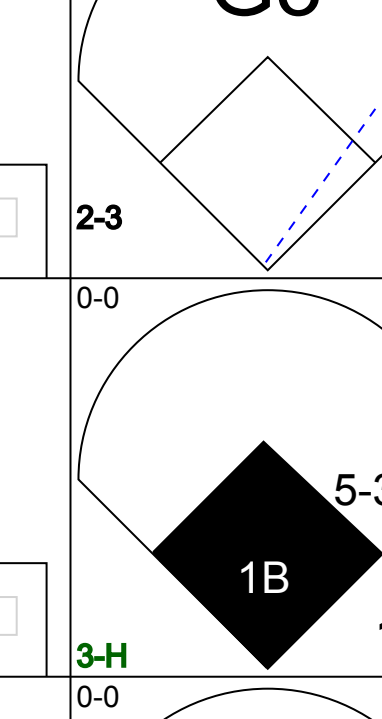
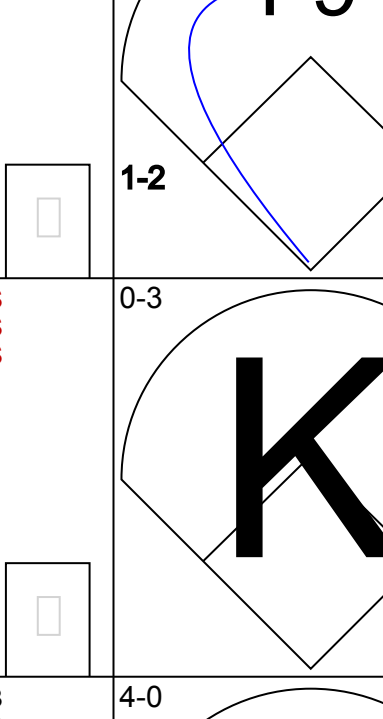
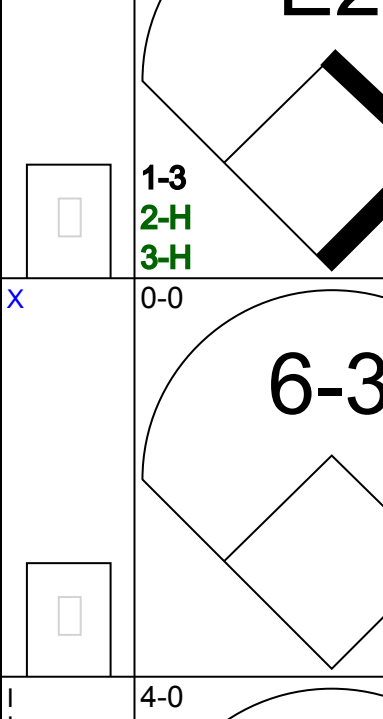
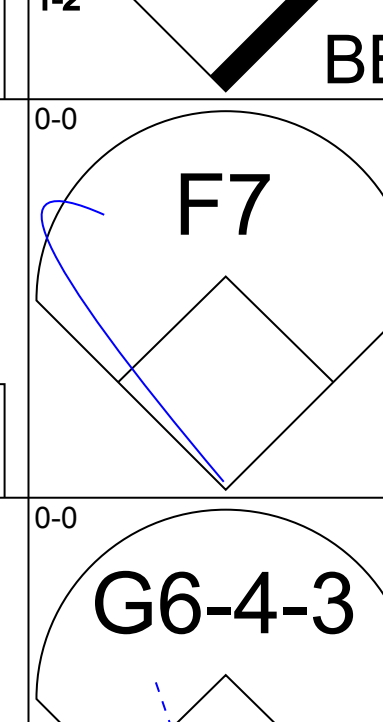
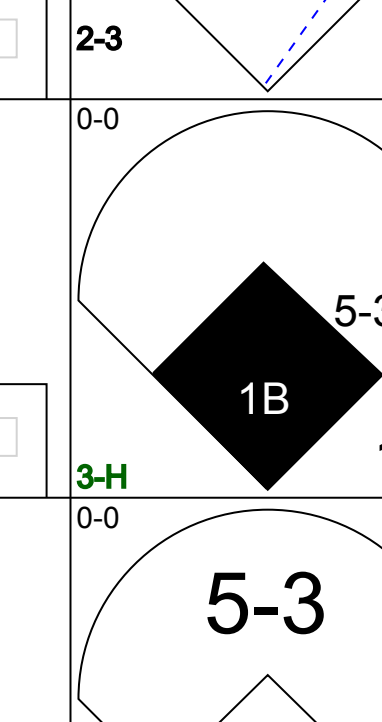
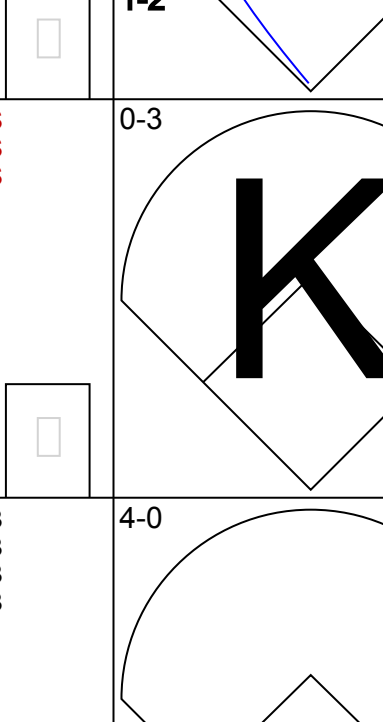
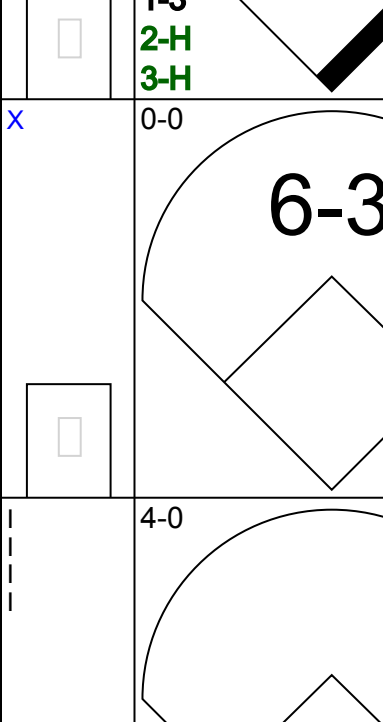
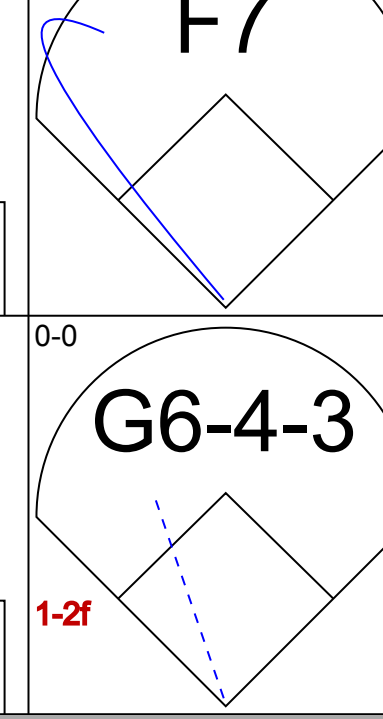
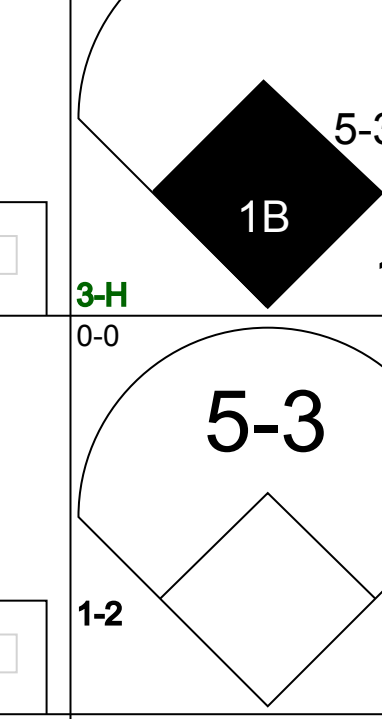
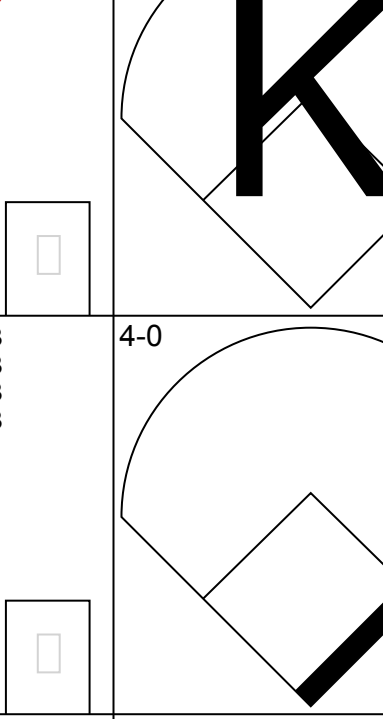
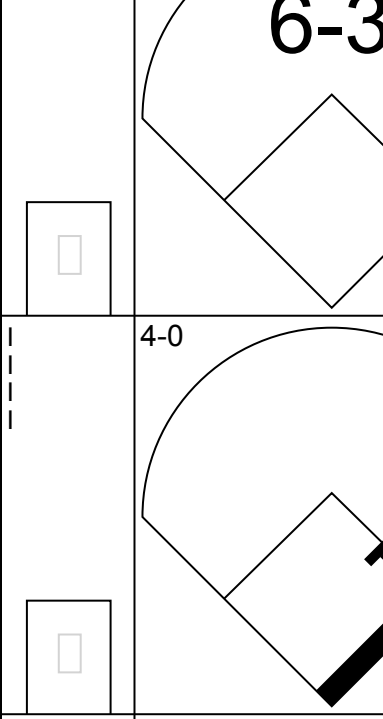
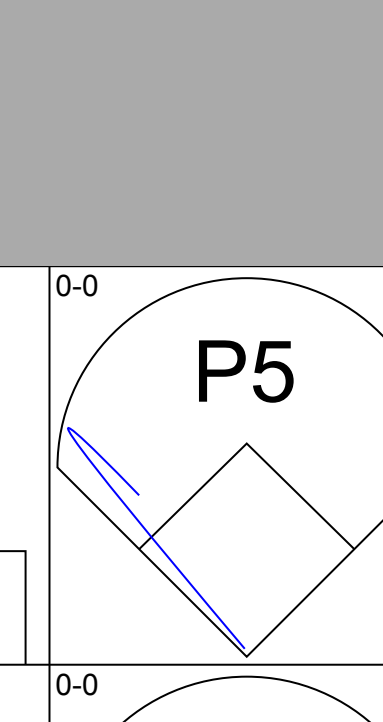
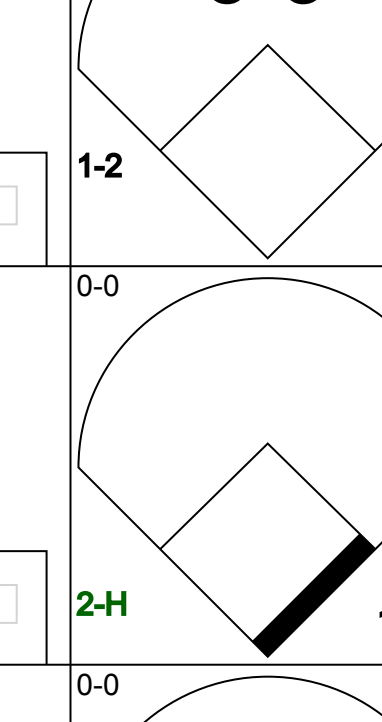
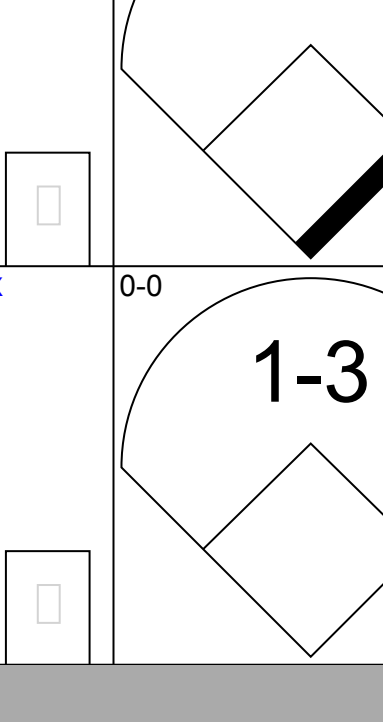
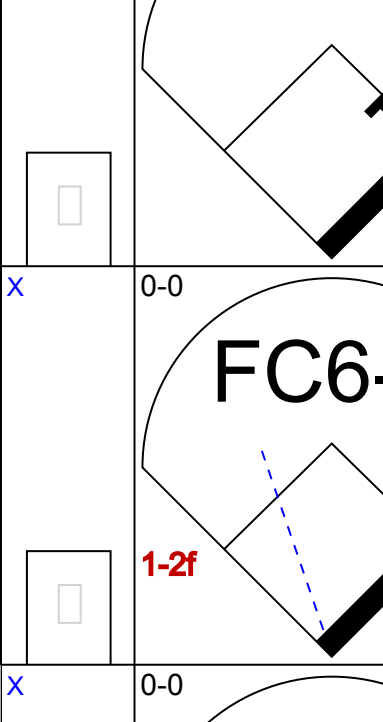
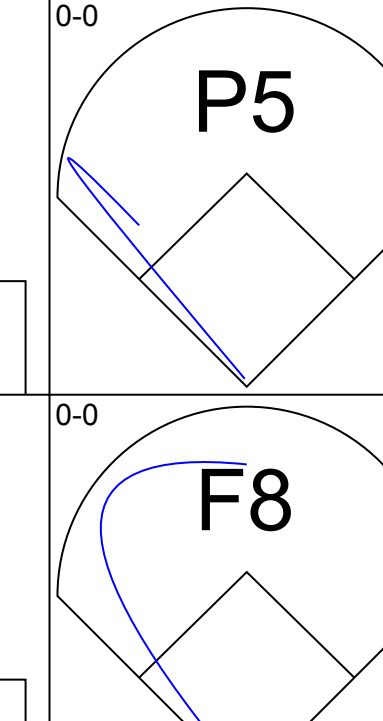
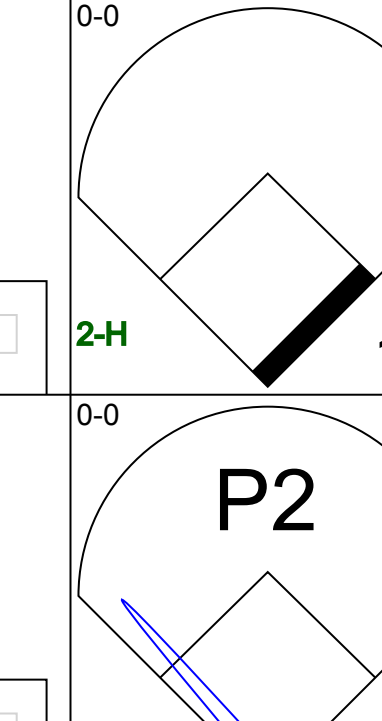
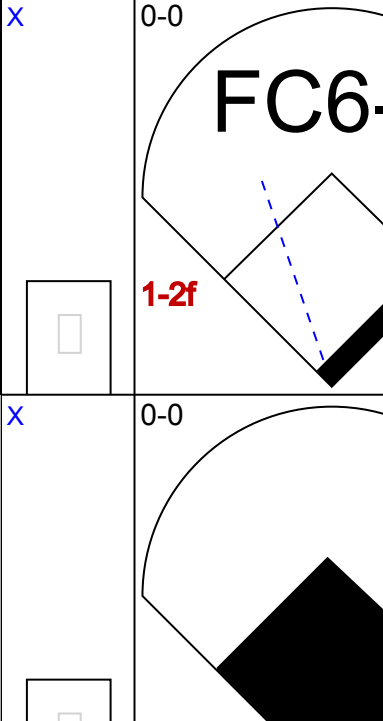
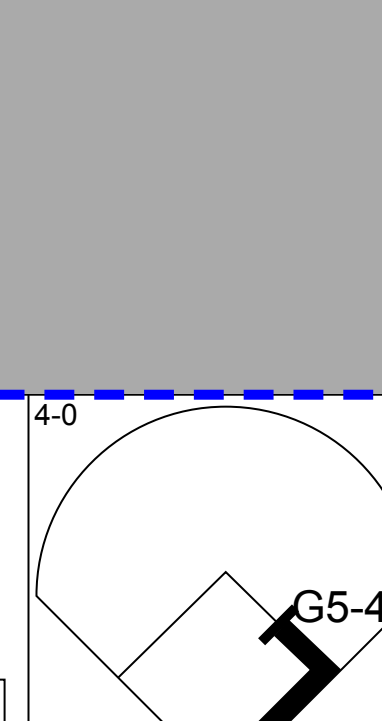
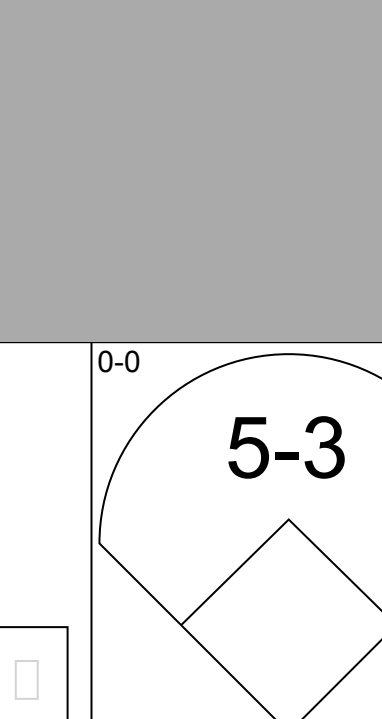
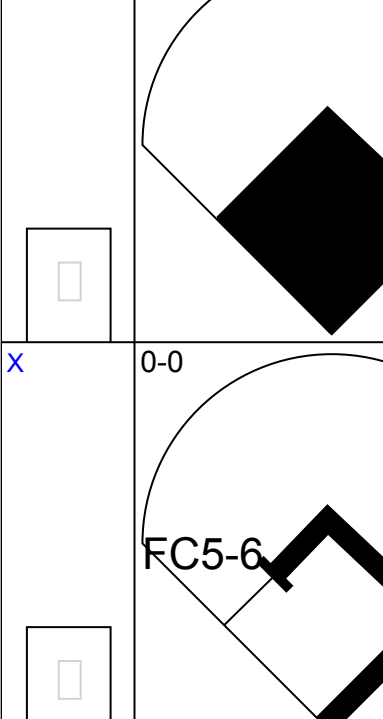
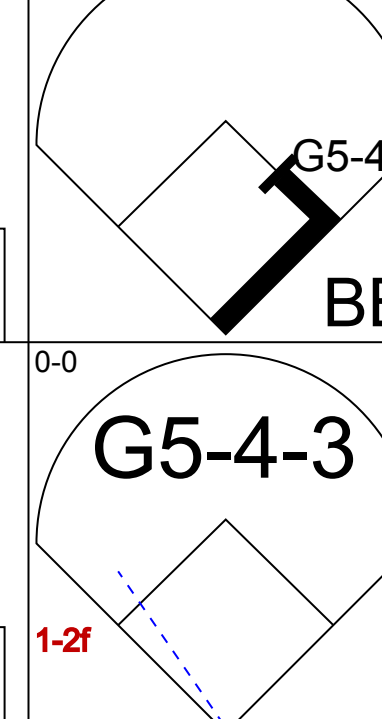
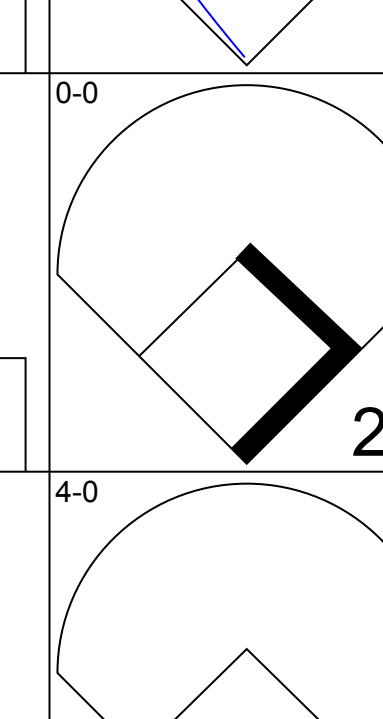
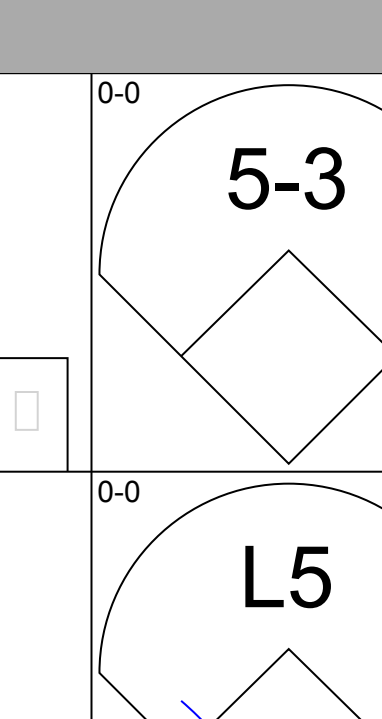
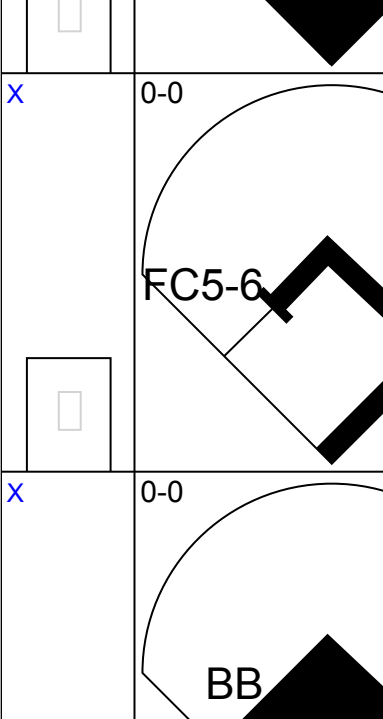
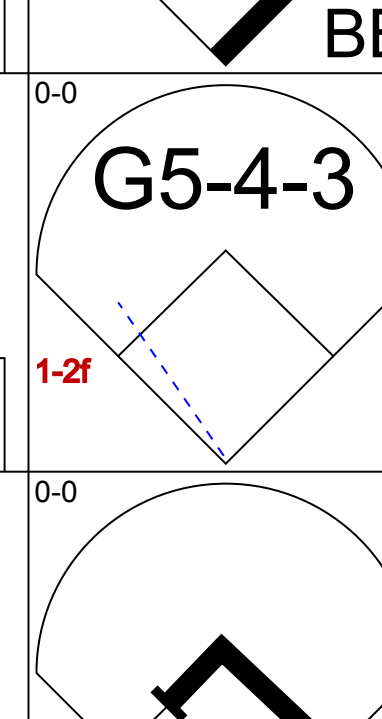


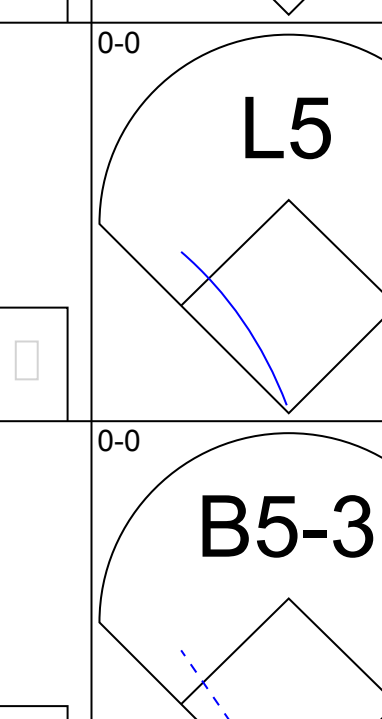
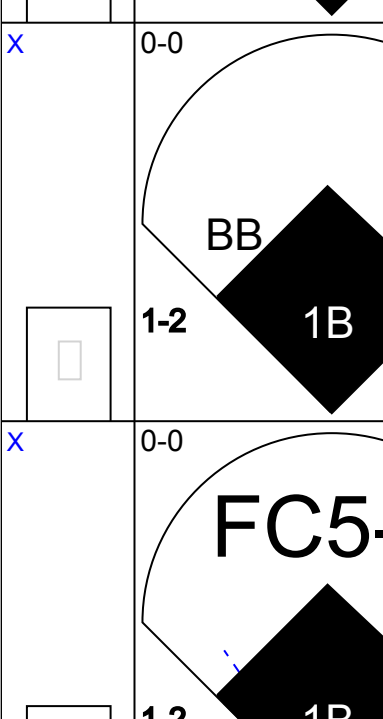
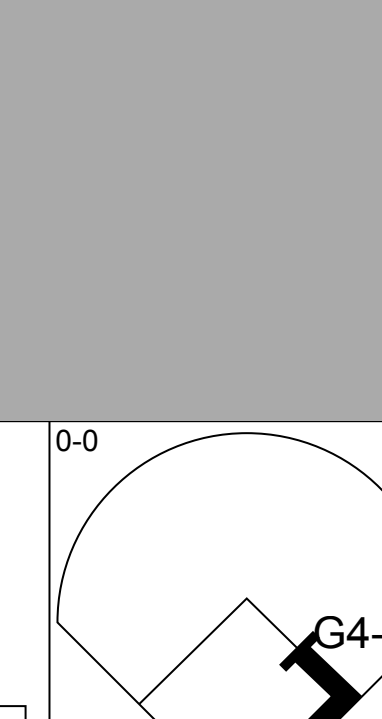


**AB 35**  
**R 5**  
**H 11**  
**RBI 4**  
**BB 4**  
**SO 6**  
**LOB 11**





Batter	1	2	3	4	5	6	7	8	9	AB	R	H	RBI	BB	SO	LOB	TOP			
<b>Eddie Miller, S</b> (1, 8) OBP: 0.188, SLG: 0.188										4	0	0	0	0	2	0	<b>Atlanta Braves @ Cincinnati Reds</b> Riverfront Stadium, Cincinnati, OH Sun Apr 13 1980, 3:33 AM EST Att: 32,996 - Unknown			
<b>Jerry Royster, R</b> (1, 4) OBP: 0.185, SLG: 0.200										4	0	1	0	0	0	0				
<b>Gary Matthews, R</b> (1, 9) OBP: 0.438, SLG: 0.467										3	0	2	0	1	1	1				
<b>Bob Horner, R</b> (1, 5) OBP: 0.071, SLG: 0.071										4	0	0	0	0	1	3				
<b>Chris Chambliss, L</b> (1, 3) OBP: 0.429, SLG: 0.500										4	0	0	0	0	0	0				
<b>Dale Murphy, R</b> (1, 7)										3	0	0	0	1	1	0				
<b>Biff Pocoroba, S</b> (1, 2) OBP: 0.462, SLG: 0.400										3	0	1	0	1	0	1				
<b>Luis Gomez, R</b> (1, 6) OBP: 0.222, SLG: 0.125									2	0	1	0	0	0	0	1				
<b>Larvell Blanks, R</b> (7, 6) (7, 6)									1	0	0	0	0	0	0	0				
<b>Phil Niekro, R</b> (1, 1) Larry Bradford, R (6, 1) Charlie Spikes, R (7, 6) Rick Camp, R (7, 1)									2	0	0	0	0	0	0	2				
<b>Inning Stats</b>	R: 0 E: 0 K: 2 S: 7	H: 0 LOB: 1 BB: 1 P: 11	R: 0 E: 0 K: 1 S: 6	H: 1 LOB: 2 BB: 1 P: 10	R: 0 E: 0 K: 0 S: 4	H: 1 LOB: 1 BB: 0 P: 4	R: 0 E: 0 K: 0 S: 4	H: 1 LOB: 1 BB: 0 P: 4	R: 0 E: 0 K: 2 S: 8	H: 0 LOB: 0 BB: 0 P: 3	R: 0 E: 0 K: 0 S: 3	H: 0 LOB: 0 BB: 0 P: 3	R: 0 E: 0 K: 0 S: 4	H: 1 LOB: 1 BB: 1 P: 4	R: 0 E: 0 K: 0 S: 2	H: 0 LOB: 0 BB: 1 P: 6	1B: 5 2B: 0 3B: 0 HR: 0	SF: 0 SAC: 0 DP: 1 HBP: 0	WP: 0 PB: 0 SB: 0 CS: 0	PA: 34
<b>PITCHER</b> Charlie Leibrandt, L (1, 1) ERA:	IP: 9.0 WLS: W BF: 34 H: 5 R: 0 ER: 0 SO: 5 BB: 3 IBB: 0 HBP: 0 BLK: 0 WP: 0 HR: 0 S: 41 P: 53 ERA: 0.00 WHIP: 0.889																			

Batter	1	2	3	4	5	6	7	8	9	AB	R	H	RBI	BB	SO	LOB	BOTTOM			
<b>Dave Collins, S</b> (1, 8) OBP: 0.611, SLG: 0.600										3	1	3	0	1	0	0	<b>Atlanta Braves @ Cincinnati Reds</b> Riverfront Stadium, Cincinnati, OH Sun Apr 13 1980, 3:33 AM EST Att: 32,996 - Unknown			
<b>Cesar Geronimo, L</b> (7, 8)										1	0	0	0	0	0	1				
<b>Ken Griffey, L</b> (1, 9) OBP: 0.333, SLG: 0.375										4	0	1	2	1	0	2				
<b>Dave Concepcion, R</b> (1, 6) OBP: 0.294, SLG: 0.588										4	1	1	1	0	1	5				
<b>George Foster, R</b> (1, 7) OBP: 0.563, SLG: 1.000										2	0	0	0	2	0	3				
<b>Dan Driessen, L</b> (1, 3) OBP: 0.357, SLG: 0.273										4	0	1	1	0	0	5				
<b>Johnny Bench, R</b> (1, 2) OBP: 0.417, SLG: 0.700										3	1	1	1	1	0	1				
<b>Ray Knight, R</b> (1, 5) OBP: 0.267, SLG: 0.286										4	0	2	0	0	0	1				
<b>Junior Kennedy, R</b> (1, 4) OBP: 0.533, SLG: 0.846										3	1	2	0	1	0	0				
<b>Charlie Leibrandt, R</b> (1, 1) OBP: 0.250, SLG: 0.250										4	1	1	0	0	1	4				
<b>Inning Stats</b>	R: 0 E: 0 K: 0 S: 3	H: 1 LOB: 1 BB: 1 P: 7	R: 0 E: 0 K: 1 S: 6	H: 1 LOB: 2 BB: 1 P: 10	R: 2 E: 1 K: 0 S: 6	H: 3 LOB: 1 BB: 0 P: 6	R: 0 E: 0 K: 0 S: 3	H: 0 LOB: 0 BB: 0 P: 3	R: 0 E: 0 K: 1 S: 6	H: 1 LOB: 2 BB: 1 P: 10	R: 3 E: 1 K: 0 S: 7	H: 4 LOB: 3 BB: 2 P: 15	R: 0 E: 0 K: 0 S: 2	H: 1 LOB: 1 BB: 1 P: 6	R: 0 E: 0 K: 0 S: 3	H: 1 LOB: 0 BB: 0 P: 3	1B: 9 2B: 2 3B: 0 HR: 1	SF: 0 SAC: 0 DP: 3 HBP: 0	WP: 1 PB: 0 SB: 1 CS: 0	PA: 38
<b>PITCHER</b> Phil Niekro, R (1, 1) ERA: 11.05 Larry Bradford, L (6, 1) ERA: Rick Camp, R (7, 1) ERA: 3.0	IP: 5.1 WLS: L BF: 28 H: 9 R: 5 ER: 5 SO: 2 BB: 4 IBB: 0 HBP: 0 BLK: 0 WP: 1 HR: 1 S: 28 P: 44 ERA: 8.44 WHIP: 2.438																			



Batter	1	2	3	4	5	6	7	8	9	AB	R	H	RBI	BB	SO	LOB	TOP			
Jerry Royster, R (1.4) OBP: 0.238, SLG: 0.167	4-0 BB	0-0 9-2			0-0 5-3		4-0 BB	0-3 K		3	0	0	0	2	1	3	<b>Atlanta Braves @ Houston Astros</b> Astrodome, Houston, TX Mon Apr 14 1980, 7:05 PM EST Att: 15,017 - Unknown			
Biff Pocoreba, S (1.2) OBP: 0.444, SLG: 0.308	4-0 BB		0-0 4-3		4-0 BB		0-3 K	0-0 1-3		3	0	0	0	2	1	2				
Gary Matthews, R (1.7) OBP: 0.333, SLG: 0.350	0-3 K		0-3 K		0-3 K		0-3 K		0-0 F8	5	0	0	0	0	4	4				
Chris Chambliss, L (1.3) OBP: 0.421, SLG: 0.444	0-0 F9		4-0 BB		0-0 1B		0-0 F9		0-0 1-3	4	0	1	0	1	0	3				
Bob Horner, R (1.5) OBP: 0.105, SLG: 0.105	0-3 K		0-0 F8		0-3 K				0-0 6-3	5	1	1	0	0	2	5				
Dale Murphy, R (1.9) OBP: 0.222, SLG: 0.125		4-0 1B		0-0 FC4-6		0-0 FC6-4		0-0 F9		3	1	2	0	1	0	1				
Brian Assestine, L (1.8) OBP: 0.429, SLG: 0.500		0-0 1B		0-0 FC4-6		4-0 BB		0-0 E		3	1	2	1	1	0	1				
Luis Gomez, R (1.6) OBP: 0.250, SLG: 0.182		0-0 1B		0-3 K		0-0 FC6-4		0-0 E9		3	0	1	1	0	1	3				
Larvell Blanks, R (8.6) OBP: 0.166, SLG: 0.100		1-3 3-H		0-0 6-3		0-0 G4-6-3		0-0 2B		1	1	0	0	0	0	1				
Doyle Alexander, R (1.1) OBP: 0.333, SLG: 0.007		0-3 K		0-0 6-3		0-0 G4-6-3		0-0 2B		2	0	0	0	0	0	1		<b>Braves</b>		
Mike Lum, L (6.9) OBP: 0.166, SLG: 0.000										0	0	0	0	0	0	2				
Larry Bradford, L (6.1) OBP: 0.166, SLG: 0.000										0	0	0	0	0	0	0				
Jeff Burroughs, R (8.9) OBP: 0.166, SLG: 0.000										0	0	0	0	0	0	0				
Eddie Miller, S (8.9) OBP: 0.166, SLG: 0.000										0	0	0	0	0	0	0				
Gene Garber, R (8.1) OBP: 0.166, SLG: 0.000										0	0	0	0	0	0	0				
Al Hrabosky, R (9.1) OBP: 0.166, SLG: 0.000										0	0	0	0	0	0	0				
<b>Inning Stats</b>	R: 0 E: 0 K: 2 S: 7	H: 0 R: 0 BB: 2 P: 15	R: 1 E: 0 K: 1 S: 6	H: 2 R: 0 BB: 1 P: 10	R: 0 E: 0 K: 1 S: 5	H: 0 R: 0 BB: 1 P: 9	R: 0 E: 0 K: 1 S: 6	H: 1 R: 0 BB: 0 P: 6	R: 0 E: 0 K: 2 S: 8	H: 1 R: 0 BB: 1 P: 12	R: 0 E: 0 K: 2 S: 7	H: 0 R: 0 BB: 1 P: 11	R: 3 E: 1 K: 1 S: 9	H: 3 R: 1 BB: 0 P: 9	R: 0 E: 0 K: 0 S: 3	H: 0 R: 0 BB: 0 P: 3	1B: 6 2B: 3 3B: 0 HR: 0		SF: 0 SAC: 0 DP: 2 HBP: 0	WP: 0 PA: 41 PB: 0 SB: 1 CS: 0
<b>PITCHER</b>	IP WLS BF H R ER SO BB IBB HBP BLK WP HR S P ERA WHIP																			
J.R. Richard, R (1.1) ERA: 1.38	5.0	23	4	1	1	7	5	0	0	0	0	0	0	0	32	52	1.80		1.800	
Vern Rühle, R (6.1) ERA: 4.91	2.1	11	3	2	2	2	2	0	0	0	0	0	0	13	21	7.71	2.143			
Joe Sambito, L (8.1) ERA: 1.42	1.2	W	7	1	1	0	1	0	0	0	0	0	0	9	9	0.00	0.600			

Batter	1	2	3	4	5	6	7	8	9	AB	R	H	RBI	BB	SO	LOB	BOTTOM				
Terry Puhl, L (1.9) OBP: 0.348, SLG: 0.500	0-0 P1			0-0 2B		1-0 CS		0-3 K		2	1	1	0	1	0	0	<b>Atlanta Braves @ Houston Astros</b> Astrodome, Houston, TX Mon Apr 14 1980, 7:05 PM EST Att: 15,017 - Unknown				
Jeffrey Leonard, R (8.9) OBP: 0.222, SLG: 0.333		4-0 BB		0-0 1B		0-0 HBP				1	0	0	0	0	1	0					
Craig Reynolds, L (1.6) OBP: 0.289, SLG: 0.462	0-0 E	0-0 F8		0-0 F9		0-0 P6		0-0 6-3		5	0	1	0	0	0	4					
Cesar Cedeno, R (1.8) OBP: 0.450, SLG: 0.471	0-0 1B		0-0 E	0-0 1B	0-0 1-H	0-0 2B		0-0 SF9		5	2	4	1	0	0	0					
Joe Morgan, L (1.4) OBP: 0.300, SLG: 0.176	0-0 F6		4-0 SF9	0-0 1B	0-0 F9		0-3 K		0-0 IBB	4	1	1	0	1	1	3					
Jose Cruz, L (1.7) OBP: 0.583, SLG: 0.722	4-0 IBB		0-0 SF9		0-0 F9		0-0 2B		4-0 IBB	2	1	1	1	2	0	0					
Enos Cabell, R (1.5) OBP: 0.450, SLG: 0.526	0-3 K		0-0 FC5-4	0-0 1B	0-3 K		0-0 IBB		0-0 SF9	4	0	2	3	0	2	3					
Art Howe, R (1.3) OBP: 0.294, SLG: 0.333		0-3 K	0-0 FC5-4	0-0 1B	0-0 1B		4-0 IBB			3	0	1	0	1	1	1					
Alan Ashby, S (1.2) OBP: 0.400, SLG: 0.385		0-0 SH1-4	0-0 4-3		0-0 G3		0-3 K			4	0	1	0	0	1	4					
J.R. Richard, R (1.1) OBP: 0.250, SLG: 0.250		0-0 SH1-4		0-3 K		0-0 3-1		0-3 K		1	0	0	0	0	1	0					
Vern Rühle, R (6.1) ERA: 1.93										1	0	0	0	0	0	0					
Joe Sambito, L (8.1) ERA: 7.71										1	0	0	0	0	1	0					
<b>Inning Stats</b>	R: 0 E: 1 K: 1 S: 7	H: 2 R: 0 BB: 1 P: 11	R: 0 E: 0 K: 1 S: 6	H: 1 R: 0 BB: 1 P: 10	R: 2 E: 1 K: 0 S: 5	H: 2 R: 0 BB: 1 P: 9	R: 1 E: 0 K: 1 S: 7	H: 2 R: 0 BB: 0 P: 7	R: 0 E: 0 K: 0 S: 6	H: 1 R: 0 BB: 0 P: 6	R: 0 E: 0 K: 0 S: 2	H: 0 R: 0 BB: 0 P: 3	R: 1 E: 0 K: 2 S: 9	H: 2 R: 0 BB: 1 P: 13	R: 0 E: 0 K: 2 S: 7	H: 0 R: 0 BB: 0 P: 7	R: 1 E: 0 K: 0 S: 3	H: 2 R: 0 BB: 1 P: 7	1B: 10 2B: 2 3B: 0 HR: 0	SF: 2 SAC: 1 DP: 0 HBP: 1	WP: 0 PA: 42 PB: 0 SB: 3 CS: 1
<b>PITCHER</b>	IP WLS BF H R ER SO BB IBB HBP BLK WP HR S P ERA WHIP																				
Doyle Alexander, R (1.1) ERA: 5.4	5.0	26	8	3	3	4	2	1	1	0	0	0	0	31	43	5.40	2.000				
Larry Bradford, L (6.1) ERA: 1.93	2.0	9	2	1	1	2	0	1	1	0	0	0	11	16	4.50	1.000					
Gene Garber, R (8.1) ERA: 16.2	1.0	L	4	1	1	1	0	0	0	0	0	0	8	8	9.00	1.000					
Al Hrabosky, L (9.1) ERA: 7.71	0.1	3	1	0	0	0	0	1	0	0	0	0	2	6	0.00	3.000					

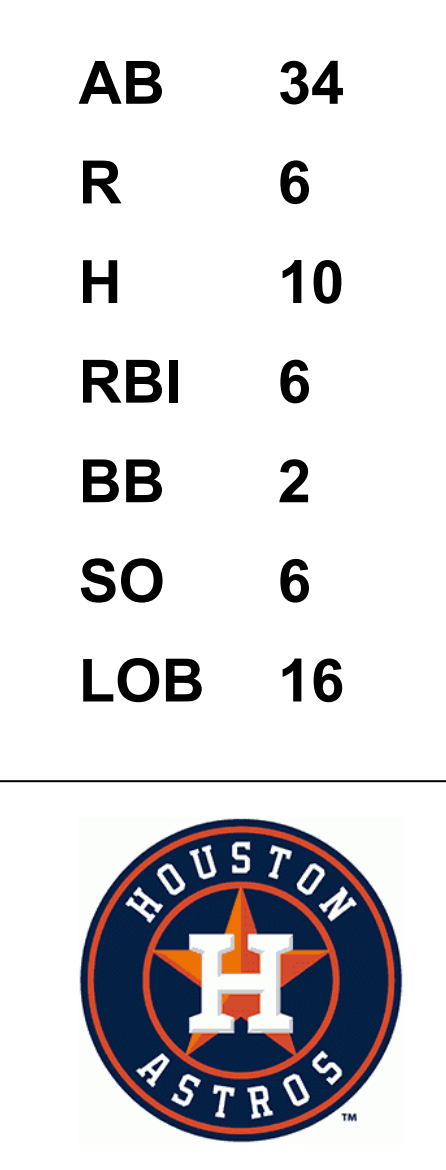


Batter	1	2	3	4	5	6	7	8	9	AB	R	H	RBI	BB	SO	LOB	TOP
Jerry Royster, R OBP: 0.280, SLG: 0.273 (1, 4)	0-0 6-3			0-0 1B G6-4-3 1B		0-0 4-3		0-0 2B WP 1-H	0-0 4 1 2 1 0 0 0								<b>Atlanta Braves @ Houston Astros</b> Astrodome, Houston, TX Tue Apr 15 1980, 7:05 PM EST Att: 15,712 - Unknown
Biff Pocoreba, S OBP: 0.409, SLG: 0.294 (1, 2)	0-0 G3			0-0 1B G6-4-3		0-0 G3		0-0 F4 2-3	0-0 4 0 1 0 0 0 1								
Gary Matthews, R OBP: 0.280, SLG: 0.292 (1, 7)	0-0 F6			0-0 G6-4-3 1-2 3-H		0-0 F8		0-3 K 5-6	0-3 4 0 0 0 0 1 2								
Chris Chambliss, L OBP: 0.348, SLG: 0.364 (1, 3)		0-0 F8		0-0 4-3		0-0 F5		0-0 F7	0-0 4 0 0 0 0 1								
Bob Horner, R OBP: 0.091, SLG: 0.091 (1, 5)		0-0 F6			0-0 F8		0-0 F4		0-0 3 0 0 0 0 0 0								
Dale Murphy, R OBP: 0.286, SLG: 0.211 (1, 9)		0-3 K			0-0 1B				0-0 3 0 2 0 0 1 0								
Brian Asselstine, L OBP: 0.350, SLG: 0.333 (1, 8)			0-0 3-1		0-3 K		0-0 G6-3 1-2		0-0 3 0 0 0 0 1 2								
Luis Gomez, R OBP: 0.214, SLG: 0.154 Larvell Blanks, R (8, PH) (8, 6)			0-0 4-3		0-0 F4		0-3 K		2 0 0 0 0 0 1 1 0 0 0 0 1 0								
Larry McWilliams, L Tommy Boggs, R Mike Lundy, L Rick Camp, R Al Hrabosky, R Joe Nolan, L OBP: 1.000, SLG: 1.000 (1, 1) (2, 1) (6, PH) (6, 1) (8, 1) (8, PH)			0-3 K		0-3 K		0-0 2B 1B		0 0 0 0 0 0 0 1 0 0 0 0 1 0 1 0 0 0 0 1 0 0 0 0 0 0 0 0 0 0 0 0 0 0 0 1 1 1 0 0 0 0								
<b>Inning Stats</b>	R: 0 E: 0 K: 0 S: 3	H: 0 LOB: 0 BB: 0 P: 3	R: 0 E: 0 K: 1 S: 5	H: 0 LOB: 0 BB: 0 P: 5	R: 0 E: 0 K: 1 S: 5	H: 2 LOB: 0 BB: 0 P: 4	R: 0 E: 0 K: 1 S: 6	H: 1 LOB: 1 BB: 0 P: 6	R: 0 E: 0 K: 0 S: 5	H: 0 LOB: 0 BB: 0 P: 5	R: 0 E: 0 K: 1 S: 5	H: 1 LOB: 0 BB: 0 P: 5	R: 0 E: 0 K: 1 S: 7	H: 2 LOB: 1 BB: 0 P: 7	1B: 5 2B: 1 3B: 0 HR: 0	SF: 0 SAC: 0 DP: 2 HBP: 0	
<b>PITCHER</b> Joe Niekro, R ERA: 1.93 (1, 1)	IP: 9.0 WLS: W BF: 31 H: 6 R: 2 ER: 2 SO: 6 BB: 0 IBB: 0 HBP: 0 BLK: 0 WP: 1 HR: 0 S: 43 P: 43 ERA: 2.00 WHIP: 0.667																

AB 31  
R 2  
H 6  
RBI 1  
BB 0  
SO 6  
LOB 7



Batter	1	2	3	4	5	6	7	8	9	AB	R	H	RBI	BB	SO	LOB	BOTTOM		
Jeffrey Leonard, R OBP: 0.286, SLG: 0.357 (1, 9)	0-0 1B S	0-0 2B 1B 3-H		0-0 6-3		0-0 6-3		0-0 E6 2-3	0-0 5 2 2 1 0 0 1								<b>Atlanta Braves @ Houston Astros</b> Astrodome, Houston, TX Tue Apr 15 1980, 7:05 PM EST Att: 15,712 - Unknown		
Julio Gonzalez, R OBP: 0.250, SLG: 0.375 (1, 6) (8, 5)	0-0 F8 1-2	0-0 1B 2B 1-H		0-0 G3		0-0 FC6-4 1B		0-3 K	0-3 5 1 2 1 0 1 3										
Cesar Cedeno, R OBP: 0.417, SLG: 0.429 (1, 8)	0-3 K	0-0 WP FC 1B 2-H		0-0 1-3		0-0 FC6-4 1-2			0-0 4 1 1 1 0 1 2										
Joe Morgan, L OBP: 0.333, SLG: 0.250 (1, 4)	4-0 1B BB	0-0 FC 3-1 S 2-H			0-0 2B		0-0 F8		0-0 3 1 1 1 1 0 0										
Jose Cruz, L OBP: 0.571, SLG: 0.667 (1, 7)	0-0 1B 1-2 2-H	0-0 3-1			4-0 BB BB		0-3 K		0-0 3 0 1 1 1 1 1										
Enos Cabell, R OBP: 0.417, SLG: 0.478 Rafael Landestoy, S (1, 5) (8, 6)	0-0 1B 1-2 2-H	0-3 K			0-3 K		0-0 6-3		0-0 4 0 1 1 0 2 3 0 0 0 0 0 0 0										
Art Howe, R OBP: 0.238, SLG: 0.263 (1, 3)	0-0 F8		0-0 5-3		0-3 K			0-0 F9	0-0 4 0 0 0 0 1 4										
Luis Pujols, R OBP: 0.364, SLG: 0.545 (1, 2)		0-0 SH1 1B 2B		0-0 6-3		0-0 6-3		0-0 E SH3-4 1B	0-0 4 1 2 0 0 0 2										
Joe Niekro, R OBP: 0.333, SLG: 0.333 (1, 1)		0-0 SH1 2-3		0-0 5-3		0-0 6-3		0-0 SH3-4 1-2	0-0 2 0 0 0 0 0 0										
<b>Inning Stats</b>	R: 2 E: 0 K: 1 S: 8	H: 3 LOB: 2 BB: 1 P: 12	R: 4 E: 0 K: 1 S: 10	H: 4 LOB: 1 BB: 0 P: 10	R: 0 E: 0 K: 0 S: 3	H: 0 LOB: 0 BB: 0 P: 3	R: 0 E: 0 K: 0 S: 3	H: 0 LOB: 0 BB: 0 P: 3	R: 0 E: 0 K: 2 S: 8	H: 1 LOB: 2 BB: 1 P: 12	R: 0 E: 0 K: 0 S: 4	H: 1 LOB: 1 BB: 0 P: 4	R: 0 E: 0 K: 1 S: 5	H: 0 LOB: 0 BB: 0 P: 5	R: 0 E: 1 K: 1 S: 7	H: 1 LOB: 2 BB: 0 P: 7		1B: 7 2B: 3 3B: 0 HR: 0	SF: 0 SAC: 2 DP: 0 HBP: 0
<b>PITCHER</b> Larry McWilliams, L ERA: 54.0 Tommy Boggs, R ERA: 1.04 Rick Camp, R ERA: 2.25 Al Hrabosky, L ERA: 5.4 (1, 1) (2, 1) (6, 1) (8, 1)	IP: 1.1 WLS: L BF: 11 H: 6 R: 5 ER: 5 SO: 1 BB: 1 IBB: 0 HBP: 0 BLK: 0 WP: 0 HR: 0 S: 16 P: 16 ERA: 33.75 WHIP: 5.250																		





Batter	1	2	3	4	5	6	7	8	9	AB	R	H	RBI	BB	SO	LOB	TOP			
Dave Collins, S (1,8) OBP: 0.444, SLG: 0.485 Cesar Geronimo, L (8,8)	0-0 P5		0-0 4-3		0-0 F7			0-0 F9		4	0	0	0	0	0	1				
Ken Griffey, L (1,9) OBP: 0.333, SLG: 0.385	0-3 K		0-3 K		0-0 4-3			0-3 K		4	0	0	0	0	0	3	1			
Dave Concepcion, R (1,6) OBP: 0.364, SLG: 0.688	0-0 4-3			0-0 HR	0-3 K			0-3 K		4	1	1	0	0	2	0				
George Foster, R (1,7) OBP: 0.375, SLG: 0.500		0-3 K		0-3 K		0-0 6-3		0-3 K		4	0	0	0	0	3	1				
Dan Driessen, L (1,3) OBP: 0.300, SLG: 0.500		0-0 F9		0-0 HR		0-0 6-3		0-0 4-3		4	1	1	2	0	0	0				
Johnny Bench, R (1,2) OBP: 0.417, SLG: 0.550		0-0 1B		4-0 HR		0-3 K		0-0 2B		3	1	2	0	1	1	0				
Ray Knight, R (1,5) OBP: 0.290, SLG: 0.500		0-0 F8		1-0 HR			0-0 F3		0-0 F8	4	1	1	2	0	0	2				
Junior Kennedy, R (1,4) OBP: 0.500, SLG: 0.654			0-0 4-3 SH1-4	0-0 F8			0-0 5-3			3	0	1	0	0	0	0				
Frank Pastore, R (1,1) OBP: 0.333, SLG: 0.200			0-0 SH1-4	0-0 5-3			0-0 F5			2	0	0	0	0	0	0				
<b>Inning Stats</b>	R: 0 E: 0 K: 1 S: 5	H: 0 LOB: 0 BB: 0 P: 5	R: 0 E: 0 K: 1 S: 6	H: 1 LOB: 1 BB: 0 P: 6	R: 0 E: 0 K: 1 S: 6	H: 1 LOB: 1 BB: 0 P: 6	R: 4 E: 0 K: 1 S: 8	H: 3 LOB: 0 BB: 1 P: 12	R: 0 E: 0 K: 1 S: 5	H: 0 LOB: 0 BB: 0 P: 5	R: 0 E: 0 K: 0 S: 3	H: 0 LOB: 0 BB: 0 P: 3	R: 0 E: 0 K: 2 S: 7	H: 0 LOB: 0 BB: 0 P: 7	R: 0 E: 0 K: 1 S: 6	H: 1 LOB: 1 BB: 0 P: 6	1B: 3 2B: 1 3B: 0 HR: 2	SF: 0 SAC: 1 DP: 0 HBP: 0	WP: 0 PB: 0 SB: 0 CS: 0	PA: 34
<b>PITCHER</b>	IP WLS BF H R ER SO BB IBB HBP BLK WP HR S P ERA WHIP																			
Phil Niekro, R (1,1) ERA: 7.63	8.0 L 30 5 4 4 8 1 0 0 0 0 2 45 49 4.50 0.750																			
Gene Garber, R (9,1) ERA: 10.13	1.0 4 1 0 0 1 0 0 0 0 0 0 0 6 6 0.00 1.000																			

**Cincinnati Reds @ Atlanta Braves**  
Atlanta-Fulton County Stadium, Atlanta, GA  
Thu Apr 17 1980, 6:05 PM EST  
Att: 15,742 - Unknown

AB	32
R	4
H	6
RBI	4
BB	1
SO	9
LOB	5



Batter	1	2	3	4	5	6	7	8	9	AB	R	H	RBI	BB	SO	LOB	BOTTOM			
Jerry Royster, R (1,4) OBP: 0.276, SLG: 0.308	0-3 K		0-0 2B		0-0 6-3			0-3 K		4	0	1	0	0	2	2				
Biff Pocoreba, S (1,2) OBP: 0.346, SLG: 0.238	0-0 F8		0-0 F7		0-0 F9			0-0 F9		4	0	0	0	0	0	4				
Gary Matthews, R (1,7) OBP: 0.241, SLG: 0.250	0-0 P4			0-0 6-3		0-0 F7		0-0 F3		4	0	0	0	0	0	0				
Chris Chambliss, L (1,3) OBP: 0.333, SLG: 0.462		0-0 F7		0-0 F8		0-0 F7		0-0 HR		4	1	1	1	0	0	0				
Bob Horner, R (1,5) OBP: 0.077, SLG: 0.077		0-0 P6		0-0 5-3		0-3 K		0-0 F7		4	0	0	0	0	1	0				
Dale Murphy, R (1,9) OBP: 0.280, SLG: 0.182		0-3 K			4-0 FC6-4	0-0 5-3		0-0 F7		3	0	0	0	1	1	0				
Brian Asselstine, L (1,8) OBP: 0.368, SLG: 0.333			0-0 4-3		0-3 K			0-0 1B		3	0	1	0	0	1	1				
Luis Gomez, R (1,6) OBP: 0.188, SLG: 0.133								0-0 1B		2	0	0	0	0	0	1				
Joe Nolan, L (8,PH) OBP: 1.000, SLG: 1.000						4-0 FC6-4		0-0 1B		1	0	1	0	0	0	0				
Larvell Blanks, R (9,6)					1-2			1-2 1B		0	0	0	0	0	0	0				
Phil Niekro, R (1,1) OBP: 0.250, SLG: 0.250								0-3 K		2	0	1	0	0	0	1				
Mike Lum, L (8,PH) OBP: 0.200, SLG: 0.400					4-0 FC6-4					1	0	0	0	0	1	2				
Gene Garber, R (9,1)					1-2					0	0	0	0	0	0	0				
<b>Inning Stats</b>	R: 0 E: 0 K: 1 S: 5	H: 0 LOB: 0 BB: 0 P: 5	R: 0 E: 0 K: 1 S: 5	H: 0 LOB: 0 BB: 0 P: 5	R: 0 E: 0 K: 0 S: 5	H: 2 LOB: 2 BB: 0 P: 5	R: 0 E: 0 K: 0 S: 3	H: 0 LOB: 0 BB: 0 P: 3	R: 0 E: 0 K: 1 S: 5	H: 0 LOB: 0 BB: 0 P: 5	R: 0 E: 0 K: 2 S: 9	H: 2 LOB: 2 BB: 0 P: 9	R: 0 E: 0 K: 0 S: 4	H: 1 LOB: 0 BB: 0 P: 4	R: 1 E: 0 K: 0 S: 4	H: 1 LOB: 0 BB: 0 P: 4	1B: 3 2B: 1 3B: 0 HR: 1	SF: 0 SAC: 0 DP: 0 HBP: 0	WP: 0 PB: 0 SB: 0 CS: 0	PA: 33
<b>PITCHER</b>	IP WLS BF H R ER SO BB IBB HBP BLK WP HR S P ERA WHIP																			
Frank Pastore, R (1,1) ERA: 0.5	9.0 W 33 5 1 1 6 1 0 0 0 0 1 44 48 1.00 0.667																			

**Cincinnati Reds @ Atlanta Braves**  
Atlanta-Fulton County Stadium, Atlanta, GA  
Thu Apr 17 1980, 6:05 PM EST  
Att: 15,742 - Unknown

AB	32
R	1
H	5
RBI	1
BB	1
SO	6
LOB	11





Batter	1	2	3	4	5	6	7	8	9	AB	R	H	RBI	BB	SO	LOB	TOP			
Dave Collins, S (1.8)	F9		K			6-3		4-3		4	0	0	0	0	1	1	Cincinnati Reds @ Atlanta Braves Atlanta-Fulton County Stadium, Atlanta, GA Fri Apr 18 1980, 6:05 PM EST Att: 5,624 - Unknown			
Ken Griffey, L (1.9)	F9		FC4-6			5-3 BB		4-3		3	0	0	0	1	0	1				
Dave Concepcion, R (1.6)	FC5-4 1B				5-3					4	0	2	0	0	0	1				
George Foster, R (1.7)	FC5-4 1-2				P4			F7		4	0	0	0	0	0	3				
Dan Driessen, L (1.3)		3-1			K			F8		4	0	0	0	0	1	1				
Johnny Bench, R (1.2)						5-3		5-3		3	0	1	0	0	0	0				
Ray Knight, R (1.5)								6-3		3	0	1	0	0	0	0				
Junior Kennedy, R (1.4)						5-3				3	0	0	0	0	0	1				
Charlie Leibrandt, R (1.1)										2	0	1	0	0	0	1				
Hary Spilman, L (8. PH)								6-3		1	0	0	0	0	0	0				
Doug Bair, R (8.1)										0	0	0	0	0	0	0				
<b>Inning Stats</b>	R: 0 E: 0 K: 0 S: 4	H: 1 LOB: 1 BB: 0 P: 4	R: 0 E: 0 K: 0 S: 3	H: 1 LOB: 0 BB: 0 P: 3	R: 0 E: 0 K: 1 S: 6	H: 1 LOB: 1 BB: 0 P: 6	R: 0 E: 0 K: 1 S: 5	H: 0 LOB: 0 BB: 0 P: 5	R: 0 E: 0 K: 0 S: 4	H: 1 LOB: 1 BB: 0 P: 4	R: 0 E: 0 K: 0 S: 3	H: 0 LOB: 0 BB: 1 P: 7	R: 0 E: 0 K: 0 S: 3	H: 0 LOB: 0 BB: 0 P: 3	R: 0 E: 0 K: 0 S: 4	H: 1 LOB: 1 BB: 0 P: 4	1B: 4 2B: 1 3B: 0 HR: 0	SF: 0 SAC: 0 DP: 0 HBP: 0	WP: 0 PB: 0 SB: 0 CS: 0	PA: 32
<b>PITCHER</b> Rick Matula, R (1.1) ERA:	IP: 9.0 WLS: W BF: 32 H: 5 R: 0 ER: 0 SO: 2 BB: 1 IBB: 0 HBP: 0 BLK: 0 WP: 0 HR: 0 S: 35 P: 39 ERA: 0.00 WHIP: 0.667															<b>PITCHER</b>				

AB	31
R	0
H	5
RBI	0
BB	1
SO	2
LOB	9



Batter	1	2	3	4	5	6	7	8	9	AB	R	H	RBI	BB	SO	LOB	BOTTOM	
Jerry Royster, R (1.4)	3-1			1B	2B	F9		4-3 1B		4	1	2	0	0	0	0	Cincinnati Reds @ Atlanta Braves Atlanta-Fulton County Stadium, Atlanta, GA Fri Apr 18 1980, 6:05 PM EST Att: 5,624 - Unknown	
Biff Pocoroba, S (1.2)	6-3			G4-6-3 1B		5-3		4-3 1-2		4	0	1	1	0	0	1		
Gary Matthews, R (1.7)	F7			G4-6-3 1-2		F3		F7		4	0	0	0	0	0	2		
Chris Chambliss, L (1.3)		F7		4-3		F8		IBB		3	0	0	0	1	0	0		
Bob Horner, R (1.5)		P5			4-3 1B BB	5-3		F9		3	1	0	0	1	0	2		
Dale Murphy, R (1.9)		K								3	1	1	1	0	2	1		
Brian Asselstine, L (1.8)						4-3 1-2				3	0	2	0	0	0	1		
Luis Gomez, R (1.6)				G6-4-3 1B						2	0	1	1	1	0	1		
Rick Matula, R (1.1)				F9						3	0	0	0	0	1	3		
<b>Inning Stats</b>	R: 0 E: 0 K: 0 S: 3	H: 0 LOB: 0 BB: 0 P: 3	R: 0 E: 0 K: 1 S: 5	H: 0 LOB: 0 BB: 0 P: 5	R: 1 E: 0 K: 0 S: 4	H: 2 LOB: 0 BB: 0 P: 4	R: 1 E: 0 K: 2 S: 8	H: 1 LOB: 1 BB: 1 P: 12	R: 0 E: 0 K: 0 S: 3	H: 0 LOB: 0 BB: 0 P: 3	R: 1 E: 0 K: 0 S: 5	H: 2 LOB: 2 BB: 1 P: 9	R: 0 E: 0 K: 0 S: 4	H: 1 LOB: 2 BB: 1 P: 8	1B: 4 2B: 2 3B: 0 HR: 1	SF: 0 SAC: 0 DP: 2 HBP: 0	WP: 0 PB: 0 SB: 0 CS: 0	PA: 32
<b>PITCHER</b> Charlie Leibrandt, L (1.1) ERA: 1.69	IP: 7.0 WLS: L BF: 27 H: 6 R: 3 ER: 3 SO: 3 BB: 1 IBB: 0 HBP: 0 BLK: 0 WP: 0 HR: 1 S: 31 P: 39 ERA: 3.86 WHIP: 1.000															<b>PITCHER</b>		





Batter	1	2	3	4	5	6	7	8	9	AB	R	H	RBI	BB	SO	LOB	TOP	
Dave Collins, S (1,8) OBP: 0.356, SLG: 0.381 Tom Hume, R (8,1)	G3		6-3			K	K		K								5 0 0 0 0 3 4 0 0 0 0 0 0 0	
Ken Griffey, L (1,9) OBP: 0.308, SLG: 0.324			1-3			F9		6-3	F8								5 0 1 0 0 0 2	
Dave Concepcion, R (1,6) OBP: 0.333, SLG: 0.585	K		1-3				P4	F9	L4								5 0 0 0 0 1 3	
George Foster, R (1,7) OBP: 0.341, SLG: 0.412	K																4 2 1 0 1 2 1	
Dan Driessen, L (1,3) OBP: 0.308, SLG: 0.424																	3 2 1 0 2 2 1	
Johnny Bench, R (1,2) OBP: 0.375, SLG: 0.464																	5 1 1 1 0 1 1	
Ray Knight, R (1,5) OBP: 0.316, SLG: 0.514																	4 1 2 2 0 2 3	
Junior Kennedy, R (1,4) OBP: 0.486, SLG: 0.581																	2 0 1 0 2 0 1	
Bill Bonham, R (1,1) Cesar Geronimo, L (8,PH) OBP: 0.500, SLG: 0.500																	3 0 0 0 0 0 3 1 0 1 0 0 0 0	
<b>Inning Stats</b>	R: 0 H: 1 E: 0 LOB: 1 K: 2 BB: 0 S: 8 P: 8	R: 1 H: 1 E: 0 LOB: 1 K: 0 BB: 2 S: 3 P: 11	R: 0 H: 0 E: 0 LOB: 0 K: 0 BB: 0 S: 3 P: 3	R: 1 H: 1 E: 1 LOB: 1 K: 2 BB: 0 S: 9 P: 9	R: 0 H: 0 E: 0 LOB: 0 K: 1 BB: 0 S: 5 P: 5	R: 3 H: 1 E: 2 LOB: 2 K: 2 BB: 2 S: 10 P: 18	R: 1 H: 2 E: 0 LOB: 2 K: 1 BB: 1 S: 7 P: 11	R: 0 H: 2 E: 0 LOB: 2 K: 2 BB: 0 S: 7 P: 7	R: 0 H: 0 E: 0 LOB: 0 K: 2 BB: 0 S: 7 P: 7	1B: 8 SF: 0 2B: 1 SAC: 0 3B: 0 DP: 1 HR: 0 HBP: 0	WP: 1 PA: 42 PB: 0 SB: 5 CS: 0							
<b>PITCHER</b>	IP WLS BF H R ER SO BB IBB HBP BLK WP HR S P ERA WHIP	IP WLS BF H R ER SO BB IBB HBP BLK WP HR S P ERA WHIP																
Doyle Alexander, R (1,1) ERA: 4.63	6.2 L 33 6 6 3 7 4 1 0 0 0 1 0 42 62 4.05 1.500																	
Rick Camp, R (7,1) ERA: 1.53	1.1 6 2 0 0 2 0 0 0 0 0 0 0 10 10 0.00 1.500																	
Larry Bradford, L (9,1) ERA: 1.59	1.0 3 0 0 0 2 0 0 0 0 0 0 0 7 7 0.00 0.000																	

**Cincinnati Reds @ Atlanta Braves**  
Atlanta-Fulton County Stadium, Atlanta, GA  
Sat Apr 19 1980, 6:05 PM EST  
Att: 9,684 - Unknown

AB 37  
R 6  
H 8  
RBI 3  
BB 5  
SO 11  
LOB 19



Batter	1	2	3	4	5	6	7	8	9	AB	R	H	RBI	BB	SO	LOB	BOTTOM	
Jerry Royster, R (1,4) OBP: 0.324, SLG: 0.364	5-3		CS			6-3		5-3									3 0 1 0 1 0 0	
Biff Pocoreba, S (1,2) OBP: 0.353, SLG: 0.276 Larry Bradford, R (9,1)	4-3		CS		F3												4 0 2 0 0 0 1 0 0 0 0 0 0 0	
Gary Matthews, R (1,7) OBP: 0.189, SLG: 0.194	5-3				4-3			F8									4 0 0 0 0 0 3	
Chris Chambliss, L (1,3) OBP: 0.343, SLG: 0.500	4-3																3 1 1 1 1 0 1	
Bob Horner, R (1,5) OBP: 0.088, SLG: 0.061																	4 0 0 0 0 1 2	
Dale Murphy, R (1,9) OBP: 0.281, SLG: 0.310	K																4 0 1 0 0 1 0	
Brian Assestine, L (1,8) OBP: 0.316, SLG: 0.389	K																3 0 0 0 0 1 1	
Luis Gomez, R (1,6) OBP: 0.238, SLG: 0.158 Larvell Blanks, R (7,PH) (8,6)																	2 0 0 0 0 0 1 1 0 0 0 0 0 0	
Doyle Alexander, R (1,1) Rick Camp, R (7,1) Joe Nolan, L (8,PH) OBP: 0.667, SLG: 0.667																	2 0 0 0 0 2 1 0 0 0 0 0 0 0 1 0 0 0 0 0 0	
<b>Inning Stats</b>	R: 0 H: 0 E: 0 LOB: 1 K: 0 BB: 1 S: 3 P: 7	R: 0 H: 0 E: 0 LOB: 0 K: 2 BB: 0 S: 7 P: 7	R: 0 H: 1 E: 0 LOB: 0 K: 1 BB: 0 S: 5 P: 5	R: 1 H: 1 E: 0 LOB: 0 K: 1 BB: 0 S: 6 P: 6	R: 0 H: 1 E: 0 LOB: 1 K: 1 BB: 0 S: 6 P: 6	R: 0 H: 1 E: 0 LOB: 2 K: 0 BB: 1 S: 4 P: 8	R: 0 H: 0 E: 0 LOB: 0 K: 0 BB: 0 S: 3 P: 3	R: 0 H: 1 E: 0 LOB: 1 K: 0 BB: 0 S: 4 P: 4	R: 0 H: 0 E: 0 LOB: 0 K: 0 BB: 0 S: 3 P: 3	1B: 4 SF: 0 2B: 0 SAC: 0 3B: 0 DP: 0 HR: 1 HBP: 0	WP: 0 PA: 34 PB: 0 SB: 0 CS: 1							
<b>PITCHER</b>	IP WLS BF H R ER SO BB IBB HBP BLK WP HR S P ERA WHIP	IP WLS BF H R ER SO BB IBB HBP BLK WP HR S P ERA WHIP																
Bill Bonham, R (1,1) ERA: 2.63	7.0 W 26 4 1 1 5 2 0 0 0 0 0 0 34 42 1.29 0.857																	
Tom Hume, R (8,1) ERA:	2.0 7 1 0 0 0 0 0 0 0 0 0 0 7 7 0.00 0.500																	

**Cincinnati Reds @ Atlanta Braves**  
Atlanta-Fulton County Stadium, Atlanta, GA  
Sat Apr 19 1980, 6:05 PM EST  
Att: 9,684 - Unknown

AB 31  
R 1  
H 5  
RBI 1  
BB 2  
SO 5  
LOB 10





Batter	1	2	3	4	5	6	7	8	9	AB	R	H	RBI	BB	SO	LOB	TOP										
Dave Collins, S OBP: 0.327, SLG: 0.348 Sam Mejias, R (8, 8)	4-3		B1-3		K			F7		4	0	0	0	0	1	0											
Ken Griffey, L OBP: 0.302, SLG: 0.297 (1, 9)	6-3		2B BB		G3			6-3		3	1	0	0	1	0	0											
Dave Concepcion, R OBP: 0.326, SLG: 0.578 (1, 6)	F9		1-H 2B		F9			E6 HR		4	1	1	1	0	0	0											
George Foster, R OBP: 0.356, SLG: 0.500 (1, 7)		BB 2B 1B	6-3		6-3			6-3		4	2	2	2	0	0	1											
Dan Driessen, L OBP: 0.326, SLG: 0.417 (1, 3)		2B 1-2 1B BB			F7			K S 1B		3	1	1	0	1	1	0											
Ray Knight, R OBP: 0.333, SLG: 0.553 Rick Auerbach, R (2, 5)		1-3 2-H 1B 2B			CS BB			K 1-2		1	0	1	1	0	0	0											
Junior Kennedy, R OBP: 0.439, SLG: 0.514 (1, 4)		6-3			K 1-3			P4		4	0	0	0	0	1	4											
Don Werner, R OBP: 0.167, SLG: 0.091 (1, 2)		2-H 3-H 1B			F7			5-3		4	0	1	1	0	0	1											
Tom Seaver, R (1, 1)					5-3			F7		2	0	0	0	0	1	0											
Cesar Geronimo, L OBP: 0.333, SLG: 0.333 Doug Bair, R (7, 1)					K					1	0	0	0	0	0	0											
Dave Tomlin, L (7, 1)										0	0	0	0	0	0	0											
Tom Hume, R (8, 1)										0	0	0	0	0	0	0											
<b>Inning Stats</b>	R: 0 E: 0 K: 0 S: 3	H: 0 LOB: 0 BB: 0 P: 3	R: 2 E: 0 K: 0 S: 4	H: 3 LOB: 2 BB: 1 P: 8	R: 1 E: 0 K: 1 S: 6	H: 1 LOB: 1 BB: 1 P: 10	R: 0 E: 0 K: 1 S: 5	H: 0 LOB: 0 BB: 0 P: 9	R: 0 E: 0 K: 1 S: 5	H: 1 LOB: 0 BB: 0 P: 6	R: 0 E: 0 K: 0 S: 3	H: 0 LOB: 0 BB: 0 P: 3	R: 2 E: 1 K: 1 S: 7	H: 1 LOB: 0 BB: 0 P: 7	R: 0 E: 0 K: 0 S: 2	H: 0 LOB: 0 BB: 1 P: 6	1B: 3 2B: 2 3B: 0 HR: 1	SF: 0 SAC: 0 DP: 0 HBP: 0	WP: 0 PA: 35 SB: 0 CS: 2								
<b>PITCHER</b>	IP	WLS	BF	H	R	ER	SO	BB	IBB	HBP	BLK	WP	HR	S	P	ERA	WHIP										
Tommy Boggs, R ERA: 2.3 Larry Bradford, L ERA: 1.35 Al Hrabosky, L ERA: 4.15	(1, 1)	7.0	27	5	3	3	4	3	0	0	0	0	0	32	44	3.86	1.143										

Cincinnati Reds @ Atlanta Braves  
Atlanta-Fulton County Stadium, Atlanta, GA  
Sun Apr 20 1980, 3:33 AM EST  
Att: 8,002 - Unknown

AB 31  
R 5  
H 6  
RBI 5  
BB 4  
SO 5  
LOB 7



Batter	1	2	3	4	5	6	7	8	9	AB	R	H	RBI	BB	SO	LOB	BOTTOM										
Jerry Royster, R OBP: 0.333, SLG: 0.333 (1, 4)	6-3		PB S BB		F7			1-3 BB		3	0	0	0	2	1	0											
Larvell Blanks, R (1, 6)	6-3		F8 1-3				E5 FC3-6	1-3 2		5	0	0	0	0	0	2											
Brian Assestine, L OBP: 0.304, SLG: 0.333 (7, 8)	K				P4		FC3-6 1B CI	BB		3	1	0	0	1	1	1											
Chris Chambliss, L OBP: 0.316, SLG: 0.457 (1, 3)		4-3			F7		CI 1B 1B	F8		3	0	0	0	0	0	2											
Dale Murphy, R OBP: 0.333, SLG: 0.455 (1, 9)		P6			HR		1-2 2-H 1B 1B	1-3 1B		4	1	3	2	0	0	0											
Joe Nolan, L OBP: 0.571, SLG: 0.500 (1, 2)					F7		1-2 2-3 1B	K		3	0	1	0	1	1	1											
Chico Ruiz, R OBP: 0.194, SLG: 0.500 Bob Horner, R OBP: 0.086, SLG: 0.059 (9, 5)					K		G3 SF8 2B	K		3	1	1	0	0	2	4											
Eddie Miller, S OBP: 0.167, SLG: 0.167 Mike Lum, L OBP: 0.143, SLG: 0.286 (7, 7)					K		G3	F7		2	0	0	0	0	4												
Tommy Boggs, R OBP: 0.250, SLG: 0.333 Gary Matthews, R OBP: 0.164, SLG: 0.189 Larry Bradford, R (8, 1)					K		SF8			1	0	0	1	0	1	0											
Al Hrabosky, R (9, 1)								4-3		1	0	0	0	0	0	0											
Jeff Burroughs, R OBP: 0.333, SLG: 0.667 (9, PH)								F8		1	0	0	0	0	0	0											
<b>Inning Stats</b>	R: 0 E: 0 K: 1 S: 5	H: 0 LOB: 0 BB: 0 P: 5	R: 0 E: 0 K: 1 S: 5	H: 0 LOB: 1 BB: 1 P: 9	R: 0 E: 0 K: 2 S: 7	H: 0 LOB: 1 BB: 1 P: 11	R: 1 E: 0 K: 0 S: 4	H: 1 LOB: 0 BB: 0 P: 4	R: 1 E: 0 K: 1 S: 9	H: 2 LOB: 3 BB: 0 P: 9	R: 0 E: 0 K: 0 S: 3	H: 0 LOB: 2 BB: 2 P: 11	R: 0 E: 0 K: 1 S: 6	H: 1 LOB: 1 BB: 0 P: 6	R: 0 E: 0 K: 1 S: 5	H: 0 LOB: 0 BB: 0 P: 5	1B: 3 2B: 1 3B: 0 HR: 1	SF: 1 SAC: 0 DP: 0 HBP: 0	WP: 0 PA: 38 SB: 1 CS: 0								
<b>PITCHER</b>	IP	WLS	BF	H	R	ER	SO	BB	IBB	HBP	BLK	WP	HR	S	P	ERA	WHIP										
Tom Seaver, R ERA: 3.75 Doug Bair, R ERA: 10.8 Dave Tomlin, L ERA: 10.8 Tom Hume, R ERA:	(1, 1)	6.0	26	4	3	2	5	2	0	0	0	0	0	2	10	0.00	3.000										

Cincinnati Reds @ Atlanta Braves  
Atlanta-Fulton County Stadium, Atlanta, GA  
Sun Apr 20 1980, 3:33 AM EST  
Att: 8,002 - Unknown

AB 32  
R 3  
H 5  
RBI 3  
BB 4  
SO 7  
LOB 16





Batter	1	2	3	4	5	6	7	8	9	10	AB	R	H	RBI	BB	SO	LOB	TOP									
Ozzie Smith, S OBP: 0.358, SLG: 0.326 (1, 6)	4-0 BB		0-0 G3		0-0 F5		0-0 1-3			0-0 CS 1B	4	0	1	0	1	0	1	<b>San Diego Padres @ Atlanta Braves</b> Atlanta-Fulton County Stadium, Atlanta, GA Tue Apr 22 1980, 6:05 PM EST Att: 4,710 - Unknown  <b>AB 34</b> <b>R 2</b> <b>H 5</b> <b>RBI 2</b> <b>BB 2</b> <b>SO 8</b> <b>LOB 14</b>									
Dave Cash, R OBP: 0.269, SLG: 0.227 (1, 4)	0-3 K		0-0 6-3		0-0 6-3		0-0 F6			0-0 P6	5	0	0	0	0	1	3										
Jerry Turner, L OBP: 0.316, SLG: 0.235 (1, 7)	0-3 K			0-0 4-3		1-0 FC 1B HBP				0-0 G3	3	1	0	0	0	1	1										
Barry Evans, R OBP: 0.500, SLG: 0.375 (8, 5)											0	0	0	0	0	0	0										
Dave Winfield, R OBP: 0.307, SLG: 0.415 (1, 9)	0-0 F3			0-3 K		0-3 K				0-0 F8	4	0	0	0	0	2	2										
Willie Montanez, L OBP: 0.341, SLG: 0.425 (1, 3)		0-0 6-3		4-0 BB		0-0 FC 1B				0-3 K	3	0	0	0	1	1	1										
Gene Tenace, R OBP: 0.371, SLG: 0.500 (1, 2)		0-0 F8		0-0 F7		0-0 1B				0-0 F3	4	0	1	1	0	0	1										
Jerry Mumphrey, S OBP: 0.263, SLG: 0.176 (1, 8)					0-0 1B SH2-3		0-0 K			0-0 1-3	4	1	2	0	0	1	2										
Paul Dade, R OBP: 0.300, SLG: 0.263 Gene Richards, L OBP: 0.261, SLG: 0.250 (8, 7)	0-0 1B				0-0 SH2-3 1B		0-3 K			0-0 P4	3	0	1	0	0	1	3										
John Curtis, L Rollie Fingers, R Kurt Bevacqua, R Bob Shirley, R (10, PH)			0-0 3-1		0-0 SH2-3		0-3 K			0-0 F8	2	0	0	1	0	1	0										
<b>Inning Stats</b>	R: 0 E: 0 K: 2 S: 7	H: 0 LOB: 1 BB: 1 P: 11	R: 0 E: 0 K: 0 S: 4	H: 1 LOB: 0 BB: 0 P: 4	R: 0 E: 0 K: 0 S: 3	H: 0 LOB: 0 BB: 0 P: 3	R: 0 E: 0 K: 1 S: 5	H: 0 LOB: 1 BB: 1 P: 9	R: 1 E: 0 K: 0 S: 5	H: 2 LOB: 1 BB: 0 P: 5	R: 1 E: 0 K: 3 S: 11	H: 1 LOB: 2 BB: 0 P: 12	R: 0 E: 0 K: 1 S: 5	H: 0 LOB: 0 BB: 0 P: 5	R: 0 E: 0 K: 1 S: 3	H: 0 LOB: 0 BB: 0 P: 3	R: 0 E: 0 K: 0 S: 3	H: 1 LOB: 0 BB: 0 P: 3	1B: 5 2B: 0 3B: 0 HR: 0	SF: 0 SAC: 1 DP: 0 HBP: 1	WP: 0 PB: 1 SB: 1 CS: 1	PA: 38					
<b>PITCHER</b>	IP 9.0	WLS 35	H 4	R 2	ER 2	SO 8	BB 2	IBB 0	HBP 1	BLK 0	WP 0	HR 0	S 48	P 57	ERA 2.00	WHIP 0.667											
Phil Niekro, R ERA: 5.55 Al Hrabosky, L ERA: 3.38 (10, 1)	1.0	W	3	1	0	0	0	0	0	0	0	0	0	3	3	0.00	1.000										

Batter	1	2	3	4	5	6	7	8	9	10	AB	R	H	RBI	BB	SO	LOB	BOTTOM									
Jerry Royster, R OBP: 0.319, SLG: 0.341 (1, 4)	0-0 F8		0-0 F9		0-0 F8 1B 2H 2B		0-3 K		0-3 K		5	1	1	1	0	2	3	<b>San Diego Padres @ Atlanta Braves</b> Atlanta-Fulton County Stadium, Atlanta, GA Tue Apr 22 1980, 6:05 PM EST Att: 4,710 - Unknown  <b>AB 33</b> <b>R 3</b> <b>H 8</b> <b>RBI 3</b> <b>BB 2</b> <b>SO 3</b> <b>LOB 13</b>									
Larvell Blanks, R OBP: 0.133, SLG: 0.286 (1, 5)	0-0 F7		0-0 5-3		0-0 F8		0-0 F6			0-0 HR	5	1	1	1	0	0	2										
Dale Murphy, R OBP: 0.325, SLG: 0.417 (1, 9)	0-0 E5			0-0 F9	4-0 1B IBB					0-0 5-3	3	0	0	0	1	0	0										
Chris Chambliss, L OBP: 0.333, SLG: 0.462 (1, 3)	0-0 F5			0-0 1B	0-0 1B					0-0 4-3	4	0	2	1	0	0	1										
Jeff Burroughs, R OBP: 0.143, SLG: 0.286 (1, 7)		0-0 6-3		0-0 F2	0-0 F7					0-0 F8	4	0	0	0	0	0	3										
Brian Asselstine, L OBP: 0.308, SLG: 0.333 Charlie Spikes, R OBP: 0.300, SLG: 0.500 Eddie Miller, S OBP: 0.167, SLG: 0.167 (9, PH)		0-0 6-3		0-0 FC6-4 1B	1-2 1B		0-0 K			0-0 SH3-4 1B	3	0	1	0	0	1	0										
Bruce Benedict, R (1, 2)	0-0 P6			0-0 FC6-4	1-2 1B		0-0 F8			0-0 SH3-4	3	0	0	0	0	0	2										
Luis Gomez, R OBP: 0.280, SLG: 0.217 (1, 6)			0-0 SH1-4 1B		0-0 SH1-4 2B 1B		0-0 F9			0-0 F8	4	1	2	0	0	0	2										
Phil Niekro, R OBP: 0.200, SLG: 0.200 Gary Matthews, R OBP: 0.205, SLG: 0.189 Al Hrabosky, R (10, 1)			0-0 SH1-4		0-0 SH1-4		0-0 F7			0-0 BB	1	0	0	0	0	0	0										
<b>Inning Stats</b>	R: 0 E: 1 K: 0 S: 4	H: 0 LOB: 1 BB: 0 P: 4	R: 0 E: 0 K: 0 S: 3	H: 0 LOB: 0 BB: 0 P: 3	R: 0 E: 0 K: 0 S: 4	H: 1 LOB: 1 BB: 0 P: 4	R: 0 E: 0 K: 0 S: 5	H: 2 LOB: 2 BB: 0 P: 5	R: 2 E: 0 K: 0 S: 6	H: 3 LOB: 2 BB: 1 P: 10	R: 0 E: 0 K: 1 S: 5	H: 0 LOB: 0 BB: 0 P: 5	R: 0 E: 0 K: 0 S: 3	H: 0 LOB: 0 BB: 0 P: 3	R: 0 E: 0 K: 1 S: 6	H: 1 LOB: 2 BB: 1 P: 10	R: 1 E: 0 K: 0 S: 1		H: 1 LOB: 0 BB: 0 P: 1	1B: 6 2B: 1 3B: 0 HR: 1	SF: 0 SAC: 3 DP: 0 HBP: 0	WP: 0 PB: 0 SB: 0 CS: 0	PA: 38				
<b>PITCHER</b>	IP 8.2	WLS 36	H 7	R 2	ER 2	SO 2	BB 1	IBB 1	HBP 0	BLK 0	WP 0	HR 0	S 38	P 46	ERA 2.08	WHIP 0.923											
John Curtis, L ERA: 3.79 Rollie Fingers, R Bob Shirley, L ERA: 2.25 (9, 1)	0.1	1	0	0	0	1	0	0	0	0	0	0	0	3	3	0.00	0.000										
	0.0	L	1	1	1	0	0	0	0	0	0	1	1	1	∞	∞											



Batter	1	2	3	4	5	6	7	8	9	AB	R	H	RBI	BB	SO	LOB	TOP								
Gene Richards, L (1, 7) OBP: 0.260, SLG: 0.250	F3		K				K			4	0	1	0	0	2	2	<b>San Diego Padres @ Atlanta Braves</b> Atlanta-Fulton County Stadium, Atlanta, GA Wed Apr 23 1980, 6:05 PM EST Att: 4,166 - Unknown								
Ozzie Smith, S (1, 6) OBP: 0.351, SLG: 0.304	E5		F7				4-3			3	0	0	0	1	0	1									
Jerry Mumphrey, S (1, 8) OBP: 0.262, SLG: 0.184	E6				E6		F7		G4-6-3	4	0	1	0	0	0	1									
Dave Winfield, R (1, 9) OBP: 0.377, SLG: 0.395	K				FC5-2		1-4-3			2	0	0	0	2	1	2									
Willie Montanez, L (1, 3) OBP: 0.313, SLG: 0.386	4-3				F8		3-1		E6	4	0	0	0	0	0	5									
Gene Tenace, R (1, 2) OBP: 0.378, SLG: 0.483										1	0	0	0	1	0	2									
Bill Fahey, L (5, 2) OBP: 0.235, SLG: 0.188					FC5-2				5-3	1	1	0	0	1	0	2									
Aurelio Rodriguez, R (1, 5) OBP: 0.157, SLG: 0.167							F8			2	0	0	0	0	1	3									
Von Joshua, L (7, PH) OBP: 0.200, SLG: 0.200	K				5-3				F9	1	0	0	0	0	0	1									
Steve Mura, R (7, 1) OBP: 0.500, SLG: 1.000										0	0	0	0	0	0	0									
Fred Kendall, R (9, PH)										1	0	0	0	0	0	0									
Barry Evans, R (1, 4) OBP: 0.417, SLG: 0.300							F9			2	0	0	0	0	0	1									
Kurt Bevacqua, R (7, PH) OBP: 0.266, SLG: 0.429	G6-4-3								6-3	1	0	1	0	0	0	0									
Paul Dade, R (7, FR) OBP: 0.286, SLG: 0.250										1	0	0	0	0	0	0									
Randy Jones, R (1, 1)					6-3					2	0	0	0	0	0	0									
Jerry Turner, L (7, PH) OBP: 0.350, SLG: 0.278							F7			1	0	1	1	0	0	0									
Dave Cash, R (7, 4) OBP: 0.264, SLG: 0.222										1	0	0	0	0	0	0									
<b>Inning Stats</b>	R: 0 E: 2 K: 1 S: 7	H: 1 LOB: 2 BB: 0 P: 7	R: 0 E: 0 K: 1 S: 4	H: 0 LOB: 0 BB: 1 P: 8	R: 0 E: 0 K: 1 S: 5	H: 0 LOB: 0 BB: 0 P: 5	R: 0 E: 1 K: 0 S: 4	H: 0 LOB: 2 BB: 1 P: 8	R: 0 E: 0 K: 0 S: 4	H: 1 LOB: 1 BB: 0 P: 4	R: 0 E: 0 K: 0 S: 3	H: 0 LOB: 0 BB: 0 P: 3	R: 1 E: 0 K: 1 S: 6	H: 2 LOB: 2 BB: 1 P: 10	R: 0 E: 1 K: 0 S: 3	H: 0 LOB: 2 BB: 2 P: 11	R: 0 E: 0 K: 0 S: 3	H: 0 LOB: 0 BB: 0 P: 3	1B: 4 2B: 1 3B: 0 HR: 0	SF: 0 SAC: 0 DP: 3 HBP: 0	WP: 0 PB: 0 SB: 2 CS: 1	PA: 36			
<b>PITCHER</b>	IP	WLS	BF	H	R	ER	SO	BB	IBB	HBP	BLK	WP	HR	S	P	ERA	WHIP								
Rick Matula, R (1, 1) ERA: 0.42	6.1	W	27	4	1	1	3	3	0	0	0	0	0	30	42	1.42	1.105								
Larry Bradford, L (7, 1) ERA: 1.13	1.1		3	0	0	0	1	1	0	0	0	0	0	4	8	0.00	0.750								
Gene Garber, R (8, 1) ERA: 10.13	0.0		1	0	0	0	0	1	0	0	0	0	0	4	4	∞	∞								
Al Hrabosky, L (8, 1) ERA: 2.7	1.1	S	5	0	0	0	0	0	0	0	0	0	0	5	5	0.00	0.000								

Batter	1	2	3	4	5	6	7	8	9	AB	R	H	RBI	BB	SO	LOB	BOTTOM									
Jerry Royster, R (1, 4) OBP: 0.314, SLG: 0.318	6-3		1-3		6-3					3	0	0	0	1	0	1	<b>San Diego Padres @ Atlanta Braves</b> Atlanta-Fulton County Stadium, Atlanta, GA Wed Apr 23 1980, 6:05 PM EST Att: 4,166 - Unknown									
Larvell Blanks, R (1, 5) OBP: 0.105, SLG: 0.222	5-3		6-3		6-3					4	0	0	0	0	0	3										
Dale Murphy, R (1, 9) OBP: 0.316, SLG: 0.400	K						6-3		F3	4	0	1	0	0	1	0										
Chris Chambliss, L (1, 3) OBP: 0.326, SLG: 0.512			4-3		4-3				F7	4	1	1	1	0	0	1										
Jeff Burroughs, R (1, 7) OBP: 0.182, SLG: 0.273					F5					4	1	1	0	0	1	0										
Eddie Miller, S (9, 8) OBP: 0.167, SLG: 0.167							F7		K	0	0	0	0	0	0	0										
Brian Asselstine, L (1, 8) OBP: 0.510, SLG: 0.333										3	0	1	0	0	1	1										
Bruce Benedict, R (1, 2) OBP: 0.333, SLG: 0.200					6-3					2	0	1	1	1	0	1										
Luis Gomez, R (1, 6) OBP: 0.296, SLG: 0.240										2	0	1	0	0	0	2										
Rick Matula, R (1, 1)										1	0	0	0	0	0	2										
Larry Bradford, R (7, 1)										1	0	0	0	0	0	1										
Gene Garber, R (8, 1)										0	0	0	0	0	0	0										
Al Hrabosky, R (8, 1)										0	0	0	0	0	0	0										
<b>Inning Stats</b>	R: 0 E: 0 K: 1 S: 5	H: 0 LOB: 0 BB: 0 P: 5	R: 1 E: 1 K: 0 S: 6	H: 2 LOB: 2 BB: 0 P: 6	R: 0 E: 0 K: 0 S: 4	H: 1 LOB: 1 BB: 0 P: 4	R: 0 E: 0 K: 0 S: 3	H: 1 LOB: 0 BB: 0 P: 3	R: 0 E: 0 K: 0 S: 4	H: 1 LOB: 1 BB: 0 P: 4	R: 1 E: 0 K: 1 S: 6	H: 1 LOB: 0 BB: 0 P: 6	R: 0 E: 0 K: 0 S: 3	H: 0 LOB: 2 BB: 2 P: 11	R: 0 E: 0 K: 1 S: 5	H: 0 LOB: 0 BB: 0 P: 5		1B: 5 2B: 0 3B: 0 HR: 1	SF: 0 SAC: 2 DP: 0 HBP: 0	WP: 0 PB: 0 SB: 0 CS: 1	PA: 32					
<b>PITCHER</b>	IP	WLS	BF	H	R	ER	SO	BB	IBB	HBP	BLK	WP	HR	S	P	ERA		WHIP								
Randy Jones, L (1, 1) ERA: 3.12	6.0	L	24	6	2	1	2	0	0	0	0	0	0	8	16	1.50		1.000								
Steve Mura, R (7, 1) ERA: 0.9	2.0		8	0	0	0	1	2	0	0	0	0	0	8	16	0.00	1.000									




Batter	1	2	3	4	5	6	7	8	9	AB	R	H	RBI	BB	SO	LOB	TOP					
<b>Ozzie Smith, S</b> OBP: 0.355, SLG: 0.300 (1, 6)	G3		6-3			1B		1B		4	1	1	0	1	0	3	<b>San Diego Padres @ Atlanta Braves</b> Atlanta-Fulton County Stadium, Atlanta, GA Thu Apr 24 1980, 6:05 PM EST Att: 4,498 - Unknown					
<b>Dave Cash, R</b> OBP: 0.293, SLG: 0.260 (1, 4)	G3		6-3			HR	F9	1B		5	1	3	0	0	0	1						
<b>Gene Richards, L</b> OBP: 0.255, SLG: 0.302 (1, 7)	G3			3-1		HR	F7	K		5	1	1	3	0	1	3						
<b>Dave Winfield, R</b> OBP: 0.397, SLG: 0.391 (1, 9)	K			4-3		2B	FC6-4	BB		3	1	1	0	2	1	1						
<b>Jerry Mumphrey, S</b> OBP: 0.277, SLG: 0.214 (1, 8)		4-0		F7		2B	FC6-4	BB		4	1	1	1	1	0	2						
<b>Kurt Bevacqua, R</b> OBP: 0.400, SLG: 0.556 (6, PR)	9-3					2B				2	0	1	1	1	0	1						
<b>Aurelio Rodriguez, R</b> OBP: 0.211, SLG: 0.211 (6, S)						2B				1	0	1	0	0	0	0						
<b>Paul Dado, R</b> OBP: 0.286, SLG: 0.250 (8, PR)						2B		HR		0	1	0	0	0	0	0						
<b>Barry Evans, R</b> OBP: 0.462, SLG: 0.364 (8, S)						2B		1B		1	0	1	0	0	0	0						
<b>Willie Montanez, L</b> OBP: 0.302, SLG: 0.429 (1, 3)	3-1					K	F5	HR		5	1	1	2	0	1	3						
<b>Bill Fahey, L</b> OBP: 0.238, SLG: 0.200 (1, 2)				SH1-4		F7	6-3	F2		4	0	1	0	0	0	3						
<b>Eric Rasmussen, R</b> OBP: 0.332, SLG: 0.667 (5, PH)				SH1-4		F7				0	0	0	0	0	0	0						
<b>Von Johnson, L</b> OBP: 0.167, SLG: 0.167 (5, S)				SH1-4		F7				1	0	0	0	0	0	1						
<b>Dennis Kinney, L</b> OBP: 0.293, SLG: 0.483 (8, S)				SH1-4		F7				0	0	0	0	0	0	0						
<b>Gene Tenace, R</b> OBP: 0.363, SLG: 0.433 (8, S)				SH1-4		F7				1	0	0	0	1	0	0						
<b>Bob Shirley, R</b> OBP: 0.286, SLG: 0.433 (8, S)				SH1-4		F7				0	0	0	0	0	0	0						
<b>Rollie Fingers, R</b> OBP: 0.286, SLG: 0.433 (8, S)				SH1-4		F7				0	0	0	0	0	0	0						
<b>Inning Stats</b>	R: 0 E: 0 K: 1 S: 6	H: 1 LOB: 1 BB: 0 P: 6	R: 0 E: 0 K: 0 S: 2	H: 0 LOB: 0 BB: 1 P: 6	R: 0 E: 0 K: 0 S: 4	H: 1 LOB: 1 BB: 0 P: 4	R: 0 E: 0 K: 0 S: 3	H: 0 LOB: 0 BB: 0 P: 3	R: 0 E: 0 K: 1 S: 5	H: 0 LOB: 1 BB: 1 P: 9	R: 5 E: 0 K: 0 S: 9	H: 6 LOB: 2 BB: 1 P: 13	R: 0 E: 0 K: 0 S: 3	H: 0 LOB: 1 BB: 1 P: 7	R: 2 E: 0 K: 2 S: 10	H: 3 LOB: 2 BB: 1 P: 14	R: 0 E: 0 K: 0 S: 3	H: 1 LOB: 1 BB: 1 P: 7	1B: 8 2B: 3 3B: 0 HR: 2	SF: 0 SAC: 1 DP: 2 HBP: 0	WP: 0 PB: 0 SB: 0 CS: 0	PA: 43
<b>PITCHER</b>	IP	WLS	BF	H	R	ER	SO	BB	IBB	HBP	BLK	WP	HR	S	P	ERA	WHIP					
<b>Doyle Alexander, R</b> ERA: 5.94 (1, 1)	5.0		24	8	5	5	2	2	0	0	0	0	1	26	34	9.00	2.000					
<b>Larry Bradford, L</b> ERA: 1.0 (6, 1)	1.0		4	0	0	0	0	0	1	0	0	0	0	3	7	0.00	0.000					
<b>Rick Camp, R</b> ERA: 2.61 (7, 1)	1.0		5	1	1	1	0	1	0	0	0	0	0	4	8	9.00	2.000					
<b>Al Hrabosky, L</b> ERA: 3.52 (8, 1)	1.0		6	2	1	1	2	1	0	0	0	0	1	9	13	9.00	3.000					
<b>Gene Garber, R</b> ERA: 7.39 (9, 1)	1.0	W	4	1	0	0	0	1	0	0	0	0	0	3	7	0.00	2.000					

AB 36  
R 7  
H 12  
RBI 7  
BB 6  
SO 4  
LOB 19



Batter	1	2	3	4	5	6	7	8	9	AB	R	H	RBI	BB	SO	LOB	BOTTOM					
<b>Jerry Royster, R</b> OBP: 0.286, SLG: 0.286 (1, 4)	F2	F7		6-3			E4		K	5	1	0	0	0	1	1	<b>San Diego Padres @ Atlanta Braves</b> Atlanta-Fulton County Stadium, Atlanta, GA Thu Apr 24 1980, 6:05 PM EST Att: 4,498 - Unknown					
<b>Larvell Blanks, R</b> OBP: 0.174, SLG: 0.273 (1, 5)	2B	F8				E3	SH1-4		1B	4	2	2	0	0	0	1						
<b>Dale Murphy, R</b> OBP: 0.327, SLG: 0.409 (1, 9)	2B	5-3				F7		1B	6-4-3	4	1	1	1	1	0	3						
<b>Chris Chambliss, L</b> OBP: 0.333, SLG: 0.500 (1, 3)	E			F7		FC3-6		SF9		3	2	1	1	1	0	1						
<b>Jeff Burroughs, R</b> OBP: 0.313, SLG: 0.438 (1, 7)	E5					K			1B	5	1	3	1	0	1	3						
<b>Charlie Spikes, R</b> OBP: 0.333, SLG: 0.333 (8, PH)	SH5-3							FC6-4		1	0	0	0	0	0	0						
<b>Brian Asselstine, L</b> OBP: 0.324, SLG: 0.375 (1, 8)	SH5-3			F8			K	FC6-4		5	0	2	3	0	1	3						
<b>Bruce Benedict, R</b> OBP: 0.375, SLG: 0.286 (1, 2)	SH5-3									2	0	1	1	0	0	1						
<b>Eddie Miller, S</b> OBP: 0.167, SLG: 0.167 (6, PR)	SH5-3			5-3			CS		4-3	0	1	0	0	0	0	0						
<b>Joe Nolan, L</b> OBP: 0.571, SLG: 0.500 (7, 2)										0	0	0	0	0	0	0						
<b>Gene Garber, R</b> OBP: 0.333, SLG: 0.333 (9, 1)	2-3									1	0	0	0	0	0	0						
<b>Luis Gomez, R</b> OBP: 0.323, SLG: 0.276 (1, 6)	F8								K	4	0	2	1	0	1	1						
<b>Doyle Alexander, R</b> OBP: 0.167, SLG: 0.167 (5, PH)										2	0	1	0	0	0	1						
<b>Larry Bradford, L</b> OBP: 0.220, SLG: 0.184 (6, PR)										0	0	0	0	0	0	0						
<b>Gary Matthews, R</b> OBP: 0.220, SLG: 0.184 (7, 1)										1	0	0	0	0	0	1						
<b>Rick Camp, R</b> OBP: 0.286, SLG: 0.250 (8, PH)										0	0	0	0	0	0	0						
<b>Al Hrabosky, R</b> OBP: 0.286, SLG: 0.250 (8, PH)										0	0	0	0	0	0	0						
<b>Bill Nahorodny, R</b> OBP: 0.286, SLG: 0.250 (9, 2)										1	0	0	0	0	0	0						
<b>Inning Stats</b>	R: 4 E: 1 K: 0 S: 7	H: 3 LOB: 1 BB: 1 P: 11	R: 0 E: 0 K: 0 S: 4	H: 1 LOB: 1 BB: 0 P: 4	R: 0 E: 0 K: 0 S: 4	H: 1 LOB: 1 BB: 0 P: 4	R: 0 E: 0 K: 0 S: 3	H: 1 LOB: 0 BB: 0 P: 3	R: 0 E: 0 K: 1 S: 6	H: 0 LOB: 1 BB: 0 P: 6	R: 1 E: 0 K: 2 S: 8	H: 2 LOB: 1 BB: 0 P: 8	R: 1 E: 1 K: 0 S: 5	H: 1 LOB: 2 BB: 1 P: 9	R: 0 E: 0 K: 1 S: 5	H: 0 LOB: 0 BB: 0 P: 5	R: 2 E: 0 K: 1 S: 8	H: 4 LOB: 2 BB: 0 P: 8	1B: 10 2B: 3 3B: 0 HR: 0	SF: 1 SAC: 2 DP: 0 HBP: 0	WP: 0 PB: 0 SB: 0 CS: 3	PA: 42
<b>PITCHER</b>	IP	WLS	BF	H	R	ER	SO	BB	IBB	HBP	BLK	WP	HR	S	P	ERA	WHIP					
<b>Eric Rasmussen, R</b> ERA: 4.8 (1, 1)	4.0		19	6	4	2	0	1	0	0	0	0	0	6	6	0.00	0.000					
<b>Dennis Kinney, L</b> ERA: 8.31 (5, 1)	1.0		4	0	0	0	1	0	0	0	0	0	0	6	6	0.00	0.000					
<b>Bob Shirley, L</b> ERA: 2.38 (6, 1)	3.1		15	4	3	1	4	0	1	0	0	0	0	22	26	2.70	1.200					
<b>Rollie Fingers, R</b> ERA: 1.42 (9, 1)	0.1	L	4	3	1	1	0	0	0	0	0	0	0	4	4	27.00	9.000					

AB 37  
R 8  
H 13  
RBI 8  
BB 2  
SO 5  
LOB 16





Batter	1	2	3	4	5	6	7	8	9	10	11	AB	R	H	RBI	BB	SO	LOB	TOP							
Ron LeFlore, R OBP: 0.367, SLG: 0.364 Jerry White, S OBP: 0.143, SLG: 0.286	(1, 7) 0-3 K		(1, 0) 5-3		(1, 0) 4-3			(1, 0) E3 4-3 1B		(1, 0) G3 2B		4	0	1	0	0	1	0								
Tony Bernazard, S OBP: 0.260, SLG: 0.455	(1, 4) 4-0 1B HR		(1, 0) 4-3		(1, 0) 4-1			(1, 0) 4-3		(1, 0) G3 2-3		4	1	0	0	1	0	2								
Andre Dawson, R OBP: 0.340, SLG: 0.537	(1, 8) 0-0 1B HR		(1, 0) 6-3			(1, 0) P4		(1, 0) 5-3		(1, 0) K		5	1	1	0	0	1	2								
Elis Valentine, R OBP: 0.269, SLG: 0.420	(1, 9) 0-0 F5			(1, 0) HR 1B		(1, 0) F8			(1, 0) HR 1B		(1, 0) F7	5	2	2	0	0	0	2								
Larry Parrish, R OBP: 0.380, SLG: 0.711	(1, 5) 0-0 HR			(1, 0) HR		(1, 0) 5-3			(1, 0) HR		(1, 0) 4-3	5	3	3	7	0	0	0								
Gary Carter, R OBP: 0.275, SLG: 0.396	(1, 2) 0-0 5-3			(1, 0) 6-3			(1, 0) K		(1, 0) P6		(1, 0) 6-3	5	0	0	0	0	1	0								
Warren Cromartie, L OBP: 0.404, SLG: 0.674		(1, 3) 0-0 3-1		(1, 0) F7		(1, 0) 5-3		(1, 0) 1-3				4	0	0	0	0	0	0								
Chris Speier, R OBP: 0.229, SLG: 0.258		(1, 6) 0-0 P3		(1, 0) F8		(1, 0) 6-3		(1, 0) 5-3				4	0	0	0	0	0	0								
Bill Lee, L OBP: 0.143, SLG: 0.143 David Palmer, R Woodie Fryman, R Elias Sosa, R Tom Hutton, L Stan Bahnsen, R Fred Norman, S	(1, 1) 0-0 1B				(1, 0) K			(1, 0) 6-3		(1, 0) 4-3		2	0	1	0	0	1	0								
<b>Inning Stats</b>	R: 3 E: 0 K: 1 S: 7	H: 2 LOB: 0 BB: 1 P: 11	R: 0 E: 0 K: 0 S: 3	H: 1 LOB: 1 BB: 0 P: 3	R: 0 E: 0 K: 0 S: 3	H: 0 LOB: 0 BB: 0 P: 3	R: 2 E: 0 K: 0 S: 5	H: 2 LOB: 0 BB: 0 P: 5	R: 0 E: 0 K: 1 S: 5	H: 0 LOB: 0 BB: 0 P: 5	R: 0 E: 1 K: 0 S: 4	H: 1 LOB: 1 BB: 0 P: 4	R: 2 E: 0 K: 0 S: 5	H: 2 LOB: 0 BB: 0 P: 5	R: 0 E: 0 K: 1 S: 6	H: 1 LOB: 1 BB: 0 P: 6	R: 0 E: 0 K: 0 S: 3	H: 0 LOB: 0 BB: 0 P: 3	1B: 5 2B: 1 3B: 0 HR: 3	SF: 0 SAC: 0 DP: 0 HBP: 0	WP: 0 PB: 0 SB: 0 CS: 0	PA: 42				
<b>PITCHER</b>	Tommy Boggs, R ERA: 4.12	IP: 4.0 WLS: 4.0 BF: 17	H: 5 R: 5 ER: 5 SO: 1	BB: 1 IBB: 0 HBP: 0 BLK: 0	WP: 0 HR: 2 S: 18 P: 22	ERA: 11.25 WHIP: 1.500	<b>PITCHER</b>																			
Preston Hanna, R ERA: 3.0	(5, 1) 2.0 6 0 0 0 1 0 0 0 0 0 0 8 8 0.00 0.000																									
Rick Camp, R ERA: 2.19	(7, 1) 2.0 7 1 0 0 1 0 0 0 0 0 0 9 9 0.00 0.500																									
Gene Garber, R ERA: 7.94	(9, 1) 2.0 9 3 2 2 1 0 0 0 0 0 1 11 11 9.00 1.500																									
Larry Bradford, L ERA: 0.9	(11, 1) 1.0 W 3 0 0 0 0 0 0 0 0 0 0 3 3 0.00 0.000																									

Montreal Expos @ Atlanta Braves  
Atlanta-Fulton County Stadium, Atlanta, GA  
Fri Apr 25 1980, 6:05 PM EST  
At: 6:929 - Unknown

AB 41  
R 7  
H 9  
RBI 7  
BB 1  
SO 4  
LOB 6



Batter	1	2	3	4	5	6	7	8	9	10	11	AB	R	H	RBI	BB	SO	LOB	BOTTOM							
Jerry Royster, R OBP: 0.306, SLG: 0.283	(1, 4) 0-0 G6-4-3 1B		(1, 0) 6-3	(1, 0) FC4-6 1-2			(1, 0) 1-3	(1, 0) E BB			(1, 0) SH1-4 2B BB	4	1	1	1	2	0	1								
Larvell Blanks, R OBP: 0.179, SLG: 0.259	(1, 5) 0-0 G6-4-3 1-2		(1, 0) BB 1B		(1, 0) 5-3		(1, 0) 6-3	(1, 0) E1 1-2 2-3 3-H			(1, 0) SH1-4 1-2	5	0	1	0	0	0	3								
Dale Murphy, R OBP: 0.327, SLG: 0.375	(1, 9) 0-3 K		(1, 0) BB 1B		(1, 0) P3		(1, 0) K	(1, 0) K			(1, 0) 2B BB	4	0	0	0	2	3	3								
Chris Chambliss, L OBP: 0.333, SLG: 0.500		(1, 3) 0-0 4-3	(1, 0) P6		(1, 0) F2			(1, 0) E 1B 1B	(1, 0) F8		(1, 0) 2B 1-3 2-H	6	1	2	1	0	0	2								
Jeff Burroughs, R OBP: 0.450, SLG: 0.526 Eddie Miller, S OBP: 0.158, SLG: 0.158	(1, 7) 0-0 E 1B 1B		(1, 0) 2B 1B 1B		(1, 0) SH1-4 BB BB		(1, 0) SH1-4 BB BB	(1, 0) 1B E BB 1B	(1, 0) P5			3	3	3	0	1	0	0								
Brian Asstetina, L OBP: 0.333, SLG: 0.389	(1, 8) 0-0 E4 1B 1-3		(1, 0) 1B SF7 2B		(1, 0) SH1-4 BB BB		(1, 0) SH1-4 BB BB	(1, 0) E1 BB 1B E	(1, 0) F8			4	2	1	0	1	0	3								
Bruce Benedict, R Joe Nelson, L Charlie Spikes, R Gene Garber, R Chico Ruiz, R Larry Bradford, R	(1, 2) 0-0 F9			(1, 0) FC4-6 1B				(1, 0) K		(1, 0) 4-3		2	0	1	1	0	0	2								
Luis Gomez, R OBP: 0.333, SLG: 0.294	(1, 6) 0-0 1-3 3-H 1B		(1, 0) F3		(1, 0) 6-3		(1, 0) 6-3	(1, 0) E BB 1B		(1, 0) 5-3		5	0	2	3	0	0	3								
Tommy Boggs, R Gary Matthews, R Preston Hanna, R Mike Lum, L Rick Camp, R Bill Nahorodny, R	(1, 1) 0-0 K		(1, 0) SF7		(1, 0) 4-3			(1, 0) P6		(1, 0) F8		1	0	0	0	0	1	0								
<b>Inning Stats</b>	R: 0 E: 0 K: 1 S: 5	H: 1 LOB: 0 BB: 0 P: 5	R: 1 E: 1 K: 0 S: 5	H: 2 LOB: 2 BB: 0 P: 5	R: 0 E: 0 K: 1 S: 6	H: 1 LOB: 1 BB: 1 P: 10	R: 2 E: 0 K: 0 S: 6	H: 3 LOB: 1 BB: 0 P: 6	R: 0 E: 0 K: 0 S: 3	H: 0 LOB: 1 BB: 2 P: 11	R: 0 E: 0 K: 1 S: 5	H: 0 LOB: 0 BB: 0 P: 5	R: 3 E: 2 K: 2 S: 12	H: 3 LOB: 3 BB: 1 P: 16	R: 0 E: 0 K: 0 S: 3	H: 0 LOB: 0 BB: 0 P: 3	R: 0 E: 0 K: 0 S: 3	H: 0 LOB: 0 BB: 0 P: 3	R: 1 E: 0 K: 0 S: 2	H: 1 LOB: 2 BB: 2 P: 10	1B: 9 2B: 2 3B: 0 HR: 0	SF: 1 SAC: 2 DP: 1 HBP: 0	WP: 0 PB: 0 SB: 0 CS: 0	PA: 49		
<b>PITCHER</b>	Bill Lee, L ERA: 5.23	IP: 5.0 WLS: 2.0 BF: 22	H: 7 R: 4 ER: 2 SO: 2	BB: 1 IBB: 0 HBP: 0 BLK: 0	WP: 0 HR: 0 S: 25 P: 29	ERA: 3.60 WHIP: 1.600	<b>PITCHER</b>																			
David Palmer, R ERA: 3.0	(6, 1) 2.0 11 2 4 2 1 2 0 0 0 0 0 11 19 9.00 2.000																									
Woodie Fryman, L ERA: 3.0	(8, 1) 0.2 5 1 0 0 1 1 0 0 0 0 0 6 10 0.00 3.000																									
Elias Sosa, R ERA: 0.87	(8, 1) 1.1 L 4 0 0 0 1 0 0 0 0 0 0 6 6 0.00 0.000																									
Stan Bahnsen, R ERA: 0.87	(10, 1) 1.1 L 6 0 0 1 1 0 2 0 0 0 0 0 4 12 6.75 1.500																									

Montreal Expos @ Atlanta Braves  
Atlanta-Fulton County Stadium, Atlanta, GA  
Fri Apr 25 1980, 6:05 PM EST  
At: 6:929 - Unknown

AB 40  
R 8  
H 11  
RBI 7  
BB 6  
SO 5  
LOB 24





Batter	1	2	3	4	5	6	7	8	9	AB	R	H	RBI	BB	SO	LOB	TOP				
Ron LeFlore, R (1, 7) OBP: 0.370, SLG: 0.354 Jerry White, S (9, 7) OBP: 0.143, SLG: 0.286	4-0 G3 SF8 BB		0-0 2B 1B		0-3 K		0-3 K		0-3 K	4	2	1	0	1	3	3					
Tony Bemazard, S (1, 4) OBP: 0.235, SLG: 0.375	0-0 G3		0-0 F7		0-0 BB 1B		0-0 F8		0-0 G4-3	5	0	1	0	0	0	5					
Andre Dawson, R (1, 8) OBP: 0.353, SLG: 0.524	0-0 SF8		4-0 2B BB		4-0 1-2 BB				0-0 F8	1	1	0	1	2	0	0					
Ellis Valentine, R (1, 9) OBP: 0.268, SLG: 0.426	0-0 F9		0-0 2B		0-0 F7				0-0 6-3	4	0	1	2	0	0	2					
Larry Parrish, R (1, 5) OBP: 0.370, SLG: 0.673			0-0 F7		0-0 5-3				0-0 K	4	0	1	0	0	1	3					
Gary Carter, R (1, 2) OBP: 0.255, SLG: 0.365					0-3 K				0-0 5-3	4	0	0	0	0	2	1					
Warren Cromartie, L (1, 3) OBP: 0.352, SLG: 0.633			0-0 F7		0-0 E3				0-0 5-3	3	0	0	0	1	0	0					
Chris Speier, R (1, 6) OBP: 0.256, SLG: 0.371			0-0 HR		0-3 K				0-0 5-3	4	1	2	1	0	1	1					
Ross Grimsley, L (1, 1) David Palmer, R (6, 1) Woodie Fryman, R (9, 1)			0-0 4-3		0-0 F4				0-0 F7	2	0	0	0	0	0	1					
									0-0 G4-3 BB	1	0	0	0	1	0	0					
									1-2 2-3 BB	0	0	0	0	0	0	0					
<b>Inning Stats</b>	R: 1 E: 0 K: 0 S: 3	H: 0 LOB: 0 BB: 1 P: 7	R: 0 E: 0 K: 1 S: 5	H: 0 LOB: 0 BB: 0 P: 5	R: 3 E: 0 K: 0 S: 6	H: 3 LOB: 1 BB: 1 P: 10	R: 0 E: 1 K: 2 S: 8	H: 0 LOB: 2 BB: 1 P: 8	R: 0 E: 0 K: 0 S: 3	H: 0 LOB: 0 BB: 0 P: 3	R: 0 E: 0 K: 1 S: 5	H: 0 LOB: 0 BB: 0 P: 5	R: 0 E: 0 K: 0 S: 4	H: 1 LOB: 1 BB: 0 P: 4	R: 0 E: 0 K: 1 S: 5	H: 1 LOB: 2 BB: 2 P: 13	1B: 4 2B: 1 3B: 0 HR: 1	SF: 1 SAC: 0 DP: 1 HBP: 0	WP: 0 PB: 0 SB: 2 CS: 0	PA: 38	
<b>PITCHER</b>	IP WLS BF H R ER SO BB IBB HBP BLK WP HR S P ERA WHIP	8.0 L 33 5 4 4 6 3 0 0 0 0 1 42 54 4.50 1.000	1.0 S 5 1 0 0 1 2 0 0 0 0 0 5 13 0.00 3.000																		

**Montreal Expos @ Atlanta Braves**  
Atlanta-Fulton County Stadium, Atlanta, GA  
Sat Apr 26 1980, 6:05 PM EST  
Att: 13,705 - Unknown

AB 32  
R 4  
H 6  
RBI 4  
BB 5  
SO 7  
LOB 16



Batter	1	2	3	4	5	6	7	8	9	AB	R	H	RBI	BB	SO	LOB	BOTTOM				
Jerry Royster, R (1, 4) OBP: 0.313, SLG: 0.293	0-3 K		0-0 FC3-2 FC4-6		0-0 2B 1B				0-0 E6 CS	5	0	2	0	0	1	2					
Larvell Blanks, R (1, 5) OBP: 0.212, SLG: 0.313	0-0 1B		0-0 FC4-6		0-0 1B				0-0 6-3	5	0	2	0	0	0	4					
Dale Murphy, R (1, 9) OBP: 0.350, SLG: 0.415	0-0 F7		0-0 HR 1B		0-0 F3				0-0 PB 2B	5	1	3	0	0	0	3					
Chris Chambliss, L (1, 3) OBP: 0.355, SLG: 0.561	0-0 FC6-4 1B		0-0 HR		0-0 FC6-4 1B				0-0 F7	5	1	3	2	0	0	2					
Jeff Burroughs, R (1, 7) OBP: 0.417, SLG: 0.478	0-0 FC6-4		0-0 G6-3 1B		0-0 F8				0-0 F8	4	0	1	0	0	0	3					
Brian Asselstine, L (1, 8) OBP: 0.328, SLG: 0.375 Eddie Miller, S (8, PR) OBP: 0.158, SLG: 0.158			0-0 F8		0-0 G6-3				0-0 CS 1B	4	0	1	0	0	0	2					
Bruce Benedict, R (1, 2) OBP: 0.429, SLG: 0.385			0-0 1B 2B 1B		0-0 6-3				0-0 FC6-4 1B	4	1	2	0	0	0	1					
Luis Gomez, R (1, 6) OBP: 0.333, SLG: 0.297 Mike Lum, L (8, PH) OBP: 0.111, SLG: 0.222 Chico Ruiz, R (9, 5) OBP: 0.200, SLG: 0.400			0-0 2B FC3-2 1B		0-0 5-3				0-0 F9	3	0	1	0	0	0	0					
Phil Niekro, R (1, 1) OBP: 0.250, SLG: 0.375 Gary Matthews, R (8, PH) OBP: 0.190, SLG: 0.179 Preston Hanna, R (9, 1)			0-0 1B 2B		0-0 F9				0-3 K	3	0	1	1	0	0	0					
			1-3 2-H							1	0	0	0	0	0	0					
<b>Inning Stats</b>	R: 0 E: 0 K: 1 S: 7	H: 2 LOB: 2 BB: 0 P: 7	R: 1 E: 0 K: 0 S: 6	H: 3 LOB: 2 BB: 0 P: 6	R: 2 E: 0 K: 0 S: 5	H: 3 LOB: 0 BB: 0 P: 5	R: 0 E: 0 K: 0 S: 5	H: 2 LOB: 2 BB: 0 P: 5	R: 0 E: 0 K: 0 S: 4	H: 1 LOB: 1 BB: 0 P: 4	R: 0 E: 0 K: 0 S: 3	H: 1 LOB: 0 BB: 0 P: 3	R: 0 E: 0 K: 1 S: 6	H: 2 LOB: 1 BB: 0 P: 6	R: 0 E: 1 K: 0 S: 4	H: 1 LOB: 1 BB: 0 P: 4	1B: 12 2B: 3 3B: 0 HR: 1	SF: 0 SAC: 0 DP: 2 HBP: 0	WP: 0 PB: 1 SB: 0 CS: 2	PA: 40	
<b>PITCHER</b>	IP WLS BF H R ER SO BB IBB HBP BLK WP HR S P ERA WHIP	5.0 W 25 11 3 3 3 0 0 0 0 0 0 16 16 0.00 1.364	0.1 S 1 0 0 0 0 0 0 0 0 0 0 1 1 0.00 0.000																		

**Montreal Expos @ Atlanta Braves**  
Atlanta-Fulton County Stadium, Atlanta, GA  
Sat Apr 26 1980, 6:05 PM EST  
Att: 13,705 - Unknown

AB 40  
R 3  
H 16  
RBI 3  
BB 0  
SO 2  
LOB 19









Batter	1	2	3	4	5	6	7	8	9	AB	R	H	RBI	BB	SO	LOB	TOP					
Jerry Royster, R OBP: 0.342, SLG: 0.358 (1, 4)										4	0	1	0	0	0	0						
Larvell Blanks, R OBP: 0.244, SLG: 0.308 (1, 5) (8, 6)										4	0	1	0	0	1	1						
Dale Murphy, R OBP: 0.362, SLG: 0.450 (1, 9)										2	0	0	0	2	1	1						
Chris Chambliss, L OBP: 0.329, SLG: 0.523 (1, 3)										4	0	0	0	0	1	3						
Jeff Burroughs, R OBP: 0.375, SLG: 0.452 (1, 7)										4	0	0	0	0	0	1						
Brian Asselstine, L OBP: 0.289, SLG: 0.326 Charlie Spikes, R OBP: 0.200, SLG: 0.200 (8, PH) (9, PH)										3	0	0	0	0	1	0						
Bruce Benedict, R OBP: 0.412, SLG: 0.438 (1, 2)										3	0	1	0	0	0	0						
Luis Gomez, R OBP: 0.289, SLG: 0.256 Mike Lum, L OBP: 0.100, SLG: 0.200 Chico Ruiz, R OBP: 0.200, SLG: 0.400 (8, PH) (8, PH) (8, 5)										2	0	0	0	0	0	1						
Rick Matula, R Gary Matthews, R Gene Garber, R (1, 1) (8, PH) (8, 1)										1	0	0	0	0	0	0						
<b>Inning Stats</b>	R: 0 E: 0 K: 1 S: 6	H: 1 LOB: 1 BB: 0 P: 6	R: 0 E: 0 K: 1 S: 5	H: 0 LOB: 0 BB: 0 P: 5	R: 0 E: 0 K: 0 S: 4	H: 1 LOB: 1 BB: 0 P: 4	R: 0 E: 0 K: 0 S: 3	H: 0 LOB: 0 BB: 0 P: 3	R: 0 E: 0 K: 0 S: 4	H: 1 LOB: 1 BB: 0 P: 4	R: 0 E: 0 K: 0 S: 5	H: 0 LOB: 1 BB: 1 P: 9	R: 0 E: 0 K: 0 S: 3	H: 0 LOB: 0 BB: 0 P: 3	R: 1 E: 0 K: 2 S: 4	H: 1 LOB: 0 BB: 0 P: 4	R: 0 E: 0 K: 2 S: 7	H: 0 LOB: 1 BB: 1 P: 11	1B: 2 2B: 1 3B: 0 HR: 1	SF: 0 SAC: 0 DP: 0 HBP: 0	WP: 0 PB: 0 SB: 2 CS: 0	PA: 33
<b>PITCHER</b>	IP WLS BF H R ER SO BB IBB HBP BLK WP HR S P ERA WHIP																					
Eric Rasmussen, R ERA: 3.52 Bob Shirley, L ERA: 2.03 (1, 1) (9, 1)	8.0 W 30 4 1 1 3 2 0 0 0 0 0 1 34 42 1.12 0.750																					
1.0 S 3 0 0 0 2 0 0 0 0 0 0 0 7 7 0.00 0.000																						

Atlanta Braves @ San Diego Padres  
San Diego Stadium, San Diego, CA  
Wed Apr 30 1980, 10:05 PM EDT  
Att: 9,018 - Unknown

AB	31
R	1
H	4
RBI	1
BB	2
SO	5
LOB	9




Batter	1	2	3	4	5	6	7	8	9	AB	R	H	RBI	BB	SO	LOB	BOTTOM					
Ozzie Smith, S OBP: 0.354, SLG: 0.323 (1, 6)										4	0	1	0	0	1	1						
Dave Cash, R OBP: 0.307, SLG: 0.266 (1, 4)										2	1	0	0	2	0	1						
Gene Tenace, R OBP: 0.370, SLG: 0.444 (1, 2)										3	0	0	0	1	1	1						
Dave Winfield, R OBP: 0.356, SLG: 0.443 (1, 9)										3	1	0	0	0	2							
Willie Montanez, L OBP: 0.277, SLG: 0.393 (1, 3)										3	0	1	1	0	0	0						
Jerry Mumphrey, S OBP: 0.306, SLG: 0.298 (1, 8)										3	0	1	1	0	0	0						
Von Joshua, L OBP: 0.400, SLG: 0.250 (1, 7)										1	0	0	0	2	1	0						
Aurelio Rodriguez, R OBP: 0.259, SLG: 0.231 (1, 5)										3	0	1	0	0	0	4						
Eric Rasmussen, R OBP: 0.167, SLG: 0.333 Bob Shirley, R (1, 1) (9, 1)										3	0	0	0	0	2	1						
0 0 0 0 0 0 0																						
<b>Inning Stats</b>	R: 0 E: 0 K: 1 S: 5	H: 0 LOB: 0 BB: 0 P: 5	R: 0 E: 0 K: 0 S: 3	H: 0 LOB: 0 BB: 0 P: 3	R: 0 E: 0 K: 1 S: 6	H: 1 LOB: 1 BB: 0 P: 6	R: 2 E: 0 K: 0 S: 4	H: 2 LOB: 2 BB: 3 P: 16	R: 0 E: 0 K: 2 S: 6	H: 0 LOB: 0 BB: 1 P: 10	R: 0 E: 0 K: 0 S: 3	H: 0 LOB: 0 BB: 0 P: 3	R: 0 E: 0 K: 0 S: 2	H: 0 LOB: 0 BB: 1 P: 6	R: 0 E: 0 K: 1 S: 6	H: 1 LOB: 1 BB: 0 P: 6	R: 0 E: 0 K: 1 S: 6	H: 0 LOB: 0 BB: 0 P: 6	1B: 2 2B: 2 3B: 0 HR: 0	SF: 0 SAC: 0 DP: 1 HBP: 0	WP: 0 PB: 0 SB: 1 CS: 2	PA: 31
<b>PITCHER</b>	IP WLS BF H R ER SO BB IBB HBP BLK WP HR S P ERA WHIP																					
Rick Matula, R ERA: 0.95 Gene Garber, R ERA: 6.75 (1, 1) (8, 1)	7.0 L 26 3 2 2 4 4 1 0 0 0 0 0 29 49 2.57 1.000																					
1.0 4 1 0 0 1 0 0 0 0 0 0 0 6 6 0.00 1.000																						


Atlanta Braves @ San Diego Padres  
San Diego Stadium, San Diego, CA  
Wed Apr 30 1980, 10:05 PM EDT  
Att: 9,018 - Unknown

AB	25
R	2
H	4
RBI	2
BB	5
SO	5
LOB	10





Batter	1	2	3	4	5	6	7	8	9	AB	R	H	RBI	BB	SO	LOB	TOP		
Jerry Royster, R OBP: 0.333, SLG: 0.347 (1, 4)	0-0 5-3			0-0 F8		0-0 F9	0-0 1B		0-0 1-3	5	0	1	1	0	0	2	<p>Atlanta Braves @ San Diego Padres San Diego Stadium, San Diego, CA Thu May 01 1980, 6:33 AM EDT Att: 12,131 - Unknown</p> <p>livebaseballscores.com</p> <p>AB 37 R 3 H 10 RBI 3 BB 0 SO 3 LOB 12</p> 		
Larvell Blanks, R OBP: 0.222, SLG: 0.279 (1, 5) (7, 6)	0-0 F8			0-0 5-3		0-0 E3	0-0 P6			4	0	0	0	0	0	2			
Dale Murphy, R OBP: 0.370, SLG: 0.453 (1, 9)	0-3 K			0-0 1B		0-0 5-3		0-0 G3-6 1B		4	0	2	0	0	1	1			
Chris Chambliss, L OBP: 0.324, SLG: 0.507 (1, 3)		0-0 F7		0-0 F7			0-0 1B 1B	0-0 G3-6 1-2		4	1	1	0	0	0	2			
Jeff Burroughs, R OBP: 0.333, SLG: 0.400 (1, 7)		0-0 1-3			0-0 F9		0-0 F7	0-0 F7		4	0	0	0	0	0	1			
Brian Asselstine, L OBP: 0.258, SLG: 0.340 (1, 8)		0-3 K			0-0 E8 1B		0-0 1B 1B		0-0 P6	4	1	2	0	0	1	0			
Bruce Benedict, R OBP: 0.381, SLG: 0.400 (1, 2)			0-0 1-3		0-0 F8		0-0 1B 1B		0-0 F7	4	1	1	1	0	0	1			
Luis Gomez, R OBP: 0.277, SLG: 0.244 Gary Matthews, R OBP: 0.227, SLG: 0.293 Chico Ruiz, R OBP: 0.333, SLG: 0.500 (1, 6) (7, PH) (7, 5)			0-0 5-3		0-0 6-3		0-0 1B 1B 1-2 3H		0-0 1B	2	0	0	0	0	0	1			
Doyle Alexander, R Mike Lum, L Gene Garber, R Al Hrabosky, R Charlie Spikes, R Rick Camp, R Larry Bradford, R (1, 1) (7, PH) (7, 1) (7, 1) (6, PH) (9, 1) (9, 1)		0-3 K			0-0 2-3		0-0 F7		0-0 1-2 1B	2	0	0	0	0	0	1			
<b>Inning Stats</b>	R: 0 E: 0 K: 1 S: 5	H: 0 LOB: 0 BB: 0 P: 5	R: 0 E: 0 K: 1 S: 5	H: 0 LOB: 0 BB: 0 P: 5	R: 0 E: 0 K: 1 S: 5	H: 1 LOB: 1 BB: 0 P: 4	R: 0 E: 0 K: 0 S: 4	H: 0 LOB: 1 BB: 0 P: 4	R: 3 E: 1 K: 0 S: 8	H: 5 LOB: 2 BB: 0 P: 8	R: 0 E: 0 K: 0 S: 3	H: 1 LOB: 0 BB: 0 P: 3	R: 0 E: 0 K: 0 S: 5	H: 2 LOB: 2 BB: 0 P: 5	1B: 10 2B: 0 3B: 0 HR: 0	SF: 0 SAC: 0 DP: 1 HBP: 0		WP: 0 PA: 37 PB: 0 SB: 0 CS: 0	
<b>PITCHER</b>	IP WLS BF H R ER SO BB IBB HBP BLK WP HR S P ERA WHIP																		
Randy Jones, L ERA: 3.34 Rollie Fingers, R ERA: 3.12 Steve Mura, R ERA: 2.13 Bob Shirley, L ERA: 1.88 (1, 1) (7, 1) (8, 1) (9, 1)	6.1 0.2 1.0 1.0	26 3 3 5	6 1 1 2	3 0 0 0	3 0 0 0	3 0 0 0	3 0 0 0	3 0 0 0	3 0 0 0	3 3 3 5	4.26 0.00 0.00 0.00	0.947 1.500 1.000 2.000							

Batter	1	2	3	4	5	6	7	8	9	AB	R	H	RBI	BB	SO	LOB	BOTTOM			
Ozzie Smith, S OBP: 0.345, SLG: 0.304 (1, 6)	4-0 F7 6-3 BB		0-0 1-3		0-3 K		0-0 4-3	0-0 F7		4	0	0	0	1	1	5	<p>Atlanta Braves @ San Diego Padres San Diego Stadium, San Diego, CA Thu May 01 1980, 6:33 AM EDT Att: 12,131 - Unknown</p> <p>livebaseballscores.com</p> <p>AB 33 R 4 H 8 RBI 4 BB 7 SO 3 LOB 20</p> 			
Dave Cash, R OBP: 0.313, SLG: 0.265 (1, 4)	0-0 6-3 1-2		0-0 6-3		4-0 S BB		0-0 1B 2-3 3H		0-0 6-3	4	0	1	1	1	0	1				
Gene Tenace, R OBP: 0.392, SLG: 0.436 (1, 2)	0-0 F7 2-3		4-0 S BB		4-0 1-2 BB		0-0 1-3 3H 1B		0-0 E5 1B	3	1	1	1	2	0	1				
Dave Winfield, R OBP: 0.359, SLG: 0.431 (1, 9)	4-0 S BB		0-3 K		0-0 L8		0-0 L6		0-0 1B 1-2	4	0	1	0	1	1	6				
Willie Montanez, L OBP: 0.271, SLG: 0.379 (1, 3)	0-0 G3 1-2			0-0 F8		0-0 F9	0-0 F9		0-0 1-2 2H 1B	5	0	1	1	0	0	4				
Jerry Mumphrey, S OBP: 0.303, SLG: 0.283 (1, 8)		0-0 4-3		0-0 4-3		0-0 F8		4-0 1B SF7 BB		3	1	0	0	1	0	0				
Von Joshua, L OBP: 0.286, SLG: 0.167 (1, 7)		0-0 F8		0-3 K		0-0 F7		0-0 P6		4	0	0	0	0	1	1				
Aurelio Rodriguez, R Gene Richards, R Steve Mura, R Kurt Bevacqua, R Paul Dade, R Bob Shirley, R (1, 5) (7, PH) (8, 1) (8, PH) (8, PH) (9, 1)			0-0 2B		0-0 E9 2B		0-0 4-3 1B 1B		0-0 SF7 1B 1-3	2	0	2	0	0	0	0				
Randy Jones, R Rollie Fingers, R Barry Evans, R (1, 1) (7, 1) (7, PH) (8, 5)		0-0 F7			0-0 6-3		4-0 1B 4-3 BB		0-0 SF7	2	0	0	0	0	0	2				
<b>Inning Stats</b>	R: 0 E: 0 K: 0 S: 3	H: 0 LOB: 2 BB: 2 P: 11	R: 0 E: 0 K: 0 S: 4	H: 1 LOB: 1 BB: 0 P: 4	R: 0 E: 0 K: 1 S: 5	H: 0 LOB: 1 BB: 1 P: 9	R: 0 E: 0 K: 1 S: 5	H: 0 LOB: 0 BB: 0 P: 5	R: 0 E: 0 K: 0 S: 3	H: 0 LOB: 0 BB: 0 P: 3	R: 2 E: 0 K: 0 S: 6	H: 3 LOB: 2 BB: 1 P: 10	R: 1 E: 0 K: 0 S: 4	H: 1 LOB: 2 BB: 1 P: 8	R: 1 E: 1 K: 0 S: 4	H: 2 LOB: 2 BB: 0 P: 4		1B: 6 2B: 2 3B: 0 HR: 0	SF: 1 SAC: 0 DP: 0 HBP: 0	WP: 0 PA: 41 PB: 0 SB: 3 CS: 0
<b>PITCHER</b>	IP WLS BF H R ER SO BB IBB HBP BLK WP HR S P ERA WHIP																			
Doyle Alexander, R Gene Garber, R Al Hrabosky, L Rick Camp, R Larry Bradford, L (1, 1) (7, 1) (7, 1) (9, 1) (9, 1)	6.0 0.2 1.1 0.1 0.0	25 6 6 3 1	2 3 1 1 0	0 2 1 0 0	0 1 0 0 0	0 0 0 0 0	0 0 0 0 0	0 5 9 3 1	0 5 9 3 1	0 5 9 3 1	0.00 27.00 6.75 0.00 ∞	1.167 6.000 1.500 3.000 ∞								



Batter	1	2	3	4	5	6	7	8	9	AB	R	H	RBI	BB	SO	LOB	TOP					
Jerry Royster, R (1, 4) OBP: 0.353, SLG: 0.351										2	2	1	0	2	1	0	<b>Atlanta Braves @ Pittsburgh Pirates</b> Three Rivers Stadium, Pittsburgh, PA Fri May 02 1980, 7:05 PM EDT Att: 11,476 - Unknown					
Larvell Blanks, R (1, 5) OBP: 0.224, SLG: 0.277										4	1	1	1	0	1	2						
Dale Murphy, R (1, 9) OBP: 0.377, SLG: 0.439										2	2	0	0	2	1	1						
Chris Chambliss, L (1, 3) OBP: 0.321, SLG: 0.500										3	1	1	2	0	0	0						
Jeff Burroughs, R (1, 7) OBP: 0.325, SLG: 0.395										3	0	1	2	0	0	0						
Brian Asselstine, L (1, 8) OBP: 0.293, SLG: 0.333										4	0	1	1	0	1	0						
Bruce Benedict, R (1, 2) OBP: 0.320, SLG: 0.333										4	0	0	0	0	0	2						
Luis Gomez, R (1, 6) OBP: 0.294, SLG: 0.265										4	0	2	0	0	0	0						
Phil Niekro, R (1, 1) OBP: 0.167, SLG: 0.250										4	0	0	0	0	1	2						
<b>Inning Stats</b>	R: 2 E: 0 K: 1 S: 5	H: 1 LOB: 1 BB: 2 P: 13	R: 0 E: 1 K: 0 S: 4	H: 1 LOB: 1 BB: 0 P: 4	R: 3 E: 2 K: 1 S: 8	H: 2 LOB: 1 BB: 0 P: 12	R: 1 E: 0 K: 2 S: 9	H: 2 LOB: 1 BB: 0 P: 9	R: 0 E: 0 K: 1 S: 5	H: 0 LOB: 0 BB: 0 P: 5	R: 0 E: 0 K: 0 S: 3	H: 0 LOB: 0 BB: 0 P: 3	R: 0 E: 0 K: 0 S: 2	H: 0 LOB: 0 BB: 1 P: 6	R: 0 E: 0 K: 0 S: 3	H: 0 LOB: 0 BB: 0 P: 3	R: 0 E: 0 K: 0 S: 3	H: 1 LOB: 0 BB: 0 P: 3	1B: 7 2B: 0 3B: 0 HR: 0	SF: 2 SAC: 0 DP: 2 HBP: 0	WP: 0 PB: 0 SB: 2 CS: 1	PA: 36
<b>PITCHER</b>	IP WLS BF H R ER SO BB IBB HBP BLK WP HR S P ERA WHIP	IP WLS BF H R ER SO BB IBB HBP BLK WP HR S P ERA WHIP																				
Jim Rooker, L (1, 1) ERA: 3.5	0.1	L	3	0	2	2	1	2	0	0	0	0	0	0	0	3	11	54.00	6.000			
Eddie Solomon, R (1, 1) ERA: 3.95	2.1		12	4	3	0	1	1	0	0	0	0	0	0	13	17	0.00	2.143				
Rod Scurrey, L (3, 1) ERA: 2.84	4.1		15	2	1	1	3	1	0	0	0	0	0	0	20	24	2.08	0.692				
Andy Hassler, L (8, 1) ERA: 3.86	2.0		6	1	0	0	0	0	0	0	0	0	0	6	6	0.00	0.500					

Batter	1	2	3	4	5	6	7	8	9	AB	R	H	RBI	BB	SO	LOB	BOTTOM					
Omar Moreno, L (1, 8) OBP: 0.313, SLG: 0.368										4	0	1	0	0	1	3	<b>Atlanta Braves @ Pittsburgh Pirates</b> Three Rivers Stadium, Pittsburgh, PA Fri May 02 1980, 7:05 PM EDT Att: 11,476 - Unknown					
Tim Foli, R (1, 6) OBP: 0.325, SLG: 0.319										4	0	1	0	0	0	2						
Dave Parker, L (1, 9) OBP: 0.342, SLG: 0.545										4	0	1	0	0	0	4						
Willie Stargell, L (1, 3) OBP: 0.370, SLG: 0.410										4	0	0	0	0	0	1						
Mike Easter, L (1, 7) OBP: 0.433, SLG: 0.741										3	1	0	0	1	0	0						
Bill Madlock, R (1, 5) OBP: 0.280, SLG: 0.292										4	0	1	0	0	0	1						
Ed Ott, L (1, 2) OBP: 0.350, SLG: 0.340										3	0	0	0	1	1	1						
Phil Garner, R (1, 4) OBP: 0.375, SLG: 0.452										4	0	2	1	0	1	0						
Jim Rooker, R (1, 1) OBP: 0.143, SLG: 0.857										0	0	0	0	0	0	0						
Eddie Solomon, R (1, 1) ERA: 3.95										0	0	0	0	0	0	0						
Rod Scurrey, L (3, 1) ERA: 2.84										1	0	0	0	0	1	1						
Lee Lacy, R (7, 0) OBP: 0.529, SLG: 0.722										1	0	1	0	0	0	0						
Andy Hassler, L (8, 1) ERA: 3.86										1	0	0	0	0	0	0						
John Milner, R (9, 0) OBP: 0.231, SLG: 0.176										1	0	0	0	0	0	0						
<b>Inning Stats</b>	R: 0 E: 0 K: 0 S: 4	H: 1 LOB: 2 BB: 2 P: 14	R: 1 E: 0 K: 1 S: 6	H: 1 LOB: 2 BB: 2 P: 14	R: 0 E: 0 K: 0 S: 3	H: 0 LOB: 0 BB: 0 P: 3	R: 0 E: 0 K: 0 S: 3	H: 0 LOB: 0 BB: 0 P: 3	R: 0 E: 0 K: 1 S: 7	H: 2 LOB: 2 BB: 0 P: 7	R: 0 E: 0 K: 1 S: 6	H: 1 LOB: 1 BB: 0 P: 6	R: 0 E: 0 K: 1 S: 7	H: 2 LOB: 2 BB: 0 P: 7	R: 0 E: 0 K: 0 S: 3	H: 0 LOB: 0 BB: 0 P: 3	R: 0 E: 0 K: 0 S: 3	H: 0 LOB: 0 BB: 0 P: 3	1B: 7 2B: 0 3B: 0 HR: 0	SF: 0 SAC: 1 DP: 0 HBP: 0	WP: 0 PB: 0 SB: 2 CS: 0	PA: 36
<b>PITCHER</b>	IP WLS BF H R ER SO BB IBB HBP BLK WP HR S P ERA WHIP	IP WLS BF H R ER SO BB IBB HBP BLK WP HR S P ERA WHIP																				
Phil Niekro, R (1, 1) ERA: 4.35	9.0	W	36	7	1	1	4	2	0	0	0	0	0	0	42	50	1.00	1.000				





Batter	1	2	3	4	5	6	7	8	9	10	AB	R	H	RBI	BB	SO	LOB	TOP				
Jerry Royster, R OBP: 0.356, SLG: 0.354 (1, 4)	6-3		FC5-4 1B		F8			F8		SF9 WP 1B	5	0	2	0	0	0	1					
Larvell Blanks, R OBP: 0.204, SLG: 0.255 (10, 6)	P6		FC5-4		F3			F7		SF9	4	0	0	1	0	0	3					
Dale Murphy, R OBP: 0.366, SLG: 0.423 (1, 9)	5-3			G6-3 1B		P4			K	F9	5	1	1	0	0	1	1					
Chris Chambliss, L OBP: 0.317, SLG: 0.487 (1, 3)		K		G6-3 1B		6-3			G3		4	0	1	0	0	1	0					
Jeff Burroughs, R OBP: 0.318, SLG: 0.381 Al Hrabosky, R (9, 1)	P6		G6-3		K				FC6-4 1B		4	0	1	0	0	1	2					
Brian Asatiani, L OBP: 0.290, SLG: 0.328 (1, 8)	F9					G3			FC6-4 1B		4	0	1	1	0	0	1					
Bruce Benedict, R OBP: 0.276, SLG: 0.286 (1, 2)				K	6-3			F7		P6	4	0	0	0	0	1	1					
Luis Gomez, R OBP: 0.278, SLG: 0.250 Charlie Spikes, R OBP: 0.429, SLG: 0.429 Chico Ruiz, R OBP: 0.333, SLG: 0.500 (10, 5)			5-3		F7			F9		1B BB WP 1B	3	0	0	0	0	0	0					
Larry McWilliams, L OBP: 0.571, SLG: 0.571 Rick Camp, R OBP: 0.244, SLG: 0.293 (9, 7)									K	WP 1B SF9 BB	3	0	2	0	0	1	0					
<b>Inning Stats</b>	R: 0 E: 0 K: 0 S: 3	H: 0 LOB: 0 BB: 0 P: 3	R: 0 E: 0 K: 1 S: 5	H: 0 LOB: 0 BB: 0 P: 5	R: 0 E: 0 K: 1 S: 7	H: 2 LOB: 2 BB: 0 P: 7	R: 1 E: 0 K: 0 S: 5	H: 3 LOB: 1 BB: 0 P: 5	R: 0 E: 0 K: 1 S: 4	H: 0 LOB: 0 BB: 0 P: 5	R: 0 E: 0 K: 0 S: 3	H: 0 LOB: 0 BB: 0 P: 3	R: 0 E: 0 K: 1 S: 5	H: 0 LOB: 0 BB: 0 P: 5	R: 0 E: 0 K: 1 S: 6	H: 1 LOB: 1 BB: 0 P: 6	R: 2 E: 0 K: 0 S: 5	H: 2 LOB: 1 BB: 1 P: 9	1B: 9 2B: 0 3B: 0 HR: 0	SF: 1 SAC: 0 DP: 1 HBP: 0	WP: 1 PB: 0 SB: 0 CS: 0	PA: 39
<b>PITCHER</b>	IP	WLS	BF	H	R	ER	SO	BB	IBB	HBP	BLK	WP	HR	S	P	ERA	WHIP					
Don Robinson, R ERA: 1.8 (1, 1)	5.0		20	6	1	1	2	0	0	0	0	0	0	24	24	1.80	1.200					
Enrique Romo, R ERA: 1.88 (6, 1)	3.0		9	0	0	0	2	0	0	0	0	0	0	13	13	0.00	0.000					
Kent Tekulve, R ERA: 1.64 (9, 1)	1.0		4	1	0	0	1	0	0	0	0	0	0	6	6	0.00	1.000					
Grant Jackson, L ERA: 4.0 (10, 1)	1.0	L	6	2	2	2	0	1	0	0	0	1	0	5	9	18.00	3.000					

Atlanta Braves @ Pittsburgh Pirates  
Three Rivers Stadium, Pittsburgh, PA  
Sat May 03 1980, 7:05 PM EDT  
Att: 34,104 - Unknown

AB 37  
R 3  
H 9  
RBI 2  
BB 1  
SO 5  
LOB 9



Batter	1	2	3	4	5	6	7	8	9	10	AB	R	H	RBI	BB	SO	LOB	BOTTOM			
Omar Moreno, L OBP: 0.307, SLG: 0.358 (1, 8)	4-3		S 1B			K		F7		E4	5	0	1	0	0	1	2				
Tim Lincecum, R OBP: 0.306, SLG: 0.299 (1, 6)	5-3		F7		F8				5-3	F5	5	0	0	0	0	0	3				
Dave Parker, L OBP: 0.333, SLG: 0.537 (1, 9)	F5				F8			F9		F7	5	0	1	0	0	0	2				
Bill Robinson, R OBP: 0.349, SLG: 0.575 John Milner, R OBP: 0.256, SLG: 0.176 (9, PH) (10, 3)		6-3		5-3		F9			4-0 1B IBB		3	0	0	0	0	0	0				
Bill Madlock, R OBP: 0.278, SLG: 0.289 (1, 5)		F1		F7					F4		4	0	1	0	0	0	2				
Lee Lacy, R OBP: 0.565, SLG: 0.682 (1, 7)					6-3			F8			4	0	2	0	0	0	1				
Phil Garner, R OBP: 0.387, SLG: 0.462 Matt Alexander, S (8, PR) Kent Tekulve, R (9, 1) Mike Easter, L OBP: 0.419, SLG: 0.714 Grant Jackson, S (10, 1)									1-2 2-3 1B	F8	3	0	2	0	0	1	1				
Steve Nicosia, R OBP: 0.143, SLG: 0.083 Enrique Romo, R OBP: 1.000, SLG: 1.000 Willie Stargell, L OBP: 0.383, SLG: 0.425 Dale Berra, R (8, PR) (9, 4)																					
Don Robinson, R Ed Ott, L OBP: 0.349, SLG: 0.339 (6, 2)																					
<b>Inning Stats</b>	R: 0 E: 0 K: 0 S: 3	H: 0 LOB: 0 BB: 0 P: 3	R: 0 E: 0 K: 1 S: 6	H: 1 LOB: 1 BB: 0 P: 6	R: 0 E: 0 K: 1 S: 6	H: 1 LOB: 1 BB: 0 P: 6	R: 0 E: 0 K: 0 S: 3	H: 0 LOB: 0 BB: 0 P: 3	R: 0 E: 0 K: 0 S: 3	H: 1 LOB: 1 BB: 0 P: 4	R: 1 E: 1 K: 0 S: 4	H: 2 LOB: 1 BB: 0 P: 4	R: 0 E: 0 K: 0 S: 5	H: 2 LOB: 3 BB: 1 P: 9	R: 0 E: 1 K: 0 S: 5	H: 1 LOB: 2 BB: 0 P: 5	1B: 8 2B: 1 3B: 0 HR: 0	SF: 0 SAC: 0 DP: 2 HBP: 0	WP: 0 PB: 0 SB: 1 CS: 0	PA: 39	
<b>PITCHER</b>	IP	WLS	BF	H	R	ER	SO	BB	IBB	HBP	BLK	WP	HR	S	P	ERA	WHIP				
Larry McWilliams, L ERA: 5.09 (1, 1)	8.1		30	7	1	0	3	0	0	0	0	0	0	36	36	0.00	0.840				
Rick Camp, R ERA: 3.7 (9, 1)	0.1		3	1	0	0	0	0	0	0	0	0	0	2	6	0.00	3.000				
Al Hrabosky, L ERA: 3.27 (9, 1)	1.1	W	6	1	0	0	0	0	0	0	0	0	0	6	6	0.00	0.750				

Atlanta Braves @ Pittsburgh Pirates  
Three Rivers Stadium, Pittsburgh, PA  
Sat May 03 1980, 7:05 PM EDT  
Att: 34,104 - Unknown

AB 38  
R 1  
H 9  
RBI 0  
BB 1  
SO 3  
LOB 16





Batter	1	2	3	4	5	6	7	8	9	AB	R	H	RBI	BB	SO	LOB	TOP		
Jerry Royster, R OBP: 0.358, SLG: 0.349 (1, 4)	4-0 FC1-5 1B BB		0-3 K				0-0 BB 1B		0-0 4-3	4	0	1	0	1	1	0	<b>Atlanta Braves @ Pittsburgh Pirates</b> <b>Three Rivers Stadium, Pittsburgh, PA</b> Sun May 04 1980, 3:33 AM EDT Att: 14,358 - Unknown		
Larvell Blanks, R OBP: 0.203, SLG: 0.250 (1, 5)	0-0 BB FC1-5 1B 1B		0-0 F7				0-0 F9		0-0 F8 P6	5	1	1	0	0	0	1			
Dale Murphy, R OBP: 0.360, SLG: 0.405 (1, 9)	0-0 FC1-5 BB 1B 1-2 2-3*		1-0 HBP				0-3 K		0-0 1-3	3	1	0	0	0	1	3			
Chris Chambliss, L OBP: 0.326, SLG: 0.474 (1, 3)	4-0 1B 1-2 2-3 BB		0-0 4-3				4-0 1-2 BB		0-0 E1 G6-4-3	2	0	0	0	2	0	1			
Jeff Burroughs, R OBP: 0.333, SLG: 0.413 (1, 7)	0-0 1-3 2-H 3-H 1B						0-0 F8 1B 2B		0-0 G6-4-3 1-2*	4	1	2	2	0	0	3			
Brian Asselstine, L OBP: 0.303, SLG: 0.339 (1, 8)	0-0 5-3						0-0 F8 2-3		0-0 2B 1B	4	1	2	0	0	0	2			
Joe Nolan, L OBP: 0.467, SLG: 0.462 (1, 2)			0-0 G3				0-0 F3		0-0 F7 1-H	4	0	1	1	0	0	2			
Luis Gomez, R OBP: 0.276, SLG: 0.250 (1, 6)			0-0 5-3				0-0 F9 3-H		0-0 F4	4	0	1	1	0	0	2			
Tommy Boggs, R OBP: 0.367, SLG: 0.200 (3, 1) Larry Bradford, R OBP: 0.363, SLG: 0.167 (4, 1) Preston Hanna, R OBP: 0.229, SLG: 0.286 (5, 1) Gene Garber, R OBP: 0.229, SLG: 0.286 (6, 1) Gary Matthews, R OBP: 0.229, SLG: 0.286 (8, 1) Rick Camp, R OBP: 0.229, SLG: 0.286 (9, 1)			0-3 K				0-0 4-3		0-3 K	1	0	0	0	0	1	0			
<b>Inning Stats</b>	R: 2 E: 0 K: 0 S: 4	H: 2 LOB: 1 BB: 2 P: 12	R: 0 E: 0 K: 1 S: 5	H: 0 LOB: 0 BB: 0 P: 5	R: 0 E: 0 K: 1 S: 5	H: 0 LOB: 1 BB: 0 P: 6	R: 1 E: 0 K: 0 S: 6	H: 2 LOB: 1 BB: 1 P: 10	R: 0 E: 0 K: 1 S: 6	H: 1 LOB: 1 BB: 0 P: 6	R: 0 E: 0 K: 0 S: 3	H: 0 LOB: 0 BB: 0 P: 3	R: 1 E: 1 K: 0 S: 5	H: 2 LOB: 1 BB: 0 P: 5	R: 0 E: 0 K: 1 S: 5	H: 0 LOB: 0 BB: 0 P: 5		1B: 6 2B: 2 3B: 0 HR: 0	SF: 0 SAC: 0 DP: 1 HBP: 1
<b>PITCHER</b> Jim Bibby, R ERA: 3.68 (1, 1)	IP: 9.0 WLS: W BF: 38 H: 8 R: 4 ER: 4 SO: 5 BB: 3 IBB: 0 HBP: 1 BLK: 0 WP: 0 HR: 0 S: 44 P: 57 ERA: 4.00 WHIP: 1.222															<b>PITCHER</b> IP: 9.0 WLS: W BF: 38 H: 8 R: 4 ER: 4 SO: 5 BB: 3 IBB: 0 HBP: 1 BLK: 0 WP: 0 HR: 0 S: 44 P: 57 ERA: 4.00 WHIP: 1.222			

Batter	1	2	3	4	5	6	7	8	9	AB	R	H	RBI	BB	SO	LOB	BOTTOM		
Omar Moreno, L OBP: 0.319, SLG: 0.365 (1, 8)	0-0 6-3		0-0 BLK S E 1B	4-0 S HBP BB	0-0 1-3 2-H 1B 1B	0-0 G3		0-0 SF7		4	2	2	2	1	0	0	<b>Atlanta Braves @ Pittsburgh Pirates</b> <b>Three Rivers Stadium, Pittsburgh, PA</b> Sun May 04 1980, 3:33 AM EDT Att: 14,358 - Unknown		
Tim Foli, R OBP: 0.326, SLG: 0.304 (5, FR) Dale Berra, R (6, 6)	1-0 2B HBP		0-0 6-3	1-0 WP HBP	0-0 F9 1B 1B		0-0 E5 1B	0-3 K		2	1	1	1	0	0	1			
Dave Parker, L OBP: 0.326, SLG: 0.523 (1, 9)	0-0 F8		0-0 E3 BLK HR	0-0 SF7	0-0 1-2 3-H 1B		0-0 F5			4	1	1	3	0	0	2			
Willie Stargell, L OBP: 0.423, SLG: 0.545 (1, 3)	0-0 1-H 2B		0-0 3-H HR	0-0 3-H 4-0 IBB	0-0 F9		0-0 F9		0-0 FC5-4 1B	4	1	3	3	1	0	2			
Mike Easter, L OBP: 0.438, SLG: 0.714 Bill Robinson, R OBP: 0.340, SLG: 0.568 (3, PH) (4, 7)	4-0 BB		0-0 2B	0-0 G6-4-3	0-0 3-1		0-0 P3			0	0	0	0	1	0	0			
Bill Madlock, R OBP: 0.274, SLG: 0.321 (1, 5)	0-0 F3		0-0 F9		0-0 E5 1B		0-0 FC5-4			5	2	1	1	0	0	5			
Ed Ott, L OBP: 0.382, SLG: 0.383 (1, 2)			0-0 G6-4-3 1B	0-3 K	4-0 1-2 1B BB		0-0 G3 SF7 2B		0-0 SH1-3 1B SF7 1B	4	3	3	0	1	1	1			
Phil Garner, R OBP: 0.400, SLG: 0.514 (1, 4)			0-0 G6-4-3		0-0 HR		0-0 G3		0-0 SH1-3 1B	5	2	3	2	0	0	2			
Jim Bibby, R OBP: 0.235, SLG: 0.214 (1, 1)			0-3 K	4-0 HBP BB SF7 BB	0-0 F2		0-0 SF7		0-0 SH1-3	2	1	0	1	1	1	2			
<b>Inning Stats</b>	R: 1 E: 0 K: 0 S: 4	H: 1 LOB: 2 BB: 1 P: 9	R: 0 E: 0 K: 1 S: 5	H: 1 LOB: 0 BB: 0 P: 5	R: 3 E: 1 K: 1 S: 9	H: 3 LOB: 1 BB: 0 P: 9	R: 2 E: 0 K: 0 S: 3	H: 1 LOB: 2 BB: 3 P: 16	R: 4 E: 0 K: 0 S: 8	H: 4 LOB: 2 BB: 1 P: 12	R: 2 E: 0 K: 0 S: 5	H: 2 LOB: 0 BB: 0 P: 5	R: 0 E: 1 K: 0 S: 5	H: 1 LOB: 2 BB: 0 P: 5	R: 1 E: 0 K: 1 S: 7	H: 2 LOB: 1 BB: 0 P: 7		1B: 9 2B: 3 3B: 0 HR: 3	SF: 3 SAC: 1 DP: 2 HBP: 2
<b>PITCHER</b> Tommy Boggs, R ERA: 4.91 (1, 1) Larry Bradford, L ERA: 1.69 (3, 1) Preston Hanna, R ERA: 6.23 (4, 1) Gene Garber, R ERA: 10.0 (5, 1) Rick Camp, R ERA: 3.86 (6, 1)	IP: 2.1 WLS: L BF: 12 H: 3 R: 3 ER: 3 SO: 3 BB: 1 IBB: 0 HBP: 0 BLK: 1 WP: 1 HR: 0 S: 12 P: 17 ERA: 11.57 WHIP: 3.000															<b>PITCHER</b> IP: 2.1 WLS: L BF: 12 H: 3 R: 3 ER: 3 SO: 3 BB: 1 IBB: 0 HBP: 0 BLK: 1 WP: 1 HR: 0 S: 12 P: 17 ERA: 11.57 WHIP: 3.000			



Batter	1	2	3	4	5	6	7	8	9	AB	R	H	RBI	BB	SO	LOB	TOP
Jerry Royster, R OBP: 0.394, SLG: 0.337 (1, 4)	0-0 5-3		0-0 5-3			0-0 F4		4-0 BB		3	0	0	0	1	0	1	<b>Atlanta Braves @ Philadelphia Phillies</b> Veterans Stadium, Philadelphia, PA Mon May 05 1980, 7:05 PM EDT Att: 26,165 - Unknown
Larvell Blanks, R OBP: 0.190, SLG: 0.233 (1, 5)	0-0 F8			0-0 F9		0-3 K		0-0 F9		4	0	0	0	0	1	4	
Dale Murphy, R OBP: 0.356, SLG: 0.436 (1, 9)	0-3 K			0-3 K			0-3 K		0-0 HR	4	1	1	1	0	3	0	
Chris Chambliss, L OBP: 0.322, SLG: 0.463 (1, 3)		0-0 F8		0-0 F7			0-0 6-3		0-0 BB 1B	4	0	1	0	0	0	0	
Jeff Burroughs, R OBP: 0.346, SLG: 0.396 (1, 7)		4-0 BB			0-3 K		0-0 F8		4-0 BB 1B	2	0	0	0	2	1	0	
Brian Asselstine, L OBP: 0.288, SLG: 0.318 (1, 8)		0-0 4-3			0-3 K			0-0 3-1	0-3 K	4	0	0	0	0	2	3	
Bruce Benedict, R Gene Garber, R OBP: 0.258, SLG: 0.267 OBP: 0.375, SLG: 0.375 (6, 1)		0-3 K			0-0 L6			0-3 K	0-0 E9	2	0	0	0	0	1	1	
Charlie Spikes, R Larry Bradford, R OBP: 0.375, SLG: 0.375 (8, PH)									1-2 2-3	1	0	0	0	0	1	0	
Gary Matthews, R OBP: 0.234, SLG: 0.279 (9, PH)									1-2 2-3	1	0	0	0	0	0	2	
Luis Gomez, R OBP: 0.290, SLG: 0.241 (1, 6)			0-0 5-3			4-0 BB		4-0 BB 1B	0-0 G6-4-3	2	0	0	0	2	0	3	
Rick Matula, R Preston Hanna, R Bill Nahorodny, R OBP: 0.200, SLG: 0.200 (6, 2)			0-3 K			0-3 K		0-0 BB 1B		1	0	0	0	0	1	0	
<b>Inning Stats</b>	R: 0 E: 0 K: 1 S: 5	H: 0 LOB: 0 BB: 0 P: 5	R: 0 E: 0 K: 1 S: 5	H: 0 LOB: 1 BB: 1 P: 9	R: 0 E: 0 K: 1 S: 5	H: 0 LOB: 0 BB: 0 P: 5	R: 0 E: 0 K: 2 S: 7	H: 0 LOB: 0 BB: 1 P: 7	R: 0 E: 0 K: 1 S: 5	H: 0 LOB: 0 BB: 0 P: 5	R: 0 E: 0 K: 1 S: 6	H: 1 LOB: 3 BB: 2 P: 14	R: 1 E: 1 K: 1 S: 7	H: 2 LOB: 2 BB: 1 P: 11	1B: 2 2B: 0 3B: 0 HR: 1	SF: 0 SAC: 0 DP: 1 HBP: 0	WP: 0 PA: 35 PB: 0 SB: 0 CS: 0
<b>PITCHER</b> Steve Carlton, L ERA: 1.84 (1, 1)	IP: 9.0 WLS: W BF: 35 H: 3 R: 1 ER: 1 SO: 11 BB: 5 IBB: 0 HBP: 0 BLK: 0 WP: 0 HR: 1 S: 52 P: 72 ERA: 1.00 WHIP: 0.889											<b>PITCHER</b>	IP: 9.0 WLS: W BF: 35 H: 3 R: 1 ER: 1 SO: 11 BB: 5 IBB: 0 HBP: 0 BLK: 0 WP: 0 HR: 1 S: 52 P: 72 ERA: 1.00 WHIP: 0.889				

AB	30
R	1
H	3
RBI	1
BB	5
SO	11
LOB	15



Batter	1	2	3	4	5	6	7	8	9	AB	R	H	RBI	BB	SO	LOB	BOTTOM
Pete Rose, S OBP: 0.297, SLG: 0.291 (1, 3)	0-0 4-3	0-0 6-3		0-0 E3		0-0 2B		0-0 FC6		5	1	1	0	0	0	3	<b>Atlanta Braves @ Philadelphia Phillies</b> Veterans Stadium, Philadelphia, PA Mon May 05 1980, 7:05 PM EDT Att: 26,165 - Unknown
Bake McBride, L George Vukovich, L OBP: 0.288, SLG: 0.417 OBP: 0.250, SLG: 0.500 (9, 9)	0-0 FC6-4 1B	0-0 F8		0-0 E4		0-0 F7				4	0	1	0	0	0	2	
Mike Schmidt, R John Vukovich, R OBP: 0.364, SLG: 0.663 OBP: 0.500, SLG: 0.500 (9, 5)	0-0 FC6-4 2B		0-0 HR	0-0 HR		0-3 K				4	3	2	2	0	1	2	
Greg Luzinski, R Greg Gross, L OBP: 0.372, SLG: 0.632 OBP: 0.206, SLG: 0.261 (8, 7)	0-0 2B		0-0 F3	4-0 BB			0-0 5-3			3	0	1	1	1	0	0	
Del Unser, L OBP: 0.500, SLG: 0.750 (1, 8)	4-0 BB		0-3 K	0-0 4-3			0-3 K			3	0	0	0	1	2	1	
Bob Boone, R OBP: 0.333, SLG: 0.431 (1, 2)	0-0 F7		0-0 P5		0-0 4-3		0-0 5-3			4	0	0	0	0	0	2	
Larry Bowa, S OBP: 0.260, SLG: 0.324 (1, 6)		0-0 1B 3B		0-0 1B SF7 1B		0-0 F7		0-0 4-3		4	2	2	0	0	0	0	
Ramon Aviles, R OBP: 0.300, SLG: 0.250 (1, 4)		0-0 5-3		0-0 E 1B		0-0 L6		4-0 FC6 BB		3	1	1	0	1	0	1	
Steve Carlton, L OBP: 0.056, SLG: 0.059 (1, 1)		0-0 6-3 1B		0-0 SF7		0-0 4-3		0-0 F9		3	0	1	2	0	0	1	
<b>Inning Stats</b>	R: 1 E: 0 K: 0 S: 5	H: 2 LOB: 2 BB: 1 P: 9	R: 1 E: 0 K: 0 S: 5	H: 2 LOB: 1 BB: 0 P: 5	R: 1 E: 0 K: 1 S: 6	H: 1 LOB: 0 BB: 0 P: 6	R: 4 E: 2 K: 0 S: 7	H: 3 LOB: 1 BB: 1 P: 11	R: 0 E: 0 K: 1 S: 6	H: 1 LOB: 1 BB: 0 P: 6	R: 0 E: 0 K: 1 S: 5	H: 0 LOB: 0 BB: 0 P: 5	R: 0 E: 0 K: 0 S: 3	H: 0 LOB: 1 BB: 1 P: 7	1B: 4 2B: 2 3B: 1 HR: 2	SF: 1 SAC: 0 DP: 0 HBP: 0	
<b>PITCHER</b> Rick Matula, R Preston Hanna, R Gene Garber, R Larry Bradford, L ERA: 1.97 ERA: 4.79 ERA: 8.18 ERA: 1.54 (1, 1)	IP: 3.2 WLS: L BF: 21 H: 8 R: 7 ER: 4 SO: 1 BB: 1 IBB: 0 HBP: 0 BLK: 0 WP: 0 HR: 2 S: 22 P: 26 ERA: 9.82 WHIP: 2.455											<b>PITCHER</b>	IP: 3.2 WLS: L BF: 21 H: 8 R: 7 ER: 4 SO: 1 BB: 1 IBB: 0 HBP: 0 BLK: 0 WP: 0 HR: 2 S: 22 P: 26 ERA: 9.82 WHIP: 2.455				









Batter	1	2	3	4	5	6	7	8	9	AB	R	H	RBI	BB	SO	LOB	TOP										
Terry Puhl, L OBP: 0.364, SLG: 0.507 (1, 9)										4	2	3	2	0	0	0	<b>Houston Astros @ Atlanta Braves</b> Atlanta-Fulton County Stadium, Atlanta, GA Fri May 09 1980, 7:05 PM EDT Att: 11,111 - Unknown										
Julio Gonzalez, R OBP: 0.143, SLG: 0.190 (1, 6)										4	0	0	0	0	0	1											
Joe Morgan, L OBP: 0.371, SLG: 0.495 (1, 4)										3	1	1	1	1	0	0											
Cesar Cedeno, R OBP: 0.418, SLG: 0.513 (1, 8)										4	0	1	0	0	0	1											
Enos Cabell, R OBP: 0.364, SLG: 0.423 (1, 5)										4	0	2	0	0	0	1											
Jeffrey Leonard, R OBP: 0.297, SLG: 0.344 (1, 3)										4	0	1	0	0	0	2											
Jose Cruz, L OBP: 0.412, SLG: 0.421 (1, 7)										4	0	0	0	0	1	2											
Alan Ashby, S OBP: 0.333, SLG: 0.451 (1, 2)										3	0	0	0	0	0	0											
Ken Forsch, R OBP: 0.294, SLG: 0.353 (7, Ph)										2	0	0	0	0	1	0											
Rafael Landestoy, S OBP: 0.310, SLG: 0.462 (7, 1)										0	0	0	0	0	0	0											
Dave Smith, R (7, 1)										0	0	0	0	0	0	0											
Randy Niemann, L (7, 1)										0	0	0	0	0	0	0											
Frank LaCorte, R OBP: 0.500, SLG: 0.500 (7, 1)										0	0	0	0	0	0	0											
<b>Inning Stats</b>	R: 1 E: 0 K: 0 S: 5	H: 2 LOB: 1 BB: 0 P: 5	R: 0 E: 0 K: 1 S: 5	H: 0 LOB: 0 BB: 0 P: 5	R: 0 E: 0 K: 0 S: 3	H: 1 LOB: 0 BB: 0 P: 3	R: 1 E: 0 K: 0 S: 5	H: 2 LOB: 1 BB: 0 P: 5	R: 1 E: 0 K: 1 S: 6	H: 1 LOB: 0 BB: 0 P: 6	R: 0 E: 0 K: 0 S: 3	H: 1 LOB: 1 BB: 1 P: 7	R: 1 E: 0 K: 0 S: 4	H: 1 LOB: 0 BB: 0 P: 4	R: 0 E: 0 K: 0 S: 3	H: 0 LOB: 0 BB: 0 P: 3	R: 0 E: 0 K: 0 S: 3	H: 1 LOB: 0 BB: 0 P: 3	1B: 5 2B: 0 3B: 0 HR: 4	SF: 0 SAC: 0 DP: 1 HBP: 0	WP: 0 PB: 0 SB: 0 CS: 2	PA: 34					
<b>PITCHER</b>	IP	WLS	BF	H	R	ER	SO	BB	IBB	HBP	BLK	WP	HR	S	P	ERA	WHIP										
Larry McWilliams, L ERA: 5.11 (8, 1)	7.0	W	28	8	4	4	2	1	0	0	0	0	4	31	35	5.14	1.286										
Rick Camp, R ERA: 3.38 (8, 1)	1.1		5	1	0	0	0	0	0	0	0	0	0	5	5	0.00	0.750										
Larry Bradford, L ERA: 1.46 (8, 1)	0.2	S	1	0	0	0	0	0	0	0	0	0	0	1	1	0.00	0.000										

Batter	1	2	3	4	5	6	7	8	9	AB	R	H	RBI	BB	SO	LOB	BOTTOM										
Jerry Royster, R OBP: 0.333, SLG: 0.309 (1, 4)										4	0	0	0	0	0	1	<b>Houston Astros @ Atlanta Braves</b> Atlanta-Fulton County Stadium, Atlanta, GA Fri May 09 1980, 7:05 PM EDT Att: 11,111 - Unknown										
Larvell Blanks, R OBP: 0.208, SLG: 0.235 (1, 5)										4	1	1	0	0	1	1											
Dale Murphy, R OBP: 0.364, SLG: 0.424 (1, 9)										2	1	0	0	2	1	0											
Chris Chambliss, L OBP: 0.343, SLG: 0.495 (1, 3)										4	1	2	1	0	1	2											
Jeff Burroughs, R OBP: 0.344, SLG: 0.375 (1, 7)										4	1	2	1	0	0	3											
Brian Asselstine, L OBP: 0.295, SLG: 0.378 (1, 8)										4	1	1	3	0	1	2											
Bruce Benedict, R OBP: 0.289, SLG: 0.278 (1, 2)										4	0	1	0	0	1	2											
Luis Gomez, R OBP: 0.275, SLG: 0.219 (1, 6)										3	0	0	0	1	1	3											
Larry McWilliams, L OBP: 0.500, SLG: 0.500 (8, 1)										3	0	1	0	0	2	1											
Rick Camp, R (8, 1)										0	0	0	0	0	0	0											
Larry Bradford, R (8, 1)										0	0	0	0	0	0	0											
<b>Inning Stats</b>	R: 3 E: 1 K: 0 S: 7	H: 3 LOB: 2 BB: 1 P: 11	R: 0 E: 0 K: 0 S: 3	H: 1 LOB: 0 BB: 0 P: 3	R: 0 E: 0 K: 1 S: 4	H: 1 LOB: 0 BB: 0 P: 4	R: 0 E: 0 K: 1 S: 5	H: 0 LOB: 0 BB: 0 P: 5	R: 2 E: 0 K: 3 S: 11	H: 2 LOB: 1 BB: 1 P: 15	R: 0 E: 1 K: 1 S: 6	H: 0 LOB: 2 BB: 1 P: 10	R: 0 E: 0 K: 2 S: 7	H: 0 LOB: 0 BB: 0 P: 7	R: 0 E: 0 K: 0 S: 7	H: 0 LOB: 0 BB: 0 P: 7	1B: 6 2B: 1 3B: 0 HR: 1	SF: 0 SAC: 0 DP: 2 HBP: 0	WP: 0 PB: 0 SB: 1 CS: 0	PA: 35							
<b>PITCHER</b>	IP	WLS	BF	H	R	ER	SO	BB	IBB	HBP	BLK	WP	HR	S	P	ERA	WHIP										
Ken Forsch, R ERA: 2.98 (7, 1)	6.0	L	27	8	5	5	5	2	0	0	0	0	0	4	8	0.00	3.000										
Dave Smith, R ERA: 2.09 (7, 1)	0.1		3	0	0	0	1	1	0	0	0	0	0	4	8	0.00	3.000										
Randy Niemann, L ERA: 13.5 (7, 1)	0.1		1	0	0	0	0	0	0	0	0	0	0	1	1	0.00	0.000										
Frank LaCorte, R ERA: 0.56 (7, 1)	1.1		4	0	0	0	2	0	0	0	0	0	0	8	8	0.00	0.000										

AB	33
R	4
H	9
RBI	4
BB	1
SO	2
LOB	7









Batter	1	2	3	4	5	6	7	8	9	AB	R	H	RBI	BB	SO	LOB	TOP					
Terry Puhl, L OBP: 0.375, SLG: 0.481 (1, 8)	3-1		P4				F9		F9	4	0	0	0	1	0	2						
Craig Reynolds, L OBP: 0.240, SLG: 0.274 Dave Smith, R (7, 1)			F8			SF6			F9	2	0	0	1	1	0	2						
Dave Bergman, L OBP: 0.211, SLG: 0.118 (9, PH)	G6-3									0	0	0	0	0	0	0						
Jeffrey Leonard, R OBP: 0.314, SLG: 0.338 (1, 9)	G6-3									1	0	0	0	0	0	0						
Joe Morgan, L OBP: 0.351, SLG: 0.376 (1, 4)		K								3	1	0	0	2	1	1						
Jose Cruz, L OBP: 0.398, SLG: 0.404 (1, 7)										4	0	0	0	0	1	4						
Jose Cruz, L OBP: 0.398, SLG: 0.404 (1, 7)	6-3									4	1	1	0	0	0	1						
Enos Cabell, R OBP: 0.379, SLG: 0.429 (1, 5)										4	1	3	1	0	0	0						
Denny Walling, L OBP: 0.392, SLG: 0.333 (1, 3)										4	1	3	1	0	0	0						
Luis Pujols, R OBP: 0.208, SLG: 0.220 (1, 2)										2	0	1	0	2	0	1						
Joe Niekro, R OBP: 0.222, SLG: 0.235 Vern Ruhle, R OBP: 0.500, SLG: 0.600 Rafael Landestoy, S OBP: 0.281, SLG: 0.414 (7, 6)										3	1	1	1	0	0	3						
Joe Niekro, R OBP: 0.222, SLG: 0.235 Vern Ruhle, R OBP: 0.500, SLG: 0.600 Rafael Landestoy, S OBP: 0.281, SLG: 0.414 (7, 6)										1	0	1	1	0	0	0						
Joe Niekro, R OBP: 0.222, SLG: 0.235 Vern Ruhle, R OBP: 0.500, SLG: 0.600 Rafael Landestoy, S OBP: 0.281, SLG: 0.414 (7, 6)										0	0	0	0	0	0	0						
Joe Niekro, R OBP: 0.222, SLG: 0.235 Vern Ruhle, R OBP: 0.500, SLG: 0.600 Rafael Landestoy, S OBP: 0.281, SLG: 0.414 (7, 6)										2	0	0	0	0	1	2						
<b>Inning Stats</b>	R: 0 E: 0 K: 0 S: 2	H: 0 LOB: 0 BB: 1 P: 6	R: 0 E: 0 K: 1 S: 5	H: 0 LOB: 0 BB: 0 P: 5	R: 0 E: 1 K: 0 S: 5	H: 1 LOB: 2 BB: 0 P: 5	R: 0 E: 1 K: 0 S: 3	H: 0 LOB: 0 BB: 0 P: 3	R: 2 E: 0 K: 0 S: 6	H: 3 LOB: 3 BB: 2 P: 14	R: 0 E: 0 K: 0 S: 3	H: 1 LOB: 1 BB: 1 P: 7	R: 0 E: 0 K: 1 S: 5	H: 0 LOB: 0 BB: 0 P: 5	R: 2 E: 0 K: 0 S: 5	H: 2 LOB: 2 BB: 2 P: 13	R: 0 E: 0 K: 1 S: 5	H: 0 LOB: 0 BB: 0 P: 5	1B: 6 2B: 1 3B: 0 HR: 0	SF: 2 SAC: 1 DP: 3 HBP: 0	WP: 0 PB: 0 SB: 1 CS: 0	PA: 39
<b>PITCHER</b> Phil Niekro, R ERA: 4.29 (1, 1)	IP: 9.0 WLS: W BF: 39 H: 7 R: 4 ER: 4 SO: 3 BB: 6 IBB: 0 HBP: 0 BLK: 0 WP: 0 HR: 0 S: 39 P: 63 ERA: 4.00 WHIP: 1.444															<b>PITCHER</b>	IP: 9.0 WLS: W BF: 39 H: 7 R: 4 ER: 4 SO: 3 BB: 6 IBB: 0 HBP: 0 BLK: 0 WP: 0 HR: 0 S: 39 P: 63 ERA: 4.00 WHIP: 1.444					

Houston Astros @ Atlanta Braves  
Atlanta-Fulton County Stadium, Atlanta, GA  
Sun May 11 1980, 3:33 AM EDT  
Att: 10,871 - Unknown

AB	30
R	4
H	7
RBI	4
BB	6
SO	3
LOB	16



Batter	1	2	3	4	5	6	7	8	9	AB	R	H	RBI	BB	SO	LOB	BOTTOM			
Jerry Royster, R OBP: 0.339, SLG: 0.324 (1, 4)			K							4	0	1	2	1	1	0				
Bob Horner, R OBP: 0.077, SLG: 0.053 Larvell Blanks, R OBP: 0.205, SLG: 0.230 (7, 5)			6-3							4	2	0	0	0	0	2				
Gary Matthews, R OBP: 0.283, SLG: 0.313 (1, 9)										1	0	0	0	0	0	0				
Gary Matthews, R OBP: 0.283, SLG: 0.313 (1, 9)										4	0	3	1	0	0	1				
Chris Chambliss, L OBP: 0.352, SLG: 0.500 (1, 3)										4	1	2	0	0	0	3				
Jeff Burroughs, R OBP: 0.369, SLG: 0.407 (1, 7)										3	1	2	2	0	0	2				
Brian Asselstine, L OBP: 0.291, SLG: 0.358 (1, 8)										4	1	1	0	0	1	2				
Bruce Benedict, R OBP: 0.304, SLG: 0.295 (1, 2)										4	1	2	0	0	0	0				
Luis Gomez, R OBP: 0.263, SLG: 0.211 (1, 6)										4	1	1	2	0	0	1				
Phil Niekro, R OBP: 0.133, SLG: 0.200 (1, 1)										3	0	0	0	0	0	0				
<b>Inning Stats</b>	R: 2 E: 0 K: 1 S: 7	H: 2 LOB: 1 BB: 1 P: 11	R: 0 E: 0 K: 0 S: 3	H: 0 LOB: 0 BB: 0 P: 3	R: 0 E: 0 K: 1 S: 7	H: 2 LOB: 0 BB: 0 P: 7	R: 0 E: 0 K: 0 S: 3	H: 0 LOB: 0 BB: 0 P: 3	R: 1 E: 2 K: 0 S: 5	H: 1 LOB: 1 BB: 0 P: 5	R: 4 E: 0 K: 0 S: 9	H: 6 LOB: 2 BB: 0 P: 9	R: 0 E: 0 K: 0 S: 3	H: 1 LOB: 1 BB: 0 P: 4	R: 0 E: 0 K: 0 S: 3	H: 0 LOB: 0 BB: 0 P: 3	1B: 10 2B: 1 3B: 1 HR: 0	SF: 0 SAC: 1 DP: 1 HBP: 1	WP: 0 PB: 0 SB: 0 CS: 0	PA: 38
<b>PITCHER</b> Joe Niekro, R ERA: 2.91 Vern Ruhle, R ERA: 4.79 Dave Smith, R ERA: 1.8 (6, 1)	IP: 5.0 WLS: L BF: 26 H: 9 R: 7 ER: 6 SO: 2 BB: 1 IBB: 0 HBP: 0 BLK: 0 WP: 0 HR: 0 S: 29 P: 33 ERA: 10.80 WHIP: 2.000															<b>PITCHER</b>	IP: 5.0 WLS: L BF: 26 H: 9 R: 7 ER: 6 SO: 2 BB: 1 IBB: 0 HBP: 0 BLK: 0 WP: 0 HR: 0 S: 29 P: 33 ERA: 10.80 WHIP: 2.000			

Houston Astros @ Atlanta Braves  
Atlanta-Fulton County Stadium, Atlanta, GA  
Sun May 11 1980, 3:33 AM EDT  
Att: 10,871 - Unknown

AB	35
R	7
H	12
RBI	7
BB	1
SO	2
LOB	11





Batter	1	2	3	4	5	6	7	8	9	AB	R	H	RBI	BB	SO	LOB	TOP					
<b>Pete Rose, S</b> OBP: 0.316, SLG: 0.323 (1, 3)										4	2	1	0	0	0	2	<b>Philadelphia Phillies @ Atlanta Braves</b> Atlanta-Fulton County Stadium, Atlanta, GA Tue May 13 1980, 7:05 PM EDT Att: 10,146 - Unknown					
<b>Bake McBride, L</b> OBP: 0.284, SLG: 0.430 (1, 9)										4	0	1	2	0	2	2						
<b>Mike Schmidt, R</b> OBP: 0.364, SLG: 0.657 (1, 5)										3	0	1	1	0	1	1						
<b>Greg Luzinski, R</b> OBP: 0.361, SLG: 0.533 (1, 7)										2	0	0	0	2	2	2						
<b>Bob Boone, R</b> OBP: 0.293, SLG: 0.387 (1, 2)										4	0	0	0	0	0	4						
<b>Gary Maddox, R</b> OBP: 0.276, SLG: 0.354 (1, 8)											4	0	2	0	0	1		0				
<b>Larry Bowa, S</b> OBP: 0.274, SLG: 0.363 (1, 6)										3	0	0	0	0	0	1		<b>AB 30</b> <b>R 3</b> <b>H 6</b> <b>RBI 3</b> <b>BB 4</b> <b>SO 6</b> <b>LOB 13</b>				
<b>Ramon Aviles, R</b> OBP: 0.333, SLG: 0.389 (7, 6)											1	0	0	0	0	1						
<b>Manny Trillo, R</b> OBP: 0.394, SLG: 0.500 (1, 4)										4	0	0	0	0	0	0						
<b>Randy Lerch, L</b> OBP: 0.563, SLG: 0.583 (1, 1)										1	0	1	0	1	0	0						
<b>George Vukovich, L</b> OBP: 0.300, SLG: 0.444 (8, PH)										0	1	0	0	1	0	0						
<b>Lerrin LaGrow, R</b> OBP: 0.333, SLG: 0.389 (8, 1)										0	0	0	0	0	0	0						
<b>Inning Stats</b>	R: 1 E: 1 K: 0 S: 4	H: 1 LOB: 1 BB: 1 P: 8	R: 0 E: 0 K: 1 S: 5	H: 0 LOB: 0 BB: 0 P: 5	R: 0 E: 0 K: 2 S: 8	H: 1 LOB: 1 BB: 0 P: 8	R: 0 E: 0 K: 1 S: 6	H: 1 LOB: 1 BB: 0 P: 6	R: 0 E: 0 K: 0 S: 2	H: 0 LOB: 0 BB: 1 P: 6	R: 0 E: 0 K: 1 S: 5	H: 0 LOB: 1 BB: 1 P: 9	R: 0 E: 0 K: 0 S: 3	H: 0 LOB: 0 BB: 0 P: 3	R: 0 E: 0 K: 1 S: 6	H: 2 LOB: 1 BB: 1 P: 11	R: 0 E: 0 K: 0 S: 3	H: 1 LOB: 0 BB: 0 P: 3	1B: 3 2B: 3 3B: 0 HR: 0	SF: 0 SAC: 0 DP: 3 HBP: 1	WP: 0 PB: 0 SB: 1 CS: 1	PA: 35
<b>PITCHER</b>	IP WLS BF H R ER SO BB IBB HBP BLK WP HR S P ERA WHIP																					
<b>Doyle Alexander, R</b> ERA: 5.01 (1, 1)	7.0 W 28 4 3 2 5 4 0 0 0 0 0 0 34 50 2.57 1.143																					
<b>Rick Camp, R</b> ERA: 3.05 (8, 1)	2.0 S 7 2 0 0 1 0 0 1 0 0 0 0 8 9 0.00 1.000																					

Batter	1	2	3	4	5	6	7	8	9	AB	R	H	RBI	BB	SO	LOB	BOTTOM			
<b>Jerry Royster, R</b> OBP: 0.344, SLG: 0.330 (1, 4)										4	1	2	0	0	0	0	<b>Philadelphia Phillies @ Atlanta Braves</b> Atlanta-Fulton County Stadium, Atlanta, GA Tue May 13 1980, 7:05 PM EDT Att: 10,146 - Unknown			
<b>Bob Horner, R</b> OBP: 0.693, SLG: 0.071 (1, 5)										4	0	1	1	0	0	1				
<b>Larry Blanks, R</b> OBP: 0.205, SLG: 0.230 (8, 5)										0	0	0	0	0	0	0				
<b>Gary Matthews, R</b> OBP: 0.298, SLG: 0.327 (1, 9)										4	2	2	1	0	0	0				
<b>Chris Chambliss, L</b> OBP: 0.357, SLG: 0.529 (1, 3)										4	2	2	2	0	0	2				
<b>Jeff Burroughs, R</b> OBP: 0.377, SLG: 0.419 (1, 7)										3	0	1	1	1	0	0				
<b>Brian Asselstine, L</b> OBP: 0.291, SLG: 0.358 (9, 7)										0	0	0	0	0	0	0				
<b>Dale Murphy, R</b> OBP: 0.352, SLG: 0.447 (1, 8)										4	1	1	1	0	1	2				
<b>Bruce Benedict, R</b> OBP: 0.280, SLG: 0.271 (1, 2)										4	0	0	0	0	2	1				
<b>Luis Gomez, R</b> OBP: 0.250, SLG: 0.200 (1, 6)										4	0	0	0	0	0	1				
<b>Doyle Alexander, R</b> OBP: 0.167, SLG: 0.167 (1, 1)										3	1	1	0	0	1	0				
<b>Rick Camp, R</b> ERA: 3.55 (8, 1)										0	0	0	0	0	0	0				
<b>Inning Stats</b>	R: 2 E: 1 K: 0 S: 6	H: 3 LOB: 1 BB: 0 P: 6	R: 2 E: 0 K: 0 S: 7	H: 4 LOB: 2 BB: 0 P: 7	R: 0 E: 0 K: 2 S: 7	H: 0 LOB: 0 BB: 0 P: 7	R: 0 E: 0 K: 1 S: 5	H: 0 LOB: 0 BB: 0 P: 5	R: 0 E: 0 K: 0 S: 3	H: 0 LOB: 0 BB: 1 P: 3	R: 0 E: 0 K: 0 S: 3	H: 0 LOB: 0 BB: 0 P: 3	R: 0 E: 0 K: 1 S: 8	H: 3 LOB: 0 BB: 0 P: 8	R: 3 E: 1 K: 1 S: 8	H: 3 LOB: 0 BB: 0 P: 8	1B: 6 2B: 2 3B: 1 HR: 1	SF: 0 SAC: 0 DP: 1 HBP: 0	WP: 0 PB: 0 SB: 0 CS: 0	PA: 35
<b>PITCHER</b>	IP WLS BF H R ER SO BB IBB HBP BLK WP HR S P ERA WHIP																			
<b>Randy Lerch, L</b> ERA: 5.04 (1, 1)	7.0 L 29 7 4 2 3 1 0 0 0 0 0 0 34 38 2.57 1.143																			
<b>Lerrin LaGrow, R</b> ERA: 3.55 (8, 1)	1.0 6 3 3 3 1 0 0 0 0 0 0 1 8 8 27.00 3.000																			









Batter	1	2	3	4	5	6	7	8	9	AB	R	H	RBI	BB	SO	LOB	TOP								
Frank Taveras, R OBP: 0.285, SLG: 0.281 (1, 6)																									
Elliott Maddox, R OBP: 0.423, SLG: 0.313 (1, 5)																									
Lee Mazzilli, S OBP: 0.411, SLG: 0.343 (1, 3)																									
John Stearns, R OBP: 0.364, SLG: 0.453 (1, 2)																									
Mike Jorgensen, L OBP: 0.415, SLG: 0.389 Jerry Morales, R OBP: 0.256, SLG: 0.250 (7, PR) (7, 8)																									
Joel Youngblood, R OBP: 0.381, SLG: 0.443 (7, 9)																									
Steve Henderson, R OBP: 0.345, SLG: 0.368 (1, 7)																									
Doug Flynn, R OBP: 0.237, SLG: 0.245 (1, 4)																									
Pete Falcone, L OBP: 0.111, SLG: 0.111 Neil Allen, R (7, 1)																									
<b>Inning Stats</b>	R: 1 E: 0 K: 0 S: 5	H: 3 LOB: 2 BB: 1 P: 9	R: 0 E: 0 K: 2 S: 8	H: 1 LOB: 1 BB: 0 P: 8	R: 0 E: 0 K: 1 S: 3	H: 0 LOB: 0 BB: 0 P: 3	R: 0 E: 0 K: 1 S: 5	H: 0 LOB: 0 BB: 0 P: 5	R: 1 E: 0 K: 0 S: 5	H: 2 LOB: 2 BB: 1 P: 9	R: 0 E: 0 K: 0 S: 4	H: 1 LOB: 1 BB: 0 P: 4	R: 3 E: 0 K: 0 S: 5	H: 2 LOB: 2 BB: 3 P: 17	R: 0 E: 1 K: 1 S: 8	H: 2 LOB: 2 BB: 0 P: 8	R: 0 E: 0 K: 0 S: 3	H: 0 LOB: 0 BB: 0 P: 3	1B: 9 2B: 2 3B: 0 HR: 0	SF: 0 SAC: 1 DP: 0 HBP: 0	WP: 1 PB: 2 SB: 0 CS: 1	PA: 43			
<b>PITCHER</b>	IP WLS BF H R ER SO BB IBB HBP BLK WP HR S P ERA WHIP																								
Phil Niekro, R ERA: 4.58 Gene Garber, R ERA: 7.07 Al Hrabosky, L ERA: 4.4	(1, 1) (7, 1) (8, 1)	6.2 0.1 2.0	L 1 9	33 0 2	9 0 0	5 0 0	3 0 1	5 0 0	3 0 0	0 0 0	0 0 0	0 0 0	0 0 0	0 0 0	0 0 0	0 0 0	0 0 0	0 0 0	0 0 0	0 0 0	0 0 0	0 0 0	0 0 0	6.75 0.00 0.00	2.100 0.000 1.000

**New York Mets @ Atlanta Braves**  
Atlanta-Fulton County Stadium, Atlanta, GA  
Fri May 16 1980, 7:05 PM EDT  
Att: 6,135 - Unknown

AB 37  
R 5  
H 11  
RBI 5  
BB 5  
SO 4  
LOB 17

Batter	1	2	3	4	5	6	7	8	9	AB	R	H	RBI	BB	SO	LOB	BOTTOM									
Jerry Royster, R OBP: 0.338, SLG: 0.313 (1, 4)																										
Larvell Blanks, R OBP: 0.205, SLG: 0.266 (8, 6)																										
Gary Matthews, R OBP: 0.308, SLG: 0.322 (1, 9)																										
Chris Chambliss, L OBP: 0.333, SLG: 0.491 (1, 3)																										
Jeff Burroughs, R OBP: 0.390, SLG: 0.394 (1, 7)																										
Dale Murphy, R OBP: 0.353, SLG: 0.461 (1, 8)																										
Bruce Benedict, R OBP: 0.273, SLG: 0.264 (1, 2)																										
Luis Gomez, R OBP: 0.244, SLG: 0.188 Bill Nahorodny, R OBP: 0.125, SLG: 0.125 Brian Asselstine, L OBP: 0.237, SLG: 0.358 Chico Ruiz, R OBP: 0.250, SLG: 0.375 (8, 5)																										
Phil Niekro, R OBP: 0.118, SLG: 0.176 Gene Garber, R (7, 1) Mike Lum, L OBP: 0.167, SLG: 0.235 Al Hrabosky, R (8, 1)																										
<b>Inning Stats</b>	R: 1 E: 0 K: 1 S: 5	H: 1 LOB: 0 BB: 0 P: 9	R: 0 E: 0 K: 1 S: 5	H: 0 LOB: 0 BB: 0 P: 5	R: 0 E: 0 K: 2 S: 7	H: 0 LOB: 1 BB: 1 P: 11	R: 0 E: 0 K: 1 S: 5	H: 0 LOB: 0 BB: 0 P: 5	R: 0 E: 1 K: 1 S: 6	H: 1 LOB: 1 BB: 0 P: 6	R: 2 E: 0 K: 0 S: 4	H: 2 LOB: 0 BB: 1 P: 8	R: 0 E: 0 K: 2 S: 7	H: 0 LOB: 0 BB: 0 P: 7	R: 0 E: 0 K: 2 S: 7	H: 0 LOB: 0 BB: 0 P: 7	R: 0 E: 0 K: 2 S: 7	H: 0 LOB: 0 BB: 0 P: 7	1B: 2 2B: 3 3B: 0 HR: 1	SF: 1 SAC: 0 DP: 3 HBP: 0	WP: 0 PB: 0 SB: 1 CS: 0	PA: 33				
<b>PITCHER</b>	IP WLS BF H R ER SO BB IBB HBP BLK WP HR S P ERA WHIP																									
Pete Falcone, L ERA: 4.97 Neil Allen, R ERA: 5.47	(1, 1) (7, 1)	6.0 3.0	W S	25 8	4 0	3 0	3 0	7 4	0 0	0 0	0 0	0 0	0 0	0 0	0 0	0 0	0 0	0 0	0 0	0 0	0 0	0 0	0 0	0 0	4.50 0.00	1.333 0.000

**New York Mets @ Atlanta Braves**  
Atlanta-Fulton County Stadium, Atlanta, GA  
Fri May 16 1980, 7:05 PM EDT  
Att: 6,135 - Unknown

AB 28  
R 3  
H 4  
RBI 3  
BB 4  
SO 11  
LOB 6



Batter	1	2	3	4	5	6	7	8	9	AB	R	H	RBI	BB	SO	LOB	TOP			
Frank Taveras, R (1, 6) OBP: 0.284, SLG: 0.280	0-0 6-3			0-0 1-3		0-0 1-2 1B		0-0 F8		4	0	1	0	0	0	0	<b>New York Mets @ Atlanta Braves</b> Atlanta-Fulton County Stadium, Atlanta, GA Sun May 18 1980, 3:33 AM EDT Unknown			
Elliott Maddox, R (1, 5) OBP: 0.416, SLG: 0.301 Jeff Reardon, R (8, 1) Ed Glynn, R (8, 1)	4-0 BB G3-6-1			0-0 5-3		0-0 F9		0-0 L5		3	0	0	0	1	0	2				
Lee Mazzilli, S (1, 3) OBP: 0.398, SLG: 0.330	0-0 G3-6-1 1-2			0-0 3-1		0-0 L4			0-0 1-3	4	0	0	0	0	0	3				
Mike Jorgensen, L (1, 9) Mario Ramirez, R (9, PR)		0-3 K			0-0 6-3 1B			0-0 WP SF9 1B	4-0 WP 1-3 BB	3	1	2	0	1	1	0				
John Stearns, R (1, 2) OBP: 0.352, SLG: 0.436		0-0 5-3			0-0 6-3			0-0 F7	0-0 1-3	4	0	0	0	0	0	3				
Steve Henderson, R (1, 7) OBP: 0.352, SLG: 0.375		0-0 F9			0-0 G5-4-3 1B			0-0 SF9 WP 1-2 1B	0-0 6-3	4	0	2	0	0	0	2				
Joel Youngblood, R (1, 8) OBP: 0.352, SLG: 0.435			0-0 P3		0-0 G5-4-3 1-2			0-0 SF9 1-3 2-H		2	0	0	1	0	0	2				
Doug Flynn, R (1, 4) OBP: 0.239, SLG: 0.248			0-0 F1-3			0-0 FC4 1B		0-0 F4		3	0	1	0	0	0	1				
Pat Zachry, R (1, 1) Ron Hodges, L (6, PH) Tom Hausman, R (6, 1) Alex Trevino, R (8, PH)			0-0 6-3			0-0 FC4 1-2 1B		0-0 5-3		1	0	0	0	0	0	0				
<b>Inning Stats</b>	R: 0 E: 0 K: 0 S: 2	H: 0 LOB: 0 BB: 1 P: 6	R: 0 E: 0 K: 1 S: 5	H: 0 LOB: 0 BB: 0 P: 5	R: 0 E: 0 K: 0 S: 3	H: 0 LOB: 0 BB: 0 P: 3	R: 0 E: 0 K: 0 S: 3	H: 2 LOB: 1 BB: 0 P: 3	R: 0 E: 0 K: 0 S: 5	H: 2 LOB: 1 BB: 0 P: 5	R: 1 E: 0 K: 0 S: 5	H: 2 LOB: 1 BB: 0 P: 5	R: 0 E: 0 K: 0 S: 3	H: 0 LOB: 2 BB: 1 P: 7	R: 0 E: 0 K: 0 S: 3	H: 0 LOB: 2 BB: 1 P: 7		1B: 6 2B: 0 3B: 0 HR: 0	SF: 1 SAC: 0 DP: 2 HBP: 0	WP: 2 PB: 0 CS: 0
<b>PITCHER</b>	IP WLS BF H R ER SO BB IBB HBP BLK WP HR S P ERA WHIP																			
Rick Matula, R (1, 1) ERA: 1.68	8.1 W 31 6 1 1 1 2 0 0 0 1 0 31 39 1.08 0.960																			
Rick Camp, R (9, 1) ERA: 2.95	0.2 S 2 0 0 0 0 0 0 0 0 0 1 0 2 2 0.00 0.000																			

AB	30
R	1
H	6
RBI	1
BB	2
SO	1
LOB	14



Batter	1	2	3	4	5	6	7	8	9	AB	R	H	RBI	BB	SO	LOB	BOTTOM			
Jerry Royster, R (1, 4) OBP: 0.336, SLG: 0.319	0-0 6-3		0-0 L5-3		0-0 F9			0-0 BB 2B		4	0	1	0	0	0	3	<b>New York Mets @ Atlanta Braves</b> Atlanta-Fulton County Stadium, Atlanta, GA Sun May 18 1980, 3:33 AM EDT Unknown			
Larvell Blanks, R (1, 5) OBP: 0.218, SLG: 0.268	0-3 K		0-0 F7			0-0 CS 1B		4-0 BB BB		3	0	1	0	1	1	0				
Gary Matthews, R (1, 9) OBP: 0.304, SLG: 0.306	0-0 F7			0-0 F4-3		0-3 K 1-2		4-0 1-2 2-3 BB		3	0	0	0	1	1	1				
Chris Chambliss, L (1, 3) OBP: 0.323, SLG: 0.474		0-0 F4-3		0-3 K		0-0 F9		0-0 F7		4	0	0	0	0	1	3				
Brian Asselstine, L (1, 7) OBP: 0.289, SLG: 0.357		0-0 HR 1B		0-0 F7			0-0 F6			3	1	1	0	0	0	0				
Dale Murphy, R (1, 8) OBP: 0.353, SLG: 0.486		0-0 1-H HR		0-0 F7			0-3 K			3	1	1	2	0	1	0				
Bill Nahorodny, R (1, 2) OBP: 0.182, SLG: 0.273		0-3 K			0-0 2B			0-0 L5		3	0	1	0	0	1	0				
Luis Gomez, R (1, 6) OBP: 0.247, SLG: 0.183		0-3 K			4-0 BB			0-0 5-3		2	0	0	0	1	1	0				
Rick Matula, R (1, 1) OBP: 0.071, SLG: 0.071			0-0 L5-3 1B		0-3 K			0-3 K		3	0	1	0	0	2	2				
Rick Camp, R (9, 1)										0	0	0	0	0	0	0				
<b>Inning Stats</b>	R: 0 E: 0 K: 1 S: 5	H: 0 LOB: 0 BB: 0 P: 5	R: 2 E: 0 K: 2 S: 9	H: 2 LOB: 0 BB: 0 P: 9	R: 0 E: 0 K: 0 S: 3	H: 1 LOB: 0 BB: 0 P: 3	R: 0 E: 0 K: 1 S: 5	H: 0 LOB: 0 BB: 0 P: 5	R: 0 E: 0 K: 1 S: 6	H: 1 LOB: 2 BB: 1 P: 10	R: 0 E: 0 K: 1 S: 5	H: 1 LOB: 0 BB: 0 P: 5	R: 0 E: 0 K: 1 S: 5	H: 0 LOB: 0 BB: 0 P: 5	R: 0 E: 0 K: 1 S: 6	H: 1 LOB: 3 BB: 2 P: 14	1B: 3 2B: 3 3B: 0 HR: 1	SF: 0 SAC: 0 DP: 1 HBP: 0	WP: 0 PB: 0 CS: 1	PA: 31
<b>PITCHER</b>	IP WLS BF H R ER SO BB IBB HBP BLK WP HR S P ERA WHIP																			
Pat Zachry, R (1, 1) ERA: 2.7	5.0 L 19 4 2 2 2 1 0 0 0 0 0 1 28 32 3.60 1.000																			
Tom Hausman, R (6, 1) ERA: 4.72	2.0 6 1 0 0 2 0 0 0 0 0 0 10 10 0.00 0.500																			
Jeff Reardon, R (8, 1) ERA: 3.32	0.2 5 1 0 0 1 2 0 0 0 0 0 5 13 0.00 4.500																			
Ed Glynn, L (8, 1) ERA: 4.09	0.1 1 0 0 0 0 0 0 0 0 0 0 1 1 0.00 0.000																			

AB	28
R	2
H	6
RBI	2
BB	3
SO	8
LOB	9










Batter	1	2	3	4	5	6	7	8	9	AB	R	H	RBI	BB	SO	LOB	TOP										
Jerry Royster, R OBP: 0.319, SLG: 0.302 (1, 4)	1-3			P3		G6-4-3 1B		4-3	E4 F9 1B 1-H	5	0	1	0	0	0	0											
Larvell Blanks, R OBP: 0.240, SLG: 0.289 (1, 5)	K			F9		F8			BB	4	1	1	0	1	1	1											
Gary Matthews, R OBP: 0.321, SLG: 0.329 (1, 9)	F8					G6-4-3 1-2f			BB	4	1	1	0	1	0	3											
Chris Chambliss, L OBP: 0.338, SLG: 0.480 (1, 3)				G3					BB	4	1	1	2	1	1	3											
Brian Assestine, L OBP: 0.286, SLG: 0.348 (1, 7)				G4-6-3 1-2f		5-3			BB	4	1	1	1	0	1	1											
Dale Murphy, R OBP: 0.346, SLG: 0.478 (1, 8)	K					FC6-4 1B			BB	4	1	2	0	0	2	0											
Bruce Benedict, R OBP: 0.317, SLG: 0.328 (1, 2)				K		FC6-4 1B			BB	4	1	2	1	0	1	1											
Luis Gomez, R OBP: 0.247, SLG: 0.176 Chico Ruiz, R OBP: 0.364, SLG: 0.636 (1, 6) (7, 6)						FC6-4 1B			BB	1	0	0	0	0	0	2											
Larry McWilliams, L Tommy Egan, R Mike Lundy, L Preston Hanna, R Larry Bradford, R Joe Nolan, L Al Hrabosky, L Charlie Spikes, R (1, 1) (2, 1) (5, PH) (5, 1) (6, 1) (6, PH) (8, 1) (9, PH)				G6-3		P4			BB	0	0	0	0	0	0	0											
<b>Inning Stats</b>	R: 0 E: 0 K: 1 S: 5	H: 0 LOB: 0 BB: 0 P: 5	R: 0 E: 0 K: 1 S: 4	H: 0 LOB: 0 BB: 1 P: 8	R: 0 E: 0 K: 1 S: 4	H: 0 LOB: 0 BB: 0 P: 5	R: 0 E: 0 K: 0 S: 3	H: 2 LOB: 1 BB: 0 P: 7	R: 0 E: 0 K: 0 S: 3	H: 1 LOB: 0 BB: 0 P: 3	R: 0 E: 0 K: 3 S: 9	H: 0 LOB: 0 BB: 0 P: 9	R: 1 E: 0 K: 0 S: 4	H: 2 LOB: 0 BB: 0 P: 4	R: 7 E: 1 K: 0 S: 11	H: 7 LOB: 2 BB: 1 P: 15	1B: 7 2B: 4 3B: 0 HR: 0	SF: 0 SAC: 0 DP: 4 HBP: 1	WP: 0 PB: 1 SB: 0 CS: 0	PA: 40							
<b>PITCHER</b>	IP	WLS	BF	H	R	ER	SO	BB	IBB	HBP	BLK	WP	HR	S	P	ERA	WHIP										
David Palmer, R ERA: 1.72 Fred Norman, L ERA: 8.69 Stan Bahnsen, R ERA: 0.87 Woodie Fryman, L ERA: 0.57 (1, 1) (9, 1) (9, 1) (9, 1)	8.0	W	28	5	1	1	6	2	0	1	0	0	0	37	46	1.12	0.875										

Atlanta Braves @ Montreal Expos  
Olympic Stadium, Montreal, QB  
Mon May 19 1980, 3:33 AM EDT  
Att: 20,656 - Unknown

AB 36  
R 8  
H 12  
RBI 6  
BB 3  
SO 6  
LOB 15



Batter	1	2	3	4	5	6	7	8	9	AB	R	H	RBI	BB	SO	LOB	BOTTOM										
Ron LeFlore, R OBP: 0.339, SLG: 0.366 Fred Norman, S Stan Bahnsen, R Woodie Fryman, R (1, 7) (9, 1) (9, 1) (9, 1)	6-3	F9			F9	6-3		K		5	0	0	0	0	1	1											
Rodney Scott, S OBP: 0.298, SLG: 0.222 Chris Speier, R OBP: 0.261, SLG: 0.341 (1, 6) (6, 6)	S E BB				WP 1B BB			P4		1	2	1	1	2	0	0											
Andre Dawson, R OBP: 0.346, SLG: 0.478 Rowland Office, L OBP: 0.364, SLG: 0.353 (1, 8) (6, 8)	S 1B	G3			5-3 1B	K			BB	3	2	2	1	0	0	1											
Ellis Valentine, R OBP: 0.306, SLG: 0.452 (1, 9)	F8				5-3	K		F8		5	0	0	0	0	1	3											
Larry Parrish, R OBP: 0.311, SLG: 0.500 Ken Macha, R OBP: 0.500, SLG: 0.680 (1, 5) (6, 5)	HR				HR 1B			FC4-6 1B		3	2	2	2	0	0	0											
Gary Carter, R OBP: 0.323, SLG: 0.425 John Tamargo, S OBP: 0.222, SLG: 0.125 (1, 2) (7, 2)	F8				HR	FC4-6 1-2f				3	1	1	2	0	0	0											
Warren Cromartie, L OBP: 0.377, SLG: 0.460 Tom Hutton, L OBP: 0.133, SLG: 0.077 (1, 3) (6, 3)		1B 4-3 HBP			3-1	E BB		F3		1	2	0	0	1	0	0											
Tony Bernazard, S OBP: 0.341, SLG: 0.354 Bill Almon, R OBP: 0.200, SLG: 0.250 (1, 4) (6, PR) (6, 4)		F9 4-3 1B 1B			4-3	E8 2B		K		3	1	2	1	0	0	0											
David Palmer, R OBP: 0.308, SLG: 0.182 Jerry White, S OBP: 0.387, SLG: 0.462 (1, 1) (8, PH) (9, 7)		4-3			4-3	K		HR		3	0	0	1	0	1	2											
<b>Inning Stats</b>	R: 3 E: 0 K: 0 S: 5	H: 2 LOB: 1 BB: 1 P: 9	R: 2 E: 0 K: 0 S: 5	H: 2 LOB: 0 BB: 0 P: 6	R: 0 E: 0 K: 0 S: 3	H: 0 LOB: 0 BB: 0 P: 3	R: 0 E: 0 K: 0 S: 3	H: 0 LOB: 0 BB: 0 P: 3	R: 5 E: 1 K: 1 S: 9	H: 4 LOB: 1 BB: 2 P: 17	R: 0 E: 0 K: 2 S: 8	H: 1 LOB: 1 BB: 0 P: 8	R: 0 E: 0 K: 1 S: 6	H: 1 LOB: 1 BB: 1 P: 6	R: 1 E: 0 K: 1 S: 6	H: 1 LOB: 1 BB: 1 P: 10	1B: 7 2B: 1 3B: 0 HR: 3	SF: 0 SAC: 0 DP: 0 HBP: 1	WP: 1 PB: 0 SB: 3 CS: 0	PA: 40							
<b>PITCHER</b>	IP	WLS	BF	H	R	ER	SO	BB	IBB	HBP	BLK	WP	HR	S	P	ERA	WHIP										
Larry McWilliams, L ERA: 7.94 Tommy Boggs, R ERA: 4.4 Preston Hanna, R ERA: 8.31 Larry Bradford, L ERA: 1.1 Al Hrabosky, L ERA: 4.7 (1, 1) (2, 1) (5, 1) (6, 1) (8, 1)	1.2	L	11	4	5	5	0	1	0	1	0	0	0	7	14	27.00	3.000										

Atlanta Braves @ Montreal Expos  
Olympic Stadium, Montreal, QB  
Mon May 19 1980, 3:33 AM EDT  
Att: 20,656 - Unknown

AB 35  
R 11  
H 11  
RBI 9  
BB 4  
SO 5  
LOB 11





Batter	1	2	3	4	5	6	7	8	9	AB	R	H	RBI	BB	SO	LOB	TOP					
Jerry Royster, R (1,4) OBP: 0.311, SLG: 0.292																	4 0 0 0 0 2 2					
Larvell Blanks, R (1,6) OBP: 0.240, SLG: 0.287																	4 0 1 0 0 0 1					
Gary Matthews, R (1,9) OBP: 0.305, SLG: 0.311																	4 0 0 0 0 1 1					
Chris Chambliss, L (1,3) OBP: 0.343, SLG: 0.476																	3 0 1 0 1 2 0					
Brian Asselstine, L (1,7) OBP: 0.284, SLG: 0.354																	4 0 1 0 0 1 3					
Dale Murphy, R (1,8) OBP: 0.344, SLG: 0.470																	4 1 1 0 0 1 1					
Bruce Benedict, R (1,2) OBP: 0.318, SLG: 0.317																	2 0 0 0 1 0 1					
Chico Ruiz, R (1,5) OBP: 0.467, SLG: 0.692																	2 0 1 1 2 0 1					
Phil Niekro, R (1,1) OBP: 0.100, SLG: 0.150																	3 0 0 0 0 1 3					
<b>Inning Stats</b>	R: 0 E: 0 K: 2 S: 9	H: 2 LOB: 2 BB: 0 P: 9	R: 0 E: 0 K: 0 S: 3	H: 0 LOB: 1 BB: 1 P: 7	R: 0 E: 0 K: 1 S: 5	H: 0 LOB: 0 BB: 0 P: 5	R: 0 E: 0 K: 2 S: 8	H: 1 LOB: 1 BB: 0 P: 8	R: 0 E: 0 K: 0 S: 3	H: 0 LOB: 1 BB: 1 P: 7	R: 0 E: 0 K: 1 S: 7	H: 0 LOB: 0 BB: 0 P: 7	R: 1 E: 0 K: 1 S: 7	H: 2 LOB: 1 BB: 0 P: 7	R: 0 E: 0 K: 0 S: 3	H: 0 LOB: 1 BB: 1 P: 7	R: 0 E: 0 K: 0 S: 3	H: 0 LOB: 1 BB: 1 P: 7	1B: 3 2B: 2 3B: 0 HR: 0	SF: 0 SAC: 2 DP: 0 HBP: 0	WP: 0 PB: 0 SB: 0 CS: 0	PA: 36
<b>PITCHER</b>	IP WLS BF H R ER SO BB IBB HBP BLK WP HR S P ERA WHIP																					
Scott Sanderson, R (1,1) ERA: 3.14	8.0 L 32 5 1 1 8 3 0 0 0 0 0 0 45 57 1.12 1.000																					
Elias Sosa, R (9,1) ERA: 2.04	1.0 4 0 0 0 0 1 0 0 0 0 0 0 3 7 0.00 1.000																					

Atlanta Braves @ Montreal Expos  
Olympic Stadium, Montreal, QB  
Tue May 20 1980, 3:33 AM EDT  
Att: 11,071 - Unknown

AB 30  
R 1  
H 5  
RBI 1  
BB 4  
SO 8  
LOB 13



Batter	1	2	3	4	5	6	7	8	9	AB	R	H	RBI	BB	SO	LOB	BOTTOM					
Ron LeFlore, R (1,7) OBP: 0.352, SLG: 0.379																	4 0 3 0 0 0 0					
Rodney Scott, S (1,6) OBP: 0.286, SLG: 0.212																	4 0 0 0 0 0 3					
Andre Dawson, R (1,8) OBP: 0.333, SLG: 0.457																	4 0 0 0 0 1 1					
Ellis Valentine, R (1,9) OBP: 0.320, SLG: 0.471																	4 0 3 0 0 1 0					
Larry Parrish, R (1,5) OBP: 0.299, SLG: 0.480																	4 0 0 0 0 1 3					
Gary Carter, R (1,2) OBP: 0.315, SLG: 0.414																	3 0 0 0 0 0 2					
Warren Cromartie, L (1,3) OBP: 0.317, SLG: 0.452																	2 0 0 0 1 0 1					
Tony Bernazard, S (1,4) OBP: 0.330, SLG: 0.341																	3 0 0 0 0 1 2					
Scott Sanderson, R (1,1) OBP: 0.182, SLG: 0.200																	2 0 0 0 0 0 0					
Jerry White, S (8,PH) OBP: 0.375, SLG: 0.444																	1 0 0 0 0 0 0					
Elias Sosa, R (9,1) ERA: 2.04																	0 0 0 0 0 0 0					
<b>Inning Stats</b>	R: 0 E: 0 K: 0 S: 3	H: 1 LOB: 0 BB: 0 P: 3	R: 0 E: 0 K: 0 S: 4	H: 1 LOB: 1 BB: 0 P: 4	R: 0 E: 0 K: 0 S: 3	H: 0 LOB: 0 BB: 0 P: 3	R: 0 E: 0 K: 0 S: 4	H: 1 LOB: 1 BB: 0 P: 4	R: 0 E: 0 K: 1 S: 5	H: 0 LOB: 0 BB: 0 P: 5	R: 0 E: 0 K: 1 S: 6	H: 1 LOB: 1 BB: 0 P: 6	R: 0 E: 1 K: 1 S: 6	H: 0 LOB: 2 BB: 1 P: 10	R: 0 E: 0 K: 0 S: 3	H: 1 LOB: 0 BB: 0 P: 3	R: 0 E: 0 K: 1 S: 5	H: 1 LOB: 1 BB: 0 P: 5	1B: 5 2B: 2 3B: 0 HR: 0	SF: 0 SAC: 0 DP: 2 HBP: 0	WP: 0 PB: 0 SB: 2 CS: 2	PA: 32
<b>PITCHER</b>	IP WLS BF H R ER SO BB IBB HBP BLK WP HR S P ERA WHIP																					
Phil Niekro, R (1,1) ERA: 3.95	9.0 W 32 6 0 0 4 1 0 0 0 0 0 0 39 43 0.00 0.778																					

Atlanta Braves @ Montreal Expos  
Olympic Stadium, Montreal, QB  
Tue May 20 1980, 3:33 AM EDT  
Att: 11,071 - Unknown

AB 31  
R 0  
H 6  
RBI 0  
BB 1  
SO 4  
LOB 12





Batter	1	2	3	4	5	6	7	8	9	AB	R	H	RBI	BB	SO	LOB	TOP					
Jerry Royster, R (1, 4) OBP: 0.307, SLG: 0.296	0-0 6-3		0-0 2B		0-0 F7		0-0 5-3		0-0 P6	5	0	1	0	0	0	1						
Larvell Blanks, R (1, 6) OBP: 0.231, SLG: 0.276	0-0 F8		0-3 K		0-0 F8			0-0 F3		4	0	0	0	0	1	1						
Gary Matthews, R (1, 9) OBP: 0.302, SLG: 0.333	0-0 6-3			0-0 SF8 3B	0-0 F8			0-0 E5		4	1	1	0	0	0	0						
Chris Chambliss, L (1, 3) OBP: 0.340, SLG: 0.477		0-0 2B		0-3 K		0-0 4-3		0-0 1-3		4	0	1	0	0	1	2						
Brian Asselstine, L (1, 7) OBP: 0.283, SLG: 0.354		0-0 F9		0-0 SF8		0-0 S 1B		0-0 4-3		3	0	1	1	0	0	2						
Dale Murphy, R (1, 8) OBP: 0.348, SLG: 0.467		0-3 K		3-H 4-0 1B E BB		0-3 K		0-0 SH3-4 1B		3	1	1	0	1	2	2						
Bruce Benedict, R (1, 2) OBP: 0.304, SLG: 0.303		0-0 4-3		0-0 E6 1B		0-0 5-3		0-0 SH3-4 1B		3	0	0	0	0	0	3						
Chico Ruiz, R (1, 5) OBP: 0.474, SLG: 0.647			0-0 CS 1B		0-0 1B		0-0 5-3		0-3 K	4	0	2	0	0	1	1						
Preston Hanna, R (1, 1) OBP: 0.321, SLG: 0.211			0-3 K		0-0 P6		0-0 F9		0-0 1B	2	0	0	0	0	1	4						
Mike Lum, L (7, PH) OBP: 0.190, SLG: 0.211										1	0	0	0	0	0	0						
Rick Camp, R (7, 1) OBP: 0.400, SLG: 0.389										0	0	0	0	0	0	0						
Joe Nolan, L (9, PH) OBP: 0.400, SLG: 0.389										1	0	1	1	0	0	0						
Gene Garber, R (9, 1) OBP: 0.400, SLG: 0.389										0	0	0	0	0	0	0						
<b>Inning Stats</b>	R: 0 E: 0 K: 0 S: 3	H: 0 LOB: 0 BB: 0 P: 3	R: 0 E: 0 K: 1 S: 6	H: 1 LOB: 1 BB: 0 P: 6	R: 0 E: 0 K: 2 S: 8	H: 2 LOB: 1 BB: 0 P: 8	R: 1 E: 1 K: 1 S: 8	H: 2 LOB: 3 BB: 1 P: 12	R: 0 E: 0 K: 0 S: 3	H: 0 LOB: 0 BB: 0 P: 3	R: 0 E: 0 K: 1 S: 6	H: 1 LOB: 1 BB: 0 P: 6	R: 0 E: 0 K: 0 S: 3	H: 0 LOB: 0 BB: 0 P: 3	R: 0 E: 1 K: 0 S: 4	H: 0 LOB: 1 BB: 0 P: 4	R: 1 E: 0 K: 1 S: 7	H: 2 LOB: 1 BB: 0 P: 7	1B: 5 2B: 2 3B: 1 HR: 0	SF: 1 SAC: 1 DP: 0 HBP: 0	WP: 0 PB: 0 SB: 1 CS: 1	PA: 37
<b>PITCHER</b> Steve Rogers, R (1, 1) ERA: 3.27	IP: 9.0 WLS: W BF: 37 H: 8 R: 2 ER: 2 SO: 6 BB: 1 IBB: 0 HBP: 0 BLK: 0 WP: 0 HR: 0 S: 48 P: 52 ERA: 2.00 WHIP: 1.000															<b>PITCHER</b>	IP: 9.0 WLS: W BF: 37 H: 8 R: 2 ER: 2 SO: 6 BB: 1 IBB: 0 HBP: 0 BLK: 0 WP: 0 HR: 0 S: 48 P: 52 ERA: 2.00 WHIP: 1.000					

Atlanta Braves @ Montreal Expos  
Olympic Stadium, Montreal, QB  
Wed May 21 1980, 3:33 AM EDT  
Att: 13,606 - Unknown

AB 34  
R 2  
H 8  
RBI 2  
BB 1  
SO 6  
LOB 16



Batter	1	2	3	4	5	6	7	8	9	AB	R	H	RBI	BB	SO	LOB	BOTTOM			
Ron LeFlore, R (1, 7) OBP: 0.361, SLG: 0.373	4-0 S BB	4-0 1B BB		0-3 K			0-0 5-3		4-0 S 2B BB	2	1	0	0	3	1	1				
Rodney Scott, S (1, 6) OBP: 0.301, SLG: 0.225	0-0 1-3	0-0 1-2 2-H 1B			0-0 E 6-3 1B		0-0 1-3		4-0 2B BB	4	0	2	1	1	0	1				
Andre Dawson, R (1, 8) OBP: 0.439, SLG: 0.439	0-0 1-3	0-0 F8			0-0 6-3		0-3 K		0-0 1-3 2-H 2B	4	0	0	0	0	1	4				
Rowland Office, L (8, 8) OBP: 0.378, SLG: 0.400					1-2				1-3 2-H 2B	1	0	1	1	0	0	0				
Ellis Valentine, R (1, 9) OBP: 0.326, SLG: 0.467	4-0 FC5-4 BB		0-0 4-3		0-0 E5		0-0 E5		0-0 F8	3	0	1	0	1	0	0				
Larry Parrish, R (1, 5) OBP: 0.288, SLG: 0.461	0-0 FC5-4		0-0 F8		0-0 F3		0-3 K		0-3 K	4	0	0	0	0	1	4				
Gary Carter, R (1, 2) OBP: 0.313, SLG: 0.408		0-0 F8	0-0 F8		0-3 K				0-0 1B	4	0	1	0	0	1	2				
Warren Cromartie, L (1, 3) OBP: 0.323, SLG: 0.449		4-0 FC5-4 BB		0-0 4-3		0-0 6-3		0-0 1B	3	0	1	0	1	0	0	0				
Tony Benazard, S (1, 4) OBP: 0.326, SLG: 0.337		0-0 FC5-4 1B		0-0 SH3-4 1B		0-0 G3		0-0 F1	4	1	1	0	0	0	3					
Steve Rogers, R (1, 1) OBP: 0.316, SLG: 0.188		0-0 1B		0-0 SH3-4		0-0 6-3			0-0 6-3	2	1	1	1	0	0	0				
Jerry White, S (9, PH) OBP: 0.364, SLG: 0.429		2-H 1B		1-2 1B						1	0	0	0	0	0	0				
<b>Inning Stats</b>	R: 0 E: 0 K: 0 S: 3	H: 0 LOB: 2 BB: 2 P: 11	R: 2 E: 1 K: 0 S: 5	H: 2 LOB: 2 BB: 2 P: 13	R: 0 E: 0 K: 1 S: 6	H: 1 LOB: 1 BB: 0 P: 6	R: 0 E: 0 K: 1 S: 7	H: 2 LOB: 2 BB: 0 P: 7	R: 0 E: 0 K: 0 S: 3	H: 0 LOB: 0 BB: 0 P: 3	R: 0 E: 0 K: 1 S: 5	H: 0 LOB: 0 BB: 0 P: 5	R: 0 E: 0 K: 1 S: 7	H: 2 LOB: 2 BB: 0 P: 7	R: 1 E: 0 K: 0 S: 2	H: 1 LOB: 2 BB: 2 P: 10	1B: 7 2B: 1 3B: 0 HR: 0	SF: 0 SAC: 1 DP: 0 HBP: 0	WP: 0 PB: 0 SB: 2 CS: 0	PA: 39
<b>PITCHER</b> Preston Hanna, R (1, 1) ERA: 6.14	IP: 6.0 WLS: 8 BF: 27 H: 5 R: 2 ER: 2 SO: 2 BB: 4 IBB: 0 HBP: 0 BLK: 0 WP: 0 HR: 0 S: 27 P: 43 ERA: 3.00 WHIP: 1.500															<b>PITCHER</b>	IP: 6.0 WLS: 8 BF: 27 H: 5 R: 2 ER: 2 SO: 2 BB: 4 IBB: 0 HBP: 0 BLK: 0 WP: 0 HR: 0 S: 27 P: 43 ERA: 3.00 WHIP: 1.500			
Rick Camp, R (7, 1) ERA: 2.7	2.0 L 4																			
Gene Garber, R (9, 1) ERA: 6.61	0.1 L 4																			

Atlanta Braves @ Montreal Expos  
Olympic Stadium, Montreal, QB  
Wed May 21 1980, 3:33 AM EDT  
Att: 13,606 - Unknown

AB 32  
R 3  
H 8  
RBI 3  
BB 6  
SO 4  
LOB 15






Batter	1	2	3	4	5	6	7	8	9	AB	R	H	RBI	BB	SO	LOB	TOP					
Jerry Royster, R OBP: 0.306, SLG: 0.295 (1, 4)										4	0	1	0	0	0	0						
Larvell Blanks, R OBP: 0.231, SLG: 0.275 (1, 5) (8, 6)										4	0	1	0	0	1	2						
Gary Matthews, R OBP: 0.322, SLG: 0.346 (1, 9)										3	1	2	0	1	0	0						
Chris Chambliss, L OBP: 0.331, SLG: 0.463 (1, 3)										4	0	0	0	0	1	3						
Brian Asselstine, L OBP: 0.262, SLG: 0.350 (1, 7)										4	0	1	0	0	0	1						
Dale Murphy, R OBP: 0.345, SLG: 0.460 (1, 8)										4	0	1	0	0	3	3						
Bruce Benedict, R OBP: 0.301, SLG: 0.314 (1, 2)										4	0	1	1	0	0	1						
Luis Gomez, R OBP: 0.242, SLG: 0.172 (1, 6)										2	0	0	0	0	0	1						
Joe Nolan, L OBP: 0.351, SLG: 0.368 (8, PH)										1	0	0	0	0	1	0						
Chico Ruiz, R OBP: 0.450, SLG: 0.611 (8, 5)										1	0	0	0	0	0	2						
Rick Matula, R OBP: 0.063, SLG: 0.063 (1, 1)										2	0	0	0	0	2	0						
Mike Lum, L OBP: 0.227, SLG: 0.211 (8, PH)										0	0	0	0	1	0	0						
Larry Bradford, R (8, 1)										0	0	0	0	0	0	0						
<b>Inning Stats</b>	R: 0 E: 0 K: 1 S: 5	H: 1 LOB: 1 BB: 1 P: 9	R: 0 E: 0 K: 0 S: 4	H: 1 LOB: 1 BB: 0 P: 4	R: 0 E: 0 K: 2 S: 7	H: 0 LOB: 0 BB: 0 P: 7	R: 0 E: 0 K: 1 S: 6	H: 1 LOB: 1 BB: 0 P: 6	R: 0 E: 0 K: 1 S: 5	H: 0 LOB: 0 BB: 0 P: 5	R: 0 E: 0 K: 0 S: 3	H: 0 LOB: 0 BB: 0 P: 3	R: 0 E: 0 K: 1 S: 5	H: 0 LOB: 0 BB: 0 P: 5	R: 0 E: 0 K: 1 S: 6	H: 1 LOB: 2 BB: 1 P: 10	R: 1 E: 0 K: 1 S: 8	H: 3 LOB: 2 BB: 0 P: 8	1B: 6 2B: 1 3B: 0 HR: 0	SF: 0 SAC: 0 DP: 0 HBP: 0	WP: 0 PB: 0 CS: 1	PA: 35
<b>PITCHER</b>	IP WLS BF H R ER SO BB IBB HBP BLK WP HR S P ERA WHIP																					
Ray Burris, R ERA: 2.29 (1, 1)	8.2 W 34 7 1 1 8 2 0 0 0 0 0 0 48 56 1.04 1.038																					
Neil Allen, R ERA: 5.16 (9, 1)	0.1 S 1 0 0 0 0 0 0 0 0 0 0 0 0 1 1 0.00 0.000																					

Atlanta Braves @ New York Mets  
Shea Stadium, Flushing, NY  
Fri May 23 1980, 7:05 PM EDT  
Att: 7,864 - Unknown


AB 33  
R 1  
H 7  
RBI 1  
BB 2  
SO 8  
LOB 13



Atlanta Braves @ New York Mets  
Shea Stadium, Flushing, NY  
Fri May 23 1980, 7:05 PM EDT  
Att: 7,864 - Unknown

Batter	1	2	3	4	5	6	7	8	9	AB	R	H	RBI	BB	SO	LOB	BOTTOM			
Lee Mazzilli, S OBP: 0.389, SLG: 0.344 (1, 3)										4	0	0	0	0	2	0				
Frank Taveras, R OBP: 0.333, SLG: 0.340 (1, 6)										4	1	2	0	0	0	0				
Mike Jorgensen, L OBP: 0.371, SLG: 0.364 (1, 9)										3	0	0	0	0	0	2				
Jerry Morales, R OBP: 0.253, SLG: 0.238 (8, PH) (9, 8)										0	0	0	0	1	0	0				
Steve Henderson, R OBP: 0.374, SLG: 0.418 (1, 7)										4	0	2	1	0	1	1				
Joel Youngblood, R OBP: 0.331, SLG: 0.403 (1, 8) (9, 9)										3	1	0	0	0	0	2				
John Stearns, R OBP: 0.345, SLG: 0.416 (1, 2)										2	0	0	0	1	1	1				
Elliott Maddox, R OBP: 0.390, SLG: 0.268 (1, 5)										2	0	0	0	1	0	1				
Doug Flynn, R OBP: 0.241, SLG: 0.236 (1, 4)										3	0	2	1	0	0	0				
Ray Burris, R OBP: 0.111, SLG: 0.111 (1, 1)										3	0	0	0	0	0	3				
Neil Allen, R (9, 1)										0	0	0	0	0	0	0				
<b>Inning Stats</b>	R: 0 E: 0 K: 1 S: 5	H: 1 LOB: 0 BB: 0 P: 5	R: 0 E: 0 K: 1 S: 5	H: 0 LOB: 1 BB: 1 P: 9	R: 0 E: 0 K: 0 S: 3	H: 0 LOB: 0 BB: 0 P: 3	R: 1 E: 0 K: 0 S: 4	H: 2 LOB: 0 BB: 0 P: 4	R: 0 E: 0 K: 1 S: 6	H: 1 LOB: 1 BB: 0 P: 6	R: 0 E: 0 K: 1 S: 5	H: 0 LOB: 0 BB: 0 P: 5	R: 1 E: 0 K: 0 S: 5	H: 2 LOB: 2 BB: 1 P: 9	R: 0 E: 0 K: 0 S: 3	H: 0 LOB: 1 BB: 1 P: 7	1B: 5 2B: 1 3B: 0 HR: 0	SF: 0 SAC: 0 DP: 1 HBP: 0	WP: 0 PB: 0 CS: 1	PA: 31
<b>PITCHER</b>	IP WLS BF H R ER SO BB IBB HBP BLK WP HR S P ERA WHIP																			
Rick Matula, R ERA: 1.79 (1, 1)	7.0 L 27 6 2 2 4 1 0 0 0 0 0 0 0 33 41 2.57 1.000																			
Larry Bradford, L ERA: 1.04 (8, 1)	1.0 4 0 0 0 0 1 0 0 0 0 0 0 0 3 7 0.00 1.000																			

AB 28  
R 2  
H 6  
RBI 2  
BB 3  
SO 4  
LOB 10





Batter	1	2	3	4	5	6	7	8	9	10	AB	R	H	RBI	BB	SO	LOB	TOP	
Larvell Blanks, R (1.5) OBP: 0.248, SLG: 0.283	K		1B		FC1-6			K		F6-4-3	4	1	2	0	1	2	0	<p>Atlanta Braves @ New York Mets</p> <p>Shea Stadium, Flushing, NY</p> <p>Sat May 24 1980, 3:33 AM EDT</p> <p>Att: 7,221 - Unknown</p>	
Jerry Royster, R (1.4) OBP: 0.302, SLG: 0.292	F9		1B		FC1-6			K		F8	5	0	1	0	0	1	2		
Chris Chambliss, L (1.3) OBP: 0.333, SLG: 0.464	HR		K		CS	6-3		1B		F6-4-3	4	2	1	0	1	1	3		
Gary Matthews, R (1.9) OBP: 0.340, SLG: 0.400	HR		1B		F4-6-3	6-3		2B			4	1	3	4	0	0	0		
Brian Aseltine, L (1.8) OBP: 0.272, SLG: 0.336	F7		F4-6-3		F4-6-3	F4-3		1B			4	0	0	0	0	1	3		
Jeff Burroughs, R (1.7) OBP: 0.370, SLG: 0.371		F8		F7			K		5-3		4	0	0	0	0	1	0		
Bill Nahorodny, R (1.2) OBP: 0.133, SLG: 0.200		F9		F8			6-3		F7		4	0	0	0	0	0	0		
Bruce Benedict, R (9.2) OBP: 0.301, SLG: 0.314											0	0	0	0	0	0	0		
Luis Gomez, R (1.6) OBP: 0.263, SLG: 0.189				F8							3	0	2	0	1	0	0		
Doyle Alexander, R (1.1) OBP: 0.118, SLG: 0.118											3	0	0	0	0	1	2		
Larry Bradford, R (8.1) OBP: 0.217, SLG: 0.200	F9						1-3				0	0	0	0	0	0	0		
Mike Lum, L (9. PH) OBP: 0.217, SLG: 0.200											1	0	0	0	0	1	1		
Rick Camp, R (9.1) OBP: 0.217, SLG: 0.200											0	0	0	0	0	0	0		
<b>Inning Stats</b>	R: 2 E: 0 K: 1 S: 6	H: 1 LOB: 0 BB: 1 P: 10	R: 0 E: 0 K: 0 S: 3	H: 0 LOB: 1 BB: 1 P: 7	R: 1 E: 0 K: 1 S: 7	H: 3 LOB: 1 BB: 0 P: 7	R: 0 E: 0 K: 0 S: 3	H: 0 LOB: 0 BB: 0 P: 3	R: 0 E: 0 K: 1 S: 6	H: 1 LOB: 1 BB: 0 P: 6	R: 1 E: 0 K: 3 S: 11	H: 2 LOB: 1 BB: 0 P: 11	R: 0 E: 0 K: 1 S: 6	H: 1 LOB: 1 BB: 0 P: 6	R: 0 E: 0 K: 0 S: 2	H: 0 LOB: 0 BB: 1 P: 6	1B: 7 2B: 1 3B: 0 HR: 1	SF: 0 SAC: 0 DP: 2 HBP: 0	WP: 0 PA: 40 PB: 0 SB: 0 CS: 1
<b>PITCHER</b>	IP WLS BF H R ER SO BB IBB HBP BLK WP HR S P ERA WHIP	5.0 20 5 3 3 3 2 0 0 0 0 0 1 24 32 5.40 1.400	2.0 7 1 0 0 1 0 0 0 0 0 0 0 9 9 0.00 0.500	2.0 9 3 1 1 4 0 0 0 0 0 0 0 17 17 4.50 1.500	1.0 3 0 0 0 0 1 0 0 0 0 0 0 2 6 0.00 1.000														


Batter	1	2	3	4	5	6	7	8	9	10	AB	R	H	RBI	BB	SO	LOB	BOTTOM					
Joel Youngblood, R (1.8) OBP: 0.326, SLG: 0.403	K		6-3			6-3		2B		4-3	5	1	1	0	0	1	2	<p>Atlanta Braves @ New York Mets</p> <p>Shea Stadium, Flushing, NY</p> <p>Sat May 24 1980, 3:33 AM EDT</p> <p>Att: 7,221 - Unknown</p>					
Frank Taveras, R (1.6) OBP: 0.335, SLG: 0.349	F8			G3		1B		4-3		1-3	5	1	2	1	0	0	2						
Lee Mazzilli, S (1.3) OBP: 0.363, SLG: 0.339	F7			4-3		F9		4-3			5	1	1	0	0	0	2						
Mike Jorgensen, L (1.9) OBP: 0.360, SLG: 0.413											3	1	2	1	0	0	0						
John Stearns, R (8. PH) OBP: 0.343, SLG: 0.416		HR									0	0	0	1	0	0	0						
Steve Henderson, R (1.7) OBP: 0.375, SLG: 0.406	F9					1B		F8			3	0	0	0	2	1	2						
Ron Hodges, L (1.2) OBP: 0.333, SLG: 0.273											3	1	1	0	0	1	0						
Jerry Morales, R (8. PH) OBP: 0.247, SLG: 0.233	K					6-3		F8		FC5-4	2	0	0	0	0	0	3						
Elliott Maddox, R (1.5) OBP: 0.398, SLG: 0.277						6-3					4	0	2	1	0	0	1						
Doug Flynn, R (1.4) OBP: 0.241, SLG: 0.244				F4							4	0	1	1	0	0	2						
Pat Zachry, R (1.1) OBP: 0.316, SLG: 0.382											1	0	0	0	0	1	0						
Dan Norman, R (8. PH) OBP: 0.316, SLG: 0.382											0	0	0	0	0	0	0						
Tom Hausman, R (8.1) OBP: 0.316, SLG: 0.382											0	0	0	0	0	0	0						
Jose Moreno, S (7. PH) OBP: 0.316, SLG: 0.382											1	0	0	0	0	1	1						
Jeff Reardon, R (8.1) OBP: 0.316, SLG: 0.382											0	0	0	0	0	0	0						
Jose Cardenal, R (8. PH) OBP: 0.316, SLG: 0.382											1	0	0	0	0	0	1						
Neil Allen, R (10.1) OBP: 0.316, SLG: 0.382											0	0	0	0	0	0	0						
<b>Inning Stats</b>	R: 0 E: 0 K: 1 S: 5	H: 0 LOB: 0 BB: 0 P: 5	R: 1 E: 0 K: 1 S: 6	H: 1 LOB: 0 BB: 0 P: 6	R: 0 E: 0 K: 1 S: 5	H: 0 LOB: 0 BB: 0 P: 5	R: 0 E: 0 K: 0 S: 3	H: 0 LOB: 0 BB: 0 P: 3	R: 0 E: 0 K: 2 S: 9	H: 2 LOB: 1 BB: 0 P: 9	R: 0 E: 0 K: 0 S: 5	H: 2 LOB: 2 BB: 0 P: 5	R: 0 E: 0 K: 1 S: 6	H: 1 LOB: 1 BB: 0 P: 6	R: 2 E: 0 K: 0 S: 5	H: 2 LOB: 1 BB: 1 P: 9	R: 0 E: 1 K: 0 S: 4	H: 0 LOB: 2 BB: 0 P: 5	R: 1 E: 0 K: 0 S: 4	H: 2 LOB: 2 BB: 1 P: 8	1B: 6 2B: 3 3B: 0 HR: 1	SF: 1 SAC: 1 DP: 0 HBP: 1	WP: 0 PA: 43 PB: 0 SB: 0 CS: 0
<b>PITCHER</b>	IP WLS BF H R ER SO BB IBB HBP BLK WP HR S P ERA WHIP	7.0 29 8 4 4 6 8 0 0 0 0 0 0 41 41 5.14 1.143	1.0 4 0 0 0 0 1 0 0 0 0 0 0 3 7 0.00 1.000	1.2 10 2 1 1 0 0 1 1 0 0 0 0 8 13 5.40 1.200																			

AB	36
R	4
H	9
RBI	4
BB	3
SO	8
LOB	11

AB	38
R	5
H	10
RBI	5
BB	2
SO	6
LOB	17





Batter	1	2	3	4	5	6	7	8	9	AB	R	H	RBI	BB	SO	LOB	TOP					
Larvell Blanks, R OBP: 0.239, SLG: 0.273 (1, 5) (7, 6)	0-0 6-3		0-0 F9			0-0 6-3		0-0 F7		4	0	0	0	0	0	0	<p>Atlanta Braves @ New York Mets Shea Stadium, Flushing, NY Sun May 25 1980, 3:33 AM EDT Att: 13,624 - Unknown</p>					
Chico Ruiz, R OBP: 0.417, SLG: 0.545 (1, 4) (7, 5)	0-0 E7 1B		0-0 F9			0-3 K		0-0 F9		4	0	1	0	0	1	0						
Chris Chambliss, L OBP: 0.325, SLG: 0.451 (1, 3)	0-0 F8			0-0 F7		0-0 F9		0-0 F8		4	0	0	0	0	0	1						
Gary Matthews, R OBP: 0.337, SLG: 0.393 (1, 9)	0-3 K			0-0 F9			0-0 SH1-4 1B	0-0 F9		4	0	1	0	0	1	1						
Brian Asselstine, L OBP: 0.274, SLG: 0.336 (1, 8)		0-0 1B		0-0 E8		0-0 SH1-4 1-2		0-0 F7		3	0	1	0	0	0	0						
Jeff Burroughs, R OBP: 0.365, SLG: 0.361 (1, 7)		0-0 F7		0-3 K		4-0 1B				2	0	0	0	1	1	2						
Bruce Benedict, R OBP: 0.289, SLG: 0.301 (1, 2)		0-0 F6			0-0 F7		0-3 K			3	0	0	0	0	1	3						
Luis Gomez, R OBP: 0.257, SLG: 0.185 (1, 6)		0-0 F4			0-0 F8		0-3 K			2	0	0	0	0	0	1						
Mike Lum, L OBP: 0.205, SLG: 0.190 (7, PH)										1	0	0	0	0	1	2						
Jerry Royster, R OBP: 0.302, SLG: 0.292 (7, 4)										0	0	0	0	0	0	0						
Phil Niekro, R OBP: 0.087, SLG: 0.130 (1, 1)			0-3 K					0-0 F2		3	0	0	0	0	1	0						
<b>Inning Stats</b>	R: 0 E: 1 K: 1 S: 6	H: 1 LOB: 1 BB: 0 P: 6	R: 0 E: 0 K: 0 S: 4	H: 1 LOB: 1 BB: 0 P: 4	R: 0 E: 0 K: 1 S: 5	H: 0 LOB: 0 BB: 0 P: 5	R: 0 E: 1 K: 1 S: 6	H: 0 LOB: 1 BB: 0 P: 6	R: 0 E: 0 K: 0 S: 3	H: 0 LOB: 0 BB: 0 P: 3	R: 0 E: 0 K: 2 S: 5	H: 0 LOB: 0 BB: 0 P: 5	R: 0 E: 0 K: 1 S: 8	H: 1 LOB: 2 BB: 1 P: 12	R: 0 E: 0 K: 0 S: 3	H: 0 LOB: 0 BB: 0 P: 3	R: 0 E: 0 K: 0 S: 3	H: 0 LOB: 0 BB: 0 P: 3	1B: 3 2B: 0 3B: 0 HR: 0	SF: 0 SAC: 1 DP: 0 HBP: 0	WP: 0 PB: 0 SB: 0 CS: 0	PA: 32
<b>PITCHER</b> Craig Swan, R ERA: 2.39 (1, 1)	IP: 9.0 WLS: W BF: 32	H: 3 R: 0 ER: 0 SO: 6	BB: 0 IBB: 1 HBP: 0 BLK: 0	WP: 0 HR: 0 S: 43 P: 47	ERA: 0.00 WHIP: 0.333	<b>PITCHER</b>																

Batter	1	2	3	4	5	6	7	8	9	AB	R	H	RBI	BB	SO	LOB	BOTTOM			
Joel Youngblood, R OBP: 0.317, SLG: 0.391 (1, 9)	0-0 5-3		0-0 G6-4-3			0-0 F8		0-0 F7		4	0	0	0	0	0	1	<p>Atlanta Braves @ New York Mets Shea Stadium, Flushing, NY Sun May 25 1980, 3:33 AM EDT Att: 13,624 - Unknown</p>			
Frank Taveras, R OBP: 0.352, SLG: 0.379 (1, 6)	0-0 FC6-4 1B		0-0 2B			0-0 CS 1B		0-0 2B		4	1	4	0	0	0	0				
Lee Mazzilli, S OBP: 0.373, SLG: 0.328 (1, 3)	0-3 K		0-3 K			0-0 2-3		0-0 F2		4	0	0	0	0	2	4				
John Stearns, R OBP: 0.354, SLG: 0.430 (1, 2)	0-0 FC6-4			0-0 6-3 1B		4-0 BB		0-0 2B		3	1	2	1	1	0	1				
Mike Jorgensen, L OBP: 0.375, SLG: 0.440 (1, 8)		0-0 F9		0-0 F7		0-0 F9		0-0 2B		4	1	1	2	0	0	2				
Jerry Morales, R OBP: 0.247, SLG: 0.233 (9, 8)								0-0 HR		0	0	0	0	0	0	0				
Alex Trevino, R OBP: 0.424, SLG: 0.414 (1, 5)	0-3 K			0-0 6-3		0-0 FC5-4 1B		0-0 F9		4	0	1	0	0	1	1				
Steve Henderson, R OBP: 0.374, SLG: 0.398 (1, 7)		1-0 HBP		0-0 F3		0-0 F9				2	0	0	0	0	0	2				
Doug Flynn, R OBP: 0.236, SLG: 0.239 (1, 4)		0-3 K			0-0 F5-3		0-0 FC5-4			3	0	0	0	0	1	2				
Craig Swan, R OBP: 0.316, SLG: 0.133 (1, 1)			4-0 G6-4-3 BB		0-0 6-3		0-3 K			2	0	0	0	1	1	1				
<b>Inning Stats</b>	R: 0 E: 0 K: 1 S: 6	H: 1 LOB: 1 BB: 0 P: 6	R: 0 E: 0 K: 2 S: 7	H: 0 LOB: 1 BB: 0 P: 8	R: 0 E: 0 K: 1 S: 5	H: 1 LOB: 1 BB: 1 P: 9	R: 0 E: 0 K: 0 S: 4	H: 1 LOB: 1 BB: 0 P: 4	R: 0 E: 0 K: 0 S: 3	H: 0 LOB: 0 BB: 0 P: 3	R: 0 E: 0 K: 0 S: 3	H: 1 LOB: 1 BB: 1 P: 7	R: 0 E: 0 K: 1 S: 6	H: 1 LOB: 1 BB: 0 P: 6	R: 3 E: 0 K: 0 S: 6	H: 3 LOB: 0 BB: 0 P: 6	1B: 4 2B: 3 3B: 0 HR: 1	SF: 0 SAC: 0 DP: 1 HBP: 1	WP: 0 PB: 0 SB: 0 CS: 1	PA: 33
<b>PITCHER</b> Phil Niekro, R ERA: 3.89 (1, 1)	IP: 8.0 WLS: L BF: 33	H: 8 R: 3 ER: 3 SO: 5	BB: 2 IBB: 0 HBP: 1 BLK: 0	WP: 0 HR: 1 S: 40 P: 49	ERA: 3.38 WHIP: 1.250	<b>PITCHER</b>														



Batter	1	2	3	4	5	6	7	8	9	AB	R	H	RBI	BB	SO	LOB	TOP			
Bill North, S OBP: 0.393, SLG: 0.347 (1, 8)										3	0	0	0	1	1	2	<b>San Francisco Giants @ Atlanta Braves</b> Atlanta-Fulton County Stadium, Atlanta, GA Mon May 26 1980, 7:05 PM EDT Att: 5,822 - Unknown			
Joe Strain, R OBP: 0.360, SLG: 0.354 (1, 4)										4	0	0	0	0	1	3				
Jack Clark, R OBP: 0.383, SLG: 0.526 (1, 9)										4	0	0	0	0	0	1				
Darrell Evans, L OBP: 0.367, SLG: 0.409 (1, 5)										3	0	2	0	1	0	0				
Mike Ivie, R OBP: 0.275, SLG: 0.333 (1, 3)										4	0	0	0	0	0	4				
Terry Whitfield, L OBP: 0.284, SLG: 0.341 (9, PH)										3	1	2	0	0	1	0				
Larry Herndon, R OBP: 0.288, SLG: 0.368 (9, PH)										1	0	0	0	0	0	0				
Milt May, L OBP: 0.331, SLG: 0.387 (9, PH)										3	0	1	1	0	0	1				
Jim Wohlford, R OBP: 0.282, SLG: 0.391 (9, PH)										1	0	1	0	0	0	0				
Johnnie LeMaster, R OBP: 0.255, SLG: 0.364 (1, 6)										4	0	1	0	0	1	2				
Allen Ripley, R (1, 1)										2	0	0	0	0	1	1				
Greg Minton, S (8, 1)										0	0	0	0	0	0	0				
Rennie Stennett, R OBP: 0.256, SLG: 0.310 (9, PH)										1	0	0	0	0	0	1				
<b>Inning Stats</b>	R: 0 E: 0 K: 0 S: 3	H: 0 LOB: 2 BB: 2 P: 11	R: 1 E: 0 K: 2 S: 10	H: 2 LOB: 2 BB: 0 P: 10	R: 0 E: 0 K: 0 S: 3	H: 0 LOB: 0 BB: 0 P: 3	R: 0 E: 0 K: 2 S: 8	H: 1 LOB: 1 BB: 0 P: 8	R: 0 E: 0 K: 0 S: 4	H: 2 LOB: 1 BB: 0 P: 4	R: 0 E: 0 K: 0 S: 3	H: 0 LOB: 0 BB: 0 P: 3	R: 0 E: 0 K: 0 S: 4	H: 1 LOB: 1 BB: 0 P: 4	R: 0 E: 0 K: 1 S: 6	H: 1 LOB: 1 BB: 0 P: 6	1B: 6 2B: 0 3B: 1 HR: 0	SF: 0 SAC: 1 DP: 0 HBP: 0	WP: 0 PB: 0 SB: 1 CS: 0	PA: 36
<b>PITCHER</b>	IP WLS BF H R ER SO BB IBB HBP BLK WP HR S P ERA WHIP																			
Tommy Boggs, R ERA: 3.72 (1, 1)	8.0 W 32 6 1 1 4 2 0 0 0 0 0 0 38 46 1.12 1.000																			
Larry Bradford, L ERA: 0.93 (9, 1)	1.0 S 4 1 0 0 1 0 0 0 0 0 0 0 6 6 0.00 1.000																			

AB	33
R	1
H	7
RBI	1
BB	2
SO	5
LOB	15



Batter	1	2	3	4	5	6	7	8	9	AB	R	H	RBI	BB	SO	LOB	BOTTOM			
Jerry Royster, R OBP: 0.301, SLG: 0.291 (1, 4)										4	0	1	0	0	0	2	<b>San Francisco Giants @ Atlanta Braves</b> Atlanta-Fulton County Stadium, Atlanta, GA Mon May 26 1980, 7:05 PM EDT Att: 5,822 - Unknown			
Larvell Blanks, R OBP: 0.240, SLG: 0.272 (1, 5)										4	0	1	2	0	0	1				
Chris Chambliss, L OBP: 0.329, SLG: 0.448 (1, 3)										3	0	1	0	1	0	1				
Gary Matthews, R OBP: 0.324, SLG: 0.376 (1, 9)										4	0	0	0	0	1	4				
Brian Asselstine, L OBP: 0.275, SLG: 0.336 (1, 8)										3	0	1	0	0	0	1				
Jeff Burroughs, R OBP: 0.368, SLG: 0.360 (1, 7)										3	0	1	0	0	0	1				
Bruce Benedict, R OBP: 0.291, SLG: 0.316 (1, 2)										3	0	1	0	0	0	1				
Luis Gomez, R OBP: 0.252, SLG: 0.181 (8, PH)										2	0	0	0	0	0	0				
Mike Lum, L OBP: 0.240, SLG: 0.227 (8, PR)										1	0	1	0	0	0	0				
Chico Ruiz, R OBP: 0.417, SLG: 0.545 (9, 5)										0	1	0	0	0	0	0				
Tommy Boggs, R OBP: 0.091, SLG: 0.100 (8, PH)										2	0	0	0	0	2	0				
Joe Nolan, L OBP: 0.364, SLG: 0.350 (8, PH)										1	1	0	0	0	0	2				
Larry Bradford, R ERA: 3.96 (9, 1)										0	0	0	0	0	0	0				
<b>Inning Stats</b>	R: 0 E: 0 K: 0 S: 4	H: 1 LOB: 1 BB: 0 P: 4	R: 0 E: 0 K: 0 S: 3	H: 1 LOB: 0 BB: 0 P: 3	R: 0 E: 0 K: 1 S: 5	H: 0 LOB: 0 BB: 0 P: 5	R: 0 E: 0 K: 1 S: 6	H: 1 LOB: 1 BB: 0 P: 6	R: 0 E: 0 K: 0 S: 3	H: 0 LOB: 0 BB: 0 P: 3	R: 0 E: 0 K: 1 S: 5	H: 0 LOB: 0 BB: 0 P: 5	R: 0 E: 0 K: 0 S: 4	H: 1 LOB: 1 BB: 0 P: 4	R: 2 E: 0 K: 0 S: 6	H: 3 LOB: 2 BB: 1 P: 10	1B: 6 2B: 1 3B: 0 HR: 0	SF: 0 SAC: 0 DP: 1 HBP: 0	WP: 0 PB: 0 SB: 1 CS: 0	PA: 31
<b>PITCHER</b>	IP WLS BF H R ER SO BB IBB HBP BLK WP HR S P ERA WHIP																			
Allen Ripley, R ERA: 1.29 (1, 1)	7.0 L 25 5 1 1 3 0 0 0 0 0 0 0 31 31 1.29 0.714																			
Greg Minton, R ERA: 3.96 (8, 1)	1.0 L 6 2 1 1 0 0 1 0 0 0 0 0 5 9 9.00 2.000																			













Batter	1	2	3	4	5	6	7	8	9	AB	R	H	RBI	BB	SO	LOB	TOP
Jerry Royster, R (1, 4) OBP: 0.294, SLG: 0.290	0-3 K			0-0 F7			0-0 P6			3	0	0	0	0	1	0	<b>Atlanta Braves @ Los Angeles Dodgers</b> Dodger Stadium, Los Angeles, CA Thu May 29 1980, 7:05 PM PDT Att: 24,630 - Unknown <a href="http://livebaseballscorecards.com">livebaseballscorecards.com</a>
Larvell Blanks, R (1, 5) OBP: 0.252, SLG: 0.270	0-3 K			0-0 G4-6-3 1B			0-0 F9			3	0	1	0	0	1	0	
Chris Chambliss, L (1, 3) OBP: 0.314, SLG: 0.421	0-0 5-3			0-0 G4-6-3 1-2			0-0 F5			3	0	0	0	0	0	1	
Gary Matthews, R (1, 9) OBP: 0.325, SLG: 0.400		0-0 F8			0-3 K			0-0 4-3		3	0	0	0	0	1	0	
Dale Murphy, R (1, 8) OBP: 0.344, SLG: 0.452		0-0 L6			0-0 P6			0-0 F7		3	0	0	0	0	0	0	
Brian Asselstine, L (1, 7) OBP: 0.276, SLG: 0.328		0-3 K			0-0 F7			0-0 G3		3	0	0	0	0	1	0	
Bruce Benedict, R (1, 2) OBP: 0.292, SLG: 0.326			0-0 P5			0-0 F9			0-0 P6	3	0	0	0	0	0	0	
Luis Gomez, R (1, 6) OBP: 0.243, SLG: 0.176			0-0 F8			0-0 F9		0-3 K		2	0	0	0	0	0	0	
Joe Nolan, L (9, PH) OBP: 0.346, SLG: 0.333			0-0 F8			0-0 F9		0-3 K		1	0	0	0	0	1	0	
Phil Niekro, R (1, 1) OBP: 0.080, SLG: 0.120			0-0 6-3			0-3 K		0-3 K		2	0	0	0	0	1	0	
Mike Lum, L (9, PH) OBP: 0.231, SLG: 0.217			0-0 6-3			0-3 K		0-3 K		1	0	0	0	0	1	0	
<b>Inning Stats</b>	R: 0 E: 0 K: 2 S: 7	H: 0 LOB: 0 BB: 0 P: 7	R: 0 E: 0 K: 1 S: 5	H: 0 LOB: 0 BB: 0 P: 5	R: 0 E: 0 K: 0 S: 3	H: 1 LOB: 0 BB: 0 P: 3	R: 0 E: 0 K: 1 S: 5	H: 0 LOB: 0 BB: 0 P: 5	R: 0 E: 0 K: 0 S: 3	H: 0 LOB: 0 BB: 0 P: 3	R: 0 E: 0 K: 0 S: 7	H: 0 LOB: 0 BB: 0 P: 7	1B: 1 2B: 0 3B: 0 HR: 0	SF: 0 SAC: 0 DP: 1 HBP: 0	WP: 0 PB: 0 SB: 0 CS: 0	PA: 27	
<b>PITCHER</b> Bob Welch, R (1, 1) ERA: 2.16	IP: 9.0 WLS: W BF: 27 H: 1 R: 0 ER: 0 SO: 7 BB: 0 IBB: 0 HBP: 0 BLK: 0 WP: 0 HR: 0 S: 41 P: 41 ERA: 0.00 WHIP: 0.111																

Batter	1	2	3	4	5	6	7	8	9	AB	R	H	RBI	BB	SO	LOB	BOTTOM			
Davey Lopes, R (1, 4) OBP: 0.342, SLG: 0.335	0-0 5-3	0-0 6-3		0-0 F8		4-0 FC6-4 BB				3	0	0	0	1	0	2	<b>Atlanta Braves @ Los Angeles Dodgers</b> Dodger Stadium, Los Angeles, CA Thu May 29 1980, 7:05 PM PDT Att: 24,630 - Unknown <a href="http://livebaseballscorecards.com">livebaseballscorecards.com</a>			
Derrel Thomas, S (1, 8) OBP: 0.368, SLG: 0.377	0-0 5-3		0-0 1B G5-4-3		0-3 K	0-0 FC6-4 1-2				4	1	1	0	0	1	2				
Reggie Smith, S (1, 9) OBP: 0.401, SLG: 0.570	0-0 HR		0-0 1B G5-4-3		0-0 2B	0-0 L3				4	1	3	1	0	0	0				
Steve Garvey, R (1, 3) OBP: 0.296, SLG: 0.419	0-0 1B		0-0 G5-4-3 1-2		0-0 P5	0-0 F9				4	0	1	0	0	0	2				
Dusty Baker Jr., R (1, 7) OBP: 0.288, SLG: 0.471	0-0 F8		4-0 BB BB		0-3 K	0-3 K				3	0	0	0	1	2	2				
Ron Cey, R (1, 5) OBP: 0.349, SLG: 0.395		0-0 1B 1B	4-0 BB 1-2		0-0 6-3		0-0 F2			3	0	1	0	1	0	0				
Bill Russell, R (1, 6) OBP: 0.346, SLG: 0.388		0-0 SH1-3 1-3	0-0 5-3		0-3 K		0-0 6-3			4	0	1	0	0	1	2				
Joe Ferguson, R (1, 2) OBP: 0.353, SLG: 0.256		0-0 P5		0-3 K		0-0 HR		0-3 K		4	1	1	1	0	2	2				
Bob Welch, R (1, 1) OBP: 0.200, SLG: 0.200		0-0 SH1-3 1-2		0-0 5-3		0-0 BB 1B				2	0	1	0	0	0	0				
<b>Inning Stats</b>	R: 1 E: 0 K: 0 S: 5	H: 2 LOB: 1 BB: 0 P: 5	R: 0 E: 0 K: 0 S: 5	H: 2 LOB: 2 BB: 0 P: 5	R: 1 E: 0 K: 0 S: 4	H: 2 LOB: 2 BB: 2 P: 12	R: 0 E: 0 K: 1 S: 5	H: 0 LOB: 0 BB: 0 P: 5	R: 0 E: 0 K: 2 S: 8	H: 1 LOB: 1 BB: 0 P: 8	R: 1 E: 0 K: 1 S: 7	H: 2 LOB: 2 BB: 1 P: 11	R: 0 E: 0 K: 1 S: 5	H: 0 LOB: 0 BB: 0 P: 5	R: 0 E: 0 K: 1 S: 5	H: 0 LOB: 0 BB: 0 P: 5		1B: 6 2B: 1 3B: 0 HR: 2	SF: 0 SAC: 1 DP: 1 HBP: 0	WP: 0 PB: 0 SB: 0 CS: 0
<b>PITCHER</b> Phil Niekro, R (1, 1) ERA: 3.84	IP: 8.0 WLS: L BF: 35 H: 9 R: 3 ER: 3 SO: 6 BB: 3 IBB: 0 HBP: 0 BLK: 0 WP: 0 HR: 2 S: 44 P: 56 ERA: 3.38 WHIP: 1.500																			





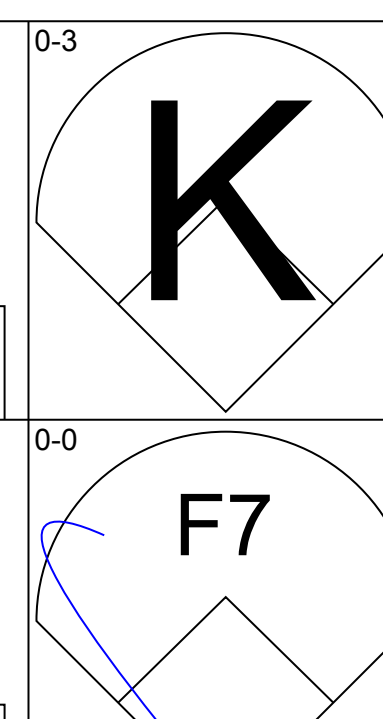
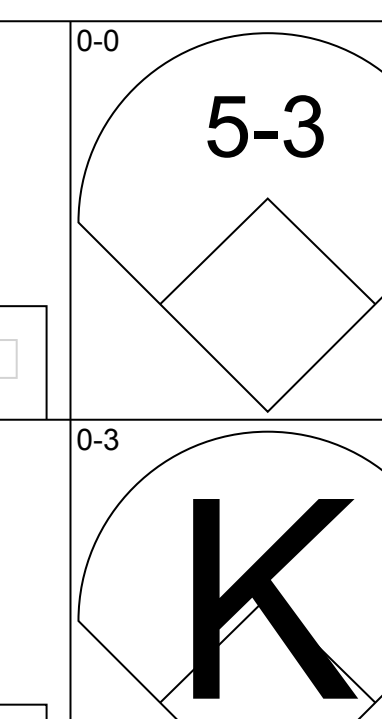
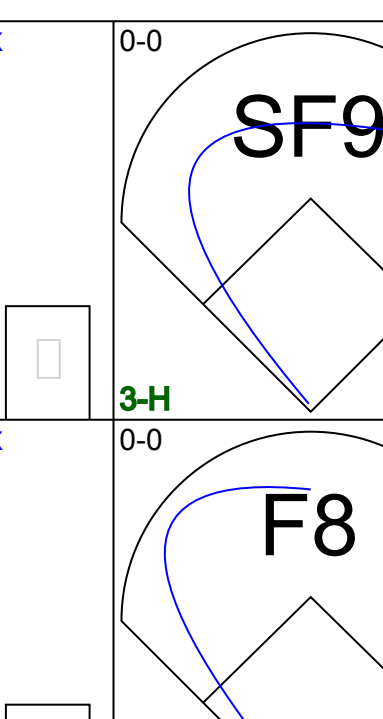
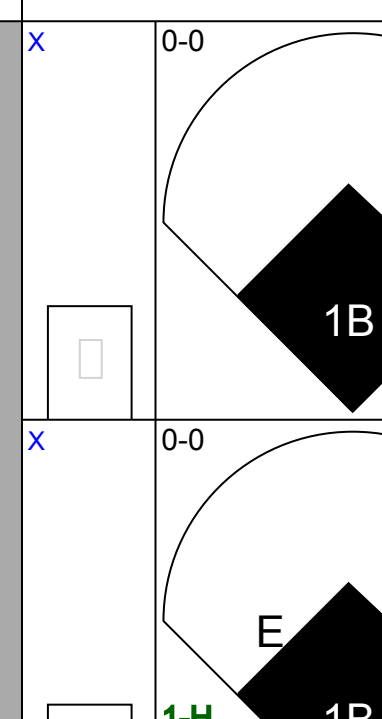
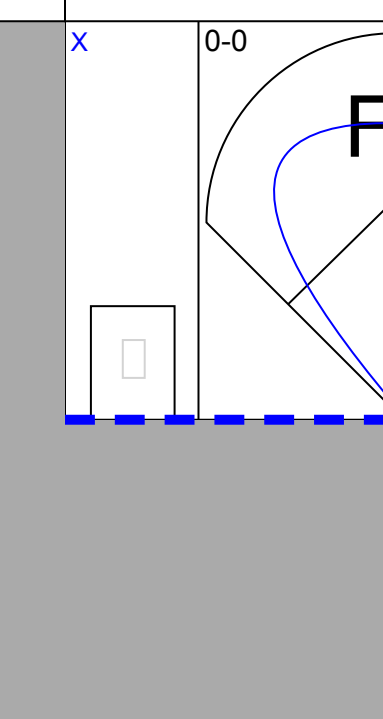
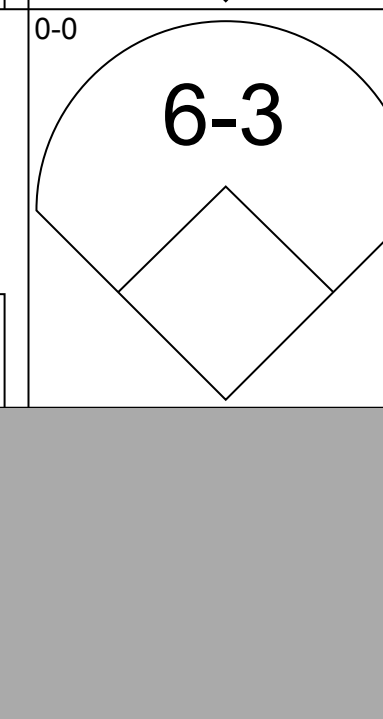


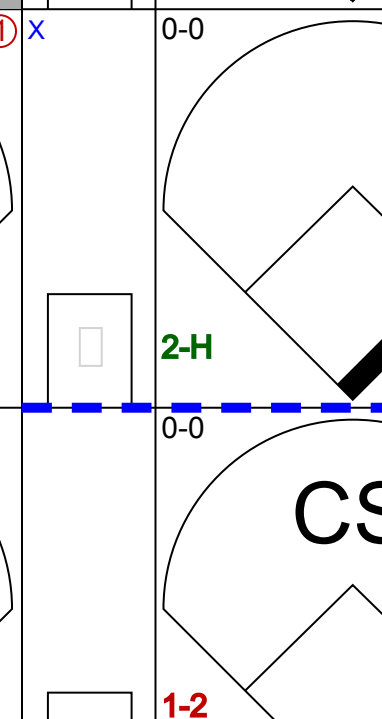

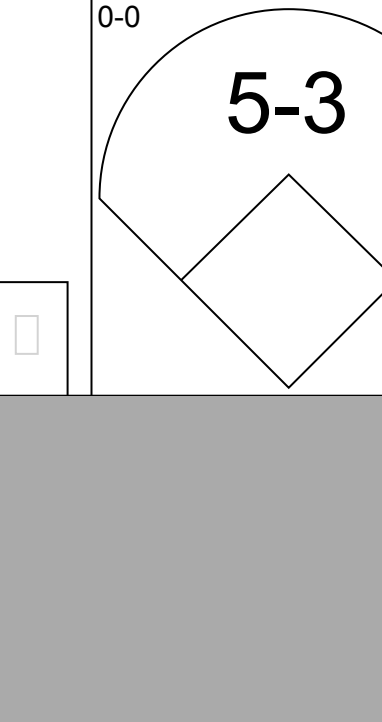
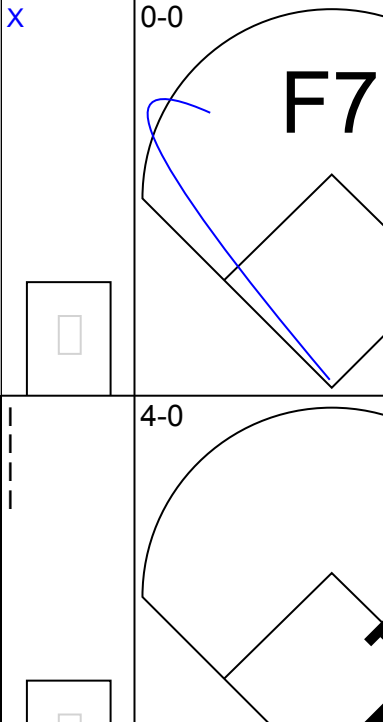
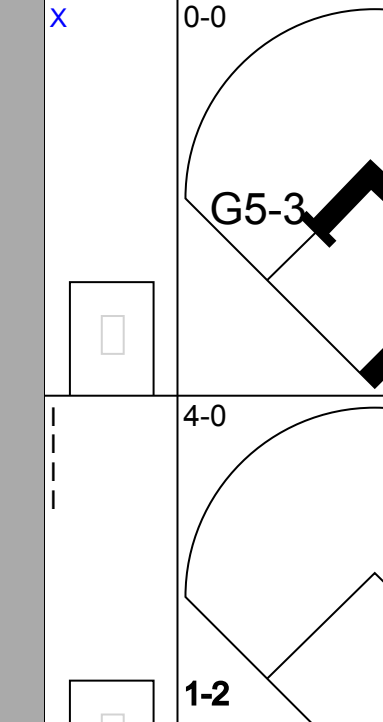
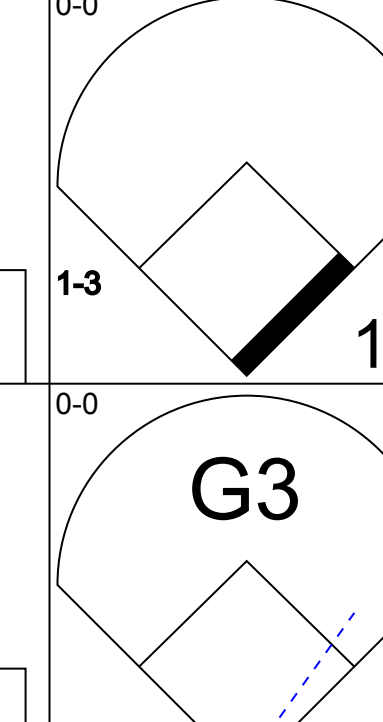

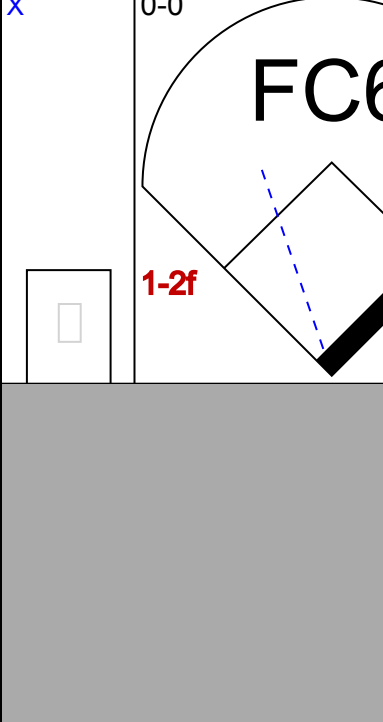
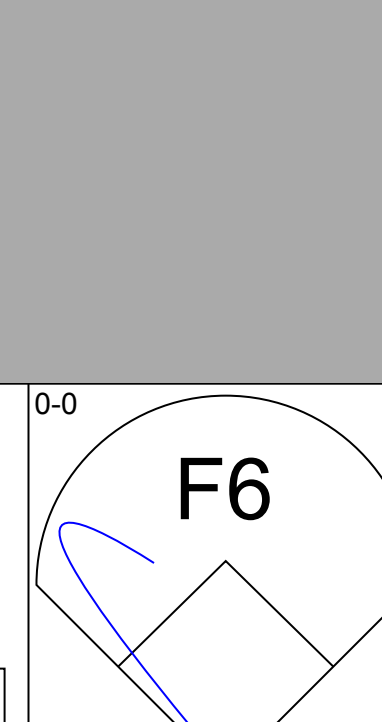
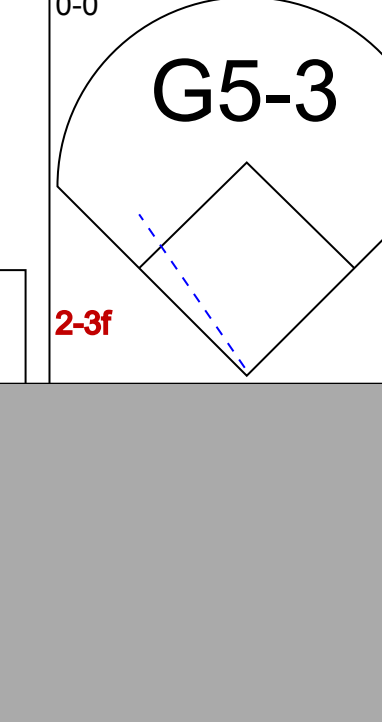
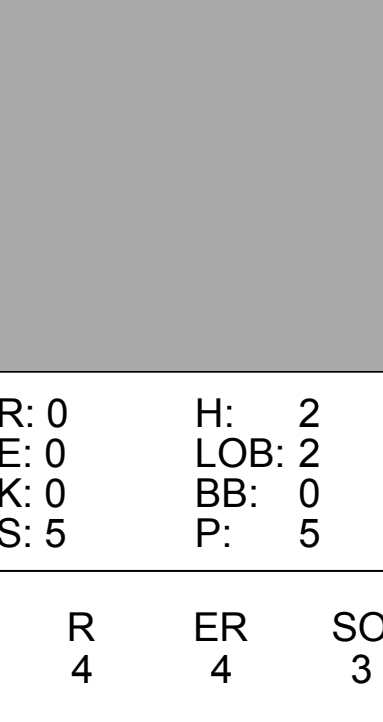

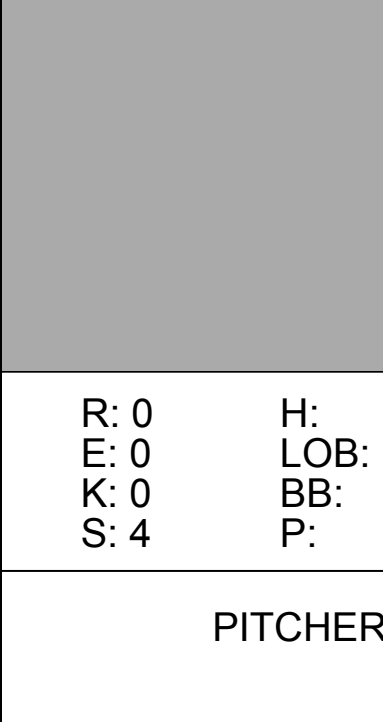
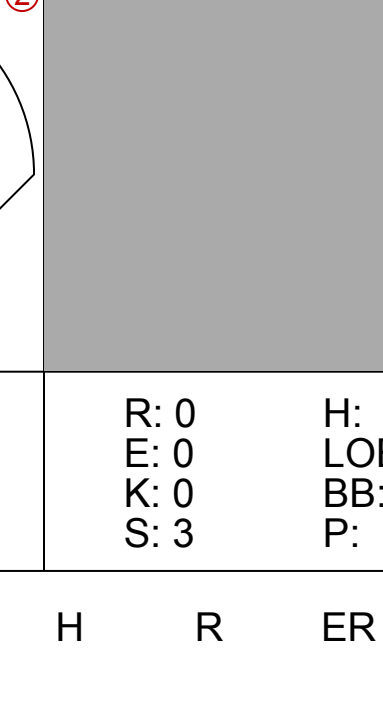
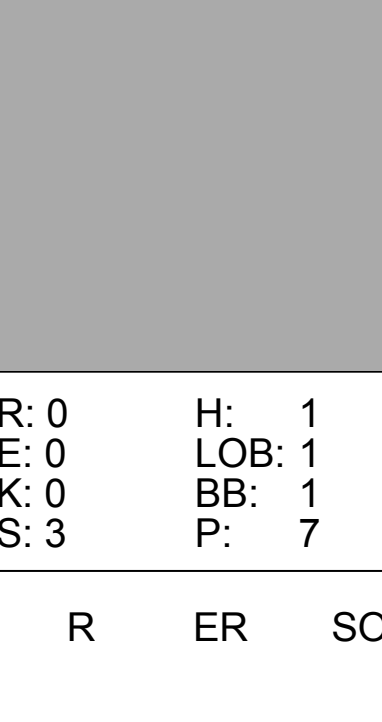
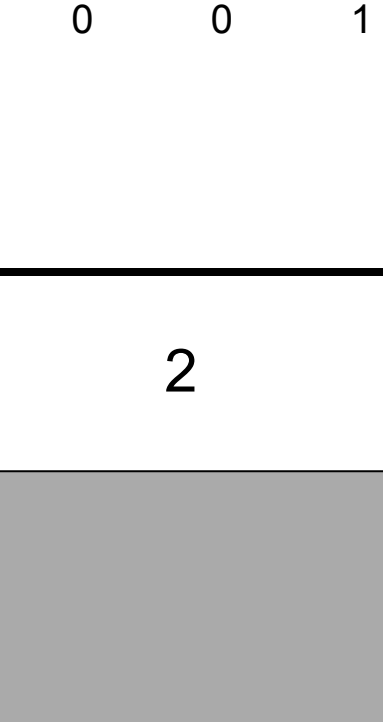
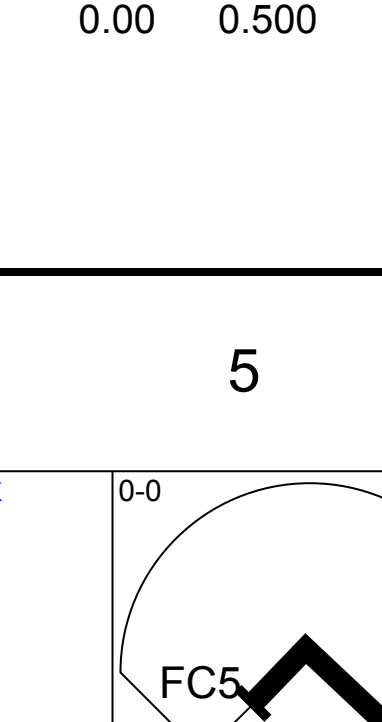
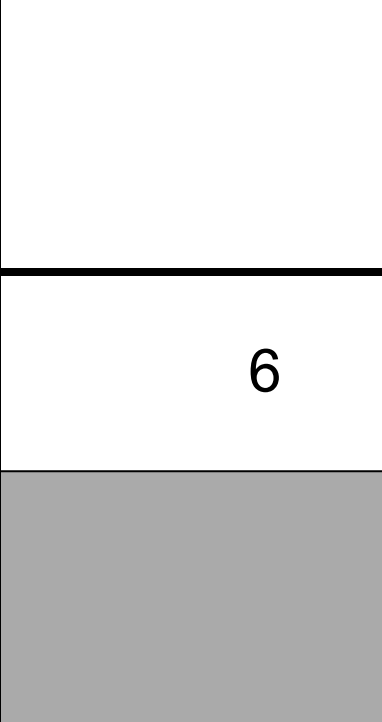
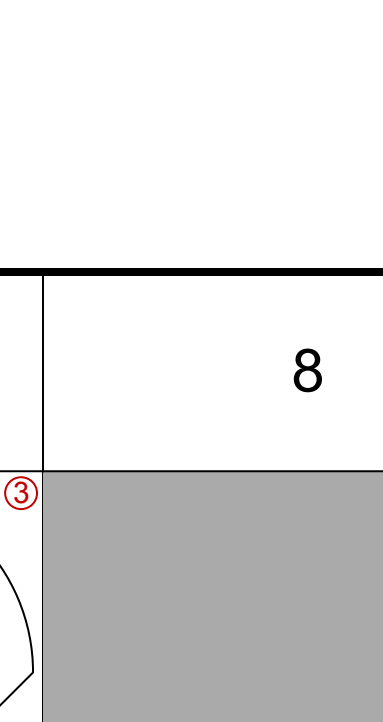
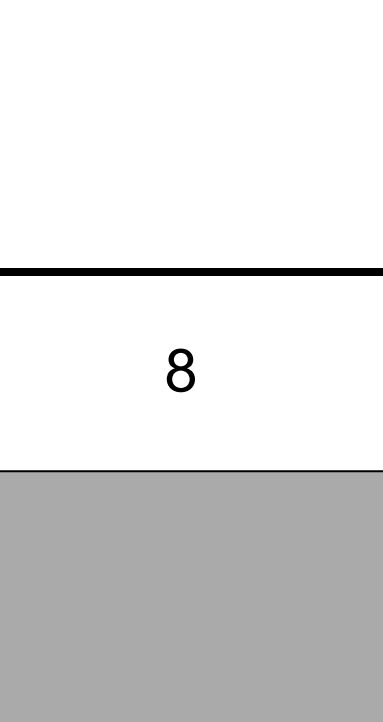

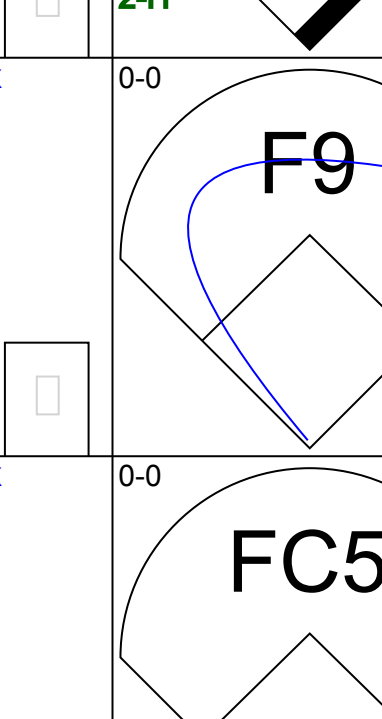

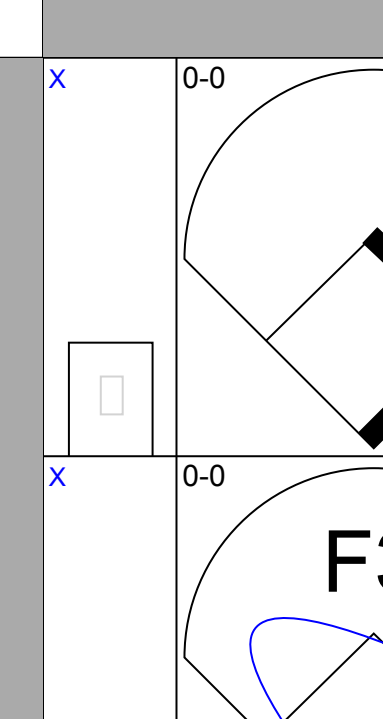
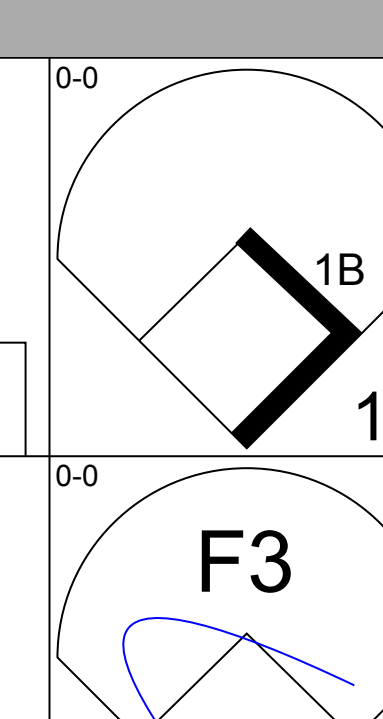


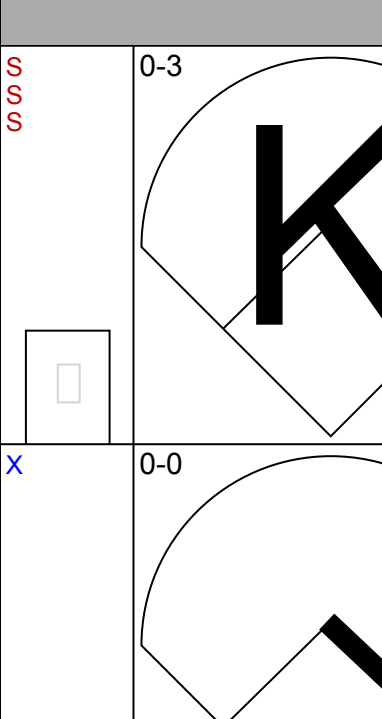

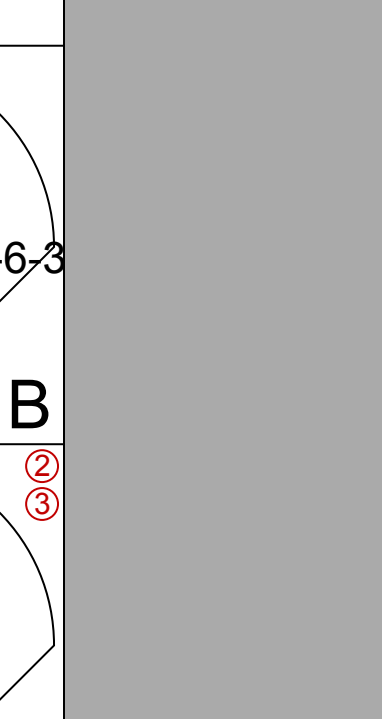



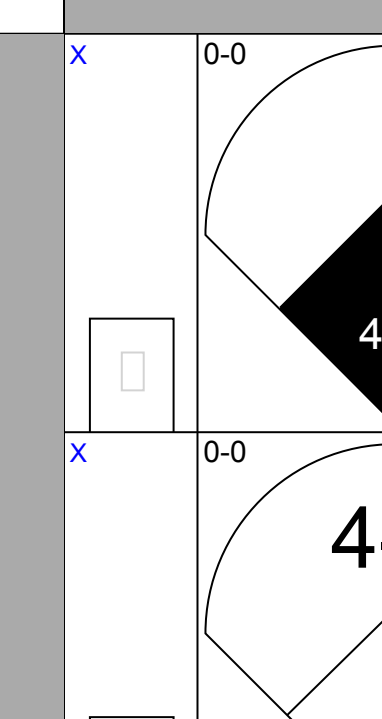


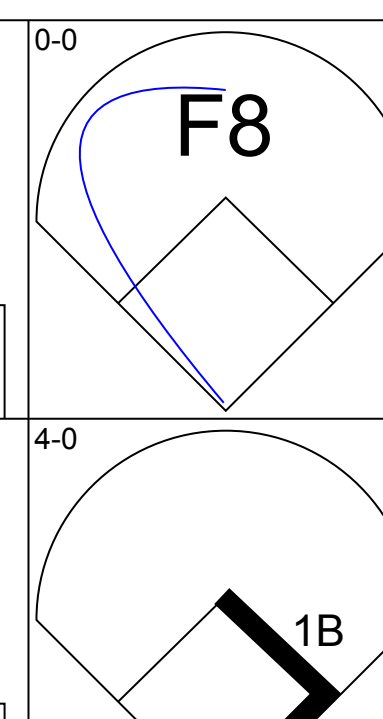
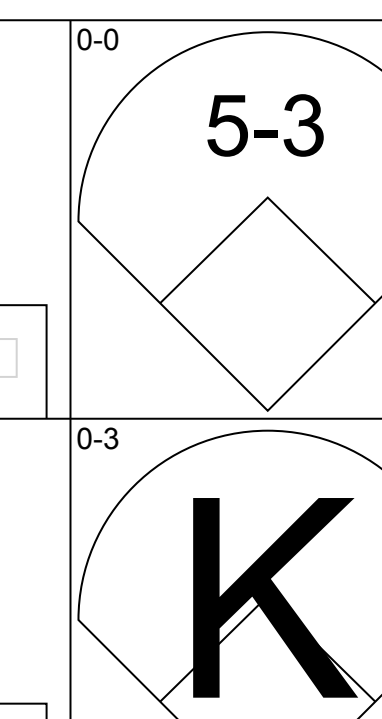
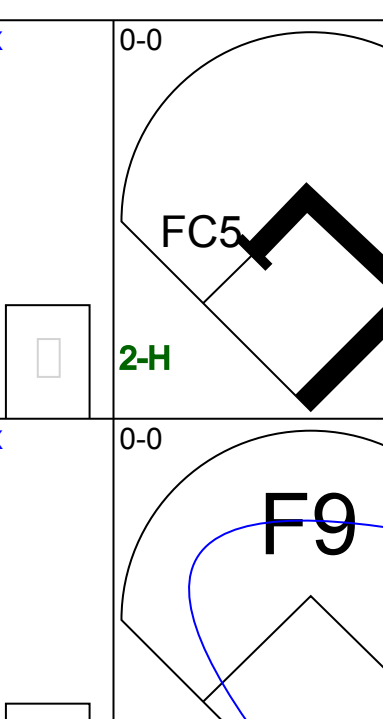
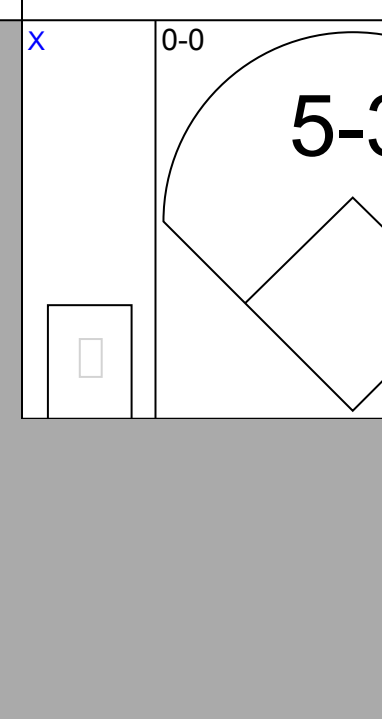
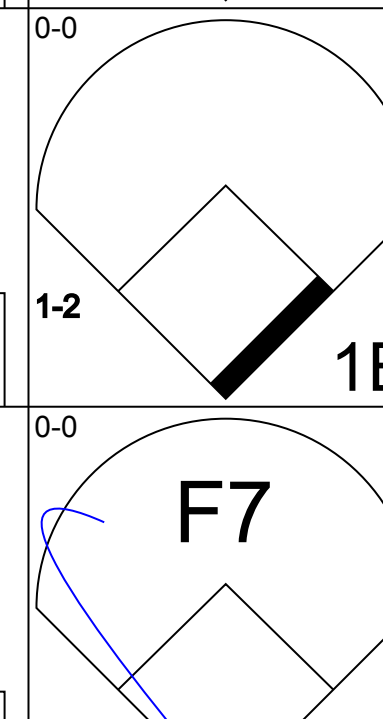
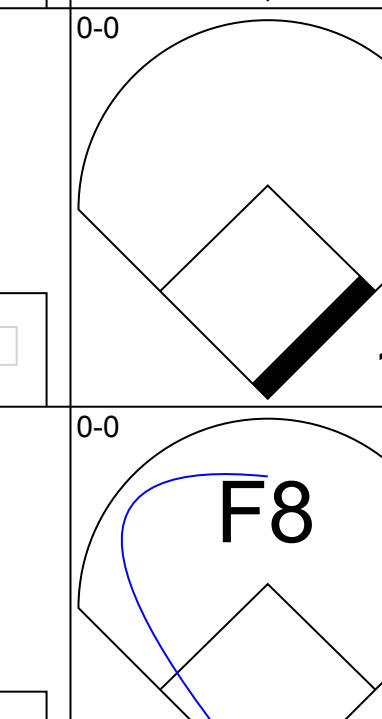
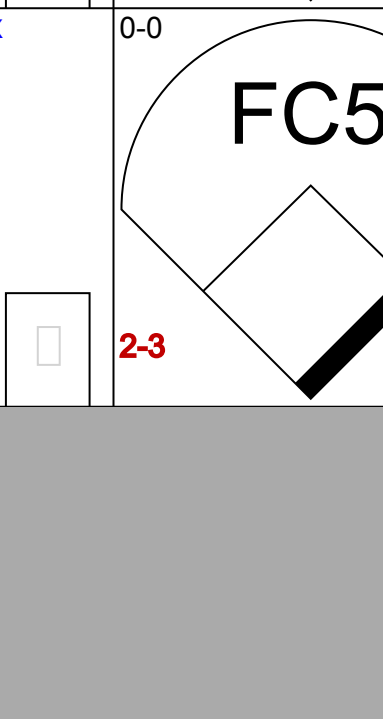
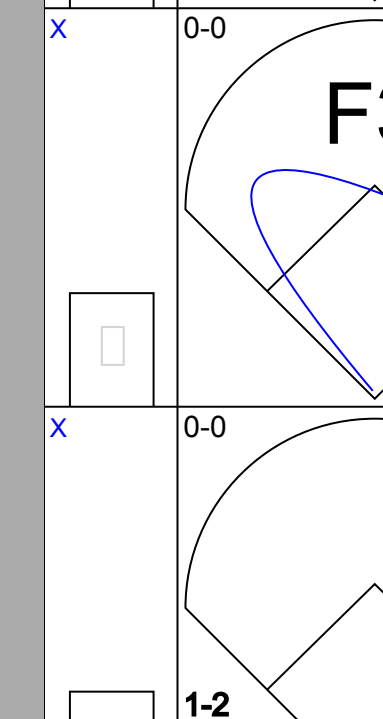
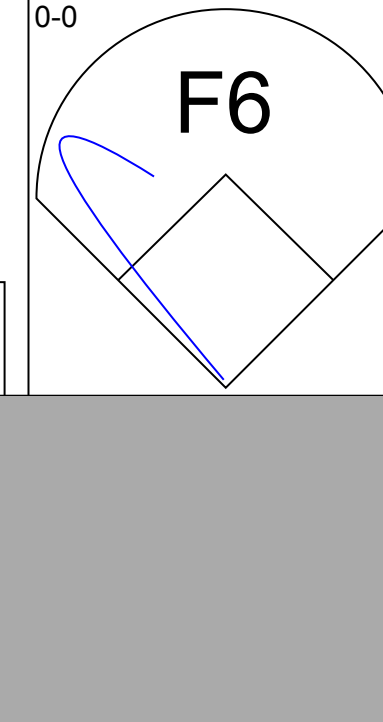


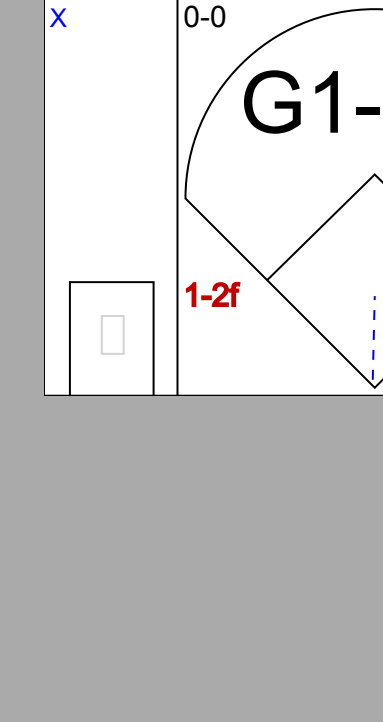


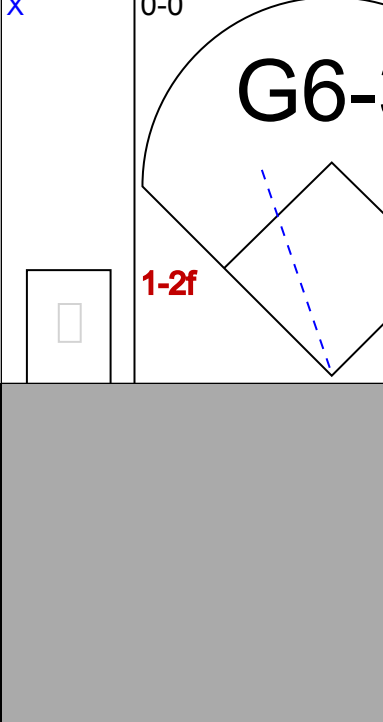
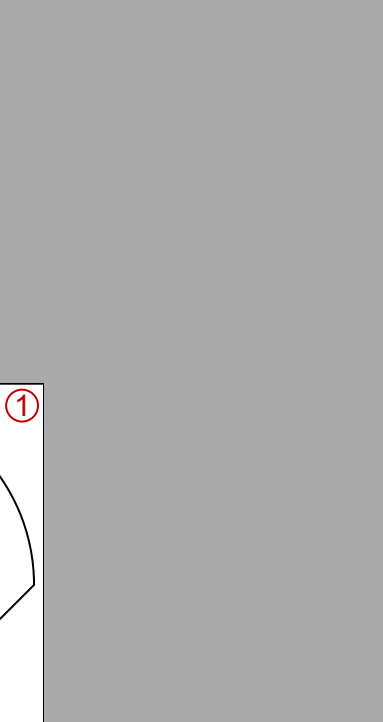



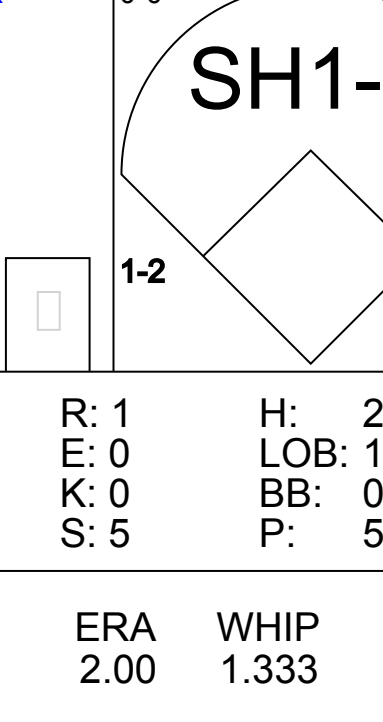
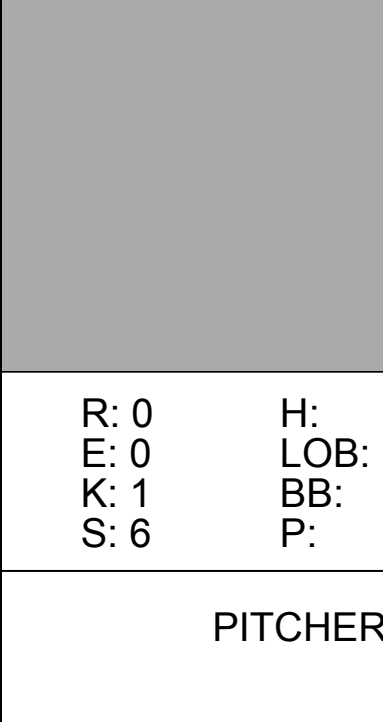
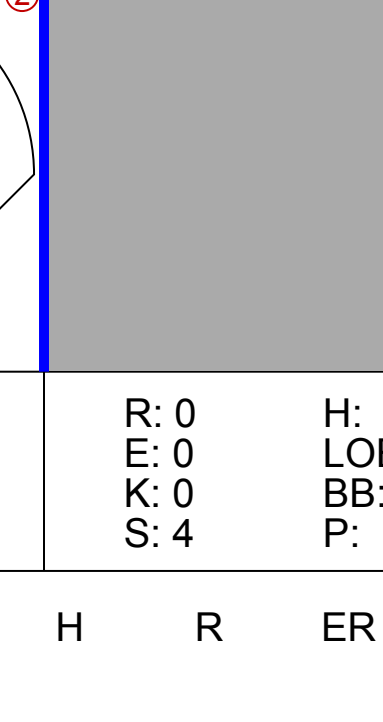













Batter	1	2	3	4	5	6	7	8	9	AB	R	H	RBI	BB	SO	LOB	TOP					
Glenn Hubbard, R (1.4) OBP: 0.500, SLG: 0.750										4	1	1	1	0	1	0	<b>Atlanta Braves @ San Francisco Giants</b> Candlestick Park, San Francisco, CA Mon Jun 02 1980, 10:05 PM EDT Att: 3,768 - Unknown <a href="http://livebaseballscorecards.com">livebaseballscorecards.com</a>					
Dale Murphy, R (1.8) OBP: 0.361, SLG: 0.457										4	1	1	1	0	1	1						
Chris Chambliss, L (1.3) OBP: 0.317, SLG: 0.438										4	0	1	1	0	0	0						
Gary Matthews, R (1.9) OBP: 0.326, SLG: 0.438										4	0	1	0	0	0	0						
Bob Horner, R (1.5) Larvell Blanks, R (8.5) OBP: 0.197, SLG: 0.321 OBP: 0.247, SLG: 0.257										4	0	1	0	0	0	1						
Brian Asselstine, L (1.7) OBP: 0.256, SLG: 0.352										2	1	2	0	2	0	0						
Bruce Benedict, R (1.2) OBP: 0.289, SLG: 0.312										4	0	1	0	0	0	5						
Luis Gomez, R (1.6) OBP: 0.268, SLG: 0.207										4	1	1	1	0	1	2						
Phil Niekro, R (1.1) OBP: 0.103, SLG: 0.138										4	0	1	0	0	1	0						
<b>Inning Stats</b>	R: 0 E: 0 K: 1 S: 5	H: 0 LOB: 0 BB: 0 P: 5	R: 0 E: 0 K: 0 S: 5	H: 2 LOB: 2 BB: 0 P: 5	R: 0 E: 0 K: 2 S: 7	H: 0 LOB: 0 BB: 0 P: 7	R: 0 E: 0 K: 0 S: 3	H: 0 LOB: 0 BB: 0 P: 3	R: 2 E: 0 K: 0 S: 6	H: 3 LOB: 1 BB: 0 P: 6	R: 0 E: 0 K: 0 S: 4	H: 1 LOB: 2 BB: 1 P: 8	R: 2 E: 1 K: 0 S: 5	H: 3 LOB: 0 BB: 0 P: 5	R: 0 E: 0 K: 0 S: 3	H: 1 LOB: 1 BB: 0 P: 7		R: 0 E: 0 K: 1 S: 5	H: 0 LOB: 0 BB: 0 P: 5	1B: 9 2B: 0 3B: 1 HR: 0	SF: 1 SAC: 0 DP: 1 HBP: 0	WP: 1 PB: 0 CS: 1
<b>PITCHER</b>	IP WLS BF H R ER SO BB IBB HBP BLK WP HR S P ERA WHIP																					
Ed Whitson, R (1.1) ERA: 3.66	6.2 L 30 9 4 4 3 0 0 1 0 0 0 0 0 35 39 5.40 1.350																					
Greg Minton, R (7.1) ERA: 3.43	0.1 0 0 0 0 0 0 0 0 0 0 0 0 0 0 0 0.00 0.000																					
Allen Ripley, R (8.1) ERA: 1.0	2.0 7 1 0 0 1 0 1 0 0 0 1 0 8 12 0.00 0.500																					

Batter	1	2	3	4	5	6	7	8	9	AB	R	H	RBI	BB	SO	LOB	BOTTOM					
Bill North, S (1.8) OBP: 0.407, SLG: 0.344										4	0	1	1	0	0	0	<b>Atlanta Braves @ San Francisco Giants</b> Candlestick Park, San Francisco, CA Mon Jun 02 1980, 10:05 PM EDT Att: 3,768 - Unknown <a href="http://livebaseballscorecards.com">livebaseballscorecards.com</a>					
Darrell Evans, L (1.5) OBP: 0.373, SLG: 0.402										3	0	1	0	1	1	1						
Jack Clark, R (1.9) OBP: 0.372, SLG: 0.522										4	0	2	0	0	0	2						
Willie McCovey, L (1.3) OBP: 0.271, SLG: 0.295										4	0	1	0	0	1	3						
Terry Whitfield, L (1.7) OBP: 0.310, SLG: 0.346										4	0	2	0	0	0	4						
Rennie Stennett, R (1.4) OBP: 0.257, SLG: 0.321										4	1	2	0	0	0	1						
Milt May, L (1.2) OBP: 0.309, SLG: 0.355										4	0	0	1	0	0	3						
Johnnie LeMaster, R (1.6) OBP: 0.264, SLG: 0.371										4	1	2	0	0	0	0						
Ed Whitson, R (1.1) Greg Minton, S (7.1) OBP: 0.083, SLG: 0.043 OBP: 0.276, SLG: 0.370										1	0	0	0	0	1	1						
Jim Wohlford, R (7. PH) Allen Ripley, R (8.1) Larry Hemdon, R (8. PH) OBP: 0.276, SLG: 0.370 OBP: 0.282, SLG: 0.382										1	0	0	0	0	0	0						
<b>Inning Stats</b>	R: 0 E: 0 K: 0 S: 4	H: 1 LOB: 2 BB: 1 P: 8	R: 0 E: 0 K: 1 S: 6	H: 1 LOB: 1 BB: 0 P: 6	R: 0 E: 0 K: 1 S: 6	H: 1 LOB: 1 BB: 0 P: 6	R: 0 E: 0 K: 0 S: 3	H: 1 LOB: 0 BB: 0 P: 3	R: 1 E: 0 K: 0 S: 5	H: 2 LOB: 1 BB: 0 P: 5	R: 0 E: 0 K: 1 S: 6	H: 2 LOB: 1 BB: 0 P: 6	R: 0 E: 0 K: 0 S: 3	H: 0 LOB: 0 BB: 0 P: 3	R: 0 E: 0 K: 0 S: 4	H: 2 LOB: 1 BB: 0 P: 4	R: 1 E: 0 K: 0 S: 4	H: 1 LOB: 0 BB: 0 P: 4	1B: 9 2B: 1 3B: 1 HR: 0	SF: 0 SAC: 1 DP: 3 HBP: 0	WP: 0 PB: 0 CS: 0	PA: 36
<b>PITCHER</b>	IP WLS BF H R ER SO BB IBB HBP BLK WP HR S P ERA WHIP																					
Phil Niekro, R (1.1) ERA: 3.66	9.0 W 36 11 2 2 3 1 0 0 0 0 0 0 41 45 2.00 1.333																					



Batter	1	2	3	4	5	6	7	8	9	AB	R	H	RBI	BB	SO	LOB	TOP								
<b>Glenn Hubbard, R</b> OBP: 0.429, SLG: 0.583 (1, 4)										4	0	1	0	0	1	1									
<b>Dale Murphy, R</b> OBP: 0.553, SLG: 0.445 (1, 8)										4	1	0	0	0	2	1									
<b>Chris Chambliss, L</b> OBP: 0.316, SLG: 0.439 (1, 3)										4	0	1	0	0	1	1									
<b>Gary Matthews, R</b> OBP: 0.346, SLG: 0.472 (1, 9)										4	1	4	0	0	0	0									
<b>Bob Horner, R</b> OBP: 0.185, SLG: 0.300 (1, 5)										4	0	0	1	0	1	4									
<b>Larvell Blanks, R</b> OBP: 0.247, SLG: 0.257 (8, 5)										0	0	0	0	0	0	0									
<b>Jeff Burroughs, R</b> OBP: 0.383, SLG: 0.363 (1, 7)										4	0	1	0	0	1	2									
<b>Brian Asselstine, L</b> OBP: 0.296, SLG: 0.352 (9, 7)										0	0	0	0	0	0	0									
<b>Bruce Benedict, R</b> OBP: 0.277, SLG: 0.299 (1, 2)										4	0	0	0	0	1	3									
<b>Luis Gomez, R</b> OBP: 0.275, SLG: 0.217 (1, 6)										4	0	2	0	0	1	0									
<b>Larry McWilliams, L</b> OBP: 0.294, SLG: 0.294 (1, 1)										3	0	0	0	0	3	1									
<b>Larry Bradford, R</b> (9, 1)										0	0	0	0	0	0	0									
<b>Inning Stats</b>	R: 0 E: 0 K: 2 S: 7	H: 0 LOB: 0 BB: 0 P: 7	R: 0 E: 0 K: 1 S: 6	H: 2 LOB: 1 BB: 0 P: 6	R: 0 E: 0 K: 1 S: 5	H: 0 LOB: 0 BB: 0 P: 5	R: 1 E: 2 K: 0 S: 6	H: 1 LOB: 2 BB: 0 P: 6	R: 0 E: 0 K: 3 S: 10	H: 1 LOB: 1 BB: 0 P: 10	R: 1 E: 0 K: 1 S: 6	H: 1 LOB: 0 BB: 0 P: 6	R: 0 E: 0 K: 0 S: 4	H: 1 LOB: 1 BB: 0 P: 4	R: 0 E: 0 K: 1 S: 6	H: 2 LOB: 2 BB: 0 P: 6	R: 0 E: 0 K: 2 S: 8	H: 1 LOB: 1 BB: 0 P: 8	1B: 6 2B: 2 3B: 1 HR: 0	SF: 0 SAC: 1 DP: 1 HBP: 0	WP: 0 PB: 0 SB: 1 CS: 0	PA: 36			
<b>PITCHER</b>	IP	WLS	BF	H	R	ER	SO	BB	IBB	HBP	BLK	WP	HR	S	P	ERA	WHIP								
<b>Vida Blue, L</b> ERA: 2.77 (1, 1)	7.0		28	6	2	1	8	0	0	0	0	0	0	44	44	1.29	0.857								
<b>Greg Minton, R</b> ERA: 3.13 (8, 1)	2.0	W	8	3	0	0	3	0	0	0	0	0	0	14	14	0.00	1.500								

Atlanta Braves @ San Francisco Giants  
Candlestick Park, San Francisco, CA  
Tue Jun 03 1980, 10:05 PM EDT  
Att: 9,294 - Unknown

AB 35  
R 2  
H 9  
RBI 1  
BB 0  
SO 11  
LOB 13



Batter	1	2	3	4	5	6	7	8	9	AB	R	H	RBI	BB	SO	LOB	BOTTOM								
<b>Bill North, S</b> OBP: 0.403, SLG: 0.341 (1, 8)										4	0	1	0	0	0	0									
<b>Darrell Evans, L</b> OBP: 0.395, SLG: 0.393 (1, 5)										4	0	0	0	0	1	1									
<b>Jack Clark, R</b> OBP: 0.370, SLG: 0.512 (1, 9)										3	0	0	0	0	0	1									
<b>Willie McCovey, L</b> OBP: 0.279, SLG: 0.306 (1, 3)										3	0	1	0	1	0	1									
<b>Roger Metzger, S</b> OBP: 0.150, SLG: 0.056 (9, PR)										0	1	0	0	0	0	0									
<b>Larry Herndon, R</b> OBP: 0.281, SLG: 0.386 (1, 7)										4	0	1	0	0	0	1									
<b>Rennie Stennett, R</b> OBP: 0.288, SLG: 0.333 (1, 4)										1	0	1	0	0	0	0									
<b>Joe Strain, R</b> OBP: 0.299, SLG: 0.292 (4, PR) (5, 4)										2	0	1	0	0	0	1									
<b>Johnnie LeMaster, R</b> OBP: 0.264, SLG: 0.364 (1, 6)										3	1	0	0	1	1	5									
<b>Mike Sadek, R</b> OBP: 0.350, SLG: 0.316 (1, 2)										4	1	1	1	0	0	5									
<b>Vida Blue, S</b> OBP: 0.176, SLG: 0.125 (1, 1)										2	0	0	0	0	2	0									
<b>Jim Wohlford, R</b> OBP: 0.273, SLG: 0.365 (7, PH)										1	0	0	0	0	1	1									
<b>Greg Minton, S</b> (8, 1)										0	0	0	0	0	0	0									
<b>Milt May, L</b> OBP: 0.314, SLG: 0.368 (8, PH)										1	0	1	2	0	0	0									
<b>Inning Stats</b>	R: 0 E: 0 K: 1 S: 5	H: 0 LOB: 1 BB: 0 P: 6	R: 0 E: 0 K: 1 S: 6	H: 1 LOB: 1 BB: 0 P: 6	R: 0 E: 0 K: 1 S: 5	H: 0 LOB: 0 BB: 0 P: 5	R: 0 E: 0 K: 0 S: 4	H: 1 LOB: 3 BB: 1 P: 9	R: 0 E: 0 K: 1 S: 5	H: 0 LOB: 0 BB: 0 P: 5	R: 0 E: 0 K: 0 S: 3	H: 0 LOB: 0 BB: 0 P: 3	R: 0 E: 0 K: 1 S: 6	H: 1 LOB: 1 BB: 0 P: 6	R: 0 E: 0 K: 0 S: 3	H: 1 LOB: 0 BB: 0 P: 3	R: 3 E: 0 K: 0 S: 5	H: 3 LOB: 1 BB: 1 P: 9	1B: 3 2B: 5 3B: 0 HR: 0	SF: 0 SAC: 0 DP: 1 HBP: 2	WP: 0 PB: 0 SB: 0 CS: 0	PA: 36			
<b>PITCHER</b>	IP	WLS	BF	H	R	ER	SO	BB	IBB	HBP	BLK	WP	HR	S	P	ERA	WHIP								
<b>Larry McWilliams, L</b> ERA: 6.04 (1, 1)	8.2		34	5	2	2	5	2	0	2	0	0	0	40	50	2.08	0.808								
<b>Larry Bradford, L</b> ERA: 1.99 (9, 1)	0.0	L	2	2	1	1	0	0	0	0	0	0	0	2	2	*	*								

Atlanta Braves @ San Francisco Giants  
Candlestick Park, San Francisco, CA  
Tue Jun 03 1980, 10:05 PM EDT  
Att: 9,294 - Unknown

AB 32  
R 3  
H 7  
RBI 3  
BB 2  
SO 5  
LOB 16





Batter	1	2	3	4	5	6	7	8	9	AB	R	H	RBI	BB	SO	LOB	TOP				
Glenn Hubbard, R (1,4) OBP: 0.474, SLG: 0.882										5	2	3	1	0	0	0	<b>Atlanta Braves @ San Francisco Giants</b> Candlestick Park, San Francisco, CA Wed Jun 04 1980, 6:33 AM EDT Att: 5,593 - Unknown				
Dale Murphy, R (1,8) OBP: 0.354, SLG: 0.453										4	1	2	1	0	2	1					
Chris Chambliss, L (1,3) OBP: 0.323, SLG: 0.459										5	1	3	1	0	0	1					
Gary Matthews, R (1,9) OBP: 0.336, SLG: 0.457										4	0	0	0	0	1	3					
Brian Assestine, L (1,7) OBP: 0.302, SLG: 0.380										4	1	2	2	0	0	1					
Larvell Blanks, R (1,5) OBP: 0.247, SLG: 0.257										4	1	1	0	0	1	4					
Bill Nahorodny, R (1,2) OBP: 0.267, SLG: 0.500										4	1	1	2	0	0	4					
Luis Gomez, R (1,6) OBP: 0.267, SLG: 0.210										4	0	0	0	0	1	0					
Rick Matula, R (1,1) OBP: 0.048, SLG: 0.048										4	0	0	0	0	3	0					
<b>Inning Stats</b>	R: 2 E: 0 K: 1 S: 7	H: 2 LOB: 0 BB: 0 P: 7	R: 0 E: 0 K: 2 S: 7	H: 0 LOB: 0 BB: 0 P: 7	R: 0 E: 0 K: 2 S: 7	H: 1 LOB: 1 BB: 0 P: 7	R: 0 E: 0 K: 0 S: 5	H: 2 LOB: 2 BB: 0 P: 5	R: 0 E: 0 K: 1 S: 5	H: 0 LOB: 0 BB: 0 P: 5	R: 3 E: 0 K: 1 S: 8	H: 3 LOB: 0 BB: 0 P: 8	R: 1 E: 1 K: 0 S: 6	H: 2 LOB: 2 BB: 0 P: 6	R: 1 E: 0 K: 0 S: 5	H: 2 LOB: 1 BB: 0 P: 5		1B: 6 2B: 2 3B: 1 HR: 4	SF: 1 SAC: 0 DP: 1 HBP: 0	WP: 0 PB: 0 SB: 0 CS: 1	PA: 39
<b>PITCHER</b>	IP	WLS	BF	H	R	ER	SO	BB	IBB	HBP	BLK	WP	HR	S	P	ERA	WHIP				
John Montefusco, R (1,1) ERA: 4.37	7.0	L	28	8	5	5	8	0	0	0	0	0	3	44	44	6.43	1.143				
Gary Lavelle, L (8,1) ERA: 3.12	2.0		11	4	2	2	0	0	0	0	0	0	1	11	11	9.00	2.000				


Batter	1	2	3	4	5	6	7	8	9	AB	R	H	RBI	BB	SO	LOB	BOTTOM					
Larry Herndon, R (1,8) OBP: 0.273, SLG: 0.374										4	0	0	0	0	1	3	<b>Atlanta Braves @ San Francisco Giants</b> Candlestick Park, San Francisco, CA Wed Jun 04 1980, 6:33 AM EDT Att: 5,593 - Unknown					
Darrell Evans, L (1,5) OBP: 0.358, SLG: 0.385										4	0	0	0	0	0	1						
Jack Clark, R (1,9) OBP: 0.362, SLG: 0.500										4	0	0	0	0	1	0						
Willie McCovey, L (1,3) OBP: 0.287, SLG: 0.307										3	0	1	0	1	1	0						
Terry Whitfield, L (1,7) OBP: 0.316, SLG: 0.361										4	0	2	0	0	0	1						
Joe Strain, R (1,4) OBP: 0.310, SLG: 0.304										4	1	2	0	0	0	3						
Milt May, L (1,2) OBP: 0.319, SLG: 0.372										4	0	2	0	0	0	2						
Johnnie LeMaster, R (1,6) OBP: 0.263, SLG: 0.357										3	1	0	0	1	0	2						
John Montefusco, R (1,1) OBP: 0.125, SLG: 0.067										0	0	0	0	0	0	0						
Bill North, S (7, PH) OBP: 0.400, SLG: 0.339										1	0	0	0	0	0	0						
Gary Lavelle, S (8,1) OBP: 0.269, SLG: 0.360										0	0	0	0	0	0	0						
Jim Wohlford, R (8, PH) OBP: 0.269, SLG: 0.360										1	0	0	0	0	0	0						
<b>Inning Stats</b>	R: 0 E: 0 K: 0 S: 3	H: 0 LOB: 0 BB: 0 P: 3	R: 0 E: 0 K: 0 S: 3	H: 1 LOB: 1 BB: 1 P: 7	R: 0 E: 0 K: 0 S: 3	H: 0 LOB: 1 BB: 1 P: 7	R: 0 E: 0 K: 0 S: 4	H: 1 LOB: 1 BB: 0 P: 4	R: 0 E: 0 K: 0 S: 4	H: 1 LOB: 1 BB: 0 P: 4	R: 0 E: 0 K: 2 S: 7	H: 0 LOB: 0 BB: 0 P: 7	R: 2 E: 2 K: 1 S: 8	H: 1 LOB: 1 BB: 0 P: 8	R: 0 E: 0 K: 0 S: 5	H: 2 LOB: 2 BB: 0 P: 5	R: 0 E: 0 K: 0 S: 3	H: 1 LOB: 0 BB: 0 P: 3	1B: 6 2B: 1 3B: 0 HR: 0	SF: 0 SAC: 2 DP: 2 HBP: 0	WP: 0 PB: 0 SB: 0 CS: 0	PA: 36
<b>PITCHER</b>	IP	WLS	BF	H	R	ER	SO	BB	IBB	HBP	BLK	WP	HR	S	P	ERA	WHIP					
Rick Matula, R (1,1) ERA: 2.3	9.0	W	36	7	2	0	3	2	0	0	0	0	0	40	48	0.00	1.000					




Batter	1	2	3	4	5	6	7	8	9	AB	R	H	RBI	BB	SO	LOB	TOP				
Davey Lopes, R OBP: 0.347, SLG: 0.349 (1, 4)	F4		K		K			E5 SH2-3 2B		4	1	0	0	1	2	0	<b>Los Angeles Dodgers @ Atlanta Braves</b> Atlanta-Fulton County Stadium, Atlanta, GA Fri Jun 06 1980, 7:05 PM EDT Att: 18,331 - Unknown <a href="http://livebaseballscorecards.com">livebaseballscorecards.com</a>				
Rudy Law, L OBP: 0.315, SLG: 0.327 (1, 8)	F6		4-3			E5 FC5-4		SH2-3	G3	4	0	0	0	0	0	2					
Reggie Smith, S OBP: 0.394, SLG: 0.543 (1, 9)	FC6-4 BB		HR			FC5-4 G4-6-3 1-2		F5		3	1	1	1	1	0	2					
Steve Garvey, R OBP: 0.313, SLG: 0.450 (1, 3)	FC6-4 1-2		5-3			G4-6-3 1-2		2B		3	0	0	0	1	0	2					
Dusty Baker Jr., R OBP: 0.295, SLG: 0.491 (1, 7)		5-3			F8			HR		4	1	2	1	0	0	0					
Ron Cey, R OBP: 0.347, SLG: 0.420 (1, 5)		1B 5-3			K			2B		4	2	2	2	0	2	2					
Bill Russell, R OBP: 0.335, SLG: 0.377 (1, 6)		1B 5-3			5-3			K		4	0	1	0	0	1	0					
Joe Ferguson, R OBP: 0.359, SLG: 0.229 (1, 2)		5-3			F6			K		4	0	1	1	0	1	1					
Jerry Reuss, L OBP: 0.222, SLG: 0.188 (1, 1)		3-H 1B			4-3			F7		4	0	1	0	0	1	1					
<b>Inning Stats</b>	R: 0 E: 0 K: 0 S: 3	H: 0 LOB: 1 BB: 1 P: 7	R: 1 E: 0 K: 0 S: 5	H: 3 LOB: 2 BB: 0 P: 5	R: 1 E: 0 K: 1 S: 6	H: 1 LOB: 0 BB: 0 P: 6	R: 0 E: 0 K: 1 S: 5	H: 0 LOB: 0 BB: 0 P: 5	R: 0 E: 1 K: 0 S: 3	H: 0 LOB: 0 BB: 0 P: 3	R: 2 E: 0 K: 2 S: 9	H: 2 LOB: 0 BB: 0 P: 9	R: 1 E: 1 K: 1 S: 7	H: 1 LOB: 2 BB: 1 P: 11	R: 0 E: 0 K: 1 S: 6	H: 1 LOB: 2 BB: 1 P: 10	1B: 4 2B: 2 3B: 0 HR: 2	SF: 0 SAC: 1 DP: 1 HBP: 0	WP: 0 PB: 0 SB: 0 CS: 0	PA: 38	
<b>PITCHER</b>	IP	WLS	BF	H	R	ER	SO	BB	IBB	HBP	BLK	WP	HR	S	P	ERA	WHIP				
Phil Niekro, R ERA: 3.73 (1, 1)	8.0	L	33	7	5	4	6	2	0	0	0	0	2	43	51	4.50	1.125				
Al Hrabosky, L ERA: 3.54 (9, 1)	1.0		5	1	0	0	1	1	0	0	0	0	0	6	10	0.00	2.000				

Batter	1	2	3	4	5	6	7	8	9	AB	R	H	RBI	BB	SO	LOB	BOTTOM				
Glenn Hubbard, R OBP: 0.391, SLG: 0.714 (1, 4)	F9		F9			F9		F8		4	0	0	0	0	0	3	<b>Los Angeles Dodgers @ Atlanta Braves</b> Atlanta-Fulton County Stadium, Atlanta, GA Fri Jun 06 1980, 7:05 PM EDT Att: 18,331 - Unknown <a href="http://livebaseballscorecards.com">livebaseballscorecards.com</a>				
Dale Murphy, R OBP: 0.346, SLG: 0.442 (1, 8)	K				F7	4-3		F8		4	0	0	0	0	1	2					
Chris Chambliss, L OBP: 0.317, SLG: 0.450 (1, 3)	4-3				E4 FC5-4			K		4	0	0	0	0	1	0					
Gary Matthews, R OBP: 0.326, SLG: 0.444 (1, 9)		F7			FC5-4 1-2			5-3		4	0	0	0	0	0	1					
Jeff Burroughs, R OBP: 0.378, SLG: 0.368 (1, 7)		K			4-3					4	0	1	0	0	1	1					
Larvell Blanks, R OBP: 0.242, SLG: 0.252 (1, 5) (9, 6)		4-3				6-3		K		3	0	0	0	0	1	1					
Bruce Benedict, R OBP: 0.279, SLG: 0.300 (1, 2)					4-3			5-3		3	0	1	0	0	0	0					
Luis Gomez, R OBP: 0.270, SLG: 0.208 (1, 6)						6-3				1	0	0	0	1	0	0					
Jerry Royster, R OBP: 0.301, SLG: 0.293 (8, PH) (9, 5)								F9		1	0	0	0	0	0	1					
Phil Niekro, R OBP: 0.097, SLG: 0.129 (1, 1)										2	0	0	0	0	1	1					
Charlie Spikes, R OBP: 0.500, SLG: 0.500 (8, PH)										1	0	1	0	0	0	0					
Al Hrabosky, R (9, 1)								F4		0	0	0	0	0	0	0					
<b>Inning Stats</b>	R: 0 E: 0 K: 1 S: 5	H: 0 LOB: 0 BB: 0 P: 5	R: 0 E: 0 K: 1 S: 5	H: 0 LOB: 0 BB: 0 P: 5	R: 0 E: 0 K: 1 S: 5	H: 0 LOB: 1 BB: 1 P: 9	R: 0 E: 1 K: 0 S: 4	H: 0 LOB: 1 BB: 0 P: 4	R: 0 E: 0 K: 0 S: 3	H: 0 LOB: 0 BB: 0 P: 3	R: 0 E: 0 K: 2 S: 8	H: 1 LOB: 1 BB: 0 P: 8	R: 0 E: 0 K: 0 S: 5	H: 2 LOB: 2 BB: 0 P: 5	R: 0 E: 0 K: 0 S: 3	H: 0 LOB: 0 BB: 0 P: 3	1B: 2 2B: 1 3B: 0 HR: 0	SF: 0 SAC: 0 DP: 0 HBP: 0	WP: 0 PB: 0 SB: 0 CS: 0	PA: 32	
<b>PITCHER</b>	IP	WLS	BF	H	R	ER	SO	BB	IBB	HBP	BLK	WP	HR	S	P	ERA	WHIP				
Jerry Reuss, L ERA: 2.4 (1, 1)	9.0	W	32	3	0	0	5	1	0	0	0	0	0	41	45	0.00	0.444				



Batter	1	2	3	4	5	6	7	8	9	AB	R	H	RBI	BB	SO	LOB	TOP					
<b>Davey Lopes, R</b> OBP: 0.339, SLG: 0.340 (1, 4)	0-0 5-3		0-0 6-3		0-0 F9		0-0 6-3		0-0 G5-4-3	5	0	0	0	0	0	2	<b>Los Angeles Dodgers @ Atlanta Braves</b> Atlanta-Fulton County Stadium, Atlanta, GA Sat Jun 07 1980, 7:05 PM EDT Att: 25,723 - Unknown  <a href="http://livebaseballscorecards.com">livebaseballscorecards.com</a>  <b>AB</b> 36 <b>R</b> 1 <b>H</b> 10 <b>RBI</b> 1 <b>BB</b> 1 <b>SO</b> 1 <b>LOB</b> 17 					
<b>Rudy Law, L</b> OBP: 0.317, SLG: 0.335 (1, 8)	0-0 E4		0-0 E7		0-0 4-3		0-0		0-0 F8	5	0	2	0	0	0	1						
<b>Reggie Smith, S</b> OBP: 0.401, SLG: 0.563 (1, 9)	0-0 G4-6-3		4-0 BB		0-0 HR		0-0 F3			3	1	2	1	1	0	1						
<b>Steve Garvey, R</b> OBP: 0.308, SLG: 0.442 (1, 3)	0-0 G4-6-3		0-0 1-3		0-0 F7		0-0 3-1			4	0	0	0	0	0	4						
<b>Dusty Baker Jr., R</b> OBP: 0.299, SLG: 0.497 (1, 7)		0-0 2B		0-0 F9		0-0 F8		0-0 2B		4	0	2	0	0	0	0						
<b>Ron Cey, R</b> OBP: 0.345, SLG: 0.417 (1, 5)		0-0 P6		0-0 6-3		0-0 1B		0-0 F8		4	0	1	0	0	0	2						
<b>Bill Russell, R</b> OBP: 0.339, SLG: 0.385 (1, 6)		0-0 F5		0-0 6-3		0-0 1B		0-0 2B		4	0	2	0	0	0	1						
<b>Mike Scioscia, L</b> OBP: 0.244, SLG: 0.316 (1, 2)		0-0 F6		0-0 3-1		0-0 3-1		0-3 K		3	0	1	0	0	0	3						
<b>Rick Monday, L</b> OBP: 0.345, SLG: 0.400 (8, PH)		0-0 F6		0-0 2B		0-0 3-1				1	0	0	0	0	1	2						
<b>Steve Yeager, R</b> OBP: 0.300, SLG: 0.197 (8, 2)										0	0	0	0	0	0	0						
<b>Dave Goltz, R</b> OBP: 0.280, SLG: 0.118 (5, PH)										1	0	0	0	0	0	0						
<b>Dwight Gooden, S</b> OBP: 0.344, SLG: 0.349 (5, 1)										1	0	0	0	0	0	1						
<b>Charlie Hough, R</b> OBP: 0.267, SLG: 0.500 (7, PH)										0	0	0	0	0	0	0						
<b>Jay Johnston, S</b> OBP: 0.345, SLG: 0.387 (7, 1)										1	0	0	0	0	0	0						
<b>Joe Beckwith, L</b> OBP: 0.404, SLG: 0.333 (8, PH)										0	0	0	0	0	0	0						
<b>Gary Thomasson, L</b> OBP: 0.404, SLG: 0.333 (8, PH)										0	0	0	0	0	0	0						
<b>Inning Stats</b>	R: 0 E: 1 K: 0 S: 4	H: 1 LOB: 1 BB: 0 P: 4	R: 0 E: 0 K: 0 S: 4	H: 1 LOB: 1 BB: 0 P: 4	R: 0 E: 1 K: 0 S: 4	H: 1 LOB: 2 BB: 1 P: 8	R: 0 E: 0 K: 0 S: 3	H: 0 LOB: 0 BB: 0 P: 3	R: 0 E: 0 K: 0 S: 4	H: 1 LOB: 1 BB: 0 P: 4	R: 1 E: 0 K: 0 S: 6	H: 3 LOB: 2 BB: 0 P: 6	R: 0 E: 0 K: 0 S: 4	H: 1 LOB: 1 BB: 0 P: 4	R: 0 E: 0 K: 1 S: 7	H: 2 LOB: 2 BB: 0 P: 7	R: 0 E: 0 K: 0 S: 2	H: 0 LOB: 0 BB: 0 P: 3	1B: 5 2B: 4 3B: 0 HR: 1	SF: 0 SAC: 0 DP: 2 HBP: 1	WP: 0 PB: 0 SB: 0 CS: 0	PA: 38
<b>PITCHER</b> <b>Doyle Alexander, R</b> ERA: 3.97 (1, 1)	IP: 9.0 WLS: W BF: 38 H: 10 R: 1 ER: 1 SO: 1 BB: 1 IBB: 0 HBP: 1 BLK: 0 WP: 0 HR: 1 S: 38 P: 43 ERA: 1.00 WHIP: 1.222															<b>PITCHER</b>						

Batter	1	2	3	4	5	6	7	8	9	AB	R	H	RBI	BB	SO	LOB	BOTTOM			
<b>Glenn Hubbard, R</b> OBP: 0.333, SLG: 0.600 (1, 4)	0-0 P6		0-0 F9		0-0 1-3		0-0 E5		0-0 G3	4	0	0	0	0	0	1	<b>Los Angeles Dodgers @ Atlanta Braves</b> Atlanta-Fulton County Stadium, Atlanta, GA Sat Jun 07 1980, 7:05 PM EDT Att: 25,723 - Unknown  <a href="http://livebaseballscorecards.com">livebaseballscorecards.com</a>  <b>AB</b> 33 <b>R</b> 6 <b>H</b> 9 <b>RBI</b> 6 <b>BB</b> 3 <b>SO</b> 4 <b>LOB</b> 15 			
<b>Dale Murphy, R</b> OBP: 0.345, SLG: 0.440 (1, 8)	0-0 1B		0-3 K		0-0 F8		4-0 G3		0-0 BB	3	1	1	0	1	1	1				
<b>Chris Chambliss, L</b> OBP: 0.320, SLG: 0.451 (1, 3)	0-0 1B		0-0 HR		0-0 G3		0-0 G3		0-0 2-3	4	2	2	0	0	0	2				
<b>Gary Matthews, R</b> OBP: 0.331, SLG: 0.467 (1, 9)	0-0 1B		0-0 HR		0-0 5-3		0-0 F7		0-0 F7	4	2	2	2	0	0	2				
<b>Brian Asselstine, L</b> OBP: 0.301, SLG: 0.376 (1, 7)	0-3 K		0-0 3-1		0-0 FC5-4		0-0 6-3		0-0 6-3	4	0	1	0	0	1	3				
<b>Larvell Blanks, R</b> OBP: 0.248, SLG: 0.260 (1, 5)	0-0 1B		0-0 6-3		0-0 P3		4-0 BB		0-0 BB	3	1	1	3	1	0	1				
<b>Bruce Benedict, R</b> OBP: 0.278, SLG: 0.298 (1, 2)	0-0 1B		0-0 6-3		0-3 K		0-0 F7		0-0 F7	4	0	1	1	0	1	2				
<b>Luis Gomez, R</b> OBP: 0.270, SLG: 0.203 (1, 6)		0-0 4-3		0-3 K		0-0 FC5-4		4-0 BB		3	0	0	0	1	1	1				
<b>Doyle Alexander, R</b> OBP: 0.154, SLG: 0.154 (1, 1)		0-0 1B		0-0 6-3		0-0 F3		0-0 F9		4	0	1	0	0	0	2				
<b>Inning Stats</b>	R: 4 E: 0 K: 1 S: 9	H: 5 LOB: 1 BB: 0 P: 9	R: 0 E: 0 K: 1 S: 6	H: 1 LOB: 0 BB: 0 P: 6	R: 2 E: 0 K: 0 S: 5	H: 2 LOB: 0 BB: 0 P: 5	R: 0 E: 0 K: 1 S: 5	H: 0 LOB: 0 BB: 0 P: 5	R: 0 E: 0 K: 1 S: 6	H: 1 LOB: 1 BB: 0 P: 6	R: 0 E: 1 K: 0 S: 4	H: 0 LOB: 2 BB: 1 P: 8	R: 0 E: 0 K: 0 S: 3	H: 0 LOB: 2 BB: 2 P: 11	R: 0 E: 0 K: 0 S: 3	H: 0 LOB: 2 BB: 2 P: 11		1B: 7 2B: 1 3B: 0 HR: 1	SF: 0 SAC: 0 DP: 0 HBP: 0	WP: 0 PB: 0 SB: 1 CS: 0
<b>PITCHER</b> <b>Dave Goltz, R</b> ERA: 4.74 (1, 1)	IP: 4.0 WLS: L BF: 19 H: 8 R: 6 ER: 6 SO: 3 BB: 0 IBB: 0 HBP: 0 BLK: 0 WP: 0 HR: 1 S: 25 P: 25 ERA: 13.50 WHIP: 2.000															<b>PITCHER</b>				
<b>Charlie Hough, R</b> ERA: 5.93 (5, 1)	2.0 7 1 0 0 0 0 0 0 0 0 0 9 9 0.00 0.500																			
<b>Joe Beckwith, R</b> ERA: 2.11 (7, 1)	2.0 10 0 0 0 0 0 3 0 0 0 0 0 7 19 0.00 1.500																			











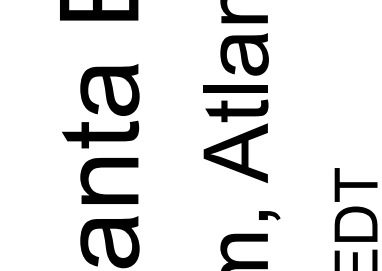
Batter	1	2	3	4	5	6	7	8	9	AB	R	H	RBI	BB	SO	LOB	TOP					
<b>Garry Templeton, S</b> (1, 6) OBP: 0.319, SLG: 0.357	0-0 CS 1B		0-0 F7		0-0 4-3			0-0 4-3		4	0	1	0	0	0	0	<b>St. Louis Cardinals @ Atlanta Braves</b> Atlanta-Fulton County Stadium, Atlanta, GA Tue Jun 10 1980, 7:05 PM EDT Att: 6,763 - Unknown - 75 F					
<b>Dane Iorg, L</b> (1, 7) OBP: 0.411, SLG: 0.488	4-0 PB BB		4-0 HR BB		0-0 1B			0-3 K		2	1	1	0	2	1	0						
<b>Keith Hernandez, L</b> (1, 3) OBP: 0.426, SLG: 0.525	4-0 BB		0-0 HR		0-0 P6			4-0 BB		2	1	1	2	2	0	1						
<b>Ted Simmons, S</b> (1, 2) OBP: 0.396, SLG: 0.518	0-0 F3		4-0 BB		4-0 G6-4-3 BB			0-0 4-3		2	0	0	0	2	0	3						
<b>George Hendrick, R</b> (1, 8) OBP: 0.347, SLG: 0.556	0-3 K		0-0 5-3		0-0 F8			0-0 F9		4	0	0	0	0	1	4						
<b>Bobby Bonds, R</b> (1, 9) OBP: 0.307, SLG: 0.326		0-3 K		0-3 K		0-0 G6-4-3 1-2		0-3 K		4	0	0	0	0	3	1						
<b>Ken Reitz, R</b> (1, 5) OBP: 0.358, SLG: 0.450		0-0 F9		0-0 5-3			0-3 K		4	0	0	0	0	0	1	0						
<b>Tom Herr, S</b> (1, 4) OBP: 0.222, SLG: 0.299		0-0 F8		0-3 K			0-0 F9		3	0	0	0	0	0	1	0						
<b>Bob Sykes, S</b> (1, 1) OBP: 0.273, SLG: 0.200			0-3 K		0-0 F9				3	0	0	0	0	0	1	0						
<b>Roy Thomas, R</b> (8, 1) OBP: 0.300, SLG: 0.222					0-0 F9			0-0 P3		0	0	0	0	0	0	0						
<b>Inning Stats</b>	R: 0 E: 0 K: 1 S: 5	H: 1 LOB: 2 BB: 2 P: 13	R: 0 E: 0 K: 1 S: 5	H: 0 LOB: 0 BB: 0 P: 5	R: 2 E: 0 K: 1 S: 6	H: 1 LOB: 1 BB: 2 P: 14	R: 0 E: 0 K: 2 S: 7	H: 0 LOB: 0 BB: 0 P: 7	R: 0 E: 0 K: 0 S: 4	H: 1 LOB: 1 BB: 0 P: 4	R: 0 E: 0 K: 0 S: 2	H: 0 LOB: 0 BB: 1 P: 6	R: 0 E: 0 K: 1 S: 5	H: 0 LOB: 0 BB: 0 P: 5	R: 0 E: 0 K: 1 S: 5	H: 0 LOB: 0 BB: 1 P: 9	R: 0 E: 0 K: 1 S: 5	H: 0 LOB: 0 BB: 0 P: 5	1B: 2 2B: 0 3B: 0 HR: 1	SF: 0 SAC: 0 DP: 1 HBP: 0	WP: 0 PB: 1 SB: 0 CS: 1	PA: 34
<b>PITCHER</b> <b>Phil Niekro, R</b> (1, 1) ERA: 3.58	IP: 9.0 WLS: W BF: 34 H: 3 R: 2 ER: 2 SO: 8 BB: 6 IBB: 0 HBP: 0 BLK: 0 WP: 0 HR: 1 S: 44 P: 68 ERA: 2.00 WHIP: 1.000															<b>PITCHER</b>						

Batter	1	2	3	4	5	6	7	8	9	AB	R	H	RBI	BB	SO	LOB	BOTTOM			
<b>Glenn Hubbard, R</b> (1, 4) OBP: 0.325, SLG: 0.541	0-0 P4		0-0 2B		4-0 HR BB			0-0 F9		3	1	1	0	1	0	0	<b>St. Louis Cardinals @ Atlanta Braves</b> Atlanta-Fulton County Stadium, Atlanta, GA Tue Jun 10 1980, 7:05 PM EDT Att: 6,763 - Unknown - 75 F			
<b>Dale Murphy, R</b> (1, 8) OBP: 0.342, SLG: 0.444	0-3 K		0-3 K		0-0 HR			0-3 K		4	1	1	3	0	3	2				
<b>Chris Chambliss, L</b> (1, 3) OBP: 0.329, SLG: 0.459	0-0 P3				0-0 F8		0-0 G3		4	1	1	0	0	0	0	0				
<b>Gary Matthews, R</b> (1, 9) OBP: 0.317, SLG: 0.456		0-0 6-3		0-0 F9		0-0 5-3		0-0 HR		4	1	1	2	0	0	0				
<b>Bob Horner, R</b> (1, 5) OBP: 0.200, SLG: 0.314		0-0 F7		0-0 1B		0-3 K		0-0 2B		4	0	2	0	0	1	0				
<b>Larvell Blanks, R</b> (8, PR) OBP: 0.252, SLG: 0.270										0	0	0	0	0	0	0				
<b>Jeff Burroughs, R</b> (1, 7) OBP: 0.352, SLG: 0.337		0-0 4-3		0-0 F7		0-0 F7		0-0 6-3		4	0	0	0	0	0	2				
<b>Brian Asselstine, L</b> (9, 7) OBP: 0.291, SLG: 0.362										0	0	0	0	0	0	0				
<b>Bruce Benedict, R</b> (1, 2) OBP: 0.287, SLG: 0.294			0-0 F9		4-0 FC6-4 BB		0-0 F7		2	0	0	0	1	0	0	0				
<b>Luis Gomez, R</b> (1, 6) OBP: 0.264, SLG: 0.194			0-0 E3 2B		0-0 FC6-4 HR		0-0 F8		3	1	0	0	0	0	1	0				
<b>Phil Niekro, R</b> (1, 1) OBP: 0.088, SLG: 0.118			0-0 B3		0-0 4-3		0-0 4-3		3	0	0	0	0	0	2	0				
<b>Inning Stats</b>	R: 0 E: 0 K: 1 S: 5	H: 0 LOB: 0 BB: 0 P: 5	R: 0 E: 0 K: 0 S: 3	H: 0 LOB: 0 BB: 0 P: 3	R: 0 E: 1 K: 1 S: 7	H: 1 LOB: 2 BB: 0 P: 7	R: 0 E: 0 K: 0 S: 4	H: 1 LOB: 1 BB: 0 P: 4	R: 3 E: 0 K: 0 S: 4	H: 1 LOB: 0 BB: 2 P: 12	R: 0 E: 0 K: 1 S: 5	H: 0 LOB: 0 BB: 0 P: 5	R: 0 E: 0 K: 0 S: 3	H: 0 LOB: 0 BB: 0 P: 3	R: 2 E: 0 K: 1 S: 8	H: 3 LOB: 1 BB: 0 P: 8	1B: 1 2B: 3 3B: 0 HR: 2	SF: 0 SAC: 0 DP: 0 HBP: 0	WP: 0 PB: 0 SB: 0 CS: 0	PA: 33
<b>PITCHER</b> <b>Bob Sykes, L</b> (1, 1) ERA: 7.29	IP: 7.2 WLS: L BF: 32 H: 6 R: 5 ER: 5 SO: 4 BB: 2 IBB: 0 HBP: 0 BLK: 0 WP: 0 HR: 2 S: 46 P: 46 ERA: 5.87 WHIP: 1.043															<b>PITCHER</b>				
<b>Roy Thomas, R</b> (8, 1) ERA: 5.77	IP: 0.1 WLS: L BF: 1 H: 0 R: 0 ER: 0 SO: 0 BB: 0 IBB: 0 HBP: 0 BLK: 0 WP: 0 HR: 0 S: 1 P: 1 ERA: 0.00 WHIP: 0.000															<b>PITCHER</b>				

AB 28  
R 2  
H 3  
RBI 2  
BB 6  
SO 8  
LOB 9



AB 31  
R 5  
H 6  
RBI 5  
BB 2  
SO 4  
LOB 7









Batter	1	2	3	4	5	6	7	8	9	AB	R	H	RBI	BB	SO	LOB	TOP								
<b>Glenn Hubbard, R</b> OBP: 0.300, SLG: 0.489 (1, 4)										5	1	2	0	0	0	1	<b>Atlanta Braves @ Chicago Cubs</b> Wrigley Field, Chicago, IL Fri Jun 13 1980, 3:33 AM CDT Att: 14,470 - Unknown								
<b>Dale Murphy, R</b> OBP: 0.340, SLG: 0.457 (1, 8)										5	2	3	2	0	1	1									
<b>Chris Chambliss, L</b> OBP: 0.332, SLG: 0.463 (1, 3)										4	1	1	2	1	1	2									
<b>Gary Matthews, R</b> OBP: 0.306, SLG: 0.437 (1, 9)										5	0	0	0	0	4	4									
<b>Bob Horner, R</b> OBP: 0.217, SLG: 0.385 (1, 5)										4	1	1	0	0	0	0									
<b>Brian Asselstine, L</b> OBP: 0.288, SLG: 0.359 (1, 7)										3	0	0	0	1	1	1									
<b>Bruce Benedict, R</b> OBP: 0.285, SLG: 0.325 (1, 2)										4	1	2	1	0	1	1									
<b>Luis Gomez, R</b> OBP: 0.273, SLG: 0.201 (6, PH)										2	0	1	0	0	1	1									
<b>Larvell Blanks, R</b> OBP: 0.248, SLG: 0.266 (6, 6)										2	0	0	0	0	1	0									
<b>Doyle Alexander, R</b> OBP: 0.167, SLG: 0.200 (9, 1)										4	1	1	0	0	1	1									
<b>Larry Bradford, R</b> (9, 1)										0	0	0	0	0	0	0									
<b>Gene Garber, R</b> (9, 1)										0	0	0	0	0	0	0									
<b>Inning Stats</b>	R: 1 E: 0 K: 1 S: 6	H: 1 LOB: 0 BB: 0 P: 6	R: 0 E: 0 K: 1 S: 6	H: 1 LOB: 1 BB: 0 P: 6	R: 1 E: 0 K: 1 S: 7	H: 2 LOB: 1 BB: 0 P: 7	R: 1 E: 0 K: 0 S: 4	H: 2 LOB: 1 BB: 1 P: 8	R: 0 E: 0 K: 1 S: 5	H: 0 LOB: 0 BB: 0 P: 9	R: 1 E: 0 K: 1 S: 6	H: 1 LOB: 0 BB: 0 P: 6	R: 3 E: 1 K: 2 S: 11	H: 3 LOB: 1 BB: 0 P: 11	R: 0 E: 0 K: 2 S: 7	H: 0 LOB: 0 BB: 0 P: 7	R: 0 E: 0 K: 2 S: 8	H: 1 LOB: 1 BB: 0 P: 8	1B: 3 2B: 5 3B: 1 HR: 2	SF: 0 SAC: 0 DP: 1 HBP: 0	WP: 0 PB: 0 SB: 0 CS: 0	PA: 40			
<b>PITCHER</b>	IP	WLS	BF	H	R	ER	SO	BB	IBB	HBP	BLK	WP	HR	S	P	ERA	WHIP								
<b>Lynn McGlothen, R</b> ERA: 6.13 (1, 1)	6.1	L	30	10	7	6	5	2	0	0	0	0	2	38	46	8.53	1.895								
<b>Dick Tidrow, R</b> ERA: 2.13 (7, 1)	0.2		3	0	0	0	2	0	0	0	0	0	0	7	7	0.00	0.000								
<b>Bill Caudill, R</b> ERA: 2.25 (8, 1)	2.0		7	1	0	0	4	0	0	0	0	0	0	15	15	0.00	0.500								

Batter	1	2	3	4	5	6	7	8	9	AB	R	H	RBI	BB	SO	LOB	BOTTOM								
<b>Ivan De Jesus, R</b> OBP: 0.306, SLG: 0.368 (1, 6)										4	0	0	0	0	3	0	<b>Atlanta Braves @ Chicago Cubs</b> Wrigley Field, Chicago, IL Fri Jun 13 1980, 3:33 AM CDT Att: 14,470 - Unknown								
<b>Ken Henderson, S</b> OBP: 0.324, SLG: 0.375 (9, PH)										0	0	0	0	1	0	0									
<b>Mick Kelleher, R</b> OBP: 0.216, SLG: 0.171 (9, PR)										0	1	0	0	0	0	0									
<b>Lenny Randle, S</b> OBP: 0.358, SLG: 0.394 (1, 5)										3	2	3	0	2	0	0									
<b>Larry Bittner, L</b> OBP: 0.358, SLG: 0.402 (1, 3)										4	1	1	0	1	0	4									
<b>Mike Vail, R</b> OBP: 0.383, SLG: 0.505 (1, 7)										5	1	2	2	0	0	3									
<b>Jerry Martin, R</b> OBP: 0.330, SLG: 0.483 (1, 8)										5	1	1	3	0	1	4									
<b>Barry Foote, R</b> OBP: 0.320, SLG: 0.526 (1, 2)										3	0	2	0	1	0	0									
<b>Scot Thompson, L</b> OBP: 0.314, SLG: 0.321 (1, 9)										4	0	0	0	0	1	3									
<b>Mike Tyson, R</b> OBP: 0.264, SLG: 0.333 (1, 4)										4	0	0	0	0	0	2									
<b>Lynn McGlothen, L</b> OBP: 0.429, SLG: 0.538 (7, 1)										2	0	0	0	0	0	0									
<b>Jesus Figueroa, L</b> OBP: 0.382, SLG: 0.355 (7, PH)										1	0	0	0	0	0	0									
<b>Bill Caudill, R</b> (8, 1)										0	0	0	0	0	0	0									
<b>Bill Buckner, L</b> OBP: 0.305, SLG: 0.380 (9, PH)										1	0	0	0	0	0	0									
<b>Inning Stats</b>	R: 4 E: 0 K: 0 S: 7	H: 4 LOB: 1 BB: 1 P: 11	R: 0 E: 0 K: 1 S: 5	H: 0 LOB: 1 BB: 1 P: 9	R: 0 E: 0 K: 1 S: 5	H: 0 LOB: 1 BB: 1 P: 9	R: 0 E: 0 K: 1 S: 5	H: 0 LOB: 0 BB: 0 P: 5	R: 0 E: 0 K: 0 S: 3	H: 1 LOB: 0 BB: 0 P: 3	R: 0 E: 0 K: 0 S: 4	H: 1 LOB: 1 BB: 0 P: 4	R: 1 E: 0 K: 1 S: 8	H: 3 LOB: 2 BB: 0 P: 8	R: 0 E: 0 K: 0 S: 3	H: 0 LOB: 0 BB: 0 P: 3	R: 1 E: 1 K: 1 S: 6	H: 0 LOB: 2 BB: 2 P: 14	1B: 6 2B: 2 3B: 0 HR: 1	SF: 0 SAC: 0 DP: 1 HBP: 0	WP: 0 PB: 0 SB: 1 CS: 0	PA: 41			
<b>PITCHER</b>	IP	WLS	BF	H	R	ER	SO	BB	IBB	HBP	BLK	WP	HR	S	P	ERA	WHIP								
<b>Doyle Alexander, R</b> ERA: 4.13 (1, 1)	8.1	W	37	9	6	5	4	4	0	0	0	0	1	41	57	5.40	1.560								
<b>Larry Bradford, L</b> ERA: 2.55 (9, 1)	0.1		2	0	0	0	0	1	0	0	0	0	0	1	5	0.00	3.000								
<b>Gene Garber, R</b> ERA: 4.94 (9, 1)	0.1	S	2	0	0	0	1	0	0	0	0	0	0	4	4	0.00	0.000								





Batter	1	2	3	4	5	6	7	8	9	AB	R	H	RBI	BB	SO	LOB	TOP		
Glenn Hubbard, R OBP: 0.309, SLG: 0.481	0-0 G6-4-3 1B		0-0 4-3	0-0 2H 1B			0-0 6-3		0-0 F3	5	0	2	1	0	0	1			
Dale Murphy, R OBP: 0.345, SLG: 0.474	0-0 G6-4-3 1-2		0-0 1B 1B	0-0 1B 1B			4-0 1B BB		0-0 HR	4	2	2	1	1	0	2			
Chris Chambliss, L OBP: 0.338, SLG: 0.463	4-0 S BB		0-0 1B 1B		0-0 G3		0-0 1-3 2H 1B		0-3 K	4	1	2	1	1	1	0			
Gary Matthews, R OBP: 0.305, SLG: 0.432	0-0 1-3 1-2		0-0 1B 1-2 2-3 1B		0-3 K		0-3 K			4	0	1	0	0	2	3			
Bob Horner, R OBP: 0.218, SLG: 0.378		0-0 E5 FC3-6	0-0 G4-6-3 1B		0-0 1-3		0-0 F7			4	0	1	2	0	0	2			
Brian Asselstine, L OBP: 0.288, SLG: 0.356		0-0 FC3-6 FC4-6	0-0 G4-6-3 1-2			0-0 G3			0-0 G4-6-3 1B	4	0	1	0	0	0	3			
Larvell Blanks, R OBP: 0.249, SLG: 0.266		0-0 FC4-6 FC5 1B		0-0 4-3 1B		0-0 6-3			0-0 G4-6-3 1-2	4	1	1	0	0	0	2			
Bruce Benedict, R OBP: 0.283, SLG: 0.322		0-0 FC5 1B		0-0 F2		0-0 1-3			0-3 K	4	0	1	0	0	1	1			
Phil Niekro, R OBP: 0.086, SLG: 0.114		0-0 FC5		0-0 4-3					0-0 5-3	1	0	0	0	0	0	2			
Preston Hanna, R										1	0	0	0	0	0	1			
Biff Pocoroba, S OBP: 0.389, SLG: 0.355										1	1	1	0	0	0	0			
Al Hrabosky, R										0	0	0	0	0	0	0			
Charlie Spikes, R OBP: 0.500, SLG: 0.563										1	0	0	0	0	0	0			
<b>Inning Stats</b>	R: 0 E: 0 K: 0 S: 3	H: 1 LOB: 1 BB: 1 P: 7	R: 0 E: 1 K: 0 S: 5	H: 1 LOB: 2 BB: 0 P: 5	R: 2 E: 0 K: 0 S: 6	H: 4 LOB: 1 BB: 0 P: 6	R: 1 E: 0 K: 0 S: 5	H: 2 LOB: 1 BB: 0 P: 5	R: 0 E: 0 K: 0 S: 3	H: 0 LOB: 0 BB: 0 P: 3	R: 1 E: 0 K: 1 S: 7	H: 2 LOB: 1 BB: 1 P: 11	R: 0 E: 0 K: 1 S: 5	H: 1 LOB: 0 BB: 0 P: 5	R: 1 E: 0 K: 1 S: 6	H: 1 LOB: 0 BB: 0 P: 6	1B: 10 2B: 2 3B: 0 HR: 1	SF: 0 SAC: 0 DP: 3 HBP: 0	WP: 0 PA: 39 PB: 0 SB: 1 CS: 0
<b>PITCHER</b>	IP WLS BF H R ER SO BB IBB HBP BLK WP HR S P ERA WHIP	IP WLS BF H R ER SO BB IBB HBP BLK WP HR S P ERA WHIP	IP WLS BF H R ER SO BB IBB HBP BLK WP HR S P ERA WHIP	IP WLS BF H R ER SO BB IBB HBP BLK WP HR S P ERA WHIP	IP WLS BF H R ER SO BB IBB HBP BLK WP HR S P ERA WHIP	IP WLS BF H R ER SO BB IBB HBP BLK WP HR S P ERA WHIP	IP WLS BF H R ER SO BB IBB HBP BLK WP HR S P ERA WHIP	IP WLS BF H R ER SO BB IBB HBP BLK WP HR S P ERA WHIP	IP WLS BF H R ER SO BB IBB HBP BLK WP HR S P ERA WHIP	IP WLS BF H R ER SO BB IBB HBP BLK WP HR S P ERA WHIP	IP WLS BF H R ER SO BB IBB HBP BLK WP HR S P ERA WHIP	IP WLS BF H R ER SO BB IBB HBP BLK WP HR S P ERA WHIP	IP WLS BF H R ER SO BB IBB HBP BLK WP HR S P ERA WHIP	IP WLS BF H R ER SO BB IBB HBP BLK WP HR S P ERA WHIP	IP WLS BF H R ER SO BB IBB HBP BLK WP HR S P ERA WHIP	IP WLS BF H R ER SO BB IBB HBP BLK WP HR S P ERA WHIP	IP WLS BF H R ER SO BB IBB HBP BLK WP HR S P ERA WHIP	IP WLS BF H R ER SO BB IBB HBP BLK WP HR S P ERA WHIP	IP WLS BF H R ER SO BB IBB HBP BLK WP HR S P ERA WHIP

Atlanta Braves @ Chicago Cubs  
Wrigley Field, Chicago, IL  
Sat Jun 14 1980, 3:33 AM CDT  
Att: 25,108 - Unknown

AB 37  
R 5  
H 12  
RBI 5  
BB 2  
SO 4  
LOB 17



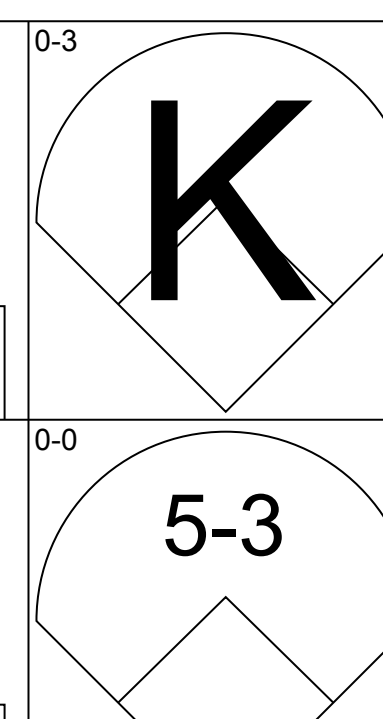
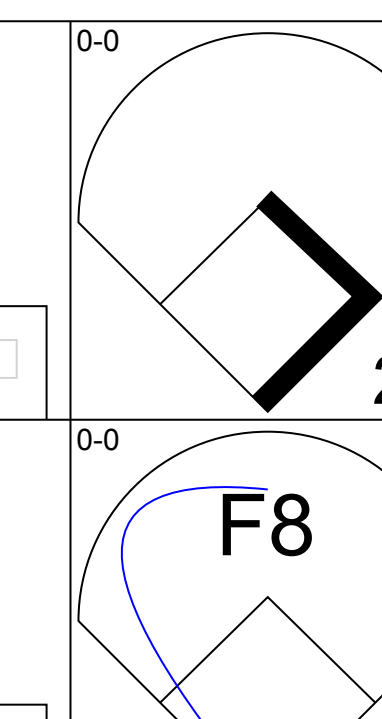
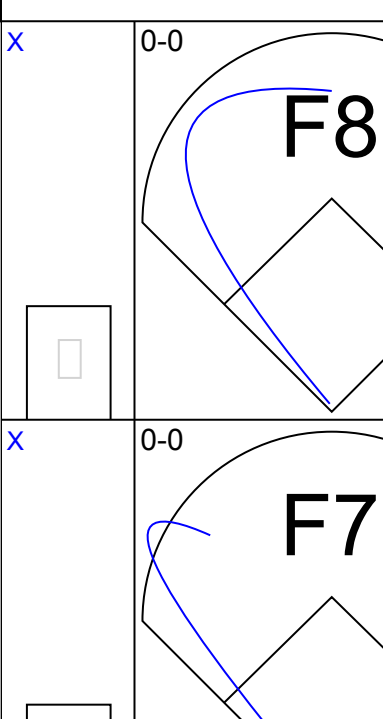
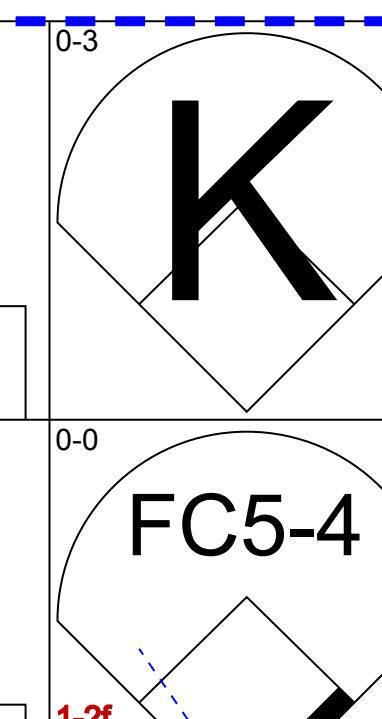
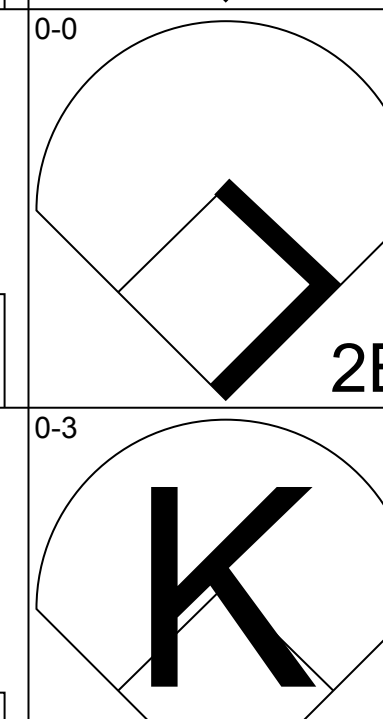

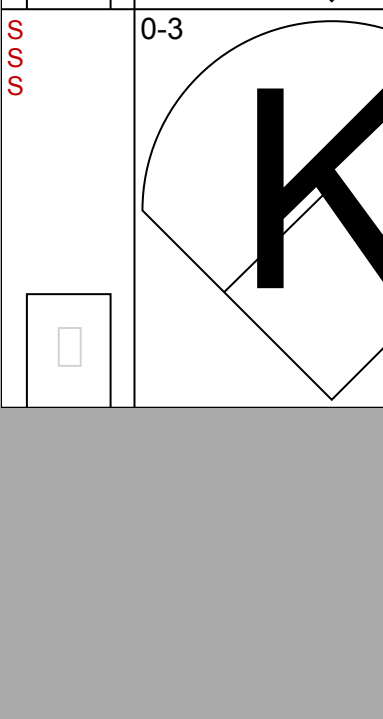
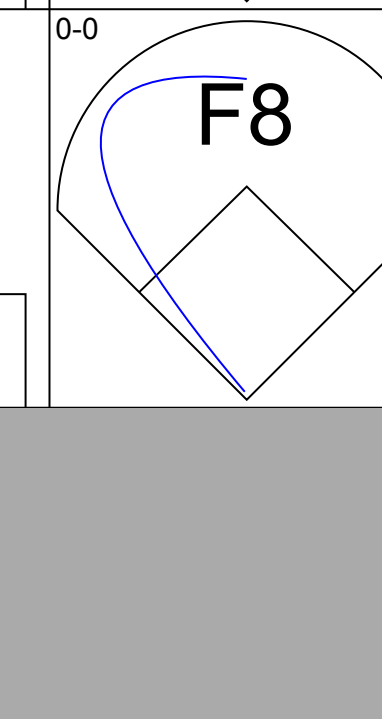

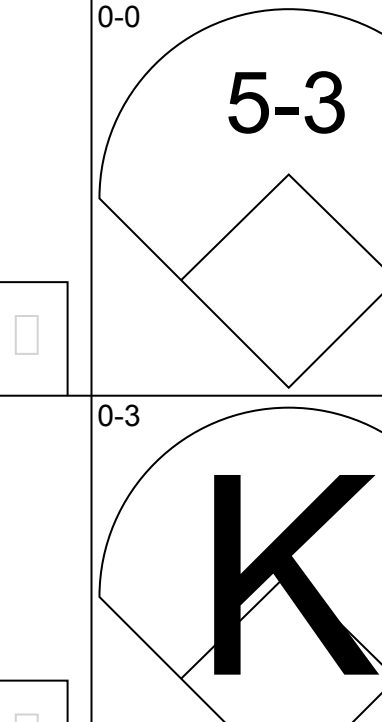





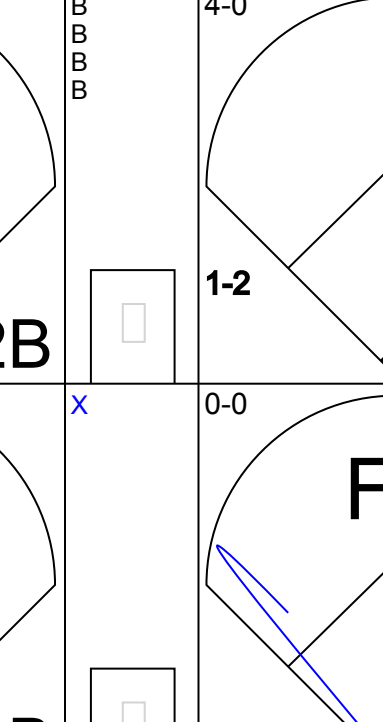
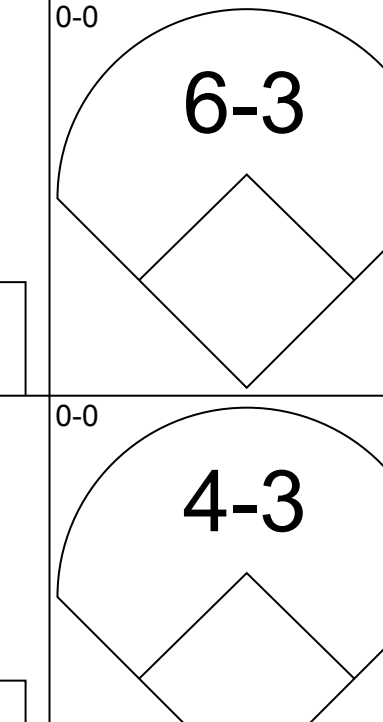
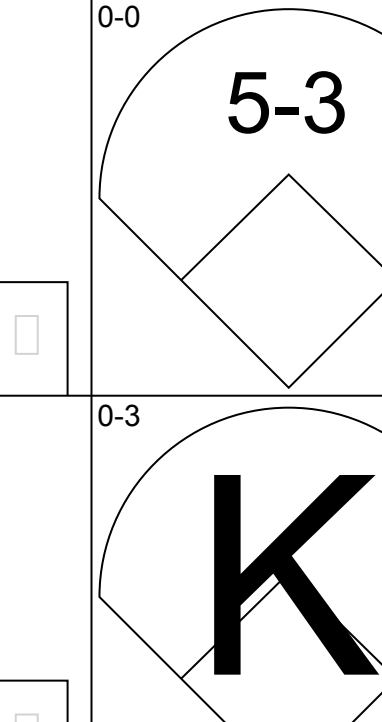
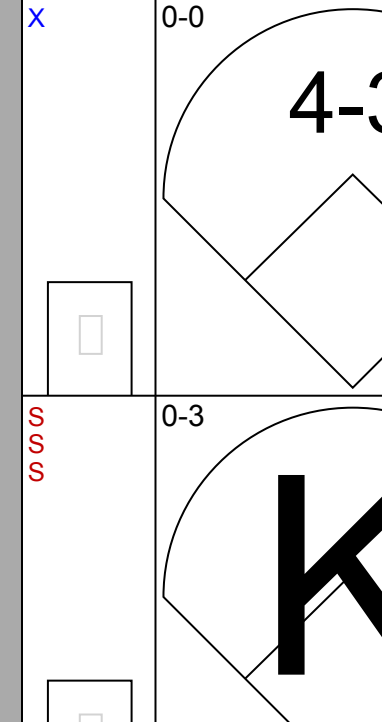
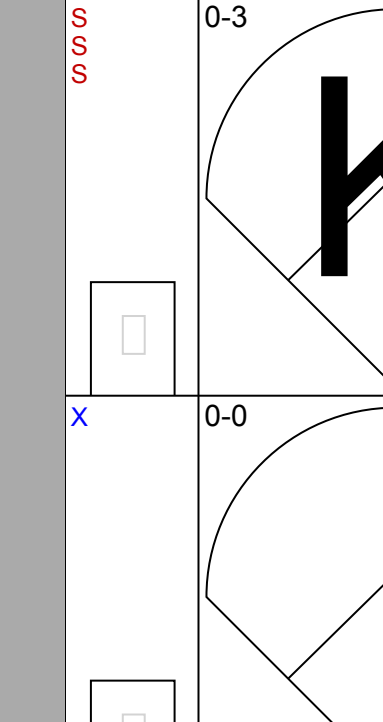
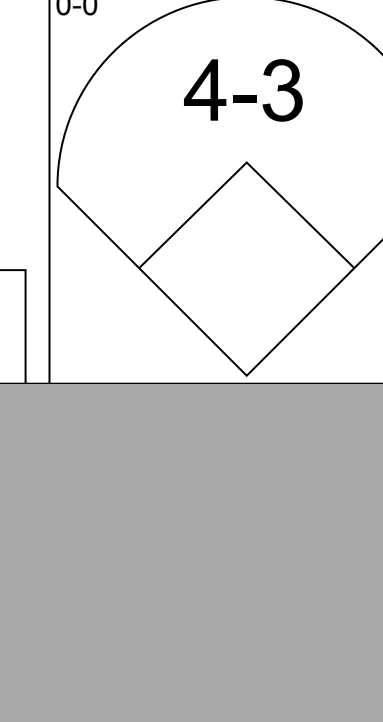


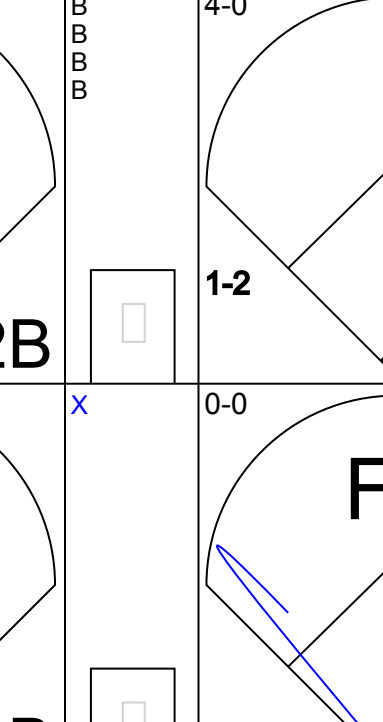

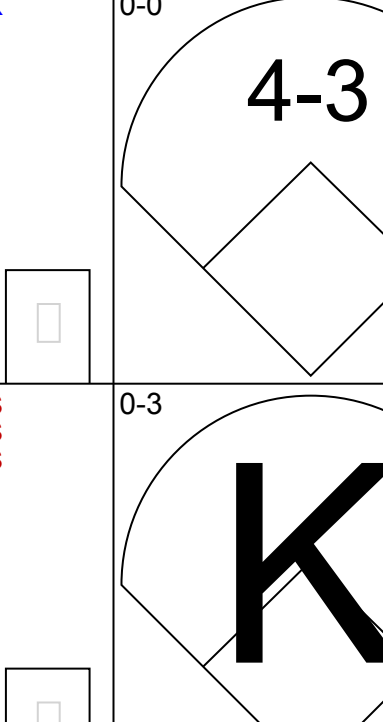
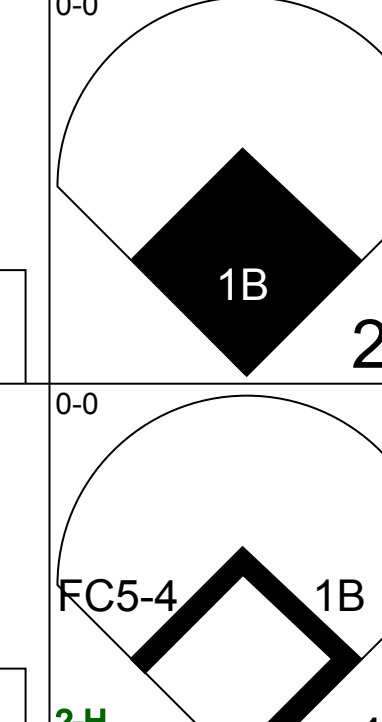
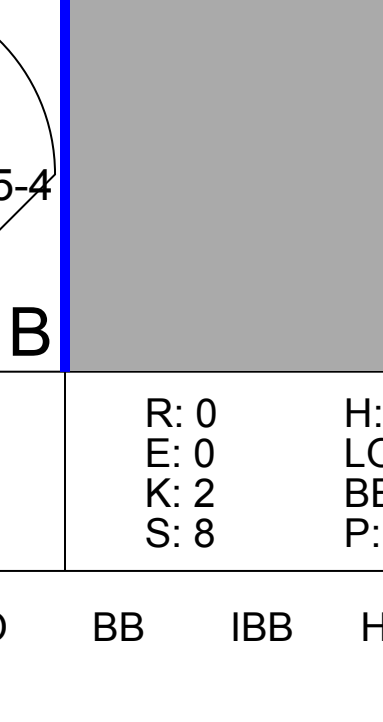
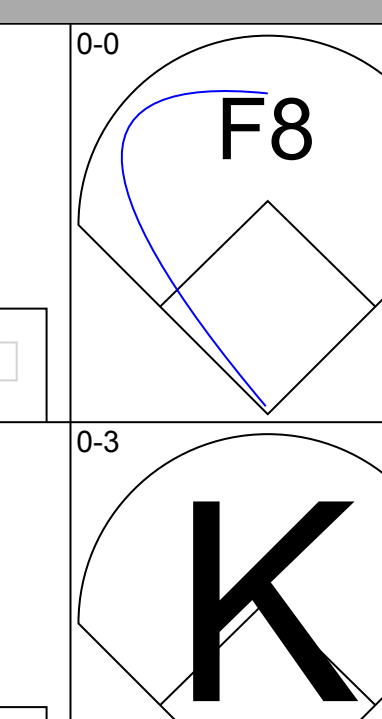
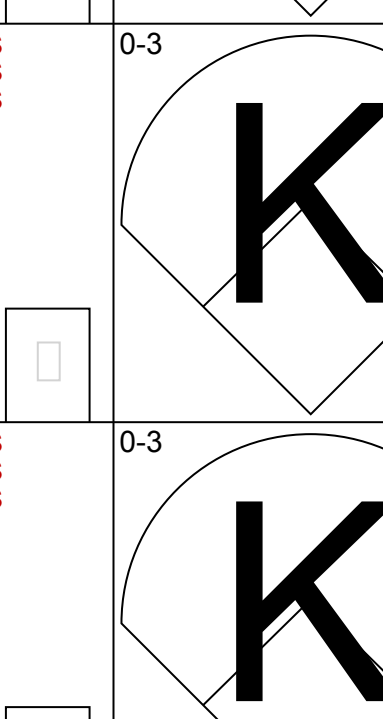
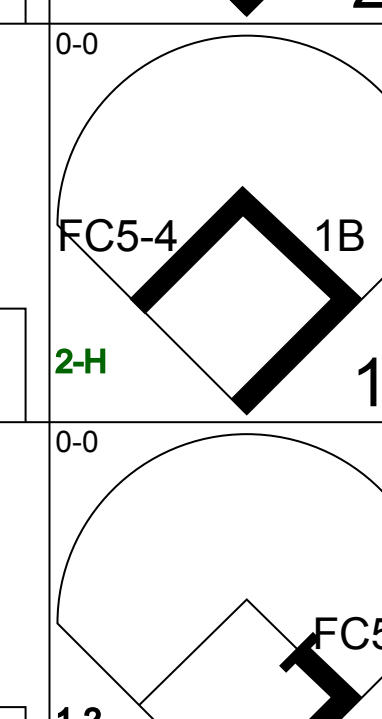
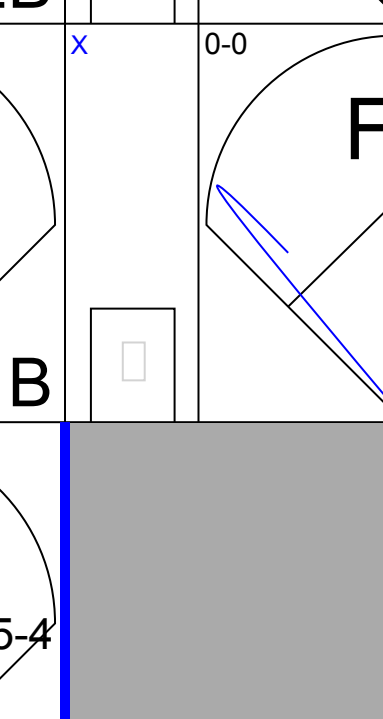
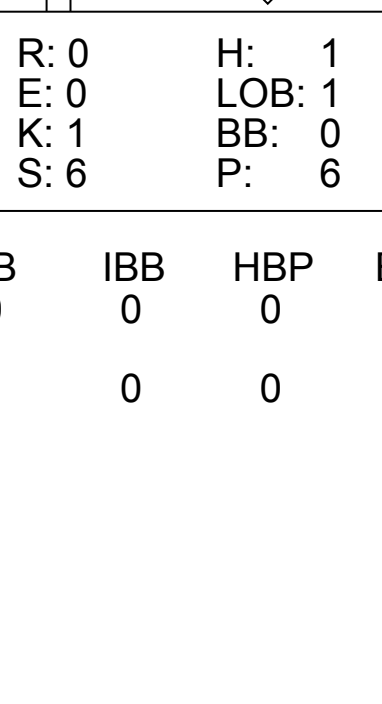
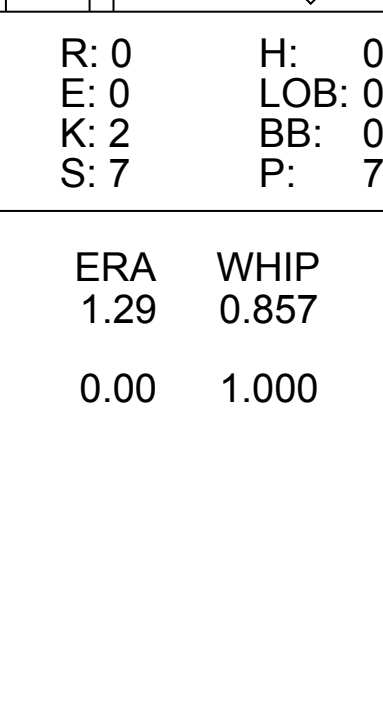
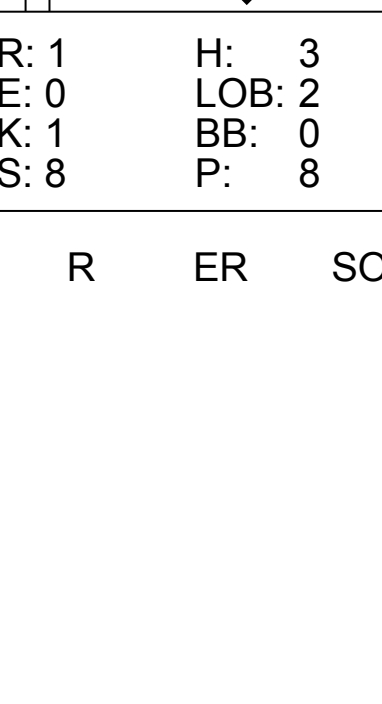
Batter	1	2	3	4	5	6	7	8	9	AB	R	H	RBI	BB	SO	LOB	BOTTOM		
Ivan De Jesus, R OBP: 0.320, SLG: 0.379	0-0 2B 1B	0-0 1B 1B	0-0 4-3		0-0 6-3 1B		0-0 1B 1B	4-0 G4-6-3 BB		5	4	4	0	1	0	1			
Lenny Randle, S OBP: 0.382, SLG: 0.395	0-0 F7	0-0 1B 1B	4-0 BB		0-0 6-3		0-0 1B 1B	0-0 P4		5	2	2	1	1	0	4			
Bill Buckner, L OBP: 0.308, SLG: 0.386	0-0 1B 2B	0-0 1B 1B	0-0 4-3		0-0 F7		0-0 P5	0-0 G4-6-3		5	2	2	1	0	0	5			
Scot Thompson, L OBP: 0.311, SLG: 0.318	1-2 1B	1-2 2-3 1B						1-2 2-3		1	0	0	0	0	0	2			
Mike Vail, R OBP: 0.408, SLG: 0.518	0-0 F7 1B	0-0 1B 1B		4-0 BB	4-0 1B BB		0-0 E WP 1B			3	1	3	3	2	0	0			
Jesus Figueroa, L OBP: 0.392, SLG: 0.355	2H 1B	1-2 2-3 3H 1B		0-0 G6-4-3 BB	0-0 1B BB		1-2 2H 1B			0	0	0	0	0	0	0			
Larry Bittner, L OBP: 0.377, SLG: 0.416	0-0 1B	0-0 G6-4-3 1B		0-0 G6-4-3 1-2	0-0 1-3 2H 1B		4-0 1-2 2-3 BB			4	0	3	3	1	0	1			
Jerry Martin, R OBP: 0.327, SLG: 0.475	0-0 F7	0-0 F7		4-0 2B BB	0-0 6-3		0-0 SF8			3	0	0	1	1	0	6			
Barry Foote, R OBP: 0.324, SLG: 0.529	0-0 1-2 3H 1B	0-0 G6-4-3 1-2		0-0 1-3 2B		0-0 F6	0-0 E5			5	0	2	1	0	0	4			
Mike Tyson, R OBP: 0.264, SLG: 0.318	0-0 F9		4-0 4-3 SH2-4 BB		4-0 IBB		0-0 P4			3	0	0	0	2	0	5			
Dennis Lamp, R OBP: 0.228, SLG: 0.143			0-0 SH2-4		0-0 P4		0-0 P3			3	1	1	0	0	0	3			
Dick Tidrow, R										0	0	0	0	0	0	0			
Steve Dillard, R OBP: 0.398, SLG: 0.404										1	0	1	0	0	0	0			
Willie Hernandez, L OBP: 0.375, SLG: 0.500										0	0	0	0	0	0	0			
<b>Inning Stats</b>	R: 3 E: 0 K: 0 S: 8	H: 5 LOB: 2 BB: 0 P: 8	R: 4 E: 0 K: 0 S: 8	H: 6 LOB: 1 BB: 0 P: 8	R: 0 E: 0 K: 0 S: 3	H: 0 LOB: 2 BB: 2 P: 11	R: 0 E: 0 K: 0 S: 3	H: 1 LOB: 3 BB: 3 P: 15	R: 1 E: 0 K: 0 S: 5	H: 2 LOB: 2 BB: 1 P: 9	R: 0 E: 0 K: 0 S: 3	H: 0 LOB: 0 BB: 0 P: 3	R: 2 E: 1 K: 0 S: 7	H: 3 LOB: 3 BB: 1 P: 11	R: 0 E: 0 K: 0 S: 3	H: 1 LOB: 1 BB: 1 P: 7	1B: 16 2B: 2 3B: 0 HR: 0	SF: 1 SAC: 1 DP: 3 HBP: 0	WP: 1 PA: 48 PB: 0 SB: 0 CS: 0
<b>PITCHER</b>	IP WLS BF H R ER SO BB IBB HBP BLK WP HR S P ERA WHIP	IP WLS BF H R ER SO BB IBB HBP BLK WP HR S P ERA WHIP	IP WLS BF H R ER SO BB IBB HBP BLK WP HR S P ERA WHIP	IP WLS BF H R ER SO BB IBB HBP BLK WP HR S P ERA WHIP	IP WLS BF H R ER SO BB IBB HBP BLK WP HR S P ERA WHIP	IP WLS BF H R ER SO BB IBB HBP BLK WP HR S P ERA WHIP	IP WLS BF H R ER SO BB IBB HBP BLK WP HR S P ERA WHIP	IP WLS BF H R ER SO BB IBB HBP BLK WP HR S P ERA WHIP	IP WLS BF H R ER SO BB IBB HBP BLK WP HR S P ERA WHIP	IP WLS BF H R ER SO BB IBB HBP BLK WP HR S P ERA WHIP	IP WLS BF H R ER SO BB IBB HBP BLK WP HR S P ERA WHIP	IP WLS BF H R ER SO BB IBB HBP BLK WP HR S P ERA WHIP	IP WLS BF H R ER SO BB IBB HBP BLK WP HR S P ERA WHIP	IP WLS BF H R ER SO BB IBB HBP BLK WP HR S P ERA WHIP	IP WLS BF H R ER SO BB IBB HBP BLK WP HR S P ERA WHIP	IP WLS BF H R ER SO BB IBB HBP BLK WP HR S P ERA WHIP	IP WLS BF H R ER SO BB IBB HBP BLK WP HR S P ERA WHIP	IP WLS BF H R ER SO BB IBB HBP BLK WP HR S P ERA WHIP	IP WLS BF H R ER SO BB IBB HBP BLK WP HR S P ERA WHIP

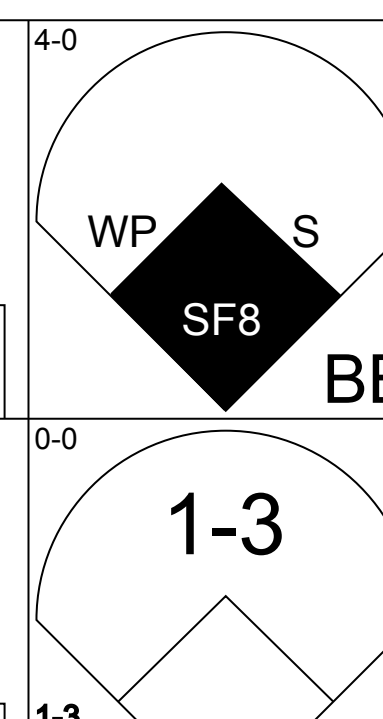
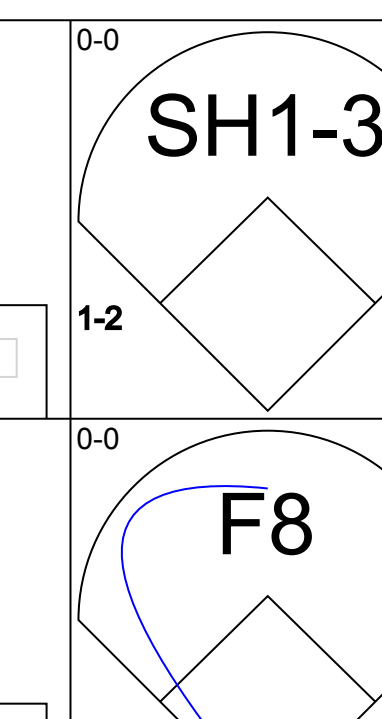
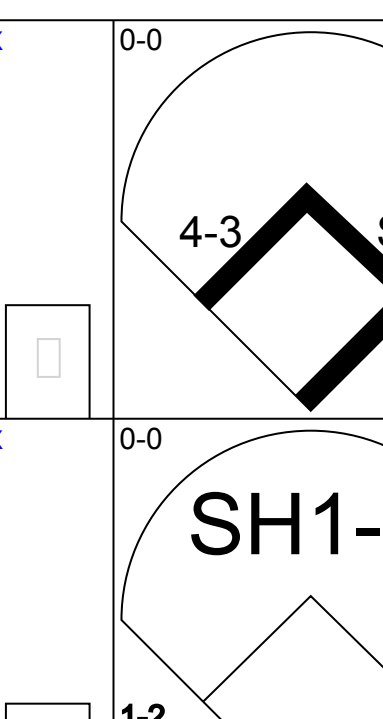
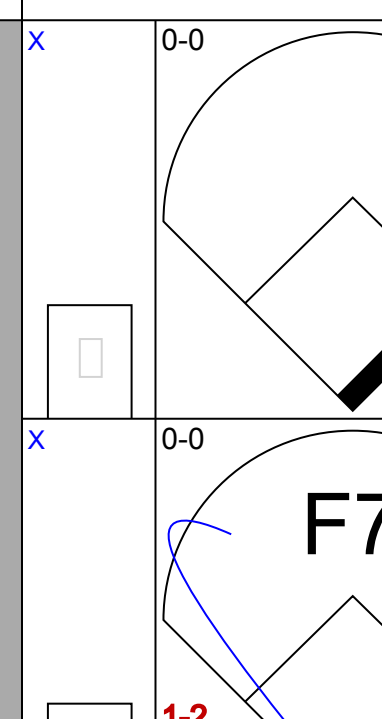
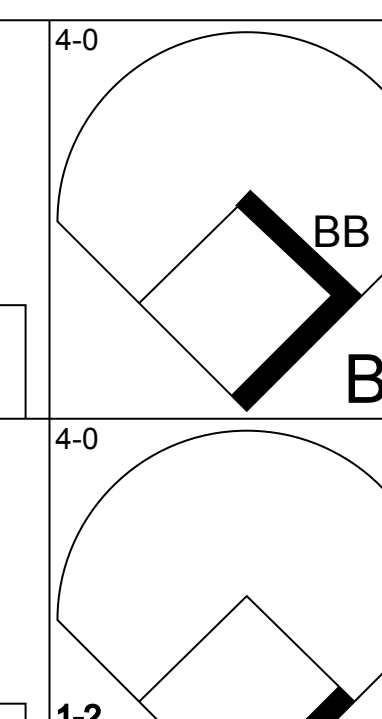
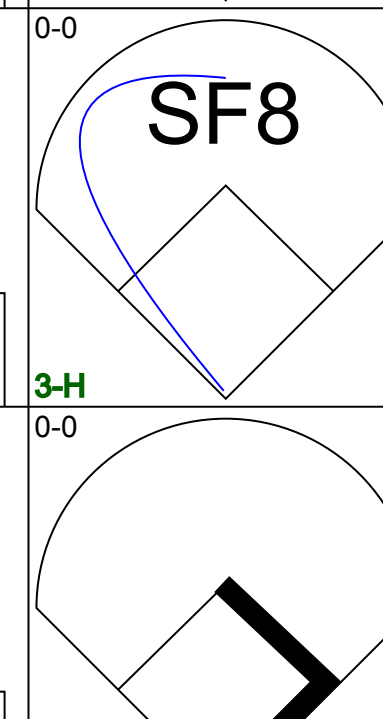
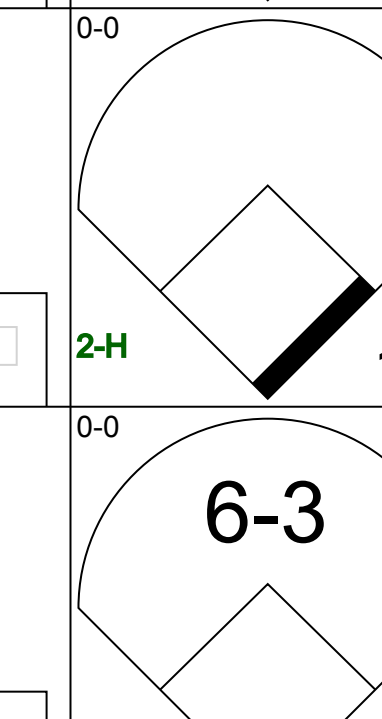
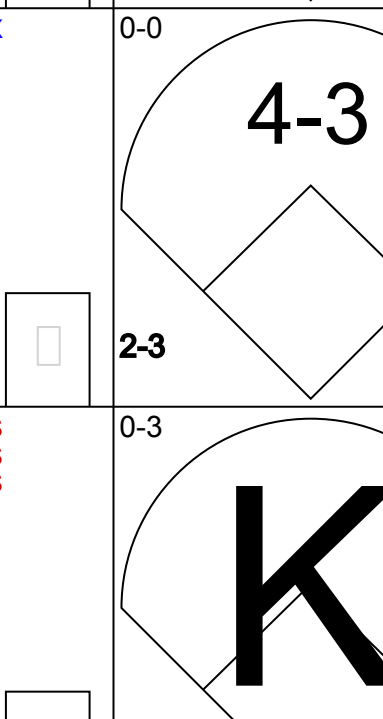
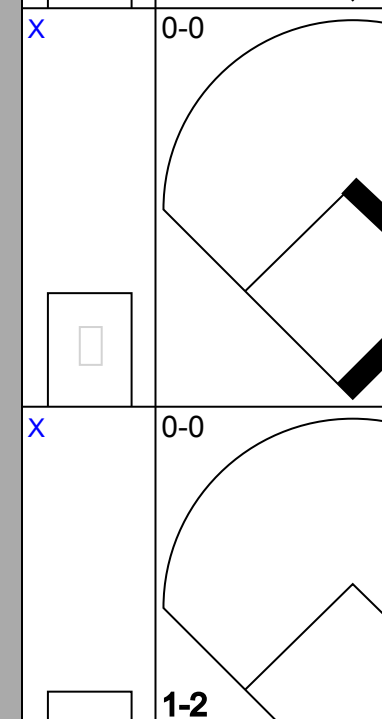
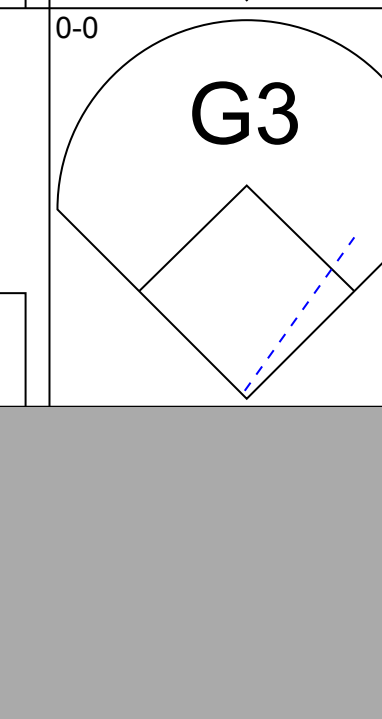
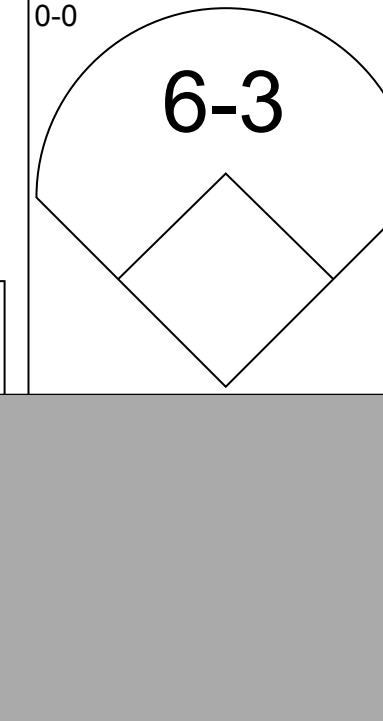

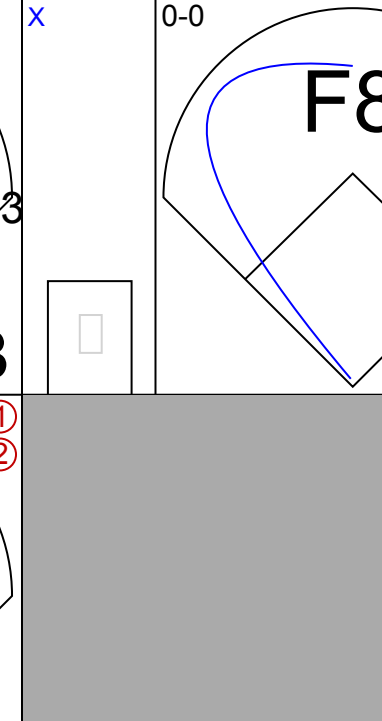
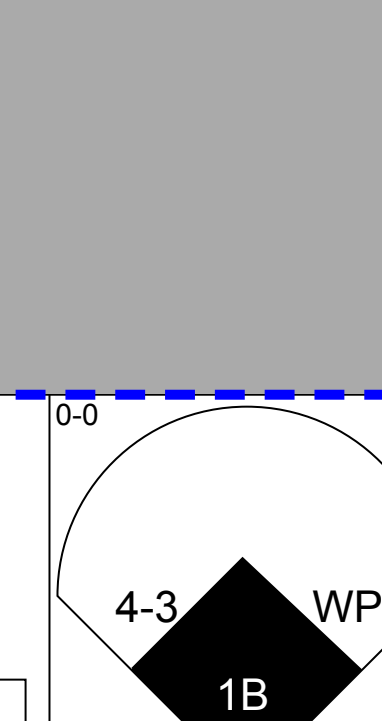



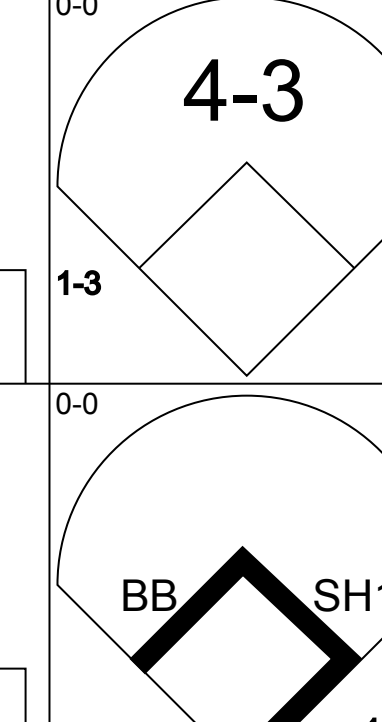

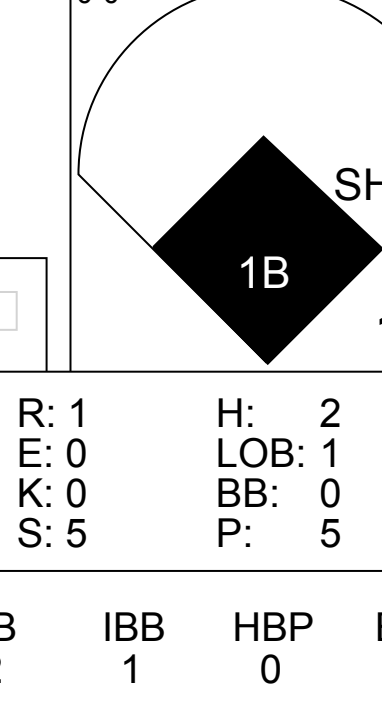
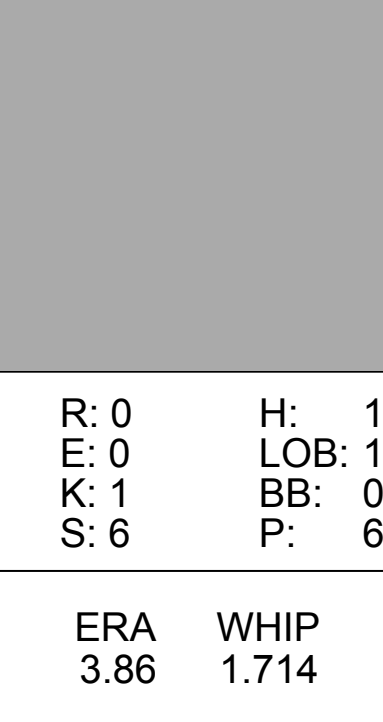
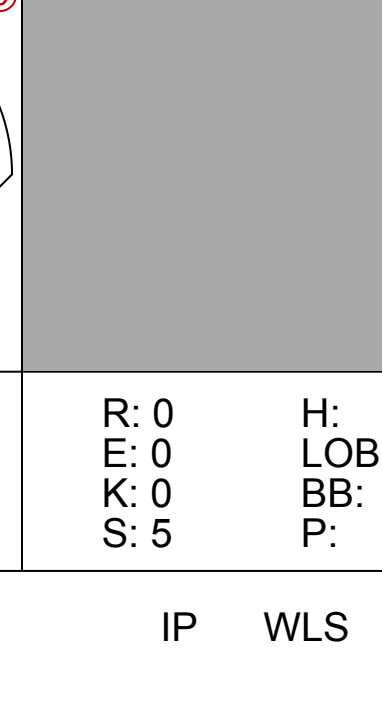





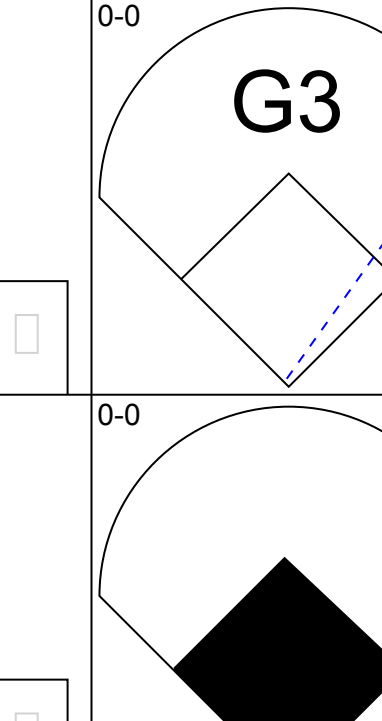
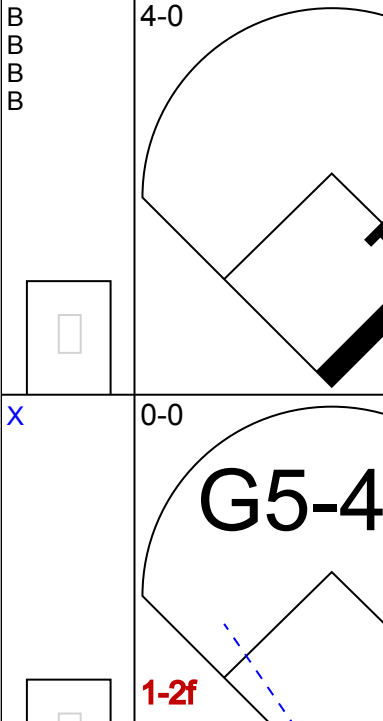
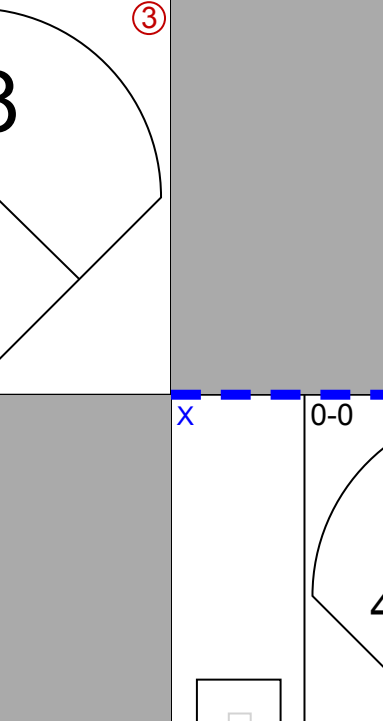
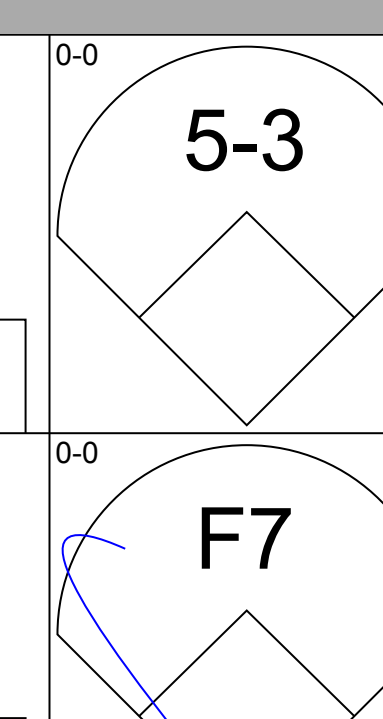
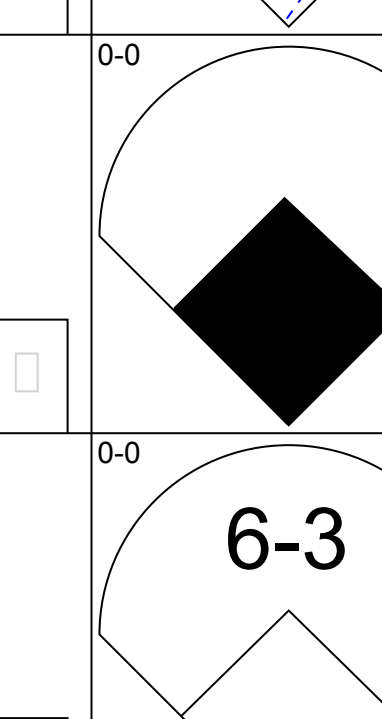
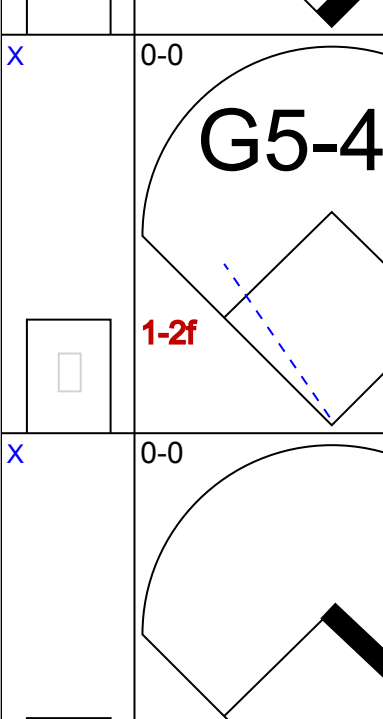
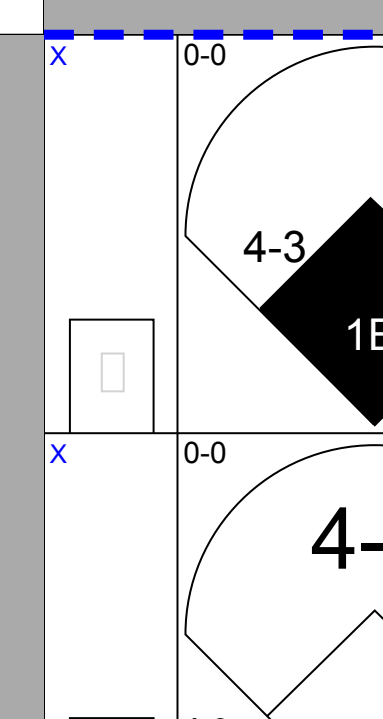
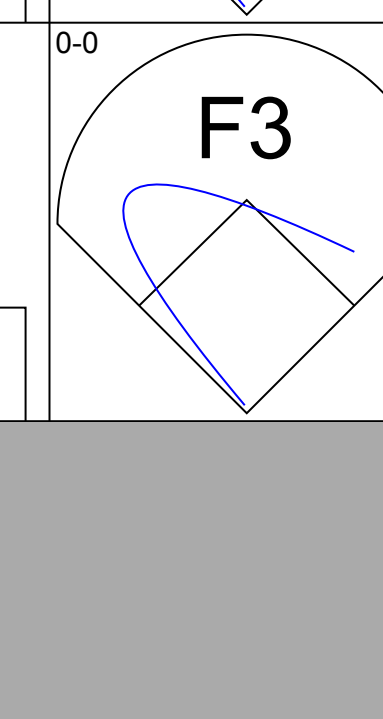
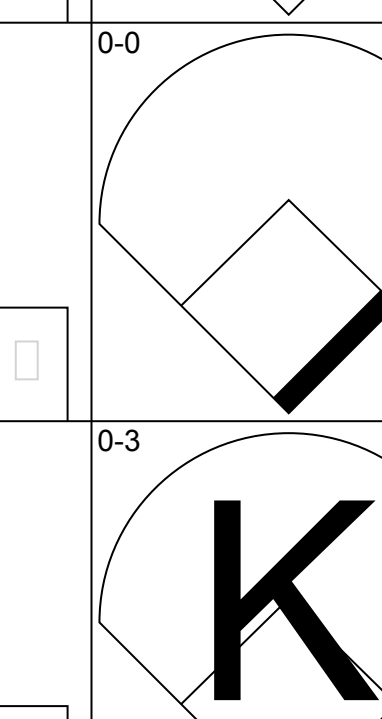
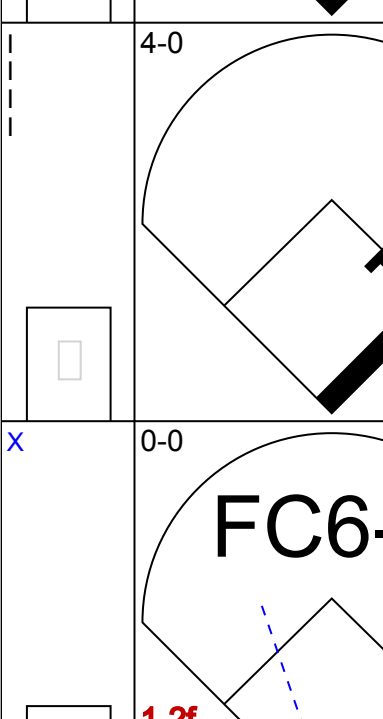
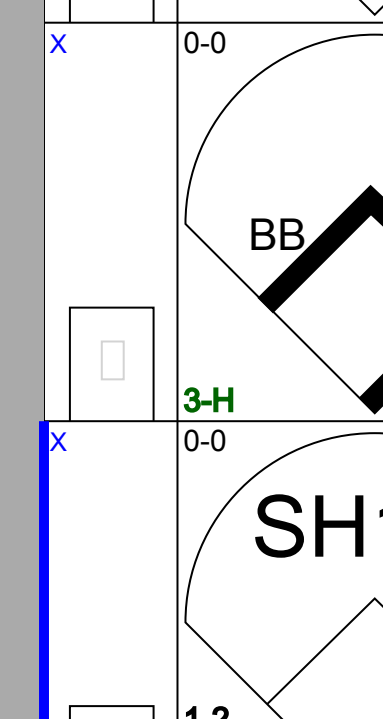
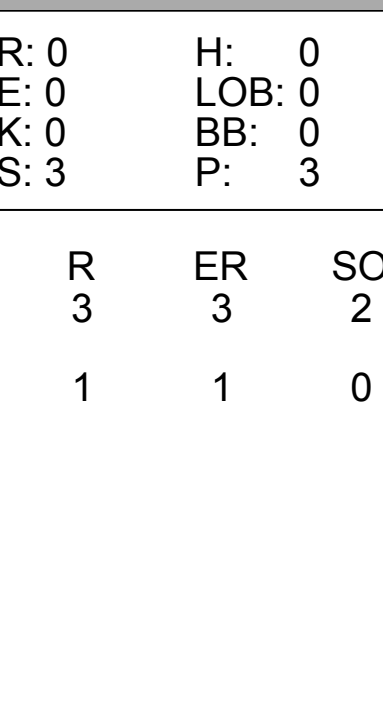
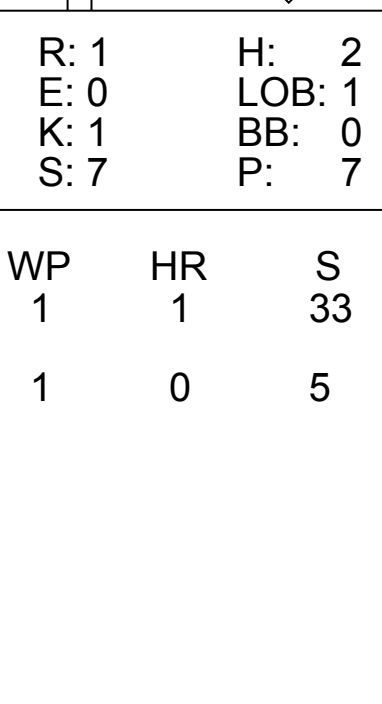
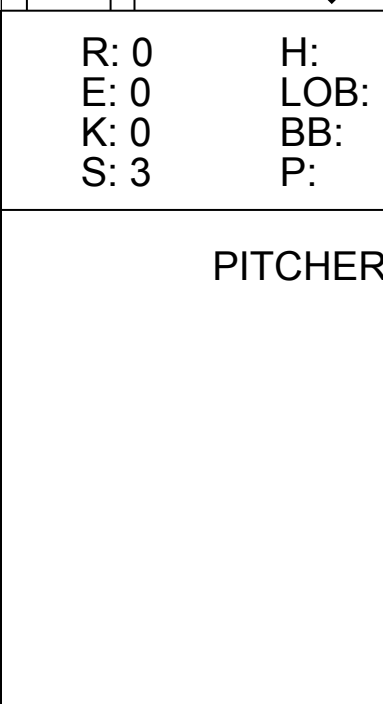
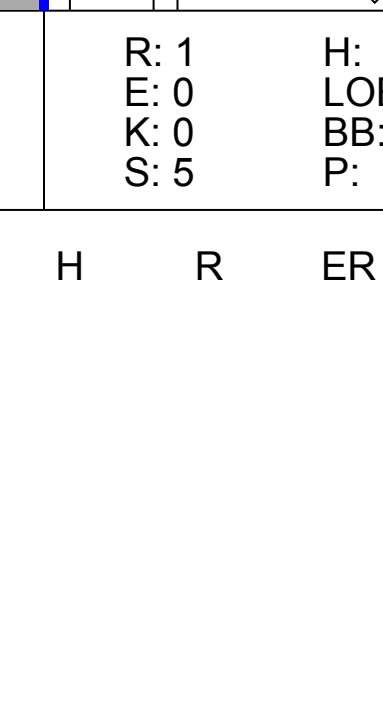
Atlanta Braves @ Chicago Cubs  
Wrigley Field, Chicago, IL  
Sat Jun 14 1980, 3:33 AM CDT  
Att: 25,108 - Unknown

AB 38  
R 10  
H 18  
RBI 10  
BB 8  
SO 0  
LOB 31





Batter	1	2	3	4	5	6	7	8	9	AB	R	H	RBI	BB	SO	LOB	TOP					
Glenn Hubbard, R (1,4) OBP: 0.305, SLG: 0.482										4	0	1	0	0	2	2	<b>Atlanta Braves @ Chicago Cubs</b> Wrigley Field, Chicago, IL Sun Jun 15 1980, 3:33 AM CDT Att: 11,421 - Unknown					
Dale Murphy, R (1,8) OBP: 0.335, SLG: 0.464										4	0	0	0	0	0	3						
Chris Chambliss, L (1,3) OBP: 0.336, SLG: 0.464										4	0	1	0	0	1	2						
Gary Matthews, R (1,9) OBP: 0.303, SLG: 0.434										4	0	1	0	0	2	1						
Bob Horner, R (1,5) OBP: 0.209, SLG: 0.360										4	0	0	0	0	1	1						
Brian Asselstine, L (1,7) OBP: 0.287, SLG: 0.353										4	0	1	0	0	2	1						
Larvell Blanks, R (1,6) OBP: 0.254, SLG: 0.273										3	1	1	0	1	0	0						
Bill Nahorodny, R (1,2) OBP: 0.289, SLG: 0.472										4	0	1	1	0	1	2						
Rick Matula, R (1,1) OBP: 0.040, SLG: 0.040										2	0	0	0	0	2	0						
Biff Pocoroba, S (8,PH) OBP: 0.405, SLG: 0.375										1	0	1	0	0	0	0						
Jerry Royster, R (8,PR) OBP: 0.301, SLG: 0.293										0	0	0	0	0	0	0						
Rick Camp, R (8,1)										0	0	0	0	0	0	0						
<b>Inning Stats</b>	R: 0 E: 0 K: 2 S: 8	H: 1 LOB: 1 BB: 0 P: 8	R: 0 E: 0 K: 0 S: 3	H: 0 LOB: 0 BB: 0 P: 3	R: 0 E: 0 K: 1 S: 6	H: 1 LOB: 1 BB: 0 P: 6	R: 0 E: 0 K: 1 S: 6	H: 1 LOB: 1 BB: 0 P: 6	R: 0 E: 0 K: 2 S: 7	H: 0 LOB: 0 BB: 0 P: 7	R: 0 E: 0 K: 1 S: 5	H: 0 LOB: 0 BB: 0 P: 5	R: 0 E: 0 K: 1 S: 5	H: 0 LOB: 0 BB: 0 P: 5	R: 1 E: 0 K: 1 S: 8	H: 3 LOB: 2 BB: 0 P: 8	R: 0 E: 0 K: 2 S: 8	H: 1 LOB: 2 BB: 1 P: 12	1B: 3 2B: 4 3B: 0 HR: 0	SF: 0 SAC: 0 DP: 0 HBP: 0	WP: 0 PB: 0 SB: 0 CS: 0	PA: 35
<b>PITCHER</b>	IP WLS BF H R ER SO BB IBB HBP BLK WP HR S P ERA WHIP																					
Mike Krukow, R (1,1) ERA: 3.46	7.0 W 27 6 1 1 8 0 0 0 0 0 0 43 43 1.29 0.857																					
Bruce Sutter, R (8,1) ERA: 3.66	2.0 S 8 1 0 0 3 1 0 0 0 0 0 0 13 17 0.00 1.000																					

Batter	1	2	3	4	5	6	7	8	9	AB	R	H	RBI	BB	SO	LOB	BOTTOM			
Ivan De Jesus, R (1,6) OBP: 0.332, SLG: 0.385										2	1	2	0	2	0	0	<b>Atlanta Braves @ Chicago Cubs</b> Wrigley Field, Chicago, IL Sun Jun 15 1980, 3:33 AM CDT Att: 11,421 - Unknown			
Lenny Randle, S (1,5) OBP: 0.380, SLG: 0.388										3	0	0	0	1	0	3				
Mick Kelleher, R (9,5) OBP: 0.216, SLG: 0.171										0	0	0	0	0	0	0				
Bill Buckner, L (1,3) OBP: 0.312, SLG: 0.391										3	0	2	2	0	0	1				
Jesus Figueroa, L (7,PR) OBP: 0.371, SLG: 0.344										1	0	0	0	0	0	3				
Mike Vail, R (1,9) OBP: 0.411, SLG: 0.525										4	0	2	0	0	1	2				
Scot Thompson, L (7,PR) OBP: 0.311, SLG: 0.318										0	0	0	0	0	0	0				
Larry Bittner, L (1,7) OBP: 0.373, SLG: 0.404										3	0	0	0	1	0	3				
Jerry Martin, R (1,8) OBP: 0.330, SLG: 0.492										4	2	2	1	0	0	1				
Barry Foote, R (1,2) OBP: 0.321, SLG: 0.528										4	0	1	0	0	0	1				
Mike Tyson, R (1,4) OBP: 0.289, SLG: 0.333										3	0	2	1	1	0	0				
Mike Krukow, R (1,1) OBP: 0.200, SLG: 0.200										3	1	1	0	0	1	3				
Bruce Sutter, R (8,1)										0	0	0	0	0	0	0				
<b>Inning Stats</b>	R: 1 E: 0 K: 0 S: 4	H: 1 LOB: 1 BB: 1 P: 8	R: 0 E: 0 K: 0 S: 3	H: 0 LOB: 0 BB: 0 P: 3	R: 1 E: 0 K: 0 S: 5	H: 2 LOB: 1 BB: 0 P: 5	R: 1 E: 0 K: 1 S: 7	H: 2 LOB: 1 BB: 0 P: 7	R: 0 E: 0 K: 0 S: 6	H: 1 LOB: 2 BB: 0 P: 6	R: 0 E: 0 K: 0 S: 3	H: 3 LOB: 2 BB: 0 P: 5	R: 0 E: 0 K: 0 S: 5	H: 3 LOB: 2 BB: 0 P: 5	R: 1 E: 0 K: 0 S: 5	H: 2 LOB: 3 BB: 2 P: 13	1B: 9 2B: 2 3B: 0 HR: 1	SF: 1 SAC: 3 DP: 1 HBP: 0	WP: 2 PB: 0 SB: 1 CS: 1	PA: 39
<b>PITCHER</b>	IP WLS BF H R ER SO BB IBB HBP BLK WP HR S P ERA WHIP																			
Rick Matula, R (1,1) ERA: 2.84	7.0 L 32 10 3 3 2 2 0 0 0 0 1 1 33 45 3.86 1.714																			
Rick Camp, R (8,1) ERA: 2.34	1.0 7 2 1 1 0 2 0 0 0 0 1 0 5 13 9.00 4.000																			





Batter	1	2	3	4	5	6	7	8	9	AB	R	H	RBI	BB	SO	LOB	TOP			
Glenn Hubbard, R OBP: 0.328, SLG: 0.533										4	2	0	1	1	0		<b>Atlanta Braves @ St. Louis Cardinals</b> Busch Stadium, St. Louis, MO Mon Jun 16 1980, 7:05 PM CDT Att: 16,809 - Unknown			
Dale Murphy, R OBP: 0.345, SLG: 0.462										3	3	1	0	2	1	1				
Chris Chambliss, L OBP: 0.346, SLG: 0.489										5	1	4	5	0	0	1				
Gary Matthews, R OBP: 0.302, SLG: 0.426										3	0	0	0	1	0	2				
Bob Horner, R OBP: 0.200, SLG: 0.344 Jerry Royster, R OBP: 0.301, SLG: 0.293										4	0	0	0	0	0	2				
Brian Asselstine, L OBP: 0.292, SLG: 0.357										4	0	2	0	0	2	0				
Bill Nahorodny, R OBP: 0.286, SLG: 0.450										4	0	1	0	0	0	1				
Larryell Blanks, R OBP: 0.254, SLG: 0.273										4	0	1	0	0	1	3				
Tommy Boggs, R OBP: 0.100, SLG: 0.105										4	0	0	0	0	3	2				
<b>Inning Stats</b>	R: 2 E: 0 K: 0 S: 4	H: 2 LOB: 0 BB: 1 P: 8	R: 0 E: 0 K: 1 S: 6	H: 1 LOB: 1 BB: 0 P: 6	R: 1 E: 0 K: 0 S: 4	H: 2 LOB: 1 BB: 1 P: 8	R: 0 E: 0 K: 1 S: 6	H: 0 LOB: 0 BB: 0 P: 7	R: 0 E: 0 K: 2 S: 8	H: 1 LOB: 1 BB: 0 P: 8	R: 0 E: 0 K: 0 S: 4	H: 2 LOB: 1 BB: 0 P: 4	R: 0 E: 0 K: 1 S: 5	H: 0 LOB: 1 BB: 1 P: 9	1B: 7 2B: 2 3B: 1 HR: 1	SF: 0 SAC: 0 DP: 3 HBP: 0		WP: 0 PB: 0 SB: 2 CS: 0	PA: 39	
<b>PITCHER</b>	IP WLS BF H R ER SO BB IBB HBP BLK WP HR S P ERA WHIP																			
Bob Forsch, R ERA: 4.03	(1, 1) 4.0 L 21 8 6 6 2 3 0 0 0 0 0 1 22 34 13.50 2.750																			
Jim Otten, R ERA: 10.29	(5, 1) 3.0 10 1 0 0 5 0 0 0 0 0 0 20 20 0.00 0.333																			
George Frazier, R ERA: 4.35	(8, 1) 2.0 8 2 0 0 1 1 0 0 0 0 0 9 13 0.00 1.500																			
Batter	1	2	3	4	5	6	7	8	9	AB	R	H	RBI	BB	SO	LOB	BOTTOM			
Garry Templeton, S OBP: 0.335, SLG: 0.388										4	0	1	0	0	0	1	<b>Atlanta Braves @ St. Louis Cardinals</b> Busch Stadium, St. Louis, MO Mon Jun 16 1980, 7:05 PM CDT Att: 16,809 - Unknown			
Leon Durham, L OBP: 0.250, SLG: 0.258									3	0	0	0	1	0	2					
Keith Hernandez, L OBP: 0.429, SLG: 0.524									4	0	0	0	0	1	3					
Ted Simmons, S OBP: 0.390, SLG: 0.500									3	1	1	0	1	0	1					
George Hendrick, R OBP: 0.345, SLG: 0.545										4	0	0	0	0	1	3				
Terry Kennedy, L OBP: 0.380, SLG: 0.478										4	0	1	0	0	0	1				
Ken Reitz, R OBP: 0.350, SLG: 0.434										4	1	3	1	0	0	1				
Tom Herr, S OBP: 0.216, SLG: 0.301										4	1	1	1	0	0	2				
Bob Forsch, R OBP: 0.316, SLG: 0.595 Jim Otten, R	(1, 1) (5, 1)									2	0	1	0	0	0	0				
Mike Phillips, L OBP: 0.125, SLG: 0.133 George Frazier, R	(7, PH) (8, 1)									1	0	0	0	0	1	0				
<b>Inning Stats</b>	R: 0 E: 0 K: 1 S: 6	H: 1 LOB: 0 BB: 0 P: 3	R: 0 E: 0 K: 0 S: 3	H: 1 LOB: 0 BB: 0 P: 3	R: 0 E: 0 K: 0 S: 4	H: 1 LOB: 1 BB: 0 P: 4	R: 3 E: 1 K: 0 S: 6	H: 3 LOB: 0 BB: 0 P: 6	R: 0 E: 0 K: 0 S: 3	H: 0 LOB: 0 BB: 0 P: 3	R: 0 E: 0 K: 1 S: 5	H: 0 LOB: 0 BB: 0 P: 5	R: 0 E: 0 K: 1 S: 5	H: 0 LOB: 1 BB: 1 P: 9	R: 0 E: 0 K: 0 S: 4	H: 1 LOB: 1 BB: 0 P: 4	1B: 6 2B: 1 3B: 1 HR: 0	SF: 0 SAC: 0 DP: 2 HBP: 0	WP: 0 PB: 0 SB: 0 CS: 0	PA: 35
<b>PITCHER</b>	IP WLS BF H R ER SO BB IBB HBP BLK WP HR S P ERA WHIP																			
Tommy Boggs, R ERA: 3.52	(1, 1) 9.0 W 35 8 3 2 3 2 0 0 0 0 0 0 39 47 2.00 1.111																			



Batter	1	2	3	4	5	6	7	8	9	AB	R	H	RBI	BB	SO	LOB	TOP			
Glenn Hubbard, R OBP: 0.309, SLG: 0.500 (1,4)	F9		F7		F9		K			4	0	0	0	0	1	1	<b>Atlanta Braves @ St. Louis Cardinals</b> Busch Stadium, St. Louis, MO Tue Jun 17 1980, 7:05 PM CDT Att: 13,524 - Unknown			
Dale Murphy, R OBP: 0.345, SLG: 0.475 (1,8)	6-3		HR		BB		K			3	1	1	2	1	1	0				
Chris Chambliss, L OBP: 0.344, SLG: 0.483 (1,3)	F8		1B		K		P6			3	0	0	0	1	1	1				
Gary Matthews, R OBP: 0.306, SLG: 0.428 (1,9)		1B	1B		6-3				F8	4	0	2	0	0	0	1				
Brian Asselstine, L OBP: 0.297, SLG: 0.366 (1,7)		G4-3	4-3						6-3	4	0	2	0	0	0	2				
Jerry Royster, R OBP: 0.300, SLG: 0.292 (1,5)	K				CS		FC3-5-6		F2	4	0	1	0	0	1	3				
Larvell Blanks, R OBP: 0.249, SLG: 0.266 (1,6)	G4-3				1B		9-4-3		6-3	4	0	0	0	0	0	4				
Bruce Benedict, R OBP: 0.292, SLG: 0.331 (1,2)			FC3-6		1B		6-3			3	0	2	0	0	0	0				
Doyle Alexander, R OBP: 0.152, SLG: 0.182 (1,1)			FC3-6		6-3		F9			3	1	0	0	0	0	2				
<b>Inning Stats</b>	R: 0 E: 0 K: 0 S: 3	H: 0 LOB: 0 BB: 0 P: 3	R: 0 E: 0 K: 1 S: 6	H: 2 LOB: 1 BB: 0 P: 6	R: 2 E: 0 K: 0 S: 6	H: 3 LOB: 2 BB: 1 P: 10	R: 0 E: 0 K: 0 S: 4	H: 2 LOB: 1 BB: 0 P: 4	R: 0 E: 0 K: 1 S: 5	H: 0 LOB: 0 BB: 0 P: 3	R: 0 E: 0 K: 1 S: 5	H: 0 LOB: 0 BB: 0 P: 5	R: 0 E: 0 K: 0 S: 5	H: 0 LOB: 0 BB: 0 P: 3	R: 0 E: 0 K: 0 S: 3	H: 0 LOB: 0 BB: 0 P: 3		1B: 6 2B: 2 3B: 0 HR: 1	SF: 0 SAC: 0 DP: 2 HBP: 0	WP: 0 PB: 0 SB: 0 CS: 1
<b>PITCHER</b> Pete Vuckovich, R ERA: 2.83 (1,1)	IP: 9.0 WLS: W BF: 34 H: 8 R: 2 ER: 2 SO: 4 BB: 2 IBB: 0 HBP: 0 BLK: 0 WP: 0 HR: 1 S: 40 P: 48 ERA: 2.00 WHIP: 1.111															<b>PITCHER</b>				

Batter	1	2	3	4	5	6	7	8	9	AB	R	H	RBI	BB	SO	LOB	BOTTOM			
Garry Templeton, S OBP: 0.341, SLG: 0.392 (1,6)	1B		CS			F7			SH5-4	3	2	2	0	1	0	0	<b>Atlanta Braves @ St. Louis Cardinals</b> Busch Stadium, St. Louis, MO Tue Jun 17 1980, 7:05 PM CDT Att: 13,524 - Unknown			
Leon Durham, L OBP: 0.256, SLG: 0.265 (1,9)	1B		BB			4-3			1B	3	0	1	0	0	0	1				
Keith Hernandez, L OBP: 0.426, SLG: 0.518 (1,3)	G6-3				K		6-3		2B	3	0	0	0	1	1	1				
Ted Simmons, S OBP: 0.393, SLG: 0.522 (1,2)	HR				F8		F8		IBB	4	1	2	2	0	0	0				
George Hendrick, R OBP: 0.340, SLG: 0.538 (1,8)	F5				5-3		5-3		2B	3	0	0	0	0	0	0				
Terry Kennedy, L OBP: 0.372, SLG: 0.486 (1,7)					F3					3	0	2	0	0	0	0				
Tony Scott, S OBP: 0.310, SLG: 0.289 (8, FR)									SH3-4	0	0	0	0	0	0	0				
Ken Reitz, R OBP: 0.352, SLG: 0.434 (1,5)	G6-4-3				1B				SH3-4	2	0	1	0	0	0	1				
Tom Herr, S OBP: 0.210, SLG: 0.292 (1,4)	P4				G6-4-3				6-3	3	0	0	0	0	0	3				
Pete Vuckovich, R OBP: 0.097, SLG: 0.100 (1,1)					F9		6-3		6-3	3	0	0	0	0	0	2				
<b>Inning Stats</b>	R: 2 E: 0 K: 0 S: 5	H: 3 LOB: 0 BB: 0 P: 5	R: 0 E: 0 K: 0 S: 3	H: 1 LOB: 0 BB: 0 P: 3	R: 0 E: 0 K: 0 S: 2	H: 0 LOB: 0 BB: 1 P: 6	R: 0 E: 0 K: 1 S: 5	H: 0 LOB: 0 BB: 0 P: 5	R: 0 E: 0 K: 0 S: 3	H: 1 LOB: 0 BB: 0 P: 3	R: 0 E: 0 K: 0 S: 3	H: 0 LOB: 0 BB: 0 P: 3	R: 0 E: 0 K: 0 S: 4	H: 1 LOB: 2 BB: 0 P: 4	R: 1 E: 0 K: 0 S: 3	H: 2 LOB: 2 BB: 1 P: 7	1B: 6 2B: 1 3B: 0 HR: 1	SF: 0 SAC: 2 DP: 3 HBP: 0	WP: 0 PB: 0 SB: 0 CS: 1	PA: 31
<b>PITCHER</b> Doyle Alexander, R ERA: 4.04 (1,1)	IP: 8.1 WLS: L BF: 31 H: 8 R: 3 ER: 3 SO: 1 BB: 1 IBB: 1 HBP: 0 BLK: 0 WP: 0 HR: 1 S: 31 P: 39 ERA: 3.24 WHIP: 1.080															<b>PITCHER</b>				

AB 32  
R 2  
H 8  
RBI 2  
BB 2  
SO 4  
LOB 14



AB 27  
R 3  
H 8  
RBI 2  
BB 2  
SO 1  
LOB 8





WP: 0  
PB: 0  
SB: 0  
CS: 1







Batter	1	2	3	4	5	6	7	8	9	AB	R	H	RBI	BB	SO	LOB	TOP										
Omar Moreno, L (1, 8) OBP: 0.324, SLG: 0.371	0-0 4-3 S 1B		0-0 F7		0-0 3-1		0-0 F5			4	1	1	0	0	0	2	Pittsburgh Pirates @ Atlanta Braves Atlanta-Fulton County Stadium, Atlanta, GA Wed Jun 18 1980, 7:05 PM EDT Att: 17,154 - Unknown										
Tim Foli, R (1, 6) OBP: 0.299, SLG: 0.333 Matt Alexander, S (8, FR) (8, 4)	0-0 4-3		0-0 CS 1B		0-0 F3		0-0 F3	4-0 S BB		3	0	1	0	1	0	1											
Mike Easler, L (1, 9) OBP: 0.456, SLG: 0.762	0-0 1B		0-0 CS 1-2 1B	0-0 2-3		0-0 6-3		0-3 K 1-2		4	0	1	1	0	1	1											
Willie Stargell, L (1, 3) OBP: 0.373, SLG: 0.558	0-3 K		0-3 K	0-3 K		0-0 4-3		0-3 K		4	0	0	0	0	3	3											
John Milner, L (1, 7) OBP: 0.263, SLG: 0.257	0-0 5-3			0-0 3-1			4-0 PB 1B BB	0-0 F9		3	1	0	0	1	0	3											
Phil Garner, R (1, 4) OBP: 0.341, SLG: 0.402		0-0 G3			0-0 F8		0-3 K 1-2		0-0 6-3	4	0	0	0	0	1	1											
Ed Ott, L (1, 2) OBP: 0.352, SLG: 0.380		0-0 3-1			0-0 FC5-4 1B		0-0 HR 1B		0-0 FC5-4 1B	4	1	3	1	0	0	0											
Dale Berra, R (1, 5) OBP: 0.288, SLG: 0.375		0-0 6-3			0-0 FC5-4 1B		0-0 HR 1B		0-0 FC5-4 1-2	4	1	1	2	0	0	2											
Rick Rhoden, R (1, 1) OBP: 0.500, SLG: 0.500 Lee Lacy, R (7, PH) OBP: 0.457, SLG: 0.622 Enrique Romo, R (7, 1) OBP: 0.500, SLG: 0.400 Bill Robinson, R (9, PH) OBP: 0.294, SLG: 0.467			0-3 K		0-0 1-2 1B		0-0 F8		0-0 1-3	2	0	1	0	0	1	0											
<b>Inning Stats</b>	R: 1 E: 0 K: 1 S: 7	H: 2 LOB: 1 BB: 0 P: 7	R: 0 E: 0 K: 0 S: 3	H: 0 LOB: 0 BB: 0 P: 3	R: 0 E: 0 K: 1 S: 5	H: 1 LOB: 0 BB: 0 P: 5	R: 0 E: 0 K: 1 S: 5	H: 2 LOB: 2 BB: 0 P: 5	R: 0 E: 0 K: 0 S: 3	H: 0 LOB: 0 BB: 0 P: 3	R: 3 E: 0 K: 1 S: 7	H: 2 LOB: 1 BB: 1 P: 11	R: 0 E: 0 K: 2 S: 7	H: 0 LOB: 2 BB: 1 P: 11	R: 0 E: 0 K: 0 S: 4	H: 1 LOB: 1 BB: 0 P: 4		1B: 7 2B: 0 3B: 0 HR: 1	SF: 0 SAC: 0 DP: 0 HBP: 0	WP: 0 PB: 1 CS: 1	PA: 37						
<b>PITCHER</b>	IP	WLS	BF	H	R	ER	SO	BB	IBB	HBP	BLK	WP	HR	S	P	ERA	WHIP										
Phil Niekro, R (1, 1) ERA: 4.21	6.1		26	7	4	4	4	1	0	0	0	0	1	33	37	5.68	1.263										
Rick Camp, R (7, 1) ERA: 2.29	0.2	W	2	0	0	0	0	0	0	0	0	0	0	2	2	0.00	0.000										
Larry Bradford, L (8, 1) ERA: 2.42	1.1		6	1	0	0	2	1	0	0	0	0	0	9	13	0.00	1.500										
Gene Garber, R (9, 1) ERA: 4.62	0.2	S	2	0	0	0	0	0	0	0	0	0	0	2	2	0.00	0.000										

Batter	1	2	3	4	5	6	7	8	9	AB	R	H	RBI	BB	SO	LOB	BOTTOM										
Jerry Royster, R (1, 5) OBP: 0.303, SLG: 0.291	0-0 P5		0-0 CI 1B		4-0 6-3 S WP BB		0-0 F8		0-0 6-3	4	2	1	0	1	0	1	Pittsburgh Pirates @ Atlanta Braves Atlanta-Fulton County Stadium, Atlanta, GA Wed Jun 18 1980, 7:05 PM EDT Att: 17,154 - Unknown										
Dale Murphy, R (1, 8) OBP: 0.350, SLG: 0.471	0-0 4-3		0-1 CI 1B 1-2		4-0 WP 6-3 BB		0-0 SH1-3 E 1B			2	1	1	0	1	0	0											
Chris Chambliss, L (1, 3) OBP: 0.341, SLG: 0.477 Mike Lum, L (2, 3) OBP: 0.226, SLG: 0.185	0-3 K		0-0 F7		0-0 6-3		0-0 SH1-3		0-0 SH1-3	1	0	0	0	0	1	0											
Gary Matthews, R (1, 9) OBP: 0.314, SLG: 0.428		0-0 HR 1B	0-0 1-3 2H 1B		4-0 WP IBB		0-0 E5		0-0 E5	3	1	2	1	1	0	0											
Jeff Burroughs, R (1, 7) OBP: 0.339, SLG: 0.324		0-0 F9	0-0 F8		0-3 K		0-3 K		0-3 K	4	0	0	0	0	2	6											
Glenn Hubbard, R (1, 4) OBP: 0.316, SLG: 0.521		0-0 HR		0-3 K	4-0 FC5-4 IBB		0-3 K		0-3 K	3	1	1	2	1	2	1											
Larvell Blanks, R (1, 6) OBP: 0.250, SLG: 0.263		4-0 G6-4-3 BB		0-0 F8	0-0 FC5-4 1-2		0-0 F7		0-0 F7	3	0	0	0	1	0	3											
Bruce Benedict, R (1, 2) OBP: 0.299, SLG: 0.331		0-0 G6-4-3		0-0 FC4-6 1B		0-0 6-3		4-0 BB		3	0	1	0	1	0	1											
Phil Niekro, R (1, 1) OBP: 0.079, SLG: 0.105 Rick Camp, R (7, 1) ERA: 2.29 Larry Bradford, R (8, 1) Gene Garber, R (9, 1)			0-0 4-3	0-0 FC4-6		0-0 F8		0-3 K		3	0	0	0	0	0	1											
<b>Inning Stats</b>	R: 0 E: 0 K: 1 S: 5	H: 0 LOB: 0 BB: 0 P: 5	R: 2 E: 0 K: 0 S: 4	H: 2 LOB: 0 BB: 1 P: 8	R: 1 E: 1 K: 0 S: 6	H: 2 LOB: 2 BB: 0 P: 6	R: 0 E: 0 K: 1 S: 6	H: 1 LOB: 1 BB: 0 P: 6	R: 1 E: 0 K: 1 S: 5	H: 0 LOB: 3 BB: 4 P: 21	R: 0 E: 0 K: 0 S: 3	H: 0 LOB: 0 BB: 0 P: 3	R: 1 E: 1 K: 2 S: 9	H: 1 LOB: 1 BB: 0 P: 9	R: 0 E: 0 K: 1 S: 5	H: 0 LOB: 1 BB: 1 P: 9		1B: 5 2B: 0 3B: 0 HR: 1	SF: 0 SAC: 1 DP: 1 HBP: 0	WP: 1 PB: 0 SB: 1 CS: 0	PA: 37						
<b>PITCHER</b>	IP	WLS	BF	H	R	ER	SO	BB	IBB	HBP	BLK	WP	HR	S	P	ERA	WHIP										
Rick Rhoden, R (1, 1) ERA: 4.5	6.0		28	5	4	3	3	3	2	0	0	0	1	29	49	4.50	1.333										
Enrique Romo, R (7, 1) ERA: 2.89	2.0	L	9	1	1	0	3	1	0	0	0	0	0	14	18	0.00	1.000										



Batter	1	2	3	4	5	6	7	8	9	AB	R	H	RBI	BB	SO	LOB	TOP			
Omar Moreno, L (1,8) OBP: 0.320, SLG: 0.366	6-3		G3	K			K			4	0	0	0	0	2	3	Pittsburgh Pirates @ Atlanta Braves Atlanta-Fulton County Stadium, Atlanta, GA Thu Jun 19 1980, 7:05 PM EDT Att: 10,585 - Unknown			
Phil Garner, R (1,4) OBP: 0.338, SLG: 0.401	F8		BB			F4		G6-3 1B		3	0	1	0	1	0	0				
Mike Easler, L (1,9) OBP: 0.449, SLG: 0.743	F9		K			F7		G6-3 1B		4	0	1	0	0	1	2				
Willie Stargell, L (1,3) OBP: 0.370, SLG: 0.545 Kent Tekulve, R (8,1)	4-3			1B FC5-4 BB		4-3		G6-3 1B		3	1	0	0	1	0	2				
John Milner, L (1,7) OBP: 0.263, SLG: 0.257	3-1			1B FC5-4		F8		K		4	0	1	0	0	1	1				
Lee Lacy, R (1,5) OBP: 0.450, SLG: 0.608	5-3			1B FC5-4 SF7		F9		CS 1B		4	1	1	1	0	0	1				
Ed Ott, L (1,2) OBP: 0.349, SLG: 0.377			6-3	1B		4-3		F4		4	0	1	0	0	0	1				
Dale Berra, R (1,6) OBP: 0.287, SLG: 0.383				1B SF7		F8		F7		3	1	1	1	0	0	0				
Don Robinson, R (1,1) OBP: 0.450, SLG: 0.450 Enrique Romo, R (6,1) OBP: 0.500, SLG: 0.400 Manny Sanguillen, R (7,PH) OBP: 0.438, SLG: 0.583 Rod Scurry, L (7,1) OBP: 0.333, SLG: 0.333 Bill Robinson, R (8,7) OBP: 0.294, SLG: 0.467				1B 2B				6-3		2	0	2	1	0	0	0				
<b>Inning Stats</b>	R: 0 E: 0 K: 0 S: 3	H: 0 LOB: 0 BB: 0 P: 3	R: 0 E: 0 K: 0 S: 3	H: 0 LOB: 0 BB: 0 P: 3	R: 1 E: 0 K: 1 S: 7	H: 2 LOB: 2 BB: 1 P: 11	R: 2 E: 0 K: 1 S: 8	H: 3 LOB: 2 BB: 1 P: 12	R: 0 E: 0 K: 0 S: 3	H: 0 LOB: 0 BB: 0 P: 3	R: 0 E: 0 K: 1 S: 5	H: 0 LOB: 0 BB: 0 P: 5	R: 0 E: 0 K: 1 S: 6	H: 2 LOB: 1 BB: 0 P: 6	R: 0 E: 0 K: 0 S: 3	H: 1 LOB: 0 BB: 0 P: 3		1B: 7 2B: 1 3B: 0 HR: 0	SF: 1 SAC: 0 DP: 1 HBP: 0	WP: 0 PB: 0 SB: 0 CS: 1
<b>PITCHER</b>	IP WLS BF H R ER SO BB IBB HBP BLK WP HR S P ERA WHIP																			
Rick Matula, R (1,1) ERA: 2.92	7.0 W 30 7 3 3 3 2 0 0 0 0 0 0 34 42 3.86 1.286																			
Larry Bradford, L (8,1) ERA: 2.25	2.0 S 5 1 0 0 1 0 0 0 0 0 0 0 7 7 0.00 0.500																			

Batter	1	2	3	4	5	6	7	8	9	AB	R	H	RBI	BB	SO	LOB	BOTTOM			
Jerry Royster, R (1,5) OBP: 0.307, SLG: 0.307 Larvell Blanks, R (8,5) OBP: 0.250, SLG: 0.263	5-3					F7				4	0	2	0	0	0	0	Pittsburgh Pirates @ Atlanta Braves Atlanta-Fulton County Stadium, Atlanta, GA Thu Jun 19 1980, 7:05 PM EDT Att: 10,585 - Unknown			
Dale Murphy, R (1,8) OBP: 0.345, SLG: 0.462	K		F9			5-3		FC6-5 2B		4	0	0	0	0	1	2				
Chris Chambliss, L (1,3) OBP: 0.344, SLG: 0.477				HR		K		P4		4	1	2	0	0	1	1				
Gary Matthews, R (1,9) OBP: 0.313, SLG: 0.421	F8			F3				6-3		3	1	0	0	1	0	2				
Jeff Burroughs, R (1,7) OBP: 0.344, SLG: 0.366		6-3				F5				4	1	2	2	0	0	1				
Bill Nahorodny, R (1,2) OBP: 0.300, SLG: 0.479	F8			F8				F8		4	0	1	0	0	0	1				
Glenn Hubbard, R (1,4) OBP: 0.325, SLG: 0.533	K			2B				K		4	1	2	1	0	2	1				
Luis Gomez, R (1,6) OBP: 0.270, SLG: 0.208			5-3			K				3	0	1	1	0	1	2				
Rick Matula, R (1,1) OBP: 0.036, SLG: 0.036 Larry Bradford, R (8,1) ERA: 3.57			4-3			6-3		CS		3	0	0	0	0	0	1				
<b>Inning Stats</b>	R: 0 E: 0 K: 1 S: 6	H: 1 LOB: 1 BB: 0 P: 6	R: 0 E: 0 K: 1 S: 5	H: 0 LOB: 0 BB: 0 P: 5	R: 0 E: 0 K: 0 S: 4	H: 1 LOB: 1 BB: 0 P: 4	R: 3 E: 0 K: 0 S: 7	H: 4 LOB: 1 BB: 0 P: 7	R: 0 E: 0 K: 1 S: 5	H: 0 LOB: 0 BB: 0 P: 5	R: 1 E: 0 K: 1 S: 6	H: 2 LOB: 1 BB: 1 P: 10	R: 0 E: 0 K: 0 S: 4	H: 1 LOB: 1 BB: 0 P: 4	R: 0 E: 0 K: 1 S: 6	H: 1 LOB: 1 BB: 0 P: 6		1B: 4 2B: 5 3B: 0 HR: 1	SF: 0 SAC: 0 DP: 0 HBP: 0	WP: 0 PB: 0 SB: 0 CS: 1
<b>PITCHER</b>	IP WLS BF H R ER SO BB IBB HBP BLK WP HR S P ERA WHIP																			
Don Robinson, R (1,1) ERA: 5.02	5.1 L 24 7 4 4 3 1 0 0 0 0 0 0 29 33 6.75 1.500																			
Enrique Romo, R (6,1) ERA: 2.85	0.2 2 1 0 0 1 0 0 0 0 0 0 0 4 4 0.00 1.500																			
Rod Scurry, L (7,1) ERA: 1.77	1.0 4 1 0 0 0 0 0 0 0 0 0 0 4 4 0.00 1.000																			
Kent Tekulve, R (8,1) ERA: 3.57	1.0 4 1 0 0 1 0 0 0 0 0 0 0 6 6 0.00 1.000																			



Batter	1	2	3	4	5	6	7	8	9	AB	R	H	RBI	BB	SO	LOB	TOP			
Ivan De Jesus, R OBP: 0.328, SLG: 0.374 (1, 6)										5	0	0	0	0	0	1				
Lenny Randle, S OBP: 0.354, SLG: 0.379 (1, 5)										5	1	3	0	0	1	1				
Bill Buckner, L OBP: 0.329, SLG: 0.398 (1, 3)										3	0	1	0	1	1	2				
Mike Vail, R OBP: 0.403, SLG: 0.493 Scot Thompson, L OBP: 0.309, SLG: 0.315 (7, PR) (7, 9)										4	1	2	1	0	1	2				
Jerry Martin, R OBP: 0.323, SLG: 0.500 (1, 8)										4	1	0	0	0	0	5				
Ken Henderson, S OBP: 0.380, SLG: 0.452 (1, 7)										3	1	1	1	1	1	1				
Barry Foote, R OBP: 0.321, SLG: 0.496 (1, 2)										3	0	1	1	1	0	0				
Mike Tyson, R OBP: 0.275, SLG: 0.317 Larry Blittner, L OBP: 0.346, SLG: 0.375 Mick Kelleher, R OBP: 0.225, SLG: 0.162 (6, PH) (6, 4)										2	0	0	0	0	0	1				
Lynn McGlothen, L OBP: 0.412, SLG: 0.563 Dick Tidrow, R (6, 1) Bruce Sutter, R (7, 1)										3	0	1	0	0	1	2				
<b>Inning Stats</b>	R: 0 E: 0 K: 0 S: 4	H: 1 LOB: 2 BB: 1 P: 8	R: 1 E: 0 K: 1 S: 6	H: 1 LOB: 0 BB: 0 P: 6	R: 0 E: 0 K: 0 S: 3	H: 1 LOB: 1 BB: 0 P: 3	R: 1 E: 1 K: 1 S: 7	H: 1 LOB: 0 BB: 0 P: 7	R: 0 E: 0 K: 2 S: 8	H: 1 LOB: 1 BB: 0 P: 8	R: 1 E: 0 K: 0 S: 4	H: 3 LOB: 2 BB: 0 P: 12	R: 1 E: 0 K: 1 S: 5	H: 0 LOB: 0 BB: 0 P: 5	R: 0 E: 0 K: 0 S: 3	H: 0 LOB: 0 BB: 0 P: 3	1B: 7 2B: 3 3B: 0 HR: 1	SF: 1 SAC: 0 DP: 2 HBP: 0	WP: 0 PB: 0 SB: 2 CS: 0	PA: 38
<b>PITCHER</b>	IP WLS BF H R ER SO BB IBB HBP BLK WP HR S P ERA WHIP																			
Tommy Boggs, R ERA: 3.59 (1, 1)	6.1 L 30 8 4 3 4 3 0 0 0 0 0 1 35 47 4.26 1.737																			
Rick Camp, R ERA: 2.25 (7, 1)	0.2 2 1 0 0 0 0 0 0 0 0 0 0 2 2 0.00 1.500																			
Al Hrabosky, L ERA: 3.51 (8, 1)	2.0 6 0 0 0 1 0 0 0 0 0 0 0 8 8 0.00 0.000																			

Chicago Cubs @ Atlanta Braves  
Atlanta-Fulton County Stadium, Atlanta, GA  
Fri Jun 20 1980, 7:05 PM EDT  
Att: 10,273 - Unknown

livebaseballscores.com

AB 34  
R 4  
H 9  
RBI 4  
BB 3  
SO 5  
LOB 15

Batter	1	2	3	4	5	6	7	8	9	AB	R	H	RBI	BB	SO	LOB	BOTTOM			
Glenn Hubbard, R OBP: 0.341, SLG: 0.538 (1, 4)										3	0	1	0	2	0	0				
Dale Murphy, R OBP: 0.342, SLG: 0.456 (1, 8)										5	0	1	0	0	2	3				
Chris Chambliss, L OBP: 0.341, SLG: 0.471 (1, 3)										5	0	1	0	0	1	5				
Gary Matthews, R OBP: 0.312, SLG: 0.417 Charlie Spikes, R OBP: 0.500, SLG: 0.563 (9, 9)										4	0	1	0	0	1	1				
Jeff Burroughs, R OBP: 0.341, SLG: 0.357 (1, 7)										3	0	0	0	1	0	0				
Bob Horner, R OBP: 0.202, SLG: 0.340 (1, 5)										4	1	1	0	0	0	3				
Bill Nahorodny, R OBP: 0.315, SLG: 0.558 (1, 2)										4	1	2	1	0	2	1				
Luis Gomez, R OBP: 0.275, SLG: 0.214 Biff Pocorebs, S OBP: 0.365, SLG: 0.353 Larvell Blanks, R OBP: 0.247, SLG: 0.260 (6, 6)										1	0	1	0	0	0	0				
Tommy Boggs, R OBP: 0.091, SLG: 0.095 Rick Camp, R (7, 1) Mike Lum, L OBP: 0.219, SLG: 0.179 Al Hrabosky, R (8, 1) Brian Asselstine, L OBP: 0.294, SLG: 0.367 (9, PH)										2	0	0	0	0	0	2				
<b>Inning Stats</b>	R: 0 E: 0 K: 1 S: 6	H: 0 LOB: 0 BB: 0 P: 5	R: 0 E: 0 K: 1 S: 3	H: 1 LOB: 0 BB: 0 P: 3	R: 0 E: 0 K: 1 S: 5	H: 0 LOB: 0 BB: 0 P: 5	R: 1 E: 0 K: 0 S: 5	H: 2 LOB: 1 BB: 0 P: 5	R: 0 E: 0 K: 1 S: 7	H: 2 LOB: 3 BB: 1 P: 11	R: 1 E: 0 K: 0 S: 5	H: 2 LOB: 2 BB: 1 P: 9	R: 0 E: 1 K: 2 S: 8	H: 0 LOB: 1 BB: 0 P: 8	R: 0 E: 0 K: 0 S: 4	H: 1 LOB: 2 BB: 1 P: 8	1B: 5 2B: 3 3B: 0 HR: 1	SF: 0 SAC: 0 DP: 1 HBP: 0	WP: 0 PB: 0 SB: 0 CS: 0	PA: 39
<b>PITCHER</b>	IP WLS BF H R ER SO BB IBB HBP BLK WP HR S P ERA WHIP																			
Lynn McGlothen, R ERA: 6.46 (1, 1)	5.2 W 22 6 1 1 4 0 0 0 0 0 0 1 30 30 9.00 1.059																			
Dick Tidrow, R ERA: 2.11 (6, 1)	1.0 7 2 1 1 0 2 0 0 0 0 0 1 5 13 9.00 4.000																			
Bruce Sutter, R ERA: 3.03 (7, 1)	2.1 S 10 1 0 0 2 1 0 0 0 0 0 0 13 17 0.00 0.857																			

Chicago Cubs @ Atlanta Braves  
Atlanta-Fulton County Stadium, Atlanta, GA  
Fri Jun 20 1980, 7:05 PM EDT  
Att: 10,273 - Unknown

livebaseballscores.com

AB 36  
R 2  
H 9  
RBI 2  
BB 3  
SO 6  
LOB 16



Batter	1	2	3	4	5	6	7	8	9	AB	R	H	RBI	BB	SO	LOB	TOP			
Ivan De Jesus, R (1, 6) Mick Kelleher, R (5, 6) OBP: 0.324, SLG: 0.370 OBP: 0.220, SLG: 0.158	F9		F9		P4			K		3	0	0	0	0	0	2				
Lenny Randle, S (1, 5) OBP: 0.353, SLG: 0.377	2-3 1B		4-3		P6			K		4	0	1	0	0	1	2				
Bill Buckner, L (1, 3) Scot Thompson, L (6, 3) OBP: 0.329, SLG: 0.397 OBP: 0.306, SLG: 0.313	2-3			E 1B				F9		3	0	1	0	0	0	1				
Mike Vail, R (1, 9) OBP: 0.392, SLG: 0.479	4-3			E8 1-2				6-3		4	0	0	0	0	2					
Jerry Martin, R (1, 8) OBP: 0.317, SLG: 0.490			F7		F3			K		4	0	0	0	0	1	2				
Ken Henderson, S (1, 7) OBP: 0.358, SLG: 0.422			K		K					3	0	0	0	0	3	2				
Barry Foote, R (1, 2) OBP: 0.313, SLG: 0.484			4-3		F8			5-3		3	0	0	0	0	0	2				
Mike Tyson, R (1, 4) OBP: 0.277, SLG: 0.318					F8			F8		3	0	1	0	0	0	0				
Willie Hernandez, L (1, 1) Jesus Figueroa, L (3, PH) George Riley, L (3, 1) Steve Ontiveros, S (8, PH) Doug Capilla, L (8, 1) OBP: 0.333, SLG: 0.444 OBP: 0.421, SLG: 0.394					F7			6-3		0	0	0	0	0	0	0				
										0	0	0	0	1	0	0				
										1	0	0	0	0	0	0				
										1	0	0	0	0	0	0				
										0	0	0	0	0	0	0				
<b>Inning Stats</b>	R: 0 E: 0 K: 0 S: 4	H: 1 LOB: 1 BB: 0 P: 4	R: 0 E: 0 K: 1 S: 5	H: 0 LOB: 0 BB: 0 P: 5	R: 0 E: 0 K: 0 S: 3	H: 0 LOB: 1 BB: 1 P: 7	R: 0 E: 1 K: 1 S: 7	H: 1 LOB: 2 BB: 0 P: 7	R: 0 E: 1 K: 0 S: 4	H: 0 LOB: 1 BB: 0 P: 4	R: 0 E: 0 K: 1 S: 5	H: 0 LOB: 0 BB: 0 P: 5	R: 0 E: 0 K: 1 S: 7	H: 0 LOB: 0 BB: 0 P: 7	R: 0 E: 0 K: 1 S: 5	H: 0 LOB: 0 BB: 0 P: 5	1B: 3 2B: 0 3B: 0 HR: 0	SF: 0 SAC: 0 DP: 0 HBP: 0	WP: 0 PB: 0 SB: 1 CS: 0	PA: 32
<b>PITCHER</b> Doyle Alexander, R (1, 1) ERA: 3.65	IP: 9.0 WLS: W BF: 32 H: 3 R: 0 ER: 0 SO: 7 BB: 1 IBB: 0 HBP: 0 BLK: 0 WP: 0 HR: 0 S: 45 P: 49 ERA: 0.00 WHIP: 0.444																			

Chicago Cubs @ Atlanta Braves  
Atlanta-Fulton County Stadium, Atlanta, GA  
Sat Jun 21 1980, 7:05 PM EDT  
Att: 14,516 - Unknown

AB	31
R	0
H	3
RBI	0
BB	1
SO	7
LOB	14



Batter	1	2	3	4	5	6	7	8	9	AB	R	H	RBI	BB	SO	LOB	BOTTOM			
Glenn Hubbard, R (1, 4) OBP: 0.348, SLG: 0.531	BLK HR BB	1B HR 1B		F7			6-3			3	2	1	0	1	0	1				
Dale Murphy, R (1, 8) OBP: 0.345, SLG: 0.480	1-H HR	1-3 HR 1B		1-H 2B			F8			4	2	3	4	0	0	0				
Chris Chambliss, L (1, 3) Mike Lum, L (8, 3) OBP: 0.343, SLG: 0.484 OBP: 0.219, SLG: 0.179	F9	1-H 3-H HR					F9			4	1	2	3	0	0	0				
Gary Matthews, R (1, 9) Charlie Spikes, R (9, 9) OBP: 0.306, SLG: 0.408 OBP: 0.500, SLG: 0.563	K	1-6-3					F8			4	0	0	0	0	1	1				
Jeff Burroughs, R (1, 7) OBP: 0.338, SLG: 0.347	5-3			F8			F8			3	0	0	0	1	0	0				
Bob Horner, R (1, 5) OBP: 0.204, SLG: 0.367		HR		F9			G6-4-3 BB			4	1	1	1	0	1	2				
Bill Nahorodny, R (1, 2) OBP: 0.316, SLG: 0.537		B5-6-4 1B HBP		F7			F7			2	0	0	0	0	0	0				
Luis Gomez, R (1, 6) Larvell Blanks, R (5, 6) OBP: 0.284, SLG: 0.224 OBP: 0.246, SLG: 0.258		1B B5-6-4 1B 1B					6-3			2	2	2	0	0	0	0				
Doyle Alexander, R (1, 1) OBP: 0.139, SLG: 0.167	B5-6-4			K			6-3			3	0	0	0	0	1	3				
<b>Inning Stats</b>	R: 2 E: 0 K: 1 S: 6	H: 1 LOB: 1 BB: 1 P: 10	R: 5 E: 0 K: 0 S: 7	H: 5 LOB: 0 BB: 0 P: 8	R: 0 E: 0 K: 0 S: 3	H: 0 LOB: 0 BB: 0 P: 3	R: 1 E: 0 K: 1 S: 6	H: 2 LOB: 1 BB: 0 P: 6	R: 0 E: 0 K: 0 S: 3	H: 0 LOB: 0 BB: 1 P: 7	R: 0 E: 0 K: 0 S: 3	H: 0 LOB: 0 BB: 0 P: 3	R: 0 E: 0 K: 1 S: 5	H: 0 LOB: 0 BB: 0 P: 5	R: 0 E: 0 K: 1 S: 5	H: 0 LOB: 0 BB: 0 P: 5	1B: 5 2B: 1 3B: 0 HR: 3	SF: 0 SAC: 0 DP: 2 HBP: 1	WP: 0 PB: 0 SB: 0 CS: 0	PA: 33
<b>PITCHER</b> Willie Hernandez, L (1, 1) George Riley, L (3, 1) Doug Capilla, L (8, 1) ERA: 1.8	IP: 2.0 WLS: L BF: 13 H: 6 R: 7 ER: 7 SO: 1 BB: 1 IBB: 0 HBP: 0 BLK: 0 WP: 0 HR: 3 S: 13 P: 18 ERA: 31.50 WHIP: 3.500																			

Chicago Cubs @ Atlanta Braves  
Atlanta-Fulton County Stadium, Atlanta, GA  
Sat Jun 21 1980, 7:05 PM EDT  
Att: 14,516 - Unknown

AB	30
R	8
H	9
RBI	8
BB	2
SO	3
LOB	7





Batter	1	2	3	4	5	6	7	8	9	AB	R	H	RBI	BB	SO	LOB	TOP									
Ivan De Jesus, R OBP: 0.326, SLG: 0.374	F8		F8						P4	5	0	2	1	0	0	0	<b>Chicago Cubs @ Atlanta Braves</b> Atlanta-Fulton County Stadium, Atlanta, GA Sun Jun 22 1980, 7:05 PM EDT Att: 15,070 - Unknown  <a href="http://livebaseballscorecards.com">livebaseballscorecards.com</a>									
Lenny Randle, S OBP: 0.351, SLG: 0.374	4-3			1-3	F7					4	0	1	0	0	0	1										
Bill Buckner, L OBP: 0.341, SLG: 0.421				1B						3	1	3	1	1	0	0										
Mike Vail, R OBP: 0.389, SLG: 0.472	F8			1B						4	0	1	0	0	0	3										
Jerry Martin, R OBP: 0.320, SLG: 0.505		K								4	1	2	1	0	2	0										
Ken Henderson, S OBP: 0.333, SLG: 0.388	G1			8-2						4	0	0	0	0	0	3										
Barry Foote, R OBP: 0.319, SLG: 0.488	6-3									3	1	1	0	1	0	0										
Mike Tyson, R OBP: 0.268, SLG: 0.307			K							3	0	0	0	0	2	2										
Larry Blittner, L OBP: 0.344, SLG: 0.372										1	0	0	0	0	0	0										
Mick Kelleher, R OBP: 0.220, SLG: 0.158										0	0	0	0	0	0	0										
Dennis Lamp, R OBP: 0.194, SLG: 0.121			F8							3	0	0	0	0	0	1										
Doug Capilla, L (8, 1)										0	0	0	0	0	0	0										
Dick Tidrow, R (8, 1)										1	0	0	0	0	1	0										
<b>Inning Stats</b>	R: 0 E: 0 K: 0 S: 4	H: 1 LOB: 1 BB: 0 P: 4	R: 0 E: 0 K: 1 S: 5	H: 0 LOB: 0 BB: 0 P: 5	R: 0 E: 0 K: 1 S: 5	H: 0 LOB: 0 BB: 0 P: 5	R: 0 E: 0 K: 0 S: 5	H: 3 LOB: 2 BB: 0 P: 5	R: 1 E: 0 K: 0 S: 7	H: 2 LOB: 1 BB: 1 P: 7	R: 2 E: 0 K: 0 S: 5	H: 2 LOB: 1 BB: 1 P: 9	R: 0 E: 0 K: 0 S: 4	H: 2 LOB: 2 BB: 1 P: 8	R: 0 E: 0 K: 1 S: 5	H: 0 LOB: 0 BB: 0 P: 5	R: 0 E: 0 K: 1 S: 5	H: 0 LOB: 0 BB: 0 P: 5	1B: 6 2B: 3 3B: 0 HR: 2	SF: 0 SAC: 0 DP: 1 HBP: 0	WP: 0 PB: 0 SB: 0 CS: 1	PA: 37				
<b>PITCHER</b>	IP WLS BF H R ER SO BB IBB HBP BLK WP HR S P ERA WHIP																									
Phil Niekro, R ERA: 4.19	(1, 1)	7.0	L	31	10	3	3	3	2	0	0	0	0	0	0	2	35	43	3.86	1.714						
Rick Camp, R ERA: 2.13	(8, 1)	2.0		6	0	0	0	2	0	0	0	0	0	0	0	0	10	10	0.00	0.000						

Batter	1	2	3	4	5	6	7	8	9	AB	R	H	RBI	BB	SO	LOB	BOTTOM									
Glenn Hubbard, R OBP: 0.355, SLG: 0.529	F9		1-3							4	0	2	0	0	0	0	<b>Chicago Cubs @ Atlanta Braves</b> Atlanta-Fulton County Stadium, Atlanta, GA Sun Jun 22 1980, 7:05 PM EDT Att: 15,070 - Unknown  <a href="http://livebaseballscorecards.com">livebaseballscorecards.com</a>									
Dale Murphy, R OBP: 0.345, SLG: 0.478	1-3									3	0	1	0	0	0	1										
Chris Chambliss, L OBP: 0.346, SLG: 0.492										4	1	2	0	0	1	1										
Gary Matthews, R OBP: 0.310, SLG: 0.404										2	0	0	0	2	0	1										
Bob Horner, R OBP: 0.196, SLG: 0.353										4	0	0	0	0	0	5										
Jeff Burroughs, R OBP: 0.336, SLG: 0.369										4	1	1	2	0	1	0										
Larvell Blanks, R OBP: 0.241, SLG: 0.253										4	0	0	0	0	0	0										
Bruce Benedict, R OBP: 0.294, SLG: 0.326										2	0	0	0	0	0	0										
Biff Pocoroba, S OBP: 0.375, SLG: 0.343										1	0	0	0	0	0	1										
Bill Nahorodny, R OBP: 0.310, SLG: 0.527										1	0	0	0	0	1	0										
Phil Niekro, R OBP: 0.075, SLG: 0.100										2	0	0	0	0	2	0										
Mike Lum, L OBP: 0.242, SLG: 0.207										1	0	1	0	0	0	0										
Rick Camp, R ERA: 2.05										0	0	0	0	0	0	0										
<b>Inning Stats</b>	R: 0 E: 0 K: 0 S: 4	H: 1 LOB: 2 BB: 1 P: 8	R: 0 E: 0 K: 0 S: 3	H: 0 LOB: 0 BB: 0 P: 3	R: 0 E: 0 K: 1 S: 5	H: 1 LOB: 0 BB: 0 P: 5	R: 2 E: 0 K: 0 S: 5	H: 2 LOB: 0 BB: 0 P: 5	R: 0 E: 0 K: 1 S: 6	H: 1 LOB: 2 BB: 0 P: 6	R: 0 E: 0 K: 1 S: 6	H: 0 LOB: 0 BB: 0 P: 3	R: 0 E: 1 K: 1 S: 6	H: 1 LOB: 2 BB: 0 P: 6	R: 0 E: 0 K: 1 S: 6	H: 1 LOB: 2 BB: 1 P: 10	R: 0 E: 0 K: 1 S: 5	H: 0 LOB: 0 BB: 0 P: 5	1B: 4 2B: 2 3B: 0 HR: 1	SF: 0 SAC: 1 DP: 0 HBP: 0	WP: 1 PB: 0 SB: 0 CS: 1	PA: 36				
<b>PITCHER</b>	IP WLS BF H R ER SO BB IBB HBP BLK WP HR S P ERA WHIP																									
Dennis Lamp, R ERA: 4.52	(1, 1)	7.1	W	29	7	2	2	3	1	0	0	0	0	0	0	1	34	38	2.46	1.091						
Doug Capilla, L ERA: 1.56	(8, 1)	0.1		1	0	0	0	1	0	0	0	0	0	0	0	3	3	0.00	0.000							
Dick Tidrow, R ERA: 2.05	(8, 1)	1.1	S	5	0	0	0	1	1	0	0	0	0	0	6	10	0.00	0.750								

**Chicago Cubs @ Atlanta Braves**  
Atlanta-Fulton County Stadium, Atlanta, GA  
Sun Jun 22 1980, 7:05 PM EDT  
Att: 15,070 - Unknown

AB 35  
R 3  
H 10  
RBI 3  
BB 2  
SO 5  
LOB 10



**Chicago Cubs @ Atlanta Braves**  
Atlanta-Fulton County Stadium, Atlanta, GA  
Sun Jun 22 1980, 7:05 PM EDT  
Att: 15,070 - Unknown

AB 32  
R 2  
H 7  
RBI 2  
BB 2  
SO 5  
LOB 9





Batter	1	2	3	4	5	6	7	8	9	AB	R	H	RBI	BB	SO	LOB	TOP			
Glenn Hubbard, R OBP: 0.344, SLG: 0.511 (1, 4)	F8		SH1-3		F9			4-3		3	0	0	0	0	0	0	<b>Atlanta Braves @ Cincinnati Reds</b> Riverfront Stadium, Cincinnati, OH Tue Jun 24 1980, 7:05 PM EDT Att: 22,682 - Unknown			
Dale Murphy, R OBP: 0.343, SLG: 0.469 (1, 8)	6-3		4-3		F8			P4		4	0	0	0	0	0	1				
Chris Chambliss, L OBP: 0.341, SLG: 0.484 (1, 3)	3-1		F8			4-3		F8		4	0	0	0	0	0	1				
Gary Matthews, R OBP: 0.313, SLG: 0.403 (1, 9)		HR				5-3		L6		3	1	1	0	1	0	0				
Bob Horner, R OBP: 0.189, SLG: 0.340 (1, 5)	F8				K			6-3		4	0	0	0	0	1	2				
Jeff Burroughs, R OBP: 0.343, SLG: 0.400 (1, 7)		HR						6-3		3	1	2	2	0	0	0				
Bruce Benedict, R OBP: 0.288, SLG: 0.318 (1, 2)	6-3					P4		P6		3	0	0	0	0	0	2				
Luis Gomez, R OBP: 0.279, SLG: 0.220 Larvell Blanks, R OBP: 0.241, SLG: 0.253 (1, 6) (8, 6)	4-3					L4		1-3		3	0	0	0	0	0	2				
Larry McWilliams, L OBP: 0.304, SLG: 0.238 Rick Camp, R OBP: 0.337, SLG: 0.365 Al Hrabosky, R OBP: 0.311, SLG: 0.337 (1, 1) (6, 1) (7, 1) (8, PH) (8, 1)			4-3		4-3			K		1	0	0	0	1	0	0				
Inning Stats	R: 0 E: 0 K: 0 S: 3	H: 0 LOB: 0 BB: 0 P: 3	R: 2 E: 0 K: 0 S: 5	H: 2 LOB: 0 BB: 0 P: 5	R: 0 E: 0 K: 0 S: 3	H: 0 LOB: 1 BB: 1 P: 7	R: 0 E: 0 K: 1 S: 6	H: 1 LOB: 2 BB: 1 P: 10	R: 0 E: 0 K: 0 S: 3	H: 0 LOB: 0 BB: 0 P: 3	R: 0 E: 0 K: 0 S: 3	H: 0 LOB: 0 BB: 0 P: 3	R: 0 E: 0 K: 1 S: 5	H: 0 LOB: 0 BB: 0 P: 5	R: 0 E: 0 K: 0 S: 3	H: 0 LOB: 0 BB: 0 P: 3		1B: 2 2B: 0 3B: 0 HR: 1	SF: 0 SAC: 1 DP: 0 HBP: 0	WP: 0 PB: 0 SB: 0 CS: 0
PITCHER Charlie Leibrandt, L ERA: 3.31 (1, 1)	IP: 9.0 WLS: W BF: 32 H: 3 R: 2 ER: 2 SO: 2 BB: 2 IBB: 0 HBP: 0 BLK: 0 WP: 0 HR: 1 S: 34 P: 42 ERA: 2.00 WHIP: 0.556																			

AB	29
R	2
H	3
RBI	2
BB	2
SO	2
LOB	8



Batter	1	2	3	4	5	6	7	8	9	AB	R	H	RBI	BB	SO	LOB	BOTTOM			
Dave Collins, S OBP: 0.337, SLG: 0.365 Cesar Geronimo, L OBP: 0.311, SLG: 0.337 (1, 8) (9, 8)	3-1		S		SH1-4	FC5-4		5-3		4	1	3	0	0	0	0	<b>Atlanta Braves @ Cincinnati Reds</b> Riverfront Stadium, Cincinnati, OH Tue Jun 24 1980, 7:05 PM EDT Att: 22,682 - Unknown			
Junior Kennedy, R OBP: 0.358, SLG: 0.387 (1, 4)	F9		E9		4-3	FC5-4		3B		5	1	2	1	0	0	4				
Ken Griffey, L OBP: 0.381, SLG: 0.479 (1, 9)	3-1		F9		2B	G3		E		5	1	2	2	0	0	4				
Ray Knight, R OBP: 0.327, SLG: 0.484 (1, 5)	4-3				5-3			6-3		5	1	2	0	0	0	2				
Johnny Bench, R OBP: 0.332, SLG: 0.467 (1, 2)		P6			F8			E7		4	1	1	1	1	0	0				
George Foster, R OBP: 0.314, SLG: 0.366 Sam Mejias, R OBP: 0.346, SLG: 0.400 (1, 7) (8, 7)		L4-3				P4		6-3		3	0	1	0	1	0	4				
Harry Spilman, L OBP: 0.306, SLG: 0.404 (1, 3)	L4-3							1B		3	0	0	0	2	2	2				
Dave Concepcion, R OBP: 0.283, SLG: 0.323 (1, 6)			K		F9					4	1	2	2	1	1	2				
Charlie Leibrandt, R OBP: 0.237, SLG: 0.257 (1, 1)	F9									4	1	2	0	0	1	2				
Inning Stats	R: 0 E: 0 K: 0 S: 4	H: 1 LOB: 1 BB: 0 P: 4	R: 0 E: 0 K: 0 S: 2	H: 0 LOB: 0 BB: 1 P: 6	R: 1 E: 1 K: 1 S: 7	H: 2 LOB: 1 BB: 0 P: 7	R: 0 E: 0 K: 0 S: 4	H: 1 LOB: 2 BB: 1 P: 8	R: 1 E: 0 K: 0 S: 6	H: 3 LOB: 3 BB: 1 P: 10	R: 1 E: 0 K: 1 S: 8	H: 3 LOB: 2 BB: 0 P: 8	R: 1 E: 0 K: 2 S: 9	H: 2 LOB: 2 BB: 1 P: 13	R: 4 E: 1 K: 0 S: 7	H: 4 LOB: 2 BB: 1 P: 11		1B: 10 2B: 5 3B: 1 HR: 1	SF: 0 SAC: 1 DP: 1 HBP: 0	WP: 0 PB: 0 SB: 2 CS: 0
PITCHER Larry McWilliams, L ERA: 5.05 Rick Camp, R ERA: 2.31 Al Hrabosky, L ERA: 3.45 Gene Garber, R ERA: 4.78 (1, 1) (6, 1) (7, 1) (8, 1)	IP: 5.1 WLS: L BF: 27 H: 9 R: 3 ER: 3 SO: 3 BB: 3 IBB: 0 HBP: 0 BLK: 0 WP: 0 HR: 1 S: 28 P: 40 ERA: 5.06 WHIP: 2.250																			









Batter	1	2	3	4	5	6	7	8	9	AB	R	H	RBI	BB	SO	LOB	TOP					
Glenn Hubbard, R (1,4) OBP: 0.343, SLG: 0.490										4	0	1	0	1	1	3	<b>Atlanta Braves @ San Diego Padres</b> San Diego Stadium, San Diego, CA Fri Jun 27 1980, 10:05 PM EDT Att: 15,303 - Unknown					
Dale Murphy, R (1,8) OBP: 0.355, SLG: 0.494										4	1	2	0	0	1	1						
Chris Chambliss, L (1,3) OBP: 0.340, SLG: 0.479										5	1	2	0	0	0	4						
Gary Matthews, R (1,9) OBP: 0.309, SLG: 0.395										5	1	1	1	0	0	2						
Bob Horner, R (1,5) OBP: 0.202, SLG: 0.342										4	2	3	0	0	1	1						
Larvell Blanks, R (9,5) OBP: 0.241, SLG: 0.253										0	0	0	0	0	0	0						
Jeff Burroughs, R (1,7) OBP: 0.344, SLG: 0.424										4	0	1	1	0	0	3						
Bruce Benedict, R (1,2) OBP: 0.285, SLG: 0.309										3	0	0	0	1	0	3						
Luis Gomez, R (1,6) OBP: 0.284, SLG: 0.234										4	0	2	2	0	0	2						
Doyle Alexander, R (1,1) OBP: 0.158, SLG: 0.184										2	0	1	0	0	1	1						
Charlie Spikes, R (7,PH) OBP: 0.500, SLG: 0.529										0	0	0	0	1	0	0						
Rick Camp, R (7,1) OBP: 0.344, SLG: 0.424										1	0	0	0	0	1	1						
Larry Bradford, R (8,1) OBP: 0.344, SLG: 0.424										0	0	0	0	0	0	0						
Gene Garber, R (9,1) OBP: 0.344, SLG: 0.424										0	0	0	0	0	0	0						
<b>Inning Stats</b>	R: 0 E: 0 K: 0 S: 3	H: 1 LOB: 0 BB: 0 P: 3	R: 1 E: 0 K: 0 S: 5	H: 2 LOB: 1 BB: 0 P: 5	R: 0 E: 0 K: 0 S: 3	H: 1 LOB: 1 BB: 1 P: 7	R: 0 E: 0 K: 0 S: 3	H: 1 LOB: 0 BB: 0 P: 3	R: 0 E: 1 K: 1 S: 6	H: 0 LOB: 1 BB: 0 P: 6	R: 0 E: 0 K: 0 S: 6	H: 1 LOB: 1 BB: 0 P: 6	R: 0 E: 0 K: 0 S: 3	H: 1 LOB: 2 BB: 2 P: 11	R: 4 E: 1 K: 1 S: 10	H: 5 LOB: 1 BB: 0 P: 10	R: 0 E: 0 K: 2 S: 8	H: 1 LOB: 1 BB: 0 P: 8	1B: 10 2B: 4 3B: 0 HR: 0	SF: 0 SAC: 1 DP: 3 HBP: 0	WP: 0 PB: 0 SB: 0 CS: 1	PA: 40
<b>PITCHER</b>	IP	WLS	BF	H	R	ER	SO	BB	IBB	HBP	BLK	WP	HR	S	P	ERA	WHIP					
John Curtis, L (1,1) ERA: 4.15	7.0	L	30	9	3	3	2	2	1	0	0	0	0	31	43	3.86	1.571					
Rollie Fingers, R (8,1) ERA: 2.53	1.0		6	3	2	1	1	0	0	0	0	0	0	8	8	9.00	3.000					
Bob Shirley, L (9,1) ERA: 2.61	1.0		4	1	0	0	2	0	0	0	0	0	0	8	8	0.00	1.000					

AB 36  
R 5  
H 13  
RBI 4  
BB 3  
SO 5  
LOB 21

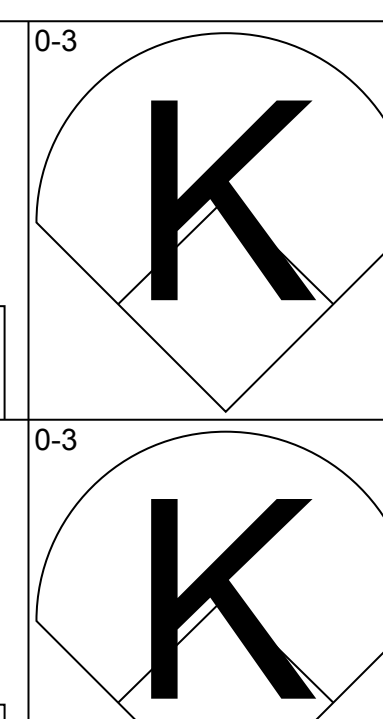
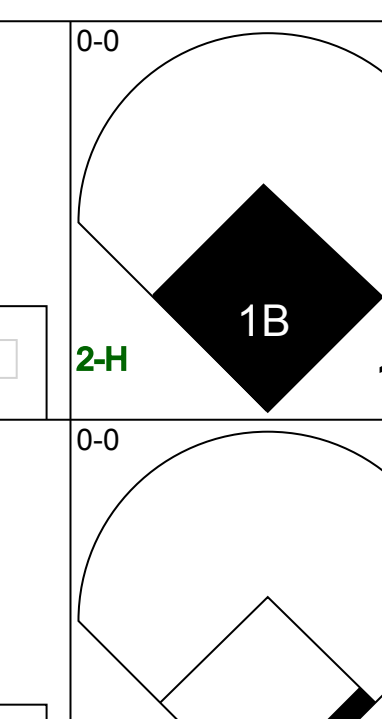
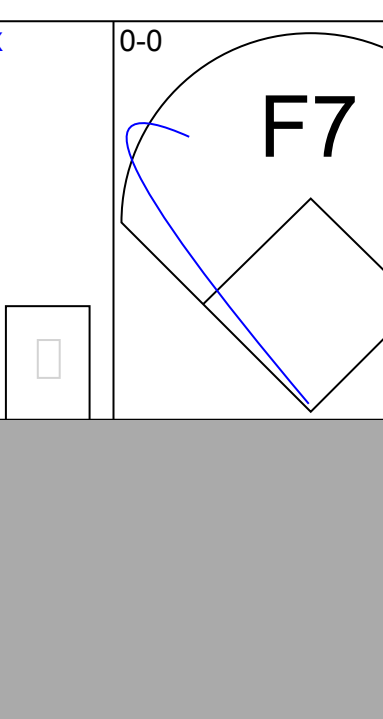
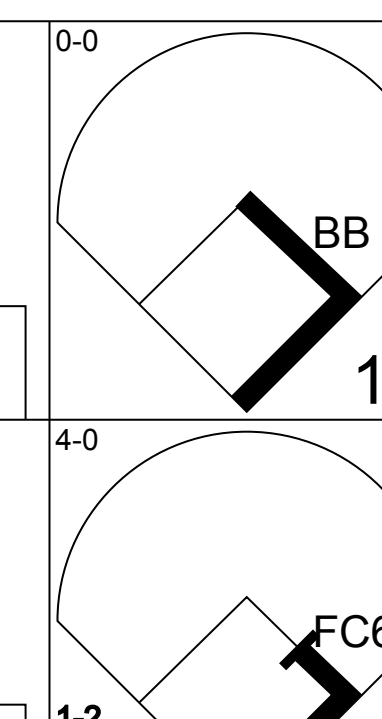
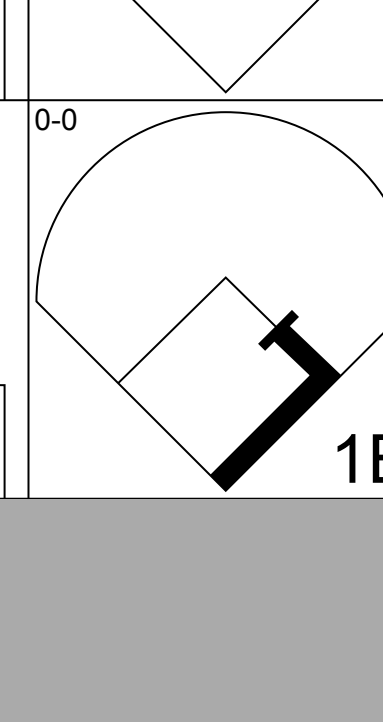
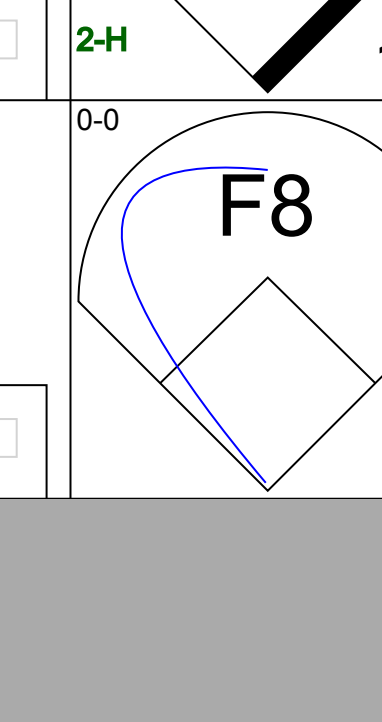
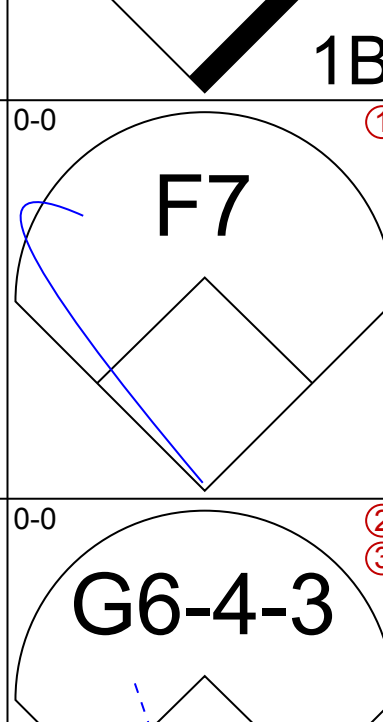
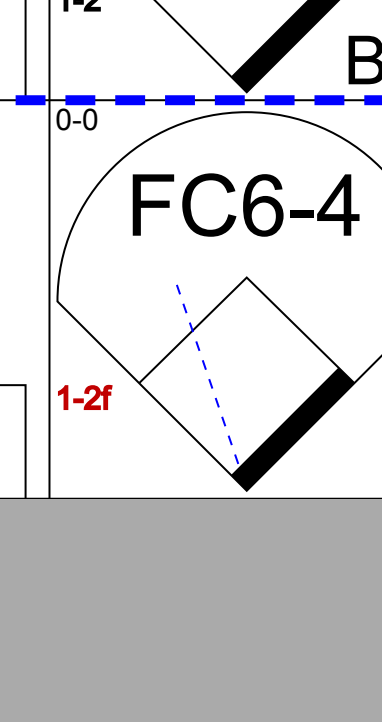




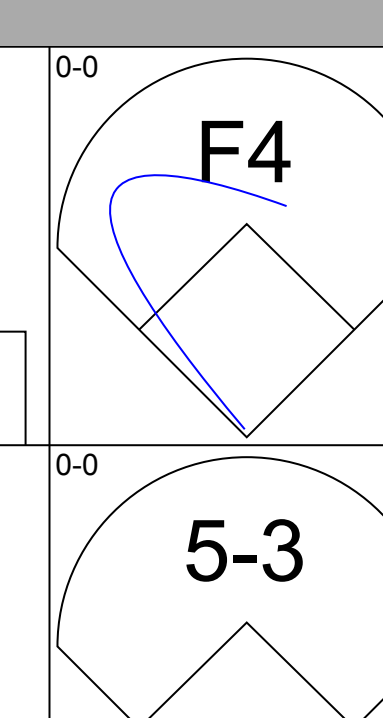
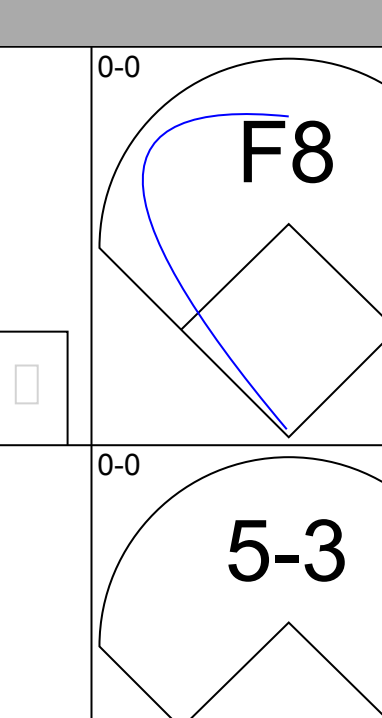
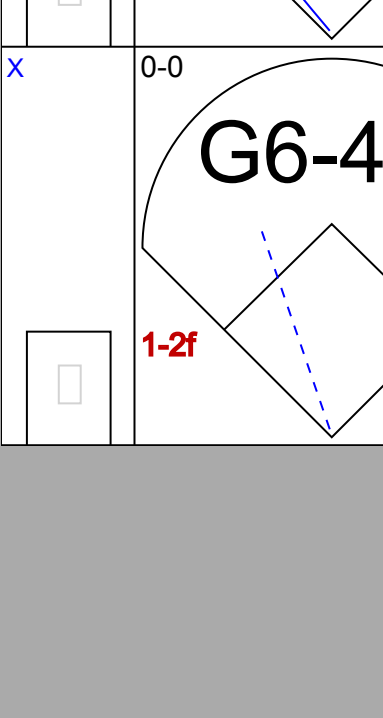
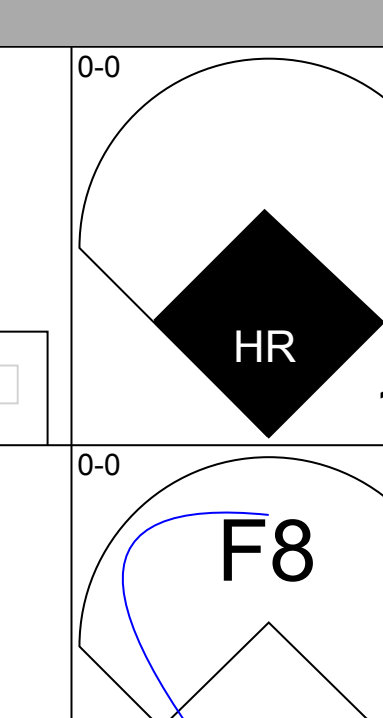
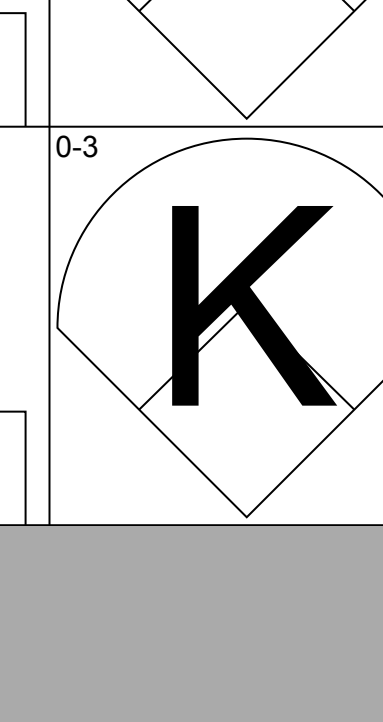
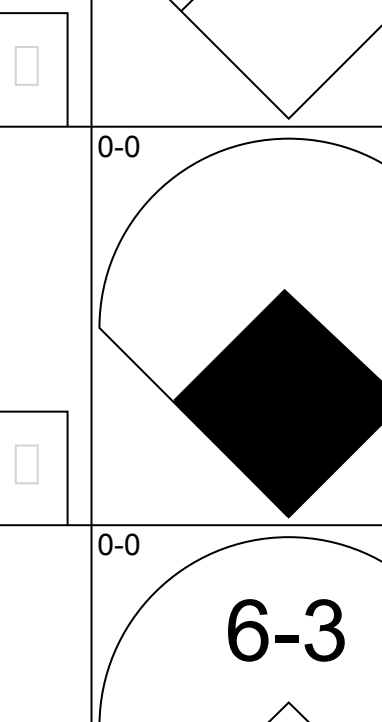
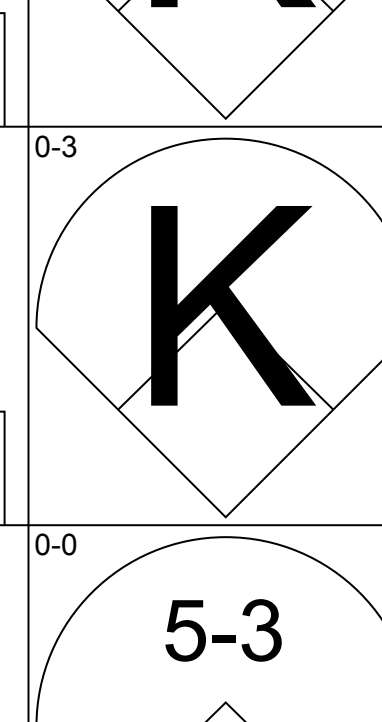
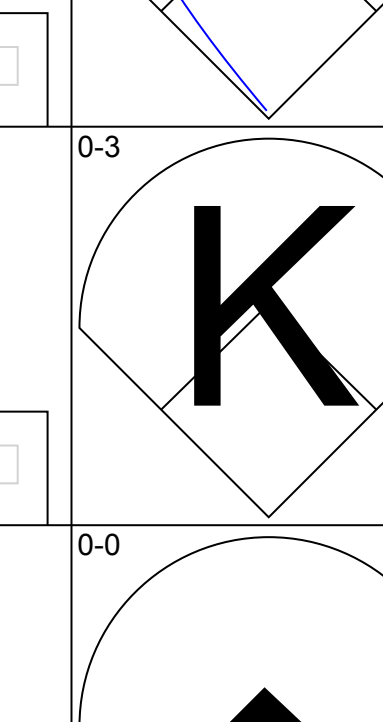

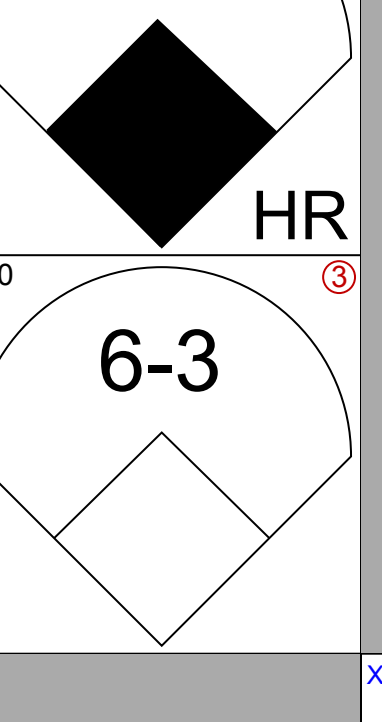
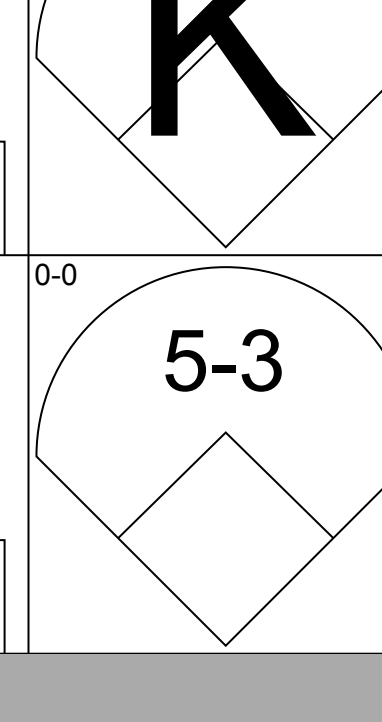
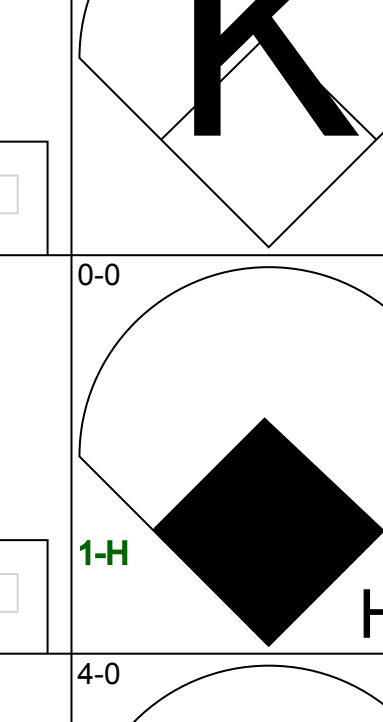
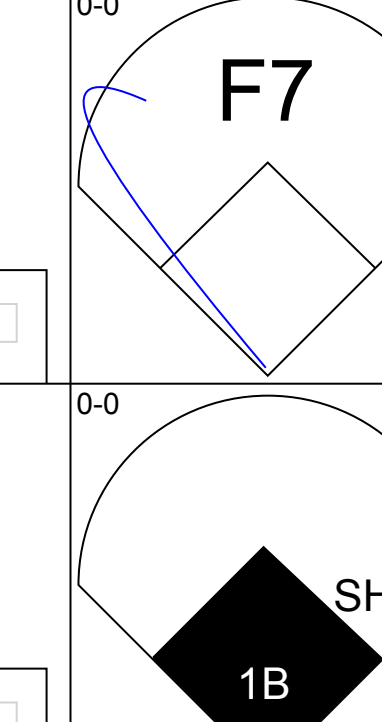
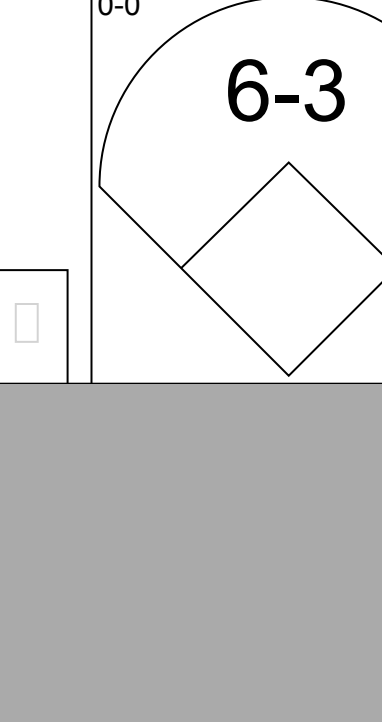
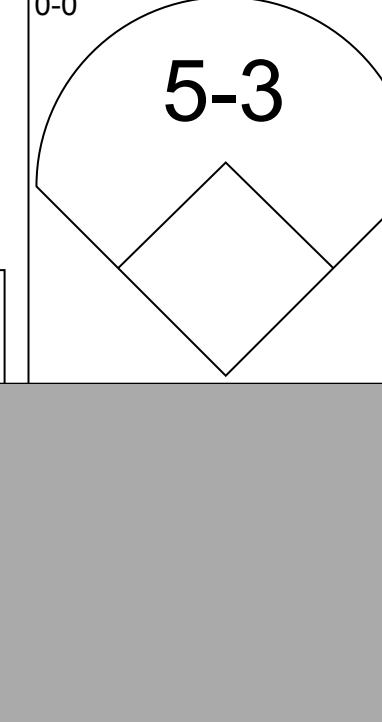
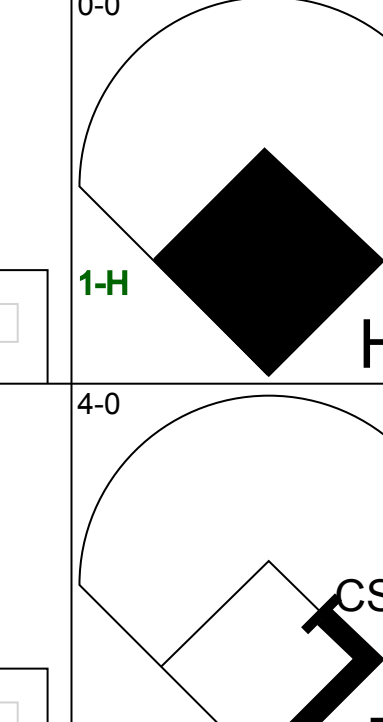
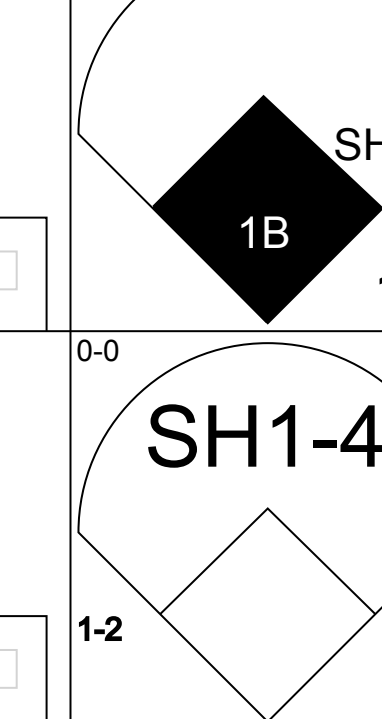
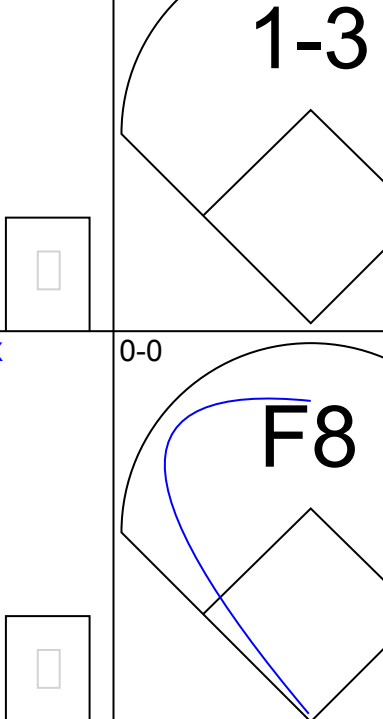
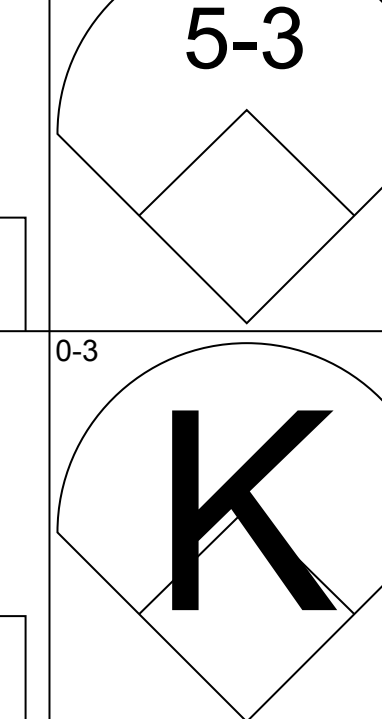
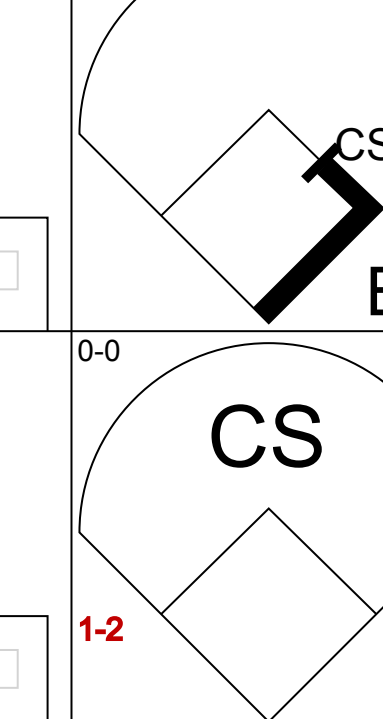
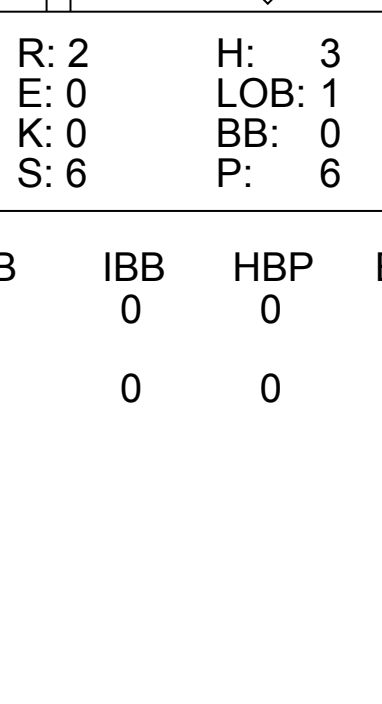
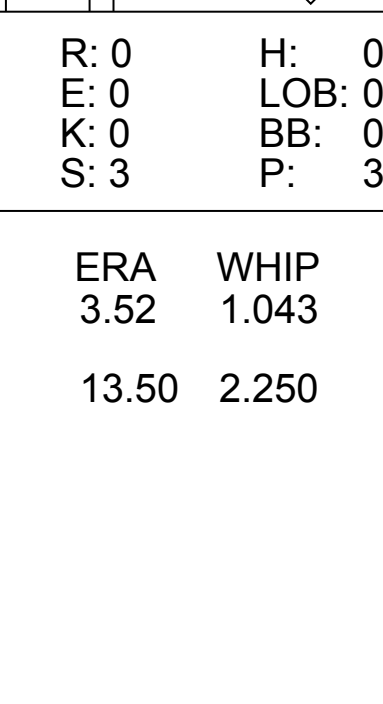
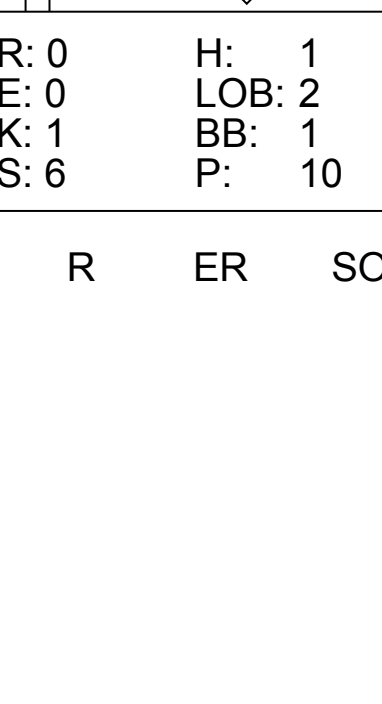
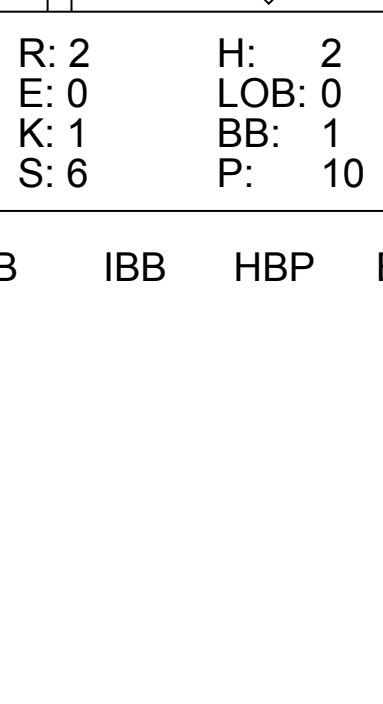


Batter	1	2	3	4	5	6	7	8	9	AB	R	H	RBI	BB	SO	LOB	BOTTOM					
Gene Richards, L (1,7) OBP: 0.351, SLG: 0.349										3	1	0	0	1	0	2	<b>Atlanta Braves @ San Diego Padres</b> San Diego Stadium, San Diego, CA Fri Jun 27 1980, 10:05 PM EDT Att: 15,303 - Unknown					
Ozzie Smith, S (1,6) OBP: 0.334, SLG: 0.281										4	0	2	1	0	0	0						
Dave Winfield, R (1,9) OBP: 0.381, SLG: 0.427										4	0	0	0	0	0	3						
Willie Montanez, L (1,3) OBP: 0.296, SLG: 0.336										4	0	1	1	0	0	1						
Jerry Mumphrey, S (1,8) OBP: 0.327, SLG: 0.323										4	0	0	0	0	0	3						
Tim Flannery, L (1,5) OBP: 0.422, SLG: 0.433										3	0	0	0	0	0	0						
Aurelio Rodriguez, R (8,PH) OBP: 0.234, SLG: 0.333										1	0	0	0	0	0	2						
Gene Tenace, R (1,2) OBP: 0.367, SLG: 0.373										4	1	3	1	0	0	0						
Dave Cash, R (1,4) OBP: 0.284, SLG: 0.267										3	0	0	0	1	0	1						
John Curtis, L (1,1) OBP: 0.207, SLG: 0.185										2	0	1	0	0	1	0						
Rollie Fingers, R (8,1) OBP: 0.550, SLG: 0.500										0	0	0	0	0	0	0						
Jerry Turner, L (8,PH) OBP: 0.337, SLG: 0.426										1	1	1	0	0	0	0						
Bob Shirley, R (9,1) OBP: 0.333, SLG: 0.457										0	0	0	0	0	0	0						
Von Joshua, L (9,PH) OBP: 0.333, SLG: 0.457										1	0	0	0	0	0	0						
<b>Inning Stats</b>	R: 0 E: 0 K: 0 S: 3	H: 0 LOB: 0 BB: 0 P: 3	R: 0 E: 0 K: 0 S: 3	H: 0 LOB: 0 BB: 0 P: 3	R: 1 E: 0 K: 1 S: 6	H: 1 LOB: 0 BB: 0 P: 6	R: 0 E: 0 K: 0 S: 4	H: 1 LOB: 1 BB: 0 P: 4	R: 0 E: 0 K: 0 S: 4	H: 2 LOB: 2 BB: 1 P: 8	R: 0 E: 0 K: 0 S: 3	H: 0 LOB: 0 BB: 0 P: 3	R: 0 E: 0 K: 0 S: 4	H: 1 LOB: 1 BB: 0 P: 4	R: 2 E: 0 K: 0 S: 6	H: 3 LOB: 2 BB: 1 P: 10	R: 0 E: 0 K: 0 S: 3	H: 0 LOB: 0 BB: 0 P: 3	1B: 7 2B: 0 3B: 0 HR: 1	SF: 0 SAC: 0 DP: 0 HBP: 0	WP: 0 PB: 0 SB: 1 CS: 1	PA: 36
<b>PITCHER</b>	IP	WLS	BF	H	R	ER	SO	BB	IBB	HBP	BLK	WP	HR	S	P	ERA	WHIP					
Doyle Alexander, R (1,1) ERA: 3.52	6.0		22	4	1	1	1	1	0	0	0	0	0	23	27	1.50	0.833					
Rick Camp, R (7,1) ERA: 2.7	1.1	W	8	3	2	2	0	1	0	0	0	0	0	7	11	13.50	3.000					
Larry Bradford, L (8,1) ERA: 3.34	0.2		3	1	0	0	0	0	0	0	0	0	0	3	3	0.00	1.500					
Gene Garber, R (9,1) ERA: 4.61	1.0	S	3	0	0	0	0	0	0	0	0	0	0	3	3	0.00	0.000					

AB 34  
R 3  
H 8  
RBI 3  
BB 2  
SO 1  
LOB 12

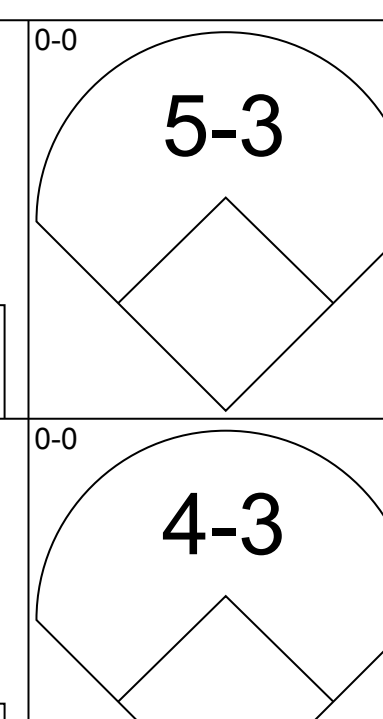
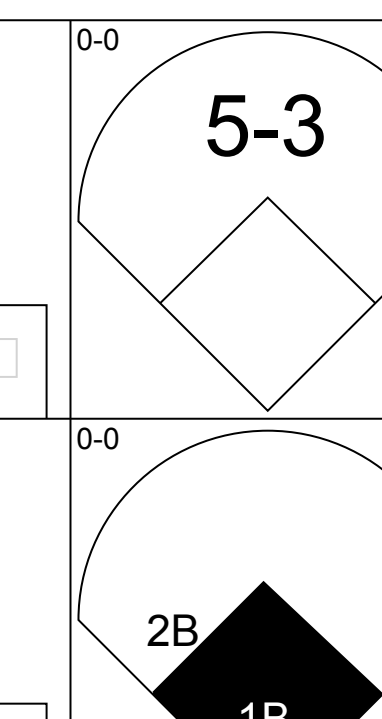
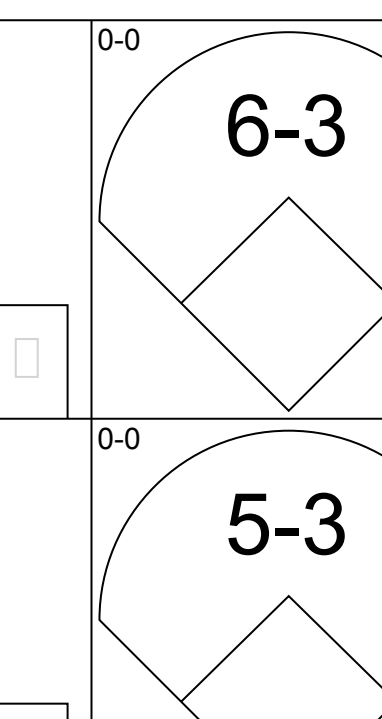
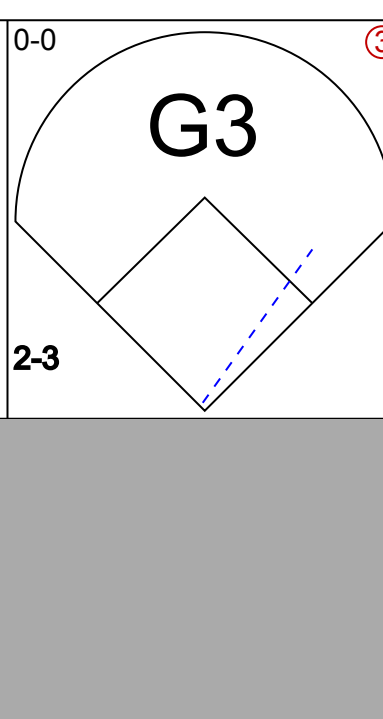
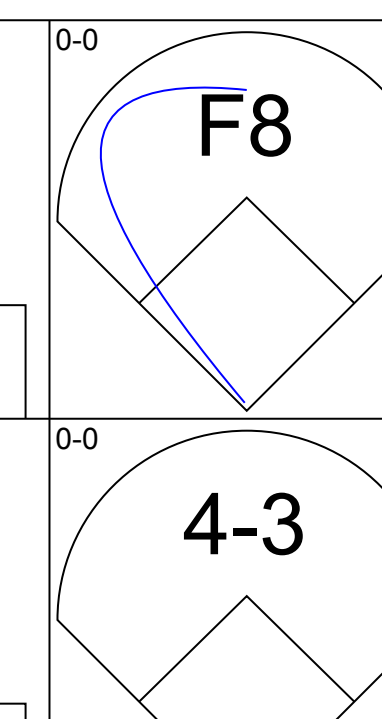
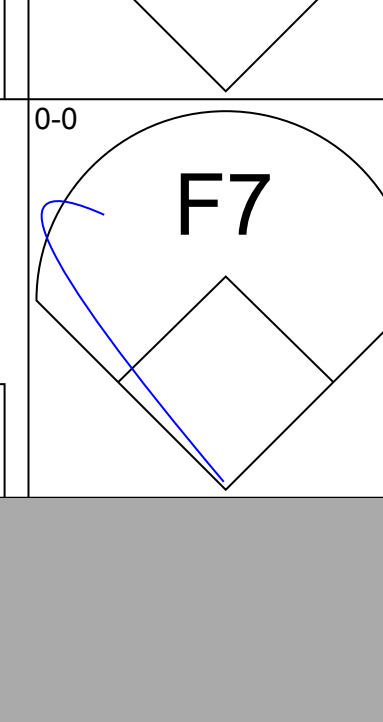
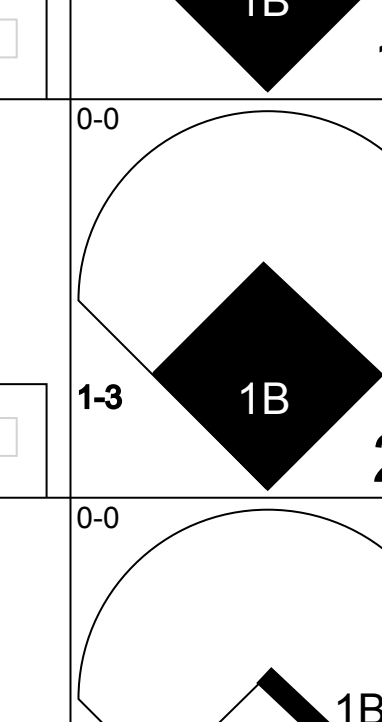

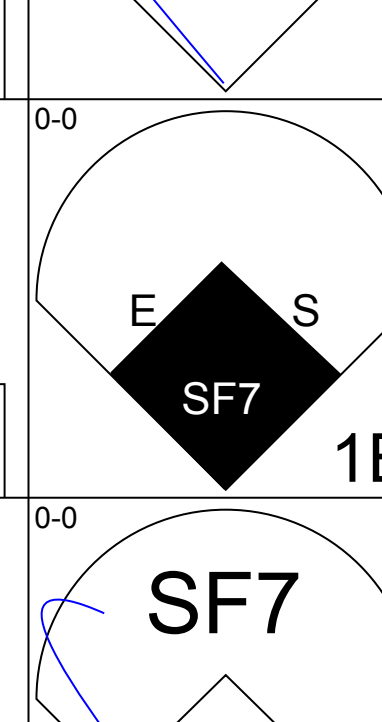


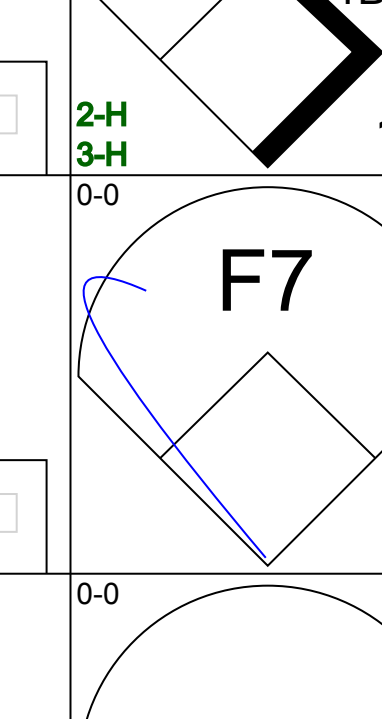
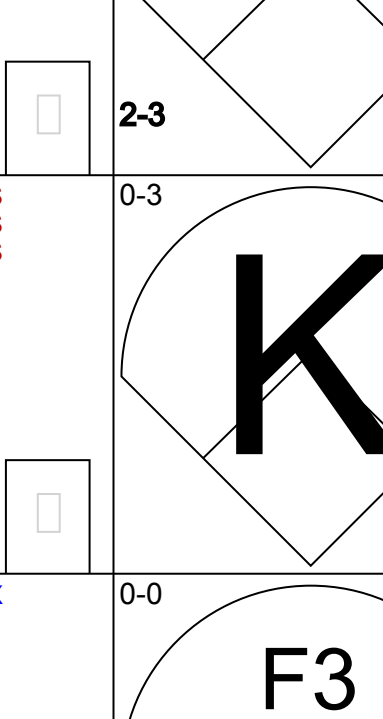
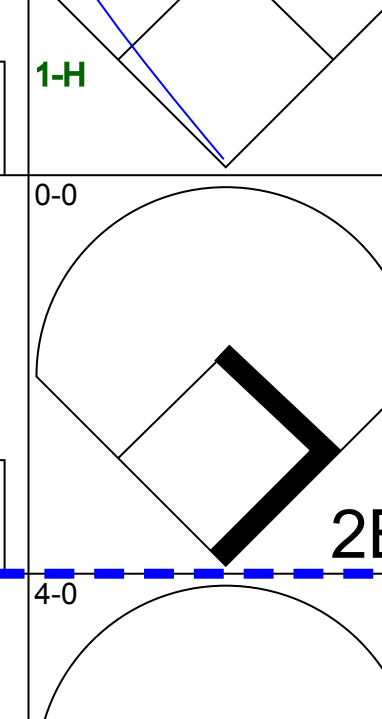
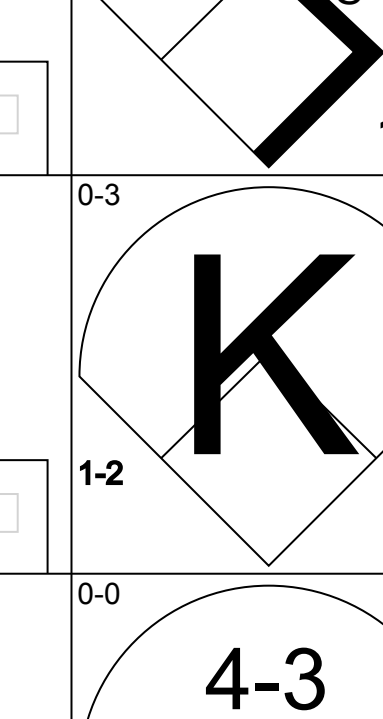
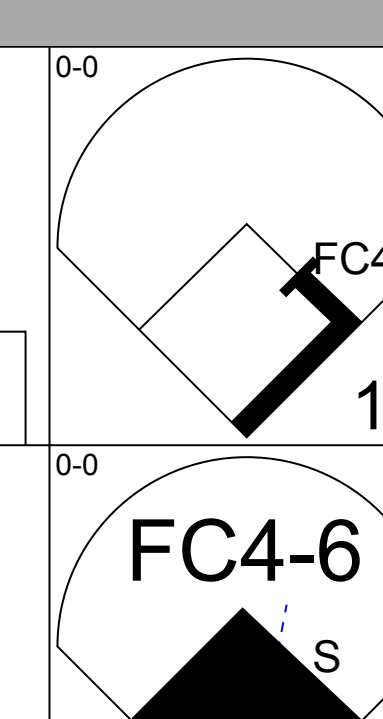
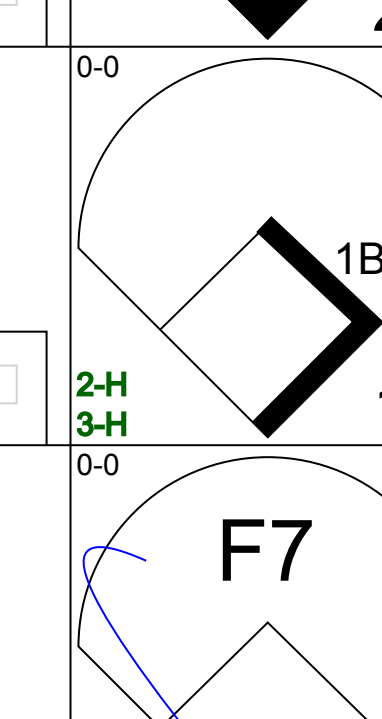

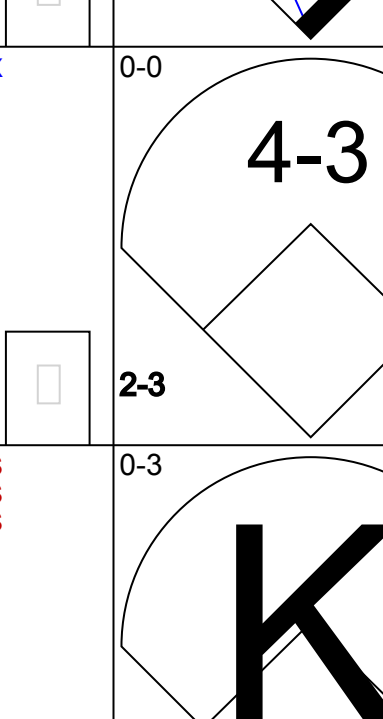
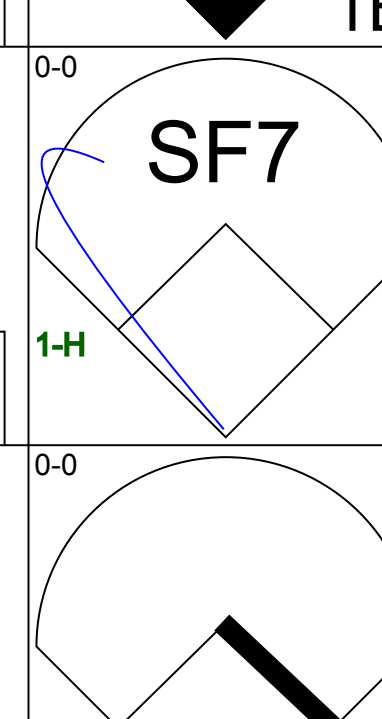
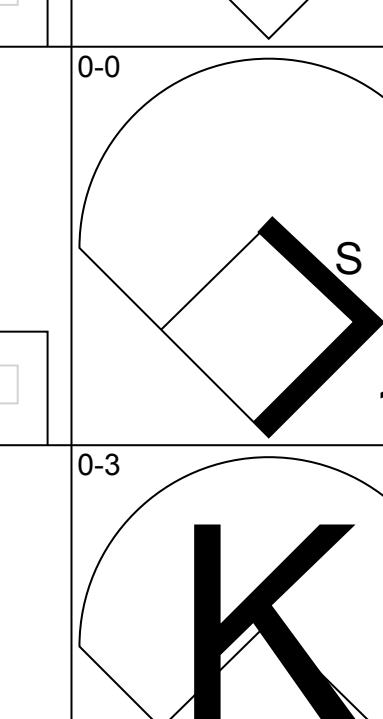
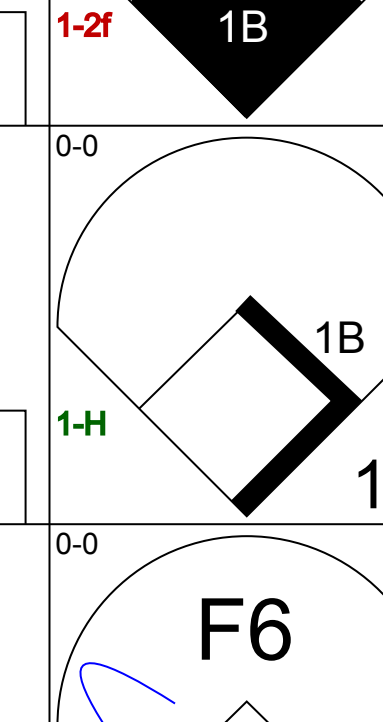
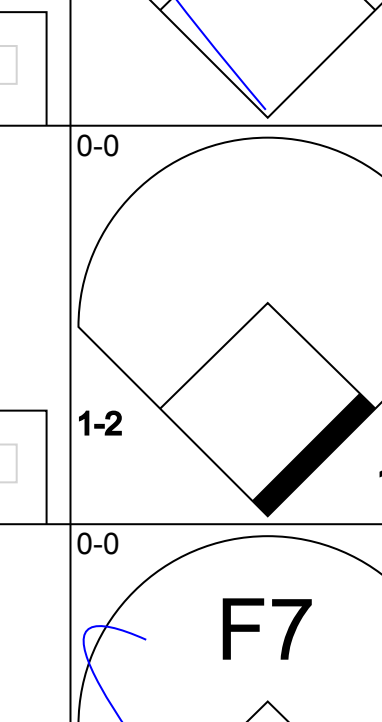
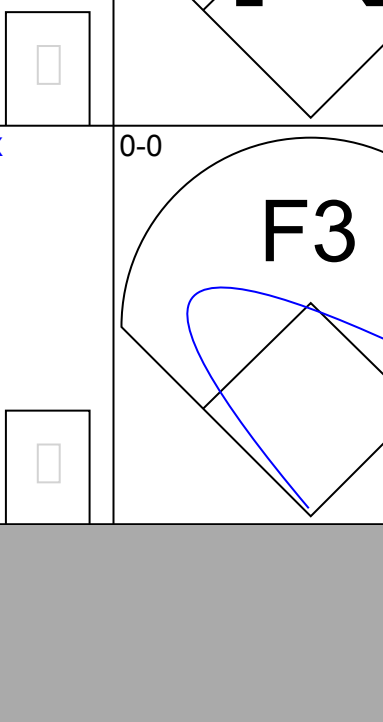
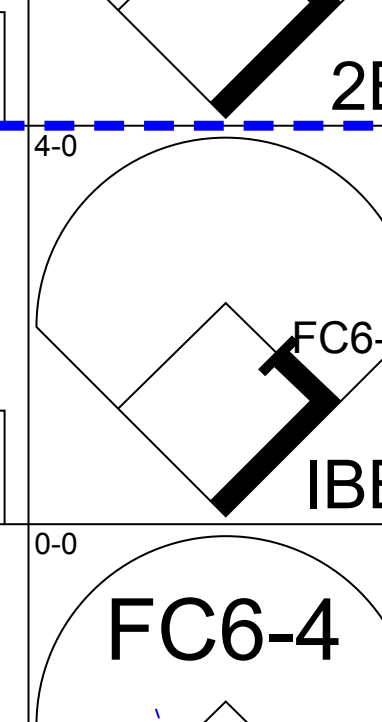

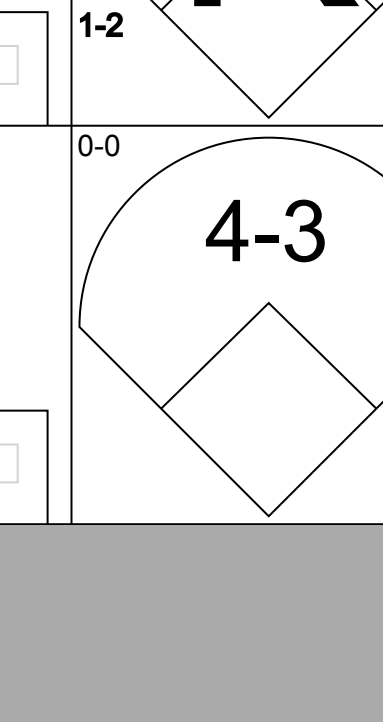
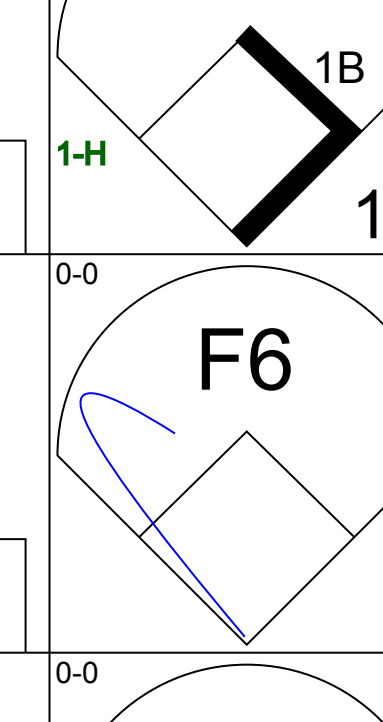
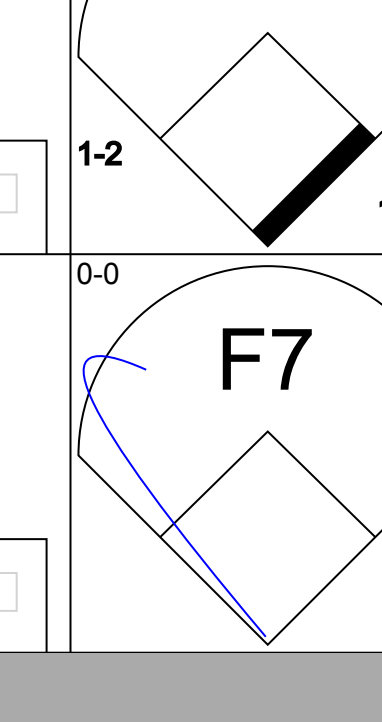

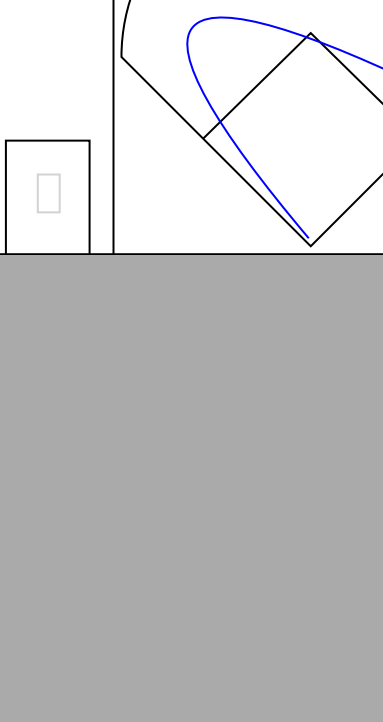
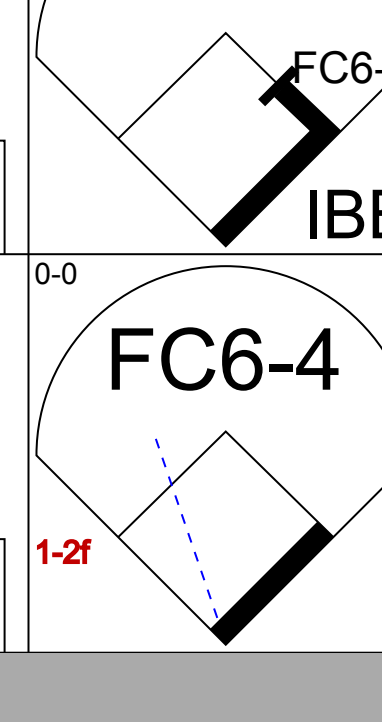
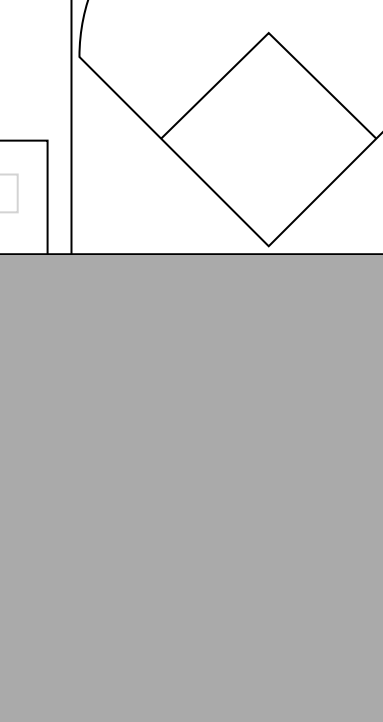
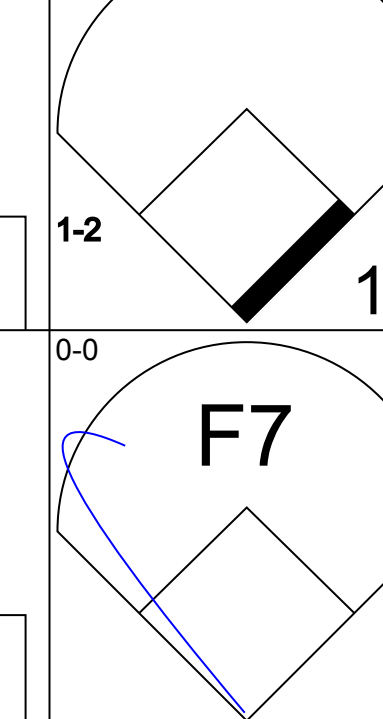

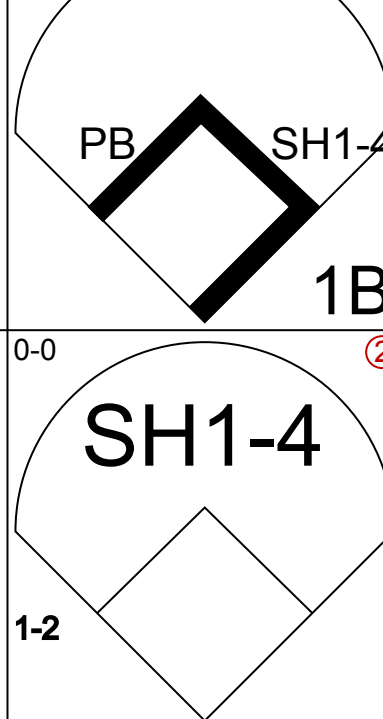

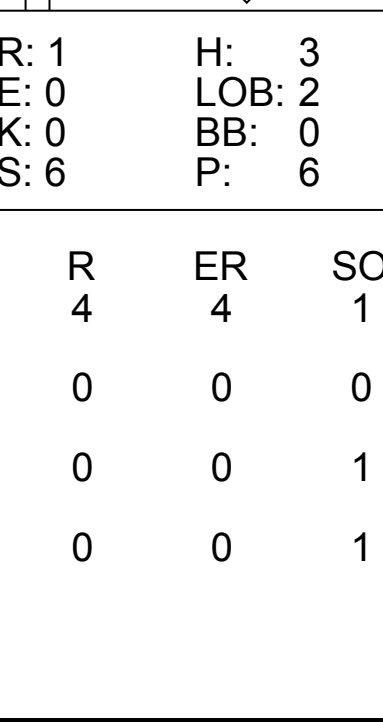
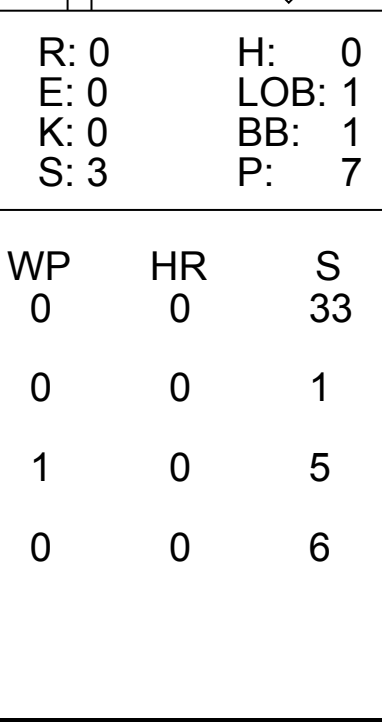
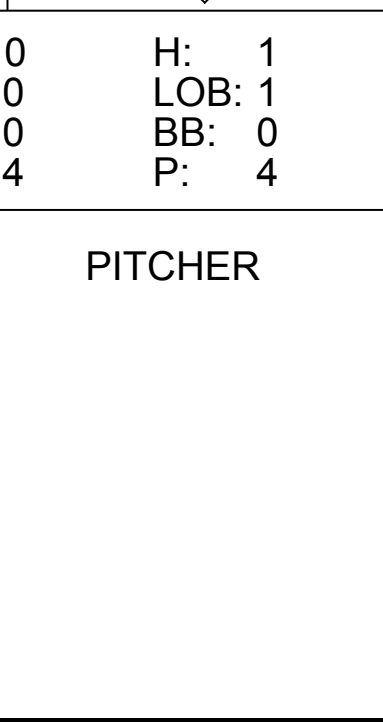
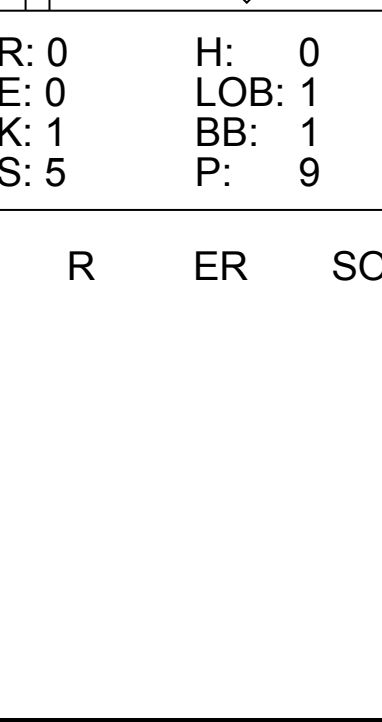
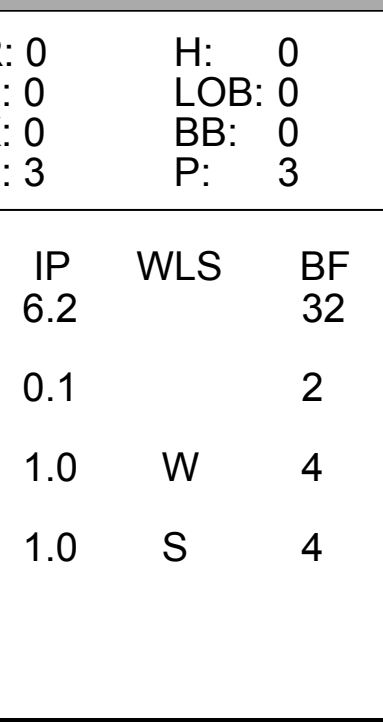
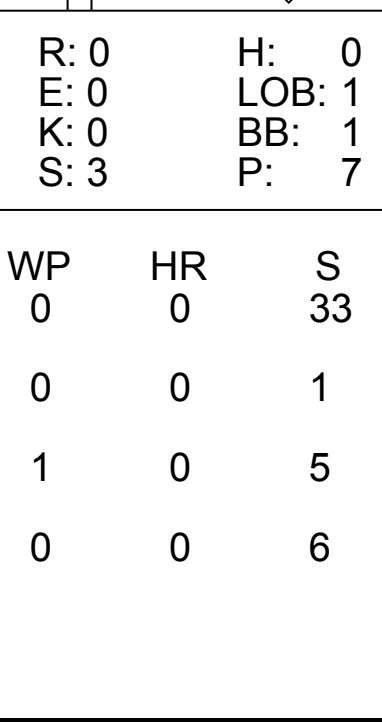
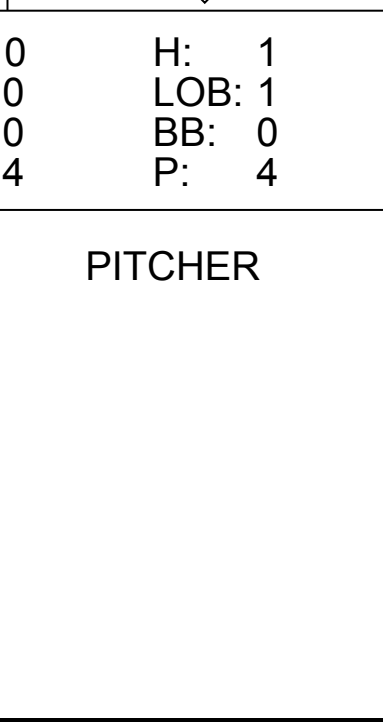
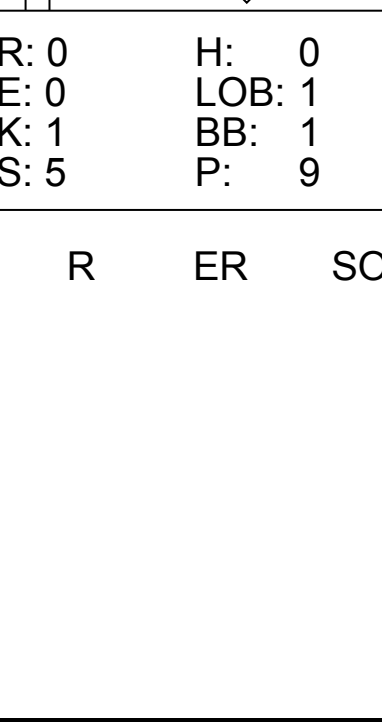




Batter	1	2	3	4	5	6	7	8	9	AB	R	H	RBI	BB	SO	LOB	TOP			
Glenn Hubbard, R (1.4) OBP: 0.349, SLG: 0.490										4	1	2	1	0	1	0	<p>Atlanta Braves @ San Diego Padres San Diego Stadium, San Diego, CA</p> <p>Sat Jun 28 1980, 10:05 PM EDT Unknown</p>			
Dale Murphy, R (1.8) OBP: 0.361, SLG: 0.496										3	0	2	1	1	1	0				
Chris Chambliss, L (1.3) OBP: 0.339, SLG: 0.476									4	0	1	0	0	0	4					
Gary Matthews, R (1.9) OBP: 0.308, SLG: 0.392										4	1	1	0	0	0	1				
Bob Horner, R (1.5) OBP: 0.195, SLG: 0.331 Gene Garber, R (9.1)										4	0	0	0	0	1	1				
Jeff Burroughs, R (1.7) OBP: 0.342, SLG: 0.441										4	1	1	1	0	3	1				
Bill Nahorodny, R (1.2) OBP: 0.308, SLG: 0.541										4	1	1	2	0	0	0				
Luis Gomez, R (1.6) OBP: 0.289, SLG: 0.236										3	1	1	0	1	0	0				
Tommy Boggs, R (1.1) OBP: 0.287, SLG: 0.391 Rick Camp, R (7.1) OBP: 0.246, SLG: 0.500 Charlie Spikes, R (8.1) OBP: 0.250, SLG: 0.500 Larry Bradford, R (8.1) OBP: 0.250, SLG: 0.500 Larvell Blanks, R (9.1) OBP: 0.251, SLG: 0.253										1	0	0	0	0	0	0				
<b>Inning Stats</b>	R: 0 E: 0 K: 2 S: 7	H: 1 LOB: 1 BB: 0 P: 7	R: 0 E: 0 K: 1 S: 5	H: 0 LOB: 0 BB: 0 P: 5	R: 2 E: 0 K: 0 S: 6	H: 3 LOB: 1 BB: 0 P: 6	R: 1 E: 0 K: 0 S: 4	H: 1 LOB: 0 BB: 0 P: 4	R: 0 E: 0 K: 0 S: 3	H: 0 LOB: 0 BB: 0 P: 3	R: 0 E: 0 K: 2 S: 7	H: 0 LOB: 0 BB: 0 P: 7	R: 0 E: 0 K: 1 S: 6	H: 1 LOB: 2 BB: 1 P: 10	R: 2 E: 0 K: 1 S: 6	H: 2 LOB: 0 BB: 1 P: 10		1B: 7 2B: 0 3B: 0 HR: 2	SF: 0 SAC: 1 DP: 1 HBP: 0	WP: 0 PB: 0 SB: 0 CS: 1
<b>PITCHER</b>	IP WLS BF H R ER SO BB IBB HBP BLK WP HR S P ERA WHIP																			
Gary Lucas, L (1.1) ERA: 3.33	7.2		29	7	3	3	6	1	0	0	0	0	0	0	1	40	44	3.52	1.043	
Bob Shirley, L (8.1) ERA: 2.9	1.1	L	6	2	2	2	1	1	0	0	0	0	0	0	1	7	11	13.50	2.250	

AB	32
R	5
H	9
RBI	5
BB	2
SO	7
LOB	7



Batter	1	2	3	4	5	6	7	8	9	AB	R	H	RBI	BB	SO	LOB	BOTTOM					
Gene Richards, L (1.7) OBP: 0.345, SLG: 0.342										5	0	0	0	0	0	3	<p>Atlanta Braves @ San Diego Padres San Diego Stadium, San Diego, CA</p> <p>Sat Jun 28 1980, 10:05 PM EDT Unknown</p>					
Ozzie Smith, S (1.6) OBP: 0.332, SLG: 0.280										5	1	1	0	0	2							
Dave Winfield, R (1.9) OBP: 0.382, SLG: 0.431											5	2	2	0	0	0						
Willie Montanez, L (1.3) OBP: 0.301, SLG: 0.342 Paul Dade, R (9.1) OBP: 0.295, SLG: 0.171											4	0	3	3	0	1						
Jerry Mumphrey, S (1.8) OBP: 0.324, SLG: 0.325											5	1	1	0	0	2						
Gene Tenace, R (1.2) OBP: 0.377, SLG: 0.380 Jerry Turner, L (9.1) OBP: 0.333, SLG: 0.421											3	0	2	1	1	0						
Aurelio Rodriguez, R (1.5) OBP: 0.227, SLG: 0.323											4	0	0	0	0	5						
Dave Cash, R (1.4) OBP: 0.294, SLG: 0.273										2	0	2	0	2	0	0						
Gary Lucas, L (1.1) OBP: 0.227, SLG: 0.190 Bob Shirley, R (8.1)										1	0	0	0	0	2							
<b>Inning Stats</b>	R: 0 E: 0 K: 0 S: 3	H: 0 LOB: 0 BB: 0 P: 3	R: 1 E: 0 K: 0 S: 6	H: 3 LOB: 2 BB: 0 P: 6	R: 2 E: 0 K: 0 S: 7	H: 4 LOB: 2 BB: 0 P: 7	R: 0 E: 0 K: 0 S: 3	H: 0 LOB: 1 BB: 1 P: 7	R: 0 E: 1 K: 1 S: 6	H: 0 LOB: 1 BB: 0 P: 6	R: 0 E: 0 K: 0 S: 4	H: 1 LOB: 1 BB: 0 P: 4	R: 1 E: 0 K: 0 S: 5	H: 2 LOB: 2 BB: 1 P: 9	R: 0 E: 0 K: 1 S: 5	H: 0 LOB: 1 BB: 1 P: 9		R: 0 E: 0 K: 1 S: 6	H: 1 LOB: 2 BB: 0 P: 6	1B: 9 2B: 2 3B: 0 HR: 0	SF: 1 SAC: 2 DP: 0 HBP: 0	WP: 1 PB: 1 SB: 3 CS: 0
<b>PITCHER</b>	IP WLS BF H R ER SO BB IBB HBP BLK WP HR S P ERA WHIP																					
Tommy Boggs, R (1.1) ERA: 3.75	6.2		32	10	4	4	1	0	0	0	0	0	0	0	1	5	0.00	0.000				
Rick Camp, R (7.1) ERA: 2.68	0.1		2	0	0	0	0	0	1	0	0	0	0	0	1	5	0.00	0.000				
Larry Bradford, L (8.1) ERA: 3.23	1.0	W	4	0	0	0	1	1	0	0	0	1	0	5	9	0.00	1.000					
Gene Garber, R (9.1) ERA: 4.45	1.0	S	4	1	0	0	1	0	0	0	0	0	0	6	6	0.00	1.000					





Batter	1	2	3	4	5	6	7	8	9	AB	R	H	RBI	BB	SO	LOB	TOP																									
<b>Glenn Hubbard, R</b> OBP: 0.391, SLG: 0.495 (1, 4)	0-0 5-3 1B		0-0 FC6-5 G4-6-3			0-0 1B FC3-6 2B		0-3 K	0-0 F8	5	1	2	0	0	1	3	<b>Atlanta Braves @ San Diego Padres</b> San Diego Stadium, San Diego, CA Sat Jun 28 1980, 10:05 PM EDT Att: 17,554 - Unknown																									
<b>Brian Assestine, L</b> OBP: 0.297, SLG: 0.374 <b>Jerry Royster, R</b> OBP: 0.307, SLG: 0.307 <b>Dale Murphy, R</b> OBP: 0.361, SLG: 0.496 (1, 8) (8, PR) (8, 8)	0-0 F7		0-0 G4-6-3			0-0 FC3-6 1B		0-0 1B 2B		4	0	2	0	0	0	2																										
<b>Chris Chambliss, L</b> OBP: 0.334, SLG: 0.469 (1, 3)	0-0 5-3 1-2			0-0 F6		0-0 FC3-6 1-2		0-3 K		4	0	0	1	0	1	3																										
<b>Gary Matthews, R</b> OBP: 0.307, SLG: 0.390 (1, 9)	0-3 K			0-0 5-3		0-3 K		0-0 K S		4	0	1	1	0	2	2																										
<b>Bob Horner, R</b> OBP: 0.189, SLG: 0.320 (1, 5)		0-0 P3		0-3 K			0-3 K	0-0 5-3		4	0	0	0	0	2	2																										
<b>Jeff Burroughs, R</b> OBP: 0.352, SLG: 0.446 (1, 7)		0-0 1B			0-3 K		4-0 1B BB		0-0 BB 1B	3	0	2	0	1	1	0																										
<b>Larvell Blanks, R</b> OBP: 0.246, SLG: 0.254 (1, 6)		0-0 F9 1B			0-0 F7		0-0 1-2 1B		4-0 1-2 BB	3	0	1	0	1	0	1																										
<b>Bruce Benedict, R</b> OBP: 0.281, SLG: 0.304 <b>Biff Pocoreba, S</b> OBP: 0.349, SLG: 0.316 (1, 2) (7, PH) (7, 2)	0-0 5-3				0-0 F8		0-0 F3		0-3 K	2	0	0	0	0	0	1																										
<b>Phil Niekro, R</b> OBP: 0.095, SLG: 0.143 <b>Mike Lum, L</b> OBP: 0.257, SLG: 0.226 <b>Al Hrabosky, R</b> (7, 1) <b>Bill Nahorodny, R</b> OBP: 0.303, SLG: 0.532 <b>Rick Camp, R</b> (9, 1)			0-0 FC6-5 2B			0-0 5-3		0-0 F8	0-0 P5	2	0	1	0	0	0	0																										
<b>Inning Stats</b>	R: 0 E: 0 K: 1 S: 6	H: 1 LOB: 1 BB: 0 P: 6	R: 0 E: 0 K: 0 S: 4	H: 1 LOB: 1 BB: 0 P: 4	R: 0 E: 0 K: 0 S: 3	H: 1 LOB: 0 BB: 0 P: 3	R: 0 E: 0 K: 1 S: 5	H: 0 LOB: 0 BB: 0 P: 5	R: 0 E: 0 K: 1 S: 5	H: 0 LOB: 0 BB: 0 P: 5	R: 1 E: 1 K: 1 S: 7	H: 2 LOB: 1 BB: 0 P: 7	R: 0 E: 0 K: 1 S: 6	H: 1 LOB: 2 BB: 1 P: 10	R: 1 E: 0 K: 2 S: 9	H: 2 LOB: 1 BB: 1 P: 9		R: 0 E: 0 K: 1 S: 6	H: 1 LOB: 2 BB: 1 P: 10	1B: 6 2B: 3 3B: 0 HR: 0	SF: 0 SAC: 0 DP: 1 HBP: 0	WP: 0 PB: 0 SB: 1 CS: 0	PA: 37																			
<b>PITCHER</b>	IP	WLS	BF	H	R	ER	SO	BB	IBB	HBP	BLK	WP	HR	S	P	ERA	WHIP	<b>PITCHER</b>								IP	WLS	BF	H	R	ER	SO	BB	IBB	HBP	BLK	WP	HR	S	P	ERA	WHIP
<b>Dennis Blair, R</b> ERA: 3.72 (1, 1)	7.1		29	7	2	2	6	1	0	0	0	0	0	40	44	2.46	1.091																									
<b>Dennis Kinney, L</b> ERA: 3.57 (8, 1)	0.1		1	0	0	0	1	0	0	0	0	0	0	3	3	0.00	0.000																									
<b>John D'Acquisto, R</b> ERA: 2.42 (8, 1)	1.1	W	7	2	0	0	1	1	0	0	0	0	0	8	12	0.00	2.250																									

AB	35
R	2
H	9
RBI	2
BB	2
SO	8
LOB	22



Batter	1	2	3	4	5	6	7	8	9	AB	R	H	RBI	BB	SO	LOB	BOTTOM																									
<b>Gene Richards, L</b> OBP: 0.347, SLG: 0.342 (1, 7)	0-3 K		0-0 F6			0-0 1B SH1-3 FC4-6 1B		4-0 1B S BB		3	1	1	0	1	1	0	<b>Atlanta Braves @ San Diego Padres</b> San Diego Stadium, San Diego, CA Sat Jun 28 1980, 10:05 PM EDT Att: 17,554 - Unknown																									
<b>Ozzie Smith, S</b> OBP: 0.332, SLG: 0.280 (1, 6)	0-3 K		0-0 4-3			0-0 SH1-3		0-0 S 1B		3	0	1	0	0	1	0																										
<b>Dave Winfield, R</b> OBP: 0.383, SLG: 0.432 (1, 8) (8, 9)	0-0 5-3			0-0 S 1B		0-0 FC4-6 1B		0-3 K		4	0	2	0	0	1	2																										
<b>Willie Montanez, L</b> OBP: 0.300, SLG: 0.341 (1, 3)		0-0 2B SF8 1B		0-3 K		0-0 FC4-6 1-2		0-0 F8		4	1	1	1	0	1	4																										
<b>Jerry Turner, L</b> OBP: 0.324, SLG: 0.408 <b>Jerry Mumphrey, S</b> OBP: 0.327, SLG: 0.328 (1, 9) (8, 8)		0-0 P5		0-3 K		0-0 4-3			0-0 F7 S FC 1B	3	0	0	0	0	1	3																										
<b>Tim Flannery, L</b> OBP: 0.416, SLG: 0.444 <b>Aurelio Rodriguez, R</b> OBP: 0.227, SLG: 0.323 <b>Von Joshua, L</b> OBP: 0.325, SLG: 0.444 (1, 5) (8, 5) (9, PH)		0-0 1-3 2B		0-0 4-3			0-0 6-3		0-0 F7	3	0	1	0	0	0	1																										
<b>Bill Fahey, L</b> OBP: 0.286, SLG: 0.287 <b>Paul Dade, R</b> OBP: 0.293, SLG: 0.171 (1, 2) (9, PR)		0-0 SF8			0-0 F8		0-0 4-3		4-0 FC IBB	2	0	0	1	1	0	0																										
<b>Dave Cash, R</b> OBP: 0.293, SLG: 0.273 (1, 4)		3-H 0-0 5-3			0-0 L4-3 1B		0-0 F9		0-0 FC	4	0	1	1	0	0	2																										
<b>Dennis Blair, R</b> <b>Dennis Kinney, L</b> <b>John D'Acquisto, R</b> (1, 1) (8, 1) (8, 1)			0-0 1-3		0-0 L4-3			0-3 K		2	0	0	0	0	0	1																										
<b>Inning Stats</b>	R: 0 E: 0 K: 2 S: 7	H: 0 LOB: 0 BB: 0 P: 7	R: 1 E: 0 K: 0 S: 5	H: 2 LOB: 1 BB: 0 P: 5	R: 0 E: 0 K: 0 S: 3	H: 0 LOB: 0 BB: 0 P: 3	R: 0 E: 0 K: 2 S: 8	H: 1 LOB: 0 BB: 0 P: 8	R: 0 E: 0 K: 0 S: 3	H: 1 LOB: 1 BB: 0 P: 3	R: 1 E: 0 K: 0 S: 5	H: 2 LOB: 1 BB: 0 P: 5	R: 0 E: 0 K: 0 S: 3	H: 0 LOB: 0 BB: 0 P: 3	R: 0 E: 0 K: 2 S: 8	H: 1 LOB: 2 BB: 1 P: 12		R: 1 E: 0 K: 0 S: 3	H: 1 LOB: 2 BB: 1 P: 7	1B: 7 2B: 2 3B: 0 HR: 0	SF: 1 SAC: 1 DP: 1 HBP: 0	WP: 0 PB: 0 SB: 4 CS: 0	PA: 35																			
<b>PITCHER</b>	IP	WLS	BF	H	R	ER	SO	BB	IBB	HBP	BLK	WP	HR	S	P	ERA	WHIP	<b>PITCHER</b>								IP	WLS	BF	H	R	ER	SO	BB	IBB	HBP	BLK	WP	HR	S	P	ERA	WHIP
<b>Phil Niekro, R</b> ERA: 4.14 (7, 1)	2.0		8	1	0	0	2	1	0	0	0	0	0	11	15	0.00	1.000																									
<b>Al Hrabosky, L</b> ERA: 3.69 (9, 1)	0.1	L	4	1	1	1	0	0	1	0	0	0	0	3	7	27.00	3.000																									













Batter	1	2	3	4	5	6	7	8	9	AB	R	H	RBI	BB	SO	LOB	TOP		
Terry Puhl, L OBP: 0.361, SLG: 0.451 (1, 9)	0-0 1B 1B		0-0 3-1 SF8 2B	0-3 K			0-0 F6		0-0 FC4-6 FC3-6	5	2	2	0	0	1	3			
Denny Walling, L OBP: 0.411, SLG: 0.433 (1, 3)	0-0 1B 1B		0-0 3-1			0-0 P6		0-0 4-3	0-0 FC3-6	5	0	1	0	0	0	3			
Joe Morgan, L OBP: 0.394, SLG: 0.381 Rafael Landestoy, S OBP: 0.295, SLG: 0.365 (1, 4) (7, 4)	0-0 F8		0-0 SF8			0-0 F2		0-0 F5	0-0 5-3	2	0	0	1	0	0	2			
Jose Cruz, L OBP: 0.369, SLG: 0.440 Dave Bergman, L OBP: 0.220, SLG: 0.162 (1, 7) (7, 7)	0-0 P6		0-0 1B BB			0-0 F9		0-0 4-3 1B 1B		2	0	0	0	1	0	2			
Cesar Cedeno, R OBP: 0.396, SLG: 0.481 Jeffrey Leonard, R OBP: 0.278, SLG: 0.293 (1, 8) (7, 8)	0-0 1B		0-0 S 1B			0-0 P5		0-0 4-3 1B 1B		3	0	2	1	0	0	0			
Enos Cabell, R OBP: 0.296, SLG: 0.328 Julio Gonzalez, R OBP: 0.098, SLG: 0.122 (1, 5) (7, 5)	0-3 K		0-0 F7			0-0 E5 G6-4-3		0-0 4-3		3	0	0	0	0	1	4			
Alan Ashby, S OBP: 0.339, SLG: 0.331 Frank LaCorte, R OBP: 0.200, SLG: 0.200 (1, 2) (8, 1)		0-0 4-3		0-0 2B		0-0 G6-4-3		0-0 FC5-4 1B		3	0	1	0	0	0	1			
Craig Reynolds, L OBP: 0.223, SLG: 0.282 (1, 6)		0-0 G3		0-0 F9			0-0 F7	0-0 FC5-4		4	0	0	0	0	0	2			
Joe Niekro, R OBP: 0.231, SLG: 0.289 Randy Niemann, L (6, 1)		0-0 4-3		0-0 5-3						2	0	0	0	0	0	1			
Joaquin Andujar, S OBP: 0.333, SLG: 0.333 Bruce Bochy, R OBP: 0.571, SLG: 0.444 (6, 1) (6, 2)								0-0 FC4-6 1B		0	0	0	0	0	0	0			
										2	0	2	0	0	0	0			
<b>Inning Stats</b>	R: 1 E: 0 K: 1 S: 8	H: 3 LOB: 2 BB: 0 P: 8	R: 0 E: 0 K: 0 S: 3	H: 0 LOB: 0 BB: 0 P: 3	R: 1 E: 0 K: 0 S: 5	H: 2 LOB: 2 BB: 1 P: 9	R: 0 E: 0 K: 1 S: 6	H: 1 LOB: 1 BB: 0 P: 6	R: 0 E: 0 K: 0 S: 3	H: 0 LOB: 0 BB: 0 P: 3	R: 0 E: 0 K: 0 S: 4	H: 1 LOB: 1 BB: 0 P: 4	R: 2 E: 0 K: 0 S: 6	H: 3 LOB: 1 BB: 0 P: 6	R: 0 E: 0 K: 0 S: 4	H: 1 LOB: 1 BB: 0 P: 4	1B: 8 2B: 3 3B: 0 HR: 0	SF: 1 SAC: 0 DP: 1 HBP: 0	WP: 0 PA: 39 PB: 0 SB: 1 CS: 0
<b>PITCHER</b>	IP WLS BF H R ER SO BB IBB HBP BLK WP HR S P ERA WHIP	IP WLS BF H R ER SO BB IBB HBP BLK WP HR S P ERA WHIP																	IP WLS BF H R ER SO BB IBB HBP BLK WP HR S P ERA WHIP
Doyle Alexander, R ERA: 3.46 (1, 1)	7.0 W 29	4 2 2 0	7 2 2 2	2 2 2 0	1 0 0 0	0 0 0 0	0 0 0 0	0 0 0 0	0 0 0 0	0 0 0 0	0 0 0 0	0 0 0 0	0 0 0 0	0 0 0 0	0 0 0 0	0 0 0 0	2.57 1.143		
Preston Hanna, R ERA: 5.4 (8, 1)	2.0 L 10	4 2 2 0	4 2 2 0	2 2 2 0	0 0 0 0	0 0 0 0	0 0 0 0	0 0 0 0	0 0 0 0	0 0 0 0	0 0 0 0	0 0 0 0	0 0 0 0	0 0 0 0	0 0 0 0	0 0 0 0	9.00 2.000		

Houston Astros @ Atlanta Braves  
Atlanta-Fulton County Stadium, Atlanta, GA  
Tue Jul 01 1980, 7:05 PM EDT  
Att: 9,546 - Unknown


AB 37  
R 4  
H 11  
RBI 4  
BB 1  
SO 2  
LOB 21



Batter	1	2	3	4	5	6	7	8	9	AB	R	H	RBI	BB	SO	LOB	BOTTOM		
Glenn Hubbard, R OBP: 0.364, SLG: 0.521 (1, 4)	0-0 6-3		0-3 K		0-0 F9	0-0 1B 1B	4-0 BB			4	1	1	0	1	1	0			
Dale Murphy, R OBP: 0.367, SLG: 0.504 (1, 8)	0-0 F8		0-0 1B 1B		0-0 1B BB 1B	0-0 1B 1B	0-3 K			5	2	3	0	0	1	1			
Chris Chambliss, L OBP: 0.339, SLG: 0.461 Mike Lum, L OBP: 0.243, SLG: 0.219 (1, 3) (7, 3)	0-0 F9		0-0 G6-4-3 1B		4-0 1B BB 1B	0-0 1B 1B	0-0 4-3			3	2	2	1	1	0	0			
Gary Matthews, R OBP: 0.311, SLG: 0.394 Brian Asselstine, L OBP: 0.295, SLG: 0.372 (1, 9) (6, PR) (7, 9)		0-0 4-3	0-0 G6-4-3		0-0 1B HR 1B	0-0 1B 2B 1B	0-0 F8			4	1	2	1	0	0	2			
Bob Horner, R OBP: 0.230, SLG: 0.398 Jerry Royster, R OBP: 0.303, SLG: 0.304 (1, 5) (6, PR) (7, 5)		4-0 2B 1B BB		0-0 F9	0-0 HR 1B	0-0 2B 1B 1B	0-0 F5			3	2	2	3	1	0	0			
Jeff Burroughs, R OBP: 0.398, SLG: 0.477 Charlie Spikes, R OBP: 0.476, SLG: 0.500 (1, 7) (7, 7)		0-3 K		4-0 BB	0-0 HR 1B	0-0 1B 2B	0-3 K			3	2	2	4	1	1	1			
Bruce Benedict, R OBP: 0.281, SLG: 0.310 (1, 2)		0-0 E 2B		0-3 K	0-0 P4	0-0 2B 1B				4	1	2	2	0	1	1			
Luis Gomez, R OBP: 0.281, SLG: 0.231 Larvell Blanks, R OBP: 0.246, SLG: 0.254 (1, 6) (7, 6)		0-0 E3 1B		0-3 K		0-3 4-3				4	0	1	1	0	1	2			
Doyle Alexander, R OBP: 0.143, SLG: 0.167 Preston Hanna, R (8, 1)		0-0 5-3			0-0 6-3	0-0 F3	0-0 6-3			4	0	0	0	0	0	1			
										0	0	0	0	0	0	0			
<b>Inning Stats</b>	R: 0 E: 0 K: 0 S: 3	H: 0 LOB: 0 BB: 0 P: 3	R: 2 E: 1 K: 1 S: 7	H: 2 LOB: 1 BB: 1 P: 11	R: 0 E: 0 K: 2 S: 7	H: 0 LOB: 1 BB: 1 P: 11	R: 5 E: 0 K: 0 S: 7	H: 4 LOB: 0 BB: 1 P: 11	R: 6 E: 0 K: 0 S: 10	H: 7 LOB: 1 BB: 0 P: 10	R: 0 E: 0 K: 1 S: 5	H: 0 LOB: 1 BB: 1 P: 9	R: 0 E: 0 K: 1 S: 5	H: 0 LOB: 0 BB: 0 P: 5	1B: 12 2B: 2 3B: 0 HR: 1	SF: 0 SAC: 0 DP: 1 HBP: 0	WP: 0 PA: 42 PB: 0 SB: 0 CS: 0		
<b>PITCHER</b>	IP WLS BF H R ER SO BB IBB HBP BLK WP HR S P ERA WHIP	IP WLS BF H R ER SO BB IBB HBP BLK WP HR S P ERA WHIP																	IP WLS BF H R ER SO BB IBB HBP BLK WP HR S P ERA WHIP
Joe Niekro, R ERA: 3.93 (6, 1)	0.0 L 3	3 2 2 0	3 2 2 0	0 0 0 0	0 0 0 0	0 0 0 0	0 0 0 0	0 0 0 0	0 0 0 0	0 0 0 0	0 0 0 0	0 0 0 0	0 0 0 0	0 0 0 0	0 0 0 0	0 0 0 0			
Randy Niemann, L ERA: 5.02 (6, 1)	1.1 L 5	0 0 0 1	1 0 0 0	1 0 0 0	0 0 0 0	0 0 0 0	0 0 0 0	0 0 0 0	0 0 0 0	0 0 0 0	0 0 0 0	0 0 0 0	0 0 0 0	0 0 0 0	0 0 0 0	0 0 0 0	0.00 0.750		
Frank LaCorte, R ERA: 0.74 (8, 1)	1.0 L 3	0 0 0 1	0 0 0 1	0 0 0 1	0 0 0 0	0 0 0 0	0 0 0 0	0 0 0 0	0 0 0 0	0 0 0 0	0 0 0 0	0 0 0 0	0 0 0 0	0 0 0 0	0 0 0 0	0 0 0 0	0.00 0.000		

Houston Astros @ Atlanta Braves  
Atlanta-Fulton County Stadium, Atlanta, GA  
Tue Jul 01 1980, 7:05 PM EDT  
Att: 9,546 - Unknown

AB 38  
R 13  
H 15  
RBI 12  
BB 4  
SO 6  
LOB 9













Batter	1	2	3	4	5	6	7	8	9	AB	R	H	RBI	BB	SO	LOB	TOP			
Ozzie Smith, S (1,6) OBP: 0.326, SLG: 0.272 Tim Flannery, L (6,4) OBP: 0.392, SLG: 0.405	F8		F9			5-3			E4	3	0	0	0	0	0	1				
Dave Cash, R (1,4) OBP: 0.288, SLG: 0.269 Kurt Bevacqua, R (6,PH) OBP: 0.349, SLG: 0.439	G6-4-3 1B			F5		F7			5-3	2	0	1	0	0	0	0				
Paul Dade, R (1,7) OBP: 0.333, SLG: 0.209	G6-4-3 1-2			5-3					6-3	3	0	0	0	1	0	2				
Dave Winfield, R (1,9) OBP: 0.389, SLG: 0.463		F8					F7		1-3	4	0	1	0	0	0	2				
Gene Tenace, R (1,3) OBP: 0.382, SLG: 0.360		K		5-3			K			3	0	0	0	0	2	2				
Aurelio Rodriguez, R (1,5) OBP: 0.220, SLG: 0.307		K				5-3			F9	3	0	0	0	0	1	1				
Jerry Mumphrey, S (1,8) OBP: 0.315, SLG: 0.327			6-3			5-3			F8	3	0	0	0	0	0	0				
Fred Kendall, R (1,2) OBP: 0.250, SLG: 0.250			6-3			L7			F8	3	0	0	0	0	0	0				
Eric Rasmussen, R (1,1) OBP: 0.125, SLG: 0.250 Dennis Blair, R (2,1) OBP: 0.200, SLG: 0.200 Dennis Kinney, L (7,1) OBP: 0.286, SLG: 0.167 Willie Montanez, L (7,3) OBP: 0.303, SLG: 0.344						K			F7	0	0	0	0	0	0	0				
<b>Inning Stats</b>	R: 0 E: 0 K: 0 S: 3	H: 1 LOB: 0 BB: 0 P: 3	R: 0 E: 0 K: 2 S: 7	H: 0 LOB: 0 BB: 0 P: 7	R: 0 E: 0 K: 0 S: 4	H: 1 LOB: 1 BB: 0 P: 4	R: 0 E: 0 K: 0 S: 4	H: 0 LOB: 0 BB: 0 P: 4	R: 0 E: 0 K: 1 S: 5	H: 0 LOB: 0 BB: 0 P: 5	R: 0 E: 0 K: 0 S: 5	H: 0 LOB: 1 BB: 1 P: 9	R: 0 E: 0 K: 0 S: 3	H: 0 LOB: 0 BB: 0 P: 3	R: 0 E: 1 K: 0 S: 4	H: 0 LOB: 1 BB: 0 P: 4	1B: 3 2B: 0 3B: 0 HR: 0	SF: 0 SAC: 0 DP: 1 HBP: 0	WP: 0 PB: 0 SB: 0 CS: 0	PA: 31
<b>PITCHER</b> Larry McWilliams, L (1,1) ERA: 4.18	IP: 9.0 WLS: W BF: 31 H: 3 R: 0 ER: 0 SO: 4 BB: 1 IBB: 0 HBP: 0 BLK: 0 WP: 0 HR: 0 S: 38 P: 42 ERA: 0.00 WHIP: 0.444															<b>PITCHER</b>				

San Diego Padres @ Atlanta Braves  
Atlanta-Fulton County Stadium, Atlanta, GA  
Fri Jul 04 1980, 7:05 PM EDT  
Att: 46,071 - Unknown

AB 30  
R 0  
H 3  
RBI 0  
BB 1  
SO 4  
LOB 9



Batter	1	2	3	4	5	6	7	8	9	AB	R	H	RBI	BB	SO	LOB	BOTTOM	
Glenn Hubbard, R (1,4) OBP: 0.359, SLG: 0.496	6-3	K		P4		F9		K		5	0	0	0	0	2	2		
Dale Murphy, R (1,8) OBP: 0.373, SLG: 0.542	L7	HR		F9		HR				4	2	2	4	0	0	0		
Chris Chambliss, L (1,3) OBP: 0.348, SLG: 0.485 Mike Lum, L (7,3) OBP: 0.231, SLG: 0.206	HR	BB			FC5-4 1B	G3				3	2	2	0	1	0	0		
Gary Matthews, R (1,9) OBP: 0.320, SLG: 0.424 Brian Asselstine, L (8,9) OBP: 0.290, SLG: 0.386	HR	K			K		HR			4	2	2	3	0	2	2		
Bob Horner, R (1,5) OBP: 0.243, SLG: 0.438 Jerry Royster, R (8,5) OBP: 0.302, SLG: 0.302							F9			4	1	3	1	0	0	0		
Jeff Burroughs, R (1,7) OBP: 0.323, SLG: 0.469	FC5-4 1B			HR		FC5-4 1B				0	0	0	0	0	0	0		
Bill Nahorodny, R (1,2) OBP: 0.308, SLG: 0.527						FC5-4 1B				4	0	0	0	0	1	3		
Luis Gomez, R (1,6) OBP: 0.275, SLG: 0.226		4-3 2B		6-3		FC6-4 1B				4	1	2	1	0	0	0		
Larry McWilliams, L (1,1) OBP: 0.323, SLG: 0.250		4-3 BB		P6		FC6-4			F9	4	0	0	0	0	3			
<b>Inning Stats</b>	R: 2 E: 0 K: 0 S: 6	H: 3 LOB: 1 BB: 0 P: 6	R: 3 E: 0 K: 2 S: 9	H: 2 LOB: 1 BB: 2 P: 17	R: 1 E: 0 K: 1 S: 6	H: 1 LOB: 0 BB: 0 P: 6	R: 0 E: 0 K: 0 S: 3	H: 0 LOB: 0 BB: 0 P: 3	R: 1 E: 0 K: 1 S: 8	H: 3 LOB: 2 BB: 0 P: 8	R: 1 E: 0 K: 0 S: 4	H: 1 LOB: 0 BB: 0 P: 4	R: 0 E: 0 K: 1 S: 5	H: 0 LOB: 0 BB: 0 P: 5	1B: 5 2B: 1 3B: 0 HR: 5	SF: 0 SAC: 0 DP: 0 HBP: 0	WP: 0 PB: 0 SB: 0 CS: 0	PA: 37
<b>PITCHER</b> Eric Rasmussen, R (1,1) ERA: 5.35 Dennis Blair, R (2,1) ERA: 6.43 Dennis Kinney, L (7,1) ERA: 3.18	IP: 1.2 WLS: L BF: 12 H: 5 R: 5 ER: 5 SO: 4 BB: 2 IBB: 0 HBP: 0 BLK: 0 WP: 0 HR: 2 S: 12 P: 20 ERA: 27.00 WHIP: 4.200															<b>PITCHER</b>		

San Diego Padres @ Atlanta Braves  
Atlanta-Fulton County Stadium, Atlanta, GA  
Fri Jul 04 1980, 7:05 PM EDT  
Att: 46,071 - Unknown

AB 35  
R 9  
H 11  
RBI 9  
BB 2  
SO 6  
LOB 10





Batter	1	2	3	4	5	6	7	8	9	AB	R	H	RBI	BB	SO	LOB	TOP					
Gene Richards, L (1.7) OBP: 0.357, SLG: 0.348	F9							4-3		4	0	1	0	0	0	1	<b>San Diego Padres @ Atlanta Braves</b> Atlanta-Fulton County Stadium, Atlanta, GA Sat Jul 05 1980, 7:05 PM EDT Att: 18,932 - Unknown					
Ozzie Smith, S (1.6) OBP: 0.322, SLG: 0.269	G3	F8					F5	SF9		3	0	0	1	0	0	1						
Von Joshua, L (1.8) OBP: 0.348, SLG: 0.452	1B		4-3					K		4	0	2	0	0	1	0						
Dave Winfield, R (1.9) OBP: 0.390, SLG: 0.464	1B						G6-4-3		5-3	4	0	2	0	0	0	1						
Willie Montanez, L (1.3) OBP: 0.302, SLG: 0.343			G3-6-3				F8		3-1	4	0	1	0	0	0	1						
Tim Flannery, L (1.5) OBP: 0.378, SLG: 0.390	4-3								5-3	3	0	0	0	0	1	3						
Bill Fahey, L (7.2) OBP: 0.313, SLG: 0.279										1	0	0	0	0	0	0						
Gene Tenace, R (1.2) OBP: 0.352, SLG: 0.386										1	1	1	1	2	0	0						
Paul Dade, R (7. PR) OBP: 0.333, SLG: 0.209										0	0	0	0	0	0	0						
Aurelio Rodriguez, R (7.5) OBP: 0.220, SLG: 0.307										0	0	0	0	0	0	0						
Dave Cash, R (1.4) OBP: 0.285, SLG: 0.266	F9		G5-4-3				F7			3	0	0	0	0	0	2						
Juan Eichelberger, R (1.1) OBP: 0.311, SLG: 0.385										2	0	0	0	0	2	0						
John D'Acquisto, R (7.1) OBP: 0.311, SLG: 0.385										0	0	0	0	0	0	0						
Jerry Turner, L (8. PH) OBP: 0.311, SLG: 0.385										1	1	1	0	0	0	0						
Rollie Fingers, R (8.1) OBP: 0.222, SLG: 0.444										0	0	0	0	0	0	0						
<b>Inning Stats</b>	R: 0 E: 0 K: 0 S: 6	H: 3 LOB: 3 BB: 0 P: 6	R: 1 E: 0 K: 1 S: 7	H: 2 LOB: 1 BB: 0 P: 7	R: 0 E: 0 K: 0 S: 3	H: 1 LOB: 0 BB: 1 P: 3	R: 0 E: 0 K: 1 S: 4	H: 0 LOB: 0 BB: 1 P: 8	R: 0 E: 0 K: 0 S: 5	H: 0 LOB: 0 BB: 0 P: 5	R: 0 E: 0 K: 0 S: 3	H: 1 LOB: 1 BB: 1 P: 3	R: 0 E: 0 K: 0 S: 2	H: 0 LOB: 0 BB: 1 P: 6	R: 1 E: 0 K: 0 S: 6	H: 1 LOB: 0 BB: 0 P: 6	R: 0 E: 0 K: 0 S: 3	H: 0 LOB: 0 BB: 0 P: 3	1B: 7 2B: 0 3B: 0 HR: 1	SF: 1 SAC: 0 DP: 3 HBP: 0	WP: 0 PB: 0 SB: 2 CS: 1	PA: 33
<b>PITCHER</b> Rick Matula, R (1.1) ERA: 3.39	IP: 9.0 WLS: W BF: 33 H: 8 R: 2 ER: 2 SO: 4 BB: 2 IBB: 0 HBP: 0 BLK: 0 WP: 0 HR: 1 S: 39 P: 47 ERA: 2.00 WHIP: 1.111																					

AB	30
R	2
H	8
RBI	2
BB	2
SO	4
LOB	9

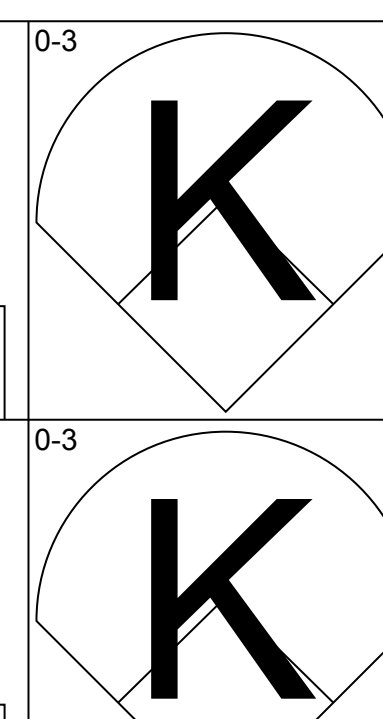
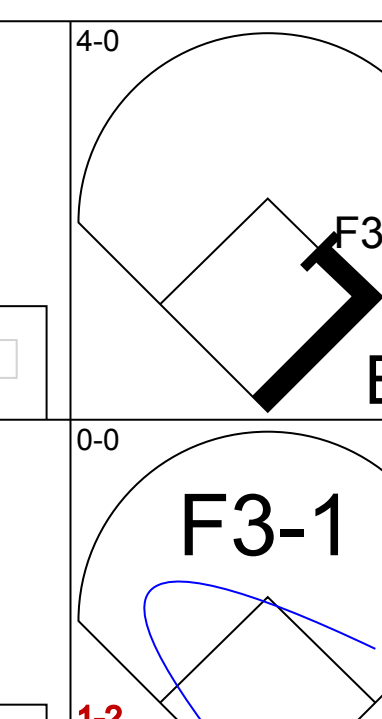
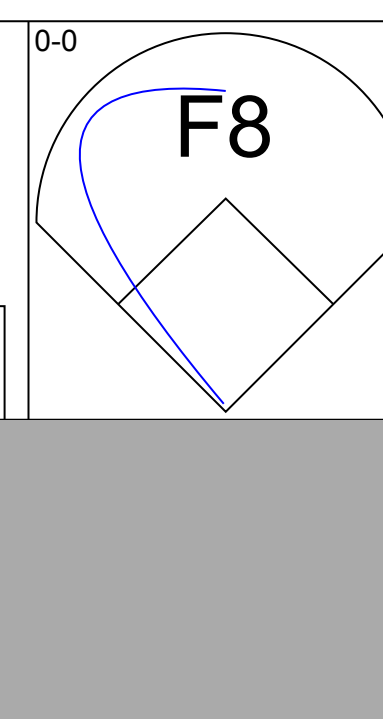
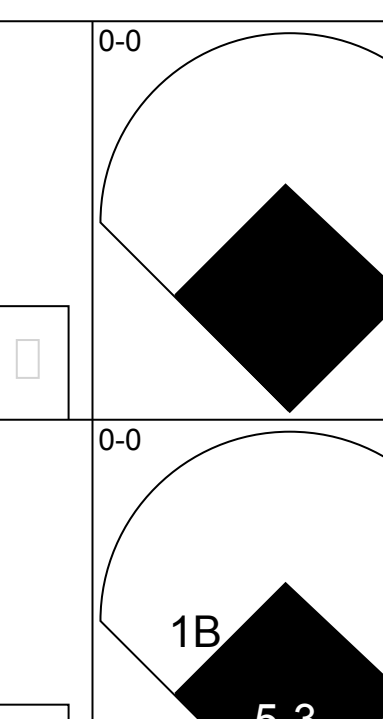
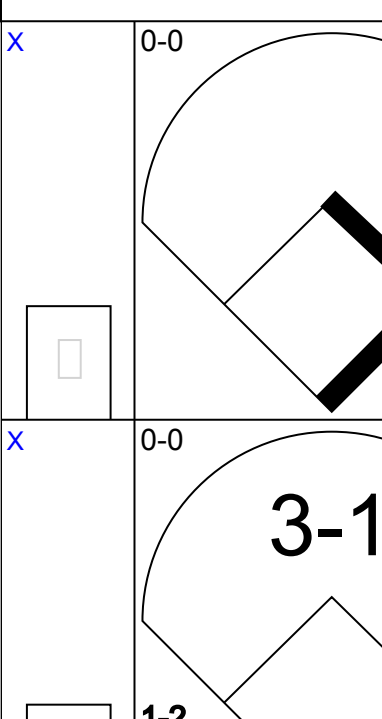
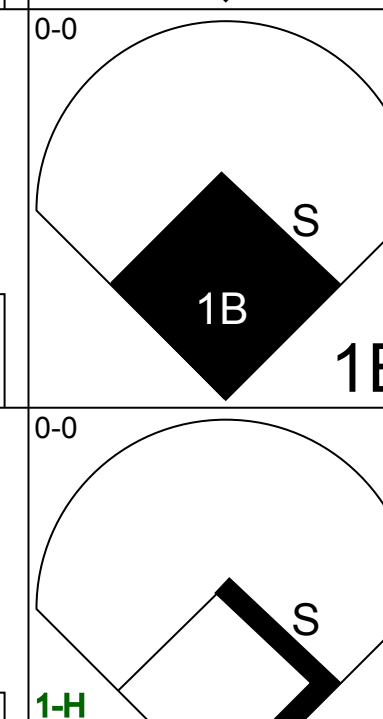
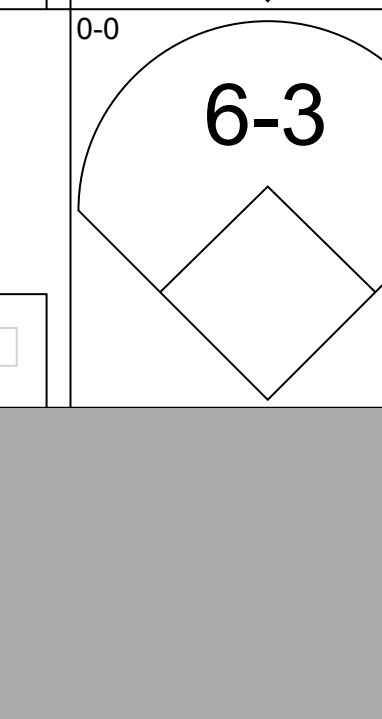
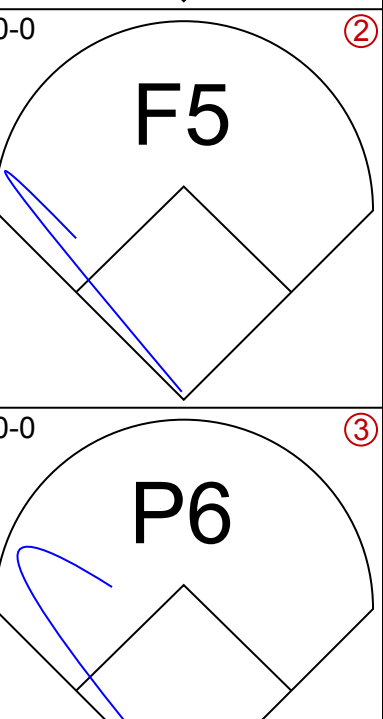
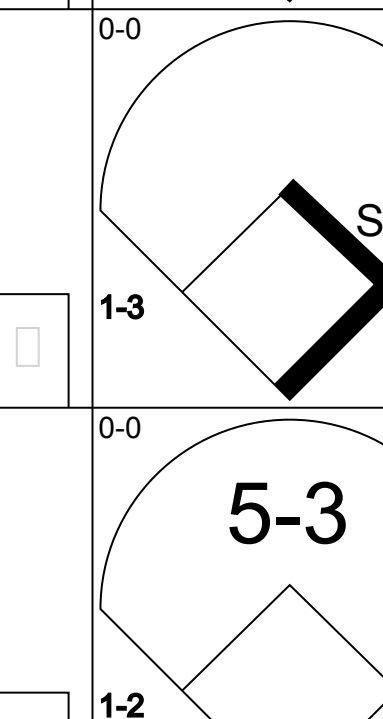
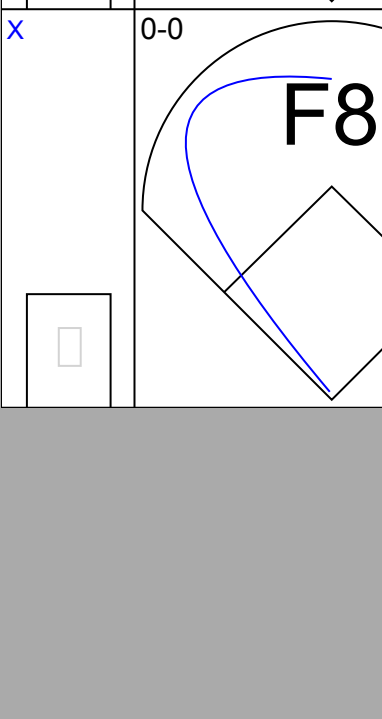
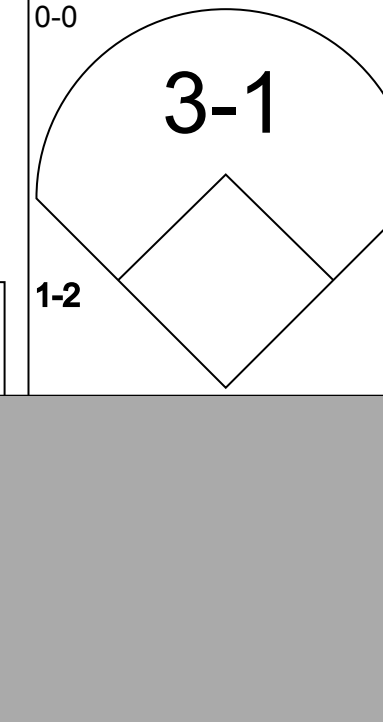


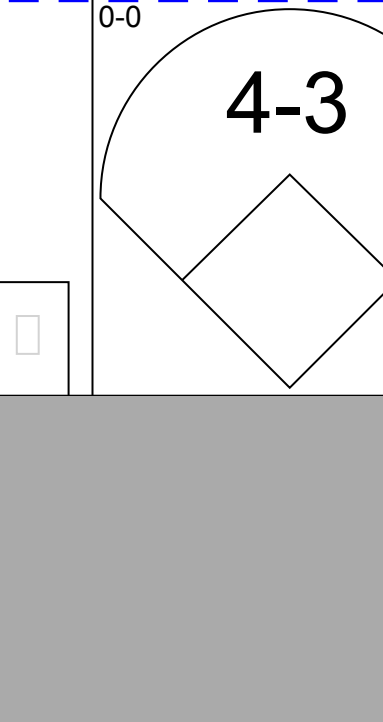


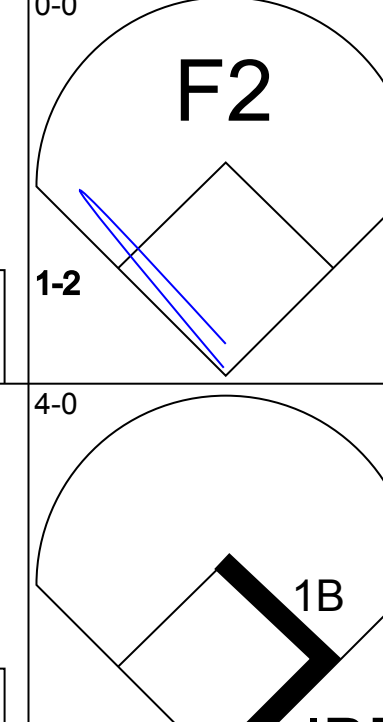



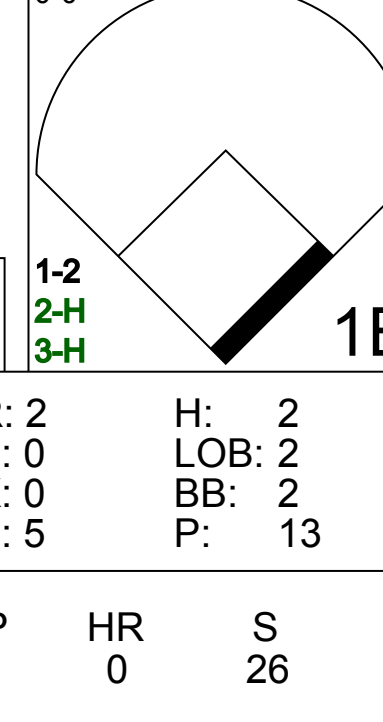
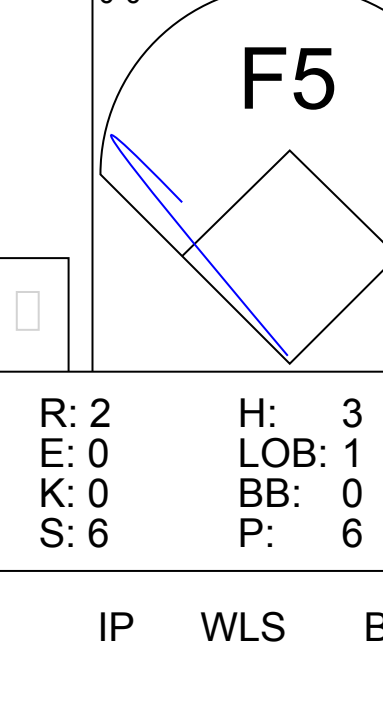
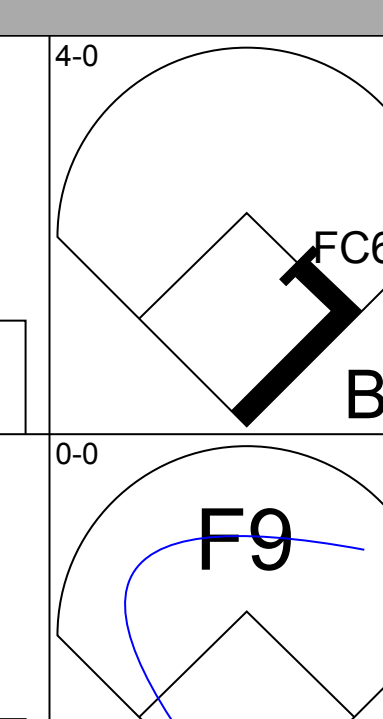
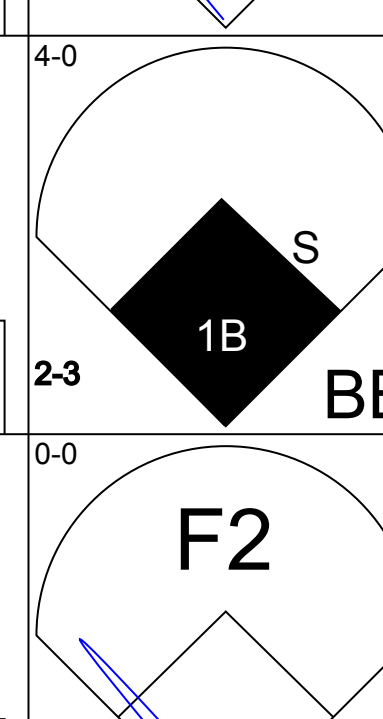
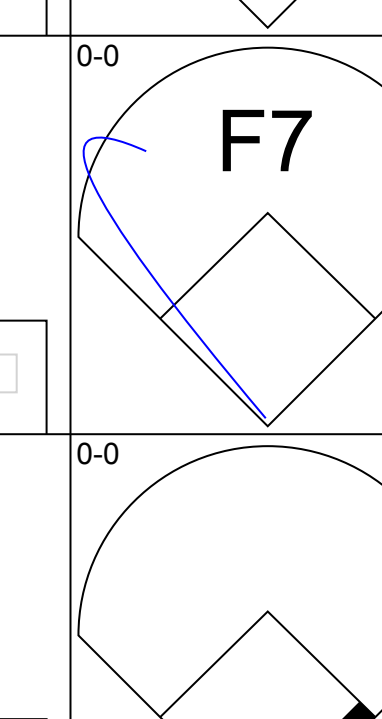
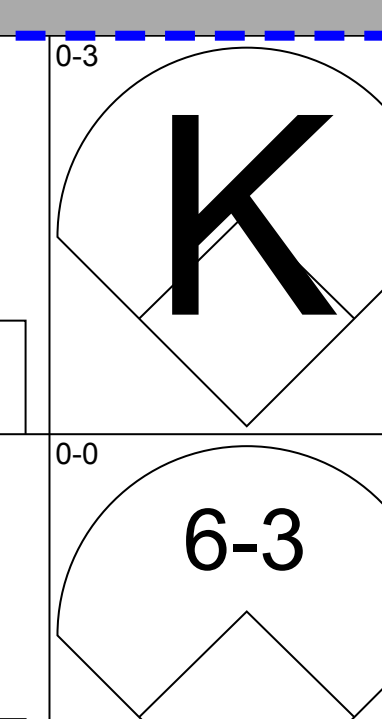
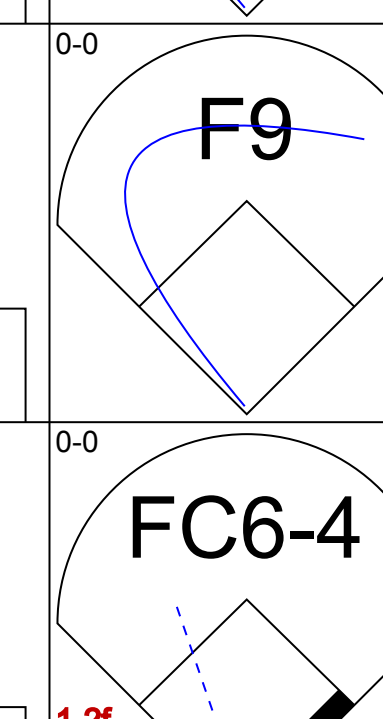
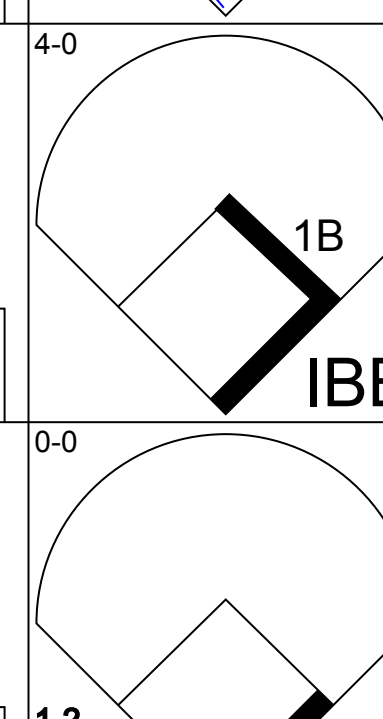
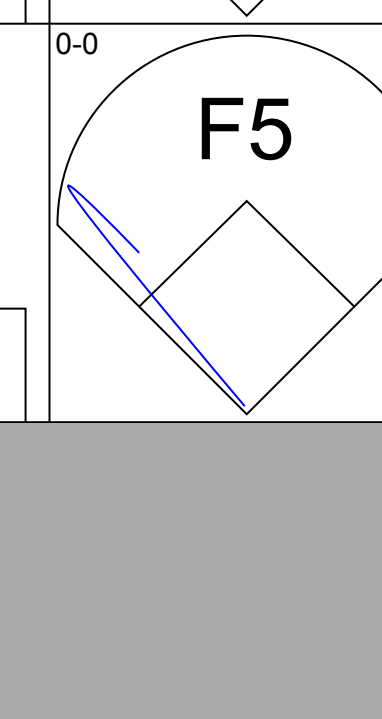
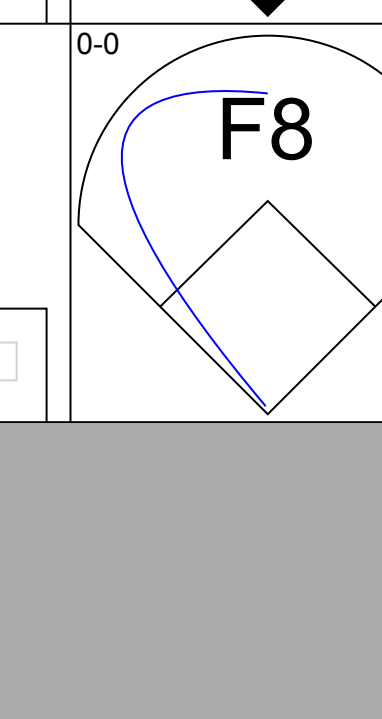
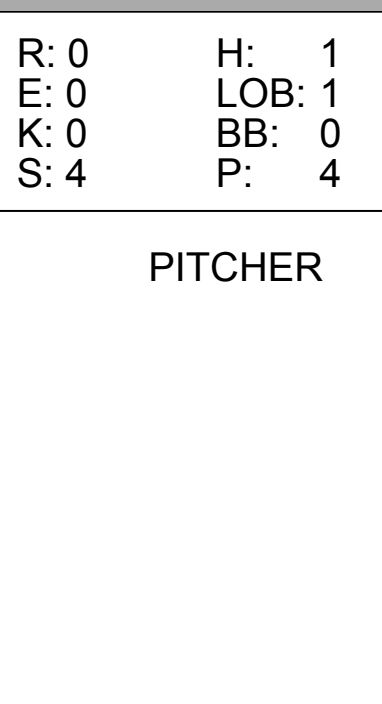
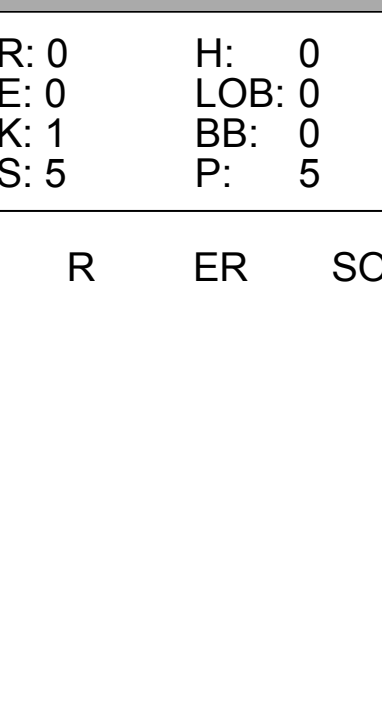
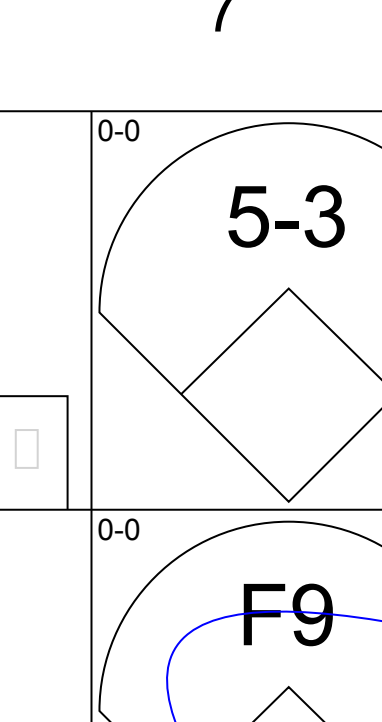


Batter	1	2	3	4	5	6	7	8	9	AB	R	H	RBI	BB	SO	LOB	BOTTOM					
Glenn Hubbard, R (1.4) OBP: 0.349, SLG: 0.481	K		F4			L7	F8			4	0	0	0	0	1	3	<b>San Diego Padres @ Atlanta Braves</b> Atlanta-Fulton County Stadium, Atlanta, GA Sat Jul 05 1980, 7:05 PM EDT Att: 18,932 - Unknown					
Dale Murphy, R (1.8) OBP: 0.365, SLG: 0.534	K		5-3			F8		6-3		4	0	0	0	0	1	0						
Chris Chambliss, L (1.3) OBP: 0.347, SLG: 0.480						F9	F8	F7		3	0	0	0	0	0	0						
Gary Matthews, R (1.9) OBP: 0.315, SLG: 0.417	L4					K	E3	6-3		4	1	0	0	0	1	1						
Bob Horner, R (1.5) OBP: 0.244, SLG: 0.453		F7				5-3		K		4	1	1	1	0	1	1						
Jeff Burroughs, R (1.7) OBP: 0.358, SLG: 0.488										2	1	1	1	1	1	0						
Bill Nahorodny, R (1.2) OBP: 0.321, SLG: 0.526										2	0	1	1	1	0	0						
Luis Gomez, R (1.6) OBP: 0.276, SLG: 0.228										3	0	1	0	0	0	1						
Rick Matula, R (1.1) OBP: 0.029, SLG: 0.029										3	0	0	0	0	1	3						
<b>Inning Stats</b>	R: 0 E: 0 K: 2 S: 7	H: 0 LOB: 1 BB: 0 P: 8	R: 0 E: 0 K: 1 S: 5	H: 0 LOB: 1 BB: 1 P: 9	R: 0 E: 0 K: 0 S: 3	H: 0 LOB: 0 BB: 0 P: 3	R: 0 E: 0 K: 1 S: 5	H: 0 LOB: 0 BB: 0 P: 5	R: 1 E: 0 K: 0 S: 4	H: 1 LOB: 0 BB: 0 P: 4	R: 0 E: 0 K: 0 S: 3	H: 0 LOB: 0 BB: 0 P: 3	R: 1 E: 1 K: 2 S: 10	H: 2 LOB: 3 BB: 1 P: 14	R: 0 E: 0 K: 0 S: 3	H: 0 LOB: 0 BB: 0 P: 3		R: 1 E: 0 K: 0 S: 1	H: 1 LOB: 0 BB: 0 P: 1	1B: 2 2B: 0 3B: 0 HR: 2	SF: 0 SAC: 0 DP: 0 HBP: 1	WP: 0 PB: 0 SB: 1 CS: 0
<b>PITCHER</b> Juan Eichelberger, R (1.1) ERA: 3.38	IP: 6.1 WLS: 25 BF: 25 H: 2 R: 2 ER: 1 SO: 5 BB: 1 IBB: 1 HBP: 1 BLK: 0 WP: 0 HR: 1 S: 32 P: 41 ERA: 1.42 WHIP: 0.474																					
<b>PITCHER</b> John D'Acquisto, R (7.1) ERA: 2.59	IP: 0.2 WLS: 3 BF: 1 H: 0 R: 0 ER: 0 SO: 1 BB: 0 IBB: 0 HBP: 0 BLK: 0 WP: 0 HR: 0 S: 5 P: 5 ERA: 0.00 WHIP: 1.500																					
<b>PITCHER</b> Rollie Fingers, R (8.1) ERA: 2.91	IP: 1.0 WLS: L BF: 4 H: 1 R: 1 ER: 1 SO: 0 BB: 0 IBB: 0 HBP: 0 BLK: 0 WP: 0 HR: 1 S: 4 P: 4 ERA: 9.00 WHIP: 1.000																					

AB	29
R	3
H	4
RBI	3
BB	2
SO	6
LOB	9

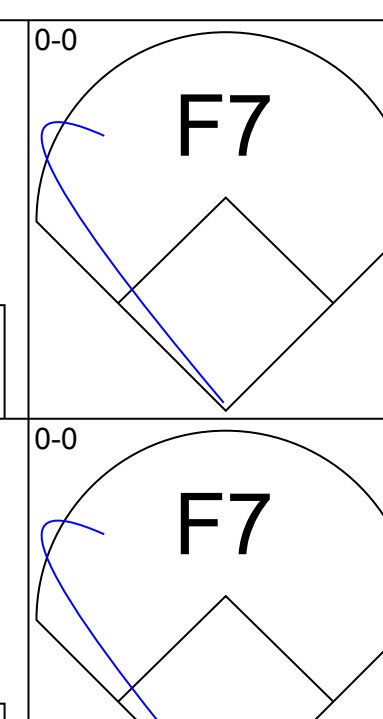
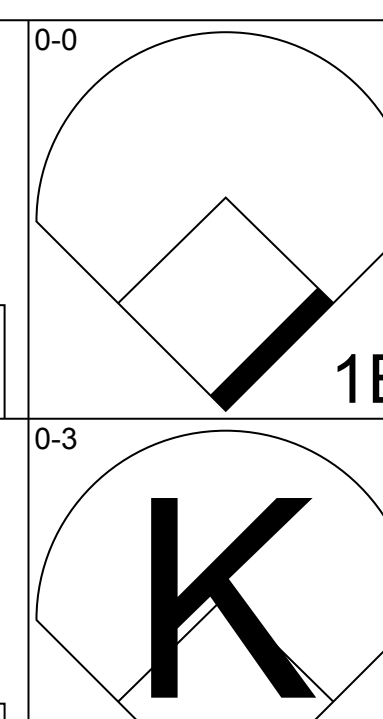
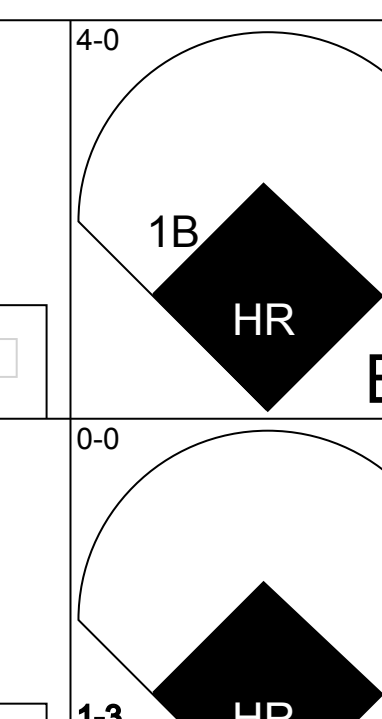

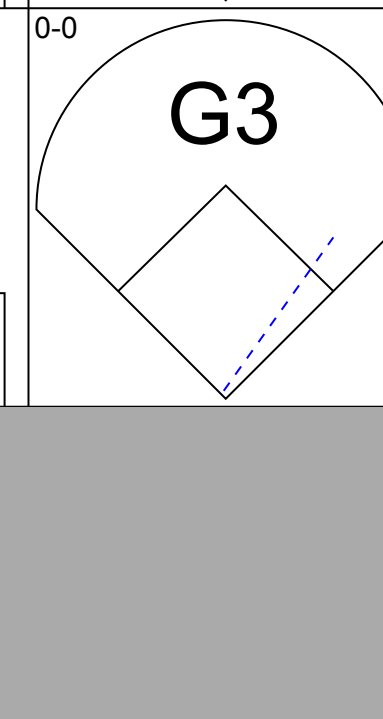
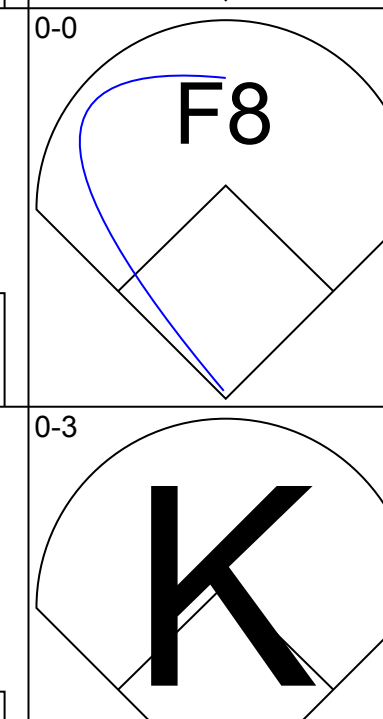
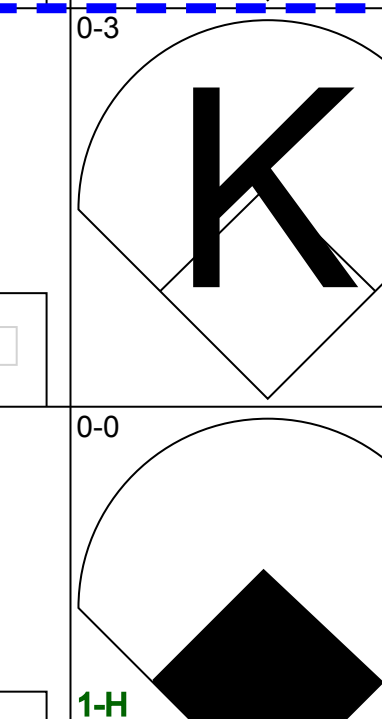
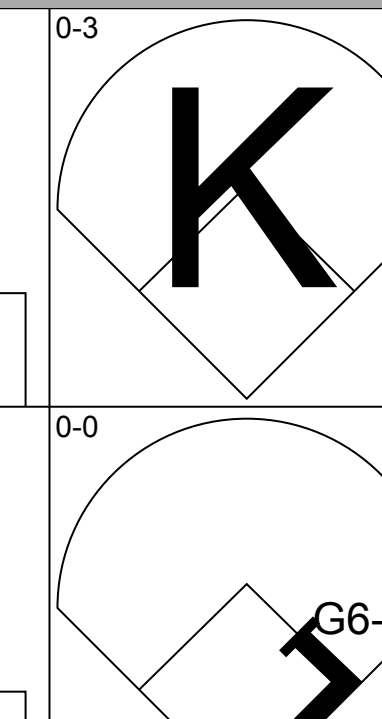


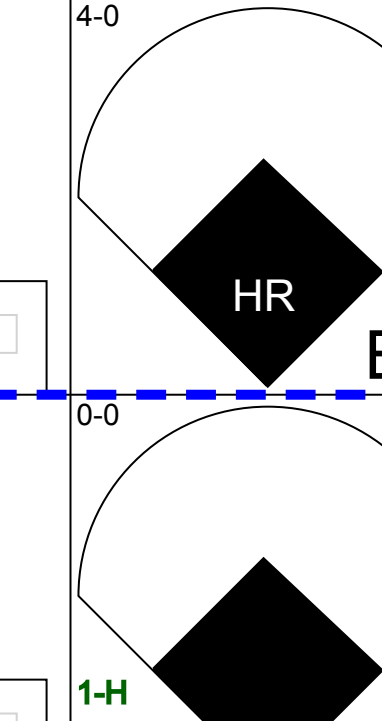
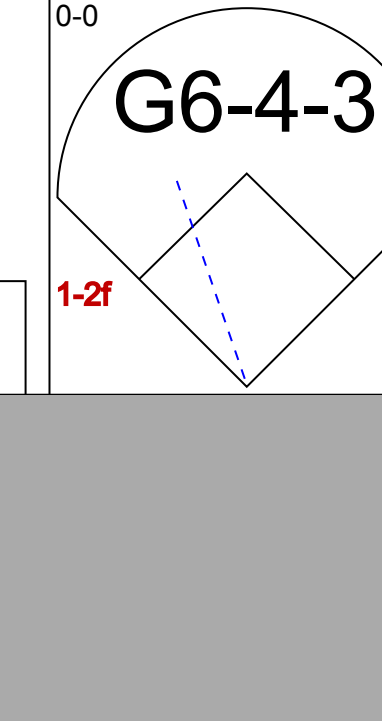
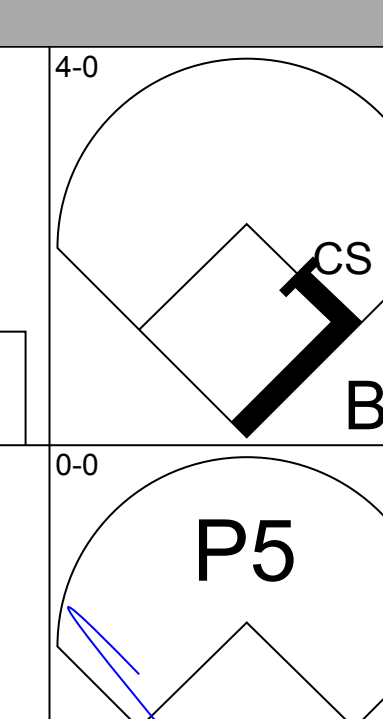
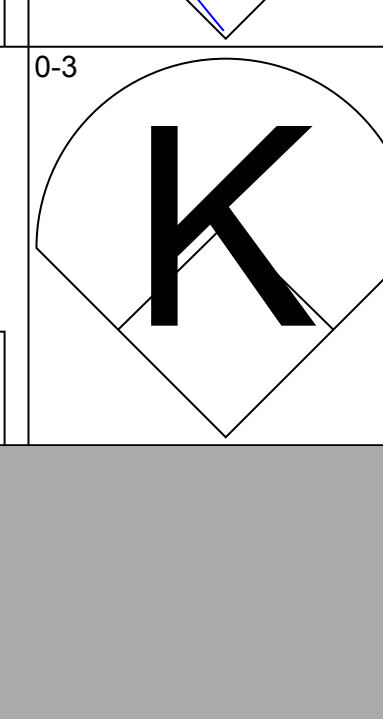
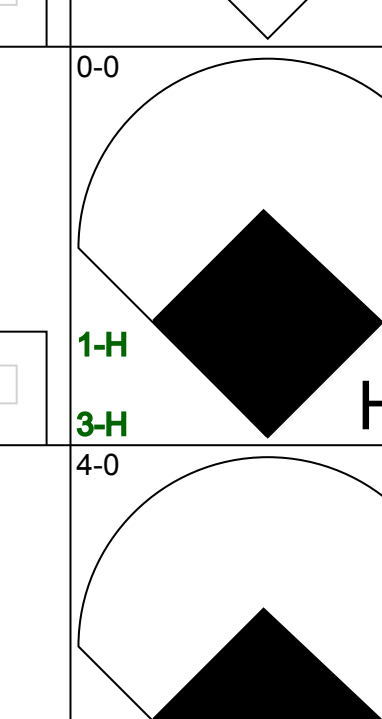
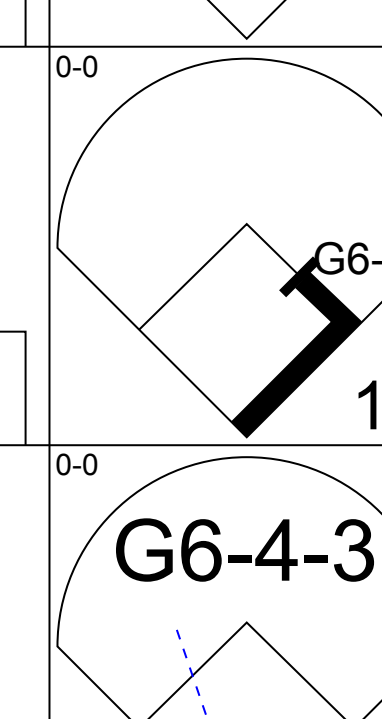
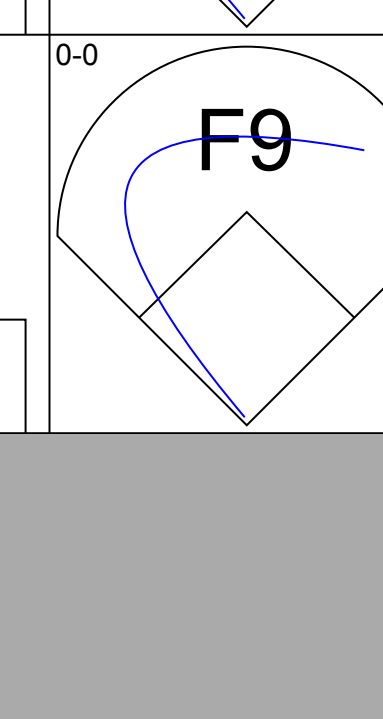
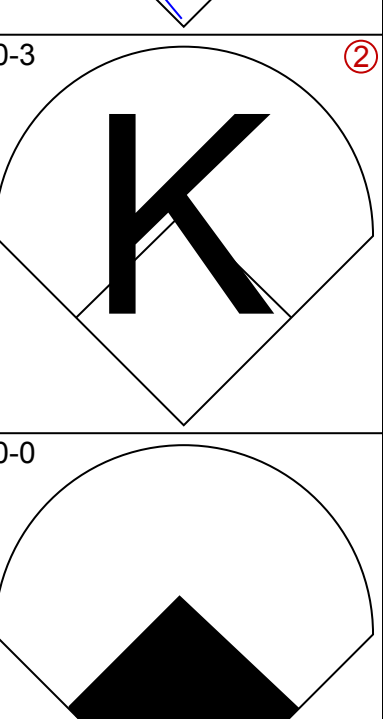
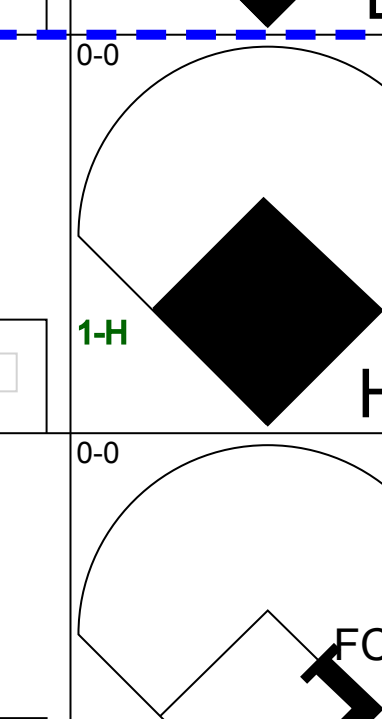


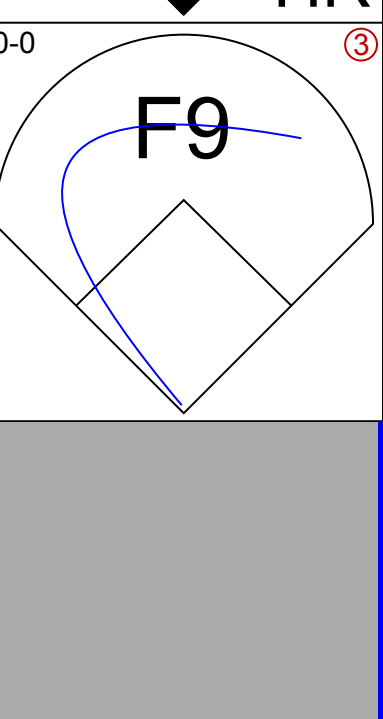
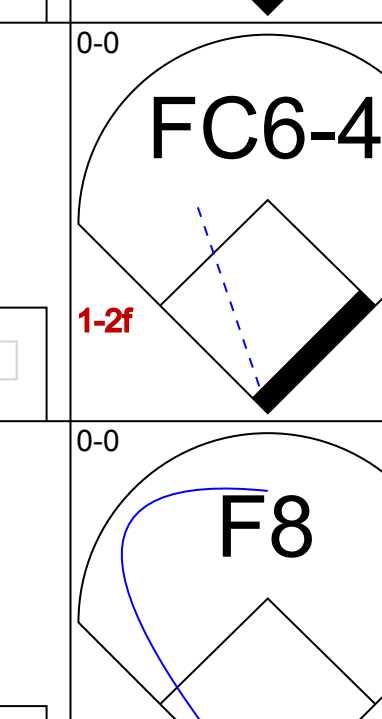
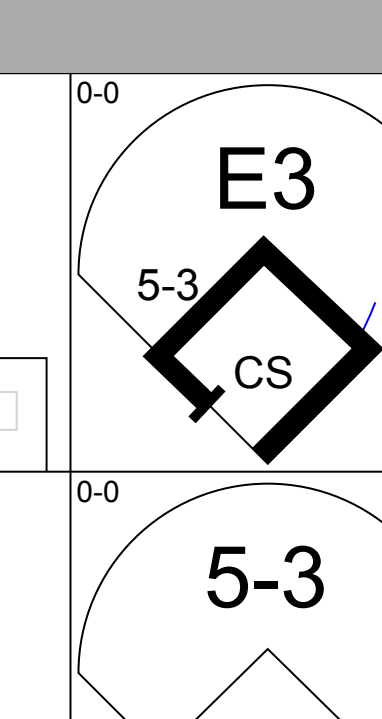
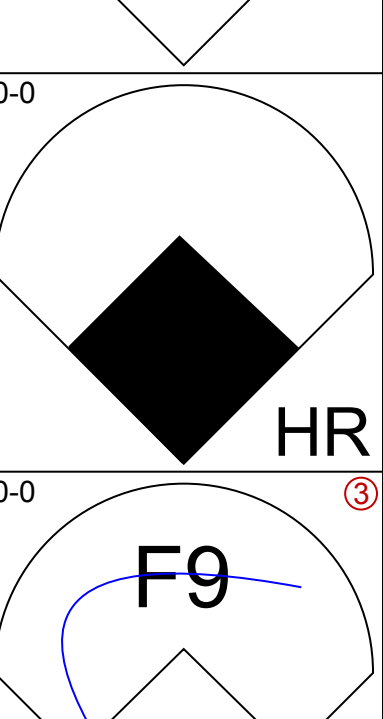
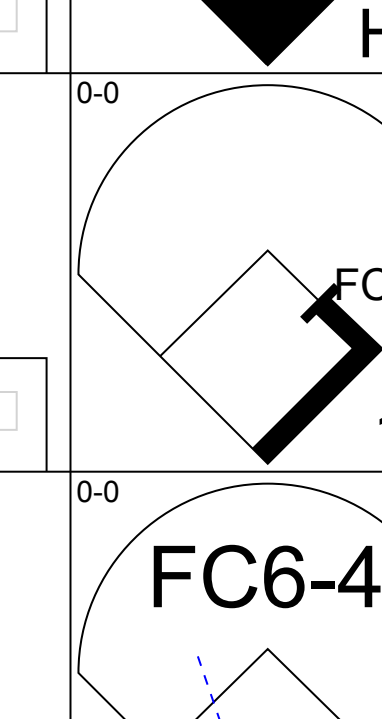
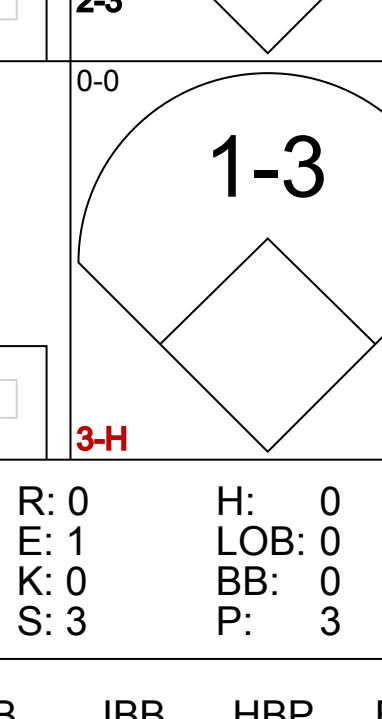
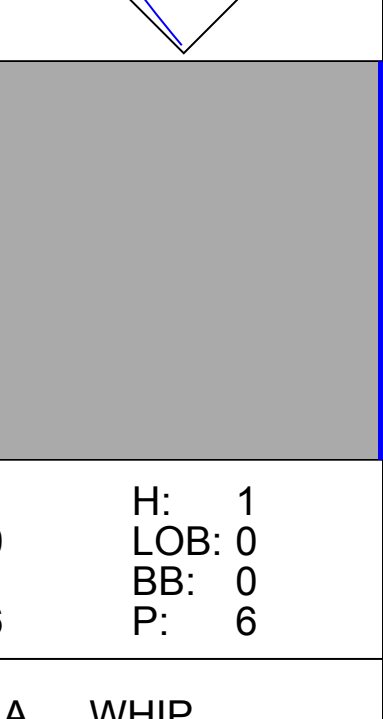
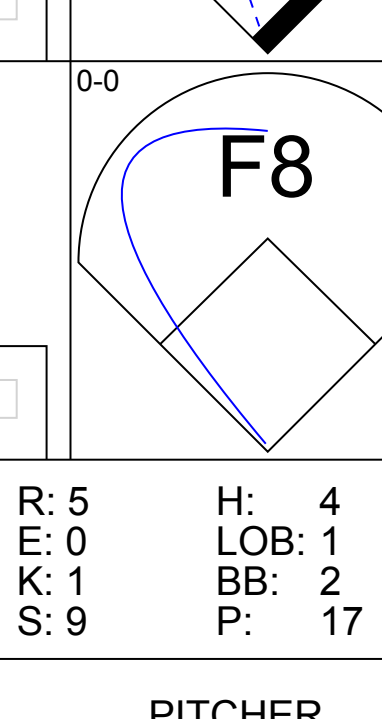




Batter	1	2	3	4	5	6	7	8	9	AB	R	H	RBI	BB	SO	LOB	TOP					
Gene Richards, L (1, 7) OBP: 0.361, SLG: 0.361										4	1	2	1	1	1	2	<b>San Diego Padres @ Atlanta Braves</b> Atlanta-Fulton County Stadium, Atlanta, GA Sun Jul 06 1980, 7:05 PM EDT Att: 14,302 - Unknown					
Ozzie Smith, S (1, 6) OBP: 0.320, SLG: 0.268										5	1	1	0	0	1	2						
Jerry Mumphy, S (1, 8) OBP: 0.317, SLG: 0.328										5	1	2	0	0	0	1						
Dave Winfield, R (1, 9) OBP: 0.391, SLG: 0.464										4	1	2	2	0	0	1						
Willie Montanez, L (1, 3) OBP: 0.298, SLG: 0.338										4	0	0	0	0	0	3						
Gene Tenace, R (1, 2) OBP: 0.395, SLG: 0.380										2	1	0	0	2	1	0						
Aurelio Rodriguez, R (1, 5) OBP: 0.222, SLG: 0.307										3	0	1	0	0	0	3						
Tim Flannery, L (8, PH) OBP: 0.373, SLG: 0.385										1	0	0	0	0	0	0						
Dave Cash, R (1, 4) OBP: 0.286, SLG: 0.264										2	0	0	0	1	0	2						
Jerry Turner, L (8, PH) OBP: 0.308, SLG: 0.382										1	0	0	0	0	0	0						
Paul Dade, R (8, 5) OBP: 0.333, SLG: 0.209										0	0	0	0	0	0	0						
Steve Mura, R (1, 1) OBP: 0.235, SLG: 0.200										2	0	1	2	0	0	1						
Bob Shirley, L (6, 1) OBP: 0.317, SLG: 0.442										0	0	0	0	0	0	0						
John D'Acquisto, R (6, 1) OBP: 0.302, SLG: 0.425										0	0	0	0	0	0	0						
Von Joshua, L (7, PH) OBP: 0.247, SLG: 0.343										0	0	0	0	0	0	0						
Gary Lucas, L (7, 1) OBP: 0.325, SLG: 0.217										0	0	0	0	0	0	0						
Kurt Bevacqua, R (8, PH) OBP: 0.304, SLG: 0.431										0	0	0	0	0	0	0						
<b>Inning Stats</b>	R: 1 E: 0 K: 2 S: 9	H: 2 LOB: 1 BB: 0 P: 9	R: 0 E: 0 K: 0 S: 3	H: 0 LOB: 1 BB: 1 P: 7	R: 0 E: 0 K: 0 S: 2	H: 0 LOB: 0 BB: 1 P: 6	R: 2 E: 0 K: 0 S: 5	H: 2 LOB: 2 BB: 2 P: 13	R: 0 E: 0 K: 0 S: 4	H: 1 LOB: 1 BB: 0 P: 4	R: 2 E: 0 K: 0 S: 6	H: 3 LOB: 1 BB: 0 P: 6	R: 0 E: 0 K: 1 S: 5	H: 0 LOB: 0 BB: 0 P: 5	R: 0 E: 0 K: 0 S: 4	H: 1 LOB: 1 BB: 0 P: 4	1B: 8 2B: 1 3B: 0 HR: 1	SF: 0 SAC: 0 DP: 1 HBP: 0	WP: 0 PB: 0 SB: 5 CS: 5	PA: 39		
<b>PITCHER</b>	IP WLS BF H R ER SO BB IBB HBP BLK WP HR S P ERA WHIP																					
Doyle Alexander, R (1, 1) ERA: 3.51	6.0 W 26	5 3 3 2 3	3 1 0 0 0	0 0 0 0 0	0 0 1 5 5	4.50 1.333																
Gene Garber, R (7, 1) ERA: 4.5	0.2	5 3 2 2 0	0 0 0 0 0	0 0 1 1 1	0.00 0.000																	
Al Hrabosky, L (7, 1) ERA: 3.86	0.1	1 0 0 0 0	0 0 0 0 0	0 0 9 9	0.00 0.500																	
Phil Niekro, R (8, 1) ERA: 3.81	2.0 S 7	1 0 0 1 0	0 0 0 0 0	0 0 9 9	0.00 0.500																	

AB	35
R	5
H	9
RBI	5
BB	4
SO	3
LOB	15



Batter	1	2	3	4	5	6	7	8	9	AB	R	H	RBI	BB	SO	LOB	BOTTOM					
Glenn Hubbard, R (1, 4) OBP: 0.353, SLG: 0.478										3	1	1	0	1	0	0	<b>San Diego Padres @ Atlanta Braves</b> Atlanta-Fulton County Stadium, Atlanta, GA Sun Jul 06 1980, 7:05 PM EDT Att: 14,302 - Unknown					
Dale Murphy, R (1, 8) OBP: 0.367, SLG: 0.530										4	1	1	0	0	1	1						
Chris Chambliss, L (1, 3) OBP: 0.343, SLG: 0.474										4	0	0	0	0	2	3						
Gary Matthews, R (1, 9) OBP: 0.322, SLG: 0.433										3	1	2	3	1	1	1						
Bob Horner, R (1, 5) OBP: 0.244, SLG: 0.444										3	1	0	0	1	0	2						
Jerry Royster, R (9, 5) OBP: 0.302, SLG: 0.302										0	0	0	0	0	0	0						
Jeff Burroughs, R (1, 7) OBP: 0.358, SLG: 0.503										3	1	1	2	0	1	0						
Bill Nahorodny, R (1, 2) OBP: 0.333, SLG: 0.570										3	1	2	1	0	0	0						
Bruce Benedict, R (8, 2) OBP: 0.302, SLG: 0.327										0	0	0	0	0	0	0						
Luis Gomez, R (1, 6) OBP: 0.271, SLG: 0.224										3	0	0	0	0	0	2						
Doyle Alexander, R (1, 1) ERA: 4.05	5.1	20 3 3 3 3	2 0 0 0 0	0 0 1 24 32	5.06 0.938																	
Bob Shirley, L (6, 1) ERA: 3.17	0.1	L 3	1 1 1 1	1 0 0 0	0 0 1 4 8	27.00 6.000																
John D'Acquisto, R (6, 1) ERA: 2.76	0.1	3 2 2 2 0	0 0 0 0 0	0 0 1 3 3	54.00 6.000																	
Gary Lucas, L (7, 1) ERA: 3.44	2.0	6 1 0 0 2	0 0 0 0 0	0 0 10 10	0.00 0.500																	
<b>PITCHER</b>	IP WLS BF H R ER SO BB IBB HBP BLK WP HR S P ERA WHIP																					
Steve Mura, R (1, 1) ERA: 4.05	5.1	20 3 3 3 3	2 0 0 0 0	0 0 1 24 32	5.06 0.938																	
Bob Shirley, L (6, 1) ERA: 3.17	0.1	L 3	1 1 1 1	1 0 0 0	0 0 1 4 8	27.00 6.000																
John D'Acquisto, R (6, 1) ERA: 2.76	0.1	3 2 2 2 0	0 0 0 0 0	0 0 1 3 3	54.00 6.000																	
Gary Lucas, L (7, 1) ERA: 3.44	2.0	6 1 0 0 2	0 0 0 0 0	0 0 10 10	0.00 0.500																	
<b>Inning Stats</b>	R: 0 E: 0 K: 0 S: 3	H: 0 LOB: 0 BB: 0 P: 3	R: 0 E: 0 K: 0 S: 2	H: 0 LOB: 0 BB: 1 P: 6	R: 0 E: 1 K: 0 S: 3	H: 0 LOB: 0 BB: 0 P: 3	R: 0 E: 0 K: 2 S: 8	H: 1 LOB: 1 BB: 0 P: 8	R: 1 E: 0 K: 1 S: 6	H: 1 LOB: 0 BB: 0 P: 6	R: 5 E: 0 K: 1 S: 9	H: 4 LOB: 1 BB: 2 P: 17	R: 0 E: 0 K: 1 S: 5	H: 0 LOB: 0 BB: 0 P: 5	R: 0 E: 0 K: 1 S: 5	H: 1 LOB: 0 BB: 0 P: 5	1B: 4 2B: 0 3B: 0 HR: 3	SF: 0 SAC: 0 DP: 1 HBP: 0	WP: 0 PB: 0 SB: 0 CS: 2	PA: 32		

AB	29
R	6
H	7
RBI	6
BB	3
SO	6
LOB	10





Batter	1	2	3	4	5	6	7	8	9	AB	R	H	RBI	BB	SO	LOB	TOP								
Dave Collins, S (1, 8) Sam Mejias, R (3, 8) OBP: 0.345, SLG: 0.348 OBP: 0.338, SLG: 0.371	F8		4-3		HR		CS BB	F7		2	0	0	0	0	0	0	<b>Cincinnati Reds @ Atlanta Braves</b> Atlanta-Fulton County Stadium, Atlanta, GA Thu Jul 10 1980, 7:05 PM EDT Att: 19,177 - Unknown								
Dave Concepcion, R (1, 6) OBP: 0.292, SLG: 0.346	5-3		6-3		HR		6-3	BB	4	1	1	2	1	0	1										
Ken Griffey, L (1, 9) OBP: 0.385, SLG: 0.460	4-3		K		F2		G3	BB	4	0	0	0	1	1	0										
George Foster, R (1, 7) OBP: 0.331, SLG: 0.413		K		G6-4-3 BB	HR			HR	5	2	3	1	0	2	2										
Dan Driessen, L (1, 3) OBP: 0.399, SLG: 0.477		HR		G6-4-3 BB	HR			2B	4	2	3	2	1	0	2										
Ray Knight, R (1, 5) OBP: 0.327, SLG: 0.484		HR		G6-4-3	F8			F5	4	1	1	2	0	0	3										
Johnny Bench, R (1, 2) OBP: 0.363, SLG: 0.508		HR		BB	F3			IBB	2	1	1	1	2	0	0										
Junior Kennedy, R (1, 4) OBP: 0.350, SLG: 0.372		F7		1-3	6-3			F8	4	0	0	0	0	0	4										
Charlie Leibrandt, R (1, 1) Paul Moskau, R (5, 1) OBP: 0.222, SLG: 0.238 OBP: 0.150, SLG: 0.150	4-3				B1			F9	2	0	0	0	0	0	0	2									
<b>Inning Stats</b>	R: 0 E: 0 K: 0 S: 3	H: 0 LOB: 0 BB: 0 P: 3	R: 3 E: 0 K: 1 S: 8	H: 3 LOB: 0 BB: 0 P: 8	R: 0 E: 0 K: 1 S: 5	H: 0 LOB: 0 BB: 0 P: 5	R: 0 E: 0 K: 0 S: 3	H: 1 LOB: 2 BB: 2 P: 11	R: 4 E: 0 K: 0 S: 7	H: 4 LOB: 0 BB: 0 P: 7	R: 0 E: 0 K: 0 S: 2	H: 0 LOB: 0 BB: 1 P: 6	R: 1 E: 0 K: 0 S: 5	H: 2 LOB: 2 BB: 1 P: 9	R: 0 E: 0 K: 1 S: 5	H: 0 LOB: 2 BB: 2 P: 13	1B: 3 2B: 2 3B: 0 HR: 5	SF: 0 SAC: 0 DP: 1 HBP: 0	WP: 0 PB: 1 CS: 1	PA: 41					
<b>PITCHER</b>	IP	WLS	BF	H	R	ER	SO	BB	IBB	HBP	BLK	WP	HR	S	P	ERA	WHIP								
Phil Niekro, R (1, 1) ERA: 4.12	5.0	L	24	8	7	7	2	2	0	0	0	0	4	26	34	12.60	2.000								
Rick Camp, R (6, 1) ERA: 2.59	2.0		6	0	0	0	0	1	0	0	0	0	0	5	9	0.00	0.500								
Al Hrabosky, L (8, 1) ERA: 3.97	1.1		9	2	1	1	0	2	1	0	0	0	1	6	18	6.75	3.000								
Gene Garber, R (9, 1) ERA: 4.41	0.2		2	0	0	0	1	0	0	0	0	0	0	4	4	0.00	0.000								

Batter	1	2	3	4	5	6	7	8	9	AB	R	H	RBI	BB	SO	LOB	BOTTOM								
Glen Hubbard, R (1, 4) OBP: 0.355, SLG: 0.471	BB	F9		F9	F7			FC5-4 1B		4	0	1	0	1	0	5	<b>Cincinnati Reds @ Atlanta Braves</b> Atlanta-Fulton County Stadium, Atlanta, GA Thu Jul 10 1980, 7:05 PM EDT Att: 19,177 - Unknown								
Dale Murphy, R (1, 8) OBP: 0.367, SLG: 0.527	F9			1B			E6	P4	5	0	2	2	0	0	2										
Chris Chambliss, L (1, 3) OBP: 0.337, SLG: 0.466	K	F9		F8			F8	FC5-4 1-2	5	0	0	0	0	1	6										
Gary Matthews, R (1, 9) OBP: 0.323, SLG: 0.432	F8			1B	1B		K	K	5	1	2	0	0	2	3										
Bob Horner, R (1, 5) OBP: 0.248, SLG: 0.443		1B		F9	SH5-3 SF7		P4		5	2	2	0	0	0	2										
Jeff Burroughs, R (1, 7) OBP: 0.364, SLG: 0.506		SH1-4 1B		K				FC3-6 1B	5	1	3	1	0	1	1										
Bruce Benedict, R (1, 2) OBP: 0.301, SLG: 0.325		1B		1-3	SH5-3			FC3-6 4-3	4	1	1	1	0	1	2										
Luis Gomez, R (1, 6) OBP: 0.275, SLG: 0.228		SH1-4			SF7				1	1	1	0	0	0	0										
Biff Pocorebs, S (5, PH) OBP: 0.240, SLG: 0.300				F9	SH1-4				0	0	0	1	0	0	0										
Larryl Blanks, R (6, 6) OBP: 0.246, SLG: 0.250				1B	1B				1	0	0	0	0	0	1										
Phil Niekro, R (1, 1) Mike Lutt, L (5, PH) Rick Camp, R (8, 1) Brian Asselstine, L (7, PH) Al Hrabosky, R (9, 1) Gene Garber, R (9, 1)		2-3 3H		SH1-4	1B			F7	1	0	1	1	0	0	0										
<b>Inning Stats</b>	R: 0 E: 0 K: 1 S: 5	H: 0 LOB: 1 BB: 1 P: 9	R: 3 E: 0 K: 0 S: 8	H: 5 LOB: 2 BB: 0 P: 8	R: 0 E: 0 K: 1 S: 6	H: 1 LOB: 1 BB: 0 P: 6	R: 1 E: 0 K: 0 S: 5	H: 2 LOB: 1 BB: 0 P: 5	R: 2 E: 0 K: 0 S: 6	H: 3 LOB: 2 BB: 1 P: 10	R: 0 E: 1 K: 1 S: 6	H: 0 LOB: 1 BB: 0 P: 6	R: 0 E: 0 K: 0 S: 4	H: 1 LOB: 1 BB: 0 P: 4	R: 0 E: 0 K: 1 S: 6	H: 1 LOB: 1 BB: 0 P: 6	R: 0 E: 0 K: 1 S: 5	H: 0 LOB: 0 BB: 0 P: 5	1B: 13 2B: 0 3B: 0 HR: 0	SF: 1 SAC: 3 DP: 0 HBP: 0	WP: 0 PB: 0 CS: 0	PA: 43			
<b>PITCHER</b>	IP	WLS	BF	H	R	ER	SO	BB	IBB	HBP	BLK	WP	HR	S	P	ERA	WHIP								
Charlie Leibrandt, L (1, 1) ERA: 3.75	4.0		22	4	1	1	3	1	0	0	0	0	0	25	29	11.25	2.500								
Paul Moskau, R (5, 1) ERA: 3.72	5.0	W	21	4	1	1	3	1	0	0	0	0	0	26	30	1.80	1.000								





Batter	1	2	3	4	5	6	7	8	9	AB	R	H	RBI	BB	SO	LOB	TOP								
Sam Mejias, R OBP: 0.319, SLG: 0.348 (1, 8)										4	0	0	0	0	0	0	<b>Cincinnati Reds @ Atlanta Braves</b> Atlanta-Fulton County Stadium, Atlanta, GA Fri Jul 11 1980, 7:05 PM EDT Att: 26,139 - Unknown								
Dave Concepcion, R OBP: 0.291, SLG: 0.343 (1, 6)										3	1	0	0	1	0	0									
Ken Griffey, L OBP: 0.383, SLG: 0.460 (1, 9)										4	1	1	0	0	0	1									
George Foster, R OBP: 0.333, SLG: 0.427 (1, 7)										4	1	2	3	0	0	0									
Dan Driessen, L OBP: 0.397, SLG: 0.474 (1, 3)										4	1	1	0	0	1	2									
Ray Knight, R OBP: 0.323, SLG: 0.478 (1, 5)										4	0	0	0	0	0	2									
Johnny Bench, R OBP: 0.366, SLG: 0.528 (1, 2)										4	1	2	2	0	0	0									
Junior Kennedy, R OBP: 0.349, SLG: 0.370 (1, 4)										4	0	1	0	0	1	1									
Mario Soto, R OBP: 0.167, SLG: 0.333 (9, 1)										3	0	0	0	0	0	2									
<b>Inning Stats</b>	R: 1 E: 1 K: 0 S: 4	H: 1 LOB: 1 BB: 1 P: 8	R: 0 E: 0 K: 0 S: 4	H: 1 LOB: 1 BB: 0 P: 4	R: 0 E: 0 K: 0 S: 3	H: 0 LOB: 0 BB: 0 P: 3	R: 0 E: 1 K: 0 S: 3	H: 0 LOB: 0 BB: 0 P: 3	R: 0 E: 0 K: 0 S: 3	H: 0 LOB: 0 BB: 0 P: 3	R: 2 E: 0 K: 0 S: 6	H: 3 LOB: 1 BB: 0 P: 6	R: 2 E: 0 K: 1 S: 7	H: 2 LOB: 0 BB: 0 P: 7	R: 0 E: 0 K: 1 S: 5	H: 0 LOB: 0 BB: 0 P: 5	1B: 3 2B: 2 3B: 0 HR: 2	SF: 0 SAC: 0 DP: 1 HBP: 0	WP: 0 PB: 0 SB: 1 CS: 0	PA: 35					
<b>PITCHER</b>	IP	WLS	BF	H	R	ER	SO	BB	IBB	HBP	BLK	WP	HR	S	P	ERA	WHIP								
Doyle Alexander, R ERA: 3.46 (1, 1)	7.0	L	27	5	3	2	0	1	0	0	0	0	1	26	30	2.57	0.857								
Rick Camp, R ERA: 3.0 (8, 1)	1.0		5	2	2	2	1	0	0	0	0	0	1	7	7	18.00	2.000								
Gene Garber, R ERA: 4.28 (9, 1)	1.0		3	0	0	0	1	0	0	0	0	0	0	5	5	0.00	0.000								

AB	34
R	5
H	7
RBI	5
BB	1
SO	2
LOB	8



Batter	1	2	3	4	5	6	7	8	9	AB	R	H	RBI	BB	SO	LOB	BOTTOM								
Glenn Hubbard, R OBP: 0.356, SLG: 0.476 (1, 4)										5	1	2	2	0	1	0	<b>Cincinnati Reds @ Atlanta Braves</b> Atlanta-Fulton County Stadium, Atlanta, GA Fri Jul 11 1980, 7:05 PM EDT Att: 26,139 - Unknown								
Dale Murphy, R OBP: 0.361, SLG: 0.518 (1, 8)										5	0	0	0	0	2	2									
Chris Chambliss, L OBP: 0.342, SLG: 0.471 (1, 3)										3	0	2	0	1	0	0									
Gary Matthews, R OBP: 0.322, SLG: 0.427 (1, 9)										3	0	0	0	1	0	2									
Bob Horner, R OBP: 0.254, SLG: 0.441 (1, 5)										3	0	1	1	1	1	0									
Jeff Burroughs, R OBP: 0.362, SLG: 0.497 (1, 7)										3	0	0	0	1	2	3									
Bill Nahorodny, R OBP: 0.318, SLG: 0.542 (1, 2)										4	0	0	0	0	2	2									
Luis Gomez, R OBP: 0.276, SLG: 0.230 Biff Pocoroba, S OBP: 0.333, SLG: 0.293 (9, PH)										3	1	1	0	0	1	2									
Doyle Alexander, R OBP: 0.133, SLG: 0.156 Rick Camp, R Gene Garber, R Mike Lum, L OBP: 0.268, SLG: 0.206 (9, PH)										2	0	0	0	0	2	2									
<b>Inning Stats</b>	R: 0 E: 0 K: 1 S: 6	H: 1 LOB: 0 BB: 0 P: 6	R: 0 E: 0 K: 1 S: 5	H: 0 LOB: 0 BB: 0 P: 5	R: 2 E: 0 K: 1 S: 7	H: 2 LOB: 3 BB: 3 P: 19	R: 0 E: 0 K: 1 S: 5	H: 0 LOB: 0 BB: 0 P: 5	R: 0 E: 0 K: 1 S: 6	H: 1 LOB: 1 BB: 0 P: 6	R: 0 E: 0 K: 2 S: 8	H: 1 LOB: 2 BB: 1 P: 12	R: 0 E: 0 K: 2 S: 7	H: 0 LOB: 0 BB: 0 P: 3	R: 0 E: 0 K: 1 S: 6	H: 1 LOB: 1 BB: 1 P: 10	1B: 4 2B: 2 3B: 0 HR: 0	SF: 0 SAC: 1 DP: 0 HBP: 0	WP: 1 PB: 1 SB: 0 CS: 0	PA: 38					
<b>PITCHER</b>	IP	WLS	BF	H	R	ER	SO	BB	IBB	HBP	BLK	WP	HR	S	P	ERA	WHIP								
Mario Soto, R ERA: 4.2 (1, 1)	8.2	W	36	5	3	3	10	5	0	0	0	0	0	51	71	3.12	1.154								
Tom Hume, R ERA: 3.29 (9, 1)	0.1	S	2	1	0	0	0	0	0	0	0	0	0	2	2	0.00	3.000								





Batter	1	2	3	4	5	6	7	8	9	AB	R	H	RBI	BB	SO	LOB	TOP												
Glenn Hubbard, R OBP: 0.350, SLG: 0.466 Jerry Royster, R OBP: 0.304, SLG: 0.304 (7, 4)	K		F9		G4-6-3		F7		BB 1B	3	0	0	0	0	1	2													
Dale Murphy, R OBP: 0.371, SLG: 0.521 (1, 8)	S 1B		F		1B		BB 1B		BB 1B	2	2	2	0	3	0	0													
Chris Chambliss, L OBP: 0.347, SLG: 0.473 Mike Lum, L OBP: 0.262, SLG: 0.200 (7, 3)	BB		SF8		1B		BB		F8	1	0	1	1	2	0	0													
Gary Matthews, R OBP: 0.324, SLG: 0.426 (1, 9)	P4		E7		5-3		G6-4-3 1B		1B	5	0	2	2	0	0	5													
Bob Horner, R OBP: 0.259, SLG: 0.458 (1, 5)	F7		P4				G6-4-3 1B		1B	5	1	2	2	0	0	6													
Jeff Burroughs, R OBP: 0.353, SLG: 0.483 (1, 7)	K				P6		5-3		F7	5	0	0	0	0	2	2													
Bill Nahorodny, R OBP: 0.315, SLG: 0.529 (1, 2)	5-3				G6-3 1B		F9		L6	4	0	1	0	0	0	0													
Luis Gomez, R OBP: 0.273, SLG: 0.228 Larvell Blanks, R OBP: 0.249, SLG: 0.253 (6, 6)	6-3				G6-3		FC6 1B		F9	2	0	0	0	0	0	1													
Larry McWilliams, L Preston Hanna, R Rick Camp, R Brian Asselstine, L Larry Bradford, R Bill Pecoreba, S OBP: 0.327, SLG: 0.298 (1, 1)					SF8 3B		G4-6-3 1B		P4	0	0	0	0	0	0	0													
<b>Inning Stats</b>	R: 0 E: 0 K: 1 S: 6	H: 1 LOB: 2 BB: 1 P: 10	R: 0 E: 0 K: 1 S: 5	H: 0 LOB: 0 BB: 0 P: 5	R: 1 E: 1 K: 0 S: 5	H: 1 LOB: 2 BB: 1 P: 9	R: 0 E: 0 K: 0 S: 3	H: 1 LOB: 0 BB: 0 P: 3	R: 0 E: 0 K: 0 S: 5	H: 3 LOB: 2 BB: 0 P: 5	R: 1 E: 0 K: 0 S: 5	H: 2 LOB: 1 BB: 0 P: 5	R: 1 E: 0 K: 0 S: 3	H: 1 LOB: 2 BB: 2 P: 11	R: 0 E: 0 K: 0 S: 3	H: 0 LOB: 0 BB: 0 P: 3	R: 2 E: 0 K: 1 S: 8	H: 3 LOB: 2 BB: 1 P: 12	1B: 10 2B: 0 3B: 1 HR: 1	SF: 1 SAC: 0 DP: 3 HBP: 0	WP: 0 PA: 42 PB: 0 SB: 1 CS: 0								
<b>PITCHER</b>	IP	WLS	BF	H	R	ER	SO	BB	IBB	HBP	BLK	WP	HR	S	P	ERA	WHIP												
Joe Niekro, R ERA: 3.89 Dave Smith, R ERA: 2.27	(1, 1)	8.2	W	41	12	5	5	2	5	0	0	0	0	0	1	40	60	5.19	1.962										
(9, 1)	0.1	S	1	0	0	0	1	0	0	0	0	0	0	0	3	3	0.00	0.000											

Atlanta Braves @ Houston Astros  
Astrodome, Houston, TX  
Sat Jul 12 1980, 8:05 PM EDT  
Att: 38,610 - Unknown

AB 36  
R 5  
H 12  
RBI 5  
BB 5  
SO 3  
LOB 19



Batter	1	2	3	4	5	6	7	8	9	AB	R	H	RBI	BB	SO	LOB	BOTTOM											
Rafael Landestoy, S OBP: 0.294, SLG: 0.353 (1, 4)	HBP 2B	1B 3B	FC3-6 BB		BB S 1B		4-3			5	3	3	0	0	0	2												
Terry Puhl, L OBP: 0.361, SLG: 0.435 (1, 9)	2B	P5			BB BB		K			2	2	0	0	2	1	2												
Jose Cruz, L OBP: 0.370, SLG: 0.442 (1, 7)	HBP		F8		BB					4	1	3	3	1	0	3												
Cesar Cedeno, R OBP: 0.386, SLG: 0.498 Dave Bergman, L OBP: 0.229, SLG: 0.163 (4, 3)	SH3-4 BB	3B			F8		G3			1	0	1	2	1	0	0												
Art Howe, R OBP: 0.345, SLG: 0.423 (1, 6)	SH3-4	F7			G1-4-3 BB					3	0	1	0	1	0	3												
Enos Cabell, R OBP: 0.302, SLG: 0.348 Craig Reynolds, L OBP: 0.214, SLG: 0.263 (1, 5)	5-3		6-3 1B		FC6 S 1B		P4			4	2	1	0	0	0	4												
Jeffrey Leonard, R OBP: 0.268, SLG: 0.299 (1, 3)	L5		6-3		1B					5	0	1	1	0	0	5												
Luis Pujols, R OBP: 0.262, SLG: 0.242 (1, 2)		6-3	FC3-6 BB		1B					5	0	2	1	0	0	1												
Joe Niekro, R OBP: 0.261, SLG: 0.318 Dave Smith, R (9, 1)	1B	1B	FC3-6 BB		5-3		K			3	1	1	0	1	1	2												
<b>Inning Stats</b>	R: 2 E: 0 K: 0 S: 5	H: 2 LOB: 2 BB: 1 P: 10	R: 3 E: 0 K: 0 S: 7	H: 4 LOB: 1 BB: 0 P: 7	R: 1 E: 0 K: 0 S: 5	H: 2 LOB: 3 BB: 2 P: 13	R: 1 E: 0 K: 0 S: 5	H: 2 LOB: 2 BB: 1 P: 9	R: 2 E: 0 K: 0 S: 4	H: 2 LOB: 1 BB: 2 P: 12	R: 0 E: 0 K: 1 S: 5	H: 0 LOB: 0 BB: 0 P: 5	R: 0 E: 0 K: 1 S: 6	H: 1 LOB: 1 BB: 0 P: 6	R: 0 E: 0 K: 0 S: 4	H: 2 LOB: 1 BB: 0 P: 4	1B: 11 2B: 3 3B: 1 HR: 0	SF: 0 SAC: 1 DP: 2 HBP: 1	WP: 0 PA: 44 PB: 0 SB: 2 CS: 0									
<b>PITCHER</b>	IP	WLS	BF	H	R	ER	SO	BB	IBB	HBP	BLK	WP	HR	S	P	ERA	WHIP											
Larry McWilliams, L ERA: 4.65 Preston Hanna, R ERA: 6.31 Rick Camp, R ERA: 2.94 Larry Bradford, L ERA: 3.12	(1, 1)	1.2	L	13	6	5	5	0	1	0	0	0	0	0	11	16	27.00	4.200										
(2, 1)	2.1		17	5	4	4	0	5	0	0	0	0	0	12	32	15.43	4.286											
(5, 1)	1.0		3	1	0	0	0	0	0	0	0	0	0	3	3	0.00	1.000											
(6, 1)	3.0		11	3	0	0	2	0	0	0	0	0	0	15	15	0.00	1.000											

Atlanta Braves @ Houston Astros  
Astrodome, Houston, TX  
Sat Jul 12 1980, 8:05 PM EDT  
Att: 38,610 - Unknown

AB 36  
R 9  
H 15  
RBI 9  
BB 6  
SO 2  
LOB 23





Batter	1	2	3	4	5	6	7	8	9	AB	R	H	RBI	BB	SO	LOB	TOP				
Glenn Hubbard, R OBP: 0.391, SLG: 0.461	0-0 1B		4-0 1B SF7 BB	0-0 F8		0-3 K		0-0 P4	4 1 1 0 1 1 2								<b>Atlanta Braves @ Houston Astros</b> Astrodome, Houston, TX Sun Jul 13 1980, 8:05 PM EDT Unknown				
Dale Murphy, R OBP: 0.372, SLG: 0.519	0-0 F9		0-0 1B 1B		0-0 1B 1B 2B	0-3 K		0-3 K	5 1 2 0 0 2 2												
Chris Chambliss, L OBP: 0.345, SLG: 0.468	0-0 F5		0-3 K		0-0 1B 2B 1B		0-0 F7	0-0 F7	5 1 1 0 0 1 4												
Gary Matthews, R OBP: 0.323, SLG: 0.425	0-0 L3		0-0 SF7		0-0 1B 2B 1B		0-0 F9		3 1 1 1 0 0 1												
Bob Horner, R OBP: 0.264, SLG: 0.465		0-0 F9	0-0 1B		0-0 1B 2B		0-3 K		4 0 2 3 0 1 0												
Jeff Burroughs, R OBP: 0.351, SLG: 0.478		0-0 E7 1B SF8	0-0 F8		0-3 K			0-0 6-3	4 1 1 0 0 1 3												
Bruce Benedict, R OBP: 0.311, SLG: 0.335		0-0 1B		0-0 1B		0-0 1B		0-0 5-3	4 0 3 0 0 0 0												
Luis Gomez, R OBP: 0.268, SLG: 0.224		0-0 SF8		0-0 F8		0-0 3-1		0-0 F4	3 0 0 1 0 0 2												
Rick Matula, R OBP: 0.327, SLG: 0.527		0-0 6-3		0-3 K		0-0 4-3		0-0 1B	3 0 0 0 0 0 1 2												
Al Hrabosky, R Gene Garber, R Larry Bradford, R Bill Pecoreba, S Jerry Royster, R									0 0 0 0 0 0 0 0 0 0 0 0 0 0 0 0 1 0 0 1 0 0 0 0 0 0 0 0 0 0 0 0												
<b>Inning Stats</b>	R: 0 E: 0 K: 0 S: 4	H: 1 LOB: 1 BB: 0 P: 4	R: 1 E: 1 K: 0 S: 5	H: 2 LOB: 1 BB: 0 P: 5	R: 1 E: 0 K: 1 S: 7	H: 2 LOB: 2 BB: 1 P: 11	R: 0 E: 0 K: 1 S: 6	H: 1 LOB: 1 BB: 0 P: 6	R: 3 E: 0 K: 2 S: 9	H: 5 LOB: 1 BB: 0 P: 9	R: 0 E: 0 K: 2 S: 7	H: 0 LOB: 0 BB: 0 P: 7	R: 0 E: 0 K: 1 S: 5	H: 0 LOB: 0 BB: 0 P: 5	R: 0 E: 0 K: 0 S: 3	H: 0 LOB: 0 BB: 0 P: 3	R: 0 E: 0 K: 1 S: 6	H: 1 LOB: 1 BB: 0 P: 6	1B: 11 2B: 1 3B: 0 HR: 0	SF: 2 SAC: 0 DP: 0 HBP: 0	WP: 0 PA: 39 PB: 0 SB: 0 CS: 0
<b>PITCHER</b>	IP WLS BF H R ER SO BB IBB HBP BLK WP HR S P ERA WHIP																				
Joaquin Andujar, R ERA: 4.43	4.0	23	10	5	4	2	1	0	0	0	0	0	0	0	0	26	30	9.00	2.750		
Dave Smith, R ERA: 2.16	2.0	6	1	0	0	3	0	0	0	0	0	0	0	0	12	12	0.00	0.500			
Joe Sambito, L ERA: 2.5	2.0	W	6	0	0	1	0	0	0	0	0	0	0	8	8	0.00	0.000				
Frank LaCorte, R ERA: 1.29	1.0	S	4	1	0	1	0	0	0	0	0	0	0	6	6	0.00	1.000				

Batter	1	2	3	4	5	6	7	8	9	AB	R	H	RBI	BB	SO	LOB	BOTTOM		
Terry Puhl, L OBP: 0.368, SLG: 0.448	0-0 1B BLK	0-0 L6			0-0 4-1 4-3 1B		0-0 3B	0-0 1B	5 1 4 0 0 0 1								<b>Atlanta Braves @ Houston Astros</b> Astrodome, Houston, TX Sun Jul 13 1980, 8:05 PM EDT Unknown		
Joe Morgan, L OBP: 0.346, SLG: 0.366	0-0 BLK		0-0 P5		0-0 4-3		0-0 F8	0-0 1B	5 0 2 1 0 0 2										
Frank LaCorte, R OBP: 0.200, SLG: 0.200	0-0 1B		0-0 P5		0-0 4-3		0-0 F8	0-0 1B	0 0 0 0 0 0 0										
Denny Walling, L OBP: 0.376, SLG: 0.406	0-0 F8		0-0 4-3		0-0 4-1		0-0 P3	0-0 1B	3 0 0 0 0 0 2										
Art Howe, R OBP: 0.347, SLG: 0.420	0-0 F8		0-0 4-3		0-0 4-1		0-0 P3	0-0 1B	1 0 0 0 1 0 3										
Jose Cruz, L OBP: 0.366, SLG: 0.436	0-0 1-3		0-0 4-3		0-0 1-3		0-0 G3-6-3	0-0 1B	4 0 0 0 0 0 4										
Cesar Cedeno, R OBP: 0.383, SLG: 0.507	0-0 5-3			0-0 F9		0-0 L5		0-0 HR	4 1 1 1 0 0 1										
Enos Cabell, R OBP: 0.301, SLG: 0.354		0-0 5-3		0-3 K		0-0 2B		0-3 K	4 1 1 0 0 2 0										
Alan Ashby, S OBP: 0.323, SLG: 0.356		0-0 3B		0-0 BB		0-0 1B		0-0 4-3	4 2 3 1 0 0 0										
Craig Reynolds, L OBP: 0.229, SLG: 0.289		0-0 3B		0-0 BB		0-0 1B		0-0 1B	3 1 3 2 1 0 0										
Joaquin Andujar, S OBP: 0.222, SLG: 0.222		0-3 K		0-0 F7		0-0 G4-6-3		0-0 1B	2 0 0 0 0 1 3										
Dave Bergman, L OBP: 0.224, SLG: 0.159		0-0 K		0-0 F7		0-0 G4-6-3		0-0 1B	0 0 0 0 0 0 0										
Joe Sambito, L OBP: 0.244, SLG: 0.308		0-0 K		0-0 F7		0-0 G4-6-3		0-0 1B	1 0 0 0 0 1 0 0										
Bruce Bochy, R OBP: 0.340, SLG: 0.308		0-0 K		0-0 F7		0-0 G4-6-3		0-0 1B	0 0 0 0 0 1 0 0										
Julio Gonzalez, R OBP: 0.116, SLG: 0.116		0-0 K		0-0 F7		0-0 G4-6-3		0-0 1B	0 0 0 0 0 0 0										
<b>Inning Stats</b>	R: 1 E: 0 K: 0 S: 5	H: 2 LOB: 1 BB: 0 P: 5	R: 1 E: 0 K: 1 S: 7	H: 2 LOB: 0 BB: 0 P: 7	R: 0 E: 0 K: 0 S: 3	H: 0 LOB: 0 BB: 0 P: 3	R: 0 E: 0 K: 1 S: 6	H: 1 LOB: 2 BB: 1 P: 10	R: 0 E: 0 K: 0 S: 4	H: 1 LOB: 1 BB: 0 P: 4	R: 2 E: 0 K: 0 S: 5	H: 3 LOB: 0 BB: 0 P: 5	R: 0 E: 0 K: 0 S: 3	H: 1 LOB: 1 BB: 1 P: 7	R: 2 E: 0 K: 1 S: 9	H: 4 LOB: 3 BB: 1 P: 13	1B: 8 2B: 2 3B: 3 HR: 1	SF: 0 SAC: 0 DP: 2 HBP: 0	WP: 0 PA: 39 PB: 0 SB: 0 CS: 0
<b>PITCHER</b>	IP WLS BF H R ER SO BB IBB HBP BLK WP HR S P ERA WHIP																		
Rick Matula, R ERA: 3.53	6.0	27	9	4	4	2	1	0	0	1	0	0	0	30	34	6.00	1.667		
Al Hrabosky, L ERA: 3.53	0.1	2	1	0	0	0	0	0	0	0	0	0	2	2	0.00	3.000			
Gene Garber, R ERA: 4.63	1.1	L	7	2	2	1	2	0	0	0	0	1	7	15	13.50	3.000			
Larry Bradford, L ERA: 3.09	0.1	3	2	0	0	0	0	0	0	0	0	0	3	3	0.00	6.000			





Batter	1	2	3	4	5	6	7	8	9	AB	R	H	RBI	BB	SO	LOB	TOP					
Jerry Royster, R OBP: 0.313, SLG: 0.306 (1,4)	5-3		1B S			1B FC5-4		FC5-4		2	1	1	0	2	0	0	<b>Atlanta Braves @ Houston Astros</b> Astrodome, Houston, TX Sun Jul 13 1980, 8:05 PM EDT Att: 31,230 - Unknown					
Dale Murphy, R OBP: 0.373, SLG: 0.519 (1,8)	1B		6-3			FC5-4		P6		4	0	2	0	0	0	2						
Gary Matthews, R OBP: 0.322, SLG: 0.423 (1,9)	F9		CS			P4		FC5-4		4	0	1	0	0	0	4						
Bob Horner, R Glenn Hubbard, R OBP: 0.261, SLG: 0.459 OBP: 0.353, SLG: 0.461 (1,5) (4,4)	5-3		CS	5-3		FC5-4		G3-6-1		2	0	0	0	0	0	1						
Mike Lum, L OBP: 0.239, SLG: 0.179 (1,3)		K		K		F9		G3-6-1		4	0	0	0	0	2	2						
Brian Asselstine, L OBP: 0.288, SLG: 0.359 (1,7)		G3		F7				L4		4	0	1	0	0	0	0						
Bill Nahorodny, R OBP: 0.323, SLG: 0.527 (1,2)					4-3			1B		4	0	2	0	0	1	0						
Larry Blanks, R OBP: 0.244, SLG: 0.247 (1,6)					F9			1B		4	0	0	0	0	1	3						
Tommy Boggs, R OBP: 0.077, SLG: 0.080 Rick Camp, R OBP: 0.333, SLG: 0.295 Biff Pocoroba, S Al Hrabosky, R (1,1) (7,1) (8, PH) (8,1)			4-3		K2-3			P4		2	0	0	0	0	1	0						
<b>Inning Stats</b>	R: 0 E: 0 K: 0 S: 4	H: 1 LOB: 1 BB: 0 P: 4	R: 0 E: 0 K: 2 S: 8	H: 1 LOB: 1 BB: 0 P: 8	R: 0 E: 0 K: 0 S: 4	H: 2 LOB: 1 BB: 0 P: 4	R: 0 E: 0 K: 1 S: 5	H: 0 LOB: 0 BB: 0 P: 5	R: 0 E: 0 K: 1 S: 5	H: 0 LOB: 0 BB: 0 P: 5	R: 1 E: 0 K: 0 S: 4	H: 1 LOB: 1 BB: 1 P: 8	R: 0 E: 0 K: 1 S: 5	H: 0 LOB: 0 BB: 0 P: 5	R: 0 E: 0 K: 0 S: 3	H: 0 LOB: 1 BB: 1 P: 7		R: 0 E: 0 K: 0 S: 5	H: 3 LOB: 2 BB: 0 P: 5	1B: 8 2B: 0 3B: 0 HR: 0	SF: 0 SAC: 0 DP: 1 HBP: 0	WP: 0 PB: 0 SB: 1 CS: 1
<b>PITCHER</b> Vern Ruhle, R ERA: 2.76 (1,1)	IP: 9.0 WLS: W BF: 35	H: 8 R: 1 ER: 1 SO: 5	BB: 2 IBB: 0 HBP: 0 BLK: 0	WP: 0 HR: 0 S: 43 P: 51	ERA: 1.00 WHIP: 1.111	<b>PITCHER</b>										IP: 9.0 WLS: W BF: 35	H: 8 R: 1 ER: 1 SO: 5	BB: 2 IBB: 0 HBP: 0 BLK: 0	WP: 0 HR: 0 S: 43 P: 51	ERA: 1.00 WHIP: 1.111		

Batter	1	2	3	4	5	6	7	8	9	AB	R	H	RBI	BB	SO	LOB	BOTTOM			
Rafael Landestoy, S OBP: 0.306, SLG: 0.358 (1,4)	F7		CS			1B		FC4-6		3	1	2	0	1	0	0	<b>Atlanta Braves @ Houston Astros</b> Astrodome, Houston, TX Sun Jul 13 1980, 8:05 PM EDT Att: 31,230 - Unknown			
Terry Puhl, L OBP: 0.372, SLG: 0.462 (1,9)	F8		HR			CS		FC4-6		5	3	3	2	0	0	1				
Denny Walling, L Dave Bergman, L OBP: 0.413 OBP: 0.220, SLG: 0.156 (1,3) (8,3)	1B		P6			FC5-4		F8		4	1	3	2	0	0	0				
Jose Cruz, L OBP: 0.367, SLG: 0.437 (1,7)	F2					F9		1B		4	0	2	0	0	0	3				
Cesar Cedeno, R OBP: 0.377, SLG: 0.498 (1,8)		K				FC5-4		5-3		4	0	0	2	0	1	3				
Enos Cabell, R OBP: 0.300, SLG: 0.353 Art Howe, R OBP: 0.347, SLG: 0.420 (1,5) (8,5)	F9					4-3		L3		4	0	1	0	0	0	2				
Craig Reynolds, L OBP: 0.234, SLG: 0.286 (1,6)						1B		E4		2	0	0	0	2	0	3				
Luis Pujols, R OBP: 0.252, SLG: 0.233 (1,2)	P3					K		F8		4	0	0	0	0	1	5				
Vern Ruhle, R OBP: 0.350, SLG: 0.421 (1,1)			G3			1B		K		4	1	1	0	0	1	0				
<b>Inning Stats</b>	R: 0 E: 0 K: 0 S: 4	H: 1 LOB: 1 BB: 0 P: 4	R: 0 E: 0 K: 1 S: 5	H: 0 LOB: 1 BB: 1 P: 9	R: 1 E: 0 K: 0 S: 4	H: 2 LOB: 0 BB: 0 P: 4	R: 0 E: 0 K: 1 S: 6	H: 1 LOB: 2 BB: 1 P: 10	R: 3 E: 0 K: 0 S: 8	H: 5 LOB: 2 BB: 0 P: 8	R: 0 E: 0 K: 0 S: 2	H: 0 LOB: 0 BB: 0 P: 3	R: 2 E: 1 K: 0 S: 7	H: 3 LOB: 2 BB: 0 P: 7	R: 0 E: 0 K: 1 S: 5	H: 0 LOB: 1 BB: 1 P: 9		1B: 10 2B: 1 3B: 0 HR: 1	SF: 0 SAC: 0 DP: 0 HBP: 1	WP: 0 PB: 0 SB: 3 CS: 2
<b>PITCHER</b> Tommy Boggs, R Rick Camp, R Al Hrabosky, L ERA: 4.22 ERA: 2.88 ERA: 3.82 (1,1) (7,1) (8,1)	IP: 6.0 WLS: L BF: 31	H: 12 R: 6 ER: 6 SO: 2	BB: 2 IBB: 0 HBP: 0 BLK: 0	WP: 0 HR: 0 S: 32 P: 41	ERA: 9.00 WHIP: 2.333	<b>PITCHER</b>										IP: 6.0 WLS: L BF: 31	H: 12 R: 6 ER: 6 SO: 2	BB: 2 IBB: 0 HBP: 0 BLK: 0	WP: 0 HR: 0 S: 32 P: 41	ERA: 9.00 WHIP: 2.333



Batter	1	2	3	4	5	6	7	8	9	AB	R	H	RBI	BB	SO	LOB	TOP										
<b>Glenn Hubbard, R</b> OBP: 0.345, SLG: 0.449 (1,4)	0-3 K		0-0 P4			0-0 P4		0-0 F9		4	0	0	0	0	1	1											
<b>Dale Murphy, R</b> OBP: 0.372, SLG: 0.514 (1,8)	0-0 F4			4-0 FC3-6 BB		0-0 6-3		0-3 K		3	0	0	0	1	1	0											
<b>Chris Chambliss, L</b> OBP: 0.341, SLG: 0.463 (1,3)	0-0 4-3			0-0 FC3-6 1B		0-0 3-1			0-0 G3	4	0	0	0	0	0	1											
<b>Gary Matthews, R</b> OBP: 0.324, SLG: 0.428 (1,9)		0-3 K		0-0 2H 1B			0-0 5-3		0-0 L3-6 2B	4	0	2	0	0	1	0											
<b>Bob Horner, R</b> OBP: 0.261, SLG: 0.472 (1,5)		0-3 K		0-0 F7			0-0 HR		0-0 L3-6	4	1	1	1	0	1	2											
<b>Jerry Royster, R</b> OBP: 0.313, SLG: 0.306 (9,5)									2-3	0	0	0	0	0	0	0											
<b>Jeff Burroughs, R</b> OBP: 0.346, SLG: 0.471 (1,7)		0-3 K			0-0 E5 2B		0-0 F9			3	1	0	0	0	1	0											
<b>Bruce Benedict, R</b> OBP: 0.318, SLG: 0.344 (1,2)			0-0 5-3		0-0 SH3-4 1H CS 2B		4-0 BB			2	0	1	1	1	0	0											
<b>Luis Gomez, R</b> OBP: 0.270, SLG: 0.232 (1,6)			0-0 2B		0-0 SH3-4		0-0 F9			2	0	1	0	0	0	1											
<b>Phil Niekro, R</b> OBP: 0.120, SLG: 0.160 (1,1)			0-0 5-3		0-3 K		0-0 F8			3	0	0	0	0	1	2											
<b>Inning Stats</b>	R: 0 E: 0 K: 1 S: 5	H: 0 LOB: 0 BB: 0 P: 5	R: 0 E: 0 K: 3 S: 9	H: 0 LOB: 0 BB: 0 P: 9	R: 0 E: 0 K: 0 S: 4	H: 1 LOB: 1 BB: 0 P: 4	R: 0 E: 1 K: 0 S: 3	H: 1 LOB: 1 BB: 1 P: 7	R: 1 E: 1 K: 1 S: 6	H: 1 LOB: 0 BB: 0 P: 6	R: 0 E: 0 K: 0 S: 3	H: 0 LOB: 0 BB: 0 P: 3	R: 1 E: 0 K: 0 S: 4	H: 1 LOB: 1 BB: 1 P: 8	R: 0 E: 0 K: 1 S: 5	H: 0 LOB: 0 BB: 0 P: 5	R: 0 E: 0 K: 0 S: 3	H: 1 LOB: 0 BB: 0 P: 3	1B: 1 2B: 4 3B: 0 HR: 1	SF: 0 SAC: 1 DP: 1 HBP: 0	WP: 0 PA: 32 PB: 0 SB: 1 CS: 1						
<b>PITCHER</b>	IP	WLS	BF	H	R	ER	SO	BB	IBB	HBP	BLK	WP	HR	S	P	ERA	WHIP										
<b>J.R. Richard, R</b> ERA: 1.9 (1,1)	3.1		12	1	0	0	4	1	0	0	0	0	0	19	23	0.00	0.600										
<b>Gordie Pladson, R</b> ERA: 2.45 (4,1)	3.2	L	14	3	2	1	1	1	0	0	0	0	1	15	19	2.46	1.091										
<b>Dave Smith, R</b> ERA: 2.06 (8,1)	2.0		6	1	0	0	1	0	0	0	0	0	0	8	8	0.00	0.500										

Atlanta Braves @ Houston Astros  
Astrodome, Houston, TX  
Mon Jul 14 1980, 8:05 PM EDT  
Att: 20,247 - Unknown

AB 29  
R 2  
H 5  
RBI 2  
BB 2  
SO 6  
LOB 7



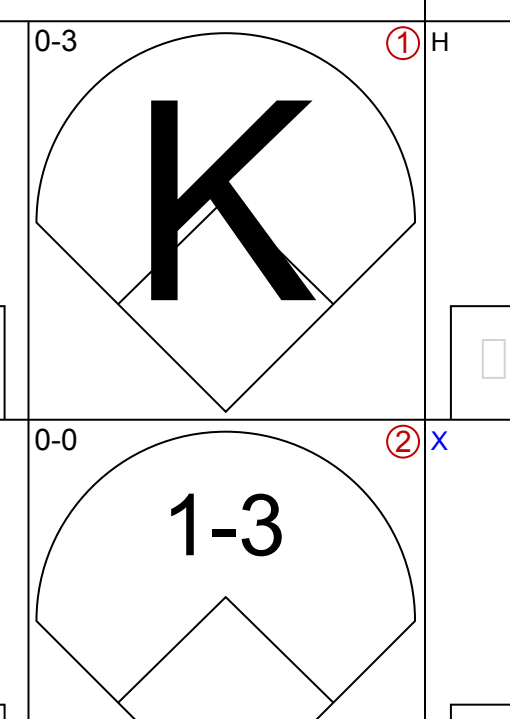
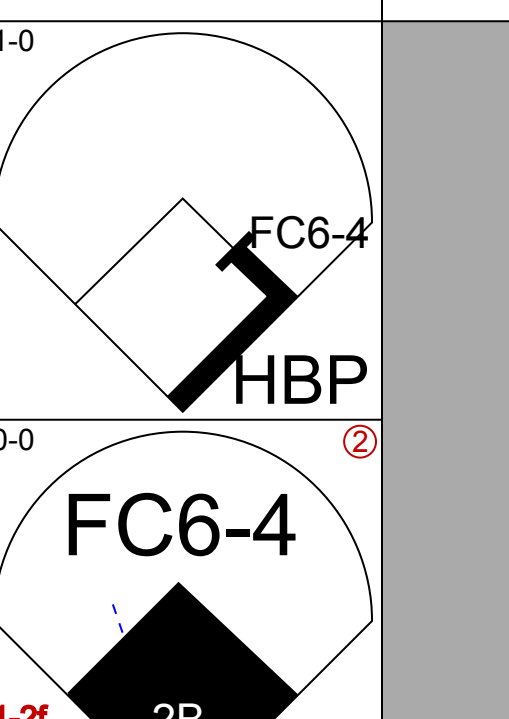
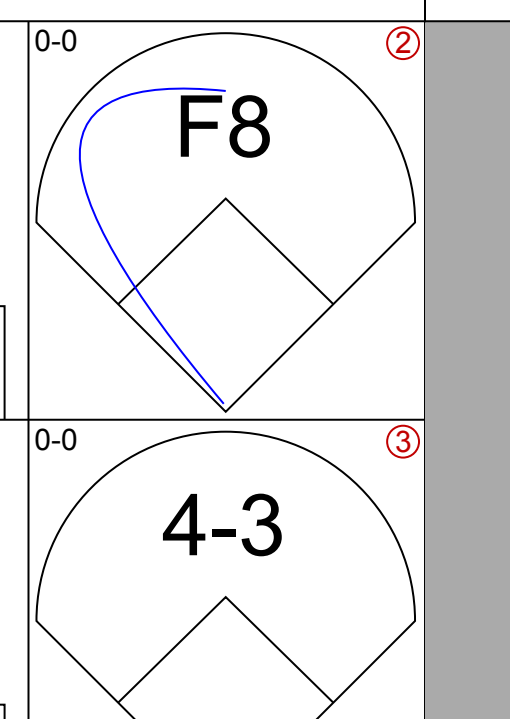
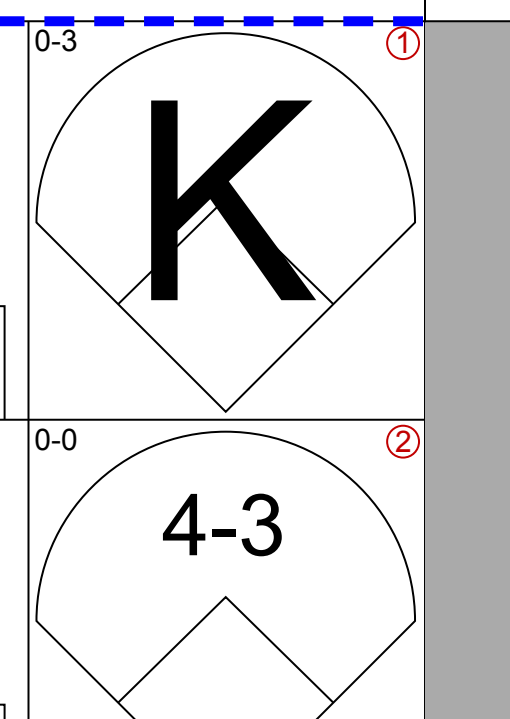
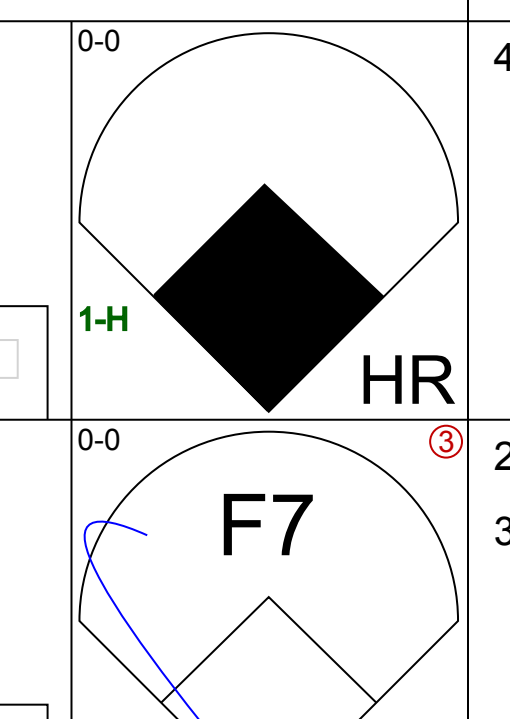
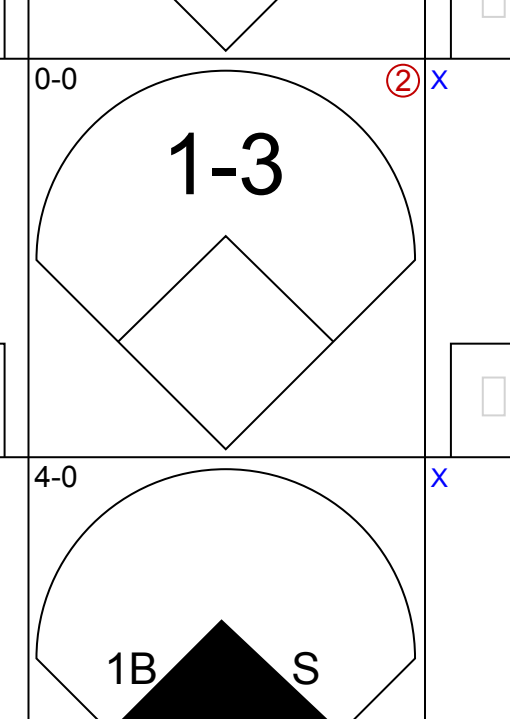
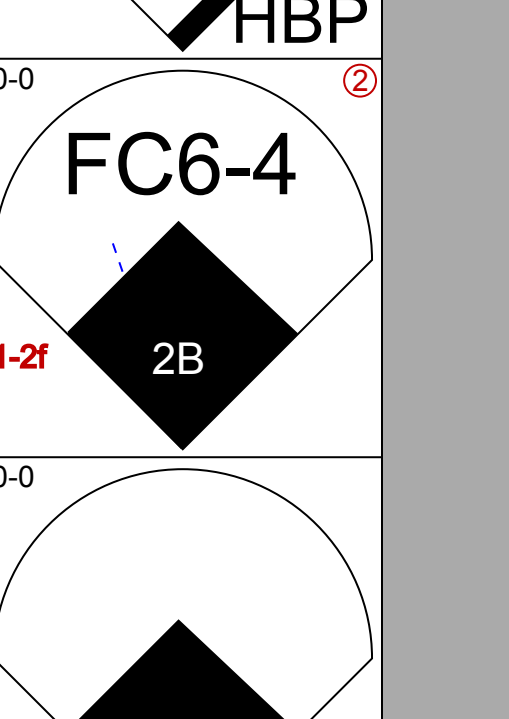
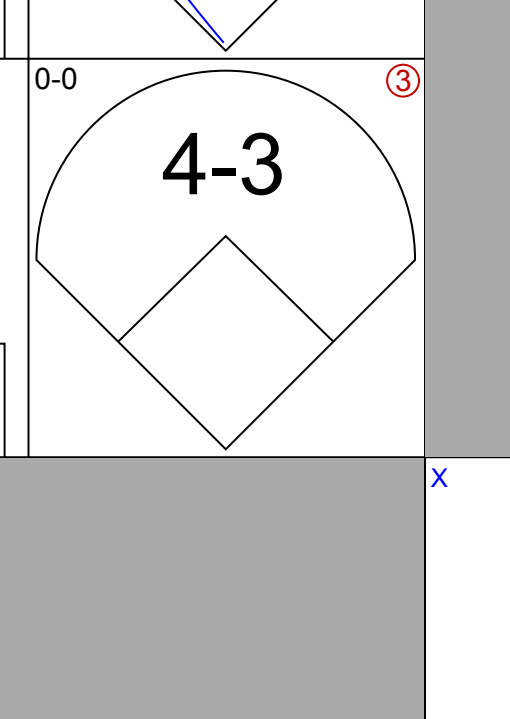
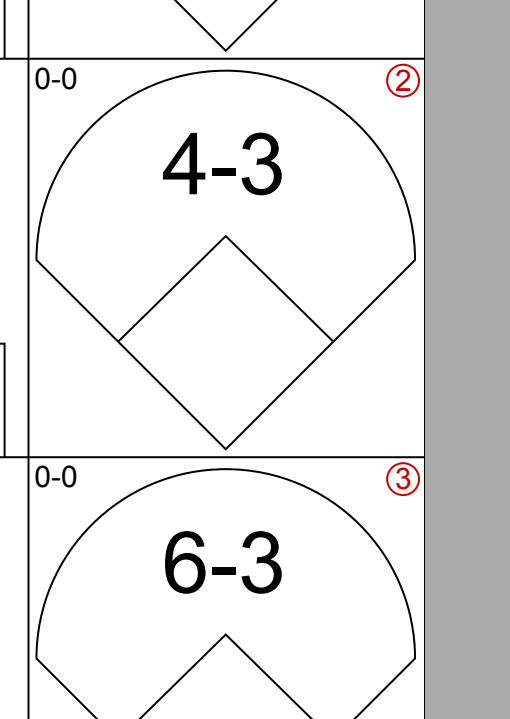
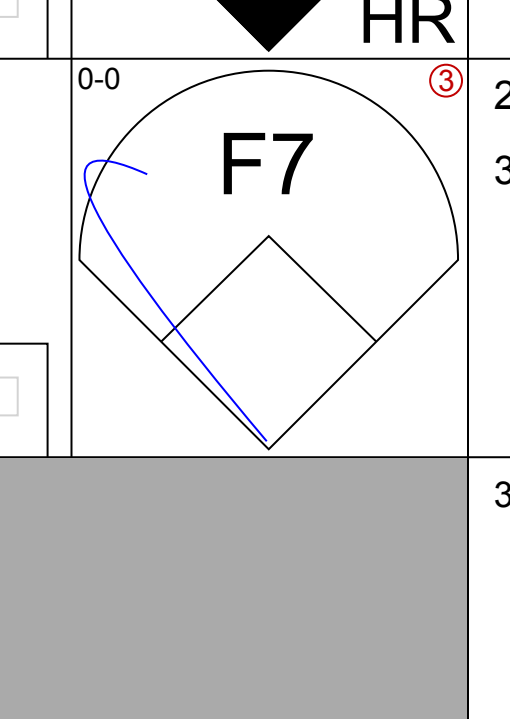
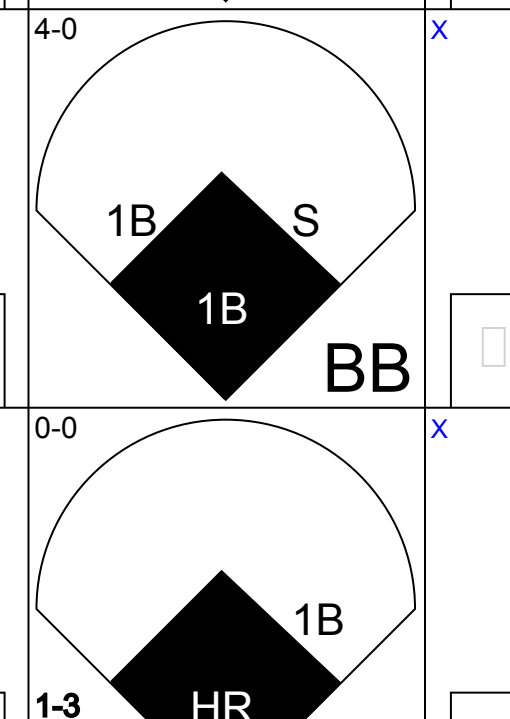
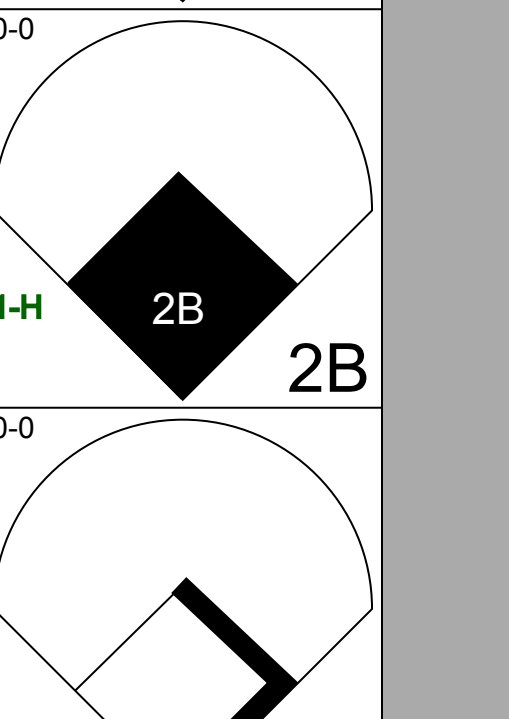
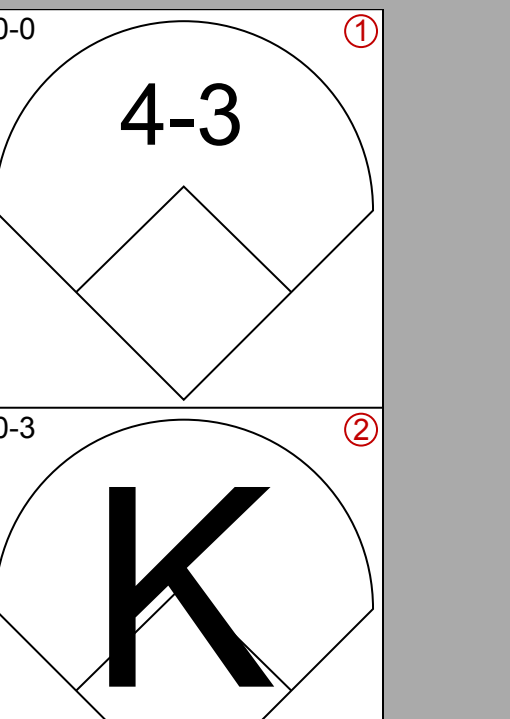
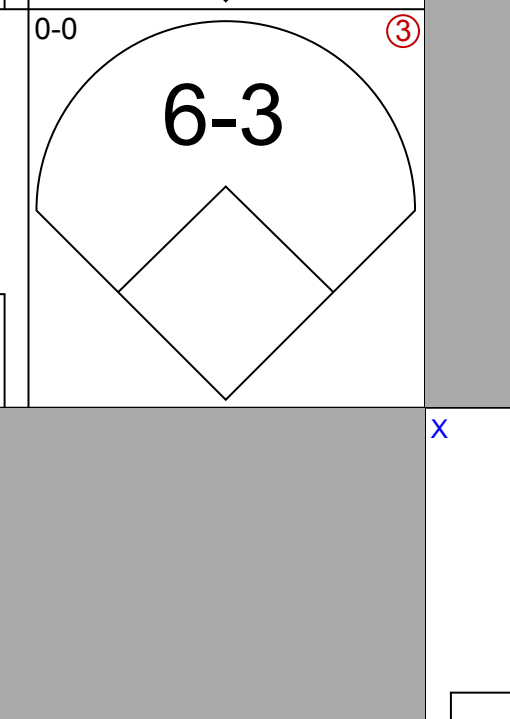
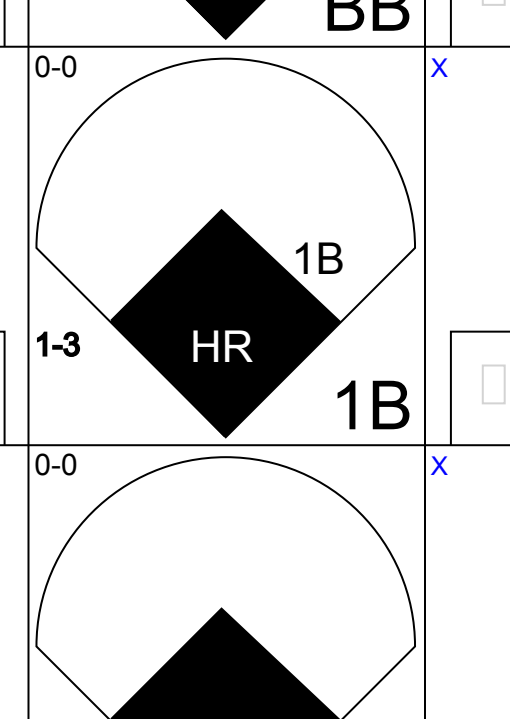
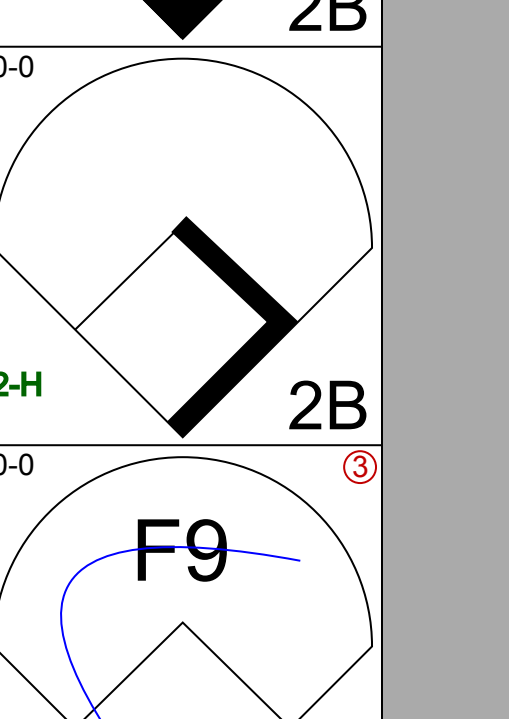
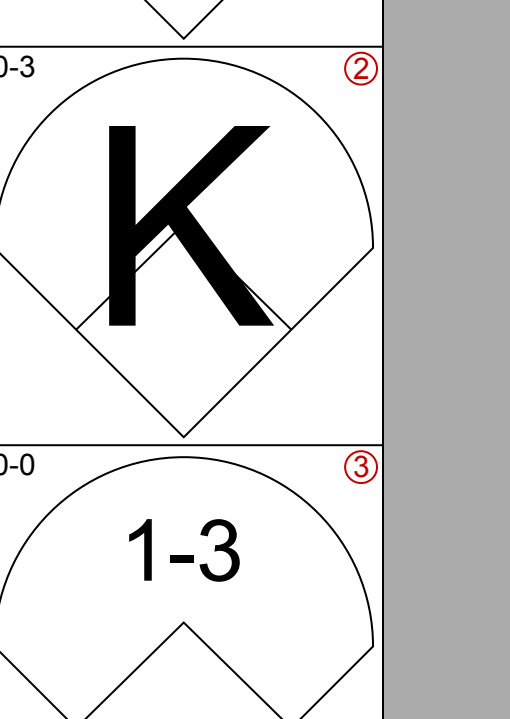
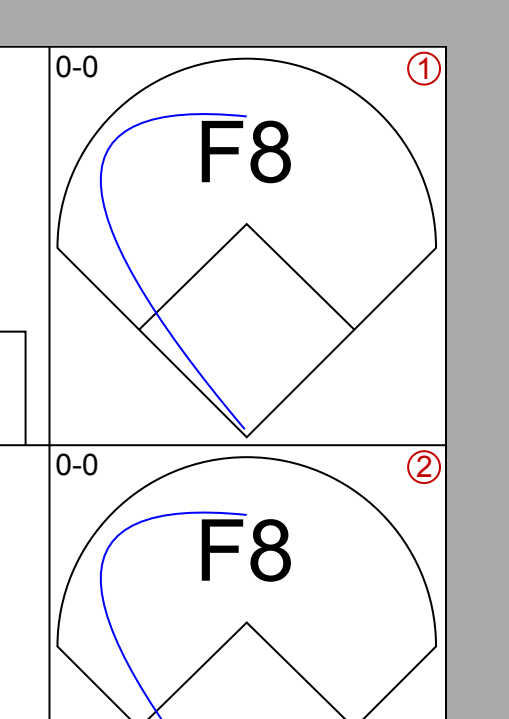
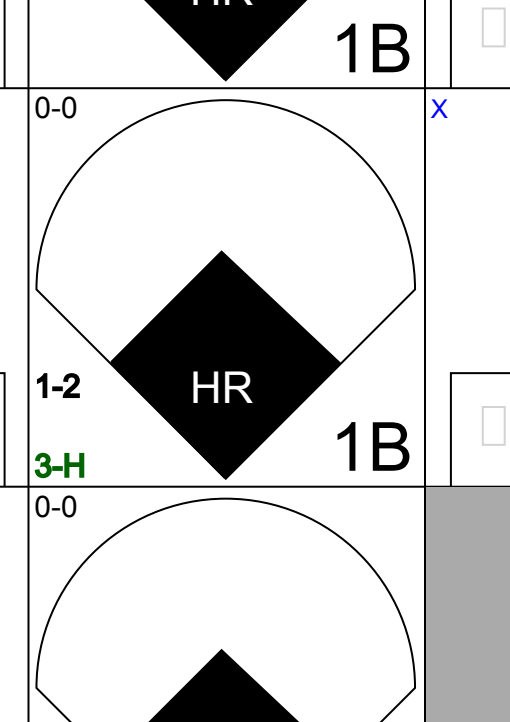
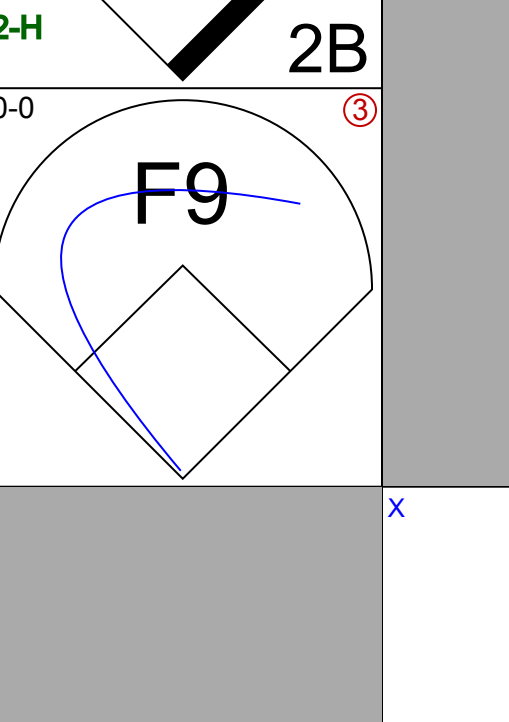
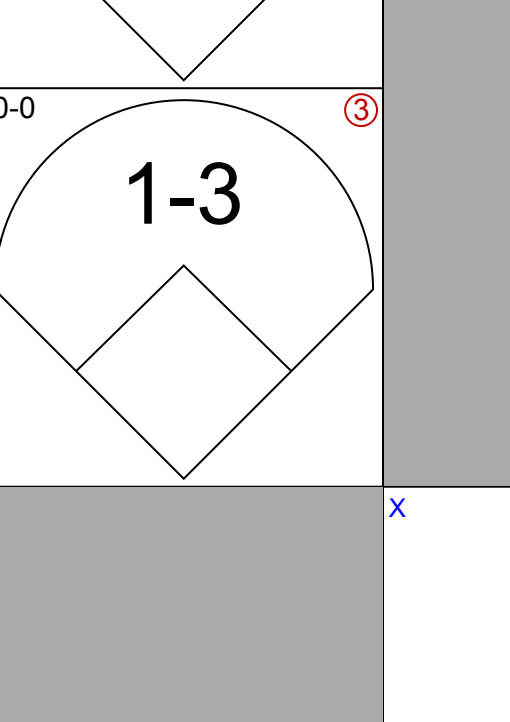
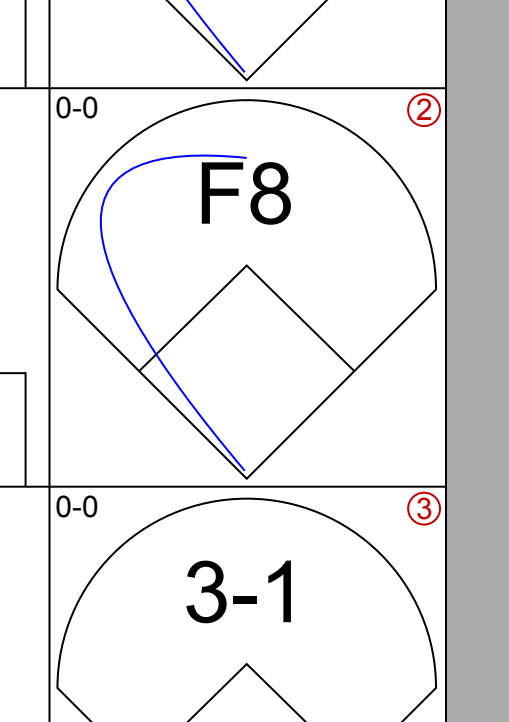
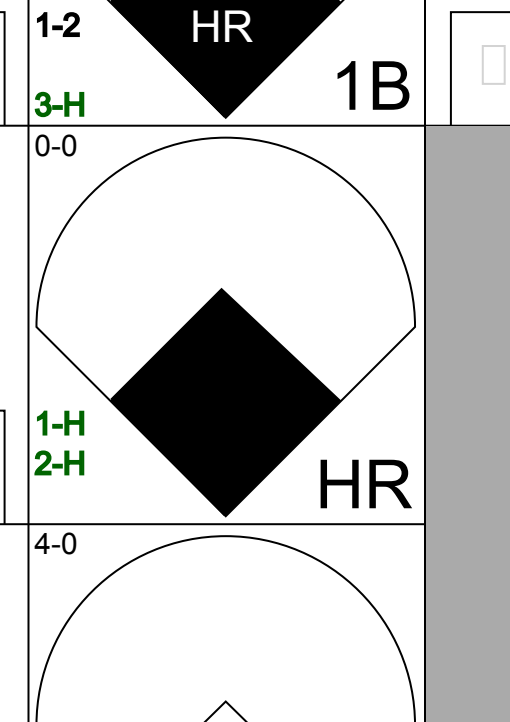
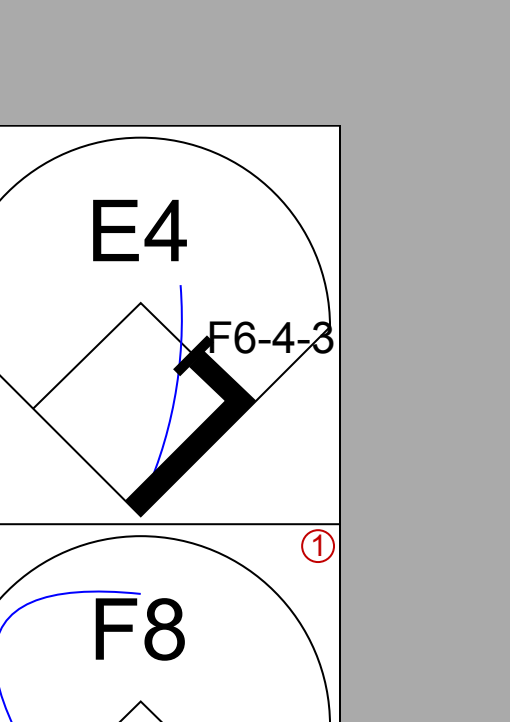
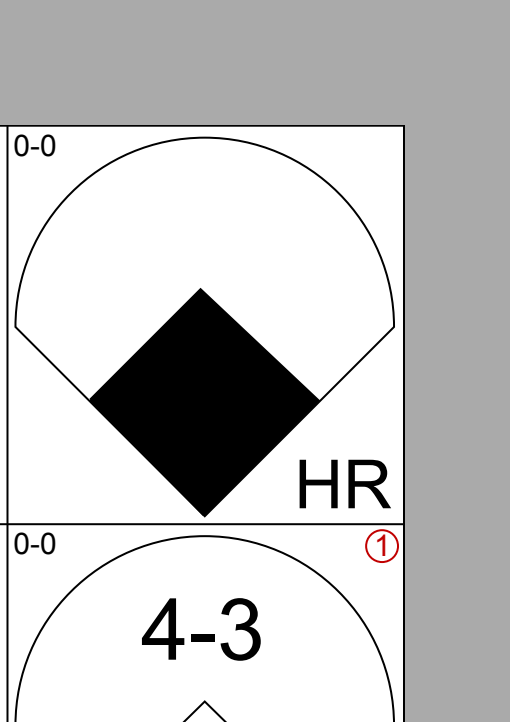
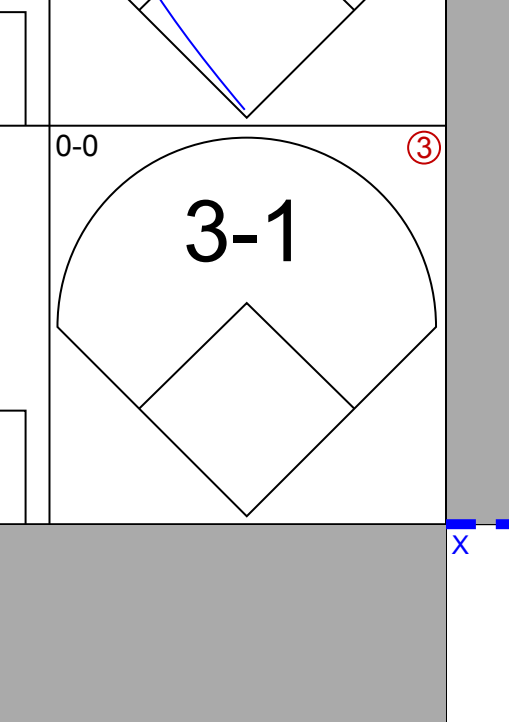
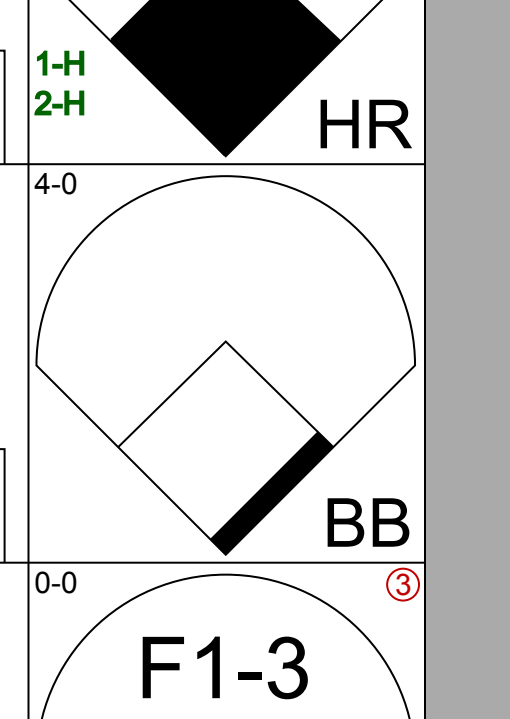
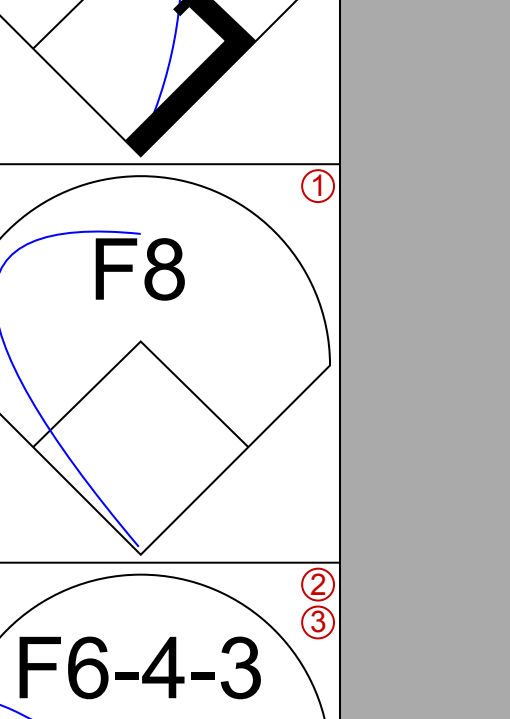
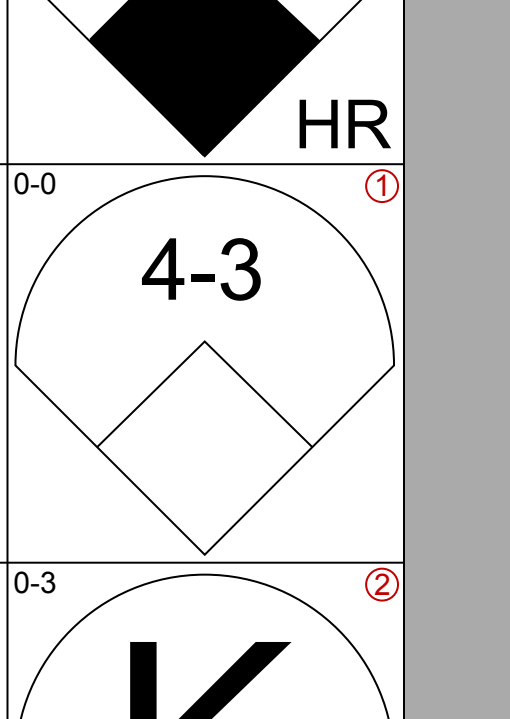
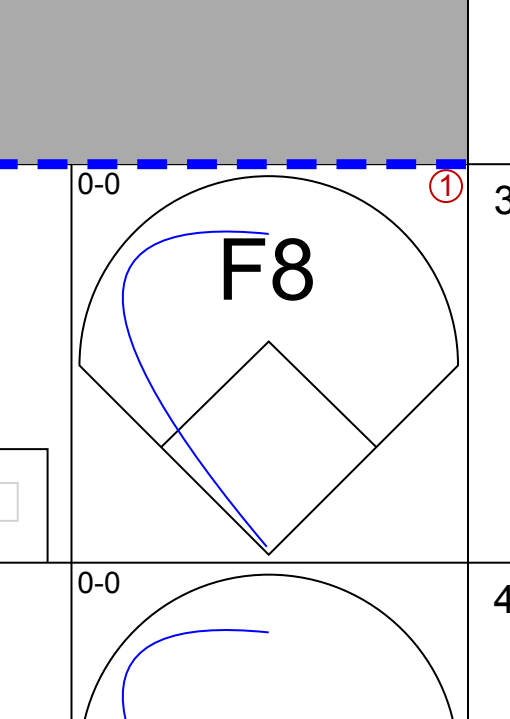
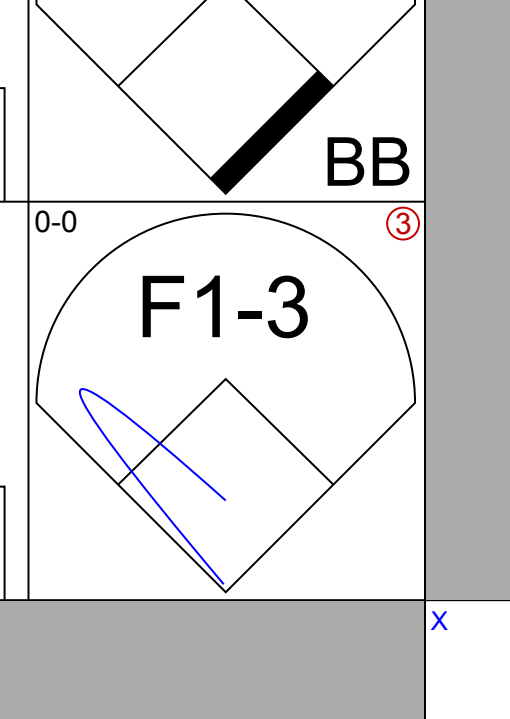
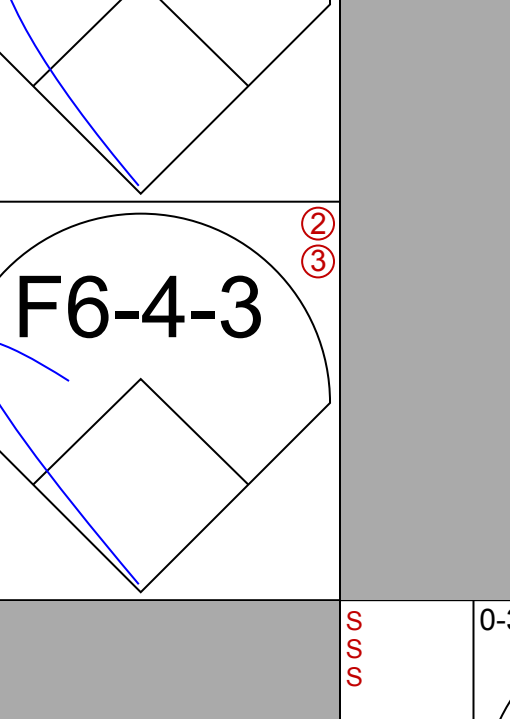
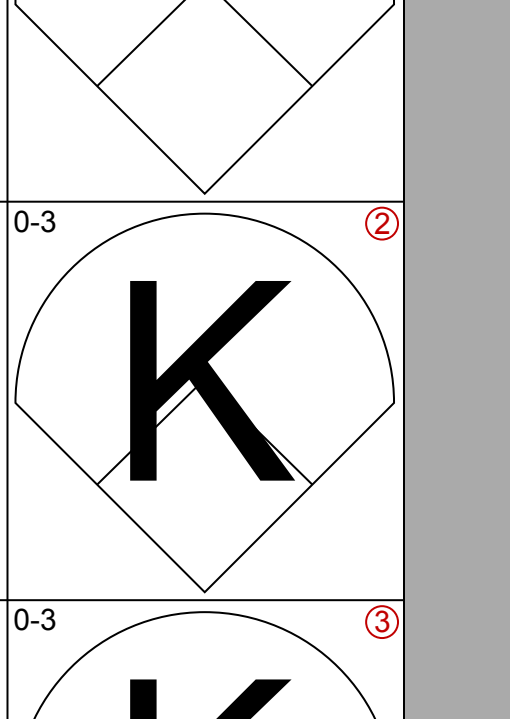
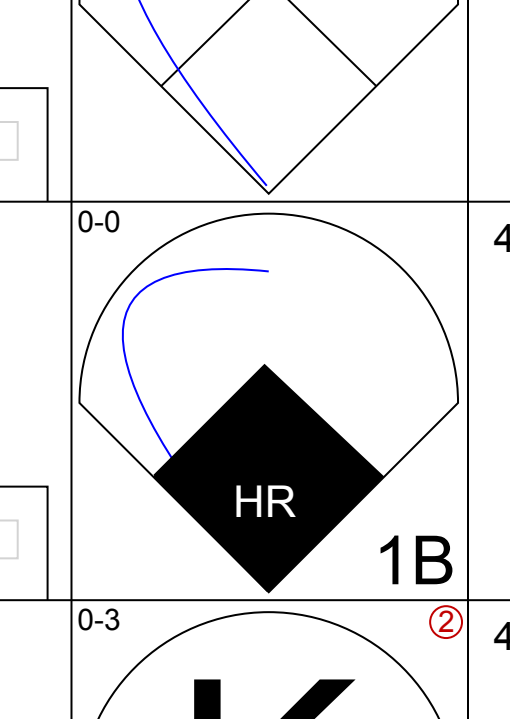
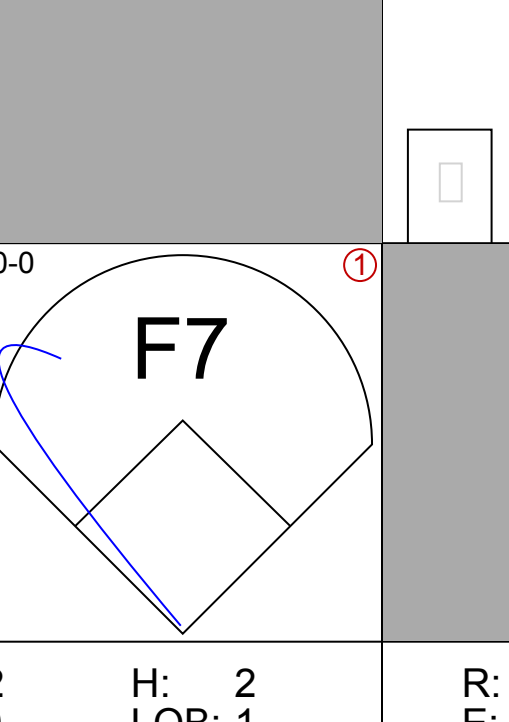
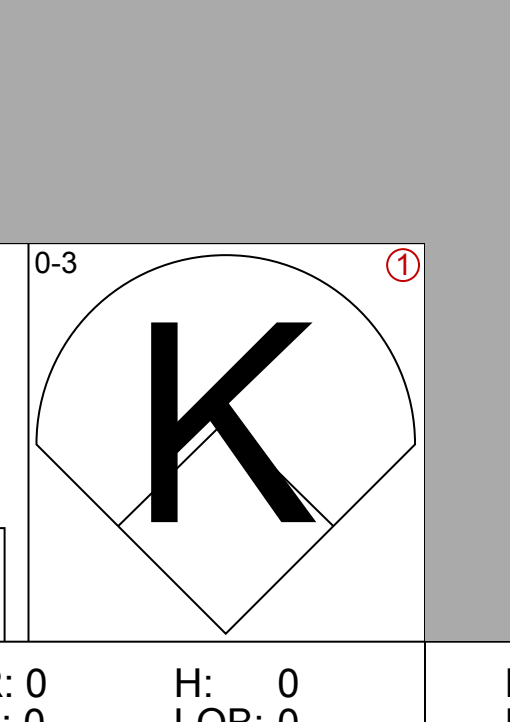
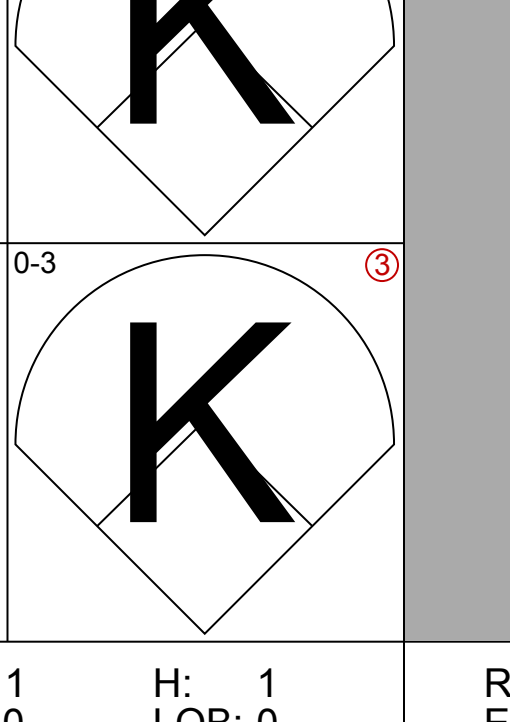
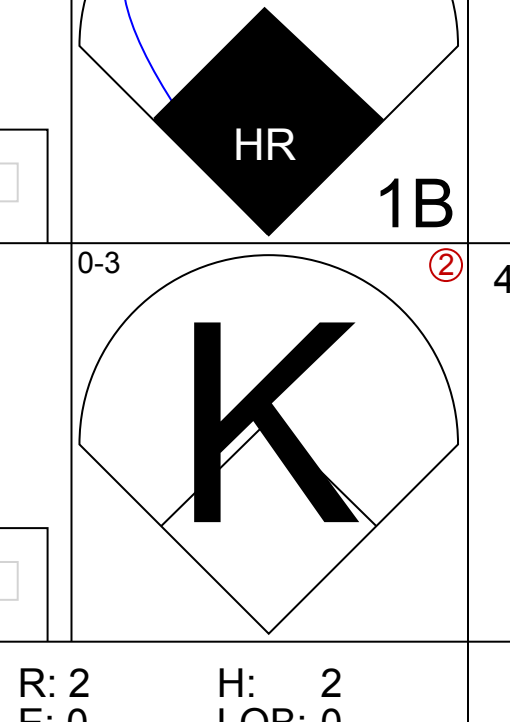
Batter	1	2	3	4	5	6	7	8	9	AB	R	H	RBI	BB	SO	LOB	BOTTOM										
<b>Rafael Landestoy, S</b> OBP: 0.307, SLG: 0.354 (1,4)	4-0 S BB		0-3 K			0-3 K2-3			0-0 1B	2	0	0	0	1	2	1											
<b>Joe Morgan, L</b> OBP: 0.348, SLG: 0.388 (9,PH)										1	0	1	0	0	0	0											
<b>Jeffrey Leonard, R</b> OBP: 0.281, SLG: 0.290 (1,9)	0-0 L8		0-3 K			0-0 F7			0-0 F8	4	0	0	0	0	1	3											
<b>Jose Cruz, L</b> OBP: 0.383, SLG: 0.431 (1,7)	0-3 K		0-3 K			0-3 K2-3			0-3 K	4	0	0	0	0	4	3											
<b>Cesar Cedeno, R</b> OBP: 0.375, SLG: 0.491 (1,8)	4-0 BB			0-3 K			0-0 L3		0-0 4-3	3	0	0	0	1	1	1											
<b>Art Howe, R</b> OBP: 0.347, SLG: 0.414 (1,3)	0-0 6-3			0-0 F9			4-0 G4-3 BB			2	0	0	0	1	0	2											
<b>Enos Cabell, R</b> OBP: 0.297, SLG: 0.349 (1,5)		0-3 K		0-0 F8			0-0 G4-3			3	0	0	0	0	1	1											
<b>Dave Smith, R</b> (8,1)							1-2			0	0	0	0	0	0	0											
<b>Luis Pujols, R</b> OBP: 0.249, SLG: 0.229 (1,2)		0-0 5-3			0-3 K			0-0 G3		2	0	0	0	0	1	0											
<b>Alan Ashby, S</b> OBP: 0.321, SLG: 0.354 (9,PH)										1	0	0	0	0	0	0											
<b>Craig Reynolds, L</b> OBP: 0.231, SLG: 0.282 (1,6)		0-0 4-3			0-0 4-3			0-0 6-3		3	0	0	0	0	0	0											
<b>J.R. Richard, R</b> OBP: 0.154, SLG: 0.282 (1,1)			0-0 2B		0-3 K			0-0 1-3		1	0	1	0	0	0	0											
<b>Gordie Pladson, R</b> (4,1)										1	0	0	0	0	1	0											
<b>Denny Walling, L</b> OBP: 0.381, SLG: 0.411 (8,3)										1	0	0	0	0	0	0											
<b>Inning Stats</b>	R: 0 E: 0 K: 1 S: 5	H: 0 LOB: 2 BB: 2 P: 13	R: 0 E: 0 K: 1 S: 5	H: 0 LOB: 0 BB: 0 P: 5	R: 0 E: 0 K: 3 S: 10	H: 1 LOB: 1 BB: 0 P: 10	R: 0 E: 0 K: 1 S: 5	H: 0 LOB: 0 BB: 0 P: 5	R: 0 E: 0 K: 2 S: 7	H: 0 LOB: 0 BB: 0 P: 7	R: 0 E: 0 K: 2 S: 7	H: 0 LOB: 0 BB: 0 P: 7	R: 0 E: 0 K: 0 S: 2	H: 0 LOB: 0 BB: 1 P: 6	R: 0 E: 0 K: 0 S: 3	H: 0 LOB: 0 BB: 0 P: 3	R: 0 E: 0 K: 1 S: 6	H: 1 LOB: 1 BB: 0 P: 6	1B: 1 2B: 1 3B: 0 HR: 0	SF: 0 SAC: 0 DP: 1 HBP: 0	WP: 0 PA: 31 PB: 0 SB: 1 CS: 0						
<b>PITCHER</b>	IP	WLS	BF	H	R	ER	SO	BB	IBB	HBP	BLK	WP	HR	S	P	ERA	WHIP										
<b>Phil Niekro, R</b> ERA: 3.87 (1,1)	9.0	W	31	2	0	0	11	3	0	0	0	0	0	50	62	0.00	0.556										

Atlanta Braves @ Houston Astros  
Astrodome, Houston, TX  
Mon Jul 14 1980, 8:05 PM EDT  
Att: 20,247 - Unknown


AB 28  
R 0  
H 2  
RBI 0  
BB 3  
SO 11  
LOB 11

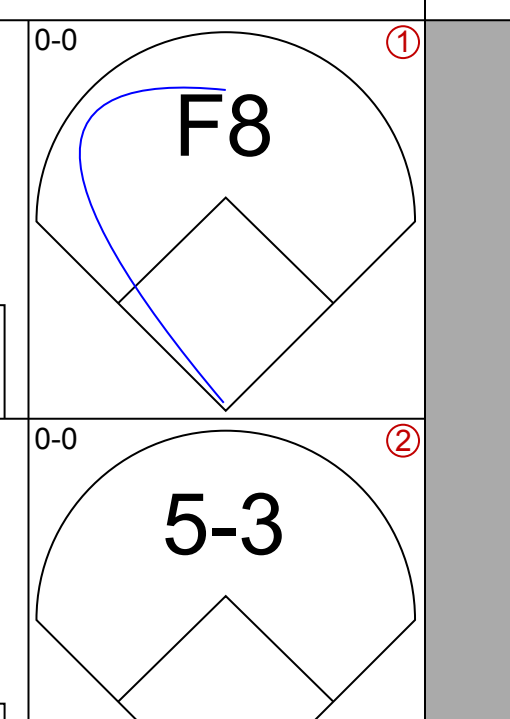
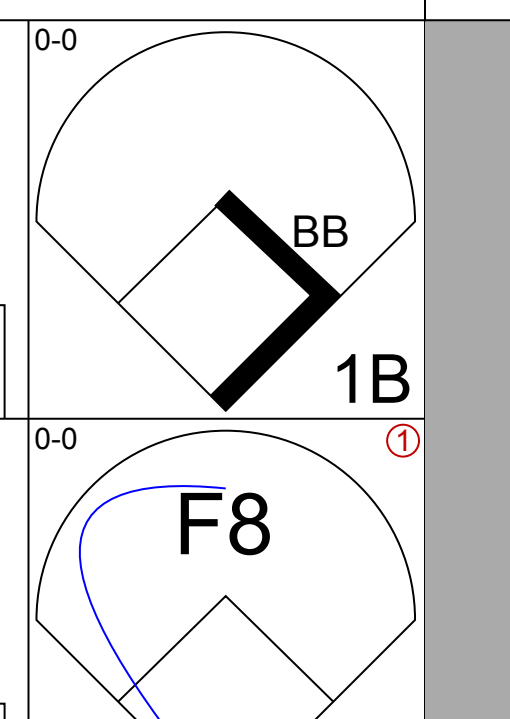
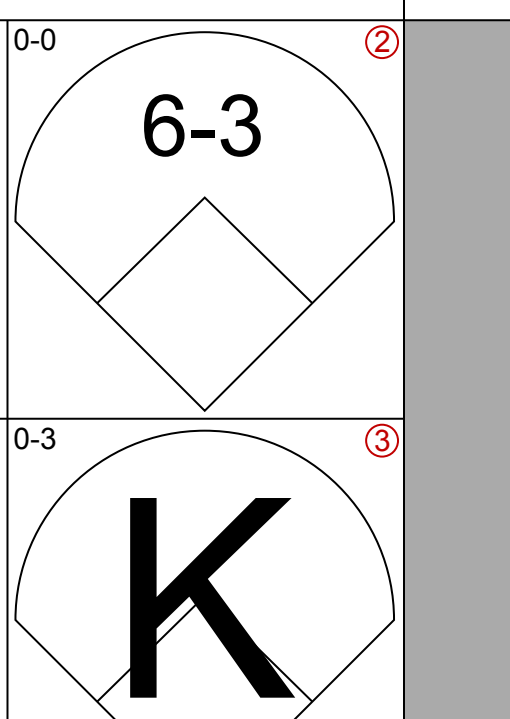
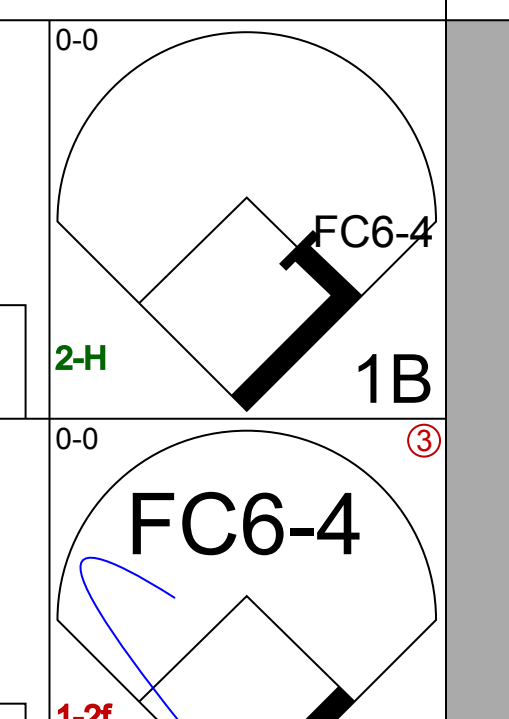
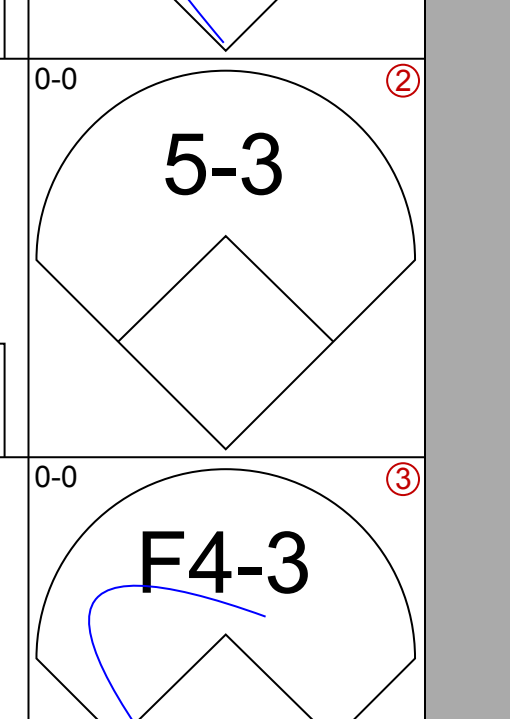
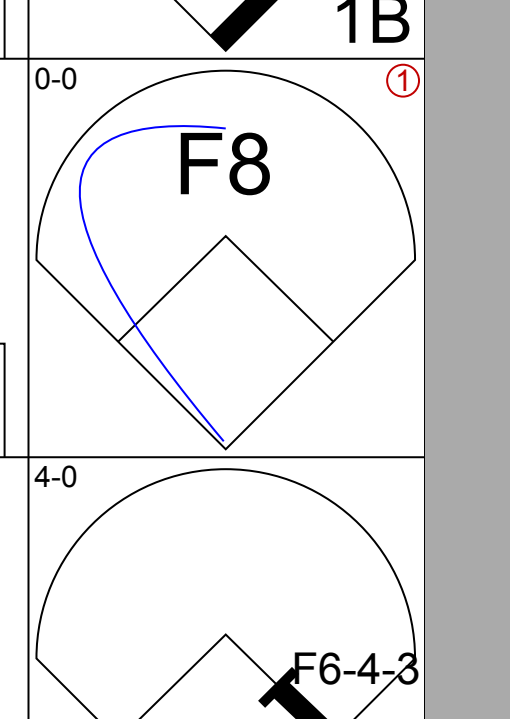
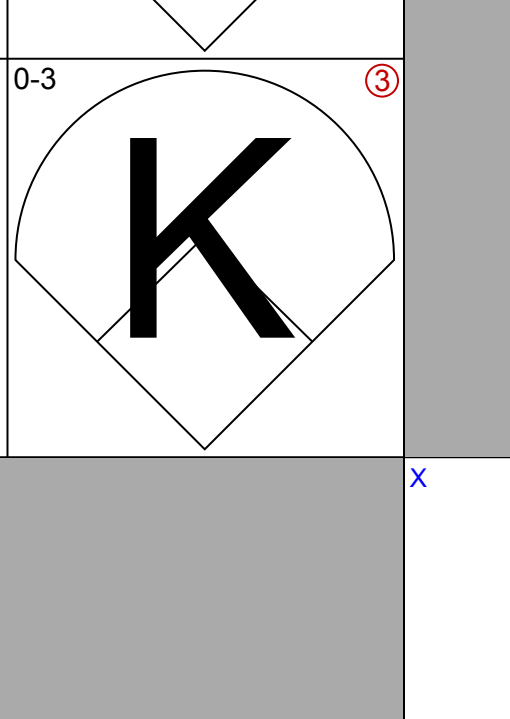
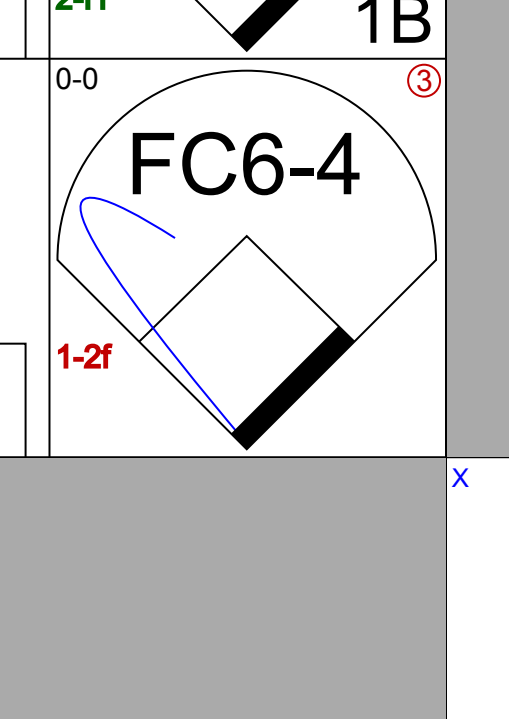
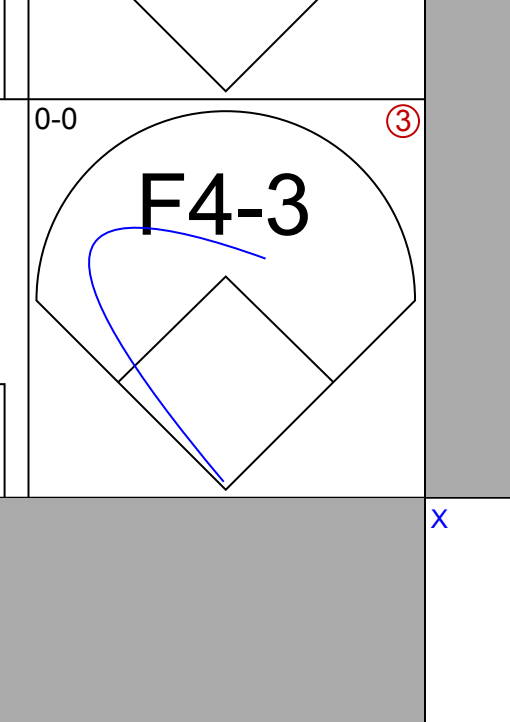
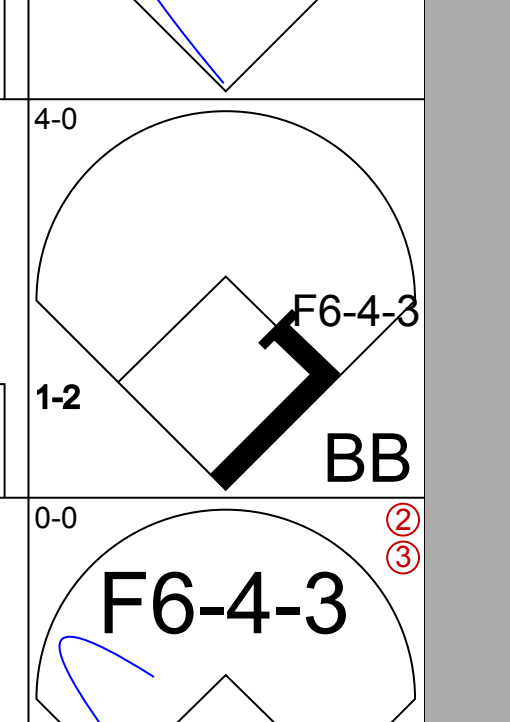
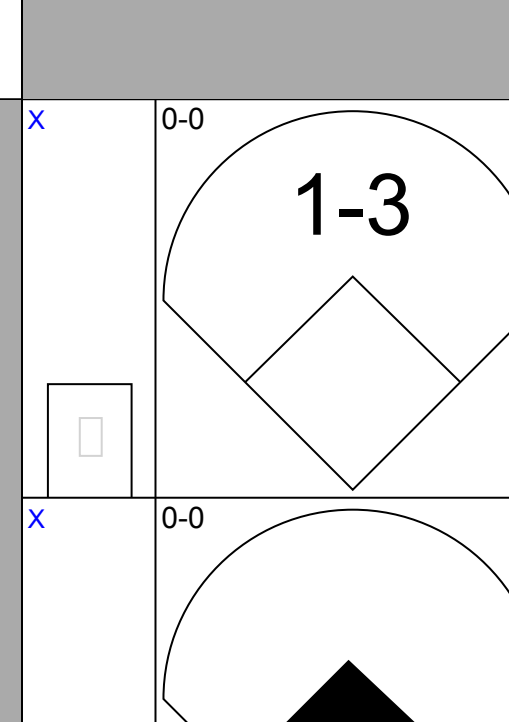
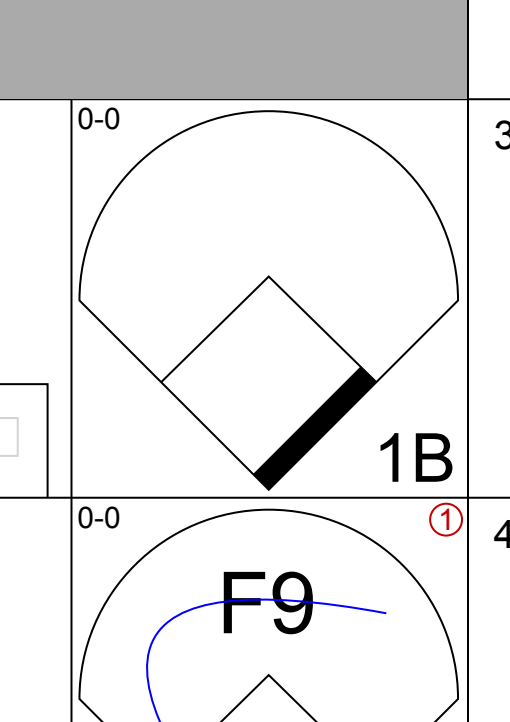
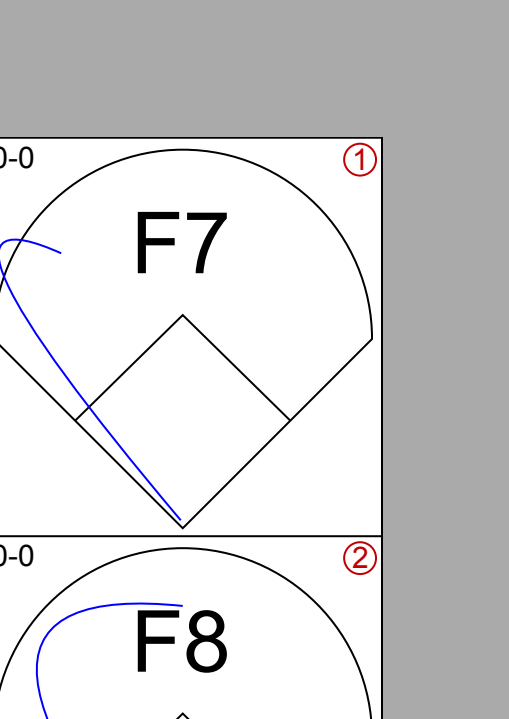
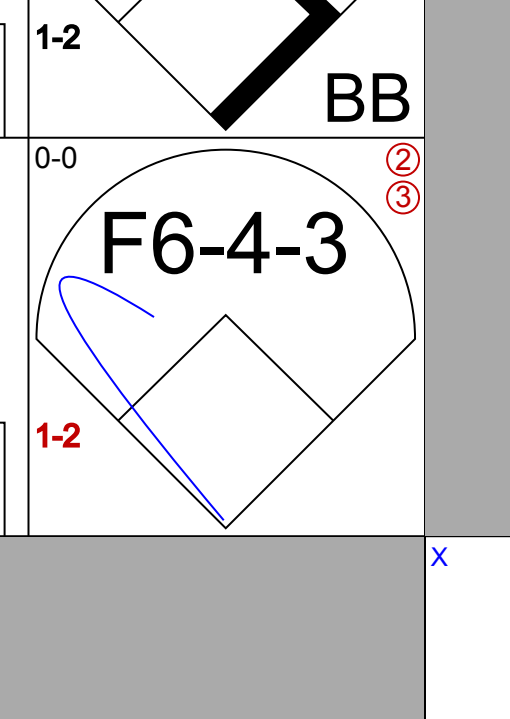
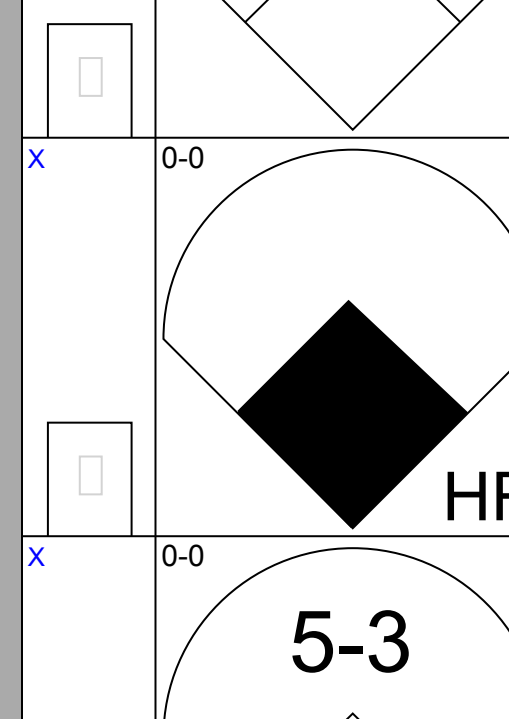
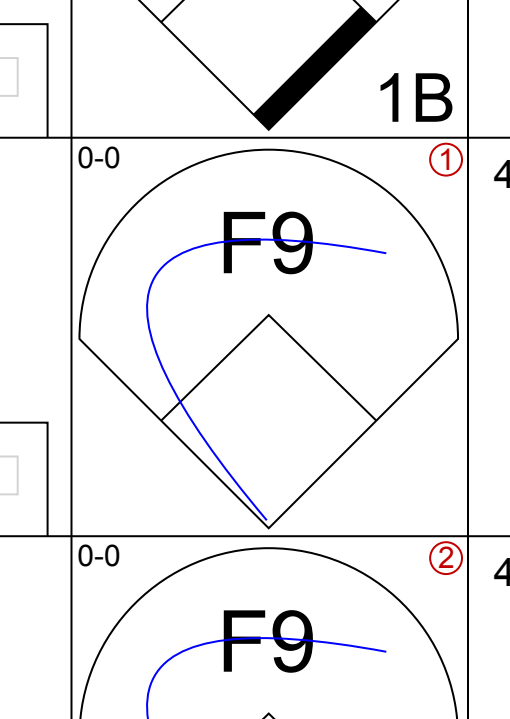
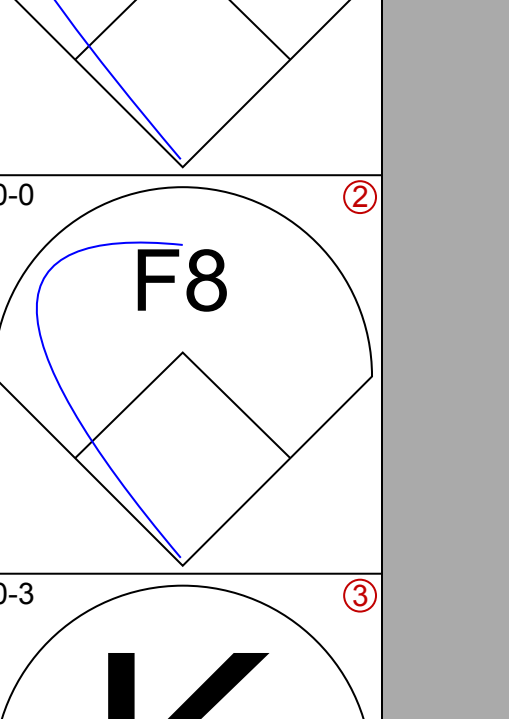
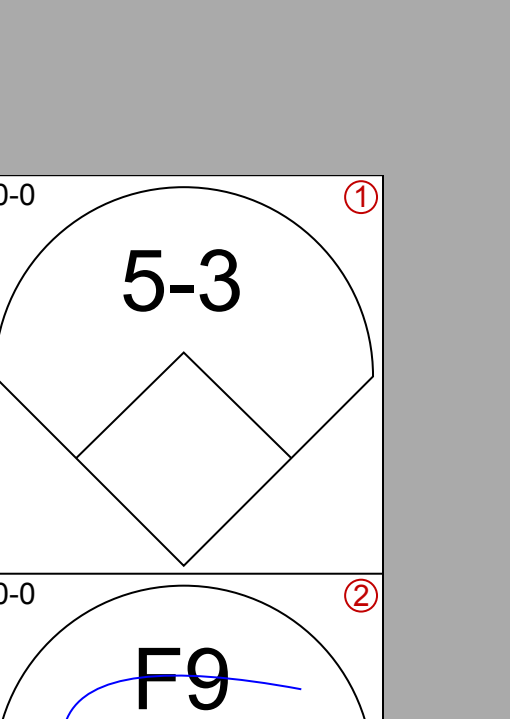
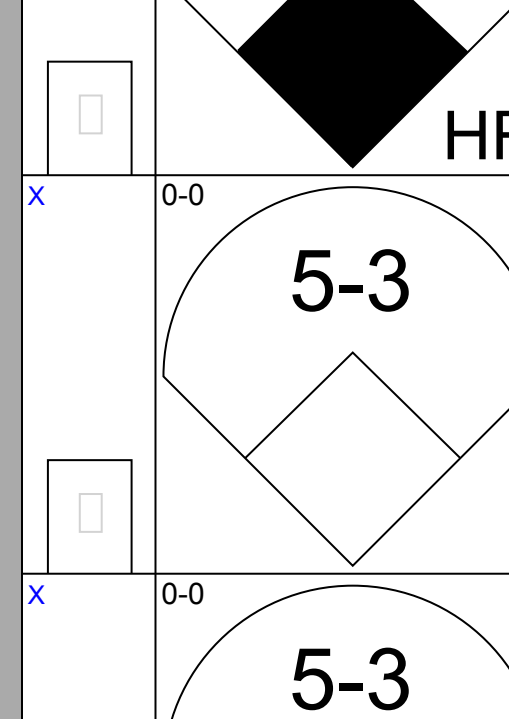
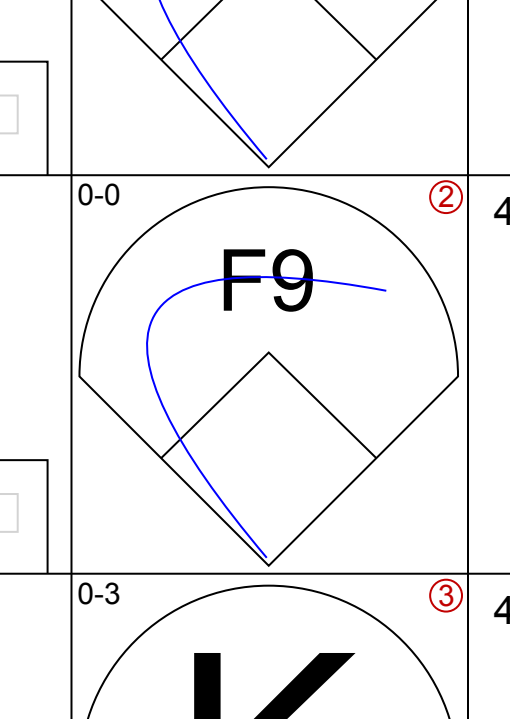
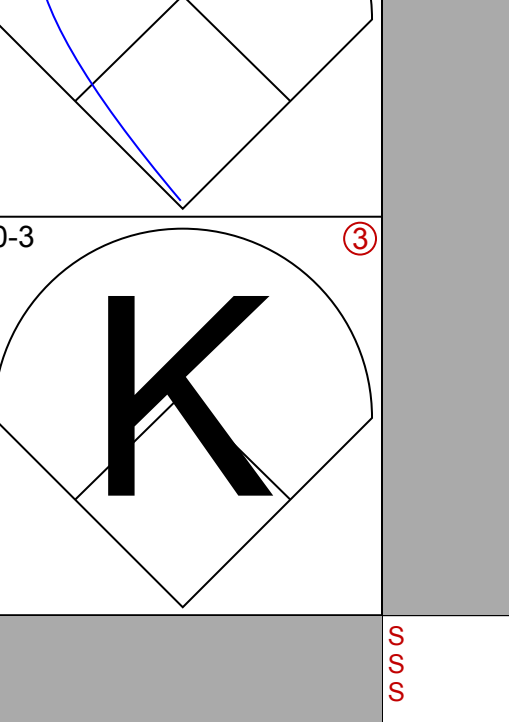
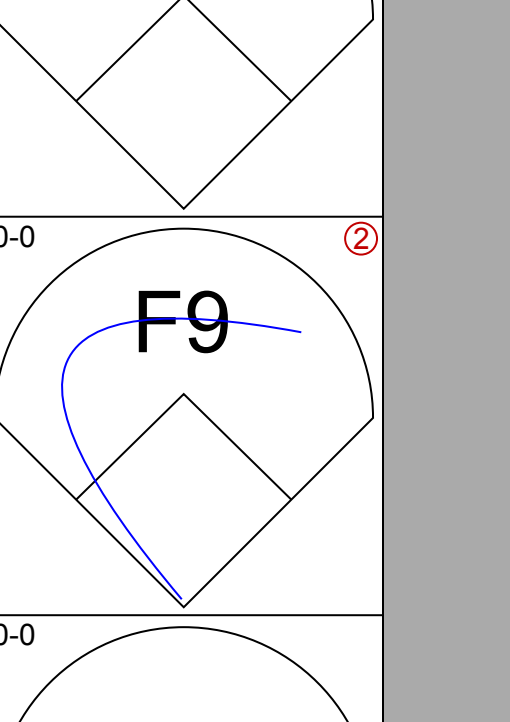
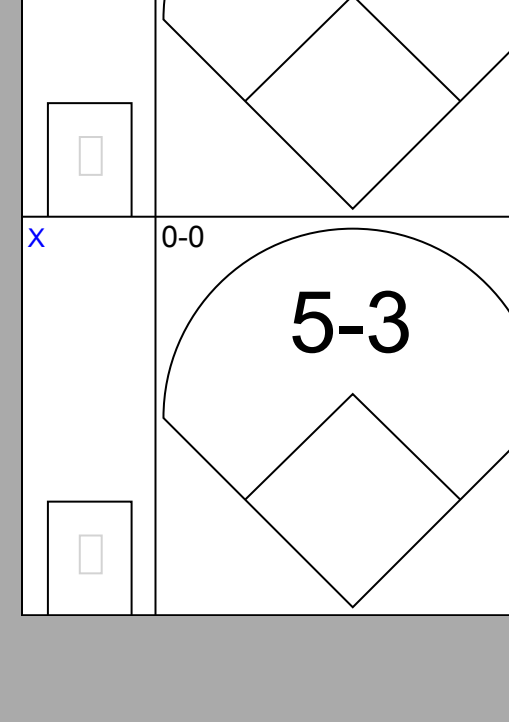
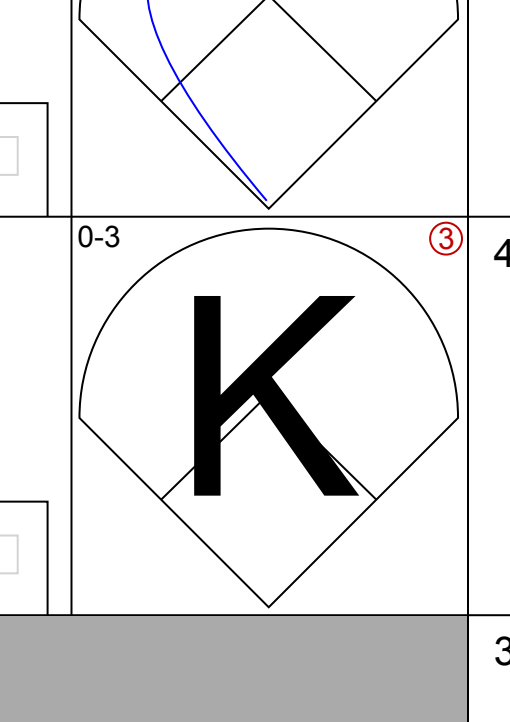

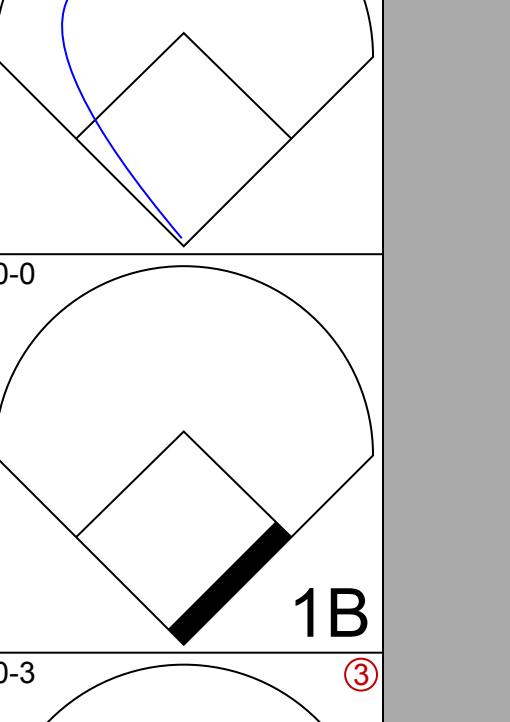
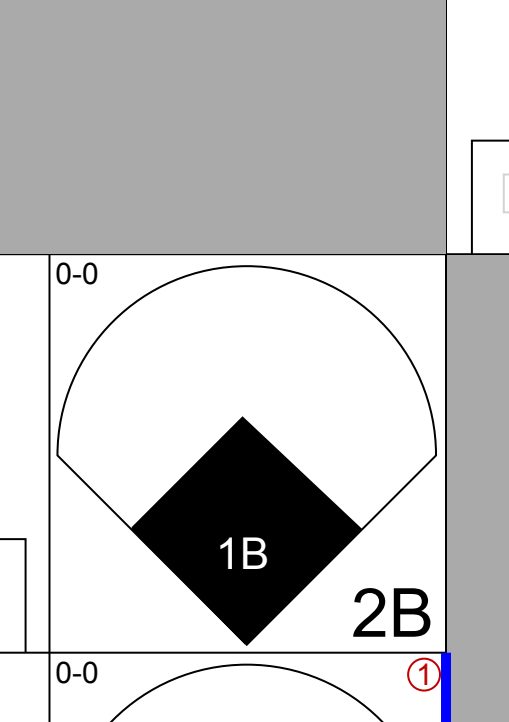
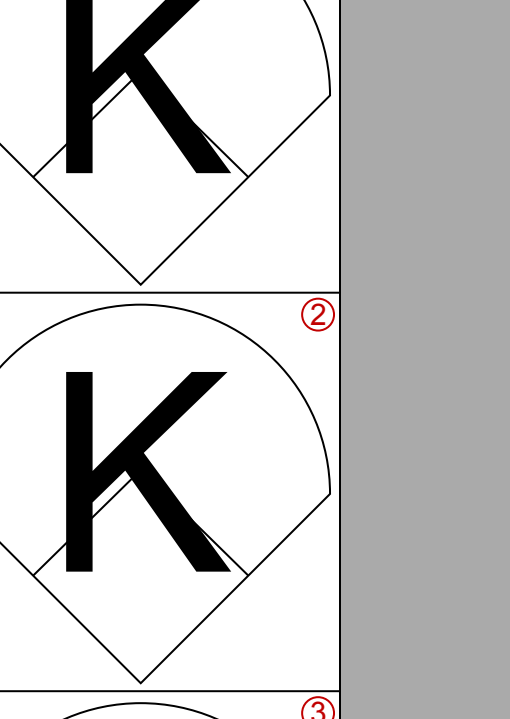
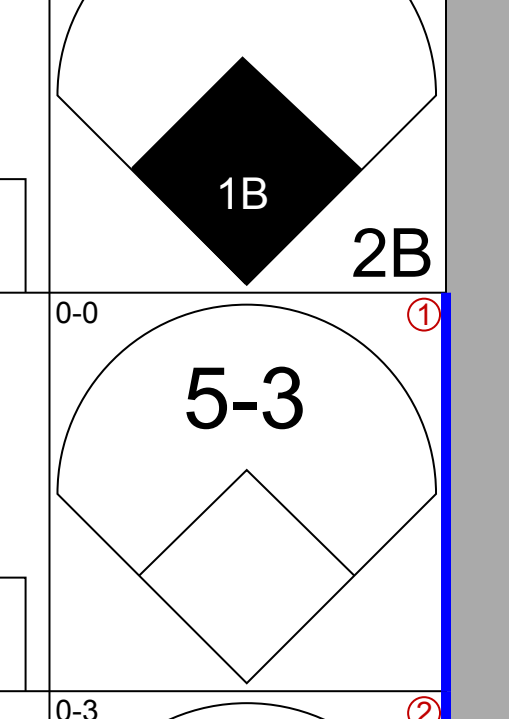
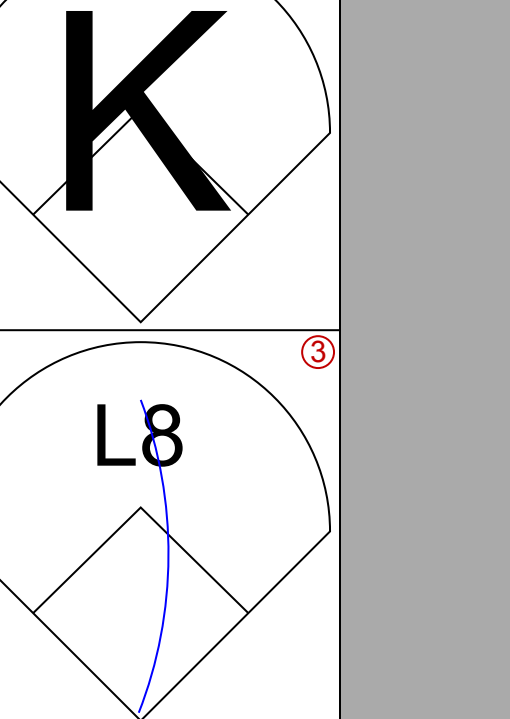
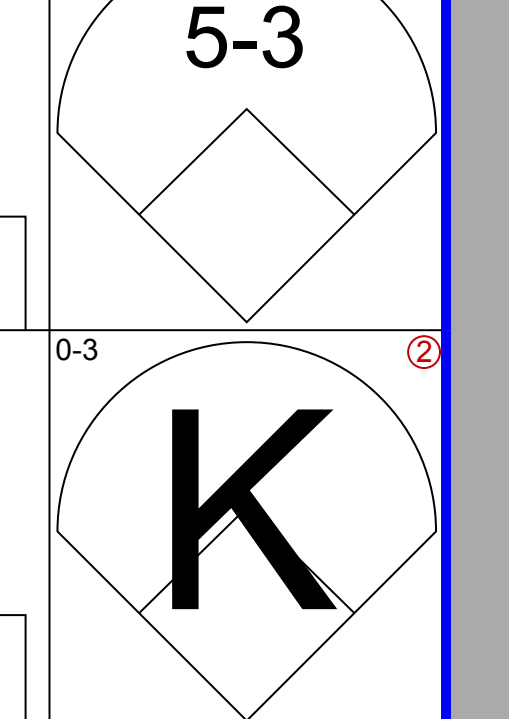
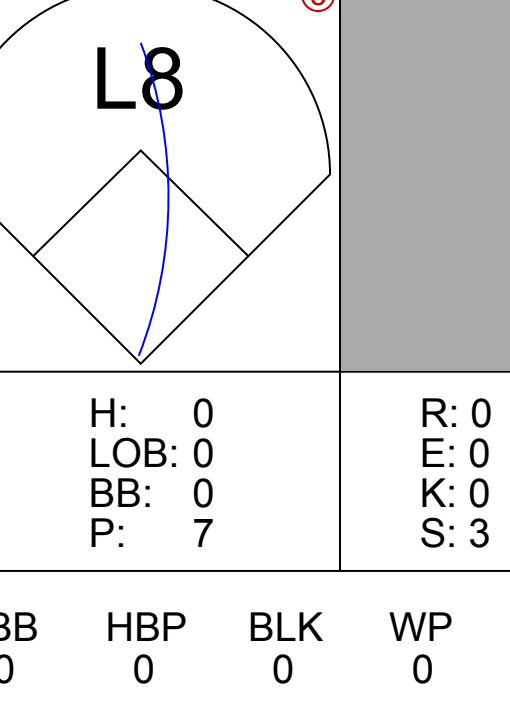
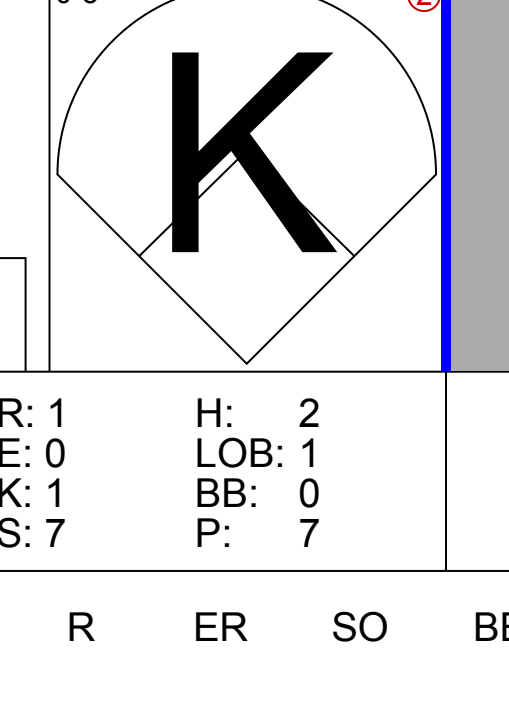
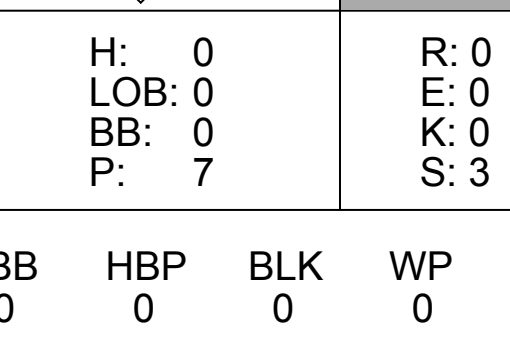
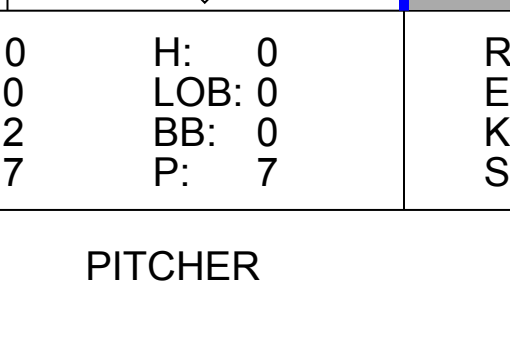
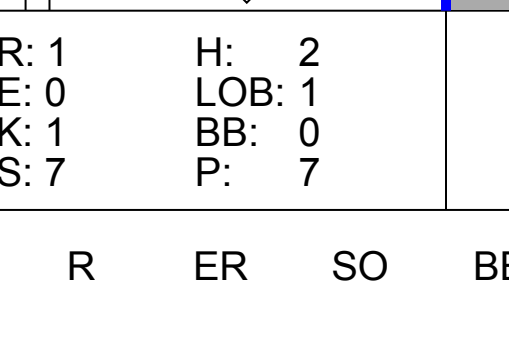




Batter	1	2	3	4	5	6	7	8	9	AB	R	H	RBI	BB	SO	LOB	TOP			
<b>Lee Mazzilli, S</b> OBP: 0.385, SLG: 0.463 (1, 8)										4	1	1	2	0	2	0	<b>New York Mets @ Atlanta Braves</b> Atlanta-Fulton County Stadium, Atlanta, GA Tue Jul 15 1980, 7:05 PM EDT Att: 21,608 - Unknown			
<b>Frank Taveras, R</b> OBP: 0.315, SLG: 0.324 <b>Bill Almon, R</b> OBP: 0.250, SLG: 0.310 (4, FH) (4, 6)										2	1	0	0	0	0	1				
<b>Claudell Washington, L</b> OBP: 0.327, SLG: 0.457 (1, 9)										3	2	1	1	1	0	0				
<b>John Stearns, R</b> OBP: 0.351, SLG: 0.376 (1, 2)										4	1	2	1	0	1	0				
<b>Mike Jorgensen, L</b> OBP: 0.364, SLG: 0.438 (1, 3)										4	1	1	1	0	0	1				
<b>Steve Henderson, R</b> OBP: 0.384, SLG: 0.425 (1, 7)										4	2	2	4	0	0	0				
<b>Elliott Maddox, R</b> OBP: 0.371, SLG: 0.347 (1, 5)										3	0	0	0	1	0	1				
<b>Doug Flynn, R</b> OBP: 0.284, SLG: 0.276 (1, 4)										4	1	1	0	0	1	2				
<b>Pat Zachry, R</b> OBP: 0.080, SLG: 0.043 (1, 1)										4	0	0	0	0	3	1				
<b>Inning Stats</b>	R: 4 E: 0 K: 1 S: 8	H: 3 LOB: 1 BB: 2 P: 16	R: 2 E: 0 K: 0 S: 5	H: 2 LOB: 1 BB: 0 P: 6	R: 0 E: 1 K: 0 S: 3	H: 0 LOB: 0 BB: 0 P: 3	R: 0 E: 0 K: 1 S: 5	H: 0 LOB: 0 BB: 0 P: 5	R: 0 E: 0 K: 1 S: 5	H: 0 LOB: 0 BB: 0 P: 5	R: 1 E: 0 K: 2 S: 8	H: 1 LOB: 0 BB: 0 P: 8	R: 0 E: 0 K: 0 S: 3	H: 0 LOB: 0 BB: 0 P: 3	R: 2 E: 0 K: 1 S: 7	H: 2 LOB: 0 BB: 0 P: 7		1B: 3 2B: 2 3B: 0 HR: 3	SF: 0 SAC: 0 DP: 1 HBP: 1	WP: 0 PB: 0 SB: 1 CS: 0
<b>PITCHER</b>	IP WLS BF H R ER SO BB IBB HBP BLK WP HR S P ERA WHIP																			
<b>Doyle Alexander, R</b> ERA: 3.8 (1, 1)	6.0 L 27 6 7 7 5 2 0 1 0 0 2 34 43 10.50 1.333																			
<b>Preston Hanna, R</b> ERA: 5.85 (7, 1)	2.0 6 0 0 0 1 0 0 0 0 0 0 8 8 0.00 0.000																			
<b>Al Hrabosky, L</b> ERA: 4.21 (9, 1)	1.0 5 2 2 2 1 0 0 0 0 0 1 7 7 18.00 2.000																			

AB	35
R	9
H	8
RBI	9
BB	2
SO	7
LOB	6



Batter	1	2	3	4	5	6	7	8	9	AB	R	H	RBI	BB	SO	LOB	BOTTOM					
<b>Glenn Hubbard, R</b> OBP: 0.348, SLG: 0.451 (1, 4)										4	0	2	1	0	0	0	<b>New York Mets @ Atlanta Braves</b> Atlanta-Fulton County Stadium, Atlanta, GA Tue Jul 15 1980, 7:05 PM EDT Att: 21,608 - Unknown					
<b>Dale Murphy, R</b> OBP: 0.367, SLG: 0.507 (1, 8)										4	0	0	0	0	1	2						
<b>Chris Chambliss, L</b> OBP: 0.343, SLG: 0.461 (1, 3)										3	0	1	0	1	0	0						
<b>Gary Matthews, R</b> OBP: 0.323, SLG: 0.436 (1, 9)										4	1	1	1	0	0	3						
<b>Bob Horner, R</b> OBP: 0.255, SLG: 0.461 (1, 5)										4	0	0	0	0	0	1						
<b>Jeff Burroughs, R</b> OBP: 0.340, SLG: 0.461 (1, 7)										4	0	0	0	0	2	1						
<b>Bill Nahorodny, R</b> OBP: 0.333, SLG: 0.543 (1, 2)										3	1	2	0	0	1	0						
<b>Luis Gomez, R</b> OBP: 0.268, SLG: 0.230 (1, 6)										2	0	0	0	0	2	1						
<b>Biff Pocoroba, S</b> OBP: 0.333, SLG: 0.175 (8, PH)										1	0	0	0	0	0	1						
<b>Larvell Blanks, R</b> OBP: 0.244, SLG: 0.247 (9, 6)										0	0	0	0	0	0	0						
<b>Doyle Alexander, R</b> OBP: 0.130, SLG: 0.152 (1, 1)										1	0	0	0	0	0	0						
<b>Mike Lum, L</b> OBP: 0.234, SLG: 0.175 (8, PH)										1	0	0	0	0	1	0						
<b>Preston Hanna, R</b> OBP: 0.333, SLG: 0.687 (7, 1)										0	0	0	0	0	0	0						
<b>Brian Asselstine, L</b> OBP: 0.285, SLG: 0.357 (8, PH)										1	0	0	0	0	1	1						
<b>Al Hrabosky, R</b> (9, 1)										0	0	0	0	0	0	0						
<b>Inning Stats</b>	R: 0 E: 0 K: 0 S: 3	H: 0 LOB: 0 BB: 0 P: 3	R: 0 E: 0 K: 1 S: 5	H: 0 LOB: 0 BB: 0 P: 5	R: 0 E: 0 K: 2 S: 7	H: 0 LOB: 0 BB: 0 P: 7	R: 0 E: 0 K: 0 S: 3	H: 1 LOB: 1 BB: 1 P: 7	R: 0 E: 0 K: 1 S: 6	H: 1 LOB: 1 BB: 0 P: 6	R: 0 E: 0 K: 2 S: 7	H: 0 LOB: 0 BB: 0 P: 7	R: 1 E: 0 K: 0 S: 4	H: 1 LOB: 0 BB: 0 P: 4	R: 1 E: 0 K: 1 S: 7	H: 2 LOB: 1 BB: 0 P: 7	R: 0 E: 0 K: 1 S: 6	H: 1 LOB: 1 BB: 0 P: 6	1B: 4 2B: 1 3B: 0 HR: 1	SF: 0 SAC: 0 DP: 1 HBP: 0	WP: 0 PB: 0 SB: 0 CS: 0	PA: 33
<b>PITCHER</b>	IP WLS BF H R ER SO BB IBB HBP BLK WP HR S P ERA WHIP																					
<b>Pat Zachry, R</b> ERA: 2.84 (1, 1)	9.0 W 33 6 2 2 8 1 0 0 0 0 1 48 52 2.00 0.778																					





Batter	1	2	3	4	5	6	7	8	9	AB	R	H	RBI	BB	SO	LOB	TOP			
Lee Mazzilli, S OBP: 0.390, SLG: 0.479	6-3 2B		F7														4 1 3 1 0 0 0			
Frank Taveras, R OBP: 0.312, SLG: 0.320	G2		F8														4 0 0 0 0 0 2			
Steve Henderson, R OBP: 0.383, SLG: 0.423	6-3																4 0 1 0 0 0 2			
John Stearns, R OBP: 0.350, SLG: 0.374	5-3																4 0 1 0 0 1 1			
Joel Youngblood, R OBP: 0.349, SLG: 0.412																	4 1 1 0 0 1 2			
Alex Trevino, R OBP: 0.357, SLG: 0.337																	4 0 2 1 0 1 2			
Elliott Maddox, R OBP: 0.366, SLG: 0.342																	4 0 0 0 0 0 4			
Doug Flynn, R OBP: 0.281, SLG: 0.272																	4 0 0 0 0 0 0			
Craig Swan, R OBP: 0.296, SLG: 0.319																	1 0 0 0 0 0 0			
Roy Lee Jackson, R OBP: 0.289, SLG: 0.360																	0 0 0 0 0 0 0			
Dan Norman, R OBP: 0.284, SLG: 0.284																	1 0 0 0 0 0 0			
Ed Glynn, R OBP: 0.271, SLG: 0.230																	0 0 0 0 0 0 0			
Jose Cardenal, R OBP: 0.271, SLG: 0.230																	1 0 0 0 0 0 0			
Tom Hausman, R OBP: 0.283, SLG: 0.283																	0 0 0 0 0 0 0			
<b>Inning Stats</b>	R: 0 E: 0 K: 0 S: 4	H: 1 LOB: 1 BB: 0 P: 4	R: 1 E: 0 K: 0 S: 4	H: 2 LOB: 2 BB: 0 P: 4	R: 0 E: 0 K: 0 S: 3	H: 0 LOB: 0 BB: 0 P: 3	R: 0 E: 0 K: 1 S: 7	H: 2 LOB: 2 BB: 0 P: 7	R: 1 E: 1 K: 0 S: 5	H: 1 LOB: 1 BB: 0 P: 5	R: 0 E: 0 K: 0 S: 4	H: 1 LOB: 1 BB: 0 P: 4	R: 0 E: 0 K: 1 S: 5	H: 0 LOB: 0 BB: 0 P: 5	R: 0 E: 0 K: 1 S: 5	H: 0 LOB: 0 BB: 0 P: 5	1B: 5 2B: 2 3B: 0 HR: 1	SF: 0 SAC: 0 DP: 0 HBP: 0	WP: 0 PB: 0 CS: 1	PA: 35
<b>PITCHER</b> Larry McWilliams, L ERA: 4.37	IP: 9.0 WLS: W BF: 35 H: 8 R: 2 ER: 2 SO: 3 BB: 0 IBB: 0 HBP: 0 BLK: 0 WP: 0 HR: 1 S: 41 P: 41 ERA: 2.00 WHIP: 0.889																			

**New York Mets @ Atlanta Braves**  
Atlanta-Fulton County Stadium, Atlanta, GA  
Wed Jul 16 1980, 7:05 PM EDT  
Att: 5,414 - Unknown

AB 35  
R 2  
H 8  
RBI 2  
BB 0  
SO 3  
LOB 13



Batter	1	2	3	4	5	6	7	8	9	AB	R	H	RBI	BB	SO	LOB	BOTTOM			
Glenn Hubbard, R OBP: 0.346, SLG: 0.442	L9 1B HR BB		F8														3 1 0 0 1 1 2			
Brian Asselstine, L OBP: 0.289, SLG: 0.360																	4 1 2 0 0 0 0			
Dale Murphy, R OBP: 0.367, SLG: 0.507	1-2 HR 1B																0 0 0 0 0 0 0			
Chris Chambliss, L OBP: 0.339, SLG: 0.456	L9																4 0 0 0 0 0 4			
Gary Matthews, R OBP: 0.322, SLG: 0.444	1-H 3-H HR																4 1 1 3 0 0 1			
Bob Horner, R OBP: 0.266, SLG: 0.497																	3 2 2 2 1 0 0			
Jerry Royster, R OBP: 0.313, SLG: 0.306																	0 0 0 0 0 0 0			
Mike Lum, L OBP: 0.255, SLG: 0.186	3-1																3 0 1 0 1 0 2			
Bill Nahorodny, R OBP: 0.330, SLG: 0.531	F7																4 0 1 0 0 0 2			
Luis Gomez, R OBP: 0.263, SLG: 0.225																	4 0 0 0 0 1 2			
Larry McWilliams, L OBP: 0.324, SLG: 0.233																	2 0 0 0 1 0 1			
<b>Inning Stats</b>	R: 4 E: 0 K: 0 S: 6	H: 3 LOB: 0 BB: 1 P: 10	R: 0 E: 0 K: 0 S: 4	H: 1 LOB: 1 BB: 1 P: 8	R: 1 E: 0 K: 0 S: 3	H: 1 LOB: 0 BB: 1 P: 7	R: 0 E: 0 K: 2 S: 7	H: 0 LOB: 0 BB: 0 P: 7	R: 0 E: 0 K: 0 S: 4	H: 0 LOB: 1 BB: 0 P: 8	R: 0 E: 0 K: 0 S: 3	H: 1 LOB: 0 BB: 0 P: 3	R: 0 E: 0 K: 0 S: 4	H: 1 LOB: 1 BB: 0 P: 4	R: 0 E: 0 K: 0 S: 4	H: 0 LOB: 0 BB: 0 P: 4	1B: 4 2B: 0 3B: 0 HR: 3	SF: 0 SAC: 0 DP: 1 HBP: 0	WP: 0 PB: 0 CS: 0	PA: 35
<b>PITCHER</b> Craig Swan, R ERA: 3.23	IP: 3.0 WLS: L BF: 16 H: 5 R: 5 ER: 5 SO: 0 BB: 3 IBB: 0 HBP: 0 BLK: 0 WP: 0 HR: 3 S: 13 P: 25 ERA: 15.00 WHIP: 2.667																			
Roy Lee Jackson, R ERA: 13.5	IP: 1.0 WLS: 0 BF: 3 H: 0 R: 0 ER: 0 SO: 2 BB: 0 IBB: 0 HBP: 0 BLK: 0 WP: 0 HR: 7 S: 7 P: 7 ERA: 0.00 WHIP: 0.000																			
Ed Glynn, L ERA: 3.08	IP: 2.0 WLS: 9 BF: 1 H: 0 R: 0 ER: 0 SO: 0 BB: 1 IBB: 0 HBP: 0 BLK: 0 WP: 0 HR: 8 S: 12 P: 12 ERA: 0.00 WHIP: 0.500																			
Tom Hausman, R ERA: 3.16	IP: 2.0 WLS: 7 BF: 1 H: 0 R: 0 ER: 0 SO: 0 BB: 0 IBB: 0 HBP: 0 BLK: 0 WP: 0 HR: 7 S: 7 P: 7 ERA: 0.00 WHIP: 0.500																			

**New York Mets @ Atlanta Braves**  
Atlanta-Fulton County Stadium, Atlanta, GA  
Wed Jul 16 1980, 7:05 PM EDT  
Att: 5,414 - Unknown

AB 31  
R 5  
H 7  
RBI 5  
BB 4  
SO 2  
LOB 14





Batter	1	2	3	4	5	6	7	8	9	AB	R	H	RBI	BB	SO	LOB	TOP			
Lee Mazzilli, S OBP: 0.390, SLG: 0.478 (1, 8)										5	1	2	0	0	1	0	<b>New York Mets @ Atlanta Braves</b> Atlanta-Fulton County Stadium, Atlanta, GA Thu Jul 17 1980, 7:05 PM EDT Att: 7,107 - Unknown			
Frank Taveras, R OBP: 0.316, SLG: 0.327 (1, 6)										5	1	3	0	0	2	1				
Claudell Washington, L OBP: 0.329, SLG: 0.452 (1, 9)										4	1	1	1	1	0	2				
Steve Henderson, R OBP: 0.384, SLG: 0.424 (1, 7)										4	2	2	1	0	1	1				
Mike Jorgensen, L OBP: 0.366, SLG: 0.439 (1, 3)										4	0	2	1	0	0	1				
John Stearns, R OBP: 0.348, SLG: 0.370 (1, 2)										3	1	0	0	1	0	3				
Elliott Maddox, R OBP: 0.368, SLG: 0.348 (1, 5)										4	0	2	3	0	0	0				
Doug Flynn, R OBP: 0.277, SLG: 0.268 (1, 4)										4	0	0	0	0	0	3				
John Pacella, R OBP: 0.125, SLG: 0.188 Jeff Reardon, R (7, 1)										3	0	1	0	0	1	1				
										1	0	0	0	0	1	0				
<b>Inning Stats</b>	R: 4 E: 0 K: 0 S: 7	H: 5 LOB: 1 BB: 1 P: 11	R: 0 E: 0 K: 0 S: 4	H: 2 LOB: 1 BB: 0 P: 4	R: 2 E: 0 K: 0 S: 6	H: 3 LOB: 1 BB: 0 P: 6	R: 0 E: 0 K: 2 S: 7	H: 0 LOB: 1 BB: 1 P: 11	R: 0 E: 0 K: 0 S: 3	H: 0 LOB: 0 BB: 0 P: 3	R: 0 E: 0 K: 0 S: 4	H: 1 LOB: 1 BB: 0 P: 4	R: 0 E: 0 K: 1 S: 5	H: 0 LOB: 0 BB: 0 P: 5	R: 0 E: 0 K: 1 S: 5	H: 1 LOB: 0 BB: 0 P: 5	1B: 10 2B: 3 3B: 0 HR: 0	SF: 0 SAC: 0 DP: 1 HBP: 0	WP: 0 PB: 1 SB: 0 CS: 2	PA: 39
<b>PITCHER</b>	IP WLS BF H R ER SO BB IBB HBP BLK WP HR S P ERA WHIP																			
Rick Matula, R ERA: 3.94 (1, 1)	2.1 L 16 10 6 6 0 1 0 0 0 0 0 0 15 19 23.14 4.714																			
Preston Hanna, R ERA: 5.17 (3, 1)	3.2 13 1 0 0 4 1 0 0 0 0 0 0 20 24 0.00 0.545																			
Gene Garber, R ERA: 4.38 (7, 1)	2.0 7 1 0 0 1 0 0 0 0 0 0 0 9 9 0.00 0.500																			
Rick Camp, R ERA: 2.82 (9, 1)	1.0 3 1 0 0 1 0 0 0 0 0 0 0 5 5 0.00 1.000																			

Batter	1	2	3	4	5	6	7	8	9	AB	R	H	RBI	BB	SO	LOB	BOTTOM			
Glenn Hubbard, R OBP: 0.349, SLG: 0.444 (1, 4)										4	0	2	0	0	2	1	<b>New York Mets @ Atlanta Braves</b> Atlanta-Fulton County Stadium, Atlanta, GA Thu Jul 17 1980, 7:05 PM EDT Att: 7,107 - Unknown			
Dale Murphy, R OBP: 0.565, SLG: 0.503 (1, 8)										4	0	1	0	0	1	2				
Chris Chambliss, L OBP: 0.338, SLG: 0.452 (1, 3)										3	0	0	0	1	1	3				
Gary Matthews, R OBP: 0.318, SLG: 0.438 (1, 9)										4	0	0	0	0	1	4				
Bob Horner, R OBP: 0.265, SLG: 0.497 (1, 5)										4	0	1	0	0	1	0				
Jeff Burroughs, R OBP: 0.338, SLG: 0.456 (1, 7)										4	0	1	0	0	1	1				
Bruce Benedict, R OBP: 0.316, SLG: 0.341 (1, 2)										4	0	1	0	0	1	1				
Luis Gomez, R OBP: 0.260, SLG: 0.223 Brian Asselstine, L OBP: 0.288, SLG: 0.358 Larvell Blanks, R OBP: 0.244, SLG: 0.247 (1, 6) (7, PH) (8, 6)										2	0	0	0	0	0	1				
Rick Matula, R Preston Hanna, R Mike Lundy, L Gene Garber, R Bill Pecorella, S Rick Camp, R (1, 1) (3, 1) (5, PH) (7, 1) (8, PH) (9, 1)										1	0	0	0	0	0	0				
										0	0	0	0	0	0	0				
<b>Inning Stats</b>	R: 0 E: 0 K: 0 S: 3	H: 1 LOB: 1 BB: 1 P: 7	R: 0 E: 0 K: 2 S: 8	H: 1 LOB: 0 BB: 0 P: 8	R: 0 E: 0 K: 2 S: 7	H: 0 LOB: 0 BB: 0 P: 7	R: 0 E: 0 K: 1 S: 5	H: 0 LOB: 0 BB: 0 P: 5	R: 0 E: 0 K: 0 S: 3	H: 0 LOB: 0 BB: 0 P: 3	R: 0 E: 0 K: 2 S: 7	H: 2 LOB: 2 BB: 0 P: 7	R: 0 E: 0 K: 1 S: 5	H: 2 LOB: 2 BB: 0 P: 5	R: 0 E: 0 K: 1 S: 5	H: 0 LOB: 0 BB: 0 P: 5	1B: 5 2B: 2 3B: 0 HR: 0	SF: 0 SAC: 0 DP: 1 HBP: 0	WP: 1 PB: 0 SB: 0 CS: 0	PA: 34
<b>PITCHER</b>	IP WLS BF H R ER SO BB IBB HBP BLK WP HR S P ERA WHIP																			
John Pacella, R ERA: 3.43 Jeff Reardon, R ERA: 3.27 (1, 1) (7, 1)	6.2 W 25 4 0 0 7 2 0 0 0 0 1 0 37 45 0.00 0.900																			

AB 37  
R 6  
H 13  
RBI 6  
BB 2  
SO 6  
LOB 12




AB 32  
R 0  
H 6  
RBI 0  
BB 2  
SO 9  
LOB 15










Batter	1	2	3	4	5	6	7	8	9	AB	R	H	RBI	BB	SO	LOB	TOP					
<b>Lonnie Smith, R</b> OBP: 0.413, SLG: 0.495 (1, 7)	0-0 4-3			0-0 6-3	0-0 F9			0-0 6-3		4	0	0	0	0	0	1	<b>Philadelphia Phillies @ Atlanta Braves</b> Atlanta-Fulton County Stadium, Atlanta, GA Sat Jul 19 1980, 7:05 PM EDT Unknown 					
<b>Pete Rose, S</b> OBP: 0.377, SLG: 0.400 (1, 3)	0-0 6-3			4-0 1B E BB			0-0 4-3	0-0 4-3		3	1	0	0	1	0	0						
<b>Bake McBride, L</b> OBP: 0.323, SLG: 0.451 (1, 9)	0-0 L6			0-0 FC6-4 E 1B			0-0 F9		0-0 1-3	4	0	1	0	0	0	0						
<b>Mike Schmidt, R</b> OBP: 0.355, SLG: 0.606 (1, 5)		0-0 F3		4-0 FC6-4 BB			0-0 1-3		0-0 5-3	3	0	0	0	1	0	0						
<b>Garry Maddox, R</b> OBP: 0.291, SLG: 0.411 (1, 8)	0-0 P4			0-0 FC6-4 FC5-4			0-0 1B 1B 2B		0-0 5-3	4	1	1	0	0	0	2						
<b>Bob Boone, R</b> OBP: 0.288, SLG: 0.335 (1, 2)	0-3 K			0-0 FC5-4			0-0 1B 1B			3	0	1	0	0	1	2						
<b>Larry Bowa, S</b> OBP: 0.271, SLG: 0.312 (1, 6)			0-0 P6		0-0 G3		0-0 1B 1B	0-0 G5-4-3		3	0	1	1	0	0	0						
<b>Ramon Aviles, R</b> OBP: 0.342, SLG: 0.373 (1, 4)			0-0 F7		0-0 SH1-4 1B		0-0 G5-4-3	0-0 G5-4-3		3	0	1	0	0	0	1						
<b>Dick Ruthven, R</b> OBP: 0.167, SLG: 0.171 <b>Warren Brusstar, R</b> (7, 1)			0-3 K		0-0 SH1-4			0-0 F8		1	0	0	0	0	1	0						
<b>Greg Gross, L</b> OBP: 0.344, SLG: 0.333 <b>Tug McGraw, R</b> OBP: 0.500, SLG: 0.500 (8, PH) (8, 1)					1-2					0	0	0	0	0	0	0						
<b>Inning Stats</b>	R: 0 E: 0 K: 0 S: 3	H: 0 LOB: 0 BB: 0 P: 3	R: 0 E: 0 K: 1 S: 5	H: 0 LOB: 0 BB: 0 P: 5	R: 0 E: 0 K: 1 S: 5	H: 0 LOB: 0 BB: 0 P: 5	R: 1 E: 1 K: 0 S: 4	H: 1 LOB: 2 BB: 2 P: 12	R: 0 E: 0 K: 0 S: 4	H: 1 LOB: 1 BB: 0 P: 4	R: 0 E: 0 K: 0 S: 3	H: 0 LOB: 0 BB: 0 P: 3	R: 1 E: 0 K: 0 S: 4	H: 3 LOB: 0 BB: 0 P: 4	R: 0 E: 0 K: 0 S: 3	H: 0 LOB: 0 BB: 0 P: 3	R: 0 E: 0 K: 0 S: 3	H: 0 LOB: 0 BB: 0 P: 3	1B: 4 2B: 1 3B: 0 HR: 0	SF: 0 SAC: 1 DP: 1 HBP: 0	WP: 0 PB: 0 SB: 0 CS: 0	PA: 32
<b>PITCHER</b> <b>Doyle Alexander, R</b> ERA: 3.68 (1, 1)	IP: 9.0 WLS: W BF: 32 H: 5 R: 2 ER: 2 SO: 2 BB: 2 IBB: 0 HBP: 0 BLK: 0 WP: 0 HR: 0 S: 34 P: 42 ERA: 2.00 WHIP: 0.778																					

Batter	1	2	3	4	5	6	7	8	9	AB	R	H	RBI	BB	SO	LOB	BOTTOM					
<b>Glenn Hubbard, R</b> OBP: 0.333, SLG: 0.421 (1, 4)	0-0 6-3		0-0 6-3		0-0 6-3		0-0 F7	0-3 K		5	0	0	0	0	1	2	<b>Philadelphia Phillies @ Atlanta Braves</b> Atlanta-Fulton County Stadium, Atlanta, GA Sat Jul 19 1980, 7:05 PM EDT Unknown 					
<b>Brian Asselstine, L</b> OBP: 0.297, SLG: 0.363 <b>Dale Murphy, R</b> OBP: 0.364, SLG: 0.498 (1, 8) (7, 8)	0-0 4-3			0-0 E 1B		0-0 E9 1B	0-0 1B 1B			3	2	2	0	0	0	0						
<b>Chris Chambliss, L</b> OBP: 0.339, SLG: 0.459 (1, 3)	0-0 F8			0-0 F9		0-0 HR 1B	0-0 FC5-4 1B			4	1	2	1	0	0	1						
<b>Gary Matthews, R</b> OBP: 0.313, SLG: 0.439 (1, 9)		0-0 F9		0-0 F3		0-0 HR 1B	0-0 L6			4	1	1	2	0	0	3						
<b>Bob Horner, R</b> OBP: 0.270, SLG: 0.521 <b>Jerry Royster, R</b> OBP: 0.313, SLG: 0.306 (1, 5) (9, 5)		4-0 1B BB		0-0 E6 1B		0-0 HR	0-0 FC5-4			3	1	1	1	1	0	3						
<b>Mike Lum, L</b> OBP: 0.298, SLG: 0.213 (1, 7)		0-0 G6-4-3 1B		0-0 1-2 2-H 1B		0-0 P2		4-0 SH1-4 1B BB		3	0	2	1	1	0	0						
<b>Bruce Benedict, R</b> OBP: 0.311, SLG: 0.335 (1, 2)	0-0 G6-4-3			0-0 F8		0-0 6-3		0-0 SH1-4 1B		4	0	1	0	0	0	4						
<b>Luis Gomez, R</b> OBP: 0.259, SLG: 0.222 (1, 6)			0-0 F8		0-3 K		0-0 1B		0-0 SH1-4	3	0	1	0	0	1	0						
<b>Doyle Alexander, R</b> OBP: 0.120, SLG: 0.140 (1, 1)			0-3 K		0-0 6-3		0-0 P6		0-3 K	4	0	0	0	0	2	3						
<b>Inning Stats</b>	R: 0 E: 0 K: 0 S: 3	H: 0 LOB: 0 BB: 0 P: 3	R: 0 E: 0 K: 0 S: 3	H: 1 LOB: 1 BB: 1 P: 7	R: 0 E: 0 K: 1 S: 5	H: 0 LOB: 0 BB: 0 P: 5	R: 1 E: 1 K: 0 S: 6	H: 2 LOB: 2 BB: 0 P: 6	R: 0 E: 0 K: 1 S: 5	H: 0 LOB: 0 BB: 0 P: 5	R: 4 E: 1 K: 0 S: 8	H: 5 LOB: 1 BB: 0 P: 8	R: 0 E: 0 K: 0 S: 5	H: 2 LOB: 2 BB: 0 P: 5	R: 0 E: 0 K: 2 S: 8	H: 1 LOB: 2 BB: 1 P: 12		R: 0 E: 0 K: 0 S: 3	H: 0 LOB: 0 BB: 0 P: 3	1B: 9 2B: 0 3B: 0 HR: 2	SF: 0 SAC: 1 DP: 1 HBP: 0	WP: 0 PB: 0 SB: 0 CS: 0
<b>PITCHER</b> <b>Dick Ruthven, R</b> ERA: 3.85 <b>Warren Brusstar, R</b> ERA: 3.0 <b>Tug McGraw, L</b> ERA: 2.63 (1, 1) (7, 1) (8, 1)	IP: 6.0 WLS: L BF: 27 H: 8 R: 5 ER: 4 SO: 2 BB: 1 IBB: 0 HBP: 0 BLK: 0 WP: 0 HR: 2 S: 30 P: 34 ERA: 6.00 WHIP: 1.500																					



Batter	1	2	3	4	5	6	7	8	9	AB	R	H	RBI	BB	SO	LOB	TOP						
Lonnie Smith, R OBP: 0.407, SLG: 0.486 (1, 7)										4	2	1	0	0	2	1	<b>Philadelphia Phillies @ Atlanta Braves</b> Atlanta-Fulton County Stadium, Atlanta, GA Sat Jul 19 1980, 7:05 PM EDT Att: 35,524 - Unknown						
Pete Ross, S OBP: 0.374, SLG: 0.397 (1, 3)										3	0	0	0	0	0	2							
Bake McBride, L OBP: 0.322, SLG: 0.450 (1, 9)										3	0	1	2	0	0	0							
Mike Schmidt, R OBP: 0.351, SLG: 0.598 (1, 5)										4	0	0	0	0	1	2							
Keith Moreland, R OBP: 0.310, SLG: 0.485 Tug McGraw, R OBP: 0.500, SLG: 0.500 (8, 1)										3	0	1	0	1	0	0							
Gary Maddox, R OBP: 0.291, SLG: 0.410 Ron Reed, R OBP: 0.250, SLG: 0.250 Bob Boone, R OBP: 0.288, SLG: 0.333 (6, 1)										3	0	1	0	0	0	1							
Larry Bowa, S OBP: 0.271, SLG: 0.311 (1, 6)										4	0	1	0	0	0	1							
Ramon Aviles, R OBP: 0.350, SLG: 0.380 (1, 4)										4	0	2	0	0	0	1							
Dan Larson, R OBP: 0.200, SLG: 0.111 Dickie Noles, R OBP: 0.375, SLG: 0.375 Greg Gross, L OBP: 0.340, SLG: 0.329 (6, 8)										2	0	0	0	0	0	3							
<b>Inning Stats</b>	R: 0 E: 0 K: 2 S: 8	H: 1 LOB: 1 BB: 0 P: 8	R: 0 E: 0 K: 0 S: 5	H: 2 LOB: 2 BB: 0 P: 5	R: 1 E: 1 K: 0 S: 5	H: 1 LOB: 2 BB: 0 P: 5	R: 0 E: 0 K: 0 S: 4	H: 0 LOB: 0 BB: 0 P: 4	R: 1 E: 0 K: 0 S: 4	H: 1 LOB: 0 BB: 0 P: 4	R: 0 E: 0 K: 0 S: 2	H: 0 LOB: 0 BB: 1 P: 6	R: 0 E: 0 K: 1 S: 6	H: 1 LOB: 1 BB: 0 P: 6	R: 0 E: 0 K: 0 S: 3	H: 0 LOB: 0 BB: 0 P: 3		R: 0 E: 0 K: 0 S: 3	H: 0 LOB: 0 BB: 0 P: 3	1B: 7 2B: 0 3B: 0 HR: 0	SF: 1 SAC: 1 DP: 1 HBP: 0	WP: 0 PB: 0 SB: 4 CS: 0	PA: 35
<b>PITCHER</b>	IP WLS BF H R ER SO BB IBB HBP BLK WP HR S P ERA WHIP	IP WLS BF H R ER SO BB IBB HBP BLK WP HR S P ERA WHIP																					
Tommy Boggs, R ERA: 4.04 Rick Camp, R ERA: 2.67 (7, 1)	6.0 W 25 6 2 1 2 1 0 0 0 0 0 0 28 32 1.50 1.167	3.0 S 10 1 0 0 1 0 0 0 0 0 0 0 12 12 0.00 0.333																					

Batter	1	2	3	4	5	6	7	8	9	AB	R	H	RBI	BB	SO	LOB	BOTTOM				
Jerry Royster, R OBP: 0.308, SLG: 0.302 (1, 4)										3	1	0	0	0	0	2	<b>Philadelphia Phillies @ Atlanta Braves</b> Atlanta-Fulton County Stadium, Atlanta, GA Sat Jul 19 1980, 7:05 PM EDT Att: 35,524 - Unknown				
Dale Murphy, R OBP: 0.355, SLG: 0.492 (1, 8)										4	0	0	0	0	0	1					
Chris Chambliss, L OBP: 0.341, SLG: 0.457 (1, 3)										3	1	1	0	1	1	0					
Gary Matthews, R OBP: 0.318, SLG: 0.447 (1, 9)										4	0	3	1	0	0	1					
Bob Horner, R OBP: 0.274, SLG: 0.533 (1, 5)										3	2	1	1	1	1	3					
Jeff Burroughs, R OBP: 0.341, SLG: 0.450 (1, 7)										3	1	1	1	1	0	2					
Bill Nahorodny, R OBP: 0.327, SLG: 0.529 (1, 2)										4	1	1	2	0	1	3					
Larryl Blanks, R OBP: 0.244, SLG: 0.248 (1, 6)										4	0	1	1	0	0	0					
Tommy Boggs, R OBP: 0.107, SLG: 0.111 Mike Lum, L OBP: 0.310, SLG: 0.229 Rick Camp, R (6, PH)										2	1	1	0	0	1	0					
<b>Inning Stats</b>	R: 0 E: 0 K: 0 S: 3	H: 0 LOB: 0 BB: 0 P: 3	R: 0 E: 0 K: 0 S: 3	H: 1 LOB: 1 BB: 1 P: 7	R: 0 E: 0 K: 1 S: 5	H: 0 LOB: 0 BB: 0 P: 5	R: 0 E: 0 K: 0 S: 3	H: 1 LOB: 0 BB: 0 P: 3	R: 1 E: 0 K: 1 S: 5	H: 1 LOB: 0 BB: 1 P: 9	R: 6 E: 1 K: 0 S: 10	H: 6 LOB: 2 BB: 1 P: 14	R: 0 E: 0 K: 2 S: 8	H: 1 LOB: 0 BB: 0 P: 8	R: 0 E: 0 K: 0 S: 3	H: 0 LOB: 0 BB: 0 P: 3		1B: 7 2B: 3 3B: 0 HR: 1	SF: 0 SAC: 1 DP: 3 HBP: 0	WP: 1 PB: 0 SB: 1 CS: 1	PA: 35
<b>PITCHER</b>	IP WLS BF H R ER SO BB IBB HBP BLK WP HR S P ERA WHIP	IP WLS BF H R ER SO BB IBB HBP BLK WP HR S P ERA WHIP																			
Dan Larson, R ERA: 3.77 Dickie Noles, R ERA: 4.25 Ron Reed, R ERA: 3.71 Tug McGraw, L ERA: 2.57 (8, 1)	5.0 L 19 4 3 3 2 0 0 0 0 0 0 7 11 40.50 7.500	1.1 5 1 0 0 2 0 0 0 0 1 0 9 9 0.00 0.750	1.0 3 0 0 0 0 0 0 0 0 0 0 3 3 0.00 0.000																		





Batter	1	2	3	4	5	6	7	8	9	AB	R	H	RBI	BB	SO	LOB	TOP			
<b>Lonnie Smith, R</b> OBP: 0.390, SLG: 0.464 (1, 7)	F9		5-3		K		P4		3-1	5	0	0	0	0	1	1				
<b>Pete Rose, S</b> OBP: 0.370, SLG: 0.392 (1, 3)	4-3		4-3		F9			5-3		4	0	0	0	0	0	0				
<b>Bake McBride, L</b> OBP: 0.325, SLG: 0.449 (1, 9)	4-3		1B		L8			FC5-4 BB		3	0	1	0	1	0	0				
<b>Mike Schmidt, R</b> OBP: 0.350, SLG: 0.593 (1, 5)		6-3	1-2 1B		6-3			FC5-4 E 2B		4	1	1	0	0	0	1				
<b>Garry Maddox, R</b> OBP: 0.287, SLG: 0.405 (1, 8)	P4		P6		E6			E4 2B		4	0	0	0	0	0	3				
<b>Manny Trillo, R</b> OBP: 0.381, SLG: 0.440 (1, 4)	1B		1B		6-3		F9			4	1	2	1	0	0	1				
<b>Larry Bowa, S</b> OBP: 0.270, SLG: 0.310 (1, 6)	1B		1B		L3			L6		4	0	1	0	0	0	2				
<b>Bob Boone, R</b> OBP: 0.288, SLG: 0.332 (1, 2)	1B		1B		K			5-3		4	0	1	1	0	1	0				
<b>Bob Walk, R</b> OBP: 0.310, SLG: 0.240 (1, 1)	F9				5-3					2	0	0	0	0	0	2				
<b>Ramon Aviles, R</b> OBP: 0.358, SLG: 0.389 (7, PH)										1	0	1	0	0	0	0				
<b>Warren Brusstar, R</b> OBP: 0.306, SLG: 0.478 (9, PH)								1B		0	0	0	0	0	0	0				
<b>Keith Moreland, R</b> OBP: 0.306, SLG: 0.478 (9, PH)										1	0	0	0	0	0	0				
<b>Inning Stats</b>	R: 0 E: 0 K: 0 S: 3	H: 0 LOB: 0 BB: 0 P: 3	R: 1 E: 0 K: 0 S: 6	H: 3 LOB: 2 BB: 0 P: 6	R: 0 E: 0 K: 1 S: 5	H: 2 LOB: 0 BB: 0 P: 5	R: 0 E: 0 K: 1 S: 5	H: 0 LOB: 0 BB: 0 P: 5	R: 0 E: 1 K: 0 S: 4	H: 0 LOB: 1 BB: 0 P: 4	R: 0 E: 0 K: 0 S: 4	H: 1 LOB: 1 BB: 0 P: 4	R: 1 E: 1 K: 0 S: 5	H: 1 LOB: 2 BB: 1 P: 9	R: 0 E: 0 K: 0 S: 3	H: 0 LOB: 0 BB: 0 P: 3	1B: 6 2B: 1 3B: 0 HR: 0	SF: 0 SAC: 0 DP: 0 HBP: 0	WP: 0 PB: 0 SB: 0 CS: 0	PA: 37
<b>PITCHER</b> <b>Larry McWilliams, L</b> ERA: 4.08 (1, 1)	IP: 9.0 WLS: W BF: 37 H: 7 R: 2 ER: 1 SO: 2 BB: 1 IBB: 0 HBP: 0 BLK: 0 WP: 0 HR: 0 S: 40 P: 44 ERA: 1.00 WHIP: 0.889																			

Philadelphia Phillies @ Atlanta Braves  
Atlanta-Fulton County Stadium, Atlanta, GA

AB 36  
R 2  
H 7  
RBI 2  
BB 1  
SO 2  
LOB 10



WP: 0 PA: 37  
PB: 0  
SB: 0  
CS: 0

Sun Jul 20 1980, 7:05 PM EDT  
Att: 9,335 - Unknown

Batter	1	2	3	4	5	6	7	8	9	AB	R	H	RBI	BB	SO	LOB	BOTTOM			
<b>Jerry Royster, R</b> OBP: 0.315, SLG: 0.306 (1, 4) (8, 5)	1B S BB				K			5-3		4	1	2	0	1	1	2				
<b>Dale Murphy, R</b> OBP: 0.355, SLG: 0.489 (1, 8)	F7		L9		F8 1B SF8		K			4	1	1	0	0	1	3				
<b>Chris Chambliss, L</b> OBP: 0.342, SLG: 0.456 (1, 3)	P5		F9		1B			FC4-6 BB		3	0	1	0	1	0	1				
<b>Gary Matthews, R</b> OBP: 0.318, SLG: 0.444 (1, 9)	S 1B		K		F8		P3			4	1	1	0	0	1	3				
<b>Bob Horner, R</b> OBP: 0.278, SLG: 0.533 (7, PR)	1B		BB		SF8		FC4-6 CS			2	0	1	1	1	0	1				
<b>Glenn Hubbard, R</b> OBP: 0.333, SLG: 0.421 (8, 4)	1B BB		1B		3-H		CS			0	0	0	0	0	0	0				
<b>Jeff Burroughs, R</b> OBP: 0.348, SLG: 0.453 (1, 7)							CS			3	0	2	1	1	0	0				
<b>Mike Lum, L</b> OBP: 0.310, SLG: 0.229 (9, 7)	1B		BB		1B			F8		0	0	0	0	0	0	0				
<b>Bill Nahorodny, R</b> OBP: 0.315, SLG: 0.509 (1, 2)	F8		K		F9			E5 1B		4	0	0	0	0	1	6				
<b>Laryell Blanks, R</b> OBP: 0.244, SLG: 0.248 (1, 6)					P4			L9		4	0	1	0	0	1	0				
<b>Luis Gomez, R</b> OBP: 0.259, SLG: 0.222 (9, 6)			K					E 1B		0	0	0	0	0	0	0				
<b>Larry McWilliams, L</b> OBP: 0.289, SLG: 0.206 (1, 1)			K		K			F7		4	0	0	0	0	3	2				
<b>Inning Stats</b>	R: 2 E: 0 K: 0 S: 5	H: 2 LOB: 2 BB: 2 P: 13	R: 0 E: 0 K: 2 S: 8	H: 1 LOB: 1 BB: 0 P: 8	R: 0 E: 0 K: 2 S: 8	H: 1 LOB: 2 BB: 1 P: 12	R: 0 E: 0 K: 2 S: 7	H: 0 LOB: 0 BB: 0 P: 7	R: 1 E: 0 K: 0 S: 6	H: 3 LOB: 2 BB: 0 P: 6	R: 0 E: 0 K: 1 S: 6	H: 1 LOB: 1 BB: 0 P: 6	R: 0 E: 2 K: 1 S: 7	H: 0 LOB: 2 BB: 1 P: 6	R: 0 E: 2 K: 1 S: 7	H: 1 LOB: 2 BB: 0 P: 7	1B: 9 2B: 0 3B: 0 HR: 0	SF: 1 SAC: 0 DP: 0 HBP: 0	WP: 0 PB: 0 SB: 3 CS: 1	PA: 38
<b>PITCHER</b> <b>Bob Walk, R</b> ERA: 4.09 (1, 1)	IP: 6.0 WLS: L BF: 29 H: 8 R: 3 ER: 3 SO: 7 BB: 3 IBB: 0 HBP: 0 BLK: 0 WP: 0 HR: 0 S: 40 P: 52 ERA: 4.50 WHIP: 1.833																			
<b>Warren Brusstar, R</b> ERA: 1.6 (7, 1)	IP: 2.0 WLS: 8 BF: 8 H: 1 R: 0 ER: 0 SO: 1 BB: 1 IBB: 0 HBP: 0 BLK: 0 WP: 0 HR: 0 S: 9 P: 13 ERA: 0.00 WHIP: 1.000																			

Philadelphia Phillies @ Atlanta Braves  
Atlanta-Fulton County Stadium, Atlanta, GA

AB 32  
R 3  
H 9  
RBI 2  
BB 4  
SO 8  
LOB 18



WP: 0 PA: 38  
PB: 0  
SB: 3  
CS: 1

Sun Jul 20 1980, 7:05 PM EDT  
Att: 9,335 - Unknown



Batter	1	2	3	4	5	6	7	8	9	AB	R	H	RBI	BB	SO	LOB	TOP									
Ron LeFlore, R OBP: 0.336, SLG: 0.360 (1, 7)										5	1	1	0	0	1	1										
Rodney Scott, S OBP: 0.310, SLG: 0.286 (1, 4)										4	1	2	0	1	0	0										
Andre Dawson, R OBP: 0.365, SLG: 0.490 (1, 8)										5	1	2	1	0	0	2										
Ellis Valentine, R OBP: 0.362, SLG: 0.526 (1, 9)										4	1	1	1	1	0	2										
Warren Cromartie, L OBP: 0.360, SLG: 0.440 (1, 3)										5	2	1	0	0	1	5										
Gary Carter, R OBP: 0.310, SLG: 0.478 (1, 2)										5	2	3	6	0	0	3										
Larry Parrish, R OBP: 0.307, SLG: 0.452 (1, 5)										3	0	0	0	1	1	0										
Tony Bernazard, S OBP: 0.292, SLG: 0.336 (1, 6)										4	0	1	0	0	1	2										
Scott Sanderson, R OBP: 0.114, SLG: 0.176 (7, PH)										2	0	0	0	0	0	2										
John Tamargo, S OBP: 0.206, SLG: 0.333 (7, 1)										1	0	0	0	0	0	0										
Stan Bahnsen, R OBP: 0.300, SLG: 0.250 (7, 1)										0	0	0	0	0	0	0										
Elias Sosa, R OBP: 0.200, SLG: 0.200 (7, 1)										0	0	0	0	0	0	0										
<b>Inning Stats</b>	R: 6 E: 1 K: 0 S: 9	H: 5 LOB: 0 BB: 0 P: 9	R: 0 E: 0 K: 1 S: 6	H: 1 LOB: 3 BB: 2 P: 14	R: 0 E: 0 K: 1 S: 6	H: 1 LOB: 1 BB: 0 P: 6	R: 0 E: 0 K: 0 S: 3	H: 0 LOB: 0 BB: 0 P: 3	R: 0 E: 0 K: 1 S: 6	H: 1 LOB: 2 BB: 1 P: 10	R: 0 E: 2 K: 0 S: 4	H: 0 LOB: 1 BB: 0 P: 4	R: 2 E: 0 K: 1 S: 7	H: 2 LOB: 0 BB: 0 P: 7	R: 0 E: 0 K: 0 S: 3	H: 0 LOB: 0 BB: 0 P: 3	R: 0 E: 0 K: 0 S: 3	H: 0 LOB: 0 BB: 0 P: 3	1B: 9 2B: 0 3B: 0 HR: 2	SF: 0 SAC: 1 DP: 1 HBP: 0	WP: 0 PB: 0 SB: 4 CS: 2	PA: 42				
<b>PITCHER</b>	IP WLS BF H R ER SO BB IBB HBP BLK WP HR S P ERA WHIP	IP WLS BF H R ER SO BB IBB HBP BLK WP HR S P ERA WHIP	IP WLS BF H R ER SO BB IBB HBP BLK WP HR S P ERA WHIP	IP WLS BF H R ER SO BB IBB HBP BLK WP HR S P ERA WHIP	IP WLS BF H R ER SO BB IBB HBP BLK WP HR S P ERA WHIP	IP WLS BF H R ER SO BB IBB HBP BLK WP HR S P ERA WHIP	IP WLS BF H R ER SO BB IBB HBP BLK WP HR S P ERA WHIP	IP WLS BF H R ER SO BB IBB HBP BLK WP HR S P ERA WHIP	IP WLS BF H R ER SO BB IBB HBP BLK WP HR S P ERA WHIP	IP WLS BF H R ER SO BB IBB HBP BLK WP HR S P ERA WHIP	IP WLS BF H R ER SO BB IBB HBP BLK WP HR S P ERA WHIP	IP WLS BF H R ER SO BB IBB HBP BLK WP HR S P ERA WHIP	IP WLS BF H R ER SO BB IBB HBP BLK WP HR S P ERA WHIP	IP WLS BF H R ER SO BB IBB HBP BLK WP HR S P ERA WHIP	IP WLS BF H R ER SO BB IBB HBP BLK WP HR S P ERA WHIP	IP WLS BF H R ER SO BB IBB HBP BLK WP HR S P ERA WHIP	IP WLS BF H R ER SO BB IBB HBP BLK WP HR S P ERA WHIP	IP WLS BF H R ER SO BB IBB HBP BLK WP HR S P ERA WHIP	IP WLS BF H R ER SO BB IBB HBP BLK WP HR S P ERA WHIP	IP WLS BF H R ER SO BB IBB HBP BLK WP HR S P ERA WHIP	IP WLS BF H R ER SO BB IBB HBP BLK WP HR S P ERA WHIP	IP WLS BF H R ER SO BB IBB HBP BLK WP HR S P ERA WHIP	IP WLS BF H R ER SO BB IBB HBP BLK WP HR S P ERA WHIP	IP WLS BF H R ER SO BB IBB HBP BLK WP HR S P ERA WHIP		
Rick Matula, R ERA: 4.34 (1, 1)	0.0 L 6 5 6 5 0 0 0 0 0 0 0 0 1 6 6	5.0 21 3 0 0 3 3 0 0 0 0 0 0 24 36	1.0 4 0 0 0 0 0 0 0 0 0 0 0 4 4	2.0 8 3 2 2 1 0 0 0 0 0 1 10 10	1.0 3 0 0 0 0 0 0 0 0 0 0 0 3 3																					
Preston Hanna, R ERA: 4.45 (1, 1)																										
Larry Bradford, L ERA: 3.0 (6, 1)																										
Gene Garber, R ERA: 4.95 (7, 1)																										
Rick Camp, R ERA: 2.02 (9, 1)																										
<b>Batter</b>	<b>1</b>	<b>2</b>	<b>3</b>	<b>4</b>	<b>5</b>	<b>6</b>	<b>7</b>	<b>8</b>	<b>9</b>	<b>AB</b>	<b>R</b>	<b>H</b>	<b>RBI</b>	<b>BB</b>	<b>SO</b>	<b>LOB</b>	<b>BOTTOM</b>									
Glenn Hubbard, R OBP: 0.335, SLG: 0.437 (1, 4)										5	1	2	1	0	0	0										
Dale Murphy, R OBP: 0.355, SLG: 0.484 (1, 8)										5	0	1	0	0	1	1										
Chris Chambliss, L OBP: 0.346, SLG: 0.467 (1, 3)										5	1	3	1	0	1	1										
Gary Matthews, R OBP: 0.316, SLG: 0.439 (1, 9)										4	1	0	0	1	0	3										
Bob Horner, R OBP: 0.281, SLG: 0.549 (1, 5)										5	1	2	2	0	0	0										
Jeff Burroughs, R OBP: 0.350, SLG: 0.466 (1, 7)										3	1	1	1	1	0	0										
Bill Nahorodny, R OBP: 0.322, SLG: 0.505 (1, 2)										3	0	1	0	1	0	2										
Luis Gomez, R OBP: 0.257, SLG: 0.220 (1, 6)										2	0	0	0	0	0	2										
Mike Lum, L OBP: 0.305, SLG: 0.224 (6, PH)										1	0	0	0	0	1	2										
Larvell Blanks, R OBP: 0.243, SLG: 0.246 (7, 6)										1	0	0	0	0	0	0										
Rick Matula, R OBP: 0.207, SLG: 0.207 (1, 1)										0	0	0	0	0	0	0										
Preston Hanna, R OBP: 0.206, SLG: 0.206 (1, 1)										1	0	0	0	0	0	0										
Bill Pritchard, S OBP: 0.346, SLG: 0.375 (5, PH)										1	1	1	1	0	0	0										
Larry Bradford, R OBP: 0.300, SLG: 0.375 (6, 1)										0	0	0	0	0	0	0										
Brian Asselstine, L OBP: 0.296, SLG: 0.345 (5, PH)										1	0	0	0	0	0	2										
Gene Garber, R OBP: 0.300, SLG: 0.250 (7, 1)										0	0	0	0	0	0	0										
Charlie Spikes, R OBP: 0.200, SLG: 0.200 (7, 1)										1	0	0	0	0	0	0										
Rick Camp, R ERA: 2.02 (9, 1)										0	0	0	0	0	0	0										
<b>Inning Stats</b>	R: 0 E: 0 K: 0 S: 4	H: 1 LOB: 1 BB: 0 P: 4	R: 0 E: 0 K: 0 S: 3	H: 0 LOB: 1 BB: 1 P: 7	R: 1 E: 0 K: 1 S: 7	H: 2 LOB: 1 BB: 0 P: 7	R: 0 E: 0 K: 0 S: 4	H: 1 LOB: 1 BB: 0 P: 4	R: 1 E: 0 K: 0 S: 5	H: 2 LOB: 1 BB: 0 P: 5	R: 0 E: 0 K: 1 S: 6	H: 1 LOB: 2 BB: 1 P: 10	R: 4 E: 0 K: 0 S: 6	H: 3 LOB: 0 BB: 1 P: 10	R: 0 E: 0 K: 0 S: 4	H: 1 LOB: 1 BB: 0 P: 4	R: 0 E: 0 K: 1 S: 5	H: 0 LOB: 0 BB: 0 P: 5	1B: 5 2B: 1 3B: 0 HR: 5	SF: 0 SAC: 0 DP: 0 HBP: 0	WP: 0 PB: 1 SB: 0 CS: 0	PA: 41				
<b>PITCHER</b>	IP WLS BF H R ER SO BB IBB HBP BLK WP HR S P ERA WHIP	IP WLS BF H R ER SO BB IBB HBP BLK WP HR S P ERA WHIP	IP WLS BF H R ER SO BB IBB HBP BLK WP HR S P ERA WHIP	IP WLS BF H R ER SO BB IBB HBP BLK WP HR S P ERA WHIP	IP WLS BF H R ER SO BB IBB HBP BLK WP HR S P ERA WHIP	IP WLS BF H R ER SO BB IBB HBP BLK WP HR S P ERA WHIP	IP WLS BF H R ER SO BB IBB HBP BLK WP HR S P ERA WHIP	IP WLS BF H R ER SO BB IBB HBP BLK WP HR S P ERA WHIP	IP WLS BF H R ER SO BB IBB HBP BLK WP HR S P ERA WHIP	IP WLS BF H R ER SO BB IBB HBP BLK WP HR S P ERA WHIP	IP WLS BF H R ER SO BB IBB HBP BLK WP HR S P ERA WHIP	IP WLS BF H R ER SO BB IBB HBP BLK WP HR S P ERA WHIP	IP WLS BF H R ER SO BB IBB HBP BLK WP HR S P ERA WHIP	IP WLS BF H R ER SO BB IBB HBP BLK WP HR S P ERA WHIP	IP WLS BF H R ER SO BB IBB HBP BLK WP HR S P ERA WHIP	IP WLS BF H R ER SO BB IBB HBP BLK WP HR S P ERA WHIP	IP WLS BF H R ER SO BB IBB HBP BLK WP HR S P ERA WHIP	IP WLS BF H R ER SO BB IBB HBP BLK WP HR S P ERA WHIP	IP WLS BF H R ER SO BB IBB HBP BLK WP HR S P ERA WHIP	IP WLS BF H R ER SO BB IBB HBP BLK WP HR S P ERA WHIP	IP WLS BF H R ER SO BB IBB HBP BLK WP HR S P ERA WHIP	IP WLS BF H R ER SO BB IBB HBP BLK WP HR S P ERA WHIP	IP WLS BF H R ER SO BB IBB HBP BLK WP HR S P ERA WHIP	IP WLS BF H R ER SO BB IBB HBP BLK WP HR S P ERA WHIP	IP WLS BF H R ER SO BB IBB HBP BLK WP HR S P ERA WHIP	
Scott Sanderson, R ERA: 3.11 (1, 1)	6.0 W 27 7 2 2 2 2 0 0 0 0 0 2 29 37	0.2 6 3 4 4 0 1 0 0 0 0 0 3 5 9	2.1 S 8 1 0 0 1 0 0 0 0 0 0 0 10 10																							
Stan Bahnsen, R ERA: 2.91 (7, 1)																										
Elias Sosa, R ERA: 3.38 (7, 1)																										

Montreal Expos @ Atlanta Braves  
Atlanta-Fulton County Stadium, Atlanta, GA  
Mon Jul 21 1980, 7:05 PM EDT  
Att: 6,894 - Unknown

AB	38
R	8
H	11
RBI	8
BB	3
SO	4
LOB	17



Montreal Expos @ Atlanta Braves  
Atlanta-Fulton County Stadium, Atlanta, GA  
Mon Jul 21 1980, 7:05 PM EDT  
Att: 6,894 - Unknown

AB	38
R	6
H	11
RBI	6
BB	3
SO	3
LOB	13













Batter	1	2	3	4	5	6	7	8	9	10	11	12	AB	R	H	RBI	BB	SO	LOB	TOP						
Glenn Hubbard, R OBP: 0.340, SLG: 0.434	5-3		G4-6-3 1B				F8			6-3			5	1	2	0	0	0	0							
Dale Murphy, R OBP: 0.352, SLG: 0.473	F8		G4-6-3 BB							6-3			4	0	1	0	1	0	1							
Chris Chambliss, L OBP: 0.349, SLG: 0.454	K		G4-6-3 1-2 2-3							4-3			5	0	1	0	0	1	3							
Gary Matthews, R OBP: 0.320, SLG: 0.438		6-3								4-3			5	1	1	1	0	1	1							
Bob Horner, R OBP: 0.297, SLG: 0.587		4-0											2	2	1	2	2	0	0							
Jerry Royster, R OBP: 0.313, SLG: 0.304		1B											1	0	0	0	0	0	0							
Jeff Burroughs, R OBP: 0.365, SLG: 0.465		2B											4	0	1	0	1	0	1							
Bill Nahorodny, R OBP: 0.322, SLG: 0.495													2	0	0	0	1	1	2							
Biff Pocoreba, S OBP: 0.345, SLG: 0.360													1	0	0	0	0	0	2							
Larry Blanks, R OBP: 0.253, SLG: 0.254													1	0	0	0	0	0	0							
Luis Gomez, R OBP: 0.261, SLG: 0.230													3	0	1	1	0	0	1							
Brian Acciavone, L OBP: 0.294, SLG: 0.359													1	0	0	0	0	0	2							
Bruce Benedict, R OBP: 0.303, SLG: 0.326													1	0	0	0	0	0	0							
Larry McWilliams, L OBP: 0.278, SLG: 0.326													2	0	0	0	0	1	2							
Preston Hanna, R OBP: 0.290, SLG: 0.354													0	0	0	0	0	0	0							
Mike Lilly, L OBP: 0.320, SLG: 0.220													0	0	0	0	0	0	0							
Gene Garber, R OBP: 0.270, SLG: 0.335													1	0	0	0	0	1	0							
Charlie Spikes, R OBP: 0.270, SLG: 0.335													1	0	0	0	0	1	0							
Rick Camp, R OBP: 0.270, SLG: 0.335													1	0	0	0	0	1	0							
Larry Bradford, R OBP: 0.270, SLG: 0.335													0	0	0	0	0	0	0							
<b>Inning Stats</b>	R: 2 E: 0 K: 1 S: 7	H: 2 LOB: 0 BB: 0 P: 5	R: 1 E: 0 K: 1 S: 7	H: 2 LOB: 2 BB: 1 P: 11	R: 3 E: 0 K: 0 S: 5	H: 3 LOB: 0 BB: 1 P: 9	R: 0 E: 0 K: 1 S: 4	H: 0 LOB: 0 BB: 1 P: 8	R: 0 E: 0 K: 1 S: 6	H: 2 LOB: 1 BB: 0 P: 6	R: 0 E: 0 K: 0 S: 3	H: 0 LOB: 0 BB: 0 P: 3	R: 0 E: 0 K: 0 S: 3	H: 0 LOB: 0 BB: 0 P: 3	R: 0 E: 0 K: 0 S: 2	H: 0 LOB: 2 BB: 2 P: 10	R: 0 E: 0 K: 1 S: 6	H: 1 LOB: 1 BB: 0 P: 6	R: 0 E: 1 K: 0 S: 3	H: 0 LOB: 0 BB: 0 P: 3	R: 0 E: 0 K: 1 S: 5	H: 0 LOB: 0 BB: 0 P: 6	1B: 6 2B: 1 3B: 0 HR: 1	SF: 0 SAC: 0 DP: 4 HBP: 0	WP: 0 PB: 0 SB: 0 CS: 0	PA: 45
<b>PITCHER</b> Dick Ruthven, R ERA: 3.77	IP: 12.0 WLS: 7 BF: 45 H: 8 R: 4 ER: 4 SO: 6 BB: 5 IBB: 0 HBP: 0 BLK: 0 WP: 0 HR: 1 S: 52 P: 72 ERA: 3.00 WHIP: 1.083																									

Atlanta Braves @ Philadelphia Phillies  
Veterans Stadium, Philadelphia, PA  
Fri Jul 25 1980, 3:33 AM EDT  
Unknown

AB 40  
R 4  
H 8  
RBI 4  
BB 5  
SO 6  
LOB 15



Batter	1	2	3	4	5	6	7	8	9	10	11	12	AB	R	H	RBI	BB	SO	LOB	BOTTOM								
Lonnie Smith, R OBP: 0.377, SLG: 0.468	K			FC5			K			6-3			6	1	2	1	0	2	2									
Pete Rose, S OBP: 0.365, SLG: 0.379	F8		F8				4-3			4-3			5	0	0	0	1	0	0									
Bake McBride, L OBP: 0.324, SLG: 0.452			F8				1-3			F7			6	1	1	0	0	2	3									
Mike Schmidt, R OBP: 0.397, SLG: 0.617													4	2	4	4	1	0	0									
Garry Maddox, R OBP: 0.283, SLG: 0.396	2-3		5-3							G3			4	0	0	0	0	1	2									
Manny Trillo, R OBP: 0.369, SLG: 0.422			F8				FC6-4 1B			F8			5	0	1	0	0	0	2									
Larry Bowa, S OBP: 0.278, SLG: 0.326							FC6-4 FC5 1B			P1			5	0	1	0	0	0	2									
Bob Boone, R OBP: 0.285, SLG: 0.336			F9				F7			F3			5	0	1	0	0	0	2									
Randy Lerch, L OBP: 0.390, SLG: 0.361										P6			0	1	0	0	0	0	0									
Dick Ruthven, R OBP: 0.175, SLG: 0.179													4	0	1	0	0	2	1									
Greg Gross, L OBP: 0.369, SLG: 0.362													0	0	0	0	0	0	0									
<b>Inning Stats</b>	R: 2 E: 0 K: 1 S: 7	H: 2 LOB: 0 BB: 0 P: 5	R: 0 E: 0 K: 1 S: 6	H: 1 LOB: 1 BB: 0 P: 6	R: 2 E: 0 K: 0 S: 5	H: 2 LOB: 0 BB: 0 P: 5	R: 0 E: 0 K: 0 S: 5	H: 2 LOB: 2 BB: 0 P: 6	R: 0 E: 0 K: 1 S: 6	H: 1 LOB: 1 BB: 0 P: 6	R: 0 E: 0 K: 0 S: 3	H: 0 LOB: 0 BB: 0 P: 3	R: 0 E: 0 K: 0 S: 3	H: 0 LOB: 0 BB: 0 P: 3	R: 0 E: 0 K: 0 S: 5	H: 0 LOB: 0 BB: 0 P: 5	R: 0 E: 0 K: 0 S: 3	H: 0 LOB: 1 BB: 0 P: 4	R: 1 E: 0 K: 1 S: 6	H: 2 LOB: 3 BB: 2 P: 14	1B: 6 2B: 2 3B: 0 HR: 3	SF: 0 SAC: 2 DP: 0 HBP: 1	WP: 0 PB: 0 SB: 0 CS: 0	PA: 49				
<b>PITCHER</b> Larry McWilliams, L ERA: 4.28	IP: 3.2 WLS: 8 BF: 18 H: 7 R: 4 ER: 4 SO: 2 BB: 0 IBB: 0 HBP: 0 BLK: 0 WP: 0 HR: 3 S: 22 P: 22 ERA: 9.82 WHIP: 1.909																											
Preston Hanna, R ERA: 4.19	2.1	8	1	0	0	1	0	0	0	0	10	10	0.00	0.429														
Gene Garber, R ERA: 4.8	3.0	10	1	0	0	2	0	0	0	0	14	14	0.00	0.333														
Rick Camp, R ERA: 2.72	2.1	L	11	2	1	1	1	1	0	1	1	1	0	0	11	16	3.86	0.857										
Larry Bradford, L ERA: 2.97	0.1	2	0	0	0	1	1	0	0	0	0	3	7	0.00	3.000													

Atlanta Braves @ Philadelphia Phillies  
Veterans Stadium, Philadelphia, PA  
Fri Jul 25 1980, 3:33 AM EDT  
Unknown

AB 44  
R 5  
H 11  
RBI 5  
BB 2  
SO 7  
LOB 14






Batter	1	2	3	4	5	6	7	8	9	AB	R	H	RBI	BB	SO	LOB	TOP			
Jerry Royster, R (1,4) OBP: 0.312, SLG: 0.308 Glenn Hubbard, R (7,4) OBP: 0.338, SLG: 0.432										4	0	1	0	0	0	0	<b>Atlanta Braves @ Philadelphia Phillies</b> Veterans Stadium, Philadelphia, PA Fri Jul 25 1980, 3:38 AM EDT Att: 38,408 - Unknown			
Brian Aselstine, L (1,8) OBP: 0.301, SLG: 0.376 Dale Murphy, R (9, PR) OBP: 0.382, SLG: 0.473										5	0	3	0	0	1	1				
Chris Chambliss, L (1,3) OBP: 0.349, SLG: 0.464										4	1	1	0	1	0	3				
Gary Matthews, R (1,9) OBP: 0.319, SLG: 0.434										5	0	1	1	0	1	4				
Bob Horner, R (1,5) OBP: 0.303, SLG: 0.588 Luis Gomez, R (9, PR) OBP: 0.261, SLG: 0.230										3	1	1	0	2	0	2				
Mike Lum, L (1,7) OBP: 0.292, SLG: 0.204										4	0	0	0	1	0	4				
Larvell Blanks, R (1,6) OBP: 0.262, SLG: 0.264										3	0	2	0	1	0	0				
Bruce Benedict, R (1,2) OBP: 0.307, SLG: 0.326										3	0	1	2	1	0	3				
Tommy Boggs, R (1,1) OBP: 0.094, SLG: 0.097										4	0	0	0	0	1	7				
<b>Inning Stats</b>	R: 0 E: 0 K: 1 S: 6	H: 1 LOB: 2 BB: 1 P: 10	R: 0 E: 0 K: 0 S: 3	H: 0 LOB: 0 BB: 0 P: 3	R: 0 E: 0 K: 0 S: 3	H: 0 LOB: 0 BB: 0 P: 3	R: 2 E: 0 K: 1 S: 7	H: 2 LOB: 2 BB: 2 P: 15	R: 0 E: 0 K: 0 S: 4	H: 1 LOB: 1 BB: 0 P: 8	R: 0 E: 0 K: 0 S: 3	H: 1 LOB: 0 BB: 0 P: 3	R: 0 E: 0 K: 0 S: 5	H: 2 LOB: 3 BB: 1 P: 9	R: 1 E: 0 K: 0 S: 5	H: 2 LOB: 2 BB: 1 P: 9		1B: 4 2B: 6 3B: 0 HR: 0	SF: 0 SAC: 0 DP: 0 HBP: 0	WP: 0 PB: 0 SB: 0 CS: 1
<b>PITCHER</b>	IP WLS BF H R ER SO BB IBB HBP BLK WP HR S P ERA WHIP																			
Dan Larson, R (1,1) ERA: 3.44 Dickie Noles, R (9,1) ERA: 4.35	8.0 L 36 8 2 2 3 2 3 0 0 0 0 0 5 9 2.25 1.250																			

Batter	1	2	3	4	5	6	7	8	9	AB	R	H	RBI	BB	SO	LOB	BOTTOM			
Greg Gross, L (1,7) OBP: 0.397, SLG: 0.347										4	0	0	0	0	0	1	<b>Atlanta Braves @ Philadelphia Phillies</b> Veterans Stadium, Philadelphia, PA Fri Jul 25 1980, 3:38 AM EDT Att: 38,408 - Unknown			
Bake McBride, L (1,9) OBP: 0.326, SLG: 0.452										4	0	2	0	0	0	0				
Del Unser, L (1,3) OBP: 0.303, SLG: 0.361 Dickie Noles, R (9,1) OBP: 0.375, SLG: 0.375										4	0	1	0	0	2	1				
Mike Schmidt, R (1,5) OBP: 0.353, SLG: 0.609										4	0	0	0	0	3	2				
Keith Moreland, R (1,2) OBP: 0.313, SLG: 0.507										4	0	1	0	0	0	2				
Gary Maddox, R (1,8) OBP: 0.283, SLG: 0.394										4	0	1	0	0	1	1				
Manny Trillo, R (1,4) OBP: 0.369, SLG: 0.421										3	0	1	0	0	1	1				
Larry Bowa, S (1,6) OBP: 0.275, SLG: 0.322										3	0	0	0	0	0	3				
Dan Larson, R (1,1) OBP: 0.250, SLG: 0.273 Pete Rose, S (8, PH) OBP: 0.364, SLG: 0.378										2	0	1	0	0	0	2				
<b>Inning Stats</b>	R: 0 E: 0 K: 0 S: 3	H: 0 LOB: 0 BB: 0 P: 3	R: 0 E: 0 K: 1 S: 5	H: 0 LOB: 0 BB: 0 P: 5	R: 0 E: 0 K: 0 S: 4	H: 1 LOB: 1 BB: 0 P: 4	R: 0 E: 0 K: 1 S: 5	H: 0 LOB: 0 BB: 0 P: 5	R: 0 E: 0 K: 1 S: 7	H: 2 LOB: 2 BB: 0 P: 7	R: 0 E: 0 K: 1 S: 5	H: 1 LOB: 0 BB: 0 P: 5	R: 0 E: 0 K: 1 S: 6	H: 1 LOB: 1 BB: 0 P: 6	R: 0 E: 1 K: 1 S: 5	H: 0 LOB: 1 BB: 0 P: 5		1B: 6 2B: 1 3B: 0 HR: 0	SF: 0 SAC: 0 DP: 1 HBP: 0	WP: 0 PB: 0 SB: 0 CS: 0
<b>PITCHER</b>	IP WLS BF H R ER SO BB IBB HBP BLK WP HR S P ERA WHIP																			
Tommy Boggs, R (1,1) ERA: 3.88	9.0 W 33 7 0 0 7 0 0 0 0 0 0 0 47 47 0.00 0.778																			



Batter	1	2	3	4	5	6	7	8	9	AB	R	H	RBI	BB	SO	LOB	TOP					
<b>Glenn Hubbard, R</b> OBP: 0.335, SLG: 0.424	4-0 G5-4-3 1B BB		0-0 F9					0-0 6-3	0-0 5-3	4	0	0	0	1	0	1						
<b>Brian Aselstine, L</b> OBP: 0.308, SLG: 0.393	0-0 G5-4-3 1B			1-0 FC5 1B HBP				0-0 6-3	0-0 G3	4	1	2	1	0	0	0						
<b>Chris Chambliss, L</b> OBP: 0.351, SLG: 0.465	0-0 G5-4-3 1-2 2-3			0-0 FC5 1B 1B				0-0 FC5-4 1B		4	0	2	0	0	1	2						
<b>Gary Matthews, R</b> OBP: 0.318, SLG: 0.432	0-3 K			0-0 FC5 1B				0-0 FC5-4 1-2		4	1	1	0	0	1	4						
<b>Bob Horner, R</b> OBP: 0.303, SLG: 0.582		0-0 P6		0-3 K				0-0 F8		4	1	1	0	0	1	3						
<b>Mike Lum, L</b> OBP: 0.304, SLG: 0.211	0-3 K			0-0 1B				0-0 5-3	4-0 1B 2-3 BB	3	0	1	0	1	1	0						
<b>Bruce Benedict, R</b> OBP: 0.328, SLG: 0.328	0-0 F9							4-0 BB	0-0 FC6-4 1-3 2-H 3-H	2	0	1	0	1	0	0	AB 34					
<b>Jeff Burroughs, R</b> OBP: 0.359, SLG: 0.468										1	0	1	2	0	0	0	R 3					
<b>Larvell Blanks, R</b> OBP: 0.262, SLG: 0.264										0	0	0	0	0	0	0	H 10					
<b>Luis Gomez, R</b> OBP: 0.258, SLG: 0.227										3	0	0	0	0	0	2	RBI 3					
<b>Dale Murphy, R</b> OBP: 0.351, SLG: 0.472										1	0	0	0	0	2		BB 3					
<b>Rick Camp, R</b>										0	0	0	0	0	0		SO 4					
<b>Phil Niekro, R</b> OBP: 0.140, SLG: 0.193										2	0	1	0	0	0	0	LOB 15					
<b>Biff Pocoroba, S</b> OBP: 0.339, SLG: 0.353										1	0	0	0	0	0	1						
<b>Al Hrabosky, R</b>										0	0	0	0	0	0	0						
<b>Bill Nahorodny, R</b> OBP: 0.319, SLG: 0.491										1	0	0	0	0	0	0						
<b>Inning Stats</b>	R: 0 E: 0 K: 1 S: 5	H: 1 LOB: 1 BB: 1 P: 9	R: 0 E: 0 K: 1 S: 5	H: 0 LOB: 0 BB: 0 P: 5	R: 0 E: 0 K: 0 S: 3	H: 0 LOB: 0 BB: 0 P: 3	R: 0 E: 0 K: 1 S: 6	H: 2 LOB: 2 BB: 0 P: 7	R: 0 E: 0 K: 0 S: 4	H: 2 LOB: 1 BB: 0 P: 4	R: 0 E: 0 K: 0 S: 4	H: 1 LOB: 1 BB: 0 P: 4	R: 0 E: 0 K: 0 S: 3	H: 0 LOB: 1 BB: 1 P: 7	R: 3 E: 0 K: 1 S: 9	H: 4 LOB: 2 BB: 1 P: 13	R: 0 E: 0 K: 0 S: 3	H: 0 LOB: 0 BB: 0 P: 3	1B: 8 2B: 1 3B: 0 HR: 1	SF: 0 SAC: 0 DP: 2 HBP: 1	WP: 0 PB: 0 CS: 0	PA: 38
<b>PITCHER</b>	IP	WLS	BF	H	R	ER	SO	BB	IBB	HBP	BLK	WP	HR	S	P	ERA	WHIP					
<b>Bob Walk, R</b> ERA: 4.03	7.2	W	34	10	3	3	4	3	0	1	0	0	1	38	51	3.52	1.696					
<b>Ron Reed, R</b> ERA: 3.63	1.1	S	4	0	0	0	0	0	0	0	0	0	0	4	4	0.00	0.000					

Atlanta Braves @ Philadelphia Phillies  
Veterans Stadium, Philadelphia, PA

AB 34  
R 3  
H 10  
RBI 3  
BB 3  
SO 4  
LOB 15



WP: 0 PA: 38  
PB: 0  
CS: 0

Batter	1	2	3	4	5	6	7	8	9	AB	R	H	RBI	BB	SO	LOB	BOTTOM				
<b>Lonnie Smith, R</b> OBP: 0.378, SLG: 0.473	0-0 5-3	0-0 P6		0-0 1B 1B				0-0 6-3		5	1	2	0	0	0	3					
<b>Pete Rose, S</b> OBP: 0.365, SLG: 0.379	0-0 3-1			0-0 1B 2B				0-0 4-3		4	1	2	1	0	0	1					
<b>Del Unser, L</b> OBP: 0.303, SLG: 0.361				1-1 1B 1B						0	0	0	0	0	0	0					
<b>Bake McBride, L</b> OBP: 0.325, SLG: 0.450	0-3 K			0-0 1B 2B				0-0 E3 G5-4-3		4	1	1	0	0	1	1					
<b>Mike Schmidt, R</b> OBP: 0.352, SLG: 0.604		0-0 F4	0-3 K					0-0 G5-4-3 1-2		4	0	1	0	0	1	3					
<b>Garry Maddox, R</b> OBP: 0.282, SLG: 0.393		0-0 S 2B 1B		0-0 F7				0-0 F9		4	1	1	0	0	0	3					
<b>Greg Gross, L</b> OBP: 0.357, SLG: 0.347				0-0 F7				0-0 F9		0	0	0	0	0	0	0					
<b>Manny Trillo, R</b> OBP: 0.370, SLG: 0.429		0-0 1B 2B	0-0 1B 2B	0-0 1B 2B				0-0 F7		4	1	2	3	0	1	1					
<b>Larry Bowa, S</b> OBP: 0.272, SLG: 0.318		0-0 F7	0-0 4-3					0-0 F8		4	0	0	0	0	0	3					
<b>Bob Boone, R</b> OBP: 0.288, SLG: 0.346		4-0 1B BB		0-3 K				0-3 K		3	1	1	1	1	2	0					
<b>Bob Walk, R</b> OBP: 0.313, SLG: 0.250		0-0 1-2 2-H 1B		0-0 5-3				0-0 5-3		3	0	1	1	0	0	0					
<b>Ron Reed, R</b> OBP: 0.400, SLG: 0.600										1	0	1	0	0	0	0					
<b>Inning Stats</b>	R: 0 E: 0 K: 1 S: 5	H: 0 LOB: 0 BB: 0 P: 5	R: 2 E: 0 K: 0 S: 6	H: 3 LOB: 2 BB: 1 P: 10	R: 2 E: 0 K: 1 S: 8	H: 3 LOB: 1 BB: 0 P: 8	R: 1 E: 0 K: 1 S: 7	H: 2 LOB: 1 BB: 0 P: 7	R: 0 E: 0 K: 0 S: 4	H: 1 LOB: 1 BB: 0 P: 4	R: 0 E: 0 K: 1 S: 6	H: 1 LOB: 1 BB: 0 P: 6	R: 0 E: 1 K: 0 S: 3	H: 0 LOB: 0 BB: 0 P: 3	R: 1 E: 0 K: 1 S: 7	H: 2 LOB: 1 BB: 0 P: 7	1B: 7 2B: 4 3B: 0 HR: 1	SF: 0 SAC: 0 DP: 1 HBP: 0	WP: 1 PB: 0 SB: 1 CS: 0	PA: 37	
<b>PITCHER</b>	IP	WLS	BF	H	R	ER	SO	BB	IBB	HBP	BLK	WP	HR	S	P	ERA	WHIP				
<b>Phil Niekro, R</b> ERA: 4.06	6.0	L	29	10	5	5	4	1	0	0	0	0	0	36	40	7.50	1.833				
<b>Al Hrabosky, L</b> ERA: 4.1	1.0		3	0	0	0	0	0	0	0	0	0	0	3	3	0.00	0.000				
<b>Rick Camp, R</b> ERA: 2.82	1.0		5	2	1	1	1	0	0	0	0	0	1	7	7	9.00	2.000				

Atlanta Braves @ Philadelphia Phillies  
Veterans Stadium, Philadelphia, PA

AB 36  
R 6  
H 12  
RBI 6  
BB 1  
SO 5  
LOB 15



WP: 1 PA: 37  
PB: 0  
SB: 1  
CS: 0



Batter	1	2	3	4	5	6	7	8	9	AB	R	H	RBI	BB	SO	LOB	TOP				
<b>Glenn Hubbard, R</b> OBP: 0.333, SLG: 0.435 (1, 4)										4	1	1	1	0	2	1	<b>Atlanta Braves @ Philadelphia Phillies</b> Veterans Stadium, Philadelphia, PA Sun Jul 27 1980, 3:33 AM EDT Att: 35,249 - Unknown				
<b>Dale Murphy, R</b> OBP: 0.345, SLG: 0.466 (1, 8)										4	0	0	0	0	1	0					
<b>Gary Matthews, R</b> OBP: 0.317, SLG: 0.429 (1, 9)										4	0	1	0	0	1	0					
<b>Bob Horner, R</b> OBP: 0.302, SLG: 0.574 (1, 5)										3	1	0	0	1	0	1					
<b>Jeff Burroughs, R</b> OBP: 0.357, SLG: 0.462 (1, 7)										3	1	0	0	1	2	1					
<b>Bill Nahorodny, R</b> OBP: 0.317, SLG: 0.491 (1, 3)										4	1	1	1	0	0	1					
<b>Larvell Blanks, R</b> OBP: 0.258, SLG: 0.261 (1, 6)										2	0	0	1	0	1	0					
<b>Bruce Benedict, R</b> OBP: 0.308, SLG: 0.323 (1, 2)										3	0	0	0	0	0	0					
<b>Rick Matula, R</b> OBP: 0.053, SLG: 0.053 (1, 1)										1	0	1	0	0	0	0					
<b>Preston Hanna, R</b> OBP: 0.222, SLG: 0.444 (2, 1)										1	0	0	0	0	1	0					
<b>Charlie Spikes, R</b> OBP: 0.357, SLG: 0.370 (7, PH)										1	0	0	0	0	1	0					
<b>Al Hrabosky, R</b> (7, 1)										0	0	0	0	0	0	0					
<b>Larry Bradford, R</b> (8, 1)										0	0	0	0	0	0	0					
<b>Inning Stats</b>	R: 0 E: 0 K: 2 S: 7	H: 0 LOB: 0 BB: 0 P: 7	R: 3 E: 1 K: 0 S: 5	H: 2 LOB: 1 BB: 2 P: 13	R: 0 E: 0 K: 1 S: 5	H: 0 LOB: 0 BB: 0 P: 5	R: 0 E: 0 K: 1 S: 5	H: 0 LOB: 0 BB: 0 P: 5	R: 1 E: 0 K: 1 S: 6	H: 1 LOB: 0 BB: 0 P: 6	R: 0 E: 0 K: 1 S: 6	H: 1 LOB: 1 BB: 0 P: 6	R: 0 E: 0 K: 2 S: 7	H: 0 LOB: 0 BB: 0 P: 7	R: 0 E: 0 K: 1 S: 5	H: 0 LOB: 0 BB: 0 P: 3	1B: 2 2B: 1 3B: 0 HR: 1	SF: 1 SAC: 0 DP: 0 HBP: 0	WP: 0 PB: 0 SB: 0 CS: 0	PA: 33	
<b>PITCHER</b>	IP	WLS	BF	H	R	ER	SO	BB	IBB	HBP	BLK	WP	HR	S	P	ERA	WHIP				
<b>Steve Carlton, L</b> ERA: 2.28 (1, 1)	7.0	W	27	4	4	4	8	2	0	0	1	0	1	41	49	5.14	0.857				
<b>Dickie Noles, R</b> ERA: 4.23 (8, 1)	1.0		3	0	0	0	1	0	0	0	0	0	0	5	5	0.00	0.000				
<b>Warren Brusstar, R</b> ERA: 4.91 (9, 1)	1.0		3	0	0	0	0	0	0	0	0	0	0	3	3	0.00	0.000				


AB 30  
R 4  
H 4  
RBI 3  
BB 2  
SO 9  
LOB 4




Batter	1	2	3	4	5	6	7	8	9	AB	R	H	RBI	BB	SO	LOB	BOTTOM				
<b>Lonnie Smith, R</b> OBP: 0.383, SLG: 0.496 (1, 7)										6	3	3	1	0	1	2	<b>Atlanta Braves @ Philadelphia Phillies</b> Veterans Stadium, Philadelphia, PA Sun Jul 27 1980, 3:33 AM EDT Att: 35,249 - Unknown				
<b>Pete Rose, S</b> OBP: 0.368, SLG: 0.382 (1, 3)										5	2	3	0	0	1	1					
<b>George Vukovich, L</b> OBP: 0.306, SLG: 0.258 (8, 9)										0	1	0	0	1	0	0					
<b>Bake McBride, L</b> OBP: 0.347, SLG: 0.337 (1, 9)										3	2	2	2	0	1	1					
<b>Greg Gross, L</b> OBP: 0.347, SLG: 0.337 (5, 9)										3	2	0	0	0	0	2					
<b>Mike Schmidt, R</b> OBP: 0.356, SLG: 0.603 (7, PR)										4	2	2	1	1	1	2					
<b>Del Unser, L</b> OBP: 0.313, SLG: 0.371 (8, 3)										1	2	1	1	0	0	0					
<b>Garry Maddox, R</b> OBP: 0.284, SLG: 0.400 (1, 8)										4	0	2	5	0	0	1					
<b>Dickie Noles, R</b> OBP: 0.375, SLG: 0.375 (8, 1)										0	0	0	0	0	0	0					
<b>Keith Moreland, R</b> OBP: 0.321, SLG: 0.513 (9, 5)										1	1	1	1	0	0	0					
<b>Manny Trillo, R</b> OBP: 0.370, SLG: 0.426 (1, 4)										2	0	0	1	0	0	2					
<b>Ramon Aviles, R</b> OBP: 0.369, SLG: 0.413 (4, PR)										3	1	2	1	0	0	1					
<b>Larry Bowa, S</b> OBP: 0.279, SLG: 0.323 (1, 6)										5	0	3	2	0	0	2					
<b>Bob Boone, R</b> OBP: 0.289, SLG: 0.343 (1, 2)										5	0	1	1	1	1	5					
<b>Steve Carlton, L</b> OBP: 0.141, SLG: 0.159 (1, 1)										4	1	1	1	0	0	4					
<b>John Vukovich, R</b> OBP: 0.189, SLG: 0.220 (7, PH)										1	0	0	0	0	0	3					
<b>Warren Brusstar, R</b> (9, 1)										0	0	0	0	0	0	0					
<b>Inning Stats</b>	R: 3 E: 0 K: 0 S: 7	H: 4 LOB: 1 BB: 0 P: 7	R: 5 E: 0 K: 1 S: 11	H: 6 LOB: 2 BB: 1 P: 15	R: 0 E: 0 K: 2 S: 8	H: 1 LOB: 1 BB: 0 P: 8	R: 2 E: 0 K: 0 S: 6	H: 3 LOB: 2 BB: 0 P: 7	R: 0 E: 0 K: 1 S: 5	H: 0 LOB: 0 BB: 0 P: 5	R: 0 E: 0 K: 0 S: 4	H: 1 LOB: 2 BB: 0 P: 5	R: 3 E: 2 K: 1 S: 10	H: 3 LOB: 3 BB: 1 P: 14	R: 4 E: 1 K: 0 S: 7	H: 3 LOB: 1 BB: 1 P: 11	1B: 17 2B: 2 3B: 1 HR: 1	SF: 1 SAC: 0 DP: 0 HBP: 2	WP: 0 PB: 0 SB: 0 CS: 0	PA: 53	
<b>PITCHER</b>	IP	WLS	BF	H	R	ER	SO	BB	IBB	HBP	BLK	WP	HR	S	P	ERA	WHIP				
<b>Rick Matula, R</b> ERA: 4.92 (1, 1)	1.1	L	13	8	8	8	0	0	0	0	0	0	0	12	16	54.00	6.000				
<b>Preston Hanna, R</b> ERA: 4.15 (2, 1)	4.2		23	7	2	2	4	0	0	2	0	0	0	29	31	3.86	1.500				
<b>Al Hrabosky, L</b> ERA: 4.23 (7, 1)	1.0		9	3	3	1	1	1	0	0	0	0	0	10	14	9.00	4.000				
<b>Larry Bradford, L</b> ERA: 3.38 (8, 1)	1.0		8	3	4	2	0	1	0	0	0	0	0	7	11	18.00	4.000				

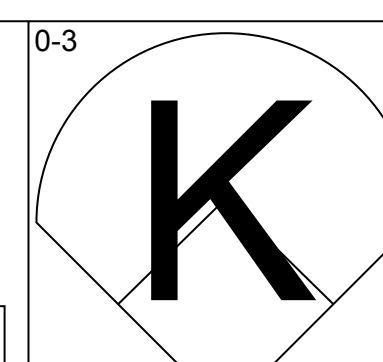
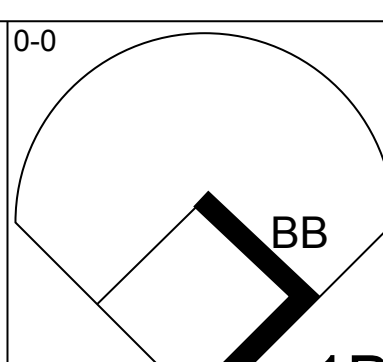
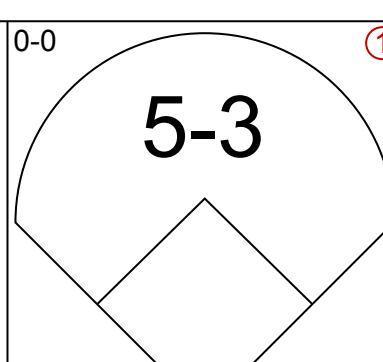
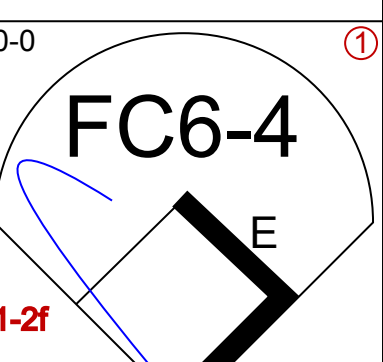
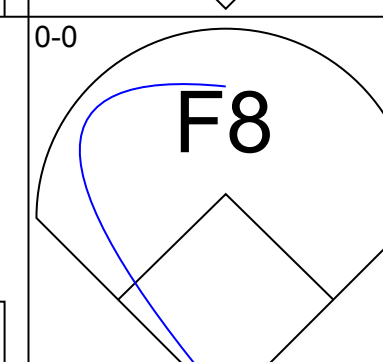
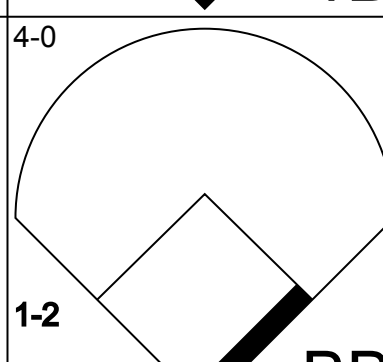
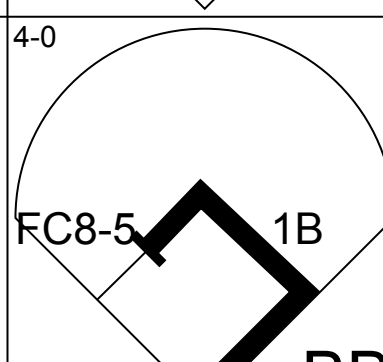
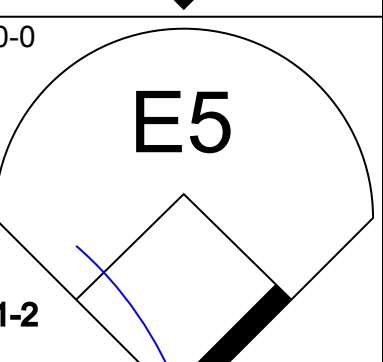
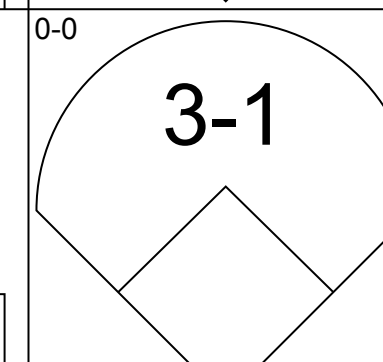
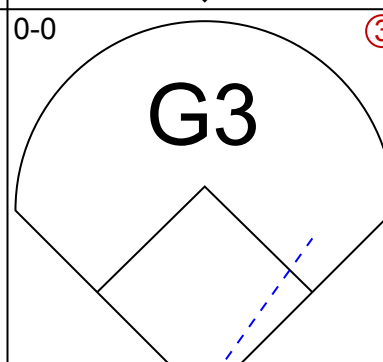
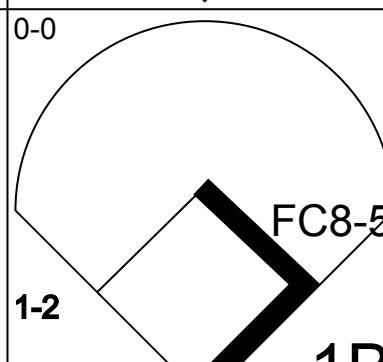
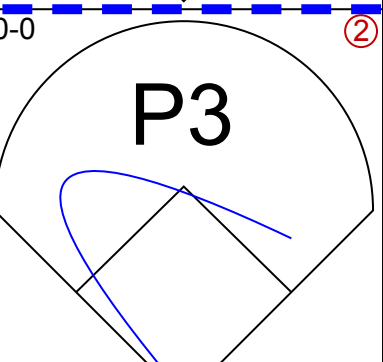
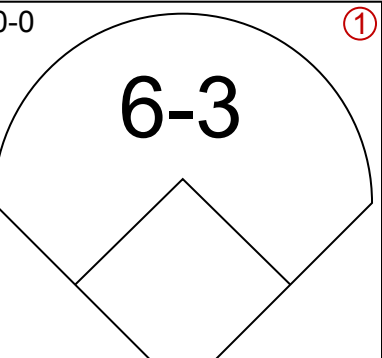
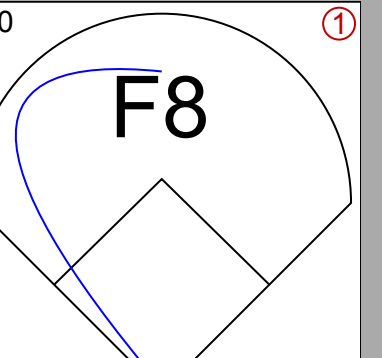
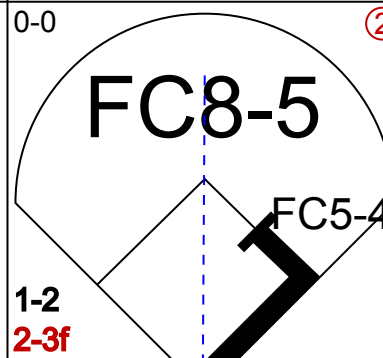
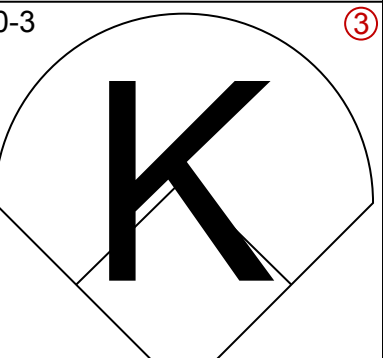

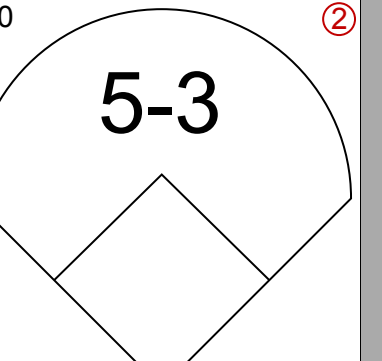
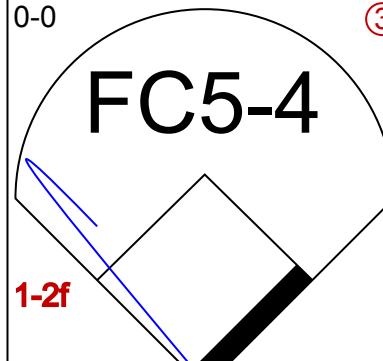
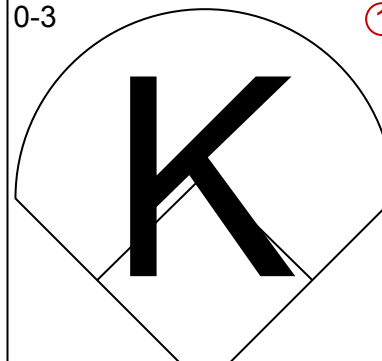

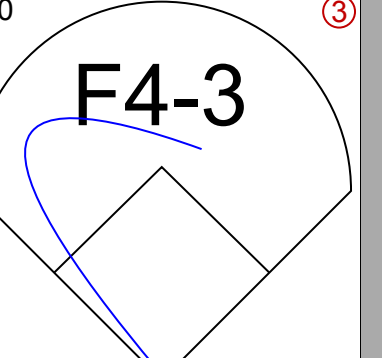
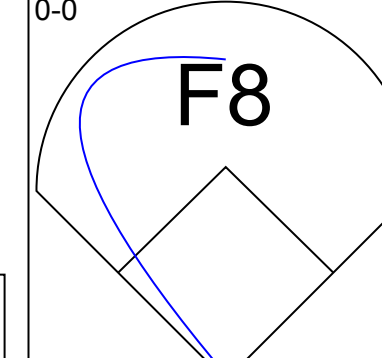
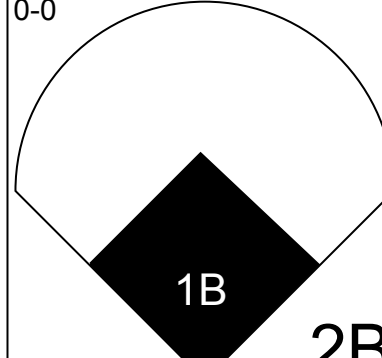

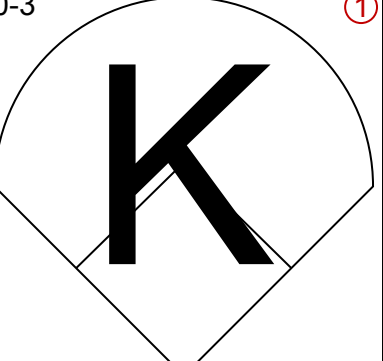
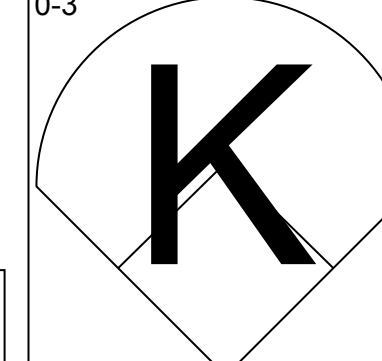
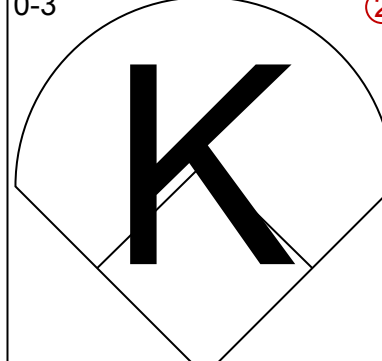
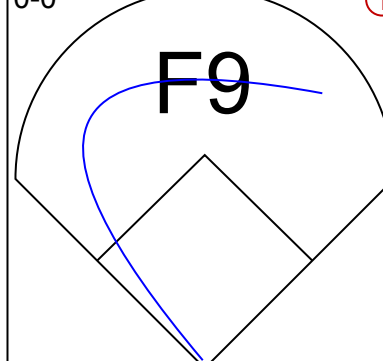
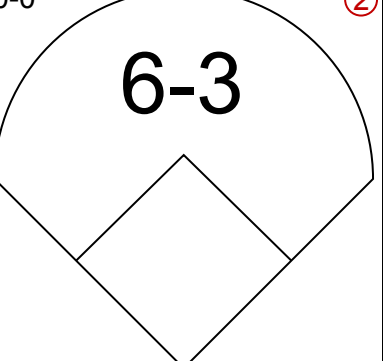
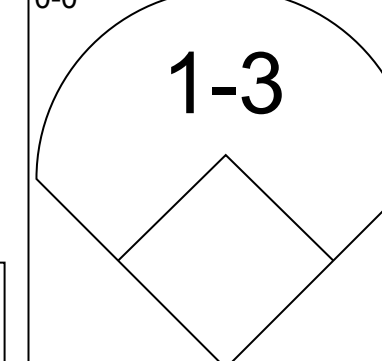
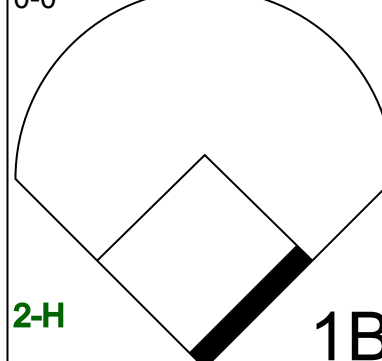
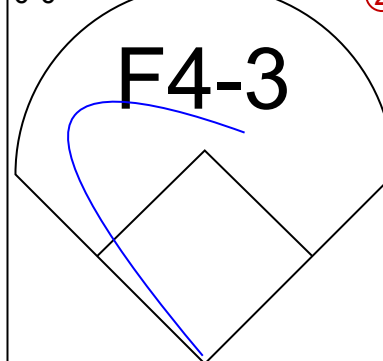
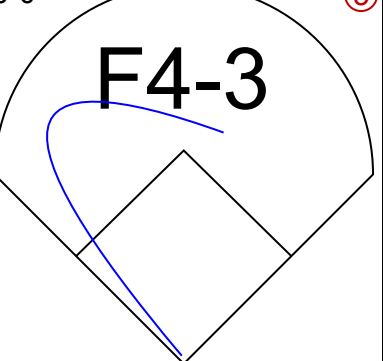
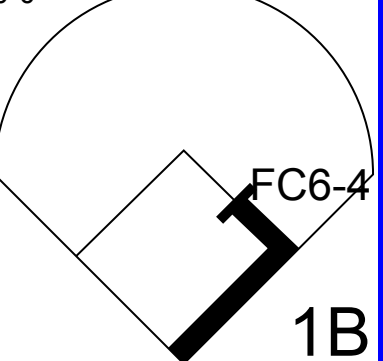


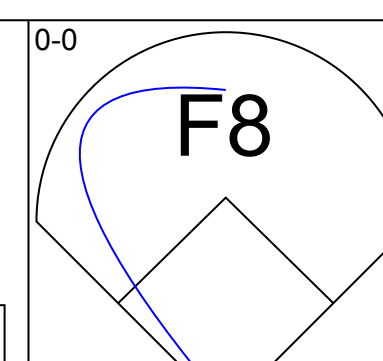
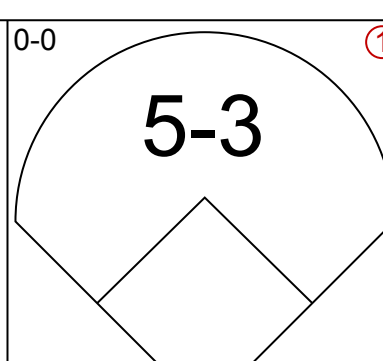
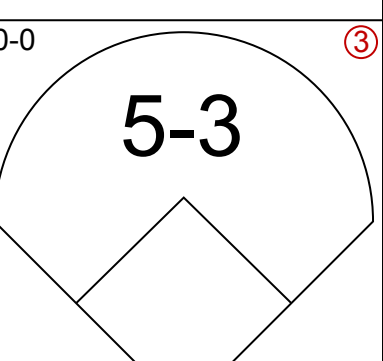
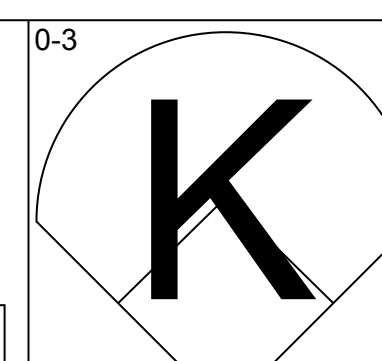
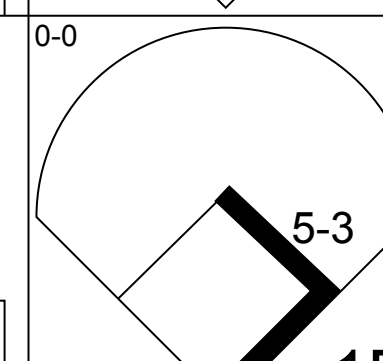
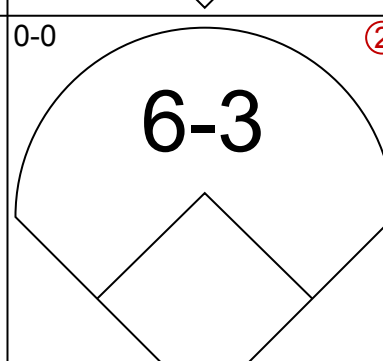
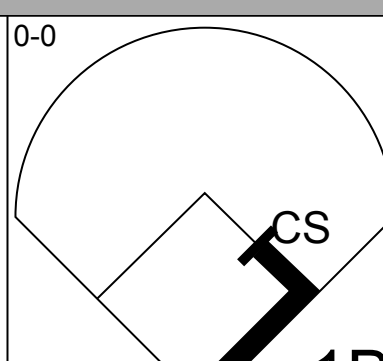
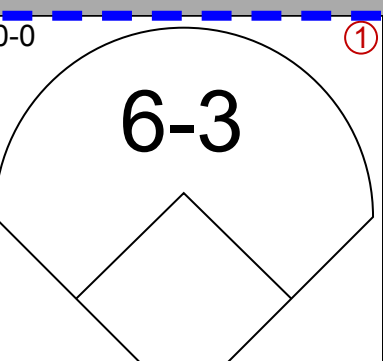
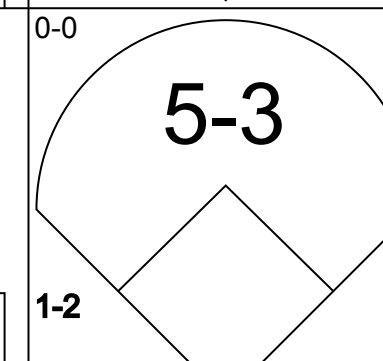
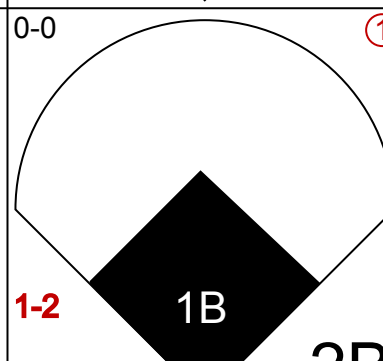
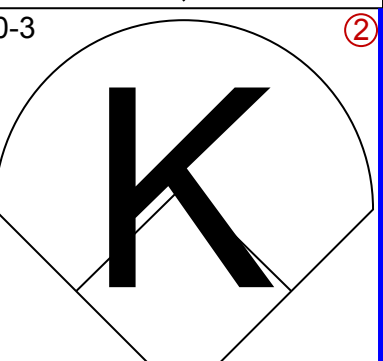
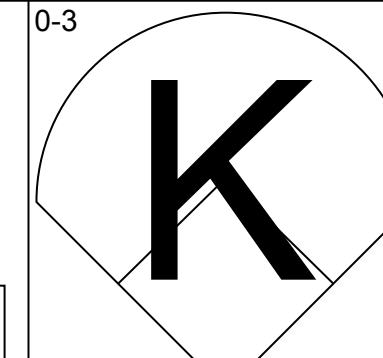
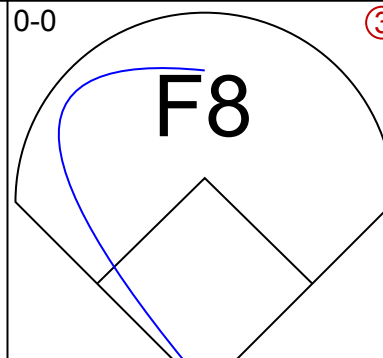
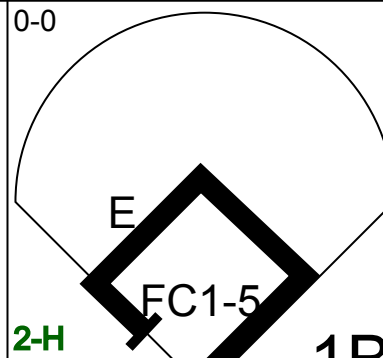
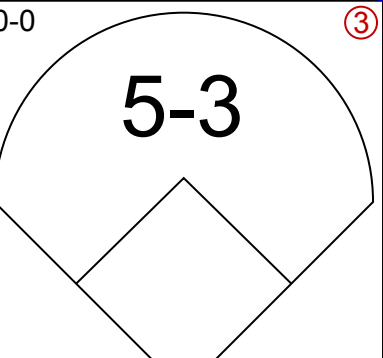


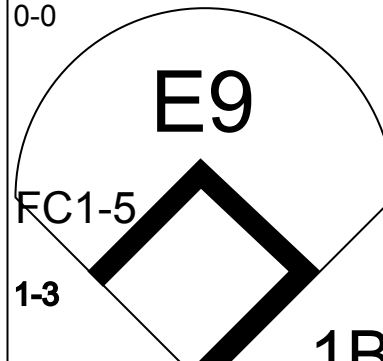

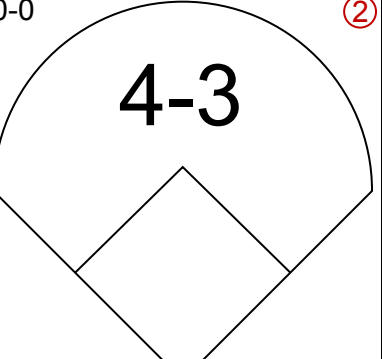

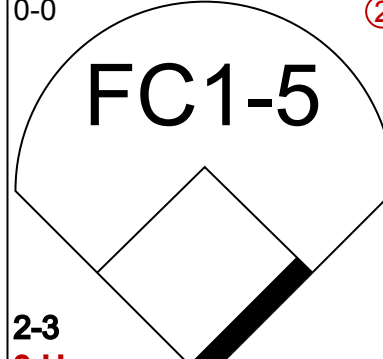

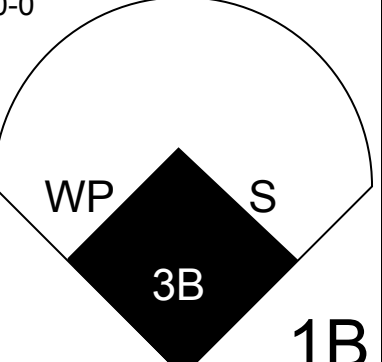
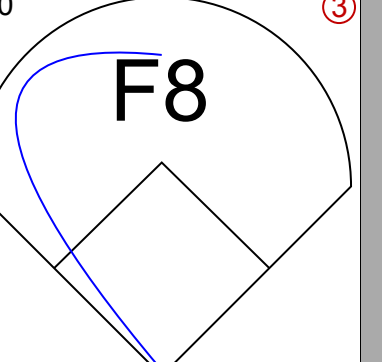
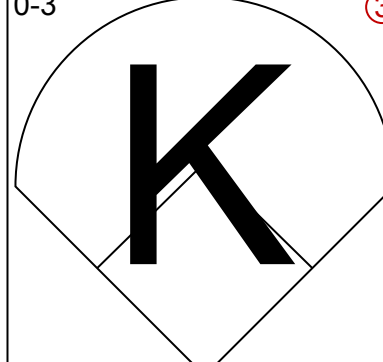

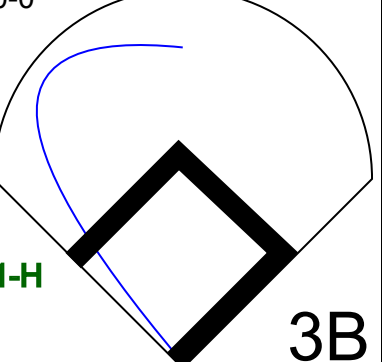


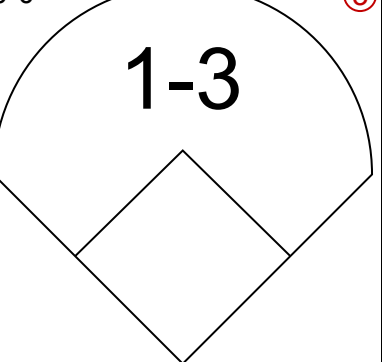
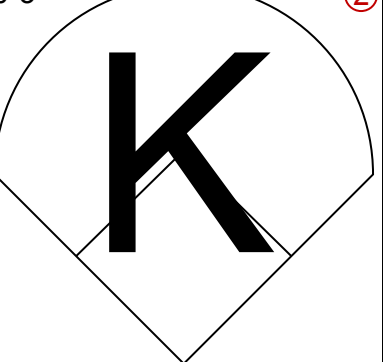
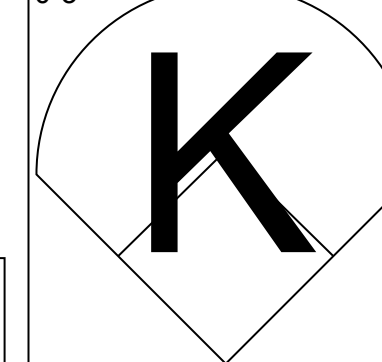
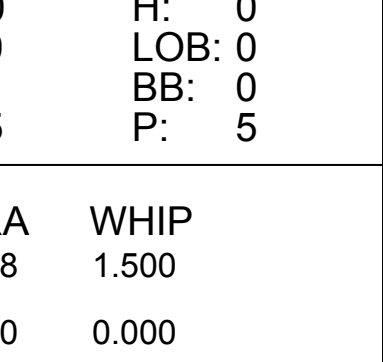
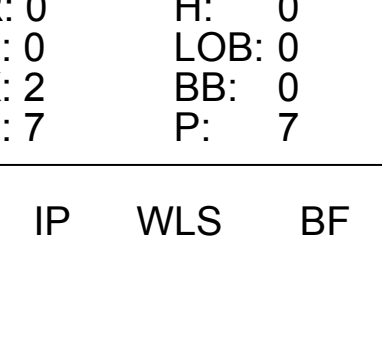


Batter	1	2	3	4	5	6	7	8	9	AB	R	H	RBI	BB	SO	LOB	TOP										
<b>Glenn Hubbard, R</b> OBP: 0.330, SLG: 0.427 (1, 4)	F7	F5-4-3			2B 1B BB		F8	F2		4	1	0	0	1	0	2	<b>Atlanta Braves @ New York Mets</b> Shea Stadium, Flushing, NY Mon Jul 28 1980, 7:05 PM EDT Att: 12,737 - Unknown  <b>AB 36</b> <b>R 6</b> <b>H 10</b> <b>RBI 5</b> <b>BB 4</b> <b>SO 6</b> <b>LOB 12</b>  										
<b>Dale Murphy, R</b> OBP: 0.351, SLG: 0.480 (1, 8)	1B 1B	6-3			1B 2B		HR		K	5	3	3	1	0	1	0											
<b>Chris Chambliss, L</b> OBP: 0.346, SLG: 0.459 (1, 3)	K		F7		K		K		K	5	0	0	0	0	4	3											
<b>Gary Matthews, R</b> OBP: 0.321, SLG: 0.432 (1, 9)	1B 1B		F8		S 1B		BB 1B		F7	5	1	3	2	0	0	0											
<b>Bob Horner, R</b> OBP: 0.309, SLG: 0.575 <b>Jerry Royster, R</b> OBP: 0.312, SLG: 0.308 (1, 5) (9, 5)	1B BB E 1B				F8					3	1	2	1	1	0	1											
<b>Jeff Burroughs, R</b> OBP: 0.355, SLG: 0.455 <b>Mike Lum, L</b> OBP: 0.304, SLG: 0.211 (1, 7) (8, 7)	3H 1B				1-2 3H		1-2 BB			0	0	0	0	0	0	0											
<b>Bruce Benedict, R</b> OBP: 0.307, SLG: 0.321 (1, 2)	E7 WP 1B				F8		L6		5-3	4	0	1	1	0	0	0											
<b>Luis Gomez, R</b> OBP: 0.253, SLG: 0.223 (1, 6)	F6				F7		F7		F9	4	0	0	0	0	0	2											
<b>Doyle Alexander, R</b> OBP: 0.175, SLG: 0.196 (1, 1)			F5-4-3 BB		F3		F9			3	0	1	0	1	0	0											
<b>Inning Stats</b>	R: 3 E: 1 K: 1 S: 9	H: 4 LOB: 2 BB: 1 P: 13	R: 0 E: 0 K: 0 S: 2	H: 0 LOB: 0 BB: 1 P: 6	R: 0 E: 0 K: 0 S: 4	H: 1 LOB: 1 BB: 0 P: 4	R: 0 E: 0 K: 0 S: 3	H: 0 LOB: 0 BB: 0 P: 3	R: 2 E: 0 K: 2 S: 9	H: 2 LOB: 1 BB: 1 P: 13	R: 0 E: 0 K: 0 S: 3	H: 0 LOB: 0 BB: 0 P: 3	R: 1 E: 0 K: 1 S: 7	H: 2 LOB: 2 BB: 1 P: 11	R: 0 E: 0 K: 0 S: 4	H: 1 LOB: 1 BB: 0 P: 4		R: 0 E: 0 K: 2 S: 7	H: 0 LOB: 0 BB: 0 P: 7	1B: 7 2B: 2 3B: 0 HR: 1	SF: 0 SAC: 0 DP: 1 HBP: 0	WP: 1 PB: 0 SB: 1 CS: 0	PA: 40				
<b>PITCHER</b>	IP	WLS	BF	H	R	ER	SO	BB	IBB	HBP	BLK	WP	HR	S	P	ERA	WHIP										
<b>Pete Falcone, L</b> ERA: 5.42 (1, 1)	4.1	L	21	6	5	5	2	3	0	0	0	1	0	22	34	10.38	2.077										
<b>Roy Lee Jackson, R</b> ERA: 3.94 (5, 1)	1.2		6	1	0	0	1	0	0	0	0	0	0	8	8	0.00	0.600										
<b>Ed Glynn, L</b> ERA: 4.15 (7, 1)	1.0		6	2	1	1	1	1	0	0	0	0	1	7	11	9.00	3.000										
<b>Jeff Reardon, R</b> ERA: 3.0 (8, 1)	2.0		7	1	0	0	2	0	0	0	0	0	0	11	11	0.00	0.500										

Batter	1	2	3	4	5	6	7	8	9	AB	R	H	RBI	BB	SO	LOB	BOTTOM										
<b>Lee Mazzilli, S</b> OBP: 0.389, SLG: 0.488 (1, 8)	F9 S 1B		F7			G3				3	0	1	0	1	0	1	<b>Atlanta Braves @ New York Mets</b> Shea Stadium, Flushing, NY Mon Jul 28 1980, 7:05 PM EDT Att: 12,737 - Unknown  <b>AB 34</b> <b>R 3</b> <b>H 7</b> <b>RBI 2</b> <b>BB 2</b> <b>SO 0</b> <b>LOB 18</b>  										
<b>Frank Taveras, R</b> OBP: 0.310, SLG: 0.321 (1, 6)	F9		G6-4-3			1-6-3		F2		4	0	0	0	0	0	5											
<b>Claudell Washington, L</b> OBP: 0.316, SLG: 0.448 (1, 9)	G3				1-3			F7		4	1	1	0	0	0	1											
<b>Joel Youngblood, R</b> OBP: 0.341, SLG: 0.394 (1, 5)	5-3				6-3			4-3		4	1	1	0	0	0	1											
<b>Mike Jorgensen, L</b> OBP: 0.358, SLG: 0.416 (1, 3)			F8		F8			L3		4	1	1	1	0	0	0											
<b>Steve Henderson, R</b> OBP: 0.378, SLG: 0.429 (1, 7)					6-3			F9		3	0	1	0	1	0	2											
<b>Alex Trevino, R</b> OBP: 0.346, SLG: 0.322 (1, 2)					5-3 BB			F9		4	0	1	1	0	0	2											
<b>Doug Flynn, R</b> OBP: 0.283, SLG: 0.282 (1, 4)			F5-3		F3-1			F4		4	0	0	0	0	0	3											
<b>Pete Falcone, L</b> OBP: 0.385, SLG: 0.454 <b>Roy Lee Jackson, R</b> OBP: 0.357, SLG: 0.500 <b>Dan Northrup, R</b> OBP: 0.315, SLG: 0.283 <b>Ed Glynn, L</b> OBP: 0.329, SLG: 0.331 <b>Jeff Reardon, R</b> OBP: 0.300, SLG: 0.347 (1, 1) (5, 1) (6, PH) (7, 1) (7, PH) (8, 1) (9, PH)					G6-4-3 1B			F8		1	0	1	0	0	0	0											
<b>Inning Stats</b>	R: 0 E: 0 K: 0 S: 4	H: 1 LOB: 1 BB: 0 P: 4	R: 0 E: 0 K: 0 S: 3	H: 0 LOB: 1 BB: 1 P: 7	R: 0 E: 0 K: 0 S: 3	H: 1 LOB: 0 BB: 0 P: 3	R: 0 E: 0 K: 0 S: 3	H: 0 LOB: 0 BB: 0 P: 3	R: 0 E: 0 K: 0 S: 3	H: 0 LOB: 0 BB: 0 P: 3	R: 3 E: 1 K: 0 S: 8	H: 4 LOB: 3 BB: 1 P: 12	R: 0 E: 0 K: 0 S: 3	H: 0 LOB: 0 BB: 0 P: 3	R: 0 E: 1 K: 0 S: 4	H: 1 LOB: 1 BB: 0 P: 4		R: 0 E: 0 K: 0 S: 4	H: 0 LOB: 0 BB: 0 P: 4	1B: 7 2B: 0 3B: 0 HR: 0	SF: 0 SAC: 0 DP: 1 HBP: 0	WP: 0 PB: 0 SB: 1 CS: 0	PA: 36				
<b>PITCHER</b>	IP	WLS	BF	H	R	ER	SO	BB	IBB	HBP	BLK	WP	HR	S	P	ERA	WHIP										
<b>Doyle Alexander, R</b> ERA: 3.83 (1, 1)	9.0	W	36	7	3	2	0	2	0	0	0	0	0	34	42	2.00	1.000										



Batter	1	2	3	4	5	6	7	8	9	AB	R	H	RBI	BB	SO	LOB	TOP					
<b>Glenn Hubbard, R</b> (1,4) OBP: 0.329, SLG: 0.423			 1B					 E		4	0	1	0	0	1	1	<p><b>Atlanta Braves @ New York Mets</b> Shea Stadium, Flushing, NY Tue Jul 29 1980, 7:05 PM EDT Att: 9,512 - Unknown</p>					
<b>Dale Murphy, R</b> (1,8) OBP: 0.352, SLG: 0.477			 1-2			 1B		 1-2		2	0	0	0	2	0	1						
<b>Chris Chambliss, L</b> (1,3) OBP: 0.345, SLG: 0.456						 1B				4	0	1	0	0	0	4						
<b>Gary Matthews, R</b> (1,9) OBP: 0.318, SLG: 0.427						 FC5-4				4	0	0	0	0	1	4						
<b>Bob Horner, R</b> (1,5) OBP: 0.304, SLG: 0.565						 1-2				4	0	0	0	0	2	2						
<b>Jeff Burroughs, R</b> (1,7) OBP: 0.358, SLG: 0.461									 2B		4	1	2	0	0	0						
<b>Bill Nahorodny, R</b> (1,2) OBP: 0.307, SLG: 0.475											4	0	0	0	0	3						
<b>Luis Gomez, R</b> (1,6) OBP: 0.250, SLG: 0.220									 2H		3	0	0	0	0	0						
<b>Mike Lum, L</b> (9, PH) OBP: 0.314, SLG: 0.224										1	0	1	1	0	0	0						
<b>Jerry Royster, R</b> (9, FR) OBP: 0.312, SLG: 0.308										0	0	0	0	0	0	0						
<b>Larry McWilliams, L</b> (1,1) OBP: 0.262, SLG: 0.184								 1B		2	0	0	0	0	0	0						
<b>Gene Garber, R</b> (6,1) OBP: 0.350, SLG: 0.365										0	0	0	0	0	0	0						
<b>Biff Pocoroba, S</b> (8, PH) OBP: 0.300, SLG: 0.385										1	0	1	0	0	0	0						
<b>Rick Camp, R</b> (8,1) OBP: 0.307, SLG: 0.391										0	0	0	0	0	0	0						
<b>Brian Asselstine, L</b> (9, PH) OBP: 0.307, SLG: 0.391										1	0	0	0	0	0	1						
<b>Inning Stats</b>	R: 0 E: 0 K: 1 S: 5	H: 0 LOB: 0 BB: 0 P: 5	R: 0 E: 0 K: 1 S: 6	H: 1 LOB: 1 BB: 0 P: 6	R: 0 E: 0 K: 0 S: 4	H: 1 LOB: 2 BB: 1 P: 8	R: 0 E: 0 K: 0 S: 3	H: 0 LOB: 0 BB: 0 P: 3	R: 0 E: 0 K: 1 S: 5	H: 0 LOB: 0 BB: 0 P: 5	R: 0 E: 0 K: 1 S: 4	H: 1 LOB: 2 BB: 1 P: 8	R: 0 E: 0 K: 1 S: 5	H: 0 LOB: 0 BB: 0 P: 5	R: 0 E: 1 K: 1 S: 7	H: 1 LOB: 2 BB: 0 P: 7	R: 1 E: 0 K: 2 S: 9	H: 2 LOB: 1 BB: 0 P: 9	1B: 5 2B: 1 3B: 0 HR: 0	SF: 0 SAC: 0 DP: 0 HBP: 0	WP: 0 PB: 0 SB: 0 CS: 0	PA: 36
<b>PITCHER</b>	IP	WLS	BF	H	R	ER	SO	BB	IBB	HBP	BLK	WP	HR	S	P	ERA	WHIP					
<b>Mark Bomback, R</b> (1,1) ERA: 4.21	7.1	W	29	4	0	0	4	2	0	0	0	0	0	35	43	0.00	0.818					
<b>Neil Allen, R</b> (8,1) ERA: 3.82	1.2	S	7	2	1	1	3	0	0	0	0	0	0	13	13	5.40	1.200					

Batter	1	2	3	4	5	6	7	8	9	AB	R	H	RBI	BB	SO	LOB	BOTTOM				
<b>Lee Mazzilli, S</b> (1,3) OBP: 0.385, SLG: 0.482										4	0	0	0	0	1	0	<p><b>Atlanta Braves @ New York Mets</b> Shea Stadium, Flushing, NY Tue Jul 29 1980, 7:05 PM EDT Att: 9,512 - Unknown</p>				
<b>Frank Taveras, R</b> (1,6) OBP: 0.312, SLG: 0.322	 1B					 1B				4	0	2	0	0	0	0					
<b>Steve Henderson, R</b> (1,7) OBP: 0.379, SLG: 0.439						 2B				4	1	2	0	0	1	1					
<b>Bill Almon, R</b> (9,5) OBP: 0.296, SLG: 0.373						 2B				0	0	0	0	0	0	0					
<b>Joel Youngblood, R</b> (1,5) OBP: 0.340, SLG: 0.392						 1B				4	0	1	1	0	1	2					
<b>Jerry Morales, R</b> (1,8) OBP: 0.293, SLG: 0.311						 FC1-5		 1B		3	0	1	0	0	1	0					
<b>Alex Trevino, R</b> (1,2) OBP: 0.338, SLG: 0.314						 2-3		 3H		3	0	0	0	0	1	2					
<b>Dan Norman, R</b> (1,9) ERA: 4.23										2	1	1	0	0	0	0					
<b>Mike Jorgensen, L</b> (6, PH) OBP: 0.356, SLG: 0.414		 3B								1	0	0	0	0	1	2					
<b>Doug Flynn, R</b> (1,4) OBP: 0.283, SLG: 0.289		 3B								3	0	1	1	0	0	0					
<b>Mark Bomback, R</b> (1,1) OBP: 0.300, SLG: 0.308										3	0	0	0	0	2	1					
<b>Neil Allen, R</b> (8,1) OBP: 0.154, SLG: 0.154										0	0	0	0	0	0	0					
<b>Inning Stats</b>	R: 0 E: 0 K: 1 S: 6	H: 1 LOB: 1 BB: 0 P: 6	R: 1 E: 0 K: 0 S: 5	H: 2 LOB: 1 BB: 0 P: 5	R: 0 E: 0 K: 0 S: 4	H: 1 LOB: 1 BB: 0 P: 4	R: 0 E: 0 K: 2 S: 7	H: 0 LOB: 0 BB: 0 P: 7	R: 0 E: 0 K: 1 S: 5	H: 0 LOB: 0 BB: 0 P: 5	R: 1 E: 1 K: 1 S: 8	H: 4 LOB: 2 BB: 0 P: 8	R: 0 E: 0 K: 2 S: 7	H: 0 LOB: 0 BB: 0 P: 7	R: 0 E: 0 K: 1 S: 5	H: 0 LOB: 0 BB: 0 P: 5	1B: 5 2B: 1 3B: 2 HR: 0	SF: 0 SAC: 0 DP: 0 HBP: 0	WP: 1 PB: 0 SB: 1 CS: 1	PA: 31	
<b>PITCHER</b>	IP	WLS	BF	H	R	ER	SO	BB	IBB	HBP	BLK	WP	HR	S	P	ERA	WHIP				
<b>Larry McWilliams, L</b> (1,1) ERA: 4.43	1.2	L	5	0	0	0	3	0	0	0	0	0	0	11	11	0.00	0.000				
<b>Gene Garber, R</b> (8,1) ERA: 2.77	1.0		3	0	0	0	1	0	0	0	0	0	0	5	5	0.00	0.000				





Batter	1	2	3	4	5	6	7	8	9	AB	R	H	RBI	BB	SO	LOB	TOP					
Glenn Hubbard, R OBP: 0.324, SLG: 0.416										4	0	0	0	0	0	1						
Dale Murphy, R OBP: 0.351, SLG: 0.473										3	0	0	0	1	0	0						
Chris Chambliss, L OBP: 0.348, SLG: 0.459										2	0	1	0	1	0	0						
Gary Matthews, R OBP: 0.314, SLG: 0.422										4	0	0	0	0	1	4						
Bob Horner, R OBP: 0.303, SLG: 0.560										4	0	1	0	0	0	2						
Jeff Burroughs, R OBP: 0.356, SLG: 0.457										4	0	1	0	0	2	4						
Bruce Benedict, R OBP: 0.302, SLG: 0.316 Biff Pocoroba, S OBP: 0.344, SLG: 0.358 (9, PH)										3	0	0	0	0	1	3	AB 31 R 0 H 4 RBI 0 BB 2 SO 5 LOB 15					
Luis Gomez, R OBP: 0.247, SLG: 0.217										3	0	0	0	0	0	1						
Tommy Boggs, R OBP: 0.114, SLG: 0.118 Gene Garber, R (8, 1)										3	0	1	0	0	1	0						
<b>Inning Stats</b>	R: 0 E: 0 K: 0 S: 4	H: 1 LOB: 1 BB: 0 P: 4	R: 0 E: 0 K: 1 S: 6	H: 1 LOB: 1 BB: 0 P: 6	R: 0 E: 0 K: 1 S: 5	H: 0 LOB: 0 BB: 0 P: 5	R: 0 E: 0 K: 1 S: 6	H: 1 LOB: 2 BB: 1 P: 10	R: 0 E: 0 K: 0 S: 3	H: 0 LOB: 0 BB: 0 P: 3	R: 0 E: 1 K: 0 S: 4	H: 0 LOB: 2 BB: 1 P: 8	R: 0 E: 0 K: 0 S: 4	H: 1 LOB: 1 BB: 0 P: 4	R: 0 E: 0 K: 1 S: 5	H: 0 LOB: 0 BB: 0 P: 5	R: 0 E: 0 K: 1 S: 5	H: 0 LOB: 0 BB: 0 P: 5	1B: 3 2B: 1 3B: 0 HR: 0	SF: 0 SAC: 0 DP: 0 HBP: 0	WP: 0 PB: 0 SB: 0 CS: 0	PA: 34
<b>PITCHER</b> Pat Zachry, R ERA: 2.48	IP: 9.0 WLS: W BF: 34 H: 4 R: 0 ER: 0 SO: 5 BB: 2 IBB: 0 HBP: 0 BLK: 0 WP: 0 HR: 0 S: 42 P: 50 ERA: 0.00 WHIP: 0.667															<b>PITCHER</b>						

Atlanta Braves @ New York Mets  
Shea Stadium, Flushing, NY  
Wed Jul 30 1980, 3:33 AM EDT  
Att: 16,561 - Unknown

livebaseballscores.com

Batter	1	2	3	4	5	6	7	8	9	AB	R	H	RBI	BB	SO	LOB	BOTTOM					
Lee Mazzilli, S OBP: 0.384, SLG: 0.480										4	0	1	0	0	0	2						
Frank Taveras, R OBP: 0.395, SLG: 0.319										4	0	0	0	0	0	1						
Claudell Washington, L OBP: 0.323, SLG: 0.465										4	1	3	0	0	1	0						
Steve Henderson, R OBP: 0.378, SLG: 0.435										3	1	0	0	1	0	3						
Mike Jorgensen, L OBP: 0.359, SLG: 0.413										3	0	1	1	1	0	0						
Alex Trevino, R OBP: 0.328, SLG: 0.304										4	0	0	0	0	0	2						
Elliott Maddox, R OBP: 0.358, SLG: 0.349										4	1	1	0	0	0	2	AB 32 R 3 H 8 RBI 2 BB 2 SO 1 LOB 11					
Doug Flynn, R OBP: 0.283, SLG: 0.289										3	0	1	1	0	0	1						
Pat Zachry, R OBP: 0.097, SLG: 0.069										3	0	1	0	0	0	0						
<b>Inning Stats</b>	R: 0 E: 0 K: 0 S: 4	H: 1 LOB: 1 BB: 0 P: 4	R: 1 E: 0 K: 0 S: 6	H: 3 LOB: 2 BB: 0 P: 6	R: 0 E: 0 K: 1 S: 5	H: 0 LOB: 0 BB: 0 P: 5	R: 0 E: 0 K: 0 S: 3	H: 0 LOB: 1 BB: 1 P: 7	R: 0 E: 0 K: 0 S: 5	H: 2 LOB: 2 BB: 0 P: 5	R: 0 E: 0 K: 0 S: 3	H: 0 LOB: 0 BB: 0 P: 3	R: 0 E: 0 K: 0 S: 3	H: 0 LOB: 0 BB: 0 P: 3	R: 2 E: 1 K: 0 S: 5	H: 2 LOB: 1 BB: 1 P: 9	R: 0 E: 0 K: 0 S: 5	H: 0 LOB: 0 BB: 0 P: 5	1B: 4 2B: 4 3B: 0 HR: 0	SF: 0 SAC: 0 DP: 0 HBP: 0	WP: 0 PB: 0 SB: 0 CS: 0	PA: 34
<b>PITCHER</b> Tommy Boggs, R ERA: 3.59 Gene Garber, R ERA: 4.37	IP: 7.1 WLS: L BF: 32 H: 8 R: 3 ER: 2 SO: 1 BB: 2 IBB: 0 HBP: 0 BLK: 0 WP: 0 HR: 0 S: 32 P: 40 ERA: 2.46 WHIP: 1.364															<b>PITCHER</b>						

Atlanta Braves @ New York Mets  
Shea Stadium, Flushing, NY  
Wed Jul 30 1980, 3:33 AM EDT  
Att: 16,561 - Unknown



Batter	1	2	3	4	5	6	7	8	9	AB	R	H	RBI	BB	SO	LOB	TOP					
Jerry Royster, R (1, 5) OBP: 0.316, SLG: 0.305	0-3 K		4-0 FC6 BB			0-0 E5 1B E	1-0 HBP			2	1	0	0	1	1	0	<b>Atlanta Braves @ Montreal Expos</b> Olympic Stadium, Montreal, QB Fri Aug 01 1980, 7:05 PM EDT Att: 30,168 - Unknown					
Brian Asseistine, L (1, 8) OBP: 0.306, SLG: 0.388	0-0 1B		0-3 K			0-0 P6	0-0 F8			4	0	1	0	0	1	4						
Gary Matthews, R (1, 9) OBP: 0.313, SLG: 0.420	0-0 F3		0-0 FC6			0-0 E 1-3 1B	0-0 F9			4	0	1	0	0	0	4						
Chris Chambliss, L (1, 3) OBP: 0.344, SLG: 0.455	0-0 6-3			0-0 4-3		0-0 E3 1-3 3-H BB		0-0 4-3		4	0	0	1	0	0	2						
Jeff Burroughs, R (1, 7) OBP: 0.351, SLG: 0.449		0-3 K		0-0 F9		0-3 K		0-0 F8		4	0	0	0	0	2	2						
Glenn Hubbard, R (1, 4) OBP: 0.326, SLG: 0.414		0-0 1B		0-0 F3		4-0 1-2 FC6-4 BB		0-3 K		3	0	1	0	1	1	0						
Bruce Benedict, R (1, 2) OBP: 0.297, SLG: 0.310		0-3 K			0-3 K	0-0 1-2 FC6-4 BB		0-0 6-3		4	0	0	0	0	2	4						
Luis Gomez, R (1, 6) OBP: 0.244, SLG: 0.214		0-0 5-3			0-3 K		0-0 4-3		0-0 P6	3	0	0	0	0	1	1						
Larvell Blanks, R (9, PH) OBP: 0.237, SLG: 0.260					0-0 K		4-0 F8		0-3 K	1	0	0	0	0	0	0						
Phil Niekro, R (1, 1) OBP: 0.136, SLG: 0.186			0-3 K		0-0 F8		4-0 F8 HBP BB		0-3 K	2	0	0	0	0	1	0						
Mike Lum, L (7, PH) OBP: 0.324, SLG: 0.224										0	0	0	0	1	0	0						
Rick Camp, R (7, 1) OBP: 0.339, SLG: 0.352										0	0	0	0	0	0	0						
Biff Pocoroba, S (9, PH) OBP: 0.339, SLG: 0.352										1	0	0	0	0	1	0						
<b>Inning Stats</b>	R: 0 E: 0 K: 1 S: 6	H: 1 LOB: 1 BB: 0 P: 6	R: 0 E: 0 K: 2 S: 8	H: 1 LOB: 1 BB: 0 P: 8	R: 0 E: 0 K: 2 S: 7	H: 0 LOB: 1 BB: 1 P: 11	R: 0 E: 0 K: 0 S: 3	H: 0 LOB: 0 BB: 0 P: 3	R: 0 E: 0 K: 0 S: 3	H: 0 LOB: 0 BB: 0 P: 7	R: 1 E: 2 K: 1 S: 8	H: 1 LOB: 3 BB: 1 P: 12	R: 0 E: 0 K: 0 S: 3	H: 0 LOB: 2 BB: 1 P: 8	R: 0 E: 0 K: 1 S: 5	H: 0 LOB: 0 BB: 0 P: 5	R: 0 E: 0 K: 1 S: 5	H: 0 LOB: 0 BB: 0 P: 5	1B: 3 2B: 0 3B: 0 HR: 0	SF: 0 SAC: 0 DP: 0 HBP: 1	WP: 0 PB: 0 SB: 0 CS: 0	PA: 36
<b>PITCHER</b> Scott Sanderson, R (1, 1) ERA: 2.76	IP: 9.0 WLS: W BF: 36 H: 3 R: 1 ER: 0 SO: 10 BB: 3 IBB: 0 HBP: 1 BLK: 0 WP: 0 HR: 0 S: 52 P: 65 ERA: 0.00 WHIP: 0.667															<b>PITCHER</b>						

AB 32  
R 1  
H 3  
RBI 1  
BB 3  
SO 10  
LOB 17



Batter	1	2	3	4	5	6	7	8	9	AB	R	H	RBI	BB	SO	LOB	BOTTOM			
Ron LeFlore, R (1, 7) OBP: 0.332, SLG: 0.349	0-0 F9	4-0 BB			4-0 2B BB		0-0 1-3			2	1	0	0	2	0	0	<b>Atlanta Braves @ Montreal Expos</b> Olympic Stadium, Montreal, QB Fri Aug 01 1980, 7:05 PM EDT Att: 30,168 - Unknown			
Rodney Scott, S (1, 4) OBP: 0.304, SLG: 0.285	0-0 2B	0-3 K			0-0 1-H 2B		0-0 4-3			4	1	2	1	0	1	2				
Andre Dawson, R (1, 8) OBP: 0.370, SLG: 0.483	0-0 2-3 3-H HR 2B		0-0 F8		1-0 G4-6-3 HBP		0-0 F9			3	1	1	1	0	0	0				
Ellis Valentine, R (1, 9) OBP: 0.362, SLG: 0.513	0-0 2-3		0-0 5-3		0-0 F7		4-0 BB			3	0	0	0	1	0	3				
Warren Cromartie, L (1, 3) OBP: 0.368, SLG: 0.463	0-0 HR		0-0 F8		0-0 G4-6-3 1-2		0-0 F7			4	1	1	2	0	0	3				
Gary Carter, R (1, 2) OBP: 0.314, SLG: 0.471	0-0 F2			0-0 F7		4-0 CS BB		0-0 P4		3	0	0	0	1	0	1				
Larry Parrish, R (1, 5) OBP: 0.333, SLG: 0.471		0-0 2B		0-0 BB 1B		0-0 P6				3	0	2	0	0	0	1				
Chris Speier, R (1, 6) OBP: 0.335, SLG: 0.305		0-3 K		4-0 1-2 BB		0-3 K				2	0	0	0	1	2	2				
Scott Sanderson, R (1, 1) OBP: 0.098, SLG: 0.150		0-3 K		0-3 K			0-0 5-3			3	0	0	0	0	2	2				
<b>Inning Stats</b>	R: 3 E: 0 K: 0 S: 6	H: 3 LOB: 0 BB: 0 P: 6	R: 0 E: 0 K: 3 S: 10	H: 1 LOB: 2 BB: 1 P: 14	R: 0 E: 0 K: 0 S: 3	H: 0 LOB: 0 BB: 0 P: 3	R: 0 E: 0 K: 1 S: 5	H: 1 LOB: 1 BB: 1 P: 9	R: 1 E: 0 K: 0 S: 3	H: 1 LOB: 1 BB: 1 P: 8	R: 0 E: 0 K: 1 S: 4	H: 0 LOB: 1 BB: 1 P: 8	R: 0 E: 0 K: 0 S: 3	H: 0 LOB: 0 BB: 0 P: 3	R: 0 E: 0 K: 0 S: 3	H: 0 LOB: 1 BB: 1 P: 7		1B: 1 2B: 4 3B: 1 HR: 1	SF: 0 SAC: 0 DP: 2 HBP: 1	WP: 0 PB: 0 SB: 0 CS: 1
<b>PITCHER</b> Phil Niekro, R (1, 1) ERA: 4.12	IP: 6.0 WLS: L BF: 26 H: 6 R: 4 ER: 4 SO: 5 BB: 4 IBB: 1 HBP: 0 BLK: 0 WP: 0 HR: 1 S: 31 P: 48 ERA: 6.00 WHIP: 1.667															<b>PITCHER</b>				
Rick Camp, R (7, 1) ERA: 2.69	IP: 2.0 WLS: L BF: 7 H: 0 R: 0 ER: 0 SO: 0 BB: 1 IBB: 0 HBP: 0 BLK: 0 WP: 0 HR: 0 S: 6 P: 10 ERA: 0.00 WHIP: 0.500															<b>PITCHER</b>				





Batter	1	2	3	4	5	6	7	8	9	AB	R	H	RBI	BB	SO	LOB	TOP				
Jerry Royster, R (1.5) OBP: 0.314, SLG: 0.309	F8		K			F9		2H 2B		4	0	1	1	0	1	0	<b>Atlanta Braves @ Montreal Expos</b> Olympic Stadium, Montreal, QB Sat Aug 02 1980, 7:05 PM EDT Att: 41,785 - Unknown				
Dale Murphy, R (1.8) OBP: 0.345, SLG: 0.467	K			5-3		F7		K		4	0	0	0	0	2	1					
Chris Chambliss, L (1.3) OBP: 0.344, SLG: 0.452	F8			6-3		1B		1-3		4	0	1	0	0	0	1					
Gary Matthews, R (1.9) OBP: 0.310, SLG: 0.415		1-3		K		F9		4-3		4	0	0	0	0	1	2					
Jeff Burroughs, R (1.7) OBP: 0.346, SLG: 0.442	F3				K			6-3		4	0	0	0	0	1	0					
Glenn Hubbard, R (1.4) OBP: 0.325, SLG: 0.416	FC6-4 1B				BB 1B		F7	F9		4	0	2	0	0	0	0					
Bruce Benedict, R (1.2) OBP: 0.300, SLG: 0.310	FC6-4 1-2				BB 1-2 BB		1B	5-3		3	0	1	0	1	0	1					
Luis Gomez, R (1.6) OBP: 0.242, SLG: 0.212			5-3			P4				2	0	0	0	0	0	2					
Larvell Blanks, R (7. PH) OBP: 0.256, SLG: 0.259						F8				1	0	0	0	0	0	1					
Doyle Alexander, R (1.1) OBP: 0.172, SLG: 0.193						F9				1	0	0	0	0	0	0					
Charlie Spikes, R (5. PH) OBP: 0.345, SLG: 0.357										1	0	0	0	0	0	2					
Preston Hanna, R (5.1) OBP: 0.222, SLG: 0.444										0	0	0	0	0	0	0					
Bill Nahorodny, R (8. PH) OBP: 0.313, SLG: 0.488								2B 2B		1	1	1	0	0	0	0					
Al Hrabosky, R (8.1) OBP: 0.313, SLG: 0.488										0	0	0	0	0	0	0					
<b>Inning Stats</b>	R: 0 E: 0 K: 1 S: 5	H: 0 LOB: 0 BB: 0 P: 5	R: 0 E: 0 K: 0 S: 4	H: 1 LOB: 1 BB: 0 P: 4	R: 0 E: 0 K: 1 S: 5	H: 0 LOB: 0 BB: 0 P: 5	R: 0 E: 0 K: 1 S: 5	H: 0 LOB: 0 BB: 0 P: 5	R: 0 E: 0 K: 1 S: 6	H: 1 LOB: 2 BB: 1 P: 10	R: 0 E: 0 K: 0 S: 4	H: 1 LOB: 1 BB: 0 P: 4	R: 0 E: 0 K: 0 S: 4	H: 1 LOB: 1 BB: 0 P: 4	R: 1 E: 0 K: 1 S: 7	H: 2 LOB: 1 BB: 0 P: 7	R: 0 E: 0 K: 0 S: 3	H: 0 LOB: 0 BB: 0 P: 3	1B: 4 2B: 2 3B: 0 HR: 0	SF: 0 SAC: 0 DP: 0 HBP: 0	WP: 0 PA: 34 PB: 0 SB: 0 CS: 0
<b>PITCHER</b> Fred Norman, L (1.1) ERA: 4.05	IP: 9.0 WLS: W BF: 34 H: 6 R: 1 ER: 1 SO: 5 BB: 1 IBB: 0 HBP: 0 BLK: 0 WP: 0 HR: 0 S: 43 P: 47 ERA: 1.00 WHIP: 0.778																				

Batter	1	2	3	4	5	6	7	8	9	AB	R	H	RBI	BB	SO	LOB	BOTTOM			
Ron LeFlore, R (1.7) OBP: 0.335, SLG: 0.356	4-3					1B S 6-3 BB		5-3		3	2	1	1	2	0	0	<b>Atlanta Braves @ Montreal Expos</b> Olympic Stadium, Montreal, QB Sat Aug 02 1980, 7:05 PM EDT Att: 41,785 - Unknown			
Rodney Scott, S (1.4) OBP: 0.308, SLG: 0.293										4	1	2	0	0	0	2				
Tony Bernazard, S (8.4) OBP: 0.292, SLG: 0.348	HR			6-3		6-3 1B				0	0	0	0	0	0	0				
Andre Dawson, R (1.8) OBP: 0.371, SLG: 0.483	F8					6-3				4	1	2	1	0	0	2				
Ellis Valentine, R (1.9) OBP: 0.368, SLG: 0.534	HR					F8				4	1	3	2	0	0	1				
Warren Cromartie, L (1.3) OBP: 0.370, SLG: 0.461	BB									2	0	0	0	2	1	2				
Gary Carter, R (1.2) OBP: 0.314, SLG: 0.470	P3									3	0	1	1	0	1	1				
Larry Parrish, R (1.5) OBP: 0.332, SLG: 0.468										4	0	1	0	0	1	1				
Chris Speier, R (1.6) OBP: 0.333, SLG: 0.303										4	0	1	0	0	0	3				
Fred Norman, S (1.1) ERA: 4.12										3	0	0	0	0	0	0				
<b>Inning Stats</b>	R: 2 E: 0 K: 0 S: 5	H: 2 LOB: 1 BB: 1 P: 9	R: 0 E: 0 K: 1 S: 6	H: 1 LOB: 2 BB: 1 P: 10	R: 1 E: 0 K: 0 S: 5	H: 3 LOB: 2 BB: 1 P: 9	R: 1 E: 0 K: 0 S: 6	H: 3 LOB: 2 BB: 0 P: 6	R: 0 E: 0 K: 1 S: 5	H: 0 LOB: 0 BB: 0 P: 5	R: 1 E: 0 K: 0 S: 4	H: 1 LOB: 1 BB: 1 P: 8	R: 0 E: 0 K: 1 S: 5	H: 1 LOB: 0 BB: 0 P: 5	R: 0 E: 0 K: 0 S: 3	H: 0 LOB: 0 BB: 0 P: 3		1B: 7 2B: 2 3B: 1 HR: 2	SF: 1 SAC: 1 DP: 2 HBP: 0	WP: 0 PA: 37 PB: 1 SB: 1 CS: 0
<b>PITCHER</b> Doyle Alexander, R (1.1) ERA: 3.77	IP: 4.0 WLS: L BF: 23 H: 9 R: 4 ER: 4 SO: 1 BB: 3 IBB: 0 HBP: 0 BLK: 0 WP: 0 HR: 2 S: 22 P: 34 ERA: 9.00 WHIP: 3.000																			
<b>PITCHER</b> Preston Hanna, R (5.1) ERA: 4.08	IP: 3.0 WLS: L BF: 11 H: 2 R: 1 ER: 1 SO: 2 BB: 1 IBB: 0 HBP: 0 BLK: 0 WP: 0 HR: 0 S: 14 P: 18 ERA: 3.00 WHIP: 1.000																			
<b>PITCHER</b> Al Hrabosky, L (8.1) ERA: 4.12	IP: 1.0 WLS: L BF: 3 H: 0 R: 0 ER: 0 SO: 0 BB: 0 IBB: 0 HBP: 0 BLK: 0 WP: 0 HR: 0 S: 3 P: 3 ERA: 0.00 WHIP: 0.000																			



Batter	1	2	3	4	5	6	7	8	9	AB	R	H	RBI	BB	SO	LOB	TOP					
Jerry Royster, R OBP: 0.316, SLG: 0.308 (1, 5)										4	0	1	0	1	0	1	<b>Atlanta Braves @ Montreal Expos</b> Olympic Stadium, Montreal, QB Sun Aug 03 1980, 3:33 AM EDT Att: 38,356 - Unknown					
Glenn Hubbard, R OBP: 0.331, SLG: 0.417 (1, 4)										4	1	1	0	1	0	4						
Gary Matthews, R OBP: 0.314, SLG: 0.418 (1, 9)										5	2	3	0	0	2							
Chris Chambliss, L OBP: 0.347, SLG: 0.453 (1, 3)										4	1	2	1	1	1	2						
Dale Murphy, R OBP: 0.346, SLG: 0.469 (1, 8)										5	1	1	1	0	1	7						
Brian Asselstine, L OBP: 0.317, SLG: 0.400 (1, 7)										4	0	3	3	1	0	3						
Bill Nahorodny, R OBP: 0.301, SLG: 0.468 (1, 2)										5	0	0	0	0	1	4						
Luis Gomez, R OBP: 0.244, SLG: 0.219 (6, PH)										2	0	1	0	0	0	0						
Mike Lum, L OBP: 0.319, SLG: 0.220 (6, PH)										1	0	0	0	0	1	1						
Larry Williams, L OBP: 0.250, SLG: 0.175 (6, PH)										1	0	0	0	0	0	0						
Biff Pocoreba, S OBP: 0.349, SLG: 0.382 (6, 1)										0	0	1	0	0	0	0						
Gene Garber, R OBP: 0.302, SLG: 0.557 (8, PH)										1	0	0	0	0	0	0						
Bob Horner, R OBP: 0.302, SLG: 0.557 (8, PH)										1	0	0	0	0	0	0						
Rick Matula, R OBP: 0.053, SLG: 0.053 (8, 1)										0	0	0	0	0	0	0						
<b>Inning Stats</b>	R: 0 E: 0 K: 0 S: 4	H: 1 LOB: 3 BB: 2 P: 12	R: 0 E: 0 K: 2 S: 7	H: 0 LOB: 0 BB: 0 P: 7	R: 3 E: 0 K: 1 S: 8	H: 4 LOB: 1 BB: 0 P: 8	R: 0 E: 0 K: 1 S: 6	H: 1 LOB: 1 BB: 0 P: 6	R: 0 E: 0 K: 0 S: 4	H: 1 LOB: 3 BB: 2 P: 4	R: 0 E: 0 K: 1 S: 6	H: 1 LOB: 2 BB: 0 P: 14	R: 0 E: 0 K: 0 S: 5	H: 2 LOB: 2 BB: 0 P: 5	R: 0 E: 1 K: 0 S: 4	H: 0 LOB: 1 BB: 0 P: 4	R: 2 E: 0 K: 2 S: 10	H: 3 LOB: 1 BB: 0 P: 10	1B: 8 2B: 4 3B: 1 HR: 0	SF: 0 SAC: 0 DP: 0 HBP: 0	WP: 1 PB: 0 SB: 0 CS: 0	PA: 44
<b>PITCHER</b>	IP WLS BF H R ER SO BB IBB HBP BLK WP HR S P ERA WHIP																					
Charlie Lea, R ERA: 3.02 (1, 1)	5.2 W 28 8 3 3 5 4 0 0 0 0 1 0 34 50 4.76 2.118																					
Dale Murray, R ERA: 8.45 (6, 1)	2.2 S 14 5 2 2 1 0 0 0 0 0 0 0 16 16 6.75 1.875																					
Elias Sosa, R ERA: 3.58 (9, 1)	0.2 S 2 0 0 0 1 0 0 0 0 0 0 0 4 4 0.00 0.000																					

AB 40  
R 5  
H 13  
RBI 5  
BB 4  
SO 7  
LOB 26





Batter	1	2	3	4	5	6	7	8	9	AB	R	H	RBI	BB	SO	LOB	BOTTOM			
Ron LeFlore, R OBP: 0.333, SLG: 0.354 (1, 7)										3	0	0	0	0	2	1	<b>Atlanta Braves @ Montreal Expos</b> Olympic Stadium, Montreal, QB Sun Aug 03 1980, 3:33 AM EDT Att: 38,356 - Unknown			
Jerry White, S OBP: 0.375, SLG: 0.505 (7, 7)										2	0	2	0	0	0	0				
Rodney Scott, S OBP: 0.308, SLG: 0.293 (1, 4)										4	0	1	0	1	1	3				
Andre Dawson, R OBP: 0.372, SLG: 0.485 (1, 8)										5	2	2	1	0	0	5				
Ellis Valentine, R OBP: 0.370, SLG: 0.550 (1, 9)										4	2	2	3	0	1	1				
Warren Cromartie, L OBP: 0.369, SLG: 0.459 (1, 3)										4	0	1	1	0	0	0				
Gary Carter, R OBP: 0.316, SLG: 0.467 (1, 2)										2	0	0	0	2	1	1				
Larry Parrish, R OBP: 0.335, SLG: 0.466 (1, 5)										3	1	1	0	1	0	1				
Chris Speier, R OBP: 0.332, SLG: 0.307 (1, 6)										4	0	1	1	0	1	2				
Charlie Lea, R OBP: 0.087, SLG: 0.136 (6, 1)										2	1	1	0	0	0	2				
Dale Murray, R ERA: 4.37 (6, 1)										2	0	0	0	0	1	1				
Elias Sosa, R OBP: 0.200, SLG: 0.200 (9, 1)										0	0	0	0	0	0	0				
<b>Inning Stats</b>	R: 0 E: 0 K: 1 S: 6	H: 1 LOB: 1 BB: 0 P: 6	R: 0 E: 0 K: 1 S: 5	H: 0 LOB: 2 BB: 2 P: 13	R: 2 E: 0 K: 1 S: 7	H: 2 LOB: 0 BB: 0 P: 7	R: 0 E: 0 K: 0 S: 3	H: 0 LOB: 0 BB: 0 P: 3	R: 3 E: 0 K: 2 S: 11	H: 4 LOB: 1 BB: 0 P: 11	R: 1 E: 0 K: 1 S: 8	H: 3 LOB: 2 BB: 0 P: 8	R: 0 E: 0 K: 0 S: 3	H: 0 LOB: 1 BB: 1 P: 7	R: 0 E: 0 K: 1 S: 6	H: 1 LOB: 2 BB: 1 P: 10	1B: 6 2B: 3 3B: 1 HR: 1	SF: 0 SAC: 0 DP: 0 HBP: 0	WP: 0 PB: 0 SB: 1 CS: 0	PA: 39
<b>PITCHER</b>	IP WLS BF H R ER SO BB IBB HBP BLK WP HR S P ERA WHIP																			
Larry McWilliams, L ERA: 4.44 (1, 1)	5.0 L 24 7 5 5 5 2 0 0 0 0 0 0 0 11 15 4.50 2.000																			
Gene Garber, R ERA: 4.37 (6, 1)	2.0 10 3 1 1 1 1 0 0 0 0 0 0 11 15 4.50 2.000																			
Rick Matula, R ERA: 4.38 (8, 1)	1.0 5 1 0 0 1 1 0 0 0 0 0 0 6 10 0.00 2.000																			

AB 35  
R 6  
H 11  
RBI 6  
BB 4  
SO 7  
LOB 17





Batter	1	2	3	4	5	6	7	8	9	AB	R	H	RBI	BB	SO	LOB	TOP										
Davey Lopes, R OBP: 0.317, SLG: 0.338 (1, 4)	0-0 5-3		0-3 K		0-0 F9	0-0 4-3			0-0 4-3	5	0	0	0	0	1	2	<b>Los Angeles Dodgers @ Atlanta Braves</b> Atlanta-Fulton County Stadium, Atlanta, GA Mon Aug 04 1980, 7:05 PM EDT Att: 30,330 - Unknown  <a href="http://livebaseballscorecards.com">livebaseballscorecards.com</a>  <b>AB</b> 33 <b>R</b> 5 <b>H</b> 10 <b>RBI</b> 5 <b>BB</b> 3 <b>SO</b> 5 <b>LOB</b> 13 										
Bill Russell, R OBP: 0.307, SLG: 0.360 (1, 6)	0-0 CS 1B		0-0 4-3		0-0 P6		4-0 G4-6-3 BB		0-0 L3	4	0	1	0	1	0	1											
Jay Johnstone, L OBP: 0.402, SLG: 0.437 Derrel Thomas, S OBP: 0.280, SLG: 0.309 (1, 9) (7, 8)	0-3 K			0-0 3-1	0-0 1B		0-0 G4-6-3 1-2		0-3 K	4	0	1	0	0	1	2											
Steve Garvey, R OBP: 0.344, SLG: 0.492 (1, 3)		0-0 HR		0-0 HR 1B	0-0 1B		0-0 6-3			4	2	3	1	0	0	0											
Dusty Baker Jr., R OBP: 0.332, SLG: 0.512 (1, 7)	0-0 F8		0-0 HR	0-0 HR	0-0 F9		4-0 SH5-4 SF9 BB			3	2	1	2	1	0	2											
Ron Cey, R OBP: 0.346, SLG: 0.432 (1, 5)	0-0 F8		4-0 1B BB		0-0 P4		0-0 SH5-4 1-3			2	0	0	0	1	0	0											
Pedro Guerrero, R OBP: 0.387, SLG: 0.550 (1, 8) (7, 9)	0-0 5-3		0-0 1B		0-0 WP 2B 1B		0-0 SF9 3-H			3	1	2	1	0	0	0											
Steve Yeager, R OBP: 0.286, SLG: 0.290 (1, 2)		0-0 SH5-4 1B		0-0 K	0-3 K		0-0 E6			4	0	2	1	0	1	2											
Jerry Reuss, L OBP: 0.149, SLG: 0.114 Rick Monday, L OBP: 0.348, SLG: 0.441 Don Stanhouse, R (8, 1) (8, 1)			0-0 SH5-4 1-2	0-3 K		0-0 6-3		0-0 G3		2	0	0	0	0	1	3											
Inning Stats	R: 0 E: 0 K: 1 S: 5	H: 1 LOB: 0 BB: 0 P: 5	R: 1 E: 0 K: 0 S: 4	H: 1 LOB: 0 BB: 0 P: 4	R: 0 E: 0 K: 1 S: 6	H: 1 LOB: 1 BB: 0 P: 6	R: 2 E: 0 K: 2 S: 10	H: 3 LOB: 2 BB: 1 P: 14	R: 0 E: 0 K: 0 S: 5	H: 2 LOB: 1 BB: 0 P: 5	R: 1 E: 0 K: 0 S: 5	H: 2 LOB: 0 BB: 0 P: 6	R: 0 E: 0 K: 0 S: 2	H: 0 LOB: 0 BB: 1 P: 6	R: 1 E: 1 K: 0 S: 4	H: 0 LOB: 1 BB: 1 P: 8		R: 0 E: 0 K: 1 S: 5	H: 0 LOB: 0 BB: 0 P: 5	1B: 7 2B: 1 3B: 0 HR: 2	SF: 1 SAC: 2 DP: 1 HBP: 0	WP: 1 PB: 0 SB: 1 CS: 1	PA: 39				
PITCHER	IP	WLS	BF	H	R	ER	SO	BB	IBB	HBP	BLK	WP	HR	S	P	ERA	WHIP										
Tommy Boggs, R ERA: 3.72 Preston Hanna, R ERA: 4.1 Gene Garber, R ERA: 4.28	(1, 1) (7, 1) (9, 1)	6.0 2.0 1.0	L 8 3	28 0 0	10 1 0	4 1 0	4 0 1	4 0 0	1 2 0	0 0 0	0 0 0	0 0 0	1 0 0	2 6 5	35 14 5	39 4.50 0.00	1.833 1.000 0.000										

Batter	1	2	3	4	5	6	7	8	9	AB	R	H	RBI	BB	SO	LOB	BOTTOM										
Glenn Hubbard, R OBP: 0.328, SLG: 0.410 (1, 4)	0-0 E5 PB		0-0 F7		4-0 1B FC3-6 BB	0-0 FC6-4 1-2			0-0 L8	4	1	0	0	1	0	2	<b>Los Angeles Dodgers @ Atlanta Braves</b> Atlanta-Fulton County Stadium, Atlanta, GA Mon Aug 04 1980, 7:05 PM EDT Att: 30,330 - Unknown  <a href="http://livebaseballscorecards.com">livebaseballscorecards.com</a>  <b>AB</b> 34 <b>R</b> 3 <b>H</b> 7 <b>RBI</b> 2 <b>BB</b> 4 <b>SO</b> 4 <b>LOB</b> 21 										
Gary Matthews, R OBP: 0.315, SLG: 0.417 (1, 9)	0-0 F8 1-2		0-0 5-3		0-0 FC3-6 1B 1-2 2-3		0-0 FC3-6 1B		0-0 F8	5	0	2	0	0	0	2											
Chris Chambliss, L OBP: 0.343, SLG: 0.448 (1, 3)	0-3 K		0-0 1-3		0-3 K		0-0 FC3-6 1-2		0-0 FC3-6 G5-4-3	4	0	0	0	0	2	5											
Bob Horner, R OBP: 0.301, SLG: 0.552 (1, 5)	0-0 6-3			0-0 F9	0-0 FC3-6 1B 1-2 2-3 3-H		0-0 G5-4-3			4	0	1	1	0	0	2											
Dale Murphy, R OBP: 0.345, SLG: 0.467 (1, 8)		0-3 K		0-0 1B E 1B	0-0 FC3-6 FC5-4 1-2 2-3 3-H		0-0 5-3			4	1	1	1	0	1	2											
Jeff Burroughs, R OBP: 0.343, SLG: 0.434 (1, 7)	0-0 6-3			0-3 K	0-0 FC5-4 1-2		4-0 G1-6-3 BB			3	0	0	0	1	1	3											
Bill Nahorodny, R OBP: 0.301, SLG: 0.465 Brian Asselstine, L OBP: 0.316, SLG: 0.398 Bruce Benedict, R OBP: 0.300, SLG: 0.310 (1, 2) (8, PH) (9, 2)		0-0 E5 BB		0-0 E8 1B 1-H		0-0 1-3		0-0 G1-6-3 1-2		3	0	1	0	0	0	0											
Luis Gomez, R OBP: 0.249, SLG: 0.221 Biff Pocoroba, S OBP: 0.344, SLG: 0.375 (1, 6) (9, PH)		4-0 BB		0-0 6-3		0-0 FC6-4 1B		0-0 L7		2	0	1	0	1	0	1											
Tommy Boggs, R OBP: 0.185, SLG: 0.130 Charles Stokes, R OBP: 0.331, SLG: 0.345 Preston Hanna, R OBP: 0.222, SLG: 0.444 Gene Garber, R OBP: 0.300, SLG: 0.310 Mike Lum, L OBP: 0.302, SLG: 0.220 Rafael Ramirez, R (1, 1) (6, PH) (7, 1) (9, 1) (9, PH) (9, PH)		0-0 6-3		0-0 1B BB 1B		0-0 F8		4-0 BB		2	1	1	0	0	0	2											
Inning Stats	R: 0 E: 1 K: 1 S: 6	H: 0 LOB: 1 BB: 0 P: 6	R: 0 E: 1 K: 1 S: 6	H: 0 LOB: 2 BB: 1 P: 10	R: 0 E: 0 K: 0 S: 3	H: 0 LOB: 0 BB: 0 P: 3	R: 1 E: 1 K: 1 S: 7	H: 2 LOB: 1 BB: 0 P: 7	R: 2 E: 0 K: 1 S: 8	H: 3 LOB: 2 BB: 1 P: 12	R: 0 E: 0 K: 0 S: 4	H: 1 LOB: 1 BB: 0 P: 4	R: 0 E: 0 K: 0 S: 3	H: 1 LOB: 0 BB: 0 P: 3	R: 0 E: 0 K: 0 S: 2	H: 0 LOB: 0 BB: 1 P: 6		R: 0 E: 0 K: 0 S: 3	H: 0 LOB: 1 BB: 1 P: 7	1B: 7 2B: 0 3B: 0 HR: 0	SF: 0 SAC: 0 DP: 2 HBP: 0	WP: 0 PB: 1 SB: 0 CS: 0	PA: 38				
PITCHER	IP	WLS	BF	H	R	ER	SO	BB	IBB	HBP	BLK	WP	HR	S	P	ERA	WHIP										
Jerry Reuss, L ERA: 2.09 Don Stanhouse, R ERA: 5.06	(1, 1) (8, 1)	7.0 2.0	W S	31 7	7 0	3 0	2 0	4 0	2 0	0 0	0 0	0 0	0 5	37 13	45 13	2.57 0.00	1.286 1.000										












Batter	1	2	3	4	5	6	7	8	9	AB	R	H	RBI	BB	SO	LOB	TOP					
<b>Davey Lopes, R</b> OBP: 0.311, SLG: 0.329 (1, 4)	F7	F9			G3			F9		4	0	0	0	0	0	0	<b>Los Angeles Dodgers @ Atlanta Braves</b> Atlanta-Fulton County Stadium, Atlanta, GA Thu Aug 07 1980, 7:05 PM EDT Att: 10,056 - Unknown					
<b>Bill Russell, R</b> OBP: 0.307, SLG: 0.358 (1, 6)	1B		F3		5-3			1B		4	1	2	0	0	0							
<b>Dusty Baker Jr., R</b> OBP: 0.336, SLG: 0.519 (1, 7)	1B		5-3		K			G4-6-3		3	1	0	0	1	1							
<b>Steve Garvey, R</b> OBP: 0.345, SLG: 0.488 (1, 3)	1B		6-3					6-3		4	0	1	1	0	0							
<b>Ron Cey, R</b> OBP: 0.342, SLG: 0.432 <b>Rudy Law, L</b> (9, PR) OBP: 0.320, SLG: 0.309 (1, 5)	FC6-4				6-3			1B		4	0	1	1	0	1	1						
<b>Rick Monday, L</b> OBP: 0.370, SLG: 0.486 (1, 9)	1B				K			1B		0	0	0	0	0	0	0						
<b>Pedro Guerrero, R</b> OBP: 0.374, SLG: 0.521 (1, 8)	L6				K			1B		4	1	3	0	0	1	0						
<b>Joe Ferguson, R</b> OBP: 0.374, SLG: 0.393 (1, 2)			K		1B			1B		4	0	0	0	0	0	4						
<b>Bob Welch, R</b> OBP: 0.220, SLG: 0.265 <b>Gary Thomasson, L</b> (7, PH) OBP: 0.330, SLG: 0.280 <b>Joe Beckwith, L</b> (7, 1)	4-3				P6			K		3	0	1	1	0	1	0						
<b>Inning Stats</b>	R: 2 E: 0 K: 0 S: 6	H: 3 LOB: 2 BB: 1 P: 10	R: 0 E: 0 K: 1 S: 5	H: 0 LOB: 0 BB: 0 P: 5	R: 0 E: 0 K: 0 S: 3	H: 0 LOB: 0 BB: 0 P: 3	R: 1 E: 0 K: 0 S: 5	H: 2 LOB: 1 BB: 0 P: 5	R: 0 E: 0 K: 2 S: 7	H: 0 LOB: 0 BB: 0 P: 7	R: 0 E: 0 K: 1 S: 5	H: 0 LOB: 0 BB: 0 P: 5	R: 0 E: 0 K: 0 S: 3	H: 1 LOB: 0 BB: 0 P: 3	R: 0 E: 0 K: 0 S: 4	H: 2 LOB: 1 BB: 0 P: 4	1B: 8 2B: 0 3B: 0 HR: 0	SF: 0 SAC: 0 DP: 1 HBP: 0	WP: 0 PB: 0 SB: 1 CS: 1	PA: 34		
<b>PITCHER</b>	IP	WLS	BF	H	R	ER	SO	BB	IBB	HBP	BLK	WP	HR	S	P	ERA	WHIP					
<b>Doyle Alexander, R</b> ERA: 3.76 <b>Rick Camp, R</b> ERA: 2.98	(1, 1)	7.1	W	29	6	3	3	5	1	0	0	0	0	0	38	42	3.68	0.955				
<b>PITCHER</b>	IP	WLS	BF	H	R	ER	SO	BB	IBB	HBP	BLK	WP	HR	S	P	ERA	WHIP					
	(8, 1)	1.2	S	5	2	0	0	0	0	0	0	0	0	5	5	0.00	1.200					

AB 33  
R 3  
H 8  
RBI 3  
BB 1  
SO 5  
LOB 7



Batter	1	2	3	4	5	6	7	8	9	AB	R	H	RBI	BB	SO	LOB	BOTTOM					
<b>Glenn Hubbard, R</b> OBP: 0.326, SLG: 0.431 (1, 4)	F8		HR		4-3			4-3		4	1	1	2	0	0	0	<b>Los Angeles Dodgers @ Atlanta Braves</b> Atlanta-Fulton County Stadium, Atlanta, GA Thu Aug 07 1980, 7:05 PM EDT Att: 10,056 - Unknown					
<b>Gary Matthews, R</b> OBP: 0.321, SLG: 0.429 (1, 9)	6-3		1B		1B			6-3		4	0	2	0	0	0	0						
<b>Chris Chambliss, L</b> OBP: 0.336, SLG: 0.438 (1, 3)	K		F7		F7			1B		4	0	1	0	0	1	2						
<b>Bob Horner, R</b> OBP: 0.295, SLG: 0.534 <b>Jerry Royster, R</b> OBP: 0.319, SLG: 0.311 (1, 5)	F8		G5-4-3					G6-4-3		4	1	1	0	0	0	2						
<b>Dale Murphy, R</b> OBP: 0.350, SLG: 0.470 (1, 8)	1B				2B			K		4	1	3	0	0	1	0						
<b>Jeff Burroughs, R</b> OBP: 0.333, SLG: 0.421 <b>Mike Lum, L</b> OBP: 0.347, SLG: 0.233 (1, 7)	K				K			SF8		2	0	0	1	0	2	2						
<b>Bruce Benedict, R</b> OBP: 0.297, SLG: 0.307 (1, 2)	1B				F5			SF8		2	0	1	1	0	0	1						
<b>Luis Gomez, R</b> OBP: 0.246, SLG: 0.218 (1, 6)	4-3				K			6-3		3	0	0	0	0	1	3						
<b>Doyle Alexander, R</b> ERA: 3.3 <b>Rick Camp, R</b> ERA: 1.98 (1, 1)			HR		F7			6-3		3	1	1	0	0	0	0						
<b>Inning Stats</b>	R: 0 E: 0 K: 1 S: 5	H: 0 LOB: 0 BB: 0 P: 5	R: 0 E: 0 K: 1 S: 7	H: 2 LOB: 2 BB: 0 P: 7	R: 2 E: 0 K: 0 S: 5	H: 3 LOB: 0 BB: 0 P: 5	R: 0 E: 0 K: 2 S: 8	H: 1 LOB: 1 BB: 0 P: 8	R: 0 E: 0 K: 0 S: 4	H: 1 LOB: 1 BB: 0 P: 4	R: 2 E: 0 K: 0 S: 5	H: 2 LOB: 0 BB: 0 P: 5	R: 0 E: 0 K: 0 S: 3	H: 0 LOB: 0 BB: 0 P: 3	R: 0 E: 0 K: 1 S: 5	H: 1 LOB: 0 BB: 0 P: 5	1B: 7 2B: 2 3B: 0 HR: 1	SF: 2 SAC: 0 DP: 2 HBP: 0	WP: 0 PB: 0 SB: 0 CS: 0	PA: 32		
<b>PITCHER</b>	IP	WLS	BF	H	R	ER	SO	BB	IBB	HBP	BLK	WP	HR	S	P	ERA	WHIP					
<b>Bob Welch, R</b> ERA: 3.3 <b>Joe Beckwith, R</b> ERA: 1.98	(1, 1)	6.0	L	26	9	4	4	4	0	0	0	0	0	1	34	34	6.00	1.500				
<b>PITCHER</b>	IP	WLS	BF	H	R	ER	SO	BB	IBB	HBP	BLK	WP	HR	S	P	ERA	WHIP					
	(7, 1)	2.0		6	1	0	0	1	0	0	0	0	0	8	8	0.00	0.500					

AB 30  
R 4  
H 10  
RBI 4  
BB 0  
SO 5  
LOB 10





Batter	1	2	3	4	5	6	7	8	9	AB	R	H	RBI	BB	SO	LOB	TOP											
Bill North, S OBP: 0.381, SLG: 0.288 Greg Minton, S (7, 1)	0-0 FC3-6 1B		0-3 K		0-0 1-3		0-0 6-3			4	0	1	0	0	1	0	<b>San Francisco Giants @ Atlanta Braves</b> Atlanta-Fulton County Stadium, Atlanta, GA Fri Aug 08 1980, 7:05 PM EDT Att: 9,014 - Unknown <a href="http://livebaseballscorecards.com">livebaseballscorecards.com</a>											
Tom Griffin, R OBP: 0.250, SLG: 0.250	0-0 FC3-6 2B		0-0 F8		0-0 1-3		0-0 6-3			4	1	0	0	0	2	1												
Jim Wohlford, R OBP: 0.256, SLG: 0.303 (1, 5)	0-0 FC3-6 2B		0-0 F8		0-0 1-3		0-0 6-3			3	0	2	1	1	0	0												
Jack Clark, R OBP: 0.384, SLG: 0.545 (1, 9)	0-0 FC1 2B		4-0 BB		0-0 4-3		0-0 4-3			4	0	0	0	0	0	3												
Larry Hemdon, R OBP: 0.277, SLG: 0.394 (7, 8)	0-0 FC1 2-3		0-0 4-3		0-0 4-3		0-0 4-3			4	0	0	0	0	0	3												
Mike Ivie, R OBP: 0.284, SLG: 0.346 (1, 3)	0-0 F8				0-0 G4-6-3 1B		0-0 F3			4	0	1	0	0	0	2												
Rennie Stennett, R OBP: 0.299, SLG: 0.336 (1, 4)		0-0 1B			0-0 G4-6-3 1-2		0-0 FC2-6 1B			4	0	2	0	0	1	1												
Joe Pettini, R OBP: 0.304, SLG: 0.301 Max Venable, L OBP: 0.321, SLG: 0.308 (9, PH)	0-3 K		0-0 F4		0-0 F4		0-0 FC2-6 HR			3	1	0	0	0	1	2												
Mike Sadek, R OBP: 0.391, SLG: 0.341 (1, 2)	0-0 F7				0-3 K		0-0 F7			3	0	0	0	0	1	2												
Allen Ripley, R OBP: 0.208, SLG: 0.174 Darrell Evans, L OBP: 0.344, SLG: 0.383 (7, PH)	0-0 F8				0-3 K		0-0 HR			2	0	0	0	0	1	1												
<b>Inning Stats</b>	R: 1 E: 0 K: 0 S: 5	H: 2 LOB: 1 BB: 0 P: 5	R: 0 E: 0 K: 1 S: 6	H: 1 LOB: 1 BB: 0 P: 6	R: 0 E: 0 K: 1 S: 5	H: 0 LOB: 0 BB: 1 P: 9	R: 0 E: 0 K: 0 S: 3	H: 1 LOB: 0 BB: 0 P: 3	R: 0 E: 0 K: 1 S: 7	H: 0 LOB: 0 BB: 0 P: 7	R: 0 E: 0 K: 1 S: 6	H: 1 LOB: 1 BB: 0 P: 6	R: 2 E: 0 K: 0 S: 5	H: 2 LOB: 2 BB: 0 P: 5	R: 0 E: 0 K: 1 S: 5	H: 0 LOB: 0 BB: 0 P: 5	R: 0 E: 0 K: 1 S: 5	H: 0 LOB: 0 BB: 0 P: 5	1B: 4 2B: 2 3B: 0 HR: 1	SF: 0 SAC: 0 DP: 1 HBP: 0	WP: 1 PB: 0 SB: 0 CS: 0	PA: 34						
<b>PITCHER</b>	IP	WLS	BF	H	R	ER	SO	BB	IBB	HBP	BLK	WP	HR	S	P	ERA	WHIP											
Larry McWilliams, L ERA: 4.4 Rick Camp, R ERA: 2.5	(1, 1)	7.0	W	28	7	3	3	5	1	0	0	0	1	1	37	41	3.86	1.143										

Batter	1	2	3	4	5	6	7	8	9	AB	R	H	RBI	BB	SO	LOB	BOTTOM										
Glenn Hubbard, R OBP: 0.327, SLG: 0.429 (1, 4)	0-3 K		4-0 G3 BB		0-0 2-3 1B		0-0 4-3		0-0 5-3	4	0	1	0	1	1	1	<b>San Francisco Giants @ Atlanta Braves</b> Atlanta-Fulton County Stadium, Atlanta, GA Fri Aug 08 1980, 7:05 PM EDT Att: 9,014 - Unknown <a href="http://livebaseballscorecards.com">livebaseballscorecards.com</a>										
Gary Matthews, R OBP: 0.320, SLG: 0.429 (1, 9)	0-0 1-3		0-0 F7		0-0 SF7		0-0 2B HR			3	1	1	2	0	0	1											
Chris Chambliss, L OBP: 0.336, SLG: 0.438 (1, 3)	0-0 F8		0-0 G3 1-2		0-0 G3		0-0 3H 1-3 HR			4	1	1	0	0	0	2											
Bob Horner, R OBP: 0.295, SLG: 0.541 Rick Camp, R (8, 1)		0-0 F7		0-0 F8		0-3 K		0-0 HR		4	1	1	3	0	1	1											
Dale Murphy, R OBP: 0.351, SLG: 0.481 (1, 8)		0-0 HR		0-0 F8		0-0 F7		0-0 2B		4	1	2	1	0	0	0											
Jeff Burroughs, R OBP: 0.332, SLG: 0.416 (1, 7)	0-3 K		0-3 K		0-0 K		0-0 F7			3	0	0	0	1	2	0											
Bruce Benedict, R OBP: 0.300, SLG: 0.316 (1, 2)	0-0 1B		0-0 1B		0-0 5-3		0-0 SH1-4 2B			4	1	2	0	0	0	2											
Luis Gomez, R OBP: 0.247, SLG: 0.220 (1, 6)	0-0 1B		0-0 1B		0-0 E5 1B SH2-4 SF7		0-0 SH1-4 2B		0-3 K	3	1	1	0	0	1	0											
Larry McWilliams, L OBP: 0.244, SLG: 0.171 Mike Lum, L OBP: 0.353, SLG: 0.262 Jerry Royster, R OBP: 0.319, SLG: 0.310 (7, PH)	0-3 K		0-3 K		0-0 SH2-4		0-0 SH1-4 2B		0-3 K	1	0	0	0	0	1	2											
<b>Inning Stats</b>	R: 0 E: 0 K: 1 S: 5	H: 0 LOB: 0 BB: 0 P: 5	R: 1 E: 0 K: 2 S: 10	H: 3 LOB: 2 BB: 0 P: 10	R: 0 E: 0 K: 0 S: 3	H: 0 LOB: 1 BB: 1 P: 7	R: 0 E: 0 K: 1 S: 5	H: 0 LOB: 0 BB: 0 P: 5	R: 1 E: 1 K: 0 S: 5	H: 1 LOB: 1 BB: 0 P: 5	R: 0 E: 0 K: 1 S: 5	H: 0 LOB: 0 BB: 0 P: 5	R: 5 E: 0 K: 0 S: 9	H: 6 LOB: 2 BB: 1 P: 13	R: 0 E: 0 K: 2 S: 7	H: 0 LOB: 0 BB: 0 P: 7		1B: 4 2B: 4 3B: 0 HR: 2	SF: 1 SAC: 2 DP: 0 HBP: 0	WP: 0 PB: 0 SB: 0 CS: 0	PA: 37						
<b>PITCHER</b>	IP	WLS	BF	H	R	ER	SO	BB	IBB	HBP	BLK	WP	HR	S	P	ERA	WHIP										
Allen Ripley, R ERA: 3.36 Greg Minton, R ERA: 2.91 Tom Griffin, R ERA: 3.4	(1, 1)	6.0	L	6	4	4	4	0	0	0	0	0	0	6	6	54.00	6.000										





Batter	1	2	3	4	5	6	7	8	9	AB	R	H	RBI	BB	SO	LOB	TOP										
<b>Bill North, S</b> OBP: 0.381, SLG: 0.288 (1, 8)	4-0 E HR BB	0-3 K					0-0 SH3 SF9 1B		0-0 FC6-4 CS	4	2	1	0	1	1	2											
<b>Joe Pettini, R</b> OBP: 0.305, SLG: 0.293 (1, 6)	0-0 E5 HR		4-0 4-3 S 1B BB			0-0 SH3		0-0 F9	0-0 CS	2	2	0	0	1	0	2											
<b>Jack Clark, R</b> OBP: 0.383, SLG: 0.551 (1, 9)	0-0 HR		0-0 F3			0-0 SF9		0-0 F8		3	1	1	4	0	0	1											
<b>Darrell Evans, L</b> OBP: 0.343, SLG: 0.382 (1, 5)	4-3		4-3			4-3		6-3 1B		4	0	1	0	0	0	1											
<b>Mike Ivie, R</b> OBP: 0.289, SLG: 0.349 (1, 3)	6-3		FC6 1B			0-3 K		6-3 1B		4	0	2	1	0	1	0											
<b>Larry Hemdon, R</b> OBP: 0.277, SLG: 0.390 (1, 7)	4-0 S BB		3-H FC6 1B			0-3 K		6-3		3	0	0	0	1	1	3											
<b>Rennie Stennett, R</b> OBP: 0.295, SLG: 0.331 (1, 4)	0-0 F9		0-0 4-3			0-0 F9		4-3		4	0	0	0	0	0	3											
<b>Dennis Littlejohn, R</b> OBP: 0.375, SLG: 0.292 (9, PH)		0-0 6-3				0-0 6-3		4-0 4-3 BB	0-0 F3	2	0	0	0	1	0	0											
<b>Mike Sadek, R</b> OBP: 0.387, SLG: 0.337 (9, 2)										1	0	0	0	0	0	0											
<b>Bob Knepper, L</b> OBP: 0.183, SLG: 0.224 (5, 1)		0-0 G3				0-0 1-3		0-3 K	4-0 FC6-4 BB	2	0	0	0	0	0	0											
<b>Al Holland, R</b> (9, 1)										0	0	0	0	1	1	1											
<b>Gary Lavelle, S</b> (9, 1)										0	0	0	0	0	0	0											
<b>Greg Minton, S</b> (9, 1)										0	0	0	0	0	0	0											
<b>Inning Stats</b>	R: 3 E: 1 K: 0 S: 5	H: 1 LOB: 1 BB: 2 P: 13	R: 0 E: 0 K: 1 S: 5	H: 0 LOB: 0 BB: 0 P: 5	R: 1 E: 0 K: 0 S: 4	H: 1 LOB: 1 BB: 1 P: 8	R: 0 E: 0 K: 0 S: 3	H: 0 LOB: 0 BB: 0 P: 3	R: 1 E: 0 K: 0 S: 4	H: 1 LOB: 0 BB: 0 P: 4	R: 0 E: 0 K: 2 S: 7	H: 0 LOB: 0 BB: 0 P: 7	R: 0 E: 0 K: 1 S: 5	H: 0 LOB: 1 BB: 1 P: 9	R: 0 E: 0 K: 0 S: 5	H: 2 LOB: 2 BB: 0 P: 5	R: 0 E: 0 K: 0 S: 2	H: 0 LOB: 0 BB: 1 P: 6	1B: 4 2B: 0 3B: 0 HR: 1	SF: 1 SAC: 1 DP: 0 HBP: 0	WP: 0 PA: 38 PB: 0 SB: 3 CS: 1						
<b>PITCHER</b>	IP	WLS	BF	H	R	ER	SO	BB	IBB	HBP	BLK	WP	HR	S	P	ERA	WHIP										
<b>Tommy Boggs, R</b> ERA: 3.87 (1, 1)	5.0	L	22	3	5	4	1	3	0	0	0	0	1	21	33	7.20	1.200										
<b>Preston Hanna, R</b> ERA: 3.93 (6, 1)	2.0		7	0	0	0	3	1	0	0	0	0	0	12	16	0.00	0.500										
<b>Larry Bradford, L</b> ERA: 3.18 (8, 1)	2.0		8	2	0	0	0	1	0	0	0	0	0	7	11	0.00	1.500										

San Francisco Giants @ Atlanta Braves  
Atlanta-Fulton County Stadium, Atlanta, GA

AB 30  
R 5  
H 5  
RBI 5  
BB 5  
SO 4  
LOB 13



WP: 0 PA: 38  
PB: 0  
SB: 3  
CS: 1

Sat Aug 09 1980, 7:05 PM EDT  
Att: 17,906 - Unknown

Batter	1	2	3	4	5	6	7	8	9	AB	R	H	RBI	BB	SO	LOB	BOTTOM										
<b>Glenn Hubbard, R</b> OBP: 0.320, SLG: 0.419 (1, 4)	0-0 5-3	0-0 6-3		0-0 F8		0-0 F9	0-0 FC5-4		0-0 F7	6	0	0	0	0	0	8											
<b>Gary Matthews, R</b> OBP: 0.323, SLG: 0.428 (1, 9)	0-0 HBP 1B		0-0 1B 1B	4-0 1-2 BB		0-0 1-3		0-0 F9	0-0 5-3	5	1	2	0	1	0	2											
<b>Chris Chambliss, L</b> OBP: 0.336, SLG: 0.436 (1, 3)	1-0 G5-4-3 HBP		0-0 F8	0-0 F5		0-0 1B		0-3 K		4	0	1	0	0	1	3											
<b>Bob Horner, R</b> OBP: 0.293, SLG: 0.535 (1, 5)	0-0 G5-4-3		0-0 F9			0-0 F3	0-0 F4		0-0 1B	5	0	1	0	0	0	4											
<b>Dale Murphy, R</b> OBP: 0.356, SLG: 0.483 (1, 8)		4-0 1B BB	0-0 1B 1B	4-0 F8 BB 1B		0-0 BB 1B	0-3 K			3	2	2	0	2	1	1											
<b>Jeff Burroughs, R</b> OBP: 0.337, SLG: 0.418 (1, 7)		0-0 F8	0-0 1B 1B	4-0 1B BB		0-0 1B BB		0-0 6-3		4	0	2	1	1	0	1											
<b>Bill Nahorodny, R</b> OBP: 0.306, SLG: 0.456 (1, 2)		0-0 SH3-4 1B	0-0 F7	4-0 F8		0-0 FC5-4 BB		0-0 HR		3	0	1	0	1	0	4											
<b>Bruce Benedict, R</b> OBP: 0.304, SLG: 0.333 (7, PR) (8, 2)		0-0 SH3-4 1B	0-0 F7	4-0 F8		0-0 FC5-4 BB		0-0 HR		1	1	1	1	0	0	0											
<b>Rafael Ramirez, R</b> OBP: 0.364, SLG: 0.364 (1, 6)		0-0 SH3-4 1B	0-0 F7	0-0 FC1-6 1B		0-0 1B	0-0 F4		0-0 BB 1B	5	0	4	2	0	0	3											
<b>Tommy Boggs, R</b> OBP: 0.337, SLG: 0.135 (5, PH)		0-0 SH3-4	0-0 F7	0-0 FC1-6 BB		0-0 K		0-0 BB 1B		1	0	0	0	0	0	1											
<b>Charles Spillane, R</b> OBP: 0.246, SLG: 0.305 (5, PH)										1	0	0	0	0	0	1											
<b>Preston Hanna, R</b> OBP: 0.222, SLG: 0.444 (7, PH)										0	0	0	0	0	0	0											
<b>Jerry Remy, R</b> OBP: 0.222, SLG: 0.444 (8, 1)										1	0	0	0	0	0	1											
<b>Larry Bradford, R</b> OBP: 0.222, SLG: 0.444 (8, 1)										0	0	0	0	0	0	0											
<b>Bill Pocoreba, S</b> OBP: 0.208, SLG: 0.308 (9, PH)										0	0	0	0	1	0	0											
<b>Inning Stats</b>	R: 0 E: 0 K: 0 S: 3	H: 1 LOB: 1 BB: 0 P: 4	R: 1 E: 0 K: 0 S: 5	H: 2 LOB: 2 BB: 1 P: 9	R: 1 E: 0 K: 0 S: 6	H: 3 LOB: 2 BB: 0 P: 6	R: 0 E: 0 K: 0 S: 4	H: 1 LOB: 2 BB: 1 P: 8	R: 1 E: 0 K: 1 S: 6	H: 1 LOB: 2 BB: 2 P: 14	R: 0 E: 0 K: 0 S: 4	H: 1 LOB: 1 BB: 0 P: 4	R: 0 E: 0 K: 1 S: 7	H: 2 LOB: 3 BB: 1 P: 11	R: 0 E: 0 K: 2 S: 8	H: 1 LOB: 1 BB: 0 P: 8	R: 1 E: 0 K: 0 S: 5	H: 2 LOB: 2 BB: 1 P: 9	1B: 13 2B: 0 3B: 0 HR: 1	SF: 0 SAC: 1 DP: 1 HBP: 1	WP: 0 PA: 47 PB: 0 SB: 0 CS: 0						
<b>PITCHER</b>	IP	WLS	BF	H	R	ER	SO	BB	IBB	HBP	BLK	WP	HR	S	P	ERA	WHIP										
<b>Bob Knepper, L</b> ERA: 4.05 (1, 1)	4.1		24	7	3	3	0	4	0	1	0	0	1	19	36	6.23	2.538										
<b>Al Holland, L</b> ERA: 1.09 (5, 1)	4.0	W	20	7	1	1	4	1	0	0	0	0	1	27	31	2.25	2.000										
<b>Gary Lavelle, L</b> ERA: 3.13 (9, 1)	0.0		1	0	0	0	0	1	0	0	0	0	0	0	4	∞	∞										
<b>Greg Minton, R</b> ERA: 2.88 (9, 1)	0.2	S	2	0	0	0	0	0	0	0	0	0	0	2	2	0.00	0.000										

San Francisco Giants @ Atlanta Braves  
Atlanta-Fulton County Stadium, Atlanta, GA

AB 39  
R 4  
H 14  
RBI 4  
BB 6  
SO 4  
LOB 32



WP: 0 PA: 47  
PB: 0  
SB: 0  
CS: 0

Sat Aug 09 1980, 7:05 PM EDT  
Att: 17,906 - Unknown











Batter	1	2	3	4	5	6	7	8	9	AB	R	H	RBI	BB	SO	LOB	TOP															
Jerry Royster, R OBP: 0.315, SLG: 0.308 (1, 7)			6-3	FC1-4		G3			3-1	5	0	0	0	0	1	6																
Rafael Ramirez, R OBP: 0.292, SLG: 0.333 Jeff Burroughs, R OBP: 0.339, SLG: 0.431 Rick Camp, R (9, 1)			HR			K			5-3	4	1	1	0	0	1	0																
Gary Matthews, R OBP: 0.322, SLG: 0.420 (1, 9)			HR			K			F8	3	1	0	0	2	1	1																
Bob Horner, R OBP: 0.291, SLG: 0.533 Mike Lum, L OBP: 0.363, SLG: 0.254 (7, 7)			HR			F7			5-3	4	1	2	3	0	0	0																
Chris Chambliss, L OBP: 0.336, SLG: 0.435 (1, 3)			K						3-1	4	0	0	0	0	1	2																
Dale Murphy, R OBP: 0.356, SLG: 0.485 (1, 8)				CS					P5	4	1	2	1	0	0	0																
Glenn Hubbard, R OBP: 0.318, SLG: 0.414 (1, 4)			CS			F9			K	4	0	1	0	0	2	0																
Bruce Benedict, R OBP: 0.295, SLG: 0.320 Biff Pocoroba, S OBP: 0.368, SLG: 0.368 Bill Nahorodny, R OBP: 0.306, SLG: 0.456 (9, 2)		5-3				F2				2	0	0	0	1	0	0																
Doyle Alexander, R OBP: 0.198, SLG: 0.194 Gene Garber, R (7, 1)		5-3								0	1	0	0	1	0	0																
Brian Asselstine, L OBP: 0.317, SLG: 0.399 Luis Gomez, R OBP: 0.247, SLG: 0.220 (9, 6)						FC1-4				2	0	0	0	1	1	2																
<b>Inning Stats</b>	R: 0 E: 0 K: 1 S: 6	H: 1 LOB: 2 BB: 1 P: 10	R: 1 E: 0 K: 1 S: 6	H: 1 LOB: 0 BB: 0 P: 6	R: 3 E: 0 K: 1 S: 7	H: 3 LOB: 1 BB: 1 P: 11	R: 0 E: 0 K: 0 S: 3	H: 0 LOB: 1 BB: 1 P: 7	R: 0 E: 0 K: 2 S: 7	H: 1 LOB: 3 BB: 1 P: 11	R: 0 E: 0 K: 0 S: 3	H: 0 LOB: 0 BB: 0 P: 3	R: 0 E: 0 K: 1 S: 5	H: 0 LOB: 0 BB: 0 P: 5	R: 3 E: 0 K: 0 S: 5	H: 2 LOB: 1 BB: 1 P: 9	1B: 4 2B: 1 3B: 0 HR: 3	SF: 0 SAC: 0 DP: 0 HBP: 0	WP: 1 PB: 0 SB: 1 CS: 0	PA: 41												
<b>PITCHER</b>	IP WLS BF H R ER SO BB IBB HBP BLK WP HR S P ERA WHIP																															
Bob Welch, R ERA: 3.38 Rick Sutcliffe, R ERA: 5.52	(1, 1) (8, 1)	7.0 L	31 9	6 2	4 3	4 3	6 1	3 1	1 0	0 0	1 0	2 10	39 14	55 13.50	1.286 1.500																	

Atlanta Braves @ Los Angeles Dodgers  
Dodger Stadium, Los Angeles, CA  
Tue Aug 12 1980, 7:05 PM PDT  
Att: 35,905 - Unknown

AB 35  
R 7  
H 8  
RBI 7  
BB 5  
SO 7  
LOB 12



Batter	1	2	3	4	5	6	7	8	9	AB	R	H	RBI	BB	SO	LOB	BOTTOM															
Davey Lopes, R OBP: 0.319, SLG: 0.348 (1, 4)			P6						6-3	5	1	2	1	0	0	0																
Derrel Thomas, S OBP: 0.287, SLG: 0.316 (8, 8)									F7	5	0	1	0	0	1	4																
Jay Johnstone, L OBP: 0.395, SLG: 0.416 Rick Sutcliffe, L OBP: 0.250, SLG: 0.182 Joe Ferguson, R OBP: 0.369, SLG: 0.385 (9, 1)			4-3						1-3	4	1	1	1	0	1	2																
Steve Garvey, R OBP: 0.348, SLG: 0.487 (1, 3)										4	1	2	1	0	0	0																
Dusty Baker Jr., R OBP: 0.338, SLG: 0.514 (1, 7)										4	0	2	1	0	1	0																
Ron Cey, R OBP: 0.342, SLG: 0.440 (1, 5)										4	1	1	1	0	1	4																
Rick Monday, L OBP: 0.367, SLG: 0.482 (8, 9)										3	0	1	1	1	1	1																
Steve Yeager, R OBP: 0.294, SLG: 0.294 (1, 2)										4	1	0	0	0	0	3																
Bob Welch, R OBP: 0.212, SLG: 0.255 Rudy Law, L OBP: 0.319, SLG: 0.305 Bill Russell, R OBP: 0.307, SLG: 0.359 (7, 6)			1-3							2	0	0	0	0	0	0																
<b>Inning Stats</b>	R: 0 E: 1 K: 1 S: 5	H: 0 LOB: 0 BB: 0 P: 5	R: 1 E: 0 K: 1 S: 6	H: 1 LOB: 1 BB: 1 P: 10	R: 0 E: 0 K: 0 S: 4	H: 1 LOB: 1 BB: 0 P: 4	R: 1 E: 0 K: 0 S: 5	H: 2 LOB: 1 BB: 0 P: 5	R: 0 E: 0 K: 1 S: 6	H: 1 LOB: 1 BB: 0 P: 6	R: 0 E: 0 K: 0 S: 3	H: 0 LOB: 0 BB: 0 P: 3	R: 4 E: 1 K: 2 S: 12	H: 4 LOB: 2 BB: 1 P: 16	R: 0 E: 0 K: 0 S: 3	H: 1 LOB: 0 BB: 0 P: 3	R: 0 E: 0 K: 0 S: 3	H: 0 LOB: 0 BB: 0 P: 3	1B: 8 2B: 1 3B: 0 HR: 1	SF: 0 SAC: 0 DP: 1 HBP: 0	WP: 0 PB: 0 SB: 1 CS: 1	PA: 39										
<b>PITCHER</b>	IP WLS BF H R ER SO BB IBB HBP BLK WP HR S P ERA WHIP																															
Doyle Alexander, R ERA: 3.72 Gene Garber, R ERA: 4.59 Rick Camp, R ERA: 2.42	(1, 1) (7, 1) (9, 1)	6.2 W 1.0	30 6	7 3	0 0	2 0	4 1	0 0	0 0	0 0	0 0	8 8	8 3	0.00 0.00	2.250 0.000																	

Atlanta Braves @ Los Angeles Dodgers  
Dodger Stadium, Los Angeles, CA  
Tue Aug 12 1980, 7:05 PM PDT  
Att: 35,905 - Unknown

AB 37  
R 6  
H 10  
RBI 6  
BB 2  
SO 5  
LOB 14











Batter	1	2	3	4	5	6	7	8	9	AB	R	H	RBI	BB	SO	LOB	TOP		
Jerry Royster, R OBP: 0.307, SLG: 0.303 (1, 7)	0-0 4-3		0-0 6-3		0-0 G6-4-3	0-0 5-3			0-0 FC4-6	5	0	0	0	0	0	4	<p>Atlanta Braves @ San Francisco Giants</p> <p>Candlestick Park, San Francisco, CA</p> <p>Thu Aug 14 1980, 6:33 AM EDT</p> <p>Att: 5,448 - Unknown</p>		
Rafael Ramirez, R OBP: 0.294, SLG: 0.353 (1, 6)	0-0 5-3		0-0 6-3		0-0 BB 1B		0-0 F4		0-0 6-3	5	0	1	0	0	0	1			
Gary Matthews, R OBP: 0.319, SLG: 0.414 (1, 9)	0-0 4-3		0-0 F8		0-0 BB 1B		0-0 G5-4-3		0-0 F8	5	0	2	0	0	0	2			
Bob Horner, R OBP: 0.293, SLG: 0.538 (1, 5)		0-0 HR		0-0 1B FC5-2	4-0 BB	0-0 BB			0-0 G5-4-3	3	1	2	1	1	0	1			
Chris Chambliss, L OBP: 0.335, SLG: 0.431 (1, 3)	0-0 4-3		0-0 FC5-2	0-0 G3	0-0 F4				0-0 F8	4	0	1	0	0	0	3			
Dale Murphy, R OBP: 0.361, SLG: 0.489 (1, 8)	0-0 2B		0-0 G3	0-0 1B		0-0 E			0-0 1B	4	0	3	0	0	0	2			
Glenn Hubbard, R OBP: 0.320, SLG: 0.419 (1, 4)	0-3 K		0-0 FC5-2	0-0 E6	0-0 1B				0-0 F9	4	0	0	0	0	1	5			
Bill Nahorodny, R OBP: 0.306, SLG: 0.449 (8, PH)	4-0 IBB		0-0 F7	0-0 F8	0-0 F8				0-0 G3	2	0	0	0	1	0	4			
Mike Lum, L OBP: 0.354, SLG: 0.246 (8, PH)			0-0 IBB						0-0 G3	1	0	0	0	0	0	1			
Bruce Benedict, R OBP: 0.300, SLG: 0.318 (8, 2)			0-3 K		4-0 BB				4-0 FC4-6	0	0	0	0	0	0	0			
Larry McWilliams, L OBP: 0.226, SLG: 0.167 (5, PH)										1	0	0	0	0	1	2			
Biff Pocoreca, S OBP: 0.377, SLG: 0.366 (5, 1)										0	0	0	0	0	0	0			
Gene Garber, R OBP: 0.326, SLG: 0.430 (8, 1)										0	0	0	0	0	0	0			
Jeff Burroughs, R OBP: 0.326, SLG: 0.430 (8, 1)										0	0	0	0	0	0	0			
Larry Bradford, R OBP: 0.326, SLG: 0.430 (8, 1)										0	0	0	0	0	0	0			
Al Hrabosky, R OBP: 0.326, SLG: 0.430 (8, PH)										0	0	0	0	0	0	0			
Brian Asselstine, L OBP: 0.326, SLG: 0.430 (8, PH)										0	0	0	0	0	0	0			
Luis Gomez, R OBP: 0.326, SLG: 0.430 (8, PH)										0	0	0	0	0	0	0			
<b>Inning Stats</b>	R: 0 E: 0 K: 0 S: 3	H: 0 LOB: 0 BB: 0 P: 3	R: 1 E: 0 K: 2 S: 9	H: 2 LOB: 2 BB: 1 P: 13	R: 0 E: 0 K: 0 S: 3	H: 0 LOB: 0 BB: 0 P: 3	R: 0 E: 0 K: 0 S: 5	H: 2 LOB: 2 BB: 0 P: 5	R: 0 E: 0 K: 1 S: 4	H: 1 LOB: 2 BB: 0 P: 7	R: 0 E: 0 K: 0 S: 3	H: 1 LOB: 0 BB: 0 P: 3	R: 0 E: 0 K: 0 S: 4	H: 1 LOB: 1 BB: 1 P: 4	R: 0 E: 0 K: 0 S: 3	H: 0 LOB: 2 BB: 1 P: 7	1B: 7 2B: 1 3B: 0 HR: 1	SF: 0 SAC: 0 DP: 2 HBP: 0	WP: 0 PA: 39 PB: 0 SB: 0 CS: 0
<b>PITCHER</b>	IP WLS BF H R ER SO BB IBB HBP BLK WP HR S P ERA WHIP	6.1 W 30 8 1 1 3 2 1 0 0 0 1 33 45 1.42 1.579	7.1 S 9 1 0 0 0 1 0 0 0 0 0 8 12 0.00 0.750																

Batter	1	2	3	4	5	6	7	8	9	AB	R	H	RBI	BB	SO	LOB	BOTTOM		
Jim Wohlford, R OBP: 0.292, SLG: 0.341 (1, 7)	0-0 1B		4-0 1B HR		0-0 G6-4-3		0-0 3B			3	1	3	1	1	0	0	<p>Atlanta Braves @ San Francisco Giants</p> <p>Candlestick Park, San Francisco, CA</p> <p>Thu Aug 14 1980, 6:33 AM EDT</p> <p>Att: 5,448 - Unknown</p>		
Darrell Evans, L OBP: 0.350, SLG: 0.390 (1, 5)	0-0 F6		0-0 HR	0-0 1B	0-0 F8		0-0 4-3			4	1	1	0	0	0	3			
Jack Clark, R OBP: 0.381, SLG: 0.546 (1, 9)	0-0 F4		0-0 HR	0-0 HR	0-0 G6-4-3			4-0 F9		3	1	1	4	1	0	2			
Larry Hemdon, R OBP: 0.276, SLG: 0.383 (1, 8)	0-0 F8		0-0 F9		0-0 4-3			0-0 F9		4	0	0	0	0	0	2			
Mike Ivie, R OBP: 0.283, SLG: 0.330 (1, 3)		0-0 F3	0-0 F9		0-0 F4			0-0 F2		4	0	0	0	0	0	1			
Rennie Stennett, R OBP: 0.291, SLG: 0.326 (1, 4)		0-0 6-3		0-0 4-3		0-0 6-3		0-0 F6		4	0	0	0	0	0	1			
Dennis Littlejohn, R OBP: 0.371, SLG: 0.296 (1, 2)		0-0 F3		0-0 F9				0-0 FC6-4		3	0	1	0	0	0	0			
Johnnie LeMaster, R OBP: 0.258, SLG: 0.327 (1, 6)			0-0 6-3	4-0 BB	0-0 BB		0-0 FC6-4		0-0 SH1-4	2	1	0	0	1	0	1			
Alan Hargesheimer, R OBP: 0.385, SLG: 0.364 (1, 1)			4-0 1B	0-0 BB	0-0 4-3		0-0 SH1-4			1	1	0	0	1	0	1			
Greg Minton, S (7, 1)			0-0 HR				0-0 SH1-4			0	0	0	0	0	0	0			
<b>Inning Stats</b>	R: 0 E: 0 K: 0 S: 4	H: 1 LOB: 1 BB: 0 P: 4	R: 0 E: 0 K: 0 S: 3	H: 0 LOB: 0 BB: 0 P: 3	R: 4 E: 0 K: 0 S: 5	H: 2 LOB: 2 BB: 2 P: 13	R: 0 E: 0 K: 0 S: 3	H: 0 LOB: 1 BB: 1 P: 7	R: 0 E: 0 K: 0 S: 3	H: 1 LOB: 0 BB: 0 P: 3	R: 0 E: 0 K: 0 S: 5	H: 0 LOB: 0 BB: 0 P: 5	R: 1 E: 0 K: 0 S: 3	H: 2 LOB: 1 BB: 0 P: 5	R: 0 E: 0 K: 0 S: 3	H: 0 LOB: 1 BB: 1 P: 7	1B: 4 2B: 0 3B: 1 HR: 1	SF: 0 SAC: 1 DP: 1 HBP: 0	WP: 0 PA: 33 PB: 0 SB: 0 CS: 0
<b>PITCHER</b>	IP WLS BF H R ER SO BB IBB HBP BLK WP HR S P ERA WHIP	4.0 L 18 3 4 4 0 3 4 4 0 0 0 3 3 9.00 1.500	1.0 3 1 0 0 0 0 0 0 0 0 0 0 3 3 0.00 1.000	2.0 8 2 1 1 0 0 0 0 0 0 0 0 8 8 4.50 1.000	1.0 4 0 0 0 0 1 0 0 0 0 0 0 3 7 0.00 1.000														

AB	35
R	1
H	9
RBI	1
BB	4
SO	3
LOB	27









Batter	1	2	3	4	5	6	7	8	9	AB	R	H	RBI	BB	SO	LOB	TOP			
Jerry Royster, R OBP: 0.303, SLG: 0.299 (1, 7)	F8		F8			F4		1-3		4	0	1	0	0	0	0				
Glenn Hubbard, R OBP: 0.310, SLG: 0.407 (1, 4)	K		F8			K			K	4	0	0	0	0	3	2				
Gary Matthews, R OBP: 0.317, SLG: 0.407 (1, 9)	K					F8			L6	3	0	0	0	1	1	0				
Bob Horner, R OBP: 0.294, SLG: 0.550 (1, 5)		F8				F9			K	4	1	1	1	0	1	1				
Chris Chambliss, L OBP: 0.333, SLG: 0.424 (1, 3)		4-3				F7			4-3	3	0	0	0	0	0	1				
Dale Murphy, R OBP: 0.353, SLG: 0.478 (1, 8)		6-3				F8			F8	3	0	0	0	0	0	1				
Bruce Benedict, R OBP: 0.298, SLG: 0.316 (1, 2)			F4			F3			F9	3	0	0	0	0	0	0				
Luis Gomez, R OBP: 0.245, SLG: 0.218 (8, PH)			F4			F7			F9	2	0	0	0	0	0	0				
Jeff Burroughs, R OBP: 0.339, SLG: 0.430 (8, PH)										1	0	0	0	0	0	0				
Rafael Ramirez, R OBP: 0.256, SLG: 0.308 (8, PH)										0	0	0	0	0	0	0				
Rick Matula, R OBP: 0.133, SLG: 0.133 (8, PH)										2	0	1	0	0	0	0				
Charlie Spikes, R OBP: 0.353, SLG: 0.344 (8, PH)										1	0	0	0	0	1	0				
Rick Camp, R (8, 1)										0	0	0	0	0	0	0				
<b>Inning Stats</b>	R: 0 E: 0 K: 2 S: 7	H: 0 LOB: 0 BB: 0 P: 7	R: 0 E: 0 K: 0 S: 3	H: 0 LOB: 0 BB: 0 P: 3	R: 0 E: 0 K: 0 S: 5	H: 2 LOB: 2 BB: 0 P: 5	R: 0 E: 0 K: 0 S: 3	H: 0 LOB: 1 BB: 1 P: 7	R: 0 E: 0 K: 1 S: 5	H: 0 LOB: 0 BB: 0 P: 5	R: 1 E: 0 K: 0 S: 4	H: 1 LOB: 0 BB: 0 P: 4	R: 0 E: 0 K: 1 S: 5	H: 0 LOB: 0 BB: 0 P: 5	R: 0 E: 0 K: 2 S: 7	H: 0 LOB: 0 BB: 0 P: 7	1B: 2 2B: 0 3B: 0 HR: 1	SF: 0 SAC: 0 DP: 0 HBP: 0	WP: 0 PB: 0 SB: 0 CS: 0	PA: 31
<b>PITCHER</b> Vida Blue, L ERA: 3.0 (1, 1)	IP: 9.0 WLS: W BF: 31 H: 3 R: 1 ER: 1 SO: 6 BB: 1 IBB: 0 HBP: 0 BLK: 0 WP: 0 HR: 1 S: 42 P: 46 ERA: 1.00 WHIP: 0.444															<b>PITCHER</b>				

Atlanta Braves @ San Francisco Giants  
Candlestick Park, San Francisco, CA  
Sat Aug 16 1980, 6:33 AM EDT  
Att: 14,634 - Unknown

AB 30  
R 1  
H 3  
RBI 1  
BB 1  
SO 6  
LOB 5




Batter	1	2	3	4	5	6	7	8	9	AB	R	H	RBI	BB	SO	LOB	BOTTOM			
Bill North, S OBP: 0.374, SLG: 0.281 (1, 8)	4-3		4-3				F7			4	1	1	0	0	0	0				
Larry Hemdon, R OBP: 0.275, SLG: 0.380 (1, 7)	K		5-3			E9	K			4	0	1	1	0	2	0				
Jack Clark, R OBP: 0.384, SLG: 0.544 (1, 9)			5-3			F7				3	0	1	0	1	0	1				
Darrell Evans, L OBP: 0.350, SLG: 0.394 (1, 5)	4-3					F4			G3	4	1	1	1	0	0	2				
Mike Ivie, R OBP: 0.284, SLG: 0.349 (1, 3)						F7			F4	4	0	2	0	0	0	0				
Rennie Stennett, R OBP: 0.289, SLG: 0.323 (1, 4)			F3			F4			F8	4	0	1	0	0	0	2				
Johnnie LetMaster, R OBP: 0.259, SLG: 0.322 (1, 6)			F7			FC5-4			6-3	4	0	0	0	0	0	3				
Mike Sadek, R OBP: 0.368, SLG: 0.300 (1, 2)										1	0	0	0	2	0	0				
Vida Blue, S OBP: 0.148, SLG: 0.118 (1, 1)	4-3					G3			4-3	3	0	0	0	0	0	4				
<b>Inning Stats</b>	R: 0 E: 0 K: 1 S: 5	H: 0 LOB: 1 BB: 1 P: 9	R: 0 E: 0 K: 0 S: 4	H: 1 LOB: 2 BB: 1 P: 8	R: 0 E: 0 K: 0 S: 3	H: 0 LOB: 0 BB: 0 P: 3	R: 0 E: 0 K: 0 S: 4	H: 1 LOB: 1 BB: 0 P: 4	R: 1 E: 1 K: 0 S: 5	H: 2 LOB: 1 BB: 0 P: 5	R: 1 E: 0 K: 0 S: 5	H: 2 LOB: 2 BB: 1 P: 9	R: 0 E: 0 K: 1 S: 6	H: 1 LOB: 1 BB: 0 P: 6	R: 0 E: 0 K: 0 S: 3	H: 0 LOB: 0 BB: 0 P: 3	1B: 5 2B: 1 3B: 0 HR: 1	SF: 0 SAC: 0 DP: 0 HBP: 0	WP: 0 PB: 0 SB: 0 CS: 0	PA: 34
<b>PITCHER</b> Rick Matula, R ERA: 4.54 Rick Camp, R ERA: 2.32 (8, 1)	IP: 7.0 WLS: L BF: 31 H: 7 R: 2 ER: 2 SO: 2 BB: 2 IBB: 1 HBP: 0 BLK: 1 WP: 0 HR: 1 S: 32 P: 44 ERA: 2.57 WHIP: 1.286															<b>PITCHER</b>				


Atlanta Braves @ San Francisco Giants  
Candlestick Park, San Francisco, CA  
Sat Aug 16 1980, 6:33 AM EDT  
Att: 14,634 - Unknown

AB 31  
R 2  
H 7  
RBI 2  
BB 3  
SO 2  
LOB 12





Batter	1	2	3	4	5	6	7	8	9	AB	R	H	RBI	BB	SO	LOB	TOP					
Jerry Royster, R OBP: 0.301, SLG: 0.297 (1, 7)	E8 SH1-3 HR 1B	K		K			F3	G3		5	1	1	0	0	2	2	<b>Atlanta Braves @ San Francisco Giants</b> Candlestick Park, San Francisco, CA Sun Aug 17 1980, 6:33 AM EDT Att: 21,029 - Unknown  <b>AB 33</b> <b>R 8</b> <b>H 7</b> <b>RBI 7</b> <b>BB 6</b> <b>SO 10</b> <b>LOB 9</b>  					
Rafael Ramirez, R OBP: 0.233, SLG: 0.279 (1, 6)	SH1-3	F5			K		K		K	4	0	0	0	0	3	0						
Gary Matthews, R OBP: 0.315, SLG: 0.412 (1, 9)	F5	F8						F9	K	5	1	1	1	0	1	1						
Bob Horner, R OBP: 0.296, SLG: 0.548 Mike Lum, L OBP: 0.345, SLG: 0.239 (8, PR)	HR BB BB			K			F9	WP 2B 1B	F9	3	1	1	0	1	1	0						
Chris Chambliss, L OBP: 0.336, SLG: 0.423 (1, 3)	HR BB			S BB				2B 1B IBB		1	2	0	0	3	1	0						
Dale Murphy, R OBP: 0.355, SLG: 0.488 (1, 8)	HR			K			F7	E 2B		4	2	2	5	0	1	1						
Glenn Hubbard, R OBP: 0.313, SLG: 0.406 (1, 4)	1B BB			P5			4-3	E9 BB 1B		3	0	1	1	1	0	1						
Bruce Benedict, R OBP: 0.301, SLG: 0.316 (1, 2)	FC6 1B			F7			F7	BB		3	0	1	0	1	0	0						
Doyle Alexander, R OBP: 0.176, SLG: 0.182 (1, 1)	FC6			F2			G3	K		4	0	0	0	0	1	4						
<b>Inning Stats</b>	R: 4 E: 1 K: 0 S: 6	H: 3 LOB: 2 BB: 3 P: 18	R: 0 E: 0 K: 1 S: 5	H: 0 LOB: 0 BB: 0 P: 5	R: 0 E: 0 K: 2 S: 7	H: 0 LOB: 1 BB: 1 P: 11	R: 0 E: 0 K: 1 S: 5	H: 0 LOB: 0 BB: 0 P: 5	R: 1 E: 0 K: 2 S: 8	H: 1 LOB: 0 BB: 0 P: 8	R: 0 E: 0 K: 0 S: 3	H: 0 LOB: 0 BB: 0 P: 3	R: 0 E: 0 K: 1 S: 5	H: 0 LOB: 0 BB: 0 P: 5	R: 3 E: 1 K: 1 S: 8	H: 3 LOB: 2 BB: 2 P: 16	R: 0 E: 0 K: 2 S: 7	H: 0 LOB: 0 BB: 0 P: 7	1B: 4 2B: 1 3B: 0 HR: 2	SF: 0 SAC: 1 DP: 0 HBP: 0	WP: 1 PB: 0 SB: 1 CS: 0	PA: 40
<b>PITCHER</b>	IP WLS BF H R ER SO BB IBB HBP BLK WP HR S P ERA WHIP	IP WLS BF H R ER SO BB IBB HBP BLK WP HR S P ERA WHIP																				
Allen Ripley, R ERA: 3.49 (1, 1)	0.2 L 8 3 4 4 0 3 0 0 0 0 1 5 17 54.00 9.000																					
Tom Griffin, R ERA: 3.13 (1, 1)	5.1 18 1 1 1 6 1 0 0 0 0 1 29 33 1.69 0.375																					
Randy Moffitt, R ERA: 7.36 (7, 1)	2.0 11 3 2 2 1 1 0 0 0 1 0 13 21 9.00 2.000																					
Mike Rowland, R ERA: 2.7 (9, 1)	1.0 3 0 0 0 2 0 0 0 0 0 0 7 7 0.00 0.000																					

Batter	1	2	3	4	5	6	7	8	9	AB	R	H	RBI	BB	SO	LOB	BOTTOM			
Bill North, S OBP: 0.373, SLG: 0.281 (1, 8)	K		F8			F8		1B 1B		4	0	1	0	0	1	0	<b>Atlanta Braves @ San Francisco Giants</b> Candlestick Park, San Francisco, CA Sun Aug 17 1980, 6:33 AM EDT Att: 21,029 - Unknown  <b>AB 31</b> <b>R 2</b> <b>H 5</b> <b>RBI 2</b> <b>BB 2</b> <b>SO 7</b> <b>LOB 7</b>  			
Larry Hemdon, R OBP: 0.273, SLG: 0.377 Randy Moffitt, R (7, 1)	K			6-3		K		1B		3	0	0	0	0	2	0				
Terry Whitfield, L OBP: 0.319, SLG: 0.369 (6, PH) Mike Rowland, R (9, 1)	K							1B		1	0	1	0	0	0	0				
Jack Clark, R OBP: 0.383, SLG: 0.546 (1, 9)	K			6-3			4-3 3B	F7		4	1	1	0	0	1	2				
Darrell Evans, L OBP: 0.351, SLG: 0.392 (1, 5)		S BB				4-3 BB		F9		2	0	0	1	2	0	0				
Mitt May, L OBP: 0.337, SLG: 0.435 (1, 2)	K			F3			1B 2B	1-3		4	1	1	0	0	1	2				
Mike Ivie, R OBP: 0.280, SLG: 0.342 (1, 3)	F5				K		F3	F8		4	0	0	0	0	1	2				
Rennie Stennett, R OBP: 0.290, SLG: 0.323 (1, 4)	1-3				4-3		E8 1B			3	0	1	1	0	0	1				
Johnnie LeMaster, R OBP: 0.253, SLG: 0.319 (1, 6)				F7			5-3	4-3		3	0	0	0	0	0	0				
Allen Ripley, R OBP: 0.185, SLG: 0.154 Tom Griffin, R OBP: 0.167, SLG: 0.167 Max Venable, L OBP: 0.323, SLG: 0.298 (6, PH)	L4					G3		K		0	0	0	0	0	0	0				
<b>Inning Stats</b>	R: 0 E: 0 K: 3 S: 9	H: 0 LOB: 0 BB: 1 P: 9	R: 0 E: 0 K: 1 S: 5	H: 0 LOB: 1 BB: 1 P: 9	R: 0 E: 0 K: 0 S: 3	H: 0 LOB: 0 BB: 0 P: 3	R: 0 E: 0 K: 0 S: 3	H: 0 LOB: 1 BB: 1 P: 7	R: 0 E: 0 K: 1 S: 5	H: 0 LOB: 0 BB: 0 P: 5	R: 2 E: 1 K: 0 S: 5	H: 3 LOB: 1 BB: 0 P: 5	R: 0 E: 0 K: 1 S: 7	H: 2 LOB: 2 BB: 0 P: 7	R: 0 E: 0 K: 0 S: 3	H: 0 LOB: 0 BB: 0 P: 3	1B: 3 2B: 1 3B: 1 HR: 0	SF: 0 SAC: 0 DP: 0 HBP: 0	WP: 0 PB: 0 SB: 1 CS: 0	PA: 33
<b>PITCHER</b>	IP WLS BF H R ER SO BB IBB HBP BLK WP HR S P ERA WHIP	IP WLS BF H R ER SO BB IBB HBP BLK WP HR S P ERA WHIP																		
Doyle Alexander, R ERA: 3.63 (1, 1)	9.0 W 33 5 2 2 7 2 0 0 0 0 0 45 53 2.00 0.778																			



Batter	1	2	3	4	5	6	7	8	9	10	11	AB	R	H	RBI	BB	SO	LOB	TOP					
Ivan De Jesus, R OBP: 0.344, SLG: 0.359 (1, 6)	G3 HR BB	P6			6-3			S 1B		5-3		4	2	1	0	1	0	1						
Lenny Randle, S OBP: 0.300, SLG: 0.376 (8, 5)	G3			G5-4-3 BB				K		K		3	0	1	0	1	1	2						
Mick Kelleher, R OBP: 0.288, SLG: 0.213 (9, 4)								1-2 K				1	0	0	0	0	1	0						
Bill Buckner, L OBP: 0.363, SLG: 0.484 (1, 9)	HR			G5-4-3		F8						5	1	3	3	0	0	2						
Dave Kingman, R OBP: 0.305, SLG: 0.468 (8, 1)	P6							K																
Bruce Sutter, R OBP: 0.143, SLG: 0.143 (11, PH)																								
Rick Reuschel, R OBP: 0.175, SLG: 0.238 (11, 1)																								
Dick Tidrow, R (11, 1)																								
Cliff Johnson, R OBP: 0.335, SLG: 0.418 (1, 3)	E5																							
Jerry Martin, R OBP: 0.300, SLG: 0.444 (8, 9)	3-1																							
Tim Blackwell, S OBP: 0.340, SLG: 0.421 (1, 2)																								
Mike Tyson, R OBP: 0.290, SLG: 0.372 (9, PH)																								
Larry Blitner, L OBP: 0.321, SLG: 0.340 (9, 5)																								
Steve Dillard, R OBP: 0.295, SLG: 0.360 (1, 1)																								
Dennis Lamp, R OBP: 0.179, SLG: 0.115 (8, PH)																								
Jesus Figueroa, L OBP: 0.303, SLG: 0.321 (8, 8)																								
<b>Inning Stats</b>	R: 3 E: 1 K: 0 S: 5	H: 1 LOB: 0 BB: 1 P: 9	R: 0 E: 0 K: 1 S: 6	H: 1 LOB: 1 BB: 0 P: 6	R: 0 E: 0 K: 0 S: 2	H: 0 LOB: 0 BB: 1 P: 6	R: 0 E: 0 K: 0 S: 3	H: 1 LOB: 0 BB: 0 P: 3	R: 0 E: 0 K: 1 S: 5	H: 0 LOB: 0 BB: 0 P: 5	R: 0 E: 0 K: 1 S: 6	H: 1 LOB: 1 BB: 0 P: 6	R: 0 E: 0 K: 2 S: 7	H: 0 LOB: 0 BB: 0 P: 7	R: 1 E: 0 K: 1 S: 7	H: 2 LOB: 1 BB: 0 P: 7	R: 0 E: 0 K: 1 S: 6	H: 1 LOB: 1 BB: 0 P: 6	R: 0 E: 0 K: 1 S: 6	H: 1 LOB: 1 BB: 0 P: 6	1B: 4 2B: 3 3B: 0 HR: 1	SF: 0 SAC: 1 DP: 1 HBP: 0	WP: 0 PB: 0 SB: 1 CS: 1	PA: 42
<b>PITCHER</b>	IP 7.2	WLS 0.0	BF 29	H 5	R 4	ER 3	SO 6	BB 2	IBB 0	HBP 0	BLK 0	WP 0	HR 1	S 39	P 47	ERA 3.52	WHIP 0.913							
Tommy Boggs, R ERA: 3.52 (1, 1)																								
Larry Bradford, L ERA: 3.16 (8, 1)																								
Rick Camp, R ERA: 2.21 (8, 1)																								
Gene Garber, R ERA: 4.08 (9, 1)																								
Phil Niekro, R ERA: 3.89 (11, 1)																								

Chicago Cubs @ Atlanta Braves  
Atlanta-Fulton County Stadium, Atlanta, GA  
Tue Aug 19 1980, 7:05 PM EDT  
Att: 9,485 - Unknown

AB 39  
R 4  
H 8  
RBI 3  
BB 2  
SO 9  
LOB 12



Batter	1	2	3	4	5	6	7	8	9	10	11	AB	R	H	RBI	BB	SO	LOB	BOTTOM					
Jerry Royster, R OBP: 0.296, SLG: 0.292 (1, 7)	1-3											4	0	0	0	0	0	2						
Rafael Ramirez, R OBP: 0.290, SLG: 0.354 (1, 6)	6-3											5	1	2	3	0	1	1						
Gary Matthews, R OBP: 0.314, SLG: 0.410 (1, 9)												5	0	1	0	0	1	2						
Bob Horner, R OBP: 0.301, SLG: 0.546 (1, 5)																								
Luis Gomez, R OBP: 0.245, SLG: 0.218 (11, PR)	F8																							
Chris Chambliss, L OBP: 0.333, SLG: 0.420 (1, 3)																								
Dale Murphy, R OBP: 0.355, SLG: 0.486 (1, 8)																								
Glenn Hubbard, R OBP: 0.314, SLG: 0.410 (1, 4)																								
Bruce Benedict, R OBP: 0.304, SLG: 0.323 (1, 2)																								
Tommy Boggs, R ERA: 3.52 (1, 1)																								
Larry Bradford, R ERA: 3.16 (8, 1)																								
Rick Camp, R ERA: 2.21 (8, 1)																								
Gene Garber, R ERA: 4.08 (9, 1)																								
Phil Niekro, R ERA: 3.89 (11, 1)																								
<b>Inning Stats</b>	R: 0 E: 0 K: 0 S: 4	H: 1 LOB: 1 BB: 0 P: 4	R: 0 E: 0 K: 1 S: 5	H: 0 LOB: 0 BB: 0 P: 5	R: 2 E: 0 K: 0 S: 5	H: 2 LOB: 0 BB: 0 P: 5	R: 0 E: 0 K: 0 S: 3	H: 0 LOB: 0 BB: 0 P: 3	R: 0 E: 0 K: 0 S: 3	H: 0 LOB: 0 BB: 0 P: 3	R: 1 E: 0 K: 2 S: 9	H: 2 LOB: 1 BB: 0 P: 9	R: 0 E: 0 K: 0 S: 4	H: 1 LOB: 1 BB: 0 P: 4	R: 0 E: 0 K: 1 S: 6	H: 1 LOB: 1 BB: 0 P: 6	R: 1 E: 0 K: 0 S: 3	H: 2 LOB: 3 BB: 1 P: 7	1B: 8 2B: 2 3B: 0 HR: 1	SF: 0 SAC: 3 DP: 1 HBP: 1	WP: 0 PB: 0 SB: 1 CS: 0	PA: 43		
<b>PITCHER</b>	IP 7.0	WLS 3.0	BF 26	H 5	R 3	ER 3	SO 2	BB 1	IBB 0	HBP 0	BLK 0	WP 0	HR 1	S 28	P 33	ERA 3.86	WHIP 0.857							
Dennis Lamp, R ERA: 4.86 (1, 1)																								
Bruce Sutter, R ERA: 2.33 (8, 1)																								
Dick Tidrow, R ERA: 2.86 (11, 1)																								

Chicago Cubs @ Atlanta Braves  
Atlanta-Fulton County Stadium, Atlanta, GA  
Tue Aug 19 1980, 7:05 PM EDT  
Att: 9,485 - Unknown

AB 37  
R 5  
H 11  
RBI 5  
BB 2  
SO 5  
LOB 12





Batter	1	2	3	4	5	6	7	8	9	AB	R	H	RBI	BB	SO	LOB	TOP
Ivan De Jesus, R OBP: 0.344, SLG: 0.358 (1, 6)	4-0 CS BB		0-0 6-3		0-3 K		0-0 E7 1B		0-0 6-3	4	1	1	1	1	1	0	
Lenny Randle, S OBP: 0.351, SLG: 0.376 (1, 5)	4-0 FC4-6 BB		0-0 4-3		0-0 P6		0-0 1B			3	0	1	1	1	0	0	
Bill Buckner, L OBP: 0.359, SLG: 0.479 (1, 9) (8, 3)	0-0 FC4-6 FC5-4		0-0 G3		0-0 F8		0-0 F8			4	0	0	0	0	0	2	
Dave Kingman, R OBP: 0.302, SLG: 0.463 (1, 7)	0-0 FC5-4			0-0 F3		0-0 5-3		4-0 BB		2	0	0	0	0	0	1	
Cliff Johnson, R OBP: 0.340, SLG: 0.429 George Riley, L (8, 1)		0-0 HR		4-0 BB		4-0 WP BB 1B		0-0 P1		2	2	1	1	2	0	1	
Jerry Martin, R OBP: 0.295, SLG: 0.441 (1, 8) (8, 9)		0-0 F7		0-3 K		4-0 1B WP BB		0-0 F8		3	1	0	0	1	1	2	
Tim Blackwell, S OBP: 0.335, SLG: 0.414 (1, 2)		0-0 6-3		0-0 F8		0-0 F9		0-0 1-3		4	0	0	0	0	0	4	
Mike Tyson, R OBP: 0.291, SLG: 0.376 Scot Thompson, L OBP: 0.304, SLG: 0.305 (9, PH)		0-0 2B		0-0 F5		0-3 K		0-0 G3		3	0	1	0	0	1	2	
Lynn McClothen, L OBP: 0.286, SLG: 0.382 Doug Capilla, L OBP: 0.299, SLG: 0.417 Bill Caudill, R OBP: 0.285, SLG: 0.429 Mike Vail, R OBP: 0.300, SLG: 0.398 Jesus Figueroa, L OBP: 0.308, SLG: 0.321 (8, 8)		0-3 K		0-0 F5		0-0 F5		0-3 K		0	0	0	0	0	0	0	
<b>Inning Stats</b>	R: 0 E: 0 K: 0 S: 2	H: 0 LOB: 1 BB: 2 P: 10	R: 1 E: 0 K: 1 S: 7	H: 2 LOB: 1 BB: 0 P: 7	R: 0 E: 0 K: 0 S: 3	H: 0 LOB: 0 BB: 0 P: 3	R: 0 E: 0 K: 1 S: 5	H: 0 LOB: 0 BB: 0 P: 5	R: 0 E: 0 K: 0 S: 3	H: 0 LOB: 1 BB: 1 P: 7	R: 0 E: 0 K: 1 S: 5	H: 0 LOB: 0 BB: 0 P: 5	R: 0 E: 0 K: 1 S: 5	H: 0 LOB: 0 BB: 0 P: 5	1B: 3 2B: 1 3B: 0 HR: 1	SF: 0 SAC: 0 DP: 0 HBP: 0	WP: 1 PA: 37
<b>PITCHER</b>	IP WLS BF H R ER SO BB IBB HBP BLK WP HR S P ERA WHIP	IP WLS BF H R ER SO BB IBB HBP BLK WP HR S P ERA WHIP	IP WLS BF H R ER SO BB IBB HBP BLK WP HR S P ERA WHIP	IP WLS BF H R ER SO BB IBB HBP BLK WP HR S P ERA WHIP	IP WLS BF H R ER SO BB IBB HBP BLK WP HR S P ERA WHIP	IP WLS BF H R ER SO BB IBB HBP BLK WP HR S P ERA WHIP	IP WLS BF H R ER SO BB IBB HBP BLK WP HR S P ERA WHIP	IP WLS BF H R ER SO BB IBB HBP BLK WP HR S P ERA WHIP	IP WLS BF H R ER SO BB IBB HBP BLK WP HR S P ERA WHIP	IP WLS BF H R ER SO BB IBB HBP BLK WP HR S P ERA WHIP	IP WLS BF H R ER SO BB IBB HBP BLK WP HR S P ERA WHIP	IP WLS BF H R ER SO BB IBB HBP BLK WP HR S P ERA WHIP	IP WLS BF H R ER SO BB IBB HBP BLK WP HR S P ERA WHIP	IP WLS BF H R ER SO BB IBB HBP BLK WP HR S P ERA WHIP	IP WLS BF H R ER SO BB IBB HBP BLK WP HR S P ERA WHIP	IP WLS BF H R ER SO BB IBB HBP BLK WP HR S P ERA WHIP	IP WLS BF H R ER SO BB IBB HBP BLK WP HR S P ERA WHIP

**Chicago Cubs @ Atlanta Braves**  
Atlanta-Fulton County Stadium, Atlanta, GA  
Wed Aug 20 1980, 7:05 PM EDT  
Att: 7,549 - Unknown

AB 31  
R 5  
H 5  
RBI 4  
BB 6  
SO 5  
LOB 13



Batter	1	2	3	4	5	6	7	8	9	AB	R	H	RBI	BB	SO	LOB	BOTTOM
Jerry Royster, R OBP: 0.302, SLG: 0.300 (1, 7) (8, 5)	0-0 3B 1B		0-0 SF9-4		0-3 K		0-0 K		0-0 1B	4	1	3	3	0	1	0	
Rafael Ramirez, R OBP: 0.288, SLG: 0.404 Luis Gomez, R OBP: 0.244, SLG: 0.217 (1, 6) (7, 6)	0-0 HR K			0-0 1B		0-3 K		0-0 F8		4	1	2	1	0	2	1	
Gary Matthews, R OBP: 0.316, SLG: 0.411 (1, 9)	0-0 F5	0-0 E9 1B		0-0 1B		0-0 F8				4	0	2	0	0	0	1	
Bob Horner, R OBP: 0.300, SLG: 0.552 Mike Lum, L OBP: 0.353, SLG: 0.250 (1, 5) (8, 7)	0-0 HR	0-0 5-3		0-3 K		0-0 6-3				4	1	1	2	0	1	3	
Chris Chambliss, L OBP: 0.335, SLG: 0.423 (1, 3)	0-0 2B 1B	0-0 4-3		0-0 F2		0-0 1B 2B				4	2	2	0	0	0	3	
Dale Murphy, R OBP: 0.355, SLG: 0.488 (1, 8)	0-0 2B 2B	0-0 F8		0-0 F9		0-0 G6-4-3 1B				4	1	2	1	0	0	3	
Glenn Hubbard, R OBP: 0.317, SLG: 0.412 (1, 4)	0-0 SH1-4 1B 2B		4-0 2B SF9-4 BB		0-3 K		0-0 G6-4-3 1B			3	2	1	2	1	1	1	
Bill Nahorodny, R OBP: 0.311, SLG: 0.454 (1, 2)	0-0 SH1-4 1B BB		0-0 SF9-4 1B 2B		0-0 F9		0-0 F9			3	1	1	0	1	0	0	
Larry McWilliams, L OBP: 0.229, SLG: 0.159 Rick Camp, R (1, 1) (7, 1)	0-0 SH1-4		0-3 K		0-0 1-3					2	0	0	0	0	1	2	
<b>Inning Stats</b>	R: 7 E: 0 K: 1 S: 12	H: 7 LOB: 1 BB: 1 P: 16	R: 0 E: 1 K: 0 S: 4	H: 1 LOB: 1 BB: 0 P: 4	R: 1 E: 0 K: 1 S: 5	H: 1 LOB: 0 BB: 1 P: 9	R: 0 E: 0 K: 1 S: 7	H: 2 LOB: 2 BB: 0 P: 7	R: 0 E: 0 K: 2 S: 7	H: 0 LOB: 0 BB: 0 P: 7	R: 1 E: 0 K: 0 S: 4	H: 2 LOB: 0 BB: 0 P: 4	R: 0 E: 0 K: 1 S: 6	H: 1 LOB: 1 BB: 0 P: 6	1B: 8 2B: 5 3B: 1 HR: 1	SF: 1 SAC: 1 DP: 2 HBP: 0	WP: 0 PA: 38
<b>PITCHER</b>	IP WLS BF H R ER SO BB IBB HBP BLK WP HR S P ERA WHIP	IP WLS BF H R ER SO BB IBB HBP BLK WP HR S P ERA WHIP	IP WLS BF H R ER SO BB IBB HBP BLK WP HR S P ERA WHIP	IP WLS BF H R ER SO BB IBB HBP BLK WP HR S P ERA WHIP	IP WLS BF H R ER SO BB IBB HBP BLK WP HR S P ERA WHIP	IP WLS BF H R ER SO BB IBB HBP BLK WP HR S P ERA WHIP	IP WLS BF H R ER SO BB IBB HBP BLK WP HR S P ERA WHIP	IP WLS BF H R ER SO BB IBB HBP BLK WP HR S P ERA WHIP	IP WLS BF H R ER SO BB IBB HBP BLK WP HR S P ERA WHIP	IP WLS BF H R ER SO BB IBB HBP BLK WP HR S P ERA WHIP	IP WLS BF H R ER SO BB IBB HBP BLK WP HR S P ERA WHIP	IP WLS BF H R ER SO BB IBB HBP BLK WP HR S P ERA WHIP	IP WLS BF H R ER SO BB IBB HBP BLK WP HR S P ERA WHIP	IP WLS BF H R ER SO BB IBB HBP BLK WP HR S P ERA WHIP	IP WLS BF H R ER SO BB IBB HBP BLK WP HR S P ERA WHIP	IP WLS BF H R ER SO BB IBB HBP BLK WP HR S P ERA WHIP	IP WLS BF H R ER SO BB IBB HBP BLK WP HR S P ERA WHIP

**Chicago Cubs @ Atlanta Braves**  
Atlanta-Fulton County Stadium, Atlanta, GA  
Wed Aug 20 1980, 7:05 PM EDT  
Att: 7,549 - Unknown

AB 34  
R 9  
H 14  
RBI 9  
BB 2  
SO 7  
LOB 15





Batter	1	2	3	4	5	6	7	8	9	AB	R	H	RBI	BB	SO	LOB	TOP					
Ivan De Jesus, R OBP: 0.343, SLG: 0.356 (1, 6)	6-3		5-3			1B WP 1B	FC4-6 E 1B		F3	5	2	1	0	0	0	3	<b>Chicago Cubs @ Atlanta Braves</b> Atlanta-Fulton County Stadium, Atlanta, GA Thu Aug 21 1980, 7:05 PM EDT Att: 9,617 - Unknown					
Lenny Randle, S OBP: 0.351, SLG: 0.376 (1, 5)	3-1			F7		WP 1B SF8 1B	E3 1B		FC6-4	5	1	2	0	0	0	1						
Bill Buckner, L OBP: 0.362, SLG: 0.481 (1, 7)	K			E7 1B		SF8 WP FC6-4 1B			G1	5	1	3	1	0	1	1						
Cliff Johnson, R OBP: 0.342, SLG: 0.428 (1, 3)		K				SF8 WP FC6-4 1B			F9	3	0	1	0	1	1	2						
Larry Bittner, L OBP: 0.315, SLG: 0.335 (1, 9)		F4			1B	SF8			1-3	3	0	0	1	0	1	4						
Jerry Martin, R OBP: 0.297, SLG: 0.437 (1, 8)		F9			F8	FC6-4 1B			F8	4	0	0	1	0	0	3						
Tim Blackwell, S OBP: 0.333, SLG: 0.411 (1, 2)			F7			F9	FC6-4 1B		F7	4	0	1	0	0	0	0						
Mike Tyson, R OBP: 0.291, SLG: 0.379 Dick Tidrow, R (6, 1)					P3	FC6-4			G3	3	0	1	0	0	0	2						
Jesus Figueroa, L OBP: 0.306, SLG: 0.319 Lynn McClothen, L OBP: 0.286, SLG: 0.382 (8, PH) (8, 1)										0	0	0	0	0	0	0						
Mike Krukow, R OBP: 0.222, SLG: 0.264 Willie Hernandez, L OBP: 0.176, SLG: 0.235 Steve Dillard, R OBP: 0.300, SLG: 0.360 Scot Thompson, L OBP: 0.308, SLG: 0.305 (9, PH) (1, 1) (5, 1) (6, 4)			4-3			K			FC4-6 BB	2	0	0	0	0	1	1						
<b>Inning Stats</b>	R: 0 E: 0 K: 1 S: 5	H: 0 LOB: 0 BB: 0 P: 5	R: 0 E: 0 K: 1 S: 5	H: 0 LOB: 0 BB: 0 P: 5	R: 0 E: 0 K: 0 S: 4	H: 1 LOB: 1 BB: 0 P: 4	R: 0 E: 1 K: 1 S: 7	H: 2 LOB: 2 BB: 0 P: 7	R: 0 E: 0 K: 1 S: 5	H: 0 LOB: 0 BB: 0 P: 5	R: 3 E: 0 K: 0 S: 7	H: 4 LOB: 2 BB: 1 P: 11	R: 1 E: 1 K: 0 S: 5	H: 2 LOB: 2 BB: 1 P: 9	R: 0 E: 0 K: 0 S: 3	H: 0 LOB: 0 BB: 0 P: 3	R: 0 E: 0 K: 0 S: 3	H: 0 LOB: 1 BB: 1 P: 7	1B: 8 2B: 1 3B: 0 HR: 0	SF: 1 SAC: 0 DP: 0 HBP: 0	WP: 1 PB: 0 SB: 0 CS: 0	PA: 39
<b>PITCHER</b>	IP WLS BF H R ER SO BB IBB HBP BLK WP HR S P ERA WHIP																					
Phil Niekro, R ERA: 3.93 Gene Garber, R ERA: 4.14 Preston Hanna, R ERA: 3.81 Rick Camp, R ERA: 2.21 (1, 1) (6, 1) (7, 1) (9, 1)	5.0 W 22 6 3 3 4 1 0 0 0 0 1 0 29 33 5.40 1.400																					

AB	35
R	4
H	9
RBI	3
BB	3
SO	4
LOB	17



Batter	1	2	3	4	5	6	7	8	9	AB	R	H	RBI	BB	SO	LOB	BOTTOM			
Jerry Royster, R OBP: 0.303, SLG: 0.299 (8, 5)	K		F7			P6				4	0	1	0	1	1	0	<b>Chicago Cubs @ Atlanta Braves</b> Atlanta-Fulton County Stadium, Atlanta, GA Thu Aug 21 1980, 7:05 PM EDT Att: 9,617 - Unknown			
Rafael Ramirez, R OBP: 0.268, SLG: 0.382 Brian Asselstine, L OBP: 0.319, SLG: 0.397 Luis Gomez, R OBP: 0.244, SLG: 0.217 (1, 6) (8, PH) (9, 6)	K					1B BB			F5	3	0	0	0	1	3	3				
Gary Matthews, R OBP: 0.315, SLG: 0.409 (1, 9)	G3		6-3							4	0	1	0	0	1	3				
Bob Horner, R OBP: 0.303, SLG: 0.551 Mike Lum, L OBP: 0.353, SLG: 0.250 (1, 5) (8, 7)		2B 4-3 1B				P4			F8	4	2	2	0	0	0	2				
Chris Chambliss, L OBP: 0.336, SLG: 0.424 (1, 3)						K			F8	3	2	1	0	1	1	2				
Dale Murphy, R OBP: 0.355, SLG: 0.493 (1, 8)									F9	4	1	1	4	0	0	1				
Glenn Hubbard, R OBP: 0.319, SLG: 0.414 (1, 4)						6-3			6-3	4	1	2	1	0	0	0				
Bruce Benedict, R OBP: 0.307, SLG: 0.326 (1, 2)									F8	4	0	2	0	0	0	1				
Phil Niekro, R OBP: 0.147, SLG: 0.179 Gene Garber, R ERA: 4.14 Preston Hanna, R OBP: 0.222, SLG: 0.444 Biff Pocoroba, S OBP: 0.403, SLG: 0.400 Rick Camp, R (1, 1) (6, 1) (7, 1) (8, PH) (9, 1)										2	0	0	0	0	2	2				
<b>Inning Stats</b>	R: 0 E: 0 K: 2 S: 7	H: 0 LOB: 0 BB: 0 P: 7	R: 2 E: 0 K: 1 S: 8	H: 3 LOB: 1 BB: 0 P: 8	R: 0 E: 0 K: 1 S: 5	H: 0 LOB: 0 BB: 0 P: 5	R: 3 E: 0 K: 1 S: 7	H: 3 LOB: 0 BB: 1 P: 11	R: 0 E: 0 K: 1 S: 6	H: 1 LOB: 2 BB: 1 P: 10	R: 0 E: 0 K: 2 S: 10	H: 3 LOB: 3 BB: 1 P: 14	R: 0 E: 0 K: 0 S: 3	H: 0 LOB: 0 BB: 0 P: 3	R: 0 E: 0 K: 0 S: 5	H: 2 LOB: 2 BB: 0 P: 5		1B: 10 2B: 1 3B: 0 HR: 1	SF: 0 SAC: 0 DP: 0 HBP: 0	WP: 0 PB: 0 SB: 0 CS: 1
<b>PITCHER</b>	IP WLS BF H R ER SO BB IBB HBP BLK WP HR S P ERA WHIP																			
Mike Krukow, R ERA: 4.14 Willie Hernandez, L ERA: 5.26 Dick Tidrow, R ERA: 2.8 Lynn McClothen, R ERA: 5.33 (1, 1) (5, 1) (6, 1) (8, 1)	4.1 L 20 7 4 1 1 1 0 0 0 0 0 0 0 9 9 9.00 4.000																			





Batter	1	2	3	4	5	6	7	8	9	AB	R	H	RBI	BB	SO	LOB	TOP					
Garry Templeton, S OBP: 0.348, SLG: 0.421	4-3		F8	4-3		L8			K	5	0	0	0	0	1	0						
Ken Oberkfell, L OBP: 0.381, SLG: 0.416	4-3			HR	E7				SH5-3	4	2	3	0	0	0	0						
Keith Hernandez, L OBP: 0.400, SLG: 0.498				HR	BB				4-3	5	1	3	3	0	0	2						
Ted Simmons, S OBP: 0.386, SLG: 0.540	G3			HR					K2-3	5	1	1	1	0	2	3						
George Hendrick, R OBP: 0.364, SLG: 0.536		F7		HR	G3	FC5				4	1	2	0	0	0	0						
Leon Durham, L OBP: 0.300, SLG: 0.387	3-1			G3						3	0	0	0	1	1	1						
Terry Kennedy, L OBP: 0.312, SLG: 0.387				HR					L8	3	1	0	0	1	2	3						
Ken Reitz, R OBP: 0.293, SLG: 0.364			2-3	HR	FC5				K	4	1	1	3	0	1	3						
John Fulgham, R OBP: 0.314, SLG: 0.407			L9						6-3	4	0	0	0	0	2	0						
<b>Inning Stats</b>	R: 0 E: 0 K: 0 S: 4	H: 1 LOB: 1 BB: 0 P: 4	R: 0 E: 0 K: 1 S: 5	H: 0 LOB: 0 BB: 0 P: 5	R: 0 E: 0 K: 0 S: 3	H: 0 LOB: 0 BB: 0 P: 3	R: 6 E: 0 K: 1 S: 10	H: 5 LOB: 0 BB: 1 P: 14	R: 1 E: 1 K: 2 S: 10	H: 3 LOB: 3 BB: 1 P: 14	R: 0 E: 0 K: 1 S: 6	H: 1 LOB: 1 BB: 0 P: 6	R: 0 E: 0 K: 1 S: 5	H: 0 LOB: 0 BB: 0 P: 5	R: 0 E: 0 K: 1 S: 5	H: 0 LOB: 1 BB: 0 P: 8	R: 0 E: 0 K: 2 S: 8	H: 0 LOB: 1 BB: 0 P: 8	1B: 6 2B: 1 3B: 0 HR: 3	SF: 0 SAC: 1 DP: 0 HBP: 0	WP: 1 PB: 0 SB: 0 CS: 0	PA: 40
<b>PITCHER</b>	IP WLS BF H R ER SO BB IBB HBP BLK WP HR S P ERA WHIP																					
Rick Matula, R ERA: 4.82	3.1 L 17 6 6 6 1 0 0 1 0 0 0 3 18 22 16.20 1.800																					
Al Hrabosky, L ERA: 3.95	4.1 2.2 13 4 1 1 4 1 0 0 0 0 0 20 24 3.38 1.875																					
Preston Hanna, R ERA: 3.67	7.1 2.0 6 0 0 0 2 0 0 0 0 0 0 10 10 0.00 0.000																					
Larry Bradford, L ERA: 3.09	9.1 1.0 4 0 0 0 2 0 0 0 0 1 0 8 8 0.00 0.000																					

St. Louis Cardinals @ Atlanta Braves  
Atlanta-Fulton County Stadium, Atlanta, GA

AB 37  
R 7  
H 10  
RBI 7  
BB 2  
SO 9  
LOB 12



WP: 1 PA: 40  
PB: 0  
SB: 0  
CS: 0

St. Louis Cardinals @ Atlanta Braves  
Atlanta-Fulton County Stadium, Atlanta, GA

AB 31  
R 4  
H 5  
RBI 4  
BB 1  
SO 5  
LOB 2



WP: 0 PA: 32  
PB: 0  
SB: 0  
CS: 0

Batter	1	2	3	4	5	6	7	8	9	AB	R	H	RBI	BB	SO	LOB	BOTTOM					
Jerry Royster, R OBP: 0.303, SLG: 0.295	K			4-3		K				3	0	0	0	1	2	0						
Rafael Ramirez, R OBP: 0.287, SLG: 0.424	P4			HR					BB	4	1	1	1	0	0	1						
Gary Matthews, R OBP: 0.314, SLG: 0.407	6-3			G5-4-3		K			F7	4	0	1	0	0	1	0						
Bob Horner, R OBP: 0.299, SLG: 0.544		5-3		G5-4-3		P2			F8	4	0	0	0	0	0	1						
Chris Chambliss, L OBP: 0.335, SLG: 0.423		4-3				F7			4-3	4	1	1	1	0	0	0						
Dale Murphy, R OBP: 0.355, SLG: 0.499		F9				F8				3	1	1	2	0	0	0						
Glenn Hubbard, R OBP: 0.319, SLG: 0.423				4-3		P5				3	1	1	1	0	0	0						
Bruce Benedict, R OBP: 0.304, SLG: 0.322				F7		F3			F7	3	0	0	0	0	0	0						
Rick Matula, R OBP: 0.130, SLG: 0.130						K			F8	1	0	0	0	0	1	0						
Al Hrabosky, R OBP: 0.297, SLG: 0.350										0	0	0	0	0	0	0						
Biff Pocoroba, S OBP: 0.297, SLG: 0.350										1	0	0	0	0	1	0						
Preston Hanna, R OBP: 0.292, SLG: 0.444										0	0	0	0	0	0	0						
Mike Lum, L OBP: 0.342, SLG: 0.248										1	0	0	0	0	0	0						
Larry Bradford, R OBP: 0.342, SLG: 0.248										0	0	0	0	0	0	0						
<b>Inning Stats</b>	R: 0 E: 0 K: 1 S: 5	H: 0 LOB: 0 BB: 0 P: 5	R: 0 E: 0 K: 0 S: 3	H: 0 LOB: 0 BB: 0 P: 3	R: 0 E: 0 K: 1 S: 5	H: 0 LOB: 0 BB: 0 P: 5	R: 1 E: 0 K: 0 S: 4	H: 2 LOB: 0 BB: 0 P: 4	R: 0 E: 0 K: 0 S: 3	H: 0 LOB: 0 BB: 0 P: 3	R: 0 E: 0 K: 2 S: 7	H: 0 LOB: 0 BB: 0 P: 7	R: 0 E: 0 K: 1 S: 5	H: 0 LOB: 0 BB: 0 P: 5	R: 3 E: 0 K: 0 S: 6	H: 3 LOB: 1 BB: 1 P: 10	R: 0 E: 0 K: 0 S: 3	H: 0 LOB: 0 BB: 0 P: 3	1B: 2 2B: 0 3B: 0 HR: 3	SF: 0 SAC: 0 DP: 1 HBP: 0	WP: 0 PB: 0 SB: 0 CS: 0	PA: 32
<b>PITCHER</b>	IP WLS BF H R ER SO BB IBB HBP BLK WP HR S P ERA WHIP																					
John Fulgham, R ERA: 3.31	9.0 W 32 5 4 4 5 1 0 0 0 0 3 41 45 4.00 0.667																					

WP: 0 PA: 32  
PB: 0  
SB: 0  
CS: 0



Batter	1	2	3	4	5	6	7	8	9	AB	R	H	RBI	BB	SO	LOB	TOP
Garry Templeton, S (1,6) OBP: 0.347, SLG: 0.419 Mike Phillips, L (6,6) OBP: 0.247, SLG: 0.232	0-0 4-3			0-0 F8			0-0 P6	0-0 F8		2	0	0	0	0	0	0	
Ken Oberkfell, L (1,4) OBP: 0.376, SLG: 0.410	0-0 P6			0-0 P5			0-0 G3		0-0 F9	4	0	0	0	0	0	0	
Keith Hernandez, L (1,3) OBP: 0.401, SLG: 0.497	0-0 4-3			0-3 K			4-0 E BB		0-0 HR 1B	3	1	1	0	1	1	0	
Ted Simmons, S (1,2) OBP: 0.383, SLG: 0.535		0-0 P4			0-0 B5-3		0-0 E9		0-3 K	4	0	0	0	0	1	2	
George Hendrick, R (1,8) OBP: 0.363, SLG: 0.540		0-0 4-3			0-0 5-3		0-0 4-3		0-0 HR	4	1	1	2	0	0	2	
Leon Durham, L (1,9) OBP: 0.294, SLG: 0.378		0-0 F8			0-0 F7			0-0 6-3	0-0 G3	4	0	0	0	0	0	0	
Terry Kennedy, L (1,7) OBP: 0.312, SLG: 0.386			0-0 4-3		0-3 K			0-0 2B 1B		3	0	1	0	0	1	0	
Ken Reitz, R (1,5) OBP: 0.291, SLG: 0.361			0-0 6-3		0-0 F9		0-0 P4			3	0	0	0	0	0	1	
Pete Vuckovich, R (1,1) OBP: 0.172, SLG: 0.246 Jim Otten, R (4,1) OBP: 0.230, SLG: 0.200 Dane Long, L (8,PH) OBP: 0.333, SLG: 0.446 John Littlefield, R (8,1)			0-0 4-3		0-0 F8		0-0 F8		0-0 1-3 2B	1	0	0	0	0	0	0	
<b>Inning Stats</b>	R: 0 E: 0 K: 0 S: 3	H: 0 LOB: 0 BB: 0 P: 3	R: 0 E: 0 K: 0 S: 3	H: 0 LOB: 0 BB: 0 P: 3	R: 0 E: 0 K: 0 S: 3	H: 0 LOB: 0 BB: 0 P: 3	R: 0 E: 0 K: 1 S: 5	H: 0 LOB: 0 BB: 0 P: 5	R: 0 E: 0 K: 0 S: 4	H: 0 LOB: 2 BB: 1 P: 8	R: 0 E: 0 K: 0 S: 5	H: 2 LOB: 2 BB: 0 P: 5	R: 2 E: 0 K: 1 S: 7	H: 2 LOB: 0 BB: 0 P: 7	1B: 2 2B: 1 3B: 0 HR: 1	SF: 0 SAC: 0 DP: 0 HBP: 0	WP: 0 PA: 33 PB: 0 SB: 0 CS: 0
<b>PITCHER</b> Doyle Alexander, R (1,1) ERA: 3.56	IP: 9.0 WLS: W BF: 33 H: 4 R: 2 ER: 2 SO: 3 BB: 1 IBB: 0 HBP: 0 BLK: 0 WP: 0 HR: 1 S: 38 P: 42 ERA: 2.00 WHIP: 0.556																

St. Louis Cardinals @ Atlanta Braves  
Atlanta-Fulton County Stadium, Atlanta, GA  
Sat Aug 23 1980, 7:05 PM EDT  
Att: 21,099 - Unknown - 80 F

AB 32  
R 2  
H 4  
RBI 2  
BB 1  
SO 3  
LOB 7



Batter	1	2	3	4	5	6	7	8	9	AB	R	H	RBI	BB	SO	LOB	BOTTOM
Jerry Royster, R (1,7) OBP: 0.308, SLG: 0.299 (9,5)	0-0 G2	0-0 F8		4-0 SH1-4 BB	0-0 1B		0-0 1B			4	0	2	0	1	0	2	
Rafael Ramirez, R (1,6) OBP: 0.281, SLG: 0.429	0-0 F7	0-0 P4		0-0 SH1-4	0-0 1B		0-0 1B			4	0	2	0	0	0	2	
Gary Matthews, R (1,9) OBP: 0.311, SLG: 0.403	0-0 6-3		0-0 E6 1B	0-0 1-3		0-0 6-3	0-0 6-3			5	1	0	0	0	0	4	
Bob Horner, R (1,5) OBP: 0.304, SLG: 0.542 (8,PR) Mike Lum, L (9,7) OBP: 0.349, SLG: 0.246		4-0 S 2B BB	0-0 F3	0-0 F9		4-0 1B BB		0-0 E 1B		3	1	1	0	2	0	3	
Chris Chambliss, L (1,3) OBP: 0.336, SLG: 0.421		4-0 2B 1B BB	0-0 1B		0-0 L7	0-3 K		0-0 F5		4	1	1	0	1	1	2	
Dale Murphy, R (1,8) OBP: 0.360, SLG: 0.505		0-0 1B 2B	0-0 FC4-6 1B		0-0 E 1B	0-0 1B		0-0 P6		5	2	4	2	0	0	1	
Glenn Hubbard, R (1,4) OBP: 0.317, SLG: 0.419		0-3 K	0-0 L9		0-0 E2 1B	0-0 4-3		0-0 E9		5	1	1	0	0	1	6	
Bruce Benedict, R (1,2) OBP: 0.306, SLG: 0.321		4-0 1B BB	0-0 FC4-6 1B		0-0 1B 1B		0-0 6-3	0-3 K		4	0	1	1	1	1	4	
Doyle Alexander, R (1,1) OBP: 0.194, SLG: 0.200		0-0 1B		0-0 SH1-4 BB 1B	0-0 K		0-0 P3			4	0	2	2	0	1	1	
<b>Inning Stats</b>	R: 3 E: 0 K: 0 S: 3	H: 2 LOB: 2 BB: 3 P: 19	R: 1 E: 1 K: 0 S: 6	H: 2 LOB: 2 BB: 0 P: 6	R: 0 E: 0 K: 0 S: 4	H: 1 LOB: 1 BB: 1 P: 8	R: 2 E: 1 K: 1 S: 9	H: 5 LOB: 2 BB: 0 P: 9	R: 0 E: 0 K: 1 S: 6	H: 1 LOB: 2 BB: 1 P: 10	R: 0 E: 0 K: 0 S: 5	H: 2 LOB: 2 BB: 0 P: 5	R: 1 E: 1 K: 1 S: 7	H: 1 LOB: 2 BB: 0 P: 7	1B: 13 2B: 1 3B: 0 HR: 0	SF: 0 SAC: 1 DP: 0 HBP: 0	WP: 0 PA: 44 PB: 0 SB: 2 CS: 0
<b>PITCHER</b> Pete Vuckovich, R (1,1) ERA: 3.56 Jim Otten, R (4,1) ERA: 6.18 John Littlefield, R (8,1) ERA: 3.0	IP: 3.0 WLS: L BF: 19 H: 8 R: 4 ER: 3 SO: 1 BB: 4 IBB: 0 HBP: 0 BLK: 0 WP: 0 HR: 0 S: 17 P: 33 ERA: 9.00 WHIP: 3.000																

St. Louis Cardinals @ Atlanta Braves  
Atlanta-Fulton County Stadium, Atlanta, GA  
Sat Aug 23 1980, 7:05 PM EDT  
Att: 21,099 - Unknown - 80 F

AB 38  
R 7  
H 14  
RBI 5  
BB 5  
SO 4  
LOB 25






Batter	1	2	3	4	5	6	7	8	9	AB	R	H	RBI	BB	SO	LOB	TOP																			
Ken Oberkfell, L OBP: 0.377, SLG: 0.409	4-3		1B FC3-2		3-1	4-3			1B 4-3	5	0	2	0	0	0	1	<b>St. Louis Cardinals @ Atlanta Braves</b> Atlanta-Fulton County Stadium, Atlanta, GA Sun Aug 24 1980, 7:05 PM EDT Att. 12,512 - Cloudy																			
Leon Durham, L OBP: 0.287, SLG: 0.368	F8		K		6-3		4-3		4-3	5	0	0	0	0	1	2																				
Keith Hernandez, L OBP: 0.403, SLG: 0.497	L7		1B FC3-2				1B G3		F8	4	2	2	0	1	0	1																				
Ted Simmons, S OBP: 0.384, SLG: 0.535			1B FC3-2							4	1	2	0	0	0	3																				
Daneborg, L OBP: 0.287, SLG: 0.449			1B FC3-2							1	0	1	0	0	0	0																				
George Hendrick, R OBP: 0.363, SLG: 0.538			1B FC3-2							5	1	2	2	0	0	3																				
Terry Kennedy, L OBP: 0.336, SLG: 0.378			1B FC3-2							4	0	0	0	0	1	4																				
John Littlefield, R			1B FC3-2							0	0	0	0	0	0	0																				
Ken Reitz, R OBP: 0.370			1B FC3-2							3	1	3	2	0	0	0																				
Mike Ramsey, S OBP: 0.300, SLG: 0.367			1B FC3-2							1	0	1	0	0	0	0																				
Mike Phillips, L OBP: 0.258, SLG: 0.244			1B FC3-2							4	0	2	1	0	0	2																				
Silvio Martinez, R OBP: 0.161, SLG: 0.103			1B FC3-2							1	0	0	0	0	0	2																				
John Urrea, R OBP: 0.125, SLG: 0.125			1B FC3-2							1	0	0	0	0	1	1																				
Tony Scott, S OBP: 0.298, SLG: 0.289			1B FC3-2							1	0	0	0	0	0	1																				
Jim Kaat, L OBP: 0.156, SLG: 0.133			1B FC3-2							0	0	0	0	0	0	0																				
Steve Swisher, R OBP: 0.167, SLG: 0.118			1B FC3-2							1	0	0	0	0	0	0																				
<b>Inning Stats</b>	R: 0 E: 0 K: 0 S: 3	H: 0 LOB: 0 BB: 0 P: 3	R: 1 E: 0 K: 0 S: 6	H: 4 LOB: 2 BB: 0 P: 6	R: 1 E: 0 K: 1 S: 7	H: 3 LOB: 2 BB: 0 P: 7	R: 0 E: 0 K: 2 S: 8	H: 1 LOB: 1 BB: 0 P: 8	R: 0 E: 0 K: 0 S: 3	H: 0 LOB: 1 BB: 1 P: 7	R: 2 E: 1 K: 0 S: 6	H: 2 LOB: 1 BB: 0 P: 6	R: 1 E: 0 K: 0 S: 5	H: 2 LOB: 1 BB: 0 P: 5	R: 0 E: 0 K: 0 S: 3	H: 1 LOB: 0 BB: 0 P: 3	R: 0 E: 0 K: 0 S: 5	H: 2 LOB: 2 BB: 0 P: 5	1B: 13 2B: 2 3B: 0 HR: 0	SF: 0 SAC: 0 DP: 2 HBP: 0	WP: 0 PB: 0 SB: 0 CS: 0	PA: 41														
<b>PITCHER</b>	IP	WLS	BF	H	R	ER	SO	BB	IBB	HBP	BLK	WP	HR	S	P	ERA	WHIP	<b>PITCHER</b>	IP	WLS	BF	H	R	ER	SO	BB	IBB	HBP	BLK	WP	HR	S	P	ERA	WHIP	
Tommy Boggs, R ERA: 3.68	6.1	W	31	12	5	4	3	1	0	0	0	0	0	36	40	5.68	2.053																			
Rick Camp, R ERA: 2.14	2.2		10	3	0	0	0	0	0	0	0	0	0	10	10	0.00	1.125																			

Batter	1	2	3	4	5	6	7	8	9	AB	R	H	RBI	BB	SO	LOB	BOTTOM																				
Jerry Royster, R OBP: 0.309, SLG: 0.298	6-3		1B FC3-2				FC6-4-5			4	1	1	1	1	0	3	<b>St. Louis Cardinals @ Atlanta Braves</b> Atlanta-Fulton County Stadium, Atlanta, GA Sun Aug 24 1980, 7:05 PM EDT Att. 12,512 - Cloudy																				
Rafael Ramirez, R OBP: 0.304, SLG: 0.456			1B FC3-2				F7			5	2	3	0	0	1	3																					
Gary Matthews, R OBP: 0.312, SLG: 0.405	F9		1B FC5-2				F9			5	0	2	2	0	0	1																					
Bob Horner, R OBP: 0.305, SLG: 0.543	F7		1B FC5-2				6-3			5	1	2	1	0	0	2																					
Mike Lum, L OBP: 0.349, SLG: 0.246			1B FC5-2				6-3			0	0	0	0	0	0	0																					
Chris Chambliss, L OBP: 0.337, SLG: 0.424			1B FC5-2				4-3			4	2	1	0	1	1	2																					
Dale Murphy, R OBP: 0.357, SLG: 0.500	5-3		1B FC5-2				K			4	1	0	0	0	2	6																					
Glenn Hubbard, R OBP: 0.322, SLG: 0.425			1B FC5-2				P4			3	2	2	2	1	0	0																					
Bruce Benedict, R OBP: 0.316, SLG: 0.332			1B FC5-2				E9			4	1	4	3	0	0	0																					
Tommy Boggs, R OBP: 0.178, SLG: 0.182			1B FC5-2				2B			3	0	1	1	0	0	3																					
Rick Camp, R OBP: 0.200, SLG: 0.400			1B FC5-2				9-2			1	0	1	0	0	0	0																					
<b>Inning Stats</b>	R: 0 E: 0 K: 0 S: 4	H: 1 LOB: 1 BB: 0 P: 4	R: 2 E: 0 K: 0 S: 5	H: 3 LOB: 0 BB: 0 P: 5	R: 6 E: 0 K: 0 S: 8	H: 6 LOB: 1 BB: 2 P: 16	R: 1 E: 0 K: 2 S: 9	H: 2 LOB: 1 BB: 0 P: 9	R: 1 E: 0 K: 1 S: 6	H: 2 LOB: 1 BB: 1 P: 10	R: 0 E: 0 K: 1 S: 6	H: 1 LOB: 1 BB: 0 P: 6	R: 0 E: 0 K: 0 S: 5	H: 2 LOB: 2 BB: 0 P: 5	R: 0 E: 0 K: 0 S: 3	H: 0 LOB: 0 BB: 0 P: 3		1B: 11 2B: 6 3B: 1 HR: 0	SF: 0 SAC: 0 DP: 2 HBP: 0	WP: 0 PB: 0 SB: 1 CS: 0	PA: 41																
<b>PITCHER</b>	IP	WLS	BF	H	R	ER	SO	BB	IBB	HBP	BLK	WP	HR	S	P	ERA		WHIP	<b>PITCHER</b>	IP	WLS	BF	H	R	ER	SO	BB	IBB	HBP	BLK	WP	HR	S	P	ERA	WHIP	
Silvio Martinez, R ERA: 4.68	2.0	L	13	7	6	6	0	1	0	0	0	0	0	12	16	27.00		4.000																			
John Urrea, R ERA: 3.99	3.0		16	7	4	3	3	2	0	0	0	0	0	20	28	9.00		3.000																			
Jim Kaat, L ERA: 3.54	1.0		4	1	0	0	1	0	0	0	0	0	0	6	6	0.00	1.000																				
John Littlefield, R ERA: 2.88	2.0		8	2	0	0	0	0	0	0	0	0	0	8	8	0.00	1.000																				

AB	40
R	5
H	15
RBI	5
BB	1
SO	3
LOB	20





Batter	1	2	3	4	5	6	7	8	9	AB	R	H	RBI	BB	SO	LOB	TOP								
Jerry Royster, R OBP: 0.304, SLG: 0.292 (1, 7)	0-0 6-3		0-0 F7			0-0 4-3	0-0 E7 2B		0-0 F7	5	1	0	0	0	0	0	<b>Atlanta Braves @ Pittsburgh Pirates</b> <b>Three Rivers Stadium, Pittsburgh, PA</b> Mon Aug 25 1980, 7:05 PM EDT Att: 15,657 - Unknown								
Rafael Ramirez, R OBP: 0.297, SLG: 0.452 (1, 6)	0-0 1B 2B		0-0 5-3			0-0 P4	0-0 5-3		0-3 K	5	1	1	0	0	1	1									
Gary Matthews, R OBP: 0.315, SLG: 0.410 (1, 9)	0-0 2B 1B		0-0 5-3			0-0 1B	0-0 1B		0-3 K	5	2	3	1	0	1	0									
Bob Horner, R OBP: 0.304, SLG: 0.539 Gary Cooper, S (7, 7)	0-3 K			0-0 F9		0-0 1B	0-0 5-3			4	1	1	1	0	1	3									
Chris Chambliss, L OBP: 0.338, SLG: 0.430 (1, 3)	4-0 2B BB			0-3 K		0-0 1B		0-0 4-3		3	2	1	2	1	1	0									
Dale Murphy, R OBP: 0.355, SLG: 0.509 (1, 8)	0-0 2B			0-0 P5		0-0 HR		0-3 K		4	1	2	4	0	1	0									
Glenn Hubbard, R OBP: 0.324, SLG: 0.424 (1, 4)		0-0 F2			0-3 K	0-0 1B		4-0 1B BB		3	0	1	0	1	1	0									
Bill Nahorodny, R OBP: 0.305, SLG: 0.444 Bruce Benedict, R OBP: 0.319, SLG: 0.335 (6, 2)		0-0 F7			0-3 K	0-0 F7		0-0 FC6-4 1B		3	0	0	0	0	1	1									
Larry McWilliams, L OBP: 0.224, SLG: 0.156 Preston Hanna, R OBP: 0.157, SLG: 0.333 Larry Bradford, R (9, 1)		0-3 K			0-0 F7		0-3 K	0-0 FC6-4 1B		1	0	0	0	0	1	0									
<b>Inning Stats</b>	R: 3 E: 0 K: 1 S: 7	H: 3 LOB: 1 BB: 1 P: 11	R: 0 E: 0 K: 1 S: 5	H: 0 LOB: 0 BB: 0 P: 5	R: 0 E: 0 K: 1 S: 5	H: 0 LOB: 0 BB: 0 P: 5	R: 0 E: 0 K: 2 S: 7	H: 0 LOB: 1 BB: 0 P: 7	R: 4 E: 0 K: 0 S: 8	H: 5 LOB: 1 BB: 0 P: 8	R: 1 E: 1 K: 1 S: 7	H: 1 LOB: 1 BB: 0 P: 7	R: 0 E: 0 K: 1 S: 6	H: 1 LOB: 2 BB: 1 P: 10	R: 0 E: 0 K: 2 S: 7	H: 0 LOB: 0 BB: 0 P: 7		1B: 5 2B: 3 3B: 0 HR: 2	SF: 0 SAC: 0 DP: 0 HBP: 0	WP: 0 PB: 0 SB: 2 CS: 0	PA: 39				
<b>PITCHER</b>	IP	WLS	BF	H	R	ER	SO	BB	IBB	HBP	BLK	WP	HR	S	P	ERA	WHIP								
Jim Bibby, R ERA: 3.17 (1, 1)	5.2	L	25	8	7	7	5	1	0	0	0	0	2	34	38	11.12	1.588								
Eddie Solomon, R ERA: 2.93 (6, 1)	1.1		6	1	1	0	1	0	0	0	0	0	0	8	8	0.00	0.750								
Enrique Romo, R ERA: 3.35 (8, 1)	2.0		8	1	0	0	3	1	0	0	0	0	0	13	17	0.00	1.000								

AB 37  
R 8  
H 10  
RBI 8  
BB 2  
SO 9  
LOB 7



Batter	1	2	3	4	5	6	7	8	9	AB	R	H	RBI	BB	SO	LOB	BOTTOM								
Omar Moreno, L OBP: 0.310, SLG: 0.333 (1, 8)	0-0 1-3		0-0 1-3		0-0 4-3		0-0 G4-6-3 1-2		0-0 1B	5	0	1	1	0	0	1	<b>Atlanta Braves @ Pittsburgh Pirates</b> <b>Three Rivers Stadium, Pittsburgh, PA</b> Mon Aug 25 1980, 7:05 PM EDT Att: 15,657 - Unknown								
Tim Lincecum, R OBP: 0.319, SLG: 0.362 (1, 6)	0-0 F7		0-0 F3		0-0 CS 1B			0-0 G3		4	0	1	0	0	0	0									
Dave Parker, L OBP: 0.334, SLG: 0.456 (1, 9)	0-0 F2			0-0 HR	0-0 F2 1-2			0-0 F5		4	1	1	1	0	0	1									
Bill Robinson, R OBP: 0.308, SLG: 0.469 (1, 3)		0-0 1-3 SF9 2B		0-0 1B 1B		0-0 5-3		4-0 BB		3	2	2	0	1	0	0									
Bill Madlock, R OBP: 0.333, SLG: 0.369 Dale Berra, R OBP: 0.282, SLG: 0.372 (6, 5)		0-0 1-3 2-3		4-0 WP 1B FC6-2 BB		0-0 F8		0-3 K		1	0	0	0	1	0	1									
Lee Lacy, R OBP: 0.413, SLG: 0.529 (1, 7)		0-0 SF9		0-0 BB WP 1B		0-0 2B		0-0 S 2B 1B		3	1	3	2	0	0	0									
Phil Garner, R OBP: 0.317, SLG: 0.360 (1, 4)		0-0 F9		0-0 FC6-2 BB 1-2 2H		0-0 1-3		0-3 K		4	0	0	0	0	1	4									
Steve Nicosia, R OBP: 0.287, SLG: 0.273 Ed Ott, L OBP: 0.324, SLG: 0.379 (9, PH)			0-3 K		4-0 1-2 2-3 BB		0-0 6-3		0-0 F7	2	0	0	0	1	1	0									
Jim Bibby, R OBP: 0.217, SLG: 0.226 Eddie Solomon, R OBP: 0.226, SLG: 0.290 John Milner, L OBP: 0.379, SLG: 0.379 Enrique Romo, R OBP: 0.556, SLG: 0.500 Mike Easler, L OBP: 0.410, SLG: 0.620 (9, PH)			0-0 K		0-3 K		4-0 G4-6-3 BB		0-0 1B 2B	2	1	1	1	0	1	2									
<b>Inning Stats</b>	R: 0 E: 0 K: 0 S: 3	H: 0 LOB: 0 BB: 0 P: 3	R: 1 E: 0 K: 0 S: 4	H: 1 LOB: 0 BB: 0 P: 4	R: 1 E: 0 K: 1 S: 6	H: 1 LOB: 0 BB: 0 P: 6	R: 2 E: 0 K: 1 S: 7	H: 3 LOB: 2 BB: 2 P: 15	R: 0 E: 0 K: 0 S: 3	H: 1 LOB: 0 BB: 0 P: 3	R: 0 E: 0 K: 0 S: 4	H: 1 LOB: 1 BB: 0 P: 4	R: 0 E: 0 K: 0 S: 2	H: 0 LOB: 0 BB: 1 P: 6	R: 0 E: 0 K: 1 S: 5	H: 0 LOB: 1 BB: 1 P: 9		R: 2 E: 0 K: 1 S: 7	H: 3 LOB: 1 BB: 0 P: 7	1B: 5 2B: 3 3B: 0 HR: 2	SF: 1 SAC: 0 DP: 1 HBP: 0	WP: 1 PB: 0 SB: 1 CS: 1	PA: 37		
<b>PITCHER</b>	IP	WLS	BF	H	R	ER	SO	BB	IBB	HBP	BLK	WP	HR	S	P	ERA	WHIP								
Larry McWilliams, L ERA: 4.75 (1, 1)	3.0		15	5	4	4	1	1	0	0	0	0	2	16	20	12.00	2.000								
Preston Hanna, R ERA: 3.62 (4, 1)	5.2	W	21	4	2	2	3	3	0	0	0	1	0	24	36	3.18	1.235								
Larry Bradford, L ERA: 3.07 (9, 1)	0.1	S	1	1	0	0	0	0	0	0	0	0	0	1	1	0.00	3.000								

AB 32  
R 6  
H 10  
RBI 6  
BB 4  
SO 4  
LOB 11





Batter	1	2	3	4	5	6	7	8	9	10	AB	R	H	RBI	BB	SO	LOB	TOP	
Jerry Royster, R OBP: 0.303, SLG: 0.291 (1.7)	G3		CS 1B		K		6-3			6-3	5	0	1	0	0	1	0	<b>Atlanta Braves @ Pittsburgh Pirates</b> Three Rivers Stadium, Pittsburgh, PA Tue Aug 26 1980, 7:05 PM EDT Att: 14,695 - Unknown	
Rafael Ramirez, R OBP: 0.304, SLG: 0.449 (1.8)	F9		1-3		F8		S 1B			HR 1B	5	1	2	0	0	0	1		
Gary Matthews, R OBP: 0.320, SLG: 0.427 (1.9)	1B		HR		1B		5-3			HR	5	2	4	3	0	0	1		
Bob Horner, R OBP: 0.330, SLG: 0.531 Gary Cooper, S (10.7)	5-3		F9		F9		4-3			1-3	5	0	0	0	0	0	2		
Chris Chambliss, L OBP: 0.337, SLG: 0.427 (1.3)		F9			FC5-4 1B		P5			K	5	0	1	0	0	1	0		
Dale Murphy, R OBP: 0.355, SLG: 0.595 (1.8)	F7		FC5-4 E S 1-2		6-3		F9				4	0	0	0	0	0	1		
Glenn Hubbard, R OBP: 0.327, SLG: 0.425 (1.4)	3B 1B		F9		FC5-4 1B		F8				4	1	2	0	0	0	1		
Bruce Benedict, R OBP: 0.321, SLG: 0.343 (1.2)	1H 3B		1-3 BB		FC5-4 1-2		F9				3	0	1	1	1	0	1		
Phil Niekro, R OBP: 0.141, SLG: 0.171 Rick Camp, R OBP: 0.230, SLG: 0.400 Larry Bradford, R (8.1)	4-3		F2		F8		F8				3	0	0	0	0	0	3		
Biff Pocoroba, S OBP: 0.352, SLG: 0.387 Gene Garber, R OBP: 1.000, SLG: 1.000 (9.1)											0	0	0	0	0	0	0		
<b>Inning Stats</b>	R: 0 E: 0 K: 0 S: 4	H: 1 LOB: 1 BB: 0 P: 4	R: 1 E: 0 K: 0 S: 5	H: 2 LOB: 1 BB: 0 P: 5	R: 1 E: 0 K: 0 S: 4	H: 2 LOB: 2 BB: 1 P: 8	R: 0 E: 0 K: 1 S: 6	H: 1 LOB: 1 BB: 0 P: 4	R: 0 E: 0 K: 0 S: 4	H: 1 LOB: 1 BB: 0 P: 4	R: 0 E: 0 K: 0 S: 3	H: 0 LOB: 0 BB: 0 P: 3	R: 0 E: 0 K: 0 S: 3	H: 0 LOB: 0 BB: 0 P: 3	R: 2 E: 0 K: 1 S: 7	H: 2 LOB: 0 BB: 0 P: 7	1B: 8 2B: 0 3B: 1 HR: 2	SF: 0 SAC: 0 DP: 0 HBP: 0	WP: 0 PA: 41
<b>PITCHER</b>	IP WLS BF H R ER SO BB IBB HBP BLK WP HR S P ERA WHIP	IP WLS BF H R ER SO BB IBB HBP BLK WP HR S P ERA WHIP																	
Bert Blyleven, R ERA: 3.83 Kent Tekulve, R ERA: 2.78 (9.1)	8.0 L 8 2 2 2 1 0 0 0 0 0 1 34 38 2.25 1.250	2.0 L 8 2 2 2 1 0 0 0 0 0 1 10 10 9.00 1.000																	

AB	40
R	4
H	11
RBI	4
BB	1
SO	2
LOB	10



Batter	1	2	3	4	5	6	7	8	9	10	AB	R	H	RBI	BB	SO	LOB	BOTTOM			
Omar Moreno, L OBP: 0.309, SLG: 0.332 (1.8)	SH5-3 SF8 S 1B		F8		4-3		FC1-6 S 1-2			6-3	5	1	1	0	0	0	1	<b>Atlanta Braves @ Pittsburgh Pirates</b> Three Rivers Stadium, Pittsburgh, PA Tue Aug 26 1980, 7:05 PM EDT Att: 14,695 - Unknown			
Tim Foli, R OBP: 0.316, SLG: 0.358 (1.6)	SH5-3 1-3				K		F7			F9	4	0	0	0	0	1	1				
Dave Parker, L OBP: 0.333, SLG: 0.455 (1.9)	SF8 3H				1B 1B		G3			4-3	3	0	1	1	0	0	1				
Mike Easter, L OBP: 0.408, SLG: 0.614 (1.7)	4-3				1-2 1B		5-3			F7	4	0	1	0	0	0	0				
Bill Madlock, R OBP: 0.333, SLG: 0.366 (10.3)	5-3				K 1B BB		4-0 1B BB			F7	3	1	0	0	1	1	2				
John Milner, L OBP: 0.376, SLG: 0.376 Matt Alexander, S (9. PR)	K				K		1B 1B			E3 S	4	0	1	0	0	2	2				
Dale Berra, R OBP: 0.282, SLG: 0.372 (10.5)	K				K		1-2 1B				0	0	0	0	0	0	0				
Ed Ott, L OBP: 0.326, SLG: 0.379 (1.2)	G3				K		1-3 2H 1B			1B	3	0	1	1	1	1	0				
Phil Garner, R OBP: 0.314, SLG: 0.357 (1.4)			5-3		6-3		F7			5-3	4	0	0	0	0	0	3				
Bert Blyleven, R OBP: 0.080, SLG: 0.061 Lee Lacy, R OBP: 0.418, SLG: 0.529 Kent Tekulve, R (9.1)			K		K		FC1-6 BB			1-3	2	0	0	0	0	2	0				
Manny Sanguillen, R OBP: 0.300, SLG: 0.359 (10. PH)											1	0	0	0	0	0	0				
<b>Inning Stats</b>	R: 1 E: 0 K: 0 S: 4	H: 1 LOB: 0 BB: 0 P: 4	R: 0 E: 0 K: 1 S: 5	H: 0 LOB: 0 BB: 0 P: 5	R: 0 E: 0 K: 1 S: 5	H: 0 LOB: 0 BB: 0 P: 5	R: 0 E: 0 K: 3 S: 11	H: 2 LOB: 2 BB: 0 P: 11	R: 0 E: 0 K: 2 S: 7	H: 0 LOB: 0 BB: 0 P: 7	R: 0 E: 0 K: 0 S: 3	H: 0 LOB: 1 BB: 1 P: 7	R: 0 E: 0 K: 0 S: 3	H: 0 LOB: 1 BB: 1 P: 7	R: 0 E: 1 K: 0 S: 4	H: 0 LOB: 2 BB: 1 P: 8	R: 0 E: 0 K: 0 S: 3	H: 0 LOB: 0 BB: 0 P: 3	1B: 5 2B: 0 3B: 0 HR: 0	SF: 1 SAC: 1 DP: 0 HBP: 0	WP: 0 PA: 38
<b>PITCHER</b>	IP WLS BF H R ER SO BB IBB HBP BLK WP HR S P ERA WHIP	IP WLS BF H R ER SO BB IBB HBP BLK WP HR S P ERA WHIP																			
Phil Niekro, R ERA: 3.89 Rick Camp, R ERA: 2.11 Larry Bradford, L ERA: 3.05 Gene Garber, R ERA: 4.01 (9.1)	6.2 L 4 0 1 0 0 0 0 0 0 0 0 38 42 2.70 0.900	1.0 W 8 0 0 0 0 0 1 0 0 0 0 7 11 0.00 0.000																			

AB	33
R	2
H	5
RBI	2
BB	3
SO	7
LOB	10





Batter	1	2	3	4	5	6	7	8	9	AB	R	H	RBI	BB	SO	LOB	TOP								
Jerry Royster, R OBP: 0.302, SLG: 0.290 (1, 7)										4	0	1	0	0	0	1									
Rafael Ramirez, R OBP: 0.317, SLG: 0.450 Luis Gomez, R OBP: 0.246, SLG: 0.220 (1, 6) (5, 6)										2	1	1	1	0	0	0									
Gary Matthews, R OBP: 0.321, SLG: 0.426 (1, 9)										4	2	1	0	1	0	4									
Bob Horner, R OBP: 0.305, SLG: 0.544 Gary Cooper, S (7, PR) (7, 7)										3	2	5	1	1	1	1									
Chris Chambliss, L OBP: 0.334, SLG: 0.424 (1, 3)										4	0	0	0	0	0	2									
Dale Murphy, R OBP: 0.356, SLG: 0.503 (1, 8)										3	0	1	0	1	1	0									
Glenn Hubbard, R OBP: 0.329, SLG: 0.424 (1, 4)										3	0	1	1	1	0	2									
Bruce Benedict, R OBP: 0.320, SLG: 0.345 (1, 2)										4	1	1	0	0	0	3									
Rick Matula, R OBP: 0.140, SLG: 0.122 Larry Bradford, R (8, 1) Rick Camp, R OBP: 0.200, SLG: 0.400 Al Hrabosky, R (9, 1)										3	0	0	0	1	2	2									
<b>Inning Stats</b>	R: 0 E: 0 K: 1 S: 5	H: 0 LOB: 1 BB: 1 P: 9	R: 0 E: 0 K: 1 S: 5	H: 0 LOB: 0 BB: 0 P: 5	R: 1 E: 0 K: 1 S: 7	H: 2 LOB: 1 BB: 0 P: 7	R: 1 E: 0 K: 0 S: 4	H: 2 LOB: 1 BB: 1 P: 8	R: 3 E: 0 K: 0 S: 4	H: 1 LOB: 0 BB: 1 P: 9	R: 0 E: 0 K: 0 S: 3	H: 0 LOB: 1 BB: 1 P: 7	R: 2 E: 0 K: 0 S: 6	H: 3 LOB: 2 BB: 1 P: 10	R: 0 E: 0 K: 1 S: 5	H: 0 LOB: 0 BB: 0 P: 5	R: 0 E: 0 K: 0 S: 3	H: 1 LOB: 0 BB: 0 P: 3	1B: 6 2B: 2 3B: 0 HR: 1	SF: 0 SAC: 1 DP: 1 HBP: 1	WP: 1 PB: 0 SB: 0 CS: 1	PA: 41			
<b>PITCHER</b>	IP	WLS	BF	H	R	ER	SO	BB	IBB	HBP	BLK	WP	HR	S	P	ERA	WHIP								
Don Robinson, R ERA: 4.07 (1, 1)	7.0	L	34	8	7	7	3	4	1	1	0	1	1	34	55	9.00	1.714								
Eddie Solomon, R ERA: 2.9 (8, 1)	1.0		3	0	0	0	1	0	0	0	0	0	0	5	5	0.00	0.000								
Kent Tekulve, R ERA: 2.74 (9, 1)	1.0	S	3	1	0	0	0	0	0	0	0	0	0	3	3	0.00	1.000								

Atlanta Braves @ Pittsburgh Pirates  
Three Rivers Stadium, Pittsburgh, PA  
Wed Aug 27 1980, 7:05 PM EDT  
Att: 12,363 - Unknown

AB 33  
R 7  
H 9  
RBI 7  
BB 5  
SO 4  
LOB 17

Batter	1	2	3	4	5	6	7	8	9	AB	R	H	RBI	BB	SO	LOB	BOTTOM								
Omar Moreno, L OBP: 0.310, SLG: 0.333 (1, 8)										4	1	1	1	1	0	2									
Tim Foli, R OBP: 0.314, SLG: 0.355 Dale Berra, R OBP: 0.286, SLG: 0.392 Dave Parker, L OBP: 0.333, SLG: 0.454 (1, 6) (8, 6) (9, PH)										3	0	0	0	0	1	2									
Mike Easler, L OBP: 0.403, SLG: 0.606 (1, 9)										4	0	0	0	0	1	0									
Bill Madlock, R OBP: 0.333, SLG: 0.369 Eddie Solomon, R OBP: 0.226, SLG: 0.290 Bill Robinson, R OBP: 0.311, SLG: 0.471 Bert Blyleven, R OBP: 0.080, SLG: 0.061 Kent Tekulve, R (9, 1)										3	1	1	0	0	0	0									
John Milner, L OBP: 0.379, SLG: 0.379 (1, 3)										4	0	2	0	0	0	0									
Lee Lacy, R OBP: 0.413, SLG: 0.524 (1, 7)										4	0	1	1	0	0	3									
Ed Ott, L OBP: 0.325, SLG: 0.375 (1, 2)										3	0	0	0	1	0	1									
Phil Garner, R OBP: 0.316, SLG: 0.357 (1, 4)										3	0	1	0	1	0	0									
Don Robinson, R OBP: 0.366, SLG: 0.512 Kurt Bevacqua, R OBP: 0.341, SLG: 0.363 (1, 1) (8, 5)										2	0	0	0	0	2	2									
<b>Inning Stats</b>	R: 0 E: 0 K: 0 S: 3	H: 0 LOB: 0 BB: 0 P: 3	R: 0 E: 0 K: 0 S: 3	H: 0 LOB: 0 BB: 0 P: 3	R: 0 E: 0 K: 2 S: 7	H: 0 LOB: 2 BB: 2 P: 15	R: 1 E: 0 K: 1 S: 6	H: 2 LOB: 0 BB: 0 P: 6	R: 0 E: 0 K: 0 S: 5	H: 0 LOB: 0 BB: 0 P: 5	R: 0 E: 0 K: 0 S: 3	H: 0 LOB: 0 BB: 0 P: 3	R: 0 E: 0 K: 0 S: 4	H: 1 LOB: 1 BB: 0 P: 4	R: 3 E: 0 K: 0 S: 8	H: 5 LOB: 2 BB: 0 P: 8	R: 0 E: 0 K: 0 S: 3	H: 0 LOB: 2 BB: 2 P: 11	1B: 5 2B: 2 3B: 0 HR: 1	SF: 0 SAC: 0 DP: 0 HBP: 0	WP: 0 PB: 1 SB: 0 CS: 1	PA: 39			
<b>PITCHER</b>	IP	WLS	BF	H	R	ER	SO	BB	IBB	HBP	BLK	WP	HR	S	P	ERA	WHIP								
Rick Matula, R ERA: 4.83 (1, 1)	7.1	W	29	6	4	4	4	2	0	0	0	0	0	3	3	0.00	6.000								
Larry Bradford, L ERA: 3.02 (8, 1)	0.1		3	2	0	0	0	0	0	0	0	0	0	3	3	0.00	6.000								
Rick Camp, R ERA: 2.09 (8, 1)	1.0	S	5	0	0	0	0	2	0	0	0	0	0	3	11	0.00	2.000								
Al Hrabosky, L ERA: 3.95 (9, 1)	0.1	S	1	0	0	0	0	0	0	0	0	0	0	1	1	0.00	0.000								

Atlanta Braves @ Pittsburgh Pirates  
Three Rivers Stadium, Pittsburgh, PA  
Wed Aug 27 1980, 7:05 PM EDT  
Att: 12,363 - Unknown

AB 34  
R 4  
H 8  
RBI 4  
BB 4  
SO 4  
LOB 13



Batter	1	2	3	4	5	6	7	8	9	AB	R	H	RBI	BB	SO	LOB	TOP			
Jerry Royster, R OBP: 0.304, SLG: 0.303 (1, 7)	6-3			G6-4-3 1B		P6		HR		4	1	2	1	0	0	0	<b>Atlanta Braves @ St. Louis Cardinals</b> Busch Stadium, St. Louis, MO Thu Aug 28 1980, 7:05 PM CDT Att: 7,203 - Unknown			
Glenn Hubbard, R OBP: 0.328, SLG: 0.422 (1, 4)	5-3			G6-4-3 1-2f		FC6-4 1B		F9		4	0	1	0	0	0	1				
Gary Matthews, R OBP: 0.321, SLG: 0.425 Gene Garber, R OBP: 1.000, SLG: 1.000 Jeff Burroughs, R OBP: 0.338, SLG: 0.429 Larry Bradford, R (8, 1)	K			1B		FC6-4 1-2f		5-3		3	0	1	0	0	1	1				
Bob Horner, R OBP: 0.302, SLG: 0.538 (1, 5)		P4		L7		E6 FC3-6			4-3	4	0	0	0	0	2					
Chris Chambliss, L OBP: 0.337, SLG: 0.427 Mike Lum, L OBP: 0.341, SLG: 0.239 (5, PR)		G6-4-3 BB			6-3 2B	FC3-6 1-2f			G3	1	0	1	0	1	0	0				
Dale Murphy, R OBP: 0.354, SLG: 0.500 Bill Nahorodny, R OBP: 0.303, SLG: 0.441 (7, 2)	G6-4-3 1-2f				F7				F7	3	0	0	0	0	1	2				
Bruce Benedict, R OBP: 0.317, SLG: 0.341 Gary Cooper, S (7, 8)			6-3		6-3 2-3					3	0	0	0	0	1					
Luis Gomez, R OBP: 0.243, SLG: 0.217 (1, 6)			6-3		F9				6-3	3	0	0	0	0	2					
Doyle Alexander, R OBP: 0.194, SLG: 0.200 Al Hrabosky, R (2, 1)			6-3							0	0	0	0	0	0	0				
Biff Pocoroba, S OBP: 0.400, SLG: 0.444 Charlie Spikes, R OBP: 0.343, SLG: 0.333 (6, 9)						HR		K		1	0	0	0	0	0	0				
<b>Inning Stats</b>	R: 0 E: 0 K: 1 S: 5	H: 0 LOB: 0 BB: 0 P: 5	R: 0 E: 0 K: 0 S: 2	H: 0 LOB: 0 BB: 1 P: 6	R: 0 E: 0 K: 0 S: 3	H: 0 LOB: 0 BB: 0 P: 3	R: 0 E: 0 K: 0 S: 4	H: 2 LOB: 1 BB: 0 P: 4	R: 0 E: 0 K: 0 S: 4	H: 1 LOB: 2 BB: 0 P: 4	R: 0 E: 0 K: 1 S: 5	H: 0 LOB: 0 BB: 0 P: 5	R: 0 E: 0 K: 1 S: 6	H: 1 LOB: 0 BB: 0 P: 6	R: 0 E: 0 K: 0 S: 3	H: 0 LOB: 0 BB: 0 P: 3	1B: 3 2B: 1 3B: 0 HR: 2	SF: 0 SAC: 0 DP: 2 HBP: 0	WP: 0 PB: 0 SB: 0 CS: 0	PA: 33
<b>PITCHER</b> Bob Forsch, R ERA: 3.47 (1, 1)	IP: 9.0 WLS: W BF: 33 H: 6 R: 2 ER: 2 SO: 3 BB: 1 IBB: 0 HBP: 0 BLK: 0 WP: 0 HR: 2 S: 38 P: 42 ERA: 2.00 WHIP: 0.778																			

Batter	1	2	3	4	5	6	7	8	9	AB	R	H	RBI	BB	SO	LOB	BOTTOM			
Ken Oberkfell, L OBP: 0.397, SLG: 0.433 (1, 4)	FC4-6 1B	FC4-6 1B	F8		F7					5	0	3	1	0	0	1	<b>Atlanta Braves @ St. Louis Cardinals</b> Busch Stadium, St. Louis, MO Thu Aug 28 1980, 7:05 PM CDT Att: 7,203 - Unknown			
Tony Scott, S OBP: 0.292, SLG: 0.284 (1, 8)	FC4-6 1-2f	FC4-6 2B	FC6-4 1-2f		F9					5	1	0	1	0	1	6				
Keith Hernandez, L OBP: 0.404, SLG: 0.492 (1, 3)	HBP 2B	HBP 2B		2B 1B	F9				4-3	3	3	1	1	2	0	0				
George Hendrick, R OBP: 0.365, SLG: 0.535 Leon Durham, L OBP: 0.296, SLG: 0.366 (6, PH)	2B	2B		1B		K			FC4-6 1B	1	3	1	0	1	0	0				
Dane Iorg, L OBP: 0.369, SLG: 0.465 (1, 7)	2B	IBB		2B		K			FC4-6 1-2f	5	1	3	7	0	1	1				
Terry Kennedy, L OBP: 0.305, SLG: 0.374 (1, 2)	6-3	K		6-3		6-3			F7	5	0	0	0	0	1	4				
Ken Reitz, R OBP: 0.296, SLG: 0.370 (1, 5)				5-3					6-3	4	1	1	0	0	0	1				
Mike Phillips, L OBP: 0.296, SLG: 0.283 (1, 6)		1B FC4-6 1B		FC6-4 BB					PB 1B	3	1	3	0	1	0	0				
Bob Forsch, R OBP: 0.304, SLG: 0.493 (1, 1)		FC4-6 1-2f		K		F9			F9	4	1	1	0	0	1	3				
<b>Inning Stats</b>	R: 2 E: 0 K: 0 S: 4	H: 2 LOB: 1 BB: 1 P: 9	R: 6 E: 0 K: 1 S: 11	H: 6 LOB: 1 BB: 1 P: 15	R: 0 E: 0 K: 1 S: 5	H: 0 LOB: 1 BB: 1 P: 9	R: 3 E: 0 K: 0 S: 6	H: 3 LOB: 1 BB: 1 P: 10	R: 0 E: 0 K: 2 S: 7	H: 0 LOB: 0 BB: 0 P: 7	R: 0 E: 0 K: 1 S: 7	H: 2 LOB: 2 BB: 0 P: 7	R: 0 E: 0 K: 0 S: 4	H: 1 LOB: 1 BB: 0 P: 4	R: 0 E: 0 K: 0 S: 3	H: 0 LOB: 0 BB: 0 P: 3		1B: 10 2B: 4 3B: 0 HR: 0	SF: 0 SAC: 0 DP: 0 HBP: 1	WP: 1 PB: 1 SB: 0 CS: 1
<b>PITCHER</b> Doyle Alexander, R ERA: 3.86 Al Hrabosky, L ERA: 4.4 Gene Garber, R ERA: 3.88 Larry Bradford, L ERA: 2.96 (8, 1)	IP: 1.1 WLS: L BF: 12 H: 4 R: 4 ER: 4 SO: 2 BB: 2 IBB: 1 HBP: 0 BLK: 0 WP: 1 HR: 0 S: 19 P: 31 ERA: 9.82 WHIP: 1.636																			



Batter	1	2	3	4	5	6	7	8	9	AB	R	H	RBI	BB	SO	LOB	TOP										
Jerry Royster, R OBP: 0.301, SLG: 0.299 (1, 7)	L7		FC6-4		6-3			L8		4	0	0	0	0	0	1											
Rafael Ramirez, R OBP: 0.314, SLG: 0.440 Luis Gomez, R OBP: 0.243, SLG: 0.217 (1, 6)	5-3			1B		F8		6-3		4	1	1	0	0	0	0											
Gary Matthews, R OBP: 0.320, SLG: 0.430 (1, 9)	F8			4-3		F9		HR		4	1	1	1	0	0	1											
Bob Horner, R OBP: 0.301, SLG: 0.534 Gary Cooper, S (9, PR)	5-3			1-3		F9		FC4-6		4	0	1	0	0	0	1											
Chris Chambliss, L OBP: 0.336, SLG: 0.426 (1, 3)	G3			HR				FC4-6		4	1	1	1	0	1	1											
Dale Murphy, R OBP: 0.553, SLG: 0.504 (1, 8)	K			HR				F8		4	1	1	2	0	1	1											
Glenn Hubbard, R OBP: 0.325, SLG: 0.418 (1, 4)			K		F9					3	0	0	0	0	1	0											
Bruce Benedict, R OBP: 0.313, SLG: 0.337 (1, 2)			F8		6-3			1-3		3	0	0	0	0	0	0											
Tommy Boggs, R OBP: 0.188, SLG: 0.191 Larry Bradford, R (8, 1)					5-3			P4		3	0	1	0	0	0	0											
Rick Camp, R OBP: 0.200, SLG: 0.400 (8, 1)										0	0	0	0	0	0	0											
<b>Inning Stats</b>	R: 0 E: 0 K: 0 S: 3	H: 0 LOB: 0 BB: 0 P: 3	R: 0 E: 0 K: 1 S: 5	H: 0 LOB: 0 BB: 0 P: 5	R: 0 E: 0 K: 1 S: 6	H: 1 LOB: 1 BB: 0 P: 6	R: 3 E: 0 K: 0 S: 6	H: 3 LOB: 0 BB: 0 P: 6	R: 0 E: 0 K: 0 S: 3	H: 0 LOB: 0 BB: 0 P: 3	R: 0 E: 0 K: 1 S: 5	H: 0 LOB: 0 BB: 0 P: 5	R: 0 E: 0 K: 0 S: 3	H: 0 LOB: 0 BB: 0 P: 3	R: 1 E: 0 K: 0 S: 5	H: 2 LOB: 1 BB: 0 P: 5	1B: 4 2B: 0 3B: 0 HR: 2	SF: 0 SAC: 0 DP: 0 HBP: 0	WP: 0 PA: 33 PB: 0 SB: 1 CS: 0								
<b>PITCHER</b>	IP	WLS	BF	H	R	ER	SO	BB	IBB	HBP	BLK	WP	HR	S	P	ERA	WHIP										
Silvio Martinez, R ERA: 4.59 John Littlefield, R ERA: 2.98 Jim Kaat, L ERA: 3.93	8.0	L	28	4	3	3	3	0	0	0	0	0	1	34	34	3.38	0.500										

Atlanta Braves @ St. Louis Cardinals  
Busch Stadium, St. Louis, MO  
Fri Aug 29 1980, 7:05 PM CDT  
Att: 11,551 - Unknown

AB 33  
R 4  
H 6  
RBI 4  
BB 0  
SO 3  
LOB 5



Batter	1	2	3	4	5	6	7	8	9	AB	R	H	RBI	BB	SO	LOB	BOTTOM										
Ken Oberkfell, L OBP: 0.385, SLG: 0.433 (1, 4)	4-3	3-1			4-3			1B	K	5	0	1	1	0	1	3											
Tony Scott, S OBP: 0.291, SLG: 0.283 (1, 8)	G3				P4			2B		4	0	1	0	0	0	0											
Keith Hernandez, L OBP: 0.405, SLG: 0.491 (1, 3)					G3			1B		3	0	1	0	1	0	2											
Ted Simmons, S OBP: 0.383, SLG: 0.525 (1, 2)	L3				F9					3	0	0	0	1	0	2											
George Hendrick, R OBP: 0.364, SLG: 0.535 (1, 9)					F7			G5-4-3		4	1	1	0	0	1	4											
Dane Iorg, L OBP: 0.372, SLG: 0.476 (1, 7)					P4			2B		4	1	2	1	0	0	0											
Ken Reitz, R OBP: 0.295, SLG: 0.367 (1, 5)					F9					3	0	0	0	1	0	1											
Mike Phillips, L OBP: 0.286, SLG: 0.272 (1, 6)					K					4	0	0	0	0	2	3											
Silvio Martinez, R OBP: 0.152, SLG: 0.097 Leon Durham, L OBP: 0.290, SLG: 0.374 John Littlefield, R ERA: 2.98 Jim Kaat, L OBP: 0.162, SLG: 0.259 Terry Kennedy, L ERA: 2.93 Bobby Bonds, R OBP: 0.300, SLG: 0.322 (1, 1)					6-3			2B		2	0	0	0	0	1	2											
<b>Inning Stats</b>	R: 0 E: 0 K: 0 S: 4	H: 1 LOB: 1 BB: 0 P: 4	R: 1 E: 0 K: 2 S: 9	H: 2 LOB: 2 BB: 1 P: 13	R: 0 E: 0 K: 0 S: 3	H: 0 LOB: 0 BB: 0 P: 3	R: 0 E: 0 K: 0 S: 3	H: 0 LOB: 0 BB: 0 P: 3	R: 0 E: 0 K: 1 S: 5	H: 0 LOB: 0 BB: 0 P: 5	R: 0 E: 0 K: 1 S: 5	H: 0 LOB: 1 BB: 1 P: 9	R: 0 E: 0 K: 0 S: 3	H: 0 LOB: 0 BB: 0 P: 3	R: 1 E: 0 K: 0 S: 5	H: 3 LOB: 2 BB: 1 P: 9	R: 1 E: 0 K: 1 S: 7	H: 2 LOB: 1 BB: 0 P: 7	1B: 2 2B: 6 3B: 0 HR: 0	SF: 0 SAC: 0 DP: 1 HBP: 0	WP: 1 PA: 37 PB: 0 SB: 1 CS: 0						
<b>PITCHER</b>	IP	WLS	BF	H	R	ER	SO	BB	IBB	HBP	BLK	WP	HR	S	P	ERA	WHIP										
Tommy Boggs, R ERA: 3.63 Larry Bradford, L ERA: 2.93 Rick Camp, R ERA: 2.15	7.0	W	29	6	2	2	4	2	0	0	0	0	0	35	43	2.57	1.143										

Atlanta Braves @ St. Louis Cardinals  
Busch Stadium, St. Louis, MO  
Fri Aug 29 1980, 7:05 PM CDT  
Att: 11,551 - Unknown

AB 34  
R 3  
H 8  
RBI 3  
BB 3  
SO 5  
LOB 17





Batter	1	2	3	4	5	6	7	8	9	AB	R	H	RBI	BB	SO	LOB	TOP			
Jerry Royster, R OBP: 0.302, SLG: 0.299 (1, 7)	L4		1-3		E6				F8	4	0	1	0	1	0	0	<b>Atlanta Braves @ St. Louis Cardinals</b> Busch Stadium, St. Louis, MO Sat Aug 30 1980, 7:05 PM CDT Att: 19,681 - Unknown			
Rafael Ramirez, R OBP: 0.303, SLG: 0.425 Mike Lum, L OBP: 0.348, SLG: 0.239 Luis Gomez, R OBP: 0.243, SLG: 0.217 Charlie Spikes, R OBP: 0.361, SLG: 0.333 (1, 6) (7, PH) (7, 6) (9, PH)	P6			E6	P3					3	0	0	0	0	0	1				
Gary Matthews, R OBP: 0.321, SLG: 0.432 (1, 9)				F7					K	5	0	2	0	0	1	5				
Bob Horner, R OBP: 0.301, SLG: 0.534 (1, 5)	P4									4	0	1	0	0	0	2				
Chris Chambliss, L OBP: 0.335, SLG: 0.426 (1, 3)		6-3		G3						4	1	1	0	0	0	2				
Dale Murphy, R OBP: 0.353, SLG: 0.502 (1, 8)	K				K					4	0	1	1	0	2	1				
Glenn Hubbard, R OBP: 0.321, SLG: 0.413 (1, 4)					K					4	0	0	0	0	1	1				
Bill Nahorodny, R OBP: 0.302, SLG: 0.436 (1, 2)				F7						4	1	1	0	0	0	1				
Larry McWilliams, L Gene Garber, R Jeff Burroughs, S Preston Hanna, R Bill Picoroba, S Larry Bradford, R Gary Cooper, S (1, 1) (4, 1) (5, PH) (5, 1) (7, PH) (7, 1) (9, PH)				5-3					K	1	0	0	0	0	0	0				
<b>Inning Stats</b>	R: 0 E: 0 K: 0 S: 4	H: 1 LOB: 1 BB: 0 P: 4	R: 0 E: 0 K: 1 S: 5	H: 0 LOB: 0 BB: 0 P: 5	R: 0 E: 0 K: 0 S: 3	H: 0 LOB: 0 BB: 0 P: 3	R: 0 E: 1 K: 0 S: 4	H: 1 LOB: 1 BB: 0 P: 4	R: 2 E: 1 K: 2 S: 10	H: 3 LOB: 1 BB: 0 P: 10	R: 0 E: 0 K: 0 S: 4	H: 1 LOB: 3 BB: 2 P: 12	R: 1 E: 0 K: 0 S: 5	H: 2 LOB: 1 BB: 0 P: 5	R: 0 E: 0 K: 2 S: 7	H: 0 LOB: 1 BB: 0 P: 8		1B: 5 2B: 3 3B: 0 HR: 1	SF: 0 SAC: 0 DP: 0 HBP: 1	WP: 1 PB: 0 SB: 0 CS: 1
<b>PITCHER</b>	IP WLS BF H R ER SO BB IBB HBP BLK WP HR S P ERA WHIP																			
Don Hood, L ERA: 2.49 John Ureia, R ERA: 3.57 (1, 1) (7, 1)	6.0 W 24 6 2 2 3 0 0 0 0 0 0 1 30 30 3.00 1.000																			

Batter	1	2	3	4	5	6	7	8	9	AB	R	H	RBI	BB	SO	LOB	BOTTOM			
Ken Oberkfell, L OBP: 0.389, SLG: 0.439 (1, 4)	4-3 FC6-5 1B BB									3	2	2	0	1	0	1	<b>Atlanta Braves @ St. Louis Cardinals</b> Busch Stadium, St. Louis, MO Sat Aug 30 1980, 7:05 PM CDT Att: 19,681 - Unknown			
Tony Scott, S OBP: 0.294, SLG: 0.286 (1, 8)				6-3						4	0	2	2	0	0	1				
Keith Hernandez, L OBP: 0.406, SLG: 0.490 Leon Durham, L OBP: 0.292, SLG: 0.391 (1, 3) (3, PR) (4, 3)	4-3									1	0	0	0	0	0	2				
Ted Simmons, S OBP: 0.381, SLG: 0.522 (1, 2)	FC6-5 1B									4	0	1	1	0	0	1				
George Hendrick, R OBP: 0.363, SLG: 0.533 (1, 9)										4	0	1	0	0	0	2				
Dane Iorg, L OBP: 0.374, SLG: 0.474 (1, 7)	3-1									3	1	1	0	1	0	2				
Ken Reitz, R OBP: 0.297, SLG: 0.369 (1, 5)										4	0	2	0	0	0	1				
Mike Ramsey, S OBP: 0.288, SLG: 0.353 (1, 6)										4	0	0	0	0	0	4				
Don Hood, L OBP: 0.176, SLG: 0.176 John Ureia, R OBP: 0.100, SLG: 0.100 (1, 1) (7, 1)										3	1	1	1	0	1	1				
<b>Inning Stats</b>	R: 1 E: 0 K: 0 S: 5	H: 2 LOB: 2 BB: 1 P: 9	R: 0 E: 0 K: 1 S: 6	H: 1 LOB: 1 BB: 0 P: 6	R: 0 E: 0 K: 0 S: 3	H: 1 LOB: 2 BB: 0 P: 4	R: 0 E: 0 K: 0 S: 6	H: 4 LOB: 0 BB: 0 P: 6	R: 1 E: 0 K: 0 S: 5	H: 2 LOB: 2 BB: 1 P: 9	R: 0 E: 0 K: 0 S: 4	H: 1 LOB: 1 BB: 0 P: 4	R: 0 E: 0 K: 0 S: 3	H: 0 LOB: 0 BB: 0 P: 3	R: 0 E: 0 K: 0 S: 3	H: 0 LOB: 0 BB: 0 P: 3		1B: 9 2B: 1 3B: 0 HR: 1	SF: 0 SAC: 0 DP: 1 HBP: 1	WP: 0 PB: 0 SB: 0 CS: 1
<b>PITCHER</b>	IP WLS BF H R ER SO BB IBB HBP BLK WP HR S P ERA WHIP																			
Larry McWilliams, L Gene Garber, R Preston Hanna, R Larry Bradford, L (1, 1) (4, 1) (5, 1) (7, 1)	3.2 L 19 7 4 4 1 1 0 0 0 0 0 0 1 1 9.82 2.182																			

AB 36  
R 3  
H 9  
RBI 3  
BB 2  
SO 5  
LOB 13



AB 33  
R 5  
H 11  
RBI 5  
BB 2  
SO 1  
LOB 16





Batter	1	2	3	4	5	6	7	8	9	AB	R	H	RBI	BB	SO	LOB	TOP								
Jerry Royster, R OBP: 0.304, SLG: 0.304 (1, 7)	3-1		P4						F3	5	0	2	1	0	0	1									
Rafael Ramirez, R OBP: 0.298, SLG: 0.413 (1, 6)	L6-3 1B		6-3						F7	5	0	1	0	0	0	3									
Gary Matthews, R OBP: 0.322, SLG: 0.430 (1, 9)	L6-3 1-2			5-3 S BB					F2	4	1	1	0	1	0	1									
Bob Horner, R OBP: 0.300, SLG: 0.531 Gary Cooper, S (8, 7)		P4		5-3					F9	4	1	1	0	0	0	2									
Chris Chambliss, L OBP: 0.336, SLG: 0.431 (1, 3)		F9		F8						4	1	2	2	0	0	1									
Dale Murphy, R OBP: 0.355, SLG: 0.509 (1, 8)				G3						2	2	1	1	2	0	1									
Glenn Hubbard, R OBP: 0.318, SLG: 0.408 (1, 4)										4	0	0	0	0	0	4									
Bruce Benedict, R OBP: 0.313, SLG: 0.340 (1, 2)			F7							4	0	1	2	0	1	0									
Phil Niekro, R OBP: 0.160, SLG: 0.216 (1, 1)										4	1	2	0	0	0	1									
<b>Inning Stats</b>	R: 0 E: 0 K: 0 S: 3	H: 1 LOB: 0 BB: 0 P: 3	R: 1 E: 0 K: 0 S: 4	H: 1 LOB: 0 BB: 0 P: 4	R: 0 E: 0 K: 0 S: 4	H: 1 LOB: 1 BB: 0 P: 4	R: 0 E: 0 K: 0 S: 3	H: 0 LOB: 1 BB: 1 P: 7	R: 1 E: 0 K: 1 S: 7	H: 2 LOB: 1 BB: 0 P: 7	R: 1 E: 0 K: 0 S: 4	H: 2 LOB: 1 BB: 1 P: 8	R: 0 E: 0 K: 0 S: 4	H: 1 LOB: 1 BB: 0 P: 4	R: 3 E: 0 K: 0 S: 6	H: 3 LOB: 1 BB: 1 P: 10	R: 0 E: 0 K: 0 S: 3	H: 0 LOB: 0 BB: 0 P: 3	1B: 4 2B: 7 3B: 0 HR: 1	SF: 0 SAC: 0 DP: 2 HBP: 0	WP: 0 PB: 1 SB: 2 CS: 0	PA: 39			
<b>PITCHER</b>	IP	WLS	BF	H	R	ER	SO	BB	IBB	HBP	BLK	WP	HR	S	P	ERA	WHIP								
Bob Sykes, L ERA: 4.28 (1, 1)	5.0		20	5	2	2	1	1	0	0	0	0	1	21	25	3.60	1.200								
Jim Otten, R ERA: 6.54 (6, 1)	2.1	L	13	5	4	4	0	0	2	0	0	0	0	11	19	15.43	2.143								
John Littlefield, R ERA: 2.94 (8, 1)	0.2		3	1	0	0	0	0	0	0	0	0	0	3	3	0.00	1.500								
John Martin, L ERA: 1.13 (9, 1)	1.0		3	0	0	0	0	0	0	0	0	0	0	3	3	0.00	0.000								

Atlanta Braves @ St. Louis Cardinals  
 Busch Stadium, St. Louis, MO  
 Sun Aug 31 1980, 3:33 AM CDT  
 Att: 27,821 - Unknown

AB	36
R	6
H	11
RBI	6
BB	3
SO	1
LOB	14



Batter	1	2	3	4	5	6	7	8	9	AB	R	H	RBI	BB	SO	LOB	BOTTOM								
Ken Oberkfell, L OBP: 0.384, SLG: 0.433 (1, 4)	4-3			4-3					F8	4	0	0	0	0	0	1									
Tony Scott, S OBP: 0.293, SLG: 0.286 (1, 8)	4-3			5-3 HR 1B					1-3	4	1	1	0	0	0	0									
Leon Durham, L OBP: 0.286, SLG: 0.383 (1, 3)	K			5-3 1-2					4-3	4	0	0	0	0	1	1									
George Hendrick, R OBP: 0.366, SLG: 0.541 (1, 9)										4	1	3	2	0	0	0									
Dane Iorg, L OBP: 0.372, SLG: 0.469 (1, 7)		G1-6-3 1B								4	0	1	0	0	0	2									
Terry Kennedy, L OBP: 0.309, SLG: 0.382 (1, 2)										3	0	1	0	0	1	0									
Ken Reitz, R OBP: 0.299, SLG: 0.369 (1, 5)										2	0	1	0	1	0	1									
Mike Phillips, L OBP: 0.278, SLG: 0.264 (1, 6)										3	0	0	0	0	1	3									
Bob Sykes, S OBP: 0.122, SLG: 0.100 Keith Hernandez, L OBP: 0.409, SLG: 0.489 Jim Otten, R OBP: 0.290, SLG: 0.200 John Littlefield, R OBP: 0.301, SLG: 0.521 Ted Simmons, S OBP: 0.307, SLG: 0.500 (1, 1) (5, PH) (8, 1) (8, PH) (9, 1)										1	0	0	0	0	0	1									
<b>Inning Stats</b>	R: 0 E: 0 K: 1 S: 5	H: 0 LOB: 0 BB: 0 P: 5	R: 0 E: 0 K: 1 S: 5	H: 1 LOB: 0 BB: 0 P: 5	R: 0 E: 0 K: 0 S: 2	H: 0 LOB: 0 BB: 1 P: 6	R: 2 E: 0 K: 0 S: 5	H: 3 LOB: 0 BB: 0 P: 5	R: 0 E: 0 K: 1 S: 6	H: 1 LOB: 1 BB: 0 P: 6	R: 0 E: 0 K: 0 S: 3	H: 0 LOB: 0 BB: 0 P: 3	R: 0 E: 0 K: 0 S: 3	H: 0 LOB: 0 BB: 0 P: 3	R: 0 E: 0 K: 0 S: 4	H: 1 LOB: 1 BB: 0 P: 4	R: 0 E: 0 K: 0 S: 4	H: 1 LOB: 1 BB: 0 P: 4	1B: 6 2B: 0 3B: 0 HR: 1	SF: 0 SAC: 0 DP: 2 HBP: 0	WP: 0 PB: 1 SB: 0 CS: 1	PA: 33			
<b>PITCHER</b>	IP	WLS	BF	H	R	ER	SO	BB	IBB	HBP	BLK	WP	HR	S	P	ERA	WHIP								
Phil Niekro, R ERA: 3.82 (1, 1)	9.0	W	32	7	2	2	3	1	0	0	0	0	1	37	41	2.00	0.889								

Atlanta Braves @ St. Louis Cardinals  
 Busch Stadium, St. Louis, MO  
 Sun Aug 31 1980, 3:33 AM CDT  
 Att: 27,821 - Unknown

AB	31
R	2
H	7
RBI	2
BB	1
SO	3
LOB	11





Batter	1	2	3	4	5	6	7	8	9	AB	R	H	RBI	BB	SO	LOB	TOP								
Jerry Royster, R OBP: 0.302, SLG: 0.302 (1, 7)	5-3	5-3		1B	FC6-4		F7			5	1	1	0	0	0	6									
Rafael Ramirez, R OBP: 0.283, SLG: 0.392 (1, 6)	K	5-3		F7		F8		4-3		5	0	0	0	0	1	3									
Gary Matthews, R OBP: 0.327, SLG: 0.439 (1, 9)	1B		F9	WP		1B		E		5	1	4	1	0	0	0									
Bob Horner, R OBP: 0.304, SLG: 0.532 Gary Cooper, S (8, PR) (8, 7)	K		BB	F7		S		E5		5	1	3	1	0	1	2									
Chris Chambliss, L OBP: 0.337, SLG: 0.429 (1, 3)		1B	BB	F8		BB		K		4	1	1	0	1	2	4									
Dale Murphy, R OBP: 0.356, SLG: 0.505 (1, 8)	1B	BB	FC5		G2		5-3	K		3	1	0	0	2	1	4									
Glenn Hubbard, R OBP: 0.322, SLG: 0.411 (1, 4)		SH1-4			K		SH3-4	K		5	0	3	1	0	2	1									
Bruce Benedict, R OBP: 0.314, SLG: 0.338 (1, 2)		SH1-4	FC5		F2		F2	F2		4	0	1	2	1	0	3									
Rick Matula, R OBP: 0.151, SLG: 0.118 Rick Camp, R OBP: 0.200, SLG: 0.400 (9, 1)	SH1-4			K		FC6-4		SH3-4		2	0	0	0	1	2	0									
<b>Inning Stats</b>	R: 0 E: 0 K: 2 S: 8	H: 1 LOB: 1 BB: 0 P: 8	R: 2 E: 0 K: 0 S: 6	H: 3 LOB: 2 BB: 1 P: 10	R: 1 E: 0 K: 0 S: 5	H: 2 LOB: 2 BB: 1 P: 9	R: 1 E: 0 K: 1 S: 7	H: 2 LOB: 1 BB: 0 P: 7	R: 0 E: 0 K: 1 S: 5	H: 0 LOB: 3 BB: 3 P: 17	R: 0 E: 0 K: 1 S: 7	H: 2 LOB: 2 BB: 0 P: 7	R: 0 E: 1 K: 2 S: 9	H: 1 LOB: 1 BB: 0 P: 9	R: 1 E: 0 K: 2 S: 9	H: 2 LOB: 1 BB: 0 P: 9	R: 0 E: 0 K: 2 S: 7	H: 0 LOB: 0 BB: 7	1B: 11 2B: 2 3B: 0 HR: 0	SF: 0 SAC: 2 DP: 0 HBP: 0	WP: 1 PB: 0 SB: 3 CS: 0	PA: 45			
<b>PITCHER</b>	IP	WLS	BF	H	R	ER	SO	BB	IBB	HBP	BLK	WP	HR	S	P	ERA	WHIP								
Dennis Lamp, R ERA: 4.75 Lee Smith, R ERA: 5.1	4.0	L	23	8	4	4	3	3	0	0	0	1	0	26	38	9.00	2.750								
Bill Caudill, R ERA: 2.16 Doug Capilla, L ERA: 2.85 Dick Tidrow, R ERA: 2.77	2.1		12	5	1	1	1	0	0	0	0	0	0	14	13	3.86	2.143								
	0.1		1	0	0	0	1	0	0	0	0	0	0	3	3	0.00	0.000								
	1.1		4	0	0	0	3	0	0	0	0	0	0	10	10	0.00	0.000								

Atlanta Braves @ Chicago Cubs  
Wrigley Field, Chicago, IL  
Mon Sep 01 1980, 3:33 AM CDT  
Att: 11,647 - Unknown

AB 38  
R 5  
H 13  
RBI 5  
BB 5  
SO 9  
LOB 23



Batter	1	2	3	4	5	6	7	8	9	AB	R	H	RBI	BB	SO	LOB	BOTTOM								
Ivan De Jesus, R OBP: 0.331, SLG: 0.341 (1, 6)	E		FC6-4		G1			F7		4	1	2	0	0	0	1									
Mike Tyson, R OBP: 0.284, SLG: 0.366 (1, 4)	F3		FC6-4			6-3		2B		4	1	1	0	0	0	2									
Bill Buckner, L OBP: 0.348, SLG: 0.451 (1, 7)	4-3		F8			G5-4-3		P4		4	0	1	1	0	0	2									
Cliff Johnson, R OBP: 0.329, SLG: 0.408 (1, 3)				K		G5-4-3				4	0	2	0	0	1	1									
Larry Bittner, L OBP: 0.305, SLG: 0.327 (1, 9)	K			G3			4-3	4-3		4	0	0	1	0	1	2									
Scott Thompson, L OBP: 0.301, SLG: 0.290 Dick Tidrow, R (8, 1)		G3		4-3			6-3	F9		3	0	0	0	0	0	0									
Mike Vail, R OBP: 0.321, SLG: 0.388 (9, PH)										1	0	0	0	0	0	1									
Tim Blackwell, S OBP: 0.338, SLG: 0.395 (1, 2)		6-3			1-3			K		3	0	0	0	0	1	0									
Steve Dillard, R OBP: 0.292, SLG: 0.347 (1, 5)		5-3				FC6-4		F8		3	0	1	0	0	0	0									
Dennis Lamp, R ERA: 4.75 Lee Smith, R ERA: 5.1 Jim Tracy, L OBP: 0.294 Bill Caudill, R OBP: 0.306, SLG: 0.429 Doug Capilla, L OBP: 0.352 Jesus Figueroa, S OBP: 0.208, SLG: 0.325 (8, 8)			K		FC6-4			G3		1	0	0	0	0	1	0									
<b>Inning Stats</b>	R: 1 E: 0 K: 1 S: 7	H: 2 LOB: 1 BB: 0 P: 7	R: 0 E: 0 K: 0 S: 3	H: 0 LOB: 0 BB: 0 P: 3	R: 0 E: 0 K: 1 S: 6	H: 1 LOB: 1 BB: 0 P: 6	R: 0 E: 0 K: 1 S: 5	H: 0 LOB: 0 BB: 0 P: 5	R: 0 E: 0 K: 0 S: 4	H: 1 LOB: 1 BB: 0 P: 4	R: 0 E: 0 K: 0 S: 3	H: 1 LOB: 0 BB: 0 P: 3	R: 0 E: 0 K: 1 S: 5	H: 0 LOB: 0 BB: 0 P: 5	R: 0 E: 0 K: 0 S: 3	H: 0 LOB: 1 BB: 0 P: 3	R: 1 E: 0 K: 0 S: 5	H: 2 LOB: 1 BB: 0 P: 5	1B: 5 2B: 2 3B: 0 HR: 0	SF: 0 SAC: 0 DP: 1 HBP: 0	WP: 0 PB: 0 SB: 1 CS: 0	PA: 33			
<b>PITCHER</b>	IP	WLS	BF	H	R	ER	SO	BB	IBB	HBP	BLK	WP	HR	S	P	ERA	WHIP								
Rick Matula, R ERA: 4.68 Rick Camp, R ERA: 2.13	8.1	W	31	7	2	2	4	0	0	0	0	0	0	39	39	2.16	0.840								
	0.2	S	2	0	0	0	0	0	0	0	0	0	0	2	2	0.00	0.000								

Atlanta Braves @ Chicago Cubs  
Wrigley Field, Chicago, IL  
Mon Sep 01 1980, 3:33 AM CDT  
Att: 11,647 - Unknown

AB 33  
R 2  
H 7  
RBI 2  
BB 0  
SO 4  
LOB 10









Batter	1	2	3	4	5	6	7	8	9	AB	R	H	RBI	BB	SO	LOB	TOP		
Jerry Royster, R OBP: 0.303, SLG: 0.313 (1, 7)										4	0	0	0	0	1	0			
Rafael Ramirez, R OBP: 0.296, SLG: 0.394 (1, 6)										3	0	0	0	1	2	0			
Gary Matthews, R OBP: 0.327, SLG: 0.442 (1, 9)										4	1	1	1	0	0	1			
Bob Horner, R OBP: 0.305, SLG: 0.528 Gary Cooper, S (8, 7)										3	1	1	0	1	0	0			
Chris Chambliss, L OBP: 0.337, SLG: 0.429 (1, 3)										4	1	2	0	0	0	2			
Dale Murphy, R OBP: 0.356, SLG: 0.513 (1, 8)										4	1	1	3	0	1	1			
Glenn Hubbard, R OBP: 0.322, SLG: 0.411 (1, 4)										4	0	0	0	0	0	1			
Bruce Benedict, R OBP: 0.311, SLG: 0.330 (1, 2)										3	0	0	0	1	1	0			
Tommy Boggs, R OBP: 0.173, SLG: 0.176 Rick Camp, R OBP: 0.200, SLG: 0.400 (9, 1)										4	0	0	0	0	1	2			
<b>Inning Stats</b>	R: 0 E: 1 K: 0 S: 4	H: 0 LOB: 2 BB: 1 P: 8	R: 0 E: 0 K: 1 S: 5	H: 0 LOB: 0 BB: 0 P: 5	R: 0 E: 0 K: 2 S: 7	H: 0 LOB: 0 BB: 0 P: 7	R: 0 E: 0 K: 0 S: 3	H: 0 LOB: 0 BB: 0 P: 3	R: 0 E: 0 K: 1 S: 5	H: 0 LOB: 0 BB: 0 P: 9	R: 3 E: 0 K: 0 S: 6	H: 3 LOB: 0 BB: 0 P: 6	R: 1 E: 0 K: 1 S: 6	H: 1 LOB: 0 BB: 1 P: 6	R: 0 E: 0 K: 0 S: 4	H: 1 LOB: 2 BB: 1 P: 8	1B: 2 2B: 1 3B: 0 HR: 2	SF: 0 SAC: 0 DP: 0 HBP: 0	WP: 1 PA: 36 PB: 0 SB: 0 CS: 0
<b>PITCHER</b> Lynn McGlothen, R ERA: 5.01 Dick Tidrow, R ERA: 2.74	IP: 8.0 W: L BF: 31 H: 4 R: 4 ER: 4 SO: 6 BB: 2 IBB: 0 HBP: 0 BLK: 0 WP: 1 HR: 2 S: 41 P: 49 ERA: 4.50 WHIP: 0.750	IP: 1.0 W: L BF: 5 H: 1 R: 0 ER: 0 SO: 0 BB: 0 IBB: 1 HBP: 0 BLK: 0 WP: 0 HR: 0 S: 4 P: 8 ERA: 0.00 WHIP: 1.000																	

Atlanta Braves @ Chicago Cubs  
Wrigley Field, Chicago, IL  
Wed Sep 03 1980, 3:33 AM CDT  
Att: 1,480 - Unknown

AB 33  
R 4  
H 5  
RBI 4  
BB 3  
SO 6  
LOB 7



Batter	1	2	3	4	5	6	7	8	9	AB	R	H	RBI	BB	SO	LOB	BOTTOM				
Lenny Randle, S OBP: 0.345, SLG: 0.373 (1, 5)										4	0	0	0	0	0	1					
Mike Tyson, R OBP: 0.284, SLG: 0.367 Larry Blittner, L OBP: 0.302, SLG: 0.324 Dick Tidrow, R (9, 1)										3	0	0	0	0	2	1					
Jim Tracy, L OBP: 0.308, SLG: 0.500 (1, 7)										4	1	4	0	0	0	0					
Cliff Johnson, R OBP: 0.327, SLG: 0.402 (1, 3)										4	0	0	0	0	0	4					
Mike Vail, R OBP: 0.320, SLG: 0.387 (1, 9)										4	1	1	1	0	0	1					
Carlos Lezcano, R OBP: 0.302, SLG: 0.435 Dave Kingman, R OBP: 0.302, SLG: 0.502 (9, PH)										3	1	1	2	0	1	0					
Barry Foote, R OBP: 0.282, SLG: 0.387 (1, 2)										3	0	0	0	0	2	0					
Mick Kelleher, R OBP: 0.264, SLG: 0.200 Jesus Figueroa, L OBP: 0.301, SLG: 0.307 Ivan De Jesus, R OBP: 0.332, SLG: 0.342 (8, 6)										1	0	0	0	1	0	0					
Lynn McGlothen, L OBP: 0.275, SLG: 0.359 Bill Buckner, L OBP: 0.346, SLG: 0.447 Steve Dillard, R OBP: 0.287, SLG: 0.340 (9, 4)										1	0	0	0	0	0	0					
<b>Inning Stats</b>	R: 0 E: 0 K: 0 S: 4	H: 1 LOB: 1 BB: 0 P: 4	R: 0 E: 0 K: 2 S: 7	H: 0 LOB: 0 BB: 0 P: 7	R: 0 E: 0 K: 1 S: 5	H: 0 LOB: 1 BB: 1 P: 9	R: 2 E: 0 K: 1 S: 7	H: 3 LOB: 0 BB: 0 P: 7	R: 0 E: 0 K: 0 S: 3	H: 0 LOB: 0 BB: 0 P: 3	R: 0 E: 0 K: 1 S: 6	H: 1 LOB: 1 BB: 0 P: 6	R: 0 E: 0 K: 0 S: 3	H: 0 LOB: 0 BB: 0 P: 3	R: 0 E: 0 K: 0 S: 3	H: 0 LOB: 0 BB: 0 P: 3	R: 1 E: 0 K: 0 S: 4	H: 1 LOB: 0 BB: 0 P: 4	1B: 3 2B: 1 3B: 1 HR: 1	SF: 0 SAC: 1 DP: 1 HBP: 0	WP: 0 PA: 33 PB: 0 SB: 0 CS: 0
<b>PITCHER</b> Tommy Boggs, R ERA: 3.62 Rick Camp, R ERA: 2.11	IP: 8.0 W: L BF: 30 H: 6 R: 3 ER: 3 SO: 5 BB: 1 IBB: 0 HBP: 0 BLK: 0 WP: 0 HR: 1 S: 39 P: 43 ERA: 3.38 WHIP: 0.875	IP: 1.0 W: L BF: 3 H: 0 R: 0 ER: 0 SO: 0 BB: 0 IBB: 0 HBP: 0 BLK: 0 WP: 0 HR: 0 S: 3 P: 3 ERA: 0.00 WHIP: 0.000																			

Atlanta Braves @ Chicago Cubs  
Wrigley Field, Chicago, IL  
Wed Sep 03 1980, 3:33 AM CDT  
Att: 1,480 - Unknown

AB 31  
R 3  
H 6  
RBI 3  
BB 1  
SO 5  
LOB 7





Batter	1	2	3	4	5	6	7	8	9	AB	R	H	RBI	BB	SO	LOB	TOP			
Omar Moreno, L (1,8) OBP: 0.312, SLG: 0.336	1-3		K			4-3		SH5-3		3	0	0	0	0	1	0	<b>Pittsburgh Pirates @ Atlanta Braves</b> Atlanta-Fulton County Stadium, Atlanta, GA Fri Sep 05 1980, 7:05 PM EDT Att: 29,610 - Unknown			
Tim Foli, R (1,6) OBP: 0.309, SLG: 0.348	F9				HR	F8		6-3		4	1	1	0	0	0	2				
Bill Madlock, R (1,5) OBP: 0.341, SLG: 0.390	6-3				F6	P4		1B		4	0	1	1	0	0	1				
Dave Parker, L (1,9) OBP: 0.340, SLG: 0.477		6-3			F7		G3	1B		4	1	2	0	0	0	1				
Bill Robinson, R (1,3) OBP: 0.312, SLG: 0.475	K				HR		6-3	1B		4	1	2	2	0	1	2				
Lee Lacy, R (1,7) OBP: 0.411, SLG: 0.513	E6				CS		G3			1	0	0	0	1	0	0				
Mike Easter, L (7,PH) OBP: 0.382, SLG: 0.583					BB		1-2	2-3		2	0	0	0	0	0	2				
Phil Garner, R (1,4) OBP: 0.313, SLG: 0.360	F3				CS	F7		6-3		4	0	0	1	0	0	2				
Steve Nicosia, R (1,2) OBP: 0.289, SLG: 0.276						4-3		4-3		2	0	1	0	0	0	0				
John Milner, L (7,PH) OBP: 0.368, SLG: 0.352								5-3		1	0	0	0	0	0	1				
Kent Tekulve, R (7,1) OBP: 0.382, SLG: 0.583										0	0	0	0	0	0	0				
Grant Jackson, S (8,1) OBP: 0.382, SLG: 0.583										0	0	0	0	0	0	0				
Bernie Carbo, L (9,PH) OBP: 0.286, SLG: 0.167										1	0	0	0	0	0	0				
Jim Bibby, R (1,1) OBP: 0.208, SLG: 0.215										2	0	0	0	0	1	0				
Ed Ott, L (7,2) OBP: 0.330, SLG: 0.382										1	0	1	0	0	0	0				
Matt Alexander, S (6,PR) OBP: 0.333, SLG: 0.667										0	1	0	0	0	0	0				
Tony Peña, R (8,2) OBP: 0.333, SLG: 0.667								SH5-3	S	0	0	0	0	0	0	0				
<b>Inning Stats</b>	R: 0 E: 0 K: 0 S: 3	H: 0 LOB: 0 BB: 0 P: 3	R: 0 E: 1 K: 1 S: 6	H: 0 LOB: 1 BB: 0 P: 6	R: 0 E: 0 K: 2 S: 7	H: 1 LOB: 0 BB: 0 P: 7	R: 2 E: 0 K: 0 S: 4	H: 2 LOB: 0 BB: 1 P: 8	R: 0 E: 0 K: 0 S: 3	H: 0 LOB: 0 BB: 0 P: 3	R: 1 E: 0 K: 0 S: 5	H: 2 LOB: 1 BB: 0 P: 5	R: 1 E: 0 K: 0 S: 6	H: 3 LOB: 2 BB: 0 P: 6	R: 0 E: 0 K: 0 S: 3	H: 0 LOB: 0 BB: 0 P: 3	1B: 7 2B: 0 3B: 0 HR: 1	SF: 0 SAC: 1 DP: 0 HBP: 0	WP: 0 PB: 0 SB: 1 CS: 1	PA: 36
<b>PITCHER</b>	IP WLS BF H R ER SO BB IBB HBP BLK WP HR S P ERA WHIP																			
Larry McWilliams, L (1,1) ERA: 4.86	6.0	23	5	3	3	3	1	0	0	0	0	0	1	28	32	4.50	1.000			
Rick Camp, R (7,1) ERA: 2.14	3.0	W	12	3	1	1	0	0	0	0	0	0	0	12	12	3.00	1.000			

Batter	1	2	3	4	5	6	7	8	9	AB	R	H	RBI	BB	SO	LOB	BOTTOM					
Jerry Royster, R (1,7) OBP: 0.302, SLG: 0.316	SH		P6		F9		P4			4	1	1	0	0	0	0	<b>Pittsburgh Pirates @ Atlanta Braves</b> Atlanta-Fulton County Stadium, Atlanta, GA Fri Sep 05 1980, 7:05 PM EDT Att: 29,610 - Unknown					
Rafael Ramirez, R (1,6) OBP: 0.291, SLG: 0.387	SH		F5		6-3					2	1	0	0	0	0	0						
Biff Pocoroba, S (8,PH) OBP: 0.416, SLG: 0.462	1B									1	0	1	0	0	0	0						
Gary Cooper, S (8,PR) OBP: 0.416, SLG: 0.462	6-3-5									0	1	0	0	0	0	0						
Gary Matthews, R (1,9) OBP: 0.328, SLG: 0.442	6-3-5		5-3			6-3		1B		4	0	2	0	0	0	0						
Bob Horner, R (1,5) OBP: 0.304, SLG: 0.525	6-3-5				K			FC6-4		4	2	1	1	0	1	3						
Mike Lum, R (9,3) OBP: 0.346, SLG: 0.239	1-3					HR		HR		0	0	0	0	0	0	0						
Chris Chambliss, L (1,3) OBP: 0.337, SLG: 0.427	F9				BB					2	0	0	0	1	0	1						
Jeff Burroughs, R (8,PH) OBP: 0.344, SLG: 0.457					BB					1	1	1	3	0	0	0						
Luis Gomez, R (9,6) OBP: 0.243, SLG: 0.217					7-2					0	0	0	0	0	0	0						
Dale Murphy, R (1,8) OBP: 0.355, SLG: 0.519			F7		BB			HR		2	1	1	2	2	0	0						
Glenn Hubbard, R (1,4) OBP: 0.324, SLG: 0.409					BB			FC6-4		2	0	0	0	2	0	1						
Bruce Benedict, R (1,2) OBP: 0.307, SLG: 0.325			5-4-3		BB					4	0	0	0	0	0	5						
Larry McWilliams, L (1,1) OBP: 0.212, SLG: 0.146										2	0	0	0	0	0	1						
Rick Camp, R (7,1) OBP: 0.167, SLG: 0.333			4-3							1	0	0	0	0	1	0						
<b>Inning Stats</b>	R: 2 E: 1 K: 0 S: 5	H: 2 LOB: 0 BB: 0 P: 5	R: 0 E: 0 K: 0 S: 3	H: 0 LOB: 1 BB: 1 P: 7	R: 0 E: 0 K: 0 S: 3	H: 0 LOB: 0 BB: 0 P: 3	R: 0 E: 0 K: 1 S: 4	H: 0 LOB: 2 BB: 3 P: 16	R: 0 E: 0 K: 0 S: 3	H: 0 LOB: 0 BB: 0 P: 3	R: 2 E: 0 K: 0 S: 5	H: 2 LOB: 0 BB: 0 P: 5	R: 0 E: 0 K: 1 S: 5	H: 0 LOB: 0 BB: 0 P: 5	R: 3 E: 0 K: 0 S: 6	H: 3 LOB: 1 BB: 1 P: 10	R: 0 E: 0 K: 0 S: 3	H: 0 LOB: 0 BB: 0 P: 3	1B: 4 2B: 3 3B: 0 HR: 2	SF: 0 SAC: 1 DP: 2 HBP: 0	WP: 0 PB: 0 SB: 1 CS: 0	PA: 35
<b>PITCHER</b>	IP WLS BF H R ER SO BB IBB HBP BLK WP HR S P ERA WHIP																					
Jim Bibby, R (1,1) ERA: 3.38	6.0		25	4	4	3	1	4	0	0	0	0	0	1	23	39	4.50	1.333				
Kent Tekulve, R (7,1) ERA: 2.53	1.1	L	6	2	2	2	1	0	0	0	0	0	0	8	8	13.50	1.500					
Grant Jackson, L (8,1) ERA: 2.7	0.2		4	1	1	1	0	1	0	0	0	0	0	1	3	7	13.50	3.000				





Batter	1	2	3	4	5	6	7	8	9	AB	R	H	RBI	BB	SO	LOB	TOP		
Omar Moreno, L (1,8) OBP: 0.312, SLG: 0.334	F9		F8			3-1		IBB		3	0	0	0	1	0	0			
Tim Foli, R (1,6) OBP: 0.306, SLG: 0.345	K						F9	F3		4	0	0	0	0	2	3			
Bill Madlock, R (1,5) OBP: 0.338, SLG: 0.387	F8			K			6-3			4	0	0	0	0	1	0			
Dave Parker, L (1,9) OBP: 0.338, SLG: 0.473		K		K			4-3			4	0	0	0	0	2	0			
Mike Easter, L (1,7) OBP: 0.381, SLG: 0.579	F8					F3		FC1-6 BB E 1B	6-3	4	1	1	0	0	0	0			
John Milner, L (1,3) OBP: 0.372, SLG: 0.369										2	1	1	1	1	0	0			
Matt Alexander, S (8, PR) OBP: 0.333, SLG: 0.667						F3				0	0	0	0	0	0	0			
Dale Berra, R (8,5) OBP: 0.287, SLG: 0.387	HR							FC1-6 BB		0	0	0	0	0	0	0			
Ed Ott, L (1,2) OBP: 0.327, SLG: 0.378	4-3					5-3		FC1-6 BB		3	0	0	0	0	0	2			
Phil Garner, R (1,4) OBP: 0.311, SLG: 0.358			4-3			E6		E6		3	0	0	0	0	0	1			
Bert Blyleven, R (1,1) OBP: 0.074, SLG: 0.057						G1-6-4		4-3		2	0	0	0	0	0	1			
Bob Beall, S (8, PH)			P5					4-3		1	0	0	0	0	0	2			
Enrique Romo, R (8,1) OBP: 0.545, SLG: 0.444								4-3		0	0	0	0	0	0	0			
<b>Inning Stats</b>	R: 0 E: 0 K: 1 S: 5	H: 0 LOB: 0 BB: 0 P: 5	R: 1 E: 0 K: 1 S: 6	H: 1 LOB: 0 BB: 0 P: 6	R: 0 E: 0 K: 0 S: 3	H: 0 LOB: 0 BB: 0 P: 3	R: 0 E: 0 K: 3 S: 9	H: 0 LOB: 0 BB: 0 P: 9	R: 0 E: 0 K: 0 S: 3	H: 0 LOB: 0 BB: 0 P: 3	R: 0 E: 0 K: 0 S: 3	H: 0 LOB: 0 BB: 0 P: 3	R: 1 E: 1 K: 0 S: 5	H: 1 LOB: 3 BB: 2 P: 13	R: 0 E: 0 K: 0 S: 3	H: 0 LOB: 0 BB: 0 P: 3	1B: 1 2B: 0 3B: 0 HR: 1	SF: 0 SAC: 0 DP: 1 HBP: 0	WP: 0 PA: 32 CS: 0
<b>PITCHER</b>	IP	WLS	BF	H	R	ER	SO	BB	IBB	HBP	BLK	WP	HR	S	P	ERA	WHIP		
Phil Niekro, R (1,1) ERA: 3.74	7.0	W	24	2	2	1	5	1	0	0	0	0	1	33	37	1.29	0.429		
Gene Garber, R (8,1) ERA: 3.97	2.0	S	8	0	0	0	0	0	1	0	0	0	0	7	11	0.00	0.000		

Pittsburgh Pirates @ Atlanta Braves  
Atlanta-Fulton County Stadium, Atlanta, GA  
Sat Sep 06 1980, 3:33 AM EDT  
Att: 17,821 - Unknown

AB 30  
R 2  
H 2  
RBI 1  
BB 2  
SO 5  
LOB 9





Batter	1	2	3	4	5	6	7	8	9	AB	R	H	RBI	BB	SO	LOB	BOTTOM		
Jerry Royster, R (1,7) OBP: 0.304, SLG: 0.319	1B S F9 BB		6-3			E9 1B 2B		P3		3	1	1	0	1	0	0			
Rafael Ramirez, R (1,6) OBP: 0.298, SLG: 0.391				F8		HR 1B		5-3		4	1	2	1	0	0	0			
Gary Matthews, R (1,9) OBP: 0.326, SLG: 0.439	1B F9			4-3		K				3	0	0	0	0	1	3			
Bob Horner, R (1,5) OBP: 0.307, SLG: 0.534	3H 6-3					HR 1B				3	1	2	2	0	0	1			
Chris Chambliss, L (1,3) OBP: 0.335, SLG: 0.424			K			F7		3-1		3	0	0	0	0	1	1			
Dale Murphy, R (1,8) OBP: 0.357, SLG: 0.516			K			K		K		3	0	0	0	0	3	0			
Glenn Hubbard, R (1,4) OBP: 0.321, SLG: 0.405			6-3			K		4-3		3	0	0	0	0	1	0			
Bruce Benedict, R (1,2) OBP: 0.304, SLG: 0.322						5-3		K		3	0	0	0	0	1	0			
Phil Niekro, R (1,1) OBP: 0.156, SLG: 0.211										2	0	0	0	0	1	0			
Gene Garber, R (8,1) OBP: 0.500, SLG: 0.500			K			F2		K		1	0	0	0	0	1	0			
<b>Inning Stats</b>	R: 0 E: 0 K: 0 S: 3	H: 1 LOB: 1 BB: 1 P: 7	R: 0 E: 0 K: 2 S: 7	H: 0 LOB: 0 BB: 0 P: 7	R: 0 E: 0 K: 1 S: 5	H: 0 LOB: 0 BB: 0 P: 5	R: 0 E: 0 K: 0 S: 4	H: 1 LOB: 1 BB: 0 P: 4	R: 0 E: 0 K: 2 S: 7	H: 0 LOB: 0 BB: 0 P: 7	R: 3 E: 1 K: 1 S: 8	H: 3 LOB: 0 BB: 0 P: 8	R: 0 E: 0 K: 2 S: 7	H: 0 LOB: 0 BB: 0 P: 7	R: 0 E: 0 K: 1 S: 5	H: 0 LOB: 0 BB: 0 P: 5	1B: 3 2B: 1 3B: 0 HR: 1	SF: 0 SAC: 0 DP: 0 HBP: 0	WP: 0 PA: 29 CS: 0
<b>PITCHER</b>	IP	WLS	BF	H	R	ER	SO	BB	IBB	HBP	BLK	WP	HR	S	P	ERA	WHIP		
Bert Blyleven, R (1,1) ERA: 3.85	7.0	L	26	5	3	3	8	1	0	0	0	0	1	41	45	3.86	0.857		
Enrique Romo, R (8,1) ERA: 3.05	1.0		3	0	0	0	1	0	0	0	0	0	0	5	5	0.00	0.000		

Pittsburgh Pirates @ Atlanta Braves  
Atlanta-Fulton County Stadium, Atlanta, GA  
Sat Sep 06 1980, 3:33 AM EDT  
Att: 17,821 - Unknown

AB 28  
R 3  
H 5  
RBI 3  
BB 1  
SO 9  
LOB 5





Batter	1	2	3	4	5	6	7	8	9	AB	R	H	RBI	BB	SO	LOB	TOP			
Omar Moreno, L (1, 8) OBP: 0.316, SLG: 0.337	FC5 SF9 1B	0-0 S 1B	0-0 S 1B	4-0 BB		0-0 G5-4-3 1B			6-3 2	4	1	3	1	1	0	0	<b>Pittsburgh Pirates @ Atlanta Braves</b> Atlanta-Fulton County Stadium, Atlanta, GA Sun Sep 07 1980, 3:33 AM EDT Att: 19,762 - Unknown  <b>AB 32</b> <b>R 5</b> <b>H 8</b> <b>RBI 5</b> <b>BB 3</b> <b>SO 1</b> <b>LOB 13</b> 			
Tim Foli, R (1, 6) OBP: 0.303, SLG: 0.342	F2 1-2	SF7 1-2 3-H		F4 3		G5-4-3 1B 1-2			F8 3	4	0	0	1	0	0	5				
Bill Madlock, R (1, 5) OBP: 0.338, SLG: 0.384	SF9 E BB	6-3 3			6-3 1			5-3 1		3	0	0	0	1	0	1				
Dave Parker, L (1, 9) OBP: 0.335, SLG: 0.469	FC5 1-2 2-3		F7 1		E4 CS			1-3 2		4	0	0	0	0	0	2				
Mike Easter, L (1, 7) OBP: 0.376, SLG: 0.574	SF9 2-3 3-H		K 2		F7 1-2			F8 3		3	0	0	1	0	1	1				
John Milner, L (1, 3) OBP: 0.370, SLG: 0.363	F3 3		G3 3			1B BB			F8 1	3	1	0	0	1	0	2				
Ed Ott, L (1, 2) OBP: 0.326, SLG: 0.377		SH5-4 1B		F9 1		F8 1			4-3 2	4	1	1	0	0	0	1				
Phil Garner, R (1, 4) OBP: 0.315, SLG: 0.361		1B SH5-4 SF7 1B				1B 1B			F7 3	4	2	3	0	0	0	0				
Rick Rhoden, R (1, 1) OBP: 0.452, SLG: 0.633		SH5-4 1		P3 1-2		1B 1B			P4 1	2	0	1	2	0	0	1				
Lee Lacy, R (7, 7) OBP: 0.410, SLG: 0.510										1	0	0	0	0	0	0				
Kent Tekulve, R (7, 1) OBP: 0.335, SLG: 0.363										0	0	0	0	0	0	0				
<b>Inning Stats</b>	R: 1 E: 1 K: 0 S: 5	H: 1 LOB: 2 BB: 1 P: 9	R: 2 E: 0 K: 0 S: 6	H: 3 LOB: 1 BB: 0 P: 6	R: 0 E: 0 K: 1 S: 5	H: 0 LOB: 0 BB: 0 P: 5	R: 0 E: 0 K: 0 S: 4	H: 1 LOB: 2 BB: 1 P: 8	R: 0 E: 1 K: 0 S: 3	H: 0 LOB: 0 BB: 0 P: 3	R: 0 E: 0 K: 0 S: 3	H: 0 LOB: 0 BB: 0 P: 3	R: 0 E: 0 K: 0 S: 3	H: 0 LOB: 0 BB: 0 P: 3	R: 0 E: 0 K: 0 S: 3	H: 0 LOB: 0 BB: 0 P: 3	1B: 8 2B: 0 3B: 0 HR: 0	SF: 2 SAC: 1 DP: 1 HBP: 0	WP: 0 PB: 0 SB: 3 CS: 1	PA: 38
<b>PITCHER</b>	IP WLS BF H R ER SO BB IBB HBP BLK WP HR S P ERA WHIP																			
Rick Matula, R (1, 1) ERA: 4.74	2.0		12	4	3	2	0	1	0	0	0	0	0	0	0	0	0	9.00	2.500	
Al Hrabosky, L (3, 1) ERA: 4.14	3.0		11	1	0	0	1	1	0	0	0	0	0	0	0	0	0	0.00	0.667	
Gene Garber, R (6, 1) ERA: 4.11	2.0	W	9	3	2	2	0	1	0	0	0	0	0	0	0	0	0	9.00	2.000	
Larry Bradford, L (8, 1) ERA: 2.76	1.0	S	3	0	0	0	0	0	0	0	0	0	0	0	0	0	0	0.00	0.000	
Rick Camp, R (9, 1) ERA: 2.12	1.0		3	0	0	0	0	0	0	0	0	0	0	0	0	0	0	0.00	0.000	
<b>Batter</b>	1	2	3	4	5	6	7	8	9	AB	R	H	RBI	BB	SO	LOB	BOTTOM			
Jerry Royster, R (1, 7) OBP: 0.301, SLG: 0.315	6-3 1		5-3 1		F9 2		G5-4-3 1-2 3			4	0	0	0	0	0	1	<b>Pittsburgh Pirates @ Atlanta Braves</b> Atlanta-Fulton County Stadium, Atlanta, GA Sun Sep 07 1980, 3:33 AM EDT Att: 19,762 - Unknown  <b>AB 31</b> <b>R 6</b> <b>H 8</b> <b>RBI 4</b> <b>BB 2</b> <b>SO 3</b> <b>LOB 10</b> 			
Rafael Ramirez, R (1, 6) OBP: 0.305, SLG: 0.389	6-3 2		6-3 2		H 1-0 HBP			1B G6-4-3 1B		3	1	1	0	0	0	0				
Gary Matthews, R (1, 9) OBP: 0.326, SLG: 0.438	5-3 3		6-3 3		F3 3			G6-4-3 1B		4	0	1	0	0	0	1				
Bob Horner, R (1, 5) OBP: 0.309, SLG: 0.550		0-3 K 1			0-0 HR			G6-4-3 1-2 3-H		4	2	2	2	0	1	1				
Rick Camp, R (9, 1) OBP: 0.167, SLG: 0.333					HR			G6-4-3 1-2 3-H		0	0	0	0	0	0	0				
Chris Chambliss, L (1, 3) OBP: 0.336, SLG: 0.424		0-0 1B E 1B		4-3 1				1B BB		3	2	1	0	1	0	0				
Dale Murphy, R (1, 8) OBP: 0.355, SLG: 0.522		0-0 FC6-4 E 1B		0-3 K 2				HR BB		4	1	2	2	0	1	0				
Glenn Hubbard, R (1, 4) OBP: 0.320, SLG: 0.402		0-0 E5 FC6-4 1-2 2-H		4-0 BB BB				6-3 3		3	0	0	0	1	0	1				
Bruce Benedict, R (1, 2) OBP: 0.304, SLG: 0.322		0-0 FC6-4 1-2 2-3		0-0 F9 3				G5-4-3 1B		3	0	1	0	0	0	3				
Rick Matula, R (1, 1) OBP: 0.151, SLG: 0.115		0-3 K 1			0-0 4-3 1					0	0	0	0	0	0	0				
Mike Lutt, L (2, PH) OBP: 0.344, SLG: 0.226										1	0	0	0	0	0	1				
Al Hrabosky, R (3, 1) OBP: 0.344, SLG: 0.226										0	0	0	0	0	0	2				
Biff Pocoreba, S (5, PH) OBP: 0.410, SLG: 0.455										0	0	0	0	0	0	0				
Gene Garber, R (6, 1) OBP: 0.301, SLG: 0.500										0	0	0	0	0	0	0				
Jeff Burroughs, R (7, PH) OBP: 0.335, SLG: 0.450										0	0	0	0	0	0	0				
Larry Bradford, R (8, 1) OBP: 0.335, SLG: 0.450										0	0	0	0	0	0	1				
Gary Cooper, S (9, 7) OBP: 0.335, SLG: 0.450										0	0	0	0	0	0	0				
<b>Inning Stats</b>	R: 0 E: 0 K: 0 S: 3	H: 0 LOB: 0 BB: 0 P: 3	R: 1 E: 1 K: 2 S: 10	H: 2 LOB: 2 BB: 0 P: 10	R: 0 E: 0 K: 0 S: 3	H: 0 LOB: 0 BB: 0 P: 3	R: 1 E: 0 K: 1 S: 6	H: 1 LOB: 1 BB: 1 P: 10	R: 0 E: 0 K: 0 S: 3	H: 0 LOB: 1 BB: 0 P: 4	R: 1 E: 0 K: 0 S: 4	H: 1 LOB: 0 BB: 0 P: 4	R: 0 E: 0 K: 0 S: 3	H: 1 LOB: 0 BB: 0 P: 3	R: 3 E: 0 K: 0 S: 5	H: 3 LOB: 0 BB: 1 P: 9	1B: 5 2B: 0 3B: 0 HR: 3	SF: 0 SAC: 0 DP: 2 HBP: 1	WP: 0 PB: 0 SB: 0 CS: 0	PA: 34
<b>PITCHER</b>	IP WLS BF H R ER SO BB IBB HBP BLK WP HR S P ERA WHIP																			
Rick Rhoden, R (1, 1) ERA: 4.1	6.0		26	5	3	2	3	1	0	0	0	0	0	0	0	0	0	3.00	1.000	
Kent Tekulve, R (7, 1) ERA: 3.1	2.0	L	8	3	3	3	0	1	0	0	0	0	0	0	0	0	0	13.50	2.000	



Batter	1	2	3	4	5	6	7	8	9	AB	R	H	RBI	BB	SO	LOB	TOP										
Dave Collins, S (1, 8) OBP: 0.366, SLG: 0.372 Cesar Geronimo, L (8, 8) OBP: 0.323, SLG: 0.336										4	1	2	1	0	1	2	<b>Cincinnati Reds @ Atlanta Braves</b> Atlanta-Fulton County Stadium, Atlanta, GA Mon Sep 08 1980, 7:05 PM EDT Att: 15,951 - Unknown										
Ken Griffey, L (1, 9) OBP: 0.372, SLG: 0.436										5	1	1	0	0	0	2											
Dave Concepcion, R (1, 6) OBP: 0.310, SLG: 0.367										5	1	1	1	0	1	0											
George Foster, R (1, 7) OBP: 0.364, SLG: 0.476										4	1	3	1	0	0	0											
Dan Driessen, L (1, 3) OBP: 0.390, SLG: 0.439										4	1	1	1	0	1	2											
Johnny Bench, R (1, 2) OBP: 0.331, SLG: 0.503										4	0	1	0	0	0	2											
Ray Knight, R (1, 5) OBP: 0.309, SLG: 0.417										4	1	1	0	0	1	3											
Ron Oester, S (1, 4) OBP: 0.338, SLG: 0.381										3	0	0	0	1	0	2											
Frank Pastore, R (1, 1) OBP: 0.193, SLG: 0.148 Tom Hume, R (8, 1) OBP: 0.154, SLG: 0.231										4	0	2	2	0	1	1											
<b>Inning Stats</b>	R: 5 E: 0 K: 0 S: 9	H: 6 LOB: 2 BB: 1 P: 13	R: 0 E: 0 K: 1 S: 6	H: 1 LOB: 1 BB: 0 P: 6	R: 1 E: 0 K: 0 S: 6	H: 3 LOB: 2 BB: 0 P: 6	R: 0 E: 0 K: 0 S: 3	H: 0 LOB: 0 BB: 0 P: 3	R: 0 E: 0 K: 1 S: 6	H: 1 LOB: 1 BB: 0 P: 6	R: 0 E: 0 K: 2 S: 7	H: 0 LOB: 0 BB: 0 P: 7	R: 0 E: 0 K: 0 S: 3	H: 1 LOB: 0 BB: 0 P: 3	R: 0 E: 0 K: 1 S: 5	H: 0 LOB: 0 BB: 0 P: 5	R: 0 E: 0 K: 0 S: 3	H: 0 LOB: 0 BB: 0 P: 3	1B: 12 2B: 0 3B: 0 HR: 0	SF: 0 SAC: 0 DP: 1 HBP: 0	WP: 0 PB: 0 SB: 0 CS: 0	PA: 39					
<b>PITCHER</b>	IP	WLS	BF	H	R	ER	SO	BB	IBB	HBP	BLK	WP	HR	S	P	ERA	WHIP										
Doyle Alexander, R (1, 1) ERA: 4.01	5.0	L	27	11	6	6	2	0	0	0	0	0	0	30	34	10.80	2.200										
Preston Hanna, R (6, 1) ERA: 3.53	2.0		6	1	0	0	2	0	0	0	0	0	0	10	10	0.00	0.500										
Gene Garber, R (8, 1) ERA: 4.06	1.0		3	0	0	0	1	0	0	0	0	0	0	5	5	0.00	0.000										
Al Hrabosky, L (9, 1) ERA: 4.06	1.0		3	0	0	0	0	0	0	0	0	0	0	3	3	0.00	0.000										

AB	38
R	6
H	12
RBI	6
BB	1
SO	5
LOB	14





Batter	1	2	3	4	5	6	7	8	9	AB	R	H	RBI	BB	SO	LOB	BOTTOM											
Jerry Royster, R (1, 7) OBP: 0.303, SLG: 0.317										4	0	2	0	0	0	2	<b>Cincinnati Reds @ Atlanta Braves</b> Atlanta-Fulton County Stadium, Atlanta, GA Mon Sep 08 1980, 7:05 PM EDT Att: 15,951 - Unknown											
Rafael Ramirez, R (1, 6) OBP: 0.303, SLG: 0.385										4	0	1	0	0	1	1												
Gary Matthews, R (1, 9) OBP: 0.327, SLG: 0.437										3	0	1	0	1	0	3												
Bob Horner, R (1, 5) OBP: 0.306, SLG: 0.544										4	0	0	0	0	1	3												
Chris Chambliss, L (1, 3) OBP: 0.334, SLG: 0.421										4	0	0	0	0	1	1												
Dale Murphy, R (1, 8) OBP: 0.357, SLG: 0.526										4	1	1	1	0	2	0												
Glenn Hubbard, R (1, 4) OBP: 0.320, SLG: 0.398										3	0	0	0	1	0	0												
Bruce Benedict, R (1, 2) OBP: 0.305, SLG: 0.322										3	0	1	0	0	0	1												
Doyle Alexander, R (1, 1) ERA: 4.01 Bill Fischer, S (5, 1) ERA: 2.05 Preston Hanna, R (6, 1) ERA: 3.53 Mike Lum, 1B (7, 1) OBP: 0.341, SLG: 0.233 Gene Garber, R (8, 1) ERA: 4.06 Al Hrabosky, R (9, 1) ERA: 4.06										1	0	0	0	0	0	2												
<b>Inning Stats</b>	R: 0 E: 0 K: 1 S: 5	H: 0 LOB: 1 BB: 1 P: 9	R: 1 E: 1 K: 0 S: 6	H: 2 LOB: 2 BB: 0 P: 6	R: 0 E: 0 K: 2 S: 8	H: 1 LOB: 1 BB: 0 P: 8	R: 0 E: 0 K: 1 S: 4	H: 0 LOB: 0 BB: 1 P: 8	R: 0 E: 0 K: 0 S: 4	H: 1 LOB: 1 BB: 0 P: 4	R: 0 E: 0 K: 1 S: 5	H: 0 LOB: 0 BB: 0 P: 5	R: 0 E: 0 K: 0 S: 3	H: 0 LOB: 0 BB: 0 P: 3	R: 0 E: 0 K: 0 S: 4	H: 2 LOB: 1 BB: 0 P: 4	R: 0 E: 0 K: 0 S: 3	H: 0 LOB: 0 BB: 0 P: 3	1B: 5 2B: 0 3B: 0 HR: 1	SF: 0 SAC: 0 DP: 2 HBP: 0	WP: 0 PB: 0 SB: 0 CS: 0	PA: 34						
<b>PITCHER</b>	IP	WLS	BF	H	R	ER	SO	BB	IBB	HBP	BLK	WP	HR	S	P	ERA	WHIP											
Frank Pastore, R (1, 1) ERA: 3.27	7.0	W	29	6	1	1	5	2	0	0	0	0	0	1	37	45	1.29	1.143										
Tom Hume, R (8, 1) ERA: 2.66	2.0		5	0	0	0	0	0	0	0	0	0	0	5	5	0.00	0.000											

AB	32
R	1
H	6
RBI	1
BB	2
SO	5
LOB	13





Batter	1	2	3	4	5	6	7	8	9	AB	R	H	RBI	BB	SO	LOB	TOP					
Dave Collins, S (1,8) OBP: 0.369, SLG: 0.376 Cesar Geronimo, L (7,8) OBP: 0.321, SLG: 0.333	G3 6-3 2B		1-3			HR BB	1-2 1B		K	3	2	0	1	0	0	0	<p>Cincinnati Reds @ Atlanta Braves Atlanta-Fulton County Stadium, Atlanta, GA</p> <p>Tue Sep 09 1980, 7:05 PM EDT Att: 14,165 - Unknown</p> <p>livebaseballscores.com</p> <p>AB 37 R 7 H 12 RBI 7 BB 2 SO 6 LOB 9</p> 					
Ken Griffey, L (1,9) OBP: 0.371, SLG: 0.440	G3 2-3			F7		HR	G3		K	5	1	1	3	0	1	3						
Dave Concepcion, R (1,6) OBP: 0.311, SLG: 0.367	6-3			K		6-3		6-3 5-3 1B		5	1	2	1	0	1	0						
George Foster, R (1,7) OBP: 0.363, SLG: 0.473	6-3			K				5-3 1-2	K	5	0	1	0	0	2	2						
Dan Driessen, L (1,3)		F7				1-3		6-3		4	0	0	0	0	0	2						
Johnny Bench, R (1,2) Vic Correll, R (8,2)	6-3				5-3		HR	1B BB		3	2	1	1	1	0	0						
Ray Knight, R (1,5) OBP: 0.310, SLG: 0.418	4-3				CS 1B		F7	WP 1B		4	0	2	1	0	0	0						
Ron Oester, S (1,4) OBP: 0.340, SLG: 0.383			6-3		CS	SH3-4 HR 1B	G3	WP 1B		4	1	2	1	0	0	0						
Mario Soto, R (1,1) OBP: 0.028, SLG: 0.028			B2-3			SH3-4 1-2 1B	1B	1-2 2-3 K		3	0	1	0	0	1	2						
<b>Inning Stats</b>	R: 1 E: 0 K: 0 S: 4	H: 1 LOB: 0 BB: 0 P: 4	R: 0 E: 0 K: 0 S: 3	H: 0 LOB: 0 BB: 0 P: 3	R: 0 E: 0 K: 0 S: 3	H: 0 LOB: 0 BB: 0 P: 3	R: 0 E: 0 K: 2 S: 7	H: 0 LOB: 0 BB: 0 P: 7	R: 0 E: 0 K: 0 S: 3	H: 1 LOB: 0 BB: 0 P: 3	R: 3 E: 0 K: 0 S: 6	H: 3 LOB: 1 BB: 1 P: 10	R: 1 E: 0 K: 0 S: 6	H: 3 LOB: 2 BB: 0 P: 6	R: 2 E: 0 K: 1 S: 8	H: 3 LOB: 2 BB: 1 P: 12	R: 0 E: 0 K: 3 S: 10	H: 1 LOB: 1 BB: 0 P: 10	1B: 9 2B: 1 3B: 0 HR: 2	SF: 0 SAC: 1 DP: 0 HBP: 0	WP: 1 PB: 0 SB: 0 CS: 1	PA: 41
<b>PITCHER</b>	IP WLS BF H R ER SO BB IBB HBP BLK WP HR S P ERA WHIP																					
Tommy Boggs, R (1,1) ERA: 3.75	6.2 L 27 7 5 5 2 1 0 0 0 0 0 2 30 34 6.75 1.200																					
Gene Garber, R (7,1) ERA: 4.04	0.1 2 1 0 0 0 0 0 0 0 0 0 0 2 2 0.00 3.000																					
Preston Hanna, R (8,1) ERA: 3.76	1.0 7 3 2 2 1 1 0 0 0 0 1 0 8 12 18.00 4.000																					
Larry Bradford, L (9,1) ERA: 2.7	1.0 4 1 0 0 3 0 0 0 0 0 0 0 10 10 0.00 1.000																					

Batter	1	2	3	4	5	6	7	8	9	AB	R	H	RBI	BB	SO	LOB	BOTTOM					
Jerry Royster, R (1,7) OBP: 0.300, SLG: 0.313	K		F7		F9			K		4	0	0	0	0	2	1	<p>Cincinnati Reds @ Atlanta Braves Atlanta-Fulton County Stadium, Atlanta, GA</p> <p>Tue Sep 09 1980, 7:05 PM EDT Att: 14,165 - Unknown</p> <p>livebaseballscores.com</p> <p>AB 33 R 1 H 7 RBI 1 BB 1 SO 15 LOB 17</p> 					
Rafael Ramirez, R (1,6) OBP: 0.304, SLG: 0.383 Luis Gomez, R (8,6) OBP: 0.243, SLG: 0.216	F8			2B FC1-2 1B		F7		5-3		3	0	1	0	0	0	0						
Gary Matthews, R (1,9) OBP: 0.326, SLG: 0.438	K			FC1-2 1B 2B		G3		F8		4	1	1	0	0	1	0						
Bob Horner, R (1,5) OBP: 0.305, SLG: 0.541				CS 1B	FC1-2 1B	F8		K		4	0	1	0	0	1	2						
Chris Chambliss, L (1,3) OBP: 0.337, SLG: 0.425	K			1-2	1-3 3-H 1B		WP 2B	1B		4	0	3	1	0	1	1						
Dale Murphy, R (1,8) OBP: 0.356, SLG: 0.523	K				K		WP BB	K		3	0	0	0	1	3	3						
Glenn Hubbard, R (1,4) OBP: 0.318, SLG: 0.396 Biff Pocoroba, S (7,PH) OBP: 0.400, SLG: 0.441 Chico Ruiz, R (8,4) OBP: 0.370, SLG: 0.480			K	K		F2 1-2 2-3		K		2	0	0	0	0	2	2						
Bruce Benedict, R (1,2) OBP: 0.306, SLG: 0.323 Mike Lum, L (7,PH) OBP: 0.337, SLG: 0.230 Bill Nahorodny, R (8,2) OBP: 0.302, SLG: 0.436					5-3		K			2	0	1	0	0	0	0						
Tommy Boggs, R (1,1) OBP: 0.167, SLG: 0.170 Gene Garber, R (7,1) OBP: 0.500, SLG: 0.500 Jeff Burroughs, R (7,PH) OBP: 0.342, SLG: 0.454 Preston Hanna, R (8,1) OBP: 0.167, SLG: 0.333 Larry Bradford, R (9,1)			K			K		K		1	0	0	0	0	0	0						
<b>Inning Stats</b>	R: 0 E: 0 K: 2 S: 7	H: 0 LOB: 0 BB: 0 P: 7	R: 0 E: 0 K: 2 S: 7	H: 1 LOB: 0 BB: 0 P: 7	R: 0 E: 0 K: 2 S: 8	H: 1 LOB: 1 BB: 0 P: 8	R: 1 E: 0 K: 2 S: 10	H: 3 LOB: 2 BB: 0 P: 10	R: 0 E: 0 K: 1 S: 5	H: 0 LOB: 0 BB: 0 P: 5	R: 0 E: 0 K: 0 S: 3	H: 0 LOB: 0 BB: 0 P: 3	R: 0 E: 0 K: 2 S: 8	H: 1 LOB: 2 BB: 1 P: 12	R: 0 E: 0 K: 1 S: 5	H: 0 LOB: 0 BB: 0 P: 5	R: 0 E: 0 K: 3 S: 10	H: 1 LOB: 1 BB: 0 P: 10	1B: 5 2B: 2 3B: 0 HR: 0	SF: 0 SAC: 0 DP: 0 HBP: 0	WP: 1 PB: 0 SB: 1 CS: 1	PA: 34
<b>PITCHER</b>	IP WLS BF H R ER SO BB IBB HBP BLK WP HR S P ERA WHIP																					
Mario Soto, R (1,1) ERA: 3.32	9.0 W 34 7 1 1 15 1 0 0 0 1 0 63 67 1.00 0.889																					



Batter	1	2	3	4	5	6	7	8	9	AB	R	H	RBI	BB	SO	LOB	TOP			
Dave Collins, S (1,8) OBP: 0.370, SLG: 0.377 Cesar Geronimo, L (7,8) OBP: 0.321, SLG: 0.333	0-0 1B HR	0-0 4-3			0-0 F8 S 1B		0-0 5-3			4	1	2	0	0	0	0	<p>Cincinnati Reds @ Atlanta Braves</p> <p>Atlanta-Fulton County Stadium, Atlanta, GA</p> <p>Wed Sep 10 1980, 7:05 PM EDT</p> <p>Att: 10,516 - Unknown</p> <p>livebaseballscorecards.com</p>			
Ken Griffey, L (1,9) OBP: 0.370, SLG: 0.438 Paul Householder, S (7,9) OBP: 0.281, SLG: 0.290	0-0 1-2 HR	0-0 3-1			0-0 F8 1-3		0-0 4-3			4	1	1	0	0	0	1				
Dave Concepcion, R (1,6) OBP: 0.309, SLG: 0.364	0-3 K		0-0 5-3		0-3 K		0-3 K			4	0	0	0	0	3	3				
George Foster, R (1,7) OBP: 0.364, SLG: 0.480	0-0 1-2 HR		0-0 1B		0-0 L6		0-0 5-3			4	1	2	3	0	0	1				
Johnny Bench, R (1,2) OBP: 0.332, SLG: 0.508	0-0 1B		0-0 P6		0-0 6-3		0-0 5-3			4	0	1	0	0	0	1				
Dan Driessen, L (1,3) OBP: 0.384, SLG: 0.431	0-0 F8		0-0 G3		0-0 F7		0-0 G3			4	0	0	0	0	0	2				
Ray Knight, R (1,5) OBP: 0.311, SLG: 0.419	0-0 1-2 1B		0-0 4-3		0-0 E 1B		0-0 5-3			4	0	2	0	0	0	0				
Ron Oester, S (1,4) OBP: 0.335, SLG: 0.376	0-0 4-3		0-3 K		0-0 E6 FC6-4		0-0 4-3			4	0	0	0	0	1	3				
Tom Seaver, R (1,1) OBP: 0.209, SLG: 0.135		0-0 4-3		0-3 K		0-0 FC6-4 1-2		0-3 K		4	0	0	0	0	2	2				
<b>Inning Stats</b>	R: 3 E: 0 K: 1 S: 10	H: 5 LOB: 2 BB: 0 P: 10	R: 0 E: 0 K: 0 S: 3	H: 0 LOB: 0 BB: 0 P: 3	R: 0 E: 0 K: 0 S: 4	H: 1 LOB: 1 BB: 0 P: 4	R: 0 E: 0 K: 2 S: 7	H: 0 LOB: 0 BB: 0 P: 7	R: 0 E: 0 K: 1 S: 6	H: 1 LOB: 2 BB: 0 P: 6	R: 0 E: 0 K: 1 S: 5	H: 0 LOB: 0 BB: 0 P: 5	R: 0 E: 0 K: 0 S: 3	H: 0 LOB: 0 BB: 0 P: 3	R: 0 E: 0 K: 1 S: 5	H: 0 LOB: 0 BB: 0 P: 5	1B: 7 2B: 0 3B: 0 HR: 1	SF: 0 SAC: 0 DP: 0 HBP: 0	WP: 0 PB: 0 SB: 1 CS: 0	PA: 36
<b>PITCHER</b>	IP WLS BF H R ER SO BB IBB HBP BLK WP HR S P ERA WHIP	IP WLS BF H R ER SO BB IBB HBP BLK WP HR S P ERA WHIP																		
Larry McWilliams, L (1,1) ERA: 5.04	0.1 L 5 4 3 3 1 0 0 0 0 0 1 7 7 81.00 12.000																			
Preston Hanna, R (1,1) ERA: 3.61	2.2 10 2 0 0 0 0 0 0 0 0 0 0 10 10 0.00 0.750																			
Gene Garber, R (4,1) ERA: 3.93	2.0 7 1 0 0 3 0 0 0 0 0 0 0 13 13 0.00 0.500																			
Al Hrabosky, L (6,1) ERA: 3.91	2.0 8 1 0 0 1 0 0 0 0 0 0 0 10 10 0.00 0.500																			
Rick Camp, R (8,1) ERA: 2.07	2.0 6 0 0 0 1 0 0 0 0 0 0 0 8 8 0.00 0.000																			

Batter	1	2	3	4	5	6	7	8	9	AB	R	H	RBI	BB	SO	LOB	BOTTOM					
Jerry Royster, R (1,7) OBP: 0.297, SLG: 0.310	0-0 F7		0-0 G4-6-3 1-2		0-0 P4			0-0 F7		4	0	0	0	0	0	2	<p>Cincinnati Reds @ Atlanta Braves</p> <p>Atlanta-Fulton County Stadium, Atlanta, GA</p> <p>Wed Sep 10 1980, 7:05 PM EDT</p> <p>Att: 10,516 - Unknown</p> <p>livebaseballscorecards.com</p>					
Glenn Hubbard, R (1,4) OBP: 0.320, SLG: 0.397	0-0 1-3 1B		0-0 1B		0-0 FC6-4 1-2		0-0 6-3			4	0	2	0	0	0	1						
Gary Matthews, R (1,9) OBP: 0.328, SLG: 0.439	0-0 1-3 1-2			4-0 1B BB		0-0 2B		0-3 K		3	0	1	0	1	1	1						
Bob Horner, R (1,5) OBP: 0.307, SLG: 0.541	0-0 6-3			0-0 1-2 1B		0-0 P3		0-0 1B		4	0	2	0	0	0	2						
Chris Chambliss, L (1,3) OBP: 0.336, SLG: 0.426		0-0 2B		0-0 F7		0-0 L9		0-0 F7		4	0	1	0	0	0	4						
Dale Murphy, R (1,8) OBP: 0.354, SLG: 0.518		0-3 K		0-0 F7		0-0 4-3		0-3 K		4	0	0	0	0	2	5						
Bruce Benedict, R (1,2) OBP: 0.303, SLG: 0.320		0-0 F7		0-0 L7			0-0 6-3		0-0 4-3	3	0	0	0	0	0	3						
Bill Nahorodny, R (9, PH) OBP: 0.300, SLG: 0.433		0-0 F7						0-0 4-3		1	0	0	0	0	0	1						
Luis Gomez, R (1,6) OBP: 0.241, SLG: 0.214		0-0 L4			0-0 6-3		0-0 P4			2	0	0	0	0	0	1						
Biff Pocoroba, S (7, PH) OBP: 0.395, SLG: 0.435										1	0	0	0	0	0	0						
Chico Ruiz, R (8,6) OBP: 0.370, SLG: 0.480										0	0	0	0	0	0	0						
<b>Inning Stats</b>	R: 0 E: 0 K: 0 S: 4	H: 1 LOB: 1 BB: 0 P: 4	R: 0 E: 0 K: 1 S: 6	H: 1 LOB: 1 BB: 0 P: 6	R: 0 E: 0 K: 0 S: 3	H: 2 LOB: 0 BB: 0 P: 3	R: 0 E: 0 K: 0 S: 4	H: 1 LOB: 2 BB: 1 P: 8	R: 0 E: 0 K: 0 S: 4	H: 1 LOB: 1 BB: 0 P: 4	R: 0 E: 0 K: 0 S: 4	H: 1 LOB: 1 BB: 0 P: 4	R: 0 E: 0 K: 1 S: 3	H: 0 LOB: 0 BB: 0 P: 3	R: 0 E: 0 K: 1 S: 5	H: 0 LOB: 0 BB: 0 P: 5	R: 0 E: 0 K: 1 S: 6	H: 1 LOB: 1 BB: 0 P: 6	1B: 6 2B: 2 3B: 0 HR: 0	SF: 0 SAC: 0 DP: 1 HBP: 0	WP: 0 PB: 0 SB: 0 CS: 0	PA: 34
<b>PITCHER</b>	IP WLS BF H R ER SO BB IBB HBP BLK WP HR S P ERA WHIP	IP WLS BF H R ER SO BB IBB HBP BLK WP HR S P ERA WHIP																				
Tom Seaver, R (1,1) ERA: 4.13	9.0 W 34 8 0 0 0 3 1 0 0 0 0 0 39 43 0.00 1.000																					






Batter	1	2	3	4	5	6	7	8	9	AB	R	H	RBI	BB	SO	LOB	TOP			
Gene Richards, L OBP: 0.365, SLG: 0.383										5	1	1	0	0	1	2	<b>San Diego Padres @ Atlanta Braves</b> Atlanta-Fulton County Stadium, Atlanta, GA Fri Sep 12 1980, 7:05 PM EDT Att: 8,881 - Unknown			
Luis Salazar, R OBP: 0.426, SLG: 0.460										5	0	1	0	0	2	2				
Jerry Mumphy, S OBP: 0.342, SLG: 0.361										4	0	1	1	0	2	1				
Dave Winfield, R OBP: 0.365, SLG: 0.454										3	0	0	0	1	2	1				
Randy Bass, L OBP: 0.385, SLG: 0.545										4	0	1	0	0	0	3				
Gene Tenace, R OBP: 0.398, SLG: 0.418										2	0	1	0	2	0	0				
Ozzie Smith, S OBP: 0.322, SLG: 0.275										3	1	2	0	0	0	2				
Tim Flannery, L OBP: 0.286, SLG: 0.285										4	0	1	1	0	0	3				
Juan Eichelberger, R OBP: 0.083, SLG: 0.043										2	0	0	0	0	0	2				
Broderick Perkins, L OBP: 0.517, SLG: 0.660										1	0	0	0	0	0	0				
Rollie Fingers, R OBP: 0.253, SLG: 0.412										0	0	0	0	0	0	0				
Gary Lucas, L OBP: 0.206, SLG: 0.182										0	0	0	0	0	0	0				
Dave Cash, R OBP: 0.262, SLG: 0.274										1	0	1	0	0	0	0				
<b>Inning Stats</b>	R: 1 E: 0 K: 1 S: 6	H: 2 LOB: 1 BB: 1 P: 10	R: 1 E: 1 K: 1 S: 7	H: 2 LOB: 1 BB: 0 P: 7	R: 0 E: 0 K: 2 S: 8	H: 1 LOB: 1 BB: 0 P: 8	R: 0 E: 0 K: 0 S: 4	H: 1 LOB: 1 BB: 0 P: 4	R: 0 E: 0 K: 1 S: 6	H: 0 LOB: 0 BB: 1 P: 10	R: 0 E: 0 K: 1 S: 5	H: 0 LOB: 0 BB: 0 P: 5	R: 0 E: 0 K: 1 S: 6	H: 1 LOB: 2 BB: 1 P: 10	R: 0 E: 0 K: 0 S: 4	H: 1 LOB: 1 BB: 0 P: 4	1B: 6 2B: 4 3B: 0 HR: 0	SF: 0 SAC: 1 DP: 1 HBP: 0	WP: 0 PB: 0 SB: 1 CS: 0	PA: 38
<b>PITCHER</b>	IP WLS BF H R ER SO BB IBB HBP BLK WP HR S P ERA WHIP																			
Phil Niekro, R ERA: 3.66	(1, 1) 7.2 W 33 8 2 1 7 3 0 0 0 0 0 0 44 56 1.17 1.435																			
Rick Camp, R ERA: 2.04	(8, 1) 1.1 S 5 1 0 0 0 0 0 0 0 0 0 0 5 5 0.00 0.750																			

AB 34  
R 2  
H 9  
RBI 2  
BB 3  
SO 7  
LOB 16



Batter	1	2	3	4	5	6	7	8	9	AB	R	H	RBI	BB	SO	LOB	BOTTOM	
Terry Harper, R OBP: 0.322, SLG: 0.401										4	0	0	0	0	0	0	<b>San Diego Padres @ Atlanta Braves</b> Atlanta-Fulton County Stadium, Atlanta, GA Fri Sep 12 1980, 7:05 PM EDT Att: 8,881 - Unknown	
Glenn Hubbard, R OBP: 0.329, SLG: 0.438										4	2	2	0	0	1	0		
Gary Matthews, R OBP: 0.329, SLG: 0.438										3	2	1	0	1	2	0		
Bob Horner, R OBP: 0.307, SLG: 0.540										4	0	1	1	0	1	2		
Jerry Royster, R OBP: 0.297, SLG: 0.310										0	0	0	0	0	0	0		
Chris Chambliss, L OBP: 0.337, SLG: 0.432										4	1	2	4	0	0	0		
Dale Murphy, R OBP: 0.353, SLG: 0.518										4	1	1	0	0	1	3		
Bruce Benedict, R OBP: 0.302, SLG: 0.317										3	0	0	0	1	1	3		
Luis Gomez, R OBP: 0.242, SLG: 0.216										3	0	1	1	0	0	0		
Phil Niekro, R OBP: 0.190, SLG: 0.203										3	0	0	0	0	1	2		
Rick Camp, R OBP: 0.167, SLG: 0.333										0	0	0	0	0	0	0		
<b>Inning Stats</b>	R: 3 E: 0 K: 1 S: 7	H: 2 LOB: 0 BB: 1 P: 11	R: 0 E: 0 K: 0 S: 3	H: 0 LOB: 0 BB: 0 P: 3	R: 0 E: 0 K: 2 S: 7	H: 0 LOB: 0 BB: 0 P: 7	R: 0 E: 0 K: 0 S: 3	H: 0 LOB: 0 BB: 0 P: 3	R: 0 E: 0 K: 1 S: 5	H: 0 LOB: 0 BB: 0 P: 5	R: 1 E: 0 K: 2 S: 9	H: 2 LOB: 2 BB: 1 P: 13	R: 2 E: 0 K: 1 S: 9	H: 4 LOB: 3 BB: 0 P: 9	1B: 4 2B: 3 3B: 0 HR: 1	SF: 0 SAC: 0 DP: 0 HBP: 0	WP: 0 PB: 0 SB: 1 CS: 0	PA: 34
<b>PITCHER</b>	IP WLS BF H R ER SO BB IBB HBP BLK WP HR S P ERA WHIP																	
Juan Eichelberger, R ERA: 3.25	(1, 1) 6.0 L 21 6 3 3 4 1 0 0 0 0 0 0 14 18 20.25 4.500																	
Rollie Fingers, R ERA: 2.95	(7, 1) 1.1 11 6 3 3 2 0 1 0 0 0 0 0 4 4 0.00 0.000																	
Gary Lucas, L ERA: 3.26	(8, 1) 0.2 2 0 0 0 1 0 0 0 0 0 0 0 4 4 0.00 0.000																	

AB 32  
R 6  
H 8  
RBI 6  
BB 2  
SO 7  
LOB 10





Batter	1	2	3	4	5	6	7	8	9	AB	R	H	RBI	BB	SO	LOB	TOP					
Gene Richards, L (1, 7) OBP: 0.364, SLG: 0.382	3-1		3B 1B			G3	K			4	1	1	0	0	1	2	<b>San Diego Padres @ Atlanta Braves</b> Atlanta-Fulton County Stadium, Atlanta, GA Sat Sep 13 1980, 7:05 PM EDT Att: 12,990 - Unknown					
Luis Salazar, R (1, 5) OBP: 0.429, SLG: 0.478	E6		3B			5-3		G6-4-3 BB		3	0	1	1	1	0	0						
Jerry Mumphrey, S (1, 8) OBP: 0.345, SLG: 0.368	1-2 BB		K			HR		G6-4-3 BB		2	1	1	1	2	1	1						
Dave Winfield, R (1, 9) OBP: 0.362, SLG: 0.450	6-3			6-3		6-3		G6-4-3		4	0	0	0	0	0	3						
Randy Bass, L (1, 3)		6-3		L7			F9	F7		4	0	0	0	0	0	1						
Gene Tenace, R (1, 2) OBP: 0.396, SLG: 0.414		5-3		F6			1B BB		6-3	3	1	0	0	1	0	0						
Ozzie Smith, S (1, 6) OBP: 0.323, SLG: 0.278		6-3			4-3		1B BB			4	0	2	0	0	0	0						
Tim Flannery, L (1, 4) OBP: 0.287, SLG: 0.285			F7		3-1		1-2 2H 1B		5-3	4	0	1	1	0	0	1						
Rick Wise, R (1, 1) OBP: 0.164, SLG: 0.185			F2		6-3		1-2 2H 1B		F9	2	0	0	0	0	0	0						
Broderick Perkins, L (7, PH) OBP: 0.555, SLG: 0.667										1	0	1	0	0	0	0						
Rollie Fingers, R (7, 1) OBP: 0.255, SLG: 0.412										0	0	0	0	0	0	0						
Barry Evans, R (9, PH) OBP: 0.308, SLG: 0.310										1	0	0	0	0	0	1						
<b>Inning Stats</b>	R: 0 E: 1 K: 0 S: 3	H: 0 LOB: 1 BB: 1 P: 7	R: 0 E: 0 K: 0 S: 3	H: 0 LOB: 0 BB: 0 P: 3	R: 1 E: 0 K: 1 S: 7	H: 2 LOB: 1 BB: 0 P: 7	R: 0 E: 0 K: 0 S: 3	H: 0 LOB: 0 BB: 0 P: 3	R: 0 E: 0 K: 0 S: 3	H: 0 LOB: 0 BB: 0 P: 3	R: 1 E: 0 K: 0 S: 4	H: 1 LOB: 0 BB: 0 P: 4	R: 1 E: 0 K: 1 S: 7	H: 3 LOB: 2 BB: 1 P: 11	R: 0 E: 0 K: 0 S: 2	H: 0 LOB: 1 BB: 2 P: 10	R: 0 E: 0 K: 0 S: 4	H: 1 LOB: 1 BB: 0 P: 4	1B: 4 2B: 1 3B: 1 HR: 1	SF: 0 SAC: 0 DP: 1 HBP: 0	WP: 0 PB: 0 SB: 1 CS: 1	PA: 36
<b>PITCHER</b>	IP WLS BF H R ER SO BB IBB HBP BLK WP HR S P ERA WHIP																					
Rick Matula, R (1, 1) ERA: 4.72	6.1 W 25 4 3 3 1 2 0 0 0 0 0 1 25 33 4.26 0.947																					
Gene Garber, R (7, 1) ERA: 3.53	0.0 1 1 0 0 0 0 0 0 0 0 0 0 1 1 ∞ ∞																					
Larry Bradford, L (7, 1) ERA: 2.66	0.2 2 1 0 0 1 0 0 0 0 0 0 0 4 4 0.00 1.500																					
Rick Camp, R (8, 1) ERA: 2.0	2.0 S 8 1 0 0 0 2 0 0 0 0 0 0 6 14 0.00 1.500																					

AB	32
R	3
H	7
RBI	3
BB	4
SO	2
LOB	9



Batter	1	2	3	4	5	6	7	8	9	AB	R	H	RBI	BB	SO	LOB	BOTTOM			
Terry Harper, R (1, 7) OBP: 0.125, SLG: 0.375	F9		3B		1-3		E6			4	1	1	0	0	0	0	<b>San Diego Padres @ Atlanta Braves</b> Atlanta-Fulton County Stadium, Atlanta, GA Sat Sep 13 1980, 7:05 PM EDT Att: 12,990 - Unknown			
Glenn Hubbard, R (1, 4) OBP: 0.321, SLG: 0.398	F6		6-3		2B BB		F3			3	1	0	0	1	0	2				
Gary Matthews, R (1, 9) OBP: 0.327, SLG: 0.435	6-3			1-3	6-3		4-3			4	0	0	0	0	0	2				
Bob Horner, R (1, 5) OBP: 0.311, SLG: 0.553		6-3								4	1	3	3	0	0	0				
Jerry Royster, R (7, PR) OBP: 0.297, SLG: 0.310				HR	2B		1B			0	0	0	0	0	0	0				
Chris Chambliss, L (1, 3) OBP: 0.335, SLG: 0.429		F7		E2	F7		L9			4	0	0	0	0	0	2				
Dale Murphy, R (1, 8) OBP: 0.352, SLG: 0.516				FC4-6	1B		E5		5-3	4	1	1	0	0	0	1				
Bruce Benedict, R (1, 2) OBP: 0.300, SLG: 0.314		K2-3		E3	1B		SH5-4		L8	3	1	0	0	0	1	2				
Luis Gomez, R (1, 6) OBP: 0.242, SLG: 0.216				4-3	E8		3-4		K	4	0	1	1	0	1	1				
Rick Matula, R (1, 1) OBP: 0.143, SLG: 0.111				4-3	6-3		F2			3	0	0	0	0	0	2				
Gene Garber, R (7, 1) OBP: 0.500, SLG: 0.500										0	0	0	0	0	0	0				
Larry Bradford, R (7, 1) OBP: 0.167, SLG: 0.333										0	0	0	0	0	0	0				
<b>Inning Stats</b>	R: 0 E: 0 K: 0 S: 3	H: 0 LOB: 0 BB: 0 P: 3	R: 0 E: 0 K: 1 S: 6	H: 1 LOB: 1 BB: 0 P: 6	R: 0 E: 0 K: 0 S: 4	H: 1 LOB: 1 BB: 0 P: 4	R: 3 E: 3 K: 0 S: 7	H: 2 LOB: 1 BB: 0 P: 7	R: 1 E: 0 K: 0 S: 4	H: 1 LOB: 1 BB: 1 P: 8	R: 0 E: 1 K: 0 S: 4	H: 0 LOB: 1 BB: 0 P: 4	R: 1 E: 1 K: 0 S: 5	H: 1 LOB: 1 BB: 0 P: 5	R: 0 E: 0 K: 1 S: 5	H: 0 LOB: 0 BB: 0 P: 5	1B: 3 2B: 1 3B: 1 HR: 1	SF: 0 SAC: 1 DP: 0 HBP: 0	WP: 0 PB: 0 SB: 1 CS: 0	PA: 35
<b>PITCHER</b>	IP WLS BF H R ER SO BB IBB HBP BLK WP HR S P ERA WHIP																			
Rick Wise, R (1, 1) ERA: 3.5	6.0 L 27 5 4 2 1 1 0 0 0 0 0 0 10 10 3.00 1.000																			
Rollie Fingers, R (7, 1) ERA: 2.69	2.0 8 1 1 0 1 0 0 0 0 0 0 0 10 10 0.00 0.500																			





Batter	1	2	3	4	5	6	7	8	9	AB	R	H	RBI	BB	SO	LOB	TOP			
Gene Richards, L (1,7) OBP: 0.363, SLG: 0.381	1-3		4-3			F8		CS 1B		4	0	1	1	0	0	1	<b>San Diego Padres @ Atlanta Braves</b> Atlanta-Fulton County Stadium, Atlanta, GA Sun Sep 14 1980, 3:33 AM EDT Att: 9,270 - Unknown  <b>AB 35</b> <b>R 3</b> <b>H 10</b> <b>RBI 3</b> <b>BB 0</b> <b>SO 3</b> <b>LOB 11</b>			
Luis Salazar, R (1,5) OBP: 0.412, SLG: 0.457	5-3			K		6-3		F7 1-2		4	0	0	0	0	1					
Jerry Mumphy, S (1,8) OBP: 0.344, SLG: 0.367	4-3			4-3		F8		1B		4	0	1	0	0	0					
Randy Bass, L (1,3) OBP: 0.333, SLG: 0.579		K2-3		HR				F7 1B		4	2	2	1	0	1					
Broderick Perkins, L (1,9) OBP: 0.516, SLG: 0.649		F7		K				FC1-5 1-2 1B		3	0	1	0	0	1					
Gary Lucas, L (8,1) OBP: 0.200, SLG: 0.176									6-3	1	0	0	0	0	0					
Bill Fahey, L (1,2) OBP: 0.290, SLG: 0.256										3	0	1	1	0	0					
Paul Dade, R (7, PR) OBP: 0.316, SLG: 0.188									F5	0	0	0	0	0	0					
Gene Tenace, R (7,2) OBP: 0.395, SLG: 0.412										1	0	0	0	0	0					
Ozzie Smith, S (1,6) OBP: 0.324, SLG: 0.280										4	0	2	0	0	2					
Tim Flannery, L (1,4) OBP: 0.287, SLG: 0.284										4	0	1	0	0	4					
Steve Mura, R (1,1) OBP: 0.178, SLG: 0.143										2	0	0	0	0	2					
Dave Winfield, R (8, PH) OBP: 0.363, SLG: 0.451										1	1	1	0	0	0					
<b>Inning Stats</b>	R: 0 E: 0 K: 0 S: 3	H: 0 LOB: 0 BB: 0 P: 3	R: 0 E: 0 K: 1 S: 5	H: 0 LOB: 0 BB: 0 P: 5	R: 0 E: 0 K: 0 S: 4	H: 1 LOB: 1 BB: 0 P: 4	R: 1 E: 0 K: 2 S: 8	H: 1 LOB: 0 BB: 0 P: 8	R: 0 E: 0 K: 0 S: 3	H: 0 LOB: 0 BB: 0 P: 3	R: 1 E: 0 K: 0 S: 5	H: 3 LOB: 2 BB: 0 P: 5	R: 1 E: 1 K: 0 S: 5	H: 3 LOB: 1 BB: 0 P: 5	R: 0 E: 0 K: 0 S: 4	H: 1 LOB: 1 BB: 0 P: 4	1B: 9 2B: 0 3B: 0 HR: 1	SF: 0 SAC: 0 DP: 1 HBP: 0	WP: 0 PB: 0 SB: 1 CS: 1	PA: 35
<b>PITCHER</b>	IP WLS BF H R ER SO BB IBB HBP BLK WP HR S P ERA WHIP																			
Doyle Alexander, R (1,1) ERA: 3.95	7.2	30	9	3	2	3	0	0	0	0	0	0	0	1	36	36	2.35	1.174		
Larry Bradford, L (8,1) ERA: 2.53	0.2	2	0	0	0	0	0	0	0	0	0	0	0	2	2	0.00	0.000			
Rick Camp, R (9,1) ERA: 1.98	0.2	W 3	1	0	0	0	0	0	0	0	0	0	0	3	3	0.00	1.500			

Batter	1	2	3	4	5	6	7	8	9	AB	R	H	RBI	BB	SO	LOB	BOTTOM			
Jerry Royster, R (1,5) OBP: 0.303, SLG: 0.317										5	0	4	1	0	0	1	<b>San Diego Padres @ Atlanta Braves</b> Atlanta-Fulton County Stadium, Atlanta, GA Sun Sep 14 1980, 3:33 AM EDT Att: 9,270 - Unknown  <b>AB 29</b> <b>R 4</b> <b>H 9</b> <b>RBI 4</b> <b>BB 5</b> <b>SO 5</b> <b>LOB 9</b>			
Terry Harper, R (1,7) OBP: 0.167, SLG: 0.333										4	0	1	0	0	2					
Gary Matthews, R (1,9) OBP: 0.325, SLG: 0.432										3	0	0	0	0	2					
Chris Chambliss, L (1,3) OBP: 0.334, SLG: 0.433										4	1	1	1	0	0					
Dale Murphy, R (1,8) OBP: 0.351, SLG: 0.513										3	0	0	0	1	0					
Glenn Hubbard, R (1,4) OBP: 0.320, SLG: 0.395										3	1	0	0	1	2					
Bruce Benedict, R (1,2) OBP: 0.300, SLG: 0.317										3	0	1	0	0	0					
Bob Horner, R (9, PH) OBP: 0.313, SLG: 0.553										0	0	0	0	1	0					
Gary Cooper, S (9, PR) OBP: 0.394, SLG: 0.383										0	1	0	0	0	0					
Luis Gomez, R (1,6) OBP: 0.246, SLG: 0.218										2	1	1	1	1	0					
Doyle Alexander, R (1,1) OBP: 0.205, SLG: 0.224										2	0	1	1	0	1					
Larry Bradford, R (8,1) OBP: 0.167, SLG: 0.333										0	0	0	0	0	0					
Jeff Burroughs, R (9, PH) OBP: 0.343, SLG: 0.452										0	0	0	0	0	0					
Rafael Ramirez, R (9, PR) OBP: 0.394, SLG: 0.383										0	0	0	0	1	0					
<b>Inning Stats</b>	R: 0 E: 0 K: 1 S: 5	H: 1 LOB: 0 BB: 0 P: 5	R: 3 E: 0 K: 0 S: 6	H: 4 LOB: 2 BB: 1 P: 10	R: 0 E: 0 K: 0 S: 3	H: 0 LOB: 0 BB: 0 P: 3	R: 0 E: 0 K: 1 S: 6	H: 1 LOB: 1 BB: 0 P: 6	R: 0 E: 0 K: 2 S: 8	H: 1 LOB: 1 BB: 0 P: 8	R: 0 E: 0 K: 0 S: 3	H: 0 LOB: 0 BB: 0 P: 3	R: 0 E: 0 K: 1 S: 6	H: 1 LOB: 2 BB: 1 P: 10	R: 1 E: 0 K: 0 S: 2	H: 1 LOB: 2 BB: 2 P: 10	1B: 6 2B: 2 3B: 0 HR: 1	SF: 0 SAC: 3 DP: 0 HBP: 0	WP: 0 PB: 0 SB: 1 CS: 1	PA: 37
<b>PITCHER</b>	IP WLS BF H R ER SO BB IBB HBP BLK WP HR S P ERA WHIP																			
Steve Mura, R (1,1) ERA: 3.87	7.0	28	7	3	3	4	2	0	0	0	0	0	0	1	34	42	3.86	1.286		
Gary Lucas, L (8,1) ERA: 3.29	1.1	L 9	2	1	1	1	1	2	0	0	0	0	0	8	20	6.75	2.250			





Batter	1	2	3	4	5	6	7	8	9	AB	R	H	RBI	BB	SO	LOB	TOP
Davey Lopes, R OBP: 0.332, SLG: 0.360 Terry Forster, L (8, 1)	0-0 4-3			0-0 F9		0-0 1B		0-0 F8		4	0	1	0	0	0	0	<b>Los Angeles Dodgers @ Atlanta Braves</b> Atlanta-Fulton County Stadium, Atlanta, GA Mon Sep 15 1980, 7:05 PM EDT Att: 8,025 - Unknown
Jay Johnstone, L OBP: 0.367, SLG: 0.392 (1, 9)	0-0 F7			0-0 4-3 1B		0-0 1B		0-0 4-3		4	0	2	0	0	0	0	
Dusty Baker Jr., R OBP: 0.339, SLG: 0.530 Mickey Hatcher, R OBP: 0.250, SLG: 0.286 (1, 7) (7, 7)	0-0 3-1			0-0 4-3 1-2		0-0 P6				3	0	0	0	0	0	3	
Steve Garvey, R OBP: 0.333, SLG: 0.453 (1, 3)		0-0 6-3		0-0 F8			0-0 FC3-6 1B		0-0 F5		4	0	1	0	0	2	
Ron Cey, R OBP: 0.345, SLG: 0.450 (1, 5)		0-0 F7			0-0 F8		0-0 FC3-6 1-2 BB		0-0 G5-4-3		3	0	0	0	1	0	
Rick Monday, L OBP: 0.365, SLG: 0.479 Rudy Law, L OBP: 0.312, SLG: 0.305 (1, 8) (6, 8)	0-0 1-3				0-0 6-3		0-0 FC3-6 1-2 2-3				2	0	0	0	0	0	
Mike Scioscia, L OBP: 0.313, SLG: 0.331 (1, 2)			0-0 G3		0-0 F9		0-0 F8				3	0	0	0	0	2	
Derrel Thomas, S OBP: 0.327, SLG: 0.360 (1, 6)			0-0 F9		0-0 G3		0-3 K				3	0	0	0	0	1	
Burt Hooton, R OBP: 0.265, SLG: 0.100 Joe Beckwith, L Vic Davallillo, L Fernando Valenzuela, L Jack Perconte, L (1, 1) (3, 1) (6, PH) (6, 1) (8, PH) (8, 4)			0-0 5-3		0-3 K			0-0 P4		1	0	0	0	0	0	0	
<b>Inning Stats</b>	R: 0 E: 0 K: 0 S: 3	H: 0 LOB: 0 BB: 0 P: 3	R: 0 E: 0 K: 0 S: 3	H: 0 LOB: 0 BB: 0 P: 3	R: 0 E: 0 K: 0 S: 3	H: 1 LOB: 1 BB: 0 P: 4	R: 0 E: 0 K: 0 S: 3	H: 0 LOB: 0 BB: 0 P: 3	R: 0 E: 0 K: 1 S: 6	H: 1 LOB: 2 BB: 1 P: 10	R: 0 E: 0 K: 0 S: 3	H: 0 LOB: 0 BB: 0 P: 3	R: 0 E: 0 K: 0 S: 3	H: 1 LOB: 0 BB: 0 P: 3	1B: 5 2B: 0 3B: 0 HR: 0	SF: 0 SAC: 0 DP: 1 HBP: 0	
<b>PITCHER</b> Tommy Boggs, R ERA: 3.55 (1, 1)	IP: 9.0 WLS: W BF: 32 H: 5 R: 0 ER: 0 SO: 2 BB: 1 IBB: 0 HBP: 0 BLK: 0 WP: 0 HR: 0 S: 35 P: 39 ERA: 0.00 WHIP: 0.667															<b>PITCHER</b> Tommy Boggs, R ERA: 3.55 (1, 1)	IP: 9.0 WLS: W BF: 32 H: 5 R: 0 ER: 0 SO: 2 BB: 1 IBB: 0 HBP: 0 BLK: 0 WP: 0 HR: 0 S: 35 P: 39 ERA: 0.00 WHIP: 0.667

Batter	1	2	3	4	5	6	7	8	9	AB	R	H	RBI	BB	SO	LOB	BOTTOM
Jerry Royster, R OBP: 0.307, SLG: 0.321 (1, 7) (8, 5)	0-0 1B 6-3			0-3 K			0-3 K	0-0 BB 1B		5	2	3	0	0	2	0	<b>Los Angeles Dodgers @ Atlanta Braves</b> Atlanta-Fulton County Stadium, Atlanta, GA Mon Sep 15 1980, 7:05 PM EDT Att: 8,025 - Unknown
Glenn Hubbard, R OBP: 0.324, SLG: 0.396 (1, 4)	0-0 1B 6-3 HR	0-0 4-3		0-0 1B		0-0 1B	0-0 E5 1B BLK E	4-0 1B 2-3 BB		4	2	2	0	1	0	1	
Gary Matthews, R OBP: 0.314, SLG: 0.433 Gary Cooper, S (1, 9) (6, PR) (9, 7)	0-0 6-3		4-0 1B BB	0-0 F7			0-0 E 1-3 SF9 1B	0-0 1-3 2-H 3-H 1B		4	2	2	3	1	0	2	
Bob Horner, R OBP: 0.314, SLG: 0.560 Terry Harper, R OBP: 0.154, SLG: 0.308 (1, 5) (7, PR) (8, 7) (9, 9)	0-0 2-H HR		0-0 FC6-4 1B 1B	0-0 F7		0-0 F7	0-0 E6 1-3 3-H 1B	0-0 5-3		4	2	2	3	0	0	1	
Chris Chambliss, L OBP: 0.334, SLG: 0.432 (1, 3)	0-3 K		0-0 FC6-4 1-2 3-H 1B	0-0 5-3		0-0 5-3	0-0 SF9			3	0	1	2	0	1	0	
Dale Murphy, R OBP: 0.351, SLG: 0.511 (1, 8)	0-0 FC5-4 1B		0-0 FC6-4 FC5-4 1-2 2-3 1B	0-0 5-3		0-0 5-3	0-0 F8			4	0	1	0	0	0	3	
Bruce Benedict, R OBP: 0.299, SLG: 0.316 (1, 2)	0-0 FC5-4 1-2		0-0 FC5-4 1-2 3-H 1B	0-0 F8		0-0 F8		0-0 F8		4	0	1	1	0	0	1	
Luis Gomez, R OBP: 0.246, SLG: 0.219 (1, 6)		0-0 F8	0-0 FC5-4 1-2 2-3		0-0 5-3		0-0 5-3	0-0 BB 1B 1B		4	1	1	0	0	0	2	
Tommy Boggs, R OBP: 0.155, SLG: 0.158 (1, 1)		0-3 K		0-3 K		0-0 5-3		0-0 F8		4	0	0	0	0	2	1	
<b>Inning Stats</b>	R: 3 E: 0 K: 1 S: 9	H: 4 LOB: 1 BB: 0 P: 9	R: 0 E: 0 K: 1 S: 6	H: 1 LOB: 1 BB: 0 P: 6	R: 2 E: 0 K: 0 S: 5	H: 3 LOB: 1 BB: 1 P: 9	R: 0 E: 0 K: 2 S: 8	H: 1 LOB: 1 BB: 0 P: 8	R: 0 E: 0 K: 0 S: 3	H: 0 LOB: 0 BB: 0 P: 3	R: 2 E: 2 K: 1 S: 8	H: 1 LOB: 1 BB: 0 P: 8	R: 2 E: 0 K: 0 S: 6	H: 3 LOB: 2 BB: 1 P: 10	1B: 12 2B: 0 3B: 0 HR: 1	SF: 1 SAC: 0 DP: 1 HBP: 0	
<b>PITCHER</b> Burt Hooton, R ERA: 3.34 Joe Beckwith, R ERA: 1.69 Fernando Valenzuela, L ERA: 3.0 (1, 1) (3, 1) (6, 1) (8, 1)	IP: 2.0 WLS: L BF: 14 H: 7 R: 5 ER: 5 SO: 2 BB: 1 IBB: 0 HBP: 0 BLK: 0 WP: 0 HR: 1 S: 17 P: 21 ERA: 22.50 WHIP: 4.000															<b>PITCHER</b> Burt Hooton, R ERA: 3.34 Joe Beckwith, R ERA: 1.69 Fernando Valenzuela, L ERA: 3.0 (1, 1) (3, 1) (6, 1) (8, 1)	IP: 2.0 WLS: L BF: 14 H: 7 R: 5 ER: 5 SO: 2 BB: 1 IBB: 0 HBP: 0 BLK: 0 WP: 0 HR: 1 S: 17 P: 21 ERA: 22.50 WHIP: 4.000



Batter	1	2	3	4	5	6	7	8	9	AB	R	H	RBI	BB	SO	LOB	TOP			
Davey Lopes, R OBP: 0.331, SLG: 0.359	(1, 4) 0-3 K		(2) 0-0 F9		(3) 0-0 F8			(1B) 0-0 S		2	0	0	0	0	1	1	<b>Los Angeles Dodgers @ Atlanta Braves</b> Atlanta-Fulton County Stadium, Atlanta, GA Tue Sep 16 1980, 7:05 PM EDT Att: 31,279 - Unknown <a href="http://livebaseballscorecards.com">livebaseballscorecards.com</a>			
Pepe Frias, R OBP: 0.255, SLG: 0.272	(4, 6) 0-3 K							(3) 0-3 K		1	0	0	0	0	1					
Gary Thomasson, L OBP: 0.336, SLG: 0.287	(8, PH) 0-0 1-3							(1B) 1-2 K		1	0	1	0	0	0					
Jack Perconte, L OBP: 0.336, SLG: 0.287	(8, PR) 0-0 1-3									0	0	0	0	0	0					
Rudy Law, L OBP: 0.314, SLG: 0.310	(1, 8) 0-0 1-3		(2B) 1-3 K				(1B) 4-3 K			4	0	2	0	0	1					
Dusty Baker Jr., R OBP: 0.336, SLG: 0.526	(1, 7) 0-0 1-3		(3) 0-0 5-3				(1) 0-0 F8			4	0	0	0	0	3					
Steve Garvey, R OBP: 0.331, SLG: 0.450	(1, 3) 0-0 5-3						(2) 0-0 4-3			4	0	0	0	0	1					
Ron Cey, R OBP: 0.343, SLG: 0.447	(1, 5) 0-0 P5		(2) 0-0 L9				(1) 0-0 P4			4	0	0	0	0	0					
Jay Johnstone, L OBP: 0.382, SLG: 0.386	(1, 9) 0-0 3-1		(3) 0-3 K				(2) 0-0 6-3			3	0	0	0	0	1					
Steve Yeager, R OBP: 0.277, SLG: 0.279	(1, 2) 0-3 K		(1) 0-3 K				(3) 0-0 L4			3	0	0	0	0	1					
Derrel Thomas, S OBP: 0.331, SLG: 0.373	(1, 6) (4, 4) (8, 6)		(1B) 0-0 WP				(2B) 0-0 K			3	1	2	0	0	1					
Dave Goltz, R OBP: 0.234, SLG: 0.143	(1, 1) 0-0 K		(2B) 0-0 K				(2) 0-3 K			2	0	1	1	0	1					
Rick Monday, L OBP: 0.363, SLG: 0.476	(8, PH) 0-0 1-3		(1B) 0-0 K							1	0	0	0	0	0					
Bobby Castillo, R OBP: 0.125, SLG: 0.125	(8, 1) 0-0 2B		(1B) 0-0 2B							0	0	0	0	0	0					
<b>Inning Stats</b>	R: 0 E: 0 K: 1 S: 5	H: 0 LOB: 0 BB: 0 P: 5	R: 0 E: 0 K: 0 S: 3	H: 0 LOB: 0 BB: 0 P: 3	R: 1 E: 0 K: 1 S: 8	H: 3 LOB: 2 BB: 0 P: 8	R: 0 E: 0 K: 1 S: 5	H: 0 LOB: 0 BB: 0 P: 5	R: 0 E: 0 K: 1 S: 6	H: 1 LOB: 1 BB: 0 P: 6	R: 0 E: 0 K: 0 S: 3	H: 1 LOB: 0 BB: 0 P: 3	R: 0 E: 0 K: 0 S: 3	H: 0 LOB: 2 BB: 0 P: 8	R: 0 E: 0 K: 0 S: 3	H: 0 LOB: 0 BB: 0 P: 3	1B: 3 2B: 4 3B: 0 HR: 0	SF: 0 SAC: 0 DP: 1 HBP: 0	WP: 1 PB: 0 SB: 1 CS: 0	PA: 32
<b>PITCHER</b>	IP WLS BF H R ER SO BB IBB HBP BLK WP HR S P ERA WHIP	IP WLS BF H R ER SO BB IBB HBP BLK WP HR S P ERA WHIP																		
Phil Niekro, R ERA: 3.59	(1, 1) 7.0 W 25 5 1 1 4 0 0 0 0 1 0 33 33 1.29 0.714																			
Rick Camp, R ERA: 1.94	(8, 1) 2.0 S 7 1 0 0 2 0 0 0 0 0 0 11 11 0.00 0.500																			

Batter	1	2	3	4	5	6	7	8	9	AB	R	H	RBI	BB	SO	LOB	BOTTOM			
Jerry Royster, R OBP: 0.314, SLG: 0.329	(1, 7) (9, 5) 0-0 E G6-4-3 1B									4	1	4	1	0	0		<b>Los Angeles Dodgers @ Atlanta Braves</b> Atlanta-Fulton County Stadium, Atlanta, GA Tue Sep 16 1980, 7:05 PM EDT Att: 31,279 - Unknown <a href="http://livebaseballscorecards.com">livebaseballscorecards.com</a>			
Glenn Hubbard, R OBP: 0.323, SLG: 0.394	(1, 4) 0-0 E5 G6-4-3 1B		(1) 0-0 1B							4	0	1	0	0	1	3				
Gary Matthews, R OBP: 0.325, SLG: 0.430	(1, 9) 0-0 G6-4-3 1B		(2) 0-0 P4 1B							4	0	0	0	0	2					
Bob Horner, R OBP: 0.316, SLG: 0.559	(1, 5) 0-0 1B									4	0	2	0	0	1					
Terry Harper, R OBP: 0.154, SLG: 0.308	(9, 7) 0-0 1B									0	0	0	0	0	0					
Chris Chambliss, L OBP: 0.333, SLG: 0.430	(1, 3) 0-3 K		(3) 0-0 4-3							3	0	0	0	1	1					
Dale Murphy, R OBP: 0.351, SLG: 0.510	(1, 8) 0-0 F2									3	0	1	0	0	1					
Bruce Benedict, R OBP: 0.303, SLG: 0.317	(1, 2) 0-0 FC4									2	0	1	0	1	0					
Gary Cooper, S OBP: 0.390, SLG: 0.429	(7, PR) 0-0 FC4									0	1	0	0	0	0					
Bill Nahorodny, R OBP: 0.300, SLG: 0.433	(8, 2) 0-0 6-3 1B									0	0	0	0	0	0					
Luis Gomez, R OBP: 0.245, SLG: 0.217	(1, 6) 0-0 6-3		(2) 0-0 6-3							2	0	0	0	0	2					
Phil Niekro, R OBP: 0.146, SLG: 0.198	(1, 1) 0-0 6-3		(3) 0-0 6-3							2	0	0	0	0	2					
Biff Pocoroba, S OBP: 0.167, SLG: 0.333	(7, PH) 0-0 6-3									1	0	0	0	0	2					
Rick Camp, R OBP: 0.167, SLG: 0.333	(8, 1) 0-0 2-4									0	0	0	0	0	0					
<b>Inning Stats</b>	R: 1 E: 1 K: 1 S: 7	H: 2 LOB: 1 BB: 0 P: 7	R: 0 E: 0 K: 0 S: 4	H: 1 LOB: 1 BB: 0 P: 4	R: 0 E: 0 K: 0 S: 5	H: 3 LOB: 2 BB: 0 P: 5	R: 0 E: 0 K: 0 S: 4	H: 1 LOB: 0 BB: 0 P: 4	R: 0 E: 0 K: 1 S: 5	H: 1 LOB: 0 BB: 0 P: 5	R: 0 E: 0 K: 0 S: 2	H: 0 LOB: 1 BB: 1 P: 6	R: 1 E: 1 K: 0 S: 4	H: 1 LOB: 2 BB: 1 P: 8	R: 0 E: 0 K: 1 S: 5	H: 0 LOB: 0 BB: 0 P: 5	1B: 9 2B: 1 3B: 0 HR: 0	SF: 0 SAC: 1 DP: 3 HBP: 0	WP: 1 PB: 0 SB: 0 CS: 2	PA: 32
<b>PITCHER</b>	IP WLS BF H R ER SO BB IBB HBP BLK WP HR S P ERA WHIP	IP WLS BF H R ER SO BB IBB HBP BLK WP HR S P ERA WHIP																		
Dave Goltz, R ERA: 4.45	(1, 1) 7.0 L 29 9 2 0 2 2 0 0 0 0 0 0 31 39 0.00 1.571																			
Bobby Castillo, R ERA: 2.81	(8, 1) 1.0 3 0 0 0 1 0 0 0 0 0 0 0 5 5 0.00 0.000																			





Batter	1	2	3	4	5	6	7	8	9	AB	R	H	RBI	BB	SO	LOB	TOP			
Jerry Royster, R OBP: 0.316, SLG: 0.331 (1, 7)	5-3		1-2 1B		E9		F2			4	0	2	0	0	0	1				
Glenn Hubbard, R OBP: 0.320, SLG: 0.350 (1, 4)	4-3		K		F9		K			4	0	0	0	0	2	5				
Gary Matthews, R OBP: 0.324, SLG: 0.427 (1, 9)	CS BB			L4		F8		4-3		3	0	0	0	1	0	0				
Bob Horner, R OBP: 0.313, SLG: 0.554 (1, 5)	CS	F2		L5		F8		5-3		4	0	0	0	0	0	0				
Chris Chambliss, L OBP: 0.334, SLG: 0.429 (1, 3)		K		1B		FC5 BB		F8		3	0	1	0	1	1	0				
Dale Murphy, R OBP: 0.350, SLG: 0.507 (1, 8)	K			P4		1-2 BB		F4		3	0	0	0	1	1	1				
Bill Nahorodny, R OBP: 0.293, SLG: 0.422 (1, 2)			K		4-3		FC5	F9		4	0	0	0	0	1	2				
Luis Gomez, R OBP: 0.243, SLG: 0.216 (1, 6)			F7		F8		F3			2	0	0	0	0	0	0				
Charlie Spikes, R OBP: 0.351, SLG: 0.324 (7, PH)										1	0	0	0	0	0	0				
Chico Ruiz, R OBP: 0.393, SLG: 0.480 (7, 6)								BB		0	0	0	0	1	0	0				
Larry McWilliams, L Gene Garber, R Jeff Burroughs, R Rafael Ramirez, R Preston Hanna, R Terry Harper, R			1B BB		E 1B			F7		1	0	1	0	1	0	0				
<b>Inning Stats</b>	R: 0 E: 0 K: 0 S: 2	H: 0 LOB: 0 BB: 1 P: 6	R: 0 E: 0 K: 2 S: 7	H: 0 LOB: 0 BB: 0 P: 7	R: 0 E: 0 K: 2 S: 8	H: 1 LOB: 2 BB: 1 P: 12	R: 0 E: 0 K: 0 S: 4	H: 1 LOB: 1 BB: 0 P: 4	R: 0 E: 1 K: 0 S: 5	H: 2 LOB: 2 BB: 0 P: 5	R: 0 E: 0 K: 1 S: 6	H: 1 LOB: 1 BB: 0 P: 6	R: 0 E: 0 K: 0 S: 3	H: 0 LOB: 0 BB: 0 P: 3	R: 0 E: 0 K: 0 S: 3	H: 0 LOB: 1 BB: 1 P: 7	1B: 5 2B: 0 3B: 0 HR: 0	SF: 0 SAC: 0 DP: 0 HBP: 0	WP: 0 PB: 0 SB: 1 CS: 1	PA: 37
<b>PITCHER</b> Vida Blue, L ERA: 2.84 (1, 1)	IP: 9.0 WLS: W BF: 36 H: 5 R: 0 ER: 0 SO: 5 BB: 5 IBB: 0 HBP: 0 BLK: 0 WP: 0 HR: 0 S: 41 P: 61 ERA: 0.00 WHIP: 1.111															<b>PITCHER</b>				

Atlanta Braves @ San Francisco Giants  
Candlestick Park, San Francisco, CA  
Wed Sep 17 1980, 10:05 PM EDT  
Att: 2,164 - Unknown

AB 31  
R 0  
H 5  
RBI 0  
BB 5  
SO 5  
LOB 10



Batter	1	2	3	4	5	6	7	8	9	AB	R	H	RBI	BB	SO	LOB	BOTTOM			
Bill North, S OBP: 0.373, SLG: 0.291 (1, 8)	6-3		F9		5-3		5-3			4	0	0	0	0	0	2				
Joe Pettini, R OBP: 0.311, SLG: 0.292 (1, 6)	F3		SH FC6-4			6-3		4-3		3	0	0	0	0	0	0				
Larry Hemdon, R OBP: 0.282, SLG: 0.385 (1, 9)	1B		K			3B 2B		4-3		4	1	2	0	0	1	3				
Jim Wohlford, R OBP: 0.316, SLG: 0.375 (1, 7)	L6		FC6-4			1B 3B		1B		4	1	2	1	0	0	4				
Rennie Stennett, R OBP: 0.289, SLG: 0.307 (1, 4)		F7		F9		E S 1B		1B		3	0	1	1	1	0	0				
Rich Murray, R OBP: 0.281, SLG: 0.336 (1, 3)		K		6-3		K		F9		4	0	0	0	0	2	3				
Guy Sularz, R OBP: 0.200, SLG: 0.136 (1, 5)		F9		F8		F8				3	0	0	0	0	0	1				
Mike Sadek, R OBP: 0.358, SLG: 0.281 (1, 2)			F9 SH 1B		F2		F9			3	0	1	0	0	0	0				
Vida Blue, S OBP: 0.119, SLG: 0.094 (1, 1)		SH SH		K		F6				2	0	0	0	0	1	0				
<b>Inning Stats</b>	R: 0 E: 0 K: 0 S: 4	H: 1 LOB: 1 BB: 0 P: 4	R: 0 E: 0 K: 1 S: 5	H: 0 LOB: 0 BB: 0 P: 5	R: 0 E: 1 K: 1 S: 8	H: 1 LOB: 3 BB: 0 P: 8	R: 0 E: 0 K: 0 S: 3	H: 0 LOB: 0 BB: 0 P: 3	R: 0 E: 0 K: 1 S: 5	H: 0 LOB: 0 BB: 0 P: 5	R: 2 E: 0 K: 1 S: 8	H: 3 LOB: 1 BB: 0 P: 8	R: 0 E: 0 K: 0 S: 3	H: 0 LOB: 0 BB: 0 P: 3	R: 0 E: 0 K: 0 S: 4	H: 1 LOB: 2 BB: 1 P: 8	1B: 4 2B: 1 3B: 1 HR: 0	SF: 0 SAC: 2 DP: 0 HBP: 0	WP: 0 PB: 0 SB: 2 CS: 0	PA: 33
<b>PITCHER</b> Larry McWilliams, L Gene Garber, R Preston Hanna, R	IP: 5.1 WLS: L BF: 22 H: 4 R: 2 ER: 2 SO: 2 BB: 0 IBB: 0 HBP: 0 BLK: 0 WP: 0 HR: 0 S: 28 P: 28 ERA: 3.38 WHIP: 0.750															<b>PITCHER</b>				

Atlanta Braves @ San Francisco Giants  
Candlestick Park, San Francisco, CA  
Wed Sep 17 1980, 10:05 PM EDT  
Att: 2,164 - Unknown

AB 30  
R 2  
H 6  
RBI 2  
BB 1  
SO 4  
LOB 13









Batter	1	2	3	4	5	6	7	8	9	AB	R	H	RBI	BB	SO	LOB	TOP							
Jerry Royster, R OBP: 0.310, SLG: 0.323 (1, 7)	0-0 4-3		0-0 6-3		0-0 SH2-4		0-0 6-3	0-0 4-3		4	0	0	0	0	0	0	<b>Atlanta Braves @ San Diego Padres</b> San Diego Stadium, San Diego, CA Fri Sep 19 1980, 10:05 PM EDT Att: 5,893 - Unknown							
Glenn Hubbard, R OBP: 0.323, SLG: 0.385 (1, 4)	4-0 1B 1-4-3 BB		4-0 G6-4-3 BB		4-0 SF9 BB		4-0 BB 1B BB	0-3 K	1	2	0	0	4	1	0									
Gary Matthews, R OBP: 0.325, SLG: 0.425 (1, 9)	0-0 1-4-3 1-3 1B		0-0 G6-4-3 1-2		0-0 SF9 1-2 2-3 3-H		0-0 BB BB 1B	0-0 G3	4	1	2	1	0	0	1									
Bob Horner, R OBP: 0.311, SLG: 0.545 (1, 5)	0-0 1-4-3 1-2 3-H			0-0 F9		0-0 K	4-0 BB BB 1B	0-0 5-3	4	0	0	1	1	1	3									
Chris Chambliss, L OBP: 0.337, SLG: 0.435 Jeff Burroughs, R OBP: 0.347, SLG: 0.454 (1, 3)	4-0 BB			0-0 L9		0-0 4-3	4-0 BB BB		2	0	0	0	1	0	0									
Dale Murphy, R OBP: 0.352, SLG: 0.508 (1, 8)	0-3 K			0-0 2B		0-0 1B	4-0 1-2 2-3 3-H BB		3	0	2	1	1	1	2									
Bruce Benedict, R OBP: 0.301, SLG: 0.315 Mike Lum, L OBP: 0.340, SLG: 0.237 Bill Nahorodny, R OBP: 0.291, SLG: 0.419 (1, 2)		0-0 F6		0-0 F2		0-3 K	0-3 K		2	0	0	0	0	0	1									
Luis Gomez, R OBP: 0.242, SLG: 0.215 Biff Pocoroba, S OBP: 0.396, SLG: 0.423 Rafael Ramirez, R OBP: 0.304, SLG: 0.383 Chico Ruiz, R OBP: 0.379, SLG: 0.462 (1, 6)		0-0 F6			0-0 SH2-4 SF9 1B	0-0 4-3		0-0 F9	2	1	1	0	0	0	0									
Doyle Alexander, R OBP: 0.203, SLG: 0.221 Al Hrabosky, R OBP: 0.200, SLG: 0.233 Brian Asseistine, L OBP: 0.200, SLG: 0.233 Preston Hanna, R OBP: 0.200, SLG: 0.233 Terry Harper, R OBP: 0.200, SLG: 0.233 Gene Garber, R OBP: 0.200, SLG: 0.233 (1, 1)		0-3 K			0-0 SH SF9 SH2-4 1-2		0-0 P4	0-0 L7	1	0	0	0	0	0	1									
<b>Inning Stats</b>	R: 1 E: 0 K: 1 S: 6	H: 1 LOB: 2 BB: 2 P: 14	R: 0 E: 0 K: 1 S: 5	H: 0 LOB: 0 BB: 0 P: 5	R: 0 E: 0 K: 0 S: 2	H: 0 LOB: 1 BB: 1 P: 6	R: 0 E: 0 K: 0 S: 4	H: 1 LOB: 1 BB: 0 P: 4	R: 1 E: 0 K: 1 S: 7	H: 1 LOB: 2 BB: 1 P: 11	R: 0 E: 0 K: 1 S: 6	H: 1 LOB: 1 BB: 0 P: 6	R: 2 E: 0 K: 1 S: 6	H: 1 LOB: 3 BB: 4 P: 22	R: 0 E: 0 K: 0 S: 3	H: 0 LOB: 0 BB: 0 P: 3		R: 0 E: 0 K: 1 S: 5	H: 0 LOB: 0 BB: 0 P: 5	1B: 4 2B: 1 3B: 0 HR: 0	SF: 1 SAC: 2 DP: 1 HBP: 0	WP: 0 PB: 0 SB: 0 CS: 0	PA: 40	
<b>PITCHER</b>	IP WLS BF H R ER SO BB IBB HBP BLK WP HR S P ERA WHIP	6.2 W 31 5 4 4 4 6 0 0 0 0 0 0 33 57 5.40 1.650	0.0 S 8 0 0 0 2 1 0 0 0 0 0 0 11 15 0.00 0.429																					

AB	29
R	4
H	5
RBI	4
BB	8
SO	6
LOB	12



Batter	1	2	3	4	5	6	7	8	9	AB	R	H	RBI	BB	SO	LOB	BOTTOM						
Gene Richards, L OBP: 0.361, SLG: 0.378 (1, 7)	0-0 F9		0-0 1B WP	0-0 4-3		0-0 G3		0-0 1B 1-2 2-H		5	1	2	1	0	0	3	<b>Atlanta Braves @ San Diego Padres</b> San Diego Stadium, San Diego, CA Fri Sep 19 1980, 10:05 PM EDT Att: 5,893 - Unknown						
Ozzie Smith, S OBP: 0.324, SLG: 0.285 (1, 6)	0-0 F8		0-0 WP S 1B		0-0 G4-6-3 1B		0-0 4-3	0-3 K	5	0	2	0	0	1	2								
Jerry Mumphrey, S OBP: 0.352, SLG: 0.375 (1, 8)	0-0 L6		4-0 1-3 3-H BB		0-0 G4-6-3 1-2		0-0 CS 2B		3	0	1	0	1	0	1								
Dave Winfield, R OBP: 0.361, SLG: 0.449 (1, 9)		0-0 G4-6-3 3B	0-0 6-3		0-0 F8		4-0 CS IBB		3	1	1	0	1	0	2								
Randy Bass, L OBP: 0.378, SLG: 0.531 Gene Tenace, R OBP: 0.393, SLG: 0.407 (1, 3)		1-0 G4-6-3 HBP		0-0 4-3		0-0 2B 3B	0-0 3-1	1-2 2-3	2	0	1	0	0	0	0								
Bill Fahey, L OBP: 0.294, SLG: 0.257 (1, 2)		0-0 G4-6-3 1-2 3-H		0-0 2B 2B		0-0 F7		0-0 3-1	4	1	1	0	0	0	2								
Luis Salazar, R OBP: 0.369, SLG: 0.421 (1, 5)		0-0 6-3		0-0 2B 1B 2B		0-0 1B 2B		0-0 1-3	4	2	2	2	0	0	0								
Tim Flannery, L OBP: 0.303, SLG: 0.303 (1, 4)			0-0 1-3	0-0 2B 1B		0-0 F7		0-0 1B 1B	4	1	2	1	0	0	2								
Steve Mura, R OBP: 0.188, SLG: 0.156 Gary Lucas, L OBP: 0.200, SLG: 0.176 Rollie Fingers, R OBP: 0.278, SLG: 0.444 (1, 1)			0-3 K	0-0 6-3 2-3		0-0 1B		0-0 1B	3	0	1	1	0	1	1								
<b>Inning Stats</b>	R: 0 E: 0 K: 0 S: 3	H: 0 LOB: 0 BB: 0 P: 3	R: 1 E: 0 K: 0 S: 3	H: 1 LOB: 0 BB: 0 P: 4	R: 1 E: 0 K: 1 S: 7	H: 2 LOB: 2 BB: 1 P: 11	R: 2 E: 0 K: 0 S: 6	H: 3 LOB: 1 BB: 0 P: 6	R: 0 E: 0 K: 0 S: 3	H: 1 LOB: 1 BB: 1 P: 3	R: 2 E: 0 K: 0 S: 6	H: 3 LOB: 2 BB: 0 P: 6	R: 0 E: 0 K: 0 S: 3	H: 1 LOB: 1 BB: 1 P: 7	R: 1 E: 0 K: 1 S: 8	H: 3 LOB: 2 BB: 0 P: 8		R: 0 E: 0 K: 1 S: 5	H: 0 LOB: 0 BB: 0 P: 5	1B: 8 2B: 4 3B: 2 HR: 0	SF: 0 SAC: 0 DP: 2 HBP: 1	WP: 1 PB: 0 SB: 1 CS: 2	PA: 38
<b>PITCHER</b>	IP WLS BF H R ER SO BB IBB HBP BLK WP HR S P ERA WHIP	5.2 L 27 10 6 6 1 1 0 1 0 0 0 0 1 1 0.00 0.000	1.0 4 1 0 0 0 0 0 1 0 0 0 0 0 3 7 0.00 1.000	1.0 6 3 1 1 1 0 0 0 0 0 0 0 0 8 8 9.00 3.000																			

AB	35
R	7
H	14
RBI	5
BB	2
SO	2
LOB	15





Batter	1	2	3	4	5	6	7	8	9	10	11	AB	R	H	RBI	BB	SO	LOB	TOP								
Jerry Royster, R OBP: 0.309, SLG: 0.322 (1, 7)												5	1	1	0	0	0	3									
Glenn Hubbard, R OBP: 0.326, SLG: 0.389 (1, 4)												4	1	2	0	1	0	0									
Gary Matthews, R OBP: 0.325, SLG: 0.425 (1, 9)												5	0	2	1	0	0	2									
Bob Horner, R OBP: 0.241, SLG: 0.247 Rick Camp, R OBP: 0.233, SLG: 0.233 Larry Bradford, R OBP: 0.233, SLG: 0.233 Rick Mahler, R OBP: 0.233, SLG: 0.233 Jeff Burroughs, R OBP: 0.233, SLG: 0.233 Al Hrabosky, R OBP: 0.233, SLG: 0.233 (1, 5)												4	0	3	1	0	0	0									
Chris Chambliss, L OBP: 0.334, SLG: 0.431 (1, 3)												5	0	0	0	0	0	5									
Dale Murphy, R OBP: 0.349, SLG: 0.503 (1, 8)												5	0	0	0	0	0	1									
Bruce Benedict, R OBP: 0.306, SLG: 0.321 Gary Cooper, S (9, PR)												4	0	3	0	0	0	0									
Bill Nahorodny, R OBP: 0.289, SLG: 0.417 (9, 2)												1	0	0	0	0	0	0									
Luis Gomez, R OBP: 0.241, SLG: 0.215 Biff Pocoroba, S OBP: 0.381, SLG: 0.417 Rafael Ramirez, R OBP: 0.302, SLG: 0.380 (7, PH)												1	0	0	0	0	0	0									
Tommy Boggs, R OBP: 0.337, SLG: 0.234 Mike Lum, L OBP: 0.500, SLG: 0.500 Gene Garber, R OBP: 0.125, SLG: 0.250 Terry Harper, R OBP: 0.125, SLG: 0.250 (1, 1)												2	0	0	0	0	1	1									
<b>Inning Stats</b>	R: 0 E: 0 K: 0 S: 5	H: 2 LOB: 2 BB: 0 P: 5	R: 0 E: 0 K: 0 S: 3	H: 0 LOB: 0 BB: 0 P: 3	R: 0 E: 0 K: 1 S: 5	H: 0 LOB: 1 BB: 1 P: 9	R: 0 E: 0 K: 0 S: 3	H: 0 LOB: 0 BB: 0 P: 3	R: 0 E: 0 K: 0 S: 4	H: 1 LOB: 1 BB: 0 P: 4	R: 0 E: 0 K: 1 S: 6	H: 1 LOB: 1 BB: 0 P: 6	R: 2 E: 0 K: 0 S: 6	H: 4 LOB: 1 BB: 0 P: 6	R: 0 E: 0 K: 0 S: 4	H: 1 LOB: 2 BB: 0 P: 4	R: 0 E: 0 K: 0 S: 3	H: 0 LOB: 0 BB: 0 P: 3	R: 0 E: 0 K: 1 S: 5	H: 0 LOB: 0 BB: 0 P: 5	1B: 10 2B: 1 3B: 0 HR: 0	SF: 0 SAC: 1 DP: 1 HBP: 0	WP: 0 PB: 0 SB: 3 CS: 0	PA: 43			
<b>PITCHER</b>	George Stablein, R ERA: 2.45 (1, 1)	Dennis Kinney, L ERA: 4.06 (8, 1)	Eric Rasmussen, R ERA: 4.19 (8, 1)	<b>PITCHER</b>																							
	IP: 7.1 WLS: 0.1 BF: 1 H: 0 R: 0 ER: 0 SO: 0 BB: 0 IBB: 0 HBP: 0 BLK: 0 WP: 0 HR: 0 S: 34 P: 38 ERA: 2.46 WHIP: 1.500																										
<b>Batter</b>	<b>1</b>	<b>2</b>	<b>3</b>	<b>4</b>	<b>5</b>	<b>6</b>	<b>7</b>	<b>8</b>	<b>9</b>	<b>10</b>	<b>11</b>	<b>AB</b>	<b>R</b>	<b>H</b>	<b>RBI</b>	<b>BB</b>	<b>SO</b>	<b>LOB</b>	<b>BOTTOM</b>								
Gene Richards, L OBP: 0.362, SLG: 0.380 (1, 7)												5	2	2	0	0	0	1									
Ozzie Smith, S OBP: 0.324, SLG: 0.284 (1, 6)												2	0	0	0	1	0	0									
Jerry Mumphy, S OBP: 0.353, SLG: 0.374 (1, 8)												4	0	1	0	1	0	1									
Dave Winfield, R OBP: 0.365, SLG: 0.451 (1, 9)												4	0	3	2	1	0	0									
Randy Bass, L OBP: 0.381, SLG: 0.500 (1, 3)												4	0	1	0	1	1	6									
Luis Salazar, R OBP: 0.360, SLG: 0.410 Broderick Perkins, L OBP: 0.500, SLG: 0.667 Barry Evans, R OBP: 0.311, SLG: 0.322 (1, 5)												3	0	0	0	0	0	3									
Gene Tenace, R OBP: 0.383, SLG: 0.408 Paul Dade, R OBP: 0.316, SLG: 0.188 (1, 2)												4	0	1	0	1	1	4									
Tim Flannery, L OBP: 0.302, SLG: 0.302 Dave Cash, R OBP: 0.280, SLG: 0.272 (1, 4)												4	0	1	0	0	1	1									
George Stablein, R OBP: 0.154, SLG: 0.083 Eric Rasmussen, R OBP: 0.095, SLG: 0.190 Craig Stinac, R OBP: 0.224, SLG: 0.283 (8, 1)												3	0	0	0	0	2	2									
<b>Inning Stats</b>	R: 1 E: 0 K: 0 S: 6	H: 3 LOB: 2 BB: 0 P: 6	R: 0 E: 0 K: 2 S: 8	H: 1 LOB: 1 BB: 0 P: 8	R: 0 E: 0 K: 0 S: 3	H: 0 LOB: 0 BB: 0 P: 3	R: 0 E: 0 K: 0 S: 2	H: 0 LOB: 0 BB: 1 P: 6	R: 0 E: 0 K: 0 S: 4	H: 1 LOB: 1 BB: 0 P: 4	R: 0 E: 0 K: 2 S: 8	H: 1 LOB: 1 BB: 0 P: 8	R: 1 E: 0 K: 0 S: 6	H: 2 LOB: 3 BB: 1 P: 10	R: 0 E: 0 K: 0 S: 3	H: 0 LOB: 0 BB: 0 P: 3	R: 0 E: 0 K: 1 S: 4	H: 1 LOB: 2 BB: 2 P: 12	R: 1 E: 0 K: 0 S: 3	H: 1 LOB: 1 BB: 1 P: 7	1B: 8 2B: 3 3B: 0 HR: 0	SF: 0 SAC: 2 DP: 2 HBP: 0	WP: 0 PB: 0 SB: 4 CS: 1	PA: 45			
<b>PITCHER</b>	Tommy Boggs, R ERA: 3.46 (7, 1)	Gene Garber, R ERA: 3.91 (8, 1)	Rick Camp, R ERA: 1.99 (8, 1)	Larry Bradford, L ERA: 2.61 (8, 1)	Rick Mahler, R ERA: (8, 1)	<b>PITCHER</b>																					
	IP: 6.0 WLS: 1.0 BF: 4 H: 1 R: 1 ER: 0 SO: 2 BB: 1 IBB: 0 HBP: 0 BLK: 0 WP: 0 HR: 0 S: 26 P: 30 ERA: 1.50 WHIP: 1.000																										

Atlanta Braves @ San Diego Padres  
San Diego Stadium, San Diego, CA  
Sat Sep 20 1980, 10:05 PM EDT  
Att. 7,180 - Unknown

livebaseballscorecards.com

AB 41  
R 2  
H 11  
RBI 2  
BB 1  
SO 3  
LOB 17




Atlanta Braves @ San Diego Padres  
San Diego Stadium, San Diego, CA  
Sat Sep 20 1980, 10:05 PM EDT  
Att. 7,180 - Unknown


livebaseballscorecards.com

AB 38  
R 3  
H 10  
RBI 3  
BB 5  
SO 5  
LOB 22





Batter	1	2	3	4	5	6	7	8	9	AB	R	H	RBI	BB	SO	LOB	TOP									
Jerry Royster, R OBP: 0.308, SLG: 0.321 (1, 7)	0-0 4-3		0-0 CS 1B		0-0 6-3		0-0 L6			4	0	1	0	0	0	1	<p>Atlanta Braves @ San Diego Padres San Diego Stadium, San Diego, CA Sun Sep 21 1980, 6:33 AM EDT Att: 2,846 - Unknown</p> <p>livebaseballscores.com</p> <p>AB 31 R 1 H 7 RBI 1 BB 4 SO 2 LOB 12</p> 									
Glenn Hubbard, R OBP: 0.330, SLG: 0.392 (1, 4)	4-0 G6-4-3 BB		0-0 1-2 2B			4-0 G1-6-3 BB		0-0 F8		2	0	1	0	2	0											
Gary Matthews, R OBP: 0.325, SLG: 0.423 (1, 9)	0-0 G6-4-3 1-2		0-3 K			0-0 G1-6-3 1-2		4-0 G6-4-3 BB		3	0	0	0	1	1	3										
Bob Horner, R OBP: 0.315, SLG: 0.547 (1, 5)		0-0 5-3		0-0 6-3		0-0 2B		0-0 G6-4-3 1-2		4	0	1	0	0	0	1										
Chris Chambliss, L OBP: 0.332, SLG: 0.428 (1, 3)		0-0 L4		0-0 F8		0-0 4-3			0-0 1-3	4	0	0	0	0	0	1										
Dale Murphy, R OBP: 0.350, SLG: 0.503 (1, 8)		0-0 S 1B		0-0 1B			0-0 E5 2B		0-0 5-3	4	1	2	0	0	0	0										
Bruce Benedict, R OBP: 0.307, SLG: 0.319 Mike Lum, L OBP: 0.344, SLG: 0.244 (9, PH)	4-0 1-2 BB		0-0 5-3		0-0 5-3		0-0 F5		0-0 1B	2	0	0	0	1	0	2										
Luis Gomez, R OBP: 0.240, SLG: 0.213 Biff Pocoreba, S OBP: 0.376, SLG: 0.411 Larry Bradford, R Gene Garber, R OBP: 0.500, SLG: 0.500 Brian Asselstine, L OBP: 0.319, SLG: 0.396 (7, PH)	0-0 F7		0-0 5-3		0-0 5-3		0-3 K		0-0 F7	2	0	0	0	0	0	2										
Phil Niekro, R OBP: 0.143, SLG: 0.193 Jeff Burroughs, R OBP: 0.348, SLG: 0.458 Rafael Ramirez, R OBP: 0.302, SLG: 0.380 (7, PR)			0-0 5-3		0-0 P4		0-0 2H 2B			2	0	0	0	0	0	0										
<b>Inning Stats</b>	R: 0 E: 0 K: 0 S: 2	H: 0 LOB: 0 BB: 1 P: 6	R: 0 E: 0 K: 0 S: 4	H: 1 LOB: 2 BB: 1 P: 8	R: 0 E: 0 K: 1 S: 6	H: 2 LOB: 1 BB: 0 P: 6	R: 0 E: 0 K: 0 S: 4	H: 1 LOB: 0 BB: 0 P: 4	R: 0 E: 0 K: 0 S: 3	H: 0 LOB: 0 BB: 0 P: 3	R: 0 E: 0 K: 0 S: 3	H: 1 LOB: 1 BB: 1 P: 7	R: 1 E: 1 K: 1 S: 7	H: 1 LOB: 0 BB: 0 P: 7	R: 0 E: 0 K: 0 S: 2	H: 0 LOB: 0 BB: 1 P: 6		R: 0 E: 0 K: 0 S: 4	H: 1 LOB: 1 BB: 0 P: 4	1B: 4 2B: 3 3B: 0 HR: 0	SF: 0 SAC: 0 DP: 3 HBP: 0	WP: 0 PB: 0 SB: 1 CS: 1	PA: 35			
<b>PITCHER</b> Tom Tellmann, R ERA:	IP 9.0	WLS W	BF 35	H 7	R 1	ER 0	SO 2	BB 4	IBB 0	HBP 0	BLK 0	WP 0	HR 0	S 35	P 51	ERA 0.00		WHIP 1.222								

Batter	1	2	3	4	5	6	7	8	9	AB	R	H	RBI	BB	SO	LOB	BOTTOM									
Gene Richards, L OBP: 0.361, SLG: 0.379 (1, 7)	0-0 L4		0-0 F8		0-0 1-3 2H 1B			0-0 F8		4	0	1	1	0	0	0	<p>Atlanta Braves @ San Diego Padres San Diego Stadium, San Diego, CA Sun Sep 21 1980, 6:33 AM EDT Att: 2,846 - Unknown</p> <p>livebaseballscores.com</p> <p>AB 30 R 3 H 7 RBI 3 BB 1 SO 3 LOB 6</p> 									
Ozzie Smith, S OBP: 0.322, SLG: 0.282 (1, 6)	0-0 4-3			0-0 4-3	0-0 F8			0-0 L4		4	0	0	0	0	0	2										
Broderick Perkins, L OBP: 0.494, SLG: 0.653 Jerry Mumphy, S OBP: 0.354, SLG: 0.375 (8, 8)	0-0 6-3			0-0 4-3		0-0 G5-4-3 1B		0-0 S 1B		3	0	1	0	0	0	0										
Dave Winfield, R OBP: 0.363, SLG: 0.447 (8, 9)		0-0 G3		0-0 6-3		0-0 G5-4-3 1-2		0-0 5-3 1-2		4	0	0	0	0	0	2										
Randy Bass, L OBP: 0.400, SLG: 0.590 Gene Tenace, R OBP: 0.393, SLG: 0.408 (9, 3)		0-0 HR			0-3 K		0-0 1B			3	1	2	1	0	1	0										
Luis Salazar, R OBP: 0.359, SLG: 0.408 (1, 5)		0-0 5-3		0-0 1B 1B	0-3 6-3 1B		0-0 F7			3	1	1	0	0	0	1										
Tim Flannery, L OBP: 0.299, SLG: 0.299 (1, 4)	0-0 F8			0-0 6-3 1-2		0-0 4-3				3	0	0	0	0	0	1										
Bill Fahey, L OBP: 0.285, SLG: 0.255 (1, 2)			0-0 L9		4-0 1B 1B IBB		0-3 K			2	1	0	0	1	1	0										
Tom Tellmann, R OBP: 0.333, SLG: 0.333 (1, 1)			0-0 G3		0-0 1B 1B		0-3 K			3	0	1	1	0	1	0										
<b>Inning Stats</b>	R: 0 E: 0 K: 0 S: 3	H: 0 LOB: 0 BB: 0 P: 3	R: 1 E: 0 K: 0 S: 4	H: 1 LOB: 0 BB: 0 P: 4	R: 0 E: 0 K: 0 S: 3	H: 0 LOB: 0 BB: 0 P: 3	R: 0 E: 0 K: 0 S: 3	H: 0 LOB: 0 BB: 0 P: 3	R: 2 E: 0 K: 1 S: 8	H: 3 LOB: 2 BB: 1 P: 12	R: 0 E: 0 K: 0 S: 4	H: 2 LOB: 1 BB: 0 P: 4	R: 0 E: 0 K: 2 S: 7	H: 0 LOB: 0 BB: 0 P: 7	R: 0 E: 0 K: 0 S: 4	H: 1 LOB: 1 BB: 0 P: 4		1B: 6 2B: 0 3B: 0 HR: 1	SF: 0 SAC: 0 DP: 1 HBP: 0	WP: 0 PB: 0 SB: 1 CS: 0	PA: 31					
<b>PITCHER</b> Phil Niekro, R ERA: 3.61 Larry Bradford, L ERA: 2.52 Gene Garber, R ERA: 3.89	IP 6.0	WLS L	BF 24	H 6	R 3	ER 3	SO 1	BB 6	IBB 3	HBP 3	BLK 1	WP 0	HR 1	S 25	P 29	ERA 4.50		WHIP 1.000								



Batter	1	2	3	4	5	6	7	8	9	AB	R	H	RBI	BB	SO	LOB	TOP					
Jerry Royster, R OBP: 0.309, SLG: 0.327 (1, 7)										5	2	2	0	0	0	0	<b>Atlanta Braves @ Los Angeles Dodgers</b> Dodger Stadium, Los Angeles, CA Mon Sep 22 1980, 7:05 PM PDT Att: 25,078 - Unknown					
Rafael Ramirez, R OBP: 0.305, SLG: 0.376 (1, 6)										4	1	1	0	0	1	2						
Gary Matthews, R OBP: 0.327, SLG: 0.429 (1, 9)										4	3	2	2	1	0	2						
Bob Horner, R OBP: 0.316, SLG: 0.554 Terry Harper, R OBP: 0.176, SLG: 0.250 (1, 5) (7, 7)										4	1	2	2	0	0	1						
Chris Chambliss, L OBP: 0.336, SLG: 0.433 (1, 3)										5	0	4	2	0	0	0						
Dale Murphy, R OBP: 0.347, SLG: 0.498 (1, 8)										5	0	0	0	0	0	6						
Glenn Hubbard, R OBP: 0.330, SLG: 0.390 (1, 4)										4	0	1	0	1	0	3						
Bruce Benedict, R OBP: 0.309, SLG: 0.317 (1, 2)										2	0	0	0	2	2	3						
Preston Hanna, R OBP: 0.143, SLG: 0.286 Biff Pocoroba, S OBP: 0.372, SLG: 0.405 Gene Garber, R OBP: 0.500, SLG: 0.500 Rick Camp, R OBP: 0.143, SLG: 0.286 (1, 1) (6, PH) (6, 1) (7, 1)										2	0	0	0	0	0	0						
<b>Inning Stats</b>	R: 1 E: 1 K: 1 S: 8	H: 3 LOB: 2 BB: 0 P: 8	R: 0 E: 0 K: 1 S: 4	H: 0 LOB: 0 BB: 1 P: 8	R: 0 E: 0 K: 0 S: 3	H: 0 LOB: 1 BB: 0 P: 4	R: 0 E: 0 K: 1 S: 6	H: 2 LOB: 1 BB: 0 P: 6	R: 2 E: 0 K: 0 S: 5	H: 2 LOB: 2 BB: 1 P: 5	R: 0 E: 0 K: 0 S: 4	H: 1 LOB: 2 BB: 1 P: 8	R: 2 E: 0 K: 0 S: 5	H: 2 LOB: 0 BB: 0 P: 5	R: 0 E: 0 K: 1 S: 5	H: 0 LOB: 1 BB: 1 P: 9		R: 2 E: 0 K: 0 S: 5	H: 2 LOB: 2 BB: 2 P: 13	1B: 8 2B: 1 3B: 1 HR: 2	SF: 0 SAC: 0 DP: 0 HBP: 1	WP: 0 PB: 0 SB: 2 CS: 2
<b>PITCHER</b>	IP: 7.0 WLS: L BF: 32 ERA: 2.28	H: 10 R: 5 ER: 5 SO: 3	BB: 1 IBB: 1 HBP: 1 BLK: 0	WP: 0 HR: 2 S: 35 P: 44	ERA: 6.43 WHIP: 1.571	IP: 8.1 WLS: 1 BF: 8 ERA: 2.04	H: 1 R: 2 ER: 2 SO: 1	BB: 2 IBB: 1 HBP: 0 BLK: 0	WP: 0 HR: 7 S: 19 P: 13.50	ERA: 2.250	IP: 9.1 WLS: 0 BF: 3 ERA: 3.09	H: 1 R: 0 ER: 0 SO: 0	BB: 0 IBB: 0 HBP: 0 BLK: 0	WP: 0 HR: 3 S: 3 P: 0.00	1.500							

AB	37
R	7
H	12
RBI	6
BB	5
SO	4
LOB	20



Batter	1	2	3	4	5	6	7	8	9	AB	R	H	RBI	BB	SO	LOB	BOTTOM	
Davey Lopes, R OBP: 0.325, SLG: 0.348 (1, 4)										4	1	0	0	1	0	0	<b>Atlanta Braves @ Los Angeles Dodgers</b> Dodger Stadium, Los Angeles, CA Mon Sep 22 1980, 7:05 PM PDT Att: 25,078 - Unknown	
Jay Johnstone, L OBP: 0.353, SLG: 0.378 (1, 9)										4	0	2	1	0	0	0		
Steve Garvey, R OBP: 0.344, SLG: 0.464 (1, 3)										4	0	2	1	0	0	1		
Dusty Baker Jr., R OBP: 0.335, SLG: 0.522 (1, 7)										4	0	1	0	0	0	4		
Ron Cey, R OBP: 0.344, SLG: 0.458 (1, 5)										3	0	0	0	1	0	1		
Gary Thomasson, L OBP: 0.322, SLG: 0.269 (1, 8)										4	0	0	0	0	1	2		
Joe Ferguson, R OBP: 0.360, SLG: 0.407 (1, 2)										3	0	1	0	1	1	0		
Derrel Thomas, S OBP: 0.324, SLG: 0.359 (1, 6)										4	0	0	0	0	0	2		
Don Sutton, R OBP: 0.085, SLG: 0.069 Vic Davalillo, L OBP: 0.250, SLG: 0.250 Joe Beckwith, L Terry Forster, L Mickey Hatcher, R OBP: 0.231, SLG: 0.308 (1, 1) (7, PH) (8, 1) (9, 1) (9, PH)										2	0	0	0	0	1	2		
<b>Inning Stats</b>	R: 0 E: 0 K: 0 S: 4	H: 1 LOB: 1 BB: 0 P: 4	R: 0 E: 1 K: 1 S: 5	H: 0 LOB: 2 BB: 2 P: 13	R: 0 E: 0 K: 0 S: 4	H: 1 LOB: 1 BB: 0 P: 4	R: 0 E: 0 K: 0 S: 4	H: 1 LOB: 1 BB: 0 P: 4	R: 0 E: 0 K: 1 S: 6	H: 1 LOB: 2 BB: 1 P: 10	R: 0 E: 0 K: 1 S: 5	H: 0 LOB: 0 BB: 0 P: 5	R: 0 E: 0 K: 0 S: 3	H: 0 LOB: 0 BB: 0 P: 3	1B: 7 2B: 0 3B: 0 HR: 0	SF: 0 SAC: 0 DP: 1 HBP: 0		WP: 0 PB: 0 SB: 0 CS: 0
<b>PITCHER</b>	IP: 5.0 WLS: W BF: 20 ERA: 3.23	H: 3 R: 0 ER: 0 SO: 1	BB: 2 IBB: 0 HBP: 0 BLK: 0	WP: 0 HR: 0 S: 20 P: 28	ERA: 0.00 WHIP: 1.000	IP: 6.1 WLS: 1 BF: 10 ERA: 4.04	H: 4 R: 2 ER: 2 SO: 1	BB: 1 IBB: 0 HBP: 0 BLK: 0	WP: 0 HR: 11 S: 15 P: 10.80	3.000	IP: 7.1 WLS: S BF: 7 ERA: 1.95	H: 0 R: 0 ER: 0 SO: 1	BB: 0 IBB: 0 HBP: 0 BLK: 0	WP: 0 HR: 9 S: 9 P: 0.00	0.000			





Batter	1	2	3	4	5	6	7	8	9	AB	R	H	RBI	BB	SO	LOB	TOP					
Jerry Royster, R (1, 7) OBP: 0.310, SLG: 0.325	4-0 CS BB		0-0 P3		0-0 1-3		4-0 BB		0-0 F7	3	0	0	0	2	0	4	<b>Atlanta Braves @ Los Angeles Dodgers</b> Dodger Stadium, Los Angeles, CA Tue Sep 23 1980, 7:05 PM PDT Att: 29,226 - Unknown					
Rafael Ramirez, R (1, 6) OBP: 0.304, SLG: 0.372	0-3 K		0-0 6-3			0-0 WP BB 1B	0-3 K		0-0 F7	4	0	1	0	0	2	4						
Terry Harper, R (9, PH) OBP: 0.167, SLG: 0.235	1-2 K									1	0	0	0	0	0	1						
Gary Matthews, R (1, 9) OBP: 0.329, SLG: 0.429	0-3 K			0-0 L1-4 1B		4-0 WP BB 1B		0-0 P6	0-0 1B	4	0	2	0	1	1	0						
Bob Horner, R (1, 5) OBP: 0.315, SLG: 0.550		0-0 L4		0-0 1B		0-0 F2		0-0 F2	0-0 F8	5	0	1	0	0	0	4						
Chris Chambliss, L (1, 3) OBP: 0.335, SLG: 0.431		0-0 F5		0-0 L1-4 1B		0-0 F7		0-0 HR 1B		4	1	1	0	0	0	4						
Dale Murphy, R (1, 8) OBP: 0.350, SLG: 0.504	4-0 CS BB		0-0 F7		0-0 BB			0-0 HR 1B		2	1	1	2	2	0	1						
Glenn Hubbard, R (1, 4) OBP: 0.330, SLG: 0.392	0-0 CS		0-0 E6 1B		0-0 L6		0-0 F8		0-0 2B	4	0	1	0	0	0	3						
Bruce Benedict, R (1, 2) OBP: 0.308, SLG: 0.316			0-0 SH3 1B		0-3 K		0-0 F5		0-0 6-3	4	0	1	0	0	1	1						
Rick Matula, R (1, 1) OBP: 0.136, SLG: 0.105			0-0 SH3		0-0 1B		0-3 K		4-0 BB	0	0	0	0	0	0	0						
Mike Lum, L (5, PH) OBP: 0.357, SLG: 0.253										1	0	1	0	0	0	0						
Rick Mahler, R (5, PH) OBP: 0.263, SLG: 0.449										0	0	0	0	0	0	0						
Bill Pascoe, S (7, PH) OBP: 0.263, SLG: 0.449										0	0	0	0	0	0	0						
Gene Garber, R (7, 1) OBP: 0.250, SLG: 0.500										0	0	0	0	0	0	0						
Jeff Burroughs, R (9, PH) OBP: 0.250, SLG: 0.400										0	0	0	0	0	0	0						
Gary Cooper, S (9, PH) OBP: 0.250, SLG: 0.400										0	0	0	0	0	0	0						
<b>Inning Stats</b>	R: 0 E: 0 K: 2 S: 6	H: 0 LOB: 0 BB: 1 P: 10	R: 0 E: 0 K: 0 S: 2	H: 0 LOB: 0 BB: 1 P: 6	R: 0 E: 1 K: 0 S: 5	H: 1 LOB: 2 BB: 0 P: 5	R: 0 E: 0 K: 0 S: 4	H: 2 LOB: 1 BB: 0 P: 4	R: 0 E: 0 K: 1 S: 6	H: 1 LOB: 1 BB: 0 P: 6	R: 0 E: 0 K: 0 S: 4	H: 1 LOB: 3 BB: 2 P: 12	R: 0 E: 0 K: 2 S: 7	H: 0 LOB: 1 BB: 1 P: 11	R: 2 E: 0 K: 0 S: 6	H: 3 LOB: 1 BB: 0 P: 6	R: 0 E: 0 K: 0 S: 4	H: 1 LOB: 2 BB: 1 P: 8	1B: 7 2B: 3 3B: 0 HR: 1	SF: 0 SAC: 1 DP: 2 HBP: 0	WP: 1 PB: 0 SB: 0 CS: 2	PA: 41
<b>PITCHER</b>	IP WLS BF H R ER SO BB IBB HBP BLK WP HR S P ERA WHIP	6.2 W 28 5 0 0 4 5 0 0 0 1 0 31 51 0.00 1.500	1.1 7 3 2 2 1 0 0 0 0 0 0 1 9 9 13.50 2.250	1.0 S 5 1 0 0 0 1 0 0 0 0 0 4 8 0.00 2.000	<b>PITCHER</b>										IP WLS BF H R ER SO BB IBB HBP BLK WP HR S P ERA WHIP							

AB 33  
R 2  
H 9  
RBI 2  
BB 6  
SO 5  
LOB 22



Batter	1	2	3	4	5	6	7	8	9	AB	R	H	RBI	BB	SO	LOB	BOTTOM			
Davey Lopes, R (1, 4) OBP: 0.324, SLG: 0.347	0-0 1-3			0-0 5-3			0-0 1-3	0-0 4-3		5	0	1	1	0	0	3	<b>Atlanta Braves @ Los Angeles Dodgers</b> Dodger Stadium, Los Angeles, CA Tue Sep 23 1980, 7:05 PM PDT Att: 29,226 - Unknown			
Rudy Law, L (1, 8) OBP: 0.310, SLG: 0.305	0-0 1B S	0-0 4-3			0-0 1-3		0-0 S 1B			4	0	2	0	0	0	2				
Dusty Baker Jr., R (1, 7) OBP: 0.334, SLG: 0.520	0-0 G6-4-3 1B		0-0 F8		0-0 E6		0-0 5-3	0-0 1-2		4	0	1	0	0	0	1				
Steve Garvey, R (1, 3) OBP: 0.344, SLG: 0.465	0-0 G6-4-3		0-0 1B 2B		0-3 K		0-0 4-3			4	1	1	0	0	1	4				
Ron Cey, R (1, 5) OBP: 0.342, SLG: 0.454		0-0 5-3	0-0 6-3		0-0 F9			0-0 F7		4	0	0	0	0	0	2				
Jay Johnstone, L (1, 9) OBP: 0.357, SLG: 0.386		0-0 1B 2B				0-0 F7		0-3 K		3	1	2	1	0	0	0				
Mickey Hatcher, R (7, 9) OBP: 0.227, SLG: 0.303		0-0 1B 2B	0-0 2H 1B							1	0	0	0	0	1	0				
Mike Scioscia, L (1, 2) OBP: 0.313, SLG: 0.328		0-0 1-3			0-0 F9		0-0 6-3			4	0	1	0	0	0	2				
Pepe Frias, R (6, PR) OBP: 0.253, SLG: 0.270										0	0	0	0	0	0	0				
Steve Yeager, R (9, 2) OBP: 0.278, SLG: 0.281										0	0	0	0	0	0	0				
Derrel Thomas, S (1, 6) OBP: 0.330, SLG: 0.369		0-0 1B 1B		0-0 5-3		0-0 1B 2B		0-0 BB 1B		4	2	3	1	0	0	0				
Bob Welch, R (1, 1) OBP: 0.254, SLG: 0.286										3	0	2	1	0	0	0				
Bobby Castillo, R (7, 1) OBP: 0.125, SLG: 0.125					0-0 6-3		0-0 1B 2B		4-0 BB 1B	0	0	0	0	0	0	0				
Rick Monday, L (6, PH) OBP: 0.374, SLG: 0.479										0	0	0	0	1	0	0				
Gary Weiss, S (8, PR) OBP: 0.278, SLG: 0.281										0	0	0	0	0	0	0				
Don Stanhouse, R (9, 1) OBP: 0.278, SLG: 0.281										0	0	0	0	0	0	0				
<b>Inning Stats</b>	R: 0 E: 0 K: 0 S: 4	H: 2 LOB: 1 BB: 0 P: 4	R: 2 E: 0 K: 0 S: 7	H: 4 LOB: 2 BB: 0 P: 7	R: 1 E: 0 K: 0 S: 5	H: 2 LOB: 1 BB: 0 P: 5	R: 0 E: 0 K: 0 S: 3	H: 0 LOB: 0 BB: 0 P: 3	R: 0 E: 1 K: 1 S: 6	H: 0 LOB: 1 BB: 0 P: 6	R: 1 E: 0 K: 0 S: 4	H: 2 LOB: 1 BB: 0 P: 4	R: 0 E: 0 K: 0 S: 4	H: 1 LOB: 1 BB: 0 P: 4	R: 0 E: 0 K: 1 S: 7	H: 2 LOB: 3 BB: 1 P: 11	1B: 10 2B: 3 3B: 0 HR: 0	SF: 0 SAC: 0 DP: 1 HBP: 0	WP: 0 PB: 0 SB: 2 CS: 0	PA: 37
<b>PITCHER</b>	IP WLS BF H R ER SO BB IBB HBP BLK WP HR S P ERA WHIP	4.0 L 19 8 3 3 0 0 0 0 0 0 0 10 10 4.50 1.000	2.0 8 2 1 1 1 0 0 0 0 0 0 0 10 10 4.50 1.000	2.0 10 3 0 0 0 1 1 0 0 0 0 0 11 15 0.00 2.000	<b>PITCHER</b>										IP WLS BF H R ER SO BB IBB HBP BLK WP HR S P ERA WHIP					

AB 36  
R 4  
H 13  
RBI 4  
BB 1  
SO 2  
LOB 14





Batter	1	2	3	4	5	6	7	8	9	AB	R	H	RBI	BB	SO	LOB	TOP					
Joe Morgan, L OBP: 0.361, SLG: 0.371	F9	G3			F9		F9			4	0	0	0	0	0	2	Houston Astros @ Atlanta Braves Atlanta-Fulton County Stadium, Atlanta, GA Wed Sep 24 1980, 7:05 PM EDT Att: 24,897 - Unknown					
Enos Cabell, R OBP: 0.300, SLG: 0.343	E6		G4-6-3 1B		5-3		5-3			4	0	1	0	0	0	0						
Terry Puhl, L OBP: 0.356, SLG: 0.418			F8					G3		3	0	1	0	1	0	1						
Jose Cruz, L OBP: 0.370, SLG: 0.441	F8		G4-6-3 1-2		K				G1-4-3 1B	4	0	1	0	0	1	4						
Cesar Cedeno, R OBP: 0.392, SLG: 0.482	K			4-0 HR BB			F7		G1-4-3 1-2	3	1	0	0	1	1	3						
Dave Bergman, L OBP: 0.348, SLG: 0.368		K		1-3 1-2			K		6-3	4	0	0	0	0	2	1						
Alan Ashby, S OBP: 0.311, SLG: 0.340		SH1-4 BB 1B		2-H HR					K	4	1	3	2	0	1	0						
Craig Reynolds, L OBP: 0.259, SLG: 0.298				6-3					F7	2	0	0	0	1	0	1						
Dave Smith, R OBP: 0.378, SLG: 0.395		SH1-4 BB							F7	0	0	0	0	0	0	0						
Denny Walling, L OBP: 0.378, SLG: 0.395										1	0	0	0	0	1	0						
Joaquin Andujar, S OBP: 0.233, SLG: 0.357		SH1-4							F6	1	0	0	0	0	1	0						
Rafael Landestoy, S OBP: 0.356, SLG: 0.329										1	0	0	0	0	0	0						
<b>Inning Stats</b>	R: 0 E: 1 K: 1 S: 7	H: 1 LOB: 2 BB: 1 P: 7	R: 0 E: 0 K: 1 S: 6	H: 1 LOB: 2 BB: 1 P: 10	R: 0 E: 0 K: 0 S: 3	H: 1 LOB: 0 BB: 0 P: 3	R: 2 E: 0 K: 1 S: 6	H: 1 LOB: 0 BB: 1 P: 10	R: 0 E: 0 K: 1 S: 5	H: 0 LOB: 1 BB: 1 P: 9	R: 0 E: 0 K: 1 S: 6	H: 1 LOB: 0 BB: 0 P: 6	R: 0 E: 0 K: 0 S: 3	H: 1 LOB: 0 BB: 0 P: 3	R: 0 E: 0 K: 1 S: 5	H: 0 LOB: 0 BB: 0 P: 5	1B: 5 2B: 0 3B: 0 HR: 1	SF: 0 SAC: 1 DP: 2 HBP: 0	WP: 0 PB: 1 SB: 0 CS: 0	PA: 35		
<b>PITCHER</b>	IP WLS BF H R ER SO BB IBB HBP BLK WP HR S P ERA WHIP	7.1 W 31 6 2 2 5 3 0 0 0 0 1 38 50 2.46 1.227	8.1 S 4 0 0 0 1 0 0 0 0 0 0 6 6 0.00 0.000																			

Batter	1	2	3	4	5	6	7	8	9	AB	R	H	RBI	BB	SO	LOB	BOTTOM				
Terry Harper, R OBP: 0.273, SLG: 0.222	2-3 S BB	F3				4-0 2B BB				1	1	0	0	3	0	2	Houston Astros @ Atlanta Braves Atlanta-Fulton County Stadium, Atlanta, GA Wed Sep 24 1980, 7:05 PM EDT Att: 24,897 - Unknown				
Rafael Ramirez, R OBP: 0.297, SLG: 0.364	2-3	FC6-4			G1-2-3					3	0	0	0	0	0	6					
Biff Pocoroba, S OBP: 0.375, SLG: 0.421										1	0	1	2	0	0	0					
Luis Gomez, R OBP: 0.240, SLG: 0.213	1-3					1-H 2-H 2B				0	0	0	0	0	0	0					
Gary Matthews, R OBP: 0.329, SLG: 0.427	K									3	0	0	0	1	3	2					
Bob Horner, R OBP: 0.317, SLG: 0.555										3	1	1	1	1	1	1					
Chris Chambliss, L OBP: 0.333, SLG: 0.428	F8									4	0	0	0	0	2	3					
Dale Murphy, R OBP: 0.351, SLG: 0.508										3	1	1	1	1	0	1					
Glenn Hubbard, R OBP: 0.329, SLG: 0.390										4	0	1	0	0	0	0					
Bruce Benedict, R OBP: 0.308, SLG: 0.314		SH 1B								2	0	0	0	1	0	0					
Doyle Alexander, R OBP: 0.220, SLG: 0.228										2	1	1	0	1	1	2					
Rick Camp, R OBP: 0.125, SLG: 0.250	K									1	0	0	0	0	0	0					
<b>Inning Stats</b>	R: 0 E: 0 K: 1 S: 5	H: 0 LOB: 2 BB: 2 P: 13	R: 1 E: 1 K: 1 S: 8	H: 2 LOB: 2 BB: 0 P: 8	R: 1 E: 0 K: 1 S: 5	H: 1 LOB: 0 BB: 1 P: 9	R: 0 E: 0 K: 0 S: 3	H: 1 LOB: 2 BB: 2 P: 11	R: 0 E: 0 K: 1 S: 5	H: 0 LOB: 1 BB: 1 P: 9	R: 2 E: 0 K: 1 S: 6	H: 1 LOB: 1 BB: 2 P: 14	R: 0 E: 0 K: 2 S: 7	H: 0 LOB: 0 BB: 0 P: 7	R: 0 E: 0 K: 0 S: 3	H: 0 LOB: 0 BB: 0 P: 3	1B: 2 2B: 1 3B: 0 HR: 2	SF: 0 SAC: 1 DP: 1 HBP: 0	WP: 0 PB: 0 SB: 2 CS: 1	PA: 37	
<b>PITCHER</b>	IP WLS BF H R ER SO BB IBB HBP BLK WP HR S P ERA WHIP	5.2 L 29 5 4 4 4 8 0 0 0 0 0 13 13 6.35 2.294	6.1 7 0 0 0 3 0 0 0 0 0 0 0 13 13 0.00 0.000																		









Batter	1	2	3	4	5	6	7	8	9	AB	R	H	RBI	BB	SO	LOB	TOP										
Max Venable, L OBP: 0.336, SLG: 0.318 (1, 8)	F9		K		WP SF9 1B		FC4-6 1B		3-1	5	1	2	0	0	1	0	<b>San Francisco Giants @ Atlanta Braves</b> Atlanta-Fulton County Stadium, Atlanta, GA Fri Sep 26 1980, 7:05 PM EDT Att: 6,578 - Unknown										
Terry Whitfield, L OBP: 0.338, SLG: 0.359 Mike Rowland, R (7, 1)	2B		4-3		K		SF8			3	0	1	1	0	1	1											
Jack Clark, R OBP: 0.378, SLG: 0.526 (1, 9)	BB		F8		SF9		FC4-6 1-2			2	0	0	1	1	0	1											
Darrell Evans, L OBP: 0.354, SLG: 0.408 (1, 5)	F9			1B	F8		F9			4	1	1	0	0	0	3											
Milt May, L OBP: 0.306, SLG: 0.369 (1, 2)	F8			2B		K		1-3		4	0	1	1	0	1	2											
Rich Murray, R OBP: 0.271, SLG: 0.353 (1, 3)		5-3		G6-4-3 1B	F9		K			4	0	0	0	0	1	1											
Guy Sularz, R OBP: 0.280, SLG: 0.261 Jim Wohlford, R OBP: 0.330, SLG: 0.377 Johnnie LeMaster, R OBP: 0.256, SLG: 0.307 (1, 4)									F2	2	0	1	0	1	0	0											
Joe Pettini, R OBP: 0.311, SLG: 0.287 (8, 4)										1	0	0	0	0	0	0											
Joe Strain, R OBP: 0.323, SLG: 0.321 (9, PH)		FC1-4								3	0	1	0	0	0	2											
Vida Blue, S OBP: 0.114, SLG: 0.090 Bill North, S OBP: 0.375, SLG: 0.293 (7, PH)										1	0	0	0	0	0	0											
Inning Stats	R: 0 E: 0 K: 0 S: 4	H: 1 LOB: 2 BB: 1 P: 8	R: 0 E: 2 K: 0 S: 4	H: 0 LOB: 1 BB: 0 P: 4	R: 0 E: 0 K: 1 S: 5	H: 0 LOB: 0 BB: 0 P: 5	R: 1 E: 0 K: 0 S: 6	H: 4 LOB: 2 BB: 0 P: 6	R: 1 E: 0 K: 1 S: 6	H: 1 LOB: 0 BB: 0 P: 6	R: 0 E: 0 K: 1 S: 5	H: 0 LOB: 1 BB: 1 P: 9	R: 1 E: 0 K: 0 S: 5	H: 2 LOB: 1 BB: 0 P: 5	R: 0 E: 0 K: 1 S: 5	H: 0 LOB: 0 BB: 0 P: 5	R: 0 E: 0 K: 0 S: 3	H: 0 LOB: 0 BB: 0 P: 3	1B: 6 2B: 2 3B: 0 HR: 0	SF: 2 SAC: 0 DP: 1 HBP: 0	WP: 1 PB: 0 SB: 1 CS: 0	PA: 37					
PITCHER	IP	WLS	BF	H	R	ER	SO	BB	IBB	HBP	BLK	WP	HR	S	P	ERA	WHIP										
Tommy Boggs, R ERA: 3.5 Rick Camp, R ERA: 1.88 (1, 1)	7.0	W	31	8	3	3	3	2	0	0	0	1	0	35	43	3.86	1.429										
(8, 1)	2.0	S	6	0	0	0	1	0	0	0	0	0	0	8	8	0.00	0.000										

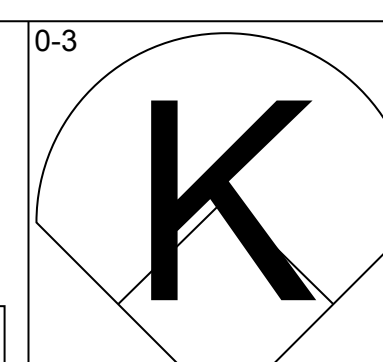
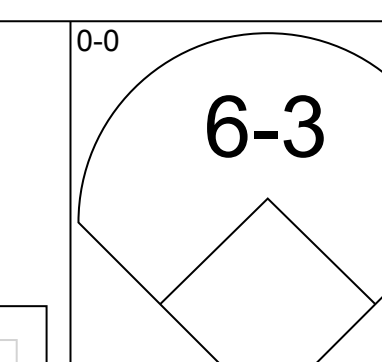
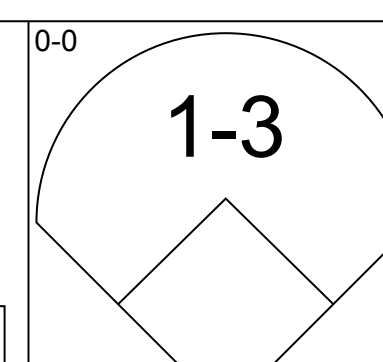
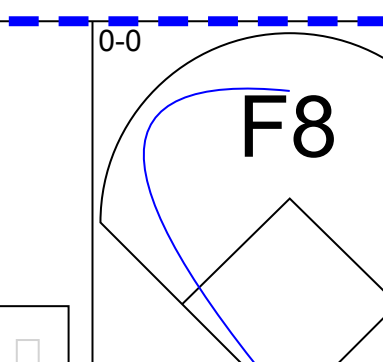
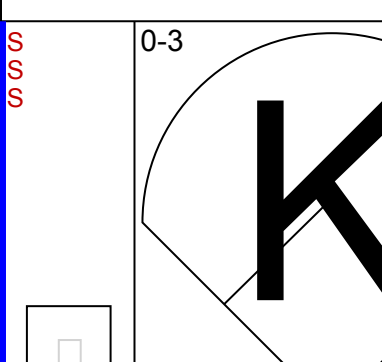
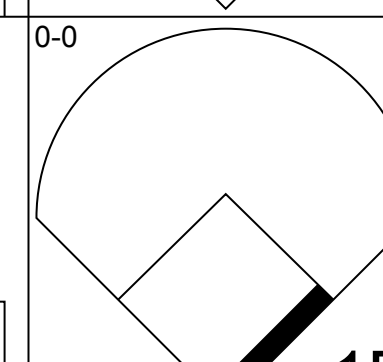
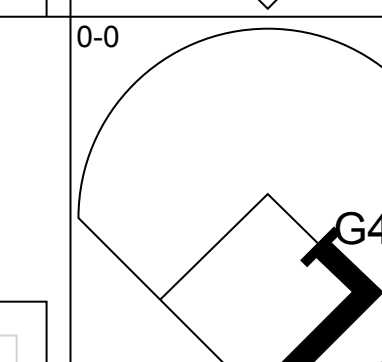

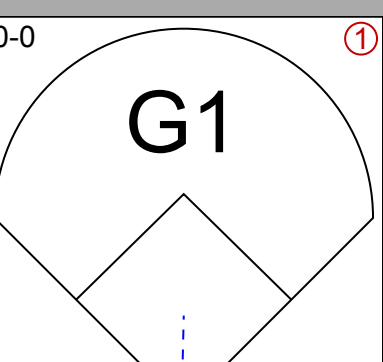
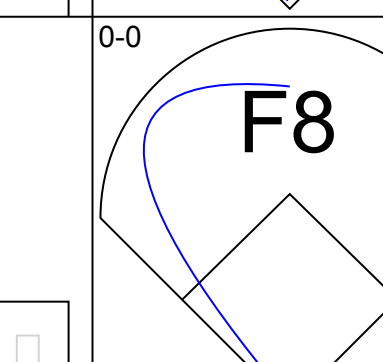
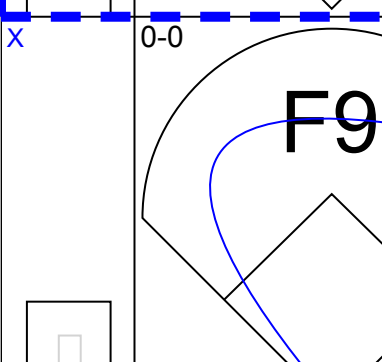
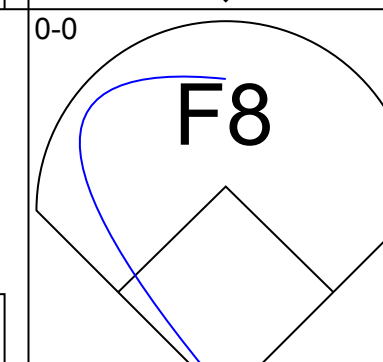
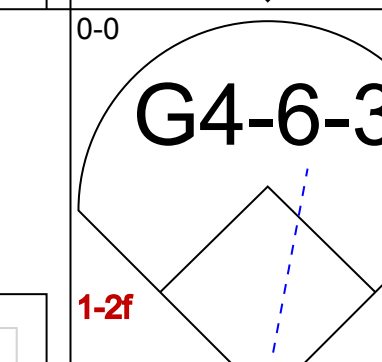
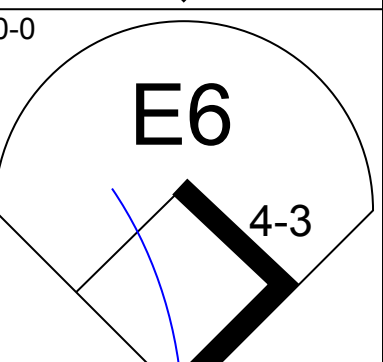
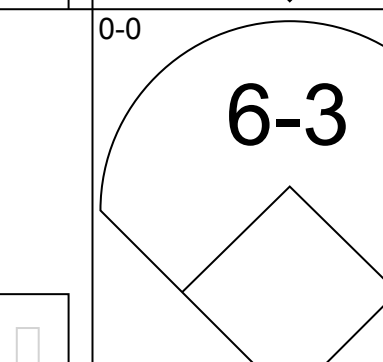
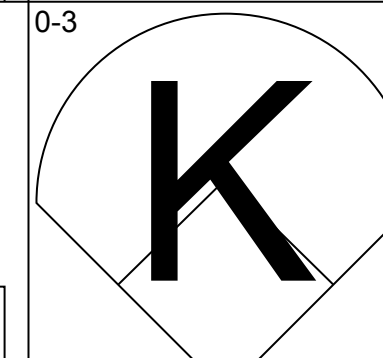
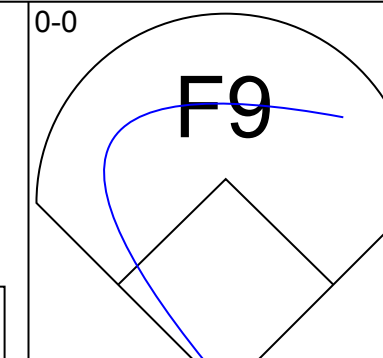
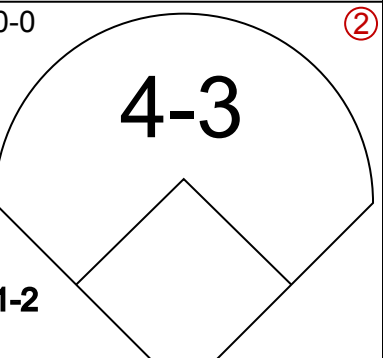
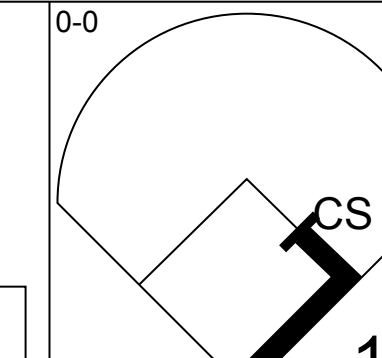
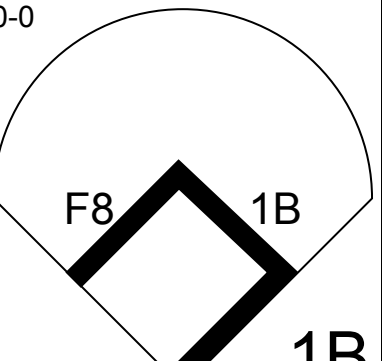
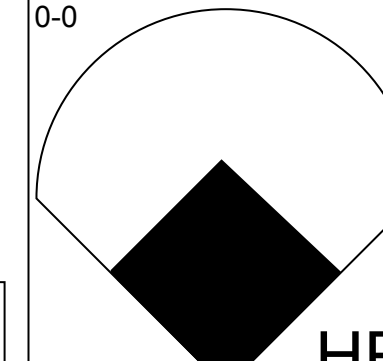
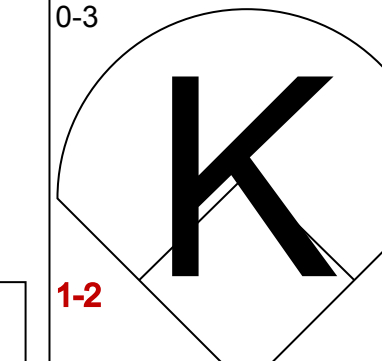
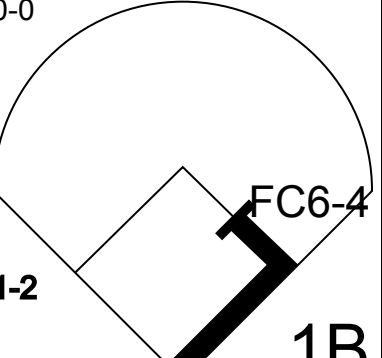
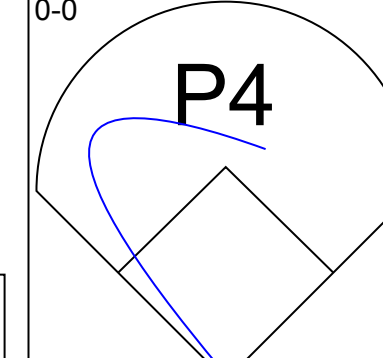
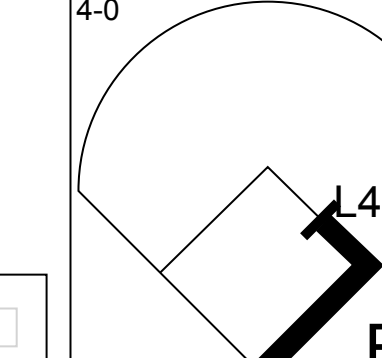
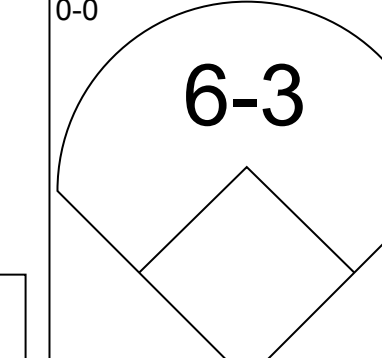
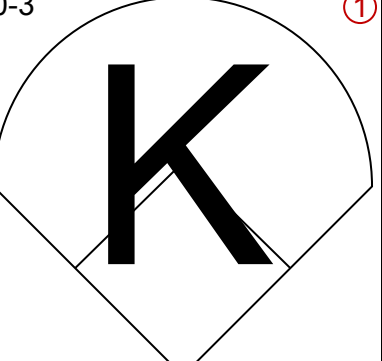
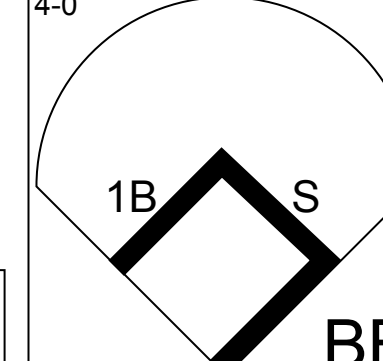

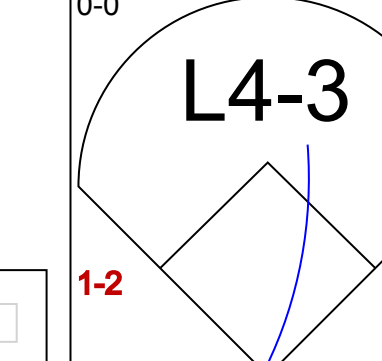
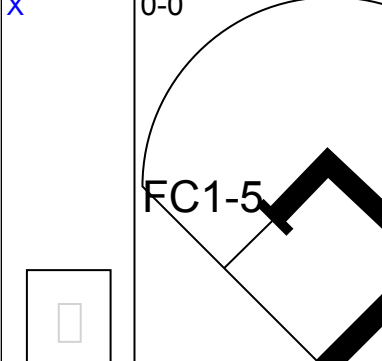
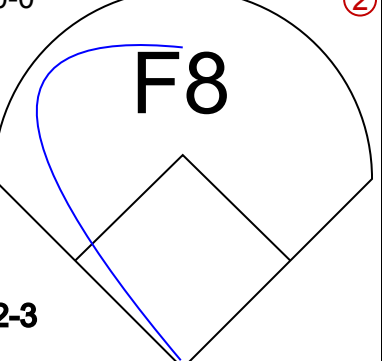
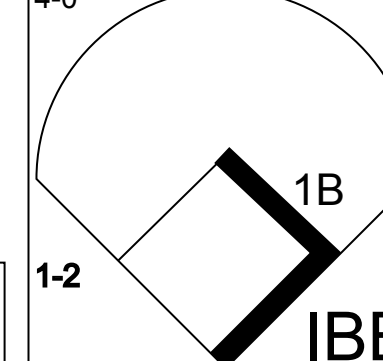

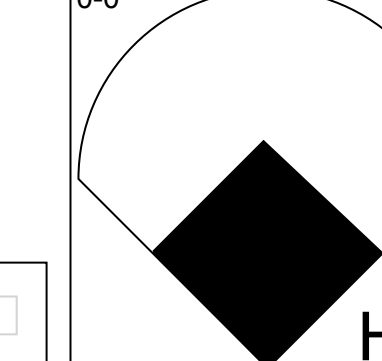
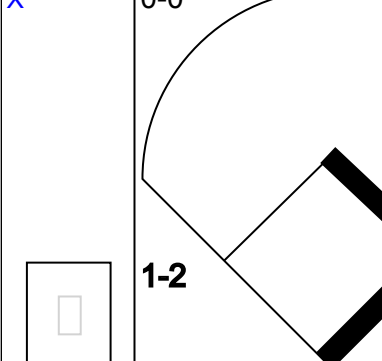
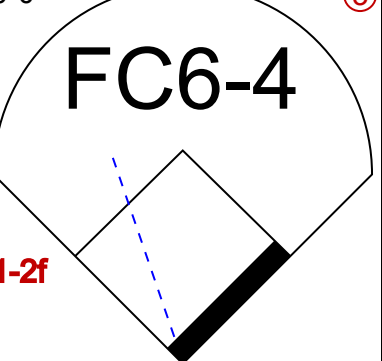
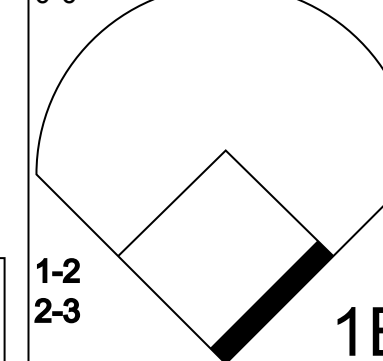

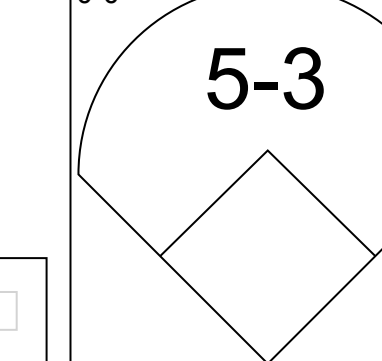
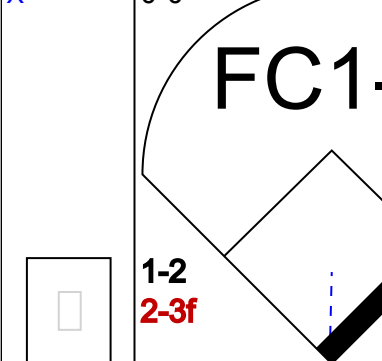
AB	33
R	3
H	8
RBI	3
BB	2
SO	4
LOB	13

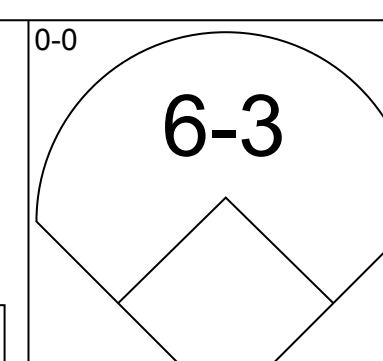
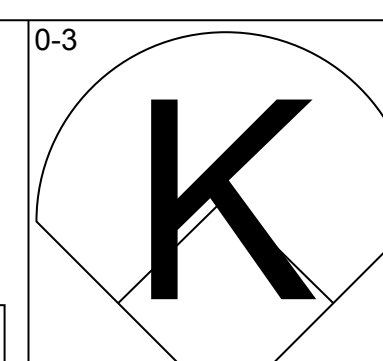
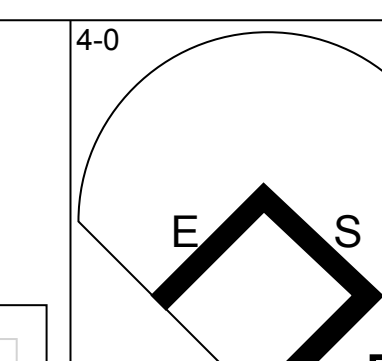
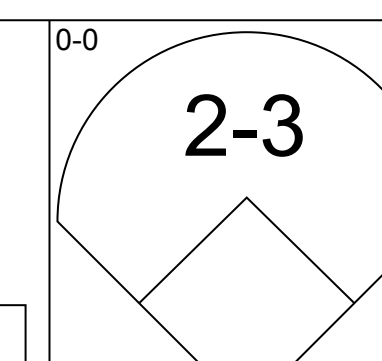
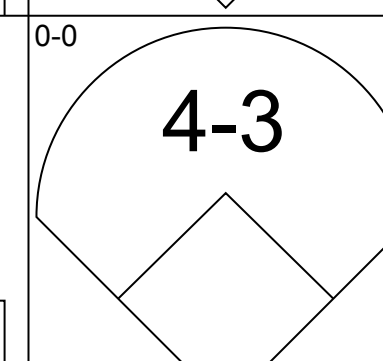
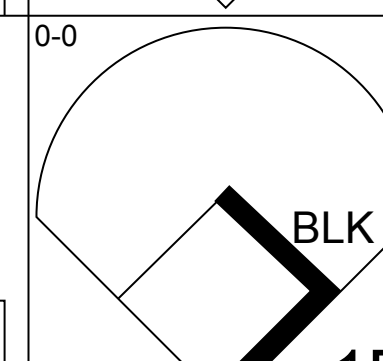
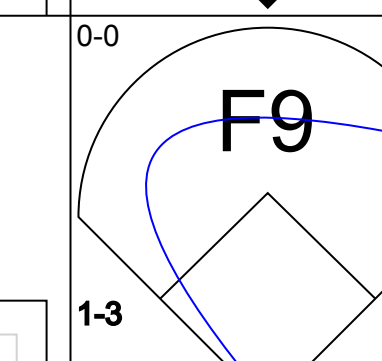
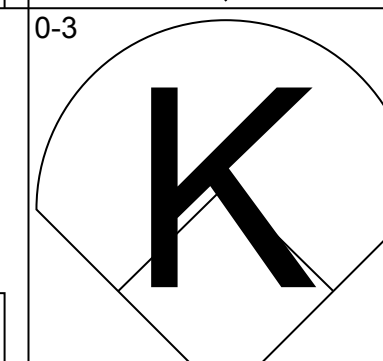
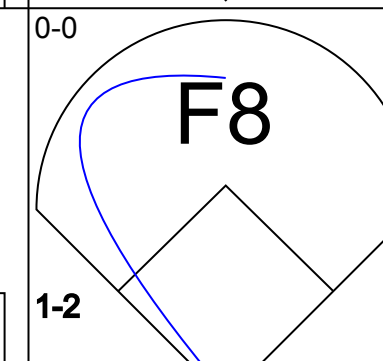
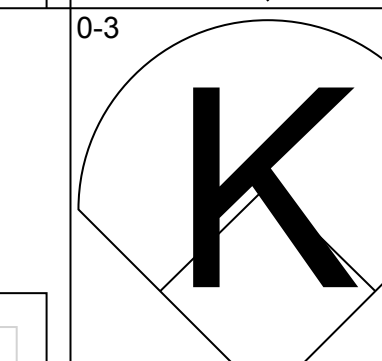
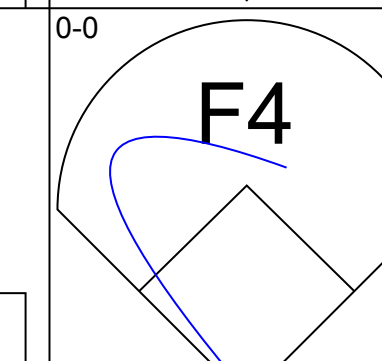
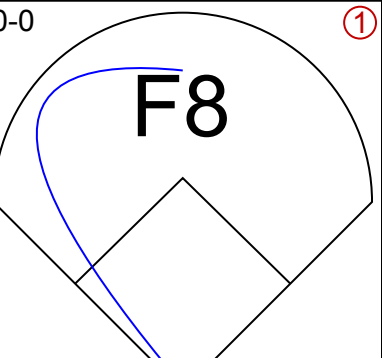
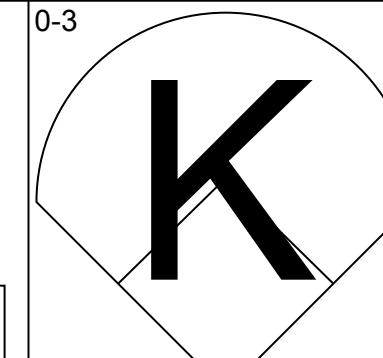

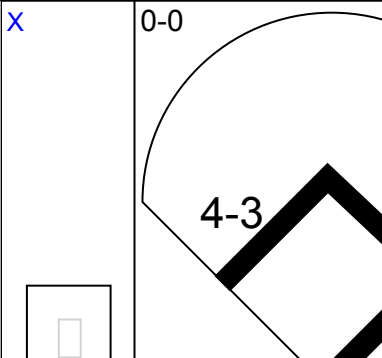
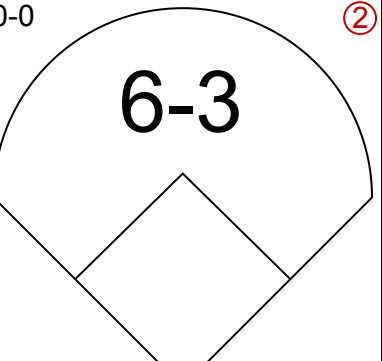
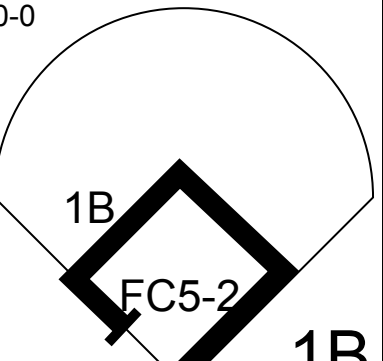

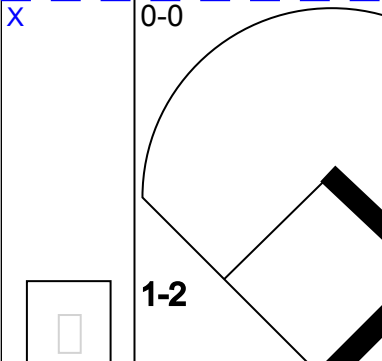
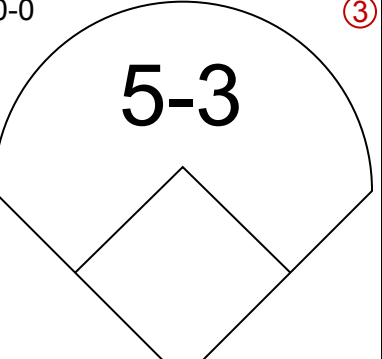
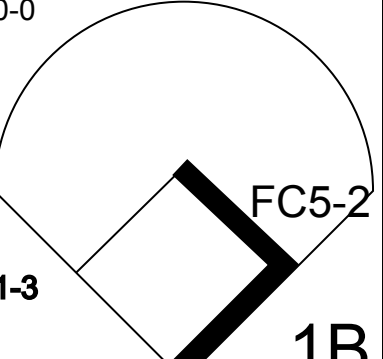

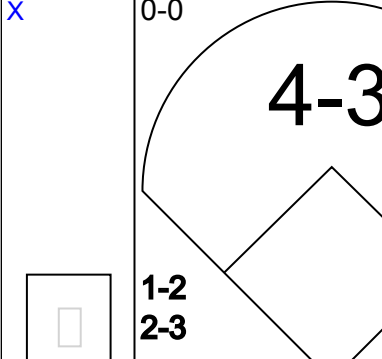
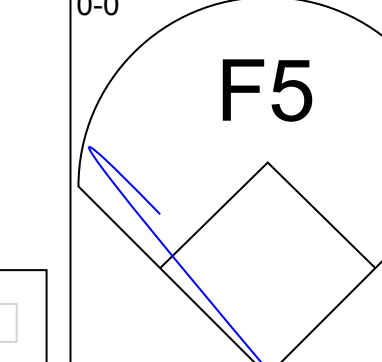
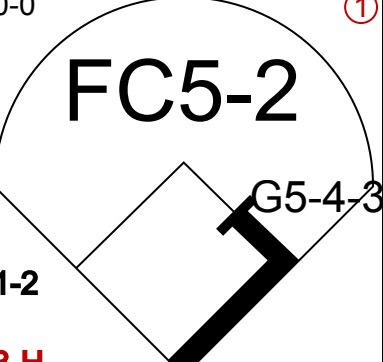

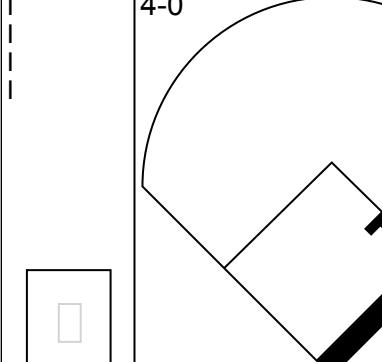
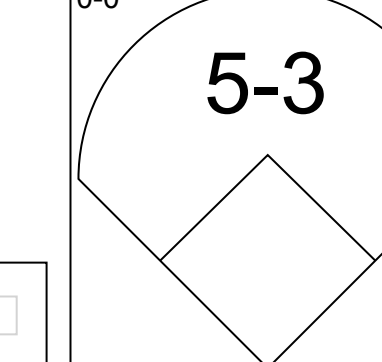
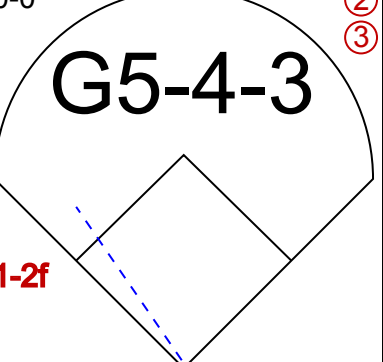

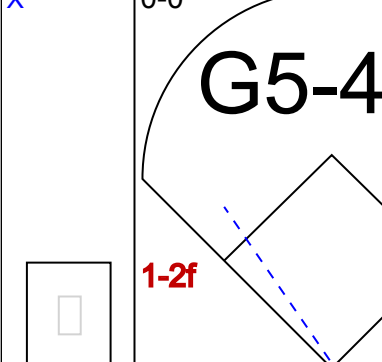
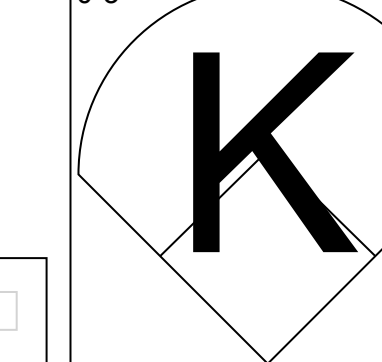
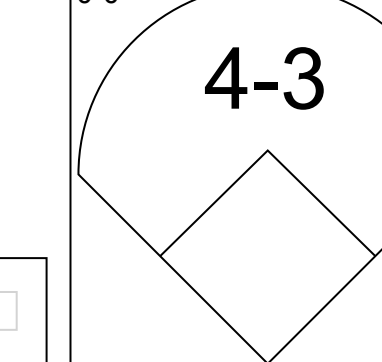
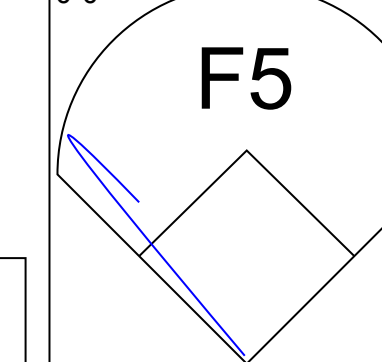


Batter	1	2	3	4	5	6	7	8	9	AB	R	H	RBI	BB	SO	LOB	BOTTOM										
Terry Harper, R OBP: 0.313, SLG: 0.296 (1, 7)	BB SF8 1B	F7		F8		F7		G3		5	1	1	0	0	0	3	<b>San Francisco Giants @ Atlanta Braves</b> Atlanta-Fulton County Stadium, Atlanta, GA Fri Sep 26 1980, 7:05 PM EDT Att: 6,578 - Unknown										
Rafael Ramirez, R OBP: 0.290, SLG: 0.353 (1, 6)	SF8 BB G3 1B	K		1-3		K				4	1	1	0	0	2	0											
Gary Matthews, R OBP: 0.329, SLG: 0.424 (1, 9)	BB G3 BB		K	6-3		5-3				3	0	0	0	1	1	0											
Bob Horner, R OBP: 0.315, SLG: 0.553 (1, 5)	SF8		2B		F7	5-3				3	1	1	1	0	0	0											
Chris Chambliss, L OBP: 0.335, SLG: 0.435 (1, 3)	G3		1B SF8 2B		F9			HR		4	2	2	3	0	0	1											
Dale Murphy, R OBP: 0.345, SLG: 0.504 (1, 8)	BB IBB		SF8 1B		6-3			6-3		3	0	1	0	1	0	0											
Glenn Hubbard, R OBP: 0.328, SLG: 0.386 (1, 4)	BB		SF8		6-3			1B BB		1	0	0	1	2	0	0											
Bruce Benedict, R OBP: 0.315, SLG: 0.320 (1, 2)	F8					SH2-4 1B		1B		3	0	2	0	1	0	3											
Tommy Boggs, R OBP: 0.145, SLG: 0.148 Rick Camp, R OBP: 0.111, SLG: 0.222 (1, 1)			K	L4		SH2-4 1B		F3		2	0	0	0	0	1	2											
(8, 1)										1	0	0	0	0	0	2											
Inning Stats	R: 2 E: 0 K: 0 S: 5	H: 2 LOB: 3 BB: 3 P: 17	R: 0 E: 0 K: 2 S: 7	H: 0 LOB: 0 BB: 0 P: 7	R: 2 E: 0 K: 1 S: 8	H: 3 LOB: 2 BB: 1 P: 12	R: 0 E: 0 K: 0 S: 3	H: 0 LOB: 0 BB: 0 P: 3	R: 0 E: 0 K: 0 S: 4	H: 1 LOB: 1 BB: 0 P: 4	R: 0 E: 0 K: 1 S: 5	H: 0 LOB: 0 BB: 0 P: 5	R: 1 E: 0 K: 0 S: 5	H: 2 LOB: 2 BB: 1 P: 9	R: 0 E: 0 K: 0 S: 3	H: 0 LOB: 0 BB: 0 P: 3	1B: 5 2B: 2 3B: 0 HR: 1	SF: 2 SAC: 1 DP: 0 HBP: 0	WP: 0 PB: 0 SB: 0 CS: 0	PA: 37							
PITCHER	IP	WLS	BF	H	R	ER	SO	BB	IBB	HBP	BLK	WP	HR	S	P	ERA	WHIP										
Vida Blue, L ERA: 2.99 Mike Rowland, R ERA: 2.28 (1, 1)	6.0	L	28	6	4	4	3	2	2	0	0	0	1	30	46	6.00	1.333										
(7, 1)	2.0		9	2	1	1	1	1	0	0	0	0	1	10	14	4.50	1.500										





Batter	1	2	3	4	5	6	7	8	9	AB	R	H	RBI	BB	SO	LOB	TOP					
Larry Herndon, R (1, 8) OBP: 0.281, SLG: 0.377 Bill North, S (9, PH) OBP: 0.374, SLG: 0.293 (9, 8)										4	0	0	0	0	1	3	San Francisco Giants @ Atlanta Braves Atlanta-Fulton County Stadium, Atlanta, GA Sat Sep 27 1980, 7:05 PM EDT Att: 19,486 - Unknown					
Darrell Evans, L (1, 5) OBP: 0.355, SLG: 0.407										5	0	2	0	0	0	2						
Jack Clark, R (1, 9) OBP: 0.375, SLG: 0.521										4	0	0	0	0	0	2						
Jim Wohlford, R (1, 7) OBP: 0.328, SLG: 0.374										4	0	1	0	0	1	2						
Rich Murray, R (1, 3) OBP: 0.276, SLG: 0.374										4	1	2	1	0	2	2						
Guy Sulzby, R (1, 4) OBP: 0.304, SLG: 0.265										3	0	1	0	1	0	0						
Joe Pettini, R (1, 6) OBP: 0.316, SLG: 0.288										3	0	1	0	1	1	3						
Mike Sadek, R (1, 2) OBP: 0.363, SLG: 0.308										3	1	2	1	1	0	2						
Allen Ripley, R (1, 1) OBP: 0.171, SLG: 0.200 Gary Lavelle, S (9, 1)										4	0	1	0	0	0	4						
<b>Inning Stats</b>	R: 0 E: 0 K: 2 S: 8	H: 1 LOB: 1 BB: 0 P: 8	R: 0 E: 0 K: 1 S: 7	H: 2 LOB: 2 BB: 0 P: 7	R: 0 E: 0 K: 0 S: 3	H: 1 LOB: 0 BB: 0 P: 3	R: 1 E: 0 K: 0 S: 5	H: 2 LOB: 2 BB: 2 P: 13	R: 0 E: 1 K: 1 S: 6	H: 0 LOB: 1 BB: 0 P: 6	R: 1 E: 0 K: 0 S: 3	H: 1 LOB: 0 BB: 1 P: 7	R: 0 E: 0 K: 0 S: 3	H: 0 LOB: 0 BB: 0 P: 3	R: 0 E: 0 K: 1 S: 5	H: 1 LOB: 0 BB: 0 P: 5	R: 0 E: 0 K: 1 S: 7	H: 2 LOB: 2 BB: 0 P: 7	1B: 8 2B: 2 3B: 0 HR: 2	SF: 0 SAC: 0 DP: 3 HBP: 0	WP: 0 PB: 0 SB: 1 CS: 1	PA: 38
<b>PITCHER</b>	IP WLS BF H R ER SO BB IBB HBP BLK WP HR S P ERA WHIP																					
Larry McWilliams, L (1, 1) ERA: 4.9	6.0	L	27	7	2	2	4	2	1	0	0	0	0	0	2	32	44	3.00	1.500			
Preston Hanna, R (7, 1) ERA: 3.14	2.0		6	1	0	0	1	0	0	0	0	0	0	0	0	8	8	0.00	0.500			
Gene Garber, R (9, 1) ERA: 3.89	0.2		4	2	0	0	1	0	0	0	0	0	0	0	6	6	0.00	3.000				
Larry Bradford, L (9, 1) ERA: 2.48	0.1		1	0	0	0	0	0	0	0	0	0	0	0	1	1	0.00	0.000				

Batter	1	2	3	4	5	6	7	8	9	AB	R	H	RBI	BB	SO	LOB	BOTTOM			
Terry Harper, R (1, 7) OBP: 0.306, SLG: 0.267										3	0	0	0	1	1	0	San Francisco Giants @ Atlanta Braves Atlanta-Fulton County Stadium, Atlanta, GA Sat Sep 27 1980, 7:05 PM EDT Att: 19,486 - Unknown			
Rafael Ramirez, R (1, 6) OBP: 0.295, SLG: 0.364										4	0	2	0	0	0	1				
Gary Matthews, R (1, 9) OBP: 0.327, SLG: 0.421										4	0	0	0	0	2	3				
Bob Horner, R (1, 5) OBP: 0.317, SLG: 0.553 Gary Cooper, S (9, PR)										4	1	2	0	0	1	1				
Chris Chambliss, L (1, 3) OBP: 0.338, SLG: 0.437										4	0	3	0	0	0	0				
Dale Murphy, R (1, 8) OBP: 0.345, SLG: 0.503										3	0	1	1	0	0	2				
Glenn Hubbard, R (1, 4) OBP: 0.327, SLG: 0.383										3	0	0	0	1	0	3				
Bruce Benedict, R (1, 2) OBP: 0.314, SLG: 0.318 Mike Lum, L (7, PH) OBP: 0.354, SLG: 0.250 Bill Nahorodny, R (8, 2) OBP: 0.287, SLG: 0.414										2	0	0	0	0	0	2				
Larry McWilliams, L (1, 1) OBP: 0.238, SLG: 0.160 Bill Picot, S (6, PH) OBP: 0.267, SLG: 0.410 Preston Hanna, R (7, 1) OBP: 0.143, SLG: 0.296 Jeff Burroughs, R (8, PH) OBP: 0.348, SLG: 0.460 Gene Garber, R (9, 1) OBP: 0.302, SLG: 0.500 Larry Bradford, R (9, 1)										1	0	0	0	0	1	0				
<b>Inning Stats</b>	R: 0 E: 0 K: 1 S: 5	H: 0 LOB: 0 BB: 0 P: 5	R: 0 E: 0 K: 0 S: 3	H: 0 LOB: 0 BB: 0 P: 3	R: 0 E: 0 K: 1 S: 5	H: 0 LOB: 0 BB: 0 P: 5	R: 0 E: 0 K: 2 S: 8	H: 1 LOB: 1 BB: 0 P: 8	R: 0 E: 0 K: 0 S: 4	H: 2 LOB: 1 BB: 0 P: 4	R: 1 E: 1 K: 1 S: 7	H: 2 LOB: 1 BB: 0 P: 7	R: 0 E: 0 K: 0 S: 4	H: 1 LOB: 0 BB: 0 P: 4	R: 0 E: 0 K: 0 S: 4	H: 2 LOB: 3 BB: 1 P: 8	1B: 7 2B: 1 3B: 0 HR: 0	SF: 1 SAC: 0 DP: 2 HBP: 0	WP: 1 PB: 0 SB: 1 CS: 0	PA: 35
<b>PITCHER</b>	IP WLS BF H R ER SO BB IBB HBP BLK WP HR S P ERA WHIP																			
Allen Ripley, R (1, 1) ERA: 3.85	8.0	W	31	7	1	1	6	1	0	0	1	1	0	0	42	46	1.12	1.000		
Gary Lavelle, L (9, 1) ERA: 3.02	1.0	S	4	1	0	0	0	0	1	0	0	3	7	0.00	1.000					



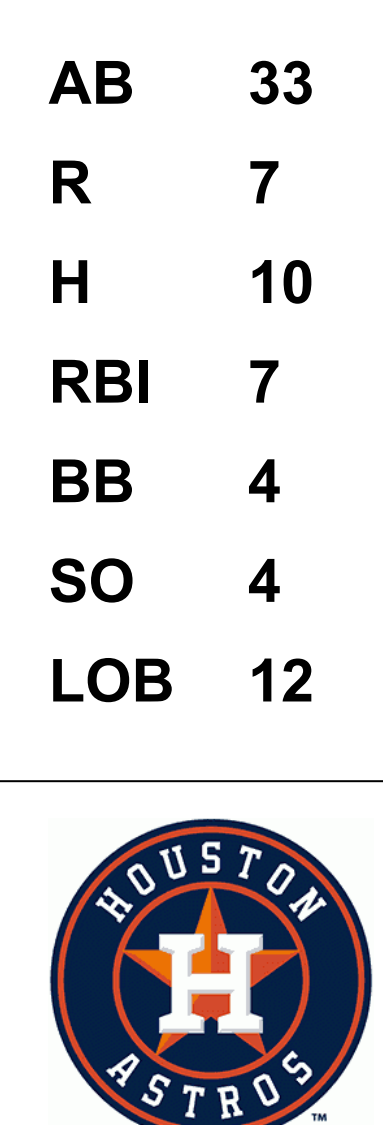


Batter	1	2	3	4	5	6	7	8	9	AB	R	H	RBI	BB	SO	LOB	TOP					
Terry Harper, R OBP: 0.366, SLG: 0.324 (1, 7)										4	0	3	0	0	1	0	<b>Atlanta Braves @ Houston Astros</b> Astrodome, Houston, TX Tue Sep 30 1980, 8:05 PM EDT Att: 31,973 - Unknown					
Rafael Ramirez, R OBP: 0.299, SLG: 0.365 (1, 6)										5	0	2	0	0	1	1						
Gary Matthews, R OBP: 0.326, SLG: 0.419 (1, 9)										5	0	1	0	0	2	5						
Bob Horner, R OBP: 0.316, SLG: 0.549 (1, 5)										5	1	1	0	0	0	6						
Chris Chambliss, L OBP: 0.337, SLG: 0.436 (1, 3)										4	0	1	0	0	0	3						
Dale Murphy, R OBP: 0.350, SLG: 0.505 (1, 8)										4	1	2	1	0	2	2						
Glenn Hubbard, R OBP: 0.326, SLG: 0.382 (1, 4)										4	1	1	1	0	2	1						
Bruce Benedict, R OBP: 0.313, SLG: 0.317 (1, 2)										4	0	1	0	0	1	1						
Doyle Alexander, R Gene Garber, R Al Hrabosky, L Bill Pogoroba, S Preston Hanna, R Mike Lum, L Larry Bradford, R (1, 1) (5, 1) (5, 1) (6, PH) (6, PH) (6, PH) (6, PH)										2	0	0	0	0	0	2		0				
<b>Inning Stats</b>	R: 0 E: 0 K: 1 S: 7	H: 2 LOB: 2 BB: 0 P: 7	R: 0 E: 0 K: 2 S: 7	H: 0 LOB: 0 BB: 0 P: 7	R: 0 E: 0 K: 2 S: 8	H: 1 LOB: 2 BB: 0 P: 9	R: 0 E: 0 K: 1 S: 6	H: 1 LOB: 1 BB: 0 P: 6	R: 0 E: 0 K: 1 S: 7	H: 0 LOB: 0 BB: 0 P: 7	R: 3 E: 1 K: 0 S: 8	H: 5 LOB: 2 BB: 0 P: 8	R: 0 E: 0 K: 1 S: 7	H: 2 LOB: 2 BB: 0 P: 7	R: 0 E: 0 K: 1 S: 5	H: 0 LOB: 0 BB: 0 P: 5		R: 0 E: 0 K: 1 S: 6	H: 1 LOB: 1 BB: 0 P: 6	1B: 11 2B: 1 3B: 0 HR: 0	SF: 0 SAC: 0 DP: 0 HBP: 1	WP: 0 PB: 1 SB: 0 CS: 0
<b>PITCHER</b>	IP WLS BF H R ER SO BB IBB HBP BLK WP HR S P ERA WHIP	5.2 W 26 8 3 2 8 0 0 1 0 0 0 41 42 3.18 1.412	3.1 S 14 4 0 0 3 0 0 0 0 0 0 20 20 0.00 1.200																			

AB 39  
R 3  
H 12  
RBI 2  
BB 0  
SO 11  
LOB 20



Batter	1	2	3	4	5	6	7	8	9	AB	R	H	RBI	BB	SO	LOB	BOTTOM					
Joe Morgan, L OBP: 0.370, SLG: 0.385 Rafael Landestoy, S OBP: 0.356, SLG: 0.329 (1, 4) (9, 4)										4	2	2	1	1	0	0	<b>Atlanta Braves @ Houston Astros</b> Astrodome, Houston, TX Tue Sep 30 1980, 8:05 PM EDT Att: 31,973 - Unknown					
Enos Cabell, R OBP: 0.300, SLG: 0.350 (1, 5)									5	2	3	1	0	0	1							
Terry Puhl, L OBP: 0.355, SLG: 0.416 (1, 9)									3	1	1	1	1	0	1							
Jose Cruz, L OBP: 0.367, SLG: 0.436 (1, 7)									4	0	1	3	0	0	1							
Cesar Cedeno, R OBP: 0.387, SLG: 0.471 (1, 8)									3	1	0	0	1	0	2							
Art Howe, R OBP: 0.356, SLG: 0.450 Dave Bergman, L OBP: 0.345, SLG: 0.364 (1, 3) (7, PR) (8, 3)									4	0	2	0	0	1	2							
Alan Ashby, S OBP: 0.310, SLG: 0.332 (1, 2)									2	0	0	1	1	0	0							
Craig Reynolds, L OBP: 0.256, SLG: 0.297 (1, 6)									4	1	1	0	0	0	4							
Nolan Ryan, R OBP: 0.169, SLG: 0.130 Dave Smith, R (6, 1)									2	0	0	0	0	2	1							
<b>Inning Stats</b>	R: 2 E: 1 K: 0 S: 6	H: 3 LOB: 1 BB: 0 P: 6	R: 1 E: 0 K: 1 S: 7	H: 2 LOB: 1 BB: 0 P: 7	R: 0 E: 0 K: 0 S: 3	H: 0 LOB: 0 BB: 0 P: 3	R: 0 E: 0 K: 1 S: 5	H: 0 LOB: 0 BB: 0 P: 5	R: 3 E: 0 K: 1 S: 8	H: 3 LOB: 3 BB: 3 P: 20	R: 0 E: 0 K: 1 S: 6	H: 1 LOB: 1 BB: 0 P: 6	R: 1 E: 0 K: 0 S: 4	H: 1 LOB: 1 BB: 1 P: 8	R: 0 E: 0 K: 0 S: 3	H: 0 LOB: 0 BB: 0 P: 3		R: 0 E: 0 K: 0 S: 3	H: 0 LOB: 0 BB: 0 P: 3	1B: 7 2B: 2 3B: 1 HR: 0	SF: 1 SAC: 0 DP: 0 HBP: 0	WP: 0 PB: 0 SB: 0 CS: 0
<b>PITCHER</b>	IP WLS BF H R ER SO BB IBB HBP BLK WP HR S P ERA WHIP	4.1 L 22 7 6 3 3 1 0 0 0 0 0 2 6 0.00 6.000	0.1 3 1 0 0 0 0 0 0 0 0 0 1 1 0.00 0.000	0.1 1 0 0 0 0 0 0 0 0 0 0 1 1 0.00 0.000	2.0 9 2 1 1 1 1 1 0 0 0 0 0 0 10 14 4.50 1.500	1.0 3 0 0 0 0 0 0 0 0 0 0 3 3 0.00 0.000																





Batter	1	2	3	4	5	6	7	8	9	AB	R	H	RBI	BB	SO	LOB	TOP			
Terry Harper, R OBP: 0.333, SLG: 0.289 (1, 7)	F6	F8			G3			5-3		4	0	0	0	0	0	1				
Rafael Ramirez, R OBP: 0.304, SLG: 0.368 (1, 6)	E 1B		6-3			5-3 1B		F8		4	0	2	0	0	0	0				
Gary Matthews, R OBP: 0.324, SLG: 0.416 (1, 9)	F8 1-2		F8			5-3 1-2		F7		4	0	0	0	0	0	2				
Bob Horner, R OBP: 0.313, SLG: 0.544 (1, 5)	F7		6-3			F2		F8		4	0	0	0	0	0	2				
Chris Chambliss, L OBP: 0.337, SLG: 0.437 (1, 3)		F8 1B 2B		6-3		F7		F7		4	1	1	0	0	0	1				
Dale Murphy, R OBP: 0.350, SLG: 0.503 (1, 8)	F8 2-3		F8			CS BB				2	0	0	0	1	0	1				
Glenn Hubbard, R OBP: 0.326, SLG: 0.382 (1, 4)		S 2B 1B		5-3		K 1-2				3	1	1	1	0	1	1				
Bruce Benedict, R OBP: 0.316, SLG: 0.323 (1, 2)		3-H 1-H 2B				G3-6-4 1B		F2		3	0	2	1	0	0	0				
Phil Niekro, R OBP: 0.148, SLG: 0.195 (8, PH)										2	0	0	0	0	0	2				
Biff Pocoroba, S OBP: 0.359, SLG: 0.400 (8, 1)										1	0	0	0	0	0	0				
Rick Camp, R OBP: 0.111, SLG: 0.222 (8, 1)										0	0	0	0	0	0	0				
<b>Inning Stats</b>	R: 0 E: 1 K: 0 S: 4	H: 1 LOB: 1 BB: 0 P: 4	R: 2 E: 0 K: 0 S: 6	H: 3 LOB: 1 BB: 0 P: 6	R: 0 E: 0 K: 0 S: 3	H: 0 LOB: 0 BB: 0 P: 3	R: 0 E: 0 K: 0 S: 3	H: 0 LOB: 0 BB: 0 P: 3	R: 0 E: 0 K: 1 S: 4	H: 1 LOB: 1 BB: 1 P: 4	R: 0 E: 0 K: 1 S: 4	H: 0 LOB: 0 BB: 1 P: 8	R: 0 E: 0 K: 0 S: 3	H: 0 LOB: 0 BB: 0 P: 3	R: 0 E: 0 K: 0 S: 3	H: 0 LOB: 0 BB: 0 P: 3	1B: 4 2B: 3 3B: 0 HR: 0	SF: 0 SAC: 0 DP: 2 HBP: 0	WP: 0 PB: 0 SB: 1 CS: 1	PA: 32
<b>PITCHER</b> Vern Ruhle, R ERA: 2.4 (1, 1)	IP: 9.0 WLS: W BF: 32 H: 6 R: 2 ER: 2 SO: 1 BB: 1 IBB: 0 HBP: 0 BLK: 0 WP: 0 HR: 0 S: 33 P: 37 ERA: 2.00 WHIP: 0.778															<b>PITCHER</b>	IP: 9.0 WLS: W BF: 32 H: 6 R: 2 ER: 2 SO: 1 BB: 1 IBB: 0 HBP: 0 BLK: 0 WP: 0 HR: 0 S: 33 P: 37 ERA: 2.00 WHIP: 0.778			

Atlanta Braves @ Houston Astros  
Astrodome, Houston, TX  
Wed Oct 01 1980, 8:05 PM EDT  
Att: 35,600 - Dome

AB	31
R	2
H	6
RBI	2
BB	1
SO	1
LOB	10



Batter	1	2	3	4	5	6	7	8	9	AB	R	H	RBI	BB	SO	LOB	BOTTOM			
Joe Morgan, L OBP: 0.370, SLG: 0.383 (1, 4)	BB 1B	S 2B BB		F7			G3	F9		4	1	1	0	1	0	2				
Rafael Landestoy, S OBP: 0.306, SLG: 0.329 (9, 4)										0	0	0	0	0	0	0				
Enos Cabell, R OBP: 0.303, SLG: 0.352 (1, 5)	F9	2B BB								3	1	2	0	1	0	1				
Terry Puhl, L OBP: 0.356, SLG: 0.418 (1, 9)	BB 1B	1-H 2-H 3-H 1B 2B		K			L5			4	1	2	3	0	1	2				
Jose Cruz, L OBP: 0.366, SLG: 0.435 (1, 7)	K	E 1B			F7		F9			4	0	1	1	0	1	3				
Cesar Cedeno, R OBP: 0.388, SLG: 0.470 (1, 8)	BB	F6			F4			3-1 SH1-3 1B		3	1	1	0	1	0	1				
Art Howe, R OBP: 0.383, SLG: 0.445 (1, 3)	K			5-3			F8	SH1-3		3	0	0	0	0	1	3				
Dave Bergman, L OBP: 0.345, SLG: 0.364 (9, 3)								1-2		0	0	0	0	0	0	0				
Alan Ashby, S OBP: 0.309, SLG: 0.334 (1, 2)		F9 2B 2B		F8			F8	3-1		4	1	1	0	0	0	1				
Craig Reynolds, L OBP: 0.256, SLG: 0.296 (1, 6)		F9 2-3		6-3			G3	1B 1B		4	0	1	1	0	0	1				
Vern Ruhle, R OBP: 0.308, SLG: 0.313 (1, 1)		K			F7		K	3-H 1-2 1B		4	0	1	0	0	2	1				
<b>Inning Stats</b>	R: 0 E: 0 K: 2 S: 9	H: 2 LOB: 3 BB: 1 P: 13	R: 4 E: 1 K: 1 S: 8	H: 3 LOB: 1 BB: 2 P: 16	R: 0 E: 0 K: 0 S: 3	H: 0 LOB: 0 BB: 0 P: 3	R: 0 E: 0 K: 1 S: 6	H: 1 LOB: 1 BB: 0 P: 6	R: 0 E: 0 K: 1 S: 5	H: 0 LOB: 0 BB: 0 P: 5	R: 0 E: 0 K: 0 S: 4	H: 1 LOB: 1 BB: 0 P: 4	R: 0 E: 0 K: 0 S: 6	H: 3 LOB: 2 BB: 0 P: 6	R: 1 E: 0 K: 0 S: 6	H: 3 LOB: 2 BB: 0 P: 6	1B: 8 2B: 2 3B: 0 HR: 0	SF: 0 SAC: 1 DP: 0 HBP: 0	WP: 0 PB: 0 SB: 1 CS: 0	PA: 37
<b>PITCHER</b> Phil Niekro, R ERA: 3.71 (1, 1)	IP: 7.0 WLS: L BF: 31 H: 7 R: 4 ER: 4 SO: 5 BB: 3 IBB: 0 HBP: 0 BLK: 0 WP: 0 HR: 0 S: 38 P: 50 ERA: 5.14 WHIP: 1.429															<b>PITCHER</b>	IP: 7.0 WLS: L BF: 31 H: 7 R: 4 ER: 4 SO: 5 BB: 3 IBB: 0 HBP: 0 BLK: 0 WP: 0 HR: 0 S: 38 P: 50 ERA: 5.14 WHIP: 1.429			
<b>PITCHER</b> Rick Camp, R ERA: 1.95 (8, 1)	IP: 1.0 WLS: L BF: 6 H: 3 R: 1 ER: 1 SO: 0 BB: 0 IBB: 0 HBP: 0 BLK: 0 WP: 0 HR: 0 S: 6 P: 6 ERA: 9.00 WHIP: 3.000															<b>PITCHER</b>	IP: 1.0 WLS: L BF: 6 H: 3 R: 1 ER: 1 SO: 0 BB: 0 IBB: 0 HBP: 0 BLK: 0 WP: 0 HR: 0 S: 6 P: 6 ERA: 9.00 WHIP: 3.000			

Atlanta Braves @ Houston Astros  
Astrodome, Houston, TX  
Wed Oct 01 1980, 8:05 PM EDT  
Att: 35,600 - Dome

AB	33
R	5
H	10
RBI	5
BB	3
SO	5
LOB	15





Batter	1	2	3	4	5	6	7	8	9	AB	R	H	RBI	BB	SO	LOB	TOP		
Terry Harper, R OBP: 0.306, SLG: 0.262 (1, 7)	0-0 6-3		0-0 F8			0-0 F6		0-0 6-3		4	0	0	0	0	0	0			
Rafael Ramirez, R OBP: 0.298, SLG: 0.361 Jeff Burroughs, R OBP: 0.347, SLG: 0.453 (1, 6) (9, PH)	0-0 F3		0-3 K			0-0 4-3		0-0 6-3		3	0	0	0	0	1	0			
Gary Matthews, R OBP: 0.325, SLG: 0.419 (1, 9)	0-0 6-3		0-0 E 1B			0-0 1-3		0-0 1B 2B		4	1	2	0	0	0	0			
Bob Horner, R OBP: 0.313, SLG: 0.541 (1, 5)		0-0 F8		0-0 E3 1-3 1B		0-0 1B		0-0 5-3		4	0	1	0	0	0	2			
Chris Chambliss, L OBP: 0.339, SLG: 0.444 Gary Cooper, S (9, PR) (1, 3)		0-0 HR		0-3 K		0-0 1B		0-0 1B		4	1	3	2	0	1	2			
Dale Murphy, R OBP: 0.345, SLG: 0.501 (1, 8)	0-0 L3 1B		0-0 5-3			0-0 F8		0-3 K		4	0	1	0	0	1	4			
Glenn Hubbard, R OBP: 0.324, SLG: 0.379 (1, 4)	0-0 L3 1-2		0-0 F8			0-0 F8		0-3 K		3	0	0	0	0	1	2			
Bruce Benedict, R OBP: 0.313, SLG: 0.320 (1, 2)		0-0 F8		0-0 5-3		0-0 F3				3	0	0	0	0	0	0			
Larry McWilliams, L OBP: 0.232, SLG: 0.157 Mike Lundy, L OBP: 0.347, SLG: 0.244 Rick Matula, R OBP: 0.346, SLG: 0.195 Al Hrabosky, R OBP: 0.355, SLG: 0.395 Bill Pecorella, S OBP: 0.355, SLG: 0.395 Gene Garber, R OBP: 0.355, SLG: 0.395 (1, 1) (5, PH) (5, 1) (5, 1) (8, PH) (8, 1)		0-3 K		0-3 K		0-0 F9				1	0	0	0	0	1	0			
<b>Inning Stats</b>	R: 0 E: 0 K: 0 S: 3	H: 0 LOB: 0 BB: 0 P: 3	R: 1 E: 0 K: 0 S: 4	H: 2 LOB: 0 BB: 0 P: 4	R: 0 E: 0 K: 1 S: 5	H: 0 LOB: 0 BB: 0 P: 5	R: 0 E: 0 K: 2 S: 9	H: 1 LOB: 2 BB: 0 P: 9	R: 0 E: 0 K: 1 S: 5	H: 0 LOB: 0 BB: 0 P: 5	R: 0 E: 0 K: 1 S: 6	H: 2 LOB: 1 BB: 0 P: 6	R: 0 E: 0 K: 0 S: 3	H: 0 LOB: 0 BB: 0 P: 3	R: 1 E: 0 K: 1 S: 7	H: 2 LOB: 2 BB: 0 P: 7	1B: 5 2B: 2 3B: 0 HR: 1	SF: 0 SAC: 0 DP: 1 HBP: 0	WP: 0 PA: 33 PB: 0 SB: 1 CS: 0
<b>PITCHER</b>	IP WLS BF H R ER SO BB IBB HBP BLK WP HR S P ERA WHIP	IP WLS BF H R ER SO BB IBB HBP BLK WP HR S P ERA WHIP	IP WLS BF H R ER SO BB IBB HBP BLK WP HR S P ERA WHIP	IP WLS BF H R ER SO BB IBB HBP BLK WP HR S P ERA WHIP	IP WLS BF H R ER SO BB IBB HBP BLK WP HR S P ERA WHIP	IP WLS BF H R ER SO BB IBB HBP BLK WP HR S P ERA WHIP	IP WLS BF H R ER SO BB IBB HBP BLK WP HR S P ERA WHIP	IP WLS BF H R ER SO BB IBB HBP BLK WP HR S P ERA WHIP	IP WLS BF H R ER SO BB IBB HBP BLK WP HR S P ERA WHIP	IP WLS BF H R ER SO BB IBB HBP BLK WP HR S P ERA WHIP	IP WLS BF H R ER SO BB IBB HBP BLK WP HR S P ERA WHIP	IP WLS BF H R ER SO BB IBB HBP BLK WP HR S P ERA WHIP	IP WLS BF H R ER SO BB IBB HBP BLK WP HR S P ERA WHIP	IP WLS BF H R ER SO BB IBB HBP BLK WP HR S P ERA WHIP	IP WLS BF H R ER SO BB IBB HBP BLK WP HR S P ERA WHIP	IP WLS BF H R ER SO BB IBB HBP BLK WP HR S P ERA WHIP	IP WLS BF H R ER SO BB IBB HBP BLK WP HR S P ERA WHIP	IP WLS BF H R ER SO BB IBB HBP BLK WP HR S P ERA WHIP	IP WLS BF H R ER SO BB IBB HBP BLK WP HR S P ERA WHIP

Atlanta Braves @ Houston Astros  
Astrodome, Houston, TX  
Thu Oct 02 1980, 8:05 PM EDT  
Att: 45,022 - Dome

AB 33  
R 2  
H 7  
RBI 2  
BB 0  
SO 6  
LOB 10



Batter	1	2	3	4	5	6	7	8	9	AB	R	H	RBI	BB	SO	LOB	BOTTOM		
Joe Morgan, L OBP: 0.373, SLG: 0.384 (1, 4)	0-0 G3		4-0 4-3 4-3 BB	0-0 2H 3H 1B		0-0 6-3 BB				2	0	1	2	2	0	0			
Enos Cabell, R OBP: 0.301, SLG: 0.349 (1, 5)	0-3 K		0-0 4-3 1-2	0-0 5-3		0-0 6-3		1-2 BB		4	0	0	0	0	1	3			
Jose Cruz, L OBP: 0.367, SLG: 0.435 (1, 7)	0-0 6-3		0-0 4-3 2-3	0-0 5-3 2-1 1B		0-0 6-3		1-2 BB 1B		4	0	2	0	0	0	1			
Cesar Cedeno, R OBP: 0.387, SLG: 0.467 (1, 8)		0-0 F7	0-0 F2		0-0 6-3		1-2 BB			3	0	0	0	1	0	2			
Art Howe, R OBP: 0.349, SLG: 0.439 Dave Bergman, L OBP: 0.345, SLG: 0.364 (1, 3) (8, 3)		0-0 F7		0-0 F9		0-0 5-3		0-0 5-3		4	0	0	0	0	0	3			
Gary Woods, R OBP: 0.420, SLG: 0.625 Terry Puhl, L OBP: 0.355, SLG: 0.418 (1, 9) (8, PH) (9, 9)		4-0 BB 1B BB		0-0 2-1 1B		0-0 F7		0-0 F8		2	1	1	1	1	0	0			
Rafael Landestoy, S OBP: 0.310, SLG: 0.333 (1, 6)		0-0 BB 1B		0-0 SH2-3 1B 1B		0-0 S 1B		0-0 4-3		4	1	3	0	0	0	0			
Alan Ashby, S OBP: 0.314, SLG: 0.340 (1, 2)		4-0 FC4-6 BB		0-0 SH2-3 1B 1B		0-0 5-3		0-0 2B		3	1	2	0	1	0	1			
Joe Niekro, R OBP: 0.317, SLG: 0.346 Joe Sambito, L OBP: 0.296, SLG: 0.296 Craig Reynolds, L OBP: 0.286, SLG: 0.167 Frank LaCorte, R OBP: 0.286, SLG: 0.167 (1, 1) (9, 1) (9, 6) (9, 1)		0-0 FC4-6		0-0 SH2-3 1B		0-0 L6				2	0	0	0	0	0	4			
<b>Inning Stats</b>	R: 0 E: 0 K: 1 S: 5	H: 0 LOB: 0 BB: 0 P: 5	R: 0 E: 0 K: 0 S: 4	H: 1 LOB: 3 BB: 2 P: 12	R: 0 E: 0 K: 0 S: 3	H: 0 LOB: 1 BB: 1 P: 7	R: 3 E: 0 K: 0 S: 7	H: 4 LOB: 1 BB: 0 P: 7	R: 0 E: 0 K: 0 S: 3	H: 1 LOB: 1 BB: 0 P: 3	R: 0 E: 0 K: 0 S: 4	H: 1 LOB: 2 BB: 2 P: 11	R: 0 E: 0 K: 0 S: 3	H: 1 LOB: 1 BB: 0 P: 3	R: 1 E: 0 K: 1 S: 7	H: 2 LOB: 2 BB: 0 P: 7	1B: 7 2B: 1 3B: 0 HR: 1	SF: 0 SAC: 1 DP: 0 HBP: 0	WP: 0 PA: 35 PB: 0 SB: 2 CS: 0
<b>PITCHER</b>	IP WLS BF H R ER SO BB IBB HBP BLK WP HR S P ERA WHIP	IP WLS BF H R ER SO BB IBB HBP BLK WP HR S P ERA WHIP	IP WLS BF H R ER SO BB IBB HBP BLK WP HR S P ERA WHIP	IP WLS BF H R ER SO BB IBB HBP BLK WP HR S P ERA WHIP	IP WLS BF H R ER SO BB IBB HBP BLK WP HR S P ERA WHIP	IP WLS BF H R ER SO BB IBB HBP BLK WP HR S P ERA WHIP	IP WLS BF H R ER SO BB IBB HBP BLK WP HR S P ERA WHIP	IP WLS BF H R ER SO BB IBB HBP BLK WP HR S P ERA WHIP	IP WLS BF H R ER SO BB IBB HBP BLK WP HR S P ERA WHIP	IP WLS BF H R ER SO BB IBB HBP BLK WP HR S P ERA WHIP	IP WLS BF H R ER SO BB IBB HBP BLK WP HR S P ERA WHIP	IP WLS BF H R ER SO BB IBB HBP BLK WP HR S P ERA WHIP	IP WLS BF H R ER SO BB IBB HBP BLK WP HR S P ERA WHIP	IP WLS BF H R ER SO BB IBB HBP BLK WP HR S P ERA WHIP	IP WLS BF H R ER SO BB IBB HBP BLK WP HR S P ERA WHIP	IP WLS BF H R ER SO BB IBB HBP BLK WP HR S P ERA WHIP	IP WLS BF H R ER SO BB IBB HBP BLK WP HR S P ERA WHIP	IP WLS BF H R ER SO BB IBB HBP BLK WP HR S P ERA WHIP	IP WLS BF H R ER SO BB IBB HBP BLK WP HR S P ERA WHIP

Atlanta Braves @ Houston Astros  
Astrodome, Houston, TX  
Thu Oct 02 1980, 8:05 PM EDT  
Att: 45,022 - Dome

AB 29  
R 3  
H 9  
RBI 3  
BB 5  
SO 1  
LOB 14





Batter	1	2	3	4	5	6	7	8	9	AB	R	H	RBI	BB	SO	LOB	TOP					
Jerry Royster, R (1, 7) OBP: 0.310, SLG: 0.322	0-3 K		0-3 K			0-0 6-3		4-0 2B IBB		3	1	0	0	1	2	1	<b>Atlanta Braves @ Cincinnati Reds</b> Riverfront Stadium, Cincinnati, OH Fri Oct 03 1980, 7:05 PM EDT Att: 18,868 - Unknown					
Rafael Ramirez, R (1, 6) OBP: 0.299, SLG: 0.361	0-3 K		0-0			0-0 4-3		0-3 K		3	0	1	0	0	1	0						
Mike Lum, L (8, PH) OBP: 0.343, SLG: 0.241	0-3 K		1-2 1B							1	0	0	0	0	1	3						
Rick Camp, R (8, 1) OBP: 0.111, SLG: 0.222										0	0	0	0	0	0	0						
Terry Harper, R (1, 9) OBP: 0.302, SLG: 0.283	0-0 5-3		0-0 F2			0-3 K		0-0 2B		4	0	1	3	0	1	2						
Bob Horner, R (1, 5) OBP: 0.310, SLG: 0.536		0-0 F7		0-0 F8			0-0 F3	0-0 E5		4	0	0	0	0	0	1						
Chris Chambliss, L (1, 3) OBP: 0.337, SLG: 0.441	0-3 K			0-0 F7			0-0 4-3	0-0 F8		4	0	0	0	0	1	2						
Dale Murphy, R (1, 8) OBP: 0.350, SLG: 0.506		0-0 HR		0-0 F8			0-0 F7		0-0 1B	4	1	2	1	0	0	0						
Glenn Hubbard, R (1, 4) OBP: 0.324, SLG: 0.376	0-0 F8				0-0 6-3			4-0 SH3-4 2B SH BB	0-0 F8	3	1	0	0	1	0	1						
Bruce Benedict, R (1, 2) OBP: 0.311, SLG: 0.317			0-0 5-3		0-0 F8			0-0 SH SH3-4 2B	0-3 K	3	1	0	0	0	1	1						
Tommy Boggs, R (1, 1) OBP: 0.156, SLG: 0.159					0-0 6-3			0-0 SH3-4 2B	0-0 L5	2	0	1	0	0	0	0						
Biff Pocoroba, S (8, PH) OBP: 0.355, SLG: 0.395								1-2 2-3		0	0	0	0	0	0	0						
Luis Gomez, R (8, 6) OBP: 0.239, SLG: 0.212			1B							1	0	0	0	0	0	1						
<b>Inning Stats</b>	R: 0 E: 0 K: 2 S: 7	H: 0 LOB: 0 BB: 0 P: 7	R: 1 E: 0 K: 1 S: 6	H: 1 LOB: 0 BB: 0 P: 6	R: 0 E: 0 K: 1 S: 7	H: 2 LOB: 2 BB: 0 P: 7	R: 0 E: 0 K: 0 S: 3	H: 0 LOB: 0 BB: 0 P: 3	R: 0 E: 0 K: 0 S: 3	H: 0 LOB: 0 BB: 0 P: 3	R: 0 E: 0 K: 0 S: 5	H: 0 LOB: 0 BB: 0 P: 5	R: 0 E: 0 K: 0 S: 3	H: 0 LOB: 0 BB: 0 P: 3	R: 3 E: 1 K: 1 S: 8	H: 1 LOB: 2 BB: 2 P: 16	R: 0 E: 0 K: 1 S: 6	H: 1 LOB: 1 BB: 0 P: 6	1B: 3 2B: 1 3B: 0 HR: 1	SF: 0 SAC: 2 DP: 0 HBP: 0	WP: 0 PB: 0 SB: 1 CS: 0	PA: 36
<b>PITCHER</b>	IP WLS BF H R ER SO BB IBB HBP BLK WP HR S P ERA WHIP																					
Mario Soto, R (1, 1) ERA: 3.07	8.0 L 32 4 4 4 6 1 1 0 0 0 1 42 50 4.50 0.625																					
Doug Bair, R (9, 1) ERA: 4.24	1.0 4 1 0 0 1 0 0 0 0 0 0 6 6 0.00 1.000																					

Batter	1	2	3	4	5	6	7	8	9	AB	R	H	RBI	BB	SO	LOB	BOTTOM					
Dave Collins, S (1, 8) OBP: 0.364, SLG: 0.369	0-0 E S 4-3 1B		0-0 CS S 1B		0-0 F8			0-0 4-3		4	1	2	0	0	0	1	<b>Atlanta Braves @ Cincinnati Reds</b> Riverfront Stadium, Cincinnati, OH Fri Oct 03 1980, 7:05 PM EDT Att: 18,868 - Unknown					
Ron Oester, S (1, 6) OBP: 0.337, SLG: 0.364	0-0 4-3		0-0 E6			0-0 4-3		0-0 5-3		4	0	0	1	0	0	1						
Ken Griffey, L (1, 9) OBP: 0.364, SLG: 0.456	0-0 E4		0-0 F8			0-0 F6			4-0 1-3 1B BB	3	0	0	0	1	0	1						
George Foster, R (1, 7) OBP: 0.364, SLG: 0.472	0-0 F7			0-0 5-3		0-0 5-3			0-0 1-3 1B	4	0	1	0	0	0	1						
Dan Driessen, L (1, 3) OBP: 0.379, SLG: 0.421	0-0 G3			0-0 CS 1B			0-0 F9		0-0 1-3	4	0	1	0	0	0	3						
Ray Knight, R (1, 5) OBP: 0.307, SLG: 0.418		0-0 G4-6-3 1B		0-0 F8			4-0 BB		0-0 1-3	3	0	1	0	1	0	3						
Joe Nolan, L (1, 2) OBP: 0.347, SLG: 0.401		0-0 G4-6-3			0-0 3-1			0-0 F7		4	0	0	0	0	0	4						
Junior Kennedy, R (1, 4) OBP: 0.325, SLG: 0.337		0-0 6-3			0-0 G3		0-3 K			3	0	0	0	0	1	1						
Mario Soto, R (1, 1) OBP: 0.043, SLG: 0.043								0-0 G3		2	0	1	0	0	1	0						
Harry Spillman, L (8, PH) OBP: 0.327, SLG: 0.434										1	0	0	0	0	0	0						
Doug Bair, R (9, 1) ERA: 1.91										0	0	0	0	0	0	0						
<b>Inning Stats</b>	R: 1 E: 1 K: 0 S: 5	H: 1 LOB: 1 BB: 0 P: 5	R: 0 E: 0 K: 0 S: 3	H: 1 LOB: 0 BB: 0 P: 3	R: 0 E: 1 K: 1 S: 6	H: 1 LOB: 1 BB: 0 P: 6	R: 0 E: 0 K: 0 S: 3	H: 1 LOB: 0 BB: 0 P: 3	R: 0 E: 0 K: 0 S: 4	H: 1 LOB: 1 BB: 0 P: 4	R: 0 E: 0 K: 0 S: 3	H: 0 LOB: 0 BB: 0 P: 3	R: 0 E: 0 K: 1 S: 5	H: 0 LOB: 1 BB: 1 P: 9	R: 0 E: 0 K: 0 S: 3	H: 0 LOB: 0 BB: 0 P: 3	R: 0 E: 0 K: 0 S: 4	H: 1 LOB: 2 BB: 1 P: 8	1B: 6 2B: 0 3B: 0 HR: 0	SF: 0 SAC: 0 DP: 1 HBP: 0	WP: 0 PB: 0 SB: 2 CS: 2	PA: 34
<b>PITCHER</b>	IP WLS BF H R ER SO BB IBB HBP BLK WP HR S P ERA WHIP																					
Tommy Boggs, R (1, 1) ERA: 3.42	7.0 W 26 5 1 1 2 1 0 0 0 0 0 29 33 1.29 0.857																					
Rick Camp, R (8, 1) ERA: 1.91	2.0 S 8 1 0 0 0 1 0 0 0 0 0 7 11 0.00 1.000																					



Batter	1	2	3	4	5	6	7	8	9	AB	R	H	RBI	BB	SO	LOB	TOP			
Jerry Royster, R (1,7) OBP: 0.307, SLG: 0.319	F9		F9			4-3		F9		4	0	0	0	0	0	0				
Rafael Ramirez, R (1,6) OBP: 0.298, SLG: 0.358	K		K			G4-3 1B		4-3		4	0	1	0	0	2	0				
Terry Harper, R (1,9) OBP: 0.298, SLG: 0.280	1B		K			G4-3 1-2		6-3		4	0	1	0	0	1	1				
Bob Horner, R (1,5) OBP: 0.310, SLG: 0.534	F9			L5			HR 1B	F9		4	1	1	0	0	0	1				
Chris Chambliss, L (1,3) OBP: 0.338, SLG: 0.440 Gary Cooper, S (9, PR)		2B 1B		3-1			F7		4-0 BB BB	3	0	1	0	1	0	1				
Dale Murphy, R (1,8) OBP: 0.351, SLG: 0.513		1-3 2B		6-3			1-H HR		0-3 BB	4	1	2	2	0	1	1				
Glenn Hubbard, R (1,4) OBP: 0.322, SLG: 0.374		K					F9			3	0	0	0	0	2	2				
Bruce Benedict, R (1,2) OBP: 0.308, SLG: 0.315		P3					F8			3	0	0	0	0	0	2				
Doyle Alexander, R (1,1) OBP: 0.209, SLG: 0.217 Biff Pocoroba, S (8, PH) Rick Matulia, R (8, 1) OBP: 0.351, SLG: 0.390 OBP: 0.136, SLG: 0.105		K					F8			2	0	0	0	0	1	2				
										1	0	0	0	0	0	0				
										0	0	0	0	0	0	0				
<b>Inning Stats</b>	R: 0 E: 0 K: 1 S: 6	H: 1 LOB: 1 BB: 0 P: 6	R: 0 E: 0 K: 2 S: 9	H: 2 LOB: 2 BB: 0 P: 9	R: 0 E: 0 K: 2 S: 7	H: 0 LOB: 0 BB: 0 P: 7	R: 0 E: 0 K: 0 S: 3	H: 0 LOB: 0 BB: 0 P: 3	R: 0 E: 0 K: 1 S: 5	H: 0 LOB: 0 BB: 0 P: 5	R: 2 E: 0 K: 0 S: 5	H: 2 LOB: 0 BB: 0 P: 5	R: 0 E: 0 K: 0 S: 3	H: 0 LOB: 0 BB: 0 P: 3	R: 0 E: 0 K: 1 S: 5	H: 0 LOB: 1 BB: 1 P: 9	1B: 4 2B: 1 3B: 0 HR: 1	SF: 0 SAC: 0 DP: 1 HBP: 0	WP: 0 PB: 0 SB: 0 CS: 0	PA: 33
<b>PITCHER</b> Frank Pastore, R (1,1) ERA: 3.27	IP: 9.0 WLS: W BF: 33 H: 6 R: 2 ER: 2 SO: 7 BB: 1 IBB: 0 HBP: 0 BLK: 0 WP: 0 HR: 1 S: 46 P: 50 ERA: 2.00 WHIP: 0.778															<b>PITCHER</b>	IP: 9.0 WLS: W BF: 33 H: 6 R: 2 ER: 2 SO: 7 BB: 1 IBB: 0 HBP: 0 BLK: 0 WP: 0 HR: 1 S: 46 P: 50 ERA: 2.00 WHIP: 0.778			

Atlanta Braves @ Cincinnati Reds  
Riverfront Stadium, Cincinnati, OH  
Sat Oct 04 1980, 3:33 AM EDT  
Att: 14,376 - Unknown

AB 32  
R 2  
H 6  
RBI 2  
BB 1  
SO 7  
LOB 10



Batter	1	2	3	4	5	6	7	8	9	AB	R	H	RBI	BB	SO	LOB	BOTTOM			
Dave Collins, S (1,8) OBP: 0.363, SLG: 0.367 Sam Mejias, R (9,8) OBP: 0.322, SLG: 0.370	F7		E S SF7 BB	6-3			P6			3	1	0	0	1	0	2				
Ron Oester, S (1,6) OBP: 0.336, SLG: 0.360	4-3		1-3 HR BB			F5	4-3			3	1	0	0	1	0	0				
Ken Griffey, L (1,9) OBP: 0.363, SLG: 0.454	P4		SF7			FC6 BB	K			2	0	0	1	1	1	0				
George Foster, R (1,7) OBP: 0.364, SLG: 0.476		K	3-H 1-H HR			F8		P4		4	1	1	2	0	1	1				
Dan Driessen, L (1,3) OBP: 0.377, SLG: 0.418		F7	6-3			FC6 1-2	G3			4	0	0	0	0	0	1				
Ray Knight, R (1,5) OBP: 0.308, SLG: 0.420		1B BB		4-3			2B			3	0	1	0	1	0	0				
Joe Nolan, L (1,2) OBP: 0.352, SLG: 0.406		1-2 1B					F9			3	0	2	0	0	0	1				
Junior Kennedy, R (1,4) OBP: 0.325, SLG: 0.337		1-3					6-3			3	0	1	0	0	0	3				
Frank Pastore, R (1,1) OBP: 0.194, SLG: 0.156			6-3		SH2-4 1B		K			2	0	0	0	0	1	1				
<b>Inning Stats</b>	R: 0 E: 0 K: 0 S: 3	H: 0 LOB: 0 BB: 0 P: 3	R: 0 E: 0 K: 1 S: 6	H: 1 LOB: 2 BB: 1 P: 10	R: 3 E: 0 K: 0 S: 4	H: 1 LOB: 0 BB: 2 P: 12	R: 0 E: 0 K: 0 S: 5	H: 2 LOB: 2 BB: 0 P: 5	R: 0 E: 0 K: 1 S: 6	H: 1 LOB: 1 BB: 0 P: 6	R: 0 E: 0 K: 1 S: 5	H: 0 LOB: 0 BB: 0 P: 5	R: 0 E: 0 K: 0 S: 3	H: 0 LOB: 0 BB: 0 P: 3	R: 0 E: 0 K: 1 S: 5	H: 0 LOB: 0 BB: 0 P: 3	1B: 3 2B: 1 3B: 0 HR: 1	SF: 1 SAC: 1 DP: 0 HBP: 0	WP: 0 PB: 0 SB: 1 CS: 0	PA: 33
<b>PITCHER</b> Doyle Alexander, R (1,1) ERA: 4.2 Rick Matulia, R (8, 1) ERA: 4.59	IP: 7.0 WLS: L BF: 30 H: 5 R: 3 ER: 3 SO: 3 BB: 4 IBB: 0 HBP: 0 BLK: 0 WP: 0 HR: 1 S: 32 P: 48 ERA: 3.86 WHIP: 1.286															<b>PITCHER</b>	IP: 7.0 WLS: L BF: 30 H: 5 R: 3 ER: 3 SO: 3 BB: 4 IBB: 0 HBP: 0 BLK: 0 WP: 0 HR: 1 S: 32 P: 48 ERA: 3.86 WHIP: 1.286			

Atlanta Braves @ Cincinnati Reds  
Riverfront Stadium, Cincinnati, OH  
Sat Oct 04 1980, 3:33 AM EDT  
Att: 14,376 - Unknown

AB 27  
R 3  
H 5  
RBI 3  
BB 4  
SO 3  
LOB 9





Batter	1	2	3	4	5	6	7	8	9	AB	R	H	RBI	BB	SO	LOB	TOP	
<b>Jerry Royster, R</b> OBP: 0.309, SLG: 0.319 (1, 7)	0-0 6-3			0-0 FC1-6 1B		0-0 F7		4-0 CS BB		3	0	1	0	1	0	0		
<b>Rafael Ramirez, R</b> OBP: 0.292, SLG: 0.352 <b>Biff Pocoroba, S</b> OBP: 0.347, SLG: 0.386 (9, PH)	0-0 P3			0-0 FC1-6 1-3		0-0 F7		0-0 CS	0-3 K	3	0	0	0	0	0	1		
<b>Terry Harper, R</b> OBP: 0.279, SLG: 0.259 (7, 9)	0-3 K			0-0 1-3		0-0 P4			0-0 F7	4	0	0	0	0	1	1		
<b>Bob Horner, R</b> OBP: 0.307, SLG: 0.529 <b>Gary Matthews, R</b> OBP: 0.325, SLG: 0.419 (9, PR)		0-0 6-3		0-0 5-3			0-0 F7		0-0 E6	4	0	0	0	0	0	1		
<b>Dale Murphy, R</b> OBP: 0.349, SLG: 0.510 (1, 3)		0-0 F9			0-0 6-3		0-3 K		0-3 K	4	0	0	0	0	2	1		
<b>Charlie Spikes, R</b> OBP: 0.350, SLG: 0.306 <b>Gary Cooper, S</b> (7, PR)	0-3 K				0-3 K		4-0 BB			2	0	0	0	1	2	0		
<b>Glenn Hubbard, R</b> OBP: 0.322, SLG: 0.374 (1, 4)			0-0 P6		0-0 1B 1B		0-0 F8			3	0	1	0	0	0	1		
<b>Bruce Benedict, R</b> OBP: 0.308, SLG: 0.315 (1, 2)			0-0 F9		0-0 1B 1B			0-0 F9		3	0	1	0	0	0	0		
<b>Phil Niekro, R</b> OBP: 0.143, SLG: 0.189 (1, 1)			0-0 F9		0-0 G3			0-0 L5		3	0	0	0	0	0	2		
<b>Inning Stats</b>	R: 0 E: 0 K: 1 S: 5	H: 0 LOB: 0 BB: 0 P: 5	R: 0 E: 0 K: 1 S: 5	H: 0 LOB: 0 BB: 0 P: 5	R: 0 E: 0 K: 0 S: 3	H: 1 LOB: 1 BB: 0 P: 4	R: 0 E: 0 K: 0 S: 4	H: 2 LOB: 2 BB: 0 P: 7	R: 0 E: 0 K: 1 S: 3	H: 0 LOB: 1 BB: 1 P: 9	R: 0 E: 0 K: 0 S: 2	H: 0 LOB: 0 BB: 1 P: 6	R: 0 E: 1 K: 2 S: 8	H: 0 LOB: 2 BB: 0 P: 8	1B: 3 2B: 0 3B: 0 HR: 0	SF: 0 SAC: 0 DP: 0 HBP: 0	WP: 0 PA: 33 PB: 0 SB: 1 CS: 1	
<b>PITCHER</b>	IP	WLS	BF	H	R	ER	SO	BB	IBB	HBP	BLK	WP	HR	S	P	ERA	WHIP	
<b>Joe Price, L</b> ERA: 3.56 <b>Tom Hume, R</b> ERA: 2.56 (9, 1)	8.0	W	28	3	0	0	4	2	0	0	0	0	0	34	42	0.00	0.625	

Atlanta Braves @ Cincinnati Reds  
Riverfront Stadium, Cincinnati, OH  
Sun Oct 05 1980, 3:33 AM EDT  
Att: 30,478 - Unknown

AB 30  
R 0  
H 3  
RBI 0  
BB 2  
SO 6  
LOB 7



Batter	1	2	3	4	5	6	7	8	9	AB	R	H	RBI	BB	SO	LOB	BOTTOM	
<b>Dave Collins, S</b> OBP: 0.366, SLG: 0.370 (1, 9)	0-0 4-3			0-0 CS 1B		0-0 PO 1B		0-0 CS 1B		4	0	3	1	0	0	0		
<b>Ron Oester, S</b> OBP: 0.336, SLG: 0.363 (1, 6)	0-0 1-3			0-0 6-3		0-0 PO	0-0 1B 2B	0-0 CS		3	0	1	0	0	0	1		
<b>Paul Householder, S</b> OBP: 0.281, SLG: 0.311 (1, 8)	0-3 K			0-3 K2-3			0-0 1B			3	0	1	0	0	2	0		
<b>George Foster, R</b> OBP: 0.362, SLG: 0.473 (1, 7)		0-0 4-3			0-0 P4		0-3 K			3	0	0	0	0	1	1		
<b>Johnny Bench, R</b> OBP: 0.327, SLG: 0.483 <b>Joe Nolan, L</b> OBP: 0.350, SLG: 0.403 (6, 2)		0-0 F7			0-0 6-3		0-0 F8			2	0	0	0	0	0	0		
<b>Harry Spillman, L</b> OBP: 0.327, SLG: 0.426 (1, 3)		0-0 F8			4-0 WP BB			0-0 F8		2	0	0	0	1	0	0		
<b>Ray Knight, R</b> OBP: 0.307, SLG: 0.417 (1, 5)			0-0 F7		0-0 1-3			0-0 6-3		3	0	0	0	0	0	1		
<b>Junior Kennedy, R</b> OBP: 0.325, SLG: 0.335 (1, 4)			0-0 1-3			0-3 K		4-0 WP BB 1B BB		2	1	0	0	1	1	0		
<b>Joe Price, R</b> OBP: 0.128, SLG: 0.128 <b>Ken Griffey, L</b> OBP: 0.384, SLG: 0.454 <b>Tom Hume, R</b> OBP: 0.188, SLG: 0.313 (9, 1)		0-3 K			0-0 1-3		0-0 F7		4-0 1B WP BB	2	0	0	0	0	1	0		
<b>Inning Stats</b>	R: 0 E: 0 K: 1 S: 5	H: 0 LOB: 0 BB: 0 P: 5	R: 0 E: 0 K: 0 S: 3	H: 0 LOB: 0 BB: 0 P: 3	R: 0 E: 0 K: 1 S: 5	H: 0 LOB: 0 BB: 0 P: 5	R: 0 E: 0 K: 1 S: 5	H: 1 LOB: 1 BB: 0 P: 5	R: 0 E: 0 K: 0 S: 6	H: 2 LOB: 1 BB: 0 P: 6	R: 1 E: 0 K: 0 S: 3	H: 1 LOB: 1 BB: 2 P: 11	1B: 4 2B: 1 3B: 0 HR: 0	SF: 0 SAC: 0 DP: 0 HBP: 0	WP: 2 PA: 30 PB: 0 SB: 0 CS: 2			
<b>PITCHER</b>	IP	WLS	BF	H	R	ER	SO	BB	IBB	HBP	BLK	WP	HR	S	P	ERA	WHIP	
<b>Phil Niekro, R</b> ERA: 3.63 (1, 1)	8.0	L	28	5	1	1	5	3	0	0	0	2	0	35	47	1.12	1.000	

Atlanta Braves @ Cincinnati Reds  
Riverfront Stadium, Cincinnati, OH  
Sun Oct 05 1980, 3:33 AM EDT  
Att: 30,478 - Unknown

AB 25  
R 1  
H 5  
RBI 1  
BB 3  
SO 5  
LOB 4

