

Atlanta Braves - 1981

Batter	1	2	3	4	5	6	7	8	9	AB R H RBI BB SO LOB	TOP															
Dave Collins, S (1, 9) OBP: 0.556, SLG: 1.000	0-0 HR		0-0 G3		0-0 CS	0-0 1B		0-3 K		4 1 2 1 0 1 1																
Ken Griffey, L (1, 8) OBP: 0.333, SLG: 0.333	0-0 F8		0-0 4-1			0-0 1B		0-3 K		4 0 1 0 0 1 1																
Dave Concepcion, R (1, 6) OBP: 0.444, SLG: 0.778	0-0 4-3			0-0 F8		0-0 G6-4-3		0-0 2B		4 1 1 0 0 0 2																
George Foster, R (1, 7) OBP: 0.333, SLG: 0.143	0-0 5-3			0-0 F8		0-0 6-3		0-0 4-3		4 0 0 0 0 0 2																
Dan Driessen, L (1, 3) OBP: 0.444, SLG: 0.571		0-3 K		0-0 G3			0-3 K	0-0 2B		4 0 1 1 0 2 0																
Johnny Bench, R (1, 2)		0-0 F5			0-0 F6		0-0 F7	0-3 K		4 0 0 0 0 1 1																
Ray Knight, R (1, 5) OBP: 0.500, SLG: 1.167		0-0 F9			0-0 HR		0-0 5-3			3 1 1 1 0 0 0																
Ron Oester, S (1, 4) OBP: 0.286, SLG: 0.167			4-0 G3 SH3-4 BB		0-0 CS 1B			0-0 4-3		2 0 1 0 1 0 0																
Mario Soto, R (1, 1)			0-0 SH3-4		0-3 K			0-0 4-3		2 0 0 0 0 1 1																
Joe Price, R (8, 1)										0 0 0 0 0 0 0																
Tom Hume, R (8, 1)										0 0 0 0 0 0 0																
<b>Inning Stats</b>	R: 1 E: 0 K: 0 S: 4	H: 1 LOB: 0 BB: 0 P: 4	R: 0 E: 0 K: 1 S: 5	H: 0 LOB: 0 BB: 0 P: 5	R: 0 E: 0 K: 0 S: 3	H: 0 LOB: 1 BB: 1 P: 7	R: 0 E: 0 K: 0 S: 3	H: 0 LOB: 0 BB: 0 P: 3	R: 1 E: 0 K: 1 S: 6	H: 2 LOB: 0 BB: 0 P: 6	R: 0 E: 0 K: 1 S: 4	H: 2 LOB: 1 BB: 0 P: 4	R: 0 E: 0 K: 1 S: 5	H: 0 LOB: 0 BB: 0 P: 5	R: 0 E: 0 K: 2 S: 5	H: 0 LOB: 0 BB: 0 P: 5	R: 1 E: 0 K: 2 S: 9	H: 2 LOB: 1 BB: 0 P: 9	1B: 3 2B: 2 3B: 0 HR: 2	SF: 0 SAC: 1 DP: 1 HBP: 0	WP: 0 PB: 0 SB: 0 CS: 1	PA: 34				
<b>PITCHER</b>	IP WLS BF H R ER SO BB IBB HBP BLK WP HR S P ERA WHIP																									
Tommy Boggs, R (1, 1) ERA: 2.57	7.0	25	5	2	2	3	1	0	0	0	0	2	30	34	2.57	0.857										
Gene Garber, R (8, 1) ERA: 5.4	1.2	W	7	2	1	1	2	0	0	0	0	0	11	11	5.40	1.200										
Rick Camp, R (9, 1) ERA:	0.1	S	1	0	0	0	1	0	0	0	0	0	3	3	0.00	0.000										

Cincinnati Reds @ Atlanta Braves  
Atlanta-Fulton County Stadium, Atlanta, GA

Fri Apr 10 1981, 6:05 PM EST  
Att. 34,929 - Unknown

livebaseballscorecards.com

AB	31
R	3
H	7
RBI	3
BB	1
SO	6
LOB	8



Batter	1	2	3	4	5	6	7	8	9
Claudell Washington, L (1, 9) OBP: 0.250, SLG: 0.500	0-0 5-3 1B 2B	0-0 F7			0-0 G3		0-3 K		
Glenn Hubbard, R (1, 4) Eddie Miller, S (8, PR) Luis Gomez, R (9, 5)	4-0 1B 5-3 BB		0-3 K		0-0 F8			4-0 1B PB 2B BB	
Bob Homer, R (1, 5) Jerry Royster, R (8, PR) (9, 4)	0-0 5-3 1-2 2-3		0-0 CS 1B		4-0 2B BB			0-0 1-3 2B 1B	
Chris Chambliss, L (1, 3) OBP: 1.000, SLG: 2.000	4-0 1B BB		4-0 1-2 BB		0-0 1-3 2B			0-0 1-H HR 2B	
Dale Murphy, R (1, 8) OBP: 0.500, SLG: 1.250	0-0 1-2 2-3 3-H 1B		0-0 F3		0-3 K			0-0 2-H HR	
Rufino Linares, R (1, 7)	0-0 G6-4-3 1-2f			0-0 F6		0-0 F9		0-0 5-3	
Bruce Benedict, R (1, 2) OBP: 0.250, SLG: 0.250				0-3 K		0-0 F5		0-0 CS 1B	
Rafael Ramirez, R (1, 6)				0-0 F9			0-0 6-3	4-0 1-2 FC6 BB	
Tommy Boggs, R (1, 1) Mike Lum, L (7, PH) Gene Garber, R (8, 1) Rick Camp, R (9, 1)					0-0 G3		0-3 K	0-0 1-2f FC6	

Inning Stats	R: 1 E: 0 K: 0 S: 4	H: 2 LOB: 2 BB: 2 P: 12	R: 0 E: 0 K: 0 S: 4	H: 1 LOB: 1 BB: 0 P: 4	R: 0 E: 0 K: 1 S: 5	H: 1 LOB: 1 BB: 1 P: 9	R: 0 E: 0 K: 1 S: 5	H: 0 LOB: 0 BB: 0 P: 5	R: 0 E: 0 K: 0 S: 3	H: 0 LOB: 0 BB: 0 P: 3	R: 0 E: 0 K: 1 S: 6	H: 1 LOB: 2 BB: 1 P: 10	R: 0 E: 0 K: 2 S: 7	H: 0 LOB: 0 BB: 0 P: 7	R: 4 E: 0 K: 0 S: 6	H: 4 LOB: 1 BB: 2 P: 14
--------------	------------------------------	----------------------------------	------------------------------	---------------------------------	------------------------------	---------------------------------	------------------------------	---------------------------------	------------------------------	---------------------------------	------------------------------	----------------------------------	------------------------------	---------------------------------	------------------------------	----------------------------------

PITCHER	IP	WLS	BF	H	R	ER	SO	BB	IBB	HBP	BLK	WP	HR	S	P	ERA	WHIP
Mario Soto, R (1, 1) ERA: 3.86	7.0	L	30	6	3	3	5	5	0	0	0	0	0	35	55	3.86	1.571
Joe Price, L (8, 1) ERA:	0.0		1	1	0	0	0	0	0	0	0	0	0	1	1	∞	∞
Tom Hume, R (8, 1) ERA: 4.5	1.0		5	2	2	2	0	1	0	0	0	0	1	4	8	18.00	3.000

**BOTTOM**

**Cincinnati Reds @ Atlanta Braves**  
Atlanta-Fulton County Stadium, Atlanta, GA

Fri Apr 10 1981, 6:05 PM EST  
Att. 34,929 - Unknown

AB	R	H	RBI	BB	SO	LOB
4	1	1	0	0	1	1
2	0	0	0	2	1	0
0	1	0	0	0	0	0
0	0	0	0	0	0	0
3	0	2	0	1	0	2
0	1	0	0	0	0	0
2	1	2	2	2	0	0
4	1	2	3	0	1	3
4	0	0	0	0	0	6
4	0	1	0	0	1	2
3	0	0	0	1	0	0
2	0	1	0	0	0	0
1	0	0	0	0	1	0
1	0	0	0	0	0	1
0	0	0	0	0	0	0

AB	30
R	5
H	9
RBI	5
BB	6
SO	5
LOB	15

livebaseballscorecards.com

1B:	5	SF:	0	WP:	0	PA:	36
2B:	3	SAC:	0	PB:	1	SB:	0
3B:	0	DP:	1	CS:	2		
HR:	1	HBP:	0				





Batter	1	2	3	4	5	6	7	8	9	AB	R	H	RBI	BB	SO	LOB
Claudell Washington, L (1, 9) OBP: 0.250, SLG: 0.500	0-3 K		0-0 FC6-4 FC4-6 1-2f		0-0 1B 2B			0-0 F3		4	1	1	0	0	1	1
Glenn Hubbard, R (1, 4) OBP: 0.375, SLG: 0.167	0-3 K		0-0 FC4-6 1-2f		0-0 1B			0-0 G3		4	0	1	1	0	1	1
Bob Homer, R (1, 5) OBP: 0.625, SLG: 0.500	0-0 F8			4-0 F9 1B BB	0-0 6-3			0-0 2B 1B		3	1	1	0	1	0	1
Chris Chambliss, L (1, 3) OBP: 0.875, SLG: 1.333		0-0 G4-6-3 1B		0-0 1-2 1B		0-0 F7		0-0 1-H 2B		4	0	3	1	0	0	0
Dale Murphy, R (1, 8) OBP: 0.250, SLG: 0.625		0-0 G4-6-3 1-2f		0-3 K		0-0 G3		0-3 K		4	0	0	0	0	2	4
Rufino Linares, R (1, 7) OBP: 0.250, SLG: 0.143		0-0 S 1B		0-0 F9 2-3		4-0 CS BB		0-0 F9		3	0	1	0	1	0	2
Bruce Benedict, R (1, 2) OBP: 0.143, SLG: 0.143 Mike Lum, L (9, PH)		0-0 F8 1-2		0-0 F7		0-0 CS 1-2	0-0 F8		0-0 F7	3	0	0	0	0	0	3
Rafael Ramirez, R (1, 6) Jerry Royster, R (9, PH) OBP: 1.000, SLG: 1.000			0-0 6-3		0-0 6-3		0-3 K		0-0 1B	3	0	0	0	0	1	0
Gaylord Perry, R (1, 1) OBP: 0.500, SLG: 0.500 Biff Pocoroba, S (7, PH) Gene Garber, R (8, 1) Larry Bradford, R (8, 1) Terry Harper, R (9, PH)			0-0 FC6-4 1B		0-0 F8		0-0 F8		0-3 K	2	0	1	0	0	0	0

Inning Stats	R: 0	H: 0	E: 0	K: 2	S: 7	R: 0	H: 2	E: 0	K: 0	S: 4	R: 0	H: 1	E: 0	K: 0	S: 4	R: 0	H: 1	E: 0	K: 1	S: 6	R: 1	H: 2	E: 0	K: 0	S: 5	R: 0	H: 0	E: 0	K: 1	S: 2	R: 0	H: 0	E: 0	K: 1	S: 5	R: 1	H: 2	E: 0	K: 1	S: 7	R: 0	H: 1	E: 0	K: 1	S: 6		
	LOB: 0	BB: 0	P: 7	LOB: 1	BB: 0	P: 4	LOB: 1	BB: 0	P: 4	LOB: 2	BB: 1	LOB: 1	BB: 0	P: 5	LOB: 0	BB: 1	LOB: 0	BB: 1	P: 6	LOB: 0	BB: 0	LOB: 0	BB: 0	P: 7	LOB: 1	BB: 0	P: 6	LOB: 1	BB: 0	P: 6	LOB: 0	BB: 0	P: 7	LOB: 0	BB: 0	P: 6	LOB: 1	BB: 0	P: 6	1B: 7	SF: 0	2B: 2	SAC: 0	3B: 0	DP: 1	HR: 0	HBP: 0

PITCHER	IP	WLS	BF	H	R	ER	SO	BB	IBB	HBP	BLK	WP	HR	S	P	ERA	WHIP
Michael LaCoss, R (1, 1) ERA: 1.5	6.0		24	6	1	1	3	2	0	0	0	0	0	28	36	1.50	1.333
Doug Bair, R (7, 1) ERA: 3.0	3.0	W	12	3	1	1	3	0	0	0	0	0	0	18	18	3.00	1.000


**BOTTOM**

**Cincinnati Reds @ Atlanta Braves**  
Atlanta-Fulton County Stadium, Atlanta, GA

Sat Apr 11 1981, 6:05 PM EST  
Att. 15,973 - Unknown

livebaseballscorecards.com

AB	34
R	2
H	9
RBI	2
BB	2
SO	6
LOB	13



WP: 0	PA: 37
PB: 0	
SB: 1	
CS: 1	

Batter	1	2	3	4	5	6	7	8	9	AB R H RBI BB SO LOB	TOP														
Dave Collins, S (1, 9) OBP: 0.529, SLG: 0.750	0-0 CS 1B		0-0 4-3			0-0 4-3		0-0 1-2 1B		4 0 2 0 0 0 1															
Ken Griffey, L (1, 8) OBP: 0.294, SLG: 0.294	0-0 F7 1-2			0-0 F4			0-0 6-3	0-0 1-3		4 0 0 0 0 0 3															
Dave Concepcion, R (1, 6) OBP: 0.412, SLG: 0.533	0-0 4-3			0-0 F5			4-0 G6-4-3 BB		4-0 BB BB	2 0 0 0 2 0 0															
George Foster, R (1, 7) OBP: 0.353, SLG: 0.467		0-0 1-3		0-3 K			0-0 G6-4-3 1-2f		0-3 K	4 0 0 0 0 2 2															
Dan Driessen, L (1, 3) OBP: 0.294, SLG: 0.286		0-0 4-3			0-0 F7			0-0 4-3	4-0 FC6 BB	3 0 0 0 1 0 0															
Ray Knight, R (1, 5) OBP: 0.357, SLG: 0.643		0-0 6-3			0-0 6-3			0-0 BB 1B	0-3 K	4 1 1 0 0 1 2															
Ron Oester, S (1, 4) OBP: 0.214, SLG: 0.083			0-0 3-1		0-0 4-3			4-0 1B SF7 BB	0-0 FC6 1-2f	3 1 0 0 1 0 2															
Mike O'Berry, R (1, 2) OBP: 0.333, SLG: 0.200			4-0 SH3-4 BB			0-3 K		0-0 1-3 2-H 1B 1B		1 0 0 0 1 1 0															
Joe Nolan, L (8, PH) OBP: 1.000, SLG: 1.000										1 0 1 1 0 0 0															
Frank Pastore, R (1, 1)			0-0 SH3-4			0-3 K		0-0 SF7		1 0 0 0 0 1 0															
Larry Blittner, L (8, PH)										0 0 0 1 0 0 0															
Tom Hume, R (8, 1)			1-2							0 0 0 0 0 0 0															
<b>Inning Stats</b>	R: 0 E: 0 K: 0 S: 3	H: 1 LOB: 0 BB: 0 P: 3	R: 0 E: 0 K: 0 S: 3	H: 0 LOB: 0 BB: 0 P: 3	R: 0 E: 0 K: 0 S: 3	H: 0 LOB: 1 BB: 1 P: 7	R: 0 E: 0 K: 1 S: 5	H: 0 LOB: 0 BB: 0 P: 5	R: 0 E: 0 K: 0 S: 3	H: 0 LOB: 0 BB: 0 P: 3	R: 0 E: 0 K: 2 S: 7	H: 0 LOB: 0 BB: 0 P: 7	R: 0 E: 0 K: 0 S: 2	H: 0 LOB: 0 BB: 1 P: 6	R: 2 E: 0 K: 0 S: 6	H: 3 LOB: 2 BB: 1 P: 10	R: 0 E: 0 K: 2 S: 7	H: 0 LOB: 2 BB: 2 P: 15	1B: 4 2B: 0 3B: 0 HR: 0	SF: 1 SAC: 1 DP: 1 HBP: 0	WP: 0 PB: 0 SB: 0 CS: 1	PA: 34			
<b>PITCHER</b>	IP	WLS	BF	H	R	ER	SO	BB	IBB	HBP	BLK	WP	HR	S	P	ERA	WHIP								
John Montefusco, R (1, 1) ERA:	6.1		21	1	0	0	3	2	0	0	0	0	0	25	33	0.00	0.474								
Rick Camp, R (7, 1) ERA: 10.8	1.1		7	3	2	2	0	1	0	0	0	0	0	6	10	13.50	3.000								
Larry Bradford, L (8, 1) ERA:	0.1	W	1	0	0	0	0	0	0	0	0	0	0	1	1	0.00	0.000								
Rick Mahler, R (9, 1) ERA:	1.0	S	5	0	0	0	2	2	0	0	0	0	0	7	15	0.00	2.000								

Cincinnati Reds @ Atlanta Braves  
Atlanta-Fulton County Stadium, Atlanta, GA

Sun Apr 12 1981, 3:33 AM EST  
Att: 12,227 - Unknown

livebaseballscorecards.com

AB	27
R	2
H	4
RBI	2
BB	5
SO	5
LOB	10



Batter	1	2	3	4	5	6	7	8	9
Claudell Washington, L (1, 9) OBP: 0.333, SLG: 0.667	0-0 F7			0-0 4-3		0-0 BB 2B		0-0 2B	
Glenn Hubbard, R (1, 4) OBP: 0.417, SLG: 0.333 Jerry Royster, R (8, PR) OBP: 1.000, SLG: 1.000	0-0 F7			0-3 K		4-0 BB BB		0-0 1B 2B	
Bob Homer, R (1, 5) OBP: 0.417, SLG: 0.300	0-3 K			0-3 K		0-3 K		0-0 5-3	
Chris Chambliss, L (1, 3) OBP: 0.833, SLG: 1.143		0-0 4-3			4-0 FC5-6 1B BB	4-0 FC6-4 BB		4-0 1-3 1B IBB	
Dale Murphy, R (1, 8) OBP: 0.333, SLG: 0.583		0-3 K			0-0 FC5-6 1B	0-0 FC6-4		0-0 1-3 1B	
Rufino Linares, R (1, 7) OBP: 0.167, SLG: 0.091 Rick Mahler, R (9, 1)		0-0 F9			0-0 FC5-6 1B		0-0 F8	0-0 1-3	
Bruce Benedict, R (1, 2) OBP: 0.182, SLG: 0.182			0-0 F8		0-0 FC6-4 1B		0-0 F4	0-0 6-3	
Rafael Ramirez, R (1, 6) OBP: 0.200, SLG: 0.111			0-0 F7		0-0 FC6-4		0-0		
John Montefusco, R (1, 1) Rick Camp, R (7, 1) Larry Bradford, R (8, 1) Terry Harper, R (9, 7)			0-0 F4			0-3 K	0-3 K		

Inning Stats	R: 0	H: 0	E: 0	K: 1	S: 5	LOB: 0	BB: 0	P: 5	R: 0	H: 0	E: 0	K: 1	S: 5	LOB: 0	BB: 0	P: 5	R: 0	H: 0	E: 0	K: 0	S: 3	LOB: 0	BB: 0	P: 3	R: 1	H: 2	E: 0	K: 0	S: 4	LOB: 1	BB: 1	P: 8	R: 0	H: 1	E: 0	K: 2	S: 8	LOB: 3	BB: 2	P: 16	R: 0	H: 1	E: 0	K: 1	S: 6	LOB: 1	BB: 0	P: 6	R: 2	H: 3	E: 0	K: 0	S: 6	LOB: 2	BB: 1	P: 10
PITCHER	IP	WLS	BF	H	R	ER	SO	BB	IBB	HBP	BLK	WP	HR	S	P	ERA	WHIP																																							
Frank Pastore, R (1, 1) ERA: 1.29	7.0		27	4	1	1	7	3	0	0	0	0	0	38	50	1.29	1.000																																							
Tom Hume, R (8, 1) ERA: 9.0	1.0	L	7	3	2	2	0	0	1	0	0	0	0	6	10	18.00	3.000																																							

**BOTTOM**

**Cincinnati Reds @ Atlanta Braves**  
Atlanta-Fulton County Stadium, Atlanta, GA

Sun Apr 12 1981, 3:33 AM EST  
Att. 12,227 - Unknown

AB	R	H	RBI	BB	SO	LOB
4	1	2	0	0	0	0
3	0	1	1	1	1	0
0	1	0	0	0	0	0
4	0	0	0	0	3	3
1	0	0	0	3	0	0
4	0	2	1	0	1	3
4	1	0	0	0	0	4
0	0	0	0	0	0	0
4	0	1	1	0	0	2
3	0	1	0	0	0	1
2	0	0	0	0	1	0
1	0	0	0	0	1	1
0	0	0	0	0	0	0
0	0	0	0	0	0	0

livebaseballscorecards.com

AB	30
R	3
H	7
RBI	3
BB	4
SO	7
LOB	14

**Braves**

WP: 0	PA: 34
PB: 0	
SB: 0	
CS: 0	

Batter	1	2	3	4	5	6	7	8	9	10	AB R H RBI BB SO LOB	TOP								
Claudell Washington, L OBP: 0.313, SLG: 0.563 Terry Harper, R (10, PH) (10, 9)	0-0 S 1B	0-3 K			0-0 F8		0-0 6-3			0-3 K	4 0 1 0 0 1 2 1 0 0 0 0 1 1	<b>Atlanta Braves @ Houston Astros</b> Astrodome, Houston, TX Mon Apr 13 1981, 7:05 PM EST Att. 34,961 - Dome								
Glenn Hubbard, R OBP: 0.353, SLG: 0.231 (1, 4)	0-0 F9 1-2		0-3 K		0-0 4-3			0-0 5-3		4-0 1B IBB	4 0 0 0 1 1 1									
Rufino Linares, R OBP: 0.176, SLG: 0.125 (1, 7)	0-0 1-3		0-0 4-3		0-0 6-3		0-0 5-3	0-0 5-3	0-0 1-3 2-H 1B	5 0 1 1 0 0 1										
Bob Horner, R OBP: 0.353, SLG: 0.267 Larry Bradford, R (10, 1)	0-3 K		0-0 6-3		0-0 BB 1B		0-0 F3	0-0 F3	0-0 F3	5 0 1 0 0 1 3 0 0 0 0 0 0 0										
Dale Murphy, R OBP: 0.313, SLG: 0.500 (1, 8)		0-3 K		0-0 CS 1B	0-0 F8			0-3 K		4 0 1 0 0 2 1										
Chris Chambliss, L OBP: 0.688, SLG: 0.800 (1, 3)		0-0 F9		0-0 F9	4-0 1-2 BB		0-3 K			3 0 0 0 1 1 1										
Bruce Benedict, R OBP: 0.267, SLG: 0.267 (1, 2)		0-0 1B 1B		0-0 1-2 1B	0-0 F5		0-0 6-3			4 1 2 0 0 0 2										
Rafael Ramirez, R OBP: 0.286, SLG: 0.231 (1, 6)		0-0 1-2 1B 1B		0-0 F8	0-0 1-3			0-0 SH5-4 1B 1B		4 1 2 0 0 0 1										
Phil Niekro, R OBP: 0.333, SLG: 0.333 Rick Camp, R (9, 1)		0-0 1-2 1B		0-0 F7	0-0 5-3			0-0 SH5-4 1-2		3 0 1 1 0 0 0 0 0 0 0 0 0 0 0 0 0 0 0 0 0										
Jerry Royster, R OBP: 1.000, SLG: 1.000 (10, 5)		1-2 2-H 1B																		
<b>Inning Stats</b>	R: 0 E: 0 K: 1 S: 6	H: 1 LOB: 1 BB: 0 P: 6	R: 1 E: 0 K: 2 S: 10	H: 3 LOB: 2 BB: 0 P: 10	R: 0 E: 0 K: 1 S: 5	H: 0 LOB: 0 BB: 0 P: 5	R: 0 E: 0 K: 0 S: 4	H: 2 LOB: 1 BB: 0 P: 4	R: 0 E: 0 K: 0 S: 3	H: 0 LOB: 0 BB: 0 P: 3	R: 0 E: 0 K: 0 S: 3	H: 0 LOB: 0 BB: 0 P: 3	R: 0 E: 0 K: 2 S: 7	H: 0 LOB: 0 BB: 0 P: 7	R: 1 E: 0 K: 1 S: 7	H: 2 LOB: 2 BB: 1 P: 11	1B: 9 2B: 0 3B: 0 HR: 0	SF: 0 SAC: 1 DP: 0 HBP: 0	WP: 0 PB: 0 SB: 1 CS: 1	PA: 40
<b>PITCHER</b>	IP WLS BF H R ER SO BB IBB HBP BLK WP HR S P ERA WHIP																			
Bob Knepper, L ERA: 3.0 (1, 1)	3.0		5	1	1	4	0	0	0	0	0	0	0	0	22	22	3.00	1.667		
Joaquin Andujar, R ERA: 2.25 (4, 1)	2.0	6	1	0	0	0	0	0	0	0	0	0	0	6	6	0.00	0.500			
Dave Smith, R ERA: (6, 1)	3.0	11	1	0	0	0	1	0	0	0	0	0	0	10	14	0.00	0.667			
Frank LaCorte, R ERA: (9, 1)	1.0	3	0	0	0	2	0	0	0	0	0	0	0	7	7	0.00	0.000			
Joe Sambito, L ERA: 4.5 (10, 1)	1.0	L 6	2	1	1	1	0	1	0	0	0	0	0	7	11	9.00	2.000			

livebaseballscorecards.com

AB	37
R	2
H	9
RBI	2
BB	2
SO	7
LOB	13





BOTTOM

Atlanta Braves @ Houston Astros  
Astrodome, Houston, TX  
Mon Apr 13 1981, 7:05 PM EST  
Att. 34,961 - Dome

livebaseballscorecards.com

AB	36
R	1
H	7
RBI	1
BB	4
SO	5
LOB	14



WP:	0	PA:	41
PB:	0		
SB:	1		
CS:	1		

AB R H RBI BB SO LOB

2	0	0	0	1	0	0
1	0	0	0	0	0	0
0	0	0	0	0	0	0
1	0	0	0	0	0	3
0	0	0	0	0	0	0
5	1	1	0	0	0	1
5	0	2	1	0	1	1
5	0	0	0	0	1	3
4	0	1	0	0	0	0
3	0	0	0	1	0	0
4	0	2	0	0	1	2
3	0	1	0	1	1	2
1	0	0	0	0	0	2
0	0	0	0	0	0	0
1	0	0	0	0	0	0
0	0	0	0	0	0	0
1	0	0	0	0	1	0
0	0	0	0	1	0	0

1B:	5	SF:	0
2B:	2	SAC:	0
3B:	0	DP:	0
HR:	0	HBP:	0

Batter	1	2	3	4	5	6	7	8	9	10
Rafael Landestoy, S OBP: 0.250, SLG: 0.143 Terry Puhl, L OBP: 0.364, SLG: 0.455 Frank LaCorte, R Dave Roberts, R Joe Sambito, L	4-0 G3 BB		x 0-0 4-3		x 0-0 F9			x 0-0 F6	x 0-0 F1	
Craig Reynolds, L OBP: 0.353, SLG: 0.353	0-0 F7		x 0-0 3-1		x 0-0 G3			x 0-0 2B 1B	x 0-0 F9	
Cesar Cedeno, R OBP: 0.333, SLG: 0.500	0-0 G3 1-2		x 0-3 K		x 0-0 F3			x 0-0 1-H 2B	x 0-0 CS 1B	
Jose Cruz, L	0-0 F2			x 0-0 L9		x 0-3 K		x 0-0 4-3	x 0-0 F6	
Jeffrey Leonard, R OBP: 0.200, SLG: 0.333		x 0-0 1-3		x 0-0 S 1B		x 0-0 F7		x 0-0 L4	x 0-0 CS	
Danny Heep, L OBP: 0.167, SLG: 0.091		x 0-0 F6		x 4-0 1-2 BB		x 0-0 G3		x 0-0 F9		
Art Howe, R OBP: 0.400, SLG: 0.385		x 0-0 1B 1B		x 0-3 K		x 0-0 F7		x 0-0 BB 2B		
Alan Ashby, S OBP: 0.273, SLG: 0.200		x 0-0 1-2 1B		x 0-3 K		x 0-0 F8		x 4-0 BB IBB		
Bob Knepper, L Joaquin Andujar, S Dave Bergman, L Dave Smith, R Denny Walling, L Dickie Thon, R		x 0-0 F4			x 0-0 F9			x 0-3 K	x 4-0 1-2 2-3 BB	

Inning Stats	R: 0	H: 0	E: 0	K: 0	S: 3	P: 7	R: 0	H: 2	E: 0	K: 0	S: 5	R: 0	H: 0	E: 0	K: 1	S: 5	R: 0	H: 1	E: 0	K: 2	S: 8	R: 0	H: 0	E: 0	K: 0	S: 3	R: 0	H: 0	E: 0	K: 1	S: 5	R: 1	H: 2	E: 0	K: 1	S: 7	R: 0	H: 1	E: 0	K: 0	S: 4	R: 0	H: 1	E: 0	K: 0	S: 3	R: 0	H: 1	E: 0	K: 0	S: 3												
IP	8.2	WLS	36	H	6	R	1	ER	1	SO	5	BB	3	IBB	1	HBP	0	BLK	0	WP	0	HR	0	S	42	P	58	ERA	1.04	WHIP	1.038	IP	1.0	WLS	1	H	0	R	0	ER	0	SO	0	BB	0	IBB	0	HBP	0	BLK	0	WP	0	HR	0	S	1	P	1	ERA	0.00	WHIP	0.000
IP	1.0	WLS	3	H	1	R	0	ER	0	SO	0	BB	0	IBB	0	HBP	0	BLK	0	WP	0	HR	0	S	3	P	3	ERA	0.00	WHIP	1.000	IP	1.0	WLS	0	H	0	R	0	ER	0	SO	0	BB	0	IBB	0	HBP	0	BLK	0	WP	0	HR	0	S	0	P	0	ERA	0.00	WHIP	0.000

PITCHER	IP	WLS	BF	H	R	ER	SO	BB	IBB	HBP	BLK	WP	HR	S	P	ERA	WHIP
Phil Niekro, R ERA: 1.04	(1, 1)	8.2	36	6	1	1	5	3	1	0	0	0	0	42	58	1.04	1.038
Rick Camp, R ERA: 9.0	(9, 1)	0.1	1	0	0	0	0	0	0	0	0	0	0	1	1	0.00	0.000
Larry Bradford, L ERA:	(10, 1)	1.0	3	1	0	0	0	0	0	0	0	0	0	3	3	0.00	1.000

Batter	1	2	3	4	5	6	7	8	9	AB R H RBI BB SO LOB	TOP									
Claudell Washington, L OBP: 0.350, SLG: 0.600 (1, 9)	0-0 CS 1B		0-0 F9		0-0 1-3 2-H 2B		0-0 F8			4 0 2 1 0 0 2	<b>Atlanta Braves @ Houston Astros</b> Astrodome, Houston, TX Tue Apr 14 1981, 7:05 PM EST Att. 21,440 - Dome									
Glenn Hubbard, R OBP: 0.286, SLG: 0.176 (1, 4)	0-0 5-3 1-2		0-0 5-3		0-0 5-3 3-H		0-0 G3			4 0 0 1 0 0 3										
Bob Horner, R OBP: 0.333, SLG: 0.263 (1, 5)	0-3 K			0-0 G3	0-0 6-3		0-0 WP 1B			4 0 1 0 0 1 1										
Chris Chambliss, L OBP: 0.600, SLG: 0.615 (1, 3)		0-3 K		4-0 FC5-4 BB		0-0 F6	0-0 F9 1-2			3 0 0 0 1 1 1										
Dale Murphy, R OBP: 0.300, SLG: 0.450 (1, 8)		0-0 S 1B		0-0 F9		0-0 F4	0-0 5-3			4 0 1 0 0 0 2										
Rufino Linares, R OBP: 0.143, SLG: 0.100 (1, 7)		0-0 F7 1-2		0-0 FC5-4 1-2f		0-3 K		0-0 4-3		4 0 0 0 0 1 2										
Bruce Benedict, R OBP: 0.222, SLG: 0.222 (1, 2)		0-0 2-3			0-3 K		0-0 6-3	0-0 F7		3 0 0 0 0 1 1										
Gene Garber, R (7, 1)								0-0 F7		0 0 0 0 0 0 0										
Terry Harper, R (9, PH)								0-0 F7		1 0 0 0 0 0 0										
Rafael Ramirez, R OBP: 0.333, SLG: 0.294 (1, 6)			0-0 SH3-4 1B		0-0 BB 2B 1B		0-0 F3	0-0 3-1		4 1 2 0 0 0 0										
Bob Walk, R (1, 1)			0-0 SH3-4		4-0 BB 2B 5-3 BB		0-0 1B			0 0 0 0 0 0 0										
Preston Hanna, R (4, 1)										0 0 0 0 0 0 0										
Mike Lum, L (5, PH)										0 1 0 0 1 0 0										
Rick Mahler, R (5, 1)										0 0 0 0 0 0 0										
Biff Pocoroba, S (7, PH)										1 0 1 0 0 0 0										
<b>Inning Stats</b>	R: 0 E: 0 K: 1 S: 5	H: 1 LOB: 0 BB: 0 P: 5	R: 0 E: 0 K: 1 S: 6	H: 1 LOB: 1 BB: 0 P: 6	R: 0 E: 0 K: 0 S: 4	H: 0 LOB: 1 BB: 1 P: 7	R: 2 E: 0 K: 1 S: 7	H: 2 LOB: 1 BB: 1 P: 11	R: 0 E: 0 K: 1 S: 5	H: 0 LOB: 0 BB: 0 P: 5	R: 0 E: 0 K: 0 S: 4	H: 1 LOB: 1 BB: 0 P: 4	R: 0 E: 0 K: 0 S: 4	H: 1 LOB: 1 BB: 0 P: 4	R: 0 E: 0 K: 0 S: 3	H: 0 LOB: 0 BB: 0 P: 3	1B: 6 2B: 1 3B: 0 HR: 0	SF: 0 SAC: 1 DP: 0 HBP: 0	WP: 1 PB: 0 SB: 1 CS: 1	PA: 35
<b>PITCHER</b> Joe Niekro, R (1, 1) ERA: 2.25	IP: 9.0 WLS: W BF: 35 H: 7 R: 2 ER: 2 SO: 4 BB: 2 IBB: 0 HBP: 0 BLK: 0 WP: 1 HR: 0 S: 41 P: 49 ERA: 2.00 WHIP: 1.000																			

livebaseballscorecards.com

<b>AB</b>	32
<b>R</b>	2
<b>H</b>	7
<b>RBI</b>	2
<b>BB</b>	2
<b>SO</b>	4
<b>LOB</b>	12



Batter	1	2	3	4	5	6	7	8	9	AB	R	H	RBI	BB	SO	LOB
<b>Terry Puhl, L</b> OBP: 0.438, SLG: 0.733 (1, 9) X	0-0 HR	0-3 K		4-0 1B 1-2 BB	0-0 2B		0-0 F8			4	2	2	1	1	1	0
<b>Craig Reynolds, L</b> OBP: 0.318, SLG: 0.318 (1, 6) X	0-0 F4	0-0 4-3		0-0 1B 1-3 2-H	0-0 4-3		0-0 F9			5	0	1	1	0	0	2
<b>Cesar Cedeno, R</b> OBP: 0.348, SLG: 0.455 (1, 8) B B B	4-0 S 1B BB		0-0 F8	0-0 1-2 3-H 1B	0-0 6-3		0-0 E7			4	1	1	1	1	0	2
<b>Jose Cruz, L</b> OBP: 0.045, SLG: 0.045 (1, 7) X	0-0 FC4-6 1-H 1B		0-3 K	0-0 F7		0-0 G3	0-0 G3			5	0	1	1	0	1	3
<b>Danny Heep, L</b> OBP: 0.313, SLG: 0.214 <b>Dave Bergman, L</b> OBP: 0.250, SLG: 1.000 (1, 3) X (7, 3)	0-0 FC4-6 1-2 1B		0-0 FC6-4 1B		4-0 1B 2B BB	0-0 F7		0-0 4-3		3	1	2	0	1	0	0
<b>Art Howe, R</b> OBP: 0.400, SLG: 0.444 (1, 5) X	0-0 FC4-6 BB 1-2f 2-3		0-0 FC6-4		0-0 2B 1-3 1B 1B	0-0 1B	0-0 2B	0-0 6-3		5	2	2	0	0	0	3
<b>Alan Ashby, S</b> OBP: 0.375, SLG: 0.357 (1, 2) B B B	4-0 1-2 BB			0-0 F8	0-0 1-3 3-H 2B	0-0 2B	0-0 2-H 1B	0-3 K		4	1	2	2	1	1	0
<b>Rafael Landestoy, S</b> OBP: 0.250, SLG: 0.182 (1, 4) X	0-0 4-3			0-0 F8	0-0 F7	0-0 1-2 1B				4	0	1	0	0	0	5
<b>Joe Niekro, R</b> OBP: 0.500, SLG: 0.250 (1, 1) X		0-0 F7		4-0 1B BB	0-0 2B 1B	0-0 F7				3	1	1	2	1	0	2

Inning Stats	R: 2	H: 3	E: 0	K: 0	S: 6	LOB: 3	BB: 2	P: 14	R: 0	H: 0	E: 0	K: 1	S: 5	LOB: 0	BB: 0	P: 5	R: 0	H: 1	E: 0	K: 1	S: 6	LOB: 1	BB: 0	P: 6	R: 2	H: 2	E: 0	K: 0	S: 5	LOB: 2	BB: 2	P: 13	R: 3	H: 4	E: 0	K: 0	S: 7	LOB: 2	BB: 1	P: 11	R: 1	H: 3	E: 0	K: 0	S: 6	LOB: 2	BB: 0	P: 6	R: 0	H: 0	E: 1	K: 0	S: 4	LOB: 1	BB: 0	P: 4	R: 0	H: 0	E: 0	K: 1	S: 5	LOB: 0	BB: 0	P: 5
--------------	------	------	------	------	------	--------	-------	-------	------	------	------	------	------	--------	-------	------	------	------	------	------	------	--------	-------	------	------	------	------	------	------	--------	-------	-------	------	------	------	------	------	--------	-------	-------	------	------	------	------	------	--------	-------	------	------	------	------	------	------	--------	-------	------	------	------	------	------	------	--------	-------	------

PITCHER	IP	WLS	BF	H	R	ER	SO	BB	IBB	HBP	BLK	WP	HR	S	P	ERA	WHIP
<b>Bob Walk, R</b> ERA: 9.82 (1, 1)	3.2	L	21	6	4	4	2	4	0	0	0	0	1	21	37	9.82	2.727
<b>Preston Hanna, R</b> ERA: (4, 1)	0.1		1	0	0	0	0	0	0	0	0	0	0	1	1	0.00	0.000
<b>Rick Mahler, R</b> ERA: 12.0 (5, 1)	2.0		14	7	4	4	0	1	0	0	0	0	0	13	17	18.00	4.000
<b>Gene Garber, R</b> ERA: 6.75 (7, 1)	2.0		7	0	0	0	1	0	0	0	0	0	0	9	9	0.00	0.000


**BOTTOM**

**Atlanta Braves @ Houston Astros**  
Astrodome, Houston, TX

Tue Apr 14 1981, 7:05 PM EST  
Att. 21,440 - Dome

AB	38
R	8
H	13
RBI	8
BB	5
SO	3
LOB	17

WP: 0 PA: 43  
PB: 0  
SB: 1  
CS: 0



Batter	1	2	3	4	5	6	7	8	9	AB R H RBI BB SO LOB	TOP
Claudell Washington, L OBP: 0.292, SLG: 0.500 (1, 9) X	0-0 G3 ①		0-3 K ②		0-3 K ②			0-3 K ①		4 0 0 0 0 3 0	<b>Atlanta Braves @ Houston Astros</b> Astrodome, Houston, TX Wed Apr 15 1981, 7:05 PM EST Att. 22,365 - Dome
Glenn Hubbard, R OBP: 0.240, SLG: 0.143 (1, 4) X	0-0 F7 ②		0-3 K ③		0-0 F9 ③			0-0 5-3 ②		4 0 0 0 0 1 0	
Bob Horner, R OBP: 0.360, SLG: 0.273 (1, 5) B B B	4-0 BB			0-0 BB 1B		0-0 6-3 ①		0-0 F7 ③		3 0 1 0 1 0 0	
Chris Chambliss, L OBP: 0.625, SLG: 0.706 (1, 3) X	0-0 F7 ③			0-0 BB 1B		0-0 WP 1B		0-0 2B		4 0 3 0 0 0 1	
Dale Murphy, R OBP: 0.250, SLG: 0.375 (1, 8) X		0-0 4-3 ①		0-3 K ①		0-3 K ②		0-0 2-3 ①		4 0 0 0 0 2 4	
Mike Lum, L (1, 7) X		0-0 4-3 ②		0-0 F7 ②		0-3 K2-3 ③		0-0 F6 ②		4 0 0 0 0 1 4	
Bruce Benedict, R OBP: 0.286, SLG: 0.211 (1, 2) B B B B		4-0 BB		4-0 BB			0-0 F2 ①		0-3 K ③	1 0 0 0 2 0 0 1 0 0 0 0 1 1	
Biff Pocoroba, S (9, PH)				1-2 2-3 BB							
Rafael Ramirez, R OBP: 0.286, SLG: 0.250 (1, 6) S S S		0-3 K ③		0-3 K ③			0-0 F8 ②			3 0 0 0 0 2 4	
Tommy Boggs, R OBP: 0.200, SLG: 0.200 (1, 1) X			0-0 4-3 ①		0-0 6-3 ①		0-3 K ③			3 0 0 0 0 1 0	
<b>Inning Stats</b>	R: 0 H: 0 E: 0 LOB: 1 K: 0 BB: 1 S: 3 P: 7	R: 0 H: 0 E: 0 LOB: 1 K: 1 BB: 1 S: 5 P: 9	R: 0 H: 0 E: 0 LOB: 0 K: 2 BB: 0 S: 7 P: 7	R: 0 H: 2 E: 0 LOB: 3 K: 2 BB: 1 S: 9 P: 13	R: 0 H: 0 E: 0 LOB: 0 K: 1 BB: 0 S: 5 P: 5	R: 0 H: 1 E: 0 LOB: 1 K: 2 BB: 0 S: 8 P: 8	R: 0 H: 0 E: 0 LOB: 0 K: 1 BB: 0 S: 5 P: 5	R: 0 H: 0 E: 0 LOB: 0 K: 1 BB: 0 S: 5 P: 5	R: 0 H: 1 E: 0 LOB: 1 K: 1 BB: 0 S: 6 P: 6	1B: 3 SF: 0 2B: 1 SAC: 0 3B: 0 DP: 0 HR: 0 HBP: 0	WP: 1 PA: 34 PB: 0 SB: 0 CS: 0
<b>PITCHER</b> Nolan Ryan, R (1, 1) ERA:	IP WLS BF H R ER SO BB IBB HBP BLK WP HR S P ERA WHIP										
Frank LaCorte, R (8, 1) ERA:	2.0 S 7 1 0 0 2 0 0 0 0 0 0 0 11 11 0.00 0.500										

livebaseballscorecards.com

<b>AB</b>	31
<b>R</b>	0
<b>H</b>	4
<b>RBI</b>	0
<b>BB</b>	3
<b>SO</b>	11
<b>LOB</b>	14



Batter	1	2	3	4	5	6	7	8	9	AB	R	H	RBI	BB	SO	LOB
Terry Puhl, L OBP: 0.350, SLG: 0.579 (1, 9) x	0-0 4-3 ①			x 0-0 F6 ①		x 0-0 F9 ③		0-3 K ③		4	0	0	0	0	1	0
Craig Reynolds, L OBP: 0.320, SLG: 0.320 (1, 6) x	0-0 F4 ②			0-3 K2-3 ②			x 0-0 SH 1B			3	1	1	0	0	1	0
Cesar Cedeno, R OBP: 0.320, SLG: 0.417 (1, 8) x	0-0 F8 ③			x 0-0 1-3 ③			x 0-0 SH WP			2	1	0	0	0	0	0
Jose Cruz, L OBP: 0.040, SLG: 0.040 (1, 7)		x 0-0 F7 ①			x 0-0 5-3 ①		x 0-0 4-3 ①			3	0	0	0	0	0	0
Denny Walling, L OBP: 0.500, SLG: 0.600 (1, 3)		x 0-0 G3 ②			4-0 BB BBB		x 0-0 FC6-4 1B			2	0	1	0	1	0	0
Art Howe, R OBP: 0.348, SLG: 0.381 (1, 5)		x 0-0 F9 ③			x 0-0 F2 ②		x 0-0 F9 ②			3	0	0	0	0	0	2
Alan Ashby, S OBP: 0.316, SLG: 0.294 (1, 2)			x 0-0 F7 ①		x 0-0 G3 ③		x 0-0 FC6-4 1-2f			3	0	0	0	0	0	2
Rafael Landestoy, S OBP: 0.200, SLG: 0.143 (1, 4)			x 0-0 3-1 ②			x 0-0 6-3 ①		x 0-0 F7 ①		3	0	0	0	0	0	0
Nolan Ryan, R Frank LaCorte, R (1, 1) (8, 1)			0-3 K ③			0-3 K ②		x 0-0 F6 ②		2 1	0 0	0 0	0 0	0 0	2 0	0 0

<b>Inning Stats</b>	R: 0 E: 0 K: 0 S: 3	H: 0 LOB: 0 BB: 0 P: 3	R: 0 E: 0 K: 0 S: 3	H: 0 LOB: 0 BB: 0 P: 3	R: 0 E: 0 K: 1 S: 5	H: 0 LOB: 0 BB: 0 P: 5	R: 0 E: 0 K: 1 S: 5	H: 0 LOB: 1 BB: 1 P: 7	R: 0 E: 0 K: 1 S: 5	H: 0 LOB: 0 BB: 0 P: 5	R: 2 E: 1 K: 0 S: 6	H: 2 LOB: 1 BB: 0 P: 6	R: 0 E: 0 K: 1 S: 5	H: 0 LOB: 0 BB: 0 P: 5	1B: 2 2B: 0 3B: 0 HR: 0	SF: 0 SAC: 1 DP: 0 HBP: 0	WP: 1 PB: 0 SB: 0 CS: 0	PA: 28	
<b>PITCHER</b> Tommy Boggs, R ERA: 1.8 (1, 1)	IP 8.0	WLS L	BF 28	H 2	R 2	ER 1	SO 4	BB 1	IBB 0	HBP 0	BLK 0	WP 1	HR 0	S 35	P 39	ERA 1.12	WHIP 0.375		
<b>PITCHER</b>	IP	WLS	BF	H	R	ER	SO	BB	IBB	HBP	BLK	WP	HR	S	P	ERA	WHIP		

**BOTTOM**

**Atlanta Braves @ Houston Astros**  
Astrodome, Houston, TX  
Wed Apr 15 1981, 7:05 PM EST  
Att. 22,365 - Dome

[livebaseballscorecards.com](http://livebaseballscorecards.com)

<b>AB</b>	26
<b>R</b>	2
<b>H</b>	2
<b>RBI</b>	0
<b>BB</b>	1
<b>SO</b>	4
<b>LOB</b>	4



Batter	1	2	3	4	5	6	7	8	9	AB R H RBI BB SO LOB	TOP		
Bill North, S (1, 8) OBP: 0.259, SLG: 0.136	4-0 BB 1B BB	0-0 4-3		0-3 K		4-0 FC5-4 BB			0-0 6-3	3 1 0 0 2 1 1			
Enos Cabell, R (1, 3) OBP: 0.367, SLG: 0.393	0-0 1B BB		0-0 E2 1-3 1B	0-0 1B 2-H		0-0 FC5-4 CS			0-0 F7	5 3 3 1 0 0 1			
Joe Morgan, L (1, 4) OBP: 0.333, SLG: 0.292	0-0 F9		0-0 F7	0-0 1B 2-H		0-0 CS	0-0 S 1B		0-0 F5	5 0 2 1 0 0 3			
Jack Clark, R (1, 9) OBP: 0.243, SLG: 0.152	0-0 F7		0-0 1-3	0-0 F9			0-0 F7			4 0 0 0 0 0 5			
Darrell Evans, L (1, 5) OBP: 0.345, SLG: 0.364	4-0 1B BB		0-0 1B 3-H		4-0 1B SF7-4 BB		0-3 K			2 1 1 1 2 1 1			
Larry Herndon, R (1, 7) OBP: 0.438, SLG: 0.613	0-0 1B 2-H 3-H		0-0 1B 1-2		0-3 K		0-0 5-3			4 0 2 2 0 1 2			
Milt May, L (1, 2) OBP: 0.435, SLG: 0.450	0-0 F9		0-0 4-3		0-0 1B SF7-4			0-0 3-1		4 0 1 0 0 0 4			
Johnnie LeMaster, R (1, 6) OBP: 0.269, SLG: 0.217		0-0 F8		0-0 1B CS		0-0 SF7-4		0-0 F2		3 1 1 1 0 0 0			
Doyle Alexander, R (1, 1) Jerry Martin, R (8, PH) Greg Minton, S (8, 1)		0-0 5-3		0-3 K		0-3 K		0-0 6-3		3 0 0 0 0 2 1 1 0 0 0 0 0 0 0 0 0 0 0 0 0			
<b>Inning Stats</b>	R: 2 H: 2 E: 0 LOB: 2 K: 0 BB: 2 S: 5 P: 13	R: 0 H: 0 E: 0 LOB: 0 K: 0 BB: 0 S: 3 P: 3	R: 1 H: 3 E: 1 LOB: 2 K: 0 BB: 0 S: 6 P: 6	R: 2 H: 3 E: 0 LOB: 1 K: 2 BB: 0 S: 10 P: 10	R: 1 H: 1 E: 0 LOB: 0 K: 1 BB: 1 S: 5 P: 9	R: 0 H: 0 E: 0 LOB: 0 K: 1 BB: 1 S: 4 P: 8	R: 0 H: 1 E: 0 LOB: 1 K: 1 BB: 0 S: 6 P: 6	R: 0 H: 0 E: 0 LOB: 0 K: 0 BB: 0 S: 3 P: 3	R: 0 H: 0 E: 0 LOB: 0 K: 0 BB: 0 S: 3 P: 3	1B: 10 SF: 1 2B: 1 SAC: 0 3B: 0 DP: 1 HR: 0 HBP: 0	WP: 0 PA: 40 PB: 0 SB: 1 CS: 2		
<b>PITCHER</b>	IP WLS BF H R ER SO BB IBB HBP BLK WP HR S P ERA WHIP											<b>PITCHER</b>	IP WLS BF H R ER SO BB IBB HBP BLK WP HR S P ERA WHIP
Gaylord Perry, R (1, 1) ERA: 3.38	3.2 L 21 8 5 3 2 2 0 0 0 0 0 0 23 31 7.36 2.727												
Preston Hanna, R (4, 1) ERA: 5.4	1.1 5 1 1 1 1 1 0 0 0 0 0 0 6 10 6.75 1.500												
Rick Mahler, R (6, 1) ERA: 7.2	2.0 7 1 0 0 2 1 0 0 0 0 0 0 10 14 0.00 1.000												
Bob Walk, R (8, 1) ERA: 6.35	2.0 6 0 0 0 0 0 0 0 0 0 0 0 6 6 0.00 0.000												

San Francisco Giants @ Atlanta Braves  
 Atlanta-Fulton County Stadium, Atlanta, GA

Fri Apr 17 1981, 6:05 PM EST  
 Att: 14,028 - Unknown

livebaseballscorecards.com

AB 34  
 R 6  
 H 10  
 RBI 6  
 BB 4  
 SO 5  
 LOB 18





Batter	1	2	3	4	5	6	7	8	9	AB R H RBI BB SO LOB	TOP														
Bill North, S OBP: 0.313, SLG: 0.231 (1, 8) X	0-0 4-3		0-0 S 1B		0-0 3-1		4-0 SH1-3 S SF8 BB		0-0 4-3 2B	4 2 2 0 1 0 0	<p><b>San Francisco Giants @ Atlanta Braves</b> Atlanta-Fulton County Stadium, Atlanta, GA</p> <p>Sat Apr 18 1981, 6:05 PM EST Att. 14,260 - Unknown</p> <p>livebaseballscorecards.com</p> <table border="1"> <tr><td>AB</td><td>34</td></tr> <tr><td>R</td><td>4</td></tr> <tr><td>H</td><td>9</td></tr> <tr><td>RBI</td><td>4</td></tr> <tr><td>BB</td><td>3</td></tr> <tr><td>SO</td><td>2</td></tr> <tr><td>LOB</td><td>17</td></tr> </table> <p><b>GIANTS</b></p>	AB	34	R	4	H	9	RBI	4	BB	3	SO	2	LOB	17
AB	34																								
R	4																								
H	9																								
RBI	4																								
BB	3																								
SO	2																								
LOB	17																								
Enos Cabell, R OBP: 0.353, SLG: 0.375 (1, 3) X	0-0 F7		0-0 1-H HR 1B		0-0 E1		0-0 SH1-3		0-0 4-3 2-3	4 1 1 1 0 0 1															
Joe Morgan, L OBP: 0.344, SLG: 0.407 (1, 4) B B B	4-0 BB		0-0 1-H HR		0-0 F7		0-0 SF8		0-0 F3	3 1 1 3 1 0 2															
Darrell Evans, L OBP: 0.333, SLG: 0.320 (1, 5) X	0-0 L6		0-0 F7		0-0 G3		4-0 3-H FC4-6 BB			3 0 0 0 1 0 2															
Larry Herndon, R OBP: 0.417, SLG: 0.571 (1, 7) X		0-0 F7	0-0 F3		0-0 2B 1B		0-0 FC4-6			4 0 1 0 0 0 1															
Milt May, L OBP: 0.481, SLG: 0.542 (1, 2) X		0-0 4-3		0-0 E9 1B		0-0 1-3 2B		0-0 G1-6-3 1B		4 0 3 0 0 0 0															
Chili Davis, S OBP: 0.182, SLG: 0.100 (1, 9) X		0-0 S 1B		0-0 F7		0-0 G3		0-0 G1-6-3 1-2f		4 0 1 0 0 0 4															
Johnnie LeMaster, R OBP: 0.233, SLG: 0.185 (1, 6) X		0-0 3-1 1-2		0-0 6-3		0-0 5-3		0-3 K		4 0 0 0 0 1 4															
Tom Griffin, R (1, 1) X			0-0 F5		0-0 6-3		0-0 5-3		0-3 K	4 0 0 0 0 1 3															
<b>Inning Stats</b>	R: 0 E: 0 K: 0 S: 3	H: 0 LOB: 1 BB: 1 P: 7	R: 0 E: 0 K: 0 S: 4	H: 1 LOB: 1 BB: 0 P: 4	R: 3 E: 0 K: 0 S: 6	H: 3 LOB: 0 BB: 0 P: 6	R: 0 E: 1 K: 0 S: 4	H: 1 LOB: 1 BB: 0 P: 4	R: 0 E: 1 K: 0 S: 4	H: 0 LOB: 1 BB: 0 P: 4	R: 0 E: 0 K: 0 S: 5	H: 2 LOB: 2 BB: 0 P: 5	R: 1 E: 0 K: 0 S: 3	H: 0 LOB: 1 BB: 2 P: 11	R: 0 E: 0 K: 1 S: 5	H: 1 LOB: 0 BB: 0 P: 5	R: 0 E: 0 K: 1 S: 6	H: 1 LOB: 1 BB: 0 P: 6	1B: 6 2B: 2 3B: 0 HR: 1	SF: 1 SAC: 1 DP: 1 HBP: 0	WP: 0 PB: 0 SB: 4 CS: 0	PA: 39			
<b>PITCHER</b>	IP WLS BF H R ER SO BB IBB HBP BLK WP HR S P ERA WHIP																								
John Montefusco, R (1, 1) ERA: 2.38	5.0 L 24 7 3 3 0 1 0 0 0 0 0 1 23 27 5.40 1.600																								
Gene Garber, R (6, 1) ERA: 5.4	1.0 3 0 0 0 0 0 0 0 0 0 0 0 3 3 0.00 0.000																								
Preston Hanna, R (7, 1) ERA: 4.91	2.0 8 1 1 1 1 2 0 0 0 0 0 0 8 16 4.50 1.500																								
Rick Camp, R (9, 1) ERA: 6.0	1.0 4 1 0 0 0 1 0 0 0 0 0 0 6 6 0.00 1.000																								





Batter	1	2	3	4	5	6	7	8	9	AB R H RBI BB SO LOB	TOP																	
Joe Morgan, L (1, 4) OBP: 0.306, SLG: 0.355	0-0 G3		0-0 4-3			0-3 K		0-0 3-1		4 0 0 0 0 1 1																		
Enos Cabell, R (1, 3) OBP: 0.316, SLG: 0.333 Greg Minton, S (8, 1)	0-0 F6		0-0 5-3			0-0 5-3		0-0 4-3		4 0 0 0 0 0 1 0 0 0 0 0 0 0																		
Jim Wohlford, R (1, 7) OBP: 0.286, SLG: 0.714 Bill North, S (8, 8)	0-0 5-3			0-0 HR		0-0 5-3			0-0 1B	3 1 1 1 0 0 0 1 0 1 0 0 0 0																		
Jack Clark, R (1, 9) OBP: 0.244, SLG: 0.139		4-0 3B BB		0-3 K		0-0 F4		0-0 F3		3 1 0 0 1 1 1																		
Darrell Evans, L (1, 5) OBP: 0.324, SLG: 0.379		0-0 3B		0-0 F9		0-0 F9		0-0 4-3		4 1 1 1 0 0 1																		
Larry Herndon, R (1, 8) OBP: 0.400, SLG: 0.526		0-0 3B		0-3 K		4-0 BB		0-0 3-1		3 0 0 1 1 1 1																		
Milt May, L (1, 2) OBP: 0.433, SLG: 0.481		0-0 4-3			0-0 6-3	0-0 F8				3 0 0 0 0 0 1																		
Johnnie LeMaster, R (1, 6) OBP: 0.242, SLG: 0.200		0-0 5-3			0-0 F7		0-0 SH1-4 1B			3 0 1 0 0 0 0																		
Allen Ripley, R (1, 1) Randy Moffitt, R (5, 1) Gary Lavelle, S (7, 1) Mike Ivie, R (8, 3) OBP: 0.278, SLG: 0.412			0-0 5-3		0-3 K		0-0 SH1-4 1B			2 0 0 0 0 1 0																		
<b>Inning Stats</b>	R: 0 H: 0 E: 0 LOB: 0 K: 0 BB: 0 S: 3 P: 3	R: 2 H: 1 E: 0 LOB: 0 K: 0 BB: 1 S: 4 P: 8	R: 0 H: 0 E: 0 LOB: 0 K: 0 BB: 0 S: 3 P: 3	R: 1 H: 1 E: 0 LOB: 0 K: 2 BB: 0 S: 8 P: 8	R: 0 H: 0 E: 0 LOB: 0 K: 1 BB: 0 S: 5 P: 5	R: 0 H: 0 E: 0 LOB: 0 K: 1 BB: 0 S: 5 P: 5	R: 0 H: 0 E: 0 LOB: 1 K: 0 BB: 1 S: 3 P: 7	R: 0 H: 1 E: 0 LOB: 1 K: 0 BB: 0 S: 4 P: 4	R: 0 H: 1 E: 0 LOB: 1 K: 0 BB: 0 S: 4 P: 4	1B: 2 SF: 0 2B: 0 SAC: 1 3B: 1 DP: 0 HR: 1 HBP: 0	WP: 0 PA: 33 PB: 0 SB: 1 CS: 0																	
<b>PITCHER</b>	IP WLS BF H R ER SO BB IBB HBP BLK WP HR S P ERA WHIP											<b>PITCHER</b>	IP WLS BF H R ER SO BB IBB HBP BLK WP HR S P ERA WHIP															
Phil Niekro, R (1, 1) ERA: 2.3	7.0	25	2	3	3	4	2	0	0	0	0	0	1	31	39	3.86	0.571											
Rick Camp, R (8, 1) ERA: 3.6	2.0	W	8	2	0	0	0	0	0	0	0	0	0	8	8	0.00	1.000											

San Francisco Giants @ Atlanta Braves  
 Atlanta-Fulton County Stadium, Atlanta, GA

Sun Apr 19 1981, 3:33 AM EST  
 Att. 7,443 - Unknown

livebaseballscorecards.com

AB 30  
 R 3  
 H 4  
 RBI 3  
 BB 2  
 SO 4  
 LOB 6



Batter	1	2	3	4	5	6	7	8	9	AB R H RBI BB SO LOB
Eddie Miller, S (1, 9) Mike Lum, L (9, PH) OBP: 0.250, SLG: 0.250	0-0 E9 G3 1B		0-0 6-3		0-0 4-3		0-0 4-3		4-0 1B IBB	4 0 1 0 0 0 0 0 0 0 0 1 0 0
Biff Pocoroba, S (1, 2) OBP: 0.300, SLG: 0.300	0-0 G3 2-3		0-0 F8		0-0 FC5 3-4-3 1B		0-3 K		0-0 1B 1-2 2-H 3-H	5 0 2 2 0 1 1
Chris Chambliss, L (1, 3) OBP: 0.444, SLG: 0.448	0-3 K			0-0 HR 1B	0-0 3-4-3			0-0 F2		4 1 1 0 0 1 2
Bob Horner, R (1, 5) OBP: 0.270, SLG: 0.182	0-0 6-3			0-0 F5 BB	4-0 BB			0-0 F3		3 0 0 0 1 0 2
Dale Murphy, R (1, 8) OBP: 0.278, SLG: 0.429		0-0 F3		0-0 HR 1-H	0-0 FC5 2-3f			0-0 S 1B		4 1 2 2 0 0 2
Rufino Linares, R (1, 7) OBP: 0.121, SLG: 0.188		0-3 K		0-0 F6		0-3 K		0-3 K 1-2		4 0 0 0 0 3 1
Glenn Hubbard, R (1, 4) OBP: 0.333, SLG: 0.300		4-0 BB		1-0 1B HBP		0-0 5-3		0-0 SH3-4 1B 1B		2 1 1 0 1 0 0
Rafael Ramirez, R (1, 6) OBP: 0.290, SLG: 0.276		0-3 K		0-0 1-2 1B		0-3 K		4-0 SH3-4 1B BB		3 1 1 0 1 2 1
Phil Niekro, R (1, 1) Claudell Washington, L (7, PH) Rick Camp, R (8, 1) Jerry Royster, R (9, PH) OBP: 0.200, SLG: 0.200 OBP: 0.308, SLG: 0.577 OBP: 1.000, SLG: 1.000			0-3 K		0-0 F5		0-0 F8		0-0 SH3-4 1-2 2-3	2 0 0 0 0 1 2 1 0

**BOTTOM**

**San Francisco Giants @ Atlanta Braves**  
Atlanta-Fulton County Stadium, Atlanta, GA

Sun Apr 19 1981, 3:33 AM EST  
Att. 7,443 - Unknown

livebaseballscores.com

<b>AB</b>	<b>32</b>
<b>R</b>	<b>4</b>
<b>H</b>	<b>8</b>
<b>RBI</b>	<b>4</b>
<b>BB</b>	<b>4</b>
<b>SO</b>	<b>8</b>
<b>LOB</b>	<b>11</b>



Inning Stats	R: 0 E: 1 K: 1 S: 6	H: 1 LOB: 1 BB: 0 P: 6	R: 0 E: 0 K: 2 S: 7	H: 0 LOB: 1 BB: 1 P: 11	R: 0 E: 0 K: 1 S: 5	H: 0 LOB: 0 BB: 0 P: 5	R: 2 E: 0 K: 0 S: 6	H: 3 LOB: 2 BB: 0 P: 7	R: 0 E: 0 K: 0 S: 4	H: 1 LOB: 2 BB: 1 P: 8	R: 0 E: 0 K: 2 S: 7	H: 0 LOB: 0 BB: 0 P: 7	R: 0 E: 0 K: 1 S: 5	H: 0 LOB: 0 BB: 0 P: 5	R: 0 E: 0 K: 1 S: 6	H: 1 LOB: 1 BB: 0 P: 6	R: 2 E: 0 K: 0 S: 3	H: 2 LOB: 2 BB: 2 P: 11	1B: 7 2B: 0 3B: 0 HR: 1	SF: 0 SAC: 1 DP: 0 HBP: 1	WP: 0 PB: 0 SB: 1 CS: 0	PA: 38
--------------	------------------------------	---------------------------------	------------------------------	----------------------------------	------------------------------	---------------------------------	------------------------------	---------------------------------	------------------------------	---------------------------------	------------------------------	---------------------------------	------------------------------	---------------------------------	------------------------------	---------------------------------	------------------------------	----------------------------------	----------------------------------	------------------------------------	----------------------------------	--------

PITCHER	IP	WLS	BF	H	R	ER	SO	BB	IBB	HBP	BLK	WP	HR	S	P	ERA	WHIP
Allen Ripley, R (1, 1) ERA: 4.26	4.2		22	5	2	2	4	2	0	0	0	0	1	27	36	3.86	1.500
Randy Moffitt, R (5, 1) ERA:	1.1		4	0	0	0	2	0	0	0	0	0	0	8	8	0.00	0.000
Gary Lavelle, L (7, 1) ERA: 1.42	1.1		4	0	0	0	1	0	0	0	0	0	0	6	6	0.00	0.000
Greg Minton, R (8, 1) ERA: 1.54	1.0	L	8	3	2	2	1	1	1	0	0	0	0	8	16	18.00	4.000

PITCHER	IP	WLS	BF	H	R	ER	SO	BB	IBB	HBP	BLK	WP	HR	S	P	ERA	WHIP
---------	----	-----	----	---	---	----	----	----	-----	-----	-----	----	----	---	---	-----	------

Batter	1	2	3	4	5	6	7	8	9	AB R H RBI BB SO LOB	TOP		
Eddie Miller, S OBP: 0.333, SLG: 0.333 (1, 7) X	0-0 1-3		0-3 K			0-0 1B	0-3 K		0-0 SF8 HR 1B	5 2 2 0 0 2 2			
Rafael Ramirez, R OBP: 0.250, SLG: 0.235 (1, 6) X	0-0 F8			0-3 K		0-0 P6		0-0 F9	0-0 E4 HR	5 1 0 0 0 1 3			
Claudell Washington, L Terry Harper, R OBP: 0.400, SLG: 0.621 OBP: 0.250, SLG: 0.200 (1, 9) (8, PR) (8, 9) B B B B	4-0 FC6-4 BB			0-0 SF7 1B		0-0 1B		0-0 1B	0-0 SF8	3 1 3 1 1 0 0 0 0 0 1 0 0 0			
Bob Homer, R OBP: 0.262, SLG: 0.270 (1, 5) X	0-0 FC6-4			0-0 SF7		0-0 F7		0-3 K	0-0 HR	4 1 1 4 0 1 3			
Chris Chambliss, L OBP: 0.415, SLG: 0.394 (1, 3)			0-3 K			0-0 F9		0-0 K	4-0 BB	4 0 0 0 1 2 2			
Dale Murphy, R OBP: 0.268, SLG: 0.425 (1, 8)			0-0 6-3		0-0 6-3		0-3 K		1B 2B K	5 1 1 0 0 2 1			
Glenn Hubbard, R OBP: 0.341, SLG: 0.343 (1, 4)			0-3 K		0-0 F7		0-0 1B 2B		1B 1B F9	5 2 2 0 0 1 1			
Bruce Benedict, R OBP: 0.300, SLG: 0.192 (1, 2)				0-0 F7		0-3 K		4-0 1B IBB	0-0 1B 1B E 1B	3 1 1 1 1 1 0			
Tommy Boggs, R Rick Camp, R OBP: 0.333, SLG: 0.333 (1, 1) (9, 1)			0-0 6-3			0-0 F8		0-0 1B	0-0 E 1B SF8 1B	4 1 2 2 0 0 0 0 0 0 0 0 0 0			
<b>Inning Stats</b>	R: 0 H: 0 E: 0 LOB: 1 K: 0 BB: 1 S: 3 P: 7	R: 0 H: 0 E: 0 LOB: 0 K: 2 BB: 0 S: 7 P: 7	R: 0 H: 0 E: 0 LOB: 0 K: 1 BB: 0 S: 5 P: 5	R: 1 H: 1 E: 0 LOB: 0 K: 1 BB: 0 S: 6 P: 6	R: 0 H: 0 E: 0 LOB: 0 K: 1 BB: 0 S: 5 P: 5	R: 1 H: 2 E: 0 LOB: 1 K: 0 BB: 0 S: 5 P: 5	R: 1 H: 2 E: 0 LOB: 2 K: 2 BB: 1 S: 9 P: 13	R: 0 H: 1 E: 0 LOB: 2 K: 2 BB: 0 S: 8 P: 8	R: 7 H: 6 E: 1 LOB: 1 K: 1 BB: 1 S: 12 P: 16	1B: 9 SF: 2 2B: 2 SAC: 0 3B: 0 DP: 0 HR: 1 HBP: 0	WP: 0 PA: 43 PB: 0 SB: 3 CS: 0		
<b>PITCHER</b>	IP WLS BF H R ER SO BB IBB HBP BLK WP HR S P ERA WHIP											<b>PITCHER</b>	IP WLS BF H R ER SO BB IBB HBP BLK WP HR S P ERA WHIP
Mario Soto, R ERA: 1.88 (1, 1)	8.0 L 32 6 3 2 9 1 1 0 0 0 0 48 56 2.25 0.875												
Doug Bair, R ERA: 9.0 (9, 1)	0.0 4 4 4 4 0 0 0 0 0 0 0 4 4 ∞ ∞												
Paul Moskau, R ERA: 10.8 (9, 1)	1.0 7 2 3 2 1 1 0 0 0 0 1 8 12 18.00 3.000												

Atlanta Braves @ Cincinnati Reds  
Riverfront Stadium, Cincinnati, OH  
Tue Apr 21 1981, 6:05 PM EST  
Att. 24,022 - Unknown

livebaseballscorecards.com

AB 38  
R 10  
H 12  
RBI 9  
BB 3  
SO 10  
LOB 12





Batter	1	2	3	4	5	6	7	8	9	AB R H RBI BB SO LOB	TOP														
<b>Eddie Miller, S</b> (1, 7) OBP: 0.357, SLG: 0.308	4-0 BB 2B	0-0 F8		0-0 FC5-4		0-0 1B			0-0 5-3	4 0 1 0 1 0 2															
<b>Rafael Ramirez, R</b> (1, 6) OBP: 0.244, SLG: 0.256	0-0 1B 2B		0-0 1-3	0-3 K		0-0 6-3			0-0 F3	5 1 1 0 0 1 2															
<b>Claudell Washington, L</b> (1, 9) OBP: 0.441, SLG: 0.613 <b>Terry Harper, R</b> (7, PR) OBP: 0.308, SLG: 0.273	0-0 1B 1B		4-0 2B BB		4-0 HR BB		0-3 K G6-4-3		0-0 E9 1B	2 3 1 1 2 1 0 1 0 1 0 0 0 0															
<b>Bob Homer, R</b> (1, 5) OBP: 0.298, SLG: 0.405	0-0 1B		0-0 1B 2B		0-0 HR		0-0 G6-4-3		0-0 F8	5 2 3 4 0 0 2															
<b>Chris Chambliss, L</b> (1, 3) OBP: 0.400, SLG: 0.378	0-0 G3-6-3		0-0 P6		0-0 F8		0-0 1B			4 0 1 0 0 0 2															
<b>Dale Murphy, R</b> (1, 8) OBP: 0.267, SLG: 0.409		0-0 F2	0-0 1B		0-0 5-3		0-0 F9			4 0 1 1 0 0 1															
<b>Glenn Hubbard, R</b> (1, 4) OBP: 0.333, SLG: 0.333		0-0 1B 1B	0-0 5-3		0-0 L5			0-0 P4		4 1 1 0 0 0 1															
<b>Bruce Benedict, R</b> (1, 2) OBP: 0.294, SLG: 0.200		0-0 1B		0-0 F7		0-3 K		0-0 5-3		4 0 1 0 0 1 0															
<b>Gaylord Perry, R</b> (1, 1) OBP: 0.429, SLG: 0.429		0-0 1B		0-0 FC5-4 1B		0-0 F8		0-0 1-3		4 0 2 1 0 0 0															
<b>Inning Stats</b>	R: 2 E: 1 K: 0 S: 4	H: 3 LOB: 0 BB: 1 P: 8	R: 1 E: 0 K: 0 S: 5	H: 3 LOB: 1 BB: 0 P: 5	R: 2 E: 0 K: 0 S: 5	H: 2 LOB: 1 BB: 1 P: 9	R: 0 E: 0 K: 1 S: 6	H: 1 LOB: 1 BB: 0 P: 6	R: 2 E: 0 K: 0 S: 4	H: 1 LOB: 0 BB: 1 P: 8	R: 0 E: 0 K: 1 S: 6	H: 1 LOB: 1 BB: 0 P: 6	R: 0 E: 0 K: 1 S: 6	H: 1 LOB: 1 BB: 0 P: 6	R: 0 E: 0 K: 0 S: 3	H: 0 LOB: 0 BB: 0 P: 3	R: 0 E: 1 K: 0 S: 4	H: 1 LOB: 1 BB: 0 P: 4	1B: 10 2B: 2 3B: 0 HR: 1	SF: 0 SAC: 0 DP: 2 HBP: 0	WP: 1 PB: 0 SB: 2 CS: 0	PA: 40			
<b>PITCHER</b>	IP	WLS	BF	H	R	ER	SO	BB	IBB	HBP	BLK	WP	HR	S	P	ERA	WHIP								
<b>Michael LaCoss, R</b> (1, 1) ERA: 8.31	2.2	L	15	8	5	4	0	2	0	0	0	0	0	13	21	13.50	3.750								
<b>Joe Price, L</b> (3, 1) ERA: 6.35	2.1		10	2	2	2	1	1	0	0	0	0	1	11	15	7.71	1.286								
<b>Paul Moskau, R</b> (6, 1) ERA: 7.71	2.0		8	2	0	0	2	0	0	0	0	1	0	12	12	0.00	1.000								
<b>Tom Hume, R</b> (8, 1) ERA: 3.86	2.0		7	1	0	0	0	0	0	0	0	0	0	7	7	0.00	0.500								

**Atlanta Braves @ Cincinnati Reds**  
Riverfront Stadium, Cincinnati, OH  
Wed Apr 22 1981, 3:33 AM EST  
Att: 15,735 - Unknown

[livebaseballscorecards.com](http://livebaseballscorecards.com)

<b>AB</b>	37
<b>R</b>	7
<b>H</b>	13
<b>RBI</b>	7
<b>BB</b>	3
<b>SO</b>	3
<b>LOB</b>	10



Batter	1	2	3	4	5	6	7	8	9	AB R H RBI BB SO LOB
Dave Collins, S OBP: 0.531, SLG: 0.571 (1, 9)	0-0 F8		4-0 FC4-6 BB		0-0 2-3		0-0 F7			3 0 0 0 1 0 1
Ken Griffey, L OBP: 0.245, SLG: 0.250 (1, 8)	0-0 1-3		0-0 FC4-6 G6-4-3		0-0 F8			0-3 K		4 0 0 0 0 1 2
Dave Concepcion, R OBP: 0.375, SLG: 0.450 (1, 6)	4-0 BB		0-0 G6-4-3		0-0 2B			0-0 P4		3 0 1 1 1 0 1
George Foster, R OBP: 0.354, SLG: 0.548 (1, 7)	0-0 F3			0-0 F7	0-0 F3			0-3 K		4 0 0 0 0 1 2
Dan Driessen, L OBP: 0.333, SLG: 0.553 (1, 3)		0-3 K		0-0 HR		0-0 4-3			0-0 3-1	4 1 1 1 0 1 0
Ray Knight, R OBP: 0.349, SLG: 0.487 (1, 5)		0-0 2B 1B		0-0 2B		0-0 F8			0-0 F7	4 1 2 0 0 0 0
Joe Nolan, L OBP: 0.300, SLG: 0.400 (1, 2)		0-0 2B		0-3 K		0-0 6-3			0-0 F7	4 0 1 1 0 1 1
Junior Kennedy, R (1, 4)		0-3 K		0-0 6-3			0-0 F8			3 0 0 0 0 1 2
Michael LaCoss, R (1, 1) Joe Price, R (3, 1) Harry Spilman, L (5, PH) Paul Moskau, R (6, 1) Mike Vail, R (7, PH) Tom Hume, R (8, 1)		0-0 1-3			0-0 2B 1B			0-3 K		1 0 0 0 0 0 1 0 0 0 0 0 0 0 1 1 1 0 0 0 0 0 0 0 0 0 0 0 1 0 0 0 0 1 0 0 0 0 0 0 0 0

Inning Stats	R: 0	H: 0	E: 0	K: 0	S: 3	R: 1	H: 2	E: 0	K: 2	S: 9	R: 0	H: 0	E: 0	K: 0	S: 2	R: 1	H: 2	E: 0	K: 1	S: 7	R: 1	H: 2	E: 0	K: 0	S: 5	R: 0	H: 0	E: 0	K: 0	S: 3	R: 0	H: 0	E: 0	K: 1	S: 5	R: 0	H: 0	E: 0	K: 2	S: 7	R: 0	H: 0	E: 0	K: 0	S: 3	R: 0	H: 0	E: 0	K: 0	S: 3	1B: 2	2B: 3	3B: 0	HR: 1	SF: 0	SAC: 0	DP: 1	HBP: 0	WP: 0	PA: 34
PITCHER Gaylord Perry, R ERA: 3.2 (1, 1)	IP	WLS	BF	H	R	ER	SO	BB	IBB	HBP	BLK	WP	HR	S	P	ERA	WHIP															IP	WLS	BF	H	R	ER	SO	BB	IBB	HBP	BLK	WP	HR	S	P	ERA	WHIP												

**BOTTOM**

**Atlanta Braves @ Cincinnati Reds**  
Riverfront Stadium, Cincinnati, OH

Wed Apr 22 1981, 3:33 AM EST  
Att. 15,735 - Unknown

livebaseballscorecards.com

AB	32
R	3
H	6
RBI	3
BB	2
SO	6
LOB	10



Batter	1	2	3	4	5	6	7	8	9	AB R H RBI BB SO LOB	TOP		
Eddie Miller, S (1, 7) OBP: 0.316, SLG: 0.278	0-0 1-3		0-0 E4 E		0-3 K	0-0 3-1		0-0 4-3 S 1B		5 1 1 2 0 1 3			
Jerry Royster, R (1, 4) OBP: 0.333, SLG: 0.200	4-0 CS BB		0-3 K		0-0 F4	0-0 F3		0-0 4-3 1-3		4 0 0 0 1 1 5			
Claudell Washington, L (1, 9) OBP: 0.436, SLG: 0.611	0-0 6-3 1-2		0-0 E8 1-H 2-H		0-0 1B 2B 1B		0-0 L5-4 2B	0-0 1-3		5 1 2 0 0 0 2			
Bob Homer, R (1, 5) OBP: 0.308, SLG: 0.404		0-0 5-3	0-3 K		0-0 1-3 2B 1B		0-0 5-3		0-0 BB 1B	5 1 2 0 0 1 2			
Chris Chambliss, L (1, 3) OBP: 0.420, SLG: 0.415		0-0 F8		0-0 BB 1B 1B	0-0 1-H 2B		4-0 IBB	0-0 F8		4 1 2 2 1 0 1			
Dale Murphy, R (1, 8) OBP: 0.280, SLG: 0.396		0-0 S 1B		4-0 1B 1-2 BB	0-3 K		0-0 L5-4 2-3	0-0 F9		4 0 1 0 1 1 4			
Rafael Ramirez, R (1, 6) OBP: 0.283, SLG: 0.244	0-0 6-3 1-2		0-0 F8		4-0 FC3-5 S BB			1-0 SH5-4 1B HBP BB	4-0 FC5-4 BB	2 1 0 0 2 0 3	AB 35 R 7 H 10 RBI 5 BB 7 SO 5 LOB 26		
Bruce Benedict, R (1, 2) OBP: 0.359, SLG: 0.242			4-0 E BB		0-0 1-3 2-H 1B	4-0 3-1 FC3-5 BB		0-0 SH5-4 1B 1B	0-0 FC5-4	3 2 2 1 2 0 2			
John Montefusco, R (1, 1) Rick Camp, R (7, 1)			0-3 K		0-0 1-3	0-0 FC3-5 3-1		0-0 SH5-4		3 0 0 0 0 1 4 0 0 0 0 0 0 0			
<b>Inning Stats</b>	R: 0 E: 0 K: 0 S: 2 H: 0 LOB: 0 BB: 1 P: 6	R: 0 E: 0 K: 0 S: 4 H: 1 LOB: 1 BB: 0 P: 4	R: 2 E: 2 K: 3 S: 11 H: 0 LOB: 1 BB: 1 P: 15	R: 1 E: 0 K: 0 S: 4 H: 2 LOB: 1 BB: 1 P: 8	R: 2 E: 0 K: 2 S: 10 H: 3 LOB: 1 BB: 0 P: 10	R: 0 E: 0 K: 0 S: 3 H: 0 LOB: 2 BB: 2 P: 11	R: 0 E: 0 K: 0 S: 3 H: 1 LOB: 1 BB: 1 P: 7	R: 2 E: 0 K: 0 S: 5 H: 2 LOB: 1 BB: 0 P: 6	R: 0 E: 0 K: 0 S: 4 H: 1 LOB: 2 BB: 1 P: 8	1B: 8 2B: 3 3B: 0 HR: 0 SF: 0 SAC: 1 DP: 1 HBP: 1	WP: 0 PB: 0 SB: 3 CS: 1 PA: 44		
<b>PITCHER</b>	IP WLS BF H R ER SO BB IBB HBP BLK WP HR S P ERA WHIP											<b>PITCHER</b>	IP WLS BF H R ER SO BB IBB HBP BLK WP HR S P ERA WHIP
Tom Griffin, R (1, 1) ERA: 4.34	6.1 L 32 7 5 3 5 5 1 0 0 0 0 0 36 60 4.26 1.895												
Fred Breining, R (7, 1) ERA: 2.16	1.2 7 2 2 2 0 0 0 0 1 0 0 0 6 7 10.80 1.200												
Al Holland, L (9, 1) ERA: 11.37	1.0 5 1 0 0 0 0 1 0 0 0 0 0 4 8 0.00 2.000												

Atlanta Braves @ San Francisco Giants  
Candlestick Park, San Francisco, CA

Thu Apr 23 1981, 6:33 AM EST  
Att. 4,710 - Unknown

livebaseballscorecards.com





Batter	1	2	3	4	5	6	7	8	9	AB	R	H	RBI	BB	SO	LOB
--------	---	---	---	---	---	---	---	---	---	----	---	---	-----	----	----	-----

<b>Bill North, S</b> <small>OBP: 0.412, SLG: 0.317</small> (1, 8)										5	1	2	0	0	0	2
<b>Enos Cabell, R</b> <small>OBP: 0.327, SLG: 0.327</small> (1, 3)										4	0	1	1	0	1	4
<b>Joe Morgan, L</b> <small>OBP: 0.283, SLG: 0.304</small> (1, 4)										3	0	0	0	1	0	2
<b>Darrell Evans, L</b> <small>OBP: 0.315, SLG: 0.302</small> (1, 5)										4	0	1	0	0	0	2
<b>Jack Clark, R</b> <small>OBP: 0.283, SLG: 0.163</small> <b>Fred Breining, R</b> <small>(7, 1)</small> <b>Rennie Stennett, R</b> <small>OBP: 0.077, SLG: 0.308</small> <b>Al Holland, R</b> <small>(9, 1)</small>										3	0	0	0	0	1	1
<b>Larry Herndon, R</b> <small>OBP: 0.377, SLG: 0.471</small> (1, 7)										4	2	3	0	0	0	1
<b>Milt May, L</b> <small>OBP: 0.419, SLG: 0.436</small> (1, 2)										4	0	1	0	0	0	3
<b>Johnnie LeMaster, R</b> <small>OBP: 0.273, SLG: 0.205</small> (1, 6)										2	0	1	2	1	0	0
<b>Tom Griffin, R</b> <small>(1, 1)</small> <b>Chili Davis, S</b> <small>OBP: 0.154, SLG: 0.083</small> (7, 9)										2	0	0	0	0	0	2
										2	0	0	0	0	1	1

Inning Stats	R: 1	H: 2	E: 0	K: 1	S: 6	LOB: 1	BB: 1	P: 10	R: 1	H: 3	E: 0	K: 0	S: 6	LOB: 2	BB: 0	P: 6	R: 0	H: 0	E: 0	K: 0	S: 3	LOB: 0	BB: 0	P: 3	R: 1	H: 1	E: 0	K: 0	S: 4	LOB: 0	BB: 0	P: 4	R: 0	H: 0	E: 0	K: 0	S: 3	LOB: 0	BB: 0	P: 3	R: 0	H: 1	E: 0	K: 1	S: 6	LOB: 2	BB: 1	P: 10	R: 0	H: 1	E: 0	K: 0	S: 4	LOB: 1	BB: 0	P: 4	R: 0	H: 1	E: 0	K: 1	S: 5	LOB: 0	BB: 0	P: 5	1B: 9	2B: 0	3B: 0	HR: 0	SF: 0	SAC: 1	DP: 1	HBP: 0	WP: 0	PB: 1	SB: 3	CS: 0	PA: 37
--------------	------	------	------	------	------	--------	-------	-------	------	------	------	------	------	--------	-------	------	------	------	------	------	------	--------	-------	------	------	------	------	------	------	--------	-------	------	------	------	------	------	------	--------	-------	------	------	------	------	------	------	--------	-------	-------	------	------	------	------	------	--------	-------	------	------	------	------	------	------	--------	-------	------	-------	-------	-------	-------	-------	--------	-------	--------	-------	-------	-------	-------	--------

PITCHER	IP	WLS	BF	H	R	ER	SO	BB	IBB	HBP	BLK	WP	HR	S	P	ERA	WHIP
<b>John Montefusco, R</b> <small>ERA: 3.12</small> (1, 1)	6.0	W	26	7	3	3	1	2	0	0	0	0	0	26	34	4.50	1.500
<b>Rick Camp, R</b> <small>ERA: 2.0</small> (7, 1)	3.0	S	11	2	0	0	2	0	0	0	0	0	0	15	15	0.00	0.667

**BOTTOM**

**Atlanta Braves @ San Francisco Giants**  
 Candlestick Park, San Francisco, CA  
 Thu Apr 23 1981, 6:33 AM EST  
 Att. 4,710 - Unknown

[livebaseballscorecards.com](http://livebaseballscorecards.com)

<b>AB</b>	<b>34</b>
<b>R</b>	<b>3</b>
<b>H</b>	<b>9</b>
<b>RBI</b>	<b>3</b>
<b>BB</b>	<b>2</b>
<b>SO</b>	<b>3</b>
<b>LOB</b>	<b>19</b>



Batter	1	2	3	4	5	6	7	8	9	AB R H RBI BB SO LOB	TOP	
Eddie Miller, S OBP: 0.250, SLG: 0.217 (1, 7) X	0-0 SH2-4 E1 4-3		0-0 4-3		0-0 6-3		0-0 F7		0-0 E6 1B	5 2 0 1 0 0 3		
Jerry Royster, R OBP: 0.400, SLG: 0.556 (1, 4) X	0-0 SH2-4 2-3		0-0 F9			0-0 3B		0-0 F7	0-0 FC5-4 1B	4 0 2 1 0 0 0		
Claudell Washington, L OBP: 0.386, SLG: 0.537 (1, 9) X	0-0 4-3 3-H			0-0 L6		0-0 1-3		0-3 K	0-3 K	5 0 0 1 0 2 2		
Bob Homer, R OBP: 0.298, SLG: 0.385 (1, 5) X	0-0 5-3			0-0 1B 1B		0-3 K		0-0 F8	0-0 FC5-4 1-2f	5 0 1 0 0 1 2		
Chris Chambliss, L OBP: 0.444, SLG: 0.432 (1, 3) X		0-0 FC5-6 BB 1B		0-0 G6-4-3 1-2 1B		0-0 F7		4-0 1B FC6-2 BB		3 0 2 0 1 0 1		
Dale Murphy, R OBP: 0.315, SLG: 0.431 (1, 8) X		4-0 FC5-6 1-2 BB		0-0 G6-4-3 1-2f			0-0 SH5-4 1B 2B	0-0 FC6-2 BB 1B		3 2 2 0 1 0 2		
Rafael Ramirez, R OBP: 0.306, SLG: 0.256 (1, 6) X		0-0 FC5-6 G6-4-3 1-2 2-3f			0-0 SH2-4 1B		0-0 SH5-4 2-3	4-0 1B FC6-2 BB		2 1 1 0 1 0 2		
Bruce Benedict, R OBP: 0.349, SLG: 0.243 (1, 2) X		0-0 G6-4-3 1-2f			0-0 F7		0-0 SH3-4 1B	0-0 FC6-2 1B E		4 1 1 1 0 0 6		
Bob Walk, R (1, 1) X			0-0 5-3		0-0 SH2-4		0-0 SH3-4	0-0 E 1B		1 0 0 0 0 0 0		
Biff Pocaroba, S (9, PH) X										1 1 1 1 0 0 0		
Gene Garber, R (9, 1) X										0 0 0 0 0 0 0		
<b>Inning Stats</b>	R: 1 H: 0 E: 1 LOB: 0 K: 0 BB: 0 S: 4 P: 4	R: 0 H: 1 E: 0 LOB: 1 K: 0 BB: 1 S: 3 P: 7	R: 0 H: 0 E: 0 LOB: 0 K: 0 BB: 0 S: 3 P: 3	R: 0 H: 2 E: 0 LOB: 1 K: 0 BB: 0 S: 4 P: 4	R: 0 H: 1 E: 0 LOB: 1 K: 0 BB: 0 S: 4 P: 4	R: 0 H: 1 E: 0 LOB: 1 K: 1 BB: 0 S: 6 P: 6	R: 1 H: 2 E: 0 LOB: 1 K: 0 BB: 0 S: 5 P: 5	R: 0 H: 0 E: 0 LOB: 0 K: 1 BB: 0 S: 5 P: 5	R: 5 H: 3 E: 1 LOB: 1 K: 1 BB: 2 S: 9 P: 17	1B: 8 SF: 0 2B: 1 SAC: 4 3B: 1 DP: 2 HR: 0 HBP: 0	WP: 0 PA: 40 PB: 0 SB: 2 CS: 0	
<b>PITCHER</b> Allen Ripley, R (1, 1) ERA: 3.2 Greg Minton, R (8, 1) ERA: 3.68	IP WLS BF H R ER SO BB IBB HBP BLK WP HR S P ERA WHIP											
	7.0 L 28 7 2 1 1 1 1 0 0 0 0 0 0 29 33 1.29 1.143											
	2.0 12 3 5 4 2 2 0 0 0 0 0 0 0 14 22 18.00 2.500											

Atlanta Braves @ San Francisco Giants  
Candlestick Park, San Francisco, CA

AB	33
R	7
H	10
RBI	5
BB	3
SO	3
LOB	18



Fri Apr 24 1981, 9:05 PM EST  
Att. 6,169 - Unknown

livebaseballscores.com

Batter	1	2	3	4	5	6	7	8	9	AB	R	H	RBI	BB	SO	LOB
<b>Dave Bergman, L</b> (1, 7) <small>OBP: 0.231, SLG: 0.417</small> <b>Greg Minton, S</b> (8, 1)	0-0 F7		4-0 1B BB		0-0 F8		0-0 4-3			3	0	0	0	1	0	1
<b>Enos Cabell, R</b> (1, 3) <small>OBP: 0.305, SLG: 0.304</small>	0-0 5-3		0-0 F4		0-0 6-3			0-0 1-3		4	0	0	0	0	0	1
<b>Larry Herndon, R</b> (1, 9) <small>OBP: 0.368, SLG: 0.455</small> (8, 7)	0-0 5-3		0-0 G4-6-3 1-2 1B		0-0 5-3			0-0 F8		4	0	1	0	0	0	0
<b>Milt May, L</b> (1, 2) <small>OBP: 0.404, SLG: 0.419</small>		0-0 1B 1B 1B	0-0 G4-6-3 1-2f		0-0 5-3			0-0 4-3		4	0	1	0	0	0	2
<b>Jerry Martin, R</b> (1, 8) <small>OBP: 0.278, SLG: 0.235</small>		0-0 F3		0-0 FC6-4 FC4-6 1B 1B		0-0 F8		0-0 6-3		4	1	1	0	0	0	1
<b>Darrell Evans, L</b> (1, 5) <small>OBP: 0.328, SLG: 0.340</small>		0-0 F7		0-0 FC6-4 1-2 1B		0-0 F7		0-0 2B		4	0	2	0	0	0	1
<b>Rennie Stennett, R</b> (1, 4) <small>OBP: 0.118, SLG: 0.294</small>		0-0 1B 1-2 1B		0-0 FC6-4 FC4-6 1-2f 2-3		0-0 F9		0-0 L5		4	0	1	0	0	0	3
<b>Johnnie LeMaster, R</b> (1, 6) <small>OBP: 0.292, SLG: 0.233</small>		0-0 1-2 2-3 1B		0-0 FC4-6 FC6-4 1-2f 3-H		0-0 1B		0-0 4-3		4	0	2	1	0	0	2
<b>Allen Ripley, R</b> (1, 1) <b>Jack Clark, R</b> (7, PH) <small>OBP: 0.259, SLG: 0.160</small> (8, 9)		0-0 F9		0-0 FC6-4 1-2f		0-0 F9				2	0	0	0	0	0	4
										1	0	0	0	0	0	1

Inning Stats	R: 0	H: 0	E: 0	K: 0	S: 3	H: 0	LOB: 0	BB: 0	P: 3	R: 0	H: 3	E: 0	K: 0	S: 6	R: 0	H: 1	E: 0	K: 0	S: 3	R: 1	H: 2	E: 0	K: 0	S: 5	R: 0	H: 0	E: 0	K: 0	S: 3	R: 0	H: 0	E: 0	K: 0	S: 3	R: 0	H: 1	E: 0	K: 0	S: 4	R: 0	H: 0	E: 0	K: 0	S: 3	R: 0	H: 1	E: 0	K: 0	S: 4	R: 0	H: 1	E: 0	K: 0	S: 4	R: 0	H: 1	E: 0	K: 0	S: 4	1B: 7	2B: 1	3B: 0	HR: 0	SF: 0	SAC: 0	DP: 1	HBP: 0	WP: 0	PB: 0	SB: 0	CS: 0	PA: 35
<b>PITCHER</b> <b>Bob Walk, R</b> (1, 1) <small>ERA: 3.29</small> <b>Gene Garber, R</b> (9, 1) <small>ERA: 4.5</small>	IP	WLS	BF	H	R	ER	SO	BB	IBB	HBP	BLK	WP	HR	S	P	ERA	WHIP																																																							
	8.0	W	31	7	1	1	0	1	0	0	0	0	0	30	34	1.12	1.000																																																							
	1.0		4	1	0	0	0	0	0	0	0	0	0	4	4	0.00	1.000																																																							

**BOTTOM**

**Atlanta Braves @ San Francisco Giants**  
 Candlestick Park, San Francisco, CA

<b>AB</b>	<b>34</b>
<b>R</b>	<b>1</b>
<b>H</b>	<b>8</b>
<b>RBI</b>	<b>1</b>
<b>BB</b>	<b>1</b>
<b>SO</b>	<b>0</b>
<b>LOB</b>	<b>16</b>



Fri Apr 24 1981, 9:05 PM EST  
 Att. 6,169 - Unknown

livebaseballscorecards.com

Batter	1	2	3	4	5	6	7	8	9	AB R H RBI BB SO LOB	TOP	
Eddie Miller, S (1, 7) x OBP: 0.276, SLG: 0.222	0-0 1-3 ①		0-3 K ①	4-0 BB			0-3 K ①		0-0 1-2 1B	4 0 1 0 1 2 0		
Jerry Royster, R (1, 4) x OBP: 0.333, SLG: 0.385	0-0 E6 PB		4-0 1B 6-3-2 BB	0-3 K ③			0-0 F9 ②		0-0 4-3 ③	4 0 0 0 1 1 3		
Terry Harper, R (1, 9) x OBP: 0.294, SLG: 0.267	0-0 6-3 ②		0-0 1B 1-2				0-0 F7 ①		0-0 F3 ③	4 0 1 0 0 0 1		
Bob Homer, R (1, 5) x Luis Gomez, R (8, 5)	0-0 6-3 ③		0-0 6-3-2 ② ③				0-0 F7 ②		0-0 5-3 ①	4 0 0 0 0 0 3 0 0 0 0 0 0 0		
Dale Murphy, R (1, 8) OBP: 0.310, SLG: 0.407							0-0 5-3 ① x		0-0 5-3 ②	3 0 0 0 1 0 0		
Chris Chambliss, L (1, 3) OBP: 0.431, SLG: 0.404							0-0 F5 ①		0-0 4-3 ③	3 1 0 0 1 0 1		
Rafael Ramirez, R (1, 6) OBP: 0.321, SLG: 0.277							0-0 F7 ②		0-0 CS 1B	4 1 2 0 0 0 1		
Bruce Benedict, R (1, 2) OBP: 0.404, SLG: 0.436							0-0 HR		1-0 FC2-6 HBP ①	2 2 2 4 1 0 0		
Phil Niekro, R (1, 1) OBP: 0.111, SLG: 0.111							0-0 F3 ②		0-0 FC2-6 1B ②	4 0 0 0 0 0 3		
<b>Inning Stats</b>	R: 0 H: 0 E: 1 LOB: 1 K: 0 BB: 0 S: 4 P: 4	R: 0 H: 0 E: 0 LOB: 2 K: 0 BB: 2 S: 3 P: 11	R: 0 H: 1 E: 0 LOB: 1 K: 1 BB: 1 S: 5 P: 9	R: 3 H: 2 E: 0 LOB: 1 K: 1 BB: 2 S: 7 P: 15	R: 0 H: 0 E: 0 LOB: 0 K: 0 BB: 0 S: 3 P: 3	R: 1 H: 1 E: 0 LOB: 0 K: 0 BB: 0 S: 4 P: 4	R: 0 H: 0 E: 0 LOB: 0 K: 1 BB: 0 S: 5 P: 5	R: 0 H: 0 E: 0 LOB: 0 K: 0 BB: 0 S: 3 P: 3	R: 0 H: 2 E: 0 LOB: 2 K: 0 BB: 0 S: 4 P: 5	1B: 4 SF: 0 2B: 1 SAC: 0 3B: 0 DP: 1 HR: 2 HBP: 1	WP: 0 PA: 38 PB: 1 SB: 0 CS: 1	
<b>PITCHER</b> Vida Blue, L (1, 1) ERA: 2.51 Fred Breining, R (8, 1) ERA: 1.74	IP WLS BF H R ER SO BB IBB HBP BLK WP HR S P ERA WHIP	7.0 L 30 4 4 4 3 5 0 0 0 0 2 31 51 5.14 1.286	2.0 8 2 0 0 0 0 0 0 1 0 0 0 7 8 0.00 1.000	<b>PITCHER</b> IP WLS BF H R ER SO BB IBB HBP BLK WP HR S P ERA WHIP								

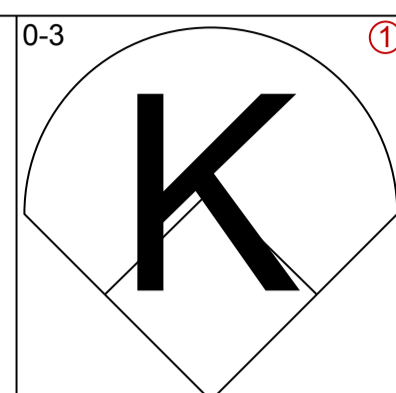
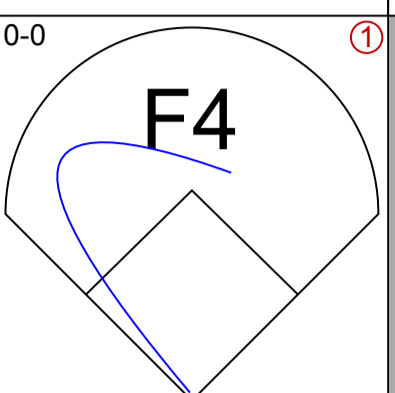
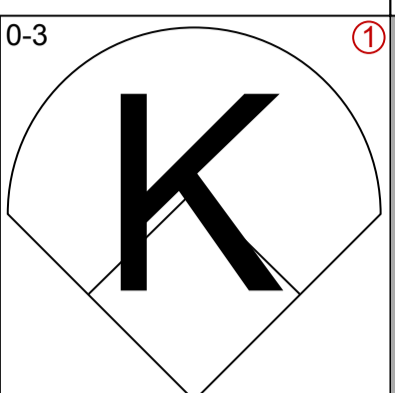
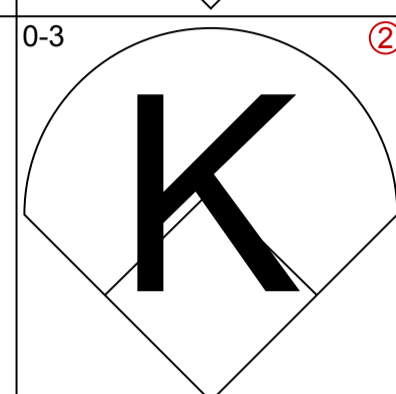
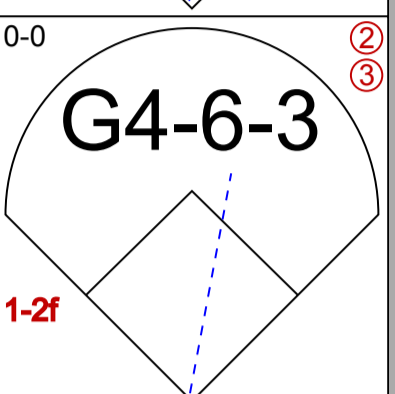
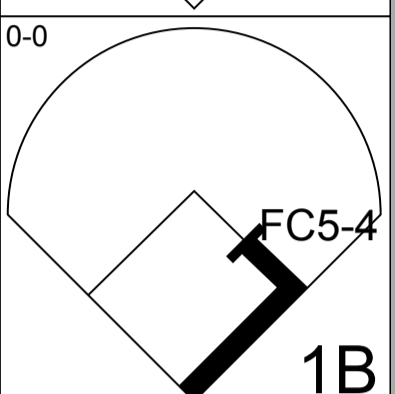
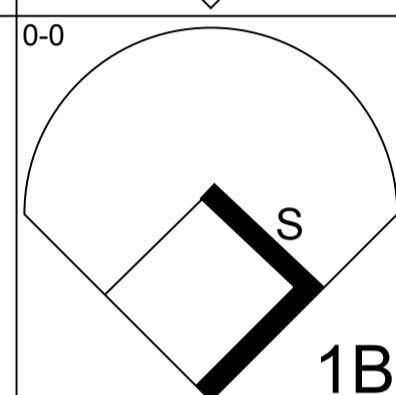
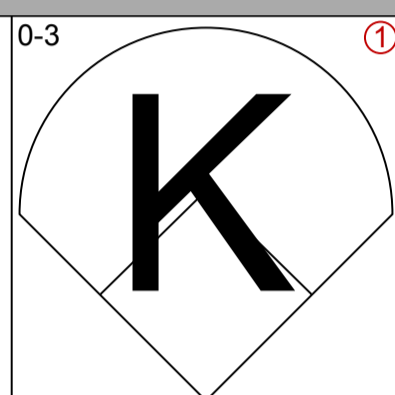
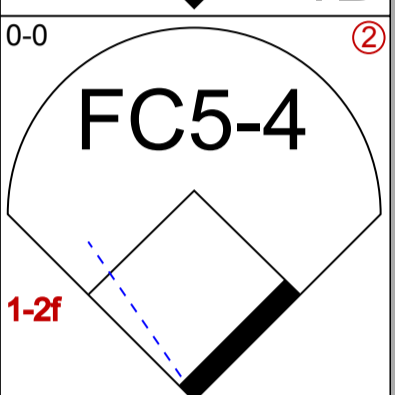
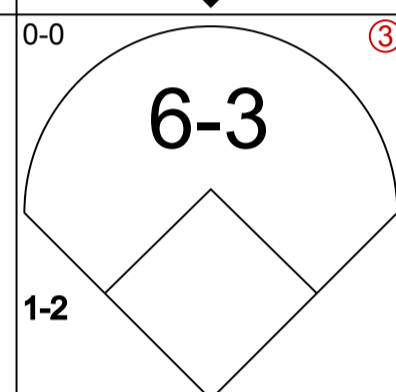
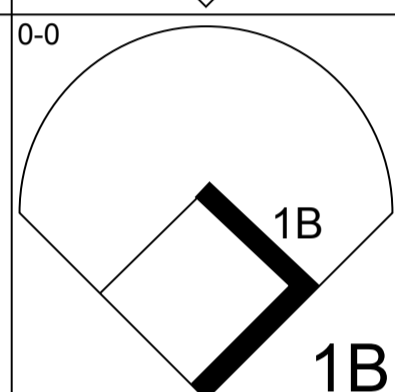
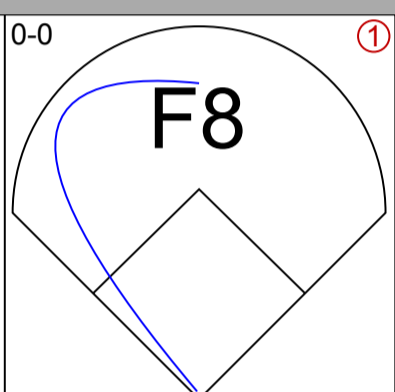
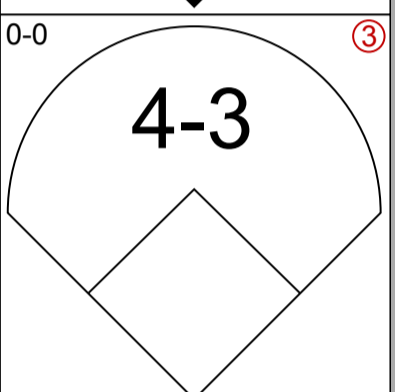
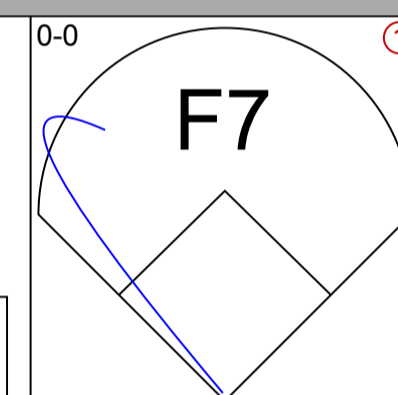
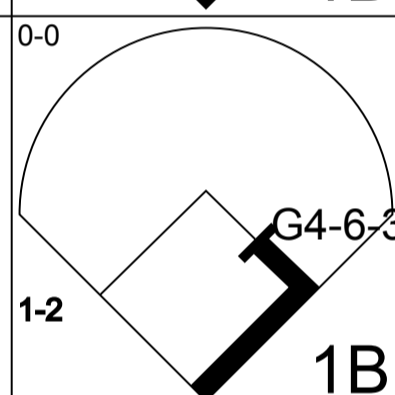
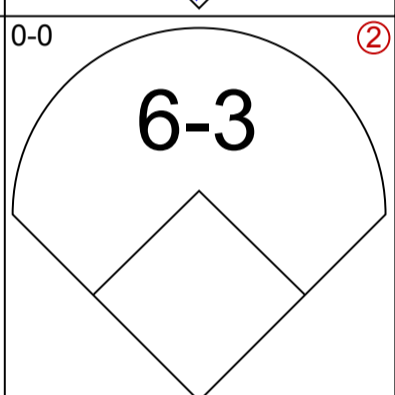
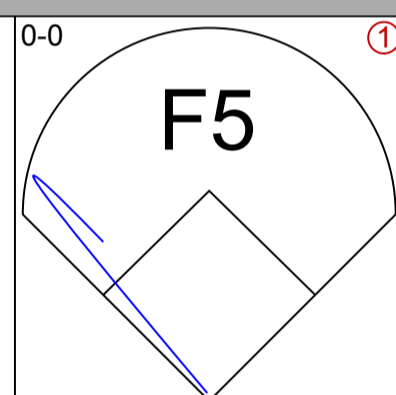
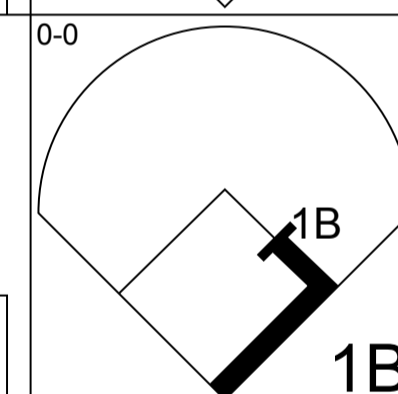
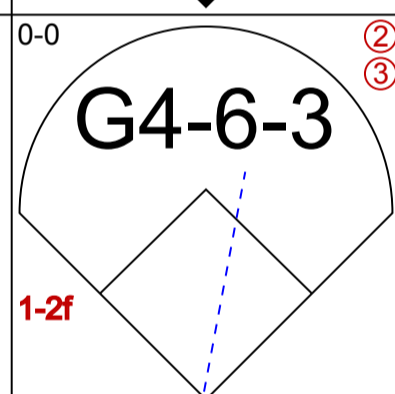
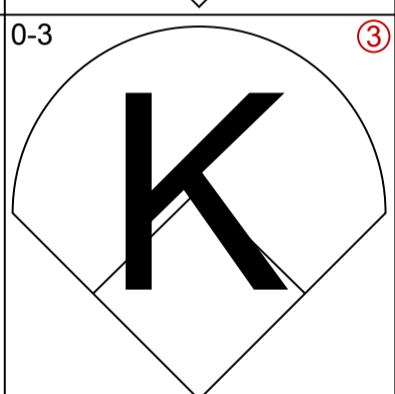
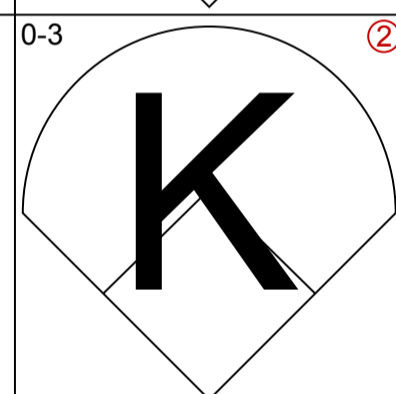
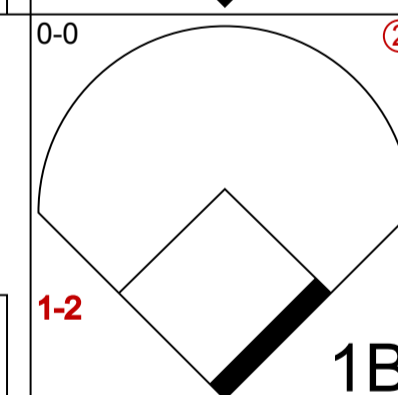
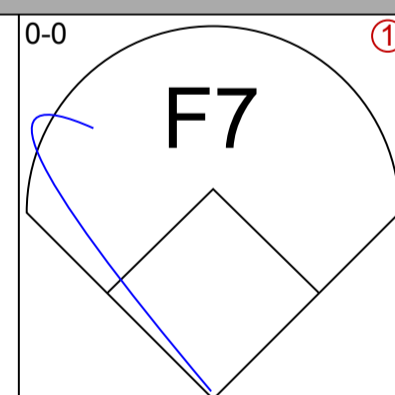
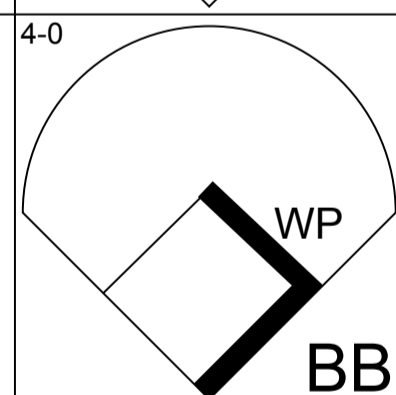
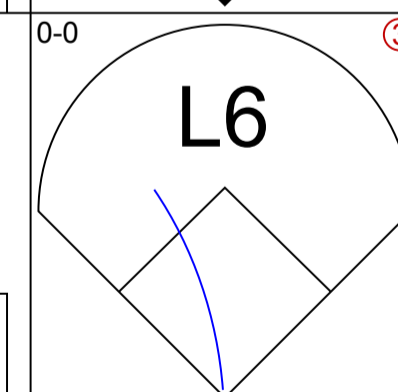
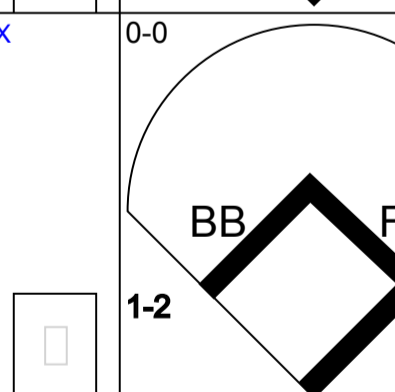
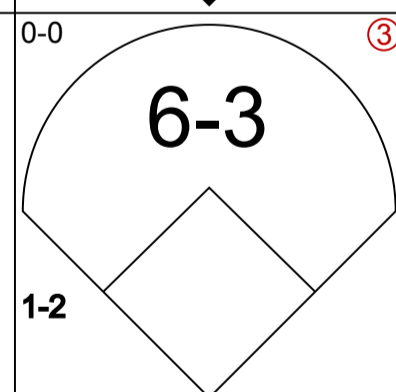
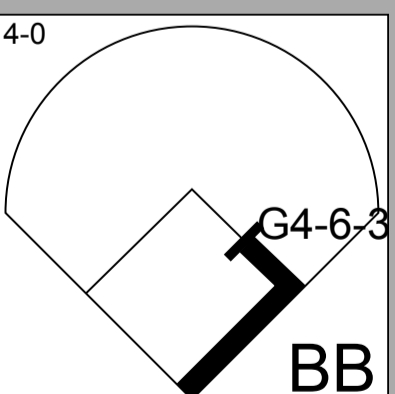
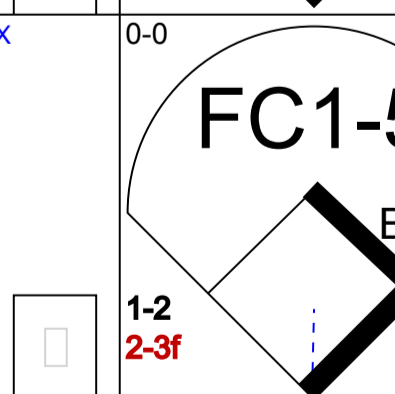
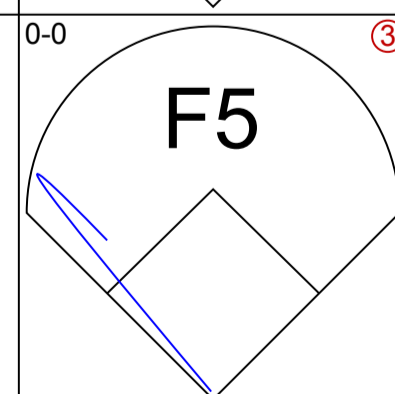
Atlanta Braves @ San Francisco Giants  
Candlestick Park, San Francisco, CA  
Sat Apr 25 1981, 6:33 AM EST  
Att. 6,371 - Unknown

livebaseballscorecards.com

AB 32  
R 4  
H 6  
RBI 4  
BB 5  
SO 3  
LOB 12



Batter	1	2	3	4	5	6	7	8	9	AB	R	H	RBI	BB	SO	LOB
--------	---	---	---	---	---	---	---	---	---	----	---	---	-----	----	----	-----

<p><b>Dave Bergman, L</b> (1, 7) OBP: 0.235, SLG: 0.333</p> 			<p><b>F4</b> (1)</p> 					<p><b>K</b> (1)</p> 		3	0	0	0	1	2	1	
<p><b>Enos Cabell, R</b> (1, 3) OBP: 0.302, SLG: 0.300</p> 			<p><b>G4-6-3</b> (2)</p> 					<p><b>FC5-4</b> 1B (2)</p> 		4	0	1	0	0	2	4	
<p><b>Larry Herndon, R</b> (1, 9) OBP: 0.361, SLG: 0.441</p> 				<p><b>K</b> (1)</p> 				<p><b>FC5-4</b> 1B (2)</p> 		4	0	1	0	0	2	4	
<p><b>Milt May, L</b> (1, 2) OBP: 0.392, SLG: 0.404</p> 				<p><b>1B</b> 1B</p> 			<p><b>F8</b> (1)</p> 		<p><b>4-3</b> (3)</p> 		4	0	1	0	0	2	
<p><b>Jerry Martin, R</b> (1, 8) OBP: 0.273, SLG: 0.238</p> 				<p><b>1B</b> 1B</p> 			<p><b>6-3</b> (2)</p> 		<p><b>F5</b> (1)</p> 		4	0	1	0	0	0	
<p><b>Darrell Evans, L</b> (1, 5) OBP: 0.323, SLG: 0.333</p> 			<p><b>G4-6-3</b> (2)</p> 				<p><b>K</b> (3)</p> 		<p><b>K</b> (2)</p> 		4	0	1	0	0	2	
<p><b>Rennie Stennett, R</b> (1, 4) OBP: 0.238, SLG: 0.350</p> 							<p><b>F7</b> (1)</p> 		<p><b>WP</b> 1B <b>BB</b></p> 		3	0	2	0	1	0	0
<p><b>Johnnie LeMaster, R</b> (1, 6) OBP: 0.288, SLG: 0.234</p> 							<p><b>BB</b> 1B <b>FC1-5</b></p> 		<p><b>6-3</b> (3)</p> 		4	0	1	0	0	2	
<p><b>Vida Blue, S</b> (1, 1) OBP: 0.333, SLG: 0.375</p> <p><b>Billy Smith, S</b> (7, PH) OBP: 0.222, SLG: 0.125</p> <p><b>Fred Breining, R</b> (8, 1)</p> 							<p><b>FC1-5</b> 1B <b>BB</b></p> 		<p><b>F5</b> (3)</p> 		1	0	0	0	1	0	2
										1	0	0	0	0	0	0	
										0	0	0	0	0	0	0	

Inning Stats	R: 0 E: 0 K: 2 S: 8	H: 1 LOB: 1 BB: 0 P: 8	R: 0 E: 0 K: 0 S: 4	H: 2 LOB: 1 BB: 0 P: 4	R: 0 E: 0 K: 0 S: 2	H: 0 LOB: 0 BB: 1 P: 6	R: 0 E: 0 K: 1 S: 6	H: 2 LOB: 1 BB: 0 P: 6	R: 0 E: 0 K: 2 S: 9	H: 2 LOB: 3 BB: 1 P: 13	R: 0 E: 0 K: 1 S: 5	H: 0 LOB: 0 BB: 0 P: 5	R: 0 E: 0 K: 0 S: 3	H: 0 LOB: 0 BB: 0 P: 3	R: 0 E: 0 K: 1 S: 6	H: 1 LOB: 1 BB: 0 P: 6	R: 0 E: 0 K: 1 S: 5	H: 0 LOB: 1 BB: 1 P: 9	1B: 8 2B: 0 3B: 0 HR: 0	SF: 0 SAC: 0 DP: 2 HBP: 0
--------------	------------------------------	---------------------------------	------------------------------	---------------------------------	------------------------------	---------------------------------	------------------------------	---------------------------------	------------------------------	----------------------------------	------------------------------	---------------------------------	------------------------------	---------------------------------	------------------------------	---------------------------------	------------------------------	---------------------------------	----------------------------------	------------------------------------

PITCHER	IP	WLS	BF	H	R	ER	SO	BB	IBB	HBP	BLK	WP	HR	S	P	ERA	WHIP	PITCHER	IP	WLS	BF	H	R	ER	SO	BB	IBB	HBP	BLK	WP	HR	S	P	ERA	WHIP	
<b>Phil Niekro, R</b> (1, 1) ERA: 1.46	9.0	W	35	8	0	0	8	3	0	0	0	1	0	48	60	0.00	1.222																			

**BOTTOM**

**Atlanta Braves @ San Francisco Giants**  
Candlestick Park, San Francisco, CA

AB	32
R	0
H	8
RBI	0
BB	3
SO	8
LOB	17



WP: 1	PA: 35
PB: 0	SB: 1
CS: 0	

Sat Apr 25 1981, 6:33 AM EST  
Att. 6,371 - Unknown

[livebaseballscorecards.com](http://livebaseballscorecards.com)

Batter	1	2	3	4	5	6	7	8	9	AB R H RBI BB SO LOB	TOP																												
Eddie Miller, S (1, 7) OBP: 0.294, SLG: 0.226	0-0 3-1 S 1B		0-3 K	1-0 HBP			0-3 K		0-0 5-3	4 0 1 0 0 2 1																													
Biff Pocaroba, S (1, 2) OBP: 0.313, SLG: 0.313 Terry Harper, R (9, PR) OBP: 0.294, SLG: 0.267	0-0 3-1 1-3		0-0 F6	0-0 G3			0-0 F8		0-0 2-3 1B	5 0 1 0 0 0 3 0 0 0 0 0 0 0																													
Claudell Washington, L (1, 9) OBP: 0.367, SLG: 0.500	0-3 K		0-0 1B 1B			0-0 F8		0-0 L6	0-3 K	5 0 1 0 0 2 3																													
Bob Homer, R (1, 5) OBP: 0.303, SLG: 0.367	4-0 BB BB		0-0 BB 1B			0-0 5-3		0-0 E FC3 G3 1B	0-0 F8	4 1 2 0 1 0 2																													
Chris Chambliss, L (1, 3) OBP: 0.419, SLG: 0.380	0-0 F7		4-0 BB 1B			0-0 F8		0-0 FC3 G3 1-3		3 0 0 0 1 0 3																													
Dale Murphy, R (1, 8) OBP: 0.306, SLG: 0.386		4-0 BB BB BB	0-0 S BB	6-3		0-3 K		0-0 G3 1-2 3-H		3 0 0 1 1 1 4																													
Glenn Hubbard, R (1, 4) OBP: 0.347, SLG: 0.333		0-3 K		0-0 F8		0-0 G1-6-3 1B		4-0 BB		3 0 1 0 1 1 1																													
Rafael Ramirez, R (1, 6) OBP: 0.321, SLG: 0.265 Mike Lum, L (8, PH) Luis Gomez, R (8, 6)		0-3 K		4-0 S BB		0-0 G1-6-3 1-2f		0-0 4-3		2 0 0 0 1 1 2 1 0 0 0 0 0 2 0 0 0 0 0 0 0	AB 34 R 1 H 7 RBI 1 BB 5 SO 9 LOB 23																												
Gaylord Perry, R (1, 1) OBP: 0.333, SLG: 0.333 Jery Royster, R (7, PH) OBP: 0.313, SLG: 0.357 Gene Garber, R (7, 1) Larry Bradford, R (8, 1) Rick Mahler, R (8, 1) Rufino Linares, R (9, PH) OBP: 0.147, SLG: 0.212		0-3 K		0-0 F8		0-3 K		0-0 1B 5-3 1B		2 0 0 0 0 1 2 1 0 0 0 0 1 0 1 0 1 0 0 0 0																													
<b>Inning Stats</b>	R: 0 E: 0 K: 1 S: 6	H: 1 LOB: 2 BB: 1 P: 10	R: 0 E: 0 K: 3 S: 9	H: 0 LOB: 1 BB: 1 P: 13	R: 0 E: 0 K: 1 S: 7	H: 2 LOB: 3 BB: 1 P: 11	R: 0 E: 0 K: 0 S: 3	H: 0 LOB: 2 BB: 1 P: 8	R: 0 E: 0 K: 0 S: 3	H: 0 LOB: 0 BB: 0 P: 3	R: 0 E: 0 K: 1 S: 5	H: 1 LOB: 0 BB: 0 P: 5	R: 0 E: 0 K: 2 S: 7	H: 0 LOB: 0 BB: 0 P: 7	R: 1 E: 1 K: 0 S: 5	H: 1 LOB: 2 BB: 1 P: 9	R: 0 E: 0 K: 1 S: 7	H: 2 LOB: 2 BB: 0 P: 7	1B: 7 2B: 0 3B: 0 HR: 0	SF: 0 SAC: 0 DP: 1 HBP: 1	WP: 0 PB: 0 SB: 3 CS: 0	PA: 40																	
<b>PITCHER</b> Doyle Alexander, R (1, 1) ERA: 1.3 Greg Minton, R (8, 1) ERA: 3.31	IP 7.1	WLS W	BF 32	H 5	R 1	ER 0	SO 8	BB 4	IBB 0	HBP 1	BLK 0	WP 0	HR 0	S 43	P 60	ERA 0.00	WHIP 1.227						<b>PITCHER</b> IP 1.2	WLS S	BF 8	H 2	R 0	ER 0	SO 1	BB 1	IBB 0	HBP 0	BLK 0	WP 0	HR 0	S 9	P 13	ERA 0.00	WHIP 1.800

Atlanta Braves @ San Francisco Giants  
Candlestick Park, San Francisco, CA

livebaseballscorecards.com



Sun Apr 26 1981, 6:33 AM EDT  
Unknown

Batter	1	2	3	4	5	6	7	8	9
Bill North, S OBP: 0.436, SLG: 0.326 (1, 8)	0-3 K		0-0 S 1B			4-0 BB 2B		4-0 BB 1B BB	
Enos Cabell, R OBP: 0.313, SLG: 0.328 (1, 3) Dave Bergman, L OBP: 0.235, SLG: 0.333 (9, 3)	0-0 E6 CS		0-0 4-3 1-2			0-0 1-H 2B		0-0 1-2 1B 1B	
Joe Morgan, L OBP: 0.281, SLG: 0.300 (1, 4)	0-3 K 1-2			0-0 5-3		0-0 L3		0-0 1-2 2-H 1B	
Darrell Evans, L OBP: 0.303, SLG: 0.309 (1, 5)		0-0 L3		0-0 6-3		0-0 G3		0-0 F6	
Jack Clark, R OBP: 0.274, SLG: 0.241 (1, 9)		0-0 1B		0-0 F9			0-0 HR	0-3 K	
Larry Herndon, R OBP: 0.344, SLG: 0.419 (1, 7)		0-0 F8			0-0 F8		0-0 6-3		
Milt May, L OBP: 0.370, SLG: 0.380 (1, 2)		0-3 K			0-0 G3		0-0 F4		
Johnnie LeMaster, R OBP: 0.273, SLG: 0.220 (1, 6)			0-3 K		0-0 6-3		0-3 K		
Doyle Alexander, R (1, 1) Greg Minton, S (8, 1)			0-0 6-3			0-0 L4		0-0 4-3	


AB	R	H	RBI	BB	SO	LOB
2	2	1	0	2	1	0
4	0	2	1	0	0	1
0	0	0	0	0	0	0
4	0	1	1	0	1	2
4	0	0	0	0	0	3
4	1	2	1	0	1	2
3	0	0	0	0	0	1
3	0	0	0	0	1	1
3	0	0	0	0	2	0
2	0	0	0	0	0	0
1	0	0	0	0	0	0

**BOTTOM**

**Atlanta Braves @ San Francisco Giants**  
Candlestick Park, San Francisco, CA

Sun Apr 26 1981, 6:33 AM EDT  
Unknown

<b>AB</b>	<b>30</b>
<b>R</b>	<b>3</b>
<b>H</b>	<b>6</b>
<b>RBI</b>	<b>3</b>
<b>BB</b>	<b>2</b>
<b>SO</b>	<b>6</b>
<b>LOB</b>	<b>10</b>



Inning Stats		R: 0	H: 0	E: 1	LOB: 1	K: 2	BB: 0	S: 7	P: 7
Inning Stats		R: 0	H: 1	E: 0	LOB: 1	K: 1	BB: 0	S: 6	P: 6
Inning Stats		R: 0	H: 1	E: 0	LOB: 1	K: 1	BB: 0	S: 6	P: 6
Inning Stats		R: 0	H: 0	E: 0	LOB: 0	K: 0	BB: 0	S: 3	P: 3
Inning Stats		R: 0	H: 0	E: 0	LOB: 0	K: 0	BB: 0	S: 3	P: 3
Inning Stats		R: 1	H: 1	E: 0	LOB: 1	K: 0	BB: 1	S: 4	P: 8
Inning Stats		R: 1	H: 1	E: 0	LOB: 0	K: 1	BB: 0	S: 6	P: 6
Inning Stats		R: 1	H: 2	E: 0	LOB: 2	K: 1	BB: 1	S: 7	P: 11

PITCHER		IP	WLS	BF	H	R	ER	SO	BB	IBB	HBP	BLK	WP	HR	S	P	ERA	WHIP
Gaylord Perry, R (1, 1)	ERA: 2.81	6.0	L	22	3	1	1	4	1	0	0	0	0	0	29	33	1.50	0.667
Gene Garber, R (7, 1)	ERA: 6.14	1.1		7	2	2	2	1	1	0	0	0	0	1	8	12	13.50	2.250
Larry Bradford, L (8, 1)	ERA:	0.1		2	1	0	0	0	0	0	0	0	0	0	2	2	0.00	3.000
Rick Mahler, R (8, 1)	ERA: 6.75	0.1		1	0	0	0	1	0	0	0	0	0	0	3	3	0.00	0.000

WP	PA	ERA	WHIP
0	32		
0			
1			
1			

Batter	1	2	3	4	5	6	7	8	9	AB R H RBI BB SO LOB	TOP					
<b>Eddie Miller, S</b> (1, 7) OBP: 0.282, SLG: 0.222	0-0 F7		0-0 4-3	0-0 F6		0-0 4-3			0-0 FC1-6 2-3 1B	5 0 1 0 0 0 2						
<b>Jerry Royster, R</b> (1, 4) OBP: 0.238, SLG: 0.263	0-3 K		0-0 F6		0-3 K		0-0 4-3		0-0 FC1-6 1-2f 3-H	5 0 0 1 0 2 1						
<b>Claudell Washington, L</b> (1, 9) OBP: 0.340, SLG: 0.460 <b>Glenn Hubbard, R</b> (9, PH) OBP: 0.340, SLG: 0.326	0-0 F7		0-0 F9		0-0 6-3		0-3 K		0-0 G3	4 0 0 0 0 1 0 1 0 0 0 0 0 1						
<b>Bob Homer, R</b> (1, 5) OBP: 0.314, SLG: 0.413		0-0 F9		4-0 1B HR BB	0-0 HR		0-0 6-3			3 2 1 1 1 0 0						
<b>Chris Chambliss, L</b> (1, 3) OBP: 0.439, SLG: 0.415		0-0 WP 2B		0-0 HR 1B	4-0 BB			0-0 G3		3 1 2 0 1 0 0						
<b>Dale Murphy, R</b> (1, 8) OBP: 0.303, SLG: 0.426		0-0 L6 2-3		0-0 HR 1-H 3-H	0-0 BB			0-0 4-3		4 1 1 3 0 0 2						
<b>Bruce Benedict, R</b> (1, 2) OBP: 0.392, SLG: 0.405		4-0 BB BB		0-0 F7		0-0 1-3		0-0 F9		3 0 0 0 1 0 0						
<b>Luis Gomez, R</b> (1, 6) <b>Rufino Linares, R</b> (9, PH) OBP: 0.143, SLG: 0.206		4-0 FC6-4 1-2 BB		0-0 F9		4-0 BB			0-0 6-3	1 0 0 0 2 0 0 1 0 0 0 0 0 0						
<b>Tommy Boggs, R</b> (1, 1) OBP: 0.333, SLG: 0.333 <b>Larry Bradford, R</b> (6, 1) <b>Rick Mahler, R</b> (7, 1) <b>Terry Harper, R</b> (9, PH) OBP: 0.333, SLG: 0.375		0-0 FC6-4 1-2f		0-0 1B		0-0 F9			0-0 1B FC1-6 2B	3 0 1 0 0 0 4 0 0 0 0 0 0 0 0 0 0 0 0 0 0 1 1 1 0 0 0 0						
<b>Inning Stats</b>	R: 0 E: 0 K: 1 S: 5 H: 0 LOB: 0 BB: 0 P: 5	R: 0 E: 0 K: 0 S: 4 H: 1 LOB: 3 BB: 2 P: 12	R: 0 E: 0 K: 0 S: 3 H: 0 LOB: 0 BB: 0 P: 3	R: 3 E: 0 K: 0 S: 6 H: 3 LOB: 1 BB: 1 P: 10	R: 1 E: 0 K: 1 S: 6 H: 1 LOB: 1 BB: 1 P: 10	R: 0 E: 0 K: 0 S: 3 H: 0 LOB: 1 BB: 1 P: 7	R: 0 E: 0 K: 1 S: 5 H: 0 LOB: 0 BB: 0 P: 5	R: 0 E: 0 K: 0 S: 3 H: 0 LOB: 0 BB: 0 P: 3	R: 1 E: 0 K: 0 S: 5 H: 2 LOB: 1 BB: 0 P: 5	1B: 3 2B: 2 3B: 0 HR: 2 SF: 0 SAC: 0 DP: 0 HBP: 0	WP: 1 PB: 0 SB: 0 CS: 0 PA: 39					
<b>PITCHER</b>	IP WLS BF H R ER SO BB IBB HBP BLK WP HR S P ERA WHIP															
<b>Ed Whitson, R</b> (1, 1) ERA: 4.03	5.0	24	5	4	4	2	4	0	0	0	1	2	24	40	7.20	1.800
<b>Al Holland, L</b> (6, 1) ERA: 9.82	1.0	W	4	0	0	0	1	0	0	0	0	0	3	7	0.00	1.000
<b>Gary Lavelle, L</b> (7, 1) ERA: 2.19	3.0	S	11	2	1	1	0	0	0	0	0	0	13	13	3.00	0.667

Atlanta Braves @ San Francisco Giants  
Candlestick Park, San Francisco, CA

livebaseballscorecards.com

AB	34
R	5
H	7
RBI	5
BB	5
SO	3
LOB	10



Sun Apr 26 1981, 6:38 AM EDT  
Att. 14,144 - Unknown



Batter	1	2	3	4	5	6	7	8	9	AB	R	H	RBI	BB	SO	LOB
<b>Bill North, S</b> (1, 8) <small>OBP: 0.424, SLG: 0.340</small> <b>Gary Lavelle, S</b> (7, 1) <small>OBP: 0.333, SLG: 0.333</small>	0-0 F2		0-0 CS 2B		0-0 FC4-6 1B 2B	0-0 F6	0-0 F3			4	1	1	0	0	0	3
<b>Dave Bergman, L</b> (1, 3) <small>OBP: 0.318, SLG: 0.368</small>	0-0 F6		4-0 BB		0-0 2B 1B	0-0 1-2 2-H 1B		0-0 4-3		4	1	2	1	1	0	0
<b>Joe Morgan, L</b> (1, 4) <small>OBP: 0.290, SLG: 0.315</small>	0-3 K		0-3 K		0-0 1-1 2-H 1B 2B	0-0 6-3		4-0 1B BB		4	1	1	2	1	2	4
<b>Darrell Evans, L</b> (1, 5) <small>OBP: 0.338, SLG: 0.367</small>		0-0 F6		0-0 4-3 1B 2B	0-0 2-H CS 1B		0-0 1B FC6-4 1B	0-0 1-2 1B		5	2	4	1	0	0	0
<b>Jack Clark, R</b> (1, 9) <small>OBP: 0.284, SLG: 0.254</small>		0-0 BB 1B		0-0 4-3 2-3	0-0 F9 1-2		0-0 FC6-4 1B	0-0 F4		5	0	2	0	0	0	4
<b>Jerry Martin, R</b> (1, 7) <small>OBP: 0.259, SLG: 0.231</small> (7, 8)		0-0 F8		0-0 3-H 1B		0-3 K	0-0 FC6-4 1B	0-0 F8		5	1	1	2	0	1	4
<b>Billy Smith, S</b> (1, 6) <small>OBP: 0.333, SLG: 0.200</small> <b>Johnnie LeMaster, R</b> (7, 6) <small>OBP: 0.286, SLG: 0.235</small>		4-0 1-2 BB		0-0 F6		0-0 1B 1B	0-0 1B S 1B			2	1	1	0	1	0	1
<b>Mike Sadek, R</b> (1, 2) <small>OBP: 0.200, SLG: 0.077</small>		0-0 1-3		0-0 F2		0-0 1-3 1B 1B	0-0 F9			4	1	1	0	0	0	4
<b>Ed Whitson, R</b> (1, 1) <small>OBP: 0.167, SLG: 0.167</small> <b>Rennie Stennett, R</b> (5, PH) <small>OBP: 0.273, SLG: 0.381</small> <b>Al Holland, R</b> (6, 1) <b>Jim Wohlford, R</b> (6, PH) <small>OBP: 0.400, SLG: 0.700</small> (7, 7)			0-0 6-3		0-0 FC4-6 1B	0-0 1-2 3-H 1B	0-0 1B	0-0 2-3 1B		1	0	0	0	0	0	0

Inning Stats		R: 0	H: 0	E: 0	K: 1	S: 5	R: 0	H: 1	E: 0	K: 0	S: 4	R: 0	H: 1	E: 0	K: 1	S: 5	R: 1	H: 2	E: 0	K: 0	S: 5	R: 3	H: 4	E: 0	K: 0	S: 6	R: 2	H: 4	E: 0	K: 1	S: 9	R: 2	H: 4	E: 0	K: 0	S: 7	R: 0	H: 1	E: 0	K: 0	S: 4
<b>Tommy Boggs, R</b> (1, 1) <small>ERA: 3.14</small> <b>Larry Bradford, L</b> (6, 1) <small>ERA: 2.45</small> <b>Rick Mahler, R</b> (7, 1) <small>ERA: 6.14</small>		IP	WLS	BF	H	R	ER	SO	BB	IBB	HBP	BLK	WP	HR	S	P	ERA	WHIP																							
		5.2	L	29	12	6	6	3	2	0	0	0	0	0	33	41	9.53	2.471																							
		0.1		2	1	1	0	0	0	0	0	0	0	2	2	27.00	3.000																								
		2.0		11	4	1	0	1	0	0	0	0	0	10	14	4.50	2.500																								

**BOTTOM**

**Atlanta Braves @ San Francisco Giants**  
 Candlestick Park, San Francisco, CA

Sun Apr 26 1981, 6:38 AM EDT  
 Att. 14,144 - Unknown

<b>AB</b> 39 <b>R</b> 8 <b>H</b> 17 <b>RBI</b> 8 <b>BB</b> 3 <b>SO</b> 3 <b>LOB</b> 22	
--	--

WP: 0 PA: 42  
 PB: 0  
 SB: 2  
 CS: 2

Batter	1	2	3	4	5	6	7	8	9	AB R H RBI BB SO LOB	TOP											
Denny Walling, L (1, 3) OBP: 0.296, SLG: 0.391	0-0 CS 1B		0-0 F7			4-0 SH5-3 BB		0-0 G3		3 0 1 0 1 0 0												
Craig Reynolds, L (1, 6) OBP: 0.270, SLG: 0.286	0-0 F9			0-0 4-3		0-0 SH5-3 1-2		0-0 3-1		3 0 0 0 0 0 1												
Cesar Cedeno, R (1, 8) OBP: 0.310, SLG: 0.373	0-0 F7 1-2			0-0 4-3		0-0 6-3		0-3 K		4 0 0 0 0 1 2												
Jose Cruz, L (1, 7) OBP: 0.221, SLG: 0.354		0-0 F9 1B 2B		0-0 HR		0-0 F7		0-0 1-3		4 2 2 1 0 0 1												
Terry Puhl, L (1, 9) OBP: 0.231, SLG: 0.365		0-0 F9 2-3		0-3 K		0-0 G3		0-0 BB 1B 1B		4 0 1 0 0 1 1												
Art Howe, R (1, 5) OBP: 0.365, SLG: 0.500		4-0 1B BB		0-0 CS 2B		0-0 2B		0-0 BB 1B		3 0 3 0 1 0 0												
Alan Ashby, S (1, 2) OBP: 0.292, SLG: 0.200		0-0 CS 1B 1-3 3-H		4-0 BB		0-0 1-3		4-0 BB 1-2 2-3		2 0 1 1 2 0 1												
Dickie Thon, R (1, 4) OBP: 0.303, SLG: 0.185		0-0 CS	0-0 1-3		0-3 K		4-0 IBB	0-3 K		2 0 0 0 1 1 2												
Gary Woods, R (9, PH) OBP: 0.333, SLG: 0.200					0-3 K					1 0 0 0 0 1 3												
Dave Smith, R (9, 1)					2-3					0 0 0 0 0 0 0												
Don Sutton, R (1, 1) Rafael Landestoy, S (9, PH) OBP: 0.280, SLG: 0.182			0-0 F8		0-0 5-3		0-0 1-3	0-0 F7		3 0 0 0 0 0 3 1 0 0 0 0 0 3												
<b>Inning Stats</b>	R: 0 E: 0 K: 0 S: 3	H: 1 LOB: 0 BB: 0 P: 3	R: 1 E: 0 K: 0 S: 3	H: 2 LOB: 0 BB: 1 P: 7	R: 0 E: 0 K: 0 S: 3	H: 0 LOB: 0 BB: 0 P: 3	R: 1 E: 0 K: 1 S: 6	H: 1 LOB: 0 BB: 0 P: 6	R: 0 E: 0 K: 1 S: 5	H: 1 LOB: 1 BB: 1 P: 9	R: 0 E: 0 K: 0 S: 3	H: 0 LOB: 1 BB: 1 P: 7	R: 0 E: 0 K: 0 S: 4	H: 1 LOB: 2 BB: 1 P: 8	R: 0 E: 0 K: 1 S: 5	H: 0 LOB: 0 BB: 0 P: 5	R: 0 E: 0 K: 1 S: 7	H: 2 LOB: 3 BB: 1 P: 11	1B: 4 2B: 3 3B: 0 HR: 1	SF: 0 SAC: 1 DP: 0 HBP: 0	WP: 0 PB: 0 SB: 0 CS: 3	PA: 37
<b>PITCHER</b>	IP WLS BF H R ER SO BB IBB HBP BLK WP HR S P ERA WHIP																				<b>PITCHER</b>	IP WLS BF H R ER SO BB IBB HBP BLK WP HR S P ERA WHIP
John Montefusco, R (1, 1) ERA: 3.09	6.0 L 22 5 2 2 2 3 0 0 0 0 1 23 35 3.00 1.333																					
Gene Garber, R (7, 1) ERA: 4.66	2.1 12 3 0 0 1 1 1 1 0 0 0 0 12 20 0.00 1.714																					
Rick Camp, R (9, 1) ERA: 1.86	0.2 2 0 0 0 0 1 0 0 0 0 0 0 4 4 0.00 0.000																					

Houston Astros @ Atlanta Braves  
Atlanta-Fulton County Stadium, Atlanta, GA

Tue Apr 28 1981, 7:05 PM EDT  
Att. 8,669 - Unknown

livebaseballscorecards.com

AB	30
R	2
H	8
RBI	2
BB	5
SO	4
LOB	17



Batter	1	2	3	4	5	6	7	8	9	AB R H RBI BB SO LOB
<b>Eddie Miller, S</b> (1, 7) OBP: 0.262, SLG: 0.205	0-3 <b>K</b>			x 0-0 <b>F8</b>		x 0-0 <b>2-3</b>		x 0-0 <b>SH3-4</b>	3 0 0 0 0 1 0	
<b>Rafael Ramirez, R</b> (1, 6) OBP: 0.305, SLG: 0.250 <b>Rufino Linares, R</b> (9, PH) OBP: 0.139, SLG: 0.200	0-3 <b>K</b>			x 0-0 <b>6-3</b>		x 0-0 <b>F3</b>		x 0-0 <b>F3</b>	3 0 0 0 0 1 0 1 0 0 0 0 0 2	
<b>Claudell Washington, L</b> (1, 9) OBP: 0.316, SLG: 0.426	0-0 <b>F8</b>			x 0-0 <b>4-3</b>		x 0-0 <b>1-3</b>		x 0-0 <b>4-3</b>	4 0 0 0 0 0 2	
<b>Bob Horner, R</b> (1, 5) OBP: 0.315, SLG: 0.455		x 0-0 <b>F9</b>		x 0-0 <b>HR</b>		x 0-0 <b>F7</b>			3 1 1 1 0 0 0	
<b>Chris Chambliss, L</b> (1, 3) OBP: 0.435, SLG: 0.411		x 0-0 <b>5-3</b>		x 0-0 <b>4-1</b>			x 0-0 <b>1B</b>		3 0 1 0 0 0 0	
<b>Dale Murphy, R</b> (1, 8) OBP: 0.290, SLG: 0.406		0-3 <b>K</b>		x 0-0 <b>F8</b>		x 0-0 <b>F7</b>			3 0 0 0 0 1 1	
<b>Glenn Hubbard, R</b> (1, 4) OBP: 0.321, SLG: 0.304			0-3 <b>K</b>		x 0-0 <b>5-3</b>		x 0-3 <b>K</b>		3 0 0 0 0 2 1	
<b>Bruce Benedict, R</b> (1, 2) OBP: 0.370, SLG: 0.378			x 0-0 <b>6-3</b>		x 0-3 <b>K</b>		x 0-0 <b>6-3</b>		3 0 0 0 0 1 1	
<b>John Montefusco, R</b> (1, 1) <b>Biff Pocoroba, S</b> (6, PH) <b>Gene Garber, R</b> (7, 1) <b>Rick Camp, R</b> (9, 1) <b>Mike Lum, L</b> (9, PH) <b>Jerry Royster, R</b> (9, PR) OBP: 0.236, SLG: 0.263			0-3 <b>K</b>		x 0-3 <b>K</b>		x 0-0 <b>SH3-4</b> <b>1B</b>		1 0 0 0 0 0 1 0 1 0 0 0 0 0 1 0 0 0 0 0 0 0 0 0 0 0 0 0 0 0 0 0 1 0 1 0 0 0 0 0 0 0 0 0 0 0 0 0	

**BOTTOM**

**Houston Astros @ Atlanta Braves**  
Atlanta-Fulton County Stadium, Atlanta, GA  
Tue Apr 28 1981, 7:05 PM EDT  
Att. 8,669 - Unknown

[livebaseballscorecards.com](http://livebaseballscorecards.com)

<b>AB</b>	<b>29</b>
<b>R</b>	<b>1</b>
<b>H</b>	<b>3</b>
<b>RBI</b>	<b>1</b>
<b>BB</b>	<b>0</b>
<b>SO</b>	<b>8</b>
<b>LOB</b>	<b>7</b>



Inning Stats	R: 0	H: 0	E: 0	K: 2	S: 7	R: 0	H: 0	E: 0	K: 1	S: 5	R: 0	H: 0	E: 0	K: 2	S: 7	R: 1	H: 1	E: 0	K: 0	S: 4	R: 0	H: 0	E: 0	K: 2	S: 7	R: 0	H: 1	E: 0	K: 1	S: 6	R: 0	H: 1	E: 0	K: 0	S: 4	1B: 2	SF: 0	2B: 0	3B: 0	HR: 1	SAC: 1	DP: 0	HBP: 0	WP: 0	PA: 30
--------------	------	------	------	------	------	------	------	------	------	------	------	------	------	------	------	------	------	------	------	------	------	------	------	------	------	------	------	------	------	------	------	------	------	------	------	-------	-------	-------	-------	-------	--------	-------	--------	-------	--------

PITCHER	IP	WLS	BF	H	R	ER	SO	BB	IBB	HBP	BLK	WP	HR	S	P	ERA	WHIP
<b>Don Sutton, R</b> (1, 1) ERA: 4.26	8.0	W	26	2	1	1	8	0	0	0	0	0	1	42	42	1.12	0.250
<b>Dave Smith, R</b> (9, 1) ERA: 3.14	1.0	S	4	1	0	0	0	0	0	0	0	0	0	4	4	0.00	1.000

Batter	1	2	3	4	5	6	7	8	9	AB R H RBI BB SO LOB	TOP																									
Denny Walling, L (1, 3) OBP: 0.344, SLG: 0.519	0-0 F7	4-0 BB		0-0 F9			0-0 HR		0-0 FC5-2 1B	4 1 2 2 1 0 0	<b>Houston Astros @ Atlanta Braves</b> Atlanta-Fulton County Stadium, Atlanta, GA Wed Apr 29 1981, 7:05 PM EDT Att. 8,334 - Unknown																									
Craig Reynolds, L (1, 6) OBP: 0.294, SLG: 0.358	4-0 BB BB BB	0-0 F4		0-0 F2		0-0 HR		0-0 FC5-2 1B 2B	4 3 2 1 1 0 1																											
Cesar Cedeno, R (1, 8) OBP: 0.342, SLG: 0.400	4-0 E BB BB		0-0 4-3 2B	4-0 CS BB		0-0 CS 1B		0-0 FC5-2 1B	3 0 2 0 2 0 2																											
Jose Cruz, L (1, 7) OBP: 0.219, SLG: 0.343	0-3 K		0-0 4-3 2-3	0-0 F9 1-2		0-3 K 1-2		0-0 1B 1-2 3-H	5 0 1 1 0 2 5																											
Terry Puhl, L (1, 9) OBP: 0.229, SLG: 0.343	4-0 1-2 2-3 E BB		0-0 G3		0-0 F6		0-0 4-3	0-0 4-3	4 0 0 0 1 0 3																											
Art Howe, R (1, 5) OBP: 0.358, SLG: 0.475	0-0 1-2 2-3 3-H E6		4-0 BB		0-0 F9		0-0 F7		3 0 0 0 1 0 2																											
Alan Ashby, S (1, 2) OBP: 0.288, SLG: 0.205	0-0 3-1		0-0 F8		0-0 F8		0-0 FC4-6 1B		4 0 1 0 0 0 5																											
Dickie Thon, R (1, 4) OBP: 0.286, SLG: 0.172		0-3 K		0-0 F7		0-0 6-3	0-0 FC4-6 1-2f		2 0 0 0 0 1 0																											
Joe Pittman, R (7, PH) OBP: 0.500, SLG: 0.500		0-3 K		0-0 F7		0-0 HR 1B		0-0 5-3	1 0 0 0 0 0 0																											
Joe Sambito, L (7, 1)									1 0 0 0 0 0 1																											
Frank LaCorte, R (8, 1)									0 0 0 0 0 0 0																											
Vern Ruhle, R (1, 1) OBP: 0.714, SLG: 0.500									2 0 0 0 0 1 0																											
Joaquin Andujar, S (4, 1)									0 0 0 0 0 0 0																											
Mike Ivie, R (7, PH) OBP: 0.212, SLG: 0.281									1 0 1 0 0 0 0																											
Rafael Landestoy, S (7, PR) OBP: 0.269, SLG: 0.174									1 1 0 0 0 0 0																											
<b>Inning Stats</b>	R: 1 E: 1 K: 1 S: 6	H: 0 LOB: 3 BB: 3 P: 18	R: 0 E: 0 K: 2 S: 7	H: 0 LOB: 1 BB: 1 P: 11	R: 0 E: 0 K: 0 S: 4	H: 1 LOB: 2 BB: 1 P: 8	R: 0 E: 0 K: 0 S: 3	H: 0 LOB: 0 BB: 0 P: 3	R: 0 E: 0 K: 0 S: 3	H: 0 LOB: 0 BB: 0 P: 3	R: 3 E: 0 K: 1 S: 8	H: 4 LOB: 1 BB: 0 P: 8	R: 0 E: 0 K: 0 S: 4	H: 1 LOB: 1 BB: 0 P: 4	R: 1 E: 0 K: 0 S: 6	H: 3 LOB: 2 BB: 0 P: 6	1B: 5 2B: 3 3B: 0 HR: 2	SF: 0 SAC: 0 DP: 1 HBP: 0	WP: 0 PB: 0 SB: 0 CS: 2	PA: 41																
<b>PITCHER</b>	IP WLS BF H R ER SO BB IBB HBP BLK WP HR S P ERA WHIP																																			
Bob Walk, R (1, 1) ERA: 3.6	6.1		29	4	4	3	3	6	0	0	0	0	2	29	53	4.26	1.579																			
Larry Bradford, L (7, 1) ERA: 2.08	0.2		2	1	0	0	1	0	0	0	0	0	0	4	4	0.00	1.500																			
Rick Mahler, R (8, 1) ERA: 5.4	1.0		4	1	0	0	0	0	0	0	0	0	0	4	4	0.00	1.000																			
Rick Camp, R (9, 1) ERA: 2.53	1.0	L	6	3	1	1	0	0	0	0	0	0	0	6	6	9.00	3.000																			

livebaseballscorecards.com

AB	35
R	5
H	9
RBI	4
BB	6
SO	4
LOB	19



Batter	1	2	3	4	5	6	7	8	9	AB R H RBI BB SO LOB
Eddie Miller, S (1, 7) OBP: 0.277, SLG: 0.209	0-0 1-3		0-0 F3 SF5 1B		0-0 F2		4-0 BB BB		0-3 K	4 1 1 0 1 1 0
Rafael Ramirez, R (1, 6) Terry Harper, R (7, PH) OBP: 0.290, SLG: 0.236 OBP: 0.350, SLG: 0.353	0-0 F8		0-0 F3 1-3		0-3 K		4-0 BB BB		0-0 6-3	3 0 0 0 0 1 1 1 0 0 0 1 0 0
Claudell Washington, L (1, 9) Jerry Royster, R (7, PH) Luis Gomez, R (8, 6) Mike Lum, L (9, PH) OBP: 0.317, SLG: 0.429 OBP: 0.227, SLG: 0.250 OBP: 0.231, SLG: 0.091	0-0 FC6-4 1B		0-0 SF5 3-H		0-0 5-3		0-0 4-3		0-0 F5	2 0 1 1 0 0 0 1 0 0 0 0 0 3 0 0 0 0 0 0 0 1 0 0 0 0 0 0
Bob Horner, R (1, 5) OBP: 0.325, SLG: 0.457	0-0 FC6-4 1-2f		0-0 1B		0-0 G4-6-3 1B		0-0 F8			4 0 2 0 0 0 1
Chris Chambliss, L (1, 3) OBP: 0.438, SLG: 0.433		0-0 2B	0-0 4-3		0-0 F9		0-0 HR 1B			4 1 2 0 0 0 2
Dale Murphy, R (1, 8) OBP: 0.288, SLG: 0.441		0-0 6-3		0-0 F7		0-0 G4-6-3 1-2f		0-0 HR 1-H		4 1 1 2 0 0 2
Glenn Hubbard, R (1, 4) OBP: 0.333, SLG: 0.360		0-0 F8		0-3 K		0-0 BB 2B		0-0 HR 1B 2B		4 1 2 0 0 1 1
Bruce Benedict, R (1, 2) OBP: 0.397, SLG: 0.396		4-0 BB		0-0 1B		0-0 F3		0-0 G4-6-3 2-H 1B		3 0 2 1 1 0 1
Bob Walk, R (1, 1) Larry Bradford, R (7, 1) Rufino Linares, R (7, PH) Rick Mahler, R (8, 1) Biff Pocoreba, S (8, PH) Rick Camp, R (9, 1) OBP: 0.135, SLG: 0.194 OBP: 0.278, SLG: 0.278		0-3 K		0-0 F3		0-0 1-3		0-0 G4-6-3 1-2f		2 0 0 0 0 0 1 3 0 0 0 0 0 0 0 0 1 0 0 0 0 0 0 1 0 0 0 0 0 0 0 0 1 0 0 0 0 0 0 1 0 0 0 0 0 0 0 0

Inning Stats	R: 0 E: 0 K: 0 S: 4	H: 1 LOB: 1 BB: 0 P: 4	R: 0 E: 0 K: 1 S: 6	H: 1 LOB: 2 BB: 1 P: 10	R: 1 E: 0 K: 0 S: 5	H: 2 LOB: 1 BB: 0 P: 5	R: 0 E: 0 K: 1 S: 6	H: 1 LOB: 1 BB: 0 P: 6	R: 0 E: 0 K: 1 S: 5	H: 0 LOB: 0 BB: 0 P: 5	R: 0 E: 0 K: 0 S: 3	H: 1 LOB: 0 BB: 0 P: 3	R: 0 E: 0 K: 0 S: 4	H: 1 LOB: 3 BB: 2 P: 12	R: 3 E: 0 K: 0 S: 6	H: 4 LOB: 0 BB: 0 P: 6	R: 0 E: 0 K: 1 S: 5	H: 0 LOB: 0 BB: 0 P: 5	1B: 7 2B: 3 3B: 0 HR: 1	SF: 1 SAC: 0 DP: 2 HBP: 0	WP: 0 PB: 0 SB: 1 CS: 0	PA: 39
--------------	------------------------------	---------------------------------	------------------------------	----------------------------------	------------------------------	---------------------------------	------------------------------	---------------------------------	------------------------------	---------------------------------	------------------------------	---------------------------------	------------------------------	----------------------------------	------------------------------	---------------------------------	------------------------------	---------------------------------	----------------------------------	------------------------------------	----------------------------------	--------

PITCHER	IP	WLS	BF	H	R	ER	SO	BB	IBB	HBP	BLK	WP	HR	S	P	ERA	WHIP
Vern Ruhle, R (1, 1) ERA: 3.04	3.1		15	4	1	1	1	1	1	0	0	0	0	16	20	2.70	1.500
Joaquin Andujar, R (4, 1) ERA: 2.92	2.2		9	2	0	0	2	0	0	0	0	0	0	13	13	0.00	0.750
Joe Sambito, L (7, 1) ERA: 2.79	1.1		9	3	2	2	0	2	0	0	0	0	1	7	15	13.50	3.750
Frank LaCorte, R (8, 1) ERA: 2.08	1.2	W	6	2	1	1	1	0	0	0	0	0	0	8	8	5.40	1.200

**BOTTOM**

**Houston Astros @ Atlanta Braves**  
Atlanta-Fulton County Stadium, Atlanta, GA

Wed Apr 29 1981, 7:05 PM EDT  
Att. 8,334 - Unknown

livebaseballscorecards.com

<b>AB</b>	<b>35</b>
<b>R</b>	<b>4</b>
<b>H</b>	<b>11</b>
<b>RBI</b>	<b>4</b>
<b>BB</b>	<b>3</b>
<b>SO</b>	<b>4</b>
<b>LOB</b>	<b>16</b>



Batter	1	2	3	4	5	6	7	8	9	AB R H RBI BB SO LOB	TOP		
Denny Walling, L (1, 3) OBP: 0.389, SLG: 0.500	4-0 HR BB		4-0 1B BB		0-0 F8			4-0 SH1-3 BB		1 2 0 0 3 0 0	<b>Houston Astros @ Atlanta Braves</b> Atlanta-Fulton County Stadium, Atlanta, GA Thu Apr 30 1981, 7:05 PM EDT Att. 10,006 - Unknown <a href="http://livebaseballscorecards.com">livebaseballscorecards.com</a>		
Craig Reynolds, L (1, 6) OBP: 0.296, SLG: 0.400	0-0 1-H HR		0-0 4-3		0-0 4-3			0-0 SH1-3		3 1 1 2 0 0 1			
Cesar Cedeno, R (1, 8) OBP: 0.338, SLG: 0.392	0-0 6-3		0-0 HR 1B		0-0 F7			0-0 6-3		4 1 1 1 0 0 1			
Jose Cruz, L (1, 7) OBP: 0.247, SLG: 0.397	0-0 1-3		0-0 1-H HR		0-0 8-3 1B			4-0 BB		3 1 2 2 1 0 0			
Terry Puhl, L (1, 9) OBP: 0.216, SLG: 0.324	0-0 F2		0-0 F8		0-0 8-3 1-2f			0-0 4-3		4 0 0 0 0 0 3			
Art Howe, R (1, 5) OBP: 0.338, SLG: 0.446		0-0 5-3		0-0 5-3		0-0 F6		0-0 G1		4 0 0 0 0 0 0			
Alan Ashby, S (1, 2) OBP: 0.286, SLG: 0.191		0-0 4-3		4-0 FC6-4 BB		0-0 F6		0-0 G3		3 0 0 0 1 0 0			
Dickie Thon, R (1, 4) OBP: 0.256, SLG: 0.152		0-0 6-3		0-0 FC6-4 1-2f		0-0 1-3		0-3 K		4 0 0 0 0 1 1			
Joe Niekro, R (1, 1) OBP: 0.214, SLG: 0.083			0-3 K		0-0 F3		0-0 F8			3 0 0 0 0 1 1			
<b>Inning Stats</b>	R: 2 H: 1 E: 0 LOB: 0 K: 0 BB: 1 S: 4 P: 8	R: 0 H: 0 E: 0 LOB: 0 K: 0 BB: 0 S: 3 P: 3	R: 3 H: 2 E: 0 LOB: 0 K: 1 BB: 1 S: 7 P: 11	R: 0 H: 0 E: 0 LOB: 1 K: 0 BB: 1 S: 3 P: 7	R: 0 H: 0 E: 0 LOB: 0 K: 0 BB: 0 S: 3 P: 3	R: 0 H: 1 E: 0 LOB: 0 K: 0 BB: 0 S: 3 P: 3	R: 0 H: 0 E: 0 LOB: 0 K: 0 BB: 0 S: 3 P: 3	R: 0 H: 0 E: 0 LOB: 2 K: 1 BB: 2 S: 5 P: 11	R: 0 H: 0 E: 0 LOB: 0 K: 1 BB: 0 S: 5 P: 5	1B: 2 SF: 0 2B: 1 SAC: 1 3B: 0 DP: 1 HR: 2 HBP: 0	WP: 0 PA: 35 PB: 0 SB: 0 CS: 0		
<b>PITCHER</b>	IP WLS BF H R ER SO BB IBB HBP BLK WP HR S P ERA WHIP											<b>PITCHER</b>	IP WLS BF H R ER SO BB IBB HBP BLK WP HR S P ERA WHIP
Tommy Boggs, R (1, 1) ERA: 4.01	5.0 L 21 3 5 5 1 3 0 0 0 0 0 2 20 32 9.00 1.200												
Preston Hanna, R (6, 1) ERA: 2.7	3.0 11 1 0 0 0 2 0 0 0 0 0 0 9 17 0.00 1.000												
Rick Mahler, R (9, 1) ERA: 4.82	1.0 3 0 0 0 0 1 0 0 0 0 0 0 5 5 0.00 0.000												

**Houston Astros @ Atlanta Braves**  
Atlanta-Fulton County Stadium, Atlanta, GA  
Thu Apr 30 1981, 7:05 PM EDT  
Att. 10,006 - Unknown

**AB 29**  
**R 5**  
**H 4**  
**RBI 5**  
**BB 5**  
**SO 2**  
**LOB 7**



Batter	1	2	3	4	5	6	7	8	9	AB R H RBI BB SO LOB
Eddie Miller, S (1, 7) OBP: 0.275, SLG: 0.213	0-0 4-3 ①		0-0 F7 ②		0-0 F5 ②			0-0 S 1B		4 0 1 0 0 0 0
Claudell Washington, L (1, 9) OBP: 0.313, SLG: 0.433	0-3 K ②		0-0 PB 2B		0-0 F6 ③			0-0 F7 ②		4 0 1 0 0 1 1
Dale Murphy, R (1, 8) OBP: 0.273, SLG: 0.417	0-0 4-3 ③		0-0 5-3 ③					0-0 4-3 ③		4 0 0 0 0 0 2
Bob Horner, R (1, 5) OBP: 0.321, SLG: 0.438		0-0 F6 ①		4-0 1B SF7 BB		0-0 F6 ②		0-0 F8 ①		3 1 0 0 1 0 0
Chris Chambliss, L (1, 3) OBP: 0.416, SLG: 0.406		0-0 F5 ②		0-0 F7 ①		0-0 F8 ③		0-0 F8 ②		4 0 0 0 0 0 1
Glenn Hubbard, R (1, 4) OBP: 0.344, SLG: 0.370		0-0 E 1B		0-0 SF7 1B		0-3 K ①		0-0 F8 ③		4 0 2 0 0 1 0
Bruce Benedict, R (1, 2) OBP: 0.393, SLG: 0.400		0-0 E8 1B		0-0 SF7 1B		0-0 F7 ②				2 0 1 1 0 0 0
Rafael Ramirez, R (1, 6) OBP: 0.277, SLG: 0.224		0-0 F2 ③		0-0 F3 ③		0-0 1-3 ③				3 0 0 0 0 0 3
Tommy Boggs, R (1, 1) OBP: 0.308, SLG: 0.308			0-0 6-3 ①		0-0 5-3 ①			0-0 F9 ①		1 0 0 0 0 0 0
Brian Asselstine, L (5, PH)										1 0 0 0 0 0 0
Preston Hanna, R (6, 1)										0 0 0 0 0 0 0
Jerry Royster, R (8, PH) OBP: 0.217, SLG: 0.238										1 0 0 0 0 0 0
Rick Mahler, R (9, 1)										0 0 0 0 0 0 0

Inning Stats	R: 0	H: 0	E: 0	K: 1	S: 5	R: 0	H: 2	E: 1	K: 0	S: 5	R: 0	H: 1	E: 0	K: 0	S: 4	R: 1	H: 1	E: 0	K: 0	S: 4	R: 0	H: 0	E: 0	K: 0	S: 3	R: 0	H: 0	E: 0	K: 1	S: 5	R: 0	H: 1	E: 0	K: 0	S: 4	R: 0	H: 0	E: 0	K: 0	S: 3	R: 0	H: 0	E: 0	K: 1	S: 4	R: 0	H: 1	E: 0	K: 0	S: 3	
	0	0	0	1	5	0	2	1	0	5	0	1	0	0	4	1	1	0	0	4	0	0	0	0	3	0	0	0	0	0	5	0	1	0	0	4	0	0	0	0	3	0	0	0	0	5	0	1	0	0	3

**BOTTOM**

**Houston Astros @ Atlanta Braves**  
Atlanta-Fulton County Stadium, Atlanta, GA

Thu Apr 30 1981, 7:05 PM EDT  
Att. 10,006 - Unknown

livebaseballscorecards.com

AB	31
R	1
H	5
RBI	1
BB	1
SO	2
LOB	7

**Braves**

WP: 0	PA: 33
PB: 1	
SB: 1	
CS: 0	

Batter	1	2	3	4	5	6	7	8	9	AB R H RBI BB SO LOB	TOP									
<b>Eddie Miller, S</b> (1, 7) OBP: 0.309, SLG: 0.224	0-0 F2		4-0 BB			0-0 1B	4-0 IBB			2 1 1 0 2 0 0										
<b>Biff Pocaroba, S</b> (1, 2) OBP: 0.286, SLG: 0.286	0-3 K		0-0 3-1			0-0 1B	0-0 FC6-4			3 0 1 1 0 1 2										
<b>Jerry Royster, R</b> (6, PR) OBP: 0.217, SLG: 0.238										0 1 0 0 0 0 0										
<b>Bruce Benedict, R</b> (6, 2) OBP: 0.387, SLG: 0.392										1 0 0 0 0 0 2										
<b>Claudell Washington, L</b> (1, 9) OBP: 0.294, SLG: 0.406	0-0 F8			0-0 4-3		0-0 E3		0-0 G3		4 0 0 0 0 0 1										
<b>Bob Homer, R</b> (1, 5) OBP: 0.318, SLG: 0.429		0-0 F8		0-0 4-3		0-0 E5		0-0 G6-3		4 0 1 0 0 0 2										
<b>Chris Chambliss, L</b> (1, 3) OBP: 0.407, SLG: 0.388		0-0 P7		0-0 F3		4-0 BB		0-0 G6-3		3 0 0 1 1 0 1										
<b>Dale Murphy, R</b> (1, 8) OBP: 0.259, SLG: 0.395		0-3 K		0-0 6-3		0-0 L4-6		0-0 5-3		4 0 0 0 0 1 3										
<b>Glenn Hubbard, R</b> (1, 4) OBP: 0.354, SLG: 0.368			0-0 S 1B		0-0 L8		4-0 4-3 BB		0-0 4-3	3 0 1 0 1 0 0										
<b>Rafael Ramirez, R</b> (1, 6) OBP: 0.275, SLG: 0.213			0-3 K		0-0 6-3		0-0 4-3		4-0 BB	3 0 0 0 1 1 2										
<b>Gaylord Perry, R</b> (1, 1) OBP: 0.231, SLG: 0.231			0-3 K		0-0 4-3		0-0 F5		0-0 1-3	4 0 0 0 0 1 3										
<b>Inning Stats</b>	R: 0 E: 0 K: 1 S: 5	H: 0 LOB: 0 BB: 0 P: 5	R: 0 E: 0 K: 1 S: 5	H: 0 LOB: 0 BB: 0 P: 5	R: 0 E: 0 K: 2 S: 8	H: 1 LOB: 2 BB: 1 P: 12	R: 0 E: 0 K: 0 S: 3	H: 0 LOB: 0 BB: 0 P: 3	R: 0 E: 0 K: 0 S: 3	H: 0 LOB: 2 BB: 1 P: 10	R: 0 E: 0 K: 0 S: 3	H: 0 LOB: 2 BB: 2 P: 11	R: 0 E: 0 K: 0 S: 3	H: 1 LOB: 0 BB: 0 P: 3	R: 0 E: 0 K: 0 S: 3	H: 0 LOB: 1 BB: 1 P: 7	1B: 4 2B: 1 3B: 0 HR: 0	SF: 0 SAC: 0 DP: 2 HBP: 0	WP: 0 PB: 0 SB: 2 CS: 0	PA: 36
<b>PITCHER</b>	IP WLS BF H R ER SO BB IBB HBP BLK WP HR S P ERA WHIP																			
<b>Bill Caudill, R</b> (1, 1) ERA: 4.32	5.1 L 23 3 2 1 4 2 0 0 0 0 0 0 29 37 1.69 0.938																			
<b>Dick Tidrow, R</b> (6, 1) ERA: 5.73	1.2 6 0 0 0 0 1 1 0 0 0 0 4 12 0.00 0.600																			
<b>Doug Capilla, L</b> (8, 1) ERA: 4.15	2.0 7 1 0 0 0 1 0 0 0 0 0 6 10 0.00 1.000																			

**Atlanta Braves @ Chicago Cubs**  
Wrigley Field, Chicago, IL  
Fri May 01 1981, 3:33 AM CDT  
Att. 2,656 - Unknown - 46 F

AB	31
R	2
H	4
RBI	2
BB	5
SO	4
LOB	16





Batter	1	2	3	4	5	6	7	8	9	AB	R	H	RBI	BB	SO	LOB
Ivan De Jesus, R OBP: 0.214, SLG: 0.127 (1, 6)	0-0 F4	0-0 F8		0-0 P4			0-0 P9			4	0	0	0	0	0	2
Scott Fletcher, R OBP: 0.263, SLG: 0.278 (1, 4)	0-0 WP 1B E 1B	0-0 F9			0-0 G3 1B		0-0 L9			4	1	2	0	0	0	2
Bill Buckner, L OBP: 0.229, SLG: 0.377 (1, 3)	0-0 WP 1B 1-2 1B		0-0 P8		0-0 F8			0-0 L7		4	0	1	0	0	0	1
Steve Henderson, R OBP: 0.443, SLG: 0.468 (1, 7)	0-0 E6 1-2 2-H 1B		0-0 E 1B 1B		0-0 G3 1-2			0-0 6-3		4	0	1	1	0	0	2
Leon Durham, L OBP: 0.236, SLG: 0.365 (1, 9)	0-0 L7		0-3 K		0-0 F7			0-3 K		4	0	0	0	0	2	4
Jerry Morales, R OBP: 0.425, SLG: 0.447 (1, 8)	0-0 1-2 2-H 1B		0-0 E6 1-3 1B		0-0 CS 1B			0-0 F8		4	0	3	0	0	0	0
Ken Reitz, R OBP: 0.254, SLG: 0.273 Jim Tracy, L OBP: 0.214, SLG: 0.167 (1, 5) (9, PH)		0-0 SH5-4 1B	0-0 F8		0-3 K 1-2			0-0 F5		3	0	1	0	0	1	3
Tim Blackwell, S OBP: 0.216, SLG: 0.206 (1, 2)		0-0 SH5-4 1-2 1B		0-0 4-3		0-3 K		0-0 5-3		4	0	1	0	0	1	0
Bill Caudill, R OBP: 0.500, SLG: 0.500 Dick Tidrow, R OBP: 0.214, SLG: 0.167 Scot Thompson, L OBP: 0.206, SLG: 0.133 Doug Capilla, L (1, 1) (6, 1) (7, PH) (8, 1)		0-0 SH5-4 1-2 2-3		0-0 5-3			0-0 B1			1	0	0	0	0	0	0

Inning Stats	R: 1 H: 3 E: 1 LOB: 2 K: 0 BB: 0 S: 6 P: 6	R: 0 H: 2 E: 0 LOB: 2 K: 0 BB: 0 S: 5 P: 5	R: 0 H: 2 E: 1 LOB: 2 K: 1 BB: 0 S: 7 P: 7	R: 0 H: 0 E: 0 LOB: 0 K: 0 BB: 0 S: 3 P: 3	R: 0 H: 1 E: 0 LOB: 1 K: 0 BB: 0 S: 4 P: 4	R: 0 H: 1 E: 0 LOB: 0 K: 2 BB: 0 S: 7 P: 7	R: 0 H: 0 E: 0 LOB: 0 K: 0 BB: 0 S: 3 P: 3	R: 0 H: 0 E: 0 LOB: 0 K: 1 BB: 0 S: 5 P: 5	R: 0 H: 0 E: 0 LOB: 0 K: 0 BB: 0 S: 3 P: 3	R: 0 H: 0 E: 0 LOB: 0 K: 0 BB: 0 S: 3 P: 3	1B: 9 SF: 0 2B: 0 SAC: 1 3B: 0 DP: 0 HR: 0 HBP: 0	WP: 1 PA: 35 PB: 0 SB: 0 CS: 1
--------------	---	---	---	---	---	---	---	---	---	---	--	---

PITCHER	IP	WLS	BF	H	R	ER	SO	BB	IBB	HBP	BLK	WP	HR	S	P	ERA	WHIP
Gaylord Perry, R ERA: 2.34 (1, 1)	9.0	W	35	9	1	1	4	0	0	0	0	1	0	43	43	1.00	1.000

BOTTOM

Atlanta Braves @ Chicago Cubs  
Wrigley Field, Chicago, IL  
Fri May 01 1981, 3:33 AM CDT  
Att. 2,656 - Unknown - 46 F

livebaseballscorecards.com

AB	34
R	1
H	9
RBI	1
BB	0
SO	4
LOB	14



Batter	1	2	3	4	5	6	7	8	9	AB R H RBI BB SO LOB	TOP											
<b>Eddie Miller, S</b> (1, 7) OBP: 0.305, SLG: 0.226	0-0 SH1-3 SF7 1B		0-0 F9		0-3 K			0-0 F7		4 1 1 0 0 1 1												
<b>Claudell Washington, L</b> (1, 9) OBP: 0.296, SLG: 0.394	0-0 SH1-3 1-3		0-0 F7		4-0 BB			0-0 6-3		2 0 0 0 1 0 0												
<b>Dale Murphy, R</b> (1, 8) OBP: 0.247, SLG: 0.380	0-0 SF7		0-0 5-3		0-0 6-3			0-0 5-3		3 0 0 1 0 0 2												
<b>Bob Homer, R</b> (1, 5) OBP: 0.315, SLG: 0.413	4-0 CS BB			0-3 K		0-0 L8		0-0 F5		3 0 0 0 1 1 0												
<b>Chris Chambliss, L</b> (1, 3) OBP: 0.388, SLG: 0.366	0-0 CS 1-2	0-0 F8		0-0 P6		0-0 L9		0-0 4-3		4 0 0 0 0 0 0												
<b>Glenn Hubbard, R</b> (1, 4) OBP: 0.362, SLG: 0.393		0-0 6-3 2B		0-0 1B		0-3 K		0-0 P5		4 1 2 0 0 1 0												
<b>Bruce Benedict, R</b> (1, 2) OBP: 0.369, SLG: 0.370		0-0 6-3 2-3		0-0 F8			0-0 1-3			3 0 0 0 0 0 2												
<b>Rafael Ramirez, R</b> (1, 6) OBP: 0.292, SLG: 0.250		0-0 2B			0-0 SH2-4 1B		0-0 P3			3 0 2 1 0 0 0												
<b>Phil Niekro, R</b> (1, 1) OBP: 0.100, SLG: 0.100		0-0 4-3			0-0 SH2-4		0-0 1-3			1 0 0 0 0 0 1												
<b>Gene Garber, R</b> (5, 1)										0 0 0 0 0 0 0												
<b>Brian Asselstine, L</b> (7, PH)										1 0 0 0 0 0 0												
<b>Larry Bradford, R</b> (7, 1)										0 0 0 0 0 0 0												
<b>Rick Mahler, R</b> (8, 1)										0 0 0 0 0 0 0												
<b>Inning Stats</b>	R: 1 E: 0 K: 0 S: 3	H: 1 LOB: 0 BB: 1 P: 7	R: 1 E: 0 K: 0 S: 5	H: 2 LOB: 1 BB: 0 P: 5	R: 0 E: 0 K: 0 S: 3	H: 0 LOB: 0 BB: 0 P: 3	R: 0 E: 0 K: 1 S: 6	H: 1 LOB: 1 BB: 0 P: 6	R: 0 E: 0 K: 1 S: 6	H: 1 LOB: 2 BB: 1 P: 10	R: 0 E: 0 K: 1 S: 5	H: 0 LOB: 0 BB: 0 P: 5	R: 0 E: 0 K: 0 S: 3	H: 0 LOB: 0 BB: 0 P: 3	R: 0 E: 0 K: 0 S: 3	H: 0 LOB: 0 BB: 0 P: 3	R: 0 E: 0 K: 0 S: 3	H: 0 LOB: 0 BB: 0 P: 3	1B: 3 2B: 2 3B: 0 HR: 0	SF: 1 SAC: 2 DP: 0 HBP: 0	WP: 0 PB: 0 SB: 1 CS: 1	PA: 34
<b>PITCHER</b>	IP WLS BF H R ER SO BB IBB HBP BLK WP HR S P ERA WHIP																					
<b>Randy Martz, R</b> (1, 1) ERA: 1.93	5.0 W 21 5 2 2 2 2 2 0 0 0 0 0 0 23 31 3.60 1.400																					
<b>Dick Tidrow, R</b> (6, 1) ERA: 4.2	4.0 S 12 0 0 0 1 0 0 0 0 0 0 0 0 14 14 0.00 0.000																					

**Atlanta Braves @ Chicago Cubs**  
 Wrigley Field, Chicago, IL  
 Sat May 02 1981, 3:33 AM CDT  
 Att. 16,936 - Sunny - 47 F

AB	28
R	2
H	5
RBI	2
BB	2
SO	3
LOB	6



WP: 0	PA: 34
PB: 0	
SB: 1	
CS: 1	

ERA	WHIP

Batter	1	2	3	4	5	6	7	8	9	AB	R	H	RBI	BB	SO	LOB
Scott Fletcher, R OBP: 0.217, SLG: 0.227 (1, 4)	0-0 6-3 ①		0-0 E5 1B	0-0 F8		0-3 K				4	0	0	0	0	1	1
Jerry Morales, R OBP: 0.409, SLG: 0.429 (1, 8)	0-0 L9		0-0 1-2 P8 1B		0-0 F8	0-0 P8				4	0	1	0	0	0	0
Bill Buckner, L OBP: 0.243, SLG: 0.397 (1, 3)	0-0 2B		0-0 P8		0-0 1B PB 1B		0-0 P4			4	1	2	0	0	0	2
Steve Henderson, R OBP: 0.446, SLG: 0.462 (1, 7)	0-0 F9			4-0 CS BB	0-0 1-3 PB 3B 1B		0-0 E5 G6-3			3	1	1	0	1	0	1
Leon Durham, L OBP: 0.254, SLG: 0.411 (1, 9)		0-0 F7		0-0 1-2 2B 1B	0-0 1-H 3-H 3B		0-0 G6-3			4	1	2	1	0	0	1
Hector Cruz, R OBP: 0.200, SLG: 0.214 Dick Tidrow, R (6, 1)		0-0 L1		0-0 F9	0-0 1-3		0-0 P3			3	0	0	0	0	0	2
Tim Blackwell, S OBP: 0.244, SLG: 0.194 (1, 2)		0-0 L9		4-0 2B 1-2 1B BB	4-0 BB BB		0-0 1-6-3			2	1	0	0	2	0	0
Ivan De Jesus, R OBP: 0.230, SLG: 0.152 (1, 6)			0-0 6-3	0-0 1-3 2-H 1B 2B	0-3 K		4-0 CS BB			3	1	1	1	1	1	2
Randy Martz, L OBP: 0.333, SLG: 0.333 Ken Reitz, R OBP: 0.250, SLG: 0.268 (6, 5)			0-0 F8	0-0 2-H 3-H 1B		0-0 5-3		0-0 CS		2	0	1	2	0	0	0
								1-2		1	0	0	0	0	0	0

Inning Stats	R: 0	H: 1	E: 0	K: 0	S: 4	LOB: 1	BB: 0	P: 4	R: 0	H: 0	E: 0	K: 0	S: 3	LOB: 0	BB: 0	P: 3	R: 0	H: 1	E: 1	K: 0	S: 5	LOB: 2	BB: 0	P: 5	R: 3	H: 3	E: 0	K: 1	S: 8	LOB: 2	BB: 1	P: 12	R: 0	H: 0	E: 0	K: 0	S: 5	LOB: 0	BB: 0	P: 5	R: 0	H: 0	E: 1	K: 0	S: 3	LOB: 0	BB: 0	P: 3	R: 0	H: 0	E: 0	K: 0	S: 2	LOB: 0	BB: 1	P: 6
1B: 5	SF: 0	2B: 2	SAC: 0	3B: 1	DP: 1	HR: 0	HBP: 0	WP: 0	PA: 36	PB: 1	SB: 1	CS: 2																																												

PITCHER	IP	WLS	BF	H	R	ER	SO	BB	IBB	HBP	BLK	WP	HR	S	P	ERA	WHIP
Phil Niekro, R ERA: 2.79 (1, 1)	4.1	L	23	8	5	5	0	2	0	0	0	0	0	21	29	10.38	2.308
Gene Garber, R ERA: 3.97 (5, 1)	1.2		6	0	0	0	2	1	0	0	0	0	0	9	13	0.00	0.600
Larry Bradford, L ERA: 1.69 (7, 1)	1.0		3	0	0	0	0	0	0	0	0	0	0	3	3	0.00	0.000
Rick Mahler, R ERA: 4.35 (8, 1)	1.0		3	0	0	0	0	1	0	0	0	0	0	2	6	0.00	1.000

**BOTTOM**

**Atlanta Braves @ Chicago Cubs**  
**Wrigley Field, Chicago, IL**  
 Sat May 02 1981, 3:33 AM CDT  
 Att. 16,936 - Sunny - 47 F

[livebaseballscorecards.com](http://livebaseballscorecards.com)

<b>AB</b>	<b>31</b>
<b>R</b>	<b>5</b>
<b>H</b>	<b>8</b>
<b>RBI</b>	<b>4</b>
<b>BB</b>	<b>4</b>
<b>SO</b>	<b>2</b>
<b>LOB</b>	<b>9</b>



Batter	1	2	3	4	5	6	7	8	9	AB	R	H	RBI	BB	SO	LOB	TOP										
<b>Eddie Miller, S</b> (1, 7) OBP: 0.313, SLG: 0.259	0-3 K	0-0 FC6-4			0-0 HR	0-0 SH1-4	0-3 K			5	1	2	0	0	2	4											
<b>Claudell Washington, L</b> (1, 9) OBP: 0.307, SLG: 0.400	0-0 3-1		0-0 1B		0-0 HR	0-0 SH1-4		0-3 K		4	1	2	0	0	1	0											
<b>Chris Chambliss, L</b> (1, 3) OBP: 0.389, SLG: 0.408	0-0 F8		0-0 F8		0-0 HR	0-0 4-3		0-0 1B		5	1	2	4	0	0	2											
<b>Bob Homer, R</b> (1, 5) OBP: 0.330, SLG: 0.429		0-0 2B	0-0 L5		0-0 2B	0-0 4-3		0-3 K		4	2	2	0	0	1	2											
<b>Dale Murphy, R</b> (1, 8) OBP: 0.256, SLG: 0.405		0-0 1B	0-3 K		0-0 4-3	0-0 6-3		0-3 K		5	1	2	1	0	2	4											
<b>Glenn Hubbard, R</b> (1, 4) OBP: 0.378, SLG: 0.400		4-0 1B		0-0 FC5-4	0-0 4-3		0-0 SH3-4		0-0 5-3	4	1	2	1	1	0	1											
<b>Bruce Benedict, R</b> (1, 2) OBP: 0.377, SLG: 0.397		0-0 1B		0-0 F8	0-0 L4-6		0-0 SH3-4		0-0 6-3	4	0	2	1	0	0	1											
<b>Rafael Ramirez, R</b> (1, 6) OBP: 0.299, SLG: 0.261		0-0 F9		0-3 K	0-0 L4-6		0-0 2B		0-0 WP	5	1	2	1	0	1	5											
<b>John Montefusco, R</b> (1, 1) <b>Preston Hanna, R</b> (3, 1) <b>Rufino Linares, R</b> (6, PH) <b>Gene Garber, R</b> (6, 1) <b>Jerry Royster, R</b> (7, PH) <b>Rick Camp, R</b> (7, 1)		0-3 K		0-0 FC5-4		0-0 SH1-4		0-0 L6		1	0	0	0	0	1	3											
<b>Inning Stats</b>	R: 0 E: 0 K: 1 S: 5	H: 0 LOB: 0 BB: 0 P: 5	R: 1 E: 0 K: 1 S: 8	H: 3 LOB: 3 BB: 1 P: 12	R: 0 E: 0 K: 1 S: 6	H: 1 LOB: 1 BB: 0 P: 6	R: 0 E: 0 K: 1 S: 6	H: 1 LOB: 1 BB: 0 P: 6	R: 5 E: 0 K: 0 S: 8	H: 6 LOB: 0 BB: 0 P: 8	R: 1 E: 0 K: 0 S: 5	H: 2 LOB: 2 BB: 0 P: 6	R: 2 E: 0 K: 1 S: 7	H: 3 LOB: 0 BB: 0 P: 7	R: 0 E: 0 K: 3 S: 10	H: 1 LOB: 1 BB: 0 P: 10	R: 0 E: 0 K: 0 S: 4	H: 1 LOB: 1 BB: 0 P: 4	1B: 11 2B: 7 3B: 0 HR: 1	SF: 0 SAC: 2 DP: 1 HBP: 1	WP: 1 PB: 0 SB: 0 CS: 1	PA: 45					
<b>PITCHER</b>	IP	WLS	BF	H	R	ER	SO	BB	IBB	HBP	BLK	WP	HR	S	P	ERA	WHIP										
<b>Lynn McGothen, R</b> (1, 1) ERA: 3.72	4.0		21	8	4	3	4	1	0	0	0	0	1	28	32	6.75	2.250										
<b>Rawly Eastwick, R</b> (5, 1) ERA: 3.48	1.0		5	3	2	2	0	0	0	0	0	0	0	5	5	18.00	3.000										
<b>Ken Kravec, L</b> (6, 1) ERA: 8.16	1.1	L	10	5	3	3	0	0	0	1	0	0	0	9	10	20.25	3.750										
<b>Doug Capilla, L</b> (7, 1) ERA: 3.86	0.2		1	0	0	0	1	0	0	0	0	0	0	3	3	0.00	0.000										
<b>Lee Smith, R</b> (8, 1) ERA: 1.31	2.0		8	2	0	0	3	0	0	0	0	1	0	14	14	0.00	1.000										

Atlanta Braves @ Chicago Cubs  
Wrigley Field, Chicago, IL  
Sun May 03 1981, 3:33 AM CDT  
Att. 10,852 - Sunny - 69 F

livebaseballscorecards.com

AB	41
R	9
H	18
RBI	9
BB	1
SO	8
LOB	24



Batter	1	2	3	4	5	6	7	8	9	AB	R	H	RBI	BB	SO	LOB
Scott Fletcher, R (1, 4) OBP: 0.214, SLG: 0.222	0-0 6-3	0-0 5-3		0-0 6-3 1B		0-0 6-3	0-0 1-3			5	1	1	0	0	0	2
Jerry Morales, R (1, 8) OBP: 0.388, SLG: 0.391	0-0 4-3	4-0 BB BB		0-0 6-3 1-2		0-0 L5		0-3 K		4	0	0	0	1	1	1
Bill Buckner, L (1, 3) OBP: 0.291, SLG: 0.474	0-0 HR	4-0 BB		0-0 WP 1B 2-H		4-0 1B BB		0-0 2B		3	2	3	2	2	0	0
Steve Henderson, R (1, 7) OBP: 0.456, SLG: 0.456	4-0 1B 2B BB	0-0 F9		4-0 1-2 BB		0-0 1-3 1B		0-0 F8		3	1	1	0	2	0	3
Leon Durham, L (1, 9) OBP: 0.281, SLG: 0.443	0-0 2B 1B		0-0 S 1B	0-3 K		0-0 1-3		0-0 2B		5	2	3	1	0	1	4
Hector Cruz, R (1, 5) OBP: 0.300, SLG: 0.294	4-0 2B 1-2 WP BB		0-0 L9		0-0 3-1 2B		4-0 1B BB	0-0 6-3		3	1	1	0	2	0	2
Tim Blackwell, S (1, 2) OBP: 0.261, SLG: 0.244	0-0 WP 1-3 2-H 3-H 2B		0-0 G6-4-3 1-H 1B		0-0 3-1		0-3 K		0-0 F7	5	0	2	3	0	1	2
Ivan De Jesus, R (1, 6) OBP: 0.241, SLG: 0.157	0-0 F9 2-3 3-H		0-0 G6-4-3 1-2f		4-0 G4-6-3 BB		0-0 1-2 1B		0-0 F8	4	0	1	0	1	0	2
Lynn McGlothen, L (1, 1) OBP: 0.111, SLG: 0.222		0-0 F9		0-0 1-3		0-0 G4-6-3		0-0 L6		2	0	0	0	0	0	0
Rawly Estwick, R (5, 1)										0	0	0	0	0	0	0
Scott Thompson, L (5, PH)										0	0	0	0	0	0	2
Ken Kravec, L (6, 1)										0	0	0	0	0	0	0
Doug Capilla, L (7, 1)										0	0	0	0	0	0	0
Jim Tracy, L (7, PH)										1	0	0	0	0	0	2
Lee Smith, R (8, 1)										0	0	0	0	0	0	0
Gene Krug, L (9, PH)										1	0	0	0	0	0	0

Inning Stats	R: 4	H: 3	E: 0	LOB: 1	K: 0	BB: 2	S: 6	P: 14	R: 0	H: 0	E: 0	LOB: 2	K: 0	BB: 2	S: 3	P: 11	R: 1	H: 2	E: 0	LOB: 0	K: 0	BB: 0	S: 4	P: 4	R: 1	H: 2	E: 0	LOB: 2	K: 1	BB: 1	S: 7	P: 11	R: 0	H: 1	E: 0	LOB: 1	K: 0	BB: 1	S: 3	P: 7	R: 0	H: 1	E: 0	LOB: 2	K: 0	BB: 1	S: 4	P: 8	R: 0	H: 1	E: 0	LOB: 2	K: 1	BB: 1	S: 6	P: 10	R: 1	H: 2	E: 0	LOB: 1	K: 1	BB: 0	S: 7	P: 7	R: 0	H: 0	E: 0	LOB: 0	K: 0	BB: 0	S: 3	P: 3	1B: 7	SF: 0	2B: 4	SAC: 0	3B: 0	DP: 2	HR: 1	HBP: 0	WP: 2	PA: 45
--------------	------	------	------	--------	------	-------	------	-------	------	------	------	--------	------	-------	------	-------	------	------	------	--------	------	-------	------	------	------	------	------	--------	------	-------	------	-------	------	------	------	--------	------	-------	------	------	------	------	------	--------	------	-------	------	------	------	------	------	--------	------	-------	------	-------	------	------	------	--------	------	-------	------	------	------	------	------	--------	------	-------	------	------	-------	-------	-------	--------	-------	-------	-------	--------	-------	--------

PITCHER	IP	WLS	BF	H	R	ER	SO	BB	IBB	HBP	BLK	WP	HR	S	P	ERA	WHIP
John Montefusco, R (1, 1) ERA: 4.56	2.1		16	5	5	5	0	4	0	0	0	1	1	12	28	19.29	3.857
Preston Hanna, R (3, 1) ERA: 2.89	2.2	W	11	3	1	1	1	2	0	0	0	1	0	11	19	3.38	1.875
Gene Garber, R (6, 1) ERA: 3.65	1.0		5	1	0	0	0	1	0	0	0	0	0	4	8	0.00	2.000
Rick Camp, R (7, 1) ERA: 2.63	3.0	S	13	3	1	1	2	1	0	0	0	0	0	16	20	3.00	1.333

BOTTOM

Atlanta Braves @ Chicago Cubs  
Wrigley Field, Chicago, IL  
Sun May 03 1981, 3:33 AM CDT  
Att. 10,852 - Sunny - 69 F

livebaseballscores.com

AB	37
R	7
H	12
RBI	6
BB	8
SO	3
LOB	20



Batter	1	2	3	4	5	6	7	8	9	AB R H RBI BB SO LOB	TOP																
Eddie Miller, S OBP: 0.324, SLG: 0.279 (1, 7) X	0-0 6-3			X 0-0 1-3		X 0-0 1B 2B		B B B 4-0 SH2-4 S 2B BB	X 0-0 SH1-3	3 2 1 0 1 0 0																	
Claudell Washington, L OBP: 0.316, SLG: 0.397 (1, 9) X	0-0 6-3		X 0-0 6-3		X 0-0 1B 1B		X 0-0 2-H 3-H	X 0-0 SH2-4	1-0 S 1B HBP	3 1 1 2 0 0 0																	
Chris Chambliss, L OBP: 0.411, SLG: 0.418 (1, 3) X	0-0 3-1		X 0-0 2B 1B		X 0-0 F9 1B IBB		X 4-0 2B 1B IBB	X 4-0 2B 1B IBB	1-2 2-H 3-H G4-6-3 1B	3 2 2 2 2 0 0																	
Bob Homer, R OBP: 0.357, SLG: 0.477 Jerry Royster, R OBP: 0.240, SLG: 0.304 (8, PR) (8, 5)		X 0-0 G5-4-3 1B		X 0-0 1-H 2B		X 0-0 1-2 2-H 1B		X 0-0 1-3 3-H 2B	X 0-0 G4-6-3 1-2f 2-3	4 0 4 3 0 0 0 1 1 0 0 0 0 2																	
Dale Murphy, R OBP: 0.255, SLG: 0.391 (1, 8)		0-3 K		X 0-0 F8		X 0-0 F9		X 4-0 1B IBB		3 0 0 0 1 1 3																	
Glenn Hubbard, R OBP: 0.385, SLG: 0.406 (1, 4)		X 0-0 G5-4-3 1-2f		X 0-0 P6 1B		X 0-0 F9		X 0-0 1-3 2-H 3-H 1B		4 0 2 2 0 0 3																	
Bruce Benedict, R OBP: 0.356, SLG: 0.371 (1, 2)		X 0-0 5-3		X 0-0 P6		X 0-0 P4		X 0-3 K		4 0 0 0 0 1 2																	
Rafael Ramirez, R OBP: 0.296, SLG: 0.250 (1, 6)		X 0-0 G3		X 0-0 F9		X 0-3 K		B B B B 4-0 SH1-3 1B 1B BB		3 1 0 0 1 1 0																	
Bob Walk, R OBP: 0.167, SLG: 0.167 Larry Bradford, R OBP: 1.000, SLG: 1.000 Rick Camp, R (9, 1)		0-3 K		X 0-0 2B 1B 1B		X 0-3 K		X 0-0 1-2 1B 1B		3 1 1 0 0 2 0 1 1 1 0 0 0 0 0 0 0 0 0 0 0																	
<b>Inning Stats</b>	R: 0 E: 0 K: 0 S: 3	H: 0 LOB: 0 BB: 0 P: 3	R: 0 E: 0 K: 1 S: 5	H: 1 LOB: 0 BB: 0 P: 5	R: 0 E: 0 K: 1 S: 5	H: 0 LOB: 0 BB: 0 P: 5	R: 1 E: 0 K: 0 S: 4	H: 2 LOB: 1 BB: 0 P: 4	R: 0 E: 0 K: 0 S: 3	H: 1 LOB: 0 BB: 0 P: 3	R: 3 E: 0 K: 0 S: 7	H: 4 LOB: 2 BB: 1 P: 11	R: 0 E: 0 K: 2 S: 7	H: 0 LOB: 0 BB: 0 P: 7	R: 3 E: 0 K: 1 S: 6	H: 2 LOB: 1 BB: 3 P: 18	R: 2 E: 0 K: 0 S: 4	H: 2 LOB: 1 BB: 1 P: 9	1B: 9 2B: 3 3B: 0 HR: 0	SF: 0 SAC: 2 DP: 2 HBP: 1	WP: 0 PB: 0 SB: 2 CS: 0	PA: 40					
<b>PITCHER</b>	IP WLS BF H R ER SO BB IBB HBP BLK WP HR S P ERA WHIP																										
Andy Rincon, R ERA: 2.22 (1, 1)	5.1		22	8	4	4	2	0	1	0	0	0	0	25	29	6.75	1.500										
Jim Otten, R ERA: (6, 1)	1.2		5	0	0	0	2	0	0	0	0	0	0	9	9	0.00	0.000										
Bruce Sutter, R ERA: 3.06 (8, 1)	1.0	L	7	2	3	3	1	1	2	0	0	0	0	6	18	27.00	3.000										
Bob Sykes, L ERA: 18.0 (9, 1)	1.0		6	2	2	2	0	1	0	1	0	0	0	4	9	18.00	3.000										

Atlanta Braves @ St. Louis Cardinals  
 Busch Stadium, St. Louis, MO  
 Mon May 04 1981, 7:05 PM CDT  
 Att. 9,260 - Cloudy

livebaseballscorecards.com

AB	32
R	9
H	12
RBI	9
BB	5
SO	5
LOB	10



Batter	1	2	3	4	5	6	7	8	9	AB	R	H	RBI	BB	SO	LOB
Garry Templeton, S OBP: 0.321, SLG: 0.467 Mike Ramsey, S OBP: 1.000, SLG: 1.000	0-0 4-3		0-3 K		0-3 K		0-0 S 1B		4-0 BB 1B BB	3	0	0	0	0	2	1
Tony Scott, S OBP: 0.333, SLG: 0.408	4-0 5-3 S BB		0-0 4-3			0-0 L8	0-0 CS 1B		4-0 BB BB BB BB 1B BB	3	0	1	1	2	0	1
Keith Hernandez, L OBP: 0.416, SLG: 0.537	0-0 5-3			0-0 1B		0-0 G3	0-0 CS 1-2	0-0 F5	0-0 BB BB BB BB 1B	5	0	2	2	0	0	1
George Hendrick, R OBP: 0.351, SLG: 0.530	0-0 6-3			0-0 F7		4-0 BB		0-0 6-3	0-0 F7	4	0	0	0	1	0	4
Darrell Porter, L OBP: 0.424, SLG: 0.381		0-0 3-1		0-0 P4		0-0 F9		0-0 1B		4	0	1	0	0	0	2
Ken Oberkfell, L OBP: 0.347, SLG: 0.358		4-0 BB BB BB BB G6-4-3 BB		0-0 F7			0-0 HR 2B	0-3 K		3	1	1	0	1	1	2
Sixto Lezcano, R OBP: 0.484, SLG: 0.457		0-0 G6-4-3 1-2f			0-0 E5 G3 G3		0-0 HR		4-0 BB BB BB BB BB 1B BB	3	3	1	2	1	0	1
Tom Herr, S OBP: 0.324, SLG: 0.475			0-0 3-1		0-0 G3		0-0 F2		0-0 F9	4	0	0	0	0	0	2
Andy Rincon, R OBP: 0.269, SLG: 0.111 Jim Otter, R OBP: 0.333, SLG: 0.667 Steve Braun, L OBP: 0.333, SLG: 0.667 Bruce Sutter, R OBP: 0.333, SLG: 0.667 Bob Sykes, S OBP: 0.333, SLG: 0.333 Tito Landrum, R OBP: 0.333, SLG: 0.333			4-0 BB		0-0 G3		0-0 F7		0-0 1-3	1	0	0	0	1	0	0

**BOTTOM**

**Atlanta Braves @ St. Louis Cardinals**  
 Busch Stadium, St. Louis, MO  
 Mon May 04 1981, 7:05 PM CDT  
 Att. 9,260 - Cloudy

livebaseballscorecards.com

<b>AB</b>	<b>33</b>
<b>R</b>	<b>6</b>
<b>H</b>	<b>7</b>
<b>RBI</b>	<b>6</b>
<b>BB</b>	<b>7</b>
<b>SO</b>	<b>3</b>
<b>LOB</b>	<b>15</b>



Inning Stats	R: 0	H: 0	E: 0	K: 0	S: 3	H: 0	LOB: 1	BB: 1	P: 7	R: 0	H: 0	E: 0	K: 0	S: 2	R: 0	H: 0	E: 0	K: 1	S: 5	R: 0	H: 1	E: 0	K: 0	S: 4	R: 1	H: 0	E: 1	K: 1	S: 6	R: 0	H: 0	E: 0	K: 0	S: 3	R: 3	H: 4	E: 0	K: 0	S: 6	R: 0	H: 1	E: 0	K: 1	S: 6	R: 2	H: 1	E: 0	K: 0	S: 4	1B: 5	SF: 0	2B: 1	SAC: 0	3B: 0	DP: 1	HR: 1	HBP: 0	WP: 0	PA: 41
--------------	------	------	------	------	------	------	--------	-------	------	------	------	------	------	------	------	------	------	------	------	------	------	------	------	------	------	------	------	------	------	------	------	------	------	------	------	------	------	------	------	------	------	------	------	------	------	------	------	------	------	-------	-------	-------	--------	-------	-------	-------	--------	-------	--------

PITCHER	IP	WLS	BF	H	R	ER	SO	BB	IBB	HBP	BLK	WP	HR	S	P	ERA	WHIP
Bob Walk, R ERA: 3.71	(1, 1)	6.2	29	5	4	3	2	4	0	0	0	0	1	29	45	4.05	1.350
Larry Bradford, L ERA: 3.68	(7, 1)	2.0	9	1	2	2	1	3	0	0	0	0	0	8	20	9.00	2.000
Rick Camp, R ERA: 2.57	(9, 1)	0.1	2	1	0	0	0	0	0	0	0	0	0	2	2	0.00	3.000

Batter	1	2	3	4	5	6	7	8	9	AB R H RBI BB SO LOB	TOP									
Eddie Miller, S (1, 7) OBP: 0.306, SLG: 0.262	0-0 1-4-3			0-0 G3		0-0 6-3			0-0 P6	4 0 0 0 0 0 0	<b>Atlanta Braves @ St. Louis Cardinals</b> Busch Stadium, St. Louis, MO Tue May 05 1981, 7:05 PM CDT Att. 7,531 - Unknown  <a href="http://livebaseballscorecards.com">livebaseballscorecards.com</a>									
Claudell Washington, L (1, 9) OBP: 0.313, SLG: 0.390	0-0 F8			0-0 4-3		0-0 4-3			0-0 FC6-4 1B	4 0 1 0 0 0 0										
Chris Chambliss, L (1, 3) OBP: 0.404, SLG: 0.410	0-0 G3			0-0 FC6-4 1B			0-0 F5		0-0 FC6-4 1B	4 1 1 0 0 0 1										
Bob Homer, R (1, 5) OBP: 0.353, SLG: 0.467		0-0 6-3		0-0 FC6-4 1-2f			0-3 K		0-0 1B 1-2	4 0 1 0 0 1 1										
Dale Murphy, R (1, 8) OBP: 0.255, SLG: 0.385		0-0 4-3			0-0 F8		0-0 6-3		0-0 1B 1-3 2-H	4 0 1 1 0 0 0										
Glenn Hubbard, R (1, 4) OBP: 0.366, SLG: 0.384		0-0 6-3			0-0 6-3			0-0 F9	0-0 F8	4 0 0 0 0 0 2										
Bruce Benedict, R (1, 2) OBP: 0.382, SLG: 0.400			0-0 G4-6-3 1B		0-0 1B			0-0 BLK 1B		3 0 3 0 0 0 0										
Rafael Ramirez, R (1, 6) OBP: 0.289, SLG: 0.243 Biff Pocoroba, S (8, PH) OBP: 0.273, SLG: 0.273 Luis Gomez, R (8, 6)			0-0 G4-6-3		0-0 F8			0-0 P6 1-2		2 0 0 0 0 0 2 1 0 0 0 0 0 1 0 0 0 0 0 0 0										
Tommy Boggs, R (1, 1) OBP: 0.267, SLG: 0.267 Brian Asselstine, L (8, PH) Rick Mahler, R (8, 1)			0-0 4-3		0-0 4-3			0-0 4-3		2 0 0 0 0 0 0 1 0 0 0 0 0 1 0 0 0 0 0 0 0										
<b>Inning Stats</b>	R: 0 E: 0 K: 0 S: 3	H: 0 LOB: 0 BB: 0 P: 3	R: 0 E: 0 K: 0 S: 3	H: 0 LOB: 0 BB: 0 P: 3	R: 0 E: 0 K: 0 S: 3	H: 1 LOB: 0 BB: 0 P: 3	R: 0 E: 0 K: 0 S: 4	H: 1 LOB: 1 BB: 0 P: 4	R: 0 E: 0 K: 0 S: 4	H: 0 LOB: 0 BB: 0 P: 3		R: 0 E: 0 K: 1 S: 5	H: 0 LOB: 0 BB: 0 P: 5	R: 0 E: 0 K: 0 S: 4	H: 1 LOB: 1 BB: 0 P: 4	R: 1 E: 0 K: 0 S: 6	H: 3 LOB: 2 BB: 0 P: 6	1B: 7 2B: 0 3B: 0 HR: 0	SF: 0 SAC: 0 DP: 1 HBP: 0	WP: 0 PB: 0 SB: 0 CS: 0
<b>PITCHER</b> Lary Sorensen, R (1, 1) ERA: 2.21	IP: 9.0 WLS: W BF: 33 H: 7 R: 1 ER: 1 SO: 1 BB: 0 IBB: 0 HBP: 0 BLK: 1 WP: 0 HR: 0 S: 35 P: 35 ERA: 1.00 WHIP: 0.778											<b>PITCHER</b>	IP: 9.0 WLS: W BF: 33 H: 7 R: 1 ER: 1 SO: 1 BB: 0 IBB: 0 HBP: 0 BLK: 1 WP: 0 HR: 0 S: 35 P: 35 ERA: 1.00 WHIP: 0.778							





Batter	1	2	3	4	5	6	7	8	9	AB	R	H	RBI	BB	SO	LOB
Tom Herr, S OBP: 0.306, SLG: 0.444 (1, 4)	0-0 F8		0-0 4-3		0-0 L6		0-0 1-3			4	0	0	0	0	0	0
Tony Scott, S OBP: 0.329, SLG: 0.400 (1, 8)	0-0 S BB 1B		0-0 6-3		0-3 K2-3		0-0 4-3			4	0	1	0	0	1	0
Keith Hernandez, L OBP: 0.420, SLG: 0.529 (1, 3)	4-0 S 1-2 BB			0-0 4-3		0-0 FC5 4-3 1B		0-0 G3		3	0	1	0	1	0	0
George Hendrick, R OBP: 0.358, SLG: 0.565 (1, 9)	0-3 K 1-2 2-3			0-0 HR		0-0 4-3 1-2		4-0 G3 BB		3	1	1	1	1	1	3
Darrell Porter, L OBP: 0.429, SLG: 0.444 (1, 2)	0-0 G3			0-0 HR		4-0 FC5 1B BB		0-0 G3 1-2		3	2	1	1	1	0	3
Ken Oberkfell, L OBP: 0.342, SLG: 0.343 (1, 5)		0-0 F7		4-0 1B BB		0-0 FC5 1B 1-2 2-3f		0-0 6-3		3	1	0	0	1	0	3
Sixto Lezcano, R OBP: 0.492, SLG: 0.469 (1, 7)		0-0 F9		0-0 G6-3 1B		0-0 1B 1-2 2-H				3	0	2	1	0	0	0
Mike Ramsey, S OBP: 0.600, SLG: 0.500 (1, 6)		0-3 K2-3		0-0 G6-3 1-2f		0-0 1B 1-3 2-H				3	0	1	1	0	1	2
Lary Sorensen, R OBP: 0.071, SLG: 0.071 (1, 1)			0-0 4-3		0-0 P4		0-0 5-3			3	0	0	0	0	0	0

Inning Stats	R: 0	H: 1	E: 0	K: 1	S: 6	LOB: 2	BB: 1	P: 10	R: 0	H: 0	E: 0	K: 1	S: 5	LOB: 0	BB: 0	P: 5	R: 0	H: 0	E: 0	K: 0	S: 3	LOB: 0	BB: 0	P: 3	R: 2	H: 3	E: 0	K: 0	S: 5	LOB: 1	BB: 1	P: 9	R: 0	H: 0	E: 0	K: 1	S: 5	LOB: 0	BB: 0	P: 5	R: 2	H: 3	E: 0	K: 0	S: 5	LOB: 2	BB: 1	P: 9	R: 0	H: 0	E: 0	K: 0	S: 3	LOB: 0	BB: 0	P: 3	R: 0	H: 0	E: 0	K: 0	S: 3	LOB: 1	BB: 1	P: 7
--------------	------	------	------	------	------	--------	-------	-------	------	------	------	------	------	--------	-------	------	------	------	------	------	------	--------	-------	------	------	------	------	------	------	--------	-------	------	------	------	------	------	------	--------	-------	------	------	------	------	------	------	--------	-------	------	------	------	------	------	------	--------	-------	------	------	------	------	------	------	--------	-------	------

PITCHER	IP	WLS	BF	H	R	ER	SO	BB	IBB	HBP	BLK	WP	HR	S	P	ERA	WHIP
Tommy Boggs, R ERA: 4.2 (1, 1)	7.0	L	29	7	4	4	3	3	0	0	0	0	2	32	44	5.14	1.429
Rick Mahler, R ERA: 3.97 (8, 1)	1.0		4	0	0	0	0	1	0	0	0	0	0	3	7	0.00	1.000

**BOTTOM**

**Atlanta Braves @ St. Louis Cardinals**  
 Busch Stadium, St. Louis, MO  
 Tue May 05 1981, 7:05 PM CDT  
 Att. 7,531 - Unknown

AB	29
R	4
H	7
RBI	4
BB	4
SO	3
LOB	11



1B	2B	3B	HR	SF	SAC	DP	HBP	WP	HR	S	P	ERA	WHIP
5	0	0	2	0	0	1	0	0	0	0	0	0	0

Batter	1	2	3	4	5	6	7	8	9	AB R H RBI BB SO LOB	TOP											
<b>Eddie Miller, S</b> (1, 7) OBP: 0.325, SLG: 0.275	0-0 G3		0-0 4-3			1-0 1B FC4-6 HBP	0-0 3B 1B		0-0 1-2 HR 1B	4 3 2 0 0 0 0												
<b>Claudell Washington, L</b> (1, 9) OBP: 0.318, SLG: 0.415	0-0 6-3		0-3 K			0-0 1-3 1B FC4-6	0-0 1B 3B		0-0 F8	5 1 2 1 0 1 2												
<b>Chris Chambliss, L</b> (1, 3) OBP: 0.404, SLG: 0.443	0-0 6-3				0-0 F8	0-0 1-2f 1B FC4-6	0-0 S 1B		0-0 1-H HR	5 2 2 5 0 0 1												
<b>Bob Homer, R</b> (1, 5) OBP: 0.355, SLG: 0.469		0-0 F7			0-0 F8	0-0 P4	4-0 1-2 BB		0-0 1B 2B	4 1 1 0 1 0 1												
<b>Dale Murphy, R</b> (1, 8) OBP: 0.252, SLG: 0.375		0-0 F8			0-3 K	0-0 1-3 1B WP	0-0 F9		0-0 L4	5 1 1 0 0 1 3												
<b>Biff Pocoreba, S</b> (1, 2) OBP: 0.360, SLG: 0.333		4-0 3B BB				0-0 1-3 3-H 1B WP			4-0 1B BB	2 1 2 1 1 0 0												
<b>Bruce Benedict, R</b> (6, 2) OBP: 0.397, SLG: 0.409										1 0 1 0 1 0 0												
<b>Glenn Hubbard, R</b> (1, 4) OBP: 0.368, SLG: 0.410		0-0 1-H 3B				0-0 P4	0-0 P6		0-0 1-2f G6-3 1B	5 0 2 2 0 0 3												
<b>Rafael Ramirez, R</b> (1, 6) OBP: 0.273, SLG: 0.228		0-3 K				0-0 F5			0-0 1-2 2-H F9 1B	5 0 0 0 0 2 4												
<b>Gaylord Perry, R</b> (1, 1) OBP: 0.235, SLG: 0.235			0-0 6-3			0-0 F2			0-0 1B HR 1B	4 1 1 0 0 0 1												
<b>Inning Stats</b>	R: 0 E: 0 K: 0 S: 3	H: 0 LOB: 0 BB: 0 P: 3	R: 1 E: 0 K: 1 S: 6	H: 1 LOB: 1 BB: 1 P: 10	R: 0 E: 0 K: 1 S: 5	H: 0 LOB: 0 BB: 0 P: 5	R: 0 E: 0 K: 1 S: 5	H: 0 LOB: 0 BB: 0 P: 5	R: 0 E: 0 K: 0 S: 4	H: 1 LOB: 1 BB: 0 P: 4	R: 3 E: 0 K: 0 S: 6	H: 3 LOB: 1 BB: 0 P: 7	R: 2 E: 0 K: 1 S: 8	H: 3 LOB: 2 BB: 1 P: 12	R: 0 E: 0 K: 0 S: 3	H: 1 LOB: 0 BB: 0 P: 3	R: 4 E: 0 K: 0 S: 8	H: 5 LOB: 2 BB: 1 P: 12	1B: 10 2B: 1 3B: 2 HR: 1	SF: 0 SAC: 0 DP: 1 HBP: 1	WP: 1 PB: 0 SB: 1 CS: 0	PA: 44
<b>PITCHER</b>	IP WLS BF H R ER SO BB IBB HBP BLK WP HR S P ERA WHIP																					
<b>Bob Forsch, R</b> (1, 1) ERA: 4.5	5.0 L 20 3 3 3 3 1 0 1 0 0 0 24 29 5.40 0.800																					
<b>Jim Kaat, L</b> (6, 1) ERA: 5.06	0.1 1 0 0 0 0 0 0 0 0 0 0 1 1 0.00 0.000																					
<b>Joe Edelen, R</b> (6, 1) ERA: 7.0	1.1 10 5 3 3 1 1 0 0 1 1 0 11 15 20.25 4.500																					
<b>Jim Otten, R</b> (7, 1) ERA: 3.0	2.1 13 6 4 4 0 1 0 0 0 0 1 12 16 15.43 3.000																					

Atlanta Braves @ St. Louis Cardinals  
 Busch Stadium, St. Louis, MO  
 Wed May 06 1981, 7:05 PM CDT  
 Att: 9,640 - Unknown - 54 F

AB	40
R	10
H	14
RBI	9
BB	3
SO	4
LOB	15



livebaseballscorecards.com

Batter	1	2	3	4	5	6	7	8	9	AB	R	H	RBI	BB	SO	LOB					
Garry Templeton, S (1, 6) OBP: 0.329, SLG: 0.468	0-0 E BLK HR 1B		0-0 FC6-4 G6-3 1-2f			0-0 1B 1B		0-0 E6 FC3-8		4	1	2	0	0	0	1					
Tony Scott, S (1, 8) OBP: 0.325, SLG: 0.430	0-0 1-H HR		0-0 G6-3 1-2f			0-0 F7		0-0 FC3-6 FC4-8 1-2f		4	1	1	2	0	0	3					
Keith Hernandez, L (1, 3) OBP: 0.400, SLG: 0.500	0-0 4-3				0-0 F9		0-0 L8		0-0 FC4-6 1-2f		4	0	0	0	0	2					
George Hendrick, R (1, 9) OBP: 0.353, SLG: 0.548	0-3 K				0-0 6-3		0-0 1-3 1B		0-0 6-3		4	0	1	0	0	1					
Darrell Porter, L (1, 2) OBP: 0.409, SLG: 0.417 Jim Otten, R (7, 1) Dane Iorg, L (9, PH) OBP: 0.364, SLG: 0.300	0-3 K				0-0 F9		0-0 L9		0-0 P6		3	0	0	0	0	1					
Ken Oberkfell, L (1, 5) OBP: 0.325, SLG: 0.324		0-0 G3			0-0 F9		0-0 F7		0-0 F7		4	0	0	0	0	0					
Sixto Lezcano, R (1, 7) OBP: 0.471, SLG: 0.442		0-0 5-3			0-0 P3		0-0 6-3				3	0	0	0	0	0					
Tom Herr, S (1, 4) OBP: 0.307, SLG: 0.439		0-0 P6			0-0 1B		0-0 F9				3	0	1	0	0	0					
Bob Forsch, R (1, 1) OBP: 0.250, SLG: 0.250 Jim Kaat, L (6, 1) OBP: 1.000, SLG: 1.000 Joe Edelen, R (6, 1) OBP: 0.333, SLG: 0.333 Orlando Sanchez, L (7, 2)			0-0 FC6-4 1B		0-0 F9			0-0 4-3			2	0	1	0	0	1					
<b>Inning Stats</b>	R: 2 E: 1 K: 2 S: 9	H: 2 LOB: 0 BB: 0 P: 9	R: 0 E: 0 K: 0 S: 3	H: 0 LOB: 0 BB: 0 P: 3	R: 0 E: 0 K: 0 S: 3	H: 1 LOB: 0 BB: 0 P: 3	R: 0 E: 0 K: 0 S: 4	H: 1 LOB: 1 BB: 0 P: 4	R: 0 E: 0 K: 0 S: 5	H: 2 LOB: 2 BB: 0 P: 5	R: 0 E: 0 K: 0 S: 3	H: 0 LOB: 0 BB: 0 P: 3	R: 0 E: 1 K: 0 S: 4	H: 0 LOB: 1 BB: 0 P: 4	R: 0 E: 0 K: 0 S: 3	H: 0 LOB: 0 BB: 0 P: 3	1B: 5 2B: 0 3B: 0 HR: 1	SF: 0 SAC: 0 DP: 1 HBP: 0	WP: 0 PB: 0 SB: 0 CS: 0	PA: 33	
<b>PITCHER</b> Gaylord Perry, R (1, 1) ERA: 2.27	IP 9.0	WLS W	BF 33	H 6	R 2	ER 2	SO 2	BB 0	IBB 0	HBP 0	BLK 1	WP 0	HR 1	S 37	P 37	ERA 2.00	WHIP 0.667				

**BOTTOM**

**Atlanta Braves @ St. Louis Cardinals**  
 Busch Stadium, St. Louis, MO  
 Wed May 06 1981, 7:05 PM CDT  
 Att. 9,640 - Unknown - 54 F

livebaseballscores.com

<b>AB</b>	<b>33</b>
<b>R</b>	<b>2</b>
<b>H</b>	<b>6</b>
<b>RBI</b>	<b>2</b>
<b>BB</b>	<b>0</b>
<b>SO</b>	<b>2</b>
<b>LOB</b>	<b>9</b>



Batter	1	2	3	4	5	6	7	8	9	AB R H RBI BB SO LOB	TOP											
Eddie Miller, S (1, 7) OBP: 0.329, SLG: 0.274	0-0 1-3		H 1-0 3-1 HBP		X 0-0 2-H 1B		X 0-0 1-3 2-H E6		0-3 K2-3	4 0 1 1 0 1 1												
Claudell Washington, L (1, 9) OBP: 0.312, SLG: 0.414	0-0 F7		X 0-0 3-1		X 0-0 F9		X 0-0 1-2 F5		0-0 2B	5 0 1 0 0 0 4												
Chris Chambliss, L (1, 3) OBP: 0.394, SLG: 0.424	0-0 1-3			X 0-0 F9		X 0-0 3-1		X 0-0 4-3	4-0 G6-4-3 IBB	4 0 0 0 1 0 0												
Bob Homer, R (1, 5) Jerry Royster, R (8, PR) OBP: 0.231, SLG: 0.292		X 0-0 F8		X 0-0 6-3		X 0-0 6-3		X 0-0 1B	0-0 G6-4-3	4 0 1 0 0 0 0 1 1 0 0 0 0 2												
Dale Murphy, R (1, 8) OBP: 0.271, SLG: 0.378		X 0-0 F7		B B B B 4-0 S BB		X 0-0 1B		B B B B 4-0 BB S 1-2 BB		2 0 1 0 2 0 0												
Glenn Hubbard, R (1, 4) OBP: 0.385, SLG: 0.420		X 0-0 2B 1B		X 0-0 5-3		X 0-0 CS 1-2		B B B B 4-0 G6-4-3 1B 1-2 2-3 IBB		3 1 2 0 1 0 1												
Bruce Benedict, R (1, 2) OBP: 0.402, SLG: 0.443		X 0-0 1-H 2B			X 0-0 1B 2B		X 0-0 G6-4-3 1-2f		0-3 K	4 1 2 1 0 1 4												
Rafael Ramirez, R (1, 6) Brian Asselstine, L (8, PH) Luis Gomez, R (8, 6)		X 0-0 F9			X 0-0 F2		X 0-0 E 2B		4-0 BB 1-2 2-3 3-H	3 1 1 0 0 0 2 0 0 0 1 1 0 0 0 0 0 0 0 0 0												
Phil Niekro, R (1, 1) Biff Pocoroba, S (7, PH) Rick Camp, R (7, 1)			X 0-0 6-3		X 0-0 P4				0-3 K	2 0 0 0 0 0 1 0 0 0 0 1 0 0 1 0 0 0 0 1 3												
<b>Inning Stats</b>	R: 0 E: 0 K: 0 S: 3	H: 0 LOB: 0 BB: 0 P: 3	R: 1 E: 0 K: 0 S: 5	H: 2 LOB: 1 BB: 0 P: 5	R: 0 E: 0 K: 0 S: 2	H: 0 LOB: 0 BB: 0 P: 3	R: 0 E: 0 K: 0 S: 3	H: 0 LOB: 1 BB: 1 P: 7	R: 1 E: 0 K: 0 S: 5	H: 2 LOB: 1 BB: 0 P: 5	R: 0 E: 0 K: 0 S: 3	H: 1 LOB: 0 BB: 0 P: 3	R: 1 E: 1 K: 0 S: 5	H: 2 LOB: 2 BB: 1 P: 9	R: 1 E: 0 K: 2 S: 8	H: 1 LOB: 3 BB: 3 P: 20	R: 0 E: 0 K: 1 S: 5	H: 1 LOB: 1 BB: 1 P: 9	1B: 5 2B: 4 3B: 0 HR: 0	SF: 0 SAC: 0 DP: 2 HBP: 1	WP: 0 PB: 0 SB: 5 CS: 1	PA: 41
<b>PITCHER</b> Silvio Martinez, R (1, 1) ERA: 3.51 Bruce Sutter, R (8, 1) ERA: 2.79	IP 7.1	WLS L	BF 32	H 8	R 4	ER 3	SO 0	BB 2	IBB 1	HBP 1	BLK 0	WP 0	HR 0	S 28	P 41	ERA 3.68	WHIP 1.364					
<b>PITCHER</b>	IP	WLS	BF	H	R	ER	SO	BB	IBB	HBP	BLK	WP	HR	S	P	ERA	WHIP					

Atlanta Braves @ St. Louis Cardinals  
 Busch Stadium, St. Louis, MO  
 Thu May 07 1981, 3:33 AM CDT  
 Att. 13,630 - Sunny

livebaseballscorecards.com

AB 33  
 R 4  
 H 9  
 RBI 3  
 BB 6  
 SO 3  
 LOB 18



Batter	1	2	3	4	5	6	7	8	9	AB	R	H	RBI	BB	SO	LOB
Garry Templeton, S (1, 6) OBP: 0.311, SLG: 0.440	0-0 F7	0-0 FC6-4			0-3 K		0-3 K	0-0 FC5-4		5	0	0	0	0	2	4
Tony Scott, S (1, 8) OBP: 0.307, SLG: 0.405	0-0 F7		0-0 4-3		0-0 P4		0-0 E3	0-0 6-3		5	1	0	0	0	0	2
Keith Hernandez, L (1, 3) OBP: 0.389, SLG: 0.474	0-0 F5		0-0 4-3		4-0 BB		0-0 P3		0-0 3-1	4	0	0	0	1	0	1
George Hendrick, R (1, 9) OBP: 0.348, SLG: 0.526		0-0 E5	0-3 K		0-3 K		1-0 1B		0-3 K	3	1	0	0	0	2	1
Tito Landrum, R (7, PR) OBP: 0.333, SLG: 0.333										0	0	0	0	0	0	0
Bruce Sutter, R (8, 1)										0	0	0	0	0	0	0
Steve Braun, L (9, PH) OBP: 0.250, SLG: 0.500										1	0	0	0	0	1	0
Dane Iorg, L (1, 7) OBP: 0.313, SLG: 0.267		0-0 F9		0-0 6-3		0-0 F8			0-0 6-3	5	0	1	1	0	0	1
Darrell Porter, L (1, 2) OBP: 0.403, SLG: 0.408		0-3 K		0-0 1B		0-0 1B				1	0	0	0	0	1	1
Orlando Sanchez, L (3, 2) OBP: 0.500, SLG: 0.500								0-0 FC6-4		3	0	2	0	0	0	2
Ken Oberkfell, L (1, 5) OBP: 0.321, SLG: 0.321		0-0 1B		0-0 F8		0-0 1-3			0-0 1-3	4	1	1	1	0	0	2
Tom Herr, S (1, 4) OBP: 0.342, SLG: 0.448		0-0 1B		4-0 1B		4-0 1B			4-0 FC5-4	1	0	1	0	3	0	0
Silvio Martinez, R (1, 1) OBP: 0.300, SLG: 0.333		0-0 1B		1-2 BB		0-0 1-3			0-0 BB	3	0	1	1	0	1	4
Sixto Lezcano, R (8, 9) OBP: 0.478, SLG: 0.453		0-0 FC6-4		0-3 K		0-0 1-3			0-0 FC5-4	1	0	1	0	0	0	0

Inning Stats	R: 0	H: 0	E: 0	K: 0	S: 3	R: 2	H: 3	E: 1	K: 1	S: 9	R: 0	H: 0	E: 0	K: 1	S: 5	R: 0	H: 1	E: 0	K: 1	S: 6	R: 0	H: 0	E: 0	K: 2	S: 7	R: 0	H: 1	E: 0	K: 0	S: 4	R: 1	H: 1	E: 1	K: 1	S: 7	R: 0	H: 1	E: 0	K: 0	S: 4	R: 0	H: 0	E: 0	K: 1	S: 5	1B: 7	2B: 0	3B: 0	HR: 0	SF: 0	SAC: 0	DP: 0	HBP: 1	WP: 0	PA: 41
	0	0	0	0	3	2	3	1	1	9	0	0	0	1	5	0	0	0	1	1	6	0	0	0	2	7	0	1	0	0	4	1	1	1	0	8	0	1	0	8	0	0	1	5	7	0	0	0	0	1	41				

PITCHER	IP	WLS	BF	H	R	ER	SO	BB	IBB	HBP	BLK	WP	HR	S	P	ERA	WHIP
Phil Niekro, R (1, 1) ERA: 2.31	6.0		27	5	2	0	5	3	0	0	0	0	0	34	46	0.00	1.333
Rick Camp, R (7, 1) ERA: 2.12	3.0	W	14	2	1	0	2	1	0	1	0	0	0	16	21	0.00	1.000

BOTTOM

Atlanta Braves @ St. Louis Cardinals  
 Busch Stadium, St. Louis, MO  
 Thu May 07 1981, 3:33 AM CDT  
 Att. 13,630 - Sunny

livebaseballscorecards.com

AB	36
R	3
H	7
RBI	3
BB	4
SO	7
LOB	18



Batter	1	2	3	4	5	6	7	8	9	10	11	AB R H RBI BB SO LOB	TOP		
Ivan De Jesus, R OBP: 0.237, SLG: 0.161 (1, 6)	F7			1B SF7 BB		4-3		SH1-4		SH1-4		2 1 0 0 1 0 0	<b>Chicago Cubs @ Atlanta Braves</b> Atlanta-Fulton County Stadium, Atlanta, GA Fri May 08 1981, 7:05 PM EDT Att: 19,433 - Unknown - 69 F		
Scot Thompson, L OBP: 0.228, SLG: 0.231 Jerry Morales, R OBP: 0.365, SLG: 0.367 (8, PH) (8, 8)	F7			5-3 1B		6-3		K		K		3 0 1 0 0 0 0 2 0 0 0 0 2 3			
Bill Buckner, L OBP: 0.294, SLG: 0.454 (1, 3)	L8			SF7		K		F9		FC6-4 IBB		3 0 0 1 1 1 1			
Steve Henderson, R OBP: 0.422, SLG: 0.409 (1, 7)			5-3	5-3			P8			FC6-4		4 0 0 0 1 0 3			
Leon Durham, L OBP: 0.310, SLG: 0.422 (1, 9)			L6			S HR 1B		L7				5 1 2 0 0 0 1			
Ken Reitz, R OBP: 0.250, SLG: 0.299 (1, 5)			K			1-H HR		5-3		K		5 1 1 2 0 2 2			
Tim Blackwell, S OBP: 0.286, SLG: 0.222 (1, 2)				G4-6-3 1B		4-3				FC4-6 IBB		3 0 1 0 2 0 0			
Mike Tyson, R OBP: 0.211, SLG: 0.278 Jim Tracy, L OBP: 0.222, SLG: 0.133 Steve Dillard, R OBP: 0.364, SLG: 0.400 (9, PH) (9, 4)			F8			K		G3		FC4-6		3 0 0 0 0 1 3 1 0 0 0 0 0 2 0 0 0 0 0 0 0			
Mike Krukow, R OBP: 0.200, SLG: 0.200 Lee Smith, R (8, 1) Gene Krug, L OBP: 0.760, SLG: 0.667 Scott Fletcher, R OBP: 0.186, SLG: 0.200 Doug Capilla, L (10, 1) Dick Tidrow, R (10, 1)			G4-6-3			6-3		SH1-4 1B		SH1-4 1B		3 0 1 0 0 0 1 0 0 0 0 0 0 0 1 0 1 0			
<b>Inning Stats</b>	R: 0 H: 0 E: 0 K: 0 S: 3 LOB: 0 BB: 0 P: 3	R: 0 H: 0 E: 0 K: 1 S: 5 LOB: 0 BB: 0 P: 5	R: 0 H: 1 E: 0 K: 0 S: 3 LOB: 0 BB: 0 P: 3	R: 1 H: 1 E: 0 K: 0 S: 3 LOB: 0 BB: 1 P: 7	R: 2 H: 2 E: 0 K: 1 S: 7 LOB: 0 BB: 0 P: 7	R: 0 H: 0 E: 0 K: 1 S: 5 LOB: 0 BB: 0 P: 5	R: 0 H: 1 E: 0 K: 0 S: 4 LOB: 2 BB: 1 P: 8	R: 0 H: 1 E: 0 K: 1 S: 6 LOB: 1 BB: 0 P: 6	R: 0 H: 0 E: 0 K: 1 S: 5 LOB: 2 BB: 2 P: 13	R: 0 H: 1 E: 0 K: 1 S: 6 LOB: 2 BB: 1 P: 10	R: 0 H: 0 E: 0 K: 0 S: 3 LOB: 0 BB: 0 P: 3	1B: 6 SF: 1 2B: 0 SAC: 2 3B: 0 DP: 1 HR: 1 HBP: 0		WP: 0 PA: 43 PB: 0 SB: 2 CS: 0	
<b>PITCHER</b>	IP WLS BF H R ER SO BB IBB HBP BLK WP HR S P ERA WHIP														
John Montefusco, R ERA: 4.41 (1, 1)	7.0		5 3 3 3 1 1 0 0 0 0 0 1 30 38 3.86 0.857												
Larry Bradford, L ERA: 3.12 (8, 1)	1.1		6 1 0 0 1 1 0 0 0 0 0 0 7 11 0.00 1.500												
Rick Camp, R ERA: 2.04 (9, 1)	0.2		3 0 0 0 1 0 1 0 1 0 0 0 4 8 0.00 0.000												
Rick Mahler, R ERA: 3.38 (10, 1)	2.0	W	8 1 0 0 1 0 1 0 0 0 0 0 9 13 0.00 0.500												

livebaseballscorecards.com

AB	35
R	3
H	7
RBI	3
BB	5
SO	6
LOB	16



Batter	1	2	3	4	5	6	7	8	9	10	11	AB	R	H	RBI	BB	SO	LOB	BOTTOM															
Eddie Miller, S (1, 7) OBP: 0.322, SLG: 0.269	0-0 1B S 4-3 1B		0-0 6-3 1		0-3 K 2			0-0 4-3 1	0-0 CS 1-2 3	0-3 K 1		5	1	1	0	0	2	0	<b>Chicago Cubs @ Atlanta Braves</b> Atlanta-Fulton County Stadium, Atlanta, GA Fri May 08 1981, 7:05 PM EDT Att. 19,433 - Unknown - 69 F															
Claudell Washington, L (1, 9) OBP: 0.316, SLG: 0.413	0-0 4-3 S 1-3 1B 1B		0-0 4-3 2		0-0 4-3 3			0-0 CS 1B		0-0 6-3 2		5	1	2	0	0	0	0																
Chris Chambliss, L (1, 3) OBP: 0.395, SLG: 0.417	0-0 4-3 1-3 3-H		0-0 F8 3		0-0 4-3 1			4-0 1B E 1-2 BB		0-0 FC6-4 1B		4	1	1	1	1	0	1																
Bob Horner, R (1, 5) OBP: 0.353, SLG: 0.457	0-0 3-H 1B		0-0 F8 1		0-0 P3 2			0-0 E 1-2 1B		0-0 FC6-4 1-2f 3		5	0	2	1	0	0	1																
Dale Murphy, R (1, 8) OBP: 0.277, SLG: 0.379	0-0 F8 2		0-0 F9 S 1B 2		0-3 K 3			0-0 E6 1-3 2-H 1B 3		0-0 L6 1		5	0	2	0	0	1	1																
Glenn Hubbard, R (1, 4) OBP: 0.375, SLG: 0.442	0-0 F9 3		0-0 F9 1-3 2		0-0 F7 1			0-0 5-3 3		0-0 HR		5	1	1	1	0	0	4																
Bruce Benedict, R (1, 2) OBP: 0.395, SLG: 0.425		0-0 L8 1		4-0 IBB 2				0-0 P5 2		0-0 5-3 1		3	0	0	0	1	0	0																
Rafael Ramirez, R (1, 6) OBP: 0.284, SLG: 0.256		0-0 1-3 2		0-0 L8 3				0-0 S 1B 3		0-0 FC6-4 1B		4	0	2	0	0	0	2																
John Montefusco, R (1, 1) Biff Pocoroba, S (7, PH) Larry Bradford, R (8, 1) Rick Camp, R (9, 1) Brian Asselstine, L (9, PH) Jerry Royster, R (9, PR) Rick Mahler, R (10, 1)		0-3 K 3		0-3 K 1				0-3 K 1-2 3		0-0 FC6-4 CS 1-2f 2		2	0	0	0	0	2	0																
<b>Inning Stats</b>	R: 2 H: 3 E: 0 LOB: 1 K: 0 BB: 0 S: 6 P: 6	R: 0 H: 0 E: 0 LOB: 0 K: 1 BB: 0 S: 5 P: 5	R: 0 H: 0 E: 0 LOB: 0 K: 0 BB: 0 S: 3 P: 3	R: 0 H: 1 E: 0 LOB: 2 K: 0 BB: 1 S: 4 P: 8	R: 0 H: 0 E: 0 LOB: 0 K: 2 BB: 0 S: 7 P: 7	R: 0 H: 0 E: 0 LOB: 0 K: 1 BB: 0 S: 5 P: 5	R: 0 H: 1 E: 0 LOB: 1 K: 1 BB: 0 S: 6 P: 6	R: 1 H: 3 E: 1 LOB: 2 K: 0 BB: 1 S: 5 P: 9	R: 0 H: 1 E: 0 LOB: 1 K: 0 BB: 0 S: 3 P: 3	R: 0 H: 1 E: 0 LOB: 1 K: 1 BB: 0 S: 6 P: 6	R: 1 H: 1 E: 0 LOB: 0 K: 0 BB: 0 S: 2 P: 2	1B: 10 SF: 0 2B: 0 SAC: 0 3B: 0 DP: 0 HR: 1 HBP: 0	WP: 0 PA: 43 PB: 0 SB: 4 CS: 2																					
<b>PITCHER</b>	IP WLS BF H R ER SO BB IBB HBP BLK WP HR S P ERA WHIP																																	
Mike Krukow, R (1, 1) ERA: 3.71	7.2	32	8	3	2	5	1	1	0	0	0	0	0	40	48	2.35	1.174																	
Lee Smith, R (8, 1) ERA: 1.73	1.1	4	1	0	0	0	0	0	0	0	0	0	0	4	4	0.00	0.750																	
Doug Capilla, L (10, 1) ERA: 2.77	0.2	3	1	0	0	1	0	0	0	0	0	0	0	5	5	0.00	1.500																	
Dick Tidrow, R (10, 1) ERA: 4.0	0.2	L 3	1	1	1	0	0	0	0	0	0	0	1	3	3	13.50	1.500																	



Batter	1	2	3	4	5	6	7	8	9	AB R H RBI BB SO LOB	TOP			
Ivan De Jesus, R OBP: 0.257, SLG: 0.189 (1, 6) X	0-0 2B 1B		0-0 L4		0-0 SH1-3		0-0 SF8 2B		4-0 E G6-2-3 BB	3 2 2 1 1 0 0				
Scot Thompson, L OBP: 0.226, SLG: 0.250 (1, 8) X (8, 9)	0-0 1B 2B		0-3 K G3-6-3		0-0 8-2		0-0 SF8		0-0 E1 G6-2-3 E	4 0 1 1 0 1 3				
Bill Buckner, L OBP: 0.299, SLG: 0.461 (1, 3) X	0-0 HR 1B		0-0 G3-6-3				0-0 L8		0-0 E4 G6-2-3	5 1 2 2 0 0 3				
Steve Henderson, R OBP: 0.430, SLG: 0.440 (1, 7) X	0-0 HR			0-3 K		4-0 FC1-6 BB	4-0 BB	0-0 G6-2-3	0-0 E	3 1 1 2 2 1 3				
Leon Durham, L OBP: 0.308, SLG: 0.414 (1, 9) X Jerry Morales, R OBP: 0.358, SLG: 0.360 (8, 8)	0-0 F7			0-0 S 1B		0-0 FC1-6 CS	0-0 4-3	0-0 F8	0-0 F8	4 0 1 0 0 0 3 1 0 0 0 0 0 2				
Ken Reitz, R OBP: 0.238, SLG: 0.282 (1, 5) X	0-0 F9			0-0 5-3		0-0 CS	0-3 K	0-0 6-3		4 0 0 0 0 1 1				
Mike Tyson, R OBP: 0.262, SLG: 0.325 (1, 4) X		0-0 G3-6 1B		0-0 P4			0-0 BB 1B			4 1 3 0 0 0 1				
Tim Blackwell, S OBP: 0.299, SLG: 0.214 (1, 2) X		0-0 G3-6			4-0 SH1-3 SH 8-2 BB		4-0 BB 1B	0-0 L9		2 1 0 0 2 0 2				
Rick Reuschel, R OBP: 0.091, SLG: 0.091 (1, 1) X Lee Smith, R (7, 1)		0-0 6-3			0-0 SH SH1-3		0-0 2B SF8 1B	0-3 K		2 1 1 1 0 0 0 1 0 0 0 0 1 1				
<b>Inning Stats</b>	R: 3 E: 0 K: 0 S: 6 H: 4 LOB: 0 BB: 0 P: 6	R: 0 E: 0 K: 0 S: 3 H: 1 LOB: 0 BB: 0 P: 3	R: 0 E: 0 K: 1 S: 5 H: 0 LOB: 0 BB: 0 P: 5	R: 0 E: 0 K: 1 S: 6 H: 1 LOB: 1 BB: 0 P: 6	R: 0 E: 0 K: 0 S: 3 H: 0 LOB: 1 BB: 1 P: 7	R: 0 E: 0 K: 0 S: 2 H: 0 LOB: 0 BB: 1 P: 6	R: 4 E: 0 K: 1 S: 9 H: 4 LOB: 2 BB: 2 P: 17	R: 0 E: 0 K: 1 S: 6 H: 1 LOB: 1 BB: 0 P: 6	R: 0 E: 2 K: 0 S: 4 H: 0 LOB: 2 BB: 1 P: 8	1B: 7 2B: 4 3B: 0 HR: 1 SF: 1 SAC: 2 DP: 4 HBP: 0	WP: 1 PB: 0 SB: 1 CS: 1 PA: 42			
<b>PITCHER</b>	IP WLS BF H R ER SO BB IBB HBP BLK WP HR S P ERA WHIP												<b>PITCHER</b>	IP WLS BF H R ER SO BB IBB HBP BLK WP HR S P ERA WHIP
Bob Walk, R ERA: 3.86 (1, 1)	6.0 L 23 6 3 3 2 2 0 0 0 1 1 25 33 4.50 1.333													
Preston Hanna, R ERA: 6.3 (7, 1)	0.2 8 4 4 4 1 2 0 0 0 0 0 8 16 54.00 9.000													
Al Hrabosky, L ERA: (7, 1)	1.1 5 1 0 0 1 0 0 0 0 0 0 7 7 0.00 0.750													
Rick Mahler, R ERA: 3.14 (9, 1)	1.0 5 0 0 0 0 1 0 0 0 0 0 4 8 0.00 1.000													

Chicago Cubs @ Atlanta Braves  
Atlanta-Fulton County Stadium, Atlanta, GA

Sat May 09 1981, 7:05 PM EDT  
Att. 14,365 - Unknown - 66 F

AB	33
R	7
H	11
RBI	7
BB	5
SO	4
LOB	19



livebaseballscorecards.com



Batter	1	2	3	4	5	6	7	8	9	AB	R	H	RBI	BB	SO	LOB
Eddie Miller, S OBP: 0.319, SLG: 0.268 (1, 7)	0-0 L5		0-0 P5			0-0 F8		0-0 1B		4	1	1	0	0	0	0
Claudell Washington, L OBP: 0.324, SLG: 0.411 (1, 9)	1-0 HBP		0-0 F8			0-0 5-3		0-0 1B		3	0	1	2	0	0	0
Chris Chambliss, L OBP: 0.381, SLG: 0.400 (1, 3)	0-0 F9				0-3 K		0-0 L9	0-0 G3		4	0	0	0	0	1	2
Bob Horner, R OBP: 0.350, SLG: 0.450 (1, 5)	0-0 F9				0-3 K		0-0 5-3		0-0 WP G3 1B	4	1	1	0	0	1	1
Biff Pocoroba, S OBP: 0.355, SLG: 0.310 (1, 2)		0-0 4-3			0-0 G3		0-0 FC6-4 1B		0-0 G3	4	0	1	0	0	0	1
Dale Murphy, R OBP: 0.276, SLG: 0.374 (1, 8)		0-0 FC4-6 1B			0-3 K		0-0 FC6-4 1-2f		0-0 6-3	4	0	1	1	0	1	1
Glenn Hubbard, R OBP: 0.360, SLG: 0.422 (1, 4)		0-0 F9			0-3 K			0-0 6-3	0-0 P6	4	0	0	0	0	1	1
Rafael Ramirez, R OBP: 0.276, SLG: 0.247 (1, 6)		0-0 FC4-6 1-2f			0-0 F8			0-3 K		3	0	0	0	0	1	1
Bob Walk, R OBP: 0.143, SLG: 0.143 (6, PH)			0-0 4-3			0-0 F9		0-0 1B 1B		1	0	0	0	0	0	0
Brian Assefstone, L (7, 1)										0	0	0	0	0	0	0
Preston Hanna, R (7, 1)										0	0	0	0	0	0	0
Al Hrabosky, R (8, PH)										1	1	1	0	0	0	0
Rufino Linares, R (8, PH)										0	0	0	0	0	0	0
Rick Mahler, R (9, 1)										0	0	0	0	0	0	0

**BOTTOM**

**Chicago Cubs @ Atlanta Braves**  
 Atlanta-Fulton County Stadium, Atlanta, GA  
 Sat May 09 1981, 7:05 PM EDT  
 Att. 14,365 - Unknown - 66 F

livebaseballscorecards.com

<b>AB</b>	<b>33</b>
<b>R</b>	<b>3</b>
<b>H</b>	<b>6</b>
<b>RBI</b>	<b>3</b>
<b>BB</b>	<b>0</b>
<b>SO</b>	<b>5</b>
<b>LOB</b>	<b>7</b>



Inning Stats																	1B	SF	WP	PA
R: 0	H: 0	R: 0	H: 1	R: 0	H: 0	R: 0	H: 0	R: 0	H: 0	R: 0	H: 1	R: 2	H: 3	R: 1	H: 1	1B: 6	SF: 0	WP: 1	PA: 34	
E: 0	LOB: 1	E: 0	LOB: 1	E: 0	LOB: 0	E: 0	LOB: 0	E: 0	LOB: 0	E: 0	LOB: 1	E: 0	LOB: 1	E: 0	LOB: 0	2B: 0	SAC: 0	PB: 0		
K: 0	BB: 0	K: 0	BB: 0	K: 0	BB: 0	K: 2	BB: 0	K: 0	BB: 0	K: 0	BB: 0	K: 1	BB: 0	K: 0	BB: 0	3B: 0	DP: 0	SB: 0		
S: 3	P: 4	S: 4	P: 4	S: 3	P: 7	S: 7	P: 7	S: 7	P: 7	S: 4	P: 4	S: 8	P: 8	S: 4	P: 4	HR: 0	HBP: 1	CS: 0		

PITCHER																	IP	WLS	BF	H	R	ER	SO	BB	IBB	HBP	BLK	WP	HR	S	P	ERA	WHIP
Rick Reuschel, R (1, 1)																	6.0	W	20	1	0	0	4	0	0	1	0	0	0	27	28	0.00	0.167
Lee Smith, R (7, 1)																	3.0		14	5	3	3	1	0	0	0	0	1	0	16	16	9.00	1.667

Batter	1	2	3	4	5	6	7	8	9	10	11	12	13	14	AB	R	H	RBI	BB	SO	LOB	TOP										
Ivan De Jesus, R OBP: 0.269, SLG: 0.189	0-0 5-3		0-0 6-3			0-0 F9	0-0 F8			4-0 SH1-4 BB		4-0 SH3-4 BB		0-0 1B	5	0	1	0	2	0	0											
Scot Thompson, L OBP: 0.239, SLG: 0.262	0-0 HR 1B		0-0 3-1			0-0 1B SF9 1B	0-0 5-3			0-0 SH1-4 1-2		0-0 SH3-4 1-2		0-0 1-3	5	2	2	0	0	0	1											
Bill Buckner, L OBP: 0.319, SLG: 0.491	0-0 1H HR		0-0 6-3			0-0 1B 1B		0-0 P6		4-0 IBB		4-0 G1-6-3 IBB			4	2	2	2	2	0	0											
Steve Henderson, R OBP: 0.407, SLG: 0.417	0-0 6-3			0-3 K		0-0 SF9		0-3 K		0-3 K		0-0 G1-6-3 1-2f			5	0	0	1	0	3	4											
Leon Durham, L OBP: 0.309, SLG: 0.419	0-0 2B			0-3 K		0-0 1B 1-2 1B		0-0 4-3		0-3 K			0-0 4-3		6	0	2	0	0	2	2											
Ken Reitz, R OBP: 0.233, SLG: 0.273	0-3 K			0-3 K		0-0 1B HBP 1-3 2-H 1B		0-3 K		0-0 1-3			0-3 K		6	0	1	1	0	4	1											
Mike Tyson, R OBP: 0.267, SLG: 0.310		0-3 K			0-3 K	1-0 1B HBP 1-2 HBP		0-0 4-3		0-0 4-3		0-0 4-3 WP 1B		0-0 6-3	2	0	0	0	0	2	0											
Jim Tracy, L OBP: 0.211, SLG: 0.125															1	0	0	0	0	0	0											
Joe Strain, R OBP: 0.407, SLG: 0.304															2	0	1	0	0	0	0											
Tim Blackwell, S OBP: 0.286, SLG: 0.203		0-0 4-3			0-0 4-3	0-0 1-3				0-0 HR		0-0 4-3 1-3		0-3 K	3	0	0	0	0	0	3											
Hector Cruz, R OBP: 0.364, SLG: 0.536															1	1	1	1	0	0	0											
Jody Davis, R OBP: 0.250, SLG: 0.250															2	0	0	0	0	1	1											
Bill Caudill, R OBP: 0.187, SLG: 0.167		0-0 1-3			0-0 5-3			0-3 K		0-3 K		0-3 K		0-0 4-3	2	0	0	0	0	0	0											
Steve Dillard, R OBP: 0.384, SLG: 0.400															0	0	0	0	0	0	0											
Gene Kopp, L OBP: 0.160, SLG: 0.500															1	0	0	0	0	1	0											
Dick Tidrow, R OBP: 0.352, SLG: 0.353															0	0	0	0	0	0	0											
Jerry Morales, R OBP: 0.352, SLG: 0.353															1	0	0	0	0	1	0											
Rawly Eastwick, R OBP: 0.091, SLG: 0.182															0	0	0	0	0	0	0											
Lynn McGlothen, L OBP: 0.091, SLG: 0.182															2	0	0	0	0	1	1											
<b>Inning Stats</b>	R: 2 E: 0 S: 8	H: 3 LOB: 1 BB: 8 P: 8	R: 0 E: 0 K: 1 S: 5	H: 0 LOB: 0 BB: 0 P: 5	R: 0 E: 0 K: 3 S: 9	H: 0 LOB: 0 BB: 0 P: 9	R: 0 E: 0 K: 1 S: 5	H: 0 LOB: 0 BB: 0 P: 5	R: 0 E: 0 K: 1 S: 5	H: 0 LOB: 0 BB: 0 P: 5	R: 1 E: 0 K: 2 S: 8	H: 1 LOB: 0 BB: 0 P: 8	R: 0 E: 0 K: 2 S: 7	H: 0 LOB: 2 BB: 2 P: 15	R: 0 E: 0 K: 1 S: 6	H: 1 LOB: 1 BB: 0 P: 6	R: 0 E: 0 K: 1 S: 5	H: 0 LOB: 0 BB: 0 P: 5	R: 0 E: 0 K: 1 S: 6	H: 1 LOB: 1 BB: 0 P: 6	R: 0 E: 0 K: 1 S: 6	H: 0 LOB: 0 BB: 0 P: 6	R: 0 E: 0 K: 1 S: 6	H: 1 LOB: 1 BB: 0 P: 6	R: 0 E: 0 K: 1 S: 6	H: 0 LOB: 0 BB: 0 P: 5	R: 0 E: 0 K: 1 S: 6	H: 1 LOB: 1 BB: 0 P: 6	1B: 7 2B: 1 3B: 0 HR: 2	SF: 1 SAC: 2 DP: 1 HBP: 1	WP: 1 PB: 0 SB: 1 CS: 0	PA: 56
<b>PITCHER</b>	IP	WLS	BF	H	R	ER	SO	BB	IBB	HBP	BLK	WP	HR	S	P	ERA	WHIP															
Tommy Boggs, R ERA: 4.47	(1, 1)	5.2	25	7	4	4	6	0	0	1	0	0	1	36	37	6.35	1.235															
Larry Bradford, L ERA: 3.0	(6, 1)	0.1	1	0	0	0	0	0	0	0	0	0	0	1	1	0.00	0.000															
Rick Camp, R ERA: 2.18	(7, 1)	3.0	10	1	1	1	4	0	0	0	0	0	1	18	18	3.00	0.333															
Rick Mahler, R ERA: 3.0	(10, 1)	0.2	4	0	0	0	1	1	1	0	0	0	0	4	12	0.00	1.500															
Al Hrabosky, L ERA:	(10, 1)	0.1	1	0	0	0	1	0	0	0	0	0	0	3	3	0.00	0.000															
<b>PITCHER</b>	IP	WLS	BF	H	R	ER	SO	BB	IBB	HBP	BLK	WP	HR	S	P	ERA	WHIP															
Preston Hanna, R ERA: 4.5	(11, 1)	4.0	15	2	0	0	3	1	1	0	0	1	0	19	27	0.00	0.750															

Chicago Cubs @ Atlanta Braves  
Atlanta-Fulton County Stadium, Atlanta, GA  
Sun May 10 1981, 3:33 AM EDT  
Att: 9,817 - Unknown - 67 F

livebaseballscorecards.com

AB	48
R	5
H	10
RBI	5
BB	4
SO	15
LOB	13



Batter	1	2	3	4	5	6	7	8	9	10	11	12	13	14	AB	R	H	RBI	BB	SO	LOB	BOTTOM									
Eddie Miller, S (1, 7) OBP: 0.309, SLG: 0.261 (14, 8)	K		X 0-0 S SF8 HR 2-3 1B	0-0 CS 1-2	X 0-3 K		X 0-0 P3			X 0-0 F9		X 0-0 6-3			6	1	1	0	0	2	1										
Claudell Washington, L (1, 9) OBP: 0.315, SLG: 0.394	4-3		X 0-0 SF8 1-2 3-H 4-0		X 0-0 F7			X 0-0 F7		B B B B 4-0 BB		X 0-0 F7			4	0	0	1	1	0	0										
Chris Chambliss, L (1, 3) OBP: 0.387, SLG: 0.410 Terry Harper, R (13, PR) OBP: 0.350, SLG: 0.353 (14, 7)	F5		B B B B 0-0 HR BB 2-3		X 0-0 P4			X 0-0 2B		S S S S 0-3 K		X 0-0 1B			5	1	2	0	1	1	1										
Bob Horner, R (1, 5) OBP: 0.341, SLG: 0.435		X 0-0 SH1-3 SF7 1B	X 0-0 F5			X 0-0 4-3		X 0-3 K			X 0-0 6-3		X 0-0 P6		6	1	1	0	0	1	4										
Dale Murphy, R (1, 8) OBP: 0.279, SLG: 0.398 (14, 3)		X 0-0 SH1-3 1B	X 0-0 HR			X 0-0 5-3		X 0-3 K			X 0-3 K		X 0-0 6-3		6	1	2	3	0	2	2										
Glenn Hubbard, R (1, 4) OBP: 0.343, SLG: 0.400		X 0-0 SH1-3	S S S S 0-0 K			X 0-0 E4			X 0-0 1-3		X 0-0 6-3			S S S S 0-3 K	5	0	0	0	0	2	0										
Bruce Benedict, R (1, 2) OBP: 0.370, SLG: 0.397		X 0-0 SF7 3-H		X 0-0 F2		X 0-0 F3			X 0-0 F8			X 0-0 F7		X 0-0 5-3	5	0	0	1	0	0	1										
Rafael Ramirez, R (1, 6) OBP: 0.277, SLG: 0.242 Biff Pocorcia, S (9, PH) OBP: 0.376, SLG: 0.310 Jerry Royster, R (9, PR) OBP: 0.231, SLG: 0.292 Rick Mahler, R (10, 1) OBP: 0.231, SLG: 0.292 AJ Hrabosky, R (10, 1) Preston Hanna, R (11, 1)		S S S S 0-3 K		B B B B 4-0 CS BB			X 0-0 L6		B B B B 4-0 CS BB			B B B B 4-0 FC5-4 BB		X 0-0 P4	2	0	0	0	1	1	1										
Tommy Boggs, R (11, 1) OBP: 0.294, SLG: 0.353 Larry Bradford, R (6, 1) OBP: 1.000, SLG: 1.000 Rick Camp, R (7, 1) Brian Asselstine, L (9, PH) Luis Gomez, R (10, 6)			X 0-0 1B SF8 2B	X 0-0 F3			X 0-0 F9		X 0-0 CS	X 0-0 F8		X 0-0 FC5-4			2	1	1	0	0	0	1										
<b>Inning Stats</b>	R: 0 E: 0 K: 1 S: 5	H: 0 LOB: 0 BB: 0 P: 5	R: 1 E: 0 K: 1 S: 7	H: 2 LOB: 1 BB: 0 P: 7	R: 4 E: 0 K: 1 S: 8	H: 3 LOB: 0 BB: 1 P: 12	R: 0 E: 0 K: 0 S: 2	H: 0 LOB: 0 BB: 1 P: 6	R: 0 E: 0 K: 0 S: 5	H: 0 LOB: 0 BB: 0 P: 5	R: 0 E: 1 K: 0 S: 4	H: 0 LOB: 1 BB: 0 P: 4	R: 0 E: 0 K: 0 S: 3	H: 0 LOB: 1 BB: 1 P: 3	R: 0 E: 0 K: 2 S: 8	H: 1 LOB: 1 BB: 0 P: 8	R: 0 E: 0 K: 0 S: 2	H: 0 LOB: 1 BB: 1 P: 6	R: 0 E: 0 K: 1 S: 5	H: 0 LOB: 1 BB: 1 P: 9	R: 0 E: 0 K: 1 S: 5	H: 0 LOB: 0 BB: 0 P: 5	R: 0 E: 0 K: 0 S: 3	H: 1 LOB: 1 BB: 0 P: 4	R: 0 E: 0 K: 1 S: 5	H: 0 LOB: 0 BB: 0 P: 5	1B: 4 2B: 2 3B: 0 HR: 1	SF: 2 SAC: 1 DP: 0 HBP: 0	WP: 0 PB: 0 SB: 1 CS: 2	PA: 55	
<b>PITCHER</b>	IP WLS BF H R ER SO ERA WHIP	IP WLS BF H R ER SO ERA WHIP	IP WLS BF H R ER SO ERA WHIP	IP WLS BF H R ER SO ERA WHIP	IP WLS BF H R ER SO ERA WHIP	IP WLS BF H R ER SO ERA WHIP	IP WLS BF H R ER SO ERA WHIP	IP WLS BF H R ER SO ERA WHIP	IP WLS BF H R ER SO ERA WHIP	IP WLS BF H R ER SO ERA WHIP	IP WLS BF H R ER SO ERA WHIP	IP WLS BF H R ER SO ERA WHIP	IP WLS BF H R ER SO ERA WHIP	IP WLS BF H R ER SO ERA WHIP	IP WLS BF H R ER SO ERA WHIP	IP WLS BF H R ER SO ERA WHIP	IP WLS BF H R ER SO ERA WHIP	IP WLS BF H R ER SO ERA WHIP	IP WLS BF H R ER SO ERA WHIP	IP WLS BF H R ER SO ERA WHIP	IP WLS BF H R ER SO ERA WHIP	IP WLS BF H R ER SO ERA WHIP	IP WLS BF H R ER SO ERA WHIP	IP WLS BF H R ER SO ERA WHIP	IP WLS BF H R ER SO ERA WHIP	IP WLS BF H R ER SO ERA WHIP	IP WLS BF H R ER SO ERA WHIP	IP WLS BF H R ER SO ERA WHIP	IP WLS BF H R ER SO ERA WHIP	IP WLS BF H R ER SO ERA WHIP	IP WLS BF H R ER SO ERA WHIP

Chicago Cubs @ Atlanta Braves  
Atlanta-Fulton County Stadium, Atlanta, GA  
Sun May 10 1981, 3:33 AM EDT  
Att: 9,817 - Unknown - 67 F

AB	45
R	5
H	7
RBI	5
BB	5
SO	9
LOB	12



Batter	1	2	3	4	5	6	7	8	9	10	AB R H RBI BB SO LOB	TOP														
Omar Moreno, L (1, 8) OBP: 0.265, SLG: 0.272	0-0 F7	0-0 2-3		0-3 K			0-0 B5-3		0-0 F7		5 0 0 0 0 1 3	<b>Pittsburgh Pirates @ Atlanta Braves</b> Atlanta-Fulton County Stadium, Atlanta, GA Mon May 11 1981, 7:05 PM EDT Att: 4,260 - Unknown														
Tim Foli, R (1, 6) OBP: 0.287, SLG: 0.280	0-0 WP SF7 1B		0-0 1B		0-0 F8		0-0 6-3		0-0 1B		5 1 3 0 0 0 0															
Dave Parker, L (1, 9) OBP: 0.267, SLG: 0.476	0-0 1B		0-0 F5		0-0 4-3		0-0 3-1		0-0 L4		5 1 1 0 0 0 3															
Willie Stargell, L (1, 3) OBP: 0.294, SLG: 0.200 Lee Lacy, R (8, PR) OBP: 0.350, SLG: 0.462 Jason Thompson, L (8, 3) OBP: 0.301, SLG: 0.356	4-0 1B BB		0-0 F9		0-0 F9		0-0 4-3 3-1 1B		4-0 1B BB		3 0 1 0 1 0 1 0 0 0 0 0 0 0 0 0 0 0 1 0 0															
Mike Easler, L (1, 7) OBP: 0.322, SLG: 0.430	0-0 SF7		0-3 K		0-3 K		0-0 3-1		0-3 K		4 0 0 1 0 3 3															
Phil Garner, R (1, 4) OBP: 0.500, SLG: 0.625	0-0 1B		0-0 6-3		0-0 1B 1B		0-0 4-3		0-0 1B		5 0 3 1 0 0 2															
Tony Peña, R (1, 2) OBP: 0.419, SLG: 0.577	0-0 F7		0-0 F8		0-0 1B		0-0 L3		4-0 IBB		4 0 1 0 1 0 4															
Dale Berra, R (1, 5) OBP: 0.358, SLG: 0.354		0-0 F8		0-0 FC 1B		0-0 L4		0-0 6-3	0-0 F3		5 0 1 0 0 0 5															
Ernie Camacho, R (1, 1) Victor Cruz, R (6, 1) John Milner, L (9, PH) Grant Jackson, S (9, 1) Bill Madlock, R (10, PH) Kent Tekulve, R (10, 1)		0-0 6-3		0-0 FC 1B		0-0 4-3		0-0 1B 1B	0-3 K		3 0 0 0 0 0 3 0 0 0 0 0 0 0 1 0 1 0 0 0 0 0 0 0 0 0 0 0 1 0 0 0 0 1 3 0 0 0 0 0 0 0															
<b>Inning Stats</b>	R: 2 E: 0 K: 0 S: 6	H: 3 LOB: 2 BB: 1 P: 10	R: 0 E: 0 K: 0 S: 3	H: 0 LOB: 0 BB: 0 P: 3	R: 0 E: 0 K: 1 S: 6	H: 1 LOB: 1 BB: 0 P: 6	R: 0 E: 0 K: 1 S: 7	H: 1 LOB: 2 BB: 0 P: 7	R: 0 E: 0 K: 1 S: 7	H: 2 LOB: 2 BB: 0 P: 7	R: 0 E: 0 K: 0 S: 3		H: 0 LOB: 0 BB: 0 P: 3	R: 0 E: 0 K: 0 S: 4	H: 1 LOB: 2 BB: 0 P: 4	R: 0 E: 0 K: 0 S: 5	H: 2 LOB: 2 BB: 0 P: 5	R: 0 E: 0 K: 2 S: 8	H: 1 LOB: 3 BB: 2 P: 16	1B: 11 2B: 0 3B: 0 HR: 0	SF: 1 SAC: 0 DP: 0 HBP: 0	WP: 1 PB: 0 SB: 0 CS: 0	PA: 45			
<b>PITCHER</b>	IP WLS BF H R ER SO BB IBB HBP BLK WP HR S P ERA WHIP	IP WLS BF H R ER SO BB IBB HBP BLK WP HR S P ERA WHIP																								
Gaylord Perry, R (1, 1) ERA: 2.22	9.0	39	10	2	2	3	1	0	0	0	1	1	0	0	0	0	0	0	0	0	0	0	0	0	2.00	1.222
Larry Bradford, L (10, 1) ERA: 2.89	0.1	3	1	0	0	1	1	0	0	0	0	0	0	4	8	0.00	6.000									
Rick Mahler, R (10, 1) ERA: 2.87	0.2	W 3	0	0	0	1	0	1	0	0	0	0	0	4	8	0.00	0.000									

AB	41
R	2
H	11
RBI	2
BB	3
SO	5
LOB	27



WP	1
PB	0
SB	0
CS	0

1B	11
2B	0
3B	0
HR	0
SF	1
SAC	0
DP	0
HBP	0

Batter	1	2	3	4	5	6	7	8	9	10	AB	R	H	RBI	BB	SO	LOB
Eddie Miller, S OBP: 0.304, SLG: 0.258 (1, 7)	0-0 CS 1B	0-0 1-2 4-3			0-0 4-3	0-0 3-H G1-2-3			0-3 K		5	0	1	0	0	1	4
Claudell Washington, L OBP: 0.301, SLG: 0.375 (1, 9)	0-0 1-2 6-3		0-0 F8		0-0 F8		0-0 L7		0-0 F7		5	0	0	0	0	0	1
Biff Pocaroba, S OBP: 0.405, SLG: 0.364 (1, 5)	0-0 BB 1B		0-0 4-3 2B		4-0 BB		0-0 1-3			0-0 6-3	4	1	2	0	1	0	0
Chris Chambliss, L OBP: 0.395, SLG: 0.413 (1, 3)	4-0 1B BB		0-0 4-3		0-0 F8		0-0 1B			0-0 BB 1B	4	1	2	0	1	0	2
Dale Murphy, R OBP: 0.276, SLG: 0.390 (1, 8)	0-0 1-2 2-H 1B		0-0 F8			0-3 K		0-0 F9		0-3 K	5	0	1	1	0	2	3
Glenn Hubbard, R OBP: 0.345, SLG: 0.424 (1, 4)	0-0 P9			0-3 K		0-0 HR		0-3 K		4-0 1B BB	4	1	1	1	1	2	2
Bruce Benedict, R OBP: 0.381, SLG: 0.415 (1, 2)		0-0 6-3		0-0 2B		4-0 2B G1-2-3 BB		0-3 K		0-0 1B	4	0	2	1	1	1	0
Rafael Ramirez, R OBP: 0.295, SLG: 0.258 (1, 6)		4-0 S BB		4-0 G6-4-3 BB		0-0 1-3 2B		0-3 K			2	0	1	0	2	1	0
Gaylord Perry, R OBP: 0.250, SLG: 0.211 (1, 1)		0-3 K		0-0 G6-4-3		0-0 HBP			0-0 6-3		2	0	0	0	0	1	3
Rufino Linares, R OBP: 0.175, SLG: 0.231 (9, PH)											1	0	0	0	0	0	0
Larry Bradford, R OBP: 1.000, SLG: 1.000 (10, 1)											0	0	0	0	0	0	0
Rick Mahler, R OBP: 1.000, SLG: 1.000 (10, 1)											0	0	0	0	0	0	0

Inning Stats	R: 1	H: 3	E: 0	K: 0	S: 5	H: 2	LOB: 2	BB: 1	P: 9	R: 0	H: 0	E: 0	K: 1	S: 5	H: 1	LOB: 1	BB: 1	P: 9	R: 0	H: 1	E: 0	K: 0	S: 4	H: 1	LOB: 1	BB: 0	P: 4	R: 0	H: 1	E: 0	K: 1	S: 5	H: 2	LOB: 2	BB: 1	P: 11	R: 0	H: 1	E: 0	K: 0	S: 3	H: 0	LOB: 0	BB: 1	P: 7	R: 1	H: 2	E: 0	K: 1	S: 6	H: 0	LOB: 0	BB: 0	P: 4	R: 0	H: 0	E: 0	K: 3	S: 9	H: 0	LOB: 0	BB: 0	P: 9	R: 0	H: 0	E: 0	K: 1	S: 5	H: 0	LOB: 0	BB: 0	P: 5	R: 1	H: 2	E: 0	K: 1	S: 6	H: 2	LOB: 2	BB: 1	P: 10	1B: 6	SF: 0	2B: 3	SAC: 0	3B: 0	DP: 2	HR: 1	HBP: 1	WP: 0	PA: 43
--------------	------	------	------	------	------	------	--------	-------	------	------	------	------	------	------	------	--------	-------	------	------	------	------	------	------	------	--------	-------	------	------	------	------	------	------	------	--------	-------	-------	------	------	------	------	------	------	--------	-------	------	------	------	------	------	------	------	--------	-------	------	------	------	------	------	------	------	--------	-------	------	------	------	------	------	------	------	--------	-------	------	------	------	------	------	------	------	--------	-------	-------	-------	-------	-------	--------	-------	-------	-------	--------	-------	--------

PITCHER	IP	WLS	BF	H	R	ER	SO	BB	IBB	HBP	BLK	WP	HR	S	P	ERA	WHIP
Ernie Camacho, R ERA: 1.13 (1, 1)	5.0		22	5	1	1	2	4	0	0	0	0	0	22	38	1.80	1.800
Victor Cruz, R ERA: 3.0 (6, 1)	3.0		13	3	1	1	4	1	0	1	0	0	1	19	24	3.00	1.333
Grant Jackson, L ERA: 1.5 (9, 1)	1.0		3	0	0	0	1	0	0	0	0	0	0	5	5	0.00	0.000
Kent Tekulve, R ERA: 8.0 (10, 1)	0.2	L	5	2	1	1	1	1	0	0	0	0	0	6	10	13.50	4.500


**BOTTOM**

**Pittsburgh Pirates @ Atlanta Braves**  
Atlanta-Fulton County Stadium, Atlanta, GA

Mon May 11 1981, 7:05 PM EDT  
Att. 4,260 - Unknown

livebaseballscorecards.com

AB	36
R	3
H	10
RBI	3
BB	6
SO	8
LOB	15



Batter	1	2	3	4	5	6	7	8	9	AB R H RBI BB SO LOB	TOP									
Omar Moreno, L (1, 8) OBP: 0.256, SLG: 0.262	0-0 4-3		0-0 F9			0-3 K		0-0 4-3		4 0 0 0 0 1 0	<b>Pittsburgh Pirates @ Atlanta Braves</b> Atlanta-Fulton County Stadium, Atlanta, GA Tue May 12 1981, 7:05 PM EDT Att. 9,711 - Unknown <a href="http://livebaseballscorecards.com">livebaseballscorecards.com</a>									
Tim Foli, R (1, 6) OBP: 0.275, SLG: 0.267	0-0 P8		0-0 F8			0-0 1-3		0-0 6-3		4 0 0 0 0 0 0										
Dave Parker, L (1, 9) OBP: 0.267, SLG: 0.460	0-0 F9				0-0 F8		4-0 S BB		0-0 4-3	3 0 0 0 1 0 0										
John Milner, L (1, 3) OBP: 0.333, SLG: 0.227		0-0 3-1			0-0 4-3		4-0 BB BB		4-0 FC6-4 BB	2 0 0 0 2 0 0										
Lee Lacy, R (1, 7) OBP: 0.318, SLG: 0.419		0-3 K 1B			0-0 6-3		0-0 P4		0-3 K	4 0 0 0 0 2 3										
Phil Garner, R (1, 4) OBP: 0.475, SLG: 0.583		0-0 1-2 1B			0-0 P5		0-0 P7		0-0 FC6-4 1-2f	4 0 1 0 0 0 1										
Tony Peña, R (1, 2) OBP: 0.412, SLG: 0.552		0-0 F7			0-0 FC6-4 1B		0-0 F8			3 0 1 0 0 0 2										
Dale Berra, R (1, 5) OBP: 0.339, SLG: 0.333		0-3 K			0-0 P4		0-3 K			3 0 0 0 0 2 3										
Eddie Solomon, R (1, 1) Kurt Bevacqua, R (8, PH) Grant Jackson, S (8, 1)			0-0 6-3		0-0 FC6-4 1-2f			0-0 F8		2 0 0 0 0 0 1 1 0 0 0 0 0 0 0 0 0 0 0 0 0										
<b>Inning Stats</b>	R: 0 E: 0 K: 0 S: 3	H: 0 LOB: 0 BB: 0 P: 3	R: 0 E: 0 K: 2 S: 9	H: 1 LOB: 2 BB: 0 P: 9	R: 0 E: 0 K: 0 S: 3	H: 0 LOB: 0 BB: 0 P: 3	R: 0 E: 0 K: 0 S: 3	H: 0 LOB: 0 BB: 0 P: 3	R: 0 E: 0 K: 1 S: 5	H: 0 LOB: 2 BB: 2 P: 13	R: 0 E: 0 K: 1 S: 5	H: 0 LOB: 0 BB: 0 P: 5	R: 0 E: 0 K: 0 S: 3	H: 0 LOB: 0 BB: 0 P: 3	R: 0 E: 0 K: 1 S: 5	H: 0 LOB: 1 BB: 1 P: 9	1B: 2 2B: 0 3B: 0 HR: 0	SF: 0 SAC: 0 DP: 0 HBP: 0	WP: 0 PB: 1 SB: 1 CS: 0	PA: 33
<b>PITCHER</b> Phil Niekro, R (1, 1) ERA: 1.84	IP: 9.0 WLS: W BF: 33 H: 2 R: 0 ER: 0 SO: 5 BB: 3 IBB: 0 HBP: 0 BLK: 0 WP: 0 HR: 0 S: 40 P: 52 ERA: 0.00 WHIP: 0.556											<b>PITCHER</b> IP: WLS: BF: H: R: ER: SO: BB: IBB: HBP: BLK: WP: HR: S: P: ERA: WHIP								



Batter	1	2	3	4	5	6	7	8	9	AB	R	H	RBI	BB	SO	LOB
Eddie Miller, S (1, 7) OBP: 0.298, SLG: 0.253 Terry Harper, R (4, 7) OBP: 0.318, SLG: 0.316	0-3 K		0-0 4-1		0-3 K			0-0 P3		2	0	0	0	0	1	1
Claudell Washington, L (1, 9) OBP: 0.299, SLG: 0.370	0-0 4-3			0-0 F8		0-0 SH1-3 WP 1B		0-0 4-3		4	1	1	0	0	0	0
Biff Pocoroba, S (1, 5) OBP: 0.385, SLG: 0.343	0-0 1-3			0-0 1-3		0-0 SH1-3				2	0	0	0	0	0	0
Chris Chambliss, L (1, 3) OBP: 0.394, SLG: 0.405		0-0 F8		0-0 F8		4-0 G6-4-3 BB				2	0	0	0	1	0	0
Dale Murphy, R (1, 8) OBP: 0.285, SLG: 0.405		0-0 CS 1B			0-0 1B FC 2B		0-0 G6-4-3			3	1	2	0	0	0	1
Glenn Hubbard, R (1, 4) OBP: 0.345, SLG: 0.422		0-0 F4			0-0 FC5-6 FC 1B		0-3 K			3	0	1	0	0	1	1
Bruce Benedict, R (1, 2) OBP: 0.370, SLG: 0.400		0-0 CS 1-2	0-0 6-3		0-0 FC FC5-6 1-2 3-H		0-0 5-3			3	0	0	0	0	0	1
Rafael Ramirez, R (1, 6) OBP: 0.296, SLG: 0.253			4-0 5-3 BB		0-0 FC5-6 1-2 2-3f		0-0 F8			2	0	0	0	1	0	2
Phil Niekro, R (1, 1) OBP: 0.067, SLG: 0.067			0-0 5-3 1-2		0-0 P6			0-0 5-3		3	0	0	0	0	0	3

Inning Stats	R: 0	H: 0	E: 0	K: 1	S: 5	R: 0	H: 1	E: 0	K: 0	S: 3	R: 0	H: 0	E: 0	K: 0	S: 3	R: 1	H: 2	E: 0	K: 1	S: 8	R: 1	H: 1	E: 0	K: 0	S: 3	R: 0	H: 0	E: 0	K: 1	S: 5	R: 0	H: 0	E: 0	K: 0	S: 3	
	0	0	0	1	5	0	1	0	0	3	0	0	0	0	3	1	2	0	1	8	1	1	0	0	0	5	0	0	0	0	3	0	0	0	0	3
	0	0	0	0	5	0	0	0	0	3	0	0	0	0	3	0	0	0	0	8	0	0	0	0	0	5	0	0	0	0	3	0	0	0	0	3

**BOTTOM**

**Pittsburgh Pirates @ Atlanta Braves**  
Atlanta-Fulton County Stadium, Atlanta, GA

Tue May 12 1981, 7:05 PM EDT  
Att: 9,711 - Unknown

AB	26
R	2
H	4
RBI	0
BB	2
SO	3
LOB	11

livebaseballscorecards.com

**Braves**

1B:	3	SF:	0	WP:	1	PA:	30
2B:	1	SAC:	1	PB:	0		
3B:	0	DP:	1	SB:	0		
HR:	0	HBP:	0	CS:	1		

PITCHER	IP	WLS	BF	H	R	ER	SO	BB	IBB	HBP	BLK	WP	HR	S	P	ERA	WHIP
Eddie Solomon, R (1, 1) ERA: 1.57	7.0	L	26	4	2	2	3	2	0	0	0	1	0	30	38	2.57	0.857
Grant Jackson, L (8, 1) ERA: 1.38	1.0		3	0	0	0	0	0	0	0	0	0	0	3	3	0.00	0.000

Batter	1	2	3	4	5	6	7	8	9	10	11	12	13	AB R H RBI BB SO LOB	TOP													
Omar Moreno, L (1, 8) OBP: 0.262, SLG: 0.277	G3		F9		FC6-5 2B		F7		CS 1B			SH1-3		5 0 2 1 0 0 0	<b>Pittsburgh Pirates @ Atlanta Braves</b> Atlanta-Fulton County Stadium, Atlanta, GA Wed May 13 1981, 7:05 PM EDT Att. 10,638 - Unknown													
Tim Foli, R (1, 6) OBP: 0.268, SLG: 0.272	1-4-3		F8		FC6-5 1B				F9			7-2		6 0 1 0 0 0 3														
Dave Parker, L (1, 9) OBP: 0.266, SLG: 0.451	F7		F7											4 0 1 0 0 0 1														
Grant Jackson, S (7, 1)														0 0 0 0 0 0 0														
Kent Tekulve, R (7, 1)														0 0 0 0 0 0 0														
Jason Thompson, L (10, PH) OBP: 0.307, SLG: 0.350														1 1 0 0 1 0 0														
Willie Stargell, L (1, 3) OBP: 0.227, SLG: 0.150		6-3		6-3	P5			P4		4-3		SH1-3		5 0 0 0 0 0 2														
Victor Cruz, R (10, 1)														0 0 0 0 0 0 0														
Kurt Bevacqua, R (13, PH) OBP: 0.333, SLG: 0.286														0 0 0 0 0 0 0														
Rod Scurry, L (13, 1)														0 0 0 0 0 0 0														
Mike Easter, L (1, 7) OBP: 0.344, SLG: 0.482		F9 1B HR BB		G2		6-3 2B							F7 1B HR	4 3 2 1 2 0 0														
Phil Garner, R (1, 4) OBP: 0.500, SLG: 0.585														5 1 3 0 1 1 1														
Tony Peña, R (1, 2) OBP: 0.375, SLG: 0.486														6 0 1 2 0 1 5														
Dale Berra, R (1, 5) OBP: 0.355, SLG: 0.393														5 2 2 3 1 0 2														
Jim Bibby, R (1, 1) OBP: 0.214, SLG: 0.083														1 0 0 0 0 0 0														
Enrique Romo, R (6, 1)														0 0 0 0 0 0 0														
John Milner, L (7, PH) OBP: 0.321, SLG: 0.217														1 0 0 0 0 0 0														
Lee Lacy, R (7, 7) OBP: 0.319, SLG: 0.413														3 0 1 0 0 0 3														
<b>Inning Stats</b>	R: 0 E: 0 K: 0 S: 3	H: 0 LOB: 0 BB: 0 P: 3	R: 3 E: 0 K: 0 S: 5	H: 2 LOB: 0 BB: 1 P: 9	R: 0 E: 0 K: 0 S: 3	H: 0 LOB: 0 BB: 0 P: 3	R: 0 E: 0 K: 1 S: 6	H: 1 LOB: 1 BB: 0 P: 6	R: 1 E: 0 K: 0 S: 6	H: 3 LOB: 2 BB: 0 P: 6	R: 0 E: 0 K: 0 S: 4	H: 1 LOB: 1 BB: 0 P: 4	R: 0 E: 0 K: 0 S: 4	H: 1 LOB: 1 BB: 0 P: 4	R: 1 E: 0 K: 0 S: 5	H: 2 LOB: 1 BB: 0 P: 5	R: 0 E: 0 K: 0 S: 3	H: 1 LOB: 0 BB: 0 P: 3	R: 0 E: 0 K: 1 S: 5	H: 0 LOB: 0 BB: 0 P: 5	R: 0 E: 0 K: 0 S: 3	H: 1 LOB: 0 BB: 0 P: 3	R: 0 E: 0 K: 0 S: 3	H: 1 LOB: 2 BB: 4 P: 19	1B: 8 2B: 4 3B: 0 HR: 2	SF: 0 SAC: 3 DP: 2 HBP: 0	WP: 0 PB: 0 SB: 2 CS: 1	PA: 54
<b>PITCHER</b> John Montefusco, R (1, 1) ERA: 4.82	IP: 4.2	WLS: 0	BF: 21	H: 6	R: 4	ER: 4	SO: 1	BB: 1	IBB: 0	HBP: 0	BLK: 0	WP: 0	HR: 1	S: 22	P: 26	ERA: 7.71	WHIP: 1.500											
Al Hrabosky, L (5, 1) ERA: 4.2	0.1	1	0	0	0	0	0	0	0	0	0	0	0	1	1	0.00	0.000											
Preston Hanna, R (6, 1) ERA: 4.2	1.0	4	1	0	0	0	0	0	0	0	0	0	0	4	4	0.00	1.000											
Rick Camp, R (7, 1) ERA: 2.38	2.0	9	3	1	1	0	0	0	0	0	0	0	0	1	9	4.50	1.500											
Rick Mahler, R (9, 1) ERA: 2.55	2.0	6	1	0	0	0	0	0	0	0	0	0	0	6	6	0.00	0.500											
<b>PITCHER</b> Larry Bradford, L (11, 1) ERA: 2.38	IP: 2.0	WLS: 0	BF: 6	H: 1	R: 0	ER: 0	SO: 1	BB: 0	IBB: 0	HBP: 0	BLK: 0	WP: 0	HR: 0	S: 8	P: 8	ERA: 0.00	WHIP: 0.500											
Tommy Boggs, R (13, 1) ERA: 4.75	1.0	L	7	1	2	2	0	3	1	0	0	0	0	3	19	18.00	4.000											

livebaseballscorecards.com





Batter	1	2	3	4	5	6	7	8	9	10	11	12	13	AB	R	H	RBI	BB	SO	LOB
<b>Terry Harper, R</b> (1, 7) OBP: 0.276, SLG: 0.269	0-0 P4		0-0 F2		0-0 FC6-4 2B	0-0 6-3		0-0 CS 1B			0-3 K	0-0 F7		7	1	1	1	0	1	4
<b>Claudell Washington, L</b> (1, 9) OBP: 0.315, SLG: 0.391	0-0 4-3		0-0 E 1B		0-0 1-H 2B		0-0 FC6-4 SH1 1B	0-0 CS 1-2	0-0 E4 FC2-5-1-3 E		0-0 G3 S 1B		0-3 K	7	0	4	1	0	1	0
<b>Biff Poceroba, S</b> (1, 5) (9, 2) OBP: 0.356, SLG: 0.300	0-0 4-3		0-0 E4 FC6-4 1-3		0-0 P4		0-0 SH1 1-2		0-0 E2 FC2-5-1-3		4-0 G3 BB 1-2		0-0 4-3	5	0	0	0	1	0	3
<b>Chris Chambliss, L</b> (1, 3) OBP: 0.388, SLG: 0.398		0-0 3B 1B	0-0 FC6-4 1-2F			0-3 K	0-0 FC6-4 1B		0-0 F8		0-0 G3 1-2 2-3		0-0 F3	7	1	2	0	0	1	6
<b>Dale Murphy, R</b> (1, 8) OBP: 0.279, SLG: 0.389		0-0 F8		0-0 4-3		0-0 E6 1B	0-0 FC6-4 1-2F 2-3		0-0 FC2-5-1-3 1-2 2-3		4-0 IBB			5	1	0	0	1	0	5
<b>Glenn Hubbard, R</b> (1, 4) OBP: 0.328, SLG: 0.398		0-0 F9		0-3 K		0-0 F7	0-0 F9			0-0 5-3		0-3 K		6	0	0	0	0	2	7
<b>Bruce Benedict, R</b> (1, 2) OBP: 0.385, SLG: 0.432		0-0		0-0		0-0		4-0 SH1-4 1B BB		0-3 K		0-0 SH3-4 1B		3	1	2	2	1	0	0
<b>Jerry Royster, R</b> (8, PR) OBP: 0.231, SLG: 0.292		0-0 1-H 3B		0-0 L7		0-0 1B 1B		0-0 SH1-4		0-0 K		0-0 SH3-4		0	1	0	0	0	0	0
<b>Luis Gomez, R</b> (9, 5) OBP: 0.429, SLG: 0.200		0-0 P5		0-0		0-0 1B 1B		0-0 SH1-4		0-0 BB		0-0 SH3-4		2	0	1	0	0	1	0
<b>Rafael Ramirez, R</b> (1, 6) OBP: 0.304, SLG: 0.255		0-0		0-0		0-0 1B 1B		0-0 SH1-4		0-0 BB		0-0 SH3-4		3	0	1	0	1	0	1
<b>John Montefusco, R</b> Al Hrabosky, R Brian Aspinella, L Preston Hanna, R Rob Pudge, L Rick Camp, R Rafael Lirio, R Rick Mahler, R Bill Niekirk, R Larry Bradford, R Tommy Boggs, R		0-3 K		0-0 FC6-4 1B		0-0 FC6-4 1B		0-0 4-3 2-3		0-0 F8		0-0 2-H 1B		1	0	0	0	0	1	0

**BOTTOM**

**Pittsburgh Pirates @ Atlanta Braves**  
Atlanta-Fulton County Stadium, Atlanta, GA

Wed May 13 1981, 7:05 PM EDT  
Att: 10,638 - Unknown

<b>AB</b>	<b>51</b>
<b>R</b>	<b>5</b>
<b>H</b>	<b>14</b>
<b>RBI</b>	<b>5</b>
<b>BB</b>	<b>4</b>
<b>SO</b>	<b>7</b>
<b>LOB</b>	<b>29</b>

livebaseballscorecards.com

Inning Stats		Pitcher										Pitcher										WP		PA																						
R	E	K	S	IP	WLS	BF	H	R	ER	SO	BB	IBB	HBP	BLK	WP	HR	S	P	ERA	WHIP	IP	WLS	BF	H	R	ER	SO	BB	IBB	HBP	BLK	WP	HR	S	P	ERA	WHIP	1B	2B	3B	HR	SF	SAC	DP	HBP	
0	0	0	3	5.2		27	8	4	2	3	0	0	0	0	0	0	1	1	3.18	1.412	1.0		3	0	0	0	0	0	0	0	0	0	5	5	0.00	0.000	12	1	1	0	0	3	1	0		
0	0	0	3	0.1		1	0	0	0	0	0	0	0	0	0	0	1	1	0.00	0.000	0.1		0	0	0	0	0	0	0	0	0	0	0	0	0	0	0	0	0	0	0	0	0	0	0	0
0	0	0	3	0.1		3	2	0	0	0	0	0	0	0	0	0	3	3	0.00	6.000	0.1		0	0	0	0	0	0	0	0	0	0	0	0	0	0	0	0	0	0	0	0	0	0	0	0
0	0	0	3	2.2		10	1	1	1	0	1	0	0	0	0	0	9	13	3.38	0.750	2.2		10	1	1	0	1	0	0	0	0	0	0	0	0	0	0	0	0	0	0	0	0	0	0	0
0	0	0	3	3.0	W	14	3	0	0	3	2	1	0	0	0	0	17	29	0.00	1.667	3.0		14	3	0	0	3	1	0	0	0	0	0	0	0	0	0	0	0	0	0	0	0	0	0	0

Batter	1	2	3	4	5	6	7	8	9	AB R H RBI BB SO LOB	TOP																									
Garry Templeton, S (1, 6) OBP: 0.303, SLG: 0.412	0-3 K	0-3 K		0-0 1B F7			0-0 F7		0-0 6-3	5 0 1 0 0 2 3																										
Tony Scott, S (1, 8) OBP: 0.303, SLG: 0.395	0-3 K		0-0 L7	0-0 1B CS			0-0 4-3		0-0 2B 1B	5 0 2 0 0 1 0																										
Keith Hernandez, L (1, 3) OBP: 0.405, SLG: 0.514	0-0 1-3		0-0 1B 1B	0-0 1B F7			0-0 1B		0-0 L9	5 1 2 0 0 0 3																										
George Hendrick, R (1, 9) OBP: 0.353, SLG: 0.500		0-0 1B BB	4-0 1B 1B				0-0 6-3		0-0 2B 1-H	4 2 2 0 1 0 1																										
Dane Iorg, L (1, 7) OBP: 0.269, SLG: 0.240		0-0 F9	0-0 1B WP				0-0 F9		0-0 1B BB	4 0 2 0 0 0 1																										
Ken Oberkfell, L (1, 5) OBP: 0.333, SLG: 0.333		0-0 1B E	0-0 1B WP				0-0 6-3		4-0 1B BB	3 0 2 1 1 0 0																										
Gene Tenace, R (1, 2) OBP: 0.413, SLG: 0.429		4-0 1B E	0-3 1B K				0-0 P3		0-0 F7	2 0 0 0 1 1 2																										
Orlando Sanchez, L (7, 2) OBP: 0.333, SLG: 0.333		1-2 1B BB	1-2 1B WP						0-0 F7	1 0 0 0 0 0 2	AB 36																									
Tom Herr, S (1, 4) OBP: 0.324, SLG: 0.411		0-0 E6	4-0 1B IBB				0-0 6-3		0-0 F7	3 0 0 1 1 0 4	R 3																									
Lary Sorensen, R (1, 1) OBP: 0.111, SLG: 0.167		0-3 K	0-3 K				0-3 K		0-0 L8	3 0 0 0 0 3 6	H 11																									
Jim Katel, L (6, 1) OBP: 0.500, SLG: 0.500										0 0 0 0 0 0 0	RBI 2																									
Jim Otten, R (6, 1) OBP: 0.500, SLG: 0.500										0 0 0 0 0 0 0	BB 4																									
Bob Sykes, S (7, 1) OBP: 0.400, SLG: 0.392										1 0 0 0 0 0 2	SO 7																									
Darrell Porter, L (8, PH) OBP: 0.400, SLG: 0.392										0 0 0 0 0 0 0	LOB 24																									
Joe Eickelen, R (8, 1) OBP: 0.333, SLG: 0.333										0 0 0 0 0 0 0																										
<b>Inning Stats</b>	R: 0 E: 0 K: 2 S: 7	H: 0 LOB: 0 BB: 0 P: 7	R: 1 E: 1 K: 2 S: 10	H: 2 LOB: 3 BB: 1 P: 14	R: 2 E: 0 K: 2 S: 10	H: 3 LOB: 3 BB: 2 P: 18	R: 0 E: 0 K: 0 S: 3	H: 2 LOB: 0 BB: 0 P: 3	R: 0 E: 0 K: 1 S: 5	H: 0 LOB: 0 BB: 0 P: 5	R: 0 E: 0 K: 0 S: 4	H: 1 LOB: 1 BB: 0 P: 4	R: 0 E: 0 K: 0 S: 4	H: 1 LOB: 2 BB: 1 P: 8	R: 0 E: 0 K: 0 S: 4	H: 2 LOB: 2 BB: 0 P: 4	1B: 9 2B: 2 3B: 0 HR: 0	SF: 0 SAC: 0 DP: 0 HBP: 0	WP: 1 PB: 0 SB: 0 CS: 1	PA: 40																
<b>PITCHER</b>	IP WLS BF H R ER SO BB IBB HBP BLK WP HR S P ERA WHIP																																			
Bob Walk, R (1, 1) ERA: 4.37	2.1		5	3	3	4	2	0	0	0	0	0	0	21	29	11.57	3.000																			
Preston Hanna, R (3, 1) ERA: 3.38	3.2	W	12	2	0	0	3	0	1	0	0	1	0	17	21	0.00	0.545																			
Rick Mahler, R (7, 1) ERA: 2.18	3.0	S	13	4	0	0	0	1	0	0	0	0	0	12	16	0.00	1.667																			

St. Louis Cardinals @ Atlanta Braves  
Atlanta-Fulton County Stadium, Atlanta, GA

Fri May 15 1981, 7:05 PM EDT  
Att. 13,730 - Unknown - 60 F

livebaseballscorecards.com



Batter	1	2	3	4	5	6	7	8	9
Terry Harper, R (1, 7) Rick Mahler, R (7, 1)	0-0 E6 2B		0-0 5-3			0-0 FC6-4 2B		0-3 K	
Claudell Washington, L (1, 9)	0-0 E 2B		0-0 CS 1B			4-0 FC6-4 BB	4-0 FC4-6 2B BB	0-0 G3	
Biff Pocoroba, S (1, 5) Rufino Linares, R (6, PH) (7, 7)	0-0 E3 G4-6-3 2-H		0-0 CS 1-2	0-0 6-3		0-0 FC6-4 2B 1B	4-0 FC4-6 BB	0-0 L8	
Chris Chambliss, L (1, 3) Bill Nahorodny, R (8, 3)	0-0 G4-6-3 1-2f			0-0 F5		0-0 1B 2B	0-0 FC4-6 2B		
Dale Murphy, R (1, 8)	0-0 6-3			0-0 4-3		4-0 1B HR IBB	0-3 K		
Glenn Hubbard, R (1, 4)		0-0 6-3		0-0 4-3		0-0 HR 1B	0-0 1-H 3-H 2B		
Bruce Benedict, R (1, 2)		0-0 P4		0-0 L7		0-0 1-H 2-H HR	0-0 F9		
Rafael Ramirez, R (1, 6)		0-0 F8		0-0 L6		0-0 1B		0-0 G3 1B	
Bob Walk, R (1, 1) Preston Hanna, R (3, 1) Brian Asselstine, L (6, PH) Jery Royster, R (6, PH) Luis Gomez, R (6, PH) (7, 5)			0-0 5-3			0-0 FC6-4 1B		0-0 G3 1B	

Inning Stats	R: 2 E: 2 K: 0 S: 5	H: 1 LOB: 0 BB: 0 P: 5	R: 0 E: 0 K: 0 S: 3	H: 0 LOB: 0 BB: 0 P: 3	R: 0 E: 0 K: 0 S: 3	H: 1 LOB: 0 BB: 0 P: 3	R: 0 E: 0 K: 0 S: 3	H: 0 LOB: 0 BB: 0 P: 3	R: 0 E: 0 K: 0 S: 3	H: 0 LOB: 0 BB: 0 P: 3	R: 7 E: 0 K: 0 S: 9	H: 6 LOB: 1 BB: 2 P: 17	R: 2 E: 0 K: 1 S: 6	H: 1 LOB: 1 BB: 2 P: 14	R: 0 E: 0 K: 1 S: 7	H: 2 LOB: 2 BB: 0 P: 7
--------------	------------------------------	---------------------------------	------------------------------	---------------------------------	------------------------------	---------------------------------	------------------------------	---------------------------------	------------------------------	---------------------------------	------------------------------	----------------------------------	------------------------------	----------------------------------	------------------------------	---------------------------------

PITCHER	IP	WLS	BF	H	R	ER	SO	BB	IBB	HBP	BLK	WP	HR	S	P	ERA	WHIP
Lary Sorensen, R (1, 1) ERA: 3.02	5.0	L	20	4	5	3	0	1	0	0	0	0	0	19	23	5.40	1.000
Jim Kaat, L (6, 1) ERA: 2.84	0.1		2	1	0	0	0	0	0	0	0	0	0	2	2	0.00	3.000
Jim Otten, R (6, 1) ERA: 4.2	0.2		6	3	4	4	0	0	1	0	0	0	1	5	9	54.00	4.500
Bob Sykes, L (7, 1) ERA: 12.0	1.0		6	1	2	2	1	2	0	0	0	0	0	6	14	18.00	3.000
Joe Edelen, R (8, 1) ERA: 8.71	1.0		5	2	0	0	1	0	0	0	0	0	0	7	7	0.00	2.000

**BOTTOM**

AB	R	H	RBI	BB	SO	LOB
4	2	1	0	0	0	1
1	0	0	0	0	1	2
3	2	2	1	2	0	2
2	0	0	0	0	0	0
2	1	0	1	1	0	4
4	2	1	1	0	0	3
0	0	0	0	0	0	0
3	1	0	0	1	1	2
4	1	2	4	0	0	0
4	1	1	3	0	0	1
4	0	2	0	0	0	0
0	0	0	0	0	0	0
1	0	0	0	0	0	0
1	0	1	0	0	0	0
0	1	0	0	0	0	0
2	0	1	0	0	0	1


**AB 35**  
**R 11**  
**H 11**  
**RBI 10**  
**BB 4**  
**SO 2**  
**LOB 16**

WP: 0 PA: 40  
PB: 0  
SB: 1  
CS: 1

**St. Louis Cardinals @ Atlanta Braves**  
Atlanta-Fulton County Stadium, Atlanta, GA

Fri May 15 1981, 7:05 PM EDT  
Att: 13,730 - Unknown - 60 F

livebaseballscorecards.com



Batter	1	2	3	4	5	6	7	8	9	AB R H RBI BB SO LOB	TOP											
Garry Templeton, S (1, 6) OBP: 0.299, SLG: 0.403	0-0 B1-3	0-0 G3			0-0 FC4-6 1B	0-0 F9			0-0 3-1	5 0 1 0 0 0 1												
Tony Scott, S (1, 8) OBP: 0.298, SLG: 0.387	0-0 1B 1B		0-0 F2		0-0 FC4-6 HR		0-0 F9		0-0 6-3	5 2 1 0 0 0 1												
Keith Hernandez, L (1, 3) OBP: 0.400, SLG: 0.505	0-0 1B 1B		0-0 4-3		0-0 F7		0-0 4-3			4 1 1 0 0 0 1												
George Hendrick, R (1, 9) OBP: 0.358, SLG: 0.529	0-0 1B 1B		0-0 6-3		0-0 HR		0-0 F3			4 1 2 3 0 0 0												
Dane Iorg, L (1, 7) OBP: 0.276, SLG: 0.250	0-0 1B 1B			0-0 G3	0-0 G3			0-0 F9		3 0 1 1 0 0 0												
Tito Landrum, R (5, 7) OBP: 0.143, SLG: 0.143	0-0 1B 1B									1 0 0 0 0 0 0												
Ken Oberkfell, L (1, 5) OBP: 0.330, SLG: 0.330	0-0 1B		0-0 E6 1B			0-0 4-3		0-0 4-3		4 1 1 0 0 0 0												
Orlando Sanchez, L (1, 2) OBP: 0.400, SLG: 0.500	0-0 G4-6-3		0-0 4-3		0-0 1B 2B		0-0 1B			4 1 2 0 0 0 4												
Tom Herr, S (1, 4) OBP: 0.321, SLG: 0.404		0-0 5-3		0-0 1B		0-0 F9		0-0 F7		4 0 1 1 0 0 2												
Silvio Martinez, R (1, 1) OBP: 0.286, SLG: 0.308		0-0 K		0-0 F8		0-0 WP 1B			0-0 G3	4 0 1 1 0 1 1												
Bruce Sutter, R (9, 1)										0 0 0 0 0 0 0												
<b>Inning Stats</b>	R: 2 E: 0 K: 0 S: 7	H: 5 LOB: 2 BB: 0 P: 7	R: 0 E: 0 K: 1 S: 5	H: 0 LOB: 0 BB: 0 P: 5	R: 0 E: 0 K: 0 S: 3	H: 0 LOB: 0 BB: 0 P: 3	R: 1 E: 1 K: 0 S: 5	H: 1 LOB: 1 BB: 0 P: 5	R: 2 E: 1 K: 0 S: 5	H: 2 LOB: 0 BB: 0 P: 5	R: 1 E: 0 K: 0 S: 5	H: 2 LOB: 1 BB: 0 P: 5	R: 0 E: 0 K: 0 S: 3	H: 0 LOB: 0 BB: 0 P: 3	R: 0 E: 0 K: 0 S: 4	H: 1 LOB: 1 BB: 0 P: 4	R: 0 E: 0 K: 0 S: 3	H: 0 LOB: 0 BB: 0 P: 3	1B: 9 2B: 1 3B: 0 HR: 1	SF: 0 SAC: 0 DP: 1 HBP: 0	WP: 1 PB: 0 SB: 0 CS: 0	PA: 38
<b>PITCHER</b>	IP WLS BF H R ER SO BB IBB HBP BLK WP HR S P ERA WHIP																					
Tommy Boggs, R (1, 1) ERA: 4.99	5.0 L 23 8 5 4 1 0 0 0 0 0 0 1 25 25 7.20 1.600																					
Al Hrabosky, L (6, 1) ERA: 1.8	3.0 12 3 1 1 0 0 0 0 0 0 1 0 12 12 3.00 1.000																					
John Montefusco, R (9, 1) ERA: 4.7	1.0 3 0 0 0 0 0 0 0 0 0 0 0 3 3 0.00 0.000																					

St. Louis Cardinals @ Atlanta Braves  
Atlanta-Fulton County Stadium, Atlanta, GA

Sat May 16 1981, 7:05 PM EDT  
Att. 21,051 - Unknown - 65 F

livebaseballscorecards.com

AB	38
R	6
H	11
RBI	6
BB	0
SO	1
LOB	10





Batter	1	2	3	4	5	6	7	8	9	AB R H RBI BB SO LOB	TOP											
Garry Templeton, S OBP: 0.295, SLG: 0.395 (1, 6) X	0-0 F6	0-0 F8 1B		X 0-0 F2		X 0-0 F8			X 0-0 F8	5 0 1 0 0 0 0												
Tony Scott, S OBP: 0.310, SLG: 0.390 (1, 8) X	0-0 E6 1B	0-0 1B		H 1-0 L4-3 HBP			X 0-0 6-3		X 0-0 F7	4 1 2 0 0 0 0												
Keith Hernandez, L OBP: 0.400, SLG: 0.500 (1, 3) X	0-0 1B 1B	0-0 F8		X 0-0 L4-3			X 0-0 FC6-4 1B		X 0-0 F9	5 1 2 1 0 0 3												
George Hendrick, R OBP: 0.355, SLG: 0.519 (1, 9) X	0-0 1B 1B	0-0 P6			X 0-0 L7		X 0-0 FC6-4			4 1 1 0 0 0 3												
Dane Iorg, L OBP: 0.273, SLG: 0.250 (1, 7) X	0-0 1B 1B		X 0-0 F9		X 0-0 F8		X 0-0 6-3			4 1 1 1 0 0 1												
Tito Landrum, R OBP: 0.143, SLG: 0.143 (7, 7)	1-3 2-H									0 0 0 0 0 0 0												
Ken Oberkfell, L OBP: 0.345, SLG: 0.346 (1, 5) X	0-0 CS 1B		X 0-0 F8		X 0-0 1B			X 0-0 SH1-4 1B		4 0 3 2 0 0 0												
Gene Tenace, R OBP: 0.408, SLG: 0.405 (1, 2) H	1-0 1-2 HBP		X 0-0 E5 1B		X 0-0 F7			X 0-0 SH1-4		2 0 0 0 0 0 1												
Tom Herr, S OBP: 0.319, SLG: 0.398 (1, 4) X	0-0 L8		X 0-0 1B			X 0-0 F7		X 0-0 F7		4 0 1 0 0 0 2												
Bob Forsch, R OBP: 0.167, SLG: 0.167 (1, 1)		X 0-0 6-3		X 0-3 K		X 0-0 4-3		X 0-3 K		2 0 0 0 0 1 2												
Steve Braun, L OBP: 0.167, SLG: 0.333 (8, PH)										1 0 0 0 0 0 0												
John Martin, S OBP: 0.167, SLG: 0.333 (6, 1)										0 0 0 0 0 0 0												
Jim Otten, R OBP: 0.167, SLG: 0.333 (6, 1)										0 0 0 0 0 0 0												
Jim Kaat, L OBP: 0.500, SLG: 0.500 (6, 1)										0 0 0 0 0 0 0												
Darrell Porter, L OBP: 0.394, SLG: 0.385 (8, PH)										1 0 0 0 0 1 1												
Bruce Sutter, R OBP: 0.394, SLG: 0.385 (8, 1)										0 0 0 0 0 0 0												
<b>Inning Stats</b>	R: 4 E: 1 K: 0 S: 7	H: 5 LOB: 1 BB: 0 P: 8	R: 0 E: 0 K: 0 S: 5	H: 2 LOB: 2 BB: 0 P: 5	R: 0 E: 1 K: 1 S: 7	H: 1 LOB: 2 BB: 0 P: 7	R: 0 E: 0 K: 0 S: 2	H: 0 LOB: 0 BB: 0 P: 3	R: 0 E: 0 K: 0 S: 4	H: 1 LOB: 1 BB: 0 P: 4	R: 0 E: 0 K: 0 S: 3	H: 0 LOB: 0 BB: 0 P: 3	R: 0 E: 0 K: 0 S: 4	H: 1 LOB: 1 BB: 0 P: 4	R: 0 E: 0 K: 1 S: 6	H: 1 LOB: 1 BB: 0 P: 6	R: 0 E: 0 K: 0 S: 3	H: 0 LOB: 0 BB: 0 P: 3	1B: 11 2B: 1 3B: 0 HR: 0	SF: 0 SAC: 1 DP: 1 HBP: 2	WP: 0 PB: 0 SB: 0 CS: 1	PA: 39
<b>PITCHER</b>	IP WLS BF H R ER SO BB IBB HBP BLK WP HR S P ERA WHIP																					
Gaylord Perry, R ERA: 2.65 (1, 1)	5.0 L 25 9 4 4 1 0 0 2 0 0 0 0 25 27 7.20 1.800																					
Rick Mahler, R ERA: 1.99 (6, 1)	2.0 7 1 0 0 0 0 0 0 0 0 0 0 7 7 0.00 0.500																					
Rick Camp, R ERA: 2.28 (8, 1)	1.0 4 1 0 0 1 0 0 0 0 0 0 0 6 6 0.00 1.000																					
Larry Bradford, L ERA: 2.19 (9, 1)	1.0 3 0 0 0 0 0 0 0 0 0 0 0 3 3 0.00 0.000																					

St. Louis Cardinals @ Atlanta Braves  
Atlanta-Fulton County Stadium, Atlanta, GA

Sun May 17 1981, 3:33 AM EDT  
Att. 14,045 - Overcast - 65 F

livebaseballscorecards.com

AB 36  
R 4  
H 11  
RBI 4  
BB 0  
SO 2  
LOB 13





Batter	1	2	3	4	5	6	7	8	9	AB R H RBI BB SO LOB	TOP	
Terry Harper, R (1, 7) OBP: 0.283, SLG: 0.262	0-0 G3 1B		0-0 F7			0-0 F2			0-0 F9	4 0 1 0 0 0 0	<b>Atlanta Braves @ Pittsburgh Pirates</b> Three Rivers Stadium, Pittsburgh, PA Tue May 19 1981, 7:05 PM EDT Att. 5,514 - Unknown  <a href="http://livebaseballscorecards.com">livebaseballscorecards.com</a>	
Claudell Washington, L (1, 9) OBP: 0.319, SLG: 0.385	0-0 P6			0-0 F8			0-0 G3			3 0 0 0 0 0 1		
Biff Pocoroba, S (1, 5) OBP: 0.305, SLG: 0.264	0-0 G3 1-2			0-0 F9			0-0 F8			3 0 0 0 0 0 1		
Chris Chambliss, L (1, 3) OBP: 0.374, SLG: 0.403	0-0 4-3			0-0 F8			0-0 F7			3 0 0 0 0 0 1		
Dale Murphy, R (1, 8) OBP: 0.285, SLG: 0.374		0-0 6-3			0-3 K			0-0 F8		3 0 0 0 0 1 0		
Glenn Hubbard, R (1, 4) OBP: 0.326, SLG: 0.387		0-0 L5			0-3 K			0-0 F9		3 0 0 0 0 1 0		
Bruce Benedict, R (1, 2) OBP: 0.361, SLG: 0.422		0-0 F8			0-0 F8			0-0 5-3		3 0 0 0 0 0 0		
Rafael Ramirez, R (1, 6) OBP: 0.304, SLG: 0.279 Bob Porter, L (9, PH) OBP: 0.500, SLG: 0.750			0-3 K2-3			0-0 5-3			0-0 F8	2 0 0 0 0 1 0 1 0 0 0 0 0 0		
Phil Niekro, R (1, 1) OBP: 0.059, SLG: 0.059 Rick Mahler, R (6, 1) Larry Bradford, R (8, 1) OBP: 1.000, SLG: 1.000 Brian Assetstine, L (9, PH) OBP: 0.273, SLG: 0.200			0-0 5-3			0-0 6-3			0-0 4-3	2 0 1 0 0 0 0 0 0		
<b>Inning Stats</b>	R: 0 H: 1 E: 0 LOB: 1 K: 0 BB: 0 S: 4 P: 4	R: 0 H: 0 E: 0 LOB: 0 K: 0 BB: 0 S: 3 P: 3	R: 0 H: 0 E: 0 LOB: 0 K: 1 BB: 0 S: 5 P: 5	R: 0 H: 0 E: 0 LOB: 0 K: 0 BB: 0 S: 3 P: 3	R: 0 H: 0 E: 0 LOB: 0 K: 2 BB: 0 S: 7 P: 7	R: 0 H: 0 E: 0 LOB: 0 K: 0 BB: 0 S: 3 P: 3	R: 0 H: 0 E: 0 LOB: 0 K: 0 BB: 0 S: 3 P: 3	R: 0 H: 0 E: 0 LOB: 0 K: 0 BB: 0 S: 3 P: 3	R: 0 H: 0 E: 0 LOB: 0 K: 0 BB: 0 S: 3 P: 3	1B: 1 SF: 0 2B: 0 SAC: 0 3B: 0 DP: 0 HR: 0 HBP: 0	WP: 0 PA: 28 PB: 0 SB: 0 CS: 0	
<b>PITCHER</b> Jim Bibby, R (1, 1) ERA: 2.66	IP WLS BF H R ER SO BB IBB HBP BLK WP HR S P ERA WHIP											<b>PITCHER</b> IP WLS BF H R ER SO BB IBB HBP BLK WP HR S P ERA WHIP





Batter	1	2	3	4	5	6	7	8	9	AB R H RBI BB SO LOB
Lee Lacy, R (1, 7) OBP: 0.314, SLG: 0.420	0-3 K2-3		0-0 F3		0-0 1B 2B	0-0 6-3				4 0 1 1 0 1 1
Tim Foli, R (1, 6) OBP: 0.265, SLG: 0.269	0-0 6-3		0-0 F7		0-0 2B 1B		0-0 1-3			4 0 1 0 0 0 0
Bill Madlock, R (1, 5) OBP: 0.365, SLG: 0.425	0-3 K			0-0 F7	0-0 F3		0-0 F2			4 0 0 0 0 1 2
Jason Thompson, L (1, 3) OBP: 0.300, SLG: 0.324		0-0 FC4-6 1B		0-3 K		0-0 FC1-5 1B	0-0 4-3			4 0 2 0 0 1 0
Mike Easler, L (1, 9) OBP: 0.339, SLG: 0.485		0-0 FC4-6 1B 1-2f		0-0 1B		0-0 FC1-5 2B 1B	0-0 5-3			4 2 2 0 0 0 1
Phil Garner, R (1, 4) OBP: 0.410, SLG: 0.464		0-0 CS 1B		0-0 F8		0-0 FC1-5 2B	0-0 F7			4 1 1 0 0 0 3
Omar Moreno, L (1, 8) OBP: 0.254, SLG: 0.260		0-0 1B 1-2 3-H			0-0 4-3	0-0 F8	0-0 4-3			4 0 1 1 0 0 2
Steve Nicosia, R (1, 2) OBP: 0.258, SLG: 0.250		0-0 5-3			0-0 5-3	0-0 2B 2B				3 1 1 2 0 0 1
Jim Bibby, R (1, 1) OBP: 0.294, SLG: 0.333			0-0 6-3		0-0 2B 2B	0-0 2B				3 1 2 1 0 0 0

Inning Stats	R: 0 E: 0 K: 2 S: 7	H: 0 LOB: 0 BB: 0 P: 7	R: 1 E: 0 K: 0 S: 5	H: 3 LOB: 1 BB: 0 P: 5	R: 0 E: 0 K: 1 S: 3	H: 0 LOB: 0 BB: 0 P: 3	R: 0 E: 0 K: 1 S: 6	H: 1 LOB: 1 BB: 0 P: 6	R: 1 E: 0 K: 0 S: 6	H: 3 LOB: 2 BB: 0 P: 6	R: 3 E: 0 K: 0 S: 7	H: 4 LOB: 1 BB: 0 P: 7	R: 0 E: 0 K: 0 S: 3	H: 0 LOB: 0 BB: 0 P: 3	R: 0 E: 0 K: 0 S: 3	H: 0 LOB: 0 BB: 0 P: 3	1B: 7 2B: 4 3B: 0 HR: 0	SF: 0 SAC: 0 DP: 0 HBP: 0	WP: 0 PB: 0 SB: 0 CS: 1	PA: 34
--------------	------------------------------	---------------------------------	------------------------------	---------------------------------	------------------------------	---------------------------------	------------------------------	---------------------------------	------------------------------	---------------------------------	------------------------------	---------------------------------	------------------------------	---------------------------------	------------------------------	---------------------------------	----------------------------------	------------------------------------	----------------------------------	--------

PITCHER	IP	WLS	BF	H	R	ER	SO	BB	IBB	HBP	BLK	WP	HR	S	P	ERA	WHIP
Phil Niekro, R (1, 1) ERA: 2.54	5.2	L	26	10	5	5	3	0	0	0	0	0	0	32	32	7.94	1.765
Rick Mahler, R (6, 1) ERA: 1.88	1.1		5	1	0	0	0	0	0	0	0	0	0	5	5	0.00	0.750
Larry Bradford, L (8, 1) ERA: 2.03	1.0		3	0	0	0	0	0	0	0	0	0	0	3	3	0.00	0.000

**BOTTOM**

**Atlanta Braves @ Pittsburgh Pirates**  
**Three Rivers Stadium, Pittsburgh, PA**  
 Tue May 19 1981, 7:05 PM EDT  
 Att. 5,514 - Unknown

livebaseballscorecards.com

<b>AB</b>	<b>34</b>
<b>R</b>	<b>5</b>
<b>H</b>	<b>11</b>
<b>RBI</b>	<b>5</b>
<b>BB</b>	<b>0</b>
<b>SO</b>	<b>3</b>
<b>LOB</b>	<b>10</b>



Batter	1	2	3	4	5	6	7	8	9	AB R H RBI BB SO LOB	TOP									
Claudell Washington, L OBP: 0.317, SLG: 0.381 (1, 9)	0-0 F7	0-0 F6			0-0 3-1 1B		0-0 4-3			4 0 1 0 0 0 3										
Biff Pocaroba, S OBP: 0.302, SLG: 0.263 (1, 5)	0-0 F8		0-0 1B		0-0 3-1 1-2			0-0 F6		4 0 1 0 0 0 1										
Brian Asselstine, L OBP: 0.200, SLG: 0.143 (1, 7)	0-0 4-3		0-3 K		0-0 4-3			0-0 L6		4 0 0 0 0 1 2										
Chris Chambliss, L OBP: 0.377, SLG: 0.406 (1, 3)		0-0 1B FC6-4 1B	0-0 L9		0-0 FC5-4 1B			0-0 F9		4 1 2 0 0 0 1										
Dale Murphy, R OBP: 0.290, SLG: 0.373 (1, 8)		0-0 FC6-4 1B 1-2	0-0 F6		0-0 F8			4-0 FC1-6 FC BB		3 0 1 0 1 0 2										
Glenn Hubbard, R OBP: 0.324, SLG: 0.382 (1, 4)		0-0 FC6-4 1B 1-2 2-3	0-3 K		0-0 F9			0-3 K		4 0 1 0 0 2 2										
Bruce Benedict, R OBP: 0.350, SLG: 0.406 (1, 2)		0-3 K		0-0 F8		0-0 FC5-4 1-2f		0-0 FC		4 0 0 0 0 1 5										
Rafael Ramirez, R OBP: 0.285, SLG: 0.270 (1, 6)		0-0 FC6-4 BB 1-2f 2-3 3-H	0-0 F3		0-0 6-3		0-0 4-3	0-0 FC1-6 1-2f 2-3		4 0 0 1 0 0 4										
Bob Walk, R Bob Porter, L Preston Hanna, R Luis Gomez, R John Montelusco, R Al Habasny, R Rufino Linares, R Rick Camp, R Larry Bradford, R Bill Nahorodny, R		4-0 BB 1-2	0-3 K		0-0 4-3		0-0 4-3	0-0 4-3		0 0 0 0 0 0 0 0 0 0 0 0 0 1 0 0 0 0 0 0 0 0 0 0 0 0 0 0 0 0 0 0 0 1 0 0 0 0 0 0 0 0 0 0 0 0 0 0 0 0 0 0 0 1 0 1 0 0 0 0 0 0 0 2										
<b>Inning Stats</b>	R: 0 E: 0 K: 0 S: 3	H: 0 LOB: 0 BB: 0 P: 3	R: 1 E: 0 K: 1 S: 8	H: 3 LOB: 3 BB: 1 P: 12	R: 0 E: 0 K: 1 S: 6	H: 1 LOB: 1 BB: 0 P: 6	R: 0 E: 0 K: 1 S: 5	H: 0 LOB: 0 BB: 0 P: 5	R: 0 E: 0 K: 1 S: 6	H: 1 LOB: 1 BB: 0 P: 6	R: 0 E: 0 K: 0 S: 4	H: 1 LOB: 1 BB: 0 P: 4	R: 0 E: 0 K: 0 S: 3	H: 0 LOB: 0 BB: 0 P: 3	R: 0 E: 0 K: 1 S: 6	H: 0 LOB: 2 BB: 1 P: 10	1B: 6 2B: 0 3B: 0 HR: 0	SF: 0 SAC: 0 DP: 0 HBP: 0	WP: 0 PB: 0 SB: 0 CS: 0	PA: 36
<b>PITCHER</b>	IP WLS BF H R ER SO BB IBB HBP BLK WP HR S P ERA WHIP																			
Rick Rhoden, R ERA: 2.25 (1, 1)	6.0 W 25 6 1 1 4 1 0 0 0 0 0 0 32 36 1.50 1.167																			
Enrique Romo, R ERA: 4.3 (7, 1)	3.0 S 11 0 0 0 1 1 0 0 0 0 0 0 12 16 0.00 0.333																			

Atlanta Braves @ Pittsburgh Pirates  
 Three Rivers Stadium, Pittsburgh, PA  
 Wed May 20 1981, 7:05 PM EDT  
 Att. 8,351 - Unknown

livebaseballscorecards.com

AB	34
R	1
H	6
RBI	1
BB	2
SO	5
LOB	22



Batter	1	2	3	4	5	6	7	8	9
Lee Lacy, R OBP: 0.304, SLG: 0.400 (1, 7)	0-0 F9	0-0 E3		0-0 F5		0-0 F8		0-0	
Tim Foli, R OBP: 0.271, SLG: 0.270 (1, 6)	4-0 HR	0-0 SF8		0-0 4-3		0-0 5-3		0-0 L8	
Bill Madlock, R OBP: 0.360, SLG: 0.417 (1, 5)	0-0 F9	0-0 6-3				0-0 5-3			
Jason Thompson, L OBP: 0.298, SLG: 0.312 (1, 3)	4-0 HR		0-0 F7	0-0 F7		0-3 K			
Mike Easler, L OBP: 0.354, SLG: 0.563 (1, 9)	0-0 HR		0-0		0-0 F9		0-0 4-3		
Phil Garner, R OBP: 0.385, SLG: 0.433 (1, 4)	0-0 5-3		0-0 F3		0-3 K		0-0 6-3		
Omar Moreno, L OBP: 0.254, SLG: 0.260 (1, 8)		0-0 4-3	0-0 1B		0-0 F9		0-3 K		
Steve Nicosia, R OBP: 0.271, SLG: 0.254 (1, 2)		4-0 1B	0-0 1B		0-0 4-3		0-3 K		
Rick Rhoden, R OBP: 0.235, SLG: 0.294 (1, 1)		0-0	0-0			4-0 5-3		0-3 K	
Kurt Bevacqua, R OBP: 0.333, SLG: 0.222 (6, PH)		E SF8		0-0 F8					
Enrique Romo, R (7, 1)		1-2							

Inning Stats	R: 3	H: 1	E: 0	K: 0	S: 4	LOB: 0	BB: 2	P: 12
	R: 2	H: 1	E: 1	K: 0	S: 5	LOB: 1	BB: 1	P: 9
	R: 1	H: 3	E: 0	K: 0	S: 6	LOB: 2	BB: 0	P: 6
	R: 0	H: 1	E: 0	K: 0	S: 4	LOB: 1	BB: 0	P: 4
	R: 0	H: 1	E: 0	K: 1	S: 6	LOB: 1	BB: 0	P: 6
	R: 0	H: 1	E: 0	K: 1	S: 6	LOB: 2	BB: 1	P: 10
	R: 0	H: 0	E: 0	K: 1	S: 5	LOB: 0	BB: 0	P: 5
	R: 0	H: 1	E: 0	K: 2	S: 8	LOB: 1	BB: 0	P: 8
	R: 0	H: 1	E: 0	K: 2	S: 8	LOB: 1	BB: 0	P: 8

PITCHER	IP	WLS	BF	H	R	ER	SO	BB	IBB	HBP	BLK	WP	HR	S	P	ERA	WHIP
Bob Walk, R (1, 1)	1.0		6	1	3	3	0	2	0	0	0	0	1	4	12	27.00	3.000
Preston Hanna, R (2, 1)	3.0		16	5	3	1	0	1	0	0	0	0	1	15	19	3.00	2.000
John Montefusco, R (5, 1)	1.2		8	2	0	0	1	1	0	0	0	0	0	9	13	0.00	1.800
Al Hrabosky, L (6, 1)	0.1		1	0	0	0	1	0	0	0	0	0	0	3	3	0.00	0.000
Rick Camp, R (7, 1)	1.0		3	0	0	0	1	0	0	0	0	0	0	5	5	0.00	0.000

AB R H RBI BB SO LOB

5	0	1	0	0	0	2
3	1	1	1	1	0	1
4	0	1	0	0	0	4
3	1	0	0	1	1	3
4	2	3	4	0	0	0
4	0	0	0	0	1	1
4	0	1	0	0	1	1
3	1	1	0	1	1	1
2	1	1	0	0	0	2
0	0	0	0	1	0	0
1	0	0	0	0	1	0

1B: 6	SF: 1	WP: 0	PA: 38
2B: 1	SAC: 0	PB: 0	
3B: 0	DP: 0	SB: 2	
HR: 2	HBP: 0	CS: 0	

Atlanta Braves @ Pittsburgh Pirates  
 Three Rivers Stadium, Pittsburgh, PA  
 Wed May 20 1981, 7:05 PM EDT  
 Att. 8,351 - Unknown

livebaseballscorecards.com

AB	33
R	6
H	9
RBI	5
BB	4
SO	5
LOB	15



Batter	1	2	3	4	5	6	7	8	9	AB R H RBI BB SO LOB	TOP											
<b>Ozzie Smith, S</b> OBP: 0.315, SLG: 0.265 (1, 6) X	0-0 E4 CS	0-3 K		0-0 2-H 1B		0-3 K2-3			0-0 1B	5 0 2 1 0 2 2												
<b>Ruppert Jones, L</b> OBP: 0.297, SLG: 0.319 (1, 8) S S S	0-3 K 1-2		0-0 G3	0-0 4-3			0-0 G6-4-3 1B		0-0 F7	5 0 1 0 0 1 3												
<b>Gene Richards, L</b> OBP: 0.339, SLG: 0.329 (1, 7) B B B	4-0 2B BB		4-0 2B BB		0-0 F7		0-0 F9			2 1 0 0 2 0 1												
<b>Broderick Perkins, L</b> OBP: 0.398, SLG: 0.583 (1, 3) X	0-0 1-3 2B		0-0 1-3 2B		4-0 CS BB		0-0 G6-4-3 1-2f			3 1 2 0 1 0 1												
<b>Terry Kennedy, L</b> OBP: 0.324, SLG: 0.353 (1, 2) S S S	0-3 K		0-0 3-1 2B		0-0 1-2 F7			0-0 P6		4 0 1 2 0 1 3												
<b>Joe Lefebvre, L</b> OBP: 0.320, SLG: 0.406 (1, 9) B B B B		4-0 1B SF9 BB	0-0 3-1			0-0 WP 1B		0-0 E5 CS		3 2 1 0 1 0 1												
<b>Juan Bonilla, R</b> OBP: 0.359, SLG: 0.411 (1, 4) X		0-0 SH1-4 1B	0-0 5-3			0-3 K		0-0 F8 1-2		4 0 1 0 0 1 3												
<b>Luis Salazar, R</b> OBP: 0.267, SLG: 0.336 (1, 5) X		0-0 SF9		0-0 SH2-4 1B		0-3 K2-3		0-3 K		3 1 1 1 0 2 1												
<b>Barry Evans, R</b> OBP: 0.391, SLG: 0.375 (9, 5) X		3-H SH1-4		0-0 SH2-4 1B		0-0 1-2 1B		0-3 K		0 0 0 0 0 0 0												
<b>Juan Eichelberger, R</b> OBP: 0.176, SLG: 0.176 (1, 1) X		0-0 SH1-4		0-0 SH2-4		0-0 2-H 1B				0 0 0 0 0 0 0												
<b>Tim Flannery, L</b> OBP: 0.556, SLG: 0.667 (8, PH)										1 0 1 1 0 0 0												
<b>John Littlefield, R</b> OBP: 1.000, SLG: 1.000 (6, 1)										0 0 0 0 0 0 0												
<b>Danny Boone, L</b> OBP: 0.250, SLG: 0.250 (7, 1)										0 0 0 0 0 0 0												
<b>John Urrea, R</b> OBP: 0.278, SLG: 0.313 (8, 1)										0 0 0 0 0 0 0												
<b>Randy Bass, L</b> OBP: 0.167, SLG: 0.167 (8, PH)										1 0 0 0 0 1 0												
<b>Gary Lucas, L</b> OBP: 0.167, SLG: 0.167 (9, 1)										0 0 0 0 0 0 0												
<b>Inning Stats</b>	R: 0 E: 1 K: 2 S: 8	H: 1 LOB: 2 BB: 1 P: 12	R: 1 E: 0 K: 1 S: 6	H: 1 LOB: 1 BB: 1 P: 10	R: 2 E: 0 K: 0 S: 5	H: 2 LOB: 1 BB: 1 P: 9	R: 1 E: 0 K: 0 S: 4	H: 2 LOB: 0 BB: 0 P: 4	R: 0 E: 0 K: 0 S: 2	H: 0 LOB: 0 BB: 1 P: 6	R: 1 E: 0 K: 3 S: 11	H: 2 LOB: 1 BB: 0 P: 11	R: 0 E: 0 K: 0 S: 3	H: 1 LOB: 0 BB: 0 P: 3	R: 0 E: 1 K: 0 S: 3	H: 0 LOB: 0 BB: 0 P: 3	R: 0 E: 0 K: 2 S: 8	H: 1 LOB: 1 BB: 0 P: 8	1B: 7 2B: 3 3B: 0 HR: 0	SF: 1 SAC: 2 DP: 1 HBP: 0	WP: 1 PB: 0 SB: 0 CS: 4	PA: 38
<b>PITCHER</b>	IP WLS BF H R ER SO BB IBB HBP BLK WP HR S P ERA WHIP																					
<b>Tommy Boggs, R</b> ERA: 5.34 (1, 1)	3.1 L 19 6 4 4 3 3 0 0 0 0 0 0 22 34 10.80 2.700																					
<b>Al Hrabosky, L</b> ERA: 1.29 (4, 1)	1.2 4 0 0 0 0 1 0 0 0 0 0 0 3 7 0.00 0.600																					
<b>Preston Hanna, R</b> ERA: 3.57 (6, 1)	1.0 5 2 1 1 3 0 0 0 0 1 0 11 11 9.00 2.000																					
<b>Larry Bradford, L</b> ERA: 1.65 (7, 1)	2.0 6 1 0 0 0 0 0 0 0 0 0 6 6 0.00 0.500																					
<b>Rick Camp, R</b> ERA: 2.1 (9, 1)	1.0 4 1 0 0 2 0 0 0 0 0 0 8 8 0.00 1.000																					

San Diego Padres @ Atlanta Braves  
Atlanta-Fulton County Stadium, Atlanta, GA

Fri May 22 1981, 7:05 PM EDT  
Att: 10,752 - Unknown

livebaseballscorecards.com

AB	31
R	5
H	10
RBI	5
BB	4
SO	8
LOB	15



Batter	1	2	3	4	5	6	7	8	9
Claudell Washington, L (1, 9) OBP: 0.327, SLG: 0.410	0-0 L8		0-0 1-3		0-0 HR		0-0 1B		0-0 1B
Biff Pocoroba, S (1, 5) OBP: 0.294, SLG: 0.246	0-0 G3		4-0 FC4-6 BB		0-0 4-3		0-3 K		0-0 G4-6-3
Brian Asseltine, L (1, 7) Terry Harper, R (7, PH) OBP: 0.292, SLG: 0.256	0-0 2B		0-0 FC4-6 1-2f		0-0 4-3		0-3 K		4-0 BB
Chris Chambliss, L (1, 3) OBP: 0.372, SLG: 0.399	0-0 L3			0-0 4-3		0-0 1B		0-0 F8	0-0 F8
Dale Murphy, R (1, 8) OBP: 0.289, SLG: 0.370		0-0 F3		0-0 P6		0-3 K		0-0 BB 1B	
Glenn Hubbard, R (1, 4) OBP: 0.321, SLG: 0.378		0-0 F8		0-0 BB 1B		0-0 4-3		0-3 K	
Bruce Benedict, R (1, 2) OBP: 0.370, SLG: 0.417		0-0 FC6-4 1B		4-0 BB 1-2 BB		0-0 4-3 1B		4-0 BB	
Rafael Ramirez, R (1, 6) OBP: 0.286, SLG: 0.261		0-0 FC6-4 1-2f		0-3 K		0-0 4-3		0-3 K	
Tommy Boggs, R (1, 1) Al Hrabosky, R (4, 1) Bob Porter, L (5, PH) Preston Hanna, R (6, 1) Rufino Linares, R (6, PH) Larry Bradford, R (7, 1) Bill Nahorodny, R (8, PH) Rick Camp, R (9, 1)			0-0 6-3		4-0 HR BB		0-0 F7		0-0 F7

BOTTOM

San Diego Padres @ Atlanta Braves  
Atlanta-Fulton County Stadium, Atlanta, GA

livebaseballscorecards.com

AB	35
R	2
H	9
RBI	2
BB	5
SO	6
LOB	18



WP: 0	PA: 40
PB: 0	
SB: 0	
CS: 0	

PITCHER	IP	WLS	BF	H	R	ER	SO	BB	IBB	HBP	BLK	WP	HR	S	P	ERA	WHIP
Juan Eichelberger, R (1, 1) ERA: 3.38	5.0	W	23	5	2	2	2	3	0	0	0	0	1	24	36	3.60	1.600
John Littlefield, R (6, 1) ERA: 4.78	1.0		4	1	0	0	0	0	0	0	0	0	0	4	4	0.00	1.000
Danny Boone, L (7, 1) ERA: 2.21	1.2		8	2	0	0	4	1	0	0	0	0	0	15	19	0.00	1.800
John Ureña, R (8, 1) ERA: 0.37	0.1		1	0	0	0	0	0	0	0	0	0	0	1	1	0.00	0.000
Gary Lucas, L (9, 1) ERA: 2.5	1.0	S	4	1	0	0	0	1	0	0	0	0	0	3	7	0.00	2.000

Fri May 22 1981, 7:05 PM EDT  
Att. 10,752 - Unknown

Batter	1	2	3	4	5	6	7	8	9	10	11	AB R H RBI BB SO LOB	TOP										
Ozzie Smith, S OBP: 0.321, SLG: 0.265 (1, 6)	0-0 E 1B	0-0 F7	4-0 BB			0-0 5-3		4-0 CS BB		0-0 6-3		4 1 1 0 2 0 3											
Ruppert Jones, L OBP: 0.292, SLG: 0.320 (1, 8)	0-0 F8	0-0 HR 2B	0-0 F7			0-0 6-3		0-3 K		0-0 P6		6 1 1 1 0 1 4											
Gene Richards, L OBP: 0.344, SLG: 0.366 (1, 7)	0-0 E6 1B	0-0 HR		0-0 1-3		0-0 3B		0-0 G1-6-3 1B		0-0 4-3		6 2 3 2 0 0 1											
Broderick Perkins, L OBP: 0.394, SLG: 0.569 (1, 3)	0-0 1B G5-2-3	0-0 1B		0-0 F8		0-0 6-3		0-0 G1-6-3		0-0 F7		6 0 2 1 0 0 2											
Terry Kennedy, L OBP: 0.333, SLG: 0.362 (1, 2)	0-0 1B	0-0 1B		0-0 4-3		0-0 SH5-4 1B		0-0 6-3				5 0 3 1 0 0 0											
Joe Lefebvre, L OBP: 0.325, SLG: 0.418 (1, 9)	0-0 1B		0-0 P6		0-0 4-3		0-0 SH5-4		0-0 FC3-5-6 2B			4 0 2 0 0 0 0											
Juan Bonilla, R OBP: 0.352, SLG: 0.400 (1, 4)	0-0 G5-2-3		0-0 3B 1B		0-0 G3		0-0 L9		0-0 FC3-5-6 2B			5 1 1 0 0 0 5											
Luis Salazar, R OBP: 0.280, SLG: 0.356 (1, 5)		1-0 SH1-4	0-0 3B		0-0 G3		0-0 G3		0-0 1-3 2B			3 1 2 1 0 0 1											
Tim Lollar, L OBP: 0.333, SLG: 0.833 (7, 1)		0-0 HBP 2B	0-0 3B		0-0 FC6-4 1B		0-0 FC6-4		0-0 2B			0 0 0 0 0 0 0											
John Littlefield, R (8, 1)		0-0 HBP 2B	0-0 3B		0-0 FC6-4 1B		0-0 FC6-4		0-0 2B			0 0 0 0 0 0 0											
Tim Flannery, L OBP: 0.600, SLG: 0.800 (10, PH)		0-0 SH1-4	0-0 K		0-0 FC6-4		0-0 FC6-4		0-0 6-3			1 0 1 0 0 0 0											
Gary Lucas, L OBP: 0.167, SLG: 0.167 (10, 1)		0-0 SH1-4	0-0 K		0-0 FC6-4		0-0 FC6-4		0-0 6-3			0 0 0 0 0 0 0											
Chris Welsh, L OBP: 0.143, SLG: 0.077 (1, 1)		0-0 SH1-4	0-0 K		0-0 FC6-4		0-0 FC6-4		0-0 6-3			2 0 0 0 0 1 2											
John Urrea, R OBP: 0.250, SLG: 0.250 (6, 1)		0-0 SH1-4	0-0 K		0-0 FC6-4		0-0 FC6-4		0-0 6-3			0 0 0 0 0 0 0											
Barry Evans, R OBP: 0.375, SLG: 0.357 (7, 5)		0-0 SH1-4	0-0 K		0-0 FC6-4		0-0 FC6-4		0-0 6-3			2 0 0 0 0 1 2											
<b>Inning Stats</b>	R: 2 E: 1 K: 0 S: 7	H: 4 LOB: 2 BB: 0 P: 7	R: 3 E: 0 K: 0 S: 6	H: 4 LOB: 2 BB: 0 P: 7	R: 1 E: 0 K: 1 S: 7	H: 2 LOB: 1 BB: 1 P: 11	R: 0 E: 0 K: 0 S: 3	H: 0 LOB: 0 BB: 0 P: 3	R: 0 E: 0 K: 0 S: 4	H: 1 LOB: 1 BB: 0 P: 4	R: 0 E: 0 K: 0 S: 4	H: 1 LOB: 1 BB: 0 P: 4	R: 0 E: 0 K: 2 S: 6	H: 0 LOB: 0 BB: 1 P: 10	R: 0 E: 0 K: 0 S: 3	H: 1 LOB: 0 BB: 0 P: 3	R: 0 E: 0 K: 0 S: 5	H: 2 LOB: 2 BB: 0 P: 5	R: 0 E: 0 K: 0 S: 3	H: 0 LOB: 0 BB: 0 P: 3	1B: 10 2B: 3 3B: 2 HR: 1	SF: 0 SAC: 2 DP: 2 HBP: 1	WP: 0 PA: 49
<b>PITCHER</b>	IP WLS BF H R ER SO BB IBB HBP BLK WP HR S P ERA WHIP																			<b>PITCHER</b>	IP WLS BF H R ER SO BB IBB HBP BLK WP HR S P ERA WHIP		
Gaylord Perry, R ERA: 3.3 (1, 1)	2.1 17 10 6 5 0 0 0 0 0 0 0 1 16 17 19.29 4.286																						
John Montefusco, R ERA: 4.22 (3, 1)	2.2 10 1 0 0 1 1 0 0 0 0 0 0 11 15 0.00 0.750																						
Preston Hanna, R ERA: 3.42 (6, 1)	1.0 4 1 0 0 0 0 0 0 0 0 0 0 4 4 0.00 1.000																						
Rick Mahler, R ERA: 1.73 (7, 1)	2.0 7 1 0 0 2 1 0 0 0 0 0 0 10 14 0.00 1.000																						
Rick Camp, R ERA: 1.88 (9, 1)	3.0 11 3 0 0 0 0 0 0 0 0 0 0 11 11 0.00 1.000																						

San Diego Padres @ Atlanta Braves  
Atlanta-Fulton County Stadium, Atlanta, GA

Sat May 23 1981, 7:05 PM EDT  
Att. 12,453 - Unknown

livebaseballscorecards.com

AB	44
R	6
H	16
RBI	6
BB	2
SO	3
LOB	20



BOTTOM

San Diego Padres @ Atlanta Braves  
Atlanta-Fulton County Stadium, Atlanta, GA

Sat May 23 1981, 7:05 PM EDT  
Att. 12,453 - Unknown

livebaseballscorecards.com

AB	39
R	7
H	13
RBI	6
BB	4
SO	2
LOB	12



Batter	1	2	3	4	5	6	7	8	9	10	11	AB	R	H	RBI	BB	SO	LOB
Rufino Linares, R OBP: 0.204, SLG: 0.288	F8		5-3		HR		G6-4-3 1B		6-3		1B	6	1	3	4	0	0	1
Claudell Washington, L OBP: 0.329, SLG: 0.410	K			4-3	1B		G6-4-3 1-2f			G3 SH1-4 1B		5	0	2	0	0	1	1
Biff Pocoroba, S OBP: 0.278, SLG: 0.231	1-3			6-3	F7		K			SH1-4 1-2		4	0	0	0	0	1	1
Dale Murphy, R OBP: 0.299, SLG: 0.369		F8			F8			F8 SH1-4 WP 1B		G3 IBB		3	1	1	0	2	0	1
Chris Chambliss, L OBP: 0.369, SLG: 0.395				F8		L4		SH1-4 1-2		G3		4	0	1	0	0	0	3
Glenn Hubbard, R OBP: 0.317, SLG: 0.386					F8			F8 2-3		5-3		5	1	1	0	0	0	4
Bruce Benedict, R OBP: 0.371, SLG: 0.420								F8 3-H				4	1	1	0	0	0	0
Luis Gomez, R OBP: 0.429, SLG: 0.273												4	1	1	0	0	0	0
Brian Asselstine, L OBP: 0.263, SLG: 0.333												1	1	0	0	1	0	0
Jerry Royster, R OBP: 0.231, SLG: 0.292												1	0	1	1	0	0	0
Rafael Ramirez, R OBP: 0.289, SLG: 0.273												0	0	0	0	0	0	0
Gaylord Perry, R OBP: 0.289, SLG: 0.300												2	1	1	0	0	0	0
John Montefusco, R OBP: 0.083, SLG: 0.167												0	0	0	0	0	0	0
Terry Harper, R OBP: 0.306, SLG: 0.273												0	0	0	0	0	0	0
Preston Hanna, R OBP: 0.371, SLG: 0.420												0	0	0	0	0	0	0
Bob Porter, L OBP: 0.571, SLG: 0.600												0	0	0	0	0	0	0
Rick Mahler, R OBP: 0.289, SLG: 0.273												0	0	0	0	0	0	0
Rick Camp, R OBP: 0.289, SLG: 0.273												0	0	0	0	0	0	0
Bill Nahorodny, R OBP: 0.289, SLG: 0.273												0	0	0	0	1	0	0

Inning Stats	R: 0	H: 0	R: 0	H: 1	R: 0	H: 1	R: 0	H: 0	R: 4	H: 4	R: 1	H: 2	R: 0	H: 1	R: 1	H: 1	R: 0	H: 0	R: 0	H: 1	R: 1	H: 2
	E: 0	LOB: 0	E: 0	LOB: 0	E: 0	LOB: 1	E: 0	LOB: 1	E: 0	LOB: 1	E: 0	LOB: 1	E: 0	LOB: 0	E: 0	LOB: 0	E: 0	LOB: 0	E: 0	LOB: 2	E: 0	LOB: 2
	K: 1	BB: 0	K: 0	BB: 0	K: 0	BB: 0	K: 0	BB: 1	K: 0	BB: 1	K: 0	BB: 0	K: 1	BB: 0	K: 0	BB: 0	K: 0	BB: 0	K: 0	BB: 1	K: 0	BB: 1
	S: 5	P: 5	S: 3	P: 3	S: 4	P: 4	S: 3	P: 7	S: 7	P: 11	S: 4	P: 5	S: 5	P: 5	S: 4	P: 4	S: 3	P: 3	S: 4	P: 8	S: 3	P: 7

PITCHER	IP	WLS	BF	H	R	ER	SO	BB	IBB	HBP	BLK	WP	HR	S	P	ERA	WHIP
Chris Welsh, L ERA: 3.56	(1, 1)	5.1	24	7	5	5	1	2	0	0	0	0	1	24	32	8.44	1.688
John Urrea, R ERA: 0.36	(6, 1)	0.2	3	1	0	0	0	0	0	1	0	0	0	2	3	0.00	1.500
Tim Lollar, L ERA: 8.31	(7, 1)	1.1	5	2	1	1	1	0	0	0	0	0	0	7	7	6.75	1.500
John Littlefield, R ERA: 4.5	(8, 1)	1.2	5	0	0	0	0	0	0	0	0	1	0	5	5	0.00	0.000
Gary Lucas, L ERA: 2.65	(10, 1)	1.1	L	9	3	1	1	0	2	0	0	0	0	7	15	6.75	2.250

1B: 7	SF: 0	WP: 1	PA: 46
2B: 4	SAC: 2	PB: 0	
3B: 1	DP: 2	SB: 0	
HR: 1	HBP: 1	CS: 0	

Batter	1	2	3	4	5	6	7	8	9	AB R H RBI BB SO LOB	TOP											
<b>Ozzie Smith, S</b> (1, 6) OBP: 0.313, SLG: 0.257	0-0 4-3		0-0 P2		0-0 P3		0-0 6-3		0-0 5-3	5 0 0 0 0 0 1												
<b>Ruppert Jones, L</b> (1, 8) OBP: 0.290, SLG: 0.312	0-0 L6		0-0 F8		4-0 HR BB		0-0 4-3		0-3 K	4 1 0 0 1 1 0												
<b>Gene Richards, L</b> (1, 7) OBP: 0.351, SLG: 0.392	0-0 F8		0-0 L3		0-0 1-H 3-H HR			0-0 SH3-4 1B FC6 1B	0-0 S 1B	5 2 3 3 0 0 0												
<b>Broderick Perkins, L</b> (1, 3) OBP: 0.377, SLG: 0.542		0-0 4-3		0-0 1-3		0-3 K		0-0 FC6 1B SH3-4	0-0 F9	5 1 0 0 0 1 2												
<b>Terry Kennedy, L</b> (1, 2) OBP: 0.340, SLG: 0.375		0-0 PB WP 2B		0-0 P6		0-0 1B 1B		0-0 SH3-4		3 1 2 0 0 0 0												
<b>Joe Lefebvre, L</b> (1, 9) OBP: 0.331, SLG: 0.411		4-0 WP PB BB		0-0 F5		0-0 P3		4-0 1B IBB		2 0 0 0 2 0 1												
<b>Juan Bonilla, R</b> (1, 4) OBP: 0.357, SLG: 0.398		0-0 F7			4-0 2B 6-3 BB	0-0 1-2 1B		0-3 K		3 1 1 0 1 1 4												
<b>Barry Evans, R</b> (1, 5) OBP: 0.392, SLG: 0.386		4-0			0-0 PB HR 2B	0-0 G1-4-3 1B		0-0		2 1 1 0 1 0 2												
<b>Randy Bass, L</b> (8, PH) OBP: 0.288, SLG: 0.323										1 0 1 2 0 0 0												
<b>Luis Salazar, R</b> (8, 5) OBP: 0.280, SLG: 0.356					1-3 HR 2B	1-2 1B		1-3 2-H 3-H 1B		0 0 0 0 0 0 0												
<b>Rick Wise, R</b> (1, 1) OBP: 0.091, SLG: 0.182		0-0 1-3			0-0 6-3			0-3 K2-3		2 0 0 1 0 0 3												
<b>John Curtis, L</b> (6, 1) OBP: 0.083, SLG: 0.091										1 0 0 0 0 0 0												
<b>Tim Flannery, L</b> (8, PH) OBP: 0.545, SLG: 0.727										1 0 0 0 0 1 2												
<b>John Urrea, R</b> (8, 1) OBP: 0.250, SLG: 0.250										0 0 0 0 0 0 0												
<b>Danny Boone, L</b> (8, 1) OBP: 1.000, SLG: 1.000										0 0 0 0 0 0 0												
<b>Inning Stats</b>	R: 0 E: 0 K: 0 S: 3	H: 0 LOB: 0 BB: 0 P: 3	R: 1 E: 0 K: 0 S: 4	H: 1 LOB: 2 BB: 2 P: 12	R: 0 E: 0 K: 0 S: 3	H: 0 LOB: 0 BB: 0 P: 3	R: 0 E: 0 K: 0 S: 3	H: 0 LOB: 0 BB: 0 P: 3	R: 4 E: 0 K: 1 S: 7	H: 2 LOB: 0 BB: 2 P: 15	R: 0 E: 0 K: 0 S: 4	H: 2 LOB: 1 BB: 0 P: 4	R: 0 E: 0 K: 0 S: 3	H: 0 LOB: 0 BB: 0 P: 3	R: 2 E: 0 K: 2 S: 10	H: 2 LOB: 2 BB: 1 P: 14	R: 0 E: 0 K: 1 S: 6	H: 1 LOB: 1 BB: 0 P: 6	1B: 5 2B: 2 3B: 0 HR: 1	SF: 0 SAC: 1 DP: 1 HBP: 0	WP: 1 PB: 2 SB: 1 CS: 0	PA: 40
<b>PITCHER</b>	IP WLS BF H R ER SO BB IBB HBP BLK WP HR S P ERA WHIP																					
<b>Phil Niekro, R</b> (1, 1) ERA: 3.14	7.2 L 35 7 7 6 2 4 1 0 0 1 1 34 54 7.04 1.435																					
<b>Rick Mahler, R</b> (8, 1) ERA: 1.71	0.1 1 0 0 0 1 0 0 0 0 0 0 3 3 0.00 0.000																					
<b>Larry Bradford, L</b> (9, 1) ERA: 1.56	1.0 4 1 0 0 1 0 0 0 0 0 0 6 6 0.00 1.000																					

San Diego Padres @ Atlanta Braves  
Atlanta-Fulton County Stadium, Atlanta, GA

Sun May 24 1981, 3:33 AM EDT  
Att: 19,538 - Unknown

livebaseballscorecards.com

AB	34
R	7
H	8
RBI	6
BB	5
SO	4
LOB	15





Batter	1	2	3	4	5	6	7	8	9	AB	R	H	RBI	BB	SO	LOB
Rufino Linares, R OBP: 0.220, SLG: 0.368 (1, 7)	0-0 F9 ①		0-0 G3 1B 2B		0-0 HR		0-3 K ①		0-3 K ①	5	2	2	1	0	2	0
Biff Pocaroba, S OBP: 0.260, SLG: 0.214 (1, 5)	0-0 4-3		0-0 G3 2-3		0-0 F8		0-3 K ②		0-0 F9 ②	5	0	0	0	0	1	1
Brian Asselstine, L OBP: 0.318, SLG: 0.381 (1, 9) Terry Harper, R OBP: 0.333, SLG: 0.370 (7, PH) (8, 9)	0-0 F9 ③		0-0 3B 1B 3-H		0-0 FC3-6 1B		0-0 HR		0-0 1B	3	1	2	1	0	0	0
Chris Chambliss, L OBP: 0.364, SLG: 0.401 (1, 3)		0-3 K ①	0-0 1B 3B 1-H		0-0 FC3-6 BB 1-2f		0-0 F9 ③		0-0 G3 ③	5	1	1	1	0	1	2
Dale Murphy, R OBP: 0.315, SLG: 0.382 (1, 8)		0-0 1B FC1-2-5-1 1B	0-0 E S 1B 3-H		4-0 FC6 BB 1-2			0-0 FC3-5 BB 1B		3	0	3	1	1	0	0
Glenn Hubbard, R OBP: 0.322, SLG: 0.385 (1, 4)		0-0 FC1-2-5-1 1B 1-3	0-0 F9 ③ 1-3		0-0 FC6 1-2f			4-0 FC3-5 BB 1B		3	0	1	0	1	0	3
Bruce Benedict, R OBP: 0.360, SLG: 0.405 (1, 2)		0-0 FC1-2-5-1 FC5-4 1B 1-3 3-H		0-0 F5		0-0 5-3		0-0 FC3-5 1B 1-2 2-3f		4	0	0	0	0	0	4
Luis Gomez, R OBP: 0.412, SLG: 0.231 (1, 6) Bob Porter, L OBP: 0.500, SLG: 0.500 (8, PH) Rafael Ramirez, R OBP: 0.289, SLG: 0.273 (9, 6)		0-0 FC5-4 ③ 1-2f		4-0 CS BB		0-0 F8 ②		0-3 K ②		2	0	0	0	1	0	2
Phil Niekro, R OBP: 0.050, SLG: 0.050 (1, 1) Rick Mahler, R (8, 1) Claudell Washington, L OBP: 0.329, SLG: 0.410 (8, PH) Bill Nahorodny, R (8, PH) Larry Bradford, R OBP: 1.000, SLG: 1.000 (9, 1)			0-0 6-3 ①		0-0 6-3 ② ③ 1-2		0-0 F8 ③		0-3 K ③	3	0	0	0	0	0	1

Inning Stats	R: 0	H: 0	E: 0	K: 3	S: 3	H: 0	LOB: 0	BB: 0	P: 3	R: 0	H: 2	E: 0	K: 1	S: 7	R: 3	H: 4	E: 0	K: 0	S: 7	R: 0	H: 0	E: 0	K: 0	S: 2	R: 1	H: 2	E: 0	K: 5	S: 9	R: 0	H: 0	E: 0	K: 3	S: 3	R: 1	H: 1	E: 0	K: 2	S: 8	R: 0	H: 1	E: 0	K: 2	S: 8	R: 0	H: 1	E: 0	K: 1	S: 6	R: 0	H: 1	E: 0	K: 1	S: 6	1B: 7	2B: 1	3B: 1	HR: 2	SF: 0	SAC: 0	DP: 0	HBP: 0	WP: 0	PB: 0	SB: 1	CS: 1	PA: 40
--------------	------	------	------	------	------	------	--------	-------	------	------	------	------	------	------	------	------	------	------	------	------	------	------	------	------	------	------	------	------	------	------	------	------	------	------	------	------	------	------	------	------	------	------	------	------	------	------	------	------	------	------	------	------	------	------	-------	-------	-------	-------	-------	--------	-------	--------	-------	-------	-------	-------	--------

PITCHER	IP	WLS	BF	H	R	ER	SO	BB	IBB	HBP	BLK	WP	HR	S	P	ERA	WHIP
Rick Wise, R ERA: 3.52 (1, 1)	5.0		24	8	4	4	1	2	0	0	0	0	1	24	32	7.20	2.000
John Curtis, L ERA: 6.21 (6, 1)	2.0	W	7	1	1	1	2	0	0	0	0	0	1	11	11	4.50	0.500
John Ureia, R ERA: 0.35 (8, 1)	0.2		4	1	0	0	1	1	0	0	0	0	0	5	9	0.00	3.000
Danny Boone, L ERA: 2.08 (8, 1)	1.1	S	5	1	0	0	2	0	0	0	0	0	0	9	9	0.00	0.750

BOTTOM

San Diego Padres @ Atlanta Braves  
Atlanta-Fulton County Stadium, Atlanta, GA

livebaseballscores.com

AB	37
R	5
H	11
RBI	5
BB	3
SO	6
LOB	17



Sun May 24 1981, 3:33 AM EDT  
Att. 19,538 - Unknown

Batter	1	2	3	4	5	6	7	8	9	AB R H RBI BB SO LOB	TOP											
Derrel Thomas, S OBP: 0.270, SLG: 0.298 (1, 4)	4-0 E 1B BB	0-3 K		0-3 K		0-0 G4-6-3 1B		0-0 F7		4 1 1 0 1 2 2												
Ken Landreaux, L OBP: 0.333, SLG: 0.409 (1, 8)	0-0 E9 1B 1-3 1B	0-0			0-0 3-1	0-0 G4-6-3		0-0 F7		5 1 2 0 0 0 1												
Dusty Baker Jr., R OBP: 0.356, SLG: 0.433 (1, 7)	0-0 E 1B 6-3 1B	0-0 F8			4-0 S HR BB	4-0 BB		0-0 CS 1B		3 2 2 1 2 0 2												
Steve Garvey, R OBP: 0.318, SLG: 0.441 (1, 3)	0-0 E6 6-3 1-3 3-H 1B		0-0 P4		0-0 1-H HR	0-0 P1		0-0 CS	0-0 4-3 SF9 2B	5 2 3 3 0 0 1												
Ron Cey, R OBP: 0.376, SLG: 0.519 (1, 5)	0-0 6-3		4-0 G5-4-3 BB		0-3 K		4-0 BB E BB		0-0 4-3	3 1 0 1 2 1 2												
Pedro Guerrero, R OBP: 0.353, SLG: 0.551 (1, 9)	0-0 5-3		0-0 G5-4-3		0-0 1B 1B 1B		0-0 F8		0-0 SF9	4 0 1 1 0 0 3												
Jay Johnstone, L OBP: 0.250, SLG: 0.357 (9, 9)			1-2f						3-H	0 0 0 0 0 0 0												
Mike Scioscia, L OBP: 0.388, SLG: 0.343 (1, 2)	0-0 F8			4-0 SH1-4 BB	0-0 1B 1B	1-2 1B	4-0 FC4-6 BB		0-0 2B 1B	3 0 2 0 2 0 1												
Pepe Frias, R OBP: 0.429, SLG: 0.500 (1, 6)		0-3 K		0-0 P3	0-0 1-2 2-3 1B		0-0 FC4-6		0-0 2B	5 0 2 0 0 1 2												
Burt Hooton, R OBP: 0.261, SLG: 0.238 (1, 1)				0-0 SH1-4	0-3 K		0-3 K		0-0 P4	1 0 0 0 1 1 3												
Bobby Castillo, R OBP: 0.429, SLG: 0.714 (6, 1)				1-2 BB						2 0 0 0 0 1 3												
<b>Inning Stats</b>	R: 3 E: 2 K: 0 S: 6	H: 3 LOB: 1 BB: 1 P: 10	R: 0 E: 0 K: 2 S: 8	H: 1 LOB: 2 BB: 1 P: 12	R: 0 E: 0 K: 0 S: 2	H: 0 LOB: 0 BB: 1 P: 6	R: 0 E: 0 K: 1 S: 5	H: 0 LOB: 1 BB: 1 P: 9	R: 2 E: 0 K: 2 S: 11	H: 4 LOB: 3 BB: 1 P: 15	R: 0 E: 0 K: 0 S: 3	H: 1 LOB: 1 BB: 1 P: 7	R: 1 E: 1 K: 1 S: 5	H: 0 LOB: 1 BB: 2 P: 13	R: 0 E: 0 K: 0 S: 3	H: 1 LOB: 0 BB: 0 P: 3	R: 1 E: 0 K: 0 S: 6	H: 3 LOB: 2 BB: 0 P: 6	1B: 10 2B: 2 3B: 0 HR: 1	SF: 1 SAC: 1 DP: 2 HBP: 0	WP: 0 PB: 0 SB: 1 CS: 1	PA: 46
<b>PITCHER</b>	IP WLS BF H R ER SO BB IBB HBP BLK WP HR S P ERA WHIP																				<b>PITCHER</b>	IP WLS BF H R ER SO BB IBB HBP BLK WP HR S P ERA WHIP
Bob Walk, R ERA: 5.35 (1, 1)	1.0 L 7 3 3 2 0 1 0 0 0 0 0 6 10 18.00 4.000																					
John Montefusco, R ERA: 4.12 (2, 1)	1.0 5 1 0 0 2 1 0 0 0 0 0 0 8 12 0.00 2.000																					
Preston Hanna, R ERA: 3.58 (3, 1)	4.0 19 5 2 2 3 4 0 0 0 0 1 21 37 4.50 2.250																					
Rick Mahler, R ERA: 1.59 (7, 1)	2.0 8 1 1 0 1 2 0 0 0 0 0 8 16 0.00 1.500																					
Larry Bradford, L ERA: 1.96 (9, 1)	1.0 6 3 1 1 0 0 0 0 0 0 0 6 6 9.00 3.000																					

Los Angeles Dodgers @ Atlanta Braves  
Atlanta-Fulton County Stadium, Atlanta, GA

Mon May 25 1981, 7:05 PM EDT  
Att: 11,911 - Unknown

AB	35
R	7
H	13
RBI	6
BB	8
SO	6
LOB	20



WP: 0	PA: 46
PB: 0	
SB: 1	
CS: 1	

1B: 10	SF: 1
2B: 2	SAC: 1
3B: 0	DP: 2
HR: 1	HBP: 0

Batter	1	2	3	4	5	6	7	8	9	AB	R	H	RBI	BB	SO	LOB
Rufino Linares, R OBP: 0.234, SLG: 0.361 (1, 7)	0-0 6-3 BB	4-0 1-2 BB		0-0 1-2 1B		0-0 F2		0-0 1-3		4	0	1	0	1	0	2
Biff Pacoroba, S OBP: 0.256, SLG: 0.213 (1, 5)	0-0 1B	0-0 F8		0-0 G3			0-0 4-3		0-0 F8	5	0	1	0	0	0	5
Brian Assestine, L OBP: 0.259, SLG: 0.308 (1, 9)	0-3 K		0-0 5-3		0-3 K		0-0 E6 1B		0-0 F9	5	0	0	0	0	2	1
Chris Chambliss, L OBP: 0.360, SLG: 0.391 (1, 3)	0-0 1-3		4-0 BB		0-0 4-3		0-0 F7		0-0 4-3	4	0	0	0	1	0	2
Dale Murphy, R OBP: 0.314, SLG: 0.378 (1, 8)		0-3 K	0-3 K		0-0 5-3		0-0 BB 1B			4	0	1	0	0	2	1
Glenn Hubbard, R OBP: 0.320, SLG: 0.377 (1, 4)		0-0 E9 1B	0-0 F3			0-0 F8	4-0 BB		1-2 BB	3	1	0	0	1	0	1
Bruce Benedict, R OBP: 0.357, SLG: 0.400 (1, 2)		0-0 6-3 2-3		0-0 5-3		0-0 2B 1B	0-0 6-3			4	0	1	0	0	0	4
Rafael Ramirez, R OBP: 0.295, SLG: 0.282 (1, 6)		4-0 1B BB		0-0 6-3		0-0 1-3 2B		0-0 F8		3	0	1	0	1	0	0
Bob Walk, R John Montefusco, R Cleveland Washington, L Gaylord Perry, R Preston Hanna, R Bob Porter, L Rick Mahler, R Bill Nahorodny, R Larry Bradford, R		0-0 BB 1B		0-0 1B		0-0 P3		0-3 K		0	0	0	0	0	0	0

Inning Stats	R: 0	H: 1	E: 0	K: 1	S: 6	LOB: 1	BB: 0	P: 6	R: 1	H: 1	E: 1	K: 1	S: 7	LOB: 3	BB: 2	P: 15	R: 0	H: 0	E: 0	K: 1	S: 5	LOB: 0	BB: 1	P: 9	R: 0	H: 2	E: 0	K: 0	S: 5	LOB: 2	BB: 0	P: 5	R: 0	H: 1	E: 1	K: 0	S: 5	LOB: 3	BB: 1	P: 9	R: 0	H: 0	E: 0	K: 1	S: 5	LOB: 0	BB: 0	P: 5	R: 0	H: 0	E: 0	K: 0	S: 3	LOB: 0	BB: 0	P: 3	1B: 6	SF: 0	2B: 1	SAC: 0	3B: 0	DP: 0	HR: 0	HBP: 0	WP: 0	PA: 40
PITCHER	IP	WLS	BF	H	R	ER	SO	BB	IBB	HBP	BLK	WP	HR	S	P	ERA	WHIP																																																	
Burt Hooton, R ERA: 1.96 (1, 1)	5.1	W	26	6	1	0	4	3	0	0	0	0	0	31	43	0.00	1.688																																																	
Bobby Castillo, R ERA: 4.7 (6, 1)	3.2	S	14	1	0	0	1	1	0	0	0	0	0	15	19	0.00	0.545																																																	

**Los Angeles Dodgers @ Atlanta Braves**  
Atlanta-Fulton County Stadium, Atlanta, GA  
Mon May 25 1981, 7:05 PM EDT  
Att. 11,911 - Unknown

livebaseballscorecards.com

AB	36
R	1
H	7
RBI	1
BB	4
SO	5
LOB	18



Batter	1	2	3	4	5	6	7	8	9	AB R H RBI BB SO LOB	TOP
--------	---	---	---	---	---	---	---	---	---	----------------------	-----

<b>Derrel Thomas, S</b> OBP: 0.299, SLG: 0.305 (1, 4) B B B	4-0 G3-6-3 BB		0-0 F7 ②		0-0 G3 1B		4-0 4-3 BB			2 0 1 0 2 0 1	<b>Los Angeles Dodgers @ Atlanta Braves</b> Atlanta-Fulton County Stadium, Atlanta, GA Wed May 27 1981, 7:05 PM EDT Att. 17,581 - Unknown
<b>Ken Landreaux, L</b> OBP: 0.332, SLG: 0.406 (1, 8) X	0-0 G3-6-3 1-2f		0-0 E1 1B 2-H		0-0 G3 1-2		0-0 4-3 1-2 2-3			4 1 1 0 0 0 4	
<b>Dusty Baker Jr., R</b> OBP: 0.353, SLG: 0.425 (1, 7) X	0-0 4-3		4-0 1B BB		0-3 K S S S		0-0 6-3			3 0 0 0 1 1 3	

<b>Steve Garvey, R</b> OBP: 0.316, SLG: 0.437 (1, 3) X		0-0 6-3 ①	0-0 1B 1-2 2-H		0-0 F3 ③		0-3 K ①			4 0 1 1 0 1 1
<b>Ron Cey, R</b> OBP: 0.373, SLG: 0.519 (1, 5) X		0-0 2B	0-0 P3 ③		0-0 5-3 ①		0-3 K ②			4 0 1 0 0 1 2
<b>Pedro Guerrero, R</b> OBP: 0.351, SLG: 0.542 (1, 9) <b>Steve Howe, L</b> (8, 1) X		0-0 F9 ②		0-0 G5-4-3 1B 1B		0-0 F7 ②		0-3 K ③		4 0 1 0 0 1 1 0 0 0 0 0 0 0

<b>Mike Scioscia, L</b> OBP: 0.384, SLG: 0.340 (1, 2) X	0-0 G3 ③			0-0 1-2 G5-4-3 1B		0-0 F9 ③			0-0 P4 ①	4 0 1 0 0 0 1	<b>AB 31</b> <b>R 2</b> <b>H 7</b> <b>RBI 1</b> <b>BB 4</b> <b>SO 5</b> <b>LOB 16</b>
<b>Bill Russell, R</b> OBP: 0.238, SLG: 0.223 (1, 6) B B B			4-0 SH1-4 E BB ①	0-0 G5-4-3 1-2f 2-3		0-0 4-3 ①		0-0 5-3 ②	3 1 0 0 1 0 2		
<b>Jerry Reuss, L</b> OBP: 0.261, SLG: 0.261 (1, 1) <b>Dave Stewart, R</b> (8, 1) <b>Rick Monday, L</b> OBP: 0.318, SLG: 0.513 (8, 9) X			0-0 SH1-4 1-2	0-3 K ③		0-0 4-3 BB 1B		0-0 3-1 ③	2 0 1 0 0 1 1 0 0 0 0 0 0 0 1 0 0 0 0 0 0		

Inning Stats	R: 0 E: 0 K: 0 S: 2	H: 0 LOB: 0 BB: 1 P: 6	R: 0 E: 0 K: 0 S: 4	H: 1 LOB: 1 BB: 0 P: 4	R: 2 E: 1 K: 0 S: 5	H: 2 LOB: 2 BB: 2 P: 13	R: 0 E: 0 K: 1 S: 6	H: 2 LOB: 1 BB: 0 P: 6	R: 0 E: 0 K: 1 S: 6	H: 1 LOB: 1 BB: 0 P: 6	R: 0 E: 0 K: 0 S: 3	H: 0 LOB: 0 BB: 0 P: 3	R: 0 E: 0 K: 0 S: 4	H: 1 LOB: 2 BB: 1 P: 8	R: 0 E: 0 K: 3 S: 9	H: 0 LOB: 0 BB: 0 P: 9	R: 0 E: 0 K: 0 S: 3	H: 0 LOB: 0 BB: 0 P: 3	1B: 6 2B: 1 3B: 0 HR: 0	SF: 0 SAC: 1 DP: 2 HBP: 0	WP: 0 PB: 0 SB: 0 CS: 0	PA: 36
--------------	------------------------------	---------------------------------	------------------------------	---------------------------------	------------------------------	----------------------------------	------------------------------	---------------------------------	------------------------------	---------------------------------	------------------------------	---------------------------------	------------------------------	---------------------------------	------------------------------	---------------------------------	------------------------------	---------------------------------	----------------------------------	------------------------------------	----------------------------------	--------

PITCHER	IP	WLS	BF	H	R	ER	SO	BB	IBB	HBP	BLK	WP	HR	S	P	ERA	WHIP														
<b>Tommy Boggs, R</b> ERA: 5.11 (1, 1)	6.0		25	6	2	2	2	3	0	0	0	0	0	26	38	3.00	1.500														
<b>John Montefusco, R</b> ERA: 3.94 (7, 1)	2.0		8	1	0	0	3	1	0	0	0	0	0	13	17	0.00	1.000														
<b>Rick Camp, R</b> ERA: 1.82 (9, 1)	1.0	W	3	0	0	0	0	0	0	0	0	0	0	3	3	0.00	0.000														



**Los Angeles Dodgers @ Atlanta Braves**  
 Atlanta-Fulton County Stadium, Atlanta, GA

Wed May 27 1981, 7:05 PM EDT  
 Att. 17,581 - Unknown

livebaseballscorecards.com

<b>AB</b>	<b>26</b>
<b>R</b>	<b>3</b>
<b>H</b>	<b>7</b>
<b>RBI</b>	<b>3</b>
<b>BB</b>	<b>1</b>
<b>SO</b>	<b>2</b>
<b>LOB</b>	<b>9</b>



WP: 0	PA: 30
PB: 0	
SB: 0	
CS: 0	

Batter	1	2	3	4	5	6	7	8	9	AB	R	H	RBI	BB	SO	LOB
Rufino Linares, R (1, 7) OBP: 0.224, SLG: 0.344	0-3 K2-3			0-0 4-3		0-0 SH5-4		0-0 F8		3	0	0	0	0	1	1
Biff Pocoroba, S (1, 5) OBP: 0.267, SLG: 0.218	1-0 G6-4-3 HBP			0-0 F7		0-0 2-3 2-3 1B		0-0 4-3		3	0	1	1	0	0	1
Terry Harper, R (1, 9) OBP: 0.327, SLG: 0.420	0-0 G6-4-3 1-2f			0-0 5-3		0-0 F8			0-0 HR	4	1	1	1	0	0	3
Dale Murphy, R (1, 8) OBP: 0.309, SLG: 0.371		0-0 6-3			0-0 6-3		0-0 6-3			3	0	0	0	0	0	0
Chris Chambliss, L (1, 3) OBP: 0.359, SLG: 0.390		0-0 P3			0-0 FC6-4 1B		0-0 6-3			3	0	1	0	0	0	0
Glenn Hubbard, R (1, 4) OBP: 0.314, SLG: 0.369		0-0 L4			0-0 FC6-4 1-2f		0-0 F3			3	0	0	0	0	0	1
Bruce Benedict, R (1, 2) OBP: 0.364, SLG: 0.402			4-0 BB BB BB	4-0 G5-4-3 BB		0-0 4-3		0-0 E5 SH3 2B 1B		2	1	1	0	1	0	1
Rafael Ramirez, R (1, 6) OBP: 0.298, SLG: 0.286			0-3 K	0-3 K		0-0 SH5-4 1B 1B		0-0 SH3		2	1	1	0	0	1	1
Tommy Boggs, R (1, 1) OBP: 0.286, SLG: 0.333 Bill Nahorodny, R (6, PH) OBP: 0.250, SLG: 0.143 Jerry Royster, R (6, PR) OBP: 0.231, SLG: 0.292 John Montefusco, R (7, 1) OBP: 0.083, SLG: 0.167 Claudell Washington, L (8, PH) OBP: 0.336, SLG: 0.425 Rick Camp, R (9, 1)			0-0 G5-4-3 1-2f	0-0 G5-4-3 1-2f		0-0 1B SH5-4 1B		0-0 F8 2B		1	0	0	0	0	0	1

Inning Stats	R: 0 E: 0 K: 1 S: 4	H: 0 LOB: 0 BB: 0 P: 5	R: 0 E: 0 K: 0 S: 3	H: 0 LOB: 0 BB: 0 P: 3	R: 0 E: 0 K: 1 S: 4	H: 0 LOB: 0 BB: 1 P: 8	R: 0 E: 0 K: 0 S: 3	H: 0 LOB: 0 BB: 0 P: 3	R: 0 E: 0 K: 0 S: 4	H: 1 LOB: 1 BB: 0 P: 4	R: 1 E: 0 K: 0 S: 5	H: 3 LOB: 2 BB: 0 P: 5	R: 0 E: 0 K: 0 S: 3	H: 0 LOB: 0 BB: 0 P: 3	R: 1 E: 1 K: 0 S: 5	H: 2 LOB: 1 BB: 0 P: 5	R: 1 E: 0 K: 0 S: 1	H: 1 LOB: 0 BB: 0 P: 1	1B: 5 2B: 1 3B: 0 HR: 1	SF: 0 SAC: 2 DP: 2 HBP: 1	WP: 0 PB: 0 SB: 0 CS: 0	PA: 30
--------------	------------------------------	---------------------------------	------------------------------	---------------------------------	------------------------------	---------------------------------	------------------------------	---------------------------------	------------------------------	---------------------------------	------------------------------	---------------------------------	------------------------------	---------------------------------	------------------------------	---------------------------------	------------------------------	---------------------------------	----------------------------------	------------------------------------	----------------------------------	--------

PITCHER	IP	WLS	BF	H	R	ER	SO	BB	IBB	HBP	BLK	WP	HR	S	P	ERA	WHIP
Jerry Reuss, L (1, 1) ERA: 1.62	7.0		25	5	2	2	2	1	0	1	0	0	0	27	32	2.57	0.857
Dave Stewart, R (8, 1) ERA:	0.2		3	1	0	0	0	0	0	0	0	0	0	3	3	0.00	1.500
Steve Howe, L (8, 1) ERA: 0.79	0.1	L	2	1	1	1	0	0	0	0	0	0	1	2	2	27.00	3.000

Batter	1	2	3	4	5	6	7	8	9	AB R H RBI BB SO LOB	TOP	
Derrel Thomas, S (1, 4) OBP: 0.282, SLG: 0.286	0-0 E7 FC6-4		0-0 4-3			0-0 F7		0-0 5-3 1-2		4 0 0 0 0 0 2		
Ken Landreaux, L (1, 8) OBP: 0.330, SLG: 0.408	0-0 FC6-4 1-2f			0-0 3-1		0-0 2B		0-0 F9		4 0 1 1 0 0 2		
Dusty Baker Jr., R (1, 7) OBP: 0.353, SLG: 0.424	0-0 G6-4-3 1B			0-0 6-3		0-0 F8		0-0 HR 1B		3 0 1 0 0 0 1		
Rick Sutcliffe, L (6, 1) OBP: 0.273, SLG: 0.200										1 1 1 1 0 0 0		
Steve Garvey, R (1, 3) OBP: 0.320, SLG: 0.455	0-0 G6-4-3 1-2f			0-0 1B			0-0 4-3	0-0 HR 1B		4 1 2 2 0 0 2		
Rick Monday, L (1, 9) OBP: 0.313, SLG: 0.488		0-3 K		0-3 K			0-0 1B 1B	0-0 G3		4 0 1 0 0 2 0		
Pedro Guerrero, R (1, 5) OBP: 0.348, SLG: 0.534		0-0 CS 1B		0-0 5-3			0-0 F8	0-3 K		4 0 1 0 0 1 1		
Mike Scioscia, L (1, 2) OBP: 0.388, SLG: 0.345		0-0 F9 1-2		0-0 5-3			0-0 1B			4 0 2 0 0 0 1		
Bill Russell, R (1, 6) OBP: 0.235, SLG: 0.220			0-0 F7			0-0 F8				2 0 0 0 0 0 0		
Jay Johnstone, L (6, 7) OBP: 0.235, SLG: 0.333							0-3 K			2 0 0 0 0 1 3		
Fernando Valenzuela, L (1, 1) OBP: 0.290, SLG: 0.290			0-0 6-3			4-0 2B BB		0-0 5-3 1B		1 0 0 0 0 0 0		
Terry Forster, L (4, 1)										0 0 0 0 0 0 0		
Joe Ferguson, R (6, PH) OBP: 0.231, SLG: 0.091										0 1 0 0 1 0 0		
Pepe Frias, R (6, 6) OBP: 0.444, SLG: 0.500										2 1 1 0 0 0 1		
<b>Inning Stats</b>	R: 0 H: 1 E: 1 LOB: 1 K: 0 BB: 0 S: 4 P: 4	R: 0 H: 1 E: 0 LOB: 0 K: 1 BB: 0 S: 5 P: 5	R: 0 H: 0 E: 0 LOB: 0 K: 0 BB: 0 S: 3 P: 3	R: 0 H: 1 E: 0 LOB: 1 K: 0 BB: 0 S: 3 P: 3	R: 0 H: 0 E: 0 LOB: 0 K: 1 BB: 0 S: 5 P: 5	R: 1 H: 1 E: 0 LOB: 1 K: 0 BB: 1 S: 4 P: 8	R: 0 H: 2 E: 0 LOB: 2 K: 1 BB: 0 S: 7 P: 7	R: 3 H: 3 E: 0 LOB: 0 K: 0 BB: 0 S: 6 P: 6	R: 0 H: 1 E: 0 LOB: 1 K: 1 BB: 0 S: 6 P: 6	1B: 8 SF: 0 2B: 1 SAC: 0 3B: 0 DP: 1 HR: 1 HBP: 0	WP: 0 PA: 36 PB: 0 SB: 0 CS: 1	
<b>PITCHER</b>	IP WLS BF H R ER SO BB IBB HBP BLK WP HR S P ERA WHIP											
Gaylord Perry, R (1, 1) ERA: 3.44	8.0 W 32 9 4 4 3 1 0 0 0 0 0 1 37 41 4.50 1.250											
Rick Camp, R (9, 1) ERA: 1.76	1.0 4 1 0 0 1 0 0 0 0 0 0 0 6 6 0.00 1.000											

Los Angeles Dodgers @ Atlanta Braves  
Atlanta-Fulton County Stadium, Atlanta, GA

livebaseballscorecards.com

AB 35  
R 4  
H 10  
RBI 4  
BB 1  
SO 4  
LOB 13



Thu May 28 1981, 7:05 PM EDT  
Att: 26,597 - Unknown

Batter	1	2	3	4	5	6	7	8	9	AB	R	H	RBI	BB	SO	LOB
Rufino Linares, R (1, 7) OBP: 0.250, SLG: 0.362	0-0 SH2-3 1B		0-3 K	0-0 BB HBP 1B	0-0 1B			0-0 F3		5	1	3	2	0	1	0
Biff Pocaroba, S (1, 5) OBP: 0.278, SLG: 0.222	0-0 SH2-3 1-2		0-0 3-1	1-0 BB HBP 1B	0-0 1B			0-0 F9		3	1	1	1	0	0	0
Terry Harper, R (1, 9) OBP: 0.333, SLG: 0.396	4-0 BB			F8	0-0 K			0-0 5-3		3	0	0	1	2	1	2
Dale Murphy, R (1, 8) OBP: 0.313, SLG: 0.374	0-3 K			1B				0-0 G3		4	1	2	2	0	1	2
Chris Chambliss, L (1, 3) OBP: 0.357, SLG: 0.387	0-0 G3			1B				0-0 P4		4	0	1	0	0	0	4
Glenn Hubbard, R (1, 4) OBP: 0.319, SLG: 0.368		0-0 L6		FC5-2 1B BB	SH1-3 1B			0-0 F3		3	2	1	0	1	0	0
Bruce Benedict, R (1, 2) OBP: 0.367, SLG: 0.405		0-0 F8		1B FC5-2 1B	1B SH1-3 1B			0-0 5-3		4	2	2	1	0	0	0
Rafael Ramirez, R (1, 6) OBP: 0.290, SLG: 0.277		0-0 4-3		FC5-2 1B	K			0-0 5-3		4	1	0	0	0	1	5
Gaylord Perry, R (1, 1) OBP: 0.292, SLG: 0.304			0-0 L4	HBP 1B BB 1B	SH1-3			0-0 F8		3	1	1	2	0	0	0
Rick Camp, R (9, 1)				1-3 2-H 3-H						0	0	0	0	0	0	0

Inning Stats		R: 0	H: 1	E: 0	LOB: 2	K: 1	P: 10	R: 0	H: 0	E: 0	LOB: 0	K: 0	P: 3	R: 0	H: 0	E: 0	LOB: 0	K: 0	P: 5	R: 0	H: 0	E: 0	LOB: 0	K: 1	P: 5	R: 7	H: 6	E: 0	LOB: 2	K: 0	P: 18	R: 2	H: 4	E: 0	LOB: 2	K: 2	P: 11	R: 0	H: 0	E: 0	LOB: 0	K: 0	P: 3	R: 0	H: 0	E: 0	LOB: 0	K: 0	P: 3	R: 0	H: 0	E: 0	LOB: 0	K: 0	P: 3
PITCHER	IP	WLS	BF	H	R	ER	SO	BB	IBB	HBP	BLK	WP	HR	S	P	ERA	WHIP																																						
Fernando Valenzuela, L (1, 1) ERA: 1.89	3.2	L	20	6	7	7	2	2	0	0	0	0	0	21	30	17.18	2.182																																						
Terry Forster, L (4, 1) ERA: 5.79	1.1		10	5	2	2	2	1	0	0	0	0	0	13	17	13.50	4.500																																						
Rick Sutcliffe, R (6, 1) ERA: 3.09	3.0		9	0	0	0	0	0	0	0	0	0	0	9	9	0.00	0.000																																						

BOTTOM

Los Angeles Dodgers @ Atlanta Braves  
Atlanta-Fulton County Stadium, Atlanta, GA  
Thu May 28 1981, 7:05 PM EDT  
Att. 26,597 - Unknown

livebaseballscores.com

AB	33
R	9
H	11
RBI	9
BB	3
SO	4
LOB	13



1B: 11	SF: 0	WP: 0	PA: 39
2B: 0	SAC: 2	PB: 0	
3B: 0	DP: 0	SB: 0	
HR: 0	HBP: 1	CS: 0	

PITCHER	IP	WLS	BF	H	R	ER	SO	BB	IBB	HBP	BLK	WP	HR	S	P	ERA	WHIP

Batter	1	2	3	4	5	6	7	8	9	AB R H RBI BB SO LOB	TOP								
Rufino Linares, R (1, 7) OBP: 0.260, SLG: 0.365	0-0 6-3		0-0 6-3			0-0 4-3 S 1B		0-0 1-H E 1B	0-0 F8	5 0 2 1 0 0 1	<p>Atlanta Braves @ San Diego Padres</p> <p>Jack Murphy Stadium, San Diego, CA</p> <p>Fri May 29 1981, 10:05 PM EDT</p> <p>Att: 12,214 - Unknown</p>								
Claudell Washington, L (1, 9) OBP: 0.327, SLG: 0.411	0-0 2-3		0-0 F9			0-0 4-3		0-0 E4	0-3 K	5 0 0 0 0 1 3									
Biff Poceroba, S (1, 5) Terry Harper, R (8, PH) Rick Camp, R (8, 1) OBP: 0.269, SLG: 0.214 OBP: 0.326, SLG: 0.389	0-0 L8				0-0 F7	0-0 G3		0-3 K	0-3 K	3 0 0 0 0 0 1 1 0 0 0 0 1 2 1 0 0 0 0 1 1									
Chris Chambliss, L (1, 3) OBP: 0.354, SLG: 0.389		0-0 F5		0-0 2B		0-0 F8		0-0 4-3		4 0 1 0 0 0 3									
Dale Murphy, R (1, 8) OBP: 0.317, SLG: 0.377		0-0 HR 1B		0-0 F8		0-3 K		0-0 1B 1B 1B		4 2 2 0 0 1 1									
Glenn Hubbard, R (1, 4) OBP: 0.323, SLG: 0.392		0-0 HR		0-0 1-3		0-0 F9		0-0 1B 1B 1B		4 2 2 2 0 0 1									
Bruce Benedict, R (1, 2) OBP: 0.371, SLG: 0.403		0-0 G6-3 1B			0-0 F7		0-0 3-1	4-0 1B 1B E IBB		3 1 1 0 1 0 0									
Rafael Ramirez, R (1, 6) OBP: 0.289, SLG: 0.276		0-0 G6-3			0-0 L6			0-0 1-3	0-0 E 1B	4 1 1 1 0 0 1									
Phil Niekro, R (1, 1) Jerry Royster, R (8, PR) Luis Gomez, R (8, 5) OBP: 0.087, SLG: 0.087 OBP: 0.231, SLG: 0.292 OBP: 0.444, SLG: 0.286			0-0 F3		0-0 4-3			0-0 E S 1B 1B	0-0 E7 1B	3 0 1 0 0 0 0 0 1 0 0 0 0 0 1 0 1 1 0 0 0									
<b>Inning Stats</b>	R: 0 E: 0 K: 0 S: 3	H: 0 LOB: 0 BB: 0 P: 3	R: 2 E: 0 K: 0 S: 5	H: 3 LOB: 0 BB: 0 P: 5	R: 0 E: 0 K: 0 S: 3	H: 0 LOB: 0 BB: 0 P: 3	R: 0 E: 0 K: 0 S: 4	H: 1 LOB: 1 BB: 0 P: 4	R: 0 E: 0 K: 1 S: 5	H: 0 LOB: 0 BB: 0 P: 5	R: 1 E: 1 K: 1 S: 8	H: 2 LOB: 2 BB: 0 P: 8	R: 4 E: 1 K: 2 S: 11	H: 4 LOB: 1 BB: 1 P: 15	1B: 9 2B: 1 3B: 0 HR: 1	SF: 0 SAC: 0 DP: 1 HBP: 0	WP: 0 PB: 0 SB: 2 CS: 0	PA: 39	
<b>PITCHER</b>	IP WLS BF H R ER SO BB IBB HBP BLK WP HR S P ERA WHIP																	<b>PITCHER</b>	IP WLS BF H R ER SO BB IBB HBP BLK WP HR S P ERA WHIP
Rick Wise, R (1, 1) ERA: 3.55	7.1 L 28 7 3 3 1 0 0 0 0 0 1 30 30 3.68 0.955																		
Danny Boone, L (8, 1) ERA: 1.85	0.2 3 0 0 0 1 0 0 0 0 0 0 5 5 0.00 0.000																		
John Littlefield, R (9, 1) ERA: 5.22	0.1 6 4 4 3 0 0 0 1 0 0 0 5 9 81.00 12.000																		
John Curtis, L (9, 1) ERA: 6.12	0.2 2 0 0 0 0 2 0 0 0 0 0 6 6 0.00 0.000																		

livebaseballscorecards.com

AB	38
R	7
H	11
RBI	5
BB	1
SO	4
LOB	14





Batter	1	2	3	4	5	6	7	8	9	AB R H RBI BB SO LOB	BOTTOM	
<b>Ozzie Smith, S</b> (1, 6) OBP: 0.325, SLG: 0.283	0-0 5-3			0-0 CS 2B		0-0 CS 1B		0-0 G3 2B		4 0 3 0 0 0 0	<b>Atlanta Braves @ San Diego Padres</b> <b>Jack Murphy Stadium, San Diego, CA</b> Fri May 29 1981, 10:05 PM EDT Att. 12,214 - Unknown	
<b>Ruppert Jones, L</b> (1, 8) OBP: 0.307, SLG: 0.317	0-0 CS 1B			4-0 CS BB		4-0 2-3 1-2 1B BB		0-0 G3 2-3		2 1 1 0 2 0 1		
<b>Gene Richards, L</b> (1, 7) OBP: 0.351, SLG: 0.381	0-3 K 1-2			0-0 F2 1-2 2-3		0-0 E4 1-2 2-3 1B		0-3 K		4 0 0 0 0 2 5		
<b>Broderick Perkins, L</b> (1, 3) OBP: 0.362, SLG: 0.504		0-0 G4-6-3 1B		0-3 K		0-0 2-3 1-2 2-3		0-0 6-3		4 0 1 0 0 1 3		
<b>Terry Kennedy, L</b> (1, 2) OBP: 0.343, SLG: 0.367		0-0 F8			0-0 F7		0-0 1B 2-H 3-H		0-0 F5			4 0 1 1 0 0 1
<b>Joe Lefebvre, L</b> (1, 9) OBP: 0.326, SLG: 0.388		0-0 G4-6-3 1-2f			0-3 K		0-0 G3		0-3 K			4 0 0 0 0 2 1
<b>Luis Salazar, R</b> (1, 5) OBP: 0.287, SLG: 0.354			0-0 1B		0-0 E6 1B		4-0 G6-4-3 BB					2 0 1 0 1 0 0
<b>Juan Bonilla, R</b> (1, 4) OBP: 0.323, SLG: 0.356			0-0 F8		0-0 F8		0-0 G6-4-3 1-2f					3 0 1 0 0 0 1
<b>Danny Boone, L</b> (8, 1) OBP: 1.000, SLG: 1.000												0 0 0 0 0 0 0
<b>John Littlefield, R</b> (9, 1) OBP: 1.000, SLG: 1.000											0 0 0 0 0 0 0	
<b>John Curtis, L</b> (9, 1) OBP: 0.083, SLG: 0.091											0 0 0 0 0 0 0	
<b>Rick Wise, R</b> (1, 1) OBP: 0.077, SLG: 0.154			0-3 K		0-0 P6			0-0 4-3		2 0 0 0 0 1 2		
<b>Tim Flannery, L</b> (8, 4) OBP: 0.462, SLG: 0.615										1 0 0 0 0 0 0		

Inning Stats	R: 0 E: 0 K: 1 S: 5	H: 1 LOB: 0 BB: 0 P: 5	R: 0 E: 0 K: 0 S: 3	H: 1 LOB: 0 BB: 0 P: 3	R: 0 E: 0 K: 1 S: 5	H: 1 LOB: 0 BB: 0 P: 5	R: 0 E: 0 K: 1 S: 5	H: 1 LOB: 1 BB: 1 P: 9	R: 0 E: 0 K: 1 S: 7	H: 1 LOB: 2 BB: 0 P: 7	R: 1 E: 1 K: 0 S: 4	H: 2 LOB: 2 BB: 1 P: 8	R: 0 E: 0 K: 0 S: 2	H: 0 LOB: 0 BB: 1 P: 6	R: 0 E: 0 K: 1 S: 6	H: 1 LOB: 1 BB: 0 P: 6	R: 0 E: 0 K: 1 S: 5	H: 0 LOB: 0 BB: 0 P: 5	1B: 6 2B: 2 3B: 0 HR: 0	SF: 0 SAC: 0 DP: 2 HBP: 0	WP: 0 PB: 0 SB: 0 CS: 4	PA: 33
--------------	------------------------------	---------------------------------	------------------------------	---------------------------------	------------------------------	---------------------------------	------------------------------	---------------------------------	------------------------------	---------------------------------	------------------------------	---------------------------------	------------------------------	---------------------------------	------------------------------	---------------------------------	------------------------------	---------------------------------	----------------------------------	------------------------------------	----------------------------------	--------

PITCHER	IP	WLS	BF	H	R	ER	SO	BB	IBB	HBP	BLK	WP	HR	S	P	ERA	WHIP
<b>Phil Niekro, R</b> (1, 1) ERA: 2.8	7.0	W	26	7	1	0	4	3	0	0	0	0	0	31	43	0.00	1.429
<b>Rick Camp, R</b> (8, 1) ERA: 1.65	2.0	S	7	1	0	0	2	0	0	0	0	0	0	11	11	0.00	0.500

**AB 30**  
**R 1**  
**H 8**  
**RBI 1**  
**BB 3**  
**SO 6**  
**LOB 14**



Batter	1	2	3	4	5	6	7	8	9	AB R H RBI BB SO LOB	TOP													
Rufino Linares, R (1, 7) OBP: 0.268, SLG: 0.367	0-0 F9		0-0 5-3		0-0 2B 1B		0-0 5-3		0-0 1-2 2-3 G4-6-3 1B	5 0 2 0 0 0 0	<p>Atlanta Braves @ San Diego Padres</p> <p>Jack Murphy Stadium, San Diego, CA</p> <p>Sat May 30 1981, 10:05 PM EDT</p> <p>Att. 15,217 - Unknown</p>													
Claudell Washington, L (1, 9) OBP: 0.329, SLG: 0.423	0-0 2B		0-0 4-3		0-0 1-3 2B		0-3 K		0-0 G4-6-3 1-2f	5 0 2 0 0 1 3														
Biff Poceroba, S (1, 5) OBP: 0.258, SLG: 0.205	0-0 F8		0-0 4-3		0-0 G3			0-0 6-3		4 0 0 0 0 0 3														
Chris Chambliss, L (1, 3) OBP: 0.352, SLG: 0.386	0-0 L3			0-0 4-3		0-0 F8		0-0 FC6-4 1B		4 0 1 0 0 0 1														
Dale Murphy, R (1, 8) OBP: 0.316, SLG: 0.374		0-3 K		0-3 K		0-0 1B		0-0 F8		4 0 1 0 0 2 1														
Glenn Hubbard, R (1, 4) OBP: 0.321, SLG: 0.388		0-0 1B 1B		0-0 E5		0-0 F9		0-0 FC6-4 1-2f		4 0 1 0 0 0 2														
Bruce Benedict, R (1, 2) OBP: 0.364, SLG: 0.394		0-0 P4		0-0 6-3		0-0 F5			0-0 6-3	3 0 0 0 0 0 3														
Bill Nahorodny, R (7, 2) OBP: 0.222, SLG: 0.125										1 0 0 0 0 0 0														
Rafael Ramirez, R (1, 6) OBP: 0.301, SLG: 0.312		0-0 1-2 1B			0-0 F9		0-0 HR		0-0 1B 1B 1B	4 1 3 1 0 0 0														
Preston Hanna, R Al Hrabosky, R Brian Asselstine, L Rick Matula, R Bob Porter, L John Montefusco, R Terry Harper, R Larry Bradford, R Luis Gomez, R		0-0 P4			0-0 4-3		0-0 F9		0-0 1-2 1B	0 0 0 0 0 0 0 0 0 0 0 0 0 0 1 0 0 0 0 0 0 0 0 0 0 0 0 0 1 0 0 0 0 0 0 0 0 0 0 0 0 0 1 0 0 0 0 0 0 1 0 0 0 0 0 0 1 0 0 1 0 0 0														
<b>Inning Stats</b>	R: 0 E: 0 K: 0 S: 4	H: 1 LOB: 1 BB: 0 P: 4	R: 0 E: 0 K: 1 S: 7	H: 2 LOB: 2 BB: 0 P: 7	R: 0 E: 0 K: 0 S: 3	H: 0 LOB: 0 BB: 0 P: 3	R: 0 E: 1 K: 1 S: 6	H: 0 LOB: 1 BB: 0 P: 6	R: 0 E: 0 K: 0 S: 5	H: 2 LOB: 2 BB: 0 P: 5	R: 0 E: 0 K: 0 S: 4	H: 1 LOB: 1 BB: 0 P: 4	R: 1 E: 0 K: 1 S: 6	H: 1 LOB: 0 BB: 0 P: 6	R: 0 E: 0 K: 0 S: 4	H: 1 LOB: 1 BB: 0 P: 4	R: 0 E: 0 K: 0 S: 5	H: 3 LOB: 2 BB: 0 P: 5	1B: 8 2B: 2 3B: 0 HR: 1	SF: 0 SAC: 0 DP: 1 HBP: 0	WP: 0 PB: 0 SB: 0 CS: 0	PA: 38		
<b>PITCHER</b> Steve Mura, R (1, 1) ERA: 3.89	IP 9.0	WLS W	BF 38	H 11	R 1	ER 1	SO 3	BB 0	IBB 0	HBP 0	BLK 0	WP 0	HR 1	S 44	P 44	ERA 1.00	WHIP 1.222						ERA 3.89	WHIP 1.222

livebaseballscorecards.com

AB	38
R	1
H	11
RBI	1
BB	0
SO	3
LOB	15



Batter	1	2	3	4	5	6	7	8	9	AB	R	H	RBI	BB	SO	LOB
Ozzie Smith, S OBP: 0.332, SLG: 0.284 (1, 6)	4-0 WP BB 1B BB	0-0		0-0 G6-4-3 1-2f		0-0 G3		4-0 2B E BB		3	2	1	0	2	0	3
Ruppert Jones, L OBP: 0.320, SLG: 0.339 (1, 8)	4-0 WP E BB 1-2	0-0 L6						0-0 1B SF9 1B 1-H 2B 2B		4	3	3	0	1	0	1
Gene Richards, L OBP: 0.354, SLG: 0.385 (1, 7)	0-0 E7 1B 1B 1-H 2-H		0-0 6-3			0-0 F3		0-0 2B 1B 1-3		1	1	1	1	0	0	0
Dave Edwards, R OBP: 0.174, SLG: 0.227 (3, 7)								0-0 F9 1B 2B 3-H		4	1	2	1	0	0	1
Broderick Perkins, L OBP: 0.356, SLG: 0.496 (1, 3)	0-0 G5-3 1B 2-3 1B		0-0 L6			0-0 F2		0-0 SF9 1B 2-3		4	0	1	1	0	0	2
Terry Kennedy, L OBP: 0.345, SLG: 0.374 (1, 2)	0-0 1-2 3-H 1B		0-0 G3			0-3 K		0-0 1-H E 2B		5	1	2	1	0	1	2
Joe Lefebvre, L OBP: 0.336, SLG: 0.395 (1, 9)	0-0 F7			4-0 2B 1B BB		0-0 F7		0-0 E4 1B 2B 3-H		3	2	1	1	2	0	2
Luis Salazar, R OBP: 0.296, SLG: 0.368 (1, 5)	0-0 G5-3 2-3f			0-0 1B 2B 1-3		0-0 F9		0-0 1B 1B 3-H		5	1	3	2	0	0	2
Juan Bonilla, R OBP: 0.326, SLG: 0.358 (1, 4)		0-0 6-3		0-0 6-3		0-0 1B 1B 1-2		0-0 1B 1B 3-H		5	0	2	0	0	0	4
Steve Mura, R OBP: 0.125, SLG: 0.125 (1, 1)		0-0 6-3		0-0 G6-4-3 2-H 3-H 1B		0-0 1B 1-3		0-0 4-3		4	0	2	2	0	0	2

Inning Stats	R: 3	H: 3	E: 1	K: 0	S: 5	LOB: 1	BB: 2	P: 13	R: 0	H: 1	E: 0	K: 0	S: 4	LOB: 1	BB: 0	P: 4	R: 0	H: 0	E: 0	K: 0	S: 3	LOB: 0	BB: 0	P: 3	R: 2	H: 2	E: 0	K: 0	S: 4	LOB: 0	BB: 1	P: 8	R: 0	H: 1	E: 0	K: 1	S: 6	LOB: 1	BB: 0	P: 6	R: 0	H: 2	E: 0	K: 0	S: 5	LOB: 2	BB: 0	P: 5	R: 3	H: 6	E: 1	K: 0	S: 8	LOB: 2	BB: 0	P: 8	R: 3	H: 3	E: 1	K: 0	S: 6	LOB: 2	BB: 2	P: 14
<b>PITCHER</b>	IP	WLS	BF	H	R	ER	SO	BB	IBB	HBP	BLK	WP	HR	S	P	ERA	WHIP																																															
Preston Hanna, R ERA: 4.55 (1, 1)	0.0	L	4	2	3	3	0	2	0	0	0	1	0	2	10	∞	∞																																															
Al Hrabosky, L ERA: 1.13 (1, 1)	1.0		3	1	0	0	0	0	0	0	0	0	0	3	3	0.00	1.000																																															
Rick Matula, R ERA: 6.0 (2, 1)	3.0		12	3	2	2	0	1	0	0	0	0	0	11	15	6.00	1.333																																															
John Montefusco, R ERA: 3.78 (5, 1)	2.0		9	3	0	0	1	0	0	0	0	0	0	11	11	0.00	1.500																																															
Larry Bradford, L ERA: 3.26 (7, 1)	1.0		8	6	3	3	0	0	0	0	0	0	0	8	8	27.00	6.000																																															
<b>PITCHER</b>	IP	WLS	BF	H	R	ER	SO	BB	IBB	HBP	BLK	WP	HR	S	P	ERA	WHIP	1B:	2B:	3B:	HR:	SF:	SAC:	DP:	HBP:	WP:	HR:	S:	P:	ERA	WHIP	WP:	HR:	S:	P:	ERA	WHIP	WP:	HR:	S:	P:	ERA	WHIP																					
Luis Gomez, R ERA: 27.0 (8, 1)	1.0		8	3	3	3	0	2	0	0	0	0	0	6	14	27.00	5.000	12	6	0	0	1	0	0	0	1	0	6	14	27.00	5.000	1	0	3	6	1	0	3	0	3	0	3	0	3	0	3	0	3	0	3	0	3	0	3	0	3								

BOTTOM

Atlanta Braves @ San Diego Padres  
Jack Murphy Stadium, San Diego, CA  
Sat May 30 1981, 10:05 PM EDT  
Att. 15,217 - Unknown

livebaseballscores.com

AB	38
R	11
H	18
RBI	9
BB	5
SO	1
LOB	19



WP:	1	PA:	44
PB:	0	SB:	0
CS:	0		

Batter	1	2	3	4	5	6	7	8	9	AB R H RBI BB SO LOB	TOP											
Rufino Linares, R (1, 7) OBP: 0.256, SLG: 0.349	0-0 4-3			x 0-0 F8	x 0-0 6-3			x 0-0 6-3		4 0 0 0 0 0 2	<b>Atlanta Braves @ San Diego Padres</b> <b>Jack Murphy Stadium, San Diego, CA</b> Sun May 31 1981, 6:33 AM EDT Att. 14,138 - Unknown  <a href="http://livebaseballscorecards.com">livebaseballscorecards.com</a>											
Claudell Washington, L (1, 9) OBP: 0.327, SLG: 0.419	0-3 K			x 0-0 F8		x 0-0 G3-6-3 1B		x 0-3 K		4 0 1 0 0 2 0												
Biff Pocaroba, S (1, 5) OBP: 0.257, SLG: 0.207	0-0 F7			x 0-0 1B 1B		x 0-0 G3-6-3 1-2f		x 0-0 1-3		4 0 1 0 0 0 1												
Chris Chambliss, L (1, 3) OBP: 0.350, SLG: 0.383		0-3 K		x 0-0 1-2 1B		x 0-0 4-3		x 0-0 3-1		4 0 1 0 0 1 0												
Dale Murphy, R (1, 8) OBP: 0.314, SLG: 0.377		0-3 K		x 0-0 4-3		x 0-0 1B 2B		x 0-0 5-3		4 1 1 0 0 1 2												
Glenn Hubbard, R (1, 4) OBP: 0.320, SLG: 0.385		0-0 4-3			0-3 K		0-3 K		0-0 1B 1B	4 0 1 0 0 2 1												
Bruce Benedict, R (1, 2) OBP: 0.367, SLG: 0.393			x 0-0 3-1		B B B B 4-0 1B BB		x 0-0 5-3		x 0-0 1-3 1B	3 0 1 0 1 0 1												
Rafael Ramirez, R (1, 6) OBP: 0.306, SLG: 0.317			x 0-0 5-3		x 0-0 1-2 1B		x 0-0 2-H 1B		x 0-0 4-3	4 0 2 1 0 0 2												
Rick Mahler, R (1, 1) Brian Asselstine, L (5, PH) Preston Hanna, R (5, 1) Bob Porter, L (7, PH) Al Hrabosky, R (7, 1)			x 0-0 6-3		x 0-0 F9		x 0-0 4-3			1 0 0 0 0 0 0 1 0 0 0 0 0 2 0 0 0 0 0 0 0 1 0 0 0 0 0 1 0 0 0 0 0 0 0												
<b>Inning Stats</b>	R: 0 E: 0 K: 1 S: 5	H: 0 LOB: 0 BB: 0 P: 5	R: 0 E: 0 K: 2 S: 7	H: 0 LOB: 0 BB: 0 P: 7	R: 0 E: 0 K: 0 S: 3	H: 0 LOB: 0 BB: 0 P: 3	R: 0 E: 0 K: 0 S: 5	H: 2 LOB: 2 BB: 0 P: 5	R: 0 E: 0 K: 1 S: 6	H: 1 LOB: 2 BB: 1 P: 10	R: 0 E: 0 K: 0 S: 3	H: 1 LOB: 0 BB: 0 P: 3	R: 1 E: 0 K: 1 S: 7	H: 2 LOB: 1 BB: 0 P: 7	R: 0 E: 0 K: 1 S: 5	H: 0 LOB: 0 BB: 0 P: 5	R: 0 E: 0 K: 0 S: 5	H: 2 LOB: 2 BB: 0 P: 5	1B: 7 2B: 1 3B: 0 HR: 0	SF: 0 SAC: 0 DP: 1 HBP: 0	WP: 0 PB: 0 SB: 0 CS: 0	PA: 35
<b>PITCHER</b>	IP WLS BF H R ER SO BB IBB HBP BLK WP HR S P ERA WHIP																					
Juan Eichelberger, R (1, 1) ERA: 2.96	7.0 W 27 6 1 1 5 1 0 0 0 0 0 0 36 40 1.29 1.000																					
Gary Lucas, L (8, 1) ERA: 2.43	2.0 8 2 0 0 1 0 0 0 0 0 0 0 10 10 0.00 1.000																					



Batter	1	2	3	4	5	6	7	8	9	AB	R	H	RBI	BB	SO	LOB	BOTTOM						
Ozzie Smith, S OBP: 0.339, SLG: 0.289 (1, 6)	0-0 6-3 3-1 1B	0-0 SH G3		H 1-0 FC3-6 HBP		X 0-0 4-3 S 1B		X 0-0 1-3		3	2	2	1	0	0	0	<b>Atlanta Braves @ San Diego Padres</b> <b>Jack Murphy Stadium, San Diego, CA</b> Sun May 31 1981, 6:33 AM EDT Att. 14,138 - Unknown  <b>livebaseballscorecards.com</b>						
Ruppert Jones, L OBP: 0.312, SLG: 0.329 (1, 8)	0-0 3-1	0-0 G3		X 0-0 F7		X 0-0 F7		X 0-0 4-3		5	0	0	0	0	0	5							
Gene Richards, L OBP: 0.346, SLG: 0.374 (1, 7)	0-0 6-3	0-0 L7		X 0-0 FC3-6		X 0-0 4-3		X 0-0 5-3		5	0	0	0	0	0	5							
Dave Edwards, R OBP: 0.174, SLG: 0.227 (9, 7)	2-3			1-2f		1-3				0	0	0	0	0	0	0							
Broderick Perkins, L OBP: 0.360, SLG: 0.496 (1, 3)	0-0 1B		X 0-0 F5	X 0-0 1-3		X 0-0 1B		X 0-0 1B		4	0	2	2	0	0	1							
Terry Kennedy, L OBP: 0.349, SLG: 0.373 (1, 2)	0-0 1-3 1B		X 0-0 4-3		B B B B 4-0	X 0-0 4-3		X 0-0 4-3		3	1	1	0	1	0	1							
Joe Lefebvre, L OBP: 0.340, SLG: 0.394 (1, 9)	0-0 5-3		B B B B 4-0	1B 1B BB	X 0-0 1-2 2B 1B		0-3 K		3	1	1	0	1	1	2								
Luis Salazar, R OBP: 0.312, SLG: 0.401 (1, 5)		X 0-0 1B SH 1B	X 0-0 WP 1B	1-3 1B	X 0-0 1-1 2-H 2B		X 0-0 3B		4	1	4	1	0	0	0								
Juan Bonilla, R OBP: 0.324, SLG: 0.354 (1, 4)		S S S 0-3 K	X 0-0 WP 1B	1-2 3-H 1B	X 0-0 1-3		X 0-0 L6		4	0	1	1	0	1	3								
Juan Eichelberger, R OBP: 0.174, SLG: 0.174 (1, 1)		X 0-0 G3 SH 1B	S S S 0-3 K	1-2 2-3 1B	X 0-0 1-3		X 0-0 F2		3	0	1	0	0	1	3								
Barry Evans, R OBP: 0.368, SLG: 0.360 (7, PH)									1	0	0	0	0	0	1								
Gary Lucas, L OBP: 0.167, SLG: 0.167 (8, 1)									0	0	0	0	0	0	0								
<b>Inning Stats</b>	R: 1 E: 0 K: 0 S: 6	H: 3 LOB: 2 BB: 0 P: 6	R: 1 E: 1 K: 1 S: 8	H: 2 LOB: 2 BB: 0 P: 8	R: 1 E: 0 K: 1 S: 7	H: 2 LOB: 2 BB: 1 P: 11	R: 0 E: 0 K: 0 S: 3	H: 0 LOB: 1 BB: 0 P: 4	R: 1 E: 0 K: 0 S: 4	H: 2 LOB: 1 BB: 1 P: 8	R: 1 E: 0 K: 0 S: 5	H: 2 LOB: 1 BB: 0 P: 5	R: 0 E: 0 K: 1 S: 6	H: 1 LOB: 1 BB: 0 P: 6	R: 0 E: 0 K: 0 S: 3	H: 0 LOB: 0 BB: 0 P: 3	1B: 10 2B: 1 3B: 1 HR: 0	SF: 0 SAC: 1 DP: 0 HBP: 1	WP: 1 PB: 0 SB: 1 CS: 0	PA: 39			
<b>PITCHER</b> Rick Mahler, R ERA: 2.23	(1, 1)	IP: 4.0 WLS: L	WLS: 22	H: 7 R: 3 ER: 3 SO: 2	BB: 1 IBB: 0 HBP: 1 BLK: 0	WP: 1 HR: 0 S: 24 P: 29	ERA: 6.75 WHIP: 2.000	<b>PITCHER</b> Preston Hanna, R ERA: 4.85	(5, 1)	IP: 2.0	WLS: 10	H: 4 R: 2 ER: 2 SO: 0	BB: 1 IBB: 0 HBP: 0 BLK: 0	WP: 0 HR: 0 S: 9 P: 13	ERA: 9.00 WHIP: 2.500	<b>PITCHER</b> Al Hrabosky, L ERA: 0.9	(7, 1)	IP: 2.0	WLS: 7	H: 1 R: 0 ER: 0 SO: 1	BB: 0 IBB: 0 HBP: 0 BLK: 0	WP: 0 HR: 0 S: 9 P: 9	ERA: 0.00 WHIP: 0.500

AB	35
R	5
H	12
RBI	5
BB	2
SO	3
LOB	21



Batter	1	2	3	4	5	6	7	8	9	AB R H RBI BB SO LOB	TOP											
Jerry Royster, R (1, 5) OBP: 0.200, SLG: 0.250	0-3 K		0-0 G3			0-0 F9	0-0 FC6-4			4 0 0 0 0 1 2												
Terry Harper, R (1, 9) OBP: 0.333, SLG: 0.379	4-0 2B BB				0-3 K	0-3 K		0-0 1B		3 0 1 0 1 2 0												
Rufino Linares, R (1, 7) OBP: 0.256, SLG: 0.356	0-0 1-3 2B				0-3 K	0-0 5-3		0-0 L5		4 0 1 0 0 1 1												
Dale Murphy, R (1, 8) OBP: 0.313, SLG: 0.380	0-0 F8				0-3 K		0-0 1B 2B	0-3 K		4 1 1 0 0 2 2												
Chris Chambliss, L (1, 3) OBP: 0.348, SLG: 0.380		0-0 F8			0-0 F7		0-0 1B 1B	0-0 G3		4 1 1 1 0 0 1												
Glenn Hubbard, R (1, 4) OBP: 0.313, SLG: 0.375		0-3 K			0-0 1-3		0-3 K		0-3 K	4 0 0 0 0 3 1												
Bruce Benedict, R (1, 2) OBP: 0.370, SLG: 0.396		0-3 K			0-0 BB 1B		0-0 1B 1B		0-0 P4	4 0 2 0 0 1 0												
Rafael Ramirez, R (1, 6) OBP: 0.304, SLG: 0.310			0-0 5-3		4-0 1-2 BB		0-3 K		0-0 1-3	3 0 0 0 1 1 2												
Tommy Boggs, R (1, 1) OBP: 0.261, SLG: 0.304			0-0 F7		0-0 4-3		0-0 FC6-4 1B			2 0 0 0 0 0 2												
Bill Nahorodny, R (7, PH) OBP: 0.300, SLG: 0.222										1 0 1 1 0 0 0												
John Montefusco, R (7, 1) OBP: 0.083, SLG: 0.167										0 0 0 0 0 0 0												
<b>Inning Stats</b>	R: 0 E: 0 K: 1 S: 5	H: 1 LOB: 1 BB: 1 P: 9	R: 0 E: 0 K: 2 S: 7	H: 0 LOB: 0 BB: 0 P: 7	R: 0 E: 0 K: 0 S: 3	H: 0 LOB: 0 BB: 0 P: 3	R: 0 E: 0 K: 3 S: 9	H: 0 LOB: 0 BB: 0 P: 9	R: 0 E: 0 K: 0 S: 4	H: 1 LOB: 2 BB: 1 P: 8	R: 0 E: 0 K: 1 S: 5	H: 0 LOB: 0 BB: 0 P: 5	R: 2 E: 0 K: 2 S: 11	H: 4 LOB: 2 BB: 0 P: 11	R: 0 E: 0 K: 1 S: 6	H: 1 LOB: 1 BB: 0 P: 6	R: 0 E: 0 K: 1 S: 5	H: 0 LOB: 0 BB: 0 P: 5	1B: 5 2B: 2 3B: 0 HR: 0	SF: 0 SAC: 0 DP: 0 HBP: 0	WP: 0 PB: 0 SB: 0 CS: 0	PA: 35
<b>PITCHER</b> Fernando Valenzuela, L (1, 1) ERA: 1.9	IP: 9.0 WLS: W BF: 35 H: 7 R: 2 ER: 2 SO: 11 BB: 2 IBB: 0 HBP: 0 BLK: 0 WP: 0 HR: 0 S: 55 P: 63 ERA: 2.00 WHIP: 1.000											<b>PITCHER</b>	IP: 9.0 WLS: W BF: 35 H: 7 R: 2 ER: 2 SO: 11 BB: 2 IBB: 0 HBP: 0 BLK: 0 WP: 0 HR: 0 S: 55 P: 63 ERA: 2.00 WHIP: 1.000									

Atlanta Braves @ Los Angeles Dodgers  
Dodger Stadium, Los Angeles, CA  
Mon Jun 01 1981, 7:05 PM PDT  
Att: 49,136 - Unknown

livebaseballscorecards.com

AB	33
R	2
H	7
RBI	2
BB	2
SO	11
LOB	11





Batter	1	2	3	4	5	6	7	8	9	10	AB	R	H	RBI	BB	SO	LOB	TOP									
Jerry Royster, R (1, 5) OBP: 0.229, SLG: 0.303	0-0 1-3		0-0 4-3			0-0 G4-6-3 1B		0-0 F9		0-0 G5-3 2B	5	0	2	1	0	0	2										
Brian Asselstine, L (1, 9) Terry Harper, R (6, 9) OBP: 0.219, SLG: 0.258 OBP: 0.338, SLG: 0.373	0-0 5-3			0-0 P6		0-0 G4-6-3 1-2f		0-0 F8		4-0 BB	3	0	0	0	0	0	1										
Rufino Linares, R (1, 7) OBP: 0.253, SLG: 0.348	0-0 6-3			0-0 4-3		0-0 CS 1B			0-0 L6	0-0 G5-3 2-3f	5	0	1	0	0	0	2										
Chris Chambliss, L (1, 3) OBP: 0.346, SLG: 0.377		0-3 K		0-0 F7		0-0 CS 1-2		0-0 SH3-4 1B		0-0 E4								4	0	1	0	0	1	0			
Dale Murphy, R (1, 8) OBP: 0.308, SLG: 0.374		0-0 L4			0-3 K			0-0 SH3-4 1-2		0-0 F3									3	0	0	0	0	1	1		
Glenn Hubbard, R (1, 4) OBP: 0.311, SLG: 0.368		0-0 F7				4-0 2B BB		0-0 F9		0-0 P3									3	1	0	0	1	0	2		
Bruce Benedict, R (1, 2) OBP: 0.373, SLG: 0.406			0-0 5-3			0-0 1-H 2B		0-0 F9			0-0 SH3-4 2B 1B	4	1	2	1	0	0	1									
Rafael Ramirez, R (1, 6) OBP: 0.311, SLG: 0.324			0-0 2B			0-0 P4			0-0 SH2-4 1B		0-0 SH3-4	3	0	2	0	0	0	1									
Gaylord Perry, R (1, 1) Biff Pocoroba, S (10, PH) Bill Nahorodny, R (10, PH) Bob Porter, L (10, PR) Rick Camp, R (10, 1) OBP: 0.269, SLG: 0.280 OBP: 0.257, SLG: 0.207 OBP: 0.364, SLG: 0.400 OBP: 0.364, SLG: 0.333			0-0 F8			0-0 4-3			0-0 SH2-4 1-2		0-0 2B 2B	2	0	0	0	0	0	2									
<b>Inning Stats</b>	R: 0 E: 0 K: 0 S: 3	H: 0 LOB: 0 BB: 0 P: 3	R: 0 E: 0 K: 1 S: 5	H: 0 LOB: 0 BB: 0 P: 5	R: 0 E: 0 K: 0 S: 4	H: 1 LOB: 1 BB: 0 P: 4	R: 0 E: 0 K: 0 S: 3	H: 0 LOB: 0 BB: 0 P: 3	R: 1 E: 0 K: 1 S: 6	H: 1 LOB: 1 BB: 1 P: 10	R: 0 E: 0 K: 0 S: 3	H: 2 LOB: 0 BB: 0 P: 3	R: 0 E: 0 K: 0 S: 4	H: 1 LOB: 1 BB: 0 P: 4	R: 0 E: 0 K: 0 S: 4	H: 1 LOB: 1 BB: 0 P: 4	R: 0 E: 1 K: 0 S: 4	H: 0 LOB: 1 BB: 0 P: 4	R: 2 E: 0 K: 0 S: 5	H: 3 LOB: 2 BB: 1 P: 9	1B: 5 2B: 4 3B: 0 HR: 0	SF: 0 SAC: 3 DP: 2 HBP: 0	WP: 0 PB: 0 SB: 0 CS: 1	PA: 40			
<b>PITCHER</b>	IP	WLS	BF	H	R	ER	SO	BB	IBB	HBP	BLK	WP	HR	S	P	ERA	WHIP										
Bob Welch, R (1, 1) ERA: 3.64	8.0		29	6	1	1	2	1	0	0	0	0	0	32	36	1.12	0.875										
Dave Stewart, R (9, 1) ERA: 0.54	1.1	L	6	1	1	1	0	0	0	0	0	0	0	6	6	6.75	0.750										
Steve Howe, L (10, 1) ERA: 1.11	0.0		3	2	1	1	0	1	0	0	0	0	0	2	6	∞	∞										
Bobby Castillo, R (10, 1) ERA: 5.61	0.2		1	0	0	0	0	0	0	0	0	0	0	1	1	0.00	0.000										

Atlanta Braves @ Los Angeles Dodgers  
 Dodger Stadium, Los Angeles, CA  
 Tue Jun 02 1981, 7:05 PM PDT  
 Att. 37,448 - Unknown

AB	34
R	3
H	9
RBI	3
BB	2
SO	2
LOB	13







Batter	1	2	3	4	5	6	7	8	9	AB R H RBI BB SO LOB	TOP											
Jerry Royster, R OBP: 0.225, SLG: 0.289 (1, 5) X	0-0 E S HR 1B	0-0 1-3			0-0 F8		0-0 5-3		0-3 K	5 1 1 0 0 1 0												
Brian Asselstine, L OBP: 0.278, SLG: 0.429 Terry Harper, R OBP: 0.338, SLG: 0.373 (7, PR) (7, 9) X	0-0 1-H HR	0-0 2B			0-3 K		0-0 E S 1B			4 1 3 2 0 1 0 0 0 0 0 0 0 0												
Rufino Linares, R OBP: 0.263, SLG: 0.354 (1, 7) X	0-0 G5-4-3 1B	0-0 5-3			0-0 S 1B		0-0 5-3 1-3			4 1 2 0 0 0 2												
Chris Chambliss, L OBP: 0.344, SLG: 0.374 (1, 3) X	0-0 G5-4-3 1-2f		0-0 G3		0-0 1-H 1B			0-3 K		4 0 1 1 0 1 1												
Dale Murphy, R OBP: 0.307, SLG: 0.387 (1, 8) X	0-0 HR		0-3 K		0-0 6-3			0-0 F9		4 1 1 1 0 1 1												
Glenn Hubbard, R OBP: 0.315, SLG: 0.367 (1, 4) B B B B	4-0 BB BB		0-3 K		0-0 1-3			0-0 1B		3 0 1 0 1 1 0												
Bruce Benedict, R OBP: 0.371, SLG: 0.397 (1, 2) B B B B	4-0 1-2 BB			0-0 F7		0-0 F9		0-0 2-3		3 0 0 0 1 0 1												
Rafael Ramirez, R OBP: 0.304, SLG: 0.316 (1, 6) X	0-0 P3			0-0 6-3		0-0 6-3			0-0 6-3	4 0 0 0 0 0 2												
Phil Niekro, R OBP: 0.077, SLG: 0.077 Rick Camp, R (8, 1)		0-3 K		0-0 6-3		0-0 4-3			0-0 G3	3 0 0 0 0 1 0 1 0 0 0 0 0 0												
<b>Inning Stats</b>	R: 3 E: 0 K: 0 S: 6	H: 4 LOB: 2 BB: 2 P: 14	R: 0 E: 0 K: 1 S: 6	H: 1 LOB: 1 BB: 0 P: 6	R: 0 E: 0 K: 2 S: 7	H: 0 LOB: 0 BB: 0 P: 7	R: 0 E: 0 K: 0 S: 3	H: 0 LOB: 0 BB: 0 P: 3	R: 1 E: 0 K: 1 S: 7	H: 2 LOB: 1 BB: 0 P: 7	R: 0 E: 0 K: 0 S: 3	H: 0 LOB: 0 BB: 0 P: 3	R: 0 E: 0 K: 0 S: 4	H: 1 LOB: 2 BB: 0 P: 4	R: 0 E: 0 K: 1 S: 6	H: 1 LOB: 1 BB: 0 P: 6	R: 0 E: 0 K: 1 S: 5	H: 0 LOB: 0 BB: 0 P: 5	1B: 6 2B: 1 3B: 0 HR: 2	SF: 0 SAC: 0 DP: 1 HBP: 0	WP: 0 PB: 0 SB: 3 CS: 0	PA: 37
<b>PITCHER</b>	IP WLS BF H R ER SO BB IBB HBP BLK WP HR S P ERA WHIP																					
Burt Hooton, R ERA: 2.53 (1, 1)	0.2 L 6 4 3 3 0 1 0 0 0 0 0 2 5 9 40.50 7.500																					
Dave Goltz, R ERA: 2.8 (1, 1)	6.1 24 4 1 1 4 1 0 0 0 0 0 0 31 35 1.42 0.789																					
Bobby Castillo, R ERA: 5.2 (8, 1)	2.0 7 1 0 0 2 0 0 0 0 0 0 0 11 11 0.00 0.500																					

Atlanta Braves @ Los Angeles Dodgers  
Dodger Stadium, Los Angeles, CA  
Wed Jun 03 1981, 7:05 PM PDT  
Att: 42,649 - Unknown

AB	35
R	4
H	9
RBI	4
BB	2
SO	6
LOB	7



Batter	1	2	3	4	5	6	7	8	9	AB	R	H	RBI	BB	SO	LOB
Derrel Thomas, S OBP: 0.326, SLG: 0.305 (1, 4)	0-0 F7		4-0 F9 BB		0-3 K			0-0 6-3 BLK 1B		3	0	1	0	1	1	0
Ken Landreaux, L OBP: 0.322, SLG: 0.397 (1, 8)	0-3 K		0-0 F9 1-2 2-3		0-3 K2-3			0-0 F8 1-2		4	0	0	0	0	2	3
Dusty Baker Jr., R OBP: 0.330, SLG: 0.400 (1, 7)	0-0 F7		0-0 2-3				0-0 6-3	0-0 6-3 2-3		4	0	0	0	0	0	3
Steve Garvey, R OBP: 0.320, SLG: 0.441 (1, 3)		0-0 F2		0-0 5-3			0-0 F8	0-3 K		4	0	0	0	0	1	1
Ron Cey, R OBP: 0.367, SLG: 0.495 (1, 5)		0-0 E5 6-3		4-0 HR BB			0-0 P5		0-3 K	3	1	0	0	1	1	0
Pedro Guerrero, R OBP: 0.361, SLG: 0.559 (1, 9)		0-0 6-3 2-3		0-0 HR			0-0 4-3 1B		0-0 6-3	4	1	2	2	0	0	1
Mike Scioscia, L OBP: 0.379, SLG: 0.333 (1, 2)		0-0 P3		0-0 F5			0-0 P3		0-0 G3	4	0	0	0	0	0	2
Pepe Frias, R OBP: 0.300, SLG: 0.296 (1, 6)			0-0 F9 SH1-4 1B		0-0 F9		0-0 4-3			3	0	1	0	0	0	1
Burt Hooton, R OBP: 0.240, SLG: 0.217 (1, 1)			0-0 SH1-4		0-3 K		0-3 K			0	0	0	0	0	0	0
Dave Goltz, R (1, 1)										1	0	0	0	0	1	0
Rick Monday, L OBP: 0.333, SLG: 0.554 (7, PH)										1	0	0	0	0	1	1
Bobby Castillo, R OBP: 0.429, SLG: 0.714 (8, 1)			1-2							0	0	0	0	0	0	0

Inning Stats	R: 0	H: 0	E: 0	K: 1	S: 5	R: 0	H: 0	E: 1	K: 0	S: 4	R: 0	H: 1	E: 0	K: 0	S: 4	R: 2	H: 1	E: 0	K: 0	S: 4	R: 0	H: 0	E: 0	K: 3	S: 9	R: 0	H: 0	E: 0	K: 0	S: 3	R: 0	H: 1	E: 0	K: 1	S: 6	R: 0	H: 1	E: 0	K: 1	S: 6	R: 0	H: 0	E: 0	K: 1	S: 5	1B: 3	2B: 0	3B: 0	HR: 1	SF: 0	SAC: 1	DP: 0	HBP: 0	WP: 0	PB: 0	SB: 0	CS: 0	PA: 34
PITCHER	IP	WLS	BF	H	R	ER	SO	BB	IBB	HBP	BLK	WP	HR	S	P	ERA	WHIP																																									
Phil Niekro, R ERA: 2.78 (1, 1)	7.0	W	28	4	2	2	5	2	0	0	0	0	0	36	44	2.57	0.857																																									
Rick Camp, R ERA: 1.51 (8, 1)	2.0	S	6	0	0	0	2	0	0	0	1	0	0	10	10	0.00	0.000																																									

BOTTOM

Atlanta Braves @ Los Angeles Dodgers  
Dodger Stadium, Los Angeles, CA

Wed Jun 03 1981, 7:05 PM PDT  
Att. 42,649 - Unknown

livebaseballscores.com

AB 31  
R 2  
H 4  
RBI 2  
BB 2  
SO 7  
LOB 12



Batter	1	2	3	4	5	6	7	8	9	AB R H RBI BB SO LOB	TOP											
<b>Pete Rose, S</b> (1, 3) OBP: 0.392, SLG: 0.431	0-0 G4-6-3 1B		0-0 P5			4-0 1B BB		0-0 4-3		3 0 1 0 1 0 0												
<b>Luis Aguayo, R</b> (1, 4) OBP: 0.188, SLG: 0.167	0-0 G4-6-3 1B			0-0 4-3		0-0 F2		4-0 BB		3 0 1 0 1 0 1												
<b>Gary Matthews, R</b> (1, 7) OBP: 0.409, SLG: 0.464	0-0 G4-6-3 1-2f 2-3			0-0 1-3		0-0 1B 1-3		0-0 F9		4 0 1 0 0 0 3												
<b>Mike Schmidt, R</b> (1, 5) OBP: 0.379, SLG: 0.593	0-0 F8			0-0 1B		0-0 5-3		0-0 F7		4 0 1 0 0 0 3												
<b>Dick Davis, R</b> (1, 9) OBP: 0.457, SLG: 0.525		0-3 K		0-0 F3			0-0 1B FC4-6		0-0 6-3	4 1 1 0 0 1 1												
<b>Garry Maddox, R</b> (1, 8) OBP: 0.330, SLG: 0.365		0-0 6-3			0-0 G5-3 1B		0-0 FC4-6 1B		0-0 FC6-4 BB 1B	3 0 2 0 0 0 0 1 0 1 0 0 0 0												
<b>Lonnie Smith, R</b> (7, PR) OBP: 0.322, SLG: 0.321																						
<b>Larry Bowa, S</b> (1, 6) OBP: 0.289, SLG: 0.283		0-0 G3			0-0 G5-3 1B		0-0 FC4-6		4-0 FC6-4 BB	3 0 1 1 1 0 1												
<b>Bob Boone, R</b> (1, 2) OBP: 0.306, SLG: 0.324			0-0 4-3		0-0 G5-3		0-0 F7		0-0 FC6-4	4 0 0 0 0 0 5												
<b>Steve Carlton, L</b> (1, 1) OBP: 0.189, SLG: 0.306			0-0 F8		0-3 K		0-0 F8		0-0 F5	2 0 0 0 0 1 1 1 0 0 0 0 0 1 0 0 0 0 0 0 0 0 0 0 0 0 0 0 1 0 0 0 0 0 2												
<b>Del Unser, L</b> (7, PH) OBP: 0.400, SLG: 0.370																						
<b>Sparky Lyle, L</b> (7, 1) OBP: 0.500, SLG: 0.500																						
<b>Mike Proly, R</b> (8, 1) OBP: 0.254, SLG: 0.370																						
<b>Keith Moreland, R</b> (9, PH) OBP: 0.254, SLG: 0.370																						
<b>Inning Stats</b>	R: 0 E: 0 K: 0 S: 4	H: 2 LOB: 1 BB: 0 P: 4	R: 0 E: 0 K: 1 S: 5	H: 0 LOB: 0 BB: 0 P: 5	R: 0 E: 0 K: 0 S: 3	H: 0 LOB: 0 BB: 0 P: 3	R: 0 E: 0 K: 0 S: 4	H: 1 LOB: 1 BB: 0 P: 4	R: 0 E: 0 K: 1 S: 6	H: 2 LOB: 1 BB: 0 P: 6	R: 0 E: 0 K: 0 S: 3	H: 1 LOB: 1 BB: 1 P: 7	R: 1 E: 0 K: 0 S: 5	H: 2 LOB: 1 BB: 0 P: 5	R: 0 E: 0 K: 0 S: 3	H: 0 LOB: 1 BB: 1 P: 7	R: 0 E: 0 K: 0 S: 4	H: 1 LOB: 2 BB: 1 P: 8	1B: 9 2B: 0 3B: 0 HR: 0	SF: 0 SAC: 0 DP: 2 HBP: 0	WP: 0 PB: 0 SB: 0 CS: 0	PA: 36
<b>PITCHER</b>	IP WLS BF H R ER SO BB IBB HBP BLK WP HR S P ERA WHIP																					
<b>Rick Mahler, R</b> (1, 1) ERA: 2.11	6.0 W 24 8 1 1 2 1 0 0 0 0 0 0 27 31 1.50 1.500																					
<b>Rick Camp, R</b> (7, 1) ERA: 1.4	3.0 S 12 1 0 0 0 2 0 0 0 0 0 0 10 18 0.00 1.000																					

Philadelphia Phillies @ Atlanta Braves  
Atlanta-Fulton County Stadium, Atlanta, GA

Fri Jun 05 1981, 7:05 PM EDT  
Att: 17,059 - Unknown

livebaseballscorecards.com

AB	33
R	1
H	9
RBI	1
BB	3
SO	2
LOB	18



Batter	1	2	3	4	5	6	7	8	9
Jerry Royster, R OBP: 0.227, SLG: 0.286 (1, 5)	0-0 F8		0-0 6-3			0-0 K 1-2 1B		0-3 K	
Terry Harper, R OBP: 0.361, SLG: 0.377 (1, 9)	4-0 E BB			0-3 K		4-0 E 1-2 BB		0-0 HR 1B	
Rufino Linares, R OBP: 0.262, SLG: 0.380 (1, 7)	0-0 E5 8-4 1-H			0-0 F9		0-0 E4 1-2 2-H		0-0 HR	
Dale Murphy, R OBP: 0.306, SLG: 0.384 (1, 8)	0-0 8-4 2-3f			0-0 F9		0-0 4-3		0-0 S BB 1B	
Chris Chambliss, L OBP: 0.343, SLG: 0.368 (1, 3)		0-0 L9			0-0 F7		0-0 4-3	4-0 S 1-2 BB	
Glenn Hubbard, R OBP: 0.314, SLG: 0.361 (1, 4)		0-0 F9			0-0 F9		0-0 6-3	4-0 G6-4-3 1-2 2-3 BB	
Bruce Benedict, R OBP: 0.368, SLG: 0.393 (1, 2)		0-0 F8			0-0 P4		0-0 BB 1B	0-0 G6-4-3 1-2f	
Rafael Ramirez, R OBP: 0.304, SLG: 0.312 (1, 6)			0-0 6-3			0-3 K 1-2 BB	4-0 BB 1-2		
Rick Mahler, R OBP: 0.250, SLG: 0.250 (1, 1) Rick Camp, R (7, 1)			0-0 1-3			0-0 CS 1B	0-3 K		

Inning Stats	R: 1	H: 0	E: 1	LOB: 0	K: 0	S: 3	P: 7	R: 0	H: 0	E: 0	LOB: 0	K: 0	S: 3	R: 0	H: 0	E: 0	LOB: 0	K: 1	S: 5	R: 0	H: 0	E: 0	LOB: 0	K: 0	S: 3	R: 1	H: 2	E: 1	LOB: 2	K: 1	S: 7	R: 0	H: 1	E: 0	LOB: 2	K: 1	S: 6	R: 2	H: 3	E: 0	LOB: 2	K: 1	S: 7	1B: 5	SF: 0	2B: 1	SAC: 0	3B: 0	DP: 2	HR: 1	HBP: 0	WP: 0	PA: 34
--------------	------	------	------	--------	------	------	------	------	------	------	--------	------	------	------	------	------	--------	------	------	------	------	------	--------	------	------	------	------	------	--------	------	------	------	------	------	--------	------	------	------	------	------	--------	------	------	-------	-------	-------	--------	-------	-------	-------	--------	-------	--------

PITCHER	IP	WLS	BF	H	R	ER	SO	BB	IBB	HBP	BLK	WP	HR	S	P	ERA	WHIP
Steve Carlton, L ERA: 2.66 (1, 1)	6.0	L	22	2	2	0	2	2	0	0	0	0	0	24	32	0.00	0.667
Sparky Lyle, L ERA: 4.26 (7, 1)	1.1		10	4	2	2	2	2	0	0	0	0	1	12	20	13.50	4.500
Mike Proly, R ERA: 3.13 (8, 1)	0.2		2	0	0	0	0	1	0	0	0	0	0	1	5	0.00	1.500

BOTTOM

Philadelphia Phillies @ Atlanta Braves  
Atlanta-Fulton County Stadium, Atlanta, GA

livebaseballscorecards.com


AB	29
R	4
H	6
RBI	2
BB	5
SO	4
LOB	9



WP: 0	PA: 34
PB: 0	
SB: 3	
CS: 1	

PITCHER	IP	WLS	BF	H	R	ER	SO	BB	IBB	HBP	BLK	WP	HR	S	P	ERA	WHIP
---------	----	-----	----	---	---	----	----	----	-----	-----	-----	----	----	---	---	-----	------

Fri Jun 05 1981, 7:05 PM EDT  
Att. 17,059 - Unknown

Batter	1	2	3	4	5	6	7	8	9	AB R H RBI BB SO LOB	TOP			
Pete Rose, S (1, 3) OBP: 0.389, SLG: 0.427 Mike Proly, R (7, 1)	0-0 4-3 1B	0-0 G3			0-3 K		0-0 5-3		0-0 1-3	4 0 1 0 0 1 2 1 0 0 0 0 0 1				
Luis Aguayo, R (1, 4) OBP: 0.194, SLG: 0.152	0-0 4-3		0-0 L5		4-0 BB		0-3 K			3 0 0 0 1 1 1				
Gary Matthews, R (1, 7) OBP: 0.401, SLG: 0.453	0-3 K		0-0 3-1		0-0 F8			0-0 4-3		4 0 0 0 0 1 2				
Mike Schmidt, R (1, 5) OBP: 0.376, SLG: 0.586	0-0 F3		0-0 6-3			0-0 F3		0-0 FC5-4 1B		4 0 1 0 0 0 1				
Dick Davis, R (1, 9) OBP: 0.460, SLG: 0.523		0-0 1B 1B SF8 1B		0-0 4-3 1B 1B		0-3 K		0-0 F9		4 1 2 0 0 1 1				
Garry Maddox, R (1, 8) OBP: 0.328, SLG: 0.362		0-0 SF8 1B 1-2 1B		0-0 F9		0-0 F8		0-0 FC5-4 1-2		4 0 1 0 0 0 2				
Larry Bowa, S (1, 6) OBP: 0.294, SLG: 0.288		0-0 1-2 2-3 S 1B		0-0 4-3			0-0 L8		0-0 3-1 S 1B	4 0 2 0 0 0 1	AB 34 R 3 H 9 RBI 3 BB 2 SO 5 LOB 16			
Bob Boone, R (1, 2) OBP: 0.311, SLG: 0.324		0-0 P6		0-0 2-H 1B		4-0 HR BB		0-0 F8		3 1 1 0 1 0 4				
Larry Christenson, R (1, 1) OBP: 0.167, SLG: 0.136 George Vukovich, L (7, PH) OBP: 0.750, SLG: 1.667 Del Unser, L (7, 3) OBP: 0.389, SLG: 0.357		0-0 SF8 2-3 3-H			0-3 K		0-0 1-H HR		0-0 3-1	1 0 0 1 0 1 0 1 1 1 2 0 0 0 1 0 0 0 0 0 1				
Inning Stats	R: 0 H: 1 E: 0 LOB: 1 K: 1 BB: 0 S: 6 P: 6	R: 1 H: 3 E: 0 LOB: 2 K: 0 BB: 0 S: 6 P: 6	R: 0 H: 0 E: 0 LOB: 0 K: 0 BB: 0 S: 3 P: 3	R: 0 H: 2 E: 0 LOB: 2 K: 0 BB: 0 S: 4 P: 4	R: 0 H: 0 E: 0 LOB: 1 K: 2 BB: 1 S: 7 P: 11	R: 0 H: 0 E: 0 LOB: 0 K: 1 BB: 0 S: 5 P: 5	R: 2 H: 1 E: 0 LOB: 0 K: 1 BB: 1 S: 6 P: 10	R: 0 H: 1 E: 0 LOB: 1 K: 0 BB: 0 S: 4 P: 4	R: 0 H: 1 E: 0 LOB: 1 K: 0 BB: 0 S: 4 P: 4	1B: 8 SF: 1 2B: 0 SAC: 0 3B: 0 DP: 0 HR: 1 HBP: 0	WP: 0 PA: 37 PB: 0 SB: 2 CS: 0			
PITCHER	IP WLS BF H R ER SO BB IBB HBP BLK WP HR S P ERA WHIP												PITCHER	IP WLS BF H R ER SO BB IBB HBP BLK WP HR S P ERA WHIP
Tommy Boggs, R (1, 1) ERA: 4.83	5.0 L 21 6 1 1 3 1 0 0 0 0 0 0 26 30 1.80 1.400													
John Montefusco, R (6, 1) ERA: 4.1	3.0 12 2 2 2 2 1 0 0 0 0 0 1 15 19 6.00 1.000													
Rick Matula, R (9, 1) ERA: 4.5	1.0 4 1 0 0 0 0 0 0 0 0 0 0 4 4 0.00 1.000													

Philadelphia Phillies @ Atlanta Braves  
Atlanta-Fulton County Stadium, Atlanta, GA

Sat Jun 06 1981, 3:33 AM EDT  
Att: 15,291 - Unknown

livebaseballscorecards.com

Batter	1	2	3	4	5	6	7	8	9	AB	R	H	RBI	BB	SO	LOB
Jerry Royster, R OBP: 0.250, SLG: 0.304 (1, 5)	0-0 BLK 1B		0-0 F8		0-0 P4			0-0 FC4-8 1B		4	0	2	0	0	0	2
Brian Asselstine, L OBP: 0.250, SLG: 0.385 (1, 9)	0-0 L8 1-2		0-0 4-3			0-0 F7		0-0 FC4-6 FC6-4 1-2f		4	0	0	0	0	0	2
Rufino Linares, R OBP: 0.252, SLG: 0.365 (1, 7)	0-0 F9			0-0 L5		0-0 F9		0-0 FC6-4 1-2f		4	0	0	0	0	0	2
Chris Chambliss, L OBP: 0.346, SLG: 0.368 (1, 3)	4-0 BB			0-0 F8		0-0 F8			0-0 FC6-4 1B	3	0	1	0	1	0	0
Dale Murphy, R OBP: 0.300, SLG: 0.376 (1, 8)	0-3 K			0-0 6-3			0-0 5-3		0-0 F2	4	0	0	0	0	1	3
Glenn Hubbard, R OBP: 0.313, SLG: 0.358 (1, 4)		0-0 F9			0-0 F8		0-0 FC1-4 1B		0-0 F8	4	0	1	0	0	0	1
Bruce Benedict, R OBP: 0.365, SLG: 0.396 (1, 2)		0-0 5-3			0-0 2B		0-0 FC1-4 FC5-4 1-2f		0-0 FC6-4 1-2f	4	0	1	0	0	0	2
Rafael Ramirez, R OBP: 0.299, SLG: 0.306 (1, 6)		0-3 K			0-0 5-3		0-0 FC5-4 1-2f			3	0	0	0	0	1	2
Tommy Boggs, R OBP: 0.250, SLG: 0.292 (1, 1)			0-0 L7		4-0 BB			0-0 4-3		1	0	0	0	0	0	0
Biff Pocoroba, S OBP: 0.265, SLG: 0.207 (5, PH)										0	0	0	0	1	0	0
John Montefusco, R OBP: 0.083, SLG: 0.167 (6, 1)										0	0	0	0	0	0	0
Bob Porter, L OBP: 0.333, SLG: 0.300 (8, PH)										1	0	0	0	0	0	0
Rick Matula, R OBP: 0.333, SLG: 0.300 (9, 1)										0	0	0	0	0	0	0

Inning Stats	R: 0	H: 1	E: 0	K: 1	S: 6	LOB: 2	BB: 1	P: 10	R: 0	H: 0	E: 0	K: 1	S: 5	LOB: 0	BB: 0	P: 5	R: 0	H: 0	E: 0	K: 0	S: 3	LOB: 0	BB: 0	P: 3	R: 0	H: 1	E: 0	K: 0	S: 4	LOB: 2	BB: 1	P: 8	R: 0	H: 0	E: 0	K: 0	S: 3	LOB: 0	BB: 0	P: 3	R: 0	H: 1	E: 0	K: 0	S: 4	LOB: 1	BB: 0	P: 4	R: 0	H: 1	E: 0	K: 0	S: 4	LOB: 1	BB: 0	P: 4	R: 0	H: 1	E: 0	K: 0	S: 4	LOB: 1	BB: 0	P: 4	1B: 4	SF: 0	2B: 1	SAC: 0	3B: 0	DP: 0	HR: 0	HBP: 0	WP: 0	PA: 34
--------------	------	------	------	------	------	--------	-------	-------	------	------	------	------	------	--------	-------	------	------	------	------	------	------	--------	-------	------	------	------	------	------	------	--------	-------	------	------	------	------	------	------	--------	-------	------	------	------	------	------	------	--------	-------	------	------	------	------	------	------	--------	-------	------	------	------	------	------	------	--------	-------	------	-------	-------	-------	--------	-------	-------	-------	--------	-------	--------

PITCHER	IP	WLS	BF	H	R	ER	SO	BB	IBB	HBP	BLK	WP	HR	S	P	ERA	WHIP
Larry Christenson, R ERA: 3.75 (1, 1)	6.0	W	22	2	0	0	2	2	0	0	1	0	0	24	32	0.00	0.667
Mike Proly, R ERA: 2.77 (7, 1)	3.0	S	12	3	0	0	0	0	0	0	0	0	0	12	12	0.00	1.000

BOTTOM

Philadelphia Phillies @ Atlanta Braves  
Atlanta-Fulton County Stadium, Atlanta, GA

Sat Jun 06 1981, 3:33 AM EDT  
Att. 15,291 - Unknown

livebaseballscorecards.com

AB	32
R	0
H	5
RBI	0
BB	2
SO	2
LOB	14



Batter	1	2	3	4	5	6	7	8	9	AB R H RBI BB SO LOB	TOP																
<b>Pete Rose, S</b> (1, 3) OBP: 0.385, SLG: 0.424	0-0 F7		0-0 6-3		0-0 SH 1B	0-0 SF8		0-0 F8		4 1 1 2 0 0 0																	
<b>Lonnie Smith, R</b> (1, 8) OBP: 0.330, SLG: 0.329	0-0 G3			0-0 6-3	0-0 SH L9-4 1B	0-0		0-0 CS 1B		4 0 2 1 0 0 0																	
<b>Gary Matthews, R</b> (1, 7) OBP: 0.406, SLG: 0.460	0-0 1B			0-0 E 1B	0-0 SF9	0-0 F9		0-0 CS	0-0 F3 SH2-3 1B	4 1 3 1 0 0 2																	
<b>Mike Schmidt, R</b> (1, 5) <b>John Vukovich, R</b> (7, 5)	0-0 L3			0-0 E FC5-2-5 1B	0-0		4-0 1B FC4-6 BB	0-0 SH2-3	0-0	3 1 2 1 1 0 1 0 0 0 0 0 0 0																	
<b>Dick Davis, R</b> (1, 9) <b>Sparky Lyle, L</b> (5, 1) <b>Ron Reed, R</b> (7, 1) <b>Ramon Aviles, R</b> (7, 4)		0-0 G4-6-3 1B		0-0 E5 FC5-2-5 1-3 2-H	0-0 L9-4		0-3 K	0-0 F3	0-0	3 0 1 0 0 0 3 1 0 0 0 0 1 1 0 0 0 0 0 0 0 1 0 0 0 0 0 1																	
<b>Keith Moreland, R</b> (1, 2) OBP: 0.250, SLG: 0.356		0-0 G4-6-3		0-0 FC5-2-5 S 2-3 3-H		0-0 5-3	0-0 FC4-6 1B	0-0 P3		5 0 1 0 0 0 4																	
<b>Larry Bowa, S</b> (1, 6) OBP: 0.283, SLG: 0.287		0-0 P6		0-0 6-3		0-0 1B SF8 1B	0-0 FC4-6 S			4 1 1 1 0 0 3																	
<b>Luis Aguayo, R</b> (1, 4) OBP: 0.225, SLG: 0.189			0-0 F8		0-0 1B 1B	0-0 SF8 BB 1B	0-3 K			4 2 2 0 0 1 1																	
<b>Nino Espinosa, R</b> (1, 1) <b>Greg Gross, L</b> (5, PH) (5, 9)			0-3 K		0-0 SH SF9 1B	4-0 1B BB		0-0 L1		1 0 0 0 0 1 0 2 1 1 0 1 0 0																	
<b>Inning Stats</b>	R: 0 E: 0 K: 0 S: 4	H: 1 LOB: 1 BB: 0 P: 4	R: 0 E: 0 K: 0 S: 3	H: 1 LOB: 0 BB: 0 P: 3	R: 0 E: 0 K: 1 S: 5	H: 0 LOB: 0 BB: 0 P: 5	R: 1 E: 1 K: 0 S: 6	H: 2 LOB: 2 BB: 0 P: 6	R: 3 E: 1 K: 0 S: 7	H: 4 LOB: 1 BB: 0 P: 7	R: 2 E: 0 K: 0 S: 6	H: 3 LOB: 2 BB: 1 P: 10	R: 1 E: 0 K: 2 S: 8	H: 1 LOB: 1 BB: 1 P: 12	R: 0 E: 0 K: 0 S: 3	H: 1 LOB: 0 BB: 0 P: 3	R: 0 E: 0 K: 0 S: 4	H: 1 LOB: 1 BB: 0 P: 4	R: 0 E: 0 K: 0 S: 4	H: 1 LOB: 1 BB: 0 P: 4	1B: 14 2B: 1 3B: 0 HR: 0	SF: 2 SAC: 2 DP: 2 HBP: 0	WP: 0 PB: 0 SB: 2 CS: 1	PA: 43			
<b>PITCHER</b>	IP	WLS	BF	H	R	ER	SO	BB	IBB	HBP	BLK	WP	HR	S	P	ERA	WHIP										
<b>Gaylord Perry, R</b> (1, 1) ERA: 3.48	5.2	L	29	11	6	5	1	1	0	0	0	0	0	30	34	7.94	2.118										
<b>Preston Hanna, R</b> (6, 1) ERA: 4.94	1.1		6	1	1	1	2	1	0	0	0	0	0	9	13	6.75	1.500										
<b>Al Hrabosky, L</b> (8, 1) ERA: 0.75	2.0		7	2	0	0	0	0	0	0	0	0	0	7	7	0.00	1.000										

Philadelphia Phillies @ Atlanta Braves  
Atlanta-Fulton County Stadium, Atlanta, GA

Sun Jun 07 1981, 3:33 AM EDT  
Att. 23,482 - Unknown

AB	36
R	7
H	14
RBI	6
BB	2
SO	3
LOB	16





Batter	1	2	3	4	5	6	7	8	9	AB	R	H	RBI	BB	SO	LOB
Jerry Royster, R OBP: 0.245, SLG: 0.314 (1, 5) (9, 4)	0-0 4-3		0-3 K	0-0 4-3			0-0 E9 G4-6-3 2B		0-0 1-3	5	1	1	0	0	1	2
Brian Asselstine, L OBP: 0.286, SLG: 0.439 Terry Harper, R OBP: 0.373, SLG: 0.381 (1, 9) (5, PH) (6, 9)	0-0 1B 2B		0-0 G6-4-3 1B		0-3 K		4-0 G4-6-3 BB		0-0 1B	2	0	2	0	0	0	0
Rufino Linares, R OBP: 0.261, SLG: 0.370 Al Hrabosky, R Bob Porter, L OBP: 0.308, SLG: 0.273 (1, 7) (8, 1) (9, PH)	0-0 S 1B		0-0 G6-4-3 1-2f		0-0 G3-6 1B		0-0 G4-6-3 1-2f 3-H		0-0 F9	4	1	2	0	0	0	2
Chris Chambliss, L OBP: 0.348, SLG: 0.371 (1, 3)	0-0 FC5-4 1B			0-0 F8	0-0 G3-6 1-2f		0-0 FC6-4 1B			4	0	2	1	0	0	1
Dale Murphy, R OBP: 0.294, SLG: 0.369 (1, 8)	0-0 FC5-4 1-2f			0-0 F3		0-0 6-3	0-0 FC6-4 1-2f			4	0	0	0	0	0	2
Glenn Hubbard, R OBP: 0.314, SLG: 0.356 Luis Gomez, R OBP: 0.500, SLG: 0.375 Biff Pocoroba, S OBP: 0.262, SLG: 0.204 (1, 4) (5, 4) (8, PH) (9, 5)		0-0 F8		4-0 S 1B BB		0-0 FC5-6 1B		0-0 F9		1	1	0	0	1	0	0
Bruce Benedict, R OBP: 0.363, SLG: 0.392 (1, 2)		0-0 6-3		0-0 IBB 1B 1B		0-0 FC5-6 1-2f		0-0 6-3		4	1	1	1	0	0	1
Rafael Ramirez, R OBP: 0.303, SLG: 0.306 (1, 6)		0-0 1B		4-0 1B 1-2 IBB		0-0 L7		0-0 F7		3	0	1	0	1	0	1
Gaylord Perry, R OBP: 0.286, SLG: 0.296 Preston Hanna, R OBP: 0.400, SLG: 0.250 Eddie Miller, S OBP: 0.302, SLG: 0.258 (1, 1) (6, 1) (7, PH) (8, 7)		0-0 1-3		0-0 1-3 2-H 1B			0-0 E 1B		0-0 5-3	2	0	1	1	0	0	1

Inning Stats	R: 1	H: 3	E: 0	K: 0	S: 5	H: 3	LOB: 1	BB: 0	P: 5	R: 0	H: 1	E: 0	K: 0	S: 4	R: 0	H: 1	E: 0	K: 1	S: 5	R: 2	H: 2	E: 0	K: 0	S: 5	R: 0	H: 1	E: 0	K: 1	S: 5	R: 0	H: 1	E: 0	K: 0	S: 4	R: 2	H: 3	E: 1	K: 0	S: 5	R: 0	H: 0	E: 0	K: 0	S: 3	R: 0	H: 1	E: 0	K: 0	S: 4	R: 0	H: 1	E: 0	K: 0	S: 4	1B: 11	SF: 0	2B: 2	3B: 0	HR: 0	WP: 0	PB: 0	SB: 2	CS: 0	PA: 39
--------------	------	------	------	------	------	------	--------	-------	------	------	------	------	------	------	------	------	------	------	------	------	------	------	------	------	------	------	------	------	------	------	------	------	------	------	------	------	------	------	------	------	------	------	------	------	------	------	------	------	------	------	------	------	------	------	--------	-------	-------	-------	-------	-------	-------	-------	-------	--------

PITCHER	IP	WLS	BF	H	R	ER	SO	BB	IBB	HBP	BLK	WP	HR	S	P	ERA	WHIP
Nino Espinosa, R ERA: 5.9 (1, 1)	4.0		19	7	3	3	1	1	1	0	0	0	0	19	27	6.75	2.000
Sparky Lyle, L ERA: 4.54 (5, 1)	2.0	W	9	4	2	2	1	0	0	0	0	0	0	11	11	9.00	2.000
Ron Reed, R ERA: 3.21 (7, 1)	3.0	S	11	2	0	0	0	1	0	0	0	0	0	10	14	0.00	1.000

BOTTOM

Philadelphia Phillies @ Atlanta Braves  
Atlanta-Fulton County Stadium, Atlanta, GA

Sun Jun 07 1981, 3:33 AM EDT  
Att. 23,482 - Unknown

livebaseballscores.com

AB	36
R	5
H	13
RBI	3
BB	3
SO	2
LOB	11



Batter	1	2	3	4	5	6	7	8	9	AB R H RBI BB SO LOB	TOP											
Jerry Royster, R (1, 4) OBP: 0.228, SLG: 0.291	0-0 F9		0-0 6-3		0-0 P6		0-0 5-3			4 0 0 0 0 0 0	<b>Atlanta Braves @ Montreal Expos</b> Olympic Stadium, Montreal, QB Tue Jun 09 1981, 7:05 PM EDT Att. 28,986 - Unknown											
Biff Pocoroba, S (1, 5) OBP: 0.262, SLG: 0.216	0-3 K		0-0 2B		0-0 P3			0-0 4-3		4 0 1 0 0 1 0												
Rufino Linares, R (1, 7) OBP: 0.270, SLG: 0.369	0-3 K		0-3 K		4-0 BB			0-0 1B		3 0 1 0 1 2 1												
Chris Chambliss, L (1, 3) OBP: 0.347, SLG: 0.373		0-0 F9		0-0 4-3 1B 2B		0-0 F8		0-0 P4		4 1 1 0 0 0 2												
Brian Asselstine, L (1, 9) OBP: 0.261, SLG: 0.400		0-3 K		0-0 4-3 2-3		0-0 F2		0-0 P4		4 0 0 0 0 1 2												
Dale Murphy, R (1, 8) OBP: 0.298, SLG: 0.368		4-0 E BB		0-0 1B 1B 3-H		0-3 K		0-3 K		3 0 1 1 1 2 0												
Bruce Benedict, R (1, 2) OBP: 0.364, SLG: 0.394		0-0 E5		0-0 1-2 1B		0-0 F7		0-0 F5		2 0 1 0 0 0 1												
Bill Nahorodny, R (4, 2) OBP: 0.308, SLG: 0.333		1-2		1-2 1B						2 0 0 0 0 0 0												
Rafael Ramirez, R (1, 6) OBP: 0.298, SLG: 0.301		0-0 F7		0-3 K			0-0 6-3		0-0 6-3	3 0 0 0 0 1 4												
Luis Gomez, R (7, 6) OBP: 0.476, SLG: 0.353										1 0 0 0 0 0 0												
Phil Niekro, R (1, 1) OBP: 0.077, SLG: 0.077			0-0 L4		0-0 6-3		0-3 K			0 0 0 0 0 0 0												
Rick Matula, R (2, 1) OBP: 0.250, SLG: 0.250										1 0 0 0 0 0 0												
Bob Porter, L (4, PH) OBP: 0.400, SLG: 0.250										1 0 0 0 0 0 2												
Preston Hanna, R (4, 1) OBP: 0.299, SLG: 0.255										0 0 0 0 0 0 0												
Eddie Miller, S (7, PH) OBP: 0.093, SLG: 0.167										1 0 0 0 0 1 0												
John Montefusco, R (7, 1) OBP: 0.093, SLG: 0.167										0 0 0 0 0 0 0												
Larry Bradford, R (8, 1) OBP: 1.000, SLG: 1.000										0 0 0 0 0 0 0												
<b>Inning Stats</b>	R: 0 E: 0 K: 2 S: 7	H: 0 LOB: 0 BB: 0 P: 7	R: 0 E: 1 K: 1 S: 6	H: 0 LOB: 2 BB: 1 P: 10	R: 0 E: 0 K: 1 S: 6	H: 1 LOB: 1 BB: 0 P: 6	R: 1 E: 0 K: 1 S: 8	H: 3 LOB: 2 BB: 0 P: 8	R: 0 E: 0 K: 0 S: 3	H: 0 LOB: 1 BB: 1 P: 7	R: 0 E: 0 K: 1 S: 5	H: 0 LOB: 0 BB: 0 P: 5	R: 0 E: 0 K: 1 S: 5	H: 0 LOB: 0 BB: 0 P: 5	R: 0 E: 0 K: 0 S: 4	H: 1 LOB: 1 BB: 0 P: 4	R: 0 E: 0 K: 1 S: 5	H: 0 LOB: 0 BB: 0 P: 5	1B: 3 2B: 2 3B: 0 HR: 0	SF: 0 SAC: 0 DP: 0 HBP: 0	WP: 0 PB: 0 SB: 0 CS: 0	PA: 35
<b>PITCHER</b> Scott Sanderson, R (1, 1) ERA: 2.17	IP 9.0	WLS W	BF 35	H 5	R 1	ER 1	SO 8	BB 2	IBB 0	HBP 0	BLK 0	WP 0	HR 0	S 49	P 57	ERA 1.00	WHIP 0.778					

livebaseballscorecards.com

<b>AB</b>	33
<b>R</b>	1
<b>H</b>	5
<b>RBI</b>	1
<b>BB</b>	2
<b>SO</b>	8
<b>LOB</b>	12



Batter	1	2	3	4	5	6	7	8	9
Tim Raines, S OBP: 0.414, SLG: 0.467 (1, 7)	0-0 SH5-3 SF7 1B	0-0 E 3B	0-0 4-3		0-0 SF7			4-0 E BB	
Rodney Scott, S OBP: 0.305, SLG: 0.222 (1, 4)	0-0 SH5-3 1-3	4-0 S 2B BB		0-3 K	0-3 K			0-0 E8 4-3 2B	
Andre Dawson, R OBP: 0.367, SLG: 0.588 (1, 8)	0-0 SF7	0-0 2B 2B		0-0 WP 2B		0-0 6-3		0-0 F7	
Tim Wallach, R OBP: 0.312, SLG: 0.361 (8, 5)									
Gary Carter, R OBP: 0.319, SLG: 0.413 (1, 2)	0-0 F8	0-0 1B 2B		0-3 K		0-0 F8		0-0 4-3	
Jerry White, S OBP: 0.316, SLG: 0.357 (8, 8)									
Warren Cromartie, L OBP: 0.306, SLG: 0.377 (1, 9)		0-0 F9		0-0 6-3		0-0 1-3		0-0 FC5-4 1B	
Bob Pate, R OBP: 0.500, SLG: 0.400 (8, 9)									
Willie Montanez, L OBP: 0.228, SLG: 0.208 (1, 3)		0-0 1B BB			0-0 2B 3B		0-0 4-3	0-0 FC5-4 1-2f	
Larry Parrish, R OBP: 0.274, SLG: 0.304 (1, 5)		4-0 1B 3B BB	0-0 L5		0-0 4-3 SF7 2B		0-0 F7		
Bobby Ramos, R OBP: 0.304, SLG: 0.455 (8, 2)									
Chris Speier, R OBP: 0.348, SLG: 0.358 (1, 6)		0-0 3B 1B	0-0 6-3		0-0 4-3		4-0 BB		
Mike Phillips, L OBP: 0.196, SLG: 0.227 (7, PH)									
Scott Sanderson, R OBP: 0.348, SLG: 0.278 (1, 1)		0-0 F3	4-0 BB		4-0 BB		0-3 K		

Inning Stats	R: 1	H: 1	E: 0	LOB: 0	K: 0	BB: 0	S: 4	P: 4
	R: 7	H: 5	E: 0	LOB: 1	K: 0	BB: 3	S: 8	P: 20
	R: 0	H: 0	E: 0	LOB: 1	K: 0	BB: 1	S: 3	P: 7
	R: 0	H: 1	E: 0	LOB: 1	K: 2	BB: 0	S: 8	P: 8
	R: 2	H: 2	E: 0	LOB: 1	K: 1	BB: 1	S: 7	P: 11
	R: 0	H: 0	E: 0	LOB: 0	K: 0	BB: 0	S: 3	P: 3
	R: 0	H: 0	E: 0	LOB: 1	K: 1	BB: 1	S: 5	P: 9
	R: 2	H: 2	E: 1	LOB: 1	K: 0	BB: 1	S: 5	P: 9

PITCHER	IP	WLS	BF	H	R	ER	SO	BB	IBB	HBP	BLK	WP	HR	S	P	ERA	WHIP
Phil Niekro, R ERA: 3.58 (1, 1)	1.2	L	12	4	7	7	0	3	0	0	0	0	0	9	21	37.80	4.200
Rick Matula, R ERA: 5.06 (2, 1)	1.1		7	2	1	1	0	1	0	0	0	0	0	6	10	6.75	2.250
Preston Hanna, R ERA: 5.03 (4, 1)	3.0		13	3	2	2	3	1	0	0	0	1	0	18	22	6.00	1.333
John Montefusco, R ERA: 4.02 (7, 1)	1.0		4	0	0	0	1	1	0	0	0	0	0	5	9	0.00	1.000
Larry Bradford, L ERA: 3.98 (8, 1)	1.0		6	2	2	2	0	1	0	0	0	0	0	5	9	18.00	3.000

**BOTTOM**

**Atlanta Braves @ Montreal Expos**  
Olympic Stadium, Montreal, QB


Tue Jun 09 1981, 7:05 PM EDT  
Att. 28,986 - Unknown

AB	R	H	RBI	BB	SO	LOB
3	3	2	3	1	0	1
3	2	1	1	1	2	1
3	1	2	2	0	0	0
1	0	0	0	0	0	1
4	1	1	1	0	1	1
1	0	0	1	0	0	0
4	0	1	1	0	0	1
1	0	1	0	0	0	0
4	2	1	0	1	0	2
3	2	1	1	1	0	0
0	0	0	0	0	0	0
3	1	1	1	0	0	1
0	0	0	0	1	0	0
2	0	0	0	2	1	3

1B:	4	SF:	2	WP:	1	PA:	42
2B:	5	SAC:	1	PB:	0		
3B:	2	DP:	0	SB:	3		
HR:	0	HBP:	0	CS:	0		

livebaseballscorecards.com

**AB 32**  
**R 12**  
**H 11**  
**RBI 11**  
**BB 7**  
**SO 4**  
**LOB 11**



Batter	1	2	3	4	5	6	7	8	9	AB R H RBI BB SO LOB	TOP											
Jerry Royster, R (1, 4) OBP: 0.210, SLG: 0.267	0-0 6-3		0-3 K		0-0 4-3	0-0 1-3			0-0 6-3	5 0 0 0 0 1 2												
Biff Pocaroba, S (1, 5) OBP: 0.268, SLG: 0.218	0-0 L4		0-0 FC6-4 1B		0-0 4-3			0-0 P6	4-0 BB	4 0 1 0 1 0 0												
Rufino Linares, R (1, 7) OBP: 0.267, SLG: 0.362	0-0 S 1B		0-0 FC6-4 1B 1-2f		0-0 4-3			0-3 K	0-0 F8	5 0 1 0 0 1 2												
Chris Chambliss, L (1, 3) OBP: 0.348, SLG: 0.379	0-3 K 1-2		0-0 1-3 1B			0-0 1B 2B		0-3 K	0-3 K	5 1 2 0 0 3 2												
Dale Murphy, R (1, 8) OBP: 0.302, SLG: 0.371		0-0 4-3	0-0 F9			0-0 FC3-6 1B 2-H 1B		0-0 1B 1B		4 1 2 1 0 0 2												
Brian Asselstine, L (1, 9) OBP: 0.280, SLG: 0.408		0-0 S 1B		0-0 G3		0-3 K		0-0 1-2 1B		4 0 2 0 0 1 1												
Bruce Benedict, R (1, 2) OBP: 0.369, SLG: 0.399		0-0 P6		0-0 1B		0-0 FC3-6 1B		0-0 F7		3 0 2 0 0 0 1												
Bill Nahorodny, R (6, 2) OBP: 0.286, SLG: 0.308		1-2 1B		0-0 1B		1-2 1B		0-0 F8		1 0 0 0 0 0 2												
Rafael Ramirez, R (1, 6) OBP: 0.297, SLG: 0.295		4-0 BB		0-3 K		0-0 FC3-6 1B 1-2f 2-3		0-0 F8		3 0 0 0 1 1 5												
Rick Mahler, R (1, 1) OBP: 0.167, SLG: 0.167		0-0 L7		0-3 K		0-0 1B		0-3 K		2 0 0 0 0 0 1 3												
Rick Matula, R (5, 1) OBP: 0.133, SLG: 0.308										0 0 0 0 0 0 0 0												
Bob Porter, L (6, PH)										1 0 1 1 0 0 0 0												
Al Hrabosky, R (6, 1)										0 0 0 0 0 0 0 0												
Terry Harper, R (8, PH)										1 0 0 0 0 0 1 2												
Larry Bradford, R (8, 1) OBP: 1.000, SLG: 1.000										0 0 0 0 0 0 0 0												
<b>Inning Stats</b>	R: 0 E: 0 K: 1 S: 6	H: 1 LOB: 1 BB: 0 P: 6	R: 0 E: 0 K: 0 S: 4	H: 1 LOB: 2 BB: 1 P: 8	R: 0 E: 0 K: 1 S: 7	H: 2 LOB: 2 BB: 0 P: 7	R: 0 E: 0 K: 2 S: 8	H: 1 LOB: 1 BB: 0 P: 8	R: 0 E: 0 K: 0 S: 3	H: 0 LOB: 0 BB: 0 P: 3	R: 2 E: 0 K: 1 S: 9	H: 4 LOB: 2 BB: 0 P: 9	R: 0 E: 0 K: 2 S: 7	H: 0 LOB: 0 BB: 0 P: 7	R: 0 E: 0 K: 1 S: 7	H: 2 LOB: 2 BB: 0 P: 7	R: 0 E: 0 K: 1 S: 5	H: 0 LOB: 1 BB: 1 P: 9	1B: 10 2B: 1 3B: 0 HR: 0	SF: 0 SAC: 0 DP: 0 HBP: 0	WP: 0 PB: 0 SB: 2 CS: 0	PA: 40
<b>PITCHER</b> Bill Gullickson, R (1, 1) ERA: 3.43	IP: 9.0 WLS: W BF: 40 H: 11 R: 2 ER: 2 SO: 9 BB: 2 IBB: 0 HBP: 0 BLK: 0 WP: 0 HR: 0 S: 56 P: 64 ERA: 2.00 WHIP: 1.444											<b>PITCHER</b>	IP: WLS: BF: H: R: ER: SO: BB: IBB: HBP: BLK: WP: HR: S: P: ERA: WHIP:									

Atlanta Braves @ Montreal Expos  
Olympic Stadium, Montreal, QB  
Wed Jun 10 1981, 7:05 PM EDT  
Att. 24,292 - Unknown

livebaseballscorecards.com

AB 38  
R 2  
H 11  
RBI 2  
BB 2  
SO 9  
LOB 22






Batter	1	2	3	4	5	6	7	8	9	AB R H RBI BB SO LOB	TOP
Rufino Linares, R (1, 7) X OBP: 0.282, SLG: 0.383	0-0 CS 1B			X 0-0 CS 1B		X 0-0 6-3		X 0-0 1-3 2B		4 0 3 0 0 0 0	<p>Atlanta Braves @ Montreal Expos</p> <p>Olympic Stadium, Montreal, QB</p> <p>Thu Jun 11 1981, 7:05 PM EDT</p> <p>Att. 25,200 - Unknown</p>
Biff Pocoroba, S (1, 5) S OBP: 0.259, SLG: 0.210	0-3 K 1-2		X 0-0 G3	X 0-0 G3		X 0-0 F8		X 0-0 F8		4 0 0 0 0 1 4	
Brian Asselstine, L (1, 9) X OBP: 0.259, SLG: 0.377	0-0 G3		X 0-0 G3	X 0-0 6-3		X 0-0 F8	X 0-0 F3			4 0 0 0 0 0 2	
Chris Chambliss, L (1, 3) X OBP: 0.346, SLG: 0.376		X 0-0 3-1		X 0-0 G6-3 BB 1B		X 0-0 P6		X 0-0 6-3		4 0 1 0 0 0 0	
Dale Murphy, R (1, 8) X OBP: 0.305, SLG: 0.370		X 0-0 P4		B 4-0 G6-3 BB 1-2		X 0-0 1B 1B		X 0-0 F8		3 0 1 0 1 0 0	
Bruce Benedict, R (1, 2) X OBP: 0.366, SLG: 0.395		X 0-0 F3		X 0-0 G6-3 1-2f 2-3		X 0-0 FC6-4 1B		X 0-0 P6		4 0 1 0 0 0 2	
Rafael Ramirez, R (1, 6) X OBP: 0.298, SLG: 0.292			X 0-0 6-3	B 4-0 BB		X 0-0 FC6-4 1-2f				2 0 0 0 1 0 2	
Luis Gomez, R (1, 4) X OBP: 0.417, SLG: 0.300			X 0-0 6-3	X 0-0 4-3			X 0-0 F7			3 0 0 0 0 0 2	
Tommy Boggs, R (1, 1) X OBP: 0.240, SLG: 0.280 Eddie Miller, S (8, PH) X OBP: 0.296, SLG: 0.253 Preston Hanna, R (6, 1) X OBP: 0.450, SLG: 0.250 John Montefusco, R (6, 1) X OBP: 0.083, SLG: 0.167 Bob Porter, L (8, PH) X OBP: 0.375, SLG: 0.357 Rick Matula, R (8, 1) X			X 0-0 F3	X 0-0 3-1		X 0-0 3-1		X 0-0 2B 1B		1 0 0 0 0 0 0 1 0 1 0 1 0 0 0 0 0 0 0 0 0 0 0	
<b>Inning Stats</b>	R: 0 H: 1 E: 0 LOB: 0 K: 1 BB: 0 S: 5 P: 5	R: 0 H: 0 E: 0 LOB: 0 K: 0 BB: 0 S: 3 P: 3	R: 0 H: 0 E: 0 LOB: 0 K: 0 BB: 0 S: 3 P: 3	R: 0 H: 1 E: 0 LOB: 0 K: 0 BB: 0 S: 3 P: 3	R: 0 H: 1 E: 0 LOB: 2 K: 0 BB: 2 S: 3 P: 11	R: 0 H: 0 E: 0 LOB: 0 K: 0 BB: 0 S: 3 P: 3	R: 0 H: 2 E: 0 LOB: 2 K: 0 BB: 0 S: 5 P: 5	R: 0 H: 2 E: 0 LOB: 2 K: 0 BB: 0 S: 5 P: 5	R: 0 H: 0 E: 0 LOB: 0 K: 0 BB: 0 S: 3 P: 3	1B: 6 SF: 0 2B: 1 SAC: 0 3B: 0 DP: 1 HR: 0 HBP: 0	WP: 0 PA: 33 PB: 0 SB: 0 CS: 2
<b>PITCHER</b> Steve Rogers, R (1, 1) ERA: 4.39	IP WLS BF H R ER SO BB IBB HBP BLK WP HR S P ERA WHIP										

livebaseballscores.com

AB	31
R	0
H	7
RBI	0
BB	2
SO	1
LOB	12





Batter	1	2	3	4	5	6	7	8	9	AB R H RBI BB SO LOB	TOP																											
Rufino Linares, R OBP: 0.271, SLG: 0.371 (1, 7) X	0-0 F9		0-0 4-3		0-0 F4		0-0 F8		0-0 SF9	4 0 0 1 0 0 1	<p><b>Atlanta Braves @ San Diego Padres</b>  <b>Jack Murphy Stadium, San Diego, CA</b>            Mon Aug 10 1981, 10:05 PM EDT            Att: 52,608 - Unknown</p> <p>livebaseballscorecards.com</p> <table border="0"> <tr><td><b>AB</b></td><td><b>31</b></td></tr> <tr><td><b>R</b></td><td><b>3</b></td></tr> <tr><td><b>H</b></td><td><b>6</b></td></tr> <tr><td><b>RBI</b></td><td><b>3</b></td></tr> <tr><td><b>BB</b></td><td><b>5</b></td></tr> <tr><td><b>SO</b></td><td><b>4</b></td></tr> <tr><td><b>LOB</b></td><td><b>20</b></td></tr> </table> 	<b>AB</b>	<b>31</b>	<b>R</b>	<b>3</b>	<b>H</b>	<b>6</b>	<b>RBI</b>	<b>3</b>	<b>BB</b>	<b>5</b>	<b>SO</b>	<b>4</b>	<b>LOB</b>	<b>20</b>													
<b>AB</b>	<b>31</b>																																					
<b>R</b>	<b>3</b>																																					
<b>H</b>	<b>6</b>																																					
<b>RBI</b>	<b>3</b>																																					
<b>BB</b>	<b>5</b>																																					
<b>SO</b>	<b>4</b>																																					
<b>LOB</b>	<b>20</b>																																					
Claudell Washington, L OBP: 0.318, SLG: 0.406 (1, 9) X	0-0 6-3		0-0 6-3			0-0 F9	0-3 K		0-0 4-3	5 0 0 0 0 1 3																												
Chris Chambliss, L OBP: 0.349, SLG: 0.376 (1, 3) X	0-0 1B		0-0 F9			4-0 PB 2B BB		0-0 F9		3 1 1 0 1 0 0																												
Bob Homer, R OBP: 0.346, SLG: 0.441 Jerry Royster, R OBP: 0.210, SLG: 0.267 (1, 5) X (8, PR) (8, 5)	0-0 F3			0-3 K		0-0 4-3 1-H 2B		4-0 1-3 BB		3 0 1 1 1 1 1 0 0 0 0 0 0 0																												
Dale Murphy, R OBP: 0.313, SLG: 0.384 (1, 8) X		0-0 1B 3B		0-0 G3 1B		4-0 4-3 BB		0-0 1-3		3 1 2 0 1 0 1																												
Glenn Hubbard, R OBP: 0.313, SLG: 0.350 (1, 4) X		4-0 B1-6 1B BB		0-0 G3		0-0 4-3		0-0 5-3		3 0 0 0 1 0 5																												
Bruce Benedict, R OBP: 0.364, SLG: 0.398 (1, 2) X		0-0 F4		0-0 F8		0-0 F9			0-0 SH SF9 2B	4 1 1 0 0 0 5																												
Rafael Ramirez, R OBP: 0.298, SLG: 0.292 (1, 6) X		0-0 1-2 3-H 1B			0-0 F9		0-0 5-3		0-0 SH	3 0 1 1 0 0 0																												
Phil Niekro, R OBP: 0.071, SLG: 0.071 Al Hrabosky, R Brian Asselstine, L OBP: 0.273, SLG: 0.377 Eddie Miller, S OBP: 0.298, SLG: 0.253 Gene Garber, R Terry Harper, R OBP: 0.364, SLG: 0.369 Rick Camp, R (1, 1) (5, 1) (7, PH) (7, PR) (7, 1) (8, PH) (9, 1)		0-0 B1-6		0-3 K		4-0 E BB		0-3 K		2 0 0 0 0 0 1 2 0 0 0 0 0 0 0 0 0 0 0 0 0 1 0 0 0 0 0 0 0 0 0 0 0 0 0 0 0 0 0 0 1 0 0 0 0 0 1 2 0 0 0 0 0 0 0 0																												
<b>Inning Stats</b>	R: 0 E: 0 K: 0 S: 4	H: 1 LOB: 1 BB: 0 P: 4	R: 1 E: 0 K: 0 S: 4	H: 2 LOB: 1 BB: 1 P: 8	R: 0 E: 0 K: 0 S: 3	H: 0 LOB: 0 BB: 0 P: 3	R: 0 E: 0 K: 1 S: 6	H: 1 LOB: 1 BB: 0 P: 6	R: 0 E: 0 K: 1 S: 5	H: 0 LOB: 0 BB: 0 P: 5	R: 1 E: 0 K: 0 S: 4	H: 1 LOB: 2 BB: 2 P: 12	R: 0 E: 1 K: 1 S: 5	H: 0 LOB: 2 BB: 1 P: 9	R: 0 E: 0 K: 0 S: 3	H: 0 LOB: 2 BB: 1 P: 7	R: 1 E: 1 K: 1 S: 7	H: 1 LOB: 1 BB: 0 P: 7	1B: 3 2B: 3 3B: 1 HR: 0	SF: 1 SAC: 1 DP: 1 HBP: 0	WP: 0 PB: 1 SB: 0 CS: 0	PA: 38																
<b>PITCHER</b>	IP WLS BF H R ER SO BB IBB HBP BLK WP HR S P ERA WHIP																				<b>PITCHER</b>	IP WLS BF H R ER SO BB IBB HBP BLK WP HR S P ERA WHIP																
Juan Eichelberger, R ERA: 2.75 (1, 1)	8.0		33	5	2	2	3	5	0	0	0	0	0	0	34	54	2.25	1.250																				
John Urrea, R ERA: 0.31 (9, 1)	1.0	L	5	1	1	0	1	0	0	0	0	0	0	0	7	7	0.00	1.000																				



Batter	1	2	3	4	5	6	7	8	9	AB R H RBI BB SO LOB
Ozzie Smith, S OBP: 0.326, SLG: 0.271 (1, 6)	0-0 4-3	0-0 6-3			0-3 K	0-0 F2			4-0 2B BB	4 0 0 0 1 1 2
Ruppert Jones, L OBP: 0.320, SLG: 0.352 (1, 8)	0-0 F3	0-0 F8			0-0 6-3		0-0 G3		0-0 1-3 2B	5 0 1 0 0 0 1
Gene Richards, L OBP: 0.358, SLG: 0.401 (1, 7)	0-0 1B 1B		0-0 F7		0-0 E 1B		0-0 4-3		4-0 G4-6-3 IBB	4 2 2 0 1 0 0
Terry Kennedy, L OBP: 0.346, SLG: 0.370 (1, 2)	0-0 1B 1-2 1B		0-0 1B 1B		0-0 E7 1-H		0-0 F8		0-0 G4-6-3 1-2	5 0 2 0 0 0 3
Randy Bass, L OBP: 0.327, SLG: 0.420 (1, 3)	0-0 BB 1-3 2-H 1B		0-0 G4-6-3 1-2 1B		4-0 BB BB BB BB BB		0-0 F8			3 0 2 1 1 0 0
Joe Lefebvre, L OBP: 0.349, SLG: 0.395 (1, 9)	4-0 1-2 BB		0-0 G4-6-3 1-2		0-3 K		0-0 F9			3 0 0 0 1 1 4
Luis Salazar, R OBP: 0.303, SLG: 0.385 (1, 5)	0-0 F7			0-0 F4		0-0 4-3		0-0 1B		4 0 1 0 0 0 3
Juan Bonilla, R OBP: 0.337, SLG: 0.371 (1, 4)		0-0 SH2 2B		0-3 K		0-0 SH3-4 1B		0-0 6-3		4 0 2 0 0 1 1
Juan Eichelberger, R OBP: 0.138, SLG: 0.138 (1, 1)		0-0 SH2		0-0 F9		0-0 SH3-4		0-0 4-3		1 0 0 0 0 0 0
John Urra, R OBP: 0.250, SLG: 0.250 (9, 1)										0 0 0 0 0 0 0
Jose Moreno, S (9, PH)										1 0 0 0 0 0 0

Inning Stats	R: 1 E: 0 K: 0 S: 6	H: 3 LOB: 3 BB: 1 P: 10	R: 0 E: 0 K: 0 S: 4	H: 1 LOB: 1 BB: 0 P: 4	R: 0 E: 0 K: 0 S: 4	H: 2 LOB: 1 BB: 0 P: 4	R: 0 E: 0 K: 1 S: 5	H: 0 LOB: 0 BB: 0 P: 5	R: 1 E: 1 K: 2 S: 9	H: 1 LOB: 2 BB: 1 P: 13	R: 0 E: 0 K: 0 S: 4	H: 1 LOB: 1 BB: 0 P: 4	R: 0 E: 0 K: 0 S: 3	H: 0 LOB: 0 BB: 0 P: 3	R: 0 E: 0 K: 0 S: 4	H: 1 LOB: 1 BB: 0 P: 4	R: 0 E: 0 K: 0 S: 3	H: 1 LOB: 2 BB: 2 P: 11	1B: 8 2B: 2 3B: 0 HR: 0	SF: 0 SAC: 2 DP: 2 HBP: 0	WP: 0 PB: 0 SB: 0 CS: 0	PA: 40
--------------	------------------------------	----------------------------------	------------------------------	---------------------------------	------------------------------	---------------------------------	------------------------------	---------------------------------	------------------------------	----------------------------------	------------------------------	---------------------------------	------------------------------	---------------------------------	------------------------------	---------------------------------	------------------------------	----------------------------------	----------------------------------	------------------------------------	----------------------------------	--------

PITCHER	IP	WLS	BF	H	R	ER	SO	BB	IBB	HBP	BLK	WP	HR	S	P	ERA	WHIP
Phil Niekro, R ERA: 3.51 (1, 1)	4.0		18	6	1	1	1	1	1	0	0	0	0	19	23	2.25	1.750
Al Hrabosky, L ERA: 0.56 (5, 1)	2.0		10	2	1	0	2	1	0	0	0	0	0	13	17	0.00	1.500
Gene Garber, R ERA: 3.14 (7, 1)	2.0	W	7	1	0	0	0	0	0	0	0	0	0	7	7	0.00	0.500
Rick Camp, R ERA: 1.36 (9, 1)	1.0	S	5	1	0	0	0	1	1	0	0	0	0	3	11	0.00	2.000

BOTTOM

Atlanta Braves @ San Diego Padres  
Jack Murphy Stadium, San Diego, CA  
Mon Aug 10 1981, 10:05 PM EDT  
Att. 52,608 - Unknown

AB	34
R	2
H	10
RBI	1
BB	4
SO	3
LOB	14



PITCHER	IP	WLS	BF	H	R	ER	SO	BB	IBB	HBP	BLK	WP	HR	S	P	ERA	WHIP
Phil Niekro, R ERA: 3.51 (1, 1)	4.0		18	6	1	1	1	1	1	0	0	0	0	19	23	2.25	1.750
Al Hrabosky, L ERA: 0.56 (5, 1)	2.0		10	2	1	0	2	1	0	0	0	0	0	13	17	0.00	1.500
Gene Garber, R ERA: 3.14 (7, 1)	2.0	W	7	1	0	0	0	0	0	0	0	0	0	7	7	0.00	0.500
Rick Camp, R ERA: 1.36 (9, 1)	1.0	S	5	1	0	0	0	1	1	0	0	0	0	3	11	0.00	2.000

Batter	1	2	3	4	5	6	7	8	9	AB R H RBI BB SO LOB	TOP	
Rufino Linares, R OBP: 0.278, SLG: 0.391 (1, 7) X	0-0 F9 1-H 2-H 3B	0-0 3B			0-0 S E 1B		0-0 1-3			4 1 2 2 0 0 0		
Claudell Washington, L OBP: 0.317, SLG: 0.399 (1, 9) B B B	4-0 F8 S 1B BB	0-0 4-3			0-0 E5 1-H		0-0 6-3			3 1 0 0 1 0 1		
Chris Chambliss, L OBP: 0.347, SLG: 0.370 (1, 3) X	0-0 F8 1-3			0-0 4-3	4-0 G6-4-3 IBB		0-0 F7			3 0 0 0 1 0 1		
Bob Homer, R OBP: 0.343, SLG: 0.434 Jerry Royster, R OBP: 0.210, SLG: 0.267 (1, 5) X (8, 5)	0-0 3-H 1B			0-0 6-3	0-0 G6-4-3 1-2f		0-0 6-3			4 0 1 1 0 0 2 0 0 0 0 0 0 0		
Dale Murphy, R OBP: 0.312, SLG: 0.379 (1, 8) X	0-0 F9			0-3 K		0-3 K			4-0 S 1B BB	3 1 0 0 1 2 1		
Glenn Hubbard, R OBP: 0.317, SLG: 0.354 (1, 4) X		0-0 5-3 3B 1B		0-0 1-5-3		0-3 K2-3			0-0 1-3 1-H 1B	4 1 2 1 0 1 0		
Bruce Benedict, R OBP: 0.362, SLG: 0.394 (1, 2) X		0-0 5-3 1-2		0-0 F8		0-0 1B			0-0 1-3 1-3	4 0 1 0 0 0 2		
Rafael Ramirez, R OBP: 0.297, SLG: 0.287 (1, 6) B B B B		4-0 3B BB		0-3 K		0-0 6-3			0-0 5-3	3 1 0 0 1 1 1		
Gaylord Perry, R OBP: 0.267, SLG: 0.276 Al Hrabosky, R (6, 1) Brian Asselstine, L OBP: 0.268, SLG: 0.370 Rick Camp, R (9, PH) (9, 1)		0-3 K		0-3 K		0-3 K			0-0 G3	2 0 0 0 0 2 2 1 0 0 0 0 1 0 1 0 0 0 0 0 1 0 0 0 0 0 0 0		
<b>Inning Stats</b>	R: 1 E: 0 K: 0 S: 4 H: 1 LOB: 1 BB: 1 P: 8	R: 2 E: 0 K: 1 S: 7 H: 2 LOB: 1 BB: 1 P: 11	R: 0 E: 0 K: 1 S: 5 H: 0 LOB: 0 BB: 0 P: 5	R: 0 E: 0 K: 1 S: 5 H: 0 LOB: 0 BB: 0 P: 5	R: 1 E: 1 K: 1 S: 6 H: 1 LOB: 1 BB: 1 P: 10	R: 0 E: 0 K: 2 S: 7 H: 1 LOB: 1 BB: 0 P: 7	R: 0 E: 0 K: 1 S: 5 H: 0 LOB: 0 BB: 0 P: 5	R: 0 E: 0 K: 0 S: 3 H: 0 LOB: 0 BB: 0 P: 3	R: 1 E: 0 K: 0 S: 4 H: 1 LOB: 1 BB: 1 P: 8	1B: 5 2B: 0 3B: 1 HR: 0 SF: 0 SAC: 0 DP: 1 HBP: 0	WP: 0 PB: 0 SB: 4 CS: 0 PA: 36	
<b>PITCHER</b>	IP WLS BF H R ER SO BB IBB HBP BLK WP HR S P ERA WHIP											
Steve Mura, R ERA: 4.18 (1, 1)	5.0 L 22 4 4 3 4 2 1 0 0 0 0 0 27 39 5.40 1.200											
Danny Boone, L ERA: 2.03 (6, 1)	2.0 6 1 0 0 3 0 0 0 0 0 0 0 12 12 0.00 0.500											
John Littlefield, R ERA: 5.94 (8, 1)	2.0 8 1 1 1 0 1 0 0 0 0 0 0 7 11 4.50 1.000											

Atlanta Braves @ San Diego Padres  
Jack Murphy Stadium, San Diego, CA  
Tue Aug 11 1981, 10:05 PM EDT  
Att. 5,360 - Unknown

livebaseballscorecards.com

AB	32
R	5
H	6
RBI	4
BB	4
SO	7
LOB	11



Batter	1	2	3	4	5	6	7	8	9	AB R H RBI BB SO LOB
<b>Ozzie Smith, S</b> (1, 6) OBP: 0.321, SLG: 0.267	0-0 F9		0-0 F8		0-0 G3			0-0 6-3		4 0 0 0 0 0 1
<b>Ruppert Jones, L</b> (1, 8) OBP: 0.319, SLG: 0.355	0-0 4-3		0-0 4-3			0-0 4-3		0-0 2B		4 0 1 0 0 0 0
<b>Gene Richards, L</b> (1, 7) OBP: 0.357, SLG: 0.398	0-0 1B			0-0 F2		0-0 6-3		0-0 6-3		4 0 1 0 0 0 1
<b>Terry Kennedy, L</b> (1, 2) OBP: 0.344, SLG: 0.368	0-0 F8			0-0 F8		0-0 1B		0-0 6-3		4 0 1 0 0 0 2
<b>Randy Bass, L</b> (1, 3) OBP: 0.324, SLG: 0.413		0-0 FC6-4 1B		0-0 F5		0-3 K			0-0 3-1	4 0 1 0 0 1 1
<b>Luis Salazar, R</b> (1, 5) OBP: 0.302, SLG: 0.383 (8, 9)		0-0 FC6-4 1B			0-0 6-3 1B		0-0 F8		0-0 F3	4 1 1 0 0 0 1
<b>Juan Bonilla, R</b> (1, 4) OBP: 0.341, SLG: 0.374		0-0 L3 1B			0-0 6-3		0-0 1B		0-0 F7	4 0 2 0 0 0 1
<b>Joe Lefebvre, L</b> (1, 9) OBP: 0.345, SLG: 0.389 <b>Barry Evans, R</b> (7, PH) OBP: 0.357, SLG: 0.349 (8, 5)		0-0 L3			0-0 F8		0-0 F9			2 0 0 0 0 0 3 1 0 0 0 0 0 1
<b>Steve Mura, R</b> (1, 1) OBP: 0.125, SLG: 0.156 <b>Broderick Perkins, L</b> (5, PH) OBP: 0.344, SLG: 0.472 <b>Danny Boone, L</b> (6, 1) OBP: 1.000, SLG: 1.000 <b>Jose Moreno, S</b> (7, PH) <b>John Littlefield, R</b> (8, 1)			0-0 F6		0-0 1B		0-0 5-3			1 0 0 0 0 0 0 1 0 1 1 0 0 0 0 0 0 0 0 0 0 1 0 0 0 0 0 1 0 0 0 0 0 0 0

Inning Stats	R: 0 E: 0 K: 0 S: 4	H: 1 LOB: 1 BB: 0 P: 4	R: 0 E: 0 K: 0 S: 4	H: 2 LOB: 1 BB: 0 P: 4	R: 0 E: 0 K: 0 S: 3	H: 0 LOB: 0 BB: 0 P: 3	R: 0 E: 0 K: 0 S: 3	H: 0 LOB: 0 BB: 0 P: 3	R: 1 E: 0 K: 0 S: 5	H: 2 LOB: 1 BB: 0 P: 5	R: 0 E: 0 K: 1 S: 6	H: 1 LOB: 1 BB: 0 P: 6	R: 0 E: 0 K: 0 S: 4	H: 1 LOB: 1 BB: 0 P: 4	R: 0 E: 0 K: 0 S: 4	H: 0 LOB: 0 BB: 0 P: 3	1B: 7 2B: 2 3B: 0 HR: 0	SF: 0 SAC: 0 DP: 1 HBP: 0	WP: 0 PB: 0 SB: 0 CS: 0	PA: 34
PITCHER	IP	WLS	BF	H	R	ER	SO	BB	IBB	HBP	BLK	WP	HR	S	P	ERA	WHIP			
<b>Gaylord Perry, R</b> (1, 1) ERA: 3.39	5.0		19	5	1	1	0	0	0	0	0	0	0	19	19	1.80	1.000			
<b>Al Hrabosky, L</b> (6, 1) ERA: 0.47	3.0		12	3	0	0	1	0	0	0	0	0	0	14	14	0.00	1.000			
<b>Rick Camp, R</b> (9, 1) ERA: 1.33	1.0		3	0	0	0	0	0	0	0	0	0	0	3	3	0.00	0.000			

**BOTTOM**

**Atlanta Braves @ San Diego Padres**

**Jack Murphy Stadium, San Diego, CA**

Tue Aug 11 1981, 10:05 PM EDT  
Att. 5,360 - Unknown

[livebaseballscorecards.com](http://livebaseballscorecards.com)

<b>AB</b>	<b>34</b>
<b>R</b>	<b>1</b>
<b>H</b>	<b>8</b>
<b>RBI</b>	<b>1</b>
<b>BB</b>	<b>0</b>
<b>SO</b>	<b>1</b>
<b>LOB</b>	<b>12</b>



Batter	1	2	3	4	5	6	7	8	9	10	11	AB R H RBI BB SO LOB	TOP				
Rufino Linares, R OBP: 0.283, SLG: 0.391 (1, 7)	FC6-4 1B		6-3		L4		4-3 SH5-3 1B		FC5-4 S		SH FC4-6	5 0 2 0 0 0 1	<p>Atlanta Braves @ San Diego Padres</p> <p>Jack Murphy Stadium, San Diego, CA</p> <p>Wed Aug 12 1981, 10:05 PM EDT</p> <p>Att: 5,094 - Unknown</p>				
Claudell Washington, L OBP: 0.314, SLG: 0.393 John Montefusco, R OBP: 0.083, SLG: 0.167 (1, 9) (11, 1)	FC6-4 G4-6-3 1-2f		1B		F8		SH5-3 1-2		4-3 1-2		FC4-6 FC4-6 1-2f 2-3	5 0 1 0 0 0 4 0 0 0 0 0 0 0					
Chris Chambliss, L OBP: 0.348, SLG: 0.371 Eddie Miller, S OBP: 0.294, SLG: 0.250 (1, 3) (10, PR) (10, 8)	G4-6-3 1-2f				F6		4-3 2-3				FC4-6 FC4-6 1-2f 3-H	5 0 2 0 0 0 2 1 0 0 1 0 0 1					
Bob Horner, R OBP: 0.336, SLG: 0.422 (1, 5)		5-3	5-3			1B SH5-4 1B	F3				FC6-4 1B 1-2f	6 1 1 0 0 1 4					
Dale Murphy, R OBP: 0.314, SLG: 0.376 (1, 8) (10, 3)		5-3			S 1B 1B	G3 1-2		E5 FC5-4			1B IBB	4 1 1 0 1 0 1					
Glenn Hubbard, R OBP: 0.324, SLG: 0.360 (1, 4)		1B 1B			F9 1-2	SH5-4 1B		FC5-4 L5-3 1-2f			1-2 2-3 1B	5 1 3 0 0 0 2					
Bruce Benedict, R OBP: 0.365, SLG: 0.397 (1, 2)		1B 1-3 1B			1B 2-H 1B	SH5-4 1-2 3-H 4-0		L5-3 1-2			F5	4 0 2 2 0 0 4					
Rafael Ramirez, R OBP: 0.305, SLG: 0.292 (1, 6)		1-2 3-H 1B			F9 1-2 1B	F9 IBB					L9	4 0 2 1 1 0 4					
Rick Mahler, R OBP: 0.125, SLG: 0.125 Jerry Royster, R OBP: 0.206, SLG: 0.262 Gene Garber, R OBP: 1.000, SLG: 1.000 Lamy Bradford, R OBP: 0.369, SLG: 0.364 Terry Harper, R OBP: 0.281, SLG: 0.370 (1, 1) (6, PH) (6, 1) (8, 1) (9, PH) (9, 1) (11, PH) (11, 9)	F9 0-0				4-3	F8					FC4-6 SH FC4-6 BB	2 0 0 0 0 0 3 1 0 0 0 0 0 2 0 0 0 0 0 0 0 0 0 0 0 0 0 0 1 0 0 0 0 0 1 0 0 0 0 0 0 0 0 1 0 0 1 0 0					
<b>Inning Stats</b>	R: 0 H: 1 E: 0 LOB: 0 K: 0 BB: 0 S: 3 P: 3	R: 1 H: 3 E: 0 LOB: 2 K: 0 BB: 0 S: 6 P: 6	R: 0 H: 2 E: 0 LOB: 1 K: 0 BB: 0 S: 4 P: 4	R: 1 H: 2 E: 0 LOB: 1 K: 0 BB: 0 S: 5 P: 5	R: 0 H: 0 E: 0 LOB: 0 K: 0 BB: 0 S: 3 P: 3	R: 1 H: 2 E: 0 LOB: 2 K: 0 BB: 1 S: 5 P: 9	R: 0 H: 1 E: 0 LOB: 1 K: 0 BB: 0 S: 4 P: 4	R: 0 H: 0 E: 1 LOB: 0 K: 0 BB: 0 S: 3 P: 3	R: 0 H: 1 E: 0 LOB: 1 K: 0 BB: 0 S: 4 P: 4	R: 0 H: 2 E: 1 LOB: 3 K: 0 BB: 1 S: 5 P: 9	R: 1 H: 0 E: 1 LOB: 1 K: 1 BB: 1 S: 6 P: 10	1B: 14 SF: 0 2B: 1 SAC: 3 3B: 0 DP: 2 HR: 0 HBP: 0		WP: 0 PA: 49 PB: 0 SB: 2 CS: 0			
<b>PITCHER</b>	IP WLS BF H R ER SO BB IBB HBP BLK WP HR S P ERA WHIP																
Rick Wise, R ERA: 3.55 (1, 1)	6.0	27	10	3	3	0	0	0	0	0	0	0	0	26	30	4.50	1.667
Gary Lucas, L ERA: 2.34 (7, 1)	2.0	7	1	0	0	0	0	0	0	0	0	0	0	7	7	0.00	0.500
Danny Boone, L ERA: 1.91 (9, 1)	2.0	10	3	0	0	0	0	1	0	0	0	0	0	9	13	0.00	1.500
John Curtis, L ERA: 6.15 (11, 1)	1.0	L 5	0	1	0	1	1	0	0	0	0	0	0	6	10	0.00	1.000

livebaseballscorecards.com

AB	43
R	4
H	14
RBI	4
BB	3
SO	1
LOB	29



Batter	1	2	3	4	5	6	7	8	9	10	11	AB	R	H	RBI	BB	SO	LOB
Ozzie Smith, S OBP: 0.315, SLG: 0.261 (1, 6)	6-3		4-3		K		6-3		4-3			5	0	0	0	0	1	3
Ruppert Jones, L OBP: 0.325, SLG: 0.357 (1, 8)	4-3		2B E BB			E6		1-6-3 SH1-3 1B		SH5-3 1B		4	1	2	0	1	0	0
Gene Richards, L OBP: 0.356, SLG: 0.402 (1, 7)	6-3		E8 1-H 2B			K		SH1-3		SH5-3		3	0	1	0	0	1	1
Terry Kennedy, L OBP: 0.345, SLG: 0.375 (1, 2)		4-3 3B	F8			E5 G4-6-3		1-6-3		IBB		4	1	1	0	1	0	3
Randy Bass, L Gary Lucas, L Barry Evans, L Danny Boone, L Jerry Turner, L John Curtis, L OBP: 0.324, SLG: 0.411 OBP: 0.143, SLG: 0.143 OBP: 0.352, SLG: 0.344 OBP: 1.000, SLG: 1.000 OBP: 0.348, SLG: 0.368 OBP: 0.077, SLG: 0.083 (1, 3) (7, 1) (8, PH) (9, 1) (10, PH) (11, 1)	4-3				CS 1B		G4-6-3		F9		F7	3	0	1	1	0	0	2
Broderick Perkins, L OBP: 0.333, SLG: 0.456 (1, 9) (7, 3)	1-3				1-3			3-1		F5		5	0	0	0	0	0	3
Luis Salazar, R OBP: 0.305, SLG: 0.383 (1, 5)		S 1B			5-3			1B FC4-6 1B		K		5	1	2	0	0	1	0
Juan Bonilla, R OBP: 0.343, SLG: 0.375 (1, 4)	4-3				5-3			FC4-6 1B		1B		5	0	2	0	0	0	1
Rick Wise, R Joe Lefebvre, L OBP: 0.063, SLG: 0.125 OBP: 0.344, SLG: 0.388 (1, 1) (7, 9)			K		4-3			FC4-6 1B		1B		2	0	0	0	0	1	0
												3	0	1	1	0	1	1

Inning Stats	R: 0	H: 0	R: 1	H: 2	R: 1	H: 1	R: 0	H: 1	R: 0	H: 0	R: 1	H: 2	R: 0	H: 1	R: 0	H: 2	R: 0	H: 1	R: 0	H: 0	R: 0	H: 1	R: 0	H: 0	1B: 8	SF: 0	WP: 0	PA: 45
	E: 0	LOB: 0	E: 0	LOB: 1	E: 0	LOB: 0	E: 0	LOB: 0	E: 0	LOB: 1	E: 0	LOB: 1	E: 0	LOB: 2	E: 0	LOB: 2	E: 0	LOB: 2	E: 0	LOB: 0	E: 0	LOB: 0	E: 0	LOB: 0	2B: 1	SAC: 2	PB: 0	
	K: 0	BB: 0	K: 0	BB: 0	K: 1	BB: 1	K: 0	BB: 0	K: 1	BB: 0	K: 0	BB: 0	K: 0	BB: 0	K: 1	BB: 0	K: 1	BB: 1	K: 1	BB: 0	K: 1	BB: 0	K: 1	BB: 0	3B: 1	DP: 1	SB: 3	
	S: 3	P: 3	S: 5	P: 5	S: 6	P: 10	S: 3	P: 3	S: 5	P: 5	S: 6	P: 6	S: 5	P: 5	S: 4	P: 4	S: 7	P: 7	S: 4	P: 8	S: 5	P: 5	S: 5	P: 5	HR: 0	HBP: 0	CS: 1	

PITCHER	IP	WLS	BF	H	R	ER	SO	BB	IBB	HBP	BLK	WP	HR	S	P	ERA	WHIP
Rick Mahler, R ERA: 3.21 (1, 1)	5.0		19	4	2	1	2	1	0	0	0	0	0	22	26	1.80	1.000
Gene Garber, R ERA: 3.24 (6, 1)	2.1		11	3	1	1	1	0	0	0	0	0	0	13	13	3.86	1.286
Larry Bradford, L ERA: 4.5 (8, 1)	0.2		2	0	0	0	0	0	0	0	0	0	0	2	2	0.00	0.000
Rick Camp, R ERA: 1.27 (9, 1)	2.0	W	10	3	0	0	1	0	1	0	0	0	0	11	15	0.00	1.500
John Montefusco, R ERA: 3.81 (11, 1)	1.0	S	3	0	0	0	1	0	0	0	0	0	0	5	5	0.00	0.000

PITCHER	IP	WLS	BF	H	R	ER	SO	BB	IBB	HBP	BLK	WP	HR	S	P	ERA	WHIP

**BOTTOM**

**Atlanta Braves @ San Diego Padres**  
**Jack Murphy Stadium, San Diego, CA**

Wed Aug 12 1981, 10:05 PM EDT  
Att: 5,094 - Unknown

AB	41
R	3
H	10
RBI	2
BB	2
SO	5
LOB	17



WP: 0	PA: 45
PB: 0	
SB: 3	
CS: 1	

Batter	1	2	3	4	5	6	7	8	9	AB R H RBI BB SO LOB	TOP									
Eddie Miller, S (1, 9) OBP: 0.296, SLG: 0.274	0-0 1-3		0-0 E S 1B		0-0 4-3		0-0 P1	0-0 1B 3B	0-0 3-1	6 1 2 1 0 0 2	<b>Atlanta Braves @ Los Angeles Dodgers</b> <b>Dodger Stadium, Los Angeles, CA</b> Thu Aug 13 1981, 7:05 PM PDT Att: 27,418 - Unknown									
Rufino Linares, R (1, 7) OBP: 0.294, SLG: 0.406	0-0 1-3		0-0 5-3			0-0 BB BB 1B	0-0 BB FC5-4 2B	0-0 HR 1B		5 3 3 1 0 0 1										
Chris Chambliss, L (1, 3) OBP: 0.349, SLG: 0.382	0-0 F8			0-0 P6		0-3 K	4-0 FC5-4 1B IBB	0-0 HR		4 2 1 2 1 1 1										
Bob Horner, R (1, 5) OBP: 0.345, SLG: 0.415 Jerry Royster, R (8, 5) OBP: 0.206, SLG: 0.262		0-0 6-3		0-0 F7		4-0 BB BB 1-2 SF7 BB	4-0 FC5-4 BB	4-0 FC5-4 BB		2 1 0 1 3 0 0 0 0 0 0 0 0 0										
Dale Murphy, R (1, 8) OBP: 0.316, SLG: 0.374		0-0 6-3		0-0 1B		4-0 BB BB 1-2 2-3 BB	0-0 FC5-4 HBP 1B	0-0 FC5-4 E		4 0 1 1 1 0 3										
Glenn Hubbard, R (1, 4) OBP: 0.330, SLG: 0.363		0-0 F8		0-0 F8		4-0 BB 1-2 2-3 3-H BB	0-0 HBP 1B	0-0 E9 1B		4 0 2 2 1 0 1										
Bruce Benedict, R (1, 2) OBP: 0.361, SLG: 0.390			0-0 E5 5-3 1B		0-0 E5	0-0 SF7 3-H	1-0 HBP	0-3 K		3 1 0 1 0 1 2										
Rafael Ramirez, R (1, 6) OBP: 0.299, SLG: 0.286 Luis Gomez, R (8, 6) OBP: 0.400, SLG: 0.286			0-0 5-3		0-3 K	0-0 G3	0-0 P6		0-0 6-3	4 0 0 0 0 1 7 1 0 0 0 0 0 0										
Tommy Boggs, R (1, 1) OBP: 0.222, SLG: 0.259 Brian Asselstine, L (7, PH) OBP: 0.293, SLG: 0.370 Gene Garber, R (7, 1)			0-0 P4		0-0 P4		4-0 2B BB BB	0-0 4-3	0-3 K	2 0 0 0 0 0 2 0 1 0 0 1 0 0 2 0 0 0 0 1 0										
<b>Inning Stats</b>	R: 0 H: 0 E: 0 K: 0 S: 3	H: 0 LOB: 0 BB: 0 P: 3	R: 0 H: 0 E: 0 K: 0 S: 3	H: 0 LOB: 0 BB: 0 P: 3	R: 1 H: 1 E: 1 K: 0 S: 5	H: 1 LOB: 1 BB: 0 P: 5	R: 0 H: 1 E: 0 K: 0 S: 4	H: 1 LOB: 1 BB: 0 P: 4	R: 0 H: 0 E: 1 K: 1 S: 6	H: 0 LOB: 1 BB: 0 P: 6		R: 2 H: 1 E: 0 K: 1 S: 6	H: 1 LOB: 2 BB: 3 P: 18	R: 3 H: 2 E: 0 K: 0 S: 5	H: 2 LOB: 3 BB: 3 P: 18	R: 3 H: 4 E: 1 K: 1 S: 9	H: 4 LOB: 2 BB: 1 P: 13	R: 0 H: 0 E: 0 K: 1 S: 5	H: 0 LOB: 0 BB: 0 P: 5	1B: 6 SF: 1 2B: 1 SAC: 0 3B: 1 DP: 0 HR: 1 HBP: 1
<b>PITCHER</b>	IP WLS BF H R ER SO BB IBB HBP BLK WP HR S P ERA WHIP																			
Burt Hooton, R (1, 1) ERA: 2.8	5.0 L 19 2 1 0 1 0 0 0 0 0 0 0 21 21 0.00 0.400																			
Bobby Castillo, R (6, 1) ERA: 5.79	0.1 5 1 2 2 1 3 0 0 0 0 0 0 4 16 54.00 12.000																			
Rick Sutcliffe, R (6, 1) ERA: 4.3	2.2 19 6 6 6 1 3 1 1 0 0 0 1 16 33 20.25 3.375																			
Alejandro Pena, R (9, 1) ERA:	1.0 3 0 0 0 0 1 0 0 0 0 0 0 5 5 0.00 0.000																			

AB	37
R	9
H	9
RBI	9
BB	7
SO	4
LOB	19





Batter	1	2	3	4	5	6	7	8	9	AB	R	H	RBI	BB	SO	LOB	TOP					
<b>Eddie Miller, S</b> (1, 9) OBP: 0.286, SLG: 0.264	0-0 1-3		0-3 K			0-0 1-3		0-0 G3		4	0	0	0	0	1	1						
<b>Rufino Linares, R</b> (1, 7) OBP: 0.286, SLG: 0.394	0-0 5-3		0-0 6-3			0-3 K		0-0 6-3		4	0	0	0	0	1	2						
<b>Chris Chambliss, L</b> (1, 3) OBP: 0.344, SLG: 0.376	0-3 K				0-0 L9					4	0	0	0	0	1	0						
<b>Bob Homer, R</b> (1, 5) OBP: 0.342, SLG: 0.406		4-0 FC6-4 BB			0-0 6-3			0-0 P4		3	0	0	0	1	0	0						
<b>Dale Murphy, R</b> (1, 8) OBP: 0.319, SLG: 0.373		4-0 FC6-4 BB			0-0 1B			0-3 K		3	0	1	0	1	2	0						
<b>Glenn Hubbard, R</b> (1, 4) OBP: 0.335, SLG: 0.361		0-3 K				4-0 G6-4-3 BB		4-0 BB		1	0	0	0	2	1	2						
<b>Bruce Benedict, R</b> (1, 2) OBP: 0.355, SLG: 0.384		0-0 FC6-4				0-0 G6-4-3		0-0 F7		3	0	0	0	0	0	4						
<b>Al Hrabosky, R</b> (7, 1)		1-2 2-3				1-2				0	0	0	0	0	0	0						
<b>Rafael Ramirez, R</b> (1, 6) OBP: 0.304, SLG: 0.292		0-0 4-3				0-0 1B				3	0	2	0	0	0	2						
<b>John Montefusco, R</b> (1, 1) OBP: 0.077, SLG: 0.154			0-3 K			0-0 6-3				1	0	0	0	0	1	0						
<b>Steve Bedrosian, R</b> (4, 1)										0	0	0	0	0	0	0						
<b>Brian Asselstine, L</b> (5, PH) OBP: 0.258, SLG: 0.364										0	0	0	0	0	0	1						
<b>Preston Hanna, R</b> (5, 1) OBP: 0.490, SLG: 0.250										0	0	0	0	0	0	0						
<b>Larry Bradford, R</b> (5, 1) OBP: 1.000, SLG: 1.000										0	0	0	0	0	0	0						
<b>Larry Owen, R</b> (7, 2)										1	0	0	0	0	1	1						
<b>Inning Stats</b>	R: 0 E: 0 K: 1 S: 5	H: 0 LOB: 0 BB: 0 P: 5	R: 0 E: 0 K: 1 S: 5	H: 0 LOB: 2 BB: 2 P: 13	R: 0 E: 0 K: 2 S: 7	H: 0 LOB: 0 BB: 0 P: 7	R: 0 E: 0 K: 0 S: 3	H: 1 LOB: 1 BB: 0 P: 3	R: 0 E: 0 K: 0 S: 3	H: 1 LOB: 1 BB: 1 P: 7	R: 0 E: 0 K: 1 S: 5	H: 0 LOB: 0 BB: 0 P: 5	R: 0 E: 0 K: 1 S: 5	H: 0 LOB: 1 BB: 1 P: 9	R: 0 E: 0 K: 1 S: 6	H: 1 LOB: 1 BB: 0 P: 6	R: 0 E: 0 K: 1 S: 5	H: 0 LOB: 0 BB: 0 P: 5	1B: 3 2B: 0 3B: 0 HR: 0	SF: 0 SAC: 0 DP: 1 HBP: 0	WP: 1 PB: 1 SB: 0 CS: 1	PA: 32
<b>PITCHER</b>	IP	WLS	BF	H	R	ER	SO	BB	IBB	HBP	BLK	WP	HR	S	P	ERA	WHIP					
<b>Dave Goltz, R</b> (1, 1) ERA: 2.34	5.0	W	18	2	0	0	4	3	0	0	0	1	0	23	35	0.00	1.000					
<b>Alejandro Pena, R</b> (6, 1) ERA:	4.0	S	14	1	0	0	4	1	0	0	0	0	0	21	25	0.00	0.500					

Atlanta Braves @ Los Angeles Dodgers  
Dodger Stadium, Los Angeles, CA

livebaseballscorecards.com

**AB** 28  
**R** 0  
**H** 3  
**RBI** 0  
**BB** 4  
**SO** 8  
**LOB** 13



Fri Aug 14 1981, 7:05 PM PDT  
Att: 35,592 - Unknown



Batter	1	2	3	4	5	6	7	8	9
Davey Lopes, R OBP: 0.277, SLG: 0.279 (1, 4)	0-3 K		0-0 G6-3	0-0 P4		0-0 F8		0-0	
Ken Landreaux, L Derrel Thomas, S OBP: 0.322, SLG: 0.409 OBP: 0.344, SLG: 0.312 (1, 8) (2, 8)	0-0 F9			0-0 E9 1B	0-0	4-0		0-0	
Dusty Baker Jr., R OBP: 0.345, SLG: 0.440 (1, 7)	0-0 6-3			0-0	0-0	0-0		0-0	
Steve Garvey, R OBP: 0.322, SLG: 0.415 (1, 3)		0-3 K		0-3 K	0-3 K			0-0 E5	
Ron Cey, R OBP: 0.361, SLG: 0.463 (1, 5)		0-0 F7		0-0	4-0			0-0 L7	
Pedro Guerrero, R OBP: 0.373, SLG: 0.536 (1, 9)		0-3 K		0-0	0-0			0-0 F9	
Mike Scioscia, L OBP: 0.368, SLG: 0.341 (1, 2)			0-0	0-0	0-0	0-0		0-0 P6	
Bill Russell, R OBP: 0.251, SLG: 0.254 (1, 6)			0-0	0-0	0-0	0-0		0-0 5-3	
Dave Goltz, R Alejandro Pena, R (1, 1) (6, 1)			4-0	1-0		0-3 K		0-3 K	

AB R H RBI BB SO LOB

5	0	1	0	0	1	5
1	0	0	0	0	0	0
3	2	2	0	1	0	1
4	2	2	0	0	0	1
4	0	0	0	0	3	4
3	1	1	1	1	0	1
4	0	2	2	0	1	1
4	0	3	1	0	0	1
3	0	0	1	0	0	4
0	0	0	0	1	0	0
2	0	0	0	0	2	0

1B: 11	SF: 1	WP: 0	PA: 38
2B: 0	SAC: 0	PB: 0	
3B: 0	DP: 2	SB: 0	
HR: 0	HBP: 1	CS: 0	

PITCHER	IP	WLS	BF	H	R	ER	SO	BB	IBB	HBP	BLK	WP	HR	S	P	ERA	WHIP
John Montefusco, R ERA: 4.05 (1, 1)	3.1	L	16	6	3	3	4	1	0	0	0	0	0	23	27	8.10	2.100
Steve Bedrosian, R ERA: (4, 1)	0.2		3	0	0	0	0	0	0	1	0	0	0	2	3	0.00	0.000
Preston Hanna, R ERA: 6.55 (5, 1)	0.1		5	3	2	2	1	1	0	0	0	0	0	6	10	54.00	12.000
Larry Bradford, L ERA: 4.18 (5, 1)	1.2		6	1	0	0	1	1	0	0	0	0	0	7	11	0.00	1.200
Al Hrabosky, L ERA: 0.43 (7, 1)	2.0		8	1	0	0	1	0	0	0	0	0	0	10	10	0.00	0.500

**Atlanta Braves @ Los Angeles Dodgers**  
**Dodger Stadium, Los Angeles, CA**  
 Fri Aug 14 1981, 7:05 PM PDT  
 Att. 35,592 - Unknown

[livebaseballscorecards.com](http://livebaseballscorecards.com)

AB	33
R	5
H	11
RBI	5
BB	3
SO	7
LOB	18



Batter	1	2	3	4	5	6	7	8	9	AB R H RBI BB SO LOB	TOP		
Eddie Miller, S (1, 9) x OBP: 0.282, SLG: 0.270	0-0 4-3 ①		0-3 K ②		0-0 1-3 ②		0-0 SH 1B 2B	0-0 5-3 ②		5 1 1 0 0 1 0	<b>Atlanta Braves @ Los Angeles Dodgers</b> Dodger Stadium, Los Angeles, CA Sat Aug 15 1981, 7:05 PM PDT Att: 40,510 - Unknown		
Glenn Hubbard, R (1, 4) x OBP: 0.338, SLG: 0.361	0-0 5-3 ②		4-0 E BB		0-0 1B		0-0 SH 1B 2B	0-0 G3 ③		3 1 1 0 1 0 0			
Rufino Linares, R (1, 7) x OBP: 0.289, SLG: 0.401	0-0 L9 ③		0-0 E6 1-2		0-0 L6		0-0 1-2 2B 1B	0-0 1B FC4 2B		5 2 2 1 0 0 2			
Bob Homer, R (1, 5) Gene Garber, R (9, 1) Al Hrabosky, R (9, 1)		0-0 6-3 ① x	0-0 P4 ③			0-0 SH 1B 1B	0-3 K ①		0-0 5-3 ①	5 1 1 0 0 1 5 0 0 0 0 0 0 0 0 0 0 0 0 0 0			
Dale Murphy, R (1, 8) OBP: 0.324, SLG: 0.383		0-0 F9 ②		0-0 6-3 ①		0-0 SH FC5-2 1B	0-0 FC5-4 2B		0-0 FC4 1B	5 0 3 2 0 0 0			
Chris Chambliss, L (1, 3) OBP: 0.346, SLG: 0.379		0-0 PB 2B 2B		0-0 G3 ②		0-0 SH FC5-2 1B	4-0 FC5-4 IBB		0-0 FC4 ②	3 1 1 1 1 0 1			
Bruce Benedict, R (1, 2) OBP: 0.356, SLG: 0.389		0-0 2-H 2B		0-0 1B		0-0 F6 ① x	0-0 FC5-4 ②		0-0 P6 ③	5 0 2 1 0 0 5			
Rafael Ramirez, R (1, 6) OBP: 0.299, SLG: 0.286		0-0 6-3 ③		0-3 K ③		0-0 FC5-2 1-2 3-H	0-0 F8 ③			4 0 0 0 0 1 6			
Phil Niekro, R (1, 1) Jerry Royster, R (5, PH) Steve Bedrosian, R (5, 1) Terry Harper, R (6, PH) Rick Camp, R (6, 1) Luis Gomez, R (8, 5)			0-0 5-3 ①		0-0 5-3 ① x	0-0 5-3 ③		0-3 K ①		1 0 0 0 0 0 0 1 0 0 0 0 0 0 0 0 0 0 0 0 0 1 0 0 0 0 0 2 1 0 0 0 0 1 0 0 0 0 0 0 0 0			
<b>Inning Stats</b>	R: 0 H: 0 E: 0 LOB: 0 K: 0 BB: 0 S: 3 P: 3	R: 1 H: 2 E: 0 LOB: 1 K: 0 BB: 0 S: 5 P: 5	R: 0 H: 0 E: 1 LOB: 2 K: 1 BB: 1 S: 6 P: 10	R: 0 H: 1 E: 0 LOB: 1 K: 1 BB: 0 S: 6 P: 6	R: 0 H: 1 E: 0 LOB: 1 K: 0 BB: 0 S: 4 P: 4	R: 1 H: 2 E: 1 LOB: 2 K: 0 BB: 0 S: 6 P: 6	R: 3 H: 3 E: 0 LOB: 2 K: 1 BB: 1 S: 9 P: 13	R: 0 H: 0 E: 0 LOB: 0 K: 1 BB: 0 S: 5 P: 5	R: 1 H: 2 E: 0 LOB: 1 K: 0 BB: 0 S: 5 P: 5	1B: 6 SF: 0 2B: 5 SAC: 2 3B: 0 DP: 0 HR: 0 HBP: 0	WP: 0 PA: 43 PB: 1 SB: 0 CS: 0		
<b>PITCHER</b>	IP WLS BF H R ER SO BB IBB HBP BLK WP HR S P ERA WHIP											<b>PITCHER</b>	IP WLS BF H R ER SO BB IBB HBP BLK WP HR S P ERA WHIP
Jerry Reuss, L (1, 1) ERA: 2.04	6.0 L 30 8 5 4 2 1 0 0 0 0 0 0 33 37 6.00 1.500												
Tom Niedenfuer, R (7, 1) ERA:	1.0 5 1 0 0 1 0 1 0 0 0 0 6 10 0.00 1.000												
Bobby Castillo, R (8, 1) ERA: 5.71	2.0 8 2 1 1 1 0 0 0 0 0 0 10 10 4.50 1.000												

livebaseballscorecards.com

AB 39  
R 6  
H 11  
RBI 5  
BB 2  
SO 4  
LOB 21



BOTTOM

Atlanta Braves @ Los Angeles Dodgers  
Dodger Stadium, Los Angeles, CA

livebaseballscores.com

AB 34  
R 4  
H 8  
RBI 4  
BB 4  
SO 5  
LOB 18



WP: 0 PA: 38  
PB: 0  
SB: 1  
CS: 0

ERA WHIP

AB R H RBI BB SO LOB  
3 0 0 0 0 0 0  
2 0 1 0 0 0 2

5 1 2 1 0 0 3

4 0 1 0 0 2 1

4 1 1 0 0 0 2

1 1 0 0 3 0 1

3 1 0 0 1 0 3

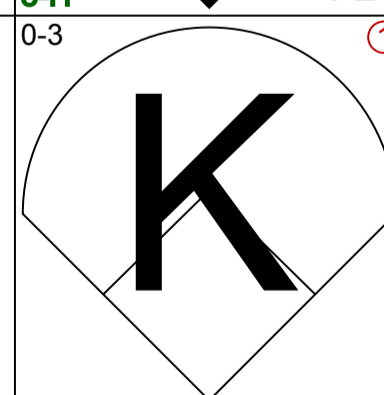
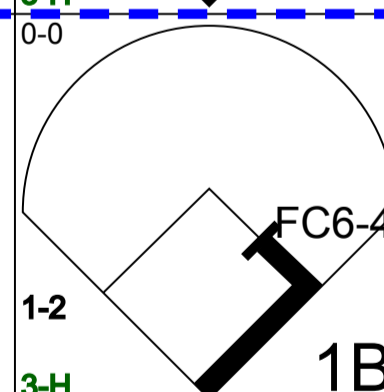
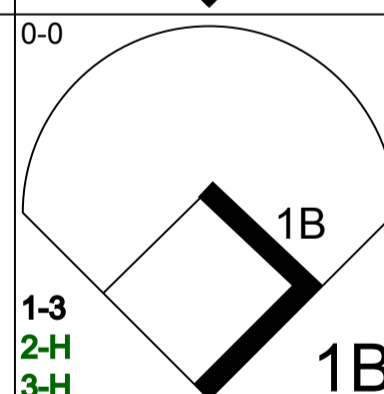
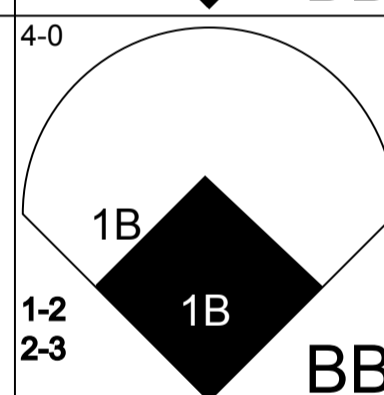
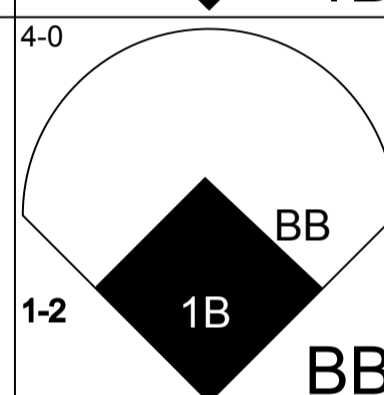
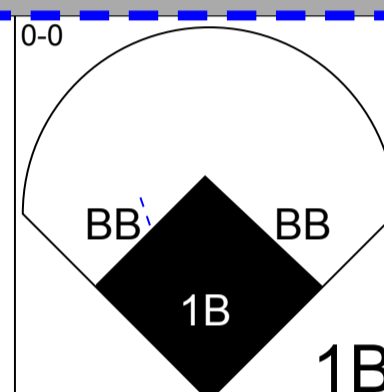

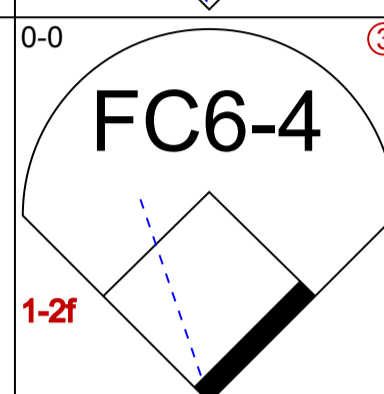
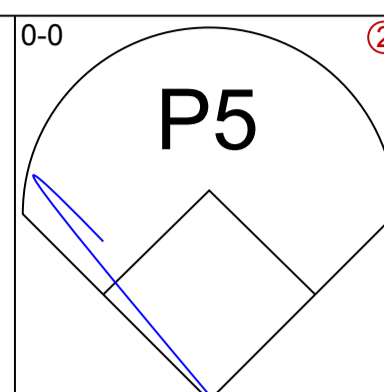
4 0 1 2 0 0 3

1 0 0 0 0 0 0  
2 0 1 0 0 1 0  
1 0 1 1 0 0 0







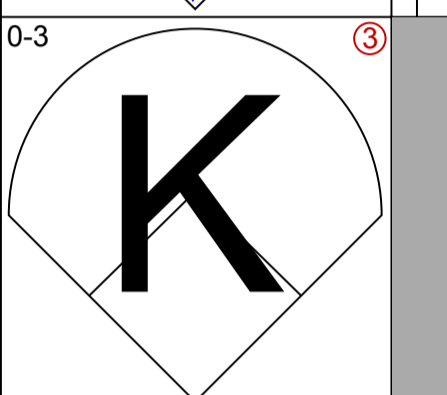
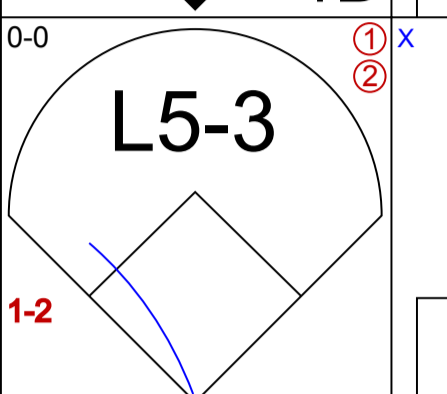
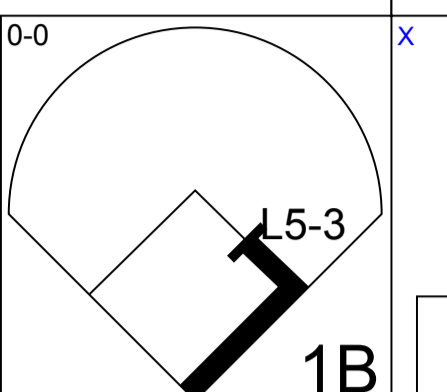
2 0 0 0 0 1 0  
0 0 0 0 0 0 0  
1 0 0 0 0 0 1  
0 0 0 0 0 0 0  
1 0 0 0 0 1 2

1B: 7 SF: 0  
2B: 1 SAC: 0  
3B: 0 DP: 1  
HR: 1 HBP: 0

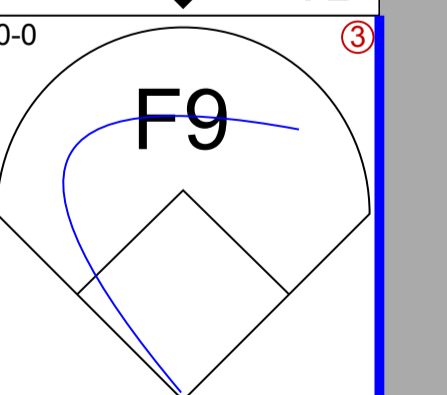
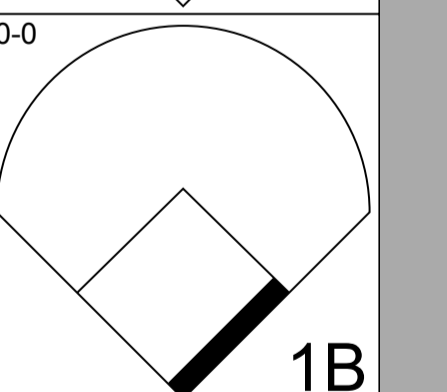
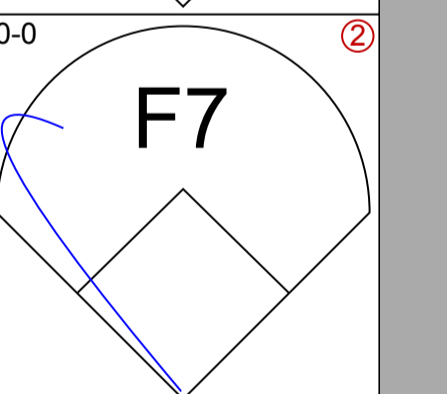
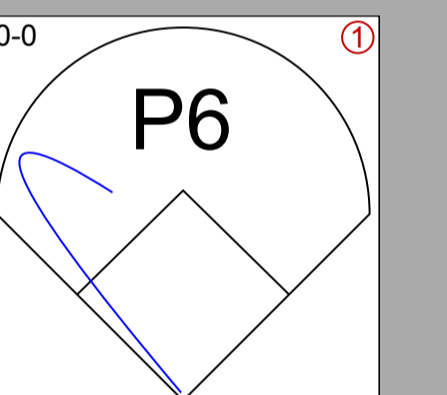


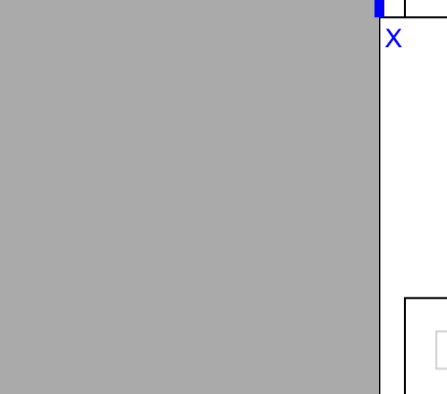
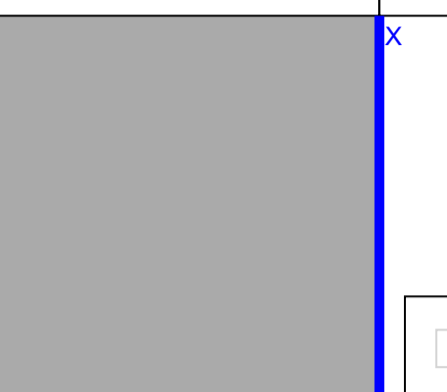
IP WLS BF H R ER SO BB IBB HBP BLK WP HR S P ERA WHIP



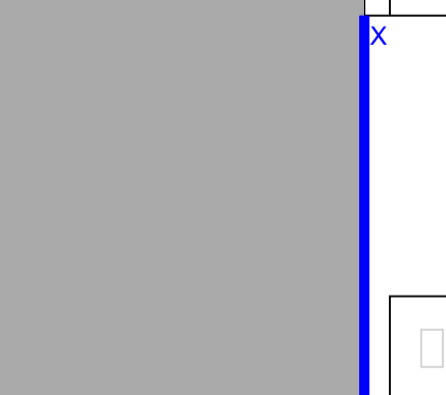
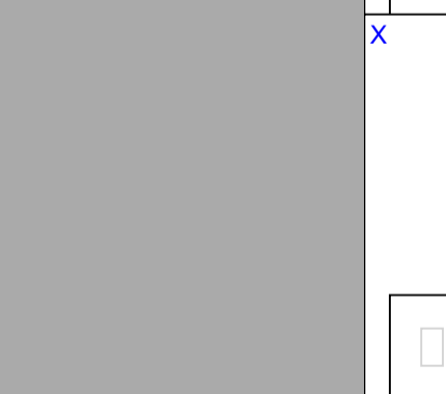
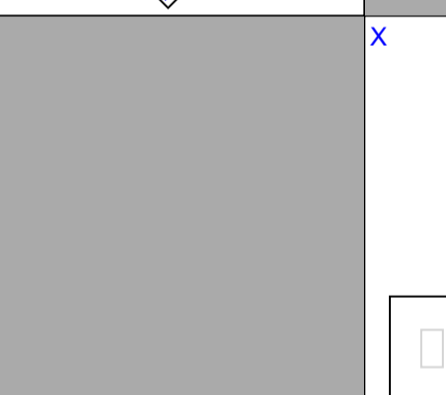
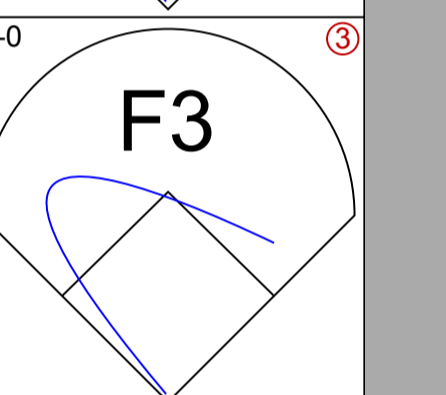
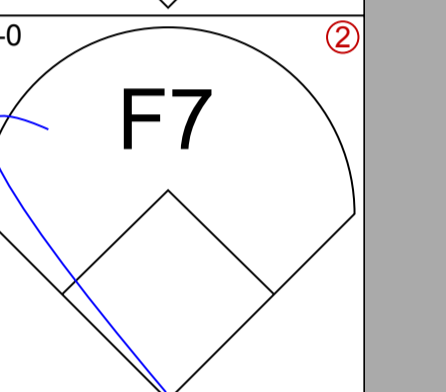
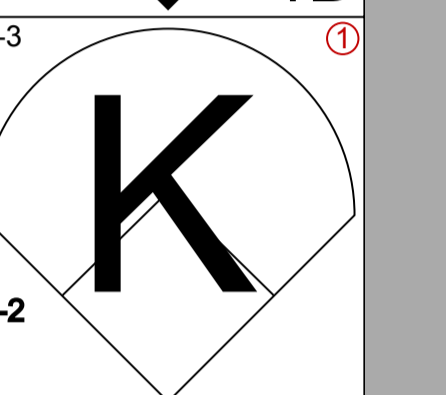
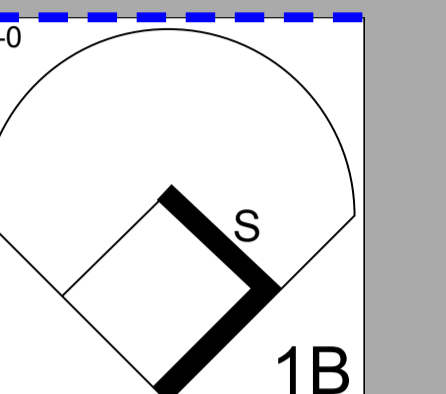

R: 3 H: 3  
E: 0 LOB: 2  
K: 1 BB: 2  
S: 8 P: 16



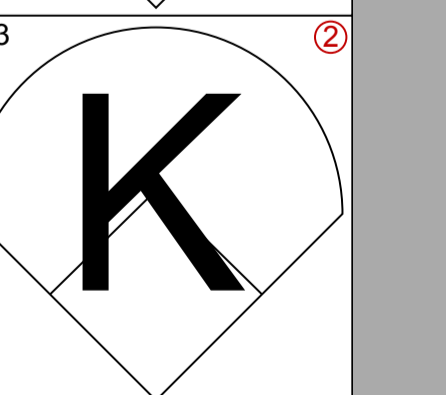
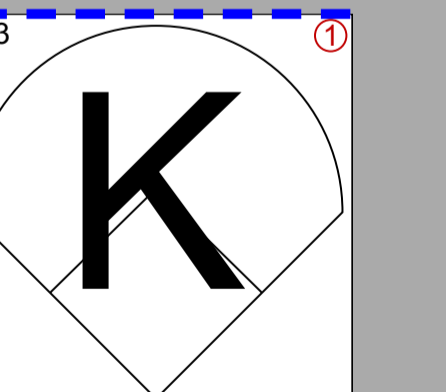


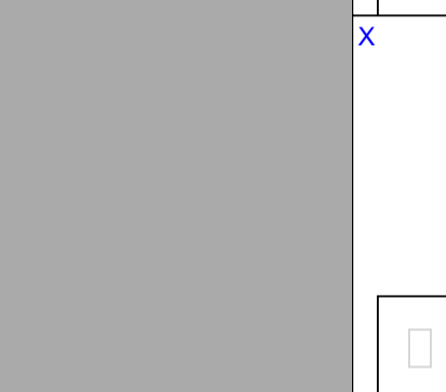

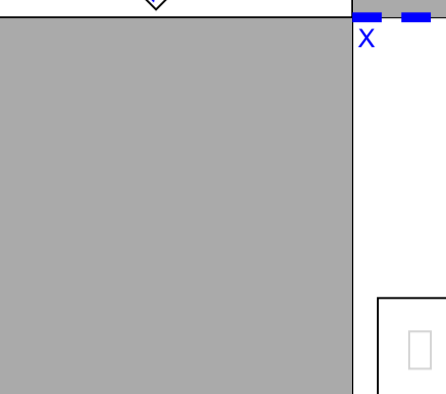
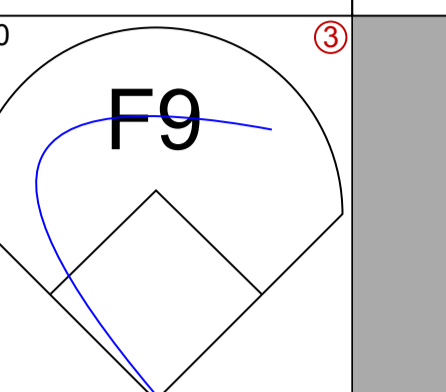
R: 0 H: 1  
E: 0 LOB: 1  
K: 1 BB: 0  
S: 5 P: 5



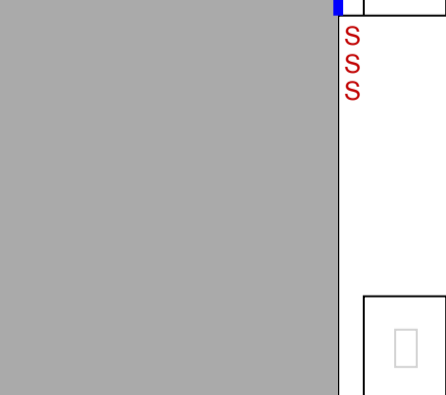
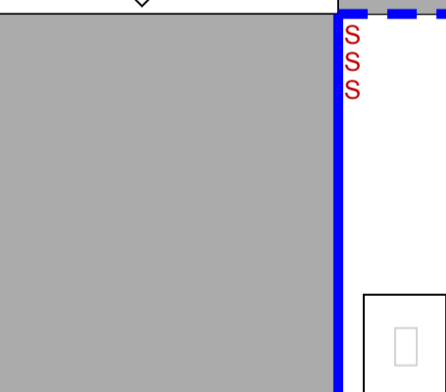
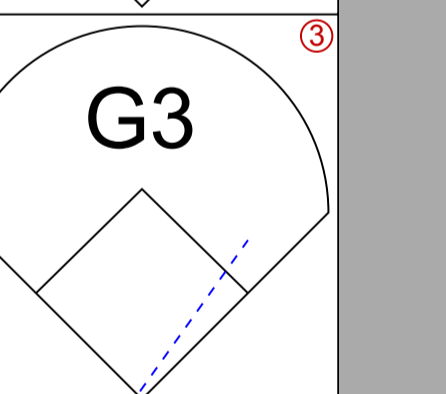
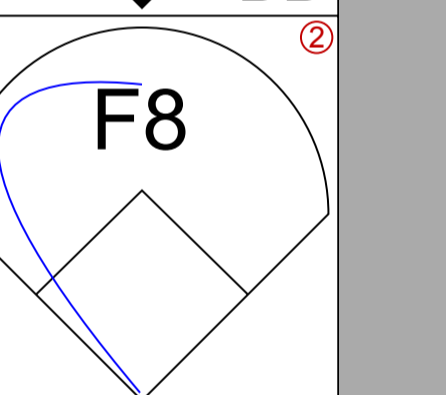
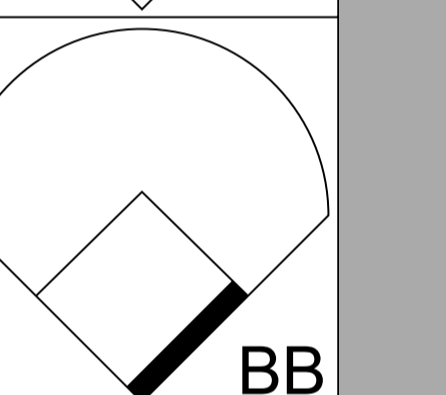
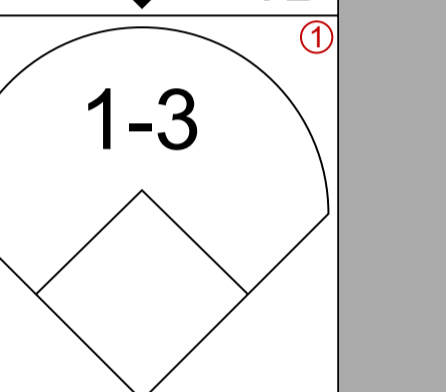
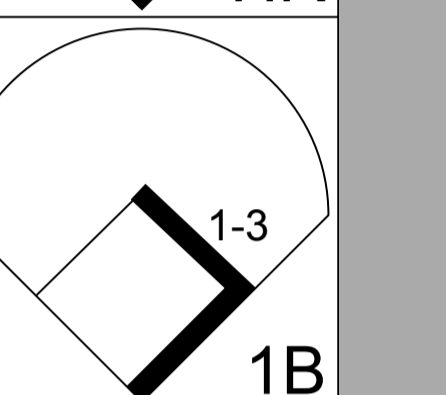
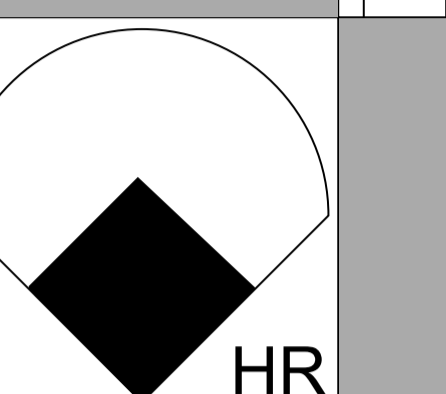

R: 0 H: 1  
E: 0 LOB: 1  
K: 0 BB: 0  
S: 4 P: 4



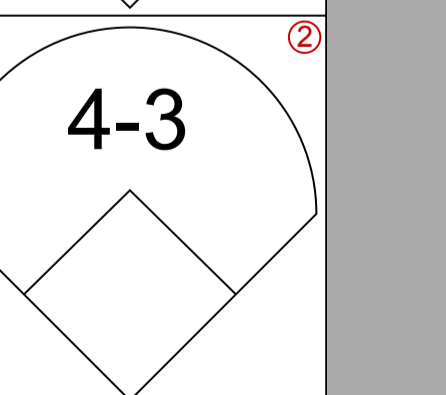
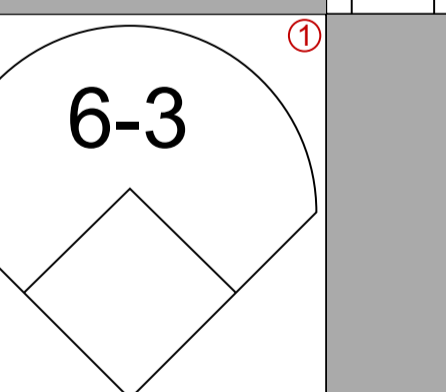
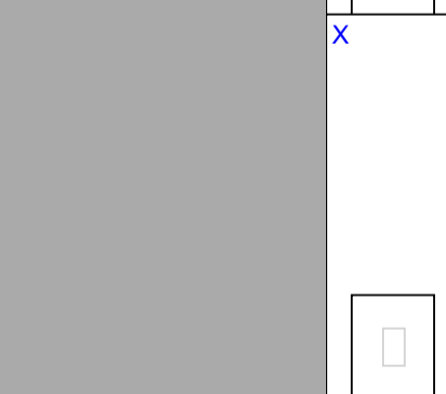
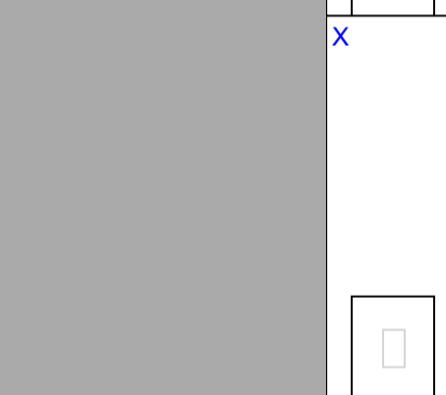
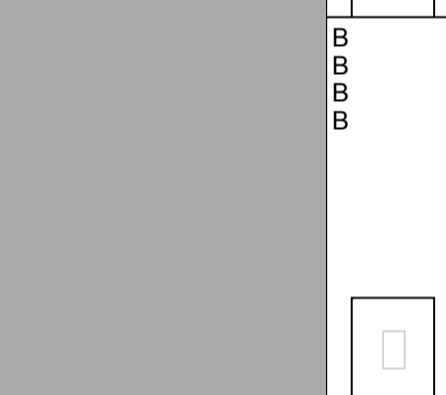
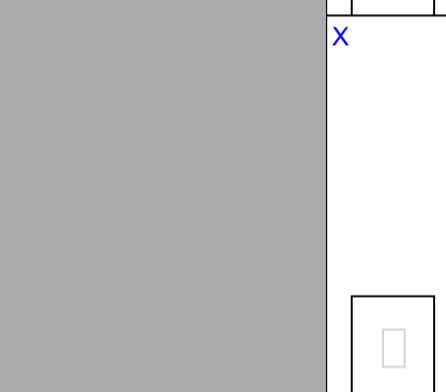
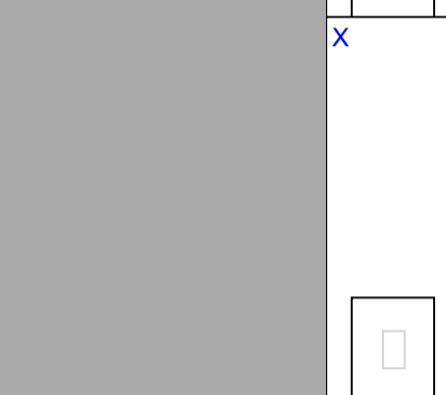

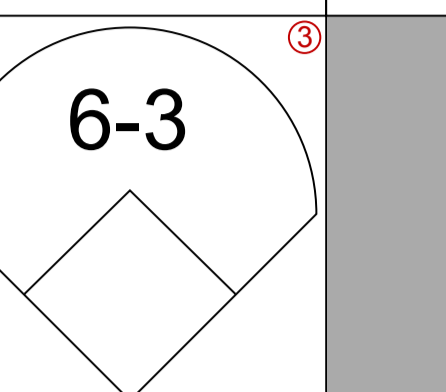
R: 0 H: 1  
E: 0 LOB: 1  
K: 1 BB: 0  
S: 6 P: 6



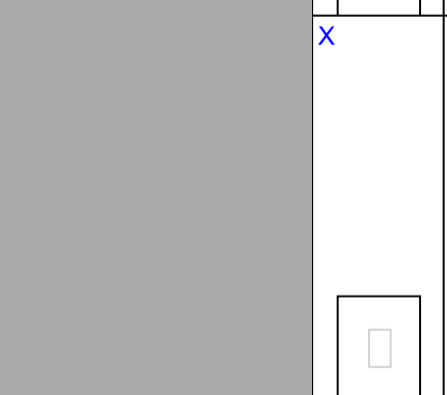

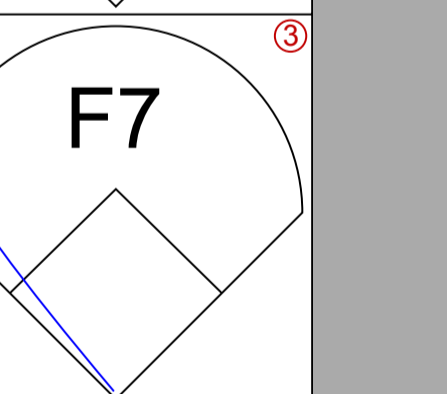
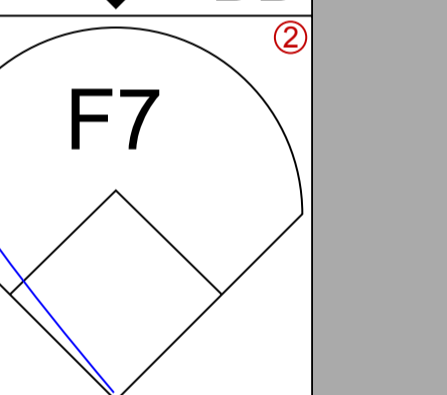
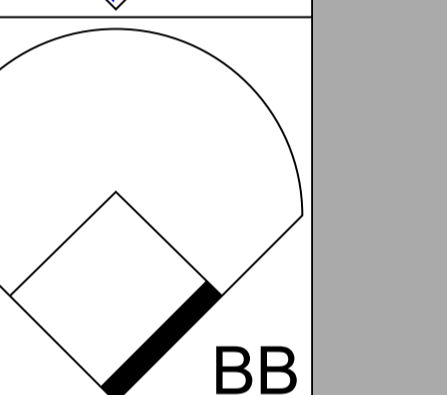
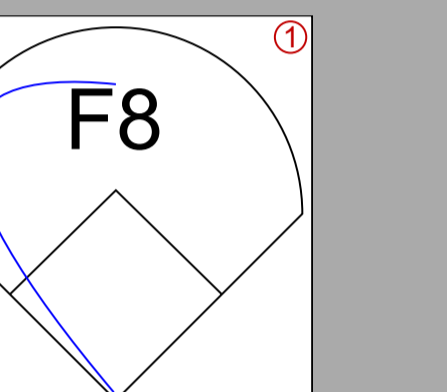

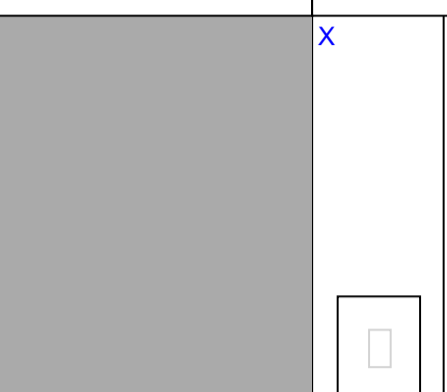
R: 0 H: 0  
E: 0 LOB: 0  
K: 2 BB: 0  
S: 7 P: 7




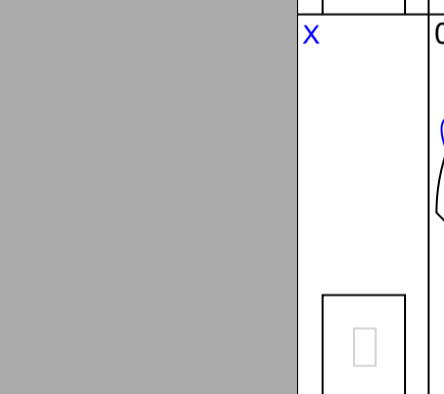
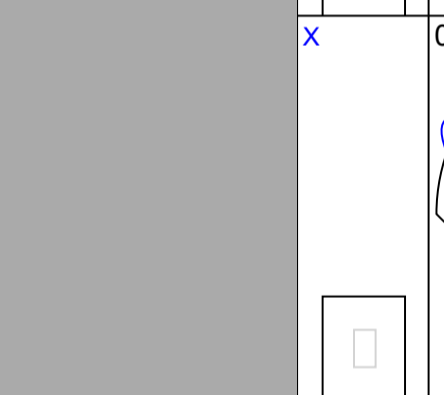
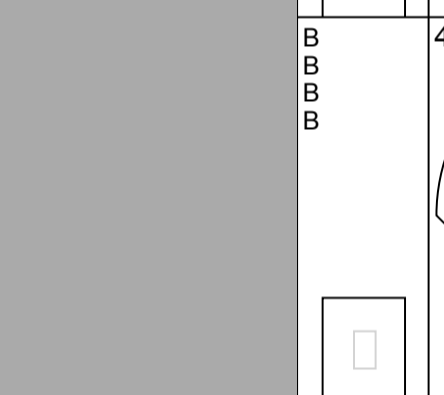
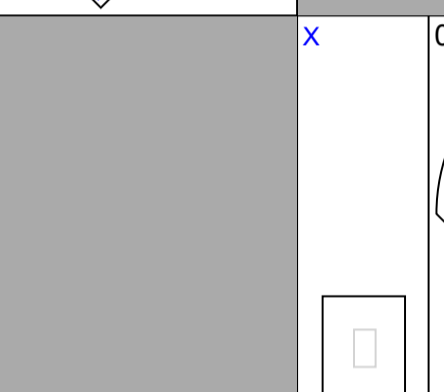
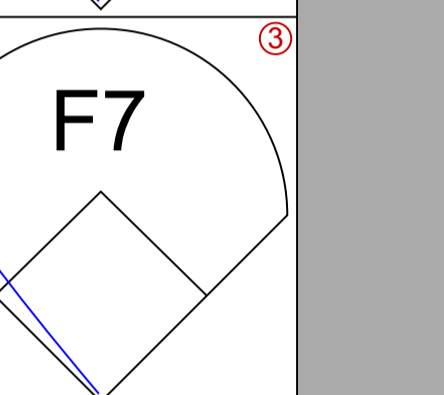
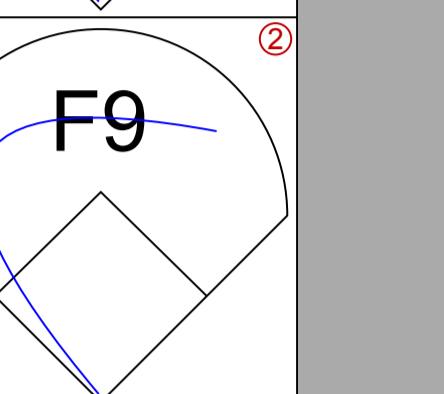
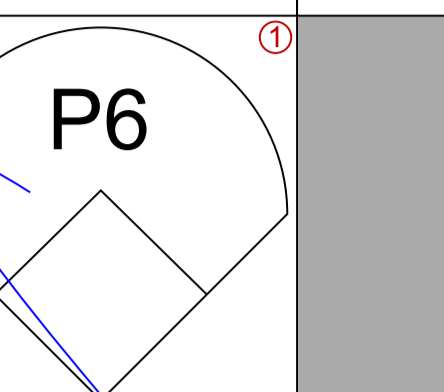
R: 1 H: 2  
E: 0 LOB: 2  
K: 0 BB: 1  
S: 5 P: 9



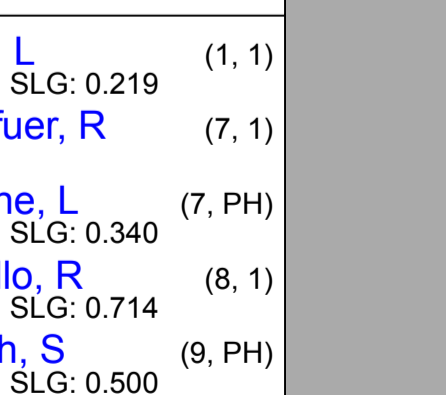
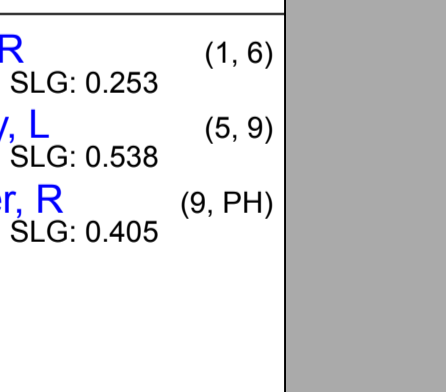
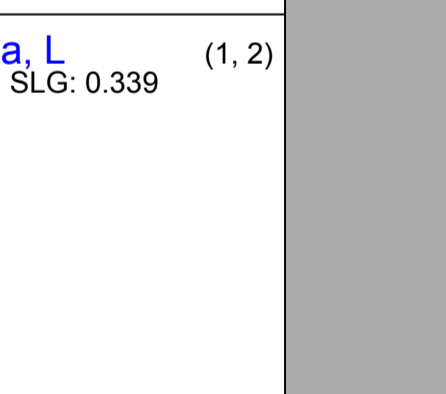
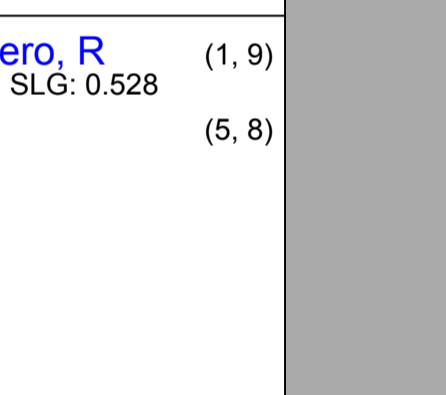

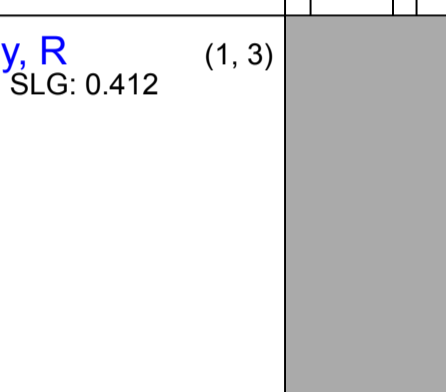
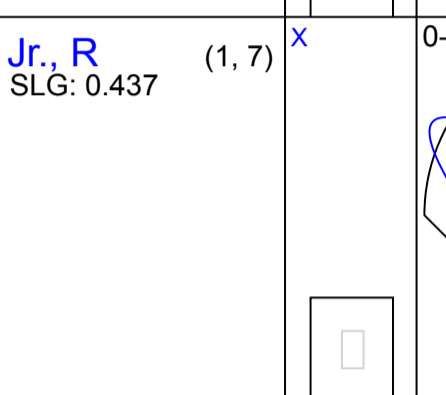
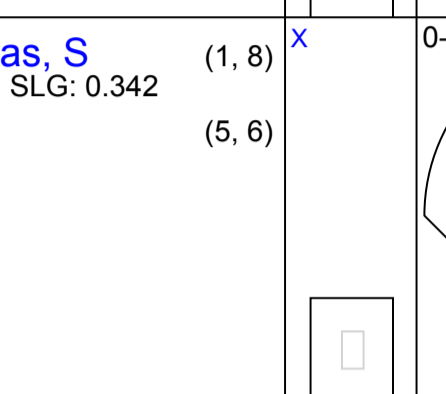
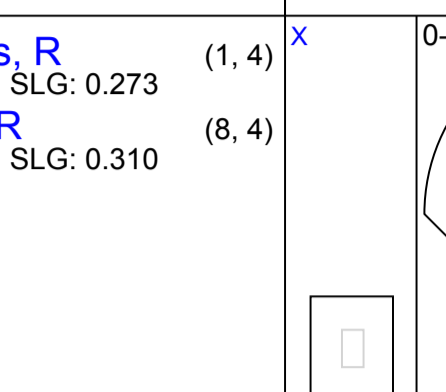
R: 0 H: 0  
E: 0 LOB: 0  
K: 0 BB: 0  
S: 3 P: 3



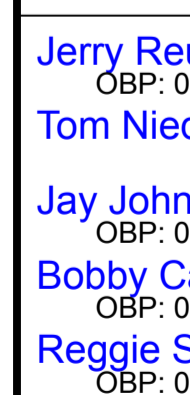
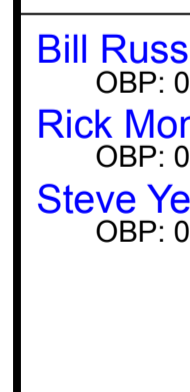






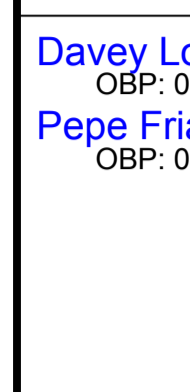
R: 0 H: 0  
E: 0 LOB: 1  
K: 0 BB: 1  
S: 3 P: 7



R: 0 H: 0  
E: 0 LOB: 0  
K: 0 BB: 0  
S: 3 P: 3



R: 0 H: 0  
E: 0 LOB: 0  
K: 0 BB: 0  
S: 3 P: 3



R: 0 H: 0  
E: 0 LOB: 0  
K: 0 BB: 0  
S: 3 P: 3

PITCHER  
Phil Niekro, R (1, 1) 4.0 WLS BF H R ER SO BB IBB HBP BLK WP HR S P ERA WHIP  
Steve Bedrosian, R (5, 1) 1.0 W 3 0 0 0 2 0 0 0 0 0 0 7 7 0.00 1.000  
Rick Camp, R (6, 1) 3.0 11 3 0 0 2 0 0 0 0 0 0 15 15 0.00 1.000  
Gene Garber, R (9, 1) 0.0 4 2 3 3 0 2 0 0 0 0 0 2 10 ∞ ∞  
Al Hrabosky, L (9, 1) 1.0 S 4 1 0 0 1 0 0 0 0 0 0 6 6 0.00 1.000

Sat Aug 15 1981, 7:05 PM PDT  
Att. 40,510 - Unknown

Batter	1	2	3	4	5	6	7	8	9	AB R H RBI BB SO LOB	TOP														
<b>Eddie Miller, S</b> (1, 9) OBP: 0.279, SLG: 0.267	0-3 K	0-0 1-2 1B		0-3 K			0-0 B1		0-3 K	5 0 1 0 0 3 1															
<b>Glenn Hubbard, R</b> (1, 4) OBP: 0.335, SLG: 0.357	0-3 K	0-0 FC5			0-3 K		0-0 E5		0-0 1B	5 0 1 0 0 2 3															
<b>Rufino Linares, R</b> (1, 7) OBP: 0.287, SLG: 0.401	0-0 2B		0-3 K		0-3 K		0-3 K		0-0 P5	5 0 1 0 0 3 3															
<b>Bob Homer, R</b> (1, 5) OBP: 0.342, SLG: 0.423	0-0 5-3		0-0 HR		0-0 HR		0-0 F3			4 2 2 1 0 0 3															
<b>Dale Murphy, R</b> (1, 8) OBP: 0.327, SLG: 0.397		0-0 HR	0-0 HR		0-0 F8			0-0 F9		4 2 2 2 0 0 0															
<b>Chris Chambliss, L</b> (1, 3) OBP: 0.348, SLG: 0.394		0-0 HR	0-3 K			0-0 F9		0-0 1B		4 1 2 2 0 1 0															
<b>Bruce Benedict, R</b> (1, 2) OBP: 0.350, SLG: 0.381		0-0 F7	0-3 K			0-0 F2		0-0 F7		4 0 0 0 0 1 1															
<b>Rafael Ramirez, R</b> (1, 6) OBP: 0.283, SLG: 0.280		0-0 6-3		0-0 F7		0-0 F7		0-3 K		4 0 0 0 0 1 1															
<b>Gaylord Perry, R</b> (7, PH) OBP: 0.281, SLG: 0.290		0-0 FC5		0-3 K			0-0 S		0-0 6-3	2 0 1 0 0 1 0															
<b>Brian Asselstine, L</b> (7, PR) OBP: 0.300, SLG: 0.375										1 0 1 0 0 0 0															
<b>Terry Harper, R</b> (7, PR) OBP: 0.294, SLG: 0.358										0 0 0 0 0 0 0															
<b>Steve Bedrosian, R</b> (7, 1) OBP: 0.294, SLG: 0.358										0 0 0 0 0 0 0															
<b>Gene Garber, R</b> (7, 1) OBP: 0.294, SLG: 0.358										0 0 0 0 0 0 0															
<b>Claudell Washington, L</b> (8, PH) OBP: 0.312, SLG: 0.391										1 0 0 0 0 0 0															
<b>Inning Stats</b>	R: 0 E: 0 K: 2 S: 8	H: 1 LOB: 1 BB: 0 P: 8	R: 2 E: 0 K: 0 S: 7	H: 4 LOB: 2 BB: 0 P: 7	R: 2 E: 0 K: 3 S: 11	H: 2 LOB: 0 BB: 0 P: 11	R: 0 E: 0 K: 2 S: 7	H: 0 LOB: 0 BB: 0 P: 7	R: 1 E: 0 K: 2 S: 8	H: 1 LOB: 0 BB: 0 P: 8	R: 0 E: 0 K: 0 S: 3	H: 0 LOB: 0 BB: 0 P: 3	R: 0 E: 1 K: 1 S: 7	H: 1 LOB: 2 BB: 0 P: 7	R: 0 E: 0 K: 1 S: 6	H: 1 LOB: 1 BB: 0 P: 6	R: 0 E: 0 K: 1 S: 6	H: 1 LOB: 1 BB: 0 P: 6	1B: 7 2B: 1 3B: 0 HR: 3	SF: 0 SAC: 0 DP: 0 HBP: 0	WP: 0 PB: 0 SB: 1 CS: 0	PA: 39			
<b>PITCHER</b>	IP	WLS	BF	H	R	ER	SO	BB	IBB	HBP	BLK	WP	HR	S	P	ERA	WHIP								
<b>Fernando Valenzuela, L</b> (1, 1) ERA: 2.87	5.0		23	8	5	5	9	0	0	0	0	0	3	41	41	9.00	1.600								
<b>Tom Niedenfuer, R</b> (6, 1) ERA:	2.0	W	8	1	0	0	1	0	0	0	0	0	0	10	10	0.00	0.500								
<b>Dave Stewart, R</b> (8, 1) ERA: 0.39	2.0	S	8	2	0	0	2	0	0	0	0	0	0	12	12	0.00	1.000								

Atlanta Braves @ Los Angeles Dodgers  
Dodger Stadium, Los Angeles, CA  
Sun Aug 16 1981, 3:33 AM PDT  
Att: 50,340 - Unknown

livebaseballscorecards.com

AB	39
R	5
H	11
RBI	5
BB	0
SO	12
LOB	12



Batter	1	2	3	4	5	6	7	8	9	AB	R	H	RBI	BB	SO	LOB
Derrel Thomas, S OBP: 0.333, SLG: 0.328 (1, 6)	0-0 P6 		0-0 1-3 		0-0 6-3 		0-0 G3 	0-3 K 		5	0	0	1	0	1	3
Ken Landreaux, L OBP: 0.325, SLG: 0.408 (1, 8)	0-0 F2 			0-0 3-1 	0-0 1B 	0-0 1B 	4-0 2B 			3	1	1	1	1	0	0
Dusty Baker Jr., R OBP: 0.342, SLG: 0.434 (1, 7)	0-0 F7 			0-0 F6 	0-0 1B 	0-0 1B 	0-0 F2 			4	0	1	0	0	0	2
Steve Garvey, R OBP: 0.327, SLG: 0.421 (1, 3)		0-0 1B 		0-0 1B 	0-0 L9 		0-0 1B 	0-0 2B 		4	2	3	2	0	0	2
Ron Cey, R OBP: 0.369, SLG: 0.462 (1, 5)		0-3 K 		0-0 1B 	0-0 1B 	0-0 5-3 	0-0 FC5-4 			4	0	2	1	0	1	1
Pedro Guerrero, R OBP: 0.369, SLG: 0.523 (1, 9)		0-0 F7 		0-0 1B 	0-0 1B 	0-0 F2 	0-0 FC5-4 			4	0	1	1	0	0	2
Mike Scioscia, L OBP: 0.368, SLG: 0.343 (1, 2)		0-0 1-3 			0-0 F2 	0-0 1B 		0-0 FC5-6 		4	0	2	0	0	0	1
Bill Russell, R OBP: 0.250, SLG: 0.253 (8, PR)										0	0	0	0	0	0	0
Steve Yeager, R OBP: 0.319, SLG: 0.405 (9, 2)										0	0	0	0	0	0	0
Pepe Frias, R OBP: 0.306, SLG: 0.303 (1, 4)			0-0 5-3 		0-0 2B 	0-0 L9 		0-0 E1 		4	1	1	0	0	0	2
Fernando Valenzuela, L OBP: 0.237, SLG: 0.237 (1, 1)			0-0 F7 		0-0 1B 	0-0 2B 	0-0 G3 	0-0 FC5-6 		1	0	0	0	0	0	0
Jay Johnstone, L OBP: 0.263, SLG: 0.375 (5, PH)										1	1	1	0	0	0	0
Tom Niedenfuer, R (6, 1)										0	0	0	0	0	0	0
Rick Monday, L OBP: 0.360, SLG: 0.538 (7, PH)										0	1	0	0	1	0	0
Dave Stewart, R OBP: 0.400, SLG: 0.800 (8, 1)										1	0	0	0	0	0	2

Inning Stats	R: 0	H: 0	E: 0	K: 0	S: 3	R: 0	H: 1	E: 0	K: 1	S: 6	R: 0	H: 0	E: 0	K: 0	S: 3	R: 1	H: 3	E: 0	K: 0	S: 5	R: 2	H: 4	E: 0	K: 0	S: 7	R: 0	H: 1	E: 0	K: 0	S: 4	R: 3	H: 2	E: 0	K: 0	S: 5	R: 0	H: 1	E: 1	K: 1	S: 6
	LOB: 0	BB: 0	P: 3	LOB: 1	BB: 0	P: 6	LOB: 0	BB: 0	P: 3	LOB: 2	BB: 0	P: 5	LOB: 2	BB: 0	P: 7	LOB: 1	BB: 0	P: 4	LOB: 1	BB: 0	P: 13	LOB: 1	BB: 0	P: 6	LOB: 1	BB: 0	P: 6	LOB: 1	BB: 0	P: 6	LOB: 1	BB: 0	P: 6	LOB: 1	BB: 0	P: 6	LOB: 1	BB: 0	P: 6	

PITCHER	IP	WLS	BF	H	R	ER	SO	BB	IBB	HBP	BLK	WP	HR	S	P	ERA	WHIP
Gaylord Perry, R ERA: 3.46 (1, 1)	6.0		26	9	3	3	1	0	0	0	0	0	0	28	28	4.50	1.500
Steve Bedrosian, R ERA: 11.57 (7, 1)	0.2	L	5	1	3	3	0	2	0	0	0	0	0	3	11	40.50	4.500
Gene Garber, R ERA: 4.29 (7, 1)	1.1		6	2	0	0	1	0	0	0	0	0	0	8	8	0.00	1.500

**BOTTOM**

**Atlanta Braves @ Los Angeles Dodgers**  
**Dodger Stadium, Los Angeles, CA**

Sun Aug 16 1981, 3:33 AM PDT  
 Att. 50,340 - Unknown

AB	35
R	6
H	12
RBI	6
BB	2
SO	2
LOB	15

WP	PA	ERA	WHIP
37			

Batter	1	2	3	4	5	6	7	8	9	AB R H RBI BB SO LOB	TOP											
Mookie Wilson, S OBP: 0.356, SLG: 0.390 (1, 8)	0-0 G6-4-3 S 2B 1B	0-0 F5 1-2 3-H			0-0 4-3		0-3 K		0-0 4-3	5 1 1 0 0 1 1												
Frank Taveras, R OBP: 0.280, SLG: 0.301 (1, 6)	4-0 G6-4-3 1-2 BB		0-0 WP 2B		0-0 F7		0-3 K		0-0 1-3	4 0 1 0 1 1 0												
Hubie Brooks, R OBP: 0.335, SLG: 0.409 (1, 5)	0-0 G6-4-3 1-2f 2-3		0-0 F9		0-0 3-1		0-0 F8			4 0 0 0 0 0 3												
Dave Kingman, R OBP: 0.366, SLG: 0.554 (1, 3)	0-0 1-2 2-3 3-H 2B		0-3 K		0-0 HR		0-0 HR			4 2 3 3 0 1 1 0 0 0 0 0 0 0												
Mike Jorgensen, L OBP: 0.306, SLG: 0.427 (9, 3)			0-3 K		0-0 L4		0-0 5-3			4 0 0 0 0 2 2												
Ellis Valentine, R OBP: 0.248, SLG: 0.331 (1, 9)	0-3 K		0-3 K		0-0 F5		0-0 F9			4 0 0 0 0 0 0												
Lee Mazzilli, S OBP: 0.326, SLG: 0.330 (1, 7)		0-0 1-3		0-0 3-1		0-0 E6 1B		0-0 FC6-4 1B		4 0 0 0 0 0 0												
John Stearns, R OBP: 0.333, SLG: 0.336 (1, 2)		0-0 E BLK 1B 1B		0-0 1B		0-0 F7		0-0 FC6-4		4 1 3 0 0 0 0												
Doug Flynn, R OBP: 0.259, SLG: 0.315 (1, 4)		0-0 E5 BLK 1-3 1B		0-0 F7		0-0 K		0-0 K		4 0 2 0 0 0 2												
Ed Lynch, R OBP: 0.214, SLG: 0.167 (1, 1)		0-3 K		0-3 K		0-3 K		0-3 K		3 0 0 0 0 3 5 1 0 0 0 0 1 0												
Neil Allen, R OBP: 0.333, SLG: 1.000 (8, 1)																						
<b>Inning Stats</b>	R: 1 E: 0 K: 1 S: 6	H: 2 LOB: 1 BB: 1 P: 10	R: 1 E: 1 K: 1 S: 7	H: 2 LOB: 1 BB: 0 P: 7	R: 0 E: 0 K: 2 S: 8	H: 1 LOB: 1 BB: 0 P: 8	R: 0 E: 0 K: 1 S: 6	H: 1 LOB: 1 BB: 0 P: 6	R: 0 E: 0 K: 0 S: 3	H: 0 LOB: 0 BB: 0 P: 3	R: 1 E: 1 K: 1 S: 8	H: 2 LOB: 2 BB: 0 P: 8	R: 0 E: 0 K: 2 S: 7	H: 0 LOB: 0 BB: 0 P: 7	R: 1 E: 0 K: 0 S: 5	H: 2 LOB: 1 BB: 0 P: 5	R: 0 E: 0 K: 1 S: 5	H: 0 LOB: 0 BB: 0 P: 5	1B: 6 2B: 2 3B: 0 HR: 2	SF: 0 SAC: 0 DP: 1 HBP: 0	WP: 1 PB: 0 SB: 1 CS: 0	PA: 38
<b>PITCHER</b>	IP WLS BF H R ER SO BB IBB HBP BLK WP HR S P ERA WHIP																					
Rick Mahler, R ERA: 3.08 (1, 1)	5.0 L 21 6 2 1 5 1 0 0 0 1 0 30 34 1.80 1.400																					
John Montefusco, R ERA: 4.14 (6, 1)	3.0 14 4 2 2 3 0 0 0 0 0 2 20 20 6.00 1.333																					
Gene Garber, R ERA: 4.09 (9, 1)	1.0 3 0 0 0 1 0 0 0 0 0 0 5 5 0.00 0.000																					

New York Mets @ Atlanta Braves  
Atlanta-Fulton County Stadium, Atlanta, GA

Tue Aug 18 1981, 7:05 PM EDT  
Att. 7,566 - Unknown

livebaseballscorecards.com

AB	37
R	4
H	10
RBI	3
BB	1
SO	9
LOB	14



**BOTTOM**

**New York Mets @ Atlanta Braves**  
 Atlanta-Fulton County Stadium, Atlanta, GA

Tue Aug 18 1981, 7:05 PM EDT  
 Att. 7,566 - Unknown

livebaseballscorecards.com

<b>AB</b>	<b>34</b>
<b>R</b>	<b>0</b>
<b>H</b>	<b>6</b>
<b>RBI</b>	<b>0</b>
<b>BB</b>	<b>2</b>
<b>SO</b>	<b>4</b>
<b>LOB</b>	<b>19</b>



<b>WP:</b> 0	<b>PA:</b> 36
<b>PB:</b> 0	
<b>SB:</b> 0	
<b>CS:</b> 1	

AB R H RBI BB SO LOB

4	0	0	0	0	1	2
3	0	3	0	1	0	0
4	0	1	0	0	0	3
4	0	0	0	0	0	4
4	0	1	0	0	0	3
4	0	1	0	0	1	1
4	0	0	0	0	1	2
4	0	0	0	0	0	2
1	0	0	0	0	0	0
0	0	0	0	1	0	0
0	0	0	0	0	0	0
1	0	0	0	0	0	0
0	0	0	0	0	0	0
1	0	0	0	0	1	2

1B:	4	SF:	0
2B:	2	SAC:	0
3B:	0	DP:	1
HR:	0	HBP:	0

Batter	1	2	3	4	5	6	7	8	9
Rufino Linares, R (1, 7) OBP: 0.280, SLG: 0.391	0-0 F4		0-3 K		0-0 P6			0-0 1-5-3	
Claudell Washington, L (1, 9) OBP: 0.326, SLG: 0.412	0-0 CS 1B			0-0 2B		0-0 G3 2B		4-0 1B BB	
Chris Chambliss, L (1, 3) OBP: 0.347, SLG: 0.392	0-0 F4-1			0-0 F9		0-0 G3		0-0 FC6-4 1B	
Bob Horner, R (1, 5) OBP: 0.333, SLG: 0.411		0-0 E5 F4-6-3		0-0 F4		0-0 5-3		0-0 FC6-4	
Dale Murphy, R (1, 8) OBP: 0.326, SLG: 0.395		0-0 F4-6-3		0-0 L5		0-0 5-3		0-0 FC1-4 E 1B	
Glenn Hubbard, R (1, 4) OBP: 0.333, SLG: 0.355					0-0 F8		0-3 K	0-0 F3	
Bruce Benedict, R (1, 2) OBP: 0.344, SLG: 0.374		0-0 F7			0-3 K		0-0 5-3	0-0 E5 FC1-4	
Rafael Ramirez, R (1, 6) OBP: 0.288, SLG: 0.274			0-0 6-3		0-0 E6 BB		0-0 5-3	0-0 FC1-4	
Rick Mahler, R (1, 1) OBP: 0.111, SLG: 0.111					0-0 6-3			0-0 F4	0-3 K
Brian Asselstine, L (5, PH) OBP: 0.311, SLG: 0.375						4-0 BB			
John Montefusco, R (6, 1) OBP: 0.077, SLG: 0.154									
Jerry Royster, R (8, PH) OBP: 0.200, SLG: 0.254									
Gene Garber, R (9, 1) OBP: 0.350, SLG: 0.353									

Inning Stats	R: 0	H: 1	E: 0	LOB: 0	K: 0	S: 3	R: 0	H: 1	E: 1	LOB: 1	K: 0	S: 4	R: 0	H: 0	E: 0	LOB: 0	K: 1	S: 5	R: 0	H: 1	E: 0	LOB: 1	K: 0	S: 4	R: 0	H: 0	E: 0	LOB: 0	K: 1	S: 5	R: 0	H: 1	E: 0	LOB: 2	K: 0	S: 4	R: 0	H: 1	E: 1	LOB: 2	K: 1	S: 7	1B: 4	SF: 0	2B: 2	SAC: 0	3B: 0	DP: 1	HR: 0	HBP: 0	WP: 0	PA: 36
--------------	------	------	------	--------	------	------	------	------	------	--------	------	------	------	------	------	--------	------	------	------	------	------	--------	------	------	------	------	------	--------	------	------	------	------	------	--------	------	------	------	------	------	--------	------	------	-------	-------	-------	--------	-------	-------	-------	--------	-------	--------

PITCHER	IP	WLS	BF	H	R	ER	SO	BB	IBB	HBP	BLK	WP	HR	S	P	ERA	WHIP
Ed Lynch, R (1, 1) ERA: 3.07	7.2	W	30	5	0	0	3	2	0	0	0	0	0	34	42	0.00	0.913
Neil Allen, R (8, 1) ERA: 2.83	1.1	S	6	1	0	0	1	0	0	0	0	0	0	8	8	0.00	0.750

Batter	1	2	3	4	5	6	7	8	9	AB R H RBI BB SO LOB
Mookie Wilson, S OBP: 0.354, SLG: 0.386	0-3 K		0-0 CS 1B			0-3 K2-3		0-0 4-3		4 0 1 0 0 2 0
Frank Taveras, R OBP: 0.284, SLG: 0.305	0-0 1-3		0-0 CS 1-2	0-0 P6		0-0 S 2B 1B		0-0 1B		4 1 2 0 0 0 0
Hubie Brooks, R OBP: 0.338, SLG: 0.413	0-3 K			4-0 S BB		0-0 1-H 2B		0-0 1-3		3 0 1 1 1 1 1
Dave Kingman, R OBP: 0.364, SLG: 0.549		0-0 5-3		0-3 K 1-2		0-0 6-3		0-0 G3-6 1B		4 0 1 0 0 1 2
Ellis Valentine, R OBP: 0.248, SLG: 0.352		0-3 K		0-0 F8		0-0 HR		0-0 G3-6 1-2f		4 1 1 1 0 1 2
Lee Mazzilli, S OBP: 0.320, SLG: 0.323		0-0 E3		0-0 F8		0-0 G3		0-3 K		4 0 0 0 0 1 0
John Stearns, R OBP: 0.327, SLG: 0.329		0-0 5-3		0-0 F9		0-0 P4				3 0 0 0 0 0 1
Doug Flynn, R OBP: 0.256, SLG: 0.311			0-3 K		0-0 F2-3		0-0 F9			3 0 0 0 0 1 0
Mike Scott, R OBP: 0.133, SLG: 0.038			0-0 6-3			0-0 4-3		0-0 F8		2 0 0 0 0 0 0
Mike Marshall, R										0 0 0 0 0 0 0
Mike Cabbage, L (8, PH)										1 0 0 0 0 0 0
Pete Falcone, L										0 0 0 0 0 0 0
Dan Boitano, R										0 0 0 0 0 0 0

**TOP**

**New York Mets @ Atlanta Braves**  
Atlanta-Fulton County Stadium, Atlanta, GA

Wed Aug 19 1981, 7:05 PM EDT  
Att. 6,080 - Unknown

<b>AB</b>	<b>32</b>
<b>R</b>	<b>2</b>
<b>H</b>	<b>6</b>
<b>RBI</b>	<b>2</b>
<b>BB</b>	<b>1</b>
<b>SO</b>	<b>7</b>
<b>LOB</b>	<b>6</b>



Inning Stats	R: 0	H: 0	R: 0	H: 0	R: 0	H: 1	R: 0	H: 0	R: 0	H: 0	R: 1	H: 2	R: 1	H: 1	R: 0	H: 1	R: 0	H: 1	1B: 4	SF: 0	WP: 0	PA: 34
	E: 0	LOB: 0	E: 1	LOB: 1	E: 0	LOB: 0	E: 0	LOB: 1	E: 0	LOB: 0	E: 0	LOB: 1	E: 0	LOB: 0	E: 0	LOB: 1	E: 0	LOB: 0	2B: 1	SAC: 0	PB: 0	
	K: 2	BB: 0	K: 1	BB: 0	K: 1	BB: 1	K: 0	BB: 0	K: 0	BB: 0	K: 1	BB: 0	K: 0	BB: 0	K: 0	BB: 0	K: 1	BB: 0	3B: 0	DP: 1	SB: 2	
	S: 7	P: 7	S: 6	P: 6	S: 5	P: 5	S: 5	P: 9	S: 3	P: 3	S: 7	P: 7	S: 4	P: 4	S: 4	P: 4	S: 5	P: 5	HR: 1	HBP: 0	CS: 1	

PITCHER	IP	WLS	BF	H	R	ER	SO	BB	IBB	HBP	BLK	WP	HR	S	P	ERA	WHIP
Tommy Boggs, R ERA: 4.37	7.0	W	26	4	2	2	6	1	0	0	0	0	1	37	41	2.57	0.714
Rick Camp, R ERA: 1.13	2.0	S	7	2	0	0	1	0	0	0	0	0	0	9	9	0.00	1.000

PITCHER	IP	WLS	BF	H	R	ER	SO	BB	IBB	HBP	BLK	WP	HR	S	P	ERA	WHIP

<b>WP: 0</b>	<b>PA: 34</b>
--------------	---------------



**BOTTOM**

**New York Mets @ Atlanta Braves**  
 Atlanta-Fulton County Stadium, Atlanta, GA

Wed Aug 19 1981, 7:05 PM EDT  
 Att. 6,080 - Unknown

livebaseballscorecards.com

<b>AB</b>	<b>33</b>
<b>R</b>	<b>5</b>
<b>H</b>	<b>11</b>
<b>RBI</b>	<b>5</b>
<b>BB</b>	<b>4</b>
<b>SO</b>	<b>4</b>
<b>LOB</b>	<b>21</b>



WP: 0	PA: 37
PB: 0	
SB: 0	
CS: 1	

AB R H RBI BB SO LOB

5	0	1	0	0	1	3
4	0	2	1	0	0	1
4	0	0	0	0	0	4
0	0	0	0	0	0	0
3	0	2	0	1	0	0
3	2	1	0	1	2	3
4	0	1	0	0	0	2
4	1	3	1	0	0	2
2	0	0	0	0	0	2
1	1	1	3	0	0	0
0	0	0	0	1	0	0
2	0	0	0	0	1	1
1	1	0	0	1	0	3
1B: 10	SF: 0					
2B: 2	SAC: 0					
3B: 0	DP: 2					
HR: 1	HBP: 0					

Batter	1	2	3	4	5	6	7	8	9
Rufino Linares, R (1, 7) OBP: 0.277, SLG: 0.385	0-0 6-3			0-0 E6 FC4-6		0-3 K	0-0 1B 1-2	0-0 F8	
Claudell Washington, L (1, 9) OBP: 0.330, SLG: 0.414	0-0 6-3 1B			0-0 FC4-6 BB 1-2f		0-0 F4-3	0-0 1B 1-3 2-H		
Bob Homer, R (1, 5) OBP: 0.325, SLG: 0.400 Rick Camp, R (8, 1)	0-0 6-3 1-2			0-0 F7		0-0 5-3	0-0 F7		
Chris Chambliss, L (1, 3) OBP: 0.353, SLG: 0.395		0-0 CS 1B		4-0 1-2 BB		0-0 F5	0-0 FC1-5 BB 1B		
Dale Murphy, R (1, 8) OBP: 0.328, SLG: 0.394		0-3 K 1-2		0-3 K		0-0 FC6-4 1B HR 1B	4-0 FC1-5 1B BB		
Glenn Hubbard, R (1, 4) OBP: 0.332, SLG: 0.353		0-0 F8			0-0 F8	0-0 FC6-4 1B	0-0 FC1-5 1B FC1-2 1-2 2-3f		
Bruce Benedict, R (1, 2) OBP: 0.351, SLG: 0.381			0-0 L3 1B		0-0 1B	0-0 FC6-4 HR 1-2f 2-3	0-0 FC1-2 BB 1B		
Rafael Ramirez, R (1, 6) OBP: 0.285, SLG: 0.271 Brian Asselstine, L (7, PH) OBP: 0.323, SLG: 0.439 Luis Gomez, R (8, 6) OBP: 0.423, SLG: 0.286			0-0 L3		0-0 F7	0-0 HR	4-0 FC1-2 BB		
Tommy Boggs, R (1, 1) OBP: 0.207, SLG: 0.241 Jerry Royster, R (7, PH) OBP: 0.209, SLG: 0.250			0-3 K		0-0 1-3	4-0 1B BB	0-0 FC1-2		

Inning Stats	R: 0	H: 1	E: 0	LOB: 0	K: 0	BB: 0	S: 3	P: 3
	R: 0	H: 1	E: 0	LOB: 0	K: 1	BB: 0	S: 5	P: 5
	R: 0	H: 1	E: 0	LOB: 0	K: 1	BB: 0	S: 5	P: 5
	R: 0	H: 0	E: 1	LOB: 2	K: 1	BB: 1	S: 6	P: 10
	R: 0	H: 1	E: 0	LOB: 1	K: 0	BB: 0	S: 4	P: 4
	R: 0	H: 0	E: 0	LOB: 0	K: 1	BB: 0	S: 5	P: 5
	R: 4	H: 5	E: 0	LOB: 2	K: 0	BB: 1	S: 8	P: 12
	R: 1	H: 2	E: 0	LOB: 3	K: 0	BB: 2	S: 5	P: 13

PITCHER	IP	WLS	BF	H	R	ER	SO	BB	IBB	HBP	BLK	WP	HR	S	P	ERA	WHIP
Mike Scott, R (1, 1) ERA: 4.57	6.2	L	27	7	4	4	4	2	0	0	0	0	1	33	41	5.40	1.350
Mike Marshall, R (7, 1) ERA:	0.1		3	2	0	0	0	0	0	0	0	0	0	3	3	0.00	6.000
Pete Falcone, L (8, 1) ERA: 2.93	0.0		2	1	1	1	0	1	0	0	0	0	0	1	5	∞	∞
Dan Boitano, R (8, 1) ERA: 3.0	1.0		5	1	0	0	0	1	0	0	0	0	0	4	8	0.00	2.000

1B: 10	SF: 0
2B: 2	SAC: 0
3B: 0	DP: 2
HR: 1	HBP: 0

WP: 0	PA: 37
PB: 0	
SB: 0	
CS: 1	

Batter	1	2	3	4	5	6	7	8	9	AB R H RBI BB SO LOB	TOP		
Mookie Wilson, S (1, 8) OBP: 0.360, SLG: 0.411	0-0 FC4-2 3B		H 1-0 BB 1B FC5-4 HBP	X 0-0 6-3 3B		X 0-0 F8			X 0-0 4-3	4 2 2 0 0 0 1			
Frank Taveras, R (1, 6) OBP: 0.292, SLG: 0.313	0-0 FC4-2 6-3		X 0-0 FC5-4 BB 1-2 BB 1B	X 0-0 6-3			X 0-0 G6-4-3 1B		X 0-0 6-3 1B	5 1 3 1 0 0 1			
Hubie Brooks, R (1, 5) OBP: 0.335, SLG: 0.405	0-0 6-3		B 4-0 BB BB FC5-4 1-2 BB 2-3	X 0-0 F8			X 0-0 G6-4-3 1-2f		X 0-0 6-3 1-2	4 0 0 0 1 0 3			
Dave Kingman, R (1, 3) OBP: 0.357, SLG: 0.536	0-3 K		X 0-0 FC5-4 BB BB 1-2f 2-3 3-H		X 0-0 P6		X 0-0 P6		S 0-3 K	5 0 0 1 0 2 4			
Ellis Valentine, R (1, 9) OBP: 0.248, SLG: 0.348		S 0-3 K	X 0-0 F9		X 0-0 6-3			X 0-0 FC4-6 1B		4 0 1 0 0 1 2			
Lee Mazzilli, S (1, 7) OBP: 0.323, SLG: 0.319		B 4-0 S 1B BB	B 4-0 BB BB 1-2 BB		X 0-0 4-3			X 0-0 FC4-6 1-2f 3B		2 1 0 0 2 0 1			
John Stearns, R (1, 2) OBP: 0.331, SLG: 0.329		X 0-0 S 1B 1-2	B 4-0 BB BB 1-2 FC6-4 2-3 BB 3-H		X 0-0 P4			X 0-0 F9		3 0 1 1 1 0 1			
Doug Flynn, R (1, 4) OBP: 0.252, SLG: 0.306		X 0-0 F2	X 0-0 FC6-4		X 0-0 F3			X 0-0 1-H 3B		3 0 0 0 0 0 5			
Mike Jorgensen, L (8, PH) OBP: 0.314, SLG: 0.461										1 0 1 1 0 0 0			
Bob Bailor, R (8, 4) OBP: 0.328, SLG: 0.291										0 0 0 0 0 0 0			
Greg Harris, S Ron Hodges, R Terry Leach, R Mike Cabbage, L Dan Bortano, R Ray Seavage, L Dyer Miller, R Rusty Staub, L Mike Marshall, R		S 0-3 K		S 0-3 K		X 0-0 1B		X 0-0 6-3		1 0 0 0 0 0 1 2 1 0 0 0 0 0 1 0 0 0 0 0 0 0 0 0 1 0 0 1 0 1 0 0 0 0 0 0 1 0 0 0 0 0 0 0 0			
<b>Inning Stats</b>	R: 0 H: 1 E: 0 LOB: 1 K: 1 BB: 0 S: 6 P: 6	R: 0 H: 1 E: 0 LOB: 2 K: 2 BB: 1 S: 8 P: 12	R: 2 H: 1 E: 0 LOB: 3 K: 0 BB: 3 S: 4 P: 17	R: 1 H: 1 E: 0 LOB: 0 K: 1 BB: 0 S: 6 P: 6	R: 0 H: 0 E: 0 LOB: 0 K: 0 BB: 0 S: 3 P: 3	R: 0 H: 1 E: 0 LOB: 1 K: 0 BB: 0 S: 4 P: 4	R: 0 H: 1 E: 0 LOB: 0 K: 0 BB: 0 S: 3 P: 3	R: 1 H: 2 E: 0 LOB: 1 K: 0 BB: 0 S: 5 P: 5	R: 0 H: 1 E: 0 LOB: 1 K: 1 BB: 0 S: 6 P: 6	1B: 6 SF: 0 2B: 0 SAC: 0 3B: 3 DP: 1 HR: 0 HBP: 1	WP: 0 PA: 40 PB: 0 SB: 2 CS: 0		
<b>PITCHER</b>	IP WLS BF H R ER SO BB IBB HBP BLK WP HR S P ERA WHIP											<b>PITCHER</b>	IP WLS BF H R ER SO BB IBB HBP BLK WP HR S P ERA WHIP
Phil Niekro, R (1, 1) ERA: 3.48	7.0 W 31 6 3 3 4 4 0 1 0 0 0 0 34 51 3.86 1.429												
Rick Camp, R (8, 1) ERA: 1.27	2.0 S 9 3 1 1 1 0 0 0 0 0 0 0 11 11 4.50 1.500												

New York Mets @ Atlanta Braves  
Atlanta-Fulton County Stadium, Atlanta, GA

Thu Aug 20 1981, 7:05 PM EDT  
Att. 4,787 - Unknown

livebaseballscorecards.com

AB	35
R	4
H	9
RBI	4
BB	4
SO	5
LOB	21





Batter	1	2	3	4	5	6	7	8	9	10	11	AB R H RBI BB SO LOB	TOP		
Tim Raines, S OBP: 0.396, SLG: 0.433 (1, 7)	0-0 4-3		0-0 G2			0-0 L6		0-0 G3			0-0 FC1-6 1-3 S HR	5 1 0 0 0 0 2	<b>Montreal Expos @ Atlanta Braves</b> Atlanta-Fulton County Stadium, Atlanta, GA Fri Aug 21 1981, 7:05 PM EDT Att: 9,103 - Unknown		
Rodney Scott, S OBP: 0.321, SLG: 0.248 (1, 4)	0-0 4-3		4-0 FC6-4 BB			0-0 6-3		0-0 L6			0-0 1-3	4 0 0 0 1 0 2			
Andre Dawson, R OBP: 0.384, SLG: 0.611 (1, 8)	0-0 FC6-4 1B		0-0 FC6-4 1-2f			0-0 F8			0-0 5-3		4-0 HR IBB	4 1 1 0 1 0 1			
Gary Carter, R OBP: 0.305, SLG: 0.421 (1, 2)	0-0 FC6-4 1-2f			0-0 1-3			0-0 4-3		0-0 6-3		0-0 HR	5 1 1 3 0 0 1			
Warren Cromartie, L OBP: 0.326, SLG: 0.386 (1, 9)		0-0 G3 1B		0-0 4-3			0-0 F9		0-0 F8		0-0 4-3	5 0 1 0 0 0 0			
John Milner, L OBP: 0.275, SLG: 0.333 (1, 3)		0-0 F9		0-0 F9			0-0 F8			0-0 G3		4 0 0 0 0 0 1			
Larry Parrish, R OBP: 0.266, SLG: 0.332 (1, 5)		0-0 G3 1-2			0-0 G4-6-3 1B			0-0 HR		0-0 5-3		4 1 2 1 0 0 1			
Chris Speier, R OBP: 0.325, SLG: 0.332 (1, 6)		0-0 L5			0-0 G4-6-3 1-2f			0-0 G3 SH1-4 1B		0-0 P5		4 0 1 0 0 0 2 0 0 0 0 0 0 0			
Woodie Fryman, R OBP: 0.500, SLG: 0.500 (10, 1)					0-0 P5			0-0 SH1-4			0-0 FC1-6 1B	2 0 0 0 0 0 0 1 0 1 0 0 0 0			
Bill Gullickson, R OBP: 0.161, SLG: 0.194 (1, 1)			0-0 1-3												
Mike Phillips, L OBP: 0.254, SLG: 0.270 (10, 6)															
<b>Inning Stats</b>	R: 0 H: 1 E: 0 LOB: 1 K: 0 BB: 0 S: 4 P: 4	R: 0 H: 1 E: 0 LOB: 1 K: 0 BB: 0 S: 4 P: 4	R: 0 H: 0 E: 0 LOB: 1 K: 0 BB: 1 S: 3 P: 7	R: 0 H: 0 E: 0 LOB: 0 K: 0 BB: 0 S: 3 P: 3	R: 0 H: 1 E: 0 LOB: 0 K: 0 BB: 0 S: 3 P: 3	R: 0 H: 0 E: 0 LOB: 0 K: 0 BB: 0 S: 3 P: 3	R: 0 H: 0 E: 0 LOB: 0 K: 0 BB: 0 S: 3 P: 3	R: 1 H: 2 E: 0 LOB: 1 K: 0 BB: 0 S: 5 P: 5	R: 0 H: 0 E: 0 LOB: 0 K: 0 BB: 0 S: 3 P: 3	R: 0 H: 0 E: 0 LOB: 0 K: 0 BB: 0 S: 3 P: 3	R: 3 H: 2 E: 0 LOB: 0 K: 0 BB: 1 S: 5 P: 9	1B: 5 SF: 0 2B: 0 SAC: 1 3B: 0 DP: 1 HR: 2 HBP: 0	WP: 0 PA: 41 PB: 0 SB: 1 CS: 0		
<b>PITCHER</b>	IP WLS BF H R ER SO BB IBB HBP BLK WP HR S P ERA WHIP														
Gaylord Perry, R ERA: 3.28 (1, 1)	8.0		5 1 1 0 1 0 1 0 0 0 0 0 1 28 32 1.12 0.750												
Gene Garber, R ERA: 4.68 (9, 1)	3.0	L	12 2 3 3 0 0 0 1 0 0 0 0 1 11 15 9.00 0.667												

livebaseballscorecards.com

AB	38
R	4
H	7
RBI	4
BB	2
SO	0
LOB	10



Batter	1	2	3	4	5	6	7	8	9	10	11	AB R H RBI BB SO LOB	BOTTOM	
<b>Brett Butler, L</b> (1, 7) OBP: 0.111, SLG: 0.222 (10, 8)	0-3 K			0-0 P2		0-0 4-3		0-0 4-3		0-0 F7		5 0 0 0 0 1 1	<b>Montreal Expos @ Atlanta Braves</b> Atlanta-Fulton County Stadium, Atlanta, GA Fri Aug 21 1981, 7:05 PM EDT Att: 9,103 - Unknown	
<b>Claudell Washington, L</b> (1, 9) OBP: 0.335, SLG: 0.413	0-0 3-1			0-0 G6-4-3 1B		0-0 F7		4-0 E IBB		0-3 K	4 0 1 0 1 1 0			
<b>Bob Horner, R</b> (1, 5) OBP: 0.394 <b>Gene Garber, R</b> (9, 1) <b>Rufino Linares, R</b> (11, PH) OBP: 0.275, SLG: 0.383	0-0 6-3			0-0 G6-4-3 1-2f		0-3 K		0-0 E3 1-2		0-3 K	4 0 0 0 0 1 3 0 0 0 0 0 0 0 1 0 0 0 0 1 0			
<b>Chris Chambliss, L</b> (1, 3) OBP: 0.349, SLG: 0.389		0-0 3-1			0-0 3-1		0-0 2B SF8 1B	0-0 P5		0-3 K	5 1 1 0 0 1 3			
<b>Dale Murphy, R</b> (1, 8) OBP: 0.333, SLG: 0.397 <b>Eddie Miller, S</b> (9, PR) OBP: 0.279, SLG: 0.267 (10, 7)		0-0 6-3			0-3 K		0-0 SF8 1-3 2B		0-0 CS 1B		4 0 2 0 0 1 0 0 0 0 0 0 0 0			
<b>Glenn Hubbard, R</b> (1, 4) OBP: 0.333, SLG: 0.366		0-3 K			4-0 1B BB		0-0 SF8 2-3 3-H 3B		0-0 CS 1B		2 0 1 1 1 1 0			
<b>Bruce Benedict, R</b> (1, 2) OBP: 0.343, SLG: 0.371			0-3 K		0-0 1-3 1B		0-0 6-3		0-0 F7		4 0 1 0 0 1 2			
<b>Rafael Ramirez, R</b> (1, 6) OBP: 0.279, SLG: 0.266			0-0 F9		0-0 F7			0-0 4-3 SH2-4 1B		0-0 6-3	4 0 1 0 0 0 2			
<b>Gaylord Perry, R</b> (1, 1) OBP: 0.265, SLG: 0.273 <b>Jerry Royster, R</b> (8, PH) OBP: 0.203, SLG: 0.242 (9, 5)			0-3 K		0-3 K			0-0 SH2-4 1-2		0-3 K	2 0 0 0 0 2 0 1 0 0 0 0 1 0			
<b>Inning Stats</b>	R: 0 H: 0 E: 0 LOB: 0 K: 1 BB: 0 S: 5 P: 5	R: 0 H: 0 E: 0 LOB: 0 K: 1 BB: 0 S: 5 P: 5	R: 0 H: 0 E: 0 LOB: 0 K: 2 BB: 0 S: 7 P: 7	R: 0 H: 1 E: 0 LOB: 0 K: 0 BB: 0 S: 3 P: 3	R: 0 H: 1 E: 0 LOB: 2 K: 1 BB: 1 S: 6 P: 10	R: 0 H: 0 E: 0 LOB: 0 K: 1 BB: 0 S: 5 P: 5	R: 1 H: 2 E: 0 LOB: 1 K: 1 BB: 0 S: 7 P: 7	R: 0 H: 1 E: 1 LOB: 3 K: 0 BB: 1 S: 5 P: 9	R: 0 H: 2 E: 0 LOB: 1 K: 0 BB: 0 S: 3 P: 3	R: 0 H: 0 E: 0 LOB: 0 K: 1 BB: 0 S: 5 P: 5	R: 0 H: 0 E: 0 LOB: 0 K: 3 BB: 0 S: 9 P: 9	1B: 6 SF: 1 2B: 1 SAC: 1 3B: 0 DP: 1 HR: 0 HBP: 0		WP: 0 PA: 40 PB: 0 SB: 0 CS: 2
<b>PITCHER</b>	IP WLS BF H R ER SO BB IBB HBP BLK WP HR S P ERA WHIP													
<b>Bill Gullickson, R</b> (1, 1) ERA: 2.97 <b>Woodie Fryman, L</b> (10, 1) ERA: 1.88	9.0 W 34 7 1 1 7 1 1 0 0 0 0 0 46 54 1.00 0.889													



Batter	1	2	3	4	5	6	7	8	9	AB R H RBI BB SO LOB	TOP											
Tim Raines, S OBP: 0.396, SLG: 0.427 (1, 7) X	0-0 F8 ①		4-0 BB 3-1 S		0-0 F8 ②	4-0 BB 1-2 2-3		0-0 1-3 ③		3 0 0 0 2 0 1												
Rodney Scott, S OBP: 0.318, SLG: 0.244 (1, 4) X	0-0 F7 ②		4-0 BB 3-1		0-0 F7 ③ X	0-0 SF8-5 ② ③		0-0 P5 ①		3 0 0 1 1 0 1												
Andre Dawson, R OBP: 0.381, SLG: 0.603 (1, 8) X	0-0 F8 ③		0-0 3-1 ②		0-0 E5 1B	0-0 F9 1B		0-0 5-3 ②		5 1 1 0 0 0 2												
Gary Carter, R OBP: 0.303, SLG: 0.416 (1, 2) X		0-0 1-3 ① X	0-0 6-3 ③		0-0 HR 1B 2-H	0-0 F7 ①		0-0 6-3 ③		5 1 1 1 0 0 3												
Warren Cromartie, L OBP: 0.333, SLG: 0.393 (1, 9) X		0-0 E4 1B		0-0 G3-6 1B		0-0 HR 1B 1-2	0-0 FC5-4 1B 1-2			4 1 3 0 0 0 0												
John Milner, L OBP: 0.288, SLG: 0.388 (1, 3) X		0-0 1B 1-3		0-0 G3-6 ① ②		0-0 HR 1B 1-H 2-H	0-0 F9 ②			4 1 2 3 0 0 3												
Larry Parrish, R OBP: 0.266, SLG: 0.327 (1, 5) X		0-0 P2 ②		0-0 6-3 ③		4-0 BB 1B SF8-5	0-0 FC5-4 ③			3 1 0 0 1 0 4												
Chris Speier, R OBP: 0.324, SLG: 0.330 (1, 6) X		0-0 5-3 ③			0-0 F9 ① X	0-0 SF8-5 BB 1B 1-2		0-0 L5 ①		4 0 1 0 0 0 2												
Ray Burris, R OBP: 0.269, SLG: 0.182 (1, 1) X			0-0 4-3 ①		4-0 BB	0-0 P3 ①		0-3 K ②		1 0 0 0 0 0 0												
Tom Hutton, L OBP: 0.174, SLG: 0.095 (5, PH)										0 0 0 0 1 0 0												
Stan Bahnsen, R OBP: 0.143, SLG: 0.143 (5, 1)										1 0 0 0 0 0 2												
Bill Lee, L OBP: 0.364, SLG: 0.364 (7, 1)										1 0 0 0 0 1 0												
Jeff Reardon, R (9, 1)										0 0 0 0 0 0 0												
<b>Inning Stats</b>	R: 0 E: 0 K: 0 S: 3	H: 0 LOB: 0 BB: 0 P: 3	R: 0 E: 1 K: 0 S: 5	H: 1 LOB: 2 BB: 0 P: 5	R: 0 E: 0 K: 0 S: 3	H: 0 LOB: 2 BB: 2 P: 11	R: 0 E: 0 K: 0 S: 3	H: 1 LOB: 0 BB: 0 P: 3	R: 0 E: 0 K: 0 S: 3	H: 0 LOB: 1 BB: 1 P: 7	R: 5 E: 1 K: 0 S: 7	H: 4 LOB: 1 BB: 2 P: 15	R: 0 E: 0 K: 0 S: 5	H: 2 LOB: 2 BB: 0 P: 5	R: 0 E: 0 K: 1 S: 5	H: 0 LOB: 0 BB: 0 P: 5	R: 0 E: 0 K: 0 S: 3	H: 0 LOB: 0 BB: 0 P: 3	1B: 7 2B: 1 3B: 0 HR: 1	SF: 1 SAC: 0 DP: 2 HBP: 0	WP: 0 PB: 0 SB: 1 CS: 0	PA: 40
<b>PITCHER</b>	IP WLS BF H R ER SO BB IBB HBP BLK WP HR S P ERA WHIP																					
Steve Bedrosian, R ERA: 7.36 (1, 1)	5.0 L 26 6 5 3 0 4 0 0 0 0 0 1 22 38 5.40 2.000																					
Al Hrabosky, L ERA: 0.38 (6, 1)	1.2 7 2 0 0 0 1 0 0 0 0 0 0 6 10 0.00 1.800																					
Gene Garber, R ERA: 4.28 (7, 1)	2.1 7 0 0 0 0 1 0 0 0 0 0 0 9 9 0.00 0.000																					

**Montreal Expos @ Atlanta Braves**  
 Atlanta-Fulton County Stadium, Atlanta, GA  
 Sat Aug 22 1981, 7:05 PM EDT  
 Unknown

livebaseballscorecards.com

AB	34
R	5
H	8
RBI	5
BB	5
SO	1
LOB	18



Batter	1	2	3	4	5	6	7	8	9	AB R H RBI BB SO LOB
Brett Butler, L (1, 7) Rufino Linares, R (7, PH) OBP: 0.167, SLG: 0.417 OBP: 0.272, SLG: 0.378 (8, 7)	0-0 1B 3B		0-0 F9		0-0 6-3		0-0 6-3		0-0 4-3	3 1 1 0 0 0 0 2 0 0 0 0 0 3
Claudell Washington, L (1, 9) OBP: 0.333, SLG: 0.409	0-0 P6		0-0 F8		0-0 F9			0-0 G5-4-3 1B		4 0 1 0 0 0 1
Bob Homer, R (1, 5) OBP: 0.337, SLG: 0.434	0-0 P5			0-0 HR		0-0 HR		0-0 G5-4-3 1-2f		4 2 2 2 0 0 2
Chris Chambliss, L (1, 3) OBP: 0.354, SLG: 0.390	0-0 1B			4-0 1B BB		0-0 P4		4-0 BB		2 1 1 1 2 0 0
Dale Murphy, R (1, 8) OBP: 0.332, SLG: 0.394	0-0 4-3			0-0 1B 1-2 1B		0-0 F8		0-0 1-3		4 0 1 0 0 0 2
Jerry Royster, R (1, 4) Gene Garber, R (7, 1) Eddie Miller, S (9, PH) OBP: 0.208, SLG: 0.246 OBP: 0.285, SLG: 0.273		0-0 L5		0-0 G3-6-1 1B		0-0 6-3		0-0 SH1-4 1B		3 0 1 1 0 0 0 0 0 0 0 0 0 0 1 0 1 0 0 0 0
Rafael Ramirez, R (1, 6) OBP: 0.276, SLG: 0.262		0-0 F9		0-0 F8			0-3 K		0-0 SH1-4	3 0 0 0 0 1 2
Larry Owen, R (1, 2) Brian Asselstine, L (4, PH) Bruce Benedict, R (5, 2) OBP: 0.328, SLG: 0.441 OBP: 0.345, SLG: 0.370		0-0 6-3		0-0 G3-6-1 1-2f			0-0 E5 G3		4-0 BB	1 0 0 0 0 0 0 1 0 0 0 0 0 2 1 0 0 0 1 0 0
Steve Bedrosian, R (1, 1) Al Hrabosky, R (6, 1) Glenn Hubbard, R (7, 4) OBP: 0.331, SLG: 0.363			0-0 3-1		0-3 K		0-0 G3		0-3 K	2 0 0 0 0 1 0 0 0 0 0 0 0 0 2 0 0 0 0 1 3

Inning Stats	R: 1	H: 2	E: 0	K: 0	S: 5	LOB: 1	BB: 0	P: 5	R: 0	H: 0	E: 0	K: 0	S: 3	LOB: 0	BB: 0	P: 3	R: 0	H: 0	E: 0	K: 0	S: 3	LOB: 0	BB: 0	P: 3	R: 2	H: 3	E: 0	K: 0	S: 5	LOB: 1	BB: 1	P: 9	R: 0	H: 0	E: 0	K: 1	S: 5	LOB: 0	BB: 0	P: 5	R: 1	H: 1	E: 0	K: 0	S: 4	LOB: 0	BB: 0	P: 4	R: 0	H: 0	E: 1	K: 1	S: 6	LOB: 1	BB: 0	P: 6	R: 0	H: 1	E: 0	K: 0	S: 3	LOB: 1	BB: 1	P: 7	R: 0	H: 1	E: 0	K: 1	S: 6	LOB: 2	BB: 1	P: 10	1B: 5	2B: 0	3B: 1	HR: 2	SF: 0	SAC: 1	DP: 2	HBP: 0	WP: 0	PB: 0	SB: 0	CS: 0	PA: 37
--------------	------	------	------	------	------	--------	-------	------	------	------	------	------	------	--------	-------	------	------	------	------	------	------	--------	-------	------	------	------	------	------	------	--------	-------	------	------	------	------	------	------	--------	-------	------	------	------	------	------	------	--------	-------	------	------	------	------	------	------	--------	-------	------	------	------	------	------	------	--------	-------	------	------	------	------	------	------	--------	-------	-------	-------	-------	-------	-------	-------	--------	-------	--------	-------	-------	-------	-------	--------

PITCHER	IP	WLS	BF	H	R	ER	SO	BB	IBB	HBP	BLK	WP	HR	S	P	ERA	WHIP
Ray Burris, R (1, 1) ERA: 3.15	4.0		17	5	3	3	0	1	0	0	0	0	1	16	20	6.75	1.500
Stan Bahnsen, R (5, 1) ERA: 4.5	2.2	W	10	1	1	1	2	0	0	0	0	0	1	14	14	3.38	0.375
Bill Lee, L (7, 1) ERA: 2.54	1.2		7	2	0	0	0	1	0	0	0	0	0	6	10	0.00	1.800
Jeff Reardon, R (9, 1) ERA: 3.28	0.2	S	3	0	0	0	1	1	0	0	0	0	0	4	8	0.00	1.500

**BOTTOM**

**Montreal Expos @ Atlanta Braves**  
Atlanta-Fulton County Stadium, Atlanta, GA

Sat Aug 22 1981, 7:05 PM EDT  
Unknown

livebaseballscorecards.com

AB	33
R	4
H	8
RBI	4
BB	3
SO	3
LOB	15

**Braves**

Batter	1	2	3	4	5	6	7	8	9	AB R H RBI BB SO LOB	TOP		
Tim Raines, S (1, 7) x OBP: 0.391, SLG: 0.420	0-0 5-3 ①		0-0 5-3 ③			0-0 F8 ①		0-0 F7 ③		4 0 0 0 0 0 2	<p><b>Montreal Expos @ Atlanta Braves</b> Atlanta-Fulton County Stadium, Atlanta, GA</p> <p>Sat Aug 22 1981, 7:05 PM EDT Att: 16,185 - Unknown</p> <p>livebaseballscorecards.com</p>		
Rodney Scott, S (1, 4) x OBP: 0.313, SLG: 0.239	0-0 1-3 ②			0-0 F8 ①		0-0 G1-4-6-3 ② ③ 1-2f		0-0 6-3 ①	4 0 0 0 0 0 1				
Andre Dawson, R (1, 8) x OBP: 0.380, SLG: 0.612 Jeff Reardon, R (7, 1) Brad Mills, L (9, PH)	0-0 F7 ③			0-0 L7 ②		0-0 HR		0-0 6-3 ②	3 1 1 1 0 0 0 0 0 0 0 0 0 0 1 0 0 0 0 0 0				
Tim Wallach, R (1, 3) OBP: 0.290, SLG: 0.333		0-0 G4-6-3 ① ② 1B		0-0 6-3 ③		0-0 6-3 ①		0-0 1B 1B	4 0 2 0 0 0 0				
Warren Cromartie, L (1, 9) OBP: 0.336, SLG: 0.395		0-0 G4-6-3 ① ② 1-2f		0-0 1B		0-0 1-3 ②		0-0 FC6-4 ① ② 1B	4 0 2 0 0 0 1				
Larry Parrish, R (1, 5) OBP: 0.265, SLG: 0.325		0-0 1B		0-3 K ①		0-3 K ③		0-0 FC6-4 ③ 1-2f	4 0 1 0 0 2 3				
Mike Phillips, L (1, 6) OBP: 0.243, SLG: 0.258		0-0 F7 ③		0-0 F9 ②			0-0 G3 ①		3 0 0 0 0 0 2				
Bobby Ramos, R (1, 2) OBP: 0.243, SLG: 0.314			0-0 P3 ①		0-0 P6 ③		0-3 K ②		3 0 0 0 0 1 1				
Charlie Lea, R (1, 1) OBP: 0.200, SLG: 0.143 Tom Hutton, L (3, PH) Elias Sosa, R (3, 1) Terry Francona, L (6, PH) Stan Bahnsen, R (6, 1) Jerry Whites, S (7, 8) OBP: 0.143, SLG: 0.143 OBP: 0.329, SLG: 0.411			0-0 F8 ②			0-0 1B ① ② 514-6-3		0-0 1B	0 0 0 0 0 0 0 1 0 0 0 0 0 0 0 0 0 0 0 0 0 1 0 1 0 0 0 0 0 0 0 0 0 0 0 1 0 1 0 0 0 0				
<b>Inning Stats</b>	R: 0 H: 0 E: 0 LOB: 0 K: 0 BB: 0 S: 3 P: 3	R: 0 H: 2 E: 0 LOB: 1 K: 0 BB: 0 S: 4 P: 4	R: 0 H: 0 E: 0 LOB: 0 K: 0 BB: 0 S: 3 P: 3	R: 0 H: 0 E: 0 LOB: 0 K: 0 BB: 0 S: 3 P: 3	R: 0 H: 1 E: 0 LOB: 1 K: 1 BB: 0 S: 6 P: 6	R: 0 H: 1 E: 0 LOB: 0 K: 0 BB: 0 S: 3 P: 3	R: 1 H: 1 E: 0 LOB: 0 K: 1 BB: 0 S: 6 P: 6	R: 0 H: 1 E: 0 LOB: 1 K: 1 BB: 0 S: 6 P: 6	R: 0 H: 2 E: 0 LOB: 2 K: 0 BB: 0 S: 5 P: 5	1B: 7 SF: 0 2B: 0 SAC: 0 3B: 0 DP: 2 HR: 1 HBP: 0		WP: 0 PA: 33 PB: 0 SB: 0 CS: 0	
<b>PITCHER</b> John Montefusco, R (1, 1) ERA: 3.78 Rick Camp, R (7, 1) ERA: 1.37	IP WLS BF H R ER SO BB IBB HBP BLK WP HR S P ERA WHIP	6.0 W 20 4 0 0 1 0 0 0 0 0 0 0 22 22 0.00 0.667	3.0 S 13 4 1 1 2 0 0 0 0 0 0 1 17 17 3.00 1.333	<b>PITCHER</b> IP WLS BF H R ER SO BB IBB HBP BLK WP HR S P ERA WHIP									

**Montreal Expos @ Atlanta Braves**  
Atlanta-Fulton County Stadium, Atlanta, GA

Sat Aug 22 1981, 7:05 PM EDT  
Att: 16,185 - Unknown

AB	33
R	1
H	8
RBI	1
BB	0
SO	3
LOB	10





Batter	1	2	3	4	5	6	7	8	9
<b>Brett Butler, L</b> OBP: 0.294, SLG: 0.400 (1, 7) (7, 8)	0-0 BB 1B	4-0 1B BB		0-0 G3		0-0 6-3		4-0 BB	
<b>Claudell Washington, L</b> OBP: 0.335, SLG: 0.421 (1, 9)	4-0 BB 1B	0-3 K			0-3 K	0-0 HR		0-0 F7	
<b>Bob Homer, R</b> OBP: 0.350, SLG: 0.445 (1, 5)	0-0 BB 1B	0-0			0-0 1B SF9	0-0 HR		0-3 K	
<b>Chris Chambliss, L</b> OBP: 0.356, SLG: 0.403 (1, 3)	0-0 F8	0-0 P6			0-0 1B SF9	0-0 HR			
<b>Dale Murphy, R</b> OBP: 0.331, SLG: 0.391 <b>Rick Camp, R</b> (7, 1)	4-0 BB 1B		0-0 6-3		0-0 SF9	0-3 K			
<b>Glenn Hubbard, R</b> OBP: 0.325, SLG: 0.356 (1, 4)	0-0 G6-4-3		0-0 6-3		0-0 F9		0-0 F7		
<b>Bruce Benedict, R</b> OBP: 0.343, SLG: 0.364 (1, 2)		4-0 FC5-6 1B BB	0-0 5-3			0-0 6-3	0-0 F7		
<b>Rafael Ramirez, R</b> OBP: 0.280, SLG: 0.266 (1, 6)		0-0 FC5-6 1B		0-0 L4		0-0 E S FC1 1B	0-3 K		
<b>John Montefusco, R</b> OBP: 0.067, SLG: 0.133 <b>Brian Asselstine, L</b> OBP: 0.318, SLG: 0.426 (6, PH) (7, 7)		0-0 FC5-6 BB 1B		0-0 5-3		0-0 FC1 HR	0-0 4-3		

Inning Stats	R: 1	H: 2	E: 0	K: 0	S: 4	H: 2	LOB: 2	BB: 2	P: 12	R: 2	H: 2	E: 0	K: 1	S: 7	H: 2	LOB: 2	BB: 2	P: 15	R: 0	H: 0	E: 0	K: 0	S: 3	R: 0	H: 0	E: 0	K: 0	S: 3	R: 1	H: 2	E: 0	K: 1	S: 7	R: 5	H: 4	E: 0	K: 1	S: 10	R: 0	H: 0	E: 0	K: 1	S: 5	R: 0	H: 0	E: 0	K: 1	S: 5	R: 0	H: 0	E: 0	K: 1	S: 5
--------------	------	------	------	------	------	------	--------	-------	-------	------	------	------	------	------	------	--------	-------	-------	------	------	------	------	------	------	------	------	------	------	------	------	------	------	------	------	------	------	------	-------	------	------	------	------	------	------	------	------	------	------	------	------	------	------	------

AB	R	H	RBI	BB	SO	LOB	
3	1	1	0	2	0	1	
4	1	1	2	1	2	4	
5	2	4	3	0	1	1	
4	1	2	2	0	0	4	
2	0	0	1	1	1	0	
0	0	0	0	0	0	0	
4	0	0	0	0	0	4	
3	1	0	0	1	0	0	
4	1	2	0	0	1	0	
2	1	0	0	0	0	2	
2	1	0	1	0	0	0	
1B: 8	SF: 1	2B: 0	SAC: 0	3B: 0	DP: 1	HR: 2	HBP: 0

**BOTTOM**

**Montreal Expos @ Atlanta Braves**  
Atlanta-Fulton County Stadium, Atlanta, GA

Sat Aug 22 1981, 7:05 PM EDT  
Att. 16,185 - Unknown

livebaseballscorecards.com

<b>AB</b>	<b>33</b>
<b>R</b>	<b>9</b>
<b>H</b>	<b>10</b>
<b>RBI</b>	<b>9</b>
<b>BB</b>	<b>5</b>
<b>SO</b>	<b>5</b>
<b>LOB</b>	<b>16</b>

**Braves**

WP: 0	PA: 39
PB: 0	
SB: 1	
CS: 0	

PITCHER	IP	WLS	BF	H	R	ER	SO	BB	IBB	HBP	BLK	WP	HR	S	P	ERA	WHIP
<b>Charlie Lea, R</b> ERA: 4.25 (1, 1)	2.0	L	13	4	3	3	1	4	0	0	0	0	0	11	27	13.50	4.000
<b>Elias Sosa, R</b> ERA: 4.56 (3, 1)	3.0		11	2	1	1	1	0	0	0	0	0	0	13	13	3.00	0.667
<b>Stan Bahnsen, R</b> ERA: 5.73 (6, 1)	1.0		8	4	5	5	1	0	0	0	0	0	2	10	10	45.00	4.000
<b>Jeff Reardon, R</b> ERA: 3.11 (7, 1)	2.0		7	0	0	0	2	1	0	0	0	0	0	10	14	0.00	0.500

Batter	1	2	3	4	5	6	7	8	9	AB R H RBI BB SO LOB	TOP	
Terry Francona, L (1, 7) OBP: 0.286, SLG: 0.167	0-3 K		0-0 F8		0-0 4-3		4-0 1B BB		0-0 4-3	4 0 0 0 1 1 0	<b>Montreal Expos @ Atlanta Braves</b> Atlanta-Fulton County Stadium, Atlanta, GA Sun Aug 23 1981, 3:33 AM EDT Att: 10,075 - Unknown <a href="http://livebaseballscorecards.com">livebaseballscorecards.com</a>	
Rodney Scott, S (1, 4) OBP: 0.316, SLG: 0.241	4-0 F8 1B BB		0-0 CS 1B		0-0 4-3		0-0 F8		0-0 F8	3 1 1 0 1 0 1		
Andre Dawson, R (1, 8) OBP: 0.386, SLG: 0.618	0-0 1B		0-0 F7		0-0 2B		0-0 1B		0-0 1B	4 0 3 0 0 0 1		
Gary Carter, R (1, 2) OBP: 0.302, SLG: 0.413	0-0 F8				0-0 P6		0-0 1B		0-0 1B	4 0 1 0 0 0 3		
Warren Cromartie, L (1, 9) OBP: 0.335, SLG: 0.392	0-0 1-2 1B				0-0 4-3		0-0 F8		0-0 G1	4 0 1 1 0 0 0		
John Milner, L (1, 3) OBP: 0.286, SLG: 0.371	0-3 K				4-0 BB BB BB		0-0 F7		0-0 L3	3 0 0 0 1 1 2		
Larry Parrish, R (1, 5) OBP: 0.274, SLG: 0.330					4-0 1-2 BB BB		0-0 FC6-4 1B		0-0 L7	3 0 2 0 1 0 0		
Chris Speier, R (1, 6) OBP: 0.323, SLG: 0.325					4-0 1-2 2-3 BB		0-0 FC6-4		0-0 F8	3 0 0 0 1 0 2		
Steve Rogers, R (1, 1) OBP: 0.214, SLG: 0.175 Jerry White, S (9, PH) OBP: 0.325, SLG: 0.405					0-0 P4		0-0 F8		0-0 F9	3 0 0 0 0 0 3 1 0 0 0 0 0 0		
<b>Inning Stats</b>	R: 1 H: 2 E: 0 LOB: 2 K: 2 BB: 1 S: 9 P: 13	R: 0 H: 1 E: 0 LOB: 0 K: 0 BB: 0 S: 3 P: 3	R: 0 H: 1 E: 0 LOB: 0 K: 0 BB: 0 S: 3 P: 3	R: 0 H: 0 E: 0 LOB: 3 K: 0 BB: 3 S: 3 P: 15	R: 0 H: 1 E: 0 LOB: 1 K: 0 BB: 0 S: 4 P: 4	R: 0 H: 1 E: 0 LOB: 1 K: 0 BB: 0 S: 4 P: 4	R: 0 H: 2 E: 0 LOB: 2 K: 0 BB: 1 S: 4 P: 8	R: 0 H: 0 E: 0 LOB: 0 K: 0 BB: 0 S: 3 P: 3	R: 0 H: 0 E: 0 LOB: 0 K: 0 BB: 0 S: 3 P: 3	1B: 7 SF: 0 2B: 1 SAC: 0 3B: 0 DP: 1 HR: 0 HBP: 0	WP: 0 PA: 37 PB: 0 SB: 0 CS: 1	
<b>PITCHER</b> Rick Mahler, R (1, 1) ERA: 2.82 Rick Camp, R (9, 1) ERA: 1.34	IP WLS BF H R ER SO BB IBB HBP BLK WP HR S P ERA WHIP											<b>PITCHER</b> IP WLS BF H R ER SO BB IBB HBP BLK WP HR S P ERA WHIP





Batter	1	2	3	4	5	6	7	8	9	10	11	12	13	AB R H RBI BB SO LOB	TOP									
Brett Butler, L (1, 7) OBP: 0.250, SLG: 0.286 Jerry Royster, R (9, PH) OBP: 0.216, SLG: 0.243 (9, 5)	F8		F7	F8			8-4 1B BB		4-3 BLK 1B BB		4-3			3 0 0 0 1 0 1 1 1 0 0 1 0 0										
Claudell Washington, L (1, 9) OBP: 0.329, SLG: 0.417 Rafino Linares, R (9, PH) OBP: 0.269, SLG: 0.373 (9, 7)	K				F9		F2		4-3		K			4 0 1 0 0 1 1 2 0 0 0 0 1 1										
Bob Horner, R (1, 5) OBP: 0.346, SLG: 0.436 Eddie Miller, S (9, PR) OBP: 0.282, SLG: 0.270 (9, 9)	F9		F7		F7						K			5 0 2 1 0 0 1 1 1 0 0 0 1 0										
Chris Chambliss, L (1, 3) OBP: 0.356, SLG: 0.412		1-4-3			F7		8-4							6 1 2 1 0 0 2										
Dale Murphy, R (1, 8) OBP: 0.321, SLG: 0.378		6-3		F3										6 0 0 0 0 1 1										
Glenn Hubbard, R (1, 4) OBP: 0.325, SLG: 0.355														6 1 3 0 0 0 2										
Bruce Benedict, R (1, 2) OBP: 0.339, SLG: 0.359														6 1 1 0 0 1 3										
Rafael Ramirez, R (1, 6) OBP: 0.286, SLG: 0.279														5 0 2 2 1 0 2										
Tommy Boggs, R (1, 1) OBP: 0.192, SLG: 0.212 Rick Camp, R (8, 1) OBP: 0.313, SLG: 0.419 Gene Gardner, R (10, PH) OBP: 0.286, SLG: 0.279 Larry Owen, R (13, PH) OBP: 0.286, SLG: 0.279 Al Hrabosky, R (13, 1)														4 0 0 0 0 0 5 0 0 0 0 0 0 0 1 0 0 0 0 1 0 0 0 0 0 0 0 0 1 0 0 0 0 1 0 0 0 0 0 0 0 0										
<b>Inning Stats</b>	R: 0 E: 0 K: 1 S: 5	H: 0 LOB: 0 BB: 0 P: 5	R: 0 E: 1 K: 0 S: 5	H: 1 LOB: 2 BB: 0 P: 5	R: 0 E: 0 K: 0 S: 4	H: 1 LOB: 1 BB: 0 P: 4	R: 3 E: 1 K: 0 S: 7	H: 3 LOB: 1 BB: 0 P: 7	R: 0 E: 0 K: 1 S: 3	H: 2 LOB: 2 BB: 0 P: 7	R: 0 E: 0 K: 0 S: 3	H: 1 LOB: 1 BB: 1 P: 7	R: 0 E: 0 K: 2 S: 7	H: 0 LOB: 0 BB: 0 P: 7	R: 0 E: 0 K: 2 S: 7	H: 0 LOB: 0 BB: 0 P: 3	R: 0 E: 0 K: 1 S: 5	H: 0 LOB: 0 BB: 0 P: 5	R: 0 E: 0 K: 1 S: 5	H: 0 LOB: 0 BB: 0 P: 5	1B: 7 2B: 4 3B: 0 HR: 1	SF: 0 SAC: 0 DP: 1 HBP: 0	WP: 0 PB: 0 SB: 0 CS: 0	PA: 54
<b>PITCHER</b>	IP WLS BF H R ER SO BB IBB HBP BLK WP HR S P ERA WHIP														IP WLS BF H R ER SO BB IBB HBP BLK WP HR S P ERA WHIP									
Larry Christenson, R (1, 1) ERA: 3.9	8.0		36	9	3	2	2	1	1	0	0	0	0	0	2.25	1.250								
Sparky Lyle, L (9, 1) ERA: 4.84	0.1		4	2	2	1	0	1	0	0	1	0	0	3	27.00	9.000								
Ron Reed, R (9, 1) ERA: 2.92	0.2		2	0	0	0	0	0	0	0	0	0	0	2	0.00	0.000								
Tug McGraw, L (10, 1) ERA: 2.73	4.0	W	12	0	0	0	5	0	0	0	0	0	0	22	0.00	0.000								

Atlanta Braves @ Philadelphia Phillies  
Veterans Stadium, Philadelphia, PA  
Mon Aug 24 1981, 7:05 PM EDT  
Att. 23,383 - Unknown

livebaseballscorecards.com

AB	51
R	5
H	11
RBI	4
BB	3
SO	7
LOB	19



Batter	1	2	3	4	5	6	7	8	9	10	11	12	13	AB	R	H	RBI	BB	SO	LOB					
Pete Rose, S OBP: 0.384, SLG: 0.408 (1, 3)	4-0 E 1B 1B BB		0-0 6-3			4-0 1B BB		0-0 BB HR 1B	0-3 K			0-0 L1		4	2	1	0	2	1	1					
Bake McBride, L OBP: 0.339, SLG: 0.386 (1, 9)	0-0 E 1B 1B		0-0 F7			0-0 F7		0-0 F7		0-0 F6		0-0 F8		6	0	1	0	0	0	2					
Gary Matthews, R OBP: 0.376, SLG: 0.402 (1, 7)	0-3 K 1-2 2-3			0-0 F8		0-0 G6-4-3 1B		4-0 1-2 HR BB		0-0 F3		0-0 1-3		5	1	1	0	1	1	2					
Mike Schmidt, R OBP: 0.334, SLG: 0.636 (1, 5)	0-0 2-H 3-H 1B			0-3 K		0-0 G6-4-3 1-2f		0-0 1-H 2-H HR		4-0 1B BB			0-0 5-3	5	1	2	4	1	1	2					
Keith Moreland, R OBP: 0.289, SLG: 0.456 (1, 2)	0-0 F8			0-0 F7			0-0 5-3	0-0 5-3		0-0 1-2 1B			0-0 HR 1B	6	1	2	0	0	0	1					
Garry Maddox, R OBP: 0.310, SLG: 0.366 (1, 8)		0-0 E 2B			0-0 E6 G5-4-3		0-0 F9		0-0 4-3	0-3 K		0-0 F8		6	0	1	0	0	1	3					
Manny Trillo, R OBP: 0.348, SLG: 0.417 (1, 4)		0-0 F4			0-0 G5-4-3 1-2f		0-0 2B		0-0 BB E 1B		0-0 5-3		0-0 HR	6	2	3	2	0	0	1					
Larry Bowa, S OBP: 0.301, SLG: 0.305 (9, 6)		0-3 K			0-0 1B		0-0 4-3		4-0 BB FC3-6 BB		0-0 4-3			3	0	1	0	0	1	1					
Luis Aguayo, R OBP: 0.241, SLG: 0.184 (9, PH)														0	0	0	0	0	0	0					
Dick Davis, R OBP: 0.444, SLG: 0.476 (10, 6)														0	0	0	0	1	0	0					
Ramon Aviles, R OBP: 0.222, SLG: 0.125 (10, 6)														1	0	0	0	0	0	0					
Larry Christenson, R OBP: 0.123, SLG: 0.107 (8, PH)			0-3 K			0-3 K			0-0 G3		0-0 FC3-6 1-2f 2-H		0-0 F8	2	0	0	0	0	0	2	1				
Greg Gross, L OBP: 0.260, SLG: 0.361 (9, 1)														1	0	0	0	0	0	0					
Sparky Lytle, L OBP: 0.333, SLG: 0.333 (9, 1)														0	0	0	0	0	0	0					
Ron Reed, R OBP: 0.333, SLG: 0.333 (8, PH)														0	0	0	0	0	0	0					
Del Unser, L OBP: 0.111, SLG: 0.270 (10, 1)														1	0	0	0	0	0	1					
Tug McGraw, R (10, 1)														1	0	0	0	0	0	0					
<b>Inning Stats</b>	R: 1 E: 1 K: 1 S: 6	H: 2 LOB: 1 BB: 1 P: 10	R: 0 E: 0 K: 1 S: 5	H: 1 LOB: 0 BB: 0 P: 5	R: 0 E: 0 K: 1 S: 5	H: 0 LOB: 0 BB: 0 P: 5	R: 0 E: 0 K: 1 S: 6	H: 1 LOB: 1 BB: 1 P: 6	R: 0 E: 0 K: 0 S: 4	H: 1 LOB: 1 BB: 0 P: 4	R: 3 E: 0 K: 0 S: 5	H: 2 LOB: 0 BB: 1 P: 9	R: 1 E: 1 K: 1 S: 6	H: 1 LOB: 1 BB: 1 P: 10	R: 0 E: 0 K: 1 S: 6	H: 0 LOB: 0 BB: 0 P: 3	R: 0 E: 0 K: 0 S: 4	H: 2 LOB: 0 BB: 0 P: 4	R: 2 E: 0 K: 0 S: 4	H: 2 LOB: 0 BB: 0 P: 4	1B: 8 2B: 2 3B: 0 HR: 2	SF: 0 SAC: 0 DP: 2 HBP: 0	WP: 0 PB: 0 SB: 0 CS: 0	PA: 52	
<b>PITCHER</b>	IP WLS BF H R ER SO BB IBB HBP BLK WP HR S P ERA WHIP																								
Tommy Boggs, R ERA: 4.3 (1, 1)	7.2																								
Rick Camp, R ERA: 1.47 (8, 1)	1.1																								
Gene Garber, R ERA: 3.86 (10, 1)	3.0																								
Al Hrabosky, L ERA: 1.11 (13, 1)	0.2	L																							

**Atlanta Braves @ Philadelphia Phillies**  
Veterans Stadium, Philadelphia, PA  
Mon Aug 24 1981, 7:05 PM EDT  
Att: 23,383 - Unknown

livebaseballscorecards.com

AB	47
R	7
H	12
RBI	6
BB	5
SO	7
LOB	15



Batter	1	2	3	4	5	6	7	8	9	AB R H RBI BB SO LOB	TOP													
Rufino Linares, R (1, 7) OBP: 0.282, SLG: 0.380	0-0 BB 2B 1B	4-0 1B 5-3 BB		0-0 1B 1B	0-3 K		0-0 FC1-4 1-2f		0-0 1B	5 3 3 0 1 1 2														
Claudell Washington, L (1, 9) OBP: 0.338, SLG: 0.426	4-0 1-2 2B BB	0-0 1-3 5-3 1B		0-0 1-3 1B 1B	0-0 2B 1-H		0-0 F7		0-0 G3	5 2 3 0 1 0 2														
Bob Horner, R (1, 5) OBP: 0.352, SLG: 0.434 Jerry Royster, R (8, PR) OBP: 0.216, SLG: 0.243 Brett Butler, L (8, 5)	4-0 1-2 2-3 2B HR BB	0-3 K		4-0 WP 1B 4-3 BB		0-0 5-3		0-0 1B 1B		3 2 1 0 2 1 2 0 0 0 0 0 0 0														
Dale Murphy, R (1, 8) OBP: 0.322, SLG: 0.382 (6, 3)	0-3 K	0-0 5-3		0-0 1-2 2-H 3-H 1B 4-3		0-0 HR 2B		0-0 L4		5 1 2 3 0 1 5														
Chris Chambliss, L (1, 3) OBP: 0.361, SLG: 0.430 Brett Butler, L (6, 8) OBP: 0.280, SLG: 0.318	0-0 1-3 2-H 3-H HR 2B	4-0 BB		0-0 4-3		0-0 2-H HR		0-0 1-2 1B		3 2 2 5 1 0 1 1 0 1 0 0 0 0														
Glenn Hubbard, R (1, 4) OBP: 0.323, SLG: 0.349	4-0 HR BB	0-0 F9		0-0 P4		0-0 5-3		0-3 K		4 1 0 0 1 1 5														
Bruce Benedict, R (1, 2) OBP: 0.337, SLG: 0.370 Larry Owen, R (8, PH) (8, 2)	0-0 1-H 2-H 3-H HR			0-3 K		0-0 P5		0-3 K		4 1 1 4 0 2 1 1 0 0 0 0 0 2														
Rafael Ramirez, R (1, 6) OBP: 0.284, SLG: 0.278	0-0 L4			0-0 4-3		0-0 2B 1B		0-0 F8		5 0 1 0 0 0 0														
Phil Niekro, R (1, 1) OBP: 0.086, SLG: 0.086 Preston Hanna, R (8, 1) OBP: 0.400, SLG: 0.250 Eddie Miller, S (9, PH) OBP: 0.280, SLG: 0.268 Larry Bradford, R (9, 1) OBP: 1.000, SLG: 1.000	0-0 F5			0-0 4-3		0-3 K		0-0 FC1-4 1B		4 0 1 0 0 1 1 0 0 0 0 0 0 0 1 0 0 0 0 0 0 0 0 0 0 0 0 0														
<b>Inning Stats</b>	R: 6 E: 0 K: 1 S: 8	H: 3 LOB: 0 BB: 3 P: 20	R: 1 E: 0 K: 1 S: 6	H: 1 LOB: 2 BB: 2 P: 14	R: 0 E: 0 K: 1 S: 5	H: 0 LOB: 0 BB: 0 P: 5	R: 3 E: 0 K: 0 S: 6	H: 3 LOB: 1 BB: 1 P: 10	R: 0 E: 0 K: 2 S: 8	H: 2 LOB: 2 BB: 0 P: 8	R: 2 E: 0 K: 1 S: 7	H: 2 LOB: 0 BB: 0 P: 7	R: 0 E: 0 K: 0 S: 4	H: 1 LOB: 1 BB: 0 P: 4	R: 0 E: 0 K: 1 S: 7	H: 2 LOB: 2 BB: 0 P: 7	R: 0 E: 0 K: 0 S: 4	H: 1 LOB: 1 BB: 0 P: 4	1B: 10 2B: 3 3B: 0 HR: 2	SF: 0 SAC: 0 DP: 0 HBP: 0	WP: 1 PB: 0 SB: 0 CS: 0	PA: 47		
<b>PITCHER</b>	IP WLS BF H R ER SO BB IBB HBP BLK WP HR S P ERA WHIP	IP WLS BF H R ER SO BB IBB HBP BLK WP HR S P ERA WHIP	IP WLS BF H R ER SO BB IBB HBP BLK WP HR S P ERA WHIP	IP WLS BF H R ER SO BB IBB HBP BLK WP HR S P ERA WHIP	IP WLS BF H R ER SO BB IBB HBP BLK WP HR S P ERA WHIP	IP WLS BF H R ER SO BB IBB HBP BLK WP HR S P ERA WHIP	IP WLS BF H R ER SO BB IBB HBP BLK WP HR S P ERA WHIP	IP WLS BF H R ER SO BB IBB HBP BLK WP HR S P ERA WHIP	IP WLS BF H R ER SO BB IBB HBP BLK WP HR S P ERA WHIP	IP WLS BF H R ER SO BB IBB HBP BLK WP HR S P ERA WHIP	IP WLS BF H R ER SO BB IBB HBP BLK WP HR S P ERA WHIP	IP WLS BF H R ER SO BB IBB HBP BLK WP HR S P ERA WHIP	IP WLS BF H R ER SO BB IBB HBP BLK WP HR S P ERA WHIP	IP WLS BF H R ER SO BB IBB HBP BLK WP HR S P ERA WHIP	IP WLS BF H R ER SO BB IBB HBP BLK WP HR S P ERA WHIP	IP WLS BF H R ER SO BB IBB HBP BLK WP HR S P ERA WHIP	IP WLS BF H R ER SO BB IBB HBP BLK WP HR S P ERA WHIP	IP WLS BF H R ER SO BB IBB HBP BLK WP HR S P ERA WHIP	IP WLS BF H R ER SO BB IBB HBP BLK WP HR S P ERA WHIP	IP WLS BF H R ER SO BB IBB HBP BLK WP HR S P ERA WHIP	IP WLS BF H R ER SO BB IBB HBP BLK WP HR S P ERA WHIP	IP WLS BF H R ER SO BB IBB HBP BLK WP HR S P ERA WHIP	IP WLS BF H R ER SO BB IBB HBP BLK WP HR S P ERA WHIP	IP WLS BF H R ER SO BB IBB HBP BLK WP HR S P ERA WHIP

Atlanta Braves @ Philadelphia Phillies  
Veterans Stadium, Philadelphia, PA  
Tue Aug 25 1981, 7:05 PM EDT  
Att: 33,383 - Unknown

AB	41
R	12
H	15
RBI	12
BB	6
SO	7
LOB	21



WP	1
PB	0
SB	0
CS	0

Batter	1	2	3	4	5	6	7	8	9	AB	R	H	RBI	BB	SO	LOB
Pete Rose, S OBP: 0.379, SLG: 0.402 (1, 3)	0-0 6-3 ①		0-0 4-3 ②			0-0 F8 ①			0-0 5-3 ①	4	0	0	0	0	0	0
Bake McBride, L OBP: 0.331, SLG: 0.376 Dick Davis, R OBP: 0.452, SLG: 0.484 (1, 9) (7, 9)	0-0 F7 ②		0-0 L6 ③			0-0 F8 ②			0-0 BB BB E 1B ①	3	0	0	0	0	0	0
Gary Matthews, R OBP: 0.376, SLG: 0.401 Lonnie Smith, R OBP: 0.343, SLG: 0.333 (1, 7) (7, 7)	0-0 1B 1B				0-0 F8 ①	0-0 6-3 ③			4-0 BB BB E 1-2 BB ①	3	0	1	0	0	0	0
Mike Schmidt, R OBP: 0.396, SLG: 0.637 Ramon Aviles, R OBP: 0.211, SLG: 0.118 (1, 5) (8, 5) (9, 4)	0-0 1-2 1B			0-0 4-3 ②		0-0 G6-4-3 1B ①			0-0 F7 ②	3	0	2	0	0	0	0
Keith Moreland, R OBP: 0.287, SLG: 0.441 (1, 2) (9, 5)	0-0 6-3 ③			0-0 F7 ③		0-0 1-2f G6-4-3 1B ① ②			4-0 E 1-2 2-3 BB ①	3	0	0	0	1	0	3
Garry Maddox, R OBP: 0.311, SLG: 0.367 Luis Aguayo, R OBP: 0.232, SLG: 0.176 (1, 8) (6, 6)		0-0 6-3 ①			0-0 FC7-4 1B ①	0-3 K ③			0-0 E6 1-3 2-H 3-H ①	2	0	1	0	0	0	0
Manny Trillo, R OBP: 0.343, SLG: 0.411 Sparky Lyle, L OBP: 0.333, SLG: 0.333 Del Unser, L OBP: 0.326, SLG: 0.270 (1, 4) (9, 1) (9, PH)		0-0 F7 ②			0-0 1-2f FC7-4 1-3 ①			0-0 5-3 ①	4-0 BB BB BB ①	3	0	0	0	0	0	1
Larry Bowa, S OBP: 0.298, SLG: 0.302 Mike Proly, R OBP: 0.294, SLG: 0.316 (1, 6) (6, 1) (8, PH) (9, 2)		0-0 F9 ③			0-0 1-2 1-3 ②			0-0 F3 ②	0-0 P6 ③	2	0	0	0	0	0	1
Mark Davis, L Dickie Noles, R Greg Gross, L OBP: 0.356, SLG: 0.351 (1, 1) (2, 1) (5, PH) (6, 8)			0-0 L7 ①		0-0 P6 ③			0-0 4-3 ③		0	0	0	0	0	0	0

Inning Stats	R: 0	H: 2	E: 0	LOB: 2	K: 0	BB: 0	S: 5	P: 5	R: 0	H: 0	E: 0	LOB: 0	K: 0	BB: 0	S: 3	P: 3	R: 0	H: 0	E: 0	LOB: 0	K: 0	BB: 0	S: 3	P: 3	R: 0	H: 1	E: 0	LOB: 1	K: 0	BB: 0	S: 4	P: 4	R: 0	H: 0	E: 0	LOB: 0	K: 0	BB: 0	S: 3	P: 3	R: 0	H: 1	E: 0	LOB: 0	K: 1	BB: 0	S: 5	P: 5	R: 0	H: 0	E: 1	LOB: 3	K: 0	BB: 3	S: 5	P: 17	1B: 5	SF: 0	2B: 0	SAC: 0	3B: 0	DP: 1	HR: 0	HBP: 0	WP: 0	PA: 35
--------------	------	------	------	--------	------	-------	------	------	------	------	------	--------	------	-------	------	------	------	------	------	--------	------	-------	------	------	------	------	------	--------	------	-------	------	------	------	------	------	--------	------	-------	------	------	------	------	------	--------	------	-------	------	------	------	------	------	--------	------	-------	------	-------	-------	-------	-------	--------	-------	-------	-------	--------	-------	--------

PITCHER	IP	WLS	BF	H	R	ER	SO	BB	IBB	HBP	BLK	WP	HR	S	P	ERA	WHIP
Phil Niekro, R ERA: 3.22 (1, 1)	7.0		24	4	0	0	1	0	0	0	0	0	0	26	26	0.00	0.571
Preston Hanna, R ERA: 6.37 (8, 1)	1.0		3	0	0	0	0	0	0	0	0	0	0	3	3	0.00	0.000
Larry Bradford, L ERA: 4.01 (9, 1)	1.0		8	1	2	0	0	3	0	0	0	0	0	5	17	0.00	4.000

**BOTTOM**

**Atlanta Braves @ Philadelphia Phillies**  
Veterans Stadium, Philadelphia, PA

Tue Aug 25 1981, 7:05 PM EDT  
Att. 33,383 - Unknown

<b>AB</b>	<b>32</b>
<b>R</b>	<b>2</b>
<b>H</b>	<b>5</b>
<b>RBI</b>	<b>0</b>
<b>BB</b>	<b>3</b>
<b>SO</b>	<b>1</b>
<b>LOB</b>	<b>12</b>

PITCHER	IP	WLS	BF	H	R	ER	SO	BB	IBB	HBP	BLK	WP	HR	S	P	ERA	WHIP
Phil Niekro, R ERA: 3.22 (1, 1)	7.0		24	4	0	0	1	0	0	0	0	0	0	26	26	0.00	0.571
Preston Hanna, R ERA: 6.37 (8, 1)	1.0		3	0	0	0	0	0	0	0	0	0	0	3	3	0.00	0.000
Larry Bradford, L ERA: 4.01 (9, 1)	1.0		8	1	2	0	0	3	0	0	0	0	0	5	17	0.00	4.000

Batter	1	2	3	4	5	6	7	8	9	10	AB R H RBI BB SO LOB	TOP												
<b>Brett Butler, L</b> (1, 7) X OBP: 0.290, SLG: 0.393	0-0 1B 3B		0-3 K		0-0 4-3	0-0 6-3		0-3 K		0-0 1B	6 1 2 1 0 2 3													
<b>Claudell Washington, L</b> (1, 9) X OBP: 0.346, SLG: 0.435	0-0 E S SF8 1B		0-0 6-3		4-0 FC5 S BB		0-0 G5-4-3 1B		0-0 2B	0-3 K	5 1 3 1 1 1 1													
<b>Bob Horner, R</b> (1, 5) X OBP: 0.343, SLG: 0.425	0-0 SF8 1-H		0-3 K		0-0 FC5 2B		0-0 G5-4-3 1-2f		0-0 F8		4 0 0 1 0 1 2													
<b>Chris Chambliss, L</b> (1, 3) S OBP: 0.368, SLG: 0.442	0-3 K			0-0 FC1-4 2B	0-0 1-3 2B		0-0 BB 1B		4-0 1B BB		4 0 3 0 1 1 0													
<b>Dale Murphy, R</b> (1, 8) X OBP: 0.323, SLG: 0.380	0-0 6-3			0-0 F4	0-0 6-3		4-0 1-2 BB		0-0 1-H 1B		4 0 1 0 1 0 3													
<b>Glenn Hubbard, R</b> (1, 4) X OBP: 0.325, SLG: 0.354		0-0 SH1-3 2B		0-0 FC1-4 1B		0-0 5-3	0-0 G3			0-0 SH3-4 1B	5 1 2 0 0 0 3													
<b>Bruce Benedict, R</b> (1, 2) X OBP: 0.341, SLG: 0.371		0-0 SH1-3 2-3		0-0 1-2 1B		4-0 SH1-4 1B BB		0-0 F7		0-0 SH3-4 1-2	2 0 1 0 1 0 0													
<b>Rafael Ramirez, R</b> (1, 6) S OBP: 0.290, SLG: 0.284		0-3 K		0-3 K		0-0 SH1-4 1B		0-0 S 1B		0-0 E8 1B 1B	5 1 3 1 0 2 3													
<b>Gaylord Perry, R</b> (1, 1) X OBP: 0.278, SLG: 0.371 <b>Brian Asselstine, L</b> (8, PH) OBP: 0.309, SLG: 0.413 <b>Rick Camp, R</b> (8, 1) X		0-0 5-3			0-0 HR	0-0 SH1-4		0-0 F8		0-0 F8	2 1 1 1 0 0 1 1 0 0 0 0 0 1 1 0 0 0 0 0 1													
<b>Inning Stats</b>	R: 2 E: 0 K: 1 S: 7	H: 2 LOB: 0 BB: 0 P: 7	R: 0 E: 0 K: 1 S: 6	H: 1 LOB: 1 BB: 0 P: 6	R: 0 E: 0 K: 2 S: 7	H: 0 LOB: 0 BB: 0 P: 7	R: 0 E: 0 K: 1 S: 7	H: 2 LOB: 2 BB: 0 P: 7	R: 1 E: 0 K: 0 S: 5	H: 2 LOB: 2 BB: 1 P: 9	R: 0 E: 0 K: 0 S: 4	H: 1 LOB: 2 BB: 1 P: 8	R: 0 E: 0 K: 0 S: 4	H: 2 LOB: 2 BB: 1 P: 8	R: 0 E: 0 K: 1 S: 6	H: 1 LOB: 1 BB: 0 P: 6	R: 0 E: 0 K: 0 S: 3	H: 2 LOB: 2 BB: 1 P: 7	R: 2 E: 1 K: 1 S: 8	H: 3 LOB: 1 BB: 0 P: 8	1B: 10 2B: 4 3B: 1 HR: 1	SF: 1 SAC: 3 DP: 1 HBP: 0	WP: 0 PB: 0 SB: 3 CS: 0	PA: 47
<b>PITCHER</b> <b>Dick Ruthven, R</b> (1, 1) ERA: 4.43 <b>Ron Reed, R</b> (8, 1) ERA: 2.93	IP 7.0	WLS L	BF 33	H 10	R 3	ER 2	SO 5	BB 3	IBB 0	HBP 0	BLK 0	WP 0	HR 1	S 40	P 52	ERA 2.57	WHIP 1.857							

Atlanta Braves @ Philadelphia Phillies  
Veterans Stadium, Philadelphia, PA  
Wed Aug 26 1981, 7:05 PM EDT  
Att: 28,283 - Unknown

livebaseballscores.com

AB 39  
R 5  
H 16  
RBI 5  
BB 4  
SO 7  
LOB 18





BOTTOM

Atlanta Braves @ Philadelphia Phillies  
Veterans Stadium, Philadelphia, PA

Wed Aug 26 1981, 7:05 PM EDT  
Att: 28,283 - Unknown

livebaseballscorecards.com

AB	36
R	3
H	9
RBI	3
BB	1
SO	7
LOB	13



WP:	0	PA:	39
PB:	0		
SB:	1		
CS:	1		

AB R H RBI BB SO LOB

4 1 1 0 1 0 0  
4 0 1 0 0 1 1  
0 0 0 0 0 0 0  
1 0 0 0 0 0 0

5 0 1 0 0 0 3

4 1 3 1 0 1 0

4 1 1 0 0 1 3

3 0 0 1 0 1 2

4 0 1 1 0 0 0

4 0 1 0 0 2 3

1 0 0 0 0 1 0  
2 0 0 0 0 0 1

1B: 7 SF: 1  
2B: 2 SAC: 1  
3B: 0 DP: 1  
HR: 0 HBP: 0

Batter	1	2	3	4	5	6	7	8	9	10
<b>Pete Rose, S</b> OBP: 0.379, SLG: 0.400 (1, 3)	0-0 2B 1B	4-0 FC5 1B BB			0-0 4-3		0-0 4-3			0-0 6-3
<b>Bake McBride, L</b> OBP: 0.328, SLG: 0.372 (1, 9)	0-3 K	0-0			0-0 F8		0-0 5-3			0-0 3-1
<b>Ron Reed, R</b> OBP: 0.333, SLG: 0.333 (8, 1)		1-2 2-3 1B								
<b>Del Unser, L</b> OBP: 0.319, SLG: 0.263 (10, PH)										
<b>Gary Matthews, R</b> OBP: 0.373, SLG: 0.401 (1, 7)	0-0 1B 1-3 2B	0-0 FC5			0-0 F9			0-0 6-3		0-0 6-3
<b>Mike Schmidt, R</b> OBP: 0.401, SLG: 0.639 (1, 5)	0-0 2-3 3-H 1B		0-0 G5-4-3 1B			0-0 2B SF9 1B		0-3 K		
<b>Keith Moreland, R</b> OBP: 0.286, SLG: 0.443 (1, 2)	0-3 K		0-0 G5-4-3			0-0 1-3 E 2B		0-0 F7		
<b>Garry Maddox, R</b> OBP: 0.307, SLG: 0.363 (1, 8)	0-0 F7		0-0 F9			0-0 SF9			0-3 K	
<b>Manny Trillo, R</b> OBP: 0.342, SLG: 0.408 (1, 4)		0-0 E5 1B SH1-4		0-0 5-3		0-0 E6 CS		0-0 S 1B		
<b>Larry Bowa, S</b> OBP: 0.298, SLG: 0.301 (1, 6)	0-3 K		0-0 1B		0-0 F9		0-0 1-2	0-3 K		0-3 K
<b>Dick Ruthven, R</b> OBP: 0.184, SLG: 0.222 (1, 1)		0-0 SH1-4		0-3 K			0-0 6-3		0-0 5-3	
<b>Greg Gross, L</b> OBP: 0.348, SLG: 0.342 (7, PH) (8, 9)		1-2								

Inning Stats	R: 1	H: 3	E: 0	K: 2	S: 10	R: 0	H: 1	E: 1	K: 1	S: 7	R: 0	H: 1	E: 0	K: 0	S: 3	R: 0	H: 1	E: 0	K: 1	S: 5	R: 0	H: 0	E: 0	K: 0	S: 3	R: 2	H: 2	E: 1	K: 0	S: 5	R: 0	H: 0	E: 0	K: 0	S: 3	R: 0	H: 0	E: 0	K: 1	S: 5	R: 0	H: 1	E: 0	K: 2	S: 8	R: 0	H: 0	E: 0	K: 0	S: 3	R: 0	H: 0	E: 0	K: 0	S: 3	R: 0	H: 1	E: 0	K: 2	S: 8	R: 0	H: 0	E: 0	K: 0	S: 3
	LOB: 2	BB: 0	LOB: 3	BB: 0	LOB: 10	LOB: 1	BB: 1	LOB: 1	BB: 0	LOB: 11	LOB: 0	BB: 0	LOB: 0	BB: 0	LOB: 3	LOB: 0	BB: 0	LOB: 0	BB: 0	LOB: 5	LOB: 0	BB: 0	LOB: 0	BB: 0	LOB: 3	LOB: 0	BB: 0	LOB: 0	BB: 0	LOB: 5	LOB: 0	BB: 0	LOB: 0	BB: 0	LOB: 3	LOB: 0	BB: 0	LOB: 0	BB: 0	LOB: 3	LOB: 1	BB: 0	LOB: 1	BB: 0	LOB: 8	LOB: 0	BB: 0	LOB: 1	BB: 0	LOB: 3	LOB: 0	BB: 0	LOB: 0	BB: 0	LOB: 3										

PITCHER	IP	WLS	BF	H	R	ER	SO	BB	IBB	HBP	BLK	WP	HR	S	P	ERA	WHIP
<b>Gaylord Perry, R</b> ERA: 3.31 (1, 1)	7.0		29	8	3	3	4	1	0	0	0	0	0	36	40	3.86	1.286
<b>Rick Camp, R</b> ERA: 1.4 (8, 1)	3.0	W	10	1	0	0	3	0	0	0	0	0	0	16	16	0.00	0.333

Batter	1	2	3	4	5	6	7	8	9	AB R H RBI BB SO LOB	TOP
<b>Brett Butler, L</b> (1, 7) OBP: 0.314, SLG: 0.387	4-0 BB		0-0 4-3			0-3 K		0-0 1B		3 0 1 0 1 1 0	<b>Atlanta Braves @ Montreal Expos</b> Olympic Stadium, Montreal, QB Fri Aug 28 1981, 7:05 PM EDT Att: 36,474 - Unknown <a href="http://livebaseballscorecards.com">livebaseballscorecards.com</a>
<b>Claudell Washington, L</b> (1, 9) OBP: 0.345, SLG: 0.431	0-3 K		0-0 1B			0-0 4-3		0-0 4-3		4 0 1 0 0 1 3	
<b>Bob Horner, R</b> (1, 5) OBP: 0.337, SLG: 0.415	0-3 K		0-3 K			0-0 5-3			0-0 5-3	4 0 0 0 0 2 2	
<b>Chris Chambliss, L</b> (1, 3) OBP: 0.367, SLG: 0.439	0-0 5-3			0-0 4-3			0-0 1B		0-0 P6	4 0 1 0 0 0 1	
<b>Dale Murphy, R</b> (1, 8) OBP: 0.322, SLG: 0.378		0-0 6-3		0-0 F9		0-0 G6-4-3		0-0 1B	0-0 1B	4 0 1 0 0 0 1	
<b>Glenn Hubbard, R</b> (1, 4) OBP: 0.320, SLG: 0.349		0-3 K		0-0 6-3		0-0 F7		0-0 F7	0-0 F7	4 0 0 0 0 1 1	
<b>Bruce Benedict, R</b> (1, 2) OBP: 0.345, SLG: 0.372		0-0 1B			4-0 1B			0-0 6-3		2 0 1 0 1 0 0	
<b>Rafael Ramirez, R</b> (1, 6) OBP: 0.287, SLG: 0.281	0-0 1-3				0-0 F5			0-0 F8		3 0 0 0 0 0 2	
<b>Rick Mahler, R</b> (1, 1) OBP: 0.077, SLG: 0.077 <b>Brian Asselstine, L</b> (8, PH) OBP: 0.319, SLG: 0.422 <b>Al Hrabosky, R</b> (8, 1)			0-0 4-3		0-0 B1-3			0-0 1B		2 0 0 0 0 0 1 1 0 1 0 0 0 0 0 0 0 0 0 0 0	
<b>Inning Stats</b>	R: 0 E: 0 K: 2 S: 7 H: 0 LOB: 1 BB: 1 P: 11	R: 0 E: 0 K: 1 S: 6 H: 1 LOB: 1 BB: 0 P: 6	R: 0 E: 0 K: 1 S: 6 H: 1 LOB: 1 BB: 0 P: 6	R: 0 E: 0 K: 0 S: 3 H: 0 LOB: 0 BB: 0 P: 3	R: 0 E: 0 K: 0 S: 2 H: 0 LOB: 0 BB: 1 P: 6	R: 0 E: 0 K: 1 S: 5 H: 0 LOB: 0 BB: 0 P: 5	R: 0 E: 0 K: 0 S: 3 H: 1 LOB: 0 BB: 0 P: 3	R: 0 E: 0 K: 0 S: 5 H: 2 LOB: 2 BB: 0 P: 5	R: 0 E: 0 K: 0 S: 4 H: 1 LOB: 1 BB: 0 P: 4	1B: 6 2B: 1 3B: 0 HR: 0 SF: 0 SAC: 0 DP: 2 HBP: 0	WP: 0 PB: 0 SB: 2 CS: 0 PA: 33
<b>PITCHER Steve Rogers, R</b> (1, 1) ERA: 3.68	IP: 9.0 WLS: W BF: 33 H: 6 R: 0 ER: 0 SO: 5 BB: 2 IBB: 0 HBP: 0 BLK: 0 WP: 0 HR: 0 S: 41 P: 49 ERA: 0.00 WHIP: 0.889										



Batter	1	2	3	4	5	6	7	8	9	AB	R	H	RBI	BB	SO	LOB
Terry Francona, L (1, 7) OBP: 0.368, SLG: 0.333	0-0 F7		0-0 1B		0-0 F7		0-0 FC 1B			4	0	2	0	0	0	0
Rodney Scott, S (1, 4) OBP: 0.313, SLG: 0.240	0-0 F7		0-0 F8		0-0 G2		0-0 FC			4	0	0	0	0	0	2
Andre Dawson, R (1, 8) OBP: 0.382, SLG: 0.604	0-0 4-3		0-0 4-3			0-0 P5	0-0 F7			4	0	0	0	0	0	2
Gary Carter, R (1, 2) OBP: 0.319, SLG: 0.464		0-0 F8		0-0 HR		0-0 P4	0-0 6-3			4	1	1	1	0	0	1
Warren Cromartie, L (1, 9) OBP: 0.342, SLG: 0.400		4-0 1B BB		0-0 4-3 2B		0-0 2B 1B		0-0 F9		3	1	2	0	1	0	0
John Milner, L (1, 3) OBP: 0.315, SLG: 0.415		0-0 L9		0-0 4-3 2-3		4-0 2B BB		0-0 L7		3	1	0	0	1	0	2
Larry Parrish, R (1, 5) OBP: 0.275, SLG: 0.333		0-0 1-2 1B		0-0 5-3		0-0 1-H 2-H 2B		0-0 P6		4	0	2	2	0	0	1
Chris Speier, R (1, 6) OBP: 0.325, SLG: 0.322		0-3 K		0-0 L9		4-0 IBB				2	0	0	0	1	1	3
Steve Rogers, R (1, 1) OBP: 0.200, SLG: 0.163			0-0 L4		0-3 K	0-0 4-3				3	0	0	0	0	1	2

Inning Stats	R: 0	H: 0	E: 0	K: 0	S: 3	LOB: 0	BB: 0	P: 3	R: 0	H: 1	E: 0	K: 1	S: 6	LOB: 2	BB: 1	P: 10	R: 0	H: 1	E: 0	K: 0	S: 4	LOB: 1	BB: 0	P: 4	R: 1	H: 2	E: 0	K: 0	S: 5	LOB: 1	BB: 0	P: 5	R: 0	H: 0	E: 0	K: 1	S: 5	LOB: 0	BB: 0	P: 5	R: 2	H: 2	E: 0	K: 0	S: 5	LOB: 2	BB: 2	P: 13	R: 0	H: 1	E: 0	K: 0	S: 4	LOB: 1	BB: 0	P: 4	R: 0	H: 0	E: 0	K: 0	S: 3	LOB: 0	BB: 0	P: 3
--------------	------	------	------	------	------	--------	-------	------	------	------	------	------	------	--------	-------	-------	------	------	------	------	------	--------	-------	------	------	------	------	------	------	--------	-------	------	------	------	------	------	------	--------	-------	------	------	------	------	------	------	--------	-------	-------	------	------	------	------	------	--------	-------	------	------	------	------	------	------	--------	-------	------

PITCHER	IP	WLS	BF	H	R	ER	SO	BB	IBB	HBP	BLK	WP	HR	S	P	ERA	WHIP
Rick Mahler, R (1, 1) ERA: 2.93	7.0	L	31	7	3	3	2	2	1	0	0	0	1	32	44	3.86	1.286
Al Hrabosky, L (8, 1) ERA: 1.07	1.0		3	0	0	0	0	0	0	0	0	0	0	3	3	0.00	0.000

**BOTTOM**

**Atlanta Braves @ Montreal Expos**  
 Olympic Stadium, Montreal, QB  
 Fri Aug 28 1981, 7:05 PM EDT  
 Att. 36,474 - Unknown

AB	31
R	3
H	7
RBI	3
BB	3
SO	2
LOB	13



WP	HR	S	P	ERA	WHIP
0	0	0	0	0	0

Batter	1	2	3	4	5	6	7	8	9	AB R H RBI BB SO LOB	TOP																
<b>Brett Butler, L</b> (1, 7) OBP: 0.325, SLG: 0.429	0-3 K			0-0 3B	4-0 BB		0-0 F7		0-0 F5	4 0 1 0 1 1 0	<b>Atlanta Braves @ Montreal Expos</b> Olympic Stadium, Montreal, QB Sat Aug 29 1981, 7:05 PM EDT Att: 31,955 - Unknown <a href="http://livebaseballscorecards.com">livebaseballscorecards.com</a>																
<b>Claudell Washington, L</b> (1, 9) OBP: 0.343, SLG: 0.428	0-3 K			0-0 L4	0-3 K		0-0 1B			4 0 1 0 0 2 4																	
<b>Bob Horner, R</b> (1, 5) OBP: 0.330, SLG: 0.406	0-0 F7			0-0 5-3		0-0 F9	0-0 F8			4 0 0 0 0 0 2																	
<b>Chris Chambliss, L</b> (1, 3) OBP: 0.365, SLG: 0.436		0-0 F8		0-0 L9		0-0 F8 2B		0-0 F7		4 1 1 0 0 0 1																	
<b>Dale Murphy, R</b> (1, 8) OBP: 0.321, SLG: 0.376		0-0 F8			0-0 6-3	0-0 F8 1-2		0-0 1B		4 0 1 0 0 0 1																	
<b>Glenn Hubbard, R</b> (1, 4) OBP: 0.319, SLG: 0.351		0-0 5-3			0-0 6-3	0-0 2B 2B		0-0 F8		4 1 1 1 0 0 1																	
<b>Bruce Benedict, R</b> (1, 2) OBP: 0.347, SLG: 0.379			0-0 5-3		0-0 WP 1B	0-0 2B		0-0 6-3		4 1 2 1 0 0 1																	
<b>Rafael Ramirez, R</b> (1, 6) OBP: 0.282, SLG: 0.276			0-0 F8		0-3 K 1B	0-0 F9		0-0 P4		4 0 0 0 0 1 2																	
<b>Tommy Boggs, R</b> (1, 1) OBP: 0.176, SLG: 0.206 <b>Brian Asselstine, L</b> (5, PH) OBP: 0.329, SLG: 0.431 <b>John Montelusco, R</b> (5, 1) OBP: 0.067, SLG: 0.133 <b>Rufino Linares, R</b> (7, PH) OBP: 0.281, SLG: 0.378 <b>Gene Garber, R</b> (7, 1) <b>Jerry Royster, R</b> (9, PH) OBP: 0.213, SLG: 0.239			0-0 6-3		0-0 BB 1B		0-0 F9		0-3 K	1 0 0 0 0 0 0 0 1 0 1 1 0 0 0 0 0 0 0 0 0 0 0 0 1 0 0 0 0 0 0 0 0 0 0 0 0 0 0 0 1 0 0 0 0 1 0 0																	
<b>Inning Stats</b>	R: 0 E: 0 K: 2 S: 7	H: 0 LOB: 0 BB: 0 P: 7	R: 0 E: 0 K: 0 S: 3	H: 0 LOB: 0 BB: 0 P: 3	R: 0 E: 0 K: 0 S: 3	H: 0 LOB: 0 BB: 0 P: 3	R: 0 E: 0 K: 0 S: 4	H: 1 LOB: 1 BB: 0 P: 4	R: 1 E: 0 K: 2 S: 10	H: 2 LOB: 3 BB: 1 P: 14	R: 2 E: 0 K: 0 S: 6	H: 3 LOB: 1 BB: 0 P: 6	R: 0 E: 0 K: 0 S: 4	H: 1 LOB: 1 BB: 0 P: 4	R: 0 E: 0 K: 1 S: 5	H: 0 LOB: 0 BB: 0 P: 5	1B: 5 2B: 2 3B: 1 HR: 0	SF: 0 SAC: 0 DP: 0 HBP: 0	WP: 1 PB: 0 SB: 0 CS: 0	PA: 37							
<b>SCOTT SANDERSON, R</b> (1, 1) ERA: 2.35 <b>ELIAS SOSA, R</b> (6, 1) ERA: 4.88 <b>JEFF REARDON, R</b> (6, 1) ERA: 2.79	IP	WLS	BF	H	R	ER	SO	BB	IBB	HBP	BLK	WP	HR	S	P	ERA	WHIP										
	5.1		22	4	2	2	4	1	0	0	0	1	0	29	33	3.38	0.938										
	0.1		3	2	1	1	0	0	0	0	0	0	0	3	3	27.00	6.000										
	3.1	W	12	2	0	0	1	0	0	0	0	0	0	14	14	0.00	0.600										



**BOTTOM**

**Atlanta Braves @ Montreal Expos**  
 Olympic Stadium, Montreal, QB

Sat Aug 29 1981, 7:05 PM EDT  
 Att. 31,955 - Unknown

[livebaseballscorecards.com](http://livebaseballscorecards.com)

<b>AB</b>	<b>30</b>
<b>R</b>	<b>4</b>
<b>H</b>	<b>9</b>
<b>RBI</b>	<b>3</b>
<b>BB</b>	<b>3</b>
<b>SO</b>	<b>3</b>
<b>LOB</b>	<b>14</b>



WP:	1	PA:	35
PB:	0	SB:	6
CS:	2		

AB	R	H	RBI	BB	SO	LOB
4	1	2	0	0	0	0
4	2	3	0	0	0	1
4	0	1	1	0	1	3
2	0	0	1	1	0	2
3	0	0	0	1	1	2
4	0	1	0	0	0	2
3	1	1	0	1	0	1
4	0	1	0	0	0	2
1	0	0	1	0	1	1
0	0	0	0	0	0	0
1	0	0	0	0	0	0
1B:	7	SF:	1			
2B:	2	SAC:	1			
3B:	0	DP:	0			
HR:	0	HBP:	0			

Batter	1	2	3	4	5	6	7	8	9			
<b>Tim Raines, S</b> OBP: 0.397, SLG: 0.431 (1, 7)	0-0 G3	0-0 6-3			0-0 1B S 1B		0-0 4-3 S E 1B					
<b>Rodney Scott, S</b> OBP: 0.320, SLG: 0.253 (1, 4)	0-0 WP S 1B		0-0 G3 SF8 2B		0-0 1-3 CS 1B		0-0 4-3 1-3					
<b>Andre Dawson, R</b> OBP: 0.380, SLG: 0.598 (1, 8)	0-0 1-H S 1B		0-0 G3 2-3		0-3 K 1-2		0-0 E4 S					
<b>Gary Carter, R</b> OBP: 0.318, SLG: 0.460 (1, 2)	0-0 F8 1-2		0-0 SF8 3-H		0-0 F8		4-0 BB 1-3					
<b>Warren Cromartie, L</b> OBP: 0.341, SLG: 0.395 (1, 9)	4-0 BB		0-0 F7		0-0 G3		0-3 K					
<b>John Milner, L</b> OBP: 0.313, SLG: 0.407 (1, 3)	0-0 P5		0-0 F8		0-0 P5		0-0 CS 1B					
<b>Larry Parrish, R</b> OBP: 0.278, SLG: 0.338 (1, 5)		0-0 5-3 SH1-3 2B		0-0 F2		4-0 FC6-4 BB		0-0 F7 1-2				
<b>Chris Speier, R</b> OBP: 0.323, SLG: 0.321 (1, 6)		0-0 5-3 2-3 1B		0-0 1B		0-0 FC6-4 1-2f		0-0 L1				
<b>Scott Sanderson, R</b> OBP: 0.355, SLG: 0.217 (1, 1)		0-0 SH1-3		0-3 K			0-0 6-3					
<b>Elias Sosa, R</b> OBP: 1.000, SLG: 1.000 (6, 1)												
<b>Jeff Reardon, R</b> OBP: 1.000, SLG: 1.000 (6, 1)												
<b>Inning Stats</b>	R: 1 E: 0 K: 0 S: 5	H: 2 LOB: 2 BB: 1 P: 9	R: 1 E: 0 K: 0 S: 4	H: 1 LOB: 0 BB: 0 P: 4	R: 0 E: 0 K: 0 S: 4	H: 1 LOB: 1 BB: 0 P: 6	R: 0 E: 0 K: 1 S: 6	H: 2 LOB: 1 BB: 0 P: 6	R: 1 E: 1 K: 1 S: 7	H: 1 LOB: 2 BB: 1 P: 11	R: 0 E: 0 K: 0 S: 3	H: 1 LOB: 0 BB: 0 P: 3

PITCHER	IP	WLS	BF	H	R	ER	SO	BB	IBB	HBP	BLK	WP	HR	S	P	ERA	WHIP
<b>Tommy Boggs, R</b> ERA: 4.4 (1, 1)	4.0		18	5	3	3	1	1	0	0	0	1	0	19	23	6.75	1.500
<b>John Montefusco, R</b> ERA: 3.68 (5, 1)	2.0		8	2	0	0	1	1	0	0	0	0	0	9	13	0.00	1.500
<b>Gene Garber, R</b> ERA: 3.62 (7, 1)	2.0	L	9	2	1	0	1	1	0	0	0	0	0	10	14	0.00	1.500

Batter	1	2	3	4	5	6	7	8	9	10	11	12	AB	R	H	RBI	BB	SO	LOB	TOP								
Brett Butler, L OBP: 0.316, SLG: 0.395 (1, 8) Rufino Linares, R OBP: 0.279, SLG: 0.376 (9, PH) Eddie Miller, S OBP: 0.296, SLG: 0.274 (12, PH)	0-0 P6 1B		4-0 G6-3 BB	0-0 4-3		0-0 6-3			0-0 G3 1-2			0-0 SH1-4 1B	3	0	0	0	1	0	3									
Claudell Washington, L OBP: 0.352, SLG: 0.434 (1, 9)	0-0 WP 1B		0-0 G6-3 1-2f		0-0 2B 1B		4-0 CS BB		0-0 2-H 1B			0-0 SH1-4	4	1	3	1	1	0	1									
Bob Horner, R OBP: 0.336, SLG: 0.417 Jerry Royster, R OBP: 0.211, SLG: 0.236 (1, 5) (9, 5)	0-3 K 1-2		0-0 1B		0-0 4-3 1B 2B		0-0 CS 1B		0-0 F8			0-0 F3 2-3	5	1	3	1	0	1	2									
Chris Chambliss, L OBP: 0.358, SLG: 0.427 (1, 3)	0-0 L7		0-0 4-3		0-0 4-3		0-3 K 1-2			0-0 G3		0-0 E4 3-H	6	0	0	0	0	1	4									
Brian Asselstine, L OBP: 0.347, SLG: 0.463 Dale Murphy, R OBP: 0.321, SLG: 0.372 (1, 7) (4, PR) (4, 8)		0-0 2B 2B		0-0 FC 1B FC5-2		0-0 P4		0-0 F3		4-0 G4-6-3 BB		0-0 4-3	2	1	2	0	0	0	0									
Glenn Hubbard, R OBP: 0.320, SLG: 0.352 (1, 4)	0-3 K		0-0 FC5-2 FC 1B		0-0 1B 1B 3-H		0-0 6-3		0-0 G4-6-3 1-2f			0-0 4-3	5	0	2	1	0	1	2									
Bruce Benedict, R OBP: 0.348, SLG: 0.383 (1, 2)	0-0 2-H 2B		0-0 FC FC5-2		0-0 1B 1-3		0-0 F7			0-0 4-3			5	0	2	1	0	0	2									
Rafael Ramirez, R OBP: 0.281, SLG: 0.275 (1, 6)	0-3 K		0-0 FC5-2 1-2 2-3 3-Hf		0-0 4-3		0-0 4-3		0-0 FC5-6 1B			0-0 F7	5	0	1	0	0	1	4									
Phil Niekro, R OBP: 0.079, SLG: 0.079 Rick Camp, R Larry Owen, R Gene Garber, R (1, 1) (8, 1) (11, PH) (11, 1)	0-0 P4		0-0 F5		0-3 K		0-0 FC5-6 G3 1B		0-0 F7			0-0 F7	3	0	0	0	0	1	4									
<b>Inning Stats</b>	R: 0 E: 0 K: 1 S: 6	H: 1 LOB: 1 BB: 0 P: 6	R: 1 E: 0 K: 2 S: 9	H: 2 LOB: 1 BB: 0 P: 9	R: 0 E: 0 K: 0 S: 3	H: 1 LOB: 1 BB: 1 P: 7	R: 0 E: 0 K: 0 S: 6	H: 2 LOB: 3 BB: 0 P: 6	R: 2 E: 0 K: 0 S: 6	H: 4 LOB: 2 BB: 0 P: 6	R: 0 E: 0 K: 1 S: 5	H: 0 LOB: 0 BB: 0 P: 5	R: 0 E: 0 K: 1 S: 4	H: 1 LOB: 1 BB: 1 P: 8	R: 0 E: 0 K: 0 S: 3	H: 0 LOB: 0 BB: 0 P: 3	R: 1 E: 0 K: 0 S: 5	H: 2 LOB: 1 BB: 0 P: 5	R: 0 E: 0 K: 0 S: 2	H: 0 LOB: 0 BB: 1 P: 6	R: 0 E: 0 K: 0 S: 3	H: 0 LOB: 0 BB: 0 P: 3	R: 1 E: 1 K: 0 S: 5	H: 1 LOB: 1 BB: 0 P: 5	1B: 11 2B: 4 3B: 0 HR: 0	SF: 0 SAC: 1 DP: 3 HBP: 0	WP: 1 PA: 50	
<b>PITCHER</b>	IP WLS BF H R ER SO BB IBB HBP BLK WP HR S P ERA WHIP	IP WLS BF H R ER SO BB IBB HBP BLK WP HR S P ERA WHIP	IP WLS BF H R ER SO BB IBB HBP BLK WP HR S P ERA WHIP	IP WLS BF H R ER SO BB IBB HBP BLK WP HR S P ERA WHIP	IP WLS BF H R ER SO BB IBB HBP BLK WP HR S P ERA WHIP	IP WLS BF H R ER SO BB IBB HBP BLK WP HR S P ERA WHIP	IP WLS BF H R ER SO BB IBB HBP BLK WP HR S P ERA WHIP	IP WLS BF H R ER SO BB IBB HBP BLK WP HR S P ERA WHIP	IP WLS BF H R ER SO BB IBB HBP BLK WP HR S P ERA WHIP	IP WLS BF H R ER SO BB IBB HBP BLK WP HR S P ERA WHIP	IP WLS BF H R ER SO BB IBB HBP BLK WP HR S P ERA WHIP	IP WLS BF H R ER SO BB IBB HBP BLK WP HR S P ERA WHIP	IP WLS BF H R ER SO BB IBB HBP BLK WP HR S P ERA WHIP	IP WLS BF H R ER SO BB IBB HBP BLK WP HR S P ERA WHIP	IP WLS BF H R ER SO BB IBB HBP BLK WP HR S P ERA WHIP	IP WLS BF H R ER SO BB IBB HBP BLK WP HR S P ERA WHIP	IP WLS BF H R ER SO BB IBB HBP BLK WP HR S P ERA WHIP	IP WLS BF H R ER SO BB IBB HBP BLK WP HR S P ERA WHIP	IP WLS BF H R ER SO BB IBB HBP BLK WP HR S P ERA WHIP	IP WLS BF H R ER SO BB IBB HBP BLK WP HR S P ERA WHIP	IP WLS BF H R ER SO BB IBB HBP BLK WP HR S P ERA WHIP	IP WLS BF H R ER SO BB IBB HBP BLK WP HR S P ERA WHIP	IP WLS BF H R ER SO BB IBB HBP BLK WP HR S P ERA WHIP	IP WLS BF H R ER SO BB IBB HBP BLK WP HR S P ERA WHIP	IP WLS BF H R ER SO BB IBB HBP BLK WP HR S P ERA WHIP	IP WLS BF H R ER SO BB IBB HBP BLK WP HR S P ERA WHIP	IP WLS BF H R ER SO BB IBB HBP BLK WP HR S P ERA WHIP	IP WLS BF H R ER SO BB IBB HBP BLK WP HR S P ERA WHIP

Atlanta Braves @ Montreal Expos  
Olympic Stadium, Montreal, QB  
Sun Aug 30 1981, 3:33 AM EDT  
Att. 45,515 - Unknown

livebaseballscorecards.com

AB	46
R	5
H	14
RBI	4
BB	3
SO	5
LOB	27



Batter	1	2	3	4	5	6	7	8	9	10	11	12	AB R H RBI BB SO LOB	BOTTOM											
<b>Tim Raines, S</b> OBP: 0.395, SLG: 0.429 (1, 7) X	0-0 S S PB 1B		0-0 G3			0-0 F8		0-0 S 1B		0-0 4-3		0-3 K	6 1 2 1 0 1 1	<b>Atlanta Braves @ Montreal Expos</b> <b>Olympic Stadium, Montreal, QB</b> Sun Aug 30 1981, 3:33 AM EDT Att: 45,515 - Unknown <a href="http://livebaseballscorecards.com">livebaseballscorecards.com</a>											
<b>Rodney Scott, S</b> OBP: 0.320, SLG: 0.252 (1, 4) B B B	4-0 PB S 1-2 FC4-6 BB		0-0 4-3			0-0 F9		0-0 3-H 1-2 F7		0-0 G3		0-0 FC4 1B	5 1 1 0 1 0 1												
<b>Andre Dawson, R</b> OBP: 0.375, SLG: 0.587 (1, 8) S S S	0-3 K 1-3 2-H		0-0 6-3			0-3 K			4-0 S 1B BB		0-3 K2-3	0-0 FC4 1-2	5 1 0 0 1 3 3												
<b>Gary Carter, R</b> OBP: 0.324, SLG: 0.456 (1, 2) B B B	4-0 FC4-6 BB			4-0 B1-3 BB		0-0 6-3			0-3 K 1-2		4-0 FC3-6 BB		2 0 0 0 3 1 1 0 0 0 0 0 0 0 0 0 0 0 0 0 0												
<b>Steve Rogers, R</b> OBP: 0.200, SLG: 0.163 (11, PR)																									
<b>Bobby Ramos, R</b> OBP: 0.231, SLG: 0.297 (12, 2)																									
<b>Warren Cromartie, L</b> OBP: 0.338, SLG: 0.389 (1, 9) X	0-0 FC4-6 1-2 3-H		0-0 B1-3	0-0 1-2		0-0 6-3			4-0 1B BB		0-0 FC3-6 1-2		4 0 0 1 1 0 3												
<b>John Milner, L</b> OBP: 0.317, SLG: 0.400 (1, 3) X	0-0 F2		0-0 3-1	0-0 3-1		0-0 4-3			0-0 FC6-4 1B 1-3 2-H		4-0 IBB		4 0 1 1 1 0 1												
<b>Larry Parrish, R</b> OBP: 0.277, SLG: 0.332 (1, 5) X		0-0 L5			0-3 K			4-0 G3 SH2-4 1B BB	0-0 F3		0-0 F5		4 1 0 0 1 1 4												
<b>Chris Speier, R</b> OBP: 0.318, SLG: 0.315 (1, 6)		0-3 K			0-0 P5			0-0 SH2-4 1-2	0-0 FC6-4 1-2		0-0 F8		4 0 0 0 0 1 2												
<b>Bill Gullickson, R</b> OBP: 0.171, SLG: 0.178 (5, PH)		0-0 F5			0-0 1-3			0-0 G3		0-0 3-1		0-0 1B	1 0 0 0 0 0 0 1 0 0 0 0 0 0 1 0 0 0 0 0 0 1 0 0 0 0 0 0 1 0 0 0 0 0 0 1 0 0 0 0 0 0 1 0 1 0 0 0 0												
<b>Tom Hutton, S</b> OBP: 0.143, SLG: 0.077 (6, 1)																									
<b>Stan Bahnsen, R</b> OBP: 0.143, SLG: 0.143 (8, PH)																									
<b>Jerry White, S</b> OBP: 0.318, SLG: 0.395 (8, 1)																									
<b>Woodie Fryman, R</b> OBP: 0.300, SLG: 0.500 (10, PH)																									
<b>Terry Francona, L</b> OBP: 0.350, SLG: 0.316 (11, 1)																									
<b>Bill Lee, L</b> OBP: 0.364, SLG: 0.364 (12, PH)																									
<b>Brad Mills, L</b> OBP: 0.250, SLG: 0.250 (12, PH)																									
<b>Inning Stats</b>	R: 2 E: 0 K: 1 S: 6	H: 1 LOB: 1 BB: 2 P: 14	R: 0 E: 0 K: 1 S: 5	H: 0 LOB: 0 BB: 0 P: 5	R: 0 E: 0 K: 0 S: 3	H: 0 LOB: 0 BB: 0 P: 3	R: 0 E: 0 K: 0 S: 2	H: 0 LOB: 0 BB: 1 P: 6	R: 0 E: 0 K: 1 S: 5	H: 0 LOB: 0 BB: 0 P: 5	R: 0 E: 0 K: 0 S: 3	H: 0 LOB: 0 BB: 0 P: 3	R: 1 E: 0 K: 1 S: 4	H: 1 LOB: 1 BB: 1 P: 8	R: 0 E: 0 K: 1 S: 6	H: 0 LOB: 2 BB: 2 P: 14	R: 0 E: 1 K: 1 S: 5	H: 0 LOB: 2 BB: 2 P: 13	R: 0 E: 0 K: 1 S: 7	H: 2 LOB: 2 BB: 0 P: 7	1B: 5 2B: 1 3B: 0 HR: 0	SF: 0 SAC: 1 DP: 1 HBP: 0	WP: 0 PB: 1 SB: 5 CS: 0	PA: 48	
<b>PITCHER</b>	IP WLS BF H R ER SO BB IBB HBP BLK WP HR S P ERA WHIP																								
<b>Phil Niekro, R</b> ERA: 3.18 (1, 1)	7.0		25	1	3	2	4	4	0	0	0	0	0	0	29	45	2.57	0.714							
<b>Rick Camp, R</b> ERA: 1.48 (8, 1)	3.0		13	2	1	1	1	2	0	0	0	0	0	0	13	21	3.00	1.333							
<b>Gene Garber, R</b> ERA: 3.41 (11, 1)	2.0	W	10	2	0	0	2	1	1	0	0	0	0	0	12	20	0.00	1.500							



Philadelphia Phillies @ Atlanta Braves  
 Atlanta-Fulton County Stadium, Atlanta, GA

Mon Aug 31 1981, 7:05 PM EDT  
 Att. 8,207 - Unknown

AB	41
R	11
H	17
RBI	11
BB	4
SO	6
LOB	16



AB R H RBI BB SO LOB

5	2	1	1	0	0	1
5	3	3	1	0	0	0
5	1	1	1	0	2	1
3	2	2	3	2	1	0
4	1	2	2	1	0	2
5	0	2	1	0	1	4
4	0	0	0	1	0	3
4	1	3	2	0	0	0
1	0	0	0	0	0	3
0	0	0	0	0	0	0
3	0	1	0	0	2	2
2	1	2	0	0	0	0

Batter	1	2	3	4	5	6	7	8	9
Lonnie Smith, R OBP: 0.331, SLG: 0.336 (1, 8)	0-0 F3		0-0 HR		0-0 F8	0-0 E6 1B SF7	0-0 FC6-4		0-0 SH4-3
Pete Rose, S OBP: 0.388, SLG: 0.412 (1, 3)	0-0 L6		0-0 4-3		0-0 1B HR	0-0 1B BB		0-0 FC6-4 1B	0-0 SF8
Bake McBride, L OBP: 0.324, SLG: 0.374 (1, 9)	0-0 4-3		0-3 K		0-0 1B HR	0-0 SF7		0-3 K	0-0 6-3
Mike Schmidt, R OBP: 0.408, SLG: 0.645 (1, 5)		0-0 F3 BB 1B	0-3 K		0-0 1B HR	0-0 1B BB		0-0 FC6-4 IBB	
Keith Moreland, R OBP: 0.293, SLG: 0.447 (1, 2)		4-0 1B BB		0-0 L7	0-0 HR	0-0 1B		0-0 FC6-4 IBB 1B	
Gary Matthews, R OBP: 0.365, SLG: 0.388 (1, 7)		0-3 K		0-0 1B 1B	0-0 L9	0-0 L4		0-0 IBB 1B	
Manny Trillo, R OBP: 0.332, SLG: 0.387 (1, 4)		0-0 F3		0-0 F5	0-0 5-3		0-0 L9	0-0 IBB	
Luis Aguayo, R OBP: 0.290, SLG: 0.313 (1, 6)		0-0 1B		0-0 1B		0-0 HR	0-0 F9	0-0 4-3	
Greg Gross, L OBP: 0.326, SLG: 0.317 (8, PH)		1-2 3-H 1B		1-2 1B					
Larry Bowa, S OBP: 0.293, SLG: 0.293 (8, 6)		0-3 K		0-0 1B					
Dick Ruthven, R OBP: 0.195, SLG: 0.231 (1, 1)				1-2 2-H 1B					0-0 SH4-3 SF8 2B
Ron Reed, R OBP: 0.600, SLG: 0.800 (6, 1)									

Inning Stats	R: 0	H: 0	E: 0	K: 0	S: 3	P: 3	R: 1	H: 2	E: 0	K: 2	S: 9	P: 13	R: 1	H: 1	E: 0	K: 2	S: 8	P: 8	R: 0	H: 3	E: 0	K: 0	S: 5	P: 5	R: 4	H: 4	E: 0	K: 0	S: 7	P: 7	R: 3	H: 3	E: 1	K: 1	S: 9	P: 13	R: 0	H: 1	E: 0	K: 0	S: 4	P: 4	R: 1	H: 2	E: 0	K: 1	S: 7	P: 15	R: 1	H: 1	E: 0	K: 0	S: 4	P: 4	1B: 11	SF: 2	2B: 2	SAC: 1	3B: 0	DP: 0	HR: 4	HBP: 0	WP: 0	PA: 48
--------------	------	------	------	------	------	------	------	------	------	------	------	-------	------	------	------	------	------	------	------	------	------	------	------	------	------	------	------	------	------	------	------	------	------	------	------	-------	------	------	------	------	------	------	------	------	------	------	------	-------	------	------	------	------	------	------	--------	-------	-------	--------	-------	-------	-------	--------	-------	--------

PITCHER	IP	WLS	BF	H	R	ER	SO	BB	IBB	HBP	BLK	WP	HR	S	P	ERA	WHIP
Gaylord Perry, R ERA: 3.66 (1, 1)	4.1	L	23	10	6	6	4	1	0	0	0	0	3	30	34	12.46	2.538
John Montefusco, R ERA: 3.73 (5, 1)	1.1		9	3	3	1	1	1	0	0	0	0	1	10	14	6.75	3.000
Steve Bedrosian, R ERA: 7.04 (6, 1)	0.1		1	0	0	0	0	0	0	0	0	0	0	1	1	0.00	0.000
Larry McWilliams, L ERA: 6.75 (7, 1)	1.1		6	2	1	1	1	0	0	0	0	0	0	8	8	6.75	1.500
Gene Garber, R ERA: 3.34 (8, 1)	0.2		5	1	0	0	0	0	2	0	0	0	0	3	11	0.00	1.500

PITCHER	IP	WLS	BF	H	R	ER	SO	BB	IBB	HBP	BLK	WP	HR	S	P	ERA	WHIP
Al Hrabosky, L ERA: 1.37 (9, 1)	1.0		4	1	1	1	0	0	0	0	0	0	0	4	4	9.00	1.000



Batter	1	2	3	4	5	6	7	8	9	AB R H RBI BB SO LOB	BOTTOM
--------	---	---	---	---	---	---	---	---	---	----------------------	--------

<b>Brett Butler, L</b> <small>OBP: 0.327, SLG: 0.395</small> <small>(1, 7)</small>	0-0 <b>5-3</b> 	0-0 			0-0 <b>4-3</b> 	0-0 		0-0 <b>4-3</b> 		5 0 2 0 0 0 0	<b>Philadelphia Phillies @ Atlanta Braves</b> Atlanta-Fulton County Stadium, Atlanta, GA Mon Aug 31 1981, 7:05 PM EDT Att: 8,207 - Unknown  <b>AB 35</b> <b>R 8</b> <b>H 9</b> <b>RBI 8</b> <b>BB 4</b> <b>SO 3</b> <b>LOB 8</b>
<b>Claudell Washington, L</b> <small>OBP: 0.353, SLG: 0.430</small> <small>(1, 9)</small>	1-0 	0-0 <b>4-3</b> 			0-0 <b>1-3</b> 	0-0 		0-0 <b>F9</b> 		4 1 1 1 0 0 1	
<b>Bob Homer, R</b> <small>OBP: 0.329, SLG: 0.406</small> <small>(1, 5)</small>	0-0 <b>F7</b> 		0-0 <b>F2</b> 		0-0 <b>L8</b> 	0-3 <b>K</b> 		0-0 <b>F7</b> 		5 0 0 0 0 1 3	
<b>Chris Chambliss, L</b> <small>OBP: 0.359, SLG: 0.425</small> <small>(1, 3)</small>	4-0 		0-3 <b>K</b> 			0-0 		0-0 <b>F7</b> 		4 1 1 0 1 1 0	
<b>Dale Murphy, R</b> <small>OBP: 0.326, SLG: 0.373</small> <small>(1, 8)</small>	4-0 		0-0 			4-0 		0-0 <b>4-3</b> 		2 2 1 0 2 0 0	
<b>Glenn Hubbard, R</b> <small>OBP: 0.326, SLG: 0.368</small> <small>(1, 4)</small>	0-0 		0-0 <b>FC6-4</b> 			4-0 		0-0 		3 2 2 4 1 0 1	
<b>Bruce Benedict, R</b> <small>OBP: 0.343, SLG: 0.377</small> <small>(1, 2)</small>	0-0 <b>F3</b> 			0-0 <b>F2</b> 			0-0 <b>F7</b> 		0-0 <b>4-3</b> 	4 0 0 0 0 0 3	
<b>Rafael Ramirez, R</b> <small>OBP: 0.280, SLG: 0.278</small> <small>(1, 6)</small>		0-0 <b>F9</b> 		0-0 <b>5-3</b> 		0-0 		0-0 <b>F7</b> 		4 1 1 1 0 0 0	
<b>Gaylord Perry, R</b> <small>OBP: 0.283, SLG: 0.351</small> <small>(5, 1)</small> <b>John Montefusco, R</b> <small>OBP: 0.067, SLG: 0.133</small> <small>(6, 1)</small> <b>Steve Bedrosian, R</b> <small>OBP: 0.283, SLG: 0.379</small> <small>(6, PH)</small> <b>Rufino Linares, R</b> <small>OBP: 0.283, SLG: 0.379</small> <small>(7, 1)</small> <b>Larry McWilliams, L</b> <small>OBP: 0.283, SLG: 0.379</small> <small>(8, 1)</small> <b>Gene Garber, R</b> <small>OBP: 0.283, SLG: 0.379</small> <small>(8, PH)</small> <b>Jerry Royster, R</b> <small>OBP: 0.208, SLG: 0.233</small> <small>(9, 1)</small> <b>Al Hrabosky, R</b> <small>OBP: 0.208, SLG: 0.233</small> <small>(9, 1)</small>	0-3 <b>K</b> 		0-0 <b>6-3</b> 			0-0 		0-0 <b>6-3</b> 		2 0 0 0 0 0 1 0 0 0 0 0 0 0 0 0 0 0 0 0 0 0 0 0 1 1 1 2 0 1 0 0 0 0 0 0 0 0 0 0 0 0 0 0 0	

Inning Stats	R: 4 E: 0 K: 0 S: 4	H: 1 LOB: 0 BB: 2 P: 13	R: 0 E: 0 K: 1 S: 6	H: 1 LOB: 1 BB: 0 P: 6	R: 0 E: 0 K: 1 S: 6	H: 0 LOB: 0 BB: 0 P: 3	R: 0 E: 0 K: 0 S: 3	H: 0 LOB: 0 BB: 0 P: 3	R: 0 E: 0 K: 1 S: 9	H: 5 LOB: 2 BB: 2 P: 17	R: 0 E: 0 K: 0 S: 4	H: 1 LOB: 1 BB: 0 P: 4	R: 0 E: 0 K: 0 S: 3	H: 0 LOB: 0 BB: 0 P: 3	1B: 7 2B: 1 3B: 0 HR: 1	SF: 0 SAC: 0 DP: 0 HBP: 1	WP: 0 PB: 0 SB: 2 CS: 0	PA: 40	
PITCHER	<b>Dick Ruthven, R</b> <small>ERA: 4.84</small> <small>(1, 1)</small>	IP: 5.2 WLS: W BF: 27 H: 6 R: 8 ER: 8 SO: 2 BB: 4 IBB: 0 HBP: 1 BLK: 0 WP: 0 HR: 1 S: 26 P: 43 ERA: 12.71 WHIP: 1.765	<b>Ron Reed, R</b> <small>ERA: 2.76</small> <small>(6, 1)</small>	IP: 3.1 WLS: S BF: 13 H: 3 R: 0 ER: 0 SO: 1 BB: 0 IBB: 0 HBP: 0 BLK: 0 WP: 0 HR: 0 S: 15 P: 15 ERA: 0.00 WHIP: 0.900															



Batter	1	2	3	4	5	6	7	8	9	AB R H RBI BB SO LOB	TOP											
<b>Pete Rose, S</b> (1, 3) OBP: 0.389, SLG: 0.416	0-0 4-3		0-0 1B		0-0 2B			0-0 E6		4 1 2 0 0 0 0	<b>Philadelphia Phillies @ Atlanta Braves</b> Atlanta-Fulton County Stadium, Atlanta, GA Tue Sep 01 1981, 7:05 PM EDT Att. 3,374 - Unknown <a href="http://livebaseballscorecards.com">livebaseballscorecards.com</a>											
<b>Bake McBride, L</b> (1, 9) OBP: 0.315, SLG: 0.363	0-0 L4		0-0 3-1		0-0 P5			0-3 K		4 0 0 0 0 1 4												
<b>Gary Matthews, R</b> (1, 7) OBP: 0.367, SLG: 0.402	0-0 1-3		0-0					0-0 F8		4 1 2 3 0 0 1												
<b>Greg Gross, L</b> (8, 7) OBP: 0.326, SLG: 0.317			2-H 3-H 1B					0-3 K		0 0 0 0 0 0 0												
<b>Mike Schmidt, R</b> (1, 5) OBP: 0.406, SLG: 0.638		4-0 6-3 S BB	0-0 F9		0-0 6-3			0-3 K		3 0 0 0 1 1 2												
<b>Manny Trillo, R</b> (1, 4) OBP: 0.327, SLG: 0.380		0-0 6-3		0-0 4-3		0-0 P5		0-0 P3		4 0 0 0 0 0 1												
<b>Garry Maddox, R</b> (1, 8) OBP: 0.292, SLG: 0.344		0-0 F8		0-0 F5		0-0 1-3		0-0 F7		4 0 0 0 0 0 1												
<b>Luis Aguayo, R</b> (1, 6) OBP: 0.274, SLG: 0.294		0-3 K		0-0 5-3			0-0 6-3	0-0 F3		4 0 0 0 0 1 1												
<b>Bob Boone, R</b> (1, 2) OBP: 0.294, SLG: 0.315			0-0 F9		0-0 F7		0-0 P4			3 0 0 0 0 0 0												
<b>Steve Carlton, L</b> (1, 1) OBP: 0.196, SLG: 0.265			0-0 3-1 1B		0-3 K		0-3 K			3 1 1 0 0 2 0												
<b>Inning Stats</b>	R: 0 E: 0 K: 0 S: 3	H: 0 LOB: 0 BB: 0 P: 3	R: 0 E: 0 K: 1 S: 5	H: 0 LOB: 1 BB: 1 P: 9	R: 2 E: 0 K: 0 S: 6	H: 3 LOB: 1 BB: 0 P: 6	R: 0 E: 0 K: 0 S: 3	H: 0 LOB: 0 BB: 0 P: 3	R: 0 E: 0 K: 1 S: 6	H: 1 LOB: 1 BB: 0 P: 6	R: 1 E: 0 K: 0 S: 4	H: 1 LOB: 0 BB: 0 P: 4	R: 0 E: 0 K: 1 S: 5	H: 0 LOB: 0 BB: 0 P: 5	R: 0 E: 1 K: 2 S: 8	H: 0 LOB: 1 BB: 0 P: 8	R: 0 E: 0 K: 0 S: 3	H: 0 LOB: 0 BB: 0 P: 3	1B: 3 2B: 1 3B: 0 HR: 1	SF: 0 SAC: 0 DP: 0 HBP: 0	WP: 0 PB: 0 SB: 1 CS: 0	PA: 34
<b>PITCHER</b>	IP WLS BF H R ER SO BB IBB HBP BLK WP HR S P ERA WHIP																					
<b>Rick Mahler, R</b> (1, 1) ERA: 3.05	6.0 L 24 5 3 3 2 1 0 0 0 0 0 1 27 31 4.50 1.000																					
<b>Steve Bedrosian, R</b> (7, 1) ERA: 5.06	3.0 10 0 0 0 3 0 0 0 0 0 0 0 16 16 0.00 0.000																					



Batter	1	2	3	4	5	6	7	8	9	AB R H RBI BB SO LOB
Rufino Linares, R (1, 7) OBP: 0.293, SLG: 0.384	4-0 SH2-3 BB		0-0 G5-4-3 1B			0-0 G4-6-3 1B			0-0 F8	3 0 2 0 1 0 0
Claudell Washington, L (1, 9) OBP: 0.349, SLG: 0.425	0-0 SH2-3 1-2		0-0 G5-4-3 1-2f			0-0 G4-6-3 1-2f			0-0 F7	3 0 0 0 0 0 2
Bob Homer, R (1, 5) OBP: 0.324, SLG: 0.400	0-0 5-3				0-0 F7				0-0 5-3	3 0 0 0 0 0 1
Chris Chambliss, L (1, 3) OBP: 0.356, SLG: 0.420	0-3 K				0-0 4-3				0-0 6-3	3 0 0 0 0 1 1
Dale Murphy, R (1, 8) OBP: 0.323, SLG: 0.369		0-0 6-3			0-3 K				0-0 F9	3 0 0 0 0 1 0
Glenn Hubbard, R (1, 4) OBP: 0.326, SLG: 0.367		0-0 1B			0-0 P6				0-3 K	3 0 1 0 0 1 0
Bruce Benedict, R (1, 2) OBP: 0.339, SLG: 0.372		0-0 P6			0-0 F8				0-0 P6	3 0 0 0 0 0 1
Rafael Ramirez, R (1, 6) OBP: 0.277, SLG: 0.275		0-3 K			0-0 F7				0-0 F7	3 0 0 0 0 1 1
Rick Mahler, R (1, 1) OBP: 0.071, SLG: 0.071			0-0 P2			0-0 F8			0-0 P4	1 0 0 0 0 0 0
Jerry Royster, R (6, PH) OBP: 0.205, SLG: 0.230										1 0 0 0 0 0 0
Steve Bedrosian, R (7, 1)										0 0 0 0 0 0 0
Eddie Miller, S (9, PH) OBP: 0.284, SLG: 0.272										1 0 0 0 0 0 0

Inning Stats	R: 0 E: 0 K: 1 S: 5	H: 0 LOB: 1 BB: 1 P: 9	R: 0 E: 0 K: 1 S: 6	H: 1 LOB: 1 BB: 0 P: 6	R: 0 E: 0 K: 0 S: 3	H: 1 LOB: 0 BB: 0 P: 3	R: 0 E: 0 K: 1 S: 5	H: 0 LOB: 0 BB: 0 P: 5	R: 0 E: 0 K: 0 S: 3	H: 0 LOB: 0 BB: 0 P: 3	R: 0 E: 0 K: 0 S: 3	H: 1 LOB: 0 BB: 0 P: 3	R: 0 E: 0 K: 0 S: 3	H: 0 LOB: 0 BB: 0 P: 3	R: 0 E: 0 K: 1 S: 5	H: 0 LOB: 0 BB: 0 P: 5	R: 0 E: 0 K: 0 S: 3	H: 0 LOB: 0 BB: 0 P: 3	
PITCHER Steve Carlton, L (1, 1) ERA: 2.47	IP 9.0	WLS W	BF 29	H 3	R 0	ER 0	SO 4	BB 1	IBB 0	HBP 0	BLK 0	WP 0	HR 0	S 36	P 40	ERA 0.00	WHIP 0.444		

**BOTTOM**

**Philadelphia Phillies @ Atlanta Braves**  
Atlanta-Fulton County Stadium, Atlanta, GA

Tue Sep 01 1981, 7:05 PM EDT  
Att. 3,374 - Unknown

livebaseballscorecards.com

AB	27
R	0
H	3
RBI	0
BB	1
SO	4
LOB	6

**Braves**

WP: 0	PA: 29
PB: 0	
SB: 0	
CS: 0	

Philadelphia Phillies @ Atlanta Braves  
 Atlanta-Fulton County Stadium, Atlanta, GA

Wed Sep 02 1981, 7:05 PM EDT  
 Att. 6,232 - Unknown

livebaseballscorecards.com

AB	37
R	2
H	12
RBI	2
BB	1
SO	5
LOB	16



Batter	1	2	3	4	5	6	7	8	9	AB	R	H	RBI	BB	SO	LOB
Pete Rose, S OBP: 0.392, SLG: 0.419 (1, 3)	0-0 5-3	0-0 G1			0-0 CS 1B		0-0 G4-6-3 1B		0-0 1-2 3-H 1B	5	0	3	1	0	0	1
Bake McBride, L OBP: 0.318, SLG: 0.371 Tug McGraw, R (1, 9) (9, 1)	0-0 1B S 1B		0-0 F8		0-0 1-2 2B		0-0 G4-6-3 1-2f		0-0 F8	5	0	2	0	0	0	3
Gary Matthews, R OBP: 0.361, SLG: 0.394 Ramon Aviles, R OBP: 0.211, SLG: 0.118 (1, 7) (9, 4)	0-3 K 1-2		0-0 F7		0-0 F9		0-0 6-3		0-0 6-3	5	0	0	0	0	1	4
Mike Schmidt, R OBP: 0.408, SLG: 0.636 (1, 5)	0-0 2-3 1B		0-0 S 1B		0-0 F3			0-3 K		4	0	2	0	0	1	0
Manny Trillo, R OBP: 0.322, SLG: 0.374 Warren Brusstar, R George Vukovich, L OBP: 0.667, SLG: 1.200 (1, 4) (8, 1) (9, 9)	0-0 F9		0-0 F9		0-3 K			0-0 4-3		4	0	0	0	0	1	3
Garry Maddox, R OBP: 0.292, SLG: 0.342 (1, 8)					0-0 P6			0-0 1B 1B		4	0	1	0	0	0	0
Luis Aguayo, R OBP: 0.289, SLG: 0.300 (1, 6) (8, 4)		H 1-0			0-0 F8			0-0 1-3 1B		2	1	1	0	0	0	0
Del Unser, L OBP: 0.309, SLG: 0.261 Bob Demier, R Greg Gross, L OBP: 0.326, SLG: 0.317 (9, PH) (9, PR) (9, 7)		6-3 S 1B HBP			0-0 F8			4-0 BB 1B		1	0	1	0	0	0	0
Bob Boone, R OBP: 0.293, SLG: 0.310 Ryne Sandberg, R Keith Moreland, R OBP: 0.293, SLG: 0.447 (1, 2) (9, PR) (9, 2)		0-0 6-3			0-0 F7			1-2 BB		3	0	0	0	1	0	2
Dickie Noles, R OBP: 0.125, SLG: 0.125 Sparky Lyle, L OBP: 0.333, SLG: 0.333 Larry Bowa, S OBP: 0.295, SLG: 0.296 (1, 1) (7, 1) (8, 6)		0-0 3-H 1B			0-3 K			0-3 K		3	0	1	1	0	2	3

Inning Stats	R: 0	H: 2	E: 0	K: 1	S: 7	R: 1	H: 1	E: 0	K: 0	S: 4	R: 0	H: 1	E: 0	K: 0	S: 4	R: 0	H: 2	E: 0	K: 1	S: 6	R: 0	H: 2	E: 0	K: 2	S: 9	R: 0	H: 1	E: 0	K: 0	S: 3	R: 0	H: 0	E: 0	K: 1	S: 5	R: 1	H: 3	E: 0	K: 0	S: 6	1B: 11	2B: 1	3B: 0	HR: 0	SF: 0	SAC: 0	DP: 1	HBP: 1	WP: 0	PB: 0	SB: 3	CS: 1	PA: 39
--------------	------	------	------	------	------	------	------	------	------	------	------	------	------	------	------	------	------	------	------	------	------	------	------	------	------	------	------	------	------	------	------	------	------	------	------	------	------	------	------	------	--------	-------	-------	-------	-------	--------	-------	--------	-------	-------	-------	-------	--------

PITCHER	IP	WLS	BF	H	R	ER	SO	BB	IBB	HBP	BLK	WP	HR	S	P	ERA	WHIP
Tommy Boggs, R ERA: 4.2 (1, 1)	7.0		30	9	1	1	4	1	0	1	0	0	0	36	41	1.29	1.429
Rick Camp, R ERA: 1.59 (8, 1)	1.1		7	3	1	1	1	0	0	0	0	0	0	9	9	6.75	2.250
Al Hrabosky, L ERA: 1.35 (9, 1)	0.1		1	0	0	0	0	0	0	0	0	0	0	1	1	0.00	0.000
Gene Garber, R ERA: 3.31 (9, 1)	0.1	W	1	0	0	0	0	0	0	0	0	0	0	1	1	0.00	0.000

Batter	1	2	3	4	5	6	7	8	9	AB R H RBI BB SO LOB
Brett Butler, L (1, 7) Rufino Linares, R (7, PH) Rick Camp, R (8, 1) Al Hrabosky, R (9, 1) Gene Garber, R (9, 1) Jerry Royster, R (9, PH)	0-0 1-3		0-0 F7 BLK 1B		0-0 E4		0-0 FC6-4		0-0 SF9	3 1 1 0 0 0 0 1 0 0 0 0 0 2 0 1 0 0 0
Claudell Washington, L (1, 9)	0-0 F9		0-0 F7		0-0 F7		0-0 F7			4 0 0 0 0 0 4
Bob Homer, R (1, 5)	0-0 E6 FC4		0-0		0-0 P3			0-0 F7		4 0 1 1 0 0 1
Chris Chambliss, L (1, 3)	0-0 FC4		0-0 F4					0-3 K		4 0 0 0 0 1 2
Dale Murphy, R (1, 8)		0-0 6-3 BLK 1B		0-0 5-3		0-3 K		0-0 5-3		4 0 1 0 0 1 0
Glenn Hubbard, R (1, 4)		0-3 K		4-0		0-0 5-3		0-0	0-0 1B 3B	3 1 1 0 1 1 1
Bruce Benedict, R (1, 2)		0-0 6-3		0-0 F8			0-0 F7		0-0 F8	4 0 0 0 0 0 3
Rafael Ramirez, R (1, 6) Eddie Miller, S (7, PR)		0-0 6-3		0-0 6-3			4-0 FC6-4 S BB		0-0 S SF9 1B	2 0 0 0 1 0 2 1 1 1 1 0 0 0
Tommy Boggs, R (1, 1) Biff Pocoroba, S (7, PH) Larry Whisenton, L (7, PR) Luis Gomez, R (8, 6)			0-0 4-3		0-0 1-3		4-0 FC6-4 BB		4-0 3-H BB	2 0 0 0 0 0 0 0 0 0 0 1 0 0 0 0 0 0 0 0 0 0 0 0 0 1 0 0

Inning Stats	R: 0	H: 0	E: 1	K: 0	S: 4	H: 0	LOB: 1	BB: 0	P: 4	R: 0	H: 1	E: 0	K: 1	S: 6	R: 0	H: 2	E: 0	K: 0	S: 5	R: 0	H: 0	E: 0	K: 0	S: 3	R: 0	H: 0	E: 1	K: 0	S: 4	R: 0	H: 0	E: 0	K: 1	S: 5	R: 0	H: 0	E: 0	K: 0	S: 3	R: 0	H: 0	E: 0	K: 1	S: 5	R: 0	H: 2	E: 0	K: 0	S: 4	1B: 4	2B: 0	3B: 1	HR: 0	SF: 1	SAC: 0	DP: 0	HBP: 0	WP: 0	PA: 37
--------------	------	------	------	------	------	------	--------	-------	------	------	------	------	------	------	------	------	------	------	------	------	------	------	------	------	------	------	------	------	------	------	------	------	------	------	------	------	------	------	------	------	------	------	------	------	------	------	------	------	------	-------	-------	-------	-------	-------	--------	-------	--------	-------	--------

PITCHER	IP	WLS	BF	H	R	ER	SO	BB	IBB	HBP	BLK	WP	HR	S	P	ERA	WHIP
Dickie Noles, R (1, 1) ERA: 4.68	6.1		27	3	1	1	2	3	0	0	2	0	0	28	40	1.42	0.947
Sparky Lyle, L (7, 1) ERA: 4.41	0.2		2	0	0	0	0	0	0	0	0	0	0	2	2	0.00	0.000
Warren Brusstar, R (8, 1) ERA: 7.71	1.1	L	7	2	2	2	1	1	0	0	0	0	0	8	12	13.50	2.250
Tug McGraw, L (9, 1) ERA: 3.0	0.1		1	0	0	0	0	0	0	0	0	0	0	1	1	0.00	0.000


**BOTTOM**

**Philadelphia Phillies @ Atlanta Braves**  
Atlanta-Fulton County Stadium, Atlanta, GA

Wed Sep 02 1981, 7:05 PM EDT  
Att. 6,232 - Unknown

livebaseballscorecards.com

<b>AB</b>	<b>32</b>
<b>R</b>	<b>3</b>
<b>H</b>	<b>5</b>
<b>RBI</b>	<b>3</b>
<b>BB</b>	<b>4</b>
<b>SO</b>	<b>3</b>
<b>LOB</b>	<b>15</b>



Batter	1	2	3	4	5	6	7	8	9	AB R H RBI BB SO LOB	TOP											
<b>Brett Butler, L</b> (1, 7) OBP: 0.321, SLG: 0.367	0-0 F4		0-0 F9			4-0 E S BB		0-0 F7		3 0 0 0 1 0 0												
<b>Claudell Washington, L</b> (1, 9) OBP: 0.338, SLG: 0.411	0-0 F8		0-0 F8			0-3 K		0-3 K		4 0 0 0 0 2 1												
<b>Bob Horner, R</b> (1, 5) OBP: 0.317, SLG: 0.389	0-0 5-3				0-3 K	0-0 F8		0-3 K		4 0 0 0 0 2 1												
<b>Chris Chambliss, L</b> (1, 3) OBP: 0.350, SLG: 0.413		0-3 K		0-3 K		0-0 G3		0-0 1B 1B		4 0 1 0 0 2 1												
<b>Dale Murphy, R</b> (1, 8) OBP: 0.321, SLG: 0.366		0-3 K		0-3 K		0-0 F2		0-0 1-2 1B		4 0 1 0 0 2 0												
<b>Glenn Hubbard, R</b> (1, 4) OBP: 0.331, SLG: 0.388		0-0 1B 1B			0-0 HR	0-0 F7		0-0 F7		4 1 2 1 0 0 2												
<b>Bruce Benedict, R</b> (1, 2) OBP: 0.338, SLG: 0.370		0-0 1-3 1B			0-0 L3 1B	0-0 F9				3 0 2 0 0 0 0												
<b>Rafael Ramirez, R</b> (1, 6) OBP: 0.275, SLG: 0.270		0-3 K			0-0 L3			0-3 K		3 0 0 0 0 2 3												
<b>Phil Niekro, R</b> (1, 1) OBP: 0.075, SLG: 0.075			0-0 F8			0-0 F8		0-0 G3		2 0 0 0 0 0 0												
<b>Gene Garber, R</b> (7, 1)										0 0 0 0 0 0 0												
<b>Biff Pocoroba, S</b> (8, PH) OBP: 0.263, SLG: 0.208										1 0 0 0 0 0 0												
<b>Steve Bedrosian, R</b> (8, 1)										0 0 0 0 0 0 0												
<b>Inning Stats</b>	R: 0 E: 0 K: 0 S: 3	H: 0 LOB: 0 BB: 0 P: 3	R: 0 E: 0 K: 3 S: 11	H: 2 LOB: 2 BB: 0 P: 11	R: 0 E: 0 K: 0 S: 3	H: 0 LOB: 0 BB: 0 P: 3	R: 0 E: 0 K: 3 S: 9	H: 0 LOB: 0 BB: 0 P: 9	R: 1 E: 0 K: 0 S: 4	H: 2 LOB: 0 BB: 0 P: 4	R: 0 E: 0 K: 1 S: 5	H: 0 LOB: 1 BB: 1 P: 9	R: 0 E: 0 K: 0 S: 3	H: 0 LOB: 0 BB: 0 P: 3	R: 0 E: 0 K: 1 S: 5	H: 0 LOB: 0 BB: 0 P: 5	R: 0 E: 0 K: 2 S: 9	H: 2 LOB: 2 BB: 0 P: 9	1B: 5 2B: 1 3B: 0 HR: 1	SF: 0 SAC: 0 DP: 1 HBP: 0	WP: 0 PB: 0 SB: 1 CS: 0	PA: 33
<b>PITCHER</b>	IP WLS BF H R ER SO BB IBB HBP BLK WP HR S P ERA WHIP																					
<b>Greg Harris, R</b> (1, 1) ERA: 4.2	7.0 W 25 4 1 1 7 1 0 0 0 0 0 1 38 42 1.29 0.714																					
<b>Neil Allen, R</b> (8, 1) ERA: 3.0	2.0 S 8 2 0 0 3 0 0 0 0 0 0 0 14 14 0.00 1.000																					

Atlanta Braves @ New York Mets  
Shea Stadium, Flushing, NY  
Fri Sep 04 1981, 7:05 PM EDT  
Att. 15,021 - Unknown

livebaseballscorecards.com

AB 32  
R 1  
H 6  
RBI 1  
BB 1  
SO 10  
LOB 8



BOTTOM

Atlanta Braves @ New York Mets  
Shea Stadium, Flushing, NY  
Fri Sep 04 1981, 7:05 PM EDT  
Att. 15,021 - Unknown

livebaseballscorecards.com

AB 27  
R 4  
H 6  
RBI 3  
BB 3  
SO 4  
LOB 5



WP: 0 PA: 31  
PB: 0  
SB: 0  
CS: 1

AB	R	H	RBI	BB	SO	LOB
4	1	1	0	0	0	2
3	0	1	1	0	1	0
3	0	0	0	1	2	0
4	0	0	0	0	1	1
0	0	0	0	0	0	0
3	1	1	1	0	0	0
2	1	1	0	1	0	0
3	0	0	0	0	0	2
2	0	0	0	1	0	0
2	1	1	0	0	0	0
1	0	1	1	0	0	0
0	0	0	0	0	0	0
0	0	0	0	0	0	0
1B: 3	SF: 1	WP: 0	PA: 31	2B: 2	SAC: 0	PB: 0
3B: 0	DP: 1	SB: 0		HR: 1	HBP: 0	CS: 1

Batter	1	2	3	4	5	6	7	8	9
Mookie Wilson, S OBP: 0.340, SLG: 0.387 (1, 8)	0-0 F7		0-0 4-3			0-0 E8 SF8 1B	0-0 F8		
Lee Mazzilli, S OBP: 0.331, SLG: 0.354 (1, 7)	0-0 CS 1B			0-0 F2		0-0 SF8		0-3 K	
Hubie Brooks, R OBP: 0.340, SLG: 0.401 (1, 5)	4-0 1-2 BB			0-3 K		0-0 6-3		0-3 K	
Dave Kingman, R OBP: 0.326, SLG: 0.466 Mike Jorgensen, L OBP: 0.294, SLG: 0.411 (1, 3) (9, 3)	0-3 K			0-0 F7			0-0 F7	0-0 5-3	
Ellis Valentine, R OBP: 0.233, SLG: 0.346 (1, 9)		0-0 6-3			0-0 F3		0-0 HR		
John Stearns, R OBP: 0.316, SLG: 0.316 (1, 2)		0-0 F8		4-0 G6-4-3 BB		0-0 1B 2B			
Frank Taveras, R OBP: 0.265, SLG: 0.281 (1, 6)		0-0 4-3		0-0 G6-4-3 1-2f		0-0 1-3			
Doug Flynn, R OBP: 0.249, SLG: 0.292 (1, 4)			0-0 F6-3			0-0 F6-3	4-0 1B IBB		
Greg Harris, S OBP: 0.133, SLG: 0.200 Rusty Staub, L OBP: 0.408, SLG: 0.411 Ron Gardenhire, R OBP: 0.200, SLG: 0.600 (1, 1) (7, PH) (7, PR) (8, 1)			0-0 F8			0-0 E 2B	0-0 1-3 2-H 1B		

Inning	R	H	E	K	S	H	LOB	BB	P
1	0	1	0	1	9	0	1	0	0
2	0	0	0	0	3	0	0	0	0
3	0	0	0	0	3	0	0	0	0
4	0	0	0	1	5	0	0	0	0
5	0	0	0	0	6	0	1	0	0
6	2	2	1	0	5	2	0	0	5
7	2	3	0	0	10	2	1	0	6
8	0	0	0	2	7	0	0	0	7
9	0	0	0	0	0	0	0	0	0

PITCHER	IP	WLS	BF	H	R	ER	SO	BB	IBB	HBP	BLK	WP	HR	S	P	ERA	WHIP
Phil Niekro, R ERA: 3.24 (1, 1)	6.1	L	24	5	4	3	2	2	0	0	0	0	1	26	34	4.26	1.105
Gene Garber, R ERA: 3.25 (7, 1)	0.2		4	1	0	0	0	0	1	0	0	0	0	3	7	0.00	1.500
Steve Bedrosian, R ERA: 4.63 (8, 1)	1.0		3	0	0	0	2	0	0	0	0	0	0	7	7	0.00	0.000

Batter	1	2	3	4	5	6	7	8	9	AB R H RBI BB SO LOB	TOP	
Eddie Miller, S (1, 7) OBP: 0.281, SLG: 0.269	0-0 F9		0-3 K		0-3 K			0-0 F2		4 0 0 0 0 2 1		
Brett Butler, L (1, 8) OBP: 0.333, SLG: 0.377	0-3 K		0-0 G3 1B			0-0 F7		0-0 1B		4 0 2 0 0 1 0		
Claudell Washington, L (1, 9) OBP: 0.341, SLG: 0.424	0-0 HBP E 1B		0-0 G3 1-2			0-0 HR		0-0 G3		4 2 2 1 0 0 2		
Chris Chambliss, L (1, 3) OBP: 0.352, SLG: 0.415	1-0 E 1-2 HBP			0-3 K		0-0 F6		0-0 1B 2B		3 0 1 0 0 1 0		
Glenn Hubbard, R (1, 4) OBP: 0.327, SLG: 0.382	0-0 E5 1-3 2-H			0-0 1-3		0-0 1-3		0-0 F4		4 0 0 0 0 0 2		
Jerry Royster, R (1, 5) OBP: 0.217, SLG: 0.234	0-0 F4			0-0 5-3			4-0 F6-4-3 BB	0-0 F5-4-3 1B		3 0 1 0 1 0 2		
Bruce Benedict, R (1, 2) OBP: 0.333, SLG: 0.364		0-0 F7			0-0 F7		0-0 F6-4-3 1-2	0-0 F5-4-3 1-2 1B		4 0 0 0 0 0 3		
Rafael Ramirez, R (1, 6) OBP: 0.272, SLG: 0.266		0-0 F4			0-0 F4-3		0-0 1-3			3 0 0 0 0 0 0		
Gaylord Perry, R (1, 1) OBP: 0.275, SLG: 0.385 Gene Garber, R (6, 1) Biff Pocoroba, S (8, PH) Steve Bedrosian, R (8, 1)		0-0 5-3			0-0 2B			0-0 F6		2 0 1 0 0 0 0 0 0 0 0 0 0 0 1 0 0 0 0 0 0 0 0 0 0 0 0 0		
<b>Inning Stats</b>	R: 1 E: 1 K: 1 S: 7 H: 1 LOB: 2 BB: 0 P: 8	R: 0 E: 0 K: 0 S: 3 H: 0 LOB: 0 BB: 0 P: 3	R: 0 E: 0 K: 1 S: 5 H: 1 LOB: 0 BB: 0 P: 5	R: 0 E: 0 K: 1 S: 5 H: 0 LOB: 0 BB: 0 P: 5	R: 0 E: 0 K: 1 S: 6 H: 1 LOB: 1 BB: 0 P: 6	R: 1 E: 0 K: 0 S: 4 H: 1 LOB: 0 BB: 0 P: 4	R: 0 E: 0 K: 0 S: 2 H: 0 LOB: 0 BB: 1 P: 6	R: 0 E: 0 K: 0 S: 4 H: 1 LOB: 1 BB: 0 P: 4	R: 0 E: 0 K: 0 S: 4 H: 2 LOB: 1 BB: 0 P: 4	1B: 4 2B: 2 3B: 0 HR: 1 SF: 0 SAC: 0 DP: 2 HBP: 1	WP: 0 PB: 0 SB: 0 CS: 0 PA: 34	
<b>PITCHER</b>	IP WLS BF H R ER SO BB IBB HBP BLK WP HR S P ERA WHIP											
Pat Zachry, R (1, 1) ERA: 3.66	6.0 W 23 4 2 1 4 0 0 1 0 0 0 1 30 31 1.50 0.667											
Mike Marshall, R (7, 1) ERA: 2.84	2.0 8 2 0 0 0 1 0 0 0 0 0 0 7 11 0.00 1.500											
Neil Allen, R (9, 1) ERA: 2.94	1.0 S 3 1 0 0 0 0 0 0 0 0 0 0 3 3 0.00 1.000											


Atlanta Braves @ New York Mets  
Shea Stadium, Flushing, NY  
Sat Sep 05 1981, 3:33 AM EDT  
Att: 11,009 - Unknown

livebaseballscorecards.com

AB 32  
R 2  
H 7  
RBI 1  
BB 1  
SO 4  
LOB 10





Batter	1	2	3	4	5	6	7	8	9	AB	R	H	RBI	BB	SO	LOB	BOTTOM														
Mookie Wilson, S OBP: 0.337, SLG: 0.383 (1, 8)	0-3 K	0-0 FC4-6 CS		0-0 6-3		0-0 1B		0-0 4-3		5	0	1	1	0	1	4	<p>Atlanta Braves @ New York Mets</p> <p>Shea Stadium, Flushing, NY</p> <p>Sat Sep 05 1981, 3:33 AM EDT</p> <p>Att. 11,009 - Unknown</p> <p>livebaseballscores.com</p> <table> <tr><td>AB</td><td>30</td></tr> <tr><td>R</td><td>4</td></tr> <tr><td>H</td><td>9</td></tr> <tr><td>RBI</td><td>4</td></tr> <tr><td>BB</td><td>4</td></tr> <tr><td>SO</td><td>4</td></tr> <tr><td>LOB</td><td>15</td></tr> </table> 	AB	30	R	4	H	9	RBI	4	BB	4	SO	4	LOB	15
AB	30																														
R	4																														
H	9																														
RBI	4																														
BB	4																														
SO	4																														
LOB	15																														
Lee Mazzilli, S OBP: 0.333, SLG: 0.362 Bob Bailor, R OBP: 0.338, SLG: 0.286 (1, 7) (9, 7)	0-0 2B	0-0 CS	1-0 1B SF9 HBP		0-0 F8	0-0 F9				3	2	1	0	0	0	2		0	0	0	0										
Hubie Brooks, R OBP: 0.343, SLG: 0.406 (1, 5)	0-0 2B		0-0 1-3 1B		0-3 K		0-3 K			4	1	2	1	0	2	0															
Ellis Valentine, R OBP: 0.239, SLG: 0.357 (1, 9)	0-0 2B		0-0 SF9		0-0 1B		0-0 5-3			3	0	2	2	0	0	0															
Rusty Staub, L OBP: 0.403, SLG: 0.400 Mike Jorgensen, L OBP: 0.294, SLG: 0.411 (1, 3) (8, 3)	4-0 BB		0-0 1-3		0-0 F7		0-0 G3			3	0	0	0	1	0	2															
John Stearns, R OBP: 0.314, SLG: 0.314 (1, 2)	0-0 F3		0-0 4-3			0-0 1B F3-2 1B		0-0 5-3		4	0	1	0	0	0	3															
Frank Taveras, R OBP: 0.265, SLG: 0.281 (1, 6)	0-0 F4			0-0 F3		0-0 1B F3-2 1B		0-3 K		4	1	1	0	0	1	2															
Doug Flynn, R OBP: 0.249, SLG: 0.291 (1, 4)		0-0 F4		0-0 SH3-4 1B		0-0 F3-2 1B		0-0 F6 BB		4	0	1	0	0	0	2															
Pat Zachry, R OBP: 0.235, SLG: 0.194 Mike Cubbage, L OBP: 0.298, SLG: 0.300 Ron Gardenhire, R OBP: 0.298, SLG: 0.300 Mike Marshall, R OBP: 0.200, SLG: 0.600 (1, 1) (6, PH) (6, PR) (7, 1) (9, 1)		4-0 FC4-6 BB		0-0 SH3-4		4-0 1B BB		4-0 BB		0	0	0	0	1	0	0															
<b>Inning Stats</b>	R: 2 E: 0 K: 1 S: 8	H: 3 LOB: 2 BB: 1 P: 12	R: 0 E: 0 K: 0 S: 2	H: 0 LOB: 0 BB: 1 P: 6	R: 1 E: 0 K: 0 S: 4	H: 1 LOB: 1 BB: 0 P: 5	R: 0 E: 0 K: 0 S: 4	H: 1 LOB: 1 BB: 0 P: 4	R: 0 E: 0 K: 1 S: 6	H: 1 LOB: 1 BB: 0 P: 6	R: 1 E: 0 K: 0 S: 5	H: 3 LOB: 2 BB: 1 P: 9	R: 0 E: 0 K: 1 S: 5	H: 0 LOB: 0 BB: 0 P: 5	R: 0 E: 1 K: 1 S: 6	H: 0 LOB: 2 BB: 1 P: 10	1B: 6 2B: 2 3B: 1 HR: 0	SF: 1 SAC: 1 DP: 1 HBP: 1	WP: 0 PB: 0 SB: 0 CS: 1	PA: 38											
<b>PITCHER</b>	IP WLS L	WLS L	H R	ER ER	SO SO	BB BB	IBB IBB	HBP HBP	BLK BLK	WP WP	HR HR	S S	P P	ERA ERA	WHIP WHIP																
Gaylord Perry, R ERA: 3.79 (1, 1)	5.2		9	4	4	2	3	0	0	0	0	28	41	6.35	2.118																
Gene Garber, R ERA: 3.13 (6, 1)	1.1		0	0	0	1	0	0	0	0	0	6	6	0.00	0.000																
Steve Bedrosian, R ERA: 4.26 (8, 1)	1.0		0	0	0	1	1	0	0	0	0	6	10	0.00	1.000																

Batter	1	2	3	4	5	6	7	8	9	AB R H RBI BB SO LOB	TOP											
Jerry Royster, R (1, 5) OBP: 0.227, SLG: 0.235	0-0 F9	0-0 S 1B		4-0 1B BB		0-0 3-1			0-0 F9	4 0 1 1 1 0 1												
Claudell Washington, L (1, 9) OBP: 0.342, SLG: 0.424	0-0 FC4 1B	0-0 6-3		0-0 1-2 2-3 1B		0-0 6-3			0-0 6-3	5 0 2 0 0 0 1												
Rufino Linares, R (1, 7) OBP: 0.291, SLG: 0.379	0-0 FC4 S BB HR		0-0 G3-6-3 1B	0-3 K		0-0 4-3			0-0 6-3	4 1 1 0 0 1 4 1 0 0 0 0 0 0												
Brett Butler, L (7, 7) OBP: 0.328, SLG: 0.370																						
Chris Chambliss, L (1, 3) OBP: 0.351, SLG: 0.411	4-0 1-2 HR BB		0-0 G3-6-3		0-0 4-3			0-0 L6		3 1 0 0 1 0 1												
Dale Murphy, R (1, 8) OBP: 0.326, SLG: 0.385	0-0 1-2 HR		0-0 1B 2B		0-0 6-3			0-0 2B SF7 1B		4 2 3 3 0 0 0												
Glenn Hubbard, R (1, 4) OBP: 0.329, SLG: 0.387	0-0 F8		0-0 2-H 1B		0-0 4-3			0-0 1-3 2B		4 0 2 0 0 0 0												
Bruce Benedict, R (1, 2) OBP: 0.329, SLG: 0.359		0-0 L5		0-0 1-3		0-0 F6		0-0 F3		4 0 0 0 0 0 2												
Rafael Ramirez, R (1, 6) OBP: 0.272, SLG: 0.267		0-0 SH1-4 1B 1B		0-0 P6		0-0 5-3		0-0 SF7		3 1 1 1 0 0 0												
Rick Mahler, R (1, 1) OBP: 0.188, SLG: 0.188		0-0 SH1-4		0-0 1B BB 1B		0-0 1B		0-0 4-3		2 0 2 0 0 0 0 1 0 0 0 0 0 1												
Gene Garber, R (6, 1)																						
<b>Inning Stats</b>	R: 3 E: 0 K: 0 S: 5	H: 2 LOB: 0 BB: 1 P: 9	R: 1 E: 0 K: 0 S: 5	H: 2 LOB: 1 BB: 0 P: 5	R: 0 E: 0 K: 0 S: 4	H: 3 LOB: 2 BB: 0 P: 4	R: 0 E: 0 K: 1 S: 7	H: 2 LOB: 3 BB: 1 P: 11	R: 0 E: 0 K: 0 S: 3	H: 0 LOB: 0 BB: 0 P: 3	R: 0 E: 0 K: 0 S: 4	H: 1 LOB: 1 BB: 0 P: 4	R: 0 E: 0 K: 0 S: 3	H: 0 LOB: 0 BB: 0 P: 3	R: 1 E: 0 K: 0 S: 5	H: 2 LOB: 1 BB: 0 P: 5	R: 0 E: 0 K: 0 S: 3	H: 0 LOB: 0 BB: 0 P: 3	1B: 9 2B: 2 3B: 0 HR: 1	SF: 1 SAC: 1 DP: 1 HBP: 0	WP: 0 PB: 0 SB: 2 CS: 0	PA: 39
<b>PITCHER</b>	IP WLS BF H R ER SO BB IBB HBP BLK WP HR S P ERA WHIP												<b>PITCHER</b>	IP WLS BF H R ER SO BB IBB HBP BLK WP HR S P ERA WHIP								
Randy Jones, L (1, 1) ERA: 4.4	2.2 L 14 6 4 4 0 1 1 0 0 0 0 1 13 17 13.50 2.625																					
Terry Leach, R (3, 1) ERA: 1.74	2.1 10 3 0 0 1 1 0 0 0 0 0 0 11 15 0.00 1.714																					
Dan Boitano, R (6, 1) ERA: 4.63	1.0 4 1 0 0 0 0 0 0 0 0 0 0 4 4 0.00 1.000																					
Ray Searage, L (7, 1) ERA: 5.12	3.0 11 2 1 1 0 0 0 0 0 0 0 0 11 11 3.00 0.667																					

Atlanta Braves @ New York Mets  
Shea Stadium, Flushing, NY  
Sun Sep 06 1981, 3:33 AM EDT  
Att: 19,746 - Unknown

livebaseballscorecards.com

AB 35  
R 5  
H 12  
RBI 5  
BB 2  
SO 1  
LOB 10



BOTTOM

Atlanta Braves @ New York Mets  
Shea Stadium, Flushing, NY  
Sun Sep 06 1981, 3:33 AM EDT  
Att. 19,746 - Unknown

livebaseballscorecards.com

AB 33  
R 2  
H 7  
RBI 1  
BB 3  
SO 6  
LOB 14



WP: 1 PA: 37  
PB: 0  
SB: 1  
CS: 0

AB R H RBI BB SO LOB

5	2	2	0	0	0	2
3	0	1	0	1	0	1
2	0	0	1	1	2	2
4	0	0	0	0	1	4
4	0	0	0	0	0	0
4	0	0	0	0	0	0
4	0	3	0	0	1	0
1	0	0	0	0	0	1
0	0	0	0	0	0	0
1	0	0	0	0	0	0
0	0	0	0	0	0	0
0	0	0	0	0	0	0
0	0	0	0	0	0	0
0	0	0	0	0	0	0
1	0	0	0	0	0	1
0	0	0	0	0	0	0
2	0	1	0	0	0	0
1	0	0	0	0	1	2
0	0	0	0	0	0	0
1	0	0	0	0	1	1

Batter	1	2	3	4	5	6	7	8	9
Mookie Wilson, S (1, 8) OBP: 0.339, SLG: 0.383	0-0 4-3 S SF9 1B		0-0 1B		0-0 FC4-6 1-2f E BB		0-0 F7		0-0 G1
Lee Mazzilli, S (1, 7) OBP: 0.336, SLG: 0.362	0-0 4-3 1-3		0-0 FC6-4 1-3 1B		4-0 E 1-2 BB		0-0 F7		
Hubie Brooks, R (1, 5) OBP: 0.341, SLG: 0.403	0-0 SF9 3-H		0-3 K		4-0 1-3 2-H BB		0-3 K		
Ellis Valentine, R (1, 9) OBP: 0.234, SLG: 0.349	0-0 1-3		0-0 FC6-4 1-2f		0-3 K			0-0 5-3	
Rusty Staub, L (1, 3) OBP: 0.391, SLG: 0.386		0-0 4-3		0-0 F8		0-0 F7		0-0 4-3	
John Stearns, R (1, 2) OBP: 0.308, SLG: 0.308		0-0 F7		0-0 4-3		0-0 F7		0-0 6-3	
Frank Taveras, R (1, 6) OBP: 0.273, SLG: 0.293		0-0 2B		0-3 K		0-0 E1 1B		0-0 WP 1B	
Doug Flynn, R (1, 4) OBP: 0.248, SLG: 0.290 Terry Leach, R (3, 1) Ron Hodges, L (5, PH) Dan Bottano, R (6, 1) Mike Cabbage, L (6, PH) Ron Gardenhire, R (6, PR)		0-0 F3		0-0 5-3 BB		4-0 BB		0-0 F3 1-2	
Mike Jorgensen, L (9, PH)								0-3 K	
Randy Jones, R (1, 1) OBP: 0.118, SLG: 0.118 Bob Bailor, R (3, 4) Dave Kingman, R (6, PH) Ray Seavage, L (7, 1) Alex Trevino, R (9, PH)			0-0 6-3		0-0 FC4-6 1B		0-3 K		

Inning Stats	R: 1	H: 1	R: 0	H: 1	R: 0	H: 2	R: 0	H: 0	R: 1	H: 1	R: 0	H: 0	R: 0	H: 0	R: 0	H: 1	R: 0	H: 1	R: 0	H: 0	R: 0	H: 1	1B: 6	SF: 1	WP: 1	PA: 37
E: 0	LOB: 0	E: 0	LOB: 1	E: 0	LOB: 2	E: 0	LOB: 0	E: 1	LOB: 2	E: 1	LOB: 2	E: 0	LOB: 0	E: 0	LOB: 0	E: 0	LOB: 1	E: 0	LOB: 1	E: 0	LOB: 0	E: 0	LOB: 0	2B: 1	SAC: 0	PB: 0
K: 0	BB: 0	K: 0	BB: 0	K: 1	BB: 0	K: 1	BB: 0	K: 1	BB: 2	K: 1	BB: 2	K: 0	BB: 0	K: 1	BB: 0	K: 1	BB: 0	K: 1	BB: 0	K: 1	BB: 0	K: 0	BB: 0	3B: 0	DP: 0	SB: 1
S: 4	P: 4	S: 4	P: 4	S: 7	P: 7	S: 5	P: 5	S: 6	P: 14	S: 6	P: 10	S: 5	P: 5	S: 3	P: 3	S: 6	P: 6	S: 6	P: 6	S: 6	P: 6	S: 3	P: 3	HR: 0	HBP: 0	CS: 0

PITCHER	IP	WLS	BF	H	R	ER	SO	BB	IBB	HBP	BLK	WP	HR	S	P	ERA	WHIP
Rick Mahler, R (1, 1) ERA: 2.95	5.2	W	26	6	2	1	3	3	0	0	0	0	0	29	41	1.59	1.588
Gene Garber, R (6, 1) ERA: 2.88	3.1	S	11	1	0	0	3	0	0	0	0	1	0	17	17	0.00	0.300

Batter	1	2	3	4	5	6	7	8	9	AB R H RBI BB SO LOB	TOP																									
Tony Scott, S (1, 8) OBP: 0.290, SLG: 0.354	0-0 F4		0-0 6-3		0-0 2-H 1B			0-3 K		4 0 1 1 0 1 1	<b>Houston Astros @ Atlanta Braves</b> Atlanta-Fulton County Stadium, Atlanta, GA Mon Sep 07 1981, 7:05 PM EDT Att. 7,358 - Unknown																									
Phil Garner, R (1, 4) OBP: 0.313, SLG: 0.313	0-0 F7			0-0 1B SF8 1B	0-0 4-3			0-0 F8		4 1 1 0 0 0 2																										
Terry Puhl, L (1, 9) OBP: 0.320, SLG: 0.355	0-0 F9			0-0 1-3 S 1B		0-3 K		0-0 L3		4 0 1 0 0 1 1																										
Dave Smith, R (8, 1) OBP: 0.200, SLG: 0.200										0 0 0 0 0 0 0																										
Frank LaCorte, R (9, 1) OBP: 0.500, SLG: 0.500										0 0 0 0 0 0 0																										
Kiko Garcia, R (9, 6) OBP: 0.327, SLG: 0.327										0 0 0 0 0 0 0																										
Jose Cruz, L (1, 7) OBP: 0.311, SLG: 0.446		4-0 BB BB BB BB		0-0 SF8		0-0 F7		0-0 HR		2 1 1 2 1 0 0																										
Cesar Cedeno, R (1, 3) OBP: 0.334, SLG: 0.387		0-3 K		0-0 F9		0-0 4-3		0-3 K		4 0 0 0 0 2 2																										
Art Howe, R (1, 5) OBP: 0.380, SLG: 0.441		0-0 E1		0-0 G3			0-0 6-3		0-0 1B	4 0 1 0 0 0 1																										
Alan Ashby, S (1, 2) OBP: 0.357, SLG: 0.365		0-0 G3			0-0 4-3		0-0 L3 1B		0-0 F2	4 0 1 0 0 0 2																										
Craig Reynolds, L (1, 6) OBP: 0.272, SLG: 0.379			0-0 F9		0-0 PB 1B SH3-4		0-0 L3		0-0 F9	4 1 1 0 0 0 2																										
Joe Sambito, L (9, 1)										0 0 0 0 0 0 0																										
Bob Knepper, L (1, 1) OBP: 0.154, SLG: 0.184			0-0 1-3		0-0 SH3-4			0-0 1B		1 0 0 0 0 0 0																										
Denny Walling, L (8, PH) OBP: 0.363, SLG: 0.389					1-2					1 0 1 0 0 0 0																										
<b>Inning Stats</b>	R: 0 E: 0 K: 0 S: 3	H: 0 LOB: 0 BB: 0 P: 3	R: 0 E: 1 K: 1 S: 5	H: 0 LOB: 1 BB: 1 P: 9	R: 0 E: 0 K: 0 S: 3	H: 0 LOB: 0 BB: 0 P: 3	R: 1 E: 0 K: 0 S: 5	H: 2 LOB: 1 BB: 0 P: 5	R: 1 E: 0 K: 0 S: 5	H: 2 LOB: 1 BB: 0 P: 5	R: 0 E: 0 K: 1 S: 5	H: 0 LOB: 0 BB: 0 P: 5	R: 0 E: 0 K: 0 S: 3	H: 1 LOB: 0 BB: 0 P: 3	R: 0 E: 0 K: 1 S: 6	H: 1 LOB: 1 BB: 0 P: 6	R: 1 E: 0 K: 1 S: 7	H: 2 LOB: 1 BB: 0 P: 7	1B: 7 2B: 1 3B: 0 HR: 1	SF: 1 SAC: 1 DP: 1 HBP: 0	WP: 0 PB: 1 SB: 1 CS: 1	PA: 35														
<b>PITCHER</b>	IP WLS BF H R ER SO BB IBB HBP BLK WP HR S P ERA WHIP																				IP WLS BF H R ER SO BB IBB HBP BLK WP HR S P ERA WHIP															
Tommy Boggs, R (1, 1) ERA: 4.02	7.0		26	5	2	1	2	1	0	0	0	0	0	29	33	1.29	0.857																			
Rick Camp, R (8, 1) ERA: 1.7	1.1	L	7	3	1	1	2	0	0	0	0	0	1	11	11	6.75	2.250																			
Al Hrabosky, L (9, 1) ERA: 1.32	0.2		2	0	0	0	0	0	0	0	0	0	0	2	2	0.00	0.000																			

livebaseballscorecards.com

<b>AB</b>	32
<b>R</b>	3
<b>H</b>	8
<b>RBI</b>	3
<b>BB</b>	1
<b>SO</b>	4
<b>LOB</b>	11



Batter	1	2	3	4	5	6	7	8	9	AB	R	H	RBI	BB	SO	LOB
Rufino Linares, R OBP: 0.285, SLG: 0.371 Eddie Miller, S OBP: 0.281, SLG: 0.269 (1, 7) (8, PR) (9, 7)	0-0 6-3		0-0 5-3		0-0 4-3			0-0 E5		4	0	0	1	0	0	0
Claudell Washington, L OBP: 0.341, SLG: 0.419 (1, 9)	4-0 1B BB		0-0 F8			0-0 6-3		0-0 F6		3	0	0	0	1	0	1
Bob Homer, R OBP: 0.321, SLG: 0.406 (1, 5)	0-0 1-2 1B			0-0 HR		0-0 F8		0-3 K		4	1	2	1	0	1	2
Chris Chambliss, L OBP: 0.350, SLG: 0.407 (1, 3)	0-0 G4-6-3 1-2f			0-0 F8		0-0 G3		4-0 FC4 IBB		3	0	0	0	1	0	2
Dale Murphy, R OBP: 0.328, SLG: 0.384 (1, 8)		0-0 F9		4-0 E BB		0-0 FC3-6 1B		0-0 FC4 1-2f		3	0	1	0	1	0	2
Glenn Hubbard, R OBP: 0.325, SLG: 0.382 (1, 4)		0-0 4-3		0-0 F9		0-0 FC3-6 1-2f		0-0 F2		4	0	0	0	0	0	2
Bruce Benedict, R OBP: 0.328, SLG: 0.355 (1, 2)		0-0 1-3		0-0 5-3		4-0 BB 1-2		0-0 F5		3	0	0	0	1	0	1
Rafael Ramirez, R OBP: 0.272, SLG: 0.272 Biff Pocaroba, S OBP: 0.267, SLG: 0.222 Brett Butler, L OBP: 0.328, SLG: 0.370 (1, 6) (9, PH) (9, PR)			0-0 SH3-4 5-3 2B		0-0 L6		0-0 F6		0-0 2B	3	1	1	0	0	0	2
Tommy Boggs, R OBP: 0.182, SLG: 0.189 Jerry Royster, R OBP: 0.225, SLG: 0.232 Rick Garrup, R OBP: 0.225, SLG: 0.232 Al Hrabosky, R OBP: 0.328, SLG: 0.370 Brian Asseistine, L OBP: 0.347, SLG: 0.463 Larry Owen, R OBP: 0.347, SLG: 0.463 (1, 1) (7, PH) (8, 1) (9, 1) (9, PH) (9, PH)			0-0 SH3-4 2-3		0-0 6-3		0-0 F9		0-0 F6	1	0	0	0	0	0	0

BOTTOM

Houston Astros @ Atlanta Braves  
Atlanta-Fulton County Stadium, Atlanta, GA  
Mon Sep 07 1981, 7:05 PM EDT  
Att. 7,358 - Unknown

livebaseballscores.com

AB	31
R	2
H	5
RBI	2
BB	4
SO	1
LOB	15



Inning Stats	R: 0	H: 1	E: 0	K: 0	S: 3	H: 1	LOB: 1	BB: 1	P: 7	R: 0	H: 0	E: 0	K: 0	S: 3	R: 1	H: 1	E: 0	K: 0	S: 4	R: 1	H: 1	E: 1	K: 0	S: 4	R: 0	H: 0	E: 0	K: 0	S: 3	R: 0	H: 0	E: 0	K: 0	S: 3	R: 0	H: 1	E: 1	K: 1	S: 6	R: 0	H: 0	E: 0	K: 0	S: 4	R: 0	H: 1	E: 0	K: 0	S: 4	R: 0	H: 1	E: 0	K: 0	S: 4	1B: 2	2B: 2	3B: 0	HR: 1	SF: 0	SAC: 1	DP: 1	HBP: 0	WP: 0	PA: 36
--------------	------	------	------	------	------	------	--------	-------	------	------	------	------	------	------	------	------	------	------	------	------	------	------	------	------	------	------	------	------	------	------	------	------	------	------	------	------	------	------	------	------	------	------	------	------	------	------	------	------	------	------	------	------	------	------	-------	-------	-------	-------	-------	--------	-------	--------	-------	--------

PITCHER	IP	WLS	BF	H	R	ER	SO	BB	IBB	HBP	BLK	WP	HR	S	P	ERA	WHIP
Bob Knepper, L ERA: 1.84 (1, 1)	7.0		27	4	2	2	0	3	0	0	0	0	0	24	36	2.57	1.000
Dave Smith, R ERA: 2.98 (8, 1)	1.0	W	5	0	0	0	1	0	1	0	0	0	0	6	10	0.00	0.000
Frank LaCorte, R ERA: 3.16 (9, 1)	0.2		3	1	0	0	0	0	0	0	0	0	0	3	3	0.00	1.500
Joe Sambito, L ERA: 1.89 (9, 1)	0.1	S	1	0	0	0	0	0	0	0	0	0	0	1	1	0.00	0.000

Batter	1	2	3	4	5	6	7	8	9	AB R H RBI BB SO LOB	TOP		
Tony Scott, S OBP: 0.286, SLG: 0.349 (1, 8) X	0-0 F9 ①			X 0-0 5-3 ①			X 0-0 F8 ① X	0-0 F9 ③		4 0 0 0 0 0 2	<b>Houston Astros @ Atlanta Braves</b> Atlanta-Fulton County Stadium, Atlanta, GA Tue Sep 08 1981, 7:05 PM EDT Att. 2,800 - Unknown <a href="http://livebaseballscorecards.com">livebaseballscorecards.com</a>		
Phil Garner, R OBP: 0.308, SLG: 0.307 (1, 4)	0-3 K ②			X 0-0 F7 ②			X 0-0 6-3 ②	0-3 K ①	4 0 0 0 0 2 0				
Cesar Cedeno, R OBP: 0.333, SLG: 0.385 (1, 3) SSS	0-3 K ③			X 0-0 1-3 ③			X 0-0 F8 ③	0-0 FC4-6 1B	1 0 0 0 0 1 0 2 0 0 0 0 0 0 1 0 1 0 0 0 0				
Jose Cruz, L OBP: 0.307, SLG: 0.440 (1, 7)		X 0-0 1-3 ①		X 0-0 1-3 ①			X 0-0 4-3 ① X	0-0 FC4-6 ②	4 0 0 0 0 0 1				
Art Howe, R OBP: 0.380, SLG: 0.438 (1, 5)		X 0-0 F8 ②		X 0-0 F4 ②			BB 4-0 BB	0-0 5-3 ③	2 0 0 0 1 0 0 1 1 0 0 0 0 1				
Dickie Thon, R OBP: 0.313, SLG: 0.297 (8, PR) (8, 5)		0-3 K ③		X 0-0 1-3 ③			X 0-0 1B 2B		3 1 1 1 0 1 0				
Gary Woods, R OBP: 0.297, SLG: 0.281 (1, 9)							X 0-0 1B 2B						
Kiko Garcia, R OBP: 0.336, SLG: 0.337 (1, 6)			X 0-0 5-3 ①			X 0-0 G4-6-3 1B	X 0-0 1B 1B		3 0 2 1 0 0 0				
Luis Pujols, R OBP: 0.294, SLG: 0.304 (1, 2)			0-3 K ②			X 0-0 G4-6-3 ① ②	X 0-0 1B 1B		3 0 1 0 0 1 1				
Vern Ruhle, R OBP: 0.476, SLG: 0.267 (1, 1)			X 0-0 6-3 ③			X 0-0 6-3 ③	X 0-0 F6 ②		2 0 0 0 0 0 0 1 0 0 0 0 0 2 0 0 0 0 0 0 0 0 0 0 0 0 0 0				
Mike Ivie, R OBP: 0.267, SLG: 0.339 (8, PH)													
Joe Sambito, L (8, 1)													
Billy Smith, R (9, 1)													
<b>Inning Stats</b>	R: 0 H: 0 E: 0 LOB: 0 K: 2 BB: 0 S: 7 P: 7	R: 0 H: 0 E: 0 LOB: 0 K: 1 BB: 0 S: 5 P: 5	R: 0 H: 0 E: 0 LOB: 0 K: 1 BB: 0 S: 5 P: 5	R: 0 H: 0 E: 0 LOB: 0 K: 0 BB: 0 S: 3 P: 3	R: 0 H: 0 E: 0 LOB: 0 K: 0 BB: 0 S: 3 P: 3	R: 0 H: 1 E: 0 LOB: 0 K: 0 BB: 0 S: 3 P: 3	R: 0 H: 0 E: 0 LOB: 0 K: 0 BB: 0 S: 3 P: 3	R: 2 H: 3 E: 0 LOB: 2 K: 0 BB: 1 S: 6 P: 10	R: 0 H: 1 E: 0 LOB: 1 K: 1 BB: 0 S: 6 P: 6	1B: 4 SF: 0 2B: 1 SAC: 0 3B: 0 DP: 1 HR: 0 HBP: 0	WP: 0 PA: 32 PB: 0 SB: 0 CS: 0		
<b>PITCHER</b>	IP WLS BF H R ER SO BB IBB HBP BLK WP HR S P ERA WHIP											<b>PITCHER</b>	IP WLS BF H R ER SO BB IBB HBP BLK WP HR S P ERA WHIP
Larry McWilliams, L ERA: 2.89 (1, 1)	8.0 28 4 2 2 4 1 0 0 0 0 0 0 35 39 2.25 0.625												
Rick Camp, R ERA: 1.67 (9, 1)	1.0 W 4 1 0 0 1 0 0 0 0 0 0 0 6 6 0.00 1.000												



Batter	1	2	3	4	5	6	7	8	9	AB	R	H	RBI	BB	SO	LOB
Brett Butler, L (1, 7) Rufino Linares, R (8, PH) OBP: 0.313, SLG: 0.351 OBP: 0.284, SLG: 0.369 (9, 7)	0-0 6-3		0-0 4-3			0-0 F6		0-0 G1-4-3		3	0	0	0	0	0	0
Claudell Washington, L (1, 9) OBP: 0.343, SLG: 0.418	0-0 F7			0-0 G4-6-3 1B		0-0 F7			1-0 1B 2B HBP	3	1	1	0	0	0	0
Bob Homer, R (1, 5) Eddie Miller, S (9, PR) OBP: 0.328, SLG: 0.412 OBP: 0.281, SLG: 0.269	0-0 1B			0-0 G4-6-3 1B		0-0 5-3			0-0 1-2 2B 1B	4	0	3	0	0	0	0
Chris Chambliss, L (1, 3) OBP: 0.348, SLG: 0.408	0-0 4-3			0-0 G4-6-3 1-2 2-3		0-0 F6			0-0 1-2 2B 1B	4	0	1	2	0	0	3
Dale Murphy, R (1, 8) OBP: 0.325, SLG: 0.380		0-0 F9		0-0 2-3		0-0 E6 CS				3	0	0	0	0	0	1
Glenn Hubbard, R (1, 4) OBP: 0.321, SLG: 0.378		0-0 6-3			0-0 6-3		0-0 F8			3	0	0	0	0	0	1
Bruce Benedict, R (1, 2) OBP: 0.331, SLG: 0.367		0-0 4-3			4-0 BB					2	1	1	1	1	0	0
Rafael Ramirez, R (1, 6) OBP: 0.270, SLG: 0.269			0-0 6-3			0-0 F9		0-0 F9		3	0	0	0	0	0	1
Larry McWilliams, L (1, 1) Jerry Royster, R (8, PH) Rick Camp, R (9, 1) OBP: 0.233, SLG: 0.241			0-3 K		0-3 K			0-0 G1-4-3 1B		2	0	0	0	0	2	1
										1	0	1	0	0	0	0
										0	0	0	0	0	0	0

Inning Stats	R: 0	H: 1	E: 0	K: 0	S: 4	R: 0	H: 0	E: 0	K: 0	S: 3	R: 0	H: 0	E: 0	K: 1	S: 5	R: 0	H: 2	E: 0	K: 0	S: 4	R: 0	H: 0	E: 0	K: 1	S: 5	R: 0	H: 0	E: 1	K: 0	S: 3	R: 1	H: 2	E: 0	K: 0	S: 4	R: 2	H: 2	E: 0	K: 0	S: 2	1B: 5	SF: 0	2B: 1	SAC: 0	3B: 0	DP: 2	HR: 1	HBP: 1	WP: 0	PA: 31
--------------	------	------	------	------	------	------	------	------	------	------	------	------	------	------	------	------	------	------	------	------	------	------	------	------	------	------	------	------	------	------	------	------	------	------	------	------	------	------	------	------	-------	-------	-------	--------	-------	-------	-------	--------	-------	--------

PITCHER	IP	WLS	BF	H	R	ER	SO	BB	IBB	HBP	BLK	WP	HR	S	P	ERA	WHIP
Vern Ruhle, R (1, 1) ERA: 3.04	7.0		24	3	0	0	2	1	0	0	0	0	0	27	31	0.00	0.571
Joe Sambito, L (8, 1) ERA: 2.22	1.0		5	2	2	2	0	0	0	1	0	0	1	4	5	18.00	2.000
Billy Smith, R (9, 1) ERA: 3.45	0.0	L	2	2	1	1	0	0	0	0	0	0	0	2	2	∞	∞

**BOTTOM**

**Houston Astros @ Atlanta Braves**  
Atlanta-Fulton County Stadium, Atlanta, GA

Tue Sep 08 1981, 7:05 PM EDT  
Att. 2,800 - Unknown

livebaseballscorecards.com

<b>AB</b>	<b>29</b>
<b>R</b>	<b>3</b>
<b>H</b>	<b>7</b>
<b>RBI</b>	<b>3</b>
<b>BB</b>	<b>1</b>
<b>SO</b>	<b>2</b>
<b>LOB</b>	<b>8</b>



Batter	1	2	3	4	5	6	7	8	9	AB R H RBI BB SO LOB	TOP											
Tony Scott, S (1, 8) OBP: 0.286, SLG: 0.351	0-0 F8		0-0 FC1-6		0-0 2B		0-0 F7			4 0 1 0 0 0 3	<b>Houston Astros @ Atlanta Braves</b> Atlanta-Fulton County Stadium, Atlanta, GA Wed Sep 09 1981, 7:05 PM EDT Att. 4,482 - Unknown <a href="http://livebaseballscorecards.com">livebaseballscorecards.com</a>											
Phil Garner, R (1, 4) OBP: 0.307, SLG: 0.302	0-0 F7		0-0 F9		4-0 BB			0-0 F8		3 0 0 0 1 0 2												
Denny Walling, L (1, 9) OBP: 0.354, SLG: 0.378	0-0 F8			0-0 6-3	0-3 K			0-0 4-3		4 0 0 0 0 1 2												
Jose Cruz, L (1, 7) OBP: 0.306, SLG: 0.436		0-0 F4		4-0 G3-2-3 BB		0-0 4-1		0-0 4-3		3 0 0 0 1 0 0												
Harry Spilman, L (1, 3) OBP: 0.367, SLG: 0.333		0-0 CS 1B		0-0 1B 1-2		0-0 F9		0-0 FC4-6 1B		4 0 3 0 0 0 0												
Art Howe, R (1, 5) OBP: 0.379, SLG: 0.437		0-3 K		0-0 1B 1-2		0-0 5-3		0-0 FC4-6 1B		3 0 1 0 0 1 1												
Mike Ivie, R (9, PH) OBP: 0.279, SLG: 0.351		0-3 K		0-0 1B 1-2 2-3				0-0 FC4-6 1B		1 0 1 0 0 0 0												
Alan Ashby, S (1, 2) OBP: 0.355, SLG: 0.359			4-0 1B BB	0-0 G3-2-3			0-0 3-1	0-0 FC4-6 FC6-4		3 0 0 0 1 0 5												
Craig Reynolds, L (1, 6) OBP: 0.272, SLG: 0.377			0-0 F4		0-0 F6		0-0 3-4-1 1B	0-0 F9		4 0 1 0 0 0 3												
Noian Ryan, R (1, 1) OBP: 0.293, SLG: 0.216			0-0 FC1-6 1B		0-0 F9		0-0 3-4-1	0-0 FC6-4		1 0 1 0 0 0 0												
Joe Pittman, R (5, PH) OBP: 0.331, SLG: 0.339										1 0 0 0 0 0 0												
Gordie Pladson, R (5, 1)										0 0 0 0 0 0 0												
Danny Heep, L (7, PH) OBP: 0.303, SLG: 0.250										1 0 0 0 0 0 1												
Bobby Sprowl, L (7, 1) OBP: 0.167, SLG: 0.167										0 0 0 0 0 0 0												
Tim Tolman, R (9, PH)										1 0 0 0 0 0 2												
<b>Inning Stats</b>	R: 0 E: 0 K: 0 S: 3	H: 0 LOB: 0 BB: 0 P: 3	R: 0 E: 0 K: 1 S: 5	H: 1 LOB: 1 BB: 0 P: 5	R: 0 E: 0 K: 0 S: 4	H: 1 LOB: 2 BB: 1 P: 8	R: 0 E: 0 K: 0 S: 4	H: 2 LOB: 2 BB: 1 P: 8	R: 0 E: 0 K: 1 S: 6	H: 1 LOB: 2 BB: 1 P: 10	R: 0 E: 0 K: 0 S: 3	H: 0 LOB: 0 BB: 0 P: 3	R: 0 E: 0 K: 0 S: 4	H: 1 LOB: 1 BB: 0 P: 4	R: 0 E: 0 K: 0 S: 3	H: 0 LOB: 0 BB: 0 P: 3	R: 0 E: 0 K: 0 S: 5	H: 2 LOB: 2 BB: 0 P: 5	1B: 7 2B: 2 3B: 0 HR: 0	SF: 0 SAC: 0 DP: 2 HBP: 0	WP: 0 PB: 0 SB: 0 CS: 1	PA: 36
<b>PITCHER</b> Phil Niekro, R (1, 1) ERA: 2.99	IP 9.0 WLS W BF 36 H 8 R 0 ER 0 SO 2 BB 3 IBB 0 HBP 0 BLK 0 WP 0 HR 0 S 37 P 49 ERA 0.00 WHIP 1.222											<b>PITCHER</b>	IP WLS BF H R ER SO BB IBB HBP BLK WP HR S P ERA WHIP									





Batter	1	2	3	4	5	6	7	8	9	AB	R	H	RBI	BB	SO	LOB
<b>Eddie Miller, S</b> (1, 9) OBP: 0.285, SLG: 0.269	0-3 K	0-0 CS 1B		4-0 S BB		0-0 F9	0-0 4-3			4	0	1	0	1	1	1
<b>Brett Butler, L</b> (1, 7) OBP: 0.333, SLG: 0.350	0-3 K	4-0 1-2 HR BB		4-0 1-2 BB		0-0 6-3		0-0 1B 1B		3	2	1	0	2	1	0
<b>Bob Homer, R</b> (1, 5) OBP: 0.333, SLG: 0.427	0-0 BB 1B	0-0 1-H 3-H HR		0-0 F3		4-0 2B BB		0-0 F4		4	2	2	3	1	0	3
<b>Chris Chambliss, L</b> (1, 3) OBP: 0.352, SLG: 0.413	4-0 1-2 1B BB	0-0 F4		0-0 F5		0-0 1-3 2B		0-0 BB 1B 1B		4	2	2	0	1	0	2
<b>Dale Murphy, R</b> (1, 8) OBP: 0.329, SLG: 0.382	4-0 1B 1-2 2-3 BB		0-0 1-3 FC5-2 1B	0-0 F3		0-0 F9		0-0 1-2 1B 1B		4	1	2	1	1	0	4
<b>Glenn Hubbard, R</b> (1, 4) OBP: 0.326, SLG: 0.382	0-0 1-3 2-H 3-H 1B		0-0 FC5-2 1-3 1-2 1B		0-0 F8		0-0 SH1-3 1B 1B	0-0 F8		5	1	3	2	0	0	2
<b>Bruce Benedict, R</b> (1, 2) OBP: 0.330, SLG: 0.363	0-3 K		0-0 1-3 1-2 2-3 1B		0-0 6-3		0-0 SH1-3 1B 1B	4-0 1-2 2-3 BB		3	0	0	0	1	1	4
<b>Rafael Ramirez, R</b> (1, 6) OBP: 0.279, SLG: 0.286		0-0 1B SH3 HR 1B		0-0 FC5-2 3B		0-0 K		0-0 1B 1B	0-0 1-2 2-H 3-H 1B	5	1	4	3	0	0	2
<b>Phil Niekro, R</b> (1, 1) OBP: 0.068, SLG: 0.068		0-0 SH3 1-2		0-0 L6		0-3 K		0-3 K	0-3	4	0	0	0	0	3	6

Inning Stats	R: 2	H: 2	E: 0	K: 3	S: 11	R: 3	H: 3	E: 0	K: 0	S: 5	R: 0	H: 2	E: 0	K: 0	S: 5	R: 0	H: 0	E: 0	K: 0	S: 3	R: 0	H: 1	E: 0	K: 1	S: 6	R: 0	H: 1	E: 0	K: 0	S: 4	R: 1	H: 2	E: 1	K: 1	S: 7	R: 3	H: 4	E: 0	K: 1	S: 9		
	LOB: 2	BB: 2	P: 19	LOB: 0	BB: 1	P: 9	LOB: 2	BB: 0	P: 5	LOB: 2	BB: 2	P: 11	LOB: 1	BB: 0	P: 6	LOB: 1	BB: 1	P: 8	LOB: 1	BB: 0	P: 7	LOB: 2	BB: 1	P: 13	LOB: 2	BB: 1	P: 13	LOB: 2	BB: 1	P: 13	LOB: 2	BB: 1	P: 13	LOB: 2	BB: 1	P: 13	LOB: 2	BB: 1	P: 13	LOB: 2	BB: 1	P: 13

PITCHER	IP	WLS	BF	H	R	ER	SO	BB	IBB	HBP	BLK	WP	HR	S	P	ERA	WHIP
<b>Nolan Ryan, R</b> (1, 1) ERA: 1.63	4.0	L	23	7	5	5	3	5	0	0	0	0	1	24	44	11.25	3.000
<b>Gordie Pladson, R</b> (5, 1) ERA:	2.0		9	2	0	0	1	1	0	0	0	0	0	10	14	0.00	1.500
<b>Bobby Sprowl, L</b> (7, 1) ERA: 6.18	2.0		13	6	4	4	2	1	0	0	0	0	0	16	20	18.00	3.500

**BOTTOM**

**Houston Astros @ Atlanta Braves**  
Atlanta-Fulton County Stadium, Atlanta, GA

Wed Sep 09 1981, 7:05 PM EDT  
Att. 4,482 - Unknown

livebaseballscorecards.com

<b>AB</b>	<b>36</b>
<b>R</b>	<b>9</b>
<b>H</b>	<b>15</b>
<b>RBI</b>	<b>9</b>
<b>BB</b>	<b>7</b>
<b>SO</b>	<b>6</b>
<b>LOB</b>	<b>24</b>

**Braves**

1B: 12	SF: 0	WP: 0	PA: 45
2B: 1	SAC: 2	PB: 0	
3B: 1	DP: 0	SB: 1	
HR: 1	HBP: 0	CS: 1	

Batter	1	2	3	4	5	6	7	8	9	AB R H RBI BB SO LOB	TOP											
<b>Ozzie Smith, S</b> (1, 6) OBP: 0.318, SLG: 0.285	0-3 K	0-0 1B			0-0 1-3		0-0 FC4-6		0-0 1B	5 0 2 0 0 1 1	<b>San Diego Padres @ Atlanta Braves</b> Atlanta-Fulton County Stadium, Atlanta, GA Fri Sep 11 1981, 7:05 PM EDT Att. 8,929 - Unknown <a href="http://livebaseballscorecards.com">livebaseballscorecards.com</a>											
<b>Juan Bonilla, R</b> (1, 4) OBP: 0.352, SLG: 0.371	0-0 FC3-6 1B	0-0 4-3			0-0 FC3-6 1B		0-0 F8		0-0 4-3	5 1 2 0 0 0 3												
<b>Gene Richards, L</b> (1, 7) OBP: 0.363, SLG: 0.408	0-0 FC3-6 1B		0-0 F7		0-0 FC3-6 1B		0-0 L3			4 0 2 0 0 0 1												
<b>Ruppert Jones, L</b> (1, 8) OBP: 0.331, SLG: 0.397	0-0 FC3-6 1B		0-0 4-3		0-0 FC3-6 1B			0-0 F7 2B		4 0 1 0 0 0 4												
<b>Terry Kennedy, L</b> (1, 2) OBP: 0.343, SLG: 0.369	0-0 1B		0-0 E6		0-0 4-1			0-0 F7		4 0 1 1 0 0 3												
<b>Broderick Perkins, L</b> (1, 3) OBP: 0.321, SLG: 0.427	0-0 FC6-4 1B		0-0 L7		0-0 F7			0-3 K		4 0 1 0 0 1 2												
<b>Luis Salazar, R</b> (1, 5) OBP: 0.323, SLG: 0.393	0-0 FC6-4			0-0 G4-6-3 1B		0-0 F8		0-3 K		4 0 1 0 0 1 4												
<b>Joe Lefebvre, L</b> (1, 9) OBP: 0.341, SLG: 0.409		0-0 F7		0-0 G4-6-3		0-0 6-3			0-0 F6	4 0 0 0 0 0 1												
<b>Steve Mura, R</b> (1, 1) OBP: 0.159, SLG: 0.143		0-0 4-3		0-0 6-3			0-0 FC4-6 1B		0-3 K	2 0 0 0 0 0 0												
<b>Tim Flannery, L</b> (7, PH) OBP: 0.458, SLG: 0.565										1 0 1 0 0 0 0												
<b>Danny Boone, L</b> (7, 1) OBP: 0.500, SLG: 0.500										0 0 0 0 0 0 0												
<b>Randy Bass, L</b> (9, PH) OBP: 0.304, SLG: 0.336										1 0 0 0 0 1 0												
<b>Inning Stats</b>	R: 1 E: 0 K: 1 S: 9	H: 4 LOB: 3 BB: 0 P: 9	R: 0 E: 0 K: 0 S: 4	H: 1 LOB: 1 BB: 0 P: 4	R: 0 E: 1 K: 0 S: 4	H: 0 LOB: 1 BB: 0 P: 4	R: 0 E: 0 K: 0 S: 3	H: 1 LOB: 0 BB: 0 P: 3	R: 0 E: 0 K: 0 S: 5	H: 2 LOB: 2 BB: 0 P: 5	R: 0 E: 0 K: 0 S: 3	H: 0 LOB: 0 BB: 0 P: 3	R: 0 E: 0 K: 0 S: 4	H: 1 LOB: 1 BB: 0 P: 4	R: 0 E: 0 K: 2 S: 8	H: 1 LOB: 1 BB: 0 P: 8	R: 0 E: 0 K: 1 S: 6	H: 1 LOB: 1 BB: 0 P: 6	1B: 10 2B: 1 3B: 0 HR: 0	SF: 0 SAC: 0 DP: 1 HBP: 0	WP: 0 PB: 0 SB: 0 CS: 0	PA: 38
<b>PITCHER</b>	IP WLS BF H R ER SO BB IBB HBP BLK WP HR S P ERA WHIP																					
<b>Gaylord Perry, R</b> (1, 1) ERA: 3.65	7.0 W 30 9 1 1 1 0 0 0 0 0 0 0 32 32 1.29 1.286																					
<b>Rick Camp, R</b> (8, 1) ERA: 1.62	2.0 S 8 2 0 0 3 0 0 0 0 0 0 0 14 14 0.00 1.000																					

**San Diego Padres @ Atlanta Braves**  
Atlanta-Fulton County Stadium, Atlanta, GA

Fri Sep 11 1981, 7:05 PM EDT  
Att. 8,929 - Unknown

[livebaseballscorecards.com](http://livebaseballscorecards.com)

AB	38
R	1
H	11
RBI	1
BB	0
SO	4
LOB	19



Batter	1	2	3	4	5	6	7	8	9	AB	R	H	RBI	BB	SO	LOB
<b>Brett Butler, L</b> (1, 7) OBP: 0.329, SLG: 0.333	0-0 F8	0-0 L1			0-0 G3		4-0 BB			3	0	0	0	1	0	2
<b>Claudell Washington, L</b> (1, 9) OBP: 0.342, SLG: 0.415	0-0 WP 1B		0-3 K		0-0 F7		0-0 3-1			4	1	1	0	0	1	1
<b>Bob Homer, R</b> (1, 5) OBP: 0.340, SLG: 0.430 <b>Jerry Royster, R</b> (8, PR) OBP: 0.233, SLG: 0.241 (9, 5)	4-0 1B 1-2 BB		0-0 S HR 1B		0-3 K		0-0 G4-6-3 1B			3	1	2	0	1	1	0
<b>Chris Chambliss, L</b> (1, 3) OBP: 0.354, SLG: 0.414	0-0 G6-4-3 1B 1-2 2-H		0-3 K		0-0 G4-6-3 BB 1B		0-0 G4-6-3 1-2f			4	0	2	1	0	1	2
<b>Dale Murphy, R</b> (1, 8) OBP: 0.334, SLG: 0.404	0-0 G6-4-3 1-2f		0-0 HR		4-0 G4-6-3 BB 1-2		0-0 HR			3	2	2	3	1	0	2
<b>Glenn Hubbard, R</b> (1, 4) OBP: 0.322, SLG: 0.376		0-0 6-3	0-0 1-3		0-0 G4-6-3 1-2f 2-3		0-0 F8			4	0	0	0	0	0	3
<b>Bruce Benedict, R</b> (1, 2) OBP: 0.330, SLG: 0.366		0-0 6-3		0-0 SH3-4 7-2 2B		0-0 F6				3	0	1	0	0	0	1
<b>Rafael Ramirez, R</b> (1, 6) OBP: 0.280, SLG: 0.287		0-0 1B 1B		0-0 SH3-4 2-3		0-3 K				2	0	1	0	0	1	0
<b>Gaylord Perry, R</b> (1, 1) OBP: 0.286, SLG: 0.390 <b>Rufino Linares, R</b> (7, PH) OBP: 0.282, SLG: 0.367 <b>Rick Camp, R</b> (8, 1)		0-0 1B 1-3 1B		0-0 7-2 3-Hf		0-0 1-3				2	0	1	0	0	0	1

Inning Stats	R: 1	H: 2	E: 0	K: 0	S: 4	LOB: 1	BB: 1	P: 8	R: 0	H: 2	E: 0	K: 0	S: 5	LOB: 2	BB: 0	P: 5	R: 2	H: 2	E: 0	K: 2	S: 9	LOB: 0	BB: 0	P: 9	R: 0	H: 1	E: 0	K: 1	S: 5	LOB: 0	BB: 0	P: 5	R: 0	H: 1	E: 0	K: 0	S: 3	LOB: 1	BB: 1	P: 7	R: 0	H: 0	E: 0	K: 1	S: 5	LOB: 1	BB: 1	P: 9	R: 1	H: 2	E: 0	K: 0	S: 4	LOB: 1	BB: 0	P: 4
--------------	------	------	------	------	------	--------	-------	------	------	------	------	------	------	--------	-------	------	------	------	------	------	------	--------	-------	------	------	------	------	------	------	--------	-------	------	------	------	------	------	------	--------	-------	------	------	------	------	------	------	--------	-------	------	------	------	------	------	------	--------	-------	------

PITCHER	IP	WLS	BF	H	R	ER	SO	BB	IBB	HBP	BLK	WP	HR	S	P	ERA	WHIP
<b>Steve Mura, R</b> (1, 1) ERA: 4.08	6.0	L	25	8	3	3	3	2	0	0	0	1	1	29	37	4.50	1.667
<b>Danny Boone, L</b> (7, 1) ERA: 2.72	2.0		8	2	1	1	1	1	0	0	0	0	1	9	13	4.50	1.500

**BOTTOM**

**San Diego Padres @ Atlanta Braves**  
Atlanta-Fulton County Stadium, Atlanta, GA

Fri Sep 11 1981, 7:05 PM EDT  
Att. 8,929 - Unknown

<b>AB</b>	<b>29</b>
<b>R</b>	<b>4</b>
<b>H</b>	<b>10</b>
<b>RBI</b>	<b>4</b>
<b>BB</b>	<b>3</b>
<b>SO</b>	<b>4</b>
<b>LOB</b>	<b>12</b>

livebaseballscorecards.com



<b>1B:</b> 7	<b>SF:</b> 0	<b>WP:</b> 1	<b>PA:</b> 33
<b>2B:</b> 2	<b>SAC:</b> 1	<b>PB:</b> 0	
<b>3B:</b> 0	<b>DP:</b> 4	<b>SB:</b> 1	
<b>HR:</b> 2	<b>HBP:</b> 0	<b>CS:</b> 0	

Batter	1	2	3	4	5	6	7	8	9	10	11	AB R H RBI BB SO LOB	TOP					
Ozzie Smith, S OBP: 0.315, SLG: 0.282 (1, 6)	L4		G3		SH3-4		F7			6-3		4 0 0 0 0 0 0	<b>San Diego Padres @ Atlanta Braves</b> Atlanta-Fulton County Stadium, Atlanta, GA Sat Sep 12 1981, 3:33 AM EDT Att: 3,950 - Unknown					
Juan Bonilla, R OBP: 0.353, SLG: 0.369 (1, 4)	F3			K	BB			FC1-6 1B		F9		4 0 1 0 1 1 0						
Gene Richards, L OBP: 0.359, SLG: 0.402 (1, 7)	6-3			4-3	6-3			FC1-6 S		4-3		5 0 0 0 0 0 3						
Ruppert Jones, L OBP: 0.327, SLG: 0.391 (1, 8)		4-3		4-3	4-3			K				5 0 0 0 0 1 3						
Terry Kennedy, L OBP: 0.344, SLG: 0.368 (1, 2)		4-3				F5		BB				4 1 1 0 1 0 0						
Randy Bass, L OBP: 0.302, SLG: 0.333 (1, 3)						E		BB				4 1 1 0 0 1 3						
Gary Lucas, L OBP: 0.100, SLG: 0.100 (9, 1)						E4								0 0 0 0 0 0 0				
Jose Moreno, S OBP: 0.188, SLG: 0.194 (11, PH)						2B								1 0 0 0 0 0 0				
Mike Armstrong, R (11, 1)						HR								0 0 0 0 0 0 0				
Tim Flannery, L OBP: 0.429, SLG: 0.556 (1, 5)												4 1 1 1 0 0 1						
Joe Lefebvre, L OBP: 0.339, SLG: 0.419 (1, 9)												4 1 1 3 0 1 0						
Steve Fireovid, S OBP: 0.590, SLG: 0.500 (6, 1)												2 0 1 0 0 1 0 0 0 0 0 0 0 0 1 0 0 0 0 0 0 0 0 0 0 0 0 0 1 0 0 0 0 0 0						
John Littlefield, R (7, PH)																		
Luis Salazar, R OBP: 0.322, SLG: 0.391 (7, 1)																		
John Curtis, L OBP: 0.062, SLG: 0.077 (8, 1)																		
Eric Show, R (8, 3)																		
Broderick Perkins, L OBP: 0.320, SLG: 0.425 (8, 3)																		
<b>Inning Stats</b>	R: 0 H: 0 E: 0 LOB: 0 K: 0 BB: 0 S: 3 P: 3	R: 0 H: 1 E: 0 LOB: 1 K: 0 BB: 0 S: 4 P: 4	R: 0 H: 0 E: 0 LOB: 0 K: 2 BB: 0 S: 7 P: 7	R: 0 H: 0 E: 0 LOB: 0 K: 1 BB: 0 S: 5 P: 5	R: 4 H: 4 E: 1 LOB: 2 K: 0 BB: 1 S: 8 P: 12	R: 0 H: 0 E: 0 LOB: 0 K: 0 BB: 0 S: 3 P: 3	R: 0 H: 0 E: 0 LOB: 0 K: 0 BB: 0 S: 3 P: 3	R: 0 H: 1 E: 0 LOB: 2 K: 2 BB: 1 S: 8 P: 12	R: 0 H: 0 E: 0 LOB: 0 K: 0 BB: 0 S: 3 P: 3	R: 0 H: 0 E: 0 LOB: 0 K: 0 BB: 0 S: 3 P: 3	R: 0 H: 0 E: 0 LOB: 0 K: 0 BB: 0 S: 3 P: 3	R: 0 H: 0 E: 0 LOB: 0 K: 0 BB: 0 S: 3 P: 3	1B: 4 SF: 0 2B: 1 SAC: 1 3B: 0 DP: 0 HR: 1 HBP: 0	WP: 0 PA: 42 PB: 0 SB: 1 CS: 0				
<b>PITCHER</b>	IP WLS BF H R ER SO BB IBB HBP BLK WP HR S P ERA WHIP																	
Rick Mahler, R ERA: 3.13 (1, 1)	4.0	18	5	4	3	3	0	0	0	0	0	0	0	0	24	24	6.75	1.250
Al Hrabosky, L ERA: 1.27 (5, 1)	1.0	4	0	0	0	0	1	0	0	0	0	0	0	0	3	7	0.00	1.000
Steve Bedrosian, R ERA: 3.68 (6, 1)	2.0	6	0	0	0	0	0	0	0	0	0	0	0	0	6	6	0.00	0.000
Gene Garber, R ERA: 2.74 (8, 1)	2.0	8	1	0	0	2	1	0	0	0	0	0	0	0	11	15	0.00	1.000
Rick Camp, R ERA: 1.57 (10, 1)	2.0	W 6	0	0	0	0	0	0	0	0	0	0	0	0	6	6	0.00	0.000

livebaseballscorecards.com

AB	39
R	4
H	6
RBI	4
BB	2
SO	5
LOB	10



Batter	1	2	3	4	5	6	7	8	9	10	11	AB R H RBI BB SO LOB
<b>Brett Butler, L</b> (1, 7) OBP: 0.342, SLG: 0.348 <b>Rufino Linares, R</b> (7, PH) OBP: 0.293, SLG: 0.384 (8, 7)	0-0 F8		0-0 G4-6-3 1B		0-0 S 1B		0-0 1B		0-0 HR 3B	4-0 IBB		3 0 2 0 0 0 0 2 1 2 0 1 0 0
<b>Claudell Washington, L</b> (1, 9) OBP: 0.341, SLG: 0.429	0-0 1B 2B		0-0 G4-6-3 1-2f		0-0 6-3		0-0 F9		0-0 HR 3-H	0-3 K		6 2 2 2 0 1 5
<b>Bob Horner, R</b> (1, 5) OBP: 0.345, SLG: 0.432 <b>Eddie Miller, S</b> (9, PR) OBP: 0.285, SLG: 0.269 <b>Rick Camp, R</b> (10, 1) <b>Larry Whisenton, L</b> (11, PH)	0-0 1B			0-0 G4-6-3 CI 1B		0-0 F3	0-0 F9		4-0 CS BB		0-0 F8	4 0 2 1 1 0 1 0 0 0 0 0 0 0 0 0 0 0 0 0 0 1 0 0 0 0 0 0
<b>Chris Chambliss, L</b> (1, 3) OBP: 0.357, SLG: 0.429	0-0 F6			0-1 CI G4-6-3 1-2		0-0 F6		0-0 SH1-4 BB 1B	0-0 1-2 2B		0-0 HR	5 1 3 1 0 0 1
<b>Dale Murphy, R</b> (1, 8) OBP: 0.338, SLG: 0.401	0-0 F9			0-0 G4-6-3 1-2f 2-3		4-0 BB BB		4-0 SH1-4 BB 1-2	4-0 FC6-4 IBB			2 0 0 0 3 0 3
<b>Glenn Hubbard, R</b> (1, 4) OBP: 0.321, SLG: 0.372		0-3 K		0-0 F3		4-0 BB BB		0-0 SH1-4 1-2 2-3	0-0 FC6-4 1-2f			3 0 0 0 1 1 3
<b>Bruce Benedict, R</b> (1, 2) OBP: 0.331, SLG: 0.365 <b>Albert Hall, S</b> (10, PR) <b>Larry Owen, R</b> (11, 2)		0-0 F5			0-0 F8	4-0 BB BB		0-0 F6		0-0 SH1-4 1B		4 0 1 0 1 0 2 0 0 0 0 0 0 0 0 0 0 0 0 0 0
<b>Rafael Ramirez, R</b> (1, 6) OBP: 0.280, SLG: 0.297		0-0 1-3			0-0 HR	0-0 F8		0-0 6-3		0-0 SH1-4 1-2		4 1 1 1 0 0 5
<b>Rick Mahler, R</b> (1, 1) OBP: 0.176, SLG: 0.176 <b>Al Hrabosky, R</b> (5, PH) <b>Brian Asselstine, L</b> (5, PH) OBP: 0.342, SLG: 0.456 <b>Steve Bedrosian, R</b> (6, 1) <b>Jerry Royster, R</b> (7, PH) OBP: 0.221, SLG: 0.238 <b>Gene Garber, R</b> (8, 1) <b>Bill Poceroba, S</b> (9, PH) OBP: 0.264, SLG: 0.220 <b>Luis Gomez, R</b> (10, 5) OBP: 0.429, SLG: 0.273			0-0 6-3		0-0 6-3		0-0 6-3		0-3 K	0-0 F7		1 0 0 0 0 0 0 0 0 0 0 0 0 0 1 0 0 0 0 0 0 0 0 0 0 0 0 0 1 0 0 0 0 0 0 0 0 0 0 0 0 0 1 0 0 0 0 0 0 1 0 0 0 0 0 1 1 0 0 0 0 0 2


Inning Stats	R: 1	H: 2	E: 0	LOB: 1	K: 0	BB: 0	S: 5	P: 5	R: 0	H: 0	E: 0	LOB: 0	K: 1	BB: 0	S: 5	P: 5	R: 0	H: 1	E: 0	LOB: 0	K: 0	BB: 0	S: 3	P: 3	R: 0	H: 1	E: 1	LOB: 1	K: 0	BB: 0	S: 4	P: 4	R: 1	H: 2	E: 0	LOB: 1	K: 0	BB: 0	S: 5	P: 5	R: 0	H: 0	E: 0	LOB: 3	K: 0	BB: 3	S: 3	P: 15	R: 0	H: 1	E: 0	LOB: 1	K: 0	BB: 0	S: 4	P: 4	R: 0	H: 1	E: 0	LOB: 2	K: 0	BB: 1	S: 4	P: 8	R: 2	H: 3	E: 0	LOB: 2	K: 1	BB: 2	S: 7	P: 15	R: 0	H: 1	E: 0	LOB: 2	K: 1	BB: 1	S: 6	P: 10	R: 1	H: 1	E: 0	LOB: 0	K: 0	BB: 0	S: 2	P: 2
<b>1B: 7</b>	<b>SF: 0</b>	<b>2B: 2</b>	<b>SAC: 2</b>	<b>3B: 1</b>	<b>DP: 2</b>	<b>HR: 3</b>	<b>HBP: 0</b>	<b>WP: 0</b>	<b>PA: 49</b>																																																																															

**BOTTOM**

**San Diego Padres @ Atlanta Braves**  
Atlanta-Fulton County Stadium, Atlanta, GA

Sat Sep 12 1981, 3:33 AM EDT  
Att: 3,950 - Unknown

<b>AB</b>	<b>39</b>
<b>R</b>	<b>5</b>
<b>H</b>	<b>13</b>
<b>RBI</b>	<b>5</b>
<b>BB</b>	<b>7</b>
<b>SO</b>	<b>3</b>
<b>LOB</b>	<b>22</b>



PITCHER	IP	WLS	BF	H	R	ER	SO	BB	IBB	HBP	BLK	WP	HR	S	P	ERA	WHIP
<b>Steve Fireovid, R</b> (1, 1) ERA: 3.52	5.2		25	6	2	2	1	3	0	0	0	0	1	24	36	3.18	1.588
<b>John Littlefield, R</b> (6, 1) ERA: 3.93	0.1		1	0	0	0	0	0	0	0	0	0	0	1	1	0.00	0.000
<b>John Curtis, L</b> (7, 1) ERA: 5.16	1.0		5	2	0	0	0	0	0	0	0	0	0	5	5	0.00	2.000
<b>Eric Show, R</b> (8, 1) ERA: 3.38	1.1		8	2	2	2	1	2	0	0	0	0	1	8	16	13.50	3.000
<b>Gary Lucas, L</b> (9, 1) ERA: 2.17	1.2		8	2	0	0	1	0	2	0	0	0	0	8	16	0.00	1.200

PITCHER	IP	WLS	BF	H	R	ER	SO	BB	IBB	HBP	BLK	WP	HR	S	P	ERA	WHIP
<b>Mike Armstrong, R</b> (11, 1) ERA: 16.2	0.1		2	1	1	1	0	0	0	0	0	0	1	1	2	27.00	3.000

Batter	1	2	3	4	5	6	7	8	9	10	AB R H RBI BB SO LOB	TOP															
Ozzie Smith, S OBP: 0.314, SLG: 0.279 (1, 6) BB	4-0 FC4-6 BB		x 0-0 F8		x 0-0 F9		x 0-0 F9		x 0-0 F9	x 0-0 SH 1B 3B	3 1 0 0 1 0 0	<b>San Diego Padres @ Atlanta Braves</b> Atlanta-Fulton County Stadium, Atlanta, GA Sun Sep 13 1981, 3:33 AM EDT Att: 7,625 - Unknown															
Juan Bonilla, R OBP: 0.353, SLG: 0.367 (1, 4)	0-0 FC4-6 1B 1-2f		0-3 K		4-0 FC5-4 BB		0-0 F9		0-0 F9	0-0 3B 1B	4 1 1 1 1 1 1																
Gene Richards, L OBP: 0.360, SLG: 0.404 Alan Wiggins, S OBP: 0.333, SLG: 0.333 (1, PR) Joe Lefebvre, L OBP: 0.338, SLG: 0.417 (8, 9)	0-0 L1-3 1B			0-0 1B FC3-2-5-1	0-0 F6			0-0 5-3		0-3 K	1 0 1 0 0 0 0 3 0 1 0 0 0 1 1 0 0 0 0 1 3																
Luis Salazar, R OBP: 0.324, SLG: 0.398 (1, 5)	0-0 L1-3			0-0 1B FC3-2-5-1	0-0 FC5-4			0-3 K		0-0 3B	5 1 2 2 0 1 3																
Ruppert Jones, L OBP: 0.325, SLG: 0.388 (1, 8)		x 0-0 6-3		0-0 1B FC3-2-5-1		x 0-0 1B		0-3 K		0-3 K	5 1 1 0 0 2 4																
Dave Edwards, R OBP: 0.272, SLG: 0.329 (8, 7)		x 0-0 5-3		0-0 1B SF8		x 0-0 F9		0-3 K		0-0 5-3	5 1 1 2 0 1 3																
Barry Evans, R OBP: 0.378, SLG: 0.366 Broderick Perkins, L OBP: 0.318, SLG: 0.423 (9, PH) (9, 3)		x 0-0 1B		0-0 2B		x 0-0 F8		0-0 4-3			3 0 2 0 0 0 1 1 0 0 0 0 0 0																
Doug Gwosdz, R Terry Kennedy, L OBP: 0.343, SLG: 0.367 (9, PH) (9, 2)		x 0-0 F7		0-0 SF8		0-3 K		0-0 3-1			2 0 0 1 0 1 2 1 0 0 0 0 0 0																
Fred Kuhaulua, L John Urea, R John Littlefield, R Gary Lucas, L Randy Bass, L Mario Ramirez, R Danny Boone, L Eric Show, R (1, 1) (8, 1) (9, 1) (9, 1) (10, PH) (10, PR) (10, 1) (10, 1)			0-3 K	0-3 K		x 0-0 F7				0-0 SH 1B 2B	3 0 0 0 0 2 1 0 1 0 1 0 0 0 0 0 1 0 0 0 0 0 0 0 0 0 0 0 0 0 0 0 0 0 0 0																
<b>Inning Stats</b>	R: 0 E: 0 K: 0 S: 3	H: 1 LOB: 2 BB: 1 P: 7	R: 0 E: 0 K: 0 S: 4	H: 1 LOB: 1 BB: 0 P: 4	R: 0 E: 0 K: 2 S: 7	H: 0 LOB: 0 BB: 0 P: 7	R: 3 E: 0 K: 1 S: 9	H: 4 LOB: 1 BB: 0 P: 9	R: 0 E: 0 K: 0 S: 3	H: 1 LOB: 1 BB: 0 P: 6	R: 0 E: 0 K: 0 S: 3		H: 0 LOB: 1 BB: 1 P: 7	R: 0 E: 0 K: 1 S: 6	H: 1 LOB: 1 BB: 0 P: 6	R: 0 E: 0 K: 2 S: 7	H: 0 LOB: 0 BB: 0 P: 7	R: 0 E: 0 K: 1 S: 5	H: 0 LOB: 0 BB: 0 P: 5	R: 3 E: 0 K: 2 S: 11	H: 3 LOB: 2 BB: 0 P: 11	1B: 7 2B: 3 3B: 1 HR: 0	SF: 1 SAC: 1 DP: 1 HBP: 0	WP: 0 PB: 0 SB: 0 CS: 0	PA: 42		
<b>PITCHER</b>	IP WLS BF H R ER SO BB IBB HBP BLK WP HR S P ERA WHIP																										
Larry McWilliams, L ERA: 3.12 Gene Garber, R ERA: 2.68 Rick Camp, R ERA: 1.97 Al Hrabosky, L ERA: 1.23	(1, 1) (9, 1) (10, 1) (10, 1)	8.0 3 0.0 1.0	32 3 3 4	7 0 2 1	3 0 3 0	3 0 3 0	6 1 0 2	2 0 0 0	0 0 0 0	0 0 0 0	0 0 0 0	0 0 3 8	42 5 3 8	50 5 ∞ 8	3.38 0.00 ∞ 0.00	1.125 0.000 ∞ 1.000											

livebaseballscorecards.com

<b>AB</b>	<b>38</b>
<b>R</b>	<b>6</b>
<b>H</b>	<b>10</b>
<b>RBI</b>	<b>6</b>
<b>BB</b>	<b>2</b>
<b>SO</b>	<b>9</b>
<b>LOB</b>	<b>19</b>



Batter	1	2	3	4	5	6	7	8	9	10	AB	R	H	RBI	BB	SO	LOB	BOTTOM							
Rufino Linares, R OBP: 0.296, SLG: 0.381 (1, 7)	F7		4-3			1B		4-3	IBB		4	0	1	0	1	0	2	<b>San Diego Padres @ Atlanta Braves</b> Atlanta-Fulton County Stadium, Atlanta, GA Sun Sep 13 1981, 3:33 AM EDT Att. 7,625 - Unknown  <b>livebaseballscorecards.com</b>							
Claudell Washington, L OBP: 0.338, SLG: 0.424 (1, 9) Brook Jacoby, R OBP: 1.000, SLG: 1.000 (8, PH) Albert Hall, S (8, PR) Gene Garber, R (9, 1) Brian Assettine, L OBP: 0.338, SLG: 0.449 (9, PH) Rick Camp, R (10, 1) Al Hrabosky, R (10, 1)	G3			K		K		BB 1B	G4-2-3		3	0	0	0	0	2	1								
Bob Horner, R OBP: 0.348, SLG: 0.433 (1, 5) Larry Whisenton, L (8, PR) (9, 9)	6-3			FC6-4 1B		F8		BB 1B		E BB	4	0	2	0	0	0	1								
Chris Chambliss, L OBP: 0.358, SLG: 0.425 (1, 3)		K		F9		K		BB 1B		G4-6-3 BB	3	0	0	0	2	2	2								
Dale Murphy, R OBP: 0.333, SLG: 0.395 (1, 8)		K		FC6-4			K	F4		E1	5	0	0	0	0	2	6								
Glenn Hubbard, R OBP: 0.323, SLG: 0.375 (1, 4) Eddie Miller, S OBP: 0.285, SLG: 0.269 (9, PR) Larry Owen, R (10, 2) Biff Poceroba, S OBP: 0.262, SLG: 0.218 (10, PH)		F7				1B 2B				E S	3	1	1	0	1	0	0								
Bruce Benedict, R OBP: 0.337, SLG: 0.368 (1, 2) Brett Butler, L OBP: 0.342, SLG: 0.348 (9, PR) Luis Gomez, R OBP: 0.414, SLG: 0.261 (10, 5)			FC5-6 1B			1B		6-3		2B BB	3	0	2	1	1	0	0								
Rafael Ramirez, R OBP: 0.279, SLG: 0.297 (1, 6)			F4			F7		4-3 6-3 1B 1B		F3	4	1	1	0	0	0	3								
Larry McWilliams, L (1, 1) Jerry Royster, R OBP: 0.237, SLG: 0.256 (8, PH) (9, 5) (10, 4)			FC5-6 WP			K		6-3		2B	2	0	0	0	0	1	1								
<b>Inning Stats</b>	R: 0 E: 0 K: 0 S: 3	H: 0 LOB: 0 BB: 0 P: 3	R: 0 E: 0 K: 2 S: 7	H: 0 LOB: 0 BB: 0 P: 7	R: 0 E: 0 K: 0 S: 4	H: 1 LOB: 1 BB: 0 P: 4	R: 0 E: 0 K: 1 S: 6	H: 1 LOB: 1 BB: 0 P: 6	R: 1 E: 0 K: 1 S: 6	H: 2 LOB: 0 BB: 0 P: 6	R: 0 E: 0 K: 2 S: 8	H: 1 LOB: 0 BB: 0 P: 8	R: 0 E: 0 K: 1 S: 5	H: 0 LOB: 0 BB: 0 P: 5	R: 1 E: 0 K: 0 S: 6	H: 3 LOB: 3 BB: 1 P: 10	R: 1 E: 0 K: 0 S: 3		H: 1 LOB: 2 BB: 3 P: 15	R: 1 E: 1 K: 1 S: 5	H: 0 LOB: 1 BB: 2 P: 13	1B: 7 2B: 2 3B: 0 HR: 0	SF: 0 SAC: 0 DP: 2 HBP: 0	WP: 1 PB: 0 SB: 1 CS: 0	PA: 43
<b>PITCHER</b>	IP	WLS	BF	H	R	ER	SO	BB	IBB	HBP	BLK	WP	HR	S	P	ERA	WHIP								
Fred Kuhaulua, L ERA: 1.86 (1, 1)	7.2		31	8	2	2	7	1	0	0	0	1	0	44	48	2.35	1.174								
John Urrea, R ERA: 2.38 (8, 1)	0.1		3	0	1	1	0	2	0	0	0	0	0	1	9	27.00	6.000								
John Littlefield, R ERA: 3.91 (9, 1)	0.1		2	1	0	0	0	0	0	0	0	0	0	2	2	0.00	3.000								
Gary Lucas, L ERA: 2.15 (9, 1)	0.2	W	2	0	0	0	0	0	1	0	0	0	0	1	5	0.00	0.000								
Danny Boone, L ERA: 2.88 (10, 1)	0.0		3	0	1	1	0	2	0	0	0	0	0	1	9	∞	∞								
<b>PITCHER</b>	IP	WLS	BF	H	R	ER	SO	BB	IBB	HBP	BLK	WP	HR	S	P	ERA	WHIP								
Eric Show, R ERA: 3.0 (10, 1)	1.0		5	2	0	0	1	0	0	0	0	0	0	4	4	0.00	0.000								

**San Diego Padres @ Atlanta Braves**  
Atlanta-Fulton County Stadium, Atlanta, GA

Sun Sep 13 1981, 3:33 AM EDT  
Att. 7,625 - Unknown

**AB 37**  
**R 4**  
**H 9**  
**RBI 3**  
**BB 6**  
**SO 8**  
**LOB 23**







Batter	1	2	3	4	5	6	7	8	9	AB	R	H	RBI	BB	SO	LOB
Joe Morgan, L OBP: 0.367, SLG: 0.374 (1, 4)	0-0 F7	0-0 F9		0-3 K			0-3 K			4	0	0	0	0	2	1
Enos Cabell, R OBP: 0.258, SLG: 0.311 (1, 3)	0-0 E6 BB	0-0 5-3		0-0 L3			0-0 6-3			4	1	0	0	0	0	1
Jack Clark, R OBP: 0.324, SLG: 0.453 (1, 9)	0-0 F3		0-0 F7		0-3 K		0-0 F9			4	0	0	0	0	1	1
Darrell Evans, L OBP: 0.337, SLG: 0.404 (1, 5)	4-0 BB 1B BB		0-0 FC5-4 1B		0-0 F5			0-0 F7		3	1	1	0	1	0	0
Larry Herndon, R OBP: 0.313, SLG: 0.408 (1, 7)	0-0 E5 BB 1B		0-0 FC5-4		0-0 4-3			0-0 G3 1B		4	1	1	0	0	0	3
Milt May, L OBP: 0.370, SLG: 0.380 (1, 2)	4-0 1B BB		0-0 F6			0-0 G6-4-3 1B		0-0 G3		3	0	1	1	1	0	2
Jerry Martin, R OBP: 0.308, SLG: 0.347 (1, 8)	0-0 1B			0-0 SH 3B		0-0 G6-4-3 1B		4-0 FC6-4 IBB		3	1	2	2	1	0	1
Johnnie LeMaster, R OBP: 0.307, SLG: 0.296 (1, 6)	0-0 F6			0-0 SH SH1-4		0-0 E6 1B		0-0 FC6-4		3	0	1	1	0	0	4
Tom Griffin, R OBP: 0.214, SLG: 0.282 (1, 1)		0-3 K		0-0 SH1-4		0-0 1-3				1	0	0	0	0	1	0
Fred Breining, R (6, 1)										0	0	0	0	0	0	0
Max Venable, L OBP: 0.333, SLG: 0.200 (6, PH)										1	0	0	0	0	0	1
Gary Lavelle, S OBP: 0.444, SLG: 0.500 (7, 1)										0	0	0	0	0	0	0
Greg Minton, S (9, 1)										0	0	0	0	0	0	0

Inning Stats	R: 3	H: 1	E: 2	K: 0	S: 6	LOB: 2	BB: 2	P: 14	R: 0	H: 0	E: 0	K: 1	S: 5	LOB: 0	BB: 0	P: 5	R: 0	H: 1	E: 0	K: 0	S: 4	LOB: 1	BB: 0	P: 4	R: 1	H: 1	E: 0	K: 1	S: 7	LOB: 1	BB: 0	P: 7	R: 0	H: 0	E: 0	K: 1	S: 5	LOB: 0	BB: 0	P: 5	R: 0	H: 2	E: 1	K: 0	S: 4	LOB: 1	BB: 0	P: 4	R: 0	H: 0	E: 0	K: 1	S: 5	LOB: 0	BB: 0	P: 5	R: 0	H: 1	E: 0	K: 0	S: 4	LOB: 2	BB: 1	P: 8
--------------	------	------	------	------	------	--------	-------	-------	------	------	------	------	------	--------	-------	------	------	------	------	------	------	--------	-------	------	------	------	------	------	------	--------	-------	------	------	------	------	------	------	--------	-------	------	------	------	------	------	------	--------	-------	------	------	------	------	------	------	--------	-------	------	------	------	------	------	------	--------	-------	------

PITCHER	IP	WLS	BF	H	R	ER	SO	BB	IBB	HBP	BLK	WP	HR	S	P	ERA	WHIP
Tommy Boggs, R ERA: 3.96 (1, 1)	4.0	L	20	3	4	1	2	2	0	0	0	0	0	22	30	2.25	1.250
John Montefusco, R ERA: 3.63 (5, 1)	2.0		7	2	0	0	1	0	0	0	0	0	0	9	9	0.00	1.000
Steve Bedrosian, R ERA: 3.24 (7, 1)	2.0		8	1	0	0	1	0	1	0	0	0	0	9	13	0.00	0.500

**BOTTOM**

**Atlanta Braves @ San Francisco Giants**  
Candlestick Park, San Francisco, CA

Mon Sep 14 1981, 10:05 PM EDT  
Att. 4,938 - Unknown

AB	30
R	4
H	6
RBI	4
BB	3
SO	4
LOB	14



WP	PA	ERA	WHIP
0	35		

Batter	1	2	3	4	5	6	7	8	9	AB R H RBI BB SO LOB
<b>Brett Butler, L</b> (1, 7) OBP: 0.369, SLG: 0.375	0-0 6-3		0-0 1B 1-3 FC5-2 2B	0-0 1B 2-3		0-0 5-3		0-0 G3		5 0 2 0 0 0 0
<b>Claudell Washington, L</b> (1, 9) OBP: 0.348, SLG: 0.432	0-0 F2		0-0 FC3-6 FC5-2 WP 1B 2-3 3-H	0-0 1B 1-2 3-H		0-0 E 1B		0-0 G6-4-3 1B		5 1 4 2 0 0 0
<b>Bob Horner, R</b> (1, 5) OBP: 0.343, SLG: 0.423	0-0 5-3		0-0 FC5-2 FC3-6 1B 1-2 3-H	0-0 F8		4-0 1B 1-3 IBB		0-0 G6-4-3 1-2f		4 0 0 0 1 0 5
<b>Chris Chambliss, L</b> (1, 3) OBP: 0.354, SLG: 0.421		0-0 5-3	0-0 FC3-6 BB WP 1-2f 2-3		0-0 F8	0-0 F5			0-3 K	5 1 0 0 0 1 4
<b>Dale Murphy, R</b> (1, 8) OBP: 0.333, SLG: 0.399		4-0 1B BB	4-0 WP 1-2 BB		0-3 K		0-0 HR		0-0 1-3	3 1 1 1 2 1 0
<b>Glenn Hubbard, R</b> (1, 4) OBP: 0.320, SLG: 0.372		0-0 F9	0-3 K 1-3 2-H 3-H		0-0 2B		0-0 1-3		0-0 6-3	5 0 1 0 0 1 2
<b>Bruce Benedict, R</b> (1, 2) OBP: 0.347, SLG: 0.372		0-0 1B 1-2		0-0 FC4-6-5 S 1B	4-0 IBB		0-0 1B			3 0 3 0 1 0 0
<b>Luis Gomez, R</b> (1, 6) OBP: 0.364, SLG: 0.222		0-0 F9		0-0 FC4-6-5 1B SH1-4 1-3	0-0 F9		0-0 F8			4 1 0 0 0 0 6
<b>Phil Niekro, R</b> (1, 1) OBP: 0.085, SLG: 0.085 <b>Gene Garber, R</b> (7, 1)			0-0 2B 1B	0-0 SH1-4		0-0 F2	0-3 K			3 1 1 0 0 1 1 0 0 0 0 0 0 0

**TOP**

**Atlanta Braves @ San Francisco Giants**  
Candlestick Park, San Francisco, CA

Tue Sep 15 1981, 10:05 PM EDT  
Att. 3,588 - Unknown

<b>AB</b>	37
<b>R</b>	5
<b>H</b>	12
<b>RBI</b>	3
<b>BB</b>	4
<b>SO</b>	4
<b>LOB</b>	18



Inning Stats	R: 0	H: 0	E: 0	K: 0	S: 3	P: 3	R: 0	H: 1	E: 0	K: 0	S: 4	P: 8	R: 3	H: 3	E: 0	K: 1	S: 8	P: 12	R: 1	H: 3	E: 0	K: 0	S: 6	P: 6	R: 0	H: 1	E: 0	K: 1	S: 6	P: 10	R: 0	H: 1	E: 1	K: 0	S: 4	P: 8	R: 1	H: 2	E: 0	K: 1	S: 7	P: 7	R: 0	H: 1	E: 0	K: 0	S: 3	P: 3	R: 0	H: 0	E: 0	K: 1	S: 5	P: 5	1B: 9	2B: 2	3B: 0	HR: 1	SF: 0	SAC: 1	DP: 1	HBP: 0	WP: 3	PB: 0	SB: 1	CS: 0	PA: 42
--------------	------	------	------	------	------	------	------	------	------	------	------	------	------	------	------	------	------	-------	------	------	------	------	------	------	------	------	------	------	------	-------	------	------	------	------	------	------	------	------	------	------	------	------	------	------	------	------	------	------	------	------	------	------	------	------	-------	-------	-------	-------	-------	--------	-------	--------	-------	-------	-------	-------	--------

PITCHER	IP	WLS	BF	H	R	ER	SO	BB	IBB	HBP	BLK	WP	HR	S	P	ERA	WHIP
<b>Allen Ripley, R</b> (1, 1) ERA: 4.04	3.2		20	7	4	4	1	2	0	0	0	1	0	20	28	9.82	2.455
<b>Mike Rowland, R</b> (4, 1) ERA: 1.8	0.1		1	0	0	0	0	0	0	0	0	0	0	1	1	0.00	0.000
<b>Al Holland, L</b> (5, 1) ERA: 2.34	2.0		10	2	0	0	1	0	2	0	0	0	0	10	18	0.00	1.000
<b>Fred Breining, R</b> (7, 1) ERA: 2.8	2.0		8	3	1	1	1	0	0	0	0	0	1	10	10	4.50	1.500
<b>Greg Minton, R</b> (9, 1) ERA: 3.25	1.0	W	3	0	0	0	1	0	0	0	0	0	0	5	5	0.00	0.000

Batter	1	2	3	4	5	6	7	8	9	AB	R	H	RBI	BB	SO	LOB	BOTTOM								
Joe Morgan, L (1, 4) Fred Breining, R (7, 1) Max Venable, L (8, PH) Greg Minton, S (9, 1)	0-0 CS 1B		0-0 F9		0-0 S 1B	0-0 F2		0-0 F8		4	0	2	0	0	0	2									
Enos Cabell, R (1, 3)	0-0 1-2 1B		0-0 G3		0-0 L6		0-0 F8		0-0 E6 1B	5	1	1	0	0	0	1									
Larry Herndon, R (1, 7)	0-0 F8			0-0 E 4-3 1B	0-3 K		4-0 BB E BB		0-0 1B 2B 1B	4	3	2	0	1	1	2									
Darrell Evans, L (1, 5) Joe Pettini, R (9, PR)	0-0 G3			0-0 4-3 1-2	4-0 BB		4-0 FC4-6 1-2 BB		0-0 2B SH 1B	3	0	1	1	2	0	2									
Jeffrey Leonard, R (1, 9)		0-0 4-3		0-0 E 1B	0-0 6-3		0-0 E6 FC4-6 1-2 2-H		0-0 SH 2B	5	1	2	2	0	0	3									
Milt May, L (1, 2)		0-0 3-1		0-0 1-3		0-3 K	0-0 FC4-6 FC5-4 1-2f 2-3		4-0 SH IBB	4	0	0	0	1	1	3									
Jerry Martin, R (1, 8)		0-0 1B		4-0 1B BB		0-0 L7	0-0 FC5-4 1-2f		0-3 K	4	0	1	0	1	1	5									
Johnnie LeMaster, R (1, 6) Dave Bergman, L (9, PH)		0-3 K		0-0 1B 1-2 2-H		0-0 1B 1B		0-0 5-3	0-0 SH 1-2 2-3 3-H	4	0	2	1	0	1	1									
Allen Ripley, R (1, 1) Mike Rowland, R (4, 1) Jack Clark, R (4, PH) Al Holland, R (5, 1) Billy Smith, S (6, PH)			0-0 F2		0-0 L5		0-0 1B		0-0 F9	1	0	0	0	0	0	0									
<b>Inning Stats</b>	R: 0 E: 0 K: 0 S: 4	H: 2 LOB: 1 BB: 0 P: 4	R: 0 E: 0 K: 1 S: 6	H: 1 LOB: 1 BB: 0 P: 6	R: 0 E: 0 K: 0 S: 3	H: 0 LOB: 0 BB: 0 P: 3	R: 2 E: 1 K: 0 S: 6	H: 3 LOB: 2 BB: 1 P: 10	R: 0 E: 0 K: 1 S: 7	H: 2 LOB: 2 BB: 0 P: 7	R: 1 E: 1 K: 0 S: 4	H: 0 LOB: 2 BB: 2 P: 12	R: 0 E: 0 K: 0 S: 3	H: 0 LOB: 0 BB: 0 P: 3	R: 3 E: 1 K: 1 S: 8	H: 3 LOB: 3 BB: 1 P: 12	1B: 11 2B: 1 3B: 0 HR: 0	SF: 0 SAC: 1 DP: 0 HBP: 0	WP: 0 PB: 0 SB: 1 CS: 1	PA: 44 ERA WHIP					
<b>PITCHER</b> Phil Niekro, R (1, 1) Gene Garber, R (7, 1)	IP 6.1	WLS L	BF 31	H 9	R 3	ER 2	SO 3	BB 4	IBB 0	HBP 0	BLK 0	WP 0	HR 0	S 33	P 49	ERA 2.84	WHIP 2.053								
<b>PITCHER</b>	IP	WLS	BF	H	R	ER	SO	BB	IBB	HBP	BLK	WP	HR	S	P	ERA	WHIP								

**Atlanta Braves @ San Francisco Giants**  
 Candlestick Park, San Francisco, CA  
 Tue Sep 15 1981, 10:05 PM EDT  
 Att. 3,588 - Unknown

**AB** 38  
**R** 6  
**H** 12  
**RBI** 5  
**BB** 5  
**SO** 4  
**LOB** 21



Batter	1	2	3	4	5	6	7	8	9	AB R H RBI BB SO LOB	TOP		
Rufino Linares, R (1, 7) OBP: 0.297, SLG: 0.385	0-0 6-3			0-0 5-3 1B	0-0 6-3			0-0 1-H 2B		4 1 2 1 0 0 0	<b>Atlanta Braves @ Los Angeles Dodgers</b> <b>Dodger Stadium, Los Angeles, CA</b> Wed Sep 16 1981, 7:05 PM PDT Att: 19,905 - Unknown		
Claudell Washington, L (1, 9) OBP: 0.344, SLG: 0.427 Brook Jacoby, R (8, PH) OBP: 0.667, SLG: 0.667 Luis Gomez, R (8, 6) OBP: 0.364, SLG: 0.222	0-0 5-3			0-0 F7			0-0 F6	0-3 K		3 0 0 0 0 0 1 1 0 0 0 0 1 1 0 0 0 0 0 0 0			
Bob Horner, R (1, 5) OBP: 0.338, SLG: 0.416	0-0 5-3			0-0 5-3 1-2			0-0 6-3	0-0 F2		4 0 0 0 0 0 2			
Chris Chambliss, L (1, 3) OBP: 0.353, SLG: 0.419				0-0 L9			0-0 F9	0-0 F8		4 0 1 1 0 0 0			
Dale Murphy, R (1, 8) OBP: 0.330, SLG: 0.394 Eddie Miller, S (9, PR) OBP: 0.285, SLG: 0.269				0-0 F7			0-0 E6	0-0 E6		4 0 0 0 0 0 1 0 0 0 0 0 0 0			
Glenn Hubbard, R (1, 4) OBP: 0.320, SLG: 0.368				0-3 K			0-0 E6	0-0 F9		3 0 0 0 1 1 1			
Bruce Benedict, R (1, 2) OBP: 0.343, SLG: 0.367				0-0 5-3			0-0 5-3	0-0 F5		4 0 0 0 0 0 5			
Rafael Ramirez, R (1, 6) OBP: 0.278, SLG: 0.295 Brett Butler, L (8, PH) OBP: 0.376, SLG: 0.384				0-0 5-3			0-0 B1-6-4 1B	0-0 2B 1B		2 0 1 0 0 0 0 1 1 1 0 0 0 0			
Gaylord Perry, R (1, 1) OBP: 0.273, SLG: 0.372 Rick Camp, R (7, 1) Brian Asselstine, L (8, PH) OBP: 0.342, SLG: 0.451 Steve Bedrosian, R (8, 1)				0-0 5-3			0-0 B1-6-4 1-2f	0-0 F7		2 0 0 0 0 0 1 0 0 0 0 0 0 0 1 0 0 0 0 0 1 0 0 0 0 0 0 0			
<b>Inning Stats</b>	R: 0 H: 0 E: 0 LOB: 0 K: 0 BB: 0 S: 3 P: 3	R: 0 H: 0 E: 0 LOB: 0 K: 1 BB: 0 S: 5 P: 5	R: 0 H: 0 E: 0 LOB: 0 K: 0 BB: 0 S: 3 P: 3	R: 1 H: 2 E: 1 LOB: 3 K: 0 BB: 1 S: 6 P: 10	R: 0 H: 1 E: 0 LOB: 0 K: 0 BB: 0 S: 3 P: 3	R: 0 H: 0 E: 0 LOB: 0 K: 0 BB: 0 S: 3 P: 3	R: 0 H: 0 E: 1 LOB: 0 K: 0 BB: 0 S: 3 P: 3	R: 1 H: 2 E: 0 LOB: 1 K: 1 BB: 0 S: 7 P: 7	R: 0 H: 0 E: 1 LOB: 1 K: 0 BB: 0 S: 4 P: 4	1B: 4 SF: 0 2B: 1 SAC: 0 3B: 0 DP: 1 HR: 0 HBP: 0	WP: 0 PA: 34 PB: 0 SB: 0 CS: 1		
<b>PITCHER</b>	IP WLS BF H R ER SO BB IBB HBP BLK WP HR S P ERA WHIP											<b>PITCHER</b>	IP WLS BF H R ER SO BB IBB HBP BLK WP HR S P ERA WHIP
Jerry Reuss, L (1, 1) ERA: 2.19	7.0 W 25 3 1 1 1 1 1 0 0 0 0 0 26 30 1.29 0.571												
Dave Stewart, R (8, 1) ERA: 1.66	0.1 3 2 1 1 0 0 0 0 0 0 0 0 3 3 27.00 6.000												
Steve Howe, L (8, 1) ERA: 2.49	1.2 S 6 0 0 0 1 0 0 0 0 0 0 0 8 8 0.00 0.000												

livebaseballscorecards.com

<b>AB</b>	<b>33</b>
<b>R</b>	<b>2</b>
<b>H</b>	<b>5</b>
<b>RBI</b>	<b>2</b>
<b>BB</b>	<b>1</b>
<b>SO</b>	<b>2</b>
<b>LOB</b>	<b>13</b>



Batter	1	2	3	4	5	6	7	8	9
<b>Davey Lopes, R</b> OBP: 0.299, SLG: 0.299 (1, 4)	0-0 CS 1B		0-3 K2-3			0-0 1-3	0-0 F4		
<b>Ken Landreaux, L</b> OBP: 0.300, SLG: 0.372 (1, 8)	0-0 6-3 1-2			0-0 F8		0-3 K		0-0 F4	
<b>Rick Monday, L</b> OBP: 0.398, SLG: 0.588 (1, 9)	0-3 K			0-3 K			0-0 CS 1B	4-0 BB	
<b>Jack Perconte, L</b> OBP: 1.000, SLG: 1.000 (7, PR)									
<b>Ron Roenicke, S</b> OBP: 0.391, SLG: 0.300 (8, 9)									
<b>Steve Garvey, R</b> OBP: 0.324, SLG: 0.419 (1, 3)		0-0 5-3		0-3 K			0-0 1B 1-2	0-0 F8	
<b>Dusty Baker Jr., R</b> OBP: 0.356, SLG: 0.446 (1, 7)		0-0 5-3			0-0 F4		0-0 BB 1B 1-3	0-0 F7	
<b>Pedro Guerrero, R</b> OBP: 0.374, SLG: 0.489 (1, 5)		0-3 K			0-0 5-3		4-0 1B 1-2 BB		
<b>Mike Scioscia, L</b> OBP: 0.363, SLG: 0.345 (1, 2)			0-0 6-3		0-0 4-3		4-0 1B 1-2 2-3 BB		
<b>Derrel Thomas, S</b> OBP: 0.341, SLG: 0.357 (1, 6)			0-0 SH1-4 1B			0-0 1-3 SH3-4 1B	0-0 1B 1-2 2-3 3-H		
<b>Jerry Reuss, L</b> OBP: 0.205, SLG: 0.205 (1, 1)			0-0 SH1-4			0-0 SH3-4	0-0		
<b>Reggie Smith, S</b> OBP: 0.371, SLG: 0.393 (7, PH)									
<b>Dave Stewart, R</b> OBP: 0.500, SLG: 0.800 (8, 1)									
<b>Steve Howe, L</b> (8, 1)			1-2			1-2	1-3 2-H 3-H		

Inning Stats	R: 0 E: 0 K: 1 S: 5	H: 1 LOB: 0 BB: 0 P: 5	R: 0 E: 0 K: 1 S: 5	H: 0 LOB: 0 BB: 0 P: 5	R: 0 E: 0 K: 1 S: 6	H: 1 LOB: 1 BB: 0 P: 6	R: 0 E: 0 K: 2 S: 7	H: 0 LOB: 0 BB: 0 P: 7	R: 0 E: 0 K: 0 S: 3	H: 0 LOB: 0 BB: 0 P: 3	R: 0 E: 0 K: 1 S: 6	H: 1 LOB: 1 BB: 0 P: 6	R: 3 E: 0 K: 0 S: 6	H: 5 LOB: 2 BB: 2 P: 14	R: 0 E: 0 K: 0 S: 3	H: 0 LOB: 1 BB: 1 P: 7
1B: 8 2B: 0 3B: 0 HR: 0	SF: 0 SAC: 2 DP: 0 HBP: 0	WP: 0 PA: 32														

PITCHER	IP	WLS	BF	H	R	ER	SO	BB	IBB	HBP	BLK	WP	HR	S	P	ERA	WHIP
<b>Gaylord Perry, R</b> ERA: 3.67 (1, 1)	6.2	L	27	8	3	3	6	2	0	0	0	0	0	37	45	4.05	1.500
<b>Rick Camp, R</b> ERA: 1.96 (7, 1)	0.1		1	0	0	0	0	0	0	0	0	0	0	1	1	0.00	0.000
<b>Steve Bedrosian, R</b> ERA: 3.06 (8, 1)	1.0		4	0	0	0	0	1	0	0	0	0	0	3	7	0.00	1.000

BOTTOM

Atlanta Braves @ Los Angeles Dodgers  
 Dodger Stadium, Los Angeles, CA  
 Wed Sep 16 1981, 7:05 PM PDT  
 Att. 19,905 - Unknown

livebaseballscorecards.com

AB	27
R	3
H	8
RBI	3
BB	3
SO	6
LOB	8



Batter	1	2	3	4	5	6	7	8	9	AB R H RBI BB SO LOB	TOP
Jerry Royster, R (1, 4) OBP: 0.245, SLG: 0.264	0-0 4-3		0-3 K			0-0 CS 4-3 1B		0-0 1-3		4 0 1 0 0 1 1	<b>Atlanta Braves @ Los Angeles Dodgers</b> <b>Dodger Stadium, Los Angeles, CA</b> Thu Sep 17 1981, 7:05 PM PDT Att: 46,168 - Unknown <a href="http://livebaseballscorecards.com">livebaseballscorecards.com</a>
Claudell Washington, L (1, 9) OBP: 0.340, SLG: 0.421	0-3 K			0-0 4-3		0-0 4-3		0-0 4-3	4 0 0 0 0 1 1		
Bob Horner, R (1, 5) OBP: 0.337, SLG: 0.411	4-0 BB			0-0 1-3		0-0 CS	0-0 L7	0-3 K	3 0 0 0 1 1 0		
Chris Chambliss, L (1, 3) OBP: 0.350, SLG: 0.414	0-0 F7			0-0 4-3			0-3 K	0-0 L3	4 0 0 0 0 1 1		
Rufino Linares, R (1, 7) OBP: 0.297, SLG: 0.384		0-0 4-3			0-0 F9		0-0 1B		3 0 1 0 0 0 0		
Dale Murphy, R (1, 8) OBP: 0.327, SLG: 0.390		0-3 K			0-0 P3		0-0 L9		3 0 0 0 0 1 1		
Bruce Benedict, R (1, 2) OBP: 0.342, SLG: 0.366		0-0 5-3			0-0 1B			0-0 F9	3 0 1 0 0 0 0		
Rafael Ramirez, R (1, 6) OBP: 0.278, SLG: 0.293			0-0 P4		0-3 K2-3			4-0 BB	2 0 0 0 1 1 1		
Rick Mahler, R (1, 1) OBP: 0.158, SLG: 0.158			0-0 F7			0-0 G3		0-0 F8	2 0 0 0 0 0 0		
Al Hrabosky, R (6, 1)									0 0 0 0 0 0 0		
Brook Jacoby, R (8, PH) OBP: 0.500, SLG: 0.500									1 0 0 0 0 0 1		
Gene Garber, R (8, 1)									0 0 0 0 0 0 0		
<b>Inning Stats</b>	R: 0 H: 0 E: 0 LOB: 1 K: 1 BB: 1 S: 5 P: 9	R: 0 H: 0 E: 0 LOB: 0 K: 1 BB: 0 S: 5 P: 5	R: 0 H: 0 E: 0 LOB: 0 K: 1 BB: 0 S: 5 P: 5	R: 0 H: 0 E: 0 LOB: 0 K: 0 BB: 0 S: 3 P: 3	R: 0 H: 1 E: 0 LOB: 1 K: 1 BB: 0 S: 6 P: 6	R: 0 H: 1 E: 0 LOB: 0 K: 0 BB: 0 S: 3 P: 3	R: 0 H: 1 E: 0 LOB: 1 K: 1 BB: 0 S: 6 P: 6	R: 0 H: 0 E: 0 LOB: 1 K: 0 BB: 1 S: 3 P: 7	R: 0 H: 0 E: 0 LOB: 0 K: 1 BB: 0 S: 5 P: 5	1B: 3 SF: 0 2B: 0 SAC: 0 3B: 0 DP: 0 HR: 0 HBP: 0	WP: 0 PA: 32 PB: 0 SB: 0 CS: 1
<b>PITCHER</b> Fernando Valenzuela, L (1, 1) ERA: 2.36	IP WLS BF H R ER SO BB IBB HBP BLK WP HR S P ERA WHIP										
	9.0 W 31 3 0 0 6 2 0 0 0 0 0 0 0 41 49 0.00 0.556										

AB	29
R	0
H	3
RBI	0
BB	2
SO	6
LOB	6



Batter	1	2	3	4	5	6	7	8	9	AB	R	H	RBI	BB	SO	LOB
Davey Lopes, R OBP: 0.301, SLG: 0.299 (1, 4)	0-0 6-3		4-0 G3 S BB		0-3 K	0-0 1-2 1B		0-0 F7		4	0	1	0	1	1	2
Ken Landreaux, L OBP: 0.296, SLG: 0.366 (1, 8)	0-0 F7		0-0 G3 1-3		0-0 3-1	0-3 K		0-0 F8		5	0	0	0	0	1	5
Rick Monday, L OBP: 0.405, SLG: 0.587 (1, 9) Ron Roenicke, S OBP: 0.375, SLG: 0.286 (7, 9)	0-0 P4		4-0 S BB		0-0 BB 1B		0-0 F8			2	0	1	0	1	0	0
Steve Garvey, R OBP: 0.326, SLG: 0.421 (1, 3)		0-0 3-1 SF7 2B	0-3 K 1-2		4-0 1-2 BB		0-0 F9			3	1	1	0	1	1	2
Dusty Baker Jr., R OBP: 0.355, SLG: 0.444 (1, 7)		0-0 E6 3-1	0-3 K		0-0 F8		0-0 E7 1B			4	0	1	0	0	1	5
Mike Scioscia, L OBP: 0.365, SLG: 0.345 (1, 2)		0-0 3-1 1-2 2-3		0-0 FC6 1B		4-0 G3 SH3-4 1B BB		0-0 P3		3	1	1	0	1	0	3
Derrel Thomas, S OBP: 0.346, SLG: 0.355 (1, 5)		4-0 IBB		0-0 F8		0-0 SH3-4		4-0 FC1-6 BB		1	0	0	0	2	0	1
Gary Weiss, S (1, 6)		0-0 SF7 3-H		0-0 F8		0-0 G3		0-0 FC1-6 E 1-2f		3	0	0	1	0	0	3
Fernando Valenzuela, L OBP: 0.271, SLG: 0.293 (1, 1)		0-0 4-3		0-0 FC6 1-2f		0-0 1B 1B 3-H		0-0 E4 1-2		4	0	1	1	0	0	4

Inning Stats	R: 0	H: 0	E: 0	K: 0	S: 3	R: 1	H: 1	E: 1	K: 0	S: 5	R: 0	H: 0	E: 0	K: 2	S: 7	R: 0	H: 1	E: 0	K: 0	S: 4	R: 0	H: 1	E: 0	K: 1	S: 6	R: 1	H: 2	E: 0	K: 1	S: 7	R: 0	H: 1	E: 1	K: 0	S: 4	R: 0	H: 0	E: 1	K: 0	S: 4	R: 0	H: 0	E: 1	K: 0	S: 4
	LOB: 0	BB: 0	P: 3	LOB: 2	BB: 1	P: 9	LOB: 2	BB: 2	P: 15	LOB: 1	BB: 1	P: 4	LOB: 2	BB: 1	P: 10	LOB: 2	BB: 2	P: 11	LOB: 1	BB: 0	P: 4	LOB: 2	BB: 1	P: 8	LOB: 2	BB: 1	P: 8	LOB: 0	BB: 0	P: 8	LOB: 2	BB: 1	P: 8	LOB: 0	BB: 0	P: 4	LOB: 1	BB: 0	P: 4	LOB: 2	BB: 1	P: 8			

PITCHER	IP	WLS	BF	H	R	ER	SO	BB	IBB	HBP	BLK	WP	HR	S	P	ERA	WHIP
Rick Mahler, R ERA: 3.03 (1, 1)	5.2	L	28	5	2	1	3	4	1	0	0	0	0	29	49	1.59	1.588
Al Hrabosky, L ERA: 1.17 (6, 1)	1.1		5	1	0	0	1	0	0	0	0	0	0	7	7	0.00	0.750
Gene Garber, R ERA: 2.89 (8, 1)	1.0		5	0	0	0	0	1	0	0	0	0	0	4	8	0.00	1.000

**BOTTOM**

**Atlanta Braves @ Los Angeles Dodgers**  
**Dodger Stadium, Los Angeles, CA**

Thu Sep 17 1981, 7:05 PM PDT  
 Att. 46,168 - Unknown

livebaseballscores.com

<b>AB</b>	<b>30</b>
<b>R</b>	<b>2</b>
<b>H</b>	<b>6</b>
<b>RBI</b>	<b>2</b>
<b>BB</b>	<b>6</b>
<b>SO</b>	<b>4</b>
<b>LOB</b>	<b>25</b>



WP: 0	PA: 38
PB: 0	
SB: 2	
CS: 0	

Batter	1	2	3	4	5	6	7	8	9	AB R H RBI BB SO LOB	TOP		
<b>Brett Butler, L</b> (1, 8) OBP: 0.371, SLG: 0.377 (8, 7)	0-0 4-3		0-3 K			0-0 6-3		0-0 SH5-3 1B		4 1 1 0 0 1 0			
<b>Claudell Washington, L</b> (1, 9) OBP: 0.340, SLG: 0.420	0-0 1-3			0-0 F8		0-0 E S 2B 1B		0-0 SH5-3 1-2		3 1 1 0 0 0 0			
<b>Bob Horner, R</b> (1, 5) OBP: 0.339, SLG: 0.414	0-0 4-3			0-0 F2		0-0 1-H 1B 2B		4-0 1B IBB		3 1 1 1 1 0 0			
<b>Chris Chambliss, L</b> (1, 3) OBP: 0.356, SLG: 0.422		0-0 2B		0-0 1B		4-0 1B IBB		0-0 G4-3 1-2 2-H 1B		3 0 3 1 1 0 0			
<b>Rufino Linares, R</b> (1, 7) OBP: 0.296, SLG: 0.382 <b>Dale Murphy, R</b> (8, 8) OBP: 0.327, SLG: 0.390		0-0 6-3		0-0 L4		0-0 1-3 2-H 1B		0-0 G4-3 1-2f		4 0 1 1 0 0 4 0 0 0 0 0 0 0			
<b>Glenn Hubbard, R</b> (1, 4) OBP: 0.316, SLG: 0.364		0-0 5-3		0-0 F8		0-0 F6		0-0 F9		4 0 0 0 0 0 2			
<b>Rafael Ramirez, R</b> (1, 6) OBP: 0.278, SLG: 0.293		0-0 6-3		0-0 6-3		0-0 4-3 S CS 1B		0-0 F5		4 0 1 0 0 0 1			
<b>Larry Owen, R</b> (1, 2)			0-0 L8		4-0 BB	0-0 4-3		0-0 F8		3 0 0 0 1 0 1			
<b>Larry McWilliams, L</b> (1, 1)			0-3 K		0-3 K	0-0 L7 3-H				3 0 0 0 0 2 2			
<b>Inning Stats</b>	R: 0 H: 0 E: 0 LOB: 0 K: 0 BB: 0 S: 3 P: 3	R: 0 H: 1 E: 0 LOB: 1 K: 0 BB: 0 S: 4 P: 4	R: 0 H: 0 E: 0 LOB: 0 K: 2 BB: 0 S: 7 P: 7	R: 0 H: 1 E: 0 LOB: 1 K: 0 BB: 0 S: 4 P: 4	R: 0 H: 0 E: 0 LOB: 1 K: 1 BB: 1 S: 5 P: 9	R: 2 H: 3 E: 0 LOB: 1 K: 0 BB: 1 S: 5 P: 9	R: 0 H: 1 E: 0 LOB: 0 K: 0 BB: 0 S: 3 P: 3	R: 1 H: 2 E: 0 LOB: 1 K: 0 BB: 1 S: 4 P: 8	R: 0 H: 0 E: 0 LOB: 0 K: 0 BB: 0 S: 3 P: 3	1B: 6 SF: 0 2B: 2 SAC: 1 3B: 0 DP: 1 HR: 0 HBP: 0	WP: 0 PA: 35 PB: 0 SB: 2 CS: 1		
<b>PITCHER</b>	IP WLS BF H R ER SO BB IBB HBP BLK WP HR S P ERA WHIP											<b>PITCHER</b>	IP WLS BF H R ER SO BB IBB HBP BLK WP HR S P ERA WHIP
<b>Rick Wise, R</b> (1, 1) ERA: 3.71	5.1 L 21 4 2 2 3 1 0 0 0 0 0 0 26 30 3.38 0.938												
<b>Eric Show, R</b> (6, 1) ERA: 3.55	1.2 6 2 0 0 0 0 0 1 0 0 0 0 5 9 0.00 1.200												
<b>Gary Lucas, L</b> (8, 1) ERA: 2.18	2.0 8 2 1 1 0 0 0 1 0 0 0 0 7 11 4.50 1.000												

Atlanta Braves @ San Diego Padres  
 Jack Murphy Stadium, San Diego, CA  
 Fri Sep 18 1981, 10:05 PM EDT  
 Att. 4,798 - Unknown

livebaseballscorecards.com

AB	31
R	3
H	8
RBI	3
BB	3
SO	3
LOB	10





Batter 1 2 3 4 5 6 7 8 9 AB R H RBI BB SO LOB

Table with 9 columns (Batter 1-9) and 10 rows (Juan Bonilla, Ozzie Smith, Gene Richards, Luis Salazar, Ruppert Jones, Terry Kennedy, Barry Evans, Dave Edwards, Rick Wise, Eric Show, Jose Moreno, Gary Lucas). Each row contains a batter's name, stats, and a baseball diamond diagram showing pitch counts and outcomes (e.g., 4-3, F3, K, G3).

BOTTOM

Atlanta Braves @ San Diego Padres
Jack Murphy Stadium, San Diego, CA
Fri Sep 18 1981, 10:05 PM EDT
Att. 4,798 - Unknown

livebaseballscorecards.com

Summary statistics table: AB 28, R 0, H 2, RBI 0, BB 4, SO 7, LOB 10.



Inning Stats table with columns for R, H, E, K, S, P, ERA, WHIP for each batter, and a PITCHER section with columns for IP, WLS, BF, H, R, ER, SO, BB, IBB, HBP, BLK, WP, HR, S, P, ERA, WHIP.

Batter	1	2	3	4	5	6	7	8	9	AB R H RBI BB SO LOB	TOP														
<b>Brett Butler, L</b> (1, 8) OBP: 0.376, SLG: 0.367	0-3 K			4-0 BLK 3B BB		0-0 F9	4-0 BB			2 1 0 0 2 1 0															
<b>Claudell Washington, L</b> (1, 9) OBP: 0.343, SLG: 0.430	0-0 CS 1B			0-0 1-H SF7 3B		0-0 1-3	0-0 F6			3 1 2 1 0 0 0															
<b>Dale Murphy, R</b> (7, PH) OBP: 0.326, SLG: 0.389										1 0 0 0 0 0 3															
<b>Bob Horner, R</b> (1, 5) OBP: 0.338, SLG: 0.411	0-0 F8			0-0 5-3		0-0 1B				4 0 1 0 0 1 2															
<b>Chris Chambliss, L</b> (1, 3) OBP: 0.355, SLG: 0.421	0-0 CS 1-2	0-0 F8		0-0 SF7		0-0 FC4-6 1B		0-0 E6 1B 9-2		3 0 1 1 0 0 0															
<b>Rufino Linares, R</b> (1, 7) OBP: 0.295, SLG: 0.379				0-0 B1-3		0-0 FC4-6 1-2f		0-0 1B		4 0 1 0 0 0 2															
<b>Glenn Hubbard, R</b> (1, 4) OBP: 0.312, SLG: 0.359								0-0 9-2		4 0 0 0 0 1 2															
<b>Rafael Ramirez, R</b> (1, 6) OBP: 0.281, SLG: 0.302				0-3 K		0-0 G3 2B		0-0 K 1B 2B		4 1 2 0 0 2 0															
<b>Larry Owen, R</b> (1, 2) OBP: 0.266, SLG: 0.223				0-0 4-3		0-0 G3		0-0 K 4-3 1B		2 0 0 0 0 0 1															
<b>Biff Pocoroba, S</b> (7, PH) OBP: 0.266, SLG: 0.223										1 0 1 1 0 0 0															
<b>Albert Hall, S</b> (7, PR)										0 0 0 0 0 0 0															
<b>Bruce Benedict, R</b> (7, 2) OBP: 0.341, SLG: 0.365										1 0 0 0 0 1 0															
<b>Tommy Boggs, R</b> (1, 1) OBP: 0.150, SLG: 0.175				0-0 F8		0-3 K		0-0 4-3		2 0 0 0 0 1 1															
<b>Brian Asselstine, L</b> (7, PH) OBP: 0.338, SLG: 0.444										1 0 0 0 0 0 1															
<b>Gene Garber, R</b> (7, 1)										0 0 0 0 0 0 0															
<b>Rick Camp, R</b> (8, 1)										0 0 0 0 0 0 0															
<b>Larry Whisenton, L</b> (9, PH)										1 0 0 0 0 0 0															
<b>Inning Stats</b>	R: 0 E: 0 K: 1 S: 5	H: 1 LOB: 0 BB: 0 P: 5	R: 0 E: 0 K: 0 S: 3	H: 0 LOB: 0 BB: 0 P: 3	R: 0 E: 0 K: 1 S: 5	H: 0 LOB: 0 BB: 0 P: 5	R: 2 E: 0 K: 0 S: 4	H: 1 LOB: 0 BB: 1 P: 8	R: 0 E: 0 K: 1 S: 6	H: 1 LOB: 1 BB: 0 P: 6	R: 0 E: 0 K: 0 S: 5	H: 2 LOB: 2 BB: 0 P: 5	R: 1 E: 0 K: 1 S: 7	H: 2 LOB: 3 BB: 1 P: 11	R: 0 E: 1 K: 1 S: 6	H: 1 LOB: 1 BB: 0 P: 6	R: 0 E: 0 K: 2 S: 7	H: 0 LOB: 0 BB: 0 P: 7	1B: 5 2B: 3 3B: 1 HR: 0	SF: 1 SAC: 0 DP: 1 HBP: 0	WP: 0 PB: 0 SB: 0 CS: 1	PA: 37			
<b>PITCHER</b>	IP WLS BF H R ER SO BB IBB HBP BLK WP HR S P ERA WHIP																								
<b>Steve Fireovid, R</b> (1, 1) ERA: 3.77	6.2		28	7	3	3	4	2	0	0	1	0	0	34	42	4.05	1.350								
<b>Gary Lucas, L</b> (7, 1) ERA: 2.17	0.1		1	0	0	0	0	0	0	0	0	0	0	1	1	0.00	0.000								
<b>Eric Show, R</b> (8, 1) ERA: 3.07	2.0	W	7	1	0	0	3	0	0	0	0	0	0	13	13	0.00	0.500								

Atlanta Braves @ San Diego Padres  
 Jack Murphy Stadium, San Diego, CA  
 Sat Sep 19 1981, 10:05 PM EDT  
 Att. 2,906 - Unknown

livebaseballscorecards.com

AB	33
R	3
H	8
RBI	3
BB	2
SO	7
LOB	12



Batter	1	2	3	4	5	6	7	8	9	AB	R	H	RBI	BB	SO	LOB
Ozzie Smith, S OBP: 0.304, SLG: 0.266 (1, 6)	0-0 F7		0-0 4-3			4-0 1B S FC6-4 BB	0-0 F8			3	1	0	0	1	0	2
Juan Bonilla, R OBP: 0.346, SLG: 0.357 (1, 4)	0-0 1-3			0-0 3-1		0-0 1-3 FC6-4 1B		0-0 F6		4	0	1	0	0	0	0
Gene Richards, L OBP: 0.359, SLG: 0.402 (1, 7)	0-0 F7			0-0 4-3		0-0 1-2f 3-H FC6-4 S		0-0 4-3		4	0	0	1	0	0	1
Ruppert Jones, L OBP: 0.320, SLG: 0.380 (1, 8)		0-0 4-3 S 6-3 1B		0-3 K		0-3 1-2 K		0-0 1B 2B		4	2	2	0	0	2	1
Terry Kennedy, L OBP: 0.349, SLG: 0.386 (1, 2)		0-0 4-3			0-0 4-3			0-0 1B S 1B		4	0	1	1	0	0	2
Alan Wiggins, S OBP: 0.200, SLG: 0.111 (8, PR)		1-3						2-H		0	1	0	0	0	0	0
Doug Gwosdz, R (9, 2)										0	0	0	0	0	0	0
Broderick Perkins, L OBP: 0.314, SLG: 0.409 (1, 3)		0-0 6-3			0-0 3B 2B		0-0 4-3	4-0 1B E IBB		3	2	1	1	1	0	0
Luis Salazar, R OBP: 0.326, SLG: 0.397 (1, 9)		0-3 3-H K			0-0 5-3		0-0 E6 1B	0-0 1-H 2-H E8 1B		4	0	2	1	0	1	1
Tim Flannery, L OBP: 0.341, SLG: 0.487 (1, 5)			0-0 F7		0-0 2-H 3B		0-0 1-3	0-0 4-3		4	0	1	1	0	0	3
Steve Fireovid, S OBP: 0.250, SLG: 0.250 (1, 1)			0-0 6-3		0-3 K		4-0 IBB			2	0	0	0	0	1	1
Gary Lucas, L OBP: 0.100, SLG: 0.100 (7, 1)										0	0	0	0	0	0	0
Randy Bass, L OBP: 0.297, SLG: 0.327 (7, PH)										0	0	0	0	1	0	0
Mario Ramirez, R OBP: 0.250, SLG: 0.250 (7, PR)										0	0	0	0	0	0	0
Eric Show, R (8, 1)										0	0	0	0	0	0	0

Inning Stats	R: 0	H: 0	E: 0	K: 0	S: 3	P: 3	R: 1	H: 1	E: 0	K: 1	S: 6	R: 0	H: 0	E: 0	K: 0	S: 3	R: 0	H: 0	E: 0	K: 1	S: 5	R: 1	H: 2	E: 0	K: 1	S: 7	R: 1	H: 1	E: 0	K: 1	S: 6	R: 0	H: 1	E: 1	K: 0	S: 6	R: 3	H: 3	E: 1	K: 0	S: 6
	0	0	0	0	3	3	1	1	0	1	6	0	0	0	0	3	0	0	0	0	0	5	1	2	0	1	7	0	1	0	1	6	0	1	2	1	8	3	3	1	6

PITCHER	IP	WLS	BF	H	R	ER	SO	BB	IBB	HBP	BLK	WP	HR	S	P	ERA	WHIP
Tommy Boggs, R ERA: 3.99 (1, 1)	6.0		23	4	3	3	4	1	0	0	0	0	0	30	34	4.50	0.833
Gene Garber, R ERA: 3.17 (7, 1)	1.2	L	11	4	3	2	0	0	2	0	0	0	0	9	17	10.80	2.400
Rick Camp, R ERA: 1.95 (8, 1)	0.1		1	0	0	0	0	0	0	0	0	0	0	1	1	0.00	0.000

**BOTTOM**

**Atlanta Braves @ San Diego Padres**  
**Jack Murphy Stadium, San Diego, CA**

Sat Sep 19 1981, 10:05 PM EDT  
Att. 2,906 - Unknown

livebaseballscorecards.com

AB	32
R	6
H	8
RBI	5
BB	3
SO	4
LOB	11



WP	PA	ERA	WHIP
0	35		

Batter	1	2	3	4	5	6	7	8	9	10	11	AB R H RBI BB SO LOB	TOP		
Rufino Linares, R (1, 7) Al Hrabosky, R (8, 1) Larry Whisenton, L (11, PH) Eddie Miller, S (11, PR) Rick Camp, R (11, 1)	0-0 2B 1B		0-0 F4			0-0 SH5-4 1B		0-3 K			4-0 E BB	4 1 2 0 0 1 0 0 0 0 0 0 0 0 0 0 0 0 1 0 0 0 1 0 0 0 0 0 0 0 0 0 0 0 0	<p>Atlanta Braves @ San Diego Padres</p> <p>Jack Murphy Stadium, San Diego, CA</p> <p>Sun Sep 20 1981, 6:33 AM EDT</p> <p>Att: 2,466 - Unknown</p>		
Claudell Washington, L (1, 9) Bob Horner, R (1, 5) Jerry Royster, R (9, PR) Chris Chambliss, L (1, 3)	0-0 FC5-3 1-H 2B		0-0 4-3			0-0 SH5-4 1-2		0-3 K			0-0 E9 1-H 1B	4 1 2 2 0 1 0 3 0 2 0 1 0 1 1 0 1 1 0 0 0			
Chris Chambliss, L (1, 3) Dale Murphy, R (1, 8) Glenn Hubbard, R (1, 4)	0-0 F8					0-0 2B		0-0 F7			0-0 L5-4 2B	5 0 0 0 0 2 5 4 0 1 0 1 1 3			
Glenn Hubbard, R (1, 4) Bruce Benedict, R (1, 2) Biff Pocoroba, S (10, PH) Larry Owen, R (10, 2)	0-0 F8					0-0 K		0-0 F8			0-0 S 1B	5 0 0 0 0 0 4			
Bruce Benedict, R (1, 2) Biff Pocoroba, S (10, PH) Larry Owen, R (10, 2)	0-0 F8					0-0 F8		0-0 L5			0-0 S 1B	2 0 0 0 1 0 0 1 0 0 0 0 0 0 0 0 0 0 0 0 0			
Rafael Ramirez, R (1, 6) Brian Asselstine, L (10, PH) Luis Gomez, R (10, 6)	0-0 5-3					0-0 BB		0-0 F7			0-0 G3	3 0 0 0 0 1 1 1 0 0 0 0 0 0 0 0 0 0 0 0 0			
Phil Niekro, R (1, 1) Brook Jacoby, R (8, PH) Brett Butler, L (8, 7)	0-0 G3					0-0 K		0-0 F8			0-0 L8	2 0 0 0 0 0 0 1 0 0 0 0 1 0 1 0 0 0 0 1 0			
Phil Niekro, R (1, 1) Brook Jacoby, R (8, PH) Brett Butler, L (8, 7)	0-0 G3					0-0 6-3		0-3 K			0-3 K	2 0 0 0 0 0 0 1 0 0 0 0 1 0 1 0 0 0 0 1 0			
Inning Stats	R: 1 H: 2 E: 0 LOB: 0 K: 4 BB: 0 S: 4 P: 4	R: 0 H: 0 E: 0 LOB: 1 K: 0 BB: 1 S: 3 P: 7	R: 0 H: 0 E: 0 LOB: 0 K: 0 BB: 0 S: 3 P: 3	R: 0 H: 1 E: 0 LOB: 1 K: 2 BB: 0 S: 8 P: 8	R: 0 H: 0 E: 0 LOB: 0 K: 1 BB: 0 S: 5 P: 5	R: 0 H: 1 E: 0 LOB: 2 K: 0 BB: 1 S: 4 P: 8	R: 0 H: 0 E: 0 LOB: 0 K: 0 BB: 0 S: 3 P: 3	R: 0 H: 0 E: 0 LOB: 0 K: 3 BB: 0 S: 9 P: 9	R: 0 H: 1 E: 0 LOB: 2 K: 1 BB: 1 S: 5 P: 9	R: 0 H: 0 E: 1 LOB: 2 K: 1 BB: 0 S: 5 P: 5	R: 2 H: 3 E: 1 LOB: 2 K: 0 BB: 1 S: 5 P: 9	1B: 5 SF: 0 2B: 6 SAC: 1 3B: 0 DP: 3 HR: 0 HBP: 0		WP: 0 PA: 42 PB: 0 SB: 3 CS: 0	
PITCHER	IP WLS BF H R ER SO BB IBB HBP BLK WP HR S P ERA WHIP														
Fred Kuhaulua, L (1, 1) Gary Lucas, L (8, 1) Steve Mura, R (10, 1)	7.0 2.0 2.0 L	26 7 9	4 1 3	1 0 2	1 0 2	3 4 1	2 0 1	0 1 0	0 0 0	0 0 0	0 0 0	0 0 10		30 18 14	38 0.00 9.00

AB	37
R	3
H	8
RBI	3
BB	4
SO	8
LOB	14



livebaseballscorecards.com



Batter	1	2	3	4	5	6	7	8	9	AB R H RBI BB SO LOB	TOP	
<b>Brett Butler, L</b> (1, 8) OBP: 0.367, SLG: 0.357	0-0 CS 1B			0-0 E4 5-3 4-3		0-0 4-3			0-0 F7	4 0 1 0 0 0 0	<b>Atlanta Braves @ Houston Astros</b> Astrodome, Houston, TX Tue Sep 22 1981, 8:05 PM EDT Att. 22,564 - Dome - 72 F  <a href="http://livebaseballscorecards.com">livebaseballscorecards.com</a>  <b>AB 29</b> <b>R 0</b> <b>H 3</b> <b>RBI 0</b> <b>BB 0</b> <b>SO 3</b> <b>LOB 9</b>	
<b>Claudell Washington, L</b> (1, 9) OBP: 0.341, SLG: 0.428	0-0 F9			0-0 4-3 1-2		0-0 G3			0-0 4-3	4 0 0 0 0 0 2		
<b>Bob Horner, R</b> (1, 5) OBP: 0.340, SLG: 0.417	0-0 F9 1-2			0-0 5-3 2-3			0-3 K			3 0 0 0 0 1 2		
<b>Chris Chambliss, L</b> (1, 3) OBP: 0.351, SLG: 0.414		0-0 F9		0-0 F5			0-0 G6-4-3 1B			3 0 1 0 0 0 1		
<b>Rufino Linares, R</b> (1, 7) OBP: 0.300, SLG: 0.381		0-0 F5			0-0 FC5-4 1B		0-0 G6-4-3 1-2f			3 0 1 0 0 0 1		
<b>Glenn Hubbard, R</b> (1, 4) OBP: 0.305, SLG: 0.350		0-0 6-3			0-0 F8			0-0 6-3		3 0 0 0 0 0 1		
<b>Rafael Ramirez, R</b> (1, 6) OBP: 0.277, SLG: 0.297 <b>Ken Smith, L</b> (8, PH) <b>Matt Sinatro, R</b> (8, 2)			0-0 F3		0-0 F7			0-0 G3		2 0 0 0 0 0 1 1 0 0 0 0 0 0 0 0 0 0 0 0 0		
<b>Larry Owen, R</b> (1, 2) <b>Brian Asselstine, L</b> (8, PH) <b>Luis Gomez, R</b> (8, 6)			0-0 F4		0-0 FC5-4 1-2f			0-0 F8		2 0 0 0 0 0 1 1 0 0 0 0 0 0 0 0 0 0 0 0 0		
<b>Gaylord Perry, R</b> (1, 1) OBP: 0.287, SLG: 0.364 <b>Steve Bedrosian, R</b> (5, 1) <b>Biff Pocoreba, S</b> (6, PH) OBP: 0.259, SLG: 0.219 <b>John Montefusco, R</b> (6, 1) OBP: 0.087, SLG: 0.133 <b>Gene Garber, R</b> (8, 1) <b>Larry Whisenton, L</b> (9, PH)			0-0 F2		0-3 K		0-3 K			1 0 0 0 0 0 0 0 0 0 0 0 0 0 1 0 0 0 0 0 1 0 1 0 0 0 0 0 1		
<b>Inning Stats</b>	R: 0 H: 1 E: 0 LOB: 0 K: 0 BB: 0 S: 3 P: 3	R: 0 H: 0 E: 0 LOB: 0 K: 0 BB: 0 S: 3 P: 3	R: 0 H: 0 E: 0 LOB: 0 K: 0 BB: 0 S: 3 P: 3	R: 0 H: 0 E: 1 LOB: 1 K: 0 BB: 0 S: 4 P: 4	R: 0 H: 1 E: 0 LOB: 1 K: 0 BB: 0 S: 4 P: 4	R: 0 H: 0 E: 0 LOB: 0 K: 1 BB: 0 S: 5 P: 5	R: 0 H: 1 E: 0 LOB: 0 K: 1 BB: 0 S: 5 P: 5	R: 0 H: 0 E: 0 LOB: 0 K: 0 BB: 0 S: 3 P: 3	R: 0 H: 0 E: 0 LOB: 0 K: 1 BB: 0 S: 5 P: 5	1B: 3 SF: 0 2B: 0 SAC: 0 3B: 0 DP: 1 HR: 0 HBP: 0	WP: 0 PA: 29 PB: 0 SB: 0 CS: 1	
<b>PITCHER</b> <b>Don Sutton, R</b> (1, 1) ERA: 2.68	IP WLS BF H R ER SO BB IBB HBP BLK WP HR S P ERA WHIP											<b>PITCHER</b> IP WLS BF H R ER SO BB IBB HBP BLK WP HR S P ERA WHIP



Batter	1	2	3	4	5	6	7	8	9
Terry Puhl, L OBP: 0.326, SLG: 0.371 (1, 9)	0-0 F7		0-0 1B 2B		0-0 G1-2-3 1B	0-0 F4			
Phil Garner, R OBP: 0.330, SLG: 0.314 (1, 4)	4-0 2B SF9 BB		0-0 6-3		0-0 4-3 1B		0-0 L5		
Tony Scott, S OBP: 0.313, SLG: 0.382 (1, 8)	0-0 SF9 1-3 2B		0-0 1B 2-H 1B		0-0 4-3 1-2 2-3		0-0 4-3 S 1B		
Jose Cruz, L OBP: 0.312, SLG: 0.419 (1, 7)	0-0 SF9 2-3 3-H		0-0 1B 1-3 1B		4-0 IBB		0-0 4-3		
Danny Heep, L OBP: 0.327, SLG: 0.287 (1, 3)	0-3 K		0-0 1B 1-2 3-H		0-0 G1-2-3		4-0 IBB		
Art Howe, R OBP: 0.377, SLG: 0.423 (1, 5)		0-0 6-3	0-0 3-1			0-0 F8	0-0 F9		
Alan Ashby, S OBP: 0.366, SLG: 0.396 (1, 2)		0-0 G3-6-3 1B		0-0 G3		0-0 1B BLK 1B		0-0 6-3	
Craig Reynolds, L OBP: 0.285, SLG: 0.391 (1, 6)		0-0 G3-6-3 1-2f		0-0 F4		4-0 1B 1-2 BB	0-0 CS 1B		
Don Sutton, R OBP: 0.222, SLG: 0.143 (1, 1)			0-0 5-3	0-0 4-3		0-0 1B 1-2 2-3	0-3 K		

Inning Stats	R: 1	H: 1	E: 0	LOB: 1	K: 1	P: 10	R: 0	H: 1	E: 0	LOB: 0	K: 0	P: 3	R: 2	H: 4	E: 0	LOB: 2	K: 0	P: 7	R: 0	H: 0	E: 0	LOB: 0	K: 0	P: 3	R: 0	H: 2	E: 0	LOB: 2	K: 0	P: 8	R: 0	H: 2	E: 0	LOB: 2	K: 0	P: 8	R: 0	H: 1	E: 0	LOB: 2	K: 0	P: 8	R: 0	H: 1	E: 0	LOB: 0	K: 1	P: 5
1B: 10	SF: 1	3B: 0	DP: 2	HR: 0	HBP: 0	WP: 0	PA: 36																																									

PITCHER	IP	WLS	BF	H	R	ER	SO	BB	IBB	HBP	BLK	WP	HR	S	P	ERA	WHIP
Gaylord Perry, R ERA: 3.76 (1, 1)	4.0	L	20	8	3	3	1	1	0	0	0	0	0	21	25	6.75	2.250
Steve Bedrosian, R ERA: 2.89 (5, 1)	1.0		3	0	0	0	0	0	1	0	0	0	0	2	6	0.00	0.000
John Montefusco, R ERA: 3.54 (6, 1)	2.0		10	3	0	0	0	1	1	0	1	0	0	8	16	0.00	2.000
Gene Garber, R ERA: 3.1 (8, 1)	1.0		3	1	0	0	1	0	0	0	0	0	0	5	5	0.00	1.000

**BOTTOM**

**Atlanta Braves @ Houston Astros**  
Astrodome, Houston, TX  
Tue Sep 22 1981, 8:05 PM EDT  
Att: 22,564 - Dome - 72 F

livebaseballscorecards.com

AB	31
R	3
H	12
RBI	3
BB	4
SO	2
LOB	16



Batter	1	2	3	4	5	6	7	8	9	AB R H RBI BB SO LOB	TOP		
<b>Brett Butler, L</b> OBP: 0.363, SLG: 0.352 (1, 8) (8, 7)	0-0 6-3		0-0 BB 1B	0-0 G3			0-3 K			4 0 1 0 0 1 1			
<b>Claudell Washington, L</b> OBP: 0.336, SLG: 0.422 (1, 9)	0-0 4-3		0-0 F4				0-3 K			4 0 0 0 0 1 1			
<b>Chris Chambliss, L</b> OBP: 0.350, SLG: 0.411 (1, 3) S S S	0-3 K2-3		4-0 BB 1-2 BB				0-3 K			3 0 0 0 1 2 0			
<b>Bob Homer, R</b> OBP: 0.342, SLG: 0.416 <b>Jerry Royster, R</b> OBP: 0.253, SLG: 0.272 (1, 5) (8, 5)		0-0 S 1B 1B	0-0 3-1					0-0 1-3		3 1 1 0 1 0 2 0 0 0 0 0 0 0			
<b>Rufino Linares, R</b> OBP: 0.299, SLG: 0.378 <b>Dale Murphy, R</b> OBP: 0.327, SLG: 0.388 (1, 7) (8, 8)	0-3 K			0-0 5-3				0-0 F9		4 0 1 0 0 1 1 0 0 0 0 0 0 0			
<b>Glenn Hubbard, R</b> OBP: 0.304, SLG: 0.347 (1, 4)	0-0 1-3		4-0 BB 1B 2B BB				0-0 F8			3 1 0 0 1 1 3			
<b>Matt Sinatro, R</b> OBP: 0.250, SLG: 0.250 (1, 2)	0-0 S 1B 2-H		0-0 F9				0-0 5-3			4 0 1 1 0 0 1			
<b>Luis Gomez, R</b> OBP: 0.351, SLG: 0.226 (1, 6)	0-3 K		0-0 BB 1-2 2B 1B				0-0 F2			4 1 1 0 0 1 1			
<b>Rick Mahler, R</b> OBP: 0.174, SLG: 0.217 (1, 1)			0-0 6-3	0-0 1-H 2-H 2B			0-0 6-3			4 0 1 2 0 0 0			
<b>Inning Stats</b>	R: 0 E: 0 K: 1 S: 5 H: 0 LOB: 0 BB: 0 P: 5	R: 1 E: 0 K: 2 S: 9 H: 2 LOB: 1 BB: 0 P: 9	R: 0 E: 0 K: 0 S: 4 H: 1 LOB: 2 BB: 1 P: 8	R: 2 E: 0 K: 0 S: 5 H: 2 LOB: 1 BB: 1 P: 9	R: 0 E: 0 K: 0 S: 4 H: 1 LOB: 2 BB: 1 P: 8	R: 0 E: 0 K: 0 S: 3 H: 0 LOB: 0 BB: 0 P: 3	R: 0 E: 0 K: 3 S: 9 H: 0 LOB: 0 BB: 0 P: 9	R: 0 E: 0 K: 1 S: 5 H: 0 LOB: 0 BB: 0 P: 5	R: 0 E: 0 K: 0 S: 3 H: 0 LOB: 0 BB: 0 P: 3	1B: 5 2B: 1 3B: 0 HR: 0 SF: 0 SAC: 0 DP: 0 HBP: 0	WP: 0 PB: 0 SB: 2 CS: 0 PA: 36		
<b>PITCHER</b>	IP WLS BF H R ER SO BB IBB HBP BLK WP HR S P ERA WHIP											<b>PITCHER</b>	IP WLS BF H R ER SO BB IBB HBP BLK WP HR S P ERA WHIP
<b>Joe Niekro, R</b> ERA: 2.81 (1, 1)	6.0 L 27 6 3 3 3 3 0 0 0 0 0 0 30 42 4.50 1.500												
<b>Joe Sambito, L</b> ERA: 2.04 (7, 1)	2.0 6 0 0 0 4 0 0 0 0 0 0 0 14 14 0.00 0.000												
<b>Dave Smith, R</b> ERA: 2.88 (9, 1)	1.0 3 0 0 0 0 0 0 0 0 0 0 0 3 3 0.00 0.000												

Atlanta Braves @ Houston Astros  
Astrodome, Houston, TX  
Wed Sep 23 1981, 8:05 PM EDT  
Att. 24,142 - Dome - 72 F

livebaseballscorecards.com

AB 33  
R 3  
H 6  
RBI 3  
BB 3  
SO 7  
LOB 10





Batter	1	2	3	4	5	6	7	8	9	AB R H RBI BB SO LOB
Terry Puhl, L OBP: 0.322, SLG: 0.366 (1, 9)	0-0 3-1		0-0 F9			0-0 G3			0-0 F8	4 0 0 0 0 0 1
Phil Garner, R OBP: 0.336, SLG: 0.326 (1, 4)	0-0 1B			0-0 5-3		0-0 3B			4-0 1B BB	3 0 2 1 1 0 0
Tony Scott, S OBP: 0.310, SLG: 0.377 (1, 8)	0-0 L6			0-0 4-3		0-0 F7			0-3 K	4 0 0 0 0 1 3
Jose Cruz, L OBP: 0.311, SLG: 0.417 (1, 7)	0-0 4-3			0-3 K					0-0 1B	4 0 1 0 0 1 1
Denny Walling, L OBP: 0.346, SLG: 0.358 (1, 3)		0-0 4-3			0-0 3-1				0-0 G1	4 0 0 0 0 0 2
Art Howe, R OBP: 0.374, SLG: 0.419 (1, 5)		0-0 6-3			0-0 5-3					3 0 0 0 0 1 0
Alan Ashby, S OBP: 0.362, SLG: 0.391 (1, 2)		0-0 3-1			0-0 4-3					3 0 0 0 0 0 0
Craig Reynolds, L OBP: 0.282, SLG: 0.387 (1, 6)			0-0 F4			0-0 F7			0-3 K2-3	3 0 0 0 0 1 0
Joe Niekro, R OBP: 0.216, SLG: 0.204 (1, 1)			0-0 F8			4-0 G3 3B BB			0-0 F7	1 0 0 0 0 0 0
Harry Spilman, L OBP: 0.352, SLG: 0.306 (6, PH)										0 1 0 0 1 0 0
Joe Sambito, L (7, 1)										0 0 0 0 0 0 0
Danny Heep, L OBP: 0.324, SLG: 0.284 (8, PH)										1 0 0 0 0 0 0
Dave Smith, R OBP: 0.167, SLG: 0.167 (9, 1)										0 0 0 0 0 0 0

Inning Stats	R: 0	H: 1	E: 0	LOB: 1	K: 0	BB: 0	S: 4	P: 4	R: 0	H: 0	E: 0	LOB: 0	K: 0	BB: 0	S: 3	P: 3	R: 0	H: 0	E: 0	LOB: 0	K: 1	BB: 0	S: 5	P: 5	R: 0	H: 0	E: 0	LOB: 0	K: 0	BB: 0	S: 3	P: 3	R: 1	H: 1	E: 0	LOB: 1	K: 0	BB: 1	S: 4	P: 8	R: 0	H: 0	E: 0	LOB: 0	K: 1	BB: 0	S: 5	P: 5	R: 0	H: 0	E: 0	LOB: 0	K: 1	BB: 0	S: 5	P: 5	R: 0	H: 1	E: 0	LOB: 2	K: 1	BB: 1	S: 6	P: 10	1B: 2	2B: 0	3B: 1	HR: 0	SF: 0	SAC: 0	DP: 0	HBP: 0	WP: 0	PA: 32
PITCHER Rick Mahler, R ERA: 2.85 (1, 1)	IP	WLS	BF	H	R	ER	SO	BB	IBB	HBP	BLK	WP	HR	S	P	ERA	WHIP	IP	WLS	BF	H	R	ER	SO	BB	IBB	HBP	BLK	WP	HR	S	P	ERA	WHIP	IP	WLS	BF	H	R	ER	SO	BB	IBB	HBP	BLK	WP	HR	S	P	ERA	WHIP																							

**BOTTOM**

**Atlanta Braves @ Houston Astros**  
Astrodome, Houston, TX

Wed Sep 23 1981, 8:05 PM EDT  
Att. 24,142 - Dome - 72 F

livebaseballscorecards.com

AB	30
R	1
H	3
RBI	1
BB	2
SO	4
LOB	7



Batter	1	2	3	4	5	6	7	8	9	AB R H RBI BB SO LOB	TOP									
Rufino Linares, R (1, 7) OBP: 0.302, SLG: 0.389	0-0 F9		0-0 1-H 2B		0-0 2B		0-0 1-2f G6-4-3			4 0 2 1 0 0 1	<b>Atlanta Braves @ Houston Astros</b> Astrodome, Houston, TX Thu Sep 24 1981, 8:05 PM EDT Att. 23,341 - Dome - 72 F									
Claudell Washington, L (1, 9) OBP: 0.332, SLG: 0.417	0-3 K		0-3 K		0-0 F7			0-0 F8		4 0 0 0 0 2 2										
Bob Horner, R (1, 5) OBP: 0.338, SLG: 0.410	0-0 F8			0-0 5-3	0-0 F3			0-0 F7		4 0 0 0 0 0 1										
Chris Chambliss, L (1, 3) OBP: 0.351, SLG: 0.409		0-0 F9		4-0 2B BB		0-0 F6		4-0 FC5-4 BB		2 1 0 0 2 0 0										
Dale Murphy, R (1, 8) OBP: 0.326, SLG: 0.389		0-0 5-3		0-0 1-H 1B 2B		0-0 F8		0-0 FC5-4		4 1 1 1 0 0 1										
Glenn Hubbard, R (1, 4) OBP: 0.305, SLG: 0.347		0-0 F4		0-0 F5		0-0 1B		0-0 F7		3 0 1 0 0 0 1										
Brett Butler, L (9, PH) OBP: 0.359, SLG: 0.348										1 0 0 0 0 0 0										
Matt Sinatro, R (1, 2) OBP: 0.429, SLG: 0.333			4-0 2B BB		0-0 5-3			0-0 4-3		2 1 1 1 1 0 1										
Brian Asselstine, L (9, PH) OBP: 0.325, SLG: 0.427				0-0 2-H 1B						1 0 0 0 0 0 0										
Luis Gomez, R (1, 6) OBP: 0.342, SLG: 0.219			0-0 F4		0-3 K		4-0 G6-4-3 BB		0-3 K	1 0 0 0 0 0 1										
Brook Jacoby, R (4, PH) OBP: 0.333, SLG: 0.333										1 0 0 0 0 0 1										
Gene Garber, R (4, 1)										0 0 0 0 0 0 0										
Jerry Royster, R (7, PH) OBP: 0.288, SLG: 0.272										0 0 0 0 1 0 0										
Rick Camp, R (7, 1)										0 0 0 0 0 0 0										
Biff Pocoroba, S (9, PH) OBP: 0.280, SLG: 0.217										1 0 0 0 0 1 0										
Larry McWilliams, L (1, 1)			0-3 K		0-0 F8					1 0 0 0 0 1 1										
Steve Bedrosian, R (3, 1)										0 0 0 0 0 0 0										
Rafael Ramirez, R (4, 6) OBP: 0.275, SLG: 0.295										2 0 0 0 0 0 1										
<b>Inning Stats</b>	R: 0 E: 0 K: 1 S: 5	H: 0 LOB: 0 BB: 0 P: 5	R: 0 E: 0 K: 2 S: 3	H: 0 LOB: 0 BB: 0 P: 3	R: 1 E: 0 K: 2 S: 8	H: 1 LOB: 1 BB: 1 P: 12	R: 2 E: 0 K: 1 S: 7	H: 2 LOB: 1 BB: 1 P: 11	R: 0 E: 0 K: 0 S: 4	H: 1 LOB: 1 BB: 0 P: 4	R: 0 E: 0 K: 0 S: 4	H: 0 LOB: 0 BB: 1 P: 6	R: 0 E: 0 K: 0 S: 3	H: 0 LOB: 1 BB: 1 P: 7	R: 0 E: 0 K: 1 S: 5	H: 0 LOB: 0 BB: 0 P: 5	1B: 2 2B: 3 3B: 0 HR: 0	SF: 0 SAC: 0 DP: 1 HBP: 0	WP: 0 PB: 0 SB: 0 CS: 0	PA: 35
<b>PITCHER</b>	IP WLS BF H R ER SO BB IBB HBP BLK WP HR S P ERA WHIP																			ERA WHIP
Bob Knepper, L (1, 1) ERA: 2.04	7.2 W 31 5 3 3 4 4 0 0 0 0 0 35 51 3.52 1.174																			
Dave Smith, R (8, 1) ERA: 2.83	1.1 S 4 0 0 0 1 0 0 0 0 0 0 6 6 0.00 0.000																			

livebaseballscorecards.com

<b>AB</b>	<b>31</b>
<b>R</b>	<b>3</b>
<b>H</b>	<b>5</b>
<b>RBI</b>	<b>3</b>
<b>BB</b>	<b>4</b>
<b>SO</b>	<b>5</b>
<b>LOB</b>	<b>11</b>



Batter	1	2	3	4	5	6	7	8	9	AB	R	H	RBI	BB	SO	LOB
Dickie Thon, R OBP: 0.323, SLG: 0.310 (1, 5)	0-0 CS BB 1B	0-0 F1		0-3 K		0-0 FC5-4 1-2 1B		0-0 1-2 2-3 1B		5	0	3	0	0	1	0
Phil Garner, R OBP: 0.337, SLG: 0.324 (1, 4)	4-0 CS 2B BB 1-2	0-0 1B		0-0 4-3		0-0 FC5-4 1-2f		0-0 F6		4	1	1	0	0	1	0
Tony Scott, S OBP: 0.309, SLG: 0.379 (1, 8)	0-0 1B 1H 2-3 2B	0-0 4-3			0-0 F8		0-0 4-3			4	1	1	1	0	0	1
Jose Cruz, L OBP: 0.316, SLG: 0.426 (1, 7)	0-0 1B 2-3 1B		0-0 3B 1B		0-0 3B		0-0 6-3			4	1	3	0	0	0	0
Art Howe, R OBP: 0.375, SLG: 0.426 (1, 3)	0-0 1-2 3-H 1B		0-0 SF8 3B		0-0 5-3		0-0 6-3			4	1	2	2	0	0	1
Gary Woods, R OBP: 0.282, SLG: 0.269 Terry Puhl, L OBP: 0.320, SLG: 0.364 (1, 9) (5, PH) (6, 9)	0-0 F8		0-0 SF8		0-0 4-3			0-3 K		1	0	0	1	0	0	2
Kiko Garcia, R OBP: 0.322, SLG: 0.326 (1, 6)	0-0 F9		0-0 4-3			0-0 6-3		0-0 4-3		4	0	0	0	0	0	2
Luis Pujols, R OBP: 0.295, SLG: 0.306 (1, 2)		0-3 K	0-0 F9			0-0 5-3		0-0 1B 1B 1B		4	0	1	0	0	1	0
Bob Knepper, L OBP: 0.178, SLG: 0.273 Dave Smith, R OBP: 0.286, SLG: 0.286 (1, 1) (8, 1)		0-0 HR		0-0 4-3		0-0 1B 1B		0-0 1-2 1B		3	1	2	1	0	0	0
										1	0	1	0	0	0	0

Inning Stats	R: 2	H: 4	E: 0	LOB: 2	K: 0	BB: 1	S: 6	P: 10	R: 1	H: 2	E: 0	LOB: 1	K: 1	BB: 0	S: 7	P: 7	R: 2	H: 2	E: 0	LOB: 0	K: 0	BB: 0	S: 5	P: 5	R: 0	H: 0	E: 0	LOB: 0	K: 1	BB: 0	S: 5	P: 5	R: 0	H: 1	E: 0	LOB: 1	K: 0	BB: 0	S: 4	P: 4	R: 0	H: 2	E: 0	LOB: 2	K: 0	BB: 0	S: 5	P: 5	R: 0	H: 0	E: 0	LOB: 0	K: 0	BB: 0	S: 3	P: 3	R: 0	H: 3	E: 0	LOB: 3	K: 1	BB: 0	S: 8	P: 8
--------------	------	------	------	--------	------	-------	------	-------	------	------	------	--------	------	-------	------	------	------	------	------	--------	------	-------	------	------	------	------	------	--------	------	-------	------	------	------	------	------	--------	------	-------	------	------	------	------	------	--------	------	-------	------	------	------	------	------	--------	------	-------	------	------	------	------	------	--------	------	-------	------	------

PITCHER	IP	WLS	BF	H	R	ER	SO	BB	IBB	HBP	BLK	WP	HR	S	P	ERA	WHIP
Larry McWilliams, L ERA: 3.45 (1, 1)	2.1	L	15	8	5	5	1	1	0	0	0	0	1	16	20	19.29	3.857
Steve Bedrosian, R ERA: 2.79 (3, 1)	0.2		2	0	0	0	0	0	0	0	0	0	0	2	2	0.00	0.000
Gene Garber, R ERA: 2.92 (4, 1)	3.0		12	3	0	0	1	0	0	0	0	0	0	14	14	0.00	1.000
Rick Camp, R ERA: 1.87 (7, 1)	2.0		9	3	0	0	1	0	0	0	0	0	0	11	11	0.00	1.500

**BOTTOM**

**Atlanta Braves @ Houston Astros**  
Astrodome, Houston, TX

Thu Sep 24 1981, 8:05 PM EDT  
Att: 23,341 - Dome - 72 F

AB	36
R	5
H	14
RBI	5
BB	1
SO	3
LOB	12

livebaseballscorecards.com



WP: 0	PA: 38
PB: 0	SB: 0
CS: 2	

Batter	1	2	3	4	5	6	7	8	9	AB R H RBI BB SO LOB	TOP											
Paul Householder, S OBP: 0.339, SLG: 0.380 (1, 9) (5, 8)	0-0 F8	4-0 PB E BB	0-3 K		0-0 BB BB 1B 1B		0-0 1-H 2B 2B	0-3 K		5 2 2 1 1 2 3												
Ken Griffey, L OBP: 0.374, SLG: 0.415 Eddie Milner, L OBP: 0.333, SLG: 0.400 (1, 8) (5, 9)	0-0 BB BB FC5-4 1B	0-0 E6 PB	0-0 4-3		4-0 BB BB 1B BB		0-0 2-H 2B 2B	4-0 5-3 BB		3 2 1 0 1 0 2 1 0 1 1 1 0 0												
Dave Concepcion, R OBP: 0.366, SLG: 0.421 Rafael Landestoy, S OBP: 0.283, SLG: 0.171 (1, 6) (8, 4)	4-0 FC5-4 BB 1-2 2B BB	0-3 K		0-0 G5-4-3 1B 1B	4-0 1B 1-2 2-3 BB		0-0 6-3	0-0 5-3		3 1 1 0 2 1 3 1 0 0 0 0 0 1												
George Foster, R OBP: 0.376, SLG: 0.518 (1, 7)	4-0 FC5-4 BB 1-2 2-3	4-0		0-0 G5-4-3 1B	0-0 1-3 2-H 3-H 1B		0-0 5-3	0-0 L5		4 0 2 2 2 0 2												
Johnny Bench, R OBP: 0.411, SLG: 0.536 Larry Bittner, L OBP: 0.286, SLG: 0.294 (1, 3) (7, PH) (7, 3)	0-0 FC5-4 2B 1-2f 2-3 3-H	0-0 F5		0-0 G5-4-3 1-2f 2-3	0-0 F7		0-0 4-3	0-0 4-3		4 0 0 1 0 0 9 2 0 0 0 0 0 2												
Joe Nolan, L OBP: 0.371, SLG: 0.406 (1, 2)	0-0 1-3 3-H 2B		4-0 2B 1B BB	0-0 G3		0-0 F8		0-0 2B		4 1 2 1 1 0 1												
Ray Knight, R OBP: 0.325, SLG: 0.364 (1, 5)	0-0 F9		0-0 1B E 2B		0-0 HR	0-0 F7		0-0 E7		5 2 2 1 0 0 3												
Ron Oester, S OBP: 0.324, SLG: 0.383 (1, 4) (8, 6)		0-0 HR	0-0 S 1B		0-0 F7	0-0 F7		0-3 K		5 1 2 2 0 1 2												
Mario Soto, R OBP: 0.093, SLG: 0.075 (1, 1)		0-3 K	0-3 K		0-0 F3		0-0 2B 1B	0-3 K		5 1 1 0 0 3 4												
<b>Inning Stats</b>	R: 2 E: 0 K: 0 S: 5	H: 2 LOB: 2 BB: 2 P: 13	R: 1 E: 1 K: 2 S: 9	H: 1 LOB: 3 BB: 2 P: 17	R: 2 E: 0 K: 2 S: 9	H: 2 LOB: 1 BB: 1 P: 13	R: 0 E: 0 K: 0 S: 4	H: 2 LOB: 1 BB: 0 P: 4	R: 3 E: 0 K: 0 S: 6	H: 3 LOB: 2 BB: 2 P: 14	R: 0 E: 0 K: 0 S: 3	H: 0 LOB: 0 BB: 0 P: 3	R: 2 E: 0 K: 0 S: 6	H: 3 LOB: 1 BB: 0 P: 6	R: 0 E: 1 K: 3 S: 11	H: 1 LOB: 2 BB: 0 P: 11	R: 0 E: 0 K: 0 S: 3	H: 0 LOB: 1 BB: 1 P: 7	1B: 7 2B: 5 3B: 0 HR: 2	SF: 0 SAC: 0 DP: 1 HBP: 0	WP: 0 PB: 1 SB: 1 CS: 0	PA: 50
<b>PITCHER</b>	IP WLS BF H R ER SO BB IBB HBP BLK WP HR S P ERA WHIP																					
Tommy Boggs, R ERA: 4.21 (1, 1)	2.0 L 17 5 5 4 2 4 1 0 0 0 1 16 36 18.00 4.500																					
Bob Walk, R ERA: 5.08 (3, 1)	2.0 7 2 0 0 2 0 0 0 0 0 0 0 11 11 0.00 1.000																					
Steve Bedrosian, R ERA: 4.43 (5, 1)	3.0 17 6 5 5 0 2 0 0 0 0 1 15 23 15.00 2.667																					
Larry Bradford, L ERA: 3.71 (8, 1)	2.0 9 1 0 0 3 1 0 0 0 0 0 0 14 18 0.00 1.000																					

Cincinnati Reds @ Atlanta Braves  
Atlanta-Fulton County Stadium, Atlanta, GA

Fri Sep 25 1981, 7:05 PM EDT  
Att. 7,817 - Unknown

livebaseballscorecards.com

AB	42
R	10
H	14
RBI	9
BB	8
SO	7
LOB	32



Batter	1	2	3	4	5	6	7	8	9	AB R H RBI BB SO LOB
<b>Brett Butler, L</b> OBP: 0.352, SLG: 0.333 (1, 8)	0-0 1-3	0-0 F9			0-0 4-3				0-0 P6	4 0 0 0 1 0 1
<b>Claudell Washington, L</b> OBP: 0.328, SLG: 0.412 (1, 9) <b>Larry Whisenton, L</b> (8, 7)	0-3 K		0-0 4-1		0-3 K		0-0 P4			4 0 0 0 0 2 1 0 0 0 0 0 0 0
<b>Rufino Linares, R</b> OBP: 0.301, SLG: 0.387 (1, 7) <b>Larry Bradford, R</b> OBP: 1.000, SLG: 1.000 (8, 1)	0-0 1B		0-0 F9		0-0 F9		0-0 4-3			4 0 1 0 0 0 1 0 0 0 0 0 0 0
<b>Chris Chambliss, L</b> OBP: 0.353, SLG: 0.408 (1, 3) <b>Ken Smith, L</b> (9, 3)	0-0 F8		4-0 BB		0-0 1B WP 1B			0-0 F7		3 0 1 0 1 0 1 0 0 0 0 0 0 0
<b>Bob Horner, R</b> OBP: 0.333, SLG: 0.404 (1, 5) <b>Brook Jacoby, R</b> OBP: 0.333, SLG: 0.333 (9, 5)		0-0 5-3	0-0 4-3		0-0 6-3			0-0 P5		4 0 0 0 0 0 2 0 0 0 0 0 0 0
<b>Glenn Hubbard, R</b> OBP: 0.307, SLG: 0.352 (1, 4)		0-0 3B 2B		0-3 K		0-0 F8		0-0 FC5-4 1B		4 1 2 0 0 1 1
<b>Matt Sinatro, R</b> OBP: 0.455, SLG: 0.400 (1, 2)		0-0 F7		0-0 FC6 1B		0-0 1B		0-0 FC5-4		4 0 2 0 0 0 2
<b>Rafael Ramirez, R</b> OBP: 0.276, SLG: 0.303 (1, 6) <b>Biff Pocoroba, S</b> OBP: 0.258, SLG: 0.216 (6, PH) <b>Paul Runge, R</b> (7, 6)		0-0 1B 3B		0-0 FC6 1-2f		0-0 G3		0-3 K		2 1 1 1 0 0 1 1 0 0 0 0 0 2 1 0 0 0 0 1 0
<b>Tommy Boggs, R</b> OBP: 0.171, SLG: 0.195 (1, 1) <b>Bob Walk, R</b> OBP: 0.143, SLG: 0.143 (3, 1) <b>Brian Asselstine, L</b> OBP: 0.321, SLG: 0.421 (4, PH) <b>Steve Bedrosian, R</b> (5, 1) <b>Albert Hall, S</b> (7, PH) (8, 9)		0-0 1B		0-0 4-3		0-3 K		0-0 F8		1 0 1 1 0 0 0 0 0 0 0 0 0 0 1 0 0 0 0 0 1 0 0 0 0 0 0 0 2 0 0 0 0 1 0

BOTTOM

Cincinnati Reds @ Atlanta Braves  
Atlanta-Fulton County Stadium, Atlanta, GA

Fri Sep 25 1981, 7:05 PM EDT  
Att. 7,817 - Unknown

livebaseballscorecards.com

AB	35
R	2
H	8
RBI	2
BB	2
SO	5
LOB	13



Inning Stats	R: 0	H: 1	E: 0	K: 1	S: 6	P: 6	R: 2	H: 3	E: 0	K: 0	S: 6	R: 0	H: 0	E: 0	K: 0	S: 3	R: 0	H: 1	E: 0	K: 1	S: 6	R: 0	H: 0	E: 0	K: 1	S: 5	R: 0	H: 2	E: 0	K: 0	S: 5	R: 0	H: 0	E: 0	K: 1	S: 5	R: 0	H: 1	E: 0	K: 0	S: 4	R: 0	H: 0	E: 0	K: 1	S: 5	R: 0	H: 1	E: 0	K: 0	S: 4	R: 0	H: 0	E: 0	K: 1	S: 5	1B: 6	2B: 1	3B: 1	HR: 0	SF: 0	SAC: 0	DP: 0	HBP: 0	WP: 1	PA: 37	PB: 0	SB: 0	CS: 0	ERA	WHIP
<b>PITCHER</b> <b>Mario Soto, R</b> ERA: 3.53 (1, 1)	IP	WLS	BF	H	R	ER	SO	BB	IBB	HBP	BLK	WP	HR	S	P	ERA	WHIP	IP	WLS	BF	H	R	ER	SO	BB	IBB	HBP	BLK	WP	HR	S	P	ERA	WHIP	IP	WLS	BF	H	R	ER	SO	BB	IBB	HBP	BLK	WP	HR	S	P	ERA	WHIP																				

Batter	1	2	3	4	5	6	7	8	9	AB R H RBI BB SO LOB	TOP
--------	---	---	---	---	---	---	---	---	---	----------------------	-----

Paul Householder, S OBP: 0.333, SLG: 0.426 (1, 9) X	0-0 4-3 ①		0-0 F7 ①		0-0 2-H HR ①			0-3 K ①		4 1 1 2 0 1 0	
Ken Griffey, L OBP: 0.376, SLG: 0.416 (1, 8) X	0-0 BB 1B		0-0 F8 ②		0-0 F8 ③			0-0 6-3 1B		4 0 2 0 0 0 0	
Dave Concepcion, R OBP: 0.363, SLG: 0.417 (1, 6) X	0-0 F3		0-0 F9 ③				0-0 5-3 ①	0-0 6-3 ②		4 0 0 0 0 0 2	
George Foster, R OBP: 0.377, SLG: 0.516 (1, 7) BBB	4-0 1-2 BB			4-0 G4-3 BB			0-0 5-3 ②	0-3 K ③		2 0 0 0 2 1 1	
Johnny Bench, R OBP: 0.407, SLG: 0.529 (1, 3) X	0-0 F8 ③			0-0 G4-3 1-2f ① ②			0-0 F7 ③		0-0 G1-6-3 1B	4 0 1 0 0 0 3	
Joe Nolan, L OBP: 0.373, SLG: 0.413 Mike O'Berry, R OBP: 0.259, SLG: 0.242 (1, 2) (9, 2)		0-0 1B		0-0 4-3 ③			0-0 F9 2B	0-0 G1-6-3 ① ②		4 0 2 0 0 0 1 0 0 0 0 0 0 0	
Ray Knight, R OBP: 0.322, SLG: 0.360 (1, 5)		0-0 P3			0-0 F7 ①		0-0 F9 ①	0-3 K ③		4 0 0 0 0 1 2	
Ron Oester, S OBP: 0.324, SLG: 0.381 (1, 4)		0-0 F7 ②			4-0 SH1-4 HR BB		0-0 4-3 ②			2 1 0 0 1 0 2	
Bruce Berenyi, R OBP: 0.233, SLG: 0.275 Tom Hume, R (8, 1)		0-3 K ③			0-0 SH1-4 ②		0-3 K ③			2 0 0 0 0 2 2 0 0 0 0 0 0 0	

Cincinnati Reds @ Atlanta Braves  
Atlanta-Fulton County Stadium, Atlanta, GA

Sat Sep 26 1981, 3:33 AM EDT  
Att. 5,117 - Unknown

livebaseballscorecards.com

AB	30
R	2
H	6
RBI	2
BB	3
SO	5
LOB	13



Inning Stats	R: 0	H: 1	E: 0	K: 0	S: 4	P: 8	R: 0	H: 1	E: 0	K: 1	S: 6	P: 6	R: 0	H: 0	E: 0	K: 0	S: 3	P: 3	R: 2	H: 1	E: 0	K: 0	S: 4	P: 8	R: 0	H: 0	E: 0	K: 1	S: 6	P: 6	R: 0	H: 1	E: 0	K: 2	S: 8	P: 8	R: 0	H: 1	E: 0	K: 1	S: 5	P: 5	1B: 4	2B: 1	3B: 0	HR: 1	SF: 0	SAC: 1	DP: 2	HBP: 0	WP: 0	PB: 0	SB: 0	CS: 0	PA: 34
--------------	------	------	------	------	------	------	------	------	------	------	------	------	------	------	------	------	------	------	------	------	------	------	------	------	------	------	------	------	------	------	------	------	------	------	------	------	------	------	------	------	------	------	-------	-------	-------	-------	-------	--------	-------	--------	-------	-------	-------	-------	--------

PITCHER	IP	WLS	BF	H	R	ER	SO	BB	IBB	HBP	BLK	WP	HR	S	P	ERA	WHIP	PITCHER	IP	WLS	BF	H	R	ER	SO	BB	IBB	HBP	BLK	WP	HR	S	P	ERA	WHIP
Phil Niekro, R ERA: 2.83 (1, 1)	6.0	L	23	3	2	2	1	3	0	0	0	0	1	22	34	3.00	1.000	Gene Garber, R ERA: 2.77 (7, 1)	3.0		11	3	0	0	4	0	0	0	0	0	19	19	0.00	1.000	

Batter	1	2	3	4	5	6	7	8	9	AB	R	H	RBI	BB	SO	LOB
<b>Brett Butler, L</b> OBP: 0.354, SLG: 0.323 (1, 8)	0-0 6-3	0-0 6-3		4-0 BB			4-0 BB		0-3 K	3	0	0	0	2	1	3
<b>Claudell Washington, L</b> OBP: 0.327, SLG: 0.410 (1, 9) <b>Brian Assestine, L</b> OBP: 0.310, SLG: 0.405 (3, PH) (4, 9)	0-3 K		0-0 4-3	0-0 F7			0-0 G6-4-3			1	0	0	0	0	1	0
<b>Rufino Linares, R</b> OBP: 0.305, SLG: 0.386 (1, 7)	0-0 1B		4-0 BB				0-0 6-3			3	0	1	0	1	1	0
<b>Chris Chambliss, L</b> OBP: 0.352, SLG: 0.406 (1, 3)	0-3 K		0-0 F5					0-0 4-3		4	0	1	0	0	1	2
<b>Bob Horner, R</b> OBP: 0.329, SLG: 0.398 (1, 5)		0-3 K	0-0 F7					0-0 5-3		4	0	0	0	0	2	2
<b>Biff Poceroba, S</b> OBP: 0.273, SLG: 0.220 (1, 2) <b>Albert Hall, S</b> (8, PR) <b>Matt Sinatro, R</b> OBP: 0.455, SLG: 0.400 (9, 2)		4-0 WP 1B BB		0-0 BB 1B 1B				4-0 BB		2	0	1	0	2	1	1
<b>Glenn Hubbard, R</b> OBP: 0.306, SLG: 0.350 (1, 4)		0-0 WP 1B		0-3 K			0-0 6-3		0-0 5-3	4	0	1	0	0	1	2
<b>Paul Runge, R</b> OBP: 0.500, SLG: 0.333 (1, 6) <b>Jerry Royster, R</b> OBP: 0.257, SLG: 0.269 (9, PH)		4-0 BB		0-0 BB 1B			0-0 6-3		0-3 K	2	0	1	0	1	0	0
<b>Phil Niekro, R</b> OBP: 0.078, SLG: 0.078 (1, 1) <b>Brook Jacoby, R</b> OBP: 0.286, SLG: 0.286 (6, PH) <b>Gene Garber, R</b> (7, 1) <b>Dale Murphy, R</b> OBP: 0.326, SLG: 0.388 (9, PH)		0-3 K		0-3 K			0-0 F9		0-3 K	2	0	0	0	0	2	5

Inning Stats	R: 0	H: 1	E: 0	LOB: 1	K: 2	BB: 0	S: 8	P: 8	R: 0	H: 1	E: 0	LOB: 3	K: 2	BB: 2	S: 8	P: 16	R: 0	H: 0	E: 0	LOB: 1	K: 0	BB: 1	S: 3	P: 7	R: 0	H: 2	E: 0	LOB: 3	K: 2	BB: 1	S: 9	P: 13	R: 0	H: 1	E: 0	LOB: 1	K: 3	BB: 0	S: 10	P: 10	R: 0	H: 0	E: 0	LOB: 0	K: 0	BB: 0	S: 3	P: 3	R: 0	H: 0	E: 0	LOB: 0	K: 0	BB: 1	S: 2	P: 6	R: 0	H: 0	E: 0	LOB: 1	K: 0	BB: 1	S: 3	P: 7	R: 0	H: 0	E: 0	LOB: 0	K: 3	BB: 0	S: 9	P: 9	1B: 5	SF: 0	2B: 0	SAC: 0	3B: 0	DP: 1	HR: 0	HBP: 0	WP: 1	PA: 37
--------------	------	------	------	--------	------	-------	------	------	------	------	------	--------	------	-------	------	-------	------	------	------	--------	------	-------	------	------	------	------	------	--------	------	-------	------	-------	------	------	------	--------	------	-------	-------	-------	------	------	------	--------	------	-------	------	------	------	------	------	--------	------	-------	------	------	------	------	------	--------	------	-------	------	------	------	------	------	--------	------	-------	------	------	-------	-------	-------	--------	-------	-------	-------	--------	-------	--------

PITCHER	IP	WLS	BF	H	R	ER	SO	BB	IBB	HBP	BLK	WP	HR	S	P	ERA	WHIP
<b>Bruce Berenyi, R</b> ERA: 3.53 (1, 1)	7.0	W	30	5	0	0	9	5	0	0	0	1	0	43	63	0.00	1.429
<b>Tom Hume, R</b> ERA: 2.93 (8, 1)	2.0	S	7	0	0	0	3	1	0	0	0	0	0	12	16	0.00	0.500

**BOTTOM**

**Cincinnati Reds @ Atlanta Braves**  
Atlanta-Fulton County Stadium, Atlanta, GA

Sat Sep 26 1981, 3:33 AM EDT  
Att. 5,117 - Unknown

<b>AB</b>	<b>31</b>
<b>R</b>	<b>0</b>
<b>H</b>	<b>5</b>
<b>RBI</b>	<b>0</b>
<b>BB</b>	<b>6</b>
<b>SO</b>	<b>12</b>
<b>LOB</b>	<b>19</b>

livebaseballscorecards.com



Batter	1	2	3	4	5	6	7	8	9	AB R H RBI BB SO LOB	TOP											
Paul Householder, S (1, 9) OBP: 0.338, SLG: 0.404	0-0 4-3 BB	4-0 2B BB		0-3 K		0-3 K			4-0 3-1 S BB	3 1 0 0 2 2 2												
Ken Griffey, L (1, 8) OBP: 0.376, SLG: 0.421	0-0 F9	0-0 2B			0-0 4-3 1B 2B		0-0 F7		0-0 3-1	5 1 2 3 0 0 1												
Dave Concepcion, R (1, 6) OBP: 0.361, SLG: 0.414	0-0 2B 1B	0-0 5-3			0-0 4-3		0-3 K		0-3 K	5 0 1 0 0 2 3												
George Foster, R (1, 7) OBP: 0.378, SLG: 0.518	0-0 1-3 2B		0-0 6-3		0-0 G6-4-3 1B		0-0 F8			4 0 2 1 0 0 0												
Larry Bittner, L (1, 3) OBP: 0.283, SLG: 0.309	0-3 K		0-0 2B		0-0 G6-4-3 1-2f			0-0 4-3		4 0 1 0 0 1 3												
Ray Knight, R (1, 5) OBP: 0.323, SLG: 0.364		0-0 BB 2B 2B	0-0 L5		0-0 F3			0-0 1B		4 1 2 0 0 0 1												
Ron Oester, S (1, 4) OBP: 0.324, SLG: 0.377		4-0 BB 2B BB	0-3 K		0-0 1-3			0-0 P5		3 1 0 0 1 1 2												
Mike O'Berry, R (1, 2) OBP: 0.259, SLG: 0.235		0-3 K		0-0 F9		4-0 1B BB		0-0 F8		3 0 0 0 1 1 3												
Tom Seaver, R (1, 1) OBP: 0.302, SLG: 0.278		0-0 F9		0-0 4-3		0-0 1B			0-0 F8	3 0 1 0 0 0 2												
Michael LaCoss, R (6, 1)										1 0 0 0 0 0 0												
<b>Inning Stats</b>	R: 0 E: 0 K: 1 S: 7	H: 2 LOB: 2 BB: 0 P: 7	R: 3 E: 0 K: 1 S: 7	H: 2 LOB: 1 BB: 2 P: 15	R: 0 E: 0 K: 1 S: 6	H: 1 LOB: 1 BB: 0 P: 6	R: 0 E: 0 K: 1 S: 5	H: 0 LOB: 0 BB: 0 P: 5	R: 1 E: 0 K: 0 S: 4	H: 2 LOB: 0 BB: 0 P: 4	R: 0 E: 0 K: 1 S: 6	H: 1 LOB: 2 BB: 1 P: 10	R: 0 E: 0 K: 1 S: 5	H: 0 LOB: 0 BB: 0 P: 5	R: 0 E: 0 K: 0 S: 4	H: 1 LOB: 1 BB: 0 P: 4	R: 0 E: 0 K: 1 S: 5	H: 0 LOB: 1 BB: 1 P: 9	1B: 4 2B: 5 3B: 0 HR: 0	SF: 0 SAC: 0 DP: 1 HBP: 0	WP: 0 PB: 0 SB: 1 CS: 0	PA: 39
<b>PITCHER</b>	IP WLS BF H R ER SO BB IBB HBP BLK WP HR S P ERA WHIP																					
Gaylord Perry, R (1, 1) ERA: 3.86	6.0 L 28 8 4 4 5 3 0 0 0 0 0 0 35 47 6.00 1.833																					
Bob Walk, R (7, 1) ERA: 4.83	2.0 7 1 0 0 1 0 0 0 0 0 0 0 9 9 0.00 0.500																					
John Montefusco, R (9, 1) ERA: 3.49	1.0 4 0 0 0 1 1 0 0 0 0 0 0 5 9 0.00 1.000																					

Cincinnati Reds @ Atlanta Braves  
Atlanta-Fulton County Stadium, Atlanta, GA

Sun Sep 27 1981, 3:33 AM EDT  
Att. 7,455 - Unknown

livebaseballscorecards.com

AB	35
R	4
H	9
RBI	4
BB	4
SO	7
LOB	17





Batter	1	2	3	4	5	6	7	8	9	AB	R	H	RBI	BB	SO	LOB
<b>Brett Butler, L</b> OBP: 0.359, SLG: 0.330 (1, 9) X	0-0 2B 1B		0-0 4-3			0-0 G4-6-3 1B		0-0 1-3		4	1	2	0	0	0	1
<b>Rufino Linares, R</b> OBP: 0.300, SLG: 0.380 (1, 7) X	0-0 P4		0-0 F9			0-0 G4-6-3 1-2f			0-0 P4	4	0	0	0	0	0	2
<b>Bob Homer, R</b> OBP: 0.325, SLG: 0.392 (1, 5) X	0-0 F8				0-0 6-3			0-0 5-3	0-0 P9	4	0	0	0	0	0	1
<b>Chris Chambliss, L</b> OBP: 0.351, SLG: 0.407 (1, 3) X	0-0 1-H 2B				0-0 P5			0-0 4-3	0-0 6-3	4	0	1	1	0	0	0
<b>Dale Murphy, R</b> OBP: 0.326, SLG: 0.396 (1, 8) SSS	0-3 K				0-0 F8			0-0 HR		3	1	1	1	0	1	1
<b>Glenn Hubbard, R</b> OBP: 0.304, SLG: 0.347 (1, 4)		0-0 F8			0-0 F9			0-0 P5		3	0	0	0	0	0	0
<b>Matt Sinatro, R</b> OBP: 0.357, SLG: 0.308 (1, 2) X		0-0 5-3			0-0 5-3			0-0 1-3		3	0	0	0	0	0	0
<b>Paul Runge, R</b> OBP: 0.333, SLG: 0.200 (1, 6) X		0-0 5-3			0-0 F9			0-0 4-3		2	0	0	0	0	0	0
<b>Biff Pocaroba, S</b> OBP: 0.271, SLG: 0.218 (8, PH)										1	0	0	0	0	0	0
<b>Luis Gomez, R</b> OBP: 0.342, SLG: 0.219 (9, 6) X										0	0	0	0	0	0	0
<b>Gaylord Perry, R</b> OBP: 0.261, SLG: 0.356 (1, 1) X			0-0 L4			0-0 F8		0-0 1B		1	0	0	0	0	0	0
<b>Brian Asseltine, L</b> OBP: 0.306, SLG: 0.400 (6, PH)										1	0	0	0	0	0	0
<b>Bob Walk, R</b> OBP: 0.143, SLG: 0.143 (7, 1)										0	0	0	0	0	0	0
<b>Larry Whisenton, L</b> OBP: 0.500, SLG: 0.250 (8, PH)										1	0	1	0	0	0	0
<b>John Montefusco, R</b> OBP: 0.067, SLG: 0.133 (9, 1)										0	0	0	0	0	0	0

Inning Stats	R: 1	H: 2	E: 0	K: 1	S: 7	LOB: 1	BB: 0	P: 7	R: 0	H: 0	E: 0	K: 0	S: 3	LOB: 0	BB: 0	P: 3	R: 0	H: 0	E: 0	K: 0	S: 3	LOB: 0	BB: 0	P: 3	R: 0	H: 0	E: 0	K: 0	S: 3	LOB: 0	BB: 0	P: 3	R: 0	H: 1	E: 0	K: 0	S: 3	LOB: 0	BB: 0	P: 3	R: 1	H: 1	E: 0	K: 0	S: 4	LOB: 0	BB: 0	P: 4	R: 0	H: 1	E: 0	K: 0	S: 4	LOB: 1	BB: 0	P: 4	R: 0	H: 0	E: 0	K: 0	S: 3	LOB: 0	BB: 0	P: 3	1B: 3	2B: 1	3B: 0	HR: 1	SF: 0	SAC: 0	DP: 1	HBP: 0	WP: 0	PB: 0	SB: 0	CS: 0	PA: 31
<b>PITCHER</b>	IP	WLS	BF	H	R	ER	SO	BB	IBB	HBP	BLK	WP	HR	S	P	ERA	WHIP																																																												
<b>Tom Seaver, R</b> ERA: 2.49 (1, 1)	5.0	W	17	2	1	1	1	0	0	0	0	0	0	19	19	1.80	0.400																																																												
<b>Michael LaCoss, R</b> ERA: 6.17 (6, 1)	4.0	S	14	3	1	1	0	0	0	0	0	0	1	14	14	2.25	0.750																																																												

**BOTTOM**

**Cincinnati Reds @ Atlanta Braves**  
Atlanta-Fulton County Stadium, Atlanta, GA  
Sun Sep 27 1981, 3:33 AM EDT  
Att. 7,455 - Unknown

[livebaseballscorecards.com](http://livebaseballscorecards.com)

<b>AB</b>	<b>31</b>
<b>R</b>	<b>2</b>
<b>H</b>	<b>5</b>
<b>RBI</b>	<b>2</b>
<b>BB</b>	<b>0</b>
<b>SO</b>	<b>1</b>
<b>LOB</b>	<b>5</b>



Batter	1	2	3	4	5	6	7	8	9	AB R H RBI BB SO LOB	TOP											
Steve Sax, R (1, 4) OBP: 0.307, SLG: 0.367	0-0 6-3		0-0 6-3		0-0 FC4-6 1-2f			0-0 6-3		4 0 0 0 0 0 2	<b>Los Angeles Dodgers @ Atlanta Braves</b> Atlanta-Fulton County Stadium, Atlanta, GA Mon Sep 28 1981, 7:05 PM EDT Att. 2,348 - Unknown <a href="http://livebaseballscorecards.com">livebaseballscorecards.com</a>											
Ron Roenicke, S (1, 8) OBP: 0.306, SLG: 0.227	0-0 1-3			0-3 K		0-0 F9		0-0 F8		4 0 0 0 0 1 0												
Dusty Baker Jr., R (1, 7) OBP: 0.357, SLG: 0.442	0-0 F9			0-0 6-3 2B		0-3 K				4 0 1 0 0 2 0												
Steve Garvey, R (1, 3) OBP: 0.321, SLG: 0.414		0-0 HR		0-0 6-3		0-0 F9				1 1 1 1 0 0 0												
Jay Johnstone, L (2, 3) OBP: 0.280, SLG: 0.382				2-3 6-3				G6-3 1B		3 0 1 0 0 0 1												
Gary Weiss, S (9, PR) OBP: 0.167, SLG: 0.125										0 0 0 0 0 0 0												
Mike Marshall, R (1, 5) OBP: 0.250, SLG: 0.333		0-0 P4		0-0 6-3			0-0 F7		G6-3 1-2f	4 0 0 0 0 0 2												
Candy Maldonado, R (1, 9) OBP: 0.167, SLG: 0.167		0-0 6-3			0-0 1B 4-3 1B		0-0 5-3			3 0 1 0 0 0 0												
Steve Yeager, R (1, 2) OBP: 0.259, SLG: 0.329		0-0 2-3			0-3 K		0-0 1B			3 0 1 0 0 1 1												
Derrel Thomas, S (1, 6) OBP: 0.329, SLG: 0.332			0-0 6-3		0-0 4-3		0-0 F7			3 0 0 0 0 0 2												
Jerry Reuss, L (1, 1) OBP: 0.208, SLG: 0.208			0-3 K		0-0 1B FC4-6			0-0 4-3		2 0 1 0 0 1 0												
Ken Landreaux, L (8, PH) OBP: 0.293, SLG: 0.361					2-3 1B					1 0 0 0 0 0 0												
Dave Stewart, R (8, 1) OBP: 0.500, SLG: 0.800										0 0 0 0 0 0 0												
<b>Inning Stats</b>	R: 0 E: 0 K: 0 S: 3	H: 0 LOB: 0 BB: 0 P: 3	R: 1 E: 0 K: 0 S: 4	H: 1 LOB: 0 BB: 0 P: 4	R: 0 E: 0 K: 1 S: 5	H: 0 LOB: 0 BB: 0 P: 5	R: 0 E: 0 K: 1 S: 6	H: 1 LOB: 1 BB: 0 P: 6	R: 0 E: 0 K: 1 S: 7	H: 2 LOB: 2 BB: 0 P: 7	R: 0 E: 0 K: 1 S: 5	H: 0 LOB: 0 BB: 0 P: 5	R: 0 E: 0 K: 0 S: 4	H: 1 LOB: 1 BB: 0 P: 4	R: 0 E: 0 K: 0 S: 3	H: 0 LOB: 0 BB: 0 P: 3	R: 0 E: 0 K: 1 S: 5	H: 1 LOB: 1 BB: 0 P: 5	1B: 4 2B: 1 3B: 0 HR: 1	SF: 0 SAC: 0 DP: 1 HBP: 0	WP: 0 PB: 0 SB: 0 CS: 0	PA: 32
<b>PITCHER</b>	IP WLS BF H R ER SO BB IBB HBP BLK WP HR S P ERA WHIP																				IP WLS BF H R ER SO BB IBB HBP BLK WP HR S P ERA WHIP	
Rick Mahler, R (1, 1) ERA: 2.74	7.0 W 26 5 1 1 4 0 0 0 0 0 1 34 34 1.29 0.714																					
Rick Camp, R (8, 1) ERA: 1.82	2.0 S 6 1 0 0 1 0 0 0 0 0 0 8 8 0.00 0.500																					

AB	32
R	1
H	6
RBI	1
BB	0
SO	5
LOB	8



Batter	1	2	3	4	5	6	7	8	9
Terry Harper, R (1, 9) OBP: 0.345, SLG: 0.347	0-0 1-3 		0-0 FC4-6 1B 		0-0 L1 			0-3 K 	
Rufino Linares, R (1, 7) OBP: 0.295, SLG: 0.373	0-0 F9 		0-0 FC4-6 1-2f 			0-0 3-1 		0-0 F8 	
Bob Homer, R (1, 5) OBP: 0.324, SLG: 0.388 Jerry Royster, R (8, PR) OBP: 0.257, SLG: 0.269 (9, 5)	0-3 K 		0-0 6-3 			0-0 6-3 		4-0 BB 	
Chris Chambliss, L (1, 3) OBP: 0.347, SLG: 0.403		0-0 4-3 		0-0 F8 		0-0 F8 		0-0 F9 	
Dale Murphy, R (1, 8) OBP: 0.326, SLG: 0.395		0-0 6-3 		0-0 6-3 			0-0 3B 1B 		
Glenn Hubbard, R (1, 4) OBP: 0.309, SLG: 0.359		0-0 BB 1B 		0-0 1B 			1-H 1B 3B 		
Matt Sinatro, R (1, 2) OBP: 0.412, SLG: 0.333		4-0 BB 		0-0 5-3 			FC3-5 WP 1B 		
Paul Runge, R (1, 6) OBP: 0.222, SLG: 0.125		0-3 K 			0-0 5-3 		FC3-5 G4-3 		
Rick Mahler, R (1, 1) OBP: 0.160, SLG: 0.200 Brook Jacoby, R (7, PH) OBP: 0.250, SLG: 0.250 Rick Camp, R (8, 1)			0-0 4-3 		0-3 K 		G4-3 		

AB	R	H	RBI	BB	SO	LOB
4	0	1	0	0	1	0
4	0	0	0	0	0	1
3	0	0	0	1	1	1
0	0	0	0	0	0	0
4	0	0	0	0	0	1
3	1	1	0	0	0	0
3	1	3	1	0	0	0
2	0	1	1	1	0	1
3	0	0	0	0	1	3
2	0	0	0	0	1	0
1	0	0	0	0	0	1
0	0	0	0	0	0	0

AB	29
R	2
H	6
RBI	2
BB	2
SO	4
LOB	8

1B: 5	SF: 0
2B: 0	SAC: 0
3B: 1	DP: 1
HR: 0	HBP: 0

WP: 1	PA: 31
PB: 0	
SB: 0	
CS: 0	

Inning Stats	R: 0	H: 0	E: 0	K: 1	S: 5	R: 0	H: 1	E: 0	K: 1	S: 6	R: 0	H: 1	E: 0	K: 0	S: 4	R: 0	H: 1	E: 0	K: 0	S: 4	R: 0	H: 0	E: 0	K: 1	S: 5	R: 0	H: 0	E: 0	K: 0	S: 3	R: 2	H: 3	E: 0	K: 0	S: 5	R: 0	H: 0	E: 0	K: 1	S: 5
	LOB: 0	BB: 0	P: 5	LOB: 2	BB: 1	LOB: 1	BB: 0	LOB: 0	BB: 0	P: 4	LOB: 0	BB: 0	LOB: 0	BB: 0	P: 5	LOB: 0	BB: 0	LOB: 0	BB: 0	P: 3	LOB: 0	BB: 0	LOB: 0	BB: 0	P: 5	LOB: 0	BB: 0	LOB: 1	BB: 1	P: 9										

PITCHER	IP	WLS	BF	H	R	ER	SO	BB	IBB	HBP	BLK	WP	HR	S	P	ERA	WHIP
Jerry Reuss, L (1, 1) ERA: 2.38	7.0	L	27	6	2	2	3	1	0	0	0	1	0	32	36	2.57	1.000
Dave Stewart, R (8, 1) ERA: 2.61	1.0		4	0	0	0	1	1	0	0	0	0	0	5	9	0.00	1.000

PITCHER	IP	WLS	BF	H	R	ER	SO	BB	IBB	HBP	BLK	WP	HR	S	P	ERA	WHIP

Los Angeles Dodgers @ Atlanta Braves  
Atlanta-Fulton County Stadium, Atlanta, GA  
Mon Sep 28 1981, 7:05 PM EDT  
Att. 2,348 - Unknown

livebaseballscorecards.com



Batter	1	2	3	4	5	6	7	8	9	AB R H RBI BB SO LOB	TOP													
<b>Steve Sax, R</b> (1, 4) OBP: 0.302, SLG: 0.359	0-3 K		0-0 3-1			0-0 CS 1B	0-3 K		0-0 E6	5 0 1 0 0 2 3														
<b>Ron Roenicke, S</b> (1, 8) OBP: 0.321, SLG: 0.234 <b>Bobby Mitchell, L</b> (8, 8)	0-3 K			0-0 CS 1B		4-0 1-2 BB		0-0 3-1	0-0 4-3	3 0 1 0 1 1 0 1 0 0 0 0 0 1														
<b>Jay Johnstone, L</b> (1, 7) OBP: 0.267, SLG: 0.363 <b>Mark Bradley, R</b> (9, 9)	0-0 L6			0-3 1-2 K		0-0 G3		0-0 F9		4 0 0 0 0 1 2 0 0 0 0 0 0 0														
<b>Steve Garvey, R</b> (1, 3) OBP: 0.321, SLG: 0.412		0-0 F8		0-3 K			0-0 1B BB 1B	0-0 5-3		4 1 1 0 0 1 0														
<b>Mike Marshall, R</b> (1, 5) OBP: 0.188, SLG: 0.250 <b>Pedro Guerrero, R</b> (9, 5) OBP: 0.364, SLG: 0.467		0-0 6-3			0-0 5-3		0-0 F8		0-0 E6 4-3 1B	4 1 0 0 0 0 1 0 0 0 0 0 0 0														
<b>Mike Scioscia, L</b> (1, 2) OBP: 0.360, SLG: 0.338		0-0 4-3			4-0 BB		0-0 BB BB 1-3 FC6-4 1B		0-0 4-3 2-3	3 1 1 0 1 0 1														
<b>Candy Maldonado, R</b> (1, 9) OBP: 0.125, SLG: 0.125 <b>Rick Monday, L</b> (7, PH) OBP: 0.405, SLG: 0.603			0-3 K		0-3 K		4-0 1-2 FC6-4 BB BB		0-0 3B 1B	2 0 0 0 0 2 1 1 1 1 1 1 0 0														
<b>Derrel Thomas, S</b> (1, 6) OBP: 0.330, SLG: 0.330 <b>Dusty Baker Jr., R</b> (7, PH) OBP: 0.359, SLG: 0.442 <b>Gary Weiss, S</b> (7, 6) OBP: 0.158, SLG: 0.118			4-0 BB		0-0 F8		4-0 1-2 2-3 3-H BB BB		0-3 K	1 0 0 0 1 0 1 0 0 0 1 1 0 0 1 0 0 0 0 1 1														
<b>Bob Welch, R</b> (1, 1) OBP: 0.250, SLG: 0.279 <b>Ken Landreaux, L</b> (7, PH) OBP: 0.292, SLG: 0.360 <b>Steve Howe, L</b> (7, 1) <b>Jack Perconte, L</b> (9, PH) OBP: 0.444, SLG: 0.571 <b>Dave Stewart, R</b> (9, 1) OBP: 0.500, SLG: 0.800			0-0 F9		0-3 K		0-3 1-2 2-3 3-H FC6-4		0-0 E 3B	2 0 0 0 0 1 1 1 0 0 1 0 0 2 0 0 0 0 0 0 0 1 1 1 1 0 0 0 0 0 0 0 0 0 0														
<b>Inning Stats</b>	R: 0 E: 0 K: 2 S: 7	H: 0 LOB: 0 BB: 0 P: 7	R: 0 E: 0 K: 0 S: 3	H: 0 LOB: 0 BB: 0 P: 3	R: 0 E: 0 K: 1 S: 5	H: 0 LOB: 1 BB: 1 P: 9	R: 0 E: 0 K: 2 S: 7	H: 1 LOB: 0 BB: 0 P: 7	R: 0 E: 0 K: 1 S: 5	H: 0 LOB: 1 BB: 1 P: 9	R: 0 E: 0 K: 1 S: 5	H: 1 LOB: 1 BB: 1 P: 9	R: 2 E: 0 K: 1 S: 7	H: 2 LOB: 2 BB: 2 P: 15	R: 0 E: 0 K: 0 S: 3	H: 0 LOB: 0 BB: 0 P: 3	R: 3 E: 2 K: 1 S: 9	H: 2 LOB: 1 BB: 0 P: 9	1B: 5 2B: 0 3B: 1 HR: 0	SF: 0 SAC: 0 DP: 0 HBP: 0	WP: 0 PB: 0 SB: 0 CS: 2	PA: 38		
<b>PITCHER</b>	IP WLS BF H R ER SO BB IBB HBP BLK WP HR S P ERA WHIP																							
<b>Tommy Boggs, R</b> (1, 1) ERA: 4.14	6.1		26	4	2	2	7	5	0	0	0	0	0	0	35	55	2.84	1.421						
<b>Gene Garber, R</b> (7, 1) ERA: 2.64	2.2	L	12	2	3	0	2	0	0	0	0	0	0	16	16	0.00	0.750							

**Los Angeles Dodgers @ Atlanta Braves**  
Atlanta-Fulton County Stadium, Atlanta, GA

AB	33
R	5
H	6
RBI	4
BB	5
SO	9
LOB	14



Tue Sep 29 1981, 7:05 PM EDT  
Att. 2,150 - Unknown

livebaseballscorecards.com

Batter	1	2	3	4	5	6	7	8	9	AB	R	H	RBI	BB	SO	LOB
<b>Brett Butler, L</b> (1, 9) OBP: 0.355, SLG: 0.320	0-0 F7		0-0 F9			0-3 K		4-0 BB		3	0	0	0	1	1	0
<b>Rufino Linares, R</b> (1, 7) OBP: 0.294, SLG: 0.384	0-0 6-3		0-0 6-3			0-0 HR		0-0 G4-6-3		4	1	1	1	0	0	1
<b>Bob Homer, R</b> (1, 5) <b>Jerry Royster, R</b> (8, PR) OBP: 0.257, SLG: 0.269	0-0 1B				0-0 HR	0-0 HR		0-0 1B		4	2	4	2	0	0	0
<b>Chris Chambliss, L</b> (1, 3) OBP: 0.344, SLG: 0.399	0-0 F9			0-0 4-3		0-0 6-3		0-0 4-3		4	0	0	0	0	0	2
<b>Dale Murphy, R</b> (1, 8) OBP: 0.322, SLG: 0.391		0-0 E6		0-0 P4		0-0 F3		0-3 K		4	0	0	0	0	1	0
<b>Glenn Hubbard, R</b> (1, 4) OBP: 0.306, SLG: 0.355		0-0 L6		0-3 K		0-0 F8		0-0 P6		4	0	0	0	0	1	1
<b>Matt Sinatro, R</b> (1, 2) <b>Biff Pocoroba, S</b> (9, PH) OBP: 0.269, SLG: 0.217		0-0 F8			0-0 F8		0-0 1B	0-0 F9		3	0	1	0	0	0	1
<b>Paul Runge, R</b> (1, 6) OBP: 0.167, SLG: 0.091		0-0 FC6-4		0-0 6-3		0-0 F8		0-0 F8		3	0	0	0	0	0	2
<b>Tommy Boggs, R</b> (1, 1) <b>Gene Garber, R</b> (7, 1) OBP: 0.163, SLG: 0.186			0-0 P6		0-0 4-3		0-0 P4			2	0	0	0	0	0	0

Inning Stats	R: 0	H: 1	E: 0	K: 0	S: 4	LOB: 1	BB: 0	P: 4	R: 0	H: 0	E: 1	K: 0	S: 4	LOB: 1	BB: 0	P: 4	R: 0	H: 0	E: 0	K: 1	S: 3	LOB: 0	BB: 0	P: 3	R: 1	H: 1	E: 0	K: 1	S: 6	LOB: 0	BB: 0	P: 6	R: 0	H: 0	E: 0	K: 0	S: 3	LOB: 0	BB: 0	P: 3	R: 2	H: 2	E: 0	K: 1	S: 7	LOB: 0	BB: 0	P: 7	R: 0	H: 1	E: 0	K: 0	S: 4	LOB: 1	BB: 0	P: 4	R: 0	H: 1	E: 0	K: 0	S: 3	LOB: 1	BB: 1	P: 7	R: 0	H: 0	E: 0	K: 1	S: 5	LOB: 0	BB: 0	P: 5	1B: 3	SF: 0	2B: 0	3B: 0	HR: 3	WP: 0	PB: 0	SB: 0	CS: 0	PA: 34
--------------	------	------	------	------	------	--------	-------	------	------	------	------	------	------	--------	-------	------	------	------	------	------	------	--------	-------	------	------	------	------	------	------	--------	-------	------	------	------	------	------	------	--------	-------	------	------	------	------	------	------	--------	-------	------	------	------	------	------	------	--------	-------	------	------	------	------	------	------	--------	-------	------	------	------	------	------	------	--------	-------	------	-------	-------	-------	-------	-------	-------	-------	-------	-------	--------

PITCHER	IP	WLS	BF	H	R	ER	SO	BB	IBB	HBP	BLK	WP	HR	S	P	ERA	WHIP
<b>Bob Welch, R</b> (1, 1) ERA: 3.52	6.0		23	4	3	3	2	0	0	0	0	0	3	27	27	4.50	0.667
<b>Steve Howe, L</b> (7, 1) ERA: 2.6	2.0	W	8	2	0	0	0	1	0	0	0	0	0	7	11	0.00	1.500
<b>Dave Stewart, R</b> (9, 1) ERA: 2.55	1.0	S	3	0	0	0	1	0	0	0	0	0	0	5	5	0.00	0.000

**BOTTOM**

**Los Angeles Dodgers @ Atlanta Braves**  
Atlanta-Fulton County Stadium, Atlanta, GA

livebaseballscorecards.com

**AB 33**  
**R 3**  
**H 6**  
**RBI 3**  
**BB 1**  
**SO 3**  
**LOB 8**



Tue Sep 29 1981, 7:05 PM EDT  
Att. 2,150 - Unknown

Batter	1	2	3	4	5	6	7	8	9	AB R H RBI BB SO LOB	TOP											
Larry Herndon, R (1, 7) OBP: 0.324, SLG: 0.415	0-0 CS 1B		0-0 G2		0-0 F7			0-0 1B		4 0 2 0 0 0 2	<b>San Francisco Giants @ Atlanta Braves</b> Atlanta-Fulton County Stadium, Atlanta, GA Wed Sep 30 1981, 7:05 PM EDT Att. 2,724 - Unknown <a href="http://livebaseballscorecards.com">livebaseballscorecards.com</a>											
Johnnie LeMaster, R (1, 6) OBP: 0.309, SLG: 0.291 Bob Tufts, L (8, 1)	0-3 K 1-2		0-3 K		0-0 F8			0-0 1-3		4 0 0 0 0 2 2 0 0 0 0 0 0 0												
Jack Clark, R (1, 9) OBP: 0.340, SLG: 0.463	0-3 K		0-0 2B 1B		0-0 6-3			0-0 6-3		4 1 1 0 0 1 0												
Jeffrey Leonard, R (1, 3) OBP: 0.318, SLG: 0.460		0-0 F8		0-0 L5		0-0 F4		0-0 HR		4 1 1 1 0 0 1												
Darrell Evans, L (1, 5) OBP: 0.354, SLG: 0.418		0-0 G1-6-3 1B		0-0 1-H 2B		0-0 4-3		0-0 G6-4-3 1B		4 0 3 1 0 0 0												
Jerry Martin, R (1, 8) OBP: 0.311, SLG: 0.346		0-0 G1-6-3 1-2f		0-0 6-3		0-0 F8		0-0 G6-4-3 1-2f		4 0 0 0 0 0 3												
Bob Brenly, R (1, 2) OBP: 0.421, SLG: 0.515			0-0 2B		0-0 F8		0-0 6-3			3 0 1 0 0 0 0												
Guy Sularz, R (1, 4) OBP: 0.200, SLG: 0.111			0-0 5-3		0-0 E6 SH1-4		0-0 F7			3 0 0 0 0 0 1												
Ed Whitson, R (1, 1) OBP: 0.167, SLG: 0.091 Mike Rowland, R (7, 1) OBP: 1.000, SLG: 1.000 Jim Wohlford, R (8, PH) OBP: 0.224, SLG: 0.278 Joe Pettini, R (8, 6) OBP: 0.158, SLG: 0.118			0-0 4-3		0-0 SH1-4 1-2		0-3 K			1 0 0 0 0 0 1 0 0 0 0 0 0 0 1 0 0 0 0 1 0 0 0 0 0 0 0 0												
<b>Inning Stats</b>	R: 0 E: 0 K: 2 S: 7	H: 1 LOB: 0 BB: 0 P: 7	R: 0 E: 0 K: 0 S: 3	H: 1 LOB: 0 BB: 0 P: 3	R: 0 E: 0 K: 0 S: 4	H: 1 LOB: 1 BB: 0 P: 4	R: 1 E: 0 K: 1 S: 7	H: 2 LOB: 1 BB: 0 P: 7	R: 0 E: 1 K: 0 S: 4	H: 0 LOB: 1 BB: 0 P: 4	R: 0 E: 0 K: 0 S: 3	H: 0 LOB: 0 BB: 0 P: 3	R: 0 E: 0 K: 0 S: 3	H: 0 LOB: 0 BB: 0 P: 3	R: 0 E: 0 K: 1 S: 6	H: 1 LOB: 1 BB: 0 P: 6	R: 1 E: 0 K: 0 S: 4	H: 2 LOB: 0 BB: 0 P: 4	1B: 5 2B: 2 3B: 0 HR: 1	SF: 0 SAC: 1 DP: 2 HBP: 0	WP: 0 PB: 0 SB: 0 CS: 1	PA: 33
<b>PITCHER</b> Larry McWilliams, L (1, 1) ERA: 3.11	IP: 9.0 WLS: W BF: 33 H: 8 R: 2 ER: 2 SO: 4 BB: 0 IBB: 0 HBP: 0 BLK: 0 WP: 0 HR: 1 S: 41 P: 41 ERA: 2.00 WHIP: 0.889											<b>PITCHER</b>	IP: 9.0 WLS: W BF: 33 H: 8 R: 2 ER: 2 SO: 4 BB: 0 IBB: 0 HBP: 0 BLK: 0 WP: 0 HR: 1 S: 41 P: 41 ERA: 2.00 WHIP: 0.889									



Batter	1	2	3	4	5	6	7	8	9	AB	R	H	RBI	BB	SO	LOB
<b>Brett Butler, L</b> (1, 9) OBP: 0.365, SLG: 0.327	0-0 L9-3 1B		0-0 1B 9-2 1B		4-0 BB E SF8 BB	0-0 F8	0-0 F9			4	1	2	0	1	0	4
<b>Rufino Linares, R</b> (1, 7) OBP: 0.293, SLG: 0.382 <b>Albert Hall, S</b> (8, PH) (9, 7)	0-0 L9-3 1-2		0-0 1-3 1B		0-0 E1 SF8 BB 1-2 2-H		0-3 K	4-0 E 1B BB		4	0	1	0	0	1	2
<b>Bob Homer, R</b> (1, 5) OBP: 0.334, SLG: 0.427 <b>Brook Jacoby, R</b> (8, 5) OBP: 0.222, SLG: 0.222	0-0 HR		0-0 9-2 3-Hr		4-0 1-2 2-3 BB		0-0 F7	0-0 E5 1B 1-2		3	1	1	1	1	0	2
<b>Chris Chambliss, L</b> (1, 3) OBP: 0.343, SLG: 0.398 <b>Ken Smith, L</b> (8, 3)	0-0 L3			0-0 F9	0-0 SF8 2-3 3-H		0-0 BB 1B 1B	0-3 K		3	1	1	1	0	0	0
<b>Dale Murphy, R</b> (1, 8) OBP: 0.326, SLG: 0.401		0-0 HR		0-0 L5	0-3 K		4-0 1B 2B BB	0-0 G6-4-3 1B 1-2 2-H		4	2	2	2	1	1	2
<b>Glenn Hubbard, R</b> (1, 4) OBP: 0.307, SLG: 0.355		0-0 F8		0-0 1B		0-0 F7	0-0 2B 1B 1-3 2-H	0-0 G6-4-3 1B 1-2r		5	1	2	1	0	0	2
<b>Matt Sinatro, R</b> (1, 2) OBP: 0.375, SLG: 0.286		0-3 K		0-0 F8		0-3 K	4-0 2B E IBB			3	1	0	0	1	2	1
<b>Paul Runge, R</b> (1, 6) OBP: 0.313, SLG: 0.286		0-3 K			4-0 SH1-3 E BB	0-0 1B 1B	0-0 E6 1B 2B 1-H 2-H 3-H			3	1	2	2	1	1	0
<b>Larry McWilliams, L</b> (1, 1) OBP: 0.182, SLG: 0.100			0-3 K		0-0 SH1-3 1-2	0-0 1B	4-0 BB			2	0	1	0	1	1	0

Inning Stats	R: 1	H: 2	E: 0	LOB: 0	K: 0	BB: 0	S: 4	P: 4	R: 1	H: 1	E: 0	LOB: 0	K: 2	BB: 0	S: 8	P: 8	R: 0	H: 2	E: 0	LOB: 1	K: 1	BB: 0	S: 6	P: 6	R: 0	H: 1	E: 0	LOB: 1	K: 0	BB: 0	S: 4	P: 4	R: 2	H: 0	E: 1	LOB: 2	K: 1	BB: 3	S: 6	P: 18	R: 0	H: 2	E: 0	LOB: 2	K: 1	BB: 0	S: 7	P: 7	R: 4	H: 3	E: 1	LOB: 2	K: 1	BB: 3	S: 8	P: 20	R: 1	H: 1	E: 1	LOB: 1	K: 1	BB: 1	S: 6	P: 10
--------------	------	------	------	--------	------	-------	------	------	------	------	------	--------	------	-------	------	------	------	------	------	--------	------	-------	------	------	------	------	------	--------	------	-------	------	------	------	------	------	--------	------	-------	------	-------	------	------	------	--------	------	-------	------	------	------	------	------	--------	------	-------	------	-------	------	------	------	--------	------	-------	------	-------

PITCHER	IP	WLS	BF	H	R	ER	SO	BB	IBB	HBP	BLK	WP	HR	S	P	ERA	WHIP
<b>Ed Whitson, R</b> (1, 1) ERA: 4.02	6.2	L	36	11	8	5	6	5	1	0	0	0	2	42	66	6.75	2.400
<b>Mike Rowland, R</b> (7, 1) ERA: 4.26	0.1		1	0	0	0	0	0	0	0	0	0	1	1	0.00	0.000	
<b>Bob Tufts, L</b> (8, 1) ERA: 2.03	1.0		5	1	1	0	1	1	0	0	0	0	0	6	10	0.00	2.000

**BOTTOM**

**San Francisco Giants @ Atlanta Braves**  
Atlanta-Fulton County Stadium, Atlanta, GA

Wed Sep 30 1981, 7:05 PM EDT  
Att. 2,724 - Unknown

AB	33
R	9
H	12
RBI	7
BB	7
SO	7
LOB	16

WP: 0 PA: 42  
PB: 0 SB: 0  
CS: 0



PITCHER	IP	WLS	BF	H	R	ER	SO	BB	IBB	HBP	BLK	WP	HR	S	P	ERA	WHIP
---------	----	-----	----	---	---	----	----	----	-----	-----	-----	----	----	---	---	-----	------

Batter		1	2	3	4	5	6	7	8	9	AB	R	H	RBI	BB	SO	LOB	TOP	
<b>Joe Morgan, L</b> (1, 4) OBP: 0.371, SLG: 0.377	B B B B	4-0 1B BB		X 0-0 CS 1B	X 0-0 F9		B B B B 4-0 BB BB		0-3 K		3	1	1	0	2	1	0		
<b>Enos Cabell, R</b> (1, 3) OBP: 0.275, SLG: 0.327	X	0-0 1B 1-3 1B		S S S 0-3 K	B B B B 4-0 BB		B B B B 4-0 BB BB		0-0 4-3	1	3	1	1	0	2	1	1		
<b>Jack Clark, R</b> (1, 9) OBP: 0.341, SLG: 0.460	S S S	0-3 K		B B B B 4-0 1B BB	X 0-0 5-3		B B B B 4-0 1-2 2-3 3-H BB		0-0 5-3	2	3	1	0	1	2	1	3		
<b>Darrell Evans, L</b> (1, 5) OBP: 0.354, SLG: 0.417	X	0-0 1-3 1B 1-3 3-H 1B		X 0-0 1-3 1B		X 0-0 F8		B B B B 0-0 G3		0-0 F7	3	5	1	2	1	0	0	3	
<b>Larry Herndon, R</b> (1, 7) OBP: 0.326, SLG: 0.416	X	0-0 1-3 1-2 3-H		X 0-0 1B 1B 2-H 3-H		X 0-0 G4-6-3 1B		B B B B 0-0 F9		0-0 F9	1	4	1	2	3	0	0	1	
<b>Jerry Martin, R</b> (1, 8) OBP: 0.310, SLG: 0.345	X	0-0 P6		X 0-0 1-2 1B 1B		X 0-0 G4-6-3 1-2		B B B B 0-0 5-3		0-0 5-3	2	4	0	1	0	0	0	2	
<b>Milt May, L</b> (1, 2) OBP: 0.375, SLG: 0.384			S S	X 0-0 K	X 0-0 1-2 2-H 1B		X 0-0 BB BB 2B		0-0 F8	3	4	1	2	1	0	1	0		
<b>Johnnie LeMaster, R</b> (1, 6) OBP: 0.306, SLG: 0.287			X	0-0 5-3	X 0-0 P6		X 0-0 L6		0-0 5-3	1	4	0	0	0	0	0	3		
<b>Doyle Alexander, R</b> (1, 1) OBP: 0.204, SLG: 0.255			X	0-0 6-3		X 0-0 F8		X 0-0 P5		0-3 K	2	3	0	0	0	0	0	1	
<b>Greg Minton, S</b> (7, 1)											1	0	0	0	0	1	0		
<b>Inning Stats</b>		R: 2 H: 2 E: 0 LOB: 1 K: 1 BB: 1 S: 7 P: 11	R: 0 H: 0 E: 0 LOB: 0 K: 1 BB: 0 P: 5	R: 3 H: 5 E: 0 LOB: 2 K: 1 BB: 1 S: 9 P: 13	R: 0 H: 0 E: 0 LOB: 1 K: 0 BB: 1 P: 7	R: 0 H: 1 E: 0 LOB: 0 K: 0 BB: 0 P: 3	R: 1 H: 1 E: 0 LOB: 3 K: 0 BB: 3 P: 16	R: 0 H: 0 E: 0 LOB: 0 K: 0 BB: 0 P: 3	R: 0 H: 0 E: 0 LOB: 0 K: 2 BB: 0 P: 7	R: 0 H: 0 E: 0 LOB: 0 K: 0 BB: 0 P: 3	1B: 8 SF: 0 2B: 1 SAC: 0 3B: 0 DP: 1 HR: 0 HBP: 0	WP: 0 PA: 40 PB: 0 SB: 0 CS: 1							
<b>PITCHER</b>	IP WLS BF H R ER SO BB IBB HBP BLK WP HR S P ERA WHIP	IP WLS BF H R ER SO BB IBB HBP BLK WP HR S P ERA WHIP																	
<b>Phil Niekro, R</b> (1, 1) ERA: 3.1	2.2 L 16 7 5 5 3 2 0 0 0 0 0 0 20 28 16.88 3.375																		
<b>Bob Walk, R</b> (3, 1) ERA: 4.57	2.1 8 1 0 0 0 1 0 0 0 0 0 0 7 11 0.00 0.857																		
<b>Steve Bedrosian, R</b> (6, 1) ERA: 4.44	2.0 10 1 1 1 0 3 0 0 0 0 0 0 7 19 4.50 2.000																		
<b>José Álvarez, R</b> (8, 1) ERA:	2.0 6 0 0 0 0 2 0 0 0 0 0 0 10 10 0.00 0.000																		

San Francisco Giants @ Atlanta Braves  
 Atlanta-Fulton County Stadium, Atlanta, GA

Thu Oct 01 1981, 7:05 PM EDT  
 Att. 2,160 - Unknown

livebaseballscorecards.com

AB	34
R	6
H	9
RBI	6
BB	6
SO	5
LOB	14





Batter	1	2	3	4	5	6	7	8	9	AB	R	H	RBI	BB	SO	LOB
<b>Brett Butler, L</b> OBP: 0.362, SLG: 0.324 (1, 9) X	0-0 P6 ①		0-3 K ①		0-0 S 1B		0-0 4-3 ②			4	0	1	1	0	1	1
<b>Rufino Linares, R</b> OBP: 0.289, SLG: 0.375 (1, 7) X	0-0 F7 ②		0-0 5-3 ②		0-0 F9 ③		0-0 6-3 ③			4	0	0	0	0	0	2
<b>Bob Homer, R</b> OBP: 0.340, SLG: 0.442 (1, 5) X	0-0 1B		0-0 HR		0-3 K ①		0-0 FC6-4 1B			4	1	3	1	0	1	0
<b>Chris Chambliss, L</b> OBP: 0.342, SLG: 0.399 (1, 3) X	0-0 G3 ③		0-3 K ③		0-0 2B		0-0 F7 ①			4	0	1	0	0	1	2
<b>Dale Murphy, R</b> OBP: 0.323, SLG: 0.396 (1, 8) X		0-0 6-3 ①		0-0 F9 ①		0-0 6-3 ②		0-0 FC6-4 1-2f		4	0	0	0	0	0	2
<b>Glenn Hubbard, R</b> OBP: 0.304, SLG: 0.351 (1, 4) X		0-3 K ②		0-0 F9 ②		0-0 L6 ③		0-0 5-3 ③		4	0	0	0	0	1	2
<b>Matt Sinatro, R</b> OBP: 0.393, SLG: 0.333 (1, 2) X		0-0 1B 2B		0-3 K ③		4-0 BB BB	3-1 1B 4-3 BB		0-0 5-3 ①	3	1	1	0	1	1	0
<b>Paul Runge, R</b> OBP: 0.350, SLG: 0.333 (1, 6) X		0-0 2-3 1B		0-0 6-3 ①		0-0 4-3 3-1 1B		0-0 1-3 ②		4	0	2	0	0	0	0
<b>Phil Niekro, R</b> OBP: 0.077, SLG: 0.077 (1, 1) X		0-0 F9 ③		0-0 6-3 ②		0-0 3-1 ①		0-0 3-1 ③		1	0	0	0	0	0	2
<b>Bob Walk, R</b> OBP: 0.143, SLG: 0.143 (3, 1) X										0	0	0	0	0	0	0
<b>Brian Asselstine, L</b> OBP: 0.302, SLG: 0.395 (5, PH) X										1	0	0	0	0	0	0
<b>Steve Bedrosian, R</b> OBP: 0.302, SLG: 0.395 (6, 1) X										0	0	0	0	0	0	0
<b>Larry Whisenton, L</b> OBP: 0.429, SLG: 0.200 (7, PH) X										1	0	0	0	0	0	2
<b>José Alvarez, R</b> OBP: 0.267, SLG: 0.215 (8, 1) X										0	0	0	0	0	0	0
<b>Biff Pocoroba, S</b> OBP: 0.267, SLG: 0.215 (9, PH) X										1	0	0	0	0	0	0

Inning Stats	R: 0	H: 1	E: 0	LOB: 1	K: 0	BB: 0	S: 4	P: 4
	R: 0	H: 2	E: 0	LOB: 2	K: 1	BB: 0	S: 7	P: 7
	R: 1	H: 1	E: 0	LOB: 0	K: 2	BB: 0	S: 8	P: 8
	R: 0	H: 0	E: 0	LOB: 0	K: 1	BB: 0	S: 5	P: 5
	R: 0	H: 1	E: 0	LOB: 1	K: 0	BB: 0	S: 4	P: 4
	R: 0	H: 1	E: 0	LOB: 1	K: 1	BB: 0	S: 6	P: 6
	R: 1	H: 1	E: 0	LOB: 1	K: 0	BB: 1	S: 4	P: 8
	R: 0	H: 1	E: 0	LOB: 1	K: 0	BB: 0	S: 4	P: 4
	R: 0	H: 0	E: 0	LOB: 0	K: 0	BB: 0	S: 3	P: 3

PITCHER	IP	WLS	BF	H	R	ER	SO	BB	IBB	HBP	BLK	WP	HR	S	P	ERA	WHIP
<b>Doyle Alexander, R</b> ERA: 2.89 (1, 1)	6.0	W	24	6	1	1	5	0	0	0	0	0	1	34	34	1.50	1.000
<b>Greg Minton, R</b> ERA: 2.92 (7, 1)	3.0	S	12	2	1	1	0	1	0	0	0	0	0	11	15	3.00	1.000

**BOTTOM**

**San Francisco Giants @ Atlanta Braves**  
Atlanta-Fulton County Stadium, Atlanta, GA

Thu Oct 01 1981, 7:05 PM EDT  
Att. 2,160 - Unknown

<b>AB</b>	<b>35</b>
<b>R</b>	<b>2</b>
<b>H</b>	<b>8</b>
<b>RBI</b>	<b>2</b>
<b>BB</b>	<b>1</b>
<b>SO</b>	<b>5</b>
<b>LOB</b>	<b>13</b>

livebaseballscorecards.com



Batter	1	2	3	4	5	6	7	8	9	AB R H RBI BB SO LOB	TOP											
<b>Brett Butler, L</b> (1, 7) OBP: 0.360, SLG: 0.325	0-0 S 2B 1B	0-0 P6		0-0 P6	0-0 1-2 HR 1B		0-0 6-3		0-0 4-3	6 2 2 0 0 0 5												
<b>Claudell Washington, L</b> (1, 9) OBP: 0.332, SLG: 0.430	0-0 F9 1-H 1B 2B	0-3 K		0-0 1-3 2-H 3B 2B	0-0 1-H 2-H HR		0-0 2B 1B			4 3 3 5 0 1 3 1 0 1 0 0 0 0												
<b>Bob Horner, R</b> (1, 5) OBP: 0.341, SLG: 0.439	0-0 5-3		0-0 F8	4-0 3B BB	4-0 BB BB		0-0 F8			2 1 0 0 2 0 1 1 0 0 0 0 0 1												
<b>Brook Jacoby, R</b> (5, PR) OBP: 0.200, SLG: 0.200																						
<b>Chris Chambliss, L</b> (1, 3) OBP: 0.342, SLG: 0.403	0-0 F9 2-3		0-0 F8	0-0 1-H 2-H 3-H 3B	0-0 F8		0-0 F8			4 0 1 3 0 0 2 1 0 1 0 0 0 0												
<b>Ken Smith, L</b> (5, 3) OBP: 0.333, SLG: 0.667																						
<b>Dale Murphy, R</b> (1, 8) OBP: 0.326, SLG: 0.396	0-0 CS 3-H 1B		0-0 S BB	0-3 K	4-0 1-2 FC6-4 BB			0-3 K		3 0 1 1 2 2 1												
<b>Glenn Hubbard, R</b> (1, 4) OBP: 0.303, SLG: 0.352	0-0 CS 1-2	0-0 F8	0-0 6-3		0-0 3B 2B FC6-4			0-0 5-3		5 1 1 0 0 0 3												
<b>Matt Sinatro, R</b> (1, 2) OBP: 0.394, SLG: 0.393				0-0 P3	0-0 1B 3B	0-0 6-3		0-0 5-3		4 1 1 1 1 0 0												
<b>Paul Runge, R</b> (1, 6) OBP: 0.400, SLG: 0.364		4-0 SH BB BB		0-0 SH 2B 1B	0-0 6-3	0-0 G5-4-3 1B			0-0 4-3	4 1 2 0 1 0 1												
<b>Gaylord Perry, R</b> (1, 1) OBP: 0.265, SLG: 0.354				0-0 SH 2B 3B	0-0 SH 1B	0-0 G5-4-3 1B			0-3 K	3 2 1 1 0 1 1 0 0 0 0 0 0 0												
<b>Gene Garber, R</b> (9, 1)																						
<b>Inning Stats</b>	R: 2 E: 0 K: 0 S: 5	H: 3 LOB: 0 BB: 0 P: 5	R: 0 E: 0 K: 1 S: 6	H: 0 LOB: 3 BB: 2 P: 14	R: 0 E: 0 K: 0 S: 3	H: 0 LOB: 1 BB: 1 P: 7	R: 4 E: 0 K: 1 S: 9	H: 3 LOB: 1 BB: 1 P: 13	R: 5 E: 0 K: 0 S: 8	H: 5 LOB: 2 BB: 2 P: 16	R: 0 E: 0 K: 0 S: 3	H: 1 LOB: 0 BB: 0 P: 3	R: 0 E: 0 K: 0 S: 4	H: 2 LOB: 2 BB: 0 P: 4	R: 0 E: 0 K: 1 S: 5	H: 0 LOB: 0 BB: 0 P: 5	R: 0 E: 0 K: 1 S: 5	H: 0 LOB: 0 BB: 0 P: 5	1B: 7 2B: 4 3B: 2 HR: 1	SF: 0 SAC: 2 DP: 1 HBP: 0	WP: 0 PB: 0 SB: 2 CS: 1	PA: 47
<b>PITCHER</b>	IP WLS BF H R ER SO BB IBB HBP BLK WP HR S P ERA WHIP																					
<b>Frank Pastore, R</b> (1, 1) ERA: 4.02	3.2 L 20 5 5 5 1 3 0 0 0 0 0 0 19 31 12.27 2.182																					
<b>Paul Moskau, R</b> (4, 1) ERA: 4.94	0.2 8 5 5 5 1 1 0 0 0 0 0 0 9 13 67.50 9.000																					
<b>Geoff Combe, R</b> (5, 1) ERA: 7.64	0.2 5 1 1 1 0 2 0 0 0 0 0 1 3 11 13.50 4.500																					
<b>Joe Edelen, R</b> (6, 1) ERA: 5.7	2.0 7 3 0 0 0 0 0 0 0 0 0 0 7 7 0.00 1.500																					
<b>Scott Brown, R</b> (8, 1) ERA: 2.77	2.0 6 0 0 0 0 2 0 0 0 0 0 0 10 10 0.00 0.000																					

**Atlanta Braves @ Cincinnati Reds**  
Riverfront Stadium, Cincinnati, OH  
Fri Oct 02 1981, 7:05 PM EDT  
Att. 14,793 - Unknown

<b>AB</b>	<b>38</b>
<b>R</b>	<b>11</b>
<b>H</b>	<b>14</b>
<b>RBI</b>	<b>11</b>
<b>BB</b>	<b>6</b>
<b>SO</b>	<b>4</b>
<b>LOB</b>	<b>18</b>



livebaseballscorecards.com

BOTTOM

Atlanta Braves @ Cincinnati Reds  
Riverfront Stadium, Cincinnati, OH  
Fri Oct 02 1981, 7:05 PM EDT  
Att. 14,793 - Unknown

livebaseballscorecards.com

AB 38  
R 5  
H 11  
RBI 5  
BB 2  
SO 4  
LOB 15



WP: 0 PA: 40  
PB: 0  
SB: 0  
CS: 0

AB R H RBI BB SO LOB

4 0 0 0 1 1 3

5 0 2 1 0 0 2

5 0 1 1 0 1 1

5 0 1 0 0 1 3

4 0 0 0 0 0 3

4 1 1 0 0 0 0

4 2 2 0 0 0 0

3 1 2 1 1 0 1

1B: 8 SF: 0  
2B: 2 SAC: 0  
3B: 1 DP: 0  
HR: 0 HBP: 0

Batter	1	2	3	4	5	6	7	8	9
Dave Collins, S (1, 9) OBP: 0.356, SLG: 0.384	0-0 G3		4-0 BB		0-0 FC6-4			0-0 F9	0-3 K
Ken Griffey, L (1, 8) OBP: 0.372, SLG: 0.411	0-0 F8		0-0 4-3			0-0 6-3		0-0 FC5 1B	0-0 FC6-4 1B
Dave Concepcion, R (1, 6) OBP: 0.357, SLG: 0.408	0-0 5-3			0-3 K		0-0 F8		0-0 FC5 1B	0-0 FC6-4 FC5-4
George Foster, R (1, 7) OBP: 0.373, SLG: 0.515		0-3 K		0-0 4-3		0-0 1B		0-0 FC5 FC5-4	0-0 FC5-4
Johnny Bench, R (1, 3) OBP: 0.377, SLG: 0.500		0-0 1-3		0-0 F7		0-0 3-1		0-0 FC5-4	
Joe Nolan, L (1, 2) OBP: 0.371, SLG: 0.407		0-0 4-3			0-0 F8		0-0 6-3		0-0 1B 2B 1B
Ray Knight, R (1, 5) OBP: 0.321, SLG: 0.369			0-0 5-3		0-0 1B 3B		0-0 E6		0-0 2B 1B 1B
Ron Oester, S (1, 4) OBP: 0.339, SLG: 0.399			0-0 2B		0-0 1B BB		0-0 F9		0-0 1B 2B
Frank Pastore, R (1, 1) OBP: 0.133, SLG: 0.136			0-3 K		0-0 FC6-4 1B		0-0 F8		0-0 1B FC6-4 1B
Paul Moskau, R (4, 1)									
Geoff Combe, R (5, 1)									
German Barranca, L (6, PH) OBP: 0.333, SLG: 0.333									
Joe Edelen, R (6, 1) OBP: 0.200, SLG: 0.200									
Paul Householder, S (7, PH) OBP: 0.333, SLG: 0.379									
Scott Brown, R (8, 1)									
Rafael Landestoy, S (9, PH) OBP: 0.290, SLG: 0.181									

Inning Stats	R: 0	H: 0	E: 0	K: 0	S: 3	R: 0	H: 0	E: 0	K: 1	S: 5	R: 0	H: 1	E: 0	K: 1	S: 6	R: 0	H: 0	E: 0	K: 1	S: 5	R: 1	H: 2	E: 0	K: 0	S: 4	R: 0	H: 1	E: 0	K: 0	S: 4	R: 0	H: 2	E: 0	K: 0	S: 5	R: 4	H: 5	E: 0	K: 1	S: 10	1B: 8	SF: 0	2B: 2	SAC: 0	3B: 1	DP: 0	HR: 0	HBP: 0	WP: 0	PA: 40
--------------	------	------	------	------	------	------	------	------	------	------	------	------	------	------	------	------	------	------	------	------	------	------	------	------	------	------	------	------	------	------	------	------	------	------	------	------	------	------	------	-------	-------	-------	-------	--------	-------	-------	-------	--------	-------	--------

PITCHER	IP	WLS	BF	H	R	ER	SO	BB	IBB	HBP	BLK	WP	HR	S	P	ERA	WHIP
Gaylord Perry, R (1, 1) ERA: 3.94	8.1	W	38	11	5	5	4	2	0	0	0	0	0	44	52	5.40	1.560
Gene Garber, R (9, 1) ERA: 2.61	0.2		2	0	0	0	0	0	0	0	0	0	0	2	2	0.00	0.000

PITCHER	IP	WLS	BF	H	R	ER	SO	BB	IBB	HBP	BLK	WP	HR	S	P	ERA	WHIP
---------	----	-----	----	---	---	----	----	----	-----	-----	-----	----	----	---	---	-----	------

Batter	1	2	3	4	5	6	7	8	9	AB R H RBI BB SO LOB	TOP
<b>Brett Butler, L</b> (1, 7) OBP: 0.362, SLG: 0.328	0-0 1B SF9-3 1B		0-0 G3		0-0 1B		0-3 K		0-0 1-3	5 1 2 0 0 1 1	
<b>Brian Asselstine, L</b> (1, 9) OBP: 0.297, SLG: 0.384 <b>Terry Harper, R</b> (9, 9) OBP: 0.353, SLG: 0.356	0-0 1B SF9-3 1B		0-0 F8		0-0 1-3		0-0 3-1		0-0 4-3	5 0 1 0 0 0 2 0 0 0 0 0 0 0	
<b>Bob Horner, R</b> (1, 5) OBP: 0.346, SLG: 0.465	0-0 1B SF9-3 1-2 3-H			0-0 HR		0-0 HR		0-0 1B E 1B		3 3 3 3 0 0 0	
<b>Chris Chambliss, L</b> (1, 3) OBP: 0.343, SLG: 0.404	0-0 1-3			0-0 1B		0-3 K		0-0 1B E 1B		4 0 2 0 0 1 0	
<b>Dale Murphy, R</b> (1, 8) OBP: 0.325, SLG: 0.392		0-0 E6 F9 S		0-0 6-3 1-2		4-0 FC6-4 BB		0-0 L4 1-2 3-H		3 0 0 0 1 0 2	
<b>Glenn Hubbard, R</b> (1, 4) OBP: 0.302, SLG: 0.349		4-0 BB G6-4-3 BB		0-3 K		0-0 FC6-4 1-2f		0-3 K		3 0 0 0 1 2 3	
<b>Matt Sinatro, R</b> (1, 2) OBP: 0.378, SLG: 0.375		0-0 F9 2-3		0-3 K		0-0 F8		0-0 1B		4 0 1 0 0 1 4	
<b>Paul Runge, R</b> (1, 6) OBP: 0.393, SLG: 0.333 <b>Biff Pocoroba, S</b> (8, PH) OBP: 0.265, SLG: 0.213 <b>Luis Gomez, R</b> (8, 6) OBP: 0.342, SLG: 0.219		0-0 G6-4-3 1-2f		0-3 K		0-3 K		4-0 SH1-4 BB		2 0 0 0 1 1 2 1 0 0 0 0 0 2 0 0 0 0 0 0 0	
<b>Rick Mahler, R</b> (1, 1) OBP: 0.148, SLG: 0.185 <b>Rick Camp, R</b> (8, 1)			0-0 5-3		0-3 K		0-0 SH1-4 1-2		0-3 K	2 0 0 0 0 1 0 1 0 0 0 0 1 0	

Atlanta Braves @ Cincinnati Reds  
Riverfront Stadium, Cincinnati, OH  
Sat Oct 03 1981, 3:33 AM EDT  
Att: 17,544 - Unknown

AB	33
R	4
H	9
RBI	3
BB	3
SO	8
LOB	16

WP: 0	PA: 38
PB: 0	
SB: 4	
CS: 0	

Inning Stats	R: 1	H: 2	R: 0	H: 0	R: 0	H: 0	R: 1	H: 2	R: 0	H: 1	R: 1	H: 1	R: 0	H: 0	R: 1	H: 3	R: 0	H: 0	1B: 7	SF: 1	WP: 0	PA: 38
	E: 0	LOB: 0	E: 1	LOB: 1	E: 0	LOB: 0	E: 0	LOB: 1	E: 0	LOB: 1	E: 0	LOB: 1	E: 0	LOB: 1	E: 1	LOB: 2	E: 0	LOB: 0	2B: 1	SAC: 1	PB: 0	
	K: 0	BB: 0	K: 0	BB: 1	K: 0	BB: 0	K: 2	BB: 0	K: 2	BB: 1	K: 1	BB: 1	K: 1	BB: 1	K: 1	BB: 0	K: 1	BB: 0	3B: 0	DP: 2	SB: 4	
	S: 4	P: 4	S: 3	P: 7	S: 3	P: 3	S: 9	P: 9	S: 8	P: 8	S: 6	P: 10	S: 5	P: 9	S: 8	P: 8	S: 5	P: 5	HR: 2	HBP: 0	CS: 0	

PITCHER	IP	WLS	BF	H	R	ER	SO	BB	IBB	HBP	BLK	WP	HR	S	P	ERA	WHIP
<b>Tom Seaver, R</b> (1, 1) ERA: 2.54	7.0		29	6	3	3	6	3	0	0	0	0	2	38	50	3.86	1.286
<b>Tom Hume, R</b> (8, 1) ERA: 3.46	2.0	L	9	3	1	1	2	0	0	0	0	0	0	13	13	4.50	1.500

PITCHER	IP	WLS	BF	H	R	ER	SO	BB	IBB	HBP	BLK	WP	HR	S	P	ERA	WHIP



Batter	1	2	3	4	5	6	7	8	9	AB	R	H	RBI	BB	SO	LOB
<b>Dave Collins, S</b> (1, 9) OBP: 0.355, SLG: 0.381 <b>Tom Hume, R</b> (8, 1)	4-0 1B HR BB	0-0 4-3			0-0 F8		0-3 K			3	1	0	0	1	1	1
<b>Ken Griffey, L</b> (1, 8) OBP: 0.370, SLG: 0.409	0-0 1-3 HR 1B		0-0 F7		0-3 K			0-0 2-3		4	1	1	0	0	1	0
<b>Dave Concepcion, R</b> (1, 6) OBP: 0.359, SLG: 0.409	0-3 K		0-0 S 1B		0-0 1-3			0-0 F8 1B 1B		4	0	2	0	0	1	2
<b>George Foster, R</b> (1, 7) OBP: 0.374, SLG: 0.522	0-0 1-H 3-H HR		0-3 K		0-0 6-3			0-0 1-2 1B		4	1	2	3	0	1	1
<b>Johnny Bench, R</b> (1, 3) OBP: 0.369, SLG: 0.489	0-0 P3		0-0 5-3		0-0 1-3			0-0 F8 2-3		4	0	0	0	0	0	3
<b>Ray Knight, R</b> (1, 5) OBP: 0.320, SLG: 0.368	0-0 4-3			0-0 F8		0-0 1B		0-3 K		4	0	1	0	0	1	2
<b>Ron Oester, S</b> (1, 4) OBP: 0.336, SLG: 0.395		0-0 6-3		0-0 6-3		0-3 K			0-0 4-3	4	0	0	0	0	1	1
<b>Mike O'Berry, R</b> (1, 2) OBP: 0.273, SLG: 0.252 <b>Larry Bittner, L</b> (9, PH) OBP: 0.274, SLG: 0.298		0-0 SH1-3 1B		0-0 1B			0-0 B2-6-4 1B		0-0 4-3	3	0	3	0	0	0	0
<b>Tom Seaver, R</b> (1, 1) OBP: 0.297, SLG: 0.273 <b>Rafael Landestoy, S</b> (7, PH) OBP: 0.267, SLG: 0.179 <b>Sam Mejias, R</b> (8, 9) OBP: 0.302, SLG: 0.327 <b>Dan Driessen, L</b> (9, PH) OBP: 0.349, SLG: 0.386		0-0 SH1-3		0-0 5-3			0-0 B2-6-4 1-2		0-0 4-3	1	0	0	0	0	0	1

Inning Stats	R: 3	H: 2	E: 0	K: 1	S: 7	LOB: 0	BB: 1	P: 11	R: 0	H: 1	E: 0	K: 0	S: 4	R: 0	H: 1	E: 0	K: 1	S: 6	R: 0	H: 1	E: 0	K: 0	S: 4	R: 0	H: 0	E: 0	K: 1	S: 5	R: 0	H: 1	E: 0	K: 1	S: 6	R: 0	H: 2	E: 0	K: 1	S: 7	R: 0	H: 0	E: 0	K: 0	S: 3	1B: 8	2B: 0	3B: 0	HR: 1	SF: 0	SAC: 1	DP: 1	HBP: 0	WP: 0	PB: 0	SB: 1	CS: 0	PA: 36
--------------	------	------	------	------	------	--------	-------	-------	------	------	------	------	------	------	------	------	------	------	------	------	------	------	------	------	------	------	------	------	------	------	------	------	------	------	------	------	------	------	------	------	------	------	------	-------	-------	-------	-------	-------	--------	-------	--------	-------	-------	-------	-------	--------

PITCHER	IP	WLS	BF	H	R	ER	SO	BB	IBB	HBP	BLK	WP	HR	S	P	ERA	WHIP
<b>Rick Mahler, R</b> (1, 1) ERA: 2.8	7.1	W	31	9	3	3	5	1	0	0	0	0	1	40	44	3.68	1.364
<b>Rick Camp, R</b> (8, 1) ERA: 1.78	1.2	S	5	0	0	0	1	0	0	0	0	0	0	7	7	0.00	0.000

**BOTTOM**

**Atlanta Braves @ Cincinnati Reds**  
 Riverfront Stadium, Cincinnati, OH  
 Sat Oct 03 1981, 3:33 AM EDT  
 Att. 17,544 - Unknown

livebaseballscorecards.com

<b>AB</b>	<b>34</b>
<b>R</b>	<b>3</b>
<b>H</b>	<b>9</b>
<b>RBI</b>	<b>3</b>
<b>BB</b>	<b>1</b>
<b>SO</b>	<b>6</b>
<b>LOB</b>	<b>12</b>



Batter	1	2	3	4	5	6	7	8	9	AB R H RBI BB SO LOB	TOP										
<b>Brett Butler, L</b> (1, 7) OBP: 0.352, SLG: 0.317	0-3 K		0-0 F7			0-3 K			0-0 P6	4 0 0 0 0 2 0	<b>Atlanta Braves @ Cincinnati Reds</b> Riverfront Stadium, Cincinnati, OH Sun Oct 04 1981, 3:33 AM EDT Att: 31,764 - Unknown <a href="http://livebaseballscorecards.com">livebaseballscorecards.com</a>										
<b>Claudell Washington, L</b> (1, 9) OBP: 0.328, SLG: 0.425	0-0 F7			0-0 5-3		0-0 4-3			0-0 L4	4 0 0 0 0 0 0											
<b>Bob Horner, R</b> (1, 5) OBP: 0.345, SLG: 0.460	0-0 4-3			4-0 BB BB		0-0 6-3			0-3 K	3 0 0 0 1 1 0											
<b>Chris Chambliss, L</b> (1, 3) OBP: 0.343, SLG: 0.403 <b>Ken Smith, L</b> (7, 3) OBP: 0.333, SLG: 0.667		0-0 S 1B		0-0 P6			0-3 K			3 0 1 0 0 1 1 0 0 0 0 0 0 0											
<b>Dale Murphy, R</b> (1, 8) OBP: 0.325, SLG: 0.390		0-3 K 1-2		4-0 BB 1-2		0-0 6-3				2 0 0 0 1 1 1											
<b>Paul Runge, R</b> (1, 6) OBP: 0.355, SLG: 0.296		0-0 F8		0-0 4-3		0-0 1-3				3 0 0 0 0 0 3											
<b>Larry Owen, R</b> (1, 2)		0-3 K			0-0 G3			0-3 K		3 0 0 0 0 2 1											
<b>Luis Gomez, R</b> (1, 4) OBP: 0.317, SLG: 0.200			0-0 1-3		0-0 3-1			0-0 P6		3 0 0 0 0 0 0											
<b>Tommy Boggs, R</b> (1, 1) OBP: 0.152, SLG: 0.174			0-0 F7		0-3 K			0-3 K		3 0 0 0 0 2 0											
<b>Inning Stats</b>	R: 0 E: 0 K: 1 S: 5	H: 0 LOB: 0 BB: 0 P: 5	R: 0 E: 0 K: 2 S: 8	H: 1 LOB: 1 BB: 0 P: 8	R: 0 E: 0 K: 0 S: 3	H: 0 LOB: 0 BB: 0 P: 3	R: 0 E: 0 K: 0 S: 3	H: 0 LOB: 2 BB: 2 P: 11	R: 0 E: 0 K: 1 S: 5	H: 0 LOB: 0 BB: 0 P: 5	R: 0 E: 0 K: 1 S: 5	H: 0 LOB: 0 BB: 0 P: 5	R: 0 E: 0 K: 1 S: 7	H: 0 LOB: 0 BB: 0 P: 7	R: 0 E: 0 K: 1 S: 5	H: 0 LOB: 0 BB: 0 P: 5	1B: 1 2B: 0 3B: 0 HR: 0	SF: 0 SAC: 0 DP: 0 HBP: 0	WP: 0 PB: 0 SB: 1 CS: 0	PA: 30	
<b>PITCHER</b> <b>Mario Soto, R</b> (1, 1) ERA: 3.29	IP 9.0	WLS W	BF 30	H 1	R 0	ER 0	SO 9	BB 2	IBB 0	HBP 0	BLK 0	WP 0	HR 0	S 46	P 54	ERA 0.00	WHIP 0.333				
<b>PITCHER</b>	IP	WLS	BF	H	R	ER	SO	BB	IBB	HBP	BLK	WP	HR	S	P	ERA	WHIP				



Batter	1	2	3	4	5	6	7	8	9	AB	R	H	RBI	BB	SO	LOB
--------	---	---	---	---	---	---	---	---	---	----	---	---	-----	----	----	-----

<b>Dave Collins, S</b> (1, 9) OBP: 0.355, SLG: 0.381 <b>Mike Vail, R</b> (5, 9) OBP: 0.161, SLG: 0.161	0-0 		0-0 1-3 	0-0 F8 		0-0 F7 				3	0	1	0	0	0	2
<b>Paul Householder, S</b> (1, 8) OBP: 0.367, SLG: 0.420	0-0 		4-0 		0-0 FC4-6 		0-0 			3	1	3	0	1	0	0
<b>Dave Concepcion, R</b> (1, 6) OBP: 0.358, SLG: 0.409 <b>Rafael Landestoy, S</b> (5, PR) OBP: 0.294, SLG: 0.188	0-0 		0-3 K 		0-0 FC4-6 		0-0 			3	0	1	1	0	1	2
<b>George Foster, R</b> (1, 7) OBP: 0.373, SLG: 0.519	0-0 FC6-4 			0-0 G3 	0-3 K 		0-0 F8 			4	1	1	0	0	1	4
<b>Larry Bittner, L</b> (1, 3) OBP: 0.258, SLG: 0.279	0-0 F9 			0-0 G3 	0-0 G3 		0-0 8-2 			4	0	0	0	0	0	6
<b>Ray Knight, R</b> (1, 5) OBP: 0.322, SLG: 0.370		0-0 6-3 		0-0 		4-0 		0-0 F7 		3	1	1	1	1	0	0
<b>Ron Oester, S</b> (1, 4) OBP: 0.342, SLG: 0.398		4-0 		4-0 SH1-3 		0-0 		0-0 		2	0	2	0	2	0	0
<b>Mike O'Berry, R</b> (1, 2) OBP: 0.272, SLG: 0.252		0-0 FC5-4 		0-0 SH1-3 		0-0 F9 		0-0 F9 		4	0	1	1	0	0	4
<b>Mario Soto, R</b> (1, 1) OBP: 0.083, SLG: 0.068		0-3 K 		0-0 SH1-3 		0-3 K 		0-3 K 		3	0	0	0	0	3	4

Inning Stats	R: 1	H: 3	E: 0	LOB: 1	K: 0	BB: 0	S: 5	R: 0	H: 0	E: 0	LOB: 1	K: 1	BB: 1	S: 5	R: 0	H: 0	E: 0	LOB: 0	K: 1	BB: 1	S: 4	R: 2	H: 3	E: 0	LOB: 2	K: 0	BB: 1	S: 6	R: 0	H: 1	E: 0	LOB: 2	K: 1	BB: 0	S: 6	R: 0	H: 1	E: 0	LOB: 2	K: 1	BB: 1	S: 6	R: 0	H: 2	E: 0	LOB: 1	K: 0	BB: 0	S: 4	R: 0	H: 1	E: 0	LOB: 1	K: 1	BB: 0	S: 6
--------------	------	------	------	--------	------	-------	------	------	------	------	--------	------	-------	------	------	------	------	--------	------	-------	------	------	------	------	--------	------	-------	------	------	------	------	--------	------	-------	------	------	------	------	--------	------	-------	------	------	------	------	--------	------	-------	------	------	------	------	--------	------	-------	------

PITCHER	IP	WLS	BF	H	R	ER	SO	BB	IBB	HBP	BLK	WP	HR	S	P	ERA	WHIP
<b>Tommy Boggs, R</b> (1, 1) ERA: 4.1	8.0	L	36	11	3	3	5	4	0	0	0	1	0	42	58	3.38	1.875

**BOTTOM**

<b>Atlanta Braves @ Cincinnati Reds</b> Riverfront Stadium, Cincinnati, OH Sun Oct 04 1981, 3:33 AM EDT Att. 31,764 - Unknown	<b>AB</b> 31 <b>R</b> 3 <b>H</b> 11 <b>RBI</b> 3 <b>BB</b> 4 <b>SO</b> 5 <b>LOB</b> 24
--	--

WP: 1 PA: 36  
 PB: 0  
 SB: 2  
 CS: 1  
 SF: 0  
 SAC: 1  
 DP: 1  
 HBP: 0

livebaseballscorecards.com