

Atlanta Braves - 1981

Batter	1	2	3	4	5	6	7	8	9	AB	R	H	RBI	BB	SO	LOB	TOP				
Dave Collins, S OBP: 0.556, SLG: 1.000 (1,9)										4	1	2	1	0	1	1	Cincinnati Reds @ Atlanta Braves Atlanta-Fulton County Stadium, Atlanta, GA Fri Apr 10 1981, 6:05 PM EST Att: 34,929 - Unknown				
Ken Griffey, L OBP: 0.333, SLG: 0.333 (1,8)										4	0	1	0	0	1	1					
Dave Concepcion, R OBP: 0.444, SLG: 0.778 (1,6)										4	1	1	0	0	0	2					
George Foster, R OBP: 0.333, SLG: 0.143 (1,7)										4	0	0	0	0	0	2					
Dan Driessen, L OBP: 0.444, SLG: 0.571 (1,3)										4	0	1	1	0	2	0					
Johnny Bench, R (1,2)										4	0	0	0	0	1	1					
Ray Knight, R OBP: 0.500, SLG: 1.167 (1,5)										3	1	1	1	0	0	0					
Ron Oester, S OBP: 0.286, SLG: 0.167 (1,4)										2	0	1	0	1	0	0					
Mario Soto, R Joe Price, R Tom Hume, R (1,1) (8,1) (8,1)										2	0	0	0	0	1	1					
										0	0	0	0	0	0	0					
Inning Stats	R: 1 E: 0 K: 0 S: 4	H: 1 LOB: 0 BB: 0 P: 4	R: 0 E: 0 K: 1 S: 5	H: 0 LOB: 0 BB: 0 P: 5	R: 0 E: 0 K: 0 S: 3	H: 0 LOB: 1 BB: 1 P: 7	R: 0 E: 0 K: 0 S: 3	H: 0 LOB: 0 BB: 0 P: 3	R: 1 E: 0 K: 1 S: 6	H: 2 LOB: 0 BB: 0 P: 6	R: 0 E: 0 K: 0 S: 4	H: 0 LOB: 0 BB: 0 P: 5	R: 0 E: 0 K: 1 S: 5	H: 0 LOB: 0 BB: 0 P: 5	R: 0 E: 0 K: 1 S: 5	H: 2 LOB: 1 BB: 0 P: 9	1B: 3 2B: 2 3B: 0 HR: 2	SF: 0 SAC: 1 DP: 1 HBP: 0	WP: 0 PB: 0 SB: 0 CS: 1	PA: 34	
PITCHER	IP	WLS	BF	H	R	ER	SO	BB	IBB	HBP	BLK	WP	HR	S	P	ERA	WHIP				
Tommy Boggs, R ERA: 2.57 (1,1)	7.0		25	5	2	2	3	1	0	0	0	0	2	30	34	2.57	0.857				
Gene Garber, R ERA: 5.4 (8,1)	1.2	W	7	2	1	1	2	0	0	0	0	0	0	11	11	5.40	1.200				
Rick Camp, R ERA: (9,1)	0.1	S	1	0	0	0	1	0	0	0	0	0	0	3	3	0.00	0.000				

AB	31
R	3
H	7
RBI	3
BB	1
SO	6
LOB	8



Batter	1	2	3	4	5	6	7	8	9	AB	R	H	RBI	BB	SO	LOB	BOTTOM				
Claudell Washington, L OBP: 0.250, SLG: 0.500 (1,9)										4	1	1	0	0	1	1	Cincinnati Reds @ Atlanta Braves Atlanta-Fulton County Stadium, Atlanta, GA Fri Apr 10 1981, 6:05 PM EST Att: 34,929 - Unknown				
Glenn Hubbard, R Eddie Miller, S Luis Gomez, R (1,4) (8, PR) (9,5)										2	0	0	0	2	1	0					
Bob Horner, R Jerry Royster, R (1,5) (8, PR) (9,4)										3	0	2	0	1	0	2					
Chris Chambliss, L OBP: 1.000, SLG: 2.000 (1,3)										2	1	2	2	2	0	0					
Dale Murphy, R OBP: 0.500, SLG: 1.250 (1,8)										4	1	2	3	0	1	3					
Rufino Linares, R (1,7)										4	0	0	0	0	0	6					
Bruce Benedict, R OBP: 0.250, SLG: 0.250 (1,2)										4	0	1	0	0	1	2					
Rafael Ramirez, R (1,6)										3	0	0	0	1	0	0					
Tommy Boggs, R Mike Lum, L Gene Garber, R Rick Camp, R (1,1) (7, PH) (8,1) (9,1)										2	0	1	0	0	0	0					
										1	0	0	0	0	1	0					
										0	0	0	0	0	0	0					
Inning Stats	R: 1 E: 0 K: 0 S: 4	H: 2 LOB: 2 BB: 2 P: 12	R: 0 E: 0 K: 0 S: 4	H: 1 LOB: 1 BB: 0 P: 4	R: 0 E: 0 K: 1 S: 5	H: 1 LOB: 1 BB: 1 P: 9	R: 0 E: 0 K: 1 S: 5	H: 0 LOB: 0 BB: 0 P: 5	R: 0 E: 0 K: 0 S: 3	H: 0 LOB: 0 BB: 0 P: 3	R: 0 E: 0 K: 1 S: 6	H: 1 LOB: 2 BB: 1 P: 10	R: 0 E: 0 K: 2 S: 7	H: 0 LOB: 0 BB: 0 P: 7	R: 4 E: 0 K: 0 S: 6	H: 4 LOB: 1 BB: 2 P: 14	1B: 5 2B: 3 3B: 0 HR: 1	SF: 0 SAC: 0 DP: 1 HBP: 0	WP: 0 PB: 1 SB: 0 CS: 2	PA: 36	
PITCHER	IP	WLS	BF	H	R	ER	SO	BB	IBB	HBP	BLK	WP	HR	S	P	ERA	WHIP				
Mario Soto, R ERA: 3.86 (1,1)	7.0	L	30	6	3	3	5	5	0	0	0	0	1	35	55	3.86	1.571				
Joe Price, L ERA: (8,1)	0.0		1	1	0	0	0	0	0	0	0	0	0	1	1	∞	∞				
Tom Hume, R ERA: 4.5 (8,1)	1.0		5	2	2	2	0	1	0	0	0	0	1	4	8	18.00	3.000				



Batter	1	2	3	4	5	6	7	8	9	AB	R	H	RBI	BB	SO	LOB	TOP					
Dave Collins, S OBP: 0.538, SLG: 0.833 (1, 9)										3	1	1	0	1	0	0	Cincinnati Reds @ Atlanta Braves Atlanta-Fulton County Stadium, Atlanta, GA Sat Apr 11 1981, 6:05 PM EST Att: 15,973 - Unknown					
Ken Griffey, L OBP: 0.385, SLG: 0.385 (1, 8)										4	0	2	0	0	1	3						
Dave Concepcion, R OBP: 0.385, SLG: 0.615 (1, 6)										4	1	1	1	0	1	1						
George Foster, R OBP: 0.462, SLG: 0.636 (1, 7)										4	1	3	2	0	0	0						
Dan Driessen, L OBP: 0.308, SLG: 0.364 (1, 3)										4	0	0	0	0	1	3						
Ray Knight, R OBP: 0.400, SLG: 0.800 (1, 5)										4	0	1	0	0	1	1						
Ron Oester, S OBP: 0.200, SLG: 0.111 (1, 4)										3	0	0	0	0	1	0						
Mike O'Berry, R OBP: 0.250, SLG: 0.250 (1, 2)										4	0	1	0	0	1	1						
Michael LaCoss, R (1, 1)										1	0	0	0	0	1	0						
Larry Bittner, L (7, PH)										1	0	0	0	0	0	1						
Doug Bair, R (7, 1)										1	0	0	0	0	1	0						
Inning Stats	R: 0 E: 0 K: 1 S: 7	H: 2 LOB: 2 BB: 0 P: 7	R: 0 E: 0 K: 1 S: 5	H: 0 LOB: 0 BB: 0 P: 5	R: 0 E: 0 K: 1 S: 5	H: 1 LOB: 0 BB: 0 P: 5	R: 1 E: 0 K: 1 S: 6	H: 1 LOB: 0 BB: 0 P: 6	R: 0 E: 0 K: 0 S: 4	H: 1 LOB: 2 BB: 1 P: 8	R: 0 E: 0 K: 0 S: 3	H: 0 LOB: 0 BB: 0 P: 3	R: 0 E: 0 K: 1 S: 6	H: 1 LOB: 1 BB: 0 P: 6	R: 2 E: 0 K: 2 S: 10	H: 3 LOB: 1 BB: 0 P: 10	R: 0 E: 0 K: 1 S: 5	H: 0 LOB: 0 BB: 0 P: 5	1B: 8 2B: 0 3B: 0 HR: 1	SF: 0 SAC: 2 DP: 0 HBP: 0	WP: 1 PB: 0 SB: 0 CS: 1	PA: 37
PITCHER	IP WLS BF H R ER SO BB IBB HBP BLK WP HR S P ERA WHIP																					
Gaylord Perry, R ERA: 1.29	(1, 1) 7.0 27 6 1 1 5 1 0 0 0 1 1 36 40 1.29 1.000																					
Gene Garber, R ERA: 13.5	(8, 1) 0.1 L 4 3 2 2 1 0 0 0 1 0 0 6 6 54.00 9.000																					
Larry Bradford, L ERA:	(8, 1) 1.2 5 0 0 0 2 0 0 0 0 0 0 9 9 0.00 0.000																					

Batter	1	2	3	4	5	6	7	8	9	AB	R	H	RBI	BB	SO	LOB	BOTTOM					
Claudell Washington, L OBP: 0.250, SLG: 0.500 (1, 9)										4	1	1	0	0	1	1	Cincinnati Reds @ Atlanta Braves Atlanta-Fulton County Stadium, Atlanta, GA Sat Apr 11 1981, 6:05 PM EST Att: 15,973 - Unknown					
Glenn Hubbard, R OBP: 0.375, SLG: 0.167 (1, 4)										4	0	1	1	0	1	1						
Bob Homer, R OBP: 0.625, SLG: 0.500 (1, 5)										3	1	1	0	1	0	1						
Chris Chambliss, L OBP: 0.875, SLG: 1.333 (1, 3)										4	0	3	1	0	0	0						
Dale Murphy, R OBP: 0.250, SLG: 0.625 (1, 8)										4	0	0	0	0	2	4						
Rufino Linares, R OBP: 0.250, SLG: 0.143 (1, 7)										3	0	1	0	1	0	2						
Bruce Benedict, R OBP: 0.143, SLG: 0.143 Mike Lum, L (9, PH)										3	0	0	0	0	0	3						
Rafael Ramirez, R Jerry Royster, R OBP: 1.000, SLG: 1.000 (9, PH)										3	0	0	0	0	1	0						
Gaylord Perry, R OBP: 0.500, SLG: 0.500 Biff Pocoroba, S (7, PH)										2	0	1	0	0	0	0						
Gene Garber, R (8, 1)										0	0	0	0	0	0	0						
Larry Bradford, R (8, 1)										0	0	0	0	0	0	0						
Terry Harper, R (9, PH)										1	0	0	0	0	1	1						
Inning Stats	R: 0 E: 0 K: 2 S: 7	H: 0 LOB: 0 BB: 0 P: 7	R: 0 E: 0 K: 0 S: 4	H: 2 LOB: 1 BB: 0 P: 4	R: 0 E: 0 K: 0 S: 4	H: 1 LOB: 1 BB: 0 P: 4	R: 0 E: 0 K: 1 S: 6	H: 1 LOB: 2 BB: 1 P: 10	R: 1 E: 0 K: 0 S: 5	H: 2 LOB: 1 BB: 0 P: 5	R: 0 E: 0 K: 0 S: 2	H: 0 LOB: 0 BB: 1 P: 6	R: 0 E: 0 K: 1 S: 5	H: 0 LOB: 0 BB: 0 P: 5	R: 1 E: 0 K: 1 S: 7	H: 2 LOB: 1 BB: 0 P: 7	R: 0 E: 0 K: 1 S: 6	H: 1 LOB: 1 BB: 0 P: 6	1B: 7 2B: 2 3B: 0 HR: 0	SF: 0 SAC: 0 DP: 1 HBP: 0	WP: 0 PB: 0 SB: 1 CS: 1	PA: 37
PITCHER	IP WLS BF H R ER SO BB IBB HBP BLK WP HR S P ERA WHIP																					
Michael LaCoss, R ERA: 1.5	(1, 1) 6.0 24 3 1 1 3 2 0 0 0 0 0 28 36 1.50 1.333																					
Doug Bair, R ERA: 3.0	(7, 1) 3.0 W 12 3 1 1 3 0 0 0 0 0 0 18 18 3.00 1.000																					

Batter	1	2	3	4	5	6	7	8	9	AB	R	H	RBI	BB	SO	LOB	TOP								
Dave Collins, S (1,9) OBP: 0.529, SLG: 0.750	0-0 CS 1B		0-0 4-3		0-0 4-3		0-0 4-3	0-0 1-2 1B		4	0	2	0	0	0	1	Cincinnati Reds @ Atlanta Braves Atlanta-Fulton County Stadium, Atlanta, GA Sun Apr 12 1981, 3:33 AM EST Att: 12,227 - Unknown								
Ken Griffey, L (1,8) OBP: 0.294, SLG: 0.294	0-0 F7			0-0 F4		0-0 6-3	0-0 1-3			4	0	0	0	0	0	3									
Dave Concepcion, R (1,6) OBP: 0.412, SLG: 0.533	0-0 4-3			0-0 F5		4-0 G6-4-3 BB		4-0 BB BB		2	0	0	0	2	0	0									
George Foster, R (1,7) OBP: 0.353, SLG: 0.467		0-0 1-3		0-3 K		0-0 G6-4-3 1-2		0-3 K BB		4	0	0	0	0	2	2									
Dan Driessen, L (1,3) OBP: 0.294, SLG: 0.286		0-0 4-3			0-0 F7			4-0 4-3 FC6 BB		3	0	0	0	1	0	0									
Ray Knight, R (1,5) OBP: 0.357, SLG: 0.643		0-0 6-3			0-0 6-3			0-3 BB 1B K		4	1	1	0	0	1	2									
Ron Oester, S (1,4) OBP: 0.214, SLG: 0.083			0-0 3-1		0-0 4-3			4-0 1B 1-2 SF7 BB	0-0 FC6	3	1	0	0	1	0	2									
Mike O'Berry, R (1,2) OBP: 0.333, SLG: 0.200 (8, PH)			4-0 SH3-4 BB			0-3 K		0-0 1B 1-3 2-H 1B		1	0	0	0	1	1	0									
Joe Nolan, L (8, PH) OBP: 1.000, SLG: 1.000 (8, 2)										1	0	1	1	0	0	0									
Frank Pastore, R (1,1) Larry Blittner, L (8, PH) Tom Hume, R (8, 1)			0-0 SH3-4			0-3 K		0-0 SF7 3-H		1	0	0	0	0	1	0									
Inning Stats	R: 0 E: 0 K: 0 S: 3	H: 1 LOB: 0 BB: 0 P: 3	R: 0 E: 0 K: 0 S: 3	H: 0 LOB: 0 BB: 0 P: 3	R: 0 E: 0 K: 1 S: 5	H: 0 LOB: 0 BB: 0 P: 5	R: 0 E: 0 K: 0 S: 3	H: 0 LOB: 0 BB: 0 P: 3	R: 0 E: 0 K: 2 S: 7	H: 0 LOB: 0 BB: 0 P: 7	R: 0 E: 0 K: 0 S: 2	H: 0 LOB: 0 BB: 1 P: 6	R: 2 E: 0 K: 0 S: 6	H: 3 LOB: 2 BB: 1 P: 10	R: 0 E: 0 K: 2 S: 7	H: 0 LOB: 2 BB: 2 P: 15	1B: 4 2B: 0 3B: 0 HR: 0	SF: 1 SAC: 1 DP: 1 HBP: 0	WP: 0 PB: 0 SB: 0 CS: 1	PA: 34					
PITCHER	IP	WLS	BF	H	R	ER	SO	BB	IBB	HBP	BLK	WP	HR	S	P	ERA	WHIP	PITCHER							
John Montefusco, R (1,1) ERA: 0.00	6.1		21	1	0	0	3	2	0	0	0	0	0	25	33	0.00	0.474								
Rick Camp, R (7,1) ERA: 10.8	1.1		7	3	2	2	0	1	0	0	0	0	0	6	10	13.50	3.000								
Larry Bradford, L (8,1) ERA: 0.00	0.1	W	1	0	0	0	0	0	0	0	0	0	0	1	1	0.00	0.000								
Rick Mahler, R (9,1) ERA: 2.000	1.0	S	5	0	0	0	2	2	0	0	0	0	0	7	15	0.00	2.000								

AB	27
R	2
H	4
RBI	2
BB	5
SO	5
LOB	10



Batter	1	2	3	4	5	6	7	8	9	AB	R	H	RBI	BB	SO	LOB	BOTTOM								
Claudell Washington, L (1,9) OBP: 0.333, SLG: 0.667	0-0 F7			0-0 4-3		0-0 BB 2B		0-0 2B 2B		4	1	2	0	0	0	0	Cincinnati Reds @ Atlanta Braves Atlanta-Fulton County Stadium, Atlanta, GA Sun Apr 12 1981, 3:33 AM EST Att: 12,227 - Unknown								
Glenn Hubbard, R (1,4) OBP: 0.417, SLG: 0.333 (8, FR)	0-0 F7			0-3 K		4-0 BB BB		0-0 2B 1B 2B		3	0	1	1	1	1	0									
Jerry Royster, R (9,4) OBP: 1.000, SLG: 1.000										0	1	0	0	0	0	0									
Bob Homer, R (1,5) OBP: 0.417, SLG: 0.300	0-3 K			0-3 K		0-3 K		0-0 5-3		4	0	0	0	0	3	3									
Chris Chambliss, L (1,3) OBP: 0.833, SLG: 1.143		0-0 4-3			4-0 FC5-6 1B BB	4-0 FC6-4 BB		4-0 1-3 1B IBB		1	0	0	0	3	0	0									
Dale Murphy, R (1,8) OBP: 0.333, SLG: 0.583		0-3 K			0-0 FC5-6 1-2 1B	0-0 FC6-4 1-2 1B		0-0 1-3 1B		4	0	2	1	0	1	3									
Rufino Linares, R (1,7) OBP: 0.387, SLG: 0.091 (9,1)		0-0 F9			0-0 FC5-6 1-2 2-3 1B		0-0 F8	0-0 1-3		4	1	0	0	0	0	4									
Bruce Benedict, R (1,2) OBP: 0.182, SLG: 0.182					0-0 F8	0-0 FC6-4 2-H 1B		0-0 6-3		4	0	1	1	0	0	2									
Rafael Ramirez, R (1,6) OBP: 0.200, SLG: 0.111					0-0 F7	0-0 FC6-4 1-2				3	0	1	0	0	0	1									
John Montefusco, R (1,1) Rick Camp, R (7,1) Larry Bradford, R (8,1) Terry Harper, R (9,7)					0-0 F4					2	0	0	0	0	1	0									
Inning Stats	R: 0 E: 0 K: 1 S: 5	H: 0 LOB: 0 BB: 0 P: 5	R: 0 E: 0 K: 1 S: 5	H: 0 LOB: 0 BB: 0 P: 5	R: 0 E: 0 K: 2 S: 7	H: 0 LOB: 0 BB: 0 P: 7	R: 1 E: 0 K: 0 S: 4	H: 2 LOB: 1 BB: 1 P: 8	R: 0 E: 0 K: 2 S: 8	H: 1 LOB: 3 BB: 2 P: 16	R: 0 E: 0 K: 1 S: 6	H: 1 LOB: 1 BB: 0 P: 6	R: 2 E: 0 K: 0 S: 6	H: 3 LOB: 2 BB: 1 P: 10	R: 0 E: 0 K: 2 S: 7	H: 0 LOB: 0 BB: 0 P: 15	1B: 4 2B: 4 3B: 0 HR: 0	SF: 0 SAC: 0 DP: 1 HBP: 0	WP: 0 PB: 0 SB: 0 CS: 0	PA: 34					
PITCHER	IP	WLS	BF	H	R	ER	SO	BB	IBB	HBP	BLK	WP	HR	S	P	ERA	WHIP	PITCHER							
Frank Pastore, R (1,1) ERA: 1.29	7.0		27	4	1	1	7	3	0	0	0	0	0	6	10	1.29	1.000								
Tom Hume, R (8,1) ERA: 9.0	1.0	L	7	3	2	2	0	0	1	0	0	0	0	6	10	18.00	3.000								



Batter	1	2	3	4	5	6	7	8	9	AB	R	H	RBI	BB	SO	LOB	TOP			
Claudell Washington, L OBP: 0.350, SLG: 0.600 (1, 9)	0-0 CS 1B		0-0 F9		0-0 2B		0-0 F8			4	0	2	1	0	0	2				
Glenn Hubbard, R OBP: 0.286, SLG: 0.176 (1, 4)	0-0 5-3		0-0 5-3		0-0 5-3			0-0 G3		4	0	0	1	0	0	3				
Bob Homer, R OBP: 0.333, SLG: 0.263 (1, 5)	0-3 K			0-0 G3	0-0 6-3			0-0 WP 1B		4	0	1	0	0	1	1				
Chris Chambliss, L OBP: 0.600, SLG: 0.615 (1, 3)		0-3 K		4-0 FC5-4 BB		0-0 F6		0-0 F9		3	0	0	0	1	1	1				
Dale Murphy, R OBP: 0.300, SLG: 0.450 (1, 8)	0-0 S 1B		0-0 F9		0-0 F4		0-0 F4		0-0 5-3	4	0	1	0	0	0	2				
Rufino Linares, R OBP: 0.143, SLG: 0.100 (1, 7)	0-0 F7		0-0 FC5-4		0-3 K				0-0 4-3	4	0	0	0	0	1	2				
Bruce Benedict, R OBP: 0.222, SLG: 0.222 Gene Garber, R (7, 1) Terry Harper, R (9, PH)	0-0 2-3				0-3 K		0-0 6-3		0-0 F7	3	0	0	0	0	1	1				
Rafael Ramirez, R OBP: 0.333, SLG: 0.294 (1, 6)			0-0 SH3-4 1B		0-0 BB 2B 1B		0-0 F3		0-0 3-1	4	1	2	0	0	0	0				
Bob Walk, R Preston Hanna, R Mike Lum, L Rick Mahler, R Biff Pocoreba, S	0-0 SH3-4		0-0 SH3-4		4-0 2B 5-3 BB		0-0 1B			0	0	0	0	0	0	0				
Inning Stats	R: 0 E: 0 K: 1 S: 5	H: 1 LOB: 0 BB: 0 P: 5	R: 0 E: 0 K: 1 S: 6	H: 1 LOB: 1 BB: 0 P: 6	R: 0 E: 0 K: 0 S: 4	H: 1 LOB: 1 BB: 0 P: 4	R: 0 E: 0 K: 0 S: 3	H: 0 LOB: 1 BB: 1 P: 7	R: 2 E: 0 K: 1 S: 7	H: 2 LOB: 1 BB: 1 P: 11	R: 0 E: 0 K: 1 S: 5	H: 0 LOB: 0 BB: 0 P: 5	R: 0 E: 0 K: 0 S: 4	H: 1 LOB: 1 BB: 0 P: 4	R: 0 E: 0 K: 0 S: 4	H: 1 LOB: 0 BB: 0 P: 4	R: 0 E: 0 K: 0 S: 3	1B: 6 2B: 1 3B: 0 HR: 0	SF: 0 SAC: 1 DP: 0 HBP: 0	WP: 1 PA: 35 PB: 0 SB: 1 CS: 1
PITCHER Joe Niekro, R ERA: 2.25 (1, 1)	IP: 9.0 WLS: W BF: 35 H: 7 R: 2 ER: 2 SO: 4 BB: 2 IBB: 0 HBP: 0 BLK: 0 WP: 1 HR: 0 S: 41 P: 49 ERA: 2.00 WHIP: 1.000											PITCHER Joe Niekro, R ERA: 2.25 (1, 1)	IP: 9.0 WLS: W BF: 35 H: 7 R: 2 ER: 2 SO: 4 BB: 2 IBB: 0 HBP: 0 BLK: 0 WP: 1 HR: 0 S: 41 P: 49 ERA: 2.00 WHIP: 1.000							

Atlanta Braves @ Houston Astros
Astrodome, Houston, TX
Tue Apr 14 1981, 7:05 PM EST
Att: 21,440 - Dome

AB 32
R 2
H 7
RBI 2
BB 2
SO 4
LOB 12



Batter	1	2	3	4	5	6	7	8	9	AB	R	H	RBI	BB	SO	LOB	BOTTOM		
Terry Puhl, L OBP: 0.438, SLG: 0.733 (1, 9)	0-0 HR		0-3 K		4-0 1B 1B BB		0-0 F8			4	2	2	1	1	1	0			
Craig Reynolds, L OBP: 0.318, SLG: 0.318 (1, 6)	0-0 F4		0-0 4-3		0-0 1B		0-0 F9			5	0	1	1	0	0	2			
Cesar Cedeño, R OBP: 0.348, SLG: 0.455 (1, 8)	4-0 S 1B BB		0-0 F8		0-0 1B		0-0 E7			4	1	1	1	1	0	2			
Jose Cruz, L OBP: 0.045, SLG: 0.045 (1, 7)	0-0 FC4-6 1B		0-3 K		0-0 F7		0-0 G3		0-0 G3	5	0	1	1	0	1	3			
Danny Heep, L OBP: 0.313, SLG: 0.214 Dave Bergman, L OBP: 0.250, SLG: 1.000 (7, 3)	0-0 FC4-6 1B		0-0 FC6-4 1B		4-0 1B 2B BB		0-0 F7		0-0 4-3	3	1	2	0	1	0	0			
Art Howe, R OBP: 0.400, SLG: 0.444 (1, 5)	0-0 FC4-6 BB		0-0 FC6-4		0-0 2B 1B		0-0 1B		0-0 6-3	5	2	2	0	0	0	3			
Alan Ashby, S OBP: 0.375, SLG: 0.357 (1, 2)	4-0 1B BB		0-0 F8		0-0 1B 2B		0-0 1B		0-3 K	4	1	2	2	1	1	0			
Rafael Landestoy, S OBP: 0.250, SLG: 0.182 (1, 4)	0-0 4-3		0-0 F8		0-0 F7		0-0 1B			4	0	1	0	0	0	5			
Joe Niekro, R OBP: 0.500, SLG: 0.250 (1, 1)	0-0 F7		0-0 F7		4-0 1B BB		0-0 F7			3	1	1	2	1	0	2			
Inning Stats	R: 2 E: 0 K: 0 S: 6	H: 3 LOB: 3 BB: 2 P: 14	R: 0 E: 0 K: 1 S: 5	H: 0 LOB: 0 BB: 0 P: 5	R: 0 E: 0 K: 1 S: 6	H: 1 LOB: 1 BB: 0 P: 6	R: 2 E: 0 K: 0 S: 5	H: 2 LOB: 2 BB: 2 P: 13	R: 3 E: 0 K: 0 S: 7	H: 4 LOB: 2 BB: 1 P: 11	R: 1 E: 0 K: 0 S: 6	H: 3 LOB: 2 BB: 0 P: 6	R: 0 E: 1 K: 0 S: 4	H: 0 LOB: 1 BB: 0 P: 4	R: 0 E: 0 K: 1 S: 5	H: 0 LOB: 0 BB: 0 P: 5	1B: 9 2B: 3 3B: 0 HR: 1	SF: 0 SAC: 0 DP: 0 HBP: 0	WP: 0 PA: 43 PB: 0 SB: 1 CS: 0
PITCHER Bob Walk, R ERA: 9.82 Preston Hanna, R ERA: 12.0 Rick Mahler, R ERA: 12.0 Gene Garber, R ERA: 6.75 (1, 1)	IP: 3.2 WLS: L BF: 21 H: 6 R: 4 ER: 4 SO: 2 BB: 4 IBB: 0 HBP: 0 BLK: 0 WP: 0 HR: 1 S: 21 P: 37 ERA: 9.82 WHIP: 2.727											PITCHER Bob Walk, R ERA: 9.82 Preston Hanna, R ERA: 12.0 Rick Mahler, R ERA: 12.0 Gene Garber, R ERA: 6.75 (1, 1)	IP: 3.2 WLS: L BF: 21 H: 6 R: 4 ER: 4 SO: 2 BB: 4 IBB: 0 HBP: 0 BLK: 0 WP: 0 HR: 1 S: 21 P: 37 ERA: 9.82 WHIP: 2.727						

Atlanta Braves @ Houston Astros
Astrodome, Houston, TX
Tue Apr 14 1981, 7:05 PM EST
Att: 21,440 - Dome

AB 38
R 8
H 13
RBI 8
BB 5
SO 3
LOB 17



Batter	1	2	3	4	5	6	7	8	9	AB	R	H	RBI	BB	SO	LOB	TOP											
Claudell Washington, L OBP: 0.292, SLG: 0.500	G3		K		K			K		4	0	0	0	0	3	0	Atlanta Braves @ Houston Astros Astrodome, Houston, TX Wed Apr 15 1981, 7:05 PM EST Att: 22,365 - Dome											
Glenn Hubbard, R OBP: 0.240, SLG: 0.143	F7		K		F9			5-3		4	0	0	0	0	1	0												
Bob Homer, R OBP: 0.360, SLG: 0.273	BB				BB			F7		3	0	1	0	1	0	0												
Chris Chambliss, L OBP: 0.625, SLG: 0.706	F7				BB			WP		4	0	3	0	0	0	1												
Dale Murphy, R OBP: 0.250, SLG: 0.375		4-3			K			2-3		4	0	0	0	0	2	4												
Mike Lum, L (1,7)		4-3			F7			F6		4	0	0	0	0	1	4												
Bruce Benedict, R OBP: 0.286, SLG: 0.211								F2		1	0	0	0	2	0	0												
Biff Pocoroba, S OBP: 0.333, SLG: 0.333								K		1	0	0	0	0	1	1												
Rafael Ramirez, R OBP: 0.286, SLG: 0.250								F8		3	0	0	0	0	2	4												
Tommy Boggs, R OBP: 0.200, SLG: 0.200					4-3			K		3	0	0	0	0	1	0												
Inning Stats	R: 0 E: 0 K: 0 S: 3	H: 0 LOB: 1 BB: 1 P: 7	R: 0 E: 0 K: 1 S: 5	H: 0 LOB: 1 BB: 1 P: 9	R: 0 E: 0 K: 2 S: 7	H: 2 LOB: 3 BB: 1 P: 13	R: 0 E: 0 K: 1 S: 5	H: 0 LOB: 0 BB: 0 P: 5	R: 0 E: 0 K: 2 S: 8	H: 1 LOB: 1 BB: 0 P: 8	R: 0 E: 0 K: 1 S: 5	H: 0 LOB: 0 BB: 0 P: 5	R: 0 E: 0 K: 1 S: 6	H: 0 LOB: 0 BB: 0 P: 6	R: 0 E: 0 K: 1 S: 6	H: 1 LOB: 1 BB: 0 P: 6	1B: 3 2B: 1 3B: 0 HR: 0	SF: 0 SAC: 0 DP: 0 HBP: 0	WP: 1 PB: 0 SB: 0 CS: 0	PA: 34								
PITCHER	IP	WLS	BF	H	R	ER	SO	BB	IBB	HBP	BLK	WP	HR	S	P	ERA	WHIP											
Nolan Ryan, R ERA: 1.8	(1,1)	7.0	W	27	3	0	0	9	3	0	0	0	1	0	42	54	0.00	0.857										
Frank LaCorte, R ERA: 1.8	(8,1)	2.0	S	7	1	0	0	2	0	0	0	0	0	0	11	11	0.00	0.500										

Batter	1	2	3	4	5	6	7	8	9	AB	R	H	RBI	BB	SO	LOB	BOTTOM											
Terry Puhl, L OBP: 0.350, SLG: 0.579	4-3				F6			F9		4	0	0	0	0	1	0	Atlanta Braves @ Houston Astros Astrodome, Houston, TX Wed Apr 15 1981, 7:05 PM EST Att: 22,365 - Dome											
Craig Reynolds, L OBP: 0.320, SLG: 0.320	F4				K2-3			SH		3	1	1	0	0	1	0												
Cesar Cedeno, R OBP: 0.320, SLG: 0.417	F8				1-3			SH		2	1	0	0	0	0	0												
Jose Cruz, L OBP: 0.040, SLG: 0.040								4-3		3	0	0	0	0	0	0												
Denny Walling, L OBP: 0.500, SLG: 0.600								FC6-4		2	0	1	0	1	0	0												
Art Howe, R OBP: 0.348, SLG: 0.381								F9		3	0	0	0	0	0	2												
Alan Ashby, S OBP: 0.316, SLG: 0.294								FC6-4		3	0	0	0	0	0	2												
Rafael Landestoy, S OBP: 0.200, SLG: 0.143								F7		3	0	0	0	0	0	0												
Nolan Ryan, R Frank LaCorte, R								F6		2	0	0	0	0	2	0												
Inning Stats	R: 0 E: 0 K: 0 S: 3	H: 0 LOB: 0 BB: 0 P: 3	R: 0 E: 0 K: 0 S: 3	H: 0 LOB: 0 BB: 0 P: 3	R: 0 E: 0 K: 1 S: 5	H: 0 LOB: 0 BB: 0 P: 5	R: 0 E: 0 K: 1 S: 5	H: 0 LOB: 0 BB: 0 P: 5	R: 2 E: 1 K: 0 S: 6	H: 2 LOB: 1 BB: 0 P: 6	R: 0 E: 0 K: 1 S: 5	H: 0 LOB: 0 BB: 0 P: 5	R: 0 E: 0 K: 1 S: 5	H: 0 LOB: 0 BB: 0 P: 5	R: 0 E: 0 K: 1 S: 5	H: 0 LOB: 0 BB: 0 P: 5		1B: 2 2B: 0 3B: 0 HR: 0	SF: 0 SAC: 1 DP: 0 HBP: 0	WP: 1 PB: 0 SB: 0 CS: 0	PA: 28							
PITCHER	IP	WLS	BF	H	R	ER	SO	BB	IBB	HBP	BLK	WP	HR	S	P	ERA	WHIP											
Tommy Boggs, R ERA: 1.8	(1,1)	8.0	L	28	2	2	1	4	1	0	0	0	1	0	35	39	1.12	0.375										

AB	31
R	0
H	4
RBI	0
BB	3
SO	11
LOB	14



Batter	1	2	3	4	5	6	7	8	9	AB	R	H	RBI	BB	SO	LOB	TOP					
Bill North, S (1, 8) OBP: 0.259, SLG: 0.136	4-0 BB 1B BB	0-0 4-3		0-3 K		4-0 FC5-4 BB		0-0 6-3	3 1 0 0 2 1 1								San Francisco Giants @ Atlanta Braves Atlanta-Fulton County Stadium, Atlanta, GA Fri Apr 17 1981, 6:05 PM EST Att: 14,028 - Unknown					
Enos Cabell, R (1, 3) OBP: 0.397, SLG: 0.393	0-0 BB 1B BB		0-0 E2 1-3 1B	0-0 1B 1B		0-0 FC5-4 CS		0-0 F7	5 3 3 1 0 0 1													
Joe Morgan, L (1, 4) OBP: 0.333, SLG: 0.292	0-0 F9		0-0 F7	0-0 1B		0-0 CS	0-0 S 1B	0-0 F5	5 0 2 1 0 0 3													
Jack Clark, R (1, 9) OBP: 0.243, SLG: 0.152	0-0 F7		0-0 1-3	0-0 F9			0-0 F7		4 0 0 0 0 0 5													
Darrell Evans, L (1, 5) OBP: 0.345, SLG: 0.364	4-0 1B BB		0-0 1B 1B	0-0 SF7-4 BB		0-3 K			2 1 1 1 2 1 1													
Larry Hemdon, R (1, 7) OBP: 0.438, SLG: 0.613	0-0 1B BB		0-0 1B	0-3 K		0-0 5-3			4 0 2 2 0 1 2													
Milt May, L (1, 2) OBP: 0.435, SLG: 0.450	0-0 F9		0-0 4-3	0-0 SF7-4 1B			0-0 3-1		4 0 1 0 0 0 4													
Johnnie LeMaster, R (1, 6) OBP: 0.269, SLG: 0.217		0-0 F8		0-0 CS 1B 1B		0-0 SF7-4	0-0 F2		3 1 1 1 0 0 0													
Doyle Alexander, R (1, 1) Jerry Martin, R (8, PH) Greg Minton, S (8, 1)		0-0 5-3		0-3 K		0-3 K	0-0 6-3		3 0 0 0 0 2 1 1 0 0 0 0 0 0 0 0 0 0 0 0 0													
Inning Stats	R: 2 E: 0 K: 0 S: 5	H: 2 LOB: 2 BB: 2 P: 13	R: 0 E: 0 K: 0 S: 3	H: 0 LOB: 0 BB: 0 P: 3	R: 1 E: 1 K: 0 S: 6	H: 3 LOB: 2 BB: 0 P: 6	R: 2 E: 0 K: 2 S: 10	H: 3 LOB: 1 BB: 0 P: 10	R: 1 E: 0 K: 1 S: 5	H: 1 LOB: 0 BB: 1 P: 9	R: 0 E: 0 K: 1 S: 4	H: 0 LOB: 0 BB: 0 P: 8	R: 0 E: 0 K: 0 S: 6	H: 1 LOB: 1 BB: 0 P: 6	R: 0 E: 0 K: 0 S: 3	H: 0 LOB: 0 BB: 0 P: 3		R: 0 E: 0 K: 0 S: 3	H: 0 LOB: 0 BB: 0 P: 3	1B: 10 2B: 1 3B: 0 HR: 0	SF: 1 SAC: 0 DP: 1 HBP: 0	WP: 0 PB: 0 SB: 1 CS: 2
PITCHER	IP WLS BF H R ER SO BB IBB HBP BLK WP HR S P ERA WHIP																					
Gaylord Perry, R (1, 1) ERA: 3.38	3.2 L 21 8 5 3 2 2 0 0 0 0 0 0 23 31 7.36 2.727																					
Preston Hanna, R (4, 1) ERA: 5.4	1.1 5 1 1 1 1 1 0 0 0 0 0 0 6 10 6.75 1.500																					
Rick Mahler, R (6, 1) ERA: 7.2	2.0 7 1 0 0 2 1 0 0 0 0 0 0 6 10 0.00 1.000																					
Bob Walk, R (8, 1) ERA: 6.35	2.0 6 0 0 0 0 0 0 0 0 0 0 0 6 6 0.00 0.000																					

Batter	1	2	3	4	5	6	7	8	9	AB	R	H	RBI	BB	SO	LOB	BOTTOM					
Terry Harper, R (1, 9) OBP: 0.286, SLG: 0.167	4-0 FC5-4 BB		0-0 F9		0-0 2H 1B			0-0 F8	3 0 1 1 1 0 0								San Francisco Giants @ Atlanta Braves Atlanta-Fulton County Stadium, Atlanta, GA Fri Apr 17 1981, 6:05 PM EST Att: 14,028 - Unknown					
Rufino Linares, R (1, 7) OBP: 0.160, SLG: 0.250	0-0 FC5-4		0-0	0-0 HR	0-0 F7		0-0 1-3	4 1 1 1 0 0 2														
Bob Horner, R (1, 5) OBP: 0.310, SLG: 0.231	0-0 F8		0-0 F3		0-3 K		0-0 6-3	4 0 0 0 0 1 1														
Chris Chambliss, L (1, 3) OBP: 0.536, SLG: 0.571	0-0 6-3		0-0 F7		0-0 4-3		0-0 4-3	4 0 0 0 0 0 1														
Dale Murphy, R (1, 8) OBP: 0.214, SLG: 0.321		0-0 F3		0-3 K		0-0 F9		0-0 1-3	4 0 0 0 0 1 0													
Glenn Hubbard, R (1, 4) OBP: 0.276, SLG: 0.200		0-0 FC4-6 1B		0-0 4-3		0-0 FC6-4 1B		0-0 6-3	4 0 2 0 0 0 0													
Bruce Benedict, R (1, 2) OBP: 0.250, SLG: 0.182		0-0 FC4-6 FC6-4			0-0 F3		0-0 F8	3 0 0 0 0 0 2														
Rafael Ramirez, R (1, 6) OBP: 0.292, SLG: 0.304		0-0 FC6-4			0-0 1B 2B		0-0 F8	3 1 1 0 0 0 2														
Gaylord Perry, R (1, 1) Preston Hanna, R (4, 1) Mike Lum, L (5, PH) Rick Mahler, R (6, 1) Bill Poceroba, S (7, PH) Bob Walk, R (8, 1)			0-0 4-3		0-0 L7		0-0 FC6-4	1 0 0 0 0 0 0 0 0 0 0 0 0 0 1 0 0 0 0 0 1 0 0 0 0 0 0 0 1 0 0 0 0 0 1 0 0 0 0 0 0 0														
Inning Stats	R: 0 E: 0 K: 0 S: 3	H: 0 LOB: 1 BB: 1 P: 7	R: 0 E: 0 K: 0 S: 4	H: 1 LOB: 1 BB: 0 P: 4	R: 1 E: 0 K: 0 S: 4	H: 1 LOB: 0 BB: 0 P: 4	R: 0 E: 0 K: 1 S: 5	H: 0 LOB: 0 BB: 0 P: 5	R: 1 E: 0 K: 0 S: 5	H: 2 LOB: 1 BB: 0 P: 5	R: 0 E: 0 K: 1 S: 5	H: 0 LOB: 0 BB: 0 P: 5	R: 0 E: 0 K: 0 S: 4	H: 1 LOB: 1 BB: 0 P: 4	R: 0 E: 0 K: 0 S: 3	H: 0 LOB: 0 BB: 0 P: 3		R: 0 E: 0 K: 0 S: 3	H: 0 LOB: 0 BB: 0 P: 3	1B: 3 2B: 1 3B: 0 HR: 1	SF: 0 SAC: 0 DP: 0 HBP: 0	WP: 0 PB: 0 SB: 0 CS: 0
PITCHER	IP WLS BF H R ER SO BB IBB HBP BLK WP HR S P ERA WHIP																					
Doyle Alexander, R (1, 1) ERA: 1.26	7.0 W 27 5 2 2 2 1 0 0 0 0 0 0 30 34 2.57 0.857																					
Greg Minton, R (8, 1) ERA:	2.0 6 0 0 0 0 0 0 0 0 0 0 0 6 6 0.00 0.000																					

Batter	1	2	3	4	5	6	7	8	9	AB	R	H	RBI	BB	SO	LOB	TOP		
Bill North, S OBP: 0.313, SLG: 0.231 (1, 8)	0-0 4-3		0-0 S 1B		0-0 3-1		4-0 SH1-3 S SF8 BB		0-0 4-3 2B	4	2	2	0	1	0	0	San Francisco Giants @ Atlanta Braves Atlanta-Fulton County Stadium, Atlanta, GA Sat Apr 18 1981, 6:05 PM EST Att: 14,260 - Unknown AB 34 R 4 H 9 RBI 4 BB 3 SO 2 LOB 17		
Enos Cabell, R OBP: 0.353, SLG: 0.375 (1, 3)	0-0 F7		0-0 1-H HR 1B		0-0 E1		0-0 SH1-3 1-3		0-0 4-3 2-3	4	1	1	1	0	0	1			
Joe Morgan, L OBP: 0.344, SLG: 0.407 (1, 4)	4-0 BB		0-0 1-H HR		0-0 F7		0-0 SF8 3-H 4-0		0-0 F3	3	1	1	3	1	0	2			
Darrell Evans, L OBP: 0.333, SLG: 0.320 (1, 5)	0-0 L6		0-0 F7		0-0 G3		0-0 FC4-6 BB			3	0	0	0	1	0	2			
Larry Herndon, R OBP: 0.417, SLG: 0.571 (1, 7)		0-0 F7	0-0 F3			0-0 2B 1B	0-0 FC4-6 1-2			4	0	1	0	0	0	1			
Milt May, L OBP: 0.481, SLG: 0.542 (1, 2)		0-0 4-3		0-0 E9 1B		0-0 1-3 2B		0-0 G1-6-3 1B		4	0	3	0	0	0	0			
Chili Davis, S OBP: 0.182, SLG: 0.100 (1, 9)		0-0 S 1B		0-0 F7		0-0 G3		0-0 G1-6-3 1-2		4	0	1	0	0	0	4			
Johnnie LeMaster, R OBP: 0.233, SLG: 0.185 (1, 6)		0-0 3-1 1-2		0-0 6-3		0-0 5-3		0-3 K		4	0	0	0	0	1	4			
Tom Griffin, R (1, 1)			0-0 F5	0-0 6-3		0-0 5-3		0-3 K		4	0	0	0	0	1	3			
Inning Stats	R: 0 E: 0 K: 0 S: 3	H: 0 LOB: 1 BB: 1 P: 7	R: 0 E: 0 K: 0 S: 4	H: 1 LOB: 1 BB: 0 P: 4	R: 3 E: 0 K: 0 S: 6	H: 3 LOB: 0 BB: 0 P: 6	R: 0 E: 1 K: 0 S: 4	H: 1 LOB: 1 BB: 0 P: 4	R: 0 E: 1 K: 0 S: 4	H: 2 LOB: 2 BB: 0 P: 5	R: 1 E: 0 K: 0 S: 3	H: 0 LOB: 1 BB: 2 P: 11	R: 0 E: 0 K: 1 S: 5	H: 1 LOB: 0 BB: 0 P: 5	R: 0 E: 0 K: 1 S: 6	H: 1 LOB: 1 BB: 0 P: 6	1B: 6 2B: 2 3B: 0 HR: 1	SF: 1 SAC: 1 DP: 1 HBP: 0	WP: 0 PA: 39 SB: 0 CS: 4
PITCHER	IP WLS BF H R ER SO BB IBB HBP BLK WP HR S P ERA WHIP	5.0 L 24 7 3 3 0 1 0 0 0 0 1 23 27 5.40 1.600	6.1 3 0 0 0 0 0 0 0 0 0 0 0 3 3 0.00 0.000	7.1 8 1 1 1 1 2 0 0 0 0 0 0 6 16 4.50 1.500	9.1 4 1 0 0 1 0 0 0 0 0 0 0 6 6 0.00 1.000	PITCHER										IP WLS BF H R ER SO BB IBB HBP BLK WP HR S P ERA WHIP			

Batter	1	2	3	4	5	6	7	8	9	AB	R	H	RBI	BB	SO	LOB	BOTTOM				
Terry Harper, R OBP: 0.273, SLG: 0.200 (1, 9)	0-3 K		0-0 G6-4-3 1-2			0-0 1B		0-0 6-3		4	0	1	1	0	1	1	San Francisco Giants @ Atlanta Braves Atlanta-Fulton County Stadium, Atlanta, GA Sat Apr 18 1981, 6:05 PM EST Att: 14,260 - Unknown AB 30 R 1 H 4 RBI 1 BB 2 SO 9 LOB 11				
Rufino Linares, R OBP: 0.135, SLG: 0.214 (1, 7)	0-3 K			0-0 5-3		0-0 F2		0-0 L6		4	0	0	0	0	1	2					
Chris Chambliss, L OBP: 0.469, SLG: 0.480 (1, 3)	0-0 F7			0-0 F7		0-0 4-3			0-0 G3	4	0	0	0	0	0	1					
Bob Horner, R OBP: 0.273, SLG: 0.200 (1, 5)		0-3 K		0-3 K			0-0 1-3		0-0 F7	4	0	0	0	0	2	0					
Dale Murphy, R OBP: 0.250, SLG: 0.323 (1, 8)		0-0 E1 6-3 1B			0-3 K		4-0 BB		0-0 F3	3	0	1	0	1	1	0					
Glenn Hubbard, R OBP: 0.281, SLG: 0.286 (1, 4)		0-0 6-3 2-3			0-0 3B		0-3 K			3	0	1	0	0	1	2					
Rafael Ramirez, R OBP: 0.259, SLG: 0.269 (1, 6)		0-0 L5			0-3 K		0-0 L5			3	0	0	0	0	1	3					
Bruce Benedict, R OBP: 0.269, SLG: 0.174 Biff Pocoroba, S OBP: 0.200, SLG: 0.200 (8, PH) (9, 2)			4-0 G6-4-3 BB		0-3 K			0-0 F9		1	0	0	0	1	1	1					
John Montefusco, R Gene Garber, R Mike Lum, L Preston Hanna, R Claudeell Washington, L Eddie Miller, S Rick Camp, R (1, 1) (6, 1) (6, PH) (7, 1) (8, PH) (8, PH) (9, 1)			0-3 K		0-0 5-3		0-0 5-3		0-0 6-3 3B	1	0	0	0	0	0	0					
Inning Stats	R: 0 E: 0 K: 2 S: 7	H: 0 LOB: 0 BB: 0 P: 7	R: 0 E: 1 K: 1 S: 6	H: 1 LOB: 1 BB: 0 P: 6	R: 0 E: 0 K: 1 S: 4	H: 0 LOB: 0 BB: 1 P: 8	R: 0 E: 0 K: 1 S: 5	H: 0 LOB: 0 BB: 0 P: 5	R: 0 E: 0 K: 3 S: 10	H: 1 LOB: 1 BB: 0 P: 10	R: 0 E: 0 K: 0 S: 4	H: 1 LOB: 1 BB: 0 P: 4	R: 0 E: 0 K: 1 S: 5	H: 0 LOB: 1 BB: 1 P: 9	R: 1 E: 0 K: 0 S: 4	H: 1 LOB: 1 BB: 0 P: 4	R: 0 E: 0 K: 0 S: 3	H: 0 LOB: 0 BB: 0 P: 3	1B: 2 2B: 0 3B: 2 HR: 0	SF: 0 SAC: 0 DP: 1 HBP: 0	WP: 0 PA: 32 SB: 0 CS: 0
PITCHER	IP WLS BF H R ER SO BB IBB HBP BLK WP HR S P ERA WHIP	9.0 W 32 4 1 1 9 2 0 0 0 0 0 48 56 1.00 0.667	PITCHER										IP WLS BF H R ER SO BB IBB HBP BLK WP HR S P ERA WHIP								

Batter	1	2	3	4	5	6	7	8	9	AB	R	H	RBI	BB	SO	LOB	TOP										
Joe Morgan, L OBP: 0.306, SLG: 0.355 (1, 4)	G3		4-3			K		3-1		4	0	0	0	0	1	1	San Francisco Giants @ Atlanta Braves Atlanta-Fulton County Stadium, Atlanta, GA Sun Apr 19 1981, 3:33 AM EST Att: 7,443 - Unknown										
Enos Cabell, R OBP: 0.316, SLG: 0.333 Greg Minton, S (8, 1)	F6		5-3			5-3		4-3		4	0	0	0	0	0	1											
Jim Wohlford, R OBP: 0.286, SLG: 0.714 Bill North, S OBP: 0.333, SLG: 0.259 (1, 7) (8, 8)	5-3				HR	5-3			1B	3	1	1	1	0	0	0											
Jack Clark, R OBP: 0.244, SLG: 0.139 (1, 9)		3B			K			F4		3	1	0	0	1	1	1											
Darrell Evans, L OBP: 0.324, SLG: 0.379 (1, 5)		3B			F9			F9		4	1	1	1	0	0	1											
Lary Hemdon, R OBP: 0.400, SLG: 0.526 (1, 8) (8, 7)		3B			K			BB		3	0	0	1	1	1	1											
Milt May, L OBP: 0.433, SLG: 0.481 (1, 2)		4-3				6-3		F8		3	0	0	0	0	0	1											
Johnnie LeMaster, R OBP: 0.242, SLG: 0.200 (1, 6)		5-3				F7		SH1-4	1B	3	0	1	0	0	0	0											
Allen Ripley, R (1, 1)					5-3					2	0	0	0	0	1	0											
Randy Moffitt, R (5, 1)										0	0	0	0	0	0	0											
Gary Lavelle, S (7, 1)										0	0	0	0	0	0	0											
Mike Ivie, R OBP: 0.278, SLG: 0.412 (8, 3)										0	0	0	0	0	0	0											
Inning Stats	R: 0 E: 0 K: 0 S: 3	H: 0 LOB: 0 BB: 0 P: 3	R: 2 E: 0 K: 0 S: 4	H: 1 LOB: 0 BB: 1 P: 8	R: 0 E: 0 K: 0 S: 3	H: 0 LOB: 0 BB: 0 P: 3	R: 1 E: 0 K: 2 S: 8	H: 1 LOB: 0 BB: 0 P: 8	R: 0 E: 0 K: 1 S: 5	H: 0 LOB: 0 BB: 0 P: 5	R: 0 E: 0 K: 0 S: 3	H: 0 LOB: 1 BB: 1 P: 7	R: 0 E: 0 K: 0 S: 4	H: 1 LOB: 1 BB: 0 P: 4	R: 0 E: 0 K: 0 S: 4	H: 1 LOB: 1 BB: 0 P: 4	1B: 2 2B: 0 3B: 1 HR: 1	SF: 0 SAC: 1 DP: 0 HBP: 0	WP: 0 PB: 0 SB: 1 CS: 0	PA: 33							
PITCHER	IP	WLS	BF	H	R	ER	SO	BB	IBB	HBP	BLK	WP	HR	S	P	ERA	WHIP										
Phil Niekro, R ERA: 2.3 (1, 1)	7.0		25	2	3	3	4	2	0	0	0	0	1	31	39	3.86	0.571										
Rick Camp, R ERA: 3.6 (8, 1)	2.0	W	8	2	0	0	0	0	0	0	0	0	0	8	8	0.00	1.000										

Batter	1	2	3	4	5	6	7	8	9	AB	R	H	RBI	BB	SO	LOB	BOTTOM										
Eddie Miller, S OBP: 0.250, SLG: 0.250 Mike Lum, L (9, FH)	E9		6-3		4-3		4-3		1B	4	0	1	0	0	0	0	San Francisco Giants @ Atlanta Braves Atlanta-Fulton County Stadium, Atlanta, GA Sun Apr 19 1981, 3:33 AM EST Att: 7,443 - Unknown										
Biff Pocoreba, S OBP: 0.300, SLG: 0.300 (1, 2)	G3		F8		FC5		K		IBB	5	0	2	2	0	1	1											
Chris Chambliss, L OBP: 0.444, SLG: 0.448 (1, 3)					HR		3-4-3		1B	4	1	1	0	0	1	2											
Bob Horner, R OBP: 0.270, SLG: 0.182 (1, 5)	6-3				F5		BB		F3	3	0	0	0	1	0	2											
Dale Murphy, R OBP: 0.276, SLG: 0.429 (1, 8)					F3		FC5		S	4	1	2	2	0	0	2											
Rufino Linares, R OBP: 0.121, SLG: 0.188 (1, 7)					K		F6		K	4	0	0	0	0	3	1											
Glenn Hubbard, R OBP: 0.333, SLG: 0.300 (1, 4)					BB		1B		HBP	2	1	1	0	1	0	0											
Rafael Ramirez, R OBP: 0.290, SLG: 0.276 (1, 6)					K		1B		K	3	1	1	0	1	2	1											
Phil Niekro, R OBP: 0.200, SLG: 0.200 Claudell Washington, L OBP: 0.306, SLG: 0.577 Rick Camp, R OBP: 1.000, SLG: 1.000 (1, 1) (7, PH) (8, 1) (9, PH)					K		F5		SH3-4	2	0	0	0	0	1	2											
Inning Stats	R: 0 E: 1 K: 1 S: 6	H: 1 LOB: 1 BB: 0 P: 6	R: 0 E: 0 K: 2 S: 7	H: 0 LOB: 1 BB: 1 P: 11	R: 0 E: 0 K: 1 S: 5	H: 0 LOB: 0 BB: 0 P: 5	R: 2 E: 0 K: 0 S: 6	H: 3 LOB: 2 BB: 0 P: 7	R: 0 E: 0 K: 0 S: 4	H: 1 LOB: 2 BB: 1 P: 8	R: 0 E: 0 K: 2 S: 7	H: 0 LOB: 0 BB: 0 P: 7	R: 0 E: 0 K: 1 S: 5	H: 0 LOB: 0 BB: 0 P: 5	R: 0 E: 0 K: 1 S: 6	H: 1 LOB: 1 BB: 0 P: 6	R: 2 E: 0 K: 0 S: 3	H: 2 LOB: 2 BB: 2 P: 11	1B: 7 2B: 0 3B: 0 HR: 1	SF: 0 SAC: 1 DP: 0 HBP: 1	WP: 0 PB: 0 SB: 1 CS: 0	PA: 38					
PITCHER	IP	WLS	BF	H	R	ER	SO	BB	IBB	HBP	BLK	WP	HR	S	P	ERA	WHIP										
Allen Ripley, R ERA: 4.26 (1, 1)	4.2		22	5	2	2	4	2	0	1	0	0	0	8	16	3.86	1.500										
Randy Moffitt, R ERA: 1.42 (5, 1)	1.1		4	0	0	0	2	0	0	0	0	0	0	8	8	0.00	0.000										
Gary Lavelle, L ERA: 1.42 (7, 1)	1.1		4	0	0	0	1	0	0	0	0	0	0	6	6	0.00	0.000										
Greg Minton, R ERA: 1.54 (8, 1)	1.0	L	8	3	2	2	1	1	1	0	0	0	0	8	16	18.00	4.000										



Batter	1	2	3	4	5	6	7	8	9	AB	R	H	RBI	BB	SO	LOB	TOP			
Eddie Miller, S OBP: 0.333, SLG: 0.333 (1, 7)	1-3		K			1B	K		SF8 E HR	5	2	2	0	0	2	2				
Rafael Ramirez, R OBP: 0.250, SLG: 0.235 (1, 6)	F8			K		P6		F9	E4 HR	5	1	0	0	0	1	3				
Claudell Washington, L OBP: 0.400, SLG: 0.621 Terry Harper, R OBP: 0.250, SLG: 0.200 (1, 9) (8, PR) (8, 9)	FC6-4 BB			E SF7 1B					SF8	3	1	3	1	1	0	0				
Bob Horner, R OBP: 0.262, SLG: 0.270 (1, 5)	FC6-4			SF7		F7		K	HR	4	1	1	4	0	1	3				
Chris Chambliss, L OBP: 0.415, SLG: 0.394 (1, 3)		K				F8		K		4	0	0	0	1	2	2				
Dale Murphy, R OBP: 0.285, SLG: 0.425 (1, 8)	6-3					6-3		K		5	1	1	0	0	2	1				
Glenn Hubbard, R OBP: 0.341, SLG: 0.343 (1, 4)			K			F7		1B		5	2	2	0	0	1	1				
Bruce Benedict, R OBP: 0.300, SLG: 0.192 (1, 2)				F7		K		1B		3	1	1	1	1	1	0				
Tommy Boggs, R OBP: 0.333, SLG: 0.333 Rick Camp, R (9, 1)			6-3			F8		1B		4	1	2	2	0	0	0				
Inning Stats	R: 0 E: 0 K: 0 S: 3	H: 0 LOB: 1 BB: 1 P: 7	R: 0 E: 0 K: 2 S: 7	H: 0 LOB: 0 BB: 0 P: 7	R: 0 E: 0 K: 1 S: 5	H: 0 LOB: 0 BB: 0 P: 5	R: 1 E: 0 K: 1 S: 6	H: 1 LOB: 0 BB: 0 P: 6	R: 0 E: 0 K: 1 S: 5	H: 0 LOB: 0 BB: 0 P: 5	R: 1 E: 0 K: 2 S: 9	H: 2 LOB: 1 BB: 0 P: 13	R: 0 E: 0 K: 2 S: 8	H: 1 LOB: 2 BB: 0 P: 8	R: 7 E: 1 K: 12 S: 12	H: 6 LOB: 1 BB: 1 P: 16	1B: 9 2B: 2 3B: 0 HR: 1	SF: 2 SAC: 0 DP: 0 HBP: 0	WP: 0 PB: 0 SB: 3 CS: 0	PA: 43
PITCHER	IP	WLS	BF	H	R	ER	SO	BB	IBB	HBP	BLK	WP	HR	S	P	ERA	WHIP			
Mario Soto, R ERA: 1.88 Doug Bair, R ERA: 9.0 Paul Moskau, R ERA: 10.8	8.0	L	32	6	3	2	9	1	1	0	0	0	0	48	56	2.25	0.875			

Atlanta Braves @ Cincinnati Reds
Riverfront Stadium, Cincinnati, OH
Tue Apr 21 1981, 6:05 PM EST
Att: 24,022 - Unknown

AB 38
R 10
H 12
RBI 9
BB 3
SO 10
LOB 12



Batter	1	2	3	4	5	6	7	8	9	AB	R	H	RBI	BB	SO	LOB	BOTTOM					
Dave Collins, S OBP: 0.556, SLG: 0.615 (1, 9)			F9			G4-6-3 1B				4	0	3	0	0	0	1						
Ken Griffey, L OBP: 0.267, SLG: 0.273 (1, 8)			F8			F8		F8		3	0	0	0	1	0	3						
Dave Concepcion, R OBP: 0.364, SLG: 0.432 (1, 6)			F7		P3	G4-6-3			2B 4-3 1B	4	1	1	0	0	0	2						
George Foster, R OBP: 0.386, SLG: 0.605 (1, 7)			F2		K	P3			1-3 2B	4	0	1	0	0	1	1						
Dan Driessen, L OBP: 0.341, SLG: 0.500 (1, 3)				4-3		F9			4-3	3	0	0	1	1	0	1						
Johnny Bench, R OBP: 0.409, SLG: 0.438 (1, 2)			F8		FC6-4 BB				K	3	0	1	0	1	1	2						
Ray Knight, R OBP: 0.333, SLG: 0.457 (1, 5)			K		FC6-4	FC5-4 1B			P6	4	0	0	0	0	1	4						
Ron Oester, S OBP: 0.222, SLG: 0.182 Larry Blittner, L OBP: 0.200, SLG: 0.500 Junior Kennedy, R (9, 4)			6-3			F7		F8		2	0	0	0	0	0	1						
Mario Soto, R OBP: 0.125, SLG: 0.125 Harry Spilman, L (8, PH) Doug Bair, R Paul Moskau, R (9, 1)						K		F8		2	0	1	0	0	1	1						
Inning Stats	R: 0 E: 0 K: 0 S: 3	H: 1 LOB: 1 BB: 1 P: 7	R: 0 E: 0 K: 1 S: 4	H: 0 LOB: 0 BB: 1 P: 8	R: 0 E: 0 K: 0 S: 4	H: 1 LOB: 1 BB: 0 P: 4	R: 0 E: 0 K: 1 S: 5	H: 0 LOB: 0 BB: 0 P: 5	R: 0 E: 0 K: 1 S: 5	H: 0 LOB: 1 BB: 1 P: 9	R: 0 E: 0 K: 0 S: 3	H: 1 LOB: 1 BB: 0 P: 3	R: 0 E: 0 K: 0 S: 4	H: 1 LOB: 1 BB: 0 P: 4	R: 0 E: 0 K: 0 S: 4	H: 1 LOB: 1 BB: 0 P: 4	R: 1 E: 0 K: 1 S: 7	H: 2 LOB: 1 BB: 0 P: 7	1B: 6 2B: 1 3B: 0 HR: 0	SF: 0 SAC: 0 DP: 1 HBP: 0	WP: 0 PB: 0 SB: 0 CS: 2	PA: 34
PITCHER	IP	WLS	BF	H	R	ER	SO	BB	IBB	HBP	BLK	WP	HR	S	P	ERA	WHIP					
Tommy Boggs, R ERA: 1.57 Rick Camp, R ERA: 3.0	8.0	W	31	7	1	1	3	3	0	0	0	0	0	5	5	0.00	0.000					

Atlanta Braves @ Cincinnati Reds
Riverfront Stadium, Cincinnati, OH
Tue Apr 21 1981, 6:05 PM EST
Att: 24,022 - Unknown

AB 31
R 1
H 7
RBI 1
BB 3
SO 4
LOB 16




Batter	1	2	3	4	5	6	7	8	9	AB	R	H	RBI	BB	SO	LOB	TOP				
Eddie Miller, S OBP: 0.357, SLG: 0.308 (1, 7)										4	0	1	0	1	0	2	Atlanta Braves @ Cincinnati Reds Riverfront Stadium, Cincinnati, OH Wed Apr 22 1981, 3:33 AM EST Att: 15,735 - Unknown				
Rafael Ramirez, R OBP: 0.244, SLG: 0.256 (1, 6)										5	1	1	0	0	1	2					
Claudell Washington, L OBP: 0.441, SLG: 0.613 (7, PR) Terry Harper, R OBP: 0.308, SLG: 0.273 (7, 9)										2	3	1	1	2	1	0					
Bob Horner, R OBP: 0.298, SLG: 0.405 (1, 5)										5	2	3	4	0	0	2					
Chris Chambliss, L OBP: 0.400, SLG: 0.378 (1, 3)										4	0	1	0	0	0	2					
Dale Murphy, R OBP: 0.267, SLG: 0.409 (1, 8)										4	0	1	1	0	0	1					
Glenn Hubbard, R OBP: 0.333, SLG: 0.333 (1, 4)										4	1	1	0	0	0	1					
Bruce Benedict, R OBP: 0.294, SLG: 0.200 (1, 2)										4	0	1	0	0	1	0					
Gaylord Perry, R OBP: 0.429, SLG: 0.429 (1, 1)										4	0	2	1	0	0	0					
Inning Stats	R: 2 E: 1 K: 0 S: 4	H: 3 LOB: 0 BB: 1 P: 8	R: 1 E: 0 K: 0 S: 5	H: 3 LOB: 1 BB: 0 P: 5	R: 2 E: 0 K: 1 S: 6	H: 2 LOB: 1 BB: 0 P: 9	R: 0 E: 0 K: 1 S: 6	H: 1 LOB: 1 BB: 0 P: 6	R: 2 E: 0 K: 0 S: 4	H: 1 LOB: 0 BB: 1 P: 8	R: 0 E: 0 K: 1 S: 6	H: 1 LOB: 1 BB: 0 P: 6	R: 0 E: 0 K: 1 S: 6	H: 0 LOB: 0 BB: 0 P: 3	R: 0 E: 1 K: 0 S: 4	H: 1 LOB: 1 BB: 0 P: 4	1B: 10 2B: 2 3B: 0 HR: 1	SF: 0 SAC: 0 DP: 2 HBP: 0	WP: 1 PB: 0 SB: 2 CS: 0	PA: 40	
PITCHER	IP	WLS	BF	H	R	ER	SO	BB	IBB	HBP	BLK	WP	HR	S	P	ERA	WHIP				
Michael LaCoss, R ERA: 8.31 (1, 1)	2.2	L	15	8	5	4	0	2	0	0	0	0	0	13	21	13.50	3.750				
Joe Price, L ERA: 6.35 (3, 1)	2.1		10	2	2	2	1	1	0	0	0	0	1	11	15	7.71	1.286				
Paul Moskau, R ERA: 7.71 (6, 1)	2.0		8	2	0	0	2	0	0	0	0	1	0	12	12	0.00	1.000				
Tom Hume, R ERA: 3.86 (8, 1)	2.0		7	1	0	0	0	0	0	0	0	0	0	7	7	0.00	0.500				


AB	37
R	7
H	13
RBI	7
BB	3
SO	3
LOB	10



Batter	1	2	3	4	5	6	7	8	9	AB	R	H	RBI	BB	SO	LOB	BOTTOM					
Dave Collins, S OBP: 0.531, SLG: 0.571 (1, 9)										3	0	0	0	1	0	1	Atlanta Braves @ Cincinnati Reds Riverfront Stadium, Cincinnati, OH Wed Apr 22 1981, 3:33 AM EST Att: 15,735 - Unknown					
Ken Griffey, L OBP: 0.245, SLG: 0.250 (1, 8)										4	0	0	0	0	1	2						
Dave Concepcion, R OBP: 0.375, SLG: 0.450 (1, 6)										3	0	1	1	1	0	1						
George Foster, R OBP: 0.354, SLG: 0.548 (1, 7)										4	0	0	0	0	1	2						
Dan Driessen, L OBP: 0.333, SLG: 0.553 (1, 3)										4	1	1	1	0	1	0						
Ray Knight, R OBP: 0.348, SLG: 0.487 (1, 5)										4	1	2	0	0	0	0						
Joe Nolan, L OBP: 0.300, SLG: 0.400 (1, 2)										4	0	1	1	0	1	1						
Junior Kennedy, R (1, 4)										3	0	0	0	0	1	2						
Michael LaCoss, R Joe Price, R Harry Spilman, L Paul Moskau, R Mike Vail, R Tom Hume, R (1, 1) (3, 1) (5, PR) (6, 1) (7, PR) (8, 1)										1	0	0	0	0	0	0	1					
Inning Stats	R: 0 E: 0 K: 0 S: 3	H: 0 LOB: 1 BB: 1 P: 7	R: 1 E: 0 K: 2 S: 9	H: 2 LOB: 0 BB: 0 P: 9	R: 0 E: 0 K: 0 S: 2	H: 0 LOB: 0 BB: 1 P: 6	R: 1 E: 0 K: 1 S: 7	H: 2 LOB: 1 BB: 0 P: 7	R: 1 E: 0 K: 0 S: 5	H: 2 LOB: 1 BB: 0 P: 5	R: 0 E: 0 K: 0 S: 3	H: 0 LOB: 0 BB: 0 P: 3	R: 0 E: 0 K: 1 S: 5	H: 0 LOB: 0 BB: 0 P: 5	R: 0 E: 0 K: 2 S: 7	H: 0 LOB: 0 BB: 0 P: 7	R: 0 E: 0 K: 0 S: 3	H: 0 LOB: 0 BB: 0 P: 3	1B: 2 2B: 3 3B: 0 HR: 1	SF: 0 SAC: 0 DP: 1 HBP: 0	WP: 0 PB: 0 SB: 0 CS: 0	PA: 34
PITCHER	IP	WLS	BF	H	R	ER	SO	BB	IBB	HBP	BLK	WP	HR	S	P	ERA	WHIP					
Gaylord Perry, R ERA: 3.2 (1, 1)	9.0	W	34	6	3	3	6	2	0	0	0	0	1	44	52	3.00	0.889					



Batter	1	2	3	4	5	6	7	8	9	AB	R	H	RBI	BB	SO	LOB	TOP								
Eddie Miller, S OBP: 0.316, SLG: 0.278 (1, 7)	0-0 1-3		0-0 E4 E		0-3 K	0-0 3-1		0-0 4-3 S 1B		5	1	1	2	0	1	3	Atlanta Braves @ San Francisco Giants Candlestick Park, San Francisco, CA Thu Apr 23 1981, 6:33 AM EST Att: 4,710 - Unknown AB 35 R 7 H 10 RBI 5 BB 7 SO 5 LOB 26 								
Jerry Royster, R OBP: 0.335, SLG: 0.200 (1, 4)	4-0 CS BB		0-3 K		0-0 F4	0-0 F3		0-0 4-3		4	0	0	0	1	1	5									
Claudell Washington, L OBP: 0.436, SLG: 0.611 (1, 9)	0-0 6-3		0-0 E8		0-0 1B 2B		0-0 L5-4 2B	0-0 1-3		5	1	2	0	0	0	2									
Bob Horner, R OBP: 0.308, SLG: 0.404 (1, 5)		0-0 5-3	0-3 K		0-0 2B 1B		0-0 5-3		0-0 BB 1B	5	1	2	0	0	1	2									
Chris Chambliss, L OBP: 0.420, SLG: 0.415 (1, 3)		0-0 F8		0-0 BB 1B	0-0 2B		4-0 IBB		0-0 F8	4	1	2	2	1	0	1									
Dale Murphy, R OBP: 0.280, SLG: 0.396 (1, 8)		0-0 S 1B		4-0 1B BB	0-3 K		0-0 L5-4		0-0 F9	4	0	1	0	1	1	4									
Rafael Ramirez, R OBP: 0.283, SLG: 0.244 (1, 6)	0-0 6-3		0-0 F8		4-0 FC3-5 S BB		1-0 SH5-4 1B HBP	4-0 FC5-4 BB		2	1	0	0	2	0	3									
Bruce Benedict, R OBP: 0.359, SLG: 0.242 (1, 2)			4-0 E BB	0-0 1B	4-0 3-1 FC3-5 BB		0-0 SH5-4 1B	0-0 FC5-4		3	2	2	1	2	0	2									
John Montefusco, R Rick Camp, R (7, 1)			0-3 K	0-0 1-3	0-0 FC3-5		0-0 SH5-4			3	0	0	0	0	1	4									
Inning Stats	R: 0 E: 0 K: 0 S: 2	H: 0 LOB: 0 BB: 1 P: 6	R: 0 E: 0 K: 0 S: 4	H: 1 LOB: 1 BB: 0 P: 4	R: 2 E: 2 K: 3 S: 11	H: 0 LOB: 1 BB: 1 P: 15	R: 1 E: 0 K: 0 S: 4	H: 2 LOB: 1 BB: 1 P: 8	R: 2 E: 0 K: 2 S: 10	H: 3 LOB: 2 BB: 0 P: 10	R: 0 E: 0 K: 0 S: 3	H: 0 LOB: 2 BB: 2 P: 11	R: 0 E: 0 K: 0 S: 3	H: 1 LOB: 1 BB: 1 P: 7	R: 2 E: 0 K: 0 S: 5	H: 2 LOB: 1 BB: 0 P: 6	R: 0 E: 0 K: 0 S: 4	H: 1 LOB: 2 BB: 1 P: 8	1B: 8 2B: 3 3B: 0 HR: 0	SF: 0 SAC: 1 DP: 1 HBP: 1	WP: 0 PB: 0 SB: 3 CS: 1	PA: 44			
PITCHER	IP	WLS	BF	H	R	ER	SO	BB	IBB	HBP	BLK	WP	HR	S	P	ERA	WHIP								
Tom Griffin, R ERA: 4.34 (1, 1)	6.1	L	32	7	5	3	5	5	1	0	0	0	0	36	60	4.26	1.895								
Fred Breining, R ERA: 2.16 (7, 1)	1.2		7	2	2	2	0	0	0	1	0	0	0	6	7	10.80	1.200								
Al Holland, L ERA: 11.37 (9, 1)	1.0		5	1	0	0	0	1	0	0	0	0	0	4	8	0.00	2.000								

Batter	1	2	3	4	5	6	7	8	9	AB	R	H	RBI	BB	SO	LOB	BOTTOM								
Bill North, S OBP: 0.412, SLG: 0.317 (1, 8)	0-0 S 1B		0-0 F9		0-0 3-1		0-0 S 1B		0-0 L5	5	1	2	0	0	0	2	Atlanta Braves @ San Francisco Giants Candlestick Park, San Francisco, CA Thu Apr 23 1981, 6:33 AM EST Att: 4,710 - Unknown AB 34 R 3 H 9 RBI 3 BB 2 SO 3 LOB 19 								
Enos Cabell, R OBP: 0.327, SLG: 0.327 (1, 3)	0-0 G4-6-3 1B	0-0 FC5-4		0-0 F8		0-3 K		0-0 4-3 1B		4	0	1	1	0	1	4									
Joe Morgan, L OBP: 0.283, SLG: 0.304 (1, 4)	4-0 G4-6-3 BB		0-0 F6		0-0 F7		0-0 3-1			3	0	0	0	1	0	2									
Darrell Evans, L OBP: 0.315, SLG: 0.302 (1, 5)	0-0 G4-6-3		0-0 4-3		0-0 F4		0-0 4-3 1B			4	0	1	0	0	0	2									
Jack Clark, R OBP: 0.263, SLG: 0.163 (1, 9)	0-3 K		0-0 L4		0-0 6-3		0-0 4-3		0-0 4-3	3	0	0	0	0	1	1									
Fred Breining, R Rennie Stennett, R (8, PH) Al Holland, R (9, 1)										0	0	0	0	0	0	0									
Larry Hemdon, R OBP: 0.377, SLG: 0.471 (1, 7)		0-0 1B 1B		0-0 4-3 S SH1-3 1B		0-0 1B		0-0 5-3		4	2	3	0	0	0	1									
Milt May, L OBP: 0.419, SLG: 0.436 (1, 2)		0-0 FC2-5 1B		0-0 4-3		0-0 4-3		0-0 1-3		4	0	1	0	0	0	3									
Johnnie LeMaster, R OBP: 0.273, SLG: 0.205 (1, 6)		0-0 FC2-5 1B		0-0 SH1-3		4-0 1B PB BB		0-0 F4		2	0	1	2	1	0	0									
Tom Griffin, R Chili Davis, S (7, 9)		0-0 FC2-5		0-0 F7		0-0 F8		0-3 K		2	0	0	0	0	0	2									
Inning Stats	R: 1 E: 0 K: 1 S: 6	H: 2 LOB: 1 BB: 1 P: 10	R: 1 E: 0 K: 0 S: 6	H: 3 LOB: 2 BB: 0 P: 6	R: 0 E: 0 K: 0 S: 3	H: 0 LOB: 0 BB: 0 P: 3	R: 1 E: 0 K: 0 S: 4	H: 1 LOB: 0 BB: 0 P: 4	R: 0 E: 0 K: 0 S: 6	H: 1 LOB: 2 BB: 1 P: 10	R: 0 E: 0 K: 0 S: 4	H: 1 LOB: 1 BB: 0 P: 4	R: 0 E: 0 K: 0 S: 5	H: 0 LOB: 0 BB: 0 P: 5	1B: 9 2B: 0 3B: 0 HR: 0	SF: 0 SAC: 1 DP: 1 HBP: 0	WP: 0 PB: 1 SB: 3 CS: 0	PA: 37							
PITCHER	IP	WLS	BF	H	R	ER	SO	BB	IBB	HBP	BLK	WP	HR	S	P	ERA	WHIP								
John Montefusco, R ERA: 3.12 (1, 1)	6.0	W	26	7	3	3	1	2	0	0	0	0	0	26	34	4.50	1.500								
Rick Camp, R ERA: 2.0 (7, 1)	3.0	S	11	2	0	0	2	0	0	0	0	0	0	15	15	0.00	0.667								

Batter	1	2	3	4	5	6	7	8	9	AB	R	H	RBI	BB	SO	LOB	TOP					
Eddie Miller, S OBP: 0.250, SLG: 0.217 (1, 7)										5	2	0	1	0	0	3	Atlanta Braves @ San Francisco Giants Candlestick Park, San Francisco, CA Fri Apr 24 1981, 9:05 PM EST Att: 6,169 - Unknown					
Jerry Royster, R OBP: 0.400, SLG: 0.556 (1, 4)										4	0	2	1	0	0	0						
Claudell Washington, L OBP: 0.386, SLG: 0.537 (1, 9)										5	0	0	1	0	2	2						
Bob Horner, R OBP: 0.298, SLG: 0.385 (1, 5)										5	0	1	0	0	1	2						
Chris Chambliss, L OBP: 0.444, SLG: 0.432 (1, 3)										3	0	2	0	1	0	1						
Dale Murphy, R OBP: 0.315, SLG: 0.431 (1, 8)										3	2	2	0	1	0	2						
Rafael Ramirez, R OBP: 0.306, SLG: 0.256 (1, 6)										2	1	1	0	1	0	2						
Bruce Benedict, R OBP: 0.349, SLG: 0.243 (1, 2)										4	1	1	1	0	0	6						
Bob Walk, R (1, 1)										1	0	0	0	0	0	0						
Biff Pocoroba, S OBP: 0.364, SLG: 0.364 (9, PH)										1	1	1	1	0	0	0						
Gene Garber, R (9, 1)										0	0	0	0	0	0	0						
Inning Stats	R: 1 E: 1 K: 0 S: 4	H: 0 LOB: 0 BB: 0 P: 4	R: 0 E: 0 K: 0 S: 3	H: 1 LOB: 1 BB: 1 P: 7	R: 0 E: 0 K: 0 S: 3	H: 0 LOB: 0 BB: 0 P: 3	R: 0 E: 0 K: 0 S: 4	H: 2 LOB: 1 BB: 0 P: 4	R: 0 E: 0 K: 0 S: 4	H: 1 LOB: 1 BB: 0 P: 4	R: 0 E: 0 K: 1 S: 6	H: 1 LOB: 1 BB: 0 P: 6	R: 1 E: 0 K: 0 S: 5	H: 2 LOB: 1 BB: 0 P: 5	R: 0 E: 0 K: 1 S: 5	H: 0 LOB: 0 BB: 0 P: 5	R: 5 E: 1 K: 1 S: 9	H: 3 LOB: 1 BB: 2 P: 17	1B: 8 2B: 1 3B: 1 HR: 0	SF: 0 SAC: 4 DP: 2 HBP: 0	WP: 0 PB: 0 SB: 2 CS: 0	PA: 40
PITCHER	IP WLS BF H R ER SO BB IBB HBP BLK WP HR S P ERA WHIP																					
Allen Ripley, R ERA: 3.2 (1, 1)	7.0 L 28 7 2 1 1 1 1 0 0 0 0 0 0 29 33 1.29 1.143																					
Greg Minton, R ERA: 3.68 (8, 1)	2.0 12 3 5 4 2 2 0 0 0 0 0 0 0 14 22 18.00 2.500																					

Batter	1	2	3	4	5	6	7	8	9	AB	R	H	RBI	BB	SO	LOB	BOTTOM					
Dave Bergman, L OBP: 0.231, SLG: 0.417 (1, 7)										3	0	0	0	1	0	1	Atlanta Braves @ San Francisco Giants Candlestick Park, San Francisco, CA Fri Apr 24 1981, 9:05 PM EST Att: 6,169 - Unknown					
Greg Minton, S (8, 1)										0	0	0	0	0	0	0						
Enos Cabell, R OBP: 0.305, SLG: 0.304 (1, 3)										4	0	0	0	0	0	1						
Larry Hemdon, R OBP: 0.368, SLG: 0.455 (1, 9)										4	0	1	0	0	0	0						
Milt May, L OBP: 0.404, SLG: 0.419 (1, 2)										4	0	1	0	0	0	2						
Jerry Martin, R OBP: 0.278, SLG: 0.235 (1, 8)										4	1	1	0	0	0	1						
Darrell Evans, L OBP: 0.328, SLG: 0.340 (1, 5)										4	0	2	0	0	0	1						
Rennie Stennett, R OBP: 0.118, SLG: 0.294 (1, 4)										4	0	1	0	0	0	3						
Johnnie LeMaster, R OBP: 0.292, SLG: 0.233 (1, 6)										4	0	2	1	0	0	2						
Allen Ripley, R (1, 1)										2	0	0	0	0	0	4						
Jack Clark, R OBP: 0.259, SLG: 0.160 (7, PH)										1	0	0	0	0	0	1						
Gene Garber, R (8, 9)																						
Inning Stats	R: 0 E: 0 K: 0 S: 3	H: 0 LOB: 0 BB: 0 P: 3	R: 0 E: 0 K: 0 S: 6	H: 3 LOB: 3 BB: 0 P: 6	R: 0 E: 0 K: 0 S: 3	H: 1 LOB: 1 BB: 1 P: 7	R: 1 E: 0 K: 0 S: 5	H: 2 LOB: 1 BB: 0 P: 5	R: 0 E: 0 K: 0 S: 3	H: 0 LOB: 0 BB: 0 P: 3	R: 0 E: 0 K: 0 S: 3	H: 0 LOB: 0 BB: 0 P: 3	R: 0 E: 0 K: 0 S: 4	H: 1 LOB: 1 BB: 0 P: 4	R: 0 E: 0 K: 0 S: 3	H: 0 LOB: 0 BB: 0 P: 3	R: 0 E: 0 K: 0 S: 4	H: 1 LOB: 1 BB: 0 P: 4	1B: 7 2B: 1 3B: 0 HR: 0	SF: 0 SAC: 0 DP: 1 HBP: 0	WP: 0 PB: 0 SB: 0 CS: 0	PA: 35
PITCHER	IP WLS BF H R ER SO BB IBB HBP BLK WP HR S P ERA WHIP																					
Bob Walk, R ERA: 3.29 (1, 1)	8.0 W 31 7 1 0 0 0 1 0 0 0 0 0 0 30 34 1.12 1.000																					
Gene Garber, R ERA: 4.5 (9, 1)	1.0 4 1 0 0 0 0 0 0 0 0 0 0 0 4 4 0.00 1.000																					

AB	33
R	7
H	10
RBI	5
BB	3
SO	3
LOB	18



Batter	1	2	3	4	5	6	7	8	9	AB	R	H	RBI	BB	SO	LOB	TOP											
Eddie Miller, S OBP: 0.276, SLG: 0.222 (1, 7)	0-0 1-3		0-3 K	4-0 BB		0-3 K		0-0 1-2	4-0 1B	4	0	1	0	1	2	0	Atlanta Braves @ San Francisco Giants Candlestick Park, San Francisco, CA Sat Apr 25 1981, 6:33 AM EST Att: 6,371 - Unknown livebaseballscorecards.com											
Jerry Royster, R OBP: 0.335, SLG: 0.385 (1, 4)	0-0 E6 PB		4-0 1B 6-3-2 BB	0-3 K		0-0 F9		0-0 4-3	4	0	0	0	1	1	3													
Terry Harper, R OBP: 0.294, SLG: 0.267 (1, 9)	0-0 6-3		0-0 1-2 1B		0-0 F7		0-0 F3			4	0	1	0	0	0	1												
Bob Horner, R OBP: 0.279, SLG: 0.357 Luis Gomez, R (8, 5)	0-0 6-3		0-0 6-3-2 2-H		0-0 F7			0-0 5-3		4	0	0	0	0	0	3												
Dale Murphy, R OBP: 0.310, SLG: 0.407 (1, 8)		4-0 FC5 4-3 BB		0-0 5-3		0-0 L6		0-0 5-3		3	0	0	0	1	0	0												
Chris Chambliss, L OBP: 0.431, SLG: 0.404 (1, 3)		0-0 F2		4-0 1B HR BB		0-0 F5		0-0 4-3		3	1	0	0	1	0	1												
Rafael Ramirez, R OBP: 0.321, SLG: 0.277 (1, 6)		0-0 4-3		0-0 1-2 HR 1B		0-0 F7		0-0 CS 1B		4	1	2	0	0	0	1												
Bruce Benedict, R OBP: 0.404, SLG: 0.436 (1, 2)		4-0 BB		0-0 1-2 HR HR		0-0 HR		1-0 FC2-6 HBP		2	2	2	4	1	0	0												
Phil Niekro, R OBP: 0.111, SLG: 0.111 (1, 1)		0-0 FC5 2-3F		0-0 F3		0-0 1-3		0-0 FC2-6 1B		4	0	0	0	0	0	3												
Inning Stats	R: 0 E: 1 K: 0 S: 4	H: 0 LOB: 1 BB: 0 P: 4	R: 0 E: 0 K: 0 S: 3	H: 0 LOB: 2 BB: 2 P: 11	R: 0 E: 0 K: 1 S: 5	H: 1 LOB: 1 BB: 1 P: 9	R: 3 E: 0 K: 1 S: 7	H: 2 LOB: 1 BB: 2 P: 15	R: 0 E: 0 K: 0 S: 3	H: 0 LOB: 0 BB: 0 P: 3	R: 1 E: 0 K: 0 S: 4	H: 1 LOB: 0 BB: 0 P: 4	R: 0 E: 0 K: 0 S: 5	H: 0 LOB: 0 BB: 0 P: 5	R: 0 E: 0 K: 0 S: 3	H: 0 LOB: 0 BB: 0 P: 3		R: 0 E: 0 K: 0 S: 4	H: 2 LOB: 2 BB: 0 P: 5	1B: 4 2B: 1 3B: 0 HR: 2	SF: 0 SAC: 0 DP: 1 HBP: 1	WP: 0 PB: 1 SB: 0 CS: 1	PA: 38					
PITCHER	IP	WLS	BF	H	R	ER	SO	BB	IBB	HBP	BLK	WP	HR	S	P	ERA	WHIP											
Vida Blue, L ERA: 2.51 Fred Breining, R ERA: 1.74	(1, 1)	7.0	L	30	4	4	4	3	5	0	0	0	0	2	31	51	5.14	1.286										
(8, 1)	2.0		8	2	0	0	0	0	0	0	1	0	0	0	7	8	0.00	1.000										

Batter	1	2	3	4	5	6	7	8	9	AB	R	H	RBI	BB	SO	LOB	BOTTOM											
Dave Bergman, L OBP: 0.235, SLG: 0.333 (1, 7)	0-3 K		0-0 F4		4-0 1-2 2-3 BB			0-3 K		3	0	0	0	1	2	1	Atlanta Braves @ San Francisco Giants Candlestick Park, San Francisco, CA Sat Apr 25 1981, 6:33 AM EST Att: 6,371 - Unknown livebaseballscorecards.com											
Enos Cabell, R OBP: 0.302, SLG: 0.300 (1, 3)	0-3 K		0-0 G4-6-3 1-2F		0-3 K			0-0 FC5-4 1B		4	0	1	0	0	2	4												
Larry Hemdon, R OBP: 0.361, SLG: 0.441 (1, 9)	0-0 S 1B			0-3 K		0-3 K		0-0 FC5-4 1-2F		4	0	1	0	0	2	4												
Mitt May, L OBP: 0.392, SLG: 0.404 (1, 2)	0-0 6-3			0-0 1B		0-0 F8		0-0 4-3		4	0	1	0	0	0	2												
Jerry Martin, R OBP: 0.273, SLG: 0.238 (1, 8)		0-0 F7		0-0 G4-6-3 1B		0-0 6-3		0-0 F5		4	0	1	0	0	0	0												
Darrell Evans, L OBP: 0.323, SLG: 0.333 (1, 5)		0-0 1B		0-0 G4-6-3 1-2F		0-3 K		0-3 K		4	0	1	0	0	2	2												
Rennie Stennett, R OBP: 0.238, SLG: 0.350 (1, 4)		0-0 1B			0-0 FC1-5 1B		0-0 F7		4-0 WP BB	3	0	2	0	1	0	0												
Johnnie LeMaster, R OBP: 0.288, SLG: 0.234 (1, 6)		0-0 L6			0-0 BB FC1-5 1B		0-0 F8		0-0 6-3	4	0	1	0	0	0	2												
Vida Blue, S OBP: 0.333, SLG: 0.375 Billy Smith, S OBP: 0.222, SLG: 0.125 Fred Breining, R (7, PH) (8, 1)			4-0 G4-6-3 BB		0-0 FC1-5 BB		0-0 F5			1	0	0	0	1	0	2												
					0-0 FC1-5 1-2 2-3F					1	0	0	0	0	0	0												
Inning Stats	R: 0 E: 0 K: 2 S: 8	H: 1 LOB: 1 BB: 0 P: 8	R: 0 E: 0 K: 0 S: 4	H: 2 LOB: 0 BB: 0 P: 4	R: 0 E: 0 K: 0 S: 2	H: 0 LOB: 0 BB: 1 P: 6	R: 0 E: 0 K: 1 S: 6	H: 2 LOB: 1 BB: 0 P: 6	R: 0 E: 0 K: 2 S: 9	H: 2 LOB: 3 BB: 1 P: 13	R: 0 E: 0 K: 1 S: 5	H: 0 LOB: 0 BB: 0 P: 5	R: 0 E: 0 K: 0 S: 3	H: 0 LOB: 0 BB: 0 P: 3	R: 0 E: 0 K: 1 S: 6	H: 1 LOB: 0 BB: 0 P: 6	R: 0 E: 0 K: 1 S: 5	H: 0 LOB: 1 BB: 1 P: 9	1B: 8 2B: 0 3B: 0 HR: 0	SF: 0 SAC: 0 DP: 2 HBP: 0	WP: 1 PB: 0 SB: 1 CS: 0	PA: 35						
PITCHER	IP	WLS	BF	H	R	ER	SO	BB	IBB	HBP	BLK	WP	HR	S	P	ERA	WHIP											
Phil Niekro, R ERA: 1.46	(1, 1)	9.0	W	35	8	0	0	8	3	0	0	0	1	0	48	60	0.00	1.222										

Batter	1	2	3	4	5	6	7	8	9	AB	R	H	RBI	BB	SO	LOB	TOP										
Eddie Miller, S OBP: 0.282, SLG: 0.222 (1, 7)	F7		4-3	F6		4-3			FC1-6	5	0	1	0	0	0	2	Atlanta Braves @ San Francisco Giants Candlestick Park, San Francisco, CA Sun Apr 26 1981, 6:38 AM EDT Att: 14,144 - Unknown										
Jerry Royster, R OBP: 0.236, SLG: 0.263 (1, 4)	K		F6		K		4-3		FC1-6	5	0	0	1	0	2	1											
Claudell Washington, L OBP: 0.340, SLG: 0.460 (1, 9) Glenn Hubbard, R OBP: 0.340, SLG: 0.326 (9, PH)	F7		F9		6-3		K		G3	4	0	0	0	0	1	0											
Bob Horner, R OBP: 0.314, SLG: 0.413 (1, 5)		F9		1B HR			6-3			3	2	1	1	1	0	0											
Chris Chambliss, L OBP: 0.439, SLG: 0.415 (1, 3)		WP		1-3 HR					G3	3	1	2	0	1	0	0											
Dale Murphy, R OBP: 0.503, SLG: 0.426 (1, 8)		L6		1-3 HR			F9		4-3	4	1	1	3	0	0	2											
Bruce Benedict, R OBP: 0.392, SLG: 0.405 (1, 2)				1-3 HR					F9	3	0	0	0	1	0	0											
Luis Gomez, R OBP: 0.333, SLG: 0.333 (1, 6) Rufino Linares, R OBP: 0.143, SLG: 0.206 (9, PH)				F9					6-3	1	0	0	0	2	0	0											
Tommy Boggs, R OBP: 0.333, SLG: 0.333 (1, 1) Larry Bradford, R ERA: 9.82 (6, 1) Rick Mahler, R ERA: 9.82 (7, 1) Terry Harper, R OBP: 0.333, SLG: 0.375 (9, PH)							F9		1B FC1-6	3	0	1	0	0	0	4											
Inning Stats	R: 0 E: 0 K: 1 S: 5	H: 0 LOB: 0 BB: 0 P: 5	R: 0 E: 0 K: 0 S: 4	H: 1 LOB: 3 BB: 2 P: 12	R: 0 E: 0 K: 0 S: 3	H: 0 LOB: 0 BB: 0 P: 3	R: 3 E: 0 K: 0 S: 6	H: 3 LOB: 1 BB: 1 P: 10	R: 1 E: 0 K: 1 S: 6	H: 1 LOB: 1 BB: 1 P: 10	R: 0 E: 0 K: 0 S: 3	H: 0 LOB: 0 BB: 0 P: 7	R: 0 E: 0 K: 1 S: 5	H: 0 LOB: 0 BB: 0 P: 5	R: 0 E: 0 K: 0 S: 3	H: 0 LOB: 0 BB: 0 P: 3		R: 1 E: 0 K: 0 S: 5	H: 2 LOB: 1 BB: 0 P: 5	1B: 3 2B: 2 3B: 0 HR: 2	SF: 0 SAC: 0 DP: 0 HBP: 0	WP: 1 PB: 0 SB: 0 CS: 0	PA: 39				
PITCHER	IP	WLS	BF	H	R	ER	SO	BB	IBB	HBP	BLK	WP	HR	S	P	ERA	WHIP										
Ed Whitson, R ERA: 4.03 (1, 1)	5.0		24	5	4	4	2	4	0	0	0	1	2	24	40	7.20	1.800										
Al Holland, L ERA: 9.82 (6, 1)	1.0	W	4	0	0	0	0	1	0	0	0	0	0	3	7	0.00	1.000										
Gary Lavelle, L ERA: 2.19 (7, 1)	3.0	S	11	2	1	1	1	0	0	0	0	0	0	13	13	3.00	0.667										

Batter	1	2	3	4	5	6	7	8	9	AB	R	H	RBI	BB	SO	LOB	BOTTOM										
Bill North, S OBP: 0.424, SLG: 0.340 (1, 8) Gary Lavelle, S OBP: 0.333, SLG: 0.333 (7, 1)	F2		CS		FC4-6	F6	F3			4	1	1	0	0	0	3	Atlanta Braves @ San Francisco Giants Candlestick Park, San Francisco, CA Sun Apr 26 1981, 6:38 AM EDT Att: 14,144 - Unknown										
Dave Bergman, L OBP: 0.318, SLG: 0.368 (1, 3)	F6				2B				4-3	4	1	2	1	1	0	0											
Joe Morgan, L OBP: 0.290, SLG: 0.315 (1, 4)	K		K				6-3		1B	4	1	1	2	1	2	4											
Darrell Evans, L OBP: 0.338, SLG: 0.367 (1, 5)		F6		4-3					1B	5	2	4	1	0	0	0											
Jack Clark, R OBP: 0.284, SLG: 0.254 (1, 9)				4-3					1B	5	0	2	0	0	0	4											
Jerry Martin, R OBP: 0.256, SLG: 0.231 (1, 7) (7, 8)		F8					K		FC6-4	5	1	1	2	0	1	4											
Billy Smith, S OBP: 0.333, SLG: 0.200 (1, 6) Johnnie LeMaster, R OBP: 0.286, SLG: 0.235 (7, 6)					F6				1B	2	1	1	0	1	0	1											
Mike Sadek, R OBP: 0.200, SLG: 0.077 (1, 2)									1B	4	1	1	0	0	0	4											
Ed Whitson, R OBP: 0.167, SLG: 0.167 (1, 1) Rennie Stennett, R OBP: 0.273, SLG: 0.381 (5, PH) Al Holland, R ERA: 2.45 (6, 1) Jim Wohlford, R OBP: 0.400, SLG: 0.700 (6, PH) (7, 7)					6-3				1B	1	0	0	0	0	0	0											
Inning Stats	R: 0 E: 0 K: 1 S: 5	H: 0 LOB: 0 BB: 0 P: 5	R: 0 E: 0 K: 0 S: 4	H: 1 LOB: 2 BB: 1 P: 8	R: 0 E: 0 K: 1 S: 5	H: 1 LOB: 2 BB: 1 P: 9	R: 1 E: 0 K: 0 S: 5	H: 2 LOB: 1 BB: 0 P: 5	R: 3 E: 0 K: 0 S: 6	H: 4 LOB: 0 BB: 0 P: 6	R: 2 E: 0 K: 1 S: 9	H: 4 LOB: 2 BB: 0 P: 9	R: 2 E: 0 K: 0 S: 7	H: 4 LOB: 2 BB: 0 P: 7	R: 0 E: 0 K: 0 S: 4	H: 1 LOB: 2 BB: 1 P: 8		1B: 14 2B: 4 3B: 0 HR: 0	SF: 0 SAC: 0 DP: 1 HBP: 0	WP: 0 PB: 0 SB: 2 CS: 2	PA: 42						
PITCHER	IP	WLS	BF	H	R	ER	SO	BB	IBB	HBP	BLK	WP	HR	S	P	ERA	WHIP										
Tommy Boggs, R ERA: 3.14 (1, 1)	5.2	L	29	12	6	6	3	2	0	0	0	0	0	33	41	9.53	2.471										
Larry Bradford, L ERA: 2.45 (6, 1)	0.1		2	1	1	1	0	0	0	0	0	0	0	2	2	27.00	3.000										
Rick Mahler, R ERA: 6.14 (7, 1)	2.0		11	4	1	1	0	1	0	0	0	0	0	10	14	4.50	2.500										

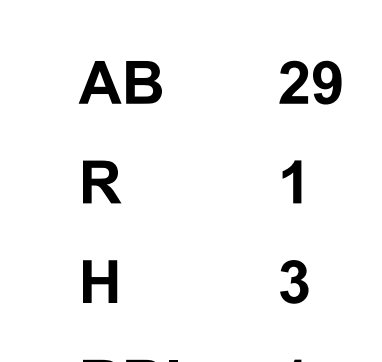


Batter	1	2	3	4	5	6	7	8	9	AB	R	H	RBI	BB	SO	LOB	TOP			
Denny Walling, L (1, 3) OBP: 0.296, SLG: 0.391										3	0	1	0	1	0	0	Houston Astros @ Atlanta Braves Atlanta-Fulton County Stadium, Atlanta, GA Tue Apr 28 1981, 7:05 PM EDT Att: 8,669 - Unknown			
Craig Reynolds, L (1, 6) OBP: 0.270, SLG: 0.286										3	0	0	0	0	0	1				
Cesar Cedeno, R (1, 8) OBP: 0.310, SLG: 0.373										4	0	0	0	0	1	2				
Jose Cruz, L (1, 7) OBP: 0.221, SLG: 0.354										4	2	2	1	0	0	1				
Terry Puhl, L (1, 9) OBP: 0.231, SLG: 0.365										4	0	1	0	0	1	1				
Art Howe, R (1, 5) OBP: 0.365, SLG: 0.500										3	0	3	0	1	0	0				
Alan Ashby, S (1, 2) OBP: 0.292, SLG: 0.200										2	0	1	1	2	0	1				
Dickie Thon, R (1, 4) OBP: 0.303, SLG: 0.185										2	0	0	0	1	1	2				
Gary Woods, R (9, PH) OBP: 0.333, SLG: 0.200										1	0	0	0	0	1	3				
Dave Smith, R (9, 1)										0	0	0	0	0	0	0				
Don Sutton, R (1, 1)										3	0	0	0	0	0	3				
Rafael Landestoy, S (9, PH) OBP: 0.250, SLG: 0.152										1	0	0	0	0	0	3				
Inning Stats	R: 0 E: 0 K: 0 S: 3	H: 1 LOB: 0 BB: 0 P: 3	R: 1 E: 0 K: 0 S: 3	H: 2 LOB: 0 BB: 1 P: 7	R: 0 E: 0 K: 0 S: 3	H: 0 LOB: 0 BB: 0 P: 3	R: 1 E: 0 K: 1 S: 6	H: 1 LOB: 0 BB: 0 P: 6	R: 0 E: 0 K: 0 S: 5	H: 1 LOB: 1 BB: 1 P: 9	R: 0 E: 0 K: 0 S: 4	H: 1 LOB: 2 BB: 1 P: 8	R: 0 E: 0 K: 1 S: 5	H: 0 LOB: 0 BB: 0 P: 5	R: 0 E: 0 K: 1 S: 7	H: 2 LOB: 3 BB: 1 P: 11	1B: 4 2B: 3 3B: 0 HR: 1	SF: 0 SAC: 1 DP: 0 HBP: 0	WP: 0 PB: 0 SB: 0 CS: 3	PA: 37
PITCHER	IP WLS BF H R ER SO BB IBB HBP BLK WP HR S P ERA WHIP																			
John Montefusco, R (1, 1) ERA: 3.09	6.0 L 22 5 2 2 2 3 0 0 0 0 0 1 23 35 3.00 1.333																			
Gene Garber, R (7, 1) ERA: 4.99	2.1 12 3 0 0 1 1 1 0 0 0 0 0 12 20 0.00 1.714																			
Rick Camp, R (9, 1) ERA: 1.86	0.2 2 0 0 0 1 0 0 0 0 0 0 0 4 4 0.00 0.000																			

AB	30
R	2
H	8
RBI	2
BB	5
SO	4
LOB	17



Batter	1	2	3	4	5	6	7	8	9	AB	R	H	RBI	BB	SO	LOB	BOTTOM			
Eddie Miller, S (1, 7) OBP: 0.262, SLG: 0.205										3	0	0	0	0	1	0	Houston Astros @ Atlanta Braves Atlanta-Fulton County Stadium, Atlanta, GA Tue Apr 28 1981, 7:05 PM EDT Att: 8,669 - Unknown			
Rafael Ramirez, R (1, 6) OBP: 0.305, SLG: 0.250										3	0	0	0	0	1	0				
Rufino Linares, R (9, PH) OBP: 0.139, SLG: 0.200										1	0	0	0	0	0	2				
Claudell Washington, L (1, 9) OBP: 0.316, SLG: 0.425										4	0	0	0	0	0	2				
Bob Horner, R (1, 5) OBP: 0.315, SLG: 0.455										3	1	1	1	0	0	0				
Chris Chambliss, L (1, 3) OBP: 0.435, SLG: 0.411										3	0	1	0	0	0	0				
Dale Murphy, R (1, 8) OBP: 0.290, SLG: 0.406										3	0	0	0	0	1	1				
Glenn Hubbard, R (1, 4) OBP: 0.321, SLG: 0.304										3	0	0	0	0	2	1				
Bruce Benedict, R (1, 2) OBP: 0.370, SLG: 0.378										3	0	0	0	0	1	1				
John Montefusco, R (1, 1) ERA: 3.09										1	0	0	0	0	1	0				
Biff Pocoroba, S (9, PH) OBP: 0.294, SLG: 0.294										1	0	0	0	0	1	0				
Gene Garber, R (7, 1) ERA: 4.99										0	0	0	0	0	0	0				
Rick Camp, R (9, 1) ERA: 1.86										0	0	0	0	0	0	0				
Mike Lum, L (9, PH) OBP: 0.292, SLG: 0.100										1	0	1	0	0	0	0				
Jerry Royster, R (9, PH) OBP: 0.228, SLG: 0.203										0	0	0	0	0	0	0				
Inning Stats	R: 0 E: 0 K: 2 S: 7	H: 0 LOB: 0 BB: 0 P: 7	R: 0 E: 0 K: 1 S: 5	H: 0 LOB: 0 BB: 0 P: 5	R: 0 E: 0 K: 2 S: 7	H: 0 LOB: 0 BB: 0 P: 7	R: 0 E: 0 K: 0 S: 3	H: 0 LOB: 0 BB: 0 P: 3	R: 0 E: 0 K: 2 S: 7	H: 0 LOB: 0 BB: 0 P: 7	R: 0 E: 0 K: 0 S: 3	H: 0 LOB: 0 BB: 0 P: 3	R: 0 E: 0 K: 1 S: 6	H: 1 LOB: 1 BB: 0 P: 6	R: 0 E: 0 K: 0 S: 4	H: 1 LOB: 2 BB: 0 P: 4	1B: 2 2B: 0 3B: 0 HR: 1	SF: 0 SAC: 1 DP: 0 HBP: 0	WP: 0 PB: 0 SB: 0 CS: 0	PA: 30
PITCHER	IP WLS BF H R ER SO BB IBB HBP BLK WP HR S P ERA WHIP																			
Don Sutton, R (1, 1) ERA: 4.26	8.0 W 26 2 1 1 8 2 1 0 0 0 0 1 42 42 1.12 0.250																			
Dave Smith, R (9, 1) ERA: 3.14	1.0 S 4 1 0 0 0 0 0 0 0 0 0 0 4 4 0.00 1.000																			



Batter	1	2	3	4	5	6	7	8	9	AB	R	H	RBI	BB	SO	LOB	TOP																	
Denny Walling, L (1, 3) OBP: 0.344, SLG: 0.519	F7	BB		F9			HR		FC5-2 1B	4	1	2	2	1	0	0	Houston Astros @ Atlanta Braves Atlanta-Fulton County Stadium, Atlanta, GA Wed Apr 29 1981, 7:05 PM EDT Att: 8,334 - Unknown																	
Craig Reynolds, L (1, 6) OBP: 0.294, SLG: 0.358	BB E	F4			F2		HR		FC5-2 1B 2B	4	3	2	1	1	0	1																		
Cesar Cedeno, R (1, 8) OBP: 0.342, SLG: 0.400	E BB 1-2		4-3 2B		CS BB		CS 1B		FC5-2 1B 2-3 3-H	3	0	2	0	2	0	2																		
Jose Cruz, L (1, 7) OBP: 0.219, SLG: 0.343	K		4-3		F9		K		1-2 3-H 1B	5	0	1	1	0	2	5																		
Terry Puhl, L (1, 9) OBP: 0.229, SLG: 0.343	E BB 1-2 2-3		G3			F6		4-3	4-3	4	0	0	0	1	0	3																		
Art Howe, R (1, 5) OBP: 0.358, SLG: 0.475	E6					F9		F7		3	0	0	0	1	0	2																		
Alan Ashby, S (1, 2) OBP: 0.288, SLG: 0.205	3-1		F8			F8		FC4-6 1B		4	0	1	0	0	0	5																		
Dickie Thon, R (1, 4) OBP: 0.286, SLG: 0.172										2	0	0	0	0	1	0																		
Joe Pittman, R (7, PH) OBP: 0.500, SLG: 0.500		K		F7			6-3		FC4-6	1	0	0	0	0	0	0																		
Joe Sambito, L (7, 1) OBP: 0.288, SLG: 0.172										1	0	0	0	0	0	0																		
Frank LaCorte, R (8, 1) OBP: 0.288, SLG: 0.172										0	0	0	0	0	0	0																		
Vern Ruhle, R (1, 1) OBP: 0.714, SLG: 0.500										2	0	0	0	0	1	0																		
Joaquin Andujar, S (4, 1) OBP: 0.219, SLG: 0.343		K		F7			HR		5-3	0	0	0	0	0	0	0																		
Mike Ivie, R (7, PH) OBP: 0.219, SLG: 0.343										1	0	1	0	0	0	0																		
Rafael Landestoy, S (7, PR) OBP: 0.289, SLG: 0.174										1	1	0	0	0	0	0																		
Inning Stats	R: 1 E: 1 K: 1 S: 6	H: 0 LOB: 3 BB: 3 P: 18	R: 0 E: 0 K: 2 S: 7	H: 0 LOB: 1 BB: 1 P: 11	R: 0 E: 0 K: 0 S: 4	H: 1 LOB: 2 BB: 1 P: 8	R: 0 E: 0 K: 0 S: 3	H: 0 LOB: 0 BB: 0 P: 3	R: 0 E: 0 K: 0 S: 2	H: 0 LOB: 0 BB: 0 P: 6	R: 0 E: 0 K: 0 S: 3	H: 0 LOB: 0 BB: 0 P: 3	R: 3 E: 0 K: 1 S: 8	H: 4 LOB: 1 BB: 0 P: 8	R: 0 E: 0 K: 0 S: 4	H: 1 LOB: 1 BB: 0 P: 4	R: 1 E: 0 K: 0 S: 6	H: 3 LOB: 2 BB: 0 P: 6	1B: 5 2B: 3 3B: 0 HR: 2	SF: 0 SAC: 0 DP: 1 HBP: 0	WP: 0 PB: 0 SB: 0 CS: 2	PA: 41												
PITCHER	IP WLS BF H R ER SO BB IBB HBP BLK WP HR S P ERA WHIP																																	
Bob Walk, R (1, 1) ERA: 3.6	6.1	29	4	4	3	3	6	0	0	0	0	0	0	2	29	53	4.26	1.579																
Larry Bradford, L (7, 1) ERA: 2.09	0.2	2	1	0	0	1	0	0	0	0	0	0	0	0	4	4	0.00	1.500																
Rick Mahler, R (8, 1) ERA: 5.4	1.0	4	1	0	0	0	0	0	0	0	0	0	0	4	4	0.00	1.000																	
Rick Camp, R (9, 1) ERA: 2.53	1.0	L 6	3	1	1	0	0	0	0	0	0	0	0	6	6	9.00	3.000																	

Batter	1	2	3	4	5	6	7	8	9	AB	R	H	RBI	BB	SO	LOB	BOTTOM																	
Eddie Miller, S (1, 7) OBP: 0.277, SLG: 0.209	1-3		F3 S SF5 1B		F2		BB		K	4	1	1	0	1	1	0	Houston Astros @ Atlanta Braves Atlanta-Fulton County Stadium, Atlanta, GA Wed Apr 29 1981, 7:05 PM EDT Att: 8,334 - Unknown																	
Rafael Ramirez, R (1, 6) OBP: 0.290, SLG: 0.236	F8		F3		K		BB		6-3	3	0	0	0	0	1	1																		
Terry Harper, R (7, PH) OBP: 0.350, SLG: 0.353			1-3				BB			1	0	0	0	1	0	0																		
Claudell Washington, L (1, 9) OBP: 0.317, SLG: 0.429			SF5						F5	2	0	1	1	0	0	0																		
Jerry Royster, R (7, PH) OBP: 0.227, SLG: 0.250					5-3					1	0	0	0	0	0	3																		
Luis Gomez, R (8, 6) OBP: 0.278, SLG: 0.278			FC6-4 1B							0	0	0	0	0	0	0																		
Mike Lum, L (8, PH) OBP: 0.231, SLG: 0.091			3-H							1	0	0	0	0	0	0																		
Bob Horner, R (1, 5) OBP: 0.325, SLG: 0.457	FC6-4						G4-6-3 1B		F8	4	0	2	0	0	0	1																		
Chris Chambliss, L (1, 3) OBP: 0.438, SLG: 0.433			4-3				F9		HR	4	1	2	0	0	0	2																		
Dale Murphy, R (1, 8) OBP: 0.288, SLG: 0.441			2B							4	1	1	2	0	0	2																		
Glenn Hubbard, R (1, 4) OBP: 0.333, SLG: 0.360			F8							4	1	2	0	0	1	1																		
Bruce Benedict, R (1, 2) OBP: 0.397, SLG: 0.396			BB							3	0	2	1	1	0	1																		
Bob Walk, R (1, 1) ERA: 3.04										2	0	0	0	0	1	3																		
Larry Bradford, R (7, PH) ERA: 2.92										0	0	0	0	0	0	0																		
Rufino Linares, R (8, 1) ERA: 2.79										1	0	0	0	0	0	1																		
Rick Mahler, R (8, 1) ERA: 2.79										0	0	0	0	0	0	0																		
Bill Pecorella, S (8, PH) ERA: 2.08										1	0	0	0	0	0	1																		
Rick Camp, R (9, 1) ERA: 2.08										0	0	0	0	0	0	0																		
Inning Stats	R: 0 E: 0 K: 0 S: 4	H: 1 LOB: 1 BB: 0 P: 4	R: 0 E: 0 K: 1 S: 6	H: 1 LOB: 2 BB: 1 P: 10	R: 1 E: 0 K: 0 S: 5	H: 2 LOB: 1 BB: 0 P: 5	R: 0 E: 0 K: 1 S: 6	H: 1 LOB: 1 BB: 0 P: 6	R: 0 E: 0 K: 0 S: 5	H: 0 LOB: 0 BB: 0 P: 5	R: 0 E: 0 K: 0 S: 3	H: 1 LOB: 0 BB: 0 P: 3	R: 0 E: 0 K: 0 S: 4	H: 1 LOB: 3 BB: 2 P: 12	R: 3 E: 0 K: 0 S: 6	H: 4 LOB: 0 BB: 0 P: 6	R: 0 E: 0 K: 1 S: 5	H: 0 LOB: 0 BB: 0 P: 5	1B: 7 2B: 3 3B: 0 HR: 1	SF: 1 SAC: 0 DP: 2 HBP: 0	WP: 0 PB: 0 SB: 1 CS: 0	PA: 39												
PITCHER	IP WLS BF H R ER SO BB IBB HBP BLK WP HR S P ERA WHIP																																	
Vern Ruhle, R (1, 1) ERA: 3.04	3.1	15	4	1	1	1	1	0	0	0	0	0	0	0	16	20	2.70	1.500																
Joaquin Andujar, R (4, 1) ERA: 2.92	2.2	9	2	0	0	2	0	0	0	0	0	13	13	0.00	0.750																			
Joe Sambito, L (7, 1) ERA: 2.79	1.1	9	3	2	2	0	2	0	0	0	1	7	15	13.50	3.750																			
Frank LaCorte, R (8, 1) ERA: 2.08	1.2	W 6	2	1	1	1	0	0	0	0	0	8	8	5.40	1.200																			

Batter	1	2	3	4	5	6	7	8	9	AB	R	H	RBI	BB	SO	LOB	TOP									
Eddie Miller, S OBP: 0.309, SLG: 0.224 (1, 7)	F2		BB			1B	FC6-4			2	1	1	0	2	0	0	Atlanta Braves @ Chicago Cubs Wrigley Field, Chicago, IL Fri May 01 1981, 3:33 AM CDT Att. 2,656 - Unknown - 46 F									
Biff Pocoreba, S OBP: 0.286, SLG: 0.286 (1, 2)	K		3-1			BB	FC6-4			3	0	1	1	0	1	2										
Jerry Royster, R OBP: 0.217, SLG: 0.238 (6, FR)										0	1	0	0	0	0	0										
Bruce Benedict, R OBP: 0.397, SLG: 0.392 (6, 2)										1	0	0	0	0	0	2										
Claudell Washington, L OBP: 0.294, SLG: 0.496 (1, 9)	F8			4-3		E3		G3		4	0	0	0	0	1											
Bob Horner, R OBP: 0.318, SLG: 0.429 (1, 5)		F8		4-3		E5				4	0	1	0	0	2											
Chris Chambliss, L OBP: 0.407, SLG: 0.388 (1, 3)		P7		F3				G6-3		3	0	0	1	1	0	1										
Dale Murphy, R OBP: 0.295, SLG: 0.395 (1, 8)		K			6-3	L4-6				4	0	0	0	0	1	3										
Glenn Hubbard, R OBP: 0.354, SLG: 0.368 (1, 4)			S	L8			4-3			3	0	1	0	1	0	0	AB 31 R 2 H 4 RBI 2 BB 5 SO 4 LOB 16									
Rafael Ramirez, R OBP: 0.275, SLG: 0.213 (1, 6)			K	6-3			4-3			3	0	0	0	1	1	2										
Gaylord Perry, R OBP: 0.231, SLG: 0.231 (1, 1)			K			4-3		F5		4	0	0	0	0	1	3										
Inning Stats	R: 0 E: 0 K: 1 S: 5	H: 0 LOB: 0 BB: 5 P: 5	R: 0 E: 0 K: 1 S: 5	H: 0 LOB: 0 BB: 5 P: 5	R: 0 E: 0 K: 2 S: 8	H: 1 LOB: 2 BB: 1 P: 12	R: 0 E: 0 K: 0 S: 3	H: 0 LOB: 0 BB: 0 P: 3	R: 0 E: 0 K: 0 S: 3	H: 0 LOB: 0 BB: 0 P: 3	R: 2 E: 2 K: 0 S: 6	H: 2 LOB: 2 BB: 1 P: 10	R: 0 E: 0 K: 0 S: 3	H: 0 LOB: 0 BB: 2 P: 11	R: 0 E: 0 K: 0 S: 3	H: 1 LOB: 0 BB: 0 P: 3		R: 0 E: 0 K: 0 S: 3	H: 0 LOB: 1 BB: 1 P: 7	1B: 4 2B: 1 3B: 0 HR: 0	SF: 0 SAC: 0 DP: 2 HBP: 0	WP: 0 PB: 0 CS: 0	PA: 36			
PITCHER	IP	WLS	BF	H	R	ER	SO	BB	IBB	HBP	BLK	WP	HR	S	P	ERA		WHIP								
Bill Caudill, R ERA: 4.32 (1, 1)	5.1	L	23	3	2	1	4	2	0	0	0	0	0	29	37	1.69		0.938								
Dick Tidrow, R ERA: 5.73 (6, 1)	1.2		6	0	0	0	0	1	1	0	0	0	0	4	12	0.00		0.600								
Doug Capilla, L ERA: 4.15 (8, 1)	2.0		7	1	0	0	0	1	0	0	0	0	0	6	10	0.00		1.000								

Batter	1	2	3	4	5	6	7	8	9	AB	R	H	RBI	BB	SO	LOB	BOTTOM								
Ivan De Jesus, R OBP: 0.214, SLG: 0.127 (1, 6)	F4	F8		P4						4	0	0	0	0	0	2	Atlanta Braves @ Chicago Cubs Wrigley Field, Chicago, IL Fri May 01 1981, 3:33 AM CDT Att. 2,656 - Unknown - 46 F								
Scott Fletcher, R OBP: 0.283, SLG: 0.278 (1, 4)	WP	F9				G3				4	1	2	0	0	0	2									
Bill Buckner, L OBP: 0.229, SLG: 0.377 (1, 3)	WP			P8		F8		L7		4	0	1	0	0	0	1									
Steve Henderson, R OBP: 0.443, SLG: 0.468 (1, 7)	E6			E		G3		6-3		4	0	1	1	0	0	2									
Leon Durham, L OBP: 0.236, SLG: 0.365 (1, 9)	L7			K		F7		K		4	0	0	0	0	2	4									
Jerry Morales, R OBP: 0.425, SLG: 0.447 (1, 8)				E6						4	0	3	0	0	0	0									
Ken Reitz, R OBP: 0.254, SLG: 0.273 (1, 5)										3	0	1	0	0	1	3									
Jim Tracy, L OBP: 0.214, SLG: 0.167 (9, PH)						K		F5		1	0	0	0	0	0	0		AB 34 R 1 H 9 RBI 1 BB 0 SO 4 LOB 14							
Tim Blackwell, S OBP: 0.216, SLG: 0.206 (1, 2)						K		5-3		4	0	1	0	0	1	0									
Bill Caudill, R OBP: 0.500, SLG: 0.500 (6, 1)										1	0	0	0	0	0	0									
Dick Tidrow, R (6, 1)										0	0	0	0	0	0	0									
Scot Thompson, L OBP: 0.206, SLG: 0.133 (7, PH)										1	0	0	0	0	0	0									
Doug Capilla, L (8, 1)										0	0	0	0	0	0	0									
Inning Stats	R: 1 E: 1 K: 0 S: 6	H: 3 LOB: 2 BB: 0 P: 6	R: 0 E: 0 K: 0 S: 5	H: 2 LOB: 2 BB: 0 P: 5	R: 0 E: 1 K: 1 S: 7	H: 2 LOB: 2 BB: 0 P: 7	R: 0 E: 0 K: 0 S: 3	H: 0 LOB: 0 BB: 0 P: 3	R: 0 E: 0 K: 0 S: 4	H: 1 LOB: 1 BB: 0 P: 4	R: 0 E: 0 K: 2 S: 7	H: 1 LOB: 0 BB: 0 P: 7	R: 0 E: 0 K: 0 S: 3	H: 0 LOB: 0 BB: 0 P: 3	R: 0 E: 0 K: 1 S: 5	H: 0 LOB: 0 BB: 0 P: 5	R: 0 E: 0 K: 0 S: 3		H: 0 LOB: 0 BB: 0 P: 3	1B: 9 2B: 0 3B: 0 HR: 0	SF: 0 SAC: 1 DP: 0 HBP: 0	WP: 1 PB: 0 CS: 1	PA: 35		
PITCHER	IP	WLS	BF	H	R	ER	SO	BB	IBB	HBP	BLK	WP	HR	S	P	ERA	WHIP								
Gaylord Perry, R ERA: 2.34 (1, 1)	9.0	W	35	9	1	1	4	0	0	0	0	1	0	43	43	1.00	1.000								



Batter	1	2	3	4	5	6	7	8	9	AB	R	H	RBI	BB	SO	LOB	TOP		
Eddie Miller, S OBP: 0.305, SLG: 0.226	SH1-3 SF7 1B		F9		K			F7		4	1	1	0	0	1	1	Atlanta Braves @ Chicago Cubs Wrigley Field, Chicago, IL Sat May 02 1981, 3:33 AM CDT Att. 16,936 - Sunny - 47 F		
Claudell Washington, L OBP: 0.296, SLG: 0.394	SH1-3		F7					6-3		2	0	0	0	1	0	0			
Dale Murphy, R OBP: 0.247, SLG: 0.380	SF7		5-3		6-3			5-3		3	0	0	1	0	0	2			
Bob Horner, R OBP: 0.315, SLG: 0.413	CS BB			K				L8		3	0	0	0	1	1	0			
Chris Chambliss, L OBP: 0.388, SLG: 0.366	CS	F8		P6				L9		4	0	0	0	0	0	0			
Glenn Hubbard, R OBP: 0.362, SLG: 0.393		6-3 2B						K		4	1	2	0	0	1	0			
Bruce Benedict, R OBP: 0.369, SLG: 0.370		6-3		F8				1-3		3	0	0	0	0	0	2			
Rafael Ramirez, R OBP: 0.292, SLG: 0.250		2-3 2B						P3		3	0	2	1	0	0	0			
Phil Niekro, R OBP: 0.100, SLG: 0.100	4-3							1-3		1	0	0	0	0	0	1			
Gene Garber, R OBP: 0.100, SLG: 0.100										0	0	0	0	0	0	0			
Brian Asselstine, L OBP: 0.100, SLG: 0.100										0	0	0	0	0	0	0			
Larry Bradford, R OBP: 0.100, SLG: 0.100										0	0	0	0	0	0	0			
Rick Mahler, R OBP: 0.100, SLG: 0.100										0	0	0	0	0	0	0			
Inning Stats	R: 1 E: 0 K: 0 S: 3	H: 1 LOB: 0 BB: 1 P: 7	R: 1 E: 0 K: 0 S: 5	H: 2 LOB: 1 BB: 0 P: 5	R: 0 E: 0 K: 0 S: 3	H: 0 LOB: 0 BB: 0 P: 3	R: 0 E: 0 K: 1 S: 6	H: 1 LOB: 1 BB: 0 P: 6	R: 0 E: 0 K: 1 S: 6	H: 0 LOB: 0 BB: 0 P: 10	R: 0 E: 0 K: 0 S: 5	H: 0 LOB: 0 BB: 0 P: 5	R: 0 E: 0 K: 0 S: 3	H: 0 LOB: 0 BB: 0 P: 3	R: 0 E: 0 K: 0 S: 3	H: 0 LOB: 0 BB: 0 P: 3	1B: 3 2B: 2 3B: 0 HR: 0	SF: 1 SAC: 2 DP: 0 HBP: 0	WP: 0 PA: 34 PB: 0 SB: 1 CS: 1
PITCHER	IP WLS BF H R ER SO BB IBB HBP BLK WP HR S P ERA WHIP	IP WLS BF H R ER SO BB IBB HBP BLK WP HR S P ERA WHIP	IP WLS BF H R ER SO BB IBB HBP BLK WP HR S P ERA WHIP	IP WLS BF H R ER SO BB IBB HBP BLK WP HR S P ERA WHIP	IP WLS BF H R ER SO BB IBB HBP BLK WP HR S P ERA WHIP	IP WLS BF H R ER SO BB IBB HBP BLK WP HR S P ERA WHIP	IP WLS BF H R ER SO BB IBB HBP BLK WP HR S P ERA WHIP	IP WLS BF H R ER SO BB IBB HBP BLK WP HR S P ERA WHIP	IP WLS BF H R ER SO BB IBB HBP BLK WP HR S P ERA WHIP	IP WLS BF H R ER SO BB IBB HBP BLK WP HR S P ERA WHIP	IP WLS BF H R ER SO BB IBB HBP BLK WP HR S P ERA WHIP	IP WLS BF H R ER SO BB IBB HBP BLK WP HR S P ERA WHIP	IP WLS BF H R ER SO BB IBB HBP BLK WP HR S P ERA WHIP	IP WLS BF H R ER SO BB IBB HBP BLK WP HR S P ERA WHIP	IP WLS BF H R ER SO BB IBB HBP BLK WP HR S P ERA WHIP	IP WLS BF H R ER SO BB IBB HBP BLK WP HR S P ERA WHIP	IP WLS BF H R ER SO BB IBB HBP BLK WP HR S P ERA WHIP		
Randy Martz, R ERA: 1.93	5.0 W 21	5 2 2 2	4.0 S 12	0 0 0 1	0 0 0 0	0 0 0 0	0 0 0 0	0 0 0 0	0 0 0 0	0 0 0 0	0 0 0 0	0 0 0 0	0 0 0 0	0 0 0 0	0 0 0 0	0 0 0 0	3.60 1.400		
Dick Tidrow, R ERA: 4.2	6.1	0	0	0	1	0	0	0	0	0	0	0	0	0	0	0	0.00 0.000		

AB	28
R	2
H	5
RBI	2
BB	2
SO	3
LOB	6



Batter	1	2	3	4	5	6	7	8	9	AB	R	H	RBI	BB	SO	LOB	BOTTOM		
Scott Fletcher, R OBP: 0.217, SLG: 0.227	6-3		E5 1B	F8		K				4	0	0	0	0	1	1	Atlanta Braves @ Chicago Cubs Wrigley Field, Chicago, IL Sat May 02 1981, 3:33 AM CDT Att. 16,936 - Sunny - 47 F		
Jerry Morales, R OBP: 0.405, SLG: 0.429	L9		1-2 1B		F8	P8				4	0	1	0	0	0	0			
Bill Buckner, L OBP: 0.243, SLG: 0.397	2B		P8		1B PB	1B		P4		4	1	2	0	0	0	2			
Steve Henderson, R OBP: 0.446, SLG: 0.462	F9			CS BB	1-3 3B	1B		E5 G6-3		3	1	1	0	1	0	1			
Leon Durham, L OBP: 0.254, SLG: 0.411		F7		1-2 2B	1B	1-3 3B		G6-3		4	1	2	1	0	0	1			
Hector Cruz, R OBP: 0.200, SLG: 0.214		L1		F9	1-3			P3		3	0	0	0	0	0	2			
Dick Tidrow, R ERA: 3.97		L1								1	0	0	0	0	0	0			
Tim Blackwell, S OBP: 0.244, SLG: 0.194		L9		2B 1B	BB	BB		1-6-3		2	1	0	0	2	0	0			
Ivan De Jesus, R OBP: 0.230, SLG: 0.152			6-3	1-3 2B	1B	BB		CS BB		3	1	1	1	1	1	2			
Randy Martz, L OBP: 0.333, SLG: 0.333			F8							2	0	1	2	0	0	0			
Ken Reitz, R OBP: 0.250, SLG: 0.268				2H 3H	1B			CS		1	0	0	0	0	0	0			
Inning Stats	R: 0 E: 0 K: 0 S: 4	H: 1 LOB: 1 BB: 0 P: 4	R: 0 E: 0 K: 0 S: 3	H: 0 LOB: 0 BB: 0 P: 3	R: 0 E: 1 K: 0 S: 5	H: 1 LOB: 2 BB: 0 P: 5	R: 3 E: 0 K: 0 S: 5	H: 3 LOB: 1 BB: 2 P: 13	R: 2 E: 0 K: 1 S: 8	H: 3 LOB: 2 BB: 1 P: 12	R: 0 E: 0 K: 1 S: 5	H: 0 LOB: 0 BB: 0 P: 5	R: 0 E: 1 K: 0 S: 3	H: 0 LOB: 0 BB: 0 P: 3	R: 0 E: 0 K: 0 S: 2	H: 0 LOB: 0 BB: 1 P: 6	1B: 5 2B: 2 3B: 1 HR: 0	SF: 0 SAC: 0 DP: 1 HBP: 0	WP: 0 PA: 36 PB: 1 SB: 1 CS: 2
PITCHER	IP WLS BF H R ER SO BB IBB HBP BLK WP HR S P ERA WHIP	IP WLS BF H R ER SO BB IBB HBP BLK WP HR S P ERA WHIP	IP WLS BF H R ER SO BB IBB HBP BLK WP HR S P ERA WHIP	IP WLS BF H R ER SO BB IBB HBP BLK WP HR S P ERA WHIP	IP WLS BF H R ER SO BB IBB HBP BLK WP HR S P ERA WHIP	IP WLS BF H R ER SO BB IBB HBP BLK WP HR S P ERA WHIP	IP WLS BF H R ER SO BB IBB HBP BLK WP HR S P ERA WHIP	IP WLS BF H R ER SO BB IBB HBP BLK WP HR S P ERA WHIP	IP WLS BF H R ER SO BB IBB HBP BLK WP HR S P ERA WHIP	IP WLS BF H R ER SO BB IBB HBP BLK WP HR S P ERA WHIP	IP WLS BF H R ER SO BB IBB HBP BLK WP HR S P ERA WHIP	IP WLS BF H R ER SO BB IBB HBP BLK WP HR S P ERA WHIP	IP WLS BF H R ER SO BB IBB HBP BLK WP HR S P ERA WHIP	IP WLS BF H R ER SO BB IBB HBP BLK WP HR S P ERA WHIP	IP WLS BF H R ER SO BB IBB HBP BLK WP HR S P ERA WHIP	IP WLS BF H R ER SO BB IBB HBP BLK WP HR S P ERA WHIP			
Phil Niekro, R ERA: 2.79	4.1 L 23	8 5 5 0	1.2 6	0 0 0 2	1 0 0 0	0 0 0 0	0 0 0 0	0 0 0 0	0 0 0 0	0 0 0 0	0 0 0 0	0 0 0 0	0 0 0 0	0 0 0 0	0 0 0 0	0 0 0 0	10.38 2.308		
Gene Garber, R ERA: 3.97	5.1	0	0	0	2	0	0	0	0	0	0	0	0	0	0	0	0.00 0.600		
Larry Bradford, L ERA: 1.69	7.1	3	0	0	0	0	0	0	0	0	0	0	0	0	0	0	0.00 0.000		
Rick Mahler, R ERA: 4.35	8.1	3	0	0	0	1	0	0	0	0	0	0	0	0	0	0	0.00 1.000		




Batter	1	2	3	4	5	6	7	8	9	AB	R	H	RBI	BB	SO	LOB	TOP								
Eddie Miller, S OBP: 0.313, SLG: 0.259 (1, 7)	K	FC6-4					K			5	1	2	0	0	2	4	Atlanta Braves @ Chicago Cubs Wrigley Field, Chicago, IL Sun May 03 1981, 3:33 AM CDT Att: 10,852 - Sunny - 69 F								
Claudell Washington, L OBP: 0.307, SLG: 0.460 (1, 9)	3-1							K		4	1	2	0	0	1	0									
Chris Chambliss, L OBP: 0.389, SLG: 0.408 (1, 3)	F8									5	1	2	4	0	0	2									
Bob Horner, R OBP: 0.330, SLG: 0.429 (1, 5)										4	2	2	0	0	1	2									
Dale Murphy, R OBP: 0.256, SLG: 0.405 (1, 8)										5	1	2	1	0	2	4									
Glenn Hubbard, R OBP: 0.378, SLG: 0.400 (1, 4)										4	1	2	1	1	0	1									
Bruce Benedict, R OBP: 0.377, SLG: 0.397 (1, 2)										4	0	2	1	0	0	1									
Rafael Ramirez, R OBP: 0.299, SLG: 0.261 (1, 6)										5	1	2	1	0	1	5									
John Montefusco, R Preston Hanna, R Rufino Linares, R Gene Garber, R Jerry Royster, R Rick Camp, R (1, 1) (3, 1) (6, PH) (6, 1) (7, PH) (7, 1)										1	0	0	0	0	1	3									
Inning Stats	R: 0 E: 0 K: 1 S: 5	H: 0 LOB: 0 BB: 0 P: 5	R: 1 E: 0 K: 1 S: 8	H: 3 LOB: 3 BB: 1 P: 12	R: 0 E: 0 K: 1 S: 6	H: 1 LOB: 1 BB: 0 P: 6	R: 0 E: 0 K: 1 S: 6	H: 1 LOB: 0 BB: 0 P: 6	R: 5 E: 0 K: 0 S: 8	H: 6 LOB: 0 BB: 0 P: 8	R: 1 E: 0 K: 0 S: 5	H: 2 LOB: 2 BB: 0 P: 6	R: 2 E: 0 K: 1 S: 7	H: 3 LOB: 0 BB: 0 P: 7	R: 0 E: 0 K: 3 S: 10	H: 1 LOB: 1 BB: 0 P: 10		R: 0 E: 0 K: 0 S: 4	H: 1 LOB: 1 BB: 0 P: 4	1B: 11 2B: 7 3B: 0 HR: 1	SF: 0 SAC: 2 DP: 1 HBP: 1	WP: 1 PB: 0 SB: 0 CS: 1	PA: 45		
PITCHER	IP	WLS	BF	H	R	ER	SO	BB	IBB	HBP	BLK	WP	HR	S	P	ERA	WHIP								
Lynn McGlothen, R ERA: 3.72 (1, 1)	4.0		21	8	4	3	4	1	0	0	0	0	1	28	32	6.75	2.250								
Rawly Eastwick, R ERA: 3.49 (5, 1)	1.0		5	3	2	2	0	0	0	0	0	0	0	5	5	18.00	3.000								
Ken Kravec, L ERA: 8.16 (6, 1)	1.1	L	10	5	3	3	0	0	0	1	0	0	0	9	10	20.25	3.750								
Doug Capilla, L ERA: 3.86 (7, 1)	0.2		1	0	0	0	1	0	0	0	0	0	0	3	3	0.00	0.000								
Lee Smith, R ERA: 1.31 (8, 1)	2.0		8	2	0	0	3	0	0	0	0	1	0	14	14	0.00	1.000								

Batter	1	2	3	4	5	6	7	8	9	AB	R	H	RBI	BB	SO	LOB	BOTTOM								
Scott Fletcher, R OBP: 0.214, SLG: 0.222 (1, 4)	6-3	5-3								5	1	1	0	0	0	2	Atlanta Braves @ Chicago Cubs Wrigley Field, Chicago, IL Sun May 03 1981, 3:33 AM CDT Att: 10,852 - Sunny - 69 F								
Jerry Morales, R OBP: 0.388, SLG: 0.391 (1, 8)	4-3									4	0	0	0	1	1	1									
Bill Buckner, L OBP: 0.291, SLG: 0.474 (1, 3)										3	2	3	2	2	0	0									
Steve Henderson, R OBP: 0.456, SLG: 0.456 (1, 7)										3	1	1	0	2	0	3									
Leon Durham, L OBP: 0.281, SLG: 0.443 (1, 9)										5	2	3	1	0	1	4									
Hector Cruz, R OBP: 0.300, SLG: 0.294 (1, 5)										3	1	1	0	2	0	2									
Tim Blackwell, S OBP: 0.261, SLG: 0.244 (1, 2)										5	0	2	3	0	1	2									
Ivan De Jesus, R OBP: 0.241, SLG: 0.157 (1, 6)										4	0	1	0	1	0	2									
Lynn McGlothen, L Rawly Eastwick, R Scott Thompson, L Ken Kravec, L Doug Capilla, L Jim Tracy, L Lee Smith, R Gene Krug, L (1, 1) (5, 1) (5, PH) (6, 1) (7, 1) (7, PH) (8, 1) (9, PH)										2	0	0	0	0	0	0									
Inning Stats	R: 4 E: 0 K: 0 S: 6	H: 3 LOB: 1 BB: 2 P: 14	R: 0 E: 0 K: 0 S: 3	H: 0 LOB: 2 BB: 2 P: 11	R: 1 E: 0 K: 0 S: 4	H: 2 LOB: 0 BB: 0 P: 4	R: 1 E: 0 K: 1 S: 7	H: 2 LOB: 2 BB: 1 P: 11	R: 0 E: 0 K: 0 S: 3	H: 1 LOB: 1 BB: 1 P: 7	R: 0 E: 0 K: 0 S: 4	H: 1 LOB: 2 BB: 1 P: 8	R: 0 E: 0 K: 1 S: 6	H: 1 LOB: 2 BB: 1 P: 10	R: 1 E: 0 K: 1 S: 7	H: 2 LOB: 1 BB: 0 P: 7		R: 0 E: 0 K: 0 S: 3	H: 0 LOB: 0 BB: 0 P: 3	1B: 7 2B: 4 3B: 0 HR: 1	SF: 0 SAC: 0 DP: 2 HBP: 0	WP: 2 PB: 0 SB: 1 CS: 0	PA: 45		
PITCHER	IP	WLS	BF	H	R	ER	SO	BB	IBB	HBP	BLK	WP	HR	S	P	ERA	WHIP								
John Montefusco, R ERA: 4.56 (1, 1)	2.1		16	5	5	5	0	4	0	0	0	1	0	11	12	19.29	3.857								
Preston Hanna, R ERA: 2.89 (3, 1)	2.2	W	11	3	1	1	1	2	0	0	0	1	0	11	19	3.38	1.875								
Gene Garber, R ERA: 3.65 (6, 1)	1.0		5	1	0	0	0	1	0	0	0	0	0	4	8	0.00	2.000								
Rick Camp, R ERA: 2.63 (7, 1)	3.0	S	13	3	1	1	2	1	0	0	0	0	0	16	20	3.00	1.333								

AB	41
R	9
H	18
RBI	9
BB	1
SO	8
LOB	24

AB	37
R	7
H	12
RBI	6
BB	8
SO	3
LOB	20



Batter	1	2	3	4	5	6	7	8	9	AB	R	H	RBI	BB	SO	LOB	TOP								
Eddie Miller, S OBP: 0.324, SLG: 0.279 (1, 7)	6-3			1-3		1B		SH2-4 2B	SH1-3	3	2	1	0	1	0	0									
Claudell Washington, L OBP: 0.316, SLG: 0.397 (1, 9)	6-3			6-3		1B		SH2-4	S 1B HBP	3	1	1	2	0	0	0									
Chris Chambliss, L OBP: 0.411, SLG: 0.418 (1, 3)	3-1			2B 1B		F9 1B IBB		2B 1B IBB	G4-6-3 1B	3	2	2	2	2	0	0									
Bob Horner, R OBP: 0.357, SLG: 0.477 Jery Royster, R OBP: 0.240, SLG: 0.304 (8, PR) (8, 5)	G5-4-3 1B			1-H 2B		1-2 2H 1B		1B 2B	G4-6-3 1B	4	0	4	3	0	0	0									
Dale Murphy, R OBP: 0.255, SLG: 0.391 (1, 8)	K					F8		1B IBB		3	0	0	0	1	1	3									
Glenn Hubbard, R OBP: 0.385, SLG: 0.406 (1, 4)	G5-4-3 1-2					P6 1B		1-3 2H 1B		4	0	2	2	0	0	3									
Bruce Benedict, R OBP: 0.356, SLG: 0.371 (1, 2)				5-3		P6 1-2		P4	K	4	0	0	0	0	1	2									
Rafael Ramirez, R OBP: 0.296, SLG: 0.250 (1, 6)				G3				F9	K	3	1	0	0	1	1	0									
Bob Walk, R OBP: 0.167, SLG: 0.167 Larry Bradford, R OBP: 1.000, SLG: 1.000 Rick Camp, R (9, 1)				K				2B 1B 1B	K	3	1	1	0	0	2	0									
Inning Stats	R: 0 E: 0 K: 0 S: 3	H: 0 LOB: 0 BB: 0 P: 3	R: 0 E: 0 K: 1 S: 5	H: 1 LOB: 0 BB: 0 P: 5	R: 0 E: 0 K: 1 S: 5	H: 0 LOB: 0 BB: 0 P: 5	R: 1 E: 0 K: 0 S: 4	H: 2 LOB: 1 BB: 0 P: 4	R: 0 E: 0 K: 0 S: 3	H: 1 LOB: 0 BB: 0 P: 3	R: 3 E: 0 K: 0 S: 7	H: 4 LOB: 2 BB: 1 P: 11	R: 0 E: 0 K: 2 S: 6	H: 0 LOB: 0 BB: 0 P: 7	R: 3 E: 0 K: 1 S: 6	H: 2 LOB: 1 BB: 3 P: 18	R: 2 E: 0 K: 0 S: 4	H: 2 LOB: 1 BB: 1 P: 9	1B: 9 2B: 3 3B: 0 HR: 0	SF: 0 SAC: 2 DP: 2 HBP: 1	WP: 0 PB: 0 SB: 2 CS: 0	PA: 40			
PITCHER	IP WLS BF H R ER SO BB IBB HBP BLK WP HR S P ERA WHIP	IP WLS BF H R ER SO BB IBB HBP BLK WP HR S P ERA WHIP	IP WLS BF H R ER SO BB IBB HBP BLK WP HR S P ERA WHIP	IP WLS BF H R ER SO BB IBB HBP BLK WP HR S P ERA WHIP	IP WLS BF H R ER SO BB IBB HBP BLK WP HR S P ERA WHIP	IP WLS BF H R ER SO BB IBB HBP BLK WP HR S P ERA WHIP	IP WLS BF H R ER SO BB IBB HBP BLK WP HR S P ERA WHIP	IP WLS BF H R ER SO BB IBB HBP BLK WP HR S P ERA WHIP	IP WLS BF H R ER SO BB IBB HBP BLK WP HR S P ERA WHIP	IP WLS BF H R ER SO BB IBB HBP BLK WP HR S P ERA WHIP	IP WLS BF H R ER SO BB IBB HBP BLK WP HR S P ERA WHIP	IP WLS BF H R ER SO BB IBB HBP BLK WP HR S P ERA WHIP	IP WLS BF H R ER SO BB IBB HBP BLK WP HR S P ERA WHIP	IP WLS BF H R ER SO BB IBB HBP BLK WP HR S P ERA WHIP	IP WLS BF H R ER SO BB IBB HBP BLK WP HR S P ERA WHIP	IP WLS BF H R ER SO BB IBB HBP BLK WP HR S P ERA WHIP	IP WLS BF H R ER SO BB IBB HBP BLK WP HR S P ERA WHIP	IP WLS BF H R ER SO BB IBB HBP BLK WP HR S P ERA WHIP	IP WLS BF H R ER SO BB IBB HBP BLK WP HR S P ERA WHIP	IP WLS BF H R ER SO BB IBB HBP BLK WP HR S P ERA WHIP	IP WLS BF H R ER SO BB IBB HBP BLK WP HR S P ERA WHIP	IP WLS BF H R ER SO BB IBB HBP BLK WP HR S P ERA WHIP	IP WLS BF H R ER SO BB IBB HBP BLK WP HR S P ERA WHIP	IP WLS BF H R ER SO BB IBB HBP BLK WP HR S P ERA WHIP	IP WLS BF H R ER SO BB IBB HBP BLK WP HR S P ERA WHIP

Atlanta Braves @ St. Louis Cardinals
 Busch Stadium, St. Louis, MO
 Mon May 04 1981, 7:05 PM CDT
 Att: 9,260 - Cloudy

AB 32
 R 9
 H 12
 RBI 9
 BB 5
 SO 5
 LOB 10





Batter	1	2	3	4	5	6	7	8	9	AB	R	H	RBI	BB	SO	LOB	BOTTOM								
Garry Templeton, S OBP: 0.321, SLG: 0.467 Mike Ramsey, S OBP: 1.000, SLG: 1.000 (1, 6) (6, 6)	4-3			K		K		S 1B	BB 1B BB	3	0	0	0	0	2	1									
Tony Scott, S OBP: 0.333, SLG: 0.408 (1, 8)	5-3 S BB			4-3		L8		1-H CS 1B	1-2 2-3 BB	3	0	1	1	2	0	1									
Keith Hernandez, L OBP: 0.416, SLG: 0.537 (1, 3)	5-3 1-3					G3		CS	F5	5	0	2	2	0	0	1									
George Hendrick, R OBP: 0.351, SLG: 0.530 (1, 9)	6-3			F7		F7		BB	6-3	4	0	0	0	1	0	4									
Darrell Porter, L OBP: 0.424, SLG: 0.381 (1, 2)				3-1		P4		F9		4	0	1	0	0	0	2									
Ken Oberkfell, L OBP: 0.347, SLG: 0.358 (1, 5)				F7		F7		HR 2B	K	3	1	1	0	1	1	2									
Sixto Lezcano, R OBP: 0.484, SLG: 0.457 (1, 7)	G6-4-3 1-2					E5 G3		HR	BB 1-3 BB	3	3	1	2	1	0	1									
Tom Herr, S OBP: 0.324, SLG: 0.475 (1, 4)				3-1		G3		F2	F9	4	0	0	0	0	0	2									
Andy Rincon, R OBP: 0.230, SLG: 0.111 Jim Otten, R OBP: 0.333, SLG: 0.867 Bruce Sutter, R OBP: 0.333, SLG: 0.867 Bob Sykes, S OBP: 0.333, SLG: 0.333 (1, 1) (6, 1) (7, PR) (8, 1) (9, 1) (9, PR)						G3		F7	1-3	1	0	0	0	1	0	0									
Inning Stats	R: 0 E: 0 K: 0 S: 3	H: 0 LOB: 1 BB: 1 P: 7	R: 0 E: 0 K: 0 S: 2	H: 0 LOB: 0 BB: 1 P: 6	R: 0 E: 0 K: 1 S: 5	H: 0 LOB: 1 BB: 1 P: 9	R: 0 E: 0 K: 0 S: 4	H: 1 LOB: 1 BB: 0 P: 4	R: 1 E: 1 K: 1 S: 6	H: 0 LOB: 0 BB: 0 P: 6	R: 3 E: 0 K: 0 S: 3	H: 4 LOB: 0 BB: 1 P: 7	R: 0 E: 0 K: 1 S: 6	H: 1 LOB: 1 BB: 0 P: 6	R: 2 E: 0 K: 0 S: 4	H: 1 LOB: 2 BB: 3 P: 16	1B: 5 2B: 1 3B: 0 HR: 1	SF: 0 SAC: 0 DP: 1 HBP: 0	WP: 0 PB: 0 SB: 2 CS: 1	PA: 41					
PITCHER	IP WLS BF H R ER SO BB IBB HBP BLK WP HR S P ERA WHIP	IP WLS BF H R ER SO BB IBB HBP BLK WP HR S P ERA WHIP	IP WLS BF H R ER SO BB IBB HBP BLK WP HR S P ERA WHIP	IP WLS BF H R ER SO BB IBB HBP BLK WP HR S P ERA WHIP	IP WLS BF H R ER SO BB IBB HBP BLK WP HR S P ERA WHIP	IP WLS BF H R ER SO BB IBB HBP BLK WP HR S P ERA WHIP	IP WLS BF H R ER SO BB IBB HBP BLK WP HR S P ERA WHIP	IP WLS BF H R ER SO BB IBB HBP BLK WP HR S P ERA WHIP	IP WLS BF H R ER SO BB IBB HBP BLK WP HR S P ERA WHIP	IP WLS BF H R ER SO BB IBB HBP BLK WP HR S P ERA WHIP	IP WLS BF H R ER SO BB IBB HBP BLK WP HR S P ERA WHIP	IP WLS BF H R ER SO BB IBB HBP BLK WP HR S P ERA WHIP	IP WLS BF H R ER SO BB IBB HBP BLK WP HR S P ERA WHIP	IP WLS BF H R ER SO BB IBB HBP BLK WP HR S P ERA WHIP	IP WLS BF H R ER SO BB IBB HBP BLK WP HR S P ERA WHIP	IP WLS BF H R ER SO BB IBB HBP BLK WP HR S P ERA WHIP	IP WLS BF H R ER SO BB IBB HBP BLK WP HR S P ERA WHIP	IP WLS BF H R ER SO BB IBB HBP BLK WP HR S P ERA WHIP	IP WLS BF H R ER SO BB IBB HBP BLK WP HR S P ERA WHIP	IP WLS BF H R ER SO BB IBB HBP BLK WP HR S P ERA WHIP	IP WLS BF H R ER SO BB IBB HBP BLK WP HR S P ERA WHIP	IP WLS BF H R ER SO BB IBB HBP BLK WP HR S P ERA WHIP	IP WLS BF H R ER SO BB IBB HBP BLK WP HR S P ERA WHIP	IP WLS BF H R ER SO BB IBB HBP BLK WP HR S P ERA WHIP	IP WLS BF H R ER SO BB IBB HBP BLK WP HR S P ERA WHIP


Atlanta Braves @ St. Louis Cardinals
 Busch Stadium, St. Louis, MO
 Mon May 04 1981, 7:05 PM CDT
 Att: 9,260 - Cloudy

AB 33
 R 6
 H 7
 RBI 6
 BB 7
 SO 3
 LOB 15



Batter	1	2	3	4	5	6	7	8	9	AB	R	H	RBI	BB	SO	LOB	TOP			
Eddie Miller, S (1,7) OBP: 0.306, SLG: 0.262	1-4-3			G3		6-3			P6	4	0	0	0	0	0	0	Atlanta Braves @ St. Louis Cardinals Busch Stadium, St. Louis, MO Tue May 05 1981, 7:05 PM CDT Att: 7,531 - Unknown AB 33 R 1 H 7 RBI 1 BB 0 SO 1 LOB 8 			
Claudell Washington, L (1,9) OBP: 0.310, SLG: 0.390	F8			4-3		4-3			FC6-4 1B	4	0	1	0	0	0	0				
Chris Chambliss, L (1,3) OBP: 0.404, SLG: 0.410	G3			FC6-4 1B			F5		FC6-4 1B 1-2	4	1	1	0	0	0	1				
Bob Horner, R (1,5) OBP: 0.353, SLG: 0.467		6-3		FC6-4 1-2			K		1B 1-2	4	0	1	0	0	1	1				
Dale Murphy, R (1,8) OBP: 0.255, SLG: 0.385		4-3			F8		6-3		1B 1-3 2-H	4	0	1	1	0	0	0				
Glenn Hubbard, R (1,4) OBP: 0.396, SLG: 0.384		6-3			6-3			F9	F8	4	0	0	0	0	0	2				
Bruce Benedict, R (1,2) OBP: 0.382, SLG: 0.400				G4-6-3 1B				BLK 1B		3	0	3	0	0	0	0				
Rafael Ramirez, R (1,6) OBP: 0.289, SLG: 0.243				G4-6-3				P6		2	0	0	0	0	0	2				
Biff Pocoroba, S (8, PH) OBP: 0.273, SLG: 0.273				1-2				F8		1	0	0	0	0	0	1				
Luis Gomez, R (8, 6)									1-2	0	0	0	0	0	0	0				
Tommy Boggs, R (1,1) OBP: 0.267, SLG: 0.267				4-3				4-3		2	0	0	0	0	0	0				
Brian Asselstine, L (8, PH)										1	0	0	0	0	0	1				
Rick Mahler, R (8, 1)										0	0	0	0	0	0	0				
Inning Stats	R: 0 E: 0 K: 0 S: 3	H: 0 LOB: 0 BB: 0 P: 3	R: 0 E: 0 K: 0 S: 3	H: 0 LOB: 0 BB: 0 P: 3	R: 0 E: 0 K: 0 S: 3	H: 1 LOB: 0 BB: 0 P: 3	R: 0 E: 0 K: 0 S: 4	H: 1 LOB: 1 BB: 0 P: 4	R: 0 E: 0 K: 0 S: 3	H: 0 LOB: 0 BB: 0 P: 3	R: 0 E: 0 K: 1 S: 5	H: 0 LOB: 0 BB: 0 P: 5	R: 0 E: 0 K: 0 S: 4	H: 1 LOB: 1 BB: 0 P: 4	R: 1 E: 0 K: 0 S: 6	H: 3 LOB: 2 BB: 0 P: 6	1B: 7 2B: 0 3B: 0 HR: 0	SF: 0 SAC: 0 DP: 1 HBP: 0	WP: 0 PB: 0 SB: 0 CS: 0	PA: 33
PITCHER Lary Sorensen, R (1,1) ERA: 2.21	IP: 9.0 WLS: W BF: 33 H: 7 R: 1 ER: 1 SO: 1 BB: 0 IBB: 0 HBP: 0 BLK: 1 WP: 0 HR: 0 S: 35 P: 35 ERA: 1.00 WHIP: 0.778															PITCHER				

Batter	1	2	3	4	5	6	7	8	9	AB	R	H	RBI	BB	SO	LOB	BOTTOM			
Tom Herr, S (1,4) OBP: 0.306, SLG: 0.444	F8		4-3		L6		1-3			4	0	0	0	0	0	0	Atlanta Braves @ St. Louis Cardinals Busch Stadium, St. Louis, MO Tue May 05 1981, 7:05 PM CDT Att: 7,531 - Unknown AB 29 R 4 H 7 RBI 4 BB 4 SO 3 LOB 11 			
Tony Scott, S (1,8) OBP: 0.329, SLG: 0.400	S BB 1B		6-3		K2-3		4-3			4	0	1	0	0	1	0				
Keith Hernandez, L (1,3) OBP: 0.420, SLG: 0.529	4-0 BB BB 1-2			4-3		FC5 4-3 1B		G3		3	0	1	0	1	0	0				
George Hendrick, R (1,9) OBP: 0.358, SLG: 0.565	0-3 1-2 2-3			HR		4-3 1B		G3 BB		3	1	1	1	1	1	3				
Darrell Porter, L (1,2) OBP: 0.429, SLG: 0.444	G3			HR		FC5 1B BB		G3		3	2	1	1	1	0	3				
Ken Oberkfell, L (1,5) OBP: 0.342, SLG: 0.343		F7		1B BB		FC5 1B 1-2 2-3		6-3		3	1	0	0	1	0	3				
Sixto Lezcano, R (1,7) OBP: 0.492, SLG: 0.469		F9		1B 1-2	G6-3 1B		1B 1-2 2-H	1B		3	0	2	1	0	0	0				
Mike Ramsey, S (1,6) OBP: 0.600, SLG: 0.500		K2-3		1-2	G6-3		1-3 2-H	1B		3	0	1	1	0	1	2				
Lary Sorensen, R (1,1) OBP: 0.071, SLG: 0.071			4-3		P4		5-3			3	0	0	0	0	0	0				
Inning Stats	R: 0 E: 0 K: 1 S: 6	H: 1 LOB: 2 BB: 1 P: 10	R: 0 E: 0 K: 1 S: 5	H: 0 LOB: 0 BB: 0 P: 5	R: 0 E: 0 K: 0 S: 3	H: 0 LOB: 0 BB: 0 P: 3	R: 2 E: 0 K: 0 S: 5	H: 3 LOB: 1 BB: 1 P: 9	R: 0 E: 0 K: 0 S: 5	H: 0 LOB: 0 BB: 0 P: 5	R: 2 E: 0 K: 0 S: 5	H: 3 LOB: 2 BB: 1 P: 9	R: 0 E: 0 K: 0 S: 3	H: 0 LOB: 1 BB: 1 P: 7	R: 0 E: 0 K: 0 S: 3	H: 0 LOB: 1 BB: 1 P: 7		1B: 5 2B: 0 3B: 0 HR: 2	SF: 0 SAC: 0 DP: 1 HBP: 0	WP: 0 PB: 0 SB: 0 CS: 0
PITCHER Tommy Boggs, R (1,1) ERA: 4.2	IP: 7.0 WLS: L BF: 29 H: 7 R: 4 ER: 4 SO: 3 BB: 3 IBB: 0 HBP: 0 BLK: 0 WP: 0 HR: 2 S: 32 P: 44 ERA: 5.14 WHIP: 1.429															PITCHER				
Rick Mahler, R (8, 1) ERA: 3.97	IP: 1.0 WLS: L BF: 4 H: 0 R: 0 ER: 0 SO: 0 BB: 1 IBB: 0 HBP: 0 BLK: 0 WP: 0 HR: 0 S: 3 P: 7 ERA: 0.00 WHIP: 1.000															PITCHER				

Batter	1	2	3	4	5	6	7	8	9	AB	R	H	RBI	BB	SO	LOB	TOP								
Eddie Miller, S OBP: 0.325, SLG: 0.275 (1, 7)	G3		4-3			1B FC4-6 HBP	3B BLK 1B		1-2 HR 1B	4	3	2	0	0	0	0	Atlanta Braves @ St. Louis Cardinals Busch Stadium, St. Louis, MO Wed May 06 1981, 7:05 PM CDT Alt. 9,640 - Unknown - 54 F								
Claudell Washington, L OBP: 0.319, SLG: 0.415 (1, 9)	6-3		K			1-3 FC4-6 1B	1-H 1B 3B		F8	5	1	2	1	0	1	2									
Chris Chambliss, L OBP: 0.404, SLG: 0.443 (1, 3)	6-3				F8	1-2 FC4-6 1B	S 1B		1-H 2-H HR	5	2	2	5	0	0	1									
Bob Horner, R OBP: 0.355, SLG: 0.469 (1, 5)		F7			F8	3-H P4	4-0 1B		HR	4	1	1	0	1	0	1									
Dale Murphy, R OBP: 0.252, SLG: 0.375 (1, 8)		F8			K	1-3 1B WP 1B	1-2 BB		L4	5	1	1	0	0	1	3									
Biff Pocoreba, S OBP: 0.390, SLG: 0.333 Bruce Benedict, R OBP: 0.397, SLG: 0.409 (6, 2)		3B BB				1-3 1B WP 1B	3-H 1B		G6-3 1B BB	2	1	2	1	1	0	0									
Glenn Hubbard, R OBP: 0.368, SLG: 0.410 (1, 4)		1-H 3B			P4	1-2 P6	1-2 3-H		G6-3 1B	5	0	2	2	0	0	3									
Rafael Ramirez, R OBP: 0.273, SLG: 0.228 (1, 6)		K			F5				F9	5	0	0	0	0	2	4									
Gaylord Perry, R OBP: 0.235, SLG: 0.235 (1, 1)			6-3		F2				F8	4	1	1	0	0	0	1									
Inning Stats	R: 0 E: 0 K: 0 S: 3	H: 0 LOB: 0 BB: 0 P: 3	R: 1 E: 0 K: 1 S: 6	H: 1 LOB: 1 BB: 1 P: 10	R: 0 E: 0 K: 1 S: 5	H: 0 LOB: 0 BB: 0 P: 5	R: 0 E: 0 K: 1 S: 5	H: 0 LOB: 0 BB: 0 P: 5	R: 0 E: 0 K: 0 S: 4	H: 1 LOB: 1 BB: 0 P: 4	R: 3 E: 0 K: 0 S: 6	H: 3 LOB: 1 BB: 0 P: 7	R: 2 E: 0 K: 1 S: 8	H: 3 LOB: 2 BB: 1 P: 12	R: 0 E: 0 K: 0 S: 3	H: 1 LOB: 0 BB: 0 P: 3		R: 4 E: 0 K: 0 S: 8	H: 5 LOB: 2 BB: 1 P: 12	1B: 10 2B: 1 3B: 2 HR: 1	SF: 0 SAC: 0 DP: 1 HBP: 1	WP: 1 PB: 0 SB: 1 CS: 0	PA: 44		
PITCHER	IP	WLS	BF	H	R	ER	SO	BB	IBB	HBP	BLK	WP	HR	S	P	ERA	WHIP								
Bob Forsch, R ERA: 4.5 (1, 1)	5.0	L	20	3	3	3	3	1	0	1	0	0	0	24	29	5.40	0.800								
Jim Kaat, L ERA: 5.09 (6, 1)	0.1		1	0	0	0	0	0	0	0	0	0	0	1	1	0.00	0.000								
Joe Edelen, R ERA: 7.0 (6, 1)	1.1		10	5	3	3	1	1	0	0	1	1	0	11	15	20.25	4.500								
Jim Otten, R ERA: 3.0 (7, 1)	2.1		13	6	4	4	0	1	0	0	0	0	1	12	16	15.43	3.000								

Batter	1	2	3	4	5	6	7	8	9	AB	R	H	RBI	BB	SO	LOB	BOTTOM								
Garry Templeton, S OBP: 0.329, SLG: 0.468 (1, 6)	E BLK HR 1B		FC6-4 G6-3			1B 1B			E6 FC3-6	4	1	2	0	0	0	1	Atlanta Braves @ St. Louis Cardinals Busch Stadium, St. Louis, MO Wed May 06 1981, 7:05 PM CDT Alt. 9,640 - Unknown - 54 F								
Tony Scott, S OBP: 0.325, SLG: 0.430 (1, 8)	1-H HR		G6-3			F7			FC3-6 FC4-6	4	1	1	2	0	0	3									
Keith Hernandez, L OBP: 0.400, SLG: 0.500 (1, 3)	4-3				F9	L8			FC4-6	4	0	0	0	0	0	2									
George Hendrick, R OBP: 0.353, SLG: 0.548 (1, 9)	K				6-3	1-3 1B			6-3	4	0	1	0	0	1	0									
Darrell Porter, L OBP: 0.409, SLG: 0.417 Jim Otten, R (7, 1)	K				F9	L9			P6	3	0	0	0	0	1	2									
Dane Iorg, L OBP: 0.364, SLG: 0.300 (9, PH)	K				F9	L9			P6	0	0	0	0	0	0	0									
Ken Oberkfell, L OBP: 0.325, SLG: 0.324 (1, 5)	G3				F9	F7			F7	4	0	0	0	0	0	0									
Sixto Lezcano, R OBP: 0.471, SLG: 0.442 (1, 7)					5-3	P3			6-3	3	0	0	0	0	0	0									
Tom Herr, S OBP: 0.307, SLG: 0.439 (1, 4)					P6	1B			F9	3	0	1	0	0	0	0									
Bob Forsch, R OBP: 0.250, SLG: 0.250 (1, 1)					F9				4-3	2	0	1	0	0	0	1									
Jim Kaat, L OBP: 1.000, SLG: 1.000 (6, 1)					F9					0	0	0	0	0	0	0									
Joe Edelen, R OBP: 0.333, SLG: 0.333 (6, 1)					F9					0	0	0	0	0	0	0									
Orlando Sanchez, L (7, 2)					FC6-4 1B					1	0	0	0	0	0	0									
Inning Stats	R: 2 E: 1 K: 2 S: 9	H: 2 LOB: 0 BB: 0 P: 9	R: 0 E: 0 K: 0 S: 3	H: 0 LOB: 0 BB: 0 P: 3	R: 0 E: 0 K: 0 S: 3	H: 1 LOB: 0 BB: 0 P: 3	R: 0 E: 0 K: 0 S: 3	H: 0 LOB: 0 BB: 0 P: 3	R: 0 E: 0 K: 0 S: 4	H: 1 LOB: 1 BB: 0 P: 4	R: 0 E: 0 K: 0 S: 5	H: 2 LOB: 2 BB: 0 P: 5	R: 0 E: 1 K: 0 S: 3	H: 0 LOB: 1 BB: 0 P: 3	R: 0 E: 0 K: 0 S: 4	H: 0 LOB: 0 BB: 0 P: 4	R: 0 E: 0 K: 0 S: 3	H: 0 LOB: 0 BB: 0 P: 3	1B: 5 2B: 0 3B: 0 HR: 1	SF: 0 SAC: 0 DP: 1 HBP: 0	WP: 0 PB: 0 SB: 0 CS: 0	PA: 33			
PITCHER	IP	WLS	BF	H	R	ER	SO	BB	IBB	HBP	BLK	WP	HR	S	P	ERA	WHIP								
Gaylord Perry, R ERA: 2.27 (1, 1)	9.0	W	33	6	2	2	2	0	0	0	1	0	1	37	37	2.00	0.667								



Batter	1	2	3	4	5	6	7	8	9	AB	R	H	RBI	BB	SO	LOB	TOP
Eddie Miller, S OBP: 0.329, SLG: 0.274 (1, 7)	0-0 1-3		1-0 3-1 HBP		0-0 2-H 1B		0-0 1-3 2-H		0-3 K2-3	4	0	1	1	0	1	1	Atlanta Braves @ St. Louis Cardinals Busch Stadium, St. Louis, MO Thu May 07 1981, 3:33 AM CDT Att: 13,630 - Sunny
Claudell Washington, L OBP: 0.312, SLG: 0.414 (1, 9)	0-0 F7		0-0 3-1		0-0 F9		0-0 F5			5	0	1	0	0	0	4	
Chris Chambliss, L OBP: 0.394, SLG: 0.424 (1, 3)	0-0 1-3			0-0 F9		0-0 3-1		0-0 4-3	4-0 G6-4-3 IBB	4	0	0	0	1	0	0	
Bob Horner, R OBP: 0.351, SLG: 0.460 Jerry Royster, R OBP: 0.231, SLG: 0.292 (8, PR) (8, 5)		0-0 F8		0-0 6-3		0-0 6-3		0-0 S S BB 1B	0-0 G6-4-3 1-2	4	0	1	0	0	0	0	
Dale Murphy, R OBP: 0.271, SLG: 0.378 (1, 8)		0-0 F7		4-0 S BB 1B		0-0 CS 1B		4-0 BB S BB		2	0	1	0	2	0	0	
Glenn Hubbard, R OBP: 0.385, SLG: 0.420 (1, 4)		0-0 2B 1B		0-0 5-3 1-2		0-0 CS 1-2		4-0 G6-4-3 1B 1-2 2-3 IBB		3	1	2	0	1	0	1	
Bruce Benedict, R OBP: 0.402, SLG: 0.443 (1, 2)		0-0 1-H 2B			0-0 1B 2B		0-0 G6-4-3 1-2	0-3 K		4	1	2	1	0	1	4	
Rafael Ramirez, R OBP: 0.275, SLG: 0.244 Brian Asselstine, L Luis Gomez, R (1, 6) (8, PH) (8, 6)		0-0 F9			0-0 F2		0-0 E 2B	4-0 1-2 2-3 3-H BB		3	1	1	0	0	0	2	
Phil Niekro, R OBP: 0.083, SLG: 0.083 Biff Pocoroba, S OBP: 0.385, SLG: 0.333 Rick Camp, R (1, 1) (7, PH) (7, 1)			0-0 6-3		0-0 P4		4-0 E IBB	0-3 K		2	0	0	0	0	0	1	
Inning Stats	R: 0 E: 0 K: 0 S: 3	H: 0 LOB: 0 BB: 0 P: 3	R: 1 E: 0 K: 0 S: 5	H: 2 LOB: 1 BB: 0 P: 5	R: 0 E: 0 K: 0 S: 2	H: 0 LOB: 0 BB: 0 P: 3	R: 0 E: 0 K: 0 S: 3	H: 1 LOB: 0 BB: 0 P: 3	R: 1 E: 1 K: 0 S: 5	H: 2 LOB: 2 BB: 1 P: 9	R: 1 E: 0 K: 0 S: 8	H: 1 LOB: 3 BB: 3 P: 20	R: 0 E: 0 K: 1 S: 5	H: 1 LOB: 1 BB: 1 P: 9	1B: 5 2B: 4 3B: 0 HR: 0	SF: 0 SAC: 0 DP: 2 HBP: 1	
PITCHER	IP WLS BF H R ER SO BB IBB HBP BLK WP HR S P ERA WHIP	IP WLS BF H R ER SO BB IBB HBP BLK WP HR S P ERA WHIP	IP WLS BF H R ER SO BB IBB HBP BLK WP HR S P ERA WHIP	IP WLS BF H R ER SO BB IBB HBP BLK WP HR S P ERA WHIP	IP WLS BF H R ER SO BB IBB HBP BLK WP HR S P ERA WHIP	IP WLS BF H R ER SO BB IBB HBP BLK WP HR S P ERA WHIP	IP WLS BF H R ER SO BB IBB HBP BLK WP HR S P ERA WHIP	IP WLS BF H R ER SO BB IBB HBP BLK WP HR S P ERA WHIP	IP WLS BF H R ER SO BB IBB HBP BLK WP HR S P ERA WHIP	IP WLS BF H R ER SO BB IBB HBP BLK WP HR S P ERA WHIP	IP WLS BF H R ER SO BB IBB HBP BLK WP HR S P ERA WHIP	IP WLS BF H R ER SO BB IBB HBP BLK WP HR S P ERA WHIP	IP WLS BF H R ER SO BB IBB HBP BLK WP HR S P ERA WHIP	IP WLS BF H R ER SO BB IBB HBP BLK WP HR S P ERA WHIP	IP WLS BF H R ER SO BB IBB HBP BLK WP HR S P ERA WHIP	IP WLS BF H R ER SO BB IBB HBP BLK WP HR S P ERA WHIP	IP WLS BF H R ER SO BB IBB HBP BLK WP HR S P ERA WHIP

AB	33
R	4
H	9
RBI	3
BB	6
SO	3
LOB	18



Batter	1	2	3	4	5	6	7	8	9	AB	R	H	RBI	BB	SO	LOB	BOTTOM		
Garry Templeton, S OBP: 0.311, SLG: 0.440 (1, 6)	0-0 F7	0-0 FC6-4 1-2			0-3 K		0-3 K	0-0 FC5-4 1-2 2-3		5	0	0	0	0	2	4	Atlanta Braves @ St. Louis Cardinals Busch Stadium, St. Louis, MO Thu May 07 1981, 3:33 AM CDT Att: 13,630 - Sunny		
Tony Scott, S OBP: 0.307, SLG: 0.405 (1, 8)	0-0 F7		0-0 4-3		0-0 P4		0-0 E3 S 1B	0-0 6-3		5	1	0	0	0	0	2			
Keith Hernandez, L OBP: 0.389, SLG: 0.474 (1, 3)	0-0 F5		0-0 4-3		4-0 BB		0-0 P3 1-2		0-0 3-1	4	0	0	0	1	0	1			
George Hendrick, R OBP: 0.348, SLG: 0.526 Tito Landrum, R OBP: 0.333, SLG: 0.333 (1, 9) (7, PR) (8, 9) (8, 9)		0-0 E5 S 1B		0-3 K		0-3 K		0-0 1B HBP	0-3 K	3	1	0	0	0	2	1			
Bruce Sutter, R Steve Braun, L OBP: 0.250, SLG: 0.500 (8, 1) (9, PH)										0	0	0	0	0	0	0			
Dane Iorg, L OBP: 0.313, SLG: 0.267 (1, 7)		0-0 F9		0-0 6-3		0-0 F8		0-0 FC6-4 1B		5	0	1	1	0	0	1			
Darrell Porter, L OBP: 0.403, SLG: 0.408 Orlando Sanchez, L OBP: 0.500, SLG: 0.500 (1, 2) (3, 2)		0-3 K 1-2		0-0 S 1B		0-0 1-3 1B		0-0 FC6-4 1-2		1	0	0	0	0	1	1			
Ken Oberkfell, L OBP: 0.321, SLG: 0.321 (1, 5)		0-0 1B 2-H 1B		0-0 F8		0-0 1-3		0-0 1-3		4	1	1	1	0	0	2			
Tom Herr, S OBP: 0.342, SLG: 0.448 (1, 4)		0-0 1B 1-2 1B		4-0 BB		4-0 BB		4-0 FC5-4 1B BB		1	0	1	0	3	0	0			
Silvio Martinez, R OBP: 0.300, SLG: 0.333 Sixto Lezcano, R OBP: 0.478, SLG: 0.453 (1, 1) (8, 9)		0-0 FC6-4 1-2 2-H 1B		0-3 K		0-0 1-3		0-0 FC5-4 1-2 1B		3	0	1	1	0	1	4			
Inning Stats	R: 0 E: 0 K: 0 S: 3	H: 0 LOB: 0 BB: 0 P: 3	R: 2 E: 1 K: 1 S: 9	H: 3 LOB: 0 BB: 0 P: 9	R: 0 E: 0 K: 1 S: 6	H: 1 LOB: 2 BB: 1 P: 10	R: 0 E: 0 K: 2 S: 7	H: 0 LOB: 1 BB: 1 P: 11	R: 0 E: 0 K: 0 S: 4	H: 1 LOB: 2 BB: 1 P: 8	R: 1 E: 1 K: 1 S: 7	H: 1 LOB: 2 BB: 0 P: 8	R: 0 E: 0 K: 0 S: 4	H: 1 LOB: 2 BB: 1 P: 8	R: 0 E: 0 K: 1 S: 5	H: 0 LOB: 0 BB: 0 P: 5	1B: 7 2B: 0 3B: 0 HR: 0	SF: 0 SAC: 0 DP: 0 HBP: 1	WP: 0 PA: 41 PB: 0 SB: 3 CS: 0
PITCHER	IP WLS BF H R ER SO BB IBB HBP BLK WP HR S P ERA WHIP	IP WLS BF H R ER SO BB IBB HBP BLK WP HR S P ERA WHIP	IP WLS BF H R ER SO BB IBB HBP BLK WP HR S P ERA WHIP	IP WLS BF H R ER SO BB IBB HBP BLK WP HR S P ERA WHIP	IP WLS BF H R ER SO BB IBB HBP BLK WP HR S P ERA WHIP	IP WLS BF H R ER SO BB IBB HBP BLK WP HR S P ERA WHIP	IP WLS BF H R ER SO BB IBB HBP BLK WP HR S P ERA WHIP	IP WLS BF H R ER SO BB IBB HBP BLK WP HR S P ERA WHIP	IP WLS BF H R ER SO BB IBB HBP BLK WP HR S P ERA WHIP	IP WLS BF H R ER SO BB IBB HBP BLK WP HR S P ERA WHIP	IP WLS BF H R ER SO BB IBB HBP BLK WP HR S P ERA WHIP	IP WLS BF H R ER SO BB IBB HBP BLK WP HR S P ERA WHIP	IP WLS BF H R ER SO BB IBB HBP BLK WP HR S P ERA WHIP	IP WLS BF H R ER SO BB IBB HBP BLK WP HR S P ERA WHIP	IP WLS BF H R ER SO BB IBB HBP BLK WP HR S P ERA WHIP	IP WLS BF H R ER SO BB IBB HBP BLK WP HR S P ERA WHIP	IP WLS BF H R ER SO BB IBB HBP BLK WP HR S P ERA WHIP		

AB	36
R	3
H	7
RBI	3
BB	4
SO	7
LOB	18



Batter	1	2	3	4	5	6	7	8	9	10	11	AB	R	H	RBI	BB	SO	LOB	TOP									
Ivan De Jesus, R OBP: 0.237, SLG: 0.161	F7			SF7 1B		4-3		SH1-4		SH1-4		2	1	0	0	1	0	0										
Scot Thompson, L OBP: 0.229, SLG: 0.231	F7					6-3		K		K		3	0	1	0	0	0	0										
Jerry Morales, R OBP: 0.365, SLG: 0.367												2	0	0	0	0	2	3										
Bill Buckner, L OBP: 0.294, SLG: 0.454	L8			SF7		K		F9		FC6-4 IBB		3	0	0	1	1	1	1										
Steve Henderson, R OBP: 0.422, SLG: 0.409		5-3		5-3				P8		BLK BB	FC6-4	4	0	0	0	1	0	3										
Leon Durham, L OBP: 0.310, SLG: 0.422	L6							L7				5	1	2	0	0	0	1										
Ken Reitz, R OBP: 0.250, SLG: 0.299	K							5-3		K		5	1	1	2	0	2	2										
Tim Blackwell, S OBP: 0.286, SLG: 0.222				4-3						FC4-6 IBB		3	0	1	0	2	0	0										
Mike Tyson, R OBP: 0.211, SLG: 0.278												3	0	0	0	0	1	3										
Jim Tracy, L OBP: 0.222, SLG: 0.133								G3				1	0	0	0	0	2											
Steve Dillard, R OBP: 0.364, SLG: 0.400										FC4-6		0	0	0	0	0	0	0										
Mike Krukow, R OBP: 0.100, SLG: 0.200												3	0	1	0	0	0	1										
Lee Smith, R OBP: 0.150, SLG: 0.667												0	0	0	0	0	0	0										
Gene Kings, L OBP: 0.150, SLG: 0.200												1	0	1	0	0	0	0										
Scott Fletcher, R OBP: 0.150, SLG: 0.200												0	0	0	0	0	0	0										
Doug Capilla, L OBP: 0.150, SLG: 0.200												0	0	0	0	0	0	0										
Dick Tidrow, R OBP: 0.150, SLG: 0.200												0	0	0	0	0	0	0										
Inning Stats	R: 0 E: 0 K: 0 S: 3	H: 0 LOB: 0 BB: 0 P: 3	R: 0 E: 0 K: 1 S: 5	H: 0 LOB: 0 BB: 0 P: 5	R: 0 E: 0 K: 0 S: 3	H: 1 LOB: 0 BB: 0 P: 3	R: 1 E: 0 K: 0 S: 3	H: 1 LOB: 0 BB: 1 P: 7	R: 2 E: 0 K: 1 S: 7	H: 2 LOB: 0 BB: 0 P: 7	R: 0 E: 0 K: 1 S: 5	H: 0 LOB: 0 BB: 0 P: 5	R: 0 E: 0 K: 0 S: 4	H: 1 LOB: 2 BB: 1 P: 8	R: 0 E: 0 K: 1 S: 6	H: 1 LOB: 1 BB: 0 P: 6	R: 0 E: 0 K: 1 S: 5	H: 0 LOB: 2 BB: 2 P: 13	R: 0 E: 0 K: 0 S: 6	H: 1 LOB: 2 BB: 1 P: 10	R: 0 E: 0 K: 0 S: 3	H: 0 LOB: 0 BB: 0 P: 3	1B: 6 2B: 0 3B: 0 HR: 1	SF: 1 SAC: 2 DP: 1 HBP: 0	WP: 0 PB: 0 SB: 2 CS: 0	PA: 43		
PITCHER	IP ERA WLS BF H R ER SO BB IBB HBP BLK WP HR S P ERA WHIP	7.0 4.41 1.1 6 1 0 0 1 1 0 0 0 0 0 7 11 30 38 3.86 0.857	8.1 3.12 0.2 3 0 0 0 1 0 1 0 1 0 0 4 8 30 38 0.00 1.500	9.1 2.04 0.2 3 0 0 0 1 0 1 0 1 0 0 4 8 30 38 0.00 0.000	10.1 3.38 2.0 8 1 0 0 1 0 1 0 0 0 0 9 13 0.00 0.500																							

Chicago Cubs @ Atlanta Braves
Atlanta-Fulton County Stadium, Atlanta, GA
Fri May 08 1981, 7:05 PM EDT
Att. 19,433 - Unknown - 69 F

AB	35
R	3
H	7
RBI	3
BB	5
SO	6
LOB	16



Batter	1	2	3	4	5	6	7	8	9	10	11	AB	R	H	RBI	BB	SO	LOB	BOTTOM					
Eddie Miller, S OBP: 0.322, SLG: 0.269	4-3 1B		6-3		K			4-3		CS		5	1	1	0	0	2	0						
Claudell Washington, L OBP: 0.216, SLG: 0.415	4-3 1B		4-3		4-3					6-3		5	1	2	0	0	0	0						
Chris Chambliss, L OBP: 0.395, SLG: 0.417	4-3		F8					4-3				4	1	1	1	1	0	1						
Bob Horner, R OBP: 0.353, SLG: 0.457				F8				P3				5	0	2	1	0	0	1						
Dale Murphy, R OBP: 0.277, SLG: 0.379												5	0	2	0	0	1	1						
Glenn Hubbard, R OBP: 0.375, SLG: 0.442	F9							F7		5-3		5	1	1	1	0	0	4						
Bruce Benedict, R OBP: 0.395, SLG: 0.425		L8						P5		5-3		3	0	0	0	1	0	0						
Rafael Ramirez, R OBP: 0.284, SLG: 0.256		1-3										4	0	2	0	0	0	2						
John Montefusco, R OBP: 0.100, SLG: 0.200												2	0	0	0	0	2	0						
Bill Proctor, S OBP: 0.150, SLG: 0.333												1	0	0	0	0	1	1						
Larry Bradford, R OBP: 0.100, SLG: 1.000												0	0	0	0	0	0	0						
Rick Camp, R OBP: 0.150, SLG: 0.333												0	0	0	0	0	0	0						
Brian Asselstine, L OBP: 0.150, SLG: 0.333												1	0	0	0	0	0	1						
Jerry Royster, R OBP: 0.150, SLG: 0.333												0	0	0	0	0	0	0						
Rick Mahler, R OBP: 0.150, SLG: 0.333												0	0	0	0	0	0	0						
Inning Stats	R: 2 E: 0 K: 0 S: 6	H: 3 LOB: 1 BB: 0 P: 6	R: 0 E: 0 K: 1 S: 5	H: 0 LOB: 0 BB: 0 P: 5	R: 0 E: 0 K: 0 S: 3	H: 0 LOB: 0 BB: 0 P: 3	R: 0 E: 0 K: 0 S: 4	H: 1 LOB: 2 BB: 1 P: 8	R: 0 E: 0 K: 1 S: 5	H: 0 LOB: 0 BB: 0 P: 5	R: 0 E: 0 K: 1 S: 6	H: 1 LOB: 1 BB: 0 P: 6	R: 1 E: 1 K: 0 S: 5	H: 3 LOB: 2 BB: 1 P: 9	R: 0 E: 0 K: 0 S: 3	H: 1 LOB: 1 BB: 0 P: 3	R: 0 E: 0 K: 1 S: 6	H: 1 LOB: 1 BB: 0 P: 6	R: 1 E: 0 K: 0 S: 2	H: 1 LOB: 0 BB: 0 P: 2	1B: 10 2B: 0 3B: 0 HR: 1	SF: 0 SAC: 0 DP: 0 HBP: 0	WP: 0 PB: 0 SB: 4 CS: 2	PA: 43
PITCHER	IP ERA WLS BF H R ER SO BB IBB HBP BLK WP HR S P ERA WHIP	7.2 3.71 1.1 4 1 0 0 0 1 0 0 0 0 0 5 4 40 48 2.35 1.174	8.1 1.75 0.2 3 1 0 0 1 0 0 0 0 0 0 5 5 30 38 0.00 1.500	10.1 4.0 0.2 3 1 1 1 0 0 0 0 0 0 1 3 3 13.50 1.500																				

Chicago Cubs @ Atlanta Braves
Atlanta-Fulton County Stadium, Atlanta, GA
Fri May 08 1981, 7:05 PM EDT
Att. 19,433 - Unknown - 69 F

AB	40
R	4
H	11
RBI	3
BB	2
SO	6
LOB	11



Batter	1	2	3	4	5	6	7	8	9	AB	R	H	RBI	BB	SO	LOB	TOP										
Ivan De Jesus, R OBP: 0.257, SLG: 0.189 (1, 6)			L4		SH1-3		SF8		E	3	2	1	1	0	0		Chicago Cubs @ Atlanta Braves Atlanta-Fulton County Stadium, Atlanta, GA Sat May 09 1981, 7:05 PM EDT Att: 14,365 - Unknown - 66 F										
Scot Thompson, L OBP: 0.226, SLG: 0.250 (1, 8) (8, 9)			K		8-2		SF8		E1	4	0	1	1	0	1	3											
Bill Buckner, L OBP: 0.299, SLG: 0.461 (1, 3)			G3-6-3				L8		E4	5	1	2	2	0	0	3											
Steve Henderson, R OBP: 0.430, SLG: 0.440 (1, 7)					K		FC1-6		G6-2-3	3	1	1	2	2	1	3											
Leon Durham, L OBP: 0.308, SLG: 0.414 Jerry Morales, R OBP: 0.358, SLG: 0.360 (1, 9) (8, 8)							FC1-6		F8	4	0	1	0	0	0	3											
Ken Reitz, R OBP: 0.238, SLG: 0.282 (1, 5)					5-3		CS			4	0	0	0	0	1	1											
Mike Tyson, R OBP: 0.262, SLG: 0.325 (1, 4)					P4					4	1	3	0	0	0	1											
Tim Blackwell, S OBP: 0.299, SLG: 0.214 (1, 2)							SH1-3		L9	2	1	0	0	2	0	2											
Rick Reuschel, R OBP: 0.091, SLG: 0.091 Lee Smith, R (7, 1)							SH		K	2	1	1	1	0	0	0											
							SH1-3			1	0	0	0	0	1	1											
Inning Stats	R: 3 E: 0 K: 0 S: 6	H: 4 LOB: 0 BB: 0 P: 6	R: 0 E: 0 K: 0 S: 3	H: 1 LOB: 0 BB: 0 P: 3	R: 0 E: 0 K: 1 S: 5	H: 0 LOB: 0 BB: 0 P: 5	R: 0 E: 0 K: 1 S: 6	H: 1 LOB: 1 BB: 0 P: 6	R: 0 E: 0 K: 0 S: 3	H: 0 LOB: 1 BB: 1 P: 7	R: 0 E: 0 K: 0 S: 2	H: 0 LOB: 0 BB: 1 P: 6	R: 4 E: 0 K: 1 S: 9	H: 4 LOB: 2 BB: 2 P: 17	R: 0 E: 0 K: 1 S: 6	H: 1 LOB: 1 BB: 0 P: 6	R: 0 E: 2 K: 0 S: 4	H: 0 LOB: 2 BB: 1 P: 8	1B: 7 2B: 4 3B: 0 HR: 1	SF: 1 SAC: 2 DP: 4 HBP: 0	WP: 1 PB: 0 SB: 1 CS: 1	PA: 42					
PITCHER	IP	WLS	BF	H	R	ER	SO	BB	IBB	HBP	BLK	WP	HR	S	P	ERA	WHIP										
Bob Walk, R ERA: 3.86 Preston Hanna, R ERA: 6.3 Al Hrabosky, L ERA: Rick Mahler, R ERA: 3.14	6.0	L	23	6	3	3	2	2	0	0	0	1	1	25	33	4.50	1.333										

Batter	1	2	3	4	5	6	7	8	9	AB	R	H	RBI	BB	SO	LOB	BOTTOM										
Eddie Miller, S OBP: 0.319, SLG: 0.268 (1, 7)	L5		P5							4	1	1	0	0	0	0	Chicago Cubs @ Atlanta Braves Atlanta-Fulton County Stadium, Atlanta, GA Sat May 09 1981, 7:05 PM EDT Att: 14,365 - Unknown - 66 F										
Claudell Washington, L OBP: 0.324, SLG: 0.411 (1, 9)			F8							3	0	1	2	0	0	0											
Chris Chambliss, L OBP: 0.381, SLG: 0.400 (1, 3)										4	0	0	0	0	1	2											
Bob Horner, R OBP: 0.350, SLG: 0.450 (1, 5)										4	1	1	0	0	1	1											
Biff Pocoroba, S OBP: 0.355, SLG: 0.310 (1, 2)										4	0	1	0	0	0	1											
Dale Murphy, R OBP: 0.276, SLG: 0.374 (1, 8)										4	0	1	1	0	1	1											
Glenn Hubbard, R OBP: 0.360, SLG: 0.422 (1, 4)										4	0	0	0	0	1	1											
Rafael Ramirez, R OBP: 0.276, SLG: 0.247 (1, 6)										3	0	0	0	0	1	1											
Bob Walk, R OBP: 0.143, SLG: 0.143 Brian Aspinwall, L Preston Hanna, R Al Hrabosky, R Rufino Linares, R Rick Mahler, R (1, 1) (6, PH) (7, 1) (7, 1) (8, PH) (9, 1)										1	0	0	0	0	0	0											
										1	0	0	0	0	0	0											
										0	0	0	0	0	0	0											
										0	0	0	0	0	0	0											
										0	0	0	0	0	0	0											
										0	1	1	0	0	0	0											
										0	0	0	0	0	0	0											
Inning Stats	R: 0 E: 0 K: 0 S: 3	H: 0 LOB: 1 BB: 0 P: 4	R: 0 E: 0 K: 0 S: 4	H: 1 LOB: 1 BB: 0 P: 4	R: 0 E: 0 K: 2 S: 7	H: 0 LOB: 0 BB: 0 P: 7	R: 0 E: 0 K: 2 S: 7	H: 0 LOB: 0 BB: 0 P: 7	R: 0 E: 0 K: 0 S: 3	H: 0 LOB: 0 BB: 0 P: 3	R: 0 E: 0 K: 0 S: 4	H: 1 LOB: 1 BB: 0 P: 4	R: 2 E: 0 K: 1 S: 8	H: 3 LOB: 1 BB: 0 P: 8	R: 1 E: 0 K: 0 S: 4	H: 1 LOB: 0 BB: 0 P: 4	1B: 6 2B: 0 3B: 0 HR: 0	SF: 0 SAC: 0 DP: 0 HBP: 1	WP: 1 PB: 0 SB: 0 CS: 0	PA: 34							
PITCHER	IP	WLS	BF	H	R	ER	SO	BB	IBB	HBP	BLK	WP	HR	S	P	ERA	WHIP										
Rick Reuschel, R ERA: 3.96 Lee Smith, R ERA: 2.45	6.0	W	20	5	3	3	1	0	0	0	0	1	0	16	16	9.00	1.667										




Batter	1	2	3	4	5	6	7	8	9	10	11	12	13	14	AB	R	H	RBI	BB	SO	LOB	TOP																
Ivan De Jesus, R OBP: 0.269, SLG: 0.189 (1, 6)	5-3		6-3			F9	F8			SH1-4 BB		SH3-4 BB		1B	5	0	1	0	2	0	0																	
Scott Thompson, L OBP: 0.239, SLG: 0.262 (1, 8)	HR		3-1			1B SF9	5-3			SH1-4		SH3-4		1-3	5	2	2	0	0	0	1																	
Bill Buckner, L OBP: 0.319, SLG: 0.491 (1, 3)	HR		6-3			1B 1B						G1-6-3 IBB			4	2	2	2	2	0	0																	
Steve Henderson, R OBP: 0.407, SLG: 0.417 (1, 7)	6-3					SF9				K		G1-6-3 IBB			5	0	0	1	0	3	4																	
Leon Durham, L OBP: 0.309, SLG: 0.419 (1, 9)	2B					1B 1-2				K				4-3	6	0	2	0	0	2	2																	
Ken Reitz, R OBP: 0.233, SLG: 0.273 (1, 5)	K					HBP 1B				K				1-3	6	0	1	1	0	4	1																	
Mike Tyson, R OBP: 0.267, SLG: 0.310 (9, PH)						1-2				4-3				6-3	2	0	0	0	0	2	0																	
Jim Tracy, L OBP: 0.211, SLG: 0.125 (9, PH)						HBP				4-3 WP					1	0	0	0	0	0	0																	
Joe Strain, R OBP: 0.407, SLG: 0.304 (9, 4)						1-2				1B					2	0	1	0	0	0	0																	
Tim Blackwell, S OBP: 0.269, SLG: 0.203 (9, PH)						1-3				4-3					3	0	0	0	0	0	3																	
Hector Cruz, R OBP: 0.364, SLG: 0.536 (9, 2)						1-3				HR				K	1	1	1	1	0	0	0																	
Jody Davis, L OBP: 0.250, SLG: 0.250 (9, 1)														4-3	2	0	0	0	0	1	1																	
Bill Caudill, R OBP: 0.269, SLG: 0.167 (7, PH)															2	0	0	0	0	0	0																	
Steve Dillard, R OBP: 0.113, SLG: 0.400 (7, PH)															0	0	0	0	0	0	0																	
Clayton Kershaw, R OBP: 0.333, SLG: 0.500 (7, 1)															1	0	0	0	0	0	0																	
Dick Tidrow, R OBP: 0.271, SLG: 0.353 (8, PH)															0	0	0	0	0	0	0																	
Jerry Morales, R OBP: 0.250, SLG: 0.323 (8, 1)															1	0	0	0	0	0	0																	
Rawly Eastwick, R OBP: 0.269, SLG: 0.182 (8, 1)															0	0	0	0	0	0	0																	
Lynn McClellan, L OBP: 0.091, SLG: 0.182 (8, 1)															2	0	0	0	0	0	1																	
Inning Stats	R: 2 E: 0 K: 1 S: 8	H: 3 LOB: 1 BB: 0 P: 5	R: 0 E: 0 K: 1 S: 5	H: 0 LOB: 0 BB: 0 P: 5	R: 0 E: 0 K: 3 S: 9	H: 0 LOB: 0 BB: 0 P: 9	R: 0 E: 0 K: 1 S: 5	H: 4 LOB: 3 BB: 0 P: 8	R: 0 E: 0 K: 1 S: 5	H: 0 LOB: 0 BB: 0 P: 5	R: 1 E: 0 K: 2 S: 8	H: 1 LOB: 0 BB: 2 P: 8	R: 0 E: 0 K: 2 S: 7	H: 0 LOB: 2 BB: 2 P: 15	R: 0 E: 0 K: 1 S: 6	H: 1 LOB: 1 BB: 0 P: 6	R: 0 E: 0 K: 1 S: 5	H: 0 LOB: 0 BB: 0 P: 5	R: 0 E: 0 K: 1 S: 6	H: 1 LOB: 1 BB: 0 P: 6	1B: 7 2B: 1 3B: 0 HR: 2	SF: 1 SAC: 2 DP: 1 HBP: 1	WP: 1 PB: 0 SB: 1 CS: 0	PA: 56														
PITCHER	IP 5.2	WLS 25	BF 7	H 4	R 4	ER 4	SO 6	BB 0	IBB 0	HBP 0	BLK 0	WP 0	HR 1	S 36	P 37	ERA 4.47	WHIP 1.235																					
Tommy Boggs, R ERA: 4.47											PITCHER	IP 4.0	WLS 15	BF 15	H 2	R 0	ER 0	SO 3	BB 1	IBB 0	HBP 0	BLK 0	WP 1	HR 0	S 19	P 27	ERA 0.00	WHIP 0.750										
Larry Bradford, L ERA: 3.0											Preston Hanna, R ERA: 4.5																											
Rick Camp, R ERA: 2.18																																						
Rick Mathen, R ERA: 3.0																																						
Al Hrabosky, L ERA:																																						

Chicago Cubs @ Atlanta Braves
Atlanta-Fulton County Stadium, Atlanta, GA
Sun May 10 1981, 3:33 AM EDT
Att. 9,817 - Unknown - 67 F

livebaseballscorecards.com

AB 48
R 5
H 10
RBI 5
BB 4
SO 15
LOB 13




Batter	1	2	3	4	5	6	7	8	9	10	11	12	13	14	AB	R	H	RBI	BB	SO	LOB	BOTTOM																
Eddie Miller, S OBP: 0.309, SLG: 0.261 (1, 7)	K					CS				P3				6-3	6	1	1	0	0	2	1																	
Claude Washington, L OBP: 0.316, SLG: 0.394 (1, 9)	4-3					SF8				F7				F7	4	0	0	1	1	0	0																	
Chris Chambliss, L OBP: 0.387, SLG: 0.410 (1, 3)	F5					1-2				BB					5	1	2	0	1	1	1																	
Terry Harper, R OBP: 0.306, SLG: 0.353 (13, PR)						HR				2B				K	0	0	0	0	0	0	0																	
Bob Horner, R OBP: 0.341, SLG: 0.435 (1, 5)						SH1-3 SF7				F5				1B	6	1	1	0	0	1	4																	
Dale Murphy, R OBP: 0.279, SLG: 0.398 (14, 3)						1-2				5-3				6-3	6	1	2	3	0	2	2																	
Glenn Hubbard, R OBP: 0.343, SLG: 0.400 (1, 4)						SH1-3				E4				6-3	5	0	0	0	0	2	0																	
Bruce Benedict, R OBP: 0.370, SLG: 0.397 (1, 2)						1-2				SF7				F7	5	0	0	1	0	0	1																	
Rafael Ramirez, R OBP: 0.269, SLG: 0.342 (8, PH)						3H				K					2	0	0	0	1	1	1																	
Bill Picotenza, S OBP: 0.210, SLG: 0.202 (8, PH)															0	0	0	0	0	0	0																	
Jim Tracy, L OBP: 0.211, SLG: 0.125 (8, PH)															0	0	0	0	0	0	0																	
Rick Mathen, R OBP: 0.306, SLG: 0.353 (8, 1)															0	0	0	0	0	0	0																	
Al Hrabosky, R OBP: 0.269, SLG: 0.182 (8, 1)															1	0	0	0	1	0	0																	
Tommy Boggs, R OBP: 0.309, SLG: 0.261 (8, 1)															2	1	1	0	0	0	1																	
Larry Bradford, R OBP: 0.306, SLG: 1.000 (8, 1)															0	0	0	0	0	0	0																	
Rick Camp, R OBP: 0.306, SLG: 1.000 (7, 1)															1	0	0	0	0	0	0																	
Brian Asselstine, L OBP: 0.269, SLG: 0.182 (8, PH)															0	0	0	0	0	0	0																	
Luis Gomez, R OBP: 0.269, SLG: 0.182 (10, 6)															2	0	0	0	0	0	1																	
Inning Stats	R: 0 E: 0 K: 1 S: 5	H: 0 LOB: 0 BB: 0 P: 5	R: 1 E: 0 K: 1 S: 7	H: 2 LOB: 1 BB: 0 P: 7	R: 4 E: 0 K: 1 S: 8	H: 3 LOB: 0 BB: 1 P: 12	R: 0 E: 0 K: 0 S: 2	H: 0 LOB: 0 BB: 1 P: 6	R: 0 E: 0 K: 1 S: 5	H: 0 LOB: 0 BB: 0 P: 5	R: 0 E: 0 K: 0 S: 4	H: 0 LOB: 0 BB: 0 P: 4	R: 0 E: 0 K: 0 S: 3	H: 0 LOB: 0 BB: 0 P: 3	R: 0 E: 0 K: 0 S: 3	H: 0 LOB: 0 BB: 0 P: 5	R: 0 E: 0 K: 0 S: 4	H: 1 LOB: 1 BB: 1 P: 8	R: 0 E: 0 K: 0 S: 2	H: 0 LOB: 0 BB: 1 P: 6	R: 0 E: 0 K: 0 S: 5	H: 0 LOB: 1 BB: 1 P: 9	R: 0 E: 0 K: 0 S: 3	H: 0 LOB: 1 BB: 1 P: 7	R: 0 E: 0 K: 0 S: 4	H: 1 LOB: 1 BB: 0 P: 4	R: 0 E: 0 K: 1 S: 5	H: 0 LOB: 0 BB: 0 P: 5	1B: 4 2B: 2 3B: 0 HR: 1	SF: 2 SAC: 1 DP: 0 HBP: 0	WP: 0 PB: 0 SB: 1 CS: 2	PA: 55						
PITCHER	IP 6.0	WLS 25	BF 5	H 5	R 5	ER 5	SO 4	BB 2	IBB 0	HBP 0	BLK 0	WP 0	HR 1	S 31	P 39	ERA 7.50	WHIP 1.167																					
Bill Caudill, R ERA: 4.45											PITCHER	IP 2.0	WLS 7	BF 1	H 0	R 0	ER 0	SO 2	BB 0	IBB 0	HBP 0	BLK 0	WP 0	HR 0	S 11	P 11	ERA 0.00	WHIP 0.500										
Dick Tidrow, R ERA: 3.6																																						
Rawly Eastwick, R ERA: 2.36																																						
Lynn McClellan, R ERA: 3.09																																						

Chicago Cubs @ Atlanta Braves
Atlanta-Fulton County Stadium, Atlanta, GA
Sun May 10 1981, 3:33 AM EDT
Att. 9,817 - Unknown - 67 F

livebaseballscorecards.com

AB 45
R 5
H 7
RBI 5
BB 5
SO 9
LOB 12



Batter	1	2	3	4	5	6	7	8	9	AB	R	H	RBI	BB	SO	LOB	TOP			
Omar Moreno, L (1,8) OBP: 0.256, SLG: 0.262	0-0 4-3		0-0 F9			0-3 K		0-0 4-3		4	0	0	0	0	1	0				
Tim Foli, R (1,6) OBP: 0.275, SLG: 0.267	0-0 P8		0-0 F8			0-0 1-3		0-0 6-3		4	0	0	0	0	0	0				
Dave Parker, L (1,9) OBP: 0.267, SLG: 0.460	0-0 F9			0-0 F8		4-0 BB			0-0 4-3	3	0	0	0	1	0	0				
John Milner, L (1,3) OBP: 0.333, SLG: 0.227		0-0 3-1		0-0 4-3		4-0 BB		4-0 FC6-4 BB		2	0	0	0	2	0	0				
Lee Lacy, R (1,7) OBP: 0.318, SLG: 0.419	0-3 K 1B			0-0 6-3		0-0 P4			0-3 K	4	0	0	0	0	2	3				
Phil Garner, R (1,4) OBP: 0.475, SLG: 0.583	0-0 1B				0-0 P5			0-0 P7	0-0 FC6-4 1-2	4	0	1	0	0	0	1				
Tony Peña, R (1,2) OBP: 0.412, SLG: 0.552	0-0 F7				0-0 FC6-4 1B			0-0 F8		3	0	1	0	0	0	2				
Dale Berra, R (1,5) OBP: 0.339, SLG: 0.333	0-3 K				0-0 P4			0-3 K		3	0	0	0	0	2	3				
Eddie Solomon, R (1,1) Kurt Bevacqua, R (8, PH) Grant Jackson, S (8, 1)			0-0 6-3		0-0 FC6-4 1-2			0-0 F8		2	0	0	0	0	0	1				
Inning Stats	R: 0 E: 0 K: 0 S: 3	H: 0 LOB: 0 BB: 0 P: 3	R: 0 E: 0 K: 2 S: 9	H: 1 LOB: 2 BB: 0 P: 9	R: 0 E: 0 K: 0 S: 3	H: 0 LOB: 0 BB: 0 P: 3	R: 0 E: 0 K: 0 S: 3	H: 0 LOB: 0 BB: 0 P: 3	R: 0 E: 0 K: 1 S: 5	H: 0 LOB: 2 BB: 2 P: 13	R: 0 E: 0 K: 1 S: 5	H: 0 LOB: 0 BB: 0 P: 5	R: 0 E: 0 K: 0 S: 3	H: 0 LOB: 0 BB: 1 P: 9	R: 0 E: 0 K: 1 S: 5	H: 0 LOB: 1 BB: 1 P: 9	1B: 2 2B: 0 3B: 0 HR: 0	SF: 0 SAC: 0 DP: 0 HBP: 0	WP: 0 PB: 1 CS: 1	PA: 33
PITCHER Phil Niekro, R (1,1) ERA: 1.84	IP: 9.0 WLS: W BF: 33 H: 2 R: 0 ER: 0 SO: 5 BB: 3 IBB: 0 HBP: 0 BLK: 0 WP: 0 HR: 0 S: 40 P: 52 ERA: 0.00 WHIP: 0.556																			

Pittsburgh Pirates @ Atlanta Braves
Atlanta-Fulton County Stadium, Atlanta, GA
Tue May 12, 1981, 7:05 PM EDT
Att: 9,711 - Unknown

AB 30
R 0
H 2
RBI 0
BB 3
SO 5
LOB 10



Batter	1	2	3	4	5	6	7	8	9	AB	R	H	RBI	BB	SO	LOB	BOTTOM			
Eddie Miller, S (1,7) Terry Harper, R (4,7) OBP: 0.298, SLG: 0.253 OBP: 0.318, SLG: 0.316	0-3 K		0-0 4-1		0-3 K			0-0 P3		2	0	0	0	0	1	1				
Claudell Washington, L (1,9) OBP: 0.299, SLG: 0.370	0-0 4-3			0-0 F8		0-0 SH1-3 WP 1B		0-0 4-3		4	1	1	0	0	0	0				
Biff Pocoroba, S (1,5) OBP: 0.385, SLG: 0.343	0-0 1-3			0-0 1-3		0-0 SH1-3				2	0	0	0	0	0	0				
Chris Chambliss, L (1,3) OBP: 0.394, SLG: 0.405		0-0 F8		0-0 F8		4-0 G6-4-3 BB				2	0	0	0	1	0	0				
Dale Murphy, R (1,8) OBP: 0.285, SLG: 0.405		0-0 CS 1B			0-0 1B FC 2B	0-0 G6-4-3				3	1	2	0	0	0	1				
Glenn Hubbard, R (1,4) OBP: 0.345, SLG: 0.422		0-0 F4			0-0 FC5-6 FC 1B		0-3 K			3	0	1	0	0	1	1				
Bruce Benedict, R (1,2) OBP: 0.370, SLG: 0.490		0-0 CS	0-0 6-3		0-0 FC FC5-6		0-0 5-3			3	0	0	0	0	0	1				
Rafael Ramirez, R (1,6) OBP: 0.296, SLG: 0.253			4-0 5-3 BB		0-0 FC5-6 1-2 2-3		0-0 F8			2	0	0	0	1	0	2				
Phil Niekro, R (1,1) OBP: 0.067, SLG: 0.067			0-0 5-3		0-0 P6			0-0 5-3		3	0	0	0	0	0	3				
Inning Stats	R: 0 E: 0 K: 1 S: 5	H: 0 LOB: 0 BB: 0 P: 5	R: 0 E: 0 K: 0 S: 3	H: 1 LOB: 0 BB: 0 P: 3	R: 0 E: 0 K: 0 S: 3	H: 0 LOB: 1 BB: 1 P: 7	R: 0 E: 0 K: 0 S: 3	H: 0 LOB: 0 BB: 0 P: 3	R: 1 E: 0 K: 1 S: 8	H: 2 LOB: 2 BB: 0 P: 8	R: 1 E: 0 K: 0 S: 3	H: 1 LOB: 1 BB: 1 P: 7	R: 0 E: 0 K: 1 S: 5	H: 0 LOB: 0 BB: 0 P: 5	R: 0 E: 0 K: 0 S: 3	H: 0 LOB: 0 BB: 0 P: 3	1B: 3 2B: 1 3B: 0 HR: 0	SF: 0 SAC: 1 DP: 1 HBP: 0	WP: 1 PB: 0 SB: 0 CS: 1	PA: 30
PITCHER Eddie Solomon, R (1,1) ERA: 1.57 Grant Jackson, L (8, 1) ERA: 1.35	IP: 7.0 WLS: L BF: 26 H: 4 R: 2 ER: 2 SO: 3 BB: 2 IBB: 0 HBP: 0 BLK: 0 WP: 1 HR: 0 S: 30 P: 38 ERA: 2.57 WHIP: 0.857																			

Pittsburgh Pirates @ Atlanta Braves
Atlanta-Fulton County Stadium, Atlanta, GA
Tue May 12, 1981, 7:05 PM EDT
Att: 9,711 - Unknown

AB 26
R 2
H 4
RBI 0
BB 2
SO 3
LOB 11



Batter	1	2	3	4	5	6	7	8	9	10	11	12	13	AB	R	H	RBI	BB	SO	LOB	TOP
Omar Moreno, L OBP: 0.263, SLG: 0.277 (1, 8)	G3		F9		FC6-5 2H 2B		F7		CS 1B			SH1-3 1-3		5	0	2	1	0	0	0	
Tim Foli, R OBP: 0.268, SLG: 0.272 (1, 8)	1-4-3		F8		FC6-5 1B 2-3				F9 1-2			7-2 3-H		6	0	1	0	0	0	3	
Dave Parker, L OBP: 0.265, SLG: 0.451 Grant Jackson, S Kent Tekulve, R Jason Thompson, L (10, PH) OBP: 0.307, SLG: 0.350 (10, 3)	F7		F7				6-3			4-3			BB SH1-3 1B BB	4	0	1	0	0	0	0	0
Wills Stargell, L OBP: 0.227, SLG: 0.150 Victor Cruz, R Kurt Bevacqua, R (13, PH) OBP: 0.333, SLG: 0.280 Rod Scurry, L (13, 1)		6-3		6-3	P5			P4		4-3		SH1-3 1-2	5	0	0	0	0	0	0	2	
Mike Easter, L OBP: 0.344, SLG: 0.482 (7, 9)		F9 1B HR BB		G2		6-3 2B		HR		F7		BB 1B IBB	4	3	2	1	2	0	0		
Phil Garner, R OBP: 0.500, SLG: 0.585 (1, 4)		1-2 HR 1B		S 1B		6-3		6-3 1B			K	BB 1B BB	5	1	3	0	1	1	1		
Tony Peña, R OBP: 0.375, SLG: 0.486 (1, 2)		F9		K		G3		6-3			F7	1-2 2-3 BB	6	0	1	2	0	1	5		
Dale Berra, R OBP: 0.355, SLG: 0.393 (1, 5)		1-H HR				4-3		F4		6-3		1-2 2-3 HR	5	2	2	3	1	0	2		
Jim Bibby, R OBP: 0.214, SLG: 0.083 Enrique Romo, R (6, 1)		4-3		SH1-4			6-3		4-3			SH1-3 7-2 1B	1	0	0	0	0	0	0		
John Milner, L OBP: 0.321, SLG: 0.217 Lee Lacy, R OBP: 0.319, SLG: 0.413 (7, 7)				1-2									1-2 2-3 BB	3	0	1	0	0	3		
Inning Stats	R: 0 E: 0 K: 0 S: 3	H: 0 LOB: 0 BB: 0 P: 3	R: 3 E: 0 K: 0 S: 5	H: 2 LOB: 0 BB: 1 P: 9	R: 0 E: 0 K: 1 S: 6	H: 1 LOB: 1 BB: 0 P: 6	R: 1 E: 0 K: 0 S: 4	H: 3 LOB: 2 BB: 0 P: 6	R: 0 E: 0 K: 0 S: 4	H: 1 LOB: 1 BB: 0 P: 4	R: 1 E: 0 K: 0 S: 5	H: 2 LOB: 1 BB: 0 P: 5	R: 0 E: 0 K: 1 S: 5	H: 0 LOB: 0 BB: 0 P: 3	R: 0 E: 0 K: 0 S: 3	H: 1 LOB: 2 BB: 0 P: 19	1B: 8 2B: 4 3B: 0 HR: 2	SF: 0 SAC: 3 DP: 2 HBP: 0	WIP: 0 PB: 0 SB: 2 CS: 1	PA: 54	
PITCHER	IP 4.2	WLS 3	BF 21	H 6	R 4	ER 4	SO 1	BB 1	IBB 0	HBP 0	BLK 0	WP 0	HR 1	S 22	P 26	ERA 7.71	WHIP 1.500				
John Montefusco, R ERA: 4.82																					
Al Hrabosky, L ERA: 4.82	0.1	1	0	0	0	0	0	0	0	0	0	0	0	1	1	0.00	0.000				
Preston Hanna, R ERA: 4.2	1.0	4	1	0	0	0	0	0	0	0	0	0	0	4	4	0.00	1.000				
Rick Camp, R ERA: 2.38	2.0	9	3	1	1	0	0	0	0	0	1	9	9	4.50	1.500						
Rick Mahler, R ERA: 2.55	2.0	6	1	0	0	0	0	0	0	0	0	6	6	0.00	0.500						
PITCHER	IP 2.0	WLS L	BF 7	H 1	R 2	ER 2	SO 0	BB 3	IBB 1	HBP 0	BLK 0	WP 0	HR 0	S 8	P 8	ERA 0.00	WHIP 0.500				
Larry Bradford, L ERA: 2.38																					
Tommy Boggs, R ERA: 4.75	1.0	L	7	1	2	2	0	3	1	0	0	0	0	3	19	18.00	4.000				

Pittsburgh Pirates @ Atlanta Braves
Atlanta-Fulton County Stadium, Atlanta, GA
Wed May 13 1981, 7:05 PM EDT
Att: 10,638 - Unknown


AB 46
R 7
H 13
RBI 7
BB 5
SO 2
LOB 17

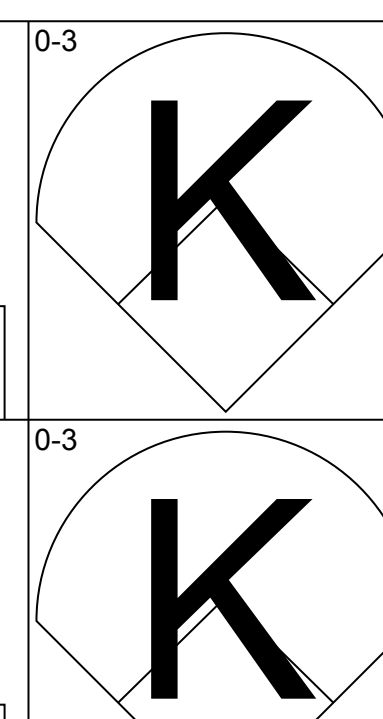
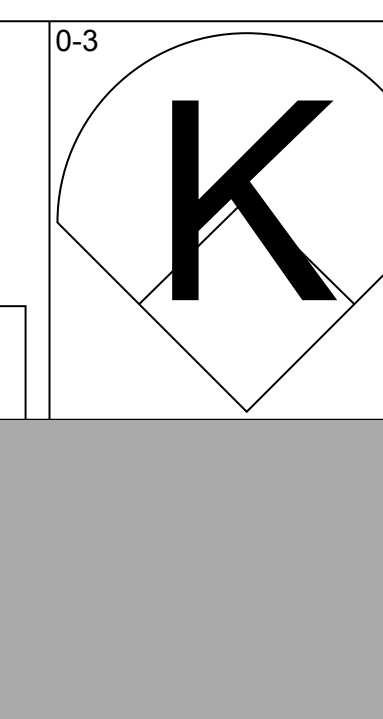
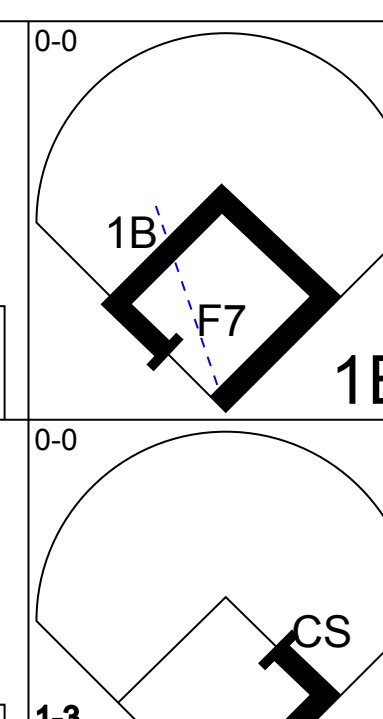
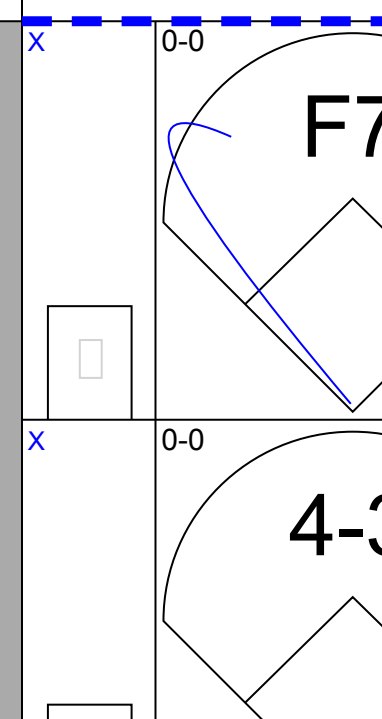
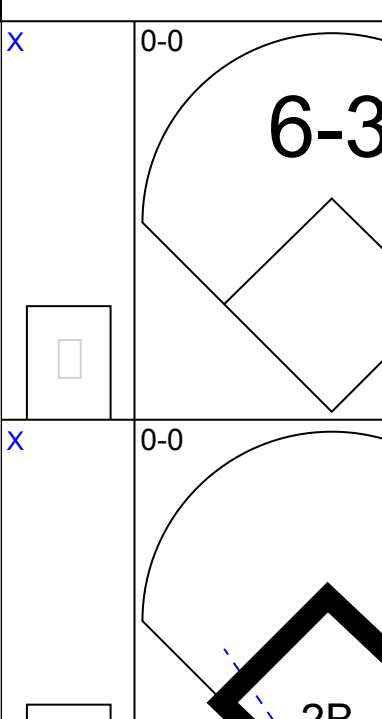
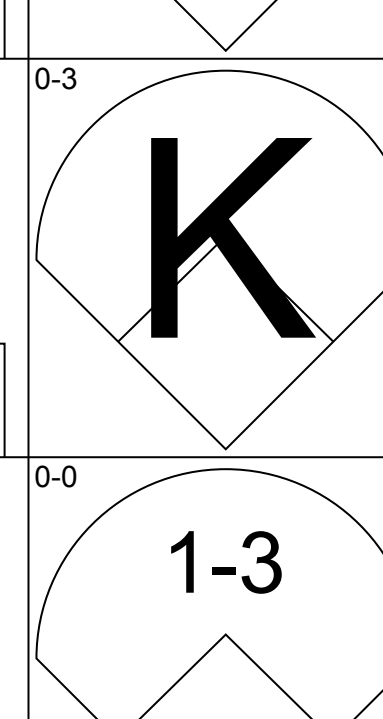
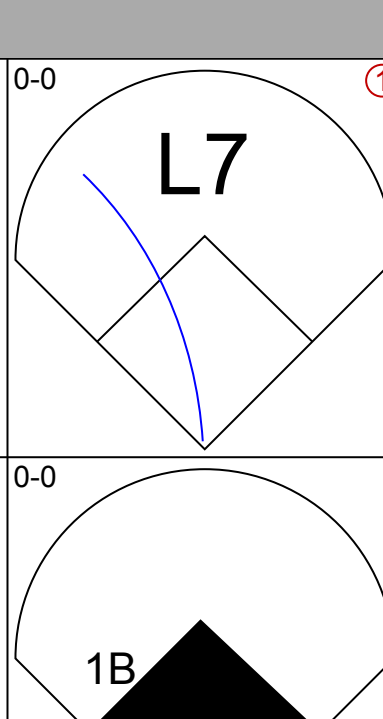
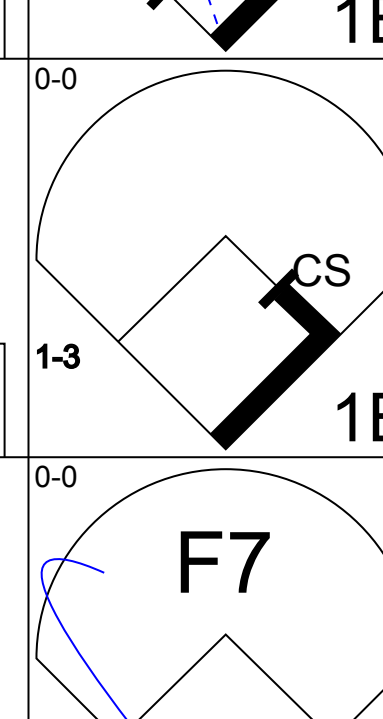
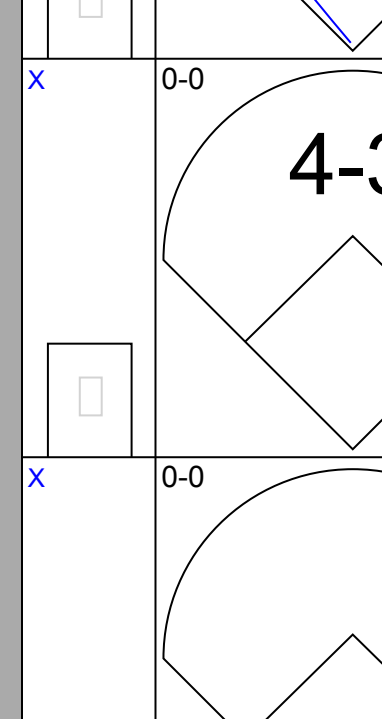
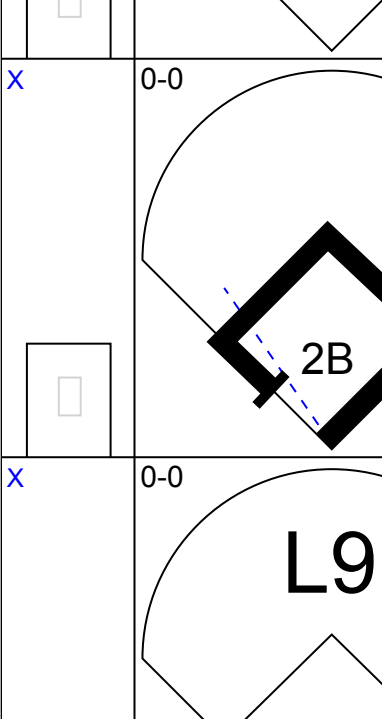
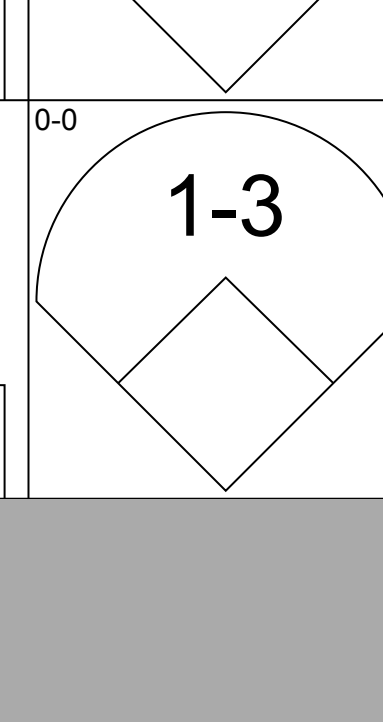
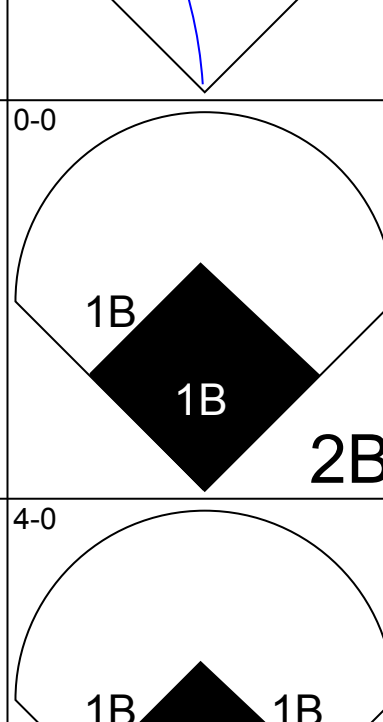
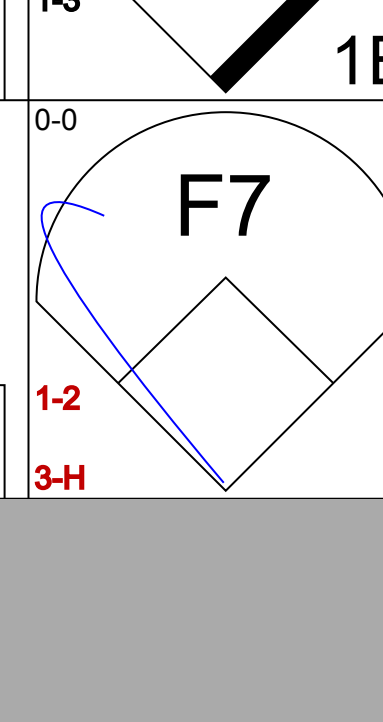
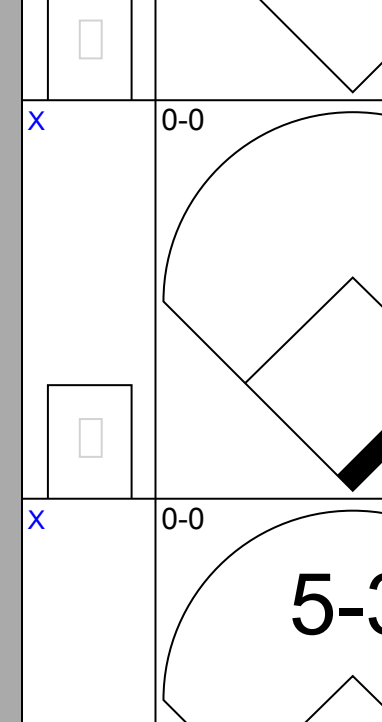
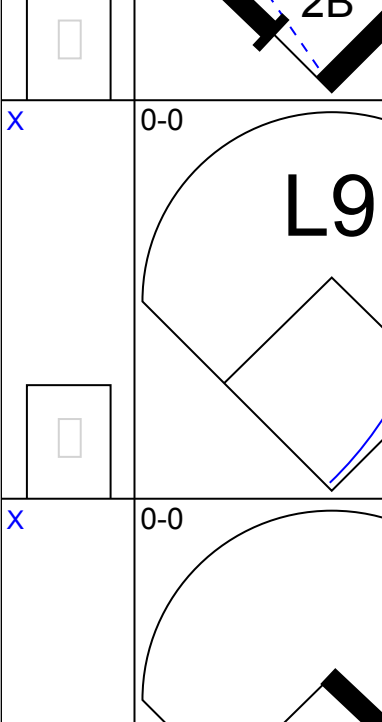
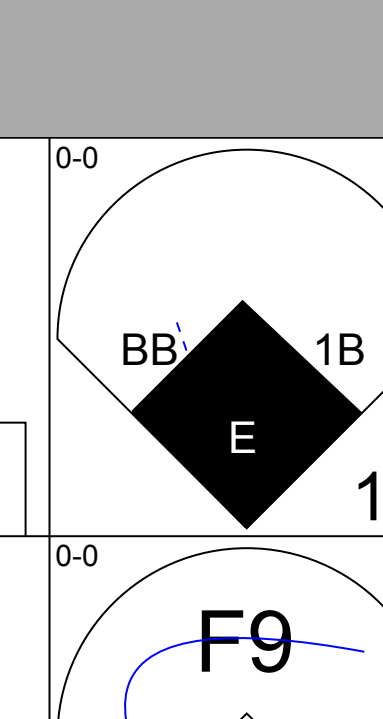
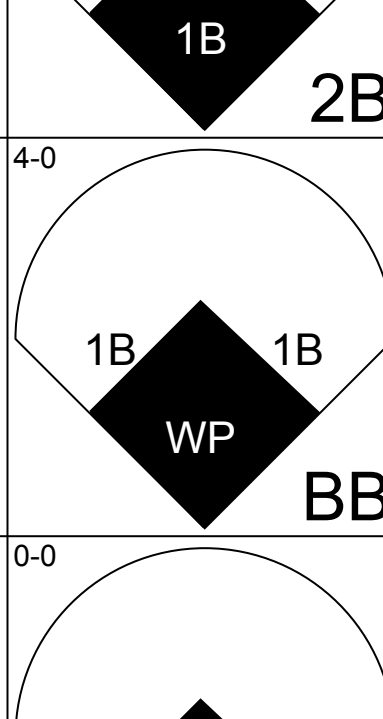
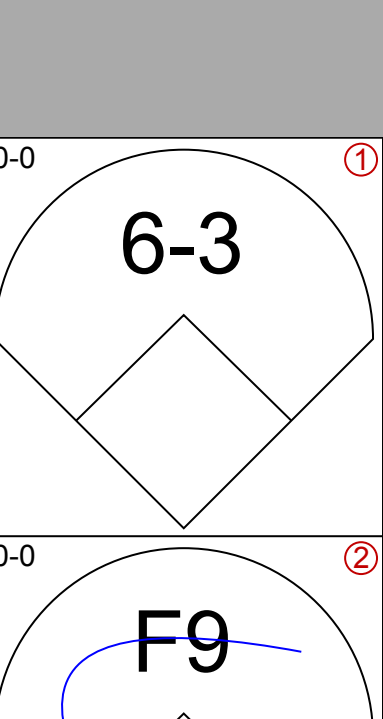
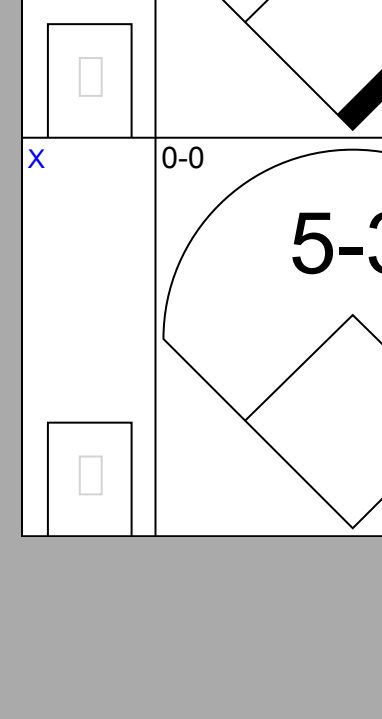
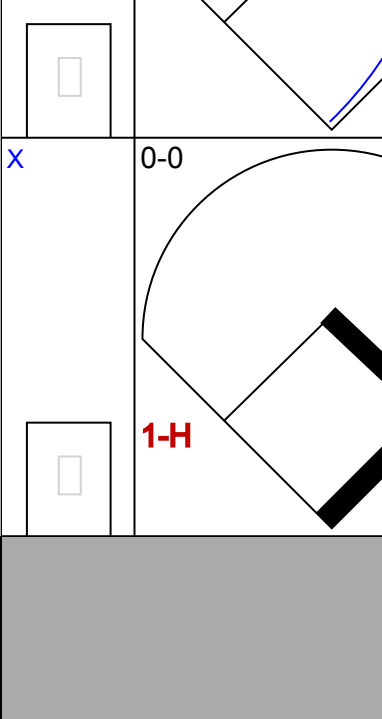
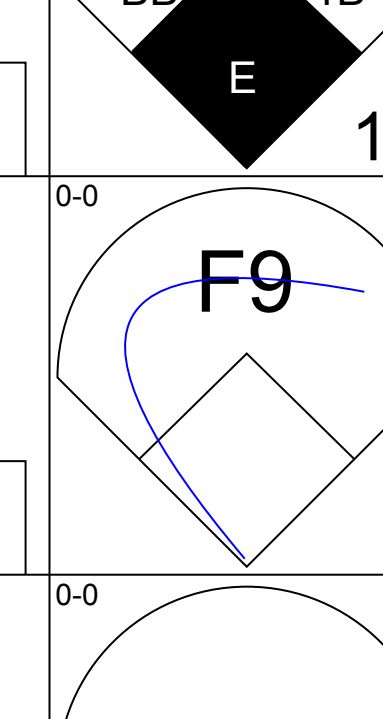
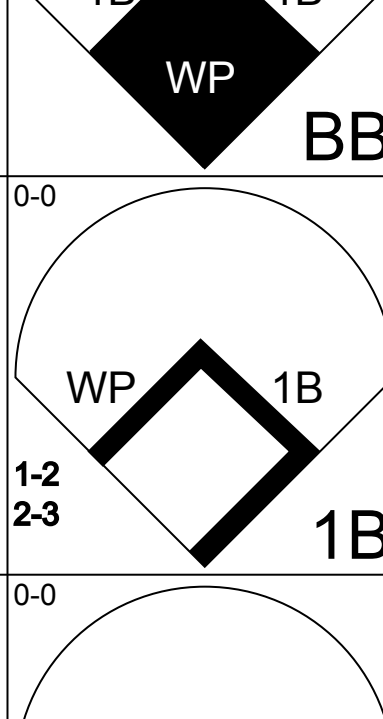
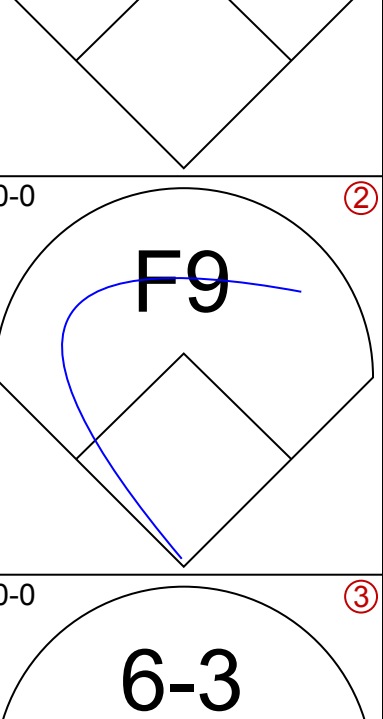
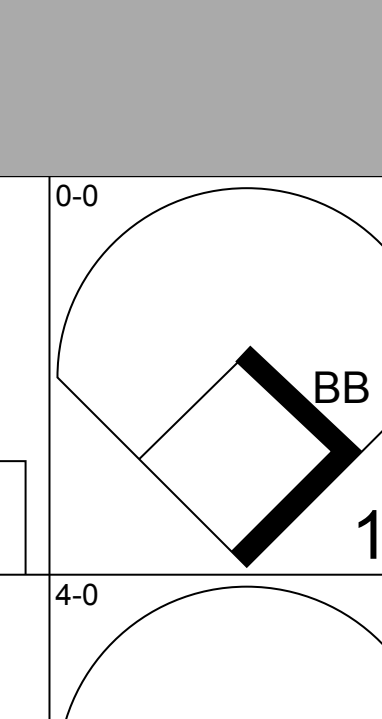
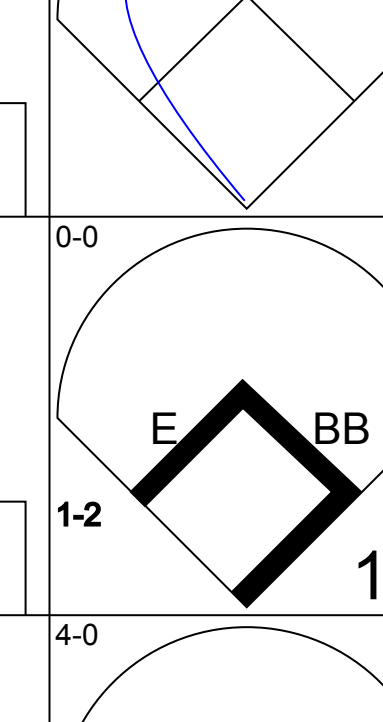
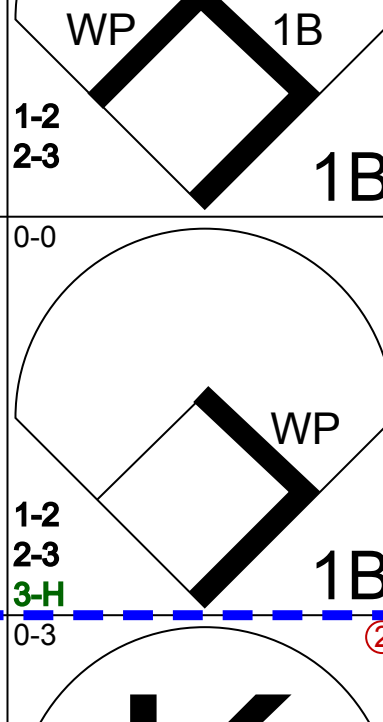
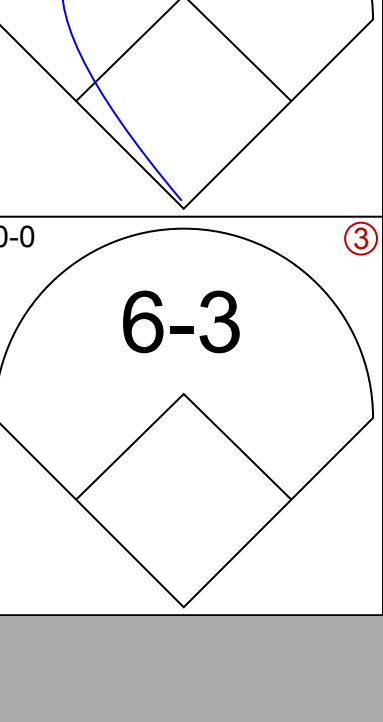
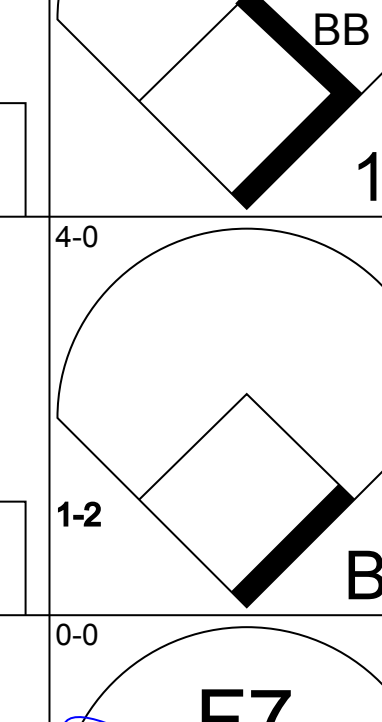
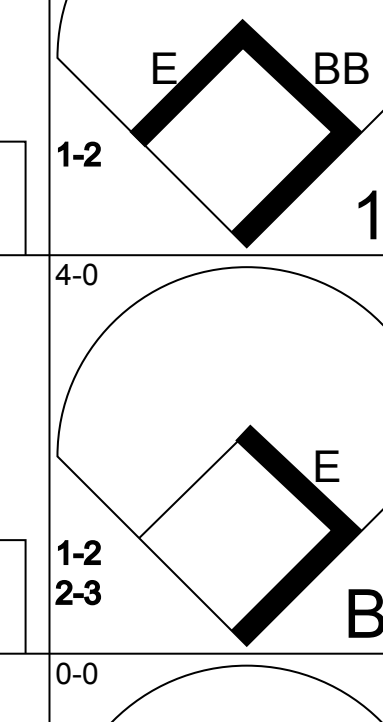
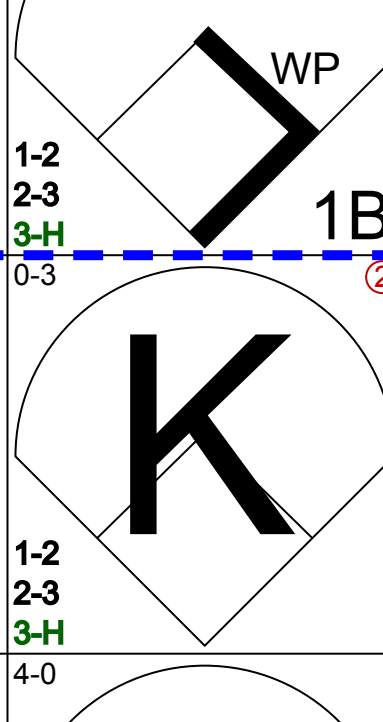
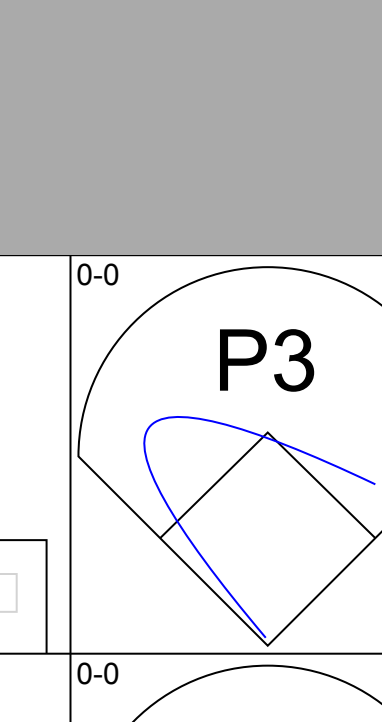
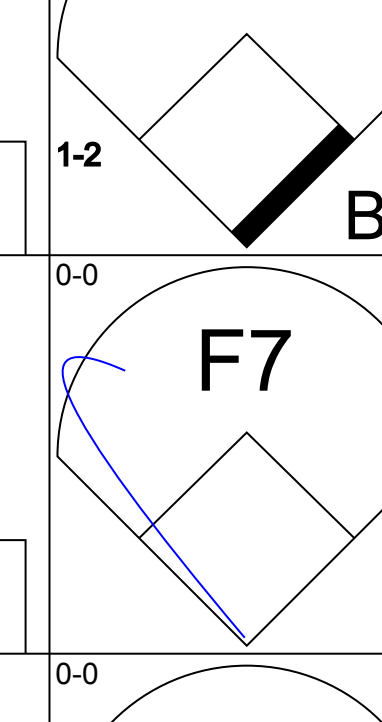
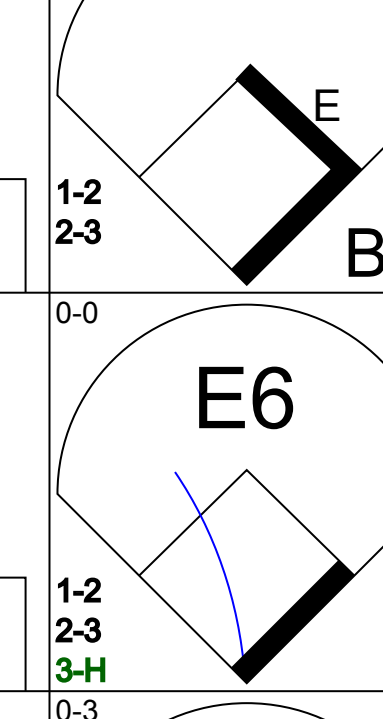
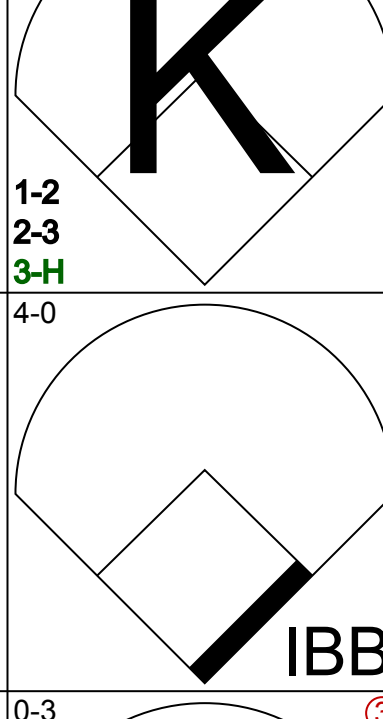
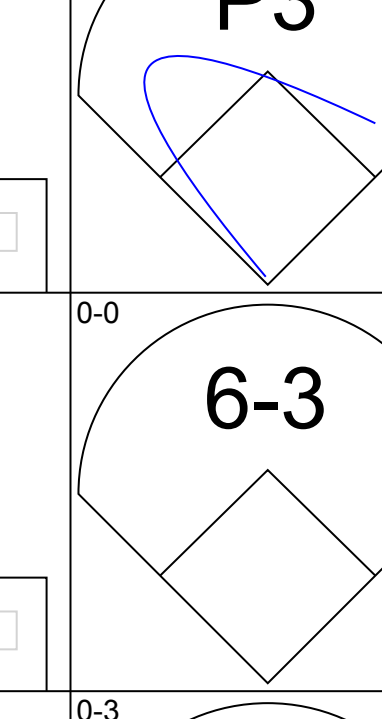
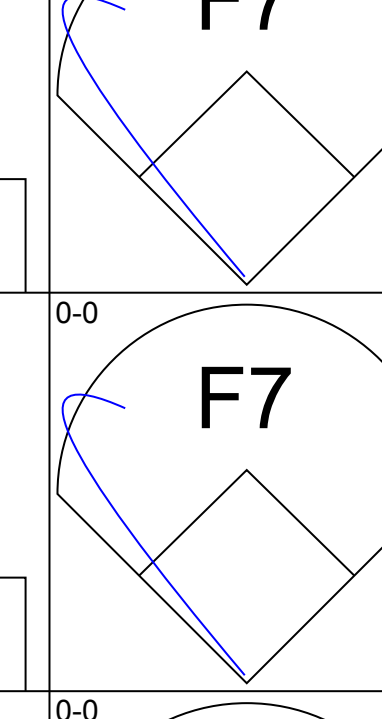
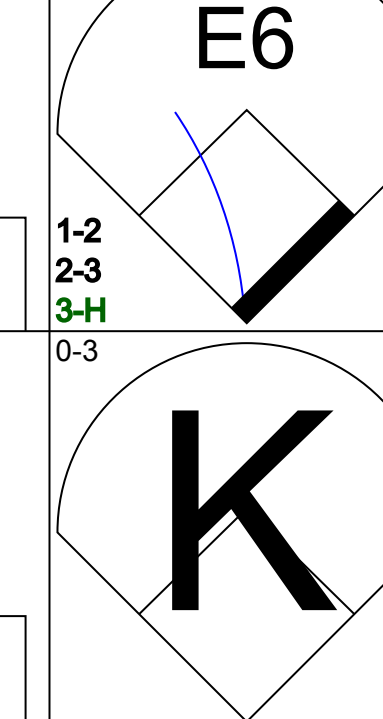
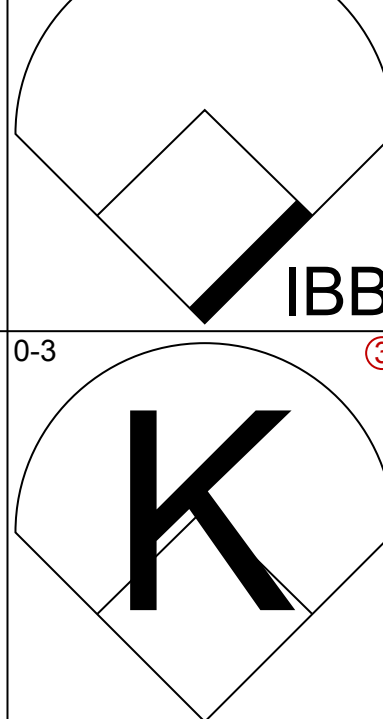
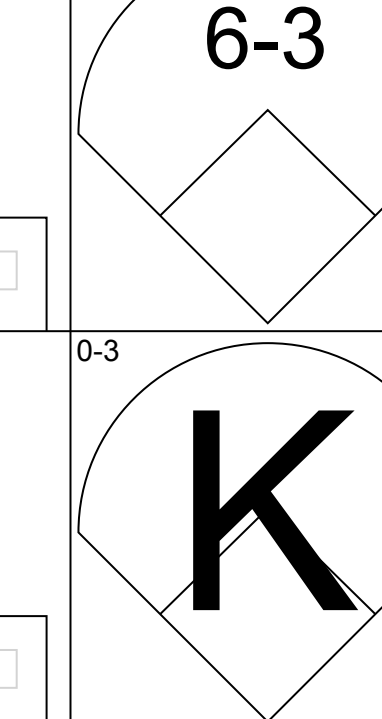
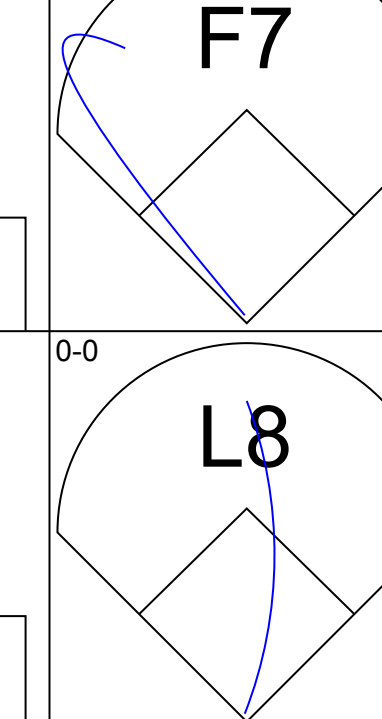
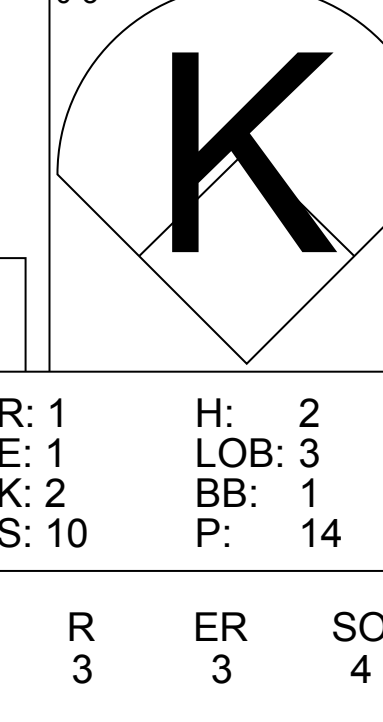
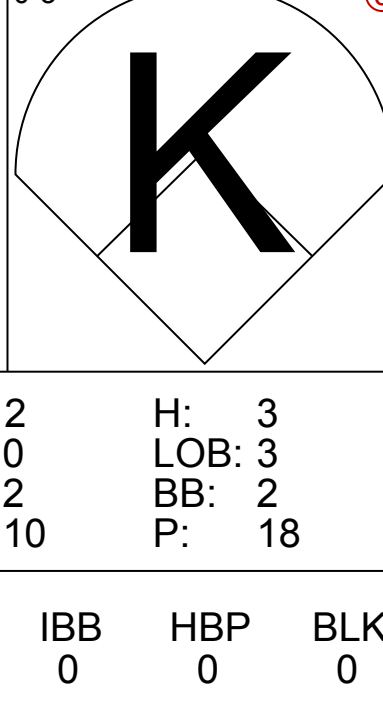
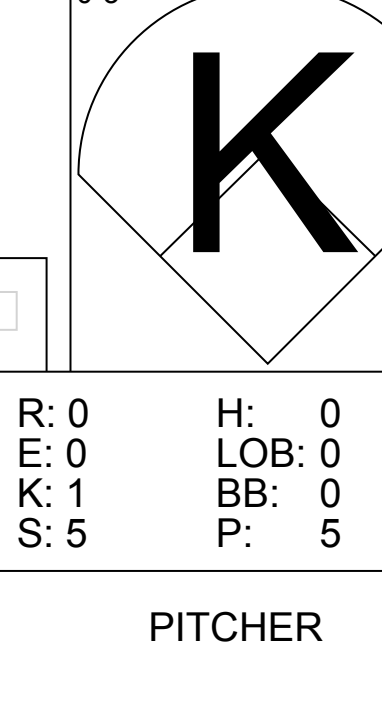
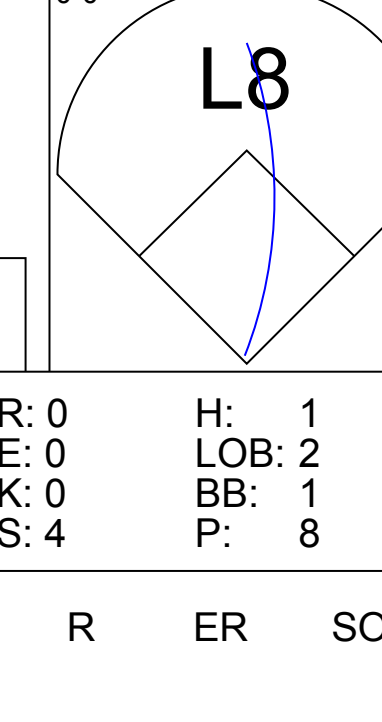


Batter	1	2	3	4	5	6	7	8	9	10	11	12	13	AB	R	H	RBI	BB	SO	LOB	BOTTOM
Terry Harper, R OBP: 0.276, SLG: 0.269 (1, 7)	P4		F2		FC6-4 2B	6-3		CS 1B			K	F7		7	1	1	1	0	1	4	
Claudell Washington, L OBP: 0.316, SLG: 0.361 (1, 9)	4-3		E 1B		1-H 2B		FC6-4 SH1 1B	CS 1-2	E4 E		G3 S 1B		K	7	0	4	1	0	1		
Biff Pocoreba, S OBP: 0.396, SLG: 0.300 (9, 2)	4-3		E4 FC6-4		P4		SH1		E2 FC6-4		G3 BB		4-3	5	0	0	0	1	0	3	
Chris Chambliss, L OBP: 0.388, SLG: 0.398 (1, 3)		3B 1B	FC6-4 1-2		K		FC6-4 1B		F8		G3 1-2 2-3		F3	7	1	2	0	0	1	6	
Dale Murphy, R OBP: 0.279, SLG: 0.389 (1, 8)		F8		4-3		E6 1B	FC6-4 1-2 2-3		FC2-5-1-3 1-2 2-3			1B		5	1	0	0	1	0	5	
Glenn Hubbard, R OBP: 0.328, SLG: 0.398 (1, 4)		F9		K		F7	F9			5-3		K		6	0	0	0	0	2	7	
Bruce Benedict, R OBP: 0.385, SLG: 0.432 Jerry Royster, R (8, PR) OBP: 0.231, SLG: 0.292 Luis Gomez, R OBP: 0.429, SLG: 0.200 (8, 5)				L7		1B 1B	4-3 SH1-4 1B BB			K		SH3-4 1B 1B	3	1	2	2	1	0	0		
Rafael Ramirez, R OBP: 0.304, SLG: 0.255 (1, 6)		P5			5-3	1B 1B	SH1-4				BB	SH3-4	3	0	1	0	1	0	1		
Inning Stats	R: 0 E: 0 K: 0 S: 3	H: 0 LOB: 0 BB: 0 P: 3	R: 1 E: 0 K: 0 S: 5	H: 2 LOB: 1 BB: 0 P: 5	R: 0 E: 0 K: 1 S: 7	H: 0 LOB: 0 BB: 0 P: 5	R: 1 E: 1 K: 1 S: 9	H: 3 LOB: 2 BB: 0 P: 9	R: 0 E: 0 K: 0 S: 5	H: 2 LOB: 2 BB: 0 P: 5	R: 1 E: 0 K: 0 S: 3	H: 1 LOB: 1 BB: 1 P: 7	R: 0 E: 2 K: 2 S: 4	H: 0 LOB: 3 BB: 2 P: 16	R: 0 E: 0 K: 0 S: 4	H: 2 LOB: 1 BB: 1 P: 4	1B: 12 2B: 1 3B: 1 HR: 0	SF: 0 SAC: 3 DP: 1 HBP: 0	WIP: 0 PB: 0 SB: 1 CS: 1	PA: 59	
PITCHER	IP 5.2	WLS 3	BF 27	H 8	R 4	ER 2	SO 3	BB 0	IBB 0	HBP 0	BLK 0	WP 0	HR 0	S 33	P 33	ERA 3.18	WHIP 1.412				
Jim Bibby, R ERA: 3.24																					
Enrique Romo, R ERA: 5.3	0.1	1	0	0	0	0	0	0	0	0	1	1	0.00	0.000							
Grant Jackson, L ERA: 1.36	0.1	3	2	0	0	0	0	0	0	0	3	3	0.00	6.000							
Kent Tekulve, R ERA: 6.94	2.2	10	1	1	1	0	1	0	0	0	9	13	3.38	0.750							
Victor Cruz, R ERA: 1.5	3.0	W	14	3	0	0	3	2	1	0	0	0	0	17	29	0.00	1.667				
PITCHER	IP 1.0	WLS S	BF 3	H 0	R 0	ER 0	SO 1	BB 0	IBB 0	HBP 0	BLK 0	WP 0	HR 0	S 5	P 5	ERA 0.00	WHIP 0.000				
Rod Scurry, L ERA: 3.76																					

Pittsburgh Pirates @ Atlanta Braves
Atlanta-Fulton County Stadium, Atlanta, GA
Wed May 13 1981, 7:05 PM EDT
Att: 10,638 - Unknown

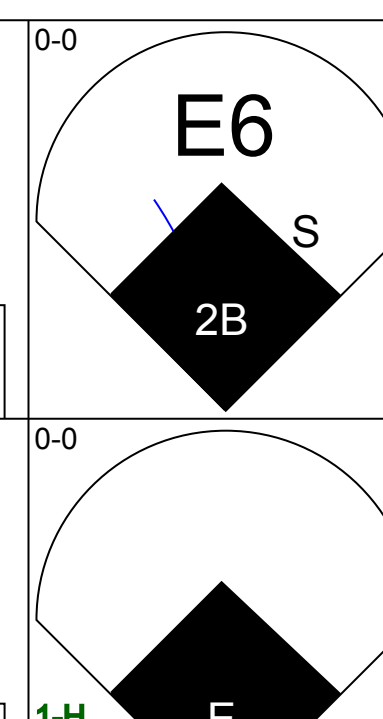
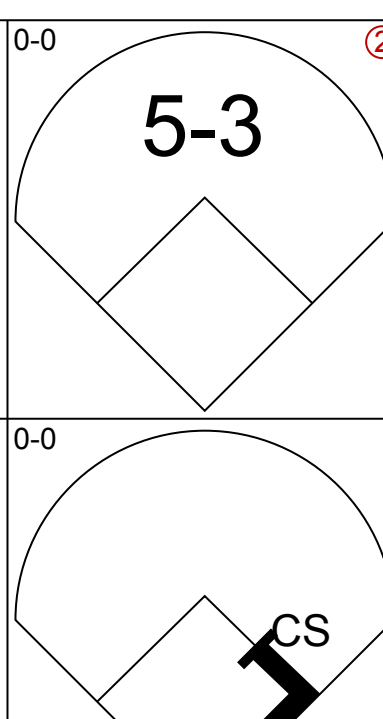
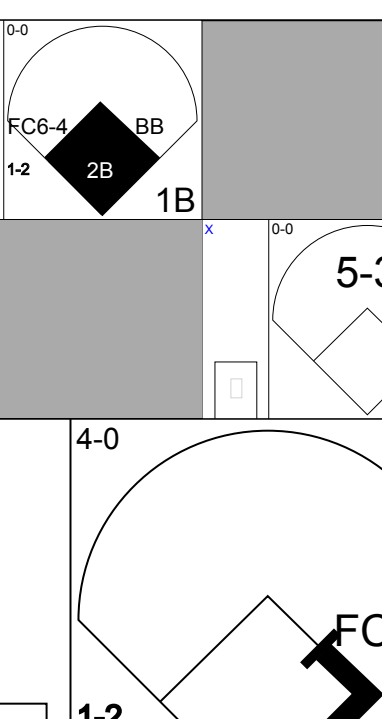
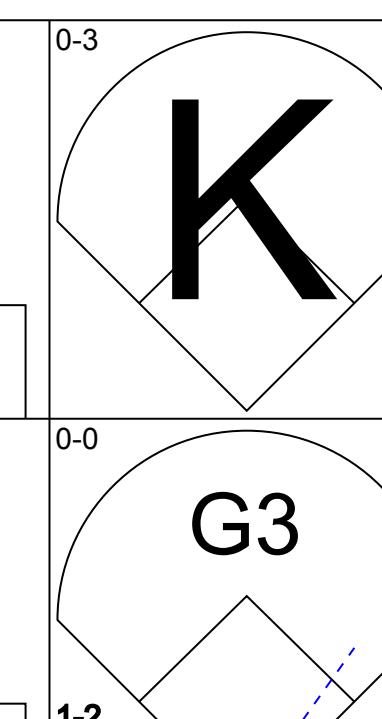
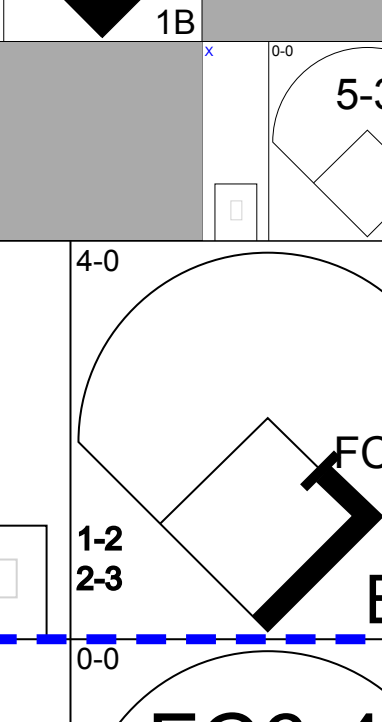
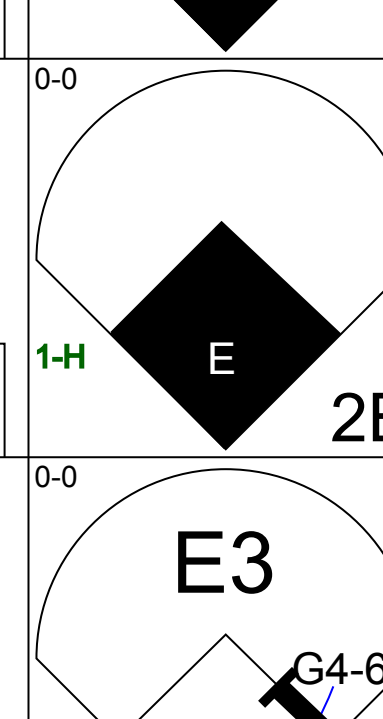
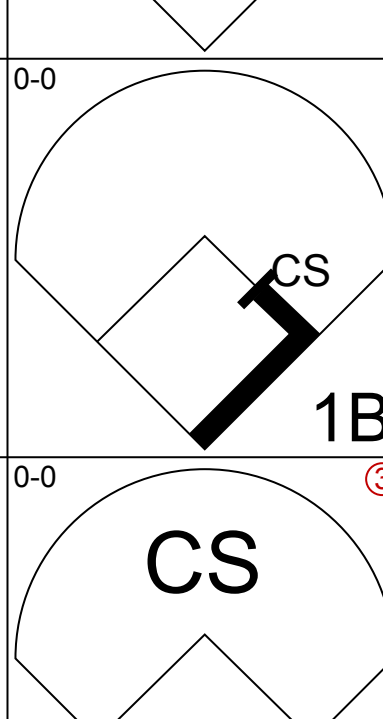
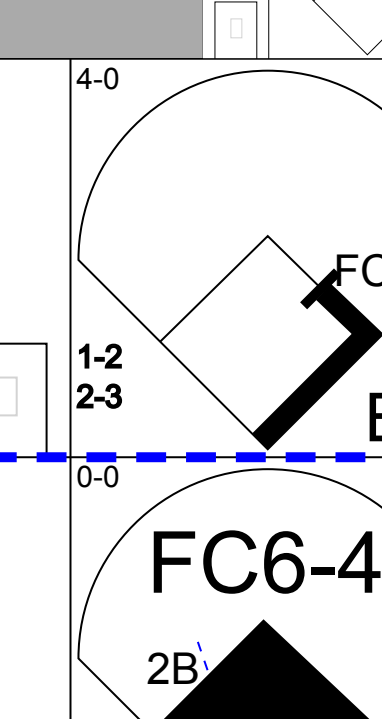
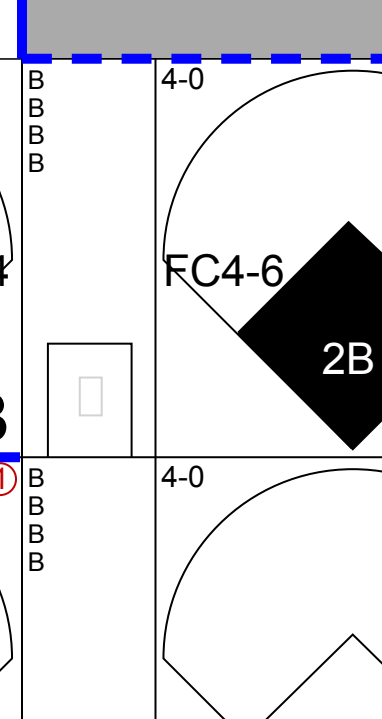
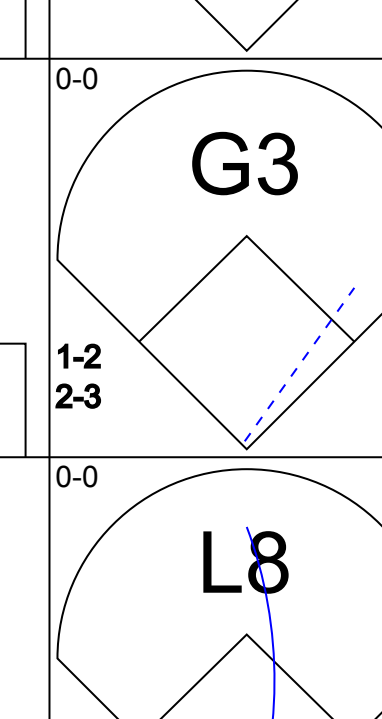
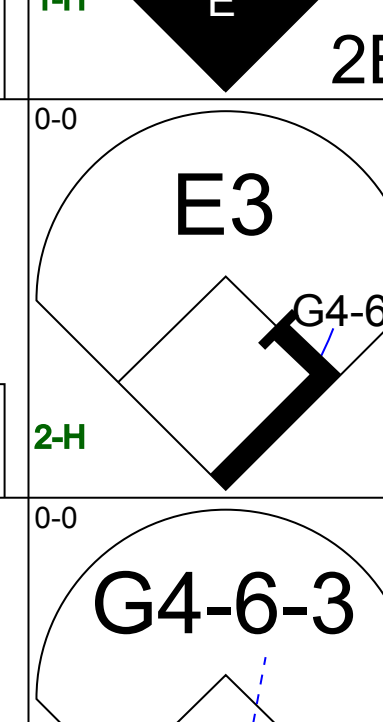
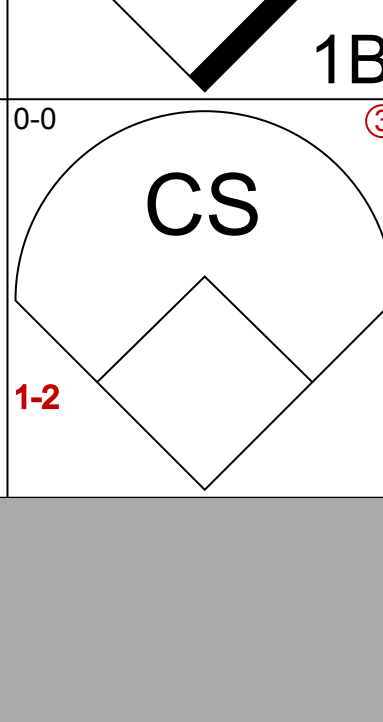
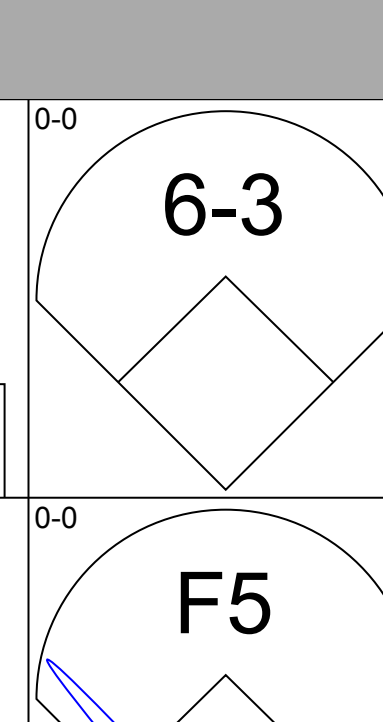
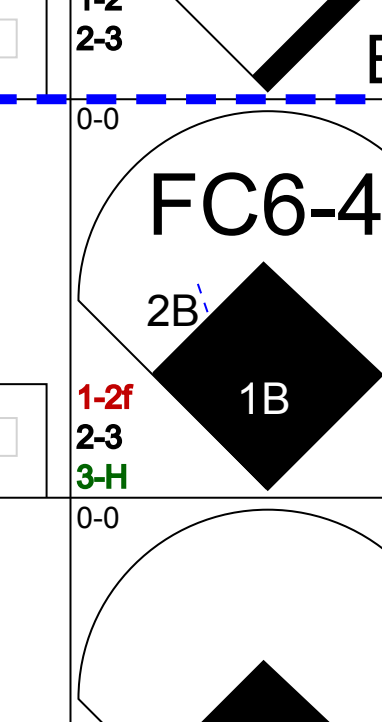
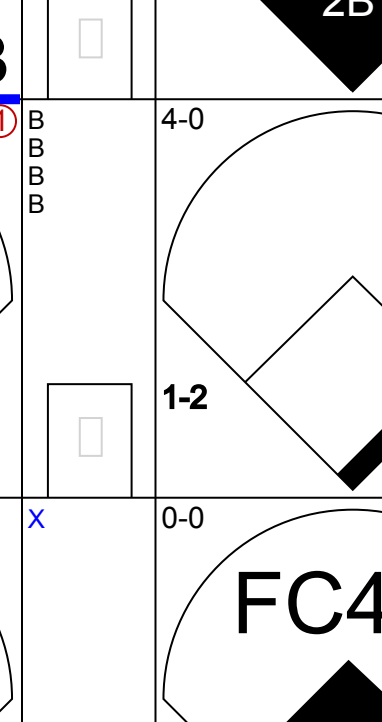
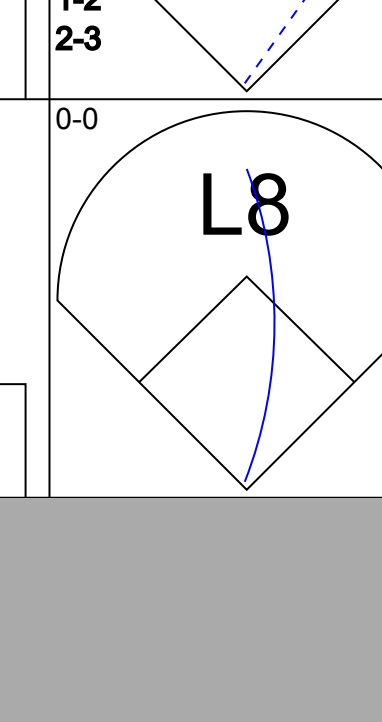
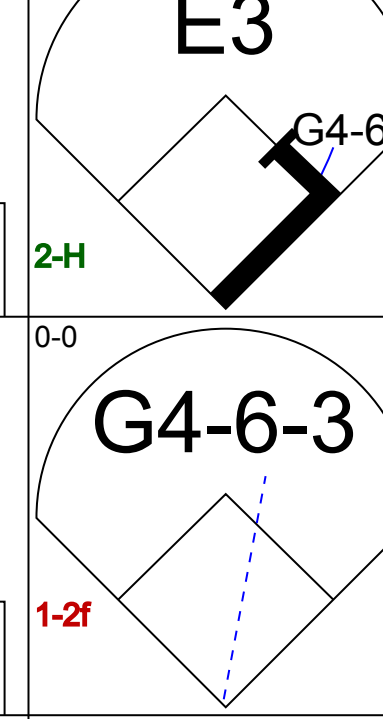
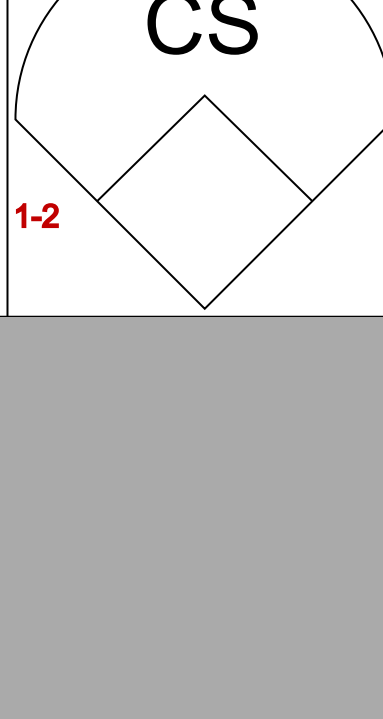
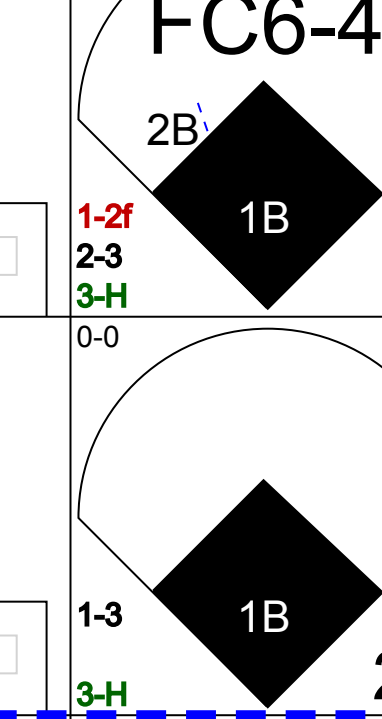
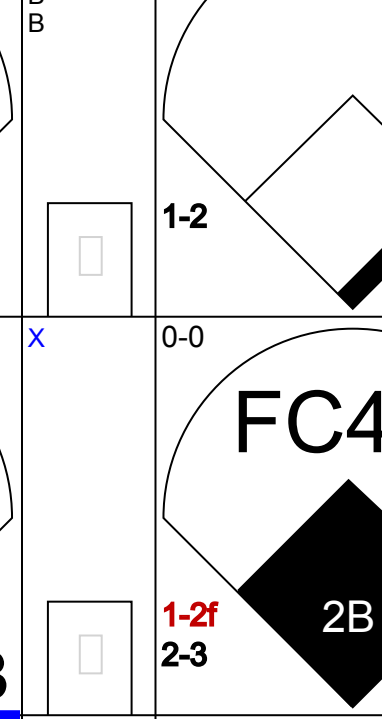
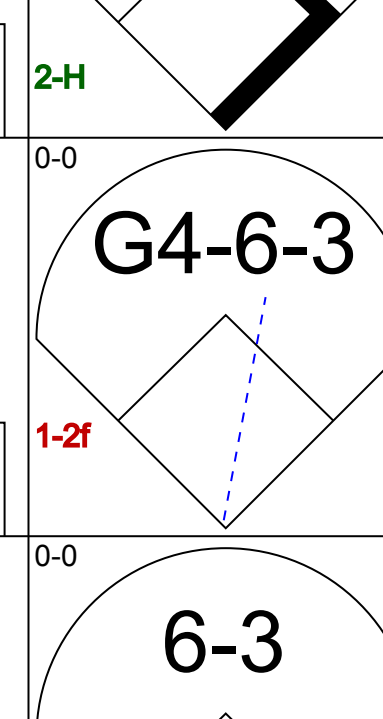
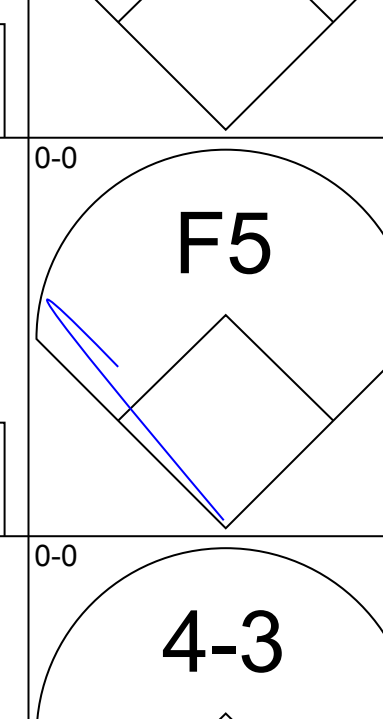
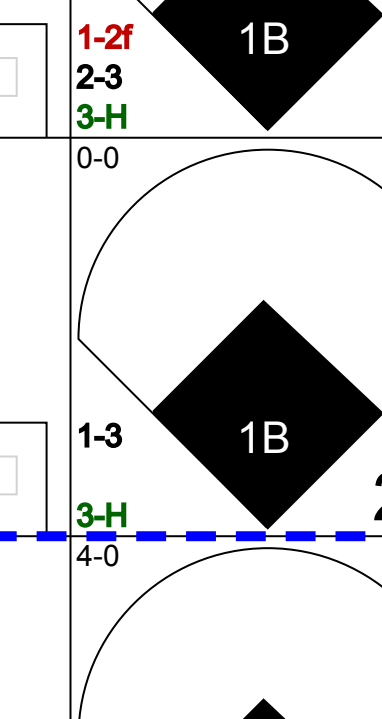
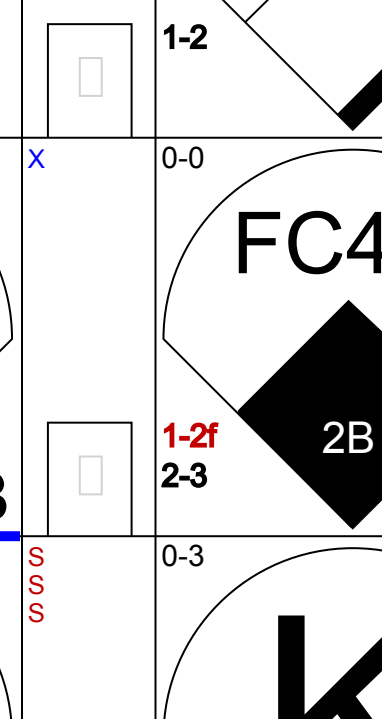
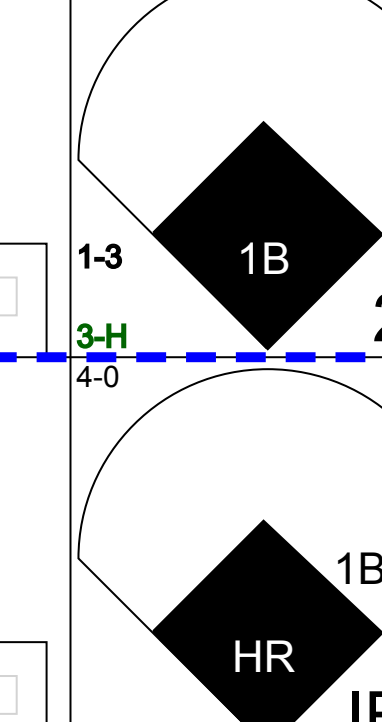
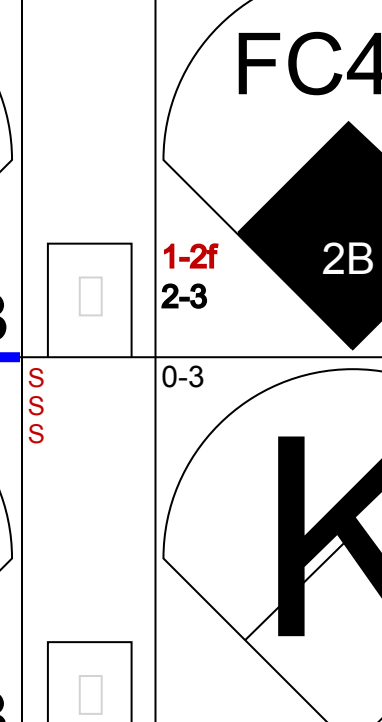
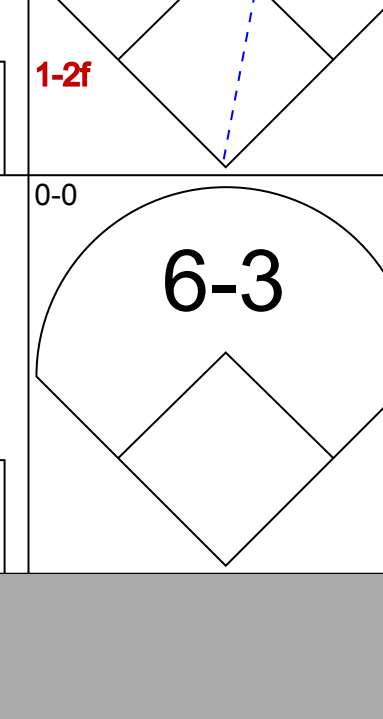
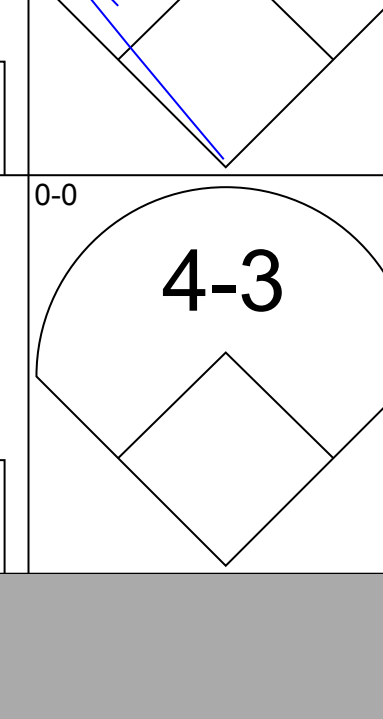
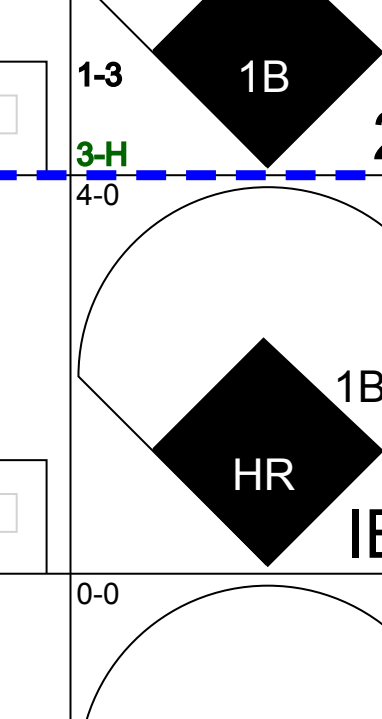
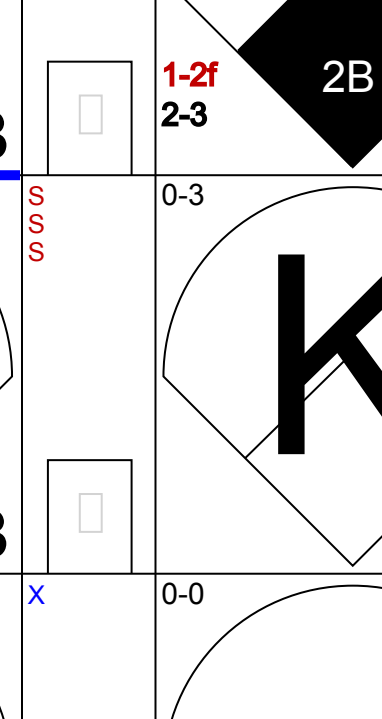
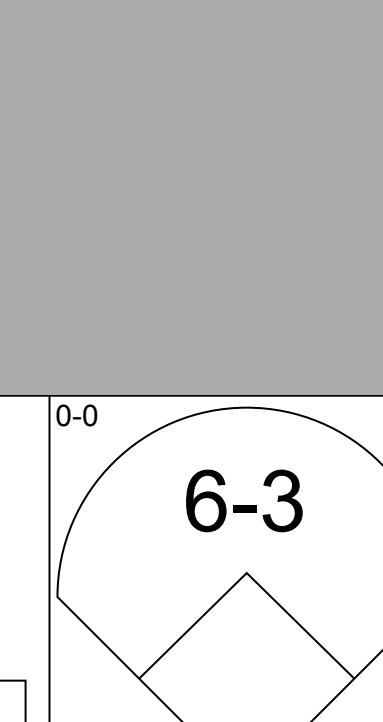
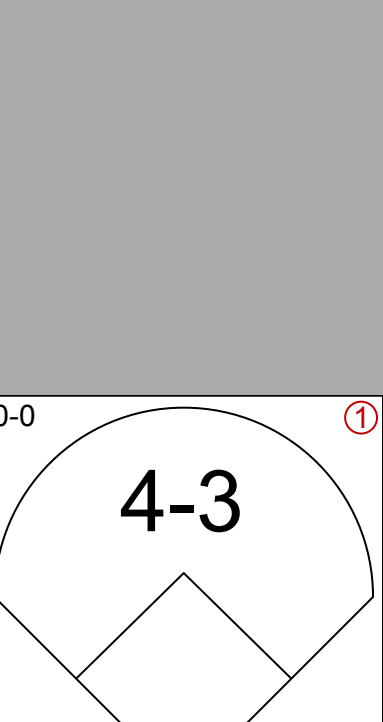
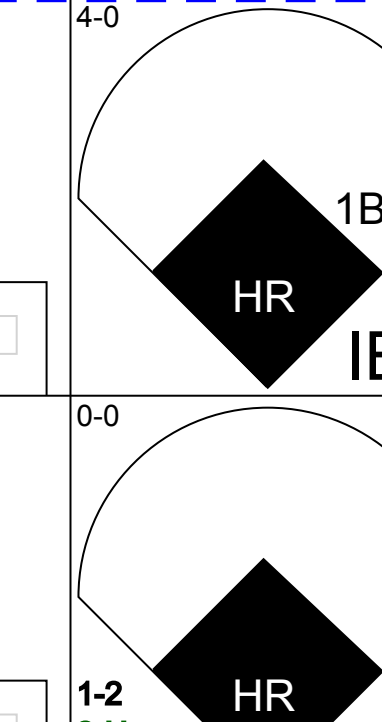
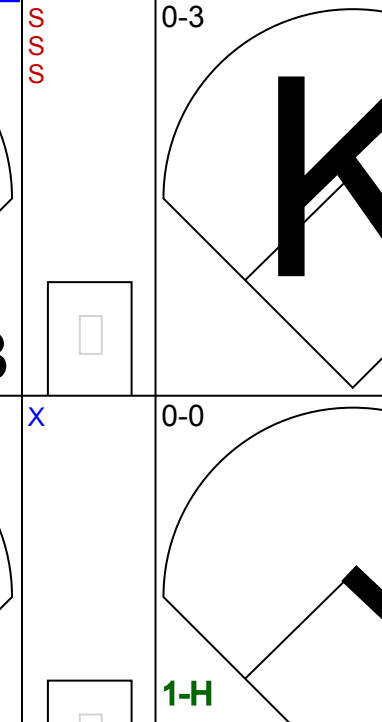
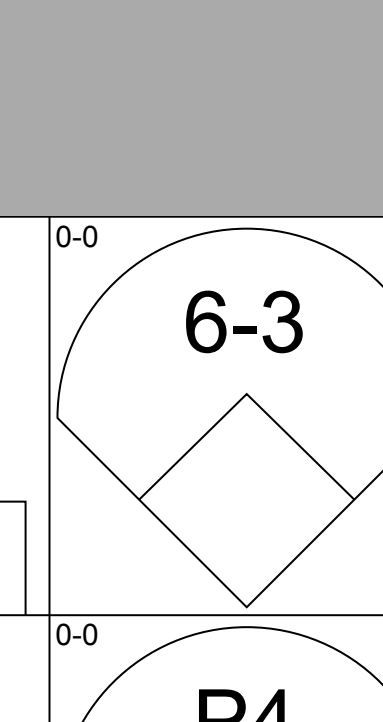
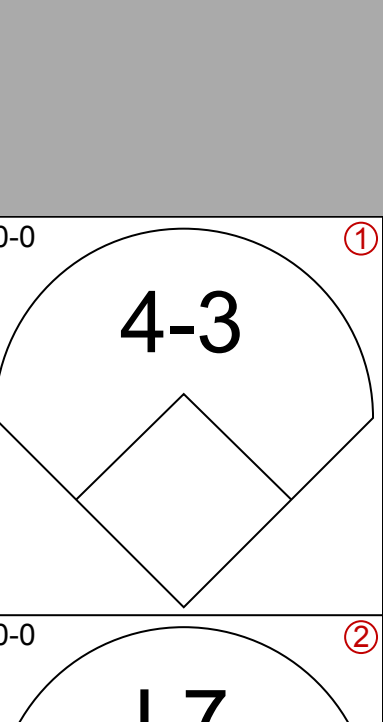
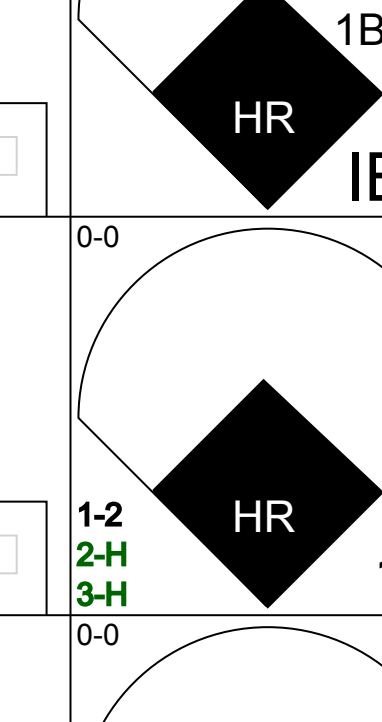
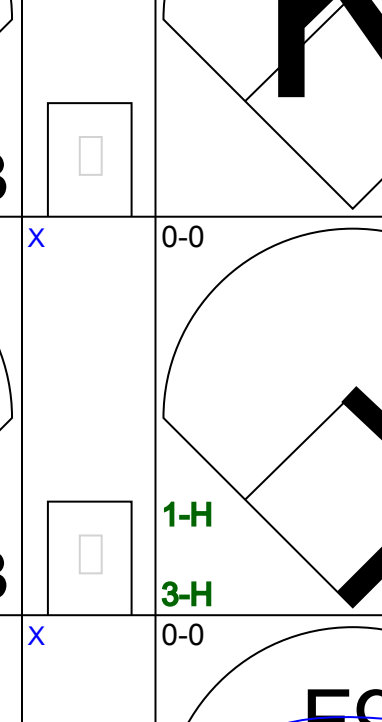
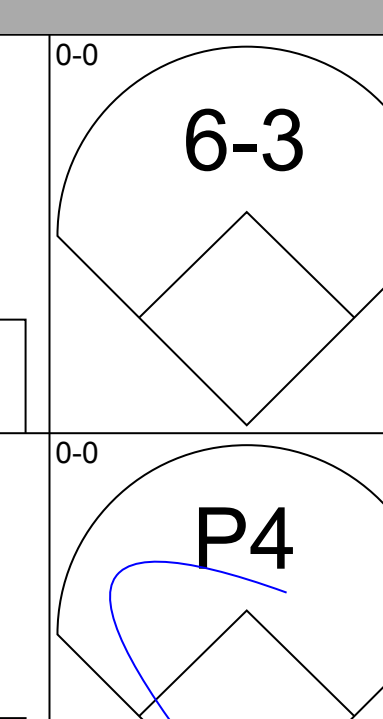
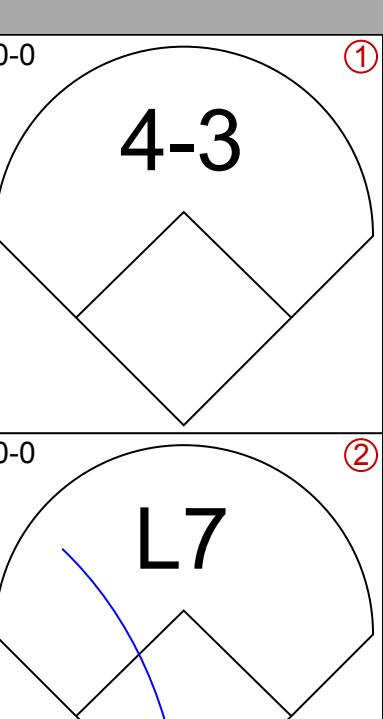
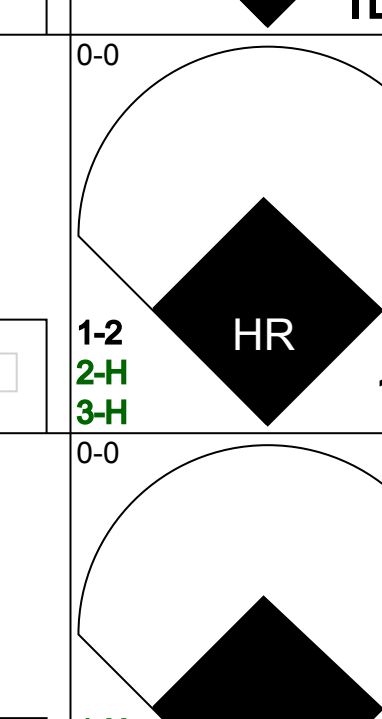


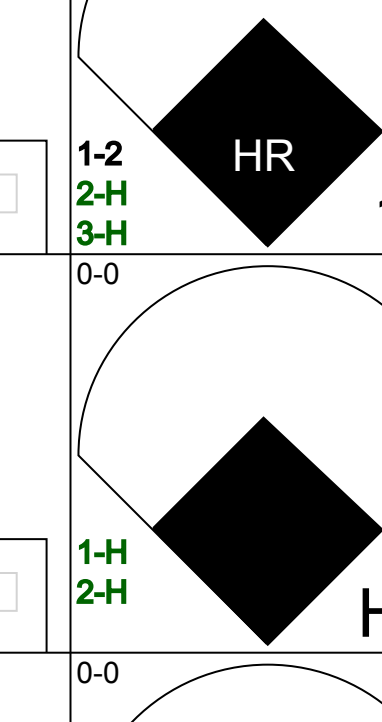

AB 51
R 5
H 14
RBI 5
BB 4
SO 7
LOB 29



Batter	1	2	3	4	5	6	7	8	9	AB	R	H	RBI	BB	SO	LOB	TOP			
Garry Templeton, S (1, 6) OBP: 0.303, SLG: 0.412										5	0	1	0	0	2	3	St. Louis Cardinals @ Atlanta Braves Atlanta-Fulton County Stadium, Atlanta, GA Fri May 15 1981, 7:05 PM EDT Att: 13,730 - Unknown - 60 F			
Tony Scott, S (1, 8) OBP: 0.303, SLG: 0.395										5	0	2	0	0	1	0				
Keith Hernandez, L (1, 3) OBP: 0.405, SLG: 0.514										5	1	2	0	0	0	3				
George Hendrick, R (1, 9) OBP: 0.353, SLG: 0.500										4	2	2	0	1	0	1				
Dane Iorg, L (1, 7) OBP: 0.269, SLG: 0.240										4	0	2	0	0	0	1				
Ken Oberkfell, L (1, 5) OBP: 0.333, SLG: 0.333										3	0	2	1	1	0	0				
Gene Tenace, R (1, 2) OBP: 0.340, SLG: 0.429										2	0	0	0	1	1	2				
Orlando Sanchez, L (7, 2) OBP: 0.333, SLG: 0.333										1	0	0	0	0	0	2				
Tom Herr, S (1, 4) OBP: 0.324, SLG: 0.411										3	0	0	1	1	0	4				
Lary Sorensen, R (1, 1) OBP: 0.111, SLG: 0.167										3	0	0	0	0	0	3				
Inning Stats	R: 0 E: 0 K: 2 S: 7	H: 0 LOB: 0 BB: 0 P: 7	R: 1 E: 1 K: 2 S: 10	H: 2 LOB: 3 BB: 1 P: 14	R: 2 E: 0 K: 2 S: 10	H: 3 LOB: 3 BB: 2 P: 18	R: 0 E: 0 K: 0 S: 3	H: 2 LOB: 0 BB: 0 P: 3	R: 0 E: 0 K: 0 S: 3	H: 0 LOB: 0 BB: 0 P: 3	R: 0 E: 0 K: 1 S: 5	H: 1 LOB: 1 BB: 0 P: 4	R: 0 E: 0 K: 0 S: 4	H: 1 LOB: 2 BB: 1 P: 8	R: 0 E: 0 K: 0 S: 4	H: 2 LOB: 2 BB: 0 P: 4	1B: 9 2B: 2 3B: 0 HR: 0	SF: 0 SAC: 0 DP: 0 HBP: 0	WP: 1 PB: 0 SB: 0 CS: 1	PA: 40
PITCHER	IP	WLS	BF	H	R	ER	SO	BB	IBB	HBP	BLK	WP	HR	S	P	ERA	WHIP			
Bob Walk, R (1, 1) ERA: 4.37	2.1		15	5	3	3	4	2	0	0	0	0	0	21	29	11.57	3.000			
Preston Hanna, R (3, 1) ERA: 3.33	3.2	W	12	2	0	0	3	0	1	0	0	1	0	17	21	0.00	0.545			
Rick Mahler, R (7, 1) ERA: 2.18	3.0	S	13	4	0	0	0	1	0	0	0	0	0	12	16	0.00	1.667			

AB	36
R	3
H	11
RBI	2
BB	4
SO	7
LOB	24



Batter	1	2	3	4	5	6	7	8	9	AB	R	H	RBI	BB	SO	LOB	BOTTOM		
Terry Harper, R (1, 7) OBP: 0.273, SLG: 0.267										4	2	1	0	0	0	1	St. Louis Cardinals @ Atlanta Braves Atlanta-Fulton County Stadium, Atlanta, GA Fri May 15 1981, 7:05 PM EDT Att: 13,730 - Unknown - 60 F		
Rick Mahler, R (7, 1)										1	0	0	0	0	1	2			
Claudell Washington, L (1, 9) OBP: 0.333, SLG: 0.407										3	2	2	1	2	0	2			
Biff Pocoroba, S (1, 5) OBP: 0.286, SLG: 0.286										2	0	0	0	0	0	0			
Rufino Linares, R (6, PH) OBP: 0.182, SLG: 0.214										2	1	0	1	1	0	4			
Chris Chambliss, L (1, 3) OBP: 0.385, SLG: 0.402										4	2	1	1	0	0	3			
Bill Nahorodny, R (8, 3)										0	0	0	0	0	0	0			
Dale Murphy, R (1, 8) OBP: 0.275, SLG: 0.380										3	1	0	0	1	1	2			
Glenn Hubbard, R (1, 4) OBP: 0.333, SLG: 0.411										4	1	2	4	0	0	0			
Bruce Benedict, R (1, 2) OBP: 0.380, SLG: 0.457										4	1	1	3	0	0	1			
Rafael Ramirez, R (1, 6) OBP: 0.310, SLG: 0.265										4	0	2	0	0	0	0			
Bob Walk, R (1, 1) OBP: 0.143, SLG: 0.143										0	0	0	0	0	0	0			
Preston Hanna, R (3, 1) ERA: 3.02	0.1	L	2	1	0	0	0	0	0	1	0	0	0	0	0	0			
Brian Asselstine, L (6, PH) OBP: 0.235, SLG: 0.296	0.2		6	3	4	4	0	0	1	0	0	0	0	1	5	9			
Jerry Royster, R (6, PH) OBP: 0.221, SLG: 0.292	1.0		6	1	2	2	1	2	0	0	0	0	0	6	14	18.00			
Bob Sykes, L (7, 1) ERA: 12.0	1.0		6	1	2	2	1	2	0	0	0	0	0	6	14	18.00			
Joe Edelen, R (8, 1) ERA: 8.71	1.0		5	2	0	0	1	0	0	0	0	0	0	7	7	0.00			
Inning Stats	R: 2 E: 2 K: 0 S: 5	H: 1 LOB: 0 BB: 0 P: 5	R: 0 E: 0 K: 0 S: 3	H: 0 LOB: 0 BB: 0 P: 3	R: 0 E: 0 K: 0 S: 3	H: 1 LOB: 0 BB: 0 P: 3	R: 0 E: 0 K: 0 S: 3	H: 0 LOB: 0 BB: 0 P: 3	R: 7 E: 0 K: 0 S: 9	H: 6 LOB: 1 BB: 2 P: 17	R: 2 E: 0 K: 1 S: 6	H: 1 LOB: 1 BB: 2 P: 14	R: 0 E: 0 K: 1 S: 7	H: 2 LOB: 2 BB: 0 P: 7	1B: 7 2B: 3 3B: 0 HR: 1	SF: 0 SAC: 0 DP: 1 HBP: 0	WP: 0 PB: 0 SB: 1 CS: 1	PA: 40	
PITCHER	IP	WLS	BF	H	R	ER	SO	BB	IBB	HBP	BLK	WP	HR	S	P	ERA	WHIP		
Lary Sorensen, R (1, 1) ERA: 3.02	5.0		20	4	5	3	0	1	0	0	0	0	0	19	23	5.40	1.000		
Jim Kaat, L (6, 1) ERA: 2.54	0.1		2	1	0	0	0	0	0	0	0	0	0	2	2	0.00	3.000		
Jim Otten, R (6, 1) ERA: 4.2	0.2		6	3	4	4	0	0	1	0	0	0	1	5	9	54.00	4.500		
Bob Sykes, L (7, 1) ERA: 12.0	1.0		6	1	2	2	1	2	0	0	0	0	0	6	14	18.00	3.000		
Joe Edelen, R (8, 1) ERA: 8.71	1.0		5	2	0	0	1	0	0	0	0	0	0	7	7	0.00	2.000		

AB	35
R	11
H	11
RBI	10
BB	4
SO	2
LOB	16



Batter	1	2	3	4	5	6	7	8	9	AB	R	H	RBI	BB	SO	LOB	TOP										
Garry Templeton, S OBP: 0.299, SLG: 0.403	B1-3	G3				F9			3-1	5	0	1	0	0	0	1											
Tony Scott, S OBP: 0.296, SLG: 0.387	1B		F2		FC4-6		F9		6-3	5	2	1	0	0	0	1											
Keith Hernandez, L OBP: 0.400, SLG: 0.505	1B		4-3		F7		4-3			4	1	1	0	0	0	1											
George Hendrick, R OBP: 0.358, SLG: 0.529	1B		6-3			HR	F3			4	1	2	3	0	0	0											
Dane Iorg, L OBP: 0.276, SLG: 0.250				G3				F9		3	0	1	1	0	0	0											
Tito Landrum, R OBP: 0.143, SLG: 0.143					G3					1	0	0	0	0	0	0											
Ken Oberkfell, L OBP: 0.330, SLG: 0.330			E6				4-3			4	1	1	0	0	0	0											
Orlando Sanchez, L OBP: 0.400, SLG: 0.500	G4-6-3		4-3							4	1	2	0	0	0	4											
Tom Herr, S OBP: 0.321, SLG: 0.404		5-3				F9		F7		4	0	1	1	0	0	2											
Silvio Martinez, R OBP: 0.286, SLG: 0.308									G3	4	0	1	1	0	1	1											
Bruce Sutter, R ERA: 4.7		K			F8					0	0	0	0	0	0	0											
Inning Stats	R: 2 E: 0 K: 0 S: 7	H: 5 LOB: 2 BB: 0 P: 7	R: 0 E: 0 K: 1 S: 5	H: 0 LOB: 0 BB: 0 P: 5	R: 0 E: 0 K: 0 S: 3	H: 0 LOB: 0 BB: 0 P: 3	R: 1 E: 1 K: 0 S: 5	H: 1 LOB: 1 BB: 0 P: 5	R: 2 E: 0 K: 0 S: 5	H: 2 LOB: 1 BB: 0 P: 5	R: 0 E: 0 K: 0 S: 3	H: 0 LOB: 0 BB: 0 P: 3	R: 0 E: 0 K: 0 S: 4	H: 1 LOB: 1 BB: 0 P: 4	R: 0 E: 0 K: 0 S: 3	H: 0 LOB: 0 BB: 0 P: 3	1B: 9 2B: 1 3B: 0 HR: 1	SF: 0 SAC: 0 DP: 1 HBP: 0	WP: 1 PB: 0 SB: 0 CS: 0	PA: 38							
PITCHER	IP	WLS	BF	H	R	ER	SO	BB	IBB	HBP	BLK	WP	HR	S	P	ERA	WHIP										
Tommy Boggs, R ERA: 4.99	5.0	L	23	8	5	4	1	0	0	0	0	0	1	25	25	7.20	1.600										
Al Hrabosky, L ERA: 1.5	3.0		12	3	1	1	0	0	0	0	0	1	0	12	12	3.00	1.000										
John Montefusco, R ERA: 4.7	1.0		3	0	0	0	0	0	0	0	0	0	0	3	3	0.00	0.000										

St. Louis Cardinals @ Atlanta Braves
Atlanta-Fulton County Stadium, Atlanta, GA
Sat May 16 1981, 7:05 PM EDT
Att: 21,051 - Unknown - 65 F


AB 38
R 6
H 11
RBI 6
BB 0
SO 1
LOB 10



Batter	1	2	3	4	5	6	7	8	9	AB	R	H	RBI	BB	SO	LOB	BOTTOM										
Terry Harper, R OBP: 0.270, SLG: 0.265	5-3		E S			F8			K	4	0	1	0	0	1	0											
Claudell Washington, L OBP: 0.331, SLG: 0.462	2B		L9			G3			3-1	4	0	1	0	0	0	1											
Biff Pocoroba, S OBP: 0.333, SLG: 0.304			4-3				4-3			4	0	1	0	0	0	1											
Chris Chambliss, L OBP: 0.388, SLG: 0.421	F2				1B		F8			4	1	2	0	0	0	2											
Dale Murphy, R OBP: 0.285, SLG: 0.383	6-3				2B					4	0	2	1	0	0	2											
Glenn Hubbard, R OBP: 0.328, SLG: 0.404										2	0	0	0	0	2	2											
Luis Gomez, R OBP: 0.455, SLG: 0.333		K			K				FC6-4	2	1	1	0	0	0	1											
Bruce Benedict, R OBP: 0.375, SLG: 0.448		L8			G5-4-3					4	0	1	0	0	0	3											
Rafael Ramirez, R OBP: 0.308, SLG: 0.274			F8							4	0	1	1	0	0	1											
Tommy Boggs, R OBP: 0.319, SLG: 0.368										1	0	0	0	0	0	0											
Bob Fitterer, L OBP: 0.200, SLG: 0.500										1	0	0	0	0	0	0											
Al Hrabosky, R										0	0	0	0	0	0	0											
Brian Asselstine, L OBP: 0.333, SLG: 0.250										0	0	0	0	0	0	0											
John Montefusco, R										0	0	0	0	0	0	0											
Rufino Linares, R OBP: 0.178, SLG: 0.229										1	0	0	0	0	1	2											
Inning Stats	R: 0 E: 0 K: 0 S: 5	H: 2 LOB: 2 BB: 0 P: 5	R: 0 E: 0 K: 1 S: 5	H: 0 LOB: 0 BB: 0 P: 5	R: 0 E: 0 K: 1 S: 6	H: 2 LOB: 1 BB: 0 P: 6	R: 0 E: 0 K: 0 S: 3	H: 0 LOB: 0 BB: 0 P: 3	R: 0 E: 0 K: 0 S: 4	H: 1 LOB: 1 BB: 0 P: 4	R: 0 E: 0 K: 1 S: 5	H: 0 LOB: 0 BB: 0 P: 5	R: 2 E: 0 K: 1 S: 9	H: 4 LOB: 2 BB: 0 P: 9	1B: 6 2B: 4 3B: 0 HR: 0	SF: 0 SAC: 0 DP: 1 HBP: 0	WP: 0 PB: 0 SB: 1 CS: 0	PA: 36									
PITCHER	IP	WLS	BF	H	R	ER	SO	BB	IBB	HBP	BLK	WP	HR	S	P	ERA	WHIP										
Silvio Martinez, R ERA: 3.15	8.2	W	35	10	2	2	3	0	0	0	0	0	0	41	41	2.08	1.154										
Bruce Sutter, R ERA: 2.39	0.1	S	1	0	0	0	1	0	0	0	0	0	0	3	3	0.00	0.000										

St. Louis Cardinals @ Atlanta Braves
Atlanta-Fulton County Stadium, Atlanta, GA
Sat May 16 1981, 7:05 PM EDT
Att: 21,051 - Unknown - 65 F

AB 36
R 2
H 10
RBI 2
BB 0
SO 4
LOB 15



Batter	1	2	3	4	5	6	7	8	9	AB	R	H	RBI	BB	SO	LOB	TOP					
Garry Templeton, S OBP: 0.295, SLG: 0.395 (1, 6)	F6	F8 1B		F2		F8			F8	5	0	1	0	0	0	0	St. Louis Cardinals @ Atlanta Braves Atlanta-Fulton County Stadium, Atlanta, GA Sun May 17 1981, 3:33 AM EDT Att: 14,045 - Overcast - 65 F					
Tony Scott, S OBP: 0.310, SLG: 0.390 (1, 8)	E6 1B	1B		L4-3 HBP		6-3			F7	4	1	2	0	0	0							
Keith Hernandez, L OBP: 0.400, SLG: 0.500 (1, 3)	1B	1B		L4-3					F9	5	1	2	1	0	0							
George Hendrick, R OBP: 0.355, SLG: 0.519 (1, 9)	1B	1B							FC6-4	4	1	1	0	0	0							
Dane Iorg, L OBP: 0.273, SLG: 0.250 (1, 7)	1B									4	1	1	1	0	0							
Tito Landrum, R OBP: 0.143, SLG: 0.143 (7, 7)	1B									0	0	0	0	0	0							
Ken Oberkfell, L OBP: 0.345, SLG: 0.346 (1, 5)	CS									4	0	3	2	0	0							
Gene Tenace, R OBP: 0.408, SLG: 0.405 (1, 2)	1B								SH1-4	2	0	0	0	0	0							
Tom Herr, S OBP: 0.319, SLG: 0.398 (1, 4)	L8								F7	4	0	1	0	0	0							
Bob Forsch, R ERA: 2.65 (5, PH)										2	0	0	0	0	0							
Steve Strickland, L ERA: 1.97, SLG: 0.333 (5, PH)										1	0	0	0	0	0							
John Martin, S ERA: 3.38 (5, PH)										0	0	0	0	0	0							
Jim Otten, R ERA: 4.11 (5, PH)										0	0	0	0	0	0							
Jim Kaat, L ERA: 2.57 (5, PH)										1	0	0	0	0	0							
Darrell Porter, L ERA: 3.20, SLG: 0.305 (5, PH)										0	0	0	0	0	0							
Bruce Sutter, R ERA: 2.92 (5, PH)										0	0	0	0	0	0							
Inning Stats	R: 4 E: 1 K: 0 S: 7	H: 5 LOB: 1 BB: 0 P: 8	R: 0 E: 0 K: 0 S: 5	H: 2 LOB: 2 BB: 0 P: 5	R: 0 E: 1 K: 1 S: 7	H: 1 LOB: 2 BB: 0 P: 7	R: 0 E: 0 K: 0 S: 2	H: 0 LOB: 0 BB: 0 P: 3	R: 0 E: 0 K: 0 S: 4	H: 1 LOB: 1 BB: 0 P: 4	R: 0 E: 0 K: 0 S: 3	H: 0 LOB: 0 BB: 0 P: 3	R: 0 E: 0 K: 0 S: 4	H: 1 LOB: 1 BB: 0 P: 4	R: 0 E: 0 K: 1 S: 6	H: 1 LOB: 1 BB: 0 P: 6	R: 0 E: 0 K: 0 S: 3	H: 0 LOB: 0 BB: 0 P: 3	1B: 11 2B: 1 3B: 0 HR: 0	SF: 0 SAC: 1 DP: 1 HBP: 2	WP: 0 PB: 0 SB: 0 CS: 1	PA: 39
PITCHER	IP WLS BF H R ER SO BB IBB HBP BLK WP HR S P ERA WHIP																					
Gaylord Perry, R ERA: 2.65 (1, 1)	5.0 L 25 9 4 4 1 0 0 0 2 0 0 0 0 25 27 7.20 1.800																					
Rick Mahler, R ERA: 1.99 (5, PH)	2.0 7 1 0 0 0 0 0 0 0 0 0 0 0 7 7 0.00 0.500																					
Rick Camp, R ERA: 2.28 (5, PH)	1.0 4 1 0 0 1 0 0 0 0 0 0 0 0 6 6 0.00 1.000																					
Larry Bradford, L ERA: 2.19 (9, 1)	1.0 3 0 0 0 0 0 0 0 0 0 0 0 0 3 3 0.00 0.000																					
Batter	1	2	3	4	5	6	7	8	9	AB <th>R</th> <th>H</th> <th>RBI</th> <th>BB</th> <th>SO</th> <th>LOB</th> <th>BOTTOM</th>	R	H	RBI	BB	SO	LOB	BOTTOM					
Terry Harper, R OBP: 0.286, SLG: 0.263 (1, 7)	6-3		F2		FC4-6		FC4-6		F8	4	0	1	0	1	0	1	St. Louis Cardinals @ Atlanta Braves Atlanta-Fulton County Stadium, Atlanta, GA Sun May 17 1981, 3:33 AM EDT Att: 14,045 - Overcast - 65 F					
Claudell Washington, L OBP: 0.326, SLG: 0.364 (1, 9)	6-3		6-3		FC4-6		FC4-6			5	0	1	0	0	0							
Biff Pocoroba, S OBP: 0.321, SLG: 0.280 (1, 5)	F8			5-3 BB		L9		F9	K	4	0	0	0	1	1							
Chris Chambliss, L OBP: 0.382, SLG: 0.412 (1, 3)		4-3		P4		F9		4-3	L3	5	0	1	0	0	0							
Dale Murphy, R OBP: 0.291, SLG: 0.382 (1, 8)		2-3		5-3		BB		6-3	BB	3	1	1	0	1	0							
Glenn Hubbard, R OBP: 0.333, SLG: 0.397 (1, 4)		F9		FC5-4		F9		6-3	BB	2	1	0	0	2	0							
Bruce Benedict, R OBP: 0.371, SLG: 0.434 (1, 2)			L9	FC5-4		FC6		6-3		3	0	0	0	1	0							
Rafael Ramirez, R OBP: 0.309, SLG: 0.284 (1, 6)						F8		FC6		3	1	1	0	0	0							
Bob Porter, L OBP: 0.687, SLG: 1.000 (5, PH)										1	0	1	2	0	0							
Luis Gomez, R OBP: 0.455, SLG: 0.333 (9, 6)			2B							0	0	0	0	0	0							
Gaylord Perry, R ERA: 2.26, SLG: 0.300 (5, PH)										1	0	1	1	0	0							
Brian Casper, L ERA: 3.00, SLG: 0.222 (5, PH)										0	0	0	0	0	0							
Rick Mahler, R ERA: 1.99 (5, PH)										0	0	0	0	0	0							
Rufing Linares, R ERA: 3.38 (5, PH)										1	0	0	0	0	0							
Rick Camp, R ERA: 2.28 (5, PH)										0	0	0	0	0	0							
Bill Nahorodny, R ERA: 3.20, SLG: 0.305 (5, PH)										1	0	0	0	0	0							
Larry Bradford, R ERA: 2.19 (5, PH)										0	0	0	0	0	0							
Inning Stats	R: 0 E: 0 K: 0 S: 3	H: 0 LOB: 0 BB: 0 P: 3	R: 0 E: 0 K: 0 S: 3	H: 0 LOB: 0 BB: 0 P: 3	R: 1 E: 0 K: 0 S: 5	H: 2 LOB: 1 BB: 0 P: 5	R: 0 E: 0 K: 0 S: 3	H: 0 LOB: 2 BB: 2 P: 11	R: 0 E: 0 K: 0 S: 4	H: 1 LOB: 1 BB: 0 P: 4	R: 0 E: 0 K: 0 S: 4	H: 1 LOB: 3 BB: 2 P: 12	R: 0 E: 0 K: 0 S: 3	H: 0 LOB: 1 BB: 1 P: 7	R: 2 E: 0 K: 1 S: 7	H: 2 LOB: 1 BB: 1 P: 11	R: 0 E: 0 K: 1 S: 6	H: 1 LOB: 1 BB: 0 P: 6	1B: 4 2B: 3 3B: 0 HR: 0	SF: 0 SAC: 0 DP: 0 HBP: 0	WP: 0 PB: 1 SB: 0 CS: 0	PA: 40
PITCHER	IP WLS BF H R ER SO BB IBB HBP BLK WP HR S P ERA WHIP																					
Bob Forsch, R ERA: 3.71 (5, PH)	5.0 W 20 3 1 1 1 0 0 0 0 0 0 0 0 26 26 0.00 1.000																					
John Martin, L ERA: 3.38 (5, PH)	0.1 3 1 0 0 0 1 0 0 0 0 0 0 0 2 6 0.00 6.000																					
Jim Otten, R ERA: 4.11 (5, PH)	0.1 2 0 0 0 0 1 0 0 0 0 0 0 0 1 5 0.00 3.000																					
Jim Kaat, L ERA: 2.57 (5, PH)	1.1 5 0 0 0 0 1 0 0 0 0 0 0 0 4 8 0.00 0.750																					
Bruce Sutter, R ERA: 2.92 (5, PH)	2.0 S 10 3 2 2 2 1 0 0 0 0 0 0 0 13 17 9.00 2.000																					

Batter	1	2	3	4	5	6	7	8	9	AB	R	H	RBI	BB	SO	LOB	TOP			
Terry Harper, R (1, 7) OBP: 0.283, SLG: 0.262										4	0	1	0	0	0	0				
Claudell Washington, L (1, 9) OBP: 0.319, SLG: 0.385										3	0	0	0	0	0	1				
Biff Pocoroba, S (1, 5) OBP: 0.305, SLG: 0.264										3	0	0	0	0	0	1				
Chris Chambliss, L (1, 3) OBP: 0.374, SLG: 0.403										3	0	0	0	0	0	1				
Dale Murphy, R (1, 8) OBP: 0.285, SLG: 0.374										3	0	0	0	0	1	0				
Glenn Hubbard, R (1, 4) OBP: 0.326, SLG: 0.387										3	0	0	0	0	1	0				
Bruce Benedict, R (1, 2) OBP: 0.361, SLG: 0.422										3	0	0	0	0	0	0				
Rafael Ramirez, R (1, 6) OBP: 0.304, SLG: 0.279										2	0	0	0	0	1	0				
Bob Porter, L (9, PH) OBP: 0.500, SLG: 0.750										1	0	0	0	0	0	0				
Phil Niekro, R (1, 1) OBP: 0.059, SLG: 0.059										2	0	0	0	0	0	0				
Rick Mahler, R (6, 1)										0	0	0	0	0	0	0				
Larry Bradford, R (8, 1) OBP: 1.000, SLG: 1.000										0	0	0	0	0	0	0				
Brian Asselstine, L (9, PH) OBP: 0.273, SLG: 0.200										1	0	0	0	0	0	0				
Inning Stats	R: 0 E: 0 K: 0 S: 4	H: 1 LOB: 1 BB: 0 P: 4	R: 0 E: 0 K: 0 S: 3	H: 0 LOB: 0 BB: 0 P: 3	R: 0 E: 0 K: 1 S: 5	H: 0 LOB: 0 BB: 0 P: 5	R: 0 E: 0 K: 0 S: 3	H: 0 LOB: 0 BB: 0 P: 3	R: 0 E: 0 K: 2 S: 7	H: 0 LOB: 0 BB: 0 P: 7	R: 0 E: 0 K: 0 S: 3	H: 0 LOB: 0 BB: 0 P: 3	R: 0 E: 0 K: 0 S: 3	H: 0 LOB: 0 BB: 0 P: 3	R: 0 E: 0 K: 0 S: 3	H: 0 LOB: 0 BB: 0 P: 3	1B: 1 2B: 0 3B: 0 HR: 0	SF: 0 SAC: 0 DP: 0 HBP: 0	WP: 0 PB: 0 SB: 0 CS: 0	PA: 28
PITCHER Jim Bibby, R (1, 1) ERA: 2.66	IP: 9.0 WLS: W BF: 28 H: 1 R: 0 ER: 0 SO: 3 BB: 0 IBB: 0 HBP: 0 BLK: 0 WP: 0 HR: 0 S: 34 P: 34 ERA: 0.00 WHIP: 0.111															PITCHER	IP: 9.0 WLS: W BF: 28 H: 1 R: 0 ER: 0 SO: 3 BB: 0 IBB: 0 HBP: 0 BLK: 0 WP: 0 HR: 0 S: 34 P: 34 ERA: 0.00 WHIP: 0.111			

Atlanta Braves @ Pittsburgh Pirates
Three Rivers Stadium, Pittsburgh, PA
Tue May 19 1981, 7:05 PM EDT
Att: 5,514 - Unknown

AB 28
R 0
H 1
RBI 0
BB 0
SO 3
LOB 3



Batter	1	2	3	4	5	6	7	8	9	AB	R	H	RBI	BB	SO	LOB	BOTTOM			
Lee Lacy, R (1, 7) OBP: 0.314, SLG: 0.420										4	0	1	1	0	1	1				
Tim Foli, R (1, 6) OBP: 0.285, SLG: 0.269										4	0	1	0	0	0	0				
Bill Madlock, R (1, 5) OBP: 0.365, SLG: 0.425										4	0	0	0	0	1	2				
Jason Thompson, L (1, 3) OBP: 0.300, SLG: 0.324										4	0	2	0	0	1	0				
Mike Easter, L (1, 9) OBP: 0.339, SLG: 0.485										4	2	2	0	0	0	1				
Phil Garner, R (1, 4) OBP: 0.410, SLG: 0.464										4	1	1	0	0	0	3				
Omar Moreno, L (1, 8) OBP: 0.254, SLG: 0.260										4	0	1	1	0	0	2				
Steve Nicosia, R (1, 2) OBP: 0.258, SLG: 0.250										3	1	1	2	0	0	1				
Jim Bibby, R (1, 1) OBP: 0.294, SLG: 0.333										3	1	2	1	0	0	0				
Inning Stats	R: 0 E: 0 K: 2 S: 7	H: 0 LOB: 0 BB: 0 P: 7	R: 1 E: 0 K: 0 S: 5	H: 3 LOB: 1 BB: 0 P: 5	R: 0 E: 0 K: 0 S: 3	H: 0 LOB: 0 BB: 0 P: 3	R: 0 E: 0 K: 1 S: 6	H: 1 LOB: 1 BB: 0 P: 6	R: 1 E: 0 K: 0 S: 6	H: 3 LOB: 2 BB: 0 P: 6	R: 3 E: 0 K: 0 S: 7	H: 4 LOB: 1 BB: 0 P: 7	R: 0 E: 0 K: 0 S: 3	H: 0 LOB: 0 BB: 0 P: 3	R: 0 E: 0 K: 0 S: 3	H: 0 LOB: 0 BB: 0 P: 3	1B: 7 2B: 4 3B: 0 HR: 0	SF: 0 SAC: 0 DP: 0 HBP: 0	WP: 0 PB: 0 SB: 0 CS: 1	PA: 34
PITCHER Phil Niekro, R (1, 1) ERA: 2.54	IP: 5.2 WLS: L BF: 26 H: 10 R: 5 ER: 5 SO: 3 BB: 0 IBB: 0 HBP: 0 BLK: 0 WP: 0 HR: 0 S: 32 P: 32 ERA: 7.94 WHIP: 1.765															PITCHER	IP: 5.2 WLS: L BF: 26 H: 10 R: 5 ER: 5 SO: 3 BB: 0 IBB: 0 HBP: 0 BLK: 0 WP: 0 HR: 0 S: 32 P: 32 ERA: 7.94 WHIP: 1.765			
Rick Mahler, R (6, 1) ERA: 1.99	1.1 5 1 0 0 0 0 0 0 0 0 0 5 5 0.00 0.750															PITCHER	1.1 5 1 0 0 0 0 0 0 0 0 0 5 5 0.00 0.750			
Larry Bradford, L (8, 1) ERA: 2.03	1.0 3 0 0 0 0 0 0 0 0 0 0 3 3 0.00 0.000															PITCHER	1.0 3 0 0 0 0 0 0 0 0 0 0 3 3 0.00 0.000			

Atlanta Braves @ Pittsburgh Pirates
Three Rivers Stadium, Pittsburgh, PA
Tue May 19 1981, 7:05 PM EDT
Att: 5,514 - Unknown

AB 34
R 5
H 11
RBI 5
BB 0
SO 3
LOB 10



Batter	1	2	3	4	5	6	7	8	9	AB	R	H	RBI	BB	SO	LOB	TOP				
Ozzie Smith, S OBP: 0.315, SLG: 0.265 (1, 6)	E4 CS	K				K2-3			1B	5	0	2	1	0	2	2	San Diego Padres @ Atlanta Braves Atlanta-Fulton County Stadium, Atlanta, GA Fri May 22 1981, 7:05 PM EDT Att: 10,752 - Unknown				
Ruppert Jones, L OBP: 0.297, SLG: 0.319 (1, 8)	K		G3	4-3			G6-4-3		F7	5	0	1	0	0	1	3					
Gene Richards, L OBP: 0.339, SLG: 0.329 (1, 7)	2B	BB		2B	BB		F7		F9	2	1	0	0	2	0	1					
Broderick Perkins, L OBP: 0.398, SLG: 0.583 (1, 3)				2B	BB				G6-4-3	3	1	2	0	1	0	1					
Terry Kennedy, L OBP: 0.324, SLG: 0.353 (1, 2)	K			2B	BB		F7		P6	4	0	1	2	0	1	3					
Joe Lefebvre, L OBP: 0.320, SLG: 0.406 (1, 9)		1B	SF9	3-1			WP	1B	E5	3	2	1	0	1	0	1					
Juan Bonilla, R OBP: 0.359, SLG: 0.411 (1, 4)				5-3					F8	4	0	1	0	0	1	3					
Luis Salazar, R OBP: 0.267, SLG: 0.336 Barry Evans, R OBP: 0.391, SLG: 0.375 (9, 5)	SF9			1B	SH2-4				K	3	1	1	1	0	2	1					
Juan Eichelberger, R OBP: 0.176, SLG: 0.176 Tim Lincecum, L OBP: 0.396, SLG: 0.887 (5, PH)	SH1-4				1B				K	0	0	0	0	0	0	0					
Danny Boone, L OBP: 0.365, SLG: 1.000 John Ureña, R OBP: 0.192, SLG: 0.250 Randy Bass, R OBP: 0.278, SLG: 0.313 Gary Lucas, L OBP: 0.187, SLG: 0.187 (9, 1)	SH1-4			SH2-4					K	0	0	0	0	0	0	0					
Inning Stats	R: 0 E: 1 K: 2 S: 8	H: 1 LOB: 2 BB: 1 P: 12	R: 1 E: 0 K: 1 S: 6	H: 1 LOB: 1 BB: 1 P: 10	R: 2 E: 0 K: 0 S: 5	H: 2 LOB: 1 BB: 1 P: 9	R: 1 E: 0 K: 0 S: 4	H: 2 LOB: 0 BB: 0 P: 4	R: 0 E: 0 K: 3 S: 11	H: 2 LOB: 1 BB: 0 P: 11	R: 0 E: 0 K: 0 S: 3	H: 1 LOB: 0 BB: 0 P: 3	R: 0 E: 1 K: 0 S: 8	H: 0 LOB: 0 BB: 0 P: 3	R: 0 E: 0 K: 2 S: 3	H: 1 LOB: 1 BB: 0 P: 8	1B: 7 2B: 3 3B: 0 HR: 0	SF: 1 SAC: 2 DP: 1 HBP: 0	WP: 1 PB: 0 SB: 0 CS: 4	PA: 38	
PITCHER	IP WLS BF H R ER SO BB IBB HBP BLK WP HR S P ERA WHIP																				
Tommy Boggs, R ERA: 5.34 Al Hrabosky, L ERA: 1.23 Preston Hanna, R ERA: 3.57 Larry Bradford, L ERA: 1.65 Rick Camp, R ERA: 2.1	(1, 1) (4, 1) (6, 1) (7, 1) (9, 1)	3.1 1.2 1.0 2.0 1.0	WLS L 0 6 4	BF 19 4 2 1 4	H 6 0 1 0	R 4 0 0 0	ER 4 0 1 0	SO 3 0 3 0	BB 3 1 0 0	IBB 0 0 0	HBP 0 0 0	BLK 0 0 0	WP 0 0 1 0	HR 0 3 11 6 8	S 22 3 7 6 8	P 34 7 11 6 8	ERA 10.80 0.00 9.00 0.00 0.00	WHIP 2.700 0.600 2.000 0.500 1.000			
Batter	1	2	3	4	5	6	7	8	9	AB	R	H	RBI	BB	SO	LOB	BOTTOM				
Claudell Washington, L OBP: 0.327, SLG: 0.410 (1, 9)	L8		1-3		HR				G4-6-3	5	1	3	2	0	0	0	San Diego Padres @ Atlanta Braves Atlanta-Fulton County Stadium, Atlanta, GA Fri May 22 1981, 7:05 PM EDT Att: 10,752 - Unknown				
Biff Pocoreba, S OBP: 0.294, SLG: 0.246 (1, 5)	G3		FC4-6	BB	4-3				G4-6-3	4	0	0	0	1	1	2					
Brian Asselstine, L OBP: 0.222, SLG: 0.235 Terry Harper, R OBP: 0.292, SLG: 0.256 (7, PH) (8, 7)			FC4-6		4-3				BB	3	0	1	0	0	0	1					
Chris Chambliss, L OBP: 0.372, SLG: 0.399 (1, 3)	L3			4-3					F8	5	0	1	0	0	0	3					
Dale Murphy, R OBP: 0.289, SLG: 0.370 (1, 8)		F3		P6					BB	4	0	1	0	0	1	1					
Glenn Hubbard, R OBP: 0.321, SLG: 0.378 (1, 4)		F8		BB					K	4	0	1	0	0	1	1					
Bruce Benedict, R OBP: 0.370, SLG: 0.417 (1, 2)			FC6-4	1B						2	0	2	0	2	0	0					
Rafael Ramirez, R OBP: 0.286, SLG: 0.261 (1, 6)			FC6-4		K					4	0	0	0	0	2	6					
Tommy Boggs, R OBP: 0.307, SLG: 0.350 Al Hrabosky, R ERA: 3.38 Bob Porter, L OBP: 0.267, SLG: 0.170 Preston Hanna, R ERA: 4.78 Rufino Linares, R OBP: 0.221, SLG: 0.198 Larry Bradford, R OBP: 0.100, SLG: 0.100 Bill Nahorodny, R OBP: 0.337, SLG: 0.337 (5, PH) (7, 1) (8, PH) (9, 1)	(1, 1) (4, 1) (5, PH) (6, 1) (7, 1) (8, PH) (9, 1)	5.0 1.0 1.2 0.1 1.0	WLS W 8 1 S	BF 23 4 1 4	H 5 2 0 1	R 2 0 0 0	ER 2 0 0 0	SO 2 0 4 0	BB 3 0 0 1	IBB 0 0 0	HBP 0 0 0	BLK 0 0 0	WP 0 0 0 0	HR 1 1 19 1 3	S 5 4 1 7	P 24 4 15 1 7		ERA 3.60 0.00 1.800 0.000 2.000	WHIP 1.600 1.000 1.800 0.000 2.000	WP: 0 PB: 0 SB: 0 CS: 0	PA: 40
PITCHER	IP WLS BF H R ER SO BB IBB HBP BLK WP HR S P ERA WHIP																				

AB 31
R 5
H 10
RBI 5
BB 4
SO 8
LOB 15



AB 35
R 2
H 9
RBI 2
BB 5
SO 6
LOB 18



Batter	1	2	3	4	5	6	7	8	9	10	11	AB	R	H	RBI	BB	SO	LOB	TOP						
Ozzie Smith, S OBP: 0.321, SLG: 0.265 (1, 6)												4	1	1	0	2	0	3							
Ruppert Jones, L OBP: 0.292, SLG: 0.320 (1, 8)												6	1	1	1	0	1	4							
Gene Richards, L OBP: 0.344, SLG: 0.366 (1, 7)												6	2	3	2	0	0	1							
Broderick Perkins, L OBP: 0.394, SLG: 0.569 (1, 3)												6	0	2	1	0	0	2							
Terry Kennedy, L OBP: 0.333, SLG: 0.362 (1, 2)												5	0	3	1	0	0	0							
Joel Lefebvre, L OBP: 0.325, SLG: 0.418 (1, 9)												4	0	2	0	0	0	0							
Juan Bonilla, R OBP: 0.352, SLG: 0.400 (1, 4)												5	1	1	0	0	0	5							
Luis Salazar, R OBP: 0.262, SLG: 0.356 (7, 1)												3	1	2	1	0	0	1							
Tim Lollar, L OBP: 0.333, SLG: 0.833 (8, 1)												0	0	0	0	0	0	0							
John Littlefield, R OBP: 0.000, SLG: 0.800 (10, PH)												0	0	0	0	0	0	0							
Tim Flannery, L OBP: 0.167, SLG: 0.167 (10, 1)												1	0	1	0	0	0	0							
Gary Lucas, L OBP: 0.167, SLG: 0.167 (10, 1)												2	0	0	0	0	1	2							
Chris Welsh, L OBP: 0.250, SLG: 0.250 (6, 1)												2	0	0	0	0	1	2							
John Urrea, R OBP: 0.250, SLG: 0.250 (6, 1)												2	0	0	0	0	0	0							
Barry Evans, R OBP: 0.375, SLG: 0.357 (7, 5)												2	0	0	0	0	1	2							
Inning Stats	R: 2 E: 1 K: 0 S: 7	H: 4 LOB: 2 BB: 0 P: 7	R: 3 E: 0 K: 0 S: 6	H: 4 LOB: 2 BB: 0 P: 7	R: 1 E: 0 K: 1 S: 7	H: 2 LOB: 2 BB: 1 P: 11	R: 0 E: 0 K: 0 S: 3	H: 0 LOB: 0 BB: 0 P: 3	R: 0 E: 0 K: 0 S: 4	H: 1 LOB: 1 BB: 0 P: 4	R: 0 E: 0 K: 1 S: 4	H: 1 LOB: 1 BB: 0 P: 4	R: 0 E: 0 K: 2 S: 6	H: 0 LOB: 0 BB: 1 P: 10	R: 0 E: 0 K: 0 S: 3	H: 1 LOB: 0 BB: 0 P: 3	R: 0 E: 0 K: 0 S: 5	H: 2 LOB: 2 BB: 0 P: 5	R: 0 E: 0 K: 0 S: 3	H: 0 LOB: 0 BB: 0 P: 3	1B: 10 2B: 3 3B: 2 HR: 1	SF: 0 SAC: 2 DP: 2 HBP: 1	WP: 0 PB: 0 SB: 0 CS: 1	PA: 49	
PITCHER	IP WLS BF H R ER SO BB IBB HBP BLK WP HR S P ERA WHIP	PITCHER										IP WLS BF H R ER SO BB IBB HBP BLK WP HR S P ERA WHIP													
Gaylord Perry, R ERA: 3.3 (1, 1)	2.1																								
John Montefusco, R ERA: 4.22 (3, 1)	2.2	10	1	0	0	1	1	0	0	0	0	0	0	0	0	11	15	0.00	0.750						
Preston Hanna, R ERA: 3.42 (6, 1)	1.0	4	1	0	0	0	0	0	0	0	0	0	0	0	4	4	0.00	1.000							
Rick Mahler, R ERA: 1.73 (7, 1)	2.0	7	1	0	0	2	1	0	0	0	0	0	0	0	10	14	0.00	1.000							
Rick Camp, R ERA: 1.86 (9, 1)	3.0	W 11	3	0	0	0	0	0	0	0	0	0	0	0	11	11	0.00	1.000							
Rufino Linares, R OBP: 0.204, SLG: 0.288 (1, 7)												6	1	3	4	0	0	1							
Claudell Washington, L OBP: 0.329, SLG: 0.419 (1, 9)												5	0	2	0	0	1	1							
Biff Pocoroba, S OBP: 0.278, SLG: 0.231 (1, 5)												4	0	0	0	0	1	1							
Dale Murphy, R OBP: 0.299, SLG: 0.369 (1, 8)												3	1	1	0	2	0	1							
Chris Chambliss, L OBP: 0.369, SLG: 0.395 (1, 3)												4	0	1	0	0	0	3							
Glenn Hubbard, R OBP: 0.317, SLG: 0.386 (1, 4)												5	1	1	0	0	0	4							
Bruce Benedict, R OBP: 0.371, SLG: 0.420 (1, 2)												4	1	1	0	0	0	0							
Luis Gomez, R OBP: 0.428, SLG: 0.273 (1, 6)												1	1	0	0	1	0	0							
Brian Assestine, L OBP: 0.263, SLG: 0.333 (6, PH)												1	0	1	1	0	0	0							
Jerry Royster, R OBP: 0.231, SLG: 0.292 (6, PH)												1	1	1	0	0	0	0							
Rafael Ramirez, R OBP: 0.269, SLG: 0.273 (7, 6)												0	0	0	0	0	0	0							
Gaylord Perry, R ERA: 3.56 (1, 1)	5.1																								
John Urrea, R ERA: 3.36 (6, 1)	0.2	3	1	0	0	1	0	0	0	0	0														
Tim Lollar, L ERA: 8.31 (7, 1)	1.1	5	2	1	1	1	0	0	0	0	0														
John Littlefield, R ERA: 4.5 (8, 1)	1.2	5	0	0	0	0	0	0	0	1	0														
Gary Lucas, L ERA: 2.65 (10, 1)	1.1	L 9	3	1	1	0	0	2	0	0	0														
Inning Stats	R: 0 E: 0 K: 1 S: 5	H: 0 LOB: 0 BB: 0 P: 5	R: 0 E: 0 K: 0 S: 3	H: 1 LOB: 0 BB: 0 P: 3	R: 0 E: 0 K: 0 S: 4	H: 1 LOB: 1 BB: 0 P: 4	R: 0 E: 0 K: 0 S: 3	H: 0 LOB: 1 BB: 1 P: 7	R: 4 E: 0 K: 0 S: 7	H: 4 LOB: 1 BB: 1 P: 11	R: 1 E: 0 K: 0 S: 4	H: 2 LOB: 1 BB: 0 P: 5	R: 1 E: 0 K: 0 S: 4	H: 1 LOB: 0 BB: 0 P: 4	R: 0 E: 0 K: 0 S: 3	H: 0 LOB: 0 BB: 0 P: 3	R: 0 E: 0 K: 0 S: 4	H: 1 LOB: 2 BB: 1 P: 8	R: 1 E: 0 K: 0 S: 3	H: 2 LOB: 2 BB: 1 P: 7	1B: 7 2B: 4 3B: 1 HR: 1	SF: 0 SAC: 2 DP: 2 HBP: 1	WP: 1 PB: 0 SB: 0 CS: 0	PA: 46	
PITCHER	IP WLS BF H R ER SO BB IBB HBP BLK WP HR S P ERA WHIP	PITCHER										IP WLS BF H R ER SO BB IBB HBP BLK WP HR S P ERA WHIP													
Chris Welsh, L ERA: 3.56 (1, 1)	5.1																								
John Urrea, R ERA: 3.36 (6, 1)	0.2	3	1	0	0	1	0	0	0	0	0														
Tim Lollar, L ERA: 8.31 (7, 1)	1.1	5	2	1	1	1	0	0	0	0	0														
John Littlefield, R ERA: 4.5 (8, 1)	1.2	5	0	0	0	0	0	0	0	1	0														
Gary Lucas, L ERA: 2.65 (10, 1)	1.1	L 9	3	1	1	0	0	2	0	0	0														

San Diego Padres @ Atlanta Braves
Atlanta-Fulton County Stadium, Atlanta, GA
Sat May 23 1981, 7:05 PM EDT
Att: 12,453 - Unknown

AB 44
R 6
H 16
RBI 6
BB 2
SO 3
LOB 20



San Diego Padres @ Atlanta Braves
Atlanta-Fulton County Stadium, Atlanta, GA
Sat May 23 1981, 7:05 PM EDT
Att: 12,453 - Unknown

AB 39
R 7
H 13
RBI 6
BB 4
SO 2
LOB 12



Batter	1	2	3	4	5	6	7	8	9	AB	R	H	RBI	BB	SO	LOB	TOP										
Ozzie Smith, S OBP: 0.313, SLG: 0.257 (1, 6)	4-3		P2		P3		6-3		5-3	5	0	0	0	0	0	1	San Diego Padres @ Atlanta Braves Atlanta-Fulton County Stadium, Atlanta, GA Sun May 24 1981, 3:33 AM EDT Att: 19,538 - Unknown										
Ruppert Jones, L OBP: 0.290, SLG: 0.312 (1, 8)	L6		F8		HR		4-3		K	4	1	0	0	1	1	0											
Gene Richards, L OBP: 0.351, SLG: 0.392 (1, 7)	F8		L3		HR				SH3-4 1B	5	2	3	3	0	0	0											
Broderick Perkins, L OBP: 0.377, SLG: 0.542 (1, 3)		4-3		1-3	K				FC6 SH3-4 1B	5	1	0	0	0	1	2											
Terry Kennedy, L OBP: 0.340, SLG: 0.375 (1, 2)		PB WP 2B		P6					SH3-4 1B	3	1	2	0	0	0	0											
Joe Lefebvre, L OBP: 0.331, SLG: 0.411 (1, 9)		WP PB BB		F5			P3		1B IBB	2	0	0	0	2	0	1											
Juan Bonilla, R OBP: 0.357, SLG: 0.398 (1, 4)		F7			2B 6-3 BB				K	3	1	1	0	1	1	4											
Barry Evans, R OBP: 0.392, SLG: 0.386 (8, PH)										2	1	1	0	1	0	2											
Randy Bass, L OBP: 0.298, SLG: 0.323 (8, PH)					PB HR 2B		G1-4-3			1	0	1	2	0	0	0											
Luis Salazar, R OBP: 0.280, SLG: 0.356 (8, 5)					1-3 HR 2B		1-2		1-3 2-H 3-H 1B	0	0	0	0	0	0	0											
Rick Wise, R OBP: 0.091, SLG: 0.182 (1, 1)					6-3					2	0	0	1	0	0	3											
John Curtis, L OBP: 0.093, SLG: 0.091 (6, 1)										1	0	0	0	0	0	0											
Tim Flannery, L OBP: 0.545, SLG: 0.727 (8, PH)										1	0	0	0	1	2												
John Urrea, R OBP: 0.250, SLG: 0.250 (8, 1)										0	0	0	0	0	0	0											
Danny Boone, L OBP: 1.000, SLG: 1.000 (8, 1)										0	0	0	0	0	0	0											
Inning Stats	R: 0 E: 0 K: 0 S: 3	H: 0 LOB: 0 BB: 0 P: 3	R: 1 E: 0 K: 0 S: 4	H: 1 LOB: 2 BB: 2 P: 12	R: 0 E: 0 K: 0 S: 3	H: 0 LOB: 0 BB: 0 P: 3	R: 0 E: 0 K: 0 S: 3	H: 0 LOB: 0 BB: 0 P: 3	R: 4 E: 0 K: 1 S: 7	H: 2 LOB: 0 BB: 2 P: 15	R: 0 E: 0 K: 0 S: 4	H: 2 LOB: 1 BB: 0 P: 4	R: 0 E: 0 K: 0 S: 3	H: 0 LOB: 0 BB: 0 P: 3	R: 2 E: 0 K: 2 S: 10	H: 2 LOB: 2 BB: 1 P: 14	R: 0 E: 0 K: 1 S: 6	H: 1 LOB: 1 BB: 0 P: 6	1B: 5 2B: 2 3B: 0 HR: 1	SF: 0 SAC: 1 DP: 1 HBP: 0	WP: 1 PB: 2 SB: 1 CS: 0	PA: 40					
PITCHER	IP	WLS	BF	H	R	ER	SO	BB	IBB	HBP	BLK	WP	HR	S	P	ERA	WHIP										
Phil Niekro, R ERA: 3.14 (1, 1)	7.2	L	35	7	7	6	2	4	1	0	0	1	1	34	54	7.04	1.435										
Rick Mahler, R ERA: 1.71 (8, 1)	0.1		1	0	0	0	1	0	0	0	0	0	0	3	3	0.00	0.000										
Larry Bradford, L ERA: 1.56 (9, 1)	1.0		4	1	0	0	1	0	0	0	0	0	0	6	6	0.00	1.000										

AB 34
R 7
H 8
RBI 6
BB 5
SO 4
LOB 15



Batter	1	2	3	4	5	6	7	8	9	AB	R	H	RBI	BB	SO	LOB	BOTTOM										
Rufino Linares, R OBP: 0.220, SLG: 0.368 (1, 7)	F9		G3 1B 2B		HR				K	5	2	2	1	0	2	0	San Diego Padres @ Atlanta Braves Atlanta-Fulton County Stadium, Atlanta, GA Sun May 24 1981, 3:33 AM EDT Att: 19,538 - Unknown										
Biff Pocoroba, S OBP: 0.290, SLG: 0.214 (1, 5)	4-3		G3		F8				K	5	0	0	0	0	1	1											
Brian Asselstine, L OBP: 0.319, SLG: 0.381 (1, 9)										3	1	2	1	0	0	0											
Terry Harper, R OBP: 0.333, SLG: 0.370 (7, PH)	F9		3B 1B		FC3-6 1B					2	1	2	1	0	0	0											
Chris Chambliss, L OBP: 0.364, SLG: 0.401 (1, 3)					FC3-6 BB 1B				F9	5	1	1	1	0	1	2											
Dale Murphy, R OBP: 0.315, SLG: 0.382 (1, 8)					1-2 BB				FC3-5 BB 1B	3	0	3	1	1	0	0											
Glenn Hubbard, R OBP: 0.322, SLG: 0.385 (1, 4)					FC6				FC3-5 BB	3	0	1	0	1	0	3											
Bruce Benedict, R OBP: 0.360, SLG: 0.405 (1, 2)					F5				FC3-5	4	0	0	0	0	0	4											
Luis Gomez, R OBP: 0.412, SLG: 0.231 (1, 6)									FC3-5	2	0	0	0	1	0	2											
Bob Porter, L OBP: 0.500, SLG: 0.500 (8, PH)									K	1	0	0	0	0	1	2											
Rafael Ramirez, R OBP: 0.289, SLG: 0.273 (9, 6)									K	0	0	0	0	0	0	0											
Phil Niekro, R OBP: 0.050, SLG: 0.050 (1, 1)										3	0	0	0	0	0	1											
Rick Mahler, R OBP: 0.339, SLG: 0.410 (8, PH)										0	0	0	0	0	0	0											
Claudell Washington, L OBP: 0.329, SLG: 0.410 (8, PH)										0	0	0	0	0	0	0											
Bill Nahorodny, R OBP: 0.289, SLG: 0.273 (8, PH)										1	0	0	0	0	1	2											
Larry Bradford, R OBP: 1.000, SLG: 1.000 (9, 1)										0	0	0	0	0	0	0											
Inning Stats	R: 0 E: 0 K: 0 S: 3	H: 0 LOB: 0 BB: 0 P: 3	R: 0 E: 0 K: 1 S: 7	H: 2 LOB: 2 BB: 0 P: 7	R: 3 E: 0 K: 0 S: 7	H: 4 LOB: 1 BB: 0 P: 7	R: 0 E: 0 K: 0 S: 2	H: 0 LOB: 0 BB: 1 P: 6	R: 1 E: 0 K: 0 S: 5	H: 2 LOB: 2 BB: 1 P: 9	R: 0 E: 0 K: 0 S: 3	H: 0 LOB: 0 BB: 0 P: 3	R: 1 E: 0 K: 2 S: 8	H: 1 LOB: 0 BB: 0 P: 8	R: 0 E: 0 K: 2 S: 8	H: 1 LOB: 2 BB: 1 P: 12	R: 0 E: 0 K: 1 S: 6	H: 1 LOB: 1 BB: 0 P: 6	1B: 7 2B: 1 3B: 1 HR: 2	SF: 0 SAC: 0 DP: 0 HBP: 0	WP: 0 PB: 0 SB: 1 CS: 1	PA: 40					
PITCHER	IP	WLS	BF	H	R	ER	SO	BB	IBB	HBP	BLK	WP	HR	S	P	ERA	WHIP										
Rick Wise, R ERA: 3.52 (1, 1)	5.0		24	8	4	4	1	2	0	0	0	0	1	11	11	4.50	0.500										
John Curtis, L ERA: 6.21 (6, 1)	2.0	W	7	1	1	1	2	0	0	0	0	0	0	5	9	0.00	3.000										
John Urrea, R ERA: 0.35 (8, 1)	0.2		4	1	0	0	1	1	0	0	0	0	0	5	9	0.00	3.000										
Danny Boone, L ERA: 2.08 (8, 1)	1.1	S	5	1	0	0	2	0	0	0	0	0	0	9	9	0.00	0.750										



Batter	1	2	3	4	5	6	7	8	9	AB	R	H	RBI	BB	SO	LOB	TOP								
Derrel Thomas, S (1.4) OBP: 0.270, SLG: 0.298										4	1	1	0	1	2	2	Los Angeles Dodgers @ Atlanta Braves Atlanta-Fulton County Stadium, Atlanta, GA Mon May 25 1981, 7:05 PM EDT Att: 11,911 - Unknown								
Ken Landreaux, L (1.8) OBP: 0.333, SLG: 0.409										5	1	2	0	0	0	1									
Dusty Baker Jr., R (1.7) OBP: 0.356, SLG: 0.433										3	2	2	1	2	0	2									
Steve Garvey, R (1.3) OBP: 0.318, SLG: 0.441										5	2	3	3	0	0	1									
Ron Cey, R (1.5) OBP: 0.376, SLG: 0.519										3	1	0	1	2	1	2									
Pedro Guerrero, R (1.9) OBP: 0.353, SLG: 0.551										4	0	1	1	0	0	3									
Jay Johnstone, L (9.9) OBP: 0.250, SLG: 0.357										0	0	0	0	0	0	0									
Mike Scioscia, L (1.2) OBP: 0.398, SLG: 0.343										3	0	2	0	2	0	1									
Pepe Frias, R (1.6) OBP: 0.429, SLG: 0.500										5	0	2	0	0	1	2									
Burt Hooton, R (1.1) OBP: 0.261, SLG: 0.238										1	0	0	0	1	1	3									
Bobby Castillo, R (6.1) OBP: 0.429, SLG: 0.714										2	0	0	0	0	1	3									
Inning Stats	R: 3 E: 2 K: 0 S: 6	H: 3 LOB: 1 BB: 1 P: 10	R: 0 E: 0 K: 2 S: 8	H: 1 LOB: 2 BB: 1 P: 12	R: 0 E: 0 K: 0 S: 2	H: 0 LOB: 0 BB: 1 P: 6	R: 0 E: 0 K: 1 S: 5	H: 0 LOB: 1 BB: 1 P: 9	R: 2 E: 0 K: 2 S: 11	H: 4 LOB: 3 BB: 1 P: 15	R: 0 E: 0 K: 0 S: 3	H: 1 LOB: 1 BB: 1 P: 7	R: 1 E: 1 K: 1 S: 5	H: 0 LOB: 1 BB: 2 P: 13	R: 0 E: 0 K: 0 S: 3	H: 1 LOB: 0 BB: 0 P: 3	R: 1 E: 0 K: 0 S: 6	H: 3 LOB: 2 BB: 0 P: 6	1B: 10 2B: 2 3B: 0 HR: 1	SF: 1 SAC: 1 DP: 2 HBP: 0	WP: 0 PB: 0 SB: 1 CS: 1	PA: 46			
PITCHER	IP	WLS	BF	H	R	ER	SO	BB	IBB	HBP	BLK	WP	HR	S	P	ERA	WHIP								
Bob Walk, R (1.1) ERA: 5.35	1.0	L	7	3	3	2	0	1	0	0	0	0	0	6	10	18.00	4.000								
John Montefusco, R (2.1) ERA: 4.12	1.0		5	1	0	0	2	1	0	0	0	0	0	8	12	0.00	2.000								
Preston Hanna, R (3.1) ERA: 3.58	4.0		19	5	2	2	3	4	0	0	0	0	1	21	37	4.50	2.250								
Rick Mahler, R (7.1) ERA: 1.59	2.0		8	1	1	0	1	2	0	0	0	0	0	8	16	0.00	1.500								
Larry Bradford, L (9.1) ERA: 1.96	1.0		6	3	1	1	0	0	0	0	0	0	0	6	6	9.00	3.000								

Batter	1	2	3	4	5	6	7	8	9	AB	R	H	RBI	BB	SO	LOB	BOTTOM								
Rufino Linares, R (1.7) OBP: 0.234, SLG: 0.361										4	0	1	0	1	0	2	Los Angeles Dodgers @ Atlanta Braves Atlanta-Fulton County Stadium, Atlanta, GA Mon May 25 1981, 7:05 PM EDT Att: 11,911 - Unknown								
Biff Pocoreba, S (1.5) OBP: 0.256, SLG: 0.213										5	0	1	0	0	0	5									
Brian Aselstine, L (1.9) OBP: 0.259, SLG: 0.308										5	0	0	0	0	2	1									
Chris Chambliss, L (1.3) OBP: 0.360, SLG: 0.391										4	0	0	0	1	0	2									
Dale Murphy, R (1.8) OBP: 0.314, SLG: 0.378										4	0	1	0	0	2	1									
Glenn Hubbard, R (1.4) OBP: 0.320, SLG: 0.377										3	1	0	0	1	0	1									
Bruce Benedict, R (1.2) OBP: 0.357, SLG: 0.490										4	0	1	0	0	0	4									
Rafael Ramirez, R (1.6) OBP: 0.295, SLG: 0.282										3	0	1	0	1	0	0									
Bob Walk, R (1.1) ERA: 5.35										0	0	0	0	0	0	0									
Inning Stats	R: 0 E: 0 K: 1 S: 6	H: 1 LOB: 3 BB: 2 P: 7	R: 0 E: 0 K: 1 S: 5	H: 0 LOB: 1 BB: 1 P: 9	R: 0 E: 0 K: 0 S: 5	H: 2 LOB: 2 BB: 0 P: 5	R: 0 E: 0 K: 0 S: 5	H: 0 LOB: 0 BB: 0 P: 5	R: 0 E: 0 K: 0 S: 5	H: 2 LOB: 2 BB: 0 P: 5	R: 0 E: 1 K: 0 S: 5	H: 1 LOB: 3 BB: 1 P: 9	R: 0 E: 0 K: 1 S: 5	H: 0 LOB: 0 BB: 0 P: 5	R: 0 E: 0 K: 0 S: 3	H: 0 LOB: 0 BB: 0 P: 3	1B: 6 2B: 1 3B: 0 HR: 0	SF: 0 SAC: 0 DP: 0 HBP: 0	WP: 0 PB: 0 SB: 0 CS: 0	PA: 40					
PITCHER	IP	WLS	BF	H	R	ER	SO	BB	IBB	HBP	BLK	WP	HR	S	P	ERA	WHIP								
Burt Hooton, R (1.1) ERA: 1.96	5.1	W	26	6	1	0	4	3	0	0	0	0	0	31	43	0.00	1.688								
Bobby Castillo, R (6.1) ERA: 4.7	3.2	S	14	1	0	0	1	1	0	0	0	0	0	15	19	0.00	0.545								

AB	35
R	7
H	13
RBI	6
BB	8
SO	6
LOB	20



AB	36
R	1
H	7
RBI	1
BB	4
SO	5
LOB	18



Batter	1	2	3	4	5	6	7	8	9	AB	R	H	RBI	BB	SO	LOB	TOP										
Derrel Thomas, S (1, 4) OBP: 0.299, SLG: 0.305	4-0 BB G3-6-3		0-0 F7		0-0 G3		4-0 BB 4-3			2	0	1	0	2	0	1	Los Angeles Dodgers @ Atlanta Braves Atlanta-Fulton County Stadium, Atlanta, GA Wed May 27 1981, 7:05 PM EDT Att: 17,581 - Unknown										
Ken Landreaux, L (1, 8) OBP: 0.332, SLG: 0.406	0-0 G3-6-3		0-0 E1 1B		0-0 G3		0-0 4-3			4	1	1	0	0	0	4											
Dusty Baker Jr., R (1, 7) OBP: 0.353, SLG: 0.425	0-0 4-3		4-0 1B BB		0-3 K		0-0 6-3			3	0	0	0	1	1	3											
Steve Garvey, R (1, 3) OBP: 0.316, SLG: 0.437		0-0 6-3	0-0 1B		0-0 F3			0-3 K		4	0	1	1	0	1	1											
Ron Cey, R (1, 5) OBP: 0.373, SLG: 0.519		0-0 2B	0-0 P3			0-0 5-3		0-3 K		4	0	1	0	0	1	2											
Pedro Guerrero, R (1, 9) OBP: 0.351, SLG: 0.542		0-0 F9		0-0 G5-4-3 1B		0-0 F7		0-3 K		4	0	1	0	0	1	1											
Steve Howe, L (8, 1)										0	0	0	0	0	0	0											
Mike Scioscia, L (1, 2) OBP: 0.384, SLG: 0.340		0-0 G3		0-0 G5-4-3 1B		0-0 F9			0-0 P4	4	0	1	0	0	0	1											
Bill Russell, R (1, 6) OBP: 0.238, SLG: 0.223			4-0 SH1-4 E BB		0-0 G5-4-3		0-0 4-3		0-0 5-3	3	1	0	0	1	0	2											
Jerry Reuss, L (1, 1) OBP: 0.261, SLG: 0.261			0-0 SH1-4		0-3 K				0-0 3-1	2	0	1	0	0	1	1											
Dave Stewart, R (8, 1)										0	0	0	0	0	0	0											
Rick Monday, L (8, 9) OBP: 0.318, SLG: 0.513			1-2				4-3 BB 1B			1	0	0	0	0	0	0											
Inning Stats	R: 0 E: 0 K: 0 S: 2	H: 0 LOB: 0 BB: 1 P: 6	R: 0 E: 0 K: 0 S: 4	H: 1 LOB: 1 BB: 0 P: 4	R: 2 E: 1 K: 0 S: 5	H: 2 LOB: 2 BB: 2 P: 13	R: 0 E: 0 K: 1 S: 6	H: 2 LOB: 1 BB: 0 P: 6	R: 0 E: 0 K: 0 S: 3	H: 0 LOB: 0 BB: 0 P: 3	R: 0 E: 0 K: 0 S: 4	H: 1 LOB: 2 BB: 1 P: 8	R: 0 E: 0 K: 3 S: 9	H: 0 LOB: 0 BB: 0 P: 9	R: 0 E: 0 K: 0 S: 3	H: 0 LOB: 0 BB: 0 P: 3	1B: 6 2B: 1 3B: 0 HR: 0	SF: 0 SAC: 1 DP: 2 HBP: 0	WP: 0 PB: 0 SB: 0 CS: 0	PA: 36							
PITCHER	IP	WLS	BF	H	R	ER	SO	BB	IBB	HBP	BLK	WP	HR	S	P	ERA	WHIP										
Tommy Boggs, R (1, 1) ERA: 5.11	6.0		25	6	2	2	2	3	0	0	0	0	0	26	38	3.00	1.500										
John Montefusco, R (7, 1) ERA: 3.94	2.0		8	1	0	0	3	1	0	0	0	0	0	13	17	0.00	1.000										
Rick Camp, R (9, 1) ERA: 1.82	1.0	W	3	0	0	0	0	0	0	0	0	0	0	3	3	0.00	0.000										

AB	31
R	2
H	7
RBI	1
BB	4
SO	5
LOB	16



Batter	1	2	3	4	5	6	7	8	9	AB	R	H	RBI	BB	SO	LOB	BOTTOM										
Rufino Linares, R (1, 7) OBP: 0.224, SLG: 0.344	0-3 K2-3			0-0 4-3		0-0 SH5-4		0-0 F8		3	0	0	0	0	1	1	Los Angeles Dodgers @ Atlanta Braves Atlanta-Fulton County Stadium, Atlanta, GA Wed May 27 1981, 7:05 PM EDT Att: 17,581 - Unknown										
Biff Pocoreba, S (1, 5) OBP: 0.297, SLG: 0.218	1-0 HBP			0-0 F7		0-0 1B		0-0 4-3		3	0	1	1	0	0	1											
Terry Harper, R (1, 9) OBP: 0.327, SLG: 0.420	0-0 G6-4-3			0-0 5-3		0-0 F8			0-0 HR	4	1	1	1	0	0	3											
Dale Murphy, R (1, 8) OBP: 0.309, SLG: 0.371		0-0 6-3			0-0 6-3					3	0	0	0	0	0	0											
Chris Chambliss, L (1, 3) OBP: 0.359, SLG: 0.390		0-0 P3			0-0 FC6-4 1B					3	0	1	0	0	0	0											
Glenn Hubbard, R (1, 4) OBP: 0.314, SLG: 0.369		0-0 L4			0-0 FC6-4					3	0	0	0	0	0	1											
Bruce Benedict, R (1, 2) OBP: 0.364, SLG: 0.402			4-0 G5-4-3 BB		0-0 4-3			0-0 E5 SH3 2B 1B		2	1	1	0	1	0	1											
Rafael Ramirez, R (1, 6) OBP: 0.298, SLG: 0.286			0-3 K			0-0 SH5-4 1B 1B		0-0 SH3		2	1	1	0	0	1	1											
Tommy Boggs, R (1, 1) OBP: 0.288, SLG: 0.333						0-0 1B SH5-4		0-0 F8		1	0	0	0	0	0	1											
Bill Nighody, R (5, PH) OBP: 0.290, SLG: 0.143						1-2 1B		3-4 2B		1	0	0	0	0	0	0											
Jerry Remy, R (5, PH) OBP: 0.225, SLG: 0.099										0	0	0	0	0	0	0											
John Montefusco, R (7, 1) ERA: 3.94										0	0	0	0	0	0	0											
Claude Williams, L (8, PH) OBP: 0.338, SLG: 0.425										1	0	1	1	0	0	0											
Rick Camp, R (9, 1) ERA: 1.82										0	0	0	0	0	0	0											
Inning Stats	R: 0 E: 0 K: 1 S: 4	H: 0 LOB: 0 BB: 0 P: 5	R: 0 E: 0 K: 0 S: 3	H: 0 LOB: 0 BB: 0 P: 3	R: 0 E: 0 K: 1 S: 4	H: 0 LOB: 0 BB: 1 P: 8	R: 0 E: 0 K: 0 S: 3	H: 0 LOB: 0 BB: 0 P: 3	R: 0 E: 0 K: 0 S: 3	H: 1 LOB: 1 BB: 0 P: 4	R: 1 E: 0 K: 0 S: 5	H: 3 LOB: 2 BB: 0 P: 5	R: 0 E: 0 K: 0 S: 3	H: 0 LOB: 0 BB: 0 P: 3	R: 1 E: 1 K: 0 S: 5	H: 2 LOB: 1 BB: 0 P: 5	R: 1 E: 0 K: 0 S: 1	H: 1 LOB: 0 BB: 0 P: 1	1B: 5 2B: 1 3B: 0 HR: 1	SF: 0 SAC: 2 DP: 2 HBP: 1	WP: 0 PB: 0 SB: 0 CS: 0	PA: 30					
PITCHER	IP	WLS	BF	H	R	ER	SO	BB	IBB	HBP	BLK	WP	HR	S	P	ERA	WHIP										
Jerry Reuss, L (1, 1) ERA: 1.62	7.0		25	5	2	2	2	1	0	0	0	0	0	27	32	2.57	0.857										
Dave Stewart, R (8, 1) ERA: 0.79	0.2	L	3	1	0	0	0	0	0	0	0	0	0	3	3	0.00	1.500										
Steve Howe, L (8, 1) ERA: 0.79	0.1	L	2	1	1	1	0	0	0	0	0	0	1	2	2	27.00	3.000										




Batter	1	2	3	4	5	6	7	8	9	AB	R	H	RBI	BB	SO	LOB	TOP					
Derrel Thomas, S OBP: 0.282, SLG: 0.286 (1, 4)										4	0	0	0	0	0	2	Los Angeles Dodgers @ Atlanta Braves Atlanta-Fulton County Stadium, Atlanta, GA Thu May 28 1981, 7:05 PM EDT Att: 26,597 - Unknown					
Ken Landreaux, L OBP: 0.330, SLG: 0.408 (1, 8)										4	0	1	1	0	0	2						
Dusty Baker Jr., R OBP: 0.424, SLG: 0.424 (1, 7)										3	0	1	0	0	0	1						
Rick Sutcliffe, L OBP: 0.273, SLG: 0.200 (6, 1)										1	1	1	1	0	0	0						
Steve Garvey, R OBP: 0.320, SLG: 0.455 (1, 3)										4	1	2	2	0	0	2						
Rick Monday, L OBP: 0.313, SLG: 0.488 (1, 9)										4	0	1	0	0	2	0						
Pedro Guerrero, R OBP: 0.348, SLG: 0.534 (1, 5)										4	0	1	0	0	1	1						
Mike Scioscia, L OBP: 0.388, SLG: 0.345 (1, 2)										4	0	2	0	0	0	1						
Bill Russell, R OBP: 0.235, SLG: 0.220 (1, 6)										2	0	0	0	0	0	0						
Jay Johnstone, L OBP: 0.235, SLG: 0.333 (6, 7)										2	0	0	0	0	1	3						
Fernando Valenzuela, L OBP: 0.290, SLG: 0.290 (1, 1)										1	0	0	0	0	0	0						
Terry Forster, L (4, 1)										0	0	0	0	0	0	0						
Joe Ferguson, R OBP: 0.231, SLG: 0.091 (6, PH)										0	1	0	0	1	0	0						
Pepe Frias, R OBP: 0.444, SLG: 0.500 (6, 6)										2	1	1	0	0	0	1						
Inning Stats	R: 0 E: 1 K: 0 S: 4	H: 1 LOB: 1 BB: 0 P: 4	R: 0 E: 0 K: 1 S: 5	H: 1 LOB: 0 BB: 0 P: 5	R: 0 E: 0 K: 0 S: 3	H: 0 LOB: 0 BB: 0 P: 3	R: 0 E: 0 K: 0 S: 3	H: 1 LOB: 1 BB: 0 P: 3	R: 0 E: 0 K: 1 S: 5	H: 0 LOB: 0 BB: 0 P: 5	R: 1 E: 0 K: 0 S: 4	H: 1 LOB: 1 BB: 1 P: 8	R: 0 E: 0 K: 1 S: 7	H: 2 LOB: 2 BB: 0 P: 7	R: 3 E: 0 K: 0 S: 6	H: 3 LOB: 0 BB: 0 P: 6	R: 0 E: 0 K: 1 S: 6	H: 1 LOB: 1 BB: 0 P: 6	1B: 8 2B: 1 3B: 0 HR: 1	SF: 0 SAC: 0 DP: 1 HBP: 0	WP: 0 PB: 0 SB: 0 CS: 1	PA: 36
PITCHER	IP WLS BF H R ER SO BB IBB HBP BLK WP HR S P ERA WHIP																					
Gaylord Perry, R ERA: 3.44 (1, 1)	8.0 W 32 9 4 4 3 1 0 0 0 0 0 1 37 41 4.50 1.250																					
Rick Camp, R ERA: 1.76 (9, 1)	1.0 4 1 0 0 1 0 0 0 0 0 0 0 6 6 0.00 1.000																					

Batter	1	2	3	4	5	6	7	8	9	AB	R	H	RBI	BB	SO	LOB	BOTTOM			
Rufino Linares, R OBP: 0.250, SLG: 0.362 (1, 7)										5	1	3	2	0	1	0	Los Angeles Dodgers @ Atlanta Braves Atlanta-Fulton County Stadium, Atlanta, GA Thu May 28 1981, 7:05 PM EDT Att: 26,597 - Unknown			
Biff Pocoreba, S OBP: 0.276, SLG: 0.222 (1, 5)										3	1	1	1	0	0	0				
Terry Harper, R OBP: 0.333, SLG: 0.396 (1, 9)										3	0	0	1	2	1	2				
Dale Murphy, R OBP: 0.313, SLG: 0.374 (1, 8)										4	1	2	2	0	1	2				
Chris Chambliss, L OBP: 0.357, SLG: 0.387 (1, 3)										4	0	1	0	0	0	4				
Glenn Hubbard, R OBP: 0.319, SLG: 0.368 (1, 4)										3	2	1	0	1	0	0				
Bruce Benedict, R OBP: 0.367, SLG: 0.405 (1, 2)										4	2	2	1	0	0	0				
Rafael Ramirez, R OBP: 0.290, SLG: 0.277 (1, 6)										4	1	0	0	0	1	5				
Gaylord Perry, R OBP: 0.292, SLG: 0.304 (1, 1)										3	1	1	2	0	0	0				
Rick Camp, R (9, 1)										0	0	0	0	0	0	0				
Inning Stats	R: 0 E: 0 K: 1 S: 6	H: 1 LOB: 2 BB: 1 P: 10	R: 0 E: 0 K: 0 S: 3	H: 0 LOB: 0 BB: 0 P: 3	R: 0 E: 0 K: 1 S: 5	H: 0 LOB: 0 BB: 0 P: 5	R: 7 E: 0 K: 0 S: 9	H: 6 LOB: 2 BB: 2 P: 18	R: 2 E: 0 K: 2 S: 11	H: 4 LOB: 2 BB: 0 P: 11	R: 0 E: 0 K: 0 S: 3	H: 0 LOB: 0 BB: 0 P: 3	R: 0 E: 0 K: 0 S: 3	H: 0 LOB: 0 BB: 0 P: 3	R: 0 E: 0 K: 0 S: 3	H: 0 LOB: 0 BB: 0 P: 3	1B: 11 2B: 0 3B: 0 HR: 0	SF: 0 SAC: 2 DP: 0 HBP: 1	WP: 0 PB: 0 SB: 0 CS: 0	PA: 39
PITCHER	IP WLS BF H R ER SO BB IBB HBP BLK WP HR S P ERA WHIP																			
Fernando Valenzuela, L ERA: 1.99 (1, 1)	3.2 L 20 5 2 2 2 1 0 0 0 0 0 0 13 17 13.50 4.500																			
Terry Forster, L ERA: 5.79 (4, 1)	1.1 10 5 2 2 2 1 0 0 0 0 0 0 9 9 0.00 0.000																			
Rick Sutcliffe, R ERA: 3.09 (6, 1)	3.0 9 0 0 0 0 0 0 0 0 0 0 0 9 9 0.00 0.000																			

AB	35
R	4
H	10
RBI	4
BB	1
SO	4
LOB	13



AB	33
R	9
H	11
RBI	9
BB	3
SO	4
LOB	13



Batter	1	2	3	4	5	6	7	8	9	AB	R	H	RBI	BB	SO	LOB	TOP									
Rufino Linares, R OBP: 0.260, SLG: 0.365	0-0 6-3		0-0 6-3			0-0 4-3 S 1B		0-0 E 1B	0-0 F8	5	0	2	1	0	0	1										
Claudell Washington, L OBP: 0.377, SLG: 0.411	0-0 2-3		0-0 F9			0-0 4-3		0-0 E4	0-3 K	5	0	0	0	0	1	3										
Biff Pocoroba, S OBP: 0.269, SLG: 0.214	0-0 L8			0-0 F7		0-0 G3		0-3 K	0-3 K	3	0	0	0	0	0	1										
Terry Harper, R OBP: 0.328, SLG: 0.389										1	0	0	0	0	1	2										
Rick Camp, R OBP: 0.323, SLG: 0.392										1	0	0	0	0	1	1										
Chris Chambliss, L OBP: 0.354, SLG: 0.389		0-0 F5		0-0 2B		0-0 F8		0-0 4-3		4	0	1	0	0	0	3										
Dale Murphy, R OBP: 0.317, SLG: 0.377		0-0 HR 1B		0-0 F8		0-3 K		0-0 1B 1B		4	2	2	0	0	1	1										
Glenn Hubbard, R OBP: 0.323, SLG: 0.392		0-0 HR 1B		0-0 1-3		0-0 F9		0-0 1B 1B		4	2	2	2	0	0	1										
Bruce Benedict, R OBP: 0.371, SLG: 0.403		0-0 G6-3 1B		0-0 F7		0-0 3-1		4-0 1B 1B E IBB		3	1	1	0	1	0	0										
Rafael Ramirez, R OBP: 0.289, SLG: 0.276		0-0 G6-3		0-0 L6		0-0 1-3		0-0 E 1B		4	1	1	1	0	0	1										
Phil Niekro, R OBP: 0.087, SLG: 0.087			0-0 F3		0-0 4-3			0-0 E S 1B 1B		3	0	1	0	0	0	0										
Jerry Royster, R OBP: 0.231, SLG: 0.292								1-2 2-3 3-H		0	1	0	0	0	0	0										
Luis Gomez, R OBP: 0.444, SLG: 0.286								1-H 2-H 3-H		1	0	1	1	0	0	0										
Inning Stats	R: 0 E: 0 K: 0 S: 3	H: 0 LOB: 0 BB: 0 P: 3	R: 2 E: 0 K: 0 S: 5	H: 3 LOB: 0 BB: 0 P: 5	R: 0 E: 0 K: 0 S: 3	H: 0 LOB: 0 BB: 0 P: 3	R: 0 E: 0 K: 0 S: 4	H: 1 LOB: 1 BB: 0 P: 4	R: 0 E: 0 K: 0 S: 3	H: 0 LOB: 0 BB: 0 P: 3	R: 0 E: 0 K: 0 S: 4	H: 1 LOB: 1 BB: 0 P: 4	R: 0 E: 0 K: 1 S: 5	H: 0 LOB: 0 BB: 0 P: 5	R: 1 E: 1 K: 1 S: 8	H: 2 LOB: 2 BB: 0 P: 8	R: 4 E: 1 K: 2 S: 11	H: 4 LOB: 1 BB: 1 P: 15	1B: 9 2B: 1 3B: 0 HR: 1	SF: 0 SAC: 0 DP: 1 HBP: 0	WP: 0 PB: 0 SB: 2 CS: 0	PA: 39				
PITCHER	IP	WLS	BF	H	R	ER	SO	BB	IBB	HBP	BLK	WP	HR	S	P	ERA	WHIP									
Rick Wise, R ERA: 3.55	(1, 1)	7.1	L	28	7	3	3	1	0	0	0	0	0	1	30	30	3.68	0.955								
Danny Boone, L ERA: 1.85	(8, 1)	0.2		3	0	0	1	0	0	0	0	0	0	0	5	5	0.00	0.000								
John Littlefield, R ERA: 5.22	(9, 1)	0.1		6	4	4	3	0	0	1	0	0	0	0	5	9	81.00	12.000								
John Curtis, L ERA: 6.12	(9, 1)	0.2		2	0	0	0	2	0	0	0	0	0	0	6	6	0.00	0.000								

Atlanta Braves @ San Diego Padres
Jack Murphy Stadium, San Diego, CA
Fri May 29 1981, 10:05 PM EDT
Att: 12,214 - Unknown

AB	38
R	7
H	11
RBI	5
BB	1
SO	4
LOB	14



Batter	1	2	3	4	5	6	7	8	9	AB	R	H	RBI	BB	SO	LOB	BOTTOM									
Ozzie Smith, S OBP: 0.325, SLG: 0.283	0-0 5-3			0-0 CS 2B		0-0 CS 1B		0-0 G3 2B		4	0	3	0	0	0	0										
Ruppert Jones, L OBP: 0.307, SLG: 0.317	0-0 CS 1B			4-0 CS BB		4-0 2-3 E 1B BB		0-0 G3		2	1	1	0	2	0	1										
Gene Richards, L OBP: 0.351, SLG: 0.381	0-3 K			0-0 F2		0-0 E4		0-3 K		4	0	0	0	0	2	5										
Broderick Perkins, L OBP: 0.362, SLG: 0.504		0-0 G4-6-3 1B		0-3 K		0-0 2-3		0-0 6-3		4	0	1	0	0	1	3										
Terry Kennedy, L OBP: 0.343, SLG: 0.367		0-0 F8		0-0 F7		0-0 1B		0-0 F5		4	0	1	1	0	0	1										
Joe Lefebvre, L OBP: 0.326, SLG: 0.388		0-0 G4-6-3		0-3 K		0-0 G3		0-3 K		4	0	0	0	0	2	1										
Luis Salazar, R OBP: 0.287, SLG: 0.354			0-0 1B		0-0 E6		4-0 G6-4-3 BB			2	0	1	0	1	0	0										
Juan Bonilla, R OBP: 0.323, SLG: 0.356			0-0 F8		0-0 F8		0-0 G6-4-3			3	0	1	0	0	0	1										
Danny Boone, L OBP: 1.000, SLG: 1.000										0	0	0	0	0	0	0										
John Littlefield, R										0	0	0	0	0	0	0										
John Curtis, L OBP: 0.083, SLG: 0.091										0	0	0	0	0	0	0										
Rick Wise, R OBP: 0.077, SLG: 0.154			0-3 K		0-0 P6			0-0 4-3		2	0	0	0	0	1	2										
Tim Flannery, L OBP: 0.462, SLG: 0.615										1	0	0	0	0	0	0										
Inning Stats	R: 0 E: 0 K: 1 S: 5	H: 1 LOB: 0 BB: 0 P: 5	R: 0 E: 0 K: 0 S: 3	H: 1 LOB: 0 BB: 0 P: 3	R: 0 E: 0 K: 1 S: 5	H: 1 LOB: 0 BB: 0 P: 5	R: 0 E: 0 K: 1 S: 5	H: 1 LOB: 1 BB: 1 P: 9	R: 0 E: 1 K: 0 S: 7	H: 1 LOB: 2 BB: 0 P: 7	R: 1 E: 1 K: 0 S: 4	H: 2 LOB: 2 BB: 1 P: 8	R: 0 E: 0 K: 0 S: 2	H: 0 LOB: 0 BB: 1 P: 6	R: 0 E: 0 K: 1 S: 6	H: 1 LOB: 1 BB: 0 P: 6	R: 0 E: 0 K: 1 S: 5	H: 0 LOB: 0 BB: 0 P: 5	1B: 6 2B: 2 3B: 0 HR: 0	SF: 0 SAC: 0 DP: 2 HBP: 0	WP: 0 PB: 0 SB: 0 CS: 4	PA: 33				
PITCHER	IP	WLS	BF	H	R	ER	SO	BB	IBB	HBP	BLK	WP	HR	S	P	ERA	WHIP									
Phil Niekro, R ERA: 2.8	(1, 1)	7.0	W	26	7	1	0	4	3	0	0	0	0	0	31	43	0.00	1.429								
Rick Camp, R ERA: 1.05	(8, 1)	2.0	S	7	1	0	0	2	0	0	0	0	0	11	11	0.00	0.500									

Atlanta Braves @ San Diego Padres
Jack Murphy Stadium, San Diego, CA
Fri May 29 1981, 10:05 PM EDT
Att: 12,214 - Unknown

AB	30
R	1
H	8
RBI	1
BB	3
SO	6
LOB	14



Batter	1	2	3	4	5	6	7	8	9	AB	R	H	RBI	BB	SO	LOB	TOP										
Rufino Linares, R OBP: 0.256, SLG: 0.349 (1, 7)	0-0 4-3			0-0 F8	0-0 6-3			0-0 6-3		4	0	0	0	0	0	2	Atlanta Braves @ San Diego Padres Jack Murphy Stadium, San Diego, CA Sun May 31 1981, 6:33 AM EDT Att: 14,138 - Unknown livebaseballscores.com										
Claudell Washington, L OBP: 0.327, SLG: 0.419 (1, 9)	0-3 K			0-0 F8				0-3 K		4	0	1	0	0	2	0											
Biff Pocoroba, S OBP: 0.257, SLG: 0.207 (1, 5)	0-0 F7			0-0 1B				0-0 1-3		4	0	1	0	0	0	1											
Chris Chambliss, L OBP: 0.350, SLG: 0.383 (1, 3)		0-3 K		0-0 1B				0-0 4-3		4	0	1	0	0	1	0											
Dale Murphy, R OBP: 0.314, SLG: 0.377 (1, 8)		0-3 K		0-0 1B				0-0 3-1		4	1	1	0	0	1	2											
Glenn Hubbard, R OBP: 0.320, SLG: 0.385 (1, 4)		0-0 4-3						0-0 1B		4	0	1	0	0	2	1											
Bruce Benedict, R OBP: 0.367, SLG: 0.393 (1, 2)				0-0 3-1				0-0 1B		3	0	1	0	1	0	1											
Rafael Ramirez, R OBP: 0.306, SLG: 0.317 (1, 6)				0-0 5-3				0-0 1B		4	0	2	1	0	0	2											
Rick Mahler, R (1, 1)				0-0 6-3				0-0 4-3		1	0	0	0	0	0	0											
Brian Asselstine, L OBP: 0.241, SLG: 0.296 (5, PH)				0-0 6-3				0-0 4-3		1	0	0	0	0	0	2											
Preston Hanna, R OBP: 0.400, SLG: 0.250 (5, 1)										0	0	0	0	0	0	0											
Bob Porter, L OBP: 0.364, SLG: 0.333 (7, PH)										1	0	0	0	0	0	1											
Al Hrabosky, R (7, 1)										0	0	0	0	0	0	0											
Inning Stats	R: 0 E: 0 K: 1 S: 5	H: 0 LOB: 0 BB: 0 P: 5	R: 0 E: 0 K: 2 S: 7	H: 0 LOB: 0 BB: 0 P: 7	R: 0 E: 0 K: 0 S: 3	H: 0 LOB: 0 BB: 0 P: 3	R: 0 E: 0 K: 0 S: 5	H: 2 LOB: 2 BB: 0 P: 5	R: 0 E: 0 K: 1 S: 6	H: 1 LOB: 2 BB: 1 P: 10	R: 0 E: 0 K: 0 S: 3	H: 1 LOB: 1 BB: 0 P: 3	R: 1 E: 0 K: 1 S: 7	H: 2 LOB: 1 BB: 0 P: 7	R: 0 E: 0 K: 1 S: 5	H: 0 LOB: 0 BB: 0 P: 5	R: 0 E: 0 K: 0 S: 5	H: 2 LOB: 2 BB: 0 P: 5	1B: 7 2B: 1 3B: 0 HR: 0	SF: 0 SAC: 0 DP: 1 HBP: 0	WP: 0 PA: 35 PB: 0 SB: 0 CS: 0						
PITCHER	IP	WLS	BF	H	R	ER	SO	BB	IBB	HBP	BLK	WP	HR	S	P	ERA	WHIP										
Juan Eichelberger, R ERA: 2.96 (8, 1)	7.0	W	27	6	1	1	5	1	0	0	0	0	0	36	40	1.29	1.000										
Gary Lucas, L ERA: 2.43 (8, 1)	2.0		8	2	0	0	1	0	0	0	0	0	0	10	10	0.00	1.000										

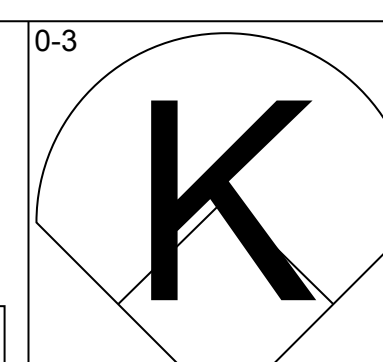
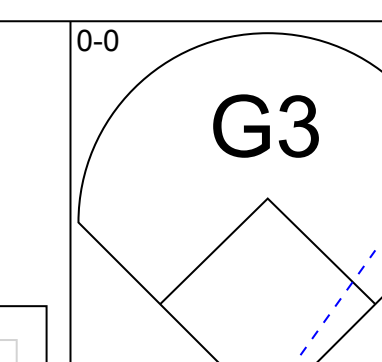
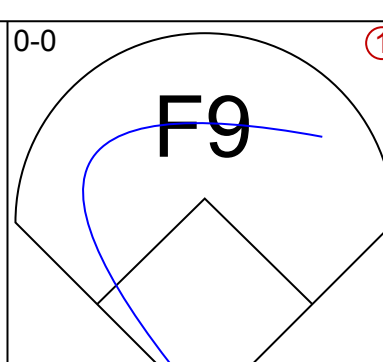
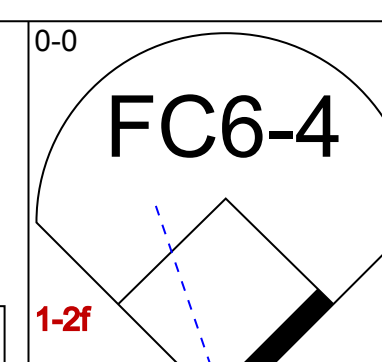
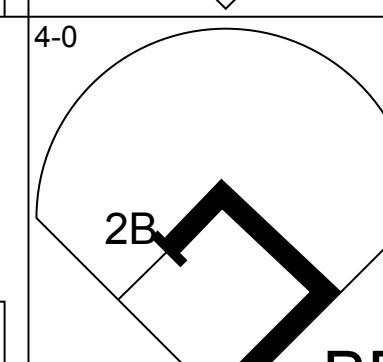
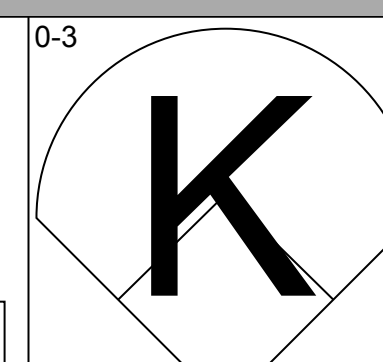
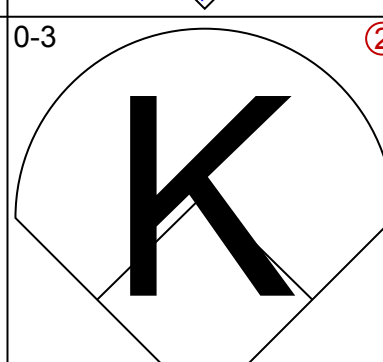
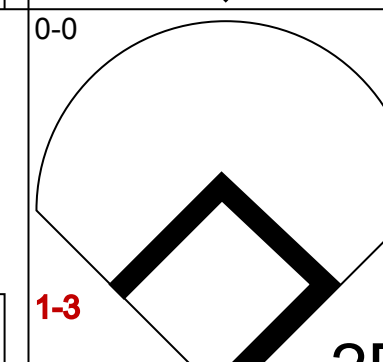
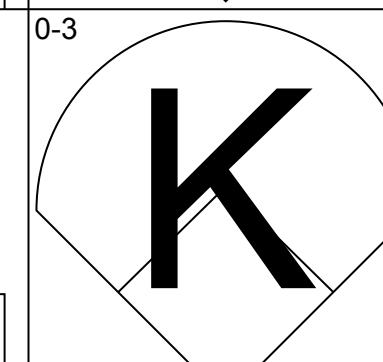
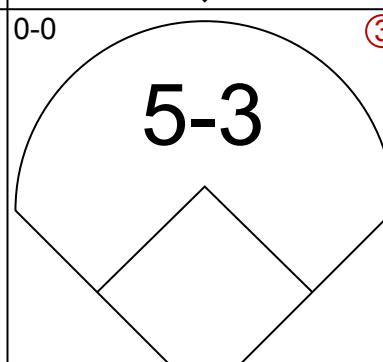
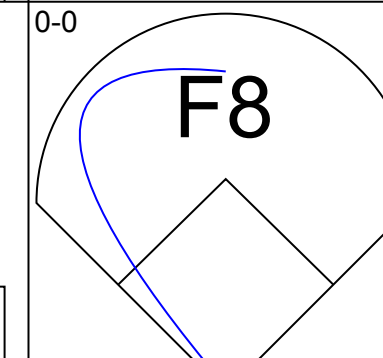
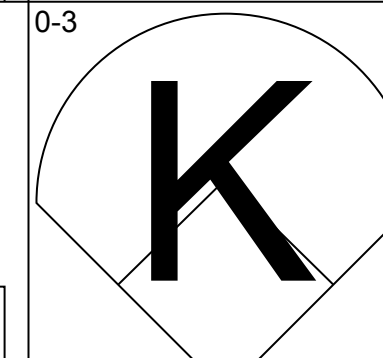
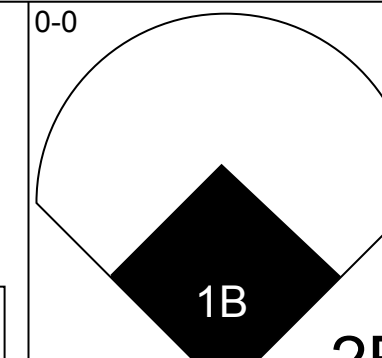
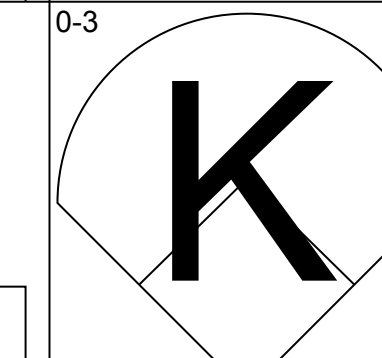
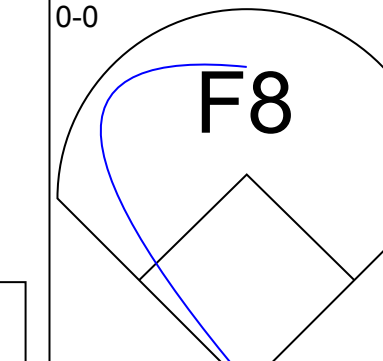
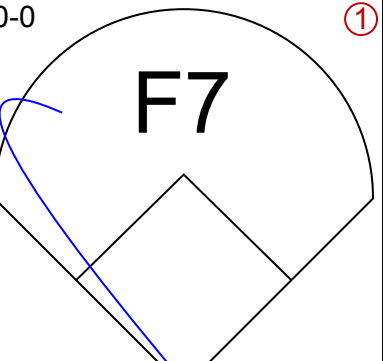
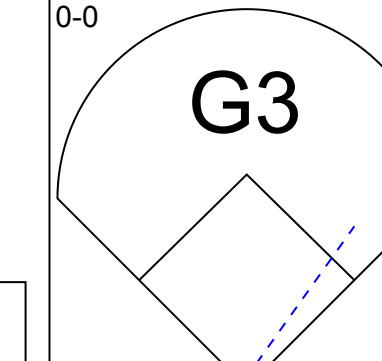
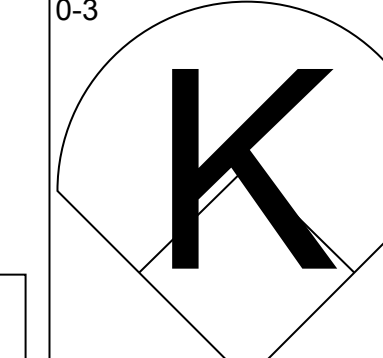
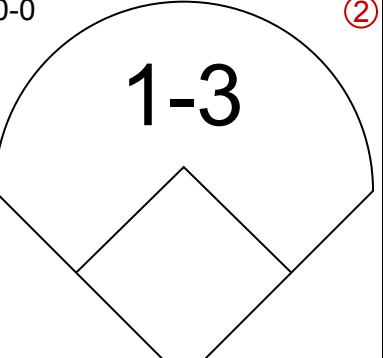
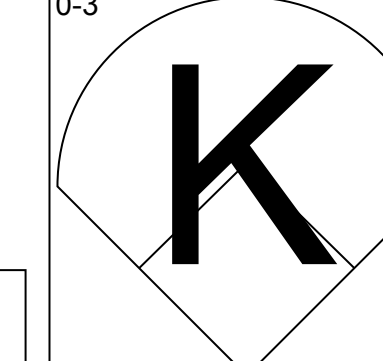
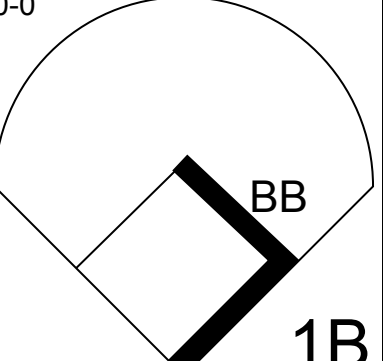

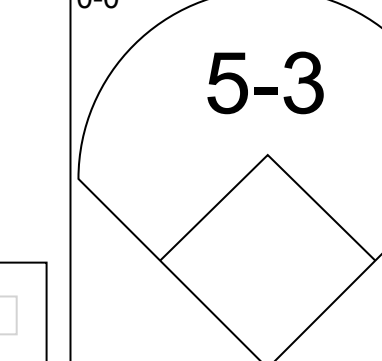
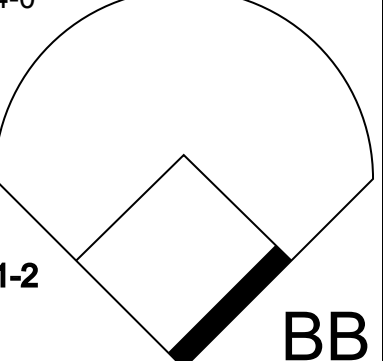

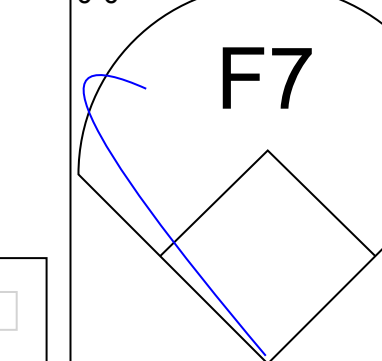
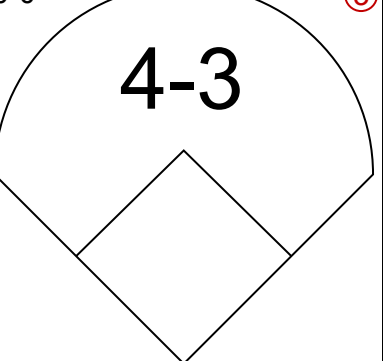
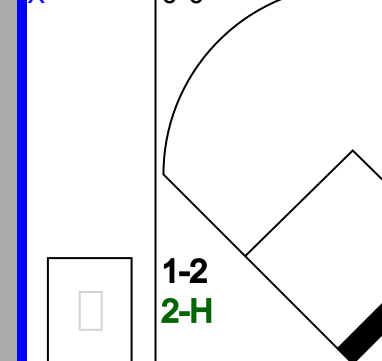
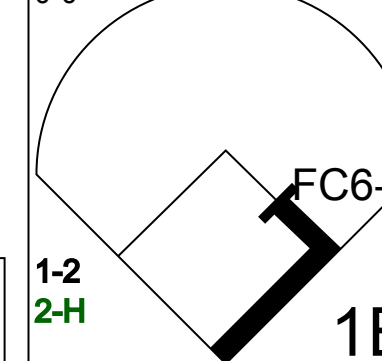
Batter	1	2	3	4	5	6	7	8	9	AB	R	H	RBI	BB	SO	LOB	BOTTOM										
Ozzie Smith, S OBP: 0.339, SLG: 0.289 (1, 6)	0-0 6-3 1B	0-0 SH		1-0 FC3-6 HBP				0-0 4-3 1B		3	2	2	1	0	0	0	Atlanta Braves @ San Diego Padres Jack Murphy Stadium, San Diego, CA Sun May 31 1981, 6:33 AM EDT Att: 14,138 - Unknown livebaseballscores.com										
Ruppert Jones, L OBP: 0.312, SLG: 0.329 (1, 8)	0-0 3-1	0-0 G3		0-0 F7				0-0 F7		5	0	0	0	0	0	5											
Gene Richards, L OBP: 0.349, SLG: 0.374 (1, 7)	0-0 6-3	0-0 L7		0-0 FC3-6				0-0 4-3		5	0	0	0	0	0	5											
Dave Edwards, R OBP: 0.174, SLG: 0.227 (9, 7)	0-0 6-3	0-0 L7		0-0 FC3-6				0-0 4-3		0	0	0	0	0	0	0											
Broderick Perkins, L OBP: 0.360, SLG: 0.496 (1, 3)	0-0 1B			0-0 F5				0-0 1-3		4	0	2	2	0	0	1											
Terry Kennedy, L OBP: 0.349, SLG: 0.373 (1, 2)	0-0 1B			0-0 4-3				0-0 4-3		3	1	1	0	1	0	1											
Joe Lefebvre, L OBP: 0.340, SLG: 0.394 (1, 9)	0-0 5-3			0-0 1B				0-0 K		3	1	1	0	1	1	2											
Luis Salazar, R OBP: 0.312, SLG: 0.401 (1, 5)		0-0 1B		0-0 WP				0-0 1B		4	1	4	1	0	0	0											
Juan Bonilla, R OBP: 0.324, SLG: 0.354 (1, 4)		0-3 K		0-0 WP				0-0 1B		4	0	1	1	0	1	3											
Juan Eichelberger, R OBP: 0.174, SLG: 0.174 (1, 1)		0-0 G3		0-0 K				0-0 1-3		3	0	1	0	0	1	3											
Bary Evans, R OBP: 0.358, SLG: 0.360 (7, PH)		0-0 G3		0-0 K				0-0 F2		1	0	0	0	0	0	1											
Gary Lucas, L OBP: 0.167, SLG: 0.167 (8, 1)		0-0 G3		0-0 K				0-0 F2		0	0	0	0	0	0	0											
Inning Stats	R: 1 E: 0 K: 0 S: 6	H: 3 LOB: 2 BB: 0 P: 6	R: 1 E: 1 K: 1 S: 8	H: 2 LOB: 2 BB: 0 P: 8	R: 1 E: 0 K: 1 S: 7	H: 2 LOB: 2 BB: 1 P: 11	R: 0 E: 0 K: 0 S: 3	H: 0 LOB: 1 BB: 0 P: 4	R: 1 E: 0 K: 0 S: 4	H: 2 LOB: 1 BB: 1 P: 8	R: 1 E: 0 K: 0 S: 5	H: 2 LOB: 1 BB: 0 P: 5	R: 0 E: 0 K: 1 S: 6	H: 1 LOB: 1 BB: 0 P: 6	R: 0 E: 0 K: 0 S: 3	H: 0 LOB: 0 BB: 0 P: 3	1B: 10 2B: 1 3B: 1 HR: 0	SF: 0 SAC: 1 DP: 0 HBP: 1	WP: 1 PA: 39 PB: 0 SB: 1 CS: 0								
PITCHER	IP	WLS	BF	H	R	ER	SO	BB	IBB	HBP	BLK	WP	HR	S	P	ERA	WHIP										
Rick Mahler, R ERA: 2.23 (1, 1)	4.0	L	22	7	3	3	2	1	0	1	0	0	0	24	29	6.75	2.000										
Preston Hanna, R ERA: 4.85 (5, 1)	2.0		10	4	2	2	0	1	0	0	0	0	0	9	13	9.00	2.500										
Al Hrabosky, L ERA: 0.9 (7, 1)	2.0		7	1	0	0	1	0	0	0	0	0	0	9	9	0.00	0.500										

AB 34
R 1
H 8
RBI 1
BB 1
SO 6
LOB 12



AB 35
R 5
H 12
RBI 5
SO 3
LOB 21

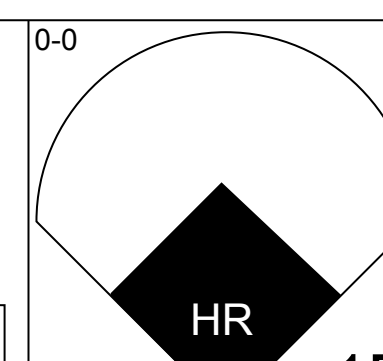
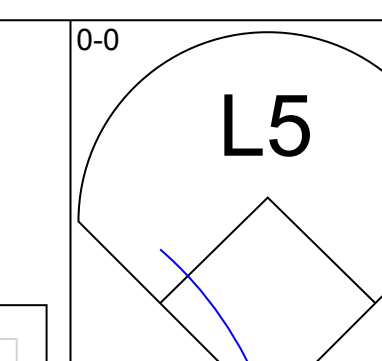
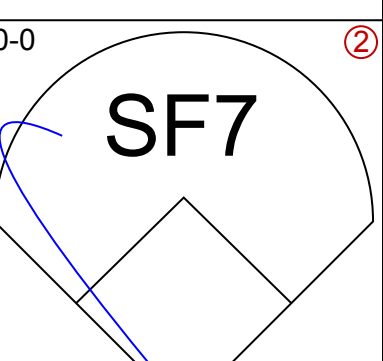
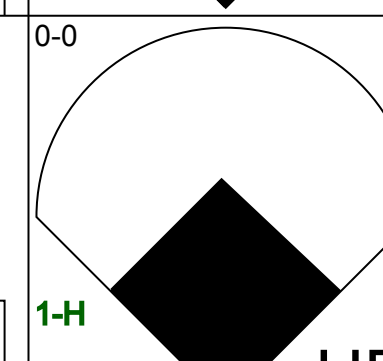
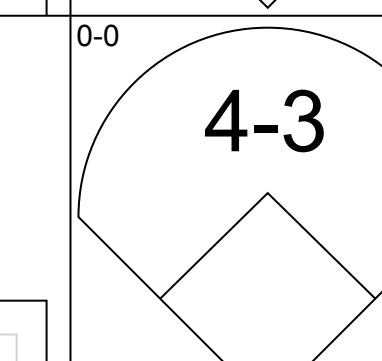
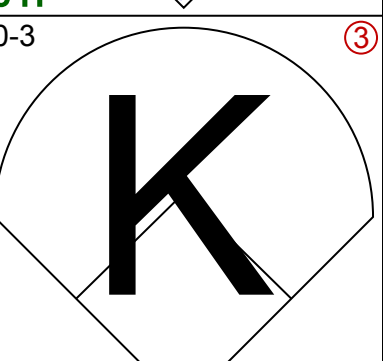
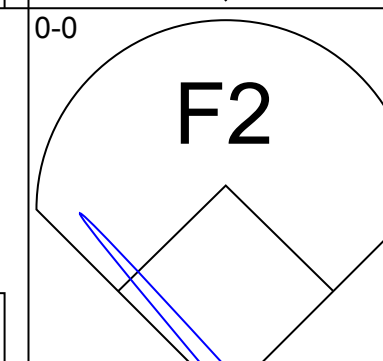
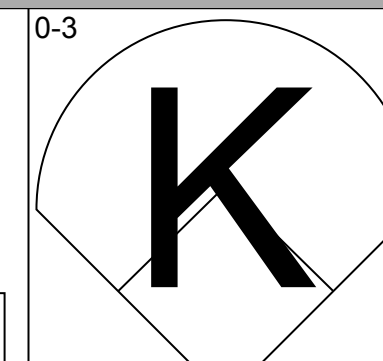
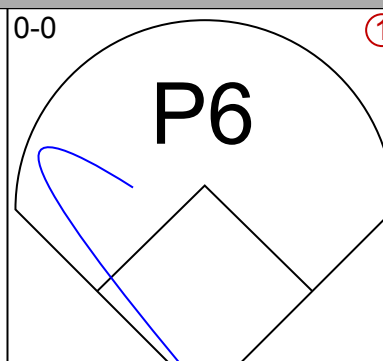
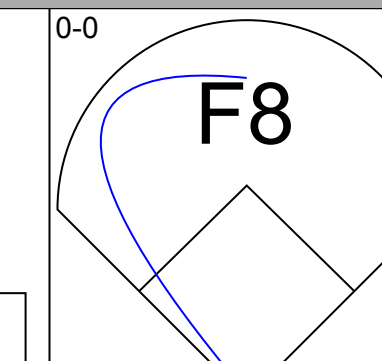
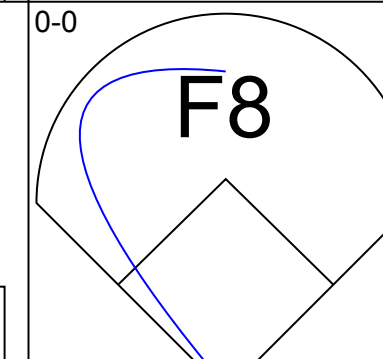
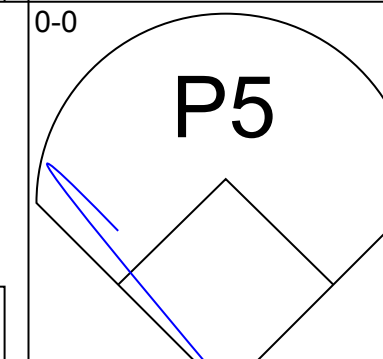
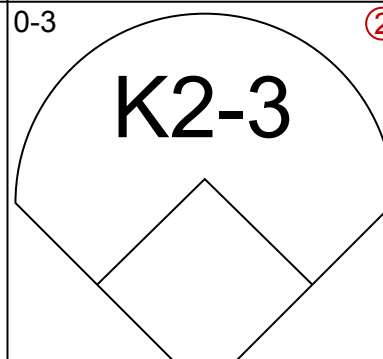
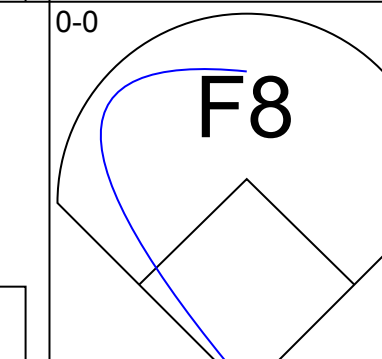
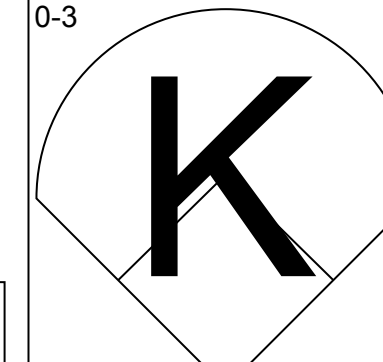
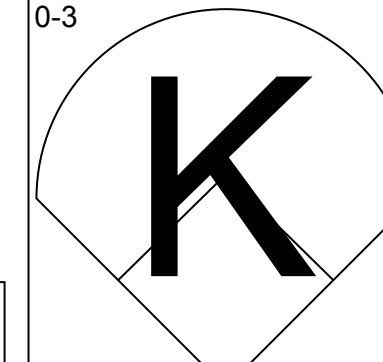
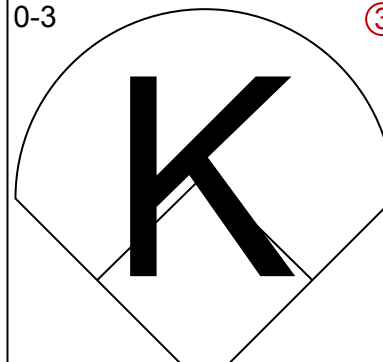
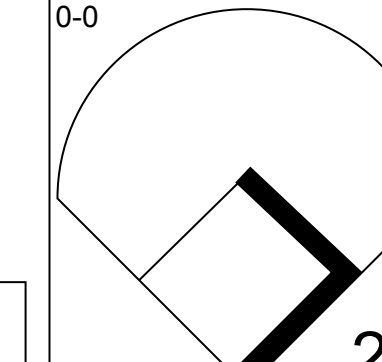
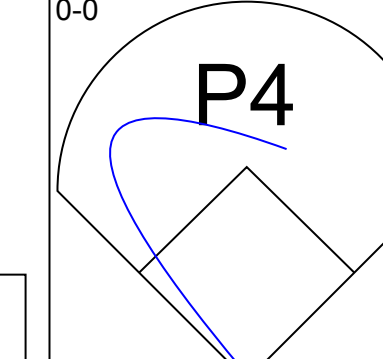
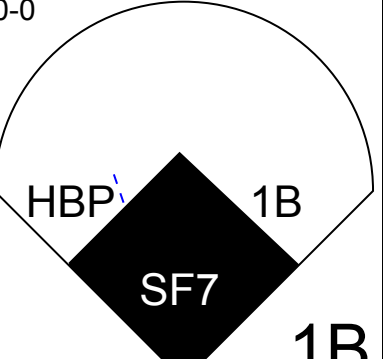
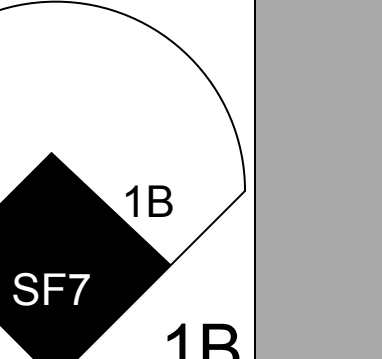
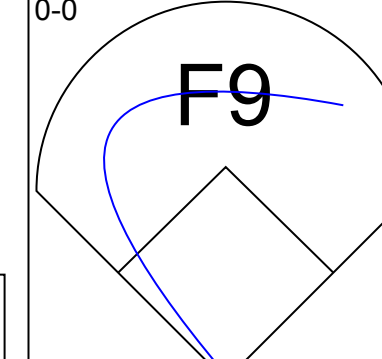
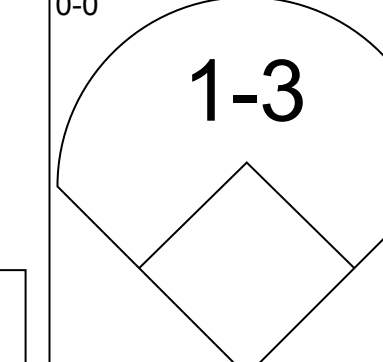
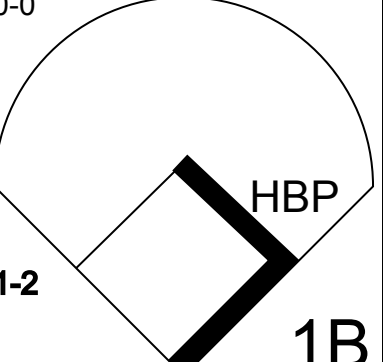
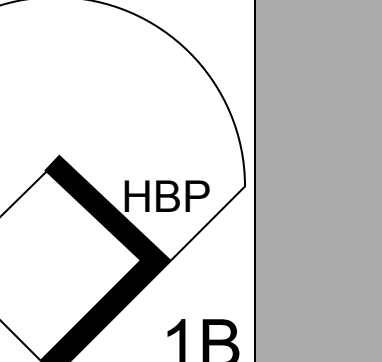
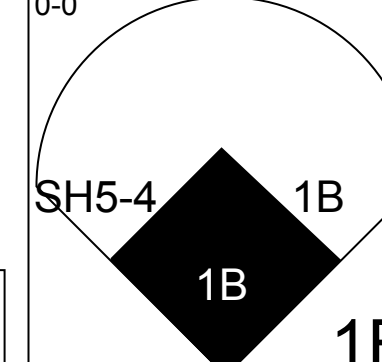
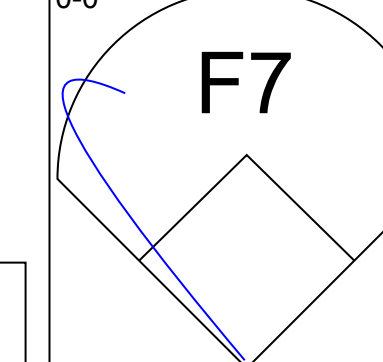
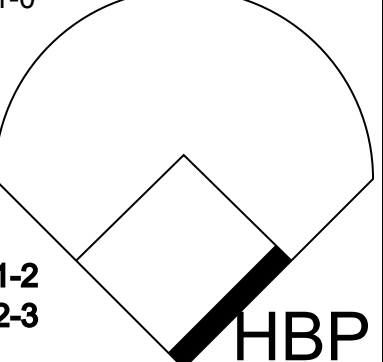

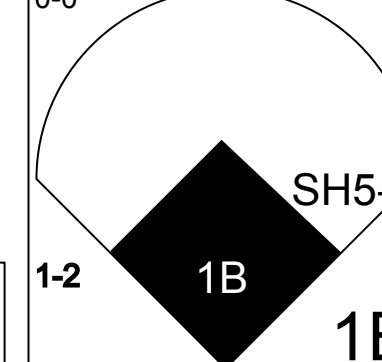
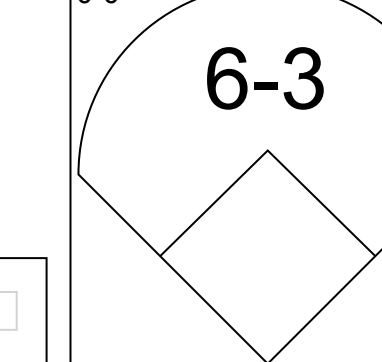
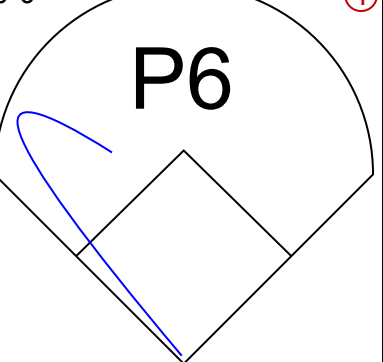
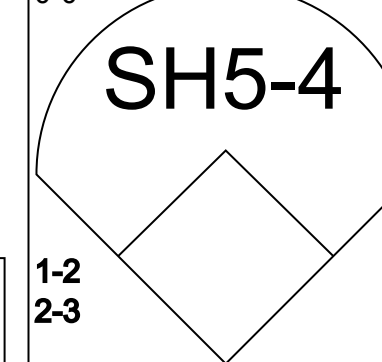


Batter	1	2	3	4	5	6	7	8	9	AB	R	H	RBI	BB	SO	LOB	TOP							
Jerry Royster, R OBP: 0.200, SLG: 0.250 (1, 5)										4	0	0	0	0	1	2								
Terry Harper, R OBP: 0.333, SLG: 0.379 (1, 9)										3	0	1	0	1	2	0								
Rufino Linares, R OBP: 0.256, SLG: 0.356 (1, 7)										4	0	1	0	0	1	1								
Dale Murphy, R OBP: 0.313, SLG: 0.380 (1, 8)										4	1	1	0	0	2	2								
Chris Chambliss, L OBP: 0.348, SLG: 0.380 (1, 3)										4	1	1	1	0	0	1								
Glenn Hubbard, R OBP: 0.313, SLG: 0.375 (1, 4)										4	0	0	0	0	3	1								
Bruce Benedict, R OBP: 0.370, SLG: 0.396 (1, 2)										4	0	2	0	0	1	0								
Rafael Ramirez, R OBP: 0.304, SLG: 0.310 (1, 6)										3	0	0	0	1	1	2								
Tommy Boggs, R OBP: 0.261, SLG: 0.304 (7, PH)										2	0	0	0	0	0	2								
Bill Nahorodny, R OBP: 0.300, SLG: 0.222 (7, PH)										1	0	1	1	0	0	0								
John Montefusco, R OBP: 0.083, SLG: 0.167 (7, 1)										0	0	0	0	0	0	0								
Inning Stats	R: 0 E: 0 K: 1 S: 5	H: 1 LOB: 1 BB: 1 P: 9	R: 0 E: 0 K: 2 S: 7	H: 0 LOB: 0 BB: 0 P: 7	R: 0 E: 0 K: 0 S: 3	H: 0 LOB: 0 BB: 0 P: 3	R: 0 E: 0 K: 3 S: 9	H: 0 LOB: 0 BB: 0 P: 9	R: 0 E: 0 K: 0 S: 4	H: 1 LOB: 2 BB: 1 P: 8	R: 0 E: 0 K: 1 S: 5	H: 0 LOB: 0 BB: 0 P: 5	R: 2 E: 0 K: 2 S: 11	H: 4 LOB: 2 BB: 0 P: 11	R: 0 E: 0 K: 1 S: 6	H: 1 LOB: 1 BB: 0 P: 6	R: 0 E: 0 K: 1 S: 5	H: 0 LOB: 0 BB: 0 P: 5	1B: 5 2B: 2 3B: 0 HR: 0	SF: 0 SAC: 0 DP: 0 HBP: 0	WP: 0 PB: 0 SB: 0 CS: 0	PA: 35		
PITCHER Fernando Valenzuela, L ERA: 1.9 (1, 1)	IP: 9.0 WLS: W BF: 35 H: 7 R: 2 ER: 2 SO: 11 BB: 2 IBB: 0 HBP: 0 BLK: 0 WP: 0 HR: 0 S: 55 P: 63 ERA: 2.00 WHIP: 1.000																							

Atlanta Braves @ Los Angeles Dodgers
Dodger Stadium, Los Angeles, CA
Mon Jun 01 1981, 7:05 PM PDT
Att: 49,136 - Unknown

AB 33
R 2
H 7
RBI 2
BB 2
SO 11
LOB 11



Batter	1	2	3	4	5	6	7	8	9	AB	R	H	RBI	BB	SO	LOB	BOTTOM						
Derrel Thomas, S OBP: 0.326, SLG: 0.312 (1, 4)										3	1	2	3	0	0	0							
Rick Monday, L OBP: 0.328, SLG: 0.577 (1, 9)										4	1	1	2	0	1	3							
Dusty Baker Jr., R OBP: 0.343, SLG: 0.417 (1, 7)										4	0	0	0	0	1	0							
Steve Garvey, R OBP: 0.327, SLG: 0.453 (1, 3)										4	0	0	0	0	1	0							
Ron Cey, R OBP: 0.376, SLG: 0.514 (1, 5)										4	0	1	0	0	3	0							
Pedro Guerrero, R OBP: 0.386, SLG: 0.556 (1, 8)										4	1	1	0	0	0	1							
Mike Scioscia, L OBP: 0.386, SLG: 0.339 (1, 2)										3	1	2	0	0	0	0							
Pepe Frias, R OBP: 0.333, SLG: 0.333 (1, 6)										2	1	1	0	0	0	0							
Fernando Valenzuela, L OBP: 0.273, SLG: 0.273 (1, 1)										2	0	0	0	0	0	3							
Inning Stats	R: 2 E: 0 K: 1 S: 7	H: 2 LOB: 0 BB: 0 P: 7	R: 0 E: 0 K: 0 S: 3	H: 0 LOB: 0 BB: 0 P: 3	R: 0 E: 0 K: 0 S: 3	H: 0 LOB: 0 BB: 0 P: 3	R: 0 E: 0 K: 2 S: 7	H: 0 LOB: 0 BB: 0 P: 7	R: 1 E: 0 K: 1 S: 7	H: 2 LOB: 2 BB: 0 P: 8	R: 0 E: 0 K: 2 S: 7	H: 0 LOB: 0 BB: 0 P: 7	R: 2 E: 0 K: 0 S: 6	H: 3 LOB: 1 BB: 0 P: 6	R: 0 E: 0 K: 0 S: 4	H: 1 LOB: 1 BB: 0 P: 4	R: 0 E: 0 K: 0 S: 5	H: 0 LOB: 0 BB: 0 P: 5	1B: 6 2B: 1 3B: 0 HR: 1	SF: 1 SAC: 1 DP: 0 HBP: 1	WP: 0 PB: 0 SB: 0 CS: 0	PA: 33	
PITCHER Tommy Boggs, R ERA: 5.05 (7, 1)	IP: 6.0 WLS: L BF: 23 H: 4 R: 3 ER: 3 SO: 6 BB: 0 IBB: 1 HBP: 0 BLK: 0 WP: 0 HR: 1 S: 34 P: 35 ERA: 4.50 WHIP: 0.667																						
PITCHER John Montefusco, R ERA: 3.99 (7, 1)	IP: 2.0 WLS: L BF: 10 H: 4 R: 2 ER: 2 SO: 0 BB: 0 IBB: 0 HBP: 0 BLK: 0 WP: 0 HR: 0 S: 10 P: 10 ERA: 9.00 WHIP: 2.000																						

Atlanta Braves @ Los Angeles Dodgers
Dodger Stadium, Los Angeles, CA
Mon Jun 01 1981, 7:05 PM PDT
Att: 49,136 - Unknown

AB 30
R 5
H 8
RBI 5
BB 0
SO 6
LOB 7



Batter	1	2	3	4	5	6	7	8	9	AB	R	H	RBI	BB	SO	LOB	TOP					
Jerry Royster, R OBP: 0.225, SLG: 0.289 (1, 5)										5	1	1	0	0	1	0	Atlanta Braves @ Los Angeles Dodgers Dodger Stadium, Los Angeles, CA Wed Jun 03 1981, 7:05 PM PDT Att: 42,649 - Unknown					
Brian Assefline, L OBP: 0.278, SLG: 0.429 Terry Harper, R OBP: 0.338, SLG: 0.373 (7, PH) (7, 9)										4	1	3	2	0	1	0						
Rufino Linares, R OBP: 0.283, SLG: 0.354 (1, 7)										4	1	2	0	0	0	2						
Chris Chambliss, L OBP: 0.344, SLG: 0.374 (1, 3)										4	0	1	1	0	1	1						
Dale Murphy, R OBP: 0.307, SLG: 0.387 (1, 8)										4	1	1	1	0	1	1						
Glenn Hubbard, R OBP: 0.315, SLG: 0.367 (1, 4)										3	0	1	0	1	1	0						
Bruce Benedict, R OBP: 0.371, SLG: 0.397 (1, 2)										3	0	0	0	1	0	1						
Rafael Ramirez, R OBP: 0.304, SLG: 0.316 (1, 6)										4	0	0	0	0	0	2						
Phil Niekro, R OBP: 0.077, SLG: 0.077 Rick Camp, R (8, 1)										3	0	0	0	0	1	0						
Inning Stats	R: 3 E: 0 K: 0 S: 6	H: 4 LOB: 2 BB: 2 P: 14	R: 0 E: 0 K: 1 S: 6	H: 1 LOB: 1 BB: 0 P: 6	R: 0 E: 0 K: 2 S: 7	H: 0 LOB: 0 BB: 0 P: 7	R: 0 E: 0 K: 0 S: 3	H: 0 LOB: 0 BB: 0 P: 3	R: 1 E: 0 K: 1 S: 7	H: 2 LOB: 1 BB: 0 P: 7	R: 0 E: 0 K: 0 S: 3	H: 0 LOB: 0 BB: 0 P: 3	R: 0 E: 0 K: 1 S: 4	H: 1 LOB: 2 BB: 0 P: 4	R: 0 E: 0 K: 1 S: 6	H: 1 LOB: 1 BB: 0 P: 6		R: 0 E: 0 K: 1 S: 5	H: 0 LOB: 0 BB: 0 P: 5	1B: 6 2B: 1 3B: 0 HR: 2	SF: 0 SAC: 0 DP: 1 HBP: 0	WP: 0 PB: 0 SB: 3 CS: 0
PITCHER	IP WLS BF H R ER SO BB IBB HBP BLK WP HR S P ERA WHIP	0.2 L 6 4 3 3 0 1 0 0 0 0 2 5 9 40.50 7.500	6.1 24 4 1 1 4 1 0 0 0 0 0 31 35 1.42 0.789	2.0 7 1 0 0 2 0 0 0 0 0 0 11 11 0.00 0.500	PITCHER														IP WLS BF H R ER SO BB IBB HBP BLK WP HR S P ERA WHIP			

Batter	1	2	3	4	5	6	7	8	9	AB	R	H	RBI	BB	SO	LOB	BOTTOM					
Derrel Thomas, S OBP: 0.326, SLG: 0.305 (1, 4)										3	0	1	0	1	1	0	Atlanta Braves @ Los Angeles Dodgers Dodger Stadium, Los Angeles, CA Wed Jun 03 1981, 7:05 PM PDT Att: 42,649 - Unknown					
Ken Landreaux, L OBP: 0.322, SLG: 0.397 (1, 8)										4	0	0	0	0	2	3						
Dusty Baker Jr., R OBP: 0.330, SLG: 0.400 (1, 7)										4	0	0	0	0	0	3						
Steve Garvey, R OBP: 0.320, SLG: 0.441 (1, 3)										4	0	0	0	0	1	1						
Ron Cey, R OBP: 0.367, SLG: 0.495 (1, 5)										3	1	0	0	1	1	0						
Pedro Guerrero, R OBP: 0.381, SLG: 0.559 (1, 9)										4	1	2	2	0	0	1						
Mike Scioscia, L OBP: 0.379, SLG: 0.333 (1, 2)										4	0	0	0	0	0	2						
Pepe Frias, R OBP: 0.300, SLG: 0.296 (1, 6)										3	0	1	0	0	0	1						
Burt Hooton, R OBP: 0.240, SLG: 0.217 Dave Goltz, R (1, 1)										0	0	0	0	0	0	0						
Rick Monday, L OBP: 0.333, SLG: 0.554 Bobby Castillo, R OBP: 0.429, SLG: 0.714 (7, PH) (8, 1)										1	0	0	0	0	1	0						
Inning Stats	R: 0 E: 0 K: 1 S: 5	H: 0 LOB: 0 BB: 0 P: 5	R: 0 E: 1 K: 0 S: 4	H: 0 LOB: 1 BB: 0 P: 4	R: 0 E: 0 K: 0 S: 4	H: 1 LOB: 1 BB: 1 P: 8	R: 2 E: 0 K: 0 S: 4	H: 1 LOB: 0 BB: 1 P: 8	R: 0 E: 0 K: 3 S: 9	H: 0 LOB: 0 BB: 0 P: 9	R: 0 E: 0 K: 0 S: 3	H: 0 LOB: 0 BB: 0 P: 3	R: 0 E: 0 K: 1 S: 6	H: 1 LOB: 1 BB: 0 P: 6	R: 0 E: 0 K: 1 S: 6	H: 0 LOB: 0 BB: 0 P: 6	R: 0 E: 0 K: 1 S: 5	H: 0 LOB: 0 BB: 0 P: 5	1B: 3 2B: 0 3B: 0 HR: 1	SF: 0 SAC: 1 DP: 0 HBP: 0	WP: 0 PB: 0 SB: 0 CS: 0	PA: 34
PITCHER	IP WLS BF H R ER SO BB IBB HBP BLK WP HR S P ERA WHIP	7.0 W 28 4 2 2 5 2 0 0 0 0 1 36 44 2.57 0.857	2.0 S 6 0 0 0 2 0 0 0 0 1 0 10 10 0.00 0.000	PITCHER														IP WLS BF H R ER SO BB IBB HBP BLK WP HR S P ERA WHIP				

Batter	1	2	3	4	5	6	7	8	9	AB	R	H	RBI	BB	SO	LOB	TOP						
Pete Rose, S OBP: 0.392, SLG: 0.431 (1, 3)										3	0	1	0	1	0	0	Philadelphia Phillies @ Atlanta Braves Atlanta-Fulton County Stadium, Atlanta, GA Fri Jun 05 1981, 7:05 PM EDT Att: 17,059 - Unknown						
Luis Aguayo, R OBP: 0.188, SLG: 0.167 (1, 4)										3	0	1	0	1	0	1							
Gary Matthews, R OBP: 0.409, SLG: 0.464 (1, 7)										4	0	1	0	0	0	3							
Mike Schmidt, R OBP: 0.379, SLG: 0.593 (1, 5)										4	0	1	0	0	0	3							
Dick Davis, R OBP: 0.457, SLG: 0.525 (1, 9)											4	1	1	0	0	1							
Gary Maddox, R OBP: 0.330, SLG: 0.365 (1, 8)											3	0	2	0	0	0							
Lonnie Smith, R OBP: 0.322, SLG: 0.321 (7, 8)										1	0	1	0	0	0	0							
Larry Bowa, S OBP: 0.289, SLG: 0.283 (1, 6)											3	0	1	1	1	0		1					
Bob Boone, R OBP: 0.306, SLG: 0.324 (1, 2)											4	0	0	0	0	0		5					
Steve Carlton, L OBP: 0.189, SLG: 0.306 (1, 1)											2	0	0	0	0	1		 AB 33 R 1 H 9 RBI 1 BB 3 SO 2 LOB 18					
Del Unser, L OBP: 0.400, SLG: 0.370 (7, PH)										1	0	0	0	0	0	1							
Sparky Lyle, L OBP: 0.500, SLG: 0.500 (7, 1)										0	0	0	0	0	0	0							
Mike Proly, R OBP: 0.254, SLG: 0.370 (8, 1)										0	0	0	0	0	0	0							
Keith Moreland, R OBP: 0.254, SLG: 0.370 (9, PH)										1	0	0	0	0	0	2							
Inning Stats	R: 0 E: 0 K: 0 S: 4	H: 2 LOB: 1 BB: 0 P: 4	R: 0 E: 0 K: 1 S: 5	H: 0 LOB: 0 BB: 0 P: 5	R: 0 E: 0 K: 0 S: 3	H: 0 LOB: 0 BB: 0 P: 3	R: 0 E: 0 K: 0 S: 4	H: 1 LOB: 1 BB: 0 P: 4	R: 0 E: 0 K: 1 S: 6	H: 2 LOB: 1 BB: 0 P: 6	R: 0 E: 0 K: 0 S: 3	H: 1 LOB: 1 BB: 1 P: 7	R: 1 E: 0 K: 0 S: 5	H: 2 LOB: 1 BB: 0 P: 5	R: 0 E: 0 K: 0 S: 3	H: 0 LOB: 1 BB: 1 P: 7	R: 0 E: 0 K: 0 S: 4		H: 1 LOB: 2 BB: 1 P: 8	1B: 9 2B: 0 3B: 0 HR: 0	SF: 0 SAC: 0 DP: 2 HBP: 0	WP: 0 PB: 0 SB: 0 CS: 0	PA: 36
PITCHER	IP WLS BF H R ER SO BB IBB HBP BLK WP HR S P ERA WHIP																						
Rick Mahler, R ERA: 2.11 (1, 1)	6.0 W 24 8 1 1 2 1 0 0 0 0 0 0 27 31 1.50 1.500																						
Rick Camp, R ERA: 1.4 (7, 1)	3.0 S 12 1 0 0 0 2 0 0 0 0 0 0 10 18 0.00 1.000																						

Batter	1	2	3	4	5	6	7	8	9	AB	R	H	RBI	BB	SO	LOB	BOTTOM			
Jerry Royster, R OBP: 0.227, SLG: 0.286 (1, 5)										4	1	1	0	0	1	0	Philadelphia Phillies @ Atlanta Braves Atlanta-Fulton County Stadium, Atlanta, GA Fri Jun 05 1981, 7:05 PM EDT Att: 17,059 - Unknown			
Terry Harper, R OBP: 0.561, SLG: 0.377 (1, 9)										2	2	1	0	2	1	0				
Rufino Linares, R OBP: 0.262, SLG: 0.380 (1, 7)										4	1	1	2	0	0	1				
Dale Murphy, R OBP: 0.306, SLG: 0.384 (1, 8)										4	0	1	0	0	0	3				
Chris Chambliss, L OBP: 0.343, SLG: 0.368 (1, 3)										3	0	0	0	1	0	0				
Glenn Hubbard, R OBP: 0.314, SLG: 0.361 (1, 4)										3	0	0	0	1	0	0				
Bruce Benedict, R OBP: 0.368, SLG: 0.393 (1, 2)										4	0	1	0	0	0	3				
Rafael Ramirez, R OBP: 0.304, SLG: 0.312 (1, 6)										2	0	0	0	1	1	0				
Rick Mahler, R OBP: 0.250, SLG: 0.250 (1, 1)										2	0	1	0	0	0	0				
Rick Camp, R ERA: 3.13 (7, 1)										1	0	0	0	0	1	2				
Inning Stats	R: 1 E: 1 K: 0 S: 3	H: 0 LOB: 0 BB: 1 P: 7	R: 0 E: 0 K: 0 S: 3	H: 0 LOB: 0 BB: 0 P: 3	R: 0 E: 0 K: 0 S: 3	H: 0 LOB: 0 BB: 0 P: 3	R: 0 E: 0 K: 1 S: 5	H: 0 LOB: 0 BB: 0 P: 5	R: 0 E: 0 K: 0 S: 3	H: 0 LOB: 0 BB: 0 P: 3	R: 1 E: 1 K: 1 S: 7	H: 2 LOB: 2 BB: 1 P: 11	R: 0 E: 0 K: 1 S: 6	H: 1 LOB: 2 BB: 1 P: 10	R: 2 E: 0 K: 1 S: 7	H: 3 LOB: 2 BB: 2 P: 15	1B: 5 2B: 1 3B: 0 HR: 1	SF: 0 SAC: 0 DP: 2 HBP: 0	WP: 0 PB: 0 SB: 3 CS: 1	PA: 34
PITCHER	IP WLS BF H R ER SO BB IBB HBP BLK WP HR S P ERA WHIP																			
Steve Carlton, L ERA: 2.66 (1, 1)	6.0 L 22 2 2 0 2 2 0 0 0 0 0 0 24 32 0.00 0.667																			
Sparky Lyle, L ERA: 4.26 (7, 1)	1.1 10 4 2 2 2 2 0 0 0 0 0 1 12 20 13.50 4.500																			
Mike Proly, R ERA: 3.13 (8, 1)	0.2 2 0 0 0 0 1 0 0 0 0 0 0 1 5 0.00 1.500																			

Batter	1	2	3	4	5	6	7	8	9	AB	R	H	RBI	BB	SO	LOB	TOP										
Pete Rose, S OBP: 0.389, SLG: 0.427 Mike Proly, R (7, 1)	0-0 4-3 1B	0-0 G3			0-3 K		0-0 5-3		0-0 1-3	4	0	1	0	0	1	2	Philadelphia Phillies @ Atlanta Braves Atlanta-Fulton County Stadium, Atlanta, GA Sat Jun 06 1981, 3:33 AM EDT Att: 15,291 - Unknown										
Luis Aguayo, R OBP: 0.194, SLG: 0.152	0-0 4-3		0-0 L5		4-0 BB		0-3 K			3	0	0	0	1	1												
Gary Matthews, R OBP: 0.401, SLG: 0.453	0-3 K		0-0 3-1		0-0 F8			0-0 4-3		4	0	0	0	0	1	2											
Mike Schmidt, R OBP: 0.376, SLG: 0.586	0-0 F3		0-0 6-3			0-0 F3		0-0 FC5-4 1B		4	0	1	0	0	0	1											
Dick Davis, R OBP: 0.460, SLG: 0.523		0-0 1B SF8 1B		0-0 4-3 1B		0-3 K		0-0 F9		4	1	2	0	0	1	1											
Gary Maddox, R OBP: 0.328, SLG: 0.362		0-0 SF8 1B		0-0 F9		0-0 F8		0-0 FC5-4		4	0	1	0	0	0	2											
Larry Bowa, S OBP: 0.294, SLG: 0.288		0-0 S 1B		0-0 4-3			0-0 L8		0-0 3-1 S 1B	4	0	2	0	0	0	1											
Bob Boone, R OBP: 0.311, SLG: 0.324		0-0 P6		0-0 1B		4-0 HR BB		0-0 F8		3	1	1	0	1	0	4											
Larry Christenson, R OBP: 0.167, SLG: 0.136 George Vukovich, L OBP: 0.750, SLG: 1.667 Del Unser, L OBP: 0.389, SLG: 0.357	0-0 SF8				0-3 K		0-0 HR		0-0 3-1	1	0	0	1	0	1	0											
Inning Stats	R: 0 E: 0 K: 1 S: 6	H: 1 LOB: 1 BB: 0 P: 6	R: 1 E: 0 K: 0 S: 6	H: 3 LOB: 2 BB: 0 P: 6	R: 0 E: 0 K: 0 S: 3	H: 0 LOB: 0 BB: 0 P: 3	R: 0 E: 0 K: 0 S: 4	H: 2 LOB: 2 BB: 0 P: 4	R: 0 E: 0 K: 2 S: 7	H: 0 LOB: 1 BB: 1 P: 11	R: 2 E: 0 K: 1 S: 6	H: 1 LOB: 0 BB: 1 P: 10	R: 0 E: 0 K: 0 S: 4	H: 1 LOB: 1 BB: 0 P: 4	R: 0 E: 0 K: 0 S: 4	H: 1 LOB: 1 BB: 0 P: 4		1B: 8 2B: 0 3B: 0 HR: 1	SF: 1 SAC: 0 DP: 0 HBP: 0	WP: 0 PB: 0 SB: 2 CS: 0	PA: 37						
PITCHER	IP	WLS	BF	H	R	ER	SO	BB	IBB	HBP	BLK	WP	HR	S	P	ERA	WHIP										
Tommy Boggs, R ERA: 4.83	(1, 1)	5.0	L	21	6	1	3	1	0	0	0	0	0	26	30	1.80	1.400										
John Montefusco, R ERA: 4.1	(6, 1)	3.0		12	2	2	2	1	0	0	0	0	1	15	19	6.00	1.000										
Rick Matula, R ERA: 4.5	(9, 1)	1.0		4	1	0	0	0	0	0	0	0	0	4	4	0.00	1.000										

Batter	1	2	3	4	5	6	7	8	9	AB	R	H	RBI	BB	SO	LOB	BOTTOM										
Jerry Royster, R OBP: 0.298, SLG: 0.304	0-0 BLK 1B		0-0 F8		0-0 P4			0-0 FC4-6 1B		4	0	2	0	0	0	2	Philadelphia Phillies @ Atlanta Braves Atlanta-Fulton County Stadium, Atlanta, GA Sat Jun 06 1981, 3:33 AM EDT Att: 15,291 - Unknown										
Brian Assefline, L OBP: 0.250, SLG: 0.385	0-0 L8		0-0 4-3			0-0 F7		0-0 FC4-6 FC6-4		4	0	0	0	0	0	2											
Rufino Linares, R OBP: 0.252, SLG: 0.365	0-0 F9			0-0 L5		0-0 F9		0-0 FC6-4		4	0	0	0	0	0	2											
Chris Chambliss, L OBP: 0.346, SLG: 0.368	4-0 BB			0-0 F8		0-0 F8			0-0 FC6-4 1B	3	0	1	0	1	0	0											
Dale Murphy, R OBP: 0.300, SLG: 0.376	0-3 K			0-0 6-3			0-0 5-3		0-0 F2	4	0	0	0	0	1	3											
Glenn Hubbard, R OBP: 0.313, SLG: 0.358		0-0 F9			0-0 F8		0-0 FC1-4 1B		0-0 F8	4	0	1	0	0	0	1											
Bruce Benedict, R OBP: 0.365, SLG: 0.396		0-0 5-3			0-0 2B		0-0 FC1-4 FC5-4		0-0 FC6-4	4	0	1	0	0	0	2											
Rafael Ramirez, R OBP: 0.299, SLG: 0.306		0-3 K			0-0 5-3		0-0 FC5-4			3	0	0	0	0	1	2											
Tommy Boggs, R OBP: 0.250, SLG: 0.292 Biff Pocoroba, S OBP: 0.205, SLG: 0.207 John Montefusco, R OBP: 0.083, SLG: 0.167 Bob Porter, L OBP: 0.333, SLG: 0.300 Rick Matula, R (9, 1)			0-0 L7		4-0 BB			0-0 4-3		1	0	0	0	0	0	0											
Inning Stats	R: 0 E: 0 K: 1 S: 6	H: 1 LOB: 2 BB: 1 P: 10	R: 0 E: 0 K: 1 S: 5	H: 0 LOB: 0 BB: 0 P: 5	R: 0 E: 0 K: 0 S: 3	H: 0 LOB: 0 BB: 0 P: 3	R: 0 E: 0 K: 0 S: 3	H: 0 LOB: 0 BB: 0 P: 3	R: 0 E: 0 K: 0 S: 4	H: 1 LOB: 1 BB: 0 P: 4	R: 0 E: 0 K: 0 S: 4	H: 1 LOB: 1 BB: 0 P: 4	R: 0 E: 0 K: 0 S: 4	H: 1 LOB: 1 BB: 0 P: 4	R: 0 E: 0 K: 0 S: 4	H: 1 LOB: 1 BB: 0 P: 4		1B: 4 2B: 1 3B: 0 HR: 0	SF: 0 SAC: 0 DP: 0 HBP: 0	WP: 0 PB: 0 SB: 0 CS: 0	PA: 34						
PITCHER	IP	WLS	BF	H	R	ER	SO	BB	IBB	HBP	BLK	WP	HR	S	P	ERA	WHIP										
Larry Christenson, R ERA: 3.75	(1, 1)	6.0	W	22	3	0	2	2	0	0	1	0	0	24	32	0.00	0.667										
Mike Proly, R ERA: 2.77	(7, 1)	3.0	S	12	3	0	0	0	0	0	0	0	0	12	12	0.00	1.000										

Batter	1	2	3	4	5	6	7	8	9	AB	R	H	RBI	BB	SO	LOB	TOP					
Pete Rose, S OBP: 0.385, SLG: 0.424 (1, 3)											4	1	1	2	0	0	Philadelphia Phillies @ Atlanta Braves Atlanta-Fulton County Stadium, Atlanta, GA Sun Jun 07 1981, 3:33 AM EDT Att: 23,482 - Unknown					
Lonnie Smith, R OBP: 0.330, SLG: 0.329 (1, 8)										4	0	2	1	0	0							
Gary Matthews, R OBP: 0.406, SLG: 0.460 (1, 7)										4	1	3	1	0	2							
Mike Schmidt, R OBP: 0.383, SLG: 0.587 John Vukovich, R (7, 5)										3	1	2	1	1	0							
Dick Davis, R OBP: 0.493, SLG: 0.511 Sparky Lyle, L OBP: 0.333, SLG: 0.333 Ron Reed, R (7, 1)										3	0	1	0	0	3							
Ramon Aviles, R OBP: 0.200, SLG: 0.143 (7, 4)										1	0	0	0	0	1							
Keith Moreland, R OBP: 0.250, SLG: 0.356 (1, 2)										0	0	0	0	0	0							
Larry Bowa, S OBP: 0.293, SLG: 0.287 (1, 6)										1	0	0	0	0	4							
Luis Aguayo, R OBP: 0.225, SLG: 0.189 (1, 4)										4	2	2	0	0	1							
Nino Espinosa, R OBP: 0.188, SLG: 0.188 Greg Gross, L (5, PH) (5, 9)										1	0	0	0	0	1							
Inning Stats	R: 0 E: 0 K: 0 S: 4	H: 1 LOB: 1 BB: 0 P: 4	R: 0 E: 0 K: 0 S: 3	H: 1 LOB: 0 BB: 0 P: 3	R: 0 E: 0 K: 1 S: 5	H: 0 LOB: 0 BB: 0 P: 5	R: 1 E: 1 K: 0 S: 6	H: 2 LOB: 2 BB: 0 P: 6	R: 3 E: 0 K: 0 S: 7	H: 4 LOB: 1 BB: 0 P: 7	R: 2 E: 0 K: 0 S: 6	H: 3 LOB: 2 BB: 1 P: 10	R: 1 E: 0 K: 2 S: 8	H: 1 LOB: 1 BB: 1 P: 12	R: 0 E: 0 K: 0 S: 3	H: 1 LOB: 0 BB: 0 P: 3	R: 0 E: 0 K: 0 S: 4	H: 1 LOB: 0 BB: 0 P: 4	1B: 14 2B: 1 3B: 0 HR: 0	SF: 2 SAC: 2 DP: 2 HBP: 0	WP: 0 PB: 0 SB: 2 CS: 1	PA: 43
PITCHER	IP	WLS	BF	H	R	ER	SO	BB	IBB	HBP	BLK	WP	HR	S	P	ERA	WHIP					
Gaylord Perry, R ERA: 3.48 (1, 1)	5.2	L	29	11	6	5	1	1	0	0	0	0	0	30	34	7.94	2.118					
Preston Hanna, R ERA: 4.94 (6, 1)	1.1		6	1	1	1	2	1	0	0	0	0	0	9	13	6.75	1.500					
Al Hrabosky, L ERA: 0.75 (8, 1)	2.0		7	2	0	0	0	0	0	0	0	0	0	7	7	0.00	1.000					

Batter	1	2	3	4	5	6	7	8	9	AB	R	H	RBI	BB	SO	LOB	BOTTOM					
Jerry Royster, R OBP: 0.245, SLG: 0.314 (1, 5) (9, 4)										5	1	1	0	0	1	2	Philadelphia Phillies @ Atlanta Braves Atlanta-Fulton County Stadium, Atlanta, GA Sun Jun 07 1981, 3:33 AM EDT Att: 23,482 - Unknown					
Brian Asselstine, L OBP: 0.288, SLG: 0.439 Terry Harper, R OBP: 0.373, SLG: 0.381 (1, 9) (5, PH) (6, 9)										2	0	2	0	0	0	0						
Rufino Linares, R OBP: 0.251, SLG: 0.370 Al Hrabosky, R (1, 7) (8, 1)										4	1	2	0	0	0	2						
Bob Porter, L OBP: 0.308, SLG: 0.273 (9, PH)										0	0	0	0	0	0	1						
Chris Chambliss, L OBP: 0.348, SLG: 0.371 (1, 3)										4	0	2	1	0	0	1						
Dale Murphy, R OBP: 0.294, SLG: 0.369 (1, 8)										4	0	0	0	0	0	2						
Glenn Hubbard, R OBP: 0.314, SLG: 0.356 Luis Gomez, R OBP: 0.500, SLG: 0.375 Biff Pocoroba, S OBP: 0.262, SLG: 0.204 (1, 4) (5, 4) (8, PH) (9, 5)										1	1	0	0	1	0	0						
Bruce Benedict, R OBP: 0.363, SLG: 0.392 (1, 2)										4	1	1	1	0	0	1						
Rafael Ramirez, R OBP: 0.303, SLG: 0.306 (1, 6)										3	0	1	0	1	0	1						
Gaylord Perry, R OBP: 0.286, SLG: 0.296 Preston Hanna, R OBP: 0.400, SLG: 0.250 Eddie Miller, S OBP: 0.302, SLG: 0.258 (1, 1) (6, 1) (7, PH) (8, 7)										2	0	1	1	0	0	1						
Inning Stats	R: 1 E: 0 K: 0 S: 5	H: 3 LOB: 1 BB: 0 P: 5	R: 0 E: 0 K: 0 S: 4	H: 1 LOB: 0 BB: 0 P: 4	R: 0 E: 0 K: 1 S: 5	H: 1 LOB: 0 BB: 0 P: 5	R: 2 E: 0 K: 0 S: 5	H: 2 LOB: 2 BB: 2 P: 13	R: 0 E: 0 K: 0 S: 4	H: 1 LOB: 1 BB: 0 P: 4	R: 2 E: 1 K: 0 S: 5	H: 3 LOB: 1 BB: 1 P: 9	R: 0 E: 0 K: 0 S: 3	H: 0 LOB: 0 BB: 0 P: 3	R: 0 E: 0 K: 0 S: 4	H: 1 LOB: 1 BB: 0 P: 4	R: 0 E: 0 K: 0 S: 4	H: 1 LOB: 0 BB: 0 P: 4	1B: 11 2B: 2 3B: 0 HR: 0	SF: 0 SAC: 0 DP: 3 HBP: 0	WP: 0 PB: 0 SB: 2 CS: 0	PA: 39
PITCHER	IP	WLS	BF	H	R	ER	SO	BB	IBB	HBP	BLK	WP	HR	S	P	ERA	WHIP					
Nino Espinosa, R ERA: 5.9 (1, 1)	4.0		19	7	3	3	1	0	0	0	0	0	0	19	27	6.75	2.000					
Sparky Lyle, L ERA: 4.54 (5, 1)	2.0	W	9	4	2	2	1	0	0	0	0	0	0	11	11	9.00	2.000					
Ron Reed, R ERA: 3.21 (7, 1)	3.0	S	11	2	0	0	0	1	0	0	0	0	0	10	14	0.00	1.000					




Batter	1	2	3	4	5	6	7	8	9	AB	R	H	RBI	BB	SO	LOB	TOP		
Jerry Royster, R (1.4)	F9		6-3		P6		5-3			4	0	0	0	0	0	0	Atlanta Braves @ Montreal Expos Olympic Stadium, Montreal, QB Tue Jun 09 1981, 7:05 PM EDT Att: 28,986 - Unknown		
Biff Pocoreba, S (1.5)	K				P3			4-3		4	0	1	0	0	1	0			
Rufino Linares, R (1.7)	K									3	0	1	0	1	2	1			
Chris Chambliss, L (1.3)		F9		4-3	F8			P4		4	1	1	0	0	0	2			
Brian Assestine, L (1.9)	K			4-3		F2		P4		4	0	0	0	0	1	2			
Dale Murphy, R (1.8)									K	3	0	1	1	1	2	0			
Bruce Benedict, R (1.2)									F5	2	0	1	0	0	0	1			
Bill Nahorodny, R (4.2)	E5									2	0	0	0	0	0	0			
Rafael Ramirez, R (1.6)										3	0	0	0	0	1	4			
Luis Gomez, R (7.6)	F7						6-3			1	0	0	0	0	0	0			
Phil Niekro, R (1.1)			L4							0	0	0	0	0	0	0			
Rick Matula, R (2.1)										1	0	0	0	0	0	0			
Bob Porter, L (4. PH)										1	0	0	0	0	0	2			
Preston Hanna, R (4.1)										0	0	0	0	0	0	0			
Eddie Miller, S (7. PH)										1	0	0	0	0	1	0			
John Montefusco, R (7.1)										0	0	0	0	0	0	0			
Larry Bradford, R (8.1)										0	0	0	0	0	0	0			
Inning Stats	R: 0 E: 0 K: 2 S: 7	H: 0 LOB: 0 BB: 0 P: 7	R: 0 E: 1 K: 1 S: 6	H: 0 LOB: 2 BB: 1 P: 10	R: 0 E: 0 K: 1 S: 6	H: 1 LOB: 1 BB: 0 P: 6	R: 1 E: 0 K: 1 S: 8	H: 3 LOB: 2 BB: 0 P: 8	R: 0 E: 0 K: 0 S: 3	H: 0 LOB: 1 BB: 1 P: 7	R: 0 E: 0 K: 1 S: 5	H: 0 LOB: 0 BB: 0 P: 5	R: 0 E: 0 K: 1 S: 5	H: 1 LOB: 1 BB: 0 P: 4	R: 0 E: 0 K: 1 S: 5	H: 0 LOB: 0 BB: 0 P: 5	1B: 3 2B: 2 3B: 0 HR: 0	SF: 0 SAC: 0 DP: 0 HBP: 0	WP: 0 PA: 35 PB: 0 SB: 0 CS: 0
PITCHER Scott Sanderson, R (1.1) ERA: 2.17	IP: 9.0 WLS: W BF: 35 H: 5 R: 1 ER: 1 SO: 8 BB: 2 IBB: 0 HBP: 0 BLK: 0 WP: 0 HR: 0 S: 49 P: 57 ERA: 1.00 WHIP: 0.778															PITCHER			

Batter	1	2	3	4	5	6	7	8	9	AB	R	H	RBI	BB	SO	LOB	BOTTOM
Tim Raines, S (1.7)	SH5-3 SF7	1H E	4-3		SF7			E		3	3	2	3	1	0	1	Atlanta Braves @ Montreal Expos Olympic Stadium, Montreal, QB Tue Jun 09 1981, 7:05 PM EDT Att: 28,986 - Unknown
Rodney Scott, S (1.4)	SH5-3	S		K	K			E8		3	2	1	1	1	2	1	
Andre Dawson, R (1.8)	SF7									3	1	2	2	0	0	0	
Tim Wallach, R (8.5)		1H 2B		WP		6-3		F7		1	0	0	0	0	0	1	
Gary Carter, R (1.2)	F8									4	1	1	1	0	1	1	
Jerry White, S (8.8)	F8			K				4-3		1	0	0	1	0	0	0	
Warren Cromartie, L (1.9)		F9								4	0	1	1	0	0	1	
Bob Pate, R (8.9)										1	0	1	0	0	0	0	
Willie Montanez, L (1.3)										4	2	1	0	1	0	2	
Larry Parrish, R (1.5)		1B								3	2	1	1	1	0	0	
Bobby Ramos, R (8.2)		1B			L5					0	0	0	0	0	0	0	
Chris Speier, R (1.6)										3	1	1	1	0	0	1	
Mike Phillips, L (7. PH)					6-3					0	0	0	0	1	0	0	
Scott Sanderson, R (1.1)										2	0	0	0	2	1	3	
Inning Stats	R: 1 E: 0 K: 0 S: 4	H: 1 LOB: 0 BB: 0 P: 4	R: 7 E: 0 K: 0 S: 8	H: 5 LOB: 1 BB: 3 P: 20	R: 0 E: 0 K: 0 S: 3	H: 0 LOB: 1 BB: 1 P: 7	R: 0 E: 0 K: 2 S: 8	H: 1 LOB: 1 BB: 0 P: 8	R: 2 E: 0 K: 1 S: 7	H: 2 LOB: 1 BB: 1 P: 11	R: 0 E: 0 K: 1 S: 5	H: 0 LOB: 1 BB: 1 P: 9	R: 2 E: 1 K: 0 S: 5	H: 2 LOB: 1 BB: 1 P: 9	1B: 4 2B: 5 3B: 2 HR: 0	SF: 2 SAC: 1 DP: 0 HBP: 0	WP: 1 PA: 42 PB: 0 SB: 3 CS: 0
PITCHER Phil Niekro, R (1.1) ERA: 3.58 Rick Matula, R (2.1) ERA: 5.09 Preston Hanna, R (4.1) ERA: 5.03 John Montefusco, R (7.1) ERA: 4.02 Larry Bradford, L (8.1) ERA: 3.98	IP: 1.2 WLS: L BF: 12 H: 4 R: 7 ER: 7 SO: 7 BB: 3 IBB: 0 HBP: 0 BLK: 0 WP: 0 HR: 0 S: 9 P: 21 ERA: 37.80 WHIP: 4.200															PITCHER	



Batter	1	2	3	4	5	6	7	8	9	AB	R	H	RBI	BB	SO	LOB	TOP					
Jerry Royster, R OBP: 0.210, SLG: 0.267 (1.4)	6-3		K		4-3	1-3		6-3	5	0	0	0	0	1	2		Atlanta Braves @ Montreal Expos Olympic Stadium, Montreal, QB Wed Jun 10 1981, 7:05 PM EDT Att: 24,292 - Unknown					
Biff Pocoroba, S OBP: 0.298, SLG: 0.218 (1.5)	L4		FC6-4 1B		4-3		P6	4	0	1	0	1	0	0	0							
Rufino Linares, R OBP: 0.267, SLG: 0.362 (1.7)	1B		FC6-4 1B 1-2		4-3		K	5	0	1	0	0	1	2								
Chris Chambliss, L OBP: 0.348, SLG: 0.379 (1.3)	K		1B			1B 2B	K	5	1	2	0	0	3	2								
Dale Murphy, R OBP: 0.302, SLG: 0.371 (1.8)		4-3	F9			FC3-6 1B 2H	1B	4	1	2	1	0	0	2								
Brian Asselstine, L OBP: 0.289, SLG: 0.408 (1.9)	1B			G3		K	1B	4	0	2	0	0	1	1								
Bruce Benedict, R OBP: 0.369, SLG: 0.399 Bill Nahorodny, R OBP: 0.286, SLG: 0.308 (1.2) (6.2)	P6					FC3-6 1B	F7	3	0	2	0	0	0	1								
Rafael Ramirez, R OBP: 0.297, SLG: 0.295 (1.6)	BB			K		FC3-6 1B 1-2 2-3	F8	3	0	0	0	1	1	5								
Rick Mahler, R OBP: 0.167, SLG: 0.167 Rick Matula, R Al Hrabosky, L Terry Harner, R Larry Bradford, L (5.1) (6.1) (8.1) (8.1)	L7			K			K	2	0	0	0	0	1	3								
Inning Stats	R: 0 E: 0 K: 1 S: 6	H: 1 LOB: 1 BB: 0 P: 6	R: 0 E: 0 K: 0 S: 4	H: 1 LOB: 2 BB: 1 P: 8	R: 0 E: 0 K: 1 S: 7	H: 2 LOB: 2 BB: 0 P: 7	R: 0 E: 0 K: 2 S: 8	H: 1 LOB: 0 BB: 0 P: 8	R: 0 E: 0 K: 0 S: 3	H: 0 LOB: 0 BB: 0 P: 3	R: 2 E: 0 K: 1 S: 9	H: 4 LOB: 2 BB: 0 P: 9	R: 0 E: 0 K: 2 S: 7	H: 0 LOB: 0 BB: 0 P: 7	R: 0 E: 0 K: 1 S: 7	H: 2 LOB: 2 BB: 0 P: 7		R: 0 E: 0 K: 1 S: 5	H: 0 LOB: 1 BB: 1 P: 9	1B: 10 2B: 1 3B: 0 HR: 0	SF: 0 SAC: 0 DP: 0 HBP: 0	WP: 0 PB: 0 SB: 2 CS: 0
PITCHER Bill Gullickson, R ERA: 3.43 (1.1)	IP: 9.0 WLS: W BF: 40	H: 11 R: 2 ER: 2 SO: 9	BB: 2 IBB: 0 HBP: 0 BLK: 0	WP: 0 HR: 0 S: 56 P: 64	ERA: 2.00 WHIP: 1.444	PITCHER																

Batter	1	2	3	4	5	6	7	8	9	AB	R	H	RBI	BB	SO	LOB	BOTTOM			
Tim Raines, S OBP: 0.419, SLG: 0.472 Bob Pate, R OBP: 0.429, SLG: 0.333 (1.7) (7.7)	SH1-3 FC BB		1B	1H 2B		F9	L4		2	2	1	1	2	0	0					
Rodney Scott, S OBP: 0.314, SLG: 0.226 (1.4)	SH1-3		1B	F7		BB WP BB	HR BB	2	2	1	1	2	0	1						
Andre Dawson, R OBP: 0.592, SLG: 0.592 Jerry White, S OBP: 0.325, SLG: 0.408 (1.8) (7.8)	FC WP SF8		G6-4-3 1B		1B 2B	P4	HR HR	4	2	2	1	0	0	1						
Gary Carter, R OBP: 0.317, SLG: 0.409 Bobby Ramos, R OBP: 0.292, SLG: 0.435 (1.2) (7.2)	SF8		G6-4-3		K	BB BB	F9	2	0	0	1	1	1	2						
Warren Cromartie, L OBP: 0.316, SLG: 0.382 Tim Wallach, R OBP: 0.359, SLG: 0.357 (1.9) (7.9)	6-3		1B		1B HR 1B	BB	F9	3	1	2	1	1	0	0						
Willie Montanez, L OBP: 0.246, SLG: 0.228 Tom Hutton, L OBP: 0.158, SLG: 0.111 (1.3) (7.3)			3-1		HR 1B	BB	F8	4	1	2	0	0	0	4						
Larry Parrish, R OBP: 0.285, SLG: 0.329 (1.5)	G6-4-3			2B BB	HR	WP 1B		3	2	2	3	1	0	1						
Chris Speier, R OBP: 0.347, SLG: 0.357 Mike Phillips, L OBP: 0.191, SLG: 0.222 (1.6) (7.6)	1B			F8	L5	F9		3	0	1	0	0	0	1						
Bill Gullickson, R OBP: 0.179, SLG: 0.214 (1.1)	G3			K	6-3	K		4	0	0	0	2	3							
Inning Stats	R: 2 E: 0 K: 0 S: 4	H: 0 LOB: 0 BB: 1 P: 8	R: 0 E: 0 K: 0 S: 4	H: 2 LOB: 1 BB: 0 P: 4	R: 2 E: 0 K: 0 S: 5	H: 3 LOB: 1 BB: 1 P: 9	R: 1 E: 0 K: 1 S: 6	H: 1 LOB: 1 BB: 1 P: 10	R: 4 E: 0 K: 1 S: 9	H: 4 LOB: 0 BB: 0 P: 9	R: 0 E: 0 K: 0 S: 3	H: 0 LOB: 3 BB: 3 P: 15	R: 0 E: 0 K: 1 S: 6	H: 1 LOB: 1 BB: 0 P: 6	R: 2 E: 0 K: 0 S: 4	H: 1 LOB: 0 BB: 1 P: 8	1B: 8 2B: 2 3B: 0 HR: 2	SF: 1 SAC: 1 DP: 2 HBP: 0	WP: 3 PB: 0 SB: 3 CS: 0	PA: 42
PITCHER Rick Mahler, R ERA: 3.38 Rick Matula, R ERA: 7.5 Al Hrabosky, L ERA: 0.64 Larry Bradford, L ERA: 4.64 (1.1) (5.1) (6.1) (8.1)	IP: 4.1 WLS: L BF: 23	H: 8 R: 7 ER: 7 SO: 2	BB: 3 IBB: 0 HBP: 0 BLK: 0	WP: 1 HR: 0 S: 24 P: 36	ERA: 14.54 WHIP: 2.538	PITCHER														



Batter	1	2	3	4	5	6	7	8	9	AB	R	H	RBI	BB	SO	LOB	TOP
Rufino Linares, R OBP: 0.282, SLG: 0.383 (1, 7)	0-0 CS 1B			0-0 CS 1B		0-0 6-3		0-0 1-3 2B		4	0	3	0	0	0	0	Atlanta Braves @ Montreal Expos Olympic Stadium, Montreal, QB Thu Jun 11 1981, 7:05 PM EDT Att: 25,200 - Unknown
Biff Pocoroba, S OBP: 0.299, SLG: 0.210 (1, 5)	0-3 K			0-0 G3		0-0 F8		0-0 F8		4	0	0	0	0	1	4	
Brian Aselstine, L OBP: 0.259, SLG: 0.377 (1, 9)	0-0 G3			0-0 6-3			0-0 F8	0-0 F3		4	0	0	0	0	0	2	
Chris Chambliss, L OBP: 0.346, SLG: 0.376 (1, 3)		0-0 3-1			0-0 G6-3 BB 1B		0-0 P6		0-0 6-3	4	0	1	0	0	0	0	
Dale Murphy, R OBP: 0.305, SLG: 0.370 (1, 8)		0-0 P4			4-0 G6-3 BB 1-2		0-0 1B	0-0 1B	0-0 F8	3	0	1	0	1	0	0	
Bruce Benedict, R OBP: 0.366, SLG: 0.395 (1, 2)		0-0 F3			0-0 G6-3		0-0 FC6-4 1B	0-0 P6	0-0 P6	4	0	1	0	0	0	2	
Rafael Ramirez, R OBP: 0.298, SLG: 0.292 (1, 6)			0-0 6-3		4-0 BB		0-0 FC6-4 1B			2	0	0	0	1	0	2	
Luis Gomez, R OBP: 0.417, SLG: 0.300 (1, 4)			0-0 6-3		0-0 4-3			0-0 F7		3	0	0	0	0	0	2	
Tommy Boggs, R Eddie Miller, S Preston Hanna, R John Montefusco, R Bob Porter, L Rick Matula, R (1, 1) (6, PH) (6, 1) (6, 1) (6, PH) (8, 1)			0-0 F3			0-0 3-1		0-0 2B 1B		1	0	0	0	0	0	0	
Inning Stats	R: 0 E: 0 K: 1 S: 5	H: 1 LOB: 0 BB: 0 P: 5	R: 0 E: 0 K: 0 S: 3	H: 0 LOB: 0 BB: 0 P: 3	R: 0 E: 0 K: 0 S: 3	H: 1 LOB: 2 BB: 2 P: 11	R: 0 E: 0 K: 0 S: 3	H: 2 LOB: 2 BB: 0 P: 5	R: 0 E: 0 K: 0 S: 3	H: 2 LOB: 0 BB: 0 P: 3	1B: 6 2B: 1 3B: 0 HR: 0	SF: 0 SAC: 0 DP: 1 HBP: 0	WP: 0 PB: 0 SB: 0 CS: 2	PA: 33			
PITCHER Steve Rogers, R ERA: 4.39 (1, 1)	IP: 9.0 WLS: W BF: 33 H: 7 R: 0 ER: 0 SO: 1 BB: 2 IBB: 0 HBP: 0 BLK: 0 WP: 0 HR: 0 S: 33 P: 41 ERA: 0.00 WHIP: 1.000																

AB 31
R 0
H 7
RBI 0
BB 2
SO 1
LOB 12



Batter	1	2	3	4	5	6	7	8	9	AB	R	H	RBI	BB	SO	LOB	BOTTOM	
Tim Raines, S OBP: 0.419, SLG: 0.470 (1, 7)	0-0 1-3	0-0 S 2H 1B		0-0 F7		0-0 1B 2B	0-0 F7			5	1	2	1	0	0	1	Atlanta Braves @ Montreal Expos Olympic Stadium, Montreal, QB Thu Jun 11 1981, 7:05 PM EDT Att: 25,200 - Unknown	
Rodney Scott, S OBP: 0.327, SLG: 0.240 (1, 4)	4-0 1B SF7 BB	4-0 S BB		4-0 FC 2B		0-0 2B SF7 1B		0-0 6-3		3	2	2	0	2	0	0		
Andre Dawson, R OBP: 0.380, SLG: 0.598 (1, 8)	0-0 S 1B	4-0 S IBB		4-0 FC IBB		0-0 WP 1B 2B	0-0 5-3	0-0 F7		3	1	2	2	2	0	0		
Gary Carter, R OBP: 0.316, SLG: 0.404 (1, 2)	4-0 S BB	0-0 L7		0-0 FC		0-0 SF7	0-0 F7			3	0	0	2	1	0	5		
Warren Cromartie, L OBP: 0.320, SLG: 0.387 (1, 9)	0-0 SF7		0-0 E S 1B	0-0 G3		0-0 FC1-6 1B				3	0	2	2	0	0	2		
Willie Montanez, L OBP: 0.231, SLG: 0.213 (1, 3)	0-3 K		0-3 K		0-0 L6	0-0 FC1-6 1B				4	0	0	0	0	2	4		
Larry Parrish, R OBP: 0.284, SLG: 0.327 (1, 5)		0-0 SH1-4 1B		0-0 P4		0-0 6-3	0-0 P6			4	1	1	0	0	0	2		
Tim Wallach, R OBP: 0.309, SLG: 0.357 (6, 5)										0	0	0	0	0	0	0		
Chris Speier, R OBP: 0.340, SLG: 0.349 (1, 6)		0-0 F9		0-3 K		0-0 1-3		0-0 F7		4	0	0	0	0	1	2		
Steve Rogers, R OBP: 0.206, SLG: 0.156 (1, 1)		0-0 SH1-4		0-0 2B WP FC 1B		0-0 1B 1B 2B 1B	0-0 6-3			3	2	2	0	0	0	0		
Inning Stats	R: 1 E: 0 K: 1 S: 6	H: 1 LOB: 2 BB: 2 P: 14	R: 1 E: 0 K: 0 S: 5	H: 2 LOB: 2 BB: 2 P: 13	R: 0 E: 0 K: 2 S: 8	H: 1 LOB: 1 BB: 1 P: 9	R: 0 E: 0 K: 0 S: 3	H: 0 LOB: 0 BB: 0 P: 3	R: 4 E: 0 K: 0 S: 8	H: 5 LOB: 1 BB: 0 P: 8	R: 0 E: 0 K: 0 S: 3	H: 0 LOB: 0 BB: 0 P: 3	R: 0 E: 0 K: 0 S: 3	H: 0 LOB: 0 BB: 0 P: 3	1B: 9 2B: 2 3B: 0 HR: 0	SF: 2 SAC: 2 DP: 0 HBP: 0	WP: 2 PB: 0 SB: 5 CS: 0	PA: 40
PITCHER Tommy Boggs, R ERA: 4.87 Preston Hanna, R ERA: 6.09 John Montefusco, R ERA: 3.88 Rick Matula, R ERA: 6.43 (1, 1) (6, 1) (6, 1) (8, 1)	IP: 5.0 WLS: L BF: 26 H: 4 R: 4 ER: 4 SO: 3 BB: 3 IBB: 2 HBP: 0 BLK: 0 WP: 1 HR: 0 S: 27 P: 47 ERA: 5.40 WHIP: 1.800																	

AB 32
R 7
H 11
RBI 7
BB 5
SO 3
LOB 16



Batter	1	2	3	4	5	6	7	8	9	AB	R	H	RBI	BB	SO	LOB	TOP		
Rufino Linares, R OBP: 0.278, SLG: 0.391	F9						1-3			4	1	2	2	0	0	0			
Claudell Washington, L OBP: 0.317, SLG: 0.399	F8	4-3						6-3		3	1	0	0	1	0	1			
Chris Chambliss, L OBP: 0.347, SLG: 0.370	F8		4-3					F7		3	0	0	0	1	0	1			
Bob Horner, R OBP: 0.343, SLG: 0.434										4	0	1	1	0	0	2			
Jerry Royster, R OBP: 0.210, SLG: 0.267										0	0	0	0	0	0	0			
Dale Murphy, R OBP: 0.312, SLG: 0.379	F9									3	1	0	0	1	2	1			
Glenn Hubbard, R OBP: 0.317, SLG: 0.354										4	1	2	1	0	1	0			
Bruce Benedict, R OBP: 0.362, SLG: 0.394										4	0	1	0	0	0	2			
Rafael Ramirez, R OBP: 0.297, SLG: 0.287										3	1	0	0	1	1	1			
Gaylord Perry, R OBP: 0.267, SLG: 0.276										2	0	0	0	0	2	2			
Al Hrabosky, R										1	0	0	0	0	1	0			
Brian Asselstine, L OBP: 0.288, SLG: 0.370										1	0	0	0	0	0	1			
Rick Camp, R										0	0	0	0	0	0	0			
Inning Stats	R: 1 E: 0 K: 0 S: 4	H: 1 LOB: 1 BB: 1 P: 8	R: 2 E: 0 K: 1 S: 7	H: 2 LOB: 1 BB: 1 P: 11	R: 0 E: 0 K: 1 S: 5	H: 0 LOB: 0 BB: 0 P: 5	R: 0 E: 0 K: 1 S: 5	H: 0 LOB: 0 BB: 0 P: 5	R: 1 E: 1 K: 1 S: 6	H: 1 LOB: 1 BB: 1 P: 10	R: 0 E: 0 K: 1 S: 5	H: 0 LOB: 0 BB: 0 P: 5	R: 0 E: 0 K: 0 S: 3	H: 0 LOB: 0 BB: 0 P: 3	R: 1 E: 0 K: 0 S: 4	H: 1 LOB: 1 BB: 1 P: 8	1B: 5 2B: 0 3B: 1 HR: 0	SF: 0 SAC: 0 DP: 1 HBP: 0	WP: 0 PA: 36 CS: 0
PITCHER	IP WLS BF H R ER SO BB IBB HBP BLK WP HR S P ERA WHIP																		
Steve Mura, R ERA: 4.18	(1, 1) 5.0 L 22 4 4 3 4 2 1 0 0 0 0 0 27 39 5.40 1.200																		
Danny Boone, L ERA: 2.03	(6, 1) 2.0 6 1 0 0 3 0 0 0 0 0 0 0 12 12 0.00 0.500																		
John Littlefield, R ERA: 5.94	(8, 1) 2.0 8 1 1 1 0 1 0 0 0 0 0 0 7 11 4.50 1.000																		

Atlanta Braves @ San Diego Padres
Jack Murphy Stadium, San Diego, CA
Tue Aug 11 1981, 10:05 PM EDT
Att: 5,360 - Unknown

AB 32
R 5
H 6
RBI 4
BB 4
SO 7
LOB 11



Batter	1	2	3	4	5	6	7	8	9	AB	R	H	RBI	BB	SO	LOB	BOTTOM				
Ozzie Smith, S OBP: 0.321, SLG: 0.267	F9		F8					6-3		4	0	0	0	0	0	1					
Ruppert Jones, L OBP: 0.319, SLG: 0.355	4-3		4-3							4	0	1	0	0	0	0					
Gene Richards, L OBP: 0.357, SLG: 0.398										4	0	1	0	0	0	1					
Terry Kennedy, L OBP: 0.344, SLG: 0.368	F8									4	0	1	0	0	0	2					
Randy Bass, L OBP: 0.324, SLG: 0.413										4	0	1	0	0	1	1					
Luis Salazar, R OBP: 0.302, SLG: 0.383										4	1	1	0	0	0	1					
Juan Bonilla, R OBP: 0.341, SLG: 0.374										4	0	2	0	0	0	1					
Joe Lefebvre, L OBP: 0.345, SLG: 0.389										2	0	0	0	0	0	3					
Barry Evans, R OBP: 0.357, SLG: 0.349										1	0	0	0	0	0	1					
Steve Mura, R OBP: 0.125, SLG: 0.156										1	0	0	0	0	0	0					
Broderick Perkins, L OBP: 0.344, SLG: 0.472										1	0	1	1	0	0	0					
Danny Boone, L OBP: 1.000, SLG: 1.000										0	0	0	0	0	0	0					
Jose Moreno, S										1	0	0	0	0	0	1					
John Littlefield, R										0	0	0	0	0	0	0					
Inning Stats	R: 0 E: 0 K: 0 S: 4	H: 1 LOB: 1 BB: 0 P: 4	R: 0 E: 0 K: 0 S: 4	H: 2 LOB: 0 BB: 0 P: 4	R: 0 E: 0 K: 0 S: 3	H: 0 LOB: 0 BB: 0 P: 3	R: 0 E: 0 K: 0 S: 3	H: 0 LOB: 0 BB: 0 P: 3	R: 1 E: 0 K: 0 S: 5	H: 2 LOB: 1 BB: 0 P: 5	R: 0 E: 0 K: 1 S: 6	H: 1 LOB: 1 BB: 0 P: 6	R: 0 E: 0 K: 0 S: 4	H: 1 LOB: 1 BB: 0 P: 4	R: 0 E: 0 K: 0 S: 4	H: 0 LOB: 0 BB: 0 P: 4	R: 0 E: 0 K: 0 S: 3	H: 0 LOB: 0 BB: 0 P: 3	1B: 7 2B: 2 3B: 0 HR: 0	SF: 0 SAC: 0 DP: 1 HBP: 0	WP: 0 PA: 34 CS: 0
PITCHER	IP WLS BF H R ER SO BB IBB HBP BLK WP HR S P ERA WHIP																				
Gaylord Perry, R ERA: 3.39	(1, 1) 5.0 W 19 5 1 1 0 0 0 0 0 0 0 0 19 19 1.80 1.000																				
Al Hrabosky, L ERA: 0.47	(6, 1) 3.0 12 3 0 0 1 0 0 0 0 0 0 0 14 14 0.00 1.000																				
Rick Camp, R ERA: 1.33	(9, 1) 1.0 3 0 0 0 0 0 0 0 0 0 0 0 3 3 0.00 0.000																				

Atlanta Braves @ San Diego Padres
Jack Murphy Stadium, San Diego, CA
Tue Aug 11 1981, 10:05 PM EDT
Att: 5,360 - Unknown

AB 34
R 1
H 8
RBI 1
BB 0
SO 1
LOB 12



Batter	1	2	3	4	5	6	7	8	9	AB	R	H	RBI	BB	SO	LOB	TOP								
Eddie Miller, S OBP: 0.296, SLG: 0.274 (1, 9)	0-0 1-3		0-0 E S 2H 1B		0-0 4-3		0-0 P1	0-0 1B 3B	0-0 3-1	6	1	2	1	0	0	2									
Rufino Linares, R OBP: 0.294, SLG: 0.406 (1, 7)	0-0 1-3		0-0 5-3			0-0 BB BB 1B	0-0 BB FC5-4 2B	0-0 HR 1B		5	3	3	1	0	0	1									
Chris Chambliss, L OBP: 0.349, SLG: 0.382 (1, 3)	0-0 F8			0-0 P6		0-3 K	4-0 FC5-4 1B IBB	0-0 HR 1B		4	2	1	2	1	1	1									
Bob Horner, R OBP: 0.345, SLG: 0.415 Jerry Royster, R OBP: 0.206, SLG: 0.262 (8, 5)		0-0 6-3		0-0 F7		4-0 BB BB SF7	4-0 FC5-4 BB	4-0 FC5-4 BB		2	1	0	1	3	0	0									
Dale Murphy, R OBP: 0.316, SLG: 0.374 (1, 8)		0-0 6-3		0-0 1B		4-0 BB 1-2 2-3 3-H	0-0 FC5-4 1B BB	0-0 FC5-4 E		4	0	1	1	1	0	3									
Glenn Hubbard, R OBP: 0.330, SLG: 0.363 (1, 4)		0-0 F8		0-0 F8		4-0 BB 1-2 2-3 3-H	4-0 HBP 1B	0-0 E9 1B		4	0	2	2	1	0	1									
Bruce Benedict, R OBP: 0.361, SLG: 0.390 (1, 2)			0-0 E5 5-3 1B		0-0 E5	0-0 SF7 3-H	1-0 HBP 1B	0-3 K		3	1	0	1	0	1	2									
Rafael Ramirez, R OBP: 0.299, SLG: 0.286 Luis Gomez, R OBP: 0.400, SLG: 0.286 (8, 6)			0-0 5-3		0-3 K	0-0 G3	0-0 P6		0-0 6-3	4	0	0	0	0	1	7									
Tommy Boggs, R OBP: 0.222, SLG: 0.259 Brian Asselstine, L OBP: 0.253, SLG: 0.370 Gene Garber, R (7, 1)			0-0 P4		0-0 P4		4-0 2B BB BB	0-0 4-3	0-3 K	2	0	0	0	0	0	2									
Inning Stats	R: 0 E: 0 K: 0 S: 3	H: 0 LOB: 0 BB: 0 P: 3	R: 0 E: 0 K: 0 S: 3	H: 0 LOB: 0 BB: 0 P: 3	R: 1 E: 1 K: 0 S: 5	H: 1 LOB: 1 BB: 0 P: 5	R: 0 E: 0 K: 0 S: 4	H: 1 LOB: 1 BB: 0 P: 4	R: 0 E: 1 K: 1 S: 6	H: 0 LOB: 1 BB: 0 P: 6	R: 2 E: 0 K: 0 S: 6	H: 1 LOB: 2 BB: 3 P: 18	R: 3 E: 0 K: 0 S: 5	H: 2 LOB: 3 BB: 3 P: 18	R: 3 E: 1 K: 1 S: 9	H: 4 LOB: 2 BB: 1 P: 13	R: 0 E: 0 K: 1 S: 5	H: 0 LOB: 0 BB: 0 P: 5	1B: 6 2B: 1 3B: 1 HR: 1	SF: 1 SAC: 0 DP: 0 HBP: 1	WP: 0 PB: 0 SB: 1 CS: 0	PA: 46			
PITCHER	IP	WLS	BF	H	R	ER	SO	BB	IBB	HBP	BLK	WP	HR	S	P	ERA	WHIP								
Burt Hooton, R ERA: 2.8 (1, 1)	5.0	L	19	2	1	0	1	0	0	0	0	0	0	21	21	0.00	0.400								
Bobby Castillo, R ERA: 5.79 (6, 1)	0.1		5	1	2	2	1	3	0	0	0	0	0	4	16	54.00	12.000								
Rick Sutcliffe, R ERA: 4.3 (6, 1)	2.2		19	6	6	6	1	3	1	1	0	0	1	16	33	20.25	3.375								
Alejandro Pena, R ERA: (9, 1)	1.0		3	0	0	0	1	0	0	0	0	0	0	5	5	0.00	0.000								

Atlanta Braves @ Los Angeles Dodgers
Dodger Stadium, Los Angeles, CA
Thu Aug 13 1981, 7:05 PM PDT
Att: 27,418 - Unknown

AB	37
R	9
H	9
RBI	9
BB	7
SO	4
LOB	19



Batter	1	2	3	4	5	6	7	8	9	AB	R	H	RBI	BB	SO	LOB	BOTTOM								
Davey Lopes, R OBP: 0.280, SLG: 0.282 (1, 4)	0-0 FC3-6 1B		0-0 F8		0-0 F9			0-0 5-3		4	0	1	0	0	0	3									
Ken Landreaux, L OBP: 0.324, SLG: 0.410 (1, 8)	0-0 FC3-6 E S 1-2		0-0 3-1			0-0 4-3			0-0 4-3	4	0	0	0	0	0	2									
Dusty Baker Jr., R OBP: 0.342, SLG: 0.439 (1, 7)	0-0 P3 1-3			0-3 K		0-0 L5			0-0 1B E 1B	4	1	1	0	0	1	1									
Steve Garvey, R OBP: 0.327, SLG: 0.422 (1, 3)	0-0 F7			0-0 5-3		0-0 P3			0-0 G5-3 E 1B	4	0	1	0	0	0	1									
Ron Cey, R OBP: 0.359, SLG: 0.465 (1, 5)		0-3 K		0-0 G3		0-3 K			0-0 E6	4	0	0	1	0	2	1									
Pedro Guerrero, R OBP: 0.371, SLG: 0.537 (1, 9)		0-0 P3			0-0 F9		0-3 K		0-0 G5-3	4	0	0	0	0	1	2									
Mike Scioscia, L OBP: 0.360, SLG: 0.331 (1, 2)		0-0 G1			0-0 G3		0-0 L3			3	0	0	0	0	0	0									
Bill Russell, R OBP: 0.257, SLG: 0.259 Pepe Frias, R OBP: 0.300, SLG: 0.296 (9, 6)			0-0 3B		0-0 2B			0-0 6-3		3	0	2	0	0	0	0									
Burt Hooton, R OBP: 0.222, SLG: 0.259 Jay Johnstone, L OBP: 0.275, SLG: 0.348 Bobby Castillo, R OBP: 0.253, SLG: 0.370 Rick Sutcliffe, R OBP: 0.253, SLG: 0.370 Rick Montoye, L OBP: 0.247, SLG: 0.360 Alejandro Pena, R (9, 1)			0-0 P3		4-0 BB			0-0 F7		1	0	0	0	0	0	1									
Inning Stats	R: 0 E: 0 K: 0 S: 4	H: 1 LOB: 1 BB: 0 P: 4	R: 0 E: 0 K: 1 S: 5	H: 0 LOB: 0 BB: 0 P: 5	R: 0 E: 0 K: 0 S: 4	H: 0 LOB: 0 BB: 0 P: 4	R: 0 E: 0 K: 0 S: 4	H: 0 LOB: 0 BB: 0 P: 8	R: 0 E: 0 K: 2 S: 7	H: 0 LOB: 0 BB: 0 P: 7	R: 0 E: 0 K: 0 S: 3	H: 0 LOB: 0 BB: 0 P: 3	R: 1 E: 1 K: 0 S: 5	H: 2 LOB: 1 BB: 0 P: 5	1B: 3 2B: 1 3B: 1 HR: 0	SF: 0 SAC: 0 DP: 1 HBP: 0	WP: 0 PB: 0 SB: 1 CS: 0	PA: 33							
PITCHER	IP	WLS	BF	H	R	ER	SO	BB	IBB	HBP	BLK	WP	HR	S	P	ERA	WHIP								
Tommy Boggs, R ERA: 4.52 (1, 1)	6.0	W	22	3	0	0	2	1	0	0	0	0	0	25	29	0.00	0.667								
Gene Garber, R ERA: 3.2 (7, 1)	3.0	S	11	2	1	1	2	0	0	0	0	0	0	15	15	3.00	0.667								

Atlanta Braves @ Los Angeles Dodgers
Dodger Stadium, Los Angeles, CA
Thu Aug 13 1981, 7:05 PM PDT
Att: 27,418 - Unknown

AB	32
R	1
H	5
RBI	1
BB	1
SO	4
LOB	11



Batter	1	2	3	4	5	6	7	8	9	AB	R	H	RBI	BB	SO	LOB	TOP			
Eddie Miller, S OBP: 0.286, SLG: 0.264 (1, 9)	0-0 1-3		0-3 K			0-0 1-3		0-0 G3		4	0	0	0	0	1	1				
Rufino Linares, R OBP: 0.296, SLG: 0.394 (1, 7)	0-0 5-3		0-0 6-3			0-3 K		0-0 6-3		4	0	0	0	0	1	2				
Chris Chambliss, L OBP: 0.344, SLG: 0.376 (1, 3)	0-3 K			0-0 L9		0-0 6-3			0-0 6-3	4	0	0	0	0	1	0				
Bob Horner, R OBP: 0.342, SLG: 0.406 (1, 5)		4-0 FC6-4 BB		0-0 6-3			0-0 P4		0-0 4-3	3	0	0	0	1	0	0				
Dale Murphy, R OBP: 0.319, SLG: 0.373 (1, 8)		4-0 FC6-4 BB		0-0 1B		0-3 K		0-3 K		3	0	1	0	1	2	0				
Glenn Hubbard, R OBP: 0.335, SLG: 0.361 (1, 4)		0-3 K		4-0 G6-4-3 BB		4-0 BB				1	0	0	0	2	1	2				
Bruce Benedict, R OBP: 0.355, SLG: 0.384 Al Hrabosky, R (7, 1)	0-0 FC6-4		0-0 1-2 2-3	0-0 G6-4-3		0-0 F7				3	0	0	0	0	0	4	AB 28			
Rafael Ramirez, R OBP: 0.304, SLG: 0.292 (1, 6)	0-0 4-3			0-0 1B			0-0 PB 1B			3	0	2	0	0	0	2	RBI 0			
John Montefusco, R OBP: 0.277, SLG: 0.279 Steve Bedrosian, R OBP: 0.286, SLG: 0.264 Brian Asselstine, L OBP: 0.286, SLG: 0.264 Preston Hanna, R OBP: 0.286, SLG: 0.264 Larry Bradford, R OBP: 0.286, SLG: 0.264 Larry Owen, R OBP: 0.286, SLG: 0.264 (1, 1) (4, 1) (5, 9) (5, 1) (5, 1) (7, 2)			0-3 K		0-0 6-3		0-3 K		0-3 K	1	0	0	0	0	1	0	BB 4			
Inning Stats	R: 0 E: 0 K: 1 S: 5	H: 0 LOB: 0 BB: 0 P: 5	R: 0 E: 0 K: 1 S: 5	H: 0 LOB: 2 BB: 2 P: 13	R: 0 E: 0 K: 2 S: 7	H: 0 LOB: 0 BB: 0 P: 7	R: 0 E: 0 K: 0 S: 3	H: 1 LOB: 1 BB: 1 P: 3	R: 0 E: 0 K: 1 S: 5	H: 0 LOB: 0 BB: 0 P: 5	R: 0 E: 0 K: 1 S: 5	H: 0 LOB: 1 BB: 1 P: 9	R: 0 E: 0 K: 1 S: 6	H: 1 LOB: 1 BB: 0 P: 6	R: 0 E: 0 K: 1 S: 5	H: 0 LOB: 0 BB: 0 P: 5	1B: 3 2B: 0 3B: 0 HR: 0	SF: 0 SAC: 0 DP: 1 HBP: 0	WP: 1 PB: 1 SB: 0 CS: 1	PA: 32
PITCHER	IP WLS BF H R ER SO BB IBB HBP BLK WP HR S P ERA WHIP		IP WLS BF H R ER SO BB IBB HBP BLK WP HR S P ERA WHIP		IP WLS BF H R ER SO BB IBB HBP BLK WP HR S P ERA WHIP		IP WLS BF H R ER SO BB IBB HBP BLK WP HR S P ERA WHIP		IP WLS BF H R ER SO BB IBB HBP BLK WP HR S P ERA WHIP		IP WLS BF H R ER SO BB IBB HBP BLK WP HR S P ERA WHIP		IP WLS BF H R ER SO BB IBB HBP BLK WP HR S P ERA WHIP		IP WLS BF H R ER SO BB IBB HBP BLK WP HR S P ERA WHIP		IP WLS BF H R ER SO BB IBB HBP BLK WP HR S P ERA WHIP			
Dave Goltz, R ERA: 2.34 Alejandro Pena, R ERA:	(1, 1)	(6, 1)																		

Atlanta Braves @ Los Angeles Dodgers
Dodger Stadium, Los Angeles, CA
Fri Aug 14 1981, 7:05 PM PDT
Att: 35,592 - Unknown

AB 28
R 0
H 3
RBI 0
BB 4
SO 8
LOB 13



Batter	1	2	3	4	5	6	7	8	9	AB	R	H	RBI	BB	SO	LOB	BOTTOM			
Davey Lopes, R OBP: 0.277, SLG: 0.279 (1, 4)	0-3 K		0-0 G6-3	0-0 P4		0-0 F8		0-0 1B		5	0	1	0	0	1	5				
Ken Landreaux, L OBP: 0.322, SLG: 0.409 Derrel Thomas, S OBP: 0.344, SLG: 0.312 (1, 8) (2, 8)	0-0 F9			0-0 E9 1B	0-0 1B	4-0 BB		0-0 5-3		1	0	0	0	0	0	0				
Dusty Baker Jr., R OBP: 0.345, SLG: 0.440 (1, 7)	0-0 6-3			0-0 1B 1B	0-0 1B	0-0 F7				4	2	2	0	0	0	1				
Steve Garvey, R OBP: 0.322, SLG: 0.415 (1, 3)		0-3 K		0-3 K	0-3 K		0-0 E5			4	0	0	0	0	3	4				
Ron Cey, R OBP: 0.361, SLG: 0.463 (1, 5)		0-0 F7		0-0 1B SF8 1B	4-0 1B 1B		0-0 L7			3	1	1	1	1	0	1				
Pedro Guerrero, R OBP: 0.373, SLG: 0.536 (1, 9)		0-3 K		0-0 SF8 1B	0-0 1B		0-0 F9			4	0	2	2	0	1	1				
Mike Scioscia, L OBP: 0.368, SLG: 0.341 (1, 2)			0-0 BB	0-0 1B HBP	0-0 1B	0-0 G4-6-3		0-0 P6		4	0	3	1	0	0	1	AB 33			
Bill Russell, R OBP: 0.251, SLG: 0.254 (1, 6)			0-0 F8	0-0 SF8	0-0 G4-6-3		0-0 5-3			3	0	0	1	0	0	4	RBI 5			
Dave Goltz, R Alejandro Pena, R (1, 1) (6, 1)			4-0 BB	1-0 HBP		0-3 K		0-3 K		0	0	0	0	1	0	0	SO 7			
Inning Stats	R: 0 E: 0 K: 1 S: 5	H: 0 LOB: 0 BB: 0 P: 5	R: 0 E: 0 K: 2 S: 7	H: 0 LOB: 0 BB: 0 P: 7	R: 0 E: 0 K: 0 S: 3	H: 1 LOB: 1 BB: 1 P: 7	R: 3 E: 1 K: 1 S: 10	H: 5 LOB: 3 BB: 0 P: 11	R: 2 E: 0 K: 1 S: 8	H: 4 LOB: 2 BB: 1 P: 12	R: 0 E: 0 K: 1 S: 5	H: 0 LOB: 1 BB: 1 P: 9	R: 0 E: 1 K: 0 S: 4	H: 0 LOB: 1 BB: 0 P: 4	R: 0 E: 0 K: 1 S: 6	H: 1 LOB: 1 BB: 0 P: 6	1B: 11 2B: 0 3B: 0 HR: 0	SF: 1 SAC: 0 DP: 2 HBP: 1	WP: 0 PB: 0 SB: 0 CS: 0	PA: 38
PITCHER	IP WLS BF H R ER SO BB IBB HBP BLK WP HR S P ERA WHIP		IP WLS BF H R ER SO BB IBB HBP BLK WP HR S P ERA WHIP		IP WLS BF H R ER SO BB IBB HBP BLK WP HR S P ERA WHIP		IP WLS BF H R ER SO BB IBB HBP BLK WP HR S P ERA WHIP		IP WLS BF H R ER SO BB IBB HBP BLK WP HR S P ERA WHIP		IP WLS BF H R ER SO BB IBB HBP BLK WP HR S P ERA WHIP		IP WLS BF H R ER SO BB IBB HBP BLK WP HR S P ERA WHIP		IP WLS BF H R ER SO BB IBB HBP BLK WP HR S P ERA WHIP		IP WLS BF H R ER SO BB IBB HBP BLK WP HR S P ERA WHIP			
John Montefusco, R ERA: 4.05 Steve Bedrosian, R ERA: Preston Hanna, R ERA: 6.55 Larry Bradford, L ERA: 4.18 Al Hrabosky, L ERA: 0.43	(1, 1)	(4, 1)	(5, 1)	(5, 1)	(5, 1)	(7, 1)														

Atlanta Braves @ Los Angeles Dodgers
Dodger Stadium, Los Angeles, CA
Fri Aug 14 1981, 7:05 PM PDT
Att: 35,592 - Unknown

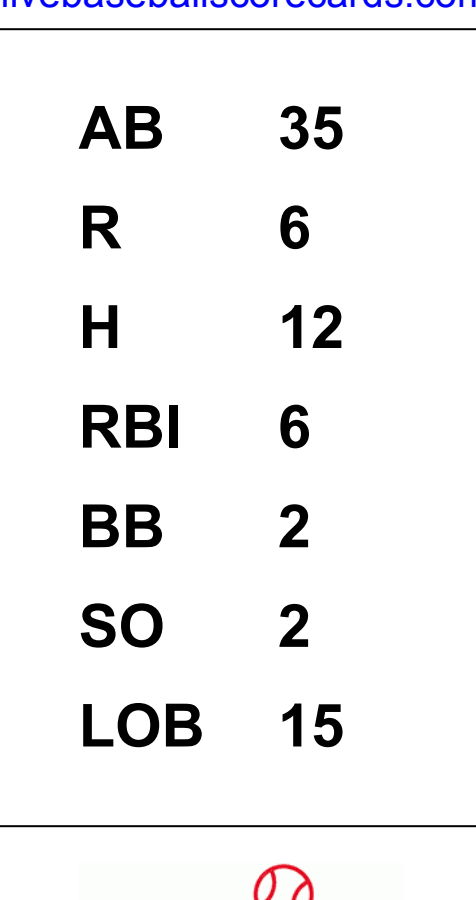
AB 33
R 5
H 11
RBI 5
BB 3
SO 7
LOB 18



Batter	1	2	3	4	5	6	7	8	9	AB	R	H	RBI	BB	SO	LOB	TOP										
Eddie Miller, S OBP: 0.279, SLG: 0.267 (1, 9)	0-3 K	0-0 1B		0-3 K			0-0 B1		0-3 K	5	0	1	0	0	3	1	Atlanta Braves @ Los Angeles Dodgers Dodger Stadium, Los Angeles, CA Sun Aug 16 1981, 3:33 AM PDT Att: 50,340 - Unknown										
Glenn Hubbard, R OBP: 0.335, SLG: 0.357 (1, 4)	0-3 K	0-0 FC5			0-3 K		0-0 E5		0-0 1B	5	0	1	0	0	2	3											
Rufino Linares, R OBP: 0.287, SLG: 0.401 (1, 7)	0-0 2B		0-3 K		0-3 K		0-3 K		0-0 P5	5	0	1	0	0	3	3											
Bob Horner, R OBP: 0.342, SLG: 0.423 (1, 5)	0-0 5-3		0-0 HR		0-0 HR		0-0 F3			4	2	2	1	0	0	3											
Dale Murphy, R OBP: 0.527, SLG: 0.397 (1, 8)		0-0 HR	0-0 HR		0-0 F8			0-0 F9		4	2	2	2	0	0	0											
Chris Chambliss, L OBP: 0.348, SLG: 0.394 (1, 3)		0-0 HR	0-3 K			0-0 F9			0-0 1B	4	1	2	2	0	1	0											
Bruce Benedict, R OBP: 0.350, SLG: 0.381 (1, 2)		0-0 F7	0-3 K			0-0 F2		0-0 F7		4	0	0	0	0	1	1											
Rafael Ramirez, R OBP: 0.293, SLG: 0.280 (1, 6)		0-0 6-3		0-0 F7		0-0 F7		0-3 K		4	0	0	0	0	1	1											
Gaylord Perry, R OBP: 0.281, SLG: 0.290 (7, PH)		0-0 FC5		0-3 K			0-0 S		0-0 6-3	2	0	1	0	0	1	0											
Brian Kasper, L OBP: 0.300, SLG: 0.375 (7, PH)										1	0	1	0	0	0	0											
Terry Harmon, R OBP: 0.250, SLG: 0.258 (7, 1)										0	0	0	0	0	0	0											
Steve Pedrosian, R OBP: 0.325, SLG: 0.358 (7, 1)										0	0	0	0	0	0	0											
Gene Garber, R OBP: 0.310, SLG: 0.391 (8, PH)										1	0	0	0	0	0	0											
Claude Washington, L OBP: 0.310, SLG: 0.391 (8, PH)										0	0	0	0	0	0	0											
Inning Stats	R: 0 E: 0 K: 2 S: 8	H: 1 LOB: 1 BB: 0 P: 8	R: 2 E: 0 K: 0 S: 7	H: 4 LOB: 2 BB: 0 P: 7	R: 2 E: 0 K: 3 S: 11	H: 2 LOB: 0 BB: 0 P: 11	R: 0 E: 0 K: 2 S: 7	H: 0 LOB: 0 BB: 0 P: 7	R: 1 E: 0 K: 2 S: 8	H: 1 LOB: 0 BB: 0 P: 8	R: 0 E: 0 K: 0 S: 3	H: 0 LOB: 0 BB: 0 P: 3	R: 0 E: 1 K: 1 S: 7	H: 1 LOB: 2 BB: 0 P: 7	R: 0 E: 0 K: 1 S: 6	H: 1 LOB: 1 BB: 0 P: 6	R: 0 E: 0 K: 1 S: 6	H: 1 LOB: 1 BB: 0 P: 6	R: 0 E: 0 K: 1 S: 6	H: 1 LOB: 1 BB: 0 P: 6	1B: 7 2B: 1 3B: 0 HR: 3	SF: 0 SAC: 0 DP: 0 HBP: 0	WP: 0 PB: 0 SB: 1 CS: 0	PA: 39			
PITCHER	IP	WLS	BF	H	R	ER	SO	BB	IBB	HBP	BLK	WP	HR	S	P	ERA	WHIP										
Fernando Valenzuela, L ERA: 2.87 (1, 1)	5.0		23	8	5	5	9	0	0	0	0	0	3	41	41	9.00	1.600										
Tom Niedenfuer, R ERA: 2.87 (6, 1)	2.0	W	8	1	0	0	1	0	0	0	0	0	0	10	10	0.00	0.500										
Dave Stewart, R ERA: 0.39 (8, 1)	2.0	S	8	2	0	0	2	0	0	0	0	0	0	12	12	0.00	1.000										

Batter	1	2	3	4	5	6	7	8	9	AB	R	H	RBI	BB	SO	LOB	BOTTOM										
Derrel Thomas, S OBP: 0.333, SLG: 0.328 (1, 6)	0-0 P6		0-0 1-3		0-0 6-3		0-0 G3	0-3 K		5	0	0	1	0	1	3	Atlanta Braves @ Los Angeles Dodgers Dodger Stadium, Los Angeles, CA Sun Aug 16 1981, 3:33 AM PDT Att: 50,340 - Unknown										
Ken Landreaux, L OBP: 0.325, SLG: 0.408 (1, 8)	0-0 F2			0-0 3-1	0-0 1B	0-0 2B	0-0 BB			3	1	1	1	1	0	0											
Dusty Baker Jr., R OBP: 0.342, SLG: 0.434 (1, 7)	0-0 F7			0-0 F6	0-0 1B	0-0 1B	0-0 F2			4	0	1	0	0	0	2											
Steve Garvey, R OBP: 0.327, SLG: 0.421 (1, 3)		0-0 1B		0-0 1B	0-0 L9	0-0 1B	0-0 2B			4	2	3	2	0	0	2											
Ron Cey, R OBP: 0.369, SLG: 0.462 (1, 5)		0-3 K		0-0 1B	0-0 1B	0-0 5-3	0-0 FC5-4	0-0 1B		4	0	2	1	0	1	1											
Pedro Guerrero, R OBP: 0.369, SLG: 0.523 (1, 9)		0-0 F7		0-0 1B	0-0 1B	0-0 F2	0-0 FC5-4			4	0	1	1	0	0	2											
Mike Scioscia, L OBP: 0.237, SLG: 0.343 (1, 2)					0-0 F2			0-0 FC5-6		4	0	2	0	0	0	1											
Bill Russell, R OBP: 0.250, SLG: 0.253 (6, PR)								0-0 1B		0	0	0	0	0	0	0											
Steve Yeager, R OBP: 0.319, SLG: 0.405 (9, 2)								0-0 FC5-6		0	0	0	0	0	0	0											
Pepe Frias, R OBP: 0.306, SLG: 0.303 (1, 4)			0-0 5-3		0-0 L9	0-0 L9	0-0 E1			4	1	1	0	0	0	2											
Fernando Valenzuela, L OBP: 0.237, SLG: 0.237 (1, 1)					0-0 F7			0-0 FC5-6		1	0	0	0	0	0	0											
Jay Johnstone, L OBP: 0.253, SLG: 0.375 (6, PH)								0-0 FC5-6		1	1	1	0	0	0	0											
Tom Niedenfuer, R OBP: 0.319, SLG: 0.405 (6, 1)								0-0 FC5-6		0	0	0	0	0	0	0											
Rick Monday, L OBP: 0.360, SLG: 0.538 (7, PH)					0-0 1B			0-0 FC5-6		0	1	0	0	1	0	0											
Dave Stewart, R OBP: 0.400, SLG: 0.800 (8, 1)					0-0 2B			0-0 FC5-6		1	0	0	0	0	0	2											
Inning Stats	R: 0 E: 0 K: 0 S: 3	H: 0 LOB: 0 BB: 0 P: 3	R: 0 E: 0 K: 1 S: 6	H: 1 LOB: 1 BB: 0 P: 6	R: 0 E: 0 K: 0 S: 3	H: 0 LOB: 0 BB: 0 P: 3	R: 1 E: 0 K: 0 S: 5	H: 3 LOB: 2 BB: 0 P: 5	R: 2 E: 0 K: 0 S: 7	H: 4 LOB: 2 BB: 0 P: 7	R: 0 E: 0 K: 0 S: 4	H: 1 LOB: 1 BB: 0 P: 4	R: 3 E: 0 K: 0 S: 5	H: 2 LOB: 1 BB: 2 P: 13	R: 0 E: 1 K: 1 S: 6	H: 1 LOB: 1 BB: 0 P: 6	R: 0 E: 1 K: 1 S: 6	H: 1 LOB: 1 BB: 0 P: 6	1B: 10 2B: 2 3B: 0 HR: 0	SF: 0 SAC: 0 DP: 0 HBP: 0	WP: 0 PB: 0 SB: 0 CS: 0	PA: 37					
PITCHER	IP	WLS	BF	H	R	ER	SO	BB	IBB	HBP	BLK	WP	HR	S	P	ERA	WHIP										
Gaylord Perry, R ERA: 3.46 (1, 1)	6.0		26	9	3	3	1	0	0	0	0	0	0	28	28	4.50	1.500										
Steve Pedrosian, R ERA: 11.57 (7, 1)	0.2	L	5	1	3	3	0	2	0	0	0	0	0	3	11	40.50	4.500										
Gene Garber, R ERA: 4.29 (7, 1)	1.1		6	2	0	0	1	0	0	0	0	0	0	8	8	0.00	1.500										

AB	39
R	5
H	11
RBI	5
BB	0
SO	12
LOB	12



Batter	1	2	3	4	5	6	7	8	9	AB	R	H	RBI	BB	SO	LOB	TOP					
Mookie Wilson, S OBP: 0.356, SLG: 0.390 (1, 8)										5	1	1	0	0	1	1	New York Mets @ Atlanta Braves Atlanta-Fulton County Stadium, Atlanta, GA Tue Aug 18 1981, 7:05 PM EDT Att: 7,566 - Unknown					
Frank Taveras, R OBP: 0.280, SLG: 0.301 (1, 6)										4	0	1	0	1	1	0						
Hubie Brooks, R OBP: 0.335, SLG: 0.409 (1, 5)										4	0	0	0	0	0	3						
Dave Kingman, R OBP: 0.366, SLG: 0.554 Mike Jorgensen, L OBP: 0.306, SLG: 0.427 (9, 3)										4	2	3	3	0	1	1						
Ellis Valentine, R OBP: 0.248, SLG: 0.331 (1, 9)										4	0	0	0	0	2	2						
Lee Mazzilli, S OBP: 0.326, SLG: 0.330 (1, 7)										4	0	0	0	0	0	0						
John Stearns, R OBP: 0.333, SLG: 0.336 (1, 2)										4	1	3	0	0	0	0						
Doug Flynn, R OBP: 0.259, SLG: 0.315 (1, 4)										4	0	2	0	0	0	2						
Ed Lynch, R OBP: 0.214, SLG: 0.167 Neil Allen, R OBP: 0.333, SLG: 1.000 (8, 1)										3	0	0	0	0	3	5						
										1	0	0	0	0	1	0						
Inning Stats	R: 1 E: 0 K: 1 S: 6	H: 2 LOB: 1 BB: 1 P: 10	R: 1 E: 1 K: 1 S: 7	H: 2 LOB: 1 BB: 0 P: 7	R: 0 E: 0 K: 2 S: 8	H: 1 LOB: 1 BB: 0 P: 8	R: 0 E: 0 K: 1 S: 6	H: 1 LOB: 0 BB: 0 P: 6	R: 0 E: 0 K: 0 S: 3	H: 0 LOB: 0 BB: 0 P: 3	R: 1 E: 1 K: 2 S: 8	H: 2 LOB: 2 BB: 0 P: 8	R: 0 E: 0 K: 0 S: 7	H: 0 LOB: 0 BB: 0 P: 7	R: 1 E: 0 K: 0 S: 5	H: 2 LOB: 1 BB: 0 P: 5	R: 0 E: 0 K: 1 S: 5	H: 0 LOB: 0 BB: 0 P: 5	1B: 6 2B: 2 3B: 0 HR: 2	SF: 0 SAC: 0 DP: 1 HBP: 0	WP: 1 PB: 0 SB: 1 CS: 0	PA: 38
PITCHER	IP WLS BF H R ER SO BB IBB HBP BLK WP HR S P ERA WHIP																					
Rick Mahler, R ERA: 3.08 (1, 1)	5.0 L 21 6 2 1 5 1 0 0 0 1 1 0 30 34 1.80 1.400																					
John Montefusco, R ERA: 4.14 (6, 1)	3.0 14 4 2 2 3 0 0 0 0 0 0 2 20 20 6.00 1.333																					
Gene Garber, R ERA: 4.09 (9, 1)	1.0 3 0 0 0 1 0 0 0 0 0 0 0 5 5 0.00 0.000																					

Batter	1	2	3	4	5	6	7	8	9	AB	R	H	RBI	BB	SO	LOB	BOTTOM	
Rufino Linares, R OBP: 0.280, SLG: 0.391 (1, 7)										4	0	0	0	0	1	2	New York Mets @ Atlanta Braves Atlanta-Fulton County Stadium, Atlanta, GA Tue Aug 18 1981, 7:05 PM EDT Att: 7,566 - Unknown	
Claudell Washington, L OBP: 0.326, SLG: 0.412 (1, 9)										3	0	3	0	1	0	0		
Chris Chambliss, L OBP: 0.347, SLG: 0.392 (1, 3)										4	0	1	0	0	0	3		
Bob Horner, R OBP: 0.333, SLG: 0.411 (1, 5)										4	0	0	0	0	0	4		
Dale Murphy, R OBP: 0.326, SLG: 0.395 (1, 8)										4	0	1	0	0	0	3		
Glenn Hubbard, R OBP: 0.333, SLG: 0.355 (1, 4)										4	0	1	0	0	1	1		
Bruce Benedict, R OBP: 0.344, SLG: 0.374 (1, 2)										4	0	0	0	0	1	2		
Rafael Ramirez, R OBP: 0.288, SLG: 0.274 (1, 6)										4	0	0	0	0	2			
Rick Mahler, R OBP: 0.111, SLG: 0.111 Brian Asselstine, L OBP: 0.311, SLG: 0.375 John Montefusco, R OBP: 0.277, SLG: 0.154 Jerry Roster, R OBP: 0.286, SLG: 0.294 Gene Garber, R OBP: 0.300, SLG: 0.303 (1, 1) (5, PH) (8, 1) (8, PH) (9, 1) (9, PH)										1	0	0	0	0	0	0		
										0	0	0	0	0	0	0		
										0	0	0	0	0	0	0		
										0	0	0	0	0	0	0		
										0	0	0	0	0	0	0		
										1	0	0	0	0	1	2		
Inning Stats	R: 0 E: 0 K: 0 S: 3	H: 1 LOB: 0 BB: 0 P: 3	R: 0 E: 1 K: 0 S: 4	H: 1 LOB: 0 BB: 0 P: 4	R: 0 E: 0 K: 1 S: 5	H: 0 LOB: 0 BB: 0 P: 5	R: 0 E: 0 K: 0 S: 4	H: 1 LOB: 1 BB: 0 P: 4	R: 0 E: 0 K: 1 S: 5	H: 0 LOB: 0 BB: 0 P: 5	R: 0 E: 0 K: 0 S: 4	H: 1 LOB: 2 BB: 1 P: 8	R: 0 E: 1 K: 1 S: 7	H: 1 LOB: 2 BB: 0 P: 7	1B: 4 2B: 2 3B: 0 HR: 0	SF: 0 SAC: 0 DP: 1 HBP: 0	WP: 0 PB: 0 SB: 0 CS: 1	PA: 36
PITCHER	IP WLS BF H R ER SO BB IBB HBP BLK WP HR S P ERA WHIP																	
Ed Lynch, R ERA: 3.07 (1, 1)	7.2 W 30 5 0 0 3 2 0 0 0 0 0 0 34 42 0.00 0.913																	
Neil Allen, R ERA: 2.83 (8, 1)	1.1 S 6 1 0 0 1 0 0 0 0 0 0 0 8 8 0.00 0.750																	



Batter	1	2	3	4	5	6	7	8	9	AB	R	H	RBI	BB	SO	LOB	TOP					
Mookie Wilson, S (1, 8) OBP: 0.354, SLG: 0.386	0-3 K		0-0 CS 1B			0-3 K2-3		0-0 4-3		4	0	1	0	0	2	0	New York Mets @ Atlanta Braves Atlanta-Fulton County Stadium, Atlanta, GA Wed Aug 19 1981, 7:05 PM EDT Att: 6,080 - Unknown					
Frank Taveras, R (1, 6) OBP: 0.294, SLG: 0.305	0-0 1-3		0-0 CS	0-0 P6		0-0 2B 1B		0-0 1B		4	1	2	0	0	0	0						
Hubie Brooks, R (1, 5) OBP: 0.338, SLG: 0.413	0-3 K			4-0 S BB		0-0 1-H 2B		0-0 1-3		3	0	1	1	1	1	1						
Dave Kingman, R (1, 3) OBP: 0.364, SLG: 0.549		0-0 5-3		0-3 K		0-0 6-3			0-0 G3-6 1B	4	0	1	0	0	1	2						
Ellis Valentine, R (1, 9) OBP: 0.248, SLG: 0.352	0-3 K			0-0 F8			0-0 HR		0-0 G3-6 1B	4	1	1	1	0	1	2						
Lee Mazzilli, S (1, 7) OBP: 0.320, SLG: 0.323	0-0 E3				0-0 F8		0-0 G3		0-3 K	4	0	0	0	0	1	0						
John Stearns, R (1, 2) OBP: 0.327, SLG: 0.329	0-0 5-3				0-0 F9		0-0 P4			3	0	0	0	0	0	1						
Doug Flynn, R (1, 4) OBP: 0.256, SLG: 0.311			0-3 K		0-0 F2-3		0-0 F9			3	0	0	0	0	1	0						
Mike Scott, R (1, 1) OBP: 0.133, SLG: 0.038						0-0 4-3			0-0 F8	2	0	0	0	0	0	0						
Mike Marshall, R (7, 1)			6-3							0	0	0	0	0	0	0						
Mike Cabbage, L (8, PH) OBP: 0.267, SLG: 0.231										1	0	0	0	0	0	0						
Pete Falcone, L (8, 1)										0	0	0	0	0	0	0						
Dan Boitano, R (8, 1)										0	0	0	0	0	0	0						
Inning Stats	R: 0 E: 0 K: 2 S: 7	H: 0 LOB: 0 BB: 0 P: 7	R: 0 E: 1 K: 1 S: 6	H: 0 LOB: 1 BB: 0 P: 6	R: 0 E: 0 K: 1 S: 5	H: 1 LOB: 0 BB: 0 P: 5	R: 0 E: 0 K: 1 S: 5	H: 0 LOB: 1 BB: 1 P: 9	R: 0 E: 0 K: 0 S: 3	H: 0 LOB: 0 BB: 0 P: 3	R: 1 E: 0 K: 1 S: 7	H: 2 LOB: 1 BB: 0 P: 7	R: 1 E: 0 K: 0 S: 4	H: 1 LOB: 0 BB: 0 P: 4	R: 0 E: 0 K: 0 S: 4	H: 1 LOB: 1 BB: 0 P: 4	R: 0 E: 0 K: 1 S: 5	H: 1 LOB: 0 BB: 0 P: 5	1B: 4 2B: 1 3B: 0 HR: 1	SF: 0 SAC: 0 DP: 1 HBP: 0	WP: 0 PB: 0 SB: 2 CS: 1	PA: 34
PITCHER	IP WLS BF H R ER SO BB IBB HBP BLK WP HR S P ERA WHIP																					
Tommy Boggs, R (1, 1) ERA: 4.37	7.0 W 26 4 2 2 6 1 0 0 0 0 1 37 41 2.57 0.714																					
Rick Camp, R (8, 1) ERA: 1.13	2.0 S 7 2 0 0 1 0 0 0 0 0 0 9 9 0.00 1.000																					

AB	32
R	2
H	6
RBI	2
BB	1
SO	7
LOB	6



Batter	1	2	3	4	5	6	7	8	9	AB	R	H	RBI	BB	SO	LOB	BOTTOM					
Rufino Linares, R (1, 7) OBP: 0.277, SLG: 0.385	0-0 6-3			0-0 E6 FC4-6		0-3 K	0-0 1B 1-2	0-0 F8		5	0	1	0	0	1	3	New York Mets @ Atlanta Braves Atlanta-Fulton County Stadium, Atlanta, GA Wed Aug 19 1981, 7:05 PM EDT Att: 6,080 - Unknown					
Claudell Washington, L (1, 9) OBP: 0.330, SLG: 0.414	0-0 6-3 1B			0-0 FC4-6 BB 1-2		0-0 F4-3	0-0 1-3 2-H 1B			4	0	2	1	0	0	1						
Bob Horner, R (1, 5) OBP: 0.325, SLG: 0.400	0-0 6-3			0-0 F7		0-0 5-3	0-0 F7			4	0	0	0	0	0	4						
Rick Camp, R (8, 1)	0-0 6-3									0	0	0	0	0	0	0						
Chris Chambliss, L (1, 3) OBP: 0.353, SLG: 0.395		0-0 CS 1B		4-0 1-2 BB		0-0 F5	0-0 FC1-5 BB 1B			3	0	2	0	1	0	0						
Dale Murphy, R (1, 8) OBP: 0.328, SLG: 0.394	0-3 K			0-3 K		0-0 FC6-4 HR 1B	4-0 FC1-5 1B BB			3	2	1	0	1	2	3						
Glenn Hubbard, R (1, 4) OBP: 0.332, SLG: 0.353	0-0 F8				0-0 F8		0-0 FC6-4 1-2 2-3 1B	0-0 FC1-5 1B FC1-2 2-3 1B		4	0	1	0	0	2							
Bruce Benedict, R (1, 2) OBP: 0.351, SLG: 0.381				0-0 L3 1B		0-0 1B	0-0 FC6-4 HR 1-2 2-3 1B	0-0 FC1-2 BB 1B		4	1	3	1	0	2							
Rafael Ramirez, R (1, 6) OBP: 0.285, SLG: 0.271				0-0 L3		0-0 F7	0-0 1-H 3-H HR	4-0 FC1-2 BB		2	0	0	0	0	2							
Brian Asselstine, L (7, PH) OBP: 0.323, SLG: 0.439										1	1	1	3	0	0	0						
Luis Gomez, R (8, 6) OBP: 0.423, SLG: 0.286				0-0 L3		0-0 F7	0-0 1-H 3-H HR	0-0 FC1-2 BB		0	0	0	0	1	0	0						
Tommy Boggs, R (1, 1) OBP: 0.207, SLG: 0.241				0-3 K		0-0 1-3	0-0 1B BB	0-0 FC1-2		2	0	0	0	0	1	1						
Jerry Royster, R (7, PH) OBP: 0.209, SLG: 0.250								0-0 FC1-2		1	1	0	0	1	0	3						
Inning Stats	R: 0 E: 0 K: 0 S: 3	H: 1 LOB: 0 BB: 0 P: 3	R: 0 E: 0 K: 1 S: 5	H: 1 LOB: 0 BB: 0 P: 5	R: 0 E: 0 K: 1 S: 5	H: 1 LOB: 0 BB: 0 P: 5	R: 0 E: 1 K: 1 S: 6	H: 0 LOB: 2 BB: 1 P: 10	R: 0 E: 0 K: 0 S: 4	H: 1 LOB: 1 BB: 0 P: 4	R: 0 E: 0 K: 1 S: 5	H: 0 LOB: 0 BB: 0 P: 5	R: 4 E: 0 K: 0 S: 8	H: 5 LOB: 2 BB: 1 P: 12	R: 1 E: 0 K: 0 S: 5	H: 2 LOB: 3 BB: 2 P: 13	R: 0 E: 0 K: 1 S: 5	H: 2 LOB: 3 BB: 2 P: 13	1B: 10 2B: 2 3B: 0 HR: 1	SF: 0 SAC: 0 DP: 2 HBP: 0	WP: 0 PB: 0 SB: 0 CS: 1	PA: 37
PITCHER	IP WLS BF H R ER SO BB IBB HBP BLK WP HR S P ERA WHIP																					
Mike Scott, R (1, 1) ERA: 4.57	6.2 L 27 7 4 4 4 2 0 0 0 0 0 33 41 5.40 1.350																					
Mike Marshall, R (7, 1) ERA	0.1 3 2 0 0 0 0 0 0 0 0 0 3 3 0.00 6.000																					
Pete Falcone, L (8, 1) ERA: 2.93	0.0 2 1 1 1 0 1 0 0 0 0 0 1 5 ∞ ∞																					
Dan Boitano, R (8, 1) ERA: 3.0	1.0 5 1 0 0 0 0 0 0 0 0 0 4 8 0.00 2.000																					


AB	33
R	5
H	11
RBI	5
BB	4
SO	4
LOB	21



Batter	1	2	3	4	5	6	7	8	9	AB	R	H	RBI	BB	SO	LOB	TOP					
Mookie Wilson, S OBP: 0.360, SLG: 0.411										4	2	2	0	0	0	1						
Frank Taveras, R OBP: 0.292, SLG: 0.313										5	1	3	1	0	0	1						
Hubie Brooks, R OBP: 0.335, SLG: 0.405										4	0	0	0	1	0	3						
Dave Kingman, R OBP: 0.357, SLG: 0.536										5	0	0	1	0	2	4						
Ellis Valentine, R OBP: 0.248, SLG: 0.348										4	0	1	0	0	1	2						
Lee Mazzilli, S OBP: 0.323, SLG: 0.319										2	1	0	0	2	0	1						
John Stearns, R OBP: 0.331, SLG: 0.329										3	0	1	1	1	0	1						
Doug Flynn, R OBP: 0.252, SLG: 0.306										3	0	0	0	0	0	5						
Mike Jorgensen, L OBP: 0.314, SLG: 0.461										1	0	1	1	0	0	0						
Bob Bailor, R OBP: 0.328, SLG: 0.291										0	0	0	0	0	0	0						
Greg Harris, S Ron Hodson, S Terry Leach, R Mike Callahan, L Dan Botano, R Ray Searge, L Dyer Miller, S Randy Strub, S Mike Marshall, R										1	0	0	0	0	1	2						
Inning Stats	R: 0 E: 0 K: 1 S: 6	H: 1 LOB: 1 BB: 0 P: 6	R: 0 E: 0 K: 2 S: 8	H: 1 LOB: 2 BB: 1 P: 12	R: 2 E: 0 K: 0 S: 4	H: 1 LOB: 3 BB: 3 P: 17	R: 1 E: 0 K: 1 S: 6	H: 1 LOB: 0 BB: 0 P: 6	R: 0 E: 0 K: 0 S: 3	H: 0 LOB: 0 BB: 0 P: 3	R: 0 E: 0 K: 0 S: 4	H: 1 LOB: 1 BB: 0 P: 4	R: 0 E: 0 K: 0 S: 3	H: 1 LOB: 0 BB: 0 P: 3	R: 1 E: 0 K: 0 S: 5	H: 2 LOB: 1 BB: 0 P: 5	R: 0 E: 0 K: 1 S: 6	H: 1 LOB: 1 BB: 0 P: 6	1B: 6 2B: 0 3B: 3 HR: 0	SF: 0 SAC: 0 DP: 1 HBP: 1	WP: 0 PB: 0 CS: 0	PA: 40
PITCHER	IP WLS BF H R ER SO BB IBB HBP BLK WP HR S P ERA WHIP																					
Phil Niekro, R ERA: 3.48	(1, 1) 7.0 W 31 6 3 3 4 4 0 1 0 0 0 34 51 3.86 1.429																					
Rick Camp, R ERA: 1.27	(8, 1) 2.0 S 9 3 1 1 1 0 0 0 0 0 0 11 11 4.50 1.500																					

New York Mets @ Atlanta Braves
Atlanta-Fulton County Stadium, Atlanta, GA
Thu Aug 20 1981, 7:05 PM EDT
Att: 4,787 - Unknown


AB	35
R	4
H	9
RBI	4
BB	4
SO	5
LOB	21



Batter	1	2	3	4	5	6	7	8	9	AB	R	H	RBI	BB	SO	LOB	BOTTOM			
Brett Butler, L OBP: 0.250, SLG: 0.500										4	2	1	1	0	0	0				
Claudell Washington, L OBP: 0.333, SLG: 0.416										4	1	2	1	0	0	1				
Bob Homer, R OBP: 0.341, SLG: 0.404										1	1	1	1	3	0	0				
Chris Chambliss, L OBP: 0.351, SLG: 0.393										4	0	1	1	0	1	4				
Dale Murphy, R OBP: 0.331, SLG: 0.391										2	0	0	0	2	1	1				
Glenn Hubbard, R OBP: 0.331, SLG: 0.365										4	1	1	2	0	1	5				
Rick Camp, R ERA: 1.27										0	0	0	0	0	0	0				
Bruce Benedict, R OBP: 0.345, SLG: 0.374										4	0	0	0	0	0	2				
Rafael Ramirez, R OBP: 0.280, SLG: 0.266										4	0	0	0	0	0	0				
Phil Niekro, R OBP: 0.065, SLG: 0.065										2	0	0	0	0	0	0				
Brian Asselstine, L OBP: 0.233, SLG: 0.248										1	0	1	0	0	0	0				
Eddie Miller, S OBP: 0.279, SLG: 0.287										0	1	0	0	0	0	0				
Jerry Royster, R OBP: 0.206, SLG: 0.246										1	0	0	0	0	0	0				
Inning Stats	R: 1 E: 1 K: 0 S: 5	H: 1 LOB: 1 BB: 0 P: 5	R: 1 E: 0 K: 0 S: 4	H: 1 LOB: 0 BB: 0 P: 4	R: 2 E: 2 K: 0 S: 5	H: 2 LOB: 2 BB: 2 P: 13	R: 0 E: 0 K: 0 S: 3	H: 0 LOB: 0 BB: 0 P: 3	R: 0 E: 0 K: 1 S: 5	H: 0 LOB: 0 BB: 0 P: 5	R: 2 E: 0 K: 2 S: 10	H: 3 LOB: 3 BB: 2 P: 18	R: 0 E: 0 K: 0 S: 3	H: 0 LOB: 0 BB: 0 P: 3	R: 0 E: 0 K: 0 S: 3	H: 0 LOB: 0 BB: 0 P: 3	1B: 5 2B: 1 3B: 0 HR: 1	SF: 0 SAC: 0 DP: 1 HBP: 0	WP: 1 PB: 0 CS: 0	PA: 36
PITCHER	IP WLS BF H R ER SO BB IBB HBP BLK WP HR S P ERA WHIP																			
Greg Harris, R ERA: 4.75	(1, 1) 3.0 L 16 4 4 0 3 0 2 0 0 0 0 1 14 22 9.00 2.000																			
Terry Leach, R ERA: 2.25	(4, 1) 2.0 6 0 0 0 0 1 0 0 0 0 0 5 9 0.00 0.500																			
Dan Botano, R ERA: 6.23	(6, 1) 1.1 6 2 2 2 1 0 0 0 0 0 0 8 8 13.50 1.500																			
Ray Searge, L ERA: 4.32	(7, 1) 0.1 3 1 0 0 1 0 1 0 0 1 0 4 8 0.00 3.000																			
Dyer Miller, R ERA: 2.97	(7, 1) 0.1 2 0 0 0 1 0 1 0 0 0 0 3 7 0.00 0.000																			

New York Mets @ Atlanta Braves
Atlanta-Fulton County Stadium, Atlanta, GA
Thu Aug 20 1981, 7:05 PM EDT
Att: 4,787 - Unknown

AB	31
R	6
H	7
RBI	6
BB	5
SO	3
LOB	13



Batter	1	2	3	4	5	6	7	8	9	10	11	AB	R	H	RBI	BB	SO	LOB	TOP			
Tim Raines, S OBP: 0.396, SLG: 0.433 (1, 7)	4-3 ①		G2 ②			L6 ①		G3 ②			FC1-6 1-3 HR ①	5	1	0	0	0	0	2				
Rodney Scott, S OBP: 0.321, SLG: 0.248 (1, 4)	4-3 ②		FC6-4 BB ③			6-3 ②		L6 ③			1-3 ②	4	0	0	0	1	0	2				
Andre Dawson, R OBP: 0.384, SLG: 0.611 (1, 8)	FC6-4 1B ③		FC6-4 1-2 ③			F8 ③				5-3 ①	HR IBB ③	4	1	1	0	1	0	1				
Gary Carter, R OBP: 0.305, SLG: 0.421 (1, 2)	FC6-4 1-2 ③				1-3 ①			4-3 ①		6-3 ②	HR ③	5	1	1	3	0	0	1				
Warren Cromartie, L OBP: 0.326, SLG: 0.386 (1, 9)		G3 1B ③			4-3 ②			F9 ②		F8 ③	HR ③	5	0	1	0	0	0	0				
John Milner, L OBP: 0.275, SLG: 0.333 (1, 3)		F9 ③			F9 ③			F8 ③		G3 ①		4	0	0	0	0	0	1				
Larry Parrish, R OBP: 0.266, SLG: 0.332 (1, 5)		G3 1-2 ③				G4-6-3 1B ③		HR ③		5-3 ②		4	1	2	1	0	0	1				
Chris Speier, R OBP: 0.325, SLG: 0.332 (1, 6)						G4-6-3 1-2 ③		G3 SH1-4 1B ③		P5 ③		4	0	1	0	0	0	2				
Woodie Fryman, R OBP: 0.500, SLG: 0.500 (10, 1)												0	0	0	0	0	0	0				
Bill Gullickson, R OBP: 0.191, SLG: 0.194 (1, 1)												2	0	0	0	0	0	0				
Mike Phillips, L OBP: 0.254, SLG: 0.270 (10, 6)			1-3 ①			P5 ③		SH1-4 ①			FC1-6 1B ③	1	0	1	0	0	0	0				
Inning Stats	R: 0 E: 0 K: 0 S: 4	H: 1 LOB: 1 BB: 0 P: 4	R: 0 E: 0 K: 0 S: 4	H: 1 LOB: 1 BB: 0 P: 4	R: 0 E: 0 K: 0 S: 3	H: 0 LOB: 1 BB: 1 P: 7	R: 0 E: 0 K: 0 S: 3	H: 0 LOB: 0 BB: 0 P: 3	R: 0 E: 0 K: 0 S: 3	H: 0 LOB: 0 BB: 0 P: 3	R: 0 E: 0 K: 0 S: 3	H: 0 LOB: 0 BB: 0 P: 3	R: 0 E: 0 K: 0 S: 3	H: 0 LOB: 0 BB: 0 P: 3	R: 0 E: 0 K: 0 S: 3	H: 0 LOB: 0 BB: 1 P: 9	R: 3 E: 0 K: 0 S: 5	H: 2 LOB: 0 BB: 1 P: 9	1B: 5 2B: 0 3B: 0 HR: 2	SF: 0 SAC: 1 DP: 1 HBP: 0	WP: 0 PB: 0 SB: 1 CS: 0	PA: 41
PITCHER	IP 8.0	WLS L	BF 29	H 5	R 1	ER 1	SO 0	BB 0	IBB 0	HBP 0	BLK 0	WP 0	HR 1	S 28	P 32	ERA 1.12	WHIP 0.750					
Gaylord Perry, R ERA: 3.28 (1, 1)																						
Gene Garber, R ERA: 4.68 (9, 1)																						

Montreal Expos @ Atlanta Braves
Atlanta-Fulton County Stadium, Atlanta, GA
Fri Aug 21 1981, 7:05 PM EDT
Att: 9,103 - Unknown

livebaseballscorecards.com

AB 38
R 4
H 7
RBI 4
BB 2
SO 0
LOB 10



Batter	1	2	3	4	5	6	7	8	9	10	11	AB	R	H	RBI	BB	SO	LOB	BOTTOM					
Brett Butler, L OBP: 0.111, SLG: 0.222 (1, 7)	K ①			P2 ①		4-3 ②		4-3 ②		F7 ③		5	0	0	0	0	1	1						
Claudell Washington, L OBP: 0.335, SLG: 0.415 (1, 9)	3-1 ②			G6-4-3 1B ③		F7 ③		E IBB ③			K ①	4	0	1	0	1	1	0						
Bob Horner, R OBP: 0.333, SLG: 0.394 (1, 5)	6-3 ③			G6-4-3 1-2 ③				K ①		E3 ③		4	0	0	0	0	1	3						
Gene Garber, R (9, 1)												0	0	0	0	0	0	0						
Rufino Linares, R OBP: 0.275, SLG: 0.383 (11, PH)												1	0	0	0	0	1	0						
Chris Chambliss, L OBP: 0.349, SLG: 0.389 (1, 3)		3-1 ③				3-1 ①		2B SF8 1B ③		P5 ③		5	1	1	0	0	1	3						
Dale Murphy, R OBP: 0.333, SLG: 0.397 (1, 8)		6-3 ②										4	0	2	0	0	1	0						
Eddie Miller, S OBP: 0.279, SLG: 0.267 (9, PR)								SF8 1-3 2B ③		CS 1B ③		0	0	0	0	0	0	0						
Glenn Hubbard, R OBP: 0.333, SLG: 0.366 (1, 4)		K ③				1B BB ③		SF8 ③		CS 1B ③		2	0	1	1	1	1	0						
Bruce Benedict, R OBP: 0.343, SLG: 0.371 (1, 2)								2-3 3-H ③		1-2 ③		4	0	1	0	0	1	2						
Rafael Ramirez, R OBP: 0.279, SLG: 0.266 (1, 6)												4	0	1	0	0	0	2						
Gaylord Perry, R ERA: 2.97 (1, 1)												2	0	0	0	0	2	0						
Jerry Royster, R OBP: 0.203, SLG: 0.242 (8, PH)												1	0	0	0	0	1	0						
Jerry Royster, R (9, 5)																								
Inning Stats	R: 0 E: 0 K: 1 S: 5	H: 0 LOB: 0 BB: 0 P: 5	R: 0 E: 0 K: 1 S: 5	H: 0 LOB: 0 BB: 0 P: 5	R: 0 E: 0 K: 2 S: 7	H: 0 LOB: 0 BB: 0 P: 7	R: 0 E: 0 K: 0 S: 3	H: 1 LOB: 0 BB: 0 P: 3	R: 0 E: 0 K: 1 S: 6	H: 1 LOB: 2 BB: 1 P: 10	R: 1 E: 0 K: 1 S: 7	H: 2 LOB: 1 BB: 0 P: 7	R: 0 E: 1 K: 0 S: 5	H: 1 LOB: 3 BB: 1 P: 9	R: 0 E: 0 K: 0 S: 3	H: 2 LOB: 1 BB: 0 P: 3	R: 0 E: 0 K: 1 S: 5	H: 0 LOB: 0 BB: 0 P: 5	R: 0 E: 0 K: 3 S: 9	H: 0 LOB: 0 BB: 0 P: 9	1B: 6 2B: 1 3B: 0 HR: 0	SF: 1 SAC: 1 DP: 1 HBP: 0	WP: 0 PB: 0 SB: 0 CS: 2	PA: 40
PITCHER	IP 9.0	WLS W	BF 34	H 7	R 1	ER 1	SO 7	BB 1	IBB 1	HBP 0	BLK 0	WP 0	HR 0	S 46	P 54	ERA 1.00	WHIP 0.889							
Bill Gullickson, R ERA: 2.97 (1, 1)																								
Woodie Fryman, L ERA: 1.88 (10, 1)																								

Montreal Expos @ Atlanta Braves
Atlanta-Fulton County Stadium, Atlanta, GA
Fri Aug 21 1981, 7:05 PM EDT
Att: 9,103 - Unknown

livebaseballscorecards.com

AB 36
R 1
H 7
RBI 1
BB 2
SO 11
LOB 11



Batter	1	2	3	4	5	6	7	8	9	AB	R	H	RBI	BB	SO	LOB	TOP									
Tim Raines, S OBP: 0.396, SLG: 0.427	F8		3-1 BB		F8	1-2 2-3 BB		1-3		3	0	0	0	2	0	1										
Rodney Scott, S OBP: 0.318, SLG: 0.244	F7		3-1 BB		F7	SF8-5			P5	3	0	0	1	1	0	1										
Andre Dawson, R OBP: 0.381, SLG: 0.603	F8		3-1			E5 1B	F9 1B		5-3	5	1	1	0	0	0	2										
Gary Carter, R OBP: 0.303, SLG: 0.416		1-3	6-3			1B HR 1B	F7		6-3	5	1	1	1	0	0	3										
Warren Cromartie, L OBP: 0.333, SLG: 0.393	E4 1B				G3-6 1B	1-2 HR 1B				4	1	3	0	0	0	0										
John Milner, L OBP: 0.288, SLG: 0.388					G3-6	1-2 HR 1B	F9			4	1	2	3	0	0	3										
Larry Parrish, R OBP: 0.266, SLG: 0.327					6-3	1-2 HR 1B	FC5-4			3	1	0	0	1	0	4										
Chris Speier, R OBP: 0.324, SLG: 0.330						BB SF8-5 1B		L5		4	0	1	0	0	0	2										
Ray Burris, R OBP: 0.269, SLG: 0.182						1-2 HR 1B				1	0	0	0	0	0	0										
Tom Hutton, L OBP: 0.174, SLG: 0.095			4-3				P3			0	0	0	0	1	0	0										
Stan Bahnsen, R OBP: 0.143, SLG: 0.143										1	0	0	0	0	0	2										
Bill Lee, L OBP: 0.364, SLG: 0.364										1	0	0	0	0	1	0										
Jeff Reardon, R OBP: 0.364, SLG: 0.364										0	0	0	0	0	0	0										
Inning Stats	R: 0 E: 0 K: 0 S: 3	H: 0 LOB: 0 BB: 0 P: 3	R: 0 E: 1 K: 0 S: 5	H: 1 LOB: 2 BB: 0 P: 5	R: 0 E: 0 K: 0 S: 3	H: 0 LOB: 0 BB: 2 P: 11	R: 0 E: 0 K: 0 S: 3	H: 1 LOB: 0 BB: 0 P: 3	R: 0 E: 0 K: 0 S: 3	H: 0 LOB: 1 BB: 1 P: 7	R: 5 E: 1 K: 0 S: 7	H: 4 LOB: 1 BB: 2 P: 15	R: 0 E: 0 K: 0 S: 5	H: 2 LOB: 2 BB: 0 P: 5	R: 0 E: 0 K: 1 S: 5	H: 0 LOB: 0 BB: 0 P: 5	R: 0 E: 0 K: 0 S: 3	H: 0 LOB: 0 BB: 0 P: 3	1B: 7 2B: 1 3B: 0 HR: 1	SF: 1 SAC: 0 DP: 2 HBP: 0	WP: 0 PB: 0 SB: 1 CS: 0	PA: 40				
PITCHER	IP	WLS	BF	H	R	ER	SO	BB	IBB	HBP	BLK	WP	HR	S	P	ERA	WHIP									
Steve Bedrosian, R ERA: 7.36	(1, 1)	5.0	L	26	6	5	3	0	4	0	0	0	0	1	22	38	5.40	2.000								
Al Hrabosky, L ERA: 0.35	(6, 1)	1.2		7	2	0	0	0	1	0	0	0	0	0	6	10	0.00	1.800								
Gene Garber, R ERA: 4.28	(7, 1)	2.1		7	0	0	0	1	0	0	0	0	0	0	9	9	0.00	0.000								

Montreal Expos @ Atlanta Braves
Atlanta-Fulton County Stadium, Atlanta, GA
Sat Aug 22 1981, 7:05 PM EDT
Unknown

AB	34
R	5
H	8
RBI	5
BB	5
SO	1
LOB	18



Batter	1	2	3	4	5	6	7	8	9	AB	R	H	RBI	BB	SO	LOB	BOTTOM									
Brett Butler, L OBP: 0.167, SLG: 0.417	1B		F9		6-3		6-3		4-3	3	1	1	0	0	0	0										
Rufino Linares, R OBP: 0.272, SLG: 0.378	3B		F8							2	0	0	0	0	0	3										
Claudell Washington, L OBP: 0.333, SLG: 0.469	P6		F8					G5-4-3 1B		4	0	1	0	0	0	1										
Bob Horner, R OBP: 0.337, SLG: 0.434	P5			HR		HR		G5-4-3 1-2		4	2	2	2	0	0	2										
Chris Chambliss, L OBP: 0.354, SLG: 0.390				1B BB		P4			BB	2	1	1	1	2	0	0										
Dale Murphy, R OBP: 0.332, SLG: 0.394	4-3			1B		F8		1-3		4	0	1	0	0	0	2										
Jerry Royster, R OBP: 0.206, SLG: 0.246			L5			6-3				3	0	1	1	0	0	0										
Gene Garber, R OBP: 0.285, SLG: 0.273				G3-6 1B				SH1-4 1B		0	0	0	0	0	0	0										
Rafael Ramirez, R OBP: 0.276, SLG: 0.282	F9		F8				K		SH1-4	3	0	0	0	0	1	2										
Larry Owen, R OBP: 0.328, SLG: 0.441					G3-6-1		E5			1	0	0	0	0	0	0										
Brian Asseltine, L OBP: 0.328, SLG: 0.441										1	0	0	0	0	0	2										
Bruce Benedict, R OBP: 0.345, SLG: 0.370										1	0	0	0	1	0	0										
Steve Bedrosian, R ERA: 7.36	(1, 1)	4.0								2	0	0	0	0	1	0										
Al Hrabosky, R ERA: 0.35	(6, 1)	1.2								0	0	0	0	0	0	0										
Glenn Hubbard, R OBP: 0.331, SLG: 0.363	(7, 4)	0.2	S	3	0	0	0	1		2	0	0	0	0	1	3										
Inning Stats	R: 1 E: 0 K: 0 S: 5	H: 2 LOB: 1 BB: 0 P: 5	R: 0 E: 0 K: 0 S: 3	H: 0 LOB: 0 BB: 0 P: 3	R: 0 E: 0 K: 0 S: 3	H: 0 LOB: 0 BB: 0 P: 3	R: 2 E: 0 K: 0 S: 5	H: 3 LOB: 1 BB: 1 P: 9	R: 0 E: 0 K: 1 S: 5	H: 0 LOB: 0 BB: 0 P: 5	R: 1 E: 0 K: 0 S: 4	H: 1 LOB: 0 BB: 0 P: 4	R: 0 E: 0 K: 1 S: 6	H: 0 LOB: 1 BB: 0 P: 6	R: 0 E: 0 K: 0 S: 3	H: 1 LOB: 1 BB: 1 P: 7	R: 0 E: 0 K: 1 S: 6	H: 1 LOB: 2 BB: 1 P: 10	1B: 5 2B: 0 3B: 1 HR: 2	SF: 0 SAC: 1 DP: 2 HBP: 0	WP: 0 PB: 0 SB: 0 CS: 0	PA: 37				
PITCHER	IP	WLS	BF	H	R	ER	SO	BB	IBB	HBP	BLK	WP	HR	S	P	ERA	WHIP									
Ray Burris, R ERA: 3.15	(1, 1)	4.0		17	5	3	3	0	1	0	0	0	0	1	16	20	6.75	1.500								
Stan Bahnsen, R ERA: 4.5	(5, 1)	2.2	W	10	1	1	1	2	0	0	0	0	0	1	14	14	3.38	0.375								
Bill Lee, L ERA: 2.54	(7, 1)	1.2		7	2	0	0	0	1	0	0	0	0	0	6	10	0.00	1.800								
Jeff Reardon, R ERA: 3.28	(9, 1)	0.2	S	3	0	0	0	1	1	0	0	0	0	0	4	8	0.00	1.500								

Montreal Expos @ Atlanta Braves
Atlanta-Fulton County Stadium, Atlanta, GA
Sat Aug 22 1981, 7:05 PM EDT
Unknown

AB	33
R	4
H	8
RBI	4
BB	3
SO	3
LOB	15



Batter	1	2	3	4	5	6	7	8	9	AB	R	H	RBI	BB	SO	LOB	TOP	
Tim Raines, S OBP: 0.391, SLG: 0.420 (1, 7)	5-3		5-3			F8		F7		4	0	0	0	0	0	2	Montreal Expos @ Atlanta Braves Atlanta-Fulton County Stadium, Atlanta, GA Sat Aug 22 1981, 7:05 PM EDT Att: 16,185 - Unknown	
Rodney Scott, S OBP: 0.313, SLG: 0.239 (1, 4)	1-3			F8		G1-4-6-3		6-3		4	0	0	0	0	1			
Andre Dawson, R OBP: 0.380, SLG: 0.612 Jeff Reardon, R (7, 1)	F7			L7			HR	6-3		3	1	1	1	0	0			
Brad Mills, L (9, FH)										0	0	0	0	0	0			
Tim Wallach, R OBP: 0.290, SLG: 0.333 (1, 3)		G4-6-3 1B		6-3				6-3		4	0	2	0	0	0			
Warren Cromartie, L OBP: 0.336, SLG: 0.395 (1, 9)		G4-6-3 1-2				1B		1-3		4	0	2	0	0	1			
Larry Parrish, R OBP: 0.285, SLG: 0.325 (1, 5)					K			K		4	0	1	0	0	2			
Mike Phillips, L OBP: 0.243, SLG: 0.258 (1, 6)						F9		G3		3	0	0	0	0	2			
Bobby Ramos, R OBP: 0.243, SLG: 0.314 (1, 2)			P3			P6		K		3	0	0	0	1	1			
Charlie Lea, R Tom Hutton, R Elias Sosa, R Terry Franzen, R Stan Bahnsen, R Jerry White, S OBP: 0.206, SLG: 0.143 OBP: 0.147, SLG: 0.091 OBP: 0.100, SLG: 0.100 OBP: 0.100, SLG: 0.100 OBP: 0.142, SLG: 0.142 OBP: 0.325, SLG: 0.411 (1, 1) (3, PH) (3, 1) (6, PH) (6, 1) (7, 8)						F8				0	0	0	0	0	0			
Inning Stats	R: 0 E: 0 K: 0 S: 3	H: 0 LOB: 0 BB: 0 P: 3	R: 0 E: 0 K: 0 S: 4	H: 2 LOB: 1 BB: 0 P: 4	R: 0 E: 0 K: 0 S: 3	H: 0 LOB: 0 BB: 0 P: 3	R: 0 E: 0 K: 1 S: 6	H: 1 LOB: 1 BB: 0 P: 6	R: 1 E: 0 K: 1 S: 6	H: 1 LOB: 0 BB: 0 P: 6	R: 0 E: 0 K: 1 S: 6	H: 1 LOB: 2 BB: 0 P: 6	R: 0 E: 0 K: 0 S: 5	H: 2 LOB: 2 BB: 0 P: 5	1B: 7 2B: 0 3B: 0 HR: 1	SF: 0 SAC: 0 DP: 2 HBP: 0	WP: 0 PA: 33 SB: 0 CS: 0	
PITCHER	IP WLS BF H R ER SO BB IBB HBP BLK WP HR S P ERA WHIP																	
John Montefusco, R ERA: 3.78 Rick Camp, R ERA: 1.37	(1, 1) (7, 1)	6.0 W 20 4 0 0 1 0 0 0 0 0 0 22 22 0.00 0.667																

Batter	1	2	3	4	5	6	7	8	9	AB	R	H	RBI	BB	SO	LOB	BOTTOM	
Brett Butler, L OBP: 0.294, SLG: 0.400 (1, 7) (7, 8)	BB 1B	1B 1-2 BB		G3		6-3				3	1	1	0	2	0	1	Montreal Expos @ Atlanta Braves Atlanta-Fulton County Stadium, Atlanta, GA Sat Aug 22 1981, 7:05 PM EDT Att: 16,185 - Unknown	
Claudell Washington, L OBP: 0.336, SLG: 0.421 (1, 9)	BB 1B BB	BB 1B K				K		HR		4	1	1	2	1	2	4		
Bob Horner, R OBP: 0.350, SLG: 0.445 (1, 5)	BB 1-2 2-H	BB 1-3 2-H 3-H				1B SF9		HR		5	2	4	3	0	1	1		
Chris Chambliss, L OBP: 0.356, SLG: 0.403 (1, 3)	F8	P6				SF9		HR		4	1	2	2	0	4			
Dale Murphy, R OBP: 0.331, SLG: 0.391 Rick Camp, R (7, 1)	BB BB			6-3		SF9		K		2	0	0	1	1	1	0		
Glenn Hubbard, R OBP: 0.325, SLG: 0.356 (1, 4)	BB BB G6-4-3			6-3		F9		F7		4	0	0	0	0	4			
Bruce Benedict, R OBP: 0.343, SLG: 0.364 (1, 2)		BB BB FC5-6 1B BB		5-3		6-3		F7		3	1	0	0	1	0			
Rafael Ramirez, R OBP: 0.280, SLG: 0.266 (1, 6)		FC5-6 1-2 1B		L4		FC1 1B		K		4	1	2	0	0	1	0		
John Montefusco, R OBP: 0.067, SLG: 0.133 Brian Asselstine, L OBP: 0.319, SLG: 0.426 (1, 1) (6, PH) (7, 7)		FC5-6 1-2 2-3 1B BB		5-3		FC1 HR		4-3		2	1	0	0	0	2			
Inning Stats	R: 1 E: 0 K: 0 S: 4	H: 2 LOB: 2 BB: 2 P: 12	R: 2 E: 0 K: 1 S: 7	H: 2 LOB: 2 BB: 2 P: 15	R: 0 E: 0 K: 0 S: 3	H: 0 LOB: 0 BB: 0 P: 3	R: 0 E: 0 K: 0 S: 3	H: 0 LOB: 0 BB: 0 P: 3	R: 1 E: 0 K: 1 S: 7	H: 2 LOB: 1 BB: 0 P: 7	R: 5 E: 0 K: 1 S: 10	H: 4 LOB: 0 BB: 0 P: 10	R: 0 E: 0 K: 1 S: 5	H: 0 LOB: 1 BB: 1 P: 9	1B: 8 2B: 0 3B: 0 HR: 2	SF: 1 SAC: 0 DP: 1 HBP: 0		WP: 0 PA: 39 SB: 0 CS: 0
PITCHER	IP WLS BF H R ER SO BB IBB HBP BLK WP HR S P ERA WHIP																	
Charlie Lea, R ERA: 4.25 Elias Sosa, R ERA: 4.56 Stan Bahnsen, R ERA: 5.73 Jeff Reardon, R ERA: 3.11	(1, 1) (3, 1) (6, 1) (7, 1)	2.0 L 13 4 3 3 1 1 0 0 0 0 0 0 11 27 13.50 4.000																

AB	33
R	1
H	8
RBI	1
BB	0
SO	3
LOB	10



AB	33
R	9
H	10
RBI	9
BB	5
SO	5
LOB	16



Batter	1	2	3	4	5	6	7	8	9	AB	R	H	RBI	BB	SO	LOB	TOP	
Terry Francona, L (1,7) OBP: 0.286, SLG: 0.167	0-3 K		0-0 F8		0-0 4-3		0-0 1B BB		0-0 4-3	4	0	0	0	1	1	0	Montreal Expos @ Atlanta Braves Atlanta-Fulton County Stadium, Atlanta, GA Sun Aug 23 1981, 3:33 AM EDT Att: 10,075 - Unknown livebaseballscorecards.com	
Rodney Scott, S (1,4) OBP: 0.316, SLG: 0.241	4-0 F8 1B BB		0-0 CS 1B		0-0 4-3		0-0 F8			3	1	1	0	1	0	1		
Andre Dawson, R (1,8) OBP: 0.386, SLG: 0.618	0-0 1B 1-2 1B		0-0 F7		0-0 2B		0-0 1B 1-2 1B			4	0	3	0	0	0	1		
Gary Carter, R (1,2) OBP: 0.302, SLG: 0.413	0-0 F8			0-0 6-3	0-0 P6		0-0 1B 1-2 2H			4	0	1	0	0	0	3		
Warren Cromartie, L (1,9) OBP: 0.335, SLG: 0.392	0-0 1-2 3H 1B			0-0 4-3		0-0 F8		0-0 G1		4	0	1	1	0	0	0		
John Milner, L (1,3) OBP: 0.286, SLG: 0.371	0-3 K			4-0 BB BB BB		0-0 F7		0-0 L3		3	0	0	0	1	1	2		
Larry Parrish, R (1,5) OBP: 0.274, SLG: 0.330		0-0 G6-4-3 1B		4-0 BB 1-2 BB		0-0 FC6-4 1B		0-0 L7		3	0	2	0	1	0	0		
Chris Speier, R (1,6) OBP: 0.323, SLG: 0.325		0-0 G6-4-3		4-0 BB 1-2 2-3 BB		0-0 FC6-4		0-0 F8		3	0	0	0	1	0	2		
Steve Rogers, R (1,1) OBP: 0.214, SLG: 0.175		0-0 P4		0-0 F8			0-0 6-3		0-0 F9	3	0	0	0	0	0	3		
Jerry White, S (9,PH) OBP: 0.325, SLG: 0.405									0-0 F9	1	0	0	0	0	0	0		
Inning Stats	R: 1 E: 0 K: 2 S: 9	H: 2 LOB: 2 BB: 1 P: 13	R: 0 E: 0 K: 0 S: 3	H: 1 LOB: 0 BB: 0 P: 3	R: 0 E: 0 K: 0 S: 3	H: 0 LOB: 3 BB: 3 P: 15	R: 0 E: 0 K: 0 S: 4	H: 1 LOB: 1 BB: 0 P: 4	R: 0 E: 0 K: 0 S: 4	H: 2 LOB: 2 BB: 1 P: 8	R: 0 E: 0 K: 0 S: 3	H: 0 LOB: 0 BB: 0 P: 3	R: 0 E: 0 K: 0 S: 3	H: 0 LOB: 0 BB: 0 P: 3	1B: 7 2B: 1 3B: 0 HR: 0	SF: 0 SAC: 0 DP: 1 HBP: 0	WP: 0 PB: 0 SB: 0 CS: 1	PA: 37
PITCHER	IP WLS BF H R ER SO BB IBB HBP BLK WP HR S P ERA WHIP	IP WLS BF H R ER SO BB IBB HBP BLK WP HR S P ERA WHIP															IP WLS BF H R ER SO BB IBB HBP BLK WP HR S P ERA WHIP	
Rick Mahler, R (1,1) ERA: 2.82	8.0 W 34 8 1 1 2 5 0 0 0 0 0 0 33 53 1.12 1.625																	
Rick Camp, R (9,1) ERA: 1.34	1.0 S 3 0 0 0 0 0 0 0 0 0 0 3 3 0.00 0.000																	

Batter	1	2	3	4	5	6	7	8	9	AB	R	H	RBI	BB	SO	LOB	BOTTOM	
Brett Butler, L (1,7) OBP: 0.250, SLG: 0.333	0-0 4-1			0-0 F7		0-0 1-3				3	0	0	1	0	0	0	Montreal Expos @ Atlanta Braves Atlanta-Fulton County Stadium, Atlanta, GA Sun Aug 23 1981, 3:33 AM EDT Att: 10,075 - Unknown livebaseballscorecards.com	
Claudell Washington, L (1,9) OBP: 0.330, SLG: 0.415	0-0 4-3			0-0 4-3		0-0 6-3				3	0	0	0	0	0	0		
Bob Horner, R (1,5) OBP: 0.344, SLG: 0.437	0-0 F8			0-0 6-3		0-0 P6				3	0	0	0	0	0	0		
Chris Chambliss, L (1,3) OBP: 0.356, SLG: 0.402		0-0 4-3			0-0 G3-6 1B		0-0 1-3			3	0	1	0	0	0	0		
Dale Murphy, R (1,8) OBP: 0.327, SLG: 0.387		0-0 F8			0-0 G3-6		0-0 5-3			3	0	0	0	0	0	1		
Glenn Hubbard, R (1,4) OBP: 0.321, SLG: 0.351		0-0 5-3			0-3 K			0-0 P6		3	0	0	0	0	1	0		
Bruce Benedict, R (1,2) OBP: 0.343, SLG: 0.364			0-0 6-3			0-0 E5 E 1B		0-0 5-3		3	1	1	0	0	0	0		
Rafael Ramirez, R (1,6) OBP: 0.280, SLG: 0.267			0-0 L4			0-0 E8 E 1-3 1B		0-0 1-3		3	1	1	1	0	0	0		
Rick Mahler, R (1,1) OBP: 0.091, SLG: 0.091			0-0 4-3			0-0 G3				2	0	0	0	0	0	1		
Rick Camp, R (9,1) ERA: 1.34										0	0	0	0	0	0	0		
Inning Stats	R: 0 E: 0 K: 0 S: 3	H: 0 LOB: 0 BB: 0 P: 3	R: 0 E: 0 K: 0 S: 3	H: 0 LOB: 0 BB: 0 P: 3	R: 0 E: 0 K: 0 S: 3	H: 0 LOB: 0 BB: 0 P: 3	R: 0 E: 0 K: 1 S: 5	H: 1 LOB: 0 BB: 0 P: 5	R: 2 E: 2 K: 0 S: 5	H: 2 LOB: 0 BB: 0 P: 5	R: 0 E: 0 K: 0 S: 3	H: 0 LOB: 0 BB: 0 P: 3	R: 0 E: 0 K: 0 S: 3	H: 0 LOB: 0 BB: 0 P: 3	1B: 3 2B: 0 3B: 0 HR: 0	SF: 0 SAC: 0 DP: 1 HBP: 0	WP: 0 PB: 0 SB: 0 CS: 0	PA: 26
PITCHER	IP WLS BF H R ER SO BB IBB HBP BLK WP HR S P ERA WHIP	IP WLS BF H R ER SO BB IBB HBP BLK WP HR S P ERA WHIP															IP WLS BF H R ER SO BB IBB HBP BLK WP HR S P ERA WHIP	
Steve Rogers, R (1,1) ERA: 3.95	8.0 L 26 3 2 1 1 0 0 0 0 0 0 28 28 1.12 0.375																	



Batter	1	2	3	4	5	6	7	8	9	10	11	12	13	AB	R	H	RBI	BB	SO	LOB	TOP	
Brett Butler, L OBP: 0.250, SLG: 0.286 Jerry Royster, R OBP: 0.216, SLG: 0.243	F8		F7	F8			8-4 1B BB		4-3 BLK 1B BB		4-3			3	0	0	0	1	0	1		
Claudell Washington, L OBP: 0.250, SLG: 0.417 Rafael Ramirez, R OBP: 0.286, SLG: 0.373	K							F2	4-3		K			4	0	1	0	0	0	1		
Bob Horner, R OBP: 0.340, SLG: 0.436 Eddie Miller, S OBP: 0.282, SLG: 0.270	F9		F7		F7						K			5	0	2	1	0	0	1		
Chris Chambliss, L OBP: 0.356, SLG: 0.412		1-4-3												6	1	2	1	0	0	2		
Dale Murphy, R OBP: 0.321, SLG: 0.378		6-3		F3										6	0	0	0	0	1	1		
Glenn Hubbard, R OBP: 0.325, SLG: 0.355														6	1	3	0	0	0	2		
Bruce Benedict, R OBP: 0.339, SLG: 0.359														6	1	1	0	0	1	3		
Rafael Ramirez, R OBP: 0.286, SLG: 0.279														5	0	2	2	1	0	2		
Tommy Boggs, R OBP: 0.322, SLG: 0.232 Rick Camp, R ERA: 1.47														4	0	0	0	0	0	5		
Brian Asselstine, L OBP: 0.244, SLG: 0.249 Gene Garber, R OBP: 0.244, SLG: 0.476 Larry Owen, R OBP: 0.222, SLG: 0.125 Al Hrabosky, L ERA: 1.11			4-3	4-3										0	0	0	0	0	0	0		
Inning Stats	R: 0 E: 0 K: 1 S: 5	H: 0 LOB: 0 BB: 0 P: 5	R: 0 E: 1 K: 0 S: 5	H: 1 LOB: 2 BB: 0 P: 5	R: 0 E: 0 K: 0 S: 4	H: 1 LOB: 1 BB: 0 P: 4	R: 3 E: 1 K: 0 S: 7	H: 3 LOB: 1 BB: 0 P: 7	R: 0 E: 0 K: 0 S: 3	H: 2 LOB: 2 BB: 0 P: 3	R: 0 E: 0 K: 1 S: 7	H: 1 LOB: 1 BB: 1 P: 7	R: 0 E: 0 K: 2 S: 7	H: 0 LOB: 0 BB: 0 P: 7	R: 0 E: 0 K: 0 S: 3	H: 0 LOB: 0 BB: 0 P: 3	R: 0 E: 0 K: 1 S: 5	H: 0 LOB: 0 BB: 0 P: 5	1B: 7 2B: 4 3B: 0 HR: 1	SF: 0 SAC: 0 DP: 1 HBP: 0	WIP: 0 PB: 0 SB: 0 CS: 0	PA: 54
PITCHER	IP	WLS	BF	H	R	ER	SO	BB	IBB	HBP	BLK	WP	HR	S	P	ERA	WHIP					
Larry Christenson, R ERA: 3.9	8.0	36	9	3	2	2	1	1	0	0	0	0	1	38	46	2.25	1.250					
Spooky Lyle, L ERA: 4.84	0.1	4	2	2	1	0	0	0	0	0	0	0	0	3	7	27.00	9.000					
Ron Reed, R ERA: 2.82	0.2	2	0	0	0	0	0	0	0	0	0	0	0	2	2	0.00	0.000					
Tug McGraw, L ERA: 2.73	4.0	W	12	0	0	0	5	0	0	0	0	0	0	22	22	0.00	0.000					

Atlanta Braves @ Philadelphia Phillies
Veterans Stadium, Philadelphia, PA
Mon Aug 24 1981, 7:05 PM EDT
Att: 23,383 - Unknown

AB 51
R 5
H 11
RBI 4
BB 3
SO 7
LOB 19



Batter	1	2	3	4	5	6	7	8	9	10	11	12	13	AB	R	H	RBI	BB	SO	LOB	BOTTOM							
Pete Rose, S OBP: 0.354, SLG: 0.408			6-3											4	2	1	0	2	1	1								
Bake McBride, L OBP: 0.330, SLG: 0.386														6	0	1	0	0	0	2								
Gary Matthews, R OBP: 0.376, SLG: 0.402														5	1	1	0	1	1	2								
Mike Schmidt, R OBP: 0.394, SLG: 0.636														5	1	2	4	1	1	2								
Keith Moreland, R OBP: 0.289, SLG: 0.456														6	1	2	0	0	0	1								
Garry Maddox, R OBP: 0.310, SLG: 0.366														6	0	1	0	0	1	3								
Manny Trillo, R OBP: 0.348, SLG: 0.417														6	2	3	2	0	0	1								
Larry Bowa, S OBP: 0.301, SLG: 0.305 Luis Aguayo, R OBP: 0.251, SLG: 0.164 Dick Davis, R OBP: 0.244, SLG: 0.476 Ramon Aviles, R OBP: 0.222, SLG: 0.125														3	0	1	0	0	1	1								
Larry Christenson, R ERA: 4.3 Rick Camp, R ERA: 1.47 Gene Garber, R ERA: 3.86 Al Hrabosky, L ERA: 1.11														0	0	0	0	0	0	0								
Inning Stats	R: 1 E: 1 K: 1 S: 6	H: 2 LOB: 1 BB: 1 P: 10	R: 0 E: 0 K: 1 S: 5	H: 1 LOB: 0 BB: 0 P: 5	R: 0 E: 0 K: 1 S: 5	H: 0 LOB: 0 BB: 0 P: 5	R: 0 E: 1 K: 1 S: 6	H: 1 LOB: 1 BB: 0 P: 6	R: 0 E: 0 K: 0 S: 3	H: 1 LOB: 1 BB: 1 P: 7	R: 0 E: 0 K: 0 S: 4	H: 1 LOB: 1 BB: 0 P: 4	R: 3 E: 0 K: 0 S: 5	H: 2 LOB: 0 BB: 1 P: 9	R: 1 E: 1 K: 1 S: 6	H: 1 LOB: 1 BB: 1 P: 10	R: 0 E: 0 K: 1 S: 6	H: 1 LOB: 2 BB: 1 P: 10	R: 0 E: 0 K: 0 S: 3	H: 0 LOB: 0 BB: 0 P: 3	R: 0 E: 0 K: 0 S: 3	H: 0 LOB: 0 BB: 0 P: 3	R: 2 E: 0 K: 0 S: 4	H: 2 LOB: 0 BB: 0 P: 4	1B: 8 2B: 2 3B: 0 HR: 2	SF: 0 SAC: 0 DP: 2 HBP: 0	WIP: 0 PB: 0 SB: 0 CS: 0	PA: 52
PITCHER	IP	WLS	BF	H	R	ER	SO	BB	IBB	HBP	BLK	WP	HR	S	P	ERA	WHIP											
Tommy Boggs, R ERA: 4.3	7.2	30	7	3	3	5	3	0	0	0	0	0	1	8	12	6.75	2.250											
Spooky Lyle, L ERA: 4.84	1.1	7	2	2	1	1	1	0	0	0	0	0	0	1	16	0.00	0.667											
Ron Reed, R ERA: 2.82	0.2	L	4	2	2	0	0	0	0	0	0	0	0	1	4	4	27.00	3.000										

Atlanta Braves @ Philadelphia Phillies
Veterans Stadium, Philadelphia, PA
Mon Aug 24 1981, 7:05 PM EDT
Att: 23,383 - Unknown

AB 47
R 7
H 12
RBI 6
BB 5
SO 7
LOB 15



Batter	1	2	3	4	5	6	7	8	9	10	AB	R	H	RBI	BB	SO	LOB	TOP				
Brett Butler, L OBP: 0.290, SLG: 0.393 (1, 7)	0-0 1B 3B		0-3 K		0-0 4-3	0-0 6-3		0-3 K		0-0 1B	6	1	2	1	0	2	3	Atlanta Braves @ Philadelphia Phillies Veterans Stadium, Philadelphia, PA Wed Aug 26 1981, 7:05 PM EDT Att: 28,283 - Unknown livebaseballscorecards.com				
Claudell Washington, L OBP: 0.346, SLG: 0.435 (1, 9)	0-0 SF8 1B		0-0 6-3		4-0 FC5 BB		0-0 G5-4-3 1B		0-0 2B	3-H K	5	1	3	1	1	1	1					
Bob Horner, R OBP: 0.343, SLG: 0.425 (1, 5)	0-0 SF8 1H		0-3 K		0-0 FC5 2B		0-0 G5-4-3 1-3 1-2		0-0 F8		4	0	0	1	0	1	2					
Chris Chambliss, L OBP: 0.368, SLG: 0.442 (1, 3)	0-3 K				0-0 FC1-4 2B		0-0 BB 1B		4-0 1B BB		4	0	3	0	1	1	0					
Dale Murphy, R OBP: 0.323, SLG: 0.380 (1, 8)	0-0 6-3				0-0 F4		0-0 6-3		4-0 BB 1B		4	0	1	0	1	0	3					
Glenn Hubbard, R OBP: 0.325, SLG: 0.354 (1, 4)		0-0 SH1-3 2B			0-0 FC1-4 1B		0-0 5-3		0-0 G3		5	1	2	0	0	0	3					
Bruce Benedict, R OBP: 0.341, SLG: 0.371 (1, 2)		0-0 SH1-3			0-0 1-2 1B		4-0 SH1-4 1B BB		0-0 F7		2	0	1	0	1	0	0					
Rafael Ramirez, R OBP: 0.290, SLG: 0.284 (1, 6)		0-3 K			0-3 K		0-0 SH1-4 1B		0-0 S 1B		5	1	3	1	0	2	3					
Gaylord Perry, R OBP: 0.278, SLG: 0.371 Brian Aspinall, L OBP: 0.308, SLG: 0.413 Rick Camp, R (8, 1)	0-0 5-3				0-0 HR		0-0 SH1-4		0-0 F8		2	1	1	1	0	0	1					
Inning Stats	R: 2 E: 0 K: 1 S: 7	H: 2 LOB: 0 BB: 0 P: 7	R: 0 E: 0 K: 1 S: 6	H: 1 LOB: 1 BB: 0 P: 6	R: 0 E: 0 K: 2 S: 7	H: 0 LOB: 0 BB: 0 P: 7	R: 0 E: 0 K: 1 S: 7	H: 2 LOB: 2 BB: 0 P: 7	R: 1 E: 0 K: 0 S: 5	H: 2 LOB: 2 BB: 1 P: 9	R: 0 E: 0 K: 0 S: 4	H: 1 LOB: 2 BB: 1 P: 8	R: 0 E: 0 K: 1 S: 6	H: 1 LOB: 1 BB: 0 P: 6	R: 0 E: 0 K: 0 S: 3	H: 2 LOB: 2 BB: 1 P: 7	R: 2 E: 1 K: 1 S: 8		H: 3 LOB: 1 BB: 0 P: 8	1B: 10 2B: 4 3B: 1 HR: 1	SF: 1 SAC: 3 DP: 1 HBP: 0	WP: 0 PB: 0 SB: 3 CS: 0
PITCHER	IP 7.0	WLS 33	BF 10	H 3	R 2	ER 5	SO 6	BB 3	IBB 0	HBP 0	BLK 0	WP 0	HR 1	S 40	P 52	ERA 2.57	WHIP 1.857					
Dick Ruthven, R ERA: 4.43																						
Ron Reed, R ERA: 2.93	IP 3.0	WLS L	BF 14	H 6	R 2	ER 1	SO 2	BB 1	IBB 0	HBP 0	BLK 0	WP 0	HR 0	S 17	P 21	ERA 3.00	WHIP 2.333					

Batter	1	2	3	4	5	6	7	8	9	10	AB	R	H	RBI	BB	SO	LOB	BOTTOM				
Pete Rose, S OBP: 0.379, SLG: 0.400 (1, 3)	0-0 2B 1B	4-0 FC5 1B BB			0-0 4-3		0-0 4-3			0-0 6-3	4	1	1	0	1	0	0	Atlanta Braves @ Philadelphia Phillies Veterans Stadium, Philadelphia, PA Wed Aug 26 1981, 7:05 PM EDT Att: 28,283 - Unknown livebaseballscorecards.com				
Bake McBride, L OBP: 0.328, SLG: 0.372 Ron Reed, R OBP: 0.333, SLG: 0.333 Del Unser, L OBP: 0.319, SLG: 0.263 (10, PH)	0-3 K	0-0 1-2 2-3 1B			0-0 F8		0-0 5-3			0-0 3-1	4	0	1	0	0	1	1					
Gary Matthews, R OBP: 0.373, SLG: 0.401 (1, 7)	0-0 1B 2B	0-0 FC5			0-0 F9					0-0 6-3	5	0	1	0	0	0	3					
Mike Schmidt, R OBP: 0.401, SLG: 0.639 (1, 5)	0-0 1B				0-0 G5-4-3 1B		0-0 2B SF9 1B		0-3 K		4	1	3	1	0	1	0					
Keith Moreland, R OBP: 0.296, SLG: 0.443 (1, 2)	0-3 K				0-0 G5-4-3		0-0 SF9 E 2B		0-0 F7		4	1	1	0	0	1	3					
Garry Maddox, R OBP: 0.307, SLG: 0.363 (1, 8)	0-0 F7				0-0 F9		0-0 SF9			0-3 K	3	0	0	1	0	1	2					
Manny Trillo, R OBP: 0.342, SLG: 0.408 (1, 4)		0-0 E5 1B SH1-4			0-0 5-3		0-0 E6 CS 1B			0-0 1B	4	0	1	1	0	0	0					
Larry Bowa, S OBP: 0.288, SLG: 0.301 (1, 6)		0-3 K			0-0 1B		0-0 F9			0-3 K	4	0	1	0	0	2	3					
Dick Ruthven, R OBP: 0.184, SLG: 0.222 Greg Gross, L OBP: 0.348, SLG: 0.342 (7, PH) (8, 9)	0-0 SH1-4				0-3 K		0-0 6-3			0-0 5-3	1	0	0	0	0	1	0					
Inning Stats	R: 1 E: 0 K: 2 S: 10	H: 3 LOB: 3 BB: 0 P: 10	R: 0 E: 1 K: 1 S: 7	H: 1 LOB: 3 BB: 1 P: 11	R: 0 E: 0 K: 0 S: 3	H: 1 LOB: 0 BB: 0 P: 3	R: 0 E: 0 K: 1 S: 5	H: 1 LOB: 0 BB: 0 P: 5	R: 2 E: 1 K: 0 S: 5	H: 2 LOB: 0 BB: 0 P: 5	R: 0 E: 0 K: 0 S: 3	H: 0 LOB: 0 BB: 0 P: 3	R: 0 E: 0 K: 1 S: 5	H: 0 LOB: 0 BB: 0 P: 5	R: 0 E: 0 K: 2 S: 8	H: 1 LOB: 1 BB: 0 P: 8	R: 0 E: 0 K: 0 S: 3		H: 0 LOB: 0 BB: 0 P: 3	1B: 7 2B: 2 3B: 0 HR: 0	SF: 1 SAC: 1 DP: 1 HBP: 0	WP: 0 PB: 0 SB: 1 CS: 1
PITCHER	IP 7.0	WLS 29	BF 8	H 3	R 3	ER 4	SO 4	BB 1	IBB 0	HBP 0	BLK 0	WP 0	HR 0	S 36	P 40	ERA 3.86	WHIP 1.286					
Gaylord Perry, R ERA: 3.31																						
Rick Camp, R ERA: 1.4	IP 3.0	WLS W	BF 10	H 1	R 0	ER 0	SO 3	BB 0	IBB 0	HBP 0	BLK 0	WP 0	HR 0	S 16	P 16	ERA 0.00	WHIP 0.333					

Batter	1	2	3	4	5	6	7	8	9	AB	R	H	RBI	BB	SO	LOB	TOP					
Brett Butler, L (1, 7) OBP: 0.314, SLG: 0.387	4-0 S BB		0-0 4-3			0-3 K		0-0 1-2 1B		3	0	1	0	1	1	0	Atlanta Braves @ Montreal Expos Olympic Stadium, Montreal, QB Fri Aug 28 1981, 7:05 PM EDT Att: 36,474 - Unknown					
Claudell Washington, L (1, 9) OBP: 0.345, SLG: 0.431	0-3 K		0-0 S 1B			0-0 4-3		0-0 4-3		4	0	1	0	0	1	3						
Bob Homer, R (1, 5) OBP: 0.337, SLG: 0.415	0-3 K		0-3 K			0-0 5-3			0-0 5-3	4	0	0	0	0	2	2						
Chris Chambliss, L (1, 3) OBP: 0.367, SLG: 0.439	0-0 5-3			0-0 4-3				0-0 G6-4-3 1B	0-0 P6	4	0	1	0	0	0	1						
Dale Murphy, R (1, 8) OBP: 0.522, SLG: 0.378		0-0 6-3		0-0 F9				0-0 G6-4-3 1-2	0-0 1B	4	0	1	0	0	0	1						
Glenn Hubbard, R (1, 4) OBP: 0.320, SLG: 0.349		0-3 K		0-0 6-3				0-0 F7	0-0 F7	4	0	0	0	0	1	1						
Bruce Benedict, R (1, 2) OBP: 0.345, SLG: 0.372		0-0 1B			4-0 B1-3 BB			0-0 6-3		2	0	1	0	1	0	0						
Rafael Ramirez, R (1, 6) OBP: 0.287, SLG: 0.281		0-0 1-3			0-0 F5			0-0 F8		3	0	0	0	0	0	2						
Rick Mahler, R (1, 1) OBP: 0.077, SLG: 0.077			0-0 4-3			0-0 B1-3			0-0 1B	2	0	0	0	0	0	1						
Brian Asselstine, L (8, PH) OBP: 0.319, SLG: 0.422						1-2				1	0	1	0	0	0	0						
Al Hrabosky, R (8, 1)										0	0	0	0	0	0	0						
Inning Stats	R: 0 E: 0 K: 2 S: 7	H: 0 LOB: 1 BB: 1 P: 11	R: 0 E: 0 K: 1 S: 6	H: 1 LOB: 1 BB: 0 P: 6	R: 0 E: 0 K: 1 S: 6	H: 1 LOB: 1 BB: 0 P: 6	R: 0 E: 0 K: 0 S: 3	H: 0 LOB: 0 BB: 0 P: 3	R: 0 E: 0 K: 0 S: 2	H: 0 LOB: 0 BB: 1 P: 6	R: 0 E: 0 K: 1 S: 5	H: 0 LOB: 0 BB: 0 P: 5	R: 0 E: 0 K: 0 S: 3	H: 1 LOB: 0 BB: 0 P: 3	R: 0 E: 0 K: 0 S: 5	H: 2 LOB: 2 BB: 0 P: 5	R: 0 E: 0 K: 0 S: 4	H: 1 LOB: 1 BB: 0 P: 4	1B: 6 2B: 1 3B: 0 HR: 0	SF: 0 SAC: 0 DP: 2 HBP: 0	WP: 0 PB: 0 SB: 2 CS: 0	PA: 33
PITCHER Steve Rogers, R (1, 1) ERA: 3.88	IP: 9.0 WLS: W BF: 33 H: 6 R: 0 ER: 0 SO: 5 BB: 2 IBB: 0 HBP: 0 BLK: 0 WP: 0 HR: 0 S: 41 P: 49 ERA: 0.00 WHIP: 0.889																					

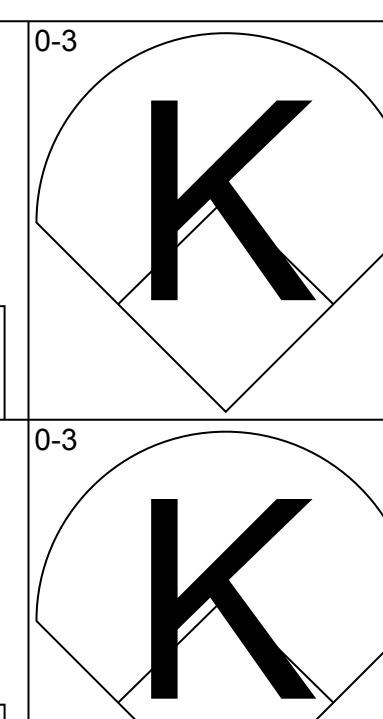
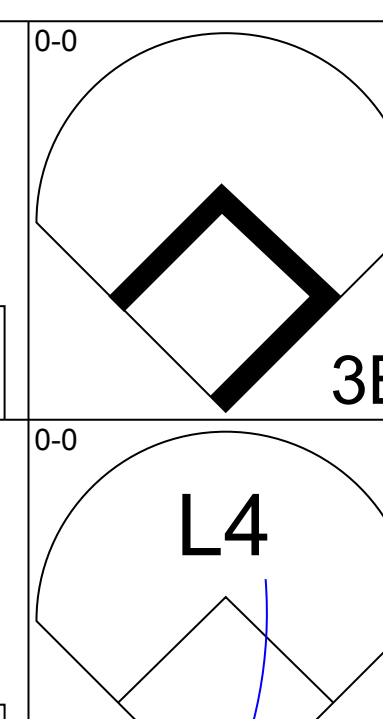
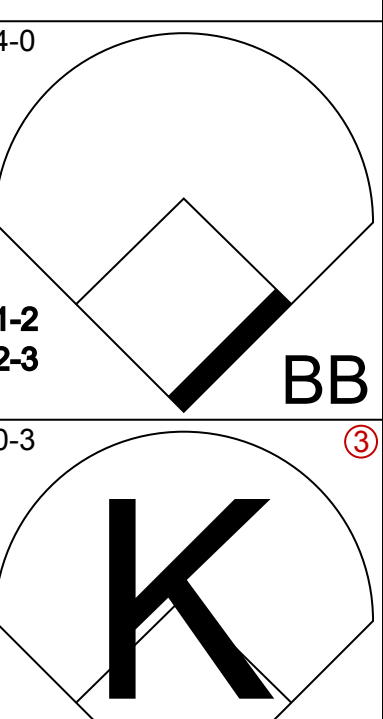
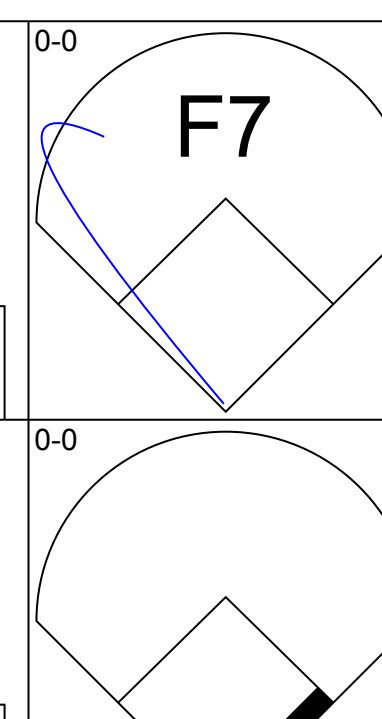
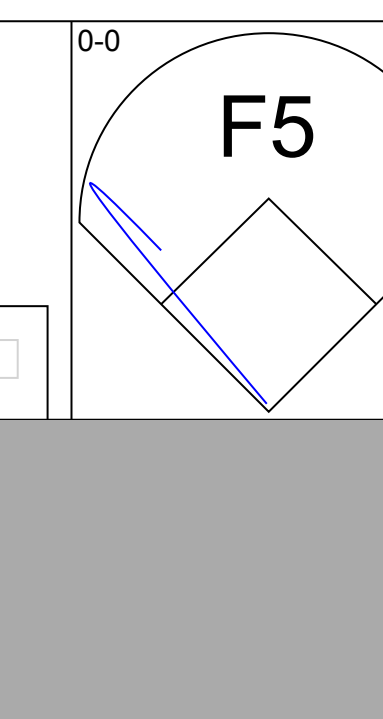
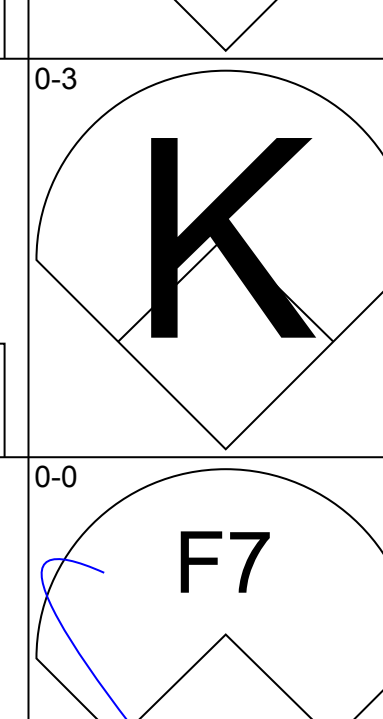
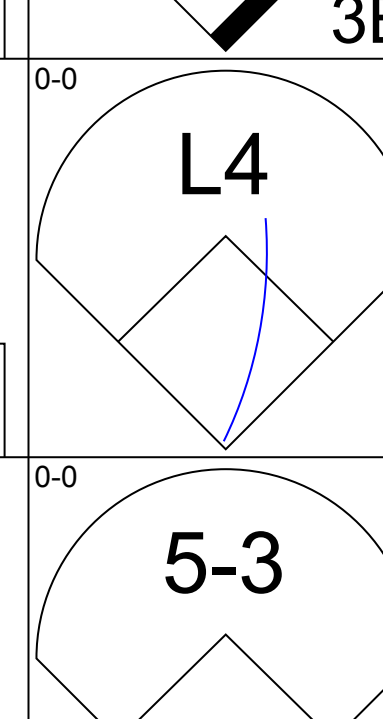
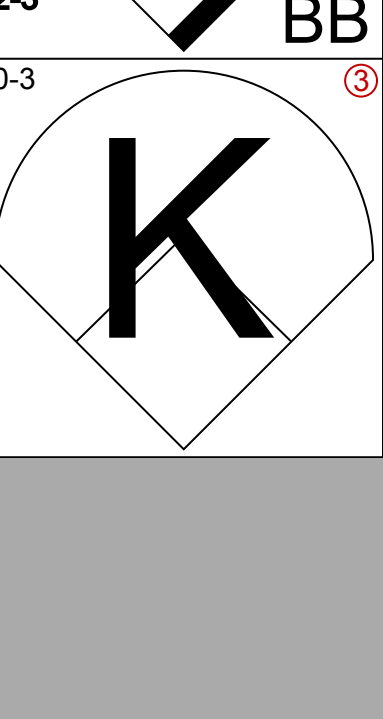
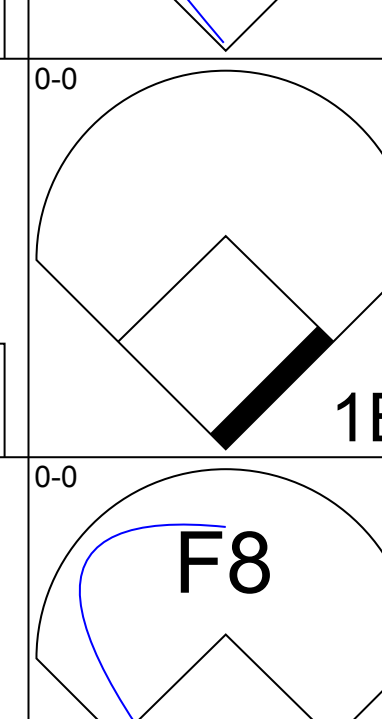
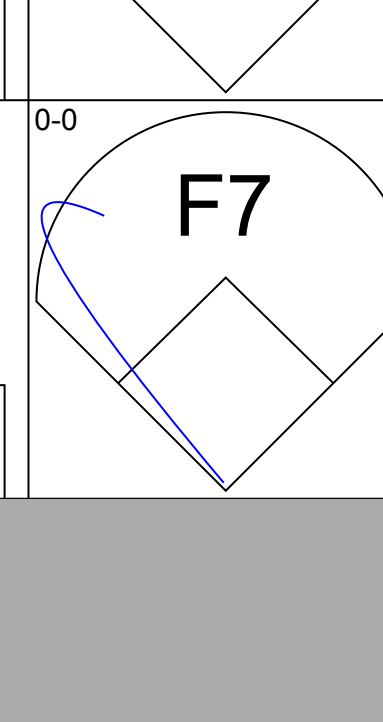
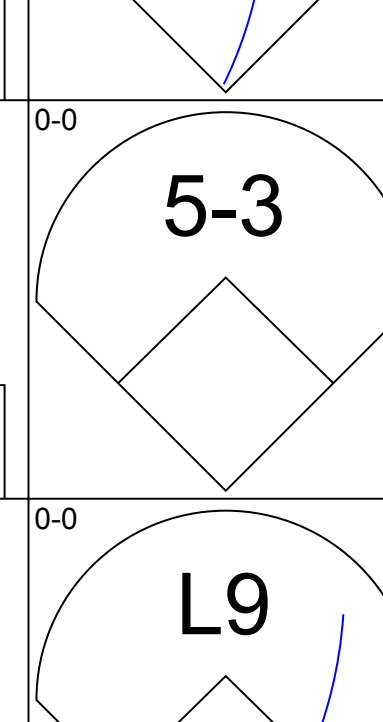
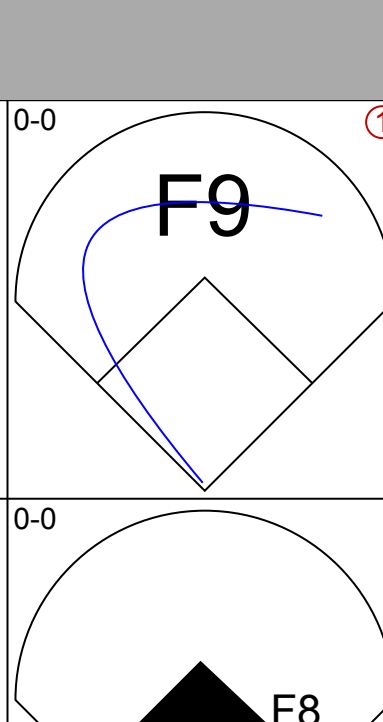
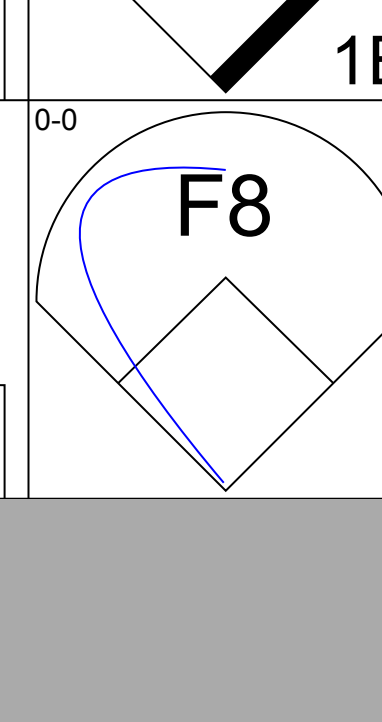
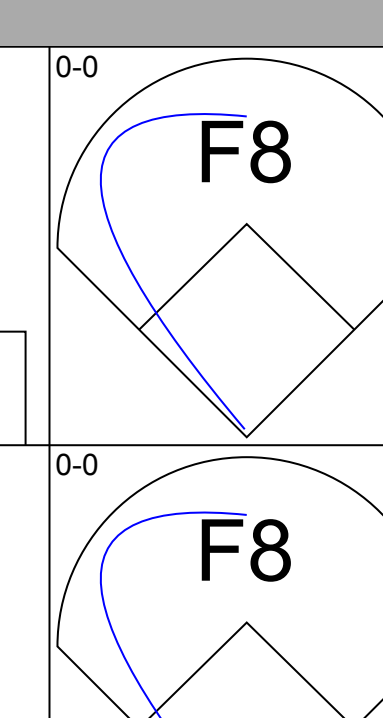
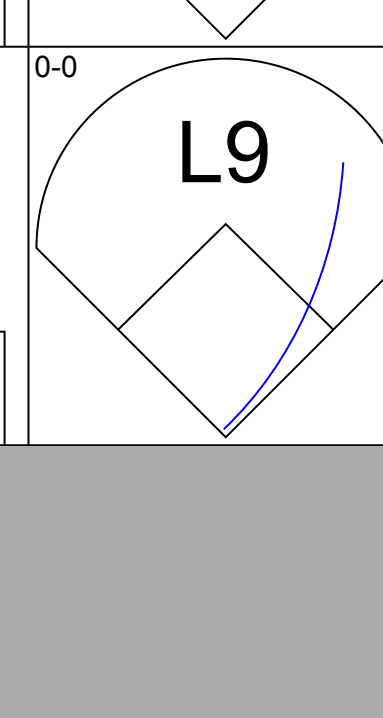
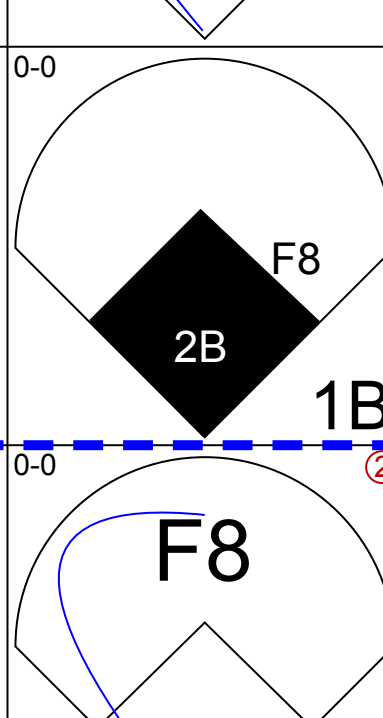


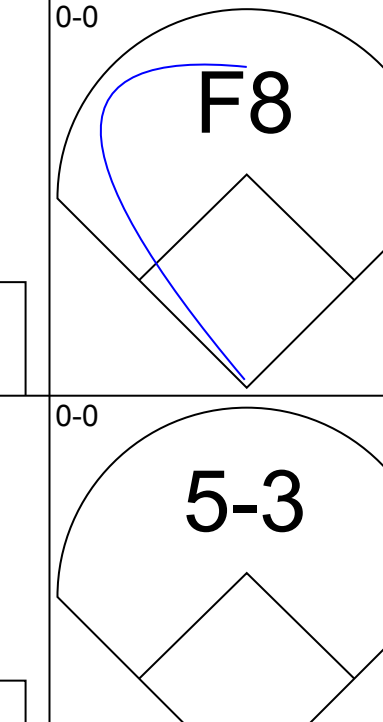
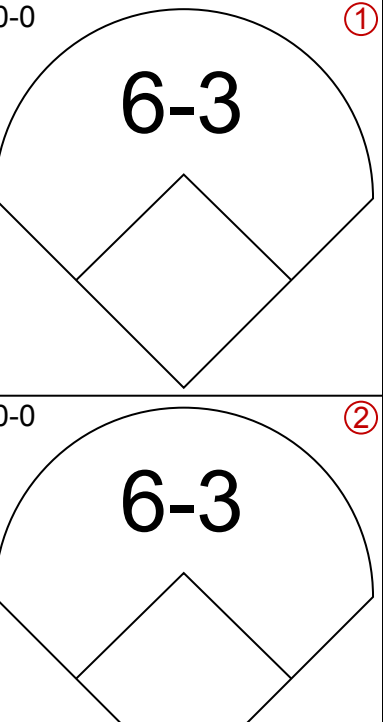
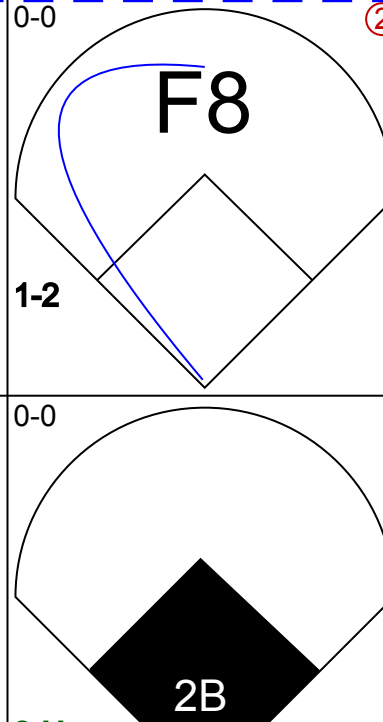


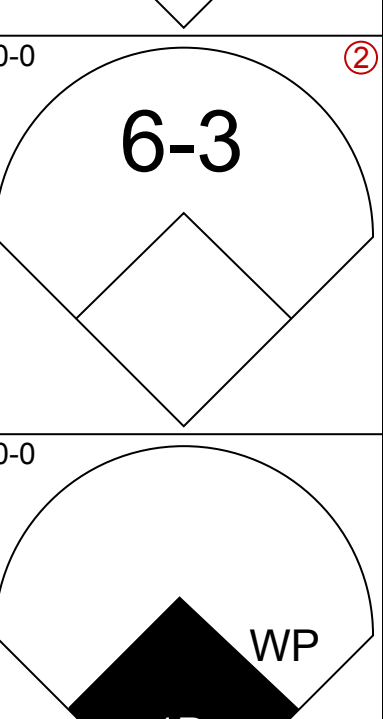
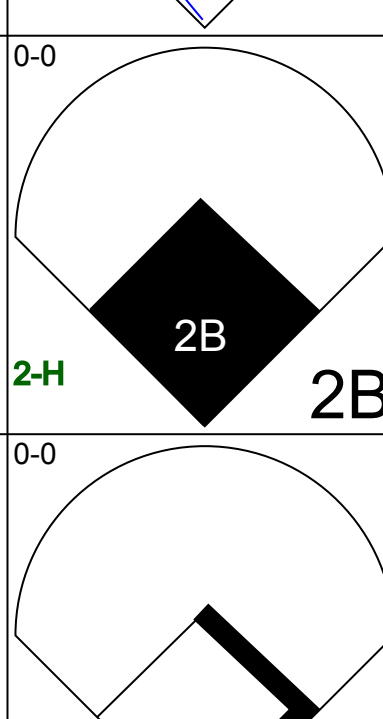

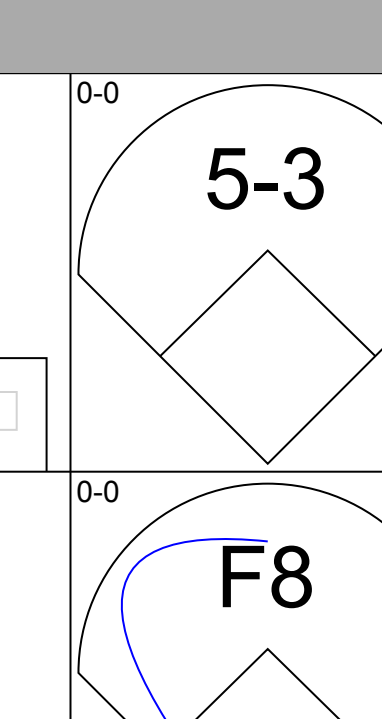
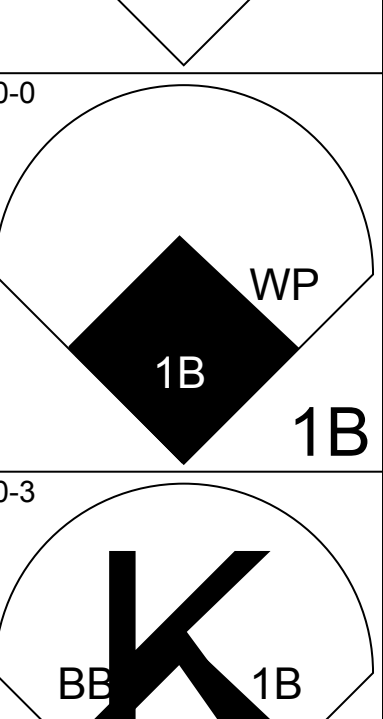
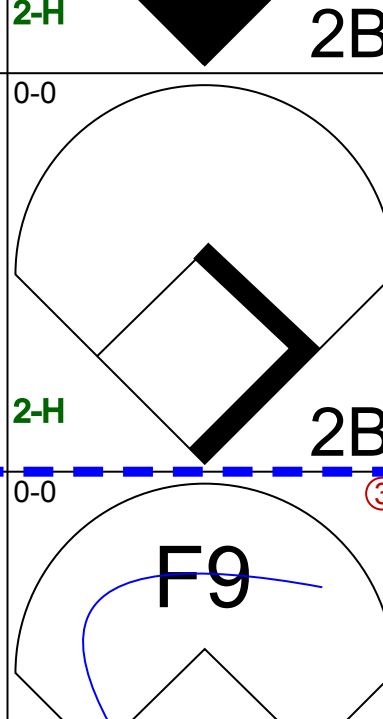
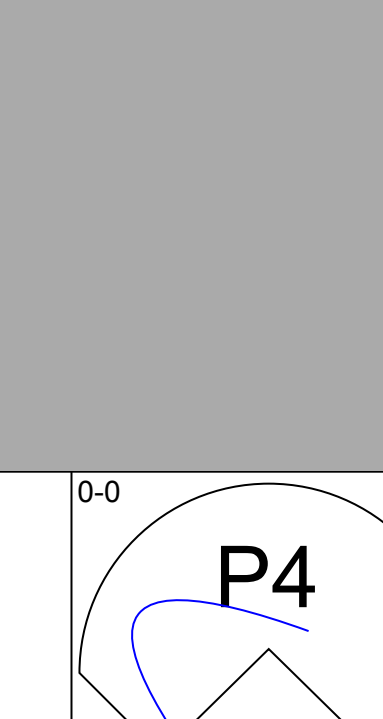
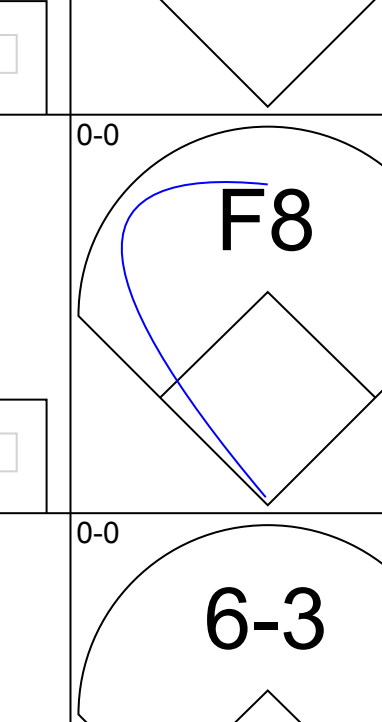
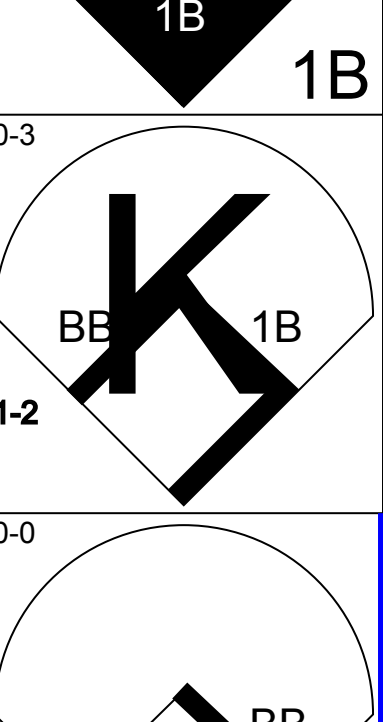
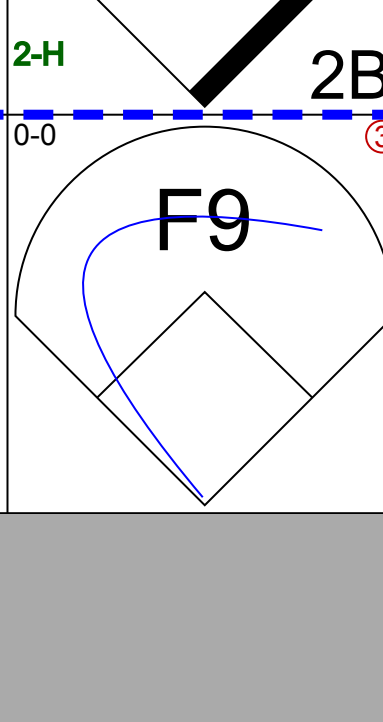
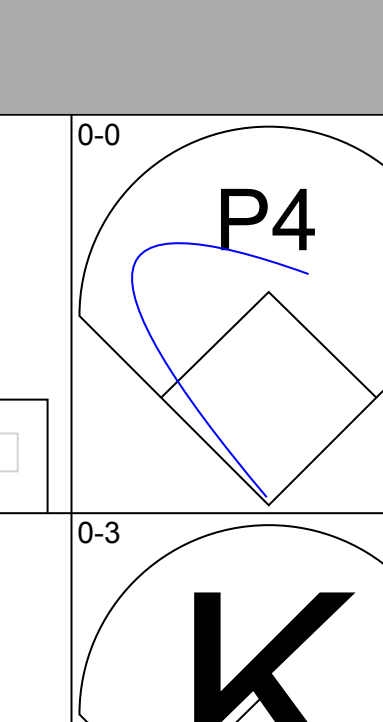
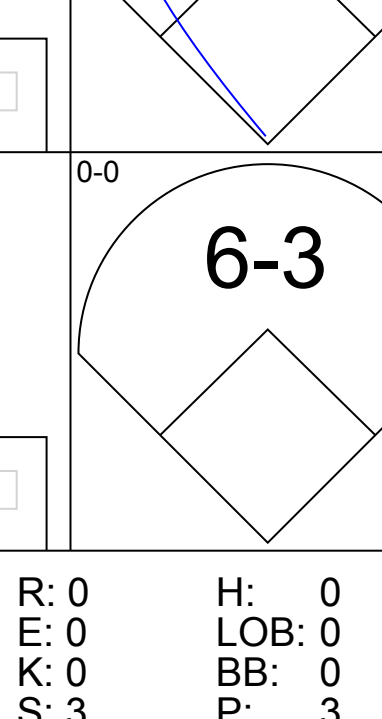
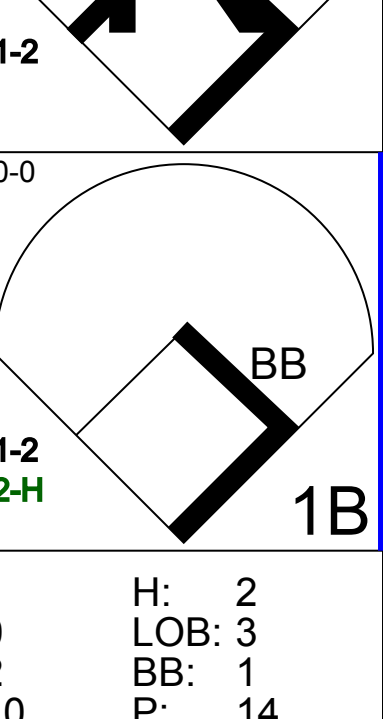
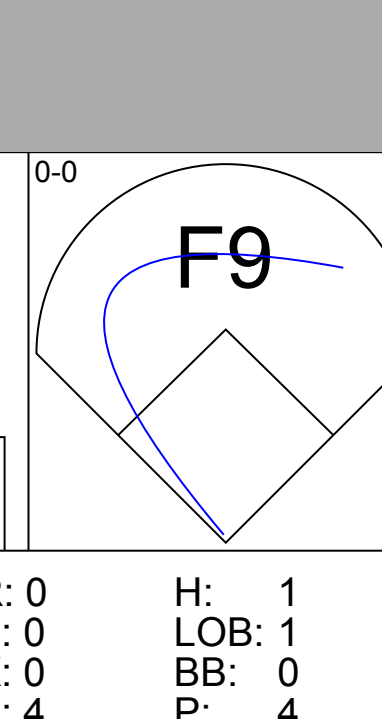
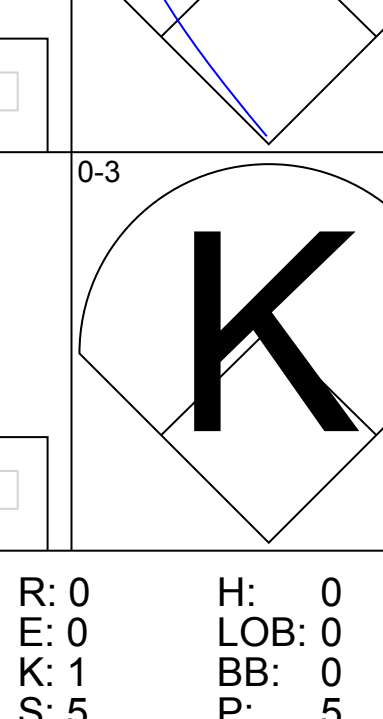
Batter	1	2	3	4	5	6	7	8	9	AB	R	H	RBI	BB	SO	LOB	BOTTOM			
Terry Francona, L (1, 7) OBP: 0.368, SLG: 0.333	0-0 F7		0-0 1B			0-0 F7		0-0 FC 1B		4	0	2	0	0	0	0	Atlanta Braves @ Montreal Expos Olympic Stadium, Montreal, QB Fri Aug 28 1981, 7:05 PM EDT Att: 36,474 - Unknown			
Rodney Scott, S (1, 4) OBP: 0.313, SLG: 0.240	0-0 F7		0-0 F8			0-0 G2		0-0 FC 1-3		4	0	0	0	0	0	2				
Andre Dawson, R (1, 8) OBP: 0.382, SLG: 0.604	0-0 4-3		0-0 4-3			0-0 P5		0-0 F7		4	0	0	0	0	0	2				
Gary Carter, R (1, 2) OBP: 0.319, SLG: 0.464		0-0 F8		0-0 HR		0-0 P4		0-0 6-3		4	1	1	1	0	0	1				
Warren Cromartie, L (1, 9) OBP: 0.342, SLG: 0.400		4-0 1B BB		0-0 4-3 2B		0-0 2B 1B		0-0 F9		3	1	2	0	1	0	0				
John Milner, L (1, 3) OBP: 0.315, SLG: 0.415		0-0 L9		0-0 4-3		4-0 2B BB		0-0 L7		3	1	0	0	1	0	2				
Larry Parrish, R (1, 5) OBP: 0.275, SLG: 0.333		0-0 1-2 1B		0-0 5-3		0-0 1-2 2B BB		0-0 P6		4	0	2	2	0	0	1				
Chris Speier, R (1, 6) OBP: 0.325, SLG: 0.322		0-3 K		0-0 L9		4-0 1B IBB				2	0	0	0	1	1	3				
Steve Rogers, R (1, 1) OBP: 0.200, SLG: 0.163			0-0 L4		0-3 K		0-0 4-3			3	0	0	0	0	1	2				
Inning Stats	R: 0 E: 0 K: 0 S: 3	H: 0 LOB: 0 BB: 0 P: 3	R: 0 E: 0 K: 1 S: 6	H: 1 LOB: 2 BB: 1 P: 10	R: 0 E: 0 K: 0 S: 4	H: 1 LOB: 1 BB: 0 P: 4	R: 1 E: 0 K: 0 S: 5	H: 2 LOB: 1 BB: 0 P: 5	R: 0 E: 0 K: 1 S: 5	H: 0 LOB: 0 BB: 0 P: 5	R: 2 E: 0 K: 0 S: 5	H: 2 LOB: 2 BB: 2 P: 13	R: 0 E: 0 K: 0 S: 4	H: 1 LOB: 0 BB: 0 P: 4	R: 0 E: 0 K: 0 S: 3	H: 0 LOB: 0 BB: 0 P: 3	1B: 4 2B: 2 3B: 0 HR: 1	SF: 0 SAC: 1 DP: 0 HBP: 0	WP: 0 PB: 0 SB: 0 CS: 0	PA: 34
PITCHER Rick Mahler, R (1, 1) ERA: 2.93	IP: 7.0 WLS: L BF: 31 H: 7 R: 3 ER: 3 SO: 2 BB: 2 IBB: 1 HBP: 0 BLK: 0 WP: 1 HR: 1 S: 32 P: 44 ERA: 3.86 WHIP: 1.286																			
Al Hrabosky, L (8, 1) ERA: 1.07	IP: 1.0 WLS: L BF: 3 H: 0 R: 0 ER: 0 SO: 0 BB: 0 IBB: 0 HBP: 0 BLK: 0 WP: 0 HR: 0 S: 3 P: 3 ERA: 0.00 WHIP: 0.000																			

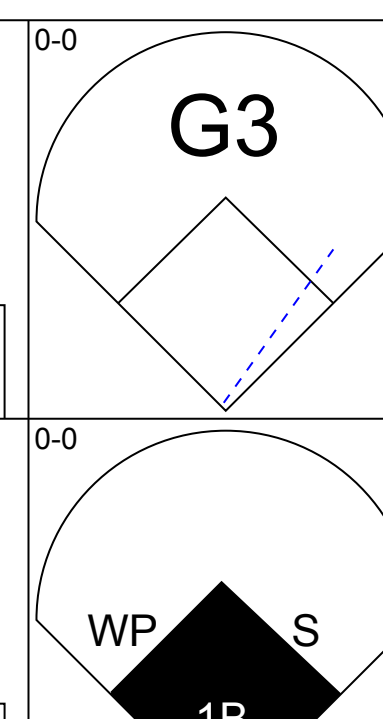
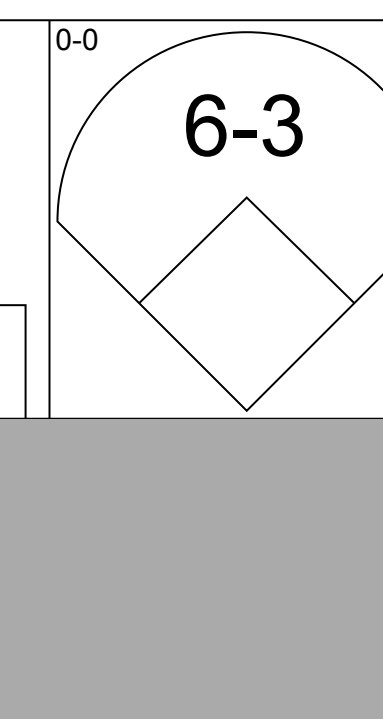
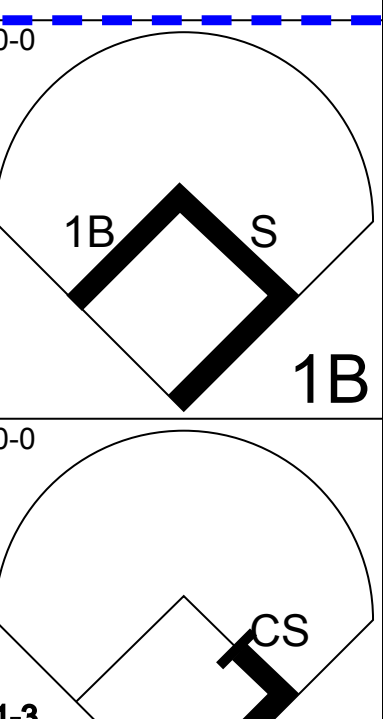
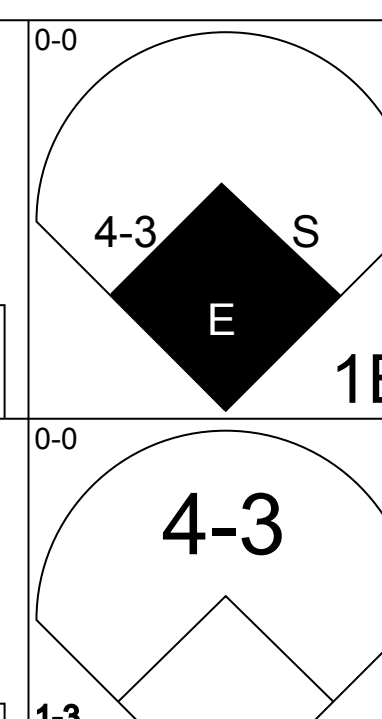
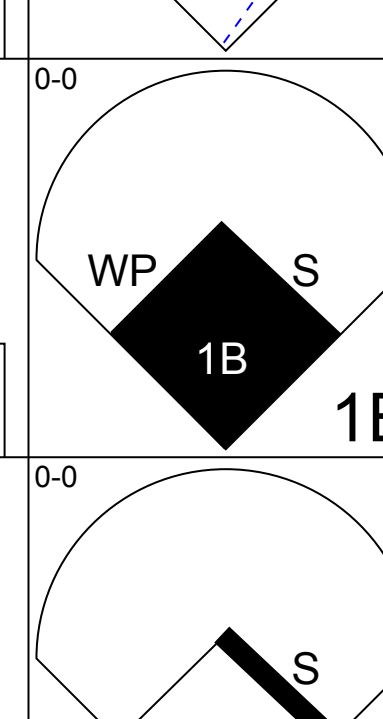
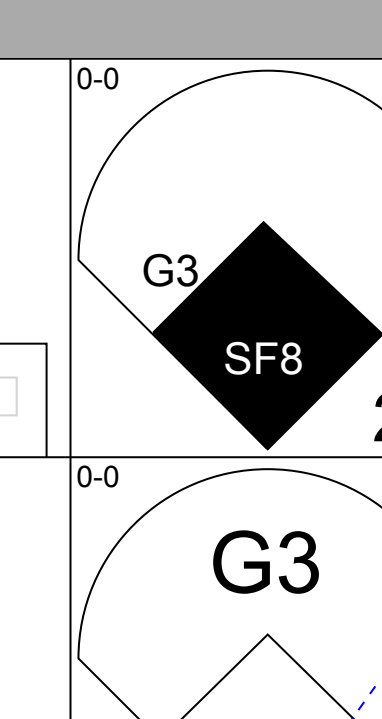
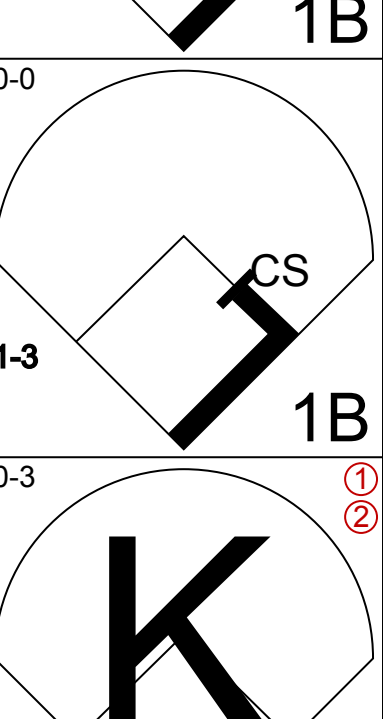
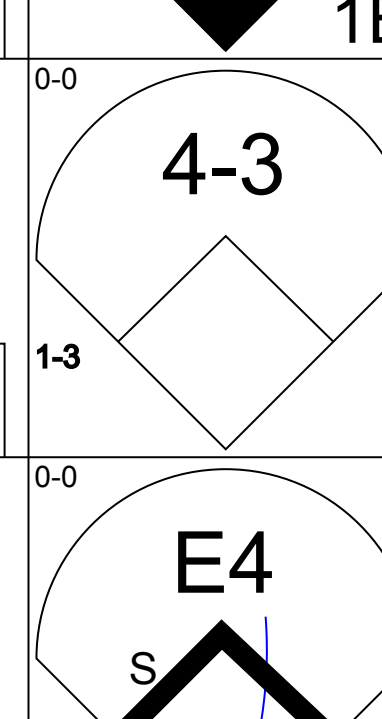
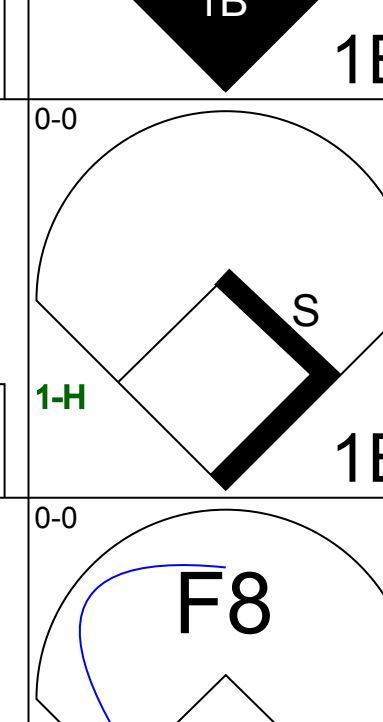
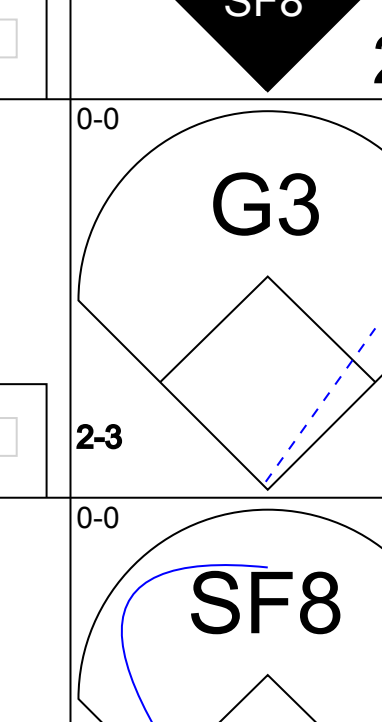
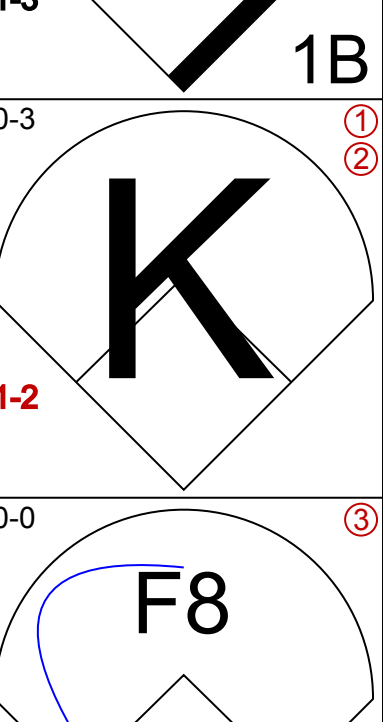
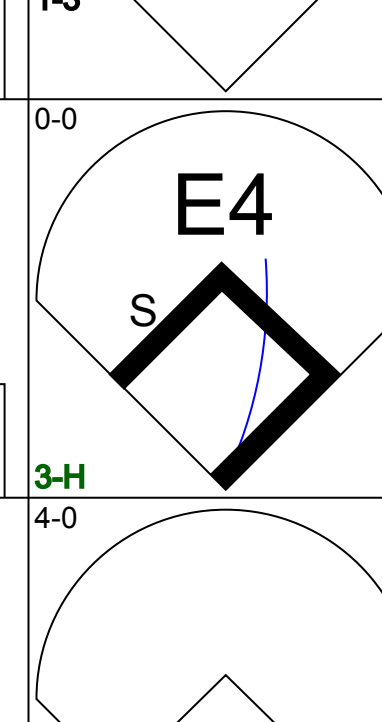
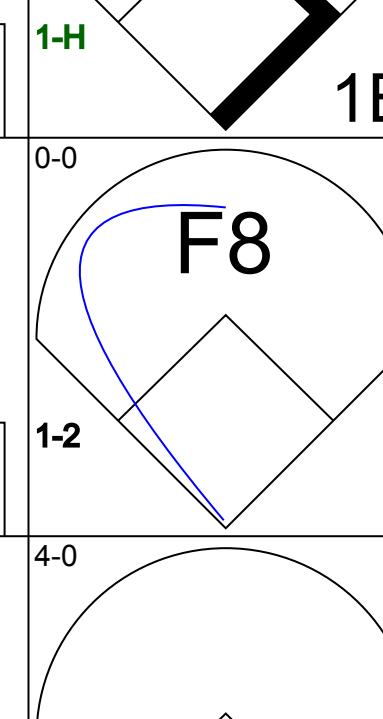
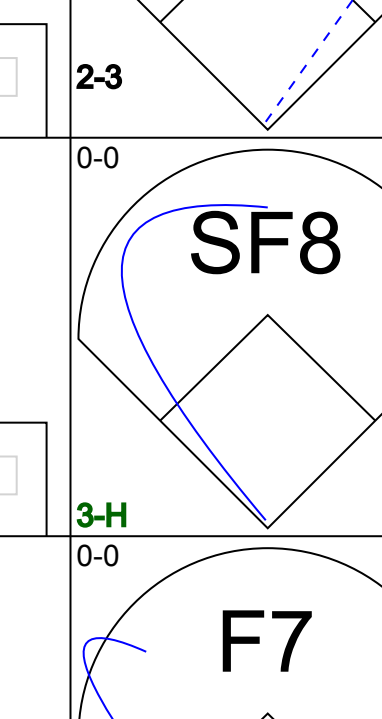
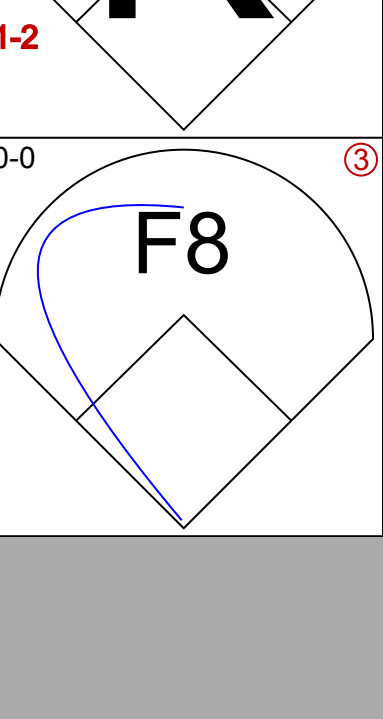
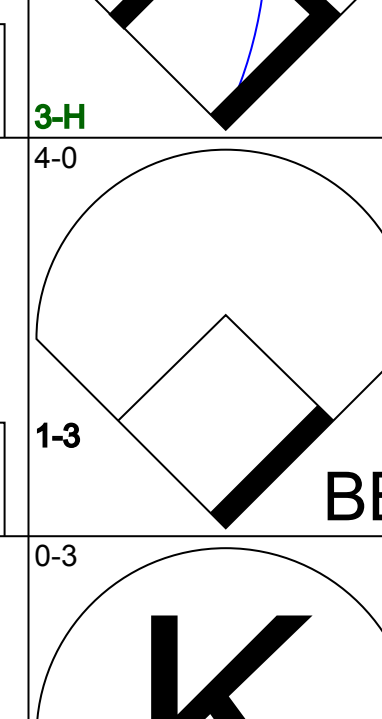
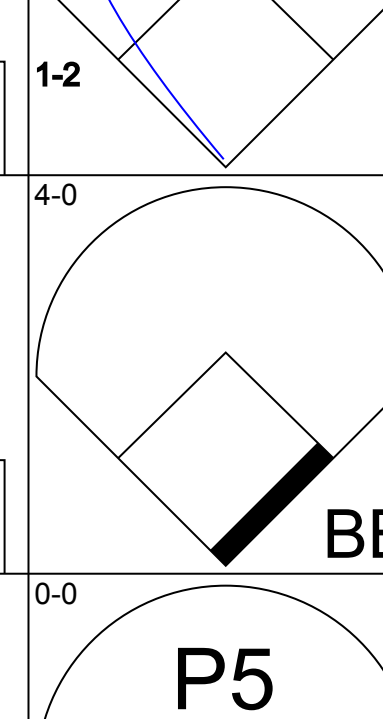
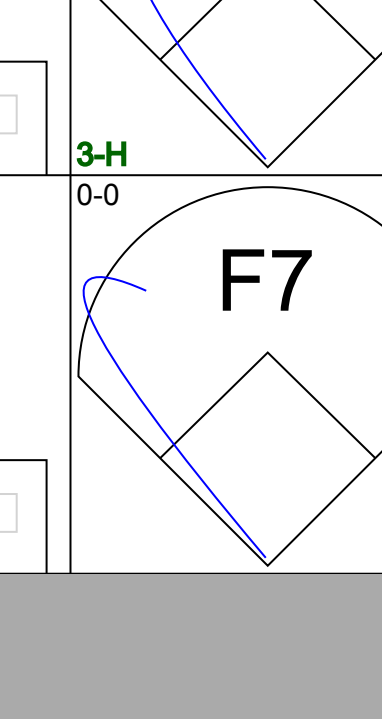
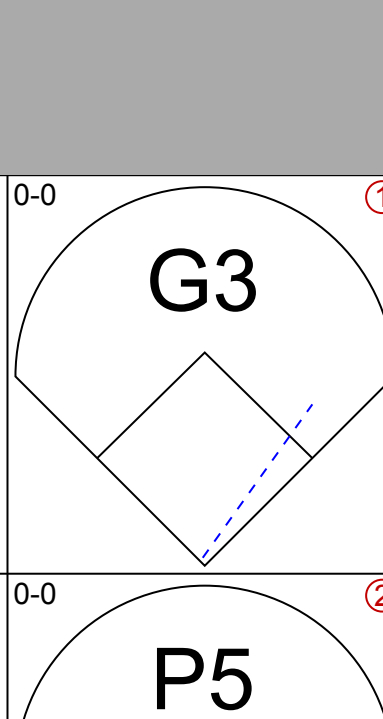
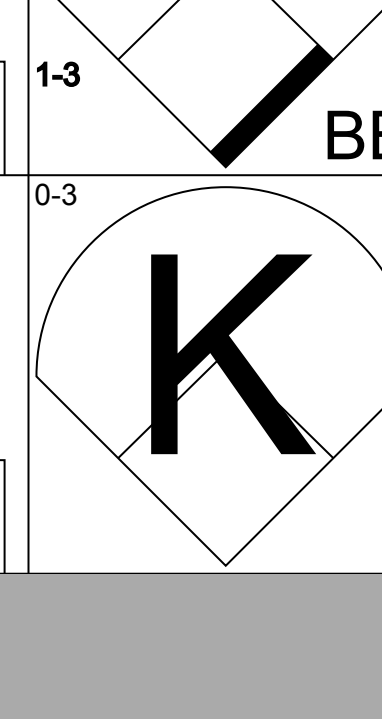
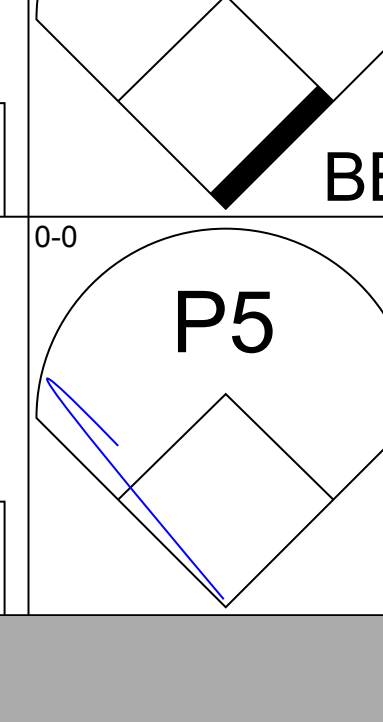
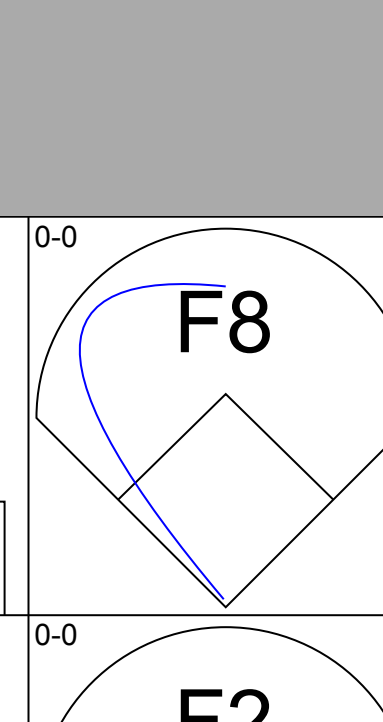
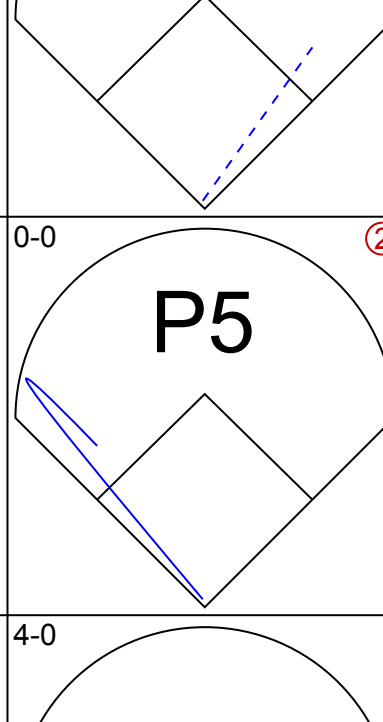

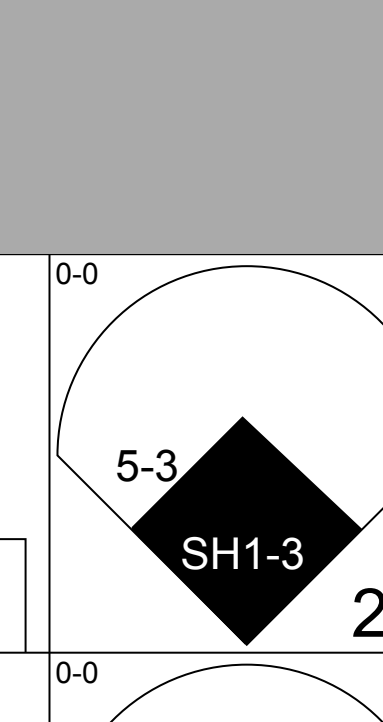
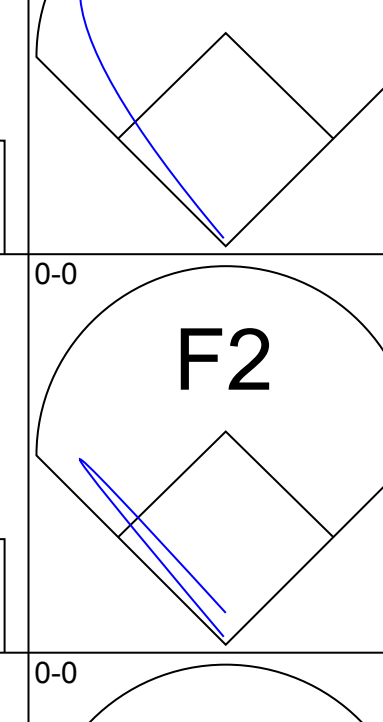
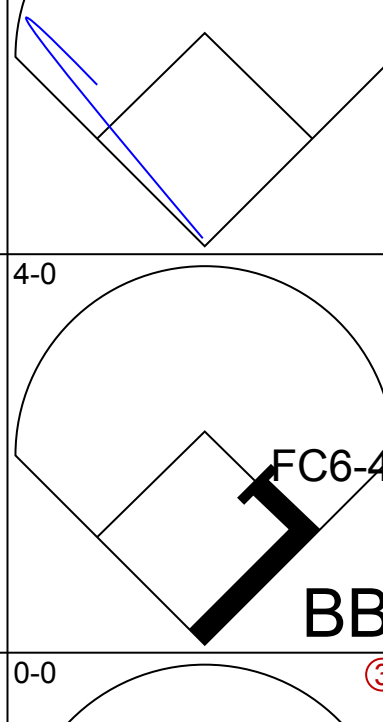

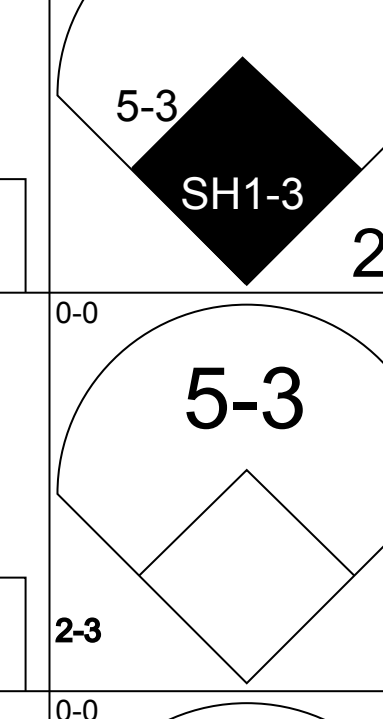
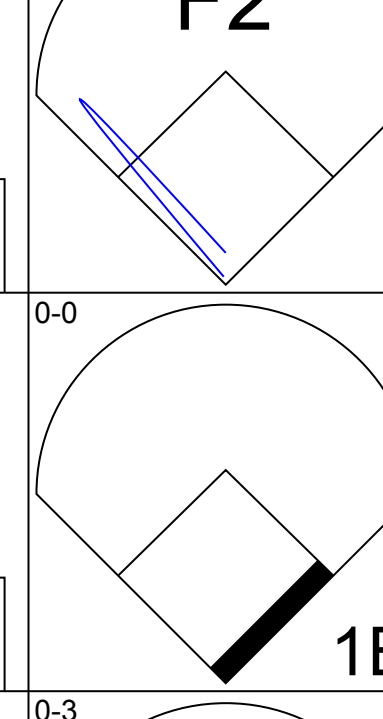
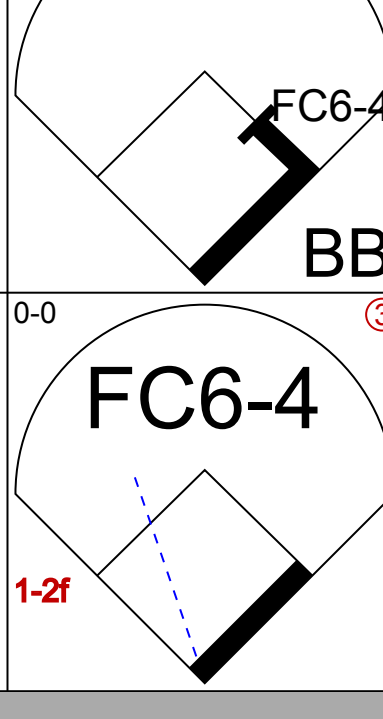

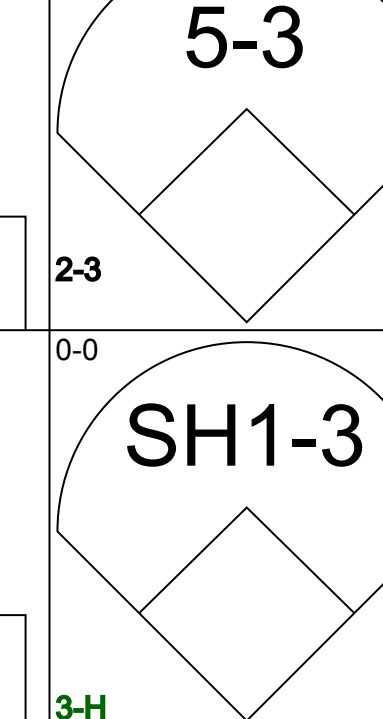
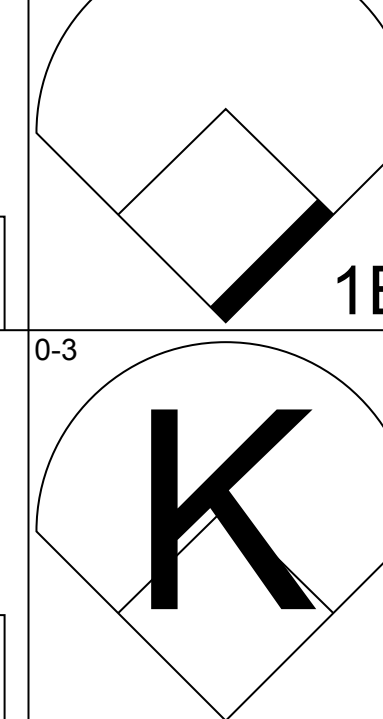
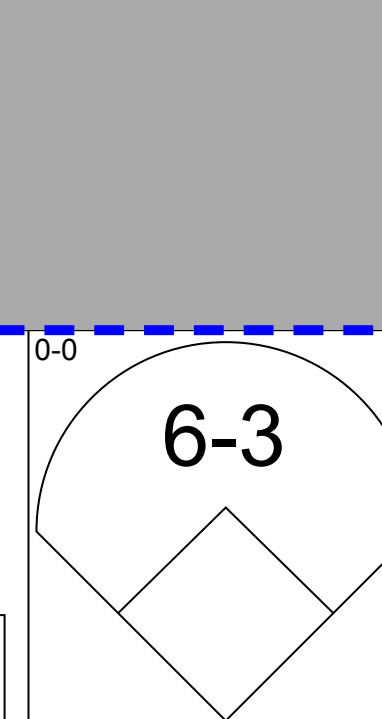
AB 31
R 0
H 6
RBI 0
BB 2
SO 5
LOB 11



AB 31
R 3
H 7
RBI 3
BB 3
SO 2
LOB 13



Batter	1	2	3	4	5	6	7	8	9	AB	R	H	RBI	BB	SO	LOB	TOP				
Brett Butler, L OBP: 0.325, SLG: 0.429 (1, 7)										4	0	1	0	1	1	0	Atlanta Braves @ Montreal Expos Olympic Stadium, Montreal, QB Sat Aug 29 1981, 7:05 PM EDT Att: 31,955 - Unknown				
Claudell Washington, L OBP: 0.343, SLG: 0.428 (1, 9)										4	0	1	0	0	2	4					
Bob Homer, R OBP: 0.330, SLG: 0.406 (1, 5)										4	0	0	0	0	0	2					
Chris Chambliss, L OBP: 0.365, SLG: 0.436 (1, 3)										4	1	1	0	0	0	1					
Dale Murphy, R OBP: 0.521, SLG: 0.376 (1, 8)										4	0	1	0	0	0	1					
Glenn Hubbard, R OBP: 0.319, SLG: 0.351 (1, 4)										4	1	1	1	0	0	1					
Bruce Benedict, R OBP: 0.347, SLG: 0.379 (1, 2)										4	1	2	1	0	0	1					
Rafael Ramirez, R OBP: 0.282, SLG: 0.276 (1, 6)										4	0	0	0	0	1	2					
Tommy Boggs, R OBP: 0.376, SLG: 0.306 (5, PH)										1	0	0	0	0	0	0					
Brian Kaserman, L OBP: 0.329, SLG: 0.431 (5, PH)										1	0	1	1	0	0	0					
John Montefusco, R OBP: 0.307, SLG: 0.133 (7, PH)										0	0	0	0	0	0	0					
Ruffalo, L OBP: 0.285, SLG: 0.378 (7, PH)										1	0	0	0	0	0	0					
Gene Garber, R OBP: 0.273, SLG: 0.239 (9, PH)										0	0	0	0	0	0	0					
Jerry Royster, R OBP: 0.273, SLG: 0.239 (9, PH)										1	0	0	0	0	1	0					
Inning Stats	R: 0 E: 0 K: 2 S: 7	H: 0 LOB: 0 BB: 7 P: 7	R: 0 E: 0 K: 0 S: 3	H: 0 LOB: 0 BB: 0 P: 3	R: 0 E: 0 K: 0 S: 3	H: 0 LOB: 0 BB: 0 P: 3	R: 0 E: 0 K: 0 S: 4	H: 1 LOB: 1 BB: 0 P: 4	R: 1 E: 0 K: 2 S: 10	H: 2 LOB: 3 BB: 1 P: 14	R: 2 E: 0 K: 0 S: 6	H: 3 LOB: 1 BB: 0 P: 6	R: 0 E: 0 K: 0 S: 4	H: 1 LOB: 1 BB: 0 P: 4	R: 0 E: 0 K: 0 S: 4	H: 1 LOB: 1 BB: 0 P: 4	R: 0 E: 0 K: 1 S: 5	H: 0 LOB: 0 BB: 5 P: 5	1B: 5 2B: 2 3B: 1 HR: 0	SF: 0 SAC: 0 DP: 0 HBP: 0	WP: 1 PA: 37 PB: 0 SB: 0 CS: 0
PITCHER	IP	WLS	BF	H	R	ER	SO	BB	IBB	HBP	BLK	WP	HR	S	P	ERA	WHIP				
Scott Sanderson, R ERA: 2.35 (1, 1)	5.1		22	4	2	2	4	1	0	0	0	1	0	29	33	3.38	0.938				
Elias Sosa, R ERA: 4.99 (6, 1)	0.1	W	3	2	1	1	0	0	0	0	0	0	0	3	3	27.00	6.000				
Jeff Reardon, R ERA: 2.79 (6, 1)	3.1		12	2	0	0	1	0	0	0	0	0	0	14	14	0.00	0.600				

Batter	1	2	3	4	5	6	7	8	9	AB	R	H	RBI	BB	SO	LOB	BOTTOM				
Tim Raines, S OBP: 0.397, SLG: 0.431 (1, 7)										4	1	2	0	0	0	0	Atlanta Braves @ Montreal Expos Olympic Stadium, Montreal, QB Sat Aug 29 1981, 7:05 PM EDT Att: 31,955 - Unknown				
Rodney Scott, S OBP: 0.320, SLG: 0.253 (1, 4)										4	2	3	0	0	0	1					
Andre Dawson, R OBP: 0.380, SLG: 0.598 (1, 8)										4	0	1	1	0	1	3					
Gary Carter, R OBP: 0.318, SLG: 0.460 (1, 2)										2	0	0	1	1	0	2					
Warren Cromartie, L OBP: 0.341, SLG: 0.395 (1, 9)										3	0	0	0	1	1	2					
John Milner, L OBP: 0.313, SLG: 0.407 (1, 3)										4	0	1	0	0	0	2					
Larry Parrish, R OBP: 0.278, SLG: 0.338 (1, 5)										3	1	1	0	1	0	1					
Chris Speier, R OBP: 0.323, SLG: 0.321 (1, 6)										4	0	1	0	0	0	2					
Scott Sanderson, R OBP: 0.355, SLG: 0.217 (1, 1)										1	0	0	1	0	1	1					
Elias Sosa, R OBP: 1.000, SLG: 1.000 (6, 1)										0	0	0	0	0	0	0					
Jeff Reardon, R ERA: 3.62 (6, 1)										1	0	0	0	0	0	0					
Inning Stats	R: 1 E: 0 K: 0 S: 5	H: 2 LOB: 2 BB: 1 P: 9	R: 1 E: 0 K: 0 S: 4	H: 1 LOB: 0 BB: 0 P: 4	R: 1 E: 0 K: 1 S: 4	H: 1 LOB: 1 BB: 0 P: 4	R: 0 E: 0 K: 1 S: 6	H: 1 LOB: 1 BB: 0 P: 6	R: 0 E: 0 K: 0 S: 3	H: 0 LOB: 1 BB: 1 P: 7	R: 1 E: 1 K: 1 S: 7	H: 1 LOB: 2 BB: 1 P: 11	R: 0 E: 0 K: 0 S: 3	H: 1 LOB: 0 BB: 0 P: 3	R: 0 E: 0 K: 0 S: 3	H: 1 LOB: 0 BB: 0 P: 3	1B: 7 2B: 2 3B: 0 HR: 0	SF: 1 SAC: 1 DP: 0 HBP: 0	WP: 1 PA: 35 PB: 0 SB: 6 CS: 2		
PITCHER	IP	WLS	BF	H	R	ER	SO	BB	IBB	HBP	BLK	WP	HR	S	P	ERA	WHIP				
Tommy Boggs, R ERA: 4.4 (1, 1)	4.0		18	5	3	3	1	1	0	0	0	0	0	19	23	6.75	1.500				
John Montefusco, R ERA: 3.68 (5, 1)	2.0		8	2	0	0	1	1	0	0	0	0	0	9	13	0.00	1.500				
Gene Garber, R ERA: 3.62 (7, 1)	2.0	L	9	2	1	0	1	1	0	0	0	0	0	10	14	0.00	1.500				



Batter	1	2	3	4	5	6	7	8	9	AB	R	H	RBI	BB	SO	LOB	TOP																			
Lonnie Smith, R OBP: 0.331, SLG: 0.336 (1, 8)	F3		HR		F8	E6 1B SF7	FC6-4		SH4-3	5	2	1	1	0	0	1	Philadelphia Phillies @ Atlanta Braves Atlanta-Fulton County Stadium, Atlanta, GA Mon Aug 31 1981, 7:05 PM EDT Att: 8,207 - Unknown																			
Pete Rose, S OBP: 0.386, SLG: 0.412 (1, 3)	L6		4-3		1B HR	1B 1B		FC6-4 1B	SF8	5	3	3	1	0	0	0																				
Bake McBride, L OBP: 0.324, SLG: 0.374 (1, 9)	4-3		K		1B HR	SF7		K	6-3	5	1	1	1	0	2	1																				
Mike Schmidt, R OBP: 0.408, SLG: 0.645 (1, 5)		F3 BB 1B	K		1B HR	1B BB		FC6-4 IBB		3	2	2	3	2	1	0																				
Keith Moreland, R OBP: 0.293, SLG: 0.447 (1, 2)		1B BB		L7	HR	1B		FC6-4 IBB 1B		4	1	2	2	1	0	2																				
Gary Matthews, R OBP: 0.385, SLG: 0.388 (1, 7)	K			1B 1B	L9	L4		IBB 1B		5	0	2	1	0	1	4																				
Manny Trillo, R OBP: 0.332, SLG: 0.387 (1, 4)	F3			F5	5-3		L9	IBB		4	0	0	0	1	0	3																				
Luis Aguayo, R OBP: 0.290, SLG: 0.313 (8, PH)				1B			F9	4-3		4	1	3	2	0	0	0																				
Greg Gross, L OBP: 0.326, SLG: 0.317 (8, 6)				1B		HR				1	0	0	0	0	0	3																				
Larry Bowa, S OBP: 0.293, SLG: 0.293 (8, 6)	1-2 3-H			1B						0	0	0	0	0	0	0																				
Dick Ruthven, R OBP: 0.195, SLG: 0.231 (6, 1)	K			1-2 2-H		K		FC6-4 1B	SH4-3 SF8 2B	3	0	1	0	0	2	2																				
Ron Reed, R OBP: 0.600, SLG: 0.800 (6, 1)										2	1	2	0	0	0	0																				
Inning Stats	R: 0 E: 0 K: 0 S: 3	H: 0 LOB: 0 BB: 3	R: 1 E: 0 K: 2 S: 9	H: 2 LOB: 2 BB: 1 P: 13	R: 1 E: 0 K: 2 S: 8	H: 1 LOB: 0 BB: 0 P: 8	R: 0 E: 0 K: 0 S: 5	H: 3 LOB: 2 BB: 0 P: 5	R: 4 E: 0 K: 1 S: 7	H: 4 LOB: 0 BB: 0 P: 7	R: 3 E: 1 K: 1 S: 9	H: 3 LOB: 2 BB: 1 P: 13	R: 0 E: 0 K: 0 S: 4	H: 1 LOB: 1 BB: 0 P: 4	R: 1 E: 0 K: 1 S: 7	H: 2 LOB: 3 BB: 2 P: 15	R: 1 E: 0 K: 0 S: 4	H: 1 LOB: 0 BB: 0 P: 4	1B: 11 2B: 2 3B: 0 HR: 4	SF: 2 SAC: 1 DP: 0 HBP: 0	WP: 0 PB: 0 SB: 0 CS: 0	PA: 48														
PITCHER	IP	WLS	BF	H	R	ER	SO	BB	IBB	HBP	BLK	WP	HR	S	P	ERA	WHIP	PITCHER		IP	WLS	BF	H	R	ER	SO	BB	IBB	HBP	BLK	WP	HR	S	P	ERA	WHIP
Gaylord Perry, R ERA: 3.68	(1, 1)	4.1	L	23	10	6	6	4	1	0	0	0	0	3	30	34	12.46	2.538	Al Hrabosky, L ERA: 1.37		(9, 1)	1.0	4	1	1	1	0	0	0	0	0	0	4	4	9.00	1.000
John Montefusco, R ERA: 3.73	(5, 1)	1.1		9	3	3	1	1	1	0	0	0	0	1	10	14	6.75	3.000																		
Steve Bedrosian, R ERA: 7.04	(6, 1)	0.1		1	0	0	0	0	0	0	0	0	0	1	1	1	0.00	0.000																		
Larry McWilliams, L ERA: 6.75	(7, 1)	1.1		6	2	1	1	1	0	0	0	0	0	0	8	8	6.75	1.500																		
Gene Garber, R ERA: 3.34	(8, 1)	0.2		5	1	0	0	0	0	2	0	0	0	0	3	11	0.00	1.500																		
Brett Butler, L OBP: 0.327, SLG: 0.395 (1, 7)	5-3																																			
Claudell Washington, L OBP: 0.353, SLG: 0.430 (1, 9)	BB HR HBP		4-3		1-3																															
Bob Homer, R OBP: 0.329, SLG: 0.406 (1, 5)	F7				L8																															
Chris Chambliss, L OBP: 0.359, SLG: 0.425 (1, 3)	BB HR BB		K																																	
Dale Murphy, R OBP: 0.326, SLG: 0.373 (1, 8)	HR BB		FC6-4 1B		BB 1B																															
Glenn Hubbard, R OBP: 0.326, SLG: 0.368 (1, 4)	HR		FC6-4		2B BB																															
Bruce Benedict, R OBP: 0.343, SLG: 0.377 (1, 2)	F3				F7																															
Rafael Ramirez, R OBP: 0.280, SLG: 0.278 (1, 6)			F9		5-3																															
Gaylord Perry, R OBP: 0.283, SLG: 0.351 (5, 1)																																				
John Montefusco, R OBP: 0.267, SLG: 0.320 (8, 1)																																				
Steve Bedrosian, R OBP: 0.285, SLG: 0.379 (6, PH)																																				
Rufino Linares, R OBP: 0.285, SLG: 0.379 (7, 1)																																				
Larry McWilliams, L OBP: 0.293, SLG: 0.293 (8, 1)																																				
Gene Garber, R OBP: 0.285, SLG: 0.379 (8, PH)																																				
Jerry Royster, R OBP: 0.285, SLG: 0.379 (8, PH)																																				
Al Hrabosky, R OBP: 0.285, SLG: 0.379 (8, 1)																																				
Inning Stats	R: 4 E: 0 K: 0 S: 4	H: 1 LOB: 0 BB: 2 P: 13	R: 0 E: 0 K: 1 S: 6	H: 1 LOB: 1 BB: 0 P: 6	R: 0 E: 0 K: 1 S: 6	H: 1 LOB: 1 BB: 0 P: 6	R: 0 E: 0 K: 0 S: 3	H: 0 LOB: 0 BB: 0 P: 3	R: 0 E: 0 K: 0 S: 3	H: 0 LOB: 0 BB: 0 P: 3	R: 4 E: 0 K: 1 S: 9	H: 5 LOB: 2 BB: 2 P: 17	R: 0 E: 0 K: 0 S: 4	H: 1 LOB: 1 BB: 0 P: 4	R: 0 E: 0 K: 0 S: 3	H: 0 LOB: 0 BB: 0 P: 3	R: 0 E: 0 K: 0 S: 3	H: 0 LOB: 0 BB: 0 P: 3	1B: 7 2B: 1 3B: 0 HR: 1	SF: 0 SAC: 0 DP: 0 HBP: 1	WP: 0 PB: 0 SB: 2 CS: 0	PA: 40														
PITCHER	IP	WLS	BF	H	R	ER	SO	BB	IBB	HBP	BLK	WP	HR	S	P	ERA	WHIP	PITCHER		IP	WLS	BF	H	R	ER	SO	BB	IBB	HBP	BLK	WP	HR	S	P	ERA	WHIP
Dick Ruthven, R ERA: 4.84	(1, 1)	5.2	W	27	8	8	2	4	0	1	0	0	0	1	26	43	12.71	1.765	Al Hrabosky, L ERA: 2.75		(6, 1)	3.1	S	13	3	0	0	1	0	0	15	15	0.00	0.900		

AB 41
R 11
H 17
RBI 11
BB 4
SO 6
LOB 16



AB 35
R 8
H 9
RBI 8
BB 4
SO 3
LOB 8



Batter	1	2	3	4	5	6	7	8	9	AB	R	H	RBI	BB	SO	LOB	TOP								
Pete Rose, S OBP: 0.389, SLG: 0.416 (1, 3)	0-0 4-3		0-0 1B		0-0 2B			0-0 E6		4	1	2	0	0	0	0	Philadelphia Phillies @ Atlanta Braves Atlanta-Fulton County Stadium, Atlanta, GA Tue Sep 01 1981, 7:05 PM EDT Att: 3,374 - Unknown								
Bake McBride, L OBP: 0.315, SLG: 0.363 (1, 9)	0-0 L4		0-0 3-1		0-0 P5			0-3 K		4	0	0	0	0	1	4									
Gary Matthews, R OBP: 0.367, SLG: 0.402 (1, 7)	0-0 1-3		0-0 1B					0-0 F8		4	1	2	3	0	0	1									
Greg Gross, L OBP: 0.326, SLG: 0.317 (6, 7)			0-0 1B					0-3 K		0	0	0	0	0	0	0									
Mike Schmidt, R OBP: 0.406, SLG: 0.638 (1, 5)		4-0 BB	0-0 F9					0-0 6-3		3	0	0	0	1	1	2									
Manny Trillo, R OBP: 0.327, SLG: 0.380 (1, 4)		0-0 6-3		0-0 4-3				0-0 P5		4	0	0	0	0	0	1									
Gary Maddox, R OBP: 0.292, SLG: 0.344 (1, 8)		0-0 F8		0-0 F5				0-0 1-3		4	0	0	0	0	0	1									
Luis Aguayo, R OBP: 0.274, SLG: 0.294 (1, 6)		0-3 K		0-0 5-3				0-0 F3		4	0	0	0	0	1	1									
Bob Boone, R OBP: 0.294, SLG: 0.315 (1, 2)			0-0 F9		0-0 F7			0-0 P4		3	0	0	0	0	0	0									
Steve Carlton, L OBP: 0.196, SLG: 0.265 (1, 1)			0-0 1B		0-0 K			0-3 K		3	1	1	0	0	2	0									
Inning Stats	R: 0 E: 0 K: 0 S: 3	H: 0 LOB: 0 BB: 0 P: 3	R: 0 E: 0 K: 1 S: 5	H: 0 LOB: 1 BB: 1 P: 9	R: 2 E: 0 K: 0 S: 6	H: 3 LOB: 1 BB: 0 P: 6	R: 0 E: 0 K: 0 S: 3	H: 0 LOB: 0 BB: 0 P: 3	R: 0 E: 0 K: 1 S: 6	H: 1 LOB: 0 BB: 0 P: 6	R: 1 E: 0 K: 0 S: 4	H: 1 LOB: 0 BB: 0 P: 4	R: 0 E: 0 K: 1 S: 5	H: 0 LOB: 0 BB: 0 P: 5	R: 0 E: 1 K: 2 S: 8	H: 0 LOB: 1 BB: 0 P: 8	R: 0 E: 0 K: 0 S: 3	H: 0 LOB: 0 BB: 0 P: 3	1B: 3 2B: 1 3B: 0 HR: 1	SF: 0 SAC: 0 DP: 0 HBP: 0	WP: 0 PB: 0 SB: 1 CS: 0	PA: 34			
PITCHER	IP	WLS	BF	H	R	ER	SO	BB	IBB	HBP	BLK	WP	HR	S	P	ERA	WHIP								
Rick Mahler, R ERA: 3.05 (1, 1)	6.0	L	24	5	3	3	2	1	0	0	0	0	1	27	31	4.50	1.000								
Steve Bedrosian, R ERA: 5.06 (7, 1)	3.0		10	0	0	0	3	0	0	0	0	0	0	16	16	0.00	0.000								

AB	33
R	3
H	5
RBI	3
BB	1
SO	5
LOB	10



Batter	1	2	3	4	5	6	7	8	9	AB	R	H	RBI	BB	SO	LOB	BOTTOM								
Rufino Linares, R OBP: 0.293, SLG: 0.384 (1, 7)	4-0 SH2-3 BB		0-0 1B			0-0 1B			0-0 F8	3	0	2	0	1	0	0	Philadelphia Phillies @ Atlanta Braves Atlanta-Fulton County Stadium, Atlanta, GA Tue Sep 01 1981, 7:05 PM EDT Att: 3,374 - Unknown								
Claudell Washington, L OBP: 0.349, SLG: 0.425 (1, 9)	0-0 SH2-3		0-0 1B			0-0 1B		0-0 F7		3	0	0	0	0	0	2									
Bob Horner, R OBP: 0.324, SLG: 0.400 (1, 5)	0-0 5-3			0-0 F7				0-0 5-3		3	0	0	0	0	0	1									
Chris Chambliss, L OBP: 0.356, SLG: 0.420 (1, 3)	0-3 K			0-0 4-3				0-0 6-3		3	0	0	0	0	1	1									
Dale Murphy, R OBP: 0.323, SLG: 0.369 (1, 8)		0-0 6-3		0-3 K				0-0 F9		3	0	0	0	0	1	0									
Glenn Hubbard, R OBP: 0.326, SLG: 0.367 (1, 4)		0-0 1B			0-0 P6			0-3 K		3	0	1	0	0	1	0									
Bruce Benedict, R OBP: 0.339, SLG: 0.372 (1, 2)		0-0 P6			0-0 F8			0-0 P6		3	0	0	0	0	0	1									
Rafael Ramirez, R OBP: 0.277, SLG: 0.275 (1, 6)		0-3 K			0-0 F7			0-0 F7		3	0	0	0	0	1	1									
Rick Mahler, R OBP: 0.071, SLG: 0.071 (1, 1)			0-0 P2			0-0 F8			0-0 P4	1	0	0	0	0	0	0									
Jerry Royster, R OBP: 0.205, SLG: 0.230 (6, PH)										1	0	0	0	0	0	0									
Steve Bedrosian, R OBP: 0.284, SLG: 0.272 (8, PH)										0	0	0	0	0	0	0									
Eddie Miller, S										1	0	0	0	0	0	0									
Inning Stats	R: 0 E: 0 K: 1 S: 5	H: 0 LOB: 1 BB: 1 P: 9	R: 0 E: 0 K: 1 S: 6	H: 1 LOB: 0 BB: 0 P: 6	R: 0 E: 0 K: 0 S: 3	H: 1 LOB: 0 BB: 0 P: 3	R: 0 E: 0 K: 1 S: 5	H: 0 LOB: 0 BB: 0 P: 5	R: 0 E: 0 K: 0 S: 3	H: 0 LOB: 0 BB: 0 P: 3	R: 0 E: 0 K: 0 S: 3	H: 0 LOB: 0 BB: 0 P: 3	R: 0 E: 0 K: 1 S: 5	H: 0 LOB: 0 BB: 0 P: 5	R: 0 E: 0 K: 0 S: 3	H: 0 LOB: 0 BB: 0 P: 3	R: 0 E: 0 K: 0 S: 3	H: 0 LOB: 0 BB: 0 P: 3	1B: 3 2B: 0 3B: 0 HR: 0	SF: 0 SAC: 1 DP: 2 HBP: 0	WP: 0 PB: 0 SB: 0 CS: 0	PA: 29			
PITCHER	IP	WLS	BF	H	R	ER	SO	BB	IBB	HBP	BLK	WP	HR	S	P	ERA	WHIP								
Steve Carlton, L ERA: 2.47 (1, 1)	9.0	W	29	3	0	0	4	1	0	0	0	0	0	36	40	0.00	0.444								



Batter	1	2	3	4	5	6	7	8	9	AB	R	H	RBI	BB	SO	LOB	TOP								
Pete Rose, S OBP: 0.392, SLG: 0.419 (1, 3)	5-3	G1								5	0	3	1	0	0	1									
Bake McBride, L OBP: 0.318, SLG: 0.371 (1, 9) Tug McGraw, R (9, 1)	1B S		F8				G4-6-3		F8	5	0	2	0	0	0	3									
Gary Matthews, R OBP: 0.361, SLG: 0.394 (1, 7) Ramon Aviles, R OBP: 0.211, SLG: 0.118 (9, 4)	K		F7				6-3		6-3	5	0	0	0	0	1	4									
Mike Schmidt, R OBP: 0.408, SLG: 0.636 (1, 5)	1B		1B							4	0	2	0	0	1	0									
Manny Trillo, R OBP: 0.322, SLG: 0.374 (1, 4) Warren Brusstar, R (8, 1)	F9		F9							4	0	0	0	0	1	3									
George Vukovich, L OBP: 0.667, SLG: 1.200 (9, 9)										0	0	0	0	0	0	0									
Gary Maddox, R OBP: 0.292, SLG: 0.342 (1, 8)		F4		P6						4	0	1	0	0	0	0									
Luis Aguayo, R OBP: 0.289, SLG: 0.300 (1, 6) Del Unser, L OBP: 0.309, SLG: 0.261 (9, PH) Bob Demier, R (9, PR)		6-3 S	F8							2	1	1	0	0	0	0									
Greg Gross, L OBP: 0.326, SLG: 0.317 (9, 7) Bob Boone, R OBP: 0.293, SLG: 0.310 (1, 2) Ryne Sandberg, R (9, PR) Keith Moreland, R OBP: 0.293, SLG: 0.447 (9, 2)		HBP		F7					FC1-6	3	0	0	0	1	0	2									
Dickie Noles, R OBP: 0.125, SLG: 0.125 (1, 1) Sparky Lyle, L OBP: 0.333, SLG: 0.333 (7, 1) Larry Bowa, S OBP: 0.295, SLG: 0.296 (8, 6)									1B	0	1	0	0	0	0	0									
Inning Stats	R: 0 E: 0 K: 1 S: 7	H: 2 LOB: 2 BB: 0 P: 7	R: 1 E: 0 K: 0 S: 4	H: 1 LOB: 1 BB: 0 P: 5	R: 0 E: 0 K: 0 S: 4	H: 1 LOB: 1 BB: 0 P: 4	R: 0 E: 0 K: 0 S: 3	H: 0 LOB: 0 BB: 0 P: 3	R: 0 E: 0 K: 1 S: 6	H: 2 LOB: 3 BB: 0 P: 6	R: 0 E: 0 K: 2 S: 9	H: 2 LOB: 1 BB: 1 P: 13	R: 0 E: 0 K: 0 S: 3	H: 1 LOB: 0 BB: 0 P: 3	R: 0 E: 0 K: 1 S: 5	H: 0 LOB: 0 BB: 0 P: 5	R: 1 E: 0 K: 0 S: 6	H: 3 LOB: 2 BB: 0 P: 6	1B: 11 2B: 1 3B: 0 HR: 0	SF: 0 SAC: 0 DP: 1 HBP: 1	WP: 0 PB: 0 SB: 3 CS: 1	PA: 39			
PITCHER	IP	WLS	BF	H	R	ER	SO	BB	IBB	HBP	BLK	WP	HR	S	P	ERA	WHIP								
Tommy Boggs, R ERA: 4.2 (1, 1)	7.0		30	9	1	1	4	1	0	1	0	0	0	36	41	1.29	1.429								
Rick Camp, R ERA: 1.59 (8, 1)	1.1		7	3	1	1	1	0	0	0	0	0	0	9	9	6.75	2.250								
Al Hrabosky, L ERA: 1.35 (9, 1)	0.1	W	1	0	0	0	0	0	0	0	0	0	0	1	1	0.00	0.000								
Gene Garber, R ERA: 3.31 (9, 1)	0.1		1	0	0	0	0	0	0	0	0	0	0	1	1	0.00	0.000								

Philadelphia Phillies @ Atlanta Braves
Atlanta-Fulton County Stadium, Atlanta, GA
Wed Sep 02 1981, 7:05 PM EDT
Att: 6,232 - Unknown

AB 37
R 2
H 12
RBI 2
BB 1
SO 5
LOB 16



Batter	1	2	3	4	5	6	7	8	9	AB	R	H	RBI	BB	SO	LOB	BOTTOM								
Brett Butler, L OBP: 0.327, SLG: 0.391 (1, 7) Ruffin Lirio, R OBP: 0.292, SLG: 0.382 (7, PH) Rick Camp, R ERA: 1.59 (8, 1) Al Hrabosky, R (9, 1) Gene Garber, R OBP: 0.293, SLG: 0.230 (9, PH) Jerry Royster, R OBP: 0.293, SLG: 0.230 (9, PH)	1-3		F7 BLK		E4		FC6-4		SF9	3	1	1	0	0	0	0									
Claudell Washington, L OBP: 0.344, SLG: 0.418 (1, 9)	F9		F7		F7		F7			4	0	0	0	0	0	4									
Bob Homer, R OBP: 0.323, SLG: 0.397 (1, 5)	E6				P3					4	0	1	1	0	0	1									
Chris Chambliss, L OBP: 0.351, SLG: 0.415 (1, 3)	FC4		F4				G3		K	4	0	0	0	0	1	2									
Dale Murphy, R OBP: 0.322, SLG: 0.368 (1, 8)		6-3 BLK		5-3			K		5-3	4	0	1	0	0	1	0									
Glenn Hubbard, R OBP: 0.329, SLG: 0.375 (1, 4)	K						5-3		1B	3	1	1	0	1	1	1									
Bruce Benedict, R OBP: 0.335, SLG: 0.367 (1, 2)		6-3		F8			F7		F8	4	0	0	0	0	0	3									
Rafael Ramirez, R OBP: 0.278, SLG: 0.273 (1, 6) Eddie Miller, S OBP: 0.289, SLG: 0.278 (7, PR) (8, 7)		6-3		6-3			FC6-4 S		S	2	0	0	0	1	0	2									
Tommy Boggs, R OBP: 0.167, SLG: 0.194 (1, 1) Biff Pocoroba, S OBP: 0.285, SLG: 0.210 (7, PH) Larry Whisenton, L (7, PR) Luis Gomez, R OBP: 0.444, SLG: 0.286 (8, 6)			4-3		1-3		FC6-4		1B	2	0	0	0	0	0	0									
Inning Stats	R: 0 E: 1 K: 0 S: 4	H: 0 LOB: 1 BB: 0 P: 4	R: 0 E: 0 K: 1 S: 6	H: 1 LOB: 1 BB: 0 P: 6	R: 1 E: 0 K: 0 S: 5	H: 2 LOB: 1 BB: 0 P: 5	R: 0 E: 0 K: 0 S: 3	H: 0 LOB: 1 BB: 1 P: 7	R: 0 E: 0 K: 0 S: 4	H: 0 LOB: 1 BB: 0 P: 4	R: 0 E: 0 K: 1 S: 5	H: 0 LOB: 0 BB: 0 P: 5	R: 0 E: 0 K: 0 S: 3	H: 0 LOB: 2 BB: 2 P: 11	R: 0 E: 0 K: 1 S: 5	H: 0 LOB: 0 BB: 0 P: 5	R: 2 E: 0 K: 0 S: 4	H: 2 LOB: 1 BB: 1 P: 8	1B: 4 2B: 0 3B: 1 HR: 0	SF: 1 SAC: 0 DP: 0 HBP: 0	WP: 0 PB: 0 SB: 4 CS: 0	PA: 37			
PITCHER	IP	WLS	BF	H	R	ER	SO	BB	IBB	HBP	BLK	WP	HR	S	P	ERA	WHIP								
Dickie Noles, R ERA: 4.68 (1, 1)	6.1		27	3	1	1	2	3	0	0	0	0	0	28	40	1.42	0.947								
Sparky Lyle, L ERA: 4.41 (7, 1)	0.2		2	0	0	0	0	0	0	0	0	0	0	2	2	0.00	0.000								
Warren Brusstar, R ERA: 7.71 (8, 1)	1.1	L	7	2	2	2	1	1	0	0	0	0	0	8	12	13.50	2.250								
Tug McGraw, L ERA: 3.0 (9, 1)	0.1		1	0	0	0	0	0	0	0	0	0	0	1	1	0.00	0.000								

Philadelphia Phillies @ Atlanta Braves
Atlanta-Fulton County Stadium, Atlanta, GA
Wed Sep 02 1981, 7:05 PM EDT
Att: 6,232 - Unknown

AB 32
R 3
H 5
RBI 3
BB 4
SO 3
LOB 15



Batter	1	2	3	4	5	6	7	8	9	AB	R	H	RBI	BB	SO	LOB	TOP										
Brett Butler, L OBP: 0.321, SLG: 0.367 (1, 7)	F4		F9			F9		F7		3	0	0	0	1	0	0	Atlanta Braves @ New York Mets Shea Stadium, Flushing, NY Fri Sep 04 1981, 7:05 PM EDT Att: 15,021 - Unknown										
Claudell Washington, L OBP: 0.338, SLG: 0.411 (1, 9)	F8		F8			K			K	4	0	0	0	0	2	1											
Bob Homer, R OBP: 0.317, SLG: 0.389 (1, 5)	5-3				K		F8		K	4	0	0	0	0	2	1											
Chris Chambliss, L OBP: 0.350, SLG: 0.413 (1, 3)		K			K		G3		1B	4	0	1	0	0	2	1											
Dale Murphy, R OBP: 0.321, SLG: 0.366 (1, 8)		K			K				1B	4	0	1	0	0	2	0											
Glenn Hubbard, R OBP: 0.331, SLG: 0.388 (1, 4)		1B					F7		F7	4	1	2	1	0	0	2											
Bruce Benedict, R OBP: 0.338, SLG: 0.370 (1, 2)							F9			3	0	2	0	0	0	0											
Rafael Ramirez, R OBP: 0.275, SLG: 0.270 (1, 6)						L3			K	3	0	0	0	0	2	3											
Phil Niekro, R OBP: 0.075, SLG: 0.075 (1, 1)			F8						G3	2	0	0	0	0	0	0											
Gene Garber, R (7, 1)										0	0	0	0	0	0	0											
Biff Pocoroba, S OBP: 0.263, SLG: 0.208 (8, PH)										1	0	0	0	0	0	0											
Steve Bedrosian, R (8, 1)										0	0	0	0	0	0	0											
Inning Stats	R: 0 E: 0 K: 0 S: 3	H: 0 LOB: 0 BB: 0 P: 3	R: 0 E: 0 K: 3 S: 11	H: 2 LOB: 2 BB: 0 P: 11	R: 0 E: 0 K: 0 S: 3	H: 0 LOB: 0 BB: 0 P: 3	R: 0 E: 0 K: 3 S: 9	H: 0 LOB: 0 BB: 0 P: 9	R: 1 E: 0 K: 0 S: 4	H: 2 LOB: 0 BB: 0 P: 4	R: 0 E: 0 K: 1 S: 5	H: 0 LOB: 1 BB: 1 P: 9	R: 0 E: 0 K: 0 S: 3	H: 0 LOB: 0 BB: 0 P: 3	R: 0 E: 0 K: 1 S: 5	H: 0 LOB: 0 BB: 0 P: 5	R: 0 E: 0 K: 2 S: 9	H: 2 LOB: 2 BB: 0 P: 9	1B: 5 2B: 1 3B: 0 HR: 1	SF: 0 SAC: 0 DP: 1 HBP: 0	WP: 0 PB: 0 SB: 1 CS: 1	PA: 33					
PITCHER	IP	WLS	BF	H	R	ER	SO	BB	IBB	HBP	BLK	WP	HR	S	P	ERA	WHIP										
Greg Harris, R ERA: 4.2 (1, 1)	7.0	W	25	4	1	1	7	1	0	0	0	0	1	38	42	1.29	0.714										
Neil Allen, R ERA: 3.0 (8, 1)	2.0	S	8	2	0	0	3	0	0	0	0	0	0	14	14	0.00	1.000										

AB	32
R	1
H	6
RBI	1
BB	1
SO	10
LOB	8



Batter	1	2	3	4	5	6	7	8	9	AB	R	H	RBI	BB	SO	LOB	BOTTOM										
Mookie Wilson, S OBP: 0.340, SLG: 0.387 (1, 8)	F7		4-3			E8	F8			4	1	1	0	0	0	2	Atlanta Braves @ New York Mets Shea Stadium, Flushing, NY Fri Sep 04 1981, 7:05 PM EDT Att: 15,021 - Unknown										
Lee Mazzilli, S OBP: 0.331, SLG: 0.354 (1, 7)					F2	SF8		K		3	0	1	1	0	1	0											
Hubie Brooks, R OBP: 0.340, SLG: 0.401 (1, 5)						6-3		K		3	0	0	0	1	2	0											
Dave Kingman, R OBP: 0.326, SLG: 0.466 (1, 3)										4	0	0	0	0	1	1											
Mike Jorgensen, L OBP: 0.294, SLG: 0.411 (9, 3)	K				F7			5-3		0	0	0	0	0	0	0											
Ellis Valentine, R OBP: 0.233, SLG: 0.346 (1, 9)			6-3			F3				3	1	1	1	0	0	0											
John Stearns, R OBP: 0.316, SLG: 0.316 (1, 2)										2	1	1	0	1	0	0											
Frank Taveras, R OBP: 0.285, SLG: 0.281 (1, 6)										3	0	0	0	0	0	2											
Doug Flynn, R OBP: 0.249, SLG: 0.292 (1, 4)						F6-3				2	0	0	0	1	0	0											
Greg Harris, S OBP: 0.133, SLG: 0.200 (1, 1)										2	1	1	0	0	0	0											
Rusty Staub, L OBP: 0.408, SLG: 0.411 (7, PH)										1	0	1	1	0	0	0											
Ron Gardenhire, R (7, PR)										0	0	0	0	0	0	0											
Neil Allen, R OBP: 0.200, SLG: 0.600 (8, 1)										0	0	0	0	0	0	0											
Inning Stats	R: 0 E: 0 K: 1 S: 5	H: 1 LOB: 1 BB: 1 P: 9	R: 0 E: 0 K: 0 S: 3	H: 0 LOB: 0 BB: 0 P: 3	R: 0 E: 0 K: 0 S: 3	H: 0 LOB: 0 BB: 0 P: 3	R: 0 E: 0 K: 1 S: 5	H: 0 LOB: 0 BB: 0 P: 5	R: 0 E: 0 K: 0 S: 2	H: 0 LOB: 0 BB: 1 P: 6	R: 2 E: 1 K: 0 S: 5	H: 2 LOB: 0 BB: 0 P: 5	R: 2 E: 0 K: 0 S: 6	H: 3 LOB: 2 BB: 1 P: 10	R: 0 E: 0 K: 2 S: 7	H: 0 LOB: 0 BB: 0 P: 7	R: 0 E: 0 K: 2 S: 9	H: 0 LOB: 0 BB: 0 P: 9	1B: 3 2B: 2 3B: 0 HR: 1	SF: 1 SAC: 0 DP: 1 HBP: 0	WP: 0 PB: 0 SB: 0 CS: 1	PA: 31					
PITCHER	IP	WLS	BF	H	R	ER	SO	BB	IBB	HBP	BLK	WP	HR	S	P	ERA	WHIP										
Phil Niekro, R ERA: 3.24 (1, 1)	6.1	L	24	5	4	3	2	2	0	0	0	0	1	26	34	4.26	1.105										
Gene Garber, R ERA: 3.25 (7, 1)	0.2		4	1	0	0	0	0	1	0	0	0	0	3	7	0.00	1.500										
Steve Bedrosian, R ERA: 4.63 (8, 1)	1.0		3	0	0	0	2	0	0	0	0	0	0	7	7	0.00	0.000										



Batter	1	2	3	4	5	6	7	8	9	AB	R	H	RBI	BB	SO	LOB	TOP										
Eddie Miller, S OBP: 0.281, SLG: 0.269 (1, 7)	F9		K		K			F2		4	0	0	0	0	2	1	Atlanta Braves @ New York Mets Shea Stadium, Flushing, NY Sat Sep 05 1981, 3:33 AM EDT Att: 11,009 - Unknown										
Brett Butler, L OBP: 0.333, SLG: 0.377 (1, 8)	K		G3			F7		1B		4	0	2	0	0	1	0											
Claudell Washington, L OBP: 0.341, SLG: 0.424 (1, 9)	HBP E 1B		G3			HR		G3		4	2	2	1	0	0	2											
Chris Chambliss, L OBP: 0.352, SLG: 0.415 (1, 3)	HBP E 1-2			K		F6		1B	2B	3	0	1	0	0	1	0											
Glenn Hubbard, R OBP: 0.327, SLG: 0.382 (1, 4)	E5		1-3		1-3			F4		4	0	0	0	0	0	2											
Jerry Royster, R OBP: 0.217, SLG: 0.234 (1, 5)	F4		5-3				F6-4-3 BB	F5-4-3	1B	3	0	1	0	1	0	2											
Bruce Benedict, R OBP: 0.333, SLG: 0.364 (1, 2)		F7			F7		F6-4-3	F5-4-3	1B	4	0	0	0	0	0	3											
Rafael Ramirez, R OBP: 0.272, SLG: 0.266 (1, 6)		F4			F4-3		1-3			3	0	0	0	0	0	0											
Gaylord Perry, R OBP: 0.275, SLG: 0.385 Gene Garber, R (6, 1)		5-3						F6		2	0	1	0	0	0	0											
Biff Pocoroba, S OBP: 0.261, SLG: 0.266 (8, PH) Steve Bedrosian, R (8, 1)					2B					0	0	0	0	0	0	0											
Inning Stats	R: 1 E: 1 K: 1 S: 7	H: 1 LOB: 2 BB: 0 P: 8	R: 0 E: 0 K: 0 S: 3	H: 0 LOB: 0 BB: 0 P: 3	R: 0 E: 0 K: 1 S: 5	H: 1 LOB: 0 BB: 0 P: 5	R: 0 E: 0 K: 1 S: 5	H: 0 LOB: 0 BB: 0 P: 5	R: 0 E: 0 K: 1 S: 6	H: 1 LOB: 1 BB: 0 P: 6	R: 1 E: 0 K: 0 S: 4	H: 1 LOB: 0 BB: 0 P: 4	R: 0 E: 0 K: 0 S: 2	H: 0 LOB: 1 BB: 1 P: 6	R: 0 E: 0 K: 0 S: 4	H: 1 LOB: 1 BB: 0 P: 4	R: 0 E: 0 K: 0 S: 4	H: 2 LOB: 1 BB: 0 P: 4	1B: 4 2B: 2 3B: 0 HR: 1	SF: 0 SAC: 0 DP: 2 HBP: 1	WP: 0 PB: 0 SB: 0 CS: 0	PA: 34					
PITCHER	IP	WLS	BF	H	R	ER	SO	BB	IBB	HBP	BLK	WP	HR	S	P	ERA	WHIP										
Pat Zachry, R ERA: 3.66 (1, 1)	6.0	W	23	4	2	1	4	0	0	1	0	0	1	30	31	1.50	0.667										
Mike Marshall, R ERA: 2.94 (7, 1)	2.0		8	2	0	0	0	1	0	0	0	0	0	7	11	0.00	1.500										
Neil Allen, R ERA: 2.94 (9, 1)	1.0	S	3	1	0	0	0	0	0	0	0	0	0	3	3	0.00	1.000										

AB 32
R 2
H 7
RBI 1
BB 1
SO 4
LOB 10



Batter	1	2	3	4	5	6	7	8	9	AB	R	H	RBI	BB	SO	LOB	BOTTOM										
Mookie Wilson, S OBP: 0.337, SLG: 0.383 (1, 8)	K	FC4-6		6-3		1-2 2-H 1B		4-3		5	0	1	1	0	1	4	Atlanta Braves @ New York Mets Shea Stadium, Flushing, NY Sat Sep 05 1981, 3:33 AM EDT Att: 11,009 - Unknown										
Lee Mazzilli, S OBP: 0.333, SLG: 0.362 Bob Bailor, R OBP: 0.338, SLG: 0.286 (1, 7) (9, 7)	2B	CS	1B		F8	F9				3	2	1	0	0	0	2											
Hubie Brooks, R OBP: 0.343, SLG: 0.406 (1, 5)	2B		HBP	1-3	K			K		4	1	2	1	0	2	0											
Ellis Valentine, R OBP: 0.239, SLG: 0.357 (1, 9)	2B		SF9	1-3	1B			5-3		3	0	2	2	0	0	0											
Rusty Staub, L OBP: 0.403, SLG: 0.400 Mike Jorgensen, L OBP: 0.294, SLG: 0.411 (1, 3) (8, 3)	BB		1-3		1B			G3		3	0	0	0	1	0	2											
John Stearns, R OBP: 0.314, SLG: 0.314 (1, 2)	F3		4-3			1B	F3-2	5-3		4	0	1	0	0	0	3											
Frank Taveras, R OBP: 0.265, SLG: 0.281 (1, 6)	F4			F3		1B	F3-2	K		4	1	1	0	0	1	2											
Doug Flynn, R OBP: 0.249, SLG: 0.291 (1, 4)		F4		SH3-4	1B	F3-2		F6		4	0	1	0	0	0	2											
Pat Zachry, R OBP: 0.235, SLG: 0.194 Mike Cabbage, L OBP: 0.298, SLG: 0.300 Ron Gardenhire, R (6, PR) Mike Marshall, R (7, 1) Neil Allen, R OBP: 0.200, SLG: 0.600 (9, 1)	BB	FC4-6		SH3-4	1B	BB		BB		0	0	0	0	1	0	0											
Inning Stats	R: 2 E: 0 K: 1 S: 8	H: 3 LOB: 2 BB: 1 P: 12	R: 0 E: 0 K: 0 S: 2	H: 0 LOB: 1 BB: 1 P: 6	R: 1 E: 0 K: 0 S: 4	H: 1 LOB: 1 BB: 0 P: 5	R: 0 E: 0 K: 0 S: 4	H: 1 LOB: 1 BB: 0 P: 4	R: 0 E: 0 K: 1 S: 6	H: 3 LOB: 2 BB: 1 P: 9	R: 0 E: 0 K: 1 S: 5	H: 0 LOB: 0 BB: 0 P: 5	R: 0 E: 1 K: 1 S: 6	H: 0 LOB: 2 BB: 1 P: 10	R: 0 E: 0 K: 0 S: 6	H: 0 LOB: 1 BB: 1 P: 10		1B: 6 2B: 2 3B: 1 HR: 0	SF: 1 SAC: 1 DP: 1 HBP: 1	WP: 0 PB: 0 SB: 0 CS: 1	PA: 38						
PITCHER	IP	WLS	BF	H	R	ER	SO	BB	IBB	HBP	BLK	WP	HR	S	P	ERA	WHIP										
Gaylord Perry, R ERA: 3.79 (1, 1)	5.2	L	28	9	4	4	2	3	0	1	0	0	0	28	41	6.35	2.118										
Gene Garber, R ERA: 3.13 (6, 1)	1.1		4	0	0	0	1	0	0	0	0	0	0	6	6	0.00	0.000										
Steve Bedrosian, R ERA: 4.26 (8, 1)	1.0		5	0	0	0	1	1	0	0	0	0	0	6	10	0.00	1.000										

AB 30
R 4
H 9
RBI 4
BB 4
SO 4
LOB 15



Batter	1	2	3	4	5	6	7	8	9	AB	R	H	RBI	BB	SO	LOB	TOP					
Jerry Royster, R OBP: 0.227, SLG: 0.235	F9					3-1			F9	4	0	1	1	1	1	0	1					
Claudell Washington, L OBP: 0.342, SLG: 0.424		6-3					6-3		6-3	5	0	2	2	0	0	0	1					
Rufino Linares, R OBP: 0.391, SLG: 0.379 Brett Butler, L OBP: 0.328, SLG: 0.370	FC4						4-3		6-3	4	1	1	0	0	1	4	1					
Chris Chambliss, L OBP: 0.351, SLG: 0.411										3	1	0	0	1	0	1						
Dale Murphy, R OBP: 0.326, SLG: 0.385										4	2	3	3	0	0	0						
Glenn Hubbard, R OBP: 0.329, SLG: 0.387										4	0	2	0	0	0	0						
Bruce Benedict, R OBP: 0.329, SLG: 0.359										4	0	0	0	0	0	2						
Rafael Ramirez, R OBP: 0.272, SLG: 0.267										3	1	1	1	0	0	0						
Rick Mahler, R OBP: 0.188, SLG: 0.188 Gene Garber, R (6, 1)										2	0	2	0	0	0	0						
Inning Stats	R: 3 E: 0 K: 0 S: 5	H: 2 LOB: 0 BB: 1 P: 9	R: 1 E: 0 K: 0 S: 5	H: 2 LOB: 1 BB: 0 P: 5	R: 0 E: 0 K: 1 S: 4	H: 3 LOB: 2 BB: 0 P: 4	R: 0 E: 0 K: 1 S: 7	H: 2 LOB: 3 BB: 1 P: 11	R: 0 E: 0 K: 0 S: 3	H: 0 LOB: 0 BB: 0 P: 3	R: 0 E: 0 K: 0 S: 4	H: 1 LOB: 1 BB: 0 P: 4	R: 0 E: 0 K: 0 S: 3	H: 0 LOB: 1 BB: 0 P: 3	R: 1 E: 0 K: 0 S: 5	H: 2 LOB: 1 BB: 0 P: 5	R: 0 E: 0 K: 0 S: 3	H: 0 LOB: 0 BB: 0 P: 3	1B: 9 2B: 2 3B: 0 HR: 1	SF: 1 SAC: 1 DP: 1 HBP: 0	WP: 0 PB: 0 SB: 2 CS: 0	PA: 39
PITCHER	IP	WLS	BF	H	R	ER	SO	BB	IBB	HBP	BLK	WP	HR	S	P	ERA	WHIP					
Randy Jones, L ERA: 4.4	2.2	L	14	6	4	4	0	1	0	0	0	0	1	13	17	13.50	2.625					
Terry Leach, R ERA: 1.74	2.1		10	3	0	0	1	1	0	0	0	0	0	11	15	0.00	1.714					
Dan Botano, R ERA: 4.63	1.0		4	1	0	0	0	0	0	0	0	0	0	4	4	0.00	1.000					
Ray Searge, L ERA: 5.12	3.0		11	2	1	1	0	0	0	0	0	0	0	11	11	3.00	0.667					

Atlanta Braves @ New York Mets
Shea Stadium, Flushing, NY
Sun Sep 06 1981, 3:33 AM EDT
Att: 19,746 - Unknown

AB 35
R 5
H 12
RBI 5
BB 2
SO 1
LOB 10



Batter	1	2	3	4	5	6	7	8	9	AB	R	H	RBI	BB	SO	LOB	BOTTOM					
Mookie Wilson, S OBP: 0.339, SLG: 0.383										5	2	2	0	0	0	2						
Lee Mazzilli, S OBP: 0.336, SLG: 0.362										3	0	1	0	1	0	1						
Hubie Brooks, R OBP: 0.341, SLG: 0.403										2	0	0	1	1	2	2						
Ellis Valentine, R OBP: 0.234, SLG: 0.349										4	0	0	0	0	1	4						
Rusty Staub, L OBP: 0.391, SLG: 0.386										4	0	0	0	0	0	0						
John Stearns, R OBP: 0.308, SLG: 0.308										4	0	0	0	0	0	0						
Frank Taveras, R OBP: 0.273, SLG: 0.293										4	0	3	0	0	1	0						
Doug Flynn, R OBP: 0.248, SLG: 0.290 Terry Leach, R (3, 1) Ron Hodges, L OBP: 0.302, SLG: 0.393 Dan Botano, R (6, 1) Mike Cutchage, L OBP: 0.310, SLG: 0.300 Ron Gardenhire, R (6, PH) (7, 4) Mike Jorgensen, L OBP: 0.291, SLG: 0.407 (6, PH)										1	0	0	0	0	0	1						
Randy Jones, R OBP: 0.118, SLG: 0.118 Bob Bailor, R OBP: 0.343, SLG: 0.293 Dave Kingman, R OBP: 0.325, SLG: 0.464 Ray Searge, L OBP: 1.000, SLG: 1.000 Alex Trevino, R OBP: 0.333, SLG: 0.273 (9, PH)										0	0	0	0	0	0	0						
Inning Stats	R: 1 E: 0 K: 0 S: 4	H: 1 LOB: 0 BB: 0 P: 4	R: 0 E: 0 K: 0 S: 4	H: 1 LOB: 1 BB: 0 P: 4	R: 0 E: 0 K: 1 S: 5	H: 2 LOB: 2 BB: 0 P: 7	R: 0 E: 0 K: 1 S: 5	H: 0 LOB: 0 BB: 0 P: 5	R: 1 E: 1 K: 1 S: 6	H: 1 LOB: 2 BB: 2 P: 14	R: 0 E: 1 K: 1 S: 6	H: 1 LOB: 2 BB: 1 P: 10	R: 0 E: 0 K: 1 S: 5	H: 0 LOB: 0 BB: 0 P: 5	R: 0 E: 0 K: 0 S: 3	H: 0 LOB: 0 BB: 0 P: 3	R: 0 E: 0 K: 1 S: 6	H: 1 LOB: 1 BB: 0 P: 6	1B: 6 2B: 1 3B: 0 HR: 0	SF: 1 SAC: 0 DP: 0 HBP: 0	WP: 1 PB: 0 SB: 1 CS: 0	PA: 37
PITCHER	IP	WLS	BF	H	R	ER	SO	BB	IBB	HBP	BLK	WP	HR	S	P	ERA	WHIP					
Rick Mahler, R ERA: 2.95	5.2	W	26	6	2	1	3	3	0	0	0	0	0	29	41	1.59	1.588					
Gene Garber, R ERA: 2.95	3.1	S	11	1	0	0	3	0	0	0	0	1	0	17	17	0.00	0.300					

Atlanta Braves @ New York Mets
Shea Stadium, Flushing, NY
Sun Sep 06 1981, 3:33 AM EDT
Att: 19,746 - Unknown

AB 33
R 2
H 7
RBI 1
BB 3
SO 6
LOB 14



Batter	1	2	3	4	5	6	7	8	9	AB	R	H	RBI	BB	SO	LOB	TOP				
Tony Scott, S OBP: 0.290, SLG: 0.354 (1, 8)	F4		6-3					K		4	0	1	1	0	1	1	Houston Astros @ Atlanta Braves Atlanta-Fulton County Stadium, Atlanta, GA Mon Sep 07 1981, 7:05 PM EDT Att: 7,358 - Unknown				
Phil Garner, R OBP: 0.313, SLG: 0.313 (1, 4)	F7			1B SF8	4-3			F8		4	1	1	0	0	0	2					
Terry Puhl, L OBP: 0.320, SLG: 0.355 Dave Smith, R OBP: 0.200, SLG: 0.200 Frank LaCorte, R OBP: 0.500, SLG: 0.500 Kiko Garcia, R OBP: 0.327, SLG: 0.327 (1, 9)	F9							L3		4	0	1	0	0	1	1					
Jose Cruz, L OBP: 0.311, SLG: 0.446 (1, 7)		CS BB		SF8				F7		2	1	1	2	1	0	0					
Cesar Cedeno, R OBP: 0.334, SLG: 0.387 (1, 3)		K		F9				4-3		4	0	0	0	0	2	2					
Art Howe, R OBP: 0.380, SLG: 0.441 (1, 5)		E1		G3						4	0	1	0	0	0	1					
Alan Ashby, S OBP: 0.357, SLG: 0.365 (1, 2)				G3						4	0	1	0	0	0	2					
Craig Reynolds, L OBP: 0.272, SLG: 0.379 Joe Sambito, L (9, 1)				F9				L3		4	1	1	0	0	0	2					
Bob Knepper, L OBP: 0.154, SLG: 0.184 Denny Walling, L OBP: 0.363, SLG: 0.389 (8, PH)				1-3						1	0	0	0	0	0	0					
										1	0	1	0	0	0	0					
Inning Stats	R: 0 E: 0 K: 0 S: 3	H: 0 LOB: 0 BB: 0 P: 3	R: 0 E: 1 K: 1 S: 5	H: 0 LOB: 1 BB: 1 P: 9	R: 0 E: 0 K: 0 S: 3	H: 0 LOB: 0 BB: 0 P: 3	R: 1 E: 0 K: 0 S: 5	H: 2 LOB: 1 BB: 0 P: 5	R: 1 E: 0 K: 0 S: 5	H: 2 LOB: 1 BB: 0 P: 5	R: 0 E: 0 K: 0 S: 3	H: 1 LOB: 0 BB: 0 P: 3	R: 0 E: 1 K: 1 S: 6	H: 1 LOB: 1 BB: 0 P: 6	R: 1 E: 0 K: 1 S: 7	H: 2 LOB: 1 BB: 0 P: 7	1B: 7 2B: 1 3B: 0 HR: 1	SF: 1 SAC: 1 DP: 1 HBP: 0	WP: 0 PB: 1 SB: 1 CS: 1	PA: 35	
PITCHER	IP	WLS	BF	H	R	ER	SO	BB	IBB	HBP	BLK	WP	HR	S	P	ERA	WHIP				
Tommy Boggs, R ERA: 4.02 (1, 1)	7.0		26	5	2	1	2	1	0	0	0	0	0	29	33	1.29	0.857				
Rick Camp, R ERA: 1.7 (8, 1)	1.1	L	7	3	1	1	2	0	0	0	0	0	1	11	11	6.75	2.250				
Al Hrabosky, L ERA: 1.32 (9, 1)	0.2		2	0	0	0	0	0	0	0	0	0	0	2	2	0.00	0.000				

Batter	1	2	3	4	5	6	7	8	9	AB	R	H	RBI	BB	SO	LOB	BOTTOM				
Rufino Linares, R OBP: 0.285, SLG: 0.371 Eddie Miller, S OBP: 0.281, SLG: 0.269 (1, 7)	6-3		5-3		4-3			E5		4	0	0	1	0	0	0	Houston Astros @ Atlanta Braves Atlanta-Fulton County Stadium, Atlanta, GA Mon Sep 07 1981, 7:05 PM EDT Att: 7,358 - Unknown				
Claudell Washington, L OBP: 0.341, SLG: 0.419 (1, 9)			F8					F6		3	0	0	0	1	0	1					
Bob Homer, R OBP: 0.321, SLG: 0.406 (1, 5)								F8		4	1	2	1	0	1	2					
Chris Chambliss, L OBP: 0.350, SLG: 0.407 (1, 3)			G4-6-3		F8			G3		3	0	0	0	1	0	2					
Dale Murphy, R OBP: 0.328, SLG: 0.384 (1, 8)					F9			FC4		3	0	1	0	1	0	2					
Glenn Hubbard, R OBP: 0.325, SLG: 0.382 (1, 4)					4-3			FC3-6		4	0	0	0	0	0	2					
Bruce Benedict, R OBP: 0.328, SLG: 0.355 (1, 2)					1-3			FC3-6		3	0	0	0	1	0	1					
Rafael Ramirez, R OBP: 0.272, SLG: 0.272 Biff Pocoroba, S OBP: 0.297, SLG: 0.222 Brett Butler, L OBP: 0.328, SLG: 0.370 (1, 6)								L6		3	1	1	0	0	0	2					
Tommy Boggs, R OBP: 0.187, SLG: 0.189 Jerry Royster, R OBP: 0.229, SLG: 0.232 Rick Camp, R (7, PH)					SH3-4			F6		1	0	1	0	0	0	0					
Al Hrabosky, R OBP: 0.347, SLG: 0.463 Brian Asselstine, L OBP: 0.347, SLG: 0.463 Larry Owen, R (9, PH)					SH3-4			F9		0	0	0	0	0	0	0					
										1	0	0	0	0	0	1					
Inning Stats	R: 0 E: 0 K: 0 S: 3	H: 1 LOB: 1 BB: 1 P: 7	R: 0 E: 0 K: 0 S: 3	H: 0 LOB: 0 BB: 0 P: 3	R: 1 E: 0 K: 0 S: 4	H: 1 LOB: 0 BB: 0 P: 4	R: 1 E: 1 K: 0 S: 4	H: 1 LOB: 1 BB: 1 P: 8	R: 0 E: 0 K: 0 S: 3	H: 0 LOB: 0 BB: 0 P: 3	R: 0 E: 0 K: 0 S: 4	H: 1 LOB: 2 BB: 1 P: 8	R: 0 E: 1 K: 1 S: 6	H: 0 LOB: 2 BB: 1 P: 10	R: 0 E: 0 K: 0 S: 4	H: 1 LOB: 1 BB: 0 P: 4	1B: 2 2B: 2 3B: 0 HR: 1	SF: 0 SAC: 1 DP: 1 HBP: 0	WP: 0 PB: 0 SB: 2 CS: 0	PA: 36	
PITCHER	IP	WLS	BF	H	R	ER	SO	BB	IBB	HBP	BLK	WP	HR	S	P	ERA	WHIP				
Bob Knepper, L ERA: 1.84 (1, 1)	7.0		27	4	2	2	0	3	0	0	0	0	0	24	36	2.57	1.000				
Dave Smith, R ERA: 2.98 (8, 1)	1.0	W	5	0	0	0	1	0	1	0	0	0	0	6	10	0.00	0.000				
Frank LaCorte, R ERA: 3.16 (9, 1)	0.2		3	1	0	0	0	0	0	0	0	0	0	3	3	0.00	1.500				
Joe Sambito, L ERA: 1.89 (9, 1)	0.1	S	1	0	0	0	0	0	0	0	0	0	0	1	1	0.00	0.000				

Batter	1	2	3	4	5	6	7	8	9	AB	R	H	RBI	BB	SO	LOB	TOP	
Tony Scott, S (1, 8) OBP: 0.286, SLG: 0.349	F9			5-3			F8	F9		4	0	0	0	0	0	2		
Phil Garner, R (1, 4) OBP: 0.308, SLG: 0.307	K			F7			6-3		K	4	0	0	0	0	2	0		
Cesar Cedeno, R (1, 3) OBP: 0.333, SLG: 0.385	K			1-3			F8		FC4-6 1B	1	0	0	0	0	1	0		
Dave Roberts, R (1, 3) OBP: 0.245, SLG: 0.326	K									2	0	0	0	0	0	0		
Harry Spilman, L (9, FH) OBP: 0.333, SLG: 0.293	K									1	0	1	0	0	0	0		
Jose Cruz, L (1, 7) OBP: 0.307, SLG: 0.440		1-3			1-3			4-3	FC4-6 1-2	4	0	0	0	0	0	1		
Art Howe, R (1, 5) OBP: 0.380, SLG: 0.438		F8			F4			2B BB	5-3	2	0	0	0	1	0	0		
Dickie Thon, R (8, PR) OBP: 0.313, SLG: 0.297										1	1	0	0	0	0	1		
Gary Woods, R (1, 9) OBP: 0.297, SLG: 0.281	K				1-3			1B 2B		3	1	1	1	0	1	0		
Kiko Garcia, R (1, 6) OBP: 0.336, SLG: 0.337				5-3			G4-6-3 1B	1B 2B		3	0	2	1	0	0	0		
Luis Pujols, R (1, 2) OBP: 0.294, SLG: 0.304			K		G4-6-3 1-2			1B 1B		3	0	1	0	0	1	1		
Vern Ruhle, R (1, 1) OBP: 0.476, SLG: 0.267							6-3	1B		2	0	0	0	0	0	0		
Mike Ivie, R (8, FH) OBP: 0.267, SLG: 0.339				6-3				F6		1	0	0	0	0	0	2		
Joe Sambito, L (9, 1) OBP: 0.333, SLG: 0.293										0	0	0	0	0	0	0		
Billy Smith, R (9, 1) OBP: 0.333, SLG: 0.293										0	0	0	0	0	0	0		
Inning Stats	R: 0 H: 0 E: 0 K: 2 S: 7	H: 0 R: 0 ER: 0 SO: 5 BB: 0 P: 7	H: 0 R: 0 ER: 0 SO: 5 BB: 0 P: 5	H: 0 R: 0 ER: 0 SO: 5 BB: 0 P: 5	H: 0 R: 0 ER: 0 SO: 5 BB: 0 P: 5	H: 0 R: 0 ER: 0 SO: 5 BB: 0 P: 3	H: 1 R: 0 ER: 0 SO: 3 BB: 0 P: 3	H: 0 R: 0 ER: 0 SO: 3 BB: 0 P: 3	H: 3 R: 2 ER: 0 SO: 6 BB: 1 P: 10	H: 1 R: 0 ER: 0 SO: 6 BB: 0 P: 6	1B: 4 2B: 1 3B: 0 HR: 0	SF: 0 SAC: 0 DP: 1 HBP: 0	WP: 0 PA: 32 PB: 0 SB: 0 CS: 0					
PITCHER	IP WLS BF H R ER SO BB IBB HBP BLK WP HR S P ERA WHIP																	
Larry McWilliams, L (1, 1) ERA: 2.89	8.0	28	4	2	2	4	1	0	0	0	0	0	0	35	39	2.25	0.625	
Rick Camp, R (9, 1) ERA: 1.67	1.0	W 4	1	0	0	1	0	0	0	0	0	0	0	6	6	0.00	1.000	

Houston Astros @ Atlanta Braves
Atlanta-Fulton County Stadium, Atlanta, GA
Tue Sep 08 1981, 7:05 PM EDT
Att: 2,800 - Unknown

AB	31
R	2
H	5
RBI	2
BB	1
SO	5
LOB	7



Batter	1	2	3	4	5	6	7	8	9	AB	R	H	RBI	BB	SO	LOB	BOTTOM	
Brett Butler, L (1, 7) OBP: 0.313, SLG: 0.351	6-3		4-3			F6		G1-4-3		3	0	0	0	0	0	0		
Rufino Linares, R (8, FH) OBP: 0.284, SLG: 0.369										1	0	0	0	0	0	1		
Claudell Washington, L (1, 9) OBP: 0.343, SLG: 0.418	F7			G4-6-3 1B		F7			1B 2B HBP	3	1	1	0	0	0	0		
Bob Horner, R (1, 5) OBP: 0.328, SLG: 0.412										4	0	3	0	0	0	0		
Eddie Miller, S (9, PR) OBP: 0.281, SLG: 0.269				G4-6-3 1-2 1B		5-3			1B 2B	0	1	0	0	0	0	0		
Chris Chambliss, L (1, 3) OBP: 0.348, SLG: 0.408	4-3			G4-6-3 1-2 2-3						4	0	1	2	0	0	3		
Dale Murphy, R (1, 8) OBP: 0.325, SLG: 0.380		F9			2-3					3	0	0	0	0	0	1		
Glenn Hubbard, R (1, 4) OBP: 0.321, SLG: 0.378		6-3				6-3				3	0	0	0	0	0	1		
Bruce Benedict, R (1, 2) OBP: 0.331, SLG: 0.367		4-3								2	1	1	1	1	0	0		
Rafael Ramirez, R (1, 6) OBP: 0.270, SLG: 0.269										3	0	0	0	0	0	1		
Larry McWilliams, L (1, 1) ERA: 3.04										2	0	0	0	0	2	1		
Jerry Royster, R (8, PH) OBP: 0.233, SLG: 0.241										1	0	1	0	0	0	0		
Rick Camp, R (9, 1) ERA: 3.45				K						0	0	0	0	0	0	0		
Inning Stats	R: 0 H: 1 E: 0 K: 0 S: 4	H: 0 R: 0 ER: 0 SO: 3 BB: 0 P: 4	H: 0 R: 0 ER: 0 SO: 3 BB: 0 P: 3	H: 0 R: 0 ER: 0 SO: 5 BB: 0 P: 5	H: 2 R: 0 ER: 0 SO: 4 BB: 0 P: 4	H: 0 R: 0 ER: 0 SO: 5 BB: 1 P: 9	H: 0 R: 0 ER: 0 SO: 3 BB: 0 P: 3	H: 0 R: 0 ER: 0 SO: 3 BB: 0 P: 3	H: 2 R: 1 ER: 0 SO: 4 BB: 0 P: 4	H: 2 R: 2 ER: 0 SO: 2 BB: 0 P: 3	1B: 5 2B: 1 3B: 0 HR: 1	SF: 0 SAC: 0 DP: 2 HBP: 1	WP: 0 PA: 31 PB: 0 SB: 0 CS: 1					
PITCHER	IP WLS BF H R ER SO BB IBB HBP BLK WP HR S P ERA WHIP																	
Vern Ruhle, R (1, 1) ERA: 3.04	7.0	24	3	0	0	2	1	0	0	0	0	0	0	27	31	0.00	0.571	
Joe Sambito, L (8, 1) ERA: 2.22	1.0	5	2	2	2	0	0	0	1	0	0	1	4	5	18.00	2.000		
Billy Smith, R (9, 1) ERA: 3.45	0.0	L 2	2	1	1	0	0	0	0	0	0	0	2	2	∞	∞		

Houston Astros @ Atlanta Braves
Atlanta-Fulton County Stadium, Atlanta, GA
Tue Sep 08 1981, 7:05 PM EDT
Att: 2,800 - Unknown

AB	29
R	3
H	7
RBI	3
BB	1
SO	2
LOB	8




Batter	1	2	3	4	5	6	7	8	9	AB	R	H	RBI	BB	SO	LOB	TOP					
Tony Scott, S OBP: 0.286, SLG: 0.351	F8		FC1-6				F7			4	0	1	0	0	0	3	Houston Astros @ Atlanta Braves Atlanta-Fulton County Stadium, Atlanta, GA Wed Sep 09 1981, 7:05 PM EDT Att: 4,482 - Unknown					
Phil Garner, R OBP: 0.307, SLG: 0.302	F7		F9					F8		3	0	0	0	1	0	2						
Denny Walling, L OBP: 0.354, SLG: 0.378	F8			6-3				4-3		4	0	0	0	0	1	2						
Jose Cruz, L OBP: 0.306, SLG: 0.436		F4		1B G3-2-3 BB				4-3		3	0	0	0	1	0	0						
Harry Spilman, L OBP: 0.367, SLG: 0.333				1B			F9			4	0	3	0	0	0	0						
Art Howe, R OBP: 0.379, SLG: 0.437				1B						3	0	1	0	0	1	1						
Mike Ivie, R OBP: 0.279, SLG: 0.351				1B			5-3			1	0	1	0	0	0	0						
Alan Ashby, S OBP: 0.355, SLG: 0.359				1B BB						3	0	0	0	1	0	5						
Craig Reynolds, L OBP: 0.272, SLG: 0.377			F4					F9		4	0	1	0	0	0	3						
Nolan Ryan, R Joe Altobelli, R Gordie Pladson, R Danny Heep, L Bobby Sprowl, L Tim Tolman, R				1B						1	0	1	0	0	0	0						
Inning Stats	R: 0 E: 0 K: 0 S: 3	H: 0 LOB: 0 BB: 0 P: 3	R: 0 E: 0 K: 1 S: 5	H: 1 LOB: 1 BB: 0 P: 5	R: 0 E: 0 K: 0 S: 4	H: 1 LOB: 2 BB: 1 P: 8	R: 0 E: 0 K: 0 S: 4	H: 2 LOB: 2 BB: 1 P: 8	R: 0 E: 0 K: 1 S: 6	H: 1 LOB: 2 BB: 1 P: 10	R: 0 E: 0 K: 0 S: 3	H: 0 LOB: 0 BB: 0 P: 3	R: 0 E: 0 K: 0 S: 4	H: 1 LOB: 1 BB: 0 P: 4	R: 0 E: 0 K: 0 S: 3	H: 0 LOB: 0 BB: 0 P: 3	R: 0 E: 0 K: 0 S: 5	H: 2 LOB: 2 BB: 0 P: 5	1B: 7 2B: 2 3B: 0 HR: 0	SF: 0 SAC: 0 DP: 2 HBP: 0	WP: 0 PB: 0 SB: 0 CS: 1	PA: 36
PITCHER Phil Niekro, R ERA: 2.99	IP: 9.0 WLS: W BF: 36 H: 8 R: 0 ER: 0 SO: 2 BB: 3 IBB: 0 HBP: 0 BLK: 0 WP: 0 HR: 0 S: 37 P: 49 ERA: 0.00 WHIP: 1.222																					

Batter	1	2	3	4	5	6	7	8	9	AB	R	H	RBI	BB	SO	LOB	BOTTOM			
Eddie Miller, S OBP: 0.285, SLG: 0.269	K					F9	4-3			4	0	1	0	1	1	1	Houston Astros @ Atlanta Braves Atlanta-Fulton County Stadium, Atlanta, GA Wed Sep 09 1981, 7:05 PM EDT Att: 4,482 - Unknown			
Brett Butler, L OBP: 0.333, SLG: 0.350	K					6-3				3	2	1	0	2	1	0				
Bob Homer, R OBP: 0.333, SLG: 0.427								F4		4	2	2	3	1	0	3				
Chris Chambliss, L OBP: 0.352, SLG: 0.413										4	2	2	0	1	0	2				
Dale Murphy, R OBP: 0.325, SLG: 0.382										4	1	2	1	1	0	4				
Glenn Hubbard, R OBP: 0.326, SLG: 0.382										5	1	3	2	0	0	2				
Bruce Benedict, R OBP: 0.330, SLG: 0.363										3	0	0	0	1	1	4				
Rafael Ramirez, R OBP: 0.279, SLG: 0.286										5	1	4	3	0	0	2				
Phil Niekro, R ERA: 6.18										4	0	0	0	0	3	6				
Inning Stats	R: 2 E: 0 K: 3 S: 11	H: 2 LOB: 2 BB: 2 P: 19	R: 3 E: 0 K: 0 S: 5	H: 3 LOB: 0 BB: 1 P: 9	R: 0 E: 0 K: 0 S: 5	H: 2 LOB: 2 BB: 0 P: 5	R: 0 E: 0 K: 0 S: 3	H: 0 LOB: 2 BB: 2 P: 11	R: 0 E: 0 K: 1 S: 6	H: 1 LOB: 1 BB: 0 P: 6	R: 0 E: 0 K: 0 S: 4	H: 1 LOB: 2 BB: 1 P: 8	R: 1 E: 1 K: 1 S: 7	H: 2 LOB: 1 BB: 0 P: 7	R: 3 E: 0 K: 1 S: 9	H: 4 LOB: 2 BB: 1 P: 13		1B: 12 2B: 1 3B: 1 HR: 1	SF: 0 SAC: 2 DP: 0 HBP: 0	WP: 0 PB: 0 SB: 1 CS: 1
PITCHER Nolan Ryan, R ERA: 1.63 Gordie Pladson, R ERA Bobby Sprowl, L ERA: 6.18	IP: 4.0 WLS: L BF: 23 H: 7 R: 0 ER: 5 SO: 3 BB: 5 IBB: 0 HBP: 0 BLK: 0 WP: 0 HR: 1 S: 24 P: 44 ERA: 11.25 WHIP: 3.000																			

AB	33
R	0
H	8
RBI	0
BB	3
SO	2
LOB	19



AB	36
R	9
H	15
RBI	9
BB	7
SO	6
LOB	24



Batter	1	2	3	4	5	6	7	8	9	AB	R	H	RBI	BB	SO	LOB	TOP			
Ozzie Smith, S (1, 6) OBP: 0.318, SLG: 0.285										5	0	2	0	0	1	1	San Diego Padres @ Atlanta Braves Atlanta-Fulton County Stadium, Atlanta, GA Fri Sep 11 1981, 7:05 PM EDT Att: 8,929 - Unknown			
Juan Bonilla, R (1, 4) OBP: 0.352, SLG: 0.371										5	1	2	0	0	0	3				
Gene Richards, L (1, 7) OBP: 0.363, SLG: 0.408										4	0	2	0	0	0	1				
Ruppert Jones, L (1, 8) OBP: 0.331, SLG: 0.397										4	0	1	0	0	0	4				
Terry Kennedy, L (1, 2) OBP: 0.343, SLG: 0.369										4	0	1	1	0	0	3				
Broderick Perkins, L (1, 3) OBP: 0.321, SLG: 0.427										4	0	1	0	0	1	2				
Luis Salazar, R (1, 5) OBP: 0.323, SLG: 0.393										4	0	1	0	0	1	4				
Joe Lefebvre, L (1, 9) OBP: 0.341, SLG: 0.409										4	0	0	0	0	0	1				
Steve Mura, R (1, 1) OBP: 0.199, SLG: 0.143										2	0	0	0	0	0	0				
Tim Flannery, L (7, PH) OBP: 0.458, SLG: 0.565										1	0	1	0	0	0	0				
Danny Boone, L (7, 1) OBP: 0.500, SLG: 0.500										0	0	0	0	0	0	0				
Randy Bass, L (9, PH) OBP: 0.304, SLG: 0.336										1	0	0	0	0	1	0				
Inning Stats	R: 1 E: 0 K: 1 S: 9	H: 4 LOB: 3 BB: 0 P: 9	R: 0 E: 0 K: 0 S: 4	H: 1 LOB: 1 BB: 0 P: 4	R: 0 E: 1 K: 0 S: 4	H: 0 LOB: 1 BB: 0 P: 4	R: 0 E: 0 K: 0 S: 3	H: 1 LOB: 0 BB: 0 P: 3	R: 0 E: 0 K: 0 S: 5	H: 2 LOB: 2 BB: 0 P: 5	R: 0 E: 0 K: 0 S: 3	H: 0 LOB: 0 BB: 0 P: 3	R: 0 E: 0 K: 0 S: 4	H: 1 LOB: 1 BB: 0 P: 4	R: 0 E: 0 K: 2 S: 8	H: 1 LOB: 1 BB: 0 P: 8	1B: 10 2B: 1 3B: 0 HR: 0	SF: 0 SAC: 0 DP: 1 HBP: 0	WP: 0 PB: 0 SB: 0 CS: 0	PA: 38
PITCHER	IP WLS BF H R ER SO BB IBB HBP BLK WP HR S P ERA WHIP																			
Gaylord Perry, R (1, 1) ERA: 3.65	7.0 W 30 9 1 1 1 0 0 0 0 0 0 32 32 1.29 1.286																			
Rick Camp, R (8, 1) ERA: 1.62	2.0 S 8 2 0 0 3 0 0 0 0 0 0 14 14 0.00 1.000																			

AB	38
R	1
H	11
RBI	1
BB	0
SO	4
LOB	19



Batter	1	2	3	4	5	6	7	8	9	AB	R	H	RBI	BB	SO	LOB	BOTTOM			
Brett Butler, L (1, 7) OBP: 0.329, SLG: 0.333										3	0	0	0	1	0	2	San Diego Padres @ Atlanta Braves Atlanta-Fulton County Stadium, Atlanta, GA Fri Sep 11 1981, 7:05 PM EDT Att: 8,929 - Unknown			
Claudell Washington, L (1, 9) OBP: 0.342, SLG: 0.415										4	1	1	0	0	1	1				
Bob Horner, R (1, 5) OBP: 0.349, SLG: 0.430										3	1	2	0	1	1	0				
Jerry Royster, R (6, PR) OBP: 0.233, SLG: 0.241										0	0	0	0	0	0	0				
Chris Chambliss, L (1, 3) OBP: 0.354, SLG: 0.414										4	0	2	1	0	1	2				
Dale Murphy, R (1, 8) OBP: 0.334, SLG: 0.404										3	2	2	3	1	0	2				
Glenn Hubbard, R (1, 4) OBP: 0.322, SLG: 0.376										4	0	0	0	0	0	3				
Bruce Benedict, R (1, 2) OBP: 0.330, SLG: 0.366										3	0	1	0	0	0	1				
Rafael Ramirez, R (1, 6) OBP: 0.280, SLG: 0.287										2	0	1	0	0	1	0				
Gaylord Perry, R (1, 1) ERA: 4.08										2	0	1	0	0	0	1				
Rufino Linares, R (7, PH) OBP: 0.282, SLG: 0.367										1	0	0	0	0	0	0				
Rick Camp, R (8, 1) ERA: 2.72										0	0	0	0	0	0	0				
Inning Stats	R: 1 E: 0 K: 0 S: 4	H: 2 LOB: 1 BB: 1 P: 8	R: 0 E: 0 K: 0 S: 5	H: 2 LOB: 2 BB: 0 P: 5	R: 2 E: 0 K: 2 S: 9	H: 2 LOB: 0 BB: 0 P: 9	R: 0 E: 0 K: 0 S: 3	H: 1 LOB: 0 BB: 0 P: 3	R: 0 E: 0 K: 0 S: 5	H: 0 LOB: 0 BB: 0 P: 5	R: 0 E: 0 K: 0 S: 3	H: 1 LOB: 1 BB: 1 P: 7	R: 0 E: 0 K: 1 S: 5	H: 0 LOB: 1 BB: 1 P: 9	R: 1 E: 0 K: 0 S: 4	H: 2 LOB: 1 BB: 0 P: 4	1B: 7 2B: 2 3B: 0 HR: 2	SF: 0 SAC: 1 DP: 4 HBP: 0	WP: 1 PB: 0 SB: 1 CS: 0	PA: 33
PITCHER	IP WLS BF H R ER SO BB IBB HBP BLK WP HR S P ERA WHIP																			
Steve Mura, R (1, 1) ERA: 4.08	6.0 L 25 8 3 3 3 2 0 0 0 0 0 29 37 4.50 1.667																			
Danny Boone, L (7, 1) ERA: 2.72	2.0 8 2 1 1 1 1 0 0 0 0 0 1 9 13 4.50 1.500																			



Batter	1	2	3	4	5	6	7	8	9	AB	R	H	RBI	BB	SO	LOB	TOP								
Brett Butler, L OBP: 0.367, SLG: 0.358 Rufino Linares, R OBP: 0.293, SLG: 0.378	0-0 K 1B		4-0 FC4-2-5-3 1B BB		4-0 1B SF6 BB		0-0 G1-6-3		0-0 4-3	1	1	1	0	2	0	0									
Claudell Washington, L OBP: 0.360, SLG: 0.425	0-3 K		0-0 FC4-2-5-3 1B		0-0 1B		0-3 K			4	0	2	0	0	0	2									
Bob Homer, R OBP: 0.346, SLG: 0.430	0-0 F7		0-0 FC4-2-5-3 1B		0-0 1B				0-0 6-3	4	0	1	1	0	0	2									
Chris Chambliss, L OBP: 0.359, SLG: 0.427		0-0 BB 1B		0-0 F8		0-0 SF6		0-0 1B		3	0	2	1	0	0	0									
Dale Murphy, R OBP: 0.330, SLG: 0.390	0-3 K		0-3 K		0-0 F2			0-0 F8		4	0	0	0	0	2	4									
Glenn Hubbard, R OBP: 0.322, SLG: 0.372	0-0 F7			1-0 HBP		0-0 5-3		0-3 K		3	0	0	0	0	1	2									
Bruce Benedict, R OBP: 0.339, SLG: 0.365	4-0 1-2 BB		0-3 K		0-0 5-3			4-0 G4-6-3 BB		2	0	0	0	2	1	1									
Rafael Ramirez, R OBP: 0.277, SLG: 0.294 Biff Pocoroba, S OBP: 0.260, SLG: 0.216	0-0 F2				0-0 F8		0-0 4-3		0-0 G4-6-3	3	0	0	0	0	0	2									
Tommy Boggs, R OBP: 0.385, SLG: 0.584 Brian Kasperling, L OBP: 0.347, SLG: 0.487 John Montefusco, R OBP: 0.307, SLG: 0.413 Brook Jacobson, R OBP: 0.300, SLG: 0.408 Steve Bedrosian, R OBP: 0.340, SLG: 0.498 Jerry Royster, R OBP: 0.340, SLG: 0.294			0-3 K		0-0 1B BB 1B		0-0 G1-6-3 1B		0-0 1B	1	0	0	0	0	1	0									
Inning Stats	R: 0 E: 0 K: 1 S: 5	H: 1 LOB: 0 BB: 0 P: 5	R: 0 E: 0 K: 1 S: 6	H: 1 LOB: 2 BB: 1 P: 10	R: 0 E: 0 K: 1 S: 5	H: 1 LOB: 1 BB: 1 P: 9	R: 0 E: 0 K: 2 S: 7	H: 0 LOB: 1 BB: 0 P: 8	R: 2 E: 0 K: 0 S: 6	H: 3 LOB: 2 BB: 1 P: 10	R: 0 E: 0 K: 0 S: 3	H: 0 LOB: 0 BB: 0 P: 3	R: 0 E: 0 K: 1 S: 5	H: 1 LOB: 0 BB: 0 P: 5	R: 0 E: 0 K: 1 S: 6	H: 1 LOB: 1 BB: 0 P: 6	R: 0 E: 0 K: 0 S: 3	H: 1 LOB: 1 BB: 1 P: 7	1B: 9 2B: 1 3B: 0 HR: 0	SF: 1 SAC: 0 DP: 3 HBP: 1	WP: 0 PB: 0 SB: 0 CS: 0	PA: 37			
PITCHER	IP	WLS	BF	H	R	ER	SO	BB	IBB	HBP	BLK	WP	HR	S	P	ERA	WHIP								
Tom Griffin, R ERA: 3.25	5.0	W	23	6	2	2	5	3	0	1	0	0	0	29	42	3.60	1.800								
Fred Breining, R ERA: 2.73	1.0		3	0	0	0	0	0	0	0	0	0	0	3	3	0.00	0.000								
Gary Lavelle, L ERA: 3.6	2.0		8	2	0	0	2	1	0	0	0	0	0	11	15	0.00	1.500								
Greg Minton, R ERA: 3.29	1.0	S	3	1	0	0	0	0	0	0	0	0	0	3	3	0.00	1.000								

Atlanta Braves @ San Francisco Giants
Candlestick Park, San Francisco, CA
Mon Sep 14 1981, 10:05 PM EDT
Att. 4,938 - Unknown

AB 31
R 2
H 9
RBI 2
BB 4
SO 7
LOB 15



Batter	1	2	3	4	5	6	7	8	9	AB	R	H	RBI	BB	SO	LOB	BOTTOM								
Joe Morgan, L OBP: 0.367, SLG: 0.374	0-0 F7			0-3 K			0-3 K			4	0	0	0	0	2	1									
Enos Cabell, R OBP: 0.258, SLG: 0.311	0-0 E6 BB		0-0 5-3		0-0 L3		0-0 6-3			4	1	0	0	0	0	1									
Jack Clark, R OBP: 0.324, SLG: 0.453	0-0 F3		0-0 F7		0-3 K		0-0 F9			4	0	0	0	0	1	1									
Darrell Evans, L OBP: 0.337, SLG: 0.404	4-0 BB 1B BB		0-0 FC5-4 1B		0-0 F5		0-0 F7			3	1	1	0	1	0	0									
Larry Herndon, R OBP: 0.313, SLG: 0.408	0-0 E5 BB		0-0 FC5-4		0-0 4-3		0-0 G3 1B			4	1	1	0	0	0	3									
Milt May, L OBP: 0.370, SLG: 0.380	4-0 1B BB		0-0 F6		0-0 G6-4-3 1B		0-0 G3			3	0	1	1	1	0	2									
Jerry Martin, R OBP: 0.308, SLG: 0.347	0-0 1B BB		0-0 SH 3B		0-0 G6-4-3		0-0 FC6-4 IBB			3	1	2	2	1	0	1									
Johnnie LetMaster, R OBP: 0.307, SLG: 0.296	0-0 F6		0-0 SH SH1-4		0-0 E6 1B		0-0 FC6-4			3	0	1	1	0	0	4									
Tom Griffin, R OBP: 0.214, SLG: 0.282 Fred Breining, R		0-3 K		3-H SH1-4		0-0 1-3				1	0	0	0	0	1	0									
Max Venable, L OBP: 0.333, SLG: 0.200 Gary Lavelle, S OBP: 0.444, SLG: 0.500 Greg Minton, S				1-2 K						1	0	0	0	0	0	0									
Inning Stats	R: 3 E: 2 K: 0 S: 6	H: 1 LOB: 2 BB: 2 P: 14	R: 0 E: 0 K: 1 S: 5	H: 0 LOB: 0 BB: 0 P: 5	R: 0 E: 0 K: 0 S: 4	H: 1 LOB: 1 BB: 0 P: 4	R: 1 E: 0 K: 1 S: 7	H: 1 LOB: 1 BB: 0 P: 7	R: 0 E: 0 K: 1 S: 5	H: 2 LOB: 1 BB: 0 P: 4	R: 0 E: 0 K: 1 S: 5	H: 0 LOB: 0 BB: 0 P: 5	R: 0 E: 0 K: 0 S: 4	H: 0 LOB: 0 BB: 0 P: 4	R: 0 E: 0 K: 1 S: 5	H: 1 LOB: 2 BB: 1 P: 8	R: 0 E: 0 K: 0 S: 4	H: 1 LOB: 2 BB: 1 P: 8	1B: 5 2B: 0 3B: 1 HR: 0	SF: 0 SAC: 2 DP: 1 HBP: 0	WP: 0 PB: 0 SB: 1 CS: 0	PA: 35			
PITCHER	IP	WLS	BF	H	R	ER	SO	BB	IBB	HBP	BLK	WP	HR	S	P	ERA	WHIP								
Tommy Boggs, R ERA: 3.96	4.0	L	20	3	4	1	2	2	0	0	0	0	0	22	30	2.25	1.250								
John Montefusco, R ERA: 3.63	2.0		7	2	0	0	1	0	0	0	0	0	0	9	9	0.00	1.000								
Steve Bedrosian, R ERA: 3.24	2.0		8	1	0	0	1	0	1	0	0	0	0	9	13	0.00	0.500								

Atlanta Braves @ San Francisco Giants
Candlestick Park, San Francisco, CA
Mon Sep 14 1981, 10:05 PM EDT
Att. 4,938 - Unknown

AB 30
R 4
H 6
RBI 4
BB 3
SO 4
LOB 14




Batter	1	2	3	4	5	6	7	8	9	AB	R	H	RBI	BB	SO	LOB	TOP										
Brett Butler, L OBP: 0.369, SLG: 0.375 (1, 7)	6-3		1B FC5-2 2B	1B		5-3		G3		5	0	2	0	0	0	0	Atlanta Braves @ San Francisco Giants Candlestick Park, San Francisco, CA Tue Sep 15 1981, 10:05 PM EDT Att: 3,588 - Unknown										
Claudell Washington, L OBP: 0.368, SLG: 0.432 (1, 9)	F2		FC3-6 WP 1B	1B		F		G6-4-3 1B		5	1	4	2	0	0	0											
Bob Homer, R OBP: 0.343, SLG: 0.423 (1, 5)	5-3		FC5-2 FC3-6 1-2 3H	F8				G6-4-3 1-2		4	0	0	0	1	0	5											
Chris Chambliss, L OBP: 0.354, SLG: 0.421 (1, 3)		5-3	FC3-6 BB WP 1-2 2-3		F8	F5			K	5	1	0	0	0	1	4											
Dale Murphy, R OBP: 0.333, SLG: 0.399 (1, 8)		1B BB	WP 1-2 BB			K			1-3	3	1	1	1	2	1	0											
Glenn Hubbard, R OBP: 0.320, SLG: 0.372 (1, 4)	F9		K 1-3 2H 3H						6-3	5	0	1	0	0	1	2											
Bruce Benedict, R OBP: 0.347, SLG: 0.372 (1, 2)		1B		FC4-6 S 1B						3	0	3	0	1	0	0											
Luis Gomez, R OBP: 0.364, SLG: 0.222 (1, 6)	F9		FC4-6-5 1B SH1-4 1B		F9					4	1	0	0	0	0	6											
Phil Niekro, R OBP: 0.085, SLG: 0.085 Gene Garber, R (7, 1)			2B 1B 1B	SH1-4		F2			K	3	1	1	0	0	1	1											
Inning Stats	R: 0 E: 0 K: 0 S: 3	H: 0 LOB: 0 BB: 0 P: 3	R: 0 E: 0 K: 0 S: 4	H: 1 LOB: 2 BB: 1 P: 8	R: 3 E: 0 K: 1 S: 8	H: 3 LOB: 1 BB: 1 P: 12	R: 1 E: 0 K: 0 S: 6	H: 3 LOB: 2 BB: 0 P: 6	R: 0 E: 1 K: 0 S: 4	H: 1 LOB: 2 BB: 1 P: 8	R: 1 E: 0 K: 1 S: 7	H: 2 LOB: 1 BB: 0 P: 7	R: 0 E: 0 K: 0 S: 3	H: 1 LOB: 0 BB: 0 P: 3	R: 0 E: 0 K: 1 S: 5	H: 0 LOB: 0 BB: 0 P: 5	1B: 9 2B: 2 3B: 0 HR: 1	SF: 0 SAC: 1 DP: 1 HBP: 0	WP: 3 PB: 0 SB: 1 CS: 0	PA: 42							
PITCHER	IP	WLS	BF	H	R	ER	SO	BB	IBB	HBP	BLK	WP	HR	S	P	ERA	WHIP										
Allen Ripley, R ERA: 4.04 (1, 1)	3.2		20	7	4	4	1	2	0	0	0	1	0	20	28	9.82	2.455										
Mike Rowland, R ERA: 1.5 (4, 1)	0.1		1	0	0	0	0	0	0	0	0	0	0	1	1	0.00	0.000										
Al Holland, L ERA: 2.34 (5, 1)	2.0		10	2	0	0	1	0	2	0	0	0	0	10	18	0.00	1.000										
Fred Breining, R ERA: 2.8 (7, 1)	2.0		8	3	1	1	1	0	0	0	0	0	1	10	10	4.50	1.500										
Greg Minton, R ERA: 3.25 (9, 1)	1.0	W	3	0	0	0	1	0	0	0	0	0	0	5	5	0.00	0.000										


Batter	1	2	3	4	5	6	7	8	9	AB	R	H	RBI	BB	SO	LOB	BOTTOM										
Joe Morgan, L OBP: 0.369, SLG: 0.375 Fred Breining, R (7, 1)			F9			F2		F8		4	0	2	0	0	0	2	Atlanta Braves @ San Francisco Giants Candlestick Park, San Francisco, CA Tue Sep 15 1981, 10:05 PM EDT Att: 3,588 - Unknown										
Max Venable, L OBP: 0.308, SLG: 0.182 Greg Minton, S (9, 1)	CS 1B				S 1B					1	0	0	0	0	0	0											
Enos Cabell, R OBP: 0.257, SLG: 0.309 (1, 3)	1-2 1B		G3		L6				E6 1B	5	1	1	0	0	0	1											
Larry Hemdon, R OBP: 0.318, SLG: 0.409 (1, 7)	F8			4-3 E 1B	K				1B 2B 1B	4	3	2	0	1	1	2											
Darrell Evans, L OBP: 0.340, SLG: 0.404 Joe Pettini, R OBP: 0.156, SLG: 0.118 (9, PR)	G3			4-3					2B SH 1B	3	0	1	1	2	0	2											
Jeffrey Leonard, R OBP: 0.324, SLG: 0.408 (1, 9)		4-3		E2 1B 1B	6-3				SH 2B	5	1	2	2	0	0	3											
Milt May, L OBP: 0.367, SLG: 0.374 (1, 2)		3-1		1-3		K		FC4-6 FC5-4	SH IBB	4	0	0	0	1	1	3											
Jerry Martin, R OBP: 0.310, SLG: 0.345 (1, 8)				1B BB		L7		FC5-4	K	4	0	1	0	1	1	5											
Johnnie LeMaster, R OBP: 0.309, SLG: 0.299 Dave Bergman, L OBP: 0.346, SLG: 0.408 (9, PH)		K				1B 1B			SH	4	0	2	1	0	1	1											
Allen Ripley, R OBP: 0.136, SLG: 0.136 Mike Rowland, R Jack Clark, R OBP: 0.325, SLG: 0.451 Al Holland, R OBP: 0.308, SLG: 0.182 Billy Smith, S OBP: 0.270, SLG: 0.250 (7, 4)			F2		L5				F9	1	0	0	0	0	0	0											
Inning Stats	R: 0 E: 0 K: 0 S: 4	H: 2 LOB: 1 BB: 0 P: 4	R: 0 E: 0 K: 1 S: 6	H: 1 LOB: 0 BB: 0 P: 6	R: 0 E: 0 K: 0 S: 3	H: 0 LOB: 0 BB: 0 P: 3	R: 2 E: 1 K: 0 S: 6	H: 3 LOB: 2 BB: 1 P: 10	R: 0 E: 0 K: 1 S: 6	H: 1 LOB: 2 BB: 1 P: 10	R: 0 E: 0 K: 1 S: 7	H: 2 LOB: 2 BB: 0 P: 7	R: 1 E: 1 K: 0 S: 4	H: 0 LOB: 2 BB: 2 P: 12	R: 0 E: 0 K: 0 S: 3	H: 0 LOB: 0 BB: 0 P: 3	R: 3 E: 1 K: 1 S: 8	H: 3 LOB: 3 BB: 1 P: 12	1B: 11 2B: 1 3B: 0 HR: 0	SF: 0 SAC: 1 DP: 0 HBP: 0	WP: 0 PB: 0 SB: 1 CS: 1	PA: 44					
PITCHER	IP	WLS	BF	H	R	ER	SO	BB	IBB	HBP	BLK	WP	HR	S	P	ERA	WHIP										
Phil Niekro, R ERA: 2.98 (1, 1)	6.1		31	9	3	2	3	4	0	0	0	0	0	33	49	2.84	2.053										
Gene Garber, R ERA: 2.90 (7, 1)	2.0	L	13	3	3	2	1	0	1	0	0	0	0	14	18	9.00	1.500										



Batter	1	2	3	4	5	6	7	8	9	AB	R	H	RBI	BB	SO	LOB	TOP								
Rufino Linares, R OBP: 0.297, SLG: 0.385 (1, 7)	0-0 6-3			0-0 5-3 1B	0-0 6-3			0-0 1-H 2B		4	1	2	1	0	0	0	Atlanta Braves @ Los Angeles Dodgers Dodger Stadium, Los Angeles, CA Wed Sep 16 1981, 7:05 PM PDT Att: 19,905 - Unknown								
Claudell Washington, L OBP: 0.344, SLG: 0.427 Brook Jacoby, R OBP: 0.667, SLG: 0.667 Luis Gomez, R OBP: 0.364, SLG: 0.222 (1, 9) (8, PH) (8, 6)	0-0 5-3			0-0 F7	0-0 F6			0-3 K		3	0	0	0	0	0	1									
Bob Homer, R OBP: 0.338, SLG: 0.416 (1, 5)	0-0 5-3			0-0 5-3 1-2	0-0 6-3			0-0 F2		4	0	0	0	0	0	2									
Chris Chambliss, L OBP: 0.353, SLG: 0.419 (1, 3)		0-0 L9		0-0 BB E 2H 1B	0-0 F9			0-0 F8		4	0	1	1	0	0	0									
Dale Murphy, R OBP: 0.330, SLG: 0.394 Eddie Miller, S OBP: 0.285, SLG: 0.269 (1, 8) (9, PR)	0-0 F7			0-0 E6 BB	0-0 F9			0-0 E6		4	0	0	0	0	0	1									
Glenn Hubbard, R OBP: 0.320, SLG: 0.368 (1, 4)	0-3 K			4-0 FC5-4 BB	0-0 E6 CS			0-0 F9		3	0	0	0	1	1										
Bruce Benedict, R OBP: 0.343, SLG: 0.367 (1, 2)			0-0 5-3	0-0 FC5-4 1-2	0-0 5-3 1-2			0-0 F5		4	0	0	0	0	0	5									
Rafael Ramirez, R OBP: 0.278, SLG: 0.295 Brett Butler, L OBP: 0.376, SLG: 0.384 (1, 6) (8, PH) (8, 9)			0-0 5-3		0-0 B1-6-4 1B			0-0 2B 1B		2	0	1	0	0	0	0									
Gaylord Perry, R OBP: 0.273, SLG: 0.372 Rick Camp, R OBP: 0.342, SLG: 0.451 Brian Asselstine, L OBP: 0.342, SLG: 0.451 Steve Bedrosian, R OBP: 0.391, SLG: 0.300 (1, 1) (7, 1) (8, PH) (8, 1)	0-0 5-3			0-0 5-3 1-2	0-0 B1-6-4 1-2			0-0 F7		2	0	0	0	0	0	1									
Inning Stats	R: 0 E: 0 K: 0 S: 3	H: 0 LOB: 0 BB: 0 P: 3	R: 0 E: 0 K: 1 S: 5	H: 0 LOB: 0 BB: 0 P: 5	R: 0 E: 0 K: 0 S: 3	H: 0 LOB: 0 BB: 0 P: 3	R: 1 E: 1 K: 0 S: 6	H: 2 LOB: 3 BB: 1 P: 10	R: 0 E: 0 K: 0 S: 3	H: 0 LOB: 0 BB: 0 P: 3	R: 0 E: 1 K: 0 S: 3	H: 0 LOB: 0 BB: 0 P: 3	R: 1 E: 0 K: 1 S: 7	H: 2 LOB: 1 BB: 0 P: 7	R: 0 E: 1 K: 0 S: 4	H: 0 LOB: 1 BB: 0 P: 4		1B: 4 2B: 1 3B: 0 HR: 0	SF: 0 SAC: 0 DP: 1 HBP: 0	WP: 0 PB: 0 SB: 0 CS: 1	PA: 34				
PITCHER	IP	WLS	BF	H	R	ER	SO	BB	IBB	HBP	BLK	WP	HR	S	P	ERA	WHIP								
Jerry Reuss, L ERA: 2.19 (1, 1)	7.0	W	25	3	1	1	1	1	0	0	0	0	0	26	30	1.29	0.571								
Dave Stewart, R ERA: 1.99 (8, 1)	0.1		3	2	1	1	0	0	0	0	0	0	0	3	3	27.00	6.000								
Steve Howe, L ERA: 2.49 (8, 1)	1.2	S	6	0	0	0	1	0	0	0	0	0	0	8	8	0.00	0.000								

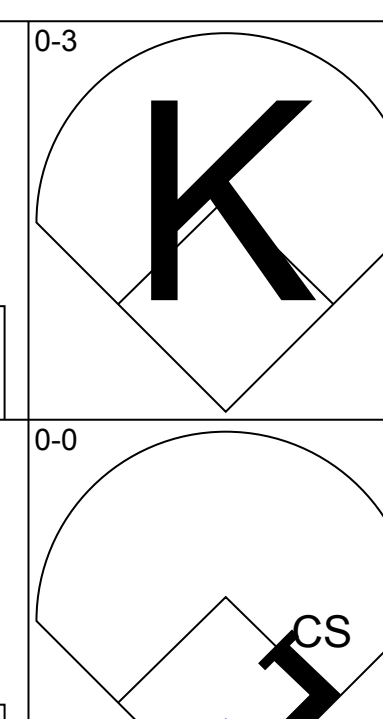
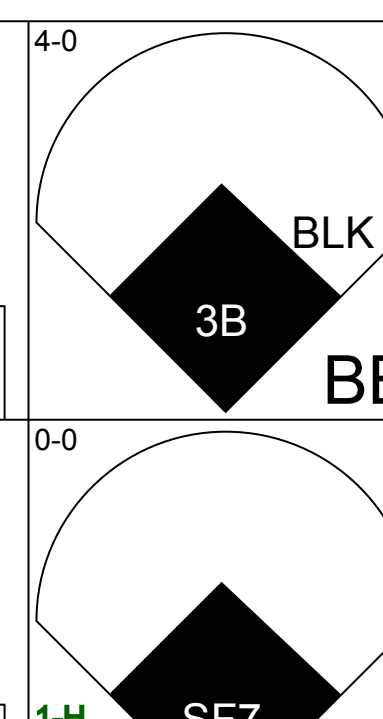
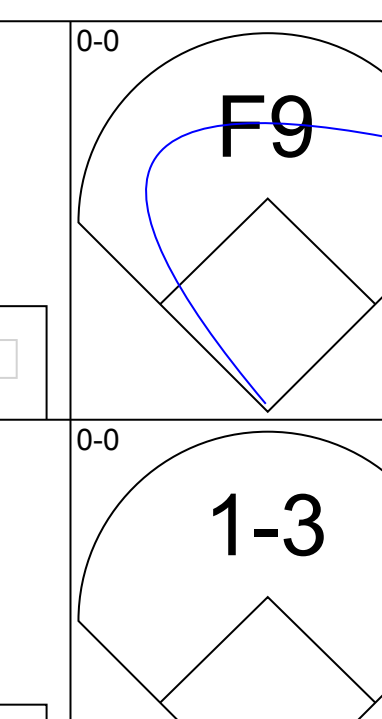
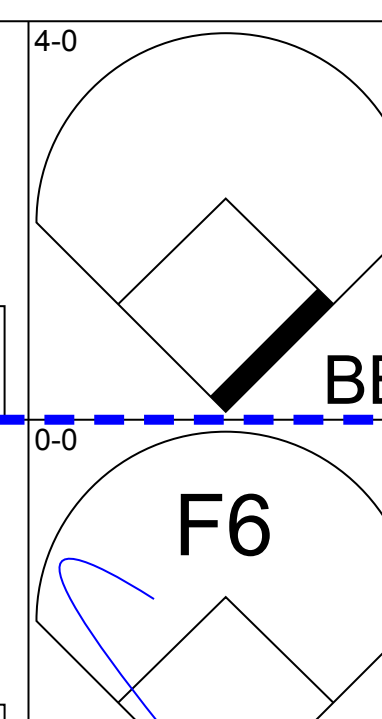
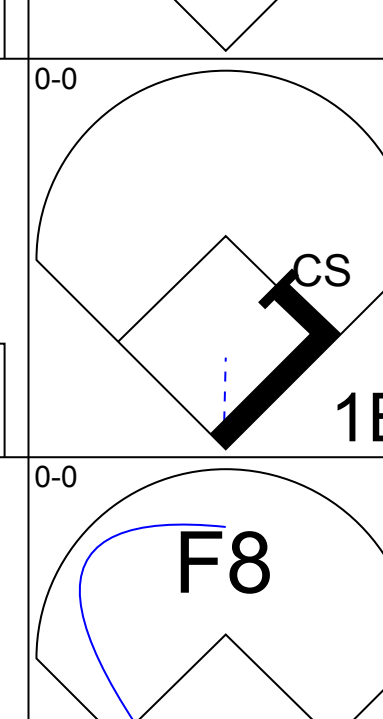
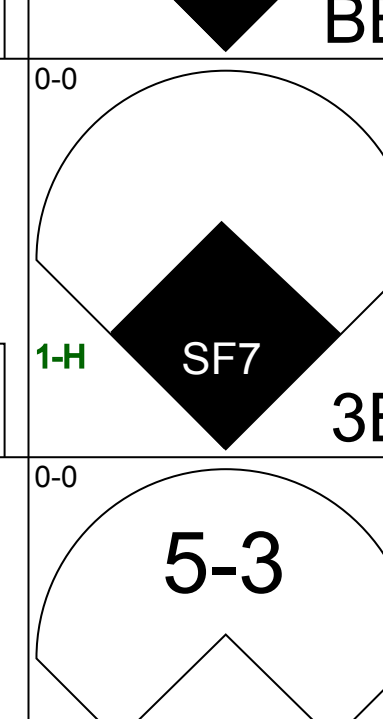
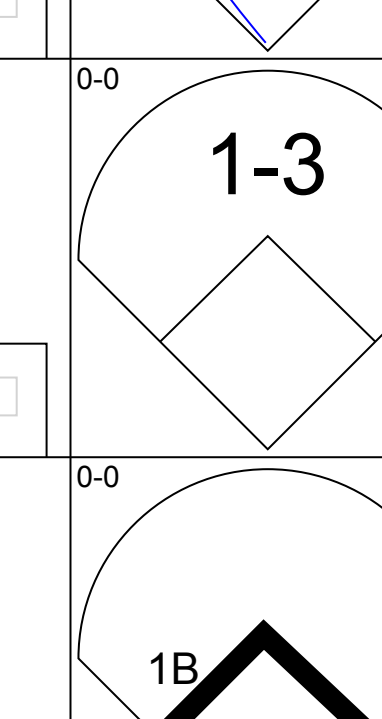
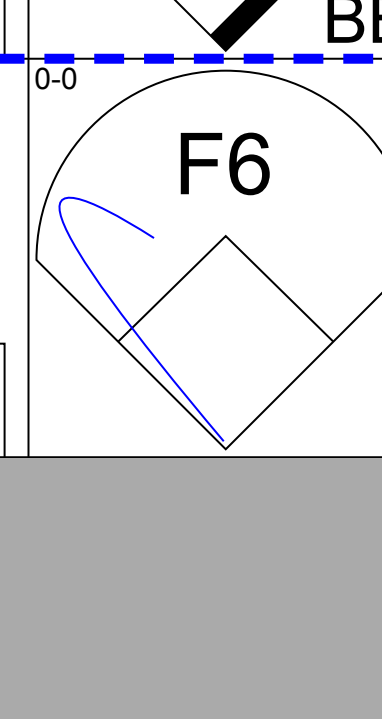
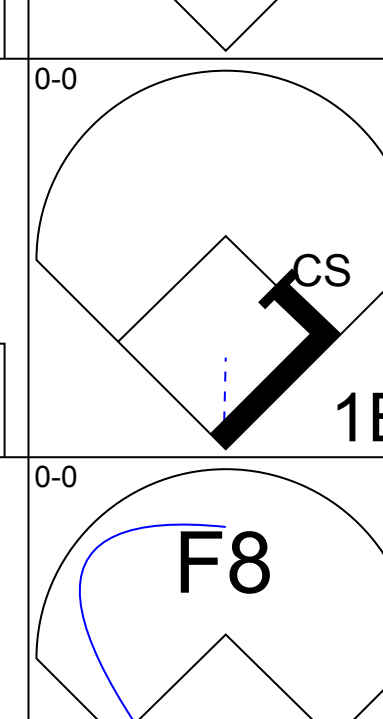
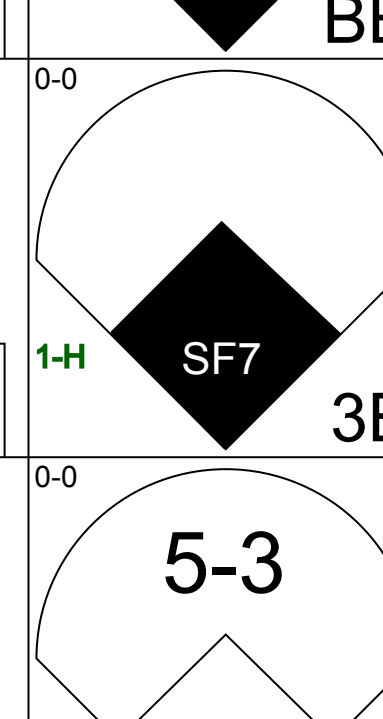
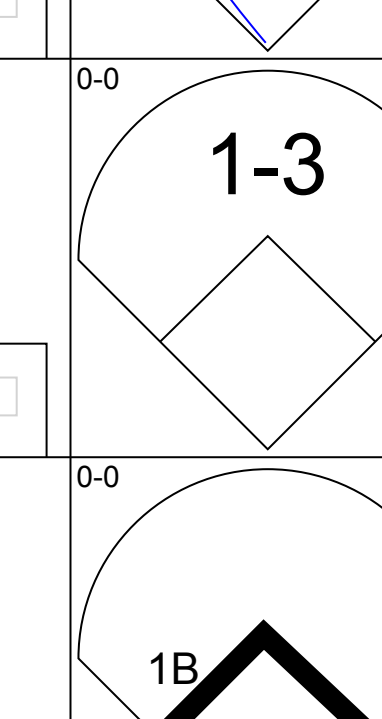
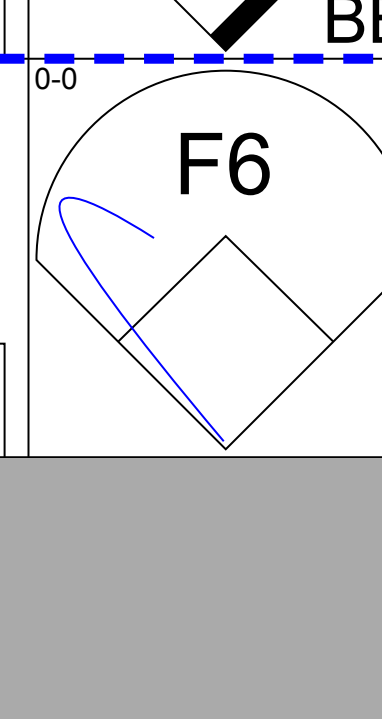
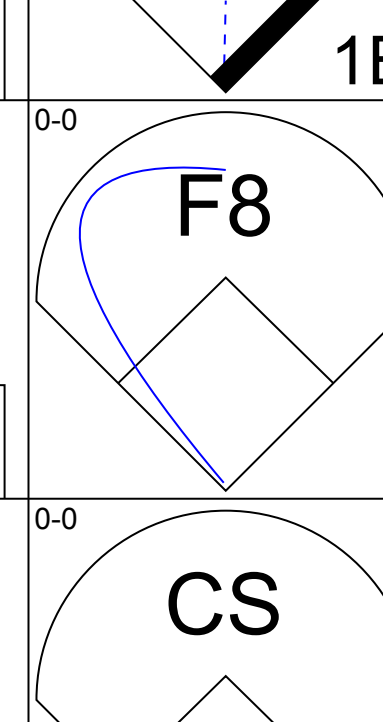
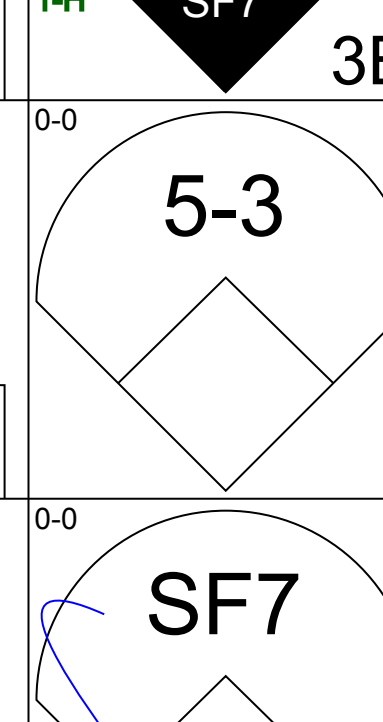
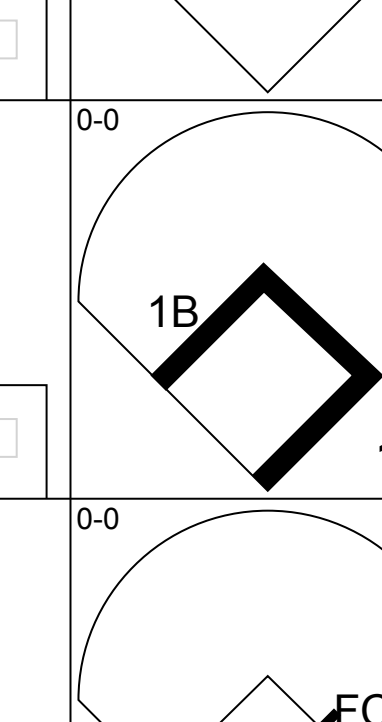
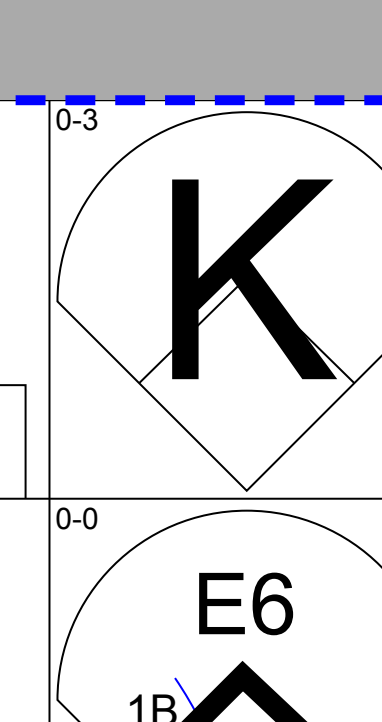
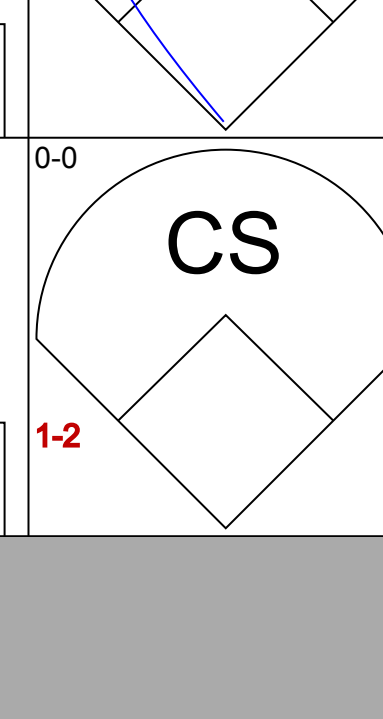
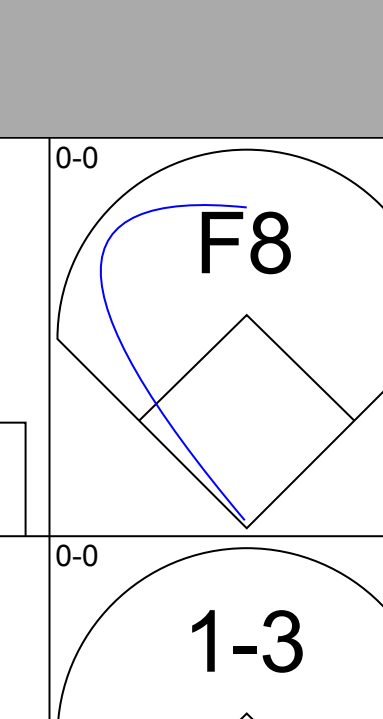
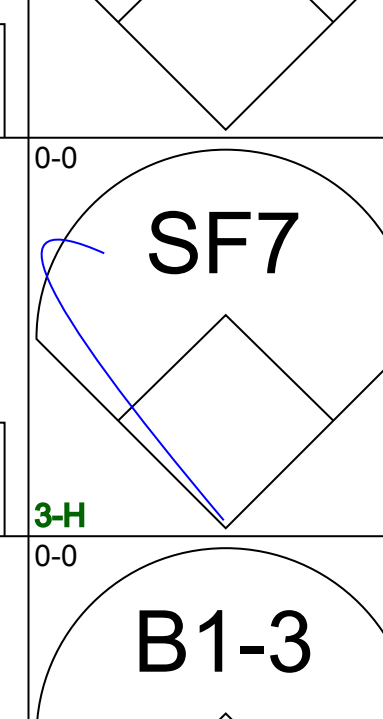
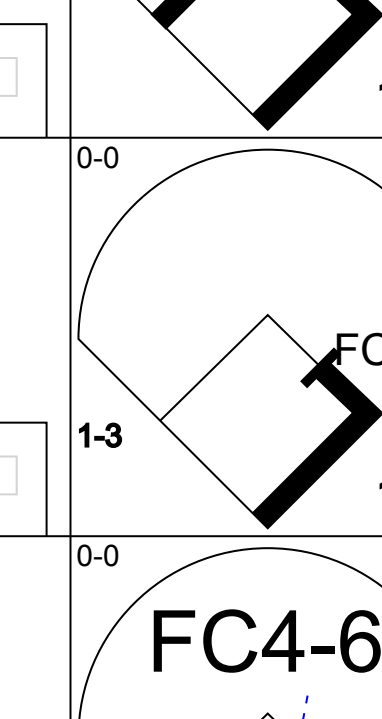
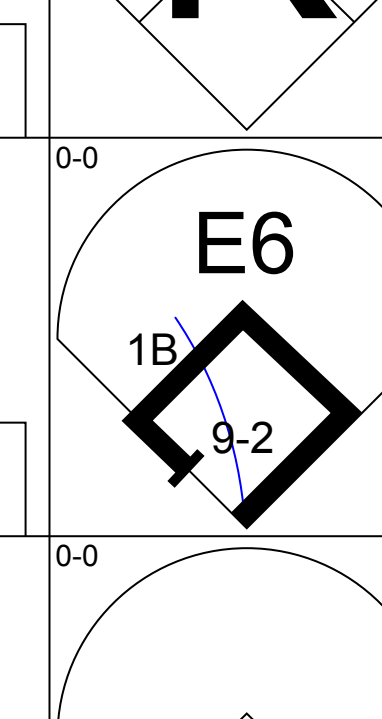
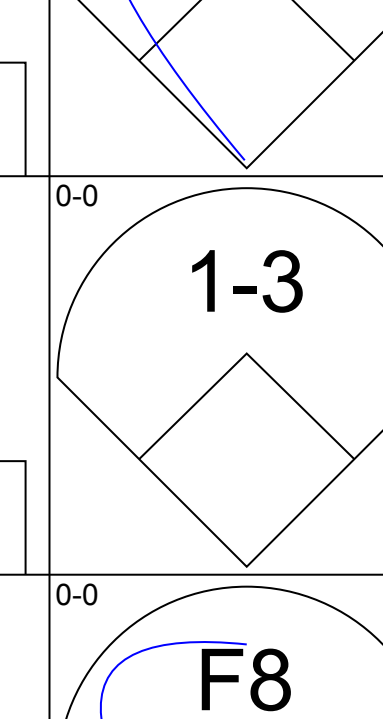
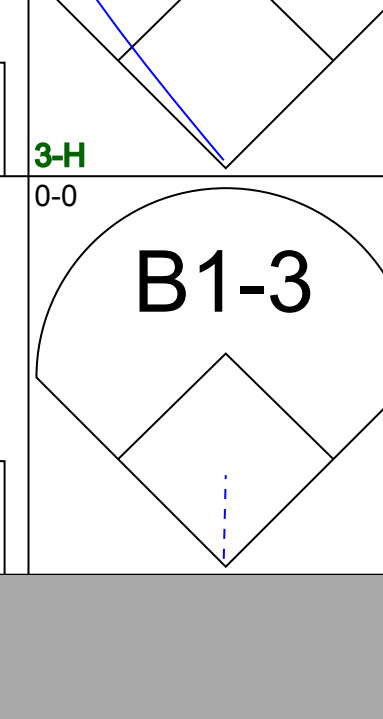
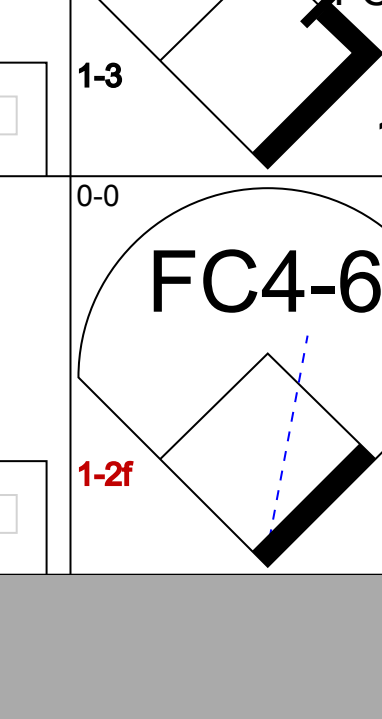
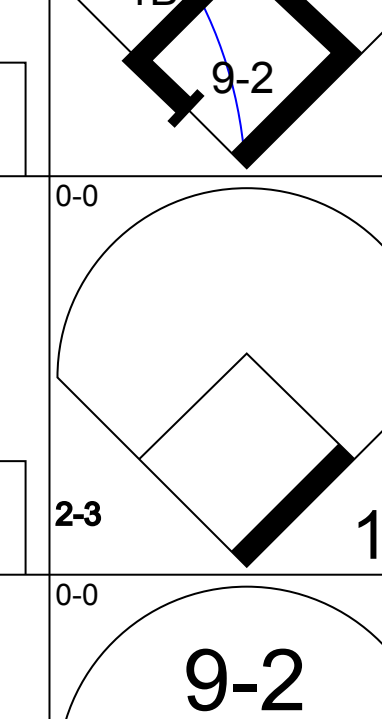
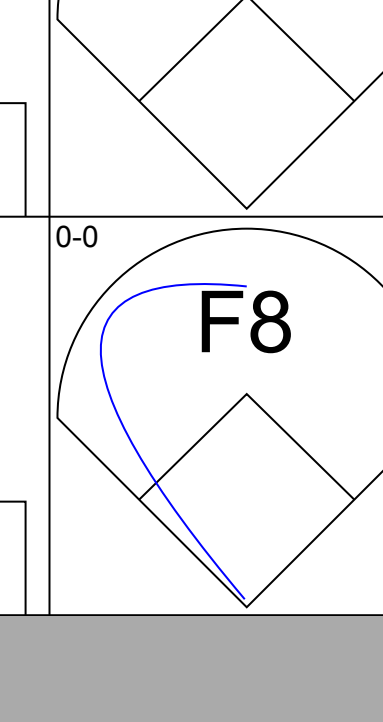
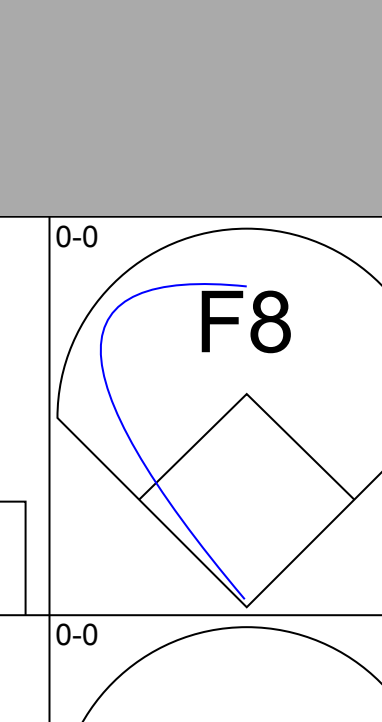
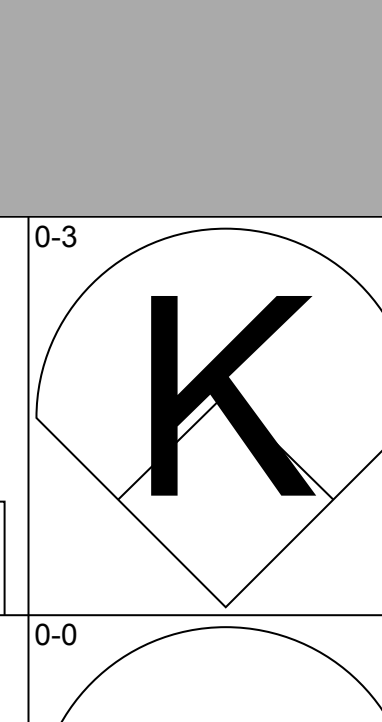
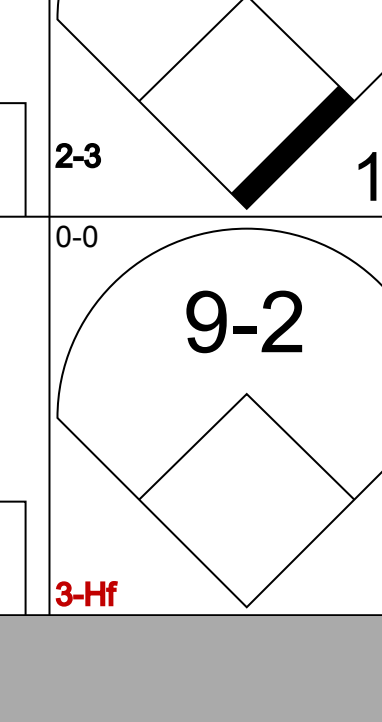
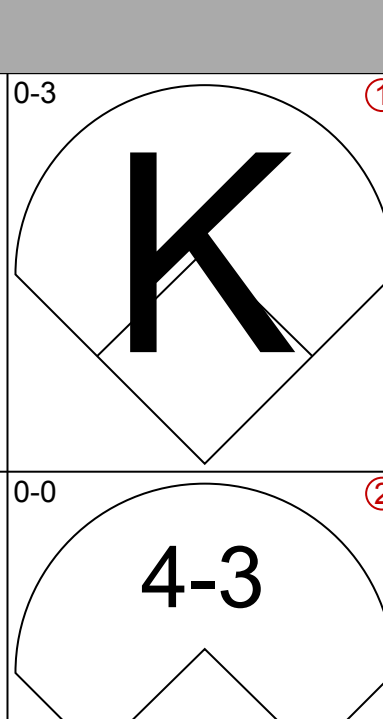
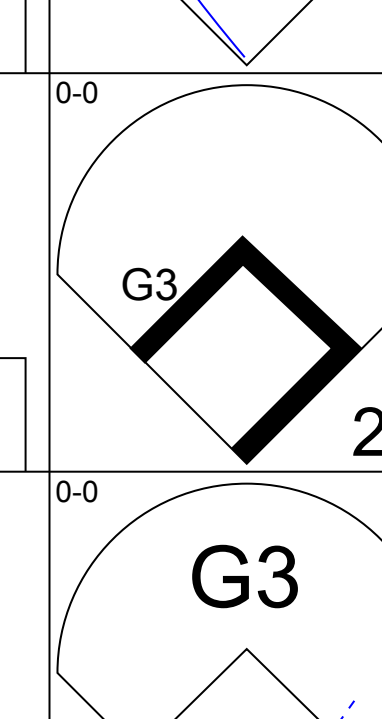
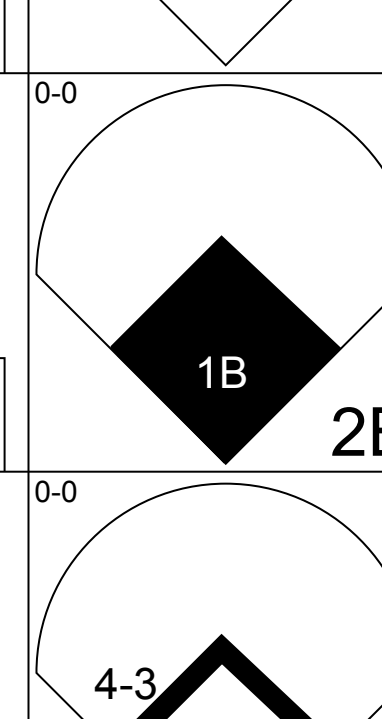

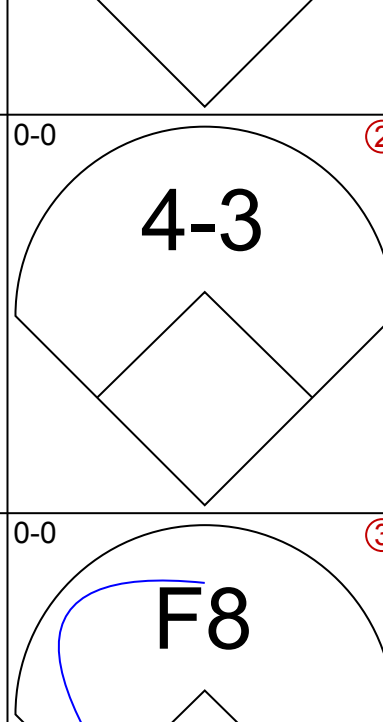
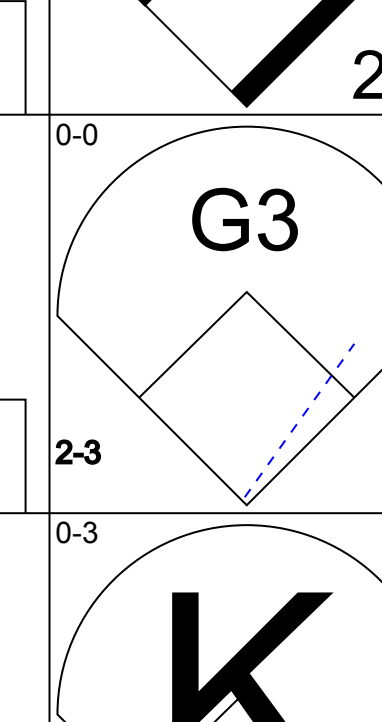
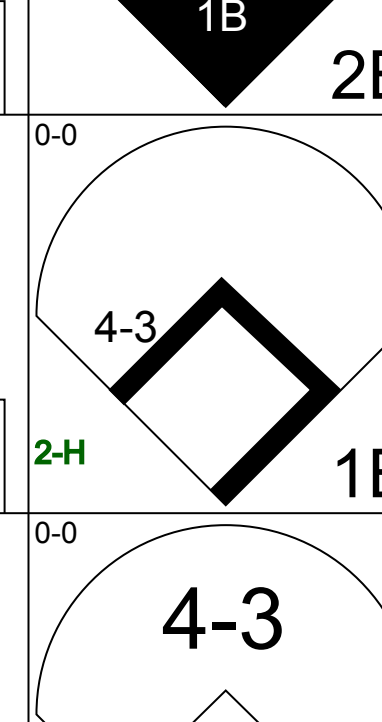

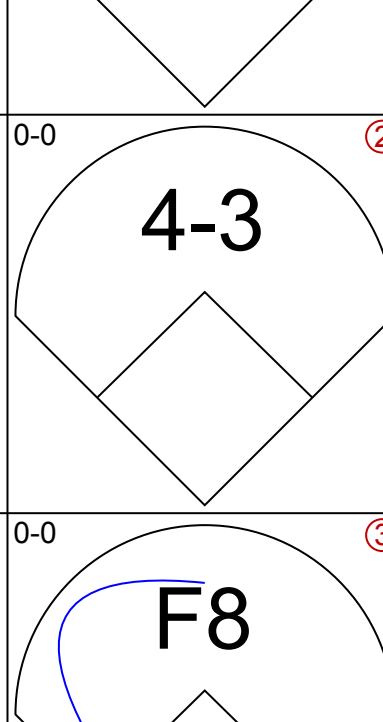
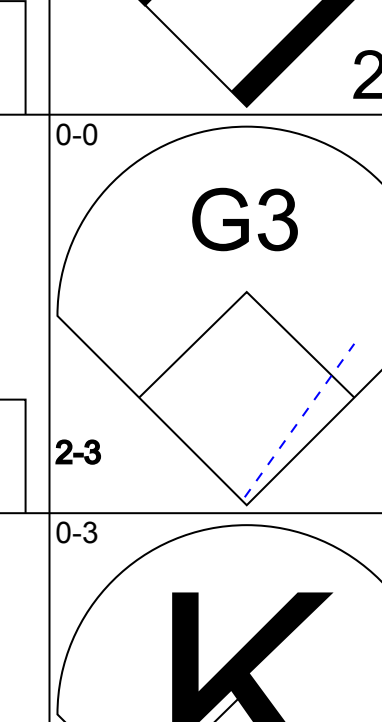
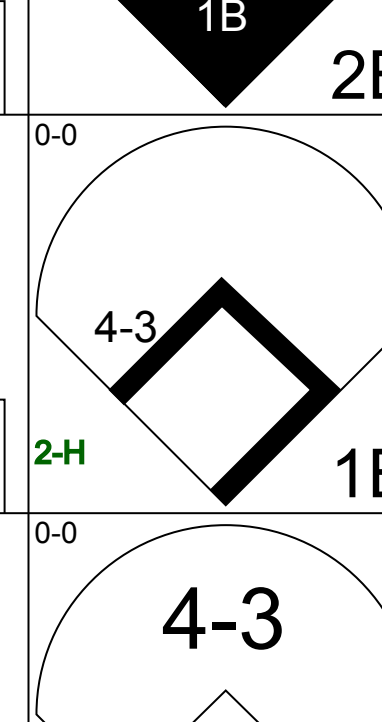

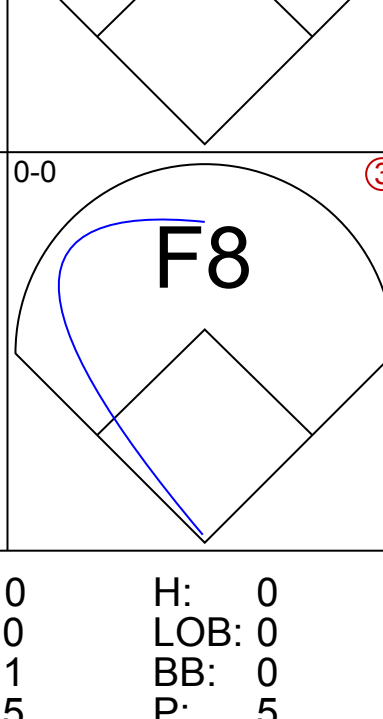
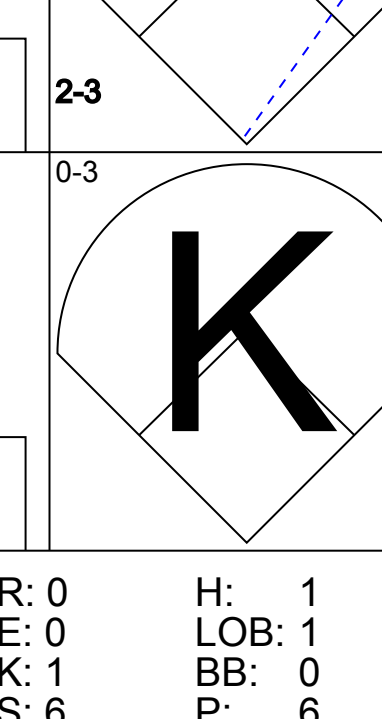
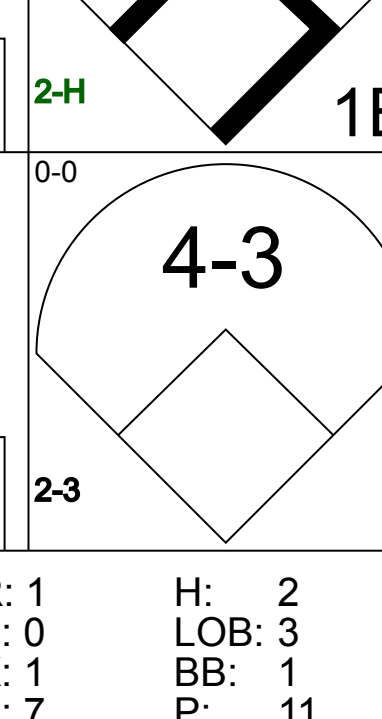

Batter	1	2	3	4	5	6	7	8	9	AB	R	H	RBI	BB	SO	LOB	BOTTOM								
Davey Lopes, R OBP: 0.299, SLG: 0.299 (1, 4)	0-0 CS 1B		0-3 K2-3			0-0 1-3	0-0 F4			4	0	1	0	0	1	4	Atlanta Braves @ Los Angeles Dodgers Dodger Stadium, Los Angeles, CA Wed Sep 16 1981, 7:05 PM PDT Att: 19,905 - Unknown								
Ken Landreaux, L OBP: 0.300, SLG: 0.372 (1, 8)	0-0 6-3 1-2			0-0 F8		0-3 K		0-0 F4		4	0	0	0	0	1	2									
Rick Monday, L OBP: 0.598, SLG: 0.588 Jack Perconte, L OBP: 1.000, SLG: 1.000 Ron Roenicke, S OBP: 0.391, SLG: 0.300 (1, 9) (7, PR) (8, 9)	0-3 K			0-3 K		0-0 CS 1B		4-0 BB		3	0	1	0	0	2	0									
Steve Garvey, R OBP: 0.324, SLG: 0.419 (1, 3)		0-0 5-3		0-3 K		0-0 1B 1-2		0-0 F8		4	0	1	0	0	1	1									
Dusty Baker Jr., R OBP: 0.356, SLG: 0.446 (1, 7)	0-0 5-3				0-0 F4		0-0 BB BB 1B 1-3	0-0 F7		4	1	1	0	0	0	1									
Pedro Guerrero, R OBP: 0.374, SLG: 0.489 (1, 5)	0-3 K				0-0 5-3		4-0 1B BB 1-2	BB		2	1	0	0	1	1	0									
Mike Scioscia, L OBP: 0.363, SLG: 0.345 (1, 2)			0-0 6-3		0-0 4-3		4-0 1B BB 1-2 2-3	BB		2	1	0	0	1	0	0									
Derrel Thomas, S OBP: 0.341, SLG: 0.357 (1, 6)				SH1-4 1B		0-0 1-3 SH3-4 1B		0-0 1B BB 1-2 2-3 3-H		3	0	3	1	0	0	0									
Jerry Reuss, L OBP: 0.205, SLG: 0.205 Reggie Smith, S OBP: 0.371, SLG: 0.393 Dave Stewart, R OBP: 0.500, SLG: 0.800 Steve Howe, L OBP: 0.391, SLG: 0.300 (1, 1) (7, PH) (8, 1) (8, 1)	0-0 SH1-4				0-0 SH3-4		0-0 1-3 2-H 3-H	0-0 1B		0	0	0	0	0	0	0									
Inning Stats	R: 0 E: 0 K: 1 S: 5	H: 1 LOB: 0 BB: 0 P: 5	R: 0 E: 0 K: 1 S: 5	H: 0 LOB: 0 BB: 0 P: 5	R: 0 E: 0 K: 2 S: 7	H: 0 LOB: 0 BB: 0 P: 7	R: 0 E: 0 K: 1 S: 6	H: 1 LOB: 1 BB: 0 P: 6	R: 3 E: 0 K: 0 S: 6	H: 5 LOB: 2 BB: 2 P: 14	R: 0 E: 0 K: 0 S: 3	H: 0 LOB: 1 BB: 1 P: 7	1B: 8 2B: 0 3B: 0 HR: 0	SF: 0 SAC: 2 DP: 0 HBP: 0	WP: 0 PB: 0 SB: 0 CS: 2	PA: 32									
PITCHER	IP	WLS	BF	H	R	ER	SO	BB	IBB	HBP	BLK	WP	HR	S	P	ERA	WHIP								
Gaylord Perry, R ERA: 3.67 (1, 1)	6.2	L	27	8	3	3	6	2	0	0	0	0	0	37	45	4.05	1.500								
Rick Camp, R ERA: 1.99 (7, 1)	0.1		1	0	0	0	0	0	0	0	0	0	0	1	1	0.00	0.000								
Steve Bedrosian, R ERA: 3.06 (8, 1)	1.0		4	0	0	0	0	1	0	0	0	0	0	3	7	0.00	1.000								

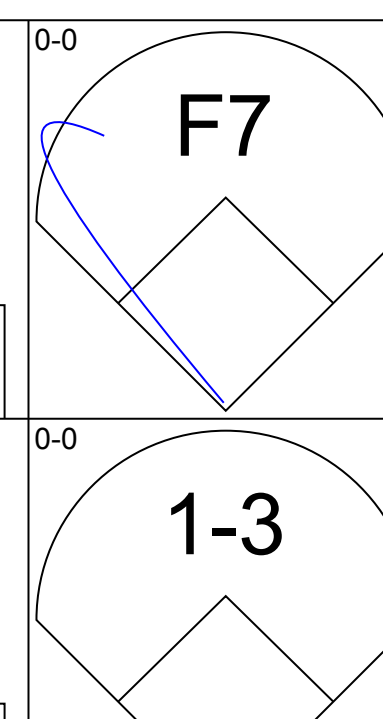
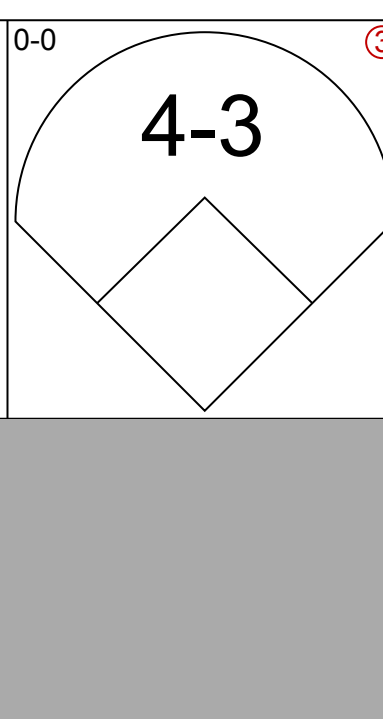
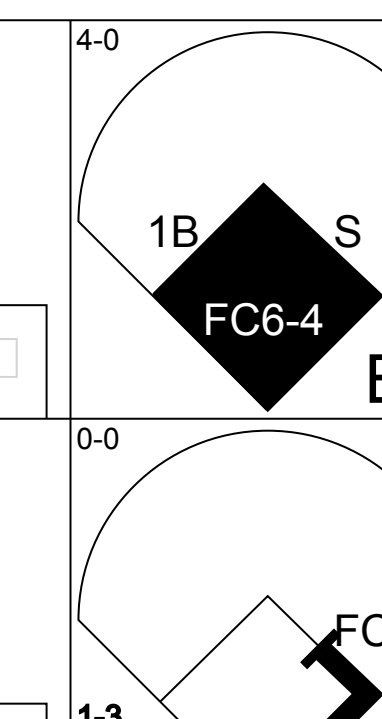
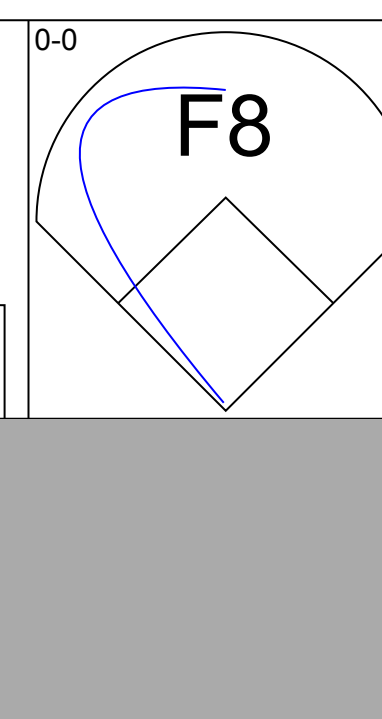
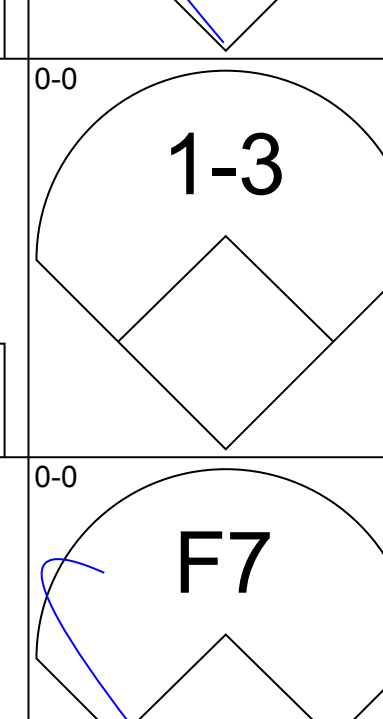
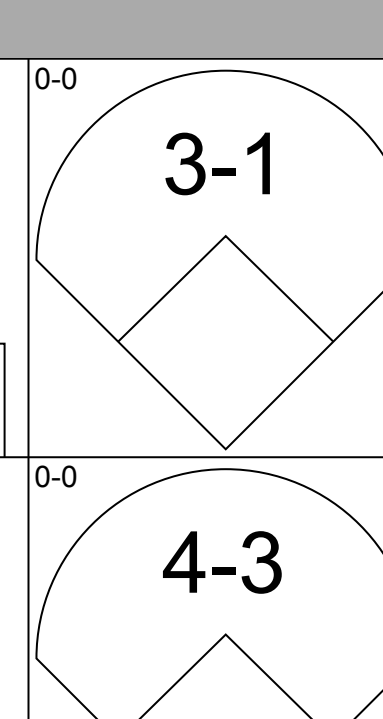
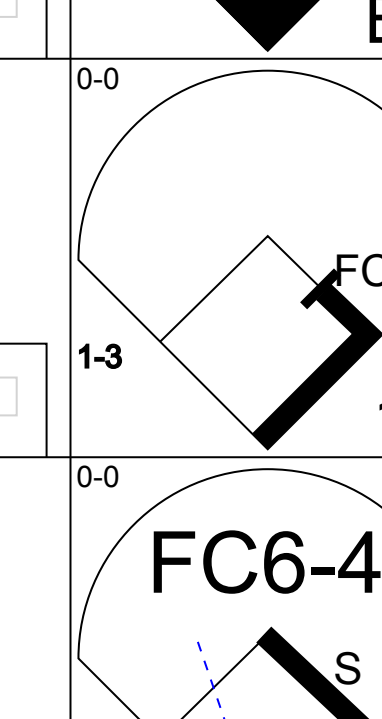
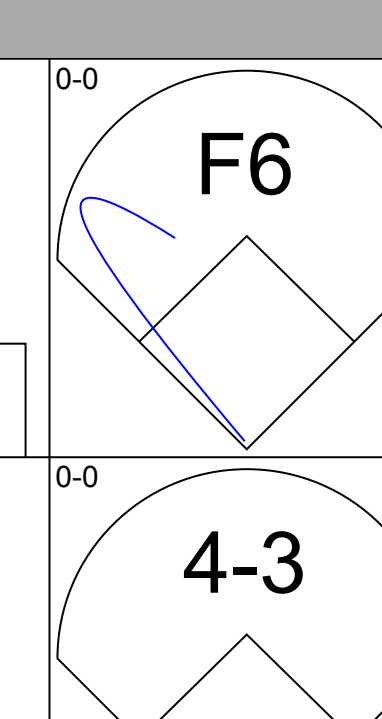
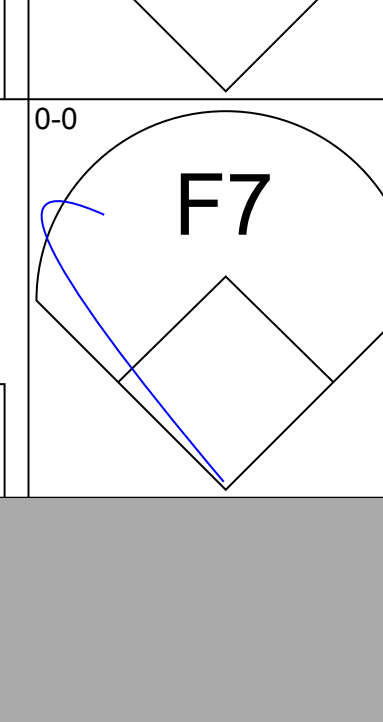
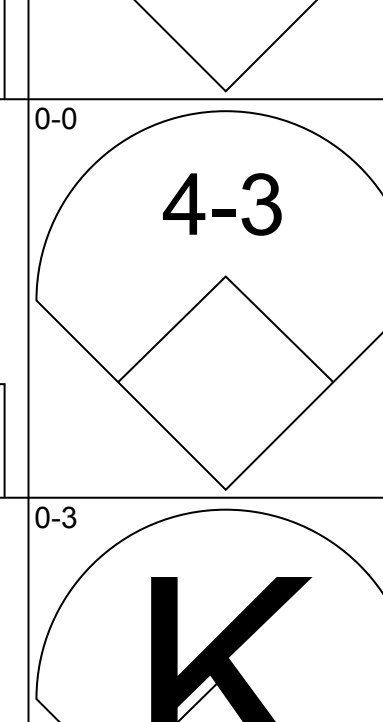
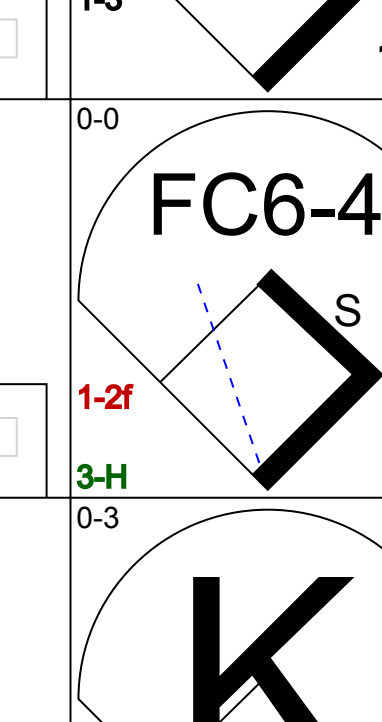
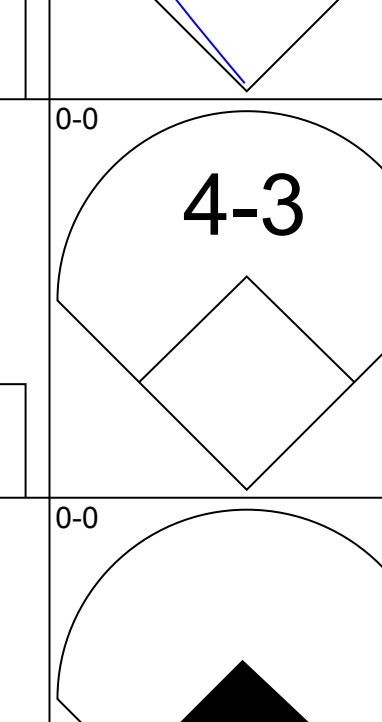
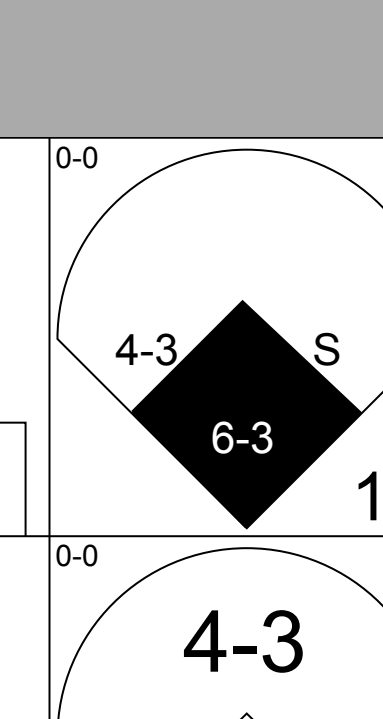
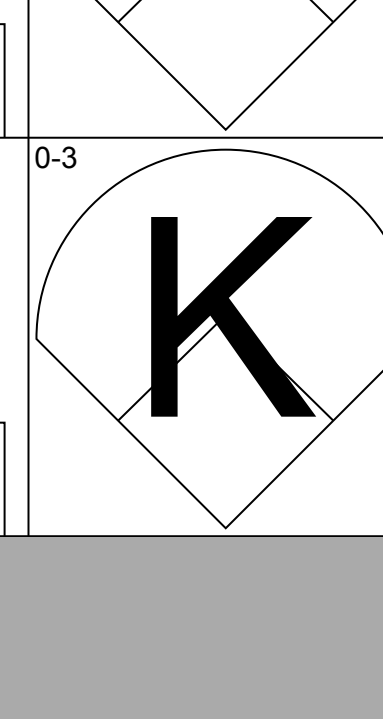
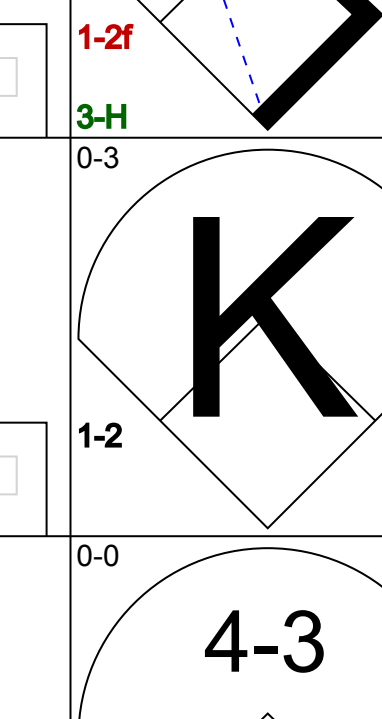
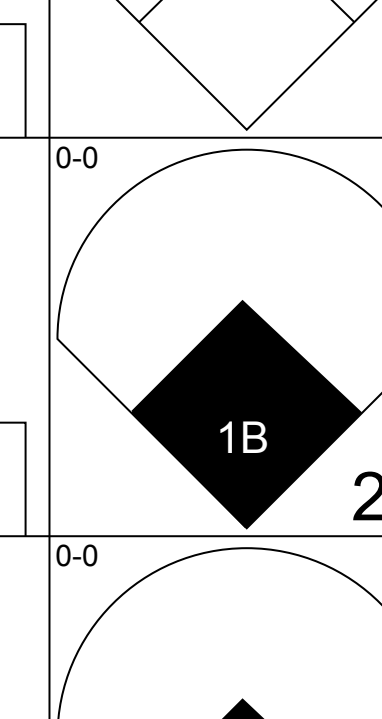
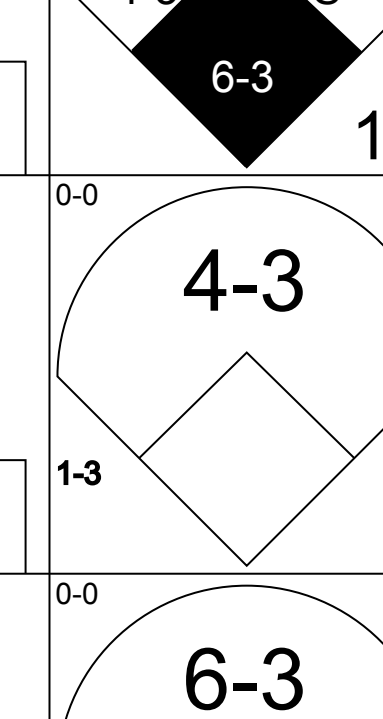
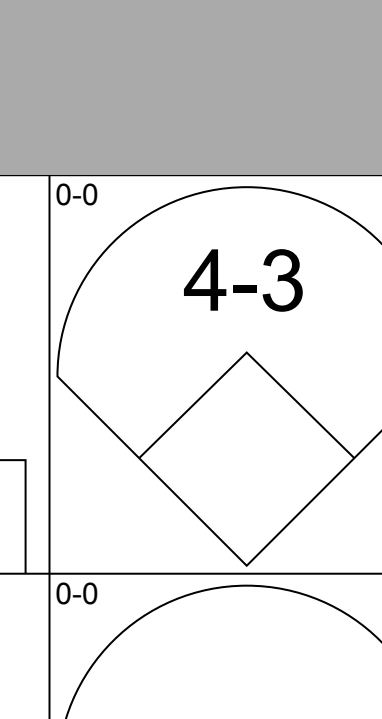
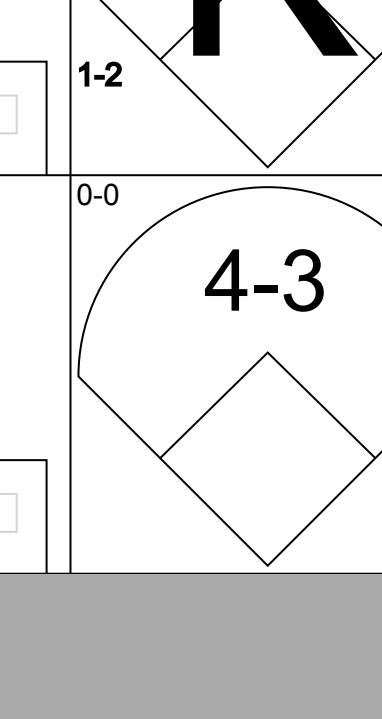
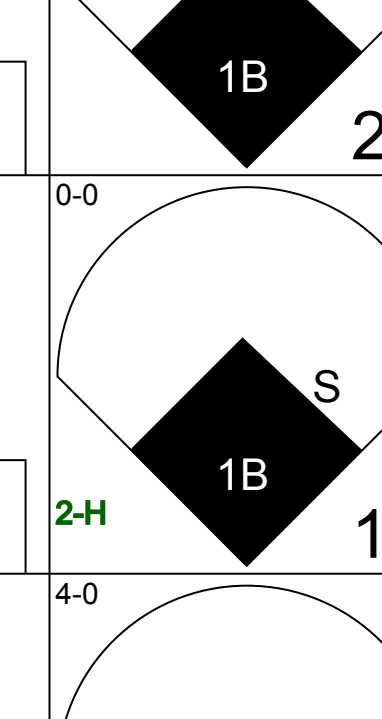
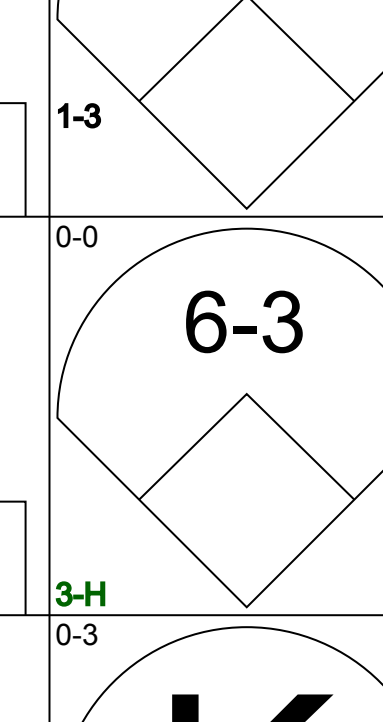
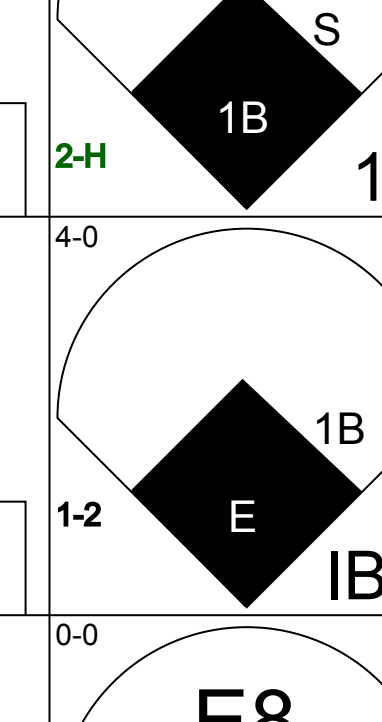
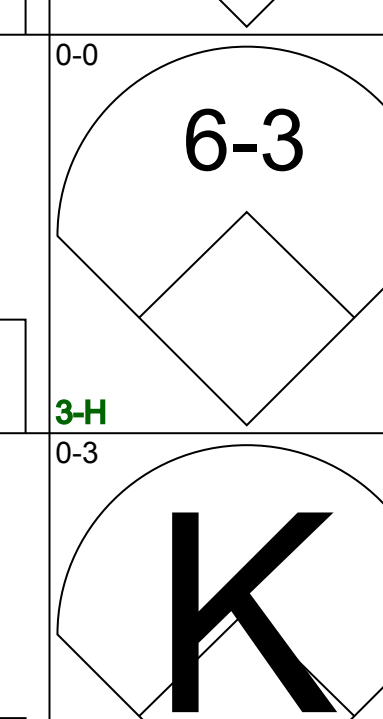
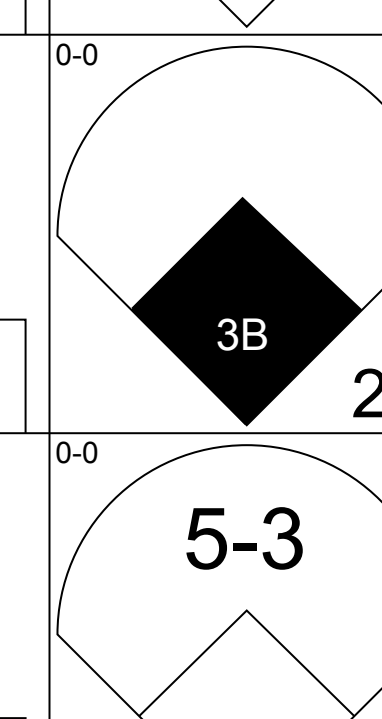
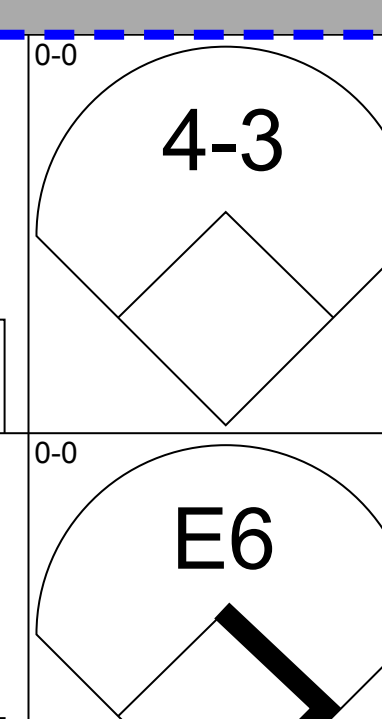
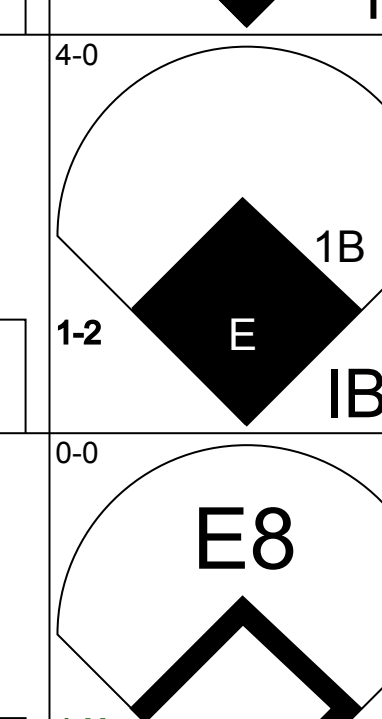
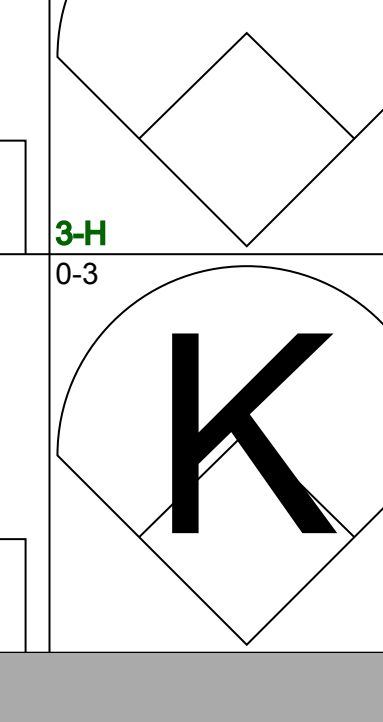
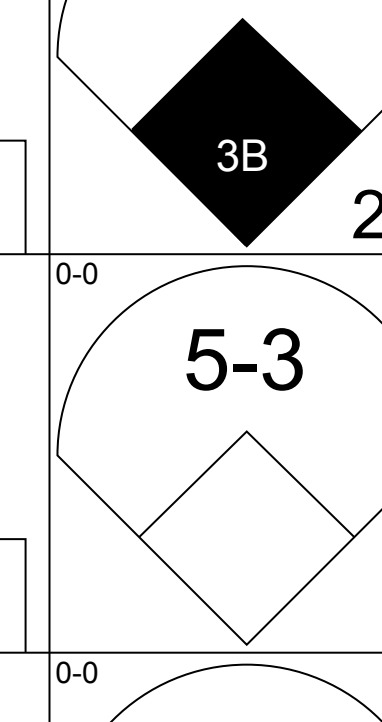
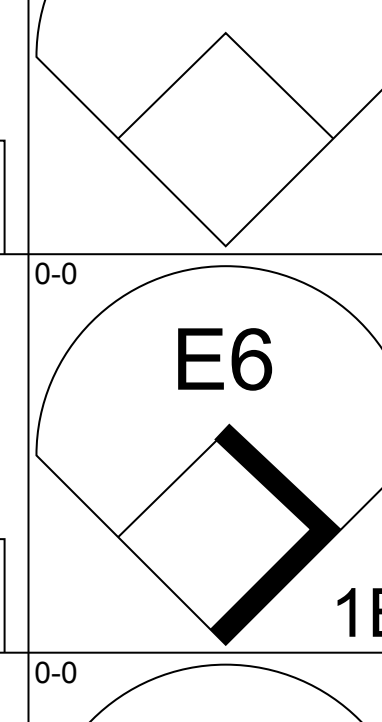
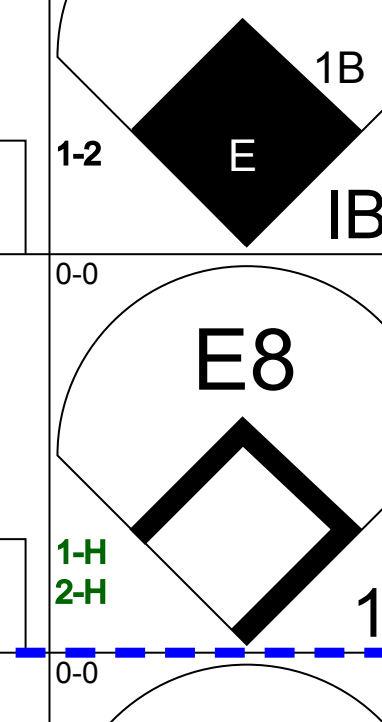
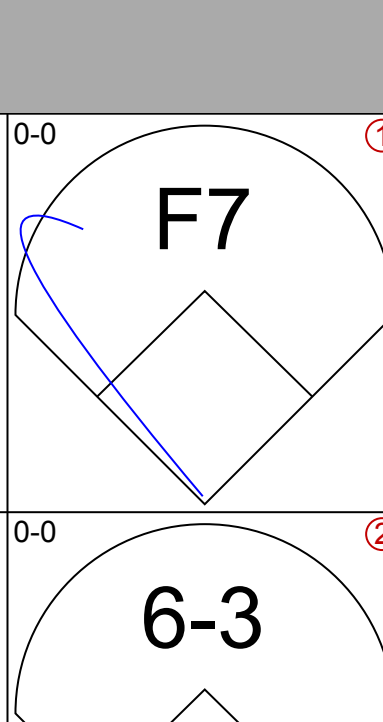
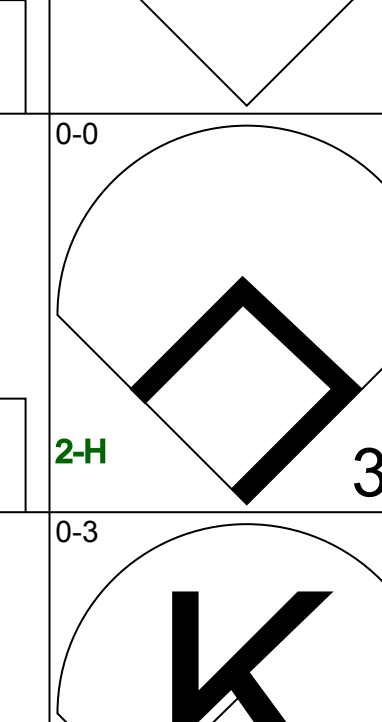
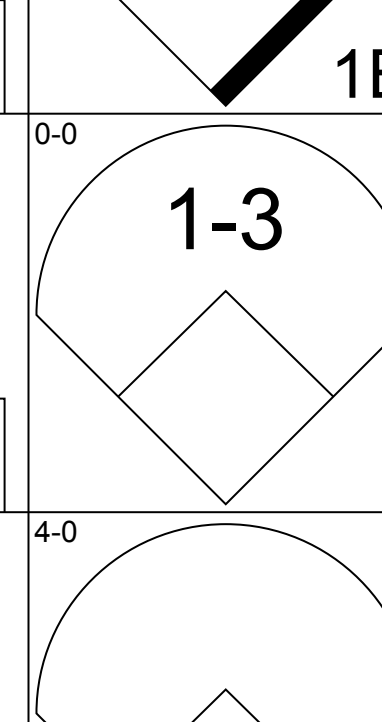
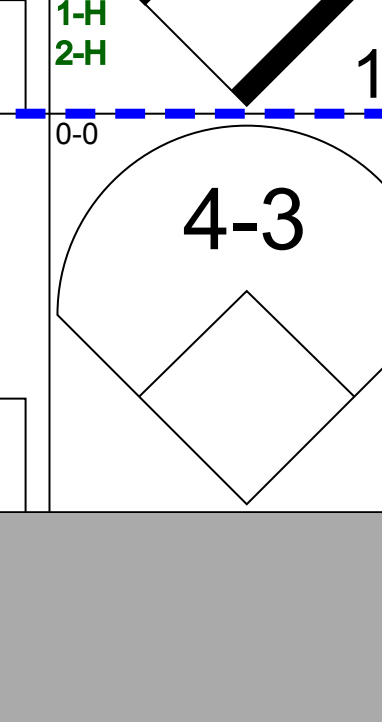
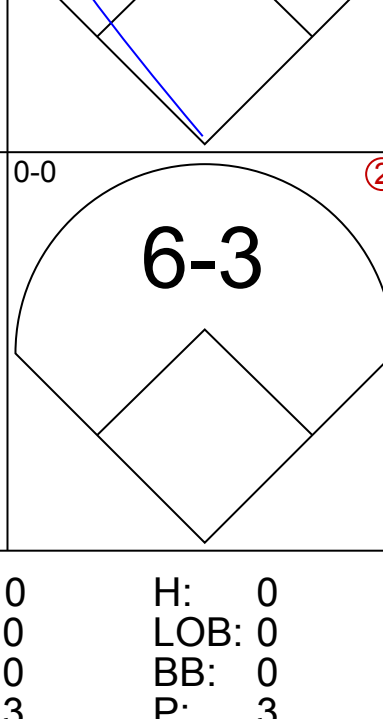
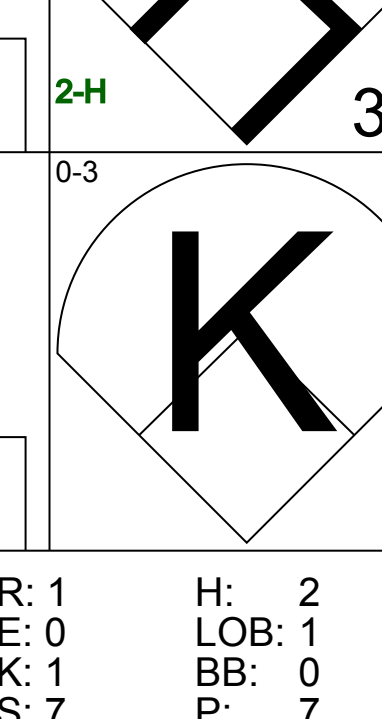
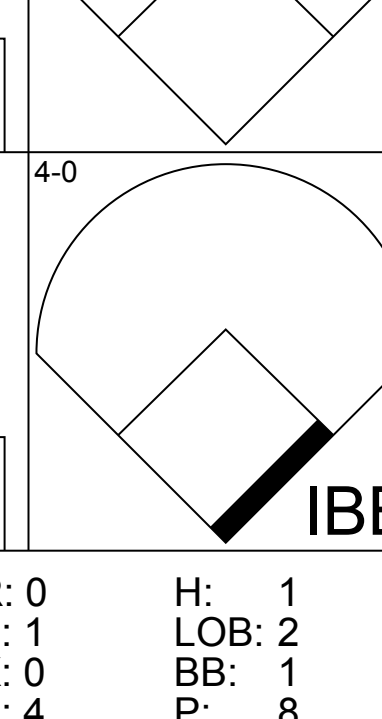
Batter	1	2	3	4	5	6	7	8	9	AB	R	H	RBI	BB	SO	LOB	TOP			
Jerry Royster, R OBP: 0.245, SLG: 0.264 (1, 4)	4-3		K			CS 4-3 1B		1-3		4	0	1	0	0	1	1	Atlanta Braves @ Los Angeles Dodgers Dodger Stadium, Los Angeles, CA Thu Sep 17 1981, 7:05 PM PDT Att: 46,168 - Unknown AB 29 R 0 H 3 RBI 0 BB 2 SO 6 LOB 6 			
Claudell Washington, L OBP: 0.340, SLG: 0.421 (1, 9)	K			4-3		4-3 1-2		4-3		4	0	0	0	0	1	1				
Bob Homer, R OBP: 0.337, SLG: 0.411 (1, 5)	BB			1-3		CS 2-3	L7		K	3	0	0	0	1	1	0				
Chris Chambliss, L OBP: 0.350, SLG: 0.414 (1, 3)	F7			4-3			K		L3	4	0	0	0	0	1	1				
Rufino Linares, R OBP: 0.297, SLG: 0.384 (1, 7)		4-3			F9		1B			3	0	1	0	0	0	0				
Dale Murphy, R OBP: 0.327, SLG: 0.390 (1, 8)	K				P3		L9			3	0	0	0	0	1	1				
Bruce Benedict, R OBP: 0.342, SLG: 0.366 (1, 2)		5-3				1B		F9		3	0	1	0	0	0	0				
Rafael Ramirez, R OBP: 0.278, SLG: 0.293 (1, 6)			P4		K2-3			BB		2	0	0	0	1	1	1				
Rick Mahler, R OBP: 0.158, SLG: 0.158 (1, 1)					F7					2	0	0	0	0	0	0				
Al Hrabosky, R (6, 1)						G3				0	0	0	0	0	0	0				
Brook Jacoby, R OBP: 0.500, SLG: 0.500 (8, PH)								F8		1	0	0	0	0	0	1				
Gene Garber, R (8, 1)										0	0	0	0	0	0	0				
Inning Stats	R: 0 E: 0 K: 1 S: 5	H: 0 LOB: 1 BB: 1 P: 9	R: 0 E: 0 K: 1 S: 5	H: 0 LOB: 0 BB: 0 P: 5	R: 0 E: 0 K: 1 S: 5	H: 0 LOB: 0 BB: 0 P: 5	R: 0 E: 0 K: 0 S: 3	H: 0 LOB: 0 BB: 0 P: 3	R: 0 E: 0 K: 1 S: 6	H: 1 LOB: 1 BB: 0 P: 6	R: 0 E: 0 K: 0 S: 3	H: 1 LOB: 1 BB: 0 P: 6	R: 0 E: 0 K: 0 S: 3	H: 0 LOB: 1 BB: 1 P: 7	R: 0 E: 0 K: 1 S: 5	H: 0 LOB: 0 BB: 0 P: 5	1B: 3 2B: 0 3B: 0 HR: 0	SF: 0 SAC: 0 DP: 0 HBP: 0	WP: 0 PB: 0 SB: 0 CS: 1	PA: 32
PITCHER Fernando Valenzuela, L ERA: 2.36 (1, 1)	IP: 9.0 WLS: W BF: 31 H: 3 R: 0 ER: 0 SO: 6 BB: 2 IBB: 0 HBP: 0 BLK: 0 WP: 0 HR: 0 S: 41 P: 49 ERA: 0.00 WHIP: 0.556																			

Batter	1	2	3	4	5	6	7	8	9	AB	R	H	RBI	BB	SO	LOB	BOTTOM			
Davey Lopes, R OBP: 0.301, SLG: 0.299 (1, 4)	6-3		G3 S BB		K	1-2 1B		F7		4	0	1	0	1	1	2	Atlanta Braves @ Los Angeles Dodgers Dodger Stadium, Los Angeles, CA Thu Sep 17 1981, 7:05 PM PDT Att: 46,168 - Unknown AB 30 R 2 H 6 RBI 2 BB 6 SO 4 LOB 25 			
Ken Landreaux, L OBP: 0.296, SLG: 0.366 (1, 8)	F7		G3 1-3		3-1	K		F8		5	0	0	0	0	1	5				
Rick Monday, L OBP: 0.405, SLG: 0.587 (1, 9)						BB 1B		F8		2	0	1	0	1	0	0				
Ron Roenicke, S OBP: 0.375, SLG: 0.286 (7, 9)	P4		S BB			BB 1B				1	0	0	0	0	0	0				
Steve Garvey, R OBP: 0.326, SLG: 0.421 (1, 3)		3-1 SF7 2B	K		4-0 1-2 BB			F9		3	1	1	0	1	1	2				
Dusty Baker Jr., R OBP: 0.355, SLG: 0.444 (1, 7)		E6 3-1	K					F8		4	0	1	0	0	1	5				
Mike Scioscia, L OBP: 0.385, SLG: 0.345 (1, 2)						G3 SH3-4 1B BB		P3		3	1	1	0	1	0	3				
Derrel Thomas, S OBP: 0.346, SLG: 0.355 (1, 5)						FC6 1B				1	0	0	0	2	0	1				
Gary Weiss, S (1, 6)		SF7				G3		FC1-6 BB		3	0	0	1	0	0	3				
Fernando Valenzuela, L OBP: 0.271, SLG: 0.293 (1, 1)		3-H				3-H 1B		E4		4	0	1	1	0	0	4				
Inning Stats	R: 0 E: 0 K: 0 S: 3	H: 0 LOB: 0 BB: 0 P: 3	R: 1 E: 1 K: 0 S: 5	H: 1 LOB: 2 BB: 1 P: 9	R: 0 E: 0 K: 2 S: 7	H: 0 LOB: 2 BB: 2 P: 15	R: 0 E: 0 K: 0 S: 4	H: 1 LOB: 1 BB: 0 P: 4	R: 0 E: 0 K: 1 S: 6	H: 1 LOB: 2 BB: 1 P: 10	R: 0 E: 0 K: 0 S: 7	H: 2 LOB: 2 BB: 1 P: 11	R: 0 E: 1 K: 0 S: 4	H: 1 LOB: 1 BB: 0 P: 4	R: 0 E: 1 K: 0 S: 4	H: 0 LOB: 2 BB: 1 P: 8	1B: 5 2B: 1 3B: 0 HR: 0	SF: 1 SAC: 1 DP: 0 HBP: 0	WP: 0 PB: 0 SB: 2 CS: 0	PA: 38
PITCHER Rick Mahler, R ERA: 3.03 (1, 1)	IP: 5.2 WLS: L BF: 28 H: 5 R: 2 ER: 1 SO: 3 BB: 4 IBB: 1 HBP: 0 BLK: 0 WP: 0 HR: 0 S: 29 P: 49 ERA: 1.59 WHIP: 1.588																			
Al Hrabosky, L ERA: 1.17 (6, 1)	1.1	5	1	0	0	1	0	0	0	0	0	7	7	0.00	0.750					
Gene Garber, R ERA: 2.89 (8, 1)	1.0	5	0	0	0	0	1	0	0	0	0	4	8	0.00	1.000					

Batter	1	2	3	4	5	6	7	8	9	AB	R	H	RBI	BB	SO	LOB	TOP								
Brett Butler, L OBP: 0.371, SLG: 0.377 (1, 8)	0-0 4-3		0-3 K			0-0 6-3		0-0 SH5-3 1B		4	1	1	0	0	1	0	Atlanta Braves @ San Diego Padres Jack Murphy Stadium, San Diego, CA Fri Sep 18 1981, 10:05 PM EDT Att: 4,798 - Unknown								
Claudell Washington, L OBP: 0.340, SLG: 0.420 (1, 9)	0-0 1-3			0-0 F8		0-0 F S 2B		0-0 SH5-3		3	1	1	0	0	0	0									
Bob Homer, R OBP: 0.339, SLG: 0.414 (1, 5)	0-0 4-3			0-0 F2		0-0 1B 2B		4-0 1B IBB		3	1	1	1	1	0	0									
Chris Chambliss, L OBP: 0.356, SLG: 0.422 (1, 3)		0-0 2B		0-0 1B		4-0 1B IBB		0-0 G4-3 1B		3	0	3	1	1	0	0									
Rufino Linares, R OBP: 0.296, SLG: 0.382 Dale Murphy, R OBP: 0.327, SLG: 0.390 (8, 8)	0-0 6-3			0-0 L4		0-0 1B IBB		0-0 G4-3 1B		4	0	1	1	0	0	4									
Glenn Hubbard, R OBP: 0.316, SLG: 0.364 (1, 4)	0-0 5-3			0-0 F8		0-0 F6			0-0 F9		4	0	0	0	0	2									
Rafael Ramirez, R OBP: 0.278, SLG: 0.293 (1, 6)	0-0 6-3			0-0 6-3		0-0 4-3 CS 1B			0-0 F5		4	0	1	0	0	1									
Larry Owen, R (1, 2)			0-0 L8		4-0 BB		0-0 4-3		0-0 F8		3	0	0	0	1	0									
Larry McWilliams, L (1, 1)			0-3 K		0-3 K		0-0 L7				3	0	0	0	0	2									
Inning Stats	R: 0 E: 0 K: 0 S: 3	H: 0 LOB: 0 BB: 0 P: 3	R: 0 E: 0 K: 0 S: 4	H: 1 LOB: 1 BB: 0 P: 4	R: 0 E: 0 K: 2 S: 7	H: 0 LOB: 0 BB: 0 P: 7	R: 0 E: 0 K: 0 S: 4	H: 1 LOB: 1 BB: 0 P: 4	R: 0 E: 0 K: 1 S: 5	H: 0 LOB: 1 BB: 1 P: 9	R: 2 E: 0 K: 0 S: 5	H: 3 LOB: 1 BB: 1 P: 9	R: 0 E: 0 K: 0 S: 3	H: 1 LOB: 0 BB: 0 P: 3	R: 1 E: 0 K: 0 S: 4	H: 2 LOB: 1 BB: 1 P: 8	R: 0 E: 0 K: 0 S: 3	H: 0 LOB: 0 BB: 0 P: 3	1B: 6 2B: 2 3B: 0 HR: 0	SF: 0 SAC: 1 DP: 1 HBP: 0	WP: 0 PB: 0 SB: 2 CS: 1	PA: 35			
PITCHER	IP	WLS	BF	H	R	ER	SO	BB	IBB	HBP	BLK	WP	HR	S	P	ERA	WHIP								
Rick Wise, R ERA: 3.71 (1, 1)	5.1	L	21	4	2	2	3	1	0	0	0	0	0	26	30	3.38	0.938								
Eric Show, R ERA: 3.55 (6, 1)	1.2		6	2	0	0	0	0	1	0	0	0	0	5	9	0.00	1.200								
Gary Lucas, L ERA: 2.18 (8, 1)	2.0		8	2	1	1	0	0	1	0	0	0	0	7	11	4.50	1.000								

Batter	1	2	3	4	5	6	7	8	9	AB	R	H	RBI	BB	SO	LOB	BOTTOM								
Juan Bonilla, R OBP: 0.347, SLG: 0.358 (1, 4)	0-0 4-3		0-0 4-3		0-0 6-3			0-0 6-3		4	0	0	0	0	0	1	Atlanta Braves @ San Diego Padres Jack Murphy Stadium, San Diego, CA Fri Sep 18 1981, 10:05 PM EDT Att: 4,798 - Unknown								
Ozzie Smith, S OBP: 0.304, SLG: 0.268 (1, 6)	0-0 F3		0-0 5-3		0-0 6-3		0-0 K			4	0	0	0	0	1	0									
Gene Richards, L OBP: 0.362, SLG: 0.406 (1, 7)	0-0 G3		0-3 K		4-0 FC4-6 BB		0-0 6-3			3	0	0	0	1	1	0									
Luis Salazar, R OBP: 0.324, SLG: 0.395 (1, 5)		0-3 K		0-0 F9		4-0 FC4-6 BB		0-0 F3		3	0	0	0	1	1	0									
Ruppert Jones, L OBP: 0.318, SLG: 0.375 (1, 8)		0-0 BB 1B		0-3 K		0-0 FC4-6		0-0 G3		4	0	1	0	0	1	2									
Terry Kennedy, L OBP: 0.350, SLG: 0.388 (1, 2)		0-0 BB 1B		0-0 3-1		0-3 K		0-0 6-3		4	0	1	0	0	1	2									
Barry Evans, R OBP: 0.360, SLG: 0.347 (1, 3)	0-0 F8				0-3 K		0-0 6-3			3	0	0	0	0	1	2									
Dave Edwards, R OBP: 0.278, SLG: 0.318 (1, 9)		4-0 BB		4-0 SH1-4 BB		0-3 K				1	0	0	0	2	1	0									
Rick Wise, R OBP: 0.043, SLG: 0.087 Eric Show, R (6, 1) Jose Moreno, S OBP: 0.206, SLG: 0.212 Gary Lucas, L OBP: 0.100, SLG: 0.100 (8, 1)	0-0 5-3				0-0 SH1-4		0-0 F8			1	0	0	0	0	0	3									
Inning Stats	R: 0 E: 0 K: 0 S: 3	H: 0 LOB: 0 BB: 0 P: 3	R: 0 E: 0 K: 1 S: 7	H: 2 LOB: 3 BB: 1 P: 11	R: 0 E: 0 K: 1 S: 5	H: 0 LOB: 0 BB: 0 P: 5	R: 0 E: 0 K: 1 S: 5	H: 0 LOB: 0 BB: 0 P: 5	R: 0 E: 0 K: 1 S: 5	H: 0 LOB: 2 BB: 2 P: 13	R: 0 E: 0 K: 1 S: 5	H: 0 LOB: 0 BB: 0 P: 5	R: 0 E: 0 K: 1 S: 5	H: 0 LOB: 0 BB: 0 P: 3	R: 0 E: 0 K: 0 S: 3	H: 0 LOB: 0 BB: 0 P: 3	1B: 2 2B: 0 3B: 0 HR: 0	SF: 0 SAC: 1 DP: 0 HBP: 0	WP: 0 PB: 0 SB: 0 CS: 0	PA: 33					
PITCHER	IP	WLS	BF	H	R	ER	SO	BB	IBB	HBP	BLK	WP	HR	S	P	ERA	WHIP								
Larry McWilliams, L ERA: 2.05 (1, 1)	9.0	W	33	2	0	0	7	4	0	0	0	0	0	43	59	0.00	0.667								

Batter	1	2	3	4	5	6	7	8	9	AB	R	H	RBI	BB	SO	LOB	TOP				
Brett Butler, L OBP: 0.376, SLG: 0.367 (1, 8)										2	1	0	0	2	1	0	Atlanta Braves @ San Diego Padres Jack Murphy Stadium, San Diego, CA Sat Sep 19 1981, 10:05 PM EDT Att: 2,906 - Unknown				
Claudell Washington, L OBP: 0.343, SLG: 0.430 (1, 9)										3	1	2	1	0	0	0					
Dale Murphy, R OBP: 0.326, SLG: 0.389 (7, PH) (7, 9)										1	0	0	0	0	0	3					
Bob Homer, R OBP: 0.338, SLG: 0.411 (1, 5)										4	0	1	0	0	1	2					
Chris Chambliss, L OBP: 0.355, SLG: 0.421 (1, 3)										3	0	1	1	0	0	0					
Rufino Linares, R OBP: 0.295, SLG: 0.379 (1, 7)										4	0	1	0	0	0	2					
Glenn Hubbard, R OBP: 0.312, SLG: 0.359 (1, 4)										4	0	0	0	0	1	2					
Rafael Ramirez, R OBP: 0.281, SLG: 0.302 (1, 6)										4	1	2	0	0	2	0					
Larry Owen, R (1, 2)										2	0	0	0	0	0	1					
Biff Pocoroba, S OBP: 0.296, SLG: 0.223 (7, PH) Albert Hall, S (7, PR) Bruce Benedict, R OBP: 0.341, SLG: 0.365 (7, 2)										1	0	1	1	0	0	0					
Tommy Boggs, R OBP: 0.192, SLG: 0.175 (1, 1) Brian Aselstine, L OBP: 0.338, SLG: 0.444 (7, PH) Gene Garber, R (7, 1) Rick Camp, R (8, 1) Larry Whisenton, L (9, PH)										2	0	0	0	0	1	1					
Inning Stats	R: 0 E: 0 K: 1 S: 5	H: 1 LOB: 0 BB: 0 P: 5	R: 0 E: 0 K: 0 S: 3	H: 0 LOB: 0 BB: 0 P: 3	R: 0 E: 0 K: 1 S: 5	H: 0 LOB: 0 BB: 0 P: 5	R: 2 E: 0 K: 0 S: 4	H: 1 LOB: 0 BB: 1 P: 8	R: 0 E: 0 K: 1 S: 6	H: 1 LOB: 1 BB: 0 P: 6	R: 0 E: 0 K: 0 S: 5	H: 2 LOB: 3 BB: 0 P: 5	R: 1 E: 0 K: 1 S: 7	H: 2 LOB: 3 BB: 1 P: 11	R: 0 E: 1 K: 1 S: 6	H: 1 LOB: 1 BB: 0 P: 6	R: 0 E: 0 K: 2 S: 7	H: 0 LOB: 0 BB: 0 P: 7	1B: 5 2B: 3 3B: 1 HR: 0	SF: 1 SAC: 0 DP: 1 HBP: 0	WP: 0 PA: 37 PB: 0 SB: 0 CS: 1
PITCHER	IP	WLS	BF	H	R	ER	SO	BB	IBB	HBP	BLK	WP	HR	S	P	ERA	WHIP				
Steve Fireovid, R ERA: 3.77 (1, 1)	6.2		28	7	3	3	4	2	0	0	1	0	0	34	42	4.05	1.350				
Gary Lucas, L ERA: 2.17 (7, 1)	0.1	1	0	0	0	0	0	0	0	0	0	0	0	1	1	0.00	0.000				
Eric Show, R ERA: 3.07 (8, 1)	2.0	W	7	1	0	0	3	0	0	0	0	0	0	13	13	0.00	0.500				

Batter	1	2	3	4	5	6	7	8	9	AB	R	H	RBI	BB	SO	LOB	BOTTOM				
Ozzie Smith, S OBP: 0.304, SLG: 0.266 (1, 6)										3	1	0	0	1	0	2	Atlanta Braves @ San Diego Padres Jack Murphy Stadium, San Diego, CA Sat Sep 19 1981, 10:05 PM EDT Att: 2,906 - Unknown				
Juan Bonilla, R OBP: 0.346, SLG: 0.357 (1, 4)										4	0	1	0	0	0	0					
Gene Richards, L OBP: 0.359, SLG: 0.402 (1, 7)										4	0	0	1	0	0	1					
Ruppert Jones, L OBP: 0.320, SLG: 0.380 (1, 8)										4	2	2	0	0	2	1					
Terry Kennedy, L OBP: 0.349, SLG: 0.386 (1, 2) Alan Wiggins, S OBP: 0.200, SLG: 0.111 (8, PR) Doug Gwosdz, R (9, 2)										4	0	1	1	0	0	2					
Broderick Perkins, L OBP: 0.314, SLG: 0.409 (1, 3)										0	1	0	0	0	0	0					
Broderick Perkins, L OBP: 0.314, SLG: 0.409 (1, 3)										3	2	1	1	1	0	0					
Luis Salazar, R OBP: 0.326, SLG: 0.397 (1, 9)										4	0	2	1	0	1	1					
Tim Flannery, L OBP: 0.341, SLG: 0.487 (1, 5)										4	0	1	1	0	0	3					
Steve Fireovid, S OBP: 0.250, SLG: 0.250 (1, 1) Gary Lucas, L OBP: 0.100, SLG: 0.100 (7, 1) Randy Bass, L OBP: 0.297, SLG: 0.327 (7, PH) Mario Ramirez, R OBP: 0.250, SLG: 0.250 (7, PR) Eric Show, R (8, 1)										2	0	0	0	0	1	1					
Inning Stats	R: 0 E: 0 K: 0 S: 3	H: 0 LOB: 0 BB: 0 P: 3	R: 1 E: 0 K: 1 S: 6	H: 1 LOB: 0 BB: 0 P: 6	R: 0 E: 0 K: 0 S: 3	H: 0 LOB: 0 BB: 0 P: 3	R: 0 E: 0 K: 1 S: 5	H: 0 LOB: 0 BB: 0 P: 5	R: 1 E: 0 K: 1 S: 7	H: 2 LOB: 1 BB: 0 P: 7	R: 1 E: 0 K: 0 S: 6	H: 1 LOB: 1 BB: 1 P: 10	R: 0 E: 1 K: 0 S: 4	H: 1 LOB: 2 BB: 1 P: 8	R: 3 E: 1 K: 0 S: 6	H: 3 LOB: 2 BB: 1 P: 10	1B: 5 2B: 2 3B: 1 HR: 0	SF: 0 SAC: 0 DP: 0 HBP: 0	WP: 0 PA: 35 PB: 0 SB: 0 CS: 0		
PITCHER	IP	WLS	BF	H	R	ER	SO	BB	IBB	HBP	BLK	WP	HR	S	P	ERA	WHIP				
Tommy Rogers, R ERA: 3.99 (1, 1)	6.0		23	4	3	3	4	1	0	0	0	0	0	30	34	4.50	0.833				
Gene Garber, R ERA: 3.17 (7, 1)	1.2	L	11	4	3	2	0	0	2	0	0	0	0	9	17	10.80	2.400				
Rick Camp, R ERA: 1.95 (8, 1)	0.1		1	0	0	0	0	0	0	0	0	0	0	1	1	0.00	0.000				

Batter	1	2	3	4	5	6	7	8	9	10	11	AB	R	H	RBI	BB	SO	LOB	TOP							
Rafino Linares, R OBP: 0.299, SLG: 0.381 Al Hrabosky, R (8, 1) Larry Whisenton, L (11, PH) Eddie Miller, S (11, PR) Rick Camp, R (11, 1)	0-0 2B 1B		0-0 F4			0-0 SH5-4 1B		0-3 K			4-0 E BB	4	1	2	0	0	1	0								
Claudell Washington, L OBP: 0.245, SLG: 0.434	0-0 FC5-3 1H 2B		0-0 4-3			0-0 SH5-4 1-2 BB		0-3 K			0-0 E9 1B	4	1	2	2	0	1	0								
Bob Horner, R OBP: 0.344, SLG: 0.422 Jerry Royster, R OBP: 0.253, SLG: 0.272 (9, PR) (9, 5)	0-0 FC5-3 2-3 2B					0-0 BB				0-0 L5-4 2B	0-0 8-5-4 1B	3	0	2	0	1	0	1								
Chris Chambliss, L OBP: 0.351, SLG: 0.415	0-0 F8					0-3 K				0-3 K	0-0 8-5-4 1-3f 1B	5	0	0	0	0	2	5								
Dale Murphy, R OBP: 0.327, SLG: 0.388		0-0 F7				0-3 K				4-0 IBB	0-0 S 1B	4	0	1	0	1	1	3								
Glenn Hubbard, R OBP: 0.349, SLG: 0.353	0-0 F8					0-0 F8				0-0 L5-4 2-3 1B	0-0 F9 1-2 1B	5	0	0	0	0	0	4								
Bruce Benedict, R OBP: 0.341, SLG: 0.363 Biff Pocoroba, S OBP: 0.264, SLG: 0.221 Larry Owen, R (10, 2)		4-0 BB				0-0 F8					0-0 G3	2	0	0	0	1	0	0								
Rafael Ramirez, R OBP: 0.278, SLG: 0.299 Brian Asselesing, L OBP: 0.333, SLG: 0.438 Luis Gomez, R OBP: 0.364, SLG: 0.222	0-0 5-3					0-3 K					0-0 L8	3	0	0	0	0	1	1								
Phil Niekro, R OBP: 0.082, SLG: 0.082 Brook Jacoby, R OBP: 0.400, SLG: 0.400 Brett Butler, L OBP: 0.372, SLG: 0.363			0-0 G3			0-0 6-3					0-3 K	2	0	0	0	0	0	0								
Inning Stats	R: 1 E: 0 K: 0 S: 4	H: 2 LOB: 0 BB: 0 P: 4	R: 0 E: 0 K: 0 S: 3	H: 0 LOB: 1 BB: 1 P: 7	R: 0 E: 0 K: 0 S: 3	H: 0 LOB: 0 BB: 0 P: 3	R: 0 E: 0 K: 2 S: 8	H: 1 LOB: 1 BB: 0 P: 8	R: 0 E: 0 K: 1 S: 5	H: 0 LOB: 0 BB: 0 P: 5	R: 0 E: 0 K: 0 S: 4	H: 1 LOB: 2 BB: 0 P: 8	R: 0 E: 0 K: 3 S: 9	H: 0 LOB: 0 BB: 0 P: 9	R: 0 E: 0 K: 1 S: 5	H: 1 LOB: 2 BB: 1 P: 9	R: 0 E: 0 K: 1 S: 5	H: 0 LOB: 0 BB: 0 P: 5	R: 2 E: 1 K: 0 S: 5	H: 3 LOB: 2 BB: 1 P: 9	1B: 5 2B: 6 3B: 0 HR: 0	SF: 0 SAC: 1 DP: 3 HBP: 0	WP: 0 PB: 0 SB: 3 CS: 0	PA: 42		
PITCHER	IP 7.0	WLS 2.0	BF 26	H 4	R 1	ER 1	SO 3	BB 2	IBB 0	HBP 0	BLK 0	WP 0	HR 0	S 30	P 38	ERA 1.29	WHIP 0.857									
Fred Kuhaulua, L ERA: 1.62 Gary Lucas, L ERA: 2.12 Steve Mura, R ERA: 4.46	(1, 1) (8, 1) (10, 1)																									

Atlanta Braves @ San Diego Padres
Jack Murphy Stadium, San Diego, CA
Sun Sep 20 1981, 6:33 AM EDT
Att: 2,466 - Unknown

AB 37
R 3
H 8
RBI 3
BB 4
SO 8
LOB 14



Batter	1	2	3	4	5	6	7	8	9	10	11	AB	R	H	RBI	BB	SO	LOB	BOTTOM							
Ozzie Smith, S OBP: 0.305, SLG: 0.270	0-0 FC6 4-3 1B		0-0 6-3		0-0 FC3-6 1-2f S		0-0 F2			0-0 BB 2B		5	0	2	0	0	0	3								
Juan Bonilla, R OBP: 0.344, SLG: 0.352	0-0 4-3 1-2 1B		0-0 F8		0-0 6-3 1-2 1B					4-0 BB IBB		4	0	0	0	1	0	2								
Gene Richards, L OBP: 0.362, SLG: 0.404	4-0 FC6 BB					0-0 L7				4-0 BB IBB		3	0	1	0	2	0	0								
Ruppert Jones, L OBP: 0.316, SLG: 0.374	0-0 FC6 1-2f 2-3 1B					0-0 F8				0-0 G3		5	0	0	0	0	0	6								
Terry Kennedy, L OBP: 0.344, SLG: 0.380	0-0 F8				0-0 1-3 2-3 1B		0-0 4-3			0-0 G3		5	0	0	0	0	0	3								
Brodie Jenkins, L OBP: 0.214, SLG: 0.412 Alan Wiggins, S OBP: 0.150, SLG: 0.111 Gary Lucas, L OBP: 0.100, SLG: 0.100 Barry Bonds, R OBP: 0.100, SLG: 0.100 Steve Mura, R OBP: 0.100, SLG: 0.100 Jose Morano, S OBP: 0.200, SLG: 0.225		0-0 1-3				0-0 F8				0-0 L7		3	0	1	0	0	0	1								
Luis Salazar, R OBP: 0.324, SLG: 0.394		0-0 F8				0-0 E5 G3 S 1B				0-0 6-3		5	1	1	0	0	1									
Tim Flannery, L OBP: 0.326, SLG: 0.455	0-0 F8					0-0 G3				0-0 FC4-2 1B 1B		5	0	1	0	0	0	4								
Fred Kuhaulua, L OBP: 0.200, SLG: 0.200 Randy Bass, L OBP: 0.297, SLG: 0.327			0-0 5-3			0-0 FC3-6 3H 1B				0-0 4-3		2	0	1	1	0	0	0								
Inning Stats	R: 0 E: 0 K: 0 S: 4	H: 1 LOB: 2 BB: 1 P: 8	R: 0 E: 0 K: 0 S: 3	H: 0 LOB: 0 BB: 0 P: 3	R: 0 E: 0 K: 0 S: 3	H: 0 LOB: 0 BB: 0 P: 3	R: 0 E: 0 K: 0 S: 4	H: 1 LOB: 1 BB: 0 P: 4	R: 1 E: 1 K: 0 S: 5	H: 1 LOB: 1 BB: 0 P: 5	R: 0 E: 0 K: 0 S: 3	H: 0 LOB: 0 BB: 0 P: 3	R: 0 E: 0 K: 0 S: 3	H: 0 LOB: 0 BB: 0 P: 3	R: 0 E: 0 K: 0 S: 4	H: 1 LOB: 3 BB: 1 P: 12	R: 0 E: 0 K: 0 S: 5	H: 2 LOB: 2 BB: 0 P: 5	1B: 6 2B: 3 3B: 0 HR: 0	SF: 0 SAC: 0 DP: 0 HBP: 0	WP: 0 PB: 0 SB: 2 CS: 0	PA: 45				
PITCHER	IP 3.0	WLS 3.0	BF 12	H 6	R 1	ER 0	SO 0	BB 1	IBB 0	HBP 0	BLK 0	WP 0	HR 0	S 27	P 31	ERA 0.00	WHIP 1.000									
Phil Niekro, R ERA: 2.82 Al Hrabosky, L ERA: 1.07 Rick Camp, R ERA: 1.92	(1, 1) (8, 1) (11, 1)																									

Atlanta Braves @ San Diego Padres
Jack Murphy Stadium, San Diego, CA
Sun Sep 20 1981, 6:33 AM EDT
Att: 2,466 - Unknown

AB 42
R 1
H 9
RBI 1
BB 3
SO 0
LOB 22



Batter	1	2	3	4	5	6	7	8	9	AB	R	H	RBI	BB	SO	LOB	TOP			
Brett Butler, L OBP: 0.367, SLG: 0.357 (1, 8)										4	0	1	0	0	0	0	Atlanta Braves @ Houston Astros Astrodome, Houston, TX Tue Sep 22 1981, 8:05 PM EDT Att: 22,564 - Dome - 72 F			
Claudell Washington, L OBP: 0.341, SLG: 0.428 (1, 9)										4	0	0	0	0	0	2				
Bob Homer, R OBP: 0.340, SLG: 0.417 (1, 5)										3	0	0	0	0	1	2				
Chris Chambliss, L OBP: 0.351, SLG: 0.414 (1, 3)										3	0	1	0	0	0	1				
Rufino Linares, R OBP: 0.300, SLG: 0.381 (1, 7)										3	0	1	0	0	0	1				
Glenn Hubbard, R OBP: 0.305, SLG: 0.350 (1, 4)										3	0	0	0	0	0	1				
Rafael Ramirez, R OBP: 0.277, SLG: 0.297 (8, PH) Ken Smith, L (8, PH) Matt Sinatro, R (8, 2)										2	0	0	0	0	0	1		AB 29 R 0 H 3 RBI 0 BB 0 SO 3 LOB 9		
Larry Owen, R (1, 2) Brian Assestine, L OBP: 0.329, SLG: 0.432 (8, PH) Luis Gomez, R OBP: 0.364, SLG: 0.222 (8, 6)										2	0	0	0	0	0	1				
Gaylord Perry, R OBP: 0.267, SLG: 0.244 (5, 1) Steve Bedrosian, R (5, PH) Biff Pocoroba, S OBP: 0.346, SLG: 0.479 (8, 1) John Montefusco, R OBP: 0.310, SLG: 0.133 (8, 1) Gene Garber, R (8, PH) Larry Whisenton, L (8, PH)										1	0	0	0	0	0	0				
Inning Stats	R: 0 E: 0 K: 0 S: 3	H: 1 LOB: 0 BB: 0 P: 3	R: 0 E: 0 K: 0 S: 3	H: 0 LOB: 0 BB: 0 P: 3	R: 0 E: 0 K: 0 S: 3	H: 0 LOB: 0 BB: 0 P: 3	R: 0 E: 1 K: 0 S: 4	H: 0 LOB: 1 BB: 0 P: 4	R: 0 E: 0 K: 1 S: 5	H: 0 LOB: 0 BB: 0 P: 5	R: 0 E: 0 K: 0 S: 3	H: 0 LOB: 0 BB: 0 P: 3	R: 0 E: 0 K: 1 S: 5	H: 0 LOB: 0 BB: 0 P: 5	R: 0 E: 0 K: 1 S: 5	H: 0 LOB: 0 BB: 0 P: 5			1B: 3 2B: 0 3B: 0 HR: 0	SF: 0 SAC: 0 DP: 1 HBP: 0
PITCHER Don Sutton, R ERA: 2.68 (1, 1)	IP: 9.0 WLS: W BF: 29 H: 3 R: 0 ER: 0 SO: 3 BB: 0 IBB: 0 HBP: 0 BLK: 0 WP: 0 HR: 0 S: 35 P: 35 ERA: 0.00 WHIP: 0.333															PITCHER				

Batter	1	2	3	4	5	6	7	8	9	AB	R	H	RBI	BB	SO	LOB	BOTTOM			
Terry Puhl, L OBP: 0.326, SLG: 0.371 (1, 9)										4	1	2	0	0	0	2	Atlanta Braves @ Houston Astros Astrodome, Houston, TX Tue Sep 22 1981, 8:05 PM EDT Att: 22,564 - Dome - 72 F			
Phil Garner, R OBP: 0.330, SLG: 0.314 (1, 4)										3	1	1	0	1	0	1				
Tony Scott, S OBP: 0.313, SLG: 0.382 (1, 8)										4	1	3	1	0	0	2				
Jose Cruz, L OBP: 0.312, SLG: 0.419 (1, 7)										2	0	1	1	1	0	1				
Danny Heep, L OBP: 0.327, SLG: 0.287 (1, 3)										3	0	1	1	1	1	4				
Art Howe, R OBP: 0.377, SLG: 0.423 (1, 5)										4	0	0	0	0	0	4				
Alan Ashby, S OBP: 0.386, SLG: 0.396 (1, 2)										4	0	2	0	0	0	0		AB 31 R 3 H 12 RBI 3 BB 4 SO 2 LOB 16		
Craig Reynolds, L OBP: 0.285, SLG: 0.391 (1, 6)										3	0	1	0	1	0	1				
Don Sutton, R OBP: 0.222, SLG: 0.143 (1, 1)										4	0	1	0	0	1	1				
Inning Stats	R: 1 E: 0 K: 1 S: 6	H: 1 LOB: 1 BB: 1 P: 10	R: 0 E: 0 K: 0 S: 3	H: 1 LOB: 0 BB: 0 P: 3	R: 2 E: 0 K: 0 S: 7	H: 4 LOB: 2 BB: 0 P: 7	R: 0 E: 0 K: 0 S: 3	H: 0 LOB: 0 BB: 0 P: 3	R: 0 E: 0 K: 0 S: 4	H: 2 LOB: 2 BB: 1 P: 8	R: 0 E: 0 K: 0 S: 4	H: 1 LOB: 2 BB: 1 P: 8	R: 0 E: 0 K: 1 S: 5	H: 1 LOB: 0 BB: 0 P: 5	R: 0 E: 0 K: 1 S: 5	H: 1 LOB: 0 BB: 0 P: 5		1B: 10 2B: 2 3B: 0 HR: 0	SF: 1 SAC: 0 DP: 2 HBP: 0	WP: 0 PB: 0 SB: 1 CS: 1
PITCHER Gaylord Perry, R ERA: 3.76 (1, 1) Steve Bedrosian, R ERA: 2.69 (5, 1) John Montefusco, R ERA: 3.54 (6, 1) Gene Garber, R ERA: 3.1 (8, 1)	IP: 4.0 WLS: L BF: 20 H: 8 R: 3 ER: 3 SO: 1 BB: 0 IBB: 0 HBP: 0 BLK: 0 WP: 0 HR: 0 S: 21 P: 25 ERA: 6.75 WHIP: 2.250															PITCHER				

Batter	1	2	3	4	5	6	7	8	9	AB	R	H	RBI	BB	SO	LOB	TOP											
Brett Butler, L OBP: 0.363, SLG: 0.352 (1, 8)	0-0 6-3		0-0 BB 1B	0-0 G3			0-3 K			4	0	1	0	0	1	1												
Claudell Washington, L OBP: 0.336, SLG: 0.422 (1, 9)	0-0 4-3		0-0 F4		0-0 3-1		0-3 K			4	0	0	0	0	1	1												
Chris Chambliss, L OBP: 0.350, SLG: 0.411 (1, 3)	0-3 K2-3		4-0 1-2 BB		0-0 F2		0-3 K			3	0	0	0	1	2	0												
Bob Horner, R OBP: 0.342, SLG: 0.416 Jerry Royster, R OBP: 0.253, SLG: 0.272 (8, 5)		0-0 S 1B 1B	0-0 3-1		4-0 1B BB		0-0 1-3			3	1	1	0	1	0	2												
Rufino Linares, R OBP: 0.299, SLG: 0.378 Dale Murphy, R OBP: 0.327, SLG: 0.388 (8, 8)		0-3 K		0-0 5-3	0-0 1-2 1B		0-0 F9			4	0	1	0	0	1	1												
Glenn Hubbard, R OBP: 0.304, SLG: 0.347 (1, 4)	0-0 1-3		0-0 1-2 1B BB	4-0 1B BB	0-0 F8		0-3 K			3	1	0	0	1	1	3												
Matt Sinatro, R OBP: 0.250, SLG: 0.250 (1, 2)	0-0 S 1B		0-0 F9		0-0 5-3					4	0	1	1	0	0	1												
Luis Gomez, R OBP: 0.351, SLG: 0.226 (1, 6)	0-3 K		0-0 1-2 1B	0-0 1-2 2B 1B	0-0 F2		0-0 F6			4	1	1	0	0	1	1												
Rick Mahler, R OBP: 0.174, SLG: 0.217 (1, 1)			0-0 6-3	0-0 1-H 2-H 2B		0-0 6-3		0-0 4-3		4	0	1	2	0	0	0												
Inning Stats	R: 0 E: 0 K: 1 S: 5	H: 0 LOB: 0 BB: 0 P: 5	R: 1 E: 0 K: 2 S: 9	H: 2 LOB: 1 BB: 0 P: 9	R: 0 E: 0 K: 0 S: 4	H: 1 LOB: 2 BB: 1 P: 8	R: 2 E: 0 K: 0 S: 5	H: 2 LOB: 1 BB: 1 P: 9	R: 0 E: 0 K: 0 S: 3	H: 0 LOB: 0 BB: 0 P: 3	R: 0 E: 0 K: 3 S: 9	H: 0 LOB: 0 BB: 0 P: 9	R: 0 E: 0 K: 1 S: 5	H: 0 LOB: 0 BB: 0 P: 5	R: 0 E: 0 K: 0 S: 3	H: 0 LOB: 0 BB: 0 P: 3	1B: 5 2B: 1 3B: 0 HR: 0	SF: 0 SAC: 0 DP: 0 HBP: 0	WP: 0 PA: 36 PB: 0 SB: 2 CS: 0									
PITCHER	IP	WLS	BF	H	R	ER	SO	BB	IBB	HBP	BLK	WP	HR	S	P	ERA	WHIP											
Joe Niekro, R ERA: 2.81 Joe Sambito, L ERA: 2.04 Dave Smith, R ERA: 2.88	(1, 1)	6.0	L	27	6	3	3	3	3	0	0	0	0	0	30	42	4.50	1.500										

Atlanta Braves @ Houston Astros
Astrodome, Houston, TX
Wed Sep 23 1981, 8:05 PM EDT
Att: 24,142 - Dome - 72 F

AB 33
R 3
H 6
RBI 3
BB 3
SO 7
LOB 10




Batter	1	2	3	4	5	6	7	8	9	AB	R	H	RBI	BB	SO	LOB	BOTTOM											
Terry Puhl, L OBP: 0.322, SLG: 0.366 (1, 9)	0-0 3-1		0-0 F9			0-0 G3			0-0 F8	4	0	0	0	0	0	1												
Phil Garner, R OBP: 0.336, SLG: 0.326 (1, 4)	0-0 S 1B			0-0 5-3		0-0 2-H 3B			4-0 1B BB	3	0	2	1	1	0	0												
Tony Scott, S OBP: 0.310, SLG: 0.377 (1, 8)	0-0 L6			0-0 4-3		0-0 F7			0-3 K	4	0	0	0	0	1	3												
Jose Cruz, L OBP: 0.311, SLG: 0.417 (1, 7)	0-0 4-3			0-3 K			0-0 F8		0-0 1-2 1B	4	0	1	0	0	1	1												
Denny Walling, L OBP: 0.346, SLG: 0.358 (1, 3)		0-0 4-3			0-0 3-1		0-0 4-3		0-0 G1	4	0	0	0	0	0	2												
Art Howe, R OBP: 0.374, SLG: 0.419 (1, 5)		0-0 6-3			0-0 5-3		0-3 K			3	0	0	0	0	1	0												
Alan Ashby, S OBP: 0.362, SLG: 0.391 (1, 2)		0-0 3-1			0-0 4-3					3	0	0	0	0	0	0												
Craig Reynolds, L OBP: 0.282, SLG: 0.387 (1, 6)			0-0 F4			0-0 F7		0-3 K2-3		3	0	0	0	0	1	0												
Joe Niekro, R OBP: 0.216, SLG: 0.204 Harry Spillman, L OBP: 0.352, SLG: 0.306 Joe Sambito, L (7, 1) Danny Heep, L OBP: 0.324, SLG: 0.284 Dave Smith, R OBP: 0.167, SLG: 0.167 (9, 1)	(1, 1)		0-0 F8		0-0 F8		4-0 G3 3B BB		0-0 F7	1	0	0	0	0	0	0												
Inning Stats	R: 0 E: 0 K: 0 S: 4	H: 1 LOB: 1 BB: 0 P: 4	R: 0 E: 0 K: 0 S: 3	H: 0 LOB: 0 BB: 0 P: 3	R: 0 E: 0 K: 0 S: 3	H: 0 LOB: 0 BB: 0 P: 3	R: 0 E: 0 K: 1 S: 5	H: 0 LOB: 0 BB: 0 P: 5	R: 0 E: 0 K: 0 S: 3	H: 0 LOB: 0 BB: 0 P: 3	R: 1 E: 0 K: 0 S: 4	H: 1 LOB: 1 BB: 1 P: 8	R: 0 E: 0 K: 1 S: 5	H: 0 LOB: 0 BB: 0 P: 5	R: 0 E: 0 K: 1 S: 5	H: 0 LOB: 0 BB: 0 P: 5	R: 0 E: 0 K: 1 S: 6	H: 1 LOB: 2 3B: 1 HR: 0	SF: 0 SAC: 0 DP: 0 HBP: 0	WP: 0 PA: 32 PB: 0 SB: 1 CS: 0								
PITCHER	IP	WLS	BF	H	R	ER	SO	BB	IBB	HBP	BLK	WP	HR	S	P	ERA	WHIP											
Rick Mahler, R ERA: 2.85	(1, 1)	9.0	W	32	3	1	1	4	2	0	0	0	0	0	38	46	1.00	0.556										

Atlanta Braves @ Houston Astros
Astrodome, Houston, TX
Wed Sep 23 1981, 8:05 PM EDT
Att: 24,142 - Dome - 72 F

AB 30
R 1
H 3
RBI 1
BB 2
SO 4
LOB 7



Batter	1	2	3	4	5	6	7	8	9	AB	R	H	RBI	BB	SO	LOB	TOP			
Rufino Linares, R OBP: 0.302, SLG: 0.389	(1, 7) X F9		X 0-0 1-H 2B		X 0-0 2B		X 0-0 G6-4-3			4	0	2	1	0	0	1				
Claudell Washington, L OBP: 0.332, SLG: 0.417	(1, 9) S K		X 0-3 K		X 0-0 F7			X 0-0 F8		4	0	0	0	0	2	2				
Bob Homer, R OBP: 0.338, SLG: 0.410	(1, 5) X F8			X 0-0 5-3	X 0-0 F3			X 0-0 F7		4	0	0	0	0	0	1				
Chris Chambliss, L OBP: 0.351, SLG: 0.409	(1, 3) X F9			X 4-0 2B BB		X 0-0 F6		X 4-0 FC5-4 BB		2	1	0	0	2	0	0				
Dale Murphy, R OBP: 0.326, SLG: 0.389	(1, 8) X 5-3			X 0-0 1B 2B		X 0-0 F8		X 0-0 FC5-4		4	1	1	1	0	0	1				
Glenn Hubbard, R OBP: 0.305, SLG: 0.347	(1, 4) X F4			X 0-0 F5		X 0-0 1B			X 0-0 F7	3	0	1	0	0	0	1				
Brett Butler, L OBP: 0.359, SLG: 0.348	(9, PH)									1	0	0	0	0	0	0				
Matt Sinatro, R OBP: 0.429, SLG: 0.333	(1, 2) X F9		X 4-0 2B BB	X 0-0 1B		X 0-0 5-3			X 0-0 4-3	2	1	1	1	1	0	1				
Brian Asselstine, L OBP: 0.325, SLG: 0.427	(9, PH)			X 0-0 F4	X 0-3 K					1	0	0	0	0	0	1				
Luis Gomez, R OBP: 0.292, SLG: 0.219	(4, PH)			X 0-0 F4	X 0-3 K		X 4-0 G6-4-3 BB			1	0	0	0	0	0	1				
Brook Jacoby, R OBP: 0.333, SLG: 0.333	(4, 1)									1	0	0	0	0	0	1				
Gene Garber, R OBP: 0.296, SLG: 0.272	(7, PH)									0	0	0	0	0	0	0				
Jerry Royster, R OBP: 0.296, SLG: 0.272	(7, 1)									0	0	0	0	0	0	0				
Rick Camp, R OBP: 0.296, SLG: 0.272	(7, 1)									0	0	0	0	0	0	0				
Biff Popcoroba, S OBP: 0.296, SLG: 0.217	(9, PH)									1	0	0	0	0	0	1				
Larry McWilliams, L OBP: 0.275, SLG: 0.295	(4, 6)			X 0-3 K		X 0-0 F8		X 0-0 F9		0	0	0	0	0	0	1				
Steve Bedrosian, R	(3, 1)									0	0	0	0	0	0	0				
Rafael Ramirez, R	(4, 6)									2	0	0	0	0	0	1				
Inning Stats	R: 0 E: 0 K: 1 S: 5	H: 0 LOB: 0 BB: 0 P: 5	R: 0 E: 0 K: 0 S: 3	H: 0 LOB: 0 BB: 0 P: 3	R: 1 E: 0 K: 2 S: 8	H: 1 LOB: 1 BB: 1 P: 12	R: 2 E: 0 K: 1 S: 7	H: 2 LOB: 1 BB: 1 P: 11	R: 0 E: 0 K: 0 S: 4	H: 1 LOB: 1 BB: 0 P: 4	R: 0 E: 0 K: 0 S: 2	H: 0 LOB: 0 BB: 1 P: 6	R: 0 E: 0 K: 0 S: 3	H: 0 LOB: 1 BB: 0 P: 7	R: 0 E: 0 K: 1 S: 5	H: 0 LOB: 0 BB: 0 P: 5	1B: 2 2B: 3 3B: 0 HR: 0	SF: 0 SAC: 0 DP: 1 HBP: 0	WP: 0 PA: 35 PB: 0 SB: 0 CS: 0	
PITCHER	IP WLS BF H R ER SO BB IBB HBP BLK WP HR S P ERA WHIP	IP WLS BF H R ER SO BB IBB HBP BLK WP HR S P ERA WHIP																		
Bob Knepper, L ERA: 2.04	(1, 1)	7.2	W	31	5	3	3	4	4	0	0	0	0	0	0	0	35	51	3.52	1.174
Dave Smith, R ERA: 2.63	(8, 1)	1.1	S	4	0	0	0	1	0	0	0	0	0	0	0	6	6	0.00	0.000	

Atlanta Braves @ Houston Astros
Astrodome, Houston, TX
Thu Sep 24 1981, 8:05 PM EDT
Att: 23,341 - Dome - 72 F

AB 31
R 3
H 5
RBI 3
BB 4
SO 5
LOB 11



Batter	1	2	3	4	5	6	7	8	9	AB	R	H	RBI	BB	SO	LOB	BOTTOM			
Dickie Thon, R OBP: 0.323, SLG: 0.310	(1, 5) X CS BB 1B	X 0-0 F1		X 0-3 K		X 0-0 FC5-4 1B		X 0-0 1-2 2-3 1B		5	0	3	0	0	1	0				
Phil Garner, R OBP: 0.337, SLG: 0.324	(1, 4) B BB BB BB BB BB	X 4-0 CS 2B BB	X 0-0 1B	X 0-0 4-3		X 0-0 FC5-4 1-2		X 0-0 F6		4	1	1	0	1	0	5				
Tony Scott, S OBP: 0.309, SLG: 0.379	(1, 8) X 0-0 1B 1B 2B	X 0-0 4-3		X 0-0 F8		X 0-0 4-3				4	1	1	1	0	0	1				
Jose Cruz, L OBP: 0.316, SLG: 0.426	(1, 7) X 0-0 2-3 1B		X 0-0 3B 1B	X 0-0 3B		X 0-0 6-3		X 0-0 6-3		4	1	3	0	0	0	0				
Art Howe, R OBP: 0.375, SLG: 0.426	(1, 3) X 0-0 1-2 3-H 1B		X 0-0 1-H SF8 3B	X 0-0 5-3		X 0-0 6-3				4	1	2	2	0	0	1				
Gary Woods, R OBP: 0.282, SLG: 0.269	(1, 9) X 0-0 F8		X 0-0 SF8	X 0-0 4-3				X 0-3 K		1	0	0	1	0	0	2				
Terry Puhl, L OBP: 0.320, SLG: 0.364	(5, PH) (6, 9)		X 0-0 3-H 1B	X 0-0 4-3						2	0	0	0	0	1	1				
Kiko Garcia, R OBP: 0.322, SLG: 0.326	(1, 6) X 0-0 F9		X 0-0 4-3	X 0-0 6-3		X 0-0 4-3				4	0	0	0	0	0	2				
Luis Pujols, R OBP: 0.295, SLG: 0.306	(1, 2)		X 0-3 K	X 0-0 F9		X 0-0 5-3		X 0-0 1B 1B 1B		4	0	1	0	0	1	0				
Bob Knepper, L OBP: 0.178, SLG: 0.273	(1, 1)		X 0-0 HR	X 0-0 4-3		X 0-0 1B 1B		X 0-0 1-2 1B		3	1	2	1	0	0	0				
Dave Smith, R OBP: 0.286, SLG: 0.286	(8, 1)									1	0	1	0	0	0	0				
Inning Stats	R: 2 E: 0 K: 0 S: 6	H: 4 LOB: 2 BB: 1 P: 10	R: 1 E: 0 K: 1 S: 7	H: 2 LOB: 1 BB: 0 P: 7	R: 2 E: 0 K: 0 S: 5	H: 2 LOB: 0 BB: 0 P: 5	R: 0 E: 0 K: 1 S: 5	H: 0 LOB: 0 BB: 0 P: 5	R: 0 E: 0 K: 0 S: 4	H: 1 LOB: 1 BB: 0 P: 4	R: 0 E: 0 K: 0 S: 5	H: 2 LOB: 2 BB: 0 P: 5	R: 0 E: 0 K: 1 S: 8	H: 3 LOB: 3 BB: 0 P: 8	R: 0 E: 0 K: 1 S: 5	H: 0 LOB: 0 BB: 0 P: 3	1B: 10 2B: 1 3B: 2 HR: 1	SF: 1 SAC: 0 DP: 0 HBP: 0	WP: 0 PA: 38 PB: 0 SB: 0 CS: 2	
PITCHER	IP WLS BF H R ER SO BB IBB HBP BLK WP HR S P ERA WHIP	IP WLS BF H R ER SO BB IBB HBP BLK WP HR S P ERA WHIP																		
Larry McWilliams, L ERA: 3.45	(1, 1)	2.1	L	15	8	5	5	1	1	0	0	0	0	0	0	0	16	20	19.29	3.857
Steve Bedrosian, R ERA: 2.79	(3, 1)	0.2		2	0	0	0	0	0	0	0	0	0	0	0	2	2	0.00	0.000	
Gene Garber, R ERA: 2.99	(4, 1)	3.0		12	3	0	0	1	0	0	0	0	0	0	14	14	0.00	1.000		
Rick Camp, R ERA: 1.87	(7, 1)	2.0		9	3	0	0	1	0	0	0	0	0	0	11	11	0.00	1.500		

Atlanta Braves @ Houston Astros
Astrodome, Houston, TX
Thu Sep 24 1981, 8:05 PM EDT
Att: 23,341 - Dome - 72 F

AB 36
R 5
H 14
RBI 5
BB 1
SO 3
LOB 12



Batter	1	2	3	4	5	6	7	8	9	AB	R	H	RBI	BB	SO	LOB	TOP								
Paul Householder, S OBP: 0.338, SLG: 0.404	(1, 9) X 4-3	(4, 0) BB 2B		(0, 3) K		(0, 3) K			(4, 0) S BB	3	1	0	0	2	2	2	Cincinnati Reds @ Atlanta Braves Atlanta-Fulton County Stadium, Atlanta, GA Sun Sep 27 1981, 3:33 AM EDT Att: 7,455 - Unknown								
Ken Griffey, L OBP: 0.376, SLG: 0.421	(1, 8) X F9	(0, 0) 2B			(0, 0) 1B 2B		(0, 0) F7		(0, 0) 3-1 1-3	5	1	2	3	0	0	1									
Dave Concepcion, R OBP: 0.361, SLG: 0.414	(1, 6) X 2B 1B	(0, 0) 5-3			(0, 0) 4-3 2-3		(0, 3) K		(0, 3) K	5	0	1	0	0	2	3									
George Foster, R OBP: 0.378, SLG: 0.518	(1, 7) X 1-3 2B			(0, 0) 6-3		(0, 0) G6-4-3 1B			(0, 0) F8	4	0	2	1	0	0	0									
Larry Bittner, L OBP: 0.283, SLG: 0.309	(1, 3) X K				(0, 0) G6-4-3 1B				(0, 0) 4-3	4	0	1	0	0	1	3									
Ray Knight, R OBP: 0.323, SLG: 0.364		(0, 0) BB 2B		(0, 0) L5			(0, 0) F3			4	1	2	0	0	0	1									
Ron Oester, S OBP: 0.324, SLG: 0.377		(4, 0) BB 2B		(0, 3) K			(0, 0) 1-3		(0, 0) P5	3	1	0	0	1	1	2									
Mike O'Berry, R OBP: 0.259, SLG: 0.235	(1, 2) X K	(0, 3) K			(0, 0) F9				(0, 0) F8	3	0	0	0	1	1	3									
Tom Seaver, R OBP: 0.302, SLG: 0.278	(1, 1) X F9				(0, 0) 4-3				(0, 0) F8	3	0	1	0	0	0	2									
Michael LaCoss, R (6, 1)										1	0	0	0	0	0	0									
Inning Stats	R: 0 E: 0 K: 1 S: 7	H: 2 LOB: 2 BB: 0 P: 7	R: 3 E: 0 K: 1 S: 7	H: 2 LOB: 1 BB: 2 P: 15	R: 0 E: 0 K: 1 S: 6	H: 1 LOB: 1 BB: 0 P: 6	R: 0 E: 0 K: 1 S: 5	H: 0 LOB: 0 BB: 0 P: 5	R: 1 E: 0 K: 0 S: 4	H: 2 LOB: 0 BB: 0 P: 4	R: 0 E: 0 K: 1 S: 6	H: 1 LOB: 2 BB: 1 P: 10	R: 0 E: 0 K: 0 S: 5	H: 0 LOB: 0 BB: 0 P: 5	R: 0 E: 0 K: 0 S: 4	H: 1 LOB: 1 BB: 0 P: 4	R: 0 E: 0 K: 1 S: 5	H: 0 LOB: 1 BB: 1 P: 9	1B: 4 2B: 5 3B: 0 HR: 0	SF: 0 SAC: 0 DP: 1 HBP: 0	WP: 0 PB: 0 SB: 1 CS: 0	PA: 39			
PITCHER	IP	WLS	BF	H	R	ER	SO	BB	IBB	HBP	BLK	WP	HR	S	P	ERA	WHIP								
Gaylord Perry, R ERA: 3.86	(1, 1)	6.0	L	28	8	4	4	5	3	0	0	0	0	35	47	6.00	1.833								
Bob Walk, R ERA: 4.53	(7, 1)	2.0		7	1	0	0	1	0	0	0	0	0	9	9	0.00	0.500								
John Montefusco, R ERA: 3.49	(9, 1)	1.0		4	0	0	0	1	1	0	0	0	0	5	9	0.00	1.000								

AB	35
R	4
H	9
RBI	4
BB	4
SO	7
LOB	17



Batter	1	2	3	4	5	6	7	8	9	AB	R	H	RBI	BB	SO	LOB	BOTTOM								
Brett Butler, L OBP: 0.359, SLG: 0.330	(1, 9) X 2B 1B								(0, 0) 1-3	4	1	2	0	0	0	1	Cincinnati Reds @ Atlanta Braves Atlanta-Fulton County Stadium, Atlanta, GA Sun Sep 27 1981, 3:33 AM EDT Att: 7,455 - Unknown								
Rufino Linares, R OBP: 0.300, SLG: 0.380	(1, 7) X P4								(0, 0) P4	4	0	0	0	0	0	2									
Bob Horner, R OBP: 0.325, SLG: 0.392	(1, 5) X F8								(0, 0) P9	4	0	0	0	0	0	1									
Chris Chambliss, L OBP: 0.351, SLG: 0.407	(1, 3) X 1-H 2B								(0, 0) 6-3	4	0	1	1	0	0	0									
Dale Murphy, R OBP: 0.326, SLG: 0.396	(1, 8) X K									3	1	1	1	0	1	1									
Glenn Hubbard, R OBP: 0.304, SLG: 0.347	(1, 4) X F8									3	0	0	0	0	0	0									
Matt Sinatro, R OBP: 0.357, SLG: 0.308	(1, 2) X 5-3									3	0	0	0	0	0	0									
Paul Runge, R OBP: 0.333, SLG: 0.200	(1, 6) X 5-3									2	0	0	0	0	0	0									
Biff Pocoroba, S OBP: 0.143, SLG: 0.218	(8, PH)									1	0	0	0	0	0	0									
Luis Gomez, R OBP: 0.342, SLG: 0.219	(9, 6) X 5-3									0	0	0	0	0	0	0									
Gaylord Perry, R OBP: 0.281, SLG: 0.356	(1, 1) X L4									1	0	0	0	0	0	0									
Brian Asselstine, L OBP: 0.309, SLG: 0.400	(6, PH)									1	0	0	0	0	0	0									
Bob Walk, R OBP: 0.143, SLG: 0.143	(7, 1)									0	0	0	0	0	0	0									
Larry Whisenton, L OBP: 0.500, SLG: 0.250	(8, PH)									1	0	1	0	0	0	0									
John Montefusco, R OBP: 0.067, SLG: 0.133	(9, 1) X F8									0	0	0	0	0	0	0									
Inning Stats	R: 1 E: 0 K: 1 S: 7	H: 2 LOB: 1 BB: 0 P: 7	R: 0 E: 0 K: 0 S: 3	H: 0 LOB: 0 BB: 0 P: 3	R: 0 E: 0 K: 0 S: 3	H: 0 LOB: 0 BB: 0 P: 3	R: 0 E: 0 K: 0 S: 3	H: 0 LOB: 0 BB: 0 P: 3	R: 0 E: 0 K: 0 S: 3	H: 1 LOB: 0 BB: 0 P: 3	R: 1 E: 0 K: 0 S: 4	H: 1 LOB: 0 BB: 0 P: 4	R: 0 E: 0 K: 0 S: 4	H: 1 LOB: 1 BB: 0 P: 4	R: 0 E: 0 K: 0 S: 3	H: 0 LOB: 0 BB: 0 P: 3	R: 0 E: 0 K: 0 S: 3	H: 0 LOB: 0 BB: 0 P: 3	1B: 3 2B: 1 3B: 0 HR: 1	SF: 0 SAC: 0 DP: 1 HBP: 0	WP: 0 PB: 0 SB: 0 CS: 0	PA: 31			
PITCHER	IP	WLS	BF	H	R	ER	SO	BB	IBB	HBP	BLK	WP	HR	S	P	ERA	WHIP								
Tom Seaver, R ERA: 2.49	(1, 1)	5.0	W	17	2	1	1	1	0	0	0	0	0	19	19	1.80	0.400								
Michael LaCoss, R ERA: 6.17	(6, 1)	4.0	S	14	3	1	1	0	0	0	0	0	1	14	14	2.25	0.750								



Batter	1	2	3	4	5	6	7	8	9	AB	R	H	RBI	BB	SO	LOB	TOP										
Steve Sax, R (1.4) OBP: 0.307, SLG: 0.367	6-3		6-3		FC4-6			6-3		4	0	0	0	0	0	2	Los Angeles Dodgers @ Atlanta Braves Atlanta-Fulton County Stadium, Atlanta, GA Mon Sep 28 1981, 7:05 PM EDT Att: 2,348 - Unknown livebaseballscorecards.com										
Ron Roenicke, S (1.8) OBP: 0.306, SLG: 0.227	1-3			K		F9		F8		4	0	0	0	0	1	0											
Dusty Baker Jr., R (1.7) OBP: 0.357, SLG: 0.442	F9			6-3 2B		K			K	4	0	1	0	0	2	0											
Steve Garvey, R (1.3) OBP: 0.321, SLG: 0.414 Jay Johnstone, L (2.3) OBP: 0.290, SLG: 0.382 Gary Weiss, S (9, PR) OBP: 0.167, SLG: 0.125		HR		6-3 2-3		F9			6-3 1B	1	1	1	1	0	0	0											
Mike Marshall, R (1.5) OBP: 0.250, SLG: 0.333		P4		6-3				F7		4	0	0	0	0	2												
Candy Maldonado, R (1.9) OBP: 0.167, SLG: 0.167		6-3				1B 4-3 1B		5-3		3	0	1	0	0	0	0											
Steve Yeager, R (1.2) OBP: 0.259, SLG: 0.329		2-3				K				3	0	1	0	0	1	1											
Derrel Thomas, S (1.6) OBP: 0.329, SLG: 0.332			6-3		4-3			F7		3	0	0	0	0	2												
Jerry Reuss, L (1.1) OBP: 0.208, SLG: 0.208 Ken Landreaux, L (8, PH) OBP: 0.293, SLG: 0.361 Dave Stewart, R (8.1) OBP: 0.500, SLG: 0.800			K					4-3		2	0	1	0	0	1	0											
					FC4-6 2-3 1B					1	0	0	0	0	0	0											
Inning Stats	R: 0 E: 0 K: 0 S: 3	H: 0 LOB: 0 BB: 0 P: 3	R: 1 E: 0 K: 0 S: 4	H: 1 LOB: 0 BB: 0 P: 4	R: 0 E: 0 K: 1 S: 5	H: 0 LOB: 0 BB: 0 P: 5	R: 0 E: 0 K: 1 S: 6	H: 1 LOB: 1 BB: 0 P: 6	R: 0 E: 0 K: 1 S: 7	H: 2 LOB: 2 BB: 0 P: 7	R: 0 E: 0 K: 0 S: 5	H: 0 LOB: 0 BB: 0 P: 5	R: 0 E: 0 K: 0 S: 4	H: 1 LOB: 1 BB: 0 P: 4	R: 0 E: 0 K: 0 S: 3	H: 0 LOB: 0 BB: 0 P: 3	R: 0 E: 0 K: 1 S: 5	H: 1 LOB: 1 BB: 0 P: 5	1B: 4 2B: 1 3B: 0 HR: 1	SF: 0 SAC: 0 DP: 1 HBP: 0	WP: 0 PA: 32 PB: 0 SB: 0 CS: 0						
PITCHER	IP	WLS	BF	H	R	ER	SO	BB	IBB	HBP	BLK	WP	HR	S	P	ERA	WHIP										
Rick Mahler, R (1.1) ERA: 2.74	7.0	W	26	5	1	1	4	0	0	0	0	0	1	34	34	1.29	0.714										
Rick Camp, R (8.1) ERA: 1.92	2.0	S	6	1	0	0	1	0	0	0	0	0	0	8	8	0.00	0.500										

Batter	1	2	3	4	5	6	7	8	9	AB	R	H	RBI	BB	SO	LOB	BOTTOM										
Terry Harper, R (1.9) OBP: 0.345, SLG: 0.347	1-3				L1			K		4	0	1	0	0	1	0	Los Angeles Dodgers @ Atlanta Braves Atlanta-Fulton County Stadium, Atlanta, GA Mon Sep 28 1981, 7:05 PM EDT Att: 2,348 - Unknown livebaseballscorecards.com										
Rufino Linares, R (1.7) OBP: 0.295, SLG: 0.373	F9		FC4-6 1B			3-1		F8		4	0	0	0	0	1												
Bob Horner, R (1.5) OBP: 0.324, SLG: 0.388 Jerry Royster, R (6, PR) OBP: 0.257, SLG: 0.269	K		6-3			6-3			BB	3	0	0	0	1	1	1											
Chris Chambliss, L (1.3) OBP: 0.347, SLG: 0.403		4-3			F8			F8		4	0	0	0	0	1												
Dale Murphy, R (1.8) OBP: 0.326, SLG: 0.395		6-3			6-3					3	1	1	0	0	0	0											
Glenn Hubbard, R (1.4) OBP: 0.309, SLG: 0.359		BB 1B				BB 1B				3	1	3	1	0	0	0											
Matt Sinatro, R (1.2) OBP: 0.412, SLG: 0.333		4-0 1-2 BB			5-3			FC3-5 WP 1B		2	0	1	1	1	0	1											
Paul Runge, R (1.6) OBP: 0.222, SLG: 0.125			K					FC3-5 3-H 1B		3	0	0	0	0	1	3											
Rick Mahler, R (1.1) OBP: 0.160, SLG: 0.200 Brook Jacoby, R (7, PH) OBP: 0.250, SLG: 0.250 Rick Camp, R (8.1) ERA: 2.61			4-3					G4-3		2	0	0	0	0	1	0											
					K					1	0	0	0	0	0	0											
Inning Stats	R: 0 E: 0 K: 1 S: 5	H: 0 LOB: 0 BB: 0 P: 5	R: 0 E: 0 K: 1 S: 6	H: 1 LOB: 2 BB: 1 P: 10	R: 0 E: 0 K: 0 S: 4	H: 1 LOB: 1 BB: 0 P: 4	R: 0 E: 0 K: 0 S: 4	H: 1 LOB: 1 BB: 0 P: 4	R: 0 E: 0 K: 1 S: 5	H: 0 LOB: 0 BB: 0 P: 5	R: 0 E: 0 K: 0 S: 3	H: 0 LOB: 0 BB: 0 P: 3	R: 2 E: 0 K: 0 S: 5	H: 3 LOB: 0 BB: 0 P: 5	R: 0 E: 0 K: 1 S: 5	H: 0 LOB: 1 BB: 1 P: 9	1B: 5 2B: 0 3B: 1 HR: 0	SF: 0 SAC: 0 DP: 1 HBP: 0	WP: 1 PA: 31 PB: 0 SB: 0 CS: 0								
PITCHER	IP	WLS	BF	H	R	ER	SO	BB	IBB	HBP	BLK	WP	HR	S	P	ERA	WHIP										
Jerry Reuss, L (1.1) ERA: 2.38	7.0	L	27	6	2	2	3	1	0	0	0	0	0	32	36	2.57	1.000										
Dave Stewart, R (8.1) ERA: 2.61	1.0		4	0	0	0	1	1	0	0	0	0	0	5	9	0.00	1.000										



Batter	1	2	3	4	5	6	7	8	9	AB	R	H	RBI	BB	SO	LOB	TOP						
Steve Sax, R OBP: 0.302, SLG: 0.359 (1, 4)										5	0	1	0	0	2	3	Los Angeles Dodgers @ Atlanta Braves Atlanta-Fulton County Stadium, Atlanta, GA Tue Sep 29 1981, 7:05 PM EDT Att: 2,150 - Unknown						
Ron Roenicke, S OBP: 0.321, SLG: 0.234 Bobby Mitchell, L (8, 8)										3	0	1	0	1	1	0							
Jay Johnstone, L OBP: 0.287, SLG: 0.363 Mark Bradley, R (1, 7) (9, 9)										4	0	0	0	0	1	2							
Steve Garvey, R OBP: 0.321, SLG: 0.412 (1, 3)										4	1	1	0	0	1	0							
Mike Marshall, R OBP: 0.188, SLG: 0.250 Pedro Guerrero, R OBP: 0.364, SLG: 0.467 (1, 5) (9, 5)										4	1	0	0	0	0	1							
Mike Scioscia, L OBP: 0.360, SLG: 0.338 (1, 2)										3	1	1	0	1	0	1							
Candy Maldonado, R OBP: 0.125, SLG: 0.125 Rick Monday, L OBP: 0.405, SLG: 0.603 (7, PH) (7, 9) (9, 7)										2	0	0	0	0	2	1							
Derrel Thomas, S OBP: 0.330, SLG: 0.330 Dusty Baker Jr., R OBP: 0.292, SLG: 0.442 Gary Weiss, S OBP: 0.158, SLG: 0.118 (1, 6) (7, PH) (7, 6)										1	0	0	0	1	0	1							
Bob Welch, R OBP: 0.250, SLG: 0.279 Ken Landreaux, L OBP: 0.292, SLG: 0.360 Steve Howe, L (7, PH) (7, 1)										2	0	0	0	0	1	1							
Jack Perconte, L OBP: 0.444, SLG: 0.571 Dave Stewart, R OBP: 0.500, SLG: 0.800 (9, PH) (9, 1)										1	0	0	1	0	0	0							
Inning Stats	R: 0 E: 0 K: 2 S: 7	H: 0 LOB: 0 BB: 0 P: 7	R: 0 E: 0 K: 0 S: 3	H: 0 LOB: 0 BB: 0 P: 3	R: 0 E: 0 K: 1 S: 5	H: 0 LOB: 1 BB: 1 P: 9	R: 0 E: 0 K: 2 S: 7	H: 1 LOB: 0 BB: 0 P: 7	R: 0 E: 0 K: 1 S: 5	H: 0 LOB: 1 BB: 1 P: 9	R: 0 E: 0 K: 1 S: 5	H: 1 LOB: 1 BB: 1 P: 9	R: 2 E: 0 K: 1 S: 7	H: 2 LOB: 2 BB: 2 P: 15	R: 0 E: 0 K: 0 S: 3	H: 0 LOB: 0 BB: 0 P: 3		R: 3 E: 2 K: 1 S: 9	H: 2 LOB: 1 BB: 0 P: 9	1B: 5 2B: 0 3B: 1 HR: 0	SF: 0 SAC: 0 DP: 0 HBP: 0	WP: 0 PB: 0 SB: 0 CS: 2	PA: 38
PITCHER	IP WLS BF H R ER SO BB IBB HBP BLK WP HR S P ERA WHIP																						
Tommy Boggs, R ERA: 4.14 Gene Garber, R ERA: 2.64 (1, 1) (7, 1)	6.1 L 26 4 2 2 7 5 0 0 0 0 0 0 0 35 55 2.84 1.421																						

AB	33
R	5
H	6
RBI	4
BB	5
SO	9
LOB	14



Batter	1	2	3	4	5	6	7	8	9	AB	R	H	RBI	BB	SO	LOB	BOTTOM						
Brett Butler, L OBP: 0.355, SLG: 0.320 (1, 9)										3	0	0	0	1	1	0	Los Angeles Dodgers @ Atlanta Braves Atlanta-Fulton County Stadium, Atlanta, GA Tue Sep 29 1981, 7:05 PM EDT Att: 2,150 - Unknown						
Rufino Linares, R OBP: 0.294, SLG: 0.384 (1, 7)										4	1	1	1	0	0	1							
Bob Horner, R OBP: 0.332, SLG: 0.418 Jerry Royster, R OBP: 0.257, SLG: 0.269 (1, 5) (6, PR) (9, 5)										4	2	4	2	0	0	0							
Chris Chambliss, L OBP: 0.344, SLG: 0.399 (1, 3)										4	0	0	0	0	0	2							
Dale Murphy, R OBP: 0.322, SLG: 0.391 (1, 8)										4	0	0	0	0	1	0							
Glenn Hubbard, R OBP: 0.306, SLG: 0.355 (1, 4)										4	0	0	0	0	1	1							
Matt Sinatra, R OBP: 0.400, SLG: 0.333 Biff Pocoroba, S OBP: 0.269, SLG: 0.217 (1, 2) (6, PH)										3	0	1	0	0	0	1							
Paul Runge, R OBP: 0.167, SLG: 0.091 (1, 6)										3	0	0	0	0	0	2							
Tommy Boggs, R OBP: 0.163, SLG: 0.186 Gene Garber, R ERA: 2.55 (1, 1) (7, 1)										2	0	0	0	0	0	0							
Inning Stats	R: 0 E: 0 K: 0 S: 4	H: 1 LOB: 1 BB: 0 P: 4	R: 0 E: 1 K: 0 S: 4	H: 0 LOB: 1 BB: 0 P: 4	R: 0 E: 0 K: 0 S: 3	H: 0 LOB: 0 BB: 0 P: 3	R: 1 E: 0 K: 1 S: 6	H: 1 LOB: 0 BB: 0 P: 6	R: 0 E: 0 K: 0 S: 3	H: 0 LOB: 0 BB: 0 P: 3	R: 2 E: 0 K: 1 S: 7	H: 2 LOB: 0 BB: 0 P: 7	R: 0 E: 0 K: 0 S: 4	H: 1 LOB: 1 BB: 0 P: 4	R: 0 E: 0 K: 0 S: 3	H: 1 LOB: 1 BB: 1 P: 7		R: 0 E: 0 K: 1 S: 5	H: 0 LOB: 0 BB: 0 P: 5	1B: 3 2B: 0 3B: 0 HR: 3	SF: 0 SAC: 0 DP: 1 HBP: 0	WP: 0 PB: 0 SB: 0 CS: 0	PA: 34
PITCHER	IP WLS BF H R ER SO BB IBB HBP BLK WP HR S P ERA WHIP																						
Bob Welch, R ERA: 3.52 Steve Howe, L ERA: 2.0 Dave Stewart, R ERA: 2.55 (1, 1) (7, 1) (9, 1)	6.0 W 23 4 3 3 2 0 0 0 0 0 0 0 7 11 4.50 0.667																						



Batter	1	2	3	4	5	6	7	8	9	AB	R	H	RBI	BB	SO	LOB	TOP					
Larry Herndon, R OBP: 0.324, SLG: 0.415										4	0	2	0	0	0	2	San Francisco Giants @ Atlanta Braves Atlanta-Fulton County Stadium, Atlanta, GA Wed Sep 30 1981, 7:05 PM EDT Att: 2,724 - Unknown					
Johnnie LaMaster, R OBP: 0.359, SLG: 0.291 Bob Tufts, L (8, 1)										4	0	0	0	0	2	2						
Jack Clark, R OBP: 0.340, SLG: 0.463										4	1	1	0	0	1	0						
Jeffrey Leonard, R OBP: 0.318, SLG: 0.460										4	1	1	1	0	0	1						
Darrell Evans, L OBP: 0.354, SLG: 0.418										4	0	3	1	0	0	0						
Jerry Martin, R OBP: 0.311, SLG: 0.346										4	0	0	0	0	0	3						
Bob Brenly, R OBP: 0.421, SLG: 0.515										3	0	1	0	0	0	0						
Guy Sularz, R OBP: 0.200, SLG: 0.111										3	0	0	0	0	0	1						
Ed Whitson, R OBP: 0.167, SLG: 0.091 Mike Rowland, R OBP: 1.000, SLG: 1.000 Jim Wohlford, R OBP: 0.224, SLG: 0.278 Joe Pettini, R OBP: 0.158, SLG: 0.118										1	0	0	0	0	0	1						
Inning Stats	R: 0 E: 0 K: 2 S: 7	H: 1 LOB: 0 BB: 0 P: 7	R: 0 E: 0 K: 0 S: 3	H: 1 LOB: 0 BB: 0 P: 3	R: 0 E: 0 K: 0 S: 4	H: 1 LOB: 1 BB: 0 P: 4	R: 1 E: 0 K: 1 S: 7	H: 2 LOB: 1 BB: 0 P: 7	R: 0 E: 0 K: 0 S: 4	H: 0 LOB: 1 BB: 0 P: 4	R: 0 E: 0 K: 0 S: 3	H: 0 LOB: 0 BB: 0 P: 3	R: 0 E: 0 K: 0 S: 3	H: 0 LOB: 0 BB: 0 P: 3	R: 0 E: 0 K: 1 S: 6	H: 1 LOB: 1 BB: 0 P: 6	R: 1 E: 0 K: 0 S: 4	H: 2 LOB: 0 BB: 0 P: 4	1B: 5 2B: 2 3B: 0 HR: 1	SF: 0 SAC: 1 DP: 2 HBP: 0	WP: 0 PB: 0 SB: 0 CS: 1	PA: 33
PITCHER Larry McWilliams, L ERA: 3.11	IP: 9.0 WLS: W BF: 33 H: 8 R: 2 ER: 2 SO: 4 BB: 0 IBB: 0 HBP: 0 BLK: 0 WP: 0 HR: 1 S: 41 P: 41 ERA: 2.00 WHIP: 0.889															PITCHER						

Batter	1	2	3	4	5	6	7	8	9	AB	R	H	RBI	BB	SO	LOB	BOTTOM					
Brett Butler, L OBP: 0.365, SLG: 0.327										4	1	2	0	1	0	4	San Francisco Giants @ Atlanta Braves Atlanta-Fulton County Stadium, Atlanta, GA Wed Sep 30 1981, 7:05 PM EDT Att: 2,724 - Unknown					
Rufino Linares, R OBP: 0.293, SLG: 0.382 Albert Hall, S (8, PH)										4	0	1	0	0	1	2						
Bob Homer, R OBP: 0.427 Brook Jacoby, R OBP: 0.222, SLG: 0.222										3	1	1	1	1	0	2						
Chris Chambliss, L OBP: 0.343, SLG: 0.398 Ken Smith, L (8, 3)										3	1	1	1	0	0	0						
Dale Murphy, R OBP: 0.326, SLG: 0.401										4	2	2	2	1	1	2						
Glenn Hubbard, R OBP: 0.307, SLG: 0.355										5	1	2	1	0	0	2						
Matt Sinatro, R OBP: 0.375, SLG: 0.286										3	1	0	0	1	2	1						
Paul Runge, R OBP: 0.313, SLG: 0.286										3	1	2	2	1	1	0						
Larry McWilliams, L OBP: 0.182, SLG: 0.100										2	0	1	0	1	1	0						
Inning Stats	R: 1 E: 0 K: 0 S: 4	H: 2 LOB: 0 BB: 0 P: 4	R: 1 E: 0 K: 2 S: 8	H: 1 LOB: 0 BB: 0 P: 8	R: 0 E: 0 K: 1 S: 6	H: 2 LOB: 1 BB: 0 P: 6	R: 0 E: 0 K: 0 S: 4	H: 1 LOB: 1 BB: 0 P: 4	R: 2 E: 1 K: 1 S: 6	H: 0 LOB: 2 BB: 3 P: 18	R: 0 E: 0 K: 1 S: 7	H: 2 LOB: 2 BB: 0 P: 7	R: 4 E: 1 K: 1 S: 8	H: 3 LOB: 2 BB: 3 P: 20	R: 1 E: 1 K: 1 S: 6	H: 1 LOB: 1 BB: 1 P: 10	R: 1 E: 0 K: 0 S: 4	H: 1 LOB: 0 BB: 0 P: 8	1B: 9 2B: 3 3B: 0 HR: 2	SF: 1 SAC: 1 DP: 3 HBP: 0	WP: 0 PB: 0 SB: 0 CS: 0	PA: 42
PITCHER Ed Whitson, R ERA: 4.02 Mike Rowland, R ERA: 4.29 Bob Tufts, L ERA: 2.03	IP: 6.2 WLS: L BF: 36 H: 11 R: 8 ER: 5 SO: 6 BB: 5 IBB: 1 HBP: 0 BLK: 0 WP: 0 HR: 2 S: 42 P: 66 ERA: 6.75 WHIP: 2.400															PITCHER						



Batter	1	2	3	4	5	6	7	8	9	AB	R	H	RBI	BB	SO	LOB	TOP										
Brett Butler, L OBP: 0.360, SLG: 0.325 (1, 7)										6	2	2	0	0	0	5	Atlanta Braves @ Cincinnati Reds Riverfront Stadium, Cincinnati, OH Fri Oct 02 1981, 7:05 PM EDT Att: 14,793 - Unknown										
Claudell Washington, L OBP: 0.332, SLG: 0.430 Terry Harper, R OBP: 0.353, SLG: 0.356 (1, 9) (5, 9)										4	3	3	5	0	1	3											
Bob Homer, R OBP: 0.341, SLG: 0.439 Brook Jacoby, R OBP: 0.200, SLG: 0.200 (1, 5) (5, PR) (5, 5)										2	1	0	0	2	0	1											
Chris Chambliss, L OBP: 0.342, SLG: 0.403 Ken Smith, L OBP: 0.333, SLG: 0.667 (1, 3) (5, 3)										4	0	1	3	0	0	2											
Dale Murphy, R OBP: 0.326, SLG: 0.396 (1, 8)										3	0	1	1	2	2	1											
Glenn Hubbard, R OBP: 0.303, SLG: 0.352 (1, 4)										5	1	1	0	0	0	3											
Matt Sinatro, R OBP: 0.394, SLG: 0.393 (1, 2)										4	1	1	1	1	0	0											
Paul Runge, R OBP: 0.300, SLG: 0.364 (1, 6)										4	1	2	0	1	0	1											
Gaylord Perry, R OBP: 0.265, SLG: 0.354 Gene Garber, R (9, 1)										3	2	1	1	0	1	1											
Inning Stats	R: 2 E: 0 K: 0 S: 5	H: 3 LOB: 0 BB: 0 P: 5	R: 0 E: 0 K: 1 S: 6	H: 0 LOB: 3 BB: 1 P: 14	R: 0 E: 0 K: 1 S: 3	H: 0 LOB: 1 BB: 1 P: 7	R: 4 E: 0 K: 1 S: 9	H: 3 LOB: 1 BB: 1 P: 13	R: 5 E: 0 K: 0 S: 8	H: 5 LOB: 2 BB: 2 P: 16	R: 0 E: 0 K: 0 S: 4	H: 2 LOB: 2 BB: 0 P: 4	R: 0 E: 0 K: 1 S: 5	H: 0 LOB: 0 BB: 0 P: 5	R: 0 E: 0 K: 1 S: 5	H: 0 LOB: 0 BB: 0 P: 5		1B: 7 2B: 4 3B: 2 HR: 1	SF: 0 SAC: 2 DP: 1 HBP: 0	WP: 0 PB: 0 CS: 2 CS: 1	PA: 47						
PITCHER	IP	WLS	BF	H	R	ER	SO	BB	IBB	HBP	BLK	WP	HR	S	P	ERA	WHIP										
Frank Pastore, R ERA: 4.02 (1, 1)	3.2	L	20	5	5	5	1	3	0	0	0	0	0	19	31	12.27	2.182										
Paul Moskau, R ERA: 4.54 (4, 1)	0.2		8	5	5	5	1	1	0	0	0	0	0	9	13	67.50	9.000										
Geoff Combe, R ERA: 7.64 (5, 1)	0.2		5	1	1	1	0	2	0	0	0	0	1	3	11	13.50	4.500										
Joe Edelen, R ERA: 5.7 (6, 1)	2.0		7	3	0	0	0	0	0	0	0	0	0	7	7	0.00	1.500										
Scott Brown, R ERA: 2.77 (8, 1)	2.0		6	0	0	0	2	0	0	0	0	0	0	10	10	0.00	0.000										

Batter	1	2	3	4	5	6	7	8	9	AB	R	H	RBI	BB	SO	LOB	BOTTOM										
Dave Collins, S OBP: 0.356, SLG: 0.384 (1, 9)										4	0	0	0	1	1	3	Atlanta Braves @ Cincinnati Reds Riverfront Stadium, Cincinnati, OH Fri Oct 02 1981, 7:05 PM EDT Att: 14,793 - Unknown										
Ken Griffey, L OBP: 0.372, SLG: 0.411 (1, 8)										5	0	2	1	0	0	2											
Dave Concepcion, R OBP: 0.357, SLG: 0.408 (1, 6)										5	0	1	1	0	1	1											
George Foster, R OBP: 0.373, SLG: 0.515 (1, 7)										5	0	1	0	0	1	3											
Johnny Bench, R OBP: 0.377, SLG: 0.500 (1, 3)										4	0	0	0	0	0	3											
Joe Nolan, L OBP: 0.371, SLG: 0.407 (1, 2)										4	1	1	0	0	0	0											
Ray Knight, R OBP: 0.321, SLG: 0.369 (1, 5)										4	2	2	0	0	0	0											
Ron Oester, S OBP: 0.339, SLG: 0.399 (1, 4)										3	1	2	1	1	0	1											
Frank Pastore, R OBP: 0.133, SLG: 0.136 Paul Moskau, R Geoff Combe, R German Barranca, L Joe Edelen, R Paul Householder, S Scott Brown, R Rafael Landestoy, S (1, 1) (4, 1) (5, 1) (5, PR) (8, 1) (7, PR) (8, 1) (9, PR)										1	0	0	0	0	0	1											
Inning Stats	R: 0 E: 0 K: 0 S: 3	H: 0 LOB: 0 BB: 0 P: 3	R: 0 E: 0 K: 1 S: 5	H: 0 LOB: 0 BB: 0 P: 5	R: 0 E: 0 K: 1 S: 6	H: 1 LOB: 2 BB: 1 P: 10	R: 0 E: 0 K: 1 S: 5	H: 0 LOB: 0 BB: 0 P: 5	R: 0 E: 0 K: 0 S: 4	H: 2 LOB: 1 BB: 1 P: 8	R: 0 E: 0 K: 0 S: 4	H: 1 LOB: 1 BB: 0 P: 4	R: 0 E: 0 K: 0 S: 4	H: 0 LOB: 0 BB: 0 P: 4	R: 0 E: 0 K: 0 S: 5	H: 2 LOB: 2 BB: 0 P: 5		R: 4 E: 0 K: 1 S: 10	H: 5 LOB: 1 BB: 0 P: 10	1B: 8 2B: 2 3B: 1 HR: 0	SF: 0 SAC: 0 DP: 0 HBP: 0	WP: 0 PB: 0 CS: 0	PA: 40				
PITCHER	IP	WLS	BF	H	R	ER	SO	BB	IBB	HBP	BLK	WP	HR	S	P	ERA	WHIP										
Gaylord Perry, R ERA: 3.94 (1, 1)	8.1	W	38	11	5	5	4	2	0	0	0	0	0	44	52	5.40	1.560										
Gene Garber, R ERA: 2.61 (9, 1)	0.2		2	0	0	0	0	0	0	0	0	0	0	2	2	0.00	0.000										

Batter	1	2	3	4	5	6	7	8	9	AB	R	H	RBI	BB	SO	LOB	TOP				
Brett Butler, L OBP: 0.362, SLG: 0.328 (1, 7)										5	1	2	0	0	1	1	Atlanta Braves @ Cincinnati Reds Riverfront Stadium, Cincinnati, OH Sat Oct 03 1981, 3:33 AM EDT Att: 17,544 - Unknown				
Brian Assestine, L OBP: 0.297, SLG: 0.384 Terry Harper, R OBP: 0.353, SLG: 0.356 (1, 9) (9, 9)										5	0	1	0	0	0	2					
Bob Homer, R OBP: 0.346, SLG: 0.465 (1, 5)									3	3	3	3	0	0	0						
Chris Chambliss, L OBP: 0.343, SLG: 0.404 (1, 3)									4	0	2	0	0	1	0						
Dale Murphy, R OBP: 0.325, SLG: 0.392 (1, 8)									3	0	0	0	1	0	2						
Glenn Hubbard, R OBP: 0.302, SLG: 0.349 (1, 4)									3	0	0	0	1	2	3						
Matt Sinatro, R OBP: 0.378, SLG: 0.375 (1, 2)									4	0	1	0	0	1	4						
Paul Runge, R OBP: 0.393, SLG: 0.333 (8, PH) Biff Pocoroba, S OBP: 0.295, SLG: 0.213 Luis Gomez, R OBP: 0.342, SLG: 0.219 (8, 6) (8, 6)									2	0	0	0	1	1	2						
Rick Mahler, R OBP: 0.148, SLG: 0.185 Rick Camp, R (8, 1)									2	0	0	0	0	1	0						
Inning Stats	R: 1 E: 0 K: 0 S: 4	H: 2 LOB: 0 BB: 0 P: 4	R: 0 E: 1 K: 0 S: 3	H: 0 LOB: 1 BB: 1 P: 7	R: 0 E: 0 K: 0 S: 3	H: 0 LOB: 1 BB: 0 P: 3	R: 1 E: 0 K: 2 S: 9	H: 2 LOB: 1 BB: 0 P: 9	R: 0 E: 0 K: 1 S: 8	H: 1 LOB: 1 BB: 1 P: 8	R: 0 E: 0 K: 1 S: 5	H: 0 LOB: 1 BB: 1 P: 9	R: 1 E: 1 K: 1 S: 8	H: 3 LOB: 2 BB: 0 P: 8	R: 0 E: 0 K: 1 S: 5	H: 0 LOB: 0 BB: 0 P: 5		1B: 7 2B: 1 3B: 0 HR: 2	SF: 1 SAC: 1 DP: 2 HBP: 0	WP: 0 PB: 0 SB: 4 CS: 0	PA: 38
PITCHER	IP	WLS	BF	H	R	ER	SO	BB	IBB	HBP	BLK	WP	HR	S	P	ERA	WHIP				
Tom Seaver, R ERA: 2.54 Tom Hume, R ERA: 3.46	(1, 1)	7.0	29	6	3	3	6	3	0	0	0	0	2	38	50	3.86	1.286				
(8, 1)	2.0	L	9	3	1	1	2	0	0	0	0	0	0	13	13	4.50	1.500				

Batter	1	2	3	4	5	6	7	8	9	AB	R	H	RBI	BB	SO	LOB	BOTTOM					
Dave Collins, S OBP: 0.355, SLG: 0.381 Tom Hume, R (8, 1)										3	1	0	0	1	1	1	Atlanta Braves @ Cincinnati Reds Riverfront Stadium, Cincinnati, OH Sat Oct 03 1981, 3:33 AM EDT Att: 17,544 - Unknown					
Ken Griffey, L OBP: 0.370, SLG: 0.409 (1, 8)										4	1	1	0	0	1	0						
Dave Concepcion, R OBP: 0.359, SLG: 0.409 (1, 6)										4	0	2	0	0	1	2						
George Foster, R OBP: 0.374, SLG: 0.522 (1, 7)										4	1	2	3	0	1	1						
Johnny Bench, R OBP: 0.369, SLG: 0.489 (1, 3)										4	0	0	0	0	0	3						
Ray Knight, R OBP: 0.320, SLG: 0.368 (1, 5)										4	0	1	0	0	1	2						
Ron Oester, S OBP: 0.336, SLG: 0.395 (1, 4)									4	0	0	0	0	1	1							
Mike O'Berry, R OBP: 0.273, SLG: 0.252 Larry Blittner, L OBP: 0.274, SLG: 0.298 (9, PH)									3	0	3	0	0	0	0	0						
Tom Seaver, R OBP: 0.297, SLG: 0.273 Rafael Landestoy, S OBP: 0.297, SLG: 0.179 Sam Mejias, R OBP: 0.302, SLG: 0.327 Dan Driessen, L OBP: 0.349, SLG: 0.386 (9, PH)									1	0	0	0	0	0	1							
Inning Stats	R: 3 E: 0 K: 1 S: 7	H: 2 LOB: 0 BB: 1 P: 11	R: 0 E: 0 K: 0 S: 4	H: 1 LOB: 1 BB: 0 P: 4	R: 0 E: 0 K: 1 S: 6	H: 1 LOB: 1 BB: 0 P: 6	R: 0 E: 0 K: 0 S: 4	H: 1 LOB: 0 BB: 0 P: 4	R: 0 E: 0 K: 1 S: 5	H: 1 LOB: 0 BB: 0 P: 5	R: 0 E: 0 K: 1 S: 6	H: 1 LOB: 0 BB: 0 P: 6	R: 0 E: 0 K: 1 S: 5	H: 1 LOB: 2 BB: 0 P: 5	R: 0 E: 0 K: 1 S: 7	H: 2 LOB: 0 BB: 0 P: 7		R: 0 E: 0 K: 0 S: 3	H: 0 LOB: 0 BB: 0 P: 3	1B: 8 2B: 0 3B: 0 HR: 1	SF: 0 SAC: 1 DP: 1 HBP: 0	WP: 0 PB: 0 SB: 1 CS: 0
PITCHER	IP	WLS	BF	H	R	ER	SO	BB	IBB	HBP	BLK	WP	HR	S	P	ERA	WHIP					
Rick Mahler, R ERA: 2.8 Rick Camp, R ERA: 1.79	(1, 1)	7.1	31	9	3	3	5	1	0	0	0	0	1	40	44	3.68	1.364					
(8, 1)	1.2	S	5	0	0	0	1	0	0	0	0	0	0	7	7	0.00	0.000					

Batter	1	2	3	4	5	6	7	8	9	AB	R	H	RBI	BB	SO	LOB	TOP			
Brett Butler, L OBP: 0.352, SLG: 0.317 (1, 7)	0-3 K		0-0 F7			0-3 K			0-0 P6	4	0	0	0	0	2	0	Atlanta Braves @ Cincinnati Reds Riverfront Stadium, Cincinnati, OH Sun Oct 04 1981, 3:33 AM EDT Att: 31,764 - Unknown			
Claudell Washington, L OBP: 0.328, SLG: 0.425 (1, 9)	0-0 F7			0-0 5-3		0-0 4-3			0-0 L4	4	0	0	0	0	0	0				
Bob Homer, R OBP: 0.345, SLG: 0.460 (1, 5)	0-0 4-3			4-0 BB BB		0-0 6-3			0-3 K	3	0	0	0	1	1	0				
Chris Chambliss, L OBP: 0.343, SLG: 0.403 Ken Smith, L OBP: 0.333, SLG: 0.667 (1, 3) (7, 3)		0-0 S 1B		0-0 P6				0-3 K		3	0	1	0	0	1	1				
Dale Murphy, R OBP: 0.325, SLG: 0.390 (1, 8)	0-3 K			4-0 1-2 BB		0-0 6-3			0-0 P6	2	0	0	0	1	1	1				
Paul Runge, R OBP: 0.355, SLG: 0.296 (1, 6)	0-0 F8			0-0 4-3		0-0 1-3			0-3 K	3	0	0	0	0	0	3				
Larry Owen, R (1, 2)	0-3 K			0-0 G3				0-3 K		3	0	0	0	0	2	1				
Luis Gomez, R OBP: 0.317, SLG: 0.200 (1, 4)			0-0 1-3		0-0 3-1			0-0 P6		3	0	0	0	0	0	0				
Tommy Boggs, R OBP: 0.152, SLG: 0.174 (1, 1)			0-0 F7		0-3 K			0-3 K		3	0	0	0	0	2	0				
Inning Stats	R: 0 E: 0 K: 1 S: 5	H: 0 LOB: 0 BB: 0 P: 5	R: 0 E: 0 K: 2 S: 8	H: 1 LOB: 1 BB: 0 P: 8	R: 0 E: 0 K: 0 S: 3	H: 0 LOB: 0 BB: 0 P: 3	R: 0 E: 0 K: 0 S: 3	H: 0 LOB: 2 BB: 2 P: 11	R: 0 E: 0 K: 1 S: 5	H: 0 LOB: 0 BB: 0 P: 5	R: 0 E: 0 K: 1 S: 5	H: 0 LOB: 0 BB: 0 P: 5	R: 0 E: 0 K: 2 S: 7	H: 0 LOB: 0 BB: 0 P: 7	R: 0 E: 0 K: 1 S: 5	H: 0 LOB: 0 BB: 0 P: 5		1B: 1 2B: 0 3B: 0 HR: 0	SF: 0 SAC: 0 DP: 0 HBP: 0	WP: 0 PB: 0 SB: 1 CS: 0
PITCHER Mario Soto, R ERA: 3.29 (1, 1)	IP: 9.0 WLS: W BF: 30 H: 1 R: 0 ER: 0 SO: 9 BB: 2 IBB: 0 HBP: 0 BLK: 0 WP: 0 HR: 0 S: 46 P: 54 ERA: 0.00 WHIP: 0.333															PITCHER				

Batter	1	2	3	4	5	6	7	8	9	AB	R	H	RBI	BB	SO	LOB	BOTTOM			
Dave Collins, S OBP: 0.355, SLG: 0.381 Mike Vail, R OBP: 0.161, SLG: 0.161 (1, 9) (5, 9)	0-0 1B S WP 1B		0-0 1-3	0-0 F8		0-0 F7				3	0	1	0	0	0	2	Atlanta Braves @ Cincinnati Reds Riverfront Stadium, Cincinnati, OH Sun Oct 04 1981, 3:33 AM EDT Att: 31,764 - Unknown			
Paul Householder, S OBP: 0.367, SLG: 0.420 (1, 8)	0-0 1B WP 1B		4-0 CS BB		0-0 FC4-6 1B				0-0 1B 8-2 2B	3	1	3	0	1	0	0				
Dave Concepcion, R OBP: 0.339, SLG: 0.499 Rafael Landestoy, S OBP: 0.294, SLG: 0.188 (1, 6) (5, PR) (6, 4)	0-0 FC6-4 1H 3H 1B		0-3 K		0-0 FC4-6 E S 1-2				0-0 2-3 1B	3	0	1	1	0	1	2				
George Foster, R OBP: 0.373, SLG: 0.519 (1, 7)	0-0 FC6-4 1-2 1B			0-0 G3 2B 1B		0-3 K			0-0 F8	4	1	1	0	0	1	4				
Larry Bittner, L OBP: 0.258, SLG: 0.279 (1, 3)	0-0 F9			0-0 G3 1-2		0-0 G3			0-0 8-2 3H	4	0	0	0	0	0	6				
Ray Knight, R OBP: 0.322, SLG: 0.370 (1, 5)		0-0 6-3		0-0 1B 2B		4-0 1B BB			0-0 F7	3	1	1	1	1	0	0				
Ron Oester, S OBP: 0.342, SLG: 0.398 (1, 4) (6, 6)		4-0 FC5-4 BB		4-0 SH1-3 1B BB		0-0 1B			0-0 1B	2	0	2	0	2	0	0				
Mike O'Berry, R OBP: 0.272, SLG: 0.252 (1, 2)		0-0 FC5-4 1-2 1B		0-0 SH1-3 1B		0-0 F9			0-0 F9	4	0	1	1	0	0	4				
Mario Soto, R OBP: 0.083, SLG: 0.068 (1, 1)		0-3 K		0-0 SH1-3		0-3 K			0-3 K	3	0	0	0	0	3	4				
Inning Stats	R: 1 E: 0 K: 0 S: 5	H: 3 LOB: 1 BB: 0 P: 5	R: 0 E: 0 K: 1 S: 5	H: 0 LOB: 1 BB: 1 P: 9	R: 0 E: 0 K: 1 S: 4	H: 0 LOB: 0 BB: 1 P: 8	R: 2 E: 0 K: 0 S: 6	H: 3 LOB: 2 BB: 1 P: 10	R: 0 E: 0 K: 1 S: 6	H: 1 LOB: 2 BB: 1 P: 10	R: 0 E: 0 K: 0 S: 4	H: 2 LOB: 1 BB: 0 P: 4	R: 0 E: 0 K: 1 S: 6	H: 1 LOB: 1 BB: 0 P: 6	R: 0 E: 0 K: 1 S: 6	H: 1 LOB: 1 BB: 0 P: 6		1B: 9 2B: 3 3B: 0 HR: 0	SF: 0 SAC: 1 DP: 1 HBP: 0	WP: 1 PB: 0 SB: 2 CS: 1
PITCHER Tommy Boggs, R ERA: 4.1 (1, 1)	IP: 8.0 WLS: L BF: 36 H: 11 R: 3 ER: 3 SO: 5 BB: 4 IBB: 0 HBP: 0 BLK: 0 WP: 1 HR: 0 S: 42 P: 58 ERA: 3.38 WHIP: 1.875															PITCHER				