



Atlanta Braves - 1982

Batter	1	2	3	4	5	6	7	8	9	AB	R	H	RBI	BB	SO	LOB	TOP			
Brett Butler, L (1,8)	0-0 4-3		0-0 4-3		4-0 2B BB		4-0 WP SH3 BB		0-0 5-3	3	1	0	0	2	0	1	Atlanta Braves @ San Diego Padres Jack Murphy Stadium, San Diego, CA Tue Apr 06 1982, 9:05 PM EST Att: 30,188 - Unknown AB 29 R 1 H 4 RBI 1 BB 8 SO 6 LOB 17 			
Glenn Hubbard, R (1,4)	0-3 K		4-0 BB		0-0 PB 1-H 2B		0-0 SH3		0-0 F3	3	0	1	1	1	1	1				
Claudell Washington, L (1,9)	0-0 4-3		0-0 F7		0-0 F7		4-0 G5-4-3 BB			3	0	0	0	1	0	2				
Bob Horner, R (1,5)		0-0 F8	0-0 F8		4-0 BB		0-0 G5-4-3			3	0	0	0	1	0	3				
Dale Murphy, R (1,7)		0-3 K		4-0 G3 S BB		0-3 K		0-0 P6		3	0	0	0	1	2	2				
Chris Chambliss, L (1,3)		0-0 PB 2B		0-0 G3		0-0 4-3		0-0 F9		4	0	1	0	0	0	1				
Bruce Benedict, R (1,2)		4-0 BB BB		0-0 F5		0-0 5-3		0-0 F5		3	0	0	0	1	0	1				
Rafael Ramirez, R (1,6)		4-0 BB		0-0 P1		0-0 3B		0-0 E4		3	0	2	0	1	0	1				
Rick Mahler, R (1,1)	0-3 K		0-0 F9		0-3 K		0-3 K		0-3 K	4	0	0	0	0	3	5				
Inning Stats	R: 0 E: 0 K: 1 S: 5	H: 0 LOB: 0 BB: 0 P: 5	R: 0 E: 0 K: 2 S: 8	H: 1 LOB: 3 BB: 2 P: 16	R: 0 E: 0 K: 0 S: 3	H: 0 LOB: 1 BB: 1 P: 7	R: 0 E: 0 K: 0 S: 3	H: 0 LOB: 1 BB: 1 P: 7	R: 1 E: 0 K: 1 S: 6	H: 1 LOB: 2 BB: 0 P: 14	R: 0 E: 0 K: 0 S: 2	H: 0 LOB: 1 BB: 2 P: 10	R: 0 E: 0 K: 0 S: 3	H: 0 LOB: 0 BB: 0 P: 3	R: 0 E: 1 K: 1 S: 6	H: 1 LOB: 1 BB: 0 P: 6	1B: 1 2B: 2 3B: 1 HR: 0	SF: 0 SAC: 1 DP: 1 HBP: 0	WP: 1 PB: 2 SB: 1 CS: 0	PA: 38
PITCHER	IP WLS BF H R ER SO BB IBB HBP BLK WP HR S P ERA WHIP																			
Juan Eichelberger, R (1,1)	6.1 L 30 3 1 1 5 8 0 0 0 1 0 32 64 1.42 1.737																			
Luis DeLeon, R (7,1)	1.2 4 0 0 0 0 0 0 0 0 0 0 4 4 0.00 0.000																			
Eric Show, R (9,1)	1.0 4 1 0 0 1 0 0 0 0 0 0 6 6 0.00 1.000																			

Batter	1	2	3	4	5	6	7	8	9	AB	R	H	RBI	BB	SO	LOB	BOTTOM			
Gene Richards, L (1,7)	0-3 K		0-0 4-3			0-0 3-1		0-3 K		4	0	0	0	0	2	1	Atlanta Braves @ San Diego Padres Jack Murphy Stadium, San Diego, CA Tue Apr 06 1982, 9:05 PM EST Att: 30,188 - Unknown AB 29 R 0 H 2 RBI 0 BB 3 SO 7 LOB 7 			
Juan Bonilla, R (1,4)	0-0 6-3		0-0 F7		0-0 4-3		0-0 6-3		0-0 6-3	4	0	0	0	0	0	0				
Garry Templeton, S (1,6)	0-0 4-3		0-3 K		0-0 F7		0-0 1-3		0-0 1-3	4	0	0	0	0	1	0				
Ruppert Jones, L (1,8)		0-0 6-3		0-3 K		0-0 1-3		0-0 2B		4	0	1	0	0	1	0				
Sixto Lezcano, R (1,9)		4-0 1B BB		0-0 F7		0-0 P5		0-3 K		3	0	0	0	1	1	1				
Terry Kennedy, L (1,2)		0-3 K		0-3 K		0-0 F7				3	0	0	0	0	2	1				
Luis Salazar, R (1,5)		0-0 1B		0-0 6-3		0-0 6-3		0-0 F9		3	0	1	0	0	0	0				
Broderick Perkins, L (1,3)		4-0 IBB		0-0 6-3		0-0 6-3		4-0 BB		1	0	0	0	2	0	0				
Juan Eichelberger, R (1,1)		0-0 G3		0-0 1-3		0-0 F6				2	0	0	0	0	0	3				
Luis DeLeon, R (7,1)										0	0	0	0	0	0	0				
Randy Bass, L (8,PH)										1	0	0	0	0	0	1				
Eric Show, R (9,1)										0	0	0	0	0	0	0				
Inning Stats	R: 0 E: 0 K: 1 S: 5	H: 0 LOB: 0 BB: 0 P: 5	R: 0 E: 0 K: 1 S: 6	H: 1 LOB: 3 BB: 2 P: 14	R: 0 E: 0 K: 2 S: 7	H: 0 LOB: 0 BB: 0 P: 7	R: 0 E: 0 K: 0 S: 3	H: 0 LOB: 0 BB: 0 P: 3	R: 0 E: 0 K: 0 S: 3	H: 0 LOB: 0 BB: 0 P: 3	R: 0 E: 0 K: 0 S: 3	H: 0 LOB: 0 BB: 0 P: 3	R: 0 E: 0 K: 1 S: 5	H: 0 LOB: 1 BB: 1 P: 9	R: 0 E: 0 K: 1 S: 6	H: 1 LOB: 1 BB: 0 P: 6	1B: 1 2B: 1 3B: 0 HR: 0	SF: 0 SAC: 0 DP: 0 HBP: 0	WP: 0 PB: 0 SB: 0 CS: 0	PA: 32
PITCHER	IP WLS BF H R ER SO BB IBB HBP BLK WP HR S P ERA WHIP																			
Rick Mahler, R (1,1)	9.0 W 32 2 0 0 7 2 1 0 0 0 0 43 55 0.00 0.444																			

Batter	1	2	3	4	5	6	7	8	9	AB	R	H	RBI	BB	SO	LOB	TOP								
Brett Butler, L OBP: 0.600, SLG: 0.429 (1, 8)	0-0 CS 1B		0-0 S 1B		0-0 F5		4-0 FC4-6 BB		0-0 1B	4	1	3	2	1	0	0	Atlanta Braves @ San Diego Padres Jack Murphy Stadium, San Diego, CA Wed Apr 07 1982, 6:33 AM EST Att: 16,684 - Unknown								
Glenn Hubbard, R OBP: 0.333, SLG: 0.286 (1, 4)	0-0 F9		4-0 2H 1B 1B		0-0 6-3		0-0 FC4-6		0-0 F7	4	1	0	1	1	0	5									
Claudell Washington, L OBP: 0.222, SLG: 0.125 (1, 9)	0-0 6-3		0-0 1-3 2H 2B 1B		0-0 F8		0-3 K		0-3 K	5	0	1	1	0	2	4									
Bob Horner, R (1, 5)		0-0 F8		0-3 K		0-0 F7		0-0 P5		4	0	0	0	0	1	2									
Dale Murphy, R OBP: 0.250, SLG: 1.000 (1, 7)		0-0 S 1B		0-0 1-1 2B		0-0 HR		0-3 K		4	1	3	2	0	1	0									
Chris Chambliss, L OBP: 0.125, SLG: 0.250 (1, 3)		0-3 K		0-0 4-3		0-0 3-1		0-3 K		4	0	0	0	0	2	1									
Bruce Benedict, R OBP: 0.250, SLG: 0.286 (1, 2)		0-0 1-3		0-0 5-3		0-0 E6 BB 1B FC4-6		0-0 1B 1B 2B		4	2	1	0	0	0	1									
Rafael Ramirez, R OBP: 0.625, SLG: 0.857 (1, 6)			0-0 SH3-4 1B 1B		0-0 F7		0-0 F9		0-0 1B 1B	4	1	2	0	0	0	1									
Bob Walk, R OBP: 0.500, SLG: 0.500 (1, 1)			0-0 SH3-4		0-0 4-3		0-0 FC4-6 BB 1B		0-3 K	2	0	1	0	0	0	0									
Rick Camp, R (8, 1)										1	0	0	0	0	1	2									
Gene Garber, R (9, 1)										0	0	0	0	0	0	0									
Inning Stats	R: 0 E: 0 K: 0 S: 3	H: 1 LOB: 0 BB: 0 P: 3	R: 0 E: 0 K: 1 S: 6	H: 1 LOB: 1 BB: 0 P: 6	R: 3 E: 0 K: 1 S: 8	H: 4 LOB: 2 BB: 1 P: 12	R: 0 E: 0 K: 0 S: 3	H: 0 LOB: 0 BB: 0 P: 3	R: 0 E: 0 K: 0 S: 3	H: 0 LOB: 0 BB: 0 P: 3	R: 1 E: 0 K: 0 S: 4	H: 1 LOB: 0 BB: 0 P: 4	R: 1 E: 1 K: 1 S: 7	H: 1 LOB: 2 BB: 1 P: 11	R: 0 E: 0 K: 2 S: 7	H: 0 LOB: 0 BB: 0 P: 7	R: 1 E: 0 K: 2 S: 10	H: 3 LOB: 2 BB: 0 P: 10	1B: 8 2B: 2 3B: 0 HR: 1	SF: 0 SAC: 1 DP: 0 HBP: 0	WP: 0 PB: 0 SB: 2 CS: 1	PA: 39			
PITCHER	IP	WLS	BF	H	R	ER	SO	BB	IBB	HBP	BLK	WP	HR	S	P	ERA	WHIP								
John Montefusco, R ERA: 6.0 (1, 1)	6.0	L	24	7	4	4	2	1	0	0	0	0	0	14	18	6.00	1.333								
Floyd Chiffer, R ERA: 2.0 (7, 1)	2.0		9	1	1	0	3	1	0	0	0	0	0	6	6	27.00	9.000								
Danny Boone, L ERA: 27.0 (9, 1)	0.1		4	3	1	1	1	0	0	0	0	0	0	4	4	0.00	0.000								
Luis DeLeon, R ERA: (9, 1)	0.2		2	0	0	0	1	0	0	0	0	0	0	4	4	0.00	0.000								

AB 36
R 6
H 11
RBI 6
BB 2
SO 7
LOB 16



Batter	1	2	3	4	5	6	7	8	9	AB	R	H	RBI	BB	SO	LOB	BOTTOM								
Gene Richards, L OBP: 0.333, SLG: 0.250 (1, 7)	4-0 3-1 S BB		0-0 G6-3			0-0 4-3		0-0 E BB G3-6-1 1B		4	1	2	2	1	0	1	Atlanta Braves @ San Diego Padres Jack Murphy Stadium, San Diego, CA Wed Apr 07 1982, 6:33 AM EST Att: 16,684 - Unknown								
Juan Bonilla, R OBP: 0.222, SLG: 0.125 (1, 4)	0-0 3-1		0-0 5-3			0-0 1B		4-0 G3-6-1 E BB		4	0	1	0	1	0	3									
Garry Templeton, S (1, 6)	0-0 FC5-2-6				0-0 1-3		0-0 G3		0-0 E1 G3-6-1	4	0	0	0	0	0	4									
Ruppert Jones, L OBP: 0.375, SLG: 0.429 (1, 8)	4-0 BB				0-0 G3		0-0 1B		0-0 G3-6-1	3	0	1	0	1	0	2									
Sixto Lezcano, R OBP: 0.143, SLG: 0.143 (1, 5)	0-0 F8				0-0 4-3		0-0 K		0-0 1-3	4	0	0	0	0	1	5									
Danny Boone, L (9, 1)										0	0	0	0	0	0	0									
Luis DeLeon, R (9, 1)										0	0	0	0	0	0	0									
Terry Kennedy, L OBP: 0.143, SLG: 0.143 (1, 2)		0-0 F7			0-0 4-3		0-0 F7		0-0 FC1-6 1B	4	0	1	0	0	0	1									
Luis Salazar, R OBP: 0.143, SLG: 0.143 (1, 5)		0-0 F7			0-0 4-3		0-0 5-3		0-0 FC1-6 1B	4	1	0	0	0	0	2									
Broderick Perkins, L (1, 3)										3	0	0	0	0	0	0									
Dave Edwards, R (8, PR) (9, 3)		0-0 1-3			0-0 G3				0-0 E3 1B	1	1	0	0	0	0	1									
John Montefusco, R OBP: 1.000, SLG: 1.000 (1, 1)									0-0 P5	1	0	1	0	0	0	0									
Tim Flannery, L (6, PH)									0-0 BB 1B	1	0	0	0	0	0	0									
Floyd Chiffer, R (7, 1)									0-0 1B	0	0	0	0	0	0	0									
Joe Lefebvre, L (8, PH) (9, 9)									0-0 1-3 1B	2	1	2	0	0	0	0									
Inning Stats	R: 0 E: 0 K: 0 S: 3	H: 0 LOB: 2 BB: 2 P: 11	R: 0 E: 0 K: 0 S: 3	H: 0 LOB: 0 BB: 0 P: 3	R: 0 E: 0 K: 0 S: 3	H: 1 LOB: 0 BB: 0 P: 3	R: 0 E: 0 K: 0 S: 3	H: 0 LOB: 0 BB: 0 P: 3	R: 0 E: 0 K: 0 S: 4	H: 1 LOB: 1 BB: 0 P: 4	R: 0 E: 0 K: 1 S: 6	H: 1 LOB: 1 BB: 0 P: 6	R: 3 E: 2 K: 0 S: 6	H: 2 LOB: 2 BB: 1 P: 10	R: 1 E: 0 K: 0 S: 6	H: 3 LOB: 3 BB: 0 P: 6	1B: 8 2B: 0 3B: 0 HR: 0	SF: 0 SAC: 0 DP: 2 HBP: 0	WP: 0 PB: 0 SB: 1 CS: 0	PA: 38					
PITCHER	IP	WLS	BF	H	R	ER	SO	BB	IBB	HBP	BLK	WP	HR	S	P	ERA	WHIP								
Bob Walk, R ERA: (1, 1)	7.0	W	28	5	3	0	1	2	0	0	0	0	0	28	36	0.00	1.000								
Rick Camp, R ERA: 5.4 (8, 1)	1.2		9	3	1	1	0	1	0	0	0	0	0	8	12	5.40	2.400								
Gene Garber, R ERA: (9, 1)	0.1	S	1	0	0	0	0	0	0	0	0	0	0	1	1	0.00	0.000								

AB 35
R 4
H 8
RBI 2
BB 3
SO 1
LOB 19



Batter	1	2	3	4	5	6	7	8	9	AB	R	H	RBI	BB	SO	LOB	TOP
Terry Puhl, L OBP: 0.188, SLG: 0.375 (1, 9)	0-0 1B		0-3 K			0-0 3-1		0-0 2B		4	0	2	0	0	1	0	Houston Astros @ Atlanta Braves Atlanta-Fulton County Stadium, Atlanta, GA Fri Apr 09 1982, 6:05 PM EST Att: 33,133 - Unknown - 51 F
Phil Garner, R OBP: 0.188, SLG: 0.071 (1, 4)	4-0 BB		0-3 K			0-0 5-3		0-3 K		3	0	0	0	1	2	1	
Tony Scott, S OBP: 0.200, SLG: 0.214 (1, 8)	0-3 K			0-0 1-3		0-0 F2		0-0 F8		4	0	0	0	0	1	3	
Jose Cruz, L OBP: 0.333, SLG: 0.167 (1, 7)	0-3 K			0-0 3-1			0-0 1B FC1-6	0-0 4-3		4	1	1	0	0	1	3	
Alan Ashby, S OBP: 0.500, SLG: 0.778 (1, 2)	0-0 P6			0-0 F4			0-0 1B FC1-6		0-0 F7	4	0	1	0	0	0	2	
Ray Knight, R OBP: 0.400, SLG: 0.500 (1, 5)		4-0 BB G6-4-3			0-3 K		0-0 1B FC1-6		0-0 2B 1B	3	1	1	1	1	1	1	
Art Howe, R OBP: 0.333, SLG: 0.583 (1, 3)		0-0 BB G6-4-3			4-0 BB		0-0 L9		0-0 1B 2H	3	0	1	1	1	0	2	
Craig Reynolds, L OBP: 0.333, SLG: 0.250 (1, 6)		0-0 3-1			0-3 K		0-0 1B 1-2		0-0 1-3	4	0	1	0	0	1	2	
Don Sutton, R Mike Ivie, R Michael LaCoss, R Danny Heep, L Alan Kniceley, R Frank LaCorte, R Dickie Thorn, R (1, 1) (5, PH) (5, 1) (7, PH) (7, PH) (7, 1) (9, PH)			0-0 F9		0-0 4-3		0-0 F2		0-0 F7	1	0	0	0	0	0	0	
Inning Stats	R: 0 E: 0 K: 2 S: 8	H: 1 LOB: 2 BB: 1 P: 12	R: 0 E: 0 K: 0 S: 2	H: 0 LOB: 0 BB: 1 P: 6	R: 0 E: 0 K: 2 S: 7	H: 0 LOB: 0 BB: 0 P: 7	R: 0 E: 0 K: 0 S: 3	H: 0 LOB: 1 BB: 1 P: 3	R: 1 E: 0 K: 0 S: 6	H: 3 LOB: 3 BB: 0 P: 6	R: 0 E: 0 K: 1 S: 6	H: 1 LOB: 1 BB: 0 P: 6	R: 1 E: 0 K: 0 S: 5	H: 2 LOB: 1 BB: 0 P: 5	1B: 5 2B: 2 3B: 0 HR: 0	SF: 0 SAC: 0 DP: 1 HBP: 0	
PITCHER	IP WLS BF H R ER SO BB IBB HBP BLK WP HR S P ERA WHIP	6.2 W 26 4 1 1 6 3 0 0 0 0 0 35 47 1.35 1.050	2.1 S 10 3 1 1 1 0 0 0 0 0 0 12 12 3.86 1.286														

Batter	1	2	3	4	5	6	7	8	9	AB	R	H	RBI	BB	SO	LOB	BOTTOM	
Brett Butler, L OBP: 0.400, SLG: 0.250 (1, 8)	0-0 4-3	0-3 K		0-3 K			0-0 F7	0-0 F8		5	0	0	0	0	2	1	Houston Astros @ Atlanta Braves Atlanta-Fulton County Stadium, Atlanta, GA Fri Apr 09 1982, 6:05 PM EST Att: 33,133 - Unknown - 51 F	
Glenn Hubbard, R OBP: 0.482, SLG: 0.333 (1, 4)	4-0 1B E	0-0 L8			0-0 1B G6-4-3		4-0 BB BB			2	1	1	0	2	0	0		
Claudell Washington, L OBP: 0.300, SLG: 0.250 (1, 9)	0-0 1B SF	0-0 1B FC6-4			0-0 1B G6-4-3		0-0 F7			4	1	2	0	0	0	2		
Bob Horner, R (1, 5)	0-0 1B SF	0-0 1B FC6-4			0-0 1B E4		4-0 BB BB		0-0 1B 1-2	2	1	0	1	1	0	1		
Dale Murphy, R OBP: 0.500, SLG: 1.091 (1, 7)	0-0 HR 2H		0-0 6-3		0-0 1B 1-2		0-0 5-3			4	1	2	2	0	0	2		
Chris Chambliss, L OBP: 0.167, SLG: 0.182 (1, 3)	0-0 F8		0-0 F8		0-0 F7		4-0 BB G6-4-3			3	1	0	0	1	0	2		
Bruce Benedict, R OBP: 0.333, SLG: 0.455 (1, 2)	0-0 2B 1B		0-0 L7		0-0 L7		0-0 1B G6-4-3		0-0 1B 1-3	4	1	2	0	0	0	0		
Rafael Ramirez, R OBP: 0.500, SLG: 0.636 (1, 6)	0-0 1B 2H		0-0 F8		0-0 F7		0-0 G6-4-3		0-0 1B 1-2	4	0	1	1	0	0	1		
Tommy Boggs, R Al Hrabosky, R (1, 1) (7, 1)	0-3 K		0-0 F3		0-0 F8		0-0 1B		0-0 1B	3	0	0	0	0	1	1		
Inning Stats	R: 5 E: 2 K: 1 S: 10	H: 4 LOB: 1 BB: 1 P: 14	R: 0 E: 0 K: 1 S: 6	H: 1 LOB: 1 BB: 0 P: 6	R: 0 E: 0 K: 0 S: 3	H: 0 LOB: 0 BB: 0 P: 3	R: 0 E: 0 K: 1 S: 5	H: 0 LOB: 0 BB: 0 P: 5	R: 0 E: 0 K: 0 S: 3	H: 0 LOB: 2 BB: 2 P: 11	R: 0 E: 0 K: 0 S: 3	H: 0 LOB: 1 BB: 1 P: 8	R: 1 E: 0 K: 0 S: 4	H: 2 LOB: 1 BB: 1 P: 8	1B: 7 2B: 1 3B: 0 HR: 1	SF: 1 SAC: 0 DP: 2 HBP: 0		WP: 0 PA: 37 PB: 0 SB: 0 CS: 0
PITCHER	IP WLS BF H R ER SO BB IBB HBP BLK WP HR S P ERA WHIP	4.0 L 19 5 5 3 3 1 0 0 0 0 0 8 8 0.00 1.000	2.0 8 2 0 0 0 0 0 0 0 0 0 8 8 0.00 1.000	2.0 10 2 1 1 0 3 0 0 0 0 0 7 19 4.50 2.500														

AB 33
R 2
H 7
RBI 2
BB 3
SO 7
LOB 18



AB 32
R 6
H 9
RBI 4
BB 4
SO 3
LOB 10

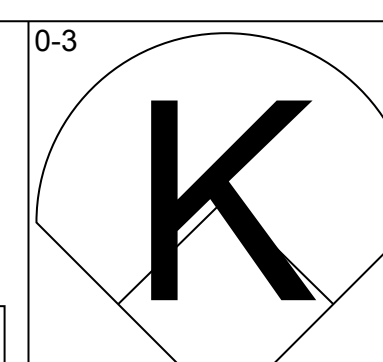
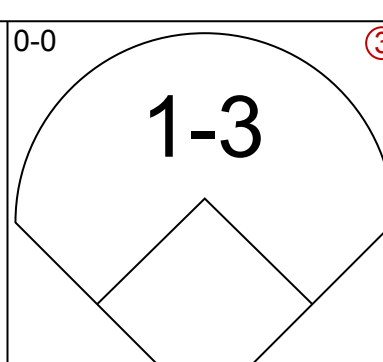
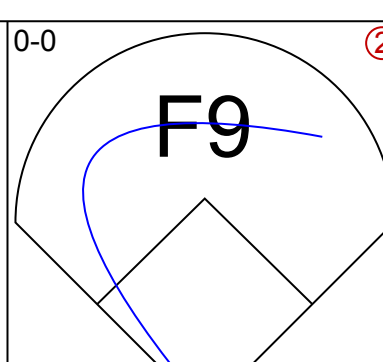
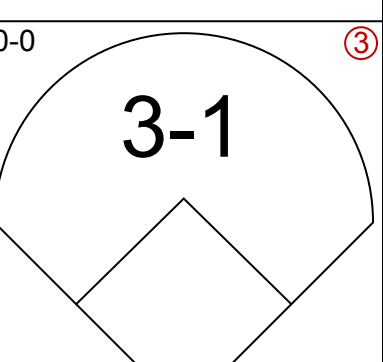
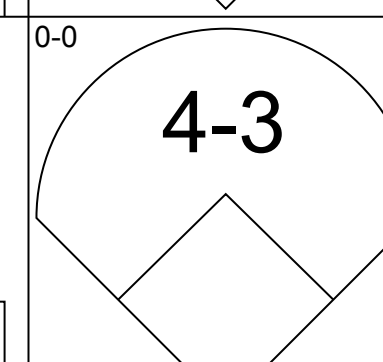
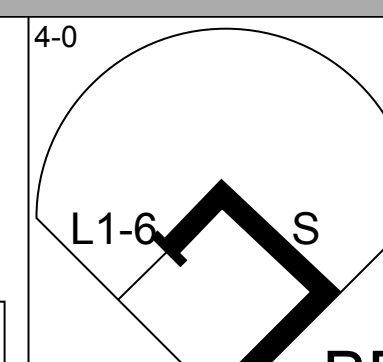
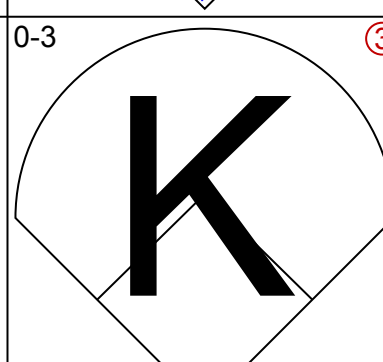
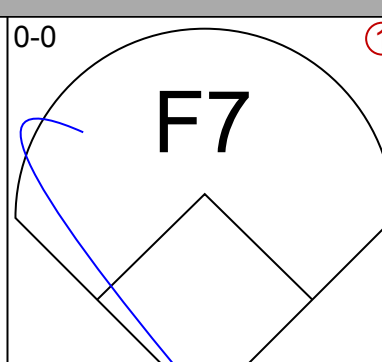
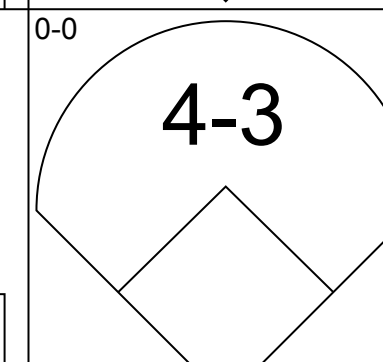
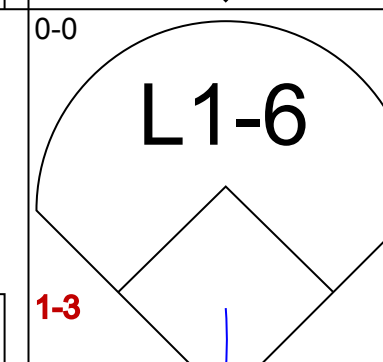
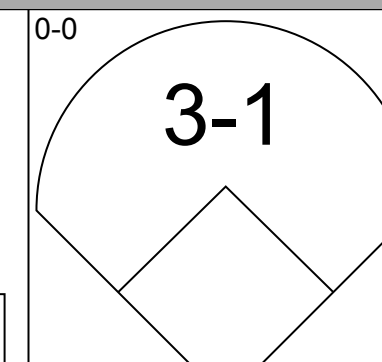
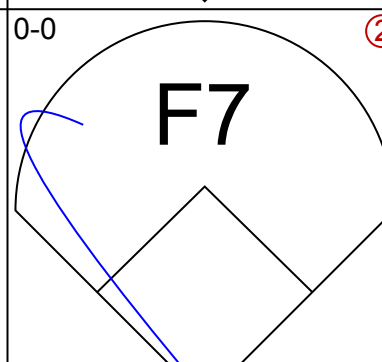
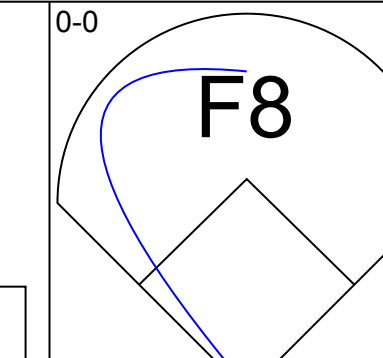
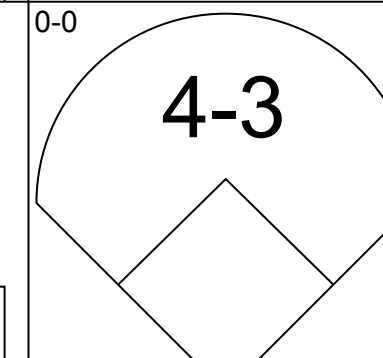
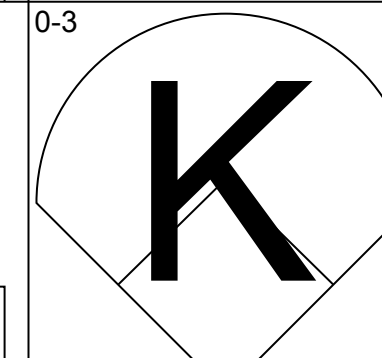
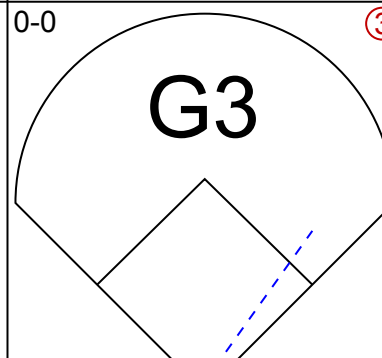
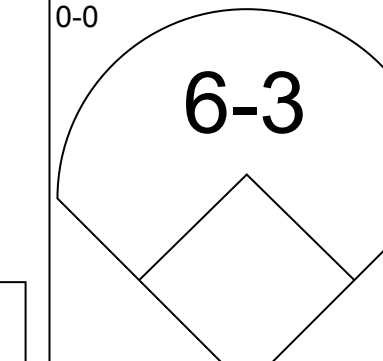
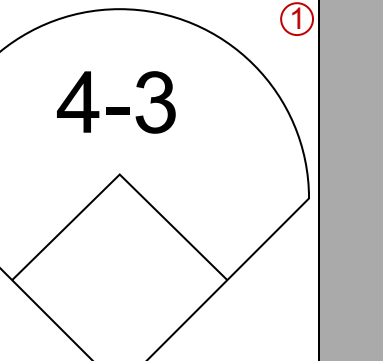
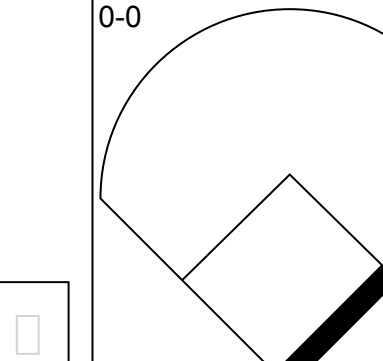
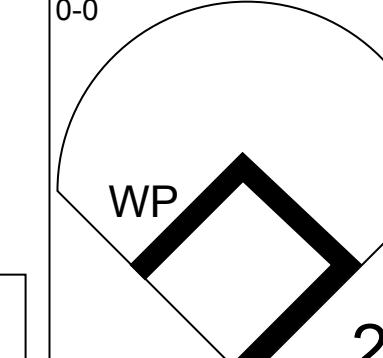
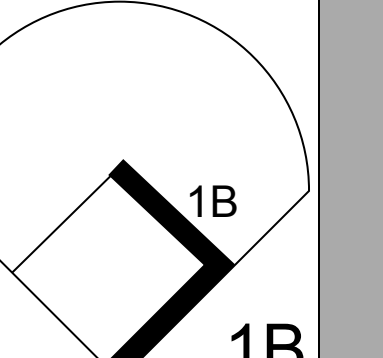
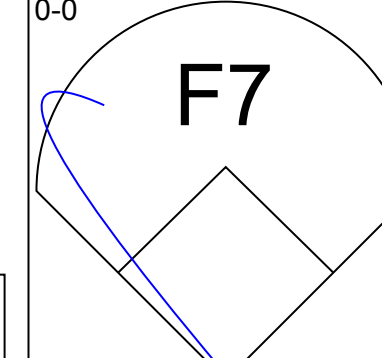
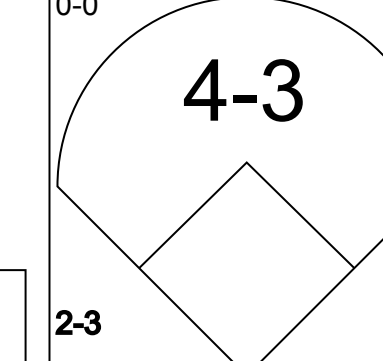
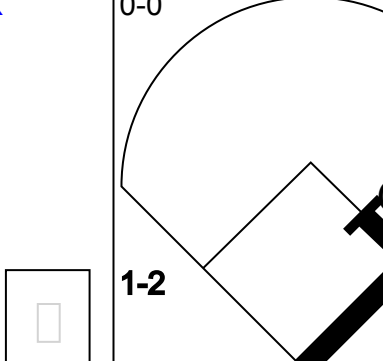
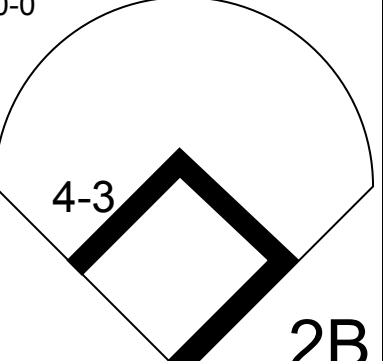
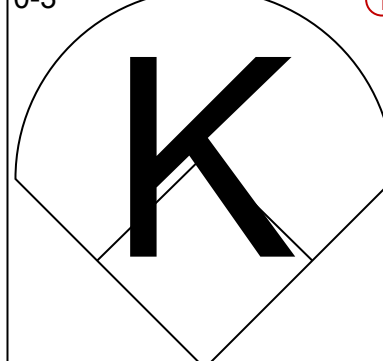
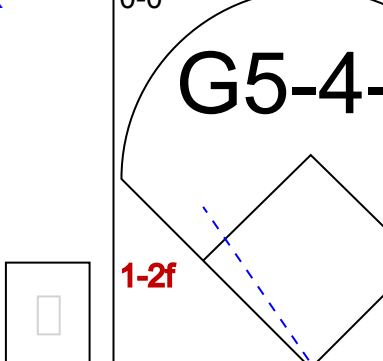
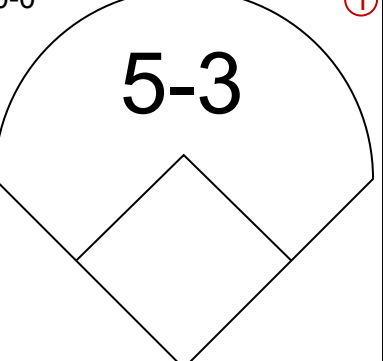

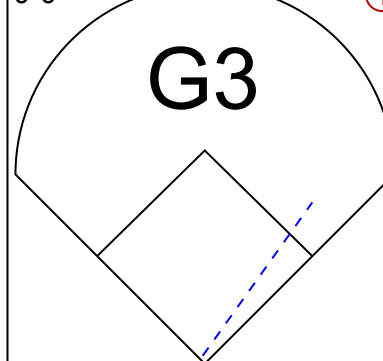
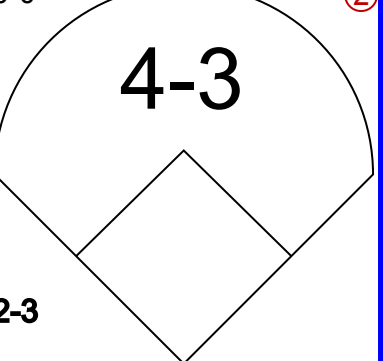


Batter	1	2	3	4	5	6	7	8	9	AB	R	H	RBI	BB	SO	LOB	TOP										
Terry Puhl, L OBP: 0.238, SLG: 0.524 Joe Sambito, L (8, 1)	0-0 4-3		0-0 HR		0-3 K		0-0 1B	0-0 1-3		5	2	2	2	0	1	2	Houston Astros @ Atlanta Braves Atlanta-Fulton County Stadium, Atlanta, GA Sat Apr 10 1982, 6:05 PM EST Att: 10,885 - Unknown - 56 F										
Phil Garner, R OBP: 0.190, SLG: 0.056 (1, 4)	0-0 F3		0-0 1-3		4-0 2B		0-0 F7	0-3 K		4	0	0	0	1	1	3											
Tony Scott, S OBP: 0.250, SLG: 0.316 (1, 8)	0-0 4-3		0-0 5-3		0-0 2B		0-0 1B		0-0 F7	5	0	2	0	0	0	0											
Jose Cruz, L OBP: 0.350, SLG: 0.235 (1, 7)		0-0 F2		0-0 1B	0-0 F5		0-0 1B		0-0 F7	5	1	2	1	0	0	2											
Alan Ashby, S OBP: 0.467, SLG: 0.786 (1, 2)		0-0 1B		0-0 F7	0-0 5-3		0-0 1-3		0-0 E	5	1	2	0	0	0	5											
Ray Knight, R OBP: 0.450, SLG: 0.526 (1, 5)		0-0 1B		0-0 1B		0-0 4-3		0-0 E	0-0 E5	5	1	3	0	0	0	0											
Art Howe, R OBP: 0.300, SLG: 0.438 (1, 3)		0-0 G4-6-3		0-0 1B	4-0 BB		0-0 F4	0-0 E1	0-0 F5	4	0	0	0	1	0	4											
Craig Reynolds, L OBP: 0.400, SLG: 0.250 Dickie Thorn, R OBP: 0.375, SLG: 0.375 (4, PH) (4, 6)			4-0 HR	0-0 BB	0-0 1B		0-0 F8	0-0 4-3		0	1	0	0	1	0	0											
Vern Ruhle, R Mike Ivie, R Michael LaCoss, R Kiko Garcia, R Frank LaCorte, R Denny Walling, L (1, 1) (4, PH) (4, 1) (7, PH) (7, 1) (8, PH) (8, 9)			0-3 K	0-0 4-3			0-3 K	0-0 4-3		1	0	0	0	0	1	1											
Inning Stats	R: 0 E: 0 K: 0 S: 3	H: 0 LOB: 0 BB: 0 P: 3	R: 0 E: 0 K: 0 S: 4	H: 2 LOB: 1 BB: 0 P: 4	R: 2 E: 0 K: 1 S: 6	H: 1 LOB: 0 BB: 1 P: 10	R: 1 E: 0 K: 0 S: 5	H: 3 LOB: 2 BB: 1 P: 9	R: 0 E: 0 K: 0 S: 3	H: 0 LOB: 0 BB: 0 P: 3	R: 1 E: 0 K: 1 S: 8	H: 3 LOB: 2 BB: 0 P: 8	R: 1 E: 1 K: 0 S: 5	H: 2 LOB: 2 BB: 0 P: 8	R: 1 E: 1 K: 0 S: 5	H: 1 LOB: 1 BB: 0 P: 5		1B: 10 2B: 1 3B: 1 HR: 1	SF: 0 SAC: 0 DP: 1 HBP: 0	WP: 0 PB: 0 SB: 0 CS: 0	PA: 43						
PITCHER	IP	WLS	BF	H	R	ER	SO	BB	IBB	HBP	BLK	WP	HR	S	P	ERA	WHIP										
Steve Bedrosian, R ERA: 7.36 Lary McWilliams, L ERA: 2.7 Gene Garber, R ERA: Rick Camp, R ERA: 4.5	(1, 1) (4, 1) (8, 1) (9, 1)	3.2 3.1 1.2 0.1	16 16 10 1	5 5 3 0	3 1 2 0	3 1 2 0	1 2 1 0	2 1 0 0	0 0 0 0	0 0 0 0	0 0 0 0	0 0 0 0	0 0 0 0	1 19 12 1	24 23 12 1	0.00 2.70 0.00 0.00	1.909 1.800 1.800 0.000										

Batter	1	2	3	4	5	6	7	8	9	AB	R	H	RBI	BB	SO	LOB	BOTTOM										
Brett Butler, L OBP: 0.400, SLG: 0.294 (1, 8)	0-0 2B	0-0 S		0-0 2B		0-0 6-3		0-3 K		5	3	2	2	0	1	2	Houston Astros @ Atlanta Braves Atlanta-Fulton County Stadium, Atlanta, GA Sat Apr 10 1982, 6:05 PM EST Att: 10,885 - Unknown - 56 F										
Glenn Hubbard, R OBP: 0.444, SLG: 0.429 (1, 4)	0-0 1B	0-0 HBP		0-0 1-3		0-0 5-3		0-0 5-3		5	0	2	2	0	0	2											
Claudell Washington, L OBP: 0.276, SLG: 0.294 (1, 9)	0-0 BLK	0-0 L7		0-0 1-3		0-0 G3		0-3 K		5	1	1	1	0	1	3											
Bob Horner, R (1, 5)	4-0 BLK	1-0 HBP		0-0 6-3			0-0 F8			2	0	0	0	1	0	1											
Dale Murphy, R OBP: 0.438, SLG: 0.929 (1, 7)	0-0 SF9	0-3 K			0-0 6-3		0-0 1B		0-0 1B	3	1	1	1	0	1	2											
Chris Chambliss, L OBP: 0.250, SLG: 0.214 (1, 3)	0-0 F4		0-0 G3		4-0 BB		0-0 1B		0-0 1B	3	0	1	0	1	0	1											
Bruce Benedict, R OBP: 0.375, SLG: 0.467 (1, 2)		0-0 SH2-4		0-0 5-3		0-0 G5-4-3		0-0 1B		4	1	2	1	0	0	1											
Rafael Ramirez, R OBP: 0.500, SLG: 0.733 (1, 6)		0-0 SH2-4		0-0 F2		0-0 PB		0-0 F8		4	2	2	0	0	0	2											
Steve Bedrosian, R Lary McWilliams, L Lary Whisenton, L Gene Garber, R Rick Camp, R (1, 1) (4, 1) (7, PH) (8, 1) (9, 1)		0-0 SH2-4		0-0 FC6-4		4-0 BB		0-0 4-3		0	0	0	0	0	0	0											
Inning Stats	R: 2 E: 0 K: 0 S: 5	H: 2 LOB: 1 BB: 1 P: 9	R: 3 E: 0 K: 1 S: 9	H: 4 LOB: 2 BB: 0 P: 10	R: 0 E: 0 K: 0 S: 3	H: 0 LOB: 0 BB: 0 P: 3	R: 1 E: 0 K: 0 S: 5	H: 2 LOB: 1 BB: 0 P: 5	R: 0 E: 0 K: 0 S: 2	H: 0 LOB: 0 BB: 1 P: 6	R: 1 E: 0 K: 0 S: 4	H: 3 LOB: 1 BB: 0 P: 8	R: 1 E: 0 K: 2 S: 7	H: 0 LOB: 0 BB: 0 P: 7	R: 0 E: 0 K: 2 S: 7	H: 0 LOB: 0 BB: 0 P: 7		1B: 9 2B: 2 3B: 1 HR: 0	SF: 1 SAC: 1 DP: 1 HBP: 1	WP: 0 PB: 1 SB: 1 CS: 0	PA: 39						
PITCHER	IP	WLS	BF	H	R	ER	SO	BB	IBB	HBP	BLK	WP	HR	S	P	ERA	WHIP										
Vern Ruhle, R ERA: 15.0 Michael LaCoss, R ERA: 5.4 Frank LaCorte, R ERA: 6.0 Joe Sambito, L ERA: (1, 1) (4, 1) (7, 1) (8, 1)	3.0 3.0 1.0 1.0	L 13 6 3	17 13 3 0	5 2 3 0	5 2 1 0	5 2 1 0	1 0 0 2	1 0 0 0	0 0 0 0	0 0 0 0	0 0 0 0	0 0 0 0	0 0 6 7	11 6 6 7	19 19 6 7	6.00 9.00 0.00 0.00	2.333 3.000 0.000 0.000										

AB	40
R	6
H	13
RBI	5
BB	3
SO	4
LOB	21

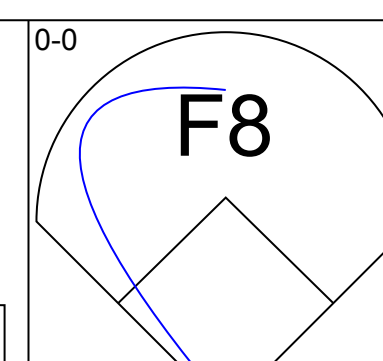
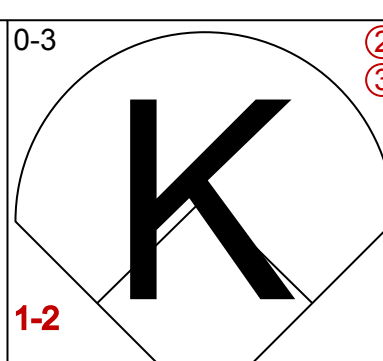
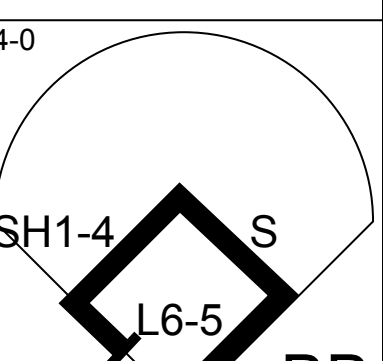
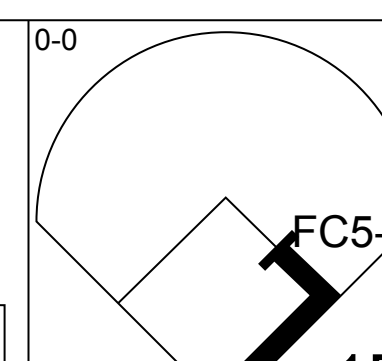
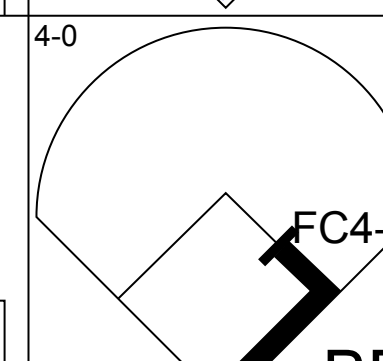
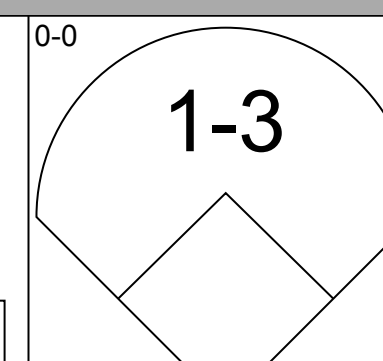
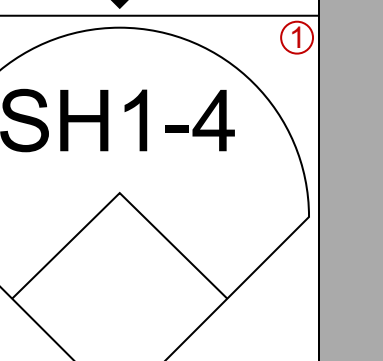
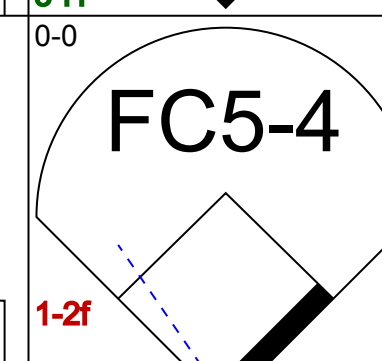
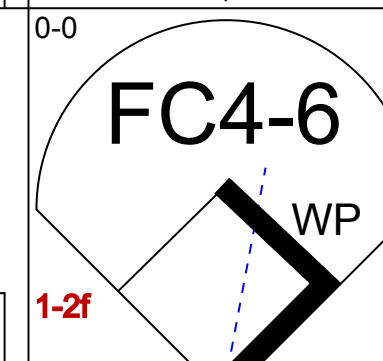
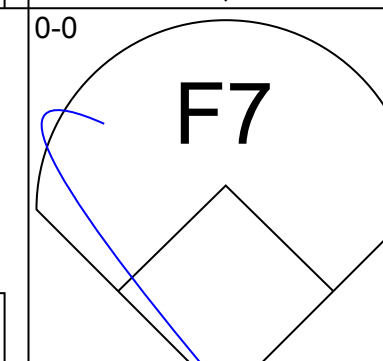
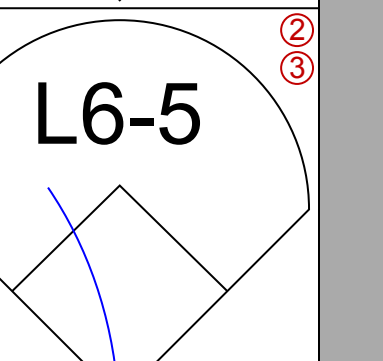
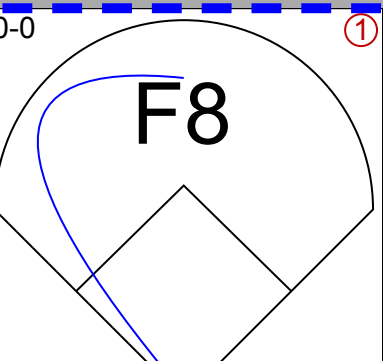
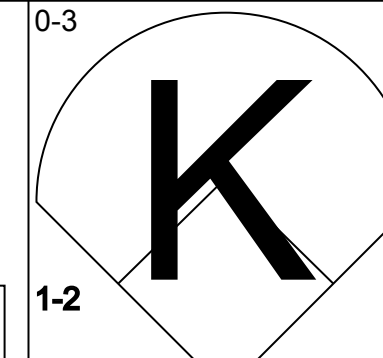
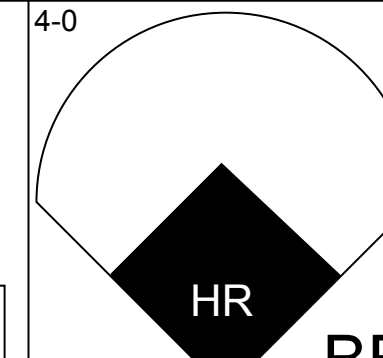
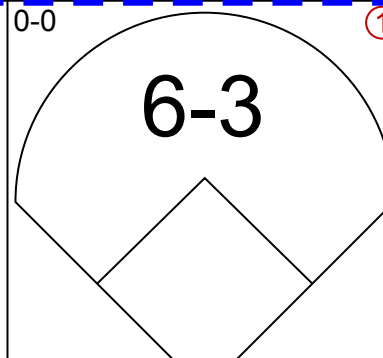
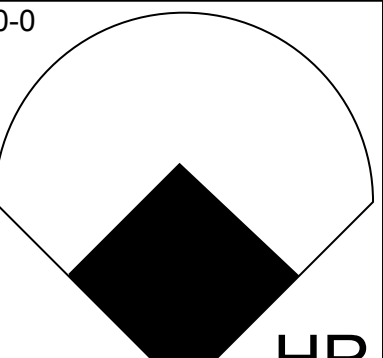
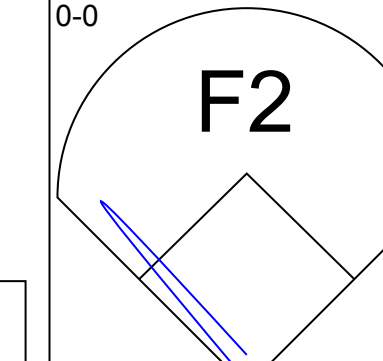
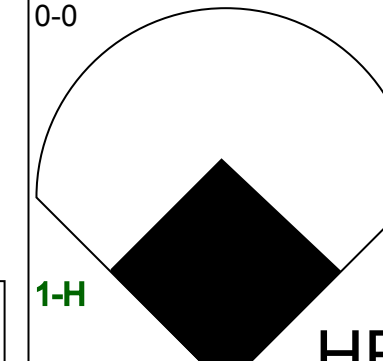
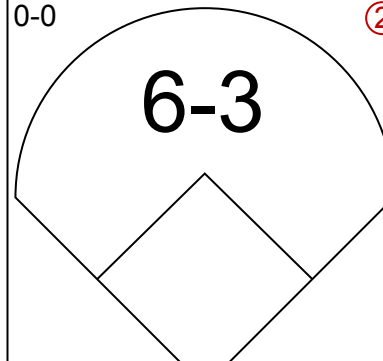
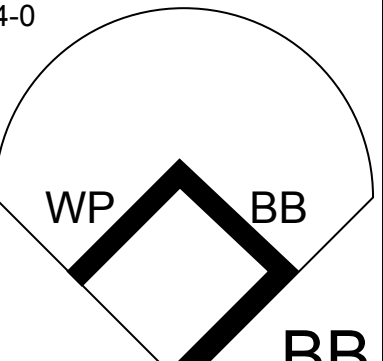
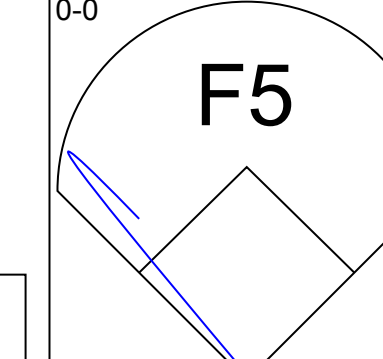
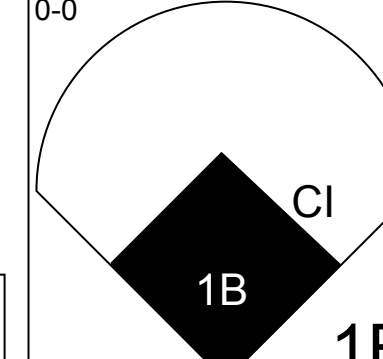
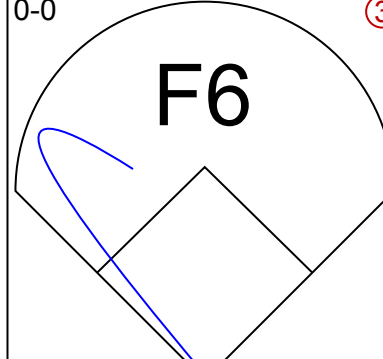
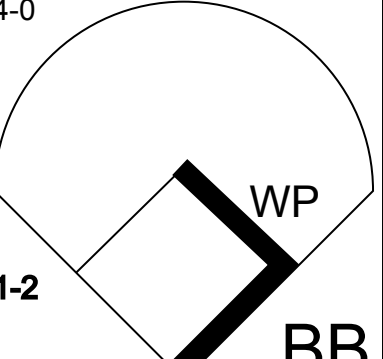
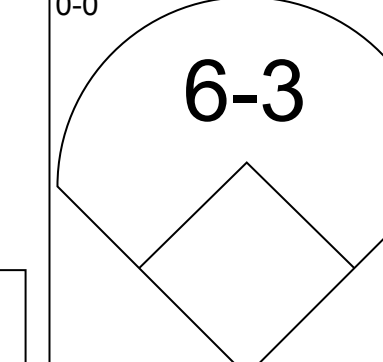
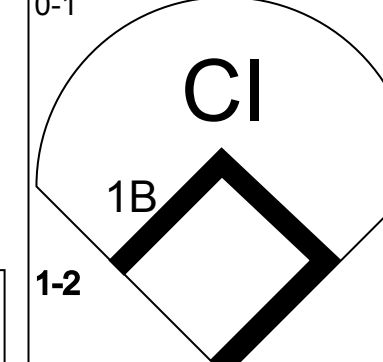
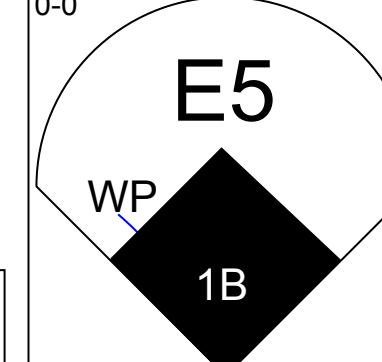
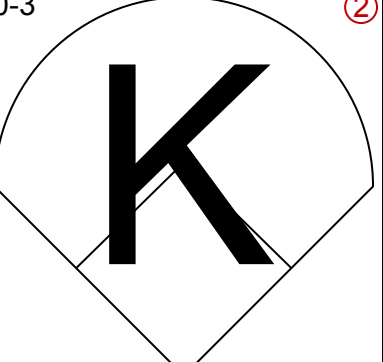
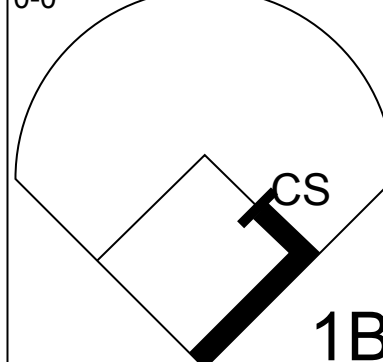
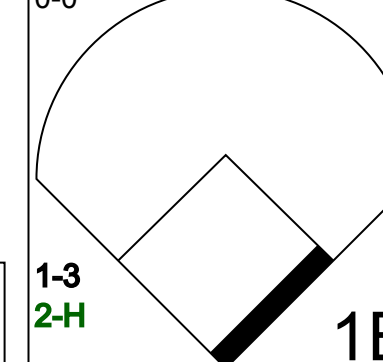
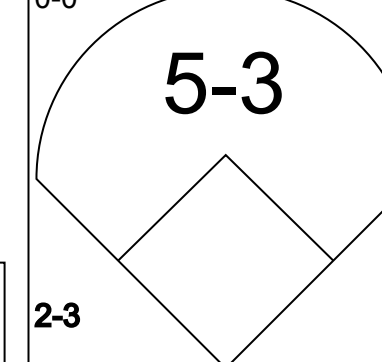
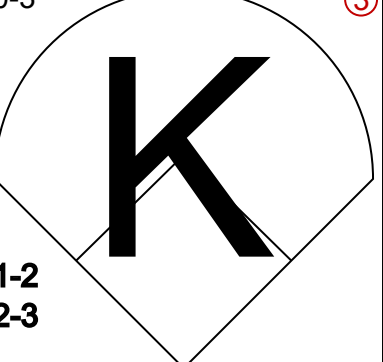
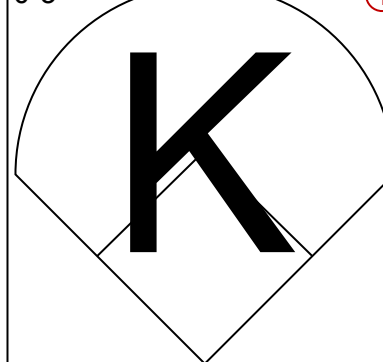
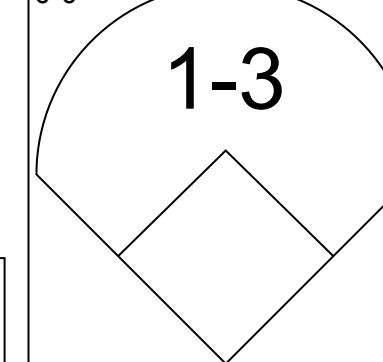
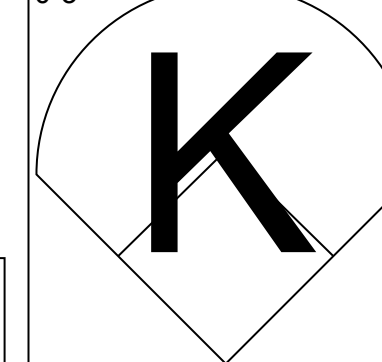


Batter	1	2	3	4	5	6	7	8	9	AB	R	H	RBI	BB	SO	LOB	TOP					
Terry Puhl, L OBP: 0.200, SLG: 0.440 (1, 9)										4	0	0	0	0	1	1						
Phil Garner, R OBP: 0.200, SLG: 0.048 (1, 4)										3	0	0	0	1	1	0						
Tony Scott, S OBP: 0.208, SLG: 0.261 (1, 8)											4	0	0	0	0	1						
Jose Cruz, L OBP: 0.292, SLG: 0.190 (1, 7)											4	0	0	0	1	0						
Alan Ashby, S OBP: 0.444, SLG: 0.706 (1, 2)											3	0	1	0	0	0						
Ray Knight, R OBP: 0.478, SLG: 0.591 (1, 5)											3	0	2	0	0	1						
Art Howe, R OBP: 0.348, SLG: 0.526 (1, 3)										3	0	2	0	0	0	1						
Dickie Thon, R OBP: 0.273, SLG: 0.273 (1, 6)											3	0	0	0	1	3						
Nolan Ryan, R (1, 1)											1	0	0	0	1	0						
Danny Heep, L OBP: 0.500, SLG: 0.500 (6, PH)										1	0	0	0	0	0	0						
Dave Smith, R (6, 1)										0	0	0	0	0	0	0						
Denny Walling, L (8, PH)										1	0	0	0	0	1							
Frank LaCorte, R (8, 1)										0	0	0	0	0	0	0						
Inning Stats	R: 0 E: 0 K: 1 S: 5	H: 0 LOB: 0 BB: 0 P: 5	R: 0 E: 0 K: 0 S: 4	H: 1 LOB: 1 BB: 0 P: 4	R: 0 E: 0 K: 2 S: 7	H: 0 LOB: 0 BB: 0 P: 7	R: 0 E: 0 K: 0 S: 2	H: 0 LOB: 1 BB: 1 P: 6	R: 0 E: 0 K: 0 S: 4	H: 2 LOB: 1 BB: 0 P: 4	R: 0 E: 0 K: 1 S: 5	H: 0 LOB: 0 BB: 0 P: 5	R: 0 E: 0 K: 1 S: 6	H: 1 LOB: 1 BB: 0 P: 6	R: 0 E: 0 K: 0 S: 4	H: 1 LOB: 1 BB: 0 P: 4	R: 0 E: 0 K: 0 S: 3	H: 0 LOB: 0 BB: 0 P: 3	1B: 3 2B: 3 3B: 0 HR: 0	SF: 0 SAC: 0 DP: 2 HBP: 0	WP: 1 PB: 0 SB: 1 CS: 0	PA: 31
PITCHER Rick Mahler, R ERA:	IP: 9.0 WLS: W BF: 31 H: 5 R: 0 ER: 0 SO: 5 BB: 1 IBB: 0 HBP: 0 BLK: 0 WP: 1 HR: 0 S: 40 P: 44 ERA: 0.00 WHIP: 0.667											PITCHER IP: WLS: BF: H: R: ER: SO: BB: IBB: HBP: BLK: WP: HR: S: P: ERA: WHIP:										

Houston Astros @ Atlanta Braves
Atlanta-Fulton County Stadium, Atlanta, GA
Sun Apr 11 1982, 3:33 AM EST
Att: 11,322 - Unknown

AB 30
R 0
H 5
RBI 0
BB 1
SO 5
LOB 8



Batter	1	2	3	4	5	6	7	8	9	AB	R	H	RBI	BB	SO	LOB	BOTTOM			
Brett Butler, L OBP: 0.417, SLG: 0.300 (1, 8)										3	0	1	1	1	1	1				
Glenn Hubbard, R OBP: 0.429, SLG: 0.375 (1, 4)										2	0	0	0	1	0	1				
Claudell Washington, L OBP: 0.227, SLG: 0.236 (1, 9)										4	0	0	0	0	0	2				
Bob Horner, R OBP: 0.300, SLG: 0.286 (1, 5)										3	2	1	1	1	1	1				
Dale Murphy, R OBP: 0.450, SLG: 1.000 (1, 7)										3	1	1	2	1	0	0				
Chris Chambliss, L OBP: 0.300, SLG: 0.235 (1, 3)										3	1	1	0	1	0	0				
Bruce Benedict, R OBP: 0.316, SLG: 0.389 (1, 2)										3	1	0	0	1	2					
Rafael Ramirez, R OBP: 0.500, SLG: 0.684 (1, 6)										4	0	2	1	0	1	3				
Rick Mahler, R (1, 1)										3	0	0	0	0	2	4				
Inning Stats	R: 0 E: 0 K: 1 S: 5	H: 0 LOB: 1 BB: 1 P: 9	R: 0 E: 0 K: 0 S: 3	H: 0 LOB: 0 BB: 0 P: 3	R: 0 E: 0 K: 2 S: 7	H: 1 LOB: 1 BB: 0 P: 7	R: 3 E: 1 K: 0 S: 7	H: 3 LOB: 2 BB: 1 P: 11	R: 0 E: 0 K: 0 S: 2	H: 0 LOB: 0 BB: 1 P: 6	R: 0 E: 0 K: 0 S: 3	H: 0 LOB: 0 BB: 0 P: 3	R: 1 E: 1 K: 1 S: 7	H: 1 LOB: 1 BB: 0 P: 7	R: 1 E: 0 K: 2 S: 8	H: 1 LOB: 2 BB: 2 P: 16	1B: 4 2B: 2 3B: 0 HR: 2	SF: 0 SAC: 1 DP: 2 HBP: 0	WP: 3 PB: 0 SB: 1 CS: 1	PA: 35
PITCHER Nolan Ryan, R ERA: 9.0	IP: 5.0 WLS: L BF: 21 H: 4 R: 3 ER: 2 SO: 3 BB: 3 IBB: 0 HBP: 0 BLK: 0 WP: 1 HR: 1 S: 24 P: 36 ERA: 3.60 WHIP: 1.400											PITCHER IP: WLS: BF: H: R: ER: SO: BB: IBB: HBP: BLK: WP: HR: S: P: ERA: WHIP:								
Dave Smith, R ERA: 1.5	2.0 8 1 1 0 1 0 0 0 0 1 0 10 10 0.00 0.500																			
Frank LaCorte, R ERA: 6.75	1.0 6 1 1 1 2 2 0 0 0 1 1 8 16 9.00 3.000																			

Houston Astros @ Atlanta Braves
Atlanta-Fulton County Stadium, Atlanta, GA
Sun Apr 11 1982, 3:33 AM EST
Att: 11,322 - Unknown

AB 28
R 5
H 6
RBI 5
BB 5
SO 6
LOB 14



Batter	1	2	3	4	5	6	7	8	9	AB	R	H	RBI	BB	SO	LOB	TOP								
Brett Butler, L OBP: 0.412, SLG: 0.259 (1, 8)	L8		F8		SH1-4 2B 1B		1B 2B BB	F7		4	2	1	0	1	0	0									
Glenn Hubbard, R OBP: 0.414, SLG: 0.391 (1, 4)	F9			1B HR 2B	SH1-4		F8	F9		4	1	1	0	0	0	1									
Claudell Washington, L OBP: 0.250, SLG: 0.240 Rufino Linares, R OBP: 1.000, SLG: 1.250 (1, 9) (1, PR) (1, 7)	HBP			HR 1B	4-3 2B		2B 1B	2B 1B	2B SF7 1B	0	0	0	0	0	0	0									
Bob Horner, R OBP: 0.345, SLG: 0.565 (1, 5)	F9			P4 1B	4-3		1B 2B	1B 2B		5	1	2	1	0	0	4									
Dale Murphy, R OBP: 0.448, SLG: 0.913 (1, 7) (1, 9)		5-3		HR	5-3		1B IBB	FC6-4 IBB		3	1	1	3	2	0	1									
Chris Chambliss, L OBP: 0.345, SLG: 0.458 (1, 3)	6-3			2B			F9 F5	SF7		4	0	1	1	0	0	3									
Bruce Benedict, R OBP: 0.357, SLG: 0.333 (1, 2)	6-3			F8			FC6-4 BB	FC6-4		4	0	1	2	1	0	3									
Rafael Ramirez, R OBP: 0.464, SLG: 0.692 (1, 6)			5-3	IBB			FC6-4 1-2	5-3		3	0	0	0	1	0	1									
Joe Cowley, R Preston Hanna, R Larry McWilliams, L OBP: 0.607, SLG: 0.500 Gene Garber, R (1, 1) (4, 1) (5, 1) (6, 1)	F7		F8		F8		K	5-3		2	0	0	0	0	0	2									
Inning Stats	R: 0 E: 0 K: 0 S: 3	H: 0 LOB: 1 BB: 0 P: 4	R: 0 E: 0 K: 0 S: 3	H: 0 LOB: 0 BB: 0 P: 3	R: 0 E: 0 K: 0 S: 3	H: 0 LOB: 0 BB: 0 P: 3	R: 3 E: 0 K: 0 S: 7	H: 4 LOB: 2 BB: 1 P: 11	R: 1 E: 0 K: 1 S: 5	H: 2 LOB: 1 BB: 1 P: 9	R: 3 E: 0 K: 0 S: 5	H: 3 LOB: 2 BB: 2 P: 13	R: 0 E: 0 K: 0 S: 3	H: 0 LOB: 0 BB: 0 P: 3	R: 1 E: 0 K: 0 S: 5	H: 2 LOB: 2 BB: 1 P: 9	1B: 5 2B: 5 3B: 0 HR: 1	SF: 1 SAC: 1 DP: 0 HBP: 1	WP: 0 PB: 0 SB: 0 CS: 0	PA: 43					
PITCHER	IP	WLS	BF	H	R	ER	SO	BB	IBB	HBP	BLK	WP	HR	S	P	ERA	WHIP								
Bob Shirley, L ERA: 7.71 Joe Edelen, R ERA: 7.71 Jim Kern, R ERA: 9.0 Charlie Leitbrandt, L ERA: 1.8 Tom Hume, R ERA: 9.0	4.0	18	4	3	3	0	0	0	1	1	0	0	1	16	21	6.75	1.000								
	2.0	9	2	1	1	1	1	0	0	0	0	0	0	10	14	4.50	1.500								
	0.1	L	4	2	3	3	0	1	0	0	0	0	0	3	7	81.00	9.000								
	1.2	6	1	0	0	0	0	0	1	0	0	0	0	5	9	0.00	0.600								
	1.0	6	2	1	1	0	0	0	1	0	0	0	0	5	9	9.00	2.000								

Atlanta Braves @ Cincinnati Reds
Riverfront Stadium, Cincinnati, OH
Tue Apr 13 1982, 6:05 PM EST
Att: 11,846 - Unknown

AB 35
R 8
H 11
RBI 8
BB 5
SO 1
LOB 16



Batter	1	2	3	4	5	6	7	8	9	AB	R	H	RBI	BB	SO	LOB	BOTTOM								
Ron Oester, S OBP: 0.353, SLG: 0.419 (1, 4)	G3		E6		1B G3 2B		G3		FC3-6 1B	5	1	2	0	0	0	1									
Dan Driessen, L OBP: 0.375, SLG: 0.308 (1, 3)	2B		F7		G3 1B		SF8		FC3-6 FC6-4	4	1	2	1	0	0	2									
Dave Concepcion, R OBP: 0.419, SLG: 0.519 (1, 6)	6-3		5-3		G3		CS 1B		FC6-4	5	0	1	1	0	0	4									
Cesar Cedeno, R OBP: 0.226, SLG: 0.214 (1, 8)	6-3		K		G3		CS		K	5	0	1	0	0	2	4									
Johnny Bench, R OBP: 0.357, SLG: 0.292 (1, 5)				1B BB			G1-4-3			3	1	2	1	1	0	1									
Paul Householder, S OBP: 0.333, SLG: 0.423 (1, 9)	FC6-4 G3 1B			K			K			3	0	0	0	1	2	2									
Clint Hurdle, L OBP: 0.266, SLG: 0.308 Mike Vail, R OBP: 0.417, SLG: 0.545 (1, 7) (5, PH) (6, 7)	G3 1B			1B			K		G3-6-1 1B	2	0	2	0	0	0	0									
Mike O'Berry, R OBP: 0.364, SLG: 0.500 (1, 2)	G3			1B			K		K	4	1	2	1	0	1	3									
Bob Shirley, R German Barranca, L OBP: 0.200, SLG: 0.400 Joe Edelen, R Rafael Landestroy, S Jim Kern, R Charlie Leitbrandt, R Larry Bittner, L Tom Hume, R (1, 1) (4, PH) (5, 1) (6, PH) (7, 1) (8, PH) (9, 1)	6-3			G4-6-3 1B			G3 SF8 2B		G3-6-1	1	0	0	0	0	0	2									
Inning Stats	R: 0 E: 0 K: 0 S: 4	H: 1 LOB: 1 BB: 0 P: 4	R: 0 E: 0 K: 0 S: 5	H: 2 LOB: 2 BB: 0 P: 5	R: 0 E: 1 K: 1 S: 6	H: 0 LOB: 1 BB: 0 P: 6	R: 1 E: 0 K: 1 S: 6	H: 2 LOB: 1 BB: 1 P: 10	R: 2 E: 0 K: 0 S: 8	H: 3 LOB: 2 BB: 1 P: 12	R: 2 E: 0 K: 0 S: 5	H: 3 LOB: 0 BB: 0 P: 5	R: 0 E: 0 K: 1 S: 5	H: 1 LOB: 0 BB: 0 P: 5	R: 0 E: 0 K: 1 S: 5	H: 1 LOB: 1 BB: 0 P: 6	1B: 10 2B: 4 3B: 0 HR: 0	SF: 1 SAC: 0 DP: 3 HBP: 0	WP: 0 PB: 0 SB: 0 CS: 1	PA: 41					
PITCHER	IP	WLS	BF	H	R	ER	SO	BB	IBB	HBP	BLK	WP	HR	S	P	ERA	WHIP								
Joe Cowley, R ERA: 2.7 Preston Hanna, R ERA: 13.5 Larry McWilliams, L ERA: 6.23 Gene Garber, R ERA:	3.1	17	5	1	1	2	1	0	0	0	0	0	0	6	10	13.50	3.000								
	1.1	7	3	2	2	0	1	0	0	0	0	0	0	8	8	18.00	3.000								
	1.0	6	3	2	2	1	0	0	0	0	0	0	0	16	16	0.00	0.900								
	3.1	W	10	3	0	0	3	0	0	0	0	0	0	16	16	0.00	0.900								

Atlanta Braves @ Cincinnati Reds
Riverfront Stadium, Cincinnati, OH
Tue Apr 13 1982, 6:05 PM EST
Att: 11,846 - Unknown

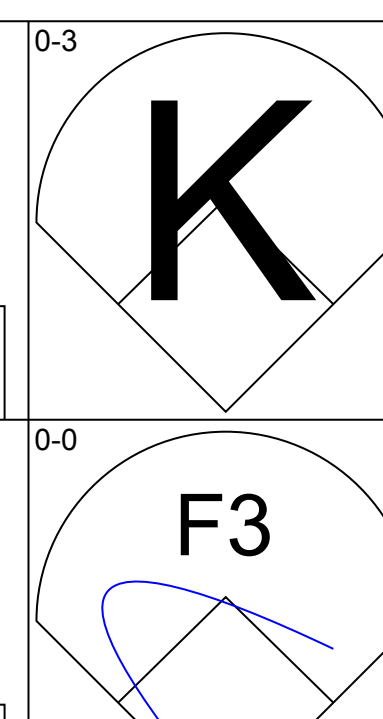
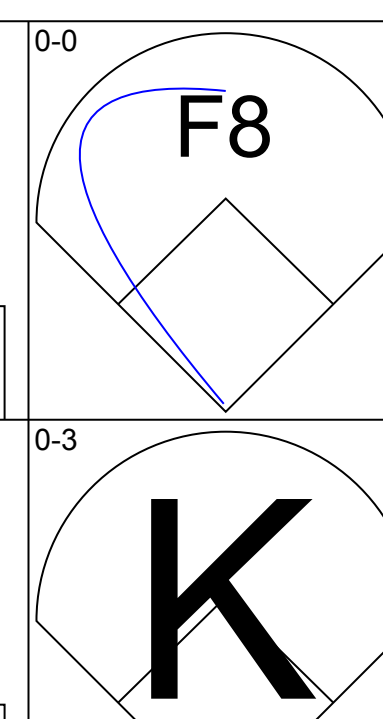
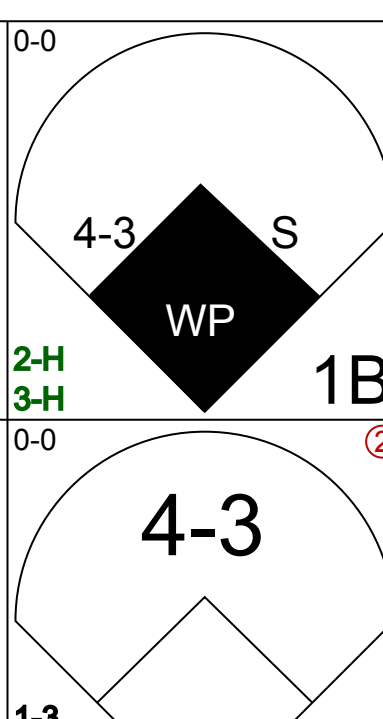
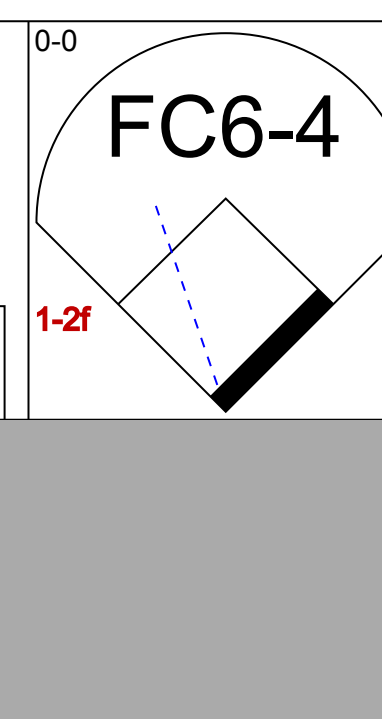
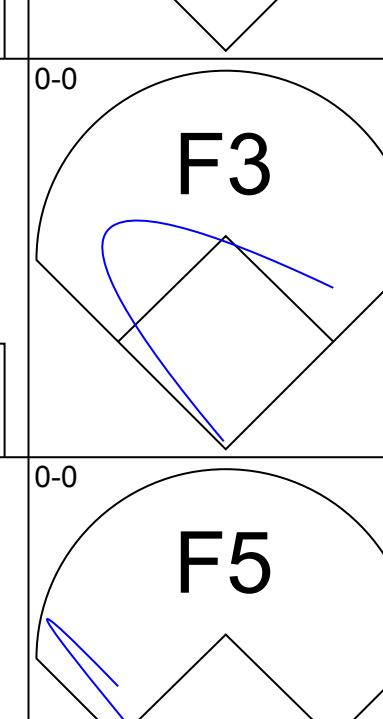
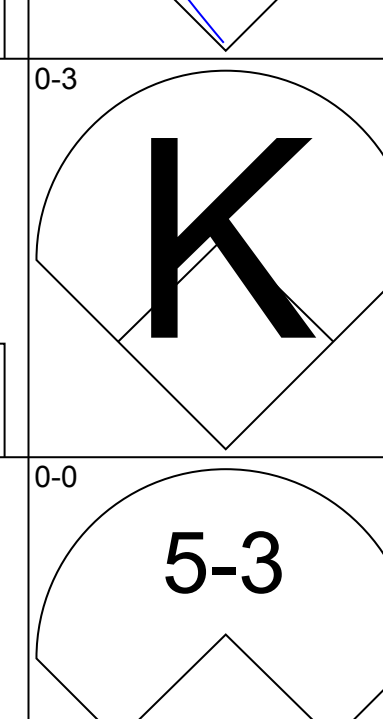
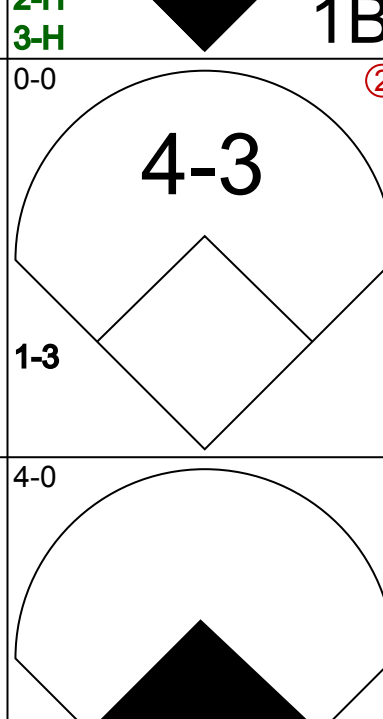
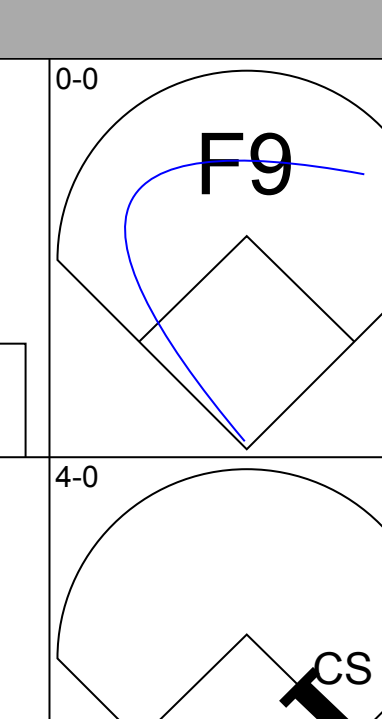
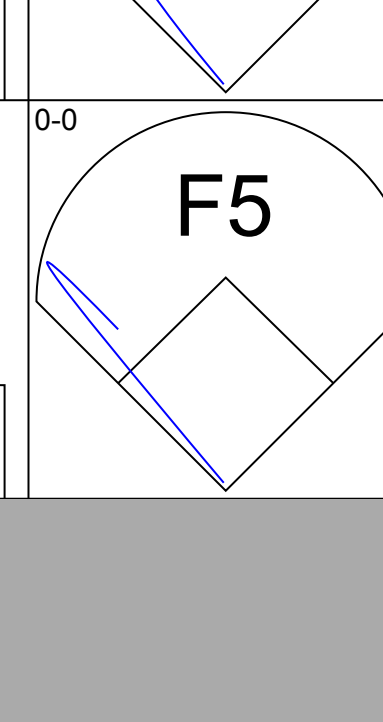
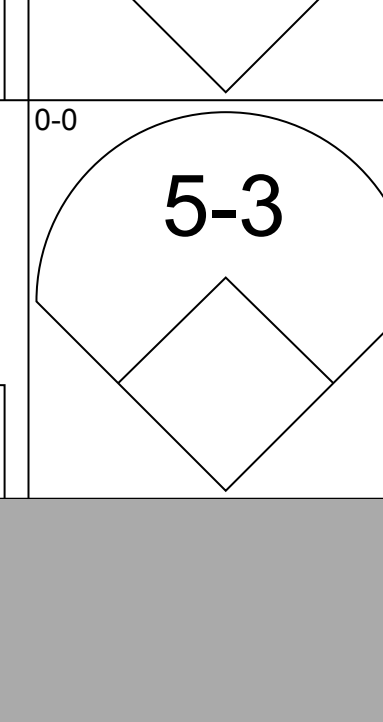
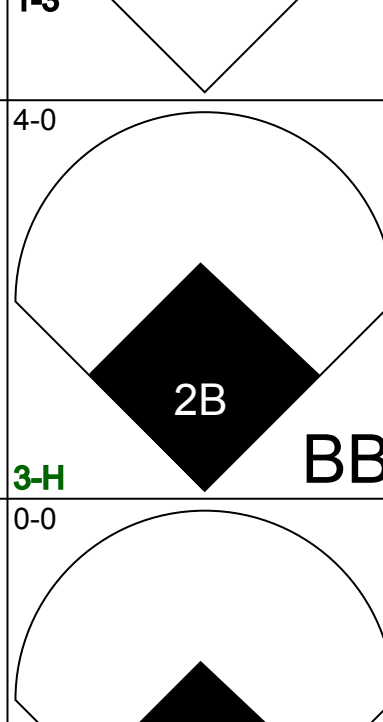
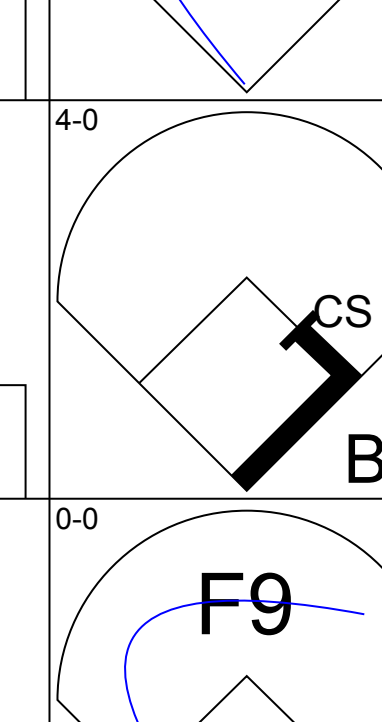
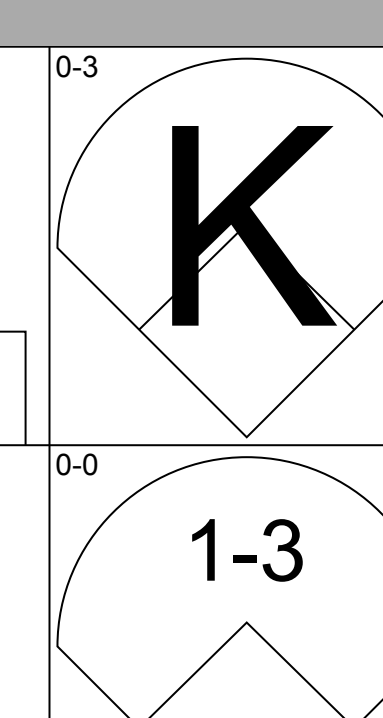
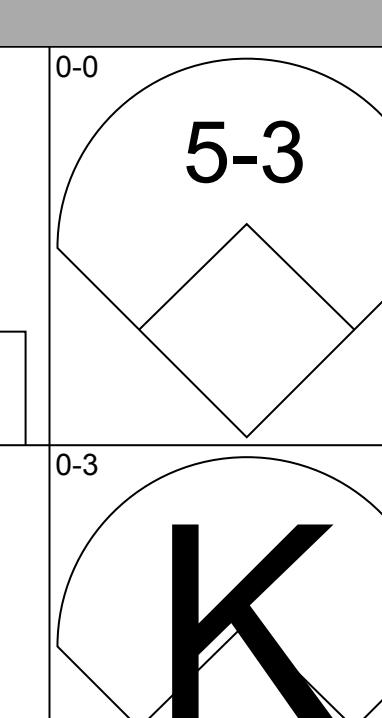
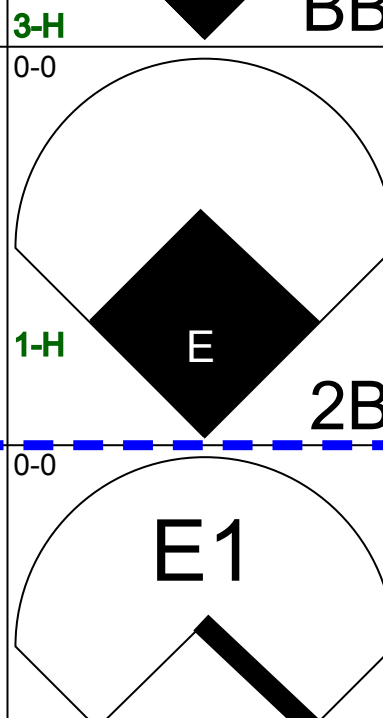
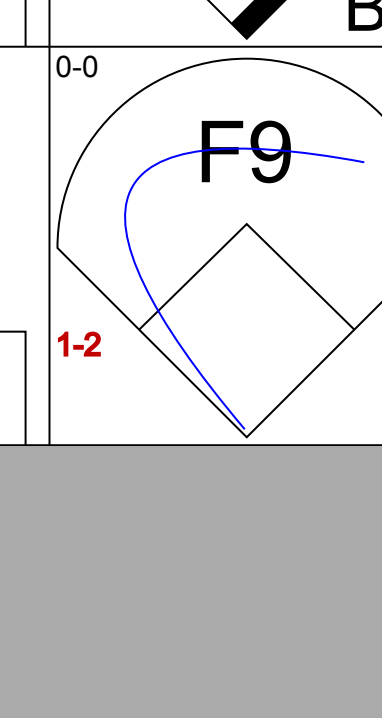
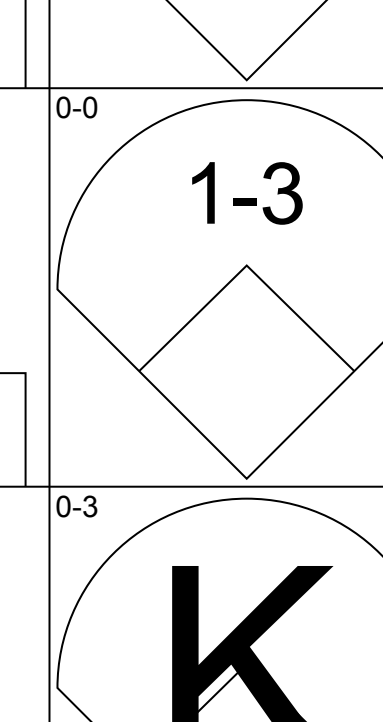
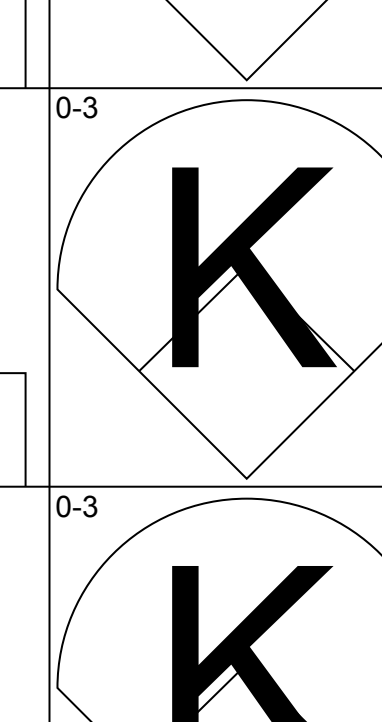
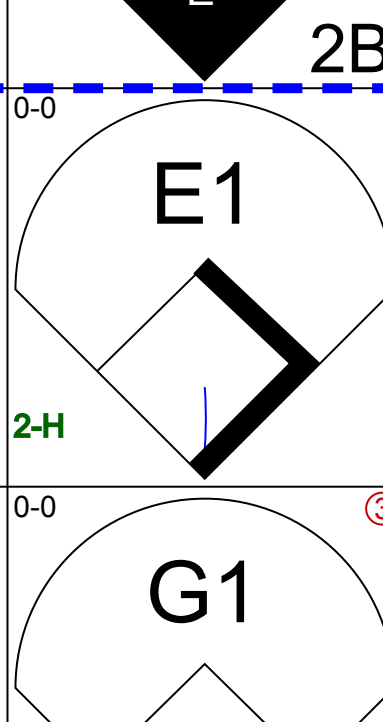
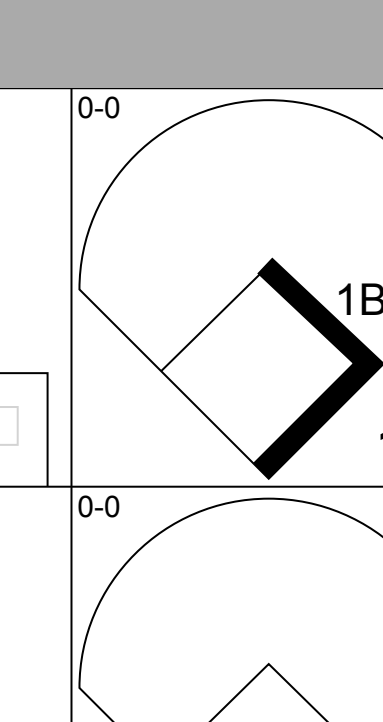
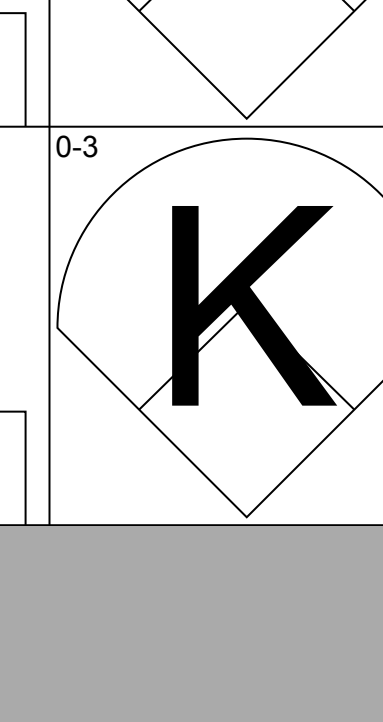
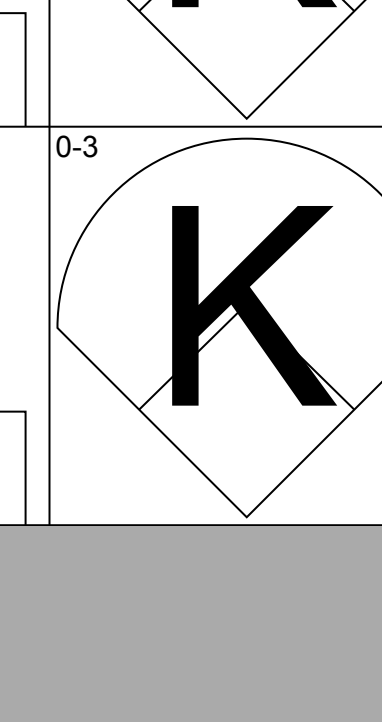
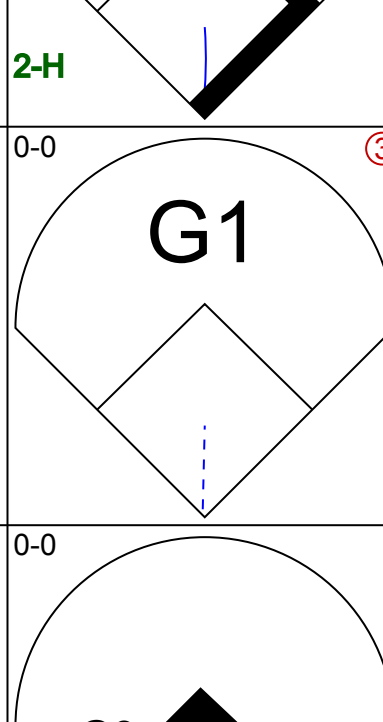
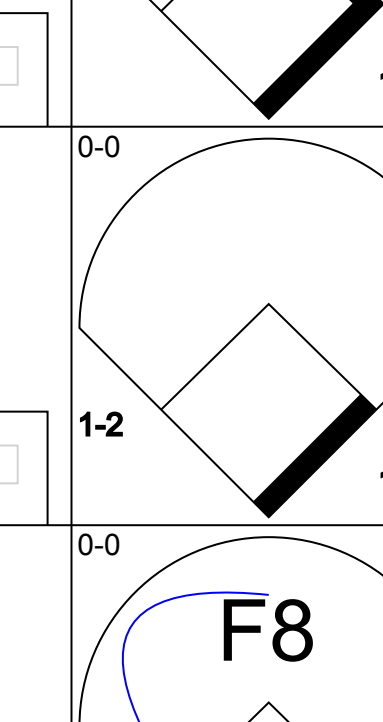
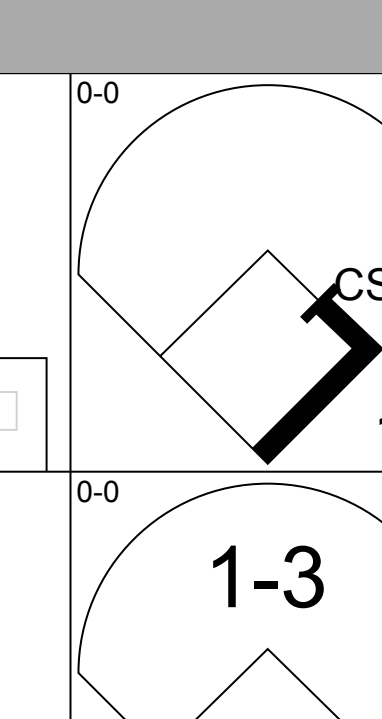
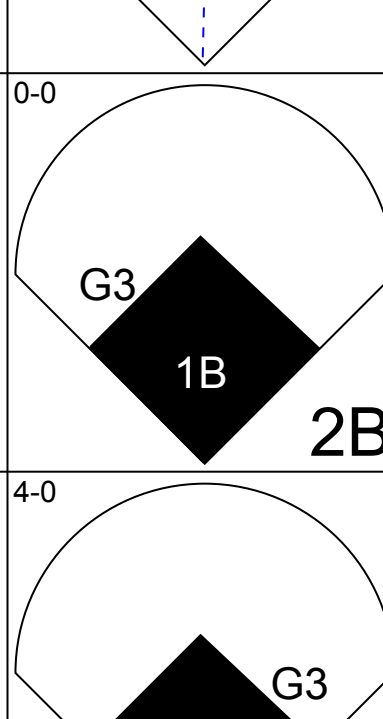
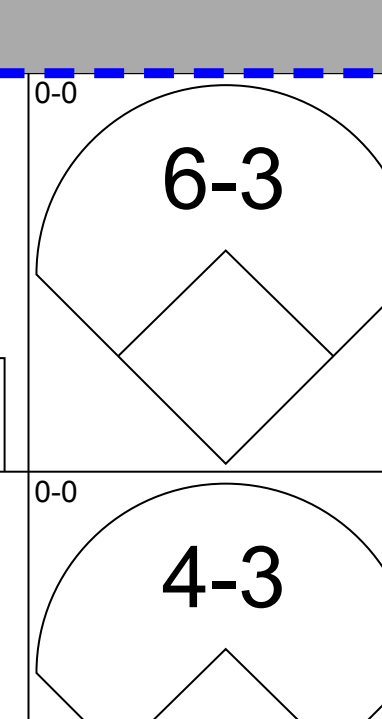
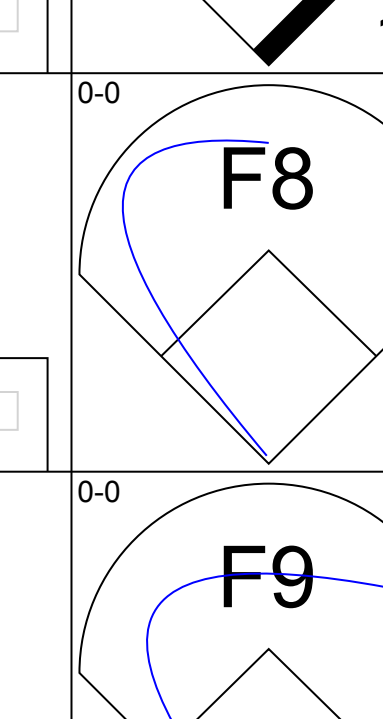
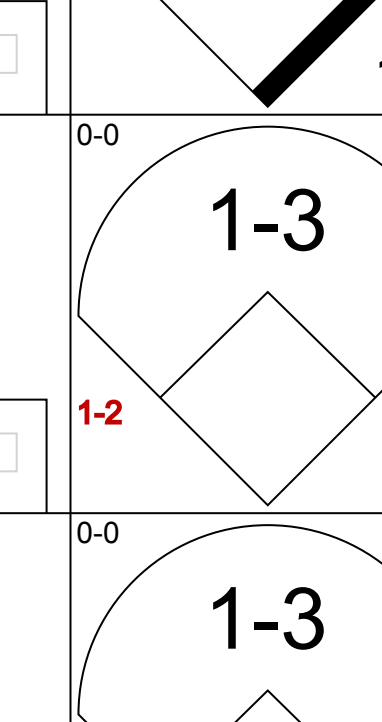
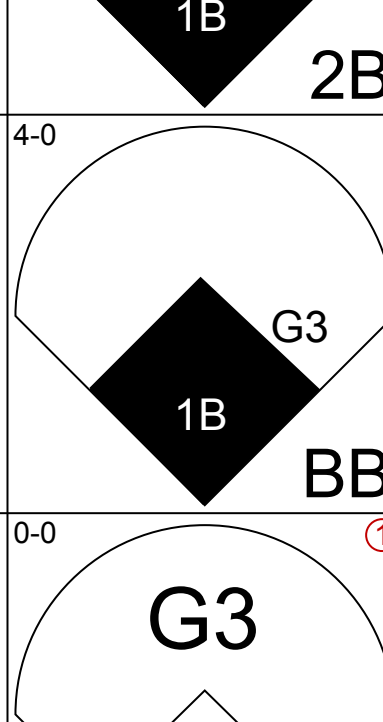
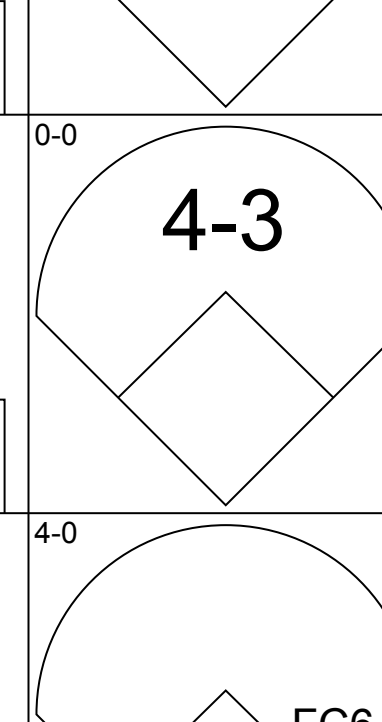
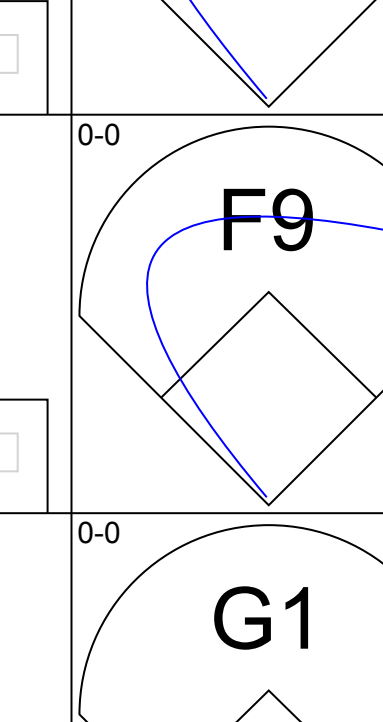
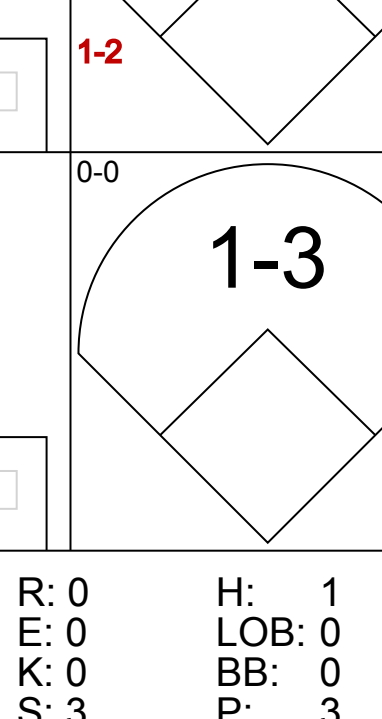
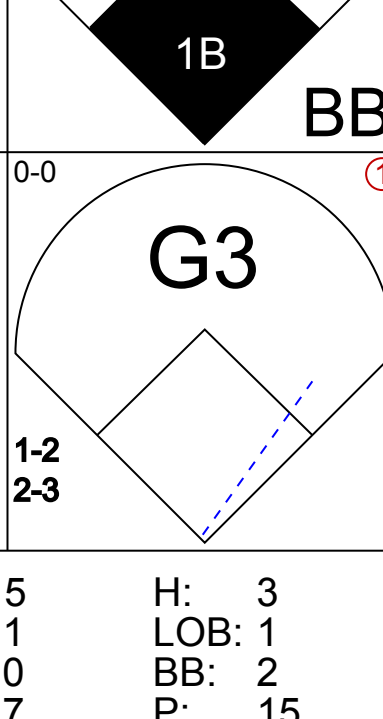
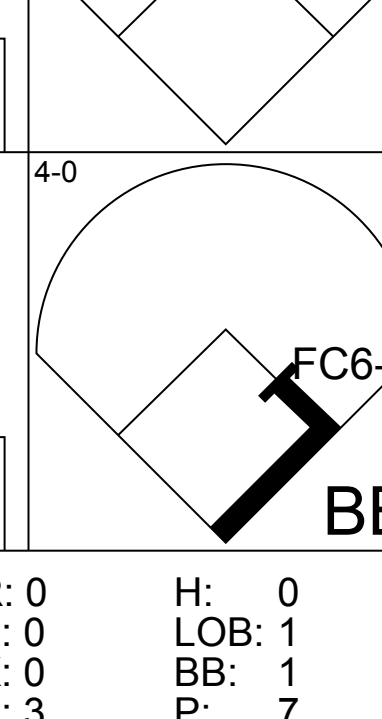
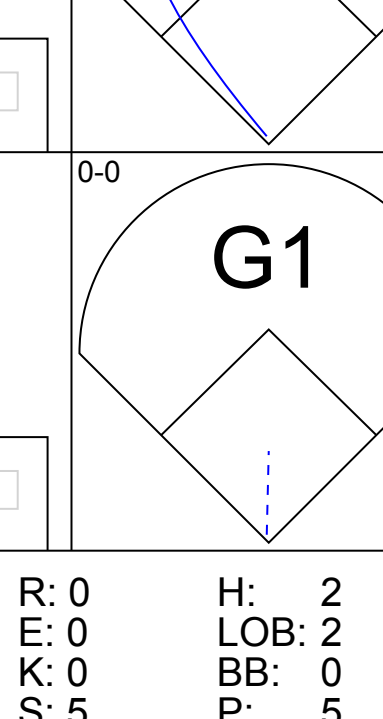
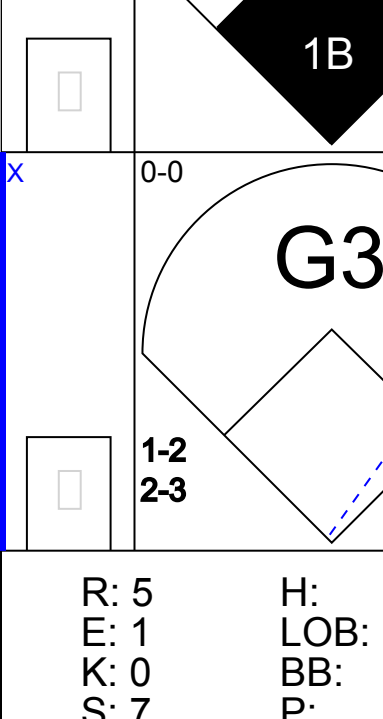
AB 37
R 5
H 14
RBI 5
BB 2
SO 6
LOB 24



Batter	1	2	3	4	5	6	7	8	9	10	AB	R	H	RBI	BB	SO	LOB	TOP	
Brett Butler, L OBP: 0.385, SLG: 0.250 (1, 8)	G3		FC6-4 WP		F9			CS 1B	FC6-4		5	1	1	0	0	0	3	Atlanta Braves @ Cincinnati Reds Riverfront Stadium, Cincinnati, OH Wed Apr 14 1982, 3:33 AM EST Att: 14,217 - Unknown	
Glenn Hubbard, R OBP: 0.412, SLG: 0.370 (1, 4)	P4		F8			5-3		1B		BB BB 1B	4	1	1	0	1	0	0		
Dale Murphy, R OBP: 0.412, SLG: 0.778 (1, 9)	P4		6-3			S BB		F9		K	4	0	0	0	1	1	2		
Bob Horner, R OBP: 0.362, SLG: 0.538 (1, 5)				FC5-4 1B		K		G1		BB BB 1B	3	1	1	0	2	1	2		
Chris Chambliss, L OBP: 0.384, SLG: 0.464 (1, 3)											4	0	2	0	0	0	2		
Jerry Royster, R (9, PR)											0	0	0	0	0	0	0		
Ken Smith, L (9, 3)											0	1	0	0	1	0	0		
Rufino Linares, R OBP: 0.667, SLG: 0.778 (1, 7)				FC5-4 1B						BB BB 1B	5	1	2	0	0	0	5		
Bruce Benedict, R OBP: 0.364, SLG: 0.357 (1, 2)	P6			G4-3				F7		FC5-4 2B	4	0	1	2	1	0	4		
Rafael Ramirez, R OBP: 0.455, SLG: 0.710 (1, 6)	F9									1-2 2-3 3-H	5	0	2	2	0	0	4		
Tommy Bogos, R OBP: 0.200, SLG: 0.200 (1, 1)											2	0	1	0	0	0	1		
Biff Pocoroba, S (7, PH)											1	0	0	0	0	0	1		
Al Hrabosky, R OBP: 1.000, SLG: 1.000 (7, 1)											0	0	0	0	0	0	0		
Larry Whisenton, L OBP: 0.500, SLG: 0.500 (9, PH)											1	0	1	0	0	0	0		
Rick Camp, R (9, 1)											1	0	0	0	0	0	2		
Inning Stats	R: 0 E: 0 K: 0 S: 3	H: 0 LOB: 0 BB: 0 P: 3	R: 0 E: 0 K: 0 S: 4	H: 1 LOB: 2 BB: 1 P: 8	R: 1 E: 0 K: 0 S: 4	H: 1 LOB: 0 BB: 0 P: 4	R: 0 E: 0 K: 1 S: 5	H: 0 LOB: 1 BB: 0 P: 5	R: 0 E: 0 K: 1 S: 5	H: 1 LOB: 1 BB: 0 P: 4	R: 0 E: 0 K: 0 S: 4	H: 2 LOB: 1 BB: 0 P: 4	R: 1 E: 0 K: 0 S: 6	H: 4 LOB: 2 BB: 0 P: 6	R: 3 E: 0 K: 1 S: 7	H: 2 LOB: 2 BB: 3 P: 19	1B: 9 2B: 3 3B: 0 HR: 0	SF: 0 SAC: 0 DP: 1 HBP: 0	WP: 2 PA: 45
PITCHER	IP WLS BF H R ER SO ERA WHIP	IP WLS BF H R ER SO ERA WHIP	IP WLS BF H R ER SO ERA WHIP	IP WLS BF H R ER SO ERA WHIP	IP WLS BF H R ER SO ERA WHIP	IP WLS BF H R ER SO ERA WHIP	IP WLS BF H R ER SO ERA WHIP	IP WLS BF H R ER SO ERA WHIP	IP WLS BF H R ER SO ERA WHIP	IP WLS BF H R ER SO ERA WHIP	IP WLS BF H R ER SO ERA WHIP	IP WLS BF H R ER SO ERA WHIP	IP WLS BF H R ER SO ERA WHIP	IP WLS BF H R ER SO ERA WHIP	IP WLS BF H R ER SO ERA WHIP	IP WLS BF H R ER SO ERA WHIP	IP WLS BF H R ER SO ERA WHIP	IP WLS BF H R ER SO ERA WHIP	
Frank Pastore, R ERA: 1.04 (1, 1)	8.1	34	9	2	2	2	3	0	0	0	2.16	1.440							
Tom Hume, R ERA: 5.4 (9, 1)	0.2	3	1	0	0	0	0	0	0	0	0.00	1.500							
Jim Kern, R ERA: 13.5 (10, 1)	1.0	8	2	3	3	1	3	0	0	0	27.00	5.000							

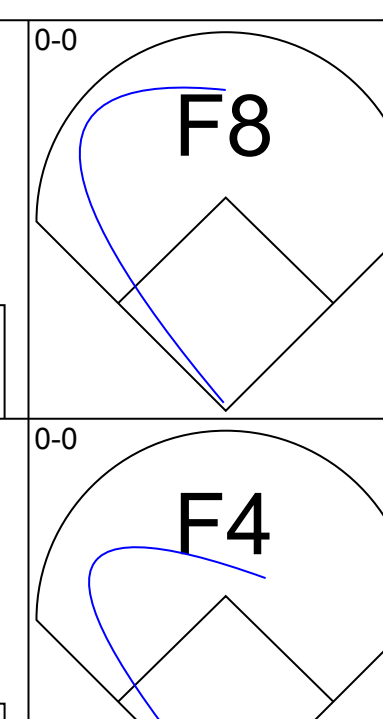
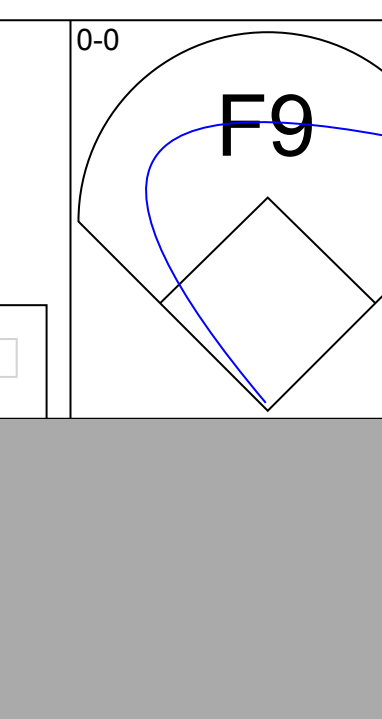
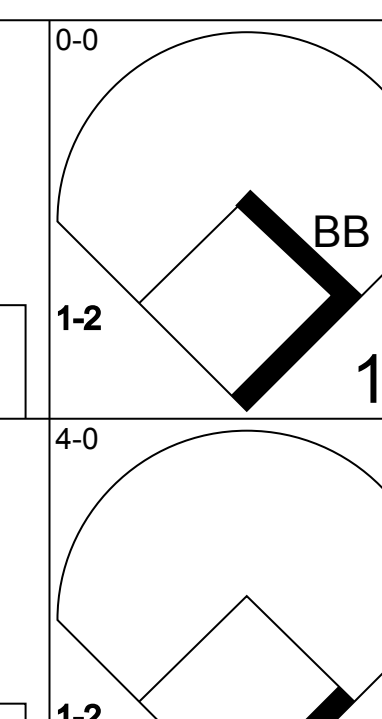
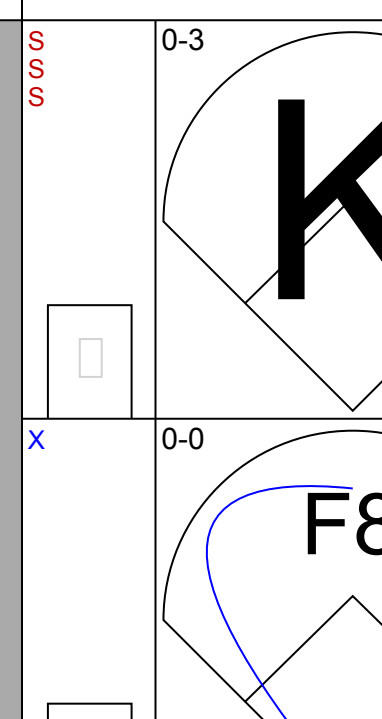
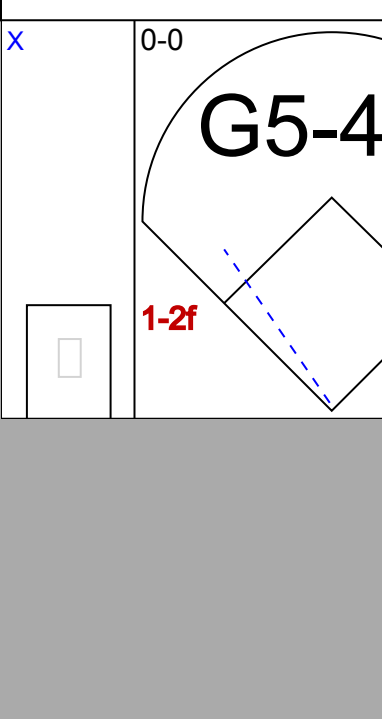
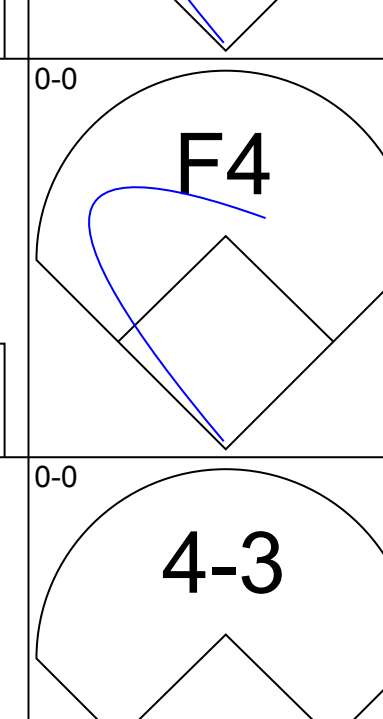
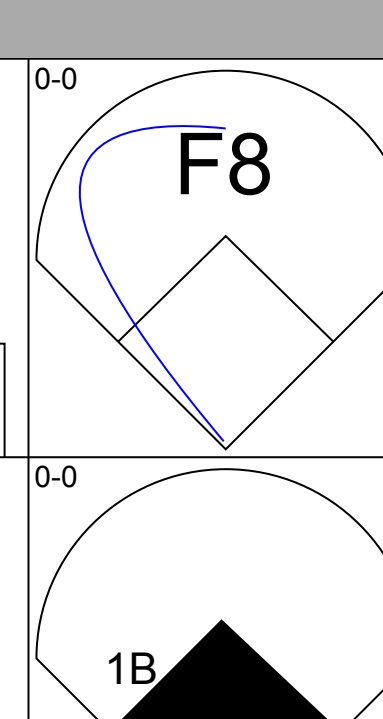
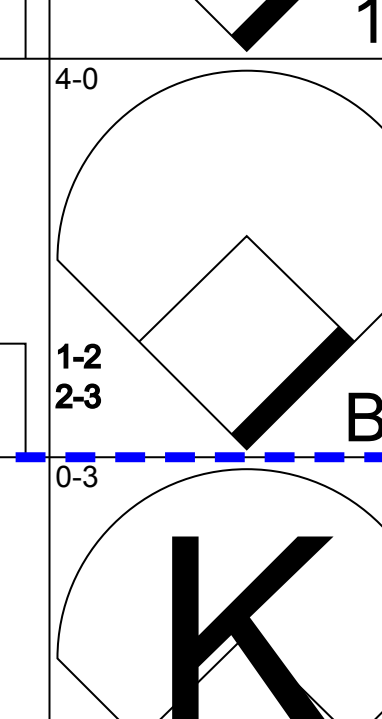
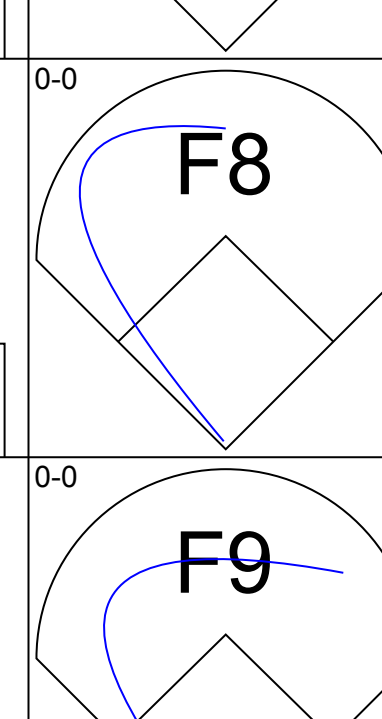
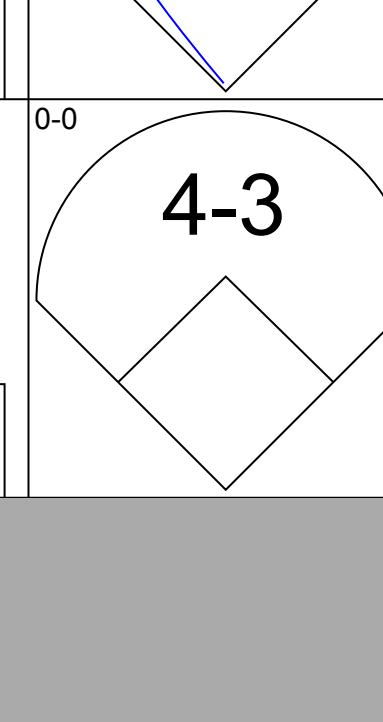
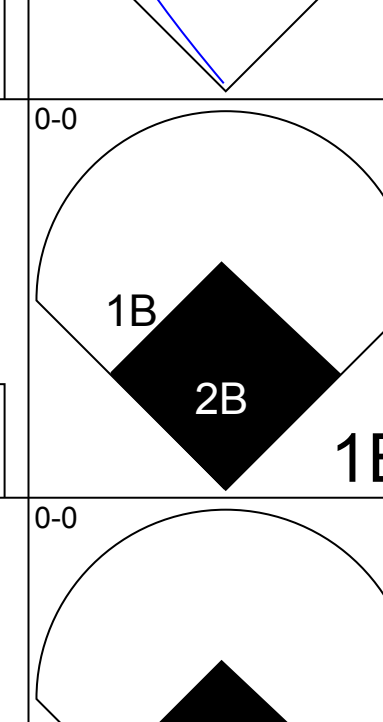
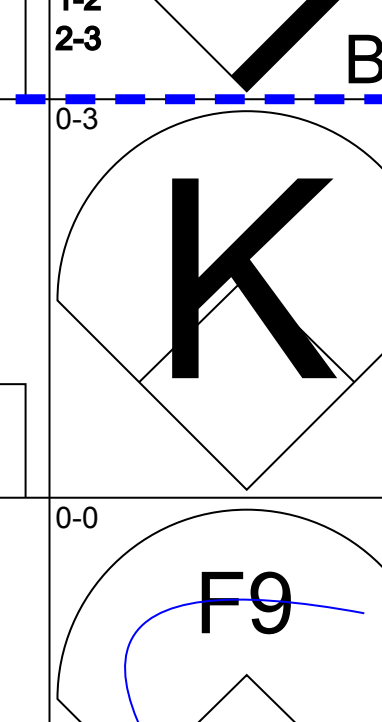
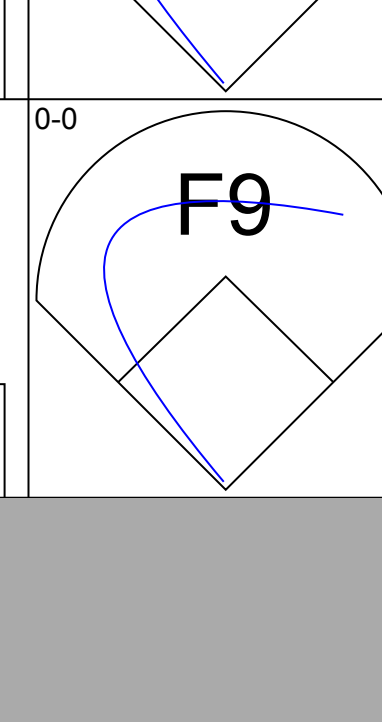
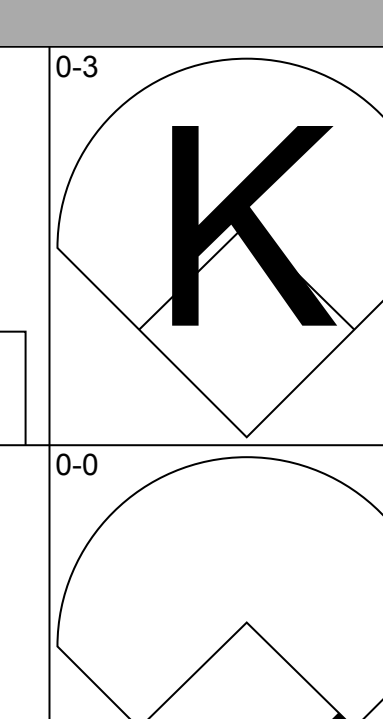
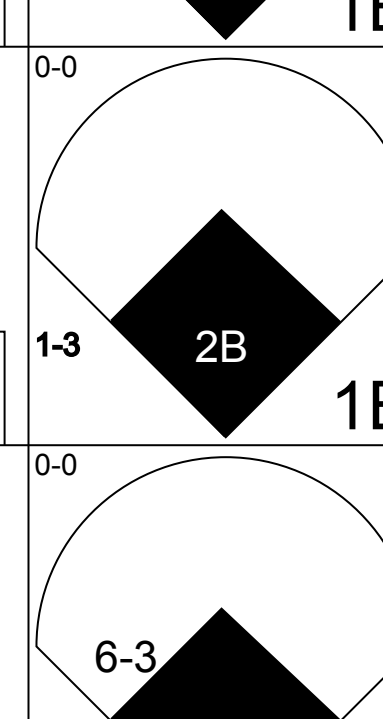
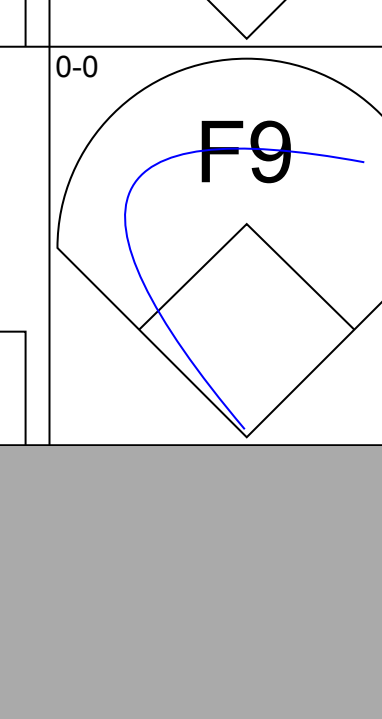
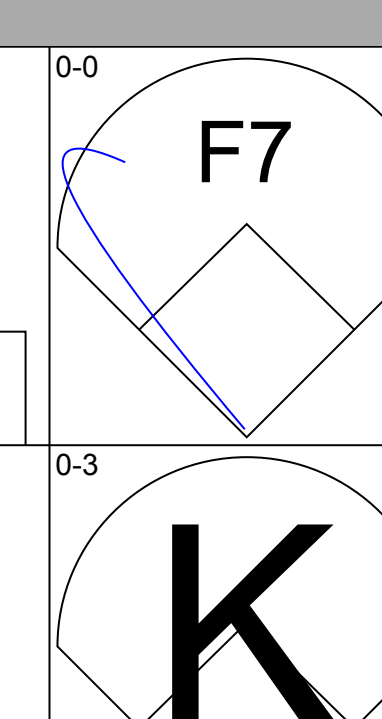
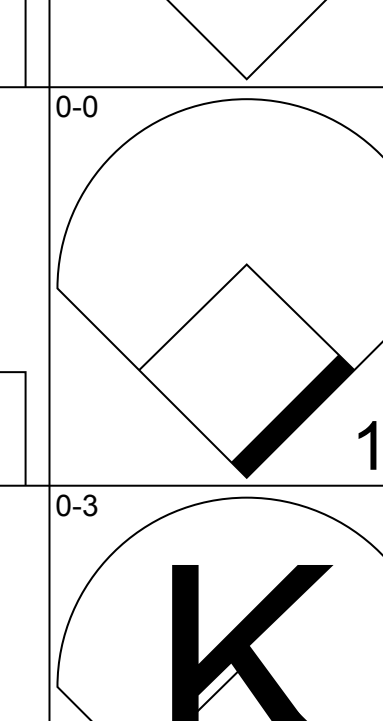
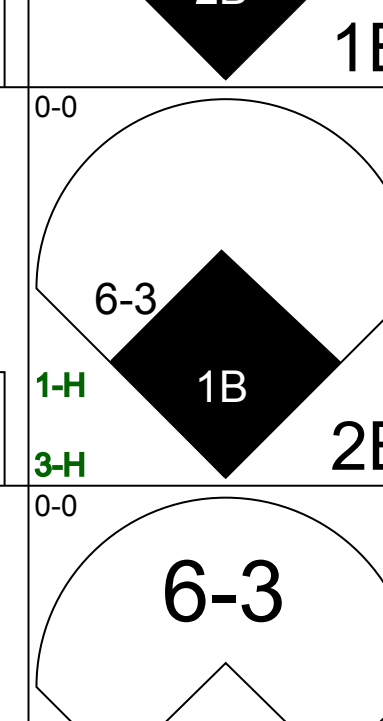
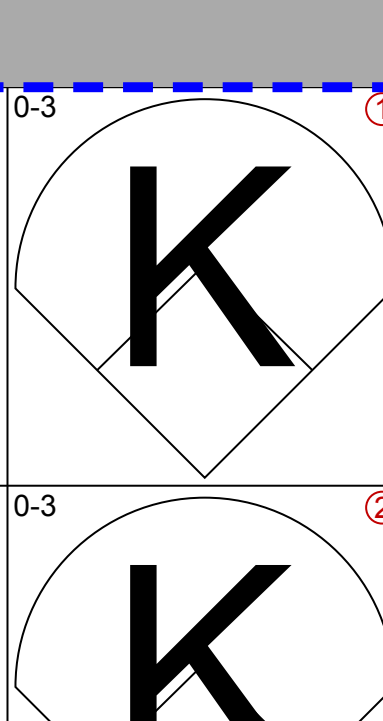
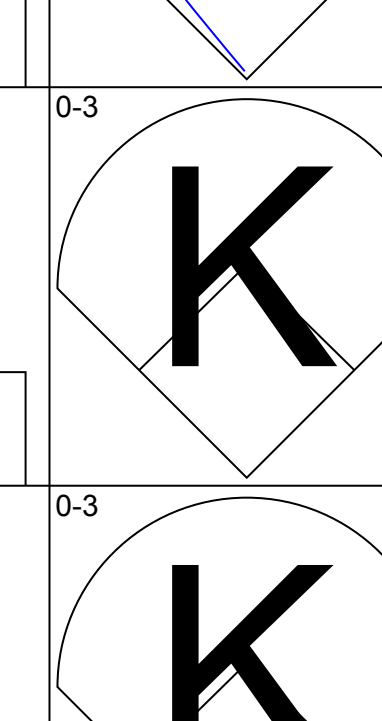
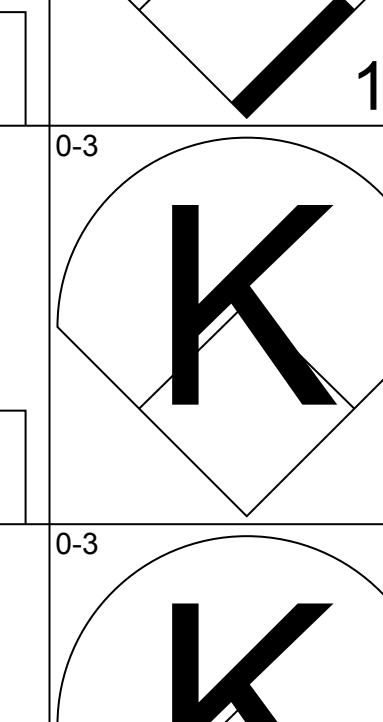
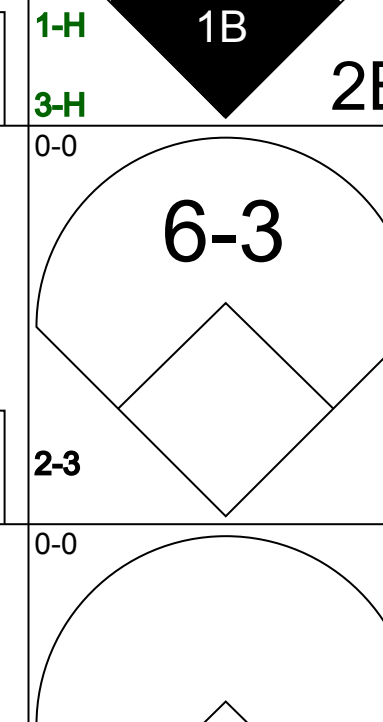
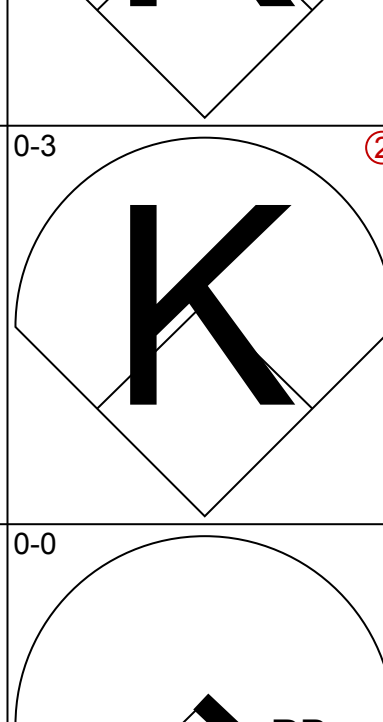
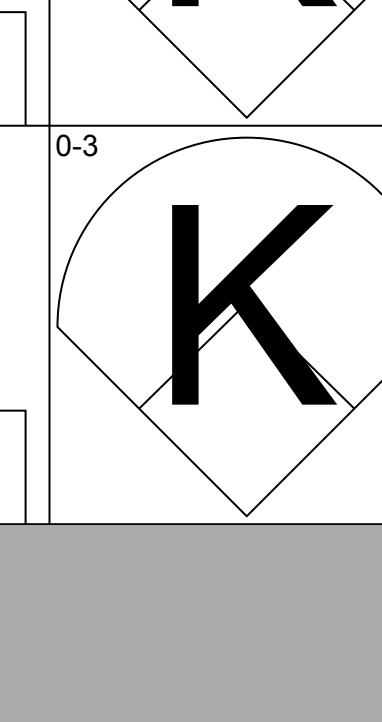
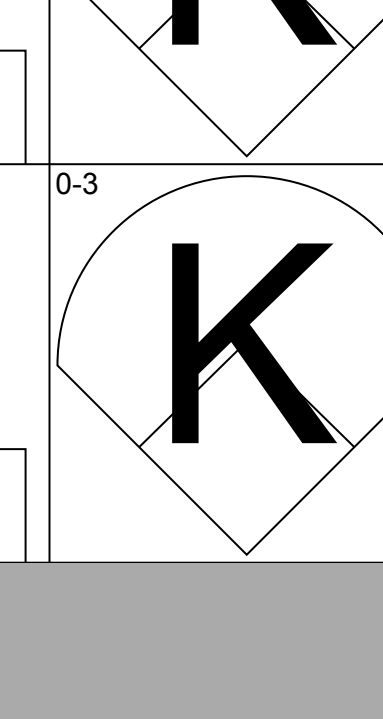
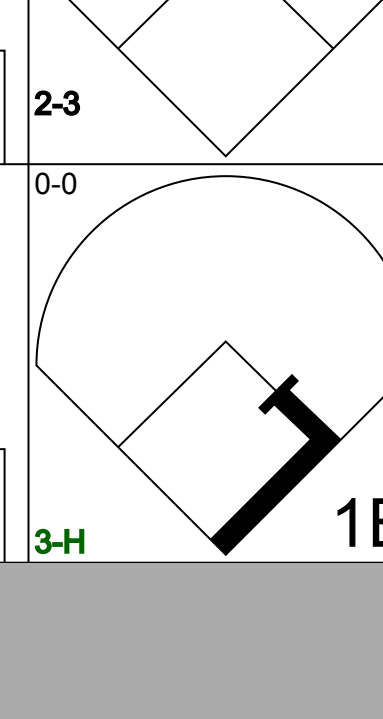
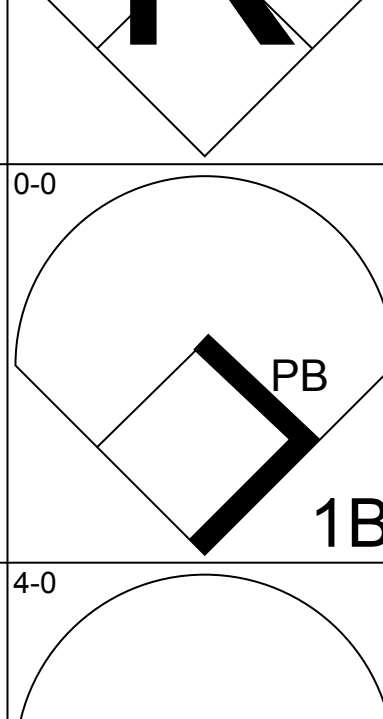
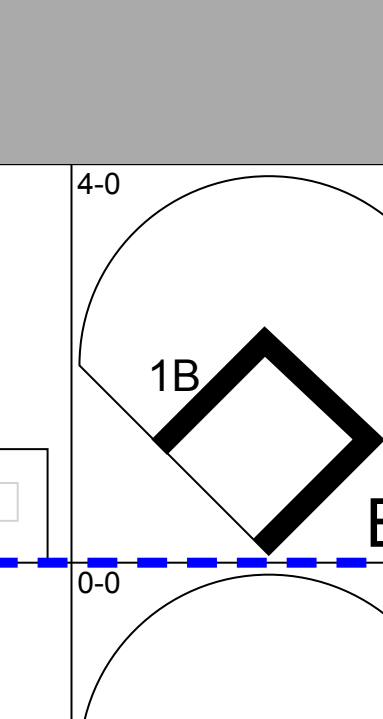
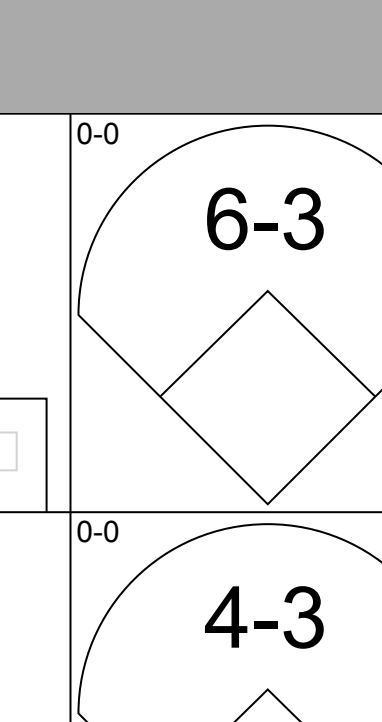
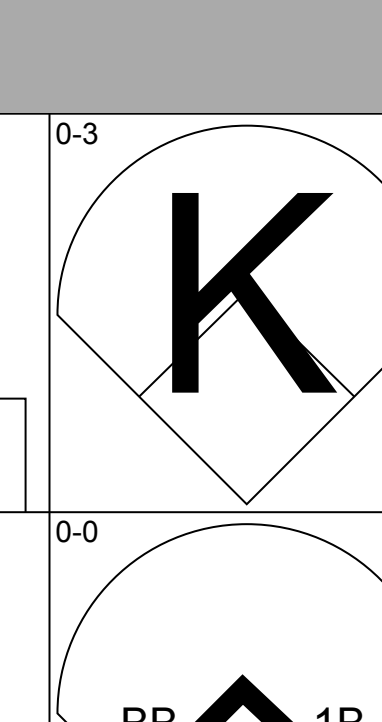
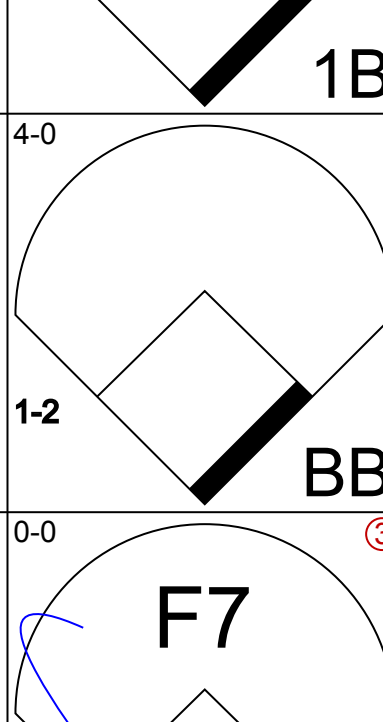
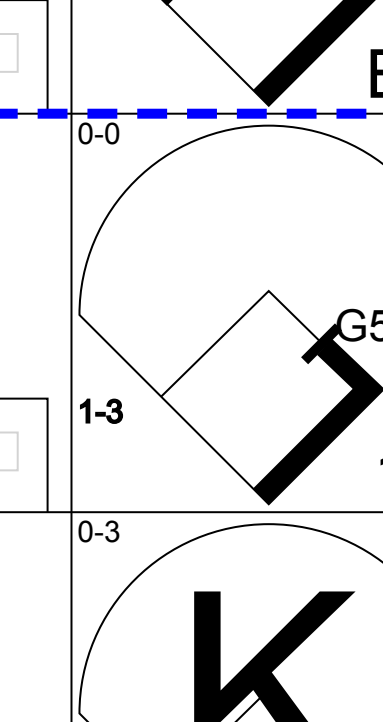
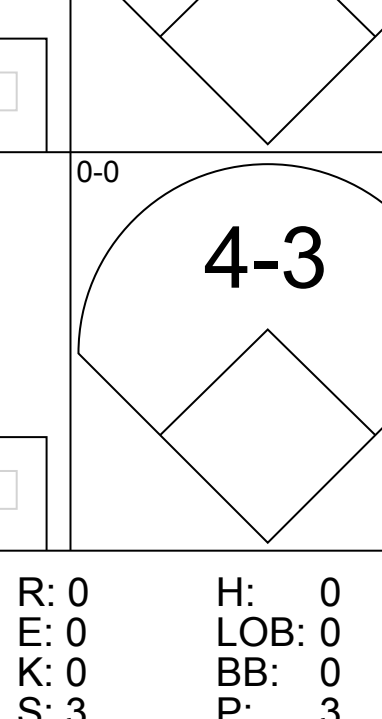
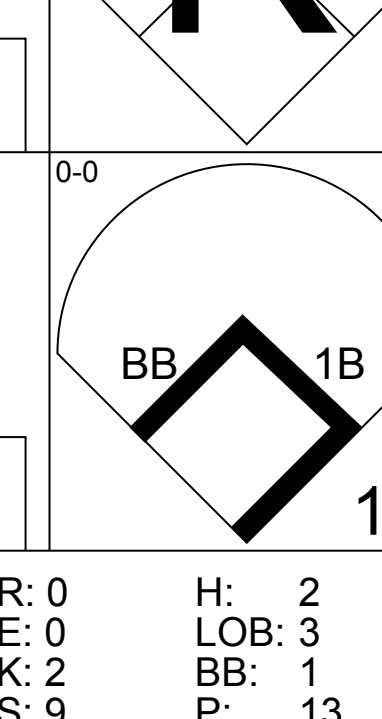
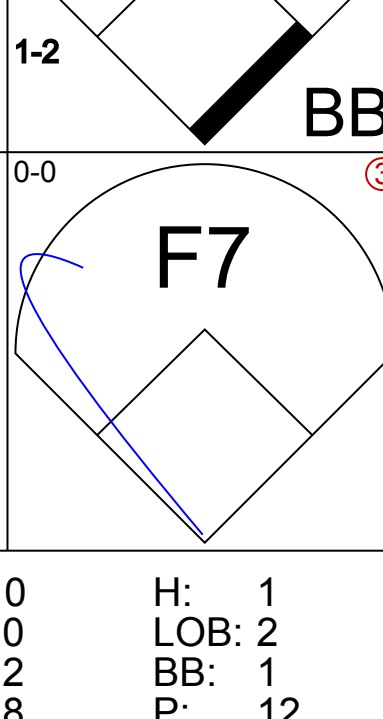
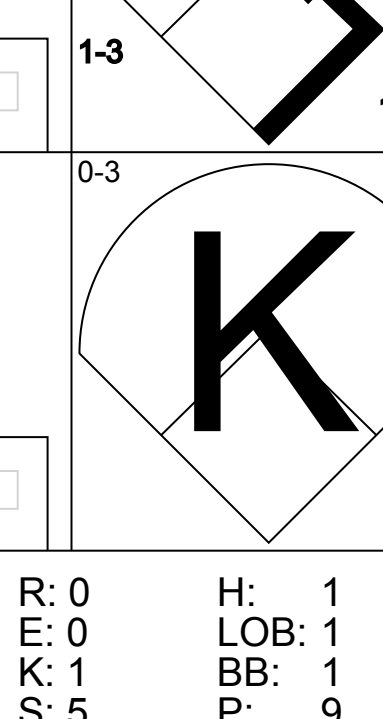
Batter	1	2	3	4	5	6	7	8	9	10	AB	R	H	RBI	BB	SO	LOB	BOTTOM	
Eddie Milner, L OBP: 0.429, SLG: 0.333 (1, 9)	4-3										3	1	1	0	0	0	1	Atlanta Braves @ Cincinnati Reds Riverfront Stadium, Cincinnati, OH Wed Apr 14 1982, 3:33 AM EST Att: 14,217 - Unknown	
Paul Householder, S OBP: 0.313, SLG: 0.393 (7, PH)											2	0	0	0	0	1	1		
Rafael Landestoy, S OBP: 0.125, SLG: 0.250 (1, 4)	E3										5	0	0	0	0	1	1		
Dan Driessen, L OBP: 0.351, SLG: 0.323 (1, 3)	F8										5	0	1	1	0	1	1		
Johnny Bench, R OBP: 0.333, SLG: 0.276 (1, 5)											5	0	1	0	0	0	2		
Cesar Cedeno, R OBP: 0.296, SLG: 0.313 (1, 8)											4	1	3	0	0	0	1		
Ron Oester, S OBP: 0.324, SLG: 0.382 (1, 6)											3	0	0	0	0	0	4		
Clint Hurdle, L OBP: 0.333, SLG: 0.313 (1, 7)											3	0	1	0	1	1	1		
Mike O'Berry, R OBP: 0.357, SLG: 0.417 (1, 2)											2	0	0	1	1	0	3		
Wayne Krenchicki, L OBP: 0.290, SLG: 0.200 (9, PH)											1	0	0	0	0	0	0		
Frank Pastore, R (1, 1)											2	0	0	0	0	0	3		
Tom Hume, R (9, 1)											0	0	0	0	0	0	0		
Larry Blittner, L OBP: 0.250, SLG: 0.500 (9, PH)											1	0	1	0	0	0	0		
German Barranca, L OBP: 0.200, SLG: 0.400 (9, PR)											0	0	0	0	0	0	0		
Jim Kern, R (10, 1)											0	0	0	0	0	0	0		
Inning Stats	R: 0 E: 1 K: 0 S: 4	H: 0 LOB: 1 BB: 0 P: 4	R: 1 E: 0 K: 0 S: 5	H: 2 LOB: 1 BB: 0 P: 5	R: 1 E: 1 K: 0 S: 6	H: 3 LOB: 2 BB: 0 P: 6	R: 0 E: 0 K: 0 S: 3	H: 0 LOB: 1 BB: 1 P: 7	R: 0 E: 0 K: 2 S: 7	H: 0 LOB: 0 BB: 0 P: 5	R: 0 E: 0 K: 1 S: 6	H: 1 LOB: 1 BB: 0 P: 6	R: 0 E: 0 K: 0 S: 3	H: 1 LOB: 1 BB: 0 P: 3	R: 0 E: 0 K: 0 S: 3	H: 0 LOB: 0 BB: 0 P: 3	1B: 5 2B: 4 3B: 0 HR: 0	SF: 0 SAC: 2 DP: 1 HBP: 0	WP: 0 PA: 40
PITCHER	IP WLS BF H R ER SO ERA WHIP	IP WLS BF H R ER SO ERA WHIP	IP WLS BF H R ER SO ERA WHIP	IP WLS BF H R ER SO ERA WHIP	IP WLS BF H R ER SO ERA WHIP	IP WLS BF H R ER SO ERA WHIP	IP WLS BF H R ER SO ERA WHIP	IP WLS BF H R ER SO ERA WHIP	IP WLS BF H R ER SO ERA WHIP	IP WLS BF H R ER SO ERA WHIP	IP WLS BF H R ER SO ERA WHIP	IP WLS BF H R ER SO ERA WHIP	IP WLS BF H R ER SO ERA WHIP	IP WLS BF H R ER SO ERA WHIP	IP WLS BF H R ER SO ERA WHIP	IP WLS BF H R ER SO ERA WHIP	IP WLS BF H R ER SO ERA WHIP	IP WLS BF H R ER SO ERA WHIP	
Tommy Bogos, R ERA: 2.13 (1, 1)	6.0	27	6	2	2	2	1	1	0	0	3.00	1.167							
Al Hrabosky, L ERA: 2.09 (7, 1)	2.0	7	1	0	0	2	0	0	0	0	0.00	0.500							
Rick Camp, R ERA: 1.69 (9, 1)	2.0	6	1	0	0	0	0	0	0	0	0.00	0.500							



Batter	1	2	3	4	5	6	7	8	9	AB	R	H	RBI	BB	SO	LOB	TOP					
Brett Butler, L OBP: 0.372, SLG: 0.250 (1, 8)										4	1	1	2	0	1	1	Atlanta Braves @ Houston Astros Astrodome, Houston, TX Fri Apr 16 1982, 7:05 PM EST Att: 26,513 - Unknown					
Glenn Hubbard, R OBP: 0.398, SLG: 0.323 (1, 4)										4	0	0	0	0	1	1						
Dale Murphy, R OBP: 0.421, SLG: 0.724 (1, 9)										2	1	0	0	2	0	0						
Bob Horner, R OBP: 0.368, SLG: 0.533 (1, 5)										4	1	1	1	0	1	1						
Chris Chambliss, L OBP: 0.351, SLG: 0.438 (1, 3)										4	0	1	0	0	1	0						
Rufino Linares, R OBP: 0.538, SLG: 0.615 (1, 7)										4	0	1	0	0	2	1						
Bruce Benedict, R OBP: 0.378, SLG: 0.406 (1, 2)										4	1	2	0	0	0	2						
Rafael Ramirez, R OBP: 0.432, SLG: 0.647 (1, 6)										3	1	0	0	1	0	3						
Rick Mahler, R (1, 1)										1	0	0	0	0	0	0						
Larry McWilliams, L OBP: 0.667, SLG: 0.500 (5, 1)									0	0	0	0	0	0	0							
Biff Pocoroba, S (6, PH)									1	0	0	0	0	0	2							
Steve Bedrosian, R (6, 1)									1	0	0	0	1	0	2							
Rick Camp, R (9, 1)									0	0	0	0	0	0	0							
Inning Stats	R: 0 E: 0 K: 1 S: 5	H: 0 LOB: 0 BB: 0 P: 5	R: 0 E: 0 K: 2 S: 7	H: 0 LOB: 0 BB: 0 P: 7	R: 0 E: 0 K: 0 S: 3	H: 1 LOB: 0 BB: 0 P: 3	R: 0 E: 0 K: 1 S: 5	H: 0 LOB: 0 BB: 0 P: 5	R: 0 E: 0 K: 2 S: 7	H: 0 LOB: 0 BB: 0 P: 7	R: 5 E: 1 K: 0 S: 7	H: 3 LOB: 1 BB: 2 P: 15	R: 0 E: 0 K: 0 S: 3	H: 0 LOB: 1 BB: 1 P: 7	R: 0 E: 0 K: 0 S: 2	H: 0 LOB: 0 BB: 1 P: 6	R: 0 E: 0 K: 0 S: 5	H: 2 LOB: 2 BB: 0 P: 5	1B: 4 2B: 2 3B: 0 HR: 0	SF: 0 SAC: 0 DP: 0 HBP: 0	WP: 1 PB: 0 SB: 1 CS: 2	PA: 36
PITCHER	IP WLS BF H R ER SO BB IBB HBP BLK WP HR S P ERA WHIP																					
Nolan Ryan, R ERA: 7.9	(1, 1)	5.2 L 22 4 5 4 6 2 0 0 0 0 1 0 32 40 6.35 1.059																				
Dave Smith, R ERA: 1.69	(6, 1)	0.1 2 0 0 0 0 0 0 0 0 0 0 0 2 2 0.00 0.000																				
Michael LaCoss, R ERA: 3.38	(7, 1)	3.0 12 2 0 0 0 0 2 0 0 0 0 0 0 10 18 0.00 1.333																				


AB	32
R	5
H	6
RBI	3
BB	4
SO	6
LOB	13




Batter	1	2	3	4	5	6	7	8	9	AB	R	H	RBI	BB	SO	LOB	BOTTOM					
Phil Garner, R OBP: 0.273, SLG: 0.158 (1, 4)										5	0	1	0	0	1	2	Atlanta Braves @ Houston Astros Astrodome, Houston, TX Fri Apr 16 1982, 7:05 PM EST Att: 26,513 - Unknown					
Terry Puhl, L OBP: 0.214, SLG: 0.341 (1, 9)										3	0	0	0	1	0	0						
Tony Scott, S OBP: 0.195, SLG: 0.225 (1, 8)										4	1	1	0	0	1	3						
Jose Cruz, L OBP: 0.333, SLG: 0.306 (1, 7)										4	1	1	0	0	1	3						
Alan Ashby, S OBP: 0.452, SLG: 0.828 (1, 2)										4	1	2	2	0	2	0						
Ray Knight, R OBP: 0.316, SLG: 0.361 (1, 5)										4	0	0	0	0	3	2						
Art Howe, R OBP: 0.351, SLG: 0.438 (1, 3)										3	0	2	1	1	1	1						
Dickie Thon, R OBP: 0.391, SLG: 0.333 (1, 6)										3	0	1	0	1	1	0						
Nolan Ryan, R OBP: 0.333, SLG: 0.333 (1, 1)										2	0	1	0	0	0	0						
Denny Walling, L (6, PH)									1	0	0	0	0	0	2							
Michael LaCoss, R (7, 1)									0	0	0	0	0	0	0							
Danny Heep, L OBP: 0.250, SLG: 0.250 (9, PH)									1	0	0	0	0	1	2							
Inning Stats	R: 0 E: 0 K: 0 S: 3	H: 0 LOB: 0 BB: 0 P: 3	R: 0 E: 0 K: 3 S: 10	H: 1 LOB: 0 BB: 0 P: 10	R: 0 E: 0 K: 0 S: 3	H: 0 LOB: 0 BB: 0 P: 3	R: 3 E: 0 K: 0 S: 6	H: 4 LOB: 1 BB: 0 P: 6	R: 0 E: 0 K: 2 S: 9	H: 2 LOB: 3 BB: 1 P: 13	R: 0 E: 0 K: 2 S: 8	H: 1 LOB: 2 BB: 1 P: 12	R: 0 E: 0 K: 1 S: 5	H: 0 LOB: 0 BB: 0 P: 5	R: 0 E: 0 K: 2 S: 7	H: 0 LOB: 0 BB: 0 P: 7	R: 0 E: 0 K: 1 S: 5	H: 1 LOB: 1 BB: 1 P: 9	1B: 8 2B: 1 3B: 0 HR: 0	SF: 0 SAC: 0 DP: 1 HBP: 0	WP: 0 PB: 1 SB: 0 CS: 0	PA: 37
PITCHER	IP WLS BF H R ER SO BB IBB HBP BLK WP HR S P ERA WHIP																					
Rick Mahler, R ERA: 1.21	(1, 1)	4.1 20 7 3 3 4 1 0 0 0 0 0 0 27 31 6.23 1.846																				
Larry McWilliams, L ERA: 5.4	(5, 1)	0.2 W 2 0 0 0 0 1 0 0 0 0 0 0 4 4 0.00 0.000																				
Steve Bedrosian, R ERA: 4.05	(6, 1)	3.0 12 1 0 0 0 5 2 0 0 0 0 0 0 20 28 0.00 1.000																				
Rick Camp, R ERA: 1.42	(9, 1)	1.0 S 3 1 0 0 0 1 0 0 0 0 0 0 5 5 0.00 1.000																				

AB	34
R	3
H	9
RBI	3
BB	3
SO	11
LOB	15



Batter	1	2	3	4	5	6	7	8	9	AB	R	H	RBI	BB	SO	LOB	TOP										
Brett Butler, L OBP: 0.396, SLG: 0.256 (1, 8)	G3	BB			F5		BB		BB	3	0	1	0	2	0	0	Atlanta Braves @ Houston Astros Astrodome, Houston, TX Sat Apr 17 1982, 7:05 PM EST Att: 33,688 - Unknown										
Glenn Hubbard, R OBP: 0.349, SLG: 0.306 (1, 4)	F BB 2B	F4			K		F3		F9	5	1	1	0	0	1	4											
Dale Murphy, R OBP: 0.405, SLG: 0.656 (1, 9)	BB 1-2 2B				K		1-3			3	1	0	0	1	1	1											
Bob Horner, R OBP: 0.405, SLG: 0.563 (1, 5)	3-1 1-H 2-H 2B				BB		5-3		CS BB	2	0	1	2	2	0	0											
Chris Chambliss, L OBP: 0.390, SLG: 0.457 (1, 3)	3-1				BB		BB		FC5-4 1B	3	0	2	0	1	0	1											
Rufino Linares, R OBP: 0.471, SLG: 0.529 (1, 7)	1-3				BB		BB		FC5-4 1B	4	0	1	0	0	0	4											
Bruce Benedict, R OBP: 0.366, SLG: 0.371 (1, 2)					1-3		BB		6-3	3	0	0	0	1	0	1											
Rafael Ramirez, R OBP: 0.415, SLG: 0.605 (1, 6)					F3		L5		L5	4	0	1	0	0	0	3											
Bob Walk, R OBP: 0.429, SLG: 0.333 Larry McWilliams, L OBP: 0.697, SLG: 0.500 Preston Hanna, R (5, 1) Larry Whisenton, L OBP: 0.667, SLG: 0.667 Gene Garber, R (7, 1)	SH3-4 1B				K		CS 1B		4-3	1	0	0	0	0	1	0											
Inning Stats	R: 2 E: 1 K: 0 S: 5	H: 2 LOB: 1 BB: 1 P: 9	R: 0 E: 0 K: 0 S: 4	H: 1 LOB: 2 BB: 1 P: 8	R: 0 E: 0 K: 1 S: 2	H: 0 LOB: 0 BB: 2 P: 10	R: 0 E: 0 K: 1 S: 5	H: 0 LOB: 0 BB: 0 P: 5	R: 0 E: 0 K: 2 S: 7	H: 2 LOB: 2 BB: 1 P: 8	R: 0 E: 0 K: 0 S: 3	H: 1 LOB: 1 BB: 1 P: 7	R: 0 E: 0 K: 0 S: 3	H: 1 LOB: 1 BB: 1 P: 7	R: 0 E: 0 K: 0 S: 4	H: 1 LOB: 1 BB: 0 P: 4		1B: 7 2B: 2 3B: 0 HR: 0	SF: 0 SAC: 1 DP: 2 HBP: 0	WP: 0 PB: 0 SB: 0 CS: 2	PA: 38						
PITCHER	IP	WLS	BF	H	R	ER	SO	BB	IBB	HBP	BLK	WP	HR	S	P	ERA	WHIP										
Joe Niekro, R ERA: 1.99 Dave Smith, R ERA: 1.29 Joe Sambito, L ERA:	(1, 1) (7, 1) (9, 1)	6.1 1.2 1.0	L 6 4	28 1 1	6 0 0	2 0 0	3 0 0	6 1 0	0 0 0	0 0 0	0 0 0	0 0 0	0 0 0	28 5 4	52 9 4	2.84 0.00 0.00	1.895 1.200 1.000										

Batter	1	2	3	4	5	6	7	8	9	AB	R	H	RBI	BB	SO	LOB	BOTTOM										
Terry Puhl, L OBP: 0.213, SLG: 0.311 (1, 9)	4-3		3-1		BB 2B		K		1-3	4	1	0	0	1	1	1	Atlanta Braves @ Houston Astros Astrodome, Houston, TX Sat Apr 17 1982, 7:05 PM EST Att: 33,688 - Unknown										
Phil Garner, R OBP: 0.286, SLG: 0.190 (1, 4)	3-1 1B BB		E6 S		1B 1-H 2B		K		K	4	0	1	1	1	2	1											
Jose Cruz, L OBP: 0.349, SLG: 0.308 (1, 7)	3-1 1B		G6-3 BB		L3		4-3		4-3	3	0	1	0	1	0	1											
Alan Ashby, S OBP: 0.400, SLG: 0.727 (1, 2)	3-1		G6-3		K		4-3		4-3	4	0	0	0	0	1	5											
Ray Knight, R OBP: 0.357, SLG: 0.351 (1, 5)	FC6-4 BB		FC1-6 BB		1B BB		L5		L5	1	0	0	0	3	0	0											
Tony Scott, S OBP: 0.200, SLG: 0.227 Joe Sambito, L (9, 1)	FC6-4		FC1-6 1B		1-2 2-3 1B		K		K	4	0	1	0	0	1	4											
Art Howe, R OBP: 0.341, SLG: 0.417 (1, 3)			5-3		FC6-4 1B		F7		5-3	4	0	1	0	0	0	3											
Dickie Thon, R OBP: 0.370, SLG: 0.292 (1, 6)			5-3		K		BB		5-3	3	0	0	0	1	1	2											
Joe Niekro, R Dave Smith, R Denny Walling, L (1, 1) (7, 1) (9, 8)	5-3		FC6-4		1-2 2-3 1B		K		G3	3	0	0	0	0	1	3											
Inning Stats	R: 0 E: 0 K: 0 S: 4	H: 1 LOB: 3 BB: 2 P: 12	R: 0 E: 0 K: 0 S: 3	H: 0 LOB: 0 BB: 0 P: 3	R: 0 E: 1 K: 1 S: 3	H: 0 LOB: 1 BB: 1 P: 7	R: 0 E: 0 K: 1 S: 6	H: 1 LOB: 2 BB: 1 P: 10	R: 1 E: 0 K: 1 S: 7	H: 2 LOB: 3 BB: 2 P: 15	R: 0 E: 0 K: 3 S: 9	H: 0 LOB: 0 BB: 1 P: 13	R: 0 E: 0 K: 1 S: 5	H: 0 LOB: 0 BB: 0 P: 5	R: 0 E: 0 K: 1 S: 5	H: 0 LOB: 0 BB: 0 P: 5		1B: 3 2B: 1 3B: 0 HR: 0	SF: 0 SAC: 0 DP: 1 HBP: 0	WP: 0 PB: 0 SB: 1 CS: 0	PA: 38						
PITCHER	IP	WLS	BF	H	R	ER	SO	BB	IBB	HBP	BLK	WP	HR	S	P	ERA	WHIP										
Bob Walk, R ERA: 0.6 Larry McWilliams, L ERA: 4.76 Preston Hanna, R ERA: 0.75 Gene Garber, R ERA:	(1, 1) (5, 1) (5, 1) (7, 1)	4.0 0.2 1.1 3.0	20 4 5 9	3 1 0 0	1 0 0 0	1 0 0 0	1 0 0 2	5 1 0 0	0 0 0 0	0 0 0 0	0 0 0 0	0 0 0 0	0 0 0 0	17 5 10 13	37 9 14 13	2.25 0.00 0.00 0.00	2.000 3.000 0.750 0.000										

Batter	1	2	3	4	5	6	7	8	9	AB	R	H	RBI	BB	SO	LOB	TOP																									
Brett Butler, L OBP: 0.396, SLG: 0.273 (1, 8)	0-0 SH3-4 1B		0-0 6-3		0-0 4-3		0-0 FC6-4 1B	0-0 4-3		5	0	2	0	0	0	2																										
Glenn Hubbard, R OBP: 0.392, SLG: 0.308 (1, 4)	0-0 SH3-4 1-2		0-0 5-3		0-0	0-0 BB 3B 1B	4-0 FC6-4 BB	0-0 F7		3	1	1	0	1	0	0																										
Rufino Linares, R OBP: 0.409, SLG: 0.500 (1, 7)	0-0 F8		0-3 K2-3		0-3	0-3 K	0-0 FC6-4	0-0		5	0	1	0	0	2	4																										
Bob Horner, R OBP: 0.383, SLG: 0.500 (1, 5)	0-0 5-3			0-3 K		4-0 BB 1-2 3B	0-0 6-3	0-0 6-3		4	1	0	0	1	1	4																										
Dale Murphy, R OBP: 0.404, SLG: 0.667 (1, 9)		4-0 FC1-4 PB BB		0-0 G3		0-0 1-H 2-H 2B 3B	0-0 6-3	0-0 5-3		4	2	1	2	1	0	1																										
Chris Chambliss, L OBP: 0.400, SLG: 0.513 (1, 3)	0-0 4-3 1-3		0-3 K		0-0	0-0 2B	0-0 FC6-4 2B			4	1	2	1	0	1	1																										
Bruce Benedict, R OBP: 0.422, SLG: 0.389 (1, 2)	4-0 FC1-4 BB			0-0 K		0-0 G6-4-3 1B	0-0 G6-3 BB	4-0 FC6-4 IBB		1	0	1	0	3	0	0																										
Rafael Ramirez, R OBP: 0.378, SLG: 0.548 (1, 6)	0-0 FC1-4 1-2 3-H		0-0 G6-4-3 1-2		0-0 G6-3 1-2	0-0 FC6-4 2B				4	1	0	1	0	0	6																										
Joe Cowley, R OBP: 0.299, SLG: 0.290 (6, 1) Larry McWilliams, L OBP: 0.467, SLG: 0.500 (7, PH) Larry Whitson, R OBP: 0.300, SLG: 0.500 (7, 1) Al Hrabosky, L OBP: 0.300, SLG: 0.500 (7, 1) Bill Pecorella, S OBP: 0.323, SLG: 0.667 (8, PH) Jerry Royster, R OBP: 0.323, SLG: 0.667 (8, PH) Rick Camp, R OBP: 0.323, SLG: 0.667 (8, 1)	0-3 K				0-0	0-0 3-1	0-0 1-H 3-H 2B			2	0	1	0	0	1	1																										
Inning Stats	R: 0 E: 0 K: 0 S: 4	H: 1 LOB: 1 BB: 0 P: 4	R: 1 E: 0 K: 1 S: 5	H: 0 LOB: 1 BB: 2 P: 13	R: 0 E: 0 K: 1 S: 5	H: 0 LOB: 0 BB: 0 P: 5	R: 0 E: 0 K: 2 S: 7	H: 0 LOB: 0 BB: 0 P: 7	R: 0 E: 0 K: 0 S: 4	H: 2 LOB: 1 BB: 0 P: 4	R: 3 E: 0 K: 1 S: 7	H: 3 LOB: 1 BB: 2 P: 15	R: 0 E: 0 K: 0 S: 4	H: 1 LOB: 2 BB: 1 P: 8	R: 2 E: 0 K: 0 S: 5	H: 2 LOB: 1 BB: 1 P: 9	R: 0 E: 0 K: 0 S: 4	H: 1 LOB: 1 BB: 0 P: 4	1B: 5 2B: 4 3B: 1 HR: 0	SF: 0 SAC: 1 DP: 2 HBP: 0	WP: 0 PB: 1 SB: 1 CS: 0	PA: 41																				
PITCHER	IP	WLS	BF	H	R	ER	SO	BB	IBB	HBP	BLK	WP	HR	S	P	ERA	WHIP	PITCHER								IP	WLS	BF	H	R	ER	SO	BB	IBB	HBP	BLK	WP	HR	S	P	ERA	WHIP
Bob Knepper, L ERA: 4.7 (1, 1)	5.1		24	6	4	3	5	3	0	0	0	0	0	31	43	5.06	1.688																									
Michael LaCoss, R ERA: 3.19 (6, 1)	0.2		2	0	0	0	0	1	0	0	0	0	0	1	5	0.00	1.500																									
Dave Smith, R ERA: 3.0 (7, 1)	2.0	L	11	3	2	2	0	1	1	0	0	0	0	9	17	9.00	2.000																									
Frank LaCorte, R ERA: 5.87 (9, 1)	1.0		4	1	0	0	0	0	0	0	0	0	0	4	4	0.00	1.000																									

Atlanta Braves @ Houston Astros
Astrodome, Houston, TX
Sun Apr 18 1982, 7:05 PM EST
Att: 29,166 - Unknown

AB 34
R 6
H 10
RBI 6
BB 6
SO 5
LOB 19



Batter	1	2	3	4	5	6	7	8	9	AB	R	H	RBI	BB	SO	LOB	BOTTOM																									
Denny Walling, L (1, 8)	4-0 1B			0-0 F2		4-0 BB 1B 2-3		0-0 F7		1	1	0	0	2	0	0																										
Mike Ivie, R OBP: 0.500, SLG: 0.400 (6, PH)	0-0 BB									0	0	0	0	1	0	0																										
Tony Scott, S OBP: 0.196, SLG: 0.222 (7, 8)	0-0 F8									1	0	0	0	0	0	1																										
Phil Garner, R OBP: 0.296, SLG: 0.213 (1, 4)	0-0 F8			0-0 S 1B		0-0 BB 1B		0-0 F9		5	0	2	0	0	0	4																										
Jose Cruz, L OBP: 0.396, SLG: 0.317 (1, 7)	0-0 F6			4-0 1-2 BB		4-0 1-2 BB				2	1	1	2	3	0	1																										
Alan Ashby, S OBP: 0.400, SLG: 0.684 (1, 2)	0-0 1-3 1B			0-0 F8		0-0 F8		0-0 F8		5	0	2	0	0	0	6																										
Danny Heep, L OBP: 0.143, SLG: 0.143 (1, 9)	0-0 3-4-3																																									
Alan Knicely, R (7, PH)				0-0 F8		0-3 K		0-3 K		3	0	0	0	0	1	2																										
Ray Knight, R OBP: 0.340, SLG: 0.341 (1, 5)										1	0	0	0	0	1	0																										
Art Howe, R OBP: 0.326, SLG: 0.390 (1, 3)				0-0 F5		0-0 F5		0-0 F8		5	0	1	0	0	0	2																										
Dickie Thon, R OBP: 0.387, SLG: 0.370 (1, 6)				0-0 F8		4-0 CS SH3-4 BB		0-0 1-3		3	1	1	1	1	0	1																										
Bob Knepper, L (1, 1) Michael LaCoss, R (6, PH) Joe Pittman, R (7, 1) Dave Smith, R (7, 1) Terry Puhl, L OBP: 0.323, SLG: 0.328 (8, PH) Frank LaCorte, R (9, 1)	4-0 E BB 1B			0-0 F7		0-0 SH3-4 1B		0-0 1B		1	1	0	0	1	0	0																										
Inning Stats	R: 0 E: 0 K: 0 S: 4	H: 1 LOB: 2 BB: 1 P: 8	R: 4 E: 1 K: 0 S: 6	H: 3 LOB: 1 BB: 2 P: 14	R: 0 E: 0 K: 0 S: 4	H: 1 LOB: 1 BB: 0 P: 4	R: 0 E: 0 K: 0 S: 4	H: 1 LOB: 2 BB: 1 P: 8	R: 0 E: 0 K: 1 S: 5	H: 0 LOB: 0 BB: 0 P: 5	R: 0 E: 0 K: 0 S: 3	H: 1 LOB: 3 BB: 3 P: 15	R: 0 E: 0 K: 1 S: 5	H: 0 LOB: 0 BB: 0 P: 5	R: 0 E: 0 K: 0 S: 4	H: 1 LOB: 1 BB: 0 P: 4	R: 1 E: 0 K: 0 S: 4	H: 1 LOB: 1 BB: 1 P: 8	1B: 8 2B: 0 3B: 1 HR: 0	SF: 1 SAC: 2 DP: 0 HBP: 0	WP: 0 PB: 0 SB: 1 CS: 1	PA: 43																				
PITCHER	IP	WLS	BF	H	R	ER	SO	BB	IBB	HBP	BLK	WP	HR	S	P	ERA	WHIP	PITCHER								IP	WLS	BF	H	R	ER	SO	BB	IBB	HBP	BLK	WP	HR	S	P	ERA	WHIP
Joe Cowley, R ERA: 4.15 (1, 1)	5.1		27	6	4	3	1	5	0	0	0	0	0	24	44	5.06	2.062																									
Larry McWilliams, L ERA: 4.26 (6, 1)	0.2		4	1	0	0	0	2	0	0	0	0	0	2	10	0.00	4.500																									
Al Hrabosky, L ERA: 1.68 (7, 1)	1.0	W	3	0	0	0	1	0	0	0	0	0	0	5	5	0.00	0.000																									
Rick Camp, R ERA: 2.16 (8, 1)	2.0	S	9	2	1	1	0	1	0	0	0	0	0	8	12	4.50	1.500																									

Atlanta Braves @ Houston Astros
Astrodome, Houston, TX
Sun Apr 18 1982, 7:05 PM EST
Att: 29,166 - Unknown

AB 32
R 5
H 9
RBI 4
BB 8
SO 2
LOB 17



Batter	1	2	3	4	5	6	7	8	9	AB	R	H	RBI	BB	SO	LOB	TOP					
Eddie Milner, L OBP: 0.571, SLG: 0.500 (1, 9)										5	0	4	1	0	0	0	Cincinnati Reds @ Atlanta Braves Atlanta-Fulton County Stadium, Atlanta, GA Tue Apr 20 1982, 6:05 PM EST Att: 37,268 - Unknown					
Dan Driessen, L OBP: 0.384, SLG: 0.286 (1, 3)										2	0	0	0	3	0	2						
Cesar Cedeno, R OBP: 0.288, SLG: 0.327 (1, 8)										4	0	1	0	0	0	8						
Dave Concepcion, R OBP: 0.333, SLG: 0.386 (1, 6)										4	0	1	0	0	0	2						
Johnny Bench, R OBP: 0.300, SLG: 0.244 (1, 5)										4	0	0	0	0	1	1						
Larry Blittner, L OBP: 0.375, SLG: 0.429 (8, PR)										3	1	1	0	1	0	0						
Paul Householder, S OBP: 0.333, SLG: 0.421 (8, 9)										0	0	0	0	0	0	0						
Ron Oester, S OBP: 0.315, SLG: 0.392 (1, 4)										4	0	0	0	0	2	2						
Mike O'Berry, R OBP: 0.375, SLG: 0.304 (1, 2)										2	1	0	0	2	1	1						
Frank Pastore, R OBP: 0.250, SLG: 0.250 (6, PH)										2	0	2	1	0	0	0						
German Barranca, L OBP: 0.375, SLG: 0.750 (6, PH)										1	0	0	0	0	0	1						
Jim Kern, R OBP: 0.375, SLG: 0.750 (6, PH)										0	0	0	0	0	0	0						
Mike Vail, R OBP: 0.353, SLG: 0.438 (9, PH)										1	0	0	0	0	1	0						
Inning Stats	R: 0 E: 0 K: 0 S: 3	H: 1 LOB: 1 BB: 1 P: 7	R: 2 E: 0 K: 1 S: 7	H: 2 LOB: 3 BB: 3 P: 19	R: 0 E: 0 K: 1 S: 5	H: 0 LOB: 0 BB: 0 P: 5	R: 0 E: 0 K: 2 S: 9	H: 2 LOB: 3 BB: 1 P: 13	R: 0 E: 0 K: 0 S: 3	H: 1 LOB: 0 BB: 0 P: 3	R: 0 E: 0 K: 0 S: 4	H: 1 LOB: 2 BB: 1 P: 8	R: 0 E: 0 K: 0 S: 3	H: 1 LOB: 0 BB: 0 P: 3	R: 0 E: 0 K: 0 S: 3	H: 1 LOB: 1 BB: 0 P: 3	R: 0 E: 0 K: 1 S: 5	H: 0 LOB: 0 BB: 0 P: 5	1B: 9 2B: 0 3B: 0 HR: 0	SF: 0 SAC: 0 DP: 4 HBP: 0	WP: 0 PB: 0 CS: 0	PA: 38
PITCHER	IP	WLS	BF	H	R	ER	SO	BB	IBB	HBP	BLK	WP	HR	S	P	ERA	WHIP					
Tommy Boggs, R ERA: 3.14	1.2		11	3	2	2	1	4	0	0	0	0	0	9	25	10.80	4.200					
Steve Bedrosian, R ERA: 2.45	4.1	W	19	5	0	0	3	2	0	0	0	0	0	23	31	0.00	1.615					
Gene Garber, R ERA:	3.0	S	8	1	0	0	1	0	0	0	0	0	0	10	10	0.00	0.333					

AB 32
R 2
H 9
RBI 2
BB 6
SO 5
LOB 17



Batter	1	2	3	4	5	6	7	8	9	AB	R	H	RBI	BB	SO	LOB	BOTTOM					
Brett Butler, L OBP: 0.368, SLG: 0.250 (1, 8)										4	0	0	0	0	0	0	Cincinnati Reds @ Atlanta Braves Atlanta-Fulton County Stadium, Atlanta, GA Tue Apr 20 1982, 6:05 PM EST Att: 37,268 - Unknown					
Glenn Hubbard, R OBP: 0.392, SLG: 0.333 (1, 4)										3	1	2	0	1	0	0						
Claudell Washington, L OBP: 0.291, SLG: 0.321 (1, 9)										3	1	1	1	1	1	1						
Bob Horner, R OBP: 0.353, SLG: 0.450 (1, 5)										4	0	0	0	0	2	3						
Dale Murphy, R OBP: 0.380, SLG: 0.615 (1, 7)										3	0	0	0	0	1	1						
Chris Chambliss, L OBP: 0.417, SLG: 0.585 (1, 3)										2	1	1	1	1	0	0						
Bruce Benedict, R OBP: 0.396, SLG: 0.359 (1, 2)										3	0	0	0	0	0	1						
Rafael Ramirez, R OBP: 0.375, SLG: 0.600 (1, 6)										3	1	1	1	0	0	0						
Tommy Boggs, R OBP: 0.200, SLG: 0.200 (2, 1)										0	0	0	0	0	0	0						
Steve Bedrosian, R (2, 1)										2	0	0	0	0	1	0						
Gene Garber, R (7, 1)										1	0	0	0	0	0	0						
Inning Stats	R: 0 E: 0 K: 1 S: 5	H: 0 LOB: 0 BB: 0 P: 5	R: 1 E: 0 K: 0 S: 4	H: 1 LOB: 0 BB: 0 P: 4	R: 3 E: 0 K: 1 S: 7	H: 2 LOB: 1 BB: 1 P: 11	R: 0 E: 0 K: 1 S: 5	H: 0 LOB: 0 BB: 0 P: 5	R: 0 E: 0 K: 1 S: 6	H: 1 LOB: 1 BB: 0 P: 6	R: 0 E: 0 K: 0 S: 2	H: 0 LOB: 0 BB: 1 P: 6	R: 0 E: 0 K: 0 S: 4	H: 1 LOB: 2 BB: 1 P: 8	R: 0 E: 0 K: 0 S: 4	H: 1 LOB: 1 BB: 0 P: 8	R: 0 E: 0 K: 1 S: 5	H: 0 LOB: 0 BB: 0 P: 5	1B: 2 2B: 1 3B: 1 HR: 2	SF: 0 SAC: 0 DP: 1 HBP: 0	WP: 1 PB: 0 CS: 0	PA: 31
PITCHER	IP	WLS	BF	H	R	ER	SO	BB	IBB	HBP	BLK	WP	HR	S	P	ERA	WHIP					
Frank Pastore, R ERA: 2.42	5.0	L	19	3	4	4	4	1	0	0	0	0	0	26	30	7.20	0.800					
Jim Kern, R ERA: 6.75	3.0		12	2	0	0	1	2	0	0	1	0	0	12	20	0.00	1.333					





Batter	1	2	3	4	5	6	7	8	9	AB	R	H	RBI	BB	SO	LOB	TOP			
Eddie Milner, L OBP: 0.526, SLG: 0.438	F5		L5-3 1B	F7			1-3 BB		FC6-4 1-2	4	0	1	0	1	0	1	Cincinnati Reds @ Atlanta Braves Atlanta-Fulton County Stadium, Atlanta, GA Wed Apr 21 1982, 6:05 PM EST Att: 22,153 - Unknown			
Dan Driessen, L OBP: 0.356, SLG: 0.283			L5-3 1-2		4-3		1-3 1-2			4	0	1	0	0	0	2				
Ron Oester, S OBP: 0.310, SLG: 0.382	L9			BB HR 1B	G3		F7			4	1	1	0	0	0	2				
Dave Concepcion, R OBP: 0.327, SLG: 0.362	FC6-4 1-2			BB HR 1B	K			5-3		3	1	0	0	1	1	1				
Larry Blittner, L OBP: 0.417, SLG: 0.727 Paul Householder, S OBP: 0.333, SLG: 0.421					G3			6-3		4	1	2	3	0	0	0				
Mike Vail, R OBP: 0.333, SLG: 0.400 Clint Hurdle, L OBP: 0.280, SLG: 0.227				1-H 2-H HR				6-3		0	0	0	0	0	0	0				
Wayne Krenchicki, L OBP: 0.333, SLG: 0.444								F9		4	0	1	0	0	0	1				
Mike O'Berry, R OBP: 0.333, SLG: 0.259					F9					4	0	0	0	0	3	3				
Mario Soto, R OBP: 0.250, SLG: 0.286 Tom Hume, R OBP: 0.500, SLG: 0.500 Bob Shirley, R OBP: 0.500, SLG: 0.500 Jim Kern, R OBP: 0.500, SLG: 0.500 Joe Price, R OBP: 0.500, SLG: 0.500								5-3		3	0	0	0	0	1	2				
Inning Stats	R: 0 E: 0 K: 0 S: 4	H: 1 LOB: 1 BB: 0 P: 4	R: 0 E: 0 K: 1 S: 7	H: 2 LOB: 2 BB: 0 P: 7	R: 3 E: 0 K: 0 S: 6	H: 4 LOB: 1 BB: 1 P: 10	R: 0 E: 0 K: 1 S: 5	H: 0 LOB: 0 BB: 0 P: 5	R: 0 E: 0 K: 1 S: 5	H: 1 LOB: 1 BB: 0 P: 6	R: 0 E: 0 K: 0 S: 3	H: 0 LOB: 1 BB: 1 P: 7	R: 0 E: 0 K: 0 S: 3	H: 0 LOB: 0 BB: 0 P: 3	R: 0 E: 0 K: 1 S: 6	H: 1 LOB: 1 BB: 0 P: 6		1B: 7 2B: 2 3B: 0 HR: 1	SF: 0 SAC: 0 DP: 1 HBP: 0	WP: 0 PB: 0 SB: 0 CS: 0
PITCHER	IP WLS BF H R ER SO BB IBB HBP BLK WP HR S P ERA WHIP																			
Rick Mahler, R ERA: 1.98	5.0	22	7	3	3	3	1	0	0	0	0	0	1	27	31	5.40	1.600			
Preston Hanna, R ERA: 3.89	2.0	8	1	0	0	1	1	0	0	0	0	0	0	9	13	0.00	1.000			
Rick Camp, R ERA: 1.74	2.0	W	7	1	0	0	1	0	0	0	0	0	0	9	9	0.00	0.500			



Batter	1	2	3	4	5	6	7	8	9	AB	R	H	RBI	BB	SO	LOB	BOTTOM					
Brett Butler, L OBP: 0.371, SLG: 0.264	K				F9			5-3	WP 1B	5	1	2	0	0	1	1	Cincinnati Reds @ Atlanta Braves Atlanta-Fulton County Stadium, Atlanta, GA Wed Apr 21 1982, 6:05 PM EST Att: 22,153 - Unknown					
Glenn Hubbard, R OBP: 0.382, SLG: 0.326 Biff Pocoroba, S OBP: 0.500, SLG: 0.667	K			P3		G4-6-3 1B		5-3	1-2 2-3 1B	4	0	1	0	0	1	0						
Claudell Washington, L OBP: 0.324, SLG: 0.344	K					G4-6-3 1B			1-2 2-3 1B	4	0	2	2	1	1	1						
Bob Horner, R OBP: 0.345, SLG: 0.419					F3			1-3		3	0	0	0	1	1	1						
Dale Murphy, R OBP: 0.389, SLG: 0.628	K				FC5-4 1-2					4	1	2	0	0	1	1						
Chris Chambliss, L OBP: 0.423, SLG: 0.644										4	1	2	1	0	1	4						
Bruce Benedict, R OBP: 0.412, SLG: 0.366 Jerry Royster, R OBP: 0.400, SLG: 0.400 Matt Sinatro, R OBP: 0.400, SLG: 0.400										2	0	1	0	1	0	1						
Rafael Ramirez, R OBP: 0.365, SLG: 0.583					P6					3	1	1	1	0	0	1						
Rick Mahler, R Larry Whisenton, L Preston Hanna, R Ken Smith, L Rick Camp, R Rufino Linares, R					K					1	0	0	0	0	1	0						
Inning Stats	R: 0 E: 0 K: 3 S: 9	H: 0 LOB: 0 BB: 0 P: 9	R: 0 E: 0 K: 2 S: 8	H: 1 LOB: 1 BB: 0 P: 8	R: 0 E: 0 K: 1 S: 5	H: 1 LOB: 1 BB: 0 P: 5	R: 0 E: 0 K: 0 S: 4	H: 1 LOB: 1 BB: 0 P: 4	R: 1 E: 0 K: 1 S: 7	H: 2 LOB: 1 BB: 0 P: 7	R: 0 E: 0 K: 0 S: 3	H: 1 LOB: 0 BB: 0 P: 3	R: 1 E: 0 K: 0 S: 4	H: 1 LOB: 1 BB: 1 P: 8	R: 0 E: 0 K: 1 S: 6	H: 1 LOB: 3 BB: 2 P: 14		R: 2 E: 0 K: 0 S: 4	H: 3 LOB: 2 BB: 2 P: 12	1B: 9 2B: 1 3B: 0 HR: 1	SF: 1 SAC: 0 DP: 1 HBP: 0	WP: 1 PB: 0 SB: 0 CS: 0
PITCHER	IP WLS BF H R ER SO BB IBB HBP BLK WP HR S P ERA WHIP																					
Mario Soto, R ERA: 4.38	6.1	25	7	2	2	7	1	0	0	0	0	1	38	42	2.84	1.263						
Tom Hume, R ERA: 4.35	1.1	7	1	0	0	0	2	0	0	0	0	0	5	13	0.00	2.250						
Bob Shirley, L ERA: 8.1	1.0	L	5	2	2	2	1	1	0	0	0	0	6	10	18.00	3.000						
Jim Kern, R ERA: 6.75	0.0	1	0	0	0	0	0	1	0	0	1	0	0	4	∞	∞						
Joe Price, L ERA: 3.18	0.0	1	1	0	0	0	0	0	0	0	0	1	1	∞	∞							



Batter	1	2	3	4	5	6	7	8	9	AB	R	H	RBI	BB	SO	LOB	TOP	
Eddie Milner, L OBP: 0.435, SLG: 0.350 (1, 8)	0-0 4-3			0-0 4-3	0-0 6-3		0-3 K			4	0	0	0	0	1	3	Cincinnati Reds @ Atlanta Braves Atlanta-Fulton County Stadium, Atlanta, GA Thu Apr 22 1982, 6:05 PM EST Att: 20,701 - Unknown AB 33 R 2 H 9 RBI 2 BB 1 SO 10 LOB 14 	
Dan Driessen, L OBP: 0.333, SLG: 0.260 (1, 3)	0-0 P4			0-3 K		0-0 F8		0-0 G3		4	0	0	0	0	1	0		
Ron Oester, S OBP: 0.323, SLG: 0.407 (1, 4)	0-0 4-3			0-3 K		0-0 2B		0-0 1B		4	0	2	0	0	1	0		
Dave Concepcion, R OBP: 0.304, SLG: 0.333 (1, 6)		0-0 6-3			0-0 F9	0-0 6-3		0-3 K	1-2	4	0	0	0	0	1	2		
Larry Bittner, L OBP: 0.563, SLG: 0.769 Clint Hurdle, L OBP: 0.280, SLG: 0.227 (8, PR) (8, 7)		0-0 G4-6-3 1B			0-0 1B 1B	1-0 HBP		4-0 IBB		2	1	2	0	1	0	0		
Paul Householder, S OBP: 0.327, SLG: 0.405 (1, 9)	0-0 G4-6-3 1-2			0-0 1B 1B	0-3 K		0-3 K			4	1	1	0	0	2	5		
Wayne Krenchicki, L OBP: 0.462, SLG: 0.536 (1, 5)			0-3 K		0-0 1B 1-2 3-H		0-0 SH1-4 1B		0-0 CS 1B	4	0	3	1	0	1	0		
Alex Trevino, R OBP: 0.450, SLG: 0.357 (1, 2)			0-0 F9		0-0 F9		0-0 F8		0-3 K 1-2	4	0	0	0	0	1	4		
Bruce Berenyi, R OBP: 0.333, SLG: 0.333 Tom Hume, R (7, 1)			0-3 K		0-0 1-2 2-H 1B		0-0 SH1-4 1-2		0-3 K	2	0	1	1	0	1	0		
Inning Stats	R: 0 E: 0 K: 0 S: 3	H: 0 LOB: 0 BB: 0 P: 3	R: 0 E: 0 K: 0 S: 3	H: 1 LOB: 0 BB: 0 P: 3	R: 0 E: 0 K: 2 S: 7	H: 0 LOB: 0 BB: 0 P: 7	R: 0 E: 0 K: 2 S: 7	H: 4 LOB: 2 BB: 0 P: 7	R: 0 E: 0 K: 1 S: 6	H: 1 LOB: 1 BB: 0 P: 6	R: 0 E: 0 K: 2 S: 8	H: 1 LOB: 2 BB: 1 P: 12	R: 0 E: 0 K: 2 S: 7	H: 1 LOB: 0 BB: 0 P: 7	1B: 8 2B: 1 3B: 0 HR: 0	SF: 0 SAC: 1 DP: 1 HBP: 1		WP: 0 PB: 0 SB: 1 CS: 1
PITCHER	IP WLS BF H R ER SO BB IBB HBP BLK WP HR S P ERA WHIP	IP WLS BF H R ER SO BB IBB HBP BLK WP HR S P ERA WHIP	IP WLS BF H R ER SO BB IBB HBP BLK WP HR S P ERA WHIP	IP WLS BF H R ER SO BB IBB HBP BLK WP HR S P ERA WHIP	IP WLS BF H R ER SO BB IBB HBP BLK WP HR S P ERA WHIP	IP WLS BF H R ER SO BB IBB HBP BLK WP HR S P ERA WHIP	IP WLS BF H R ER SO BB IBB HBP BLK WP HR S P ERA WHIP	IP WLS BF H R ER SO BB IBB HBP BLK WP HR S P ERA WHIP	IP WLS BF H R ER SO BB IBB HBP BLK WP HR S P ERA WHIP	IP WLS BF H R ER SO BB IBB HBP BLK WP HR S P ERA WHIP	IP WLS BF H R ER SO BB IBB HBP BLK WP HR S P ERA WHIP	IP WLS BF H R ER SO BB IBB HBP BLK WP HR S P ERA WHIP	IP WLS BF H R ER SO BB IBB HBP BLK WP HR S P ERA WHIP	IP WLS BF H R ER SO BB IBB HBP BLK WP HR S P ERA WHIP	IP WLS BF H R ER SO BB IBB HBP BLK WP HR S P ERA WHIP	IP WLS BF H R ER SO BB IBB HBP BLK WP HR S P ERA WHIP	IP WLS BF H R ER SO BB IBB HBP BLK WP HR S P ERA WHIP	
Bob Walk, R ERA: 1.42	(1, 1)	6.2	L	27	7	2	2	5	0	0	1	0	0	0	36	37	2.70	1.050
Larry McWilliams, L ERA: 4.05	(7, 1)	0.1		1	0	0	0	1	0	0	0	0	0	0	3	3	0.00	0.000
Gene Garber, R ERA:	(8, 1)	2.0		8	2	0	0	4	0	0	0	0	0	0	15	19	0.00	1.000

Batter	1	2	3	4	5	6	7	8	9	AB	R	H	RBI	BB	SO	LOB	BOTTOM			
Brett Butler, L OBP: 0.388, SLG: 0.281 (1, 8)	0-0 SH1-3 PB 1B	0-0 1-3			0-3 K		4-0 BB		0-0 1B	4	0	2	0	1	1	2	Cincinnati Reds @ Atlanta Braves Atlanta-Fulton County Stadium, Atlanta, GA Thu Apr 22 1982, 6:05 PM EST Att: 20,701 - Unknown AB 30 R 1 H 6 RBI 1 BB 6 SO 5 LOB 25 			
Glenn Hubbard, R OBP: 0.356, SLG: 0.300 (1, 4)	0-0 SH1-3 1-3		0-0 L3		0-0 5-3		0-0 F9		0-0 F9	4	0	0	0	0	0	4				
Claudell Washington, L OBP: 0.317, SLG: 0.314 (1, 9)	4-0 G6-4-3 BB		0-0 6-3		0-3 K		0-0 6-3			3	0	0	0	1	1	3				
Bob Horner, R OBP: 0.356, SLG: 0.413 (1, 5)	0-0 G6-4-3 1-2		0-0 F7			0-0 G6-4-3 1B		4-0 PB BB		3	0	1	0	1	0	2				
Dale Murphy, R OBP: 0.397, SLG: 0.609 (1, 7)		4-0 WP BB 6-3 BB		0-0 PB FC1-2-5 1B		0-0 G6-4-3 1-2		0-3 K 1-2		3	1	1	0	1	1	2				
Chris Chambliss, L OBP: 0.429, SLG: 0.625 (1, 3)		4-0 6-3 WP 1-2 BB		0-0 FC1-3-5 PB 1-2 1B		0-3 K		0-0 F7		3	0	1	0	1	1	1				
Bruce Benedict, R OBP: 0.407, SLG: 0.364 Matt Sinatro, R (7, PR) (8, 2)		0-0 6-3		0-3 K			0-0 FC3-5 HBP 1B		0-0 4-3	3	0	1	1	0	1	3				
Rafael Ramirez, R OBP: 0.357, SLG: 0.549 (1, 6)		0-0 4-3		0-0 FC1-2-5			1-0 BB FC3-5 HBP		0-0 L1	3	0	0	0	0	0	3				
Bob Walk, R OBP: 0.444, SLG: 0.286 Larry McWilliams, L OBP: 0.607, SLG: 0.500 Jerry Royster, R Gene Garber, R Biff Pocoroba, S OBP: 0.400, SLG: 0.500 (9, PH)		4-0 BB		0-0 4-3		0-0 FC3-5 BB		0-0 1-3		1	0	0	0	1	0	2				
Inning Stats	R: 0 E: 0 K: 0 S: 3	H: 1 LOB: 1 BB: 1 P: 7	R: 1 E: 0 K: 0 S: 3	H: 0 LOB: 2 BB: 3 P: 15	R: 0 E: 0 K: 1 S: 7	H: 0 LOB: 0 BB: 0 P: 3	R: 0 E: 0 K: 1 S: 7	H: 2 LOB: 2 BB: 0 P: 7	R: 0 E: 0 K: 2 S: 5	H: 1 LOB: 0 BB: 0 P: 5	R: 0 E: 0 K: 0 S: 4	H: 1 LOB: 3 BB: 1 P: 9	R: 0 E: 0 K: 1 S: 5	H: 0 LOB: 1 BB: 1 P: 9	R: 0 E: 0 K: 0 S: 4	H: 1 LOB: 1 BB: 0 P: 4		1B: 6 2B: 0 3B: 0 HR: 0	SF: 0 SAC: 1 DP: 2 HBP: 1	WP: 1 PB: 3 SB: 0 CS: 0
PITCHER	IP WLS BF H R ER SO BB IBB HBP BLK WP HR S P ERA WHIP	IP WLS BF H R ER SO BB IBB HBP BLK WP HR S P ERA WHIP	IP WLS BF H R ER SO BB IBB HBP BLK WP HR S P ERA WHIP	IP WLS BF H R ER SO BB IBB HBP BLK WP HR S P ERA WHIP	IP WLS BF H R ER SO BB IBB HBP BLK WP HR S P ERA WHIP	IP WLS BF H R ER SO BB IBB HBP BLK WP HR S P ERA WHIP	IP WLS BF H R ER SO BB IBB HBP BLK WP HR S P ERA WHIP	IP WLS BF H R ER SO BB IBB HBP BLK WP HR S P ERA WHIP	IP WLS BF H R ER SO BB IBB HBP BLK WP HR S P ERA WHIP	IP WLS BF H R ER SO BB IBB HBP BLK WP HR S P ERA WHIP	IP WLS BF H R ER SO BB IBB HBP BLK WP HR S P ERA WHIP	IP WLS BF H R ER SO BB IBB HBP BLK WP HR S P ERA WHIP	IP WLS BF H R ER SO BB IBB HBP BLK WP HR S P ERA WHIP	IP WLS BF H R ER SO BB IBB HBP BLK WP HR S P ERA WHIP	IP WLS BF H R ER SO BB IBB HBP BLK WP HR S P ERA WHIP	IP WLS BF H R ER SO BB IBB HBP BLK WP HR S P ERA WHIP				
Bruce Berenyi, R ERA: 2.81	(1, 1)	6.1	W	28	5	1	1	4	5	0	1	0	0	0	30	51	1.42	1.579		
Tom Hume, R ERA: 3.46	(7, 1)	2.2	S	10	1	0	0	1	1	0	0	0	0	0	11	15	0.00	0.750		

Batter	1	2	3	4	5	6	7	8	9	AB	R	H	RBI	BB	SO	LOB	TOP					
Omar Moreno, L (1.8) X	0-0 G3		0-0 1-3		0-3 K			0-0 P4	0-0 L4	5	0	0	0	0	1	1						
Johnny Ray, S (1.4) X	0-0 6-3			0-0 F9		0-0 G4-6-3 1B		0-0 F9		4	0	1	0	0	0	0						
Dave Parker, L (1.9) B B B	4-0			0-0 HR 2B		0-0 G4-6-3 1-2		0-0 1B 2B		3	2	2	0	1	0	1						
Jason Thompson, L (1.3) X	0-0 F6			0-0 2H HR		0-3 K		0-0 2H HR 1B		4	2	2	3	0	1	1						
Bill Madlock, R (1.5)		0-0 P3		0-0 5-3				0-0 4-3	0-0 HR	4	1	1	2	0	0	0						
Mike Easter, L (1.7)		0-0 P6		0-0 F7				0-0 HR	1-0 HBP	3	1	1	1	0	0	0						
Tony Peña, R (1.2)		0-0 4-3			0-0 4-3			0-0 F9	0-0 L4	4	0	0	0	0	0	1						
Dale Berra, R (1.6)			0-3 K		0-0 5-3			0-0 1B	0-3 K	4	0	1	0	0	2	0						
John Candelaria, L (1.1)			0-0 1-3		0-0		0-3 K		0-0 P4	1	0	0	0	0	0	0						
Enrique Romo, R (4.1)										1	0	1	0	0	0	0						
Willie Montanez, L (7, PH)										0	0	0	0	0	0	0						
Bill Robinson, R (7, PH)										1	0	0	0	0	1	1						
Kent Tekulve, R (7.1)										1	0	0	0	0	0	0						
Inning Stats	R: 0 E: 0 K: 0 S: 3	H: 0 LOB: 1 BB: 1 P: 7	R: 0 E: 0 K: 0 S: 3	H: 0 LOB: 0 BB: 0 P: 3	R: 0 E: 0 K: 1 S: 5	H: 0 LOB: 0 BB: 0 P: 5	R: 2 E: 0 K: 0 S: 5	H: 2 LOB: 0 BB: 0 P: 5	R: 0 E: 0 K: 1 S: 6	H: 1 LOB: 1 BB: 0 P: 6	R: 0 E: 0 K: 1 S: 5	H: 1 LOB: 0 BB: 0 P: 5	R: 1 E: 0 K: 1 S: 7	H: 2 LOB: 1 BB: 0 P: 7	R: 3 E: 0 K: 0 S: 6	H: 3 LOB: 1 BB: 0 P: 7	R: 0 E: 0 K: 1 S: 5	H: 0 LOB: 0 BB: 0 P: 5	1B: 3 2B: 3 3B: 0 HR: 3	SF: 0 SAC: 0 DP: 1 HBP: 1	WP: 0 PB: 0 SB: 0 CS: 0	PA: 37
PITCHER	IP WLS BF H R ER SO BB IBB HBP BLK WP HR S P ERA WHIP																					
Rick Mahler, R (1.1)	5.0	19	3	2	2	2	1	0	0	0	0	0	1	22	26	3.60	0.800					
Preston Hanna, R (6.1)	1.2	7	3	1	1	1	0	0	0	0	0	0	1	9	9	5.40	1.800					
Larry McWilliams, L (7.1)	1.0	L	7	3	3	3	1	0	0	1	0	0	1	8	9	27.00	3.000					
Steve Bedrosian, R (8.1)	1.1	4	0	0	0	1	0	0	0	0	0	0	0	6	6	0.00	0.000					

Pittsburgh Pirates @ Atlanta Braves
Atlanta-Fulton County Stadium, Atlanta, GA
Mon Apr 26 1982, 7:05 PM EDT
Att: 9,557 - Unknown

AB 35
R 6
H 9
RBI 6
BB 1
SO 5
LOB 5



Batter	1	2	3	4	5	6	7	8	9	AB	R	H	RBI	BB	SO	LOB	BOTTOM					
Brett Butler, L (1.8) B B B	0-3 K		0-0 6-3		0-0 FC4-6 1B 2B	0-0 6-3			0-0 1B	5	1	1	0	0	1	2						
Glenn Hubbard, R (1.4) X	0-0 L4-3 1B		0-0 F9		0-0 2B 1B		0-0 6-3		0-0 1B	5	0	3	0	0	0	0						
Dale Murphy, R (1.9) X	0-0 L4-3 1-2			0-0 F8	0-0 1-3 3H 2B		0-0 4-3		0-0 1-3	5	0	1	1	0	0	3						
Bob Horner, R (1.5)		0-0 5-3		0-0 E 2B	0-3 K		0-0 4-3			4	1	1	0	0	1	2						
Bob Watson, R (1.3)		0-3 K		0-3 K		0-0 CS 1B		0-0 4-3		4	0	1	0	0	2	1						
Rufino Linares, R (1.7)		0-0 1B 1B		0-0 E6 2H		4-0 1-2 2B BB		0-3 K		3	1	1	0	1	1	0						
Rafael Ramirez, R (1.6)		0-0 1-2 1B		0-3 K		0-0 1-2 2B 1B		0-0 F3		4	1	2	0	0	1	1						
Matt Sinatro, R (1.2)		0-0 F7			0-0 F9		0-0 1-2 2B		0-0 1-3	2	0	0	0	0	0	2						
Chris Chambliss, L (6, PH)										1	0	1	2	0	0	0						
Bruce Benedict, R (7.2)										1	0	0	0	0	0	0						
Rick Mahler, R (1.1)			0-3 K		4-0 FC4-6 BB				0-0 4-3	1	0	0	0	0	1	0						
Larry Whisenton, L (5, PH)										0	0	0	0	1	0	0						
Preston Hanna, R (6.1)										1	0	0	0	0	0	1						
Larry McWilliams, L (7.1)										0	0	0	0	0	0	0						
Steve Bedrosian, R (8.1)										0	0	0	0	0	0	0						
Claudell Washington, L (9, PH)										1	0	0	0	0	0	0						
Inning Stats	R: 0 E: 0 K: 1 S: 5	H: 1 LOB: 0 BB: 0 P: 5	R: 0 E: 0 K: 1 S: 7	H: 2 LOB: 2 BB: 0 P: 7	R: 0 E: 0 K: 1 S: 5	H: 0 LOB: 0 BB: 0 P: 5	R: 1 E: 1 K: 2 S: 9	H: 1 LOB: 1 BB: 0 P: 9	R: 1 E: 0 K: 0 S: 7	H: 2 LOB: 2 BB: 1 P: 11	R: 2 E: 0 K: 0 S: 5	H: 3 LOB: 1 BB: 1 P: 9	R: 0 E: 0 K: 0 S: 3	H: 0 LOB: 0 BB: 0 P: 3	R: 0 E: 0 K: 1 S: 5	H: 0 LOB: 0 BB: 0 P: 5	R: 0 E: 0 K: 0 S: 5	H: 2 LOB: 2 BB: 0 P: 5	1B: 8 2B: 4 3B: 0 HR: 0	SF: 0 SAC: 0 DP: 1 HBP: 0	WP: 0 PB: 0 SB: 0 CS: 1	PA: 39
PITCHER	IP WLS BF H R ER SO BB IBB HBP BLK WP HR S P ERA WHIP																					
John Candelaria, L (1.1)	3.0	11	6	4	3	3	2	0	0	0	0	0	21	29	9.00	2.667						
Enrique Romo, R (4.1)	3.0	W	11	2	0	0	1	0	0	0	0	0	13	13	0.00	0.667						
Kent Tekulve, R (7.1)	3.0																					

Pittsburgh Pirates @ Atlanta Braves
Atlanta-Fulton County Stadium, Atlanta, GA
Mon Apr 26 1982, 7:05 PM EDT
Att: 9,557 - Unknown


AB 37
R 4
H 11
RBI 3
BB 2
SO 7
LOB 12



Batter	1	2	3	4	5	6	7	8	9	AB	R	H	RBI	BB	SO	LOB	TOP			
Omar Moreno, L OBP: 0.280, SLG: 0.286 (1, 8)	F8	F7		K		S 1B		1-3 BB		4	0	1	0	1	1	3				
Johnny Ray, S OBP: 0.359, SLG: 0.414 (1, 4)	F9		HBP 1B		1-4-3 WP HR 1B	1-2 BB		1-3		4	1	2	0	1	0	1				
Dave Parker, L OBP: 0.313, SLG: 0.458 (1, 9)	HR 1B		G4-6-3 HBP		1-4-3 HR BB	G4-6-3 1-2		4-3		3	2	1	0	1	0	3				
Jason Thompson, L OBP: 0.420, SLG: 0.672 (1, 3)	1-H HR		G4-6-3		P4			HR		4	2	2	3	1	0	3				
Bill Madlock, R OBP: 0.379, SLG: 0.467 (1, 5)	F8			F8 1B 1B	1-4-3	1-2 2-3		4-3		5	2	2	0	0	0	2				
Mike Easter, L OBP: 0.421, SLG: 0.364 (1, 7)		K2-3		F8 1B 1B	HR IBB		G3 BB	FC6-2 BB		2	2	1	0	3	1	0				
Tony Peña, R OBP: 0.338, SLG: 0.540 (1, 2)				F8			G3	FC6-2 FC5-4		5	1	2	4	0	0	6				
Dale Berra, R OBP: 0.389, SLG: 0.422 (1, 6)				K	K			SF7		4	0	1	1	1	0	2				
Tom Griffin, R OBP: 0.286, SLG: 0.286 (1, 1)								L6		5	0	2	2	0	1	2				
Kent Tekulve, R (9, 1)						K		FC5-4		0	0	0	0	0	0	0				
Inning Stats	R: 2 E: 0 K: 0 S: 5	H: 2 LOB: 0 BB: 0 P: 5	R: 0 E: 0 K: 1 S: 7	H: 3 LOB: 2 BB: 0 P: 7	R: 0 E: 0 K: 2 S: 10	H: 1 LOB: 0 BB: 0 P: 3	R: 2 E: 0 K: 2 S: 10	H: 3 LOB: 1 BB: 0 P: 10	R: 4 E: 0 K: 1 S: 7	H: 2 LOB: 0 BB: 2 P: 15	R: 1 E: 0 K: 0 S: 4	H: 1 LOB: 1 BB: 1 P: 8	R: 0 E: 0 K: 0 S: 3	H: 0 LOB: 1 BB: 1 P: 7	R: 1 E: 0 K: 0 S: 4	H: 1 LOB: 2 BB: 2 P: 12	1B: 10 2B: 1 3B: 0 HR: 3	SF: 1 SAC: 0 DP: 2 HBP: 1	WP: 1 PB: 0 SB: 1 CS: 1	PA: 45
PITCHER	IP	WLS	BF	H	R	ER	SO	BB	IBB	HBP	BLK	WP	HR	S	P	ERA	WHIP			
Bob Walk, R ERA: 2.54 (1, 1)	3.0	L	15	8	4	4	1	0	0	1	0	0	1	16	17	12.00	2.667			
José Álvarez, R ERA: 12.0 (4, 1)	2.0		11	3	4	4	3	1	1	0	0	1	1	15	23	18.00	2.000			
Preston Hanna, R ERA: 4.15 (6, 1)	2.0		9	2	1	1	1	2	0	0	0	0	1	9	17	4.50	2.000			
Rick Camp, R ERA: 3.86 (8, 1)	2.0		10	1	1	1	0	3	0	0	0	0	0	7	19	4.50	2.000			

Pittsburgh Pirates @ Atlanta Braves
Atlanta-Fulton County Stadium, Atlanta, GA
Tue Apr 27 1982, 7:05 PM EDT
Att: 6,763 - Unknown

AB 36
R 10
H 14
RBI 10
BB 7
SO 5
LOB 23



Batter	1	2	3	4	5	6	7	8	9	AB	R	H	RBI	BB	SO	LOB	BOTTOM					
Brett Butler, L OBP: 0.360, SLG: 0.267 (1, 8)	4-3		4-3		FC6-4			G6-3 1B		4	0	1	0	0	0	1						
Glenn Hubbard, R OBP: 0.394, SLG: 0.348 (1, 4)	4-3			5-3	F3			G6-3		4	0	0	0	0	0	2						
Claudell Washington, L OBP: 0.273, SLG: 0.250 (1, 9)	F7			2B BB		4-3		4-3		3	1	0	0	1	0	0						
Dale Murphy, R OBP: 0.382, SLG: 0.587 (1, 7)		6-3		1-H 1B 2B		K		HR BB		3	2	1	1	1	1	0						
Bob Horner, R OBP: 0.342, SLG: 0.475 (1, 5)		BB		F7		5-3		HR		3	1	1	2	1	0	1						
Chris Chambliss, L OBP: 0.400, SLG: 0.557 (1, 3)		F7		2-H 1B		F7		G4-6-3 BB		3	0	1	1	1	0	1						
Rafael Ramirez, R OBP: 0.333, SLG: 0.493 (1, 6)		4-3		1-3		5-3		G4-6-3		4	0	0	0	0	0	3						
Bruce Benedict, R OBP: 0.359, SLG: 0.315 (1, 2)				6-3		E5 FC6-4		K		4	0	1	0	0	1	0						
Bob Walk, R OBP: 0.420, SLG: 0.250 (1, 1)				K		F7				1	0	0	0	0	1	0						
José Álvarez, R (4, 1)										0	0	0	0	0	0	0						
Randy Johnson, R (5, PH)										1	0	0	0	0	1	1						
Preston Hanna, R (6, 1)										0	0	0	0	0	0	0						
Larry Whisenton, L OBP: 0.429, SLG: 0.333 (7, PH)										1	0	0	0	0	0	1						
Rick Camp, R (8, 1)										0	0	0	0	0	0	0						
Inning Stats	R: 0 E: 0 K: 0 S: 3	H: 0 LOB: 0 BB: 0 P: 3	R: 0 E: 0 K: 0 S: 3	H: 0 LOB: 1 BB: 1 P: 7	R: 0 E: 0 K: 1 S: 5	H: 0 LOB: 0 BB: 0 P: 5	R: 2 E: 0 K: 0 S: 5	H: 2 LOB: 1 BB: 1 P: 9	R: 0 E: 0 K: 1 S: 6	H: 0 LOB: 1 BB: 0 P: 6	R: 0 E: 0 K: 1 S: 5	H: 0 LOB: 0 BB: 0 P: 5	R: 0 E: 0 K: 0 S: 4	H: 1 LOB: 1 BB: 0 P: 4	R: 0 E: 0 K: 0 S: 3	H: 1 LOB: 0 BB: 0 P: 3	R: 2 E: 0 K: 1 S: 5	H: 1 LOB: 0 BB: 2 P: 13	1B: 3 2B: 1 3B: 0 HR: 1	SF: 0 SAC: 0 DP: 2 HBP: 0	WP: 0 PB: 0 SB: 0 CS: 0	PA: 35
PITCHER	IP	WLS	BF	H	R	ER	SO	BB	IBB	HBP	BLK	WP	HR	S	P	ERA	WHIP					
Tom Griffin, R ERA: 8.22 (1, 1)	8.0	W	33	5	4	4	3	4	0	0	0	0	1	35	51	4.50	1.125					
Kent Tekulve, R ERA: 1.32 (9, 1)	1.0		2	0	0	0	1	0	0	0	0	0	0	4	4	0.00	0.000					

Pittsburgh Pirates @ Atlanta Braves
Atlanta-Fulton County Stadium, Atlanta, GA
Tue Apr 27 1982, 7:05 PM EDT
Att: 6,763 - Unknown

AB 31
R 4
H 5
RBI 4
BB 4
SO 4
LOB 10



Batter	1	2	3	4	5	6	7	8	9	AB	R	H	RBI	BB	SO	LOB	TOP					
Bump Wills, S OBP: 0.409, SLG: 0.481 (1, 4)	F7			F7		BB		IBB		2	0	0	0	2	0	0	Chicago Cubs @ Atlanta Braves Atlanta-Fulton County Stadium, Atlanta, GA Thu Apr 29 1982, 7:05 PM EDT Att: 8,802 - Unknown - 63 F					
23 Ryne Sandberg, R OBP: 0.228, SLG: 0.307 (1, 5)	F9			4-3		F9		K		4	0	0	0	0	1	4						
Bill Buckner, L OBP: 0.295, SLG: 0.337 (1, 3)	F8			F8			4-3		1-3	4	0	0	0	0	0	0						
Leon Durham, L OBP: 0.372, SLG: 0.419 (1, 9)		G3			CS 1B		3-4-1		FC6-4 BB	3	0	1	0	1	0	0						
Keith Moreland, R OBP: 0.413, SLG: 0.667 (1, 2)		CS 1B			F3 1-2		FC6-4 1B		F7	4	0	2	0	0	0	2						
Steve Henderson, R OBP: 0.328, SLG: 0.364 (1, 7)		K 1-2			K		FC6-4 1-2f		FC6-4 1-2f	4	0	0	0	0	2	3						
Gary Woods, R OBP: 0.458, SLG: 0.600 (1, 8)				G4-6-3 1B		1-3		6-3 1B		3	0	2	0	0	0	0						
Larry Bowa, S OBP: 0.263, SLG: 0.261 (1, 6)		G4-6-3 1-2f			SH1-3 1B		6-3		6-3	3	0	1	0	0	0	2						
Fergie Jenkins, R Willie Hernandez, L (1, 1) (8, 1)				F8		SH1-3 1-2		F7		2	0	0	0	0	0	1						
Inning Stats	R: 0 E: 0 K: 0 S: 3	H: 0 LOB: 0 BB: 0 P: 3	R: 0 E: 0 K: 1 S: 5	H: 1 LOB: 0 BB: 0 P: 5	R: 0 E: 0 K: 0 S: 3	H: 1 LOB: 0 BB: 0 P: 3	R: 0 E: 0 K: 0 S: 3	H: 0 LOB: 0 BB: 0 P: 3	R: 0 E: 0 K: 1 S: 5	H: 1 LOB: 2 BB: 1 P: 5	R: 0 E: 0 K: 0 S: 4	H: 1 LOB: 1 BB: 0 P: 8	R: 0 E: 0 K: 0 S: 4	H: 1 LOB: 1 BB: 0 P: 4	R: 0 E: 0 K: 1 S: 6	H: 1 LOB: 2 BB: 1 P: 10	R: 0 E: 0 K: 0 S: 3	H: 0 LOB: 1 BB: 1 P: 7	1B: 6 2B: 0 3B: 0 HR: 0	SF: 0 SAC: 1 DP: 1 HBP: 0	WP: 0 PB: 0 SB: 0 CS: 2	PA: 33
PITCHER	IP	WLS	BF	H	R	ER	SO	BB	IBB	HBP	BLK	WP	HR	S	P	ERA	WHIP					
Joe Cowley, R ERA: 2.45 Gene Garber, R ERA: 1.56 Larry McWilliams, L ERA: 5.11 Rick Camp, R ERA: 3.45	(1, 1)	7.0	24	5	0	0	2	1	0	0	0	0	0	27	31	0.00	0.857					
	(8, 1)	1.0	W	5	1	0	1	0	1	0	0	0	0	6	10	0.00	1.000					
	(9, 1)	0.1	S	2	0	0	0	1	0	0	0	0	0	1	5	0.00	3.000					
	(9, 1)	0.2	S	2	0	0	0	0	0	0	0	0	0	2	2	0.00	0.000					

AB	29
R	0
H	6
RBI	0
BB	3
SO	3
LOB	12



Batter	1	2	3	4	5	6	7	8	9	AB	R	H	RBI	BB	SO	LOB	BOTTOM					
Brett Butler, L OBP: 0.337, SLG: 0.250 (1, 8)	B3		F8		K		K			4	0	0	0	0	2	4	Chicago Cubs @ Atlanta Braves Atlanta-Fulton County Stadium, Atlanta, GA Thu Apr 29 1982, 7:05 PM EDT Att: 8,802 - Unknown - 63 F					
Glenn Hubbard, R OBP: 0.360, SLG: 0.338 (1, 4)	F9			F9	BB		6-3			3	0	0	0	1	0	0						
Claudell Washington, L OBP: 0.313, SLG: 0.365 (1, 9)	4-3			1B	F8		E S HR	1B		4	1	2	0	0	0	3						
Dale Murphy, R OBP: 0.376, SLG: 0.639 (1, 7)		6-3			1-3 1B		5-3		1-3 HR	4	1	2	2	0	0	0						
Bob Horner, R OBP: 0.341, SLG: 0.536 (1, 5)		5-3			F8		K		HR	4	1	1	1	0	1	2						
Chris Chambliss, L OBP: 0.380, SLG: 0.522 (1, 3)		F5			G3		F9		6-3	4	0	0	0	0	0	2						
Biff Poceroba, S OBP: 0.500, SLG: 0.778 (1, 2)				4-3 2B			1B 2B		SH1-4 1B	4	0	3	0	0	0	0						
Rafael Ramirez, R OBP: 0.321, SLG: 0.466 (1, 6)				4-3			SH1-4			2	0	1	0	0	0	1						
Joe Cowley, R OBP: 0.222, SLG: 0.222 Bob Watson, R OBP: 0.308, SLG: 0.348 Gene Garber, R ERA: 1.56 Larry McWilliams, L OBP: 0.667, SLG: 0.500 Rick Camp, R ERA: 3.45	(1, 1)	7.1	L	32	9	3	3	5	1	0	0	0	0	0	0	1	Braves					
	(7, PH)	0.2	S	2	0	0	0	0	0	0	0	0	0	0	0	0						
Inning Stats	R: 0 E: 0 K: 0 S: 3	H: 0 LOB: 0 BB: 0 P: 3	R: 0 E: 0 K: 0 S: 3	H: 0 LOB: 0 BB: 0 P: 3	R: 0 E: 0 K: 0 S: 4	H: 1 LOB: 1 BB: 0 P: 4	R: 0 E: 0 K: 0 S: 5	H: 2 LOB: 2 BB: 0 P: 5	R: 0 E: 0 K: 2 S: 9	H: 2 LOB: 3 BB: 1 P: 13	R: 0 E: 0 K: 1 S: 5	H: 0 LOB: 0 BB: 0 P: 5	R: 0 E: 0 K: 2 S: 8	H: 1 LOB: 1 BB: 0 P: 8	R: 3 E: 0 K: 0 S: 6	H: 3 LOB: 0 BB: 0 P: 6	1B: 5 2B: 2 3B: 0 HR: 2	SF: 0 SAC: 1 DP: 0 HBP: 0	WP: 0 PB: 0 SB: 2 CS: 0	PA: 34		
PITCHER	IP	WLS	BF	H	R	ER	SO	BB	IBB	HBP	BLK	WP	HR	S	P	ERA	WHIP					
Fergie Jenkins, R ERA: 2.32 Willie Hernandez, L ERA: 3.6	(1, 1)	7.1	L	32	9	3	3	5	1	0	0	0	0	0	0	1	3.68	1.364				
	(8, 1)	0.2	S	2	0	0	0	0	0	0	0	0	0	2	2	0.00	0.000					

Batter	1	2	3	4	5	6	7	8	9	AB	R	H	RBI	BB	SO	LOB	TOP				
Bump Willis, S OBP: 0.402, SLG: 0.463 (1, 4)	0-0 4-3		1-0 HBP		0-0 L6		0-0 F8			3	0	0	0	0	0	1					
23 Ryne Sandberg, R OBP: 0.229, SLG: 0.304 (1, 5)	0-0 4-3		0-0 E3			0-0 F3 1B		0-0 3-1		4	0	1	0	0	0	1					
Bill Buckner, L OBP: 0.293, SLG: 0.345 (1, 3)	0-0 F5		0-0 F8			0-0 F8		0-0 2B		4	0	1	0	0	0	3					
Leon Durham, L OBP: 0.389, SLG: 0.449 (1, 9)		0-0 4-3 1B		0-0 2B		0-0 1-2 1B		0-3 K		4	0	3	0	0	1	1					
Keith Moreland, R OBP: 0.393, SLG: 0.633 (1, 7)		0-0 F8		0-0 5-3		0-0 F3		0-0 1-3		4	0	0	0	0	0	5					
Gary Woods, R OBP: 0.423, SLG: 0.551 (1, 8)		0-0 4-3		0-0 F7		0-3 K			0-3 K	4	0	0	0	0	2	4					
Larry Bowa, S OBP: 0.250, SLG: 0.247 (1, 6)		0-0 F8		0-0 3-1			0-0 L7		0-0 4-3	4	0	0	0	0	0	2					
Jody Davis, R OBP: 0.190, SLG: 0.111 (1, 2)			0-0 F9		0-0 F5		4-0 BB		0-0 E4	2	0	0	0	1	0	0					
Bob Molinaro, L OBP: 0.333, SLG: 0.250 (9, PH)										1	0	0	0	0	0	0					
Doug Bird, R OBP: 0.111, SLG: 0.111 (1, 1)			0-3 K		0-3 K		0-0 F9		0-0 5-3	2	0	0	0	0	2	0					
Dan Briggs, L OBP: 0.105, SLG: 0.105 (7, PH)										1	0	0	0	0	0	1					
Lee Smith, R (7, 1)										0	0	0	0	0	0	0					
Jerry Morales, R OBP: 0.292, SLG: 0.571 (9, PH)									1-2	1	0	0	0	0	1						
Inning Stats	R: 0 E: 0 K: 0 S: 3	H: 0 LOB: 0 BB: 0 P: 3	R: 0 E: 0 K: 0 S: 4	H: 1 LOB: 1 BB: 0 P: 4	R: 0 E: 1 K: 1 S: 6	H: 0 LOB: 2 BB: 0 P: 7	R: 0 E: 0 K: 0 S: 4	H: 1 LOB: 1 BB: 0 P: 4	R: 0 E: 0 K: 1 S: 5	H: 0 LOB: 0 BB: 0 P: 5	R: 0 E: 0 K: 0 S: 3	H: 0 LOB: 1 BB: 1 P: 7	R: 0 E: 0 K: 1 S: 6	H: 1 LOB: 1 BB: 0 P: 6	R: 0 E: 1 K: 1 S: 6	H: 0 LOB: 1 BB: 0 P: 6	1B: 3 2B: 2 3B: 0 HR: 0	SF: 0 SAC: 0 DP: 0 HBP: 1	WP: 0 PB: 0 SB: 2 CS: 0	PA: 36	
PITCHER	IP	WLS	BF	H	R	ER	SO	BB	IBB	HBP	BLK	WP	HR	S	P	ERA	WHIP				
Steve Bedrosian, R ERA: 1.4 (1, 1)	7.0	W	28	4	0	0	3	1	0	1	0	0	0	32	37	0.00	0.714				
Gene Garber, R ERA: 1.4 (8, 1)	2.0	S	8	1	0	0	2	0	0	0	0	0	0	12	12	0.00	0.500				

Chicago Cubs @ Atlanta Braves
Atlanta-Fulton County Stadium, Atlanta, GA
Fri Apr 30 1982, 7:05 PM EDT
Att: 19,757 - Unknown - 63 F

AB 34
R 0
H 5
RBI 0
BB 1
SO 5
LOB 19



Batter	1	2	3	4	5	6	7	8	9	AB	R	H	RBI	BB	SO	LOB	BOTTOM				
Claudell Washington, L OBP: 0.338, SLG: 0.443 (1, 9)	0-0 CS 1B		0-0 FC4-6 1B			0-0 HR		0-0 F8		4	1	3	1	0	0	0					
Glenn Hubbard, R OBP: 0.344, SLG: 0.321 (1, 4)	0-0 F3		0-0 FC4-6			0-0 5-3		0-3 K		4	0	0	0	0	1	2					
Chris Chambliss, L OBP: 0.373, SLG: 0.500 (1, 3)	4-0 BB				0-0 G3		0-0 F8		0-0 F5	3	0	0	0	1	0	0					
Dale Murphy, R OBP: 0.375, SLG: 0.627 (1, 8) (9, 7)	0-0 5-3				0-3 K		0-0 1B			3	0	1	0	0	1	1					
Larry Whisenton, L OBP: 0.545, SLG: 0.500 (1, 7)		0-0 4-3			0-0 S 1B		0-0 1-3 1B			3	0	2	0	0	0	0					
Brett Butler, L OBP: 0.337, SLG: 0.250 (9, 8)										0	0	0	0	0	0	0					
Biff Pocoreba, S OBP: 0.385, SLG: 0.583 (1, 2)		0-0 4-3			0-3 K2-3		0-0 G3			3	0	0	0	0	1	3					
Jerry Royster, R (1, 5)		0-3 K					0-0 P6		0-0 3-1	3	0	0	0	0	1	0					
Rafael Ramirez, R OBP: 0.309, SLG: 0.447 (1, 6)			0-0 6-3				0-0 L7		0-0 P4	3	0	0	0	0	0	0					
Steve Bedrosian, R (1, 1)										2	0	0	0	0	0	0					
Rufino Linares, R OBP: 0.400, SLG: 0.448 (7, PH)										1	0	0	0	0	0	0					
Gene Garber, R (8, 1)										0	0	0	0	0	0	0					
Inning Stats	R: 0 E: 0 K: 0 S: 3	H: 1 LOB: 1 BB: 1 P: 7	R: 0 E: 0 K: 1 S: 5	H: 0 LOB: 0 BB: 0 P: 5	R: 0 E: 0 K: 2 S: 8	H: 1 LOB: 1 BB: 0 P: 8	R: 0 E: 0 K: 0 S: 3	H: 0 LOB: 0 BB: 0 P: 3	R: 1 E: 0 K: 0 S: 6	H: 3 LOB: 2 BB: 0 P: 6	R: 0 E: 0 K: 0 S: 3	H: 0 LOB: 0 BB: 0 P: 3	R: 0 E: 0 K: 1 S: 5	H: 0 LOB: 0 BB: 0 P: 5	1B: 5 2B: 0 3B: 0 HR: 1	SF: 0 SAC: 0 DP: 0 HBP: 0	WP: 0 PB: 0 SB: 1 CS: 1	PA: 30			
PITCHER	IP	WLS	BF	H	R	ER	SO	BB	IBB	HBP	BLK	WP	HR	S	P	ERA	WHIP				
Doug Bird, R ERA: 3.15 (1, 1)	6.0	L	24	6	1	1	3	1	0	0	0	0	0	29	33	1.50	1.167				
Lee Smith, R ERA: 1.59 (7, 1)	2.0		6	0	0	0	1	0	0	0	0	0	0	8	8	0.00	0.000				

Chicago Cubs @ Atlanta Braves
Atlanta-Fulton County Stadium, Atlanta, GA
Fri Apr 30 1982, 7:05 PM EDT
Att: 19,757 - Unknown - 63 F

AB 29
R 1
H 6
RBI 1
BB 1
SO 4
LOB 6



Batter	1	2	3	4	5	6	7	8	9	AB	R	H	RBI	BB	SO	LOB	TOP										
Bump Willis, S OBP: 0.396, SLG: 0.453 Junior Kennedy, R OBP: 0.200, SLG: 0.200	4-3		G1-6-3		4-3				FC6-4	4	0	1	0	0	0	1											
Gary Woods, R OBP: 0.421, SLG: 0.537	1B		6-3			4-3		FC6-4	FC6-4	5	1	2	1	0	0	1											
Bill Buckner, L OBP: 0.299, SLG: 0.348				1B		L8		4-3	4-3	5	1	2	0	0	0	1											
Leon Durham, L OBP: 0.394, SLG: 0.451	G3			G4-6-3				K		4	0	2	1	0	1	1											
Keith Moreland, R OBP: 0.398, SLG: 0.627 Jody Davis, R OBP: 0.190, SLG: 0.111	6-3			G4-6-3				F9		4	0	2	1	0	0	1											
Jerry Morales, R OBP: 0.286, SLG: 0.520		K		G4-6-3					BB	4	1	1	0	0	1	4											
23 Ryne Sandberg, R OBP: 0.221, SLG: 0.293	4-3			P4					SH1-4	3	0	0	0	0	0	1											
Larry Bowa, S OBP: 0.262, SLG: 0.260	B1-3					P4			1B	4	1	2	0	0	0	0											
Randy Martz, L Tye Waller, R Lee Smith, R Willie Hernandez, L Bob Molinaro, L Bill Campbell, R				G1-6-3				F2	BB	2	0	1	0	0	0	1											
Inning Stats	R: 1 E: 0 K: 0 S: 5	H: 2 LOB: 1 BB: 0 P: 5	R: 0 E: 0 K: 1 S: 5	H: 0 LOB: 0 BB: 0 P: 5	R: 0 E: 0 K: 0 S: 3	H: 1 LOB: 0 BB: 0 P: 3	R: 1 E: 0 K: 0 S: 5	H: 3 LOB: 1 BB: 0 P: 5	R: 0 E: 0 K: 0 S: 5	H: 2 LOB: 2 BB: 0 P: 5	R: 0 E: 0 K: 0 S: 5	H: 3 LOB: 2 BB: 0 P: 5	R: 0 E: 0 K: 1 S: 6	H: 0 LOB: 0 BB: 1 P: 10	R: 3 E: 1 K: 0 S: 6	H: 3 LOB: 1 BB: 1 P: 10	1B: 14 2B: 0 3B: 0 HR: 0	SF: 0 SAC: 1 DP: 2 HBP: 0	WP: 0 PB: 0 SB: 0 CS: 0	PA: 39							
PITCHER	IP	WLS	BF	H	R	ER	SO	BB	IBB	HBP	BLK	WP	HR	S	P	ERA	WHIP										
Rick Mahler, R ERA: 2.29	(1, 1)	7.0	L	29	11	2	2	2	0	0	0	0	0	33	33	2.57	1.571										
Larry McWilliams, L ERA: 4.73	(8, 1)	1.0		3	0	0	0	1	0	0	0	0	0	5	5	0.00	0.000										
Rick Camp, R ERA: 4.32	(9, 1)	1.0		7	3	3	2	0	1	0	0	0	0	6	10	18.00	4.000										

Chicago Cubs @ Atlanta Braves
Atlanta-Fulton County Stadium, Atlanta, GA
Sat May 01 1982, 7:05 PM EDT
Att: 27,094 - Unknown - 71 F

AB 37
R 5
H 14
RBI 4
BB 1
SO 3
LOB 11



Batter	1	2	3	4	5	6	7	8	9	AB	R	H	RBI	BB	SO	LOB	BOTTOM										
Claudell Washington, L OBP: 0.333, SLG: 0.431	4-3		F8		3-1			FC6-4		4	0	1	0	0	0	1											
Glenn Hubbard, R OBP: 0.340, SLG: 0.317	1B		E6				F9	FC4-6		4	0	1	0	0	0	1											
Chris Chambliss, L OBP: 0.356, SLG: 0.474	4-3		L8				3-1	FC4-6		4	0	0	0	0	0	3											
Dale Murphy, R OBP: 0.370, SLG: 0.646	F9			HR			F3		K	4	1	1	1	0	1	1											
Larry Whisenton, L OBP: 0.533, SLG: 0.500				F5				K		4	0	2	0	0	1	0											
Biff Pocoreba, S OBP: 0.375, SLG: 0.533 Jerry Royster, R OBP: 0.167, SLG: 0.167					4-3			6-3		3	0	1	0	0	1	1											
Bruce Benedict, R OBP: 0.347, SLG: 0.311					5-3			6-3		4	0	1	0	0	0	3											
Rafael Ramirez, R OBP: 0.294, SLG: 0.425					P6			F9		4	0	0	0	0	1	5											
Rick Mahler, R Larry McWilliams, L Brett Butler, L Rick Camp, R					1-3				FC6-4	2	0	0	0	0	0	0											
Inning Stats	R: 0 E: 0 K: 0 S: 4	H: 1 LOB: 1 BB: 0 P: 4	R: 0 E: 0 K: 1 S: 6	H: 2 LOB: 1 BB: 0 P: 6	R: 0 E: 1 K: 0 S: 4	H: 0 LOB: 1 BB: 0 P: 4	R: 1 E: 0 K: 0 S: 4	H: 1 LOB: 0 BB: 0 P: 4	R: 0 E: 0 K: 0 S: 3	H: 0 LOB: 0 BB: 0 P: 3	R: 0 E: 0 K: 1 S: 6	H: 1 LOB: 2 BB: 0 P: 6	R: 0 E: 0 K: 0 S: 3	H: 1 LOB: 1 BB: 1 P: 7	R: 0 E: 0 K: 2 S: 9	H: 2 LOB: 2 BB: 0 P: 9	1B: 6 2B: 2 3B: 0 HR: 1	SF: 0 SAC: 0 DP: 1 HBP: 0	WP: 0 PB: 0 SB: 0 CS: 2	PA: 35							
PITCHER	IP	WLS	BF	H	R	ER	SO	BB	IBB	HBP	BLK	WP	HR	S	P	ERA	WHIP										
Randy Martz, R ERA: 2.21	(1, 1)	6.0	W	22	4	1	1	1	0	0	0	0	0	24	24	1.50	0.667										
Lee Smith, R ERA: 1.46	(7, 1)	1.0		5	1	0	0	1	1	0	0	0	0	6	10	0.00	2.000										
Willie Hernandez, L ERA: 3.27	(8, 1)	1.0		3	1	0	0	0	0	0	0	0	0	3	3	0.00	1.000										
Bill Campbell, R ERA: 2.45	(9, 1)	1.0		5	2	0	0	2	0	0	0	0	0	9	9	0.00	2.000										

Chicago Cubs @ Atlanta Braves
Atlanta-Fulton County Stadium, Atlanta, GA
Sat May 01 1982, 7:05 PM EDT
Att: 27,094 - Unknown - 71 F

AB 34
R 1
H 8
RBI 1
BB 1
SO 4
LOB 15



Batter	1	2	3	4	5	6	7	8	9	AB	R	H	RBI	BB	SO	LOB	TOP			
Bump Willis, S OBP: 0.381, SLG: 0.433 (1, 4)	0-0 4-3		0-0 F9			0-3 K		0-0 F8		4	0	0	0	0	1	0				
Gary Woods, R OBP: 0.393, SLG: 0.500 (1, 7)	0-0 F8			0-0 F7		0-3 K		0-0 6-3		4	0	0	0	0	1	0				
Bill Buckner, L OBP: 0.297, SLG: 0.337 (1, 3)	0-0 G3			4-0 BB		0-0 4-3			0-0 4-3	3	0	0	0	1	0	0				
Leon Durham, L OBP: 0.392, SLG: 0.459 Lee Smith, R (7, 1)		0-0 4-3		0-3 K			0-0 SF9 2B		0-0 G3	3	1	1	0	0	1	1				
Bill Campbell, R (8, 1)										0	0	0	0	0	0	0				
Bob Molinaro, L OBP: 0.364, SLG: 0.222 (6, PH)										1	0	0	0	0	0	0				
Keith Moreland, R OBP: 0.402, SLG: 0.655 (1, 2)		0-0 FC5-4 1B		0-0 P3			0-0 E5 SF9 2-3			4	1	2	1	0	0	2				
Jerry Morales, R OBP: 0.281, SLG: 0.500 (1, 8)		0-0 FC5-4 23 FC6 1-2				0-0 F4		0-0 SF9		3	1	1	1	0	0	1				
23 Ryne Sandberg, R OBP: 0.216, SLG: 0.286 Tye Waller, R OBP: 0.300, SLG: 0.222 (6, 5)		0-0 FC6 1-2				0-0 6-3		2-3 3-H 0-3 K		2	0	0	0	0	0	1				
Larry Bowa, S OBP: 0.267, SLG: 0.256 Junior Kennedy, R OBP: 0.167, SLG: 0.167 (6, 6)			0-3 K		4-0 BB			0-0 F9		1	0	0	0	1	1	0				
Dan Larson, R OBP: 0.222, SLG: 0.222 Dick Tidrow, R (5, PH) Hector Cruz, R (5, 1) Allen Ripley, R (5, 1) Willie Hernandez, L (7, 9) OBP: 0.100, SLG: 0.100			0-0 6-3		0-3 K			0-0 F9		1	0	0	0	0	0	0				
Inning Stats	R: 0 E: 0 K: 0 S: 3	H: 0 LOB: 0 BB: 0 P: 3	R: 0 E: 0 K: 0 S: 4	H: 1 LOB: 1 BB: 0 P: 4	R: 0 E: 0 K: 1 S: 5	H: 0 LOB: 0 BB: 0 P: 5	R: 0 E: 0 K: 1 S: 5	H: 0 LOB: 1 BB: 1 P: 9	R: 0 E: 0 K: 2 S: 7	H: 0 LOB: 0 BB: 0 P: 7	R: 1 E: 0 K: 1 S: 7	H: 1 LOB: 1 BB: 0 P: 7	R: 0 E: 0 K: 0 S: 3	H: 0 LOB: 0 BB: 0 P: 3	R: 2 E: 0 K: 0 S: 6	H: 3 LOB: 1 BB: 0 P: 6	1B: 3 2B: 1 3B: 0 HR: 1	SF: 1 SAC: 0 DP: 0 HBP: 0	WP: 1 PB: 0 CS: 0	PA: 35
PITCHER Bob Walk, R ERA: 2.41 (1, 1)	IP: 9.0 WLS: W BF: 35 H: 5 R: 3 ER: 2 SO: 6 BB: 2 IBB: 0 HBP: 0 BLK: 0 WP: 1 HR: 1 S: 45 P: 53 ERA: 2.00 WHIP: 0.778															PITCHER Bill Campbell, R ERA: 2.25 (8, 1)	IP: 1.0 WLS: L BF: 3 H: 0 R: 0 ER: 0 SO: 1 BB: 0 IBB: 0 HBP: 0 BLK: 0 WP: 0 HR: 0 S: 5 P: 5 ERA: 0.00 WHIP: 0.000			

Chicago Cubs @ Atlanta Braves
Atlanta-Fulton County Stadium, Atlanta, GA
Sun May 02 1982, 3:33 AM EDT
Att: 19,494 - Sunny - 74 F

AB 32
R 3
H 5
RBI 3
BB 2
SO 6
LOB 9



Batter	1	2	3	4	5	6	7	8	9	AB	R	H	RBI	BB	SO	LOB	BOTTOM			
Jerry Royster, R OBP: 0.182, SLG: 0.273 (1, 5)	0-0 6-3		0-0 F8	0-3 K	0-0 1B 2B	0-0 6-3				5	1	1	3	0	1	2				
Glenn Hubbard, R OBP: 0.394, SLG: 0.349 (1, 4)	0-0 L3		0-0 1B	0-0 2B	0-0 1B		4-0 BB			4	2	3	1	1	0	0				
Claudell Washington, L OBP: 0.339, SLG: 0.429 (1, 9)	0-0 3-1		0-0 1B	0-3 K	0-0 1B		0-3 K			5	2	2	0	0	2	3				
Dale Murphy, R OBP: 0.385, SLG: 0.646 Brett Butler, L OBP: 0.351, SLG: 0.250 (6, 8)		4-0 BB	0-0 1B	0-3 K	0-0 1B		4-0 BB			3	1	2	2	1	1	2				
Chris Chambliss, L OBP: 0.374, SLG: 0.513 Bob Watson, R OBP: 0.296, SLG: 0.333 (7, 3)			0-3 K	0-0 1B	0-0 1B		1-2 BB			4	2	3	2	0	1	1				
Larry Whitenton, L OBP: 0.500, SLG: 0.412 (1, 7)		4-0 BB	0-0 1B	0-0 1B	0-0 BB		0-0 4-3			3	0	0	0	2	0	5				
Bruce Benedict, R OBP: 0.338, SLG: 0.303 (1, 2)		0-3 K	0-0 1B	0-3 K	0-3 K	0-0 5-3		0-0 F8		5	0	1	2	0	2	3				
Rafael Ramirez, R OBP: 0.289, SLG: 0.405 (1, 6)		0-0 F8	0-0 L5	0-0 1B	4-0 BB	0-0 E5		0-0 F9		4	1	0	0	1	0	4				
Bob Walk, R OBP: 0.400, SLG: 0.182 (1, 1)			0-3 K	4-0 2B	4-0 2B	0-0 P5		0-3 K		3	1	0	0	2	2	1				
Inning Stats	R: 0 E: 0 K: 0 S: 3	H: 0 LOB: 0 BB: 0 P: 3	R: 0 E: 0 K: 2 S: 7	H: 0 LOB: 2 BB: 2 P: 15	R: 4 E: 0 K: 1 S: 10	H: 5 LOB: 1 BB: 1 P: 14	R: 0 E: 0 K: 3 S: 10	H: 1 LOB: 2 BB: 1 P: 14	R: 6 E: 0 K: 1 S: 11	H: 6 LOB: 2 BB: 2 P: 19	R: 0 E: 1 K: 0 S: 4	H: 0 LOB: 1 BB: 0 P: 4	R: 0 E: 0 K: 2 S: 7	H: 0 LOB: 2 BB: 2 P: 15	R: 0 E: 0 K: 1 S: 5	H: 0 LOB: 0 BB: 0 P: 5	1B: 9 2B: 2 3B: 1 HR: 0	SF: 0 SAC: 0 DP: 0 HBP: 0	WP: 0 PB: 0 CS: 0	PA: 45
PITCHER Dan Larson, R ERA: 6.08 Dick Tidrow, R ERA: 3.75 Allen Ripley, R ERA: 14.85 Willie Hernandez, L ERA: 2.92 Lee Smith, R ERA: 1.35	IP: 2.2 WLS: L BF: 16 H: 5 R: 4 ER: 4 SO: 3 BB: 3 IBB: 0 HBP: 0 BLK: 0 WP: 0 HR: 0 S: 11 P: 31 ERA: 13.50 WHIP: 3.000															PITCHER Bill Campbell, R ERA: 2.25 (8, 1)	IP: 1.0 WLS: L BF: 3 H: 0 R: 0 ER: 0 SO: 1 BB: 0 IBB: 0 HBP: 0 BLK: 0 WP: 0 HR: 0 S: 5 P: 5 ERA: 0.00 WHIP: 0.000			

Chicago Cubs @ Atlanta Braves
Atlanta-Fulton County Stadium, Atlanta, GA
Sun May 02 1982, 3:33 AM EDT
Att: 19,494 - Sunny - 74 F

AB 37
R 10
H 12
RBI 10
BB 8
SO 10
LOB 23



Batter	1	2	3	4	5	6	7	8	9	AB	R	H	RBI	BB	SO	LOB	TOP								
Brett Butler, L OBP: 0.359, SLG: 0.250 (1, 8)	0-3 K	0-0 BB 1B		4-0 1B HR BB	4-0 WP 1B BB		0-0 F3		0-3 1B S	4	2	1	0	2	2	1									
Glenn Hubbard, R OBP: 0.390, SLG: 0.385 (1, 4)	0-0 1B	4-0 2B BB		0-0 1B HR	0-0 WP 1B		0-0 5-3		0-0 BB 1B	5	1	4	3	1	0	0									
Claudell Washington, L OBP: 0.349, SLG: 0.467 (1, 9)	0-0 BB 1B	0-0 G3		0-0 1B HR	0-3 K			0-0 F7	0-0 BB 1B	5	1	2	3	1	1	5									
Dale Murphy, R OBP: 0.382, SLG: 0.616 (1, 7)	0-0 F8		0-0 F7	4-0 G5-4-3 BB	0-0 6-3			4-0 CS BB	0-0 F8	4	0	0	0	2	0	6									
Bob Horner, R OBP: 0.352, SLG: 0.535 Jerry Royster, R OBP: 0.154, SLG: 0.231 (1, 5) (5, 5)	4-0 1B BB		0-0 1B FC5-4	0-0 G5-4-3 1B			0-0 F9		0-3 K	2	1	1	0	1	0	1									
Chris Chambliss, L OBP: 0.385, SLG: 0.518 (1, 3)	0-0 1-3		0-0 1B FC5-4		0-0 E 2B 1B		0-0 F7		0-0 1B WP 1B	5	2	3	0	0	0	3									
Bruce Benedict, R OBP: 0.317, SLG: 0.282 (1, 2)		0-0 6-3	0-0 FC5-4		0-3 K		0-0 E6		0-3 K	5	0	0	1	0	2	3									
Rafael Ramirez, R OBP: 0.284, SLG: 0.393 (1, 6)		0-0 1-3	0-0 F8		0-0 E1 2B		0-0 4-3		0-0 K S 1B 1B	5	2	1	0	0	0	3									
Phil Niekro, R OBP: 0.333, SLG: 0.500 Larry McWilliams, L OBP: 0.697, SLG: 0.500 Rufino Linares, R OBP: 0.387, SLG: 0.433 Gene Garber, R (7, 1) (7, 1)		0-0 BB 1B 1B		0-0 5-3			0-0 G3		0-3 K	3	1	2	2	0	0	0									
Inning Stats	R: 0 E: 0 K: 1 S: 7	H: 2 LOB: 3 BB: 1 P: 11	R: 0 E: 0 K: 0 S: 5	H: 2 LOB: 3 BB: 1 P: 9	R: 1 E: 0 K: 0 S: 5	H: 2 LOB: 1 BB: 0 P: 5	R: 3 E: 0 K: 0 S: 4	H: 2 LOB: 0 BB: 2 P: 12	R: 3 E: 1 K: 2 S: 11	H: 3 LOB: 2 BB: 1 P: 15	R: 0 E: 1 K: 0 S: 4	H: 0 LOB: 1 BB: 0 P: 4	R: 0 E: 0 K: 0 S: 3	H: 0 LOB: 0 BB: 0 P: 3	R: 0 E: 0 K: 1 S: 4	H: 0 LOB: 0 BB: 1 P: 8	R: 3 E: 0 K: 3 S: 13	H: 3 LOB: 2 BB: 1 P: 17	1B: 11 2B: 2 3B: 0 HR: 1	SF: 0 SAC: 0 DP: 1 HBP: 0	WP: 2 PB: 0 SB: 2 CS: 1	PA: 49			
PITCHER	IP	WLS	BF	H	R	ER	SO	BB	IBB	HBP	BLK	WP	HR	S	P	ERA	WHIP								
Eddie Solomon, R ERA: 8.34 Manny Sarmiento, R ERA: 4.5 Rod Scurry, L ERA: 2.25	(1, 1) (5, 1) (7, 1)	4.0 2.0 3.0	L 11 14	24 2 3	9 2 3	5 1 3	5 2 4	1 1 2	0 0 0	0 0 0	0 0 0	0 1 1	0 0 0	22 14 20	38 18 28	11.25 4.50 9.00	3.250 1.500 1.667								

Atlanta Braves @ Pittsburgh Pirates
Three Rivers Stadium, Pittsburgh, PA
Mon May 03 1982, 7:05 PM EDT
Att: 4,636 - Unknown

AB 42
R 10
H 14
RBI 9
BB 7
SO 7
LOB 25



Batter	1	2	3	4	5	6	7	8	9	AB	R	H	RBI	BB	SO	LOB	BOTTOM								
Omar Moreno, L OBP: 0.291, SLG: 0.299 (1, 8)	4-0 CS BB		0-3 K		0-0 1-3		0-0 6-3 1B		0-0 FC6-4 1B	4	0	2	0	1	1	0									
Lee Lacy, R OBP: 0.333, SLG: 0.200 (1, 9)	0-3 K		0-0 CS 1B			0-0 E6 3-1 HR 1B	0-0 6-3		0-0 FC6-4	5	1	2	0	0	1	3									
Bill Madlock, R OBP: 0.370, SLG: 0.471 (1, 5)	0-0 6-3		0-0 P3			0-0 3-1	0-3 K			4	0	0	0	0	1	3									
Jason Thompson, L OBP: 0.442, SLG: 0.722 (1, 3)		0-0 HR		4-0 G5-3 1B BB		4-0 HR BB	0-0 4-3			2	2	1	1	2	0	1									
Mike Easter, L OBP: 0.405, SLG: 0.417 Bill Robinson, R OBP: 0.308, SLG: 0.769 (6, PH) (7, 7)		0-0 1B 1B		0-0 G5-3 1B		0-0 HR		0-3 K		2	0	2	0	0	0	0									
Tony Peña, R OBP: 0.349, SLG: 0.530 (1, 2)		0-0 FC6-4 1B		0-0 G5-3		0-0 HR		0-0 6-3		3	0	1	0	1	0	2									
Johnny Ray, S OBP: 0.344, SLG: 0.378 (1, 4)		0-3 K		0-0 F8		0-0 F9		0-0 4-3		4	0	0	0	0	1	4									
Dale Berra, R OBP: 0.338, SLG: 0.359 Willie Montanez, L OBP: 0.273, SLG: 0.364 (9, PH)		0-0 F7			0-0 6-3		0-0 1B		0-0 F8	3	0	1	0	0	0	2									
Eddie Solomon, R OBP: 0.250, SLG: 0.250 Manny Sarmiento, R (5, 1) Brian Harper, R OBP: 0.200, SLG: 0.200 Rod Scurry, L OBP: 0.500, SLG: 0.500 Willie Stargell, L OBP: 0.200, SLG: 0.222 (9, PH)		0-0 FC6-4		0-0 6-3		0-0 P4		0-0 4-3		1	0	0	0	0	0	2									
Inning Stats	R: 0 E: 0 K: 1 S: 4	H: 0 LOB: 0 BB: 1 P: 8	R: 1 E: 0 K: 1 S: 8	H: 3 LOB: 2 BB: 0 P: 8	R: 0 E: 0 K: 1 S: 5	H: 1 LOB: 0 BB: 0 P: 5	R: 0 E: 0 K: 0 S: 3	H: 1 LOB: 1 BB: 1 P: 7	R: 0 E: 0 K: 0 S: 3	H: 0 LOB: 0 BB: 0 P: 3	R: 3 E: 1 K: 0 S: 6	H: 3 LOB: 2 BB: 2 P: 14	R: 0 E: 0 K: 1 S: 6	H: 1 LOB: 0 BB: 0 P: 6	R: 0 E: 0 K: 1 S: 5	H: 0 LOB: 0 BB: 0 P: 5	R: 0 E: 0 K: 0 S: 4	H: 1 LOB: 1 BB: 0 P: 4	1B: 8 2B: 0 3B: 0 HR: 2	SF: 0 SAC: 0 DP: 1 HBP: 0	WP: 0 PB: 0 SB: 0 CS: 2	PA: 38			
PITCHER	IP	WLS	BF	H	R	ER	SO	BB	IBB	HBP	BLK	WP	HR	S	P	ERA	WHIP								
Phil Niekro, R ERA: 4.91 Larry McWilliams, L ERA: 5.14 Gene Garber, R ERA: 1.21	(1, 1) (6, 1) (7, 1)	5.1 0.2 3.0	W 5 S	22 5 11	6 2 2	3 1 0	3 1 0	0 0 0	0 0 0	0 0 0	0 0 0	0 0 0	0 1 0	4 8 15	8 13.50 0.00	1.688 4.500 0.667									

Atlanta Braves @ Pittsburgh Pirates
Three Rivers Stadium, Pittsburgh, PA
Mon May 03 1982, 7:05 PM EDT
Att: 4,636 - Unknown

AB 34
R 4
H 10
RBI 4
BB 4
SO 5
LOB 19



Batter	1	2	3	4	5	6	7	8	9	AB	R	H	RBI	BB	SO	LOB	TOP				
Brett Butler, L OBP: 0.352, SLG: 0.247 (1, 8)	F8		4-3				3-1		G3	5	0	1	0	0	0	2					
Glenn Hubbard, R OBP: 0.382, SLG: 0.406 (1, 4)	K		F9						1-3	5	1	1	1	0	1	2					
Claudell Washington, L OBP: 0.341, SLG: 0.450 (1, 9)	F7								5-3	5	0	1	0	0	1	2					
Dale Murphy, R OBP: 0.387, SLG: 0.644 (1, 7)			6-3							4	2	2	1	0	0	1					
Bob Horner, R OBP: 0.370, SLG: 0.581 (1, 5)										3	1	2	2	1	0	0					
Chris Chambliss, L OBP: 0.370, SLG: 0.494 (1, 3)										4	0	0	0	0	1	2					
Biff Pocoroba, S OBP: 0.400, SLG: 0.471 (1, 2)										2	0	0	0	1	0	2					
Rafael Ramirez, R OBP: 0.298, SLG: 0.358 (1, 6)										1	0	0	0	1	0	1					
Preston Hanna, R OBP: 0.478, SLG: 0.339 (4, 1)										0	0	0	0	0	0	0					
Larry Whisenton, L OBP: 0.295, SLG: 0.320 (7, PH)										1	0	0	0	0	0	1					
José Álvarez, R OBP: 0.321, SLG: 0.200 (7, 1)										0	0	0	0	0	0	0					
Bob Watson, R OBP: 0.285, SLG: 0.220 (8, PH)										1	0	0	0	0	0	1					
Larry McWilliams, L OBP: 0.267, SLG: 0.200 (8, 1)										0	0	0	0	0	0	0					
Joe Cowley, R OBP: 0.200, SLG: 0.200 (1, 1)										1	0	0	0	0	0	2					
Jerry Royster, R OBP: 0.188, SLG: 0.250 (4, 6)										3	0	1	0	0	2	1					
Inning Stats	R: 0 E: 0 K: 1 S: 5	H: 0 LOB: 0 BB: 0 P: 5	R: 1 E: 0 K: 0 S: 4	H: 1 LOB: 2 BB: 2 P: 12	R: 0 E: 0 K: 0 S: 4	H: 1 LOB: 1 BB: 0 P: 4	R: 0 E: 0 K: 1 S: 6	H: 1 LOB: 0 BB: 0 P: 6	R: 0 E: 0 K: 1 S: 3	H: 0 LOB: 1 BB: 1 P: 3	R: 0 E: 0 K: 0 S: 5	H: 0 LOB: 1 BB: 1 P: 9	R: 3 E: 0 K: 0 S: 6	H: 3 LOB: 1 BB: 0 P: 7	R: 0 E: 0 K: 0 S: 4	H: 1 LOB: 1 BB: 0 P: 4	1B: 5 2B: 0 3B: 0 HR: 3	SF: 0 SAC: 0 DP: 0 HBP: 1	WP: 0 PB: 0 SB: 0 CS: 0	PA: 39	
PITCHER	IP	WLS	BF	H	R	ER	SO	BB	IBB	HBP	BLK	WP	HR	S	P	ERA	WHIP				
Don Robinson, R ERA: 3.9 (1, 1)	7.1	W	32	7	4	4	5	3	0	0	0	0	3	39	51	4.91	1.364				
Rod Scurry, L ERA: 2.2 (8, 1)	0.1		2	0	0	0	0	0	0	1	0	0	0	1	2	0.00	0.000				
Kent Tekulve, R ERA: 1.42 (8, 1)	1.1		5	1	0	0	0	0	0	0	0	0	0	5	5	0.00	0.750				

Atlanta Braves @ Pittsburgh Pirates
Three Rivers Stadium, Pittsburgh, PA
Tue May 04 1982, 7:05 PM EDT
Att: 4,836 - Unknown

AB 35
R 4
H 8
RBI 4
BB 3
SO 5
LOB 17



Batter	1	2	3	4	5	6	7	8	9	AB	R	H	RBI	BB	SO	LOB	BOTTOM				
Omar Moreno, L OBP: 0.315, SLG: 0.324 (1, 8)	F9 2B		F9 1B							5	3	4	0	0	0	0					
Johnny Ray, S OBP: 0.347, SLG: 0.391 (1, 4)	F9		1B S							5	1	2	1	0	1	3					
Dave Parker, L OBP: 0.356, SLG: 0.487 (1, 9)			F9							4	1	1	1	1	1	4					
Jason Thompson, L OBP: 0.455, SLG: 0.732 (1, 3)			F9							3	1	2	1	1	0	2					
Bill Madlock, R OBP: 0.365, SLG: 0.461 (1, 5)			F9							4	1	1	1	0	0	4					
Mike Easter, L OBP: 0.397, SLG: 0.453 (1, 7)	FC6									4	1	1	4	0	1	2					
Tony Peña, R OBP: 0.333, SLG: 0.506 (1, 2)			5-3							4	0	0	0	0	2	1					
Jim Smith, R OBP: 0.400, SLG: 0.400 (1, 6)										4	0	2	0	0	1	0					
Don Robinson, R OBP: 0.250, SLG: 0.250 (1, 1)										3	0	0	0	0	1	2					
Rod Scurry, L OBP: 0.500, SLG: 0.500 (8, 1)										0	0	0	0	0	0	0					
Kent Tekulve, R (8, 1)										1	0	0	0	0	0	0					
Inning Stats	R: 2 E: 0 K: 0 S: 6	H: 3 LOB: 1 BB: 0 P: 6	R: 0 E: 0 K: 0 S: 3	H: 1 LOB: 0 BB: 0 P: 3	R: 5 E: 0 K: 1 S: 9	H: 4 LOB: 0 BB: 1 P: 13	R: 1 E: 0 K: 1 S: 7	H: 2 LOB: 2 BB: 1 P: 11	R: 0 E: 0 K: 1 S: 6	H: 1 LOB: 1 BB: 0 P: 6	R: 0 E: 0 K: 1 S: 5	H: 0 LOB: 0 BB: 0 P: 5	R: 0 E: 0 K: 2 S: 8	H: 1 LOB: 1 BB: 0 P: 8	R: 0 E: 1 K: 1 S: 7	H: 1 LOB: 2 BB: 0 P: 7	1B: 9 2B: 3 3B: 0 HR: 1	SF: 0 SAC: 0 DP: 0 HBP: 0	WP: 0 PB: 0 SB: 3 CS: 1	PA: 39	
PITCHER	IP	WLS	BF	H	R	ER	SO	BB	IBB	HBP	BLK	WP	HR	S	P	ERA	WHIP				
Joe Cowley, R ERA: 4.97 (1, 1)	3.1	L	20	8	8	8	2	1	0	0	0	0	0	13	27	21.60	3.000				
Preston Hanna, R ERA: 3.18 (4, 1)	2.2		10	1	0	0	2	1	0	0	0	0	0	8	8	0.00	1.000				
José Álvarez, R ERA: 0.31 (7, 1)	1.0		4	1	0	0	2	0	0	0	0	0	0	7	7	0.00	1.000				
Larry McWilliams, L ERA: 4.8 (8, 1)	1.0		5	1	0	0	1	0	0	0	0	0	0	7	7	0.00	1.000				

Atlanta Braves @ Pittsburgh Pirates
Three Rivers Stadium, Pittsburgh, PA
Tue May 04 1982, 7:05 PM EDT
Att: 4,836 - Unknown

AB 37
R 8
H 13
RBI 8
BB 2
SO 7
LOB 18



Batter	1	2	3	4	5	6	7	8	9	AB	R	H	RBI	BB	SO	LOB	TOP										
Brett Butler, L OBP: 0.336, SLG: 0.235 (1, 8)	0-0 6-3	0-0 6-3			0-0 4-3		0-0 L4		0-0 6-3	5	0	0	0	0	0	4											
Glenn Hubbard, R OBP: 0.393, SLG: 0.406 (1, 4)	0-0 G3-6-1 1B		0-0 6-3		0-0 1-3 1B		0-0 5-3		0-0 6-3	5	0	2	0	0	0	2											
Claudell Washington, L OBP: 0.326, SLG: 0.429 (1, 9)	0-0 G3-6-1 1-2		0-0 F8		0-0 1-3 1-2			0-3 K		4	0	0	0	0	1	2											
Dale Murphy, R OBP: 0.391, SLG: 0.630 (1, 7)		4-0 2B E BB	0-0 5-3		0-0 5-3			4-0 FC5 1B BB		2	1	0	0	2	0	1											
Bob Horner, R OBP: 0.375, SLG: 0.590 Jerry Royster, R OBP: 0.188, SLG: 0.250 (8, PR) (8, 5)		0-0 1-3 E 2B		0-0 E6 G4-6-3		0-0 5-3		0-0 1-2 1B		4	1	2	0	0	0	0											
Chris Chambliss, L OBP: 0.365, SLG: 0.484 (1, 3)		0-0 E6 1B FC1-2 2H 3H		0-0 G4-6-3 1-2		0-0 4-3		0-0 F8		4	0	1	1	0	0	3											
Bruce Benedict, R OBP: 0.276, SLG: 0.308 Bob Watson, R OBP: 0.276, SLG: 0.308 Matt Sinatro, R OBP: 0.250, SLG: 0.143 (8, PH) (8, 2)		0-0 5-3		0-0 E 1B		0-0 6-3		0-0 FC5 2-3		3	0	1	0	0	0	1											
Rafael Ramirez, R OBP: 0.297, SLG: 0.394 (1, 6)		0-0 FC1-2 1B 2-3		0-0 E6 1-2			0-0 F7		0-0 6-3 1B	4	0	2	0	0	0	1											
Rick Mahler, R Larry McWilliams, L OBP: 0.607, SLG: 0.500 Larry Whisenton, L OBP: 0.500, SLG: 0.421 Steve Bedrosian, R Biff Pocoreba, S OBP: 0.361, SLG: 0.444 (9, PH)		0-0 FC1-2		0-3 K			0-0 1B		0-0 6-3 1-2	2	0	0	0	0	1	4											
Inning Stats	R: 0 E: 0 K: 0 S: 3	H: 1 LOB: 0 BB: 0 P: 3	R: 2 E: 1 K: 0 S: 6	H: 3 LOB: 2 BB: 1 P: 10	R: 0 E: 0 K: 0 S: 3	H: 0 LOB: 0 BB: 0 P: 3	R: 0 E: 2 K: 1 S: 7	H: 1 LOB: 2 BB: 0 P: 7	R: 0 E: 0 K: 0 S: 4	H: 0 LOB: 0 BB: 0 P: 3	R: 0 E: 0 K: 0 S: 4	H: 1 LOB: 1 BB: 0 P: 4	R: 0 E: 0 K: 1 S: 6	H: 1 LOB: 2 BB: 1 P: 10	R: 0 E: 0 K: 0 S: 4	H: 1 LOB: 1 BB: 0 P: 4	1B: 8 2B: 1 3B: 0 HR: 0	SF: 0 SAC: 0 DP: 2 HBP: 0	WP: 0 PA: 38 PB: 0 SB: 0 CS: 0								
PITCHER	IP	WLS	BF	H	R	ER	SO	BB	IBB	HBP	BLK	WP	HR	S	P	ERA	WHIP										
Rick Rhoden, R ERA: 6.5 (1, 1)	7.1	W	32	8	2	2	2	2	0	0	0	0	0	34	42	2.46	1.364										
Rod Scurry, L ERA: 2.15 (8, 1)	0.1		1	0	0	0	0	0	0	0	0	0	0	1	1	0.00	0.000										
Kent Tekulve, R ERA: 1.33 (8, 1)	1.1	S	5	1	0	0	0	0	0	0	0	0	0	5	5	0.00	0.750										

Atlanta Braves @ Pittsburgh Pirates
Three Rivers Stadium, Pittsburgh, PA
Wed May 05 1982, 7:05 PM EDT
Att: 6,595 - Unknown

AB 36
R 2
H 9
RBI 1
BB 2
SO 2
LOB 21



Batter	1	2	3	4	5	6	7	8	9	AB	R	H	RBI	BB	SO	LOB	BOTTOM										
Omar Moreno, L OBP: 0.321, SLG: 0.330 (1, 8)	0-0 G3 1B	0-0 1-2 2H 1B		0-0 3-1 2-3		0-3 K				4	1	2	1	0	1	1											
Johnny Ray, S OBP: 0.333, SLG: 0.374 (1, 4)	0-0 G3 1-3	0-0 4-3		0-0 4-3		0-3 K				4	0	0	0	0	1	4											
Dave Parker, L OBP: 0.351, SLG: 0.476 (1, 9)	0-3 K		0-0 6-3		0-0 F8		0-0 CS 1B			4	0	1	0	0	1	1											
Jason Thompson, L OBP: 0.476, SLG: 0.741 (1, 3)	0-0 1B 3H		0-0 1B		0-0 G3 1B		4-0 G5-4-3 BB			3	0	3	1	1	0	0											
Bill Madlock, R OBP: 0.360, SLG: 0.452 (1, 5)	0-0 L4		0-0 G4-6-3 1B		0-0 G3 1-2		0-0 G5-4-3 1-2			4	0	1	0	0	0	3											
Mike Easter, L OBP: 0.390, SLG: 0.433 (1, 7)		0-0 F8	0-0 G4-6-3 1-2		4-0 IBB		0-3 K			3	0	0	0	1	1	2											
Tony Peña, R OBP: 0.330, SLG: 0.495 (1, 2)		0-3 K		0-0 SH3-4 2B 1B		0-3 K		0-0 F8		4	1	1	0	0	2	2											
Jim Smith, R OBP: 0.625, SLG: 0.857 (1, 6)		4-0 1B BB		0-0 SH3-4 1-2		0-0 SF7 3B		0-0 1B		2	2	2	0	1	0	0											
Rick Rhoden, R OBP: 0.286, SLG: 0.692 Rod Scurry, L OBP: 0.500, SLG: 0.500 Kent Tekulve, R (8, 1)		0-0 1B		0-0 3-1 2B		0-0 SF7		0-0 6-3		2	0	2	2	0	0	0											
Inning Stats	R: 1 E: 0 K: 1 S: 7	H: 2 LOB: 1 BB: 0 P: 7	R: 1 E: 0 K: 1 S: 7	H: 2 LOB: 2 BB: 1 P: 11	R: 0 E: 0 K: 0 S: 4	H: 2 LOB: 1 BB: 0 P: 4	R: 1 E: 0 K: 0 S: 5	H: 2 LOB: 1 BB: 0 P: 5	R: 0 E: 0 K: 1 S: 6	H: 1 LOB: 2 BB: 1 P: 10	R: 1 E: 0 K: 2 S: 8	H: 1 LOB: 0 BB: 0 P: 8	R: 0 E: 0 K: 0 S: 2	H: 1 LOB: 1 BB: 1 P: 6	R: 0 E: 0 K: 1 S: 6	H: 1 LOB: 1 BB: 0 P: 6	1B: 10 2B: 1 3B: 1 HR: 0	SF: 1 SAC: 1 DP: 2 HBP: 0	WP: 0 PA: 36 PB: 0 SB: 1 CS: 1								
PITCHER	IP	WLS	BF	H	R	ER	SO	BB	IBB	HBP	BLK	WP	HR	S	P	ERA	WHIP										
Rick Mahler, R ERA: 2.82 (1, 1)	5.1	L	27	10	4	4	3	1	1	0	0	0	0	31	39	6.75	2.062										
Larry McWilliams, L ERA: 4.6 (6, 1)	0.2		2	0	0	0	2	0	0	0	0	0	0	6	6	0.00	0.000										
Steve Bedrosian, R ERA: 1.27 (7, 1)	2.0		7	2	0	0	1	1	0	0	0	0	0	8	12	0.00	1.500										

Atlanta Braves @ Pittsburgh Pirates
Three Rivers Stadium, Pittsburgh, PA
Wed May 05 1982, 7:05 PM EDT
Att: 6,595 - Unknown

AB 31
R 4
H 12
RBI 4
BB 3
SO 6
LOB 14



Batter	1	2	3	4	5	6	7	8	9	AB	R	H	RBI	BB	SO	LOB	TOP					
Brett Butler, L OBP: 0.333, SLG: 0.241 (1, 8)										5	1	3	0	0	1	3	Atlanta Braves @ St. Louis Cardinals Busch Stadium, St. Louis, MO Sat May 08 1982, 7:05 PM CDT Att: 49,062 - Unknown					
Glenn Hubbard, R OBP: 0.379, SLG: 0.394 (1, 4)										4	1	1	0	0	1	2						
Claudell Washington, L OBP: 0.324, SLG: 0.430 (1, 9)										5	1	2	3	0	0	1						
Dale Murphy, R OBP: 0.408, SLG: 0.630 (1, 7)										4	1	2	0	1	1	2						
Bob Horner, R OBP: 0.381, SLG: 0.609 (1, 5)										5	1	1	0	0	0	4						
Chris Chambliss, L OBP: 0.386, SLG: 0.490 (1, 3)										3	1	1	0	2	1	0						
Bruce Benedict, R OBP: 0.330, SLG: 0.293 (1, 2)										5	0	2	2	0	1	2						
Rafael Ramirez, R OBP: 0.315, SLG: 0.386 (1, 6)										4	0	1	1	1	0	2						
Phil Niekro, R OBP: 0.286, SLG: 0.429 (6, 1)										1	0	0	0	0	0	1						
Steve Bedrosian, R OBP: 0.307, SLG: 0.500 (7, PH)										0	0	0	0	0	0	0						
Larry McWilliams, L OBP: 0.307, SLG: 0.500 (7, PH)										0	0	0	0	0	0	0						
Ken Smith, L OBP: 0.299, SLG: 0.326 (7, PH)										1	1	1	0	0	0	0						
Bob Watson, R OBP: 0.299, SLG: 0.326 (7, PH)										1	0	0	0	0	0	3						
Rick Camp, R OBP: 0.299, SLG: 0.326 (7, PH)										0	0	0	0	0	0	0						
Inning Stats	R: 0 E: 0 K: 1 S: 6	H: 1 LOB: 1 BB: 0 P: 6	R: 2 E: 0 K: 1 S: 8	H: 4 LOB: 2 BB: 0 P: 8	R: 0 E: 0 K: 0 S: 4	H: 1 LOB: 1 BB: 0 P: 4	R: 0 E: 1 K: 1 S: 6	H: 0 LOB: 1 BB: 0 P: 6	R: 0 E: 0 K: 1 S: 5	H: 1 LOB: 0 BB: 0 P: 5	R: 0 E: 0 K: 1 S: 6	H: 1 LOB: 2 BB: 1 P: 10	R: 4 E: 0 K: 0 S: 7	H: 4 LOB: 3 BB: 3 P: 19	R: 1 E: 1 K: 0 S: 5	H: 2 LOB: 1 BB: 0 P: 5	R: 0 E: 0 K: 1 S: 5	H: 0 LOB: 0 BB: 0 P: 5	1B: 12 2B: 1 3B: 1 HR: 0	SF: 0 SAC: 2 DP: 0 HBP: 0	WP: 1 PB: 0 SB: 3 CS: 1	PA: 44
PITCHER	IP	WLS	BF	H	R	ER	SO	BB	IBB	HBP	BLK	WP	HR	S	P	ERA	WHIP					
Bob Forsch, R ERA: 3.99 (1, 1)	6.1		31	11	5	5	5	0	1	0	0	0	0	39	43	7.11	1.737					
Doug Bair, R ERA: 1.59 (7, 1)	0.1		5	1	1	1	0	2	1	0	0	1	0	2	14	27.00	9.000					
Dave LaPoint, L ERA: 5.4 (7, 1)	0.1		1	0	0	0	0	0	0	0	0	0	0	1	1	0.00	0.000					
Bruce Sutter, R ERA: 1.74 (8, 1)	2.0	W	8	2	1	1	1	0	0	0	0	0	0	10	10	4.50	1.000					

Batter	1	2	3	4	5	6	7	8	9	AB	R	H	RBI	BB	SO	LOB	BOTTOM					
Lonnie Smith, R OBP: 0.409, SLG: 0.517 (1, 8)										4	3	2	0	1	0	0	Atlanta Braves @ St. Louis Cardinals Busch Stadium, St. Louis, MO Sat May 08 1982, 7:05 PM CDT Att: 49,062 - Unknown					
Ozzie Smith, S OBP: 0.376, SLG: 0.471 (1, 6)										5	1	2	1	0	0	1						
Keith Hernandez, L OBP: 0.429, SLG: 0.396 (1, 3)										2	1	1	1	2	0	0						
George Hendrick, R OBP: 0.356, SLG: 0.584 (1, 9)										4	1	2	1	0	0	1						
Dane Iorg, L OBP: 0.384, SLG: 0.365 (6, PH)										2	0	0	0	0	0	1						
Gene Tenace, R OBP: 0.600, SLG: 1.000 (6, PH)										0	0	0	0	0	0	0						
Tito Landrum, R OBP: 0.059, SLG: 0.059 (7, PH)										0	0	0	0	0	0	0						
Orlando Sanchez, L OBP: 0.300, SLG: 0.125 (7, PH)										0	0	0	0	0	0	0						
Bruce Sutter, R OBP: 0.321, SLG: 0.455 (1, 2)										4	1	2	3	0	1	0						
Ken Oberkfell, L OBP: 0.364, SLG: 0.353 (1, 5)										4	0	1	0	0	0	2						
Tom Herr, S OBP: 0.326, SLG: 0.345 (1, 4)										3	1	0	0	1	0	1						
Bob Forsch, R OBP: 0.300, SLG: 0.400 (1, 1)										2	0	0	0	0	0	1						
Doug Bair, R ERA: 1.54 (7, 1)										0	0	0	0	0	0	0						
Dave LaPoint, L ERA: 4.41 (7, 1)										0	0	0	0	0	0	0						
Steve Braun, L OBP: 0.367, SLG: 0.308 (7, PH)										2	0	0	0	0	0	1						
Inning Stats	R: 0 E: 0 K: 0 S: 3	H: 0 LOB: 0 BB: 0 P: 3	R: 0 E: 0 K: 1 S: 5	H: 0 LOB: 0 BB: 0 P: 5	R: 0 E: 0 K: 0 S: 3	H: 1 LOB: 1 BB: 1 P: 8	R: 1 E: 1 K: 0 S: 4	H: 1 LOB: 1 BB: 1 P: 8	R: 0 E: 0 K: 0 S: 3	H: 0 LOB: 0 BB: 0 P: 3	R: 3 E: 0 K: 0 S: 6	H: 3 LOB: 2 BB: 2 P: 14	R: 2 E: 0 K: 0 S: 6	H: 3 LOB: 2 BB: 1 P: 10	R: 1 E: 0 K: 0 S: 4	H: 1 LOB: 0 BB: 0 P: 4	R: 1 E: 1 K: 0 S: 1	H: 1 LOB: 1 BB: 1 P: 5	1B: 8 2B: 1 3B: 0 HR: 1	SF: 0 SAC: 0 DP: 0 HBP: 0	WP: 0 PB: 0 SB: 3 CS: 1	PA: 38
PITCHER	IP	WLS	BF	H	R	ER	SO	BB	IBB	HBP	BLK	WP	HR	S	P	ERA	WHIP					
Phil Niekro, R ERA: 4.5 (6, 1)	0.0		1	1	0	0	0	0	0	0	0	0	0	1	1	-	-					
Steve Bedrosian, R ERA: 1.54 (6, 1)	0.0		1	1	0	0	0	0	0	0	0	0	0	1	1	-	-					
Larry McWilliams, L ERA: 4.41 (7, 1)	0.1		3	1	1	1	0	0	1	0	1	0	0	2	6	27.00	3.000					
Rick Camp, R ERA: 5.3 (7, 1)	2.0	L	13	5	4	3	0	2	0	0	0	0	1	11	19	13.50	3.500					

Atlanta Braves @ St. Louis Cardinals
 Busch Stadium, St. Louis, MO
 Sat May 08 1982, 7:05 PM CDT
 Att: 49,062 - Unknown

AB 38
 R 7
 H 14
 RBI 6
 BB 4
 SO 6
 LOB 20



Atlanta Braves @ St. Louis Cardinals
 Busch Stadium, St. Louis, MO
 Sat May 08 1982, 7:05 PM CDT
 Att: 49,062 - Unknown

AB 33
 R 8
 H 10
 RBI 6
 BB 5
 SO 1
 LOB 10



Batter	1	2	3	4	5	6	7	8	9	AB	R	H	RBI	BB	SO	LOB	TOP					
Brett Butler , L (1, 8) OBP: 0.328, SLG: 0.239	0-0 1-3		0-0 L1-6 SH1-3 1B		0-3 K		0-0 F7		0-0 P5	5	0	1	0	0	1	1						
Glenn Hubbard , R (1, 4) OBP: 0.376, SLG: 0.393	0-0 G4-6-3 1B		0-0 SH1-3 1-2		0-0 F7		0-0 G3			3	0	1	0	0	0	0						
Claudell Washington , L (1, 9) OBP: 0.311, SLG: 0.412	0-0 G4-6-3 1-2		0-0 L1-6 2-3		0-0 4-3				0-0 4-3	4	0	0	0	0	0	2						
Dale Murphy , R (1, 7) OBP: 0.411, SLG: 0.631		0-0 1B 2B		4-0 1B 6-3 BB		0-3 K		0-0 F7		3	1	1	0	1	1	0						
Bob Horner , R (1, 5) OBP: 0.394, SLG: 0.644		0-0 1B 2H 1B		0-0 F8		0-0 HR		4-0 BB		3	1	2	2	1	0	1						
Chris Chambliss , L (1, 3) OBP: 0.381, SLG: 0.481		0-0 2-3 1B		0-0 6-3 1-2		0-0 6-3		0-0 3-1		4	0	1	0	0	0	2						
Bruce Benedict , R (1, 2) OBP: 0.337, SLG: 0.294		0-0 L4		4-0 1B BB		0-0 5-3			0-0 F9 S 1B	3	0	1	0	1	0	2	AB 33					
Rafael Ramirez , R (1, 6) OBP: 0.322, SLG: 0.400		0-3 K		0-0 1-2 2-3 1B		0-0 E 2B			0-0 F9	4	1	2	0	0	1	3	R 3					
Joe Cowley , R (1, 1) OBP: 0.167, SLG: 0.167		0-3 K		0-0 F7		0-0 5-3			0-0 P6	2	0	0	0	0	1	5	H 9					
Preston Hanna , R (4, 1)										0	0	0	0	0	0	0	RBI 2					
Steve Bedrosian , R (6, 1)										0	0	0	0	0	0	0	BB 3					
Larry Whisenton , L (7, FH) OBP: 0.458, SLG: 0.381										1	0	0	0	0	0	0	SO 4					
Gene Garber , R (7, 1) OBP: 0.381, SLG: 0.481										1	0	0	0	0	0	1	LOB 17					
Inning Stats	R: 0 E: 0 K: 0 S: 3	H: 1 LOB: 0 BB: 0 P: 3	R: 1 E: 0 K: 2 S: 10	H: 3 LOB: 2 BB: 0 P: 10	R: 0 E: 0 K: 0 S: 3	H: 1 LOB: 0 BB: 2 P: 3	R: 0 E: 0 K: 0 S: 4	H: 1 LOB: 3 BB: 2 P: 12	R: 0 E: 0 K: 1 S: 5	H: 0 LOB: 0 BB: 0 P: 5	R: 1 E: 0 K: 1 S: 6	H: 1 LOB: 0 BB: 0 P: 6	R: 1 E: 1 K: 0 S: 4	H: 1 LOB: 0 BB: 0 P: 4	R: 0 E: 0 K: 0 S: 3	H: 0 LOB: 1 BB: 1 P: 7	R: 0 E: 0 K: 0 S: 4	H: 1 LOB: 1 BB: 0 P: 4	1B: 6 2B: 3 3B: 0 HR: 1	SF: 0 SAC: 1 DP: 2 HBP: 0	WP: 0 PB: 0 SB: 1 CS: 0	PA: 37
PITCHER	IP	WLS	BF	H	R	ER	SO	BB	IBB	HBP	BLK	WP	HR	S	P	ERA	WHIP					
Joaquin Andujar , R (1, 1) ERA: 2.9	7.0	L	29	8	3	2	4	2	0	0	0	0	1	35	43	2.57	1.429					
Andy Rincon , R (8, 1) ERA: 4.88	2.0		8	1	0	0	0	1	0	0	0	0	0	7	11	0.00	1.000					

Atlanta Braves @ St. Louis Cardinals
 Busch Stadium, St. Louis, MO
 Sun May 09 1982, 3:33 AM CDT
 Att: 25,115 - Unknown

AB 33
 R 3
 H 9
 RBI 2
 BB 3
 SO 4
 LOB 17



Batter	1	2	3	4	5	6	7	8	9	AB	R	H	RBI	BB	SO	LOB	BOTTOM					
Lonnie Smith , R (1, 8) OBP: 0.404, SLG: 0.516	0-0 CS 2B		0-0 P3			0-0 F8	0-3 K			4	0	1	0	0	1	2						
Ozzie Smith , S (1, 6) OBP: 0.365, SLG: 0.453	0-0 4-3 2-3			0-0 6-3		0-0 6-3	0-0 1-3			4	0	0	0	0	0	3						
Keith Hernandez , L (1, 3) OBP: 0.423, SLG: 0.385	0-3 K			0-0 4-3		4-0 1B BB		0-0 F8		3	0	0	0	1	1	0						
George Hendrick , R (1, 9) OBP: 0.352, SLG: 0.568		0-0 P5		0-0 5-3		0-0 BB 1B		0-0 F9		4	0	1	0	0	0	0						
Dane Iorg , L (1, 7) OBP: 0.377, SLG: 0.348	0-0 1-3				0-0 E4 F8 WP	4-0 BB 1B		0-0 4-3		3	0	0	0	1	0	0						
Darrell Porter , L (1, 2) OBP: 0.319, SLG: 0.441	4-0 BB				0-0 F7	0-0 F9		0-0 F7		3	0	0	0	1	0	4						
Ken Oberkfell , L (1, 5) OBP: 0.356, SLG: 0.333	0-0 F9				4-0 FC4-6 BB		0-0 4-3		0-0 G3	3	0	0	0	1	0	1	AB 30					
Tom Herr , S (1, 4) OBP: 0.331, SLG: 0.345			0-0 6-3		0-0 F8	0-0 BB 1B		4-0 BB		3	0	1	0	1	0	2	R 0					
Joaquin Andujar , S (1, 1) OBP: 0.211, SLG: 0.211					0-0 F7	4-0 FC4-6 BB		0-3 K		2	0	0	0	0	0	2	H 3					
Steve Braun , L (7, FH) OBP: 0.387, SLG: 0.308										0	0	0	0	1	0	0	RBI 0					
Andy Rincon , R (8, 1) OBP: 0.111, SLG: 0.111										0	0	0	0	0	0	0	BB 6					
Gene Tenace , R (8, FH) OBP: 0.571, SLG: 0.933					1-2 BB					1	0	0	0	0	1	1	SO 3					
Inning Stats	R: 0 E: 0 K: 1 S: 5	H: 1 LOB: 0 BB: 0 P: 5	R: 0 E: 0 K: 0 S: 3	H: 0 LOB: 1 BB: 1 P: 7	R: 0 E: 0 K: 0 S: 3	H: 0 LOB: 0 BB: 0 P: 3	R: 0 E: 0 K: 0 S: 3	H: 0 LOB: 0 BB: 0 P: 3	R: 0 E: 1 K: 0 S: 4	H: 0 LOB: 2 BB: 1 P: 8	R: 0 E: 0 K: 0 S: 4	H: 1 LOB: 3 BB: 2 P: 12	R: 0 E: 0 K: 1 S: 6	H: 1 LOB: 2 BB: 1 P: 10	R: 0 E: 0 K: 0 S: 3	H: 0 LOB: 0 BB: 0 P: 3	R: 0 E: 0 K: 1 S: 5	H: 0 LOB: 1 BB: 1 P: 9	1B: 2 2B: 1 3B: 0 HR: 0	SF: 0 SAC: 0 DP: 0 HBP: 0	WP: 1 PB: 0 SB: 0 CS: 1	PA: 36
PITCHER	IP	WLS	BF	H	R	ER	SO	BB	IBB	HBP	BLK	WP	HR	S	P	ERA	WHIP					
Joe Cowley , R (1, 1) ERA: 4.34	3.2		12	1	0	0	1	1	0	0	0	0	0	13	17	0.00	0.545					
Preston Hanna , R (4, 1) ERA: 2.7	2.0	W	10	1	0	0	0	2	0	0	0	1	0	8	16	0.00	1.500					
Steve Bedrosian , R (6, 1) ERA: 1.52	0.1		2	0	0	0	0	1	0	0	0	0	0	1	5	0.00	3.000					
Gene Garber , R (7, 1) ERA: 0.99	3.0	S	12	1	0	0	2	2	0	0	0	0	0	14	22	0.00	1.000					

Atlanta Braves @ St. Louis Cardinals
 Busch Stadium, St. Louis, MO
 Sun May 09 1982, 3:33 AM CDT
 Att: 25,115 - Unknown

AB 30
 R 0
 H 3
 RBI 0
 BB 6
 SO 3
 LOB 15



Batter	1	2	3	4	5	6	7	8	9	AB	R	H	RBI	BB	SO	LOB	TOP							
Brett Butler, L OBP: 0.326, SLG: 0.239 Rufino Linares, R OBP: 0.406, SLG: 0.452	K		F9				G3		FC6-4	4	0	1	0	0	1	1								
Glenn Hubbard, R OBP: 0.371, SLG: 0.393	6-3			1B	2B			6-3	K	5	1	1	0	0	1	3								
Claudell Washington, L OBP: 0.324, SLG: 0.416	F8			G5-4-3	HBP			1B	FC6-4	4	1	2	0	0	0	1								
Dale Murphy, R OBP: 0.406, SLG: 0.617		5-3			G5-4-3			K		4	0	1	1	0	1	2								
Bob Horner, R OBP: 0.398, SLG: 0.638		F7		G5-4-3						4	1	2	0	0	0	2								
Chris Chambliss, L OBP: 0.385, SLG: 0.509				K						4	1	2	3	0	1	2								
Biff Pocoroba, S OBP: 0.391, SLG: 0.250 Jerry Royster, R OBP: 0.188, SLG: 0.250		G3								4	0	1	0	0	0	0								
Rafael Ramirez, R OBP: 0.322, SLG: 0.398 Larry Whisenton, L OBP: 0.458, SLG: 0.381 Bob Watson, R OBP: 0.281, SLG: 0.286 Al Hrabosky, R OBP: 1.000, SLG: 1.000			6-3						K	3	0	1	0	0	0	0								
Rick Mahler, R OBP: 0.265, SLG: 0.293 Larry McWilliams, L OBP: 0.267, SLG: 0.500 Rick Camp, R OBP: 0.320, SLG: 0.239 Ken Smith, L OBP: 0.320, SLG: 0.239 Steve Bedrosian, R OBP: 0.333, SLG: 0.295			G3							2	0	1	0	0	0	0								
Inning Stats	R: 0 E: 0 K: 1 S: 5	H: 0 LOB: 0 BB: 0 P: 5	R: 1 E: 0 K: 0 S: 4	H: 1 LOB: 0 BB: 0 P: 4	R: 0 E: 0 K: 0 S: 3	H: 0 LOB: 0 BB: 0 P: 3	R: 1 E: 0 K: 1 S: 6	H: 2 LOB: 1 BB: 0 P: 7	R: 0 E: 0 K: 0 S: 5	H: 2 LOB: 2 BB: 0 P: 5	R: 0 E: 0 K: 0 S: 4	H: 2 LOB: 1 BB: 0 P: 4	R: 0 E: 0 K: 0 S: 4	H: 1 LOB: 1 BB: 0 P: 4	R: 2 E: 0 K: 2 S: 11	H: 4 LOB: 2 BB: 0 P: 11	R: 0 E: 0 K: 1 S: 6	H: 1 LOB: 1 BB: 0 P: 6	1B: 11 2B: 2 3B: 0 HR: 1	SF: 0 SAC: 0 DP: 1 HBP: 1	WP: 0 PB: 1 SB: 0 CS: 1	PA: 39		
PITCHER	IP WLS BF H R ER SO BB IBB HBP BLK WP HR S P ERA WHIP	7.0 W 28 8 2 2 2 0 0 1 0 0 1 31 32 2.57 1.143	0.2 S 6 4 2 2 1 0 0 0 0 0 0 8 8 27.00 6.000	1.1 S 5 1 0 0 2 0 0 0 0 0 0 9 9 0.00 0.750																				

Atlanta Braves @ Chicago Cubs
Wrigley Field, Chicago, IL
Tue May 11, 1982, 3:33 AM CDT
Att: 11,876 - Sunny - 83 F

AB 38
R 4
H 13
RBI 4
BB 0
SO 5
LOB 14



Batter	1	2	3	4	5	6	7	8	9	AB	R	H	RBI	BB	SO	LOB	BOTTOM							
Steve Henderson, R OBP: 0.317, SLG: 0.351 Gary Woods, R OBP: 0.365, SLG: 0.443	K		6-3							3	1	1	0	0	1	1								
Bump Willis, S OBP: 0.356, SLG: 0.395 Junior Kennedy, R OBP: 0.276, SLG: 0.296			G3							2	0	1	0	1	0	1								
Bill Buckner, L OBP: 0.305, SLG: 0.355	K									4	1	0	0	0	1	3								
Keith Moreland, R OBP: 0.405, SLG: 0.649		K								4	0	0	0	0	2	1								
Leon Durham, L OBP: 0.379, SLG: 0.455		4-3								3	1	1	1	0	0	0								
Jody Davis, R OBP: 0.279, SLG: 0.487	K									3	2	2	3	0	1	0								
Larry Bowa, S OBP: 0.237, SLG: 0.225			4-3							3	0	0	0	0	0	0								
23 Ryne Sandberg, R OBP: 0.223, SLG: 0.293										3	1	1	0	0	0	0								
Doug Bird, R OBP: 0.167, SLG: 0.167 Dan Briggs, L OBP: 0.125, SLG: 0.125 Lee Smith, R OBP: 0.146 Willie Hernandez, L OBP: 1.46										2	0	1	1	0	0	0								
Inning Stats	R: 0 E: 0 K: 2 S: 7	H: 1 LOB: 1 BB: 0 P: 7	R: 0 E: 0 K: 2 S: 7	H: 0 LOB: 0 BB: 0 P: 7	R: 1 E: 0 K: 0 S: 5	H: 2 LOB: 1 BB: 0 P: 5	R: 0 E: 0 K: 0 S: 3	H: 0 LOB: 0 BB: 0 P: 3	R: 1 E: 0 K: 0 S: 4	H: 1 LOB: 0 BB: 0 P: 4	R: 4 E: 1 K: 1 S: 8	H: 3 LOB: 0 BB: 1 P: 12	R: 0 E: 0 K: 0 S: 3	H: 0 LOB: 0 BB: 0 P: 3	R: 0 E: 0 K: 0 S: 2	H: 0 LOB: 0 BB: 1 P: 6	1B: 4 2B: 2 3B: 0 HR: 2	SF: 0 SAC: 0 DP: 1 HBP: 0	WP: 0 PB: 0 SB: 2 CS: 2	PA: 31				
PITCHER	IP WLS BF H R ER SO BB IBB HBP BLK WP HR S P ERA WHIP	5.2 L 22 5 4 4 5 1 0 0 0 0 1 31 35 6.35 1.059	0.0 L 1 1 0 0 0 0 0 0 0 0 0 1 1 - -	0.1 L 2 1 2 2 0 0 0 0 0 0 1 2 2 54.00 3.000	1.0 L 3 0 0 0 0 0 0 0 0 0 0 3 3 0.00 0.000	1.0 L 3 0 0 0 0 1 0 0 0 0 0 2 6 0.00 1.000																		

Atlanta Braves @ Chicago Cubs
Wrigley Field, Chicago, IL
Tue May 11, 1982, 3:33 AM CDT
Att: 11,876 - Sunny - 83 F

AB 29
R 6
H 7
RBI 5
BB 2
SO 5
LOB 6



Batter	1	2	3	4	5	6	7	8	9	AB	R	H	RBI	BB	SO	LOB	TOP			
Claudell Washington, L (1.9)	0-0 2B 1B		0-0 3-1	0-0 4-3		0-0 L3			0-0 SH5-4 HR 2B	5	2	2	0	0	0	5				
Glenn Hubbard, R (1.4)	0-0 4-3 1-H 2B		0-0 6-3		0-0 5-3	4-0 BB			0-0 SH5-4 2-3	3	1	1	1	1	0	0				
Chris Chambliss, L (1.3)	0-0 4-3 2-3		0-0 P6		0-0 F9	0-0 4-3			0-0 F8	5	0	0	0	0	0	5				
Dale Murphy, R (1.8)	0-0 4-3 3-H			0-0 5-3	0-0 1B				0-0 HR	5	1	2	3	0	0	0				
Bob Horner, R (1.5)	0-0 5-3			0-0 E BB 2B	0-0 6-3				0-0 F9	4	1	1	0	0	0	1				
Randy Johnson, R (7.5)										1	0	0	0	0	0	0				
Larry Whitenton, L (1.7)		0-0 L3		4-0 BB E BB		4-0 E SH 1B BB				2	1	0	0	2	1	0				
Brett Butler, L (9.8)										0	0	0	0	0	0	0				
Bruce Benedict, R (1.2)					0-0 F9				0-0 5-3	3	0	1	0	0	0	2				
Rafael Ramirez, R (1.6)					0-0 F9				0-0 5-3	4	0	0	0	0	0	5				
Bob Walk, R (1.1)					4-0 BB E BB					1	0	0	1	1	0	1				
Ken Smith, L (6, PH)										1	0	1	1	0	0	0				
Steve Bedrosian, R (6.1)										1	0	0	0	0	1	0				
Al Hrabosky, R (8.1)					1-2 2-3 3-H BB					0	0	0	0	0	0	0				
Gene Garber, R (8.1)										0	0	0	0	0	0	0				
Inning Stats	R: 2 E: 0 K: 0 S: 5	H: 2 LOB: 0 BB: 0 P: 5	R: 0 E: 0 K: 0 S: 4	H: 1 LOB: 1 BB: 0 P: 4	R: 0 E: 0 K: 0 S: 3	H: 0 LOB: 0 BB: 0 P: 3	R: 1 E: 1 K: 0 S: 5	H: 1 LOB: 3 BB: 2 P: 13	R: 0 E: 0 K: 0 S: 4	H: 0 LOB: 0 BB: 0 P: 5	R: 0 E: 0 K: 1 S: 5	H: 0 LOB: 0 BB: 0 P: 5	R: 0 E: 0 K: 1 S: 5	H: 0 LOB: 0 BB: 0 P: 5	R: 2 E: 0 K: 0 S: 5	H: 2 LOB: 0 BB: 0 P: 5	1B: 4 2B: 3 3B: 0 HR: 1	SF: 0 SAC: 2 DP: 0 HBP: 0	WP: 0 PB: 0 SB: 0 CS: 0	PA: 41
PITCHER	IP WLS BF H R ER SO BB IBB HBP BLK WP HR S P ERA WHIP																			
Randy Martz, R (1.1)	5.0 L 25 5 4 3 0 3 0 0 0 0 0 0 22 34 5.40 1.600																			
Dick Tidrow, R (6.1)	2.0 8 1 0 0 1 1 0 0 0 0 0 0 9 13 0.00 1.000																			
Bill Campbell, R (8.1)	2.0 8 2 2 2 1 0 0 0 0 0 0 1 10 10 9.00 1.000																			

Atlanta Braves @ Chicago Cubs
Wrigley Field, Chicago, IL
Wed May 12 1982, 3:33 AM CDT
Att. 11,392 - Sunny - 65 F

AB 35
R 6
H 8
RBI 6
BB 4
SO 2
LOB 19



Batter	1	2	3	4	5	6	7	8	9	AB	R	H	RBI	BB	SO	LOB	BOTTOM			
Steve Henderson, R (1.7)	0-0 6-3		0-0 F8		0-3 K				4-0 BB	3	0	0	0	1	1	1				
Bump Wills, S (1.4)	0-3 K		0-0 S 2B 1B		0-0 E1 1B				0-0 F7	4	1	2	1	0	1	1				
Bill Buckner, L (1.3)	0-0 F8		0-0 1B 2B		0-0 G3				0-0 F9	4	0	1	1	0	0	2				
Keith Moreland, R (1.9)		0-0 1B	0-0 F9			0-3 K			0-0 P6	4	0	1	0	0	1	2				
Leon Durham, L (1.8)		0-0 P3		0-0 HR		0-3 K			0-0 E3 FC3-6	4	1	1	1	0	1	1				
Jody Davis, R (1.2)		0-3 K		0-3 K		0-3 K			0-0 P2	4	0	0	0	0	3	2				
Larry Bowa, S (1.6)		0-0 P6			0-0 F9				0-0 F7	4	0	0	0	0	0	2				
23 Ryne Sandberg, R (1.5)			0-0 SH1-4 1B 1B		0-0 6-3				0-0 FC3-6 FC6-4	4	0	0	0	0	0	2				
Randy Martz, L (1.1)					0-0 SH1-4					1	0	0	0	0	0	0				
Dick Tidrow, R (6.1)										0	0	0	0	0	0	0				
Dan Briggs, L (7, PH)										1	0	0	0	0	0	0				
Bill Campbell, R (8.1)										0	0	0	0	0	0	0				
Inning Stats	R: 0 E: 0 K: 1 S: 5	H: 0 LOB: 0 BB: 0 P: 5	R: 0 E: 0 K: 1 S: 6	H: 1 LOB: 1 BB: 0 P: 6	R: 2 E: 0 K: 0 S: 6	H: 3 LOB: 1 BB: 0 P: 6	R: 1 E: 0 K: 1 S: 6	H: 1 LOB: 0 BB: 0 P: 6	R: 0 E: 0 K: 3 S: 9	H: 0 LOB: 0 BB: 0 P: 9	R: 0 E: 0 K: 1 S: 5	H: 0 LOB: 0 BB: 0 P: 5	R: 0 E: 0 K: 0 S: 3	H: 0 LOB: 1 BB: 1 P: 7	R: 0 E: 1 K: 0 S: 4	H: 0 LOB: 1 BB: 0 P: 4	1B: 4 2B: 1 3B: 0 HR: 1	SF: 0 SAC: 1 DP: 0 HBP: 0	WP: 0 PB: 0 SB: 1 CS: 0	PA: 35
PITCHER	IP WLS BF H R ER SO BB IBB HBP BLK WP HR S P ERA WHIP																			
Bob Walk, R (1.1)	5.0 W 21 6 3 3 4 0 0 0 0 0 0 0 15 19 5.40 1.200																			
Steve Bedrosian, R (6.1)	2.1 8 0 0 0 4 1 0 0 0 0 0 0 15 19 0.00 0.429																			
Al Hrabosky, L (8.1)	0.1 1 0 0 0 0 0 0 0 0 0 0 0 1 1 0.00 0.000																			
Gene Garber, R (8.1)	1.1 S 5 0 0 0 0 0 0 0 0 0 0 0 5 5 0.00 0.000																			

Atlanta Braves @ Chicago Cubs
Wrigley Field, Chicago, IL
Wed May 12 1982, 3:33 AM CDT
Att. 11,392 - Sunny - 65 F

AB 33
R 3
H 6
RBI 3
BB 1
SO 8
LOB 12



Batter	1	2	3	4	5	6	7	8	9	AB	R	H	RBI	BB	SO	LOB	TOP										
Lonnie Smith, R OBP: 0.391, SLG: 0.492 (1, 8)										5	1	2	0	0	1	3											
Tom Herr, S OBP: 0.345, SLG: 0.344 Mike Ramsey, S OBP: 0.360, SLG: 0.458 (1, 4)										0	1	0	0	1	0	0											
Keith Hernandez, L OBP: 0.420, SLG: 0.380 (1, 3)										5	1	2	1	0	0	2											
George Hendrick, R OBP: 0.346, SLG: 0.559 (1, 9)										5	1	1	1	0	0	2											
Gene Tenace, R OBP: 0.593, SLG: 0.895 (1, 2)										3	2	1	0	1	0	0											
Ken Oberkfell, L OBP: 0.403, SLG: 0.385 (1, 5)										4	2	3	1	1	0	0											
Tito Landrum, R OBP: 0.150, SLG: 0.300 Willie McGee, S OBP: 0.250, SLG: 0.143 (5, PH)										2	1	2	3	0	0	0											
Ozzie Smith, S OBP: 0.349, SLG: 0.422 (1, 6)										4	0	1	2	0	1	2											
Bob Forsch, R OBP: 0.318, SLG: 0.409 Dave LaPoint, L (4, 1)										2	0	1	0	0	0	0											
Julio Gonzalez, R OBP: 0.262, SLG: 0.381 Andy Rincon, R OBP: 0.111, SLG: 0.111 Bruce Sutter, R (7, 1)										0	0	0	0	0	0	0											
Inning Stats	R: 2 E: 0 K: 0 S: 4	H: 2 LOB: 1 BB: 1 P: 8	R: 2 E: 0 K: 0 S: 5	H: 3 LOB: 0 BB: 0 P: 5	R: 2 E: 0 K: 1 S: 8	H: 3 LOB: 2 BB: 1 P: 12	R: 0 E: 0 K: 0 S: 3	H: 1 LOB: 0 BB: 0 P: 3	R: 3 E: 0 K: 0 S: 7	H: 5 LOB: 2 BB: 1 P: 11	R: 0 E: 0 K: 0 S: 3	H: 0 LOB: 0 BB: 0 P: 3	R: 0 E: 0 K: 1 S: 5	H: 0 LOB: 0 BB: 0 P: 5	R: 1 E: 0 K: 0 S: 5	H: 3 LOB: 2 BB: 0 P: 6	1B: 14 2B: 2 3B: 0 HR: 1	SF: 0 SAC: 0 DP: 3 HBP: 1	WP: 2 PB: 0 SB: 1 CS: 1	PA: 43							
PITCHER	IP	WLS	BF	H	R	ER	SO	BB	IBB	HBP	BLK	WP	HR	S	P	ERA	WHIP										
Ken Dayley, L ERA: 27.0	1.1	L	9	5	4	4	0	1	0	0	0	1	1	8	12	27.00	4.500										
Preston Hanna, R ERA: 4.99	3.0		15	6	5	5	1	1	1	0	0	0	0	15	23	15.00	2.333										
Al Hrabosky, L ERA: 0.96	2.2		10	3	0	0	0	0	0	0	0	0	0	10	10	0.00	1.125										
Rick Camp, R ERA: 5.57	2.0		9	3	1	1	1	0	0	1	0	1	0	10	11	4.50	1.500										

St. Louis Cardinals @ Atlanta Braves
Atlanta-Fulton County Stadium, Atlanta, GA
Thu May 13 1982, 7:05 PM EDT
Att: 16,244 - Unknown - 74 F

AB 39
R 10
H 17
RBI 9
BB 3
SO 2
LOB 12



Batter	1	2	3	4	5	6	7	8	9	AB	R	H	RBI	BB	SO	LOB	BOTTOM										
Claudell Washington, L OBP: 0.339, SLG: 0.468 (1, 9)										5	1	3	3	0	0	2											
Glenn Hubbard, R OBP: 0.376, SLG: 0.403 (1, 4)										4	2	1	0	1	0	1											
Chris Chambliss, L OBP: 0.356, SLG: 0.466 (1, 3)										5	0	0	0	0	0	3											
Dale Murphy, R OBP: 0.406, SLG: 0.675 (1, 8)										5	2	2	4	0	1	1											
Bob Horner, R OBP: 0.402, SLG: 0.637 (1, 5)										4	1	2	0	1	0	0											
Larry Whitenton, L OBP: 0.469, SLG: 0.385 (1, 7)										3	1	1	0	1	1	2											
Bruce Benedict, R OBP: 0.321, SLG: 0.280 (1, 2)										4	0	0	0	0	1	5											
Rafael Ramirez, R OBP: 0.310, SLG: 0.379 (1, 6)										4	0	1	1	0	0	3											
Ken Dayley, L Preston Hanna, R Al Hrabosky, L Brett Butler, R Rick Camp, R Ken Smith, L (1, 1) (2, 1) (5, 1) (7, PH) (8, 1) (9, PH)										0	0	0	0	0	0	0											
Inning Stats	R: 0 E: 0 K: 0 S: 3	H: 4 LOB: 2 BB: 0 P: 7	R: 1 E: 0 K: 0 S: 4	H: 1 LOB: 0 BB: 0 P: 4	R: 2 E: 0 K: 1 S: 7	H: 3 LOB: 1 BB: 0 P: 7	R: 0 E: 0 K: 0 S: 3	H: 0 LOB: 1 BB: 2 P: 10	R: 1 E: 0 K: 1 S: 6	H: 1 LOB: 1 BB: 1 P: 10	R: 0 E: 0 K: 1 S: 6	H: 1 LOB: 1 BB: 0 P: 6	R: 3 E: 0 K: 1 S: 7	H: 2 LOB: 0 BB: 1 P: 11	1B: 4 2B: 5 3B: 0 HR: 3	SF: 0 SAC: 0 DP: 1 HBP: 0	WP: 1 PB: 0 SB: 0 CS: 0	PA: 41									
PITCHER	IP	WLS	BF	H	R	ER	SO	BB	IBB	HBP	BLK	WP	HR	S	P	ERA	WHIP										
Bob Forsch, R ERA: 4.56	3.2		18	7	5	5	1	0	0	0	0	0	0	1	1	0.00	3.000										
Dave LaPoint, L ERA: 5.29	0.1		1	1	0	0	0	0	0	0	0	0	0	1	1	0.00	3.000										
Andy Rincon, R ERA: 4.81	2.1	W	10	1	1	1	0	3	0	0	0	0	0	7	19	3.86	1.714										
Bruce Sutter, R ERA: 2.7	2.2	S	12	3	3	3	3	1	0	0	0	1	2	17	21	10.12	1.500										

St. Louis Cardinals @ Atlanta Braves
Atlanta-Fulton County Stadium, Atlanta, GA
Thu May 13 1982, 7:05 PM EDT
Att: 16,244 - Unknown - 74 F

AB 37
R 9
H 12
RBI 9
BB 4
SO 4
LOB 17




Batter	1	2	3	4	5	6	7	8	9	AB	R	H	RBI	BB	SO	LOB	TOP										
Lonnie Smith, R OBP: 0.400, SLG: 0.496 (1, 8)	4-0 F9-4-3 BB		0-0 1B			0-0 F7			0-0 1B SF8	3	1	2	0	1	0	0	St. Louis Cardinals @ Atlanta Braves Atlanta-Fulton County Stadium, Atlanta, GA Fri May 14 1982, 7:05 PM EDT Att: 28,396 - Unknown - 75 F										
Ozzie Smith, S OBP: 0.354, SLG: 0.433 (1, 6)	0-0 F9-4-3		0-0 5-3			0-0 2B			0-0 1B SF8	4	0	2	0	0	0	2											
Keith Hernandez, L OBP: 0.422, SLG: 0.382 (1, 3)	4-0 BB			0-0 CS 1B		0-3 K			0-0 SF8	2	0	1	1	1	1	1											
George Hendrick, R OBP: 0.333, SLG: 0.536 (1, 9)	0-0 4-3			0-3 K			0-3 K		0-0 F7	4	0	0	0	0	2	3											
Dane Iorg, L OBP: 0.379, SLG: 0.347 (1, 7)		0-0 G4-6-3 1B		0-3 K		0-0 L7			4-0 IBB	3	0	1	0	1	1	1											
Darrell Porter, L OBP: 0.312, SLG: 0.423 Orlando Sanchez, L OBP: 0.231, SLG: 0.091 (3, 2)		0-0 G4-6-3			0-0 F8		0-0 F8		0-0 F7	1	0	0	0	0	0	1											
Ken Oberkfell, L OBP: 0.387, SLG: 0.368 (1, 5)		0-0 P6			0-0 1-3				0-0 4-3	3	0	0	0	0	0	0											
Mike Ramsey, S OBP: 0.357, SLG: 0.444 (1, 4)			0-0 F9		0-0 4-3				0-0 CS 1B	3	0	1	0	0	0	0											
Joaquin Andujar, S OBP: 0.190, SLG: 0.190 Steve Braun, L OBP: 0.394, SLG: 0.321 Doug Bair, R (8, 1)			0-3 K			0-0 P4			0-3 K2-3	2	0	0	0	0	1	0											
									0-0 K	1	0	0	0	0	1	1											
									0-0 K	0	0	0	0	0	0	0											
Inning Stats	R: 0 E: 0 K: 0 S: 2	H: 0 LOB: 1 BB: 2 P: 10	R: 0 E: 0 K: 0 S: 3	H: 1 LOB: 0 BB: 0 P: 3	R: 0 E: 0 K: 1 S: 6	H: 1 LOB: 1 BB: 0 P: 6	R: 0 E: 0 K: 2 S: 7	H: 1 LOB: 0 BB: 0 P: 7	R: 0 E: 0 K: 0 S: 3	H: 0 LOB: 0 BB: 0 P: 3	R: 0 E: 0 K: 1 S: 5	H: 0 LOB: 0 BB: 0 P: 5	R: 0 E: 0 K: 1 S: 5	H: 1 LOB: 1 BB: 1 P: 5	R: 1 E: 0 K: 0 S: 5	H: 2 LOB: 2 BB: 1 P: 9	1B: 6 2B: 2 3B: 0 HR: 0	SF: 1 SAC: 0 DP: 2 HBP: 0	WP: 0 PB: 0 SB: 1 CS: 2	PA: 33							
PITCHER	IP	WLS	BF	H	R	ER	SO	BB	IBB	HBP	BLK	WP	HR	S	P	ERA	WHIP										
Phil Niekro, R ERA: 3.38 Gene Garber, R ERA: 1.21	(1, 1)	8.0	27	5	0	0	6	2	0	0	0	0	0	37	45	0.00	0.875										
	(9, 1)	1.0	W	6	2	1	1	0	0	1	0	0	0	5	9	9.00	2.000										

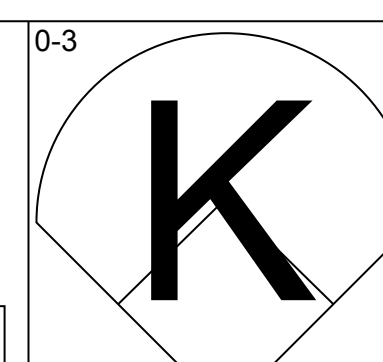
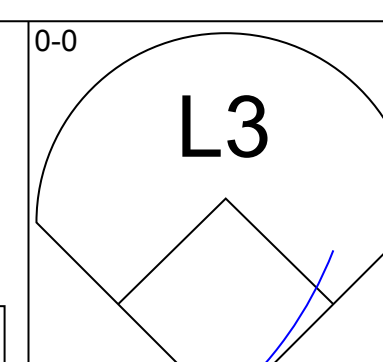
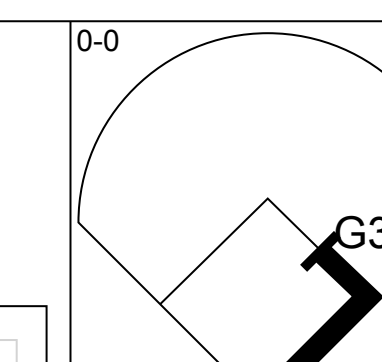
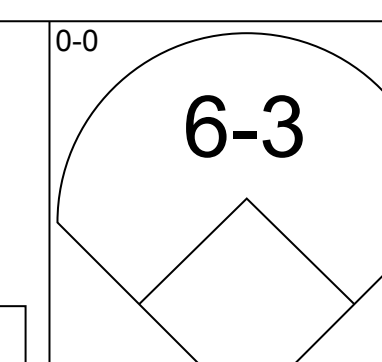
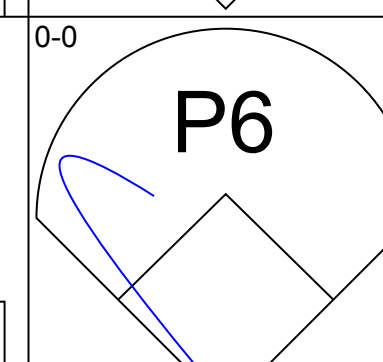
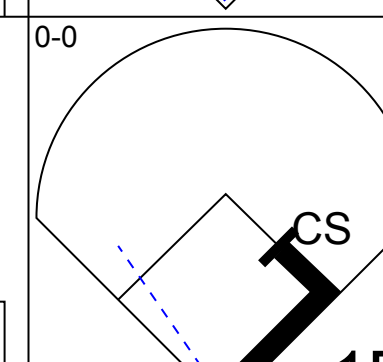
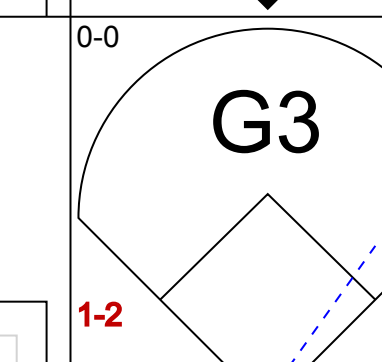
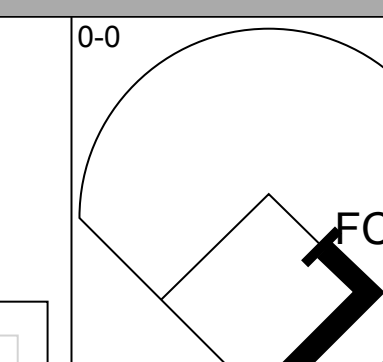
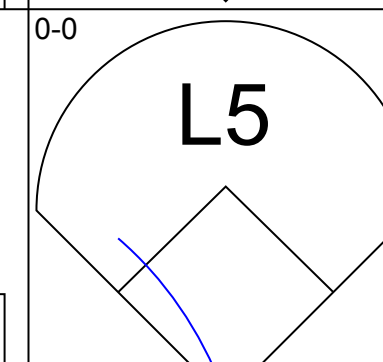
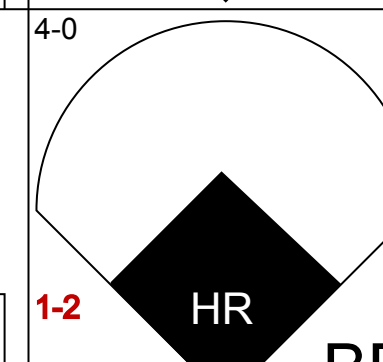
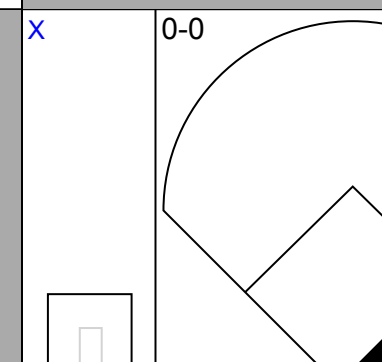
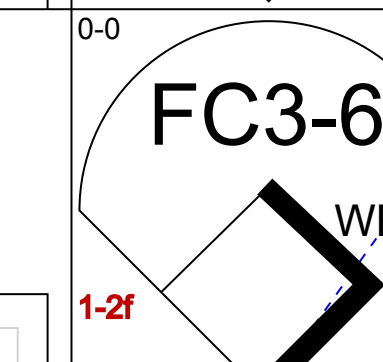
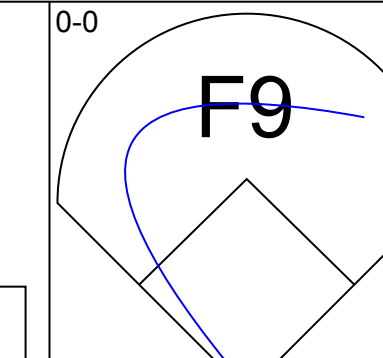
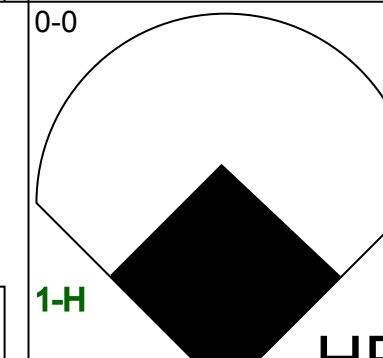
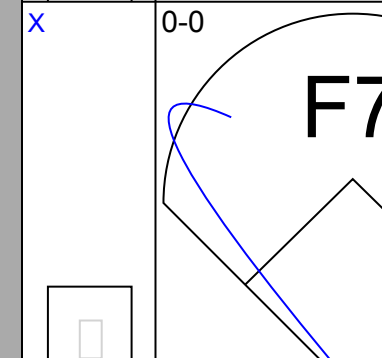
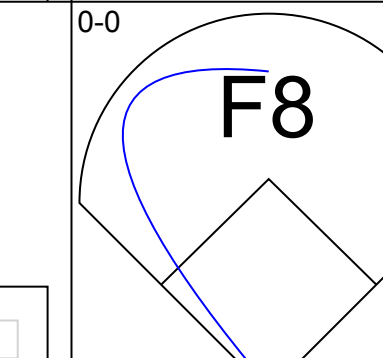
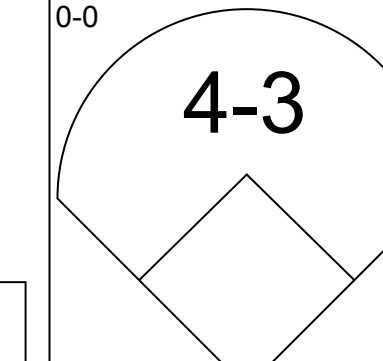
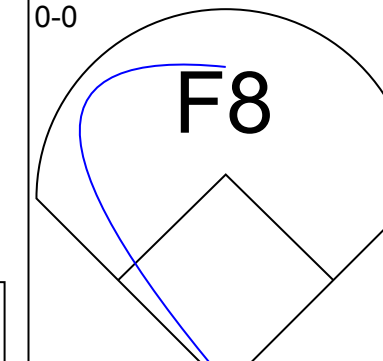
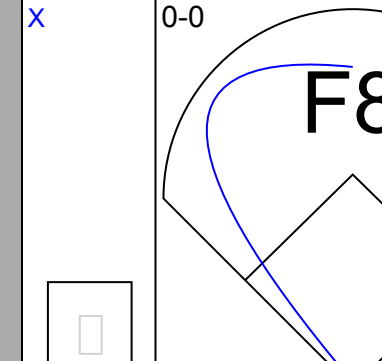
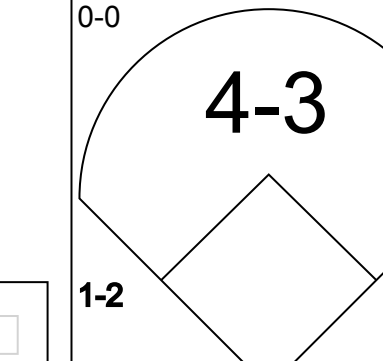
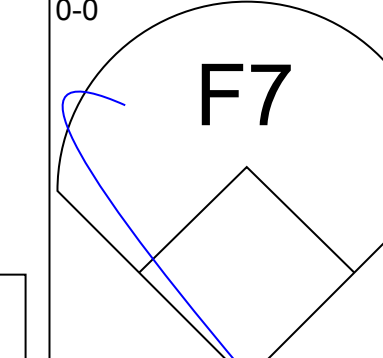
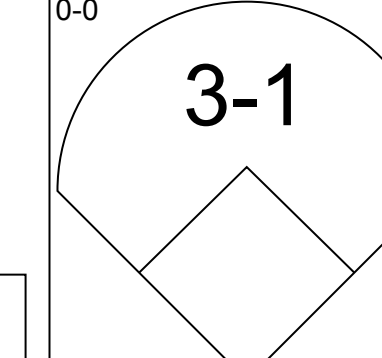
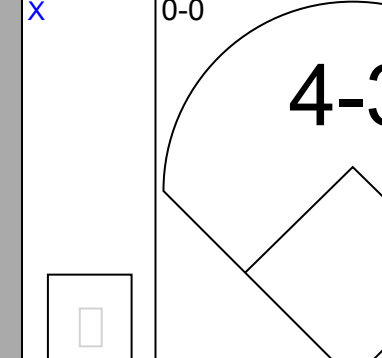
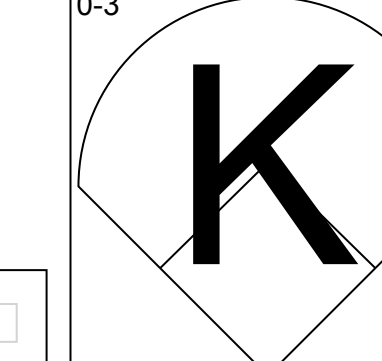
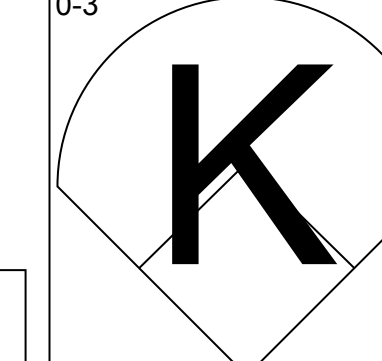
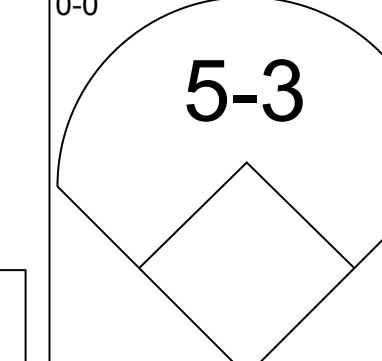
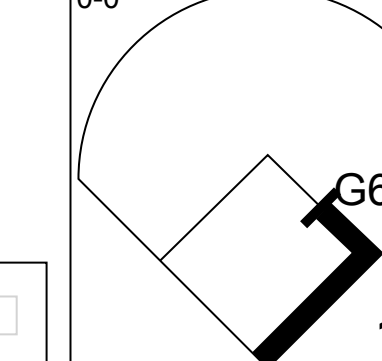
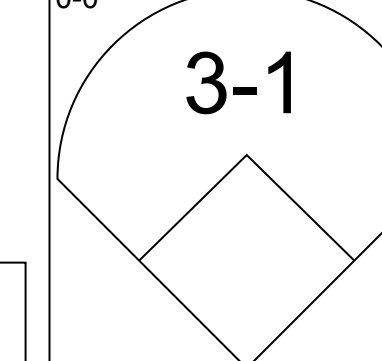
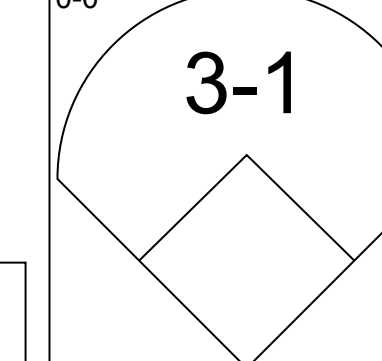
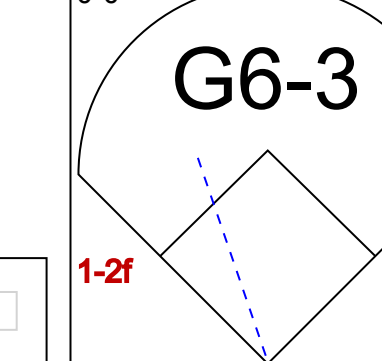
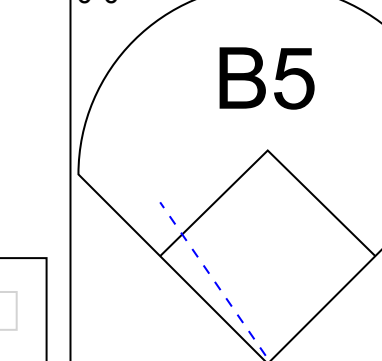
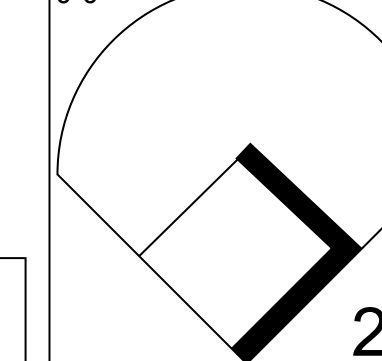
AB	29
R	1
H	7
RBI	1
BB	3
SO	6
LOB	11



Batter	1	2	3	4	5	6	7	8	9	AB	R	H	RBI	BB	SO	LOB	BOTTOM											
Claudell Washington, L OBP: 0.336, SLG: 0.461 (1, 9)	0-0 4-3 6-3 1B		0-0 4-3			0-0 4-3			0-0 4-3	4	0	1	0	0	0	0	St. Louis Cardinals @ Atlanta Braves Atlanta-Fulton County Stadium, Atlanta, GA Fri May 14 1982, 7:05 PM EDT Att: 28,396 - Unknown - 75 F											
Glenn Hubbard, R OBP: 0.366, SLG: 0.391 (1, 4)	0-0 6-3		0-3 K		0-0 F9			0-3 K		4	0	0	0	0	2	1												
Chris Chambliss, L OBP: 0.360, SLG: 0.467 (1, 3)	0-0 4-3		0-0 1B			0-0 5-3			0-0 FC5-4 1B	4	0	2	0	0	0	1												
Dale Murphy, R OBP: 0.394, SLG: 0.653 (8, 7)	0-0 F8		0-0 6-3			0-0 F5			0-0 FC5-4	4	0	0	0	0	0	3												
Bob Horner, R OBP: 0.389, SLG: 0.613 (1, 5)		0-0 F8		0-0 L7		0-3 K			0-0 6-3	4	0	0	0	0	1	0												
Larry Whitenton, L OBP: 0.457, SLG: 0.414 Brett Butler, L OBP: 0.328, SLG: 0.237 (8, 8)		0-3 K		0-0 4-3 2B			0-0 4-3		0-0 G3	3	0	1	0	0	1	0												
Biff Pocoroba, S OBP: 0.367, SLG: 0.500 (1, 2)		4-0 2B BB		0-0 4-3			0-0 4-3		0-0 HR	3	1	1	1	1	0	1												
Rafael Ramirez, R OBP: 0.318, SLG: 0.420 (1, 6)		0-0 1-3 2B		0-0 5-3			0-0 HR			3	1	2	1	0	0	1												
Phil Niekro, R OBP: 0.200, SLG: 0.300 Gene Garber, R (9, 1)		0-0 F8			0-3 K			0-0 F8		3	0	0	0	0	1	2												
										0	0	0	0	0	0	0												
Inning Stats	R: 0 E: 0 K: 0 S: 4	H: 1 LOB: 1 BB: 0 P: 4	R: 0 E: 0 K: 1 S: 6	H: 1 LOB: 1 BB: 1 P: 10	R: 0 E: 0 K: 1 S: 6	H: 1 LOB: 0 BB: 0 P: 6	R: 0 E: 0 K: 0 S: 4	H: 1 LOB: 1 BB: 0 P: 4	R: 0 E: 0 K: 1 S: 5	H: 0 LOB: 0 BB: 0 P: 5	R: 1 E: 0 K: 0 S: 4	H: 1 LOB: 0 BB: 0 P: 4	R: 0 E: 0 K: 1 S: 6	H: 1 LOB: 1 BB: 0 P: 6	R: 1 E: 0 K: 0 S: 3	H: 1 LOB: 0 BB: 0 P: 3	1B: 3 2B: 2 3B: 0 HR: 2	SF: 0 SAC: 0 DP: 0 HBP: 0	WP: 0 PB: 0 SB: 0 CS: 0	PA: 34								
PITCHER	IP	WLS	BF	H	R	ER	SO	BB	IBB	HBP	BLK	WP	HR	S	P	ERA	WHIP											
Joaquin Andujar, R ERA: 2.7 Doug Bair, R ERA: 1.64	(1, 1)	7.0	L	27	5	1	1	4	1	0	0	0	0	34	38	1.29	0.857											
	(8, 1)	1.2	L	7	2	1	1	1	0	0	0	0	0	1	9	9	5.40	1.200										

AB	33
R	2
H	7
RBI	2
BB	1
SO	5
LOB	9

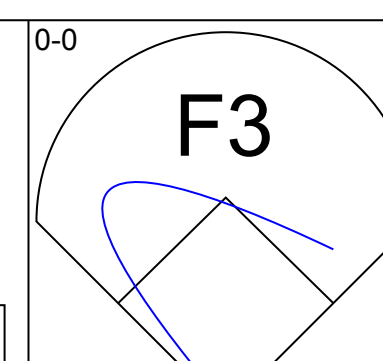
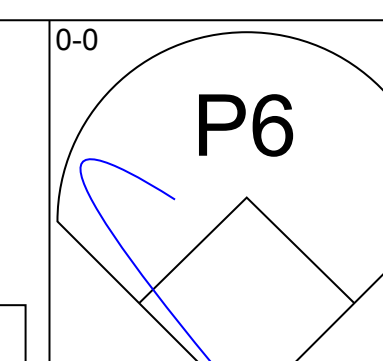
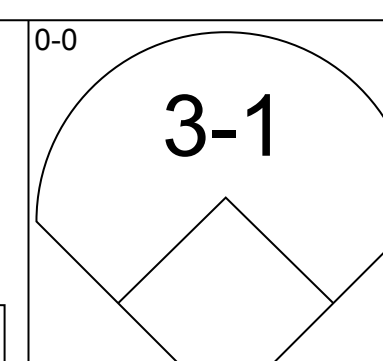
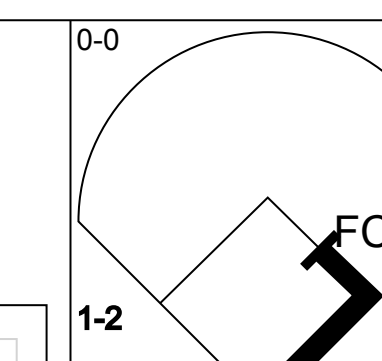
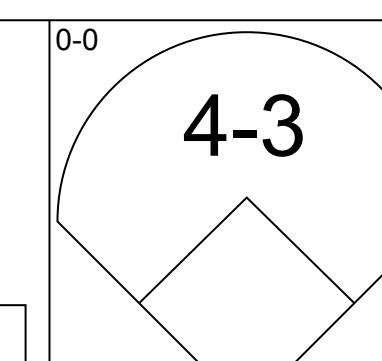
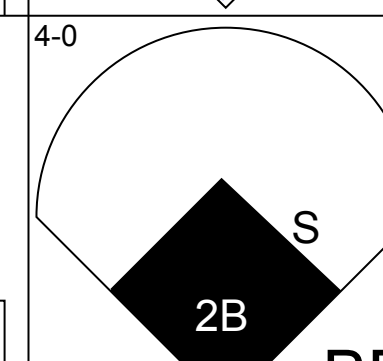
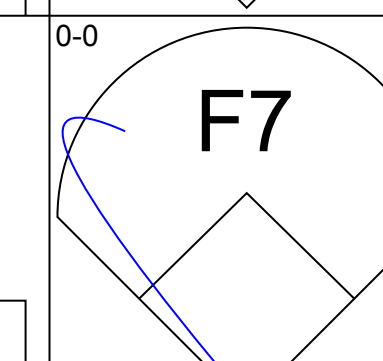
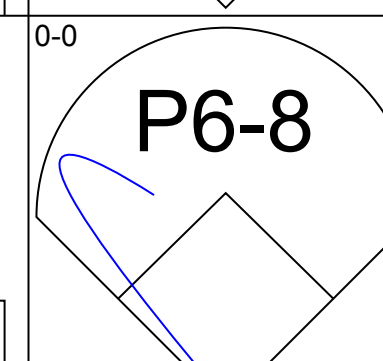
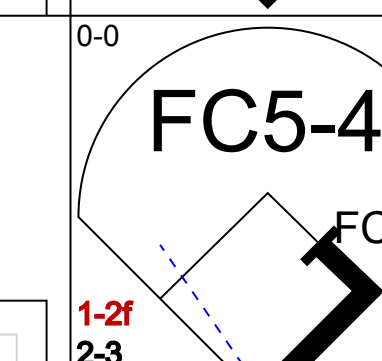
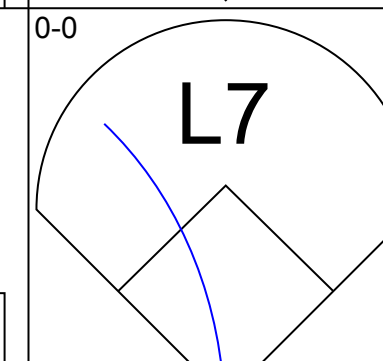
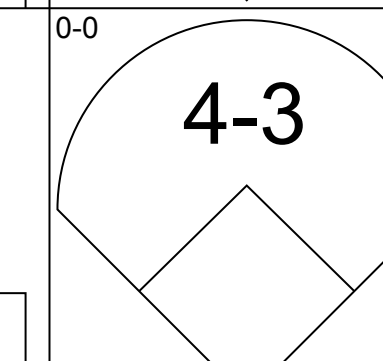
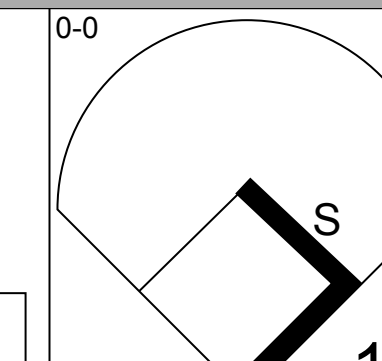
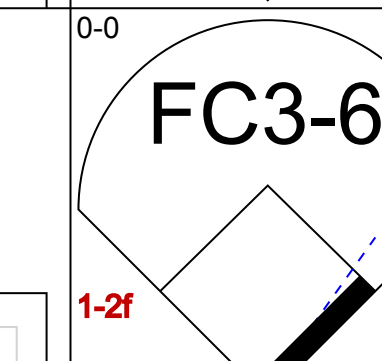
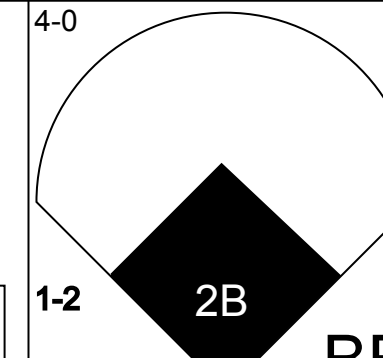
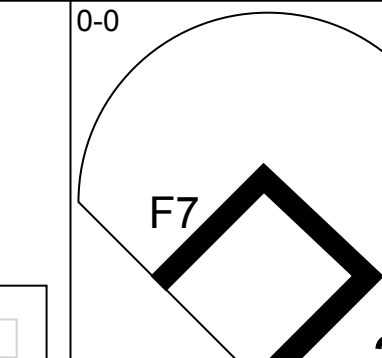
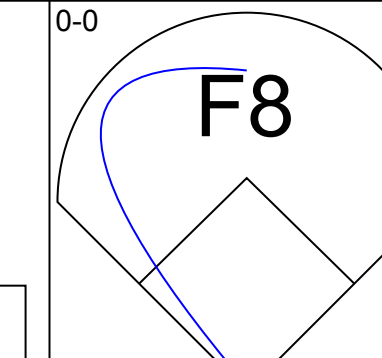
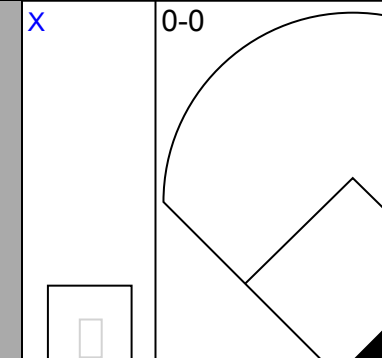
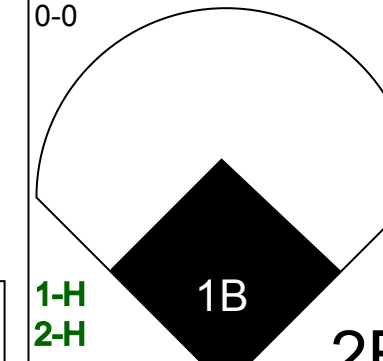
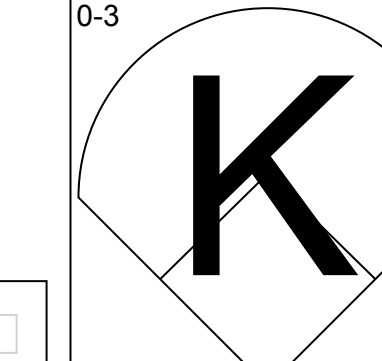
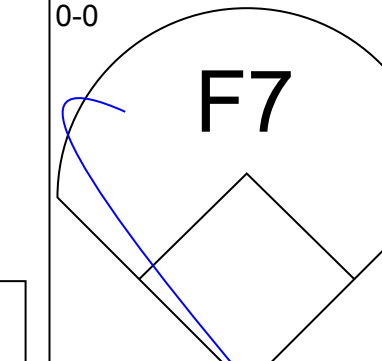
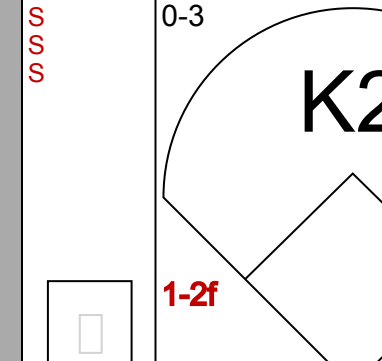
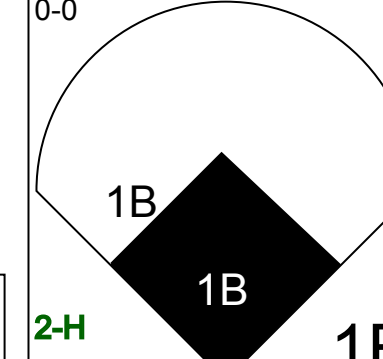
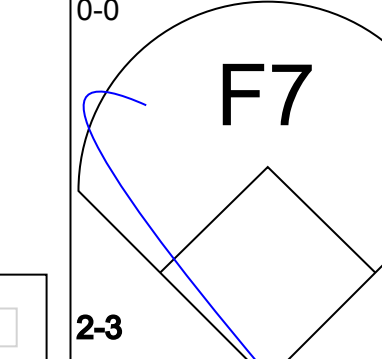
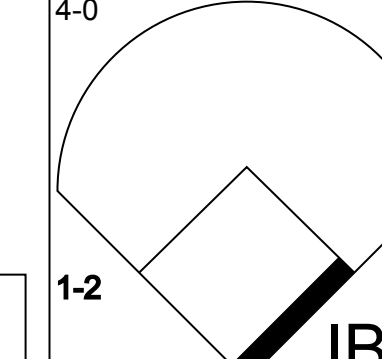
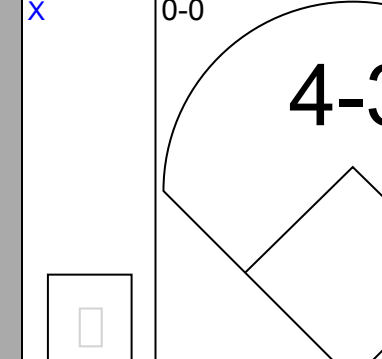
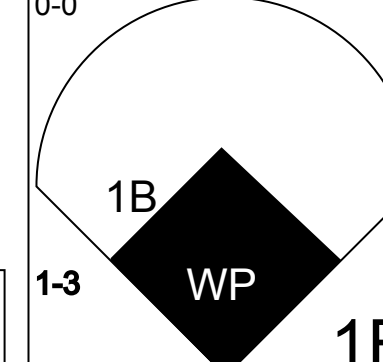
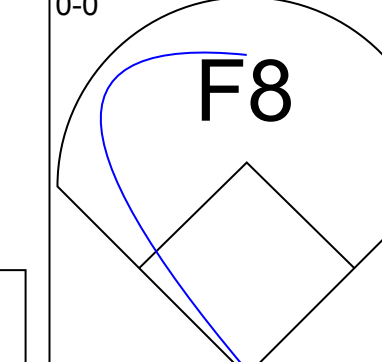
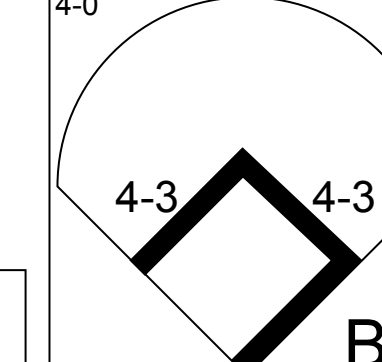
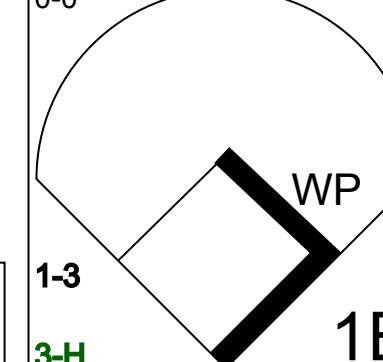
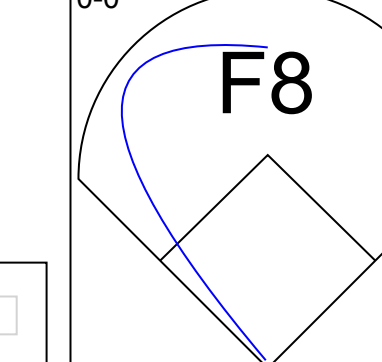
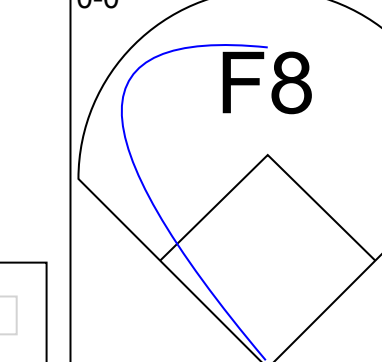
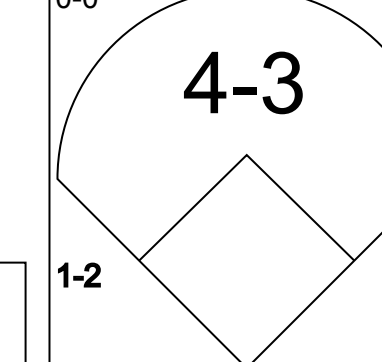
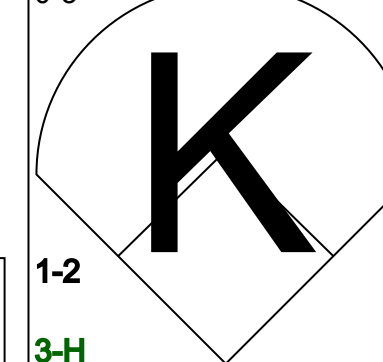
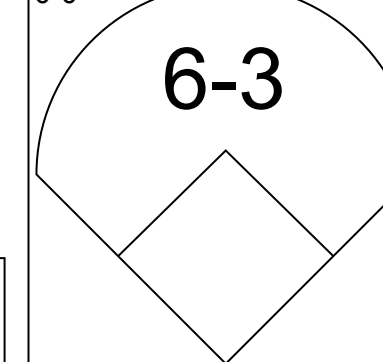
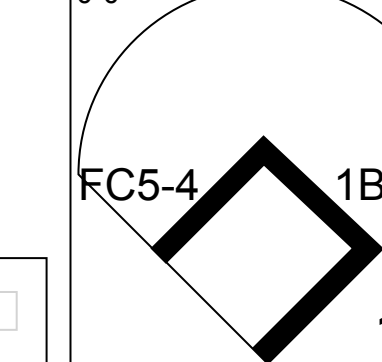
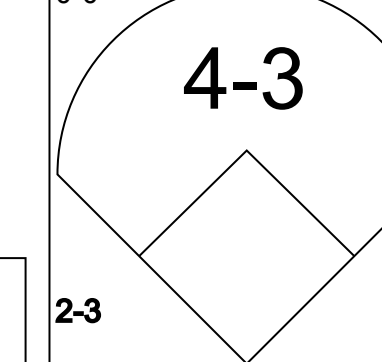


Batter	1	2	3	4	5	6	7	8	9	AB	R	H	RBI	BB	SO	LOB	TOP					
Lonnie Smith, R OBP: 0.412, SLG: 0.531 Andy Rincon, R OBP: 0.111, SLG: 0.111										4	0	1	0	0	1	1						
Ozzie Smith, S OBP: 0.350, SLG: 0.419										4	0	2	0	0	0	1						
Keith Hernandez, L OBP: 0.427, SLG: 0.389										3	1	1	0	1	0	1						
George Hendrick, R OBP: 0.333, SLG: 0.543										4	1	1	2	0	0	2						
Dane Iorg, L OBP: 0.359, SLG: 0.325										4	0	0	0	0	0	2						
Ken Oberkfell, L OBP: 0.373, SLG: 0.347										3	0	0	0	0	0	1						
Orlando Sanchez, L OBP: 0.167, SLG: 0.063										3	0	0	0	0	2	0						
Mike Ramsey, S OBP: 0.343, SLG: 0.471										3	0	1	0	0	0	0						
Steve Mura, R Steve Braun, L Dave LaPoint, L Willie McGee, S										1	0	0	0	0	0	1						
Inning Stats	R: 0 E: 0 K: 1 S: 5	H: 0 LOB: 0 BB: 0 P: 5	R: 0 E: 0 K: 0 S: 3	H: 0 LOB: 0 BB: 0 P: 3	R: 0 E: 0 K: 1 S: 5	H: 1 LOB: 0 BB: 0 P: 5	R: 2 E: 0 K: 0 S: 4	H: 2 LOB: 0 BB: 1 P: 8	R: 0 E: 0 K: 1 S: 5	H: 0 LOB: 0 BB: 0 P: 5	R: 0 E: 0 K: 0 S: 3	H: 1 LOB: 1 BB: 0 P: 4	R: 0 E: 0 K: 0 S: 4	H: 1 LOB: 1 BB: 0 P: 4	R: 0 E: 0 K: 0 S: 4	H: 1 LOB: 1 BB: 0 P: 4	1B: 5 2B: 1 3B: 0 HR: 1	SF: 0 SAC: 0 DP: 1 HBP: 0	WP: 1 PB: 0 SB: 0 CS: 1	PA: 32		
PITCHER Rick Mahler, R ERA: 3.03	IP: 9.0 WLS: W BF: 32 H: 7 R: 2 ER: 2 SO: 3	IP: 9.0 WLS: W BF: 32 H: 7 R: 2 ER: 2 SO: 3	IP: 9.0 WLS: W BF: 32 H: 7 R: 2 ER: 2 SO: 3	IP: 9.0 WLS: W BF: 32 H: 7 R: 2 ER: 2 SO: 3	IP: 9.0 WLS: W BF: 32 H: 7 R: 2 ER: 2 SO: 3	IP: 9.0 WLS: W BF: 32 H: 7 R: 2 ER: 2 SO: 3	IP: 9.0 WLS: W BF: 32 H: 7 R: 2 ER: 2 SO: 3	IP: 9.0 WLS: W BF: 32 H: 7 R: 2 ER: 2 SO: 3	IP: 9.0 WLS: W BF: 32 H: 7 R: 2 ER: 2 SO: 3	IP: 9.0 WLS: W BF: 32 H: 7 R: 2 ER: 2 SO: 3	IP: 9.0 WLS: W BF: 32 H: 7 R: 2 ER: 2 SO: 3	IP: 9.0 WLS: W BF: 32 H: 7 R: 2 ER: 2 SO: 3	IP: 9.0 WLS: W BF: 32 H: 7 R: 2 ER: 2 SO: 3	IP: 9.0 WLS: W BF: 32 H: 7 R: 2 ER: 2 SO: 3	IP: 9.0 WLS: W BF: 32 H: 7 R: 2 ER: 2 SO: 3	IP: 9.0 WLS: W BF: 32 H: 7 R: 2 ER: 2 SO: 3	IP: 9.0 WLS: W BF: 32 H: 7 R: 2 ER: 2 SO: 3	ERA: 2.00 WHIP: 0.889				

St. Louis Cardinals @ Atlanta Braves
Atlanta-Fulton County Stadium, Atlanta, GA
Sun May 16 1982, 3:33 AM EDT
Att: 20,478 - Sunny - 85 F

AB 31
R 2
H 7
RBI 2
BB 1
SO 3
LOB 9



Batter	1	2	3	4	5	6	7	8	9	AB	R	H	RBI	BB	SO	LOB	BOTTOM					
Brett Butler, L OBP: 0.324, SLG: 0.236										5	0	1	0	0	0	1						
Glenn Hubbard, R OBP: 0.357, SLG: 0.375										3	1	0	0	1	0	2						
Claudell Washington, L OBP: 0.326, SLG: 0.435										4	0	1	0	0	0	3						
Dale Murphy, R OBP: 0.417, SLG: 0.659										3	1	2	0	1	0	1						
Bob Horner, R OBP: 0.393, SLG: 0.614										4	1	1	2	0	2	3						
Chris Chambliss, L OBP: 0.369, SLG: 0.492										3	1	1	1	1	0	1						
Biff Pocoroba, S OBP: 0.400, SLG: 0.483										2	1	1	0	2	0	2						
Rafael Ramirez, R OBP: 0.307, SLG: 0.402										4	0	1	1	0	0	3						
Rick Mahler, R OBP: 0.100, SLG: 0.100										4	0	1	0	0	1	2						
Inning Stats	R: 5 E: 0 K: 1 S: 9	H: 4 LOB: 1 BB: 2 P: 17	R: 0 E: 0 K: 0 S: 3	H: 0 LOB: 0 BB: 0 P: 3	R: 0 E: 0 K: 1 S: 6	H: 1 LOB: 2 BB: 1 P: 10	R: 0 E: 0 K: 0 S: 3	H: 0 LOB: 0 BB: 0 P: 3	R: 0 E: 0 K: 0 S: 4	H: 1 LOB: 2 BB: 1 P: 8	R: 0 E: 0 K: 0 S: 5	H: 2 LOB: 2 BB: 0 P: 5	R: 0 E: 0 K: 1 S: 5	H: 1 LOB: 0 BB: 0 P: 5	R: 0 E: 0 K: 0 S: 3	H: 0 LOB: 1 BB: 1 P: 7	1B: 7 2B: 3 3B: 0 HR: 0	SF: 0 SAC: 0 DP: 1 HBP: 0	WP: 1 PB: 0 SB: 2 CS: 0	PA: 37		
PITCHER Steve Mura, R ERA: 3.72 Dave LaPoint, L ERA: 4.34 Andy Rincon, R ERA: 4.54	IP: 5.0 WLS: L BF: 25 H: 6 R: 5 ER: 5 SO: 2	IP: 5.0 WLS: L BF: 25 H: 6 R: 5 ER: 5 SO: 2	IP: 5.0 WLS: L BF: 25 H: 6 R: 5 ER: 5 SO: 2	IP: 5.0 WLS: L BF: 25 H: 6 R: 5 ER: 5 SO: 2	IP: 5.0 WLS: L BF: 25 H: 6 R: 5 ER: 5 SO: 2	IP: 5.0 WLS: L BF: 25 H: 6 R: 5 ER: 5 SO: 2	IP: 5.0 WLS: L BF: 25 H: 6 R: 5 ER: 5 SO: 2	IP: 5.0 WLS: L BF: 25 H: 6 R: 5 ER: 5 SO: 2	IP: 5.0 WLS: L BF: 25 H: 6 R: 5 ER: 5 SO: 2	IP: 5.0 WLS: L BF: 25 H: 6 R: 5 ER: 5 SO: 2	IP: 5.0 WLS: L BF: 25 H: 6 R: 5 ER: 5 SO: 2	IP: 5.0 WLS: L BF: 25 H: 6 R: 5 ER: 5 SO: 2	IP: 5.0 WLS: L BF: 25 H: 6 R: 5 ER: 5 SO: 2	IP: 5.0 WLS: L BF: 25 H: 6 R: 5 ER: 5 SO: 2	IP: 5.0 WLS: L BF: 25 H: 6 R: 5 ER: 5 SO: 2	IP: 5.0 WLS: L BF: 25 H: 6 R: 5 ER: 5 SO: 2	IP: 5.0 WLS: L BF: 25 H: 6 R: 5 ER: 5 SO: 2	ERA: 9.00 WHIP: 1.800				

St. Louis Cardinals @ Atlanta Braves
Atlanta-Fulton County Stadium, Atlanta, GA
Sun May 16 1982, 3:33 AM EDT
Att: 20,478 - Sunny - 85 F

AB 32
R 5
H 9
RBI 4
BB 5
SO 3
LOB 18



Batter	1	2	3	4	5	6	7	8	9	AB	R	H	RBI	BB	SO	LOB	TOP					
Brett Butler, L OBP: 0.315, SLG: 0.228 Rick Camp, R (8, 1)	P6		P4			1-3		F5		4	0	0	0	0	0	1						
Glenn Hubbard, R OBP: 0.348, SLG: 0.364 (1, 4)	K		K			E4			P4	4	0	0	0	0	2	0						
Claudell Washington, L OBP: 0.324, SLG: 0.425 (1, 9)	6-3			K		1-3			BB	3	0	0	0	1	1	1						
Dale Murphy, R OBP: 0.406, SLG: 0.638 (8, 8)		K		F8				6-3		4	0	0	0	0	2	1						
Bob Horner, R OBP: 0.388, SLG: 0.602 (1, 5)		S 1B		P3				F8		4	0	1	0	0	1	1						
Chris Chambliss, L OBP: 0.388, SLG: 0.484 (1, 3)		4-0 1-2 BB				4-3		4-3		2	0	0	0	1	0	0						
Biff Pocoroba, S OBP: 0.368, SLG: 0.438 (1, 2)			P6			1-3			6-3	3	0	0	0	0	0	2						
Rafael Ramirez, R OBP: 0.300, SLG: 0.392 (1, 6)			F9			P6			F8	3	0	0	0	0	0	2						
Bob Walk, R OBP: 0.333, SLG: 0.125 Ken Smith, L OBP: 0.625, SLG: 0.571 (8, PH) (8, 7)			K							2	0	0	0	0	2	0						
										1	0	1	0	0	0	0						
Inning Stats	R: 0 E: 0 K: 1 S: 5	H: 0 LOB: 0 BB: 0 P: 5	R: 0 E: 0 K: 1 S: 6	H: 1 LOB: 2 BB: 1 P: 10	R: 0 E: 0 K: 2 S: 7	H: 0 LOB: 0 BB: 0 P: 7	R: 0 E: 0 K: 1 S: 5	H: 0 LOB: 0 BB: 0 P: 5	R: 0 E: 0 K: 0 S: 3	H: 0 LOB: 0 BB: 0 P: 3	R: 0 E: 1 K: 0 S: 6	H: 0 LOB: 1 BB: 0 P: 6	R: 0 E: 0 K: 0 S: 3	H: 0 LOB: 0 BB: 0 P: 3	R: 0 E: 0 K: 0 S: 4	H: 1 LOB: 1 BB: 0 P: 4	R: 0 E: 0 K: 2 S: 7	H: 0 LOB: 1 BB: 1 P: 11	1B: 2 2B: 0 3B: 0 HR: 0	SF: 0 SAC: 0 DP: 0 HBP: 0	WP: 0 PB: 0 SB: 1 CS: 0	PA: 32
PITCHER Steve Rogers, R ERA: 1.66 (1, 1)	IP: 9.0 WLS: W BF: 32 H: 2 R: 0 ER: 0 SO: 8 BB: 2 IBB: 0 HBP: 0 BLK: 0 WP: 0 HR: 0 S: 46 P: 54 ERA: 0.00 WHIP: 0.444																					

Atlanta Braves @ Montreal Expos
Olympic Stadium, Montreal, QB
Mon May 17 1982, 7:05 PM EDT
Att: 20,107 - Unknown

AB 30
R 0
H 2
RBI 0
BB 2
SO 8
LOB 8




Batter	1	2	3	4	5	6	7	8	9	AB	R	H	RBI	BB	SO	LOB	BOTTOM			
Tim Raines, S OBP: 0.393, SLG: 0.394 (1, 4)	K		K		K			F7		4	0	0	0	0	3	1				
Terry Francona, L OBP: 0.429, SLG: 0.400 (9, 3)		G4-6-3 1B				FC1-6 1B		P4		4	1	3	0	0	0	1				
Andre Dawson, R OBP: 0.333, SLG: 0.421 (1, 8)		G4-6-3 1-2				FC1-6 BB E		5-3		4	2	1	0	0	0	2				
Al Oliver, L OBP: 0.357, SLG: 0.476 Dan Norman, R OBP: 0.450, SLG: 0.556 (9, 7)			4-3			F7		1-3		4	0	1	2	0	0	1				
Tim Wallach, R OBP: 0.341, SLG: 0.429 (1, 5)				2-1		E5 G1-6-3			1B 2B 1B	3	1	2	0	1	0	0				
Warren Cromartie, L OBP: 0.316, SLG: 0.342 (1, 9)			K			G1-6-3 1-2			2B 1B	4	0	2	1	0	1	2				
Tim Blackwell, S OBP: 0.385, SLG: 0.500 (1, 2)					K			F8		3	0	1	1	1	1	2				
Chris Speier, R OBP: 0.255, SLG: 0.323 (1, 6)										3	0	0	0	1	0	2				
Steve Rogers, R OBP: 0.292, SLG: 0.200 (1, 1)					K					4	0	1	0	0	1	3				
Inning Stats	R: 0 E: 0 K: 1 S: 5	H: 1 LOB: 0 BB: 0 P: 5	R: 0 E: 0 K: 1 S: 6	H: 1 LOB: 2 BB: 1 P: 10	R: 2 E: 0 K: 2 S: 9	H: 3 LOB: 1 BB: 0 P: 9	R: 0 E: 1 K: 1 S: 5	H: 0 LOB: 0 BB: 0 P: 5	R: 0 E: 0 K: 1 S: 5	H: 0 LOB: 0 BB: 0 P: 5	R: 1 E: 1 K: 0 S: 5	H: 2 LOB: 2 BB: 1 P: 9	R: 0 E: 0 K: 0 S: 4	H: 1 LOB: 1 BB: 0 P: 4	R: 1 E: 0 K: 0 S: 6	H: 3 LOB: 3 BB: 1 P: 10	1B: 8 2B: 2 3B: 1 HR: 0	SF: 0 SAC: 0 DP: 2 HBP: 0	WP: 0 PB: 0 SB: 1 CS: 0	PA: 36
PITCHER Bob Walk, R ERA: 3.11 Rick Camp, R ERA: 5.96 (8, 1)	IP: 7.0 WLS: L BF: 30 H: 3 R: 1 ER: 1 SO: 6 BB: 0 IBB: 0 HBP: 0 BLK: 0 WP: 0 HR: 0 S: 39 P: 47 ERA: 3.86 WHIP: 1.429																			


Atlanta Braves @ Montreal Expos
Olympic Stadium, Montreal, QB
Mon May 17 1982, 7:05 PM EDT
Att: 20,107 - Unknown

AB 33
R 4
H 11
RBI 4
BB 3
SO 6
LOB 14




Batter	1	2	3	4	5	6	7	8	9	AB	R	H	RBI	BB	SO	LOB	TOP									
Brett Butler, L OBP: 0.318, SLG: 0.229	4-0 SH1-3 BB		0-0 F5		0-0 4-3	0-0 G3		0-0 WP 1B		4	0	1	0	1	0	1	Atlanta Braves @ Montreal Expos Olympic Stadium, Montreal, QB Tue May 18 1982, 7:05 PM EDT Att: 19,485 - Unknown									
Rafael Ramirez, R OBP: 0.313, SLG: 0.398	0-0 SH1-3		0-0 1B 6-3 1B		0-0 S 1B		4-0 S 1B BB	0-0 5-3		3	2	2	0	1	0	2										
Claudell Washington, L OBP: 0.326, SLG: 0.420	0-0 F7		0-0 6-3 S 1B		0-0 F7		1-0 1B E HBP	0-3 K		4	1	1	0	0	1	4										
Dale Murphy, R OBP: 0.400, SLG: 0.622	0-0 F8		0-0 6-3		0-0 6-3		0-0 E7 SF8 1B		0-0 1-3		5	1	1	2	0	0		3								
Bob Horner, R OBP: 0.389, SLG: 0.618		0-0 5-3	0-0 6-3			0-0 HR		0-0 5-3		5	1	2	1	0	0	2										
Chris Chambliss, L OBP: 0.369, SLG: 0.504		4-0 1B BB		0-0 4-3		0-0 HR		0-0 SF8	0-0 F8		3	1	1	2	1	0		1								
Biff Pocoroba, S OBP: 0.326, SLG: 0.378		0-3 K		0-3 K		0-0 G3		0-0 4-3		5	0	0	0	0	2	2										
Randy Johnson, R OBP: 0.429, SLG: 0.333		0-0 FC6-4 1B		4-0 FC4 BB		0-0 4-3 1B		0-0 5-3		3	0	2	0	1	0	0										
Phil Niekro, R OBP: 0.214, SLG: 0.286		0-0 FC6-4		0-0 FC4		0-0 4-3		0-0 WP 1B		4	0	1	0	0	0	4										
Gene Garber, R (8, 1)		1-2		1-2		1-2		1B		0	0	0	0	0	0	0										
Inning Stats	R: 0 E: 0 K: 0 S: 3	H: 0 LOB: 1 BB: 1 P: 7	R: 0 E: 0 K: 1 S: 6	H: 1 LOB: 2 BB: 1 P: 10	R: 1 E: 0 K: 1 S: 5	H: 2 LOB: 1 BB: 0 P: 5	R: 0 E: 0 K: 1 S: 5	H: 0 LOB: 1 BB: 1 P: 9	R: 0 E: 0 K: 0 S: 4	H: 1 LOB: 1 BB: 0 P: 4	R: 2 E: 0 K: 0 S: 6	H: 3 LOB: 1 BB: 0 P: 6	R: 3 E: 1 K: 0 S: 4	H: 1 LOB: 0 BB: 1 P: 9	R: 0 E: 0 K: 1 S: 7	H: 2 LOB: 2 BB: 0 P: 7	R: 0 E: 0 K: 0 S: 4	H: 1 LOB: 1 BB: 0 P: 4	1B: 9 2B: 0 3B: 0 HR: 2	SF: 1 SAC: 1 DP: 0 HBP: 1	WP: 1 PB: 0 SB: 3 CS: 0	PA: 43				
PITCHER	IP	WLS	BF	H	R	ER	SO	BB	IBB	HBP	BLK	WP	HR	S	P	ERA	WHIP									
Bill Gullickson, R ERA: 5.29	(1, 1)	7.0	L	34	8	6	5	2	4	0	1	0	0	2	33	50	6.43	1.714								
Bryn Smith, R ERA: 3.75	(8, 1)	1.1		7	3	0	0	1	0	0	0	1	0	9	9	0.00	2.250									
Woodie Fryman, L ERA: 1.93	(9, 1)	0.2		2	0	0	0	0	0	0	0	0	0	2	2	0.00	0.000									

Batter	1	2	3	4	5	6	7	8	9	AB	R	H	RBI	BB	SO	LOB	BOTTOM								
Tim Raines, S OBP: 0.386, SLG: 0.394	0-0 F8		0-3 K		0-0 F8		0-0 4-3		0-0 4-3 2B		5	0	1	0	0	1	Atlanta Braves @ Montreal Expos Olympic Stadium, Montreal, QB Tue May 18 1982, 7:05 PM EDT Att: 19,485 - Unknown								
Terry Francona, L OBP: 0.394, SLG: 0.367	0-0 4-3 1B		0-0 6-3		0-3 K		0-0 6-3		0-0 4-3 2-3		5	0	1	0	0	1		2							
Andre Dawson, R OBP: 0.342, SLG: 0.423	0-0 4-3		4-0 1B BLK F8 BB		0-0 CS 1B		0-0 BB 1B 1B		0-0 5-3		4	1	2	0	1	0		2							
Al Oliver, L OBP: 0.368, SLG: 0.477	4-0 BB		4-0 F8 1B BB		0-0 3-1		0-0 BB 1B		0-0 BB 1B		2	1	1	0	2	0		1							
Tim Wallach, R OBP: 0.346, SLG: 0.426	0-3 K		0-0 1-2 2-3 1B		0-0 F7		4-0 1B BB		0-0 1B BB		3	0	1	0	1	1		2							
Warren Cromartie, L OBP: 0.314, SLG: 0.339		0-0 BB 3B 1B		0-0 F8		0-0 4-3		0-3 K		4	1	1	0	0	1	6									
Tim Blackwell, S OBP: 0.412, SLG: 0.467		4-0 3B BB		0-3 K		0-0 F9		0-0 1-2 2-H 3-H 1B		3	1	1	2	1	1	2									
Chris Speier, R OBP: 0.257, SLG: 0.343		0-0 3B		0-0 F7		0-0 F8		0-3 K		3	0	1	2	0	0	0									
Jerry White, S OBP: 0.283, SLG: 0.361		0-0 3B		0-0 F7		0-0 F8		0-0 K		1	0	0	0	0	1	2									
Frank Taveras, R OBP: 0.154, SLG: 0.057		1-H 2-H 3B		0-0 F7		0-0 F8		0-0 K		0	0	0	0	0	0	0									
Bill Gullickson, R OBP: 0.357, SLG: 0.357		0-0 6-3		0-0 1-3		0-0 P6		0-0 4-3		2	0	0	0	0	0	1									
Brad Mills, L OBP: 0.357, SLG: 0.357		0-0 6-3		0-0 1-3		0-0 P6		0-0 4-3		1	0	0	0	0	0	0									
Bryn Smith, R OBP: 0.357, SLG: 0.357		0-0 6-3		0-0 1-3		0-0 P6		0-0 4-3		0	0	0	0	0	0	0									
Woodie Fryman, R OBP: 0.357, SLG: 0.357		0-0 6-3		0-0 1-3		0-0 P6		0-0 4-3		0	0	0	0	0	0	0									
John Milner, L OBP: 0.311, SLG: 0.111		0-0 6-3		0-0 1-3		0-0 P6		0-0 4-3		1	0	0	0	0	0	0									
Inning Stats	R: 0 E: 0 K: 1 S: 6	H: 1 LOB: 2 BB: 1 P: 10	R: 2 E: 0 K: 1 S: 7	H: 2 LOB: 1 BB: 1 P: 11	R: 0 E: 0 K: 1 S: 5	H: 1 LOB: 2 BB: 2 P: 13	R: 0 E: 0 K: 0 S: 3	H: 0 LOB: 0 BB: 0 P: 3	R: 0 E: 0 K: 1 S: 5	H: 1 LOB: 0 BB: 0 P: 5	R: 0 E: 0 K: 0 S: 3	H: 0 LOB: 0 BB: 0 P: 3	R: 0 E: 0 K: 2 S: 10	H: 3 LOB: 2 BB: 1 P: 14	R: 0 E: 0 K: 0 S: 4	H: 1 LOB: 1 BB: 0 P: 4	1B: 7 2B: 1 3B: 1 HR: 0	SF: 0 SAC: 0 DP: 0 HBP: 0	WP: 0 PB: 0 SB: 0 CS: 1	PA: 39					
PITCHER	IP	WLS	BF	H	R	ER	SO	BB	IBB	HBP	BLK	WP	HR	S	P	ERA	WHIP								
Phil Niekro, R ERA: 3.66	(1, 1)	7.1	W	31	7	4	4	4	4	0	0	0	0	35	51	4.91	1.500								
Gene Garber, R ERA: 1.95	(8, 1)	1.2	S	8	2	0	0	2	1	0	0	0	0	11	15	0.00	1.800								



Batter	1	2	3	4	5	6	7	8	9	AB	R	H	RBI	BB	SO	LOB	TOP								
Brett Butler, L OBP: 0.316, SLG: 0.230 (1, 8)										4	0	1	0	0	0	3	Atlanta Braves @ Montreal Expos Olympic Stadium, Montreal, QB Wed May 19 1982, 7:05 PM EDT Att: 11,634 - Unknown								
Rafael Ramirez, R OBP: 0.315, SLG: 0.399 (1, 6)										5	1	2	0	0	1	1									
Claudell Washington, L OBP: 0.324, SLG: 0.418 (1, 9)										3	1	1	1	0	1	1									
Rufino Linares, R OBP: 0.368, SLG: 0.405 (8, PH) (8, 7)										1	0	0	0	0	0	0									
Dale Murphy, R OBP: 0.412, SLG: 0.642 (8, 9)										2	3	1	1	3	0	0									
Larry Whisenton, L OBP: 0.457, SLG: 0.414 (9, 9)										0	0	0	0	0	0	0									
Bob Horner, R OBP: 0.409, SLG: 0.638 (9, PR) (9, 5)										4	3	4	3	1	0	0									
Chris Chambliss, L OBP: 0.373, SLG: 0.504 (1, 3)										4	0	2	2	0	0	3									
Ken Smith, L OBP: 0.667, SLG: 0.571 (8, 3)										0	0	0	0	1	0	0									
Bruce Benedict, R OBP: 0.313, SLG: 0.270 (1, 2)										3	0	1	1	1	1	3									
Randy Johnson, R OBP: 0.250, SLG: 0.182 (1, 4)										5	0	0	1	0	1	6									
Ken Dayley, L OBP: 0.500, SLG: 0.333 (1, 1)										3	1	1	0	1	2	1									
Steve Bedrosian, R (7, 1)										1	0	0	0	0	2										
Inning Stats	R: 0 E: 0 K: 1 S: 5	H: 1 LOB: 0 BB: 0 P: 5	R: 2 E: 0 K: 1 S: 7	H: 2 LOB: 1 BB: 1 P: 11	R: 0 E: 0 K: 0 S: 3	H: 0 LOB: 0 BB: 0 P: 3	R: 1 E: 0 K: 0 S: 4	H: 2 LOB: 1 BB: 1 P: 8	R: 4 E: 0 K: 0 S: 7	H: 4 LOB: 1 BB: 1 P: 11	R: 0 E: 0 K: 3 S: 10	H: 1 LOB: 1 BB: 0 P: 10	R: 2 E: 0 K: 0 S: 5	H: 2 LOB: 3 BB: 3 P: 17	R: 0 E: 0 K: 0 S: 3	H: 0 LOB: 0 BB: 0 P: 3	R: 0 E: 0 K: 1 S: 6	H: 1 LOB: 2 BB: 1 P: 10	1B: 11 2B: 1 3B: 0 HR: 1	SF: 2 SAC: 1 DP: 0 HBP: 0	WP: 0 PB: 0 SB: 1 CS: 2	PA: 45			
PITCHER	IP WLS BF H R ER SO BB IBB HBP BLK WP HR S P ERA WHIP	IP WLS BF H R ER SO BB IBB HBP BLK WP HR S P ERA WHIP	IP WLS BF H R ER SO BB IBB HBP BLK WP HR S P ERA WHIP	IP WLS BF H R ER SO BB IBB HBP BLK WP HR S P ERA WHIP	IP WLS BF H R ER SO BB IBB HBP BLK WP HR S P ERA WHIP	IP WLS BF H R ER SO BB IBB HBP BLK WP HR S P ERA WHIP	IP WLS BF H R ER SO BB IBB HBP BLK WP HR S P ERA WHIP	IP WLS BF H R ER SO BB IBB HBP BLK WP HR S P ERA WHIP	IP WLS BF H R ER SO BB IBB HBP BLK WP HR S P ERA WHIP	IP WLS BF H R ER SO BB IBB HBP BLK WP HR S P ERA WHIP	IP WLS BF H R ER SO BB IBB HBP BLK WP HR S P ERA WHIP	IP WLS BF H R ER SO BB IBB HBP BLK WP HR S P ERA WHIP	IP WLS BF H R ER SO BB IBB HBP BLK WP HR S P ERA WHIP	IP WLS BF H R ER SO BB IBB HBP BLK WP HR S P ERA WHIP	IP WLS BF H R ER SO BB IBB HBP BLK WP HR S P ERA WHIP	IP WLS BF H R ER SO BB IBB HBP BLK WP HR S P ERA WHIP	IP WLS BF H R ER SO BB IBB HBP BLK WP HR S P ERA WHIP	IP WLS BF H R ER SO BB IBB HBP BLK WP HR S P ERA WHIP	IP WLS BF H R ER SO BB IBB HBP BLK WP HR S P ERA WHIP	IP WLS BF H R ER SO BB IBB HBP BLK WP HR S P ERA WHIP	IP WLS BF H R ER SO BB IBB HBP BLK WP HR S P ERA WHIP	IP WLS BF H R ER SO BB IBB HBP BLK WP HR S P ERA WHIP	IP WLS BF H R ER SO BB IBB HBP BLK WP HR S P ERA WHIP	IP WLS BF H R ER SO BB IBB HBP BLK WP HR S P ERA WHIP	
Ray Burris, R ERA: 5.56 (1, 1)	4.2 L	23 8	7 7	2 2	3 3	0 0	0 0	0 0	0 0	0 0	0 0	0 0	0 0	0 0	0 0	0 0	13.50 2.357								
Bryn Smith, R ERA: 3.55 (5, 1)	0.1 2	1 0	0 0	0 0	0 0	0 0	0 0	0 0	0 0	0 0	0 0	0 0	0 0	0 0	0 0	0 0	0.00 3.000								
Bob James, R ERA: 6.0 (6, 1)	2.0 12	3 2	2 3	0 0	1 1	0 0	0 0	0 0	0 0	0 0	0 0	0 0	0 0	0 0	0 0	0 0	9.00 2.500								
Tom Gorman, L ERA: 5.14 (8, 1)	2.0 8	1 0	0 0	0 1	1 1	0 0	0 0	0 0	0 0	0 0	0 0	0 0	0 0	0 0	0 0	0 0	0.00 1.000								

Batter	1	2	3	4	5	6	7	8	9	AB	R	H	RBI	BB	SO	LOB	BOTTOM									
Tim Raines, S OBP: 0.383, SLG: 0.385 (1, 4)										3	0	0	0	1	0	0	Atlanta Braves @ Montreal Expos Olympic Stadium, Montreal, QB Wed May 19 1982, 7:05 PM EDT Att: 11,634 - Unknown									
Terry Francona, L OBP: 0.351, SLG: 0.324 (1, 7)										4	0	0	0	0	0	1										
Andre Dawson, R OBP: 0.340, SLG: 0.440 (1, 8)										4	1	1	1	0	1	1										
Al Oliver, L OBP: 0.372, SLG: 0.473 (1, 3)										3	0	1	0	1	1	1										
Tim Wallach, R OBP: 0.351, SLG: 0.424 (1, 5)										3	0	1	0	1	0	1										
Warren Cromartie, L OBP: 0.306, SLG: 0.328 (1, 9)										4	0	0	0	0	1	4										
Tim Blackwell, S OBP: 0.381, SLG: 0.389 (1, 2)										3	0	0	0	1	0	2										
Chris Speier, R OBP: 0.256, SLG: 0.333 (1, 6)										3	0	0	0	1	0	2										
Ray Burris, R ERA: 5.56 (1, 1)	6.2 W	26 3	1 1	2 2	3 3	0 0	0 0	0 0	0 0	0 0	0 0	0 0	0 0	0 0	0 0	0 0		1.35 0.900								
Bryn Smith, R ERA: 3.55 (5, 1)	0.1 2	1 0	0 0	0 0	0 0	0 0	0 0	0 0	0 0	0 0	0 0	0 0	0 0	0 0	0 0	0 0		0.00 3.000								
Bob James, R ERA: 6.0 (6, 1)	2.0 12	3 2	2 3	0 0	1 1	0 0	0 0	0 0	0 0	0 0	0 0	0 0	0 0	0 0	0 0	0 0	9.00 2.500									
Tom Gorman, L ERA: 5.14 (8, 1)	2.0 8	1 0	0 0	0 1	1 1	0 0	0 0	0 0	0 0	0 0	0 0	0 0	0 0	0 0	0 0	0 0	0.00 1.000									
Inning Stats	R: 0 E: 1 K: 1 S: 5	H: 0 LOB: 1 BB: 1 P: 9	R: 0 E: 0 K: 0 S: 3	H: 0 LOB: 0 BB: 0 P: 3	R: 0 E: 0 K: 1 S: 5	H: 0 LOB: 0 BB: 0 P: 5	R: 1 E: 0 K: 0 S: 5	H: 2 LOB: 1 BB: 0 P: 5	R: 0 E: 0 K: 0 S: 3	H: 0 LOB: 0 BB: 0 P: 3	R: 0 E: 0 K: 0 S: 3	H: 0 LOB: 0 BB: 0 P: 3	R: 0 E: 0 K: 1 S: 5	H: 1 LOB: 3 BB: 2 P: 12	R: 0 E: 0 K: 1 S: 5	H: 0 LOB: 0 BB: 0 P: 5	R: 0 E: 0 K: 1 S: 5	H: 0 LOB: 2 BB: 2 P: 13	1B: 2 2B: 0 3B: 0 HR: 1	SF: 0 SAC: 0 DP: 0 HBP: 0	WP: 0 PB: 0 SB: 1 CS: 0	PA: 35				
PITCHER	IP WLS BF H R ER SO BB IBB HBP BLK WP HR S P ERA WHIP	IP WLS BF H R ER SO BB IBB HBP BLK WP HR S P ERA WHIP	IP WLS BF H R ER SO BB IBB HBP BLK WP HR S P ERA WHIP	IP WLS BF H R ER SO BB IBB HBP BLK WP HR S P ERA WHIP	IP WLS BF H R ER SO BB IBB HBP BLK WP HR S P ERA WHIP	IP WLS BF H R ER SO BB IBB HBP BLK WP HR S P ERA WHIP	IP WLS BF H R ER SO BB IBB HBP BLK WP HR S P ERA WHIP	IP WLS BF H R ER SO BB IBB HBP BLK WP HR S P ERA WHIP	IP WLS BF H R ER SO BB IBB HBP BLK WP HR S P ERA WHIP	IP WLS BF H R ER SO BB IBB HBP BLK WP HR S P ERA WHIP	IP WLS BF H R ER SO BB IBB HBP BLK WP HR S P ERA WHIP	IP WLS BF H R ER SO BB IBB HBP BLK WP HR S P ERA WHIP	IP WLS BF H R ER SO BB IBB HBP BLK WP HR S P ERA WHIP	IP WLS BF H R ER SO BB IBB HBP BLK WP HR S P ERA WHIP	IP WLS BF H R ER SO BB IBB HBP BLK WP HR S P ERA WHIP	IP WLS BF H R ER SO BB IBB HBP BLK WP HR S P ERA WHIP	IP WLS BF H R ER SO BB IBB HBP BLK WP HR S P ERA WHIP	IP WLS BF H R ER SO BB IBB HBP BLK WP HR S P ERA WHIP	IP WLS BF H R ER SO BB IBB HBP BLK WP HR S P ERA WHIP	IP WLS BF H R ER SO BB IBB HBP BLK WP HR S P ERA WHIP	IP WLS BF H R ER SO BB IBB HBP BLK WP HR S P ERA WHIP	IP WLS BF H R ER SO BB IBB HBP BLK WP HR S P ERA WHIP	IP WLS BF H R ER SO BB IBB HBP BLK WP HR S P ERA WHIP	IP WLS BF H R ER SO BB IBB HBP BLK WP HR S P ERA WHIP		
Ken Dayley, L ERA: 5.63 (7, 1)	2.1 9	0 0	0 0	0 2	2 2	0 0	0 0	0 0	0 0	0 0	0 0	0 0	0 0	0 0	0 0	0 0	0.00 0.857									



Batter	1	2	3	4	5	6	7	8	9	AB	R	H	RBI	BB	SO	LOB	TOP											
Bob Dernier, R OBP: 0.392, SLG: 0.411 (1, 9)	F8	FC6-4					L8			4	1	1	0	0	0	2	Philadelphia Phillies @ Atlanta Braves Atlanta-Fulton County Stadium, Atlanta, GA Sat May 22 1982, 3:33 AM EDT Att: 25,925 - Unknown AB 36 R 5 H 10 RBI 4 BB 0 SO 5 LOB 8											
Pete Rose, S OBP: 0.322, SLG: 0.346 (1, 3)	1-3		6-3				F7			4	1	1	2	0	0	0												
Mike Schmidt, R OBP: 0.419, SLG: 0.481 (1, 5)	K		6-3				F7			4	0	0	0	0	2	1												
Gary Matthews, R OBP: 0.338, SLG: 0.422 Greg Gross, L OBP: 0.287, SLG: 0.296 (8, 7)		1-3	6-3					F9		4	0	1	0	0	0	0												
Bo Diaz, R OBP: 0.351, SLG: 0.534 (1, 2)										4	1	2	1	0	0	0												
Gary Maddox, R OBP: 0.278, SLG: 0.343 (1, 8)										4	1	2	0	0	0	2												
Manny Trillo, R OBP: 0.305, SLG: 0.328 (1, 4)		4-3								4	0	0	1	0	2	2												
Ivan De Jesus, R OBP: 0.269, SLG: 0.231 (1, 6)										4	0	1	0	0	1	1												
Mike Krukow, R OBP: 0.211, SLG: 0.211 Ed Farmer, R (9, 1)										4	1	2	0	0	0	0												
Inning Stats	R: 0 E: 0 K: 1 S: 5	H: 0 LOB: 0 BB: 0 P: 5	R: 2 E: 0 K: 0 S: 7	H: 4 LOB: 2 BB: 0 P: 7	R: 0 E: 0 K: 0 S: 3	H: 0 LOB: 0 BB: 0 P: 3	R: 0 E: 0 K: 0 S: 4	H: 1 LOB: 1 BB: 0 P: 4	R: 3 E: 0 K: 1 S: 9	H: 5 LOB: 1 BB: 0 P: 9	R: 0 E: 0 K: 1 S: 5	H: 0 LOB: 0 BB: 0 P: 5	R: 0 E: 1 K: 0 S: 3	H: 0 LOB: 1 BB: 0 P: 3	R: 0 E: 0 K: 2 S: 7	H: 0 LOB: 1 BB: 0 P: 7		1B: 7 2B: 3 3B: 0 HR: 0	SF: 0 SAC: 0 DP: 1 HBP: 0	WP: 1 PB: 0 SB: 0 CS: 0	PA: 36							
PITCHER	IP	WLS	BF	H	R	ER	SO	BB	IBB	HBP	BLK	WP	HR	S	P	ERA	WHIP											
Larry McWilliams, L ERA: 4.91 Rick Camp, R ERA: 5.26 Al Hrabosky, L ERA: 0.75 Gene Garber, R ERA: 1.89	(1, 1)	4.0	L	20	8	5	5	1	0	0	0	0	1	0	22	22	11.25	2.000										
	(5, 1)	2.0		7	2	0	0	2	0	0	0	0	0	0	11	11	0.00	1.000										
	(7, 1)	2.0		6	0	0	0	0	0	0	0	0	0	0	6	6	0.00	0.000										
	(9, 1)	1.0		3	0	0	0	2	0	0	0	0	0	7	7	0.00	0.000											

Batter	1	2	3	4	5	6	7	8	9	AB	R	H	RBI	BB	SO	LOB	BOTTOM											
Brett Butler, L OBP: 0.331, SLG: 0.234 (1, 8)	S									2	1	1	0	3	0	0	Philadelphia Phillies @ Atlanta Braves Atlanta-Fulton County Stadium, Atlanta, GA Sat May 22 1982, 3:33 AM EDT Att: 25,925 - Unknown AB 32 R 2 H 8 RBI 2 BB 6 SO 3 LOB 20											
Glenn Hubbard, R OBP: 0.344, SLG: 0.354 (1, 4)										4	0	0	0	1	1	4												
Claudell Washington, L OBP: 0.329, SLG: 0.424 (1, 9)										5	0	1	1	0	0	4												
Dale Murphy, R OBP: 0.416, SLG: 0.653 (1, 7)										4	1	2	1	0	0	0												
Bob Horner, R OBP: 0.395, SLG: 0.607 (1, 5)										4	0	1	0	0	1	2												
Chris Chambliss, L OBP: 0.379, SLG: 0.507 (1, 3)										3	0	1	0	1	0	1												
Biff Pocoroba, S OBP: 0.340, SLG: 0.375 (1, 2)										3	0	1	0	1	0	4												
Rafael Ramirez, R OBP: 0.312, SLG: 0.390 (1, 6)										4	0	1	0	0	0	3												
Larry McWilliams, L OBP: 0.333, SLG: 0.200 Rick Camp, R ERA: 5.26 Larry Whisenton, L OBP: 0.249, SLG: 0.452 Al Hrabosky, R ERA: 1.000 Ken Smith, L OBP: 0.192, SLG: 0.000 Gene Garber, R ERA: 1.89 (1, 1)										1	0	0	0	0	1	1												
	(5, 1)									0	0	0	0	0	0	0												
	(6, PH)									1	0	0	0	0	0	0												
	(7, 1)									0	0	0	0	0	0	0												
	(8, PH)									1	0	0	0	0	0	1												
	(9, 1)									0	0	0	0	0	0	0												
Inning Stats	R: 1 E: 0 K: 0 S: 4	H: 2 LOB: 3 BB: 3 P: 16	R: 0 E: 0 K: 0 S: 4	H: 2 LOB: 1 BB: 0 P: 4	R: 0 E: 0 K: 0 S: 4	H: 1 LOB: 1 BB: 0 P: 4	R: 0 E: 1 K: 1 S: 6	H: 0 LOB: 3 BB: 2 P: 14	R: 1 E: 0 K: 1 S: 7	H: 2 LOB: 1 BB: 0 P: 7	R: 0 E: 0 K: 0 S: 3	H: 0 LOB: 0 BB: 0 P: 3	R: 0 E: 0 K: 0 S: 3	H: 0 LOB: 0 BB: 0 P: 3	R: 0 E: 0 K: 0 S: 4	H: 1 LOB: 1 BB: 0 P: 4	R: 0 E: 0 K: 1 S: 4	H: 0 LOB: 0 BB: 1 P: 8	1B: 7 2B: 1 3B: 0 HR: 1	SF: 0 SAC: 1 DP: 1 HBP: 0	WP: 0 PB: 0 SB: 1 CS: 0	PA: 39						
PITCHER	IP	WLS	BF	H	R	ER	SO	BB	IBB	HBP	BLK	WP	HR	S	P	ERA	WHIP											
Mike Krukow, R ERA: 2.78 Ed Farmer, R ERA: 6.05	(1, 1)	8.0	W	37	8	2	2	2	6	0	0	0	0	1	35	59	2.25	1.750										
	(9, 1)	1.0	S	2	0	0	0	1	0	0	0	0	0	4	4	0.00	0.000											

Batter	1	2	3	4	5	6	7	8	9	AB	R	H	RBI	BB	SO	LOB	TOP										
Bob Dernier, R OBP: 0.385, SLG: 0.402 (1, 9)										5	0	1	0	0	0	4	Philadelphia Phillies @ Atlanta Braves Atlanta-Fulton County Stadium, Atlanta, GA Sun May 23 1982, 3:33 AM EDT Att: 27,965 - Unknown										
Pete Ross, S OBP: 0.318, SLG: 0.338 (1, 3)										4	0	0	1	0	0	1											
Mike Schmidt, R OBP: 0.418, SLG: 0.471 (1, 5)										4	0	1	0	1	1	1											
Gary Matthews, R OBP: 0.339, SLG: 0.421 Ed Farmer, R (9, 1)										5	1	2	0	0	0	1											
Bo Diaz, R OBP: 0.348, SLG: 0.526 (1, 2)										0	0	0	0	0	0	0											
Gary Maddox, R OBP: 0.289, SLG: 0.366 (1, 8)										4	0	1	0	0	2	4											
Manny Trillo, R OBP: 0.311, SLG: 0.333 (1, 4)										4	0	2	1	0	0	1											
Ivan De Jesus, R OBP: 0.288, SLG: 0.241 (1, 6)										4	0	2	0	0	1	2											
Dick Ruthven, R OBP: 0.105, SLG: 0.105 Greg Gross, L OBP: 0.387, SLG: 0.296 (9, 7)										2	1	2	0	2	0	0											
Inning Stats	R: 0 E: 0 K: 0 S: 2	H: 0 LOB: 0 BB: 0 P: 3	R: 1 E: 0 K: 0 S: 4	H: 2 LOB: 0 BB: 0 P: 4	R: 1 E: 0 K: 0 S: 5	H: 3 LOB: 2 BB: 0 P: 5	R: 0 E: 0 K: 0 S: 5	H: 2 LOB: 3 BB: 1 P: 9	R: 0 E: 1 K: 1 S: 7	H: 1 LOB: 2 BB: 0 P: 7	R: 0 E: 0 K: 1 S: 5	H: 0 LOB: 1 BB: 1 P: 9	R: 0 E: 0 K: 1 S: 7	H: 2 LOB: 2 BB: 0 P: 7	R: 0 E: 0 K: 1 S: 5	H: 0 LOB: 0 BB: 0 P: 5	1B: 10 2B: 1 3B: 0 HR: 0	SF: 0 SAC: 2 DP: 1 HBP: 1	WP: 0 PB: 0 SB: 0 CS: 1	PA: 40							
PITCHER	IP	WLS	BF	H	R	ER	SO	BB	IBB	HBP	BLK	WP	HR	S	P	ERA	WHIP										
Phil Niekro, R ERA: 3.57 (1, 1)	6.0	L	28	9	2	2	1	2	0	1	0	0	0	27	36	3.00	1.833										
Rick Camp, R ERA: 4.98 (7, 1)	2.0		9	2	0	0	2	1	0	0	0	0	0	12	16	0.00	1.500										
Gene Garber, R ERA: 1.83 (9, 1)	1.0		3	0	0	0	1	0	0	0	0	0	0	5	5	0.00	0.000										

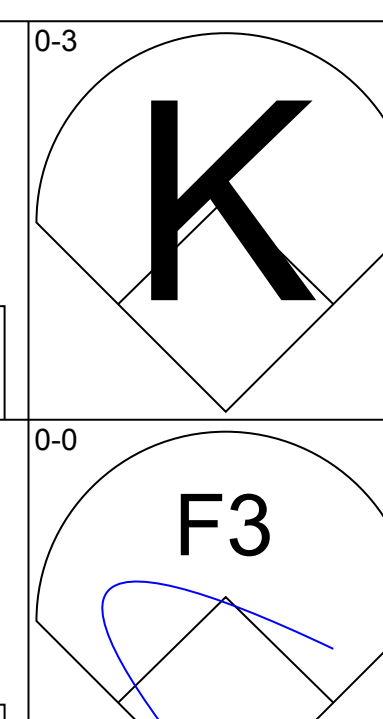
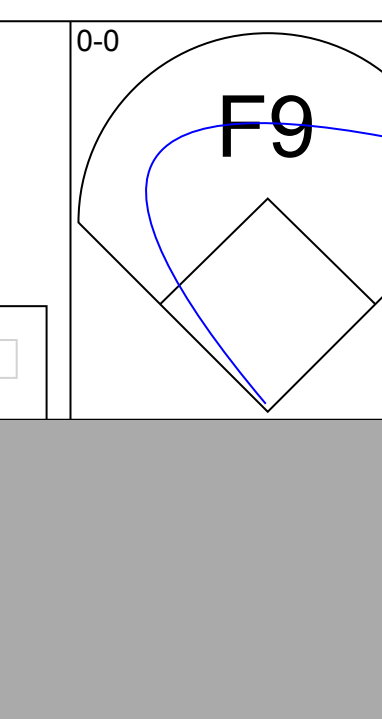
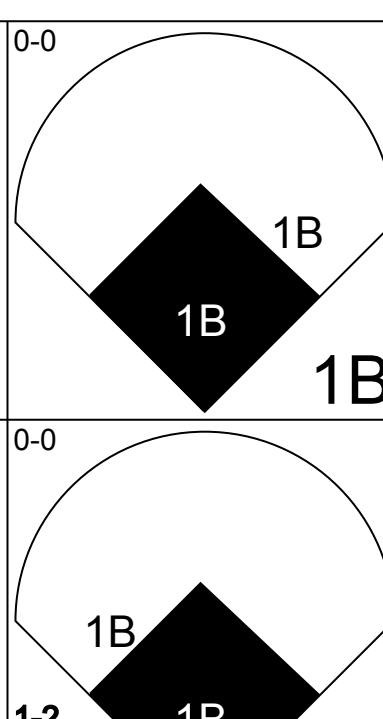
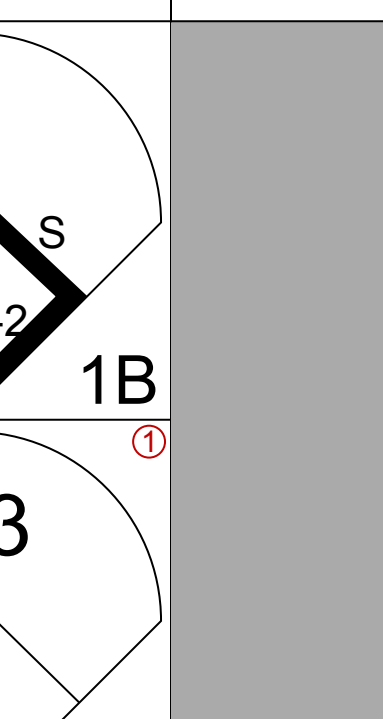
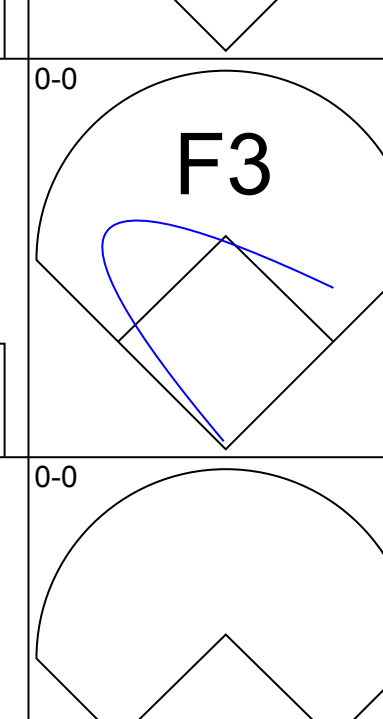
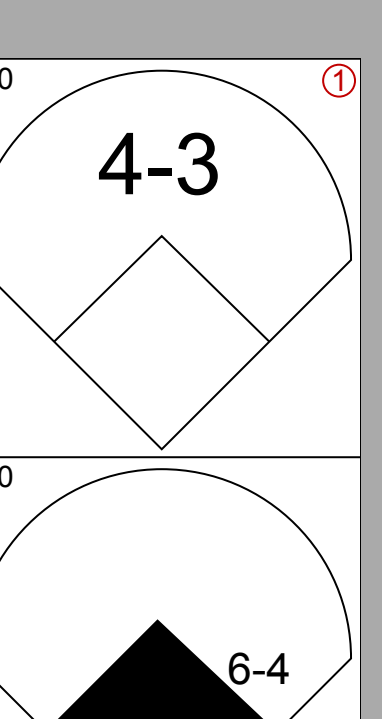
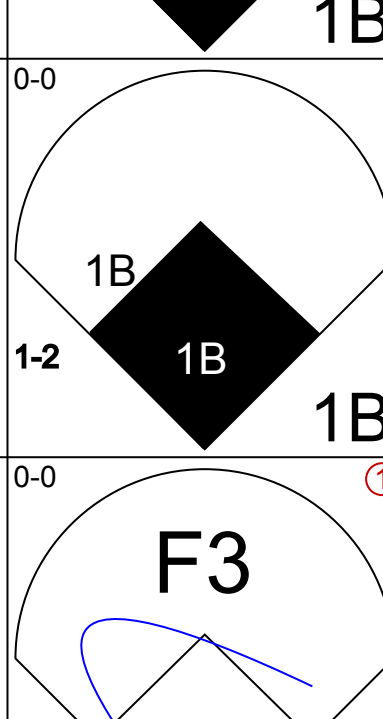
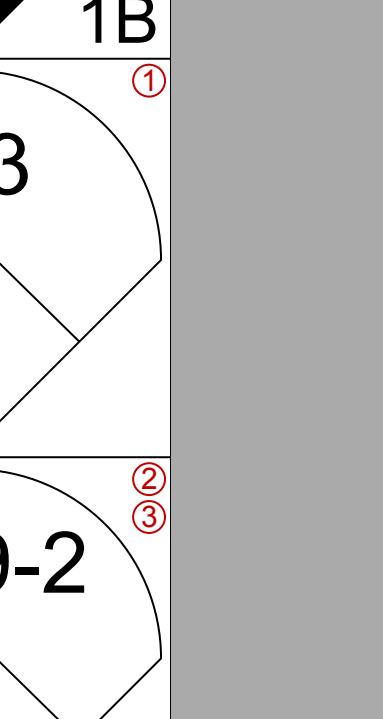
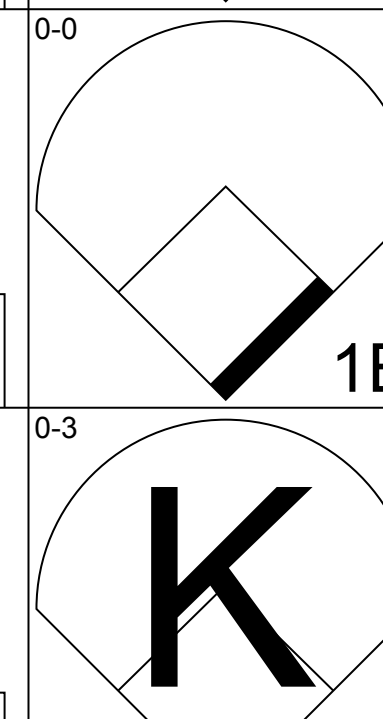
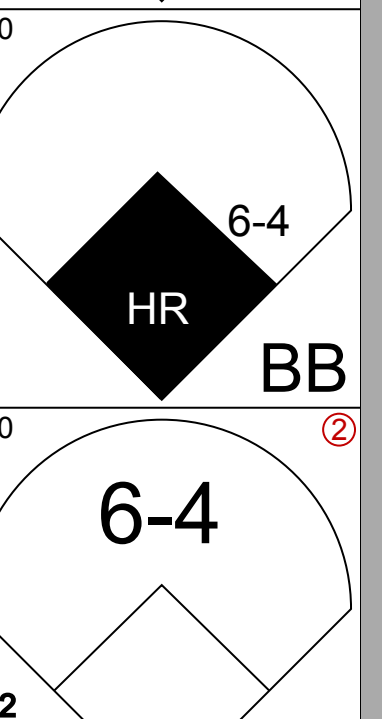
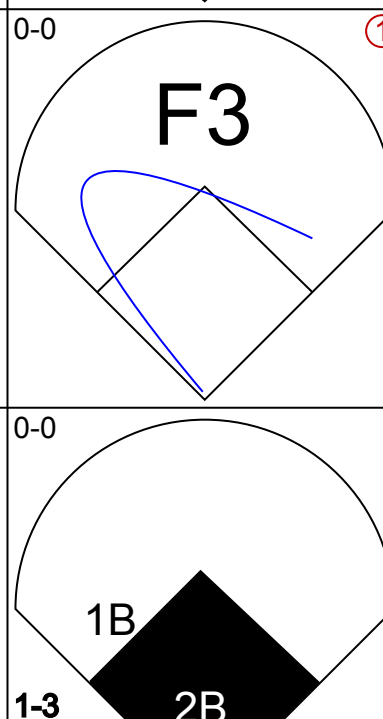
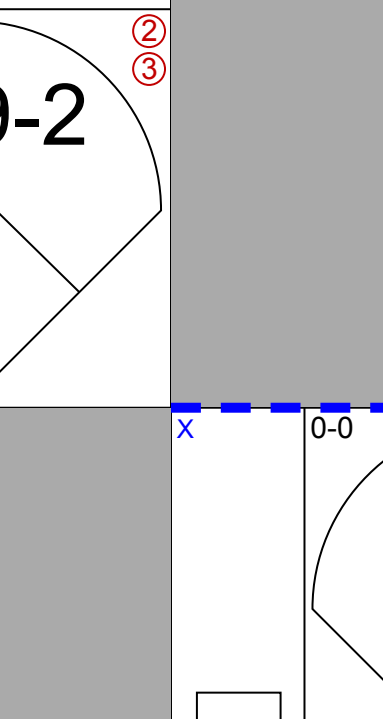
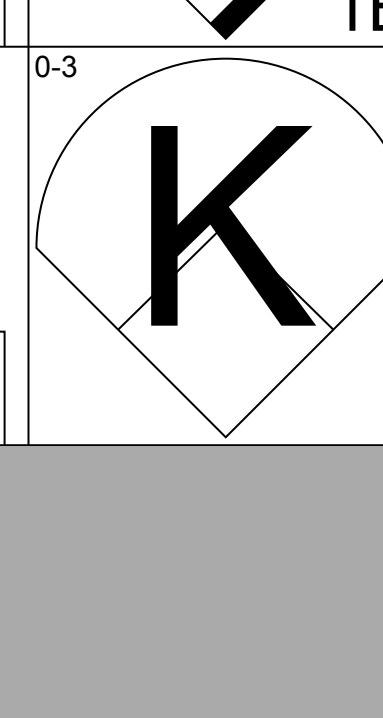
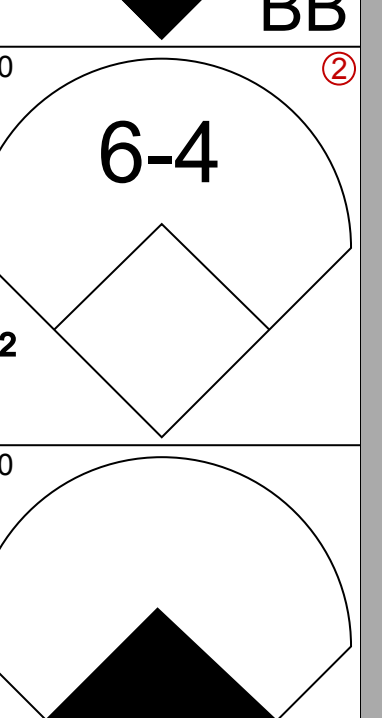
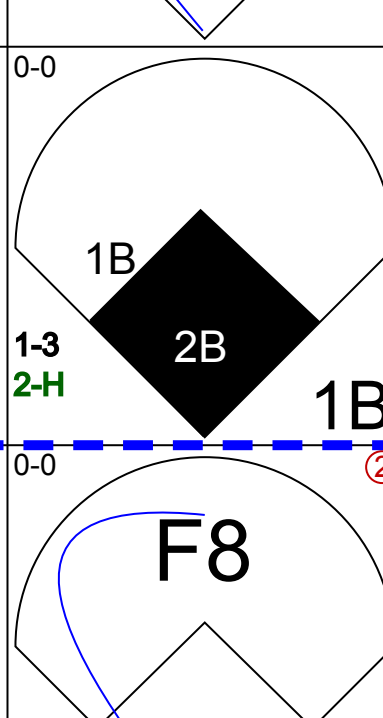
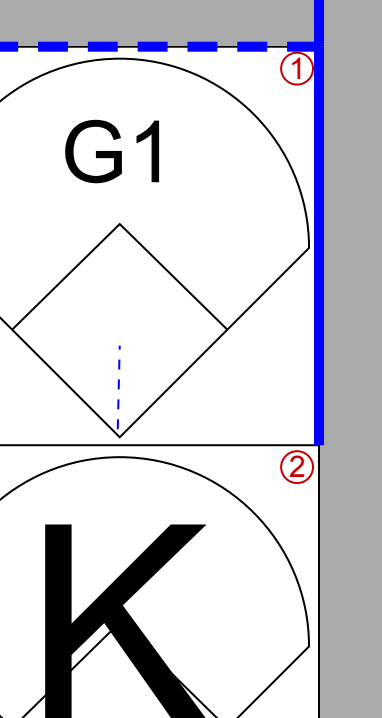
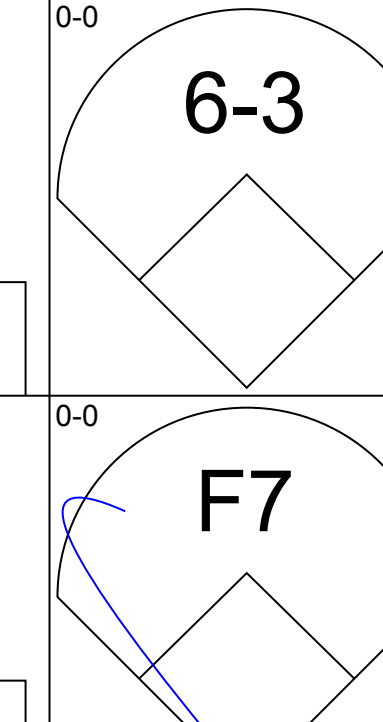
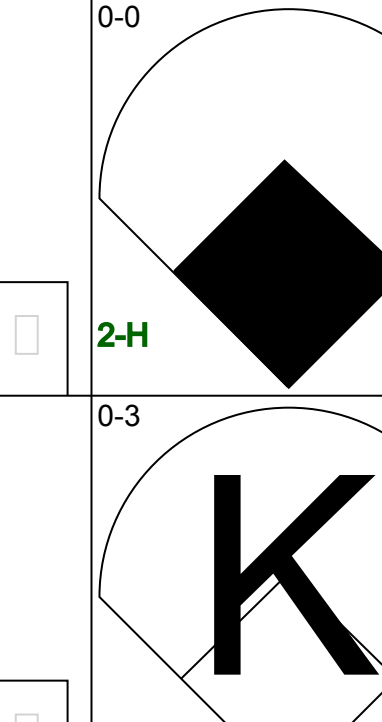
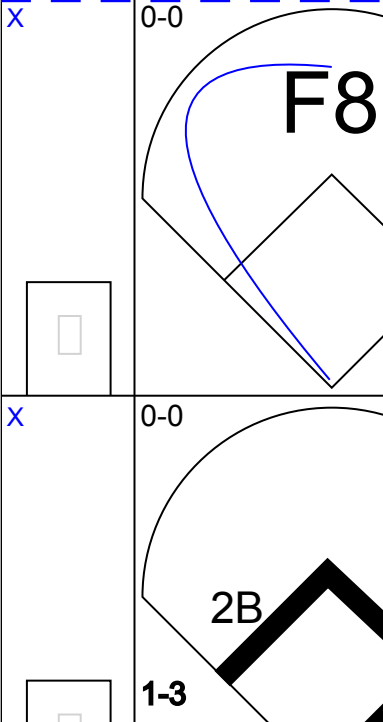
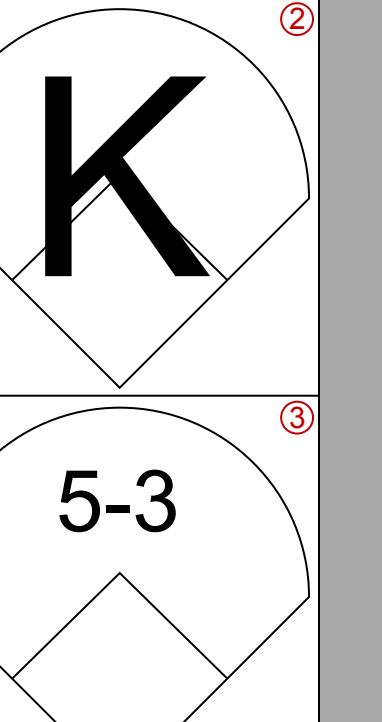

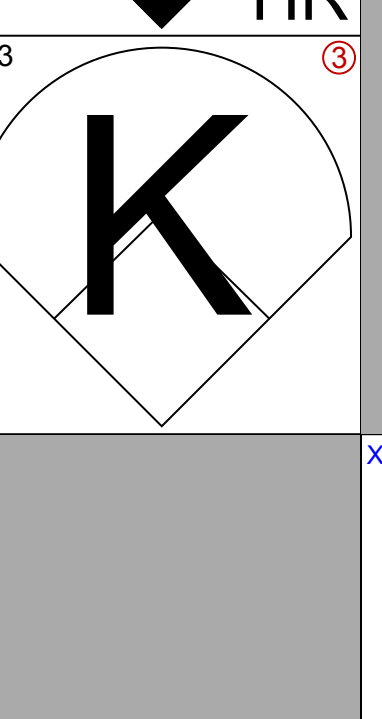
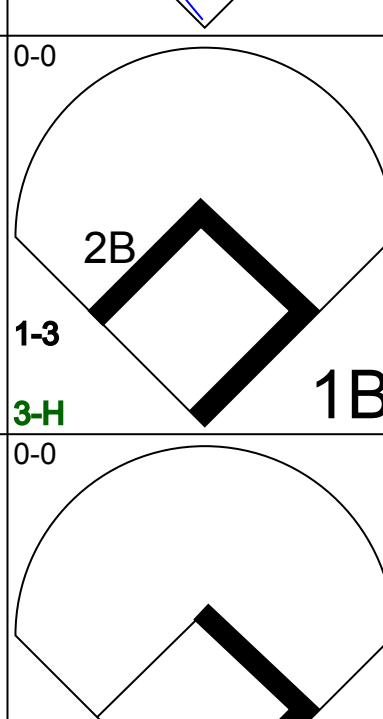
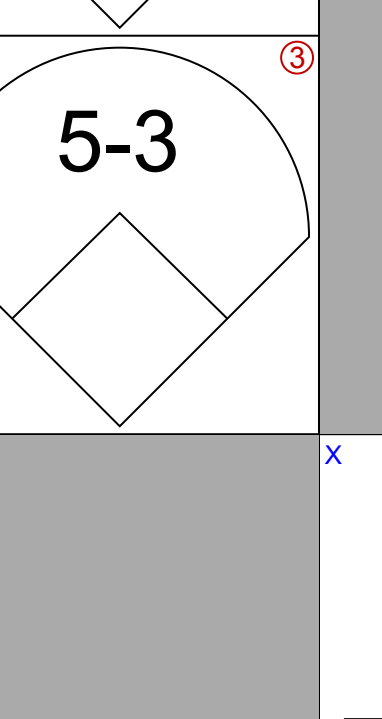

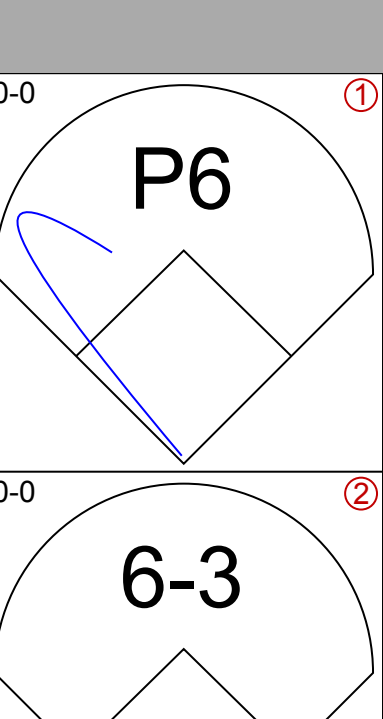
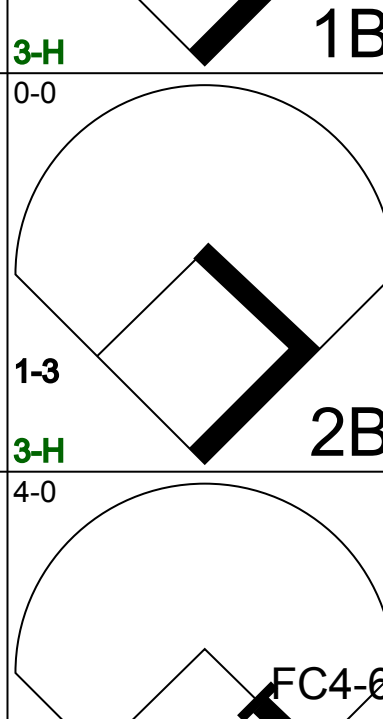
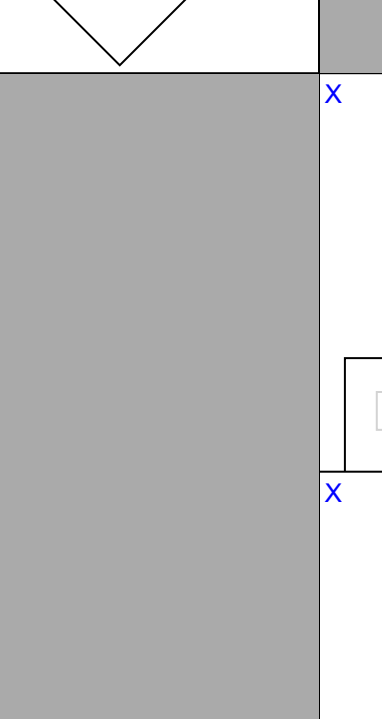
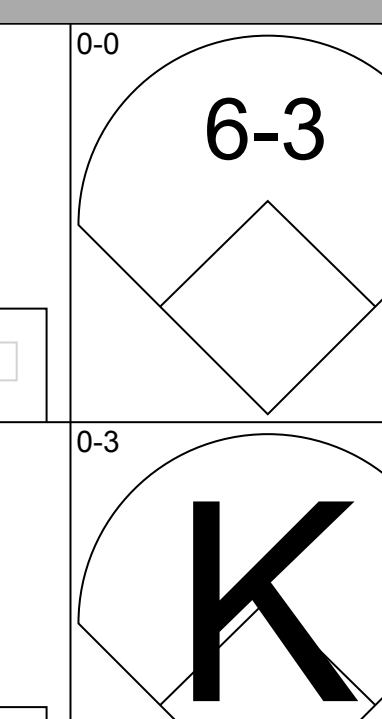
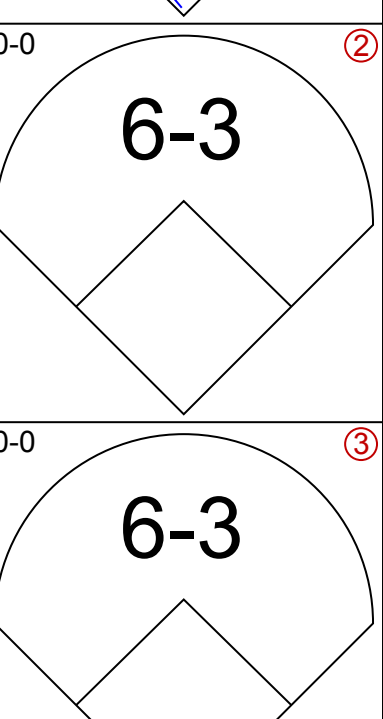
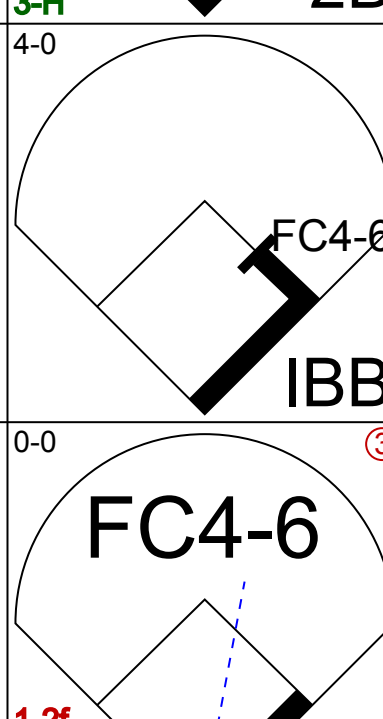
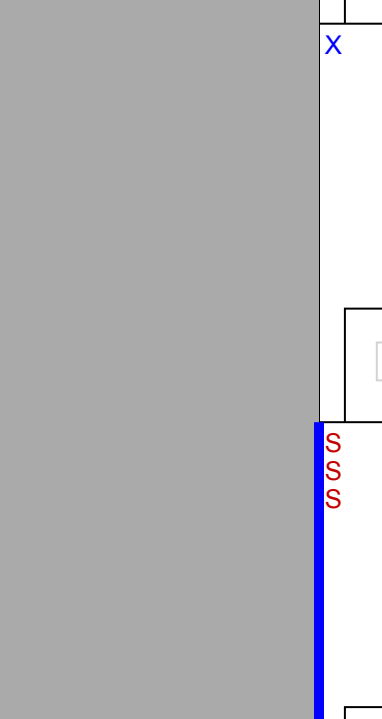

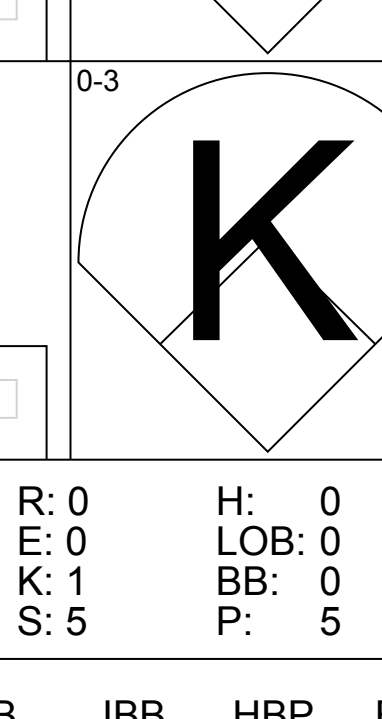
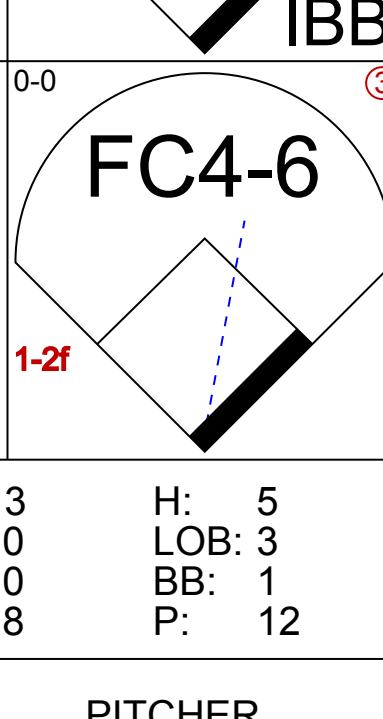
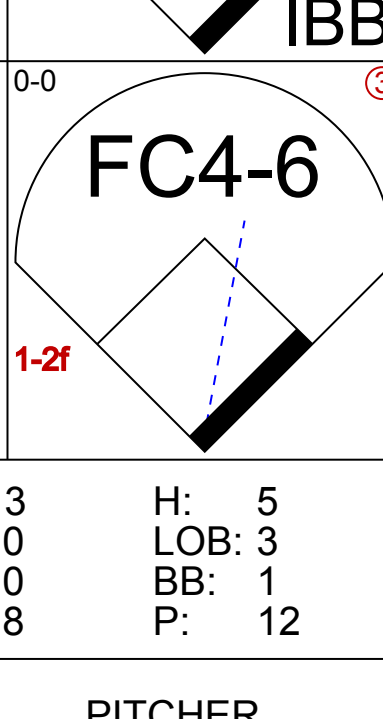
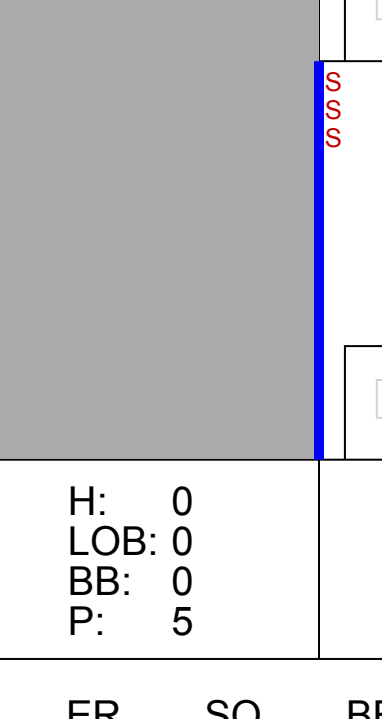
Batter	1	2	3	4	5	6	7	8	9	AB	R	H	RBI	BB	SO	LOB	BOTTOM										
Brett Butler, L OBP: 0.323, SLG: 0.227 (1, 8)										4	0	0	0	0	0	1	Philadelphia Phillies @ Atlanta Braves Atlanta-Fulton County Stadium, Atlanta, GA Sun May 23 1982, 3:33 AM EDT Att: 27,965 - Unknown										
Rafael Ramirez, R OBP: 0.311, SLG: 0.387 (1, 6)										4	0	1	0	0	0	0											
Claudell Washington, L OBP: 0.321, SLG: 0.412 (1, 9)										4	0	0	0	0	0	1											
Dale Murphy, R OBP: 0.407, SLG: 0.635 (1, 7)										4	0	0	0	0	4	1											
Bob Horner, R OBP: 0.394, SLG: 0.601 (1, 5)										3	1	1	0	0	0	0											
Chris Chambliss, L OBP: 0.384, SLG: 0.507 (1, 3)										2	0	1	0	1	0	0											
Glenn Hubbard, R OBP: 0.337, SLG: 0.347 (1, 4)										3	0	0	0	0	0	2											
Bruce Benedict, R OBP: 0.311, SLG: 0.271 (1, 2)										3	0	1	0	0	0	0											
Jerry Royster, R OBP: 0.200, SLG: 0.263 (8, PR)										0	0	0	0	0	0	0											
Biff Pocoroba, S OBP: 0.340, SLG: 0.375 (9, 2)										0	0	0	0	0	0	0											
Phil Niekro, R OBP: 0.200, SLG: 0.267 (1, 1)										1	0	0	0	0	0	0											
Larry Whisenton, L OBP: 0.474, SLG: 0.452 (6, PH)										0	0	0	0	1	0	0											
Rick Camp, R (7, 1)										0	0	0	0	0	0	0											
Ken Smith, L OBP: 0.867, SLG: 0.545 (8, PH)										1	0	0	0	0	1	0											
Gene Garber, R (9, 1)										0	0	0	0	0	0	0											
Inning Stats	R: 0 E: 0 K: 0 S: 3	H: 0 LOB: 0 BB: 0 P: 3	R: 0 E: 0 K: 1 S: 5	H: 0 LOB: 0 BB: 0 P: 5	R: 0 E: 0 K: 0 S: 3	H: 0 LOB: 0 BB: 0 P: 3	R: 0 E: 0 K: 0 S: 3	H: 0 LOB: 0 BB: 0 P: 3	R: 0 E: 0 K: 0 S: 2	H: 0 LOB: 0 BB: 1 P: 6	R: 0 E: 0 K: 1 S: 5	H: 0 LOB: 0 BB: 0 P: 5	R: 0 E: 0 K: 0 S: 5	H: 3 LOB: 2 BB: 0 P: 5	R: 0 E: 0 K: 1 S: 6	H: 1 LOB: 1 BB: 0 P: 6	1B: 4 2B: 1 3B: 0 HR: 0	SF: 0 SAC: 0 DP: 2 HBP: 0	WP: 0 PB: 0 SB: 0 CS: 0	PA: 31							
PITCHER	IP	WLS	BF	H	R	ER	SO	BB	IBB	HBP	BLK	WP	HR	S	P	ERA	WHIP										
Dick Ruthven, R ERA: 2.84 (1, 1)	8.0		27	3	1	1	3	2	0	0	0	0	0	31	39	1.12	0.625										
Ed Farmer, R ERA: 5.75 (9, 1)	1.0	S	4	1	0	0	1	0	0	0	0	0	0	6	6	0.00	1.000										

AB	34
R	2
H	11
RBI	2
BB	3
SO	4
LOB	19



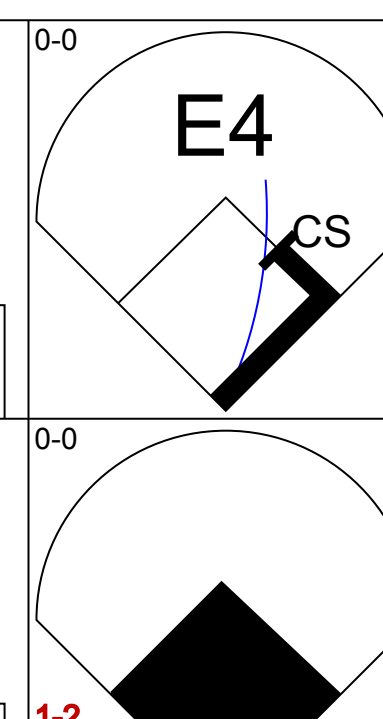
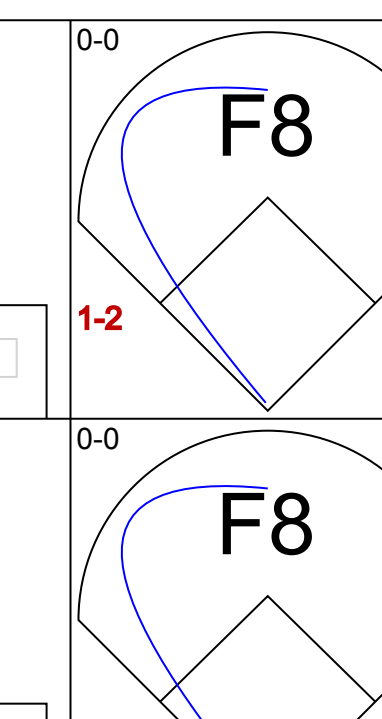
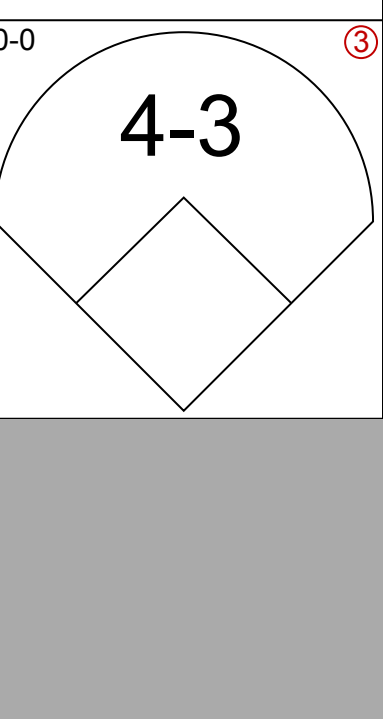
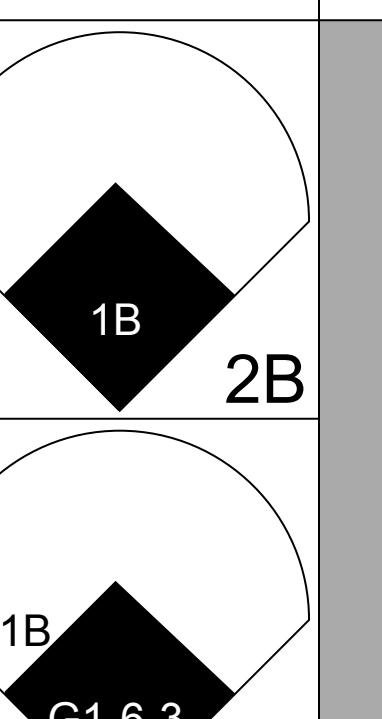
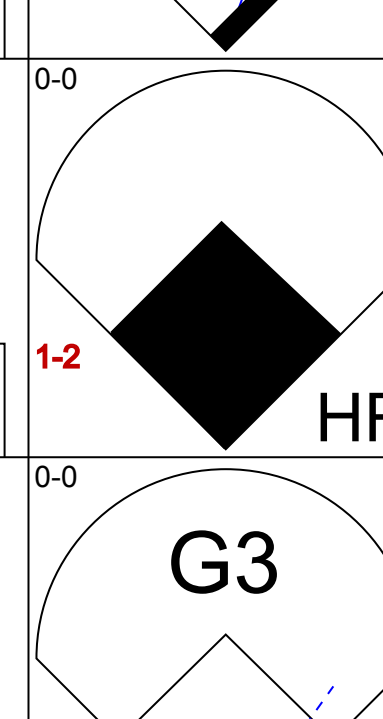
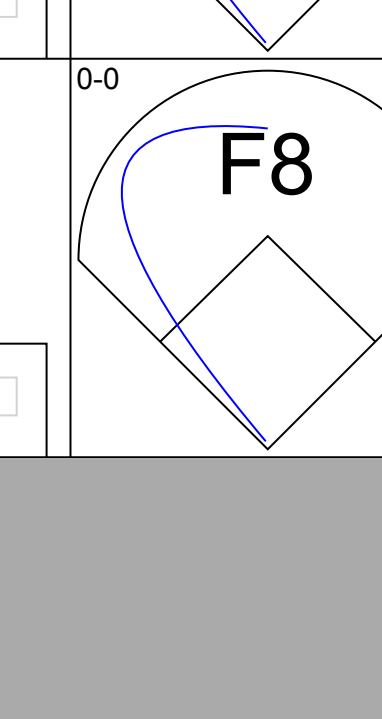
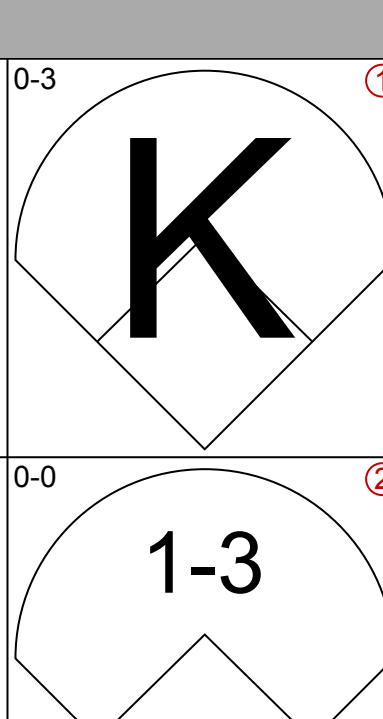
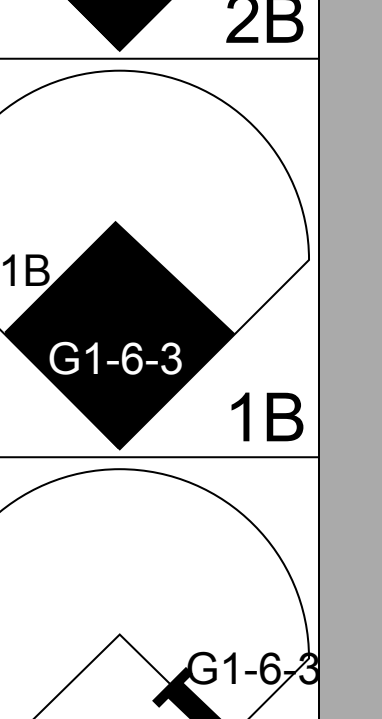
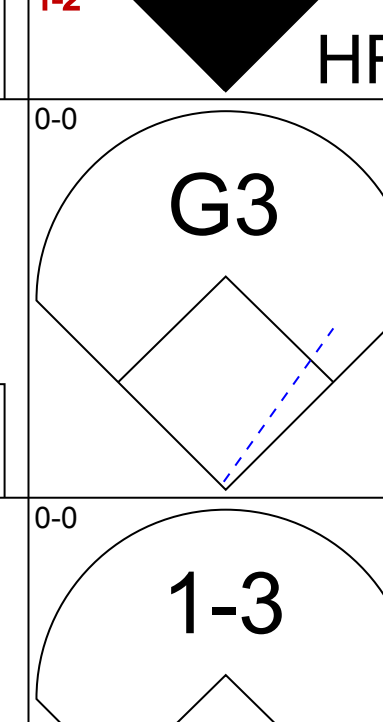
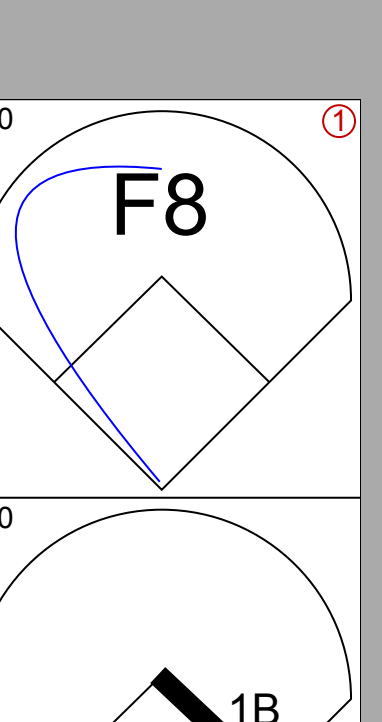
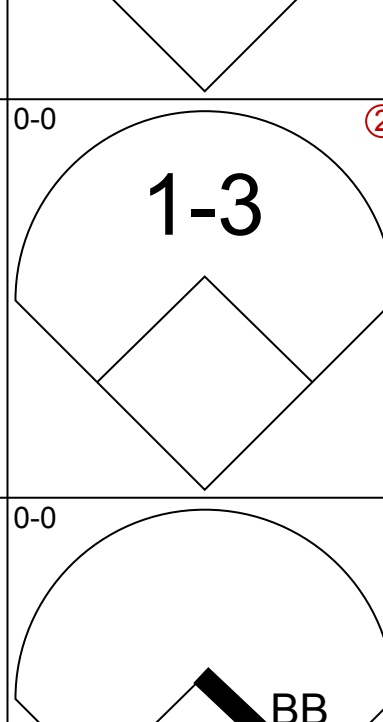
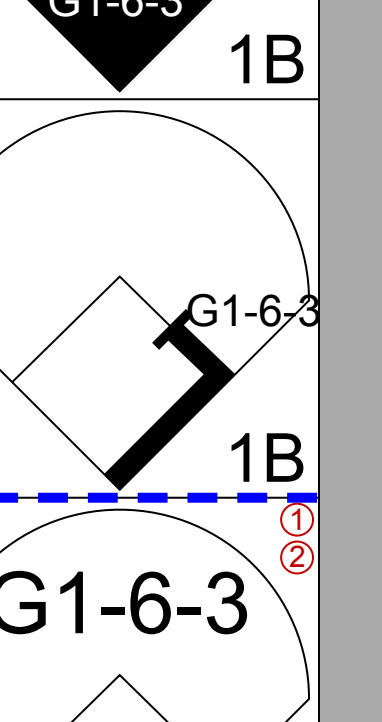
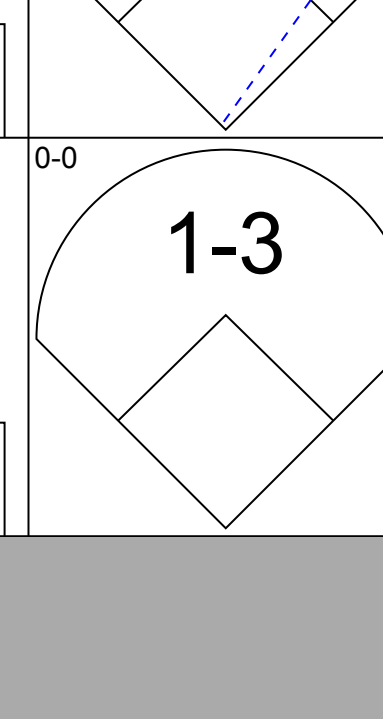
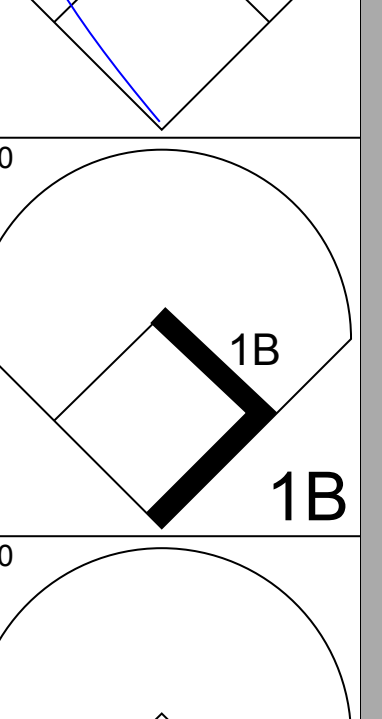
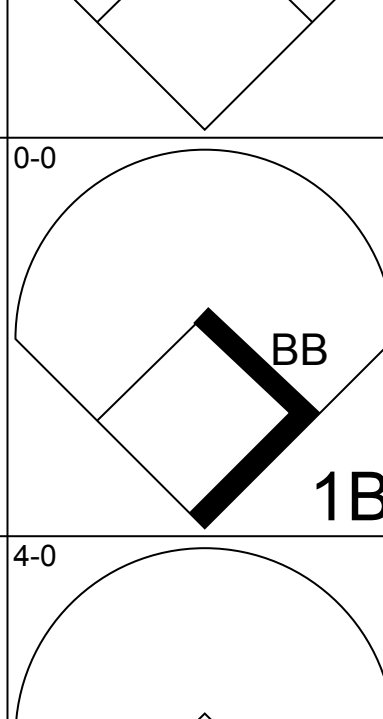
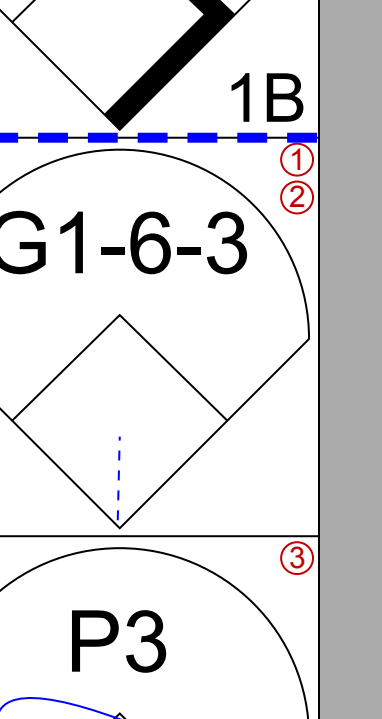
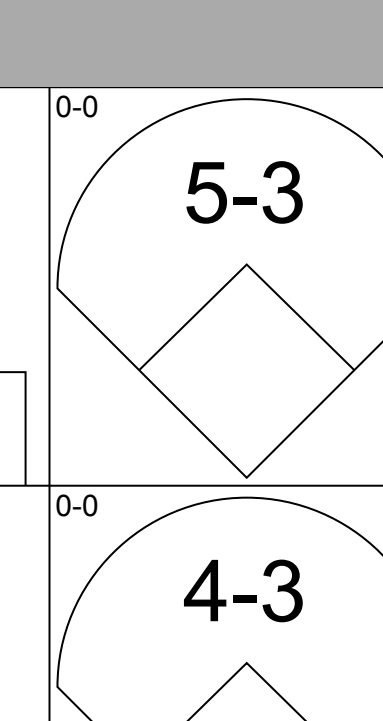
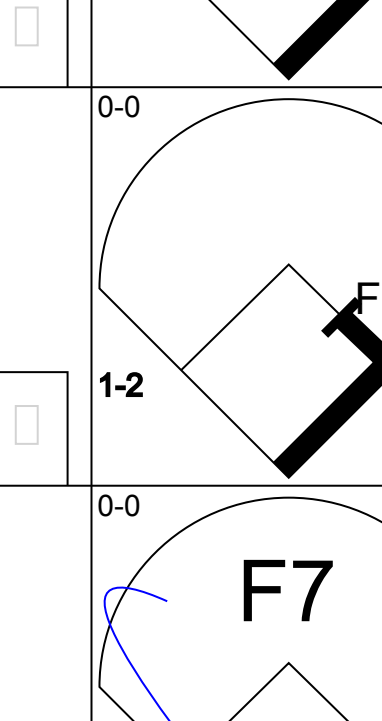
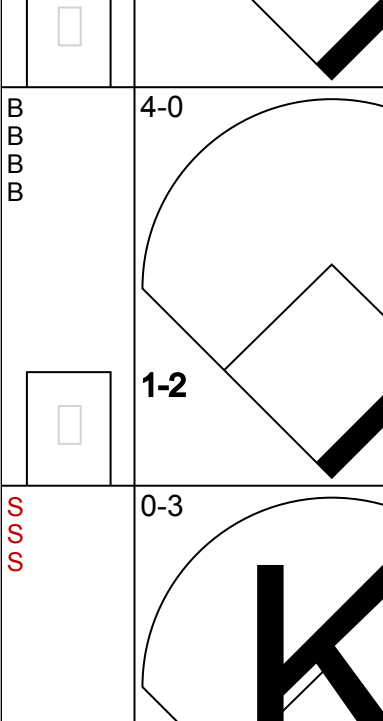
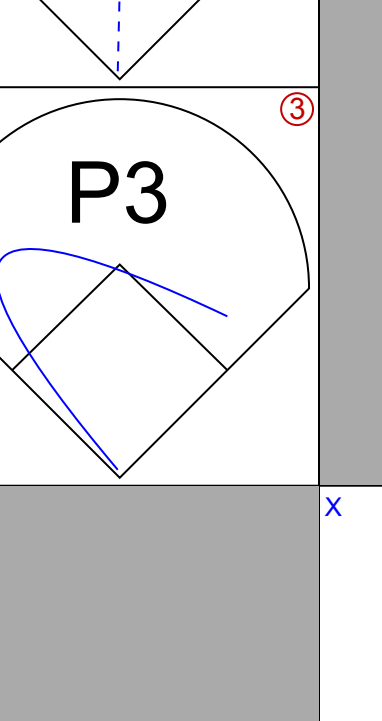

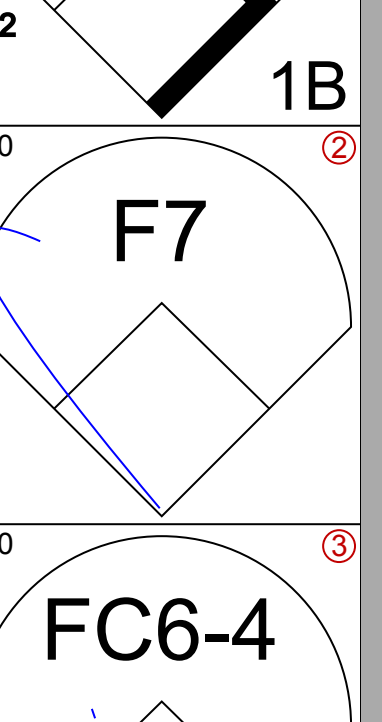
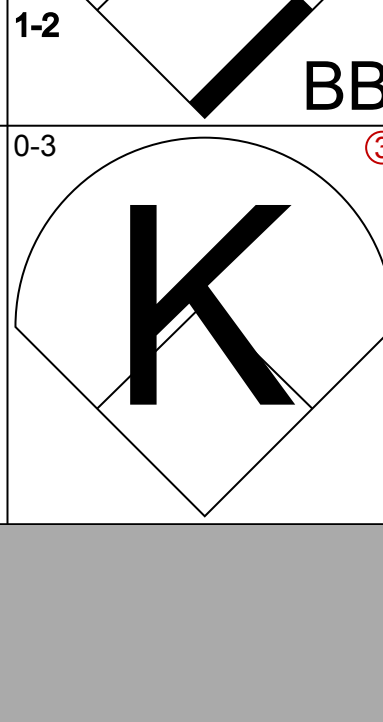
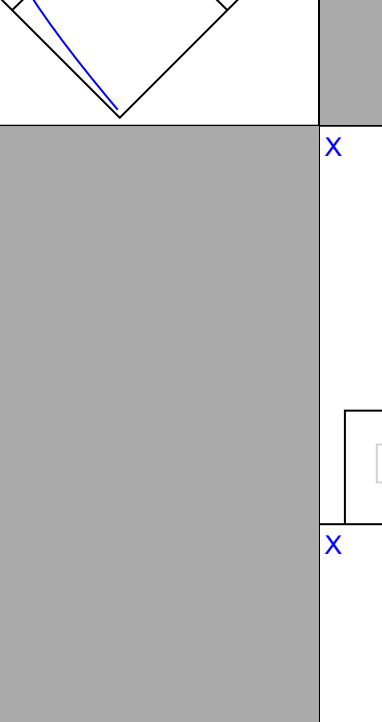

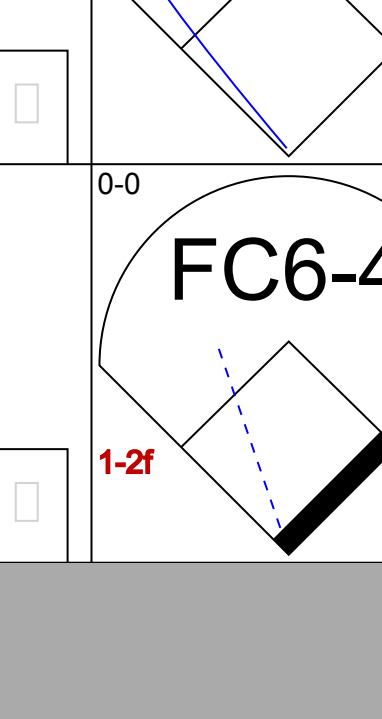



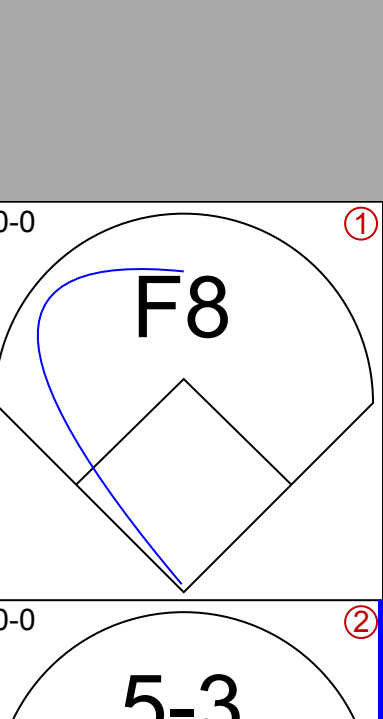
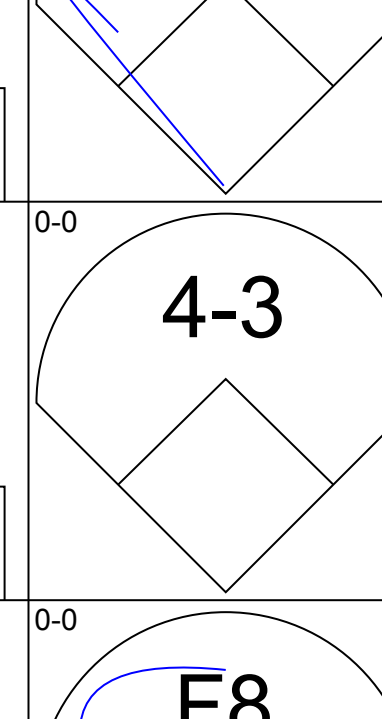
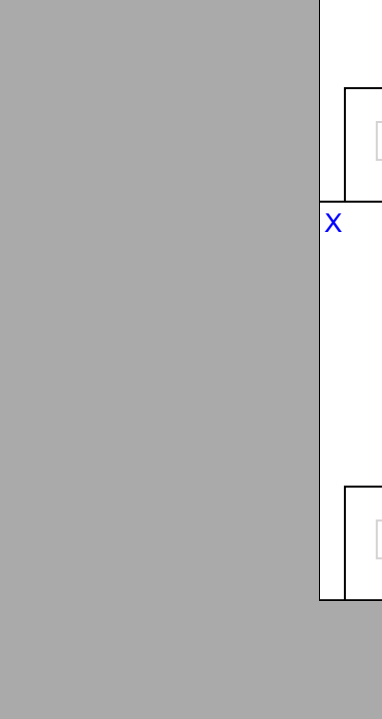

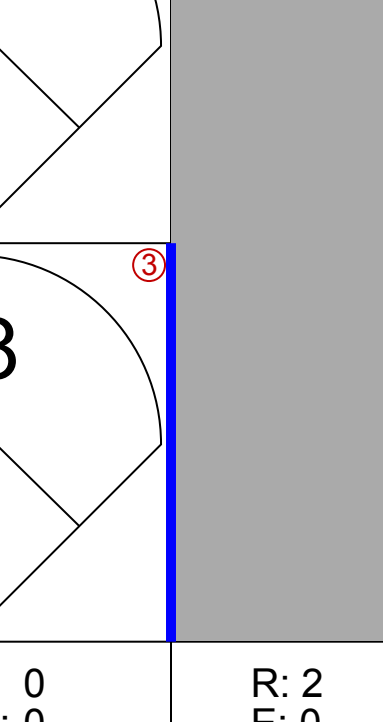
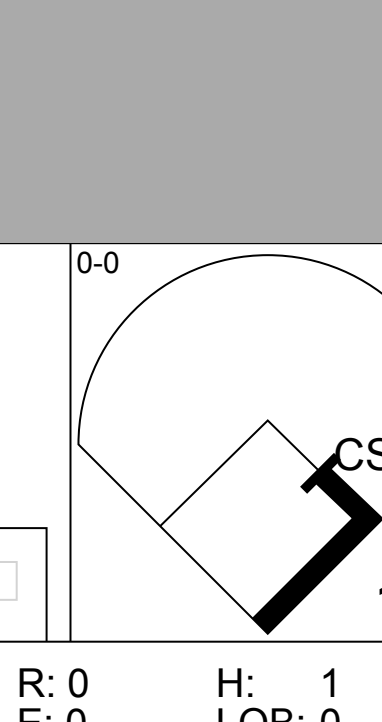
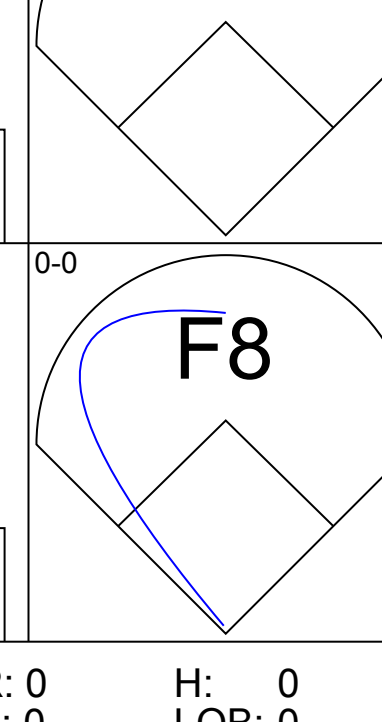
AB	29
R	1
H	4
RBI	0
BB	2
SO	4
LOB	6




Batter	1	2	3	4	5	6	7	8	9	AB	R	H	RBI	BB	SO	LOB	TOP					
Mookie Wilson, S OBP: 0.351, SLG: 0.423 (1, 8)										4	1	2	0	0	1	0	New York Mets @ Atlanta Braves Atlanta-Fulton County Stadium, Atlanta, GA Mon May 24 1982, 7:05 PM EDT Att: 10,388 - Unknown					
John Stearns, R OBP: 0.373, SLG: 0.474 (1, 2)										4	1	1	0	0	0	1						
George Foster, R OBP: 0.315, SLG: 0.340 Joel Youngblood, R OBP: 0.284, SLG: 0.375 (8, 7)										3	1	1	0	1	0	3						
Dave Kingman, R OBP: 0.309, SLG: 0.531 Mike Jorgensen, L OBP: 0.375, SLG: 0.231 (8, 3)										4	1	1	1	0	1	2						
Ellis Valentine, R OBP: 0.243, SLG: 0.288 (1, 9)										4	1	1	2	0	1	2						
Hubie Brooks, R OBP: 0.327, SLG: 0.310 (1, 5)										4	0	1	1	0	1	0						
Ron Gardenhire, R OBP: 0.295, SLG: 0.280 (1, 6)										4	0	1	1	0	0	0						
Tom Verzyer, R OBP: 0.405, SLG: 0.412 (1, 4)										3	0	0	0	1	0	0						
Pat Zachry, R OBP: 0.400, SLG: 0.250 Neil Allen, R OBP: 0.400, SLG: 0.250 (8, 1)										3	0	0	0	0	1	3						
Inning Stats	R: 0 E: 0 K: 2 S: 8	H: 1 LOB: 1 BB: 0 P: 8	R: 0 E: 0 K: 0 S: 3	H: 0 LOB: 0 BB: 0 P: 3	R: 0 E: 0 K: 1 S: 5	H: 0 LOB: 0 BB: 0 P: 5	R: 2 E: 0 K: 1 S: 6	H: 1 LOB: 0 BB: 1 P: 10	R: 0 E: 0 K: 0 S: 3	H: 0 LOB: 0 BB: 0 P: 3	R: 3 E: 0 K: 0 S: 8	H: 5 LOB: 3 BB: 1 P: 12	R: 0 E: 0 K: 0 S: 3	H: 1 LOB: 0 BB: 0 P: 3	R: 0 E: 0 K: 1 S: 5	H: 0 LOB: 0 BB: 0 P: 5		R: 0 E: 0 K: 1 S: 5	H: 0 LOB: 0 BB: 0 P: 5	1B: 6 2B: 2 3B: 0 HR: 1	SF: 0 SAC: 0 DP: 1 HBP: 0	WP: 0 PB: 0 SB: 1 CS: 0
PITCHER	IP WLS BF H R ER SO BB IBB HBP BLK WP HR S P ERA WHIP																					
Ken Dayley, L ERA: 6.75 (1, 1)	5.1 L 22 5 5 5 4 1 0 0 0 0 1 29 33 8.44 1.125																					
Steve Bedrosian, R ERA: 1.46 (6, 1)	1.2 8 3 0 0 0 0 1 0 0 0 0 7 11 0.00 1.800																					
Gene Garber, R ERA: 1.73 (8, 1)	2.0 6 0 0 0 0 2 0 0 0 0 0 0 10 10 0.00 0.000																					

AB	34
R	5
H	8
RBI	5
BB	2
SO	6
LOB	11



Batter	1	2	3	4	5	6	7	8	9	AB	R	H	RBI	BB	SO	LOB	BOTTOM			
Brett Butler, L OBP: 0.321, SLG: 0.234 (1, 8)										4	1	1	0	0	0	1	New York Mets @ Atlanta Braves Atlanta-Fulton County Stadium, Atlanta, GA Mon May 24 1982, 7:05 PM EDT Att: 10,388 - Unknown			
Glenn Hubbard, R OBP: 0.341, SLG: 0.371 (1, 4)										4	2	2	2	0	1	0				
Claudell Washington, L OBP: 0.319, SLG: 0.496 (1, 9)										4	0	1	0	0	0	0				
Dale Murphy, R OBP: 0.409, SLG: 0.632 (1, 7)										4	0	2	0	0	0	1				
Bob Horner, R OBP: 0.396, SLG: 0.596 (1, 5)										3	0	1	0	1	0	0				
Chris Chambliss, L OBP: 0.375, SLG: 0.493 (1, 3)										4	0	0	0	0	1	4				
Bruce Benedict, R OBP: 0.310, SLG: 0.279 (1, 2)										4	0	1	0	0	0	2				
Rafael Ramirez, R OBP: 0.303, SLG: 0.377 (1, 6)											4	0	0	0	0	1				
Ken Dayley, L OBP: 0.500, SLG: 0.400 Steve Bedrosian, R OBP: 0.310, SLG: 0.279 (7, PH) Gene Garber, R OBP: 0.400, SLG: 0.250 (8, 1)										2	0	1	0	0	0	0				
Inning Stats	R: 1 E: 1 K: 0 S: 4	H: 1 LOB: 0 BB: 0 P: 4	R: 0 E: 0 K: 0 S: 4	H: 1 LOB: 1 BB: 0 P: 4	R: 0 E: 0 K: 0 S: 3	H: 1 LOB: 0 BB: 0 P: 3	R: 0 E: 0 K: 0 S: 5	H: 2 LOB: 2 BB: 0 P: 5	R: 0 E: 0 K: 2 S: 8	H: 1 LOB: 2 BB: 1 P: 12	R: 0 E: 0 K: 0 S: 3	H: 0 LOB: 0 BB: 0 P: 3	R: 2 E: 0 K: 0 S: 5	H: 3 LOB: 0 BB: 0 P: 5	R: 0 E: 0 K: 0 S: 3	H: 0 LOB: 0 BB: 0 P: 3		1B: 6 2B: 2 3B: 0 HR: 1	SF: 0 SAC: 0 DP: 1 HBP: 0	WP: 0 PB: 0 SB: 0 CS: 2
PITCHER	IP WLS BF H R ER SO BB IBB HBP BLK WP HR S P ERA WHIP																			
Pat Zachry, R ERA: 4.59 (1, 1)	7.0 W 30 9 3 3 2 1 0 0 0 0 0 0 33 37 3.86 1.429																			
Neil Allen, R ERA: 2.3 (8, 1)	2.0 S 5 0 0 0 0 0 0 0 0 0 0 0 5 5 0.00 0.000																			




Batter	1	2	3	4	5	6	7	8	9	AB	R	H	RBI	BB	SO	LOB	TOP			
Mookie Wilson, S (1, 8) OBP: 0.348, SLG: 0.419	0-0 2-3	0-0 1-2 3-H 1B			0-0 F8			0-0 4-3		4	0	1	1	0	0	0	New York Mets @ Atlanta Braves Atlanta-Fulton County Stadium, Atlanta, GA Tue May 25 1982, 7:05 PM EDT Att: 9,581 - Unknown			
John Stearns, R (1, 2) OBP: 0.394, SLG: 0.461	0-0 F8	0-0 4-3			0-0 4-3			0-0 F8		4	0	0	0	0	0	2				
George Foster, R (1, 7) OBP: 0.320, SLG: 0.361	0-0 E6 BB		4-0 FC1-4 BB		0-3 K			0-0 HR		3	1	1	1	1	1	0				
Dave Kingman, R (1, 3) OBP: 0.307, SLG: 0.520	4-0 1-2 BB		0-0 FC1-4 G1-4-3		0-0 5-3			0-3 K		3	0	0	0	1	1	1				
Ellis Valentine, R (1, 9) OBP: 0.244, SLG: 0.286	0-3 K		0-0 G1-4-3		0-0 G2			0-0 1B		4	0	1	0	0	1	3				
Hubie Brooks, R (1, 5) OBP: 0.331, SLG: 0.322		0-0 1B 2B		0-0 1B		0-0 F8		0-0 F8		4	1	2	0	0	0	1				
Wally Backman, S (1, 4) OBP: 0.392, SLG: 0.393		0-0 1B 1B		0-0 F7			0-0 G4-6-3 1B	0-3 K		4	0	2	0	0	1	2				
Ron Gardenhire, R (1, 6) OBP: 0.286, SLG: 0.270		0-3 K		0-0 P3			0-0 F9	0-0 4-3		4	0	0	0	0	1	5				
Mike Scott, R (1, 1) OBP: 0.130, SLG: 0.136		0-0 L8		0-0 1-3			0-0 G4-6-3			1	0	0	0	0	0	2				
Tom Hausman, R (2, 1)										1	0	0	0	0	0	1				
Mike Jorgensen, L (7, PH) OBP: 0.353, SLG: 0.214										1	0	0	0	0	0	1				
Ed Lynch, R (7, 1)										0	0	0	0	0	0	0				
Inning Stats	R: 0 E: 1 K: 1 S: 6	H: 0 LOB: 2 BB: 1 P: 10	R: 1 E: 0 K: 1 S: 8	H: 3 LOB: 0 BB: 0 P: 8	R: 0 E: 0 K: 0 S: 2	H: 0 LOB: 0 BB: 1 P: 6	R: 0 E: 0 K: 0 S: 4	H: 1 LOB: 1 BB: 0 P: 4	R: 0 E: 0 K: 0 S: 5	H: 0 LOB: 0 BB: 0 P: 5	R: 0 E: 0 K: 0 S: 3	H: 1 LOB: 0 BB: 0 P: 3	R: 1 E: 0 K: 1 S: 6	H: 1 LOB: 1 BB: 0 P: 6	R: 0 E: 0 K: 1 S: 6	H: 1 LOB: 1 BB: 0 P: 6	1B: 5 2B: 1 3B: 0 HR: 1	SF: 0 SAC: 0 DP: 2 HBP: 0	WP: 0 PB: 0 CS: 0	PA: 35
PITCHER Rick Mahler, R (1, 1) ERA: 3.45	IP: 9.0 WLS: W BF: 35 H: 7 R: 2 ER: 2 SO: 5 BB: 2 IBB: 0 HBP: 0 BLK: 0 WP: 0 HR: 1 S: 43 P: 51 ERA: 2.00 WHIP: 1.000															PITCHER				

AB	33
R	2
H	7
RBI	2
BB	2
SO	5
LOB	18



Batter	1	2	3	4	5	6	7	8	9	AB	R	H	RBI	BB	SO	LOB	BOTTOM			
Claudell Washington, L (1, 9) OBP: 0.322, SLG: 0.420	0-0 4-3	0-0 1-3 HR 2B	0-0 P5		0-0 F8			0-0 2B		5	1	2	2	0	0	1	New York Mets @ Atlanta Braves Atlanta-Fulton County Stadium, Atlanta, GA Tue May 25 1982, 7:05 PM EDT Att: 9,581 - Unknown			
Glenn Hubbard, R (1, 4) OBP: 0.337, SLG: 0.385	0-0 6-3	0-0 2B HR	0-0 5-3			0-0 5-3		0-0 P6		5	1	1	3	0	0	1				
Chris Chambliss, L (1, 3) OBP: 0.370, SLG: 0.484	0-0 6-3	0-0 E 1B		0-0 4-3		0-0 1-3		0-0 F8		5	1	1	0	0	0	1				
Dale Murphy, R (1, 8) OBP: 0.405, SLG: 0.641		0-0 HR		0-0 F9		0-0 3-1				4	1	1	1	0	0	1				
Brett Butler, L (8, 8) OBP: 0.321, SLG: 0.234		0-0 E5 1B		0-0 F7						0	0	0	0	0	0	0				
Bob Horner, R (1, 5) OBP: 0.393, SLG: 0.586		0-0 1B K		0-0 F7			0-0 P5			4	1	1	0	0	1	2				
Larry Whitenton, L (1, 7) OBP: 0.512, SLG: 0.556		0-0 3B			0-0 E 1B SF7 1B		0-0 G6-4-3 1B			4	2	4	2	0	0	0				
Bruce Benedict, R (1, 2) OBP: 0.315, SLG: 0.283		0-0 SF8 1B			0-0 E7 1B		0-0 G6-4-3			2	0	1	1	0	0	1				
Rafael Ramirez, R (1, 6) OBP: 0.304, SLG: 0.385		0-0 2B			0-0 SF7			0-0 SH1-3 2B		2	1	1	1	0	0	3				
Jerry Royster, R (8, 6) OBP: 0.236, SLG: 0.350		0-0 F8			0-0 P4			0-0 SH1-3		1	1	1	0	0	0	0				
Rick Mahler, R (1, 1) OBP: 0.130, SLG: 0.130		0-0 2B HR 1B		0-3 K						3	1	1	0	0	1	1				
Inning Stats	R: 0 E: 0 K: 0 S: 3	H: 0 LOB: 0 BB: 0 P: 3	R: 8 E: 1 K: 1 S: 15	H: 9 LOB: 3 BB: 0 P: 16	R: 0 E: 0 K: 1 S: 5	H: 0 LOB: 0 BB: 0 P: 5	R: 0 E: 0 K: 0 S: 3	H: 0 LOB: 0 BB: 0 P: 3	R: 1 E: 1 K: 0 S: 5	H: 2 LOB: 1 BB: 0 P: 5	R: 0 E: 0 K: 0 S: 3	H: 1 LOB: 0 BB: 0 P: 3	R: 0 E: 0 K: 0 S: 3	H: 1 LOB: 1 BB: 0 P: 3	R: 1 E: 0 K: 0 S: 5	H: 2 LOB: 1 BB: 0 P: 5	1B: 7 2B: 4 3B: 1 HR: 2	SF: 2 SAC: 1 DP: 1 HBP: 1	WP: 0 PB: 0 CS: 0	PA: 39
PITCHER Mike Scott, R (1, 1) ERA: 3.62	IP: 1.1 WLS: L BF: 10 H: 6 R: 6 ER: 6 SO: 6 BB: 0 IBB: 0 HBP: 0 BLK: 0 WP: 0 HR: 1 S: 10 P: 10 ERA: 40.50 WHIP: 4.500															PITCHER				
Tom Hausman, R (2, 1) ERA: 1.93	4.2 BF: 21 H: 5 R: 3 ER: 1 SO: 2 BB: 0 IBB: 0 HBP: 1 BLK: 0 WP: 0 HR: 1 S: 24 P: 25 ERA: 1.93 WHIP: 1.071																			
Ed Lynch, R (7, 1) ERA: 3.62	2.0 BF: 8 H: 3 R: 1 ER: 1 SO: 0 BB: 0 IBB: 0 HBP: 0 BLK: 0 WP: 0 HR: 0 S: 8 P: 8 ERA: 4.50 WHIP: 1.500																			



Batter	1	2	3	4	5	6	7	8	9	AB	R	H	RBI	BB	SO	LOB	TOP					
Claudel Washington, L (1, 9) OBP: 0.322, SLG: 0.412	0-3 K		0-0 E1		0-0 3-1		4-0 S BB			3	0	0	0	1	1	0						
Glenn Hubbard, R (1, 4) OBP: 0.328, SLG: 0.368	0-3 K		0-0 5-3		0-0 6-3		0-0 F8			4	0	0	0	0	1	2						
Chris Chambliss, L (1, 3) OBP: 0.371, SLG: 0.478	4-0 S BB		0-0 F7		0-0 1B			0-0 F7		3	0	1	0	1	0	1						
Dale Murphy, R (1, 8) OBP: 0.404, SLG: 0.626	4-0 1-2 BB		0-0 4-3		0-3 K			0-0 4-3		3	0	0	0	1	1	2						
Bob Horner, R (1, 5) OBP: 0.381, SLG: 0.559	0-0 F8			0-0 F4		0-3 K			0-0 6-3	4	0	0	0	0	1	2						
Larry Whitenton, L (1, 7) OBP: 0.479, SLG: 0.512		0-3 K		0-0 1B		0-0 F7			0-0 F9	4	0	1	0	0	1	0						
Bruce Benedict, R (1, 2) OBP: 0.316, SLG: 0.294 Ken Smith, L (9, PH) OBP: 0.647, SLG: 0.538		0-0 2B		0-0 F7		0-0 5-3			0-3 K	3	0	1	0	0	0	1						
Rafael Ramirez, R (1, 6) OBP: 0.314, SLG: 0.389 Terry Harper, R (9, PH)		0-3 K		0-0 FC6-4 1B			0-0 CS 1B		0-0 F9	3	0	2	0	0	1	1						
Phil Niekro, R (1, 1) OBP: 0.167, SLG: 0.222		0-0 1-3		0-0 FC6-4			0-3 K			3	0	0	0	0	1	4						
Inning Stats	R: 0 E: 0 K: 2 S: 7	H: 0 LOB: 2 BB: 2 P: 15	R: 0 E: 0 K: 2 S: 8	H: 1 LOB: 1 BB: 0 P: 8	R: 0 E: 1 K: 0 S: 4	H: 0 LOB: 1 BB: 0 P: 4	R: 0 E: 0 K: 0 S: 5	H: 2 LOB: 2 BB: 0 P: 5	R: 0 E: 0 K: 1 S: 6	H: 1 LOB: 1 BB: 0 P: 6	R: 0 E: 0 K: 1 S: 5	H: 0 LOB: 0 BB: 0 P: 5	R: 0 E: 0 K: 1 S: 5	H: 1 LOB: 1 BB: 1 P: 9	R: 0 E: 0 K: 0 S: 3	H: 0 LOB: 0 BB: 0 P: 3	R: 0 E: 0 K: 1 S: 5	H: 0 LOB: 0 BB: 0 P: 5	1B: 4 2B: 1 3B: 0 HR: 0	SF: 0 SAC: 0 DP: 0 HBP: 0	WP: 0 PB: 0 SB: 2 CS: 1	PA: 35
PITCHER Dick Ruthven, R (1, 1) ERA: 2.49	IP: 9.0 WLS: W BF: 35 H: 5 R: 0 ER: 0 SO: 8 BB: 3 IBB: 0 HBP: 0 BLK: 0 WP: 0 HR: 0 S: 48 P: 60 ERA: 0.00 WHIP: 0.889															PITCHER	IP: 9.0 WLS: W BF: 35 H: 5 R: 0 ER: 0 SO: 8 BB: 3 IBB: 0 HBP: 0 BLK: 0 WP: 0 HR: 0 S: 48 P: 60 ERA: 0.00 WHIP: 0.889					

Atlanta Braves @ Philadelphia Phillies
Veterans Stadium, Philadelphia, PA
Sat May 29 1982, 3:33 AM EDT
Att: 26,790 - Unknown

AB 32
R 0
H 5
RBI 0
BB 3
SO 8
LOB 13



Batter	1	2	3	4	5	6	7	8	9	AB	R	H	RBI	BB	SO	LOB	BOTTOM			
Bob Dernier, R (1, 9) OBP: 0.372, SLG: 0.375	0-0 F4		0-0 6-3			0-0 6-3		0-0 5-3		4	0	0	0	0	0	1				
Pete Rose, S (1, 3) OBP: 0.321, SLG: 0.341	0-0 F7		0-0 G3			0-0 1B SF8 1B		0-0 F6		4	1	1	0	0	0	1				
Mike Schmidt, R (1, 5) OBP: 0.409, SLG: 0.450	0-0 5-3			0-0 F7		0-0 1B 1B		0-0 1B		4	0	2	0	0	0	0				
Gary Matthews, R (1, 7) OBP: 0.328, SLG: 0.398 Greg Gross, L (9, 7) OBP: 0.394, SLG: 0.276		0-0 F5		0-0 6-3		0-0 1B 1B		0-3 K		4	0	1	0	0	1	1				
Bo Diaz, R (1, 2) OBP: 0.353, SLG: 0.531		4-0 BB		0-3 K		0-0 SF8				1	0	0	1	1	1	0				
Gary Maddox, R (1, 8) OBP: 0.308, SLG: 0.430		0-3 K			0-0 1-3	0-3 K				3	0	0	0	0	2	3				
Manny Trillo, R (1, 4) OBP: 0.297, SLG: 0.311		0-0 F3			4-0 1B BB		0-0 F8			2	0	0	0	1	0	1				
Ivan De Jesus, R (1, 6) OBP: 0.295, SLG: 0.259			0-0 SH1-4 1B		0-0 G4-6-3 1B		0-3 K2-3			3	0	2	0	0	1	0				
Dick Ruthven, R (1, 1) OBP: 0.095, SLG: 0.095			0-0 SH1-4		0-0 G4-6-3		0-0 4-3			2	0	0	0	0	0	2				
Inning Stats	R: 0 E: 0 K: 0 S: 3	H: 0 LOB: 0 BB: 0 P: 3	R: 0 E: 0 K: 1 S: 5	H: 0 LOB: 1 BB: 1 P: 9	R: 0 E: 0 K: 0 S: 4	H: 1 LOB: 1 BB: 0 P: 4	R: 0 E: 0 K: 1 S: 5	H: 0 LOB: 0 BB: 0 P: 5	R: 0 E: 0 K: 1 S: 3	H: 1 LOB: 1 BB: 1 P: 7	R: 1 E: 0 K: 1 S: 8	H: 3 LOB: 2 BB: 0 P: 8	R: 0 E: 0 K: 1 S: 5	H: 0 LOB: 0 BB: 0 P: 5	R: 0 E: 0 K: 1 S: 6	H: 1 LOB: 1 BB: 0 P: 6	1B: 6 2B: 0 3B: 0 HR: 0	SF: 1 SAC: 1 DP: 1 HBP: 0	WP: 0 PB: 0 SB: 0 CS: 0	PA: 31
PITCHER Phil Niekro, R (1, 1) ERA: 3.21	IP: 8.0 WLS: L BF: 31 H: 6 R: 1 ER: 1 SO: 5 BB: 2 IBB: 0 HBP: 0 BLK: 0 WP: 0 HR: 0 S: 39 P: 47 ERA: 1.12 WHIP: 1.000															PITCHER	IP: 8.0 WLS: L BF: 31 H: 6 R: 1 ER: 1 SO: 5 BB: 2 IBB: 0 HBP: 0 BLK: 0 WP: 0 HR: 0 S: 39 P: 47 ERA: 1.12 WHIP: 1.000			

Atlanta Braves @ Philadelphia Phillies
Veterans Stadium, Philadelphia, PA
Sat May 29 1982, 3:33 AM EDT
Att: 26,790 - Unknown

AB 27
R 1
H 6
RBI 1
BB 2
SO 5
LOB 9



Batter	1	2	3	4	5	6	7	8	9	AB	R	H	RBI	BB	SO	LOB	TOP		
Claudell Washington, L OBP: 0.333, SLG: 0.439 (1, 9)										5	2	4	1	0	0	0	<p>Atlanta Braves @ New York Mets Shea Stadium, Flushing, NY Mon May 31 1982, 3:33 AM EDT Att: 21,954 - Unknown</p>		
Glenn Hubbard, R OBP: 0.323, SLG: 0.353 (1, 4)										3	1	0	0	2	1	1			
Chris Chambliss, L OBP: 0.363, SLG: 0.466 (1, 3)										4	0	0	0	0	2	5			
Dale Murphy, R OBP: 0.398, SLG: 0.604 (1, 8)										3	0	0	0	1	2	3			
Larry Whisenton, L OBP: 0.434, SLG: 0.467 (1, 7)										3	0	0	1	0	1	2			
Biff Pocoroba, S OBP: 0.353, SLG: 0.409 (1, 2)										4	0	2	1	0	1	0			
Jerry Royster, R OBP: 0.222, SLG: 0.280 (1, 5)										3	1	0	0	1	2	3			
Rafael Ramirez, R OBP: 0.315, SLG: 0.392 (1, 6)										4	0	1	1	0	0	1			
Bob Walk, R OBP: 0.318, SLG: 0.119 (3, 1) Larry McWilliams, L OBP: 0.289, SLG: 0.187 (6, 1) Rick Camp, R OBP: 0.459, SLG: 0.457 (7, PH) Al Hrabosky, R OBP: 1.000, SLG: 1.000 (7, 1) Preston Hanna, R OBP: 1.000, SLG: 0.750 (8, 1) Bob Watson, R OBP: 0.271, SLG: 0.372 (9, PH)										1	0	0	0	0	1	1			
Inning Stats	R: 0 E: 0 K: 2 S: 8	H: 1 LOB: 1 BB: 0 P: 8	R: 1 E: 1 K: 2 S: 8	H: 1 LOB: 1 BB: 1 P: 12	R: 0 E: 0 K: 1 S: 5	H: 0 LOB: 0 BB: 0 P: 5	R: 0 E: 0 K: 1 S: 5	H: 0 LOB: 0 BB: 0 P: 5	R: 0 E: 0 K: 1 S: 6	H: 1 LOB: 1 BB: 1 P: 10	R: 0 E: 0 K: 1 S: 6	H: 1 LOB: 1 BB: 0 P: 6	R: 2 E: 0 K: 0 S: 5	H: 2 LOB: 2 BB: 2 P: 13	R: 1 E: 0 K: 1 S: 6	H: 1 LOB: 0 BB: 0 P: 6		1B: 4 2B: 2 3B: 0 HR: 1	SF: 1 SAC: 0 DP: 0 HBP: 0
PITCHER	IP WLS BF H R ER SO BB IBB HBP BLK WP HR S P ERA WHIP																		
Charlie Puleo, R ERA: 3.7 (1, 1)	7.2 W 33 6 3 3 10 4 0 0 0 0 0 49 65 3.52 1.304																		
Craig Swan, R ERA: 2.21 (8, 1)	1.1 5 1 1 1 1 0 0 0 0 0 0 1 7 7 6.75 0.750																		

AB	33
R	4
H	7
RBI	4
BB	4
SO	11
LOB	17



Batter	1	2	3	4	5	6	7	8	9	AB	R	H	RBI	BB	SO	LOB	BOTTOM		
Mookie Wilson, S OBP: 0.333, SLG: 0.388 (1, 8)										5	2	0	0	0	1	6	<p>Atlanta Braves @ New York Mets Shea Stadium, Flushing, NY Mon May 31 1982, 3:33 AM EDT Att: 21,954 - Unknown</p>		
John Stearns, R OBP: 0.374, SLG: 0.459 (1, 2)										5	2	3	3	0	0	3			
George Foster, R OBP: 0.342, SLG: 0.387 (1, 7)										5	1	2	1	0	1	2			
Rusty Staub, L OBP: 0.263, SLG: 0.290 (6, PR)										3	1	2	1	1	0	0			
Mike Jorgensen, L OBP: 0.400, SLG: 0.313 (7, 3)										1	0	0	0	0	0	1			
Ellis Valentine, R OBP: 0.286, SLG: 0.360 (1, 9)										5	1	4	2	0	0	1			
Hubie Brooks, R OBP: 0.337, SLG: 0.343 (1, 5)										4	0	1	1	1	0	4			
Wally Backman, S OBP: 0.397, SLG: 0.422 (6, PR)										1	0	0	0	1	1	1			
Bob Bailor, R OBP: 0.371, SLG: 0.424 (7, 4)										1	1	1	0	1	0	0			
Tom Verzyer, R OBP: 0.404, SLG: 0.417 (1, 6)										4	1	2	1	0	1	3			
Charlie Puleo, R OBP: 0.200, SLG: 0.143 (1, 1)										3	1	1	0	0	1	2			
Craig Swan, R (8, 1)										0	0	0	0	0	0	0			
Inning Stats	R: 1 E: 0 K: 1 S: 7	H: 2 LOB: 1 BB: 0 P: 7	R: 0 E: 1 K: 1 S: 6	H: 1 LOB: 2 BB: 2 P: 14	R: 1 E: 1 K: 1 S: 7	H: 3 LOB: 1 BB: 0 P: 7	R: 2 E: 2 K: 0 S: 5	H: 2 LOB: 0 BB: 0 P: 5	R: 0 E: 0 K: 0 S: 3	H: 1 LOB: 0 BB: 0 P: 3	R: 4 E: 1 K: 0 S: 8	H: 5 LOB: 2 BB: 1 P: 12	R: 0 E: 0 K: 2 S: 7	H: 0 LOB: 1 BB: 1 P: 11	R: 2 E: 0 K: 0 S: 5	H: 2 LOB: 0 BB: 0 P: 5	1B: 12 2B: 3 3B: 0 HR: 1	SF: 0 SAC: 1 DP: 2 HBP: 0	WP: 2 PA: 42 FB: 0 SB: 3 CS: 0
PITCHER	IP WLS BF H R ER SO BB IBB HBP BLK WP HR S P ERA WHIP																		
Bob Walk, R ERA: 3.28 (1, 1)	2.2 L 15 6 2 2 2 2 2 0 0 0 0 0 17 25 6.75 3.000																		
Larry McWilliams, L ERA: 5.04 (3, 1)	2.2 14 6 6 3 1 0 0 0 0 0 0 0 16 16 10.12 2.250																		
Rick Camp, R ERA: 4.58 (6, 1)	0.2 4 2 0 0 0 1 0 0 0 0 1 0 3 7 0.00 4.500																		
Al Hrabosky, L ERA: 0.73 (7, 1)	1.0 4 0 0 0 2 1 0 0 0 0 0 0 7 11 0.00 1.000																		
Preston Hanna, R ERA: 4.88 (8, 1)	1.0 5 2 2 2 0 0 0 0 0 0 1 1 5 5 18.00 2.000																		

AB	37
R	10
H	16
RBI	9
BB	4
SO	5
LOB	23



Batter	1	2	3	4	5	6	7	8	9	AB	R	H	RBI	BB	SO	LOB	TOP										
Claudell Washington, L OBP: 0.339, SLG: 0.434	4-0 1B BB	0-0 P6	4-0 4-3 IBB		0-0 FC6-4 1B		0-0 F7		0-0 F8	4	1	1	0	2	0	0											
Rafael Ramirez, R OBP: 0.312, SLG: 0.386	0-0 1B HR	0-0 5-3	0-0 4-3		0-0 FC6-4		0-0 1-3			5	1	1	1	0	0	4											
Rufino Linares, R OBP: 0.340, SLG: 0.367	0-0 1B HR	0-0 1B	0-0 4-3		0-3 K		0-0 1B			5	1	3	1	0	1	4											
Dale Murphy, R OBP: 0.403, SLG: 0.618	0-0 2-H HR	0-0 1B		0-0 F7		4-0 1B SF7 BB		0-0 P6		4	2	2	3	1	0	1											
Chris Chambliss, L OBP: 0.358, SLG: 0.455	4-0 1B BB	0-0 F8		0-0 G3		0-0 F9		0-0 F8		4	0	0	0	1	0	3											
Glenn Hubbard, R OBP: 0.330, SLG: 0.356	0-0 1B		4-0 1B WP 4-3 BB	0-0 E6		0-0 1B		0-0 6-3		4	1	2	0	1	0	0											
Jerry Royster, R OBP: 0.250, SLG: 0.276	0-3 K		4-0 4-3 1B BB	0-3 K		0-0 1B		0-0 F9		4	1	1	0	1	2	3											
Bruce Benedict, R OBP: 0.317, SLG: 0.299	0-0 1-3 2-H 1B		0-0 4-3 4-3 1B		0-3 K		0-0 SF7		0-0 P4	4	0	2	1	0	1	0											
Ken Dayley, L OBP: 0.400, SLG: 0.333	0-3 K		0-0 4-3		0-0 FC6-4 1B		0-0 F7		0-0 4-3	4	0	1	1	0	1	6											
Steve Bedrosian, R OBP: 0.292, SLG: 0.190										0	0	0	0	0	0	0											
Gene Garber, R OBP: 0.242, SLG: 0.293										1	0	0	0	0	0	0											
Inning Stats	R: 4 E: 0 K: 2 S: 11	H: 5 LOB: 2 BB: 2 P: 19	R: 0 E: 0 K: 0 S: 5	H: 2 LOB: 2 BB: 0 P: 5	R: 2 E: 0 K: 0 S: 4	H: 1 LOB: 2 BB: 3 P: 16	R: 0 E: 1 K: 1 S: 6	H: 0 LOB: 1 BB: 0 P: 6	R: 0 E: 0 K: 2 S: 9	H: 2 LOB: 2 BB: 0 P: 9	R: 0 E: 0 K: 0 S: 4	H: 1 LOB: 1 BB: 0 P: 4	R: 0 E: 0 K: 0 S: 3	H: 0 LOB: 0 BB: 0 P: 3	R: 0 E: 0 K: 0 S: 3	H: 0 LOB: 0 BB: 0 P: 3	1B: 12 2B: 0 3B: 0 HR: 1	SF: 1 SAC: 0 DP: 0 HBP: 0	WP: 1 PB: 0 CS: 0	PA: 46							
PITCHER	IP	WLS	BF	H	R	ER	SO	BB	IBB	HBP	BLK	WP	HR	S	P	ERA	WHIP										
Randy Jones, L ERA: 3.58	(1, 1)	0.0	L	6	4	4	0	2	0	0	0	0	1	4	12	∞	∞										
Ed Lynch, R ERA: 4.08	(1, 1)	7.0		34	9	3	5	3	1	0	0	1	0	40	56	3.86	1.714										
Tom Hausman, R ERA: 0.96	(8, 1)	2.0		6	0	0	0	0	0	0	0	0	0	6	6	0.00	0.000										

Atlanta Braves @ New York Mets
Shea Stadium, Flushing, NY
Tue Jun 01 1982, 3:33 AM EDT
Att: 9,367 - Unknown

AB 39
R 7
H 13
RBI 7
BB 6
SO 5
LOB 21





Batter	1	2	3	4	5	6	7	8	9	AB	R	H	RBI	BB	SO	LOB	BOTTOM										
Mookie Wilson, S OBP: 0.332, SLG: 0.385	0-0 1B		0-0 P4		0-3 K		0-0 6-3			4	0	1	0	0	1	2											
John Stearns, R OBP: 0.371, SLG: 0.451	0-0 F9		0-0 F8			0-0 5-3		4-0 3-1 BB		3	0	0	0	1	0	1											
Rusty Staub, L OBP: 0.282, SLG: 0.371	0-0 F9			0-0 6-3		0-0 HR		0-0 3-1		4	1	1	1	0	0	2											
George Foster, R OBP: 0.345, SLG: 0.392	0-0 P3			0-0 HR		4-0 L4-3 BB		0-3 K		3	1	1	0	1	1	2											
Ellis Valentine, R OBP: 0.284, SLG: 0.387			0-3 K		0-0 HR		0-0 L4-3		0-0 5-3	4	1	1	2	0	1	2											
Hubie Brooks, R OBP: 0.340, SLG: 0.353					0-0 F9					1	0	1	0	0	0	0											
Ron Gardenhire, R OBP: 0.285, SLG: 0.270										2	0	0	0	0	1	0											
Ron Hodges, L OBP: 0.369, SLG: 0.480										1	0	0	0	0	1	0											
Bob Bailor, R OBP: 0.366, SLG: 0.409					0-0 P4		4-0 4-3		4-0 1B BB	3	0	0	0	1	1	1											
Tom Veryzer, R OBP: 0.396, SLG: 0.408										1	0	0	0	0	0	1											
Wally Backman, S OBP: 0.395, SLG: 0.419										3	0	1	0	0	0	0											
Randy Jones, R OBP: 0.292, SLG: 0.190										0	0	0	0	0	0	0											
Ed Lynch, R ERA: 1.75										2	0	0	0	0	0	0											
Gary Rajsich, L OBP: 0.242, SLG: 0.293										1	0	0	0	0	1	2											
Tom Hausman, R ERA: 1.64										0	0	0	0	0	0	0											
Inning Stats	R: 0 E: 0 K: 0 S: 4	H: 1 LOB: 1 BB: 0 P: 4	R: 0 E: 0 K: 1 S: 6	H: 1 LOB: 0 BB: 0 P: 6	R: 0 E: 0 K: 0 S: 3	H: 0 LOB: 0 BB: 0 P: 3	R: 2 E: 0 K: 0 S: 5	H: 2 LOB: 0 BB: 0 P: 5	R: 0 E: 0 K: 1 S: 5	H: 0 LOB: 0 BB: 0 P: 5	R: 1 E: 0 K: 0 S: 3	H: 1 LOB: 1 BB: 1 P: 7	R: 0 E: 0 K: 2 S: 8	H: 1 LOB: 2 BB: 1 P: 12	R: 0 E: 0 K: 1 S: 5	H: 0 LOB: 1 BB: 1 P: 9	R: 0 E: 0 K: 2 S: 7	H: 0 LOB: 0 BB: 0 P: 7	1B: 2 2B: 3 3B: 0 HR: 2	SF: 0 SAC: 0 DP: 1 HBP: 0	WP: 0 PB: 0 CS: 0	PA: 35					
PITCHER	IP	WLS	BF	H	R	ER	SO	BB	IBB	HBP	BLK	WP	HR	S	P	ERA	WHIP										
Ken Dayley, L ERA: 6.27	(1, 1)	5.1	W	22	5	3	2	1	0	0	0	0	2	25	29	5.06	1.125										
Steve Bedrosian, R ERA: 1.75	(6, 1)	1.2		7	1	0	0	2	0	0	0	0	0	9	17	0.00	1.800										
Gene Garber, R ERA: 1.64	(8, 1)	2.0		6	0	0	0	3	0	0	0	0	0	12	12	0.00	0.000										

Atlanta Braves @ New York Mets
Shea Stadium, Flushing, NY
Tue Jun 01 1982, 3:33 AM EDT
Att: 9,367 - Unknown

AB 32
R 3
H 6
RBI 3
BB 3
SO 7
LOB 13



Batter	1	2	3	4	5	6	7	8	9	AB	R	H	RBI	BB	SO	LOB	TOP			
Tim Raines, S OBP: 0.348, SLG: 0.370 (1, 4)	G3		K			4-3		K		4	0	0	0	0	2	2	<p>Montreal Expos @ Atlanta Braves Atlanta-Fulton County Stadium, Atlanta, GA</p> <p>Sat Jun 05 1982, 7:05 PM EDT Att: 29,391 - Unknown</p> <p>livebaseballscores.com</p> <p>AB 31 R 1 H 5 RBI 1 BB 2 SO 4 LOB 14</p> 			
Terry Francona, L OBP: 0.355, SLG: 0.352 (1, 9) (7, 7)	1B			1B		4-3		3-1		4	1	2	0	0	0	2				
Andre Dawson, R OBP: 0.344, SLG: 0.510 (1, 8)	1B			1B		F9			1B	4	0	3	0	0	0	0				
Al Oliver, L OBP: 0.379, SLG: 0.480 (1, 3)	G6-3			6-3				F9		4	0	0	1	0	0	4				
Gary Carter, R OBP: 0.354, SLG: 0.507 (1, 2)		1-3				5-3		F4		3	0	0	0	1	0	1				
Tim Lincecum, R OBP: 0.352, SLG: 0.463 (1, 5)	5-3			G6-4-3				F8		3	0	0	0	1	0	3				
Jerry White, S OBP: 0.255, SLG: 0.318 Woodie Fryman, R (7, 1)	F7					G3		K		3	0	0	0	0	1	1				
Chris Speier, R OBP: 0.274, SLG: 0.351 Frank Taveras, R OBP: 0.154, SLG: 0.057 (8, PR) (8, 6)			F8			K		E6		3	0	0	0	0	1	0				
Bill Gullickson, R Warren Cromario, L OBP: 0.355, SLG: 0.327 (1, 1) (7, 9)			4-3			G3		F7		2	0	0	0	0	0	0				
Inning Stats	R: 0 E: 0 K: 0 S: 4	H: 2 LOB: 1 BB: 0 P: 4	R: 0 E: 0 K: 0 S: 3	H: 0 LOB: 0 BB: 0 P: 3	R: 0 E: 0 K: 1 S: 5	H: 0 LOB: 0 BB: 0 P: 5	R: 1 E: 0 K: 0 S: 4	H: 2 LOB: 1 BB: 0 P: 8	R: 0 E: 0 K: 0 S: 5	H: 0 LOB: 0 BB: 0 P: 5	R: 0 E: 0 K: 1 S: 5	H: 0 LOB: 1 BB: 1 P: 9	R: 0 E: 1 K: 1 S: 6	H: 0 LOB: 2 BB: 0 P: 6	R: 0 E: 0 K: 0 S: 4	H: 1 LOB: 1 BB: 0 P: 4		1B: 5 2B: 0 3B: 0 HR: 0	SF: 0 SAC: 0 DP: 2 HBP: 0	WP: 0 PB: 0 CS: 0
PITCHER	IP	WLS	BF	H	R	ER	SO	BB	IBB	HBP	BLK	WP	HR	S	P	ERA	WHIP			
Rick Mahler, R ERA: 3.76 Steve Bedrosian, R ERA: 1.66	(1, 1) (8, 1)	7.0 S	25 8	4 1	1 0	1 0	3 1	2 0	0 0	0 0	0 0	0 0	0 0	29 10	37 10	1.29 0.00	0.857 0.500			

Batter	1	2	3	4	5	6	7	8	9	AB	R	H	RBI	BB	SO	LOB	BOTTOM		
Brett Butler, L OBP: 0.314, SLG: 0.228 Rufino Linares, R OBP: 0.327, SLG: 0.352 (1, 8) (7, PH) (8, 7)	F7		4-3			K	1-3			3	0	0	0	0	1	2	<p>Montreal Expos @ Atlanta Braves Atlanta-Fulton County Stadium, Atlanta, GA</p> <p>Sat Jun 05 1982, 7:05 PM EDT Att: 29,391 - Unknown</p> <p>livebaseballscores.com</p> <p>AB 27 R 2 H 3 RBI 2 BB 4 SO 5 LOB 12</p> 		
Rafael Ramirez, R OBP: 0.310, SLG: 0.377 (1, 6)	F2			P4		F8		F7		4	0	0	0	0	0	1			
Claudell Washington, L OBP: 0.333, SLG: 0.421 (1, 9)	4-3			F8		K		G3		4	0	0	0	0	1	0			
Dale Murphy, R OBP: 0.397, SLG: 0.600 (1, 7) (8, 8)		P2		6-3			BB	K		4	1	1	0	0	1	0			
Bob Horner, R OBP: 0.387, SLG: 0.558 Jerry Royster, R OBP: 0.250, SLG: 0.250 (1, 5) (7, PR) (8, 5)		E5				F8		BB		2	0	0	0	1	0	0			
Chris Chambliss, L OBP: 0.358, SLG: 0.458 (1, 3)		G4-6-3				L5		BB		3	0	1	1	0	0	1			
Glenn Hubbard, R OBP: 0.333, SLG: 0.358 (1, 4)						F9				2	0	1	0	1	0	0			
Bruce Benedict, R OBP: 0.305, SLG: 0.286 Ken Smith, L OBP: 0.550, SLG: 0.438 Steve Bedrosian, R (1, 2) (7, PH) (8, 1)						L6				2	0	0	0	0	0	1			
Rick Mahler, R OBP: 0.154, SLG: 0.120 Biff Pocoroba, S OBP: 0.365, SLG: 0.409 (1, 1) (7, PH) (8, 2)						K				1	0	0	0	1	1	1			
Inning Stats	R: 0 E: 0 K: 0 S: 3	H: 0 LOB: 0 BB: 0 P: 3	R: 0 E: 1 K: 0 S: 3	H: 0 LOB: 0 BB: 0 P: 3	R: 0 E: 0 K: 1 S: 6	H: 1 LOB: 1 BB: 0 P: 6	R: 0 E: 0 K: 0 S: 3	H: 0 LOB: 0 BB: 0 P: 3	R: 0 E: 0 K: 0 S: 3	H: 0 LOB: 0 BB: 0 P: 3	R: 2 E: 0 K: 2 S: 9	H: 2 LOB: 3 BB: 3 P: 21	R: 0 E: 0 K: 1 S: 5	H: 0 LOB: 0 BB: 0 P: 5	1B: 1 2B: 2 3B: 0 HR: 0	SF: 0 SAC: 0 DP: 1 HBP: 0		WP: 0 PB: 0 CS: 0	PA: 31
PITCHER	IP	WLS	BF	H	R	ER	SO	BB	IBB	HBP	BLK	WP	HR	S	P	ERA	WHIP		
Bill Gullickson, R ERA: 4.5 Woodie Fryman, L ERA: 1.37	(1, 1) (7, 1)	6.2 L	27 4	3 0	2 0	2 0	4 1	3 0	0 0	0 0	0 0	0 0	0 0	6 6	6 6	0.00 0.000	0.900		

Batter	1	2	3	4	5	6	7	8	9	AB	R	H	RBI	BB	SO	LOB	TOP					
Brett Butler, L OBP: 0.306, SLG: 0.228 (1, 8)	F7		G3		4-3		F3		K	5	0	0	0	0	1	3	Atlanta Braves @ Los Angeles Dodgers Dodger Stadium, Los Angeles, CA Tue Jun 08 1982, 7:05 PM PDT Att: 33,153 - Unknown					
Glenn Hubbard, R OBP: 0.330, SLG: 0.346 (1, 4)	5-3		F9		6-3		F7		F3	5	0	0	0	0	0	3						
Claudell Washington, L OBP: 0.340, SLG: 0.499 (1, 9)	F9						5-3		1B	3	0	1	0	2	0	0						
Dale Murphy, R OBP: 0.404, SLG: 0.620 (1, 7)									FC5-4	4	2	2	1	1	0	3						
Bob Horner, R OBP: 0.383, SLG: 0.536 Jerry Royster, R OBP: 0.250, SLG: 0.250 (9, 5)									FC5-4	3	0	1	0	1	0	1						
Chris Chambliss, L OBP: 0.347, SLG: 0.453 (1, 3)									1B	0	0	0	0	0	0	0						
Bruce Benedict, R OBP: 0.313, SLG: 0.287 (1, 2)									1B	4	1	1	2	0	1	5						
Rafael Ramirez, R OBP: 0.305, SLG: 0.369 (1, 6)									1B	4	0	2	1	0	1	0						
Ken Davley, L OBP: 0.284, SLG: 0.300 Preston Hanna, R OBP: 0.209, SLG: 0.750 Ken Smith, L OBP: 0.242, SLG: 0.444 Al Hrabosky, L OBP: 0.418, SLG: 0.647 Larry Whisenand, L OBP: 0.247 Gene Garber, R (8, 1)										1	0	0	0	0	1	0						
Inning Stats	R: 0 E: 0 K: 0 S: 3	H: 0 LOB: 0 BB: 0 P: 3	R: 1 E: 0 K: 1 S: 7	H: 3 LOB: 1 BB: 0 P: 7	R: 0 E: 0 K: 1 S: 6	H: 0 LOB: 2 BB: 1 P: 10	R: 0 E: 0 K: 1 S: 5	H: 0 LOB: 0 BB: 0 P: 5	R: 0 E: 0 K: 0 S: 4	H: 1 LOB: 1 BB: 0 P: 4	R: 2 E: 0 K: 0 S: 5	H: 2 LOB: 1 BB: 1 P: 9	R: 1 E: 0 K: 0 S: 6	H: 3 LOB: 3 BB: 1 P: 10	R: 0 E: 0 K: 2 S: 7	H: 0 LOB: 0 BB: 0 P: 7		R: 0 E: 0 K: 1 S: 5	H: 0 LOB: 1 BB: 1 P: 9	1B: 8 2B: 0 3B: 0 HR: 1	SF: 0 SAC: 1 DP: 1 HBP: 0	WP: 1 PB: 0 SB: 0 CS: 0
PITCHER	IP	WLS	BF	H	R	ER	SO	BB	IBB	HBP	BLK	WP	HR	S	P	ERA	WHIP					
Burt Hooton, R ERA: 5.0 (1, 1)	6.2	L	31	9	4	4	3	2	0	0	0	1	1	35	43	5.40	1.650					
Terry Forster, L ERA: 3.99 (7, 1)	0.1		2	0	0	0	0	0	1	0	0	0	0	1	5	0.00	0.000					
Vicente Romo, R ERA: 2.16 (8, 1)	2.0		7	0	0	0	3	1	0	0	0	0	0	12	16	0.00	0.500					

Batter	1	2	3	4	5	6	7	8	9	AB	R	H	RBI	BB	SO	LOB	BOTTOM				
Steve Sax, R OBP: 0.366, SLG: 0.366 (1, 4)	K		FC5		G6-4-3		L6			4	0	2	3	0	1	1	Atlanta Braves @ Los Angeles Dodgers Dodger Stadium, Los Angeles, CA Tue Jun 08 1982, 7:05 PM PDT Att: 33,153 - Unknown				
Ron Roenicke, S OBP: 0.333, SLG: 0.353 (1, 9)	F8		5-3		G6-4-3				6-3	4	0	0	0	0	0	2					
Dusty Baker Jr., R OBP: 0.373, SLG: 0.490 (1, 7)	F3		FC5						5-3	4	0	1	0	0	0	1					
Pedro Guerrero, R OBP: 0.368, SLG: 0.543 (1, 8)									FC6-4	4	0	1	0	0	1	1					
Steve Garvey, R OBP: 0.266, SLG: 0.388 (1, 3)									FC6-4	4	0	2	0	0	0	1					
Ron Cey, R OBP: 0.304, SLG: 0.355 (1, 5)									5-3	4	0	0	0	0	0	3					
Steve Yeager, R OBP: 0.283, SLG: 0.356 Ken Landreaux, L OBP: 0.335, SLG: 0.336 (9, PH)										3	1	1	0	0	0	1					
Bill Russell, R OBP: 0.359, SLG: 0.354 Rick Monday, L OBP: 0.433, SLG: 0.475 (9, PH)										1	0	0	0	0	0	0					
Burt Hooton, R OBP: 0.111, SLG: 0.167 Terry Forster, L (7, 1)										0	0	0	0	0	0	0					
Jose Morales, R OBP: 0.333, SLG: 0.200 Vicente Romo, R (8, 1)										1	0	0	0	0	0	1					
Inning Stats	R: 0 E: 0 K: 1 S: 5	H: 0 LOB: 0 BB: 0 P: 5	R: 0 E: 0 K: 0 S: 4	H: 1 LOB: 1 BB: 0 P: 4	R: 1 E: 0 K: 0 S: 5	H: 2 LOB: 1 BB: 0 P: 5	R: 0 E: 0 K: 1 S: 5	H: 0 LOB: 0 BB: 0 P: 5	R: 0 E: 0 K: 0 S: 4	H: 2 LOB: 1 BB: 0 P: 4	R: 0 E: 0 K: 0 S: 4	H: 1 LOB: 1 BB: 0 P: 4	R: 0 E: 0 K: 0 S: 4	H: 1 LOB: 0 BB: 0 P: 4	R: 0 E: 0 K: 1 S: 5	H: 0 LOB: 0 BB: 0 P: 5	1B: 10 2B: 0 3B: 0 HR: 0	SF: 0 SAC: 2 DP: 2 HBP: 0	WP: 0 PB: 0 SB: 0 CS: 0	PA: 35	
PITCHER	IP	WLS	BF	H	R	ER	SO	BB	IBB	HBP	BLK	WP	HR	S	P	ERA	WHIP				
Ken Davley, L ERA: 6.08 (1, 1)	5.0		21	7	3	3	2	0	0	0	0	0	0	3	3	0.00	1.000				
Preston Hanna, R ERA: 4.68 (6, 1)	1.0	W	3	1	0	0	0	0	0	0	0	0	0	3	3	0.00	1.000				
Al Hrabosky, L ERA: 0.68 (7, 1)	1.0		4	1	0	0	0	0	0	0	0	0	0	4	4	0.00	1.000				
Gene Garber, R ERA: 1.56 (8, 1)	2.0	S	7	1	0	0	1	0	0	0	0	0	0	9	9	0.00	0.500				



Batter	1	2	3	4	5	6	7	8	9	AB	R	H	RBI	BB	SO	LOB	TOP					
Brett Butler, L OBP: 0.317, SLG: 0.240 (1, 8)										5	4	3	0	1	1	1	Atlanta Braves @ Los Angeles Dodgers Dodger Stadium, Los Angeles, CA Wed Jun 09 1982, 7:05 PM PDT Att: 39,325 - Unknown					
Glenn Hubbard, R OBP: 0.345, SLG: 0.364 Randy Johnson, R OBP: 0.250, SLG: 0.182 (8, 4)										4	2	4	0	1	0	0						
Chris Chambliss, L OBP: 0.345, SLG: 0.448 Ken Smith, L OBP: 0.565, SLG: 0.474 (7, 3)										4	0	1	1	0	0	3						
Dale Murphy, R OBP: 0.401, SLG: 0.610 Rufino Linares, R OBP: 0.339, SLG: 0.364 (7, 7)										3	1	0	1	1	0	2						
Bob Horner, R OBP: 0.393, SLG: 0.542 Jerry Royster, R OBP: 0.237, SLG: 0.235 (5, 5)										2	2	2	0	1	0	0						
Larry Whitenton, L OBP: 0.417, SLG: 0.451 (1, 9)										4	2	1	0	1	1	2						
Biff Pocoroba, S OBP: 0.421, SLG: 0.490 (1, 2)										5	0	5	5	0	0	0						
Rafael Ramirez, R OBP: 0.298, SLG: 0.360 (1, 6)										5	0	0	0	0	0	5						
Rick Mahler, R OBP: 0.138, SLG: 0.107 Rick Camp, R (8, 1)										3	0	0	0	0	0	2						
Inning Stats	R: 2 E: 1 K: 1 S: 7	H: 2 LOB: 1 BB: 1 P: 11	R: 0 E: 0 K: 0 S: 3	H: 1 LOB: 0 BB: 0 P: 3	R: 1 E: 1 K: 0 S: 4	H: 2 LOB: 0 BB: 0 P: 4	R: 2 E: 0 K: 0 S: 6	H: 4 LOB: 2 BB: 1 P: 10	R: 3 E: 0 K: 0 S: 5	H: 2 LOB: 1 BB: 2 P: 13	R: 1 E: 0 K: 0 S: 4	H: 1 LOB: 1 BB: 1 P: 8	R: 0 E: 0 K: 0 S: 4	H: 1 LOB: 1 BB: 0 P: 4	R: 2 E: 0 K: 0 S: 6	H: 4 LOB: 1 BB: 0 P: 6		R: 0 E: 0 K: 1 S: 6	H: 1 LOB: 1 BB: 0 P: 6	1B: 15 2B: 4 3B: 0 HR: 0	SF: 0 SAC: 2 DP: 4 HBP: 0	WP: 1 PB: 0 SB: 0 CS: 0
PITCHER	IP WLS BF H R ER SO BB IBB HBP BLK WP HR S P ERA WHIP																					
Dave Stewart, R ERA: 5.28 (1, 1)	3.0 L 16 8 5 2 1 1 0 0 0 0 0 0 0 21 6.00 3.000																					
Ted Power, R ERA: 6.68 (4, 1)	4.0 23 8 6 6 0 4 0 0 0 0 1 0 19 35 13.50 3.000																					
Tom Niedenfuer, R ERA: 4.7 (8, 1)	1.0 3 1 0 0 0 0 0 0 0 0 0 0 3 3 0.00 1.000																					
Vicente Romo, R ERA: 1.93 (9, 1)	1.0 4 1 0 0 1 0 0 0 0 0 0 0 6 6 0.00 1.000																					

Batter	1	2	3	4	5	6	7	8	9	AB	R	H	RBI	BB	SO	LOB	BOTTOM					
Steve Sax, R OBP: 0.367, SLG: 0.367 (1, 4)										5	1	2	0	0	0	1	Atlanta Braves @ Los Angeles Dodgers Dodger Stadium, Los Angeles, CA Wed Jun 09 1982, 7:05 PM PDT Att: 39,325 - Unknown					
Ken Landreaux, L OBP: 0.337, SLG: 0.333 (1, 8)										4	0	1	1	1	0	2						
Pedro Guerrero, R OBP: 0.362, SLG: 0.533 (1, 5)										4	1	0	1	0	1	3						
Steve Garvey, R OBP: 0.266, SLG: 0.386 (1, 3)										4	1	1	0	0	0	1						
Dusty Baker Jr., R OBP: 0.370, SLG: 0.485 Ron Roenicke, S OBP: 0.348, SLG: 0.368 (7, PH) (8, 7)										2	0	0	0	0	0	0						
Rick Monday, L OBP: 0.426, SLG: 0.476 (1, 9)										4	0	1	1	0	0	1						
Steve Yeager, R OBP: 0.167, SLG: 0.344 Vicente Romo, R (9, 1)										2	0	0	0	1	0	1						
Derrel Thomas, S OBP: 0.319, SLG: 0.333 (1, 6)										4	1	1	0	0	1	1						
Dave Stewart, R OBP: 0.167, SLG: 0.167 Ted Power, R (4, 1)										1	0	0	0	0	1	0						
Tom Niedenfuer, R (8, 1)										0	0	0	0	0	0	0						
Mike Scioscia, L OBP: 0.333, SLG: 0.314 Jorge Orta, L OBP: 0.338, SLG: 0.431 (8, PH)										2	1	1	1	0	0	1						
Inning Stats	R: 0 E: 0 K: 0 S: 3	H: 0 LOB: 1 BB: 1 P: 7	R: 0 E: 0 K: 1 S: 5	H: 0 LOB: 1 BB: 1 P: 9	R: 0 E: 0 K: 2 S: 8	H: 1 LOB: 0 BB: 0 P: 8	R: 0 E: 0 K: 0 S: 3	H: 0 LOB: 0 BB: 0 P: 3	R: 0 E: 0 K: 0 S: 5	H: 0 LOB: 0 BB: 0 P: 5	R: 0 E: 0 K: 0 S: 3	H: 0 LOB: 0 BB: 0 P: 3	R: 0 E: 0 K: 0 S: 4	H: 1 LOB: 1 BB: 0 P: 4	R: 5 E: 0 K: 0 S: 9	H: 6 LOB: 1 BB: 0 P: 9	R: 0 E: 1 K: 0 S: 4	H: 0 LOB: 1 BB: 0 P: 4	1B: 6 2B: 1 3B: 1 HR: 0	SF: 0 SAC: 0 DP: 0 HBP: 0	WP: 1 PB: 0 SB: 0 CS: 0	PA: 38
PITCHER	IP WLS BF H R ER SO BB IBB HBP BLK WP HR S P ERA WHIP																					
Rick Mahler, R ERA: 3.86 (1, 1)	7.1 W 30 6 4 4 0 2 0 0 0 0 0 1 0 36 44 4.91 1.091																					
Rick Camp, R ERA: 4.71 (8, 1)	1.2 8 2 1 1 0 0 0 0 0 0 1 0 8 8 5.40 1.200																					



Batter	1	2	3	4	5	6	7	8	9	AB	R	H	RBI	BB	SO	LOB	TOP										
Claudell Washington, L OBP: 0.342, SLG: 0.405	4-0 SH3-4 HR BB	4-0 SF9 BB		0-0 F7			0-0 F7			2	1	0	0	2	0	1	Atlanta Braves @ San Francisco Giants Candlestick Park, San Francisco, CA Fri Jun 11, 1982, 10:05 PM EDT Att: 21,487 - Unknown										
Glenn Hubbard, R OBP: 0.341, SLG: 0.360	0-0 SH3-4	0-0 SF9		0-3 K			0-0 4-3			2	0	0	1	0	1												
Dale Murphy, R OBP: 0.396, SLG: 0.618	0-0 HR	0-3 K					0-0 F9		0-3 K	4	1	1	2	0	2												
Bob Horner, R OBP: 0.385, SLG: 0.529 Jerry Royster, R OBP: 0.237, SLG: 0.235	0-0 F8		0-0 5-3				0-0 F9		0-0 6-3	4	0	0	0	0	0												
Chris Chambliss, L OBP: 0.343, SLG: 0.460	0-0 6-3		0-0 HR				0-3 K		0-0 6-3	4	1	1	1	0	1												
Rufino Linares, R OBP: 0.333, SLG: 0.345 Gene Garber, R (9.1)		4-0 1B BB	0-0 5-3				0-0 1-3		0-0 5-3	3	1	0	0	1	0												
Bruce Benedict, R OBP: 0.311, SLG: 0.286		0-0 SH5-4 1B SF9	0-0 F3				0-0 6-3		0-0 F8	4	1	1	0	0	0												
Rafael Ramirez, R OBP: 0.297, SLG: 0.358		0-0 SF9 SH5-4 1B		0-0 1-3			0-0 F9		0-0 6-3	4	0	1	1	0	0												
Bob Walk, R OBP: 0.320, SLG: 0.150 Ken Smith, L OBP: 0.542, SLG: 0.450 Steve Bedrosian, R (7.1)		0-0 SH5-4		0-0 K			0-3 K			1	0	1	0	0	0												
Al Hrabosky, R OBP: 1.000, SLG: 1.000 Brett Butler, L OBP: 0.317, SLG: 0.240		1-2 2-3		0-0 1B						0	0	0	0	0	0												
Inning Stats	R: 2 E: 0 K: 0 S: 4	H: 1 LOB: 0 BB: 1 P: 8	R: 2 E: 0 K: 1 S: 7	H: 2 LOB: 2 BB: 2 P: 15	R: 1 E: 0 K: 0 S: 4	H: 1 LOB: 0 BB: 0 P: 4	R: 0 E: 0 K: 1 S: 6	H: 1 LOB: 1 BB: 0 P: 6	R: 0 E: 0 K: 0 S: 5	H: 0 LOB: 0 BB: 0 P: 5	R: 0 E: 0 K: 0 S: 5	H: 0 LOB: 0 BB: 0 P: 5	R: 0 E: 0 K: 1 S: 5	H: 0 LOB: 0 BB: 0 P: 5	R: 0 E: 0 K: 0 S: 3	H: 0 LOB: 0 BB: 0 P: 3	R: 0 E: 0 K: 0 S: 5	H: 0 LOB: 0 BB: 0 P: 5	R: 0 E: 0 K: 0 S: 3	H: 0 LOB: 0 BB: 0 P: 3	1B: 3 2B: 0 3B: 0 HR: 2	SF: 1 SAC: 2 DP: 0 HBP: 0	WP: 0 PB: 0 SB: 0 CS: 0	PA: 35			
PITCHER	IP	WLS	BF	H	R	ER	SO	BB	IBB	HBP	BLK	WP	HR	S	P	ERA	WHIP										
Mike Chris, L ERA: 6.61	1.0	L	8	3	4	4	0	2	0	0	0	0	1	6	14	36.00	5.000										
Fred Breining, R ERA: 3.28	3.0		12	2	1	1	2	1	0	0	0	0	1	15	19	3.00	1.000										
Jim Barr, R ERA: 2.4	3.0		9	0	0	0	2	0	0	0	0	0	0	13	13	0.00	0.000										
Gary Lavelle, L ERA: 2.48	2.0		6	0	0	0	1	0	0	0	0	0	0	8	8	0.00	0.000										

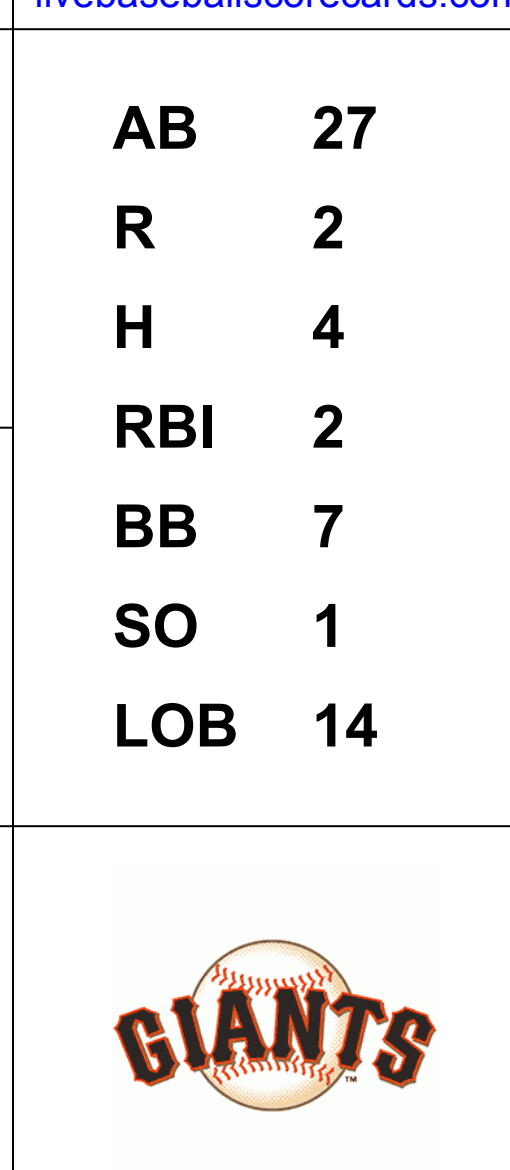
Batter	1	2	3	4	5	6	7	8	9	AB	R	H	RBI	BB	SO	LOB	BOTTOM										
Duane Kuiper, L OBP: 0.412, SLG: 0.400	4-0 2B 4-3 BB		0-0 6-3				0-0 G3		0-0 F6	4	1	0	0	1	0	1	Atlanta Braves @ San Francisco Giants Candlestick Park, San Francisco, CA Fri Jun 11, 1982, 10:05 PM EDT Att: 21,487 - Unknown										
Jim Wehlford, R OBP: 0.382, SLG: 0.442	0-0 4-3 2B		0-0 F9				0-0 FC4-6 1B		0-3 K	5	0	2	0	0	1												
Chili Davis, S OBP: 0.323, SLG: 0.398	0-0 4-3			0-0 3-1 1B			0-0 FC4-6 1-2		0-0 F8	4	1	1	1	0	2												
Darrell Evans, L OBP: 0.342, SLG: 0.376	0-0 F6			0-0 3-1			0-3 K		0-3 K	4	0	0	0	0	2												
Jack Clark, R OBP: 0.340, SLG: 0.433	0-3 K			0-0 1B E 1B			0-0 F9 1B		0-0 1B	4	1	3	1	0	1												
Milt May, L OBP: 0.340, SLG: 0.400		0-0 4-3		0-0 1B E 1B			0-0 F9		0-0 1B	4	0	2	0	0	1												
Tom O'Malley, L OBP: 0.302, SLG: 0.329		0-0 F7		0-0 E1 1B			0-0 F8		0-0 4-3	4	0	0	1	0	4												
Johnnie LeMaster, R OBP: 0.279, SLG: 0.286		0-3 K		0-0 1-2 2-3 1B			0-0 1-3		4-0 BB	3	0	1	0	1	1												
Mike Chris, L OBP: 0.187, SLG: 0.200 Fred Breining, R OBP: 0.333, SLG: 0.370 Charlie Summers, L OBP: 0.315, SLG: 0.342 Jim Barr, R OBP: 0.315, SLG: 0.330 Max Venable, L OBP: 0.320, SLG: 0.393 Gary Lavelle, S OBP: 0.320, SLG: 0.400 Joe Morgan, R OBP: 0.326, SLG: 0.361			0-3 K		0-0 F8				0-3 K	0	0	0	0	0	0												
Inning Stats	R: 1 E: 0 K: 1 S: 6	H: 1 LOB: 1 BB: 1 P: 10	R: 0 E: 0 K: 1 S: 5	H: 0 LOB: 0 BB: 0 P: 5	R: 0 E: 0 K: 1 S: 5	H: 0 LOB: 0 BB: 0 P: 5	R: 2 E: 1 K: 0 S: 7	H: 4 LOB: 2 BB: 0 P: 7	R: 0 E: 0 K: 0 S: 6	H: 1 LOB: 1 BB: 0 P: 6	R: 0 E: 0 K: 0 S: 4	H: 1 LOB: 1 BB: 0 P: 4	R: 0 E: 0 K: 1 S: 5	H: 0 LOB: 0 BB: 0 P: 5	R: 0 E: 0 K: 1 S: 7	H: 2 LOB: 2 BB: 0 P: 7		R: 0 E: 0 K: 2 S: 7	H: 0 LOB: 1 BB: 1 P: 11	1B: 7 2B: 2 3B: 0 HR: 0	SF: 0 SAC: 0 DP: 0 HBP: 0	WP: 0 PB: 0 SB: 0 CS: 0	PA: 38				
PITCHER	IP	WLS	BF	H	R	ER	SO	BB	IBB	HBP	BLK	WP	HR	S	P	ERA	WHIP										
Bob Walk, R ERA: 3.49	6.0	W	26	7	3	3	4	1	0	0	0	0	0	33	37	4.50	1.333										
Steve Bedrosian, R ERA: 1.5	2.0		9	2	0	0	2	1	0	0	0	0	0	12	16	0.00	1.500										
Al Hrabosky, L ERA: 0.64	0.2		2	0	0	0	1	0	0	0	0	0	0	4	4	0.00	0.000										
Gene Garber, R ERA: 1.55	0.1	S	1	0	0	0	1	0	0	0	0	0	0	3	3	0.00	0.000										



Batter	1	2	3	4	5	6	7	8	9	AB	R	H	RBI	BB	SO	LOB	TOP					
Brett Butler, L OBP: 0.317, SLG: 0.239 (1, 8)										4	0	1	0	0	1	0	Atlanta Braves @ San Francisco Giants Candlestick Park, San Francisco, CA Sun Jun 13 1982, 6:33 AM EDT Unknown					
Glenn Hubbard, R OBP: 0.343, SLG: 0.368 Jerry Royster, R OBP: 0.231, SLG: 0.229 (8, PH) (8, 4)										3	0	1	0	0	0	0						
Chris Chambliss, L OBP: 0.347, SLG: 0.464 (1, 3)										3	0	1	0	1	0	0						
Dale Murphy, R OBP: 0.396, SLG: 0.606 (1, 7)										4	0	2	0	0	0	1						
Bob Horner, R OBP: 0.407, SLG: 0.578 (1, 5)										3	1	2	1	1	1	1						
Larry Whitenton, L OBP: 0.406, SLG: 0.436 (1, 9)										4	0	1	0	0	1	2						
Biff Pocoroba, S OBP: 0.410, SLG: 0.462 (1, 2)										3	0	0	0	1	1	2						
Rafael Ramirez, R OBP: 0.300, SLG: 0.358 Claudell Washington, L OBP: 0.342, SLG: 0.400 (8, PH)										3	0	0	0	0	1	2						
Ken Dayley, L OBP: 0.308, SLG: 0.250 Ken Smith, L OBP: 0.500, SLG: 0.429 Preston Hanna, R OBP: 0.500, SLG: 0.750 Larry McWilliams, L OBP: 0.286, SLG: 0.167 (8, PH) (8, 1) (8, 1)										2	0	0	0	0	1	0						
Inning Stats	R: 0 E: 0 K: 1 S: 5	H: 0 LOB: 1 BB: 1 P: 9	R: 1 E: 0 K: 0 S: 4	H: 1 LOB: 0 BB: 0 P: 4	R: 0 E: 0 K: 0 S: 4	H: 3 LOB: 2 BB: 0 P: 4	R: 0 E: 0 K: 1 S: 6	H: 1 LOB: 2 BB: 0 P: 10	R: 0 E: 0 K: 1 S: 5	H: 0 LOB: 0 BB: 0 P: 5	R: 0 E: 0 K: 2 S: 7	H: 0 LOB: 0 BB: 0 P: 7	R: 0 E: 0 K: 0 S: 3	H: 0 LOB: 0 BB: 0 P: 3	R: 0 E: 0 K: 0 S: 5	H: 2 LOB: 3 BB: 1 P: 9		1B: 6 2B: 1 3B: 0 HR: 1	SF: 0 SAC: 0 DP: 0 HBP: 0	WP: 0 PB: 0 SB: 2 CS: 1	PA: 35	
PITCHER	IP WLS BF H R ER SO BB IBB HBP BLK WP HR S P ERA WHIP																					
Renie Martin, R ERA: 4.29	(1, 1)	8.1 W 31	H 7 R 1 ER 1 SO 6	BB 2 IBB 0 HBP 0 BLK 0	WP 0 HR 1 S 41 P 49	ERA 1.08 WHIP 1.080																
Greg Minton, R ERA: 2.2	(9, 1)	0.2 S 4	H 1 R 0 ER 0 SO 0	BB 0 IBB 0 HBP 0 BLK 0	WP 0 HR 0 S 3 P 7	ERA 0.00 WHIP 1.500																

Batter	1	2	3	4	5	6	7	8	9	AB	R	H	RBI	BB	SO	LOB	BOTTOM					
Joe Morgan, L OBP: 0.379, SLG: 0.354 (1, 4)										2	0	0	0	2	0	0	Atlanta Braves @ San Francisco Giants Candlestick Park, San Francisco, CA Sun Jun 13 1982, 6:33 AM EDT Unknown					
Jim Wothford, R OBP: 0.353, SLG: 0.423 (1, 7)										3	0	0	0	1	0	1						
Chili Davis, S OBP: 0.319, SLG: 0.389 (1, 8)										3	1	1	0	1	0	3						
Jack Clark, R OBP: 0.353, SLG: 0.451 (1, 9)										3	1	1	1	1	1	2						
Bob Brenly, R OBP: 0.352, SLG: 0.460 (1, 2)										4	0	1	0	0	0	2						
Darrell Evans, L OBP: 0.356, SLG: 0.380 (1, 3) (9, 5)										2	0	1	1	2	0	0						
Guy Sularz, R OBP: 0.256, SLG: 0.225 Duane Kuiper, L OBP: 0.404, SLG: 0.391 Dave Bergman, L OBP: 0.333, SLG: 0.302 (1, 5) (8, PH) (9, 3)										3	0	0	0	0	0	3						
Johnnie LeMaster, R OBP: 0.271, SLG: 0.277 (1, 6)										3	0	0	0	0	0	0						
Renie Martin, R OBP: 0.200, SLG: 0.200 Greg Minton, S OBP: 0.167, SLG: 0.333 (1, 1) (9, 1)										3	0	0	0	0	0	0						
Inning Stats	R: 0 E: 0 K: 1 S: 5	H: 0 LOB: 1 BB: 1 P: 9	R: 0 E: 0 K: 0 S: 2	H: 0 LOB: 0 BB: 1 P: 6	R: 0 E: 0 K: 0 S: 3	H: 0 LOB: 0 BB: 0 P: 3	R: 1 E: 0 K: 0 S: 5	H: 2 LOB: 2 BB: 1 P: 9	R: 0 E: 0 K: 0 S: 3	H: 0 LOB: 2 BB: 2 P: 11	R: 1 E: 0 K: 0 S: 4	H: 1 LOB: 0 BB: 0 P: 4	R: 0 E: 0 K: 0 S: 3	H: 0 LOB: 0 BB: 0 P: 3	R: 0 E: 0 K: 0 S: 4	H: 1 LOB: 3 BB: 2 P: 12		1B: 3 2B: 0 3B: 0 HR: 1	SF: 0 SAC: 0 DP: 1 HBP: 0	WP: 0 PB: 0 SB: 3 CS: 0	PA: 34	
PITCHER	IP WLS BF H R ER SO BB IBB HBP BLK WP HR S P ERA WHIP																					
Ken Dayley, L ERA: 5.26	(1, 1)	7.0 L 28	H 3 R 2 ER 2 SO 1	BB 5 IBB 0 HBP 0 BLK 0	WP 0 HR 1 S 25 P 45	ERA 2.57 WHIP 1.143																
Preston Hanna, R ERA: 4.56	(8, 1)	0.2	H 5 R 1 ER 0 SO 0	BB 1 IBB 0 HBP 0 BLK 0	WP 0 HR 0 S 3 P 11	ERA 0.00 WHIP 3.000																
Larry McWilliams, L ERA: 6.4	(8, 1)	0.1	H 1 R 0 ER 0 SO 0	BB 0 IBB 0 HBP 0 BLK 0	WP 0 HR 0 S 1 P 1	ERA 0.00 WHIP 0.000																

AB	32
R	1
H	8
RBI	1
BB	3
SO	6
LOB	11



Batter	1	2	3	4	5	6	7	8	9	AB	R	H	RBI	BB	SO	LOB	TOP				
Claudell Washington, L (1.9) OBP: 0.339, SLG: 0.395	0-3 K		0-3 K	0-0 1-3		0-0 1-3		0-0 FC5-2 1B		5	0	1	1	0	2	1	Atlanta Braves @ San Francisco Giants Candlestick Park, San Francisco, CA Sun Jun 13 1982, 6:38 AM EDT Att: 27,521 - Unknown				
Rafael Ramirez, R (1.6) OBP: 0.302, SLG: 0.359	0-0 HR		0-0 F9		0-0 BB SF8		0-3 K	0-0 FC5-2		5	2	2	0	0	1	3					
Dale Murphy, R (1.8) OBP: 0.400, SLG: 0.618	0-0 HR		0-0 1B		4-0 SF8 BB		0-3 K	0-0 F9		4	1	2	2	1	1	3					
Bob Horner, R (1.5) OBP: 0.411, SLG: 0.574	0-3 K		0-0 1B		4-0 SF8 BB		4-0 1B		0-0 1-3	3	0	1	0	2	1	0					
Bob Watson, R (1.3) OBP: 0.264, SLG: 0.408 Chris Chambliss, L (5, PH) OBP: 0.342, SLG: 0.457	0-0 F6		0-0 F3		0-0 L4		0-0 F7		0-0 3-1	2	0	0	0	0	0	2					
Rufino Linares, R (1.7) OBP: 0.323, SLG: 0.339		0-0 1-3		0-0 2B		0-0 SF8		0-0 1-3	0-0 6-3	4	1	1	1	0	0	0					
Bruce Benedict, R (1.2) OBP: 0.324, SLG: 0.308				0-0 F9		0-0 FC6-4		0-0 CI S 1B		4	1	3	1	0	0	2					
Jerry Royster, R (1.4) OBP: 0.233, SLG: 0.211	0-3 K		0-0 F9		0-0 6-3		4-0 1B CI FC5-2 BB		3	0	0	0	1	1	2						
Rick Camp, R (1.1) Gene Garber, R (6.1)	0-0 1-3		0-3 K		0-0 5-3		0-1 CI FC5-2 1B		3	0	0	0	0	1	2						
Inning Stats	R: 2 E: 0 K: 2 S: 9	H: 2 LOB: 0 BB: 0 P: 9	R: 0 E: 0 K: 1 S: 6	H: 1 LOB: 1 BB: 0 P: 6	R: 0 E: 0 K: 1 S: 7	H: 2 LOB: 2 BB: 0 P: 7	R: 1 E: 0 K: 1 S: 7	H: 2 LOB: 1 BB: 2 P: 7	R: 0 E: 0 K: 0 S: 3	H: 0 LOB: 0 BB: 0 P: 3	R: 0 E: 0 K: 2 S: 7	H: 0 LOB: 1 BB: 1 P: 11	R: 1 E: 1 K: 0 S: 6	H: 2 LOB: 3 BB: 1 P: 10	R: 0 E: 0 K: 0 S: 3	H: 0 LOB: 0 BB: 0 P: 3		1B: 8 2B: 1 3B: 0 HR: 1	SF: 1 SAC: 0 DP: 0 HBP: 0	WP: 0 PB: 0 SB: 2 CS: 0	PA: 42
PITCHER	IP	WLS	BF	H	R	ER	SO	BB	IBB	HBP	BLK	WP	HR	S	P	ERA	WHIP				
Atee Hammaker, L (1.1) ERA: 5.84	4.0	L	21	8	4	4	5	1	0	0	0	0	1	30	34	9.00	2.250				
Jim Barr, R (5.1) ERA: 2.16	3.0		11	0	0	0	2	2	0	0	0	0	0	13	21	0.00	0.667				
Gary Lavelle, L (8.1) ERA: 2.35	2.0		10	2	1	0	0	1	0	0	0	0	0	9	13	0.00	1.500				

Batter	1	2	3	4	5	6	7	8	9	AB	R	H	RBI	BB	SO	LOB	BOTTOM					
Duane Kuiper, L (1.4) OBP: 0.398, SLG: 0.385	0-0 CS 1B		0-0 1-3		0-0 6-3		0-0 F7			4	0	1	0	0	0	0	Atlanta Braves @ San Francisco Giants Candlestick Park, San Francisco, CA Sun Jun 13 1982, 6:38 AM EDT Att: 27,521 - Unknown					
Dave Bergman, L (1.3) OBP: 0.343, SLG: 0.304	4-0 1B BB		0-0 3-1		0-0 1B		0-0 4-3			3	0	1	0	1	0	0						
Tom O'Malley, L (1.5) OBP: 0.309, SLG: 0.345	0-0 G5-4-3 1B		0-0 2B		0-3 K		0-0 F8			4	0	2	0	0	1	1						
Jack Clark, R (1.9) OBP: 0.352, SLG: 0.447	0-0 G5-4-3		0-0 F4		0-0 G3-6-1 1B		0-3 K			4	0	1	0	0	1	3						
Champ Summers, L (1.7) OBP: 0.326, SLG: 0.395		0-0 1B 5-3 1B		0-0 3-1 1B		0-0 G3-6-1 1B		0-0 F8		4	1	2	0	0	0	1						
Milt May, L (1.2) OBP: 0.338, SLG: 0.396		0-0 F7		0-0 3-1		0-0 1B		0-3 K		4	0	1	0	0	1	2						
Max Venable, L (1.8) OBP: 0.250, SLG: 0.200		0-0 5-3 1B		0-0 F9		0-0 4-3				4	0	2	0	0	0	2						
Johnnie LeMaster, R (1.6) OBP: 0.266, SLG: 0.271		0-0 5-3		0-0 4-3		0-0 6-3		0-0 F7		4	0	0	1	0	0	3						
Atee Hammaker, S (1.1) OBP: 0.067, SLG: 0.067 Jim Barr, R (5.1) OBP: 0.333, SLG: 0.444 Darrell Evans, L (7, PH) OBP: 0.354, SLG: 0.378 Gary Lavelle, S (8.1) OBP: 0.200, SLG: 0.400		0-0 6-3		0-3 K		0-0 3-1				1	0	0	0	0	0	1						
Inning Stats	R: 0 E: 0 K: 0 S: 3	H: 2 LOB: 1 BB: 1 P: 7	R: 1 E: 0 K: 0 S: 5	H: 2 LOB: 1 BB: 0 P: 5	R: 0 E: 0 K: 0 S: 4	H: 1 LOB: 1 BB: 0 P: 4	R: 0 E: 0 K: 0 S: 4	H: 1 LOB: 1 BB: 0 P: 4	R: 0 E: 0 K: 2 S: 8	H: 1 LOB: 1 BB: 0 P: 8	R: 0 E: 0 K: 0 S: 4	H: 2 LOB: 1 BB: 0 P: 4	R: 0 E: 0 K: 0 S: 3	H: 0 LOB: 0 BB: 0 P: 3	R: 0 E: 0 K: 1 S: 5	H: 0 LOB: 0 BB: 0 P: 5		R: 0 E: 0 K: 1 S: 6	H: 1 LOB: 1 BB: 0 P: 6	1B: 9 2B: 1 3B: 0 HR: 0	SF: 0 SAC: 0 DP: 2 HBP: 0	WP: 0 PB: 0 SB: 0 CS: 1
PITCHER	IP	WLS	BF	H	R	ER	SO	BB	IBB	HBP	BLK	WP	HR	S	P	ERA	WHIP					
Rick Camp, R (1.1) ERA: 4.29	5.2	W	24	9	1	1	2	1	0	0	0	0	0	27	31	1.59	1.765					
Gene Garber, R (6.1) ERA: 1.43	3.1	S	11	1	0	0	2	0	0	0	0	0	0	15	15	0.00	0.300					



Batter	1	2	3	4	5	6	7	8	9	AB	R	H	RBI	BB	SO	LOB	TOP		
Brett Butler, L OBP: 0.315, SLG: 0.239 (1, 8)										4	0	1	0	0	2	3			
Rafael Ramirez, R OBP: 0.297, SLG: 0.353 (1, 6)										4	0	0	0	0	0	3			
Chris Chambliss, L OBP: 0.341, SLG: 0.453 (1, 3)										4	0	1	0	0	0	2			
Dale Murphy, R OBP: 0.394, SLG: 0.606 (1, 7)										4	0	0	0	0	2	1			
Bob Horner, R OBP: 0.413, SLG: 0.570 (1, 5)										3	0	1	0	1	1	0			
Claudell Washington, L OBP: 0.338, SLG: 0.392 (1, 9)										4	0	1	0	0	1	1			
Bruce Benedict, R OBP: 0.317, SLG: 0.300 (1, 2)										4	0	0	0	0	0	4			
Randy Johnson, R OBP: 0.313, SLG: 0.214 (1, 4)										3	0	1	0	0	0	0			
Rick Mahler, R OBP: 0.161, SLG: 0.133 (1, 1)										2	0	1	0	0	0	0			
Preston Hanna, R OBP: 0.260, SLG: 0.750 (6, 1)										0	0	0	0	0	0	0			
Ken Smith, L OBP: 0.536, SLG: 0.429 (8, PH)										0	0	0	0	1	0	0			
Larry McWilliams, L OBP: 0.286, SLG: 0.167 (8, 1)										0	0	0	0	0	0	0			
Inning Stats	R: 0 E: 0 K: 0 S: 3	H: 1 LOB: 0 BB: 0 P: 3	R: 0 E: 0 K: 1 S: 5	H: 0 LOB: 0 BB: 0 P: 5	R: 0 E: 0 K: 1 S: 6	H: 1 LOB: 1 BB: 0 P: 6	R: 0 E: 0 K: 0 S: 3	H: 0 LOB: 0 BB: 0 P: 3	R: 0 E: 0 K: 2 S: 7	H: 0 LOB: 0 BB: 0 P: 7	R: 0 E: 0 K: 1 S: 7	H: 2 LOB: 3 BB: 1 P: 11	R: 0 E: 0 K: 1 S: 6	H: 1 LOB: 2 BB: 1 P: 10	R: 0 E: 0 K: 0 S: 4	H: 1 LOB: 1 BB: 0 P: 4	1B: 6 2B: 0 3B: 0 HR: 0	SF: 0 SAC: 0 DP: 1 HBP: 0	WP: 0 PA: 34 PB: 0 SB: 0 CS: 0
PITCHER Joe Niekro, R ERA: 2.3 (1, 1)	IP: 9.0 WLS: W BF: 34 H: 6 R: 0 ER: 0 SO: 6 BB: 2 IBB: 0 HBP: 0 BLK: 0 WP: 0 HR: 0 S: 44 P: 52 ERA: 0.00 WHIP: 0.889															PITCHER Joe Niekro, R ERA: 2.3 (1, 1)	IP: 9.0 WLS: W BF: 34 H: 6 R: 0 ER: 0 SO: 6 BB: 2 IBB: 0 HBP: 0 BLK: 0 WP: 0 HR: 0 S: 44 P: 52 ERA: 0.00 WHIP: 0.889		

Atlanta Braves @ Houston Astros
Astrodome, Houston, TX
Mon Jun 14 1982, 8:05 PM EDT
Att: 17,353 - Unknown

AB 32
R 0
H 6
RBI 0
BB 2
SO 6
LOB 14



Batter	1	2	3	4	5	6	7	8	9	AB	R	H	RBI	BB	SO	LOB	BOTTOM		
Denny Walling, L OBP: 0.261, SLG: 0.276 (1, 3)										4	1	1	3	0	0	1			
Terry Puhl, L OBP: 0.304, SLG: 0.351 (1, 9)										5	0	1	1	0	0	0			
Ray Knight, R OBP: 0.348, SLG: 0.458 (1, 5)										5	2	2	0	0	0	0			
Jose Cruz, L OBP: 0.332, SLG: 0.376 (1, 7)										2	1	1	0	2	0	0			
Phil Garner, R OBP: 0.306, SLG: 0.414 (1, 4)										4	1	3	2	0	1	0			
Alan Ashby, S OBP: 0.317, SLG: 0.426 (1, 2)										4	0	1	1	0	1	3			
Tony Scott, S OBP: 0.260, SLG: 0.327 (1, 1)										4	2	3	1	0	1	0			
Scott Loucks, R OBP: 0.105, SLG: 0.056 (9, 8)										0	0	0	0	0	0	0			
Dickie Thon, R OBP: 0.279, SLG: 0.289 (1, 6)										4	2	3	1	0	1	2			
Joe Niekro, R OBP: 0.091, SLG: 0.152 (1, 1)										2	0	0	0	0	2	3			
Inning Stats	R: 0 E: 0 K: 0 S: 3	H: 0 LOB: 0 BB: 0 P: 3	R: 0 E: 0 K: 1 S: 5	H: 0 LOB: 0 BB: 0 P: 5	R: 2 E: 0 K: 0 S: 5	H: 3 LOB: 0 BB: 0 P: 5	R: 0 E: 0 K: 0 S: 3	H: 1 LOB: 1 BB: 1 P: 7	R: 0 E: 0 K: 2 S: 8	H: 1 LOB: 1 BB: 0 P: 8	R: 3 E: 0 K: 2 S: 12	H: 5 LOB: 2 BB: 0 P: 12	R: 1 E: 0 K: 1 S: 7	H: 2 LOB: 2 BB: 1 P: 11	R: 3 E: 0 K: 0 S: 6	H: 3 LOB: 0 BB: 0 P: 6	1B: 13 2B: 0 3B: 1 HR: 1	SF: 1 SAC: 2 DP: 0 HBP: 0	WP: 0 PA: 40 PB: 0 SB: 2 CS: 2
PITCHER Rick Mahler, R ERA: 4.12 (1, 1)	IP: 5.1 WLS: L BF: 24 H: 9 R: 5 ER: 5 SO: 3 BB: 1 IBB: 0 HBP: 0 BLK: 0 WP: 0 HR: 0 S: 29 P: 33 ERA: 8.44 WHIP: 1.875															PITCHER Preston Hanna, R ERA: 4.61 (6, 1)	IP: 1.2 WLS: 9 BF: 3 H: 1 R: 1 ER: 1 SO: 3 BB: 1 IBB: 0 HBP: 0 BLK: 0 WP: 0 HR: 0 S: 14 P: 18 ERA: 5.40 WHIP: 2.400		
Preston Hanna, R ERA: 4.61 (6, 1)	IP: 1.2 WLS: 9 BF: 3 H: 1 R: 1 ER: 1 SO: 3 BB: 1 IBB: 0 HBP: 0 BLK: 0 WP: 0 HR: 0 S: 14 P: 18 ERA: 5.40 WHIP: 2.400															PITCHER Larry McWilliams, L ERA: 7.02 (8, 1)	IP: 1.0 WLS: 6 BF: 3 H: 3 R: 3 ER: 3 SO: 0 BB: 0 IBB: 0 HBP: 0 BLK: 0 WP: 1 HR: 6 S: 6 P: 6 ERA: 27.00 WHIP: 3.000		

Atlanta Braves @ Houston Astros
Astrodome, Houston, TX
Mon Jun 14 1982, 8:05 PM EDT
Att: 17,353 - Unknown

AB 34
R 9
H 15
RBI 9
BB 2
SO 6
LOB 9



Batter	1	2	3	4	5	6	7	8	9	AB	R	H	RBI	BB	SO	LOB	TOP			
Claudell Washington, L OBP: 0.343, SLG: 0.394 (1.9)										4	2	2	0	1	1	2	Atlanta Braves @ Houston Astros Astrodome, Houston, TX Tue Jun 15 1982, 8:05 PM EDT Att: 17,837 - Unknown			
Rafael Ramirez, R OBP: 0.299, SLG: 0.354 (1.6)										5	0	2	0	0	1	5				
Dale Murphy, R OBP: 0.398, SLG: 0.611 (1.8)										5	2	3	1	0	1	4				
Bob Horner, R OBP: 0.417, SLG: 0.574 (1.5)										4	1	2	3	1	0	3				
Bob Watson, R OBP: 0.263, SLG: 0.385 Chris Chambliss, L OBP: 0.344, SLG: 0.455 (1.3) (8.3)										3	0	0	0	1	1	5				
Rufino Linares, R OBP: 0.325, SLG: 0.348 (1.7)										4	1	1	1	1	1	3				
Bruce Benedict, R OBP: 0.324, SLG: 0.305 (1.2)										4	0	2	0	1	1	2				
Randy Johnson, R OBP: 0.238, SLG: 0.167 (1.4)										4	0	0	1	0	0	4				
Bob Walk, R OBP: 0.310, SLG: 0.167 (1.1)										4	0	1	1	0	1	2				
Inning Stats	R: 0 E: 0 K: 2 S: 9	H: 2 LOB: 2 BB: 0 P: 9	R: 0 E: 0 K: 2 S: 8	H: 1 LOB: 1 BB: 0 P: 8	R: 2 E: 0 K: 0 S: 6	H: 3 LOB: 1 BB: 0 P: 6	R: 0 E: 0 K: 0 S: 3	H: 0 LOB: 0 BB: 0 P: 3	R: 1 E: 1 K: 1 S: 6	H: 1 LOB: 1 BB: 1 P: 10	R: 0 E: 0 K: 0 S: 3	H: 1 LOB: 1 BB: 1 P: 7	R: 0 E: 0 K: 0 S: 3	H: 0 LOB: 2 BB: 2 P: 11	R: 3 E: 0 K: 1 S: 9	H: 4 LOB: 1 BB: 0 P: 9		1B: 11 2B: 3 3B: 0 HR: 0	SF: 1 SAC: 1 DP: 2 HBP: 0	WP: 0 PB: 0 SB: 3 CS: 0
PITCHER	IP WLS BF H R ER SO BB IBB HBP BLK WP HR S P ERA WHIP																			
Bob Knepper, L ERA: 4.86 Michael LaCoss, R ERA: 3.13 Dave Smith, R ERA: 4.78 George Cappuzzello, L ERA: 2.25 Frank LaCorte, R ERA: 5.46 (1.1) (5.1) (6.1) (6.1) (8.1)	4.1 L 22 7 0 3 2 5 1 0 0 0 0 0 0 31 35 4.15 1.846																			

Batter	1	2	3	4	5	6	7	8	9	AB	R	H	RBI	BB	SO	LOB	BOTTOM					
Denny Walling, L OBP: 0.261, SLG: 0.275 (1.3)										4	0	1	0	0	0	0	Atlanta Braves @ Houston Astros Astrodome, Houston, TX Tue Jun 15 1982, 8:05 PM EDT Att: 17,837 - Unknown					
Terry Puhl, L OBP: 0.303, SLG: 0.346 (1.9)										3	0	0	0	1	0	1						
Ray Knight, R OBP: 0.350, SLG: 0.456 (1.5)										3	0	1	0	0	0	1						
Jose Cruz, L OBP: 0.327, SLG: 0.369 (1.7)										4	0	0	0	0	2	4						
Phil Garner, R OBP: 0.305, SLG: 0.411 (1.4)										4	0	1	0	0	1	0						
Alan Ashby, S OBP: 0.316, SLG: 0.422 (1.2)										4	0	1	0	0	1	3						
Tony Scott, S OBP: 0.289, SLG: 0.322 (1.8)										3	0	0	0	0	0	0						
Dickie Thon, R OBP: 0.271, SLG: 0.280 (1.6)										3	0	0	0	0	0	2						
Bob Knepper, L Michael LaCoss, R Harry Spilman, L Dave Smith, R George Cappuzzello, R Craig Reynolds, L Frank LaCorte, R (1.1) (5.1) (5.1) (6.1) (6.1) (7.1) (8.1)										1	0	0	0	0	1	0						
Inning Stats	R: 0 E: 0 K: 0 S: 3	H: 0 LOB: 0 BB: 0 P: 3	R: 0 E: 0 K: 2 S: 7	H: 0 LOB: 0 BB: 0 P: 7	R: 0 E: 0 K: 1 S: 5	H: 0 LOB: 0 BB: 0 P: 5	R: 0 E: 0 K: 0 S: 4	H: 1 LOB: 1 BB: 0 P: 4	R: 0 E: 0 K: 0 S: 4	H: 1 LOB: 2 BB: 0 P: 5	R: 0 E: 0 K: 1 S: 6	H: 1 LOB: 3 BB: 1 P: 11	R: 0 E: 0 K: 0 S: 3	H: 0 LOB: 0 BB: 0 P: 3	R: 0 E: 0 K: 1 S: 6	H: 1 LOB: 1 BB: 0 P: 6		R: 0 E: 0 K: 0 S: 3	H: 0 LOB: 0 BB: 0 P: 3	1B: 4 2B: 0 3B: 0 HR: 0	SF: 0 SAC: 0 DP: 0 HBP: 2	WP: 0 PB: 0 SB: 1 CS: 0
PITCHER	IP WLS BF H R ER SO BB IBB HBP BLK WP HR S P ERA WHIP																					
Bob Walk, R ERA: 3.09 (1.1)	9.0 W 34 4 0 0 5 1 0 2 0 0 0 0 41 47 0.00 0.556																					



Batter	1	2	3	4	5	6	7	8	9	AB	R	H	RBI	BB	SO	LOB	TOP			
Duane Kuiper, L OBP: 0.381, SLG: 0.370 (1, 4)	F7	FC4-6		4-3		3-1			F8	5	0	1	0	0	4					
Jim Wohlford, R OBP: 0.357, SLG: 0.408 (1, 7)	E6	K							E6	5	1	2	0	0	1	2				
Chili Davis, S OBP: 0.330, SLG: 0.400 (1, 8)			5-3							5	0	2	0	0	0	2				
Jack Clark, R OBP: 0.349, SLG: 0.436 (1, 9)	SF8								FC5-4	3	0	1	1	1	0	2				
Bob Brently, R OBP: 0.350, SLG: 0.446 (8, PH) Mitt May, L OBP: 0.342, SLG: 0.431 (8, 2)	4-3									3	0	1	0	0	0	2				
Darrell Evans, L OBP: 0.385, SLG: 0.393 (1, 3)									HR	4	1	2	0	0	0	2				
Guy Sularz, R OBP: 0.280, SLG: 0.277 (6, 6)										4	0	1	0	0	1	3				
Johnnie LeMaster, R OBP: 0.252, SLG: 0.261 Al Holland, R OBP: 0.056, SLG: 0.056 Max Venable, L OBP: 0.222, SLG: 0.176 Greg Minton, S OBP: 0.167, SLG: 0.333 (8, 1)	6-3									3	0	0	0	0	0	3				
Renie Martin, R OBP: 0.200, SLG: 0.200 Fred Breining, R OBP: 0.375, SLG: 0.286 Tom O'Malley, L OBP: 0.311, SLG: 0.323 (6, 5)										1	0	0	0	1	1	0				
Inning Stats	R: 1 E: 1 K: 0 S: 5	H: 1 LOB: 1 BB: 0 P: 5	R: 1 E: 0 K: 1 S: 7	H: 2 LOB: 2 BB: 1 P: 11	R: 0 E: 0 K: 1 S: 6	H: 1 LOB: 2 BB: 1 P: 10	R: 0 E: 0 K: 1 S: 5	H: 0 LOB: 0 BB: 0 P: 5	R: 0 E: 0 K: 0 S: 4	H: 2 LOB: 1 BB: 1 P: 4	R: 0 E: 0 K: 0 S: 3	H: 1 LOB: 0 BB: 0 P: 3	R: 1 E: 0 K: 0 S: 4	H: 1 LOB: 0 BB: 0 P: 4	R: 0 E: 1 K: 0 S: 5	H: 1 LOB: 2 BB: 0 P: 5	1B: 8 2B: 1 3B: 0 HR: 1	SF: 1 SAC: 0 DP: 2 HBP: 0	WP: 0 PB: 0 SB: 0 CS: 0	PA: 40
PITCHER	IP	WLS	BF	H	R	ER	SO	BB	IBB	HBP	BLK	WP	HR	S	P	ERA	WHIP			
Ken Dayley, L ERA: 4.71	5.2	W	27	7	2	1	3	3	0	0	0	0	0	30	42	1.59	1.765			
Rick Camp, R ERA: 4.17	3.1	S	13	3	1	1	0	0	0	0	0	0	1	13	13	2.70	0.900			

San Francisco Giants @ Atlanta Braves
Atlanta-Fulton County Stadium, Atlanta, GA

Fri Jun 18 1982, 7:05 PM EDT
Att: 29,247 - Unknown

AB 36
R 3
H 10
RBI 3
BB 3
SO 3
LOB 20



Batter	1	2	3	4	5	6	7	8	9	AB	R	H	RBI	BB	SO	LOB	BOTTOM			
Claudell Washington, L OBP: 0.345, SLG: 0.414 (1, 9)	BB	SH1-4		SH1-4	L6			K		4	2	2	0	1	1	1				
Rafael Ramirez, R OBP: 0.297, SLG: 0.350 (1, 6)	BB	SH1-4		SH1-4				4-3		3	0	1	0	0	0	0				
Chris Chambliss, L OBP: 0.339, SLG: 0.459 (1, 3)	FC5-2	SF8		4-3				K		2	1	0	1	1	1	1				
Dale Murphy, R OBP: 0.392, SLG: 0.592 (1, 8)	FC5-2	5-3		K						2	1	0	1	2	1	1				
Bob Horner, R OBP: 0.409, SLG: 0.556 (1, 5)	FC5-2			6-3				F8		3	2	1	0	1	0	4				
Larry Whitenton, L OBP: 0.375, SLG: 0.387 (1, 7)	F7			F7				K		4	0	0	0	0	1	5				
Bruce Benedict, R OBP: 0.332, SLG: 0.331 (1, 2)		2B		6-3				F7		4	2	2	4	0	0	1				
Randy Johnson, R OBP: 0.321, SLG: 0.304 (1, 4)								F7		3	0	1	2	1	0	0				
Ken Dayley, L OBP: 0.313, SLG: 0.214 Rick Camp, R	4-3			K				1-3		2	0	0	0	1	1	3				
Inning Stats	R: 5 E: 0 K: 0 S: 6	H: 3 LOB: 3 BB: 3 P: 18	R: 1 E: 0 K: 0 S: 4	H: 1 LOB: 0 BB: 0 P: 4	R: 0 E: 0 K: 1 S: 5	H: 0 LOB: 2 BB: 2 P: 13	R: 0 E: 0 K: 1 S: 6	H: 1 LOB: 1 BB: 0 P: 6	R: 2 E: 0 K: 0 S: 5	H: 2 LOB: 1 BB: 1 P: 9	R: 0 E: 0 K: 1 S: 5	H: 0 LOB: 0 BB: 0 P: 5	R: 0 E: 0 K: 1 S: 5	H: 0 LOB: 0 BB: 0 P: 5	R: 0 E: 0 K: 1 S: 5	H: 0 LOB: 0 BB: 0 P: 5	1B: 3 2B: 3 3B: 0 HR: 1	SF: 1 SAC: 2 DP: 0 HBP: 0	WP: 0 PB: 0 SB: 0 CS: 0	PA: 38
PITCHER	IP	WLS	BF	H	R	ER	SO	BB	IBB	HBP	BLK	WP	HR	S	P	ERA	WHIP			
Renie Martin, R ERA: 5.27	0.2	L	8	3	5	0	0	3	0	0	0	0	0	5	17	67.50	9.000			
Fred Breining, R ERA: 3.49	4.1		20	4	3	3	2	2	1	0	0	0	1	21	33	6.23	1.385			
Al Holland, L ERA: 3.99	2.0		7	0	0	0	2	1	0	0	0	0	0	10	14	0.00	0.500			
Greg Minton, R ERA: 2.47	1.0		3	0	0	0	1	0	0	0	0	0	0	5	5	0.00	0.000			

San Francisco Giants @ Atlanta Braves
Atlanta-Fulton County Stadium, Atlanta, GA

Fri Jun 18 1982, 7:05 PM EDT
Att: 29,247 - Unknown

AB 28
R 8
H 7
RBI 8
BB 7
SO 5
LOB 16



Batter	1	2	3	4	5	6	7	8	9	AB	R	H	RBI	BB	SO	LOB	TOP			
Jim Wohlford, R (1, 7) OBP: 0.358, SLG: 0.400	F7		F7		FC4-6 BB		SF7 SH5-4 BB	4-3		3	0	0	0	2	0	3	San Francisco Giants @ Atlanta Braves Atlanta-Fulton County Stadium, Atlanta, GA Sun Jun 20 1982, 3:33 AM EDT Att: 18,556 - Unknown			
Joe Morgan, L (1, 4) OBP: 0.395, SLG: 0.388	K		HR		FC4-6		SH5-4	F8		4	1	1	2	0	1	1				
Chili Davis, S (1, 8) OBP: 0.329, SLG: 0.403	F9		F9		BB		SF7 BB	E1		3	0	0	0	2	0	0				
Jack Clark, R (1, 9) Max Venable, L (9, PH) OBP: 0.340, SLG: 0.439 OBP: 0.293, SLG: 0.222		HR			F3		SF7	G3-6-3 1B		3	1	1	2	0	0	2				
Milt May, L (1, 2) OBP: 0.348, SLG: 0.438	4-3				F3		SF7	G3-6-3 1B		1	0	1	0	0	0	0				
Darrell Evans, L (1, 3) OBP: 0.381, SLG: 0.403	F8				BB 1B		F7	F8		5	1	1	0	0	0	4				
Tom O'Malley, L (1, 5) OBP: 0.316, SLG: 0.320	F8				F5		1B	K		4	0	1	0	0	1	1				
Johnnie LeMaster, R (1, 6) OBP: 0.260, SLG: 0.265			SH3 HR BB		F8		F8	1B 5-3 1B		3	0	1	0	1	0	1				
Bill Laskey, R (1, 1) Duane Kuiper, L (7, PH) Gary Lavelle, S (7, 1) Dave Bergman, L (8, PH) Greg Minton, S (8, 1) OBP: 0.111, SLG: 0.077 OBP: 0.363, SLG: 0.366 OBP: 0.200, SLG: 0.400 OBP: 0.342, SLG: 0.339 OBP: 0.197, SLG: 0.333			SH3		CS 1B BB		K	SH5-4 BB SF7 BB		3	1	1	1	1	1	2				
Inning Stats	R: 0 E: 0 K: 1 S: 5	H: 0 LOB: 0 BB: 0 P: 5	R: 1 E: 0 K: 0 S: 4	H: 1 LOB: 0 BB: 0 P: 4	R: 2 E: 0 K: 0 S: 4	H: 1 LOB: 0 BB: 1 P: 8	R: 1 E: 0 K: 0 S: 4	H: 2 LOB: 1 BB: 1 P: 8	R: 0 E: 0 K: 1 S: 6	H: 1 LOB: 1 BB: 0 P: 6	R: 1 E: 0 K: 0 S: 3	H: 0 LOB: 2 BB: 3 P: 15	R: 0 E: 0 K: 1 S: 7	H: 2 LOB: 2 BB: 0 P: 7	R: 0 E: 1 K: 0 S: 4	H: 1 LOB: 1 BB: 0 P: 4		1B: 6 2B: 0 3B: 0 HR: 2	SF: 1 SAC: 2 DP: 1 HBP: 0	WP: 0 PB: 0 SB: 1 CS: 1
PITCHER	IP WLS BF H R ER SO BB IBB HBP BLK WP HR S P ERA WHIP																			
Bob Walk, R (1, 1) ERA: 3.38	4.0 L 17 4 4 4 1 2 0 0 0 0 2 17 25 9.00 1.500																			
Preston Hanna, R (5, 1) ERA: 4.3	2.0 9 1 0 0 2 2 0 0 0 0 0 11 19 0.00 1.500																			
Al Hrabosky, L (7, 1) ERA: 2.95	0.1 4 0 1 1 0 3 0 0 0 0 0 0 1 13 27.00 9.000																			
Rick Camp, R (7, 1) ERA: 3.94	2.2 11 3 0 0 1 0 0 0 0 0 0 0 13 0.00 1.125																			

Batter	1	2	3	4	5	6	7	8	9	AB	R	H	RBI	BB	SO	LOB	BOTTOM					
Claudell Washington, L (1, 9) OBP: 0.345, SLG: 0.409	K		L4		CS 1B		K			4	0	1	0	0	2	2	San Francisco Giants @ Atlanta Braves Atlanta-Fulton County Stadium, Atlanta, GA Sun Jun 20 1982, 3:33 AM EDT Att: 18,556 - Unknown					
Rafael Ramirez, R (1, 6) OBP: 0.298, SLG: 0.354	F7		K		K		4-3			4	0	0	0	0	2	3						
Chris Chambliss, L (1, 3) OBP: 0.336, SLG: 0.467	F7		F6		HR		F9			4	1	1	1	0	0	2						
Dale Murphy, R (1, 8) OBP: 0.390, SLG: 0.595	3-1				2B 1B		F3			4	2	2	1	0	0	0						
Bob Horner, R (1, 5) OBP: 0.407, SLG: 0.546	1B				F7		K			4	0	1	0	0	2	1						
Larry Whitenton, L (1, 7) OBP: 0.398, SLG: 0.394	K				1B		F2			4	0	1	1	0	1	1						
Biff Pocoroba, S (1, 2) OBP: 0.400, SLG: 0.446	F5				F6		1B			4	0	1	0	0	0	2						
Randy Johnson, R (1, 4) OBP: 0.361, SLG: 0.345			SH 2B		BB		F8			3	0	1	0	1	0	1						
Bob Walk, R (1, 1) Ken Smith, L (4, PH) Preston Hanna, R (5, 1) Bob Watson, R (6, PH) Al Hrabosky, R (7, 1) Rick Camp, R (7, 1) Rufino Linares, R (9, PH) OBP: 0.310, SLG: 0.167 OBP: 0.200, SLG: 0.391 OBP: 0.360, SLG: 0.790 OBP: 0.290, SLG: 0.398 OBP: 0.290, SLG: 0.500 OBP: 0.305, SLG: 0.417			SH		F5		F3			0	0	0	0	0	0	0						
Inning Stats	R: 0 E: 0 K: 1 S: 5	H: 0 LOB: 0 BB: 0 P: 5	R: 0 E: 0 K: 1 S: 6	H: 1 LOB: 1 BB: 0 P: 6	R: 0 E: 1 K: 1 S: 7	H: 1 LOB: 2 BB: 0 P: 7	R: 1 E: 0 K: 1 S: 7	H: 2 LOB: 2 BB: 1 P: 11	R: 2 E: 0 K: 1 S: 7	H: 3 LOB: 0 BB: 0 P: 7	R: 0 E: 0 K: 0 S: 4	H: 1 LOB: 1 BB: 0 P: 4	R: 0 E: 0 K: 1 S: 5	H: 0 LOB: 0 BB: 0 P: 5	R: 0 E: 0 K: 1 S: 5	H: 0 LOB: 0 BB: 0 P: 5		R: 0 E: 0 K: 0 S: 3	H: 0 LOB: 0 BB: 0 P: 3	1B: 4 2B: 3 3B: 0 HR: 2	SF: 0 SAC: 1 DP: 1 HBP: 0	WP: 0 PB: 0 SB: 0 CS: 1
PITCHER	IP WLS BF H R ER SO BB IBB HBP BLK WP HR S P ERA WHIP																					
Bill Laskey, R (1, 1) ERA: 2.43	6.0 W 27 8 3 3 5 1 0 0 0 0 0 0 2 36 4.50 1.500																					
Gary Lavelle, L (7, 1) ERA: 2.11	1.0 3 0 0 0 1 0 0 0 0 0 0 0 5 5 0.00 0.000																					
Greg Minton, R (8, 1) ERA: 2.32	2.0 S 6 0 0 0 1 0 0 0 0 0 0 0 8 8 0.00 0.000																					



Batter	1	2	3	4	5	6	7	8	9	AB	R	H	RBI	BB	SO	LOB	TOP																									
Johnnie LeMaster, R OBP: 0.254, SLG: 0.259 (1, 6)	F7		1-3		F9		E9 1B		F3	5	1	0	0	0	0	1	San Francisco Giants @ Atlanta Braves Atlanta-Fulton County Stadium, Atlanta, GA Mon Jun 21 1982, 7:05 PM EDT Att: 10,485 - Unknown																									
Joe Morgan, L OBP: 0.395, SLG: 0.388 (1, 4)	F8		G3				1B 2H		G3	5	0	2	1	0	0	1																										
Chili Davis, S OBP: 0.330, SLG: 0.414 (1, 8)	4-3			4-3	F7		1B			5	1	2	1	0	0	1																										
Darrell Evans, L OBP: 0.362, SLG: 0.415 (1, 3)		HR		E BB		5-3	K		F8	4	2	1	1	1	1	2																										
Jim Wohlford, R OBP: 0.362, SLG: 0.409 (1, 7)		K		E7 1B 2B		K				4	1	2	1	0	2	0																										
Bob Brenly, R OBP: 0.375, SLG: 0.458 (1, 2)	F7			S 1B		S 1B BB			SH1-4 1B	2	1	1	1	1	0	0																										
Max Venable, L OBP: 0.261, SLG: 0.227 (1, 9)	F8			3H 1B	F9		CS 1B		2-3	4	0	1	1	0	0	2																										
Tom O'Malley, L OBP: 0.314, SLG: 0.311 (1, 5)			5-3	4-3		CS	4-3			3	0	0	0	1	0	1																										
Alan Fowlkes, R OBP: 0.267, SLG: 0.214 (1, 1)										2	0	1	0	0	1	0																										
Al Holland, R OBP: 0.056, SLG: 0.056 (6, 1)										0	0	0	0	0	0	0																										
Jim Barr, R OBP: 0.231, SLG: 0.308 (6, 1)										2	0	0	0	0	1	2																										
Gary Lavelle, S OBP: 0.200, SLG: 0.400 (9, 1)										0	0	0	0	0	0	0																										
Greg Minton, S OBP: 0.197, SLG: 0.333 (9, 1)										0	0	0	0	0	0	0																										
Inning Stats	R: 0 E: 0 K: 0 S: 3	H: 0 LOB: 0 BB: 0 P: 3	R: 1 E: 0 K: 1 S: 6	H: 1 LOB: 0 BB: 0 P: 6	R: 0 E: 0 K: 0 S: 4	H: 1 LOB: 1 BB: 0 P: 4	R: 2 E: 1 K: 0 S: 5	H: 2 LOB: 1 BB: 1 P: 9	R: 0 E: 0 K: 1 S: 6	H: 1 LOB: 1 BB: 0 P: 6	R: 1 E: 0 K: 1 S: 5	H: 1 LOB: 0 BB: 1 P: 9	R: 1 E: 1 K: 1 S: 8	H: 2 LOB: 2 BB: 0 P: 8	R: 0 E: 0 K: 1 S: 6	H: 1 LOB: 2 BB: 1 P: 10	R: 1 E: 0 K: 0 S: 4	H: 1 LOB: 0 BB: 0 P: 4	1B: 7 2B: 1 3B: 0 HR: 2	SF: 0 SAC: 1 DP: 0 HBP: 0	WP: 0 PB: 0 SB: 2 CS: 1	PA: 41																				
PITCHER	IP	WLS	BF	H	R	ER	SO	BB	IBB	HBP	BLK	WP	HR	S	P	ERA	WHIP	PITCHER								IP	WLS	BF	H	R	ER	SO	BB	IBB	HBP	BLK	WP	HR	S	P	ERA	WHIP
Phil Niekro, R ERA: 3.16 (1, 1)	6.0		25	6	4	4	3	2	0	0	0	0	1	29	37	6.00	1.333																									
Rick Camp, R ERA: 3.98 (7, 1)	3.0	W	15	4	2	1	2	0	1	0	0	0	0	1	18	22	3.00	1.333																								

AB	36
R	6
H	10
RBI	6
BB	3
SO	5
LOB	10



Batter	1	2	3	4	5	6	7	8	9	AB	R	H	RBI	BB	SO	LOB	BOTTOM																										
Brett Butler, L OBP: 0.316, SLG: 0.240 (1, 8)			FC4-6 CS		5-3	SF8-3-5-4				3	1	1	0	0	0	1	San Francisco Giants @ Atlanta Braves Atlanta-Fulton County Stadium, Atlanta, GA Mon Jun 21 1982, 7:05 PM EDT Att: 10,485 - Unknown																										
Bob Watson, R OBP: 0.254, SLG: 0.368 (6, PH)										0	0	0	1	0	0	0																											
Rick Camp, R OBP: 0.377, SLG: 0.433 (7, 1)	E 1B									0	0	0	0	0	0	0																											
Larry Whisenton, L OBP: 0.377, SLG: 0.433 (9, PH)			1-2 CS							1	1	1	1	0	0	0																											
Rafael Ramirez, R OBP: 0.302, SLG: 0.360 (1, 6)										4	0	2	0	0	0	1																											
Biff Pocoroba, S OBP: 0.409, SLG: 0.456 (9, PH)	5-3									1	0	1	1	0	0	0																											
Glenn Hubbard, R OBP: 0.343, SLG: 0.368 (9, PR)	1-3									0	0	0	0	0	0	0																											
Claudell Washington, L OBP: 0.346, SLG: 0.499 (1, 9)										5	1	2	1	0	0	2																											
Dale Murphy, R OBP: 0.394, SLG: 0.606 (1, 7)										4	1	2	1	1	0	1																											
Bob Horner, R OBP: 0.402, SLG: 0.542 (1, 5)										5	1	1	0	0	0	4																											
Chris Chambliss, L OBP: 0.346, SLG: 0.475 (1, 3)										5	0	4	1	0	0	1																											
Bruce Benedict, R OBP: 0.330, SLG: 0.331 (1, 2)										2	1	0	0	1	0	2																											
Randy Johnson, R OBP: 0.359, SLG: 0.344 (1, 4)										3	0	1	1	0	0	4																											
Ken Smith, L OBP: 0.500, SLG: 0.391 (9, PH)										0	0	0	0	0	0	0																											
Jerry Royster, R OBP: 0.250, SLG: 0.211 (9, PH)										0	1	0	0	1	0	0																											
Phil Niekro, R OBP: 0.290, SLG: 0.355 (1, 1)										2	0	1	0	0	1	0																											
Rufino Linares, R OBP: 0.359, SLG: 0.419 (6, PH)										2	0	1	0	0	0	1																											
Inning Stats	R: 1 E: 1 K: 0 S: 4	H: 2 LOB: 0 BB: 0 P: 4	R: 0 E: 0 K: 0 S: 4	H: 1 LOB: 1 BB: 0 P: 4	R: 0 E: 0 K: 0 S: 4	H: 2 LOB: 1 BB: 0 P: 4	R: 0 E: 0 K: 0 S: 4	H: 2 LOB: 2 BB: 1 P: 8	R: 0 E: 0 K: 1 S: 6	H: 1 LOB: 1 BB: 0 P: 6	R: 3 E: 1 K: 0 S: 7	H: 4 LOB: 1 BB: 0 P: 7	R: 0 E: 0 K: 0 S: 3	H: 0 LOB: 0 BB: 0 P: 3	R: 0 E: 0 K: 0 S: 3	H: 1 LOB: 0 BB: 0 P: 3	R: 3 E: 0 K: 0 S: 6	H: 4 LOB: 3 BB: 2 P: 14	1B: 13 2B: 4 3B: 1 HR: 1	SF: 1 SAC: 0 DP: 4 HBP: 0	WP: 1 PB: 0 SB: 0 CS: 1	PA: 42																					
PITCHER	IP	WLS	BF	H	R	ER	SO	BB	IBB	HBP	BLK	WP	HR	S	P	ERA	WHIP	PITCHER								IP	WLS	BF	H	R	ER	SO	BB	IBB	HBP	BLK	WP	HR	S	P	ERA	WHIP	
Alan Fowlkes, R ERA: 5.23 (1, 1)	5.0		23	10	3	2	1	0	0	0	0	0	0	4	4	0.00	6.000																										
Al Holland, L ERA: 3.96 (6, 1)	0.1		4	2	0	0	0	0	0	0	0	0	0	4	4	0.00	6.000																										
Jim Barr, R ERA: 2.45 (6, 1)	2.2		7	1	1	0	0	0	0	0	0	0	0	7	7	0.00	0.375																										
Gary Lavelle, L ERA: 2.32 (9, 1)	0.0		1	0	1	1	0	1	0	0	0	0	0	0	4	∞	∞																										
Greg Minton, R ERA: 2.65 (9, 1)	0.2	L	7	4	2	2	0	0	1	0	0	1	0	6	10	27.00	6.000																										



Batter	1	2	3	4	5	6	7	8	9	AB	R	H	RBI	BB	SO	LOB	TOP				
Steve Sax, R OBP: 0.350, SLG: 0.351 (1, 4)	6-3			F9			F9		E6	5	0	1	1	0	0	1					
Ken Landreaux, L OBP: 0.359, SLG: 0.390 Derrel Thomas, S OBP: 0.320, SLG: 0.333 (1, 8) (9, 8)	4-3	F8			SH3-4 BB		K2-3		SF7	4	0	1	1	0	1	2					
Dusty Baker Jr., R OBP: 0.361, SLG: 0.498 (1, 7)	1B				SH3-4 BB		F8		K	4	1	2	1	1	1	1					
Pedro Guerrero, R OBP: 0.355, SLG: 0.520 (1, 9)	1-3			K	SH3-4				4-3	3	0	0	0	0	1	1					
Steve Garvey, R OBP: 0.272, SLG: 0.409 (1, 3)		HR		K	G6-4-3 IBB				P5	3	1	1	1	1	1	0					
Ron Cey, R OBP: 0.316, SLG: 0.404 (1, 5)	6-3			1B	G6-4-3					4	0	2	0	0	0	3					
Steve Yeager, R OBP: 0.321, SLG: 0.342 (1, 2)				K	1B				F7	4	0	1	0	0	2	2					
Bill Russell, R OBP: 0.350, SLG: 0.332 (1, 6)		1B BB		6-3	G6-4-3				E SH3-4 SF7 1B	3	2	1	0	1	0	1					
Vicente Romo, R OBP: 1.000, SLG: 1.000 Dave Stewart, R OBP: 0.167, SLG: 0.167 Steve Howe, L (1, 1) (2, 1) (7, 1)		1B		K	6-3				SH3-4	1	0	1	0	0	0	0					
		1-2 1B			6-3				1-2	2	0	0	0	0	1	0					
										0	0	0	0	0	0	0					
Inning Stats	R: 0 E: 0 K: 0 S: 4	H: 1 LOB: 1 BB: 0 P: 4	R: 2 E: 0 K: 1 S: 8	H: 3 LOB: 2 BB: 1 P: 12	R: 1 E: 0 K: 3 S: 11	H: 2 LOB: 1 BB: 0 P: 11	R: 0 E: 0 K: 1 S: 5	H: 0 LOB: 0 BB: 0 P: 5	R: 0 E: 0 K: 0 S: 3	H: 1 LOB: 2 BB: 2 P: 11	R: 0 E: 0 K: 1 S: 5	H: 0 LOB: 0 BB: 0 P: 5	R: 0 E: 0 K: 0 S: 4	H: 1 LOB: 1 BB: 0 P: 4	R: 1 E: 1 K: 1 S: 7	H: 1 LOB: 1 BB: 0 P: 7	1B: 7 2B: 1 3B: 0 HR: 2	SF: 1 SAC: 2 DP: 2 HBP: 0	WP: 0 PB: 0 SB: 1 CS: 0	PA: 39	
PITCHER	IP	WLS	BF	H	R	ER	SO	BB	IBB	HBP	BLK	WP	HR	S	P	ERA	WHIP				
Steve Bedrosian, R ERA: 2.09 (1, 1)	5.0	L	24	7	3	3	5	2	1	0	0	0	2	31	43	5.40	1.800				
Preston Hanna, R ERA: 3.9 (6, 1)	3.0		10	2	0	0	1	0	0	0	0	0	0	12	12	0.00	0.667				
Gene Garber, R ERA: 1.7 (9, 1)	1.0		5	1	1	0	1	0	0	0	0	0	0	7	7	0.00	1.000				

Los Angeles Dodgers @ Atlanta Braves
Atlanta-Fulton County Stadium, Atlanta, GA

AB 33
R 4
H 10
RBI 4
BB 3
SO 7
LOB 11



WP: 0 PA: 39
PB: 0
SB: 1
CS: 0

Tue Jun 22 1982, 7:05 PM EDT
Att: 27,137 - Unknown

Batter	1	2	3	4	5	6	7	8	9	AB	R	H	RBI	BB	SO	LOB	BOTTOM					
Brett Butler, L OBP: 0.311, SLG: 0.237 Bob Watson, R OBP: 0.250, SLG: 0.362 Gene Garber, R (1, 8) (8, PH) (9, 1)	G3		F7			F7		4-3		3	0	0	0	0	0	1						
Glenn Hubbard, R OBP: 0.346, SLG: 0.370 (1, 4)	K			E G3 SF8 1B		FC6-4 1B			F7	4	1	2	0	0	1	0						
Chris Chambliss, L OBP: 0.340, SLG: 0.466 (1, 3)	1-3			G3		FC6-4			L4	4	0	0	0	0	0	2						
Dale Murphy, R OBP: 0.388, SLG: 0.596 (1, 7) (8, 9) (9, 8)		K		E7 SF8		6-3			P6	4	0	0	0	0	1	2						
Bob Horner, R OBP: 0.402, SLG: 0.540 (1, 5)		K		SF8		G4-3 BB				1	0	0	1	1	1	0						
Larry Whitenton, L OBP: 0.367, SLG: 0.420 Rufino Linares, R OBP: 0.354, SLG: 0.413 (1, 9) (7, PH) (8, 7) (9, 9)	4-3			F7		G4-3				2	0	0	0	0	0	1						
Bruce Benedict, R OBP: 0.330, SLG: 0.331 (1, 2)				SH2-4 1B		5-3				3	0	1	0	0	0	0						
Rafael Ramirez, R OBP: 0.298, SLG: 0.356 (1, 6)				K		F9			K	3	0	0	0	0	2	1						
Steve Bedrosian, R (1, 1)				SH2-4		P5			5-3	0	0	0	0	0	0	0						
Ken Smith, L OBP: 0.483, SLG: 0.375 Preston Hanna, R OBP: 0.500, SLG: 0.750 Jerry Royster, R OBP: 0.244, SLG: 0.205 (5, PH) (6, 1) (8, PH) (9, 7)				1-2		P5				1	0	0	0	0	0	0						
										0	0	0	0	0	0	0						
										0	0	0	0	0	0	0						
										1	0	0	0	0	0	0						
Inning Stats	R: 0 E: 0 K: 1 S: 5	H: 0 LOB: 0 BB: 0 P: 5	R: 0 E: 0 K: 2 S: 7	H: 0 LOB: 0 BB: 0 P: 7	R: 0 E: 0 K: 1 S: 6	H: 1 LOB: 1 BB: 0 P: 6	R: 1 E: 1 K: 0 S: 5	H: 1 LOB: 1 BB: 0 P: 5	R: 0 E: 0 K: 0 S: 3	H: 0 LOB: 0 BB: 0 P: 3	R: 0 E: 0 K: 0 S: 4	H: 1 LOB: 1 BB: 0 P: 4	R: 0 E: 0 K: 0 S: 2	H: 0 LOB: 0 BB: 1 P: 6	R: 0 E: 0 K: 1 S: 5	H: 0 LOB: 0 BB: 0 P: 5	R: 0 E: 0 K: 0 S: 3	H: 0 LOB: 0 BB: 0 P: 3	1B: 3 2B: 0 3B: 0 HR: 0	SF: 1 SAC: 1 DP: 1 HBP: 0	WP: 0 PB: 0 SB: 0 CS: 0	PA: 31
PITCHER	IP	WLS	BF	H	R	ER	SO	BB	IBB	HBP	BLK	WP	HR	S	P	ERA	WHIP					
Vicente Romo, R ERA: 1.38 (1, 1)	1.0		3	0	0	0	1	0	0	0	0	0	0	5	5	0.00	0.000					
Dave Stewart, R ERA: 4.04 (2, 1)	5.0	W	20	3	1	0	3	1	0	0	0	0	0	25	29	0.00	0.800					
Steve Howe, L ERA: 1.67 (7, 1)	3.0	S	8	0	0	0	1	0	0	0	0	0	0	10	10	0.00	0.000					

Los Angeles Dodgers @ Atlanta Braves
Atlanta-Fulton County Stadium, Atlanta, GA

AB 28
R 1
H 3
RBI 1
BB 1
SO 5
LOB 8



WP: 0 PA: 31
PB: 0
SB: 0
CS: 0

Tue Jun 22 1982, 7:05 PM EDT
Att: 27,137 - Unknown

Batter	1	2	3	4	5	6	7	8	9	AB	R	H	RBI	BB	SO	LOB	TOP						
Steve Sax, R OBP: 0.348, SLG: 0.349 (1, 4)										4	1	1	0	0	1	0	Los Angeles Dodgers @ Atlanta Braves Atlanta-Fulton County Stadium, Atlanta, GA Wed Jun 23 1982, 7:05 PM EDT Att: 33,212 - Unknown AB 32 R 2 H 7 RBI 2 BB 1 SO 5 LOB 9 						
Ken Landreaux, L OBP: 0.382, SLG: 0.393 (1, 8)										4	1	2	0	0	0	0							
Dusty Baker Jr., R OBP: 0.356, SLG: 0.490 (1, 7)										4	0	0	0	0	1	3							
Pedro Guerrero, R OBP: 0.357, SLG: 0.519 (1, 9)										4	0	2	1	0	0	0							
Steve Garvey, R OBP: 0.271, SLG: 0.407 (1, 3)										4	0	1	1	0	1	2							
Ron Cey, R OBP: 0.315, SLG: 0.402 (1, 5)										4	0	1	0	0	0	2							
Mike Scioscia, L OBP: 0.309, SLG: 0.287 (1, 2)										3	0	0	0	0	0	1							
Bill Russell, R OBP: 0.351, SLG: 0.330 (8, PH)										1	0	0	0	1	0	0							
Ron Roenicke, S OBP: 0.356, SLG: 0.389 (8, PH)										1	0	0	0	0	1	0							
Derrel Thomas, S OBP: 0.320, SLG: 0.333 (8, 6)										0	0	0	0	0	0	0							
Fernando Valenzuela, L OBP: 0.125, SLG: 0.109 (1, 1)										2	0	0	0	0	1	1							
Alejandro Pena, R (6, 1)										0	0	0	0	0	0	0							
Jorge Orta, L OBP: 0.314, SLG: 0.397 (8, PH)										1	0	0	0	0	0	0							
Steve Shirley, L (8, 1)										0	0	0	0	0	0	0							
Inning Stats	R: 1 E: 0 K: 0 S: 5	H: 3 LOB: 1 BB: 0 P: 5	R: 0 E: 0 K: 0 S: 3	H: 0 LOB: 0 BB: 0 P: 3	R: 0 E: 0 K: 1 S: 5	H: 0 LOB: 0 BB: 0 P: 5	R: 0 E: 0 K: 1 S: 5	H: 0 LOB: 1 BB: 1 P: 7	R: 0 E: 0 K: 0 S: 4	H: 1 LOB: 1 BB: 0 P: 4	R: 0 E: 0 K: 2 S: 7	H: 0 LOB: 0 BB: 0 P: 7	R: 1 E: 0 K: 0 S: 5	H: 3 LOB: 1 BB: 0 P: 5	1B: 7 2B: 0 3B: 0 HR: 0	SF: 0 SAC: 0 DP: 2 HBP: 0	WP: 0 PB: 0 SB: 0 CS: 0	PA: 33					
PITCHER Rick Mahler, R ERA: 3.83 (1, 1)	IP: 9.0 WLS: W BF: 33 H: 7 R: 2 ER: 2 SO: 5 BB: 1 IBB: 0 HBP: 0 BLK: 0 WP: 0 HR: 0 S: 42 P: 46 ERA: 2.00 WHIP: 0.889											PITCHER	IP: 9.0 WLS: W BF: 33 H: 7 R: 2 ER: 2 SO: 5 BB: 1 IBB: 0 HBP: 0 BLK: 0 WP: 0 HR: 0 S: 42 P: 46 ERA: 2.00 WHIP: 0.889										

Batter	1	2	3	4	5	6	7	8	9	AB	R	H	RBI	BB	SO	LOB	BOTTOM						
Claudell Washington, L OBP: 0.344, SLG: 0.408 (1, 9)										5	1	1	0	0	2	2	Los Angeles Dodgers @ Atlanta Braves Atlanta-Fulton County Stadium, Atlanta, GA Wed Jun 23 1982, 7:05 PM EDT Att: 33,212 - Unknown AB 34 R 7 H 11 RBI 7 BB 3 SO 4 LOB 14 						
Glenn Hubbard, R OBP: 0.344, SLG: 0.368 (1, 4)										4	1	1	0	0	1	0							
Chris Chambliss, L OBP: 0.335, SLG: 0.458 (1, 3)										4	0	0	0	0	1	2							
Dale Murphy, R OBP: 0.393, SLG: 0.595 (1, 8)										2	2	1	0	2	0	0							
Bob Horner, R OBP: 0.407, SLG: 0.544 (1, 5)										4	1	3	2	0	0	1							
Jerry Royster, R OBP: 0.244, SLG: 0.205 (8, 5)										0	0	0	0	0	0	0							
Rufino Linares, R OBP: 0.348, SLG: 0.405 (1, 7)										4	1	1	2	0	0	2							
Bruce Benedict, R OBP: 0.333, SLG: 0.332 (1, 2)										3	0	1	1	1	0	1							
Rafael Ramirez, R OBP: 0.297, SLG: 0.354 (1, 6)										4	0	1	0	0	0	4							
Rick Mahler, R OBP: 0.216, SLG: 0.278 (1, 1)										4	1	2	2	0	0	2							
Inning Stats	R: 3 E: 0 K: 1 S: 8	H: 3 LOB: 1 BB: 1 P: 12	R: 0 E: 0 K: 0 S: 3	H: 0 LOB: 0 BB: 0 P: 3	R: 0 E: 0 K: 1 S: 5	H: 1 LOB: 2 BB: 1 P: 8	R: 0 E: 0 K: 0 S: 4	H: 0 LOB: 0 BB: 0 P: 5	R: 4 E: 0 K: 0 S: 7	H: 5 LOB: 0 BB: 0 P: 7	R: 0 E: 0 K: 0 S: 3	H: 0 LOB: 1 BB: 1 P: 7	R: 0 E: 0 K: 1 S: 7	H: 2 LOB: 2 BB: 0 P: 7	1B: 9 2B: 1 3B: 0 HR: 1	SF: 0 SAC: 0 DP: 1 HBP: 0	WP: 0 PB: 0 SB: 0 CS: 0	PA: 37					
PITCHER Fernando Valenzuela, L ERA: 2.8 (1, 1)	IP: 5.0 WLS: L BF: 25 H: 8 R: 7 ER: 7 SO: 3 BB: 2 IBB: 0 HBP: 0 BLK: 0 WP: 0 HR: 0 S: 29 P: 37 ERA: 12.60 WHIP: 2.000											PITCHER	IP: 5.0 WLS: L BF: 25 H: 8 R: 7 ER: 7 SO: 3 BB: 2 IBB: 0 HBP: 0 BLK: 0 WP: 0 HR: 0 S: 29 P: 37 ERA: 12.60 WHIP: 2.000										
Alejandro Pena, R ERA: 4.3 (6, 1)	IP: 2.0 WLS: 7 BF: 1 H: 0 R: 0 ER: 0 SO: 0 BB: 1 IBB: 0 HBP: 0 BLK: 0 WP: 0 HR: 1 S: 6 P: 10 ERA: 0.00 WHIP: 1.000											PITCHER	IP: 2.0 WLS: 7 BF: 1 H: 0 R: 0 ER: 0 SO: 0 BB: 1 IBB: 0 HBP: 0 BLK: 0 WP: 0 HR: 1 S: 6 P: 10 ERA: 0.00 WHIP: 1.000										
Steve Shirley, L ERA: (8, 1)	IP: 1.0 WLS: 5 BF: 2 H: 0 R: 0 ER: 0 SO: 1 BB: 0 IBB: 0 HBP: 0 BLK: 0 WP: 0 HR: 0 S: 7 P: 7 ERA: 0.00 WHIP: 2.000											PITCHER	IP: 1.0 WLS: 5 BF: 2 H: 0 R: 0 ER: 0 SO: 1 BB: 0 IBB: 0 HBP: 0 BLK: 0 WP: 0 HR: 0 S: 7 P: 7 ERA: 0.00 WHIP: 2.000										

Batter	1	2	3	4	5	6	7	8	9	AB	R	H	RBI	BB	SO	LOB	TOP					
Steve Sax, R (1.4) OBP: 0.353, SLG: 0.353										3	1	2	0	1	0	2	Los Angeles Dodgers @ Atlanta Braves Atlanta-Fulton County Stadium, Atlanta, GA Thu Jun 24 1982, 7:05 PM EDT Att: 31,303 - Unknown					
Ken Landreaux, L (1.8) OBP: 0.367, SLG: 0.395										4	1	2	2	1	0	2						
Dusty Baker Jr., R (1.7) OBP: 0.364, SLG: 0.492										3	1	2	0	2	0	1						
Pedro Guerrero, R (1.9) OBP: 0.359, SLG: 0.519										4	0	2	1	0	1	2						
Derral Thomas, S (7, PR) OBP: 0.320, SLG: 0.333										0	0	0	0	0	0	0						
Ron Roenicke, S (7, 9) OBP: 0.348, SLG: 0.378										1	0	0	0	0	1	1						
Steve Garvey, R (1.3) OBP: 0.274, SLG: 0.421										5	1	2	2	0	1	4						
Ron Cey, R (1.5) OBP: 0.324, SLG: 0.402										2	0	1	0	3	1	0						
Steve Yeager, R (1.2) OBP: 0.314, SLG: 0.325										4	0	0	0	0	0	7						
Bill Russell, R (1.6) OBP: 0.349, SLG: 0.325										3	0	0	0	1	0	2						
Jerry Reuss, L (1, 1) OBP: 0.263, SLG: 0.250										3	1	1	0	0	1	1						
Steve Howe, L (9, 1)										0	0	0	0	0	0	0						
Inning Stats	R: 1 E: 0 K: 0 S: 5	H: 2 LOB: 1 BB: 0 P: 5	R: 0 E: 0 K: 0 S: 3	H: 0 LOB: 2 BB: 1 P: 8	R: 0 E: 0 K: 1 S: 5	H: 1 LOB: 0 BB: 0 P: 5	R: 1 E: 0 K: 1 S: 6	H: 1 LOB: 0 BB: 0 P: 6	R: 2 E: 0 K: 0 S: 7	H: 4 LOB: 3 BB: 1 P: 11	R: 0 E: 0 K: 1 S: 4	H: 0 LOB: 1 BB: 2 P: 12	R: 1 E: 0 K: 0 S: 3	H: 2 LOB: 2 BB: 2 P: 11	R: 0 E: 0 K: 0 S: 3	H: 1 LOB: 1 BB: 1 P: 7	R: 0 E: 0 K: 2 S: 8	H: 1 LOB: 2 BB: 1 P: 12	1B: 10 2B: 1 3B: 0 HR: 1	SF: 0 SAC: 2 DP: 2 HBP: 1	WP: 0 PB: 0 SB: 3 CS: 2	PA: 44
PITCHER	IP WLS BF H R ER SO BB IBB HBP BLK WP HR S P ERA WHIP																					
Bob Walk, R (1, 1) ERA: 3.62	4.1 L 22 8 4 4 2 1 0 1 0 0 0 1 24 29 8.31 2.077																					
Preston Hanna, R (5, 1) ERA: 3.86	2.2 13 2 1 1 1 6 0 0 0 0 0 0 9 33 3.38 3.000																					
Larry McWilliams, L (8, 1) ERA: 6.62	2.0 8 2 0 0 2 1 0 0 0 0 0 0 0 11 15 0.00 1.500																					

AB	32
R	5
H	12
RBI	5
BB	8
SO	5
LOB	22



Batter	1	2	3	4	5	6	7	8	9	AB	R	H	RBI	BB	SO	LOB	BOTTOM			
Claudell Washington, L (1, 9) OBP: 0.348, SLG: 0.414										4	1	2	1	1	1	1	Los Angeles Dodgers @ Atlanta Braves Atlanta-Fulton County Stadium, Atlanta, GA Thu Jun 24 1982, 7:05 PM EDT Att: 31,303 - Unknown			
Glenn Hubbard, R (1, 4) OBP: 0.346, SLG: 0.369										5	0	2	1	0	0	4				
Dale Murphy, R (1, 8) OBP: 0.386, SLG: 0.586										4	0	0	0	0	1	5				
Bob Horner, R (1, 5) OBP: 0.401, SLG: 0.534										4	0	0	0	0	2	4				
Rufino Linares, R (1, 7) OBP: 0.356, SLG: 0.422										4	1	2	0	0	0	2				
Bob Watson, R (1, 3) OBP: 0.285, SLG: 0.371										4	1	2	1	0	0	0				
Bruce Benedict, R (1, 2) OBP: 0.327, SLG: 0.324										4	0	0	0	0	2	3				
Rafael Ramirez, R (1, 6) OBP: 0.294, SLG: 0.350										3	0	0	0	0	0	2				
Bob Walk, R (1, 1) OBP: 0.333, SLG: 0.200										1	0	1	0	0	0	0				
Preston Hanna, R (5, 1) OBP: 0.400, SLG: 0.600										1	0	0	0	0	0	0				
Larry McWilliams, L (8, 1) OBP: 0.290, SLG: 0.167										0	0	0	0	0	0	0				
Jerry Royster, R (8, 6) OBP: 0.255, SLG: 0.220										2	0	1	0	0	0	0				
Randy Johnson, R (9, PH) OBP: 0.350, SLG: 0.333										1	0	0	0	0	1	1				
Inning Stats	R: 0 E: 0 K: 3 S: 10	H: 1 LOB: 1 BB: 0 P: 10	R: 0 E: 0 K: 1 S: 6	H: 2 LOB: 1 BB: 0 P: 6	R: 0 E: 0 K: 0 S: 4	H: 1 LOB: 1 BB: 0 P: 4	R: 0 E: 0 K: 0 S: 3	H: 0 LOB: 0 BB: 0 P: 3	R: 0 E: 1 K: 1 S: 6	H: 0 LOB: 2 BB: 1 P: 10	R: 0 E: 0 K: 0 S: 3	H: 0 LOB: 0 BB: 0 P: 3	R: 1 E: 0 K: 0 S: 5	H: 2 LOB: 1 BB: 0 P: 5	R: 2 E: 0 K: 2 S: 11	H: 4 LOB: 2 BB: 0 P: 11	1B: 8 2B: 3 3B: 0 HR: 0	SF: 0 SAC: 0 DP: 1 HBP: 0	WP: 0 PB: 0 SB: 0 CS: 0	PA: 38
PITCHER	IP WLS BF H R ER SO BB IBB HBP BLK WP HR S P ERA WHIP																			
Jerry Reuss, L (1, 1) ERA: 3.21	8.2 W 36 9 3 3 7 1 0 0 0 0 0 0 49 53 3.12 1.154																			
Steve Howe, L (9, 1) ERA: 1.66	0.1 S 2 1 0 0 0 0 0 0 0 0 0 0 2 2 0.00 3.000																			

AB	37
R	3
H	10
RBI	3
BB	1
SO	7
LOB	22



Batter	1	2	3	4	5	6	7	8	9	AB	R	H	RBI	BB	SO	LOB	TOP								
Brett Butler, L OBP: 0.312, SLG: 0.241 (1, 8)	F9		4-3			K			K	4	0	0	0	0	2	0									
Glenn Hubbard, R OBP: 0.343, SLG: 0.362 (1, 4)	K		6-3			5-3			F8	4	0	0	0	0	1	0									
Claudell Washington, L OBP: 0.356, SLG: 0.426 (1, 9)	1B									2	1	1	0	1	0	0									
Dale Murphy, R OBP: 0.391, SLG: 0.583 (1, 7)										3	0	1	1	0	0	1									
Bob Horner, R OBP: 0.392, SLG: 0.520 (1, 5)	F9									3	0	0	0	0	0	1									
Chris Chambliss, L OBP: 0.332, SLG: 0.449 (1, 3)										3	0	0	0	0	0	0									
Biff Pocoroba, S OBP: 0.406, SLG: 0.450 (8, PR)										3	0	1	0	0	0	0									
Jerry Royster, R OBP: 0.255, SLG: 0.220 (8, 6)										0	0	0	0	0	0	0									
Rafael Ramirez, R OBP: 0.295, SLG: 0.347 (8, PH)										2	0	0	0	0	0	0									
Larry Whisenton, L OBP: 0.363, SLG: 0.414 (8, 2)										1	0	0	0	0	0	1									
Bruce Benedict, R OBP: 0.322, SLG: 0.319 (8, 2)										0	0	0	0	0	0	0									
Ken Dayley, L OBP: 0.278, SLG: 0.188 (7, 1)										2	0	0	0	0	2	0									
Steve Bedrosian, R OBP: 0.467, SLG: 0.360 (9, PH)										0	0	0	0	0	0	0									
Ken Smith, L OBP: 0.467, SLG: 0.360 (9, PH)										1	0	0	0	0	0	0									
Inning Stats	R: 1 E: 0 K: 1 S: 7	H: 2 LOB: 1 BB: 0 P: 7	R: 0 E: 0 K: 0 S: 3	H: 0 LOB: 0 BB: 0 P: 3	R: 0 E: 0 K: 1 S: 5	H: 0 LOB: 0 BB: 1 P: 5	R: 0 E: 0 K: 0 S: 2	H: 0 LOB: 0 BB: 1 P: 6	R: 0 E: 0 K: 0 S: 3	H: 0 LOB: 0 BB: 0 P: 3	R: 0 E: 0 K: 2 S: 7	H: 0 LOB: 0 BB: 0 P: 7	R: 0 E: 0 K: 0 S: 3	H: 0 LOB: 0 BB: 0 P: 3	R: 0 E: 0 K: 0 S: 3	H: 1 LOB: 1 BB: 0 P: 3	R: 0 E: 0 K: 1 S: 5	H: 0 LOB: 0 BB: 0 P: 5	1B: 2 2B: 1 3B: 0 HR: 0	SF: 0 SAC: 0 DP: 1 HBP: 0	WP: 0 PB: 0 SB: 0 CS: 1	PA: 29			
PITCHER	IP	WLS	BF	H	R	ER	SO	BB	IBB	HBP	BLK	WP	HR	S	P	ERA	WHIP								
Tom Seaver, R ERA: 5.13 (1, 1)	8.0	W	26	3	1	1	4	1	0	0	0	0	0	33	37	1.12	0.500								
Tom Hume, R ERA: 2.06 (9, 1)	1.0	S	3	0	0	0	1	0	0	0	0	0	0	5	5	0.00	0.000								

Atlanta Braves @ Cincinnati Reds
Riverfront Stadium, Cincinnati, OH
Sat Jun 26 1982, 7:05 PM EDT
Att: 26,561 - Unknown

AB 28
R 1
H 3
RBI 1
BB 1
SO 5
LOB 3



Batter	1	2	3	4	5	6	7	8	9	AB	R	H	RBI	BB	SO	LOB	BOTTOM								
Eddie Milner, L OBP: 0.345, SLG: 0.389 (2, 7)	4-3									3	0	1	0	1	0	2									
Ron Oester, S OBP: 0.307, SLG: 0.347 (1, 4)	F8									4	1	1	0	0	2	3									
Dave Concepcion, R OBP: 0.340, SLG: 0.383 (1, 6)	4-3									4	0	2	0	0	0	1									
Cesar Cedeno, R OBP: 0.363, SLG: 0.484 (1, 8)	FC6-4									3	0	1	0	1	0	2									
Mike Vail, R OBP: 0.281, SLG: 0.418 (2, 9)	FC6-4									1	0	0	0	0	0	2									
Paul Householder, S OBP: 0.257, SLG: 0.316 (2, 9)	FC6-4									2	0	1	1	0	0	2									
Dan Driessen, L OBP: 0.392, SLG: 0.456 (1, 3)										4	1	3	0	0	0	1									
Johnny Bench, R OBP: 0.399, SLG: 0.336 (1, 5)										4	0	2	0	0	0	1									
Rafael Landestoy, S OBP: 0.280, SLG: 0.298 (9, 5)										0	0	0	0	0	0	0									
Dave Vangorder, R OBP: 0.273, SLG: 0.364 (1, 2)										4	0	1	0	0	1	3									
Tom Seaver, R OBP: 0.240, SLG: 0.320 (1, 1)										2	0	0	0	0	1	1									
Larry Bittner, L OBP: 0.381, SLG: 0.429 (8, PH)										1	0	0	0	0	1	1									
Tom Hume, R ERA: 2.04 (9, 1)										0	0	0	0	0	0	0									
Inning Stats	R: 0 E: 0 K: 0 S: 4	H: 1 LOB: 2 BB: 1 P: 8	R: 0 E: 0 K: 1 S: 7	H: 2 LOB: 0 BB: 0 P: 7	R: 1 E: 0 K: 0 S: 5	H: 2 LOB: 1 BB: 0 P: 5	R: 0 E: 0 K: 2 S: 8	H: 1 LOB: 2 BB: 1 P: 12	R: 0 E: 0 K: 0 S: 3	H: 1 LOB: 0 BB: 0 P: 3	R: 1 E: 0 K: 0 S: 4	H: 1 LOB: 0 BB: 0 P: 4	R: 0 E: 0 K: 1 S: 7	H: 2 LOB: 2 BB: 0 P: 7	R: 0 E: 0 K: 1 S: 6	H: 2 LOB: 1 BB: 0 P: 6	1B: 10 2B: 2 3B: 0 HR: 0	SF: 1 SAC: 1 DP: 1 HBP: 0	WP: 1 PB: 0 SB: 1 CS: 1	PA: 37					
PITCHER	IP	WLS	BF	H	R	ER	SO	BB	IBB	HBP	BLK	WP	HR	S	P	ERA	WHIP								
Ken Dayley, L ERA: 4.19 (1, 1)	6.2	L	31	10	2	1	4	2	0	0	0	0	0	37	45	1.35	1.800								
Steve Bedrosian, R ERA: 2.04 (7, 1)	1.1		5	2	0	0	1	0	0	0	0	0	0	7	7	0.00	1.500								

Atlanta Braves @ Cincinnati Reds
Riverfront Stadium, Cincinnati, OH
Sat Jun 26 1982, 7:05 PM EDT
Att: 26,561 - Unknown

AB 32
R 2
H 12
RBI 1
BB 2
SO 5
LOB 19



Batter	1	2	3	4	5	6	7	8	9	10	11	12	13	14	AB	R	H	RBI	BB	SO	LOB	TOP					
Claude Washington, L OBP: 0.395, SLG: 0.421 (1, 9)	B1-3		F9			F7			P4		S BB			1B 1B	5	1	1	0	1	0	2						
Rafael Ramirez, R OBP: 0.292, SLG: 0.343 (1, 6)	P2			G3		F9			F3		4-3			1B 1B	6	1	1	0	0	0	2						
Chris Chambliss, L OBP: 0.332, SLG: 0.446 (1, 3)	F9			F8			K		K					1B 1B	6	0	2	1	0	2	0						
Dale Murphy, R OBP: 0.383, SLG: 0.570 (1, 9)		F9			K		L4			K				F7	6	0	0	0	0	3	3						
Bob Horner, R OBP: 0.391, SLG: 0.513 (1, 5)		G5-4-3 BB				K				K				F7	5	0	1	1	1	2	0						
Rufino Linares, R OBP: 0.355, SLG: 0.416 (1, 7)	G5-4-3					K								FC5-4 1B	6	0	2	0	0	1	3						
Bruce Benedict, R OBP: 0.317, SLG: 0.313 (1, 2)			3-1			P2			SH3-4 1B					FC5-4 1B	4	0	0	0	0	1	1						
Randy Johnson, R OBP: 0.391, SLG: 0.392 (1, 4)				3-1											1	0	1	0	0	0	0						
Larry Whisenton, L OBP: 0.358, SLG: 0.408 (8, PH)									F8						1	0	0	0	0	0	1						
Glenn Hubbard, R OBP: 0.340, SLG: 0.358 (8, 4)															2	0	0	0	0	2	0						
Rick Camp, R OBP: 0.301, SLG: 0.328 (8, PH)															2	0	0	0	0	1	2						
Ken Smith, L OBP: 0.301, SLG: 0.328 (8, PH)															0	0	0	0	0	1	1						
Brett Butler, L OBP: 0.318, SLG: 0.240 (11, PH)															0	0	0	0	0	0	0						
Gene Garber, R OBP: 0.301, SLG: 0.274 (14, PH)															0	0	0	0	0	0	0						
Al Hrabosky, L OBP: 0.301, SLG: 0.300 (14, 1)															0	0	0	0	0	1	0						
Inning Stats	R: 0 E: 0 K: 0 S: 3	H: 0 LOB: 0 BB: 1 P: 3	R: 0 E: 0 K: 0 S: 2	H: 1 LOB: 0 BB: 1 P: 6	R: 0 E: 0 K: 1 S: 5	H: 0 LOB: 1 BB: 0 P: 6	R: 0 E: 0 K: 1 S: 4	H: 1 LOB: 0 BB: 0 P: 4	R: 0 E: 0 K: 1 S: 5	H: 1 LOB: 1 BB: 0 P: 5	R: 0 E: 0 K: 1 S: 6	H: 0 LOB: 0 BB: 0 P: 5	R: 0 E: 0 K: 3 S: 10	H: 1 LOB: 1 BB: 1 P: 9	R: 0 E: 0 K: 1 S: 5	H: 1 LOB: 0 BB: 0 P: 5	R: 0 E: 0 K: 1 S: 5	H: 0 LOB: 0 BB: 0 P: 5	R: 2 E: 0 K: 1 S: 9	H: 4 LOB: 2 BB: 0 P: 9	1B: 7 2B: 2 3B: 0 HR: 0	SF: 0 SAC: 1 DP: 2 HBP: 1	WP: 0 PB: 0 SB: 2 CS: 1	PA: 51			
PITCHER	IP	WLS	BF	H	R	ER	SO	BB	IBB	HBP	BLK	WP	HR	S	P	ERA	WHIP										
Mario Soto, R ERA: 2.27 (1, 1)	10.0		34	3	0	0	10	0	0	0	0	0	0	52	57	0.00	0.400										
Jim Kern, R ERA: 3.07 (11, 1)	2.0	W	7	1	0	0	2	1	0	0	0	0	0	10	14	0.00	1.000										
Tom Hume, R ERA: 2.34 (13, 1)	2.0	L	10	4	2	2	2	0	0	0	0	0	0	14	14	9.00	2.000										

Atlanta Braves @ Cincinnati Reds
Riverfront Stadium, Cincinnati, OH
Sun Jun 27 1982, 3:33 AM EDT
Att. 31,000 - Unknown

AB 47
R 2
H 8
RBI 2
BB 2
SO 14
LOB 15



Batter	1	2	3	4	5	6	7	8	9	10	11	12	13	14	AB	R	H	RBI	BB	SO	LOB	BOTTOM					
Eddie Milner, L OBP: 0.345, SLG: 0.385 (8, 8)	4-3			FC SH2-3 BB				S 1B		6-3				3-1	5	0	1	0	1	0	1						
Ron Oester, S OBP: 0.312, SLG: 0.347 (1, 4)	G6-4-3 BB			SH2-3				1B BB		4-3				G6-4-3 1B	3	0	1	0	2	0	1						
Dave Concepcion, R OBP: 0.340, SLG: 0.381 (1, 6)	G6-4-3			FC				F8		1B				G6-4-3 1B	6	0	2	0	0	0	3						
Cesar Cedeno, R OBP: 0.390, SLG: 0.450 (1, 8)			F4					E6		1B				4-3	2	0	0	0	0	0	2						
Paul Hulseholder, S OBP: 0.250, SLG: 0.307 (7, PH)				FC4-6-3-2-5				BB S		K					4	0	0	0	0	2	3						
Dan Driessen, L OBP: 0.398, SLG: 0.456 (1, 3)						4-3									4	0	2	0	2	0	0						
Johnny Bench, R OBP: 0.301, SLG: 0.392 (1, 9)								1-2 BB IBB			P1-6 SH 1B			G6-4-3 IBB	4	0	2	0	2	0	0						
Rafael Landestoy, S OBP: 0.289, SLG: 0.286 (10, 5)			G3-6-3			F8				K				G6-4-3	3	0	0	0	0	1	3						
Duane Walker, L OBP: 0.333, SLG: 0.333 (8, 7)															4	0	0	0	2	1	2						
Alex Trevino, R OBP: 0.320, SLG: 0.281 (1, 2)															6	0	2	0	0	0	5						
Mario Soto, R OBP: 0.295, SLG: 0.220 (1, 1)															2	0	0	0	0	0	0						
German Barranca, L OBP: 0.311, SLG: 0.442 (10, PH)															1	0	0	0	0	0	0						
Jim Kern, R (11, 1)															0	0	0	0	0	0	0						
Larry Blittner, L OBP: 0.378, SLG: 0.425 (12, PH)															1	0	0	0	0	1	1						
Tom Hume, R (13, 1)															0	0	0	0	0	0	0						
Inning Stats	R: 0 E: 0 K: 0 S: 2	H: 1 LOB: 0 BB: 1 P: 3	R: 0 E: 0 K: 0 S: 3	H: 1 LOB: 0 BB: 1 P: 3	R: 0 E: 0 K: 0 S: 3	H: 1 LOB: 0 BB: 0 P: 3	R: 0 E: 0 K: 0 S: 3	H: 0 LOB: 1 BB: 1 P: 7	R: 0 E: 0 K: 1 S: 4	H: 0 LOB: 1 BB: 2 P: 14	R: 0 E: 0 K: 1 S: 6	H: 1 LOB: 3 BB: 1 P: 10	R: 0 E: 0 K: 0 S: 3	H: 1 LOB: 1 BB: 1 P: 9	R: 0 E: 0 K: 1 S: 6	H: 1 LOB: 1 BB: 0 P: 6	R: 0 E: 0 K: 0 S: 3	H: 1 LOB: 0 BB: 0 P: 3	R: 0 E: 0 K: 1 S: 3	H: 1 LOB: 1 BB: 0 P: 3	R: 0 E: 0 K: 0 S: 3	H: 0 LOB: 1 BB: 1 P: 7	1B: 8 2B: 3 3B: 0 HR: 0	SF: 0 SAC: 3 DP: 7 HBP: 0	WP: 0 PB: 0 SB: 3 CS: 0	PA: 53	
PITCHER	IP	WLS	BF	H	R	ER	SO	BB	IBB	HBP	BLK	WP	HR	S	P	ERA	WHIP										
Rick Camp, R ERA: 3.41 (1, 1)	7.0		26	3	0	0	2	3	1	0	0	0	0	26	42	0.00	0.857										
Steve Bedrosian, R ERA: 1.94 (8, 1)	3.0	W	12	2	0	0	1	1	0	0	0	0	0	13	17	0.00	1.000										
Gene Garber, R ERA: 1.59 (11, 1)	3.0	W	11	3	0	0	2	0	1	0	0	0	0	14	18	0.00	1.000										
Al Hrabosky, L ERA: 2.79 (14, 1)	1.0	S	4	0	0	0	0	1	0	0	0	0	0	3	7	0.00	1.000										

Atlanta Braves @ Cincinnati Reds
Riverfront Stadium, Cincinnati, OH
Sun Jun 27 1982, 3:33 AM EDT
Att. 31,000 - Unknown

AB 43
R 0
H 8
RBI 0
BB 7
SO 5
LOB 23



Batter	1	2	3	4	5	6	7	8	9	AB	R	H	RBI	BB	SO	LOB	TOP
Dickie Thon, R OBP: 0.315, SLG: 0.345										4	2	2	1	1	0	1	
Terry Puhl, L OBP: 0.330, SLG: 0.388										2	2	0	0	3	0	0	
Ray Knight, R OBP: 0.354, SLG: 0.436										3	1	2	1	2	1	0	
Jose Cruz, L OBP: 0.341, SLG: 0.376										4	0	1	2	0	0	3	
Alan Ashby, S OBP: 0.317, SLG: 0.399										4	0	1	1	0	0	2	
Phil Garner, R OBP: 0.310, SLG: 0.413										3	0	0	0	1	1	2	
Tony Scott, S OBP: 0.279, SLG: 0.315										4	1	1	0	0	0	2	
Art Howe, R OBP: 0.315, SLG: 0.298										4	0	0	0	0	1	1	
Nolan Ryan, R OBP: 0.184, SLG: 0.139										3	0	0	0	0	3	1	
Danny Heep, L OBP: 0.325, SLG: 0.379										0	0	0	0	1	0	0	
Bert Roberge, R OBP: 0.325, SLG: 0.379										0	0	0	0	0	0	0	
Inning Stats	R: 2 H: 2 E: 0 K: 0 S: 5	H: 2 R: 28 LOB: 2 BB: 2 P: 13	R: 3 H: 3 E: 0 K: 2 S: 10	H: 3 R: 2 LOB: 2 BB: 2 P: 18	R: 0 H: 0 E: 0 K: 1 S: 5	H: 0 R: 0 LOB: 0 BB: 0 P: 5	R: 0 H: 0 E: 0 K: 1 S: 5	H: 0 R: 0 LOB: 0 BB: 0 P: 5	R: 0 H: 0 E: 0 K: 0 S: 3	H: 0 R: 0 LOB: 1 BB: 1 P: 7	R: 0 H: 0 E: 0 K: 1 S: 5	H: 0 R: 0 LOB: 0 BB: 3 P: 5	R: 0 H: 0 E: 0 K: 0 S: 2	H: 0 R: 0 LOB: 2 BB: 3 P: 14	1B: 6 2B: 1 3B: 0 HR: 0	SF: 1 SAC: 0 DP: 1 HBP: 0	WP: 0 PA: 41 PB: 0 SB: 2 CS: 1
PITCHER	IP: 5.2 WLS: L BF: 28 H: 7 R: 6 ER: 6 SO: 5 BB: 4 IBB: 0 HBP: 0 BLK: 0 WP: 0 HR: 0 S: 34 P: 50 ERA: 9.53 WHIP: 1.941	IP: 6.1 WLS: L BF: 7 H: 0 R: 0 ER: 0 SO: 1 BB: 1 IBB: 0 HBP: 0 BLK: 0 WP: 0 HR: 8 S: 12 P: 12 ERA: 0.00 WHIP: 0.429	IP: 9.1 WLS: L BF: 5 H: 0 R: 0 ER: 0 SO: 0 BB: 3 IBB: 0 HBP: 0 BLK: 0 WP: 0 HR: 2 S: 14 P: 14 ERA: 0.00 WHIP: 3.000														

Houston Astros @ Atlanta Braves
Atlanta-Fulton County Stadium, Atlanta, GA
Mon Jun 28 1982, 7:05 PM EDT
Att: 12,837 - Unknown

AB 31
R 6
H 7
RBI 5
BB 8
SO 6
LOB 12



Batter	1	2	3	4	5	6	7	8	9	AB	R	H	RBI	BB	SO	LOB	BOTTOM
Claudell Washington, L OBP: 0.351, SLG: 0.415										4	0	0	0	0	2	3	
Glenn Hubbard, R OBP: 0.338, SLG: 0.357										4	0	1	0	0	0	2	
Chris Chambliss, L OBP: 0.331, SLG: 0.440										3	0	0	0	1	1	1	
Dale Murphy, R OBP: 0.381, SLG: 0.563										3	0	0	0	1	3	1	
Bob Horner, R OBP: 0.385, SLG: 0.504										4	0	0	0	0	1	4	
Rufino Linares, R OBP: 0.351, SLG: 0.441										4	1	1	1	0	1	0	
Biff Pocoroba, S OBP: 0.411, SLG: 0.500										4	1	2	1	0	0	0	
Rafael Ramirez, R OBP: 0.288, SLG: 0.338										4	0	0	0	0	1	1	
Rick Mahler, R OBP: 0.205, SLG: 0.263										2	0	0	0	0	1	2	
Larry McWilliams, L OBP: 0.299, SLG: 0.157										0	0	0	0	0	0	0	
Brett Butler, L OBP: 0.314, SLG: 0.240										0	0	0	0	1	0	0	
Preston Hanna, R OBP: 0.400, SLG: 0.600										0	0	0	0	0	0	0	
Inning Stats	R: 0 H: 0 E: 0 K: 1 S: 5	H: 0 R: 32 LOB: 0 BB: 0 P: 5	R: 0 H: 0 E: 0 K: 1 S: 5	H: 0 R: 2 LOB: 0 BB: 0 P: 5	R: 1 H: 1 E: 2 K: 1 S: 7	H: 1 R: 0 LOB: 1 BB: 0 P: 7	R: 0 H: 0 E: 0 K: 1 S: 5	H: 0 R: 0 LOB: 0 BB: 0 P: 5	R: 0 H: 0 E: 0 K: 1 S: 5	H: 0 R: 0 LOB: 3 BB: 3 P: 17	R: 0 H: 0 E: 0 K: 0 S: 3	H: 0 R: 0 LOB: 0 BB: 0 P: 3	1B: 2 2B: 0 3B: 0 HR: 2	SF: 0 SAC: 0 DP: 0 HBP: 0	WP: 0 PA: 35 PB: 0 SB: 0 CS: 0		
PITCHER	IP: 8.0 WLS: W BF: 32 H: 4 R: 2 ER: 2 SO: 10 BB: 3 IBB: 0 HBP: 0 BLK: 0 WP: 0 HR: 2 S: 49 P: 61 ERA: 2.25 WHIP: 0.875	IP: 9.1 WLS: L BF: 3 H: 0 R: 0 ER: 0 SO: 0 BB: 0 IBB: 0 HBP: 0 BLK: 0 WP: 0 HR: 3 S: 3 P: 3 ERA: 0.00 WHIP: 0.000															

Houston Astros @ Atlanta Braves
Atlanta-Fulton County Stadium, Atlanta, GA
Mon Jun 28 1982, 7:05 PM EDT
Att: 12,837 - Unknown

AB 32
R 2
H 4
RBI 2
BB 3
SO 10
LOB 14



Batter	1	2	3	4	5	6	7	8	9	10	11	AB	R	H	RBI	BB	SO	LOB	TOP			
Dickie Thon, R OBP: 0.317, SLG: 0.362 (1, 6)	0-0 HR		4-0 4-3 S SF8 BB		0-0 6-3	0-0 6-3	0-0 F7		0-0 G3	0-3 K		4	2	1	1	1	1	1				
Terry Puhl, L OBP: 0.331, SLG: 0.386 (1, 9)	4-0 S 1B BB		0-0 4-3		0-0 1B 1B	0-0 1B 1B		0-0 G3		0-3 K		4	2	1	0	1	1	2				
Ray Knight, R OBP: 0.354, SLG: 0.437 (1, 3)	0-0 CS 1B		0-0 SF8		0-0 1B SF8 1B	0-0 1B SF8 1B		0-0 F8		0-0 F8		4	1	2	2	0	0	0				
Jose Cruz, L OBP: 0.336, SLG: 0.369 (1, 7)	0-0 F9		0-0 K		0-0 F7	0-0 F7		0-0 F5		0-0 P4		5	0	0	0	0	1	3				
Alan Ashby, S OBP: 0.315, SLG: 0.394 (1, 2)	0-3 K			0-0 6-3	0-0 6-3	0-0 FC4-6 1B		0-0 F7		0-0 P4		5	0	1	1	0	1	1				
Phil Garner, R OBP: 0.306, SLG: 0.406 (1, 4)		0-0 F9		0-0 6-3	0-0 6-3	0-0 SF8		0-0 F8				3	0	0	1	0	0	0				
Tony Scott, S OBP: 0.275, SLG: 0.310 (1, 8)		0-0 F7		0-0 F8	0-0 F8	0-0 FC4-6		0-0 F9				4	0	0	0	0	0	1				
Art Howe, R OBP: 0.313, SLG: 0.297 (1, 5)		0-0 FC6 1B		0-0 G3	0-0 G3	0-0 F8		0-0 L1				4	0	1	0	0	0	0				
Joe Niekro, R OBP: 0.300, SLG: 0.190 (7, PH)		0-0 FC6		0-0 5-3	0-0 5-3	0-3 K		0-0 BB				2	0	0	0	0	0	1				
Danny Hayes, L OBP: 0.251, SLG: 0.273 (7, PH)												1	0	0	0	0	1	0				
Sam Rice, R OBP: 0.285, SLG: 0.310 (7, PH)												0	0	0	0	0	0	0				
George Capuzzello, R OBP: 0.285, SLG: 0.310 (7, PH)												0	0	0	0	0	0	0				
Randy Moffitt, R OBP: 0.285, SLG: 0.310 (7, PH)												0	0	0	0	0	0	0				
Denny Walling, L OBP: 0.285, SLG: 0.310 (10, PH)												0	0	0	0	1	0	0				
Michael LaCoss, R OBP: 0.285, SLG: 0.310 (10, PH)												0	0	0	0	0	0	0				
Inning Stats	R: 2 E: 0 K: 1 S: 6	H: 2 LOB: 1 BB: 1 P: 10	R: 0 E: 0 K: 0 S: 4	H: 1 LOB: 1 BB: 0 P: 4	R: 1 E: 0 K: 1 S: 5	H: 0 LOB: 0 BB: 1 P: 9	R: 0 E: 0 K: 0 S: 3	H: 0 LOB: 0 BB: 0 P: 3	R: 0 E: 0 K: 0 S: 3	H: 3 LOB: 1 BB: 0 P: 6	R: 0 E: 0 K: 1 S: 5	H: 0 LOB: 0 BB: 0 P: 5	R: 0 E: 0 K: 0 S: 3	H: 0 LOB: 0 BB: 0 P: 3	R: 0 E: 0 K: 2 S: 7	H: 0 LOB: 1 BB: 1 P: 11	R: 0 E: 0 K: 0 S: 3	H: 0 LOB: 0 BB: 0 P: 3	1B: 5 2B: 1 3B: 0 HR: 1	SF: 2 SAC: 0 DP: 1 HBP: 0	WP: 0 PB: 0 SB: 3 CS: 1	PA: 41
PITCHER	IP 7.0	WLS 2.0	BF 28	H 6	R 5	ER 5	SO 3	BB 2	IBB 0	HBP 0	BLK 0	WP 0	HR 1	S 32	P 40	ERA 6.43	WHIP 1.143					
Bob Walk, R ERA: 3.83 (1, 1)																						
Al Hrabosky, L ERA: 2.53 (8, 1)																						
Steve Bedrosian, R ERA: 1.88 (10, 1)																						

Houston Astros @ Atlanta Braves
Atlanta-Fulton County Stadium, Atlanta, GA
Tue Jun 29 1982, 7:05 PM EDT
Att: 10,483 - Unknown


AB 36
R 5
H 6
RBI 5
BB 3
SO 5
LOB 9



Batter	1	2	3	4	5	6	7	8	9	10	11	AB	R	H	RBI	BB	SO	LOB	BOTTOM			
Brett Butler, L OBP: 0.310, SLG: 0.238 (1, 8)	0-0 6-3		0-0 F9		0-3 K2-3	0-0 FC1-2 1B		0-0 F7		0-0 1B		6	0	1	0	0	1	3				
Glenn Hubbard, R OBP: 0.346, SLG: 0.362 (1, 4)	0-0 G5 1B		0-0 F9		0-0 F9	0-0 1B 1B		0-0 BB		0-0 1B		5	1	3	3	1	0	0				
Claudell Washington, L OBP: 0.355, SLG: 0.418 (1, 9)	0-0 G5 1B		0-0 6-3		0-0 1B 1B	0-0 1B 1B		0-0 F9				5	1	3	1	0	0	1				
Dale Murphy, R OBP: 0.379, SLG: 0.557 (1, 7)	0-0 G5			0-0 P3	0-0 1B WP 1B	0-0 2-3		0-3 K				5	1	1	0	0	1	3				
Bob Horner, R OBP: 0.366, SLG: 0.500 (1, 5)	0-3 K			0-0 F8	0-0 WP 1B	0-3 K		4-0 S BB				4	0	1	1	1	2	2				
Jerry Royster, R OBP: 0.250, SLG: 0.214 (10, PR) (11, 5)				0-0 F7	0-0 4-3	0-0 6-3		0-0 6-3		0-0 1B IBB		3	0	0	0	2	0	1				
Chris Chambliss, L OBP: 0.332, SLG: 0.435 (1, 3)		4-0 F9-6 PB BB										3	0	0	0	2	0	1				
Bruce Benedict, R OBP: 0.323, SLG: 0.313 (1, 2)		1-0 FC5-4 HBP								0-0 FC5-4-5-4-6-2		3	0	1	0	1	0	2				
Rafael Ramirez, R OBP: 0.287, SLG: 0.336 (1, 6)		0-0 F9-6			0-0 6-3	0-0 6-3		0-0 6-3		0-0 P4		5	1	1	0	0	0	3				
Bob Walk, R OBP: 0.300, SLG: 0.190 (7, PH)												2	0	0	0	0	0	1				
Larry Williams, L OBP: 0.300, SLG: 0.408 (7, PH)												1	0	0	0	1	0	0				
Ken Griffey, L OBP: 0.285, SLG: 0.310 (8, PH)												1	0	0	0	0	0	0				
Steve Bedrosian, R OBP: 0.285, SLG: 0.310 (10, PH)												1	0	0	0	0	0	0				
Rufino Linares, R OBP: 0.251, SLG: 0.247 (10, PH)												1	1	1	0	0	0	0				
Inning Stats	R: 0 E: 0 K: 1 S: 7	H: 2 LOB: 2 BB: 0 P: 7	R: 0 E: 0 K: 0 S: 2	H: 0 LOB: 1 BB: 1 P: 7	R: 0 E: 0 K: 0 S: 3	H: 0 LOB: 0 BB: 0 P: 3	R: 0 E: 0 K: 0 S: 3	H: 0 LOB: 0 BB: 0 P: 3	R: 0 E: 0 K: 1 S: 8	H: 3 LOB: 1 BB: 0 P: 8	R: 3 E: 0 K: 0 S: 6	H: 4 LOB: 1 BB: 1 P: 10	R: 0 E: 0 K: 1 S: 5	H: 0 LOB: 1 BB: 1 P: 9	R: 0 E: 0 K: 1 S: 4	H: 0 LOB: 1 BB: 2 P: 12	R: 1 E: 0 K: 0 S: 4	H: 3 LOB: 2 BB: 0 P: 4	1B: 12 2B: 2 3B: 0 HR: 0	SF: 0 SAC: 0 DP: 2 HBP: 1	WP: 1 PB: 1 SB: 1 CS: 0	PA: 47
PITCHER	IP 6.0	WLS 0.2	BF 24	H 5	R 3	ER 2	SO 2	BB 1	IBB 0	HBP 0	BLK 0	WP 1	HR 0	S 26	P 31	ERA 3.00	WHIP 1.000					
Joe Niekro, R ERA: 2.91 (1, 1)																						
Bert Roberge, R ERA: 4.26 (7, 1)																						
George Capuzzello, L ERA: 2.84 (7, 1)																						
Randy Moffitt, R ERA: 4.29 (7, 1)																						
Michael LaCoss, R ERA: 3.93 (10, 1)																						

Houston Astros @ Atlanta Braves
Atlanta-Fulton County Stadium, Atlanta, GA
Tue Jun 29 1982, 7:05 PM EDT
Att: 10,483 - Unknown

AB 40
R 6
H 12
RBI 5
BB 6
SO 4
LOB 16



Batter	1	2	3	4	5	6	7	8	9	AB	R	H	RBI	BB	SO	LOB	TOP								
Dickie Thon, R OBP: 0.310, SLG: 0.353 (1, 6)	0-0 4-3		0-3 K		0-0 L6			0-3 K		4	0	0	0	0	2	0									
Terry Puhl, L OBP: 0.326, SLG: 0.380 (1, 9)	0-3 K		0-3 K2-3			0-0 6-3			0-0 P4	4	0	0	0	0	2	0									
Ray Knight, R OBP: 0.359, SLG: 0.441 (1, 3)	0-0 5-3			4-0 2B BB		4-0 G3-6 BB			0-0 2B	2	2	1	0	2	0	0									
Jose Cruz, L OBP: 0.338, SLG: 0.379 (1, 7)		0-0 3-1		0-0 PB 2B		0-0 G3-6 1-2			0-0 2B	4	1	2	2	0	0	1									
Phil Garner, R OBP: 0.309, SLG: 0.410 (1, 4)		0-0 1-3 1B		0-3 K					0-0 F8	4	0	2	0	0	1	2									
Art Howe, R OBP: 0.306, SLG: 0.289 (1, 5)		0-0 1-3 1-2		0-0 5-3					0-0 F2	4	0	0	0	0	0	3									
Tony Scott, S OBP: 0.272, SLG: 0.306 (1, 8)		0-0 4-3		0-0 6-3					0-0 G6-4-3 1-2	3	0	0	0	0	0	2									
Luis Pujols, R OBP: 0.310, SLG: 0.407 (1, 2)			0-0 HR		0-3 K				0-0 F7	3	1	1	1	0	1	0									
Bob Knepper, L Randy Moffitt, R (1, 1) (9, 1)			0-3 K		0-0 F9				0-3 K	3	0	0	0	0	2	0									
Inning Stats	R: 0 E: 0 K: 1 S: 5	H: 0 LOB: 0 BB: 0 P: 5	R: 0 E: 0 K: 0 S: 4	H: 1 LOB: 1 BB: 0 P: 4	R: 1 E: 0 K: 3 S: 10	H: 1 LOB: 0 BB: 0 P: 10	R: 2 E: 0 K: 1 S: 6	H: 1 LOB: 0 BB: 1 P: 10	R: 0 E: 0 K: 1 S: 5	H: 0 LOB: 0 BB: 0 P: 5	R: 0 E: 0 K: 0 S: 2	H: 0 LOB: 0 BB: 1 P: 6	R: 0 E: 0 K: 0 S: 3	H: 1 LOB: 0 BB: 0 P: 3	R: 0 E: 0 K: 2 S: 7	H: 0 LOB: 0 BB: 0 P: 7	R: 1 E: 0 K: 0 S: 5	H: 2 LOB: 1 BB: 0 P: 5	1B: 2 2B: 3 3B: 0 HR: 1	SF: 0 SAC: 0 DP: 2 HBP: 0	WP: 0 PB: 1 SB: 0 CS: 0	PA: 33			
PITCHER	IP	WLS	BF	H	R	ER	SO	BB	IBB	HBP	BLK	WP	HR	S	P	ERA	WHIP								
Phil Niekro, R ERA: 3.0 (1, 1)	8.0		28	4	3	2	8	2	0	0	0	0	1	42	50	2.25	0.750								
Carlos Diaz, L ERA: 9.0 (9, 1)	1.0	W	5	2	1	1	0	0	0	0	0	0	0	5	5	9.00	2.000								

Houston Astros @ Atlanta Braves
Atlanta-Fulton County Stadium, Atlanta, GA
Wed Jun 30 1982, 7:05 PM EDT
Att: 10,308 - Unknown

AB	31
R	4
H	6
RBI	3
BB	2
SO	8
LOB	8



Batter	1	2	3	4	5	6	7	8	9	AB	R	H	RBI	BB	SO	LOB	BOTTOM								
Claudell Washington, L OBP: 0.353, SLG: 0.416 (1, 9)	0-3 K		0-0 FC5-4 1B			0-0 6-3		0-0 4-3		4	0	1	0	0	1	0									
Glenn Hubbard, R OBP: 0.344, SLG: 0.360 (1, 4)	0-0 F7		0-0 FC5-4 1-2			0-0 1B		0-0 6-3		4	0	1	0	0	0	1									
Dale Murphy, R OBP: 0.380, SLG: 0.567 (1, 8)	0-0 F7			0-0 5-3		0-0 1B			0-0 HR	4	1	2	1	0	0	0									
Bob Horner, R OBP: 0.391, SLG: 0.527 (1, 5)		4-0 CS BB		0-0 HR		0-0 F8			0-0 HR	3	2	2	2	1	0	2									
Rufino Linares, R OBP: 0.363, SLG: 0.443 (1, 7)		4-0 1B BB		0-0 5-3		0-0 4-3			0-0 FC5-6 1B	3	0	1	0	1	0	2									
Chris Chambliss, L OBP: 0.335, SLG: 0.436 Brett Butler, L OBP: 0.310, SLG: 0.238 (1, 3) (9, FR)		0-0 1-2 BB		0-0 6-3				0-0 F7		4	0	2	0	0	0	0									
Bruce Benedict, R OBP: 0.287, SLG: 0.307 Jerry Royster, R OBP: 0.250, SLG: 0.214 (1, 2) (9, FR)		0-0 L1-3 1B			0-0 5-3			0-0 F7		4	0	0	0	0	0	4									
Rafael Ramirez, R OBP: 0.287, SLG: 0.336 Larry Whisenton, L OBP: 0.373, SLG: 0.408 (1, 6) (9, PH)			0-0 P4		0-0 G6-4-3 1B			0-0 4-3		3	0	1	0	0	0	0									
Phil Niekro, R OBP: 0.243, SLG: 0.297 Randy Johnson, R OBP: 0.372, SLG: 0.371 Carlos Diaz, R OBP: 0.419, SLG: 0.508 (1, 1) (8, PH) (9, 1) (9, PH)			0-0 L3		0-0 G6-4-3 1-2			0-0 F8		2	0	0	0	0	0	1									
Inning Stats	R: 0 E: 0 K: 1 S: 5	H: 0 LOB: 0 BB: 0 P: 5	R: 0 E: 0 K: 0 S: 2	H: 1 LOB: 1 BB: 2 P: 10	R: 0 E: 0 K: 0 S: 4	H: 1 LOB: 0 BB: 0 P: 4	R: 1 E: 0 K: 0 S: 4	H: 1 LOB: 0 BB: 0 P: 4	R: 0 E: 0 K: 0 S: 3	H: 0 LOB: 0 BB: 0 P: 3	R: 0 E: 0 K: 0 S: 5	H: 2 LOB: 2 BB: 0 P: 5	R: 0 E: 0 K: 0 S: 3	H: 0 LOB: 0 BB: 0 P: 3	R: 0 E: 0 K: 0 S: 3	H: 0 LOB: 0 BB: 0 P: 3	R: 4 E: 0 K: 0 S: 6	H: 5 LOB: 2 BB: 1 P: 10	1B: 8 2B: 1 3B: 0 HR: 3	SF: 0 SAC: 0 DP: 2 HBP: 0	WP: 0 PB: 0 SB: 0 CS: 1	PA: 36			
PITCHER	IP	WLS	BF	H	R	ER	SO	BB	IBB	HBP	BLK	WP	HR	S	P	ERA	WHIP								
Bob Knepper, L ERA: 5.28 (1, 1)	8.0	L	33	10	5	5	1	2	0	0	0	0	3	33	41	5.62	1.500								
Randy Moffitt, R ERA: 4.22 (9, 1)	0.1		3	1	0	0	0	1	0	0	0	0	0	2	6	0.00	6.000								

Houston Astros @ Atlanta Braves
Atlanta-Fulton County Stadium, Atlanta, GA
Wed Jun 30 1982, 7:05 PM EDT
Att: 10,308 - Unknown

AB	33
R	5
H	11
RBI	5
BB	3
SO	1
LOB	10



Batter	1	2	3	4	5	6	7	8	9	AB	R	H	RBI	BB	SO	LOB	TOP								
Eddie Milner, L OBP: 0.343, SLG: 0.389 (1, 8)	4-3		BLK 1B		F7		4-3		1-2 BB	4	0	1	0	1	0	1	Cincinnati Reds @ Atlanta Braves Atlanta-Fulton County Stadium, Atlanta, GA Fri Jul 02, 1982, 7:05 PM EDT Att: 32,709 - Unknown								
Ron Oester, S OBP: 0.311, SLG: 0.342 (1, 4)	K		6-3		1B		K		F7	5	1	1	0	0	2	3									
Dave Concepcion, R OBP: 0.343, SLG: 0.378 (1, 6)	F8			G3	1B		4-3			4	0	1	1	0	0	0									
Dan Driessen, L OBP: 0.396, SLG: 0.465 (1, 3)		HR		1B	1B				L8	4	2	3	2	0	0	0									
Larry Blittner, L OBP: 0.374, SLG: 0.418 (1, 7)	4-3			1B	1B		G6-3		K	4	0	1	0	0	1	2									
Johnny Bench, R OBP: 0.296, SLG: 0.324 (1, 5)				K			P4		F7	4	0	1	0	0	1	2									
Duane Walker, L OBP: 0.358, SLG: 0.367 (1, 9)		G3-6-3								4	0	3	1	0	0	1									
Dave Vangorder, R OBP: 0.308, SLG: 0.400 (9, PH)				4-3			F7		F9	3	0	0	0	0	0	3									
German Barranca, L OBP: 0.292, SLG: 0.413 (9, PH)			P6	4-3					F9	1	0	0	0	0	0	1									
Tom Seaver, R OBP: 0.250, SLG: 0.296 (1, 1)			5-3						F9	2	1	0	0	1	1	1									
Jim Kern, R OBP: 0.293, SLG: 0.354 (6, 1)					1B		K			0	0	0	0	0	0	0									
Wayne Krenchicki, L OBP: 0.293, SLG: 0.354 (9, PH)					1B					1	0	0	0	0	0	1									
Inning Stats	R: 0 E: 0 K: 1 S: 5	H: 0 LOB: 0 BB: 0 P: 5	R: 1 E: 0 K: 0 S: 4	H: 2 LOB: 0 BB: 0 P: 4	R: 0 E: 0 K: 0 S: 4	H: 1 LOB: 1 BB: 0 P: 4	R: 1 E: 0 K: 1 S: 8	H: 3 LOB: 2 BB: 0 P: 8	R: 2 E: 0 K: 0 S: 5	H: 3 LOB: 1 BB: 1 P: 9	R: 0 E: 0 K: 1 S: 6	H: 1 LOB: 1 BB: 0 P: 6	R: 0 E: 0 K: 1 S: 5	H: 0 LOB: 0 BB: 0 P: 5	R: 0 E: 0 K: 1 S: 5	H: 0 LOB: 0 BB: 0 P: 5	R: 0 E: 0 K: 0 S: 4	H: 1 LOB: 2 BB: 1 P: 8	1B: 10 2B: 0 3B: 0 HR: 1	SF: 0 SAC: 0 DP: 2 HBP: 0	WP: 0 PB: 0 SB: 0 CS: 0	PA: 38			
PITCHER	IP	WLS	BF	H	R	ER	SO	BB	IBB	HBP	BLK	WP	HR	S	P	ERA	WHIP								
Rick Camp, R ERA: 3.75 (1, 1)	4.1		22	9	4	4	2	1	0	0	1	0	1	25	29	8.31	2.308								
Ken Dayley, L ERA: 4.03 (5, 1)	1.2	W	5	1	0	0	1	0	0	0	0	0	0	7	7	0.00	0.600								
Steve Bedrosian, R ERA: 1.8 (7, 1)	2.2		10	1	0	0	2	1	0	0	0	0	0	13	17	0.00	0.750								
Gene Garber, R ERA: 1.58 (9, 1)	0.1	S	1	0	0	0	0	0	0	0	0	0	0	1	1	0.00	0.000								

AB	36
R	4
H	11
RBI	4
BB	2
SO	5
LOB	15



Batter	1	2	3	4	5	6	7	8	9	AB	R	H	RBI	BB	SO	LOB	BOTTOM								
Claudell Washington, L OBP: 0.352, SLG: 0.421 (1, 9)			F9		F7	L3				4	0	1	0	0	0	0	Cincinnati Reds @ Atlanta Braves Atlanta-Fulton County Stadium, Atlanta, GA Fri Jul 02, 1982, 7:05 PM EDT Att: 32,709 - Unknown								
Glenn Hubbard, R OBP: 0.343, SLG: 0.358 (1, 4)	5-3			F7			F3			4	0	1	0	0	0	1									
Terry Harper, R OBP: 0.556, SLG: 0.625 (1, 7)	P6			BB	F8					4	1	2	0	0	0	2									
Dale Murphy, R OBP: 0.378, SLG: 0.561 (1, 8)	L7			1B	F9		E6			3	1	0	0	1	0	3									
Bob Horner, R OBP: 0.396, SLG: 0.540 (1, 5)				2B						3	2	2	2	1	1	2									
Jerry Royster, R OBP: 0.250, SLG: 0.214 (9, 5)				1B			K			0	0	0	0	0	0	0									
Chris Chambliss, L OBP: 0.337, SLG: 0.439 (1, 3)	6-3			1B			4-3			3	1	1	1	1	0	3									
Bruce Benedict, R OBP: 0.317, SLG: 0.307 (1, 2)	6-3			1B						3	0	1	1	0	1	0									
Rafael Ramirez, R OBP: 0.287, SLG: 0.335 (1, 6)			P3		K					4	1	1	1	0	1	2									
Rick Camp, R ERA: 5.36 (1, 1)										2	0	0	0	0	2	2									
Ken Dayley, L OBP: 0.278, SLG: 0.188 (5, 1)										0	0	0	0	0	0	0									
Bob Porter, L OBP: 0.278, SLG: 0.188 (6, PH)										1	0	0	0	0	0	0									
Steve Bedrosian, R OBP: 0.278, SLG: 0.188 (7, 1)										1	0	0	0	0	0	0									
Gene Garber, R ERA: 2.83 (9, 1)										0	0	0	0	0	0	0									
Inning Stats	R: 0 E: 0 K: 0 S: 4	H: 1 LOB: 1 BB: 0 P: 4	R: 0 E: 0 K: 0 S: 2	H: 0 LOB: 0 BB: 1 P: 6	R: 0 E: 0 K: 1 S: 5	H: 0 LOB: 0 BB: 0 P: 5	R: 3 E: 0 K: 2 S: 11	H: 4 LOB: 2 BB: 1 P: 15	R: 0 E: 0 K: 0 S: 4	H: 1 LOB: 1 BB: 0 P: 4	R: 3 E: 1 K: 0 S: 5	H: 2 LOB: 0 BB: 1 P: 9	R: 0 E: 1 K: 1 S: 7	H: 1 LOB: 2 BB: 0 P: 7	R: 0 E: 0 K: 1 S: 5	H: 0 LOB: 0 BB: 0 P: 5	R: 0 E: 0 K: 1 S: 5	H: 0 LOB: 0 BB: 0 P: 5	1B: 6 2B: 1 3B: 1 HR: 1	SF: 0 SAC: 1 DP: 0 HBP: 0	WP: 0 PB: 0 SB: 0 CS: 1	PA: 36			
PITCHER	IP	WLS	BF	H	R	ER	SO	BB	IBB	HBP	BLK	WP	HR	S	P	ERA	WHIP								
Tom Seaver, R ERA: 5.36 (1, 1)	5.0	L	24	7	5	5	3	3	0	0	0	0	0	27	39	9.00	2.000								
Jim Kern, R ERA: 2.83 (6, 1)	3.0		12	2	1	0	2	0	0	0	0	0	0	16	16	0.00	0.667								



Batter	1	2	3	4	5	6	7	8	9	AB	R	H	RBI	BB	SO	LOB	TOP				
Eddie Milner, L OBP: 0.345, SLG: 0.388 (1, 7)										3	1	1	0	1	0	0	Cincinnati Reds @ Atlanta Braves Atlanta-Fulton County Stadium, Atlanta, GA Sat Jul 03 1982, 7:05 PM EDT Att: 38,103 - Unknown				
Duane Walker, L OBP: 0.351, SLG: 0.358 (1, 9)										4	1	1	0	0	1	2					
Dave Concepcion, R OBP: 0.342, SLG: 0.376 (1, 6)										4	0	1	1	0	0	0					
Dan Driessen, L OBP: 0.394, SLG: 0.462 (1, 3)										4	0	1	0	0	2	1					
Cesar Cedeno, R OBP: 0.354, SLG: 0.464 (1, 8)										4	0	1	0	0	1	1					
Ron Oester, S OBP: 0.307, SLG: 0.338 (1, 4)										4	0	0	0	0	0	2					
Johnny Bench, R OBP: 0.292, SLG: 0.320 (1, 5)										3	0	0	0	0	1	0					
Alex Trevino, R OBP: 0.315, SLG: 0.277 (1, 2)										3	0	0	0	0	1	0					
Mario Soto, R OBP: 0.213, SLG: 0.227 (7, 1)										3	0	1	0	0	0	0					
Tom Hume, R (7, 1)										0	0	0	0	0	0	0					
Inning Stats	R: 2 E: 0 K: 0 S: 6	H: 4 LOB: 1 BB: 0 P: 6	R: 0 E: 0 K: 2 S: 8	H: 1 LOB: 2 BB: 1 P: 12	R: 0 E: 0 K: 1 S: 5	H: 0 LOB: 0 BB: 0 P: 5	R: 0 E: 0 K: 0 S: 3	H: 0 LOB: 0 BB: 0 P: 3	R: 0 E: 0 K: 0 S: 3	H: 1 LOB: 1 BB: 0 P: 6	R: 0 E: 0 K: 0 S: 3	H: 0 LOB: 0 BB: 0 P: 3	R: 0 E: 0 K: 1 S: 5	H: 0 LOB: 0 BB: 0 P: 5	R: 0 E: 0 K: 1 S: 5	H: 0 LOB: 0 BB: 0 P: 5	1B: 6 2B: 0 3B: 0 HR: 0	SF: 0 SAC: 0 DP: 1 HBP: 0	WP: 0 PB: 0 SB: 1 CS: 0	PA: 33	
PITCHER	IP	WLS	BF	H	R	ER	SO	BB	IBB	HBP	BLK	WP	HR	S	P	ERA	WHIP				
Rick Mahler, R ERA: 4.02 Gene Garber, R ERA: 1.52	(1, 1) (8, 1)	7.0 S	27 6	6 2	2 2	2 4	4 2	1 0	0 0	0 0	0 0	0 0	0 0	34 10	38 10	2.57 0.00	1.000 0.000				

AB	32
R	2
H	6
RBI	1
BB	1
SO	6
LOB	6



Batter	1	2	3	4	5	6	7	8	9	AB	R	H	RBI	BB	SO	LOB	BOTTOM				
Claudell Washington, L OBP: 0.354, SLG: 0.420 (1, 9)										3	1	1	0	1	1	1	Cincinnati Reds @ Atlanta Braves Atlanta-Fulton County Stadium, Atlanta, GA Sat Jul 03 1982, 7:05 PM EDT Att: 38,103 - Unknown				
Glenn Hubbard, R OBP: 0.343, SLG: 0.358 (1, 4)										3	0	1	2	0	1	1					
Terry Harper, R OBP: 0.538, SLG: 0.600 (1, 7)										2	1	1	1	1	0	2					
Dale Murphy, R OBP: 0.380, SLG: 0.558 (1, 8)										3	0	1	0	1	1	2					
Bob Horner, R OBP: 0.390, SLG: 0.532 Jerry Royster, R OBP: 0.250, SLG: 0.214 (1, 5) (9, 5)										4	0	0	0	0	1	4					
Chris Chambliss, L OBP: 0.336, SLG: 0.436 (1, 3)										4	0	1	1	0	1	1					
Bruce Benedict, R OBP: 0.313, SLG: 0.303 (1, 2)										3	0	0	0	0	0	1					
Rafael Ramirez, R OBP: 0.290, SLG: 0.339 (1, 6)										2	1	1	0	1	0	0					
Rick Mahler, R OBP: 0.200, SLG: 0.256 Larry Whisenton, L OBP: 0.361, SLG: 0.408 Gene Garber, R (1, 1) (7, PH) (8, 1)										1	0	0	0	0	1	0					
Inning Stats	R: 1 E: 0 K: 0 S: 4	H: 1 LOB: 1 BB: 1 P: 8	R: 0 E: 0 K: 1 S: 5	H: 0 LOB: 0 BB: 0 P: 5	R: 0 E: 0 K: 3 S: 9	H: 0 LOB: 0 BB: 0 P: 9	R: 1 E: 0 K: 1 S: 6	H: 1 LOB: 1 BB: 1 P: 10	R: 0 E: 0 K: 0 S: 3	H: 1 LOB: 1 BB: 0 P: 5	R: 2 E: 0 K: 0 S: 5	H: 2 LOB: 2 BB: 2 P: 13	R: 0 E: 0 K: 0 S: 3	H: 1 LOB: 0 BB: 0 P: 3	R: 0 E: 0 K: 0 S: 3	H: 1 LOB: 0 BB: 0 P: 3	1B: 5 2B: 2 3B: 0 HR: 0	SF: 1 SAC: 2 DP: 2 HBP: 0	WP: 1 PB: 0 SB: 2 CS: 1	PA: 33	
PITCHER	IP	WLS	BF	H	R	ER	SO	BB	IBB	HBP	BLK	WP	HR	S	P	ERA	WHIP				
Mario Soto, R ERA: 2.42 Tom Hume, R ERA: 2.56	(1, 1) (7, 1)	6.2 L	29 4	5 4	4 4	4 6	6 0	5 0	0 0	0 0	0 0	0 0	0 4	36 4	56 4	5.40 0.00	1.500 0.750				



Batter	1	2	3	4	5	6	7	8	9	AB	R	H	RBI	BB	SO	LOB	TOP			
Eddie Milner, L OBP: 0.347, SLG: 0.398 (1, 7)										4	1	2	0	0	0	0	Cincinnati Reds @ Atlanta Braves Atlanta-Fulton County Stadium, Atlanta, GA Sun Jul 04 1982, 7:05 PM EDT Att: 48,905 - Unknown			
Duane Walker, L OBP: 0.361, SLG: 0.357 (1, 9)										3	0	1	1	1	0	0				
Dave Concepcion, R OBP: 0.344, SLG: 0.378 (1, 6)										4	0	2	0	0	0	3				
Dan Driessen, L OBP: 0.392, SLG: 0.457 (1, 3)										3	0	0	0	1	1	4				
Cesar Cedeno, R OBP: 0.352, SLG: 0.459 (1, 8)										3	0	0	0	1	0	4				
Wayne Krenchicki, L OBP: 0.290, SLG: 0.345 (1, 5)											3	0	0	0	1	2		1		
Ron Oester, S OBP: 0.304, SLG: 0.333 (1, 4)										4	0	0	0	0	1	2				
Alex Trevino, R OBP: 0.311, SLG: 0.273 (9, PH)										3	0	0	0	0	0	2				
German Barranca, L OBP: 0.286, SLG: 0.404 (9, PH)										1	0	0	0	0	0	0				
Bob Shirley, R OBP: 0.143, SLG: 0.143 (5, PH)										1	0	0	0	0	1	0				
Rafael Landestoy, S OBP: 0.258, SLG: 0.304 (5, 1)										1	0	0	0	0	0	0				
Greg Harris, S OBP: 0.260, SLG: 0.200 (7, PH)										0	0	0	0	0	0	0				
Larry Bittner, L OBP: 0.371, SLG: 0.414 (7, 1)										1	0	0	0	0	0	1				
Jim Kern, R (7, 1)										0	0	0	0	0	0	0				
Inning Stats	R: 1 E: 0 K: 1 S: 7	H: 2 LOB: 1 BB: 0 P: 7	R: 0 E: 0 K: 2 S: 7	H: 0 LOB: 0 BB: 0 P: 7	R: 0 E: 0 K: 1 S: 6	H: 1 LOB: 2 BB: 1 P: 10	R: 0 E: 0 K: 1 S: 5	H: 0 LOB: 0 BB: 1 P: 9	R: 0 E: 0 K: 0 S: 3	H: 1 LOB: 0 BB: 0 P: 3	R: 0 E: 0 K: 0 S: 3	H: 0 LOB: 1 BB: 1 P: 7	R: 0 E: 0 K: 0 S: 4	H: 1 LOB: 2 BB: 1 P: 8	R: 0 E: 0 K: 0 S: 3	H: 0 LOB: 0 BB: 0 P: 3	1B: 4 2B: 1 3B: 1 HR: 0	SF: 0 SAC: 0 DP: 1 HBP: 0	WP: 0 PB: 0 SB: 1 CS: 0	PA: 35
PITCHER	IP WLS BF H R ER SO BB IBB HBP BLK WP HR S P ERA WHIP																			
Bob Walk, R ERA: 3.63	(1, 1) 7.2 W 31 5 1 1 5 4 0 0 0 0 0 0 37 53 1.17 1.174																			
Steve Bedrosian, R ERA: 1.76	(8, 1) 1.1 S 4 0 0 0 0 0 0 0 0 0 0 0 4 4 0.00 0.000																			

AB	31
R	1
H	5
RBI	1
BB	4
SO	5
LOB	17



Batter	1	2	3	4	5	6	7	8	9	AB	R	H	RBI	BB	SO	LOB	BOTTOM			
Claudell Washington, L OBP: 0.356, SLG: 0.419 (1, 9)										3	1	1	0	1	0	1	Cincinnati Reds @ Atlanta Braves Atlanta-Fulton County Stadium, Atlanta, GA Sun Jul 04 1982, 7:05 PM EDT Att: 48,905 - Unknown			
Glenn Hubbard, R OBP: 0.345, SLG: 0.357 (1, 4)										3	0	1	0	1	2	0				
Terry Harper, R OBP: 0.529, SLG: 0.571 (1, 7)										4	1	2	1	0	0	2				
Dale Murphy, R OBP: 0.375, SLG: 0.551 (1, 8)										4	0	0	0	0	1	3				
Bob Horner, R OBP: 0.395, SLG: 0.557 (9, 5)										3	2	2	3	1	0	0				
Jerry Royster, R OBP: 0.290, SLG: 0.214 (9, 5)										0	0	0	0	0	0	0				
Bob Watson, R OBP: 0.286, SLG: 0.359 (1, 3)										2	0	0	0	1	1	3				
Chris Chambliss, L OBP: 0.334, SLG: 0.434 (8, 3)										1	0	0	0	0	0	0				
Bruce Benedict, R OBP: 0.312, SLG: 0.302 (1, 2)										4	0	1	0	0	0	1				
Rafael Ramirez, R OBP: 0.290, SLG: 0.341 (1, 6)										4	0	1	0	0	0	1				
Bob Walk, R OBP: 0.286, SLG: 0.167 (8, 1)										3	0	0	0	0	1	1				
Steve Bedrosian, R (8, 1)										0	0	0	0	0	0	0				
Inning Stats	R: 0 E: 0 K: 1 S: 6	H: 1 LOB: 3 BB: 2 P: 14	R: 0 E: 0 K: 0 S: 4	H: 1 LOB: 1 BB: 0 P: 4	R: 2 E: 0 K: 1 S: 7	H: 2 LOB: 1 BB: 1 P: 11	R: 1 E: 0 K: 1 S: 6	H: 2 LOB: 2 BB: 1 P: 10	R: 1 E: 0 K: 0 S: 7	H: 2 LOB: 1 BB: 0 P: 7	R: 0 E: 0 K: 1 S: 5	H: 0 LOB: 0 BB: 0 P: 5	R: 0 E: 0 K: 0 S: 3	H: 0 LOB: 0 BB: 0 P: 3	R: 0 E: 0 K: 0 S: 3	H: 0 LOB: 0 BB: 0 P: 3	1B: 5 2B: 1 3B: 0 HR: 2	SF: 0 SAC: 0 DP: 0 HBP: 0	WP: 0 PB: 0 SB: 0 CS: 0	PA: 35
PITCHER	IP WLS BF H R ER SO BB IBB HBP BLK WP HR S P ERA WHIP																			
Bob Shirley, L ERA: 4.36	(1, 1) 4.0 L 21 4 0 0 0 0 4 0 0 0 0 0 1 23 39 6.75 2.500																			
Greg Harris, R ERA: 4.21	(5, 1) 2.0 8 2 1 1 2 0 0 0 0 0 0 1 12 12 4.50 1.000																			
Jim Kern, R ERA: 2.72	(7, 1) 2.0 6 0 0 0 0 0 0 0 0 0 0 0 6 6 0.00 0.000																			



Batter	1	2	3	4	5	6	7	8	9	AB	R	H	RBI	BB	SO	LOB	TOP										
Bump Wills, S (1,4) OBP: 0.326, SLG: 0.359 Junior Kennedy, R (7,4) OBP: 0.230, SLG: 0.250	0-0 K 1B	0-3 K			0-0 K 1B		4-0 K 2B BB		0-3 K	3	1	2	0	1	1	0											
23 Ryne Sandberg, R (1,5) OBP: 0.288, SLG: 0.330 Jay Johnstone, L (9,PH) OBP: 0.365, SLG: 0.474	0-0 F8 1-2		0-0 F7		0-3 K 1-2		0-0 5-3 1-2 2-3		0-0 4-3	4	0	0	0	0	1	4											
Bill Buckner, L (1,3) OBP: 0.328, SLG: 0.381	0-0 F5		0-0 G3		0-0 F2		0-0 2B			4	0	1	2	0	0	2											
Leon Durham, L (1,9) OBP: 0.377, SLG: 0.500	0-0 4-3		0-0 F8			0-0 1B FC5-2 2B				3	0	1	0	1	0	1											
Gary Woods, R (1,8) OBP: 0.343, SLG: 0.396		0-0 F2		0-0 K 1B		0-0 FC5-2 1B			0-3 K	4	0	2	0	0	1	2											
Keith Moreland, R (1,7) OBP: 0.329, SLG: 0.413 Jerry Morales, R (8,PH) OBP: 0.275, SLG: 0.444		0-0 E6 HR		0-3 K 1-2		0-0 FC5-2 G6-4-3			0-0 6-3	3	1	0	0	0	1	3											
Jody Davis, R (1,2)		0-0 HR		4-0 BB		0-0 G6-4-3			0-0 P4	3	1	1	2	1	0	2											
Larry Bowa, S (1,6)		0-0 1-3		0-0 5-3					0-0 4-3	4	1	1	0	0	0	1											
Lee Smith, R (1,1) OBP: 0.143, SLG: 0.308 Dick Tidrow, R (7,1)		0-0 HR							0-0 P6	2	1	1	1	0	1	0											
Bob Molinaro, L (9,PH) OBP: 0.283, SLG: 0.255					0-3 K		0-0 SH3-4 2B 1B			1	0	0	0	0	0	0											
Inning Stats	R: 0 E: 0 K: 0 S: 4	H: 1 LOB: 1 BB: 0 P: 4	R: 3 E: 1 K: 1 S: 8	H: 2 LOB: 0 BB: 0 P: 8	R: 0 E: 0 K: 1 S: 3	H: 0 LOB: 0 BB: 0 P: 3	R: 0 E: 0 K: 1 S: 5	H: 1 LOB: 1 BB: 1 P: 9	R: 0 E: 0 K: 2 S: 8	H: 2 LOB: 1 BB: 0 P: 4	R: 2 E: 0 K: 1 S: 7	H: 2 LOB: 2 BB: 2 P: 15	R: 0 E: 0 K: 1 S: 3	H: 0 LOB: 0 BB: 0 P: 3	R: 0 E: 0 K: 1 S: 5	H: 0 LOB: 0 BB: 0 P: 5	1B: 5 2B: 2 3B: 0 HR: 2	SF: 0 SAC: 1 DP: 1 HBP: 0	WP: 0 PB: 0 SB: 2 CS: 0	PA: 38							
PITCHER	IP	WLS	BF	H	R	ER	SO	BB	IBB	HBP	BLK	WP	HR	S	P	ERA	WHIP										
Phil Niekro, R (1,1) ERA: 3.06	6.2		29	8	5	3	4	2	0	0	0	0	2	35	43	4.05	1.500										
Al Hrabosky, L (7,1) ERA: 2.49	0.1	W	3	1	0	0	1	1	0	0	0	0	0	4	8	0.00	6.000										
Gene Garber, R (8,1) ERA: 1.46	2.0	S	6	0	0	0	1	0	0	0	0	0	0	8	8	0.00	0.000										

Chicago Cubs @ Atlanta Braves
Atlanta-Fulton County Stadium, Atlanta, GA
Mon Jul 05 1982, 7:05 PM EDT
Att: 19,169 - Unknown - 87 F

AB 34
R 5
H 9
RBI 5
BB 3
SO 6
LOB 15



Batter	1	2	3	4	5	6	7	8	9	AB	R	H	RBI	BB	SO	LOB	BOTTOM										
Claudell Washington, L (1,9) OBP: 0.354, SLG: 0.416	0-3 K		0-0 F8	0-0 FC4-6			0-0 HR 1B			4	1	1	0	0	1	1											
Glenn Hubbard, R (1,4) OBP: 0.351, SLG: 0.373	0-0 6-3		4-0 5-3 1B BB		0-0 4-3 1B		0-0 HR			3	2	2	2	1	0	0											
Terry Harper, R (1,7) OBP: 0.476, SLG: 0.471	4-0 HR BB		0-0 5-3 1-2		0-3 K		0-0 5-3			3	1	0	0	1	1	2											
Dale Murphy, R (1,8) OBP: 0.377, SLG: 0.550	0-0 HR 1B		0-0 1B 2H		0-0 4-3		0-3 K			4	1	2	1	0	1	1											
Bob Horner, R (1,5) OBP: 0.400, SLG: 0.570 Jerry Royster, R (8,PR) OBP: 0.250, SLG: 0.214	0-0 HR		0-0 1B		0-0 P3			4-0 1B E BB		3	1	2	3	1	0	1											
Chris Chambliss, L (1,3) OBP: 0.333, SLG: 0.431	0-0 F7		0-0 G3			0-0 P6		0-0 E 1B		4	0	1	0	0	0	2											
Bruce Benedict, R (1,2) OBP: 0.311, SLG: 0.301		0-0 F8		0-0 5-3		0-0 5-3		0-0 E3 G6-4-3 1B		4	0	1	0	0	0	0											
Rafael Ramirez, R (1,6) OBP: 0.286, SLG: 0.337		0-0 6-3		0-3 K		0-0 G3		0-0 G6-4-3		4	0	0	0	0	1	2											
Phil Niekro, R (1,1) OBP: 0.256, SLG: 0.308 Al Hrabosky, R (7,1) OBP: 0.500, SLG: 0.500 Bob Porter, L (7,PH) Gene Garber, R (8,1)		0-0 F3		0-0 FC4-6 1B			0-0 4-3	0-3 K		2	0	1	0	0	0	0											
Inning Stats	R: 3 E: 0 K: 1 S: 7	H: 2 LOB: 1 BB: 1 P: 11	R: 0 E: 0 K: 0 S: 3	H: 0 LOB: 0 BB: 0 P: 3	R: 1 E: 0 K: 0 S: 5	H: 2 LOB: 2 BB: 1 P: 9	R: 0 E: 0 K: 1 S: 6	H: 1 LOB: 1 BB: 0 P: 6	R: 0 E: 0 K: 0 S: 3	H: 0 LOB: 0 BB: 0 P: 3	R: 2 E: 0 K: 1 S: 7	H: 2 LOB: 0 BB: 0 P: 7	R: 1 E: 1 K: 1 S: 6	H: 2 LOB: 2 BB: 1 P: 10	1B: 8 2B: 0 3B: 0 HR: 2	SF: 0 SAC: 0 DP: 1 HBP: 0	WP: 0 PB: 0 SB: 0 CS: 0	PA: 36									
PITCHER	IP	WLS	BF	H	R	ER	SO	BB	IBB	HBP	BLK	WP	HR	S	P	ERA	WHIP										
Lee Smith, R (1,1) ERA: 3.72	6.1	L	29	8	6	6	3	2	0	0	0	0	2	33	41	8.53	1.579										
Dick Tidrow, R (7,1) ERA: 4.05	1.2		7	2	1	1	2	1	0	0	0	0	0	10	14	5.40	1.800										

Chicago Cubs @ Atlanta Braves
Atlanta-Fulton County Stadium, Atlanta, GA
Mon Jul 05 1982, 7:05 PM EDT
Att: 19,169 - Unknown - 87 F

AB 33
R 7
H 10
RBI 6
BB 3
SO 5
LOB 11



Batter	1	2	3	4	5	6	7	8	9	AB	R	H	RBI	BB	SO	LOB	TOP								
23 Ryne Sandberg, R OBP: 0.290, SLG: 0.334 (1, 5)	F9		F9			F8	FC6-4		SH1-3	5	3	2	1	0	0	2									
Junior Kennedy, R OBP: 0.250, SLG: 0.263 (1, 4)	5-3								SH1-3	3	0	2	2	1	0	0									
Bill Buckner, L OBP: 0.326, SLG: 0.378 (1, 3)	4-3									5	0	1	1	0	0	4									
Leon Durham, L OBP: 0.378, SLG: 0.498 (1, 9)		K								3	1	1	1	1	1	1									
Gary Woods, R OBP: 0.339, SLG: 0.390 (1, 8)	F9									5	0	1	1	0	0	3									
Keith Morland, R OBP: 0.329, SLG: 0.412 (7, PR)										3	0	1	0	0	0	1									
Bump Wills, S OBP: 0.333, SLG: 0.359 Willie Hernandez, L (7, 1)	K									0	1	0	0	0	0	0									
Jody Davis, R OBP: 0.290, SLG: 0.384 (1, 2)										3	2	2	1	0	0	1									
Larry Bowa, S OBP: 0.293, SLG: 0.308 (1, 6)										3	0	1	0	0	0	1									
Doug Bird, R OBP: 0.107, SLG: 0.143 Jerry Morales, R OBP: 0.275, SLG: 0.444 Jay Johnstone, L OBP: 0.368, SLG: 0.469 (7, PH) (7, PH) (7, 7)										2	0	0	0	0	0	1									
Inning Stats	R: 0 E: 0 K: 0 S: 3	H: 0 LOB: 0 BB: 0 P: 3	R: 0 E: 0 K: 2 S: 7	H: 0 LOB: 0 BB: 0 P: 7	R: 1 E: 0 K: 0 S: 4	H: 1 LOB: 0 BB: 0 P: 4	R: 0 E: 0 K: 0 S: 3	H: 1 LOB: 1 BB: 1 P: 7	R: 0 E: 1 K: 0 S: 4	H: 1 LOB: 1 BB: 0 P: 4	R: 1 E: 0 K: 0 S: 4	H: 1 LOB: 1 BB: 1 P: 8	R: 3 E: 0 K: 0 S: 6	H: 2 LOB: 1 BB: 1 P: 10	R: 1 E: 0 K: 1 S: 8	H: 3 LOB: 2 BB: 0 P: 8	R: 1 E: 0 K: 0 S: 5	H: 2 LOB: 1 BB: 0 P: 5	1B: 9 2B: 2 3B: 0 HR: 1	SF: 1 SAC: 3 DP: 1 HBP: 0	WP: 0 PB: 0 SB: 2 CS: 0	PA: 41			
PITCHER	IP	WLS	BF	H	R	ER	SO	BB	IBB	HBP	BLK	WP	HR	S	P	ERA	WHIP								
Ken Dayley, L ERA: 4.24 (1, 1)	6.1	L	26	5	5	5	2	2	0	0	0	0	1	28	36	7.11	1.105								
Joe Cowley, R ERA: 4.5 (7, 1)	0.1		3	1	0	0	0	0	1	0	0	0	0	2	6	0.00	3.000								
Carlos Diaz, L ERA: 7.71 (7, PH)	1.1		7	3	1	1	1	0	0	0	0	0	0	9	9	6.75	2.250								
Al Hrabosky, L ERA: 2.78 (9, 1)	1.0		5	2	1	1	0	0	0	0	0	0	0	5	5	9.00	2.000								

Chicago Cubs @ Atlanta Braves
Atlanta-Fulton County Stadium, Atlanta, GA
Tue Jul 06 1982, 7:05 PM EDT
Att: 15,108 - Cloudy - 83 F

AB 34
R 7
H 11
RBI 7
BB 3
SO 3
LOB 16



Batter	1	2	3	4	5	6	7	8	9	AB	R	H	RBI	BB	SO	LOB	BOTTOM								
Claudell Washington, L OBP: 0.353, SLG: 0.418 (1, 9)	F5									4	0	1	0	0	2	0									
Glenn Hubbard, R OBP: 0.346, SLG: 0.367 (1, 4)	F9									4	0	0	0	0	0	2									
Terry Harper, R OBP: 0.440, SLG: 0.429 (1, 7)	P6									4	0	1	0	0	0	0									
Dale Murphy, R OBP: 0.375, SLG: 0.556 (1, 8)		P6								4	1	1	1	0	0	1									
Bob Horner, R OBP: 0.396, SLG: 0.563 (1, 5)		P6								3	0	0	0	0	1	0									
Chris Chambliss, L OBP: 0.330, SLG: 0.426 (1, 3)		F7								3	0	0	0	0	1	0									
Biff Pocoroba, S OBP: 0.403, SLG: 0.485 (1, 2)										3	0	0	0	0	0	0									
Rafael Ramirez, R OBP: 0.287, SLG: 0.347 (1, 6)										3	1	1	1	0	0	0									
Ken Dayley, L OBP: 0.300, SLG: 0.222 Joe Cowley, R OBP: 0.167, SLG: 0.167 Carlos Diaz, R (7, 1)										2	0	1	0	0	0	0									
Rufino Linares, R OBP: 0.359, SLG: 0.439 (8, PH) Al Hrabosky, R OBP: 0.500, SLG: 0.500 (9, 1)										0	0	0	0	0	0	0									
Inning Stats	R: 0 E: 0 K: 0 S: 3	H: 0 LOB: 0 BB: 0 P: 3	R: 0 E: 0 K: 0 S: 5	H: 0 LOB: 2 BB: 0 P: 5	R: 1 E: 0 K: 0 S: 4	H: 1 LOB: 0 BB: 0 P: 4	R: 1 E: 0 K: 1 S: 6	H: 1 LOB: 0 BB: 0 P: 6	R: 0 E: 0 K: 0 S: 3	H: 0 LOB: 0 BB: 0 P: 3	R: 0 E: 0 K: 2 S: 7	H: 0 LOB: 0 BB: 0 P: 7	R: 0 E: 0 K: 1 S: 5	H: 0 LOB: 0 BB: 0 P: 5	R: 0 E: 0 K: 0 S: 3	H: 1 LOB: 0 BB: 0 P: 3	1B: 2 2B: 1 3B: 0 HR: 2	SF: 0 SAC: 0 DP: 1 HBP: 0	WP: 0 PB: 0 SB: 0 CS: 0	PA: 31					
PITCHER	IP	WLS	BF	H	R	ER	SO	BB	IBB	HBP	BLK	WP	HR	S	P	ERA	WHIP								
Doug Bird, R ERA: 4.88 (1, 1)	6.0	W	22	4	2	2	1	0	0	0	0	0	0	15	24	3.00	0.667								
Willie Hernandez, L ERA: 3.83 (7, 1)	3.0	S	9	1	0	0	3	0	0	0	0	0	0	15	15	0.00	0.333								

Chicago Cubs @ Atlanta Braves
Atlanta-Fulton County Stadium, Atlanta, GA
Tue Jul 06 1982, 7:05 PM EDT
Att: 15,108 - Cloudy - 83 F

AB 31
R 2
H 5
RBI 2
BB 0
SO 4
LOB 3




Batter	1	2	3	4	5	6	7	8	9	AB	R	H	RBI	BB	SO	LOB	TOP							
Lonnie Smith, R OBP: 0.389, SLG: 0.440 (1, 8)										4	0	1	0	0	2	4	St. Louis Cardinals @ Atlanta Braves Atlanta-Fulton County Stadium, Atlanta, GA Wed Jul 07 1982, 7:05 PM EDT Att: 20,054 - Unknown - 72 F							
Tom Herr, S OBP: 0.329, SLG: 0.307 (1, 4)										4	0	0	0	0	0	4								
Keith Hernandez, L OBP: 0.384, SLG: 0.389 (1, 3)										2	0	0	0	2	1	1								
George Hendrick, R OBP: 0.303, SLG: 0.447 (1, 9)										4	0	1	0	0	0	3								
Dane Iorg, L OBP: 0.361, SLG: 0.347 Jeff Lahti, R (8, 1)										4	0	1	0	0	0	3								
Darrell Porter, L OBP: 0.313, SLG: 0.376 (1, 2)										3	1	0	0	1	0	2								
Ken Oberkfell, L OBP: 0.333, SLG: 0.361 (1, 5)										4	1	2	1	0	0	1								
Ozzie Smith, S OBP: 0.356, SLG: 0.362 (1, 6)										2	0	0	0	2	0	1								
Joaquin Andujar, S OBP: 0.208, SLG: 0.264 Jim Kaat, L (7, 1) Jeff Keener, L (7, 1) Willie McGee, S OBP: 0.364, SLG: 0.433 (8, 8)										3	0	1	0	0	1	3								
Inning Stats	R: 0 E: 0 K: 1 S: 6	H: 1 LOB: 1 BB: 0 P: 6	R: 0 E: 0 K: 0 S: 4	H: 1 LOB: 1 BB: 0 P: 4	R: 0 E: 0 K: 1 S: 5	H: 1 LOB: 0 BB: 0 P: 5	R: 0 E: 0 K: 0 S: 3	H: 0 LOB: 1 BB: 1 P: 7	R: 0 E: 0 K: 1 S: 5	H: 0 LOB: 1 BB: 1 P: 9	R: 0 E: 1 K: 0 S: 4	H: 1 LOB: 1 BB: 0 P: 4	R: 1 E: 1 K: 1 S: 6	H: 1 LOB: 2 BB: 2 P: 14	R: 0 E: 0 K: 0 S: 2	H: 0 LOB: 0 BB: 1 P: 6	R: 1 E: 0 K: 0 S: 4	H: 1 LOB: 0 BB: 0 P: 4	1B: 5 2B: 0 3B: 0 HR: 1	SF: 0 SAC: 0 DP: 3 HBP: 0	WP: 0 PB: 0 SB: 2 CS: 0	PA: 36		
PITCHER	IP WLS BF H R ER SO BB IBB HBP BLK WP HR S P ERA WHIP	6.0 W 25 5 1 0 3 3 0 0 0 0 0 28 40 0.00 1.333	1.0 S 5 0 0 0 1 2 0 0 0 0 0 5 13 0.00 2.000	2.0 S 6 1 1 1 0 0 0 0 0 0 1 6 6 4.50 0.500																				

AB	31
R	2
H	6
RBI	1
BB	5
SO	4
LOB	22



Batter	1	2	3	4	5	6	7	8	9	AB	R	H	RBI	BB	SO	LOB	BOTTOM						
Claudell Washington, L OBP: 0.352, SLG: 0.415 (1, 9)										4	1	1	1	0	0	1	St. Louis Cardinals @ Atlanta Braves Atlanta-Fulton County Stadium, Atlanta, GA Wed Jul 07 1982, 7:05 PM EDT Att: 20,054 - Unknown - 72 F						
Rafael Ramirez, R OBP: 0.289, SLG: 0.347 (1, 6)										3	0	1	0	1	0	0							
Terry Harper, R OBP: 0.393, SLG: 0.375 Bob Porter, L (6, PH) Rufino Linares, R OBP: 0.356, SLG: 0.434 (7, 7)										2	0	0	0	0	1	0							
Dale Murphy, R OBP: 0.377, SLG: 0.552 (1, 8)										2	0	0	0	2	0	1							
Bob Horner, R OBP: 0.395, SLG: 0.559 Jerry Royster, R OBP: 0.265, SLG: 0.214 (7, PR) (8, 5)										2	0	0	0	0	0	1							
Chris Chambliss, L OBP: 0.326, SLG: 0.420 (1, 3)										4	0	0	0	0	0	4							
Bruce Benedict, R OBP: 0.311, SLG: 0.301 (1, 2)										3	0	1	1	0	2	0							
Randy Johnson, R OBP: 0.370, SLG: 0.395 (1, 4)										3	1	1	0	0	0	2							
Rick Camp, R Steve Bedrosian, R Gene Garber, R (8, 1)										1	0	0	0	0	1	1							
Inning Stats	R: 0 E: 0 K: 1 S: 5	H: 0 LOB: 0 BB: 0 P: 5	R: 0 E: 0 K: 0 S: 2	H: 0 LOB: 0 BB: 1 P: 6	R: 0 E: 1 K: 1 S: 6	H: 0 LOB: 0 BB: 0 P: 6	R: 0 E: 0 K: 0 S: 3	H: 0 LOB: 0 BB: 0 P: 3	R: 0 E: 0 K: 1 S: 5	H: 0 LOB: 0 BB: 0 P: 5	R: 2 E: 0 K: 2 S: 10	H: 3 LOB: 1 BB: 0 P: 10	R: 1 E: 0 K: 0 S: 4	H: 1 LOB: 2 BB: 0 P: 5	R: 0 E: 0 K: 0 S: 3	H: 0 LOB: 3 BB: 3 P: 15	1B: 3 2B: 1 3B: 0 HR: 0	SF: 0 SAC: 1 DP: 1 HBP: 1	WP: 0 PB: 1 SB: 0 CS: 0	PA: 33			
PITCHER	IP WLS BF H R ER SO BB IBB HBP BLK WP HR S P ERA WHIP	6.0 L 23 3 3 2 5 1 0 1 0 0 0 1 1 0.00 0.000	0.1 L 1 0 0 0 0 0 0 0 0 0 0 1 1 0.00 0.000	1.1 L 8 1 0 0 0 2 1 0 0 0 0 5 17 0.00 2.250	0.1 L 1 0 0 0 0 0 0 0 0 0 0 1 1 0.00 0.000																		

AB	27
R	3
H	4
RBI	2
BB	4
SO	5
LOB	14



Batter	1	2	3	4	5	6	7	8	9	AB	R	H	RBI	BB	SO	LOB	TOP					
Lonnie Smith, R OBP: 0.389, SLG: 0.438 (1, 7)	K2-3		F9			4-3		3B 1B		4	1	1	1	1	1	1	St. Louis Cardinals @ Atlanta Braves Atlanta-Fulton County Stadium, Atlanta, GA Thu Jul 08 1982, 7:05 PM EDT Att: 23,610 - Cloudy - 72 F					
Tom Herr, S OBP: 0.326, SLG: 0.315 (1, 4)	6-3		6-3			F8		2B 3B	L4	5	1	1	2	0	0	3						
Willie McGee, S OBP: 0.361, SLG: 0.429 (1, 8)				G3		F9		6-3		4	0	1	0	0	0	3						
Keith Hernandez, L OBP: 0.385, SLG: 0.386 (1, 3)	F8			CS BB			L6	2B		2	1	0	0	2	0	1						
George Hendrick, R OBP: 0.306, SLG: 0.449 (1, 9)		S BB		K			F8	CS 2B		3	0	1	2	1	1	1						
Darrell Porter, L OBP: 0.312, SLG: 0.370 (1, 2)		P5				L8				3	0	0	0	1	1	1						
Ken Oberkfell, L OBP: 0.332, SLG: 0.359 (1, 5)			K			L9		FC4-6 1B	F5	4	0	1	0	0	1	1						
Ozzie Smith, S OBP: 0.356, SLG: 0.361 (1, 6)			4-3			4-3		FC4-6 1B	FC1-6 1B	4	1	1	0	0	0	2						
John Stuper, R OBP: 0.250, SLG: 0.375 (1, 1)										2	0	1	0	0	1	0						
Dane Iorg, L OBP: 0.365, SLG: 0.351 (8, PH)										1	0	1	0	0	0	0						
Tito Landrum, R OBP: 0.338, SLG: 0.407 (8, PR)										0	1	0	0	0	0	0						
Doug Bair, R (8, 1)										1	0	0	0	0	0	1						
Inning Stats	R: 0 E: 0 K: 1 S: 6	H: 1 LOB: 1 BB: 0 P: 6	R: 0 E: 0 K: 1 S: 5	H: 0 LOB: 1 BB: 1 P: 9	R: 0 E: 0 K: 1 S: 5	H: 0 LOB: 0 BB: 0 P: 5	R: 0 E: 0 K: 1 S: 4	H: 0 LOB: 1 BB: 1 P: 8	R: 0 E: 0 K: 0 S: 3	H: 0 LOB: 0 BB: 0 P: 3	R: 0 E: 0 K: 0 S: 4	H: 1 LOB: 1 BB: 0 P: 4	R: 0 E: 0 K: 1 S: 5	H: 0 LOB: 0 BB: 0 P: 5	R: 5 E: 0 K: 0 S: 7	H: 5 LOB: 1 BB: 2 P: 15	R: 0 E: 0 K: 0 S: 4	H: 1 LOB: 2 BB: 1 P: 8	1B: 6 2B: 2 3B: 1 HR: 0	SF: 0 SAC: 0 DP: 1 HBP: 0	WP: 0 PB: 0 SB: 1 CS: 2	PA: 38
PITCHER	IP WLS BF H R ER SO BB IBB HBP BLK WP HR S P ERA WHIP																					
Rick Mahler, R ERA: 4.01 (1, 1)	7.1 L 28 5 3 3 5 2 0 0 0 0 0 0 36 44 3.68 0.955																					
Gene Garber, R ERA: 1.97 (8, 1)	0.1 4 2 2 2 0 0 1 0 0 0 0 0 3 7 54.00 6.000																					
Al Hrabosky, L ERA: 2.74 (8, 1)	0.1 1 0 0 0 0 1 0 0 0 0 0 0 3 4 0.00 3.000																					
Joe Cowley, R ERA: 4.45 (9, 1)	1.0 5 1 0 0 0 1 0 0 0 0 0 0 4 8 0.00 2.000																					

AB	33
R	5
H	8
RBI	5
BB	5
SO	5
LOB	14



Batter	1	2	3	4	5	6	7	8	9	AB	R	H	RBI	BB	SO	LOB	BOTTOM					
Claudell Washington, L OBP: 0.351, SLG: 0.411 (1, 9)	1B 4-3 BB		F7		G6-3			P5		3	1	0	0	1	0	1	St. Louis Cardinals @ Atlanta Braves Atlanta-Fulton County Stadium, Atlanta, GA Thu Jul 08 1982, 7:05 PM EDT Att: 23,610 - Cloudy - 72 F					
Glenn Hubbard, R OBP: 0.348, SLG: 0.369 (1, 4)	6-3 4-3 1B		G4-6-3 1B			6-3		F8		4	0	2	0	0	0	0						
Larry Whisenton, L OBP: 0.364, SLG: 0.387 (1, 7)	4-3		G4-6-3			K			3-1	4	0	0	1	0	1	2						
Dale Murphy, R OBP: 0.378, SLG: 0.551 (1, 8)	6-3					6-3				4	0	2	0	0	0	1						
Bob Horner, R OBP: 0.394, SLG: 0.566 (1, 5)	F8					P4			L6	4	1	1	1	0	0	3						
Chris Chambliss, L OBP: 0.321, SLG: 0.414 (1, 3)			L5			G3		F8		4	0	0	0	0	0	1						
Bruce Benedict, R OBP: 0.308, SLG: 0.297 (1, 2)			6-3			5-3				3	0	0	0	0	0	0						
Rafael Ramirez, R OBP: 0.287, SLG: 0.343 (1, 6)			E5			P4				3	0	0	0	0	1	0						
Rick Mahler, R OBP: 0.214, SLG: 0.250 (1, 1)										1	0	0	0	1	0	1						
Gene Garber, R (8, 1)										0	0	0	0	0	0	0						
Al Hrabosky, R OBP: 0.500, SLG: 0.500 (8, 1)										0	0	0	0	0	0	0						
Ken Smith, L OBP: 0.424, SLG: 0.321 (8, PH)										0	0	0	0	0	1	0						
Joe Cowley, R OBP: 0.167, SLG: 0.167 (9, 1)										0	0	0	0	0	0	0						
Inning Stats	R: 1 E: 0 K: 0 S: 4	H: 1 LOB: 1 BB: 1 P: 8	R: 0 E: 1 K: 0 S: 4	H: 0 LOB: 1 BB: 0 P: 4	R: 0 E: 0 K: 0 S: 3	H: 1 LOB: 0 BB: 0 P: 3	R: 1 E: 0 K: 0 S: 4	H: 1 LOB: 0 BB: 0 P: 4	R: 0 E: 0 K: 0 S: 2	H: 0 LOB: 0 BB: 1 P: 6	R: 0 E: 0 K: 1 S: 6	H: 1 LOB: 1 BB: 0 P: 6	R: 0 E: 0 K: 1 S: 5	H: 0 LOB: 0 BB: 0 P: 5	R: 0 E: 0 K: 1 S: 5	H: 0 LOB: 1 BB: 0 P: 5	R: 0 E: 0 K: 0 S: 4	H: 1 LOB: 1 BB: 0 P: 4	1B: 4 2B: 0 3B: 0 HR: 1	SF: 0 SAC: 0 DP: 2 HBP: 0	WP: 0 PB: 0 SB: 0 CS: 0	PA: 33
PITCHER	IP WLS BF H R ER SO BB IBB HBP BLK WP HR S P ERA WHIP																					
John Stuper, R ERA: 2.79 (1, 1)	7.0 W 26 4 2 2 2 2 0 0 0 0 0 0 28 36 2.57 0.857																					
Doug Bair, R ERA: 2.35 (8, 1)	2.0 S 7 1 0 0 1 0 0 0 0 0 0 0 9 9 0.00 0.500																					



Batter	1	2	3	4	5	6	7	8	9	AB	R	H	RBI	BB	SO	LOB	TOP				
Omar Moreno, L (1, 8) OBP: 0.293, SLG: 0.337	F7	HR		CS 1B			4-3			4	1	2	2	0	0	0					
Johnny Ray, S (1, 4) OBP: 0.336, SLG: 0.431	P6	4-1		CS 1-2	G3-6-3 BB			G6-4-3 1B		3	0	1	0	1	0	0					
Bill Madlock, R (1, 5) OBP: 0.368, SLG: 0.456	HR			E S 1B	P4			G6-4-3 1-2		4	1	2	1	0	0	2					
Jason Thompson, L (1, 3) OBP: 0.410, SLG: 0.539	1B		F8 1-2		G3-6-3 1-2			5-3		4	0	1	0	0	0	2					
Dave Parker, L (1, 9) OBP: 0.332, SLG: 0.436	L6		E6 2-3		4-3			FC4-6 HBP 1B		4	0	1	0	0	0	2					
Mike Easter, L (1, 7) OBP: 0.363, SLG: 0.434		HR						FC4-6 HBP		3	1	1	1	0	2	2					
Lee Lacy, R (9, PR) OBP: 0.375, SLG: 0.393			K 1-2		K					0	0	0	0	0	0	0					
Tony Peña, R (1, 2) OBP: 0.345, SLG: 0.466		6-3	F9		K			F8		4	0	0	0	0	1	4					
Dale Berra, R (1, 6) OBP: 0.306, SLG: 0.390		5-3 HR 1B			5-3			FC4-6 1-2 2-3		4	1	1	0	0	0	2					
Rick Rhoden, R (1, 1) OBP: 0.333, SLG: 0.651		5-3			K			K		2	0	0	0	0	1	1					
Enrique Romo, R (5, 1) OBP: 0.350, SLG: 0.633										0	0	0	0	0	0	0					
Dick Davis, R (7, PH) OBP: 0.304, SLG: 0.460										1	0	0	0	0	0	0					
Cecilio Guante, R (7, 1) OBP: 0.336, SLG: 0.474										0	0	0	0	0	0	0					
Willie Stargell, L (9, PH) OBP: 0.375, SLG: 0.474										1	0	0	0	0	1	2					
Inning Stats	R: 1 E: 0 K: 0 S: 5	H: 2 LOB: 1 BB: 0 P: 5	R: 3 E: 0 K: 0 S: 6	H: 3 LOB: 0 BB: 0 P: 6	R: 0 E: 1 K: 1 S: 7	H: 1 LOB: 2 BB: 0 P: 7	R: 0 E: 0 K: 1 S: 5	H: 1 LOB: 0 BB: 0 P: 5	R: 0 E: 0 K: 2 S: 7	H: 0 LOB: 0 BB: 1 P: 6	R: 0 E: 0 K: 2 S: 7	H: 0 LOB: 0 BB: 0 P: 7	R: 0 E: 0 K: 0 S: 3	H: 1 LOB: 0 BB: 0 P: 3	R: 0 E: 0 K: 1 S: 6	H: 1 LOB: 2 BB: 0 P: 7	1B: 6 2B: 0 3B: 0 HR: 3	SF: 0 SAC: 0 DP: 2 HBP: 1	WP: 0 PB: 0 SB: 2 CS: 1	PA: 37	
PITCHER	IP WLS BF H R ER SO BB IBB HBP BLK WP HR S P ERA WHIP	IP WLS BF H R ER SO BB IBB HBP BLK WP HR S P ERA WHIP	IP WLS BF H R ER SO BB IBB HBP BLK WP HR S P ERA WHIP	IP WLS BF H R ER SO BB IBB HBP BLK WP HR S P ERA WHIP	IP WLS BF H R ER SO BB IBB HBP BLK WP HR S P ERA WHIP	IP WLS BF H R ER SO BB IBB HBP BLK WP HR S P ERA WHIP	IP WLS BF H R ER SO BB IBB HBP BLK WP HR S P ERA WHIP	IP WLS BF H R ER SO BB IBB HBP BLK WP HR S P ERA WHIP	IP WLS BF H R ER SO BB IBB HBP BLK WP HR S P ERA WHIP	IP WLS BF H R ER SO BB IBB HBP BLK WP HR S P ERA WHIP	IP WLS BF H R ER SO BB IBB HBP BLK WP HR S P ERA WHIP	IP WLS BF H R ER SO BB IBB HBP BLK WP HR S P ERA WHIP	IP WLS BF H R ER SO BB IBB HBP BLK WP HR S P ERA WHIP	IP WLS BF H R ER SO BB IBB HBP BLK WP HR S P ERA WHIP	IP WLS BF H R ER SO BB IBB HBP BLK WP HR S P ERA WHIP	IP WLS BF H R ER SO BB IBB HBP BLK WP HR S P ERA WHIP	IP WLS BF H R ER SO BB IBB HBP BLK WP HR S P ERA WHIP	IP WLS BF H R ER SO BB IBB HBP BLK WP HR S P ERA WHIP	IP WLS BF H R ER SO BB IBB HBP BLK WP HR S P ERA WHIP	IP WLS BF H R ER SO BB IBB HBP BLK WP HR S P ERA WHIP	IP WLS BF H R ER SO BB IBB HBP BLK WP HR S P ERA WHIP

Pittsburgh Pirates @ Atlanta Braves
Atlanta-Fulton County Stadium, Atlanta, GA
Fri Jul 09 1982, 7:05 PM EDT
Att: 28,601 - Unknown

AB	34
R	4
H	9
RBI	4
BB	1
SO	5
LOB	17



Batter	1	2	3	4	5	6	7	8	9	AB	R	H	RBI	BB	SO	LOB	BOTTOM				
Claudell Washington, L (1, 9) OBP: 0.346, SLG: 0.405	4-3		F5		F9	K				4	0	0	0	0	1	1					
Glenn Hubbard, R (1, 4) OBP: 0.350, SLG: 0.371	F3		FC6 1B		1B 2B	5-3				4	1	2	1	0	0	0					
Chris Chambliss, L (1, 3) OBP: 0.320, SLG: 0.412	F9		FC6 1-2		2B 1B	F7				4	1	1	0	0	0	1					
Dale Murphy, R (1, 8) OBP: 0.380, SLG: 0.557				6-3	1B 2B	K				4	1	2	1	0	1	0					
Bob Horner, R (1, 5) OBP: 0.395, SLG: 0.567		K		2B	5-3 1B	K				3	1	1	0	1	2	1					
Larry Whitenton, L (1, 7) OBP: 0.370, SLG: 0.385		K		2B	6-3 BB	5-3 1B				3	1	1	2	1	1	1					
Bruce Benedict, R (1, 2) OBP: 0.307, SLG: 0.301	5-3			6-3 2B	5-3	K				4	0	1	1	0	1	3					
Rafael Ramirez, R (1, 6) OBP: 0.289, SLG: 0.346			4-3 1B	6-3	5-3 BB	5-3				3	1	1	1	1	0	1					
Bob Walk, R (1, 1) OBP: 0.286, SLG: 0.167			4-3	6-3	K					0	0	0	0	0	0	0					
Bob Porter, L (3, PH)										1	0	0	0	0	0	1					
Carlos Diaz, R (4, 1)										1	0	0	0	0	0	1					
Ken Smith, L (5, PH) OBP: 0.412, SLG: 0.310										1	0	0	0	0	1	3					
Steve Bedrosian, R (6, 1)										1	0	0	0	0	0	0					
Inning Stats	R: 0 E: 0 K: 0 S: 3	H: 0 LOB: 0 BB: 0 P: 3	R: 0 E: 0 K: 2 S: 8	H: 1 LOB: 1 BB: 0 P: 8	R: 1 E: 0 K: 0 S: 5	H: 2 LOB: 1 BB: 0 P: 5	R: 2 E: 0 K: 0 S: 5	H: 2 LOB: 1 BB: 1 P: 9	R: 3 E: 0 K: 1 S: 9	H: 4 LOB: 3 BB: 2 P: 17	R: 0 E: 0 K: 1 S: 5	H: 0 LOB: 0 BB: 0 P: 5	R: 0 E: 0 K: 2 S: 7	H: 0 LOB: 0 BB: 0 P: 7	R: 0 E: 0 K: 1 S: 5	H: 0 LOB: 0 BB: 0 P: 5	1B: 4 2B: 5 3B: 0 HR: 0	SF: 0 SAC: 0 DP: 0 HBP: 0	WP: 0 PB: 0 SB: 0 CS: 0	PA: 36	
PITCHER	IP WLS BF H R ER SO BB IBB HBP BLK WP HR S P ERA WHIP	IP WLS BF H R ER SO BB IBB HBP BLK WP HR S P ERA WHIP	IP WLS BF H R ER SO BB IBB HBP BLK WP HR S P ERA WHIP	IP WLS BF H R ER SO BB IBB HBP BLK WP HR S P ERA WHIP	IP WLS BF H R ER SO BB IBB HBP BLK WP HR S P ERA WHIP	IP WLS BF H R ER SO BB IBB HBP BLK WP HR S P ERA WHIP	IP WLS BF H R ER SO BB IBB HBP BLK WP HR S P ERA WHIP	IP WLS BF H R ER SO BB IBB HBP BLK WP HR S P ERA WHIP	IP WLS BF H R ER SO BB IBB HBP BLK WP HR S P ERA WHIP	IP WLS BF H R ER SO BB IBB HBP BLK WP HR S P ERA WHIP	IP WLS BF H R ER SO BB IBB HBP BLK WP HR S P ERA WHIP	IP WLS BF H R ER SO BB IBB HBP BLK WP HR S P ERA WHIP	IP WLS BF H R ER SO BB IBB HBP BLK WP HR S P ERA WHIP	IP WLS BF H R ER SO BB IBB HBP BLK WP HR S P ERA WHIP	IP WLS BF H R ER SO BB IBB HBP BLK WP HR S P ERA WHIP	IP WLS BF H R ER SO BB IBB HBP BLK WP HR S P ERA WHIP	IP WLS BF H R ER SO BB IBB HBP BLK WP HR S P ERA WHIP	IP WLS BF H R ER SO BB IBB HBP BLK WP HR S P ERA WHIP	IP WLS BF H R ER SO BB IBB HBP BLK WP HR S P ERA WHIP	IP WLS BF H R ER SO BB IBB HBP BLK WP HR S P ERA WHIP	IP WLS BF H R ER SO BB IBB HBP BLK WP HR S P ERA WHIP

Pittsburgh Pirates @ Atlanta Braves
Atlanta-Fulton County Stadium, Atlanta, GA
Fri Jul 09 1982, 7:05 PM EDT
Att: 28,601 - Unknown

AB	33
R	6
H	9
RBI	6
BB	3
SO	7
LOB	13



Batter	1	2	3	4	5	6	7	8	9	AB	R	H	RBI	BB	SO	LOB	TOP			
Omar Moreno, L (1, 8) OBP: 0.292, SLG: 0.333	F9		K2-3			FC4-6			F7	4	1	0	1	1	1	3	Pittsburgh Pirates @ Atlanta Braves Atlanta-Fulton County Stadium, Atlanta, GA Sat Jul 10 1982, 7:05 PM EDT Att: 39,444 - Unknown			
Johnny Ray, S (1, 4) OBP: 0.335, SLG: 0.429	6-3		F8						3-4-1	4	0	1	1	1	0	1				
Bill Madlock, R (1, 5) OBP: 0.366, SLG: 0.453 Jim Morrison, R (3, 5) OBP: 0.281, SLG: 0.446	5-3		6-3						F2	2	0	0	0	0	0	1				
Jason Thompson, L (1, 3) OBP: 0.408, SLG: 0.534		K							F7	3	0	0	0	1	2	0				
Dave Parker, L (1, 9) OBP: 0.330, SLG: 0.432	6-3								K	4	0	1	0	0	1	2				
Mike Easter, L (1, 7) OBP: 0.361, SLG: 0.431	F7								3-1	4	0	1	0	0	1	1				
Tony Peña, R (1, 2) OBP: 0.344, SLG: 0.463									P3	4	2	1	0	0	0	2				
Dale Berra, R (1, 6) OBP: 0.312, SLG: 0.399									F3	4	3	3	0	0	0	0				
Don Robinson, R (1, 1) OBP: 0.347, SLG: 0.457 Kent Tekulve, R (9, 1)									K	3	0	1	2	0	2	1				
										0	0	0	0	0	0	0				
Inning Stats	R: 0 E: 0 K: 0 S: 3	H: 0 LOB: 0 BB: 0 P: 3	R: 0 E: 0 K: 1 S: 5	H: 0 LOB: 0 BB: 0 P: 5	R: 2 E: 0 K: 1 S: 8	H: 3 LOB: 1 BB: 0 P: 8	R: 0 E: 0 K: 2 S: 8	H: 1 LOB: 1 BB: 0 P: 8	R: 2 E: 0 K: 1 S: 7	H: 2 LOB: 2 BB: 2 P: 15	R: 0 E: 0 K: 1 S: 5	H: 0 LOB: 0 BB: 0 P: 5	R: 0 E: 0 K: 1 S: 5	H: 0 LOB: 0 BB: 0 P: 5	R: 0 E: 0 K: 0 S: 3	H: 0 LOB: 0 BB: 0 P: 3	1B: 6 2B: 2 3B: 0 HR: 0	SF: 0 SAC: 0 DP: 0 HBP: 1	WP: 0 PB: 0 SB: 3 CS: 0	PA: 39
PITCHER	IP WLS BF H R ER SO BB IBB HBP BLK WP HR S P ERA WHIP																			
Phil Niekro, R (1, 1) ERA: 3.39	5.1 L 27 8 6 6 5 2 0 0 1 0 0 0 34 43 10.12 1.875																			
Carlos Diaz, L (6, 1) ERA: 3.0	1.2 6 0 0 0 1 1 0 0 0 0 0 0 7 11 0.00 0.600																			
Joe Cowley, R (8, 1) ERA: 4.18	2.0 6 0 0 0 1 0 0 0 0 0 0 0 8 8 0.00 0.000																			

Batter	1	2	3	4	5	6	7	8	9	AB	R	H	RBI	BB	SO	LOB	BOTTOM					
Claudell Washington, L (1, 9) OBP: 0.347, SLG: 0.407	4-1		S						6-3	4	0	1	0	1	0	1	Pittsburgh Pirates @ Atlanta Braves Atlanta-Fulton County Stadium, Atlanta, GA Sat Jul 10 1982, 7:05 PM EDT Att: 39,444 - Unknown					
Glenn Hubbard, R (1, 4) OBP: 0.346, SLG: 0.366	F8		F3						FC6	4	0	0	0	0	0	3						
Chris Chambliss, L (1, 3) OBP: 0.324, SLG: 0.412 Ken Smith, L (8, 3) OBP: 0.428, SLG: 0.367	4-1									2	0	1	0	1	0	1						
Dale Murphy, R (1, 8) OBP: 0.375, SLG: 0.550	P4								P4	4	0	0	0	0	2	5						
Bob Horner, R (1, 5) OBP: 0.390, SLG: 0.558									P6	4	0	0	0	0	0	3						
Larry Whitenton, L (1, 7) OBP: 0.375, SLG: 0.420										3	1	1	1	1	0	0						
Bruce Benedict, R (1, 2) OBP: 0.302, SLG: 0.296									F7	4	0	0	0	0	0	2						
Rafael Ramirez, R (1, 6) OBP: 0.295, SLG: 0.355									F8	4	0	3	0	0	0	0						
Phil Niekro, R (1, 1) OBP: 0.244, SLG: 0.293 Carlos Diaz, R (6, 1)										2	0	0	0	0	0	2						
Bob Porter, L (7, PH) OBP: 0.250, SLG: 0.250 Joe Cowley, R (8, 1) OBP: 0.167, SLG: 0.167 Rufino Linares, R (9, PH) OBP: 0.352, SLG: 0.430										1	0	1	0	0	0	0						
										0	0	0	0	0	0	0						
										1	0	0	0	0	0	0						
Inning Stats	R: 0 E: 1 K: 0 S: 3	H: 0 LOB: 1 BB: 1 P: 7	R: 1 E: 0 K: 0 S: 5	H: 2 LOB: 1 BB: 0 P: 5	R: 0 E: 0 K: 1 S: 6	H: 1 LOB: 1 BB: 1 P: 10	R: 0 E: 0 K: 0 S: 4	H: 1 LOB: 1 BB: 0 P: 4	R: 0 E: 0 K: 0 S: 6	H: 1 LOB: 1 BB: 0 P: 6	R: 0 E: 0 K: 0 S: 3	H: 0 LOB: 0 BB: 0 P: 3	R: 0 E: 0 K: 0 S: 4	H: 2 LOB: 1 BB: 0 P: 4	R: 0 E: 0 K: 0 S: 4	H: 1 LOB: 2 BB: 1 P: 8	R: 0 E: 0 K: 0 S: 3	H: 0 LOB: 0 BB: 0 P: 3	1B: 4 2B: 3 3B: 0 HR: 1	SF: 0 SAC: 0 DP: 0 HBP: 0	WP: 0 PB: 0 SB: 1 CS: 0	PA: 37
PITCHER	IP WLS BF H R ER SO BB IBB HBP BLK WP HR S P ERA WHIP																					
Don Robinson, R (1, 1) ERA: 3.88	8.1 W 35 8 1 1 2 3 0 0 0 0 0 0 1 36 48 1.08 1.320																					
Kent Tekulve, R (9, 1) ERA: 2.69	0.2 2 0 0 0 0 0 0 0 0 0 0 0 2 2 0.00 0.000																					

Batter	1	2	3	4	5	6	7	8	9	AB	R	H	RBI	BB	SO	LOB	TOP										
Omar Moreno, L (1,8) OBP: 0.288, SLG: 0.329	F7		K	F3			P1		1-6-3	5	0	0	0	0	1	2											
Lee Lacy, R (1,7) OBP: 0.371, SLG: 0.388	2B		6-3				K		6-3	5	1	1	0	0	1	1											
Bill Madlock, R (1,5) OBP: 0.367, SLG: 0.455	1B		S	1B			FC6-4		5-3	5	1	2	1	0	1	1											
Jason Thompson, L (1,3) OBP: 0.412, SLG: 0.535	F9		1B	1B					2B	3	1	2	0	1	0	1											
Dave Parker, L (1,9) OBP: 0.333, SLG: 0.433	FC4		1B	1B					K	4	0	2	1	0	1	2											
Tony Peña, R (1,2) OBP: 0.343, SLG: 0.464	FC4		F8						2B	4	0	1	0	0	0	4											
Johnny Ray, S (1,4) OBP: 0.341, SLG: 0.428			P3	SH1-4			1-3		IBB	3	0	1	0	1	0	0											
Dale Berra, R (1,6) OBP: 0.308, SLG: 0.395	K		F9				P5		SF7	3	0	0	1	0	1	1											
Larry McWilliams, L (1,1) OBP: 0.214, SLG: 0.154			F3						K	2	0	1	0	0	0	0											
Willie Stargell, L (8, PH) OBP: 0.336, SLG: 0.462				SH1-4						1	0	0	0	0	1	2											
Kent Tekulve, R (8, 1)							FC6-4		K	0	0	0	0	0	0	0											
Inning Stats	R: 1 E: 0 K: 0 S: 6	H: 3 LOB: 2 BB: 0 P: 6	R: 0 E: 0 K: 1 S: 5	H: 0 LOB: 0 BB: 0 P: 5	R: 1 E: 0 K: 1 S: 7	H: 2 LOB: 2 BB: 1 P: 11	R: 0 E: 0 K: 0 S: 4	H: 1 LOB: 1 BB: 0 P: 4	R: 0 E: 0 K: 1 S: 3	H: 0 LOB: 0 BB: 0 P: 3	R: 0 E: 0 K: 1 S: 6	H: 1 LOB: 1 BB: 0 P: 6	R: 1 E: 0 K: 2 S: 9	H: 2 LOB: 2 BB: 0 P: 13	R: 0 E: 0 K: 0 S: 3	H: 0 LOB: 0 BB: 0 P: 3	1B: 8 2B: 2 3B: 0 HR: 0	SF: 1 SAC: 1 DP: 0 HBP: 0	WP: 0 PB: 0 SB: 1 CS: 0	PA: 39							
PITCHER	IP	WLS	BF	H	R	ER	SO	BB	IBB	HBP	BLK	WP	HR	S	P	ERA	WHIP										
Ken Dayley, L (1, 1) ERA: 4.18	5.0	L	23	7	2	2	3	1	0	0	0	0	0	28	32	3.60	1.600										
Rick Camp, R (6, 1) ERA: 3.33	2.0		7	1	0	0	1	0	0	0	0	0	0	9	9	0.00	0.500										
Gene Garber, R (8, 1) ERA: 1.96	2.0		9	2	1	1	2	0	1	0	0	0	0	12	16	4.50	1.000										

Pittsburgh Pirates @ Atlanta Braves
Atlanta-Fulton County Stadium, Atlanta, GA
Sun Jul 11 1982, 7:05 PM EDT
Att: 19,130 - Unknown


AB 35
R 3
H 10
RBI 3
BB 2
SO 6
LOB 14



Batter	1	2	3	4	5	6	7	8	9	AB	R	H	RBI	BB	SO	LOB	BOTTOM										
Claudell Washington, L (1,9) OBP: 0.349, SLG: 0.408	BB		K					4-3		4	0	2	0	0	1	0											
Glenn Hubbard, R (1,4) OBP: 0.341, SLG: 0.360	F9			6-3	FC6			6-3		4	0	0	0	0	0	2											
Dale Murphy, R (1,8) OBP: 0.380, SLG: 0.551	G6-4-3			FC5-4	1B			6-3		3	0	2	0	1	0	0											
Bob Horner, R (1,5) OBP: 0.385, SLG: 0.550	G6-4-3			FC5-4	1B			G6-4-3		4	1	0	0	0	1	4											
Rufino Linares, R (1,7) OBP: 0.376, SLG: 0.441				1B	1B			1-3		2	0	2	0	2	0	0											
Bob Watson, R (1,3) OBP: 0.297, SLG: 0.353	G1-4-6-3			1B	1B			1-3		4	0	1	1	0	0	3											
Bruce Benedict, R (1,2) OBP: 0.298, SLG: 0.292	F7			F3				F8		3	0	0	0	0	0	2											
Larry Whisenton, L (9, PH) OBP: 0.371, SLG: 0.415								F9		1	0	0	0	0	0	1											
Rafael Ramirez, R (1,6) OBP: 0.295, SLG: 0.355				F8				F9		3	0	1	0	0	0	0											
Ken Dayley, L (1, 1) ERA: 4.37								CS		1	0	0	0	0	1	0											
Randy Johnson, R (5, PH) OBP: 0.362, SLG: 0.385				K				1B		1	0	0	0	0	0	0											
Rick Camp, R (6, 1)								K		0	0	0	0	0	0	0											
Chris Chambliss, L (7, PH) OBP: 0.323, SLG: 0.411								1-2		1	0	0	0	0	1	1											
Gene Garber, R (8, 1)										0	0	0	0	0	0	0											
Inning Stats	R: 0 E: 0 K: 0 S: 3	H: 1 LOB: 1 BB: 1 P: 7	R: 0 E: 0 K: 0 S: 2	H: 0 LOB: 0 BB: 1 P: 6	R: 0 E: 0 K: 2 S: 7	H: 0 LOB: 0 BB: 0 P: 7	R: 1 E: 0 K: 0 S: 6	H: 3 LOB: 2 BB: 0 P: 6	R: 0 E: 0 K: 0 S: 4	H: 1 LOB: 1 BB: 0 P: 4	R: 0 E: 0 K: 0 S: 3	H: 1 LOB: 1 BB: 1 P: 7	R: 0 E: 0 K: 1 S: 5	H: 1 LOB: 0 BB: 0 P: 5	R: 0 E: 0 K: 0 S: 3	H: 0 LOB: 0 BB: 0 P: 3	R: 0 E: 0 K: 1 S: 6	H: 1 LOB: 1 BB: 0 P: 6	1B: 8 2B: 0 3B: 0 HR: 0	SF: 0 SAC: 0 DP: 3 HBP: 0	WP: 0 PB: 0 SB: 0 CS: 1	PA: 34					
PITCHER	IP	WLS	BF	H	R	ER	SO	BB	IBB	HBP	BLK	WP	HR	S	P	ERA	WHIP										
Larry McWilliams, L (1, 1) ERA: 2.61	7.0	W	27	7	1	1	3	3	0	0	0	0	0	30	42	1.29	1.429										
Kent Tekulve, R (8, 1) ERA: 2.61	2.0	S	7	1	0	0	1	0	0	0	0	0	0	9	9	0.00	0.500										

Pittsburgh Pirates @ Atlanta Braves
Atlanta-Fulton County Stadium, Atlanta, GA
Sun Jul 11 1982, 7:05 PM EDT
Att: 19,130 - Unknown

AB 31
R 1
H 8
RBI 1
BB 3
SO 4
LOB 13



Batter	1	2	3	4	5	6	7	8	9	AB	R	H	RBI	BB	SO	LOB	TOP										
Claudell Washington, L OBP: 0.347, SLG: 0.403 (1, 9)	0-3 K	4-0 1B E BB	0-3 K		0-3 K		0-3 K			4	1	0	0	1	4	3	Atlanta Braves @ Chicago Cubs Wrigley Field, Chicago, IL Thu Jul 15 1982, 3:33 AM CDT Att: 19,336 - Unknown - 84 F										
Glenn Hubbard, R OBP: 0.342, SLG: 0.361 (1, 4)	0-0 2B	0-0 E 1B		0-0 P6	0-0 P4		0-0 E9			5	1	2	0	0	0	2											
Chris Chambliss, L OBP: 0.321, SLG: 0.411 (1, 3)	0-0 HR	0-0 E3 G1-4-3		0-0 P5		0-0 F8	0-0 F7			5	1	1	1	0	0	2											
Dale Murphy, R OBP: 0.380, SLG: 0.557 (1, 8)	0-0 HR	0-0 G1-4-3		0-0 5-3		4-0 S E BB		0-3 K		4	2	1	2	1	1	2											
Bob Horner, R OBP: 0.382, SLG: 0.543 Jerry Royster, R OBP: 0.265, SLG: 0.214 (8, 5)	0-0 6-3		0-0 F3		4-0 HR BB	0-0 P6		0-0 G3		4	1	0	0	1	0	1											
Larry Whitenton, L OBP: 0.382, SLG: 0.453 (1, 7)	0-0 HR		4-0 WP S 2B BB		0-0 F8	0-0 E9		0-0 6-3		4	3	2	2	1	0	1											
Bruce Benedict, R OBP: 0.304, SLG: 0.311 (1, 2)	0-0 1B		0-0 F9		0-0 HR	0-0 E9		0-0 F7		5	1	3	3	0	0	1											
Rafael Ramirez, R OBP: 0.297, SLG: 0.353 (1, 6)	0-3 K		4-0 2B IBB		0-0 FC 1B	0-0 F7		0-3 K		4	1	1	0	1	2	2											
Phil Niekro, R OBP: 0.239, SLG: 0.304 (1, 1)		0-0 F8		0-0 FC		0-0 F8		0-0 5-3		5	0	1	2	0	0	1											
Inning Stats	R: 4 E: 0 K: 2 S: 12	H: 5 LOB: 1 BB: 0 P: 12	R: 1 E: 1 K: 0 S: 4	H: 1 LOB: 1 BB: 1 P: 8	R: 2 E: 0 K: 1 S: 6	H: 1 LOB: 1 BB: 2 P: 14	R: 0 E: 0 K: 0 S: 3	H: 0 LOB: 0 BB: 0 P: 3	R: 2 E: 0 K: 1 S: 8	H: 2 LOB: 2 BB: 1 P: 12	R: 2 E: 1 K: 0 S: 5	H: 2 LOB: 1 BB: 1 P: 9	R: 0 E: 0 K: 1 S: 6	H: 0 LOB: 0 BB: 0 P: 6	R: 0 E: 0 K: 1 S: 5	H: 0 LOB: 0 BB: 0 P: 5		R: 0 E: 0 K: 1 S: 5	H: 0 LOB: 0 BB: 0 P: 5	1B: 6 2B: 2 3B: 0 HR: 3	SF: 0 SAC: 0 DP: 1 HBP: 0	WP: 1 PB: 0 SB: 2 CS: 0	PA: 45				
PITCHER	IP	WLS	BF	H	R	ER	SO	BB	IBB	HBP	BLK	WP	HR	S	P	ERA	WHIP										
Fergie Jenkins, R ERA: 3.14 (1, 1)	1.1	L	12	6	5	4	2	1	0	0	0	0	2	15	19	27.00	5.250										
Mike Proly, R ERA: 1.71 (2, 1)	0.2		1	0	0	0	0	0	0	0	0	0	0	1	1	0.00	0.000										
Bill Campbell, R ERA: 5.27 (3, 1)	2.0		9	1	2	2	1	1	1	0	0	1	0	9	17	9.00	1.000										
Ken Kravec, L ERA: 4.91 (5, 1)	2.0		13	4	4	3	1	2	0	0	0	0	1	13	21	13.50	3.000										
Dick Tidrow, R ERA: 4.1 (7, 1)	3.0		10	0	0	0	3	0	0	0	0	0	0	16	16	0.00	0.000										
Batter	1	2	3	4	5	6	7	8	9	AB	R	H	RBI	BB	SO	LOB	BOTTOM										
Bump Wills, S OBP: 0.334, SLG: 0.361 (1, 4)	0-0 F9		0-0 P6	0-0 23 S 1B			0-0 4-3		0-0 6-3	5	0	1	1	0	0	0	Atlanta Braves @ Chicago Cubs Wrigley Field, Chicago, IL Thu Jul 15 1982, 3:33 AM CDT Att: 19,336 - Unknown - 84 F										
23 Ryne Sandberg, R OBP: 0.285, SLG: 0.327 (1, 5)	0-0 F7		0-0 1-3	0-3 K			0-0 G3			4	0	0	0	0	1	2											
Bill Buckner, L OBP: 0.329, SLG: 0.393 (1, 3)	0-0 4-3		0-0 P5		0-0 F8		0-0 1B			4	0	1	0	0	0	0											
Leon Durham, L OBP: 0.379, SLG: 0.495 (1, 9)		0-0 F8		0-0 F3	0-0 4-3		0-0 4-3			4	0	0	0	0	0	1											
Keith Moreland, R OBP: 0.332, SLG: 0.422 (1, 7)		0-0 F8		4-0 HR BB		0-0 1B		0-0 F8		3	1	1	0	1	0	0											
Gary Woods, R OBP: 0.328, SLG: 0.392 (1, 8)		0-0 1B 1B		0-3 K	0-0 P4		0-0 L5			4	1	1	0	0	1	2											
Jody Davis, R OBP: 0.307, SLG: 0.400 (1, 2)		0-0 1B 1B		0-0 HR		0-3 K		0-0 6-3		4	1	2	2	0	1	0											
Larry Bowa, S OBP: 0.308, SLG: 0.318 Junior Kennedy, R OBP: 0.270, SLG: 0.293 (6, PH) (7, 6)		0-0 1B 1B		0-0 1B 1B		0-3 K		0-0 F9		2	1	2	1	0	0	0											
Fergie Jenkins, R ERA: 3.14 Mike Proly, R ERA: 1.71 Bill Campbell, R ERA: 5.27 Ken Kravec, L ERA: 4.91 Dick Tidrow, R ERA: 4.1 (1, 1)		0-3 K		0-0 1B 1B		0-0 5-3		0-0 F5		0	0	0	0	0	0	0											
Inning Stats	R: 0 E: 0 K: 0 S: 3	H: 0 LOB: 0 BB: 0 P: 3	R: 1 E: 0 K: 1 S: 8	H: 3 LOB: 2 BB: 0 P: 8	R: 0 E: 0 K: 0 S: 3	H: 0 LOB: 0 BB: 0 P: 3	R: 3 E: 0 K: 2 S: 11	H: 4 LOB: 2 BB: 1 P: 15	R: 0 E: 0 K: 0 S: 4	H: 1 LOB: 1 BB: 0 P: 4	R: 0 E: 0 K: 2 S: 7	H: 0 LOB: 0 BB: 0 P: 7	R: 0 E: 0 K: 0 S: 4	H: 1 LOB: 1 BB: 0 P: 4	R: 0 E: 0 K: 0 S: 3	H: 0 LOB: 0 BB: 0 P: 3		R: 0 E: 0 K: 0 S: 3	H: 0 LOB: 0 BB: 0 P: 3	1B: 8 2B: 0 3B: 0 HR: 1	SF: 0 SAC: 0 DP: 0 HBP: 0	WP: 0 PB: 0 SB: 1 CS: 0	PA: 37				
PITCHER	IP	WLS	BF	H	R	ER	SO	BB	IBB	HBP	BLK	WP	HR	S	P	ERA	WHIP										
Phil Niekro, R ERA: 3.44 (1, 1)	9.0	W	37	9	4	4	5	1	0	0	0	0	1	46	50	4.00	1.111										

AB 40
R 11
H 11
RBI 10
BB 5
SO 7
LOB 15



AB 36
R 4
H 9
RBI 4
BB 1
SO 5
LOB 7



Batter	1	2	3	4	5	6	7	8	9	AB	R	H	RBI	BB	SO	LOB	TOP				
Claude Washington, L OBP: 0.343, SLG: 0.392 (1, 9)	4-3		K	P5		4-3		S 1B BB		4	0	0	0	1	1	1					
Rafael Ramirez, R OBP: 0.306, SLG: 0.358 (1, 6)	S 1B BB		WP 1B			F8		S 1B		4	2	3	0	1	0	0					
Rufino Linares, R OBP: 0.374, SLG: 0.444 (1, 7)	F8 S 1-H 1B		F8			K		CS 1B		5	2	2	1	0	2	3					
Dale Murphy, R OBP: 0.391, SLG: 0.575 (1, 8)	F8		F8			BB 3B		5-3 2B		4	3	3	2	1	0	1					
Chris Chambliss, L OBP: 0.323, SLG: 0.408 (1, 3)			E S 2-H 1B			BB 3B		5-3 2B		4	1	2	2	1	1	4					
Glenn Hubbard, R OBP: 0.338, SLG: 0.360 (1, 4)	3-H 1B		1-3			1-H 1B 2-H 3B		1-6-3		5	1	1	2	0	1	3					
Biff Pocoroba, S OBP: 0.402, SLG: 0.493 (1, 2)		3-1				E3 SH3-4 FC6-4 1B		G3		5	0	2	2	0	0	0					
Randy Johnson, R OBP: 0.327, SLG: 0.341 (1, 5)	F9		P4			3-H FC6-4 1-2 1B		6-3		5	0	0	0	0	0	3					
Bob Walk, R OBP: 0.263, SLG: 0.152 (1, 1)			SH3-4					F5		3	0	0	0	0	1	0					
Joe Cowley, R OBP: 0.167, SLG: 0.167 (9, 1)	6-3							K		0	0	0	0	0	0	0					
Inning Stats	R: 2 E: 0 K: 1 S: 7	H: 2 LOB: 1 BB: 1 P: 11	R: 0 E: 0 K: 0 S: 3	H: 0 LOB: 0 BB: 0 P: 3	R: 2 E: 0 K: 1 S: 8	H: 3 LOB: 1 BB: 0 P: 8	R: 0 E: 1 K: 0 S: 4	H: 0 LOB: 1 BB: 0 P: 4	R: 3 E: 0 K: 1 S: 8	H: 3 LOB: 1 BB: 1 P: 12	R: 0 E: 0 K: 0 S: 3	H: 1 LOB: 0 BB: 0 P: 3	R: 2 E: 0 K: 0 S: 6	H: 3 LOB: 1 BB: 0 P: 6	R: 0 E: 0 K: 3 S: 10	H: 1 LOB: 3 BB: 2 P: 18	R: 0 E: 0 K: 0 S: 3	H: 0 LOB: 0 BB: 0 P: 3	1B: 9 2B: 3 3B: 1 HR: 0	SF: 0 SAC: 1 DP: 0 HBP: 0	WP: 1 PA: 45 PB: 0 SB: 6 CS: 1
PITCHER	IP WLS BF H R ER SO BB IBB HBP BLK WP HR S P ERA WHIP																				
Dickie Noles, R ERA: 4.12 (1, 1)	4.2 L 24 7 7 7 3 2 0 0 0 0 1 0 28 36 13.50 1.929																				
Mike Proby, R ERA: 1.53 (5, 1)	1.1 5 2 0 0 0 0 0 0 0 0 0 0 5 5 0.00 1.500																				
Dick Tidrow, R ERA: 4.28 (7, 1)	1.0 6 3 2 2 0 0 0 0 0 0 0 0 6 6 18.00 3.000																				
Ken Kravec, L ERA: 4.15 (8, 1)	2.0 9 1 0 0 3 1 1 0 0 0 0 0 13 21 0.00 1.000																				

Atlanta Braves @ Chicago Cubs
Wrigley Field, Chicago, IL
Sat Jul 17 1982, 3:33 AM CDT
Att: 23,302 - Sunny - 89 F

AB 39
R 9
H 13
RBI 9
BB 4
SO 6
LOB 15



Batter	1	2	3	4	5	6	7	8	9	AB	R	H	RBI	BB	SO	LOB	BOTTOM				
Bump Wills, S OBP: 0.340, SLG: 0.372 (1, 4)	4-3		F7					23 S 1B		4	1	1	0	1	0	0					
23 Ryne Sandberg, R OBP: 0.284, SLG: 0.328 (1, 5)	1B S S 1B		P6					F8		5	1	1	0	0	0	3					
Bill Buckner, L OBP: 0.334, SLG: 0.396 (1, 3)	1-3 2B 1B		1B 1B					G4-3-6 2-H 1B		4	2	3	1	0	0	0					
Leon Durham, L OBP: 0.378, SLG: 0.494 (1, 8)	K		1B 1B					G4-3-6 1-2 1B		4	0	1	0	0	1	2					
Keith Moreland, R OBP: 0.339, SLG: 0.429 (1, 7)	2-H 2B		1-3 1B					FC4-6 1B		4	0	4	2	0	0	0					
Jay Johnstone, L OBP: 0.333, SLG: 0.413 (1, 9)	K		K					F9		4	0	0	0	0	2	5					
Jody Davis, R OBP: 0.301, SLG: 0.388 (1, 2)		5-3						F8		4	0	0	0	0	0	1					
Larry Bowa, S OBP: 0.304, SLG: 0.313 (1, 6)	4-3		F8					F7		4	0	0	0	0	0	1					
Dickie Noles, R OBP: 0.123, SLG: 0.129 (1, 1)										2	0	0	0	0	1	0					
Mike Proby, R OBP: 0.206, SLG: 0.490 (5, 1)										0	0	0	0	0	0	0					
Steve Henderson, R OBP: 0.226, SLG: 0.288 (6, PH)										1	0	0	0	0	1	0					
Dick Tidrow, R OBP: 0.167, SLG: 0.167 (7, 1)										0	0	0	0	0	0	0					
Ken Kravec, L OBP: 0.167, SLG: 0.167 (8, 1)										0	0	0	0	0	0	0					
Bob Molinaro, R OBP: 0.276, SLG: 0.250 (9, PH)										1	0	0	0	0	0	0					
Inning Stats	R: 2 E: 0 K: 2 S: 10	H: 3 LOB: 1 BB: 0 P: 10	R: 0 E: 0 K: 1 S: 5	H: 0 LOB: 0 BB: 0 P: 5	R: 1 E: 0 K: 1 S: 8	H: 3 LOB: 2 BB: 0 P: 8	R: 0 E: 1 K: 0 S: 4	H: 0 LOB: 2 BB: 1 P: 8	R: 0 E: 0 K: 0 S: 5	H: 1 LOB: 1 BB: 0 P: 4	R: 0 E: 0 K: 1 S: 5	H: 0 LOB: 0 BB: 0 P: 5	R: 1 E: 0 K: 0 S: 4	H: 2 LOB: 0 BB: 0 P: 4	R: 0 E: 0 K: 0 S: 4	H: 1 LOB: 1 BB: 0 P: 4	R: 0 E: 0 K: 0 S: 3	H: 0 LOB: 0 BB: 0 P: 3	1B: 9 2B: 1 3B: 0 HR: 0	SF: 0 SAC: 0 DP: 1 HBP: 0	WP: 0 PA: 38 PB: 0 SB: 4 CS: 0
PITCHER	IP WLS BF H R ER SO BB IBB HBP BLK WP HR S P ERA WHIP																				
Bob Walk, R ERA: 3.91 (1, 1)	8.0 W 35 10 10 4 4 0 0 1 0 0 0 0 44 48 4.50 1.375																				
Joe Cowley, R ERA: 4.05 (9, 1)	1.0 3 0 0 0 0 0 0 0 0 0 0 0 3 3 0.00 0.000																				


Atlanta Braves @ Chicago Cubs
Wrigley Field, Chicago, IL
Sat Jul 17 1982, 3:33 AM CDT
Att: 23,302 - Sunny - 89 F

AB 37
R 4
H 10
RBI 3
BB 1
SO 5
LOB 12



Batter	1	2	3	4	5	6	7	8	9	AB	R	H	RBI	BB	SO	LOB	TOP							
Claudell Washington, L OBP: 0.342, SLG: 0.391 (1, 9)										4	1	1	0	0	2	1	Atlanta Braves @ Chicago Cubs Wrigley Field, Chicago, IL Sun Jul 18 1982, 3:33 AM CDT Att: 15,816 - Sunny - 73 F							
Glenn Hubbard, R OBP: 0.337, SLG: 0.360 (1, 4)										3	0	1	0	0	0	1								
Dale Murphy, R OBP: 0.392, SLG: 0.574 (1, 8)										4	1	2	1	0	1	1								
Bob Horner, R OBP: 0.379, SLG: 0.538 Jerry Royster, R OBP: 0.260, SLG: 0.209 (8, PR) (8, 5)										4	0	1	0	0	0	3								
Chris Chambliss, L OBP: 0.322, SLG: 0.406 (1, 3)										4	1	1	0	0	1	2								
Rufino Linares, R OBP: 0.378, SLG: 0.455 (1, 7)										4	1	2	1	0	1	1								
Biff Pocoroba, S OBP: 0.407, SLG: 0.494 (1, 2)										4	0	2	2	0	0	0								
Rafael Ramirez, R OBP: 0.306, SLG: 0.357 (1, 6)										4	0	1	0	0	0	1								
Rick Camp, R (1, 1)										2	0	0	0	0	0	0								
Inning Stats	R: 3 E: 0 K: 0 S: 7	H: 5 LOB: 1 BB: 0 P: 7	R: 0 E: 0 K: 0 S: 4	H: 1 LOB: 1 BB: 0 P: 4	R: 0 E: 0 K: 0 S: 4	H: 1 LOB: 0 BB: 0 P: 3	R: 0 E: 0 K: 0 S: 3	H: 0 LOB: 0 BB: 0 P: 3	R: 0 E: 0 K: 1 S: 6	H: 1 LOB: 1 BB: 0 P: 6	R: 1 E: 0 K: 0 S: 4	H: 2 LOB: 1 BB: 0 P: 4	R: 0 E: 0 K: 1 S: 5	H: 0 LOB: 0 BB: 0 P: 5	R: 0 E: 0 K: 2 S: 7	H: 1 LOB: 1 BB: 0 P: 7	R: 0 E: 0 K: 1 S: 5	H: 0 LOB: 0 BB: 0 P: 5	R: 0 E: 0 K: 1 S: 5	H: 0 LOB: 0 BB: 0 P: 5	1B: 10 2B: 1 3B: 0 HR: 0	SF: 0 SAC: 2 DP: 0 HBP: 0	WP: 0 PB: 0 SB: 0 CS: 1	PA: 35
PITCHER	IP WLS BF H R ER SO BB IBB HBP BLK WP HR S P ERA WHIP	IP WLS BF H R ER SO BB IBB HBP BLK WP HR S P ERA WHIP																	IP WLS BF H R ER SO BB IBB HBP BLK WP HR S P ERA WHIP					
Doug Bird, R ERA: 4.5 Lee Smith, R ERA: 3.43 (1, 1) (8, 1)	7.0 L 29 10 4 4 2 0 0 0 0 0 0 33 33 5.14 1.429	2.0 6 1 0 0 3 0 0 0 0 0 0 12 12 0.00 0.500																						

Batter	1	2	3	4	5	6	7	8	9	AB	R	H	RBI	BB	SO	LOB	BOTTOM							
23 Ryne Sandberg, R OBP: 0.286, SLG: 0.329 (1, 5)										3	1	1	0	1	0	2	Atlanta Braves @ Chicago Cubs Wrigley Field, Chicago, IL Sun Jul 18 1982, 3:33 AM CDT Att: 15,816 - Sunny - 73 F							
Junior Kennedy, R OBP: 0.275, SLG: 0.298 (1, 4)										4	0	1	0	0	1	2								
Bill Buckner, L OBP: 0.333, SLG: 0.395 (1, 3)										4	0	1	1	0	0	4								
Leon Durham, L OBP: 0.374, SLG: 0.487 (1, 9)										4	0	0	0	0	0	2								
Keith Moreland, R OBP: 0.338, SLG: 0.430 (1, 7)										4	0	1	0	0	0	0								
Gary Woods, R OBP: 0.329, SLG: 0.387 Bump Willis, S OBP: 0.339, SLG: 0.371 (1, 8) (9, PH)										1	0	0	0	1	0	0								
Jody Davis, R OBP: 0.329, SLG: 0.383 Jay Johnstone, L OBP: 0.331, SLG: 0.410 (1, 2) (9, PH)										3	0	0	0	0	1	2								
Larry Bowa, S OBP: 0.304, SLG: 0.316 (1, 6)										3	1	1	0	0	0	2								
Doug Bird, R OBP: 0.152, SLG: 0.182 Bob Molinaro, L OBP: 0.271, SLG: 0.245 Lee Smith, R OBP: 0.143, SLG: 0.308 (1, 1) (7, PH) (8, 1)										1	0	1	0	0	0	0								
Inning Stats	R: 1 E: 1 K: 0 S: 4	H: 2 LOB: 0 BB: 0 P: 4	R: 0 E: 0 K: 1 S: 6	H: 1 LOB: 1 BB: 0 P: 6	R: 0 E: 0 K: 1 S: 5	H: 1 LOB: 1 BB: 1 P: 9	R: 0 E: 0 K: 0 S: 3	H: 0 LOB: 1 BB: 1 P: 7	R: 1 E: 1 K: 0 S: 5	H: 1 LOB: 1 BB: 0 P: 5	R: 0 E: 0 K: 0 S: 3	H: 0 LOB: 0 BB: 0 P: 3	R: 0 E: 0 K: 1 S: 4	H: 0 LOB: 1 BB: 0 P: 4	R: 0 E: 0 K: 0 S: 3	H: 1 LOB: 0 BB: 0 P: 3	R: 0 E: 0 K: 0 S: 3	H: 0 LOB: 0 BB: 0 P: 3	R: 0 E: 0 K: 0 S: 3	H: 0 LOB: 0 BB: 0 P: 3	1B: 4 2B: 2 3B: 0 HR: 0	SF: 0 SAC: 2 DP: 4 HBP: 0	WP: 0 PB: 0 SB: 0 CS: 0	PA: 34
PITCHER	IP WLS BF H R ER SO BB IBB HBP BLK WP HR S P ERA WHIP	IP WLS BF H R ER SO BB IBB HBP BLK WP HR S P ERA WHIP																	IP WLS BF H R ER SO BB IBB HBP BLK WP HR S P ERA WHIP					
Rick Camp, R ERA: 3.06 (1, 1)	9.0 W 34 6 2 1 2 2 0 0 0 0 0 36 44 1.00 0.889																							



Batter	1	2	3	4	5	6	7	8	9	AB	R	H	RBI	BB	SO	LOB	TOP			
Claudell Washington, L (1.9) OBP: 0.345, SLG: 0.392	0-3 K		0-0 F7 FC6-2 1B		0-3 K			0-0 BLK 1B 1B	4-0 IBB	4	1	2	0	1	2	0	Atlanta Braves @ St. Louis Cardinals Busch Stadium, St. Louis, MO Mon Jul 19 1982, 7:05 PM CDT Att: 23,000 - Unknown			
Rafael Ramirez, R (1.6) OBP: 0.307, SLG: 0.357	0-0 6-3		0-0 FC6-2 1-2 1B		0-0 6-3			0-0 BLK 1B 1B	0-3 K	5	1	2	0	0	1	2				
Dale Murphy, R (1.8) OBP: 0.391, SLG: 0.571	0-0 1B		0-0 F7 2-3		0-0 1-3			0-3 K		4	0	1	0	0	1	4				
Bob Horner, R (1.5) OBP: 0.378, SLG: 0.534 Jerry Royster, R (8, PR) OBP: 0.200, SLG: 0.209 (8, 5)	0-0 F9		0-0 FC6-2 1-3 3-H		0-3 K			0-0 1B		4	0	1	2	0	1	3				
Chris Chambliss, L (1.3) OBP: 0.321, SLG: 0.404		0-0 E 2B 1B	0-0 G1		0-0 4-3			0-0 K		4	1	1	0	0	1	3				
Rufino Linares, R (1.7) OBP: 0.374, SLG: 0.448		0-3 K 1-3		0-3 K				0-0 L7		4	0	1	0	0	2	2				
Glenn Hubbard, R (1.4) OBP: 0.339, SLG: 0.365		0-0 2B	0-0 G6-4-3 1B		0-0 F8 1-2			0-0 F8		4	0	2	1	0	0	1				
Bruce Benedict, R (1.2) OBP: 0.303, SLG: 0.303		0-0 F8	0-0 G6-4-3 1-2		0-0 6-3			4-0 SH2-4 BB		3	0	0	0	1	0	2				
Phil Niekro, R (1.1) OBP: 0.245, SLG: 0.306 Gene Garber, R (8, 1)	0-0 5-3				0-3 K			0-0 BLK 1B 1B	0-0 SH2-4	3	1	1	0	0	1	1				
Inning Stats	R: 0 E: 0 K: 1 S: 6	H: 1 LOB: 1 BB: 0 P: 6	R: 1 E: 0 K: 1 S: 7	H: 2 LOB: 1 BB: 0 P: 7	R: 0 E: 0 K: 1 S: 5	H: 2 LOB: 2 BB: 0 P: 5	R: 0 E: 0 K: 1 S: 5	H: 1 LOB: 0 BB: 0 P: 5	R: 0 E: 0 K: 2 S: 7	H: 0 LOB: 0 BB: 0 P: 7	R: 0 E: 0 K: 1 S: 5	H: 1 LOB: 0 BB: 0 P: 3	R: 3 E: 0 K: 2 S: 11	H: 4 LOB: 1 BB: 0 P: 11	R: 0 E: 0 K: 1 S: 5	H: 0 LOB: 2 BB: 2 P: 13		1B: 10 2B: 1 3B: 0 HR: 0	SF: 0 SAC: 1 DP: 1 HBP: 0	WP: 0 PB: 0 SB: 2 CS: 1
PITCHER	IP WLS BF H R ER SO BB IBB HBP BLK WP HR S P ERA WHIP	IP WLS BF H R ER SO BB IBB HBP BLK WP HR S P ERA WHIP	IP WLS BF H R ER SO BB IBB HBP BLK WP HR S P ERA WHIP	IP WLS BF H R ER SO BB IBB HBP BLK WP HR S P ERA WHIP	IP WLS BF H R ER SO BB IBB HBP BLK WP HR S P ERA WHIP	IP WLS BF H R ER SO BB IBB HBP BLK WP HR S P ERA WHIP	IP WLS BF H R ER SO BB IBB HBP BLK WP HR S P ERA WHIP	IP WLS BF H R ER SO BB IBB HBP BLK WP HR S P ERA WHIP	IP WLS BF H R ER SO BB IBB HBP BLK WP HR S P ERA WHIP	IP WLS BF H R ER SO BB IBB HBP BLK WP HR S P ERA WHIP	IP WLS BF H R ER SO BB IBB HBP BLK WP HR S P ERA WHIP	IP WLS BF H R ER SO BB IBB HBP BLK WP HR S P ERA WHIP	IP WLS BF H R ER SO BB IBB HBP BLK WP HR S P ERA WHIP	IP WLS BF H R ER SO BB IBB HBP BLK WP HR S P ERA WHIP	IP WLS BF H R ER SO BB IBB HBP BLK WP HR S P ERA WHIP	IP WLS BF H R ER SO BB IBB HBP BLK WP HR S P ERA WHIP	IP WLS BF H R ER SO BB IBB HBP BLK WP HR S P ERA WHIP			
Joaquin Andujar, R (1.1) ERA: 2.52	7.1 L	31 11	4 4	7 7	0 0	0 0	0 0	0 0	0 0	0 0	45 45	4.91 1.500								
Jim Kaat, L (8, 1) ERA: 3.25	0.2	2	0	0	1	0	0	0	0	0	4	0.00	0.000							
Jeff Keener, R (9, 1) ERA: 1.65	1.0	5	0	0	1	1	1	0	0	0	5	0.00	1.000							
Batter	1	2	3	4	5	6	7	8	9	AB	R	H	RBI	BB	SO	LOB	BOTTOM			
Tom Herr, S (1.4) OBP: 0.318, SLG: 0.301	0-0 4-3		0-0 F7		0-0 4-3			0-0 F7		4	0	0	1	0	0	2	Atlanta Braves @ St. Louis Cardinals Busch Stadium, St. Louis, MO Mon Jul 19 1982, 7:05 PM CDT Att: 23,000 - Unknown			
Lonnie Smith, R (1.7) OBP: 0.388, SLG: 0.434 Jeff Keener, L (9, 1)	0-0 CS 1B		0-0 5-3		0-0 5-3			0-0 F8		3	0	1	0	1	0	1				
Keith Hernandez, L (1.3) OBP: 0.370, SLG: 0.376	0-0 F8		0-0 F8		0-0 F7			0-0 3-1		4	0	0	0	0	0	3				
Dane Iorg, L (1.9) OBP: 0.354, SLG: 0.346	0-0 CS 1-2	0-0 4-3		0-0 P6				0-0 P4		4	0	0	0	0	0	0				
Ken Oberkfell, L (1.5) OBP: 0.337, SLG: 0.358		0-0 F7		0-0 L7				0-0 G3		4	0	1	0	0	0	0				
Willie McGee, S (1.8) OBP: 0.328, SLG: 0.394		0-0 F7		0-0 P5				0-0 F7		3	0	0	0	0	0	1				
Darrell Porter, L (1.2) OBP: 0.321, SLG: 0.379			0-0 P4		0-0 1B 4-3 1B			0-0 1B		3	1	2	0	0	0	0				
Ozzie Smith, S (1.6) OBP: 0.356, SLG: 0.350			0-0 4-3		0-0 4-3 1B			0-0 B5-3		3	0	1	0	0	0	0				
Joaquin Andujar, S (1.1) OBP: 0.196, SLG: 0.250 Jim Kaat, L (8, 1) Steve Braun, L (8, PH) OBP: 0.396, SLG: 0.325 (9, 7)			0-0 K		0-3 K			0-0 2B		2	0	0	0	0	2	2				
Inning Stats	R: 0 E: 0 K: 0 S: 3	H: 1 LOB: 0 BB: 0 P: 3	R: 0 E: 0 K: 0 S: 3	H: 0 LOB: 0 BB: 0 P: 3	R: 0 E: 0 K: 0 S: 3	H: 0 LOB: 0 BB: 0 P: 3	R: 0 E: 0 K: 0 S: 3	H: 0 LOB: 0 BB: 0 P: 3	R: 1 E: 0 K: 1 S: 7	H: 2 LOB: 1 BB: 1 P: 11	R: 0 E: 0 K: 0 S: 4	H: 2 LOB: 2 BB: 0 P: 4	R: 0 E: 0 K: 0 S: 4	H: 1 LOB: 1 BB: 0 P: 4	R: 0 E: 0 K: 0 S: 3	H: 0 LOB: 0 BB: 0 P: 3		1B: 5 2B: 1 3B: 0 HR: 0	SF: 0 SAC: 0 DP: 0 HBP: 0	WP: 0 PB: 1 SB: 0 CS: 1
PITCHER	IP WLS BF H R ER SO BB IBB HBP BLK WP HR S P ERA WHIP	IP WLS BF H R ER SO BB IBB HBP BLK WP HR S P ERA WHIP	IP WLS BF H R ER SO BB IBB HBP BLK WP HR S P ERA WHIP	IP WLS BF H R ER SO BB IBB HBP BLK WP HR S P ERA WHIP	IP WLS BF H R ER SO BB IBB HBP BLK WP HR S P ERA WHIP	IP WLS BF H R ER SO BB IBB HBP BLK WP HR S P ERA WHIP	IP WLS BF H R ER SO BB IBB HBP BLK WP HR S P ERA WHIP	IP WLS BF H R ER SO BB IBB HBP BLK WP HR S P ERA WHIP	IP WLS BF H R ER SO BB IBB HBP BLK WP HR S P ERA WHIP	IP WLS BF H R ER SO BB IBB HBP BLK WP HR S P ERA WHIP	IP WLS BF H R ER SO BB IBB HBP BLK WP HR S P ERA WHIP	IP WLS BF H R ER SO BB IBB HBP BLK WP HR S P ERA WHIP	IP WLS BF H R ER SO BB IBB HBP BLK WP HR S P ERA WHIP	IP WLS BF H R ER SO BB IBB HBP BLK WP HR S P ERA WHIP	IP WLS BF H R ER SO BB IBB HBP BLK WP HR S P ERA WHIP	IP WLS BF H R ER SO BB IBB HBP BLK WP HR S P ERA WHIP				
Phil Niekro, R (1.1) ERA: 3.31	7.1	W 27	6	1	1	2	1	0	0	0	30	34	1.23	0.955						
Gene Garber, R (8, 1) ERA: 2.0	1.2	S 5	0	0	0	0	0	0	0	0	5	5	0.00	0.000						

Batter	1	2	3	4	5	6	7	8	9	AB	R	H	RBI	BB	SO	LOB	TOP			
Claudell Washington, L OBP: 0.345, SLG: 0.390 (1,9)	F6		L4-3			L3			4-3	4	0	0	0	0	0	1				
Rafael Ramirez, R OBP: 0.308, SLG: 0.353 (1,6)	F8					F9			F8	3	0	0	0	1	0	0				
Larry Whisenton, L OBP: 0.369, SLG: 0.436 (1,7)	F7					4-3			G3	4	0	0	0	0	1	1				
Dale Murphy, R OBP: 0.388, SLG: 0.563 (1,8)									6-3	3	0	2	0	0	0	0				
Bob Horner, R OBP: 0.378, SLG: 0.527 (1,5)									L5	3	0	1	0	0	0	1				
Chris Chambliss, L OBP: 0.326, SLG: 0.406 (1,3)										3	0	1	0	0	1	2				
Ken Dayley, L OBP: 0.316, SLG: 0.250 (7,1)									F8	0	0	0	0	0	0	0				
Glenn Hubbard, R OBP: 0.338, SLG: 0.375 (1,4)									F7	3	0	0	0	0	0	1				
Bruce Benedict, R OBP: 0.299, SLG: 0.296 (1,2)									F7	3	0	0	0	0	0	0				
Bob Walk, R OBP: 0.263, SLG: 0.152 (1,1)									F8	0	0	0	0	0	0	0				
Joe Cowley, R OBP: 0.214, SLG: 0.214 (2,1)									F8	2	0	1	0	0	0	0				
Ken Smith, L OBP: 0.417, SLG: 0.355 (7,3)									F8	1	0	0	0	0	0	0				
Inning Stats	R: 0 E: 0 K: 0 S: 3	H: 0 LOB: 0 BB: 0 P: 3	R: 0 E: 0 K: 0 S: 4	H: 2 LOB: 1 BB: 0 P: 4	R: 0 E: 0 K: 0 S: 3	H: 1 LOB: 0 BB: 0 P: 3	R: 0 E: 0 K: 1 S: 7	H: 2 LOB: 2 BB: 0 P: 7	R: 0 E: 0 K: 0 S: 3	H: 0 LOB: 0 BB: 1 P: 6	R: 0 E: 0 K: 0 S: 3	H: 0 LOB: 0 BB: 0 P: 3	R: 0 E: 0 K: 1 S: 5	H: 0 LOB: 0 BB: 0 P: 5	R: 0 E: 0 K: 1 S: 5	H: 0 LOB: 0 BB: 0 P: 5	1B: 4 2B: 2 3B: 0 HR: 0	SF: 0 SAC: 0 DP: 1 HBP: 0	WP: 0 PB: 0 SB: 0 CS: 2	PA: 30
PITCHER Steve Mura, R ERA: 3.89 (1,1)	IP: 9.0 WLS: W BF: 30 H: 5 R: 0 ER: 0 SO: 2 BB: 1 IBB: 0 HBP: 0 BLK: 0 WP: 0 HR: 0 S: 33 P: 37 ERA: 0.00 WHIP: 0.667																			

Atlanta Braves @ St. Louis Cardinals
Busch Stadium, St. Louis, MO
Wed Jul 21 1982, 7:05 PM CDT
Att: 19,899 - Unknown

AB 29
R 0
H 5
RBI 0
BB 1
SO 2
LOB 6



Batter	1	2	3	4	5	6	7	8	9	AB	R	H	RBI	BB	SO	LOB	BOTTOM			
Tom Herr, S OBP: 0.314, SLG: 0.297 (1,4)	S	4-3	K			K			K	5	1	1	0	0	3	1				
Lonnie Smith, R OBP: 0.392, SLG: 0.437 (1,7)	S					F8			F8	4	3	2	0	1	0	0				
Keith Hernandez, L OBP: 0.374, SLG: 0.385 (1,3)	S					F7				3	2	2	2	1	0	1				
George Hendrick, R OBP: 0.312, SLG: 0.461 (1,9)	F8									4	1	2	3	0	0	2				
Darrell Porter, L OBP: 0.328, SLG: 0.389 (1,2)									F8	3	1	2	2	1	0	0				
Willie McGee, S OBP: 0.335, SLG: 0.413 (1,8)	F8									4	0	1	0	0	0	4				
Ken Oberkfell, L OBP: 0.331, SLG: 0.351 (1,5)						P4			P4	4	0	1	1	0	0	1				
Ozzie Smith, S OBP: 0.351, SLG: 0.345 (1,6)	F8					4-3			F7	4	0	1	0	0	0	2				
Steve Mura, R OBP: 0.114, SLG: 0.061 (1,1)						5-3			K	3	0	0	0	0	1	0				
Inning Stats	R: 4 E: 0 K: 0 S: 7	H: 4 LOB: 1 BB: 1 P: 11	R: 3 E: 0 K: 0 S: 7	H: 4 LOB: 1 BB: 0 P: 7	R: 0 E: 0 K: 1 S: 6	H: 1 LOB: 0 BB: 0 P: 6	R: 1 E: 0 K: 0 S: 4	H: 2 LOB: 1 BB: 1 P: 8	R: 0 E: 0 K: 0 S: 3	H: 0 LOB: 0 BB: 0 P: 3	R: 0 E: 0 K: 1 S: 5	H: 0 LOB: 1 BB: 1 P: 9	R: 0 E: 0 K: 2 S: 7	H: 0 LOB: 0 BB: 0 P: 7	R: 0 E: 0 K: 2 S: 7	H: 0 LOB: 0 BB: 0 P: 7	1B: 8 2B: 3 3B: 1 HR: 0	SF: 0 SAC: 1 DP: 1 HBP: 0	WP: 1 PB: 0 SB: 2 CS: 0	PA: 38
PITCHER Bob Walk, R ERA: 4.41 (1,1)	IP: 1.2 WLS: L BF: 13 H: 7 R: 7 ER: 7 SO: 7 BB: 1 IBB: 0 HBP: 0 BLK: 0 WP: 0 HR: 0 S: 12 P: 16 ERA: 37.80 WHIP: 4.800																			
Joe Cowley, R ERA: 3.72 (2,1)	IP: 4.1 WLS: 18 BF: 4 H: 1 R: 1 ER: 1 SO: 2 BB: 2 IBB: 0 HBP: 0 BLK: 0 WP: 0 HR: 0 S: 20 P: 28 ERA: 2.08 WHIP: 1.385																			
Ken Dayley, L ERA: 4.13 (7,1)	IP: 2.0 WLS: 7 BF: 1 H: 0 R: 0 ER: 0 SO: 2 BB: 0 IBB: 0 HBP: 0 BLK: 0 WP: 0 HR: 0 S: 11 P: 11 ERA: 0.00 WHIP: 0.500																			

Atlanta Braves @ St. Louis Cardinals
Busch Stadium, St. Louis, MO
Wed Jul 21 1982, 7:05 PM CDT
Att: 19,899 - Unknown

AB 34
R 8
H 12
RBI 8
BB 3
SO 4
LOB 11



Batter	1	2	3	4	5	6	7	8	9	AB	R	H	RBI	BB	SO	LOB	TOP			
Claudell Washington, L OBP: 0.347, SLG: 0.395	0-0 CS 1B			0-0 2B		0-0 6-3		0-0 4-3		4	0	2	0	0	0	2	Atlanta Braves @ Pittsburgh Pirates Three Rivers Stadium, Pittsburgh, PA Fri Jul 23 1982, 7:05 PM EDT Att: 22,722 - Unknown			
Glenn Hubbard, R OBP: 0.337, SLG: 0.371	0-0 F9			0-0 F7		0-0 4-3		4-0 G6-3 BB		3	0	0	0	1	0	2				
Chris Chambliss, L OBP: 0.322, SLG: 0.401	0-0 6-3			0-0 P6			0-0 6-3	0-0 G6-3 1-2		4	0	0	0	0	0	2				
Dale Murphy, R OBP: 0.386, SLG: 0.558		0-3 K		0-0 6-3		4-0 G6-3 BB		0-3 K		3	0	0	0	1	2	1				
Bob Horner, R OBP: 0.374, SLG: 0.521		0-0 5-3			0-3 K		0-0 G6-3 1-2			3	0	0	0	0	1	1				
Biff Pocoreba, S OBP: 0.416, SLG: 0.500		0-0 P4			0-0 1B			0-0 1B		3	0	2	0	0	0	0				
Bob Porter, L OBP: 0.222, SLG: 0.222				0-0 FC3-6 1B		0-0 F9		0-0 F9		3	0	1	0	0	0	2				
Rafael Ramirez, R OBP: 0.308, SLG: 0.353				0-0 FC3-6 CS		0-0 F9		1-2 1B		3	0	1	0	0	0	2				
Rick Camp, R Larry Whisenton, L Al Hrabosky, L Ken Smith, L Joe Cowley, R Carlos Diaz, R				0-3 K		0-0 P6		0-3 K		1	0	0	0	0	1	1				
Inning Stats	R: 0 E: 0 K: 0 S: 3	H: 1 LOB: 0 BB: 0 P: 3	R: 0 E: 0 K: 1 S: 5	H: 0 LOB: 0 BB: 0 P: 5	R: 0 E: 0 K: 1 S: 5	H: 1 LOB: 0 BB: 0 P: 5	R: 0 E: 0 K: 0 S: 4	H: 1 LOB: 1 BB: 0 P: 4	R: 0 E: 0 K: 1 S: 6	H: 1 LOB: 1 BB: 0 P: 6	R: 0 E: 0 K: 0 S: 2	H: 0 LOB: 0 BB: 1 P: 6	R: 0 E: 0 K: 1 S: 7	H: 2 LOB: 2 BB: 0 P: 7	R: 0 E: 0 K: 1 S: 4	H: 0 LOB: 0 BB: 1 P: 8		1B: 5 2B: 1 3B: 0 HR: 0	SF: 0 SAC: 0 DP: 2 HBP: 0	WP: 0 PB: 0 SB: 0 CS: 2
PITCHER Rick Rhoden, R ERA: 5.21	IP: 9.0 WLS: W BF: 31 H: 6 R: 0 ER: 0 SO: 5 BB: 2 IBB: 0 HBP: 0 BLK: 0 WP: 0 HR: 0 S: 39 P: 47 ERA: 0.00 WHIP: 0.889																			

Batter	1	2	3	4	5	6	7	8	9	AB	R	H	RBI	BB	SO	LOB	BOTTOM			
Omar Moreno, L OBP: 0.299, SLG: 0.327	0-0 G3	4-0 S BB		0-0 4-3		4-0 BB		1-3 3-H 2B		3	0	1	1	2	0	1	Atlanta Braves @ Pittsburgh Pirates Three Rivers Stadium, Pittsburgh, PA Fri Jul 23 1982, 7:05 PM EDT Att: 22,722 - Unknown			
Johnny Ray, S OBP: 0.334, SLG: 0.414	0-0 1B SF8	4-0 1-3 3-H BB			0-0 G5-4-3 1B	0-0 4-3		0-0 F8		4	1	2	0	1	0	4				
Bill Madlock, R OBP: 0.357, SLG: 0.440	0-0 FC6 1B	0-0 P6			0-0 G5-4-3 1-2	0-3 K				4	0	1	0	0	1	3				
Jason Thompson, L OBP: 0.392, SLG: 0.505	0-0 SF8			0-0 F7		0-0 F7		0-0 F8		3	0	0	1	0	0	0				
Dave Parker, L OBP: 0.333, SLG: 0.436	0-0 FC6 1-2			0-0 CS 1B		0-0 E6 1B 2B		0-0 P6		4	1	1	0	0	0	1				
Mike Easter, L OBP: 0.353, SLG: 0.425		0-0 3B 2B		0-3 K		0-3 K		0-0 6-3		4	1	1	0	0	2	2				
Tony Peña, R OBP: 0.340, SLG: 0.450		0-0 P5			0-0 SH1-3 1B	0-0 F9		0-3 K		4	0	1	0	0	1	2				
Dale Berra, R OBP: 0.315, SLG: 0.419		0-0 S 3B			0-0 SH1-3	0-0 2B 1B		4-0 1B 2B BB		2	3	2	1	1	0	0				
Rick Rhoden, R OBP: 0.327, SLG: 0.620		0-0 6-3		0-0 K		0-0 1B 2B		0-0 2B 1B		4	0	2	2	0	1	2				
Inning Stats	R: 1 E: 0 K: 0 S: 5	H: 2 LOB: 1 BB: 0 P: 5	R: 2 E: 0 K: 0 S: 5	H: 2 LOB: 2 BB: 2 P: 13	R: 0 E: 0 K: 1 S: 5	H: 1 LOB: 0 BB: 0 P: 5	R: 0 E: 0 K: 1 S: 6	H: 1 LOB: 1 BB: 0 P: 6	R: 0 E: 0 K: 1 S: 3	H: 1 LOB: 0 BB: 0 P: 3	R: 2 E: 1 K: 1 S: 8	H: 2 LOB: 2 BB: 1 P: 12	R: 0 E: 0 K: 1 S: 5	H: 0 LOB: 0 BB: 0 P: 5	R: 1 E: 0 K: 1 S: 7	H: 2 LOB: 2 BB: 1 P: 11		1B: 7 2B: 3 3B: 1 HR: 0	SF: 1 SAC: 1 DP: 1 HBP: 0	WP: 0 PB: 0 SB: 3 CS: 1
PITCHER Rick Camp, R Al Hrabosky, L Joe Cowley, R Carlos Diaz, L	IP: 5.0 WLS: L BF: 10 H: 2 R: 2 ER: 0 SO: 2 BB: 1 IBB: 0 HBP: 0 BLK: 0 WP: 0 HR: 0 S: 13 P: 17 ERA: 0.00 WHIP: 1.500																			

Batter	1	2	3	4	5	6	7	8	9	AB	R	H	RBI	BB	SO	LOB	TOP			
Claudell Washington, L (1, 9) OBP: 0.345, SLG: 0.388										3	0	0	0	0	2	0	Atlanta Braves @ Pittsburgh Pirates Three Rivers Stadium, Pittsburgh, PA Sun Jul 25 1982, 3:33 AM EDT Att: 22,565 - Unknown			
Rafael Ramirez, R (1, 6) OBP: 0.309, SLG: 0.351										3	0	1	0	0	0	0				
Dale Murphy, R (1, 8) OBP: 0.380, SLG: 0.547										3	0	0	0	0	1	1				
Bob Horner, R (1, 5) OBP: 0.375, SLG: 0.519										3	0	2	0	0	0	0				
Rufino Linares, R (1, 7) OBP: 0.366, SLG: 0.435										3	0	0	0	0	0	2				
Bob Watson, R (1, 3) OBP: 0.253, SLG: 0.333										3	0	0	0	0	0	0				
Glenn Hubbard, R (1, 4) OBP: 0.339, SLG: 0.373										3	0	1	0	0	0	0				
Bruce Benedict, R (1, 2) OBP: 0.295, SLG: 0.292										3	0	0	0	0	0	1				
Rick Mahler, R (1, 1) OBP: 0.205, SLG: 0.238										2	0	0	0	0	0	0				
Al Hrabosky, R (6, 1) OBP: 0.500, SLG: 0.500										0	0	0	0	0	0	0				
Joe Cowley, R (7, 1) OBP: 0.214, SLG: 0.214										0	0	0	0	0	0	0				
Jerry Royster, R (9, FH) OBP: 0.255, SLG: 0.205										1	0	0	0	0	0	0				
Inning Stats	R: 0 E: 0 K: 1 S: 5	H: 1 LOB: 0 BB: 0 P: 5	R: 0 E: 0 K: 0 S: 3	H: 1 LOB: 0 BB: 0 P: 3	R: 0 E: 0 K: 0 S: 3	H: 0 LOB: 0 BB: 0 P: 3	R: 0 E: 0 K: 0 S: 3	H: 0 LOB: 0 BB: 0 P: 3	R: 0 E: 0 K: 0 S: 3	H: 0 LOB: 0 BB: 0 P: 3	R: 0 E: 0 K: 2 S: 7	H: 0 LOB: 0 BB: 0 P: 7	R: 0 E: 0 K: 0 S: 3	H: 1 LOB: 0 BB: 0 P: 3	R: 0 E: 0 K: 0 S: 3	H: 1 LOB: 0 BB: 0 P: 3	1B: 4 2B: 0 3B: 0 HR: 0	SF: 0 SAC: 0 DP: 3 HBP: 0	WP: 0 PB: 0 SB: 0 CS: 1	PA: 27
PITCHER John Candelaria, L (1, 1) ERA: 2.67	IP: 9.0 WLS: W BF: 27 H: 4 R: 0 ER: 0 SO: 3 BB: 0 IBB: 0 HBP: 0 BLK: 0 WP: 0 HR: 0 S: 33 P: 33 ERA: 0.00 WHIP: 0.444																			



Batter	1	2	3	4	5	6	7	8	9	AB	R	H	RBI	BB	SO	LOB	BOTTOM			
Omar Moreno, L (1, 8) OBP: 0.301, SLG: 0.329										3	1	2	0	1	0	1	Atlanta Braves @ Pittsburgh Pirates Three Rivers Stadium, Pittsburgh, PA Sun Jul 25 1982, 3:33 AM EDT Att: 22,565 - Unknown			
Johnny Ray, S (1, 4) OBP: 0.335, SLG: 0.413										4	2	2	0	0	0	2				
Bill Madlock, R (1, 5) OBP: 0.352, SLG: 0.433										4	2	1	2	0	0	1				
Jason Thompson, L (1, 3) OBP: 0.399, SLG: 0.516										2	2	2	2	2	0	0				
Dave Parker, L (1, 9) OBP: 0.331, SLG: 0.445										3	0	1	2	0	0	1				
Mike Easter, L (1, 7) OBP: 0.349, SLG: 0.419										2	0	0	0	0	0	2				
Lee Lacy, R (6, FH) OBP: 0.354, SLG: 0.367										1	0	0	1	0	0	0				
Dale Berra, R (1, 6) OBP: 0.314, SLG: 0.413										4	0	1	0	0	1	1				
Steve Nicosia, R (1, 2) OBP: 0.386, SLG: 0.429										3	1	1	1	1	0	2				
John Candelaria, L (1, 1) OBP: 0.211, SLG: 0.216										3	0	0	0	0	1	2				
Inning Stats	R: 0 E: 0 K: 0 S: 3	H: 1 LOB: 0 BB: 0 P: 3	R: 1 E: 0 K: 0 S: 5	H: 2 LOB: 2 BB: 1 P: 9	R: 0 E: 0 K: 0 S: 2	H: 0 LOB: 0 BB: 1 P: 6	R: 0 E: 0 K: 0 S: 3	H: 1 LOB: 0 BB: 0 P: 3	R: 0 E: 0 K: 0 S: 3	H: 0 LOB: 1 BB: 1 P: 7	R: 2 E: 1 K: 0 S: 5	H: 1 LOB: 1 BB: 1 P: 9	R: 5 E: 0 K: 1 S: 10	H: 5 LOB: 0 BB: 0 P: 10	R: 0 E: 0 K: 1 S: 5	H: 0 LOB: 0 BB: 0 P: 5	1B: 6 2B: 1 3B: 1 HR: 2	SF: 2 SAC: 1 DP: 1 HBP: 0	WP: 0 PB: 0 SB: 1 CS: 1	PA: 36
PITCHER Rick Mahler, R (1, 1) ERA: 4.23	IP: 5.0 WLS: L BF: 22 H: 5 R: 3 ER: 3 SO: 1 BB: 4 IBB: 0 HBP: 0 BLK: 0 WP: 0 HR: 0 S: 18 P: 34 ERA: 1.80 WHIP: 1.800																			
Al Hrabosky, L (6, 1) ERA: 3.42	1.1 7 3 3 3 1 0 0 0 0 0 1 9 9 20.25 2.250																			
Joe Cowley, R (7, 1) ERA: 4.17	1.2 7 2 2 2 1 0 0 0 0 0 1 9 9 10.80 1.200																			



Batter	1	2	3	4	5	6	7	8	9	AB	R	H	RBI	BB	SO	LOB	TOP				
Gene Richards, L (1,3) OBP: 0.341, SLG: 0.359	3-1		G4-6-3 BB		6-3		4-3			3	0	0	0	1	0	0	San Diego Padres @ Atlanta Braves Atlanta-Fulton County Stadium, Atlanta, GA Tue Jul 27 1982, 7:05 PM EDT Unknown				
Tony Gwynn, L (1,7) OBP: 0.375, SLG: 0.414	4-0		G4-6-3 1-2			HR	G3			3	1	1	0	1	0	2					
Garry Templeton, S (1,6) Joe Pittman, R (6,6) OBP: 0.288, SLG: 0.384 OBP: 0.283, SLG: 0.293	L6			P5		HR		F9		3	1	1	2	0	0	1					
Ruppert Jones, L (1,8) OBP: 0.403, SLG: 0.463		6-3		1B		K		6-3		4	0	1	0	0	1	0					
Sixto Lezcano, R (1,9) Broderick Perkins, L (6,9) OBP: 0.376, SLG: 0.442 OBP: 0.349, SLG: 0.350				F7		1B		F9		1	0	0	0	2	0	1					
Terry Kennedy, L (1,2) OBP: 0.308, SLG: 0.472				BB		BB		F9		1	0	0	0	0	0	0					
Luis Salazar, R (1,5) Joe Lefebvre, L (6,5) OBP: 0.277, SLG: 0.355 OBP: 0.245, SLG: 0.211	4-3			F9		1B		4-3		3	0	1	0	0	0	3					
Tim Flannery, L (1,4) OBP: 0.320, SLG: 0.319				BB		P4		F9		3	0	0	0	1	0	2					
Tim Lollar, L (1,1) Floyd Chiffer, R (3,1) Dave Edwards, R (7,PH) John Curtis, L (7,1) OBP: 0.300, SLG: 0.466 OBP: 0.194, SLG: 0.306 OBP: 0.273, SLG: 0.333	F9			4-3		4-3		P6		1	0	0	0	0	0	1					
Inning Stats	R: 0 E: 0 K: 0 S: 2	H: 0 LOB: 0 BB: 1 P: 6	R: 0 E: 0 K: 1 S: 5	H: 0 LOB: 1 BB: 2 P: 9	R: 0 E: 0 K: 0 S: 2	H: 0 LOB: 1 BB: 2 P: 10	R: 0 E: 0 K: 0 S: 5	H: 2 LOB: 2 BB: 0 P: 5	R: 0 E: 0 K: 1 S: 3	H: 0 LOB: 0 BB: 0 P: 3	R: 0 E: 0 K: 0 S: 3	H: 0 LOB: 0 BB: 0 P: 3	R: 0 E: 0 K: 0 S: 3	H: 0 LOB: 0 BB: 0 P: 3	R: 0 E: 0 K: 0 S: 3	H: 0 LOB: 0 BB: 0 P: 3		1B: 4 2B: 1 3B: 0 HR: 1	SF: 0 SAC: 0 DP: 2 HBP: 0	WP: 0 PB: 0 CS: 0	PA: 35
PITCHER Bob Walk, R (1,1) ERA: 4.23	IP: 9.0 WLS: W BF: 35 H: 5 R: 2 ER: 2 SO: 2 BB: 5 IBB: 0 HBP: 0 BLK: 0 WP: 0 HR: 1 S: 34 P: 54 ERA: 2.00 WHIP: 1.111															PITCHER					

Batter	1	2	3	4	5	6	7	8	9	AB	R	H	RBI	BB	SO	LOB	BOTTOM				
Rafael Ramirez, R (1,6) OBP: 0.311, SLG: 0.361	1-3			F9	F8			HR		5	1	2	2	0	0	2	San Diego Padres @ Atlanta Braves Atlanta-Fulton County Stadium, Atlanta, GA Tue Jul 27 1982, 7:05 PM EDT Unknown				
Glenn Hubbard, R (1,4) Randy Johnson, R (8,FR) OBP: 0.340, SLG: 0.372 OBP: 0.327, SLG: 0.341	K		HR	K		F8		BB	FC6-2 1B	4	1	1	0	1	2	0					
Dale Murphy, R (1,8) OBP: 0.385, SLG: 0.561			HR			4-1		FC6-2 4-3 BB		4	2	3	2	1	0	0					
Bob Horner, R (1,5) Bob Porter, L (8,FR) OBP: 0.384, SLG: 0.519 OBP: 0.231, SLG: 0.231			1B	1B	FC1-2 E BB			4-3 FC6-2 BB		0	2	0	0	3	0	0					
Rufino Linares, R (1,9) OBP: 0.360, SLG: 0.426	P4		G5-3 1B	G5-3 1B	E5 BB FC1-2	F9		FC6-2 4-3		5	1	1	0	0	8						
Bob Watson, R (1,3) OBP: 0.282, SLG: 0.338		1B	1B	G5-3 1B	FC1-2 BB		P5	4-3		5	2	2	1	0	5						
Bruce Benedict, R (1,2) OBP: 0.293, SLG: 0.287		K	G5-3	1B	1B		K	P5		4	0	0	1	1	2	6					
Jerry Royster, R (1,7) OBP: 0.255, SLG: 0.196		F8	F8		SF9					2	0	0	1	1	0	2					
Bob Walk, R (1,1) OBP: 0.286, SLG: 0.189		1B		1-3			K			4	0	2	1	0	1	1					
Inning Stats	R: 0 E: 0 K: 1 S: 6	H: 1 LOB: 2 BB: 1 P: 10	R: 1 E: 0 K: 1 S: 7	H: 3 LOB: 0 BB: 0 P: 7	R: 3 E: 0 K: 0 S: 5	H: 3 LOB: 1 BB: 1 P: 10	R: 0 E: 0 K: 1 S: 5	H: 0 LOB: 0 BB: 0 P: 5	R: 3 E: 1 K: 0 S: 6	H: 2 LOB: 2 BB: 2 P: 14	R: 0 E: 0 K: 2 S: 7	H: 0 LOB: 1 BB: 1 P: 11	R: 0 E: 0 K: 0 S: 5	H: 2 LOB: 3 BB: 2 P: 13	R: 2 E: 0 K: 0 S: 5	H: 2 LOB: 3 BB: 2 P: 13		1B: 8 2B: 1 3B: 0 HR: 2	SF: 1 SAC: 0 DP: 1 HBP: 2	WP: 0 PB: 0 CS: 0	PA: 43
PITCHER Tim Lollar, L (1,1) ERA: 3.21 Floyd Chiffer, R (3,1) ERA: 2.57 John Curtis, L (7,1) ERA: 4.32	IP: 2.0 WLS: L BF: 14 H: 6 R: 4 ER: 4 SO: 2 BB: 2 IBB: 0 HBP: 1 BLK: 0 WP: 0 HR: 1 S: 15 P: 24 ERA: 18.00 WHIP: 4.000															PITCHER					



Batter	1	2	3	4	5	6	7	8	9	10	AB	R	H	RBI	BB	SO	LOB	TOP						
Joe Pittman, R OBP: 0.292, SLG: 0.279 (1, 4)	4-0 1B BB	0-0 6-3		0-3 K		0-0 G6-4-3 1-2			4-0 1B BB		3	1	0	0	2	1	2	San Diego Padres @ Atlanta Braves Atlanta-Fulton County Stadium, Atlanta, GA Tue Jul 27 1982, 7:05 PM EDT Att: 32,151 - Unknown livebaseballscorecards.com AB 36 R 6 H 9 RBI 6 BB 5 SO 7 LOB 15 						
Tony Gwynn, L OBP: 0.432, SLG: 0.471 (1, 7)	0-0 1B SF9 1B		0-0 HR 1B		4-3 1B		0-0 G6-3 1B		0-0 1B		5	3	4	1	0	0	0							
Garry Templeton, S OBP: 0.284, SLG: 0.379 (1, 6)	0-0 F7		0-3 K		4-3		0-0 G6-3 1-2		0-0 F7		5	0	0	0	0	1	6							
Sixto Lezcano, R OBP: 0.376, SLG: 0.451 (1, 9)	0-0 1B		0-0 HR		P4		0-0 F7			0-0 P6	5	1	2	2	0	0	1							
Kurt Bevacqua, R OBP: 0.353, SLG: 0.314 (1, 3)	0-0 SF9		0-0 HR		4-0 1B BB		0-3 K		4-0 FC6-4 BB		2	0	0	1	2	1	0							
Ruppert Jones, L OBP: 0.400, SLG: 0.459 (1, 8)	0-0 F8		0-3 K		0-0 1B BB		0-0 K		0-0 F8		5	0	1	1	0	2	2							
Luis Salazar, R OBP: 0.274, SLG: 0.349 (1, 5)		0-0 4-3		0-3 K		0-0 5-3		0-3 K		0-0 FC6-4 1-2	5	0	0	0	0	2	3							
Steve Swisher, R OBP: 0.323, SLG: 0.500 Broderick Perkins, L OBP: 0.347, SLG: 0.358 Gary Lucas, L (9, 1)		0-0 SH1-4 1B		0-0 HR		4-0 G6-4-3 BB			0-0 F7		2	1	2	1	1	0	0							
Eric Show, R OBP: 0.297, SLG: 0.207 Dave Dravecky, L OBP: 0.244, SLG: 0.209 Joe Lefebvre, L OBP: 0.192, SLG: 0.200 Luis DelaCruz, R OBP: 0.192, SLG: 0.200 Terry Kennedy, L OBP: 0.207, SLG: 0.470 (9, 2)		0-0 SH1-4		0-0 5-3		0-0 F9			0-0 F7		1	0	0	0	0	0	0							
Inning Stats	R: 2 E: 0 K: 0 S: 5	H: 2 LOB: 1 BB: 1 P: 9	R: 0 E: 0 K: 2 S: 4	H: 1 LOB: 1 BB: 0 P: 4	R: 2 E: 0 K: 2 S: 9	H: 2 LOB: 0 BB: 0 P: 9	R: 1 E: 0 K: 2 S: 8	H: 1 LOB: 0 BB: 0 P: 8	R: 1 E: 1 K: 0 S: 5	H: 1 LOB: 2 BB: 1 P: 9	R: 0 E: 0 K: 0 S: 2	H: 0 LOB: 0 BB: 1 P: 6	R: 0 E: 0 K: 3 S: 9	H: 0 LOB: 0 BB: 0 P: 9	R: 0 E: 0 K: 0 S: 4	H: 1 LOB: 2 BB: 1 P: 8	R: 0 E: 0 K: 0 S: 3		H: 0 LOB: 1 BB: 1 P: 7	1B: 7 2B: 0 3B: 0 HR: 2	SF: 1 SAC: 1 DP: 2 HBP: 0	WP: 0 PA: 43		
PITCHER	IP WLS BF H R ER SO ERA WHIP	IP WLS BF H R ER SO ERA WHIP	IP WLS BF H R ER SO ERA WHIP	IP WLS BF H R ER SO ERA WHIP	IP WLS BF H R ER SO ERA WHIP	IP WLS BF H R ER SO ERA WHIP	IP WLS BF H R ER SO ERA WHIP	IP WLS BF H R ER SO ERA WHIP	IP WLS BF H R ER SO ERA WHIP	IP WLS BF H R ER SO ERA WHIP	IP WLS BF H R ER SO ERA WHIP	IP WLS BF H R ER SO ERA WHIP	IP WLS BF H R ER SO ERA WHIP	IP WLS BF H R ER SO ERA WHIP	IP WLS BF H R ER SO ERA WHIP	IP WLS BF H R ER SO ERA WHIP	IP WLS BF H R ER SO ERA WHIP	IP WLS BF H R ER SO ERA WHIP	IP WLS BF H R ER SO ERA WHIP	IP WLS BF H R ER SO ERA WHIP	IP WLS BF H R ER SO ERA WHIP	IP WLS BF H R ER SO ERA WHIP		
Ken Dayley, L ERA: 4.55	2.1	13	5	4	4	1	BB: 1	IBB: 0	HBP: 0	BLK: 0	WP: 0	HR: 1	S: 14	P: 18	ERA: 15.43	WHIP: 2.571								
Pascual Perez, R ERA: 1.93	4.2	18	3	2	1	3	BB: 2	IBB: 0	HBP: 0	BLK: 0	WP: 0	HR: 1	S: 22	P: 30	ERA: 1.93	WHIP: 1.071								
Steve Bedrosian, R ERA: 1.46	3.0	12	1	0	0	3	BB: 2	IBB: 0	HBP: 0	BLK: 0	WP: 0	HR: 0	S: 16	P: 24	ERA: 0.00	WHIP: 1.000								
PITCHER	IP WLS BF H R ER SO ERA WHIP	IP WLS BF H R ER SO ERA WHIP	IP WLS BF H R ER SO ERA WHIP	IP WLS BF H R ER SO ERA WHIP	IP WLS BF H R ER SO ERA WHIP	IP WLS BF H R ER SO ERA WHIP	IP WLS BF H R ER SO ERA WHIP	IP WLS BF H R ER SO ERA WHIP	IP WLS BF H R ER SO ERA WHIP	IP WLS BF H R ER SO ERA WHIP	IP WLS BF H R ER SO ERA WHIP	IP WLS BF H R ER SO ERA WHIP	IP WLS BF H R ER SO ERA WHIP	IP WLS BF H R ER SO ERA WHIP	IP WLS BF H R ER SO ERA WHIP	IP WLS BF H R ER SO ERA WHIP	IP WLS BF H R ER SO ERA WHIP	IP WLS BF H R ER SO ERA WHIP	IP WLS BF H R ER SO ERA WHIP	IP WLS BF H R ER SO ERA WHIP	IP WLS BF H R ER SO ERA WHIP	IP WLS BF H R ER SO ERA WHIP	IP WLS BF H R ER SO ERA WHIP	
Rafael Ramirez, R OBP: 0.307, SLG: 0.357 (1, 6)	0-3 K		0-0 P6		0-0 FC1-6 6-3 1-2		0-0 6-3			0-0 SH3-4 1-2	4	0	0	0	0	1	1	San Diego Padres @ Atlanta Braves Atlanta-Fulton County Stadium, Atlanta, GA Tue Jul 27 1982, 7:05 PM EDT Att: 32,151 - Unknown livebaseballscorecards.com AB 34 R 8 H 8 RBI 8 BB 2 SO 7 LOB 7 						
Glenn Hubbard, R OBP: 0.344, SLG: 0.388 (1, 4)	0-0 WP SF7 2B		0-0 FC6-5 1B		0-0 6-3 1-2		0-0 P3		0-0 HR 2-H		5	2	3	2	0	0	1							
Claudell Washington, L OBP: 0.341, SLG: 0.384 (1, 9)	0-0 SF7 2-H		0-0 FC6-5 HR 1-3		0-0 K		0-3 K				3	1	0	1	0	2	2							
Dale Murphy, R OBP: 0.386, SLG: 0.568 (1, 8)	0-0 F8		0-0 HR 1-H		0-0 5-3		0-0 1B				4	1	2	2	0	0	0							
Bob Horner, R OBP: 0.360, SLG: 0.513 (1, 5)		0-3 K		0-0 E5 HR		0-0 P5		0-3 K			4	1	0	0	0	2	1							
Chris Chambliss, L OBP: 0.323, SLG: 0.409 (1, 3)		0-0 F5		0-0 HR 1-H		0-0 F9			0-0 FC1-6 1B		4	1	2	2	0	0	0							
Biff Pocoroba, S OBP: 0.402, SLG: 0.482 Bruce Benedict, R OBP: 0.292, SLG: 0.286 (10, 2)		0-0 4-3		0-0 1-3				0-0 3-1		0-0 FC1-6 G6-3 1-2	3	0	0	0	0	0	0							
Larry Whisenton, L OBP: 0.362, SLG: 0.455 Rufino Linares, R OBP: 0.358, SLG: 0.423 (10, 7)			0-0 G3		0-3 K		0-0 HR		0-0 G6-3 1-2		3	1	1	1	0	1	0							
Ken Dayley, L OBP: 0.318, SLG: 0.250 Pascual Perez, R OBP: 0.214, SLG: 0.214 Bob Porter, L OBP: 0.214, SLG: 0.214 Steve Bedrosian, R OBP: 0.268, SLG: 0.196 (10, PH)			0-0 F8		4-0 FC1-6 BB		0-3 K		4-0 SH3-4 HR BB		0	0	0	0	0	0	0							
Inning Stats	R: 1 E: 0 K: 1 S: 6	H: 1 LOB: 0 BB: 0 P: 6	R: 0 E: 0 K: 1 S: 5	H: 0 LOB: 0 BB: 0 P: 5	R: 0 E: 0 K: 0 S: 3	H: 0 LOB: 0 BB: 0 P: 3	R: 4 E: 1 K: 1 S: 9	H: 3 LOB: 0 BB: 0 P: 9	R: 0 E: 0 K: 1 S: 5	H: 0 LOB: 1 BB: 1 P: 9	R: 0 E: 0 K: 0 S: 3	H: 0 LOB: 0 BB: 0 P: 3	R: 0 E: 0 K: 2 S: 8	H: 1 LOB: 1 BB: 0 P: 8	R: 0 E: 0 K: 0 S: 3	H: 1 LOB: 1 BB: 0 P: 3	R: 2 E: 0 K: 0 S: 2		H: 1 LOB: 0 BB: 1 P: 6	1B: 3 2B: 1 3B: 0 HR: 4	SF: 1 SAC: 1 DP: 1 HBP: 0	WP: 1 PA: 38		
PITCHER	IP WLS BF H R ER SO ERA WHIP	IP WLS BF H R ER SO ERA WHIP	IP WLS BF H R ER SO ERA WHIP	IP WLS BF H R ER SO ERA WHIP	IP WLS BF H R ER SO ERA WHIP	IP WLS BF H R ER SO ERA WHIP	IP WLS BF H R ER SO ERA WHIP	IP WLS BF H R ER SO ERA WHIP	IP WLS BF H R ER SO ERA WHIP	IP WLS BF H R ER SO ERA WHIP	IP WLS BF H R ER SO ERA WHIP	IP WLS BF H R ER SO ERA WHIP	IP WLS BF H R ER SO ERA WHIP	IP WLS BF H R ER SO ERA WHIP	IP WLS BF H R ER SO ERA WHIP	IP WLS BF H R ER SO ERA WHIP	IP WLS BF H R ER SO ERA WHIP	IP WLS BF H R ER SO ERA WHIP	IP WLS BF H R ER SO ERA WHIP	IP WLS BF H R ER SO ERA WHIP	IP WLS BF H R ER SO ERA WHIP	IP WLS BF H R ER SO ERA WHIP		
Eric Show, R ERA: 2.45	3.1	15	4	5	4	2	BB: 1	IBB: 0	HBP: 0	BLK: 0	WP: 1	HR: 2	S: 19	P: 19	ERA: 10.80	WHIP: 1.200								
Dave Dravecky, L ERA: 3.0	1.2	6	0	0	0	2	BB: 1	IBB: 0	HBP: 0	BLK: 0	WP: 0	HR: 0	S: 9	P: 13	ERA: 0.00	WHIP: 0.600								
Luis DeLeon, R ERA: 1.94	3.0	11	2	1	1	3	BB: 0	IBB: 0	HBP: 0	BLK: 0	WP: 0	HR: 1	S: 17	P: 17	ERA: 3.00	WHIP: 0.667								
Gary Lucas, L ERA: 3.51	1.1	6	2	2	2	0	BB: 1	IBB: 0	HBP: 0	BLK: 0	WP: 0	HR: 1	S: 5	P: 9	ERA: 13.50	WHIP: 2.250								

Batter	1	2	3	4	5	6	7	8	9	AB	R	H	RBI	BB	SO	LOB	TOP		
Gene Richards, L (1, 3) OBP: 0.342, SLG: 0.355	4-0 FC4-6 BB	0-0 6-3			0-3 K			4-0 FC3-6 1B SF8 BB	0-0 G3	3	1	0	0	2	1	3			
Tony Gwynn, L (1, 7) (6, 8) OBP: 0.405, SLG: 0.436	0-0 FC4-6 FC4-6 1-2		0-0 1-3			0-0 F7		0-0 FC3-6 1B	0-0 4-3	5	0	1	1	0	0	2			
Garry Templeton, S (1, 6) OBP: 0.282, SLG: 0.375	0-0 FC4-6		0-0 F8			0-0 F8		0-0 FC3-6	0-0 4-3	4	1	0	0	0	0	3			
Joe Pittman, R (6, 6) OBP: 0.288, SLG: 0.274	0-0 FC4-6 HR		0-0 K			0-0 4-1		0-0 SF8		1	0	0	0	0	0	1			
Ruppert Jones, L (1, 8) OBP: 0.399, SLG: 0.467	0-0 HR		0-3 K			0-0 4-1		0-0 SF8		3	1	1	2	0	1	0			
Joe Lefebvre, L (6, 7) OBP: 0.240, SLG: 0.209	0-0 HR		0-0 K			0-0 4-1		0-0 SF8		0	0	0	1	0	0	0			
Sixto Lezcano, R (1, 9) OBP: 0.377, SLG: 0.454	0-0 2B			0-0 G1-6-3 1B			0-0 P4	0-0 4-3		4	0	2	0	0	0	1			
Terry Kennedy, L (1, 2) OBP: 0.309, SLG: 0.474	0-0 4-3			0-0 G1-6-3 1B			0-0 2B		0-0 HR	4	1	2	0	0	0	2			
Luis Salazar, R (1, 5) OBP: 0.273, SLG: 0.357		0-0 F8		0-0 P4			0-0 6-3		0-0 HR	4	1	1	2	0	0	1			
Tim Flannery, L (1, 4) OBP: 0.326, SLG: 0.325		0-0 2B			0-0 L6		4-0 BB		4-0 G3 4-3 BB	2	1	1	0	2	0	0			
Andy Hawkins, R (1, 1) Broderick Perkins, L (5, PH) Gary Lucas, L (5, 1) Kurt Bevacqua, R (7, PH) Dave Dravecky, R (7, 1) Dave Edwards, R (6, PH) OBP: 0.216, SLG: 0.326		0-0 F8			0-0 1-3		0-3 K		4-0 4-3 G3 BB	1	0	0	0	0	0	1			
Inning Stats	R: 2 E: 0 K: 0 S: 5	H: 2 LOB: 1 BB: 1 P: 9	R: 0 E: 0 K: 0 S: 4	H: 1 LOB: 1 BB: 0 P: 4	R: 0 E: 0 K: 1 S: 5	H: 0 LOB: 0 BB: 0 P: 5	R: 0 E: 0 K: 0 S: 3	H: 1 LOB: 0 BB: 0 P: 3	R: 0 E: 0 K: 1 S: 5	H: 0 LOB: 0 BB: 0 P: 5	R: 0 E: 0 K: 0 S: 3	H: 1 LOB: 2 BB: 1 P: 10	R: 1 E: 0 K: 0 S: 4	H: 1 LOB: 1 BB: 1 P: 8	R: 3 E: 0 K: 0 S: 5	H: 2 LOB: 1 BB: 2 P: 13	1B: 3 2B: 3 3B: 0 HR: 2	SF: 1 SAC: 0 DP: 1 HBP: 0	WP: 0 PA: 39 CS: 0
PITCHER	IP WLS BF H R ER SO BB IBB HBP BLK WP HR S P ERA WHIP																		
Phil Niekro, R (1, 1) ERA: 3.27	7.0 W 27 5 2 2 3 2 0 0 0 0 1 31 39 2.57 1.000																		
Al Hrabosky, L (8, 1) ERA: 4.23	1.0 7 3 3 3 0 1 0 0 0 0 1 6 10 27.00 4.000																		
Gene Garber, R (9, 1) ERA: 2.15	1.0 S 5 0 1 1 0 2 0 0 0 0 0 3 11 9.00 2.000																		

San Diego Padres @ Atlanta Braves
Atlanta-Fulton County Stadium, Atlanta, GA
Wed Jul 28 1982, 7:05 PM EDT
Att: 22,574 - Unknown

AB 33
R 6
H 8
RBI 6
BB 5
SO 3
LOB 16



Batter	1	2	3	4	5	6	7	8	9	AB	R	H	RBI	BB	SO	LOB	BOTTOM		
Rafael Ramirez, R (1, 6) OBP: 0.311, SLG: 0.358	0-0 4-3 1B		0-0 P3	4-0 1B BB		0-0 G6-4-3 1B		0-0 6-3		4	1	2	0	1	0	0			
Glenn Hubbard, R (1, 4) OBP: 0.345, SLG: 0.389	0-0 4-3		0-0 HR	0-0 1B		0-0 G6-4-3				4	1	2	1	0	0	2			
Claudell Washington, L (1, 9) OBP: 0.339, SLG: 0.390	0-0 P6		0-0 F9	0-0 G3			0-3 K			4	0	0	0	0	1	4			
Dale Murphy, R (1, 8) OBP: 0.389, SLG: 0.570	0-0 HR		0-0 HR		0-0 P4		0-0 F8 1B			4	2	3	1	0	0	0			
Bob Horner, R (1, 5) OBP: 0.384, SLG: 0.535	0-0 HR		0-0 HR		0-0 P3		0-0 1B			4	2	3	5	0	0	0			
Chris Chambliss, L (1, 3) OBP: 0.322, SLG: 0.410	0-0 F8		0-0 F2		0-0 3B 2B		0-0 F8			4	1	1	0	0	0	2			
Rufino Linares, R (1, 7) OBP: 0.355, SLG: 0.433		0-0 6-3		0-0 6-3		0-0 3B		0-0 F3		4	0	1	1	0	0	2			
Bruce Benedict, R (1, 2) OBP: 0.292, SLG: 0.283		0-0 4-3		4-0 SH3-4 1B BB		0-0 5-3		0-0 6-3		3	1	0	0	1	0	1			
Phil Niekro, R (1, 1) ERA: 3.27		0-0 5-3		0-0 SH3-4		0-0 5-3		0-0 4-3		2	0	0	0	0	0	0			
Al Hrabosky, L (8, 1) ERA: 4.23										1	0	0	0	0	0	0			
Gene Garber, R (9, 1) ERA: 2.15										0	0	0	0	0	0	0			
Inning Stats	R: 3 E: 0 K: 0 S: 6	H: 3 LOB: 0 BB: 0 P: 6	R: 0 E: 0 K: 0 S: 3	H: 0 LOB: 0 BB: 0 P: 3	R: 3 E: 0 K: 0 S: 6	H: 3 LOB: 0 BB: 0 P: 6	R: 1 E: 0 K: 0 S: 4	H: 1 LOB: 2 BB: 2 P: 12	R: 1 E: 0 K: 0 S: 5	H: 2 LOB: 1 BB: 0 P: 5	R: 0 E: 0 K: 0 S: 3	H: 1 LOB: 0 BB: 0 P: 3	R: 0 E: 0 K: 1 S: 7	H: 2 LOB: 2 BB: 0 P: 7	R: 0 E: 0 K: 0 S: 3	H: 0 LOB: 0 BB: 0 P: 3	1B: 8 2B: 1 3B: 1 HR: 2	SF: 0 SAC: 1 DP: 1 HBP: 0	WP: 0 PA: 37 CS: 0
PITCHER	IP WLS BF H R ER SO BB IBB HBP BLK WP HR S P ERA WHIP																		
Andy Hawkins, R (1, 1) ERA: 7.31	4.0 L 21 7 7 7 0 0 0 0 0 0 0 8 8 4.50 1.500																		
Gary Lucas, L (5, 1) ERA: 3.54	2.0 8 3 1 1 0 0 0 0 0 0 0 8 8 4.50 1.500																		
Dave Dravecky, L (7, 1) ERA: 2.77	2.0 8 2 0 0 1 0 0 0 0 0 0 10 10 0.00 1.000																		

San Diego Padres @ Atlanta Braves
Atlanta-Fulton County Stadium, Atlanta, GA
Wed Jul 28 1982, 7:05 PM EDT
Att: 22,574 - Unknown

AB 34
R 8
H 12
RBI 8
BB 2
SO 1
LOB 11



Batter	1	2	3	4	5	6	7	8	9	AB	R	H	RBI	BB	SO	LOB	TOP																			
Gene Richards, L (1,7) OBP: 0.344, SLG: 0.365	1-3		HR			G3		BB		3	1	1	1	1	0	0	San Diego Padres @ Atlanta Braves Atlanta-Fulton County Stadium, Atlanta, GA Thu Jul 29 1982, 7:05 PM EDT Att: 26,492 - Unknown																			
Tim Flannery, L (1,4) OBP: 0.328, SLG: 0.325 Kurt Bevacqua, R (8,PH) OBP: 0.345, SLG: 0.306 Gary Lucas, L (8,1)	4-3		FC6-4 1B			4-3		F9		3	0	1	0	0	0	0																				
Tony Gwynn, L (1,8) OBP: 0.391, SLG: 0.419	1B		FC6-4 1-2			4-3		F8		4	0	1	0	0	0	3																				
Sixto Lezcano, R (1,9) OBP: 0.376, SLG: 0.461	F8					P6		HR		4	1	1	1	0	0	1																				
Terry Kennedy, L (1,2) OBP: 0.309, SLG: 0.471		G3				L6		F7		4	0	1	0	0	0	0																				
Broderick Perkins, L (1,3) OBP: 0.340, SLG: 0.350	4-3					4-3		6-3		4	0	0	0	0	0	1																				
Luis Salazar, R (1,5) OBP: 0.273, SLG: 0.356	K							F8		4	0	1	0	0	1	1																				
Joe Pittman, R (1,6) OBP: 0.304, SLG: 0.292						G4-3 1B				3	0	2	0	0	0	1																				
Chris Welsh, L (1,1) OBP: 0.353, SLG: 0.355 Joe Lefebvre, L (8,PH) OBP: 0.238, SLG: 0.207			K			G1		FC4-6 BB		2	0	0	0	0	1	1																				
Inning Stats	R: 0 E: 0 K: 0 S: 4	H: 1 LOB: 1 BB: 0 P: 4	R: 0 E: 0 K: 1 S: 5	H: 0 LOB: 0 BB: 0 P: 5	R: 1 E: 0 K: 1 S: 7	H: 3 LOB: 1 BB: 0 P: 7	R: 0 E: 0 K: 0 S: 3	H: 0 LOB: 0 BB: 0 P: 3	R: 0 E: 0 K: 0 S: 3	H: 1 LOB: 0 BB: 0 P: 3	R: 1 E: 0 K: 0 S: 4	H: 1 LOB: 0 BB: 0 P: 4	R: 0 E: 0 K: 0 S: 4	H: 1 LOB: 2 BB: 1 P: 8	R: 0 E: 0 K: 0 S: 4	H: 1 LOB: 1 BB: 0 P: 4	1B: 6 2B: 0 3B: 0 HR: 2	SF: 0 SAC: 0 DP: 1 HBP: 0	WP: 0 PB: 0 SB: 0 CS: 1	PA: 34																
PITCHER	IP	WLS	BF	H	R	ER	SO	BB	IBB	HBP	BLK	WP	HR	S	P	ERA	WHIP	PITCHER		IP	WLS	BF	H	R	ER	SO	BB	IBB	HBP	BLK	WP	HR	S	P	ERA	WHIP
Rick Camp, R (1,1) ERA: 3.14	7.1	W	28	7	2	2	2	1	0	0	0	0	2	31	35	2.46	1.091																			
Carlos Diaz, L (8,1) ERA: 1.74	1.2	S	6	1	0	0	0	0	0	0	0	0	0	6	6	0.00	0.600																			

AB	33
R	2
H	8
RBI	2
BB	1
SO	2
LOB	11



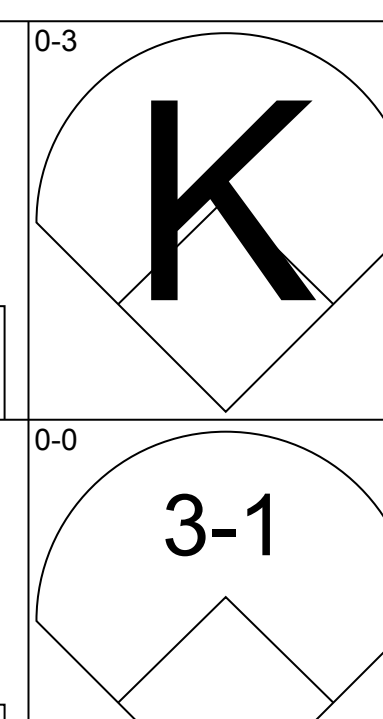
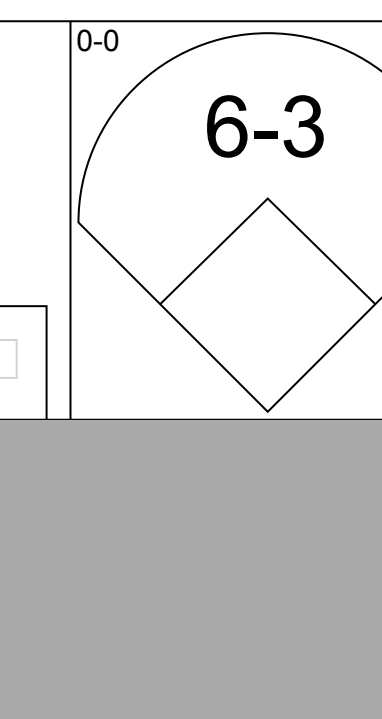
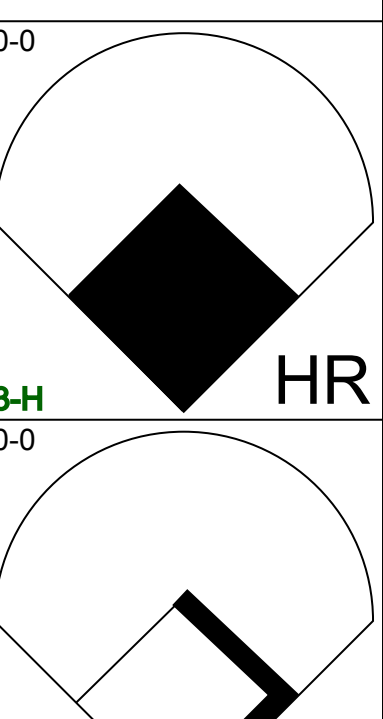
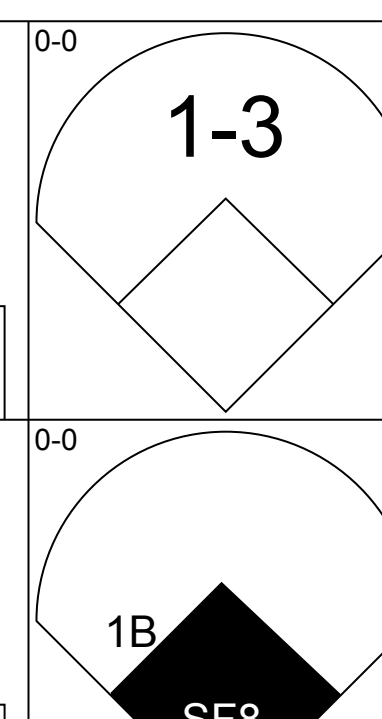
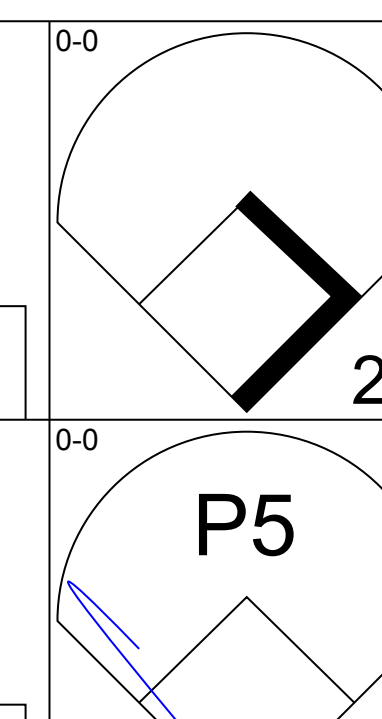
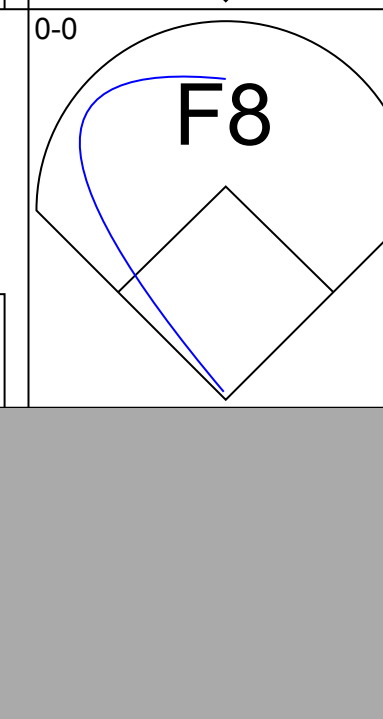
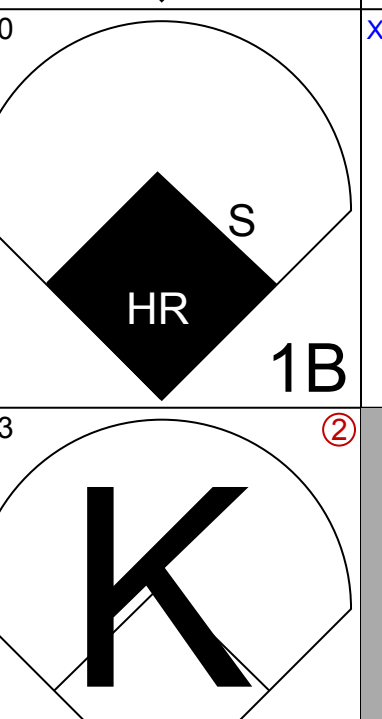
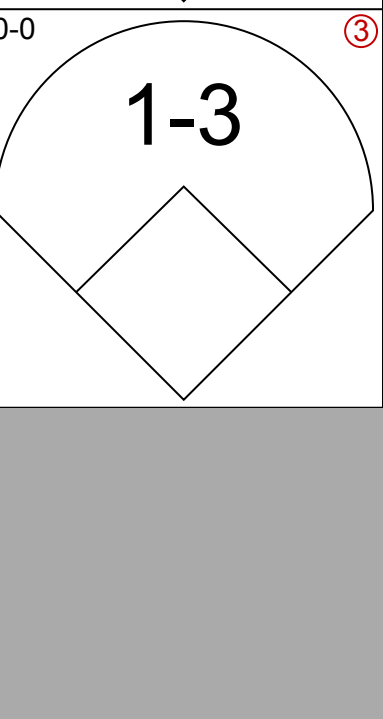
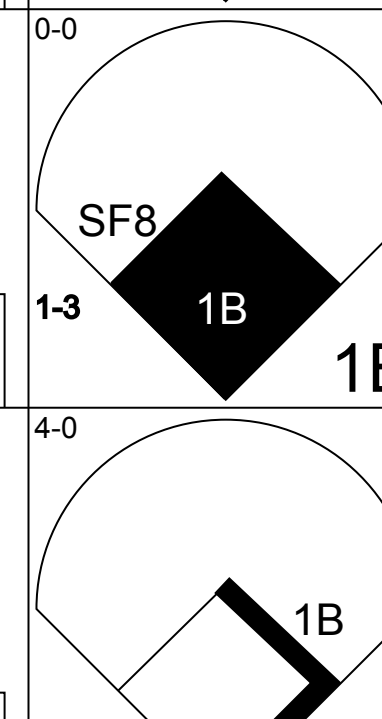


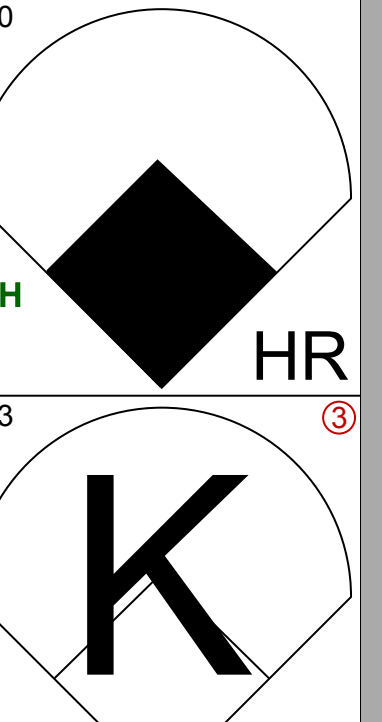

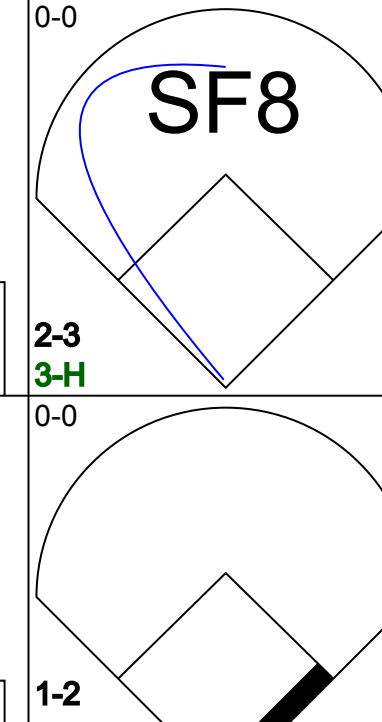

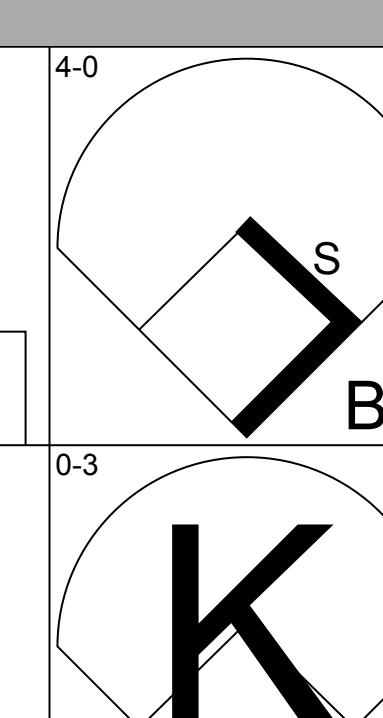
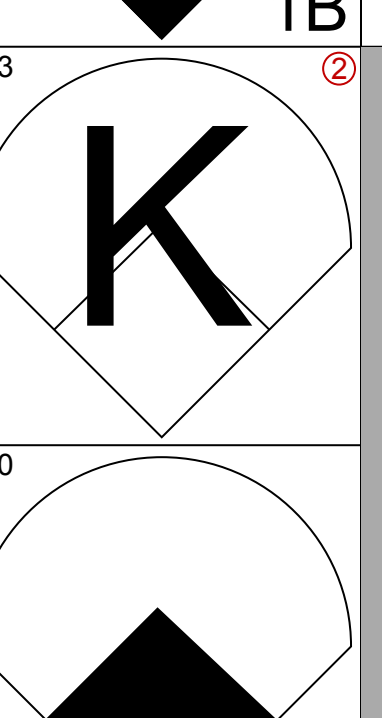
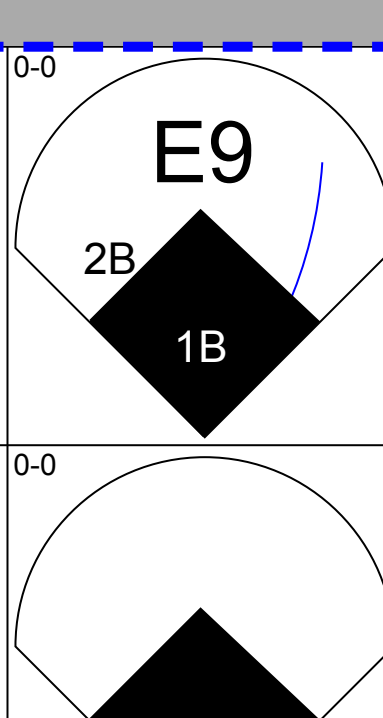
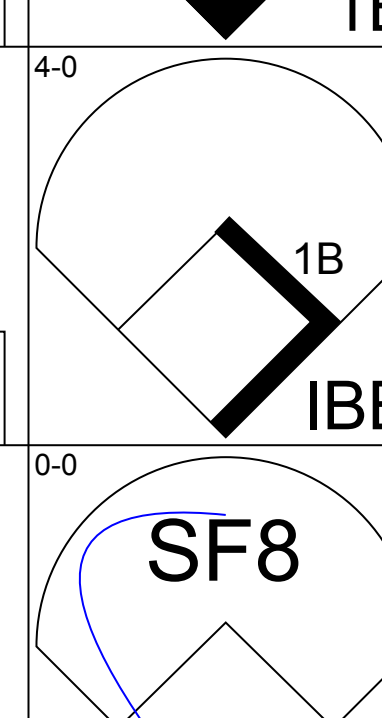
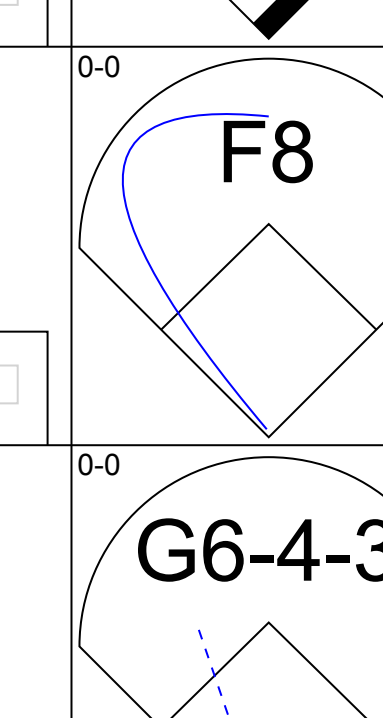

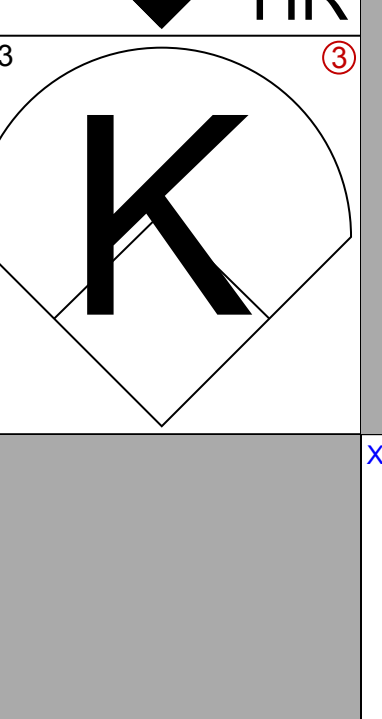
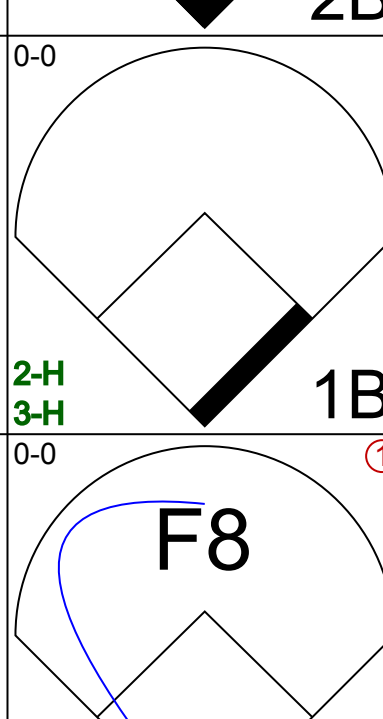
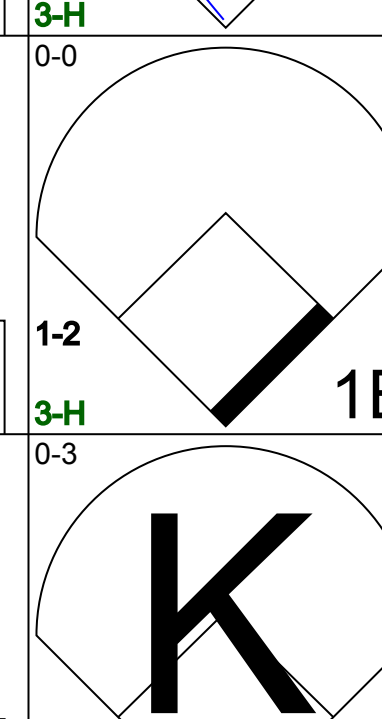



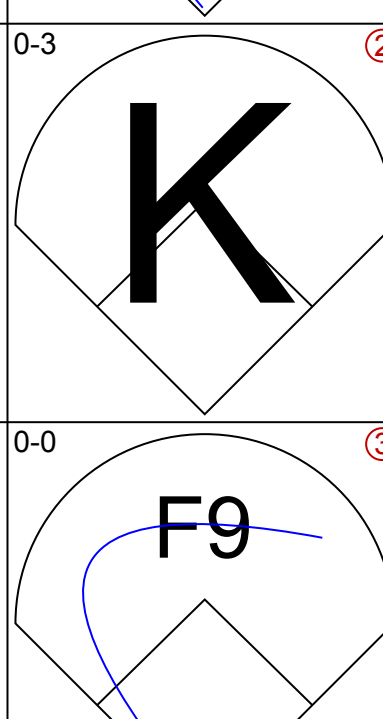

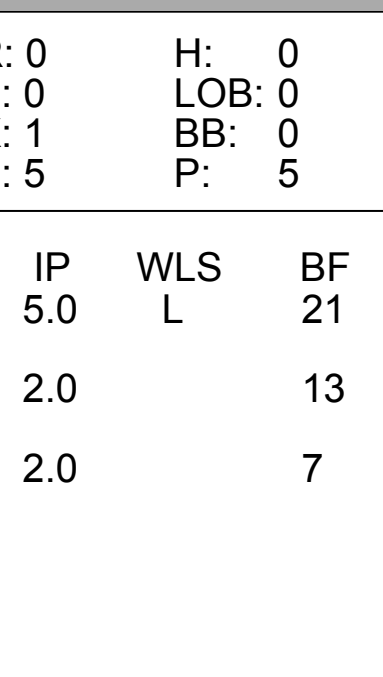
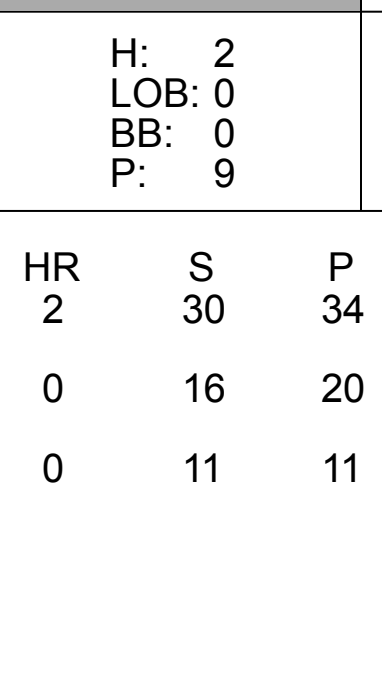
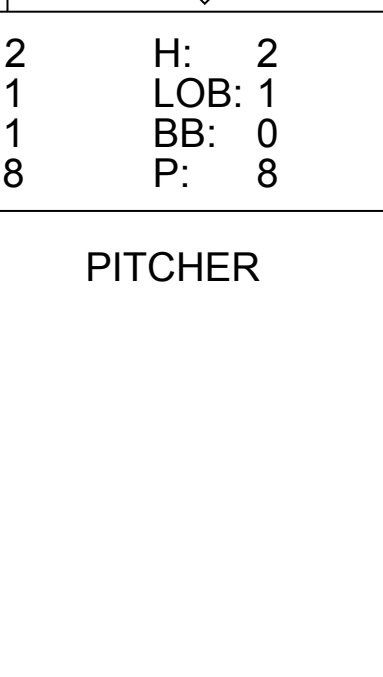
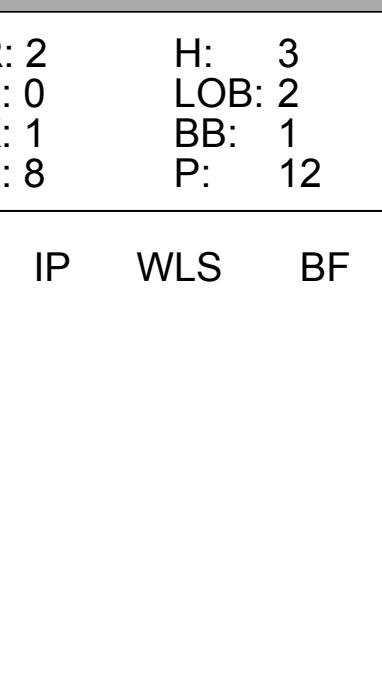
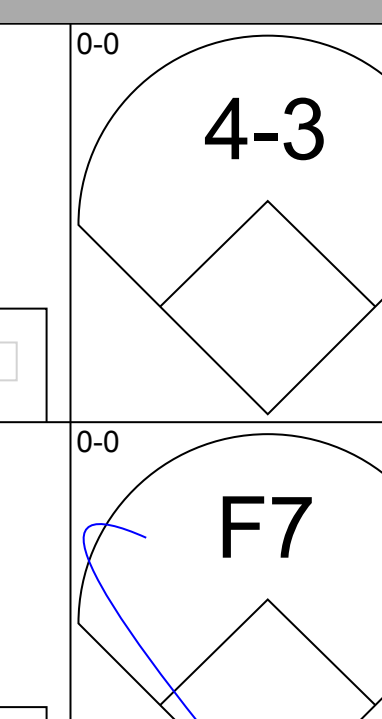
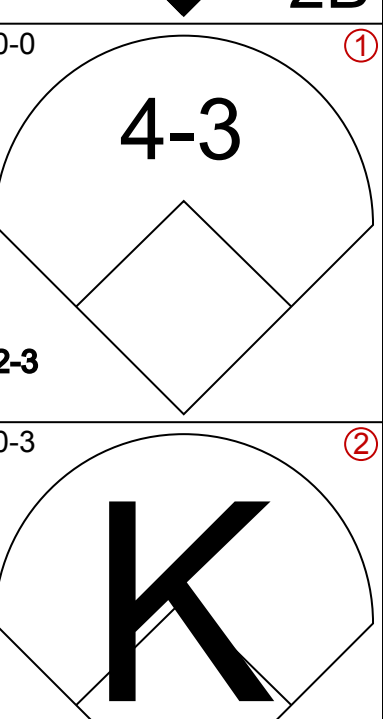
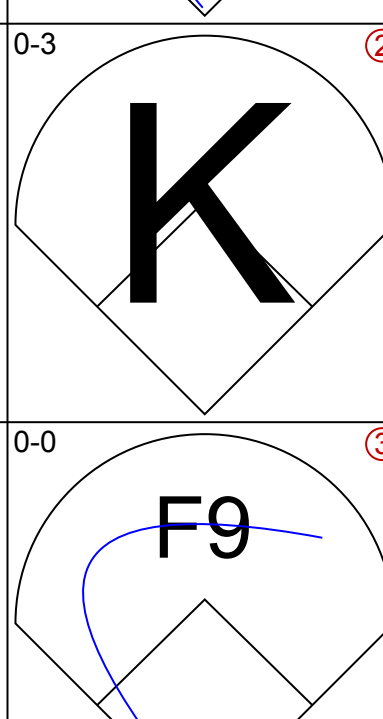
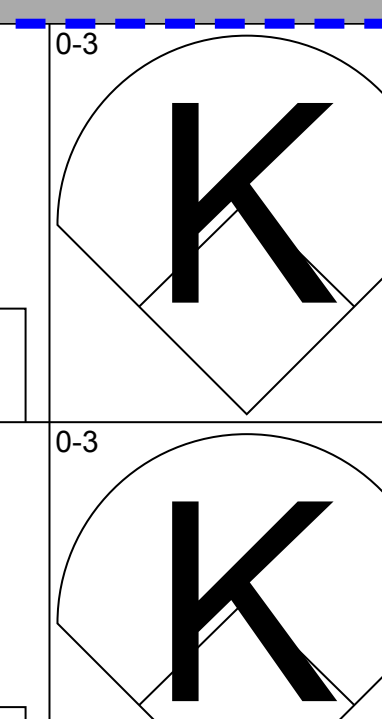
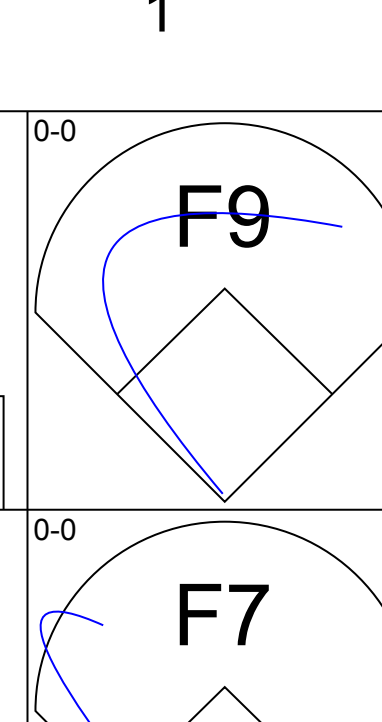
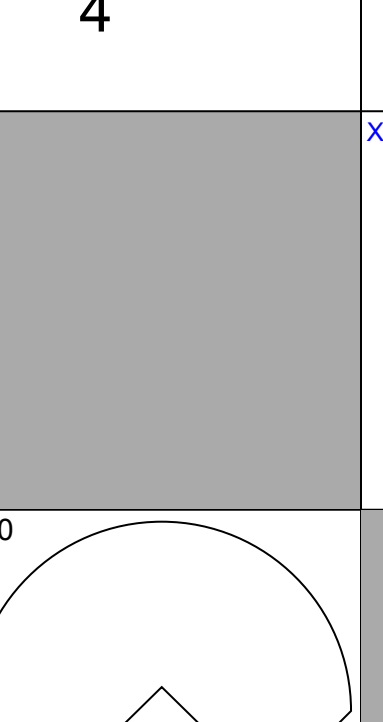
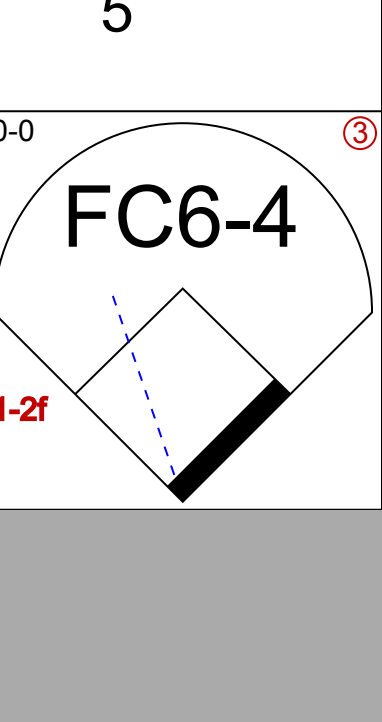
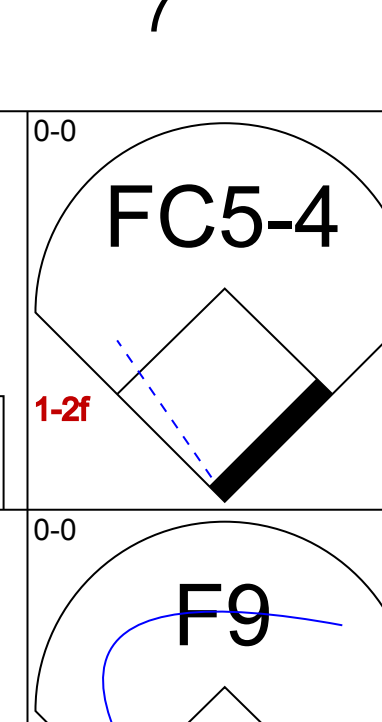
Batter	1	2	3	4	5	6	7	8	9	AB	R	H	RBI	BB	SO	LOB	BOTTOM																			
Claudell Washington, L (1,9) OBP: 0.342, SLG: 0.381	1B E BB		4-3			CS BB		G6-4-3 1B		2	1	1	1	2	0	0	San Diego Padres @ Atlanta Braves Atlanta-Fulton County Stadium, Atlanta, GA Thu Jul 29 1982, 7:05 PM EDT Att: 26,492 - Unknown																			
Glenn Hubbard, R (1,4) OBP: 0.342, SLG: 0.385	F9		6-3		CS	5-3		G6-4-3		4	0	0	0	0	0	3																				
Dale Murphy, R (1,8) OBP: 0.393, SLG: 0.589	E6 1H 1B		HR			HR		K		4	2	3	2	0	1	0																				
Bob Horner, R (1,5) OBP: 0.380, SLG: 0.528	1-3		5-3			F7		5-3		4	0	0	0	0	0	1																				
Rufino Linares, R (1,7) OBP: 0.352, SLG: 0.428	4-3					6-3		5-3		4	0	1	0	0	0	1																				
Chris Chambliss, L (1,3) OBP: 0.324, SLG: 0.412			6-3 1B			1B 3B 1B		K		4	1	2	0	0	2	1																				
Bruce Benedict, R (1,2) OBP: 0.294, SLG: 0.284	6-3					1B HBP		5-3		3	2	1	0	0	0	1																				
Jerry Royster, R (1,6) OBP: 0.283, SLG: 0.260	6-3					1B 1B		K		4	0	2	2	0	1	1																				
Rick Camp, R (1,1) Carlos Diaz, R (8,1)	K					5-3		K		3	0	0	0	0	2	4																				
Inning Stats	R: 1 E: 1 K: 0 S: 4	H: 1 LOB: 1 BB: 1 P: 8	R: 0 E: 0 K: 1 S: 6	H: 1 LOB: 0 BB: 0 P: 6	R: 1 E: 0 K: 0 S: 4	H: 1 LOB: 0 BB: 0 P: 4	R: 2 E: 0 K: 0 S: 5	H: 3 LOB: 1 BB: 1 P: 9	R: 1 E: 0 K: 1 S: 7	H: 2 LOB: 1 BB: 0 P: 7	R: 1 E: 0 K: 1 S: 6	H: 2 LOB: 1 BB: 0 P: 7	R: 0 E: 0 K: 1 S: 5	H: 0 LOB: 0 BB: 0 P: 5	R: 0 E: 0 K: 2 S: 7	H: 0 LOB: 0 BB: 0 P: 7	1B: 7 2B: 0 3B: 1 HR: 2	SF: 0 SAC: 0 DP: 1 HBP: 1	WP: 0 PB: 0 SB: 0 CS: 1	PA: 36																
PITCHER	IP	WLS	BF	H	R	ER	SO	BB	IBB	HBP	BLK	WP	HR	S	P	ERA	WHIP	PITCHER		IP	WLS	BF	H	R	ER	SO	BB	IBB	HBP	BLK	WP	HR	S	P	ERA	WHIP
Chris Welsh, L (1,1) ERA: 4.54	7.0	L	32	10	6	5	4	2	0	1	0	0	2	37	46	6.43	1.714																			
Gary Lucas, L (8,1) ERA: 3.48	1.0		3	0	0	0	2	0	0	0	0	0	0	7	7	0.00	0.000																			

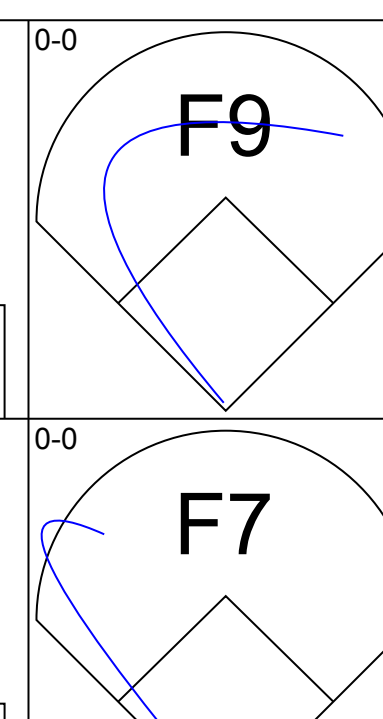
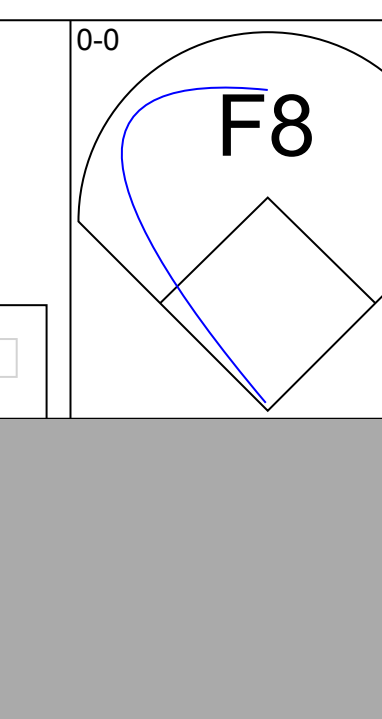
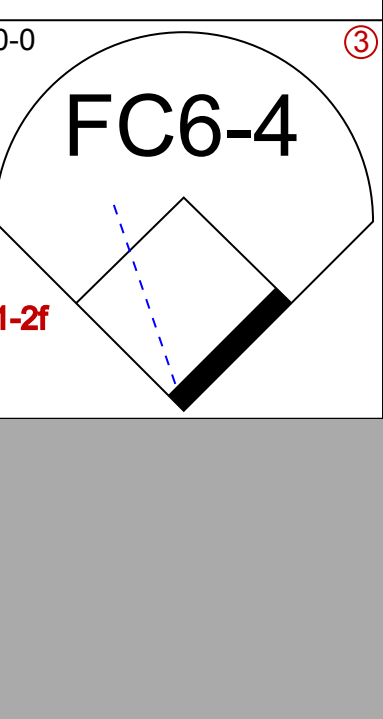
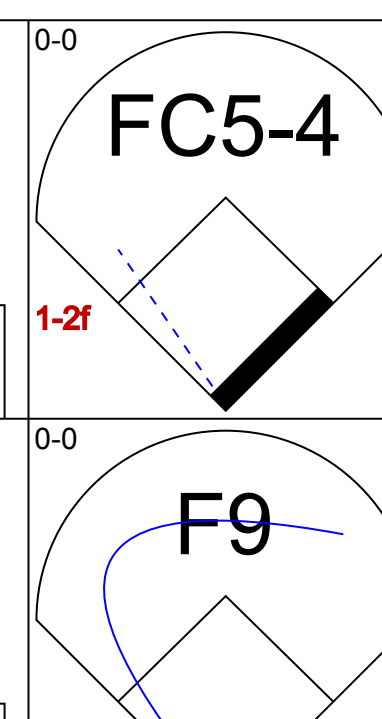
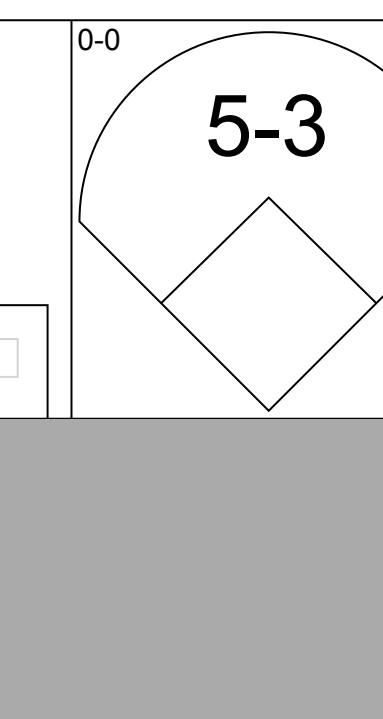
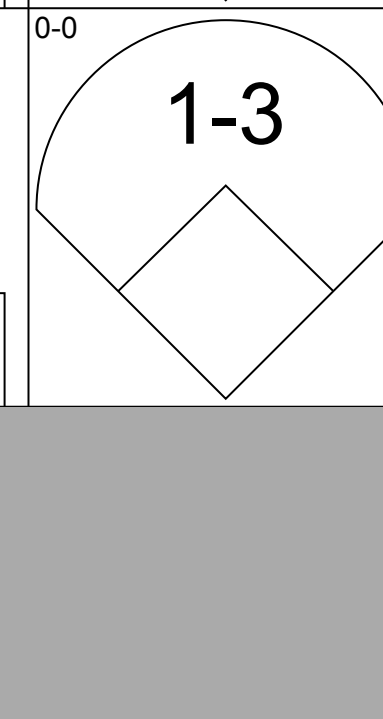
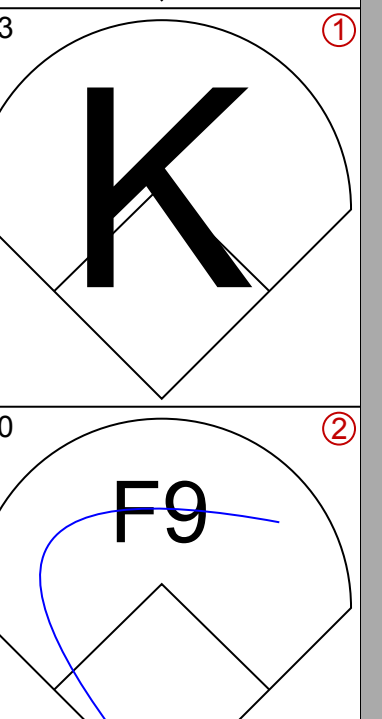
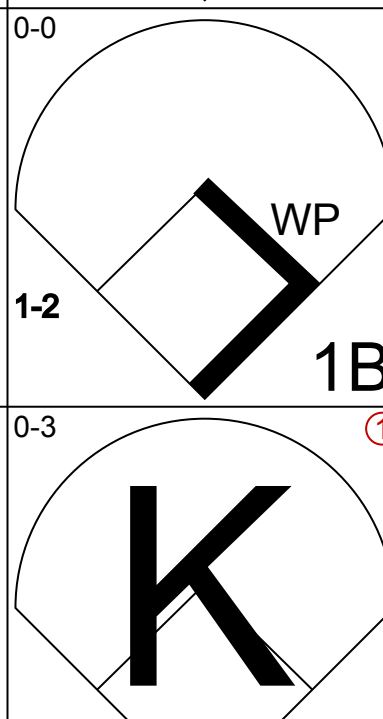


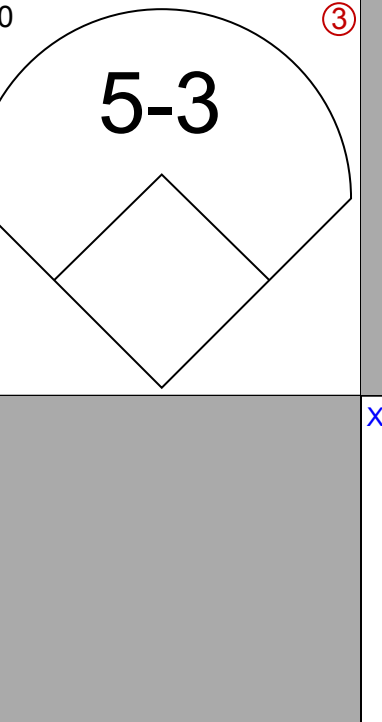
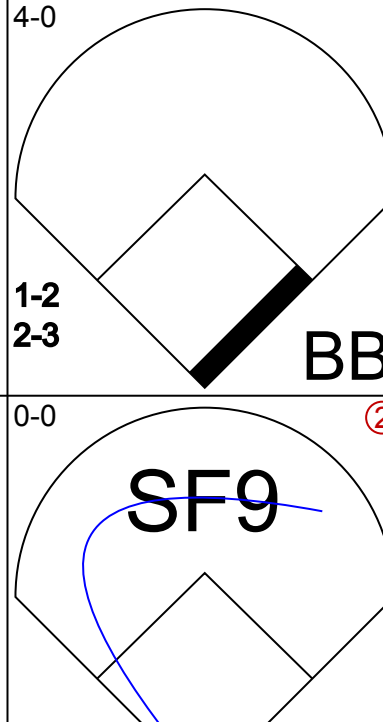

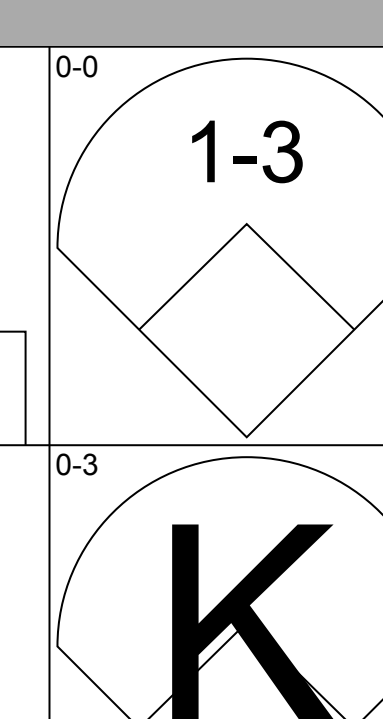
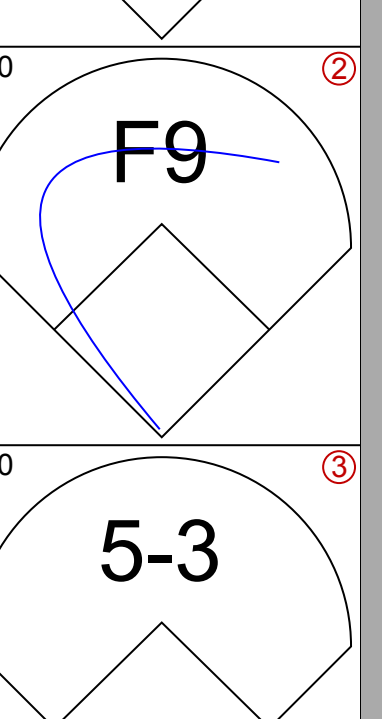
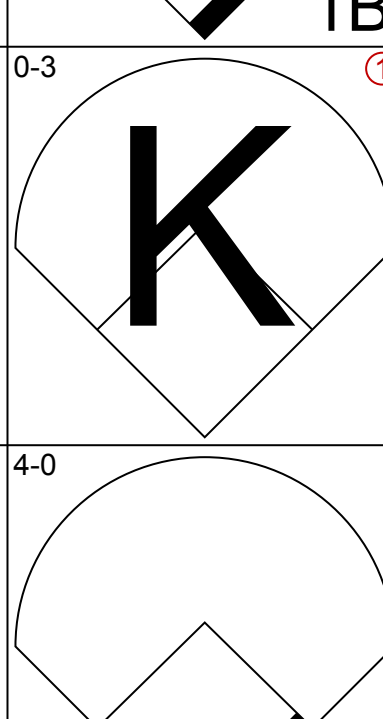



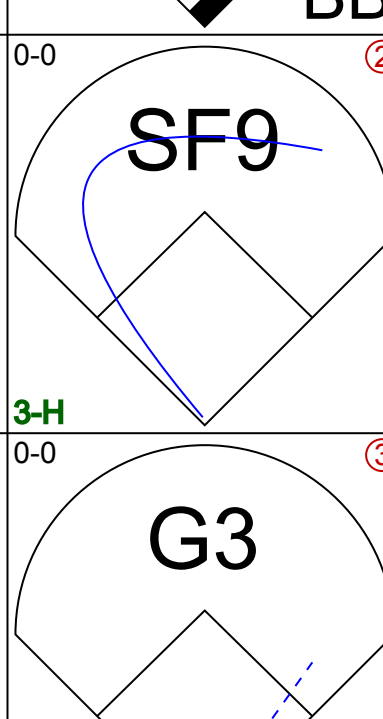




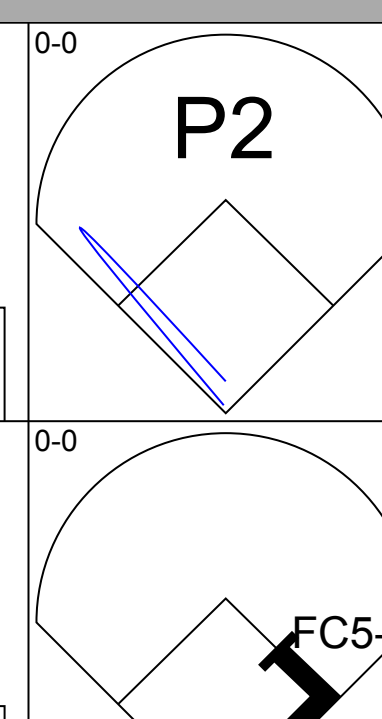
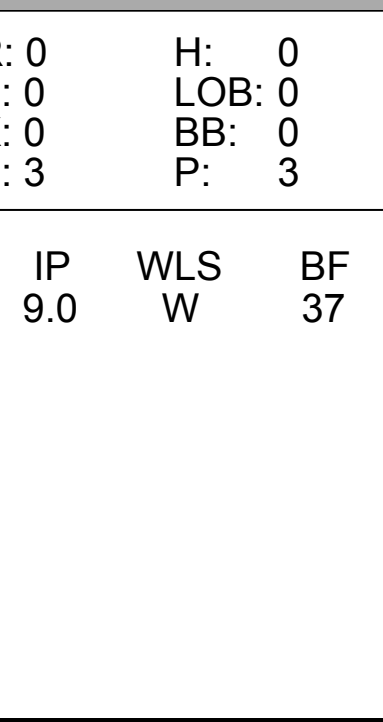
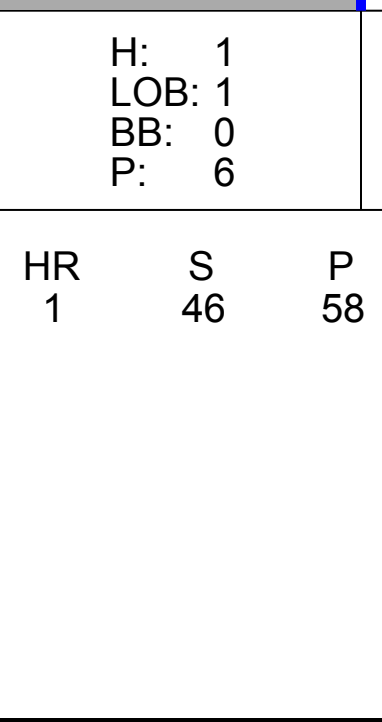
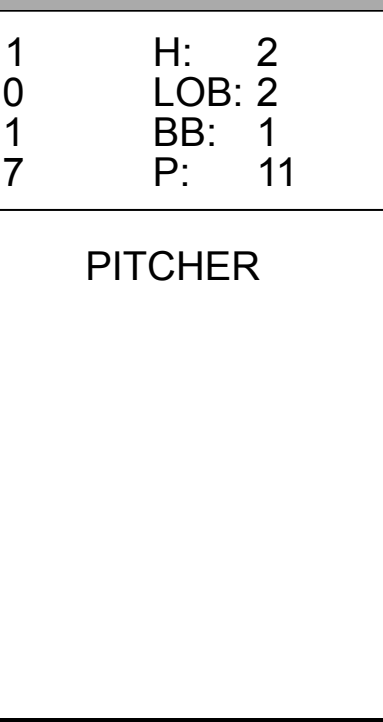
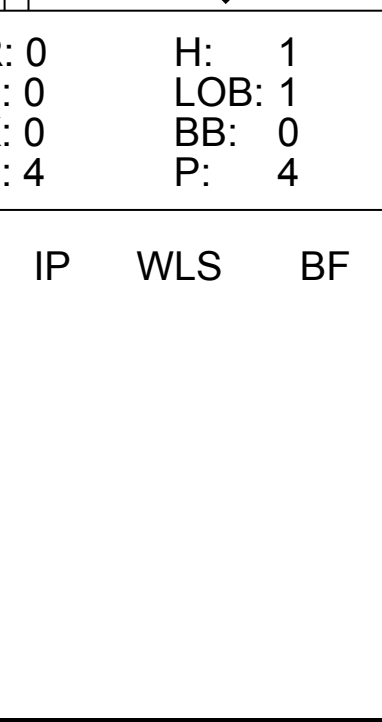
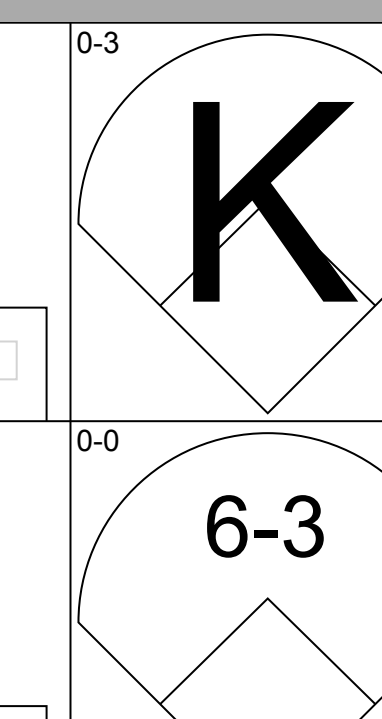
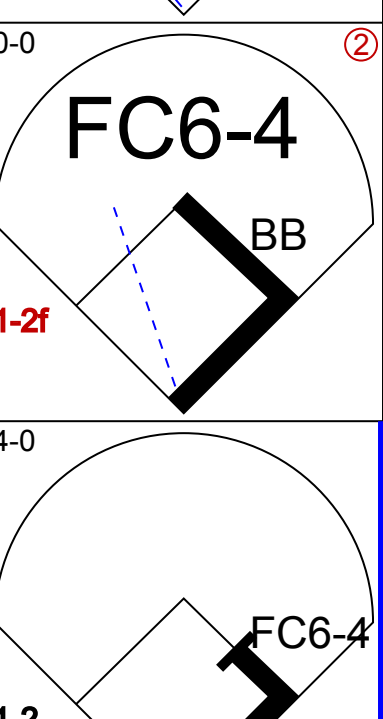
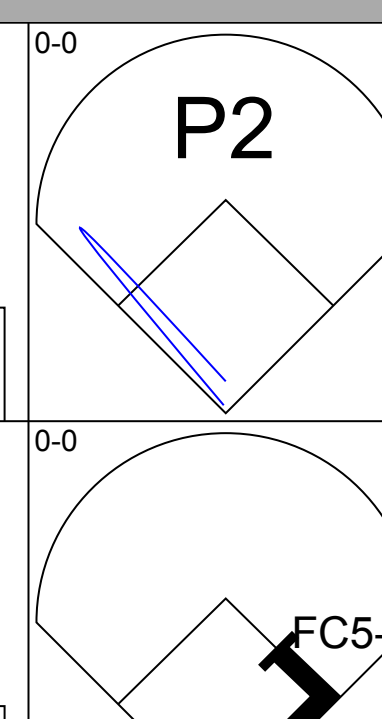
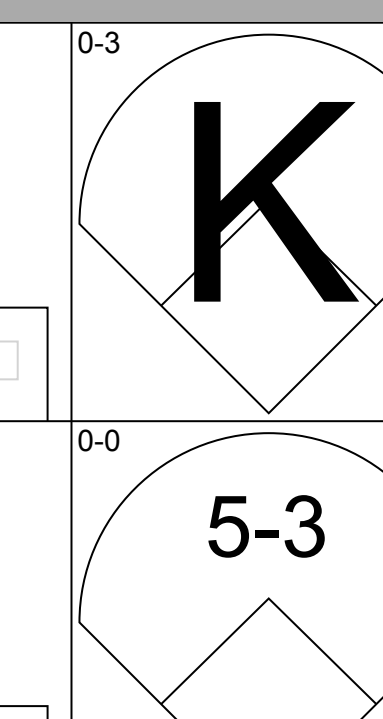
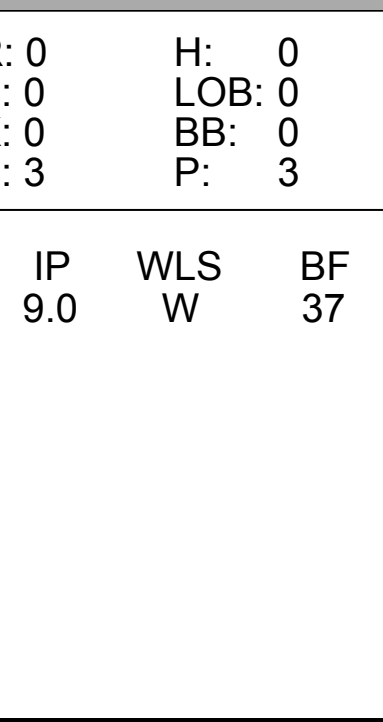
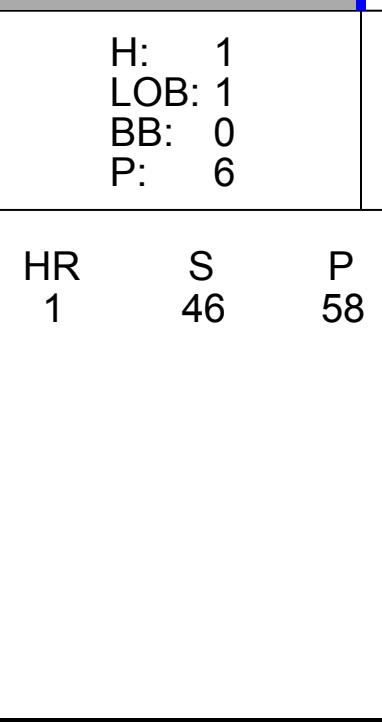
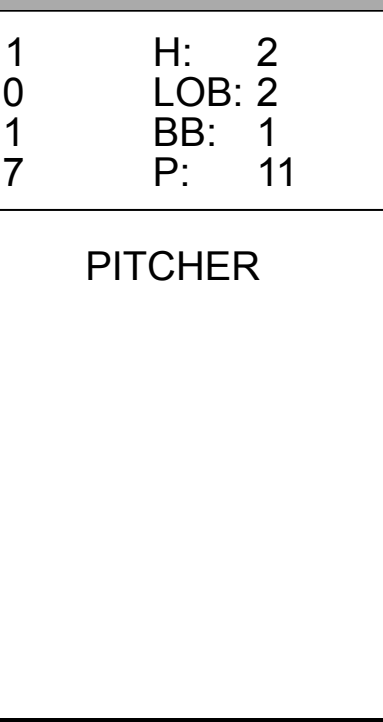
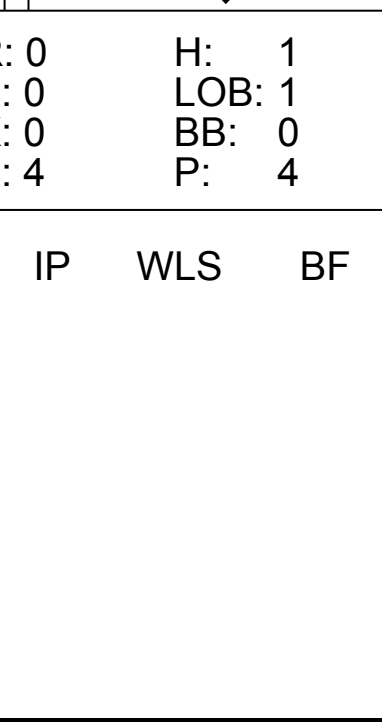
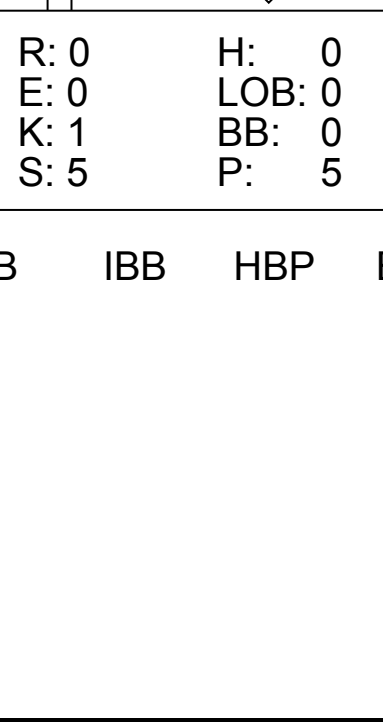
AB	32
R	6
H	10
RBI	5
BB	2
SO	6
LOB	12



Batter	1	2	3	4	5	6	7	8	9	AB	R	H	RBI	BB	SO	LOB	TOP					
Steve Sax, R (1, 4) OBP: 0.336, SLG: 0.328		4-3			L9					4	1	1	0	1	0	5	Los Angeles Dodgers @ Atlanta Braves Atlanta-Fulton County Stadium, Atlanta, GA Fri Jul 30 1982, 7:05 PM EDT Unknown					
Ken Landreaux, L (1, 8) OBP: 0.373, SLG: 0.439			4-3					K		5	2	2	4	0	2	1						
Dusty Baker Jr., R (1, 7) OBP: 0.354, SLG: 0.476				F8	6-3			5-3		3	2	0	0	2	0	0						
Pedro Guerrero, R (1, 9) OBP: 0.352, SLG: 0.530			5-3			HR		F8	F8	5	1	2	1	0	0	1						
Ron Cey, R (1, 5) OBP: 0.328, SLG: 0.418	F8			4-3				P3	5-3	5	1	1	2	0	0	2						
Steve Garvey, R (1, 3) OBP: 0.276, SLG: 0.397										4	1	3	1	1	1	0						
Bill Russell, R (1, 6) OBP: 0.342, SLG: 0.294										4	1	0	0	1	0	3						
Mike Scioscia, L (1, 2) OBP: 0.304, SLG: 0.284										2	0	0	0	1	1	1						
Jose Morales, R (7, PH) OBP: 0.350, SLG: 0.188										0	0	0	0	1	0	0						
Don Crow, R (7, PR) OBP: 0.199, SLG: 0.188										0	0	0	0	0	0	0						
Jerry Reuss, L (11, 1) OBP: 0.260, SLG: 0.240										0	0	0	0	0	0	0						
Steve Shirley, L (4, 1) OBP: 1.000, SLG: 1.000										0	0	0	0	0	0	0						
Jorge Orta, L (5, PH) OBP: 0.336, SLG: 0.336										0	0	0	0	0	0	0						
Tom Niedenfuer, R (5, 1) OBP: 0.336, SLG: 0.336										0	0	0	0	0	0	0						
Rick Monday, L (6, PH) OBP: 0.390, SLG: 0.507										0	0	0	0	0	0	0						
Terry Forster, L (6, 1) OBP: 0.326, SLG: 0.326										0	0	0	0	0	0	0						
Ron Roenicke, S (7, PH) OBP: 0.326, SLG: 0.326										0	0	0	0	0	0	0						
Steve Howe, L (7, 1) OBP: 0.326, SLG: 0.326										0	0	0	0	0	0	0						
Inning Stats	R: 1 E: 0 K: 1 S: 5	H: 1 LOB: 1 BB: 2 P: 13	R: 0 E: 0 K: 0 S: 4	H: 1 LOB: 2 BB: 1 P: 8	R: 0 E: 0 K: 0 S: 3	H: 0 LOB: 0 BB: 0 P: 3	R: 0 E: 0 K: 1 S: 5	H: 0 LOB: 0 BB: 0 P: 5	R: 2 E: 0 K: 0 S: 4	H: 1 LOB: 1 BB: 1 P: 8	R: 2 E: 0 K: 2 S: 9	H: 2 LOB: 1 BB: 1 P: 13	R: 5 E: 0 K: 0 S: 7	H: 4 LOB: 2 BB: 3 P: 19	R: 0 E: 0 K: 1 S: 5	H: 0 LOB: 0 BB: 0 P: 5	R: 0 E: 0 K: 0 S: 3	H: 1 LOB: 0 BB: 0 P: 3	1B: 6 2B: 1 3B: 0 HR: 3	SF: 0 SAC: 1 DP: 1 HBP: 0	WP: 0 PB: 0 SB: 1 CS: 0	PA: 43
PITCHER	IP WLS BF H R ER SO BB IBB HBP BLK WP HR S P ERA WHIP																					
Rick Mahler, R (1, 1) ERA: 4.4	5.0		24	5	5	5	2	5	0	0	0	0	0	0	2	23	43	9.00	2.000			
Steve Bedrosian, R (6, 1) ERA: 1.99	1.2	L	10	3	5	5	2	2	0	0	0	0	0	1	12	20	27.00	3.000				
Carlos Diaz, L (7, 1) ERA: 1.69	0.1		3	1	0	0	0	1	0	0	0	0	0	0	2	6	0.00	6.000				
Gene Garber, R (8, 1) ERA: 2.09	2.0		6	1	0	0	1	0	0	0	0	0	0	0	8	8	0.00	0.500				

Batter	1	2	3	4	5	6	7	8	9	AB	R	H	RBI	BB	SO	LOB	BOTTOM					
Rafael Ramirez, R (1, 6) OBP: 0.312, SLG: 0.364	F8				L8					5	0	2	2	0	0	2	Los Angeles Dodgers @ Atlanta Braves Atlanta-Fulton County Stadium, Atlanta, GA Fri Jul 30 1982, 7:05 PM EDT Unknown					
Glenn Hubbard, R (1, 4) OBP: 0.342, SLG: 0.383										4	0	1	0	1	0	2						
Dale Murphy, R (1, 8) OBP: 0.391, SLG: 0.582										4	0	0	0	1	0	3						
Bob Horner, R (1, 5) OBP: 0.375, SLG: 0.520										5	0	0	0	0	1	1						
Rufino Linares, R (1, 9) OBP: 0.360, SLG: 0.434										5	3	3	0	0	0	1						
Bob Watson, R (1, 3) OBP: 0.295, SLG: 0.444										4	3	4	3	0	0	0						
Bob Porter, L (7, PR) OBP: 0.214, SLG: 0.214										0	0	0	0	0	0	0						
Chris Chambliss, L (8, 3) OBP: 0.326, SLG: 0.413										1	0	1	0	0	0	0						
Bruce Benedict, R (1, 2) OBP: 0.299, SLG: 0.289										5	2	3	1	0	0	3						
Jerry Royster, R (1, 7) OBP: 0.308, SLG: 0.309										5	1	3	2	0	1	3						
Rick Mahler, R (11, 1) OBP: 0.270, SLG: 0.270										2	0	1	1	0	1	2						
Steve Shirley, L (4, 1) OBP: 1.000, SLG: 1.000										0	0	0	0	0	0	0						
Carlos Diaz, R (7, 1) ERA: 4.29										0	0	0	0	0	0	0						
Randy Johnson, R (7, PH) OBP: 0.333, SLG: 0.333										0	0	0	0	0	0	0						
Gene Garber, R (8, 1) ERA: 2.09										0	0	0	0	0	0	0						
Claudeell Washington, L (6, PH) OBP: 0.341, SLG: 0.341										0	0	0	0	0	0	0						
Inning Stats	R: 0 E: 0 K: 0 S: 3	H: 1 LOB: 0 BB: 0 P: 3	R: 3 E: 0 K: 1 S: 10	H: 5 LOB: 0 BB: 0 P: 10	R: 0 E: 0 K: 0 S: 3	H: 0 LOB: 0 BB: 0 P: 3	R: 3 E: 0 K: 0 S: 6	H: 4 LOB: 1 BB: 1 P: 10	R: 2 E: 0 K: 2 S: 11	H: 4 LOB: 2 BB: 0 P: 11	R: 0 E: 0 K: 0 S: 3	H: 0 LOB: 1 BB: 1 P: 7	R: 0 E: 0 K: 0 S: 4	H: 1 LOB: 2 BB: 0 P: 4	R: 0 E: 0 K: 0 S: 3	H: 0 LOB: 0 BB: 0 P: 3	R: 1 E: 0 K: 0 S: 6	H: 3 LOB: 2 BB: 0 P: 6	1B: 14 2B: 1 3B: 1 HR: 2	SF: 0 SAC: 1 DP: 2 HBP: 0	WP: 0 PB: 0 SB: 0 CS: 0	PA: 45
PITCHER	IP WLS BF H R ER SO BB IBB HBP BLK WP HR S P ERA WHIP																					
Jerry Reuss, L (11, 1) ERA: 3.37	3.0		17	9	6	6	1	0	0	0	0	0	0	0	1	19	18.00	3.000				
Steve Shirley, L (4, 1) ERA: 4.29	1.0		4	1	0	0	0	1	0	0	0	0	0	0	3	7	0.00	2.000				
Tom Niedenfuer, R (5, 1) ERA: 4.7	1.0		7	4	2	2	2	0	0	0	0	0	0	0	11	11	18.00	4.000				
Terry Forster, L (6, 1) ERA: 3.54	1.0	W	4	0	0	0	0	1	0	0	0	0	0	0	3	7	0.00	1.000				
Steve Howe, L (7, 1) ERA: 2.11	3.0	S	13	4	1	1	0	0	0	0	0	0	0	0	13	13	3.00	1.333				

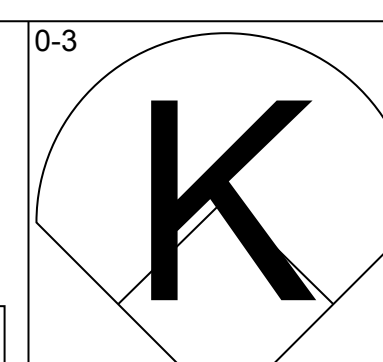
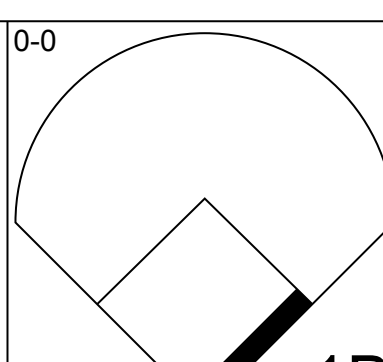
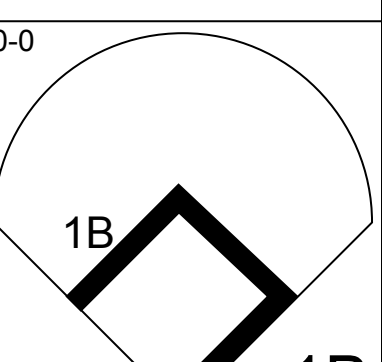
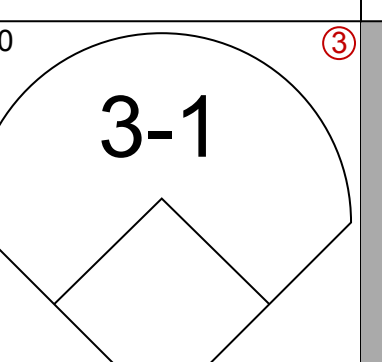
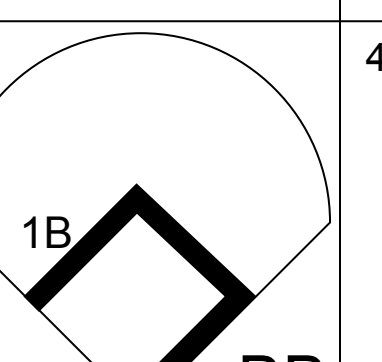
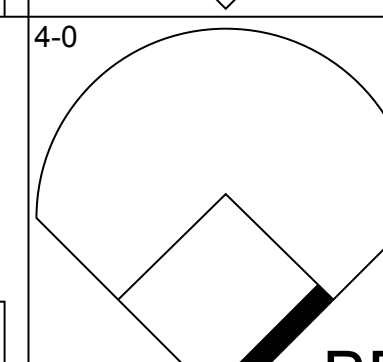
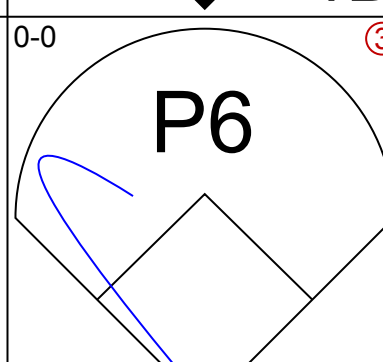
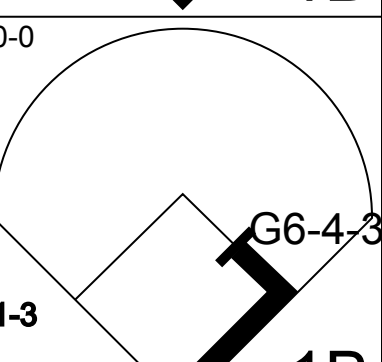
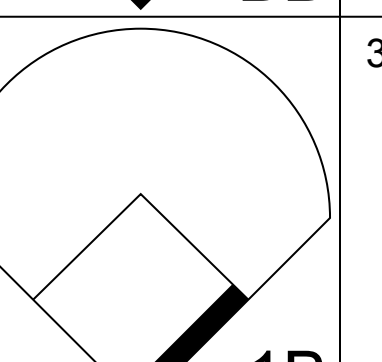
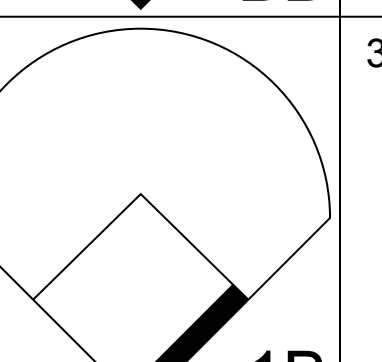
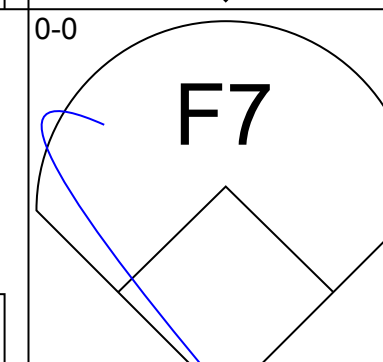
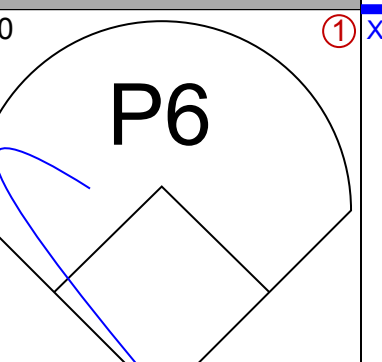
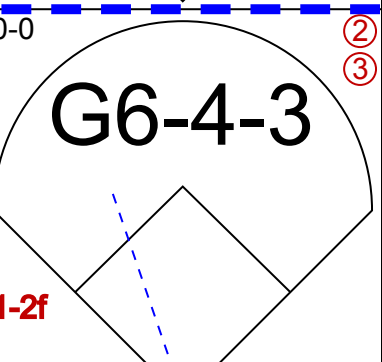
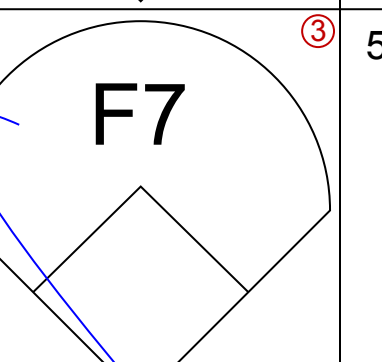
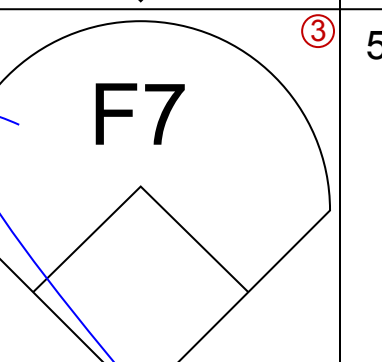
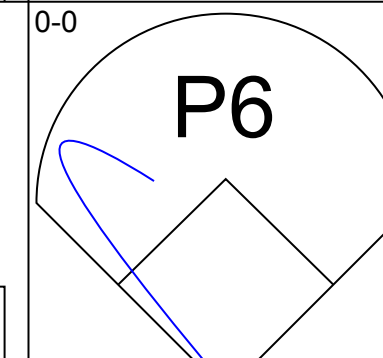
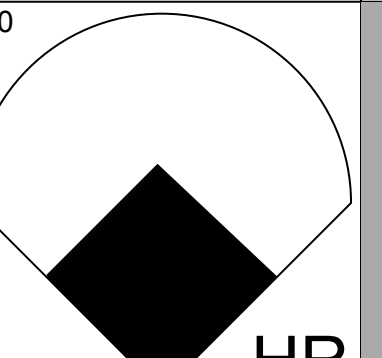


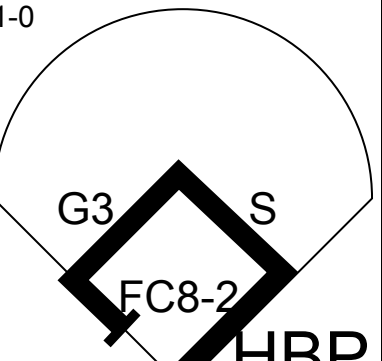
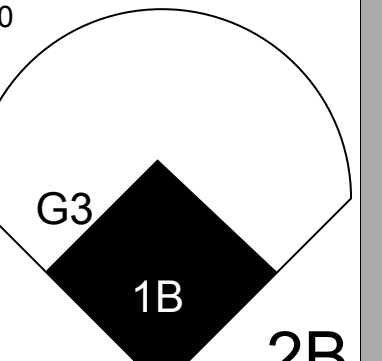



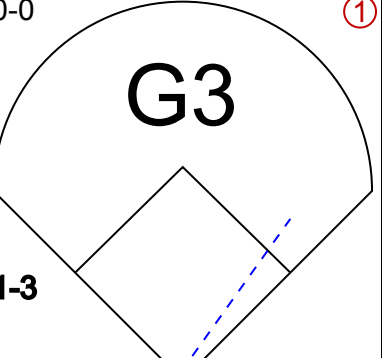
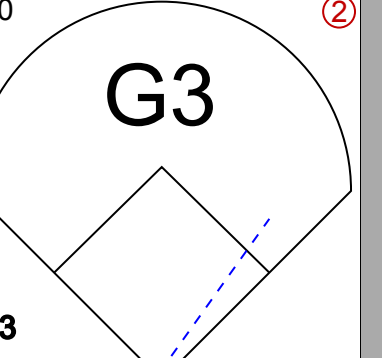


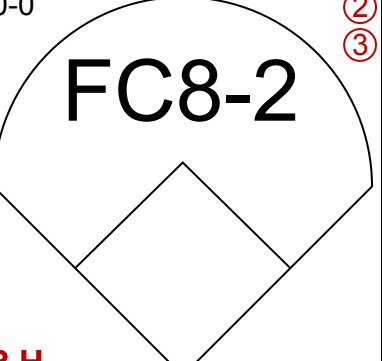
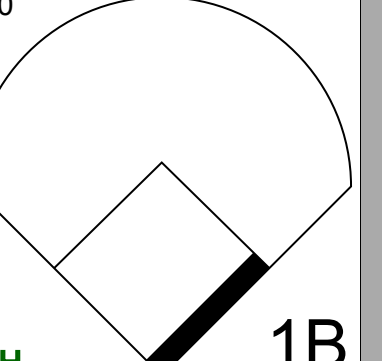

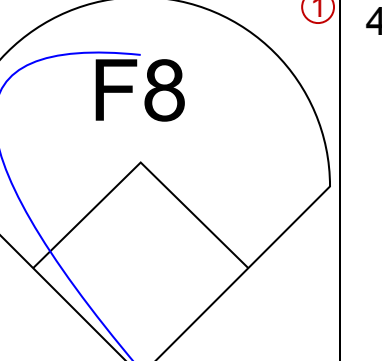
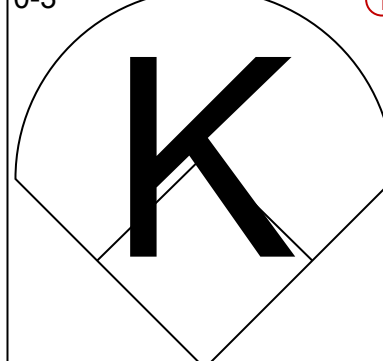

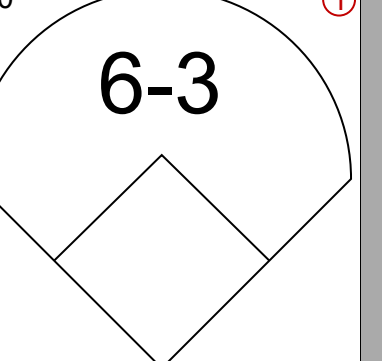
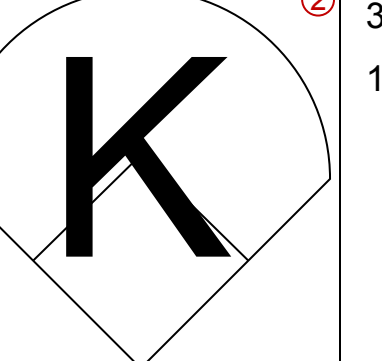


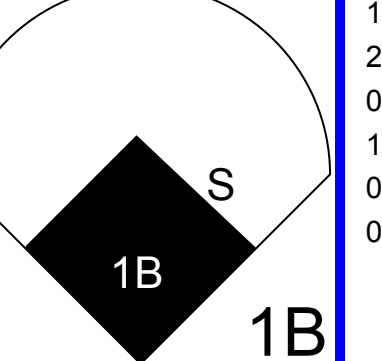
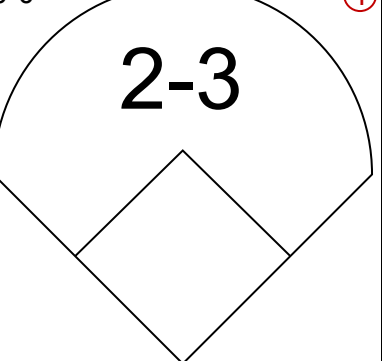
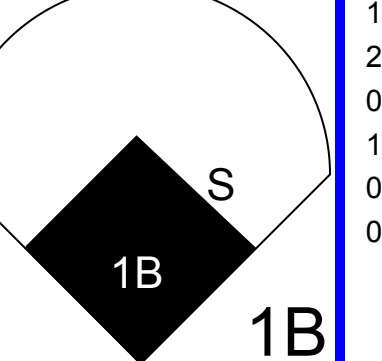
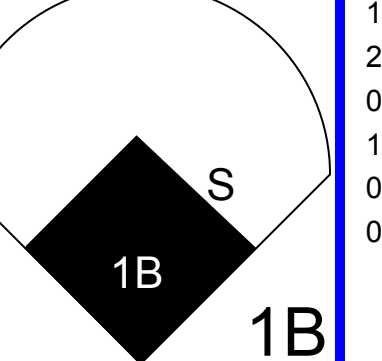
Batter	1	2	3	4	5	6	7	8	9	AB	R	H	RBI	BB	SO	LOB	TOP			
Steve Sax, R OBP: 0.337, SLG: 0.338 (1, 4)										5	1	2	2	0	1	0	Los Angeles Dodgers @ Atlanta Braves Atlanta-Fulton County Stadium, Atlanta, GA Fri Jul 30 1982, 7:05 PM EDT Att: 47,787 - Unknown			
Ken Landreaux, L OBP: 0.373, SLG: 0.442 (1, 8)										5	1	2	0	0	0	1				
Dusty Baker Jr., R OBP: 0.357, SLG: 0.477 (1, 7)										5	2	3	0	0	0	1				
Pedro Guerrero, R OBP: 0.341, SLG: 0.527 Ron Roenicke, S OBP: 0.346, SLG: 0.316 (1, 9)										2	1	0	0	2	1	1				
Ron Cey, R OBP: 0.329, SLG: 0.430 (1, 5)										4	2	2	3	0	1	2				
Steve Garvey, R OBP: 0.276, SLG: 0.398 (1, 3)										4	0	2	3	0	1	1				
Bill Russell, R OBP: 0.297, SLG: 0.297 Mark Belanger, R OBP: 0.333, SLG: 0.276 (1, 6)										4	1	1	0	0	1	4				
Mike Scioscia, L OBP: 0.300, SLG: 0.279 (1, 2)										4	0	0	0	0	2	2				
Bob Welch, R OBP: 0.169, SLG: 0.161 (1, 1)										4	0	0	0	0	2	2				
Inning Stats	R: 0 E: 0 K: 1 S: 5	H: 0 LOB: 0 BB: 0 P: 5	R: 0 E: 0 K: 1 S: 5	H: 0 LOB: 1 BB: 1 P: 9	R: 0 E: 0 K: 0 S: 3	H: 0 LOB: 0 BB: 0 P: 3	R: 2 E: 0 K: 2 S: 9	H: 2 LOB: 1 BB: 0 P: 9	R: 2 E: 0 K: 1 S: 8	H: 3 LOB: 1 BB: 0 P: 8	R: 2 E: 0 K: 1 S: 8	H: 3 LOB: 2 BB: 1 P: 12	R: 0 E: 0 K: 2 S: 8	H: 1 LOB: 1 BB: 0 P: 8	R: 0 E: 0 K: 0 S: 3	H: 1 LOB: 0 BB: 0 P: 3		1B: 6 2B: 4 3B: 0 HR: 2	SF: 1 SAC: 0 DP: 1 HBP: 0	WP: 0 PB: 0 SB: 2 CS: 0
PITCHER	IP WLS BF H R ER SO BB IBB HBP BLK WP HR S P ERA WHIP																			
Joe Cowley, R ERA: 4.5 (1, 1)	5.0 L 21 5 4 4 5 1 0 0 0 0 2 30 34 7.20 1.200																			
Ken Dayley, L ERA: 4.52 (6, 1)	2.0 13 5 4 3 2 0 1 0 0 0 0 16 20 13.50 2.500																			
Al Hrabosky, L ERA: 3.99 (8, 1)	2.0 7 2 0 0 2 0 0 0 0 0 0 11 11 0.00 1.000																			

Batter	1	2	3	4	5	6	7	8	9	AB	R	H	RBI	BB	SO	LOB	BOTTOM					
Rafael Ramirez, R OBP: 0.308, SLG: 0.359 (1, 6)										5	0	0	0	0	0	3	Los Angeles Dodgers @ Atlanta Braves Atlanta-Fulton County Stadium, Atlanta, GA Fri Jul 30 1982, 7:05 PM EDT Att: 47,787 - Unknown					
Glenn Hubbard, R OBP: 0.344, SLG: 0.384 Al Hrabosky, R OBP: 0.333, SLG: 0.333 (1, 4)										4	1	2	0	0	0	1						
Claudell Washington, L OBP: 0.342, SLG: 0.399 (1, 9)										4	1	2	1	0	1	1						
Dale Murphy, R OBP: 0.387, SLG: 0.576 (1, 8)										4	0	0	0	0	1	3						
Bob Horner, R OBP: 0.373, SLG: 0.515 (1, 5)										3	0	0	0	1	2	1						
Chris Chambliss, L OBP: 0.328, SLG: 0.414 (1, 3)										2	0	1	1	1	0	0						
Biff Pocoroba, S OBP: 0.385, SLG: 0.460 (1, 2)										4	0	0	0	0	0	5						
Bob Porter, L OBP: 0.167, SLG: 0.167 (1, 7)										4	0	0	0	0	2	1						
Joe Cowley, R OBP: 0.200, SLG: 0.200 Larry Whisenton, L OBP: 0.368, SLG: 0.455 Ken Dayley, L OBP: 0.316, SLG: 0.250 Jerry Royster, R OBP: 0.313, SLG: 0.316 (1, 1)										1	0	0	0	0	0	0						
Inning Stats	R: 0 E: 0 K: 0 S: 3	H: 0 LOB: 0 BB: 0 P: 3	R: 0 E: 1 K: 1 S: 6	H: 0 LOB: 1 BB: 0 P: 6	R: 0 E: 0 K: 1 S: 5	H: 0 LOB: 0 BB: 0 P: 5	R: 0 E: 0 K: 1 S: 6	H: 1 LOB: 1 BB: 0 P: 6	R: 0 E: 0 K: 0 S: 4	H: 1 LOB: 2 BB: 1 P: 8	R: 1 E: 0 K: 1 S: 7	H: 2 LOB: 2 BB: 1 P: 11	R: 0 E: 0 K: 0 S: 4	H: 1 LOB: 1 BB: 0 P: 4	R: 1 E: 0 K: 1 S: 6	H: 1 LOB: 1 BB: 1 P: 10		R: 0 E: 0 K: 1 S: 5	H: 0 LOB: 0 BB: 0 P: 5	1B: 5 2B: 0 3B: 0 HR: 1	SF: 1 SAC: 0 DP: 0 HBP: 0	WP: 1 PB: 0 SB: 0 CS: 0
PITCHER	IP WLS BF H R ER SO BB IBB HBP BLK WP HR S P ERA WHIP																					
Bob Welch, R ERA: 3.27 (1, 1)	9.0 W 37 6 2 2 6 3 0 0 0 1 1 46 58 2.00 1.000																					

Batter	1	2	3	4	5	6	7	8	9	AB	R	H	RBI	BB	SO	LOB	TOP								
Steve Sax, R (1.4)	6-3		G6-4-3						G6-4-3	5	0	2	2	0	0	2	Los Angeles Dodgers @ Atlanta Braves Atlanta-Fulton County Stadium, Atlanta, GA Sat Jul 31 1982, 7:05 PM EDT Att: 46,694 - Unknown								
Ken Landreaux, L (1.8)	4-3			F8	4-3		4-3			4	0	0	0	0	0	2									
Dusty Baker Jr., R (1.7)	5-3				5-3			F8		4	1	1	1	0	0	1									
Pedro Guerrero, R (1.9) Ron Roenicke, S (8.9)		P3		G3				F7		4	0	1	0	0	0	0									
Ron Cey, R (1.5)							F9			4	0	3	0	0	0	1									
Steve Garvey, R (1.3)										4	0	1	0	0	0	3									
Mike Scioscia, L (1.2)										4	1	1	0	0	0	4									
Mark Belanger, R (1.6)			6-3				F9		6-3	4	1	1	0	0	0	0									
Fernando Valenzuela, L (1.1)										3	0	2	0	0	0	0									
Inning Stats	R: 0 E: 0 K: 0 S: 3	H: 0 LOB: 0 BB: 0 P: 3	R: 0 E: 0 K: 0 S: 4	H: 1 LOB: 1 BB: 0 P: 4	R: 0 E: 0 K: 0 S: 3	H: 1 LOB: 0 BB: 0 P: 3	R: 1 E: 0 K: 0 S: 5	H: 2 LOB: 1 BB: 0 P: 5	R: 2 E: 0 K: 0 S: 6	H: 3 LOB: 1 BB: 0 P: 6	R: 0 E: 0 K: 0 S: 4	H: 1 LOB: 1 BB: 0 P: 4	R: 0 E: 0 K: 0 S: 4	H: 1 LOB: 1 BB: 0 P: 4	R: 0 E: 0 K: 0 S: 5	H: 2 LOB: 2 BB: 0 P: 5	R: 0 E: 0 K: 0 S: 3	H: 1 LOB: 0 BB: 0 P: 3	1B: 9 2B: 2 3B: 0 HR: 1	SF: 0 SAC: 1 DP: 2 HBP: 0	WP: 0 PB: 0 SB: 0 CS: 0	PA: 37			
PITCHER	IP	WLS	BF	H	R	ER	SO	BB	IBB	HBP	BLK	WP	HR	S	P	ERA	WHIP								
Pascual Perez, R (1.1) Steve Bedrosian, R (6.1) Gene Garber, R (8.1)	5.0	L	21	7	3	3	0	0	0	0	0	0	1	21	21	5.40	1.400								

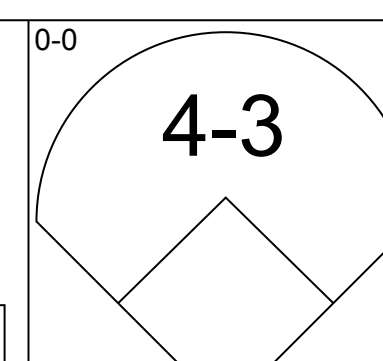
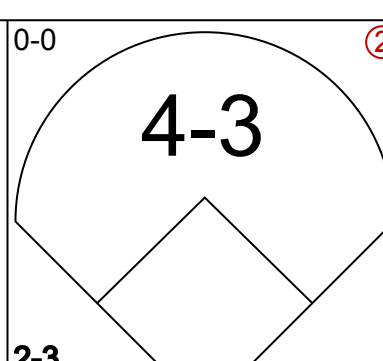
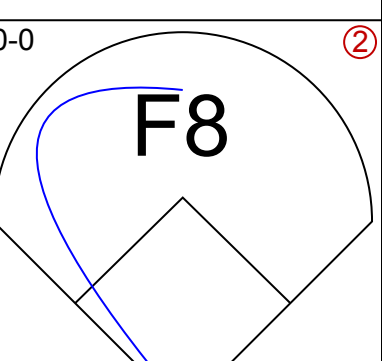
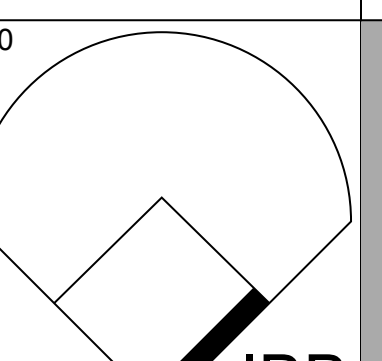
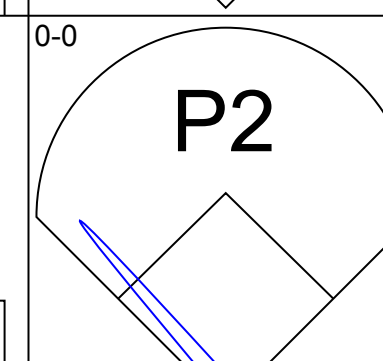
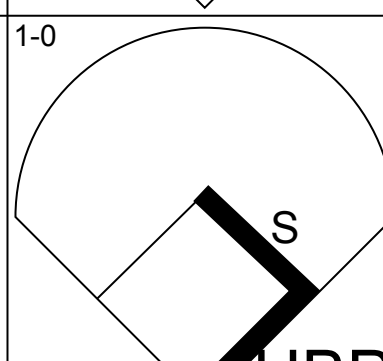
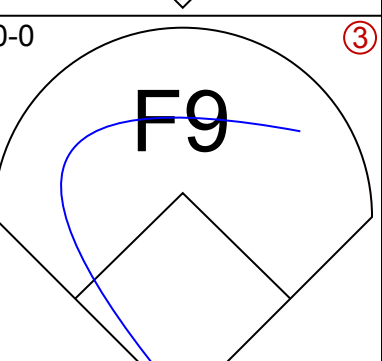
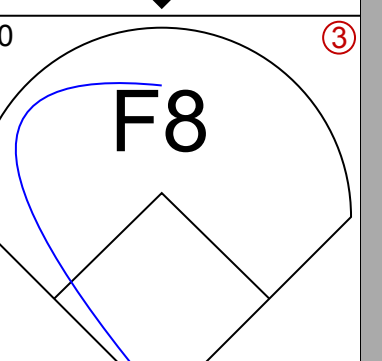
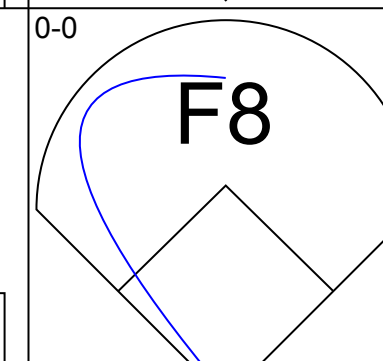
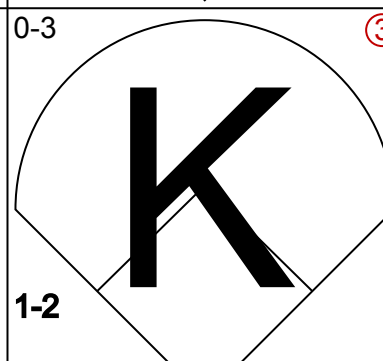
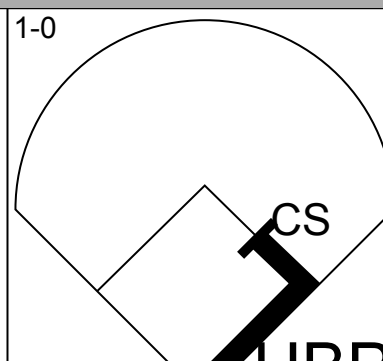

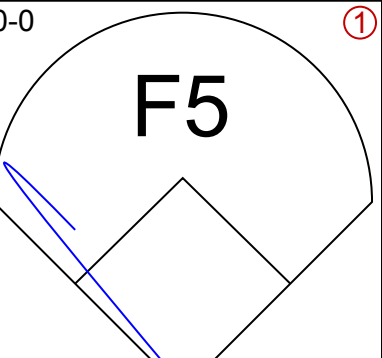
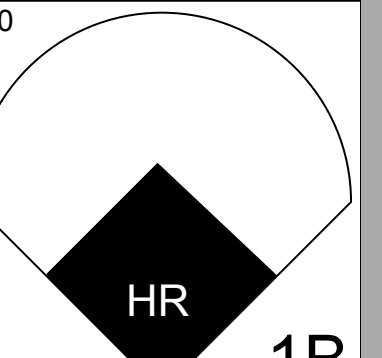



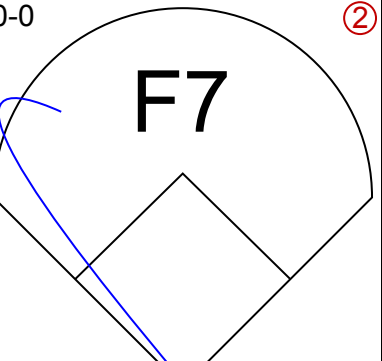
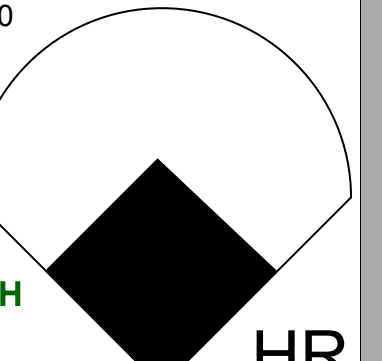



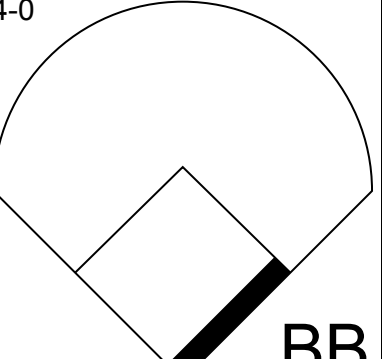
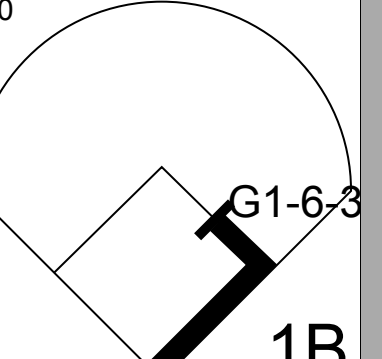


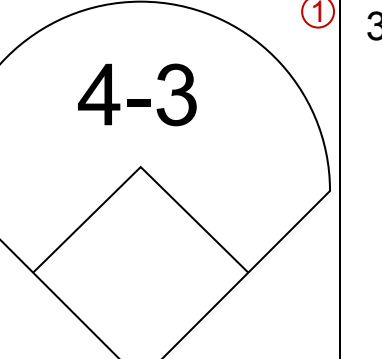
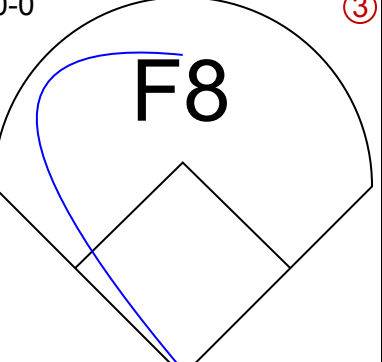
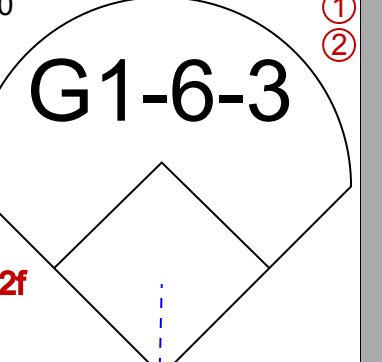

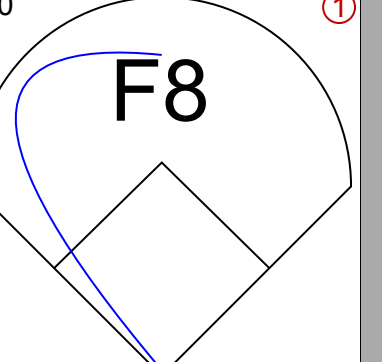
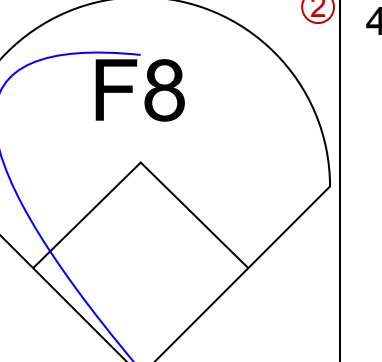
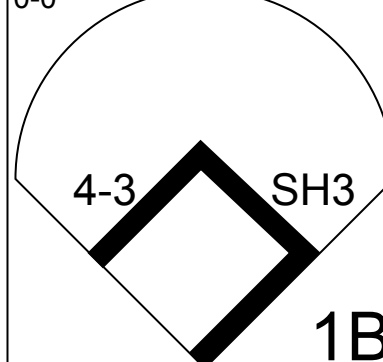

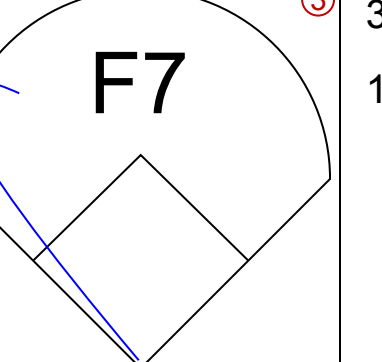
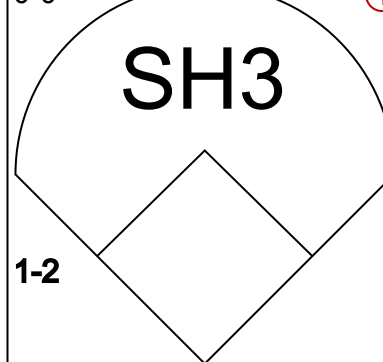

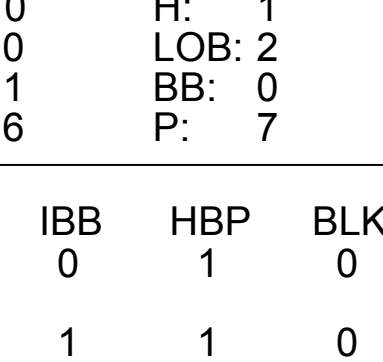
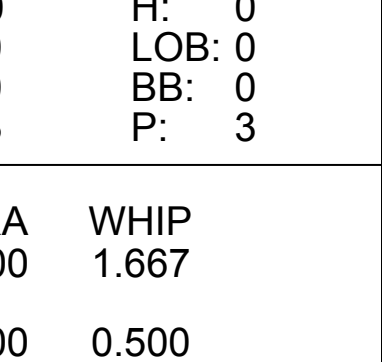
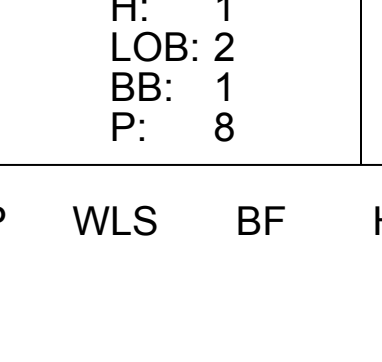

Batter	1	2	3	4	5	6	7	8	9	AB	R	H	RBI	BB	SO	LOB	BOTTOM								
Claudell Washington, L (1.9)	3-1		G3		G3			F7		4	0	0	0	0	0	2	Los Angeles Dodgers @ Atlanta Braves Atlanta-Fulton County Stadium, Atlanta, GA Sat Jul 31 1982, 7:05 PM EDT Att: 46,694 - Unknown								
Glenn Hubbard, R (1.4)	K			P3				F7		4	0	1	0	0	1	0									
Dale Murphy, R (1.8)	K							F8		4	0	1	0	0	1	1									
Bob Horner, R (1.5)										3	0	1	0	1	0	2									
Chris Chambliss, L (1.3)										4	0	0	0	0	0	5									
Rufino Linares, R (1.7)										4	0	1	0	0	3	4									
Bruce Benedict, R (1.2)										4	0	1	0	0	1	2									
Rafael Ramirez, R (1.6) Terry Harper, R (9, PH)										3	0	1	0	0	0	0									
Pascual Perez, R (1.1) Bob Watson, R (5, PH) Steve Bedrosian, R (6.1) Larry Whisenton, L (7, PH) Gene Garber, R (8.1)										1	0	0	0	0	1	0									
										1	0	0	0	0	0	2									
										0	0	0	0	0	0	0									
										0	0	0	0	0	0	0									
										0	0	0	0	0	0	0									
Inning Stats	R: 0 E: 0 K: 2 S: 7	H: 0 LOB: 0 BB: 0 P: 7	R: 0 E: 0 K: 1 S: 5	H: 0 LOB: 1 BB: 1 P: 9	R: 0 E: 0 K: 1 S: 5	H: 0 LOB: 0 BB: 0 P: 5	R: 0 E: 0 K: 0 S: 4	H: 1 LOB: 1 BB: 0 P: 4	R: 0 E: 0 K: 0 S: 5	H: 2 LOB: 2 BB: 0 P: 5	R: 0 E: 1 K: 1 S: 7	H: 1 LOB: 2 BB: 0 P: 7	R: 0 E: 0 K: 1 S: 5	H: 0 LOB: 0 BB: 0 P: 5	R: 0 E: 0 K: 0 S: 3	H: 0 LOB: 2 BB: 0 P: 3	R: 0 E: 0 K: 2 S: 9	H: 2 LOB: 2 BB: 0 P: 9	1B: 5 2B: 1 3B: 0 HR: 0	SF: 0 SAC: 0 DP: 0 HBP: 0	WP: 0 PB: 0 SB: 0 CS: 0	PA: 35			
PITCHER	IP	WLS	BF	H	R	ER	SO	BB	IBB	HBP	BLK	WP	HR	S	P	ERA	WHIP								
Fernando Valenzuela, L (1.1)	9.0	W	35	6	0	0	8	1	0	0	0	0	0	50	54	0.00	0.778								

Batter	1	2	3	4	5	6	7	8	9	AB	R	H	RBI	BB	SO	LOB	TOP									
Chili Davis, S OBP: 0.317, SLG: 0.390 (1, 8)										5	0	2	1	0	1	1	San Francisco Giants @ Atlanta Braves Atlanta-Fulton County Stadium, Atlanta, GA Tue Aug 03 1982, 7:05 PM EDT Att: 21,489 - Unknown livebaseballscores.com AB 35 R 6 H 12 RBI 6 BB 5 SO 4 LOB 18 									
Joe Morgan, L OBP: 0.406, SLG: 0.437 Guy Sularz, R OBP: 0.262, SLG: 0.246 (1, 4)										3	2	1	0	2	0	2										
Jack Clark, R OBP: 0.348, SLG: 0.458 (1, 9)										4	0	1	0	1	0	3										
Reggie Smith, S OBP: 0.350, SLG: 0.411 Greg Minton, S OBP: 0.167, SLG: 0.273 (1, 3)										4	0	2	0	0	0	3										
Jeffrey Leonard, R OBP: 0.274, SLG: 0.352 (1, 7)										5	0	1	1	0	1	5										
Milt May, L OBP: 0.318, SLG: 0.385 Max Venable, L OBP: 0.219, SLG: 0.268 Bob Brenly, R OBP: 0.346, SLG: 0.361 (1, 2)										4	0	2	1	0	0	1										
Tom O'Malley, L OBP: 0.336, SLG: 0.359 (1, 5)										3	1	1	2	1	1	2										
Johnnie LeMaster, R OBP: 0.288, SLG: 0.275 Diwane Kuiper, L OBP: 0.389, SLG: 0.352 Fred Breining, R OBP: 0.333, SLG: 0.273 Dave Bergman, L OBP: 0.333, SLG: 0.321 (1, 6)										2	0	0	0	0	0	1										
Rich Gale, R OBP: 0.209, SLG: 0.231 Darrell Evans, L OBP: 0.363, SLG: 0.432 (1, 1)										1	0	0	0	1	1	0										
Inning Stats	R: 0 E: 0 K: 0 S: 3	H: 1 LOB: 1 BB: 1 P: 7	R: 0 E: 0 K: 0 S: 3	H: 0 LOB: 0 BB: 0 P: 3	R: 0 E: 0 K: 1 S: 5	H: 0 LOB: 0 BB: 0 P: 5	R: 1 E: 0 K: 0 S: 4	H: 2 LOB: 1 BB: 1 P: 8	R: 0 E: 0 K: 0 S: 2	H: 0 LOB: 1 BB: 2 P: 10	R: 1 E: 0 K: 1 S: 8	H: 3 LOB: 2 BB: 0 P: 8	R: 0 E: 0 K: 1 S: 5	H: 0 LOB: 0 BB: 0 P: 5	R: 0 E: 0 K: 0 S: 4	H: 1 LOB: 1 BB: 0 P: 4		R: 4 E: 0 K: 1 S: 10	H: 5 LOB: 2 BB: 1 P: 14	1B: 11 2B: 0 3B: 0 HR: 1	SF: 1 SAC: 0 DP: 2 HBP: 0	WP: 0 PB: 0 SB: 1 CS: 2	PA: 41			
PITCHER	IP	WLS	BF	H	R	ER	SO	BB	IBB	HBP	BLK	WP	HR	S	P	ERA		WHIP								
Rick Camp, R ERA: 3.14 Carlos Diaz, L ERA: 3.21 Gene Garber, R ERA: 2.64 Al Hrabosky, L ERA: 3.94 Steve Bedrosian, R ERA: 1.89	5.2		24	6	2	2	1	4	0	0	0	0	0	22	38	3.18		1.765								
Batter	1	2	3	4	5	6	7	8	9	AB	R	H	RBI	BB	SO	LOB		BOTTOM								
Rafael Ramirez, R OBP: 0.306, SLG: 0.357 (1, 6)										5	1	1	0	0	0	2		San Francisco Giants @ Atlanta Braves Atlanta-Fulton County Stadium, Atlanta, GA Tue Aug 03 1982, 7:05 PM EDT Att: 21,489 - Unknown livebaseballscores.com AB 32 R 3 H 5 RBI 2 BB 5 SO 2 LOB 15 								
Glenn Hubbard, R OBP: 0.344, SLG: 0.382 (1, 4)										3	1	1	0	1	0	0										
Terry Harper, R OBP: 0.366, SLG: 0.314 (1, 9)										4	0	0	0	0	0	3										
Dale Murphy, R OBP: 0.378, SLG: 0.556 (1, 8)										4	0	0	0	0	1	2										
Bob Horner, R OBP: 0.373, SLG: 0.525 Rufino Linares, R OBP: 0.355, SLG: 0.426 (1, 5)										4	1	1	2	0	1	0										
Chris Chambliss, L OBP: 0.332, SLG: 0.423 (1, 3)										3	0	2	0	1	0	0										
Jerry Royster, R OBP: 0.333, SLG: 0.333 Steve Bedrosian, R (1, 7)										2	0	0	0	2	0	1										
Bruce Benedict, R OBP: 0.294, SLG: 0.288 (1, 2)										4	0	0	0	0	0	5										
Rick Camp, R Carlos Diaz, R Larry Whisenand, L Gene Garber, R Al Hrabosky, R Bill Pasorobal, S (1, 1)										2	0	0	0	0	0	2										
Inning Stats	R: 0 E: 0 K: 0 S: 3	H: 0 LOB: 1 BB: 1 P: 7	R: 0 E: 0 K: 0 S: 3	H: 0 LOB: 2 BB: 2 P: 11	R: 3 E: 0 K: 1 S: 9	H: 4 LOB: 2 BB: 1 P: 13	R: 0 E: 0 K: 0 S: 3	H: 0 LOB: 0 BB: 0 P: 3	R: 0 E: 0 K: 0 S: 5	H: 0 LOB: 0 BB: 0 P: 5	R: 0 E: 0 K: 1 S: 4	H: 1 LOB: 2 BB: 1 P: 8	R: 0 E: 0 K: 0 S: 3	H: 0 LOB: 0 BB: 0 P: 3	R: 0 E: 0 K: 0 S: 3	H: 0 LOB: 0 BB: 0 P: 3	R: 0 E: 0 K: 0 S: 3		H: 0 LOB: 0 BB: 0 P: 3	1B: 4 2B: 0 3B: 0 HR: 1	SF: 0 SAC: 0 DP: 0 HBP: 0	WP: 1 PB: 0 SB: 1 CS: 0	PA: 37			
PITCHER	IP	WLS	BF	H	R	ER	SO	BB	IBB	HBP	BLK	WP	HR	S	P	ERA	WHIP									
Rich Gale, R ERA: 3.88 Fred Breining, R ERA: 4.14 Greg Minton, R ERA: 2.03	6.0		28	5	3	3	2	3	2	0	0	0	0	3	3	0.00	0.000									
	2.0	W	6	0	0	0	0	0	0	0	0	0	0	6	6	0.00	0.000									

Batter	1	2	3	4	5	6	7	8	9	AB	R	H	RBI	BB	SO	LOB	TOP																				
Chili Davis, S OBP: 0.320, SLG: 0.391 (1, 8)										4	0	2	0	1	1	0	San Francisco Giants @ Atlanta Braves Atlanta-Fulton County Stadium, Atlanta, GA Wed Aug 04 1982, 7:05 PM EDT Att: 13,607 - Unknown																				
Joe Morgan, L OBP: 0.412, SLG: 0.439 (1, 4)										3	0	2	1	2	0	1																					
Jack Clark, R OBP: 0.344, SLG: 0.451 (1, 9)										5	0	0	0	0	0	6																					
Reggie Smith, S OBP: 0.353, SLG: 0.424 (1, 3)										3	1	1	1	1	0	1																					
Jeffrey Leonard, R OBP: 0.282, SLG: 0.360 (1, 7)										3	1	1	0	0	1	2																					
Milt May, L OBP: 0.317, SLG: 0.383 (1, 2)										4	0	1	0	0	0	4																					
Tom O'Malley, L OBP: 0.335, SLG: 0.357 (1, 5)										4	0	1	1	0	0	2																					
Johnnie LeMaster, R OBP: 0.285, SLG: 0.273 (9, PH)										3	0	0	0	0	1	1																					
Darrell Evans, L OBP: 0.362, SLG: 0.431 (9, 6)										1	0	0	0	0	1	0																					
Alan Fowlkes, R OBP: 0.196, SLG: 0.150 (4, 1)										1	0	0	0	0	1	0																					
Jim Barr, R OBP: 0.196, SLG: 0.250 (8, 1)										0	0	0	0	0	0	0																					
Gary Lavelle, L OBP: 0.222, SLG: 0.333 (9, PH)										0	0	0	0	0	0	0																					
Chang Sunmng, S OBP: 0.196, SLG: 0.250 (9, PH)										0	0	0	0	0	0	0																					
Max Venable, L OBP: 0.196, SLG: 0.250 (9, 1)										0	1	0	0	0	0	0																					
Greg Minton, S OBP: 0.196, SLG: 0.273 (9, 1)										0	0	0	0	0	0	0																					
Inning Stats	R: 0 E: 0 K: 1 S: 5	H: 0 LOB: 1 BB: 1 P: 9	R: 0 E: 0 K: 0 S: 2	H: 0 LOB: 0 BB: 0 P: 3	R: 0 E: 0 K: 2 S: 8	H: 1 LOB: 1 BB: 0 P: 8	R: 2 E: 0 K: 0 S: 6	H: 3 LOB: 1 BB: 0 P: 6	R: 0 E: 0 K: 0 S: 4	H: 2 LOB: 1 BB: 0 P: 4	R: 0 E: 0 K: 0 S: 4	H: 1 LOB: 1 BB: 0 P: 4	R: 0 E: 0 K: 1 S: 5	H: 0 LOB: 0 BB: 0 P: 5	R: 0 E: 0 K: 1 S: 5	H: 0 LOB: 2 BB: 13	R: 1 E: 0 K: 1 S: 7	H: 2 LOB: 2 BB: 1 P: 11	1B: 7 2B: 2 3B: 0 HR: 1	SF: 0 SAC: 0 DP: 2 HBP: 1	WP: 0 PB: 0 SB: 2 CS: 0	PA: 39															
PITCHER	IP WLS BF H R ER SO BB IBB HBP BLK WP HR S P ERA WHIP																																				
Joe Cowley, R ERA: 4.47 (1, 1)	4.1	20	6	2	2	3	1	0	1	0	0	0	0	1	24	29	4.15	1.615																			
Rick Mahler, R ERA: 4.32 (5, 1)	2.2	8	1	0	0	1	0	0	0	0	0	0	0	10	10	0.00	0.375																				
Steve Bedrosian, R ERA: 1.94 (8, 1)	2.0	L	11	2	1	1	2	2	1	0	0	0	0	12	24	4.50	2.000																				

AB	34
R	3
H	9
RBI	3
BB	4
SO	6
LOB	17



Batter	1	2	3	4	5	6	7	8	9	AB	R	H	RBI	BB	SO	LOB	BOTTOM																			
Claudell Washington, L OBP: 0.337, SLG: 0.378 (1, 9)										3	0	0	0	1	0	1	San Francisco Giants @ Atlanta Braves Atlanta-Fulton County Stadium, Atlanta, GA Wed Aug 04 1982, 7:05 PM EDT Att: 13,607 - Unknown																			
Rafael Ramirez, R OBP: 0.305, SLG: 0.355 (1, 6)										3	0	0	0	0	0	2																				
Terry Harper, R OBP: 0.356, SLG: 0.289 (1, 7)										3	0	0	0	0	2	2																				
Dale Murphy, R OBP: 0.379, SLG: 0.556 (1, 8)										4	1	2	0	0	1	1																				
Bob Horner, R OBP: 0.375, SLG: 0.533 (1, 5)										4	1	2	2	0	0	1																				
Chris Chambliss, L OBP: 0.334, SLG: 0.422 (1, 3)										3	0	1	0	1	0	1																				
Biff Pocoroba, S OBP: 0.362, SLG: 0.427 (1, 2)										4	0	0	0	0	0	2																				
Jerry Royster, R OBP: 0.346, SLG: 0.364 (1, 4)										3	0	2	0	0	0	0																				
Larry Whisenton, L OBP: 0.364, SLG: 0.441 (9, PH)										1	0	0	0	0	0	0																				
Joe Cowley, R OBP: 0.200, SLG: 0.200 (1, 1)										0	0	0	0	0	0	0																				
Rick Mahler, R OBP: 0.213, SLG: 0.244 (5, 1)										1	0	0	0	0	0	0																				
Bob Porter, L OBP: 0.158, SLG: 0.158 (7, PH)										1	0	0	0	0	0	1																				
Steve Bedrosian, R (8, 1)										0	0	0	0	0	0	0																				
Inning Stats	R: 0 E: 0 K: 0 S: 3	H: 0 LOB: 0 BB: 0 P: 3	R: 0 E: 0 K: 0 S: 3	H: 0 LOB: 1 BB: 1 P: 7	R: 0 E: 0 K: 1 S: 6	H: 1 LOB: 2 BB: 0 P: 7	R: 2 E: 0 K: 0 S: 5	H: 3 LOB: 0 BB: 0 P: 5	R: 0 E: 0 K: 0 S: 3	H: 0 LOB: 0 BB: 0 P: 3	R: 0 E: 0 K: 1 S: 5	H: 1 LOB: 1 BB: 0 P: 6	R: 0 E: 0 K: 0 S: 4	H: 1 LOB: 2 BB: 1 P: 8	R: 0 E: 0 K: 1 S: 5	H: 1 LOB: 0 BB: 0 P: 5	R: 0 E: 0 K: 0 S: 3	H: 0 LOB: 0 BB: 0 P: 3	1B: 5 2B: 1 3B: 0 HR: 1	SF: 0 SAC: 1 DP: 2 HBP: 2	WP: 0 PB: 0 SB: 1 CS: 1	PA: 35														
PITCHER	IP WLS BF H R ER SO BB IBB HBP BLK WP HR S P ERA WHIP																																			
Alan Fowlkes, R ERA: 5.54 (1, 1)	3.0	15	4	2	2	1	0	1	1	0	0	0	0	14	19	0.00	0.500																			
Jim Barr, R ERA: 3.04 (4, 1)	4.0	14	2	0	0	1	0	1	1	0	0	0	0	5	5	0.00	1.000																			
Gary Lavelle, L ERA: 3.02 (8, 1)	1.0	W	3	1	0	0	1	0	0	0	0	0	0	5	5	0.00	1.000																			
Greg Minton, R ERA: 2.0 (9, 1)	1.0	S	3	0	0	0	0	0	0	0	0	0	0	3	3	0.00	0.000																			



Batter	1	2	3	4	5	6	7	8	9	10	AB	R	H	RBI	BB	SO	LOB	TOP	
Claude Washington, L OBP: 0.336, SLG: 0.384 (1, 9)	0-3 K		0-0 F7		0-0 HR			0-0 4-3			4	1	1	2	0	1	0	Atlanta Braves @ Los Angeles Dodgers Dodger Stadium, Los Angeles, CA Thu Aug 05 1982, 7:05 PM PDT Att: 49,607 - Unknown	
Jerry Royster, R OBP: 0.341, SLG: 0.357 (1, 4)	0-0 S 1B		0-0 F9		0-0 L3			0-0 F9			4	0	1	0	0	0	0		
Dale Murphy, R OBP: 0.375, SLG: 0.550 (1, 8)	0-0 4-3		0-0 6-3		0-3 K			0-0 F9			4	0	0	0	0	1	1		
Bob Horner, R OBP: 0.373, SLG: 0.530 (1, 5)	0-0 1-3			0-3 K		0-0 CS 1B			0-0 6-3		4	0	1	0	0	1	1		
Bob Watson, R OBP: 0.290, SLG: 0.442 Gene Garber, R OBP: 0.100, SLG: 0.100 (9, 1)		0-0 4-3 2B		0-0 F7		0-0 F8			0-0 F9		4	0	1	0	0	0	1		
Rufino Linares, R OBP: 0.352, SLG: 0.421 (1, 7)		0-0 4-3		0-0 2-3 1B		0-0 F7			0-0 F7		4	0	1	0	0	0	2		
Bruce Benedict, R OBP: 0.291, SLG: 0.284 (1, 2)		0-0 P4		0-0 F7		0-0 CS 1-2		0-0 5-3			4	0	0	0	0	0	2		
Rafael Ramirez, R OBP: 0.305, SLG: 0.352 (1, 6)		4-0 IBB		0-0 F7		0-0 P4			0-0 4-3		3	0	0	0	1	0	0		
Pascual Perez, R Chris Chambliss, L OBP: 0.333, SLG: 0.421 (9, 3)	0-3 K		0-0 HR BB		4-0 1-3				0-3 K		2	1	0	0	1	1	2		
Inning Stats	R: 0 E: 0 K: 1 S: 6	H: 1 LOB: 1 BB: 0 P: 6	R: 0 E: 0 K: 1 S: 6	H: 1 LOB: 2 BB: 1 P: 10	R: 0 E: 0 K: 1 S: 3	H: 0 LOB: 0 BB: 0 P: 3	R: 0 E: 0 K: 1 S: 6	H: 1 LOB: 0 BB: 0 P: 6	R: 2 E: 0 K: 1 S: 6	H: 1 LOB: 0 BB: 1 P: 10	R: 0 E: 0 K: 0 S: 3	H: 0 LOB: 0 BB: 0 P: 3	R: 0 E: 0 K: 0 S: 3	H: 0 LOB: 0 BB: 0 P: 3	R: 0 E: 0 K: 1 S: 5	H: 0 LOB: 0 BB: 0 P: 5	1B: 3 2B: 1 3B: 0 HR: 1		SF: 0 SAC: 0 DP: 0 HBP: 0
PITCHER	IP	WLS	BF	H	R	ER	SO	BB	IBB	HBP	BLK	WP	HR	S	P	ERA	WHIP		
Fernando Valenzuela, L ERA: 2.91 (1, 1)	5.0		22	5	2	2	4	1	0	0	0	0	0	1	28	3.60	1.200		
Tom Niedenfuer, R ERA: 4.0 (6, 1)	3.0		8	0	0	0	0	0	0	0	0	0	0	8	8	0.00	0.000		
Steve Howe, L ERA: 2.02 (9, 1)	1.0		3	0	0	0	0	0	0	0	0	0	0	3	3	0.00	0.000		
Terry Forster, L ERA: 3.49 (10, 1)	1.0	W	3	0	0	0	1	0	0	0	0	0	0	5	5	0.00	0.000		

AB	34
R	2
H	5
RBI	2
BB	2
SO	5
LOB	9



Batter	1	2	3	4	5	6	7	8	9	10	AB	R	H	RBI	BB	SO	LOB	BOTTOM	
Steve Sax, R OBP: 0.335, SLG: 0.342 (1, 4)	0-0 6-3		0-0 F3			0-0 E S SF8 1B		0-0 5-3		0-0 SH1 SF8 1B	5	2	2	0	0	0	0	Atlanta Braves @ Los Angeles Dodgers Dodger Stadium, Los Angeles, CA Thu Aug 05 1982, 7:05 PM PDT Att: 49,607 - Unknown	
Ken Landreaux, L OBP: 0.367, SLG: 0.440 (1, 8)	0-0 F9			0-0 G3		0-0 L6		0-0 S 1B		0-0 SH1	4	0	1	0	0	0	1		
Dusty Baker Jr., R OBP: 0.361, SLG: 0.497 (1, 7)	0-0 BLK 1B			0-0 3-1		0-0 SF8		0-3 K		4-0 IBB IBB	3	0	1	1	1	1	1		
Pedro Guerrero, R OBP: 0.356, SLG: 0.521 (1, 9)	0-3 K			0-0 F8		0-0 3H F8			0-0 SH1-4 E 1B	4-0 1-2 IBB	4	1	1	0	1	1	1		
Ron Cey, R OBP: 0.333, SLG: 0.430 (1, 5)		0-0 6-3			0-0 FC5-4 1B			0-3 K		0-0 SH1-4 1-2	3	0	1	1	0	1	0		
Steve Garvey, R OBP: 0.276, SLG: 0.401 (1, 3)		0-0 F7			0-0 FC5-4 1B 1-2			0-0 1-3		0-0 F3	4	0	0	0	0	0	2		
Bill Russell, R OBP: 0.342, SLG: 0.299 Rick Monday, L OBP: 0.302, SLG: 0.525 Mark Belanger, R OBP: 0.341, SLG: 0.278 (1, 6)		0-0 F7			0-0 1-2 1B			0-0 1B		0-0 E9 1B	3	0	2	0	0	0	0		
Mike Scioscia, L OBP: 0.304, SLG: 0.300 (1, 2)			0-0 G3		0-0 F8			0-0 F8		0-0 DI 1B	4	0	1	0	0	0	3		
Fernando Valenzuela, L OBP: 0.314, SLG: 0.502 Tom Niedenfuer, R OBP: 0.280, SLG: 0.330 Steve Howe, L OBP: 0.305, SLG: 0.339 Terry Forster, L (1, 1)	0-3 K		0-3 K		0-0 4-3			0-0 F8		0-0 F7	2	0	0	0	0	0	1		
Inning Stats	R: 0 E: 0 K: 1 S: 6	H: 0 LOB: 0 BB: 0 P: 3	R: 0 E: 0 K: 0 S: 3	H: 0 LOB: 0 BB: 0 P: 5	R: 0 E: 0 K: 1 S: 3	H: 0 LOB: 0 BB: 0 P: 3	R: 0 E: 0 K: 0 S: 6	H: 1 LOB: 1 BB: 0 P: 6	R: 0 E: 0 K: 1 S: 6	H: 1 LOB: 1 BB: 0 P: 6	R: 1 E: 1 K: 0 S: 6	H: 2 LOB: 2 BB: 0 P: 6	R: 1 E: 1 K: 0 S: 3	H: 1 LOB: 2 BB: 2 P: 11	1B: 9 2B: 0 3B: 0 HR: 0	SF: 2 SAC: 2 DP: 0 HBP: 0	WP: 0 PA: 41		
PITCHER	IP	WLS	BF	H	R	ER	SO	BB	IBB	HBP	BLK	WP	HR	S	P	ERA	WHIP		
Pascual Perez, R ERA: 2.04 (1, 1)	8.0		30	6	1	0	4	0	0	0	1	0	0	38	38	0.00	0.750		
Gene Garber, R ERA: 2.7 (9, 1)	1.2	L	11	3	2	1	0	0	2	0	0	0	0	9	17	5.40	1.800		

AB	35
R	3
H	9
RBI	2
BB	2
SO	4
LOB	12



Batter	1	2	3	4	5	6	7	8	9	10	AB	R	H	RBI	BB	SO	LOB	TOP		
Claudell Washington, L OBP: 0.336, SLG: 0.393	E3 SH1-3		F8			P6		2B 1B		HR	5	2	2	1	0	0	1	Atlanta Braves @ Los Angeles Dodgers Dodger Stadium, Los Angeles, CA Fri Aug 06 1982, 7:05 PM PDT Att: 51,423 - Unknown		
Glenn Hubbard, R OBP: 0.344, SLG: 0.384	SH1-3		K			F3		1B 2B		E6 SH2-4	4	1	1	1	0	1	1			
Terry Harper, R OBP: 0.367, SLG: 0.293 Steve Bedrosian, R (8, 1)			FC6-4			6-3		1B		SH2-4	3	0	1	1	1	0	1			
Bob Horner, R OBP: 0.371, SLG: 0.525 Jerry Royster, R OBP: 0.341, SLG: 0.357	K				6-3			F8 1B		F7	5	0	1	0	0	1	4			
Dale Murphy, R OBP: 0.372, SLG: 0.545		4-3			P3			F8		F9	4	0	0	0	0	0	2			
Chris Chambliss, L OBP: 0.330, SLG: 0.416		K			G3			F8		6-3	4	0	0	0	0	1	1			
Bruce Benedict, R OBP: 0.287, SLG: 0.280		E4				L5		L1-4		6-3	4	0	0	0	0	1				
Rafael Ramirez, R OBP: 0.302, SLG: 0.348		6-3				3-1		L6		6-3	4	0	0	0	0	1				
Phil Niekro, R OBP: 0.228, SLG: 0.281 Larry Whisenton, L OBP: 0.369, SLG: 0.476 Rufino Linares, R OBP: 0.350, SLG: 0.418					6-3			HR		6-3	2	0	1	0	0	0	0			
											1	1	1	1	0	0	0			
											1	0	0	0	0	0	0			
Inning Stats	R: 0 E: 1 K: 1 S: 5	H: 0 LOB: 1 BB: 1 P: 9	R: 0 E: 1 K: 1 S: 6	H: 0 LOB: 1 BB: 0 P: 6	R: 0 E: 0 K: 1 S: 3	H: 0 LOB: 0 BB: 0 P: 3	R: 0 E: 0 K: 0 S: 3	H: 0 LOB: 0 BB: 0 P: 3	R: 0 E: 0 K: 0 S: 4	H: 1 LOB: 1 BB: 0 P: 4	R: 3 E: 0 K: 0 S: 7	H: 4 LOB: 1 BB: 0 P: 7	R: 0 E: 0 K: 0 S: 3	H: 0 LOB: 0 BB: 0 P: 3	R: 1 E: 1 K: 0 S: 5	H: 1 LOB: 1 BB: 0 P: 5	1B: 4 2B: 1 3B: 0 HR: 2	SF: 0 SAC: 2 DP: 0 HBP: 0	WP: 0 PB: 0 SB: 0 CS: 1	PA: 40
PITCHER	IP 7.1	WLS 27	H 3	R 1	ER 1	SO 3	BB 1	IBB 0	HBP 0	BLK 0	WP 0	HR 1	S 32	P 36	ERA 1.23	WHIP 0.545				
Dave Stewart, R ERA: 3.94 Steve Howe, L ERA: 2.31	(1, 1)	2.2	W	13	4	3	3	0	0	0	0	1	13	13	10.12	1.500				

AB 37
R 4
H 7
RBI 4
BB 1
SO 3
LOB 12



Batter	1	2	3	4	5	6	7	8	9	10	AB	R	H	RBI	BB	SO	LOB	BOTTOM				
Steve Sax, R OBP: 0.337, SLG: 0.344	5-3									E6	6	0	3	1	0	1	2	Atlanta Braves @ Los Angeles Dodgers Dodger Stadium, Los Angeles, CA Fri Aug 06 1982, 7:05 PM PDT Att: 51,423 - Unknown				
Ken Landreaux, L OBP: 0.370, SLG: 0.437	F9		F8								2	0	0	0	3	0	1					
Dusty Baker Jr., R OBP: 0.362, SLG: 0.495			5-3								4	0	1	0	1	1	3					
Pedro Guerrero, R OBP: 0.358, SLG: 0.520 Steve Howe, L OBP: 0.287, SLG: 0.326	F9									F9	3	1	1	0	1	0	2					
Jorge Orta, L OBP: 0.287, SLG: 0.326											0	0	0	0	0	0	0					
Ron Cey, R OBP: 0.330, SLG: 0.425											1	0	0	0	0	3	3					
Steve Garvey, R OBP: 0.275, SLG: 0.399											5	0	1	0	0	2	2					
Bill Russell, R OBP: 0.346, SLG: 0.307											5	2	3	2	0	0	1					
Mike Scioscia, L OBP: 0.309, SLG: 0.306											5	1	3	1	0	0	2					
Dave Stewart, R OBP: 0.219, SLG: 0.226 Ron Roenicke, S OBP: 0.343, SLG: 0.305											2	0	0	0	0	0	2					
											1	0	0	0	1	0	0					
Inning Stats	R: 0 E: 0 K: 0 S: 3	H: 0 LOB: 0 BB: 0 P: 7	R: 0 E: 0 K: 2 S: 7	H: 0 LOB: 0 BB: 0 P: 7	R: 1 E: 0 K: 0 S: 5	H: 2 LOB: 1 BB: 0 P: 5	R: 2 E: 0 K: 1 S: 8	H: 3 LOB: 1 BB: 0 P: 8	R: 0 E: 0 K: 1 S: 5	H: 2 LOB: 2 BB: 2 P: 13	R: 0 E: 0 K: 0 S: 4	H: 1 LOB: 1 BB: 0 P: 4	R: 0 E: 0 K: 0 S: 3	H: 1 LOB: 1 BB: 0 P: 6	R: 0 E: 0 K: 2 S: 7	H: 0 LOB: 1 BB: 11 P: 11	R: 2 E: 2 K: 0 S: 6	H: 2 LOB: 3 BB: 1 P: 10	1B: 11 2B: 1 3B: 0 HR: 0	SF: 0 SAC: 1 DP: 0 HBP: 0	WP: 1 PB: 0 SB: 1 CS: 4	PA: 46
PITCHER	IP 7.0	WLS 31	H 9	R 3	ER 3	SO 4	BB 4	IBB 0	HBP 0	BLK 0	WP 1	HR 0	S 35	P 51	ERA 3.86	WHIP 1.857						
Phil Niekro, R ERA: 3.38 Steve Bedrosian, R ERA: 1.88	(1, 1)	2.2	L	15	3	2	0	0	0	0	0	0	19	27	0.00	1.875						

AB 39
R 5
H 12
RBI 4
BB 6
SO 7
LOB 18



Batter	1	2	3	4	5	6	7	8	9	10	11	AB	R	H	RBI	BB	SO	LOB	TOP									
Rafael Ramirez, R OBP: 0.298, SLG: 0.343	5-3		6-3		F8		5-3		P4		5-3	6	0	0	0	0	0	5										
Glenn Hubbard, R OBP: 0.346, SLG: 0.388	K			6-3		FC5 1B	E1 1B				K	6	2	3	1	0	2	2										
Dale Murphy, R OBP: 0.377, SLG: 0.549				6-3								4	1	3	2	1	0	0										
Bob Horner, R OBP: 0.367, SLG: 0.518	F8			4-3		FC5 1B	5-3		FC6-4			5	1	0	0	0	0	5										
Bob Watson, R OBP: 0.276, SLG: 0.418		5-3			F8	4-3		5-3			F8	5	0	0	1	0	0	1										
Terry Harper, R OBP: 0.362, SLG: 0.283		F8			5-3			K			K	5	0	1	1	0	2	0										
Jerry Royster, R OBP: 0.345, SLG: 0.351			G3			1B		F8			F9	4	1	1	0	1	0	0										
Bruce Benedict, R OBP: 0.289, SLG: 0.279			5-3									4	1	1	0	1	0	2										
Claudell Washington, L OBP: 0.339, SLG: 0.393												0	0	0	0	0	0	0										
Bill Pociorek, S OBP: 0.362, SLG: 0.427												0	0	0	0	0	0	0										
Bob Weir, R OBP: 0.289, SLG: 0.279			1-3									2	0	0	0	0	0	0										
Al Hrabosky, L OBP: 0.330, SLG: 0.432												0	0	0	0	0	0	0										
Chris Geronzi, L OBP: 0.330, SLG: 0.432												0	0	0	0	0	0	0										
Bob Phipps, L OBP: 0.330, SLG: 0.432												0	0	0	0	0	0	0										
Steve Beckwith, R ERA: 2.83												0	0	0	0	0	0	0										
Inning Stats	R: 0 E: 0 K: 1 S: 6	H: 1 LOB: 1 BB: 0 P: 6	R: 0 E: 0 K: 0 S: 3	H: 0 LOB: 0 BB: 0 P: 3	R: 0 E: 0 K: 0 S: 3	H: 0 LOB: 0 BB: 0 P: 3	R: 0 E: 0 K: 0 S: 3	H: 0 LOB: 0 BB: 0 P: 3	R: 2 E: 1 K: 0 S: 5	H: 2 LOB: 2 BB: 0 P: 13	R: 1 E: 1 K: 0 S: 5	H: 2 LOB: 1 BB: 0 P: 5	R: 0 E: 0 K: 1 S: 5	H: 0 LOB: 0 BB: 0 P: 5	R: 2 E: 1 K: 1 S: 8	H: 2 LOB: 1 BB: 0 P: 8	R: 0 E: 0 K: 1 S: 5	H: 0 LOB: 0 BB: 0 P: 5	R: 0 E: 0 K: 1 S: 6	H: 1 LOB: 2 BB: 0 P: 6	1B: 8 2B: 2 3B: 0 HR: 0	SF: 0 SAC: 1 DP: 0 HBP: 0	WP: 0 PB: 0 SB: 0 CS: 0	PA: 47				
PITCHER	IP 5.2	WLS 24	BF 24	H 5	R 3	ER 3	SO 1	BB 1	IBB 1	HBP 0	BLK 1	WP 0	HR 0	S 24	P 32	ERA 4.76	WHIP 1.059											
Jerry Reuss, L ERA: 3.4	(1, 1)																											
Tom Niedenfur, R ERA: 3.96	(6, 1)	0.1	2	0	0	0	0	1	0	0	0	0	0	0	1	5	0.00	3.000										
Terry Forster, L ERA: 3.98	(7, 1)	2.0	8	2	1	0	1	0	0	0	0	0	0	0	10	10	0.00	1.000										
Steve Howe, L ERA: 2.28	(9, 1)	1.0	6	2	2	0	1	0	0	0	0	0	0	8	8	0.00	2.000											
Joe Beckwith, R ERA: 2.83	(10, 1)	2.0	W	7	1	0	0	2	0	0	0	0	0	11	11	0.00	0.500											

Atlanta Braves @ Los Angeles Dodgers
Dodger Stadium, Los Angeles, CA
Sat Aug 07 1982, 7:05 PM PDT
Att: 50,473 - Unknown

livebaseballscorecards.com

AB 43
R 6
H 10
RBI 6
BB 3
SO 5
LOB 16



Batter	1	2	3	4	5	6	7	8	9	10	11	AB	R	H	RBI	BB	SO	LOB	BOTTOM								
Steve Sax, R OBP: 0.339, SLG: 0.346	6-3			F9					E1 SH5-4 1B	4-3		6	0	3	2	0	0	1									
Ken Landreaux, L OBP: 0.365, SLG: 0.430	3-1			K	K	F8			SH5-4 1B		K	5	0	0	0	0	3	5									
Dusty Baker Jr., R OBP: 0.386, SLG: 0.497	5-3											4	2	2	0	2	0	0									
Pedro Guerrero, R OBP: 0.360, SLG: 0.526		P6		FC6-4								5	2	2	1	1	0	2									
Ron Cey, R OBP: 0.432, SLG: 0.432												5	2	2	2	0	2	3									
Mike Marshall, R OBP: 0.380, SLG: 0.467		K										1	0	1	1	0	0	0									
Steve Garvey, R OBP: 0.275, SLG: 0.401												5	1	3	0	0	1	3									
Bill Russell, R OBP: 0.349, SLG: 0.310		CS		5-3								4	0	2	1	1	1	0									
Mike Scioscia, L OBP: 0.305, SLG: 0.301				4-3								4	0	0	0	0	1	5									
Jerry Reuss, L ERA: 3.4	(1, 1)											2	0	0	0	0	2	2									
Tom Niedenfur, R ERA: 3.96	(6, 1)	0.2	5	3	1	1	1	0	0	0	0	1	0	0	0	1	3	3									
Al Hrabosky, L ERA: 3.98	(7, 1)	0.1	1	0	0	0	0	0	0	0	0	0	0	0	0	0	0	0									
Joe Cowley, R ERA: 4.47	(7, 1)	2.0	7	1	1	1	2	0	0	0	0	1	1	1	1	1	1	1									
Gene Garber, R ERA: 2.83	(9, 1)	2.0	10	2	0	0	2	0	2	0	0	0	0	0	0	0	0	1									
Inning Stats	R: 0 E: 0 K: 0 S: 3	H: 0 LOB: 0 BB: 0 P: 3	R: 0 E: 0 K: 1 S: 5	H: 1 LOB: 0 BB: 0 P: 5	R: 0 E: 0 K: 1 S: 5	H: 0 LOB: 0 BB: 0 P: 5	R: 0 E: 0 K: 1 S: 5	H: 0 LOB: 1 BB: 1 P: 9	R: 1 E: 1 K: 3 S: 12	H: 3 LOB: 3 BB: 1 P: 16	R: 4 E: 1 K: 1 S: 11	H: 6 LOB: 2 BB: 0 P: 11	R: 1 E: 0 K: 1 S: 6	H: 1 LOB: 0 BB: 0 P: 6	R: 0 E: 0 K: 1 S: 5	H: 0 LOB: 0 BB: 0 P: 5	R: 0 E: 1 K: 1 S: 6	H: 1 LOB: 3 BB: 2 P: 14	R: 0 E: 0 K: 1 S: 6	H: 1 LOB: 1 BB: 0 P: 6	R: 1 E: 0 K: 1 S: 6	H: 2 LOB: 1 BB: 0 P: 6	1B: 12 2B: 1 3B: 0 HR: 2	SF: 0 SAC: 2 DP: 0 HBP: 0	WP: 0 PB: 0 SB: 1 CS: 1	PA: 51	
PITCHER	IP 5.0	WLS 23	BF 23	H 7	R 4	ER 4	SO 6	BB 2	IBB 0	HBP 0	BLK 0	WP 0	HR 1	S 33	P 41	ERA 7.20	WHIP 1.800										
Bob Walk, R ERA: 4.32	(1, 1)																										
Rick Mahler, R ERA: 4.36	(6, 1)	0.2	5	3	1	1	1	0	0	0	0	0	0	7	7	13.50	4.500										
Al Hrabosky, L ERA: 3.98	(6, 1)	0.1	1	0	0	0	0	0	0	0	0	0	0	1	1	0.00	0.000										
Joe Cowley, R ERA: 4.47	(7, 1)	2.0	7	1	1	1	2	0	0	0	0	0	1	11	11	4.50	0.500										
Gene Garber, R ERA: 2.83	(9, 1)	2.0	10	2	0	0	2	0	2	0	0	0	0	12	20	0.00	1.000										
PITCHER	IP 0.2	WLS L	BF 4	H 2	R 1	ER 1	SO 1	BB 0	IBB 0	HBP 0	BLK 0	WP 0	HR 0	S 6	P 6	ERA 13.50	WHIP 3.000										
Steve Bedrosian, R ERA: 1.96	(11, 1)																										

Atlanta Braves @ Los Angeles Dodgers
Dodger Stadium, Los Angeles, CA
Sat Aug 07 1982, 7:05 PM PDT
Att: 50,473 - Unknown

livebaseballscorecards.com

AB 44
R 7
H 15
RBI 7
BB 4
SO 12
LOB 25



Batter	1	2	3	4	5	6	7	8	9	AB	R	H	RBI	BB	SO	LOB	TOP										
Terry Harper, R (1,9) OBP: 0.345, SLG: 0.280	K			F8			1B	F9		4	0	1	0	0	1	2	Atlanta Braves @ Los Angeles Dodgers Dodger Stadium, Los Angeles, CA Sun Aug 08 1982, 3:33 AM PDT Att: 51,494 - Unknown livebaseballscorecards.com										
Rafael Ramirez, R (1,6) OBP: 0.300, SLG: 0.345	F8			F8			1-4-3 1B	FC6-4 1B		4	0	2	0	0	0	0											
Chris Chambliss, L (1,3) OBP: 0.326, SLG: 0.411	G3			F9			FC1-6-2 1-4-3 1-2 3-H	F7		4	0	0	0	0	0	3											
Dale Murphy, R (1,8) OBP: 0.373, SLG: 0.544		K		F8			1-4-3 1-2 2-3	FC6-4 WP 1-2		4	0	0	0	0	1	3											
Bob Horner, R (1,5) OBP: 0.368, SLG: 0.516 Claudell Washington, L (8, PR) OBP: 0.336, SLG: 0.393	F5			G4-6-3 1B			F9		3	0	1	0	1	0	2	0											
Glenn Hubbard, R (1,4) OBP: 0.342, SLG: 0.384	F9			G4-6-3 1-2				F9	4	0	0	0	0	0	3	0											
Biff Pocoroba, S (1,2) OBP: 0.352, SLG: 0.414			F9			F8		F7	3	0	0	0	0	0	0	0											
Larry Whisenton, L (1,7) OBP: 0.368, SLG: 0.467			P1			K		BB BB	2	0	0	0	1	1	0	0											
Rick Camp, R (1,1) OBP: 0.200, SLG: 0.158 Gene Garber, R (8, 1) OBP: 0.100, SLG: 0.100			K			F8		BB 1-2	2	0	0	0	0	1	0	0											
Inning Stats	R: 0 E: 0 K: 1 S: 5	H: 0 LOB: 0 BB: 0 P: 5	R: 0 E: 0 K: 1 S: 5	H: 0 LOB: 0 BB: 0 P: 5	R: 0 E: 0 K: 1 S: 5	H: 0 LOB: 0 BB: 0 P: 5	R: 0 E: 0 K: 0 S: 3	H: 0 LOB: 0 BB: 0 P: 3	R: 0 E: 0 K: 0 S: 3	H: 1 LOB: 0 BB: 0 P: 3	R: 0 E: 0 K: 1 S: 5	H: 0 LOB: 0 BB: 0 P: 5	R: 0 E: 0 K: 0 S: 5	H: 2 LOB: 2 BB: 0 P: 5	R: 0 E: 0 K: 0 S: 3	H: 0 LOB: 0 BB: 1 P: 11		R: 0 E: 0 K: 0 S: 4	H: 1 LOB: 2 BB: 1 P: 8	1B: 4 2B: 0 3B: 0 HR: 0	SF: 0 SAC: 0 DP: 1 HBP: 0	WP: 1 PB: 0 SB: 0 CS: 0	PA: 33				
PITCHER	IP	WLS	BF	H	R	ER	SO	BB	IBB	HBP	BLK	WP	HR	S	P	ERA	WHIP										
Bob Welch, R (1,1) ERA: 2.97	8.0	W	28	3	0	0	4	2	0	0	0	0	0	34	42	0.00	0.625										
Tom Niedenfuer, R (9,1) ERA: 3.95	1.0	S	5	1	0	0	0	1	0	0	0	1	0	4	8	0.00	2.000										

Batter	1	2	3	4	5	6	7	8	9	AB	R	H	RBI	BB	SO	LOB	BOTTOM										
Steve Sax, R (1,4) OBP: 0.338, SLG: 0.345	6-3		5-3			G3		FC4-6 1B		4	0	1	0	0	0	0	Atlanta Braves @ Los Angeles Dodgers Dodger Stadium, Los Angeles, CA Sun Aug 08 1982, 3:33 AM PDT Att: 51,494 - Unknown livebaseballscorecards.com										
Ken Landreaux, L (1,8) OBP: 0.383, SLG: 0.427	F8 S 1B		F8			4-3		FC4-6 S 1B 1-2		4	2	1	0	0	1	1											
Dusty Baker Jr., R (1,7) OBP: 0.367, SLG: 0.497 Tom Niedenfuer, R (9,1)	F8 1-3		K					FC5 WP 1B 1-H		4	0	2	1	0	1	1											
Pedro Guerrero, R (1,9) OBP: 0.361, SLG: 0.524	CS 1B 3-H					4-3		F8 1-2		3	0	1	1	1	0	1											
Ron Cey, R (1,5) OBP: 0.327, SLG: 0.428	CS 1-2	F5		F8				6-3 FC5		4	0	0	0	0	0	2											
Steve Garvey, R (1,3) OBP: 0.276, SLG: 0.400		F8		K				FC5-4 1B		3	0	1	0	0	1	0											
Mike Scioscia, L (1,2) OBP: 0.305, SLG: 0.301			1B 1B			G3		K		3	0	1	0	0	1	1											
Mark Belanger, R (1,6) OBP: 0.341, SLG: 0.282						F9		FC5-4 1-2		3	0	1	0	0	0	1											
Bob Welch, R (1,1) OBP: 0.169, SLG: 0.161 Ron Roenicke, S (8, PH) OBP: 0.337, SLG: 0.298		F8		K				G3		2	0	0	0	0	1	2											
Inning Stats	R: 1 E: 0 K: 0 S: 4	H: 2 LOB: 0 BB: 0 P: 4	R: 0 E: 0 K: 0 S: 5	H: 2 LOB: 2 BB: 0 P: 5	R: 0 E: 0 K: 1 S: 5	H: 0 LOB: 0 BB: 0 P: 5	R: 0 E: 0 K: 1 S: 5	H: 0 LOB: 0 BB: 0 P: 5	R: 0 E: 0 K: 0 S: 4	H: 1 LOB: 1 BB: 0 P: 4	R: 0 E: 0 K: 1 S: 6	H: 1 LOB: 1 BB: 0 P: 6	R: 1 E: 0 K: 0 S: 5	H: 2 LOB: 2 BB: 1 P: 9	1B: 8 2B: 0 3B: 0 HR: 0	SF: 0 SAC: 0 DP: 0 HBP: 0		WP: 1 PB: 0 SB: 2 CS: 1	PA: 33								
PITCHER	IP	WLS	BF	H	R	ER	SO	BB	IBB	HBP	BLK	WP	HR	S	P	ERA	WHIP										
Rick Camp, R (1,1) ERA: 3.02	7.0	L	26	6	1	1	4	0	0	0	0	0	0	34	34	1.29	0.857										
Gene Garber, R (8, 1) ERA: 2.71	1.0		6	2	1	1	0	1	0	0	0	1	0	5	9	9.00	3.000										

Batter	1	2	3	4	5	6	7	8	9	AB	R	H	RBI	BB	SO	LOB	TOP			
Claudell Washington, L OBP: 0.333, SLG: 0.388 Carlos Diaz, R (8, 1)	E4 SH1		4-1 1-2		1-3			6-3		4	0	0	0	0	0	2				
Rafael Ramirez, R OBP: 0.298, SLG: 0.342 (1, 6)	SH1		F9			1-3			6-3	3	0	0	0	0	0	1				
Dale Murphy, R OBP: 0.372, SLG: 0.541 (1, 8)	6-3			F3			G1-4-3 1B		K	4	0	1	0	0	1	1				
Bob Horner, R OBP: 0.365, SLG: 0.511 (1, 5)	K			F9			G1-4-3 1-2		4-3	4	0	0	0	0	1	2				
Chris Chambliss, L OBP: 0.326, SLG: 0.410 (1, 3)		3-1						6-3		3	0	1	0	0	0	0				
Glenn Hubbard, R OBP: 0.340, SLG: 0.381 (1, 4)		F7		FC6-4 1B				4-3		3	0	0	0	0	0	1				
Terry Harper, R OBP: 0.344, SLG: 0.283 (8, 9)		4-3						F8		3	0	1	0	0	0	0				
Bruce Benedict, R OBP: 0.287, SLG: 0.278 Biff Pocoroba, S OBP: 0.349, SLG: 0.410 (8, PH) (8, 2)			F8			F2			F7	2	0	0	0	0	0	1				
Pascual Perez, R OBP: 0.365, SLG: 0.462 Larry Whisenton, L OBP: 0.365, SLG: 0.462 (8, PH) (8, 7)			E6 4-1			SH3-4 1B			6-3	1	0	0	0	0	0	0				
Inning Stats	R: 0 E: 1 K: 1 S: 6	H: 0 LOB: 1 BB: 0 P: 6	R: 0 E: 0 K: 0 S: 3	H: 0 LOB: 0 BB: 0 P: 3	R: 0 E: 1 K: 0 S: 4	H: 0 LOB: 1 BB: 0 P: 4	R: 0 E: 0 K: 0 S: 4	H: 1 LOB: 1 BB: 0 P: 4	R: 0 E: 0 K: 0 S: 3	H: 1 LOB: 1 BB: 0 P: 4	R: 0 E: 0 K: 0 S: 3	H: 0 LOB: 0 BB: 0 P: 3	R: 0 E: 0 K: 1 S: 5	H: 0 LOB: 0 BB: 0 P: 3	R: 0 E: 0 K: 1 S: 5	H: 0 LOB: 0 BB: 0 P: 5	1B: 3 2B: 0 3B: 0 HR: 0	SF: 0 SAC: 2 DP: 1 HBP: 0	WP: 0 PB: 0 SB: 0 CS: 0	PA: 31
PITCHER Jim Barr, R ERA: 2.7 (1, 1)	IP: 9.0 WLS: W BF: 31 H: 3 R: 0 ER: 0 SO: 2 BB: 0 IBB: 0 HBP: 0 BLK: 0 WP: 0 HR: 0 S: 35 P: 35 ERA: 0.00 WHIP: 0.333																			

Atlanta Braves @ San Francisco Giants
Candlestick Park, San Francisco, CA
Mon Aug 09 1982, 10:05 PM EDT
Att: 29,846 - Unknown

AB 29
R 0
H 3
RBI 0
BB 0
SO 2
LOB 8



Batter	1	2	3	4	5	6	7	8	9	AB	R	H	RBI	BB	SO	LOB	BOTTOM			
Chili Davis, S OBP: 0.322, SLG: 0.398 (1, 8)	1-3			F8	3-1			FC6		4	0	0	0	0	0	3				
Joe Morgan, L OBP: 0.413, SLG: 0.437 (1, 4)	F9			G6-4-3 1B		E G6-4-3 BB		F5		3	1	1	0	1	0	0				
Jack Clark, R OBP: 0.352, SLG: 0.468 (1, 9)	5-3			G6-4-3 1-2		E6 G6-4-3 1-3		4-3 3B 2B		4	1	1	0	0	0	2				
Reggie Smith, S OBP: 0.378, SLG: 0.474 Dave Bergman, L OBP: 0.340, SLG: 0.329 (9, 3)		F9			2B 1B		G6-4-3 IBB	4-3		3	1	1	0	1	0	1				
Jeffrey Leonard, R OBP: 0.290, SLG: 0.362 (1, 7)		F8			4-3 1B 2B		G6-4-3 1-2 2-3 3-H	4-3 3B IBB		3	2	1	1	1	0	2				
Darrell Evans, L OBP: 0.396, SLG: 0.433 (1, 6)		6-3			4-3			1-H 3-H 3B		4	0	1	2	0	0	2				
Milt May, L OBP: 0.306, SLG: 0.367 (1, 2)			G3		6-3			4-3	K	4	0	0	0	0	1	2				
Tom O'Malley, L OBP: 0.341, SLG: 0.357 (1, 5)			K					G3		2	0	0	0	1	1	0				
Jim Barr, R OBP: 0.263, SLG: 0.316 (1, 1)			6-3						FC6 1B	3	0	2	1	0	0	0				
Inning Stats	R: 0 E: 0 K: 0 S: 3	H: 0 LOB: 0 BB: 0 P: 3	R: 0 E: 0 K: 0 S: 3	H: 0 LOB: 0 BB: 0 P: 3	R: 0 E: 0 K: 1 S: 5	H: 0 LOB: 0 BB: 0 P: 5	R: 0 E: 0 K: 0 S: 3	H: 1 LOB: 0 BB: 0 P: 3	R: 2 E: 0 K: 0 S: 6	H: 3 LOB: 2 BB: 1 P: 10	R: 1 E: 1 K: 0 S: 3	H: 0 LOB: 1 BB: 2 P: 11	R: 0 E: 0 K: 0 S: 4	H: 1 LOB: 1 BB: 0 P: 4	R: 2 E: 0 K: 1 S: 7	H: 2 LOB: 1 BB: 1 P: 11	1B: 4 2B: 2 3B: 1 HR: 0	SF: 0 SAC: 0 DP: 2 HBP: 0	WP: 0 PB: 0 SB: 1 CS: 0	PA: 34
PITCHER Pascual Perez, R ERA: 2.19 Carlos Diaz, L ERA: 4.2 (1, 1) (8, 1)	IP: 7.0 WLS: L BF: 28 H: 5 R: 3 ER: 2 SO: 1 BB: 1 IBB: 2 HBP: 0 BLK: 0 WP: 0 HR: 0 S: 27 P: 39 ERA: 2.57 WHIP: 0.857																			

Atlanta Braves @ San Francisco Giants
Candlestick Park, San Francisco, CA
Mon Aug 09 1982, 10:05 PM EDT
Att: 29,846 - Unknown

AB 30
R 5
H 7
RBI 4
BB 4
SO 2
LOB 12



Batter	1	2	3	4	5	6	7	8	9	AB	R	H	RBI	BB	SO	LOB	TOP			
Jerry Royster, R (1.5) OBP: 0.341, SLG: 0.346										4	0	1	0	0	1	1	Atlanta Braves @ San Francisco Giants Candlestick Park, San Francisco, CA Tue Aug 10 1982, 10:05 PM EDT Att: 19,390 - Unknown			
Larry Whitenton, L (1.7) OBP: 0.392, SLG: 0.455										4	1	1	0	0	0	1				
Dale Murphy, R (1.8) OBP: 0.371, SLG: 0.545										4	1	1	2	0	0	1				
Chris Chambliss, L (1.3) OBP: 0.325, SLG: 0.408 Randy Johnson, R (9, PR) OBP: 0.321, SLG: 0.333										4	0	1	0	0	0	1				
Terry Harper, R (1.9) OBP: 0.354, SLG: 0.298										4	0	2	0	0	0	2				
Glenn Hubbard, R (1.4) OBP: 0.337, SLG: 0.377										4	0	0	0	0	1	2				
Biff Pocoroba, S (1.2) OBP: 0.357, SLG: 0.412 Claudell Washington, L (7, PR) OBP: 0.333, SLG: 0.388 Bruce Benedict, R (7, 2) OBP: 0.287, SLG: 0.278 Bob Horner, R (9, PH) OBP: 0.364, SLG: 0.509										2	0	1	0	1	0	0				
Rafael Ramirez, R (1.6) OBP: 0.296, SLG: 0.340										3	0	0	0	0	1	2				
Rick Mahler, R (1.1) OBP: 0.204, SLG: 0.234 Bob Porter, L (7, PH) OBP: 0.190, SLG: 0.150 Al Hrabosky, R (7, 1) OBP: 0.333, SLG: 0.333 Steve Bedrosian, R (8, 1) OBP: 0.333, SLG: 0.333										2	0	0	0	0	1	1				
										1	0	0	0	0	1	2				
										0	0	0	0	0	0	0				
										0	0	0	0	0	0	0				
Inning Stats	R: 2 E: 1 K: 1 S: 8	H: 3 LOB: 1 BB: 0 P: 8	R: 0 E: 0 K: 1 S: 6	H: 1 LOB: 1 BB: 0 P: 6	R: 0 E: 0 K: 0 S: 4	H: 1 LOB: 1 BB: 0 P: 4	R: 0 E: 0 K: 1 S: 5	H: 0 LOB: 0 BB: 0 P: 5	R: 0 E: 0 K: 0 S: 3	H: 1 LOB: 0 BB: 1 P: 3	R: 0 E: 0 K: 1 S: 5	H: 0 LOB: 2 BB: 1 P: 9	R: 0 E: 0 K: 0 S: 3	H: 0 LOB: 0 BB: 0 P: 3	R: 0 E: 0 K: 1 S: 6	H: 1 LOB: 1 BB: 0 P: 6	1B: 6 2B: 0 3B: 0 HR: 1	SF: 0 SAC: 0 DP: 0 HBP: 0	WP: 0 PB: 0 SB: 0 CS: 1	PA: 35
PITCHER Bill Laskey, R (1.1) ERA: 2.52	IP: 9.0 WLS: W BF: 34 H: 7 R: 2 ER: 2 SO: 6 BB: 1 IBB: 0 HBP: 0 BLK: 0 WP: 0 HR: 1 S: 45 P: 49 ERA: 2.00 WHIP: 0.889																			

AB	33
R	2
H	7
RBI	2
BB	1
SO	6
LOB	14



Batter	1	2	3	4	5	6	7	8	9	AB	R	H	RBI	BB	SO	LOB	BOTTOM
Chili Davis, S (1.8) OBP: 0.321, SLG: 0.396										4	0	1	0	0	0	0	Atlanta Braves @ San Francisco Giants Candlestick Park, San Francisco, CA Tue Aug 10 1982, 10:05 PM EDT Att: 19,390 - Unknown
Joe Morgan, L (1.4) OBP: 0.411, SLG: 0.432										3	0	0	0	1	2	1	
Jack Clark, R (1.9) OBP: 0.349, SLG: 0.464										4	0	0	0	0	0	2	
Reggie Smith, S (1.3) OBP: 0.380, SLG: 0.470 Dave Bergman, L (9, 3) OBP: 0.340, SLG: 0.329										2	0	0	0	2	0	1	
Jeffrey Leonard, R (1.7) OBP: 0.296, SLG: 0.376										3	1	1	0	1	1	3	
Darrell Evans, L (1.6) OBP: 0.396, SLG: 0.432										3	0	1	1	0	0	2	
Milt May, L (1.2) OBP: 0.309, SLG: 0.381										3	2	2	1	0	0	2	
Tom O'Malley, L (1.5) OBP: 0.337, SLG: 0.352										3	0	0	0	0	0	3	
Bill Laskey, R (1.1) OBP: 0.128, SLG: 0.089										3	0	0	0	0	2	0	
										1B: 3 2B: 0 3B: 1 HR: 1	SF: 0 SAC: 0 DP: 0 HBP: 0	WP: 2 PB: 0 SB: 0 CS: 0	PA: 32				
PITCHER Rick Mahler, R (1.1) ERA: 4.31 Al Hrabosky, L (7, 1) ERA: 4.02 Steve Bedrosian, R (8, 1) ERA: 1.95	IP: 6.0 WLS: L BF: 23 H: 3 R: 2 ER: 2 SO: 3 BB: 3 IBB: 0 HBP: 0 BLK: 0 WP: 0 HR: 0 S: 26 P: 38 ERA: 3.00 WHIP: 1.000																
PITCHER	IP: 1.1 WLS: L BF: 6 H: 2 R: 1 ER: 1 SO: 1 BB: 0 IBB: 0 HBP: 0 BLK: 0 WP: 0 HR: 1 S: 8 P: 8 ERA: 6.75 WHIP: 1.500																
PITCHER	IP: 0.2 WLS: 3 BF: 0 H: 0 R: 0 ER: 0 SO: 0 BB: 0 IBB: 0 HBP: 0 BLK: 0 WP: 0 HR: 0 S: 4 P: 8 ERA: 0.00 WHIP: 1.500																



Batter	1	2	3	4	5	6	7	8	9	10	11	12	AB	R	H	RBI	BB	SO	LOB	TOP				
Jerry Royster, R OBP: 0.330, SLG: 0.333 (1.5)	6-3			F8	F7				P5			F9	6	0	1	0	0	0	0					
Rafael Ramirez, R OBP: 0.294, SLG: 0.337 (1.6)	6-3			1B	4-3				FC1-6			4-3	6	1	1	0	0	0	2					
Terry Harzer, R OBP: 0.352, SLG: 0.302 (1.9)	F8			1B	K				4-3			6-3	6	1	2	1	0	1	0					
Dale Murphy, R OBP: 0.372, SLG: 0.543 (1.8)		K		1B					5-3			F7	4	1	1	1	1	1	2					
Bob Watson, R OBP: 0.294, SLG: 0.419 Claude Washington, L OBP: 0.333, SLG: 0.388 Chris Chambliss, L OBP: 0.324, SLG: 0.407 (8. PR)	G3			1B					FC1-5			K	2	1	1	1	2	0	0					
Glenn Hubbard, R OBP: 0.337, SLG: 0.377 (1.4)	F2			1B					FC1-5			L3	5	1	2	1	0	1	1					
Rufino Linares, R OBP: 0.343, SLG: 0.409 (1.7)				1B	E8				FC1-5			F8	5	0	1	1	0	1	3					
Bruce Benedict, R OBP: 0.286, SLG: 0.276 (1.2)				1B	K				F3			L6-3	5	0	1	0	0	2	3					
Phil Niekro, R OBP: 0.327, SLG: 0.381 Steve Bedrosian, R OBP: 0.323, SLG: 0.348 Gene Garber, L OBP: 0.310, SLG: 0.360 Bob Horner, R OBP: 0.308, SLG: 0.333 Larry Williams, L OBP: 0.326, SLG: 0.480 Carlos Diaz, R OBP: 0.311, SLG: 0.350 (11.1)	5-3			1B	5-3				FC1-6			L6-3	2	0	0	0	0	0	1					
Inning Stats	R: 0 E: 0 K: 3 S: 3	H: 0 LOB: 0 BB: 0 P: 3	R: 0 E: 0 K: 1 S: 5	H: 0 LOB: 0 BB: 0 P: 5	R: 0 E: 0 K: 0 S: 3	H: 0 LOB: 1 BB: 0 P: 3	R: 5 E: 1 K: 1 S: 11	H: 6 LOB: 1 BB: 0 P: 11	R: 0 E: 0 K: 1 S: 5	H: 0 LOB: 1 BB: 2 P: 14	R: 1 E: 0 K: 1 S: 6	H: 3 LOB: 2 BB: 0 P: 8	R: 0 E: 0 K: 1 S: 6	H: 1 LOB: 2 BB: 1 P: 10	R: 0 E: 0 K: 1 S: 3	H: 0 LOB: 0 BB: 0 P: 5	R: 0 E: 0 K: 0 S: 3	H: 1 LOB: 0 BB: 0 P: 3	R: 0 E: 0 K: 0 S: 3	H: 0 LOB: 0 BB: 0 P: 3	1B: 11 2B: 1 3B: 0 HR: 0	SF: 0 SAC: 0 DP: 1 HBP: 0	WP: 1 PB: 0 SB: 1 CS: 1	PA: 48
PITCHER	IP WLS BF H R ER SO BB IBB HBP BLK WP HR S P ERA WHIP	PITCHER												IP WLS BF H R ER SO BB IBB HBP BLK WP HR S P ERA WHIP										
Allee Hammaker, L ERA: 4.36 (1.1)	3.1	16	6	5	5	1	0	0	0	0	0	0	13.50	1.800										
Alan Fowkes, R ERA: 5.35 (4.1)	2.2	9	0	0	0	4	2	0	0	0	1	0	15	23	0.00	0.750								
Al Holland, L ERA: 3.76 (7.1)	2.0	11	4	1	1	2	1	0	0	0	0	0	14	18	4.50	2.500								
Fred Breining, R ERA: 3.78 (9.1)	4.0	W	12	1	0	0	1	0	0	0	0	0	14	14	0.00	0.250								

Atlanta Braves @ San Francisco Giants
Candlestick Park, San Francisco, CA
Wed Aug 11 1982, 6:33 AM EDT
Att. 22,940 - Unknown

AB	45
R	6
H	11
RBI	5
BB	3
SO	8
LOB	15


Batter	1	2	3	4	5	6	7	8	9	10	11	12	AB	R	H	RBI	BB	SO	LOB	BOTTOM						
Chili Davis, S OBP: 0.323, SLG: 0.397 (1.8)	S				1-3	F8		F3				CS	5	1	2	0	1	0	4							
Joe Morgan, L OBP: 0.410, SLG: 0.429 (1.4)	K			F9	2-3			1B			P4	CS	5	1	1	0	1	1	2							
Jack Clark, R OBP: 0.351, SLG: 0.465 (1.9)	E			F8				1B			P4	FC6-4	5	2	2	0	1	0	2							
Reggie Smith, S OBP: 0.379, SLG: 0.479 (1.3)	K			1B	4-3			1B			P5	HR	6	2	2	2	0	1	3							
Jeffrey Leonard, R OBP: 0.289, SLG: 0.377 (1.7)	6-3			FC5	4-3			1B			F9		5	1	2	0	0	0	1							
Darrell Evans, L OBP: 0.383, SLG: 0.426 (1.6)				F9	4-3			1B			F9	CS	4	1	0	1	1	0	2							
Tom O'Malley, L OBP: 0.335, SLG: 0.349 (1.5)	K			F8				F8			G4-6-3		5	0	1	0	0	1	4							
Bob Brenly, R OBP: 0.349, SLG: 0.355 (1.2)	6-3			FC5				1B			P6	L3	5	0	1	1	0	0	2							
Allee Hammaker, S ERA: 4.36 Steve Bedrosian, R ERA: 1.94 Gene Garber, R ERA: 2.79 Al Hrabosky, L ERA: 3.67 Carlos Diaz, L ERA: 4.36 (11.1)	5-3			5-3				1B			1B	K	1	0	0	0	0	0	0							
Inning Stats	R: 1 E: 0 K: 2 S: 8	H: 1 LOB: 1 BB: 1 P: 12	R: 0 E: 0 K: 1 S: 5	H: 0 LOB: 0 BB: 0 P: 5	R: 0 E: 0 K: 0 S: 3	H: 1 LOB: 1 BB: 0 P: 4	R: 1 E: 0 K: 0 S: 5	H: 2 LOB: 1 BB: 0 P: 6	R: 0 E: 0 K: 0 S: 3	H: 4 LOB: 2 BB: 0 P: 8	R: 1 E: 0 K: 0 S: 4	H: 2 LOB: 0 BB: 0 P: 5	R: 0 E: 0 K: 0 S: 3	H: 2 LOB: 2 BB: 1 P: 10	R: 0 E: 0 K: 0 S: 3	H: 0 LOB: 0 BB: 0 P: 3	R: 0 E: 0 K: 1 S: 2	H: 0 LOB: 0 BB: 1 P: 6	R: 0 E: 0 K: 0 S: 4	H: 0 LOB: 0 BB: 0 P: 8	R: 2 E: 0 K: 0 S: 2	H: 1 LOB: 0 BB: 1 P: 6	1B: 11 2B: 1 3B: 0 HR: 1	SF: 0 SAC: 0 DP: 2 HBP: 0	WP: 0 PB: 1 SB: 1 CS: 1	PA: 50
PITCHER	IP WLS BF H R ER SO BB IBB HBP BLK WP HR S P ERA WHIP	PITCHER												IP WLS BF H R ER SO BB IBB HBP BLK WP HR S P ERA WHIP												
Phil Niekro, R ERA: 3.32 (6.1)	5.1	25	6	5	1	3	1	0	0	0	0	0	1.59	1.235												
Steve Bedrosian, R ERA: 1.94 (7.1)	0.1	3	2	0	0	0	0	0	0	0	0	0	3	3	0.00	6.000										
Gene Garber, R ERA: 2.79 (8.1)	1.0	4	2	1	1	0	0	0	0	0	4	4	9.00	2.000												
Al Hrabosky, L ERA: 3.67 (9.1)	3.0	11	2	0	0	0	1	0	0	0	10	14	0.00	1.000												
Carlos Diaz, L ERA: 4.36 (11.1)	1.1	L	6	1	2	2	1	2	0	0	1	6	14	13.50	2.250											

Atlanta Braves @ San Francisco Giants
Candlestick Park, San Francisco, CA
Wed Aug 11 1982, 6:33 AM EDT
Att. 22,940 - Unknown

AB	45
R	8
H	13
RBI	5
BB	4
SO	4
LOB	20

Batter	1	2	3	4	5	6	7	8	9	AB	R	H	RBI	BB	SO	LOB	TOP								
Brett Butler, L OBP: 0.307, SLG: 0.237 (1, 8)	0-0 1-3	0-0 FC5				0-0 1B BLK SF9 1B			0-0 G1-6-3	5	1	1	0	0	1	3	Atlanta Braves @ San Diego Padres Jack Murphy Stadium, San Diego, CA Thu Aug 12 1982, 6:33 AM EDT Att: 32,540 - Unknown								
Rafael Ramirez, R OBP: 0.300, SLG: 0.341 (1, 6)	4-0 BB		0-0 SH5-3 1B		0-0 WP 1-3 1B		0-0 G6-4-3 1B	0-0 5-3	4	0	3	0	1	0	0										
Claudell Washington, L OBP: 0.331, SLG: 0.385 (1, 9)	0-0 F9		0-0 SH5-3 1-3		0-3 K		0-3 K		3	0	0	0	0	2	4										
Dale Murphy, R OBP: 0.369, SLG: 0.539 (1, 7)	0-0 F9		0-3 K		0-0 SF9		0-0 G6-4-3		3	0	0	1	0	1	3										
Chris Chambliss, L OBP: 0.328, SLG: 0.410 (1, 3)		0-0 4-3	4-0 BB		3-H 4-0 WP IBB		0-0 2B		2	0	1	0	2	0	0										
Glenn Hubbard, R OBP: 0.339, SLG: 0.377 (1, 4)	0-0 2B		0-0 1-3		4-0 1-2 2-3 BB		0-0 F7		3	1	1	0	1	0	3										
Biff Pocoroba, S OBP: 0.351, SLG: 0.404 Bob Watson, R OBP: 0.291, SLG: 0.415 Bruce Benedict, R OBP: 0.285, SLG: 0.275 (5, 2)	0-0 F8		0-3 K		0-0 FC6-4 1-2 1-2		0-0 6-3		2	0	0	0	0	1	1										
Jerry Royster, R OBP: 0.327, SLG: 0.341 (1, 5)	0-0 FC5 1-H 2B		0-0 5-3		0-0 5-3		0-3 K		4	0	1	1	0	1	1										
Bob Walk, R OBP: 0.300, SLG: 0.205 Carlos Diaz, R (6, 1)	4-0 BB		0-0 P6		0-3 K		0-0 G1-6-3 1B		2	0	0	0	1	1	0										
Rufino Linares, R OBP: 0.347, SLG: 0.413 (9, PH)									1	0	1	0	0	0	0										
Inning Stats	R: 0 E: 0 K: 0 S: 3	H: 0 LOB: 1 BB: 1 P: 7	R: 1 E: 0 K: 0 S: 5	H: 2 LOB: 2 BB: 1 P: 9	R: 0 E: 0 K: 1 S: 6	H: 1 LOB: 2 BB: 1 P: 10	R: 0 E: 0 K: 1 S: 5	H: 0 LOB: 0 BB: 0 P: 5	R: 1 E: 0 K: 1 S: 7	H: 2 LOB: 3 BB: 2 P: 15	R: 0 E: 0 K: 1 S: 5	H: 1 LOB: 0 BB: 0 P: 5	R: 0 E: 0 K: 1 S: 6	H: 1 LOB: 1 BB: 0 P: 6	R: 0 E: 0 K: 0 S: 3	H: 1 LOB: 0 BB: 0 P: 3	1B: 6 2B: 2 3B: 0 HR: 0	SF: 1 SAC: 1 DP: 2 HBP: 0	WP: 1 PB: 0 SB: 2 CS: 0	PA: 38					
PITCHER	IP	WLS	BF	H	R	ER	SO	BB	IBB	HBP	BLK	WP	HR	S	P	ERA	WHIP								
Andy Hawkins, R ERA: 4.63 Chris Welsh, L ERA: 4.53	(1, 1)	4.2	24	5	2	2	3	4	1	0	1	1	0	25	45	3.86	1.929								
(5, 1)	4.1	W	14	3	0	0	4	0	0	0	0	0	0	22	22	0.00	0.692								

Batter	1	2	3	4	5	6	7	8	9	AB	R	H	RBI	BB	SO	LOB	BOTTOM								
Tony Gwynn, L OBP: 0.342, SLG: 0.356 (1, 8)	0-0 P6		0-3 K 1B		0-0 WP 2H 2B					4	1	2	2	0	1	0	Atlanta Braves @ San Diego Padres Jack Murphy Stadium, San Diego, CA Thu Aug 12 1982, 6:33 AM EDT Att: 32,540 - Unknown								
Joe Lefebvre, L OBP: 0.252, SLG: 0.256 (1, 7)	0-0 P3		0-0 1H 1B		0-0 F7 2-3		0-3 K		4	0	1	1	0	1	2										
Garry Templeton, S OBP: 0.271, SLG: 0.360 (1, 6)	0-0 3-1		0-0 P5		0-0 6-3		0-0 F9		4	0	0	0	0	0	1										
Sixto Lezcano, R OBP: 0.399, SLG: 0.484 (1, 9)		4-0 L3 BB	0-3 K		4-0 HR BB		0-3 K		2	1	0	0	2	2	0										
Terry Kennedy, L OBP: 0.312, SLG: 0.479 (1, 2)		0-0 F8	0-0 4-3		0-0 1-H HR		0-0 3-1		4	1	1	2	0	0	1										
Luis Salazar, R OBP: 0.289, SLG: 0.369 (1, 5)		0-0 L3	0-3 K		0-0 2B 1B		0-0 5-3		4	1	1	0	0	1	1										
Broderick Perkins, L OBP: 0.341, SLG: 0.346 (1, 3)			0-0 E9 WP 1B		0-0 F9		0-0 F5		4	1	2	0	0	0	1										
Tim Flannery, L OBP: 0.315, SLG: 0.302 (1, 4)			0-3 K		0-0 SH2-4 2B 1B		4-0 2B IBB		3	2	1	0	1	1	2										
Andy Hawkins, R Chris Welsh, L OBP: 0.342, SLG: 0.371 (5, 1)			0-3 K		0-0 SH2-4 1-2 2B 2B		0-0 F7		1	0	0	0	0	1	1										
Inning Stats	R: 0 E: 0 K: 0 S: 3	H: 0 LOB: 0 BB: 0 P: 3	R: 0 E: 0 K: 0 S: 2	H: 0 LOB: 0 BB: 1 P: 6	R: 2 E: 1 K: 3 S: 12	H: 2 LOB: 1 BB: 0 P: 12	R: 0 E: 0 K: 2 S: 7	H: 0 LOB: 0 BB: 0 P: 7	R: 1 E: 0 K: 0 S: 5	H: 2 LOB: 1 BB: 0 P: 5	R: 5 E: 0 K: 1 S: 9	H: 4 LOB: 1 BB: 2 P: 17	R: 0 E: 0 K: 1 S: 5	H: 0 LOB: 0 BB: 0 P: 5	R: 0 E: 0 K: 0 S: 4	H: 1 LOB: 1 BB: 0 P: 4		1B: 5 2B: 4 3B: 0 HR: 1	SF: 0 SAC: 1 DP: 1 HBP: 0	WP: 2 PB: 0 SB: 2 CS: 0	PA: 36				
PITCHER	IP	WLS	BF	H	R	ER	SO	BB	IBB	HBP	BLK	WP	HR	S	P	ERA	WHIP								
Bob Walk, R ERA: 4.6 Carlos Diaz, L ERA: 4.34	(1, 1)	5.2	L	27	7	8	7	5	2	1	0	0	0	34	46	11.12	1.588								
(6, 1)	2.1	9	2	0	0	2	0	0	0	0	0	0	0	13	13	0.00	0.857								

Batter	1	2	3	4	5	6	7	8	9	AB	R	H	RBI	BB	SO	LOB	TOP
Jerry Royster, R (1, 5) OBP: 0.321, SLG: 0.344	SH5-4 E 2B		6-3		FC6-5 BB		1-3		P4	5	1	1	0	0	0	1	
Rafael Ramirez, R (1, 6) OBP: 0.300, SLG: 0.340	SH5-4 2-3			F8	4-0 BB		P4			2	0	0	0	1	0	0	
Rufino Linares, R (1, 7) OBP: 0.339, SLG: 0.402	E4 CS		6-3		K			E3 G6-4-3 1B		4	0	0	1	0	1	2	
Dale Murphy, R (1, 8) OBP: 0.370, SLG: 0.538	K			3B S		6-3		G6-4-3 1B		4	1	2	0	0	1	1	
Bob Watson, R (1, 3) OBP: 0.299, SLG: 0.433		F7		1B 1-H		2B BB		G6-4-3 1B		3	1	1	1	1	0	2	
Glenn Hubbard, R (1, 4) OBP: 0.338, SLG: 0.375	5-3			1B 3-H		F9		K		4	0	1	1	0	1	2	
Terry Harper, R (1, 9) OBP: 0.360, SLG: 0.328	K			F3		2B		G4-6-3 1B		4	0	2	0	0	1	1	
Biff Pocoroba, S (1, 2) OBP: 0.347, SLG: 0.407			P4		FC6-5 2B	K		G4-6-3		4	0	1	0	0	1	3	
Rick Camp, R (1, 1) Al Hrabosky, R (7, 1) Steve Bedrosian, R (7, 1) Chris Chambliss, L (9, PH) OBP: 0.330, SLG: 0.420	K			K		K	6-3	HR		3	0	0	0	0	2	1	
Inning Stats	R: 1 E: 1 K: 1 S: 6	H: 1 LOB: 1 BB: 0 P: 6	R: 0 E: 0 K: 1 S: 5	H: 0 LOB: 0 BB: 0 P: 5	R: 0 E: 0 K: 1 S: 5	H: 3 LOB: 1 BB: 0 P: 6	R: 0 E: 0 K: 2 S: 8	H: 1 LOB: 2 BB: 1 P: 12	R: 0 E: 0 K: 1 S: 3	H: 0 LOB: 0 BB: 0 P: 3	R: 0 E: 1 K: 1 S: 6	H: 1 LOB: 1 BB: 0 P: 6	R: 1 E: 0 K: 0 S: 4	H: 2 LOB: 0 BB: 0 P: 4	1B: 4 2B: 4 3B: 1 HR: 1	SF: 0 SAC: 1 DP: 3 HBP: 0	WP: 0 PA: 37 PB: 0 SB: 1 CS: 1
PITCHER	IP WLS BF H R ER SO BB IBB HBP BLK WP HR S P ERA WHIP																
Dave Dravecky, L (1, 1) ERA: 2.23	7.0 W 29 6 3 3 6 2 0 0 0 0 0 0 39 47 3.86 1.143																
Luis DeLeon, R (8, 1) ERA: 2.1	2.0 8 3 1 1 1 0 0 0 0 0 0 1 10 10 4.50 1.500																

Atlanta Braves @ San Diego Padres
Jack Murphy Stadium, San Diego, CA
Fri Aug 13, 1982, 10:05 PM EDT
Att: 33,968 - Unknown

AB 34
R 4
H 9
RBI 4
BB 2
SO 7
LOB 13



Batter	1	2	3	4	5	6	7	8	9	AB	R	H	RBI	BB	SO	LOB	BOTTOM
Tony Gwynn, L (1, 8) OBP: 0.339, SLG: 0.352	4-3	4-3			P6		2B 1B			4	1	1	1	0	0	2	
Joe Lefebvre, L (1, 7) OBP: 0.254, SLG: 0.258	F9				4-3		2B 1B			3	1	1	0	0	0	0	
Kurt Bevacqua, R (7, PH) OBP: 0.344, SLG: 0.316			6-3 WP				2B			1	0	1	3	0	0	0	
Luis DeLeon, R (8, 1) OBP: 0.182, SLG: 0.200			1B WP				2B			0	0	0	0	0	0	0	
Garry Templeton, S (1, 6) OBP: 0.268, SLG: 0.357	5-3		6-3		6-3		K			4	0	0	0	0	1	3	
Terry Kennedy, L (1, 2) OBP: 0.311, SLG: 0.476		4-3 BB 1B	K		4-3		P4			4	1	1	0	0	1	2	
Sixto Lezcano, R (1, 9) OBP: 0.400, SLG: 0.485		F7	P6		L4-6 2B		FC6-4 BB			3	0	1	0	1	0	1	
Luis Salazar, R (1, 5) OBP: 0.291, SLG: 0.367		4-3 BB			L4-6 2B		FC6-4			2	1	0	0	2	0	3	
Broderick Perkins, L (1, 3) OBP: 0.341, SLG: 0.346					F9					3	0	1	0	0	0	3	
Joe Pittman, R (7, PH) OBP: 0.296, SLG: 0.279		4-3					2B 1B		F9	0	1	0	0	0	0	0	
Dave Edwards, R (8, 8) OBP: 0.205, SLG: 0.279		1-2 2-3			1-2		1B			1	0	0	0	0	0	0	
Tim Flannery, L (1, 4) OBP: 0.318, SLG: 0.306		1B IBB			FC1-5-6-1		1B 2B		K	3	1	1	0	1	1	1	
Dave Dravecky, R (1, 1) ERA: 3.26					6-3		2B BB		K	2	0	1	2	0	0	1	
Gene Richards, L (7, PH) ERA: 4.19							1B		K	0	1	0	0	1	0	0	
Joe Lansford, R (8, 3) OBP: 0.467, SLG: 0.300		1-3 2-H 3-H					2B BB		K	1	0	0	0	0	1	0	
Inning Stats	R: 0 E: 0 K: 0 S: 3	H: 0 LOB: 0 BB: 0 P: 3	R: 2 E: 0 K: 0 S: 5	H: 2 LOB: 2 BB: 2 P: 13	R: 1 E: 0 K: 1 S: 6	H: 1 LOB: 0 BB: 0 P: 6	R: 0 E: 0 K: 0 S: 3	H: 0 LOB: 1 BB: 1 P: 7	R: 0 E: 0 K: 0 S: 3	H: 1 LOB: 0 BB: 0 P: 3	R: 4 E: 0 K: 1 S: 9	H: 4 LOB: 2 BB: 2 P: 17	R: 0 E: 0 K: 2 S: 7	H: 0 LOB: 0 BB: 0 P: 7	1B: 5 2B: 4 3B: 0 HR: 0	SF: 0 SAC: 0 DP: 1 HBP: 0	WP: 2 PA: 36 PB: 0 SB: 1 CS: 0
PITCHER	IP WLS BF H R ER SO BB IBB HBP BLK WP HR S P ERA WHIP																
Rick Camp, R (1, 1) ERA: 3.26	6.0 L 26 6 6 6 1 0 0 0 0 0 0 25 37 9.00 1.333																
Al Hrabosky, L (7, 1) ERA: 4.19	0.0 2 1 0 0 0 1 0 0 0 0 0 0 1 5 ∞ ∞																
Steve Bedrosian, R (7, 1) ERA: 1.9	2.0 8 1 1 1 3 1 0 0 0 0 0 0 13 17 4.50 1.000																

Atlanta Braves @ San Diego Padres
Jack Murphy Stadium, San Diego, CA
Fri Aug 13, 1982, 10:05 PM EDT
Att: 33,968 - Unknown

AB 31
R 7
H 8
RBI 6
BB 5
SO 4
LOB 16




Batter	1	2	3	4	5	6	7	8	9	AB	R	H	RBI	BB	SO	LOB	TOP		
Brett Butler, L OBP: 0.302, SLG: 0.232 Rufino Linares, R OBP: 0.343, SLG: 0.406	0-0 4-3	0-0 6-3		0-0 F6		0-0 F7		0-0 B2-4 1B		4	0	0	0	0	0	4	Atlanta Braves @ San Diego Padres Jack Murphy Stadium, San Diego, CA Sat Aug 14 1982, 10:05 PM EDT Att: 36,187 - Unknown		
Glenn Hubbard, R OBP: 0.341, SLG: 0.375	0-0 1B 1B	4-0 BB		0-0 4-3		4-0 BB		0-0 B2-4 1-2f		3	1	1	0	2	0	4			
Claudell Washington, L OBP: 0.330, SLG: 0.384 Bob Watson, R OBP: 0.296, SLG: 0.429 Gene Garber, R OBP: 0.100, SLG: 0.100	0-0 1B 1B	0-0 4-3			0-0 4-3		0-0 F7		0-0 5-3		4	1	1	0	0	4			
Dale Murphy, R OBP: 0.368, SLG: 0.535	0-0 S 1B 1B			0-0 5-3		0-0 F9		0-0 F7		0-0 P5		5	1	1	0	0			
Bob Horner, R OBP: 0.361, SLG: 0.503	0-3 K 1-2 2-3			0-3 F9		4-0 BB		0-0 F8		0-0 5-3		4	0	0	0	1			
Chris Chambliss, L OBP: 0.328, SLG: 0.417	0-0 S 1B			0-0 1-3		0-3 K		0-0 G3		0-3 K		5	0	1	2	0			
Biff Pocoroba, S OBP: 0.361, SLG: 0.409	0-0 F8 1-2			0-0 SH5-4 1B		4-0 FC4-6 BB		4-0 BB E 1B BB		2	1	1	0	2	0	1			
Rafael Ramirez, R OBP: 0.302, SLG: 0.341		0-0 6-3 SH1-4 1B		0-0 SH5-4 1B		0-0 FC4-6 2B		0-0 E4 BB 1B		4	2	2	0	0	0	2			
Pascual Perez, R Larry Whisenton, L OBP: 0.364, SLG: 0.464 Donnie Moore, L Terry Harper, R OBP: 0.368, SLG: 0.328		0-0 SH1-4		0-0 SH5-4		0-0 1-2 2-3 2B		4-0 1B BB		0	0	0	0	0	0	0			
Inning Stats	R: 3 E: 0 K: 1 S: 9	H: 4 LOB: 1 BB: 0 P: 9	R: 0 E: 0 K: 0 S: 4	H: 1 LOB: 2 BB: 1 P: 8	R: 0 E: 0 K: 0 S: 3	H: 0 LOB: 0 BB: 0 P: 3	R: 0 E: 0 K: 0 S: 5	H: 2 LOB: 2 BB: 0 P: 5	R: 0 E: 0 K: 1 S: 4	H: 1 LOB: 2 BB: 2 P: 12	R: 0 E: 0 K: 0 S: 3	H: 0 LOB: 0 BB: 0 P: 3	R: 2 E: 1 K: 0 S: 4	H: 1 LOB: 1 BB: 2 P: 12	R: 0 E: 0 K: 1 S: 5	H: 0 LOB: 0 BB: 0 P: 5		1B: 8 2B: 2 3B: 0 HR: 0	SF: 0 SAC: 2 DP: 1 HBP: 0
PITCHER	IP WLS BF H R ER SO BB IBB HBP BLK WP HR S P ERA WHIP	IP WLS BF H R ER SO BB IBB HBP BLK WP HR S P ERA WHIP	IP WLS BF H R ER SO BB IBB HBP BLK WP HR S P ERA WHIP	IP WLS BF H R ER SO BB IBB HBP BLK WP HR S P ERA WHIP	IP WLS BF H R ER SO BB IBB HBP BLK WP HR S P ERA WHIP	IP WLS BF H R ER SO BB IBB HBP BLK WP HR S P ERA WHIP	IP WLS BF H R ER SO BB IBB HBP BLK WP HR S P ERA WHIP	IP WLS BF H R ER SO BB IBB HBP BLK WP HR S P ERA WHIP	IP WLS BF H R ER SO BB IBB HBP BLK WP HR S P ERA WHIP	IP WLS BF H R ER SO BB IBB HBP BLK WP HR S P ERA WHIP	IP WLS BF H R ER SO BB IBB HBP BLK WP HR S P ERA WHIP	IP WLS BF H R ER SO BB IBB HBP BLK WP HR S P ERA WHIP	IP WLS BF H R ER SO BB IBB HBP BLK WP HR S P ERA WHIP	IP WLS BF H R ER SO BB IBB HBP BLK WP HR S P ERA WHIP	IP WLS BF H R ER SO BB IBB HBP BLK WP HR S P ERA WHIP	IP WLS BF H R ER SO BB IBB HBP BLK WP HR S P ERA WHIP	IP WLS BF H R ER SO BB IBB HBP BLK WP HR S P ERA WHIP	IP WLS BF H R ER SO BB IBB HBP BLK WP HR S P ERA WHIP	


AB	34
R	6
H	9
RBI	6
BB	6
SO	3
LOB	19



Batter	1	2	3	4	5	6	7	8	9	AB	R	H	RBI	BB	SO	LOB	BOTTOM		
Tony Gwynn, L OBP: 0.333, SLG: 0.345	0-0 1B E 1B	0-0 4-3		0-0 P6		0-0 P6		0-0 FC6-4 1B		5	1	1	0	0	0	3	Atlanta Braves @ San Diego Padres Jack Murphy Stadium, San Diego, CA Sat Aug 14 1982, 10:05 PM EDT Att: 36,187 - Unknown		
Joe Lefebvre, L OBP: 0.280, SLG: 0.265 Joe Pittman, R OBP: 0.286, SLG: 0.279 Dave Edwards, R OBP: 0.222, SLG: 0.295	0-0 E9 2B 1B 1B			0-0 G3		0-0 F9		0-0 SH3-4 1B 1B		4	1	2	0	0	0	2			
Garry Templeton, S OBP: 0.268, SLG: 0.358	0-0 1B 1-3 2B			0-0 6-3		0-0 4-3		0-0 SH3-4 1-2 F8		4	1	1	0	0	0	2			
Terry Kennedy, L OBP: 0.315, SLG: 0.477 Dave Dravecky, R OBP: 0.333, SLG: 0.200	0-0 P6			0-0 P6		0-0 F9		4-0 1B IBB		4	1	2	0	1	0	2			
Sixto Lezcano, R OBP: 0.402, SLG: 0.492	0-0 F8			0-0 3B		0-0 WP 1B		0-0 1-2 2-H 1B		5	0	3	2	0	0	3			
Luis Salazar, R OBP: 0.292, SLG: 0.365	0-0 1B			0-0 6-3		4-0 1-2 BB		0-0 P6		4	0	1	2	1	0	4			
Broderick Perkins, L OBP: 0.337, SLG: 0.341	0-0 G3			0-0 E6 FC1-5 1B		0-0 F9		0-0 3-1		4	0	0	0	0	0	5			
Tim Flannery, L OBP: 0.320, SLG: 0.310		0-0 1-3		0-0 FC1-5 1B		0-0 6-3		0-0 FC6-4 1B		4	0	2	0	0	0	0			
John Montefusco, R ERA: 3.93 Floyd Chiffer, R ERA: 2.49 John Curtis, L ERA: 4.26 Juan Eichelberger, R ERA: 4.15 Gary Lucas, L ERA: 3.41		0-0 F7		0-0 FC1-5		0-3 K		0-3 K		1	0	0	0	0	0	0			
Inning Stats	R: 3 E: 1 K: 0 S: 7	H: 4 LOB: 1 BB: 0 P: 7	R: 0 E: 0 K: 0 S: 3	H: 0 LOB: 0 BB: 0 P: 3	R: 1 E: 0 K: 0 S: 5	H: 2 LOB: 1 BB: 0 P: 5	R: 0 E: 0 K: 0 S: 4	H: 1 LOB: 2 BB: 1 P: 8	R: 0 E: 0 K: 1 S: 5	H: 0 LOB: 0 BB: 0 P: 5	R: 1 E: 0 K: 0 S: 5	H: 2 LOB: 2 BB: 1 P: 9	R: 0 E: 0 K: 1 S: 7	H: 2 LOB: 2 BB: 0 P: 7	R: 0 E: 0 K: 0 S: 3	H: 1 LOB: 1 BB: 0 P: 3		1B: 11 2B: 1 3B: 1 HR: 0	SF: 0 SAC: 1 DP: 1 HBP: 0
PITCHER	IP WLS BF H R ER SO BB IBB HBP BLK WP HR S P ERA WHIP	IP WLS BF H R ER SO BB IBB HBP BLK WP HR S P ERA WHIP	IP WLS BF H R ER SO BB IBB HBP BLK WP HR S P ERA WHIP	IP WLS BF H R ER SO BB IBB HBP BLK WP HR S P ERA WHIP	IP WLS BF H R ER SO BB IBB HBP BLK WP HR S P ERA WHIP	IP WLS BF H R ER SO BB IBB HBP BLK WP HR S P ERA WHIP	IP WLS BF H R ER SO BB IBB HBP BLK WP HR S P ERA WHIP	IP WLS BF H R ER SO BB IBB HBP BLK WP HR S P ERA WHIP	IP WLS BF H R ER SO BB IBB HBP BLK WP HR S P ERA WHIP	IP WLS BF H R ER SO BB IBB HBP BLK WP HR S P ERA WHIP	IP WLS BF H R ER SO BB IBB HBP BLK WP HR S P ERA WHIP	IP WLS BF H R ER SO BB IBB HBP BLK WP HR S P ERA WHIP	IP WLS BF H R ER SO BB IBB HBP BLK WP HR S P ERA WHIP	IP WLS BF H R ER SO BB IBB HBP BLK WP HR S P ERA WHIP	IP WLS BF H R ER SO BB IBB HBP BLK WP HR S P ERA WHIP	IP WLS BF H R ER SO BB IBB HBP BLK WP HR S P ERA WHIP	IP WLS BF H R ER SO BB IBB HBP BLK WP HR S P ERA WHIP	IP WLS BF H R ER SO BB IBB HBP BLK WP HR S P ERA WHIP	



Batter	1	2	3	4	5	6	7	8	9	10	AB	R	H	RBI	BB	SO	LOB	TOP						
Rafael Ramirez, R OBP: 0.300, SLG: 0.339 (1, 6)	4-3		1B		F8		E8		4-3		5	1	1	0	0	0	0	Atlanta Braves @ San Diego Padres Jack Murphy Stadium, San Diego, CA Sun Aug 15 1982, 6:33 AM EDT Att: 21,740 - Unknown AB 38 R 5 H 8 RBI 5 BB 2 SO 5 LOB 8 						
Glenn Hubbard, R OBP: 0.342, SLG: 0.374 (1, 4)	6-3		1B		F7				F9		4	1	1	0	1	0	0							
Dale Murphy, R OBP: 0.368, SLG: 0.533 (1, 8)			HR		K				K		5	1	2	1	0	3	2							
Bob Horner, R OBP: 0.362, SLG: 0.509 (1, 5)	4-3		HR								5	1	2	3	0	0	1							
Bob Watson, R OBP: 0.297, SLG: 0.426 (1, 3)						FC3-6					3	0	1	0	0	0	1							
Larry Whisenton, L OBP: 0.361, SLG: 0.460 (8, PH)						FC3-6					1	0	0	0	0	0	0							
Matt Snitro, R OBP: 0.250, SLG: 0.143 (8, 2)						FC6-4					0	0	0	0	0	0	0							
Rufino Linares, R OBP: 0.335, SLG: 0.396 (1, 7)	1-3		G5-4-3		FC6-4				1-3		4	0	0	0	0	0	2							
Terry Harper, R OBP: 0.363, SLG: 0.314 (1, 9)					F3						3	0	0	0	1	1	1							
Bruce Benedict, R OBP: 0.282, SLG: 0.273 (8, 3)											3	0	0	0	0	0	1							
Chris Chambliss, L OBP: 0.330, SLG: 0.427 (8, 3)					F3						1	1	1	1	0	0	0							
Phil Niekro, R OBP: 0.213, SLG: 0.262 (1, 1)											2	0	0	0	0	0	0	0						
Claudell Washington, L OBP: 0.338, SLG: 0.383 (7, PH)					F7						1	0	0	0	0	0	0	0						
Steve Bedrosian, R (7, 1)					P4						1	0	0	0	0	1	0							
Inning Stats	R: 0 E: 0 K: 0 S: 4	H: 1 LOB: 1 BB: 0 P: 4	R: 0 E: 0 K: 0 S: 3	H: 0 LOB: 1 BB: 1 P: 7	R: 4 E: 0 K: 0 S: 7	H: 5 LOB: 0 BB: 0 P: 7	R: 0 E: 0 K: 1 S: 5	H: 0 LOB: 0 BB: 0 P: 5	R: 0 E: 0 K: 1 S: 4	H: 1 LOB: 1 BB: 1 P: 4	R: 0 E: 1 K: 2 S: 8	H: 0 LOB: 0 BB: 0 P: 10	R: 0 E: 0 K: 0 S: 3	H: 0 LOB: 0 BB: 0 P: 3	R: 1 E: 0 K: 2 S: 8	H: 1 LOB: 0 BB: 0 P: 8	R: 0 E: 0 K: 1 S: 5	H: 0 LOB: 0 BB: 0 P: 5	1B: 6 2B: 0 3B: 0 HR: 2	SF: 0 SAC: 0 DP: 1 HBP: 0	WP: 1 PB: 0 SB: 0 CS: 0	PA: 40		
PITCHER	IP WLS BF H R ER SO ERA WHIP	IP WLS BF H R ER SO ERA WHIP	IP WLS BF H R ER SO ERA WHIP	IP WLS BF H R ER SO ERA WHIP	IP WLS BF H R ER SO ERA WHIP	IP WLS BF H R ER SO ERA WHIP	IP WLS BF H R ER SO ERA WHIP	IP WLS BF H R ER SO ERA WHIP	IP WLS BF H R ER SO ERA WHIP	IP WLS BF H R ER SO ERA WHIP	IP WLS BF H R ER SO ERA WHIP	IP WLS BF H R ER SO ERA WHIP	IP WLS BF H R ER SO ERA WHIP	IP WLS BF H R ER SO ERA WHIP	IP WLS BF H R ER SO ERA WHIP	IP WLS BF H R ER SO ERA WHIP	IP WLS BF H R ER SO ERA WHIP	IP WLS BF H R ER SO ERA WHIP	IP WLS BF H R ER SO ERA WHIP	IP WLS BF H R ER SO ERA WHIP	IP WLS BF H R ER SO ERA WHIP	IP WLS BF H R ER SO ERA WHIP	IP WLS BF H R ER SO ERA WHIP	IP WLS BF H R ER SO ERA WHIP
Tim Lollar, L ERA: 3.49	6.2	7	4	4	1	2	0	0	0	0	0	1	29	37	5.40	1.350								
Luis DeLeon, R ERA: 2.12	3.1	11	1	1	4	0	0	0	0	0	0	1	19	19	2.70	0.300								

Batter	1	2	3	4	5	6	7	8	9	10	AB	R	H	RBI	BB	SO	LOB	BOTTOM						
Tony Gwynn, L OBP: 0.328, SLG: 0.333 (1, 8)	4-3		4-3		K				P6		4	0	0	0	1	1	1	Atlanta Braves @ San Diego Padres Jack Murphy Stadium, San Diego, CA Sun Aug 15 1982, 6:33 AM EDT Att: 21,740 - Unknown AB 36 R 6 H 12 RBI 5 BB 5 SO 7 LOB 14 						
Joe Lefebvre, L OBP: 0.258, SLG: 0.263 (1, 7)	4-3		F7		K						5	0	1	0	0	1	3							
Joe Pittman, R OBP: 0.286, SLG: 0.279 (9, PR)	4-3										0	0	0	0	0	0	0							
Dave Edwards, R OBP: 0.222, SLG: 0.295 (10, 8)											0	0	0	0	0	0	0							
Garry Templeton, S OBP: 0.268, SLG: 0.357 (1, 6)			K								5	0	1	0	0	3	1							
Terry Kennedy, L OBP: 0.316, SLG: 0.476 (1, 2)	4-3										5	1	2	0	0	0	1							
Gene Richards, L OBP: 0.334, SLG: 0.353 (10, PR)											0	1	0	0	0	0	0							
Sixto Lezcano, R OBP: 0.407, SLG: 0.496 (1, 9)											3	2	2	0	2	1	0							
Luis Salazar, R OBP: 0.293, SLG: 0.366 (1, 5)											5	1	2	1	0	0	2							
Broderick Perkins, L OBP: 0.346, SLG: 0.346 (1, 3)											2	1	2	1	2	0	0							
Tim Flannery, L OBP: 0.323, SLG: 0.314 (1, 4)											3	0	2	2	0	0	1							
Tim Lollar, L OBP: 0.310, SLG: 0.456 (1, 1)											3	0	0	1	0	0	4							
Luis DeLeon, R OBP: 0.167, SLG: 0.182 (7, 1)											1	0	0	0	0	1	1							
Inning Stats	R: 0 E: 0 K: 0 S: 4	H: 1 LOB: 1 BB: 0 P: 4	R: 1 E: 0 K: 0 S: 3	H: 1 LOB: 1 BB: 2 P: 11	R: 0 E: 0 K: 1 S: 5	H: 0 LOB: 0 BB: 0 P: 5	R: 4 E: 1 K: 2 S: 11	H: 3 LOB: 1 BB: 1 P: 15	R: 0 E: 0 K: 0 S: 4	H: 1 LOB: 1 BB: 0 P: 4	R: 0 E: 0 K: 2 S: 7	H: 0 LOB: 0 BB: 0 P: 7	R: 0 E: 0 K: 1 S: 6	H: 1 LOB: 1 BB: 0 P: 6	R: 0 E: 0 K: 1 S: 5	H: 1 LOB: 1 BB: 0 P: 5	R: 1 E: 0 K: 0 S: 3	H: 3 LOB: 2 BB: 0 P: 3	1B: 11 2B: 1 3B: 0 HR: 0	SF: 1 SAC: 0 DP: 1 HBP: 0	WP: 0 PB: 1 SB: 1 CS: 1	PA: 42		
PITCHER	IP WLS BF H R ER SO ERA WHIP	IP WLS BF H R ER SO ERA WHIP	IP WLS BF H R ER SO ERA WHIP	IP WLS BF H R ER SO ERA WHIP	IP WLS BF H R ER SO ERA WHIP	IP WLS BF H R ER SO ERA WHIP	IP WLS BF H R ER SO ERA WHIP	IP WLS BF H R ER SO ERA WHIP	IP WLS BF H R ER SO ERA WHIP	IP WLS BF H R ER SO ERA WHIP	IP WLS BF H R ER SO ERA WHIP	IP WLS BF H R ER SO ERA WHIP	IP WLS BF H R ER SO ERA WHIP	IP WLS BF H R ER SO ERA WHIP	IP WLS BF H R ER SO ERA WHIP	IP WLS BF H R ER SO ERA WHIP	IP WLS BF H R ER SO ERA WHIP	IP WLS BF H R ER SO ERA WHIP	IP WLS BF H R ER SO ERA WHIP	IP WLS BF H R ER SO ERA WHIP	IP WLS BF H R ER SO ERA WHIP	IP WLS BF H R ER SO ERA WHIP	IP WLS BF H R ER SO ERA WHIP	IP WLS BF H R ER SO ERA WHIP
Phil Niekro, R ERA: 3.42	6.0	7	5	4	3	5	0	0	0	0	0	0	30	50	6.00	2.000								
Steve Bedrosian, R ERA: 1.94	3.0	13	5	1	4	0	0	0	0	0	0	0	21	21	3.00	1.667								

Batter	1	2	3	4	5	6	7	8	9	AB	R	H	RBI	BB	SO	LOB	TOP					
Tim Raines, S (1, 7) OBP: 0.363, SLG: 0.361	G3	E BB		3-1		4-3	BB 1B BB		F8	4	2	0	0	2	0	0						
Joel Youngblood, R (1, 9) OBP: 0.314, SLG: 0.350	F9	F7		5-3		1B E 1B BB	1B 1B BB		6-3	4	2	0	0	2	0	0						
Andre Dawson, R (1, 8) OBP: 0.338, SLG: 0.486 Roy Johnson, L (7, 8) OBP: 0.300, SLG: 0.389	HR		E 1B	K		E6 1B	1B 1B		1B	5	3	3	3	0	1	1						
Al Oliver, L (1, 3) OBP: 0.396, SLG: 0.525 Warren Cromarrie, L (6, 3) OBP: 0.332, SLG: 0.378	F8		F8		G3	1B 1B	1B 1B		3-1	4	0	1	0	0	0	1						
Gary Carter, R (1, 2) OBP: 0.388, SLG: 0.545 Tim Blackwell, S (6, 2) OBP: 0.220, SLG: 0.211		1B PB 5-3 1B	E5 1B		F9	1B 1B	F3			4	2	2	2	0	0	1						
Tim Wallach, R (1, 5) OBP: 0.320, SLG: 0.460	F7		E6 1B SF9		E7 1B	5-3			F8	5	1	1	0	0	0	4						
Chris Speier, R (1, 6) OBP: 0.352, SLG: 0.352 Bryan Little, S (7, 6) OBP: 0.286, SLG: 0.263		5-3 1B E BB	FC6-4 1B		2-3 1B		K		6-3	3	1	2	1	1	1	0						
Doug Flynn, R (1, 4) OBP: 0.237, SLG: 0.274		5-3 E 1B	SF9		K		BB 1B			4	2	3	1	0	1	2						
Charlie Lea, R (1, 1) OBP: 0.200, SLG: 0.170 Dan Schatzeder, L (7, 1) OBP: 0.286, SLG: 0.231 Bryn Smith, R (7, 1) OBP: 0.286, SLG: 0.231	5-3		FC6-4		6-3		F2		F9	4	0	0	1	0	0	4						
Inning Stats	R: 1 E: 0 K: 0 S: 4	H: 1 LOB: 0 BB: 0 P: 4	R: 4 E: 1 K: 0 S: 5	H: 2 LOB: 0 BB: 2 P: 13	R: 3 E: 2 K: 0 S: 7	H: 2 LOB: 1 BB: 0 P: 7	R: 0 E: 0 K: 1 S: 5	H: 0 LOB: 0 BB: 0 P: 5	R: 0 E: 1 K: 1 S: 7	H: 2 LOB: 2 BB: 0 P: 7	R: 2 E: 1 K: 0 S: 6	H: 2 LOB: 2 BB: 1 P: 10	R: 3 E: 0 K: 1 S: 8	H: 3 LOB: 2 BB: 2 P: 16	R: 0 E: 0 K: 0 S: 4	H: 1 LOB: 1 BB: 0 P: 4	R: 0 E: 0 K: 0 S: 4	H: 1 LOB: 1 BB: 0 P: 4	1B: 13 2B: 0 3B: 0 HR: 1	SF: 1 SAC: 0 DP: 0 HBP: 0	WP: 0 PB: 1 SB: 0 CS: 0	PA: 49
PITCHER	IP WLS BF H R ER SO BB IBB HBP BLK WP HR S P ERA WHIP																					
Bob Walk, R (1, 1) ERA: 4.63	3.0 L 18 5 8 2 0 2 2 0 0 0 0 1 16 24 6.00 2.333																					
Carlos Diaz, L (4, 1) ERA: 3.74	3.0 15 4 2 0 2 1 0 0 0 0 0 0 18 22 0.00 1.667																					
Al Hrabosky, L (7, 1) ERA: 4.84	1.0 8 3 3 3 1 2 0 0 0 0 0 0 8 16 27.00 5.000																					
Donnie Moore, R (8, 1) ERA: 2.25	2.0 8 2 0 0 0 0 0 0 0 0 0 0 8 8 0.00 1.000																					

Montreal Expos @ Atlanta Braves
Atlanta-Fulton County Stadium, Atlanta, GA
Tue Aug 17 1982, 7:05 PM EDT
Unknown

AB	43
R	13
H	14
RBI	9
BB	5
SO	3
LOB	17





Batter	1	2	3	4	5	6	7	8	9	AB	R	H	RBI	BB	SO	LOB	BOTTOM					
Brett Butler, L (1, 8) OBP: 0.300, SLG: 0.231	F8		F6		F8		1B 1B 1B		F4-3	5	1	1	0	0	0	0						
Rafael Ramirez, R (1, 6) OBP: 0.299, SLG: 0.338	K		F4-3			5-3	1B BB 1B		1-6-3	5	1	1	1	0	1	0						
Claudell Washington, L (1, 9) OBP: 0.330, SLG: 0.386					K		BB 1B		F7	5	0	2	1	0	2	0						
Dale Murphy, R (1, 7) OBP: 0.368, SLG: 0.532 Al Hrabosky, R (7, 1) OBP: 0.333, SLG: 0.333 Bob Watson, R (7, PH) OBP: 0.304, SLG: 0.426 Donnie Moore, L (8, 1) OBP: 0.304, SLG: 0.426					K		1B BB			3	0	1	0	0	2	1						
Bob Horner, R (1, 5) OBP: 0.363, SLG: 0.507		F7		2B BB		G3	F4-6-3 BB			2	1	0	1	2	0	1						
Chris Chambliss, L (1, 3) OBP: 0.334, SLG: 0.441		HR		2B			F4-6-3 1B			4	2	3	2	0	0	3						
Glenn Hubbard, R (1, 4) OBP: 0.341, SLG: 0.375		P6		F2			E SF7 2B		2-3	4	1	1	0	0	0	1						
Matt Sinatro, R (1, 2) OBP: 0.167, SLG: 0.091		K				P5	E6 1B		F7	4	1	0	1	0	1	1						
Bob Walk, R (1, 1) OBP: 0.300, SLG: 0.205 Terry Harper, R (3, PH) OBP: 0.358, SLG: 0.310 Carlos Diaz, R (4, 1) OBP: 0.358, SLG: 0.310 Larry Whisenton, L (7, 7) OBP: 0.356, SLG: 0.456			P6		K		SF7		F5	0	0	0	0	0	0	0						
Inning Stats	R: 0 E: 0 K: 2 S: 8	H: 1 LOB: 1 BB: 0 P: 8	R: 1 E: 0 K: 1 S: 6	H: 1 LOB: 0 BB: 0 P: 6	R: 0 E: 0 K: 0 S: 3	H: 0 LOB: 0 BB: 0 P: 3	R: 1 E: 0 K: 2 S: 8	H: 1 LOB: 1 BB: 1 P: 12	R: 0 E: 0 K: 1 S: 5	H: 0 LOB: 0 BB: 0 P: 5	R: 0 E: 0 K: 1 S: 6	H: 1 LOB: 1 BB: 0 P: 6	R: 5 E: 1 K: 0 S: 8	H: 5 LOB: 2 BB: 2 P: 16	R: 0 E: 0 K: 0 S: 3	H: 0 LOB: 0 BB: 0 P: 3	R: 0 E: 0 K: 0 S: 3	H: 0 LOB: 0 BB: 0 P: 3	1B: 5 2B: 3 3B: 0 HR: 1	SF: 1 SAC: 0 DP: 1 HBP: 0	WP: 0 PB: 0 SB: 0 CS: 0	PA: 39
PITCHER	IP WLS BF H R ER SO BB IBB HBP BLK WP HR S P ERA WHIP																					
Charlie Lea, R (1, 1) ERA: 3.45	6.1 W 29 8 7 6 0 7 1 0 0 0 0 1 42 46 8.53 1.421																					
Dan Schatzeder, L (7, 1) ERA: 5.51	0.0 1 1 0 0 0 0 0 0 0 0 0 0 1 1 0.00 0.000																					
Bryn Smith, R (7, 1) ERA: 3.8	2.2 9 0 0 0 0 0 2 0 0 0 0 0 0 7 15 0.00 0.750																					

Montreal Expos @ Atlanta Braves
Atlanta-Fulton County Stadium, Atlanta, GA
Tue Aug 17 1982, 7:05 PM EDT
Unknown

AB	35
R	7
H	9
RBI	7
BB	3
SO	7
LOB	7



Batter	1	2	3	4	5	6	7	8	9	10	AB	R	H	RBI	BB	SO	LOB	TOP	
Tim Raines, S OBP: 0.363, SLG: 0.361 (1, 7)	6-3 1B		C4-6-3 1B		4-3			F7		1B 1-2	5	0	2	0	0	0	0	<p>Montreal Expos @ Atlanta Braves Atlanta-Fulton County Stadium, Atlanta, GA Tue Aug 17 1982, 7:05 PM EDT Att: 23,184 - Unknown</p> <p>livebaseballscorecards.com</p> <p>AB 38 R 3 H 12 RBI 3 BB 1 SO 6 LOB 14</p> 	
Warren Cromartie, L OBP: 0.330, SLG: 0.376 (1, 9)	G3		G4-6-3 1-2f		F8			6-3		1B 1-3 2-H	5	0	1	1	0	0	1		
Andre Dawson, R OBP: 0.338, SLG: 0.490 (1, 8)	1B 1B		K		F9				1B 3B	1-3	5	1	2	0	0	1	2		
Al Oliver, L OBP: 0.399, SLG: 0.527 (1, 3)	1B			4-3					1B G6-4-3		4	0	3	1	0	0	0		
Gary Carter, R OBP: 0.387, SLG: 0.543 (1, 2)	P2				5-3				G6-4-3 1-2f		4	0	1	0	0	0	4		
Tim Wallach, R OBP: 0.322, SLG: 0.460 (1, 5)		FC5-4 1B		G5-4-3 1-2f				F3 1B			4	0	2	0	0	1	1		
Chris Speier, R OBP: 0.331, SLG: 0.359 (1, 6)		FC5-4 FC6-4 1-2f			HR			K		K	4	1	1	1	0	2	2		
Doug Flynn, R OBP: 0.237, SLG: 0.271 (1, 4)		FC6-4 1-2f			F9			F3		FC4-6 BB	3	0	0	0	1	0	2		
Ray Burris, R OBP: 0.286, SLG: 0.240 Jerry White, S OBP: 0.304, SLG: 0.406 Jeff Reardon, R OBP: 0.111, SLG: 0.222 Brad Mills, L OBP: 0.311, SLG: 0.357 Woodie Fryman, R OBP: 0.167, SLG: 0.167 (1, 1)		K			K			L3		FC4-6 1B 1-2f	2	0	0	0	0	2	1		
Inning Stats	R: 0 E: 0 K: 0 S: 5	H: 2 LOB: 2 BB: 0 P: 5	R: 0 E: 0 K: 1 S: 6	H: 1 LOB: 1 BB: 0 P: 6	R: 0 E: 0 K: 1 S: 5	H: 1 LOB: 0 BB: 0 P: 5	R: 0 E: 0 K: 0 S: 3	H: 1 LOB: 1 BB: 0 P: 4	R: 0 E: 0 K: 1 S: 5	H: 1 LOB: 0 BB: 0 P: 5	R: 0 E: 0 K: 0 S: 3	H: 0 LOB: 0 BB: 0 P: 3	R: 1 E: 0 K: 1 S: 6	H: 2 LOB: 0 BB: 0 P: 6	R: 1 E: 1 K: 1 S: 7	H: 2 LOB: 2 BB: 1 P: 11	1B: 10 2B: 1 3B: 1 HR: 1		SF: 0 SAC: 0 DP: 4 HBP: 0
PITCHER	IP 9.2	WLS L	BF 37	H 11	R 3	ER 2	SO 6	BB 1	IBB 0	HBP 0	BLK 0	WP 0	HR 1	S 48	P 52	ERA 1.86	WHIP 1.241		
Rick Mahler, R ERA: 4.16 Gene Garber, R ERA: 2.71 (1, 1)	(10, 1)	0.1	2	1	0	0	0	0	0	0	0	0	0	2	2	0.00	3.000		

Batter	1	2	3	4	5	6	7	8	9	10	AB	R	H	RBI	BB	SO	LOB	BOTTOM			
Brett Butler, L OBP: 0.299, SLG: 0.232 Bob Watson, R OBP: 0.210, SLG: 0.441 Rufino Linares, R OBP: 0.335, SLG: 0.396 (1, 8)	F7		FC4-6 1-2f		WP 2-3 1B			P6		2B	4	0	1	0	0	0	1	<p>Montreal Expos @ Atlanta Braves Atlanta-Fulton County Stadium, Atlanta, GA Tue Aug 17 1982, 7:05 PM EDT Att: 23,184 - Unknown</p> <p>livebaseballscorecards.com</p> <p>AB 36 R 2 H 7 RBI 2 BB 2 SO 2 LOB 12</p> 			
Jerry Royster, R OBP: 0.324, SLG: 0.347 (1, 6)	E S 1B		F8 1-2		2-3			F5-4-3 1B		5-3	5	1	2	0	0	0	3				
Claudell Washington, L OBP: 0.327, SLG: 0.382 (1, 9)	F9		F9		F8			F5-4-3 1-2			4	0	0	0	0	0	4				
Bob Horner, R OBP: 0.362, SLG: 0.504 (1, 5)	1B			F7	F4 2-3			F2			4	0	1	1	0	0	1				
Dale Murphy, R OBP: 0.365, SLG: 0.527 (1, 7)	1-3			K				F9		F4-3	4	0	0	0	0	1	1				
Chris Chambliss, L OBP: 0.333, SLG: 0.439 (1, 3)		F9		E 1B				F8		F4-3	4	1	1	0	0	0	0				
Glenn Hubbard, R OBP: 0.340, SLG: 0.376 (1, 4)		6-3		E8 1H 2B				F8		6-3	4	0	1	1	0	0	0				
Bruce Benedict, R OBP: 0.282, SLG: 0.270 (1, 2)		F7						F9		F4-3	3	0	0	0	1	0	0				
Rick Mahler, R OBP: 0.212, SLG: 0.224 Gene Garber, R OBP: 0.100, SLG: 0.100 Terry Harper, R OBP: 0.354, SLG: 0.306 (1, 1)	(10, 1)	2.0	W	6	1	0	0	0	0	0	0	0	0	0	0	0	0				
Inning Stats	R: 1 E: 0 K: 0 S: 5	H: 2 LOB: 1 BB: 0 P: 5	R: 0 E: 0 K: 0 S: 3	H: 0 LOB: 0 BB: 0 P: 3	R: 0 E: 0 K: 0 S: 3	H: 0 LOB: 1 BB: 1 P: 7	R: 1 E: 1 K: 1 S: 7	H: 2 LOB: 2 BB: 1 P: 11	R: 0 E: 0 K: 0 S: 4	H: 1 LOB: 1 BB: 0 P: 4	R: 0 E: 0 K: 0 S: 3	H: 0 LOB: 0 BB: 0 P: 3	R: 0 E: 0 K: 0 S: 3	H: 1 LOB: 0 BB: 0 P: 3	R: 0 E: 0 K: 0 S: 3	H: 0 LOB: 0 BB: 0 P: 3	R: 0 E: 0 K: 1 S: 6		H: 1 LOB: 1 BB: 0 P: 6	1B: 5 2B: 2 3B: 0 HR: 0	SF: 0 SAC: 0 DP: 1 HBP: 0
PITCHER	IP 7.0	WLS W	BF 28	H 5	R 2	ER 2	SO 1	BB 1	IBB 1	HBP 0	BLK 0	WP 1	HR 0	S 28	P 36	ERA 2.57	WHIP 0.857				
Ray Burris, R ERA: 4.56 Jeff Reardon, R ERA: 2.44 Woodie Fryman, L ERA: 4.0 (8, 1)	(10, 1)	1.0	S	4	1	0	0	1	0	0	0	0	0	6	6	0.00	1.000				

Batter	1	2	3	4	5	6	7	8	9	AB	R	H	RBI	BB	SO	LOB	TOP			
Tim Raines, S (1, 7) OBP: 0.365, SLG: 0.364										5	2	3	1	0	0	0				
Joel Youngblood, R (1, 9) OBP: 0.312, SLG: 0.347										5	1	1	0	0	0	2				
Andre Dawson, R (1, 8) OBP: 0.341, SLG: 0.505										5	3	3	5	0	1	1				
Roy Johnson, L (9, 8) OBP: 0.300, SLG: 0.389										5	2	4	1	0	1	0				
Al Oliver, L (1, 3) OBP: 0.403, SLG: 0.537										5	1	2	2	0	0	2				
Gary Carter, R (1, 2) OBP: 0.387, SLG: 0.543										5	1	1	2	0	1	3				
Tim Blackwell, S (9, 2) OBP: 0.220, SLG: 0.211										5	1	1	2	0	1	3				
Tim Wallach, R (1, 5) OBP: 0.320, SLG: 0.464										5	1	1	2	0	1	3				
Chris Speier, R (1, 6) OBP: 0.329, SLG: 0.357										5	1	1	0	0	1	1				
Doug Flynn, R (1, 4) OBP: 0.238, SLG: 0.274										4	1	1	1	0	0	0				
Bill Gullickson, R (1, 1) OBP: 0.133, SLG: 0.153										3	0	0	0	0	2	0				
Inning Stats	R: 3 E: 0 K: 2 S: 11	H: 4 LOB: 1 BB: 0 P: 11	R: 0 E: 0 K: 0 S: 3	H: 0 LOB: 0 BB: 0 P: 3	R: 1 E: 0 K: 0 S: 5	H: 2 LOB: 1 BB: 0 P: 5	R: 2 E: 0 K: 1 S: 8	H: 3 LOB: 1 BB: 0 P: 8	R: 0 E: 0 K: 1 S: 5	H: 0 LOB: 0 BB: 0 P: 5	R: 2 E: 0 K: 0 S: 6	H: 3 LOB: 1 BB: 0 P: 6	R: 0 E: 0 K: 1 S: 5	H: 0 LOB: 0 BB: 0 P: 5	R: 4 E: 0 K: 0 S: 7	H: 4 LOB: 0 BB: 0 P: 7	1B: 8 2B: 5 3B: 0 HR: 3	SF: 0 SAC: 1 DP: 0 HBP: 0	WP: 0 PB: 0 SB: 3 CS: 0	PA: 43
PITCHER	IP WLS BF H R ER SO BB IBB HBP BLK WP HR S P ERA WHIP	IP WLS BF H R ER SO BB IBB HBP BLK WP HR S P ERA WHIP																		
Rick Camp, R (1, 1) ERA: 3.64	3.1 L 19 9 0 6 6 2 0 0 0 0 0 1 23 23 16.20 2.700																			
Donnie Moore, R (4, 1) ERA: 1.59	1.2 5 0 0 0 2 0 0 0 0 0 0 0 9 9 0.00 0.000																			
Steve Bedrosian, R (6, 1) ERA: 2.08	2.0 9 3 2 2 1 0 0 0 0 0 0 0 11 11 9.00 1.500																			
Al Hrabosky, L (8, 1) ERA: 5.54	2.0 10 4 4 4 1 0 0 0 0 0 0 2 12 12 18.00 2.000																			
Batter	1	2	3	4	5	6	7	8	9	AB	R	H	RBI	BB	SO	LOB	BOTTOM			
Brett Butler, L (1, 8) OBP: 0.294, SLG: 0.228										4	0	0	0	0	1	2				
Jerry Royster, R (1, 6) OBP: 0.322, SLG: 0.343										4	0	1	0	0	0	0				
Dale Murphy, R (1, 9) OBP: 0.362, SLG: 0.522										4	0	0	0	0	1	1				
Chris Chambliss, L (1, 3) OBP: 0.333, SLG: 0.437										4	1	1	0	0	0	1				
Bob Horner, R (1, 5) OBP: 0.359, SLG: 0.499										4	0	0	0	0	1	3				
Larry Whitenton, L (1, 7) OBP: 0.374, SLG: 0.470										3	1	3	0	1	0	0				
Glenn Hubbard, R (1, 4) OBP: 0.339, SLG: 0.373										3	0	0	0	1	1	3				
Matt Sinatro, R (1, 2) OBP: 0.143, SLG: 0.077										2	0	0	0	0	0	1				
Biff Pocoroba, S (7, PH) OBP: 0.363, SLG: 0.411										2	0	1	2	0	0	1				
Rick Camp, R (1, 1) Donnie Moore, L (4, 1) Claude Washington, L (5, PH) Steve Bedrosian, R (6, 1) Bob Watson, R (7, PH) Al Hrabosky, R (8, 1) Terry Harper, R (9, PH)										1	0	0	0	0	1	0				
Inning Stats	R: 0 E: 0 K: 1 S: 5	H: 0 LOB: 0 BB: 0 P: 5	R: 0 E: 0 K: 2 S: 8	H: 1 LOB: 1 BB: 0 P: 8	R: 0 E: 0 K: 2 S: 7	H: 0 LOB: 0 BB: 0 P: 7	R: 0 E: 0 K: 0 S: 4	H: 1 LOB: 1 BB: 0 P: 4	R: 0 E: 0 K: 0 S: 4	H: 0 LOB: 0 BB: 0 P: 4	R: 0 E: 0 K: 1 S: 8	H: 2 LOB: 2 BB: 1 P: 12	R: 0 E: 0 K: 0 S: 4	H: 1 LOB: 1 BB: 0 P: 4	R: 0 E: 0 K: 0 S: 3	H: 0 LOB: 1 BB: 1 P: 7	1B: 6 2B: 0 3B: 0 HR: 0	SF: 0 SAC: 0 DP: 0 HBP: 0	WP: 1 PB: 1 SB: 0 CS: 0	PA: 36
PITCHER	IP WLS BF H R ER SO BB IBB HBP BLK WP HR S P ERA WHIP	IP WLS BF H R ER SO BB IBB HBP BLK WP HR S P ERA WHIP																		
Bill Gullickson, R (1, 1) ERA: 3.66	9.0 W 36 6 2 1 6 2 0 0 0 0 1 0 46 54 1.00 0.889																			

Montreal Expos @ Atlanta Braves
Atlanta-Fulton County Stadium, Atlanta, GA
Wed Aug 18 1982, 7:05 PM EDT
Att: 12,627 - Unknown

AB 42
R 12
H 16
RBI 12
BB 0
SO 6
LOB 9



Montreal Expos @ Atlanta Braves
Atlanta-Fulton County Stadium, Atlanta, GA
Wed Aug 18 1982, 7:05 PM EDT
Att: 12,627 - Unknown

AB 34
R 2
H 6
RBI 2
BB 2
SO 6
LOB 16



Batter	1	2	3	4	5	6	7	8	9	AB	R	H	RBI	BB	SO	LOB	TOP										
Tim Raines, S OBP: 0.362, SLG: 0.361 (1, 7)	4-3		K		6-3			3-1		4	0	0	0	0	1	0											
Joel Youngblood, R OBP: 0.307, SLG: 0.342 (1, 9)	K		K			6-3			5-3	4	0	0	0	0	2	0											
Andre Dawson, R OBP: 0.338, SLG: 0.500 (1, 8)	6-3			4-3		F8			5-3	4	0	0	0	0	0	0											
Al Oliver, L OBP: 0.402, SLG: 0.535 (1, 3)		HR		4-3		4-3			K	4	1	1	0	0	1	0											
Gary Carter, R OBP: 0.391, SLG: 0.552 (1, 2)		HR		HR	BB	G5-4-3	BB			1	2	1	2	2	0	0											
Tim Lincecum, R OBP: 0.321, SLG: 0.470 (1, 5)	F2			HR		G5-4-3	BB			3	1	1	2	0	0	1											
Chris Speier, R OBP: 0.327, SLG: 0.354 (1, 6)	4-3			6-3		P6				3	0	0	0	0	0	0											
Doug Flynn, R OBP: 0.235, SLG: 0.272 (1, 4)	F6-3					F4-3		F6-3		3	0	0	0	0	0	0											
Scott Sanderson, R Woodie Fryman, R Jeff Reardon, R Jerry Winick, SLG: 0.442 Dan Schatzeder, L Bryn Smith, R (1, 1) (7, 1) (7, 1) (8, PH) (8, 1) (8, 1)			L6			F7		F8		2	0	0	0	0	0	0											
Inning Stats	R: 0 E: 0 K: 1 S: 5	H: 0 LOB: 0 BB: 0 P: 5	R: 2 E: 0 K: 0 S: 5	H: 2 LOB: 0 BB: 0 P: 5	R: 0 E: 0 K: 2 S: 7	H: 0 LOB: 0 BB: 0 P: 7	R: 2 E: 0 K: 0 S: 4	H: 1 LOB: 0 BB: 1 P: 8	R: 0 E: 0 K: 0 S: 3	H: 0 LOB: 0 BB: 0 P: 3	R: 0 E: 0 K: 0 S: 2	H: 0 LOB: 0 BB: 1 P: 6	R: 0 E: 0 K: 0 S: 3	H: 0 LOB: 0 BB: 0 P: 3	R: 0 E: 0 K: 1 S: 5	H: 0 LOB: 0 BB: 0 P: 5	1B: 1 2B: 0 3B: 0 HR: 2	SF: 0 SAC: 0 DP: 1 HBP: 0	WP: 0 PB: 0 CS: 0	PA: 31							
PITCHER	IP	WLS	BF	H	R	ER	SO	BB	IBB	HBP	BLK	WP	HR	S	P	ERA	WHIP										
Phil Niekro, R ERA: 3.49 (1, 1)	7.0	W	25	3	4	4	3	2	0	0	0	0	2	29	37	5.14	0.714										
Gene Garber, R ERA: 2.65 (8, 1)	2.0	S	6	0	0	0	1	0	0	0	0	0	0	8	8	0.00	0.000										

Montreal Expos @ Atlanta Braves
Atlanta-Fulton County Stadium, Atlanta, GA
Thu Aug 19 1982, 7:05 PM EDT
Att: 12,205 - Unknown

AB	29
R	4
H	3
RBI	4
BB	2
SO	4
LOB	1



Batter	1	2	3	4	5	6	7	8	9	AB	R	H	RBI	BB	SO	LOB	BOTTOM										
Jerry Royster, R OBP: 0.319, SLG: 0.343 (1, 4)	K		5-3			CS	1B	SF7		3	0	1	1	0	1	1											
Brett Butler, L OBP: 0.285, SLG: 0.229 (1, 8)	F4-3		K		CS	1B	1B			3	0	1	0	0	1	1											
Bob Watson, R OBP: 0.313, SLG: 0.442 (7, PH)						WP	S			1	0	1	0	0	0	0											
Matt Sinatro, R OBP: 0.145, SLG: 0.077 (7, PR)						1B	1B			0	0	0	0	0	0	0											
Claudell Washington, L OBP: 0.330, SLG: 0.395 (1, 9)	1B	2B		HR		K				4	2	3	3	0	1	1											
Bob Horner, R OBP: 0.358, SLG: 0.496 (1, 5)		1B		F8		F3	F8			4	0	1	1	0	0	3											
Chris Chambliss, L OBP: 0.334, SLG: 0.436 (1, 3)	F7			P6						3	0	1	0	1	0	1											
Larry Whitenton, L OBP: 0.396, SLG: 0.458 (1, 7)										3	0	0	0	0	2	2											
Dale Murphy, R OBP: 0.363, SLG: 0.525 (8, PH)	F7			K		K		F8		1	0	1	0	0	0	0											
Biff Pocoroba, S OBP: 0.357, SLG: 0.404 (1, 2)										2	0	0	0	0	0	0											
Rufino Linares, R OBP: 0.333, SLG: 0.394 (7, PH)	G3			F7						1	0	0	0	1	0	0											
Gene Garber, R OBP: 0.091, SLG: 0.091 (8, 1)										1	0	0	0	0	0	1											
Rafael Ramirez, R OBP: 0.299, SLG: 0.337 (1, 6)	6-3							G3		4	1	1	0	0	0	1											
Phil Niekro, R OBP: 0.222, SLG: 0.286 (1, 1)										2	1	1	0	0	0	0											
Terry Harper, R OBP: 0.357, SLG: 0.311 (7, PH)				HR	2B					1	1	1	0	0	0	0											
Inning Stats	R: 1 E: 0 K: 1 S: 7	H: 2 LOB: 1 BB: 0 P: 7	R: 0 E: 0 K: 0 S: 3	H: 0 LOB: 0 BB: 0 P: 3	R: 2 E: 0 K: 1 S: 7	H: 2 LOB: 0 BB: 0 P: 7	R: 0 E: 0 K: 1 S: 5	H: 0 LOB: 0 BB: 0 P: 5	R: 0 E: 0 K: 1 S: 3	H: 1 LOB: 0 BB: 0 P: 3	R: 0 E: 0 K: 2 S: 8	H: 1 LOB: 2 BB: 1 P: 12	R: 2 E: 0 K: 1 S: 9	H: 4 LOB: 2 BB: 0 P: 9	R: 0 E: 0 K: 0 S: 4	H: 2 LOB: 1 BB: 0 P: 4	1B: 8 2B: 3 3B: 0 HR: 1	SF: 1 SAC: 0 DP: 0 HBP: 0	WP: 1 PB: 0 CS: 1	PA: 36							
PITCHER	IP	WLS	BF	H	R	ER	SO	BB	IBB	HBP	BLK	WP	HR	S	P	ERA	WHIP										
Scott Sanderson, R ERA: 3.64 (1, 1)	6.0	L	4	2	2	2	1	0	0	0	0	0	0	6	6	27.00	3.000										
Woodie Fryman, L ERA: 4.28 (7, 1)	0.2							0	0	0	0	0	0	3	3	0.00	6.000										
Jeff Reardon, R ERA: 2.43 (7, 1)	0.1							0	0	0	0	0	0	3	3	0.00	3.000										
Dan Schatzeder, L ERA: 5.74 (8, 1)	0.2							0	0	0	0	0	0	3	3	0.00	3.000										
Bryn Smith, R ERA: 3.78 (8, 1)	0.1							0	0	0	0	0	0	1	1	0.00	0.000										

Montreal Expos @ Atlanta Braves
Atlanta-Fulton County Stadium, Atlanta, GA
Thu Aug 19 1982, 7:05 PM EDT
Att: 12,205 - Unknown

AB	33
R	5
H	12
RBI	5
BB	1
SO	6
LOB	11



Batter	1	2	3	4	5	6	7	8	9	AB	R	H	RBI	BB	SO	LOB	TOP									
Brian Giles, R OBP: 0.286, SLG: 0.480 (1, 4)										3	1	0	0	1	1	1	New York Mets @ Atlanta Braves Atlanta-Fulton County Stadium, Atlanta, GA Sat Aug 21 1982, 7:05 PM EDT Att: 41,477 - Unknown									
Rusty Staub, L OBP: 0.302, SLG: 0.342 (1, 9)										4	0	0	0	0	0	1										
Ellis Valentine, R OBP: 0.295, SLG: 0.407 (1, 8)										4	1	3	0	0	1	0										
Dave Kingman, R OBP: 0.286, SLG: 0.443 (1, 3)										3	1	1	3	1	2	2										
George Foster, R OBP: 0.321, SLG: 0.380 (1, 7)										4	0	0	0	0	0	3										
Hubie Brooks, R OBP: 0.322, SLG: 0.339 (1, 5)										4	2	2	1	0	0	0										
Bruce Bochy, R OBP: 0.500, SLG: 0.500 Ron Hodges, L OBP: 0.374, SLG: 0.365 (7, PH) OBP: 0.373, SLG: 0.370 (7, 2)										2	0	1	0	0	0	0										
Ron Gardenhire, R OBP: 0.272, SLG: 0.292 Mike Jorgensen, L OBP: 0.308, SLG: 0.345 (9, PH)										3	0	0	0	0	1	3										
Charlie Puleo, R OBP: 0.152, SLG: 0.114 Mookie Wilson, S OBP: 0.314, SLG: 0.365 Randy Jones, R OBP: 0.233, SLG: 0.148 Gary Rajsch, L OBP: 0.262, SLG: 0.301 Tom Hausman, R OBP: 0.262, SLG: 0.301 (7, 1)										1	0	0	0	0	0	0										
Inning Stats	R: 0 E: 0 K: 1 S: 5	H: 0 LOB: 0 BB: 0 P: 5	R: 1 E: 0 K: 0 S: 3	H: 1 LOB: 0 BB: 1 P: 7	R: 0 E: 0 K: 0 S: 3	H: 0 LOB: 0 BB: 0 P: 3	R: 0 E: 0 K: 1 S: 6	H: 1 LOB: 1 BB: 0 P: 6	R: 1 E: 0 K: 1 S: 6	H: 2 LOB: 0 BB: 0 P: 6	R: 3 E: 0 K: 0 S: 5	H: 2 LOB: 0 BB: 1 P: 9	R: 0 E: 0 K: 2 S: 8	H: 1 LOB: 1 BB: 0 P: 8	R: 0 E: 0 K: 1 S: 6	H: 1 LOB: 1 BB: 0 P: 6		R: 0 E: 0 K: 0 S: 3	H: 0 LOB: 0 BB: 0 P: 3	1B: 4 2B: 2 3B: 0 HR: 2	SF: 0 SAC: 0 DP: 1 HBP: 0	WP: 0 PB: 0 SB: 1 CS: 0	PA: 35			
PITCHER	IP WLS BF H R ER SO BB IBB HBP BLK WP HR S P ERA WHIP																									
Bob Walk, R ERA: 4.74 Steve Bedrosian, R ERA: 2.03 Gene Garber, R ERA: 2.62	(1, 1) (7, 1) (9, 1)	6.0 2.0 1.0	W L S	25 8 3	H R ER	6 2 0	R ER SO	5 0 0	BB IBB HBP BLK	2 0 0	0 0 0	0 0 0	0 0 0	0 0 0	2 14 3	28 14 3		36 14 3	7.50 0.00 0.00	1.333 1.000 0.000						

Batter	1	2	3	4	5	6	7	8	9	AB	R	H	RBI	BB	SO	LOB	BOTTOM								
Jerry Royster, R OBP: 0.328, SLG: 0.339 (1, 7) (9, 5)										4	0	1	1	1	0	0	New York Mets @ Atlanta Braves Atlanta-Fulton County Stadium, Atlanta, GA Sat Aug 21 1982, 7:05 PM EDT Att: 41,477 - Unknown								
Rafael Ramirez, R OBP: 0.299, SLG: 0.338 (1, 6)										3	0	0	0	0	0	1									
Claudell Washington, L OBP: 0.335, SLG: 0.392 (1, 9)										1	2	0	0	3	1	0									
Dale Murphy, R OBP: 0.365, SLG: 0.524 (1, 8) (9, 7)										4	1	2	1	0	0	2									
Bob Horner, R OBP: 0.360, SLG: 0.496 Brett Butler, L OBP: 0.291, SLG: 0.226 (1, 5) (9, 8)										3	1	1	1	1	1	2									
Chris Chambliss, L OBP: 0.335, SLG: 0.441 (1, 3)										3	1	1	3	1	1	3									
Glenn Hubbard, R OBP: 0.339, SLG: 0.371 (1, 4)										3	0	0	0	1	0	2									
Matt Sinatro, R OBP: 0.111, SLG: 0.059 (1, 2)										4	0	0	0	0	2	4									
Bob Walk, R OBP: 0.288, SLG: 0.196 Rufino Linares, R OBP: 0.330, SLG: 0.390 Steve Bedrosian, R OBP: 0.291, SLG: 0.226 (1, 1) (6, PH) (7, 1)										2	0	0	0	0	0	1									
Larry Whisenton, L OBP: 0.361, SLG: 0.451 Gene Garber, R OBP: 0.391, SLG: 0.091 (8, PH) (9, 1)										1	0	0	0	0	0	0									
Inning Stats	R: 0 E: 0 K: 1 S: 5	H: 0 LOB: 2 BB: 2 P: 13	R: 0 E: 0 K: 0 S: 3	H: 0 LOB: 1 BB: 1 P: 7	R: 4 E: 0 K: 0 S: 5	H: 2 LOB: 0 BB: 2 P: 13	R: 0 E: 0 K: 0 S: 3	H: 0 LOB: 0 BB: 0 P: 3	R: 1 E: 0 K: 1 S: 7	H: 2 LOB: 3 BB: 2 P: 15	R: 1 E: 1 K: 1 S: 6	H: 1 LOB: 0 BB: 0 P: 6	R: 0 E: 1 K: 1 S: 6	H: 0 LOB: 1 BB: 0 P: 6	R: 0 E: 0 K: 1 S: 5	H: 0 LOB: 0 BB: 0 P: 5		1B: 2 2B: 2 3B: 0 HR: 1	SF: 0 SAC: 1 DP: 1 HBP: 0	WP: 0 PB: 0 SB: 1 CS: 0	PA: 37				
PITCHER	IP WLS BF H R ER SO BB IBB HBP BLK WP HR S P ERA WHIP																								
Charlie Puleo, R ERA: 4.59 Randy Jones, L ERA: 4.57 Tom Hausman, R ERA: 4.26	(1, 1) (5, 1) (7, 1)	4.0 2.0 2.0	L	11	H R ER	19 3 0	R ER SO	4 2 0	BB IBB HBP BLK	5 2 0	0 0 0	0 0 0	0 0 0	0 0 0	0 0 0	16 13 11		36 21 11	9.00 4.50 0.00	1.750 2.500 0.000					

AB	33
R	5
H	8
RBI	5
BB	2
SO	6
LOB	12



AB	29
R	6
H	5
RBI	6
BB	7
SO	5
LOB	15



Batter	1	2	3	4	5	6	7	8	9	AB	R	H	RBI	BB	SO	LOB	TOP								
Mookie Wilson, S OBP: 0.317, SLG: 0.371	E6 1B		2B SF7 1B	1-H FC1-2 3B		1-2 2B 1B		1-3		5	3	3	2	0	0	0									
Bob Bailor, R OBP: 0.306, SLG: 0.319			FC6-4 2B	FC1-2 1B		P4		2-3		5	1	2	2	0	0	3									
Ellis Valentine, R OBP: 0.297, SLG: 0.413	3-1		SF7	CS 1B					6-3	4	0	2	4	0	0	1									
Dave Kingman, R OBP: 0.285, SLG: 0.448	K		FC6-4 2B	CS 1B	5-3	6-3			HR	5	1	1	1	0	1	3									
George Foster, R OBP: 0.322, SLG: 0.379	1-3		BB		F7				F7	4	0	1	0	1	0	1									
Hubie Brooks, R OBP: 0.320, SLG: 0.336		5-3	F9		E6				F7	5	0	1	0	0	0	3									
Ron Hodges, L OBP: 0.368, SLG: 0.364		6-3		1B 3B 1B	6-3				F8	5	1	1	0	0	0	3									
Brian Giles, R OBP: 0.281, SLG: 0.448			F7		F8	1B 2B 1B			K	4	1	1	0	0	1	2									
Rick Ownbey, R Mike Howard, S Pete Falcone, L Jesse Orosco, L Rusty Staub, L Tom Hausman, R			1B 2B BB	1-3 3B 1B		B3			5-3	0	1	0	0	1	0	0									
Inning Stats	R: 1 E: 1 K: 1 S: 7	H: 1 LOB: 1 BB: 0 P: 7	R: 0 E: 0 K: 0 S: 3	H: 0 LOB: 0 BB: 0 P: 3	R: 2 E: 0 K: 0 S: 5	H: 2 LOB: 2 BB: 2 P: 13	R: 3 E: 0 K: 0 S: 6	H: 4 LOB: 1 BB: 0 P: 6	R: 0 E: 1 K: 0 S: 4	H: 0 LOB: 1 BB: 0 P: 4	R: 2 E: 0 K: 0 S: 6	H: 3 LOB: 1 BB: 0 P: 6	R: 0 E: 0 K: 1 S: 6	H: 1 LOB: 1 BB: 0 P: 6	R: 0 E: 0 K: 0 S: 3	H: 0 LOB: 0 BB: 0 P: 3	R: 1 E: 0 K: 0 S: 5	H: 2 LOB: 1 BB: 0 P: 5	1B: 9 2B: 2 3B: 1 HR: 1	SF: 1 SAC: 0 DP: 0 HBP: 0	WP: 0 PB: 0 SB: 2 CS: 1	PA: 44			
PITCHER	IP	WLS	BF	H	R	ER	SO	BB	IBB	HBP	BLK	WP	HR	S	P	ERA	WHIP								
Rick Mahler, R ERA: 4.2	2.2		14	3	3	2	1	2	0	0	0	0	0	14	22	6.75	1.875								
Donnie Moore, R ERA: 4.5	3.1		11	4	3	3	0	0	0	0	0	0	0	11	11	11.57	1.714								
Steve Bedrosian, R ERA: 2.18	6.1		8	4	2	2	0	0	0	0	0	0	0	8	8	13.50	3.000								
Carlos Diaz, L ERA: 3.63	7.1	W	2	0	0	0	1	0	0	0	0	0	0	4	4	0.00	0.000								
Gene Garber, R ERA: 2.69	8.1	S	8	2	1	1	0	0	0	0	0	0	1	8	8	4.50	1.000								

New York Mets @ Atlanta Braves
Atlanta-Fulton County Stadium, Atlanta, GA
Sun Aug 22 1982, 3:33 AM EDT
Att: 20,466 - Unknown

AB 40
R 9
H 13
RBI 9
BB 2
SO 2
LOB 17



Batter	1	2	3	4	5	6	7	8	9	AB	R	H	RBI	BB	SO	LOB	BOTTOM								
Jerry Royster, R OBP: 0.343, SLG: 0.339	F8	1B BB		S 6-3 BB	BB 1B	L8		6-3 1B		3	1	1	1	3	0	2									
Rafael Ramirez, R OBP: 0.303, SLG: 0.343	1B	1B		K	BB 1B		HR 1B	6-3		6	1	4	2	0	1	2									
Claudell Washington, L OBP: 0.333, SLG: 0.367	F7	L3		6-3 S BB	K		K	F7		5	0	0	0	1	2	8									
Dale Murphy, R OBP: 0.369, SLG: 0.532	1B			6-3	1-2 2-3 3-H BB		HR			4	2	3	4	1	0	1									
Bob Horner, R OBP: 0.358, SLG: 0.491	F5			5-3	F8		6-3			4	0	0	0	1	0	6									
Gene Garber, R OBP: 0.091, SLG: 0.091				1-2 IBB						0	0	0	0	0	0	0									
Chris Chambliss, L OBP: 0.333, SLG: 0.438		F8		K	G3		F9		WP 1B	5	0	1	0	0	1	3									
Glenn Hubbard, R OBP: 0.344, SLG: 0.380		5-3 BB		HR	WP 1B BB		1B 1B 1B	F8		3	3	2	2	2	0	1									
Matt Sinatro, R OBP: 0.217, SLG: 0.227		5-3		1B	P6		1B 1B	SH2-4 1B 2B		5	1	3	0	0	0	2									
Rick Mahler, R Donnie Moore, L Rufino Linares, R Steve Bedrosian, R Carlos Diaz, R Brett Butler, R		BB 1B		K	1B BB 1B		1-2 2-3 1B	SH2-4		1	1	1	1	0	0	0									
Inning Stats	R: 0 E: 0 K: 0 S: 5	H: 2 LOB: 2 BB: 0 P: 5	R: 2 E: 0 K: 0 S: 5	H: 2 LOB: 2 BB: 2 P: 13	R: 2 E: 0 K: 2 S: 10	H: 3 LOB: 1 BB: 0 P: 10	R: 1 E: 0 K: 1 S: 5	H: 0 LOB: 2 BB: 3 P: 17	R: 2 E: 0 K: 1 S: 7	H: 2 LOB: 3 BB: 3 P: 19	R: 0 E: 0 K: 0 S: 5	H: 3 LOB: 2 BB: 0 P: 5	R: 2 E: 0 K: 1 S: 8	H: 3 LOB: 1 BB: 0 P: 8	R: 1 E: 0 K: 0 S: 5	H: 2 LOB: 1 BB: 0 P: 5	1B: 14 2B: 1 3B: 0 HR: 2	SF: 0 SAC: 1 DP: 0 HBP: 0	WP: 2 PB: 0 SB: 4 CS: 0	PA: 48					
PITCHER	IP	WLS	BF	H	R	ER	SO	BB	IBB	HBP	BLK	WP	HR	S	P	ERA	WHIP								
Rick Ownbey, R ERA: 10.13	3.0		18	7	4	4	2	2	0	0	0	1	0	7	27	20.25	3.750								
Pete Falcone, L ERA: 4.17	4.1		10	1	3	3	1	4	1	0	0	1	0	7	27	20.25	3.750								
Jesse Orosco, L ERA: 3.11	5.1	L	15	7	2	2	2	1	0	0	0	1	1	18	22	6.75	3.000								
Tom Hausman, R ERA: 4.41	8.1		5	2	1	1	0	0	0	0	0	0	0	5	5	9.00	2.000								

New York Mets @ Atlanta Braves
Atlanta-Fulton County Stadium, Atlanta, GA
Sun Aug 22 1982, 3:33 AM EDT
Att: 20,466 - Unknown

AB 39
R 10
H 17
RBI 10
BB 8
SO 5
LOB 26



Batter	1	2	3	4	5	6	7	8	9	AB	R	H	RBI	BB	SO	LOB	TOP					
Pete Rose, S OBP: 0.347, SLG: 0.357 (1, 3)	0-0 SH3-4 1B	4-0 BB		0-0 FC6-4 1B		0-0 F8			0-0 G6-4-3	4	1	2	0	1	0	1						
Manny Trillo, R OBP: 0.313, SLG: 0.310 (1, 4)	0-0 SH3-4	0-3 K		0-0 FC6-4		0-0 F9			0-0 1-3	4	0	0	0	0	1	4						
Gary Matthews, R OBP: 0.346, SLG: 0.445 (1, 7)	4-0 2-3 1B									3	1	0	0	1	0	2						
Mike Schmidt, R OBP: 0.420, SLG: 0.571 (1, 5)	0-0 2-3			0-0 1-3		0-3 K			0-3 K	4	0	0	0	0	2	2						
Bo Diaz, R OBP: 0.341, SLG: 0.470 (1, 2)	0-0 HR			0-0 G6-4-3 1B		0-0 F8			0-0 6-3	4	1	2	2	0	0	0						
Gary Maddox, R OBP: 0.310, SLG: 0.465 (1, 8)	0-0 HR			0-0 G6-4-3					0-0 F8	4	2	2	2	0	0	1						
George Vukovich, L OBP: 0.344, SLG: 0.415 (1, 9)	0-0 L8			0-0 4-3		0-0 HR			0-3 K	4	1	1	0	0	1	0						
Ivan De Jesus, R OBP: 0.308, SLG: 0.304 (1, 6)		4-0 SH5-3 BB		0-3 K		0-0 HR			0-0 5-3	3	1	1	3	1	1	0						
Steve Carlton, L Ed Farmer, R Willie Montanez, L Tug McGraw, R Jerry Reed, R Greg Gross, L (1, 1) (4, 1) (6, PH) (6, 1) (8, 1) (9, PH)		0-0 SH5-3		0-0 1B		0-0 4-3			0-0 G6-4-3 1B	1	0	1	0	0	0	0						
Inning Stats	R: 4 E: 0 K: 0 S: 6	H: 3 LOB: 0 BB: 1 P: 10	R: 0 E: 0 K: 1 S: 5	H: 0 LOB: 2 BB: 2 P: 13	R: 0 E: 0 K: 0 S: 3	H: 1 LOB: 0 BB: 0 P: 3	R: 0 E: 0 K: 1 S: 7	H: 2 LOB: 0 BB: 0 P: 7	R: 0 E: 0 K: 1 S: 5	H: 0 LOB: 0 BB: 0 P: 5	R: 0 E: 0 K: 1 S: 5	H: 0 LOB: 0 BB: 0 P: 5	R: 0 E: 0 K: 1 S: 5	H: 0 LOB: 0 BB: 0 P: 5	R: 0 E: 0 K: 0 S: 3	H: 1 LOB: 0 BB: 0 P: 3	1B: 8 2B: 0 3B: 0 HR: 2	SF: 0 SAC: 2 DP: 2 HBP: 0	WP: 0 PB: 0 SB: 0 CS: 0	PA: 38		
PITCHER	IP	WLS	BF	H	R	ER	SO	BB	IBB	HBP	BLK	WP	HR	S	P	ERA	WHIP					
Phil Niekro, R ERA: 3.68	(1, 1)	8.0	W	36	10	7	7	5	3	0	0	0	0	2	43	55	7.88	1.625				
Gene Garber, R ERA: 2.63	(9, 1)	1.0	S	2	0	0	0	0	0	0	0	0	0	2	2	0.00	0.000					

Philadelphia Phillies @ Atlanta Braves
Atlanta-Fulton County Stadium, Atlanta, GA

AB 33
R 7
H 10
RBI 7
BB 3
SO 5
LOB 10



WP: 0 PA: 38
PB: 0
SB: 0
CS: 0

Tue Aug 24 1982, 7:05 PM EDT
Att: 22,709 - Unknown

Batter	1	2	3	4	5	6	7	8	9	AB	R	H	RBI	BB	SO	LOB	BOTTOM				
Jerry Royster, R OBP: 0.397, SLG: 0.382 (1, 7)	0-0 HR			0-0 E						4	2	3	1	1	0	0					
Rafael Ramirez, R OBP: 0.302, SLG: 0.340 (1, 6)	0-0 F7			0-0 P4		0-0 E2				5	1	1	1	0	0	2					
Dale Murphy, R OBP: 0.366, SLG: 0.537 (1, 8)	0-0 WP			0-0 F8		0-0 HR				5	1	2	2	0	1	1					
Bob Horner, R Brett Butler, L OBP: 0.366, SLG: 0.505 OBP: 0.291, SLG: 0.226 (1, 5) (6, PR) (9, 8)	4-0 BB			0-0 HR		0-0 1B				2	3	2	1	3	0	0					
Bob Watson, R Chris Chambliss, L OBP: 0.317, SLG: 0.435 OBP: 0.335, SLG: 0.441 (1, 3) (9, 3)	4-0 BB			0-0 6-3		0-0 1B				4	0	1	1	1	1	2					
Terry Harper, R OBP: 0.567, SLG: 0.325 (1, 9)	0-3 K			0-0 1B		0-0 1B				5	1	3	0	0	1	4					
Glenn Hubbard, R OBP: 0.341, SLG: 0.376 (1, 4)	0-0 L5			0-0 F8		0-0 F8				4	0	1	1	0	0	6					
Bruce Benedict, R OBP: 0.279, SLG: 0.274 (1, 2)				0-0 F9		0-0 SF8				4	1	1	1	0	0	2					
Phil Niekro, R Gene Garber, R OBP: 0.209, SLG: 0.273 OBP: 0.091, SLG: 0.091 (1, 1) (9, 1)	0-0 5-3			0-0 SF8		0-0 F9				3	0	0	1	0	0	0					
Inning Stats	R: 1 E: 0 K: 1 S: 7	H: 2 LOB: 3 BB: 2 P: 15	R: 0 E: 0 K: 0 S: 3	H: 0 LOB: 0 BB: 0 P: 3	R: 1 E: 0 K: 0 S: 4	H: 1 LOB: 0 BB: 0 P: 4	R: 6 E: 1 K: 0 S: 11	H: 8 LOB: 2 BB: 0 P: 11	R: 0 E: 0 K: 0 S: 3	H: 0 LOB: 1 BB: 1 P: 7	R: 1 E: 0 K: 1 S: 7	H: 2 LOB: 2 BB: 1 P: 11	R: 0 E: 0 K: 1 S: 6	H: 1 LOB: 1 BB: 0 P: 6	R: 0 E: 0 K: 0 S: 2	H: 0 LOB: 1 BB: 1 P: 6	1B: 7 2B: 3 3B: 1 HR: 3	SF: 1 SAC: 0 DP: 0 HBP: 0	WP: 1 PB: 0 SB: 0 CS: 1	PA: 42	
PITCHER	IP	WLS	BF	H	R	ER	SO	BB	IBB	HBP	BLK	WP	HR	S	P	ERA	WHIP				
Steve Carlton, L ERA: 3.56	(1, 1)	3.2	L	21	8	7	1	0	0	0	0	0	0	7	11	6.75	3.000				
Ed Farmer, R ERA: 5.4	(4, 1)	1.1		8	3	1	1	0	1	0	0	0	0	7	11	6.75	3.000				
Tug McGraw, L ERA: 4.01	(6, 1)	2.0		10	3	1	1	2	1	0	0	0	0	13	17	4.50	2.000				
Jerry Reed, R ERA: 5.68	(8, 1)	1.0		3	0	0	0	0	1	0	0	0	0	2	6	0.00	1.000				

Philadelphia Phillies @ Atlanta Braves
Atlanta-Fulton County Stadium, Atlanta, GA

AB 36
R 9
H 14
RBI 9
BB 5
SO 3
LOB 17



WP: 1 PA: 42
PB: 0
SB: 0
CS: 1

Tue Aug 24 1982, 7:05 PM EDT
Att: 22,709 - Unknown

Batter	1	2	3	4	5	6	7	8	9	AB	R	H	RBI	BB	SO	LOB	TOP			
Jerry Royster, R (1, 7) OBP: 0.366, SLG: 0.382	4-0 6-3 1B BB	0-0 S 1B	4-0 1-3 BB		0-0 1-2 1B			0-3 K		3	2	2	0	2	1	0				
Rafael Ramirez, R (1, 6) OBP: 0.304, SLG: 0.349	0-0 E1 6-3 1B	0-0 F9	0-0 F7		0-0 F7			0-0 HR		5	2	1	1	0	0	6				
Claudell Washington, L (1, 9) OBP: 0.329, SLG: 0.352	0-0 6-3	0-0 E1 1B	0-0 F7			0-3 K		0-0 F8		5	1	0	0	0	1	4				
Dale Murphy, R (1, 8) OBP: 0.369, SLG: 0.533	4-0 1B 2B BB	0-0 2H 1B		0-0 P5		0-0 5-3		0-0 6-3		4	1	1	1	1	0	0				
Bob Horner, R (1, 5) OBP: 0.365, SLG: 0.514	0-0 2B	0-0 F7		0-0 P6		0-0 5-3			0-0 F9	5	1	1	2	0	0	1				
Brett Butler, L (9, 8) OBP: 0.291, SLG: 0.226	1-2 2B 1B									0	0	0	0	0	0	0				
Chris Chambliss, L (1, 3) OBP: 0.334, SLG: 0.436	0-3 K		0-0 HR	0-3 K				0-0 F7	4-0 1B BB	4	1	1	0	1	2	2				
Glenn Hubbard, R (1, 4) OBP: 0.340, SLG: 0.375	0-0 1H 2H 2B		0-0 P4		0-0 F7		4-0 1B BB	0-0 G4-6-3 1B		4	0	2	2	1	0	1				
Matt Sinatro, R (1, 2) OBP: 0.257, SLG: 0.382	0-0 F8		0-0 HR	0-0 FC6-5 2B		0-0 FC6-5 2B		0-0 G4-6-3 1B		5	1	3	2	0	0	3				
Bob Walk, R (1, 1) OBP: 0.291, SLG: 0.204		0-0 P6		0-0 WP 1B		0-0 FC6-5 1B		0-0 L4		3	0	1	0	0	0	1				
Steve Bedrosian, R (6, 1) OBP: 0.100, SLG: 0.053										0	0	0	0	0	0	0				
Rufino Linares, R (7, PH) OBP: 0.331, SLG: 0.391										1	0	0	0	0	0	2				
Donnie Moore, L (7, 1)										0	0	0	0	0	0	0				
Inning Stats	R: 4 E: 1 K: 1 S: 8	H: 2 LOB: 1 BB: 2 P: 16	R: 2 E: 1 K: 0 S: 6	H: 2 LOB: 1 BB: 0 P: 6	R: 2 E: 0 K: 0 S: 6	H: 3 LOB: 2 BB: 1 P: 10	R: 0 E: 0 K: 1 S: 5	H: 0 LOB: 0 BB: 0 P: 5	R: 0 E: 0 K: 0 S: 5	H: 2 LOB: 2 BB: 0 P: 5	R: 0 E: 0 K: 0 S: 3	H: 1 LOB: 1 BB: 1 P: 7	R: 1 E: 0 K: 1 S: 6	H: 1 LOB: 1 BB: 1 P: 6	R: 0 E: 0 K: 0 S: 3	H: 1 LOB: 1 BB: 1 P: 7	1B: 8 2B: 3 3B: 0 HR: 2	SF: 0 SAC: 0 DP: 2 HBP: 0	WP: 2 PB: 0 SB: 1 CS: 0	PA: 44
PITCHER	IP WLS BF H R ER SO BB IBB HBP BLK WP HR S P ERA WHIP																			
Charlie Puleo, R (1, 1) ERA: 4.62	1.2	13	4	6	1	1	2	0	0	0	0	0	0	13	21	5.40	3.600			
Pete Falcone, L (2, 1) ERA: 4.2	3.1	16	5	2	2	1	1	0	0	0	1	1	17	21	5.40	1.800				
Tom Hausman, R (6, 1) ERA: 4.28	1.0	3	0	0	0	1	0	0	0	0	0	0	5	5	0.00	0.000				
Jesse Orosco, L (7, 1) ERA: 3.08	2.0	L 8	2	1	1	1	1	0	0	0	0	1	9	13	4.50	1.500				
Mike Scott, R (9, 1) ERA: 4.65	1.0	4	1	0	0	0	1	0	0	0	0	0	3	7	0.00	2.000				

Atlanta Braves @ New York Mets
Shea Stadium, Flushing, NY
Fri Aug 27 1982, 7:05 PM EDT
Att: 14,133 - Unknown

AB 39
R 9
H 12
RBI 8
BB 5
SO 4
LOB 20



Batter	1	2	3	4	5	6	7	8	9	AB	R	H	RBI	BB	SO	LOB	BOTTOM					
Mookie Wilson, S (1, 8) OBP: 0.313, SLG: 0.365	0-0 4-3		0-0 FC7-6 2H 1B		0-0 F8	0-0 1B 1B		0-0 F8		5	0	2	2	0	0	1						
Bob Bailor, R (1, 6) OBP: 0.313, SLG: 0.327	0-0 F8 2B		0-0 FC7-6-4 1-3		0-0 5-3	0-0 1B 1B		0-0 4-3		5	0	2	1	0	0	2						
Ellis Valentine, R (1, 9) OBP: 0.298, SLG: 0.413	0-0 F8 2-3			0-0 1B 2B		0-0 1B 1B		0-0 F9		5	2	2	0	0	0	3						
Dave Kingman, R (1, 3) OBP: 0.281, SLG: 0.435	0-0 F8			0-0 1B 1B		0-0 1B 1B		0-0 K		5	2	2	0	0	1	1						
George Foster, R (1, 7) OBP: 0.321, SLG: 0.377		0-0 F3		0-0 G5-4-3 1-3 3H 1B		0-0 P4		0-0 1B		5	0	2	1	0	0	2						
Hubie Brooks, R (1, 5) OBP: 0.322, SLG: 0.344		0-0 6-3		0-0 G5-4-3 1-2 3H 1B		0-0 K		0-0 F8		5	0	2	1	0	1	3						
Ron Hodges, L (1, 2) OBP: 0.365, SLG: 0.362		0-0 F7		0-0 G5-4-3 1-2 2-3		0-0 1B BB		0-0 P6		3	1	0	0	1	0	3						
Brian Giles, R (1, 4) OBP: 0.349, SLG: 0.447			0-0 S 1B	0-3 K		0-0 1B 1B		4-0 SH1-4 BB		3	2	2	1	1	1	1						
Charlie Puleo, R Pete Falcone, L Tom Hausman, R Jesse Orosco, L Mike Scott, R			0-3 K		0-3 K			0-0 SH1-4		0	0	0	0	0	0	0						
Inning Stats	R: 0 E: 0 K: 0 S: 4	H: 1 LOB: 1 BB: 0 P: 4	R: 0 E: 0 K: 0 S: 3	H: 0 LOB: 0 BB: 0 P: 3	R: 1 E: 0 K: 1 S: 6	H: 2 LOB: 0 BB: 0 P: 6	R: 2 E: 0 K: 1 S: 8	H: 4 LOB: 1 BB: 0 P: 8	R: 0 E: 0 K: 1 S: 5	H: 0 LOB: 0 BB: 0 P: 5	R: 5 E: 1 K: 1 S: 11	H: 6 LOB: 2 BB: 1 P: 15	R: 0 E: 0 K: 0 S: 4	H: 1 LOB: 1 BB: 0 P: 4	R: 0 E: 0 K: 0 S: 3	H: 0 LOB: 1 BB: 1 P: 7	R: 0 E: 0 K: 1 S: 6	H: 1 LOB: 1 BB: 0 P: 6	1B: 12 2B: 4 3B: 0 HR: 0	SF: 0 SAC: 1 DP: 2 HBP: 0	WP: 0 PB: 0 SB: 2 CS: 0	PA: 42
PITCHER	IP WLS BF H R ER SO BB IBB HBP BLK WP HR S P ERA WHIP																					
Bob Walk, R (1, 1) ERA: 4.87	5.1	23	9	5	5	3	0	0	0	0	0	0	8	12	40.50	7.500						
Steve Bedrosian, R (6, 1) ERA: 2.42	0.2	7	4	3	3	1	1	0	0	0	0	0	8	12	40.50	7.500						
Donnie Moore, R (7, 1) ERA: 3.18	3.0	W 12	2	0	0	1	1	0	0	0	0	0	13	17	0.00	1.000						

Atlanta Braves @ New York Mets
Shea Stadium, Flushing, NY
Fri Aug 27 1982, 7:05 PM EDT
Att: 14,133 - Unknown


AB 39
R 8
H 15
RBI 8
BB 2
SO 5
LOB 17



Batter	1	2	3	4	5	6	7	8	9	AB	R	H	RBI	BB	SO	LOB	TOP			
Jerry Royster, R (1, 7) OBP: 0.363, SLG: 0.373	4-0 SH1-4 BB		0-0 5-3		0-0 F8			0-0 L6		3	0	0	0	1	0	1				
Rafael Ramirez, R (1, 6) OBP: 0.305, SLG: 0.349	0-0 SH1-4 1-2		0-0 5-3		0-3 K			0-0 HR 1B		3	1	1	0	0	1	1				
Claudell Washington, L (1, 9) OBP: 0.331, SLG: 0.397	0-0 5-3			0-0 HR		0-0 E1 SF8		0-0 HR 1B		4	3	2	3	0	0	1				
Dale Murphy, R (1, 8) OBP: 0.368, SLG: 0.532	0-0 6-3			0-0 S 1B		0-0 SF8 2H		0-3 K		3	0	1	1	0	1	1				
Bob Horner, R (1, 5) OBP: 0.362, SLG: 0.509		0-0 6-3		0-0 F2 1-2		0-3 K		0-0 F8		4	0	0	0	0	1	1				
Chris Chambliss, L (1, 3) OBP: 0.331, SLG: 0.432		0-0 4-3		0-0 E7		0-0 G3			0-0 F7	4	0	0	0	0	0	1				
Glenn Hubbard, R (1, 4) OBP: 0.339, SLG: 0.373	4-0 CS BB			0-0 F2			0-0 4-3		0-0 F7	3	0	0	0	1	0	2	AB 29			
Matt Sinatro, R (1, 2) OBP: 0.282, SLG: 0.378	0-0 CS 1-2	4-0 SH1-4 BB	0-0 6-3		0-0 1-3			0-0 CS 1B		3	0	1	0	1	0	2	R 4			
Rick Camp, R (1, 1) Carlos Diaz, R (8, 1) Gene Garber, R (9, 1) OBP: 0.083, SLG: 0.083			0-0 SH1-4 1-2		0-3 K			0-0 F2	0-0 CS 1-2	2	0	0	0	0	1	0	H 5			
Inning Stats	R: 0 E: 0 K: 0 S: 3	H: 0 LOB: 1 BB: 1 P: 7	R: 0 E: 0 K: 0 S: 2	H: 0 LOB: 0 BB: 1 P: 6	R: 0 E: 0 K: 0 S: 3	H: 0 LOB: 1 BB: 1 P: 7	R: 1 E: 1 K: 0 S: 6	H: 2 LOB: 2 BB: 0 P: 6	R: 0 E: 0 K: 1 S: 7	H: 0 LOB: 0 BB: 0 P: 7	R: 0 E: 0 K: 0 S: 3	H: 0 LOB: 0 BB: 0 P: 3	R: 2 E: 0 K: 1 S: 7	H: 2 LOB: 0 BB: 0 P: 7	R: 0 E: 0 K: 0 S: 3	H: 1 LOB: 0 BB: 0 P: 3	1B: 3 2B: 0 3B: 0 HR: 2	SF: 1 SAC: 2 DP: 0 HBP: 0	WP: 0 PA: 37 CS: 2	
PITCHER	IP WLS BF H R ER SO BB IBB HBP BLK WP HR S P ERA WHIP																			
Rick Ownbey, R (1, 1) ERA: 6.0	7.0	27	2	2	1	3	3	0	0	0	0	0	0	1	30	42	1.29	0.714		
Mike Scott, R (8, 1) ERA: 5.01	2.0	L 8	3	2	2	1	0	0	0	0	0	0	0	1	10	10	9.00	1.500		

Atlanta Braves @ New York Mets
Shea Stadium, Flushing, NY
Sat Aug 28 1982, 7:05 PM EDT
Att: 22,017 - Unknown


AB 29
R 4
H 5
RBI 4
BB 3
SO 4
LOB 10



Batter	1	2	3	4	5	6	7	8	9	AB	R	H	RBI	BB	SO	LOB	BOTTOM			
Mookie Wilson, S (1, 8) OBP: 0.314, SLG: 0.366	0-0 G3		0-0 F9 SF8 1B		0-0 S 1B		0-3 K		0-0 B5-4	5	1	2	0	0	1	1				
Bob Bailor, R (1, 6) OBP: 0.312, SLG: 0.325	0-0 1-3		0-0 F9 1-3		0-0 F8 1-2		0-0 6-3		0-0 1B	5	0	1	0	0	0	2				
Ellis Valentine, R (1, 9) OBP: 0.296, SLG: 0.411	0-0 1B		0-0 SF8 3H		0-0 5-3			0-0 6-3	0-0 L5	4	0	1	1	0	0	3				
Dave Kingman, R (1, 3) OBP: 0.282, SLG: 0.442	0-0 1B		0-0 5-3			0-0 HR		0-0 P3	0-3 K	5	1	2	1	0	1	2				
George Foster, R (1, 7) OBP: 0.320, SLG: 0.376	0-3 K2-3			0-0 F8		0-3 K2-3		0-0 BB 1B 1B		4	1	1	0	0	2	2				
Hubie Brooks, R (1, 5) OBP: 0.324, SLG: 0.346		0-0 6-3		0-0 F9		0-0 6-3 1B		0-0 BB 1B 1B		4	0	2	0	0	0	0				
Brian Giles, R (1, 4) OBP: 0.290, SLG: 0.450		4-0 G3 S BB				0-0 6-3		4-0 BB 1B 1B		2	0	1	0	1	0	1	AB 37			
Rusty Staub, L (8, PH) OBP: 0.314, SLG: 0.355						0-0 6-3		0-0 BB 1B		0	0	0	0	1	0	0	R 3			
Ron Gardenhire, R (8, PR) OBP: 0.272, SLG: 0.293						1-2 1B		1-2 2-3 BB		0	0	0	0	0	0	0	H 12			
Bruce Bochy, R (1, 2) OBP: 0.300, SLG: 0.400		0-0 G3		0-0 F7		0-0 F7		0-0 1B		3	0	0	0	0	0	3	RBI 3			
Ron Hodges, L (8, PH) OBP: 0.368, SLG: 0.367		0-0 G3						1-2 2H 3H		1	0	1	1	0	0	0	BB 2			
Rick Ownbey, R (1, 1) Gary Rajlich, L (7, PH) Mike Scott, R (8, 1) Mike Howard, S (8, PH) OBP: 0.250, SLG: 0.176		0-3 K				0-0 5-3		0-0 F7	0-0 1B	2	0	0	0	0	1	1	SO 5			
Inning Stats	R: 0 E: 0 K: 1 S: 7	H: 2 LOB: 2 BB: 0 P: 7	R: 0 E: 0 K: 1 S: 5	H: 0 LOB: 1 BB: 1 P: 9	R: 1 E: 0 K: 0 S: 4	H: 1 LOB: 0 BB: 0 P: 4	R: 0 E: 0 K: 0 S: 4	H: 1 LOB: 1 BB: 0 P: 4	R: 0 E: 0 K: 1 S: 7	H: 2 LOB: 1 BB: 0 P: 7	R: 0 E: 0 K: 1 S: 5	H: 0 LOB: 0 BB: 0 P: 5	R: 1 E: 0 K: 0 S: 5	H: 3 LOB: 2 BB: 1 P: 9	R: 0 E: 0 K: 1 S: 7	H: 2 LOB: 2 BB: 0 P: 7	1B: 11 2B: 0 3B: 0 HR: 1	SF: 1 SAC: 0 DP: 0 HBP: 0	WP: 0 PA: 40 CS: 0	
PITCHER	IP WLS BF H R ER SO BB IBB HBP BLK WP HR S P ERA WHIP																			
Rick Camp, R (1, 1) ERA: 3.59	7.2	W 34	9	3	3	4	2	0	0	0	0	0	0	0	3	3	0.00	3.000		
Carlos Diaz, L (8, 1) ERA: 3.47	0.2	S 3	2	0	0	0	0	0	0	0	0	0	0	0	5	5	0.00	1.500		
Gene Garber, R (9, 1) ERA: 2.76	0.2	S 3	1	0	0	1	0	0	0	0	0	0	0	0	0	0	0.00	1.500		

Atlanta Braves @ New York Mets
Shea Stadium, Flushing, NY
Sat Aug 28 1982, 7:05 PM EDT
Att: 22,017 - Unknown

AB 37
R 3
H 12
RBI 3
BB 2
SO 5
LOB 15



Batter	1	2	3	4	5	6	7	8	9	AB	R	H	RBI	BB	SO	LOB	TOP								
Jerry Royster, R OBP: 0.377, SLG: 0.380 (1, 7)	4-0 CS BB		0-0 3-H 1B		0-0 6-3		0-0 E 1B	1-0 1B HBP	4-0 FC6-4 BB	3	2	2	1	1	0	1									
Randy Johnson, R OBP: 0.345, SLG: 0.348 (8, 5)										0	0	0	0	0	1	0									
Rafael Ramirez, R OBP: 0.303, SLG: 0.347 (1, 6)	0-0 F7 1-2		0-0 6-3		0-0 F8		0-0 E6 1B 1-H	0-0 1B 1-2 2-H 3-H	0-0 FC6-4 BB	6	1	1	2	0	0	6									
Claudell Washington, L OBP: 0.335, SLG: 0.490 (1, 9)	0-3 K			0-0 1B 1B		4-0 1B S BB	0-0 S 1B	0-0 1B 1-3 2-H		4	2	3	2	1	1	0									
Dale Murphy, R OBP: 0.368, SLG: 0.530 (7, 7)		0-3 K		0-0 1B 1-2 SF8 1B		0-0 F7 1-2	0-3 K 1-2	4-0 1B 1-3 2-H		4	1	1	0	1	2	2									
Bob Horner, R OBP: 0.359, SLG: 0.505 Steve Bedrosian, R OBP: 0.095, SLG: 0.050 (7, 1)		0-0 5-3		0-3 K 1-2		0-0 6-3	0-0 F7 1-2	0-0 4-3		4	0	0	0	0	1	4									
Chris Chambliss, L OBP: 0.334, SLG: 0.433 (1, 3)	0-0 4-3			0-0 CS 1B 1-3 2-H		4-0 1B BB		0-0 F7 BB E 1B	0-0 BB E 1B	4	0	2	1	1	0	0									
Glenn Hubbard, R OBP: 0.340, SLG: 0.372 (1, 4)			4-0 4-3 S 1B BB	0-0 SF8		0-0 FC6-4 1B 1-2 2-H	0-0 F8	0-3 K		3	1	1	2	1	1	1									
Bruce Benedict, R OBP: 0.281, SLG: 0.273 (1, 2)			0-0 5-3 1-2	0-0 CS 1-2	4-0 1-3 BB	0-0 FC6-4 1-2	0-0 E 1B 1B	0-0 E5 BB		4	1	1	0	1	0	4									
Phil Niekro, R OBP: 0.203, SLG: 0.265 Brett Butler, L OBP: 0.288, SLG: 0.223 (7, PH) (7, 8)	0-0 4-3 2-3			0-0 4-3		0-0 1-3 BB		0-3 K 1-3 HBP 1B	0-3 K	2	0	0	0	0	0	2									
Inning Stats	R: 0 E: 0 K: 1 S: 4	H: 0 LOB: 0 BB: 1 P: 8	R: 0 E: 0 K: 1 S: 5	H: 0 LOB: 0 BB: 0 P: 5	R: 1 E: 0 K: 0 S: 4	H: 1 LOB: 1 BB: 1 P: 8	R: 2 E: 0 K: 1 S: 7	H: 3 LOB: 0 BB: 0 P: 7	R: 0 E: 0 K: 0 S: 3	H: 0 LOB: 1 BB: 1 P: 7	R: 1 E: 0 K: 0 S: 4	H: 1 LOB: 2 BB: 2 P: 12	R: 2 E: 1 K: 2 S: 10	H: 2 LOB: 1 BB: 0 P: 10	R: 3 E: 1 K: 0 S: 7	H: 3 LOB: 3 BB: 1 P: 12	R: 0 E: 1 K: 2 S: 9	H: 1 LOB: 3 BB: 1 P: 13	1B: 11 2B: 0 3B: 0 HR: 0	SF: 1 SAC: 0 DP: 0 HBP: 1	WP: 0 PB: 0 SB: 3 CS: 2	PA: 48			
PITCHER	IP WLS BF H R ER SO BB IBB HBP BLK WP HR S P ERA WHIP	IP WLS BF H R ER SO BB IBB HBP BLK WP HR S P ERA WHIP	IP WLS BF H R ER SO BB IBB HBP BLK WP HR S P ERA WHIP	IP WLS BF H R ER SO BB IBB HBP BLK WP HR S P ERA WHIP	IP WLS BF H R ER SO BB IBB HBP BLK WP HR S P ERA WHIP	IP WLS BF H R ER SO BB IBB HBP BLK WP HR S P ERA WHIP	IP WLS BF H R ER SO BB IBB HBP BLK WP HR S P ERA WHIP	IP WLS BF H R ER SO BB IBB HBP BLK WP HR S P ERA WHIP	IP WLS BF H R ER SO BB IBB HBP BLK WP HR S P ERA WHIP	IP WLS BF H R ER SO BB IBB HBP BLK WP HR S P ERA WHIP	IP WLS BF H R ER SO BB IBB HBP BLK WP HR S P ERA WHIP	IP WLS BF H R ER SO BB IBB HBP BLK WP HR S P ERA WHIP	IP WLS BF H R ER SO BB IBB HBP BLK WP HR S P ERA WHIP	IP WLS BF H R ER SO BB IBB HBP BLK WP HR S P ERA WHIP	IP WLS BF H R ER SO BB IBB HBP BLK WP HR S P ERA WHIP	IP WLS BF H R ER SO BB IBB HBP BLK WP HR S P ERA WHIP	IP WLS BF H R ER SO BB IBB HBP BLK WP HR S P ERA WHIP	IP WLS BF H R ER SO BB IBB HBP BLK WP HR S P ERA WHIP	IP WLS BF H R ER SO BB IBB HBP BLK WP HR S P ERA WHIP	IP WLS BF H R ER SO BB IBB HBP BLK WP HR S P ERA WHIP	IP WLS BF H R ER SO BB IBB HBP BLK WP HR S P ERA WHIP	IP WLS BF H R ER SO BB IBB HBP BLK WP HR S P ERA WHIP	IP WLS BF H R ER SO BB IBB HBP BLK WP HR S P ERA WHIP	IP WLS BF H R ER SO BB IBB HBP BLK WP HR S P ERA WHIP	IP WLS BF H R ER SO BB IBB HBP BLK WP HR S P ERA WHIP

Atlanta Braves @ New York Mets
Shea Stadium, Flushing, NY
Sun Aug 29 1982, 3:33 AM EDT
Att: 34,471 - Unknown


AB 38
R 9
H 11
RBI 8
BB 7
SO 7
LOB 26





Batter	1	2	3	4	5	6	7	8	9	AB	R	H	RBI	BB	SO	LOB	BOTTOM								
Mookie Wilson, S OBP: 0.315, SLG: 0.365 (1, 8)	0-3 K		0-0 F3		0-0 E3 S 2B 1B	0-0 4-3			1-0 G4-6-3 HBP	4	1	1	0	0	1	1									
Bob Bailor, R OBP: 0.307, SLG: 0.319 (1, 6)	0-0 E5		0-0 5-3		0-0 F8 1-2		0-0 F9		0-0 G4-6-3 1-2	5	0	0	0	0	0	4									
Ellis Valentine, R OBP: 0.296, SLG: 0.409 (1, 9)	0-0 F9			0-0 1B 1B	0-3 K		0-0 P4			4	1	1	0	0	1	3									
Dave Kingman, R OBP: 0.282, SLG: 0.443 (1, 3)	0-0 5-3			0-3 K	0-0 2B 2-H 3-H		0-0 P3			4	1	1	2	0	1	2									
Rusty Staub, L OBP: 0.318, SLG: 0.359 (1, 7)		0-0 5-3		0-0 1B 1-2	0-0 1B 2-H			0-0 6-3		4	0	2	1	0	0	0									
Hubie Brooks, R OBP: 0.323, SLG: 0.345 (1, 5)		0-0 F9		0-0 1B 1-2 2-H	0-0 F7			0-3 K		4	0	1	1	0	1	1									
Brian Giles, R OBP: 0.360, SLG: 0.432 (1, 4)		0-0 1B		0-0 P4		0-0 P6		0-3 K		4	0	1	0	0	1	2									
Bruce Bochy, R OBP: 0.308, SLG: 0.462 Ron Hodges, L OBP: 0.372, SLG: 0.371 (9, PH) (9, PH)		0-0 4-3		0-0 6-3		0-0 2B			0-0 HBP 1B	3	0	1	0	0	0	3									
Pat Zachry, R OBP: 0.086, SLG: 0.059 George Foster, R OBP: 0.319, SLG: 0.375 Tom Hausman, R OBP: 0.095, SLG: 0.050 Jesse Orosco, L OBP: 0.334, SLG: 0.433 Mike Jorgensen, L OBP: 0.364, SLG: 0.341 (9, PH) (9, PH)	0-3 K		0-3 K		0-0 E 2B 1B		0-0 F7		0-3 K	2	1	1	0	0	1	0									
Inning Stats	R: 0 E: 1 K: 1 S: 6	H: 0 LOB: 1 BB: 0 P: 6	R: 0 E: 0 K: 0 S: 4	H: 1 LOB: 0 BB: 0 P: 4	R: 0 E: 0 K: 1 S: 5	H: 0 LOB: 0 BB: 0 P: 5	R: 1 E: 0 K: 1 S: 8	H: 3 LOB: 2 BB: 0 P: 8	R: 3 E: 1 K: 1 S: 9	H: 4 LOB: 1 BB: 0 P: 9	R: 0 E: 0 K: 0 S: 4	H: 1 LOB: 1 BB: 0 P: 4	R: 0 E: 0 K: 0 S: 3	H: 0 LOB: 0 BB: 0 P: 3	R: 0 E: 0 K: 2 S: 7	H: 0 LOB: 0 BB: 0 P: 7	R: 0 E: 0 K: 1 S: 5	H: 1 LOB: 1 BB: 0 P: 6	1B: 8 2B: 2 3B: 0 HR: 0	SF: 0 SAC: 0 DP: 1 HBP: 1	WP: 0 PB: 0 SB: 1 CS: 0	PA: 38			
PITCHER	IP WLS BF H R ER SO BB IBB HBP BLK WP HR S P ERA WHIP	IP WLS BF H R ER SO BB IBB HBP BLK WP HR S P ERA WHIP	IP WLS BF H R ER SO BB IBB HBP BLK WP HR S P ERA WHIP	IP WLS BF H R ER SO BB IBB HBP BLK WP HR S P ERA WHIP	IP WLS BF H R ER SO BB IBB HBP BLK WP HR S P ERA WHIP	IP WLS BF H R ER SO BB IBB HBP BLK WP HR S P ERA WHIP	IP WLS BF H R ER SO BB IBB HBP BLK WP HR S P ERA WHIP	IP WLS BF H R ER SO BB IBB HBP BLK WP HR S P ERA WHIP	IP WLS BF H R ER SO BB IBB HBP BLK WP HR S P ERA WHIP	IP WLS BF H R ER SO BB IBB HBP BLK WP HR S P ERA WHIP	IP WLS BF H R ER SO BB IBB HBP BLK WP HR S P ERA WHIP	IP WLS BF H R ER SO BB IBB HBP BLK WP HR S P ERA WHIP	IP WLS BF H R ER SO BB IBB HBP BLK WP HR S P ERA WHIP	IP WLS BF H R ER SO BB IBB HBP BLK WP HR S P ERA WHIP	IP WLS BF H R ER SO BB IBB HBP BLK WP HR S P ERA WHIP	IP WLS BF H R ER SO BB IBB HBP BLK WP HR S P ERA WHIP	IP WLS BF H R ER SO BB IBB HBP BLK WP HR S P ERA WHIP	IP WLS BF H R ER SO BB IBB HBP BLK WP HR S P ERA WHIP	IP WLS BF H R ER SO BB IBB HBP BLK WP HR S P ERA WHIP	IP WLS BF H R ER SO BB IBB HBP BLK WP HR S P ERA WHIP	IP WLS BF H R ER SO BB IBB HBP BLK WP HR S P ERA WHIP	IP WLS BF H R ER SO BB IBB HBP BLK WP HR S P ERA WHIP	IP WLS BF H R ER SO BB IBB HBP BLK WP HR S P ERA WHIP	IP WLS BF H R ER SO BB IBB HBP BLK WP HR S P ERA WHIP	IP WLS BF H R ER SO BB IBB HBP BLK WP HR S P ERA WHIP

Atlanta Braves @ New York Mets
Shea Stadium, Flushing, NY
Sun Aug 29 1982, 3:33 AM EDT
Att: 34,471 - Unknown

AB 37
R 4
H 10
RBI 4
BB 0
SO 7
LOB 18



Batter	1	2	3	4	5	6	7	8	9	AB	R	H	RBI	BB	SO	LOB	TOP			
Jerry Royster, R (1, 7) OBP: 0.370, SLG: 0.371 Donnie Moore, L (6, 1) Larry Whisenton, L (9, PH) OBP: 0.359, SLG: 0.447	F8		4-3			6-3			6-3	3	0	0	0	0	0	0	Atlanta Braves @ Philadelphia Phillies Veterans Stadium, Philadelphia, PA Mon Aug 30 1982, 3:33 AM EDT Unknown livebaseballscorecards.com			
Rafael Ramirez, R (1, 6) OBP: 0.303, SLG: 0.346	4-3			K		6-3			FC4-6 1B	4	0	1	0	0	1	0				
Claudell Washington, L (1, 9) OBP: 0.335, SLG: 0.399				F7				F8	FC4-6 1-2	4	0	1	0	0	0	1				
Dale Murphy, R (1, 8) OBP: 0.368, SLG: 0.534	F8				HR			6-3	F9	4	1	1	1	0	0	2				
Bob Horner, R (1, 5) OBP: 0.359, SLG: 0.502				4-3						2	0	0	0	1	1	0				
Chris Chambliss, L (1, 3) OBP: 0.334, SLG: 0.431								F8		2	0	0	0	1	0	1				
Glenn Hubbard, R (1, 4) OBP: 0.337, SLG: 0.370									F8	3	0	0	0	0	0	1				
Matt Sinatro, R (1, 2) OBP: 0.262, SLG: 0.350				L6					F7	3	0	0	0	0	0	1				
Pascual Perez, R (1, 1) OBP: 0.364, SLG: 0.333 Terry Harper, R (6, PH) OBP: 0.359, SLG: 0.317				K				F8	F8	1	0	0	0	0	1	0				
Inning Stats	R: 0 E: 0 K: 0 S: 4	H: 1 LOB: 1 BB: 0 P: 4	R: 0 E: 0 K: 1 S: 5	H: 0 LOB: 0 BB: 0 P: 5	R: 0 E: 0 K: 1 S: 5	H: 0 LOB: 0 BB: 0 P: 5	R: 1 E: 0 K: 1 S: 6	H: 1 LOB: 0 BB: 0 P: 6	R: 0 E: 0 K: 0 S: 2	H: 0 LOB: 0 BB: 1 P: 6	R: 0 E: 0 K: 0 S: 3	H: 0 LOB: 1 BB: 1 P: 7	R: 0 E: 0 K: 0 S: 3	H: 0 LOB: 0 BB: 0 P: 3	R: 0 E: 0 K: 0 S: 4	H: 1 LOB: 1 BB: 0 P: 4		1B: 2 2B: 0 3B: 0 HR: 1	SF: 0 SAC: 0 DP: 1 HBP: 0	WP: 0 PB: 0 SB: 1 CS: 0
PITCHER Dick Ruthven, R (1, 1) ERA: 3.31	IP: 9.0 WLS: W BF: 31 H: 3 R: 1 ER: 1 SO: 3 BB: 2 IBB: 0 HBP: 0 BLK: 0 WP: 0 HR: 1 S: 35 P: 43 ERA: 1.00 WHIP: 0.556															PITCHER	IP: 9.0 WLS: W BF: 31 H: 3 R: 1 ER: 1 SO: 3 BB: 2 IBB: 0 HBP: 0 BLK: 0 WP: 0 HR: 1 S: 35 P: 43 ERA: 1.00 WHIP: 0.556			


Batter	1	2	3	4	5	6	7	8	9	AB	R	H	RBI	BB	SO	LOB	BOTTOM			
Pete Rose, S (1, 3) OBP: 0.346, SLG: 0.351 Bob Demier, R (8, PR) OBP: 0.318, SLG: 0.324	F7		F7	K		F7				4	0	0	0	1	1	2	Atlanta Braves @ Philadelphia Phillies Veterans Stadium, Philadelphia, PA Mon Aug 30 1982, 3:33 AM EDT Unknown livebaseballscorecards.com			
Manny Trillo, R (1, 4) OBP: 0.321, SLG: 0.321 Luis Aguayo, R (9, 4) OBP: 0.239, SLG: 0.395	4-3		6-3	F2		1B			CS BB	5	2	2	0	0	0	2				
Gary Matthews, R (1, 7) OBP: 0.353, SLG: 0.457 Willie Montanez, L (9, 3) OBP: 0.293, SLG: 0.263						1B			5-3 2B	4	1	2	0	1	1	3				
Mike Schmidt, R (1, 5) OBP: 0.420, SLG: 0.568	K		F8			2B			2-3	5	1	3	2	0	1	2				
Bo Diaz, R (1, 2) OBP: 0.336, SLG: 0.459			5-3			G3			3B	5	1	2	1	0	1	3				
Gary Maddox, R (1, 8) OBP: 0.315, SLG: 0.462			L3			1B			1-2 2B	4	1	1	1	0	0	2				
George Vukovich, L (1, 9) OBP: 0.342, SLG: 0.403						1B			3B	3	0	2	0	1	0	0				
Ivan De Jesus, R (1, 6) OBP: 0.317, SLG: 0.319						1B			1-2 BB	3	0	1	1	1	0	2				
Dick Ruthven, R (1, 1) OBP: 0.098, SLG: 0.150						1B			1-2 2-3	3	0	0	0	0	2	4				
Inning Stats	R: 0 E: 0 K: 1 S: 5	H: 0 LOB: 1 BB: 1 P: 9	R: 0 E: 0 K: 1 S: 6	H: 1 LOB: 2 BB: 1 P: 10	R: 0 E: 0 K: 0 S: 4	H: 1 LOB: 1 BB: 0 P: 4	R: 2 E: 0 K: 1 S: 9	H: 4 LOB: 2 BB: 0 P: 9	R: 2 E: 1 K: 0 S: 6	H: 2 LOB: 2 BB: 1 P: 10	R: 1 E: 0 K: 1 S: 8	H: 3 LOB: 0 BB: 0 P: 8	R: 0 E: 0 K: 1 S: 5	H: 0 LOB: 0 BB: 0 P: 5	R: 1 E: 0 K: 1 S: 6	H: 2 LOB: 2 BB: 1 P: 10		1B: 7 2B: 5 3B: 1 HR: 0	SF: 0 SAC: 1 DP: 0 HBP: 0	WP: 0 PB: 0 SB: 2 CS: 1
PITCHER Pascual Perez, R (1, 1) ERA: 3.4 Donnie Moore, R (6, 1) ERA: 3.77	IP: 5.0 WLS: L BF: 27 H: 8 R: 4 ER: 3 SO: 3 BB: 3 IBB: 0 HBP: 0 BLK: 0 WP: 0 HR: 0 S: 30 P: 42 ERA: 5.40 WHIP: 2.200															PITCHER	IP: 5.0 WLS: L BF: 27 H: 8 R: 4 ER: 3 SO: 3 BB: 3 IBB: 0 HBP: 0 BLK: 0 WP: 0 HR: 0 S: 30 P: 42 ERA: 5.40 WHIP: 2.200			

Batter	1	2	3	4	5	6	7	8	9	10	11	12	AB	R	H	RBI	BB	SO	LOB				
Rafael Ramirez, R OBP: 0.306, SLG: 0.346	4-0 2B BB	0-0 4-3		0-0 F8	0-0 L8		4-0 CS BB		0-0 FC4-6 SH3-4 1B		0-0 1B	0-0 4-3	6	1	2	0	2	0	1				
Glenn Hubbard, R OBP: 0.341, SLG: 0.380	0-0 3-1 2B 2B	0-0 6-3		0-0 2B 2B	0-0 1B 2B		0-0 1-2 F9		0-0 1-2 SH3-4		0-0 1B	0-0 5-3	7	3	4	1	0	0	2				
Chris Chambliss, L OBP: 0.340, SLG: 0.435	0-0 3-1	4-0 FC5-4 BB		0-0 S E 2B	0-0 2H 1B		0-0 BB 1B		4-0 FC4-6 IBB		0-0 P1		5	1	3	2	2	0	3				
Dale Murphy, R OBP: 0.370, SLG: 0.531	4-0 2B 1B BB	0-0 FC5-4		4-0 S 1B IBB	0-0 1-2 1B		4-0 1-2 FC6-4 BB		0-0 1-2 FC4-6		0-3 K		4	2	1	0	3	1	5				
Bob Horner, R OBP: 0.356, SLG: 0.499	0-0 1B 2B		0-0 6-3	0-3 K	0-0 F9		0-0 1-2 FC6-4 BB		0-0 1-2 4-3		0-0 F9		7	1	1	1	0	1	9				
Larry Whitenton, L OBP: 0.369, SLG: 0.445	4-0 1B IBB		0-0 FC5-4 1B	4-0 1B IBB		0-3 K		0-0 5-3 1B		0-3 K		0-0 6-3	5	0	2	0	2	2	0				
Brett Butler, L OBP: 0.288, SLG: 0.223													0	0	0	0	0	0	0				
Terry Harper, R OBP: 0.354, SLG: 0.315	0-3 K		0-0 FC5-4 BB	0-0 1-2 1B		0-0 F5		0-3 K		0-3 K		0-0 1B S HR 1B	7	1	2	1	0	3	5				
Bruce Benedict, R OBP: 0.287, SLG: 0.275	0-0		4-0 FC5-4 1B	0-0 1-2 2H 1B		4-0 BB		0-0 5-3		0-0 E5		0-0 1B HR 1B	5	0	2	2	2	0	3				
Matt Sinatro, R OBP: 0.292, SLG: 0.350	1-3 2-H 3-H 1B		1-2 BB	0-0 F8		0-0 BB		1-2 BB		0-0 F6		1-3 HR 1B	0	1	0	0	0	0	0				
Rick Mahler, R OBP: 0.231, SLG: 0.196	0-0 6-3		0-0 F8		0-3 K		0-0 F3		0-0 F7		0-0 F6		2	0	0	0	0	0	4				
Donnie Moore, L OBP: 0.292, SLG: 0.350												1-H 3-H HR	0	0	0	0	0	0	0				
Inning Stats	R: 4 E: 0 K: 1 S: 8	H: 3 LOB: 2 BB: 3 P: 20	R: 0 E: 0 K: 0 S: 3	H: 0 LOB: 1 BB: 1 P: 7	R: 0 E: 0 K: 0 S: 4	H: 1 LOB: 2 BB: 1 P: 8	R: 0 E: 0 K: 1 S: 8	H: 3 LOB: 2 BB: 2 P: 16	R: 1 E: 0 K: 1 S: 8	H: 3 LOB: 2 BB: 2 P: 6	R: 0 E: 0 K: 1 S: 5	H: 0 LOB: 1 BB: 1 P: 9	R: 0 E: 0 K: 2 S: 8	H: 0 LOB: 1 BB: 0 P: 8	R: 0 E: 0 K: 1 S: 7	H: 2 LOB: 2 BB: 0 P: 7	R: 3 E: 0 K: 0 S: 6	H: 3 LOB: 1 BB: 0 P: 6	1B: 12 2B: 5 3B: 0 HR: 1	SF: 0 SAC: 1 DP: 0 HBP: 0	WP: 0 PB: 0 SB: 3 CS: 1	PA: 65	
PITCHER	IP WLS BF H R ER SO BB IBB HBP BLK WP HR S P ERA WHIP	3.2 0.1 25 7 7 7 2 4 0 0 0 0 0 1 1 0.00 3.000	0.1 0 0 0 0 0 0 0 0 0 0 0 0 0 0 0.00 0.000	3.0 15 4 1 1 2 3 0 0 0 0 0 16 28 3.00 2.333	3.0 2 0 0 3 0 1 0 0 0 0 0 18 22 0.00 0.667	2.0 L 11 5 3 3 1 0 0 0 0 0 1 13 13 13.50 2.500																	

Atlanta Braves @ Philadelphia Phillies
Veterans Stadium, Philadelphia, PA
Mon Aug 30 1982, 3:38 AM EDT
Alt. 43.854 - Unknown

AB 53
R 11
H 18
RBI 10
BB 11
SO 8
LOB 35


WP: 0
PB: 0
SB: 3
CS: 1



Batter	1	2	3	4	5	6	7	8	9	10	11	12	AB	R	H	RBI	BB	SO	LOB							
Pete Rose, S OBP: 0.346, SLG: 0.352	0-0 9-5 1B 1B		0-0 F7	0-0 PB 1B 1B		0-0 F8		0-0 SH2-4		0-0 SH1-4		0-3 K	5	0	2	1	0	1	3							
Manny Trillo, R OBP: 0.324, SLG: 0.324	0-0 1-2 HR 1B		4-0 BB	0-0 BB 1B		0-0 F7		0-0 4-3		0-0 F9		0-0 FC6-4 1B	6	1	3	1	1	0	3							
Gary Matthews, R OBP: 0.353, SLG: 0.453	0-0 9-5		0-0 4-3	4-0 1-2 2-3 BB		4-0 1B BB		0-0 K		0-3 K		0-3 FC6-4	4	1	0	0	2	2	5							
Tug McGraw, R OBP: 0.297, SLG: 0.450	2-3r			1-2 2-3 BB		0-0 HR BB		0-0 S 1B 1B		0-0 2B		0-3 K	5	3	3	2	1	1	3							
Mike Schmidt, R OBP: 0.423, SLG: 0.578	0-0 1-H HR			0-0 HR F8		0-0 F7		0-0 F7		0-0 F6		0-0 F6	6	1	1	2	0	0	3							
George Vukovich, L OBP: 0.338, SLG: 0.409				1-H HR		0-0 F9		0-0 F6		0-3 K		0-3 K	6	1	2	1	0	2	1							
Gary Maddox, R OBP: 0.315, SLG: 0.460		0-0 F6		0-0 WP 1B 6-3 1B		0-0 F7		0-0 K		0-3 K		0-3 K	6	1	2	1	0	2	1							
Ozzie Virgil, R OBP: 0.288, SLG: 0.344		0-3 K		0-0 6-3 WP 1B 1B		0-0 F8		0-0 F4		4-0 IBB		0-0 1B 1B	2	1	1	0	0	1	0							
Bo Diaz, R OBP: 0.337, SLG: 0.458				1-2 1B 1B		0-0 F8		0-0 IBB				0-0 1B 1B	3	1	1	0	1	0	2							
Ivan De Jesus, R OBP: 0.317, SLG: 0.321		0-0 6-3		0-0 F9		0-0 F8		0-0 F9		0-0 F9		0-0 1B 1B	6	0	2	1	0	0	4							
Marty Bystrom, R OBP: 0.242, SLG: 0.143				0-0 F3		0-0 1B		4-0 4-3 SH2-4 BB		4-0 SH1-4 BB		0-3 K	1	0	0	0	0	0	0							
Willie Montanez, L OBP: 0.296, SLG: 0.187				1-3 2-H 3-H 1B								0-0 K	1	0	0	0	0	0	0							
Sid Monge, L OBP: 0.296, SLG: 0.187												0-0 K	1	0	0	0	0	0	0							
Ron Reed, R OBP: 0.287, SLG: 0.448												0-0 K	1	0	0	0	0	0	0							
Greg Gresz, L OBP: 0.346, SLG: 0.448												0-0 K	1	0	0	0	0	0	0							
Inning Stats	R: 2 E: 0 K: 1 S: 5	H: 3 LOB: 0 BB: 0 P: 5	R: 0 E: 0 K: 1 S: 5	H: 0 LOB: 0 BB: 0 P: 5	R: 0 E: 0 K: 0 S: 8	H: 0 LOB: 1 BB: 1 P: 7	R: 4 E: 0 K: 0 S: 8	H: 5 LOB: 3 BB: 2 P: 16	R: 0 E: 0 K: 0 S: 3	H: 0 LOB: 0 BB: 0 P: 3	R: 0 E: 0 K: 0 S: 4	H: 1 LOB: 1 BB: 0 P: 4	R: 2 E: 0 K: 0 S: 5	H: 3 LOB: 2 BB: 1 P: 9	R: 0 E: 0 K: 1 S: 6	H: 0 LOB: 1 BB: 1 P: 10	R: 0 E: 0 K: 2 S: 5	H: 0 LOB: 1 BB: 0 P: 9	R: 0 E: 0 K: 1 S: 7	H: 0 LOB: 0 BB: 0 P: 7	R: 1 E: 0 K: 0 S: 10	H: 3 LOB: 2 BB: 0 P: 10	1B: 12 2B: 3 3B: 0 HR: 2	SF: 0 SAC: 2 DP: 1 HBP: 0	WP: 1 PB: 1 SB: 1 CS: 0	PA: 57
PITCHER	IP WLS BF H R ER SO BB IBB HBP BLK WP HR S P ERA WHIP	3.1 3.1 0.2 4.0 1.0	2 2 3 1 3	2 2 0 0 1	2 0 0 0 0	2 0 0 0 0	1 0 3 23 10	14 22 3 35 10	2 14 3 23 10	16 22 3 35 10	18.00 5.40 0.00 0.00 9.00	2.667 1.800 3.000 0.750 3.000														

Atlanta Braves @ Philadelphia Phillies
Veterans Stadium, Philadelphia, PA
Mon Aug 30 1982, 3:38 AM EDT
Alt. 43.854 - Unknown

AB 48
R 9
H 16
RBI 9
BB 7
SO 8
LOB 29



Batter	1	2	3	4	5	6	7	8	9	AB	R	H	RBI	BB	SO	LOB	TOP							
Jerry Royster, R OBP: 0.370, SLG: 0.367 (1, 7)	4-0 SH3-4 BB		6-3				4-3			3	1	1	0	1	0	0	Atlanta Braves @ Philadelphia Phillies Veterans Stadium, Philadelphia, PA Wed Sep 01 1982, 7:05 PM EDT Att: 24,788 - Unknown							
Rafael Ramirez, R OBP: 0.309, SLG: 0.351 (1, 6)	0-0 SH3-4					K		K		3	1	1	0	0	2	1								
Claudell Washington, L OBP: 0.335, SLG: 0.399 (1, 9)	0-0 6-3					K		E4 SF8 1B		4	2	2	1	0	1	2								
Dale Murphy, R OBP: 0.368, SLG: 0.527 (9, 7)	0-3 K					F8		SF8		3	0	0	1	0	2	3								
Bob Horner, R OBP: 0.356, SLG: 0.499 Brett Butler, L OBP: 0.288, SLG: 0.223 (1, 5) (9, 8)		0-0 F9						F4		4	0	2	2	0	0	0								
Chris Chambliss, L OBP: 0.336, SLG: 0.428 (1, 3)		0-0 F3								0	0	0	0	0	0	0								
Glenn Hubbard, R OBP: 0.337, SLG: 0.375 (1, 4)		0-0 6-3						F8		3	0	0	0	1	1	1								
Matt Sinatro, R OBP: 0.220, SLG: 0.292 (1, 2)			6-3					F4		4	0	0	0	0	0	2								
Rick Camp, R Gene Garber, R OBP: 0.077, SLG: 0.077 (1, 1) (8, 1)			F9							3	0	0	0	0	2	0								
										0	0	0	0	0	0	0								
Inning Stats	R: 0 E: 0 K: 1 S: 5	H: 0 LOB: 1 BB: 1 P: 9	R: 0 E: 0 K: 0 S: 3	H: 0 LOB: 0 BB: 0 P: 3	R: 0 E: 0 K: 0 S: 3	H: 0 LOB: 0 BB: 0 P: 3	R: 1 E: 0 K: 2 S: 9	H: 2 LOB: 1 BB: 0 P: 9	R: 0 E: 0 K: 2 S: 7	H: 0 LOB: 0 BB: 0 P: 7	R: 2 E: 0 K: 2 S: 10	H: 3 LOB: 2 BB: 1 P: 14	R: 0 E: 0 K: 1 S: 5	H: 0 LOB: 0 BB: 0 P: 5	R: 1 E: 1 K: 1 S: 6	H: 1 LOB: 0 BB: 0 P: 6	R: 0 E: 0 K: 0 S: 3	H: 0 LOB: 0 BB: 0 P: 3	1B: 4 2B: 2 3B: 0 HR: 0	SF: 1 SAC: 1 DP: 0 HBP: 0	WP: 0 PB: 0 SB: 3 CS: 0	PA: 35		
PITCHER	IP WLS BF H R ER SO BB IBB HBP BLK WP HR S P ERA WHIP	IP WLS BF H R ER SO BB IBB HBP BLK WP HR S P ERA WHIP	IP WLS BF H R ER SO BB IBB HBP BLK WP HR S P ERA WHIP	IP WLS BF H R ER SO BB IBB HBP BLK WP HR S P ERA WHIP	IP WLS BF H R ER SO BB IBB HBP BLK WP HR S P ERA WHIP	IP WLS BF H R ER SO BB IBB HBP BLK WP HR S P ERA WHIP	IP WLS BF H R ER SO BB IBB HBP BLK WP HR S P ERA WHIP	IP WLS BF H R ER SO BB IBB HBP BLK WP HR S P ERA WHIP	IP WLS BF H R ER SO BB IBB HBP BLK WP HR S P ERA WHIP	IP WLS BF H R ER SO BB IBB HBP BLK WP HR S P ERA WHIP	IP WLS BF H R ER SO BB IBB HBP BLK WP HR S P ERA WHIP	IP WLS BF H R ER SO BB IBB HBP BLK WP HR S P ERA WHIP	IP WLS BF H R ER SO BB IBB HBP BLK WP HR S P ERA WHIP	IP WLS BF H R ER SO BB IBB HBP BLK WP HR S P ERA WHIP	IP WLS BF H R ER SO BB IBB HBP BLK WP HR S P ERA WHIP	IP WLS BF H R ER SO BB IBB HBP BLK WP HR S P ERA WHIP	IP WLS BF H R ER SO BB IBB HBP BLK WP HR S P ERA WHIP	IP WLS BF H R ER SO BB IBB HBP BLK WP HR S P ERA WHIP	IP WLS BF H R ER SO BB IBB HBP BLK WP HR S P ERA WHIP	IP WLS BF H R ER SO BB IBB HBP BLK WP HR S P ERA WHIP	IP WLS BF H R ER SO BB IBB HBP BLK WP HR S P ERA WHIP	IP WLS BF H R ER SO BB IBB HBP BLK WP HR S P ERA WHIP	IP WLS BF H R ER SO BB IBB HBP BLK WP HR S P ERA WHIP	IP WLS BF H R ER SO BB IBB HBP BLK WP HR S P ERA WHIP

AB	31
R	4
H	6
RBI	4
BB	2
SO	9
LOB	9






Batter	1	2	3	4	5	6	7	8	9	AB	R	H	RBI	BB	SO	LOB	BOTTOM						
Pete Rose, S OBP: 0.346, SLG: 0.350 (1, 3)	0-0 F7		4-0 FC4-6 1B BB				4-3			3	0	0	0	1	0	2	Atlanta Braves @ Philadelphia Phillies Veterans Stadium, Philadelphia, PA Wed Sep 01 1982, 7:05 PM EDT Att: 24,788 - Unknown						
Manny Trillo, R OBP: 0.323, SLG: 0.322 (1, 4)	0-0 6-3		FC4-6 1B				F4			4	0	2	0	0	0	1							
Gary Matthews, R OBP: 0.355, SLG: 0.455 (1, 7)	0-0 2B		FC4-6 BB					4-6 1B		4	0	3	0	0	0	2							
Mike Schmidt, R OBP: 0.420, SLG: 0.571 (1, 5)	0-0 5-3		1-2 2-3 BB				1B	1B		3	0	1	0	1	1	3							
Bo Diaz, R OBP: 0.335, SLG: 0.453 (1, 2)		0-0 F8	5-3				6-3	4-6 1B		4	0	0	0	0	0	5							
Gary Maddox, R OBP: 0.311, SLG: 0.450 (1, 8)		0-0 F8					6-3	5-3		3	0	0	0	1	0	1							
George Vukovich, L OBP: 0.337, SLG: 0.406 (1, 9)		0-0 WP 1B					K	G3-6-3 BB		4	0	1	0	0	1	1							
Ivan De Jesus, R OBP: 0.317, SLG: 0.319 (1, 6)		0-0 5-3	1-2				K	G3-6-3 BB		4	0	1	0	0	2	1							
Mike Krukow, R OBP: 0.172, SLG: 0.188 Stan Bahnsen, R OBP: 0.374, SLG: 0.324 Porfi Altamirano, R OBP: 0.250, SLG: 0.250 Willie Montanez, L OBP: 0.279, SLG: 0.250 (1, 1) (6, 1) (7, PH) (8, 1) (9, PH)			4-3				5-3	G6-4-3 BB		2	0	0	0	0	0	0							
										0	0	0	0	0	0	0							
										0	0	0	0	1	0	0							
										0	0	0	0	0	0	0							
										1	0	0	0	0	0	0							
Inning Stats	R: 0 E: 0 K: 0 S: 4	H: 1 LOB: 1 BB: 0 P: 4	R: 0 E: 0 K: 0 S: 4	H: 1 LOB: 3 BB: 2 P: 12	R: 0 E: 0 K: 2 S: 7	H: 0 LOB: 0 BB: 0 P: 7	R: 0 E: 0 K: 1 S: 7	H: 2 LOB: 2 BB: 0 P: 7	R: 0 E: 0 K: 0 S: 2	H: 0 LOB: 0 BB: 1 P: 6	R: 0 E: 0 K: 0 S: 3	H: 1 LOB: 1 BB: 1 P: 7	R: 0 E: 0 K: 0 S: 4	H: 2 LOB: 1 BB: 0 P: 4	R: 0 E: 0 K: 1 S: 5	H: 0 LOB: 0 BB: 0 P: 5	1B: 7 2B: 2 3B: 0 HR: 0	SF: 0 SAC: 0 DP: 3 HBP: 0	WP: 1 PB: 0 SB: 0 CS: 0	PA: 36			
PITCHER	IP WLS BF H R ER SO BB IBB HBP BLK WP HR S P ERA WHIP	IP WLS BF H R ER SO BB IBB HBP BLK WP HR S P ERA WHIP	IP WLS BF H R ER SO BB IBB HBP BLK WP HR S P ERA WHIP	IP WLS BF H R ER SO BB IBB HBP BLK WP HR S P ERA WHIP	IP WLS BF H R ER SO BB IBB HBP BLK WP HR S P ERA WHIP	IP WLS BF H R ER SO BB IBB HBP BLK WP HR S P ERA WHIP	IP WLS BF H R ER SO BB IBB HBP BLK WP HR S P ERA WHIP	IP WLS BF H R ER SO BB IBB HBP BLK WP HR S P ERA WHIP	IP WLS BF H R ER SO BB IBB HBP BLK WP HR S P ERA WHIP	IP WLS BF H R ER SO BB IBB HBP BLK WP HR S P ERA WHIP	IP WLS BF H R ER SO BB IBB HBP BLK WP HR S P ERA WHIP	IP WLS BF H R ER SO BB IBB HBP BLK WP HR S P ERA WHIP	IP WLS BF H R ER SO BB IBB HBP BLK WP HR S P ERA WHIP	IP WLS BF H R ER SO BB IBB HBP BLK WP HR S P ERA WHIP	IP WLS BF H R ER SO BB IBB HBP BLK WP HR S P ERA WHIP	IP WLS BF H R ER SO BB IBB HBP BLK WP HR S P ERA WHIP	IP WLS BF H R ER SO BB IBB HBP BLK WP HR S P ERA WHIP	IP WLS BF H R ER SO BB IBB HBP BLK WP HR S P ERA WHIP	IP WLS BF H R ER SO BB IBB HBP BLK WP HR S P ERA WHIP	IP WLS BF H R ER SO BB IBB HBP BLK WP HR S P ERA WHIP	IP WLS BF H R ER SO BB IBB HBP BLK WP HR S P ERA WHIP	IP WLS BF H R ER SO BB IBB HBP BLK WP HR S P ERA WHIP	IP WLS BF H R ER SO BB IBB HBP BLK WP HR S P ERA WHIP



Batter	1	2	3	4	5	6	7	8	9	AB	R	H	RBI	BB	SO	LOB	TOP											
Jerry Royster, R OBP: 0.365, SLG: 0.362 (1, 7)	F8		K		K	K			S	5	0	1	0	0	3	1	Atlanta Braves @ Montreal Expos Olympic Stadium, Montreal, QB Fri Sep 03 1982, 7:05 PM EDT Att: 28,065 - Unknown livebaseballscorecards.com											
Rafael Ramirez, R OBP: 0.310, SLG: 0.352 (1, 6)	F9		BB		HR		4-3		1-3	5	1	2	0	0	0	1												
Claudell Washington, L OBP: 0.335, SLG: 0.494 (1, 9)	K		K		HR		1-3			4	1	1	3	0	2	1												
Dale Murphy, R OBP: 0.371, SLG: 0.530 Brett Butler, L OBP: 0.288, SLG: 0.223 (9, 8)		1B			FC1-4					3	1	2	0	1	1	0												
Bob Horner, R OBP: 0.355, SLG: 0.497 (1, 5)		1B			2B					0	0	0	0	0	0	0												
Chris Chambliss, L OBP: 0.335, SLG: 0.425 (1, 3)		1B			FC1-4-5					4	0	1	0	0	0	3												
Glenn Hubbard, R OBP: 0.335, SLG: 0.372 (1, 4)		1B			2-3					3	0	0	0	1	1	2												
Bruce Benedict, R OBP: 0.288, SLG: 0.278 (1, 2)		1B			HR					4	0	0	0	0	1	4												
Phil Niekro, R OBP: 0.208, SLG: 0.268 Steve Bedrosian, R OBP: 0.087, SLG: 0.045 (6, 1)	5-3				HR				5-3	3	1	1	0	0	0	3												
										1	0	0	0	0	0	0	Braves											
Inning Stats	R: 0 E: 0 K: 1 S: 5	H: 0 LOB: 0 BB: 0 P: 5	R: 1 E: 0 K: 1 S: 8	H: 3 LOB: 2 BB: 0 P: 8	R: 0 E: 0 K: 2 S: 8	H: 1 LOB: 2 BB: 1 P: 12	R: 0 E: 0 K: 0 S: 3	H: 0 LOB: 0 BB: 0 P: 3	R: 3 E: 0 K: 2 S: 11	H: 4 LOB: 2 BB: 1 P: 15	R: 0 E: 0 K: 1 S: 5	H: 1 LOB: 0 BB: 0 P: 5	R: 0 E: 0 K: 0 S: 5	H: 0 LOB: 0 BB: 0 P: 5	R: 0 E: 0 K: 0 S: 6	H: 1 LOB: 1 BB: 0 P: 6		1B: 8 2B: 1 3B: 0 HR: 1	SF: 0 SAC: 0 DP: 0 HBP: 0	WP: 0 PB: 0 SB: 1 CS: 1	PA: 38							
PITCHER	IP	WLS	BF	H	R	ER	SO	BB	IBB	HBP	BLK	WP	HR	S	P	ERA	WHIP											
Charlie Lea, R ERA: 3.28 Bryn Smith, R ERA: 3.22	(1, 1)	6.0	L	28	9	4	4	7	1	1	0	0	0	0	14	48	6.00	1.667										

Batter	1	2	3	4	5	6	7	8	9	AB	R	H	RBI	BB	SO	LOB	BOTTOM										
Tim Raines, S OBP: 0.359, SLG: 0.363 (1, 7)	6-3		K		F9		K		SH5-3	4	1	1	0	0	2	1	Atlanta Braves @ Montreal Expos Olympic Stadium, Montreal, QB Fri Sep 03 1982, 7:05 PM EDT Att: 28,065 - Unknown livebaseballscorecards.com										
Warren Cromartie, L OBP: 0.331, SLG: 0.375 (1, 9)	BB		G3		F9		P3		K	5	1	1	0	0	1	2											
Andre Dawson, R OBP: 0.345, SLG: 0.495 (1, 8)	2B				CS		F2		4-3	4	1	2	1	1	0	1											
Al Oliver, L OBP: 0.395, SLG: 0.526 (1, 3)			P5		3H		F8		SH5-4	4	0	2	2	0	0	2											
Gary Carter, R OBP: 0.391, SLG: 0.550 (1, 2)	6-3				1B		WP		SH5-4	2	0	1	0	2	0	1											
Tim Wallach, R OBP: 0.307, SLG: 0.445 (1, 5)	P4		4-3				5-3		SH5-4	3	0	0	0	0	0	4											
Chris Speier, R OBP: 0.326, SLG: 0.350 (1, 6)			F8		5-3				1-3	3	0	0	0	1	0	2											
Doug Flynn, R OBP: 0.238, SLG: 0.271 Brad Mills, L OBP: 0.299, SLG: 0.339 Bryan Little, S OBP: 0.300, SLG: 0.259 Ken Phelps, L OBP: 0.288, SLG: 0.259 Mike Phillips, L OBP: 0.190, SLG: 0.164 Jerry White, S OBP: 0.286, SLG: 0.377 Bryn Smith, R OBP: 0.259, SLG: 0.265 (6, PH)			F6-3		F3		K		K	2	0	0	0	0	0	0											
Charlie Lea, R ERA: 3.79 Steve Bedrosian, R ERA: 2.2					G3		6-3		SH5-3	2	0	0	0	0	0	0											
Inning Stats	R: 2 E: 0 K: 0 S: 5	H: 2 LOB: 1 BB: 1 P: 9	R: 0 E: 0 K: 1 S: 6	H: 1 LOB: 1 BB: 0 P: 6	R: 0 E: 0 K: 0 S: 4	H: 1 LOB: 2 BB: 1 P: 8	R: 0 E: 0 K: 0 S: 3	H: 0 LOB: 0 BB: 0 P: 3	R: 1 E: 0 K: 0 S: 4	H: 2 LOB: 0 BB: 0 P: 4	R: 0 E: 0 K: 1 S: 6	H: 1 LOB: 2 BB: 1 P: 10	R: 0 E: 0 K: 1 S: 5	H: 0 LOB: 0 BB: 0 P: 5	R: 0 E: 0 K: 1 S: 6	H: 1 LOB: 2 BB: 1 P: 10	R: 0 E: 0 K: 1 S: 5	H: 0 LOB: 1 BB: 1 P: 9	1B: 6 2B: 2 3B: 0 HR: 0	SF: 0 SAC: 2 DP: 0 HBP: 0	WP: 1 PB: 0 SB: 2 CS: 1	PA: 39					
PITCHER	IP	WLS	BF	H	R	ER	SO	BB	IBB	HBP	BLK	WP	HR	S	P	ERA	WHIP										
Phil Niekro, R ERA: 3.79 Steve Bedrosian, R ERA: 2.2	(1, 1)	5.1	W	25	7	3	3	1	3	0	0	0	0	20	28	5.06	1.875										



Batter	1	2	3	4	5	6	7	8	9	AB	R	H	RBI	BB	SO	LOB	TOP					
Brett Butler, L (1, 8) OBP: 0.292, SLG: 0.226	0-0 CS 1B		0-0 F4-3			0-0 BB	0-0 1B		0-0 1-3 2-H 1B								2 0 1 0 1 0 0					
Bob Watson, R (7, PH) OBP: 0.328, SLG: 0.473																	1 0 1 1 0 0 0					
Paul Zuvella, R (7, PR) OBP: 0.289, SLG: 0.278																	0 0 0 0 0 0 0					
Bruce Benedict, R (7, 2)																	0 0 0 0 0 0 0					
Rafael Ramirez, R (1, 6) OBP: 0.309, SLG: 0.351	0-0 FC4-6 1-2 1B		0-0 F9			0-0 F4-3		0-0 F4-3									4 0 1 0 0 0 3					
Claudell Washington, L (1, 9) OBP: 0.334, SLG: 0.493	0-0 FC4-6 1-2 1B			0-3 K		0-0 F5-4-3 1B		0-0 F8									4 0 1 0 0 1 1					
Dale Murphy, R (1, 7) OBP: 0.370, SLG: 0.528	0-0 1-2 1B			0-0 1-3		0-3 K		0-0 2-3									4 0 1 0 0 1 1					
Bob Horner, R (1, 5) OBP: 0.355, SLG: 0.493	0-0 F3			4-0 1B BB		0-0 F5-4-3 1-2		0-3 K									3 0 0 0 1 1 3					
Chris Chambliss, L (1, 3) OBP: 0.339, SLG: 0.427		0-0 6-3		0-0 FC6-4 1B		0-0 1-3		0-0 BB 1B		4-0 BB BB							3 1 2 0 1 0 0					
Glenn Hubbard, R (1, 4) OBP: 0.332, SLG: 0.369		0-3 K		0-0 FC6-4 1-2		0-0 FC6-4 1-2		0-0 P6		0-0 F8							4 0 0 0 0 1 4					
Matt Sinatro, R (1, 2) OBP: 0.212, SLG: 0.280		0-0 6-3		0-0 6-3		0-0 F8		0-0 F5		0-3 K							2 0 0 0 0 0 0					
Larry Whisenton, L (7, PH) OBP: 0.364, SLG: 0.438						0-0 F8		0-0 F5		0-3 K							2 0 0 0 0 1 2					
Pascual Perez, R (11, 1) OBP: 0.333, SLG: 0.300				0-0 5-3		0-0 F9		4-0 1B BB		0-0 1-3							1 0 0 0 0 0 0					
Bob Fiorini, L (5, PH) OBP: 0.182, SLG: 0.143																	1 0 0 0 0 0 0					
Carlos Diaz, R (5, 1) OBP: 0.299, SLG: 0.321																	0 0 0 0 0 0 0					
José Álvarez, R (6, 1) OBP: 0.247, SLG: 0.344																	0 0 0 0 0 0 0					
Ken Smith, L (7, PH) OBP: 0.318, SLG: 0.290																	0 0 0 0 1 0 0					
Ken Dayley, L (7, 1) OBP: 0.318, SLG: 0.290																	0 0 0 0 0 0 0					
Rufino Linares, R (9, PH) OBP: 0.328, SLG: 0.388																	1 0 0 0 0 0 1					
Inning Stats	R: 0 E: 0 K: 0 S: 5	H: 3 LOB: 2 BB: 0 P: 5	R: 0 E: 0 K: 1 S: 5	H: 0 LOB: 0 BB: 0 P: 5	R: 0 E: 0 K: 0 S: 3	H: 0 LOB: 0 BB: 0 P: 3	R: 0 E: 0 K: 1 S: 6	H: 1 LOB: 2 BB: 1 P: 10	R: 0 E: 0 K: 0 S: 3	H: 0 LOB: 1 BB: 0 P: 7	R: 0 E: 0 K: 1 S: 5	H: 1 LOB: 0 BB: 0 P: 5	R: 1 E: 0 K: 0 S: 5	H: 2 LOB: 2 BB: 1 P: 9	R: 0 E: 0 K: 1 S: 5	H: 0 LOB: 0 BB: 0 P: 5	R: 0 E: 0 K: 1 S: 5	H: 0 LOB: 1 BB: 1 P: 9	1B: 7 2B: 0 3B: 0 HR: 0	SF: 0 SAC: 0 DP: 1 HBP: 0	WP: 0 PB: 0 SB: 0 CS: 1	PA: 36
PITCHER	IP WLS BF H R ER SO BB IBB HBP BLK WP HR S P ERA WHIP	PITCHER																IP WLS BF H R ER SO BB IBB HBP BLK WP HR S P ERA WHIP				
Scott Sanderson, R (1, 1) ERA: 3.33	6.0 W 23 5 0 0 3 2 0 0 0 0 0 0 27 35 0.00 1.167	Jeff Reardon, R (7, 1) ERA: 2.28																3.0 S 13 2 1 1 2 2 0 0 0 0 0 0 15 23 3.00 1.333				
Batter	1	2	3	4	5	6	7	8	9	AB	R	H	RBI	BB	SO	LOB	BOTTOM					
Tim Raines, S (1, 7) OBP: 0.357, SLG: 0.361	0-0 4-3		0-3 K	0-0 1-3			0-0 6-3										4 0 0 0 0 1 1					
Warren Cromartie, L (1, 9) OBP: 0.335, SLG: 0.386																	4 2 3 1 0 0 0					
Joel Youngblood, R (7, PR) OBP: 0.299, SLG: 0.321																	0 0 0 0 0 0 0					
Andre Dawson, R (1, 8) OBP: 0.344, SLG: 0.493	0-0 P4			0-0 FC5-4 1B		0-0 P4		0-0 F8									4 0 1 0 0 0 1					
Al Oliver, L (1, 3) OBP: 0.396, SLG: 0.525	0-0 1B 1B			4-0 FC5-4 1-2 2-3 BB		0-3 K		0-0 FC5-4 1-2									3 1 1 0 1 1 1					
Gary Carter, R (1, 2) OBP: 0.391, SLG: 0.550	0-0 1B 1-2 1B			0-0 FC5-4 1-2 2-3 SH4 1B		0-0 1B SH1-3 SH4 1B		0-3 K									4 1 2 1 0 1 2					
Tim Lincecum, R (1, 5) OBP: 0.309, SLG: 0.446	0-0 1-3 2-H 1B			0-0 F8		0-0 SH1-3		4-0 BB									2 0 1 1 1 0 2					
Chris Speier, R (1, 6) OBP: 0.326, SLG: 0.349		0-3 K		0-0 6-3		0-0 SH4 1B		0-0 F9									4 0 1 0 0 1 1					
Doug Flynn, R (1, 4) OBP: 0.239, SLG: 0.271		0-0 F3		0-0 WP SH2-4 1B		0-0 SH4		0-0 F7									3 0 1 1 0 0 1					
Scott Sanderson, R (1, 1) OBP: 0.167, SLG: 0.174				0-0 5-3		0-0 4-3											1 0 0 0 0 0 0					
Ken Phelps, L (6, PH) ERA: 3.65																	1 0 0 0 0 0 1					
Jeff Reardon, R (7, 1) OBP: 0.111, SLG: 0.222																	0 0 0 0 0 0 0					
Inning Stats	R: 2 E: 0 K: 0 S: 6	H: 4 LOB: 2 BB: 0 P: 6	R: 0 E: 0 K: 1 S: 5	H: 0 LOB: 0 BB: 0 P: 5	R: 1 E: 0 K: 1 S: 7	H: 2 LOB: 2 BB: 1 P: 11	R: 0 E: 0 K: 0 S: 4	H: 1 LOB: 1 BB: 0 P: 4	R: 0 E: 0 K: 0 S: 5	H: 0 LOB: 0 BB: 0 P: 5	R: 1 E: 0 K: 0 S: 5	H: 2 LOB: 1 BB: 0 P: 5	R: 0 E: 0 K: 0 S: 4	H: 1 LOB: 1 BB: 0 P: 4	R: 0 E: 0 K: 1 S: 5	H: 0 LOB: 1 BB: 1 P: 9	1B: 9 2B: 0 3B: 0 HR: 1	SF: 0 SAC: 3 DP: 0 HBP: 0	WP: 1 PB: 0 SB: 0 CS: 0	PA: 35		
PITCHER	IP WLS BF H R ER SO BB IBB HBP BLK WP HR S P ERA WHIP	PITCHER																IP WLS BF H R ER SO BB IBB HBP BLK WP HR S P ERA WHIP				
Pascual Perez, R (1, 1) ERA: 3.67	4.0 L 19 7 3 3 2 1 0 0 0 0 0 0 8 8 6.75 2.000	Carlos Diaz, L (5, 1) ERA: 3.65																1.1 6 2 1 1 1 0 0 0 0 0 0 2 2 0.00 0.000				
José Álvarez, R (6, 1) ERA: 7.2	0.2 2 0 0 0 0 0 0 0 0 0 0 0 2 2 0.00 0.000	Ken Dayley, L (7, 1) ERA: 4.68																2.0 8 1 0 0 1 1 0 0 0 0 0 9 13 0.00 1.000				
																						

Batter	1	2	3	4	5	6	7	8	9	AB	R	H	RBI	BB	SO	LOB	TOP			
Rafael Ramirez, R (1, 6) OBP: 0.307, SLG: 0.348	6-3		K2-3			5-3			F4	4	0	0	0	0	1	1				
Glenn Hubbard, R (1, 4) OBP: 0.331, SLG: 0.367										2	0	0	0	0	1	0				
Bob Porter, L (7, PH) OBP: 0.174, SLG: 0.136	K									1	0	0	0	0	0	0				
Jerry Royster, R (7, 4) OBP: 0.369, SLG: 0.366										1	0	1	0	0	0	0				
Claudell Washington, L (1, 9) OBP: 0.333, SLG: 0.496	K									4	1	1	0	0	1	1				
Dale Murphy, R (1, 8) OBP: 0.371, SLG: 0.527										4	0	2	1	0	1	0				
Bob Horner, R (1, 5) OBP: 0.354, SLG: 0.490										3	0	0	0	1	0	3				
Chris Chambliss, L (1, 3) OBP: 0.337, SLG: 0.424										3	0	0	0	0	0	1				
Rufino Linares, R (1, 7) OBP: 0.328, SLG: 0.391										3	0	1	0	0	1	0				
Matt Sinatro, R (1, 2) OBP: 0.218, SLG: 0.283										3	0	1	0	0	1	1				
Rick Mahler, R (1, 1) OBP: 0.220, SLG: 0.218										2	0	0	0	0	1	1				
Larry Whisenton, L (8, PH) OBP: 0.361, SLG: 0.435										1	0	0	0	0	1	1				
Gene Garber, R (8, 1) OBP: 0.077, SLG: 0.077										0	0	0	0	0	0	0				
Inning Stats	R: 0 E: 0 K: 2 S: 7	H: 0 LOB: 0 BB: 0 P: 7	R: 0 E: 0 K: 1 S: 4	H: 0 LOB: 0 BB: 1 P: 8	R: 0 E: 0 K: 1 S: 6	H: 1 LOB: 0 BB: 0 P: 6	R: 0 E: 0 K: 0 S: 3	H: 0 LOB: 0 BB: 0 P: 3	R: 0 E: 0 K: 0 S: 3	H: 0 LOB: 0 BB: 0 P: 3	R: 1 E: 0 K: 0 S: 4	H: 2 LOB: 0 BB: 0 P: 4	R: 0 E: 0 K: 2 S: 8	H: 1 LOB: 1 BB: 0 P: 8	R: 0 E: 0 K: 0 S: 5	H: 2 LOB: 2 BB: 0 P: 5	1B: 4 2B: 1 3B: 1 HR: 0	SF: 0 SAC: 0 DP: 1 HBP: 0	WP: 0 PB: 0 SB: 0 CS: 1	PA: 32
PITCHER Steve Rogers, R (1, 1) ERA: 2.25	IP: 9.0 WLS: W BF: 32 H: 6 R: 1 ER: 1 SO: 8 BB: 1 IBB: 0 HBP: 0 BLK: 0 WP: 0 HR: 0 S: 47 P: 51 ERA: 1.00 WHIP: 0.778															PITCHER				

Atlanta Braves @ Montreal Expos
Olympic Stadium, Montreal, QB
Sun Sep 05 1982, 3:33 AM EDT
Att: 56,807 - Unknown

AB	31
R	1
H	6
RBI	1
BB	1
SO	8
LOB	9



Batter	1	2	3	4	5	6	7	8	9	AB	R	H	RBI	BB	SO	LOB	BOTTOM					
Tim Raines, S (1, 7) OBP: 0.354, SLG: 0.358	1-3		P6			G3			1-3	4	0	0	0	0	0	0						
Warren Cromartie, L (1, 9) OBP: 0.334, SLG: 0.383										3	0	0	0	1	0	0						
Andre Dawson, R (1, 8) OBP: 0.343, SLG: 0.490										3	1	0	0	0	0	1						
Al Oliver, L (1, 3) OBP: 0.396, SLG: 0.529										3	1	1	1	1	0	1						
Gary Carter, R (1, 2) OBP: 0.390, SLG: 0.546										3	0	0	0	1	0	2						
Tim Lincecum, R (1, 5) OBP: 0.309, SLG: 0.444										2	0	0	0	1	1	1						
Chris Speier, R (1, 6) OBP: 0.324, SLG: 0.347										3	0	0	0	0	0	3						
Doug Flynn, R (1, 4) OBP: 0.237, SLG: 0.269										3	0	0	0	0	0	1						
Steve Rogers, R (1, 1) OBP: 0.244, SLG: 0.171										3	0	0	0	0	2	0						
Inning Stats	R: 0 E: 0 K: 0 S: 3	H: 0 LOB: 0 BB: 0 P: 3	R: 1 E: 0 K: 1 S: 6	H: 1 LOB: 1 BB: 1 P: 10	R: 0 E: 0 K: 0 S: 3	H: 0 LOB: 0 BB: 0 P: 3	R: 0 E: 0 K: 0 S: 2	H: 0 LOB: 0 BB: 1 P: 6	R: 0 E: 0 K: 0 S: 3	H: 0 LOB: 0 BB: 0 P: 3	R: 0 E: 0 K: 1 S: 5	H: 0 LOB: 1 BB: 1 P: 9	R: 0 E: 2 K: 0 S: 3	H: 0 LOB: 1 BB: 1 P: 7	R: 0 E: 0 K: 1 S: 5	H: 0 LOB: 0 BB: 0 P: 5	R: 1 E: 1 K: 0 S: 3	H: 0 LOB: 1 BB: 0 P: 4	1B: 0 2B: 0 3B: 0 HR: 1	SF: 0 SAC: 0 DP: 2 HBP: 1	WP: 0 PB: 0 SB: 1 CS: 0	PA: 32
PITCHER Rick Mahler, R (1, 1) ERA: 4.3	IP: 7.0 WLS: L BF: 25 H: 1 R: 1 ER: 1 SO: 2 BB: 3 IBB: 1 HBP: 0 BLK: 0 WP: 0 HR: 1 S: 25 P: 41 ERA: 1.29 WHIP: 0.571															PITCHER						
Gene Garber, R (8, 1) ERA: 2.55	1.2 L 7 0 1 0 1 0 0 1 0 0 0 8 9 0.00 0.000																					

Atlanta Braves @ Montreal Expos
Olympic Stadium, Montreal, QB
Sun Sep 05 1982, 3:33 AM EDT
Att: 56,807 - Unknown

AB	27
R	2
H	1
RBI	1
BB	4
SO	3
LOB	9



Batter	1	2	3	4	5	6	7	8	9	AB	R	H	RBI	BB	SO	LOB	TOP				
Chili Davis, S OBP: 0.315, SLG: 0.406 (1, 8)	0-0 4-3			0-3 K		0-0 F7	0-0 FC4-6		0-0 G3 2B 1B	5	1	1	0	0	1	4	San Francisco Giants @ Atlanta Braves Atlanta-Fulton County Stadium, Atlanta, GA Mon Sep 06 1982, 7:05 PM EDT Att: 9,051 - Unknown livebaseballscores.com				
Joe Morgan, L OBP: 0.406, SLG: 0.438 (1, 4)	0-0 P5			0-0 P6		0-0 P2		4-0 1B BB	0-0 G3	4	1	0	1	1	0	2					
Jack Clark, R OBP: 0.366, SLG: 0.471 (1, 9)	0-0 6-3			0-0 F7				0-0 2B 1B	0-0 F9	4	2	1	0	1	0	1					
Reggie Smith, S OBP: 0.366, SLG: 0.472 Dave Bergman, L OBP: 0.342, SLG: 0.340 (8, 3)		0-0 F7			0-0 4-3			4-0 2B 1B BB	0-3 K	3	1	0	0	1	1	1					
Darrell Evans, L OBP: 0.349, SLG: 0.418 (1, 5)		0-0 6-3			4-0 S BB			0-0 F8	4-0 1B 1B IBB	3	1	1	2	2	0	2					
Jeffrey Leonard, R OBP: 0.294, SLG: 0.406 (1, 7)		0-3 K			0-3 K			0-0 1B	0-0 1B IBB	5	0	2	2	0	2	2					
Milt May, L OBP: 0.315, SLG: 0.383 (1, 2)			0-0 P6		0-0 P4			4-0 1B IBB	0-0 FC6-4 1B	3	0	1	1	1	0	1					
Guy Sularz, R OBP: 0.271, SLG: 0.281 Champ Summers, L OBP: 0.390, SLG: 0.354 Joe Pettini, R OBP: 0.250, SLG: 0.182 (7, PH)			0-0 5-3			4-0 WP SH3-4 BB	0-0 FC4-6 1B	0-0 FC6-4		1	0	0	0	1	0	0					
Bill Laskey, R OBP: 0.143, SLG: 0.111 Duane Kuiper, L OBP: 0.390, SLG: 0.354 Al Holland, R OBP: 0.074, SLG: 0.074 Greg Minton, S OBP: 0.200, SLG: 0.286 (8, 1)			0-3 K			0-0 SH3-4	0-3 K		0-0 1B G3 1B	1	0	0	0	0	1	0					
Inning Stats	R: 0 E: 0 K: 0 S: 3	H: 0 LOB: 0 BB: 0 P: 3	R: 0 E: 0 K: 1 S: 5	H: 0 LOB: 0 BB: 0 P: 5	R: 0 E: 0 K: 1 S: 5	H: 0 LOB: 0 BB: 0 P: 5	R: 0 E: 0 K: 1 S: 5	H: 0 LOB: 1 BB: 1 P: 9	R: 2 E: 0 K: 1 S: 8	H: 3 LOB: 3 BB: 2 P: 16	R: 2 E: 0 K: 1 S: 7	H: 2 LOB: 2 BB: 2 P: 15	R: 4 E: 0 K: 0 S: 6	H: 4 LOB: 0 BB: 1 P: 10	1B: 7 2B: 2 3B: 0 HR: 0	SF: 0 SAC: 1 DP: 1 HBP: 0		WP: 1 PA: 42 PB: 0 SB: 2 CS: 0			
PITCHER	IP WLS BF H R ER SO BB IBB HBP BLK WP HR S P ERA WHIP	IP WLS BF H R ER SO BB IBB HBP BLK WP HR S P ERA WHIP	IP WLS BF H R ER SO BB IBB HBP BLK WP HR S P ERA WHIP	IP WLS BF H R ER SO BB IBB HBP BLK WP HR S P ERA WHIP	IP WLS BF H R ER SO BB IBB HBP BLK WP HR S P ERA WHIP	IP WLS BF H R ER SO BB IBB HBP BLK WP HR S P ERA WHIP	IP WLS BF H R ER SO BB IBB HBP BLK WP HR S P ERA WHIP	IP WLS BF H R ER SO BB IBB HBP BLK WP HR S P ERA WHIP	IP WLS BF H R ER SO BB IBB HBP BLK WP HR S P ERA WHIP	IP WLS BF H R ER SO BB IBB HBP BLK WP HR S P ERA WHIP	IP WLS BF H R ER SO BB IBB HBP BLK WP HR S P ERA WHIP	IP WLS BF H R ER SO BB IBB HBP BLK WP HR S P ERA WHIP	IP WLS BF H R ER SO BB IBB HBP BLK WP HR S P ERA WHIP	IP WLS BF H R ER SO BB IBB HBP BLK WP HR S P ERA WHIP	IP WLS BF H R ER SO BB IBB HBP BLK WP HR S P ERA WHIP	IP WLS BF H R ER SO BB IBB HBP BLK WP HR S P ERA WHIP	IP WLS BF H R ER SO BB IBB HBP BLK WP HR S P ERA WHIP				
Tommy Boggs, R ERA: 1.71 Steve Bedrosian, R ERA: 2.35 Donnie Moore, R ERA: 4.86 Carlos Diaz, L ERA: 4.62 Ken Dayley, L ERA: 4.81 (1, 1)	6.0 0.1 1.1 0.2 0.0	20 3 10 6 2	0 1 3 3 2	0 2 2 3 1	0 0 2 3 0	4 0 2 0 0	2 1 1 1 0	0 0 0 0 0	0 0 0 0 0	0 0 0 0 0	0 0 0 0 0	0 0 0 0 0	0 0 0 0 0	0 0 0 0 0	0 0 0 0 0	0 0 0 0 0	0 0 0 0 0	0.00 54.00 13.50 40.50 ∞	0.333 6.000 3.000 4.500 ∞		
Jerry Royster, R OBP: 0.366, SLG: 0.363 (1, 4)	0-0 L6-4 G3 1B		0-0 F4		0-0 SH3-4		0-0 5-3		0-0 F9	4	0	1	0	0	0	1	San Francisco Giants @ Atlanta Braves Atlanta-Fulton County Stadium, Atlanta, GA Mon Sep 06 1982, 7:05 PM EDT Att: 9,051 - Unknown livebaseballscores.com				
Rafael Ramirez, R OBP: 0.309, SLG: 0.349 (1, 6)	0-0 G3		0-0 1B		0-0 1B		0-3 K			4	0	2	0	0	1	1					
Claudell Washington, L OBP: 0.331, SLG: 0.493 (1, 9)	0-0 L6-4		0-0 F9		0-0 SF9		0-3 K			3	0	0	1	0	1	3					
Dale Murphy, R OBP: 0.372, SLG: 0.526 (1, 8)		0-0 5-3		0-0 1B		0-0 F8		1-0 HBP		3	0	1	0	0	0	1					
Bob Horner, R OBP: 0.353, SLG: 0.495 (1, 5)		0-0 HR		0-0 P6		0-0 F8		0-0 F8		4	1	1	1	0	0	4					
Chris Chambliss, L OBP: 0.338, SLG: 0.425 (1, 3)		4-0 BB		0-0 F8		0-0 2B		0-3 K		3	0	1	0	1	1	1					
Rufino Linares, R OBP: 0.326, SLG: 0.385 (1, 7)		0-0 F9		0-0 P4		4-0 BB		0-3 K		3	0	0	0	1	1	2					
Matt Sinatro, R OBP: 0.207, SLG: 0.268 Ken Smith, L OBP: 0.410, SLG: 0.333 (9, PH)		0-0 F7		0-0 3-1		0-0 F7			0-3 K	3	0	0	0	0	0	3					
Tommy Boggs, R OBP: 0.333, SLG: 0.333 Bob Porter, L OBP: 0.167, SLG: 0.130 Steve Bedrosian, R OBP: 0.287, SLG: 0.245 Donnie Moore, L OBP: 0.250, SLG: 0.250 Ken Dayley, L OBP: 0.315, SLG: 0.250 José Alvarez, R OBP: 0.350, SLG: 0.432 (5, PH)			0-0 1B		0-0 1B		0-3 K		0-0 4-3	2	1	2	0	0	0	0					
Inning Stats	R: 0 E: 0 K: 0 S: 3	H: 1 LOB: 0 BB: 0 P: 3	R: 1 E: 0 K: 0 S: 4	H: 1 LOB: 1 BB: 1 P: 8	R: 0 E: 0 K: 0 S: 6	H: 3 LOB: 3 BB: 0 P: 6	R: 0 E: 0 K: 0 S: 3	H: 0 LOB: 0 BB: 0 P: 3	R: 1 E: 0 K: 0 S: 5	H: 2 LOB: 1 BB: 0 P: 5	R: 0 E: 0 K: 1 S: 6	H: 1 LOB: 2 BB: 1 P: 10	R: 0 E: 0 K: 2 S: 7	H: 0 LOB: 0 BB: 0 P: 7	R: 0 E: 0 K: 2 S: 7	H: 0 LOB: 1 BB: 0 P: 8		R: 0 E: 0 K: 1 S: 5	H: 0 LOB: 0 BB: 0 P: 5	1B: 6 2B: 2 3B: 0 HR: 1	SF: 1 SAC: 1 DP: 1 HBP: 1
PITCHER	IP WLS BF H R ER SO BB IBB HBP BLK WP HR S P ERA WHIP	IP WLS BF H R ER SO BB IBB HBP BLK WP HR S P ERA WHIP	IP WLS BF H R ER SO BB IBB HBP BLK WP HR S P ERA WHIP	IP WLS BF H R ER SO BB IBB HBP BLK WP HR S P ERA WHIP	IP WLS BF H R ER SO BB IBB HBP BLK WP HR S P ERA WHIP	IP WLS BF H R ER SO BB IBB HBP BLK WP HR S P ERA WHIP	IP WLS BF H R ER SO BB IBB HBP BLK WP HR S P ERA WHIP	IP WLS BF H R ER SO BB IBB HBP BLK WP HR S P ERA WHIP	IP WLS BF H R ER SO BB IBB HBP BLK WP HR S P ERA WHIP	IP WLS BF H R ER SO BB IBB HBP BLK WP HR S P ERA WHIP	IP WLS BF H R ER SO BB IBB HBP BLK WP HR S P ERA WHIP	IP WLS BF H R ER SO BB IBB HBP BLK WP HR S P ERA WHIP	IP WLS BF H R ER SO BB IBB HBP BLK WP HR S P ERA WHIP	IP WLS BF H R ER SO BB IBB HBP BLK WP HR S P ERA WHIP	IP WLS BF H R ER SO BB IBB HBP BLK WP HR S P ERA WHIP	IP WLS BF H R ER SO BB IBB HBP BLK WP HR S P ERA WHIP					
Bill Laskey, R ERA: 2.65 Al Holland, L ERA: 3.34 Greg Minton, R ERA: 1.75 (1, 1)	6.0 1.0 2.0	27 4 6	0 0 0	0 0 0	2 0 3	0 0 0	0 0 0	0 0 0	0 0 0	0 0 0	0 0 0	0 0 0	0 0 0	0 0 0	0 0 0	0 0 0	0.00 0.000 0.000	1.667 0.000 0.000			

Batter	1	2	3	4	5	6	7	8	9	AB	R	H	RBI	BB	SO	LOB	TOP								
Chili Davis, S OBP: 0.315, SLG: 0.410 (1, 8)										4	1	1	1	0	0	1	San Francisco Giants @ Atlanta Braves Atlanta-Fulton County Stadium, Atlanta, GA Tue Sep 07 1982, 7:05 PM EDT Att: 7,523 - Unknown livebaseballscorecards.com								
Joe Morgan, L OBP: 0.407, SLG: 0.439 (1, 4)										4	0	2	0	0	1	1									
Jack Clark, R OBP: 0.365, SLG: 0.469 (1, 9)										4	1	1	0	0	2										
Reggie Smith, S OBP: 0.365, SLG: 0.479 (1, 3)										4	1	1	2	0	2										
Dave Bergman, L OBP: 0.342, SLG: 0.340 (8, 3)										0	0	0	0	0	0	0									
Darrell Evans, L OBP: 0.348, SLG: 0.417 (1, 5)										4	0	1	0	0	1										
Jeffrey Leonard, R OBP: 0.293, SLG: 0.403 (1, 7)										4	0	1	0	0	1										
Milt May, L OBP: 0.314, SLG: 0.381 (1, 2)										4	0	1	0	0	1										
Johnnie LeMaster, R OBP: 0.268, SLG: 0.273 (1, 6)										4	0	0	0	0	1	2									
Jim Barr, R OBP: 0.269, SLG: 0.308 (1, 1)										3	0	1	0	0	1										
Gary Lavelle, S OBP: 0.167, SLG: 0.250 (8, 1)										0	0	0	0	0	0	0									
Greg Minton, S OBP: 0.200, SLG: 0.286 (8, 1)										0	0	0	0	0	0	0									
Inning Stats	R: 1 E: 0 K: 0 S: 5	H: 2 LOB: 1 BB: 0 P: 5	R: 0 E: 0 K: 1 S: 5	H: 0 LOB: 0 BB: 0 P: 5	R: 0 E: 0 K: 1 S: 5	H: 0 LOB: 0 BB: 0 P: 5	R: 2 E: 0 K: 0 S: 5	H: 2 LOB: 0 BB: 0 P: 5	R: 0 E: 0 K: 0 S: 4	H: 1 LOB: 1 BB: 0 P: 4	R: 0 E: 0 K: 0 S: 3	H: 0 LOB: 0 BB: 0 P: 3	R: 0 E: 0 K: 1 S: 6	H: 1 LOB: 1 BB: 0 P: 6	R: 0 E: 0 K: 0 S: 4	H: 2 LOB: 1 BB: 0 P: 4	R: 0 E: 0 K: 0 S: 4	H: 2 LOB: 1 BB: 0 P: 4	1B: 7 2B: 0 3B: 0 HR: 2	SF: 0 SAC: 0 DP: 1 HBP: 0	WP: 0 PB: 0 SB: 2 CS: 0	PA: 35			
PITCHER	IP	WLS	BF	H	R	ER	SO	BB	IBB	HBP	BLK	WP	HR	S	P	ERA	WHIP								
Rick Camp, R ERA: 3.41 (1, 1)	8.0	L	31	7	3	3	3	0	0	0	0	0	2	37	37	3.38	0.875								
Gene Garber, R ERA: 2.53 (9, 1)	1.0		4	2	0	0	0	0	0	0	0	0	0	4	4	0.00	2.000								

Batter	1	2	3	4	5	6	7	8	9	AB	R	H	RBI	BB	SO	LOB	BOTTOM								
Jerry Royster, R OBP: 0.369, SLG: 0.366 (1, 4)										4	1	2	0	0	0	2	San Francisco Giants @ Atlanta Braves Atlanta-Fulton County Stadium, Atlanta, GA Tue Sep 07 1982, 7:05 PM EDT Att: 7,523 - Unknown livebaseballscorecards.com								
Rafael Ramirez, R OBP: 0.308, SLG: 0.351 (1, 6)										4	0	1	1	0	0	2									
Claudell Washington, L OBP: 0.339, SLG: 0.491 (1, 9)										3	0	0	0	0	0	1									
Bob Watson, R OBP: 0.333, SLG: 0.473 (8, PH)										0	0	0	0	1	0	0									
Albert Hall, S OBP: 0.333, SLG: 0.473 (8, PH)										0	0	0	0	0	0	0									
Gene Garber, R OBP: 0.077, SLG: 0.077 (9, 1)										0	0	0	0	0	0	0									
Dale Murphy, R OBP: 0.371, SLG: 0.530 (1, 8)										4	1	1	1	0	2	3									
Bob Horner, R OBP: 0.350, SLG: 0.490 (1, 5)										4	0	0	0	0	0	2									
Chris Chambliss, L OBP: 0.338, SLG: 0.425 (1, 3)										3	0	1	0	1	0	0									
Rufino Linares, R OBP: 0.330, SLG: 0.387 (1, 7)										4	0	2	0	0	0	2									
Matt Sinatra, R OBP: 0.197, SLG: 0.254 (1, 2)										3	0	0	0	0	0	1									
Larry Whisenton, L OBP: 0.357, SLG: 0.429 (9, PH)										1	0	0	0	0	1	1									
Rick Camp, R OBP: 0.390, SLG: 0.314 (1, 1)										1	0	0	0	0	1	0									
Ken Smith, L OBP: 0.390, SLG: 0.314 (8, PH)										2	0	0	0	0	0	1									
Inning Stats	R: 0 E: 0 K: 1 S: 6	H: 1 LOB: 1 BB: 0 P: 6	R: 0 E: 0 K: 0 S: 4	H: 1 LOB: 1 BB: 0 P: 4	R: 0 E: 0 K: 1 S: 5	H: 0 LOB: 0 BB: 0 P: 5	R: 1 E: 0 K: 0 S: 4	H: 1 LOB: 1 BB: 1 P: 8	R: 0 E: 1 K: 0 S: 4	H: 0 LOB: 1 BB: 0 P: 4	R: 0 E: 0 K: 0 S: 3	H: 0 LOB: 0 BB: 0 P: 3	R: 0 E: 0 K: 0 S: 3	H: 1 LOB: 0 BB: 0 P: 3	R: 1 E: 0 K: 1 S: 7	H: 2 LOB: 2 BB: 1 P: 11	R: 0 E: 0 K: 1 S: 6	H: 1 LOB: 1 BB: 0 P: 6	1B: 5 2B: 1 3B: 0 HR: 1	SF: 0 SAC: 1 DP: 2 HBP: 0	WP: 0 PB: 0 SB: 0 CS: 0	PA: 36			
PITCHER	IP	WLS	BF	H	R	ER	SO	BB	IBB	HBP	BLK	WP	HR	S	P	ERA	WHIP								
Jim Barr, R ERA: 3.3 (1, 1)	7.1	W	29	6	2	2	2	1	0	0	1	0	0	32	36	2.46	0.955								
Gary Lavelle, L ERA: 2.69 (8, 1)	0.0		1	0	0	0	0	1	0	0	0	0	0	4	4	∞	∞								
Greg Minton, R ERA: 1.73 (8, 1)	1.2	S	6	1	0	0	2	0	0	0	0	0	0	10	10	0.00	0.600								



Batter	1	2	3	4	5	6	7	8	9	10	AB	R	H	RBI	BB	SO	LOB							
Steve Sax, R OBP: 0.331, SLG: 0.355 (1, 4)	SH1-3 1B	HR		K		3-1		6-3		F7	6	2	2	3	0	1	1							
Ken Landreaux, L OBP: 0.348, SLG: 0.409 (1, 8)	SH1-3	CS 1B			P2	1B HR		F7		3-1	5	1	2	0	0	0	0							
Dusty Baker Jr., R OBP: 0.364, SLG: 0.474 (1, 7)	S 1B	CS			HR	HR		K			5	2	3	2	0	1	0							
Pedro Guerrero, R OBP: 0.353, SLG: 0.545 (1, 5)	K				K	P4				6-3 2B	5	1	2	1	0	2	3							
Steve Garvey, R OBP: 0.296, SLG: 0.425 (1, 3)	K				5-3	1B 2B		HR		6-3	5	2	2	3	0	1	2							
Ron Roenicke, S OBP: 0.384, SLG: 0.362 Tom Niedenfuer, R (6, 1)					K	1B 2B				2-3	4	1	2	0	0	1	0							
Jorge Orta, L OBP: 0.302, SLG: 0.337 Steve Howe, L (9, PH)		1B 1B				1B				IBB	0	0	0	0	0	0	0							
Mike Scioscia, L OBP: 0.307, SLG: 0.293 (1, 2)		FC1-5 1B			F2	1B 2B				F7	4	0	2	2	0	0	2							
Bill Russell, R OBP: 0.353, SLG: 0.338 (1, 6)		HR 1B			K	1B				L1-3 HBP	5	1	2	0	0	1	3							
Bob Welch, R OBP: 0.177, SLG: 0.173 Joe Beckwith, L (4, 1)		FC1-5 1B				F8				3-1	2	1	1	0	0	0	2							
Greg Brock, L OBP: 0.200, SLG: 0.200 Terry Forster, L (5, PH)		HR				1B				K	0	0	0	0	0	0	2							
Rick Monday, L OBP: 0.392, SLG: 0.535 (6, 9)		HR				1B					2	0	0	0	0	1	0							
Inning Stats	R: 1 E: 0 K: 2 S: 9	H: 2 LOB: 1 BB: 0 P: 9	R: 3 E: 0 K: 0 S: 6	H: 5 LOB: 0 BB: 0 P: 6	R: 1 E: 0 K: 1 S: 6	H: 1 LOB: 0 BB: 0 P: 6	R: 0 E: 0 K: 2 S: 8	H: 1 LOB: 1 BB: 0 P: 8	R: 3 E: 0 K: 1 S: 10	H: 3 LOB: 2 BB: 0 P: 10	R: 3 E: 0 K: 0 S: 6	H: 0 LOB: 0 BB: 0 P: 6	R: 0 E: 0 K: 1 S: 5	H: 0 LOB: 0 BB: 0 P: 5	R: 0 E: 0 K: 0 S: 4	H: 1 LOB: 2 BB: 1 P: 8	R: 0 E: 0 K: 1 S: 5	H: 0 LOB: 0 BB: 0 P: 5	1B: 12 2B: 3 3B: 0 HR: 4	SF: 0 SAC: 1 DP: 1 HBP: 1	WP: 0 PB: 0 SB: 1 CS: 1	PA: 48		
PITCHER	IP WLS BF H R ER SO BB IBB HBP BLK WP HR S P ERA WHIP	IP WLS BF H R ER SO BB IBB HBP BLK WP HR S P ERA WHIP	IP WLS BF H R ER SO BB IBB HBP BLK WP HR S P ERA WHIP	IP WLS BF H R ER SO BB IBB HBP BLK WP HR S P ERA WHIP	IP WLS BF H R ER SO BB IBB HBP BLK WP HR S P ERA WHIP	IP WLS BF H R ER SO BB IBB HBP BLK WP HR S P ERA WHIP	IP WLS BF H R ER SO BB IBB HBP BLK WP HR S P ERA WHIP	IP WLS BF H R ER SO BB IBB HBP BLK WP HR S P ERA WHIP	IP WLS BF H R ER SO BB IBB HBP BLK WP HR S P ERA WHIP	IP WLS BF H R ER SO BB IBB HBP BLK WP HR S P ERA WHIP	IP WLS BF H R ER SO BB IBB HBP BLK WP HR S P ERA WHIP	IP WLS BF H R ER SO BB IBB HBP BLK WP HR S P ERA WHIP	IP WLS BF H R ER SO BB IBB HBP BLK WP HR S P ERA WHIP	IP WLS BF H R ER SO BB IBB HBP BLK WP HR S P ERA WHIP	IP WLS BF H R ER SO BB IBB HBP BLK WP HR S P ERA WHIP	IP WLS BF H R ER SO BB IBB HBP BLK WP HR S P ERA WHIP	IP WLS BF H R ER SO BB IBB HBP BLK WP HR S P ERA WHIP	IP WLS BF H R ER SO BB IBB HBP BLK WP HR S P ERA WHIP	IP WLS BF H R ER SO BB IBB HBP BLK WP HR S P ERA WHIP	IP WLS BF H R ER SO BB IBB HBP BLK WP HR S P ERA WHIP	IP WLS BF H R ER SO BB IBB HBP BLK WP HR S P ERA WHIP	IP WLS BF H R ER SO BB IBB HBP BLK WP HR S P ERA WHIP	IP WLS BF H R ER SO BB IBB HBP BLK WP HR S P ERA WHIP	IP WLS BF H R ER SO BB IBB HBP BLK WP HR S P ERA WHIP

Los Angeles Dodgers @ Atlanta Braves
Atlanta-Fulton County Stadium, Atlanta, GA
Wed Sep 08 1982, 7:05 PM EDT
Att: 24,853 - Unknown


AB 44
R 11
H 18
RBI 11
BB 1
SO 8
LOB 15



Batter	1	2	3	4	5	6	7	8	9	10	AB	R	H	RBI	BB	SO	LOB								
Claudell Washington, L OBP: 0.335, SLG: 0.415 (1, 9)	CS 1B			HR	2B	HR		F7			6	3	5	4	0	0	2								
Rafael Ramirez, R OBP: 0.312, SLG: 0.356 (1, 6)	HR 2B			5-3	FC6-4 1B	1B		K		1B	6	1	4	0	0	1	2								
Dale Murphy, R OBP: 0.374, SLG: 0.535 (1, 8)	HR HBP			FC6-4 HR	HR	1B		P4		G4-6-3 BB	4	2	2	3	1	0	2								
Chris Chambliss, L OBP: 0.340, SLG: 0.425 (1, 3)	F8			G3		1B SH		1B		G4-6-3 1B	5	1	2	0	0	0	3								
Bob Horner, R OBP: 0.351, SLG: 0.496 (1, 5)	HR			F9		SH SF9		1B		F8	5	2	2	3	0	1	2								
Glenn Hubbard, R OBP: 0.328, SLG: 0.364 (1, 4)	F9			K		SH		F7		P4	4	0	0	0	0	1	2								
Jerry Royster, R OBP: 0.365, SLG: 0.367 (1, 7)				1-3		HR 2B		FC6-5-4 SF9		K	5	1	1	0	0	1	2								
Bruce Benedict, R OBP: 0.295, SLG: 0.280 Larry Whisenton, L OBP: 0.354, SLG: 0.425 Matt Sinatro, R OBP: 0.194, SLG: 0.250 (8, 2)				B2-6-4 1B		HR		BB		E4 1B	1	1	1	0	2	0	0								
Phil Niekro, R OBP: 0.303, SLG: 0.280 Bob Walk, R OBP: 0.310, SLG: 0.280 Steve Bedrosian, R OBP: 0.307, SLG: 0.364 Bob Watson, R OBP: 0.311, SLG: 0.473 Donnie Moore, L OBP: 0.281, SLG: 0.325 Bob Porter, L OBP: 0.277, SLG: 0.415 Gene Garber, R OBP: 0.277, SLG: 0.477 Ruffin Landreaux, R OBP: 0.288, SLG: 0.385 (10, PH)				B2-6-4		P4		SF9		4-3	0	0	0	0	0	0	3								
Inning Stats	R: 3 E: 0 K: 0 S: 5	H: 3 LOB: 0 BB: 0 P: 6	R: 0 E: 0 K: 0 S: 3	H: 1 LOB: 0 BB: 0 P: 3	R: 2 E: 0 K: 0 S: 5	H: 2 LOB: 0 BB: 0 P: 5	R: 3 E: 0 K: 1 S: 8	H: 3 LOB: 1 BB: 1 P: 12	R: 2 E: 1 K: 0 S: 6	H: 2 LOB: 2 BB: 0 P: 10	R: 0 E: 0 K: 1 S: 5	H: 1 LOB: 1 BB: 0 P: 9	R: 0 E: 0 K: 1 S: 4	H: 0 LOB: 0 BB: 1 P: 8	R: 0 E: 0 K: 0 S: 3	H: 0 LOB: 0 BB: 0 P: 3	R: 1 E: 0 K: 0 S: 4	H: 3 LOB: 2 BB: 0 P: 4	1B: 11 2B: 3 3B: 0 HR: 3	SF: 1 SAC: 1 DP: 2 HBP: 1	WP: 0 PB: 0 SB: 0 CS: 1	PA: 48			
PITCHER	IP WLS BF H R ER SO BB IBB HBP BLK WP HR S P ERA WHIP	IP WLS BF H R ER SO BB IBB HBP BLK WP HR S P ERA WHIP	IP WLS BF H R ER SO BB IBB HBP BLK WP HR S P ERA WHIP	IP WLS BF H R ER SO BB IBB HBP BLK WP HR S P ERA WHIP	IP WLS BF H R ER SO BB IBB HBP BLK WP HR S P ERA WHIP	IP WLS BF H R ER SO BB IBB HBP BLK WP HR S P ERA WHIP	IP WLS BF H R ER SO BB IBB HBP BLK WP HR S P ERA WHIP	IP WLS BF H R ER SO BB IBB HBP BLK WP HR S P ERA WHIP	IP WLS BF H R ER SO BB IBB HBP BLK WP HR S P ERA WHIP	IP WLS BF H R ER SO BB IBB HBP BLK WP HR S P ERA WHIP	IP WLS BF H R ER SO BB IBB HBP BLK WP HR S P ERA WHIP	IP WLS BF H R ER SO BB IBB HBP BLK WP HR S P ERA WHIP	IP WLS BF H R ER SO BB IBB HBP BLK WP HR S P ERA WHIP	IP WLS BF H R ER SO BB IBB HBP BLK WP HR S P ERA WHIP	IP WLS BF H R ER SO BB IBB HBP BLK WP HR S P ERA WHIP	IP WLS BF H R ER SO BB IBB HBP BLK WP HR S P ERA WHIP	IP WLS BF H R ER SO BB IBB HBP BLK WP HR S P ERA WHIP	IP WLS BF H R ER SO BB IBB HBP BLK WP HR S P ERA WHIP	IP WLS BF H R ER SO BB IBB HBP BLK WP HR S P ERA WHIP	IP WLS BF H R ER SO BB IBB HBP BLK WP HR S P ERA WHIP	IP WLS BF H R ER SO BB IBB HBP BLK WP HR S P ERA WHIP	IP WLS BF H R ER SO BB IBB HBP BLK WP HR S P ERA WHIP	IP WLS BF H R ER SO BB IBB HBP BLK WP HR S P ERA WHIP	IP WLS BF H R ER SO BB IBB HBP BLK WP HR S P ERA WHIP	IP WLS BF H R ER SO BB IBB HBP BLK WP HR S P ERA WHIP

Los Angeles Dodgers @ Atlanta Braves
Atlanta-Fulton County Stadium, Atlanta, GA
Wed Sep 08 1982, 7:05 PM EDT
Att: 24,853 - Unknown

AB 42
R 12
H 17
RBI 11
BB 3
SO 4
LOB 19



Batter	1	2	3	4	5	6	7	8	9	AB	R	H	RBI	BB	SO	LOB	TOP			
Steve Sax, R (1,4) OBP: 0.333, SLG: 0.356	X 0-0 G6-4-3 1B		X 1-0 L3 HBP		X 0-0 L6			X 4-0 HBP 1B BB		1	0	1	0	0	0	0				
Derrel Thomas, S (5,PH) OBP: 0.351, SLG: 0.340			X 1-2 L3					X 1-0 1B HBP		1	1	0	0	1	0	0				
Ken Landreaux, L (1,8) OBP: 0.349, SLG: 0.409	X 0-0 G6-4-3 1-2		X 0-0 L3			X 0-0 5-3 S 1B		X 1-0 1B HBP		3	0	1	0	0	0	3				
Dusty Baker Jr., R (1,7) OBP: 0.361, SLG: 0.471	X 0-0 1-3			X 0-0 6-3		X 0-3 K		X 0-0 F9		4	0	0	0	0	1	3				
Pedro Guerrero, R (1,5) OBP: 0.386, SLG: 0.551		X 4-0 G4-6-3 BB		X 0-0 HR		X 4-0 5-3 BB		X 0-3 K		2	1	1	1	2	1	2				
Steve Garvey, R (1,3) OBP: 0.297, SLG: 0.425	X 0-0 G4-6-3 1-2		X 0-0 1B		X 0-0 5-3 BB		X 0-0 5-3	X 0-0 FC6 1B		4	0	2	1	0	0	3				
Ron Roenicke, S (1,9) OBP: 0.373, SLG: 0.350	X 0-0 F9		X 0-3 K		X 0-3 K		X 0-3 K	X 0-0 FC6 1-2 2-H		4	0	0	0	0	2	5				
Mike Scioscia, L (1,2) OBP: 0.306, SLG: 0.295			X 0-0 6-3 E 2B		X 0-0 P4		X 0-0 F8		X 0-0 P4	4	1	1	0	0	0	1				
Bill Russell, R (1,6) OBP: 0.351, SLG: 0.336			X 0-0 6-3		X 0-0 6-3		X 0-0 F9		X 0-3 K	3	0	0	0	0	0	1				
Greg Brock, L (9,PH) OBP: 0.167, SLG: 0.167			X 2-3 6-3		X 0-0 6-3		X 0-0 F9		X 0-0 K	1	0	0	0	0	1	0				
Fernando Valenzuela, L (1,1) OBP: 0.182, SLG: 0.202			X 0-0 E6 HBP		X 0-0 4-3		X 0-3 K		X 0-0 F8	2	0	0	1	0	0	0				
Jorge Orta, L (7,PH) OBP: 0.259, SLG: 0.333			X 3-H E6 HBP							1	0	0	0	0	1	0				
Joe Beckwith, L (7,1) OBP: 0.390, SLG: 0.532										0	0	0	0	0	0	0				
Rick Monday, L (9,PH) OBP: 0.390, SLG: 0.532										1	0	0	0	0	0	0				
Inning Stats	R: 0 E: 0 K: 0 S: 3	H: 1 LOB: 0 BB: 0 P: 3	R: 0 E: 0 K: 0 S: 2	H: 0 LOB: 0 BB: 1 P: 6	R: 1 E: 1 K: 0 S: 4	H: 1 LOB: 1 BB: 0 P: 5	R: 1 E: 0 K: 1 S: 7	H: 2 LOB: 1 BB: 0 P: 7	R: 0 E: 0 K: 2 S: 8	H: 1 LOB: 2 BB: 1 P: 12	R: 0 E: 0 K: 1 S: 5	H: 0 LOB: 0 BB: 0 P: 5	R: 1 E: 0 K: 1 S: 6	H: 1 LOB: 2 BB: 1 P: 11	R: 0 E: 0 K: 1 S: 5	H: 0 LOB: 0 BB: 0 P: 5	1B: 4 2B: 2 3B: 0 HR: 1	SF: 0 SAC: 0 DP: 3 HBP: 2	WP: 0 PB: 0 SB: 1 CS: 0	PA: 36
PITCHER	IP WLS BF H R ER SO BB IBB HBP BLK WP HR S P ERA WHIP																			
Rick Mahler, R (1,1) ERA: 4.28	5.1 W 22 5 2 2 2 2 2 0 1 0 0 1 23 32 3.38 1.312																			
Steve Bedrosian, R (6,1) ERA: 2.34	3.2 S 14 1 1 1 4 1 0 1 0 0 0 20 25 2.46 0.545																			

Los Angeles Dodgers @ Atlanta Braves
Atlanta-Fulton County Stadium, Atlanta, GA
Thu Sep 09 1982, 7:05 PM EDT
Att: 35,362 - Unknown

AB 31
R 3
H 6
RBI 3
BB 3
SO 6
LOB 18



Batter	1	2	3	4	5	6	7	8	9	AB	R	H	RBI	BB	SO	LOB	BOTTOM			
Claudell Washington, L (1,9) OBP: 0.336, SLG: 0.416	X 0-0 F9 SH1-4 HR 1B				X 0-0 F9		X 0-0 P5			4	1	2	1	0	0	0				
Rafael Ramirez, R (1,6) OBP: 0.310, SLG: 0.354	X 0-0 SH1-4 1-2	X 0-0 2-H 1B			X 0-0 F8		X 0-0 5-3			3	0	0	0	0	0	1				
Dale Murphy, R (1,8) OBP: 0.372, SLG: 0.531	X 0-0 F9 2-3		X 0-0 5-3		X 0-0 1-3		X 0-0 6-3			4	0	0	0	0	0	1				
Bob Horner, R (1,5) OBP: 0.350, SLG: 0.500	X 0-0 HR 3-H		X 0-0 5-3		X 0-0 F7		X 0-0 6-3			4	1	1	2	0	0	0				
Bob Watson, R (1,3) OBP: 0.336, SLG: 0.469	X 0-0 F9		X 0-0 5-3		X 4-0 2B HR BB		X 0-0 2B HR 1B			3	2	1	0	1	0	0				
Jerry Royster, R (1,7) OBP: 0.367, SLG: 0.382		X 0-0 4-3		X 0-3 K		X 0-0 HR 2B		X 0-0 SF8 2B		4	2	2	1	0	1	0				
Glenn Hubbard, R (1,4) OBP: 0.329, SLG: 0.371		X 0-0 HR		X 0-0 F9		X 4-0 HR IBB		X 0-0 SF8		2	2	1	2	1	0	0				
Bruce Benedict, R (1,2) OBP: 0.299, SLG: 0.293		X 4-0 SH2-4 1B BB		X 0-0 F7		X 0-0 HR 1-H 2-H 3-H		X 0-0 1B		3	2	2	4	1	0	0				
Rick Mahler, R (1,1) OBP: 0.217, SLG: 0.214		X 0-0 SH2-4		X 0-0 F8		X 0-3 K		X 0-0 5-3		1	0	0	0	0	0	0				
Steve Bedrosian, R (6,1) OBP: 0.080, SLG: 0.042		X 1-2 SH2-4								2	0	0	0	0	1	1				
Inning Stats	R: 2 E: 0 K: 0 S: 5	H: 2 LOB: 0 BB: 0 P: 5	R: 2 E: 0 K: 0 S: 5	H: 2 LOB: 1 BB: 1 P: 9	R: 0 E: 0 K: 0 S: 3	H: 0 LOB: 0 BB: 0 P: 3	R: 0 E: 0 K: 1 S: 5	H: 0 LOB: 0 BB: 0 P: 5	R: 0 E: 0 K: 1 S: 7	H: 0 LOB: 0 BB: 0 P: 3	R: 4 E: 0 K: 1 S: 3	H: 2 LOB: 2 BB: 0 P: 3	R: 0 E: 0 K: 0 S: 6	H: 3 LOB: 1 BB: 0 P: 6	R: 2 E: 0 K: 0 S: 6	H: 0 LOB: 0 BB: 0 P: 6	1B: 4 2B: 2 3B: 0 HR: 3	SF: 1 SAC: 2 DP: 0 HBP: 0	WP: 0 PB: 0 SB: 0 CS: 0	PA: 36
PITCHER	IP WLS BF H R ER SO BB IBB HBP BLK WP HR S P ERA WHIP																			
Fernando Valenzuela, L (1,1) ERA: 2.97	6.0 L 27 6 8 8 2 2 1 0 0 0 0 9 9 9.00 1.333																			
Joe Beckwith, R (7,1) ERA: 3.24	2.0 9 3 2 2 0 0 0 0 0 0 0 9 9 9.00 1.500																			

Los Angeles Dodgers @ Atlanta Braves
Atlanta-Fulton County Stadium, Atlanta, GA
Thu Sep 09 1982, 7:05 PM EDT
Att: 35,362 - Unknown

AB 30
R 10
H 9
RBI 10
BB 3
SO 2
LOB 3



Batter	1	2	3	4	5	6	7	8	9	AB	R	H	RBI	BB	SO	LOB	TOP								
Gary Redus, R OBP: 0.278, SLG: 0.412 (1, 7)	0-0 6-3		0-0 1B		0-0 1-3			0-0 1B	0-0 L6	5	1	2	0	0	0	2	Cincinnati Reds @ Atlanta Braves Atlanta-Fulton County Stadium, Atlanta, GA Fri Sep 10 1982, 7:05 PM EDT Att: 17,407 - Unknown								
Eddie Milner, L OBP: 0.334, SLG: 0.378 (1, 9)	0-0 F5		0-0 L3			0-3 K		0-0 1B		4	0	1	1	0	1	2									
Dave Concepcion, R OBP: 0.343, SLG: 0.375 (1, 6)	0-0 6-3		0-0 1B			4-0 FC4-6 BB		0-0 F7		3	0	1	1	1	0	1									
Dan Driessen, L OBP: 0.374, SLG: 0.414 (1, 3)		0-0 1B	0-3 K			0-0 FC4-6 FC5-4		0-0 1B		4	0	2	0	0	1	3									
Cesar Cedeno, R OBP: 0.350, SLG: 0.424 (1, 8)		0-0 L5		0-0 4-3		0-0 FC5-4		0-0 L5		4	0	0	0	0	0	4									
Johnny Bench, R OBP: 0.307, SLG: 0.378 (1, 5)		0-0 1B		0-0 F8				0-0 K		4	0	1	0	0	1	2									
Ron Oester, S OBP: 0.296, SLG: 0.342 (1, 4)		0-0 G4-3		0-0 4-3				0-0 1B		4	0	2	0	0	0	2									
Alex Trevino, R OBP: 0.305, SLG: 0.298 (1, 2)			4-0 1B		0-0 1-3			0-0 F8		2	1	0	0	1	0	1									
Wayne Krenchicki, L OBP: 0.318, SLG: 0.358 (9, PH)			0-3 1B BB		0-3 K			0-3 K		1	0	0	0	0	1	1									
Bob Shirley, R OBP: 0.199, SLG: 0.129 (3, PH)			0-3 K		0-3 K			0-0 FC6-4		0	0	0	0	0	0	0									
Rafael Landestoy, S OBP: 0.289, SLG: 0.283 (3, PH)										1	0	0	0	0	1	1									
Ben Hayes, R OBP: 0.289, SLG: 0.283 (3, PH)										1	0	0	0	0	1	0									
Duane Walker, L OBP: 0.144, SLG: 0.352 (7, PH)										1	0	0	0	0	0	1									
Brad Lesley, R OBP: 0.374, SLG: 0.425 (7, PH)										0	0	0	0	0	0	0									
Larry Bittner, L OBP: 0.374, SLG: 0.425 (9, PH)										0	0	0	0	0	1	0									
Inning Stats	R: 0 E: 0 K: 0 S: 3	H: 0 LOB: 0 BB: 0 P: 3	R: 0 E: 0 K: 0 S: 4	H: 2 LOB: 1 BB: 0 P: 4	R: 1 E: 0 K: 2 S: 9	H: 2 LOB: 2 BB: 1 P: 13	R: 0 E: 0 K: 0 S: 3	H: 0 LOB: 0 BB: 0 P: 3	R: 0 E: 0 K: 1 S: 5	H: 0 LOB: 0 BB: 0 P: 5	R: 0 E: 0 K: 0 S: 5	H: 0 LOB: 1 BB: 1 P: 9	R: 0 E: 0 K: 0 S: 4	H: 1 LOB: 1 BB: 0 P: 4	R: 1 E: 0 K: 1 S: 8	H: 3 LOB: 2 BB: 0 P: 8	R: 0 E: 0 K: 1 S: 5	H: 1 LOB: 1 BB: 1 P: 9	1B: 8 2B: 2 3B: 0 HR: 0	SF: 0 SAC: 0 DP: 2 HBP: 0	WP: 0 PB: 0 SB: 0 CS: 0	PA: 37			
PITCHER	IP	WLS	BF	H	R	ER	SO	BB	IBB	HBP	BLK	WP	HR	S	P	ERA	WHIP								
Pascual Perez, R ERA: 3.51 (1, 1)	7.1	W	31	8	2	2	4	2	0	0	0	0	0	37	45	2.46	1.364								
Gene Garber, R ERA: 2.42 (8, 1)	1.2		6	1	0	0	2	1	0	0	0	0	0	9	13	0.00	1.200								

AB	34
R	2
H	9
RBI	2
BB	3
SO	6
LOB	20



Batter	1	2	3	4	5	6	7	8	9	AB	R	H	RBI	BB	SO	LOB	BOTTOM								
Claudell Washington, L OBP: 0.335, SLG: 0.413 (1, 9)	0-3 K	0-3 K		0-3 K		0-0 L9		0-0 G6-3 1B		5	0	1	0	0	3	2	Cincinnati Reds @ Atlanta Braves Atlanta-Fulton County Stadium, Atlanta, GA Fri Sep 10 1982, 7:05 PM EDT Att: 17,407 - Unknown								
Rafael Ramirez, R OBP: 0.313, SLG: 0.360 (1, 6)	4-0 HR	0-0 1B		4-0 1B		0-0 P6		0-0 E4		3	2	1	3	2	0	2									
Dale Murphy, R OBP: 0.375, SLG: 0.538 (1, 8)	0-0 1B	4-0 HR		0-0 1B		4-0 2B		0-0 G6-3		3	2	2	2	2	0	2									
Bob Horner, R OBP: 0.349, SLG: 0.496 (1, 5)	4-0 BB	0-0 F8		0-0 F7		0-0 F9		0-0 5-3		4	0	0	0	1	0	5									
Bob Watson, R OBP: 0.328, SLG: 0.457 (1, 3)	0-3 K		0-3 K		0-0 P4					3	0	0	0	0	2	3									
Chris Chambliss, L OBP: 0.341, SLG: 0.428 (7, PH)			0-3 K		0-0 P4					1	1	1	1	0	0	0									
Jerry Royster, R OBP: 0.370, SLG: 0.391 (1, 7)	0-0 F4		0-0 2B		0-3 K		0-0 1B			4	0	2	1	0	1	1									
Glenn Hubbard, R OBP: 0.327, SLG: 0.368 (1, 4)		0-0 F7		0-3 K		0-0 F5		0-0 F7		4	0	0	0	0	1	2									
Bruce Benedict, R OBP: 0.302, SLG: 0.293 (1, 2)		0-0 SH		4-0 1B		0-0 F7		0-0 F7		3	1	1	0	1	0	1									
Pascual Perez, R OBP: 0.286, SLG: 0.250 (1, 1)		0-0 SH		0-0 1B		0-3 K		0-0 E		2	1	0	0	0	1	2									
Gene Garber, R OBP: 0.143, SLG: 0.143 (8, 1)		1-2 HR		0-0 F7				0-0 G6-3		1	1	1	0	0	0	0									
Inning Stats	R: 2 E: 0 K: 2 S: 8	H: 1 LOB: 2 BB: 2 P: 16	R: 3 E: 1 K: 1 S: 8	H: 2 LOB: 1 BB: 1 P: 12	R: 0 E: 0 K: 2 S: 8	H: 1 LOB: 2 BB: 1 P: 12	R: 0 E: 0 K: 1 S: 6	H: 1 LOB: 2 BB: 1 P: 10	R: 0 E: 0 K: 1 S: 5	H: 0 LOB: 0 BB: 0 P: 5	R: 2 E: 0 K: 0 S: 5	H: 2 LOB: 1 BB: 1 P: 9	R: 1 E: 1 K: 0 S: 5	H: 2 LOB: 1 BB: 0 P: 5	1B: 5 2B: 2 3B: 0 HR: 2	SF: 0 SAC: 1 DP: 1 HBP: 0	WP: 0 PB: 0 SB: 0 CS: 0	PA: 40							
PITCHER	IP	WLS	BF	H	R	ER	SO	BB	IBB	HBP	BLK	WP	HR	S	P	ERA	WHIP								
Bob Shirley, L ERA: 3.5 (1, 1)	2.0	L	13	3	5	2	3	3	0	0	0	0	0	24	32	9.00	3.000								
Ben Hayes, R ERA: 2.48 (3, 1)	4.0		16	2	0	0	5	1	1	0	0	0	0	10	14	0.00	0.750								
Brad Lesley, R ERA: 2.93 (7, 1)	2.0		11	4	3	2	0	1	0	0	0	0	0	10	14	9.00	2.500								



Batter	1	2	3	4	5	6	7	8	9	AB	R	H	RBI	BB	SO	LOB	TOP										
Gary Redus, R OBP: 0.261, SLG: 0.333 (1, 7)										4	1	0	0	1	1	4	Cincinnati Reds @ Atlanta Braves Atlanta-Fulton County Stadium, Atlanta, GA Sat Sep 11 1982, 3:33 AM EDT Att: 20,966 - Unknown										
Eddie Milner, L OBP: 0.337, SLG: 0.378 (1, 9)										3	1	1	0	1	0	0											
Dave Concepcion, R OBP: 0.343, SLG: 0.383 (1, 6)										5	1	2	3	0	1	2											
Dan Driessen, L OBP: 0.371, SLG: 0.409 (1, 3)										5	0	0	0	0	0	3											
Cesar Cedeno, R OBP: 0.352, SLG: 0.424 (1, 8)										0	0	0	0	0	0	0											
Duane Walker, L OBP: 0.318, SLG: 0.351 (1, PR)										3	1	1	0	1	0	2											
Johnny Bench, R OBP: 0.514, SLG: 0.381 (8, PR)										2	0	2	1	2	0	0											
Wayne Krenchicki, L OBP: 0.319, SLG: 0.358 (8, 5)										0	0	0	0	0	0	0											
Ron Oester, S OBP: 0.295, SLG: 0.340 (1, 4)										3	0	0	0	0	2	4											
Alex Trevino, R OBP: 0.307, SLG: 0.296 (1, 2)										2	0	0	0	2	0	2											
Mario Soto, R OBP: 0.241, SLG: 0.243 (1, 1)										4	0	1	0	0	2	5											
Inning Stats	R: 3 E: 0 K: 1 S: 6	H: 1 LOB: 2 BB: 2 P: 16	R: 0 E: 0 K: 0 S: 3	H: 0 LOB: 0 BB: 0 P: 3	R: 1 E: 1 K: 0 S: 4	H: 1 LOB: 1 BB: 1 P: 8	R: 0 E: 0 K: 0 S: 3	H: 1 LOB: 0 BB: 0 P: 3	R: 0 E: 0 K: 1 S: 7	H: 2 LOB: 3 BB: 1 P: 11	R: 0 E: 0 K: 1 S: 4	H: 0 LOB: 0 BB: 1 P: 8	R: 0 E: 0 K: 2 S: 7	H: 0 LOB: 2 BB: 2 P: 15	R: 0 E: 1 K: 1 S: 7	H: 1 LOB: 2 BB: 0 P: 7	1B: 5 2B: 2 3B: 0 HR: 1	SF: 0 SAC: 1 DP: 1 HBP: 2	WP: 0 PB: 0 SB: 5 CS: 1	PA: 41							
PITCHER	IP	WLS	BF	H	R	ER	SO	BB	IBB	HBP	BLK	WP	HR	S	P	ERA	WHIP										
Tommy Boggs, R ERA: 2.7 (1, 1)	0.1	L	6	1	3	3	0	2	0	2	0	0	1	2	12	81.00	9.000										
Bob Walk, R ERA: 4.95 (1, 1)	2.2		10	1	1	0	1	1	0	0	0	0	0	11	15	0.00	0.750										
José Álvarez, R ERA: 4.7 (4, 1)	2.0		6	2	0	0	0	0	0	0	0	0	0	6	6	0.00	1.000										
Tom Hausman, R ERA: 4.3 (6, 1)	1.0		6	2	0	0	1	0	1	0	0	0	0	7	11	0.00	2.000										
Steve Bedrosian, R ERA: 2.29 (7, 1)	3.0		13	1	0	0	4	2	1	0	0	0	0	18	30	0.00	1.000										

Batter	1	2	3	4	5	6	7	8	9	AB	R	H	RBI	BB	SO	LOB	BOTTOM										
Claudell Washington, L OBP: 0.335, SLG: 0.421 (1, 9)										5	1	2	1	0	0	2	Cincinnati Reds @ Atlanta Braves Atlanta-Fulton County Stadium, Atlanta, GA Sat Sep 11 1982, 3:33 AM EDT Att: 20,966 - Unknown										
Rafael Ramirez, R OBP: 0.312, SLG: 0.360 (1, 6)										5	0	1	0	0	0	3											
Dale Murphy, R OBP: 0.374, SLG: 0.535 (1, 8)										5	0	1	1	0	1	2											
Chris Chambliss, L OBP: 0.340, SLG: 0.433 (1, 3)										4	1	1	1	0	2	3											
Bob Horner, R OBP: 0.350, SLG: 0.494 (1, 5)										2	0	0	0	2	0	0											
Jerry Royster, R OBP: 0.386, SLG: 0.388 (1, 7)										4	0	1	0	0	0	2											
Glenn Hubbard, R OBP: 0.327, SLG: 0.368 (1, 4)										3	0	1	0	0	0	2											
Rufino Linares, R OBP: 0.327, SLG: 0.383 (8, PH)										1	0	0	0	0	0	1											
Bruce Benedict, R OBP: 0.304, SLG: 0.295 (1, 2)										4	1	2	0	0	0	2											
Tommy Boggs, R ERA: 2.7 (1, 1)										0	0	0	0	0	0	0											
Bob Walk, R ERA: 4.95 (1, 1)										0	0	0	0	0	0	0											
José Álvarez, R ERA: 4.7 (4, 1)										0	0	0	0	0	0	0											
Tom Hausman, R ERA: 4.3 (6, 1)										0	0	0	0	0	0	0											
Steve Bedrosian, R ERA: 2.29 (7, 1)										0	0	0	0	0	0	0											
Inning Stats	R: 0 E: 0 K: 0 S: 4	H: 1 LOB: 1 BB: 0 P: 4	R: 0 E: 0 K: 0 S: 3	H: 0 LOB: 1 BB: 1 P: 7	R: 0 E: 0 K: 1 S: 5	H: 0 LOB: 0 BB: 0 P: 5	R: 1 E: 1 K: 0 S: 4	H: 1 LOB: 1 BB: 1 P: 8	R: 1 E: 0 K: 1 S: 7	H: 2 LOB: 2 BB: 1 P: 11	R: 0 E: 0 K: 1 S: 7	H: 2 LOB: 0 BB: 0 P: 7	R: 1 E: 0 K: 2 S: 8	H: 1 LOB: 0 BB: 0 P: 8	R: 0 E: 0 K: 0 S: 4	H: 1 LOB: 1 BB: 0 P: 4	R: 0 E: 0 K: 0 S: 4	H: 1 LOB: 1 BB: 0 P: 4	1B: 5 2B: 2 3B: 0 HR: 2	SF: 0 SAC: 0 DP: 0 HBP: 0	WP: 0 PB: 0 SB: 0 CS: 0	PA: 39					
PITCHER	IP	WLS	BF	H	R	ER	SO	BB	IBB	HBP	BLK	WP	HR	S	P	ERA	WHIP										
Mario Soto, R ERA: 2.84 (1, 1)	9.0	W	39	9	3	3	5	3	0	0	0	0	2	46	58	3.00	1.333										

AB	31
R	4
H	7
RBI	4
BB	7
SO	6
LOB	22



AB	36
R	3
H	9
RBI	3
BB	3
SO	5
LOB	19



Batter	1	2	3	4	5	6	7	8	9	AB	R	H	RBI	BB	SO	LOB	TOP								
Gary Redus, R OBP: 0.222, SLG: 0.280 (1, 7)	F9		K		K			K		4	0	0	0	0	3	2	Cincinnati Reds @ Atlanta Braves Atlanta-Fulton County Stadium, Atlanta, GA Sun Sep 12 1982, 3:33 AM EDT Att: 16,442 - Unknown								
Eddie Milner, L OBP: 0.336, SLG: 0.377 (1, 9)	F8			F9		5-3 1B		3-1		4	1	1	0	0	0	0									
Dave Concepcion, R OBP: 0.341, SLG: 0.380 (1, 6)	K			6-3		5-3		F9		4	0	0	0	0	1	1									
Dan Driessen, L OBP: 0.370, SLG: 0.408 (1, 3)		4-3		G3				3-1		4	0	1	1	0	0	0									
Johnny Bench, R OBP: 0.316, SLG: 0.391 (9, PR)	5-3									4	1	2	1	0	0	1									
Wayne Krenchicki, L OBP: 0.316, SLG: 0.358 (9, 5)						G6-4-3 1B				0	0	0	0	0	0	0									
Paul Householder, S OBP: 0.264, SLG: 0.326 (1, 8)	K							F9		4	0	1	0	0	1	1									
Ron Oester, S OBP: 0.293, SLG: 0.337 (1, 4)			F7		K					3	0	0	0	0	1	1									
Alex Trevino, R OBP: 0.305, SLG: 0.293 (1, 2)			6-3		E4			G6-4-3		3	1	0	0	0	0	1									
Greg Harris, S OBP: 0.211, SLG: 0.167 (9, 1)					E7					2	0	0	0	1	1	0									
Joe Price, R OBP: 0.333, SLG: 0.333 (9, 1)								K		0	0	0	0	0	0	0									
Ben Hayes, R (9, 1)										0	0	0	0	0	0	0									
Inning Stats	R: 0 E: 0 K: 1 S: 5	H: 0 LOB: 0 BB: 0 P: 5	R: 0 E: 0 K: 1 S: 5	H: 0 LOB: 0 BB: 0 P: 5	R: 0 E: 0 K: 1 S: 5	H: 0 LOB: 1 BB: 1 P: 9	R: 0 E: 0 K: 0 S: 3	H: 0 LOB: 0 BB: 0 P: 3	R: 2 E: 2 K: 2 S: 10	H: 1 LOB: 1 BB: 0 P: 10	R: 1 E: 0 K: 0 S: 4	H: 2 LOB: 0 BB: 0 P: 4	R: 0 E: 0 K: 0 S: 3	H: 1 LOB: 0 BB: 0 P: 3	R: 0 E: 0 K: 2 S: 7	H: 0 LOB: 0 BB: 0 P: 7	R: 0 E: 0 K: 0 S: 4	H: 1 LOB: 1 BB: 0 P: 4	1B: 3 2B: 1 3B: 0 HR: 1	SF: 0 SAC: 0 DP: 2 HBP: 0	WP: 0 PB: 0 SB: 0 CS: 0	PA: 33			
PITCHER	IP	WLS	BF	H	R	ER	SO	BB	IBB	HBP	BLK	WP	HR	S	P	ERA	WHIP								
Rick Camp, R ERA: 3.37 (1, 1)	7.0		26	4	3	2	5	1	0	0	0	0	1	35	39	2.57	0.714								
Steve Bedrosian, R ERA: 2.25 (8, 1)	2.0	W	7	1	0	0	2	0	0	0	0	0	0	11	11	0.00	0.500								



Batter	1	2	3	4	5	6	7	8	9	AB	R	H	RBI	BB	SO	LOB	BOTTOM								
Claudell Washington, L OBP: 0.336, SLG: 0.423 (1, 9)	E 1B 2B		G3		K		3-1			5	1	2	2	0	1	2	Cincinnati Reds @ Atlanta Braves Atlanta-Fulton County Stadium, Atlanta, GA Sun Sep 12 1982, 3:33 AM EDT Att: 16,442 - Unknown								
Rafael Ramirez, R OBP: 0.311, SLG: 0.359 (1, 6)	E5 1B 2-3		K		F8			CS 1B		4	0	1	0	0	1	2									
Dale Murphy, R OBP: 0.373, SLG: 0.532 (1, 8) (8, 7)	P4		CS BB		6-3			K 1-2		3	0	0	0	1	1	3									
Chris Chambliss, L OBP: 0.340, SLG: 0.431 (1, 3)	1-2 3-H 1B		CS		K		4-3	K		4	0	1	1	0	2	0									
Bob Horner, R OBP: 0.353, SLG: 0.500 (9, PR)	F9				HR					2	1	1	1	2	0	2									
Albert Hall, S (9, PR)									SH1-4 1B BB	0	1	0	0	0	0	0									
Jerry Royster, R OBP: 0.385, SLG: 0.385 (1, 7) (8, 4)	K				F3		K		SH1-4 1B 1B	4	1	1	0	0	2	3									
Glenn Hubbard, R OBP: 0.326, SLG: 0.366 (1, 4)										2	0	0	0	0	0	0									
Brett Butler, L OBP: 0.295, SLG: 0.229 (7, PH) (8, 8)	6-3				5-3			S 1B	SH1-4	1	0	1	0	0	0	0									
Randy Johnson, R OBP: 0.345, SLG: 0.348 (9, PH)								1-2 2-3 1B		0	0	0	0	0	0	0									
Bruce Benedict, R OBP: 0.303, SLG: 0.293 (1, 2)	F9				L1					3	0	0	0	1	0	1									
Matt Sinatro, R OBP: 0.194, SLG: 0.250 (9, PR)								1B IBB		0	0	0	0	0	0	0									
Rick Camp, R (1, 1)									P4	1	0	0	0	1	1	0									
Bob Watson, R OBP: 0.323, SLG: 0.449 (7, PH)										1	0	0	0	0	1	1									
Steve Bedrosian, R OBP: 0.080, SLG: 0.042 (8, 1)										0	0	0	0	0	0	0									
Rufino Linares, R OBP: 0.325, SLG: 0.381 (9, PH)										1	0	0	0	0	0	3									
Inning Stats	R: 1 E: 2 K: 1 S: 8	H: 2 LOB: 2 BB: 0 P: 8	R: 0 E: 0 K: 1 S: 5	H: 0 LOB: 0 BB: 0 P: 5	R: 0 E: 0 K: 1 S: 4	H: 0 LOB: 1 BB: 1 P: 8	R: 1 E: 0 K: 1 S: 6	H: 1 LOB: 0 BB: 0 P: 6	R: 0 E: 0 K: 1 S: 5	H: 0 LOB: 1 BB: 1 P: 9	R: 0 E: 0 K: 1 S: 6	H: 1 LOB: 1 BB: 0 P: 6	R: 0 E: 0 K: 2 S: 7	H: 1 LOB: 0 BB: 0 P: 7	R: 2 E: 0 K: 0 S: 4	H: 2 LOB: 2 BB: 2 P: 12	1B: 5 2B: 1 3B: 0 HR: 1	SF: 0 SAC: 1 DP: 0 HBP: 0	WP: 0 PB: 1 SB: 1 CS: 2	PA: 38					
PITCHER	IP	WLS	BF	H	R	ER	SO	BB	IBB	HBP	BLK	WP	HR	S	P	ERA	WHIP								
Greg Harris, R ERA: 5.0 (1, 1)	8.0	L	33	6	4	4	9	4	0	0	0	0	1	47	63	4.50	1.250								
Joe Price, L ERA: 2.94 (9, 1)	0.1		2	0	0	0	0	0	1	0	0	0	0	1	5	0.00	0.000								
Ben Hayes, R ERA: 2.45 (9, 1)	0.1		2	1	0	0	0	0	0	0	0	0	0	2	2	0.00	3.000								



Batter	1	2	3	4	5	6	7	8	9	AB	R	H	RBI	BB	SO	LOB	TOP			
Terry Puhl, L OBP: 0.332, SLG: 0.389 (1, 8)	4-3			1B BB			F8		F9	4	0	1	1	1	0	0	Houston Astros @ Atlanta Braves Atlanta-Fulton County Stadium, Atlanta, GA Mon Sep 13 1982, 7:05 PM EDT Att: 7,556 - Unknown			
Dickie Thon, R OBP: 0.321, SLG: 0.396 (1, 6)	K			1B	F7			1B 2B	6-3	5	1	2	0	0	1	2				
Ray Knight, R OBP: 0.349, SLG: 0.404 (1, 5)	F3			L6	K			1B 2B	F8	5	1	1	0	0	1	4				
Harry Spilman, L OBP: 0.325, SLG: 0.378 (1, 3)		K		K				1B SF8		4	1	2	2	0	2	2				
Jose Cruz, L OBP: 0.338, SLG: 0.366 (1, 7)		F8		K2-1-3				1B SF8		3	0	0	1	0	2	3				
Danny Heep, L OBP: 0.310, SLG: 0.381 Scott Loucks, R OBP: 0.174, SLG: 0.136 (8, PR) (8, 8)		1-3			K			1B K	4-3	4	0	1	0	0	2	1				
Bill Doran, S OBP: 0.367, SLG: 0.393 (1, 4)				4-3				1B E	1-6-3	4	1	1	0	0	0	2				
Luis Pujols, R OBP: 0.229, SLG: 0.298 (1, 2)				5-3				1B E	L4	3	1	1	0	1	0	0				
Joe Niekro, R OBP: 0.100, SLG: 0.115 (1, 1)				K				1B FC	F7	4	0	0	0	0	1	4				
Inning Stats	R: 0 E: 0 K: 1 S: 5	H: 0 LOB: 0 BB: 0 P: 5	R: 0 E: 0 K: 1 S: 5	H: 0 LOB: 0 BB: 0 P: 5	R: 0 E: 0 K: 1 S: 5	H: 1 LOB: 2 BB: 1 P: 12	R: 2 E: 1 K: 2 S: 11	H: 3 LOB: 2 BB: 0 P: 11	R: 0 E: 0 K: 2 S: 8	H: 1 LOB: 1 BB: 0 P: 8	R: 0 E: 0 K: 0 S: 3	H: 0 LOB: 0 BB: 0 P: 3	R: 3 E: 0 K: 0 S: 7	H: 4 LOB: 3 BB: 1 P: 11	R: 0 E: 0 K: 0 S: 3	H: 0 LOB: 0 BB: 0 P: 3		1B: 7 2B: 2 3B: 0 HR: 0	SF: 1 SAC: 0 DP: 0 HBP: 0	WP: 0 PB: 1 SB: 0 CS: 0
PITCHER	IP WLS BF H R ER SO BB IBB HBP BLK WP HR S P ERA WHIP																			
Phil Niekro, R ERA: 4.05 Gene Garber, R ERA: 2.38	(1, 1) (8, 1)	7.1 6	L 0	33 0	9 0	5 0	4 0	9 0	1 0	0 1	0 0	0 0	0 0	0 5	54 9	0.00 0.000	4.91 1.364	1.364 0.000		

AB	36
R	5
H	9
RBI	4
BB	2
SO	9
LOB	18



Batter	1	2	3	4	5	6	7	8	9	AB	R	H	RBI	BB	SO	LOB	BOTTOM									
Claudell Washington, L OBP: 0.333, SLG: 0.421 (1, 9)	4-3		6-3		SF9		F7			3	0	0	1	0	0	0	Houston Astros @ Atlanta Braves Atlanta-Fulton County Stadium, Atlanta, GA Mon Sep 13 1982, 7:05 PM EDT Att: 7,556 - Unknown									
Rafael Ramirez, R OBP: 0.311, SLG: 0.358 (1, 6)	4-3		5-3		3-H			6-3		4	0	1	0	0	0	0										
Dale Murphy, R OBP: 0.372, SLG: 0.529 (1, 8)	1B BB		P4		L5-4			5-3		3	0	0	0	1	0	2										
Chris Chambliss, L OBP: 0.341, SLG: 0.438 (1, 3)					HR			F8		4	1	2	1	0	0	0										
Bob Horner, R OBP: 0.352, SLG: 0.498 (1, 5)	K2-3		P6		F9			6-3		4	0	1	0	0	1	2										
Larry Whitenton, L OBP: 0.350, SLG: 0.413 (1, 7)			P5		F7			F7		4	0	0	0	0	0	1										
Jerry Royster, R OBP: 0.368, SLG: 0.387 (1, 4)			E		5-3			1B		4	1	2	0	0	1	1										
Bruce Benedict, R OBP: 0.308, SLG: 0.298 Brett Butler, L OBP: 0.295, SLG: 0.229 (9, PR)			5-3		1B S			1B		4	1	3	0	0	0	0										
Phil Niekro, R OBP: 0.208, SLG: 0.263 Gene Garber, R OBP: 0.143, SLG: 0.143 Biff Pocoreba, S OBP: 0.357, SLG: 0.397 (9, PH)			5-3		L5-4			G4-6-3		3	0	1	0	0	0	1										
Inning Stats	R: 0 E: 0 K: 1 S: 6	H: 1 LOB: 2 BB: 1 P: 10	R: 1 E: 1 K: 0 S: 4	H: 1 LOB: 0 BB: 0 P: 4	R: 0 E: 0 K: 0 S: 3	H: 0 LOB: 0 BB: 0 P: 3	R: 1 E: 0 K: 0 S: 4	H: 1 LOB: 0 BB: 0 P: 4	R: 1 E: 0 K: 0 S: 5	H: 3 LOB: 1 BB: 0 P: 5	R: 0 E: 0 K: 1 S: 6	H: 1 LOB: 1 BB: 0 P: 6	R: 0 E: 0 K: 0 S: 3	H: 1 LOB: 0 BB: 0 P: 3	R: 0 E: 0 K: 0 S: 3	H: 0 LOB: 0 BB: 0 P: 3		R: 0 E: 0 K: 1 S: 7	H: 2 LOB: 2 BB: 0 P: 7	1B: 9 2B: 1 3B: 0 HR: 1	SF: 1 SAC: 0 DP: 2 HBP: 0	WP: 0 PB: 0 SB: 1 CS: 0	PA: 36			
PITCHER	IP WLS BF H R ER SO BB IBB HBP BLK WP HR S P ERA WHIP																									
Joe Niekro, R ERA: 2.61	(1, 1)	9.0 W	36 36	H 10 R 3	ER 2 SO 3	BB 1 IBB 0	HBP 0 BLK 0	WP 0 HR 1	S 41 P 45	ERA 2.00 WHIP 1.222																



Batter	1	2	3	4	5	6	7	8	9	AB	R	H	RBI	BB	SO	LOB	TOP			
Terry Puhl, L OBP: 0.333, SLG: 0.388 (1, 8)	0-0 1B		0-0 4-3		0-0 E6			0-0 G3	4-0 1B	4	0	1	0	1	0	1				
Dickie Thon, R OBP: 0.322, SLG: 0.396 (1, 6)	0-0 F4			0-0 F7	0-0 1-3			0-0 3-1 1B	0-0 1B	5	0	2	0	0	0	3				
Ray Knight, R OBP: 0.349, SLG: 0.404 (1, 5)	0-0 G3-6-1 1B			0-0 5-3			0-0 6-3	0-0 3-1 1B	0-0 1-3	5	0	2	0	0	0	3				
Harry Spilman, L OBP: 0.295, SLG: 0.341 (1, 3)	0-0 G3-6-1			0-0 3-1			0-0 F8	0-0 3-1		4	0	0	0	0	0	4				
Jose Cruz, L OBP: 0.338, SLG: 0.371 (1, 7)		0-0 5-3			0-0 F7		0-0 HR	0-0 F7		4	1	1	1	0	0	2				
Alan Ashby, S OBP: 0.317, SLG: 0.415 (1, 2)	0-3 K			0-0 4-3		0-0 F7			4-0 1B SF9 BB	3	1	0	0	1	1	0				
Danny Heep, L OBP: 0.311, SLG: 0.380 Scott Loucks, R OBP: 0.208, SLG: 0.174 (1, 9)	0-0 F9				0-0 1B E			0-0 F7	0-0 1B SH1-4	3	1	1	0	0	0	0				
Bill Doran, S OBP: 0.353, SLG: 0.387 (1, 4)			0-0 G3		0-0 BB			0-0 F8	0-0 SF9	3	1	1	1	0	0	0				
Michael LaCoss, R OBP: 0.313, SLG: 0.333 Frank LaCorte, R (8, 1)			0-0 L3		4-0 BB		0-3 K		0-0 SH1-4	2	0	0	0	1	1	0				
Inning Stats	R: 0 E: 0 K: 0 S: 4	H: 2 LOB: 1 BB: 0 P: 4	R: 0 E: 0 K: 1 S: 5	H: 0 LOB: 0 BB: 0 P: 5	R: 0 E: 0 K: 0 S: 3	H: 0 LOB: 0 BB: 0 P: 3	R: 0 E: 0 K: 0 S: 3	H: 0 LOB: 0 BB: 0 P: 3	R: 2 E: 1 K: 0 S: 6	H: 2 LOB: 2 BB: 1 P: 10	R: 0 E: 0 K: 1 S: 5	H: 0 LOB: 0 BB: 0 P: 5	R: 0 E: 0 K: 0 S: 5	H: 2 LOB: 2 BB: 0 P: 5	R: 1 E: 0 K: 0 S: 5	H: 2 LOB: 2 BB: 0 P: 13	1B: 8 2B: 0 3B: 0 HR: 1	SF: 1 SAC: 1 DP: 1 HBP: 0	WP: 0 PB: 0 SB: 0 CS: 0	PA: 39
PITCHER	IP WLS BF H R ER SO BB IBB HBP BLK WP HR S P ERA WHIP																			
Rick Mahler, R ERA: 4.19 (1, 1)	6.0 L 24 5 3 1 1 1 1 0 0 0 0 0 1 25 29 1.50 1.000																			
Donnie Moore, R ERA: 5.23 (7, 1)	2.0 8 2 0 0 1 0 0 0 0 0 0 0 10 10 0.00 1.000																			
Tom Hausman, R ERA: 4.42 (9, 1)	1.0 7 2 1 1 0 1 1 0 0 0 0 0 5 13 9.00 3.000																			

Houston Astros @ Atlanta Braves
 Atlanta-Fulton County Stadium, Atlanta, GA
 Tue Sep 14 1982, 7:05 PM EDT
 Att: 9,331 - Unknown

AB 34
 R 4
 H 9
 RBI 2
 BB 3
 SO 2
 LOB 13



Batter	1	2	3	4	5	6	7	8	9	AB	R	H	RBI	BB	SO	LOB	BOTTOM			
Claudell Washington, L OBP: 0.333, SLG: 0.419 (1, 9)	0-0 6-3		0-0 L4			0-0 1-3		0-3 K		4	0	1	0	0	1	0				
Rafael Ramirez, R OBP: 0.309, SLG: 0.356 (1, 6)	0-0 6-3		0-0 L4			0-0 4-3			0-0 F9	4	0	0	0	0	0	2				
Dale Murphy, R OBP: 0.371, SLG: 0.526 (1, 8)	4-0 BB			0-0 6-3			0-0 L9		0-0 6-3	3	0	0	0	1	0	0				
Chris Chambliss, L OBP: 0.340, SLG: 0.436 (1, 3)	0-0 4-3			0-0 F7		0-0 FC6-4 BB			0-0 4-3	3	0	0	0	1	0	1				
Bob Horner, R OBP: 0.350, SLG: 0.495 (1, 5)		0-0 1-3		0-0 P6		0-0 E8		0-0 FC6-4		3	0	0	0	0	0	1				
Jerry Royster, R OBP: 0.363, SLG: 0.381 (1, 7)		0-0 F9			0-0 F8		0-0 FC6-4			3	0	0	0	0	0	2				
Glenn Hubbard, R OBP: 0.324, SLG: 0.364 Biff Pocoroba, S OBP: 0.354, SLG: 0.393 Terry Harper, R OBP: 0.350, SLG: 0.311 (1, 4)		0-0 3-1			0-0 4-3		0-3 K			2	0	0	0	0	0	0				
Bruce Benedict, R OBP: 0.305, SLG: 0.295 (1, 2)			0-3 K		0-3 K			0-0 P6		3	0	0	0	0	2	0				
Rick Mahler, R OBP: 0.230, SLG: 0.228 Brett Butler, L OBP: 0.294, SLG: 0.228 Donnie Moore, L (6, PH) Ken Smith, L OBP: 0.381, SLG: 0.306 Tom Hausman, R (9, 1)			0-0 1B		0-0 1B		0-0 6-3		0-3 K	1	0	1	0	0	0	0				
Inning Stats	R: 0 E: 0 K: 0 S: 3	H: 0 LOB: 0 BB: 1 P: 7	R: 0 E: 0 K: 0 S: 3	H: 0 LOB: 0 BB: 0 P: 3	R: 0 E: 0 K: 1 S: 6	H: 2 LOB: 1 BB: 0 P: 6	R: 0 E: 0 K: 0 S: 3	H: 0 LOB: 0 BB: 0 P: 3	R: 0 E: 0 K: 0 S: 6	H: 0 LOB: 0 BB: 0 P: 3	R: 0 E: 1 K: 1 S: 7	H: 0 LOB: 2 BB: 1 P: 10	R: 0 E: 0 K: 2 S: 7	H: 0 LOB: 0 BB: 0 P: 7	R: 0 E: 0 K: 0 S: 3	H: 0 LOB: 0 BB: 0 P: 3	1B: 2 2B: 1 3B: 0 HR: 0	SF: 0 SAC: 0 DP: 1 HBP: 0	WP: 0 PB: 0 SB: 0 CS: 0	PA: 31
PITCHER	IP WLS BF H R ER SO BB IBB HBP BLK WP HR S P ERA WHIP																			
Michael LaCoss, R ERA: 2.88 (1, 1)	7.0 W 25 2 0 0 3 2 0 0 0 0 0 0 10 10 0.00 0.571																			
Frank LaCorte, R ERA: 4.2 (8, 1)	2.0 S 6 0 0 0 2 0 0 0 0 0 0 0 10 10 0.00 0.000																			

Houston Astros @ Atlanta Braves
 Atlanta-Fulton County Stadium, Atlanta, GA
 Tue Sep 14 1982, 7:05 PM EDT
 Att: 9,331 - Unknown

AB 29
 R 0
 H 2
 RBI 0
 BB 2
 SO 5
 LOB 8



Batter	1	2	3	4	5	6	7	8	9	AB	R	H	RBI	BB	SO	LOB	TOP										
Jerry Royster, R (1,7) OBP: 0.350, SLG: 0.365	1-3		6-3		K			F2		4	0	0	0	0	1	2											
Rafael Ramirez, R (1,6) OBP: 0.307, SLG: 0.354	P6		K		F8			F5		3	0	0	0	0	1	2											
Brett Butler, L (7,8) OBP: 0.293, SLG: 0.227			K					F8		1	0	0	0	0	0	0											
Claudell Washington, L (1,9) OBP: 0.331, SLG: 0.416	F7		K					F8		4	0	0	0	0	2	1											
Dale Murphy, R (1,8) OBP: 0.371, SLG: 0.524		1B		K				F7		3	1	0	0	1	1	0											
Bob Horner, R (1,5) OBP: 0.350, SLG: 0.503	5-3			K				E5		4	0	1	0	0	1	1											
Chris Chambliss, L (1,3) OBP: 0.338, SLG: 0.432				P6				P6		4	0	1	1	0	0	2											
Glenn Hubbard, R (1,4) OBP: 0.321, SLG: 0.363	K							FC6-4		4	1	1	0	0	2	2											
Bruce Benedict, R (1,2) OBP: 0.308, SLG: 0.298	FC4							F7		3	0	1	1	0	0	1											
Rick Camp, R (1,1) OBP: 0.054, SLG: 0.056								F8		1	0	1	0	0	0	0											
Ken Smith, L (5,PH) OBP: 0.372, SLG: 0.297										1	0	0	0	0	1	1											
Pascual Perez, R (5,1) OBP: 0.286, SLG: 0.250										0	0	0	0	0	0	0											
Larry Whisenton, L (7,PH) OBP: 0.345, SLG: 0.407										1	0	0	0	0	0	0											
Steve Bedrosian, R (7,1) OBP: 0.080, SLG: 0.042										0	0	0	0	0	0	0											
Inning Stats	R: 0 E: 0 K: 0 S: 3	H: 0 LOB: 0 BB: 0 P: 3	R: 1 E: 0 K: 1 S: 6	H: 1 LOB: 1 BB: 1 P: 10	R: 0 E: 0 K: 2 S: 8	H: 1 LOB: 1 BB: 0 P: 8	R: 0 E: 0 K: 2 S: 7	H: 0 LOB: 0 BB: 0 P: 7	R: 1 E: 0 K: 2 S: 9	H: 2 LOB: 1 BB: 0 P: 9	R: 0 E: 0 K: 1 S: 6	H: 1 LOB: 1 BB: 0 P: 6	R: 0 E: 0 K: 1 S: 5	H: 0 LOB: 0 BB: 0 P: 5	R: 0 E: 0 K: 0 S: 3	H: 0 LOB: 0 BB: 0 P: 3	R: 0 E: 1 K: 0 S: 4	H: 0 LOB: 1 BB: 0 P: 4	1B: 2 2B: 3 3B: 0 HR: 0	SF: 0 SAC: 0 DP: 0 HBP: 0	WP: 1 PA: 34 PB: 0 SB: 2 CS: 0						
PITCHER	IP	WLS	BF	H	R	ER	SO	BB	IBB	HBP	BLK	WP	HR	S	P	ERA	WHIP	PITCHER									
Mario Soto, R (1,1) ERA: 2.81	9.0	W	34	5	2	2	9	1	0	0	0	1	0	51	55	2.00	0.667										

Atlanta Braves @ Cincinnati Reds
Riverfront Stadium, Cincinnati, OH
Fri Sep 17 1982, 7:05 PM EDT
Att: 11,630 - Unknown

AB 33
R 2
H 5
RBI 2
BB 1
SO 9
LOB 12

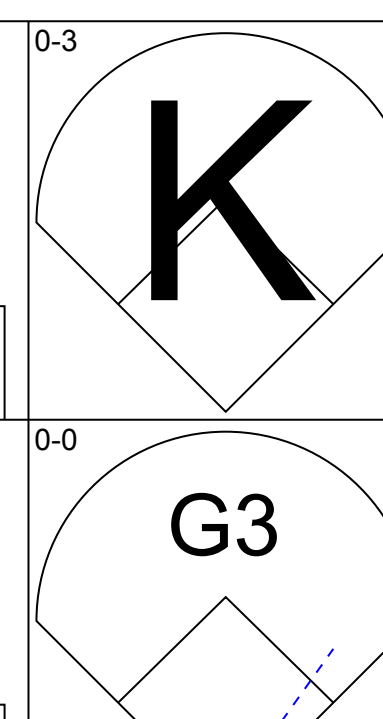
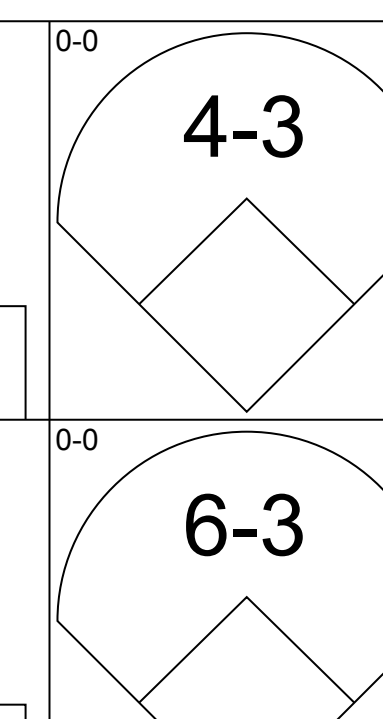
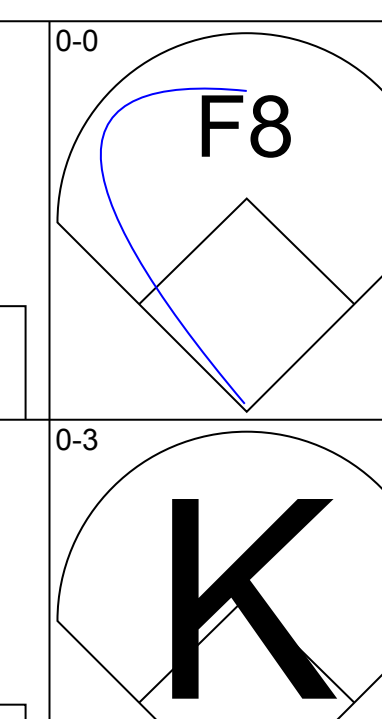
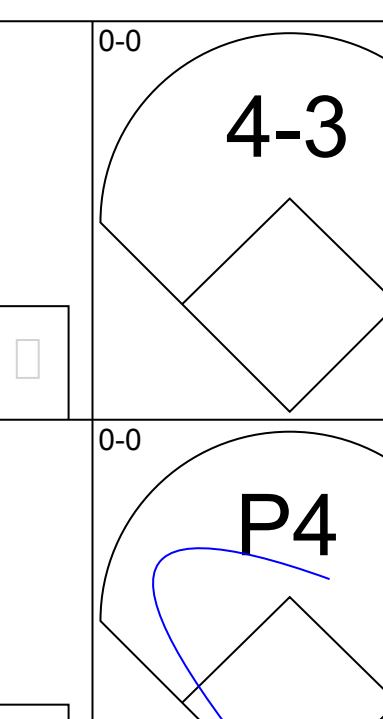
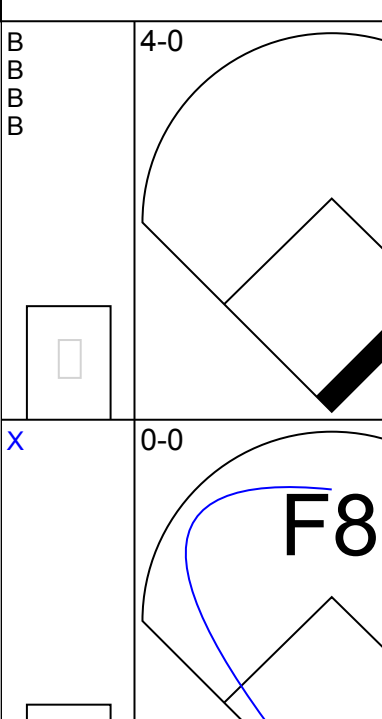
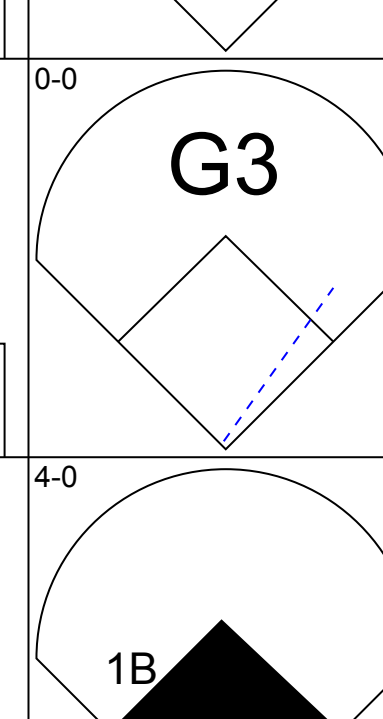
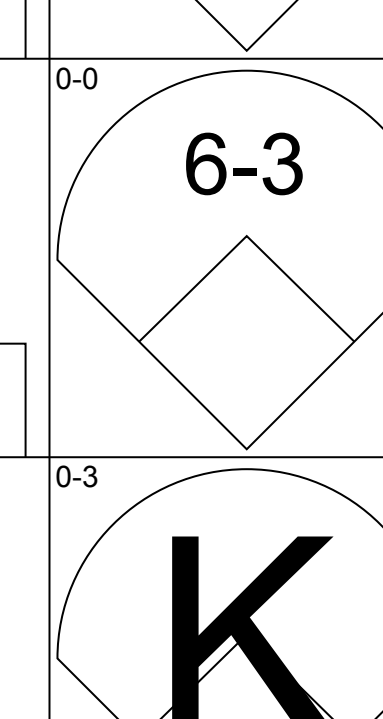
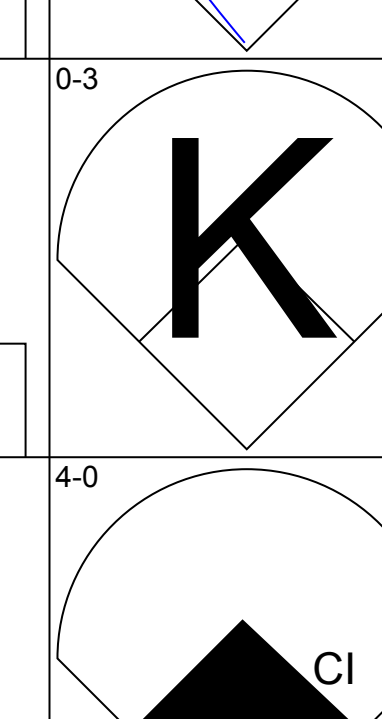
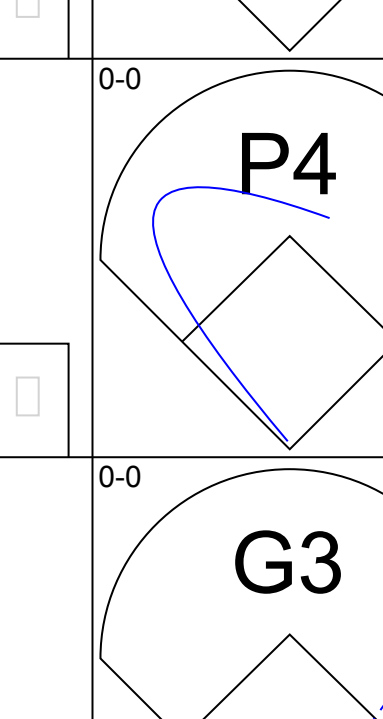
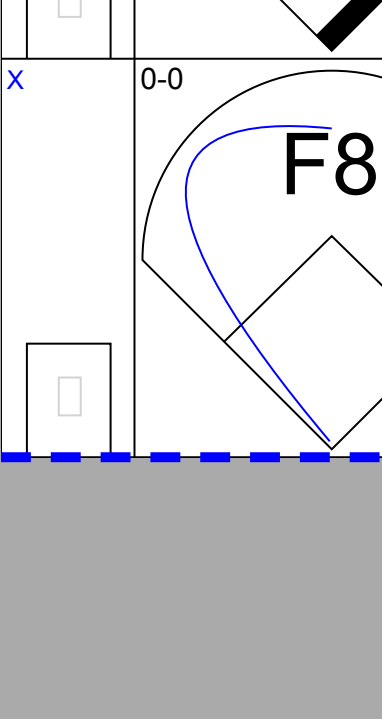
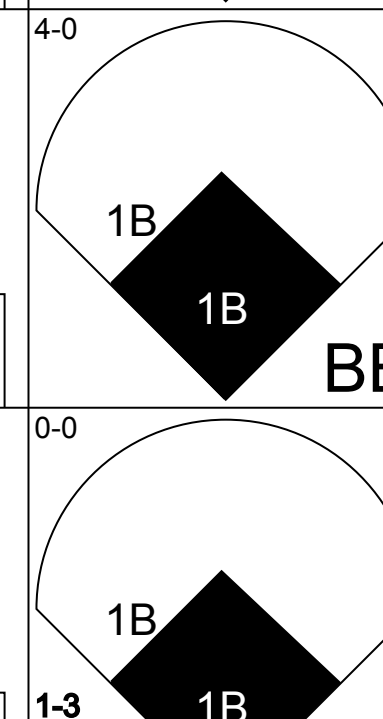
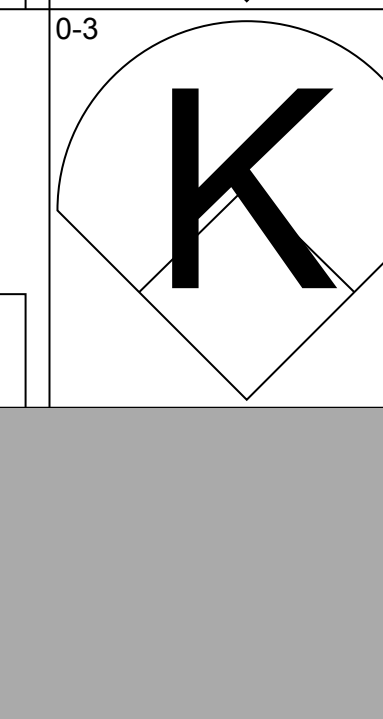
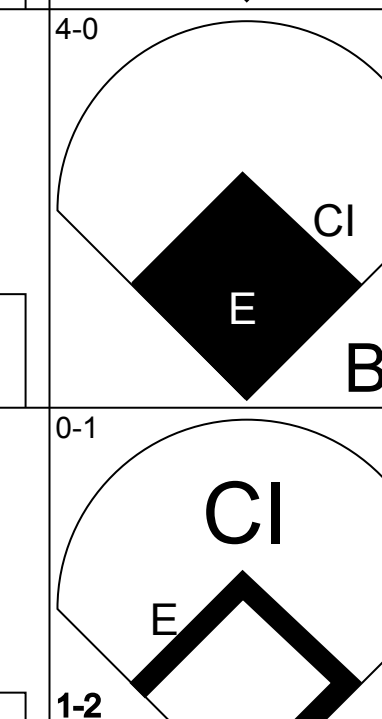
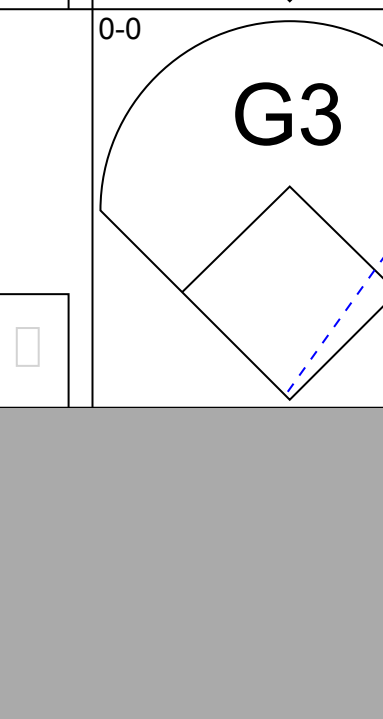
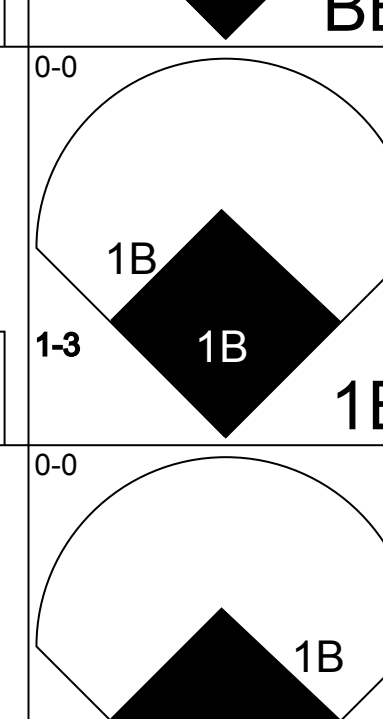
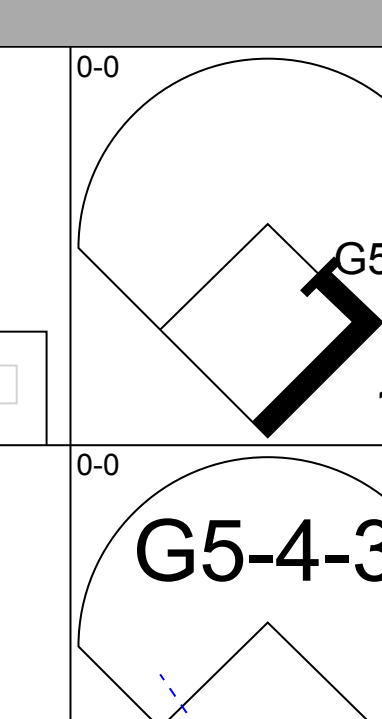
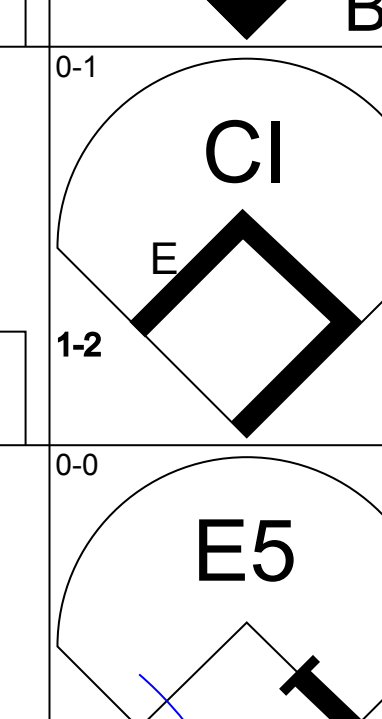
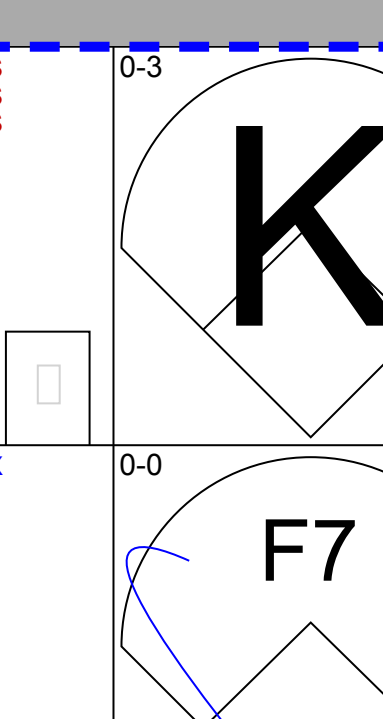
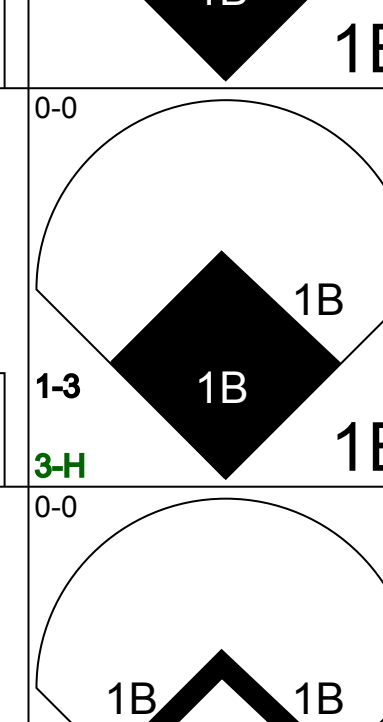
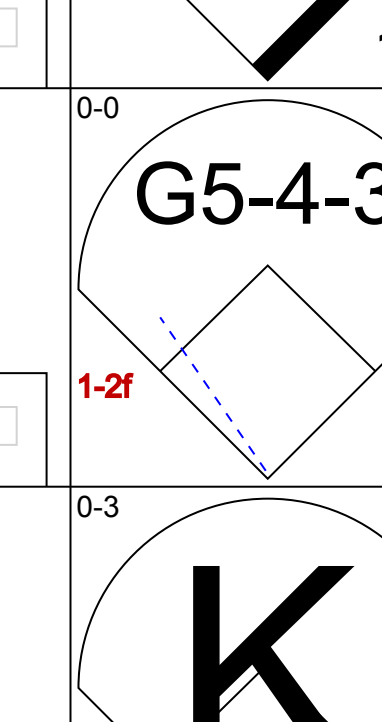
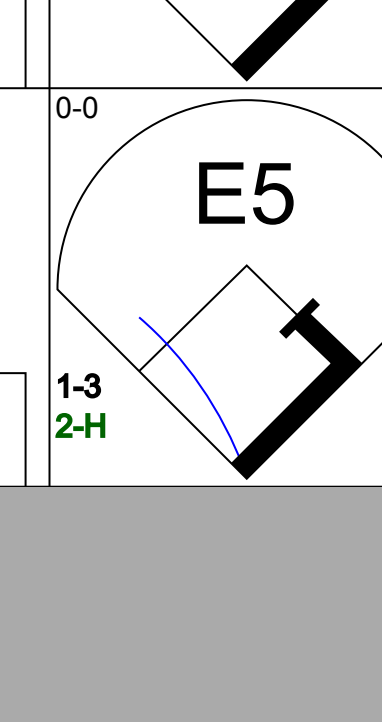
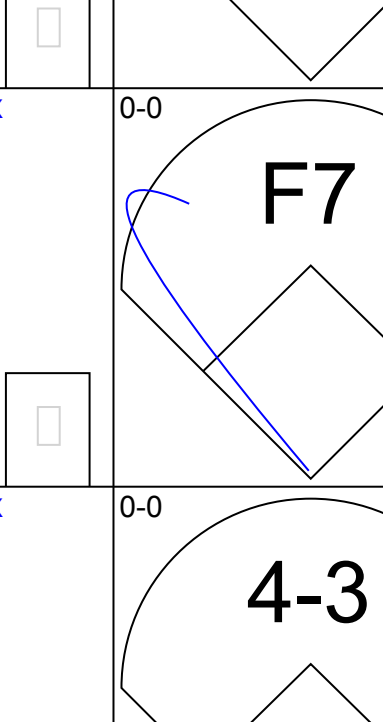
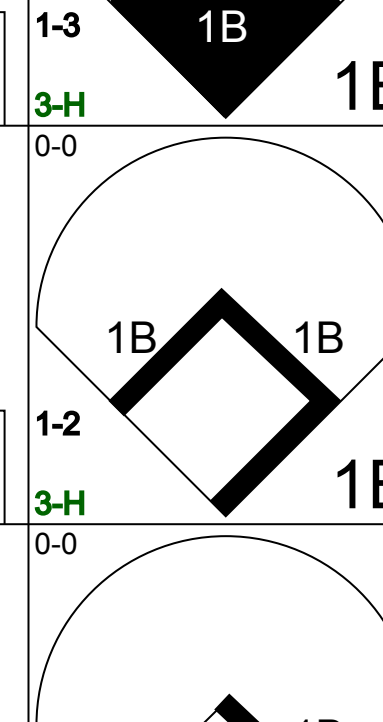
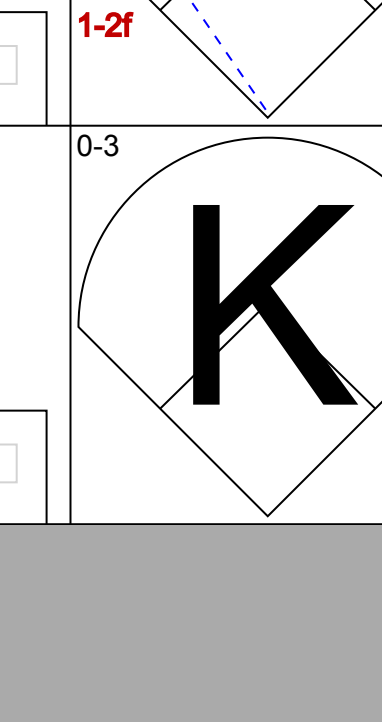
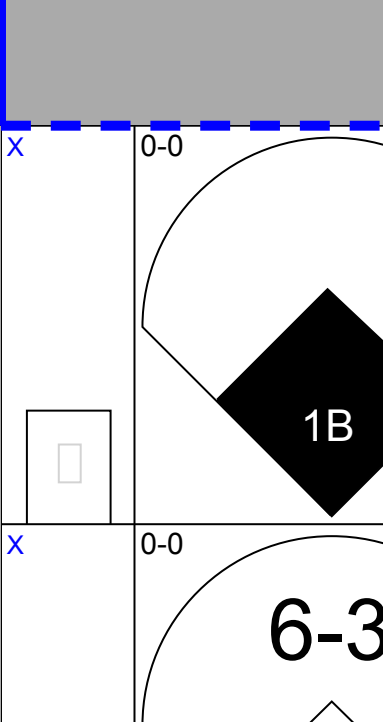
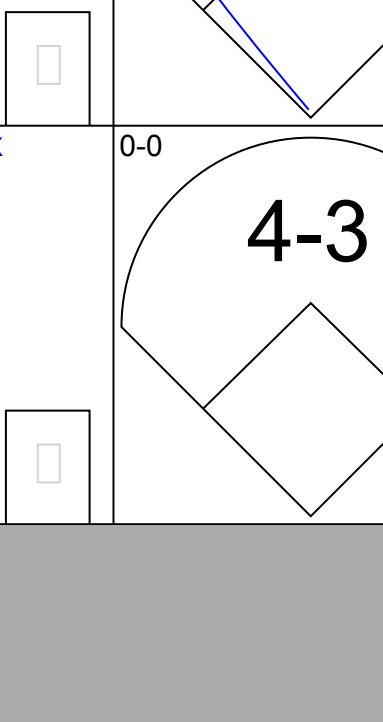
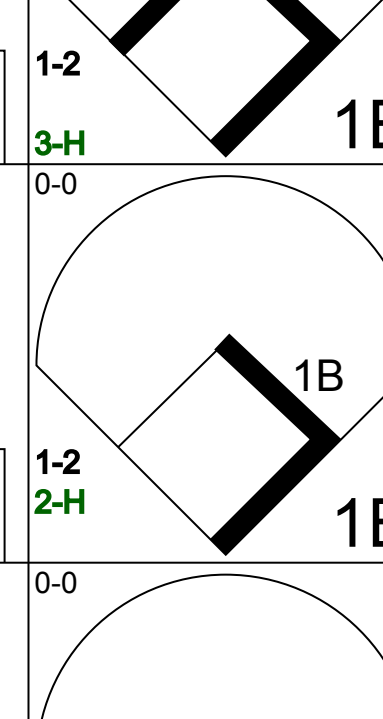
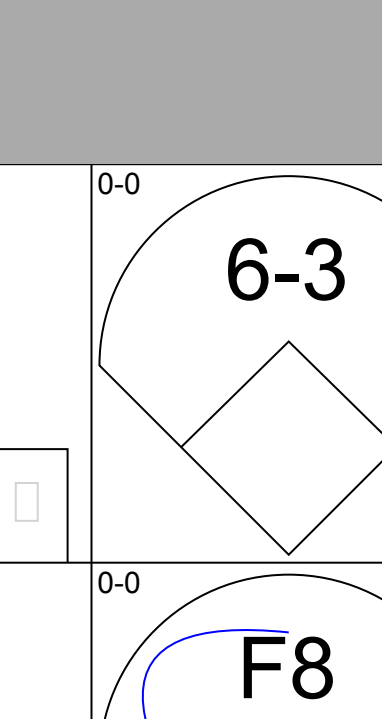
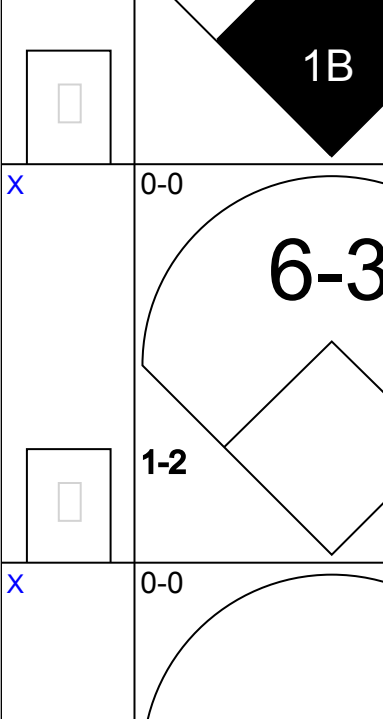
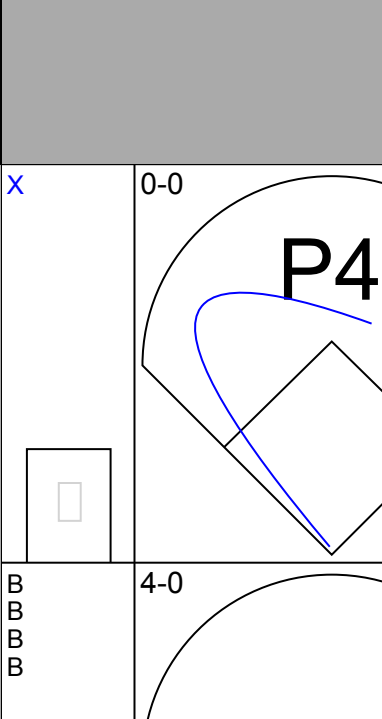
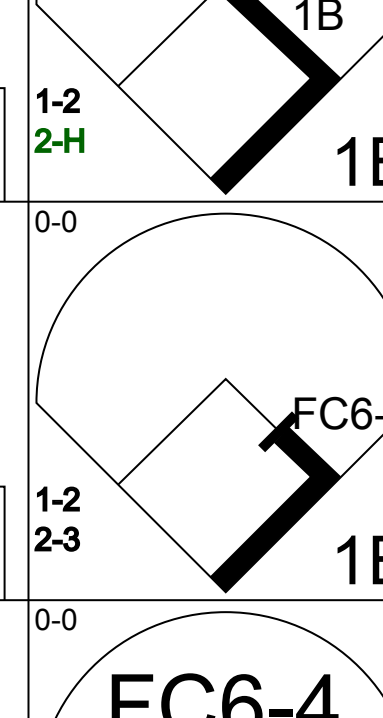
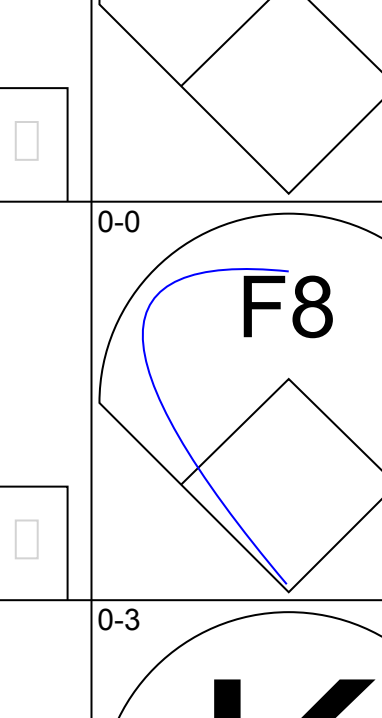
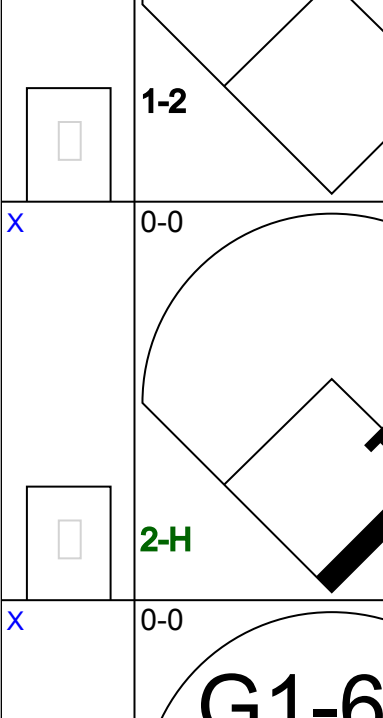
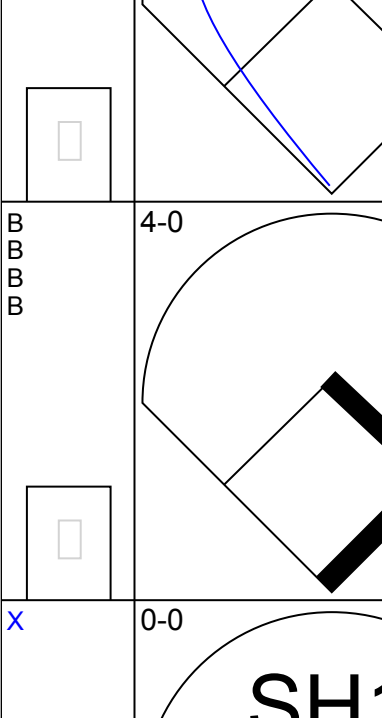
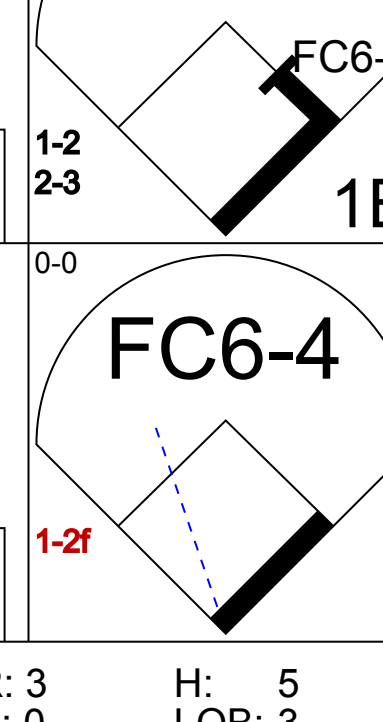
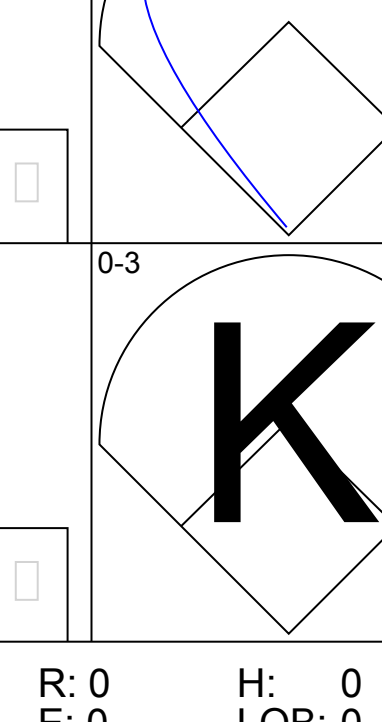
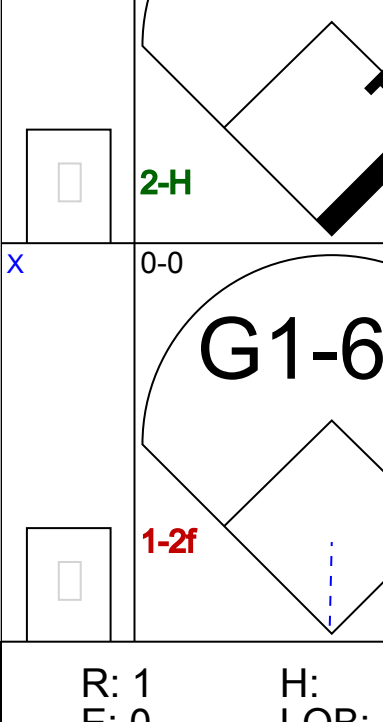
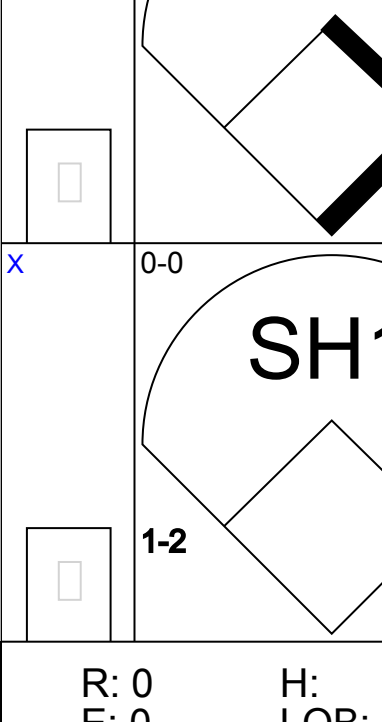


Batter	1	2	3	4	5	6	7	8	9	AB	R	H	RBI	BB	SO	LOB	BOTTOM										
Gary Redus, R (1,7) OBP: 0.227, SLG: 0.333	E	E6					K			4	1	2	0	0	1	1											
Duane Walker, L (1,9) OBP: 0.308, SLG: 0.337	SF9	F8		P3			K			3	0	0	1	0	1	3											
Dave Concepcion, R (1,6) OBP: 0.341, SLG: 0.379	F2									4	0	2	0	0	0	0											
Dan Driessen, L (1,3) OBP: 0.367, SLG: 0.416	HR			1-3			F8			4	1	1	1	0	0	2											
Cesar Cedeno, R (1,8) OBP: 0.353, SLG: 0.424	K						G1-4-3			4	1	1	0	0	1	1											
Johnny Bench, R (1,5) OBP: 0.521, SLG: 0.406										4	2	3	2	0	0	0											
Wayne Krenchicki, L (9,5) OBP: 0.317, SLG: 0.351		SH5-3								0	0	0	0	0	0	0											
Ron Oester, S (1,4) OBP: 0.296, SLG: 0.343		1B								4	0	1	0	0	1	1											
Alex Trevino, R (1,2) OBP: 0.310, SLG: 0.302		SH5-3								2	0	1	0	1	0	0											
Mario Soto, R (1,1) OBP: 0.229, SLG: 0.231										4	0	0	0	0	4	4											
Inning Stats	R: 2 E: 0 K: 1 S: 7	H: 2 LOB: 0 BB: 0 P: 7	R: 1 E: 1 K: 1 S: 8	H: 2 LOB: 2 BB: 0 P: 8	R: 1 E: 0 K: 1 S: 7	H: 2 LOB: 1 BB: 0 P: 7	R: 0 E: 0 K: 1 S: 6	H: 1 LOB: 1 BB: 0 P: 6	R: 0 E: 0 K: 0 S: 3	H: 1 LOB: 0 BB: 0 P: 3	R: 0 E: 0 K: 1 S: 6	H: 1 LOB: 1 BB: 0 P: 6	R: 0 E: 0 K: 2 S: 8	H: 1 LOB: 1 BB: 0 P: 8	R: 1 E: 0 K: 1 S: 6	H: 1 LOB: 1 BB: 1 P: 10	1B: 7 2B: 1 3B: 1 HR: 2	SF: 1 SAC: 1 DP: 1 HBP: 0	WP: 0 PA: 36 PB: 0 SB: 2 CS: 0								
PITCHER	IP	WLS	BF	H	R	ER	SO	BB	IBB	HBP	BLK	WP	HR	S	P	ERA	WHIP	PITCHER									
Rick Camp, R (1,1) ERA: 3.45	4.0	L	20	7	4	3	4	0	0	0	0	0	0	28	28	6.75	1.750										
Pascual Perez, R (5,1) ERA: 3.39	2.0		7	2	0	0	1	0	0	0	0	0	0	9	9	0.00	1.000										
Steve Bedrosian, R (7,1) ERA: 2.29	2.0		9	2	1	1	3	1	0	0	0	0	1	14	18	4.50	1.500										

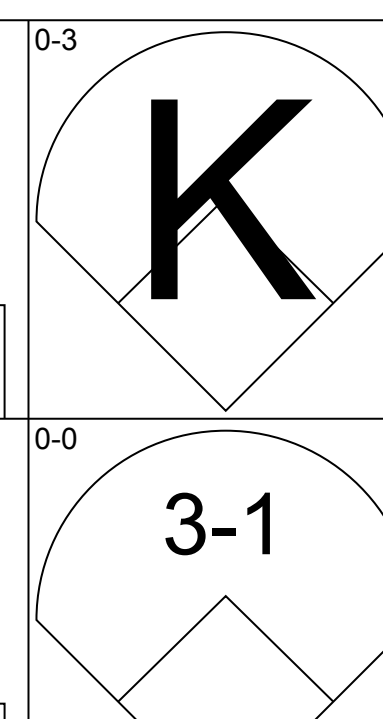
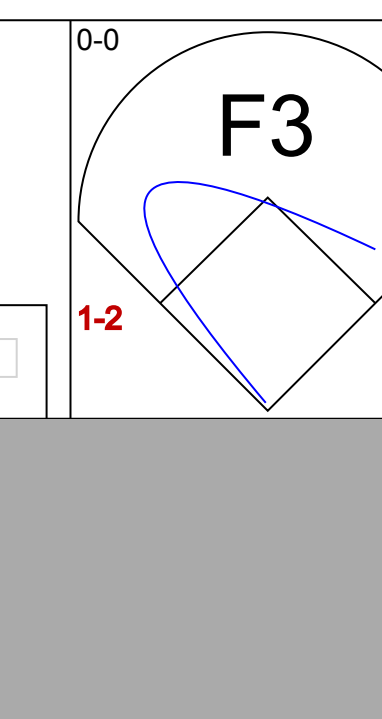
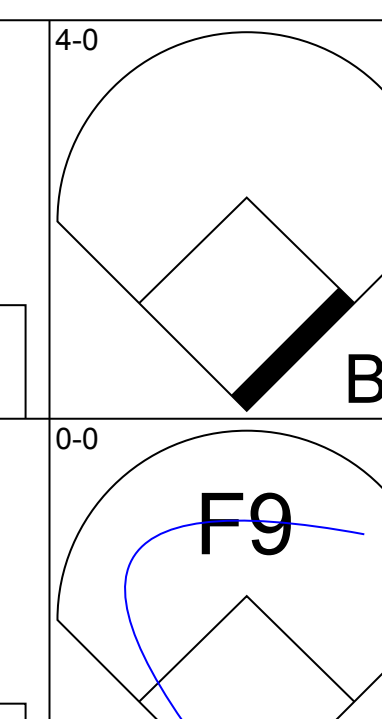
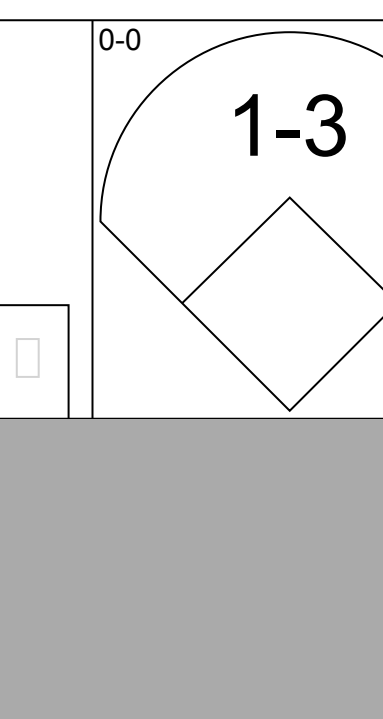
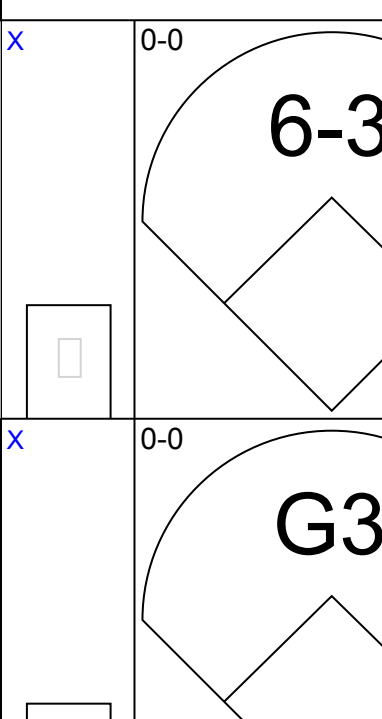
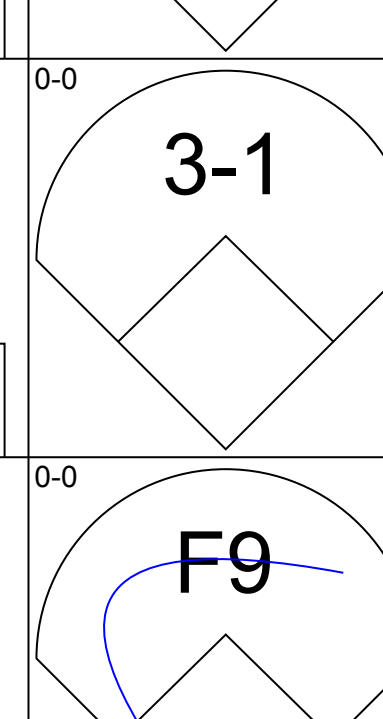
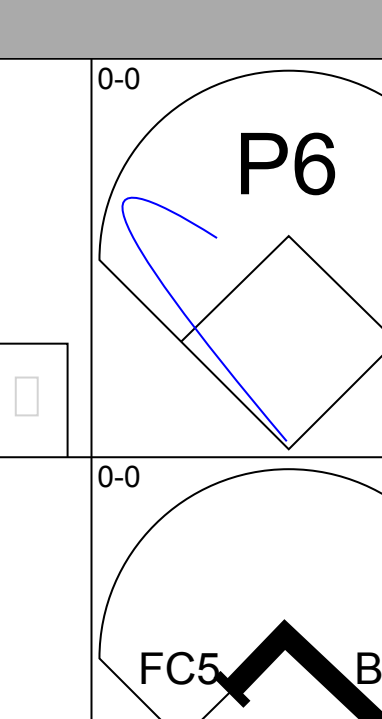
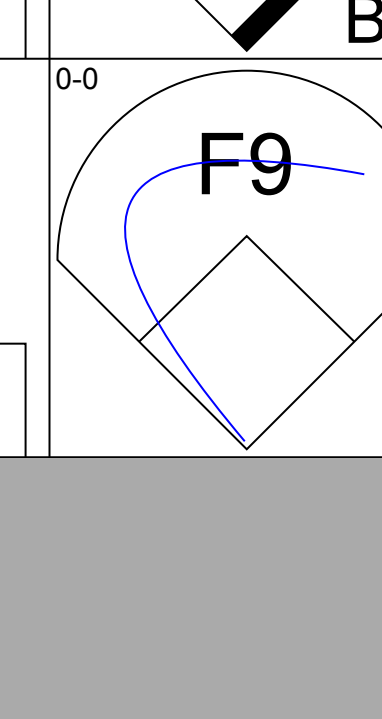
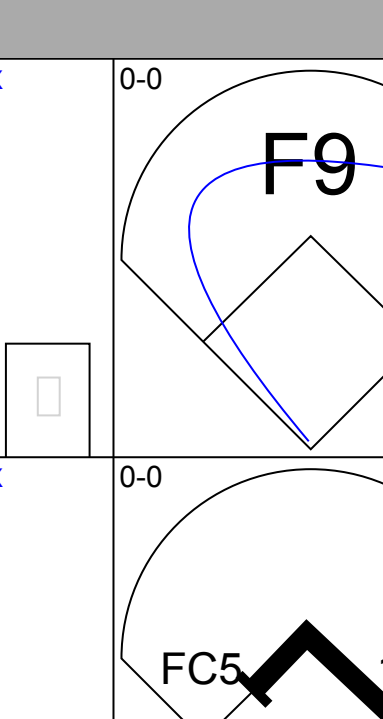
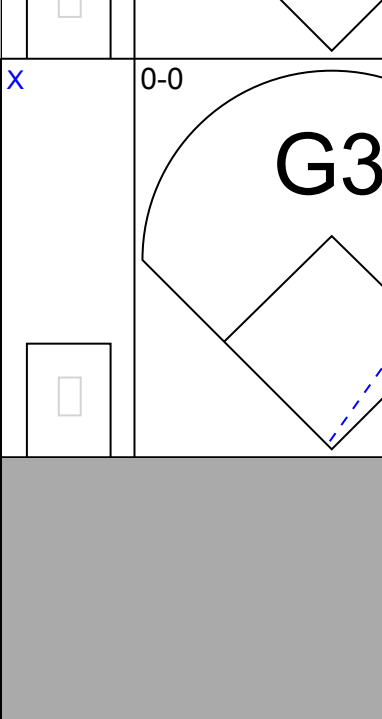
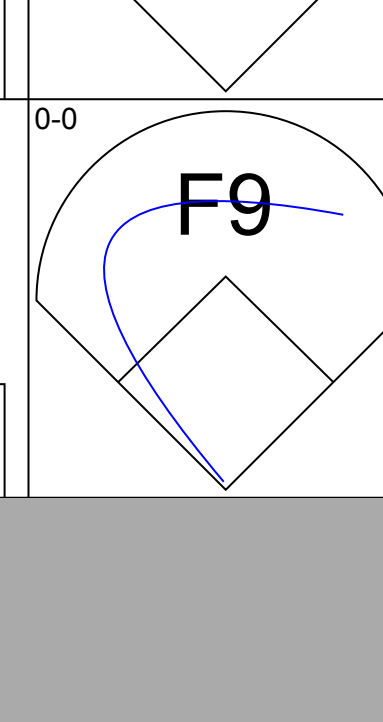
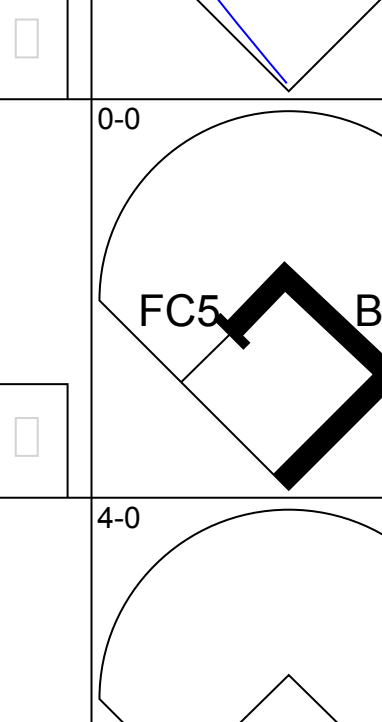

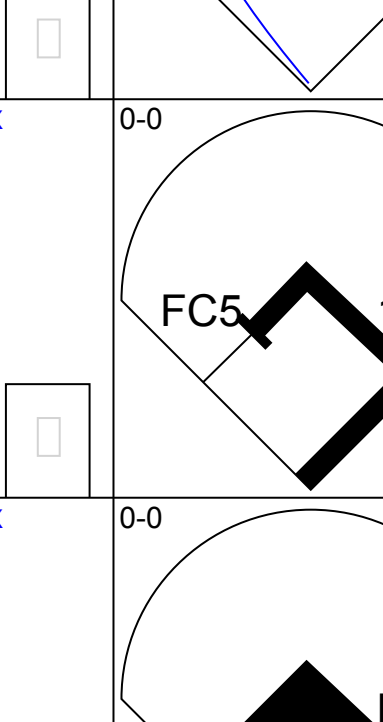
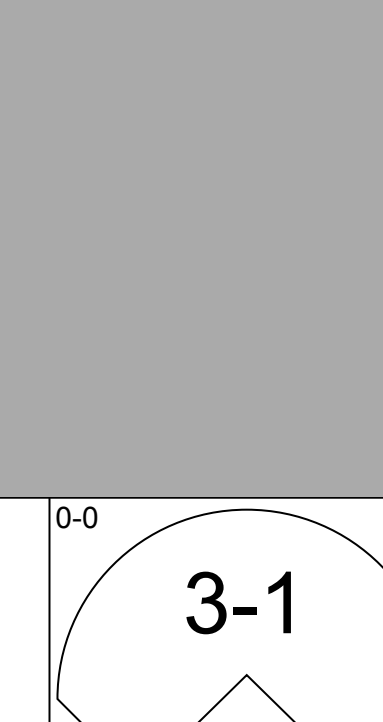
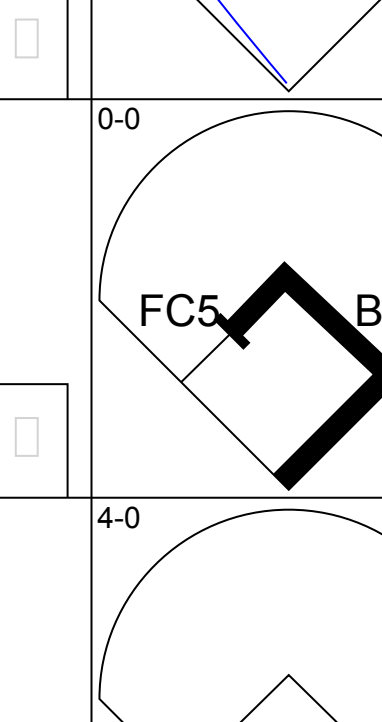

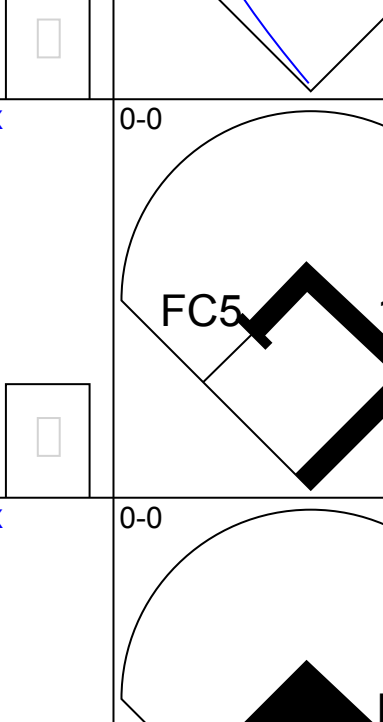
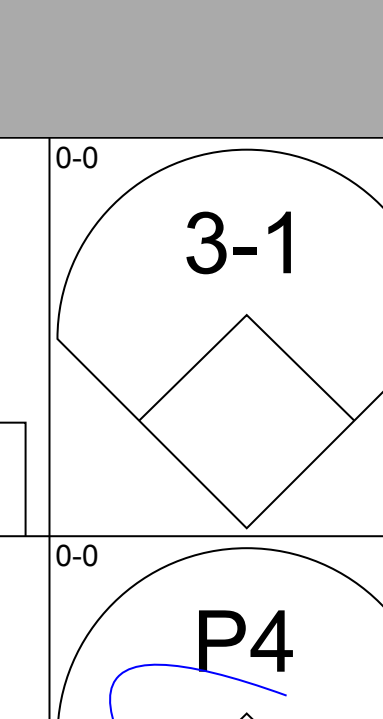
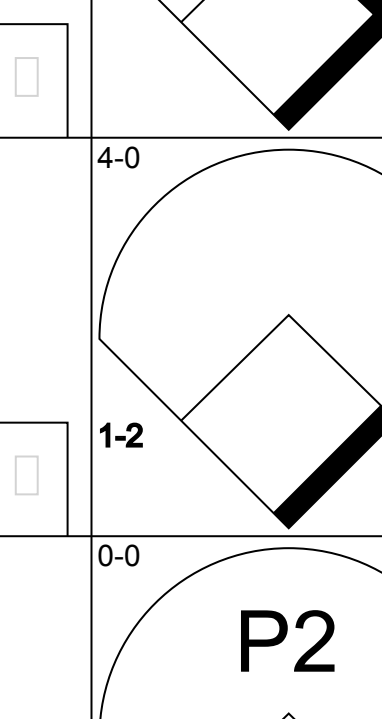
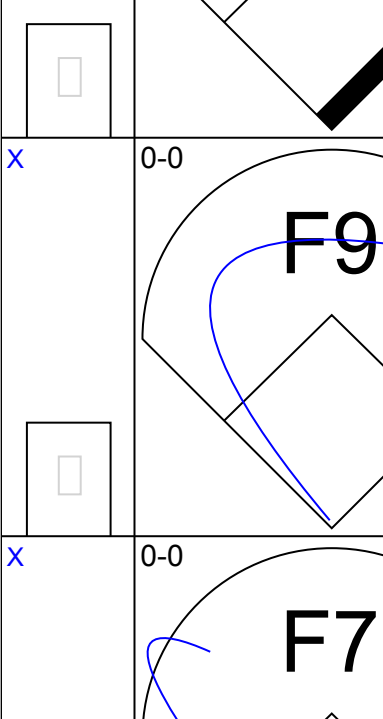
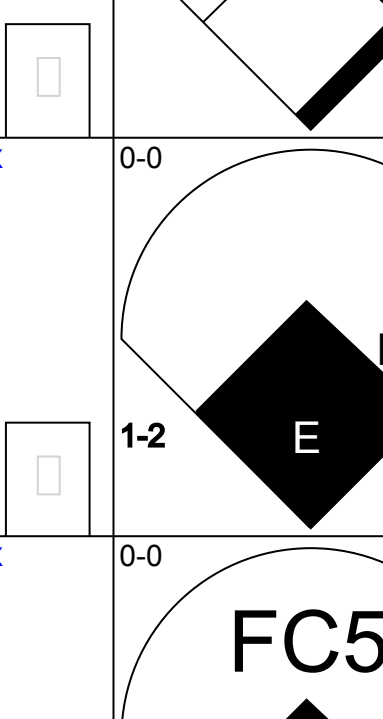
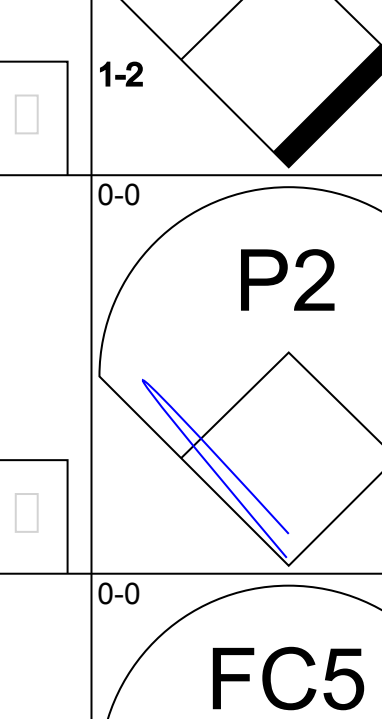
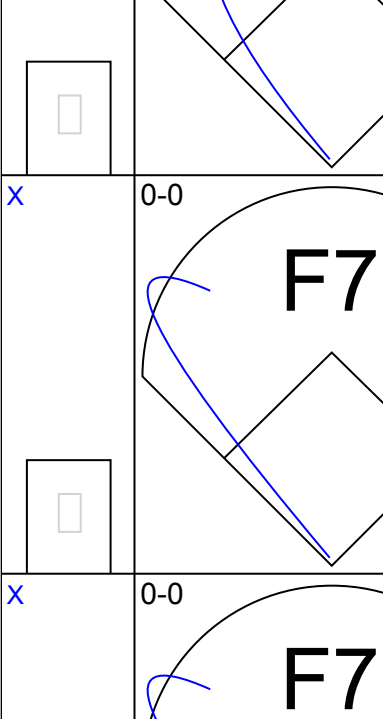
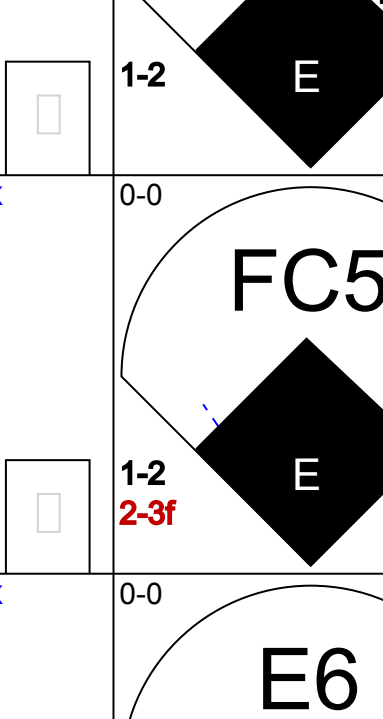
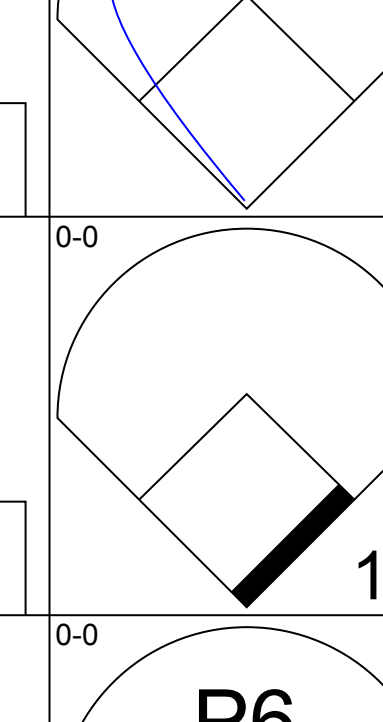

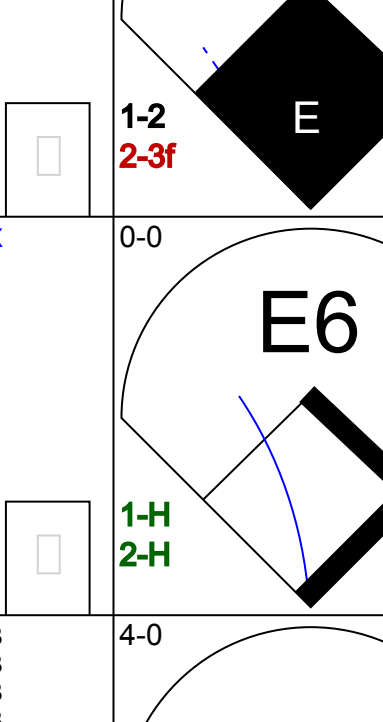

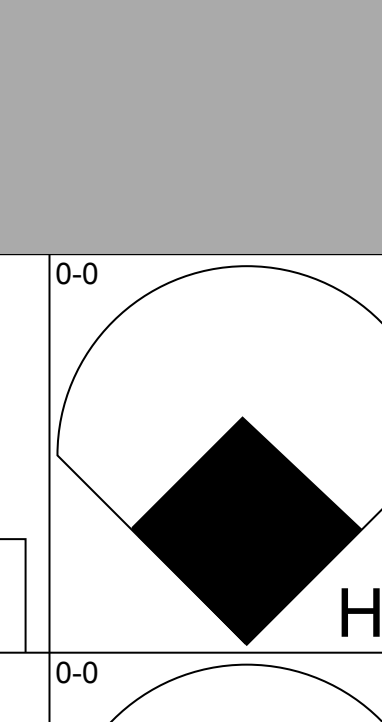
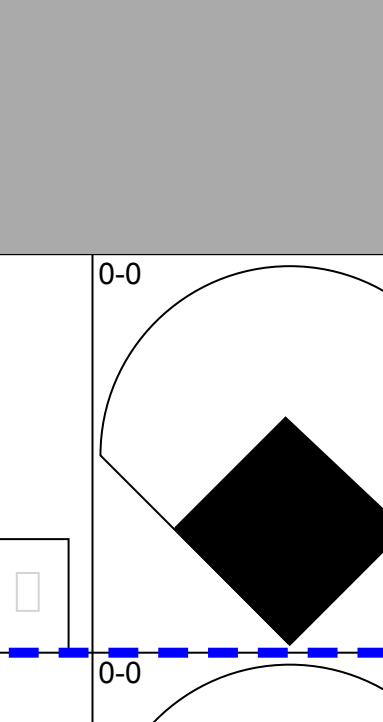
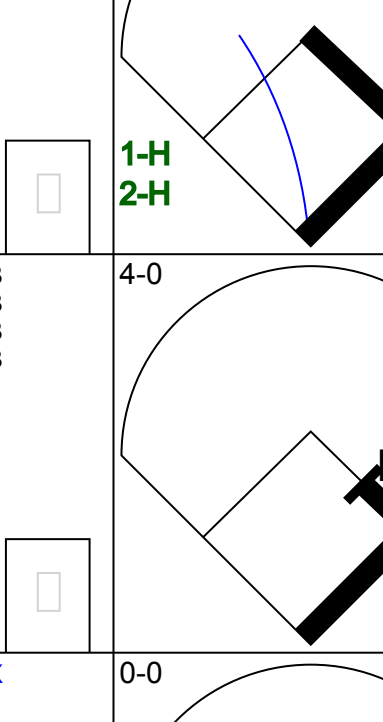
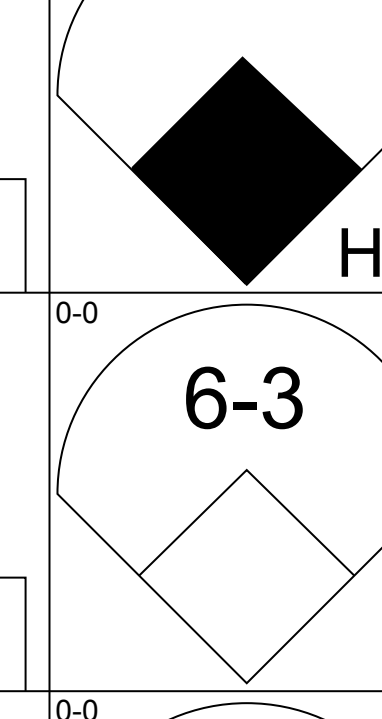
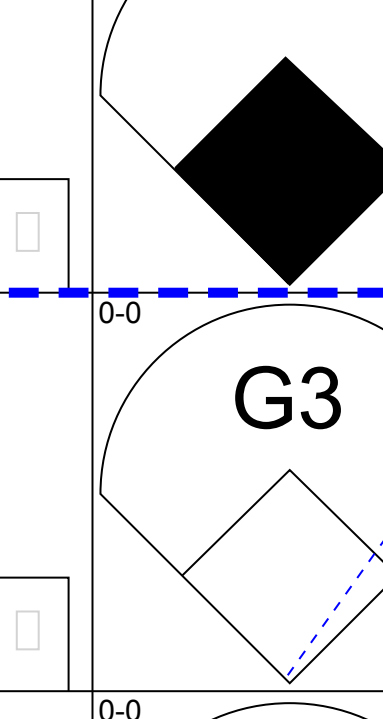

Atlanta Braves @ Cincinnati Reds
Riverfront Stadium, Cincinnati, OH
Fri Sep 17 1982, 7:05 PM EDT
Att: 11,630 - Unknown

AB 33
R 5
H 11
RBI 4
BB 1
SO 8
LOB 12



Batter	1	2	3	4	5	6	7	8	9	AB	R	H	RBI	BB	SO	LOB	TOP	
Claudell Washington, L OBP: 0.330, SLG: 0.413 (1, 9)										4	0	0	0	1	1	0	Atlanta Braves @ Cincinnati Reds Riverfront Stadium, Cincinnati, OH Sat Sep 18 1982, 7:05 PM EDT Att: 14,121 - Unknown	
Jerry Royster, R OBP: 0.342, SLG: 0.356 (1, 6) (5, 5)										5	0	0	0	0	1	2		
Dale Murphy, R OBP: 0.372, SLG: 0.522 (1, 8)										2	2	0	0	2	1	0		
Chris Chambliss, L OBP: 0.341, SLG: 0.434 (1, 3)										3	1	2	0	0	1	0		
Bob Horner, R OBP: 0.350, SLG: 0.502 Paul Zuvella, R (5, 6)										3	1	1	1	0	0	2		
Terry Harper, R OBP: 0.348, SLG: 0.313 (1, 7)										4	1	2	1	0	1	0		
Glenn Hubbard, R OBP: 0.321, SLG: 0.362 (1, 4)										4	0	1	1	0	0	1		
Bruce Benedict, R OBP: 0.310, SLG: 0.301 Matt Sinatro, R OBP: 0.206, SLG: 0.250 (1, 2) (7, 2)										3	0	2	1	0	0	0		
Phil Niekro, R OBP: 0.200, SLG: 0.253 Gene Garber, R OBP: 0.143, SLG: 0.143 (1, 1) (7, 1)										3	0	0	0	0	1	4		
Inning Stats	R: 3 E: 0 K: 1 S: 10	H: 5 LOB: 3 BB: 1 P: 14	R: 0 E: 0 K: 1 S: 5	H: 1 LOB: 0 BB: 0 P: 5	R: 0 E: 0 K: 1 S: 5	H: 0 LOB: 0 BB: 0 P: 5	R: 1 E: 0 K: 0 S: 4	H: 2 LOB: 0 BB: 0 P: 4	R: 0 E: 0 K: 0 S: 3	H: 0 LOB: 0 BB: 0 P: 3	R: 0 E: 0 K: 1 S: 5	H: 0 LOB: 0 BB: 0 P: 5	R: 0 E: 0 K: 0 S: 3	H: 0 LOB: 2 BB: 2 P: 11	1B: 8 2B: 0 3B: 0 HR: 0	SF: 0 SAC: 1 DP: 2 HBP: 0		WP: 0 PA: 38 PB: 0 SB: 1 CS: 0
PITCHER	IP	WLS	BF	H	R	ER	SO	BB	IBB	HBP	BLK	WP	HR	S	P	ERA	WHIP	
Frank Pastore, R ERA: 3.83 (1, 1)	5.0	L	23	6	4	3	5	2	0	0	0	0	0	31	39	5.40	1.600	
Greg Harris, R ERA: 4.99 (6, 1)	2.0		7	2	1	1	0	0	0	0	0	0	0	7	7	4.50	1.000	
Brad Lesley, R ERA: 2.99 (8, 1)	2.0		8	0	0	0	1	2	0	0	0	0	0	8	16	0.00	1.000	



Batter	1	2	3	4	5	6	7	8	9	AB	R	H	RBI	BB	SO	LOB	BOTTOM	
Gary Redus, R OBP: 0.224, SLG: 0.304 (1, 7)										4	0	0	0	1	1	1	Atlanta Braves @ Cincinnati Reds Riverfront Stadium, Cincinnati, OH Sat Sep 18 1982, 7:05 PM EDT Att: 14,121 - Unknown	
Duane Walker, L OBP: 0.301, SLG: 0.328 (1, 9)										5	0	0	0	0	0	1		
Dave Concepcion, R OBP: 0.344, SLG: 0.382 (1, 6)										4	0	3	0	0	0	0		
Dan Driessen, L OBP: 0.368, SLG: 0.415 (1, 3)										3	1	1	0	1	0	1		
Cesar Cedeno, R OBP: 0.350, SLG: 0.420 (1, 8)										4	1	0	0	0	0	5		
Johnny Bench, R OBP: 0.320, SLG: 0.404 Tom Lawless, R OBP: 0.247, SLG: 0.250 (1, 5) (8, FR) (9, 4)										4	0	1	0	0	0	3		
Ron Oester, S OBP: 0.300, SLG: 0.357 (1, 4) (9, 5)										3	2	2	2	1	0	1		
Dave Vangorder, R OBP: 0.274, SLG: 0.239 Wayne Krenchicki, L OBP: 0.316, SLG: 0.349 Alex Trevino, R OBP: 0.359, SLG: 0.301 (1, 2) (7, PH) (8, 2)										2	0	0	0	0	0	0		
Frank Pastore, R OBP: 0.200, SLG: 0.278 Rafael Landestoy, S OBP: 0.284, SLG: 0.206 Greg Harris, R OBP: 0.274, SLG: 0.167 Mike Vail, R OBP: 0.224, SLG: 0.385 Brad Lesley, R OBP: 0.371, SLG: 0.420 (1, 1) (5, PH) (8, 1) (7, PH) (8, 1) (9, PH)										1	0	1	0	0	0	0		
Inning Stats	R: 0 E: 0 K: 1 S: 5	H: 0 LOB: 0 BB: 0 P: 5	R: 0 E: 0 K: 0 S: 4	H: 1 LOB: 1 BB: 0 P: 4	R: 0 E: 0 K: 0 S: 3	H: 1 LOB: 0 BB: 0 P: 3	R: 0 E: 0 K: 0 S: 4	H: 1 LOB: 1 BB: 0 P: 4	R: 1 E: 0 K: 0 S: 4	H: 1 LOB: 1 BB: 0 P: 4	R: 0 E: 0 K: 0 S: 6	H: 2 LOB: 2 BB: 1 P: 10	R: 0 E: 0 K: 0 S: 3	H: 0 LOB: 0 BB: 0 P: 3	1B: 6 2B: 0 3B: 0 HR: 2	SF: 0 SAC: 0 DP: 0 HBP: 0		WP: 0 PA: 38 PB: 0 SB: 0 CS: 0
PITCHER	IP	WLS	BF	H	R	ER	SO	BB	IBB	HBP	BLK	WP	HR	S	P	ERA	WHIP	
Phil Niekro, R ERA: 4.02 (1, 1)	6.0	W	25	6	2	2	1	2	0	0	0	0	0	25	33	3.00	1.333	
Gene Garber, R ERA: 2.31 (7, 1)	3.0	S	13	2	2	0	0	1	0	0	0	0	0	12	16	0.00	1.000	



Batter	1	2	3	4	5	6	7	8	9	AB	R	H	RBI	BB	SO	LOB	TOP					
Jerry Royster, R OBP: 0.345, SLG: 0.374 (1, 5)	0-3 K	0-0 1B 2B 1B		0-0 SH1-4		0-0 HR		0-0 F9		4	2	2	2	0	1	1						
Rafael Ramirez, R OBP: 0.310, SLG: 0.357 (1, 6)	0-0 4-3	0-0 2B 1B		0-0 SF8		0-0 6-3			0-0 G3-6-3 1B	4	1	3	2	0	0	0						
Claudell Washington, L OBP: 0.330, SLG: 0.413 (1, 9)	0-0 4-3	0-0 2B		0-0 IBB			0-3 K		0-0 G3-6-3 1B	4	0	1	2	1	1	2						
Dale Murphy, R OBP: 0.374, SLG: 0.520 (1, 8)	4-0 BB	0-3 K		0-3 K			4-0 4-3 BB		4-0 BB	2	0	0	0	3	2	3						
Chris Chambliss, L OBP: 0.338, SLG: 0.429 (1, 3)	0-3 K		0-0 4-3		0-3 K		0-0 4-3		0-0 4-3	5	0	0	0	0	2	4						
Terry Harper, R OBP: 0.336, SLG: 0.300 (1, 7)		0-3 K	0-3 K		0-0 L4		0-3 K			4	0	0	0	0	3	1						
Glenn Hubbard, R OBP: 0.320, SLG: 0.359 (1, 4)		1-0 SH1-3 1B HBP	0-0 5-3		0-0 P6			0-0 F8		3	1	0	0	0	0	0						
Matt Sinatro, R OBP: 0.209, SLG: 0.250 (1, 2)		0-0 1B SH1-3 1B		0-0 E6 SH1-4 BB SF8		0-3 K		0-3 K		4	2	1	0	0	2	0						
Rick Mahler, R OBP: 0.230, SLG: 0.228 Pascual Perez, R OBP: 0.353, SLG: 0.357 (1, 1) (3, 1)		0-0 SH1-3		4-0 SH1-4 BB		0-0 6-3		0-0 2B		0	0	0	0	0	0	0						
Inning Stats	R: 0 E: 0 K: 2 S: 8	H: 1 LOB: 2 BB: 1 P: 12	R: 4 E: 0 K: 2 S: 11	H: 4 LOB: 1 BB: 0 P: 12	R: 0 E: 0 K: 1 S: 5	H: 0 LOB: 0 BB: 0 P: 5	R: 1 E: 1 K: 1 S: 6	H: 0 LOB: 2 BB: 2 P: 14	R: 0 E: 0 K: 1 S: 5	H: 0 LOB: 0 BB: 0 P: 5	R: 1 E: 0 K: 1 S: 6	H: 1 LOB: 0 BB: 0 P: 6	R: 0 E: 0 K: 2 S: 7	H: 0 LOB: 1 BB: 1 P: 11	R: 0 E: 0 K: 1 S: 6	H: 1 LOB: 1 BB: 0 P: 6	R: 0 E: 0 K: 0 S: 3	H: 1 LOB: 1 BB: 1 P: 7	1B: 5 2B: 2 3B: 0 HR: 1	SF: 1 SAC: 2 DP: 1 HBP: 1	WP: 0 PB: 0 SB: 0 CS: 0	PA: 41
PITCHER	IP WLS BF	H R ER SO	BB IBB HBP BLK	WP HR S P	ERA WHIP	PITCHER	IP WLS BF	H R ER SO	BB IBB HBP BLK	WP HR S P	ERA WHIP											
Bruce Berenyi, R ERA: 3.58 (1, 1)	4.0 L	22 5 5 4 6	2 1 1 0	0 0 30 43	9.00 1.750																	
Greg Harris, R ERA: 4.92 (5, 1)	3.0	11 1 1 1 4	1 0 0 0	0 1 18 22	3.00 0.667																	
Ben Hayes, R ERA: 2.35 (8, 1)	2.0	8 2 0 0 1	1 0 0 0	0 0 9 13	0.00 1.500																	

Atlanta Braves @ Cincinnati Reds
Riverfront Stadium, Cincinnati, OH
Sun Sep 19 1982, 3:33 AM EDT
Att: 12,203 - Unknown

AB	32
R	6
H	8
RBI	6
BB	5
SO	11
LOB	11

Braves

Batter	1	2	3	4	5	6	7	8	9	AB	R	H	RBI	BB	SO	LOB	BOTTOM			
Gary Redus, R OBP: 0.226, SLG: 0.360 (1, 7)	0-0 HR	0-0 F9		0-3 K			0-0 F7			4	1	1	1	0	1	1				
Duane Walker, L OBP: 0.296, SLG: 0.322 Ben Hayes, R (8, 1)	0-0 5-3		0-0 6-3		0-0 3-1		0-0 F8			4	0	0	0	0	0	0				
Dave Concepcion, R OBP: 0.345, SLG: 0.383 (1, 6)	0-0 CS 1B		0-0 1B 1B		0-0 1-3		0-0 5-3			4	0	2	0	0	0	0				
Dan Driessen, L OBP: 0.369, SLG: 0.416 (1, 3)	0-0 1B 1B		0-0 1B 1B		0-0 G3		0-0 F8			4	0	2	0	0	0	0				
Cesar Cedeno, R OBP: 0.353, SLG: 0.423 (1, 8)	0-0 1B		0-0 1B	1-2 2-3 1B		0-0 L4-6 BB 1B		0-3 K		4	0	3	0	0	1	0				
Johnny Bench, R OBP: 0.317, SLG: 0.400 (1, 5)	0-0 5-3		0-0 K		0-0 F7		0-0 F2			4	0	0	0	0	1	6				
Ron Oester, S OBP: 0.301, SLG: 0.357 (1, 4)		0-0 F8	0-0 F8		4-0 BB		0-0 1B		0-0 1B	3	0	1	0	1	0	3				
Alex Trevino, R OBP: 0.309, SLG: 0.300 (1, 2)		0-0 SH3-4 1B		0-0 6-3		0-0 L4-6	2-3	0-0 F7		4	0	1	0	0	0	3				
Bruce Berenyi, R OBP: 0.228, SLG: 0.286 Rafael Landestoy, S OBP: 0.252, SLG: 0.263 Greg Harris, S OBP: 0.211, SLG: 0.167 Paul Householder, S OBP: 0.261, SLG: 0.323 (1, 1) (4, PH) (5, 1) (7, PH) (8, 9)		0-0 SH3-4		0-0 3-1		0-0 F8		0-0 4-3		0	0	0	0	0	0	0				
Inning Stats	R: 1 E: 0 K: 0 S: 6	H: 4 LOB: 2 BB: 0 P: 6	R: 0 E: 0 K: 0 S: 4	H: 1 LOB: 1 BB: 0 P: 4	R: 0 E: 0 K: 1 S: 8	H: 3 LOB: 3 BB: 0 P: 8	R: 0 E: 0 K: 1 S: 5	H: 0 LOB: 0 BB: 0 P: 5	R: 0 E: 0 K: 0 S: 3	H: 0 LOB: 0 BB: 0 P: 3	R: 0 E: 0 K: 0 S: 3	H: 1 LOB: 1 BB: 1 P: 7	R: 0 E: 0 K: 1 S: 5	H: 0 LOB: 0 BB: 0 P: 3	R: 0 E: 0 K: 0 S: 4	H: 1 LOB: 1 BB: 0 P: 4	1B: 9 2B: 1 3B: 0 HR: 1	SF: 0 SAC: 1 DP: 1 HBP: 0	WP: 0 PB: 0 SB: 0 CS: 1	PA: 36
PITCHER	IP WLS BF	H R ER SO	BB IBB HBP BLK	WP HR S P	ERA WHIP	PITCHER	IP WLS BF	H R ER SO	BB IBB HBP BLK	WP HR S P	ERA WHIP									
Rick Mahler, R ERA: 4.19 (1, 1)	2.1	14 8 1 1 0	0 0 0 0	0 0 14 14	3.86 3.429															
Pascual Perez, R ERA: 3.05 (3, 1)	6.2	22 2 0 0 3	1 0 0 0	0 0 27 31	0.00 0.450															

Atlanta Braves @ Cincinnati Reds
Riverfront Stadium, Cincinnati, OH
Sun Sep 19 1982, 3:33 AM EDT
Att: 12,203 - Unknown

AB	34
R	1
H	10
RBI	1
BB	1
SO	3
LOB	14

REDS

Batter	1	2	3	4	5	6	7	8	9	AB	R	H	RBI	BB	SO	LOB	TOP			
Jerry Royster, R (1, 5) OBP: 0.343, SLG: 0.368	E6 1B WP						F9			3	1	0	0	1	0	0				
Rafael Ramirez, R (1, 6) OBP: 0.311, SLG: 0.363	WP G3 1-3	1-3 BB					F9			4	1	2	1	0	0	2				
Claudell Washington, L (1, 9) OBP: 0.329, SLG: 0.410	G3 1-2						F9			4	0	0	0	0	1	2				
Dale Murphy, R (1, 8) OBP: 0.375, SLG: 0.519	K2-3 2-3 3-H						F8			3	1	1	0	1	1	1				
Chris Chambliss, L (1, 3) OBP: 0.339, SLG: 0.431	IBB						F7			3	0	1	1	1	0	1				
Terry Harper, R (1, 7) OBP: 0.325, SLG: 0.288	G3						F9			4	0	0	0	0	0	4				
Glenn Hubbard, R (1, 4) OBP: 0.320, SLG: 0.358							F9			4	0	1	0	0	1	0				
Matt Sinatro, R (1, 2) OBP: 0.200, SLG: 0.239	E6 FC3-6						F3			3	0	0	0	0	0	0				
Tommy Boggs, R (1, 1) OBP: 0.231, SLG: 0.231							F8			3	0	0	0	0	0	1				
Steve Bedrosian, R (6, 1) OBP: 0.080, SLG: 0.042	FC3-6									0	0	0	0	0	0	0				
Larry Whisenton, L (9, PH) OBP: 0.343, SLG: 0.404	WP BLK 1-2									1	0	0	0	0	0	1				
Gene Garber, R (9, 1) OBP: 0.143, SLG: 0.143										0	0	0	0	0	0	0				
Inning Stats	R: 1 E: 1 K: 1 S: 7	H: 1 LOB: 2 BB: 1 P: 11	R: 0 E: 1 K: 0 S: 4	H: 0 LOB: 2 BB: 1 P: 8	R: 0 E: 0 K: 1 S: 6	H: 1 LOB: 1 BB: 0 P: 6	R: 0 E: 0 K: 1 S: 5	H: 0 LOB: 0 BB: 0 P: 5	R: 2 E: 0 K: 0 S: 5	H: 2 LOB: 1 BB: 1 P: 9	R: 0 E: 0 K: 0 S: 3	H: 0 LOB: 0 BB: 0 P: 3	R: 0 E: 0 K: 0 S: 3	H: 0 LOB: 0 BB: 0 P: 3	R: 0 E: 0 K: 0 S: 3	H: 1 LOB: 1 BB: 0 P: 3	1B: 3 2B: 2 3B: 0 HR: 1	SF: 0 SAC: 1 DP: 1 HBP: 0	WP: 2 PA: 36 PB: 0 SB: 1 CS: 0	
PITCHER	IP WLS BF H R ER SO BB IBB HBP BLK WP HR S P ERA WHIP																			
Nolan Ryan, R (1, 1) ERA: 3.23	6.0	27	4	3	2	3	2	1	0	1	2	1	30	42	3.00	1.000				
Dave Smith, R (7, 1) ERA: 3.99	3.0	W 9	1	0	0	0	0	0	0	0	0	0	9	9	0.00	0.333				

Atlanta Braves @ Houston Astros
Astrodome, Houston, TX
Mon Sep 20 1982, 8:05 PM EDT
Att: 12,634 - Unknown

AB 32
R 3
H 5
RBI 2
BB 3
SO 3
LOB 12

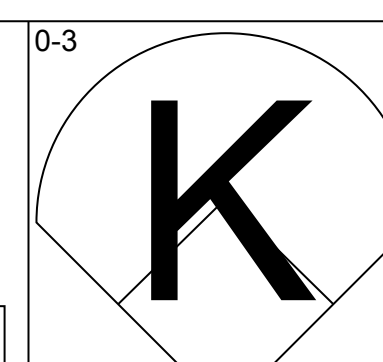
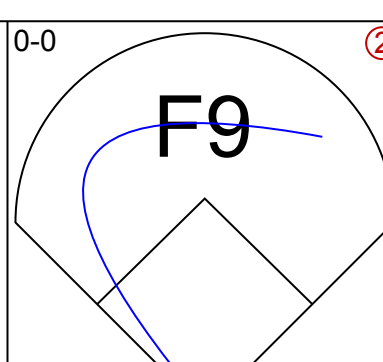
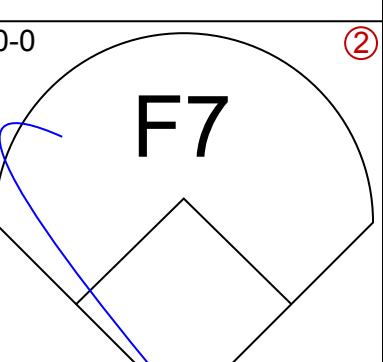
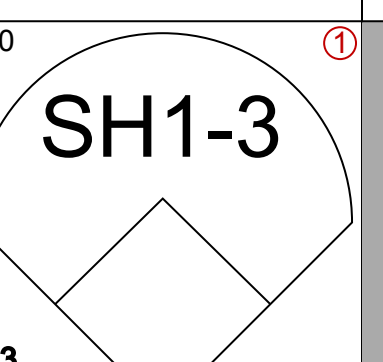
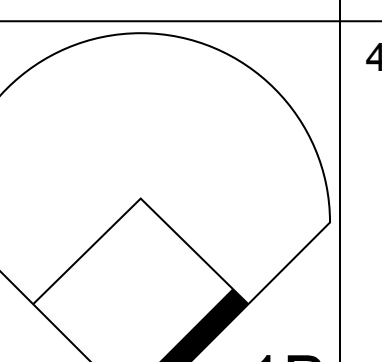
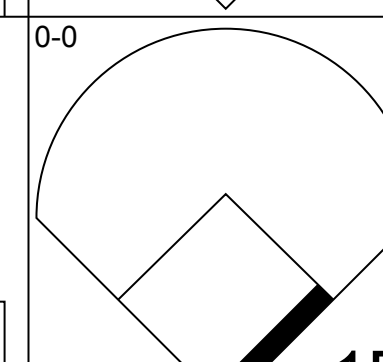
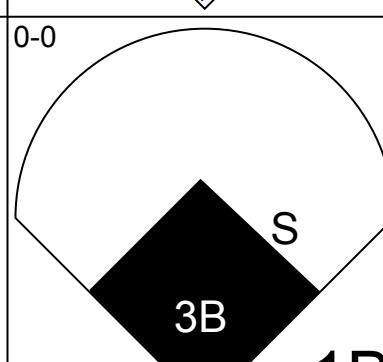
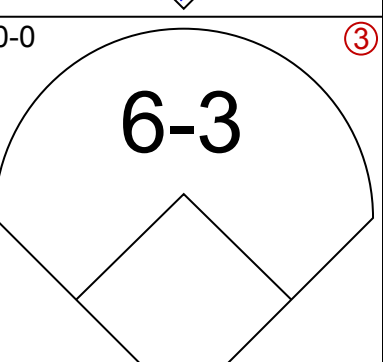
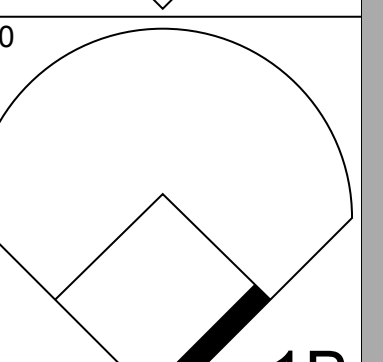
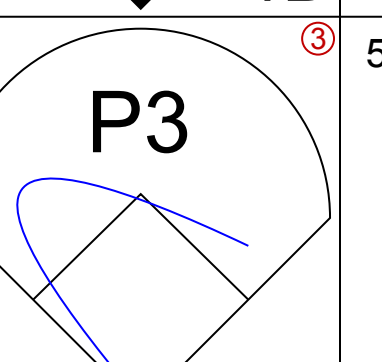
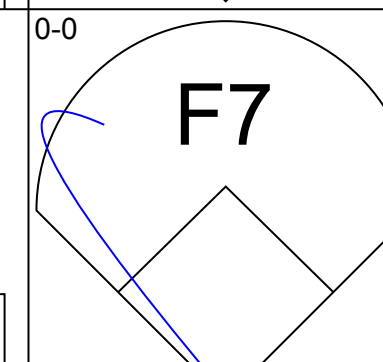
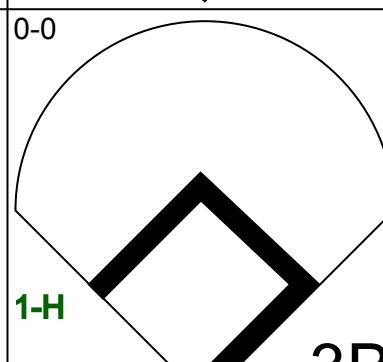

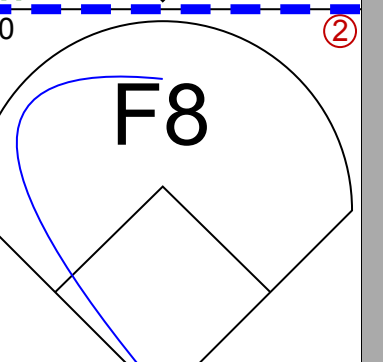
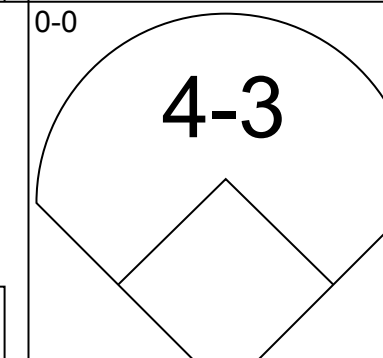
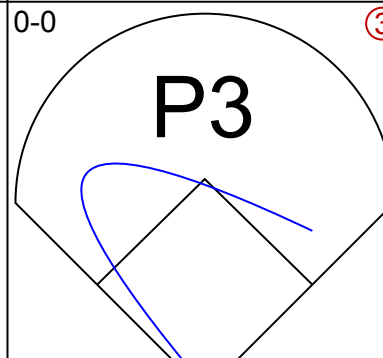

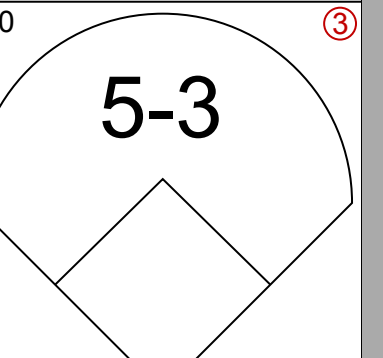
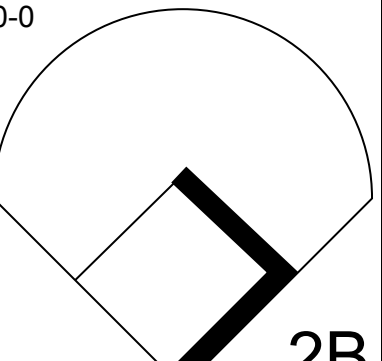
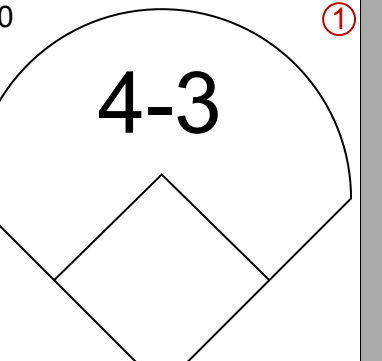
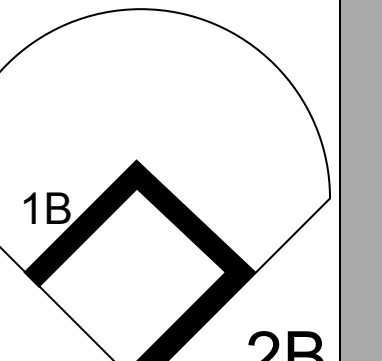
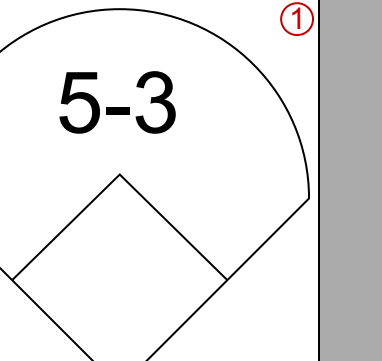

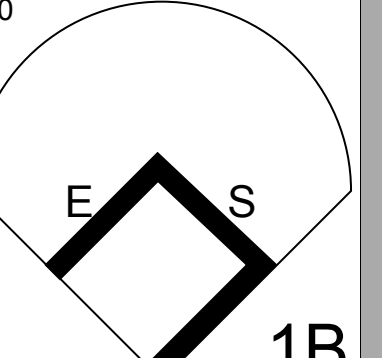
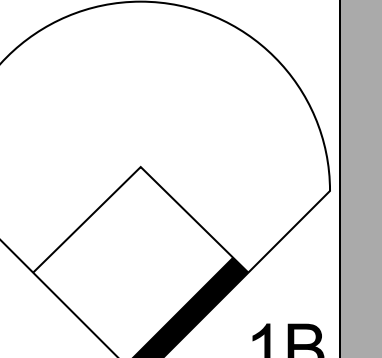
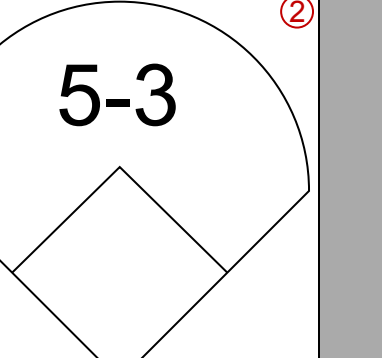

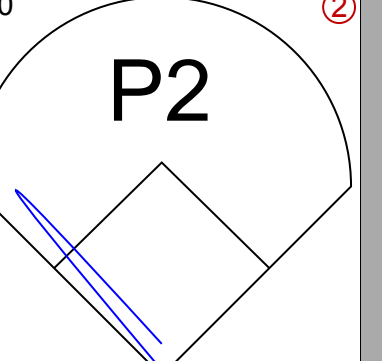
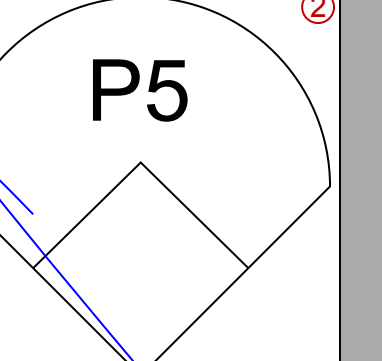

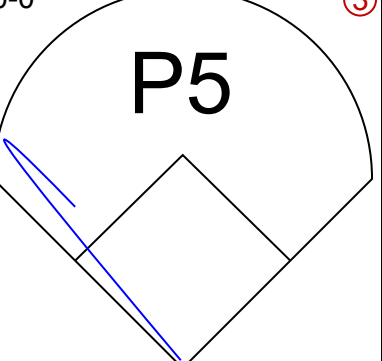
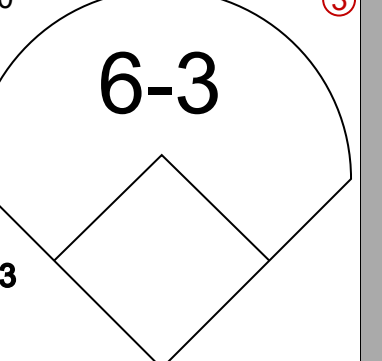
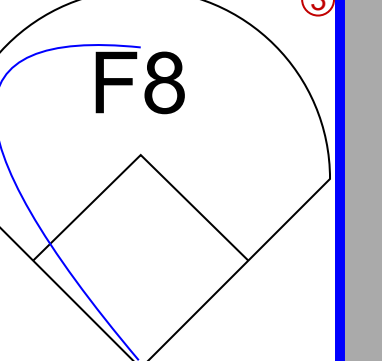
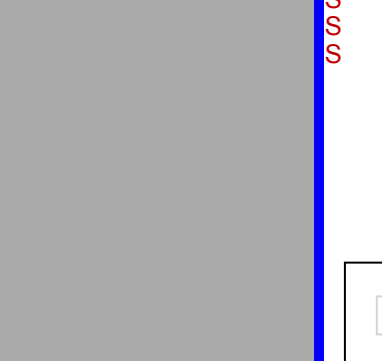

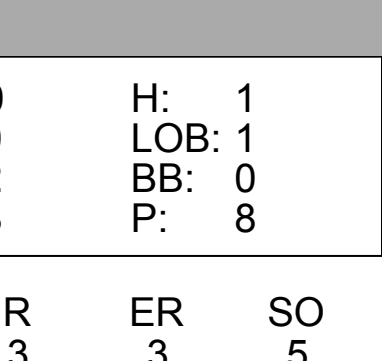
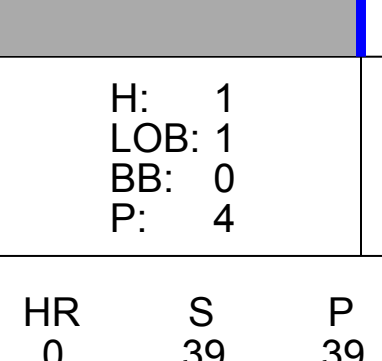
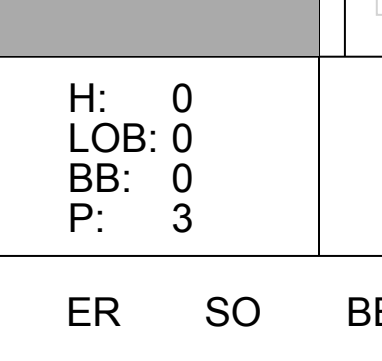
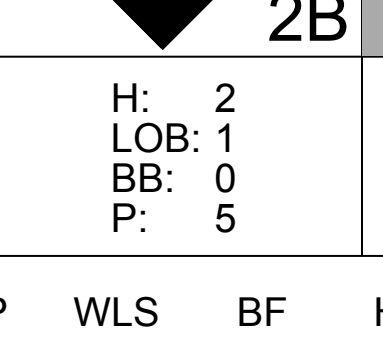


Batter	1	2	3	4	5	6	7	8	9	AB	R	H	RBI	BB	SO	LOB	BOTTOM				
Terry Puhl, L (1, 8) OBP: 0.328, SLG: 0.378	1-3						P4			5	1	2	0	0	0	0					
Dickie Thon, R (1, 6) OBP: 0.325, SLG: 0.397	K						K			4	1	2	1	1	2	0					
Ray Knight, R (1, 3) OBP: 0.348, SLG: 0.413										4	1	3	0	0	0	2					
Phil Garner, R (1, 5) OBP: 0.308, SLG: 0.417	K									4	1	2	1	0	1	2					
Jose Cruz, L (1, 7) OBP: 0.341, SLG: 0.374										4	0	1	0	0	0	3					
Alan Ashby, S (1, 2) OBP: 0.312, SLG: 0.406										2	0	1	1	0	0	1					
Danny Heep, L (1, 9) OBP: 0.179, SLG: 0.375										2	0	0	0	1	0	2					
Scott Loucks, R (6, PR) OBP: 0.192, SLG: 0.160	G6-4-3									0	0	0	0	0	0	0					
Tony Scott, S (8, PH) OBP: 0.261, SLG: 0.287										1	0	0	0	0	0	1					
Bill Doran, S (1, 4) OBP: 0.296, SLG: 0.333										4	0	1	0	0	0	1					
Nolan Ryan, R (1, 1) OBP: 0.179, SLG: 0.127										2	0	0	0	0	1	0					
Denny Walling, L (6, PH) OBP: 0.305, SLG: 0.258										1	0	0	0	0	0	3					
Dave Smith, R (7, 1) ERA: 2.23										0	0	0	0	0	0	0					
Harry Spilman, L (9, PH) OBP: 0.306, SLG: 0.333										1	0	0	0	0	1	0					
Inning Stats	R: 0 E: 0 K: 2 S: 8	H: 1 LOB: 1 BB: 0 P: 8	R: 0 E: 0 K: 0 S: 3	H: 1 LOB: 0 BB: 0 P: 3	R: 0 E: 0 K: 0 S: 5	H: 2 LOB: 2 BB: 0 P: 5	R: 0 E: 0 K: 0 S: 4	H: 1 LOB: 1 BB: 0 P: 4	R: 0 E: 0 K: 1 S: 5	H: 0 LOB: 0 BB: 0 P: 5	R: 3 E: 1 K: 0 S: 6	H: 3 LOB: 3 BB: 2 P: 14	R: 0 E: 0 K: 1 S: 6	H: 1 LOB: 1 BB: 0 P: 6	R: 0 E: 0 K: 0 S: 4	H: 1 LOB: 1 BB: 0 P: 4	R: 1 E: 0 K: 1 S: 5	H: 2 LOB: 1 BB: 0 P: 5	1B: 9 2B: 2 3B: 1 HR: 0	SF: 1 SAC: 1 DP: 1 HBP: 0	WP: 1 PA: 38 PB: 0 SB: 3 CS: 0
PITCHER	IP WLS BF H R ER SO BB IBB HBP BLK WP HR S P ERA WHIP																				
Tommy Boggs, R (1, 1) ERA: 2.58	5.0	22	7	3	2	3	1	0	0	0	0	0	27	31	3.60	1.600					
Steve Bedrosian, R (6, 1) ERA: 2.23	3.0	13	3	0	0	1	1	0	0	0	0	0	14	18	0.00	1.333					
Gene Garber, R (9, 1) ERA: 2.39	0.1	L 3	2	1	1	1	0	0	0	0	0	0	5	5	27.00	6.000					

Atlanta Braves @ Houston Astros
Astrodome, Houston, TX
Mon Sep 20 1982, 8:05 PM EDT
Att: 12,634 - Unknown

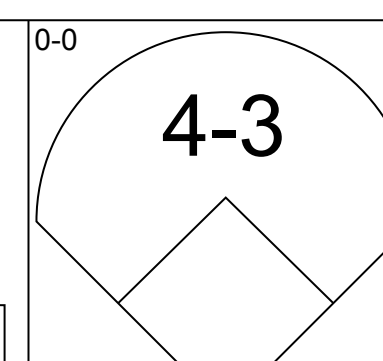
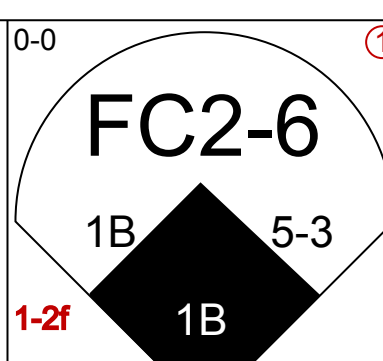
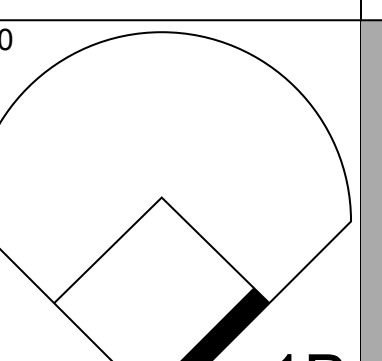
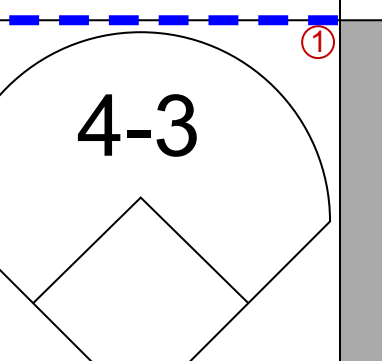
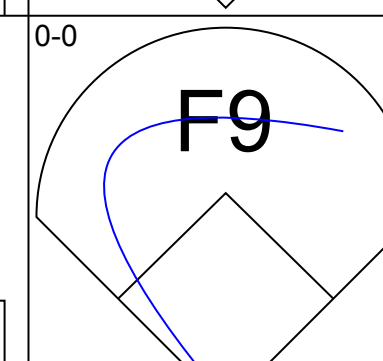
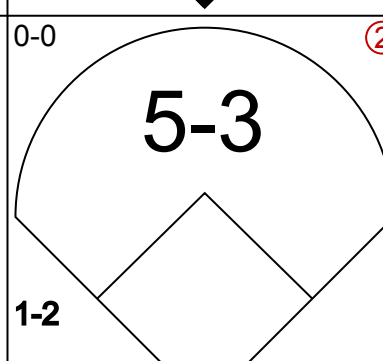
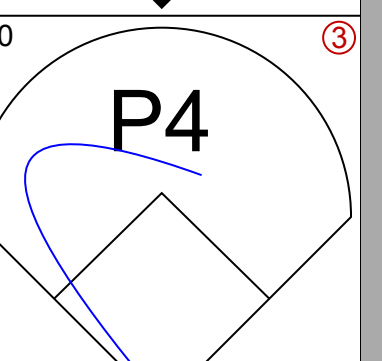
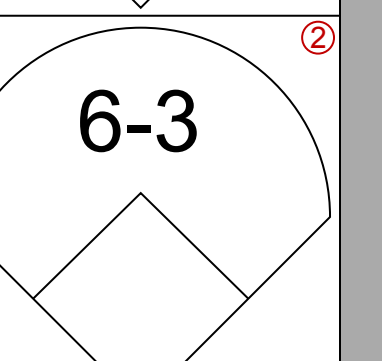
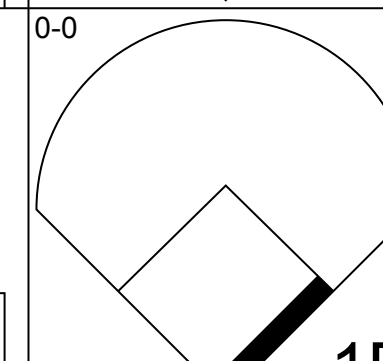
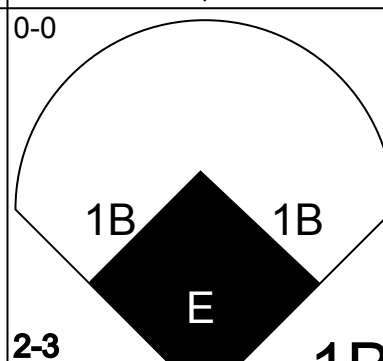

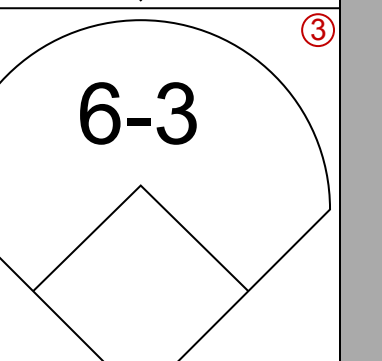

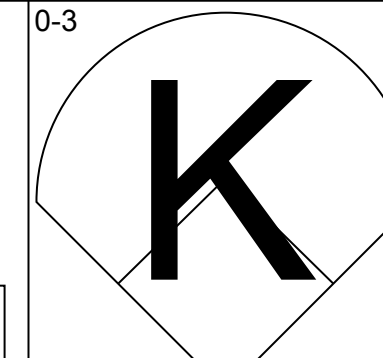
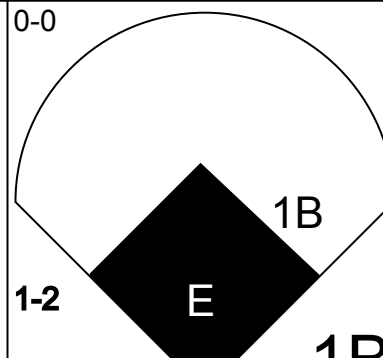


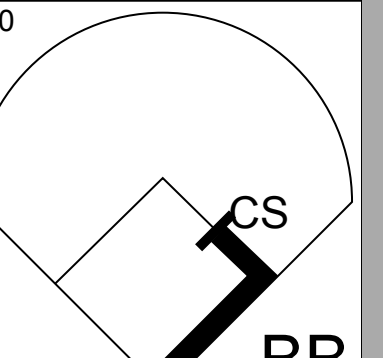
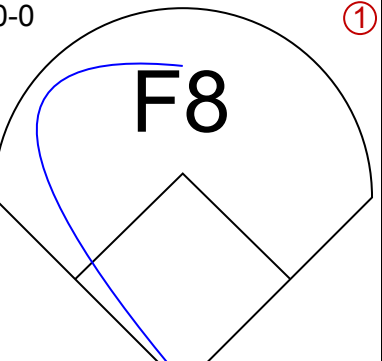
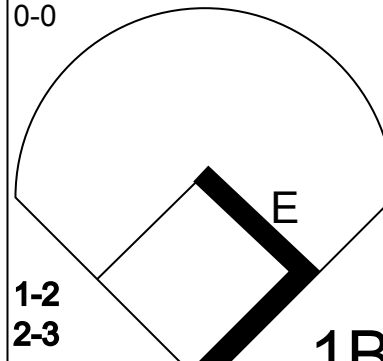
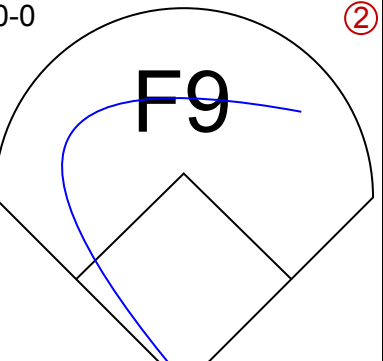
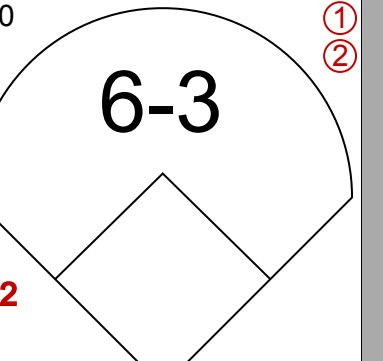
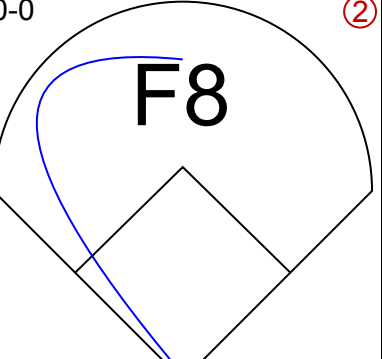
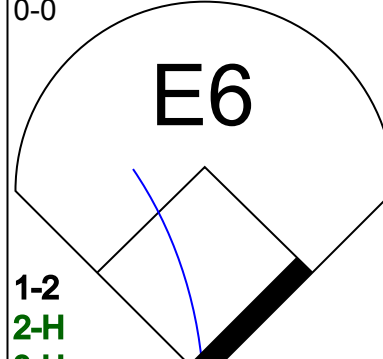
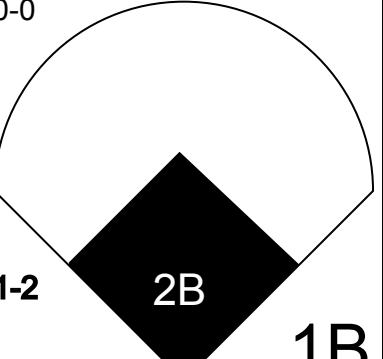
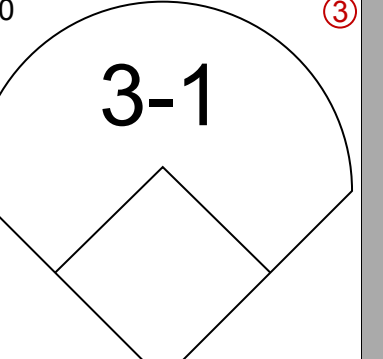
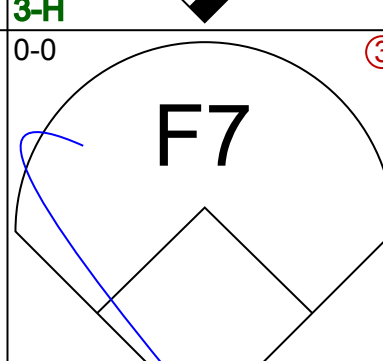
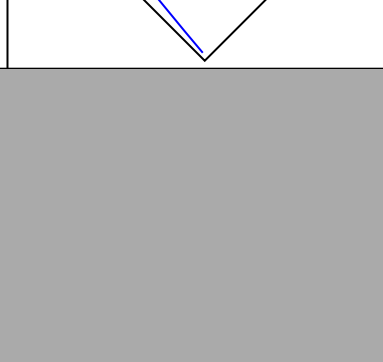
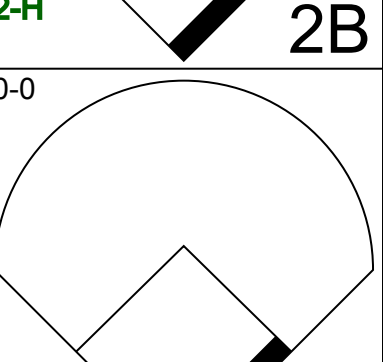


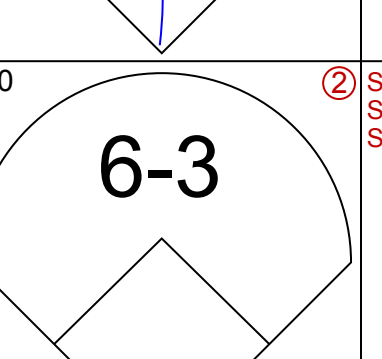

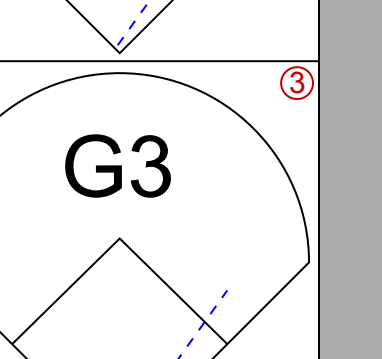
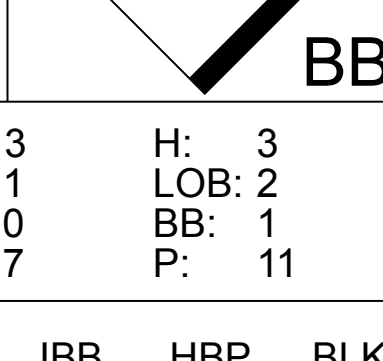
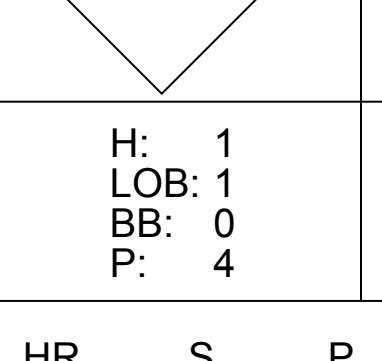
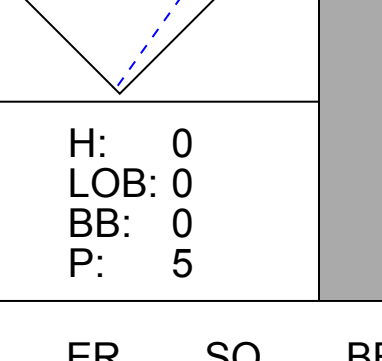
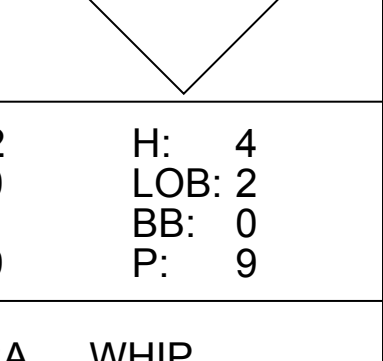
AB 34
R 4
H 12
RBI 3
BB 2
SO 5
LOB 15



Batter	1	2	3	4	5	6	7	8	9	AB	R	H	RBI	BB	SO	LOB	TOP					
Jerry Royster, R (1,5) OBP: 0.342, SLG: 0.366										4	0	1	0	0	1	0	<p>Atlanta Braves @ Houston Astros Astrodome, Houston, TX Tue Sep 21 1982, 8:05 PM EDT Att: 15,374 - Unknown</p>					
Rafael Ramirez, R (1,6) OBP: 0.313, SLG: 0.365										5	1	3	1	0	0	1						
Claudell Washington, L (1,9) OBP: 0.329, SLG: 0.415										4	1	2	1	0	0	2						
Dale Murphy, R (1,8) OBP: 0.372, SLG: 0.515										4	0	0	0	0	1	4						
Chris Chambliss, L (1,3)										4	0	2	1	0	0	0						
Terry Harper, R (1,7) OBP: 0.531, SLG: 0.296										4	0	2	0	0	1	1						
Glenn Hubbard, R (1,4) OBP: 0.318, SLG: 0.356										4	0	0	0	0	1	4						
Matt Sinatra, R (1,2) OBP: 0.194, SLG: 0.232										2	0	0	0	0	0	2						
Biff Pocoroba, S (6,PH) OBP: 0.351, SLG: 0.350										1	0	0	0	0	0	2						
Donnie Moore, L (6,1)										0	0	0	0	0	0	0						
Bob Watson, R (9,PH) OBP: 0.321, SLG: 0.445										1	0	0	0	0	1	0						
Rick Camp, R (1,1) OBP: 0.053, SLG: 0.054										1	0	0	0	0	1	0						
Brett Butler, L (5,PH) OBP: 0.292, SLG: 0.226										1	0	0	0	0	0	0						
Bob Walk, R (5,1) OBP: 0.281, SLG: 0.196										0	0	0	0	0	0	0						
Larry Owen, R (6,2) OBP: 0.500, SLG: 1.000										2	1	1	0	0	0	0						
Inning Stats	R: 0 E: 0 K: 1 S: 6	H: 1 LOB: 1 BB: 0 P: 6	R: 0 E: 0 K: 2 S: 8	H: 1 LOB: 1 BB: 0 P: 8	R: 1 E: 0 K: 1 S: 7	H: 2 LOB: 1 BB: 0 P: 7	R: 0 E: 0 K: 0 S: 4	H: 1 LOB: 1 BB: 0 P: 4	R: 0 E: 0 K: 0 S: 3	H: 0 LOB: 0 BB: 0 P: 3	R: 1 E: 0 K: 1 S: 8	H: 3 LOB: 2 BB: 0 P: 8	R: 1 E: 0 K: 0 S: 5	H: 2 LOB: 1 BB: 0 P: 5	R: 0 E: 0 K: 0 S: 3	H: 0 LOB: 0 BB: 0 P: 3	R: 0 E: 0 K: 1 S: 6	H: 1 LOB: 1 BB: 0 P: 6	1B: 7 2B: 3 3B: 1 HR: 0	SF: 0 SAC: 1 DP: 0 HBP: 0	WP: 0 PB: 0 SB: 3 CS: 0	PA: 38
PITCHER	IP WLS BF H R ER SO BB IBB HBP BLK WP HR S P ERA WHIP																					
Vern Ruhle, R (1,1) ERA: 4.15	6.1 W 29 10 3 3 5 0 0 0 0 0 0 39 39 4.26 1.579																					
Bob Knepper, L (7,1) ERA: 4.6	2.2 S 9 1 0 0 1 0 0 0 0 0 0 0 11 11 0.00 0.375																					

AB	37
R	3
H	11
RBI	3
BB	0
SO	6
LOB	16



Batter	1	2	3	4	5	6	7	8	9	AB	R	H	RBI	BB	SO	LOB	BOTTOM			
Terry Puhl, L (1,8) OBP: 0.328, SLG: 0.377										4	1	1	0	0	0	1	<p>Atlanta Braves @ Houston Astros Astrodome, Houston, TX Tue Sep 21 1982, 8:05 PM EDT Att: 15,374 - Unknown</p>			
Dickie Thon, R (1,6) OBP: 0.322, SLG: 0.394										4	0	0	0	0	2					
Ray Knight, R (1,3) OBP: 0.349, SLG: 0.413										4	1	2	0	0	0	0				
Phil Garner, R (1,5) OBP: 0.311, SLG: 0.419										3	2	2	1	1	1	1				
Jose Cruz, L (1,7) OBP: 0.340, SLG: 0.373										4	0	1	0	0	0	2				
Alan Ashby, S (1,2) OBP: 0.311, SLG: 0.404										4	1	1	0	0	0	1				
Danny Heep, L (1,9) OBP: 0.312, SLG: 0.381										2	0	1	2	1	0	2				
Scott Loucks, R (8,8) OBP: 0.185, SLG: 0.154										1	0	0	0	0	1	0				
Bill Doran, S (1,4) OBP: 0.293, SLG: 0.327										4	0	1	0	0	1	1				
Vern Ruhle, R (1,1) OBP: 0.205, SLG: 0.103										2	0	0	0	1	1	2				
Bob Knepper, L (7,1) OBP: 0.130, SLG: 0.080										1	0	0	0	0	0	0				
Inning Stats	R: 0 E: 0 K: 1 S: 6	H: 1 LOB: 1 BB: 0 P: 6	R: 0 E: 0 K: 1 S: 5	H: 0 LOB: 1 BB: 1 P: 9	R: 3 E: 1 K: 0 S: 7	H: 3 LOB: 2 BB: 1 P: 11	R: 0 E: 0 K: 0 S: 4	H: 1 LOB: 1 BB: 0 P: 4	R: 2 E: 0 K: 1 S: 9	H: 4 LOB: 2 BB: 0 P: 9	R: 0 E: 0 K: 0 S: 3	H: 0 LOB: 0 BB: 0 P: 3	R: 0 E: 0 K: 0 S: 2	H: 0 LOB: 0 BB: 1 P: 6	R: 0 E: 0 K: 1 S: 5	H: 0 LOB: 0 BB: 0 P: 5	1B: 8 2B: 1 3B: 0 HR: 0	SF: 0 SAC: 0 DP: 0 HBP: 0	WP: 0 PB: 0 SB: 0 CS: 1	PA: 36
PITCHER	IP WLS BF H R ER SO BB IBB HBP BLK WP HR S P ERA WHIP																			
Rick Camp, R (1,1) ERA: 3.42	4.0 L 20 5 3 1 2 0 0 0 0 0 0 22 30 2.25 1.750																			
Bob Walk, R (5,1) ERA: 4.93	1.0 7 4 2 2 1 0 0 0 0 0 0 9 9 18.00 4.000																			
Donnie Moore, R (6,1) ERA: 4.5	3.0 9 0 0 0 0 1 1 0 0 0 0 0 10 14 0.00 0.333																			



Batter	1	2	3	4	5	6	7	8	9	AB	R	H	RBI	BB	SO	LOB	TOP																	
Rafael Ramirez, R OBP: 0.313, SLG: 0.364 (1, 6)	2-3		K					5-3	K	5	0	1	1	0	2	3	Atlanta Braves @ Houston Astros Astrodome, Houston, TX Wed Sep 22 1982, 8:05 PM EDT Att: 16,821 - Unknown																	
Glenn Hubbard, R OBP: 0.315, SLG: 0.353 (1, 4)	F8		E6					6-3		4	0	0	0	0	0	1																		
Dale Murphy, R OBP: 0.372, SLG: 0.512 (1, 8) (6, 7)	4-3		F9							3	0	0	0	1	0	1																		
Bob Watson, R OBP: 0.321, SLG: 0.438 Brett Butler, L OBP: 0.291, SLG: 0.225 (6, 8)		G4-6-3 1B BB		5-3				6-3		2	1	0	0	1	0	0																		
Terry Harper, R OBP: 0.344, SLG: 0.313 (1, 9)					F9					4	0	3	0	0	0	0																		
Chris Chambliss, L OBP: 0.338, SLG: 0.433 Albert Hall, S (9, PR)										3	0	0	0	1	1	3																		
Jerry Royster, R OBP: 0.340, SLG: 0.364 (1, 5)										4	0	1	1	0	0	2																		
Bruce Benedict, R OBP: 0.310, SLG: 0.301 Matt Sinton, R OBP: 0.194, SLG: 0.232 Claudell Washington, L OBP: 0.329, SLG: 0.414 (1, 2) (7, 2) (9, PH)										3	1	1	0	0	0	1																		
Phil Niekro, R OBP: 0.198, SLG: 0.250 Ken Smith, L OBP: 0.364, SLG: 0.289 Gene Garber, R OBP: 0.143, SLG: 0.143 Biff Pocoroba, S OBP: 0.356, SLG: 0.390 Paul Runge, R (9, PR)										1	0	0	0	0	0	0																		
										1	0	0	0	0	0	0																		
										0	0	0	0	0	0	0																		
										0	0	0	0	1	0	0																		
										0	0	0	0	0	0	0																		
										0	0	0	0	0	0	0																		
										0	0	0	0	0	0	0																		
										0	0	0	0	0	0	0																		
Inning Stats	R: 0 E: 0 K: 0 S: 3	H: 0 LOB: 0 BB: 0 P: 3	R: 1 E: 0 K: 0 S: 4	H: 2 LOB: 1 BB: 1 P: 8	R: 0 E: 1 K: 1 S: 6	H: 0 LOB: 1 BB: 0 P: 6	R: 0 E: 0 K: 1 S: 5	H: 0 LOB: 0 BB: 0 P: 5	R: 1 E: 0 K: 0 S: 5	H: 2 LOB: 1 BB: 0 P: 5	R: 0 E: 0 K: 0 S: 4	H: 1 LOB: 0 BB: 0 P: 4	R: 0 E: 0 K: 0 S: 3	H: 0 LOB: 0 BB: 0 P: 3	R: 0 E: 0 K: 0 S: 3	H: 0 LOB: 1 BB: 2 P: 7	R: 0 E: 0 K: 2 S: 8	H: 1 LOB: 3 BB: 2 P: 16	1B: 6 2B: 0 3B: 0 HR: 0	SF: 0 SAC: 1 DP: 1 HBP: 0	WP: 0 PB: 0 SB: 0 CS: 0	PA: 37												
PITCHER	IP WLS BF H R ER SO BB IBB HBP BLK WP HR S P ERA WHIP																																	
Frank DiPino, L ERA: 6.87 (1, 1)	5.0	20	4	2	2	2	1	0	0	0	0	0	0	0	23	27	3.60	1.000																
Mark Ross, R ERA: 1.8 (6, 1)	2.0	7	1	0	0	0	0	0	0	0	0	0	0	0	7	7	0.00	0.500																
Dave Smith, R ERA: 3.92 (8, 1)	1.0	W	6	1	0	0	2	0	0	0	0	0	0	4	12	0.00	3.000																	
Frank LaCorte, R ERA: 4.3 (9, 1)	1.0	S	4	0	0	0	1	0	0	0	0	0	0	7	11	0.00	1.000																	

Batter	1	2	3	4	5	6	7	8	9	AB	R	H	RBI	BB	SO	LOB	BOTTOM																
Terry Puhl, L OBP: 0.329, SLG: 0.377 (1, 8) (9, 9)										3	0	1	0	1	0	2	Atlanta Braves @ Houston Astros Astrodome, Houston, TX Wed Sep 22 1982, 8:05 PM EDT Att: 16,821 - Unknown																
Dickie Thon, R OBP: 0.325, SLG: 0.396 Craig Reynolds, L OBP: 0.311, SLG: 0.330 (1, 6) (4, PR) (5, 6)										2	0	2	0	0	0	0																	
Ray Knight, R OBP: 0.348, SLG: 0.411 (1, 3)										3	0	0	0	1	0	3																	
Phil Garner, R OBP: 0.311, SLG: 0.417 (1, 5)										4	0	1	1	0	2	2																	
Jose Cruz, L OBP: 0.338, SLG: 0.370 (1, 7)										4	1	0	0	0	0	2																	
Alan Ashby, S OBP: 0.311, SLG: 0.402 (1, 2)										4	1	1	0	0	0	3																	
Danny Heep, L OBP: 0.312, SLG: 0.381 Scott Loucks, R OBP: 0.185, SLG: 0.154 (1, 9) (9, 8)										3	0	1	0	0	0	1																	
Bill Doran, S OBP: 0.295, SLG: 0.328 (1, 4)										3	0	1	1	0	0	2																	
Frank DiPino, L OBP: 0.309, SLG: 0.336 Harry Spilman, L OBP: 0.305, SLG: 0.443 Kevin Bass, S OBP: 0.302, SLG: 0.296 Denny Walling, L OBP: 0.302, SLG: 0.296 Dave Smith, R OBP: 0.302, SLG: 0.296 Frank LaCorte, R (9, 1)										1	0	0	0	0	0	0																	
										1	0	0	0	0	0	1																	
										0	0	0	0	0	0	0																	
										0	0	0	0	0	0	0																	
										0	0	0	0	0	0	1																	
										0	0	0	0	0	0	0																	
										0	0	0	0	0	0	0																	
										0	0	0	0	0	0	0																	
										0	0	0	0	0	0	0																	
Inning Stats	R: 0 E: 0 K: 1 S: 6	H: 2 LOB: 1 BB: 0 P: 6	R: 0 E: 0 K: 0 S: 3	H: 0 LOB: 0 BB: 0 P: 3	R: 0 E: 0 K: 0 S: 2	H: 0 LOB: 0 BB: 1 P: 6	R: 0 E: 0 K: 0 S: 3	H: 1 LOB: 1 BB: 0 P: 3	R: 1 E: 1 K: 0 S: 6	H: 2 LOB: 2 BB: 0 P: 6	R: 0 E: 0 K: 1 S: 5	H: 0 LOB: 0 BB: 0 P: 5	R: 1 E: 1 K: 0 S: 5	H: 1 LOB: 1 BB: 0 P: 5	R: 1 E: 0 K: 0 S: 5	H: 2 LOB: 2 BB: 1 P: 9	R: 1 E: 0 K: 0 S: 5	H: 2 LOB: 2 BB: 1 P: 9	1B: 7 2B: 0 3B: 1 HR: 0	SF: 0 SAC: 0 DP: 2 HBP: 0	WP: 0 PB: 0 SB: 1 CS: 0	PA: 34											
PITCHER	IP WLS BF H R ER SO BB IBB HBP BLK WP HR S P ERA WHIP																																
Phil Niekro, R ERA: 3.91 (1, 1)	6.0	22	5	1	0	2	1	0	0	0	0	0	0	25	29	0.00	1.000																
Gene Garber, R ERA: 2.43 (7, 1)	2.0	L	11	3	2	1	0	1	0	0	0	0	0	10	14	4.50	1.500																

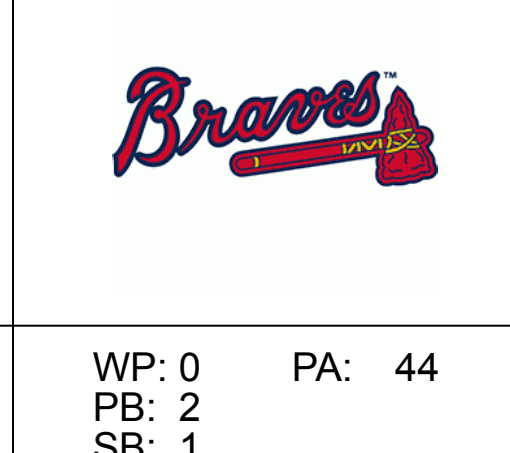


Batter	1	2	3	4	5	6	7	8	9	AB	R	H	RBI	BB	SO	LOB	TOP																
Alan Wiggins, S OBP: 0.306, SLG: 0.296 (1, 8)										4	1	2	1	0	0	2	San Diego Padres @ Atlanta Braves Atlanta-Fulton County Stadium, Atlanta, GA Fri Sep 24 1982, 7:05 PM EDT Att: 25,819 - Unknown																
Juan Bonilla, R OBP: 0.340, SLG: 0.353 (1, 4)										4	1	2	0	1	0	1																	
Garry Templeton, S OBP: 0.279, SLG: 0.352 Luis Salazar, R OBP: 0.279, SLG: 0.341 (7, 6)										3	0	0	1	0	0	3																	
Terry Kennedy, L OBP: 0.326, SLG: 0.481 Steve Swisher, R OBP: 0.246, SLG: 0.304 Rick Lancelotti, L OBP: 0.231, SLG: 0.243 (9, PH)										1	0	0	1	0	0	0																	
Gene Richards, L OBP: 0.328, SLG: 0.344 (1, 3)										5	1	2	0	0	1	2																	
Joe Lefebvre, L OBP: 0.287, SLG: 0.326 (1, 9)										4	0	0	0	0	1	2																	
Tony Gwynn, L OBP: 0.333, SLG: 0.382 (1, 7)										4	2	2	0	0	0	1																	
Tim Flannery, L OBP: 0.322, SLG: 0.331 (1, 5)										3	1	1	1	1	0	1																	
Dave Dravecky, R OBP: 0.220, SLG: 0.158 Mike Griffin, R OBP: 0.167, SLG: 0.182 Luis DeLeon, R OBP: 0.238, SLG: 0.325 Gary Lucas, L OBP: 0.238, SLG: 0.325 Floyd Chiffer, R OBP: 0.238, SLG: 0.325 Broderick Perkins, L OBP: 0.238, SLG: 0.325 Andy Hawkins, R OBP: 0.238, SLG: 0.325 (11, 1)										1	0	0	0	0	0	1																	
Inning Stats	R: 2 E: 0 K: 0 S: 5	H: 2 LOB: 0 BB: 0 P: 5	R: 2 E: 1 K: 0 S: 6	H: 2 LOB: 2 BB: 1 P: 10	R: 2 E: 1 K: 0 S: 6	H: 2 LOB: 2 BB: 1 P: 10	R: 0 E: 0 K: 0 S: 3	H: 0 LOB: 0 BB: 0 P: 3	R: 0 E: 0 K: 1 S: 6	H: 1 LOB: 1 BB: 0 P: 6	R: 0 E: 0 K: 1 S: 6	H: 1 LOB: 1 BB: 0 P: 6	R: 0 E: 0 K: 2 S: 7	H: 0 LOB: 0 BB: 0 P: 7	R: 0 E: 0 K: 1 S: 5	H: 0 LOB: 0 BB: 0 P: 5		R: 0 E: 0 K: 0 S: 5	H: 2 LOB: 2 BB: 0 P: 5	1B: 9 2B: 1 3B: 0 HR: 0	SF: 2 SAC: 2 DP: 0 HBP: 0	WP: 0 PB: 0 SB: 2 CS: 0	PA: 41										
PITCHER	IP WLS BF H R ER SO BB IBB HBP BLK WP HR S P ERA WHIP																																
Pascual Perez, R ERA: 3.38 Rick Mahler, R ERA: 4.14 Ken Dayley, L ERA: 4.54 Steve Bedrosian, R ERA: 2.18 (1, 1)	1.2	11	4	4	3	0	1	0	0	0	0	0	0	10	14	16.20	3.000																
(2, 1)	2.1	11	2	2	0	0	0	1	0	0	0	0	0	10	14	0.00	0.857																
(5, 1)	2.0	W	8	2	0	0	2	0	0	0	0	0	0	12	12	0.00	1.000																
(7, 1)	3.0	S	11	2	0	0	3	0	0	0	0	0	0	17	17	0.00	0.667																

AB	35
R	6
H	10
RBI	4
BB	2
SO	5
LOB	14



Batter	1	2	3	4	5	6	7	8	9	AB	R	H	RBI	BB	SO	LOB	BOTTOM																
Claudell Washington, L OBP: 0.331, SLG: 0.416 Brett Butler, L OBP: 0.291, SLG: 0.225 (1, 9)										5	2	3	2	0	1	0	San Diego Padres @ Atlanta Braves Atlanta-Fulton County Stadium, Atlanta, GA Fri Sep 24 1982, 7:05 PM EDT Att: 25,819 - Unknown																
Rafael Ramirez, R OBP: 0.316, SLG: 0.377 (1, 6)										3	3	3	5	1	0	0																	
Dale Murphy, R OBP: 0.375, SLG: 0.513 (1, 8)										3	1	2	0	2	1	2																	
Bob Watson, R OBP: 0.321, SLG: 0.435 Chris Chambliss, L OBP: 0.336, SLG: 0.431 (6, PH)										3	0	1	0	0	0	2																	
Terry Harper, R OBP: 0.339, SLG: 0.302 (1, 7)										4	0	0	0	1	0	2																	
Jerry Royster, R OBP: 0.349, SLG: 0.383 (1, 5)										5	1	4	0	0	0	2																	
Glenn Hubbard, R OBP: 0.314, SLG: 0.351 (1, 4)										5	1	1	0	0	1	3																	
Bruce Benedict, R OBP: 0.310, SLG: 0.301 Matt Sinatro, R OBP: 0.197, SLG: 0.222 (1, 2)										0	0	0	0	0	0	0																	
Pascual Perez, R OBP: 0.303, SLG: 0.357 Rick Mahler, R OBP: 0.242, SLG: 0.241 Paul Nungesser, R OBP: 0.238, SLG: 0.238 Ken Dayley, L OBP: 0.238, SLG: 0.238 Ken Smith, L OBP: 0.238, SLG: 0.238 Steve Bedrosian, R OBP: 0.238, SLG: 0.238 (11, 1)										0	0	0	0	0	0	0																	
Inning Stats	R: 1 E: 0 K: 1 S: 6	H: 1 LOB: 2 BB: 2 P: 14	R: 1 E: 0 K: 1 S: 8	H: 3 LOB: 0 BB: 0 P: 8	R: 0 E: 0 K: 1 S: 6	H: 1 LOB: 1 BB: 0 P: 6	R: 0 E: 0 K: 1 S: 5	H: 0 LOB: 0 BB: 0 P: 5	R: 2 E: 0 K: 0 S: 5	H: 3 LOB: 1 BB: 1 P: 9	R: 3 E: 0 K: 0 S: 6	H: 3 LOB: 1 BB: 1 P: 10	R: 4 E: 0 K: 0 S: 7	H: 4 LOB: 1 BB: 1 P: 11	R: 0 E: 0 K: 0 S: 4	H: 1 LOB: 1 BB: 0 P: 4		R: 0 E: 0 K: 0 S: 4	H: 1 LOB: 1 BB: 0 P: 4	1B: 13 2B: 0 3B: 1 HR: 2	SF: 1 SAC: 1 DP: 1 HBP: 0	WP: 0 PB: 2 SB: 1 CS: 0	PA: 44										
PITCHER	IP WLS BF H R ER SO BB IBB HBP BLK WP HR S P ERA WHIP																																
Dave Dravecky, L ERA: 2.79 Mike Griffin, R ERA: 4.32 Luis DeLeon, R ERA: 1.97 Gary Lucas, L ERA: 3.43 Floyd Chiffer, R ERA: 2.71 (1, 1)	4.0	L	6	3	3	3	0	1	0	0	0	0	0	5	9	27.00	4.000																
(5, 1)	1.0		6	3	3	3	0	1	0	0	0	0	0	5	9	27.00	4.000																
(6, 1)	0.1		2	1	0	0	0	0	0	0	0	0	0	2	2	0.00	3.000																
(6, 1)	0.2		4	2	2	2	0	0	0	0	0	0	0	4	4	27.00	3.000																
(7, 1)	1.0		6	2	2	2	0	1	0	0	0	1	5	9	18.00	3.000																	



Batter	1	2	3	4	5	6	7	8	9	AB	R	H	RBI	BB	SO	LOB	TOP		
Alan Wiggins, S OBP: 0.303, SLG: 0.294 (1, 8)										5	1	1	0	0	1	1			
Juan Bonilla, R OBP: 0.349, SLG: 0.364 (1, 4)										4	1	3	1	0	0	0			
Tony Gwynn, L OBP: 0.332, SLG: 0.385 (1, 9)										4	1	1	0	0	0	2			
Terry Kennedy, L OBP: 0.329, SLG: 0.494 (1, 3)										4	2	3	4	0	0	1			
Gene Richards, L OBP: 0.328, SLG: 0.343 (1, 7)										4	0	1	0	0	0	1			
Tim Flannery, L OBP: 0.321, SLG: 0.330 (1, 5)										4	1	1	0	0	0	1			
Joe Pittman, R OBP: 0.295, SLG: 0.272 (1, 6)										4	0	1	1	0	0	0			
Ron Tingley, R OBP: 0.333, SLG: 0.333 (9, PH)										3	0	1	0	0	2	0			
Juan Eichelberger, R OBP: 0.107, SLG: 0.145 Chris Welsh, L OBP: 0.311, SLG: 0.333 Joe Lefebvre, L OBP: 0.286, SLG: 0.324 (8, 1)										0	0	0	0	0	0	0			
Inning Stats	R: 1 E: 0 K: 0 S: 5	H: 3 LOB: 1 BB: 0 P: 5	R: 3 E: 0 K: 0 S: 6	H: 3 LOB: 0 BB: 0 P: 6	R: 0 E: 0 K: 1 S: 5	H: 0 LOB: 1 BB: 0 P: 5	R: 1 E: 0 K: 0 S: 5	H: 2 LOB: 1 BB: 0 P: 5	R: 0 E: 0 K: 0 S: 4	H: 1 LOB: 1 BB: 0 P: 4	R: 0 E: 0 K: 0 S: 3	H: 0 LOB: 0 BB: 0 P: 3	R: 0 E: 0 K: 1 S: 5	H: 0 LOB: 0 BB: 0 P: 5	1B: 9 2B: 1 3B: 0 HR: 2	SF: 0 SAC: 0 DP: 1 HBP: 0	WP: 0 PA: 37		
PITCHER	IP WLS BF H R ER SO BB IBB HBP BLK WP HR S P ERA WHIP																		
Tommy Boggs, R ERA: 3.54 (1, 1)	2.1	14	9	5	5	2	0	0	0	0	0	0	0	0	1	18	18	19.29	3.857
Donnie Moore, R ERA: 4.21 (3, 1)	1.2	5	0	0	0	1	0	0	0	0	0	0	0	0	7	7	10	0.00	0.000
Rick Mahler, R ERA: 4.14 (5, 1)	2.0	8	2	1	1	1	0	0	0	0	0	1	1	10	10	7	4.50	1.000	
Gene Garber, R ERA: 2.36 (7, 1)	3.0	10	1	0	0	1	0	0	0	0	0	0	0	12	12	12	0.00	0.333	

San Diego Padres @ Atlanta Braves
Atlanta-Fulton County Stadium, Atlanta, GA
Sat Sep 25 1982, 7:05 PM EDT
Att: 36,037 - Unknown

AB 37
R 6
H 12
RBI 6
BB 0
SO 5
LOB 7



Batter	1	2	3	4	5	6	7	8	9	AB	R	H	RBI	BB	SO	LOB	BOTTOM	
Claudell Washington, L OBP: 0.333, SLG: 0.423 Brett Butler, L OBP: 0.291, SLG: 0.225 (9, 8)										5	3	3	4	0	0	1		
Rafael Ramirez, R OBP: 0.317, SLG: 0.379 (1, 6)										5	1	2	2	0	0	2		
Dale Murphy, R OBP: 0.375, SLG: 0.517 (9, 7)										4	1	1	1	1	0	2		
Chris Chambliss, L OBP: 0.340, SLG: 0.431 (1, 3)										4	0	2	1	1	0	0		
Terry Harper, R OBP: 0.348, SLG: 0.308 (9, 9)										4	1	2	1	1	0	2		
Jerry Royster, R OBP: 0.343, SLG: 0.374 (1, 5)										5	1	0	0	0	1	6		
Glenn Hubbard, R OBP: 0.317, SLG: 0.350 (1, 4)										2	3	0	0	3	0	4		
Matt Sinatro, R OBP: 0.188, SLG: 0.211 (1, 2)										4	1	0	0	0	0	5		
Tommy Boggs, R OBP: 0.286, SLG: 0.286 Ken Smith, L OBP: 0.291, SLG: 0.325 Rick Mahler, R OBP: 0.342, SLG: 0.391 Larry Whitson, L OBP: 0.341, SLG: 0.405 Gene Garber, R OBP: 0.220, SLG: 0.143 (7, 1)										1	0	1	2	0	0	0		
Inning Stats	R: 1 E: 0 K: 0 S: 4	H: 1 LOB: 0 BB: 0 P: 4	R: 2 E: 1 K: 0 S: 5	H: 2 LOB: 1 BB: 1 P: 9	R: 0 E: 0 K: 0 S: 3	H: 0 LOB: 0 BB: 0 P: 3	R: 4 E: 0 K: 0 S: 7	H: 4 LOB: 1 BB: 1 P: 11	R: 0 E: 0 K: 1 S: 7	H: 2 LOB: 1 BB: 0 P: 7	R: 0 E: 0 K: 0 S: 2	H: 0 LOB: 0 BB: 1 P: 6	R: 4 E: 1 K: 1 S: 8	H: 2 LOB: 3 BB: 4 P: 24	1B: 9 2B: 1 3B: 0 HR: 2	SF: 0 SAC: 0 DP: 1 HBP: 0	WP: 0 PA: 43	
PITCHER	IP WLS BF H R ER SO BB IBB HBP BLK WP HR S P ERA WHIP																	
Juan Eichelberger, R ERA: 4.2 (1, 1)	7.0	36	10	11	10	1	5	0	0	0	0	0	0	0	33	53	12.86	2.143
Chris Welsh, L ERA: 4.72 (8, 1)	1.0	7	2	1	0	1	1	1	0	0	0	7	15	0.00	3.000			

San Diego Padres @ Atlanta Braves
Atlanta-Fulton County Stadium, Atlanta, GA
Sat Sep 25 1982, 7:05 PM EDT
Att: 36,037 - Unknown

AB 36
R 12
H 12
RBI 12
BB 7
SO 2
LOB 22



Batter	1	2	3	4	5	6	7	8	9	AB	R	H	RBI	BB	SO	LOB	TOP				
Alan Wiggins, S OBP: 0.298, SLG: 0.289 (1, 8)	5-3		6-3		G3		FC6			4	0	0	0	0	0	2	<p>San Diego Padres @ Atlanta Braves Atlanta-Fulton County Stadium, Atlanta, GA</p> <p>Sun Sep 26 1982, 3:33 AM EDT Att: 38,941 - Unknown</p> <p>livebaseballscores.com</p>				
Gene Richards, L OBP: 0.331, SLG: 0.352 Dave Edwards, R OBP: 0.204, SLG: 0.283 (1, 7) (9, 8)	4-3 1B		IHR		1-2 1B			K		4	1	3	1	0	1	0					
Juan Bonilla, R OBP: 0.341, SLG: 0.354 (1, 4)	4-3		P4		4-3		L6			4	0	0	0	0	0	1					
Terry Kennedy, L OBP: 0.329, SLG: 0.494 (1, 3)	6-3				F7		F8			4	0	1	0	0	0	1					
Tony Gwynn, L OBP: 0.335, SLG: 0.381 (1, 9)		4-0 CS BB			F7		4-3		4-0 SH5-4 1B BB	2	1	0	0	2	0	1					
Tim Flannery, L OBP: 0.318, SLG: 0.327 (1, 5)	G3				F8		4-3		4-0 SH5-4	3	0	0	0	0	0	2					
Joe Pittman, R OBP: 0.302, SLG: 0.274 (1, 6)		4-0 CS IBB			6-3		E4 1B		4-0 S 1B	3	1	1	1	1	0	1					
Steve Swisher, R OBP: 0.238, SLG: 0.293 Broderick Perkins, L OBP: 0.328, SLG: 0.343 Ron Tingley, R OBP: 0.250, SLG: 0.250 (1, 2) (7, PH) (7, 2)	K				F9		4-3		4-0 5-3	2	0	0	0	0	1	2					
Eric Show, R OBP: 0.154, SLG: 0.154 Luis DeLeon, R OBP: 0.167, SLG: 0.182 Joe Lefebvre, L OBP: 0.289, SLG: 0.327 Gary Lucas, L (7, 1)			F3		G3 1B		4-3 FC6 1B		4-0 L4	2	0	1	0	0	0	0					
Inning Stats	R: 0 E: 0 K: 0 S: 4	H: 1 LOB: 1 BB: 0 P: 4	R: 0 E: 0 K: 1 S: 4	H: 0 LOB: 1 BB: 2 P: 12	R: 1 E: 0 K: 0 S: 4	H: 1 LOB: 0 BB: 0 P: 4	R: 0 E: 0 K: 0 S: 4	H: 1 LOB: 1 BB: 0 P: 4	R: 0 E: 0 K: 0 S: 3	H: 0 LOB: 0 BB: 0 P: 3	R: 1 E: 0 K: 0 S: 5	H: 1 LOB: 0 BB: 0 P: 5	R: 0 E: 0 K: 1 S: 5	H: 0 LOB: 0 BB: 0 P: 5	R: 1 E: 0 K: 0 S: 4	H: 1 LOB: 1 BB: 1 P: 8	1B: 5 2B: 1 3B: 0 HR: 1	SF: 0 SAC: 1 DP: 0 HBP: 0	WP: 0 PB: 0 SB: 2 CS: 2	PA: 36	
PITCHER Rick Camp, R ERA: 3.35 (1, 1)	IP: 9.0 WLS: L BF: 36	H: 7 R: 3 ER: 2 SO: 2	BB: 2 IBB: 1 HBP: 0 BLK: 0	WP: 0 HR: 0 S: 37 P: 49	ERA: 2.00 WHIP: 1.000											ERA: 2.00 WHIP: 1.000					

Batter	1	2	3	4	5	6	7	8	9	AB	R	H	RBI	BB	SO	LOB	BOTTOM				
Claudell Washington, L OBP: 0.332, SLG: 0.421 (1, 9)	G3		F8		1-2 1B		F7		K	5	0	1	0	0	1	1	<p>San Diego Padres @ Atlanta Braves Atlanta-Fulton County Stadium, Atlanta, GA</p> <p>Sun Sep 26 1982, 3:33 AM EDT Att: 38,941 - Unknown</p> <p>livebaseballscores.com</p>				
Rafael Ramirez, R OBP: 0.315, SLG: 0.376 (1, 6)	K		F7		4-3		6-3		FC1-4	5	0	0	0	0	1	4					
Dale Murphy, R OBP: 0.377, SLG: 0.516 (1, 8)	K				S BB		1B SF7 BB		5-3	3	1	1	0	2	1	2					
Chris Chambliss, L OBP: 0.342, SLG: 0.438 (1, 3)			HR		K		1B 1B		F8	4	1	2	1	0	1	2					
Terry Harper, R OBP: 0.338, SLG: 0.301 (1, 7)	K		F8		F8		SF7		K	3	0	0	1	0	2	1					
Jerry Royster, R OBP: 0.345, SLG: 0.377 (1, 5)			HBP 1B		F8		HBP 1B		E3 S	4	0	2	0	0	0	1					
Glenn Hubbard, R OBP: 0.320, SLG: 0.350 (1, 4)			G6-3 HBP		CS 1B		HBP 1B		F9	2	0	1	0	0	0	1					
Matt Sinatro, R OBP: 0.183, SLG: 0.205 Biff Pocoroba, S OBP: 0.320, SLG: 0.387 Larry Owen, R OBP: 0.333, SLG: 0.667 (1, 2) (6, PH) (7, 2)	G6-3				F7		F7		K	2	0	0	0	0	0	3					
Rick Camp, R OBP: 0.073, SLG: 0.051 Bob Watson, R OBP: 0.326, SLG: 0.435 Brett Butler, L OBP: 0.291, SLG: 0.225 (1, 1) (9, PH) (9, PR)			5-3		1B BB		K		FC1-4 S BB	2	0	0	0	1	1	3					
Inning Stats	R: 0 E: 0 K: 2 S: 7	H: 0 LOB: 0 BB: 0 P: 7	R: 1 E: 0 K: 1 S: 6	H: 2 LOB: 1 BB: 0 P: 7	R: 0 E: 0 K: 1 S: 5	H: 0 LOB: 1 BB: 1 P: 9	R: 0 E: 0 K: 0 S: 4	H: 2 LOB: 2 BB: 1 P: 8	R: 1 E: 0 K: 1 S: 7	H: 2 LOB: 3 BB: 1 P: 12	R: 0 E: 0 K: 0 S: 4	H: 1 LOB: 0 BB: 0 P: 4	R: 0 E: 1 K: 2 S: 8	H: 0 LOB: 1 BB: 0 P: 8	R: 0 E: 0 K: 1 S: 5	H: 0 LOB: 2 BB: 1 P: 9	1B: 6 2B: 0 3B: 0 HR: 1	SF: 1 SAC: 0 DP: 1 HBP: 2	WP: 0 PB: 0 SB: 3 CS: 1	PA: 39	
PITCHER Eric Show, R ERA: 2.6 Luis DeLeon, R ERA: 1.96 Gary Lucas, L ERA: 3.31 (1, 1) (6, 1) (7, 1)	IP: 5.1 WLS: 2 BF: 25	H: 6 R: 2 ER: 2 SO: 2	BB: 3 IBB: 0 HBP: 0 BLK: 0	WP: 0 HR: 1 S: 28 P: 42	ERA: 3.38 WHIP: 1.688											ERA: 3.38 WHIP: 1.688					



Batter	1	2	3	4	5	6	7	8	9	AB	R	H	RBI	BB	SO	LOB	TOP			
Claudell Washington, L (1.9)	G3		G3	E 2B IBB		4-3		K		4	1	0	0	1	1	0				
Rafael Ramirez, R (1.6)	E BB		HR	E6 2B		CS 1B		K		4	2	2	2	1	1	1				
Dale Murphy, R (1.8)	F9		S E SF7 BB	K		BB		K		3	1	0	0	2	2	3				
Chris Chambliss, L (1.3)	4-3		SF7	2B		6-3		F8		4	0	1	3	0	0	2				
Terry Harper, R (1.7)		1B 1B	5-3	4-3		G4-6-3 1B				4	0	2	0	0	0	1				
Jerry Royster, R (1.5)	1B			SH S 1B		G4-6-3 1B				4	1	2	0	0	0	1				
Glenn Hubbard, R (1.4)	P5		SH 1B E	1B		L5				3	1	1	0	0	0	2				
Bruce Benedict, R (1.2)	K		1-2 3-H 1B	BLK E 1B		F2		F5		4	1	1	1	0	1	3				
Phil Niekro, R (1.1)	F2		1-2 2-3 K	K		P6		F8		4	0	0	0	0	1	5				
Inning Stats	R: 0 E: 1 K: 0 S: 3	H: 0 LOB: 1 BB: 1 P: 7	R: 0 E: 0 K: 1 S: 7	H: 2 LOB: 2 BB: 0 P: 7	R: 2 E: 1 K: 0 S: 4	H: 1 LOB: 0 BB: 1 P: 8	R: 5 E: 1 K: 2 S: 12	H: 3 LOB: 1 BB: 1 P: 16	R: 0 E: 0 K: 0 S: 4	H: 1 LOB: 1 BB: 0 P: 4	R: 0 E: 0 K: 0 S: 3	H: 1 LOB: 0 BB: 0 P: 3	R: 0 E: 0 K: 1 S: 5	H: 0 LOB: 0 BB: 0 P: 5	R: 0 E: 0 K: 2 S: 7	H: 0 LOB: 0 BB: 0 P: 7	1B: 7 2B: 1 3B: 0 HR: 1	SF: 1 SAC: 1 DP: 1 HBP: 0	WP: 0 PB: 0 SB: 2 CS: 1	PA: 40
PITCHER	IP	WLS	BF	H	R	ER	SO	BB	IBB	HBP	BLK	WP	HR	S	P	ERA	WHIP			
Renie Martin, R (1.1)	3.1	L	19	5	6	4	2	2	1	0	1	0	1	20	32	10.80	2.100			
Andy McGaffigan, R (4.1)	4.2		18	4	1	0	2	1	0	0	0	0	0	21	25	0.00	1.071			
Mark Dempsey, R (9.1)	1.0		3	0	0	0	2	0	0	0	0	0	0	7	7	0.00	0.000			

Atlanta Braves @ San Francisco Giants
Candlestick Park, San Francisco, CA
Mon Sep 27 1982, 10:05 PM EDT
Att: 45,783 - Unknown

AB 34
R 7
H 9
RBI 6
BB 4
SO 6
LOB 18



Batter	1	2	3	4	5	6	7	8	9	AB	R	H	RBI	BB	SO	LOB	BOTTOM					
Chili Davis, S (1.8)	F9			3-1		6-3		6-3		4	0	0	0	0	0	0						
Joe Morgan, L (1.4)	F7			1B BB		F7		G3		1	0	0	0	1	0	0						
Duane Kuiper, L (6.4)										2	0	0	0	0	0	0						
Jack Clark, R (1.9)	K			P4		3B		6-3		4	0	1	0	0	1	1						
Darrell Evans, L (1.5)		4-3		S 1B		F3		G3		4	0	1	0	0	0	1						
Reggie Smith, S (1.3)	F9			1-2 BB		G3				2	0	0	0	1	0	0						
Jeffrey Leonard, R (1.7)	F3			4-3		F8				3	0	0	0	0	0	3						
Bob Brenly, R (1.2)				4-3		F7				3	0	0	0	0	0	0						
Johnnie LeMaster, R (1.6)				4-3		6-3		K		3	0	0	0	0	1	0						
Renie Martin, R (1.1)				K		K		K		1	0	0	0	0	1	0						
Andy McGaffigan, R (4.1)										1	0	0	0	0	1	0						
Tom O'Malley, L (6. PH)										1	0	0	0	0	1	0						
Mark Dempsey, R (9.1)										0	0	0	0	0	0	0						
Inning Stats	R: 0 E: 0 K: 1 S: 5	H: 0 LOB: 0 BB: 0 P: 5	R: 0 E: 0 K: 0 S: 3	H: 0 LOB: 0 BB: 0 P: 3	R: 0 E: 0 K: 1 S: 5	H: 0 LOB: 0 BB: 0 P: 5	R: 0 E: 0 K: 0 S: 4	H: 1 LOB: 3 BB: 2 P: 12	R: 0 E: 0 K: 1 S: 5	H: 0 LOB: 0 BB: 0 P: 5	R: 0 E: 0 K: 0 S: 4	H: 1 LOB: 1 BB: 0 P: 4	R: 0 E: 0 K: 0 S: 3	H: 0 LOB: 0 BB: 0 P: 3	R: 0 E: 0 K: 2 S: 7	H: 0 LOB: 0 BB: 0 P: 7	R: 0 E: 0 K: 0 S: 3	H: 0 LOB: 0 BB: 0 P: 3	1B: 1 2B: 0 3B: 1 HR: 0	SF: 0 SAC: 0 DP: 0 HBP: 0	WP: 0 PB: 0 SB: 1 CS: 0	PA: 31
PITCHER	IP	WLS	BF	H	R	ER	SO	BB	IBB	HBP	BLK	WP	HR	S	P	ERA	WHIP					
Phil Niekro, R (1.1)	9.0	W	31	2	0	0	5	2	0	0	0	0	0	39	47	0.00	0.444					

Atlanta Braves @ San Francisco Giants
Candlestick Park, San Francisco, CA
Mon Sep 27 1982, 10:05 PM EDT
Att: 45,783 - Unknown


AB 29
R 0
H 2
RBI 0
BB 2
SO 5
LOB 5




Batter	1	2	3	4	5	6	7	8	9	AB	R	H	RBI	BB	SO	LOB	TOP														
Claudell Washington, L OBP: 0.333, SLG: 0.421 (1, 9)										5	3	3	1	0	0	1	Atlanta Braves @ San Francisco Giants Candlestick Park, San Francisco, CA Tue Sep 28 1982, 10:05 PM EDT Att: 17,071 - Unknown														
Rafael Ramirez, R OBP: 0.316, SLG: 0.381 (1, 6)										4	1	1	0	0	1	2															
Dale Murphy, R OBP: 0.379, SLG: 0.512 (1, 8)										3	2	1	1	2	1	0															
Chris Chambliss, L OBP: 0.339, SLG: 0.438 (1, 3)										5	0	1	2	0	2	4															
Terry Harper, R OBP: 0.345, SLG: 0.313 (1, 7)										4	1	1	3	1	0	1															
Jerry Royster, R OBP: 0.356, SLG: 0.388 (1, 5)										5	0	4	1	0	0	1															
Glenn Hubbard, R OBP: 0.319, SLG: 0.348 (1, 4)										3	0	0	0	1	0	3															
Bruce Benedict, R OBP: 0.312, SLG: 0.303 (1, 2)										4	1	2	0	0	1	4															
Rick Mahler, R OBP: 0.242, SLG: 0.241 Pascual Perez, R OBP: 0.316, SLG: 0.313 (3, 1)										0	0	0	0	0	0	0															
Inning Stats	R: 1 E: 0 K: 0 S: 4	H: 2 LOB: 0 BB: 0 P: 4	R: 0 E: 0 K: 0 S: 3	H: 1 LOB: 0 BB: 0 P: 3	R: 5 E: 0 K: 0 S: 8	H: 5 LOB: 1 BB: 1 P: 12	R: 0 E: 0 K: 0 S: 4	H: 1 LOB: 3 BB: 0 P: 4	R: 0 E: 0 K: 2 S: 7	H: 0 LOB: 0 BB: 0 P: 7	R: 0 E: 0 K: 2 S: 7	H: 0 LOB: 0 BB: 0 P: 7	R: 0 E: 0 K: 1 S: 6	H: 1 LOB: 1 BB: 0 P: 6	R: 2 E: 0 K: 0 S: 5	H: 2 LOB: 1 BB: 1 P: 9	1B: 10 2B: 3 3B: 0 HR: 0	SF: 0 SAC: 3 DP: 0 HBP: 0	WP: 1 PB: 0 SB: 6 CS: 2	PA: 42											
PITCHER	IP WLS BF H R ER SO BB IBB HBP BLK WP HR S P ERA WHIP																														
Bill Laskey, R ERA: 3.15 Rich Gale, R ERA: 4.19 Al Holland, L ERA: 2.99 Gary Lavelle, L ERA: 2.74 Greg Minton, R ERA: 1.81	(1, 1) (3, 1) (3, 1) (5, 1) (8, 1)	2.1 0.0 1.2 3.0 2.0	L 1 8 12 10	11 0 3 1 3	4 0 2 0 2	4 0 2 0 2	0 0 0 5 1	0 0 0 0 0	0 0 0 1 0	0 0 0 0 0	0 0 0 1 0	0 0 0 20 11	11 4 8 28 15	15.43 ∞ 10.80 0.00 9.00	2.571 ∞ 1.800 0.667 2.000																

Batter	1	2	3	4	5	6	7	8	9	AB	R	H	RBI	BB	SO	LOB	BOTTOM														
Chili Davis, S OBP: 0.306, SLG: 0.404 (1, 8)										5	0	2	0	0	1	1	Atlanta Braves @ San Francisco Giants Candlestick Park, San Francisco, CA Tue Sep 28 1982, 10:05 PM EDT Att: 17,071 - Unknown														
Joe Morgan, L OBP: 0.402, SLG: 0.439 (1, 4)										3	0	0	0	1	0	2															
Jack Clark, R OBP: 0.376, SLG: 0.489 (1, 9)										4	1	1	0	0	1	2															
Darrell Evans, L OBP: 0.358, SLG: 0.422 (1, 5)										2	1	1	0	2	0	0															
Reggie Smith, S OBP: 0.367, SLG: 0.480 (1, 3)										4	0	1	1	0	2	3															
Jeffrey Leonard, R OBP: 0.298, SLG: 0.398 (1, 7)										3	1	2	2	1	1	1															
Milt May, L OBP: 0.309, SLG: 0.377 (1, 2)										4	0	0	0	0	0	4															
Johnnie LeMaster, R OBP: 0.283, SLG: 0.266 Dave Bergman, L OBP: 0.372, SLG: 0.424 (8, PH)										3	0	0	0	0	1	3															
Bill Laskey, R OBP: 0.183, SLG: 0.133 Rich Gale, R OBP: 0.209, SLG: 0.208 Al Holland, L OBP: 0.291, SLG: 0.333 Duane Kuiper, R OBP: 0.255, SLG: 0.250 Gary Lavelle, S OBP: 0.197, SLG: 0.250 Tom O'Malley, L OBP: 0.176, SLG: 0.250 Greg Minton, S OBP: 0.345, SLG: 0.380 Champ Summers, L OBP: 0.345, SLG: 0.380 (1, 1) (3, 1) (3, 1) (4, PH) (5, 1) (7, PH) (8, 1) (9, PH)	(1, 1) (3, 1) (3, 1) (4, PH) (5, 1) (7, PH) (8, 1) (9, PH)	2.1 0.0 1.2 3.0 2.0	L 1 8 12 10	11 0 3 1 3	4 0 2 0 2	4 0 2 0 2	0 0 0 1 0	0 0 0 1 0	0 0 0 0 0	0 0 0 1 0	0 0 0 0 0	0 0 0 20 11	11 4 8 28 15	15.43 ∞ 10.80 0.00 9.00	2.571 ∞ 1.800 0.667 2.000	1B: 6 2B: 0 3B: 0 HR: 1	SF: 0 SAC: 0 DP: 1 HBP: 0	WP: 1 PB: 0 SB: 1 CS: 1	PA: 37												
PITCHER	IP WLS BF H R ER SO BB IBB HBP BLK WP HR S P ERA WHIP																														
Rick Mahler, R ERA: 4.23 Pascual Perez, R ERA: 3.07	(1, 1) (3, 1)	2.1 6.2	L W	15 22	3 3	0 0	0 0	2 2	1 1	0 0	0 0	0 0	25 29	0.00 0.00	0.600																

AB	35
R	8
H	13
RBI	8
BB	4
SO	6
LOB	17



Batter	1	2	3	4	5	6	7	8	9	AB	R	H	RBI	BB	SO	LOB	TOP					
Claudell Washington, L OBP: 0.332, SLG: 0.417	F7		1-3		F8		K		P5	5	0	0	0	0	1	1	Atlanta Braves @ Los Angeles Dodgers Dodger Stadium, Los Angeles, CA Thu Sep 30 1982, 7:05 PM PDT Att: 49,926 - Unknown					
Rafael Ramirez, R OBP: 0.318, SLG: 0.381	2B	1B	1B		1B	1B	K			4	2	3	0	0	1	1						
Dale Murphy, R OBP: 0.376, SLG: 0.508	1B	2B	F8		F8	P6		F9		4	1	1	1	0	0	2						
Chris Chambliss, L OBP: 0.339, SLG: 0.435	G4-3	1B	1-3		1-3	FC4-6	BB	3-1		4	0	2	2	0	0	1						
Terry Harper, R OBP: 0.355, SLG: 0.338	G4-3			K		FC4-6	BB	1B		2	0	0	0	2	1	1						
Jerry Royster, R OBP: 0.354, SLG: 0.384		F7		4-3		FC4-6				4	0	1	0	0	0	2						
Glenn Hubbard, R OBP: 0.323, SLG: 0.351		5-3		F9		5-3		1B		4	0	0	0	0	1	4						
Bruce Benedict, R OBP: 0.318, SLG: 0.309					5-3				F3	3	0	2	0	0	0	0						
Paul Runge, R (7, PR)										0	0	0	0	0	0	0						
Matt Sinatro, R OBP: 0.179, SLG: 0.200		1B								1	0	0	0	0	0	0						
Rock Camp, R Bob Purdy, L Donnie Moore, R Pascual Perez, R Ken Smith, L Steve Bedrosian, R Ken Dayley, L Tom Hausman, R Lumpy Whitson, L		K							K	1	0	0	0	0	0	1						
Inning Stats	R: 2 E: 0 K: 0 S: 5	H: 3 LOB: 0 BB: 0 P: 5	R: 0 E: 0 K: 1 S: 6	H: 1 LOB: 1 BB: 0 P: 6	R: 0 E: 0 K: 1 S: 4	H: 1 LOB: 1 BB: 0 P: 4	R: 0 E: 0 K: 1 S: 5	H: 0 LOB: 0 BB: 0 P: 5	R: 0 E: 0 K: 1 S: 3	H: 0 LOB: 0 BB: 0 P: 3	R: 1 E: 0 K: 0 S: 5	H: 2 LOB: 2 BB: 1 P: 9	R: 0 E: 0 K: 3 S: 10	H: 1 LOB: 1 BB: 1 P: 10	R: 0 E: 0 K: 1 S: 6	H: 1 LOB: 2 BB: 0 P: 10	R: 0 E: 0 K: 1 S: 5	H: 0 LOB: 0 BB: 0 P: 5	1B: 8 2B: 1 3B: 0 HR: 0	SF: 0 SAC: 0 DP: 1 HBP: 0	WP: 0 PB: 0 SB: 2 CS: 0	PA: 37
PITCHER	IP WLS BF H R ER SO BB IBB HBP BLK WP HR S P ERA WHIP																					
Burt Hooton, R ERA: 4.03	(1, 1)	5.1 W 23 7 3 3 2 1 0 0 0 0 0 26 30 5.06 1.500																				
Joe Beckwith, R ERA: 2.7	(6, 1)	3.2 S 14 2 0 0 5 1 0 0 0 0 0 23 27 0.00 0.818																				

Batter	1	2	3	4	5	6	7	8	9	AB	R	H	RBI	BB	SO	LOB	BOTTOM					
Steve Sax, R OBP: 0.332, SLG: 0.359	4-3		E9		4-3		FC1-5			5	2	2	1	0	0	2	Atlanta Braves @ Los Angeles Dodgers Dodger Stadium, Los Angeles, CA Thu Sep 30 1982, 7:05 PM PDT Att: 49,926 - Unknown					
Ken Landreaux, L OBP: 0.343, SLG: 0.407	F8		SF7		K		E		3-1	4	2	1	1	1	1	1						
Dusty Baker Jr., R OBP: 0.358, SLG: 0.455	P6		SF7				E			2	2	1	3	0	0	0						
Steve Garvey, R OBP: 0.300, SLG: 0.420		E6					E7			3	1	3	0	1	0	0						
Rick Monday, L OBP: 0.379, SLG: 0.480		1B					1B			3	0	2	2	0	0	1						
Jose Morales, R OBP: 0.333, SLG: 0.375		1B					1B			1	0	1	1	0	0	0						
Derrel Thomas, S OBP: 0.330, SLG: 0.302		G5-4-3					G6-4-3			0	0	0	0	0	0	0						
Ron Cey, R OBP: 0.318, SLG: 0.417	G5-4-3				K		G6-4-3			4	0	0	0	0	1	5						
Mike Scioscia, L OBP: 0.305, SLG: 0.291		4-3					G3-6-1			4	0	2	0	0	0	2						
Bill Russell, R OBP: 0.354, SLG: 0.337					G6-4-3					3	2	2	0	1	0	1						
Burt Hooton, R OBP: 0.086, SLG: 0.200	(1, 1)						F7			1	0	0	0	0	0	0						
Joe Beckwith, L ERA: 4.54	(6, 1)									1	1	0	0	0	1	2						
Inning Stats	R: 0 E: 0 K: 0 S: 3	H: 0 LOB: 0 BB: 0 P: 3	R: 1 E: 1 K: 0 S: 4	H: 2 LOB: 0 BB: 0 P: 4	R: 3 E: 1 K: 0 S: 6	H: 3 LOB: 1 BB: 1 P: 10	R: 0 E: 0 K: 1 S: 5	H: 1 LOB: 0 BB: 0 P: 5	R: 0 E: 0 K: 1 S: 5	H: 0 LOB: 0 BB: 0 P: 5	R: 1 E: 0 K: 0 S: 4	H: 2 LOB: 1 BB: 0 P: 5	R: 4 E: 1 K: 0 S: 7	H: 4 LOB: 2 BB: 1 P: 11	R: 1 E: 0 K: 1 S: 6	H: 2 LOB: 1 BB: 1 P: 10	R: 1 E: 0 K: 1 S: 6	H: 2 LOB: 1 BB: 1 P: 10	1B: 12 2B: 2 3B: 0 HR: 0	SF: 1 SAC: 2 DP: 4 HBP: 1	WP: 1 PB: 0 SB: 0 CS: 0	PA: 38
PITCHER	IP WLS BF H R ER SO BB IBB HBP BLK WP HR S P ERA WHIP																					
Rick Camp, R ERA: 3.48	(1, 1)	4.0 L 17 6 4 4 1 1 0 0 1 0 0 0 7 8 9.00 1.750																				
Donnie Moore, R ERA: 4.39	(5, 1)	1.0 6 2 1 1 1 0 0 1 0 0 0 7 8 9.00 2.000																				
Pascual Perez, R ERA: 3.03	(6, 1)	1.0 2 0 0 0 0 0 0 0 0 0 0 2 2 0.00 0.000																				
Steve Bedrosian, R ERA: 2.47	(7, 1)	0.1 5 3 4 4 0 0 0 0 0 0 0 5 5 108.00 9.000																				
Ken Dayley, L ERA: 4.54	(7, 1)	0.0 2 1 0 0 0 0 0 1 0 0 0 1 5 ∞ ∞																				

Batter	1	2	3	4	5	6	7	8	9	AB	R	H	RBI	BB	SO	LOB	TOP			
Claudell Washington, L OBP: 0.331, SLG: 0.416 (1, 9)										4	0	1	1	0	1	0	Atlanta Braves @ San Diego Padres Jack Murphy Stadium, San Diego, CA Fri Oct 01 1982, 10:05 PM EDT Att: 14,050 - Unknown			
Rafael Ramirez, R OBP: 0.318, SLG: 0.379 (1, 6)										3	0	0	0	1	0	1				
Dale Murphy, R OBP: 0.375, SLG: 0.507 (1, 8)										4	1	1	0	0	2	1				
Chris Chambliss, L OBP: 0.338, SLG: 0.434 (1, 3)										4	0	1	0	0	1	1				
Terry Harper, R OBP: 0.346, SLG: 0.329 (1, 7)										4	0	0	0	0	1	2				
Jerry Royster, R OBP: 0.352, SLG: 0.386 (1, 5)										4	0	1	1	0	1	1				
Glenn Hubbard, R OBP: 0.324, SLG: 0.349 (1, 4)										2	2	0	0	2	0	1				
Bruce Benedict, R OBP: 0.317, SLG: 0.307 (1, 2)										2	0	0	0	0	0	1				
Phil Niekro, R OBP: 0.193, SLG: 0.276 (1, 1)										3	1	1	2	0	0	1				
Inning Stats	R: 0 E: 0 K: 1 S: 4	H: 0 LOB: 0 BB: 1 P: 8	R: 0 E: 0 K: 0 S: 3	H: 0 LOB: 0 BB: 0 P: 3	R: 0 E: 0 K: 0 S: 3	H: 0 LOB: 0 BB: 0 P: 3	R: 0 E: 0 K: 0 S: 5	H: 0 LOB: 0 BB: 0 P: 5	R: 1 E: 0 K: 0 S: 4	H: 1 LOB: 1 BB: 1 P: 8	R: 0 E: 1 K: 1 S: 6	H: 1 LOB: 1 BB: 0 P: 6	R: 2 E: 0 K: 1 S: 6	H: 1 LOB: 0 BB: 1 P: 10	R: 1 E: 0 K: 2 S: 9	H: 2 LOB: 1 BB: 0 P: 9	1B: 3 2B: 1 3B: 0 HR: 1	SF: 0 SAC: 1 DP: 0 HBP: 0	WP: 0 PB: 0 SB: 2 CS: 1	PA: 34
PITCHER	IP WLS BF H R ER SO BB IBB HBP BLK WP HR S P ERA WHIP																			
Eric Show, R ERA: 2.64 (1, 1)	8.0 L 29 3 3 3 4 3 0 0 0 0 0 1 34 46 3.38 0.750																			
Luis DeLeon, R ERA: 2.04 (9, 1)	1.0 5 2 1 1 2 0 0 0 0 0 0 0 9 9 9.00 2.000																			

Batter	1	2	3	4	5	6	7	8	9	AB	R	H	RBI	BB	SO	LOB	BOTTOM			
Alan Wiggins, S OBP: 0.300, SLG: 0.301 (1, 8)										4	0	1	0	0	1	0	Atlanta Braves @ San Diego Padres Jack Murphy Stadium, San Diego, CA Fri Oct 01 1982, 10:05 PM EDT Att: 14,050 - Unknown			
Juan Bonilla, R OBP: 0.323, SLG: 0.333 (1, 4)										4	0	1	0	0	2	1				
Gene Richards, L OBP: 0.335, SLG: 0.361 (1, 7)										4	0	0	0	0	1	3				
Terry Kennedy, L OBP: 0.329, SLG: 0.487 (1, 3)										4	0	0	0	0	2	2				
Luis Salazar, R OBP: 0.275, SLG: 0.337 (1, 6)										3	0	0	0	0	1	2				
Tony Gwynn, L OBP: 0.338, SLG: 0.388 (1, 9)										3	0	1	0	0	0	0				
Tim Flannery, L OBP: 0.315, SLG: 0.323 (1, 5)										3	0	0	0	0	0	1				
Ron Tingley, R OBP: 0.191, SLG: 0.111 (8, PH)										2	0	0	0	0	0	0				
Broderick Perkins, L OBP: 0.326, SLG: 0.341 (8, PH)										1	0	0	0	0	0	0				
Luis DeLeon, R OBP: 0.197, SLG: 0.182 (9, 1)										0	0	0	0	0	0	0				
Eric Show, R OBP: 0.146, SLG: 0.146 (8, PH)										2	0	0	0	0	1	0				
Joe Lefebvre, L OBP: 0.292, SLG: 0.328 (9, 2)										1	0	0	0	0	0	0				
Inning Stats	R: 0 E: 0 K: 3 S: 11	H: 1 LOB: 2 BB: 0 P: 11	R: 0 E: 0 K: 0 S: 3	H: 0 LOB: 0 BB: 0 P: 3	R: 0 E: 0 K: 3 S: 9	H: 0 LOB: 0 BB: 0 P: 9	R: 0 E: 0 K: 0 S: 3	H: 0 LOB: 0 BB: 0 P: 3	R: 0 E: 0 K: 0 S: 4	H: 1 LOB: 1 BB: 0 P: 4	R: 0 E: 0 K: 2 S: 8	H: 1 LOB: 1 BB: 0 P: 8	R: 0 E: 0 K: 0 S: 3	H: 0 LOB: 0 BB: 0 P: 3	R: 0 E: 0 K: 0 S: 3	H: 0 LOB: 0 BB: 0 P: 3	1B: 2 2B: 1 3B: 0 HR: 0	SF: 0 SAC: 0 DP: 0 HBP: 0	WP: 0 PB: 0 SB: 0 CS: 0	PA: 31
PITCHER	IP WLS BF H R ER SO BB IBB HBP BLK WP HR S P ERA WHIP																			
Phil Niekro, R ERA: 3.61 (1, 1)	9.0 W 31 3 0 0 8 0 0 0 0 0 0 0 47 47 0.00 0.333																			



AB	30
R	4
H	5
RBI	4
BB	3
SO	6
LOB	9

AB	31
R	0
H	3
RBI	0
BB	0
SO	8
LOB	9

livebaseballscores.com

livebaseballscores.com

Batter	1	2	3	4	5	6	7	8	9	AB	R	H	RBI	BB	SO	LOB	TOP		
Claudel Washington, L OBP: 0.330, SLG: 0.418 (1.9)	3-1		SF9 3B		G3			1-3	FC6-4	5	1	1	0	0	0	2	Atlanta Braves @ San Diego Padres Jack Murphy Stadium, San Diego, CA Sat Oct 02, 1982, 10:05 PM EDT Att: 43,077 - Unknown		
Rafael Ramirez, R OBP: 0.319, SLG: 0.381 (1.6)	F S BB		SF9		F7					2	0	1	1	1	0	0			
Dale Murphy, R OBP: 0.376, SLG: 0.508 (1.8)	K		3-H 0-0 2B			6-3 S FC7-2 BB				2	0	1	0	2	1	1			
Chris Chambliss, L OBP: 0.338, SLG: 0.438 (1.3)	4-3					6-3		6-3		4	1	1	1	0	0	4			
Terry Harper, R OBP: 0.344, SLG: 0.327 (1.7)		SH1-3 S 1B	5-3			FC7-2			F8	4	1	1	0	0	0	1			
Jerry Royster, R OBP: 0.352, SLG: 0.385 (1.5)		SH1-3		6-3			F9		F8 WP 1B	3	1	1	0	0	0	0			
Glenn Hubbard, R OBP: 0.323, SLG: 0.348 (1.4)				F9			5-3		F8	4	0	1	1	0	0	1			
Bruce Benedict, R OBP: 0.316, SLG: 0.305 (1.2)		3-H 0-3 K		5-3			F7		1B IBB	3	0	0	0	1	1	1			
Pascual Perez, R OBP: 0.286, SLG: 0.278 (1.1)					F9			5-3		2	0	0	0	0	1	1			
Steve Bedrosian, R OBP: 0.074, SLG: 0.038 (6.1)										1	0	0	0	0	0	0			
Bob Watson, R OBP: 0.331, SLG: 0.426 (9. PH)										1	0	1	1	0	0	0			
Albert Hall, S (9. PR)										0	0	0	0	0	0	0			
Gene Garber, R OBP: 0.235, SLG: 0.133 (9.1)									1-2 3-H IBB	0	0	0	0	0	0	0			
Inning Stats	R: 0 E: 0 K: 1 S: 5	H: 0 LOB: 1 BB: 1 P: 9	R: 1 E: 0 K: 2 S: 9	H: 2 LOB: 1 BB: 0 P: 9	R: 2 E: 0 K: 0 S: 5	H: 3 LOB: 0 BB: 0 P: 5	R: 0 E: 0 K: 0 S: 3	H: 0 LOB: 0 BB: 0 P: 3	R: 0 E: 0 K: 0 S: 2	H: 0 LOB: 0 BB: 1 P: 6	R: 0 E: 0 K: 0 S: 3	H: 0 LOB: 0 BB: 0 P: 3	R: 0 E: 0 K: 0 S: 4	H: 1 LOB: 2 BB: 1 P: 8	R: 1 E: 0 K: 0 S: 5	H: 2 LOB: 2 BB: 1 P: 9	1B: 4 2B: 3 3B: 1 HR: 1	SF: 1 SAC: 1 DP: 1 HBP: 0	WP: 1 PA: 37 PB: 0 SB: 3 CS: 0
PITCHER	IP WLS BF H R ER SO BB IBB HBP BLK WP HR S P ERA WHIP																		
John Montefusco, R ERA: 4.0 (1.1)	3.0 L 14 5 3 3 3 3 1 0 0 0 0 0 1 19 23 9.00 2.000																		
Mike Griffin, R ERA: 3.48 (4.1)	2.0 6 0 0 0 0 0 0 0 0 0 0 0 0 6 6 0.00 0.000																		
Floyd Chiffer, R ERA: 2.95 (6.1)	1.0 3 0 0 0 0 0 1 0 0 0 0 0 0 2 6 0.00 1.000																		
Gary Lucas, L ERA: 3.24 (7.1)	3.0 14 3 1 1 0 0 0 2 0 0 0 1 0 12 20 3.00 1.000																		

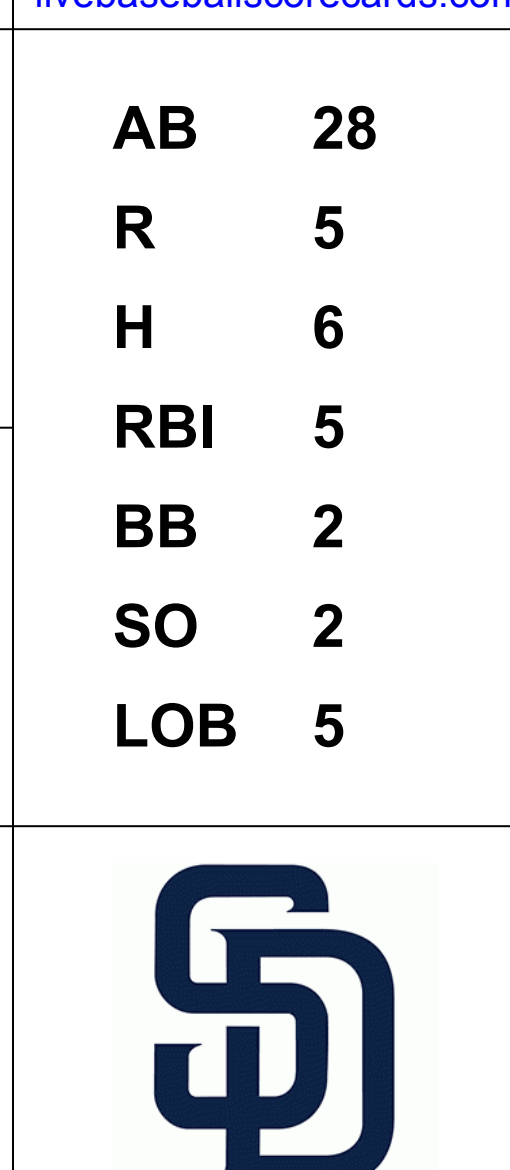
Batter	1	2	3	4	5	6	7	8	9	AB	R	H	RBI	BB	SO	LOB	BOTTOM				
Alan Wiggins, S OBP: 0.295, SLG: 0.296 (1.8)	6-3		F8		4-3				FC4	4	0	0	0	0	1	0	Atlanta Braves @ San Diego Padres Jack Murphy Stadium, San Diego, CA Sat Oct 02, 1982, 10:05 PM EDT Att: 43,077 - Unknown				
Garry Templeton, S OBP: 0.279, SLG: 0.352 (9. PH)										1	0	0	0	0	0	1					
Juan Bonilla, R OBP: 0.332, SLG: 0.343 (1.4)	FC5-4 1B		FC4-6 1B		1B		6-3			4	0	3	0	0	0	0					
Gene Richards, L OBP: 0.334, SLG: 0.360 (1.7)	FC5-4 1B		FC4-6				6-3			4	0	1	0	0	0	2					
Terry Kennedy, L OBP: 0.328, SLG: 0.486 (1.3)				K	K			P6		4	0	1	0	0	2	2					
Tony Gwynn, L OBP: 0.337, SLG: 0.390 (1.9)	4-3									4	1	1	0	0	1	2					
Joe Lefebvre, L OBP: 0.292, SLG: 0.326 (1.5)		6-3								4	1	1	0	0	0	1					
Tim Flannery, L OBP: 0.316, SLG: 0.330 (1.6)			F7						1-3	4	0	2	1	0	0	0					
Ron Tingley, R OBP: 0.100, SLG: 0.100 (1.2)										2	0	0	0	0	1	1					
Broderick Perkins, L OBP: 0.325, SLG: 0.340 (6. PH)										1	0	0	1	0	0	1					
Luis Salazar, R OBP: 0.274, SLG: 0.336 (7.6)										1	0	0	0	0	0	0					
John Montefusco, R OBP: 0.145, SLG: 0.100 (3. PH)										0	0	0	0	0	0	0					
Rick Labrador, L OBP: 0.220, SLG: 0.231 (4.1)										1	0	0	0	0	0	0					
Mike Griffin, R OBP: 0.220, SLG: 0.231 (4.1)										0	0	0	0	0	0	0					
Dave Edwards, R OBP: 0.250, SLG: 0.273 (5. PH)										1	0	0	0	0	0	0					
Floyd Chiffer, R OBP: 0.300, SLG: 0.425 (6.1)										0	0	0	0	0	0	0					
Ruppert Jones, L OBP: 0.270, SLG: 0.425 (6. PH)										1	0	0	0	0	1	0					
Gary Lucas, L OBP: 0.333, SLG: 0.325 (7.1)										0	0	0	0	0	0	0					
Kurt Bevacqua, R OBP: 0.333, SLG: 0.325 (9. PH)										1	0	1	0	0	0	0					
Inning Stats	R: 0 E: 0 K: 0 S: 5	H: 2 LOB: 2 BB: 0 P: 5	R: 0 E: 0 K: 1 S: 5	H: 0 LOB: 0 BB: 0 P: 5	R: 0 E: 0 K: 0 S: 4	H: 1 LOB: 1 BB: 0 P: 4	R: 1 E: 0 K: 1 S: 7	H: 2 LOB: 1 BB: 0 P: 7	R: 0 E: 0 K: 0 S: 7	H: 2 LOB: 2 BB: 0 P: 7	R: 1 E: 0 K: 0 S: 5	H: 2 LOB: 1 BB: 0 P: 5	R: 0 E: 0 K: 1 S: 5	H: 0 LOB: 0 BB: 0 P: 5	R: 0 E: 0 K: 1 S: 5	H: 0 LOB: 0 BB: 0 P: 5	R: 0 E: 0 K: 0 S: 4	H: 1 LOB: 1 BB: 0 P: 4	1B: 8 2B: 1 3B: 1 HR: 0	SF: 0 SAC: 0 DP: 0 HBP: 0	WP: 0 PA: 37 PB: 0 SB: 0 CS: 0
PITCHER	IP WLS BF H R ER SO BB IBB HBP BLK WP HR S P ERA WHIP																				
Pascual Perez, R ERA: 3.06 (1.1)	5.0 W 23 8 2 2 3 3 0 0 0 0 0 0 0 14 14 3.60 1.600																				
Steve Bedrosian, R ERA: 2.42 (6.1)	3.0 10 1 0 0 2 0 0 0 0 0 0 0 14 14 0.00 0.333																				
Gene Garber, R ERA: 2.34 (9.1)	1.0 S 4 1 0 0 0 0 0 0 0 0 0 0 4 4 0.00 1.000																				


Batter	1	2	3	4	5	6	7	8	9	AB	R	H	RBI	BB	SO	LOB	TOP					
Claudell Washington, L OBP: 0.330, SLG: 0.416 (1, 9)	0-3 K		0-3 K			4-0 BB BB	0-3 K			3	0	0	0	1	3	3	<p>Atlanta Braves @ San Diego Padres</p> <p>Jack Murphy Stadium, San Diego, CA</p> <p>Sun Oct 03 1982, 6:33 AM EDT</p> <p>Att: 19,412 - Unknown</p>					
Rafael Ramirez, R OBP: 0.319, SLG: 0.379 (1, 6)	0-3 K			0-0 F7		4-0 BB 1-2		0-3 K2-3		3	0	0	0	1	2	0						
Dale Murphy, R OBP: 0.376, SLG: 0.507 (1, 8)	4-0 BLK BB			0-0 P4		0-0 P3		4-0 G4-6-3 BB		2	0	0	0	2	0	2						
Bob Watson, R OBP: 0.327, SLG: 0.420 Chris Chambliss, L OBP: 0.337, SLG: 0.436 (6, PH) (6, 3)	0-3 K			0-0 6-3		0-0 F8		0-0 G4-6-3 1-2		2	0	0	0	0	1	1						
Terry Harper, R OBP: 0.347, SLG: 0.347 (1, 7)		0-0 5-3				0-0 HR		4-0 1B FC1-2 BB		3	1	1	1	1	0	0						
Jerry Royster, R OBP: 0.351, SLG: 0.383 (1, 5)		0-0 L3				0-3 K		0-0 FC1-2 1B 1-2		4	0	1	0	0	1	0						
Glenn Hubbard, R OBP: 0.324, SLG: 0.350 (1, 4)		0-0 P4				0-0 4-3		0-0 FC1-2 1B 1-2 2-3		4	0	2	0	0	0	0						
Bruce Benedict, R OBP: 0.315, SLG: 0.303 Ken Smith, L OBP: 0.363, SLG: 0.317 Rufino Linares, R OBP: 0.325, SLG: 0.377 Matt Sinatro, R OBP: 0.176, SLG: 0.198 (7, PH) (7, PH) (7, 2)			0-0 F7			0-0 F8		0-0 FC1-2 1B 1-2 2-3 3-H		2	0	0	0	0	0	0						
Rick Camp, R OBP: 0.370, SLG: 0.549 Donnie Moore, L OBP: 0.342, SLG: 0.241 Paul Runge, R OBP: 0.365, SLG: 0.503 Rick Mahler, R OBP: 0.355, SLG: 0.503 Bob Horner, R OBP: 0.321, SLG: 0.196 (5, 1) (5, 1) (7, PH) (7, 1)			0-3 K			0-0 F7		0-0 F9		1	0	0	0	0	1	0						
Inning Stats	R: 0 E: 0 K: 3 S: 9	H: 0 LOB: 1 BB: 1 P: 13	R: 0 E: 0 K: 0 S: 3	H: 0 LOB: 0 BB: 0 P: 3	R: 0 E: 0 K: 2 S: 7	H: 0 LOB: 0 BB: 0 P: 7	R: 0 E: 0 K: 0 S: 3	H: 0 LOB: 0 BB: 0 P: 3	R: 1 E: 0 K: 1 S: 6	H: 1 LOB: 0 BB: 0 P: 6	R: 0 E: 0 K: 0 S: 3	H: 0 LOB: 2 BB: 2 P: 11	R: 0 E: 0 K: 1 S: 7	H: 2 LOB: 3 BB: 1 P: 11	R: 0 E: 0 K: 1 S: 4	H: 0 LOB: 1 BB: 1 P: 8		R: 0 E: 0 K: 0 S: 4	H: 1 LOB: 1 BB: 0 P: 4	1B: 3 2B: 0 3B: 0 HR: 1	SF: 0 SAC: 0 DP: 1 HBP: 0	WP: 0 PB: 0 SB: 0 CS: 0
PITCHER	IP WLS BF H R ER SO BB IBB HBP BLK WP HR S P ERA WHIP	5.1 W 20 1 1 1 6 3 0 0 0 1 0 1 29 41 1.69 0.750	0.2 S 5 2 0 0 0 1 0 0 0 0 0 0 4 8 0.00 4.500	3.0 S 10 1 0 0 2 1 0 0 0 0 0 0 13 17 0.00 0.667	PITCHER										IP WLS BF H R ER SO BB IBB HBP BLK WP HR S P ERA WHIP							

AB	30
R	1
H	4
RBI	1
BB	5
SO	8
LOB	16



Batter	1	2	3	4	5	6	7	8	9	AB	R	H	RBI	BB	SO	LOB	BOTTOM			
Alan Wiggins, S OBP: 0.295, SLG: 0.303 (1, 8)	0-0 6-3		0-0 4-3			0-0 SF8 1-H 2-H 3-H 3B		0-0 F7		4	1	1	3	0	0	0	<p>Atlanta Braves @ San Diego Padres</p> <p>Jack Murphy Stadium, San Diego, CA</p> <p>Sun Oct 03 1982, 6:33 AM EDT</p> <p>Att: 19,412 - Unknown</p>			
Juan Bonilla, R OBP: 0.325, SLG: 0.335 (1, 4)	0-0 4-3			0-0 L8		0-0 4-3		0-0 P5		4	0	0	0	0	1	0				
Gene Richards, L OBP: 0.333, SLG: 0.359 (1, 7)	0-0 F8			0-3 K		0-0 SF8 3-H		4-0 CS BB		2	0	0	1	1	1	0				
Terry Kennedy, L OBP: 0.328, SLG: 0.486 (1, 2)		0-0 F5		0-0 2B		0-3 K		0-0 F8		4	0	1	0	0	1	1				
Joe Lefebvre, L OBP: 0.292, SLG: 0.326 (1, 5)		0-0 1-3 1B		0-0 3-1		0-0 G3		0-0 CS 1-2		3	0	1	0	0	0	1				
Tony Gwynn, L OBP: 0.337, SLG: 0.389 (1, 9)		0-0 1-3				0-0 1B BB 1B		0-0 F8		3	1	1	0	0	0	1				
Broderick Perkins, L OBP: 0.325, SLG: 0.340 (1, 3)		0-0 F7				0-0 BB BB 3B 1B		0-0 F9		3	1	1	0	0	0	1				
Tim Flannery, L OBP: 0.317, SLG: 0.330 (1, 6)			0-0 4-3			0-0 BB 3B 1B		0-0 3-1		3	1	1	0	0	0	0				
Tim Lollar, L OBP: 0.289, SLG: 0.388 Luis DeLeon, R OBP: 0.167, SLG: 0.182 Dave Dravecky, R OBP: 0.167, SLG: 0.130 (6, 1) (6, 1) (7, 1)			0-0 F9			4-0 BB 3B 1B		0-0 P5		1	0	0	1	1	0	0				
Inning Stats	R: 0 E: 0 K: 0 S: 3	H: 0 LOB: 0 BB: 0 P: 3	R: 0 E: 0 K: 0 S: 4	H: 1 LOB: 1 BB: 0 P: 4	R: 0 E: 0 K: 0 S: 3	H: 0 LOB: 0 BB: 0 P: 3	R: 0 E: 0 K: 1 S: 6	H: 1 LOB: 1 BB: 0 P: 6	R: 5 E: 0 K: 1 S: 9	H: 4 LOB: 0 BB: 1 P: 13	R: 0 E: 0 K: 0 S: 3	H: 0 LOB: 0 BB: 0 P: 3	R: 0 E: 0 K: 0 S: 3	H: 0 LOB: 0 BB: 0 P: 3	R: 0 E: 0 K: 0 S: 2	H: 0 LOB: 0 BB: 1 P: 6		1B: 4 2B: 1 3B: 1 HR: 0	SF: 1 SAC: 0 DP: 0 HBP: 0	WP: 0 PB: 0 SB: 0 CS: 1
PITCHER	IP WLS BF H R ER SO BB IBB HBP BLK WP HR S P ERA WHIP	4.0 L 19 6 5 5 1 0 0 0 0 0 0 5 5 0.00 0.000	1.0 L 3 0 0 0 1 0 0 0 0 0 0 3 3 0.00 0.000	2.0 L 6 0 0 0 0 1 0 0 0 0 0 5 9 0.00 0.500	PITCHER										IP WLS BF H R ER SO BB IBB HBP BLK WP HR S P ERA WHIP					



Batter	1	2	3	4	5	6	7	8	9	AB	R	H	RBI	BB	SO	LOB	TOP					
Claudell Washington, L OBP: 0.500, SLG: 0.500	0-0 4-3		1-2 SAFE SAFE FC6-4 1B			0-2 CS 1B		0-0 6-3	4 0 2 0 0 0 0								Atlanta Braves @ St. Louis Cardinals Busch Stadium, St. Louis, MO Thu Oct 07 1982, 7:05 PM CDT Att: 53,008 - Unknown AB 30 R 0 H 3 RBI 0 BB 0 SO 6 LOB 5					
Rafael Ramirez, R (1, 6)	2-1 F8		0-1 SAFE SAFE FC6-4 1-2			2-2 SAFE SAFE 1-3 1-2		1-2 5-3	4 0 0 0 0 0 3													
Dale Murphy, R (1, 8)	3-2 6-3			1-1 F9		0-1 P6		1-0 4-3	4 0 0 0 0 0 0													
Chris Chambliss, L (1, 3)		2-2 5-3		2-1 L9			0-0 F8		3 0 0 0 0 0 0													
Bob Horner, R (1, 5)		1-0 6-3		2-1 L6			2-0 5-3		3 0 0 0 0 0 0													
Jerry Royster, R (1, 7)		1-3 K			1-3 K		0-1 L1		3 0 0 0 0 2 0													
Glenn Hubbard, R (1, 4)			1-3 K		1-1 F8			1-2 F9	3 0 0 0 0 1 0													
Bruce Benedict, R OBP: 0.333, SLG: 0.333			0-1 E5 1B		1-0 1B			1-3 K	3 0 1 0 0 1 0													
Pascual Perez, R Steve Bedrosian, R Donnie Moore, L Larry Whisenton, L (8, PH) Bob Walk, R			0-3 SAFE SAFE K		0-2 1-3			3-3 K	2 0 0 0 0 1 2													
Inning Stats	R: 0 E: 0 K: 0 S: 6	H: 0 LOB: 0 BB: 0 P: 11	R: 0 E: 0 K: 1 S: 9	H: 0 LOB: 0 BB: 0 P: 13	R: 0 E: 1 K: 2 S: 17	H: 1 LOB: 2 BB: 0 P: 19	R: 0 E: 0 K: 0 S: 6	H: 0 LOB: 0 BB: 0 P: 11	R: 0 E: 0 K: 1 S: 9	H: 1 LOB: 1 BB: 0 P: 12	R: 0 E: 0 K: 0 S: 8	H: 1 LOB: 0 BB: 0 P: 10	R: 0 E: 0 K: 0 S: 4	H: 0 LOB: 0 BB: 0 P: 6	R: 0 E: 0 K: 2 S: 9			H: 0 LOB: 0 BB: 0 P: 14	R: 0 E: 0 K: 0 S: 6	H: 0 LOB: 0 BB: 0 P: 8	1B: 3 2B: 0 3B: 0 HR: 0	SF: 0 SAC: 0 DP: 0 HBP: 0
PITCHER Bob Forsch, R ERA:	IP: 9.0 WLS: W BF: 30 H: 3 R: 0 ER: 0 SO: 6 BB: 0 IBB: 0 HBP: 0 BLK: 0 WP: 0 HR: 0 S: 74 P: 104 ERA: 0.00 WHIP: 0.333															PITCHER	IP: WLS: BF: H: R: ER: SO: BB: IBB: HBP: BLK: WP: HR: S: P: ERA: WHIP:					

Batter	1	2	3	4	5	6	7	8	9	AB	R	H	RBI	BB	SO	LOB	BOTTOM			
Tom Herr, S OBP: 0.400, SLG: 0.400	1-1 F7		0-1 FC6 1B		0-2 F9	3-3 K		1-0 SF8 FC 1B	5 0 2 0 0 1 3								Atlanta Braves @ St. Louis Cardinals Busch Stadium, St. Louis, MO Thu Oct 07 1982, 7:05 PM CDT Att: 53,008 - Unknown AB 35 R 7 H 13 RBI 7 BB 3 SO 5 LOB 20			
Ken Oberkfell, L OBP: 0.200, SLG: 0.200	1-2 F7		0-0 SAFE SAFE FC6 1-2		1-1 4-3	1-2 HBP 1B		1-0 FC SF8	5 0 1 1 0 0 4											
Lonnie Smith, R David Green, R	0-0 5-3			1-1 5-3		1B HBP		2-2 SF8	3 1 1 1 0 0 0											
Keith Hernandez, L OBP: 0.400, SLG: 0.250		2-1 6-3		2-3 K		1B HBP		1-2 2-3 3-H 4-0	4 1 1 0 1 1 3											
George Hendrick, R OBP: 0.400, SLG: 0.250		1-1 6-3		4-1 1B BB		1-2 1B BB 1B		2-3 K	4 1 1 1 1 1 3											
Darrell Porter, L OBP: 0.500, SLG: 0.750		0-0 4-3		1-1 SAFE SAFE 1B		1-2 1B SF8 BB		1-0 F8	4 1 2 0 1 0 3											
Willie McGee, S OBP: 0.500, SLG: 1.000			0-1 SAFE SAFE SF8 3B		1-3 K	2-2 WP 1B 1B		0-3 K	4 2 2 1 0 2 3											
Ozzie Smith, S OBP: 0.250, SLG: 0.333			2-2 SAFE SAFE SF8		0-0 B1-3	1-2 1B WP 1B		2-1 3-1	3 0 1 2 0 0 1											
Bob Forsch, R OBP: 0.500, SLG: 0.667			3-H 4-3		1-2 1B	0-1 SAFE SAFE SF8		0-1 FC 1B SF8 1B	3 1 2 1 0 0 0											
Inning Stats	R: 0 E: 0 K: 0 S: 6	H: 0 LOB: 0 BB: 0 P: 8	R: 0 E: 0 K: 0 S: 5	H: 0 LOB: 0 BB: 0 P: 8	R: 1 E: 0 K: 0 S: 13	H: 2 LOB: 1 BB: 0 P: 15	R: 0 E: 0 K: 2 S: 11	H: 1 LOB: 2 BB: 1 P: 20	R: 0 E: 0 K: 0 S: 11	H: 1 LOB: 1 BB: 0 P: 13	R: 5 E: 0 K: 1 S: 29	H: 6 LOB: 3 BB: 1 P: 46	R: 0 E: 0 K: 1 S: 10	H: 1 LOB: 1 BB: 0 P: 14	R: 1 E: 0 K: 1 S: 12	H: 2 LOB: 3 BB: 1 P: 23		1B: 11 2B: 1 3B: 1 HR: 0	SF: 3 SAC: 0 DP: 0 HBP: 1	WP: 1 PB: 0 SB: 0 CS: 0
PITCHER Pascual Perez, R Steve Bedrosian, R Donnie Moore, R Bob Walk, R	IP: 5.0 WLS: L BF: 23 H: 7 R: 4 ER: 4 SO: 2 BB: 1 IBB: 0 HBP: 0 BLK: 0 WP: 0 HR: 0 S: 52 P: 73 ERA: 7.20 WHIP: 1.600															PITCHER	IP: WLS: BF: H: R: ER: SO: BB: IBB: HBP: BLK: WP: HR: S: P: ERA: WHIP:			



Batter	1	2	3	4	5	6	7	8	9	AB	R	H	RBI	BB	SO	LOB	TOP					
Claudell Washington, L OBP: 0.375, SLG: 0.286 (1.9)	F8		K		F9					3	0	0	0	1	1	2	Atlanta Braves @ St. Louis Cardinals Busch Stadium, St. Louis, MO Sat Oct 09 1982, 7:05 PM CDT Att: 53,408 - Unknown					
Rafael Ramirez, R OBP: 0.125, SLG: 0.125 (1.6)	K		E8		6-3					4	1	1	1	0	1	4						
Dale Murphy, R OBP: 0.125, SLG: 0.125 (1.8) (8.7)	K		F3			G3				4	0	1	0	0	1	0						
Chris Chambliss, L (1.3)		L4			4-3					3	0	0	0	1	0	0						
Bob Horner, R Brett Butler, L (1.5) (8.8)		F8			F8					4	0	0	0	0	2	2						
Jerry Royster, R OBP: 0.286, SLG: 0.286 (1.7) (8.5)					F8					4	0	2	0	0	0	2						
Glenn Hubbard, R OBP: 0.167, SLG: 0.167 (1.4)										3	1	1	0	0	0	1						
Bruce Benedict, R OBP: 0.571, SLG: 0.600 (1.2)										2	1	1	0	2	0	0						
Phil Niekro, R Biff Pocoroba, S Gene Garber, R (1.1) (7,PH) (7.1)										0	0	0	1	0	0	0						
Inning Stats	R: 0 E: 0 K: 2 S: 10	H: 0 LOB: 0 BB: 0 P: 14	R: 0 E: 0 K: 0 S: 7	H: 1 LOB: 1 BB: 0 P: 10	R: 2 E: 1 K: 1 S: 9	H: 1 LOB: 0 BB: 1 P: 17	R: 0 E: 0 K: 0 S: 8	H: 0 LOB: 0 BB: 0 P: 12	R: 1 E: 0 K: 0 S: 8	H: 2 LOB: 1 BB: 0 P: 12	R: 0 E: 0 K: 1 S: 9	H: 0 LOB: 0 BB: 0 P: 13	R: 0 E: 0 K: 0 S: 8	H: 1 LOB: 3 BB: 2 P: 17	R: 0 E: 0 K: 1 S: 8	H: 1 LOB: 1 BB: 1 P: 15		R: 0 E: 0 K: 0 S: 11	H: 0 LOB: 0 BB: 0 P: 15	1B: 5 2B: 1 3B: 0 HR: 0	SF: 1 SAC: 2 DP: 0 HBP: 0	WP: 0 PB: 0 SB: 1 CS: 1
PITCHER	IP	WLS	BF	H	R	ER	SO	BB	IBB	HBP	BLK	WP	HR	S	P	ERA	WHIP					
John Stuper, R ERA: 3.0 (1.1)	6.0		23	4	3	2	4	1	0	0	0	0	0	51	78	3.00	0.833					
Doug Bair, R ERA: (7.1)	1.0		8	2	0	0	0	1	2	0	0	0	0	10	24	0.00	3.000					
Bruce Sutter, R ERA: (8.1)	2.0	W	5	0	0	0	1	0	0	0	0	0	0	17	23	0.00	0.000					

Batter	1	2	3	4	5	6	7	8	9	AB	R	H	RBI	BB	SO	LOB	BOTTOM					
Tom Herr, S OBP: 0.333, SLG: 0.250 (1.4)	FC4-6 BB				4-3					3	0	0	0	1	1	1	Atlanta Braves @ St. Louis Cardinals Busch Stadium, St. Louis, MO Sat Oct 09 1982, 7:05 PM CDT Att: 53,408 - Unknown					
Ken Oberkfell, L OBP: 0.200, SLG: 0.200 (1.5)	FC4-6 1B WP		F8		F9					5	1	1	1	0	0	1						
Lonnie Smith, R OBP: 0.333, SLG: 0.286 (1.7)	WP 6-3 1B		F9		4-3					4	0	1	0	0	1	0						
Keith Hernandez, L OBP: 0.333, SLG: 0.250 (1.3)	6-3		K2-3							4	1	1	0	0	1	2						
Darrell Porter, L OBP: 0.778, SLG: 1.167 (1.2)					PB 2B					2	1	2	1	2	0	0						
George Hendrick, R OBP: 0.444, SLG: 0.375 (1.9)	6-3				K					4	0	2	0	0	1	3						
Willie McGee, S OBP: 0.250, SLG: 0.500 (1.8)			K		K2-3					4	0	0	1	0	3	4						
Ozzie Smith, S OBP: 0.500, SLG: 0.400 (1.6)										2	0	1	0	2	0	1						
John Stuper, R Steve Braun, L Doug Bair, R Bruce Sutter, R David Green, R (1.1) (6,PH) (7.1) (8.1) (8.7)										1	0	0	0	0	0	2						
Inning Stats	R: 1 E: 0 K: 0 S: 9	H: 1 LOB: 2 BB: 2 P: 21	R: 0 E: 0 K: 1 S: 8	H: 0 LOB: 1 BB: 1 P: 14	R: 0 E: 0 K: 1 S: 6	H: 0 LOB: 0 BB: 0 P: 7	R: 0 E: 0 K: 2 S: 14	H: 1 LOB: 2 BB: 1 P: 25	R: 0 E: 0 K: 0 S: 6	H: 0 LOB: 0 BB: 0 P: 10	R: 1 E: 0 K: 1 S: 12	H: 4 LOB: 2 BB: 0 P: 20	R: 0 E: 0 K: 2 S: 7	H: 0 LOB: 0 BB: 0 P: 8	R: 1 E: 0 K: 0 S: 13	H: 1 LOB: 1 BB: 1 P: 18		R: 1 E: 0 K: 0 S: 6	H: 2 LOB: 1 BB: 0 P: 8	1B: 7 2B: 2 3B: 0 HR: 0	SF: 0 SAC: 2 DP: 0 HBP: 0	WP: 1 PB: 1 SB: 1 CS: 0
PITCHER	IP	WLS	BF	H	R	ER	SO	BB	IBB	HBP	BLK	WP	HR	S	P	ERA	WHIP					
Phil Niekro, R ERA: 3.0 (1.1)	6.0		27	6	2	2	5	4	0	0	0	0	0	55	97	3.00	1.667					
Gene Garber, R ERA: 7.71 (7.1)	2.1	L	11	3	2	2	2	1	0	0	0	0	0	26	34	7.71	1.714					

