



# Atlanta Braves - 1983

Batter	1	2	3	4	5	6	7	8	9	AB	R	H	RBI	BB	SO	LOB	TOP			
<b>Brett Butler, L</b> OBP: 0.200, SLG: 0.400 (1, 8)	0-0 SH5-4 SF7 2B	0-3 K	0-0 6-3	0-3 K	0-0 6-3	0-3 K	0-0 6-3	0-0 1-3	0-0 1-3	5	1	1	0	0	2	3	<b>Atlanta Braves @ Cincinnati Reds</b> Riverfront Stadium, Cincinnati, OH Mon Apr 04 1983, 3:33 AM EST Att: 42,892 - Unknown - 56 F  <b>AB 31</b> <b>R 4</b> <b>H 5</b> <b>RBI 3</b> <b>BB 4</b> <b>SO 6</b> <b>LOB 11</b> 			
<b>Rafael Ramirez, R</b> OBP: 0.250, SLG: 0.250 (1, 6)	0-0 SH5-4 2-3	0-0 1-3	0-0 1-3	0-0 P6	0-0 P6	0-0 4-6-3 1B	0-0 5-3	0-0 5-3	4	0	1	0	0	0	0					
<b>Claudell Washington, L</b> (1, 9)	0-0 SF7	0-0 P4	0-0 P4	0-0 P5	0-0 P5	0-0 4-6-3 1-2	0-0 4-6-3	0-0 4-6-3	3	0	0	1	0	0	1					
<b>Dale Murphy, R</b> (1, 7)	0-0 F2	0-0 F2	0-0 BB	0-0 BB	0-0 BB	0-0 F8	0-0 F8	0-0 F8	2	0	0	0	2	0	1					
<b>Bob Horner, R</b> (1, 5)	0-0 E6 HR	0-0 1-2 BB	0-0 1-2 BB	0-0 K	0-0 K	0-0 F2	0-0 F2	0-0 F2	3	1	0	0	1	1	2					
<b>Chris Chambliss, L</b> OBP: 0.250, SLG: 1.000 (1, 3)	0-0 HR	0-0 F5	0-0 F5	0-0 G3	0-0 G3	0-0 F8	0-0 F8	0-0 F8	4	1	1	2	0	0	2					
<b>Glenn Hubbard, R</b> <b>Steve Bedrosian, R</b> (8, 1)	0-0 F7	0-0 K	0-0 K	0-0 CS BLK HBP	0-0 CS BLK HBP	0-0 F9	0-0 F9	0-0 F9	3	1	0	0	0	1	0					
<b>Bruce Benedict, R</b> OBP: 0.500, SLG: 0.667 (1, 2)	0-0 3-1	0-0 3-1	0-0 3-1	0-0 2B	0-0 2B	0-0 F9	0-0 F9	0-0 F9	3	0	1	0	1	0	0					
<b>Phil Niekro, R</b> OBP: 0.333, SLG: 0.333 <b>Jerry Royster, R</b> (8, 4)	0-0 1B	0-0 1B	0-0 1B	0-0 K	0-0 K	0-0 4-3	0-0 4-3	0-0 K	3	0	1	0	0	1	2					
<b>Inning Stats</b>	R: 1 E: 0 K: 0 S: 4	H: 1 LOB: 0 BB: 0 P: 4	R: 2 E: 1 K: 1 S: 8	H: 2 LOB: 1 BB: 0 P: 8	R: 0 E: 0 K: 0 S: 3	H: 0 LOB: 2 BB: 0 P: 11	R: 0 E: 0 K: 2 S: 8	H: 1 LOB: 1 BB: 0 P: 8	R: 0 E: 0 K: 1 S: 5	H: 0 LOB: 1 BB: 1 P: 10	R: 0 E: 0 K: 0 S: 4	H: 1 LOB: 1 BB: 0 P: 4	R: 0 E: 0 K: 0 S: 3	H: 0 LOB: 0 BB: 0 P: 3	R: 0 E: 0 K: 1 S: 5	H: 0 LOB: 0 BB: 0 P: 5		1B: 2 2B: 2 3B: 0 HR: 1	SF: 1 SAC: 1 DP: 0 HBP: 1	WP: 0 PB: 0 SB: 0 CS: 1
<b>PITCHER</b> <b>Mario Soto, R</b> ERA: 2.25 <b>Tom Hume, R</b> ERA:	IP: 8.0 WLS: W BF: 35 H: 5 R: 4 ER: 2 SO: 5 BB: 4 IBB: 0 HBP: 1 BLK: 1 WP: 0 HR: 1 S: 40 P: 57 ERA: 2.25 WHIP: 1.125	IP: 1.0 WLS: S BF: 3 H: 0 R: 0 ER: 0 SO: 1 BB: 0 IBB: 0 HBP: 0 BLK: 0 WP: 0 HR: 0 S: 5 P: 5 ERA: 0.00 WHIP: 0.000															IP: 1.0 WLS: S BF: 3 H: 0 R: 0 ER: 0 SO: 1 BB: 0 IBB: 0 HBP: 0 BLK: 0 WP: 0 HR: 0 S: 5 P: 5 ERA: 0.00 WHIP: 0.000			

Batter	1	2	3	4	5	6	7	8	9	AB	R	H	RBI	BB	SO	LOB	BOTTOM			
<b>Gary Redus, R</b> OBP: 0.250, SLG: 1.000 (1, 7)	0-0 L6	0-0 6-3	0-0 6-3	0-0 6-3	0-0 6-3	0-0 HR	0-0 F8	0-0 F8	0-0 F8	4	1	1	1	0	0	0	<b>Atlanta Braves @ Cincinnati Reds</b> Riverfront Stadium, Cincinnati, OH Mon Apr 04 1983, 3:33 AM EST Att: 42,892 - Unknown - 56 F  <b>AB 29</b> <b>R 5</b> <b>H 6</b> <b>RBI 5</b> <b>BB 2</b> <b>SO 2</b> <b>LOB 4</b> 			
<b>Eddie Milner, L</b> OBP: 0.250, SLG: 0.250 (1, 8)	0-0 G3	0-0 F9	0-0 F9	0-0 F8	0-0 F8	0-0 F2	0-0 F2	0-0 S 1B	0-0 S 1B	4	1	1	0	0	0					
<b>Dave Concepcion, R</b> OBP: 0.500, SLG: 0.333 (1, 6)	0-0 F8	0-0 F8	0-0 F8	0-0 F8	0-0 F8	0-0 S BB	0-0 S BB	0-0 1B	0-0 1B	3	1	1	1	1	0	0				
<b>Johnny Bench, R</b> OBP: 0.500, SLG: 0.750 <b>Tom Hume, R</b> (9, 1)	0-0 F8 HR 2B	0-0 6-3	0-0 6-3	0-0 6-3	0-0 6-3	0-0 1B	0-0 1B	0-0 F8	0-0 F8	4	1	2	1	0	0	1				
<b>Dan Driessen, L</b> (1, 3)	0-0 F8	0-0 F7	0-0 F7	0-0 F7	0-0 F7	0-0 9-3	0-0 9-3	0-0 F8	0-0 F8	3	0	0	0	0	0	2				
<b>Ron Oester, S</b> OBP: 0.333, SLG: 1.333 (1, 4)	0-0 HR	0-0 F7	0-0 F7	0-0 F7	0-0 F7	0-0 F7	0-0 F7	0-0 F7	0-0 F7	3	1	1	2	0	0	0				
<b>Jeff Jones, R</b> (1, 9)	0-0 K	0-0 K	0-0 K	0-0 P6	0-0 P6	0-0 F2	0-0 F2	0-0 F2	0-0 F2	3	0	0	0	0	1	0				
<b>Alex Trevino, R</b> (1, 2)	0-0 K	0-0 K	0-0 K	0-0 FC6-4 BB	0-0 FC6-4 BB	0-0 F8	0-0 F8	0-0 F8	0-0 F8	2	0	0	0	1	1	0				
<b>Mario Soto, R</b> <b>Rafael Landestoy, S</b> <b>Wayne Krenchicki, L</b> (8, 5)	0-0 F8	0-0 F8	0-0 F8	0-0 F8	0-0 F8	0-0 L6	0-0 L6	0-0 L6	0-0 L6	2	0	0	0	0	0	1				
<b>Inning Stats</b>	R: 0 E: 0 K: 0 S: 3	H: 0 LOB: 0 BB: 0 P: 3	R: 2 E: 0 K: 2 S: 9	H: 2 LOB: 0 BB: 0 P: 9	R: 0 E: 0 K: 0 S: 3	H: 0 LOB: 0 BB: 0 P: 3	R: 0 E: 0 K: 0 S: 3	H: 0 LOB: 0 BB: 0 P: 3	R: 0 E: 0 K: 0 S: 4	H: 0 LOB: 1 BB: 1 P: 8	R: 0 E: 0 K: 0 S: 3	H: 0 LOB: 0 BB: 0 P: 3	R: 0 E: 0 K: 0 S: 5	H: 2 LOB: 1 BB: 0 P: 5	R: 1 E: 0 K: 0 S: 5	H: 2 LOB: 1 BB: 0 P: 5		1B: 3 2B: 2 3B: 0 HR: 2	SF: 0 SAC: 0 DP: 1 HBP: 0	WP: 0 PB: 0 SB: 2 CS: 0
<b>PITCHER</b> <b>Phil Niekro, R</b> ERA: 5.14 <b>Steve Bedrosian, R</b> ERA: 9.0	IP: 7.0 WLS: L BF: 26 H: 4 R: 4 ER: 4 SO: 2 BB: 4 IBB: 0 HBP: 0 BLK: 0 WP: 0 HR: 2 S: 28 P: 36 ERA: 5.14 WHIP: 0.857	IP: 1.0 WLS: L BF: 5 H: 2 R: 1 ER: 1 SO: 0 BB: 0 IBB: 0 HBP: 0 BLK: 0 WP: 0 HR: 0 S: 5 P: 5 ERA: 9.00 WHIP: 2.000															IP: 1.0 WLS: L BF: 5 H: 2 R: 1 ER: 1 SO: 0 BB: 0 IBB: 0 HBP: 0 BLK: 0 WP: 0 HR: 0 S: 5 P: 5 ERA: 9.00 WHIP: 2.000			



Batter	1	2	3	4	5	6	7	8	9	AB	R	H	RBI	BB	SO	LOB	TOP								
<b>Brett Butler, L</b> OBP: 0.400, SLG: 0.444 (1, 8)										4	1	2	0	1	0	0	<b>Atlanta Braves @ Cincinnati Reds</b> Riverfront Stadium, Cincinnati, OH Wed Apr 06 1983, 6:05 PM EST Att: 10,102 - Unknown								
<b>Rafael Ramirez, R</b> OBP: 0.222, SLG: 0.222 (1, 6)										5	1	1	0	0	0	4									
<b>Claudell Washington, L</b> (1, 9)										4	0	0	1	0	1	2									
<b>Dale Murphy, R</b> OBP: 0.375, SLG: 0.167 (1, 7)										4	1	1	0	0	3	0									
<b>Bob Horner, R</b> (1, 5)										2	1	0	0	2	0	0									
<b>Chris Chambliss, L</b> OBP: 0.375, SLG: 0.714 (1, 3)										3	0	1	0	1	0	0									
<b>Glenn Hubbard, R</b> OBP: 0.250, SLG: 0.143 (1, 4)										4	0	1	2	0	1	2									
<b>Bruce Benedict, R</b> OBP: 0.500, SLG: 0.571 (1, 2)										4	1	2	0	0	0	4									
<b>Pascual Perez, R</b> (1, 1)											4	0	0	0	4	2									
<b>Inning Stats</b>	R: 1 E: 0 K: 1 S: 6	H: 1 LOB: 0 BB: 0 P: 6	R: 0 E: 0 K: 1 S: 5	H: 0 LOB: 0 BB: 0 P: 5	R: 1 E: 1 K: 1 S: 7	H: 2 LOB: 1 BB: 0 P: 7	R: 0 E: 0 K: 1 S: 6	H: 1 LOB: 2 BB: 1 P: 10	R: 0 E: 0 K: 1 S: 4	H: 0 LOB: 0 BB: 0 P: 8	R: 0 E: 0 K: 1 S: 5	H: 0 LOB: 0 BB: 0 P: 5	R: 0 E: 0 K: 1 S: 6	H: 1 LOB: 1 BB: 0 P: 6	R: 3 E: 0 K: 1 S: 8	H: 3 LOB: 2 BB: 2 P: 16	R: 0 E: 0 K: 1 S: 5	H: 0 LOB: 0 BB: 0 P: 5	1B: 8 2B: 0 3B: 0 HR: 0	SF: 0 SAC: 0 DP: 1 HBP: 0	WP: 1 PB: 0 SB: 2 CS: 0	PA: 38			
<b>PITCHER</b>	IP WLS BF H R ER SO BB IBB HBP BLK WP HR S P ERA WHIP	IP WLS BF H R ER SO BB IBB HBP BLK WP HR S P ERA WHIP	IP WLS BF H R ER SO BB IBB HBP BLK WP HR S P ERA WHIP	IP WLS BF H R ER SO BB IBB HBP BLK WP HR S P ERA WHIP	IP WLS BF H R ER SO BB IBB HBP BLK WP HR S P ERA WHIP	IP WLS BF H R ER SO BB IBB HBP BLK WP HR S P ERA WHIP	IP WLS BF H R ER SO BB IBB HBP BLK WP HR S P ERA WHIP	IP WLS BF H R ER SO BB IBB HBP BLK WP HR S P ERA WHIP	IP WLS BF H R ER SO BB IBB HBP BLK WP HR S P ERA WHIP	IP WLS BF H R ER SO BB IBB HBP BLK WP HR S P ERA WHIP	IP WLS BF H R ER SO BB IBB HBP BLK WP HR S P ERA WHIP	IP WLS BF H R ER SO BB IBB HBP BLK WP HR S P ERA WHIP	IP WLS BF H R ER SO BB IBB HBP BLK WP HR S P ERA WHIP	IP WLS BF H R ER SO BB IBB HBP BLK WP HR S P ERA WHIP	IP WLS BF H R ER SO BB IBB HBP BLK WP HR S P ERA WHIP	IP WLS BF H R ER SO BB IBB HBP BLK WP HR S P ERA WHIP	IP WLS BF H R ER SO BB IBB HBP BLK WP HR S P ERA WHIP	IP WLS BF H R ER SO BB IBB HBP BLK WP HR S P ERA WHIP	IP WLS BF H R ER SO BB IBB HBP BLK WP HR S P ERA WHIP	IP WLS BF H R ER SO BB IBB HBP BLK WP HR S P ERA WHIP	IP WLS BF H R ER SO BB IBB HBP BLK WP HR S P ERA WHIP	IP WLS BF H R ER SO BB IBB HBP BLK WP HR S P ERA WHIP	IP WLS BF H R ER SO BB IBB HBP BLK WP HR S P ERA WHIP	IP WLS BF H R ER SO BB IBB HBP BLK WP HR S P ERA WHIP	IP WLS BF H R ER SO BB IBB HBP BLK WP HR S P ERA WHIP

AB	34
R	5
H	8
RBI	3
BB	4
SO	9
LOB	14



Batter	1	2	3	4	5	6	7	8	9	AB	R	H	RBI	BB	SO	LOB	BOTTOM								
<b>Gary Redus, R</b> OBP: 0.222, SLG: 0.556 (1, 7)										5	1	1	0	0	1	4	<b>Atlanta Braves @ Cincinnati Reds</b> Riverfront Stadium, Cincinnati, OH Wed Apr 06 1983, 6:05 PM EST Att: 10,102 - Unknown								
<b>Eddie Milner, L</b> OBP: 0.125, SLG: 0.125 (1, 8)										4	0	0	0	0	1	4									
<b>Dave Concepcion, R</b> OBP: 0.250, SLG: 0.143 (1, 6)										4	0	0	0	0	0	3									
<b>Johnny Bench, R</b> OBP: 0.375, SLG: 0.500 (1, 5)										4	0	1	0	0	1	0									
<b>Dan Driessen, L</b> OBP: 0.286, SLG: 0.286 (1, 3)										4	0	2	0	0	1	0									
<b>Ron Oester, S</b> OBP: 0.426, SLG: 0.833 (1, 4)										3	0	1	0	1	0	0									
<b>Jeff Jones, R</b> (1, 9)										3	0	0	0	1	1	5									
<b>Alex Trevino, R</b> OBP: 0.429, SLG: 0.333 (1, 2)										4	0	2	0	0	0	1									
<b>Bruce Berenyi, R</b> (1, 1)										0	0	0	0	0	0	0									
<b>Bill Scherrer, L</b> (8, 1)										0	0	0	0	0	0	0									
<b>Ben Hayes, R</b> (8, 1)										0	0	0	0	0	0	0									
<b>Duane Walker, L</b> (8, PH)										1	0	0	0	0	1	0									
<b>Inning Stats</b>	R: 1 E: 1 K: 0 S: 6	H: 3 LOB: 3 BB: 1 P: 10	R: 0 E: 0 K: 1 S: 7	H: 1 LOB: 2 BB: 0 P: 7	R: 0 E: 0 K: 1 S: 5	H: 0 LOB: 0 BB: 0 P: 5	R: 0 E: 0 K: 0 S: 3	H: 0 LOB: 1 BB: 1 P: 7	R: 0 E: 0 K: 0 S: 3	H: 0 LOB: 0 BB: 0 P: 3	R: 0 E: 0 K: 1 S: 6	H: 1 LOB: 1 BB: 0 P: 6	R: 0 E: 0 K: 1 S: 7	H: 2 LOB: 2 BB: 0 P: 7	R: 0 E: 0 K: 1 S: 5	H: 0 LOB: 0 BB: 0 P: 5	R: 0 E: 0 K: 1 S: 5	H: 0 LOB: 0 BB: 0 P: 5	1B: 7 2B: 0 3B: 0 HR: 0	SF: 0 SAC: 3 DP: 1 HBP: 0	WP: 0 PB: 0 SB: 1 CS: 0	PA: 37			
<b>PITCHER</b>	IP WLS BF H R ER SO BB IBB HBP BLK WP HR S P ERA WHIP	IP WLS BF H R ER SO BB IBB HBP BLK WP HR S P ERA WHIP	IP WLS BF H R ER SO BB IBB HBP BLK WP HR S P ERA WHIP	IP WLS BF H R ER SO BB IBB HBP BLK WP HR S P ERA WHIP	IP WLS BF H R ER SO BB IBB HBP BLK WP HR S P ERA WHIP	IP WLS BF H R ER SO BB IBB HBP BLK WP HR S P ERA WHIP	IP WLS BF H R ER SO BB IBB HBP BLK WP HR S P ERA WHIP	IP WLS BF H R ER SO BB IBB HBP BLK WP HR S P ERA WHIP	IP WLS BF H R ER SO BB IBB HBP BLK WP HR S P ERA WHIP	IP WLS BF H R ER SO BB IBB HBP BLK WP HR S P ERA WHIP	IP WLS BF H R ER SO BB IBB HBP BLK WP HR S P ERA WHIP	IP WLS BF H R ER SO BB IBB HBP BLK WP HR S P ERA WHIP	IP WLS BF H R ER SO BB IBB HBP BLK WP HR S P ERA WHIP	IP WLS BF H R ER SO BB IBB HBP BLK WP HR S P ERA WHIP	IP WLS BF H R ER SO BB IBB HBP BLK WP HR S P ERA WHIP	IP WLS BF H R ER SO BB IBB HBP BLK WP HR S P ERA WHIP	IP WLS BF H R ER SO BB IBB HBP BLK WP HR S P ERA WHIP	IP WLS BF H R ER SO BB IBB HBP BLK WP HR S P ERA WHIP	IP WLS BF H R ER SO BB IBB HBP BLK WP HR S P ERA WHIP	IP WLS BF H R ER SO BB IBB HBP BLK WP HR S P ERA WHIP	IP WLS BF H R ER SO BB IBB HBP BLK WP HR S P ERA WHIP	IP WLS BF H R ER SO BB IBB HBP BLK WP HR S P ERA WHIP	IP WLS BF H R ER SO BB IBB HBP BLK WP HR S P ERA WHIP	IP WLS BF H R ER SO BB IBB HBP BLK WP HR S P ERA WHIP	IP WLS BF H R ER SO BB IBB HBP BLK WP HR S P ERA WHIP







Batter	1	2	3	4	5	6	7	8	9	AB	R	H	RBI	BB	SO	LOB	TOP					
Gene Richards, L OBP: 0.533, SLG: 0.667										4	2	1	0	1	0	2	<b>San Diego Padres @ Atlanta Braves</b> Atlanta-Fulton County Stadium, Atlanta, GA Fri Apr 08 1983, 6:05 PM EST Att: 32,737 - Unknown					
Juan Bonilla, R OBP: 0.333, SLG: 0.357										3	0	1	0	1	1	0						
Steve Carvey, R OBP: 0.357, SLG: 0.333										4	0	1	0	0	1	4						
Terry Kennedy, L OBP: 0.571, SLG: 0.600										4	0	2	1	0	0	2						
Sixto Lezcano, R OBP: 0.286, SLG: 0.200										3	0	0	1	0	0	3						
Ruppert Jones, L OBP: 0.214, SLG: 0.214										4	0	0	0	0	1	4						
Garry Templeton, S OBP: 0.333, SLG: 0.667										4	0	1	0	0	2	0						
Luis Salazar, R OBP: 0.500, SLG: 0.571										4	0	3	0	0	0	0						
Eric Show, R										2	0	0	0	0	2	1						
Joe Lefebvre, L (7, PH)										1	0	0	0	0	0	1						
Floyd Chiffer, R (7, 1)										0	0	0	0	0	0	0						
Gary Lucas, L (8, 1)										0	0	0	0	0	0	0						
Jerry Turner, L (9, PH)										1	0	0	0	0	0	2						
<b>Inning Stats</b>	R: 1 E: 0 K: 0 S: 5	H: 3 LOB: 1 BB: 0 P: 5	R: 0 E: 0 K: 2 S: 8	H: 1 LOB: 1 BB: 0 P: 8	R: 0 E: 0 K: 0 S: 3	H: 0 LOB: 0 BB: 0 P: 3	R: 0 E: 0 K: 0 S: 3	H: 0 LOB: 0 BB: 0 P: 3	R: 0 E: 0 K: 2 S: 7	H: 0 LOB: 2 BB: 0 P: 7	R: 0 E: 1 K: 1 S: 6	H: 0 LOB: 2 BB: 2 P: 14	R: 0 E: 0 K: 0 S: 4	H: 1 LOB: 1 BB: 0 P: 4	R: 0 E: 0 K: 2 S: 9	H: 2 LOB: 2 BB: 0 P: 9	R: 0 E: 0 K: 0 S: 4	H: 2 LOB: 1 BB: 0 P: 4	1B: 9 2B: 0 3B: 0 HR: 0	SF: 1 SAC: 0 DP: 2 HBP: 0	WP: 0 PB: 0 SB: 1 CS: 0	PA: 37
<b>PITCHER</b>	IP WLS BF H R ER SO BB IBB HBP BLK WP HR S P ERA WHIP																					
Rick Camp, R ERA: 1.69	(1, 1) 5.1 0 21 4 2 1 5 2 0 0 0 0 0 0 0 0 0 29 37 1.69 1.125																					
Pete Falcone, L ERA	(6, 1) 0.0 1 0 0 0 0 0 0 0 0 0 0 0 0 0 1 1 ∞ ∞																					
Rick Mahler, R ERA	(6, 1) 0.2 2 0 0 0 0 0 0 0 0 0 0 0 0 0 2 2 0.00 0.000																					
Steve Bedrosian, R ERA: 3.0	(7, 1) 2.0 W 9 3 0 0 2 0 0 0 0 0 0 0 0 13 13 0.00 1.500																					
Gene Garber, R ERA	(9, 1) 1.0 S 4 2 0 0 0 0 0 0 0 0 0 0 0 4 4 0.00 2.000																					

Batter	1	2	3	4	5	6	7	8	9	AB	R	H	RBI	BB	SO	LOB	BOTTOM			
Brett Butler, L OBP: 0.400, SLG: 0.429										5	0	2	2	0	0	1	<b>San Diego Padres @ Atlanta Braves</b> Atlanta-Fulton County Stadium, Atlanta, GA Fri Apr 08 1983, 6:05 PM EST Att: 32,737 - Unknown			
Rafael Ramirez, R OBP: 0.214, SLG: 0.214										5	0	1	1	0	0	2				
Claudell Washington, L OBP: 0.167, SLG: 0.273										4	0	2	0	0	1	2				
Dale Murphy, R OBP: 0.417, SLG: 0.300										4	0	2	0	0	0	2				
Bob Horner, R										2	0	0	0	2	1	2				
Chris Chambliss, L OBP: 0.455, SLG: 0.667										2	1	1	0	1	0	3				
Glenn Hubbard, R OBP: 0.250, SLG: 0.182										4	1	1	0	0	1	2				
Bruce Benedict, R OBP: 0.500, SLG: 0.636										4	1	2	1	0	0	2				
Rick Camp, R ERA: 3.0	(1, 1) 5.1 0 21 4 2 1 5 2 0 0 0 0 0 0 0 0 29 37 1.69 1.125																			
Pete Falcone, L ERA	(6, 1) 0.0 1 0 0 0 0 0 0 0 0 0 0 0 0 0 1 1 ∞ ∞																			
Rick Mahler, R ERA	(6, 1) 0.2 2 0 0 0 0 0 0 0 0 0 0 0 0 0 2 2 0.00 0.000																			
Biff Pocoroba, S	(6, PH) 0.0 0 0 0 0 0 0 0 0 0 0 0 0 0 0 0 0 0.00 0.000																			
Steve Bedrosian, R ERA: 18.0	(7, 1) 2.0 W 9 3 0 0 2 0 0 0 0 0 0 0 0 13 13 0.00 1.500																			
Ken Smith, L (8, PH)	0.0 0 0 0 0 0 0 0 0 0 0 0 0 0 0 0 0 0.00 0.000																			
Bob Watson, R (8, PH)	0.0 0 0 0 0 0 0 0 0 0 0 0 0 0 0 0 0 0.00 0.000																			
Gene Garber, R (9, 1)	1.0 S 4 2 0 0 0 0 0 0 0 0 0 0 0 4 4 0.00 2.000																			
<b>Inning Stats</b>	R: 0 E: 0 K: 0 S: 5	H: 3 LOB: 3 BB: 1 P: 9	R: 0 E: 0 K: 0 S: 3	H: 0 LOB: 0 BB: 0 P: 3	R: 0 E: 0 K: 1 S: 5	H: 0 LOB: 0 BB: 0 P: 5	R: 0 E: 0 K: 1 S: 5	H: 1 LOB: 1 BB: 0 P: 5	R: 2 E: 0 K: 0 S: 6	H: 3 LOB: 2 BB: 0 P: 7	R: 0 E: 1 K: 1 S: 6	H: 0 LOB: 2 BB: 1 P: 10	R: 0 E: 0 K: 0 S: 5	H: 2 LOB: 2 BB: 0 P: 5	R: 2 E: 0 K: 1 S: 7	H: 2 LOB: 1 BB: 1 P: 11	1B: 9 2B: 2 3B: 0 HR: 0	SF: 0 SAC: 0 DP: 0 HBP: 1	WP: 0 PB: 0 SB: 0 CS: 1	PA: 38
<b>PITCHER</b>	IP WLS BF H R ER SO BB IBB HBP BLK WP HR S P ERA WHIP																			
Eric Show, R ERA: 3.0	(1, 1) 6.0 0 27 7 2 2 3 2 0 0 1 1 1 0 0 30 39 3.00 1.500																			
Floyd Chiffer, R ERA: 18.0	(7, 1) 1.0 L 8 4 2 2 0 1 0 0 0 0 0 0 0 7 11 18.00 5.000																			
Gary Lucas, L ERA	(8, 1) 1.0 3 0 0 0 0 1 0 0 0 0 0 0 0 5 5 0.00 0.000																			





Batter	1	2	3	4	5	6	7	8	9	AB	R	H	RBI	BB	SO	LOB	TOP										
Gene Richards, L (1,7) OBP: 0.400, SLG: 0.500	0-0 4-3		0-0 SF7		0-0 F8	0-0 4-3			0-0 4-3	4	0	0	1	0	0	1	<b>San Diego Padres @ Atlanta Braves</b> Atlanta-Fulton County Stadium, Atlanta, GA Sat Apr 09 1983, 3:33 AM EST Att: 12,665 - Unknown  <b>AB 35</b> <b>R 5</b> <b>H 10</b> <b>RBI 4</b> <b>BB 2</b> <b>SO 0</b> <b>LOB 15</b> 										
Juan Bonilla, R (1,4) OBP: 0.450, SLG: 0.474	0-0 5-3		0-0 1B		0-0 1B				0-0 1B	5	1	4	1	0	0	0											
Steve Garvey, R (1,3) OBP: 0.316, SLG: 0.294	0-0 F9		0-0 F8		0-0 1B				0-0 1B	5	1	1	1	0	0	3											
Terry Kennedy, L (1,2) OBP: 0.500, SLG: 0.500		0-0 3-4-1		0-0 F9	0-0 E3				0-0 1B	4	0	1	1	0	0	0											
Sixto Lezcano, R (1,9) OBP: 0.389, SLG: 0.250		0-0 6-3		0-0 1B	0-0 BB				0-0 1B	2	0	1	0	2	0	0											
Ruppert Jones, L (1,8) OBP: 0.197, SLG: 0.167		0-0 F9		0-0 E3	0-0 G3				0-0 F8	4	0	0	0	0	0	5											
Garry Templeton, S (1,6) OBP: 0.313, SLG: 0.563			0-0 SH5-4 SF7 1B	0-0 F7	0-0 F5				0-0 F9	4	1	1	0	0	0	4											
Luis Salazar, R (1,5) OBP: 0.444, SLG: 0.500			0-0 SH5-4 1B	0-0 4-3					0-0 F9	4	1	1	0	0	0	2											
John Montefusco, R (1,1) Tim Flannery, L (5, PH) Chris Welsh, L (5, 1)			0-0 SH5-4		0-0 1B	0-0 4-3			0-0 4-3	0	0	0	0	0	0	0											
<b>Inning Stats</b>	R: 0 E: 0 K: 0 S: 3	H: 0 LOB: 0 BB: 0 P: 3	R: 0 E: 0 K: 0 S: 3	H: 0 LOB: 0 BB: 0 P: 3	R: 2 E: 0 K: 0 S: 6	H: 3 LOB: 1 BB: 0 P: 6	R: 0 E: 1 K: 0 S: 5	H: 1 LOB: 2 BB: 1 P: 5	R: 3 E: 1 K: 0 S: 7	H: 3 LOB: 2 BB: 1 P: 11	R: 0 E: 0 K: 0 S: 3	H: 0 LOB: 0 BB: 0 P: 3	R: 0 E: 1 K: 0 S: 4	H: 2 LOB: 2 BB: 1 P: 8	R: 0 E: 0 K: 0 S: 3	H: 0 LOB: 0 BB: 0 P: 3	R: 0 E: 0 K: 0 S: 3	H: 1 LOB: 0 BB: 0 P: 3	1B: 10 2B: 1 3B: 0 HR: 0	SF: 1 SAC: 1 DP: 2 HBP: 0	WP: 1 PB: 0 SB: 0 CS: 0	PA: 39					
<b>PITCHER</b>	IP	WLS	BF	H	R	ER	SO	BB	IBB	HBP	BLK	WP	HR	S	P	ERA	WHIP										
Phil Niekro, R (1,1) ERA: 6.35	4.1		23	7	5	4	0	1	0	0	0	1	0	22	26	8.31	1.846										
Pete Falcone, L (5,1) ERA:	4.2	W	16	3	0	0	0	1	0	0	0	0	0	15	19	0.00	0.857										

Batter	1	2	3	4	5	6	7	8	9	AB	R	H	RBI	BB	SO	LOB	BOTTOM											
Brett Butler, L (1,8) OBP: 0.474, SLG: 0.556	0-0 F7			0-0 G6-3 1B					0-0 2B	4	0	3	1	0	0	0	<b>San Diego Padres @ Atlanta Braves</b> Atlanta-Fulton County Stadium, Atlanta, GA Sat Apr 09 1983, 3:33 AM EST Att: 12,665 - Unknown  <b>AB 33</b> <b>R 6</b> <b>H 12</b> <b>RBI 6</b> <b>BB 1</b> <b>SO 2</b> <b>LOB 10</b> 											
Rafael Ramirez, R (1,6) OBP: 0.222, SLG: 0.222	0-0 1B	0-0 F8		0-0 G6-3					0-0 2B	4	1	1	0	0	0	3												
Claudell Washington, L (1,9) OBP: 0.199, SLG: 0.267	0-0 F7		0-0 S 1B		0-0 F7				0-0 2B	4	0	1	0	0	0	2												
Dale Murphy, R (1,7) OBP: 0.375, SLG: 0.286	0-0 HR 1B		0-0 F9		0-0 G3				0-0 6-3	4	1	1	1	0	0	1												
Bob Horner, R (1,5) OBP: 0.438, SLG: 0.455	0-0 HR		0-0 5-3		0-0 1B				0-0 6-3	4	1	2	2	0	0	1												
Chris Chambliss, L (1,3) OBP: 0.400, SLG: 0.500	0-0 F5		0-0 BB		0-0 K				0-0 F9	3	0	0	0	1	1	1												
Glenn Hubbard, R (1,4) OBP: 0.250, SLG: 0.200		0-0 1-3	0-0 F9		0-0 F9				0-0 E9 SH 1B	4	1	1	0	0	0	2												
Bruce Benedict, R (1,2) OBP: 0.533, SLG: 0.857		0-0 SH1-4 1B		0-0 HR					0-0 SH 1B	3	2	2	1	0	0	0												
Phil Niekro, R (1,1) Pete Falcone, L (5,1) Bob Watson, R (9, PH) OBP: 0.500, SLG: 0.500		0-0 SH1-4	0-0 F9		0-0 F9				0-0 K	1	0	0	0	0	0	0												
<b>Inning Stats</b>	R: 3 E: 0 K: 0 S: 6	H: 3 LOB: 0 BB: 0 P: 6	R: 1 E: 0 K: 0 S: 5	H: 2 LOB: 1 BB: 0 P: 5	R: 0 E: 0 K: 0 S: 4	H: 1 LOB: 2 BB: 1 P: 8	R: 1 E: 0 K: 0 S: 4	H: 2 LOB: 0 BB: 0 P: 4	R: 0 E: 0 K: 1 S: 6	H: 1 LOB: 1 BB: 0 P: 6	R: 0 E: 0 K: 1 S: 5	H: 0 LOB: 0 BB: 0 P: 5	R: 0 E: 0 K: 0 S: 3	H: 1 LOB: 0 BB: 0 P: 3	R: 0 E: 0 K: 0 S: 3	H: 0 LOB: 0 BB: 0 P: 3	R: 1 E: 2 K: 0 S: 3	H: 2 LOB: 2 BB: 0 P: 3	1B: 9 2B: 1 3B: 0 HR: 2	SF: 0 SAC: 2 DP: 2 HBP: 0	WP: 0 PB: 0 SB: 1 CS: 0	PA: 36						
<b>PITCHER</b>	IP	WLS	BF	H	R	ER	SO	BB	IBB	HBP	BLK	WP	HR	S	P	ERA	WHIP											
John Montefusco, R (1,1) ERA: 11.25	4.0		20	8	5	5	0	1	0	0	0	0	0	2	19	23	11.25	2.250										
Chris Welsh, L (5,1) ERA:	4.0	L	16	4	1	0	2	0	0	0	0	0	0	20	20	0.00	1.000											



Batter	1	2	3	4	5	6	7	8	9	AB	R	H	RBI	BB	SO	LOB	TOP					
Gene Richards, L (1.7) OBP: 0.360, SLG: 0.400	F8		E4		4-3				F6	4	0	0	0	0	0	0	<b>San Diego Padres @ Atlanta Braves</b> Atlanta-Fulton County Stadium, Atlanta, GA Sun Apr 10 1983, 3:33 AM EST Att: 21,144 - Unknown					
Juan Bonilla, R (1.4) OBP: 0.400, SLG: 0.417	5-3				F9		4-3		F4	5	0	1	0	0	0	1						
Steve Carvey, R (1.3) OBP: 0.348, SLG: 0.333			F4		F8				1B	4	1	2	0	0	0	1						
Terry Kennedy, L (1.2) OBP: 0.455, SLG: 0.444 Alan Wiggins, S (8, PR) Doug Gwosdz, R (8, 2)	F7			K		4-3			1B	4	0	1	0	0	1	1						
Sixto Lezcano, R (1.9) OBP: 0.364, SLG: 0.250		F6		E6		6-3			1B	4	1	1	1	0	0	0						
Ruppert Jones, L (1.8) OBP: 0.190, SLG: 0.190	4-3			E6					SH1-3	3	0	1	0	0	0	1						
Garry Templeton, S (1.6) OBP: 0.316, SLG: 0.579 Luis DeLeon, R (6, 1) Jerry Turner, L (8, PH) Gary Lucas, L (8, 1)	4-3					F7			IBB	3	0	1	1	0	0	1						
Luis Salazar, R (1.5) OBP: 0.409, SLG: 0.455					K		1-3		G1-2-3	4	1	1	0	0	1	5						
Ed Whitson, R (1.1) Tim Flannery, L (6, 6) OBP: 0.200, SLG: 0.200			F3		K		F7		K	2	0	0	0	0	1	3						
<b>Inning Stats</b>	R: 0 E: 0 K: 0 S: 4	H: 1 LOB: 1 BB: 0 P: 4	R: 0 E: 0 K: 0 S: 3	H: 0 LOB: 0 BB: 0 P: 3	R: 1 E: 1 K: 0 S: 5	H: 2 LOB: 1 BB: 0 P: 5	R: 1 E: 2 K: 3 S: 12	H: 1 LOB: 2 BB: 0 P: 12	R: 0 E: 0 K: 0 S: 3	H: 0 LOB: 0 BB: 0 P: 3	R: 0 E: 0 K: 0 S: 4	H: 1 LOB: 1 BB: 0 P: 4	R: 0 E: 0 K: 0 S: 3	H: 0 LOB: 0 BB: 0 P: 4	R: 1 E: 0 K: 0 S: 5	H: 3 LOB: 2 BB: 1 P: 9		R: 0 E: 0 K: 1 S: 5	H: 0 LOB: 0 BB: 0 P: 5	1B: 7 2B: 1 3B: 0 HR: 0	SF: 0 SAC: 1 DP: 1 HBP: 1	WP: 0 PB: 0 SB: 1 CS: 0
<b>PITCHER</b>	IP	WLS	BF	H	R	ER	SO	BB	IBB	HBP	BLK	WP	HR	S	P	ERA	WHIP					
Craig McMurtry, R (1.1) ERA: 2.57	7.0	W	32	8	3	2	3	0	0	1	0	0	0	37	38	2.57	1.143					
Steve Bedrosian, R (8, 1) ERA: 1.6	2.0	S	6	0	0	0	1	0	1	0	0	0	0	7	11	0.00	0.000					

Batter	1	2	3	4	5	6	7	8	9	AB	R	H	RBI	BB	SO	LOB	BOTTOM				
Brett Butler, L (1.8) OBP: 0.391, SLG: 0.455	4-3	F8			F9		F7			4	0	0	0	0	0	2	<b>San Diego Padres @ Atlanta Braves</b> Atlanta-Fulton County Stadium, Atlanta, GA Sun Apr 10 1983, 3:33 AM EST Att: 21,144 - Unknown				
Rafael Ramirez, R (1.6) OBP: 0.227, SLG: 0.227	5-3		K				F6			4	0	1	0	0	1	0					
Claudell Washington, L (1.9) OBP: 0.300, SLG: 0.590									6-3	3	2	2	0	1	0	0					
Dale Murphy, R (1.7) OBP: 0.400, SLG: 0.500	6-3				1-3					4	1	2	3	0	0	1					
Bob Horner, R (1.5) OBP: 0.400, SLG: 0.357					F6				F5	3	1	0	0	1	0	1					
Chris Chambliss, L (1.3) OBP: 0.368, SLG: 0.438		G3			F7				4-3	4	0	1	0	0	0	2					
Glenn Hubbard, R (1.4) OBP: 0.316, SLG: 0.235							L4-3			2	0	1	0	1	0	1					
Bruce Benedict, R (1.2) OBP: 0.500, SLG: 0.800		SF8					K			1	0	0	1	1	1	0					
Craig McMurtry, R (1.1) OBP: 0.333, SLG: 0.333 Steve Bedrosian, R (8, 1)									K	3	0	1	0	0	2	1					
<b>Inning Stats</b>	R: 0 E: 0 K: 0 S: 3	H: 0 LOB: 1 BB: 1 P: 7	R: 1 E: 1 K: 0 S: 4	H: 1 LOB: 2 BB: 2 P: 12	R: 1 E: 0 K: 1 S: 6	H: 1 LOB: 0 BB: 0 P: 6	R: 0 E: 0 K: 1 S: 5	H: 1 LOB: 1 BB: 1 P: 9	R: 2 E: 0 K: 0 S: 5	H: 3 LOB: 0 BB: 0 P: 5	R: 0 E: 0 K: 1 S: 5	H: 1 LOB: 0 BB: 0 P: 5	R: 0 E: 0 K: 0 S: 4	H: 1 LOB: 1 BB: 0 P: 4	R: 0 E: 0 K: 0 S: 5	H: 1 LOB: 1 BB: 0 P: 4		1B: 5 2B: 2 3B: 1 HR: 1	SF: 1 SAC: 0 DP: 1 HBP: 0	WP: 0 PB: 0 SB: 1 CS: 2	PA: 33
<b>PITCHER</b>	IP	WLS	BF	H	R	ER	SO	BB	IBB	HBP	BLK	WP	HR	S	P	ERA	WHIP				
Ed Whitson, R (1.1) ERA: 7.2	5.0	L	23	6	4	4	2	4	0	0	0	0	0	10	10	0.00	0.500				
Luis DeLeon, R (6, 1) ERA:	2.0		6	1	0	0	2	0	0	0	0	0	0	4	4	0.00	1.000				
Gary Lucas, L (8, 1) ERA:	1.0		4	1	0	0	0	0	0	0	0	0	0	4	4	0.00	1.000				

AB	35
R	3
H	8
RBI	2
BB	1
SO	4
LOB	13

AB	28
R	4
H	8
RBI	4
BB	4
SO	4
LOB	8





Batter	1	2	3	4	5	6	7	8	9	AB	R	H	RBI	BB	SO	LOB	TOP			
Gene Richards, L (1,7) OBP: 0.345, SLG: 0.375										4	0	1	0	0	0	0	<b>San Diego Padres @ Atlanta Braves</b> Atlanta-Fulton County Stadium, Atlanta, GA Mon Apr 11 1983, 3:33 AM EST Att: 6,915 - Unknown			
Juan Bonilla, R (1,4) OBP: 0.379, SLG: 0.393										4	0	1	0	0	1	1				
Steve Garvey, R (1,3) OBP: 0.333, SLG: 0.320										4	0	1	0	0	0	0				
Terry Kennedy, L (1,2) OBP: 0.400, SLG: 0.381										3	0	0	0	0	0	3				
Sixto Lezcano, R (1,9) OBP: 0.320, SLG: 0.211										3	0	0	0	0	2	2				
Ruppert Jones, L (1,8)										3	0	1	0	0	1	0				
Garry Templeton, S (1,6) OBP: 0.273, SLG: 0.590										3	0	0	0	0	1	1				
Luis Salazar, R (1,5) OBP: 0.400, SLG: 0.440										3	0	1	0	0	1	1				
Tim Lollar, L (1,1) OBP: 0.500, SLG: 0.400										2	0	0	0	0	0	0				
Floyd Chiffer, R (6,1)										0	0	0	0	0	0	0				
Joe Lefebvre, L (8, PH)										1	0	0	0	0	0	1				
Mike Couchee, R (8,1)										0	0	0	0	0	0	0				
<b>Inning Stats</b>	R: 0 E: 0 K: 1 S: 7	H: 2 LOB: 2 BB: 0 P: 7	R: 0 E: 0 K: 2 S: 7	H: 1 LOB: 1 BB: 0 P: 7	R: 0 E: 0 K: 1 S: 5	H: 0 LOB: 0 BB: 0 P: 5	R: 0 E: 1 K: 0 S: 3	H: 0 LOB: 0 BB: 0 P: 3	R: 0 E: 0 K: 1 S: 5	H: 0 LOB: 0 BB: 0 P: 5	R: 0 E: 0 K: 1 S: 5	H: 0 LOB: 0 BB: 0 P: 5	R: 0 E: 0 K: 1 S: 4	H: 1 LOB: 1 BB: 0 P: 4	R: 0 E: 0 K: 0 S: 3	H: 1 LOB: 0 BB: 0 P: 3	1B: 5 2B: 1 3B: 0 HR: 0	SF: 0 SAC: 0 DP: 3 HBP: 0	WP: 0 PB: 0 SB: 1 CS: 1	PA: 30
<b>PITCHER</b> Pascual Perez, R (1,1) ERA: 0.5	IP: 9.0 WLS: W BF: 30 H: 5 R: 0 ER: 0 SO: 6 BB: 0 IBB: 0 HBP: 0 BLK: 0 WP: 0 HR: 0 S: 42 P: 42 ERA: 0.00 WHIP: 0.556																			

livebaseballscores.com


AB 30  
R 0  
H 5  
RBI 0  
BB 0  
SO 6  
LOB 9




Batter	1	2	3	4	5	6	7	8	9	AB	R	H	RBI	BB	SO	LOB	BOTTOM			
Brett Butler, L (1,8) OBP: 0.370, SLG: 0.400										3	0	0	0	1	0	0	<b>San Diego Padres @ Atlanta Braves</b> Atlanta-Fulton County Stadium, Atlanta, GA Mon Apr 11 1983, 3:33 AM EST Att: 6,915 - Unknown			
Rafael Ramirez, R (1,6) OBP: 0.231, SLG: 0.231										4	0	1	0	0	0	1				
Dale Murphy, R (1,7) OBP: 0.375, SLG: 0.429										3	1	0	0	1	2	3				
Bob Horner, R (1,5) OBP: 0.417, SLG: 0.556										4	1	2	1	0	1	0				
Terry Harper, R (1,9) OBP: 0.750, SLG: 1.667										3	1	2	2	1	1	0				
Chris Chambliss, L (1,3) OBP: 0.364, SLG: 0.421										3	0	1	0	0	1	3				
Glenn Hubbard, R (1,4) OBP: 0.409, SLG: 0.278										1	1	1	0	2	0	0				
Bruce Benedict, R (1,2) OBP: 0.429, SLG: 0.667										3	0	0	0	0	2	2				
Pascual Perez, R (1,1)										2	0	0	0	2	0	0				
<b>Inning Stats</b>	R: 0 E: 0 K: 0 S: 3	H: 1 LOB: 0 BB: 0 P: 3	R: 0 E: 0 K: 2 S: 6	H: 0 LOB: 0 BB: 1 P: 10	R: 0 E: 0 K: 1 S: 5	H: 1 LOB: 0 BB: 0 P: 5	R: 1 E: 0 K: 0 S: 5	H: 2 LOB: 2 BB: 1 P: 9	R: 1 E: 1 K: 1 S: 6	H: 0 LOB: 2 BB: 2 P: 14	R: 2 E: 0 K: 0 S: 4	H: 3 LOB: 0 BB: 1 P: 8	R: 0 E: 0 K: 1 S: 5	H: 0 LOB: 0 BB: 0 P: 5	R: 0 E: 0 K: 2 S: 7	H: 0 LOB: 0 BB: 0 P: 7		1B: 5 2B: 1 3B: 0 HR: 2	SF: 0 SAC: 1 DP: 2 HBP: 0	WP: 0 PB: 0 SB: 0 CS: 1
<b>PITCHER</b> Tim Lollar, L (1,1) ERA: 8.1	IP: 5.0 WLS: L BF: 24 H: 7 R: 4 ER: 3 SO: 4 BB: 4 IBB: 0 HBP: 0 BLK: 0 WP: 0 HR: 2 S: 28 P: 44 ERA: 5.40 WHIP: 2.200																			
Floyd Chiffer, R (6,1) ERA: 6.0	IP: 2.0 WLS: 5 BF: 0 H: 0 R: 0 ER: 0 SO: 1 BB: 1 IBB: 0 HBP: 0 BLK: 0 WP: 0 HR: 0 S: 6 P: 10 ERA: 0.00 WHIP: 0.500																			
Mike Couchee, R (8,1) ERA: 10.13	IP: 1.0 WLS: 3 BF: 0 H: 0 R: 0 ER: 0 SO: 2 BB: 0 IBB: 0 HBP: 0 BLK: 0 WP: 0 HR: 0 S: 7 P: 7 ERA: 0.00 WHIP: 0.000																			


livebaseballscores.com

AB 26  
R 4  
H 7  
RBI 3  
BB 5  
SO 7  
LOB 9





Batter	1	2	3	4	5	6	7	8	9	AB	R	H	RBI	BB	SO	LOB	TOP			
Gary Redus, R OBP: 0.370, SLG: 0.600 Rich Gale, R (7, 1)	F3		4-3		FC5-4		5-3			4	0	0	0	0	0	3	<p>Cincinnati Reds @ Atlanta Braves Atlanta-Fulton County Stadium, Atlanta, GA</p> <p>Tue Apr 12 1983, 6:05 PM EST Att: 10,356 - Unknown</p> <p>livebaseballscores.com</p> <p>AB 31 R 1 H 5 RBI 0 BB 3 SO 6 LOB 14</p> 			
Eddie Milner, L OBP: 0.214, SLG: 0.192 (1, 8)	4-3		CS BB		3-1			4-3		3	0	0	0	1	0	2				
Dave Concepcion, R OBP: 0.414, SLG: 0.333 (1, 6)	BB		CS	5-3		1B		F9		3	0	1	0	1	0	0				
Johnny Bench, R OBP: 0.345, SLG: 0.414 (1, 5)	F8			5-3		G1-4-3-6-3		K		4	0	0	0	0	1	2				
Dan Driessen, L OBP: 0.370, SLG: 0.304 (1, 3)		K		4-3		2B			K	4	0	1	0	0	2	0				
Cesar Cedeno, R OBP: 0.500, SLG: 0.875 (1, 9)	G3 1B				BB E 1B	P3		K		4	1	2	0	0	1	1				
Ron Oester, S OBP: 0.346, SLG: 0.652 (1, 4)	G3				FC5-4 E BB			5-3		3	0	0	0	1	1	1				
Alex Trevino, R OBP: 0.364, SLG: 0.368 (1, 2)	6-3				E6 FC5-4					3	0	1	0	0	0	2				
Mario Soto, R Duane Walker, L (7, PH) (7, 7)			P4		K			F8		2	0	0	0	0	1	2				
										1	0	0	0	0	0	1				
<b>Inning Stats</b>	R: 0 E: 0 K: 0 S: 3	H: 0 LOB: 1 BB: 1 P: 7	R: 0 E: 0 K: 1 S: 6	H: 1 LOB: 1 BB: 0 P: 6	R: 0 E: 0 K: 0 S: 2	H: 0 LOB: 0 BB: 1 P: 6	R: 0 E: 0 K: 0 S: 3	H: 0 LOB: 0 BB: 0 P: 3	R: 1 E: 1 K: 1 S: 7	H: 1 LOB: 2 BB: 1 P: 11	R: 0 E: 0 K: 0 S: 4	H: 2 LOB: 1 BB: 0 P: 4	R: 0 E: 0 K: 1 S: 6	H: 1 LOB: 1 BB: 0 P: 6	R: 0 E: 0 K: 2 S: 7	H: 0 LOB: 0 BB: 0 P: 7	1B: 4 2B: 1 3B: 0 HR: 0	SF: 0 SAC: 0 DP: 1 HBP: 0	WP: 0 PB: 0 SB: 1 CS: 1	PA: 35
<b>PITCHER</b>	IP WLS BF H R ER SO BB IBB HBP BLK WP HR S P ERA WHIP																			
Rick Behenna, R ERA (1, 1)	5.0 W 20 2 1 0 2 3 0 0 0 0 0 0 21 33 0.00 1.000																			
Rick Mahler, R ERA (6, 1)	3.0 11 3 0 0 2 0 0 0 0 0 0 0 15 15 0.00 1.000																			
Terry Forster, L ERA (9, 1)	1.0 S 3 0 0 0 2 0 0 0 0 0 0 0 7 7 0.00 0.000																			

Batter	1	2	3	4	5	6	7	8	9	AB	R	H	RBI	BB	SO	LOB	BOTTOM			
Brett Butler, L OBP: 0.323, SLG: 0.345 (1, 8)	G3		P6	K			6-3			4	0	0	0	0	1	3	<p>Cincinnati Reds @ Atlanta Braves Atlanta-Fulton County Stadium, Atlanta, GA</p> <p>Tue Apr 12 1983, 6:05 PM EST Att: 10,356 - Unknown</p> <p>livebaseballscores.com</p> <p>AB 31 R 4 H 7 RBI 4 BB 1 SO 3 LOB 8</p> 			
Rafael Ramirez, R OBP: 0.200, SLG: 0.200 (1, 6)	4-3		4-3		F9			4-3		4	0	0	0	0	0	1				
Claudell Washington, L OBP: 0.250, SLG: 0.499 (1, 9)	G3			4-3	F7			G3		4	0	0	0	0	0	0				
Dale Murphy, R OBP: 0.429, SLG: 0.600 (1, 7)		1B		E 1B 1B	4-3			HR		4	2	3	1	0	0	0				
Bob Horner, R OBP: 0.370, SLG: 0.476 Jerry Royster, R (7, 5)	F8			E5 1B 1B			K	6-3		3	1	0	0	0	1	2				
				1-2 1B						1	0	0	0	0	0	0				
Chris Chambliss, L OBP: 0.360, SLG: 0.409 (1, 3)	F8			1B 1-2 2H 1B			F7			3	0	1	1	0	0	1				
Glenn Hubbard, R OBP: 0.400, SLG: 0.286 (1, 4)	F8			1-3 2H 1B 1B			F9			3	1	1	1	0	0	1				
Bruce Benedict, R OBP: 0.417, SLG: 0.600 (1, 2)			F8	1B IBB			L5			2	0	0	0	1	0	0				
Rick Behenna, R OBP: 1.000, SLG: 1.000 Rick Mahler, R (6, 1) Terry Forster, L (9, 1)				1-2 1B			K			2	0	2	1	0	0	0				
										1	0	0	0	0	1	0				
										0	0	0	0	0	0	0				
<b>Inning Stats</b>	R: 0 E: 0 K: 0 S: 3	H: 0 LOB: 0 BB: 0 P: 3	R: 0 E: 0 K: 0 S: 4	H: 1 LOB: 1 BB: 0 P: 4	R: 0 E: 0 K: 0 S: 4	H: 1 LOB: 1 BB: 0 P: 4	R: 3 E: 1 K: 1 S: 9	H: 4 LOB: 2 BB: 1 P: 13	R: 0 E: 0 K: 0 S: 3	H: 0 LOB: 0 BB: 0 P: 3	R: 0 E: 0 K: 1 S: 5	H: 0 LOB: 0 BB: 0 P: 5	R: 0 E: 0 K: 1 S: 5	H: 0 LOB: 0 BB: 0 P: 5	R: 1 E: 0 K: 0 S: 4	H: 1 LOB: 0 BB: 0 P: 4	1B: 6 2B: 0 3B: 0 HR: 1	SF: 0 SAC: 0 DP: 0 HBP: 0	WP: 0 PB: 0 SB: 0 CS: 0	PA: 32
<b>PITCHER</b>	IP WLS BF H R ER SO BB IBB HBP BLK WP HR S P ERA WHIP																			
Mario Soto, R ERA: 2.35 Rich Gale, R ERA: 4.5 (7, 1)	6.0 L 25 6 3 1 2 0 0 0 0 0 0 1 9 9 4.50 0.500																			



Batter	1	2	3	4	5	6	7	8	9	AB	R	H	RBI	BB	SO	LOB	TOP											
<b>Cesar Cedeno, R</b> OBP: 0.462, SLG: 0.692	0-3 K		0-0 G6-3 1B		0-0 6-3		0-0 1B		0-3 K	5	0	2	0	0	2	1	<b>Cincinnati Reds @ Atlanta Braves</b> Atlanta-Fulton County Stadium, Atlanta, GA Wed Apr 13 1983, 6:05 PM EST Att: 12,362 - Unknown											
<b>Eddie Milner, L</b> OBP: 0.212, SLG: 0.194	0-0 1B		0-0 G6-3 1-2		0-0 P4		0-0 F7		0-3 K	5	0	1	0	0	1	3												
<b>Dave Concepcion, R</b> OBP: 0.394, SLG: 0.321	0-0 6-3		0-0 1B		0-0 5-3		0-0 F9			4	0	1	0	0	0	1												
<b>Johnny Bench, R</b> OBP: 0.303, SLG: 0.364	0-0 F9		0-0 F8		0-0 L4		0-0 F8			4	0	0	0	0	0	2												
<b>Dan Driessen, L</b> OBP: 0.387, SLG: 0.308		0-0 4-3		0-0 1-3		0-0 1B		0-0 1B		3	0	1	0	1	0	0												
<b>Ron Oester, S</b> OBP: 0.400, SLG: 0.667		0-0 1B		0-3 K		0-0 1B		0-0 1B		4	0	3	0	0	1	0												
<b>Jeff Jones, R</b> OBP: 0.357, SLG: 0.304		4-0 1B		0-0 FC6-4 1B		0-3 K		0-0 F9		3	1	1	0	1	1	4												
<b>Tom Hume, R</b> (8, 1)		BB 1B		0-0 FC6-4 1B		0-3 K		0-0 F9		0	0	0	0	0	0	0												
<b>Alex Trevino, R</b> OBP: 0.360, SLG: 0.364		0-0 1B		0-0 FC6-4		0-3 K		0-0 4-3 WP 1B		3	0	1	1	0	1	1												
<b>Alan Knicely, R</b> OBP: 1.000, SLG: 1.000		1-H 1B		0-0 FC6-4		0-3 K		0-0 4-3 1B		1	0	1	0	0	0	0												
<b>Frank Pastore, R</b> OBP: 0.333, SLG: 0.333		0-0 6-3		0-0 4-3		0-0 F7		0-0 4-3		2	0	0	0	0	0	1												
<b>Ted Power, R</b> (6, 1)		0-0 6-3		0-0 4-3		0-0 F7		0-0 4-3		0	0	0	0	0	0	0												
<b>Tom Foley, L</b> (7, PH)		0-0 6-3		0-0 4-3		0-0 F7		0-0 4-3		1	0	0	0	0	0	0												
<b>Ben Hayes, R</b> (7, 1)		0-0 6-3		0-0 4-3		0-0 F7		0-0 4-3		0	0	0	0	0	0	0												
<b>Duane Walker, L</b> (8, 7)		0-0 6-3		0-0 4-3		0-0 F7		0-0 4-3		1	0	0	0	0	0	1												
<b>Inning Stats</b>	R: 0 E: 0 K: 1 S: 6	H: 1 LOB: 1 BB: 0 P: 6	R: 1 E: 0 K: 0 S: 4	H: 2 LOB: 1 BB: 1 P: 8	R: 0 E: 0 K: 0 S: 4	H: 2 LOB: 1 BB: 0 P: 4	R: 0 E: 0 K: 1 S: 6	H: 1 LOB: 1 BB: 0 P: 6	R: 0 E: 0 K: 0 S: 3	H: 0 LOB: 0 BB: 0 P: 3	R: 0 E: 0 K: 1 S: 7	H: 2 LOB: 2 BB: 0 P: 7	R: 0 E: 0 K: 1 S: 6	H: 1 LOB: 1 BB: 0 P: 6	R: 0 E: 0 K: 0 S: 4	H: 1 LOB: 2 BB: 1 P: 8	R: 0 E: 0 K: 2 S: 8	H: 1 LOB: 1 BB: 0 P: 8	R: 0 E: 0 K: 1 S: 8	H: 1 LOB: 1 BB: 0 P: 8	1B: 11 2B: 0 3B: 0 HR: 0	SF: 0 SAC: 0 DP: 1 HBP: 0	WP: 1 PA: 38 PB: 0 CS: 1					
<b>PITCHER</b>	IP	WLS	BF	H	R	ER	SO	BB	IBB	HBP	BLK	WP	HR	S	P	ERA	WHIP											
<b>Rick Camp, R</b> ERA: 1.38	(1, 1)	7.2	W	33	10	1	1	4	2	0	0	0	0	39	47	1.17	1.565											
<b>Gene Garber, R</b> ERA:	(8, 1)	1.1		5	1	0	0	2	0	0	0	0	1	0	9	9	0.00	0.750										

AB 36  
R 1  
H 11  
RBI 1  
BB 2  
SO 6  
LOB 14

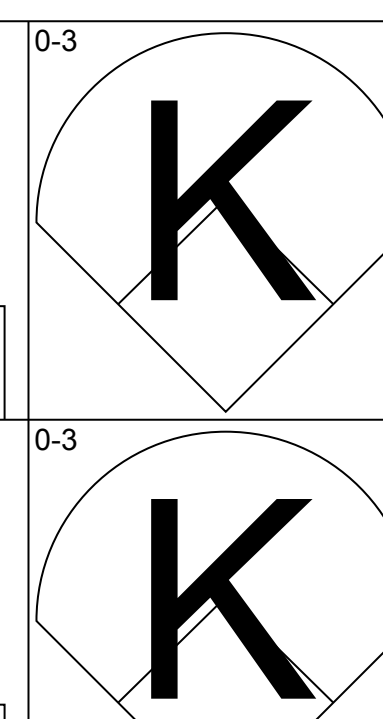
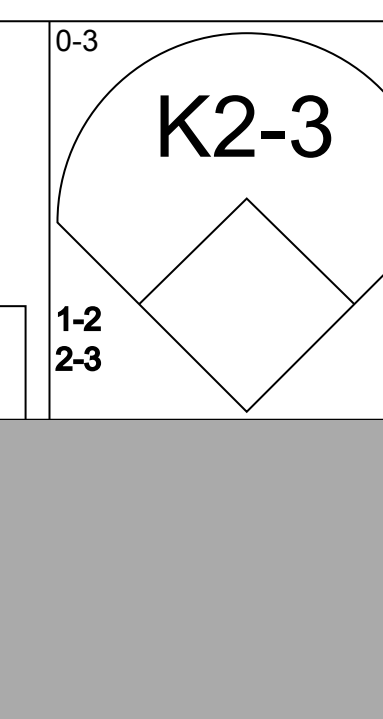
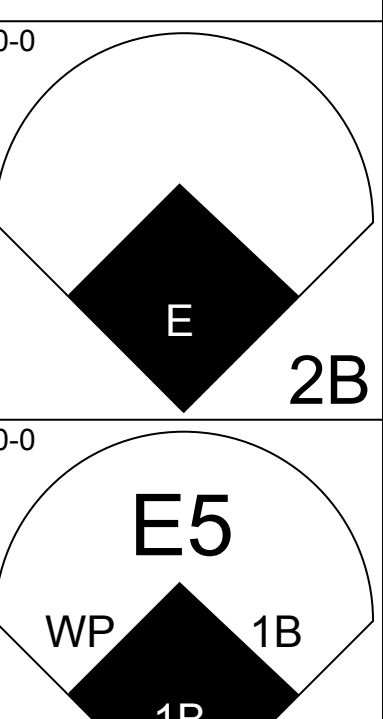
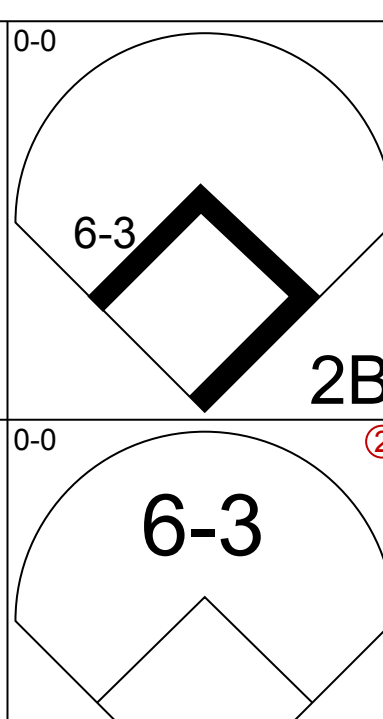
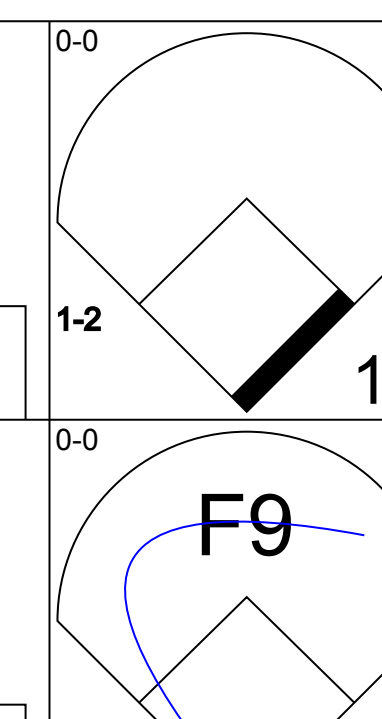
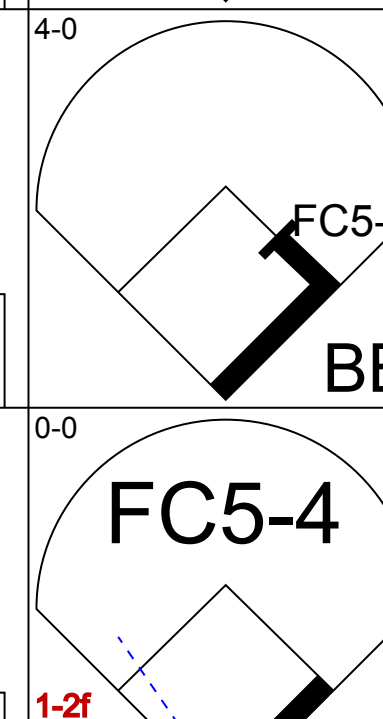
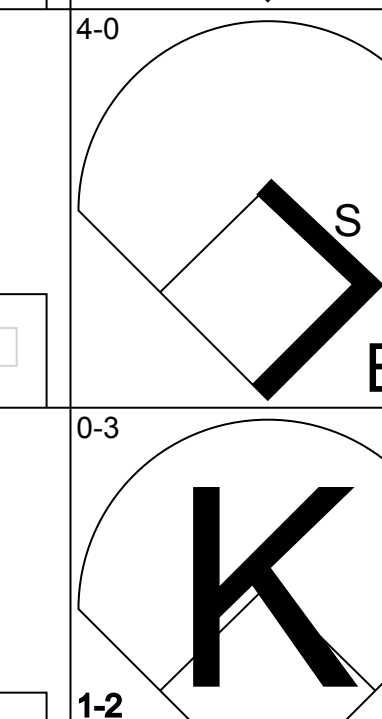
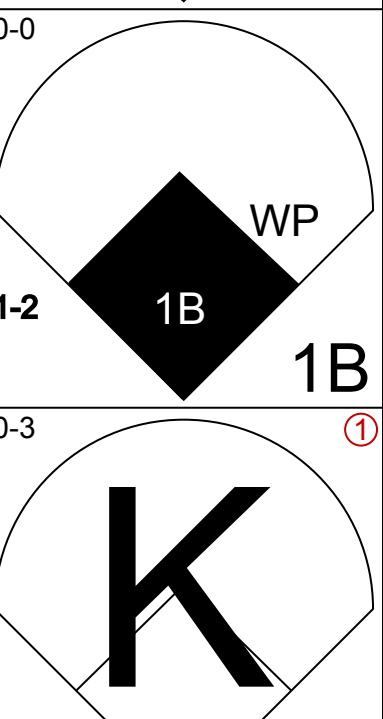
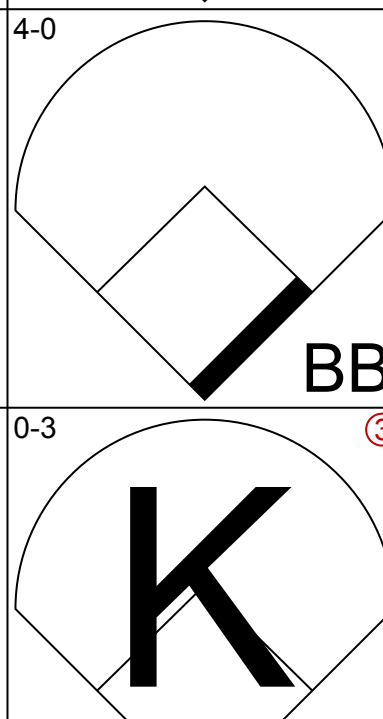
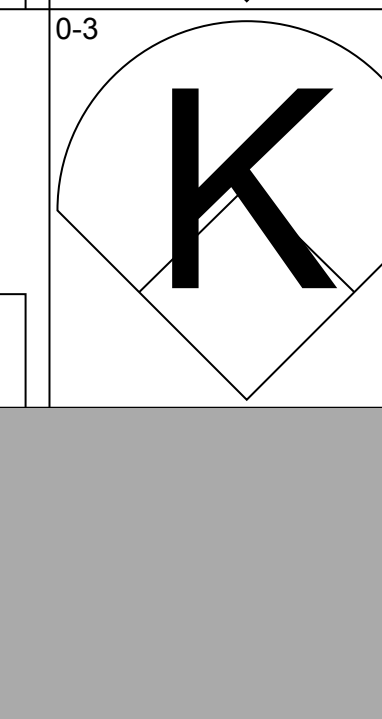

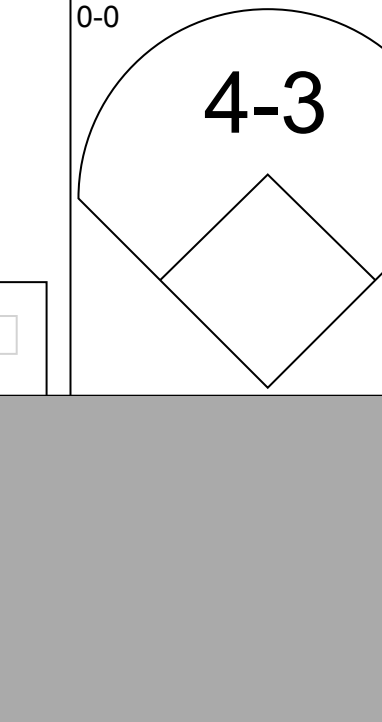
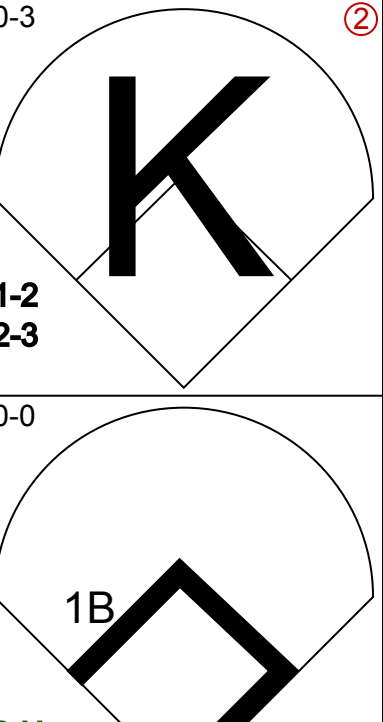




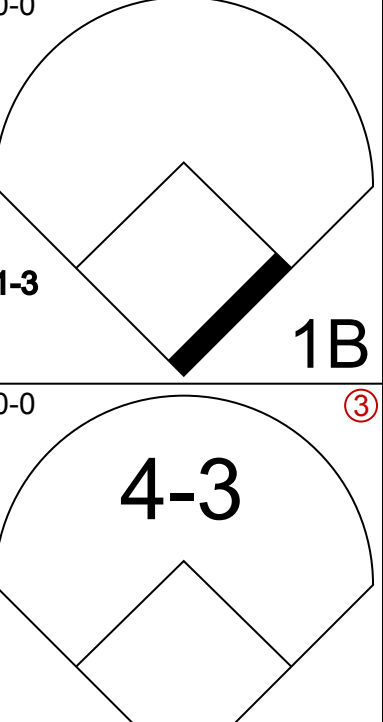

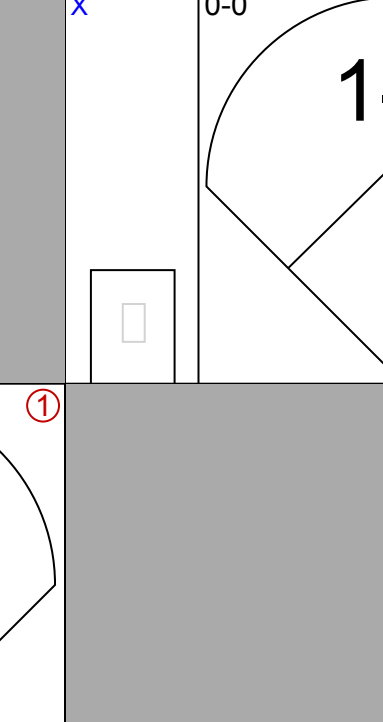
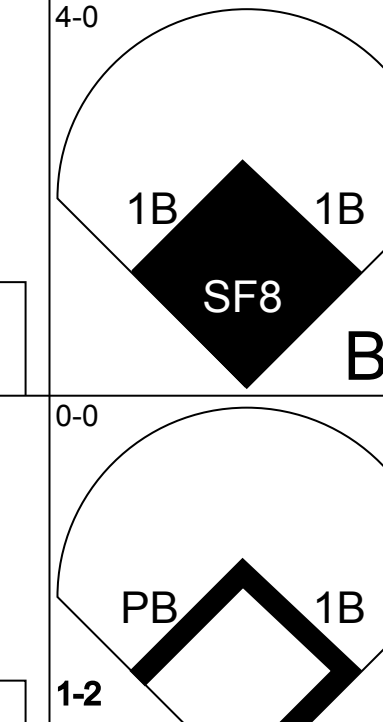
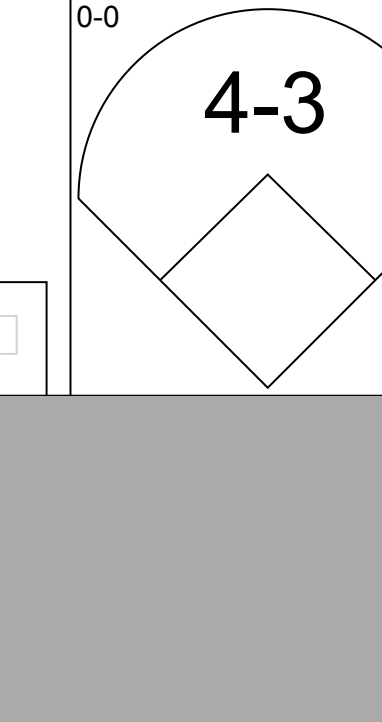
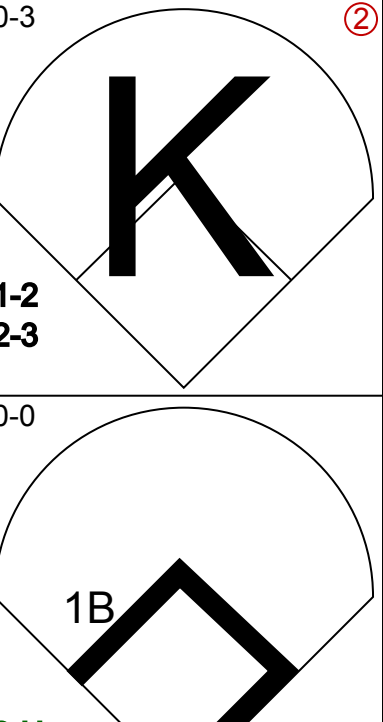

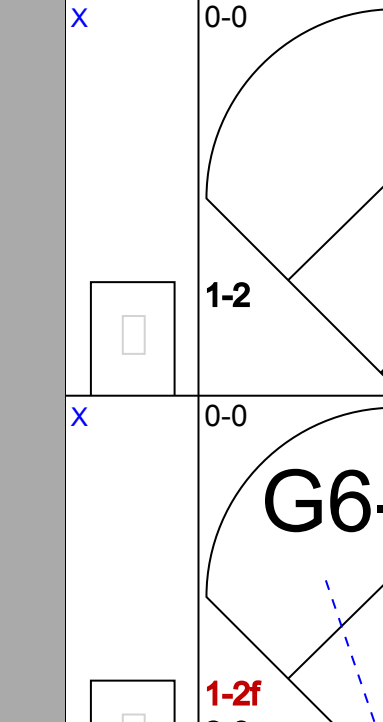
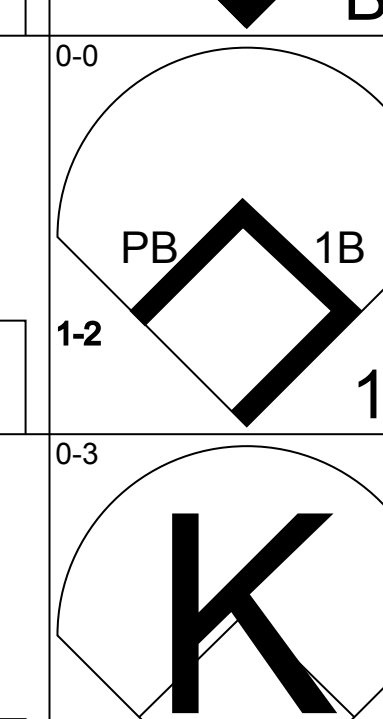
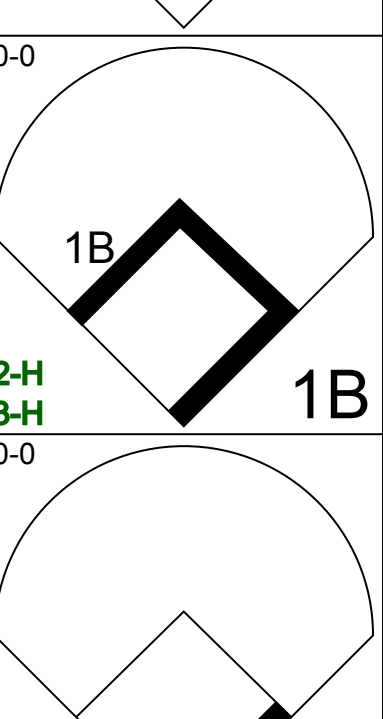

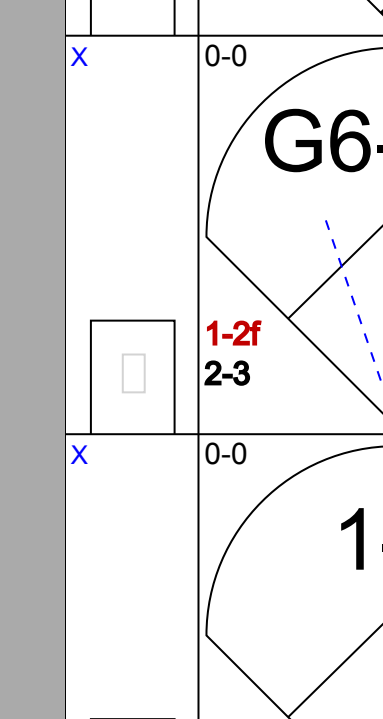
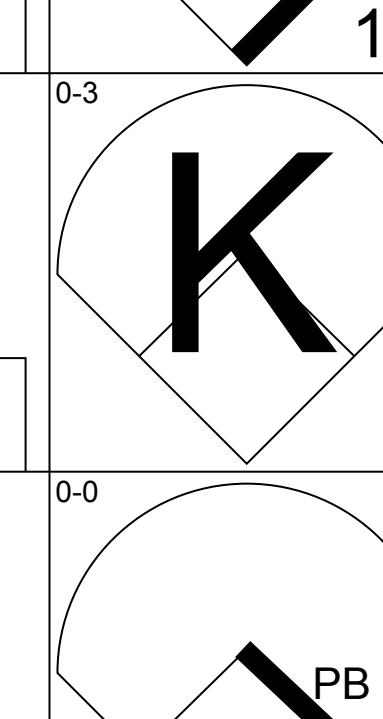
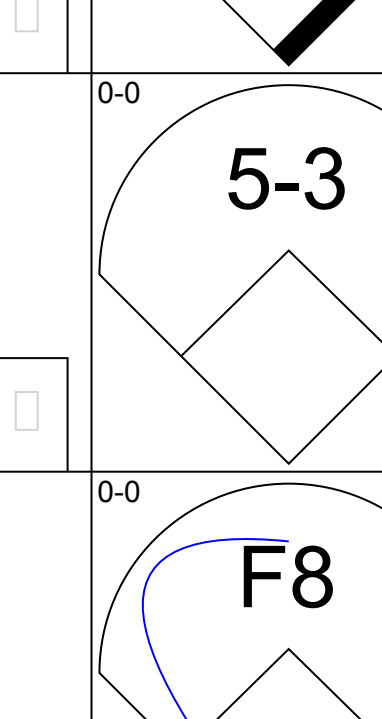
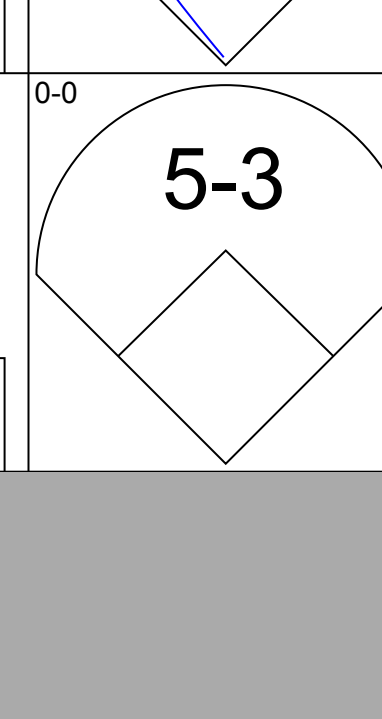
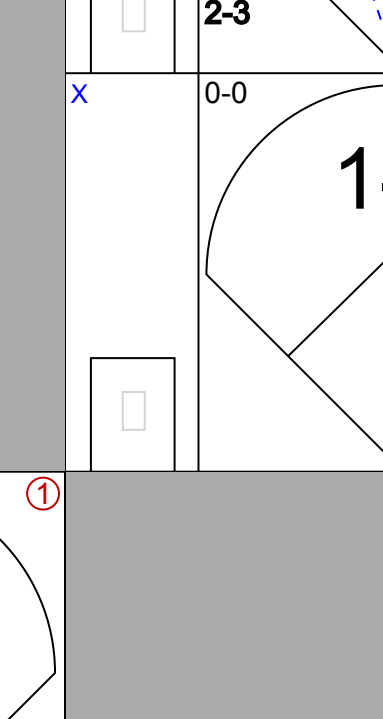
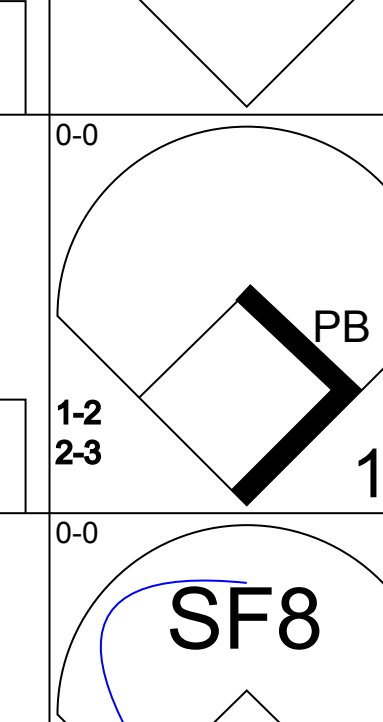
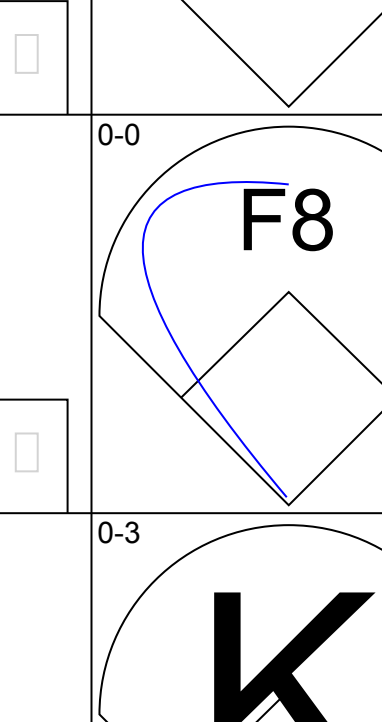
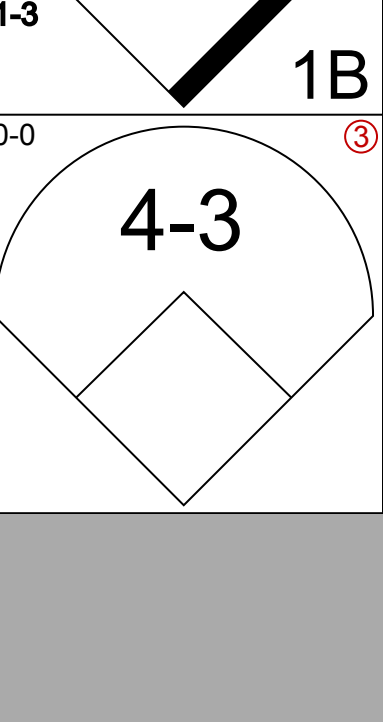
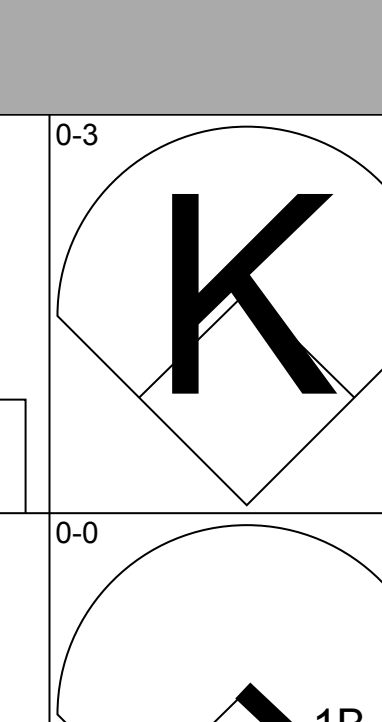
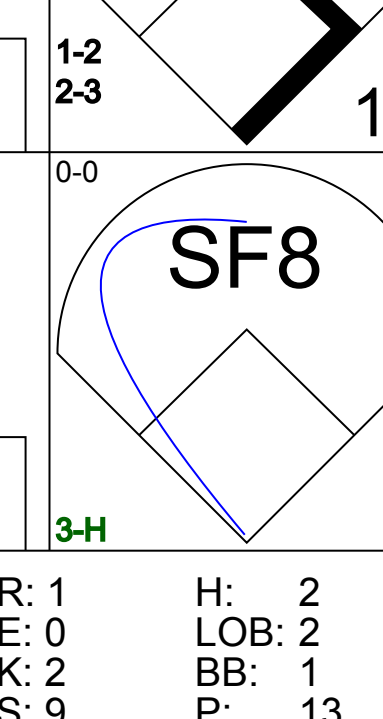
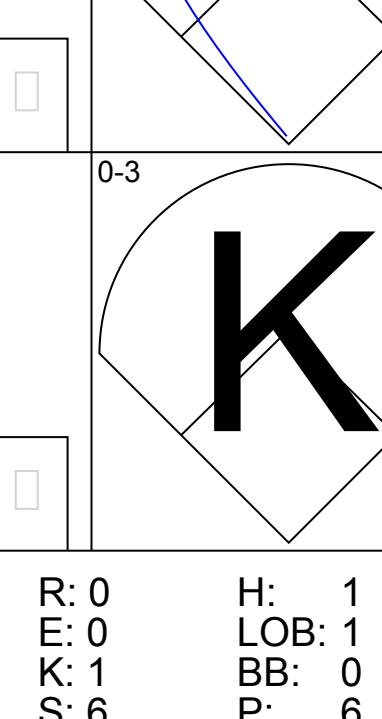
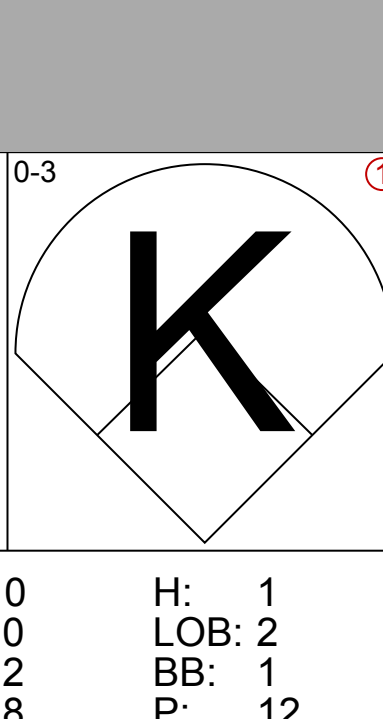
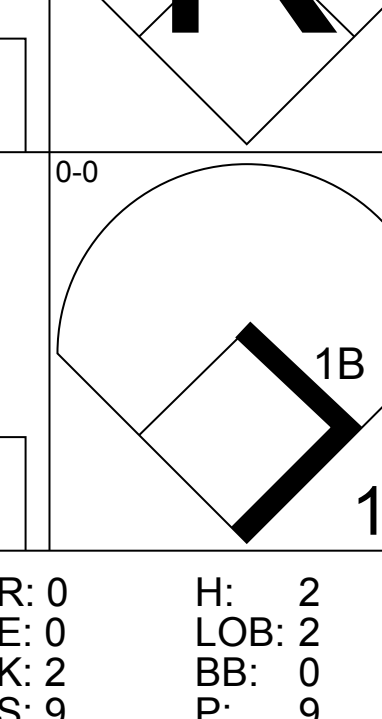
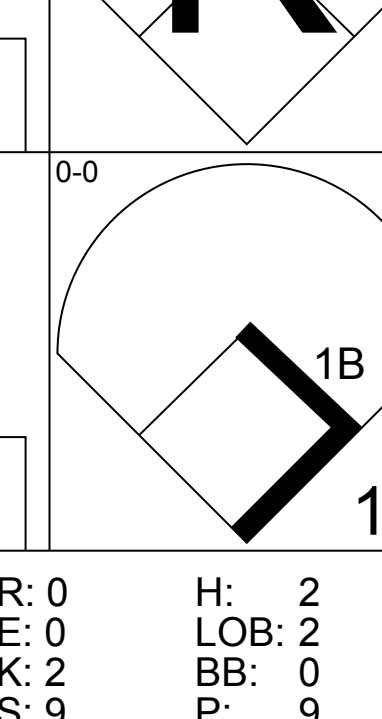
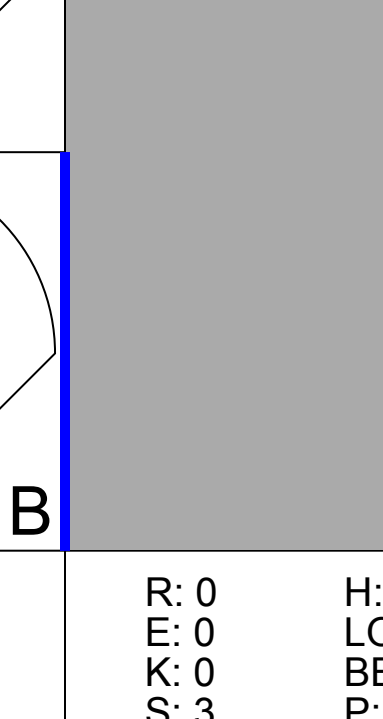


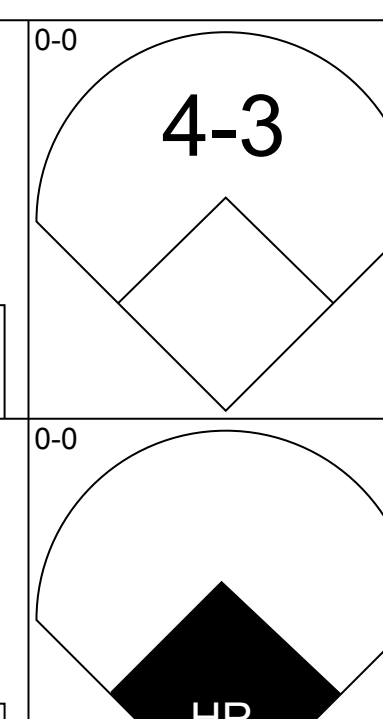
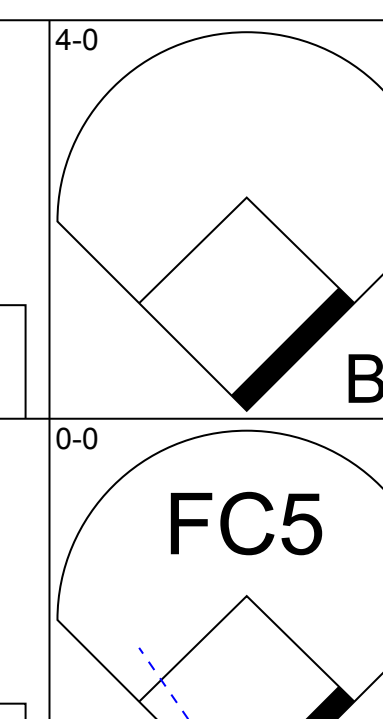
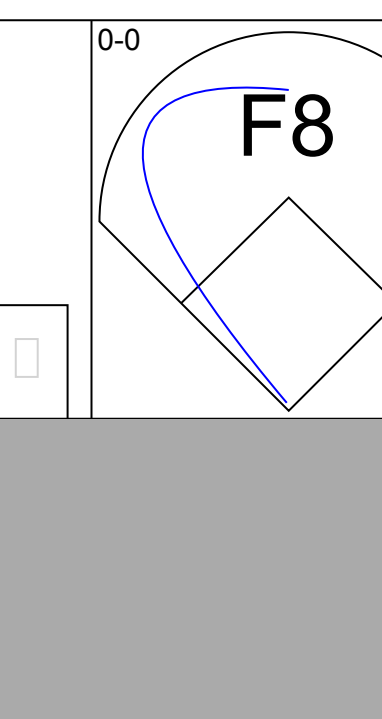
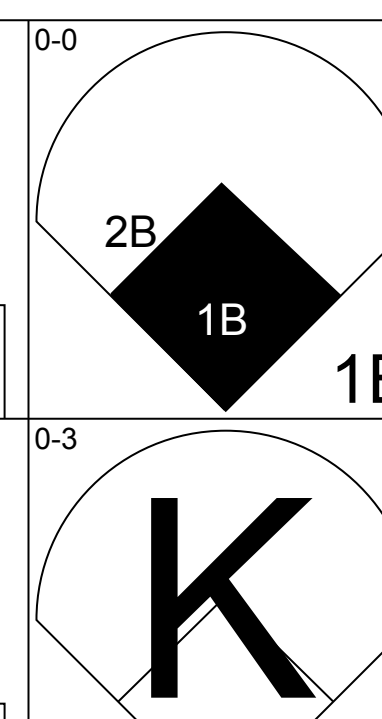
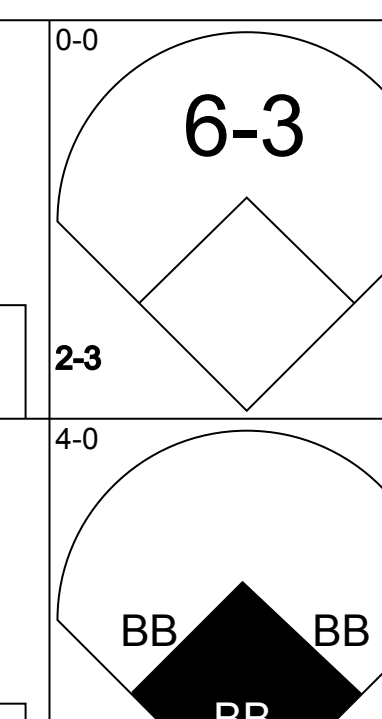
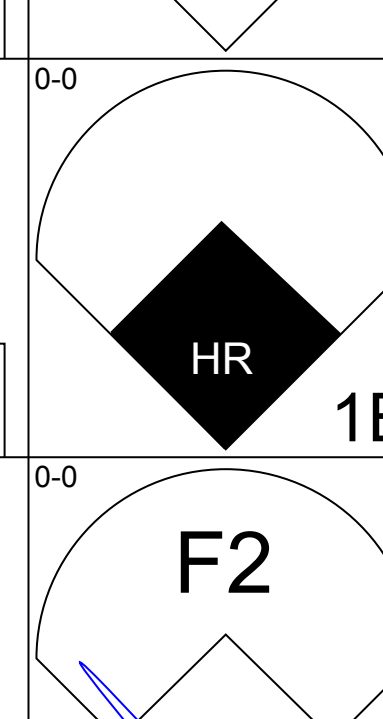
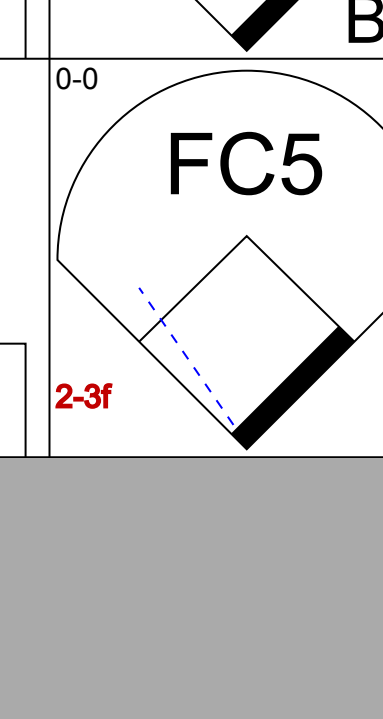
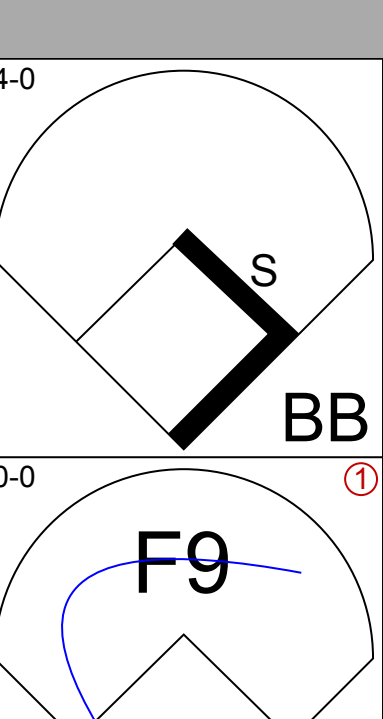
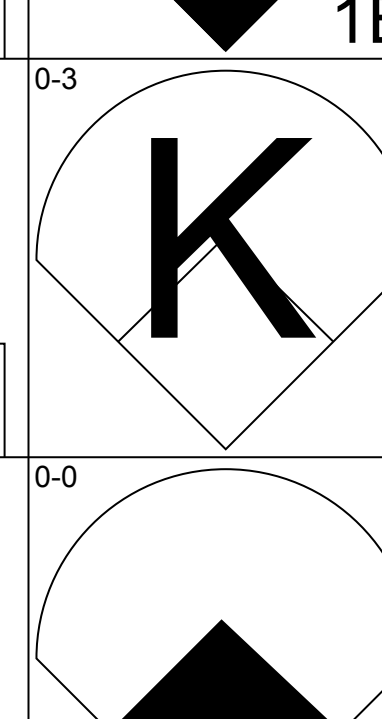
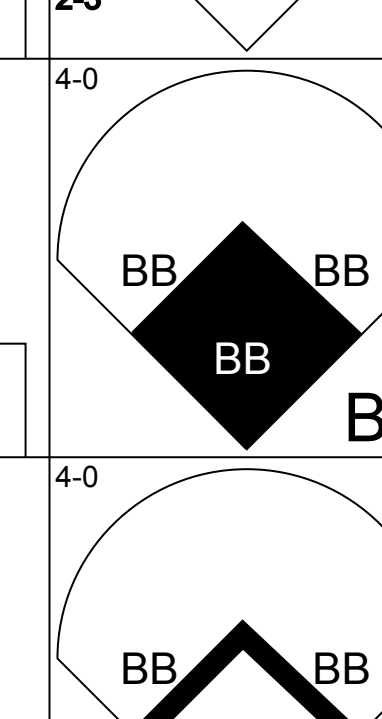
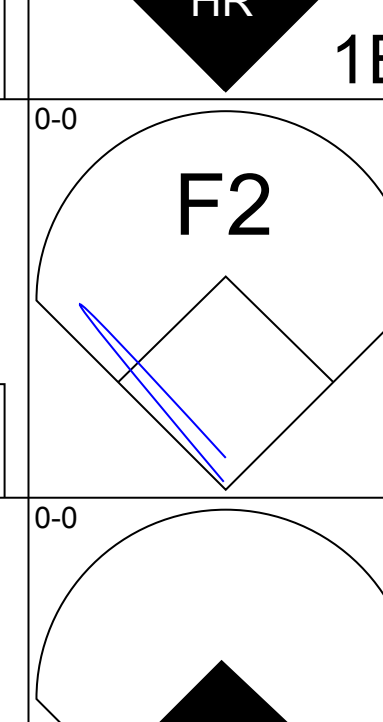
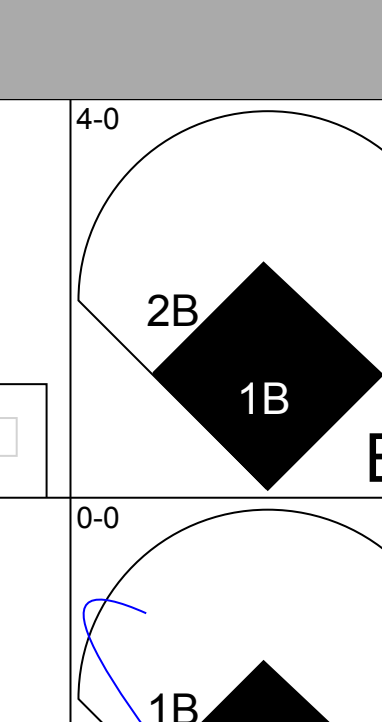
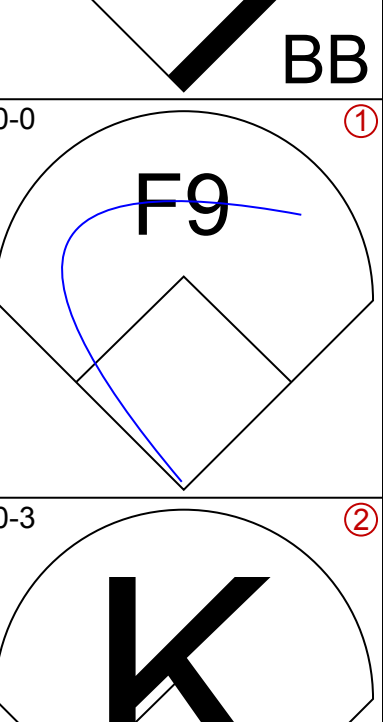
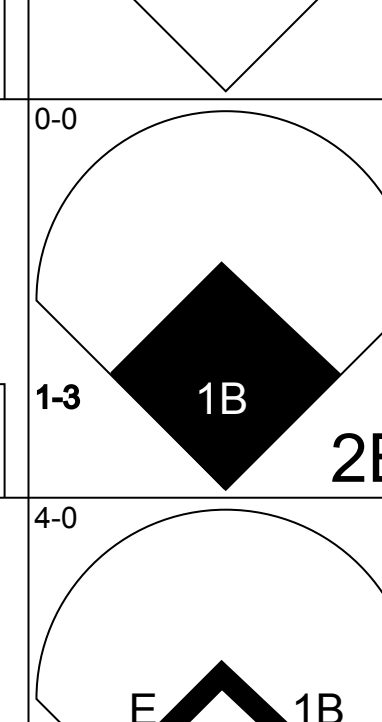
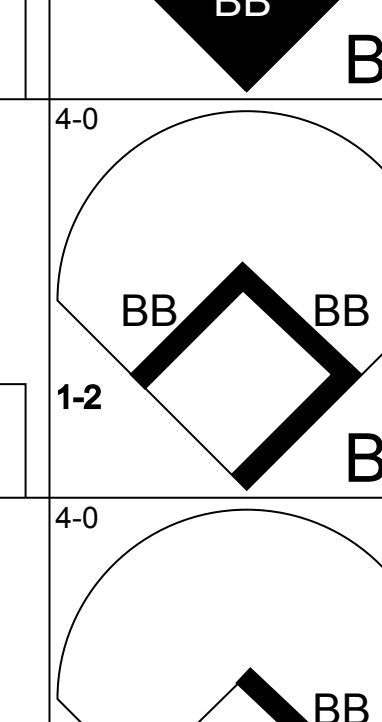
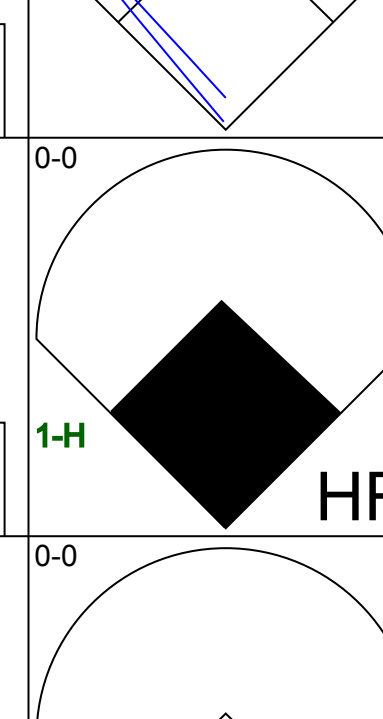
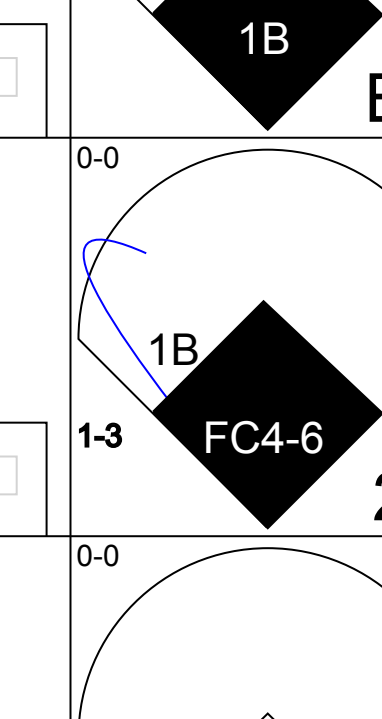
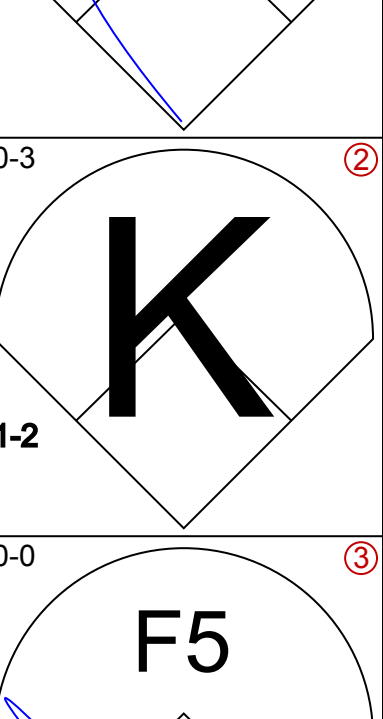
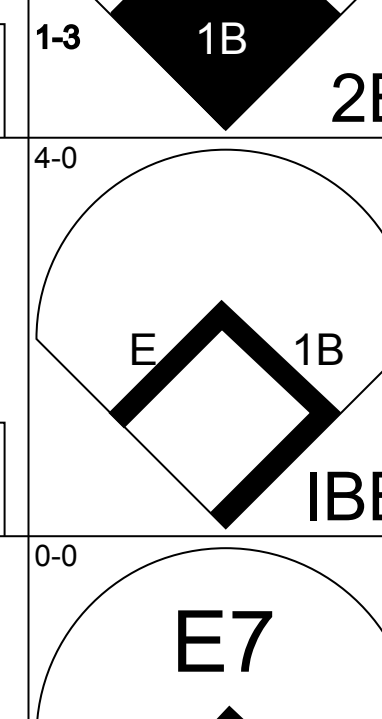
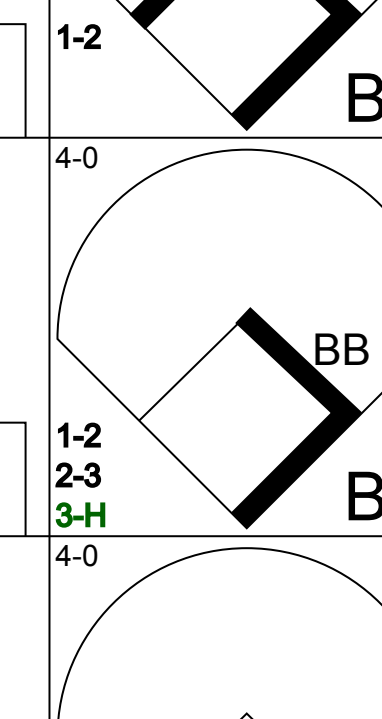
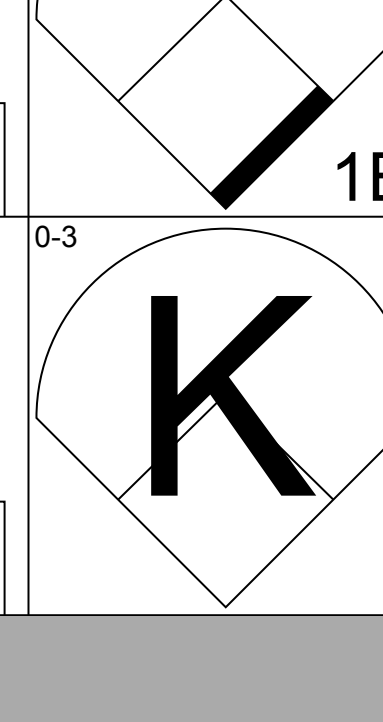
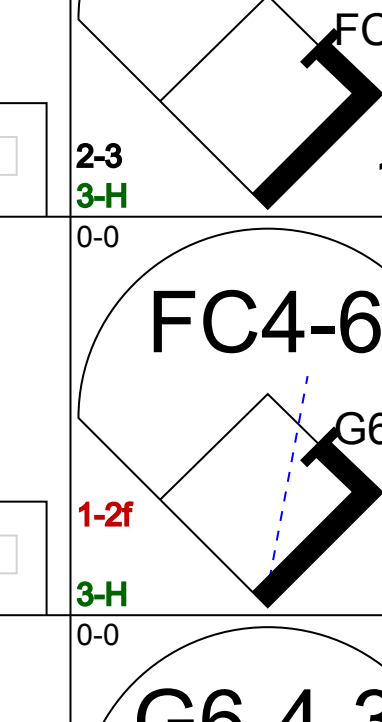
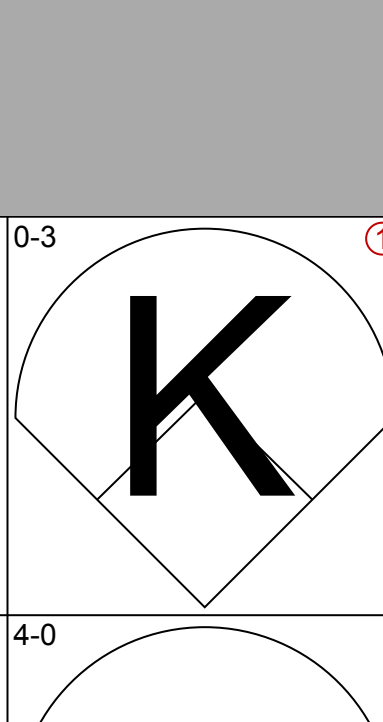
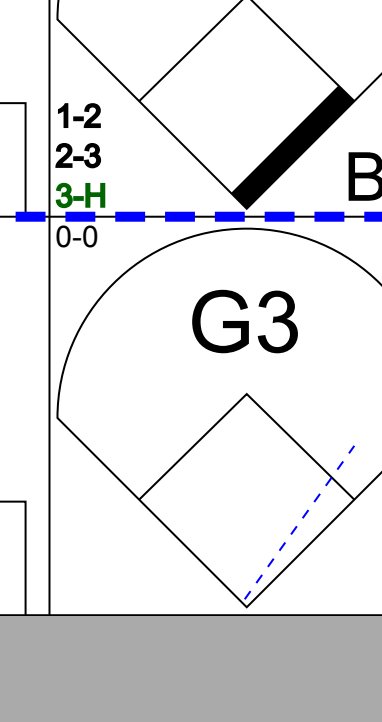
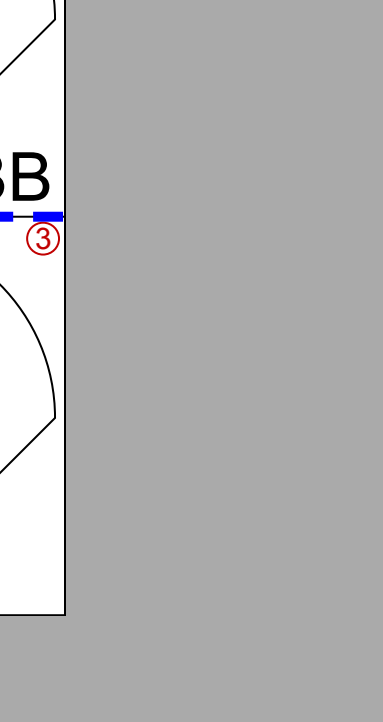
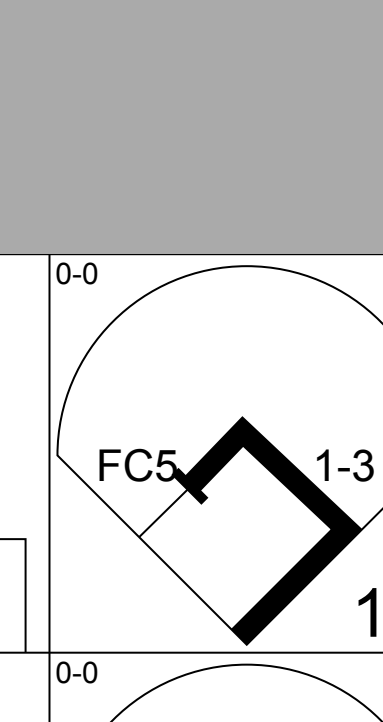
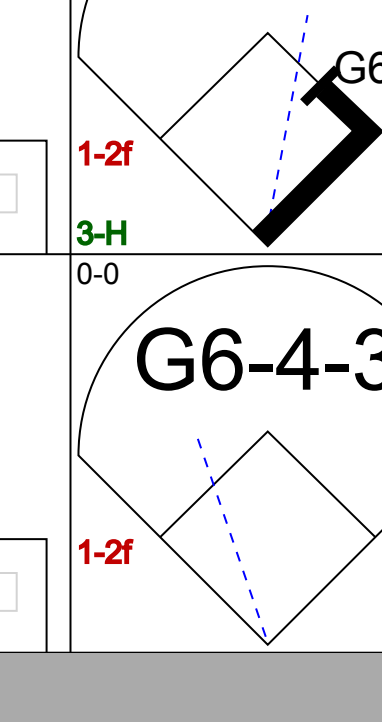
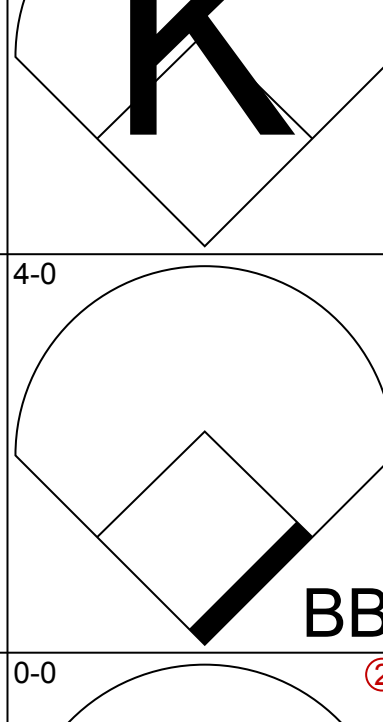
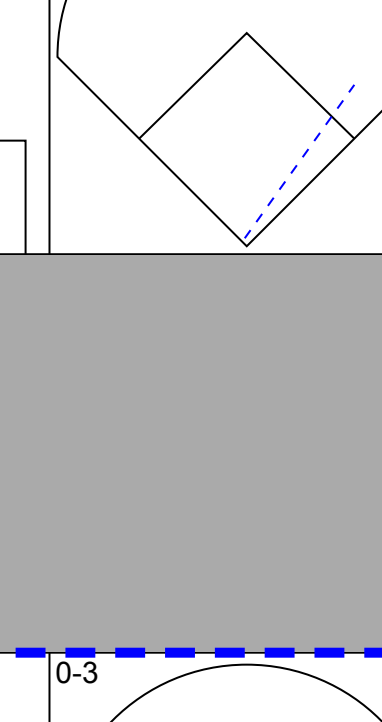
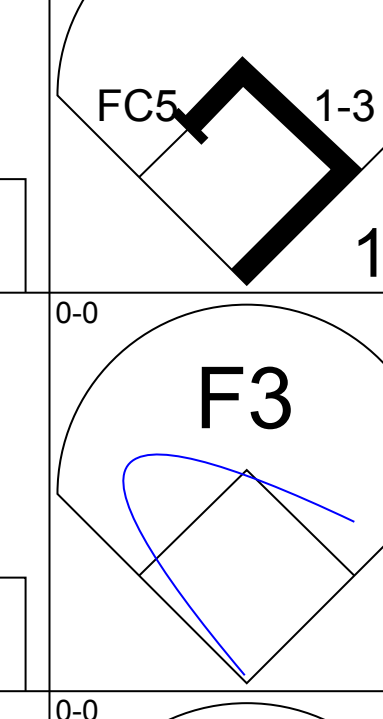
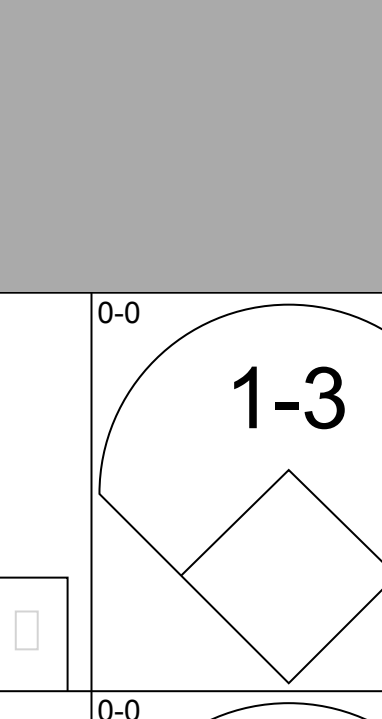
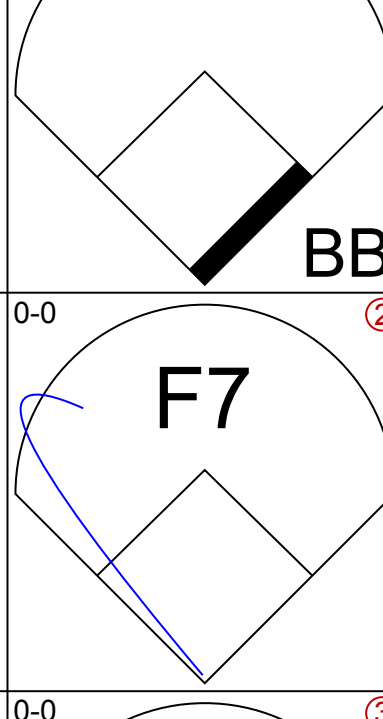
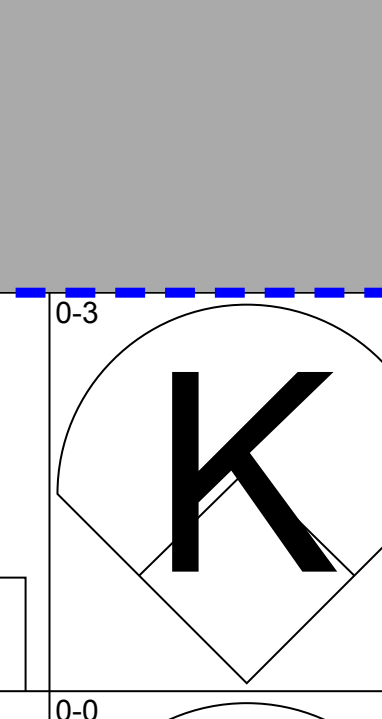
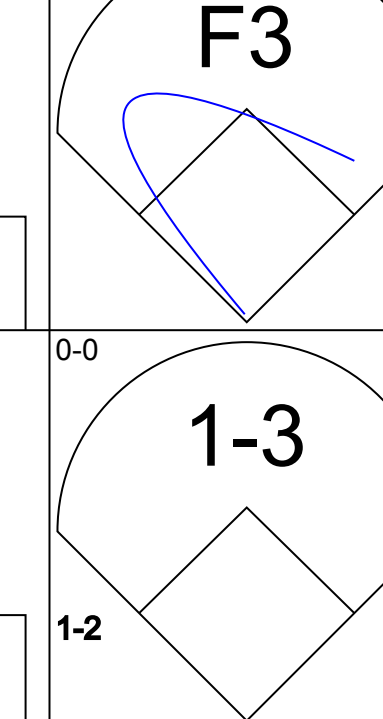
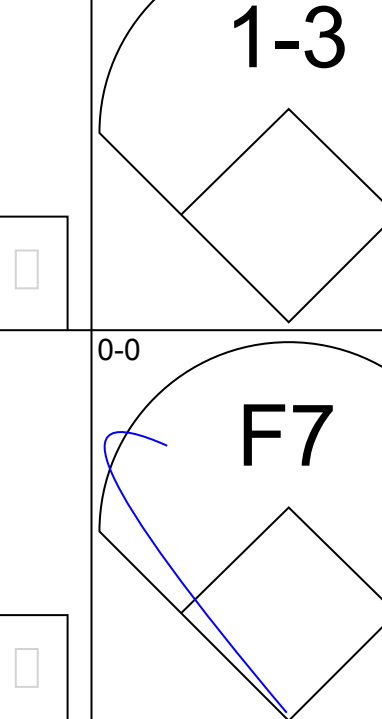
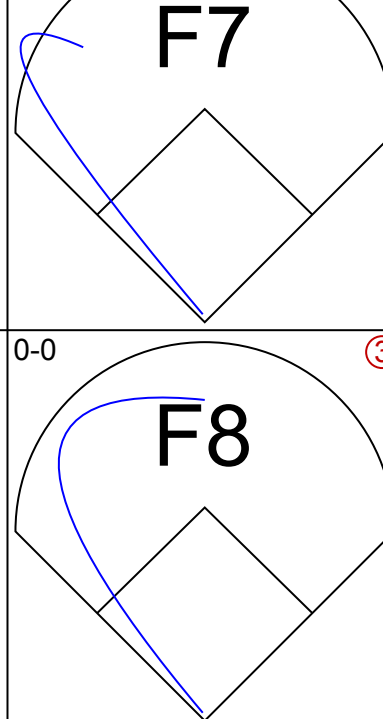
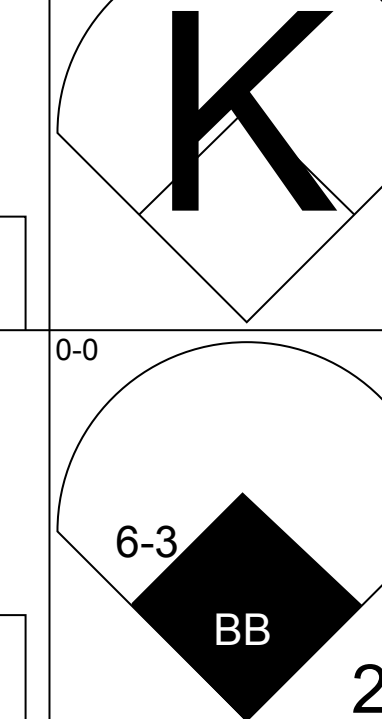
Batter	1	2	3	4	5	6	7	8	9	AB	R	H	RBI	BB	SO	LOB	BOTTOM											
<b>Brett Butler, L</b> OBP: 0.314, SLG: 0.333	0-0 6-3	0-0 G3			0-0 1B	0-0 F8				4	0	1	0	0	0	3	<b>Cincinnati Reds @ Atlanta Braves</b> Atlanta-Fulton County Stadium, Atlanta, GA Wed Apr 13 1983, 6:05 PM EST Att: 12,362 - Unknown											
<b>Rafael Ramirez, R</b> OBP: 0.235, SLG: 0.235	0-0 F8		0-0 CS 1B		0-0 3B 1B		0-0 F8			4	1	2	0	0	0	0												
<b>Claudell Washington, L</b> OBP: 0.286, SLG: 0.590	0-0 6-3		0-0 G6-4-3 1B		0-0 4-3 3B		0-0 6-3			4	1	2	1	0	0	0												
<b>Dale Murphy, R</b> OBP: 0.375, SLG: 0.517		0-0 6-3	0-0 G6-4-3		0-0 4-3		0-3 K			4	0	0	1	0	1	1												
<b>Bob Horner, R</b> OBP: 0.419, SLG: 0.500		4-0 HR BB		0-0 1B SF7 1B	0-0 6-3		0-0 1-3 PB 1B			3	2	2	0	1	0	0												
<b>Chris Chambliss, L</b> OBP: 0.414, SLG: 0.692		0-0 HR		0-0 1-3 1B		0-0 HR		0-0 F8		4	2	3	3	0	0	1												
<b>Glenn Hubbard, R</b> OBP: 0.414, SLG: 0.490		0-0 3B		0-0 P3		0-0 SH1-4 1B		0-0 1-3		4	0	2	0	0	0	3												
<b>Bruce Benedict, R</b> OBP: 0.429, SLG: 0.571		4-0 BB		0-0 SF7		0-0 P4		4-0 IBB		1	0	0	1	2	0	1												
<b>Rick Camp, R</b> Gene Garber, R	(1, 1) (8, 1)	0-3 K		0-3 1-3		0-0 SH1-4		0-3 K		2	0	0	0	0	1	3												
<b>Inning Stats</b>	R: 0 E: 0 K: 0 S: 3	H: 0 LOB: 0 BB: 0 P: 3	R: 2 E: 0 K: 1 S: 7	H: 2 LOB: 2 BB: 2 P: 15	R: 0 E: 0 K: 0 S: 3	H: 2 LOB: 0 BB: 0 P: 3	R: 1 E: 0 K: 0 S: 5	H: 2 LOB: 1 BB: 0 P: 5	R: 2 E: 0 K: 0 S: 5	H: 3 LOB: 0 BB: 0 P: 5	R: 1 E: 0 K: 0 S: 5	H: 2 LOB: 1 BB: 0 P: 5	R: 0 E: 0 K: 1 S: 5	H: 0 LOB: 0 BB: 0 P: 5	R: 0 E: 0 K: 1 S: 6	H: 1 LOB: 2 BB: 1 P: 10		R: 0 E: 0 K: 1 S: 6	H: 1 LOB: 2 BB: 1 P: 10	1B: 8 2B: 0 3B: 2 HR: 2	SF: 1 SAC: 1 DP: 1 HBP: 0	WP: 0 PA: 36 PB: 1 CS: 1						
<b>PITCHER</b>	IP	WLS	BF	H	R	ER	SO	BB	IBB	HBP	BLK	WP	HR	S	P	ERA		WHIP										
<b>Frank Pastore, R</b> ERA: 4.85	(1, 1)	5.0	L	23	9	5	5	1	0	0	0	0	1	23	31	9.00		2.200										
<b>Ted Power, R</b> ERA: 9.0	(6, 1)	1.0		5	2	1	1	0	0	0	0	0	0	5	5	9.00		2.000										
<b>Ben Hayes, R</b> ERA:	(7, 1)	1.0		3	0	0	0	1	0	0	0	0	0	5	5	0.00	0.000											
<b>Tom Hume, R</b> ERA: 6.0	(8, 1)	1.0		5	1	0	0	1	0	1	0	0	0	6	10	0.00	1.000											

AB 31  
R 6  
H 12  
RBI 6  
BB 3  
SO 3  
LOB 14





Batter	1	2	3	4	5	6	7	8	9	AB	R	H	RBI	BB	SO	LOB	TOP						
Rafael Ramirez, R OBP: 0.282, SLG: 0.333 (1, 6)										5	1	3	0	0	2	2	<b>Atlanta Braves @ Philadelphia Phillies</b> Veterans Stadium, Philadelphia, PA Sat Apr 16 1983, 6:05 PM EST Att: 17,557 - Unknown						
Jerry Royster, R OBP: 0.145, SLG: 0.143 (1, 7)										5	1	1	0	0	1	3							
Dale Murphy, R OBP: 0.432, SLG: 0.516 (1, 8)										2	1	1	0	3	1	2							
Bob Horner, R OBP: 0.389, SLG: 0.429 (1, 5)										4	0	0	0	1	3	6							
Terry Harper, R OBP: 0.667, SLG: 1.000 (1, 9)										4	1	2	0	1	1	3							
Bob Watson, R OBP: 0.571, SLG: 0.714 (1, 3)										5	0	3	2	0	0	3							
Glenn Hubbard, R OBP: 0.382, SLG: 0.367 (1, 4)										5	0	1	0	0	1	4							
Bruce Benedict, R OBP: 0.406, SLG: 0.520 (1, 2)										4	0	1	0	0	1	3							
Phil Niekro, R OBP: 0.143, SLG: 0.167 (1, 1)										2	0	0	1	0	2	1							
Rick Behenna, R OBP: 1.000, SLG: 1.000 (7, 1)										0	0	0	0	0	0	0							
Randy Johnson, R OBP: 1.000, SLG: 1.000 (6, PH)										1	0	1	0	0	0	0							
Steve Bedrosian, R (8, 1)										0	0	0	0	0	0	0							
Pete Falcone, L (8, 1)										0	0	0	0	0	0	0							
<b>Inning Stats</b>	R: 0 E: 0 K: 2 S: 7	H: 0 LOB: 1 BB: 1 P: 11	R: 1 E: 0 K: 2 S: 9	H: 2 LOB: 2 BB: 1 P: 13	R: 0 E: 0 K: 1 S: 5	H: 0 LOB: 1 BB: 1 P: 9	R: 0 E: 0 K: 1 S: 6	H: 1 LOB: 1 BB: 0 P: 6	R: 3 E: 1 K: 2 S: 12	H: 5 LOB: 2 BB: 0 P: 12	R: 0 E: 0 K: 0 S: 8	H: 1 LOB: 2 BB: 1 P: 12	R: 0 E: 0 K: 0 S: 3	H: 1 LOB: 0 BB: 0 P: 3	R: 0 E: 0 K: 2 S: 9	H: 2 LOB: 2 BB: 0 P: 9	R: 0 E: 0 K: 0 S: 3	H: 1 LOB: 1 BB: 1 P: 7	1B: 10 2B: 3 3B: 0 HR: 0	SF: 1 SAC: 0 DP: 1 HBP: 0	WP: 1 PB: 1 SB: 1 CS: 1	PA: 43	
<b>PITCHER</b>	IP WLS BF H R ER SO BB IBB HBP BLK WP HR S P ERA WHIP	8.0 W 39 12 4 4 12 4 0 0 0 1 0 59 75 4.50 2.000	1.0 4 1 0 0 0 1 0 0 0 0 0 0 3 7 0.00 2.000																				

Batter	1	2	3	4	5	6	7	8	9	AB	R	H	RBI	BB	SO	LOB	BOTTOM					
Pete Rose, S OBP: 0.270, SLG: 0.353 (1, 9)										4	1	1	0	1	0	1	<b>Atlanta Braves @ Philadelphia Phillies</b> Veterans Stadium, Philadelphia, PA Sat Apr 16 1983, 6:05 PM EST Att: 17,557 - Unknown					
Gary Matthews, R OBP: 0.385, SLG: 0.467 (1, 7)										3	2	1	0	2	1	3						
Ron Reed, R (9, 1)										0	0	0	0	0	0	0						
Joe Morgan, L OBP: 0.459, SLG: 0.208 (1, 4)										3	2	1	0	2	0	2						
Mike Schmidt, R OBP: 0.444, SLG: 0.600 (1, 5)										3	2	2	3	2	1	1						
Tony Perez, R OBP: 0.429, SLG: 0.481 (1, 3)										4	0	3	3	0	0	1						
Bob Dernier, R (7, PR)										0	0	0	0	0	0	0						
Greg Gross, L OBP: 0.450, SLG: 0.400 (8, PH)										0	0	0	1	1	0	0						
Von Hayes, L OBP: 0.286, SLG: 0.091 (1, 8)										4	0	0	1	1	2	5						
Bo Diaz, R OBP: 0.394, SLG: 0.448 (1, 2)										3	0	1	0	1	0	4						
Ivan De Jesus, R OBP: 0.154, SLG: 0.083 (1, 6)										4	0	0	0	0	1	2						
Steve Carlton, L OBP: 0.333, SLG: 0.375 (1, 1)										4	1	1	0	0	0	2						
Garry Maddox, R (9, 8)										0	0	0	0	0	0	0						
<b>Inning Stats</b>	R: 2 E: 0 K: 1 S: 8	H: 3 LOB: 1 BB: 0 P: 8	R: 0 E: 0 K: 0 S: 4	H: 1 LOB: 2 BB: 1 P: 8	R: 2 E: 0 K: 0 S: 4	H: 2 LOB: 0 BB: 1 P: 8	R: 0 E: 0 K: 0 S: 3	H: 0 LOB: 0 BB: 0 P: 3	R: 0 E: 0 K: 1 S: 5	H: 0 LOB: 1 BB: 1 P: 9	R: 0 E: 0 K: 1 S: 5	H: 0 LOB: 1 BB: 1 P: 9	R: 2 E: 1 K: 1 S: 7	H: 3 LOB: 2 BB: 2 P: 15	R: 2 E: 0 K: 1 S: 6	H: 1 LOB: 3 BB: 4 P: 22	1B: 6 2B: 3 3B: 0 HR: 1	SF: 0 SAC: 0 DP: 2 HBP: 0	WP: 0 PB: 0 SB: 1 CS: 0	PA: 42		
<b>PITCHER</b>	IP WLS BF H R ER SO BB IBB HBP BLK WP HR S P ERA WHIP	6.1 L 32 9 6 6 4 4 1 0 0 0 0 1 35 55 8.53 2.053	0.2 2 0 0 0 0 0 0 1 0 0 0 0 0 1 5 0.00 0.000	0.2 7 1 2 2 1 4 0 0 0 0 0 0 5 21 27.00 7.500	0.1 1 0 0 0 0 0 0 0 0 0 0 0 1 1 0.00 0.000																	


AB 37  
R 4  
H 13  
RBI 3  
BB 5  
SO 12  
LOB 27



AB 32  
R 8  
H 10  
RBI 8  
BB 10  
SO 5  
LOB 21





Batter	1	2	3	4	5	6	7	8	9	AB	R	H	RBI	BB	SO	LOB	TOP								
<b>Brett Butler, L</b> OBP: 0.308, SLG: 0.324 (1, 8)	0-3 K		0-0 CS 1B			0-3 K		0-0 6-3		4	0	1	0	0	2	0	<b>Atlanta Braves @ Philadelphia Phillies</b> Veterans Stadium, Philadelphia, PA Sun Apr 17 1983, 3:33 AM EST Att: 27,522 - Unknown <a href="http://livebaseballscorecards.com">livebaseballscorecards.com</a>								
<b>Rafael Ramirez, R</b> OBP: 0.279, SLG: 0.326 (1, 6)	0-0 F S 1B		0-0 6-3 1-2			0-0 F8		0-0 P3		4	0	1	0	0	0	1									
<b>Claudell Washington, L</b> OBP: 0.313, SLG: 0.533 (1, 9)	0-3 K 1-3			0-3 K			0-0 HR 1B	0-0 1B 2B		4	2	2	0	0	2	1									
<b>Dale Murphy, R</b> OBP: 0.415, SLG: 0.486 (1, 7)	0-0 1-3			0-3 K			0-0 F9	0-0 S 1B		4	0	1	1	0	1	2									
<b>Bob Horner, R</b> OBP: 0.375, SLG: 0.500 (1, 5)		0-0 F8		0-3 K			0-0 HR	0-0 G3		4	1	1	2	0	1	1									
<b>Chris Chambliss, L</b> OBP: 0.394, SLG: 0.667 (1, 3)		0-0 4-3			0-0 4-3		0-0 E8 2B		0-3 K	4	0	1	0	0	1	0									
<b>Glenn Hubbard, R</b> OBP: 0.368, SLG: 0.333 (1, 4)		4-0 BB			0-0 F8		0-3 K		0-0 5-3	3	0	0	0	1	1	1									
<b>Bruce Benedict, R</b> OBP: 0.389, SLG: 0.464 (1, 2)		0-3 K			0-0 P4		4-0 IBB		0-0 E5	3	0	0	0	1	1	1									
<b>Pascual Perez, R</b> (1, 1)			0-3 K			0-0 5-3		0-0 L7		0-0 P4	3	0	0	0	0	1		2							
<b>Terry Forster, L</b> (8, 1)										0	0	0	0	0	0	0									
<b>Gene Garber, R</b> (8, 1)										1	0	0	0	0	0	1									
<b>Inning Stats</b>	R: 0 E: 0 K: 2 S: 8	H: 1 LOB: 1 BB: 0 P: 8	R: 0 E: 0 K: 1 S: 5	H: 0 LOB: 1 BB: 1 P: 9	R: 0 E: 0 K: 1 S: 5	H: 1 LOB: 0 BB: 0 P: 5	R: 0 E: 0 K: 3 S: 9	H: 0 LOB: 0 BB: 0 P: 9	R: 0 E: 0 K: 0 S: 3	H: 0 LOB: 0 BB: 0 P: 3	R: 2 E: 1 K: 1 S: 8	H: 3 LOB: 2 BB: 1 P: 12	R: 1 E: 0 K: 0 S: 5	H: 2 LOB: 1 BB: 0 P: 5	R: 0 E: 1 K: 1 S: 6	H: 0 LOB: 1 BB: 0 P: 6	1B: 4 2B: 2 3B: 0 HR: 1	SF: 0 SAC: 0 DP: 0 HBP: 0	WP: 0 PB: 0 SB: 3 CS: 1	PA: 36					
<b>PITCHER</b>	IP	WLS	BF	H	R	ER	SO	BB	IBB	HBP	BLK	WP	HR	S	P	ERA	WHIP								
<b>Larry Christenson, R</b> ERA: 1.74 (1, 1)	3.1		12	2	0	0	5	1	0	0	0	0	0	21	25	0.00	0.900								
<b>Ed Farmer, R</b> ERA: 5.63 (4, 1)	4.2	L	20	5	3	3	4	0	1	0	0	0	1	27	31	5.79	1.071								
<b>Sid Monge, L</b> ERA: 7.36 (9, 1)	1.0		4	0	0	0	1	0	0	0	0	0	0	6	6	0.00	0.000								

Batter	1	2	3	4	5	6	7	8	9	AB	R	H	RBI	BB	SO	LOB	BOTTOM								
<b>Pete Rose, S</b> OBP: 0.268, SLG: 0.324 (1, 9)	0-0 4-3			0-0 6-3		0-0 5-3		4-0 FC5-4 BB		3	0	0	0	1	0	1	<b>Atlanta Braves @ Philadelphia Phillies</b> Veterans Stadium, Philadelphia, PA Sun Apr 17 1983, 3:33 AM EST Att: 27,522 - Unknown <a href="http://livebaseballscorecards.com">livebaseballscorecards.com</a>								
<b>Gary Matthews, R</b> OBP: 0.350, SLG: 0.412 (1, 7)	0-3 K			0-3 K		0-0 L7		0-0 FC5-4 1-2		4	0	0	0	0	2	3									
<b>Joe Morgan, L</b> OBP: 0.415, SLG: 0.179 (1, 4)	0-0 P6			0-0 1-3		0-3 K		0-0 3-1		4	0	0	0	0	1	0									
<b>Mike Schmidt, R</b> OBP: 0.425, SLG: 0.552 (1, 5)		0-3 K			0-0 5-3		0-0 P4		0-0 L5-4-2 1B	4	0	1	0	0	1	0									
<b>Tony Perez, R</b> OBP: 0.375, SLG: 0.419 (1, 3)		0-3 K			0-0 5-3		0-0 6-3		0-0 L5-4-2 1-2	4	0	0	0	0	1	1									
<b>Von Hayes, L</b> OBP: 0.294, SLG: 0.143 (1, 8)		0-3 K			0-0 1-3			0-0 1B 1B		3	1	1	0	0	1	0									
<b>Bo Diaz, R</b> OBP: 0.389, SLG: 0.438 (1, 2)				0-0 6-3		0-0 L4		0-0 1B 1B		3	0	1	0	0	0	0									
<b>Ivan De Jesus, R</b> OBP: 0.214, SLG: 0.160 (8, PH)					0-0 CS 2B		4-0 SH2-3 BB		0-3 K	1	0	1	0	1	0	0									
<b>Bob Molinaro, L</b> OBP: 0.143, SLG: 0.571 (8, PH)							0-0 SH2-3 BB		0-0 K	1	0	0	0	0	1	2									
<b>Sid Monge, S</b> (9, 1)					0-3 K 2-3		0-0 SH2-3		0-0 BB 1B	0	0	0	0	0	0	0									
<b>Larry Christenson, R</b> ERA: 0.7 (1, 1)	IP	WLS	BF	H	R	ER	SO	BB	IBB	HBP	BLK	WP	HR	S	P	ERA	WHIP								
<b>Pascual Perez, R</b> (8, 1)	7.2		27	4	1	1	8	1	0	0	0	0	0	42	46	1.17	0.652								
<b>Terry Forster, L</b> ERA: (8, 1)	0.0		1	0	0	0	0	1	0	0	0	0	0	0	4	∞	∞								
<b>Gene Garber, R</b> ERA: (8, 1)	1.1	S	4	1	0	0	0	0	0	0	0	0	0	4	4	0.00	0.750								
<b>Inning Stats</b>	R: 0 E: 0 K: 1 S: 5	H: 0 LOB: 0 BB: 0 P: 5	R: 0 E: 0 K: 3 S: 9	H: 0 LOB: 0 BB: 0 P: 9	R: 0 E: 0 K: 1 S: 5	H: 1 LOB: 0 BB: 0 P: 5	R: 0 E: 0 K: 1 S: 5	H: 0 LOB: 0 BB: 0 P: 5	R: 0 E: 0 K: 0 S: 3	H: 0 LOB: 1 BB: 1 P: 7	R: 0 E: 0 K: 1 S: 5	H: 0 LOB: 0 BB: 0 P: 5	R: 0 E: 0 K: 1 S: 8	H: 0 LOB: 3 BB: 1 P: 12	R: 0 E: 0 K: 0 S: 3	H: 1 LOB: 0 BB: 0 P: 3	1B: 4 2B: 2 3B: 0 HR: 0	SF: 0 SAC: 1 DP: 1 HBP: 0	WP: 0 PB: 0 SB: 0 CS: 1	PA: 32					

AB 34  
R 3  
H 7  
RBI 3  
BB 2  
SO 10  
LOB 10

AB 29  
R 1  
H 5  
RBI 1  
BB 2  
SO 8  
LOB 8





Batter	1	2	3	4	5	6	7	8	9	AB	R	H	RBI	BB	SO	LOB	TOP					
Brett Butler, L (1, 8) OBP: 0.302, SLG: 0.317	G3		2-3			F1		F9		4	0	1	0	0	0	2	<b>Atlanta Braves @ San Diego Padres</b> <b>Jack Murphy Stadium, San Diego, CA</b> Mon Apr 18 1983, 9:05 PM EST Att: 18,730 - Unknown					
Rick Mahler, R (6, 1)										0	0	0	0	0	0							
Steve Bedrosian, R (8, 1)										0	0	0	0	0	0							
Biff Pocoroba, S (9, FH)										1	0	0	0	0	0							
Rafael Ramirez, R (1, 6) OBP: 0.292, SLG: 0.333	F8		E1					F6		5	0	2	0	0	0							
Claudell Washington, L (1, 9) OBP: 0.270, SLG: 0.457	K		K			K		4-3		5	0	0	0	0	3							
Dale Murphy, R (1, 7) OBP: 0.400, SLG: 0.462		F5				F8		5-3		4	0	1	0	0	2							
Bob Horner, R (1, 5) OBP: 0.386, SLG: 0.528						F9		F3		4	1	2	0	0	1							
Chris Chambliss, L (1, 3) OBP: 0.378, SLG: 0.647										4	0	1	0	0	3							
Glenn Hubbard, R (1, 4) OBP: 0.405, SLG: 0.444										3	1	2	2	1	1							
Bruce Benedict, R (1, 2) OBP: 0.375, SLG: 0.419			K		6-3			K		3	0	0	0	1	2	4						
Craig McMurtry, R (1, 1) OBP: 0.333, SLG: 0.333										0	0	0	0	0	0	0	<b>Braves</b>					
Randy Johnson, R (3, PH) OBP: 1.000, SLG: 1.500										1	1	1	0	0	0	0						
Pete Falcone, L (3, 1)										1	0	0	0	0	0	0						
Ken Smith, L (6, PH)										0	0	0	0	0	0	0						
Terry Harper, R (6, PH) OBP: 0.545, SLG: 0.778										2	0	0	0	0	1	3						
<b>Inning Stats</b>	R: 0 E: 0 K: 1 S: 5	H: 0 LOB: 0 BB: 0 P: 5	R: 0 E: 0 K: 1 S: 6	H: 1 LOB: 1 BB: 0 P: 6	R: 1 E: 1 K: 2 S: 9	H: 2 LOB: 1 BB: 0 P: 9	R: 0 E: 0 K: 0 S: 4	H: 1 LOB: 2 BB: 1 P: 8	R: 0 E: 0 K: 1 S: 7	H: 2 LOB: 2 BB: 0 P: 7	R: 2 E: 0 K: 1 S: 7	H: 2 LOB: 1 BB: 1 P: 11	R: 0 E: 0 K: 0 S: 3	H: 0 LOB: 0 BB: 0 P: 3	R: 0 E: 0 K: 1 S: 7	H: 2 LOB: 2 BB: 0 P: 7	R: 0 E: 0 K: 0 S: 3	H: 0 LOB: 0 BB: 0 P: 3	1B: 6 2B: 3 3B: 0 HR: 1	SF: 0 SAC: 0 DP: 0 HBP: 0	WP: 0 PB: 0 SB: 0 CS: 0	PA: 39
<b>PITCHER</b>	IP WLS BF H R ER SO BB IBB HBP BLK WP HR S P ERA WHIP																					
Eric Show, R (1, 1) ERA: 2.37	5.1 W 26 8 3 2 5 2 0 0 0 0 0 1 34 42 3.38 1.875																					
Chris Welsh, L (6, 1) ERA: 1.96	2.0 8 2 0 0 1 0 0 0 0 0 0 0 10 10 0.00 1.000																					
Luis DeLeon, R (8, 1) ERA: 1.59	1.2 S 5 0 0 0 1 0 0 0 0 0 0 0 7 7 0.00 0.000																					

Batter	1	2	3	4	5	6	7	8	9	AB	R	H	RBI	BB	SO	LOB	BOTTOM			
Gene Richards, L (1, 7) OBP: 0.375, SLG: 0.429	3-1					E5		1B		4	0	2	2	0	1	2	<b>Atlanta Braves @ San Diego Padres</b> <b>Jack Murphy Stadium, San Diego, CA</b> Mon Apr 18 1983, 9:05 PM EST Att: 18,730 - Unknown			
Alan Wiggins, S (7, 7)										1	1	1	1	0	0					
Juan Bonilla, R (1, 4) OBP: 0.371, SLG: 0.459	3-1					6-3		F8		5	0	2	1	0	3					
Steve Garvey, R (1, 3) OBP: 0.351, SLG: 0.481										3	2	1	1	2	0	3				
Terry Kennedy, L (1, 2) OBP: 0.418, SLG: 0.560	G4-6-3					4-3		FC6-4		5	1	2	1	0	1	2				
Sixto Lezcano, R (1, 9) OBP: 0.400, SLG: 0.310										3	1	1	1	2	0	2				
Gary Templeton, S (1, 6) OBP: 0.279, SLG: 0.375										4	1	1	1	0	0	3				
Ruppert Jones, L (1, 8) OBP: 0.245, SLG: 0.377										4	1	2	1	0	1	1				
Tim Flannery, L (1, 5) OBP: 0.412, SLG: 0.563										3	2	2	1	1	0	1				
Eric Show, R (1, 1) ERA: 6.0										1	0	0	0	0	1	1	<b>SD</b>			
Chris Welsh, L (6, 1) ERA: 1.13										1	0	0	0	0	1	1				
Luis DeLeon, R (8, 1) OBP: 0.500, SLG: 0.500										1	1	1	0	0	0	0				
<b>Inning Stats</b>	R: 0 E: 0 K: 0 S: 3	H: 1 LOB: 1 BB: 1 P: 7	R: 4 E: 0 K: 0 S: 7	H: 5 LOB: 1 BB: 1 P: 11	R: 0 E: 0 K: 1 S: 5	H: 0 LOB: 0 BB: 0 P: 5	R: 0 E: 0 K: 2 S: 8	H: 1 LOB: 1 BB: 0 P: 8	R: 1 E: 0 K: 0 S: 4	H: 1 LOB: 1 BB: 1 P: 8	R: 0 E: 1 K: 2 S: 8	H: 0 LOB: 2 BB: 1 P: 12	R: 2 E: 0 K: 0 S: 4	H: 2 LOB: 0 BB: 1 P: 8	R: 3 E: 0 K: 0 S: 8	H: 5 LOB: 2 BB: 0 P: 8		1B: 12 2B: 1 3B: 1 HR: 1	SF: 1 SAC: 1 DP: 2 HBP: 0	WP: 0 PB: 0 SB: 2 CS: 1
<b>PITCHER</b>	IP WLS BF H R ER SO BB IBB HBP BLK WP HR S P ERA WHIP																			
Craig McMurtry, R (1, 1) ERA: 6.0	2.0 L 12 6 4 4 0 0 0 0 0 0 0 1 17 21 3.00 4.000																			
Pete Falcone, L (3, 1) ERA: 1.13	3.0 12 2 1 1 3 1 0 0 0 0 0 1 17 21 3.00 1.000																			
Rick Mahler, R (6, 1) ERA: 6.35	2.0 12 4 4 4 2 2 0 0 0 0 0 0 14 22 18.00 3.000																			
Steve Bedrosian, R (8, 1) ERA: 5.4	1.0 6 3 1 1 0 0 0 0 0 0 0 0 6 6 9.00 3.000																			



Batter	1	2	3	4	5	6	7	8	9	AB	R	H	RBI	BB	SO	LOB	TOP								
<b>Brett Butler, L</b> OBP: 0.286, SLG: 0.319 (1, 8)	0-0 SH1-3 6-3 2B	0-0 G6-3 1-2 <sup>+</sup>		0-0 4-3		0-0 F4		0-0 4-3	0-0 F8	6	1	1	0	0	0	2									
<b>Rafael Ramirez, R</b> OBP: 0.288, SLG: 0.327 (1, 6)	0-0 SH1-3 2-3		0-0 BLK 1B	0-0 G3		0-0 3-1		0-0 5-3		4	1	1	0	0	0	0									
<b>Claudell Washington, L</b> OBP: 0.286, SLG: 0.421 (1, 9)	4-0 S BB		0-0 F7 1-2	0-0 3-1		4-0 FC6-4 BB		0-0 E3		3	0	0	0	2	0	1									
<b>Dale Murphy, R</b> OBP: 0.380, SLG: 0.432 <b>Terry Harper, R</b> OBP: 0.545, SLG: 0.778 (1, 7) (9, 7)	0-0 6-3 1-2 3-H		0-0 1B		0-0 F9	0-0 FC6-4 1-2 <sup>+</sup>		0-0 6-3		5	1	1	2	0	0	3									
<b>Bob Horner, R</b> OBP: 0.388, SLG: 0.500 <b>Randy Johnson, R</b> OBP: 1.000, SLG: 1.500 (1, 5) (9, PR) (9, 5)	0-0 4-3		0-0 5-3		0-3 K		4-0 1B BB	0-0 HR 1B		4	0	1	0	1	1	2									
<b>Chris Chambliss, L</b> OBP: 0.425, SLG: 0.676 <b>Ken Smith, L</b> OBP: 0.500, SLG: 2.000 (1, 3) (5, PR) (5, 3)		0-0 BB 1B	0-0 2B 1B		0-0 HR 1B		0-0 F7	0-0 HR		3	1	3	1	0	0	0									
<b>Glenn Hubbard, R</b> OBP: 0.447, SLG: 0.564 (1, 4)	4-0 1B SF9 BB		0-0 1-3 2B		0-0 HR		0-0 F3	4-0 BB BB		3	2	2	2	2	0	1									
<b>Bruce Benedict, R</b> OBP: 0.422, SLG: 0.457 (1, 2)	0-0 S6-3 1B		4-0 1B IBB		0-0 FC6-4 1B		0-0 1-2 1B	0-0 F6		4	0	3	1	1	0	1									
<b>Rick Camp, R</b> (1, 1)	0-0 SF9 3-H		0-0 F7		0-0 FC6-4 1-2 <sup>+</sup>		0-3 K	0-3 K		4	0	0	1	0	2	7									
<b>Inning Stats</b>	R: 1 E: 0 K: 0 S: 4	H: 1 LOB: 1 BB: 1 P: 8	R: 2 E: 0 K: 0 S: 4	H: 2 LOB: 0 BB: 1 P: 8	R: 2 E: 0 K: 0 S: 7	H: 4 LOB: 3 BB: 1 P: 11	R: 0 E: 0 K: 0 S: 3	H: 0 LOB: 0 BB: 0 P: 3	R: 2 E: 0 K: 1 S: 8	H: 3 LOB: 1 BB: 0 P: 8	R: 0 E: 0 K: 0 S: 3	H: 0 LOB: 1 BB: 1 P: 7	R: 0 E: 0 K: 1 S: 6	H: 1 LOB: 2 BB: 1 P: 10	R: 0 E: 1 K: 0 S: 4	H: 0 LOB: 1 BB: 0 P: 4	R: 2 E: 0 K: 1 S: 7	H: 2 LOB: 1 BB: 1 P: 11	1B: 9 2B: 2 3B: 0 HR: 2	SF: 1 SAC: 1 DP: 1 HBP: 0	WP: 0 PB: 0 SB: 1 CS: 0	PA: 46			
<b>PITCHER</b>	IP	WLS	BF	H	R	ER	SO	BB	IBB	HBP	BLK	WP	HR	S	P	ERA	WHIP								
<b>John Montefusco, R</b> ERA: 7.62 (1, 1)	3.0	L	18	7	5	5	0	2	1	0	1	0	0	15	27	15.00	3.000								
<b>Elias Sosa, R</b> ERA: 12.0 (4, 1)	2.0		9	3	2	2	1	0	0	0	0	0	1	11	11	9.00	1.500								
<b>Floyd Chiffer, R</b> ERA: 4.5 (6, 1)	2.0		9	1	0	0	1	2	0	0	0	0	0	9	17	0.00	1.500								
<b>Mike Couchee, R</b> ERA: 6.0 (8, 1)	2.0		10	2	2	2	1	1	0	0	0	0	1	11	15	9.00	1.500								

Atlanta Braves @ San Diego Padres  
Jack Murphy Stadium, San Diego, CA  
Tue Apr 19 1983, 9:05 PM EST  
Att: 21,327 - Unknown

AB 38  
R 9  
H 13  
RBI 9  
BB 6  
SO 3  
LOB 18



Batter	1	2	3	4	5	6	7	8	9	AB	R	H	RBI	BB	SO	LOB	BOTTOM								
<b>Gene Richards, L</b> OBP: 0.344, SLG: 0.389 (1, 7)	0-0 4-3		0-0 G4-6-3 1-2 <sup>+</sup>		0-3 K		0-0 1-3		0-0 1-3	5	0	0	0	0	1	4									
<b>Juan Bonilla, R</b> OBP: 0.364, SLG: 0.446 (1, 4)	0-0 E1 F9		0-0 F7		0-0 G5-4-3 1B		0-0 6-3			4	0	1	1	0	0	0									
<b>Steve Garvey, R</b> OBP: 0.328, SLG: 0.446 (1, 3)	0-0 F9 2-3			0-0 F8	0-0 G5-4-3 1-2 <sup>+</sup>			0-0 F4		4	0	0	0	0	0	3									
<b>Terry Kennedy, L</b> OBP: 0.424, SLG: 0.547 <b>Doug Gwosdz, R</b> (1, 2) (9, 2)	4-0 BB			0-0 E BB 1B		0-0 G3		0-0 2-3		3	0	1	0	1	0	0									
<b>Sixto Lezcano, R</b> OBP: 0.390, SLG: 0.289 (1, 9)	0-0 F4			4-0 E BB		0-0 6-3		0-0 F7		3	0	0	0	1	0	2									
<b>Gary Templeton, S</b> OBP: 0.287, SLG: 0.357 <b>Luis Salazar, R</b> OBP: 0.318, SLG: 0.326 (1, 6) (5, 6)		0-0 3-1		0-0 E1 G6-3		0-0 1B		0-0 1B	0-0 6-3	2	0	0	0	0	0	2									
<b>Ruppert Jones, L</b> OBP: 0.263, SLG: 0.386 (1, 8)		0-3 K		0-0 G6-3 1-2 <sup>+</sup>		0-0 1B		0-0 1B		4	1	2	0	0	1	3									
<b>Tim Flannery, L</b> OBP: 0.381, SLG: 0.500 (1, 5)		0-0 F8			0-0 1B 1B		0-0 6-3		0-0 F9	4	1	1	0	0	0	3									
<b>John Montefusco, R</b> <b>Alan Wiggins, S</b> <b>Elias Sosa, R</b> <b>Joe Lefebvre, L</b> <b>Floyd Chiffer, R</b> <b>Jerry Turner, L</b> <b>Mike Couchee, R</b> <b>Kurt Bevacqua, R</b> (1, 1) (3, PR) (4, 1) (5, PR) (6, 1) (7, PR) (8, 1) (9, PR)			4-0 BB		0-0 1B		0-3 K		0-0 2B	0	0	0	0	0	0	0									
<b>Inning Stats</b>	R: 0 E: 1 K: 0 S: 4	H: 0 LOB: 2 BB: 1 P: 8	R: 0 E: 0 K: 1 S: 5	H: 0 LOB: 0 BB: 0 P: 5	R: 0 E: 1 K: 0 S: 4	H: 1 LOB: 2 BB: 1 P: 8	R: 0 E: 0 K: 0 S: 5	H: 2 LOB: 2 BB: 0 P: 5	R: 0 E: 0 K: 0 S: 3	H: 0 LOB: 0 BB: 0 P: 3	R: 0 E: 0 K: 0 S: 5	H: 0 LOB: 0 BB: 0 P: 3	R: 1 E: 0 K: 0 S: 5	H: 2 LOB: 1 BB: 0 P: 5	1B: 7 2B: 1 3B: 0 HR: 0	SF: 0 SAC: 0 DP: 3 HBP: 0	WP: 0 PB: 0 SB: 0 CS: 0	PA: 37							
<b>PITCHER</b>	IP	WLS	BF	H	R	ER	SO	BB	IBB	HBP	BLK	WP	HR	S	P	ERA	WHIP								
<b>Rick Camp, R</b> ERA: 1.64 (1, 1)	9.0	W	37	8	2	2	3	3	0	0	0	0	0	40	52	2.00	1.222								

Atlanta Braves @ San Diego Padres  
Jack Murphy Stadium, San Diego, CA  
Tue Apr 19 1983, 9:05 PM EST  
Att: 21,327 - Unknown

AB 34  
R 2  
H 8  
RBI 2  
BB 3  
SO 3  
LOB 17





Batter	1	2	3	4	5	6	7	8	9	AB	R	H	RBI	BB	SO	LOB	TOP		
Mookie Wilson, S (1,8) OBP: 0.320, SLG: 0.375	0-0 6-3		0-0 1B	0-0 1B	0-0 1B	0-0 E6		0-0 K	0-3 K	5	0	2	2	0	1	0			
Bob Bailer, R (1,6) OBP: 0.286, SLG: 0.324	4-0 BB		0-0 F4	0-0 FC6-4	0-0 FC6-4	0-0 F5		0-0 F5	0-0 B4-3	4	0	0	0	1	0	4			
Dave Kingman, R (1,3) OBP: 0.255, SLG: 0.413	0-3 K		0-0 F8					0-3 K	0-0 5-3	5	0	0	0	0	3	2			
George Foster, R (1,7) OBP: 0.333, SLG: 0.333	0-0 F7			4-0 FC2-5 1B	0-0 6-3			4-0 FC3-6 BB		2	0	0	0	2	0	1			
Danny Heep, L (1,9) OBP: 0.611, SLG: 0.821		0-0 F8		0-0 FC2-5 1B	4-0 S BB			0-0 FC3-6 WP		3	1	1	0	1	0	1			
Ron Hodges, L (1,2) OBP: 0.278, SLG: 0.161		0-0 F6		0-0 FC2-5 1B	4-0 S BB			0-0 F8		3	0	0	0	1	0	3			
Hubie Brooks, R (1,5) OBP: 0.237, SLG: 0.297		0-0 F8		0-0 1B	0-0 G3			0-3 K		4	1	1	1	0	1	2			
Brian Giles, R (1,4) OBP: 0.306, SLG: 0.258			0-0 F9	0-0 1B	0-3 K			0-3 K		4	1	1	0	0	2	0			
Scott Holman, R (1,1) OBP: 0.500, SLG: 0.500				0-0 1B	0-0 G3			0-3 K		2	1	2	1	0	0	0			
Wally Backman, S (6,PH) OBP: 0.091, SLG: 0.091				0-0 1B						1	0	0	0	0	0	0			
Doug Sisk, R (6,1) OBP: 0.000, SLG: 0.000				0-0 1B						0	0	0	0	0	0	0			
Carlos Diaz, R (7,1) OBP: 0.000, SLG: 0.000				1-3 2-H 1B						0	0	0	0	0	0	0			
Neil Allen, R (7,1) OBP: 0.000, SLG: 0.000				1-3 2-H 1B						1	0	0	0	0	1	0			
<b>Inning Stats</b>	R: 0 E: 0 K: 1 S: 5	H: 0 LOB: 1 BB: 1 P: 9	R: 0 E: 0 K: 0 S: 3	H: 0 LOB: 0 BB: 0 P: 3	R: 1 E: 0 K: 0 S: 5	H: 2 LOB: 1 BB: 0 P: 5	R: 3 E: 0 K: 0 S: 7	H: 5 LOB: 2 BB: 1 P: 11	R: 0 E: 0 K: 1 S: 5	H: 0 LOB: 1 BB: 2 P: 6	R: 0 E: 0 K: 1 S: 5	H: 0 LOB: 1 BB: 1 P: 9	R: 0 E: 0 K: 3 S: 9	H: 0 LOB: 0 BB: 0 P: 9	R: 0 E: 0 K: 1 S: 5	H: 0 LOB: 0 BB: 0 P: 5	1B: 7 2B: 0 3B: 0 HR: 0	SF: 0 SAC: 0 DP: 0 HBP: 0	WP: 1 PA: 39 CS: 0
<b>PITCHER</b>	IP WLS BF H R ER SO BB IBB HBP BLK WP HR S P ERA WHIP																		
Phil Niekro, R (1,1) ERA: 7.59	3.2	19	7	4	4	1	2	0	0	0	1	0	0	0	19	27	9.82	2.455	
Rick Behenna, R (4,1) ERA:	1.1	6	0	0	0	1	2	0	0	0	0	0	0	6	14	0.00	1.500		
Craig McMurtry, R (6,1) ERA: 4.91	2.0	8	0	0	0	2	1	0	0	0	1	0	0	11	15	0.00	0.500		
Steve Bedrosian, R (8,1) ERA: 4.7	1.0	3	0	0	0	3	0	0	0	0	0	0	0	9	9	0.00	0.000		
Gene Garber, R (9,1) ERA:	1.0	W 3	0	0	0	1	0	0	0	0	0	0	0	5	5	0.00	0.000		

New York Mets @ Atlanta Braves  
Atlanta-Fulton County Stadium, Atlanta, GA  
Fri Apr 22 1983, 6:05 PM EST  
Att: 12,138 - Unknown

AB 34  
R 4  
H 7  
RBI 4  
BB 5  
SO 8  
LOB 13



Batter	1	2	3	4	5	6	7	8	9	AB	R	H	RBI	BB	SO	LOB	BOTTOM				
Brett Butler, L (1,8) OBP: 0.283, SLG: 0.300	4-0 FC1 S BB		0-0 L5		0-0 4-3		0-0 F7	4-0 FC4-6 BB		3	0	0	0	1	0	4					
Steve Bedrosian, R (8,1) OBP: 0.000, SLG: 0.000					2-3 4-3			1-2 2-3 BB		0	0	0	0	0	0	0					
Biff Pocoroba, S (8,PH) OBP: 0.000, SLG: 0.000								1-2 2-3 BB		0	0	0	0	1	0	0					
Rafael Ramirez, R (1,6) OBP: 0.281, SLG: 0.316	0-0 F9			0-0 6-3	0-0 5-3		0-0 2B	0-0 FC4-6		5	1	1	1	0	0	5					
Claudell Washington, L (1,9) OBP: 0.289, SLG: 0.429	0-0 FC1 CS			4-0 BLK BB		0-0 F4	0-0 2B	0-0 F8		4	0	1	2	1	0	1					
Dale Murphy, R (1,7) OBP: 0.436, SLG: 0.432	0-0 CS	4-0 G6-4-3 BB		4-0 BLK BB		4-0 BB	4-0 BB	4-0 1B BB		0	1	0	0	5	0	0					
Bob Horner, R (1,5) OBP: 0.370, SLG: 0.455		0-0 G6-4-3		4-0 G4-6-3 BB		0-0 F6	0-0 5-3	0-0 F8		4	0	0	0	1	0	5					
Chris Chambliss, L (1,3) OBP: 0.400, SLG: 0.619		0-0 4-3		0-0 G4-6-3		0-0 6-3		0-0 L7	0-0 1B	5	0	1	1	0	0	4					
Glenn Hubbard, R (1,4) OBP: 0.451, SLG: 0.571			4-0 4-3 S BB		0-0 F6		0-0 4-3 1B 2B	0-0 F9		3	1	1	0	1	0	0					
Bruce Benedict, R (1,2) OBP: 0.429, SLG: 0.462			0-0 4-3		0-0 4-3		0-0 4-3	0-0 BB BB		4	1	2	0	0	0	2					
Ken Smith, L (8,PR) OBP: 0.500, SLG: 2.000			1-3 4-3		0-0 2B 1B		2-3 4-0 1B BB			0	0	0	0	0	0	0					
Gene Garber, R (9,1) OBP: 0.000, SLG: 0.000			0-0 F6		0-0 4-3 2B		4-0 2B BB	4-0 BB		1	0	0	0	0	0	1					
Phil Niekro, R (1,1) ERA: 7.59	5.0	20	2	1	1	0	6	0	0	1	0	0	0	0	0	0					
Rick Behenna, R (4,1) ERA:	1.2	9	2	3	3	0	2	0	0	0	0	0	0	7	15	16.20	2.400				
Craig McMurtry, R (6,1) ERA: 4.91	0.0	1	1	0	0	0	0	0	0	0	0	0	0	1	1	∞	∞				
Steve Bedrosian, R (8,1) ERA: 4.7	2.0	L 12	2	1	1	0	4	0	0	0	0	0	0	8	24	4.50	3.000				
<b>Inning Stats</b>	R: 0 E: 0 K: 0 S: 2	H: 0 LOB: 1 BB: 1 P: 6	R: 0 E: 0 K: 0 S: 2	H: 0 LOB: 0 BB: 1 P: 6	R: 0 E: 0 K: 0 S: 3	H: 0 LOB: 1 BB: 1 P: 7	R: 0 E: 0 K: 0 S: 2	H: 0 LOB: 2 BB: 3 P: 14	R: 1 E: 0 K: 0 S: 5	H: 2 LOB: 1 BB: 0 P: 5	R: 0 E: 0 K: 0 S: 3	H: 0 LOB: 1 BB: 1 P: 7	R: 3 E: 0 K: 0 S: 6	H: 3 LOB: 2 BB: 2 P: 14	R: 0 E: 0 K: 0 S: 4	H: 1 LOB: 3 BB: 2 P: 12	R: 1 E: 0 K: 0 S: 3	H: 1 LOB: 1 BB: 1 P: 7	1B: 4 2B: 3 3B: 0 HR: 0	SF: 0 SAC: 0 DP: 2 HBP: 0	WP: 0 PA: 43 CS: 1
<b>PITCHER</b>	IP WLS BF H R ER SO BB IBB HBP BLK WP HR S P ERA WHIP																				
Scott Holman, R (1,1) ERA: 4.22	5.0	20	2	1	1	0	6	0	0	1	0	0	0	0	7	15	16.20	2.400			
Doug Sisk, R (6,1) ERA: 4.62	1.2	9	2	3	3	0	2	0	0	0	0	0	0	7	15	16.20	2.400				
Carlos Diaz, L (7,1) ERA: 1.08	0.0	1	1	0	0	0	0	0	0	0	0	0	0	1	1	∞	∞				
Neil Allen, R (7,1) ERA: 4.5	2.0	L 12	2	1	1	0	4	0	0	0	0	0	0	8	24	4.50	3.000				

New York Mets @ Atlanta Braves  
Atlanta-Fulton County Stadium, Atlanta, GA  
Fri Apr 22 1983, 6:05 PM EST  
Att: 12,138 - Unknown

AB 30  
R 5  
H 7  
RBI 5  
BB 12  
SO 0  
LOB 22






Batter	1	2	3	4	5	6	7	8	9	AB	R	H	RBI	BB	SO	LOB	TOP										
Danny Heep, L OBP: 0.550, SLG: 0.719 (1, 9)	F5		1-3		FC2-5			F7		4	0	0	0	0	0	2	<b>New York Mets @ Atlanta Braves</b> Atlanta-Fulton County Stadium, Atlanta, GA Sun Apr 24 1983, 3:33 AM EDT Unknown										
Bob Bailor, R OBP: 0.281, SLG: 0.293 (1, 6)	1-3		F8		G6-4-3			F9		4	0	0	0	0	0	2											
Mookie Wilson, S OBP: 0.296, SLG: 0.346 (1, 8)	4-3		4-3							4	0	0	0	0	0	0											
Dave Kingman, R OBP: 0.255, SLG: 0.460 (1, 3)		HR			F9			F8		4	1	1	1	0	1	0											
George Foster, R OBP: 0.326, SLG: 0.400 (1, 7)		E6			L8			HR		4	1	1	1	0	0	0											
Ron Hodges, L OBP: 0.275, SLG: 0.147 (1, 2)		FC3-6			1-3			F8		3	0	0	0	0	0	1											
Brian Giles, R OBP: 0.325, SLG: 0.286 (1, 4)								HBP		4	1	2	0	0	0	1											
Hubie Brooks, R OBP: 0.244, SLG: 0.300 (1, 5)		6-3			FC2-5			F8		3	0	1	0	0	0	2											
Craig Swan, R OBP: 0.167, SLG: 0.167 (1, 1)										2	0	1	1	0	0	2											
Doug Sisk, R (6, 1)		6-3								0	0	0	0	0	0	0											
Wally Backman, S OBP: 0.083, SLG: 0.083 (8, PH)										1	0	0	0	0	0	0											
Mike Torrez, R (8, 1)										0	0	0	0	0	0	0											
<b>Inning Stats</b>	R: 0 E: 0 K: 0 S: 3	H: 0 LOB: 0 BB: 0 P: 3	R: 1 E: 1 K: 0 S: 6	H: 2 LOB: 2 BB: 0 P: 6	R: 0 E: 0 K: 0 S: 3	H: 0 LOB: 0 BB: 0 P: 3	R: 0 E: 0 K: 0 S: 3	H: 0 LOB: 0 BB: 0 P: 3	R: 1 E: 0 K: 1 S: 5	H: 3 LOB: 1 BB: 0 P: 5	R: 0 E: 0 K: 0 S: 3	H: 0 LOB: 0 BB: 0 P: 3	R: 0 E: 0 K: 0 S: 3	H: 0 LOB: 0 BB: 0 P: 3	R: 1 E: 0 K: 0 S: 4	H: 1 LOB: 1 BB: 0 P: 5	1B: 4 2B: 0 3B: 0 HR: 2	SF: 0 SAC: 0 DP: 1 HBP: 1	WP: 0 PB: 0 CS: 0	PA: 34							
<b>PITCHER</b>	IP	WLS	BF	H	R	ER	SO	BB	IBB	HBP	BLK	WP	HR	S	P	ERA	WHIP										
Rick Camp, R ERA: 2.05 (1, 1)	8.2	W	33	6	3	3	1	0	0	1	0	0	2	34	35	3.12	0.692										
Gene Garber, R ERA: (9, 1)	0.1	S	1	0	0	0	0	0	0	0	0	0	0	1	1	0.00	0.000										

AB	33
R	3
H	6
RBI	3
BB	0
SO	1
LOB	10



Batter	1	2	3	4	5	6	7	8	9	AB	R	H	RBI	BB	SO	LOB	BOTTOM										
Brett Butler, L OBP: 0.316, SLG: 0.321 (1, 8)	CS	G3								3	0	2	0	1	0	1	<b>New York Mets @ Atlanta Braves</b> Atlanta-Fulton County Stadium, Atlanta, GA Sun Apr 24 1983, 3:33 AM EDT Unknown										
Rafael Ramirez, R OBP: 0.282, SLG: 0.295 (1, 6)	F9		F4		9-3		FC6-4			4	1	0	0	0	0	3											
Claudell Washington, L OBP: 0.333, SLG: 0.467 (1, 9)	2B		K							3	2	2	1	1	1	0											
Dale Murphy, R OBP: 0.441, SLG: 0.458 (1, 7)	2B		3-1							4	1	2	1	0	1	1											
Bob Horner, R OBP: 0.379, SLG: 0.521 (1, 5)	5-3				5-3					4	1	2	3	0	0	1											
Chris Chambliss, L OBP: 0.448, SLG: 0.628 (1, 3)										1	0	1	0	3	0	0											
Ken Smith, L OBP: 0.500, SLG: 2.000 (8, FR) (9, 3)										0	0	0	0	0	0	0											
Glenn Hubbard, R OBP: 0.455, SLG: 0.556 (1, 4)										3	0	1	0	1	0	2											
Bruce Benedict, R OBP: 0.415, SLG: 0.465 (1, 2)										4	1	1	0	0	1	6											
Rick Camp, R OBP: 0.154, SLG: 0.182 (1, 1)										4	0	1	1	0	1	3											
Gene Garber, R (9, 1)										0	0	0	0	0	0	0											
<b>Inning Stats</b>	R: 1 E: 0 K: 0 S: 4	H: 2 LOB: 1 BB: 1 P: 8	R: 1 E: 0 K: 0 S: 4	H: 2 LOB: 1 BB: 1 P: 8	R: 0 E: 0 K: 1 S: 5	H: 0 LOB: 0 BB: 0 P: 5	R: 0 E: 0 K: 0 S: 3	H: 1 LOB: 1 BB: 1 P: 7	R: 0 E: 0 K: 0 S: 3	H: 1 LOB: 0 BB: 0 P: 3	R: 3 E: 0 K: 0 S: 5	H: 3 LOB: 0 BB: 1 P: 9	R: 1 E: 0 K: 1 S: 6	H: 1 LOB: 1 BB: 1 P: 10	R: 0 E: 0 K: 2 S: 8	H: 2 LOB: 3 BB: 1 P: 12	1B: 7 2B: 5 3B: 0 HR: 1	SF: 0 SAC: 0 DP: 3 HBP: 0	WP: 0 PB: 1 CS: 2	PA: 36							
<b>PITCHER</b>	IP	WLS	BF	H	R	ER	SO	BB	IBB	HBP	BLK	WP	HR	S	P	ERA	WHIP										
Craig Swan, R ERA: 6.75 (1, 1)	5.0	L	24	9	5	5	1	4	0	0	0	0	0	22	38	9.00	2.600										
Doug Sisk, R ERA: 4.75 (6, 1)	2.0		7	1	1	1	1	1	0	0	0	0	0	8	12	4.50	1.000										
Mike Torrez, R ERA: 9.24 (8, 1)	1.0		5	2	0	0	2	1	0	0	0	0	0	8	12	0.00	3.000										





Batter	1	2	3	4	5	6	7	8	9	AB	R	H	RBI	BB	SO	LOB	TOP			
Danny Heep, L OBP: 0.545, SLG: 0.722	0-3 K		0-0 4-3 2B		0-0 2H 1B		0-0 G4-6-3			4	0	2	1	0	1	2				
Brian Giles, R OBP: 0.295, SLG: 0.256	0-3 K		0-3 K		0-0 6-3		0-3 K			4	0	0	0	0	0	3	2			
Mookie Wilson, S OBP: 0.328, SLG: 0.375	0-0 1B		0-0 4-3		0-0 2-3		0-0 F9 3-1 1B		0-0 4-3 1B	4	1	3	0	0	0	1				
George Foster, R OBP: 0.320, SLG: 0.386	0-0 1B		0-0 6-3		0-0 1-3 1B		0-0 F9		0-0 F8	4	0	1	0	0	0	3				
Rusty Staub, L (1, 3)	0-0 4-3			0-0 F4		0-0 3-1		0-0 4-3		4	0	0	1	0	0	3				
Hubie Brooks, R OBP: 0.244, SLG: 0.295		0-0 FC4-6 1B		0-0 F9		0-0 1-3		0-3 K		4	0	1	0	0	1	1				
Mike Bishop, R OBP: 0.364, SLG: 0.250		0-0 F6		0-3 K			4-0 1B G4-6-3 BB		0-3 K	3	1	0	0	1	2	1				
Ron Gardenhire, R OBP: 0.200, SLG: 0.200		0-0 FC4-6		0-0 FC5-4 1B			0-0 G4-6-3 BB 1B		0-3 K	3	0	2	0	0	0	1				
Ron Hodges, L OBP: 0.236, SLG: 0.143		0-0 FC4-6		0-0 FC5-4 1B			0-0 G4-6-3 BB		0-3 K	1	0	0	0	0	1	0				
Rick Ownbey, R Wally Backman, S Jesse Orosco, R Mike Jorgensen, L Doug Sisk, R Carlos Diaz, R Neil Allen, R Dave Kingman, R		0-0 FC4-6		0-0 1B			4-0 G4-6-3 BB		0-0 5-3	1	0	0	0	0	0	0				
<b>Inning Stats</b>	R: 0 E: 0 K: 2 S: 9	H: 2 LOB: 2 BB: 0 P: 9	R: 0 E: 0 K: 0 S: 4	H: 1 LOB: 1 BB: 0 P: 4	R: 0 E: 0 K: 1 S: 6	H: 1 LOB: 0 BB: 0 P: 6	R: 0 E: 0 K: 1 S: 5	H: 0 LOB: 0 BB: 0 P: 5	R: 1 E: 1 K: 0 S: 4	H: 2 LOB: 0 BB: 0 P: 4	R: 1 E: 0 K: 0 S: 5	H: 1 LOB: 1 BB: 2 P: 13	R: 0 E: 0 K: 1 S: 6	H: 1 LOB: 1 BB: 0 P: 6	R: 0 E: 0 K: 2 S: 7	H: 0 LOB: 0 BB: 0 P: 7	1B: 8 2B: 1 3B: 0 HR: 0	SF: 0 SAC: 0 DP: 1 HBP: 0	WP: 0 PB: 0 CS: 0	PA: 36
<b>PITCHER</b>	IP WLS BF H R ER SO BB IBB HBP BLK WP HR S P ERA WHIP	IP WLS BF H R ER SO BB IBB HBP BLK WP HR S P ERA WHIP																		
Craig McMurtry, R ERA: 3.71	(1, 1) 6.0 W 24 7 2 1 4 0 0 0 0 0 0 32 32 1.50 1.167	(7, 1) 3.0 W 12 2 1 1 4 2 0 0 0 0 0 0 18 26 3.00 1.333																		

**New York Mets @ Atlanta Braves**  
 Atlanta-Fulton County Stadium, Atlanta, GA  
 Sun Apr 24 1983, 3:38 AM EDT  
 Att: 18,568 - Unknown

AB 34  
 R 3  
 H 9  
 RBI 2  
 BB 2  
 SO 8  
 LOB 16



Batter	1	2	3	4	5	6	7	8	9	AB	R	H	RBI	BB	SO	LOB	BOTTOM				
Claudell Washington, L OBP: 0.309, SLG: 0.429	0-3 K	0-0 6-3		0-0 G3-6			0-3 K			4	0	0	0	0	2	5					
Rafael Ramirez, R OBP: 0.277, SLG: 0.297	0-0 F6		4-0 S HR BB		0-0 4-3		0-0 G6-3 1B			3	1	1	1	1	0	0					
Dale Murphy, R OBP: 0.444, SLG: 0.510	4-0 FC6-4 BB		0-0 1H HR		0-3 K		0-0 G6-3			3	1	1	2	1	1	2					
Bob Horner, R OBP: 0.387, SLG: 0.577	0-0 FC6-4		0-0 1B		0-3 K			0-0 HR		4	1	2	1	0	1	1					
Terry Harper, R OBP: 0.588, SLG: 0.769		0-0 1B 2B		0-0 F9		0-0 5-3		0-0 7-3 1B		4	1	2	0	0	0	1					
Bob Watson, R OBP: 0.495, SLG: 0.545		0-0 FC3-5 BB 1B		0-0 F8		0-0 F2		0-0 L8		4	0	1	1	0	0	2					
Ken Smith, L OBP: 0.500, SLG: 2.000		0-0 FC3-5 BB 1B		0-0 F8		0-0 F2		0-0 L8		0	0	0	0	0	0	0					
Glenn Hubbard, R OBP: 0.424, SLG: 0.510		0-0 F5		0-3 K		0-0 F4		0-0 7-3		4	0	0	0	0	1	3					
Bruce Benedict, R OBP: 0.446, SLG: 0.489		4-0 BLK FC3-5 BB		0-0 G3-6 1B			0-0 E 1B 1B			2	0	2	0	1	0	0					
Brett Butler, L OBP: 0.316, SLG: 0.321		0-0 FC3-5 BLK		0-3 K			0-0 E4 1B			0	1	0	0	0	0	0					
Larry Owen, R		0-0 FC3-5 BLK		0-3 K			0-0 E4 1B			0	0	0	0	0	0	1					
Craig McMurtry, R Steve Bedrosian, R		0-0 FC3-5 BLK		0-3 K			0-0 E4 1B			2	0	0	0	0	1	3					
<b>Inning Stats</b>	R: 0 E: 0 K: 1 S: 5	H: 0 LOB: 1 BB: 1 P: 9	R: 1 E: 0 K: 0 S: 5	H: 2 LOB: 2 BB: 1 P: 9	R: 2 E: 0 K: 1 S: 7	H: 2 LOB: 1 BB: 1 P: 11	R: 0 E: 0 K: 1 S: 5	H: 1 LOB: 0 BB: 0 P: 5	R: 0 E: 0 K: 2 S: 7	H: 0 LOB: 0 BB: 0 P: 7	R: 0 E: 0 K: 0 S: 3	H: 0 LOB: 0 BB: 0 P: 3	R: 1 E: 1 K: 1 S: 7	H: 2 LOB: 2 BB: 0 P: 7	R: 1 E: 0 K: 0 S: 4	H: 2 LOB: 0 BB: 0 P: 4	1B: 6 2B: 2 3B: 0 HR: 2	SF: 0 SAC: 0 DP: 3 HBP: 0	WP: 0 PB: 0 CS: 0	PA: 34	
<b>PITCHER</b>	IP WLS BF H R ER SO BB IBB HBP BLK WP HR S P ERA WHIP	IP WLS BF H R ER SO BB IBB HBP BLK WP HR S P ERA WHIP																			
Rick Ownbey, R ERA: 5.06	(1, 1) 4.0 W 19 5 3 3 3 0 0 0 0 0 0 10 10 0.00 0.000	(7, 1) 2.0 L 6 0 0 0 2 0 0 0 0 0 0 0 2 2 ∞ ∞	(7, 1) 0.0 L 2 1 1 0 0 0 0 0 0 0 0 0 3 3 0.00 0.000	(7, 1) 0.1 1 0 0 0 1 0 0 0 0 0 0 0 3 3 0.00 0.000	(7, 1) 1.0 6 3 1 1 0 0 0 0 0 0 0 1 6 6 5.40 1.800																

**New York Mets @ Atlanta Braves**  
 Atlanta-Fulton County Stadium, Atlanta, GA  
 Sun Apr 24 1983, 3:38 AM EDT  
 Att: 18,568 - Unknown

AB 31  
 R 5  
 H 9  
 RBI 5  
 BB 3  
 SO 6  
 LOB 18





Batter	1	2	3	4	5	6	7	8	9	AB	R	H	RBI	BB	SO	LOB	TOP					
<b>Pete Rose, S</b> OBP: 0.270, SLG: 0.316 (1, 9)	0-0 6-3		0-0 3-1		0-0 L7		0-0 6-3		0-0 G4-3	5	0	0	0	0	0	1	<b>Philadelphia Phillies @ Atlanta Braves</b> Atlanta-Fulton County Stadium, Atlanta, GA Tue Apr 26 1983, 7:05 PM EDT Att: 22,511 - Unknown					
<b>Gary Matthews, R</b> OBP: 0.394, SLG: 0.500 (1, 7)	0-0 BB HR 1B		0-0 BB 1B 1B		0-0 6-3		0-0 4-3		4-0 BB	4	2	2	0	1	0	0						
<b>Joe Morgan, L</b> OBP: 0.394, SLG: 0.265 (1, 4)	4-0 1-2 HR BB		4-0 1-2 1B BB		0-3 K		0-0 FC6-4 1B		0-3 K	3	1	1	0	2	2	1						
<b>Mike Schmidt, R</b> OBP: 0.452, SLG: 0.717 (1, 5)	0-0 1-H 2-H HR		0-3 K		0-3 K		0-0 FC6-4		0-3 1-2	4	1	1	3	0	2	3						
<b>Tony Perez, R</b> OBP: 0.431, SLG: 0.463 (1, 3)	0-0 6-3		0-0 FC6-4 1B		4-0 1B 1B BB		0-0 2B			3	0	2	1	1	0	0						
<b>Bo Diaz, R</b> OBP: 0.344, SLG: 0.364 (1, 2)	0-0 4-3		0-0 FC6-4		0-0 1B 1B		0-0 6-3			4	0	1	0	0	0	3						
<b>Garry Maddox, R</b> OBP: 0.280, SLG: 0.217 (1, 8)			0-0 F7		0-0 6-3		0-0 1B		0-0 P6	4	0	1	0	0	0	1						
<b>Ivan De Jesus, R</b> OBP: 0.226, SLG: 0.196 (6, PH) <b>Von Hayes, L</b> OBP: 0.226, SLG: 0.196 (6, PH) <b>Bill Robinson, R</b> OBP: 0.226, SLG: 0.196 (6, PH) <b>Tug McGraw, R</b> OBP: 0.226, SLG: 0.196 (6, PH) <b>Bob Demler, R</b> OBP: 0.226, SLG: 0.196 (6, PH) <b>Sid Monge, S</b> OBP: 0.226, SLG: 0.196 (6, PH)	0-0 5-3		0-3 K		0-3 K		0-0 F6			2	0	0	0	0	1	0						
<b>Larry Christenson, R</b> (1, 1) <b>Ed Farmer, R</b> (2, 1) <b>Porfi Altamirano, R</b> (3, 1) <b>Larry Milbourne, S</b> OBP: 0.286, SLG: 0.385 (6, 6)	0-3 K		0-0 G1		0-0 F7		4-0 G4-3 BB			1	0	0	0	0	1	0						
<b>Inning Stats</b>	R: 3 E: 0 K: 0 S: 5	H: 2 LOB: 0 BB: 1 P: 9	R: 0 E: 0 K: 1 S: 5	H: 0 LOB: 0 BB: 0 P: 5	R: 1 E: 0 K: 1 S: 7	H: 2 LOB: 2 BB: 1 P: 11	R: 0 E: 0 K: 1 S: 5	H: 0 LOB: 0 BB: 0 P: 5	R: 0 E: 0 K: 2 S: 9	H: 2 LOB: 3 BB: 1 P: 13	R: 0 E: 0 K: 0 S: 4	H: 1 LOB: 1 BB: 0 P: 4	R: 0 E: 0 K: 0 S: 4	H: 1 LOB: 1 BB: 2 P: 4	R: 0 E: 0 K: 1 S: 4	H: 0 LOB: 1 BB: 2 P: 12		1B: 6 2B: 1 3B: 0 HR: 1	SF: 0 SAC: 0 DP: 1 HBP: 0	WP: 0 PB: 0 SB: 0 CS: 0	PA: 39	
<b>PITCHER</b>	IP WLS BF H R ER SO BB IBB HBP BLK WP HR S P ERA WHIP	5.1 W 25 6 4 4 5 3 0 0 0 0 1 32 44 6.75 1.688	6.1 S 14 2 0 0 2 2 0 0 0 0 0 16 24 0.00 1.091																			

AB	34
R	4
H	8
RBI	4
BB	5
SO	7
LOB	16



Batter	1	2	3	4	5	6	7	8	9	AB	R	H	RBI	BB	SO	LOB	BOTTOM					
<b>Brett Butler, L</b> OBP: 0.333, SLG: 0.339 (1, 8)	0-0 1B E	0-0 1B 1B 1B	0-0 G3	0-0 5-3		0-3 K		0-0 E 1B		6	2	3	0	0	1	3	<b>Philadelphia Phillies @ Atlanta Braves</b> Atlanta-Fulton County Stadium, Atlanta, GA Tue Apr 26 1983, 7:05 PM EDT Att: 22,511 - Unknown					
<b>Rafael Ramirez, R</b> OBP: 0.310, SLG: 0.329 (1, 6)	0-0 E8 HR 1B	0-0 1B 1B	0-0 F8		0-0 5-3		0-0 FC6-4 1B	0-0 E8 1B		6	2	4	2	0	0	0						
<b>Claudell Washington, L</b> OBP: 0.344, SLG: 0.495 (1, 9)	0-0 F7	0-0 1B FC6-2 1B	0-0 S 1B		0-0 FC5-4 1B		0-0 FC6-4 1B	0-0 F8		6	0	4	0	0	0	3						
<b>Dale Murphy, R</b> OBP: 0.456, SLG: 0.564 (1, 7)	0-0 2-H HR	0-0 FC6-2 E 1B	4-0 1-2 BB		0-0 FC5-4 1-2		0-0 FC6-4 1-2 2-3			4	2	2	4	1	0	3						
<b>Bob Horner, R</b> OBP: 0.358, SLG: 0.526 (1, 5) <b>Jerry Royster, R</b> OBP: 0.143, SLG: 0.143 (8, 5)	0-0 6-3	0-0 FC6-2 BB E	0-0 F7		0-0 F7		0-0 F3			5	0	0	0	0	0	7						
<b>Chris Chambliss, L</b> OBP: 0.426, SLG: 0.583 (1, 3) <b>Ken Smith, L</b> OBP: 0.500, SLG: 2.000 (8, 3)	0-0 1B	0-0 F8		0-0 1-3		0-0 4-3		0-0 5-3		5	0	1	0	0	0	4						
<b>Glenn Hubbard, R</b> OBP: 0.422, SLG: 0.519 (1, 4)	0-3 K	0-0 E4 BB		0-0 SH1-4 2B		0-0 2B E 1B		0-3 K		5	1	2	0	0	2	2						
<b>Bruce Benedict, R</b> OBP: 0.459, SLG: 0.500 (1, 2)		0-0 1B 2B		4-0 SH1-4 BB		0-0 P4		0-0 5-3		3	1	1	0	2	0	1						
<b>Pascual Perez, R</b> (1, 1) <b>Terry Forster, L</b> OBP: 1.000, SLG: 1.500 (6, 1)	0-0 E1 1B		0-0 SH1-4		0-0 SH1-4 1-2 2-3		0-0 E2 1-H 2B		0-0 1B E 1B	2	1	0	0	0	0	4						
<b>Inning Stats</b>	R: 3 E: 1 K: 1 S: 9	H: 4 LOB: 1 BB: 0 P: 9	R: 5 E: 2 K: 0 S: 10	H: 5 LOB: 3 BB: 1 P: 14	R: 0 E: 0 K: 0 S: 4	H: 1 LOB: 2 BB: 1 P: 8	R: 0 E: 0 K: 0 S: 4	H: 1 LOB: 1 BB: 0 P: 4	R: 1 E: 1 K: 1 S: 7	H: 2 LOB: 1 BB: 0 P: 7	R: 0 E: 0 K: 0 S: 5	H: 2 LOB: 2 BB: 0 P: 5	R: 1 E: 1 K: 1 S: 8	H: 3 LOB: 2 BB: 0 P: 8	R: 0 E: 0 K: 1 S: 4	H: 0 LOB: 1 BB: 2 P: 12		1B: 15 2B: 3 3B: 0 HR: 1	SF: 0 SAC: 1 DP: 0 HBP: 0	WP: 0 PB: 0 SB: 1 CS: 0	PA: 48	
<b>PITCHER</b>	IP WLS BF H R ER SO BB IBB HBP BLK WP HR S P ERA WHIP	1.0 L 10 4 2 0 0 2 0 0 0 0 0 10 18 0.00 3.600	5.5 R 25 6 4 4 5 3 0 0 0 0 1 32 44 6.75 1.688	6.1 S 14 2 0 0 2 2 0 0 0 0 0 16 24 0.00 1.091																		





Batter	1	2	3	4	5	6	7	8	9	AB	R	H	RBI	BB	SO	LOB	TOP											
<b>Pete Rose, S</b> OBP: 0.265, SLG: 0.306 (1.9)	0-0 3-1		0-0 1-3		0-0 G3		0-3 K	0-0 1-2 2-H 3-H 1B		5	0	1	2	0	1	1	<b>Philadelphia Phillies @ Atlanta Braves</b> Atlanta-Fulton County Stadium, Atlanta, GA Wed Apr 27 1983, 7:05 PM EDT Att: 20,341 - Unknown  <a href="http://livebaseballscorecards.com">livebaseballscorecards.com</a>											
<b>Gary Matthews, R</b> OBP: 0.394, SLG: 0.483 <b>Ron Reed, R</b> (8.1)	0-0 6-3		0-0 F9			0-0 1B 1B	4-0 BB BB	0-0 F8		4	1	1	0	1	0	2												
<b>Joe Morgan, L</b> OBP: 0.380, SLG: 0.259 (1.4)	0-0 4-3		0-0 F9			0-0 1B 1B	0-3 K	0-0 L9		5	1	1	0	0	1	3												
<b>Mike Schmidt, R</b> OBP: 0.448, SLG: 0.680 (1.5)		0-0 1B BLK 1B 1B		0-0 F8		0-0 F2		0-0 F2		4	1	1	0	1	0	2												
<b>Tony Perez, R</b> OBP: 0.419, SLG: 0.448 <b>Bob Demier, R</b> OBP: 0.182, SLG: 0.100 (7.9)	0-0 P6		0-0 F7			0-0 E 1B 1B	0-3 K	0-0 6-3		4	0	1	1	0	1	3												
<b>Gary Maddox, R</b> OBP: 0.333, SLG: 0.286 (1.8)	0-0 S E 1B		0-0 4-3			0-0 E8 1B		0-0 5-3		5	1	3	1	0	0	0												
<b>Ozzie Virgil, R</b> OBP: 0.200, SLG: 0.400 <b>Von Hayes, L</b> OBP: 0.238, SLG: 0.111 <b>Greg Gross, L</b> OBP: 0.438, SLG: 0.480 (8.7)	0-3 K		0-3 K		0-3 K	0-0 6-3		0-0 4-3		4	0	1	0	0	2	4												
<b>Ivan De Jesus, R</b> OBP: 0.280, SLG: 0.244 (1.6)	0-0 E2 1B		0-0 SH1-4 BB		4-0 SH1-4 BB	4-0 IBB		0-0 2B 1B 2B		2	1	2	1	2	0	0												
<b>Dick Ruthven, R</b> OBP: 0.200, SLG: 0.400 <b>Porfi Altamirano, R</b> (8.1)	0-0 6-3		0-0 SH1-4 BB		0-0 SH1-4 BB	0-0 4-3		4-0 1B IBB		2	0	0	0	0	0	4												
<b>Bo Diaz, R</b> OBP: 0.355, SLG: 0.364 (8.2)	0-0 6-3		0-0 SH1-4 BB		0-0 SH1-4 BB	0-0 4-3		0-0 1B IBB		0	0	0	0	0	0	0												
<b>Inning Stats</b>	R: 0 E: 0 K: 0 S: 3	H: 0 LOB: 0 BB: 0 P: 3	R: 2 E: 1 K: 1 S: 8	H: 3 LOB: 1 BB: 0 P: 8	R: 0 E: 0 K: 0 S: 3	H: 0 LOB: 0 BB: 0 P: 3	R: 0 E: 0 K: 1 S: 5	H: 0 LOB: 1 BB: 1 P: 9	R: 2 E: 1 K: 0 S: 7	H: 4 LOB: 3 BB: 1 P: 11	R: 0 E: 0 K: 3 S: 9	H: 0 LOB: 2 BB: 2 P: 17	R: 2 E: 0 K: 0 S: 6	H: 3 LOB: 2 BB: 1 P: 10	R: 0 E: 0 K: 0 S: 4	H: 1 LOB: 1 BB: 0 P: 4	1B: 9 2B: 2 3B: 0 HR: 0	SF: 0 SAC: 1 DP: 0 HBP: 0	WP: 0 PA: 43 PB: 0 SB: 1 CS: 0									
<b>PITCHER</b>	IP	WLS	BF	H	R	ER	SO	BB	IBB	HBP	BLK	WP	HR	S	P	ERA	WHIP											
<b>Phil Niekro, R</b> ERA: 7.09 (1.1)	5.1	L	24	7	4	3	2	1	0	0	1	0	0	0	27	31	5.06	1.500										
<b>Rick Behenna, R</b> ERA: (6.1)	0.2		3	0	0	0	0	0	1	0	0	0	0	2	6	0.00	0.000											
<b>Pete Falcone, L</b> ERA: 2.89 (7.1)	1.1		10	3	2	2	3	2	1	0	0	0	0	13	25	13.50	3.750											
<b>Rick Mahler, R</b> ERA: 5.88 (8.1)	0.2		2	0	0	0	0	0	0	0	0	0	0	2	2	0.00	0.000											
<b>Steve Bedrosian, R</b> ERA: 3.89 (9.1)	1.0		4	1	0	0	0	0	0	0	0	0	0	4	4	0.00	1.000											

Batter	1	2	3	4	5	6	7	8	9	AB	R	H	RBI	BB	SO	LOB	BOTTOM										
<b>Brett Butler, L</b> OBP: 0.328, SLG: 0.323 (1.8)	0-3 K		0-0 4-3			4-0 G6-4-3 BB		0-0 L7		3	0	0	0	1	1	0	<b>Philadelphia Phillies @ Atlanta Braves</b> Atlanta-Fulton County Stadium, Atlanta, GA Wed Apr 27 1983, 7:05 PM EDT Att: 20,341 - Unknown  <a href="http://livebaseballscorecards.com">livebaseballscorecards.com</a>										
<b>Rafael Ramirez, R</b> OBP: 0.307, SLG: 0.338 (1.6)	0-0 3-1		0-0 6-3			0-0 F8		0-0 2B		4	1	1	0	0	0	2											
<b>Claudell Washington, L</b> OBP: 0.354, SLG: 0.475 (1.9)	0-3 K		0-0 G1-4-3 1B			0-0 G6-4-3 1-2		0-0 L8 2-H 5-3 2B		4	1	2	1	0	1	2											
<b>Dale Murphy, R</b> OBP: 0.444, SLG: 0.542 (1.7)	0-0 4-3		0-0 G1-4-3 1-2			0-0 G3 1B		0-0 L8		4	0	1	0	0	0	2											
<b>Bob Horner, R</b> OBP: 0.338, SLG: 0.492 (1.5)	0-0 6-3		0-3 K			0-0 L6		0-0 5-3		4	0	0	1	0	1	1											
<b>Chris Chambliss, L</b> OBP: 0.414, SLG: 0.558 (1.3)	0-0 1B		0-3 K			0-0 G3		0-0 G3		4	0	1	0	0	1	1											
<b>Glenn Hubbard, R</b> OBP: 0.418, SLG: 0.509 (1.4)	0-3 K		0-0 1B			0-0 F8				3	0	1	0	0	1	2											
<b>Bruce Benedict, R</b> OBP: 0.438, SLG: 0.471 (1.2)			0-0 6-3			0-0 L9		0-0 F9		3	0	0	0	0	0	1											
<b>Phil Niekro, R</b> OBP: 0.111, SLG: 0.125 <b>Rick Stearns, R</b> OBP: 1.000, SLG: 1.000 <b>Randy Johnson, R</b> OBP: 1.000, SLG: 1.887 <b>Pete Falcone, L</b> (7.1) <b>Rick Mahler, R</b> (8.1) <b>Ken Smith, L</b> OBP: 0.333, SLG: 1.333 <b>Steve Bedrosian, R</b> (9.1)	0-0 6-3		0-0 BB BB			4-0 BB BB		0-3 K		1	0	0	0	0	0	0											
<b>Inning Stats</b>	R: 0 E: 0 K: 2 S: 7	H: 0 LOB: 0 BB: 0 P: 7	R: 0 E: 0 K: 1 S: 6	H: 1 LOB: 1 BB: 0 P: 6	R: 0 E: 0 K: 0 S: 3	H: 0 LOB: 0 BB: 0 P: 3	R: 0 E: 0 K: 0 S: 3	H: 1 LOB: 0 BB: 0 P: 3	R: 0 E: 0 K: 2 S: 8	H: 1 LOB: 1 BB: 0 P: 8	R: 0 E: 0 K: 0 S: 2	H: 0 LOB: 1 BB: 2 P: 10	R: 0 E: 0 K: 0 S: 4	H: 1 LOB: 1 BB: 0 P: 4	R: 0 E: 0 K: 1 S: 5	H: 0 LOB: 0 BB: 0 P: 5		R: 2 E: 0 K: 0 S: 5	H: 2 LOB: 0 BB: 0 P: 5	1B: 4 2B: 2 3B: 0 HR: 0	SF: 0 SAC: 0 DP: 2 HBP: 0	WP: 0 PA: 33 PB: 0 SB: 0 CS: 0					
<b>PITCHER</b>	IP	WLS	BF	H	R	ER	SO	BB	IBB	HBP	BLK	WP	HR	S	P	ERA	WHIP										
<b>Dick Ruthven, R</b> ERA: 5.28 (1.1)	5.0	W	19	3	0	0	5	2	0	0	0	0	0	27	35	0.00	1.000										
<b>Porfi Altamirano, R</b> ERA: 2.0 (6.1)	2.0		6	1	0	0	0	0	0	0	0	0	0	6	6	0.00	0.500										
<b>Ron Reed, R</b> ERA: 2.77 (8.1)	2.0		8	2	2	2	1	0	0	0	0	0	0	10	10	9.00	1.000										

**Philadelphia Phillies @ Atlanta Braves**  
Atlanta-Fulton County Stadium, Atlanta, GA  
Wed Apr 27 1983, 7:05 PM EDT  
Att: 20,341 - Unknown

AB 37  
R 6  
H 11  
RBI 5  
BB 5  
SO 5  
LOB 20



**Philadelphia Phillies @ Atlanta Braves**  
Atlanta-Fulton County Stadium, Atlanta, GA  
Wed Apr 27 1983, 7:05 PM EDT  
Att: 20,341 - Unknown

AB 31  
R 2  
H 6  
RBI 2  
BB 2  
SO 6  
LOB 11





Batter	1	2	3	4	5	6	7	8	9	AB	R	H	RBI	BB	SO	LOB	TOP										
<b>Brett Butler, L</b> OBP: 0.324, SLG: 0.318 (1, 8)	B5-3																4 0 1 2 0 0 0										
<b>Rafael Ramirez, R</b> OBP: 0.291, SLG: 0.321 (1, 6)	F9																4 0 0 0 0 0 1										
<b>Claudell Washington, L</b> OBP: 0.362, SLG: 0.476 (1, 9)	K																4 1 2 0 0 1 0										
<b>Dale Murphy, R</b> OBP: 0.434, SLG: 0.571 (1, 7)		K															4 1 1 2 0 1 1										
<b>Bob Horner, R</b> OBP: 0.320, SLG: 0.462 (1, 5)		F7															4 0 0 0 0 1 0										
<b>Chris Chambliss, L</b> OBP: 0.403, SLG: 0.589 (1, 3)		4-3															4 1 1 1 0 0 0										
<b>Glenn Hubbard, R</b> OBP: 0.423, SLG: 0.508 (1, 4)																	4 1 2 0 0 0 0										
<b>Bruce Benedict, R</b> OBP: 0.433, SLG: 0.463 (1, 2)																	3 1 1 0 0 0 1										
<b>Rick Camp, R</b> OBP: 0.133, SLG: 0.154 (1, 1)																	2 0 0 0 0 1 2										
<b>Rick Mahler, R</b> (7, 1)																	0 0 0 0 0 0 0										
<b>Terry Forster, L</b> OBP: 1.000, SLG: 1.500 (7, 1)																	0 0 0 0 0 0 0										
<b>Ken Smith, L</b> OBP: 0.250, SLG: 1.000 (8, PH)																	1 0 0 0 0 1 0										
<b>Gene Garber, R</b> (8, 1)																	0 0 0 0 0 0 0										
<b>Inning Stats</b>	R: 0 E: 0 K: 1 S: 5	H: 0 LOB: 0 BB: 0 P: 5	R: 0 E: 0 K: 1 S: 5	H: 0 LOB: 0 BB: 0 P: 5	R: 2 E: 0 K: 0 S: 5	H: 3 LOB: 0 BB: 0 P: 5	R: 0 E: 0 K: 0 S: 3	H: 0 LOB: 0 BB: 0 P: 3	R: 1 E: 0 K: 1 S: 6	H: 1 LOB: 0 BB: 0 P: 6	R: 0 E: 0 K: 0 S: 4	H: 1 LOB: 1 BB: 0 P: 4	R: 0 E: 0 K: 0 S: 4	H: 1 LOB: 1 BB: 0 P: 4	R: 0 E: 0 K: 1 S: 5	H: 0 LOB: 0 BB: 0 P: 5	R: 2 E: 0 K: 1 S: 7	H: 2 LOB: 2 BB: 0 P: 7	1B: 6 2B: 0 3B: 0 HR: 2	SF: 0 SAC: 0 DP: 0 HBP: 0	WP: 0 PA: 34 CS: 1						
<b>PITCHER</b>	IP	WLS	BF	H	R	ER	SO	BB	IBB	HBP	BLK	WP	HR	S	P	ERA	WHIP										
<b>Craig Swan, R</b> ERA: 6.41 (1, 1)	5.0		18	4	3	3	3	0	0	0	0	0	1	24	24	5.40	0.800										
<b>Ed Lynch, R</b> ERA: 5.79 (6, 1)	3.0	W	13	4	2	2	1	0	0	0	0	0	1	15	15	6.00	1.333										
<b>Doug Sisk, R</b> ERA: 3.77 (9, 1)	1.0	S	3	0	0	0	1	0	0	0	0	0	0	5	5	0.00	0.000										

Atlanta Braves @ New York Mets  
Shea Stadium, Flushing, NY  
Fri Apr 29 1983, 7:05 PM EDT  
Att: 12,348 - Unknown

AB 34  
R 5  
H 8  
RBI 5  
BB 0  
SO 5  
LOB 5




Batter	1	2	3	4	5	6	7	8	9	AB	R	H	RBI	BB	SO	LOB	BOTTOM										
<b>Mookie Wilson, S</b> OBP: 0.352, SLG: 0.478 (1, 8)	F8																5 1 2 1 0 1 0										
<b>Hubie Brooks, R</b> OBP: 0.241, SLG: 0.268 (1, 5)	K																4 1 0 0 1 1 2										
<b>Dave Kingman, R</b> OBP: 0.234, SLG: 0.435 (1, 3)																	3 1 1 1 1 1 0										
<b>Mike Jorgensen, L</b> OBP: 0.750, SLG: 1.000 (8, 3)	K																0 0 0 0 0 0 0										
<b>George Foster, R</b> OBP: 0.355, SLG: 0.423 (1, 7)																	2 1 1 1 2 1 0										
<b>Mark Bradley, R</b> (8, 7)																	0 0 0 0 0 0 0										
<b>Danny Heep, L</b> OBP: 0.472, SLG: 0.614 (1, 9)																	4 0 1 0 0 1 2										
<b>Ron Hodges, L</b> OBP: 0.286, SLG: 0.167 (1, 2)																	3 1 1 0 1 0 0										
<b>Brian Giles, R</b> OBP: 0.327, SLG: 0.320 (1, 4)																	4 1 2 0 0 1 3										
<b>Ron Gardenhire, R</b> OBP: 0.095, SLG: 0.095 (1, 6)																	4 0 0 0 0 1 2										
<b>Craig Swan, R</b> OBP: 0.143, SLG: 0.143 (1, 1)																	1 0 0 0 0 0 0										
<b>Wally Backman, S</b> OBP: 0.067, SLG: 0.067 (5, PH)																	1 0 0 0 0 0 1										
<b>Ed Lynch, R</b> OBP: 0.400, SLG: 0.400 (6, 1)																	2 0 1 1 0 0 0										
<b>Doug Sisk, R</b> (9, 1)																	0 0 0 0 0 0 0										
<b>Inning Stats</b>	R: 0 E: 0 K: 2 S: 7	H: 0 LOB: 0 BB: 0 P: 7	R: 1 E: 0 K: 0 S: 4	H: 1 LOB: 0 BB: 0 P: 4	R: 0 E: 0 K: 1 S: 5	H: 0 LOB: 0 BB: 0 P: 5	R: 0 E: 0 K: 1 S: 5	H: 0 LOB: 0 BB: 0 P: 5	R: 1 E: 1 K: 1 S: 7	H: 2 LOB: 1 BB: 0 P: 7	R: 1 E: 0 K: 1 S: 7	H: 2 LOB: 2 BB: 2 P: 15	R: 2 E: 0 K: 0 S: 4	H: 1 LOB: 2 BB: 3 P: 16	R: 1 E: 0 K: 1 S: 8	H: 3 LOB: 2 BB: 0 P: 8	1B: 6 2B: 0 3B: 0 HR: 3	SF: 0 SAC: 0 DP: 0 HBP: 0	WP: 1 PA: 38 CS: 0								
<b>PITCHER</b>	IP	WLS	BF	H	R	ER	SO	BB	IBB	HBP	BLK	WP	HR	S	P	ERA	WHIP										
<b>Rick Camp, R</b> ERA: 2.65 (1, 1)	6.2	L	29	6	5	4	6	3	0	0	0	0	3	38	50	5.40	1.350										
<b>Rick Mahler, R</b> ERA: 5.68 (7, 1)	0.0		2	0	0	0	0	2	0	0	0	0	0	0	8	∞	∞										
<b>Terry Forster, L</b> ERA: (7, 1)	0.1		1	0	0	0	0	0	0	0	0	1	0	1	1	0.00	0.000										
<b>Gene Garber, R</b> ERA: 1.5 (8, 1)	1.0		6	3	1	1	1	0	0	0	0	0	0	8	8	9.00	3.000										

Atlanta Braves @ New York Mets  
Shea Stadium, Flushing, NY  
Fri Apr 29 1983, 7:05 PM EDT  
Att: 12,348 - Unknown

AB 33  
R 6  
H 9  
RBI 4  
BB 5  
SO 7  
LOB 10





Batter	1	2	3	4	5	6	7	8	9	AB	R	H	RBI	BB	SO	LOB	TOP						
<b>Brett Butler, L</b> OBP: 0.342, SLG: 0.343 (1, 8)	0-3 K		0-3 K		X 0-0 PB S 1B		X 0-0 S 2B		B B B 4-0 1B 4-3 BB	4	1	2	1	1	2	0	<b>Atlanta Braves @ New York Mets</b> Shea Stadium, Flushing, NY Sat Apr 30 1983, 3:33 AM EDT Att: 9,811 - Unknown						
<b>Rafael Ramirez, R</b> OBP: 0.298, SLG: 0.325 (1, 6)	0-0 F7		0-0 BB 1B		X 0-0 F8 1-2		X 0-3 3-H K 2B		X 0-0 1-3 2-H HR 1B	5	1	2	1	0	1	2							
<b>Claudell Washington, L</b> OBP: 0.351, SLG: 0.471 (1, 9)	0-0 E 2B		0-0 F7		X 0-0 4-3 2-3		X 0-0 F8		X 0-0 4-3 1-2 3-H	5	0	1	1	0	0	4							
<b>Dale Murphy, R</b> OBP: 0.469, SLG: 0.682 (1, 7)	4-0 2-3 BB		4-0 1-2 BB		X 0-0 HR		X 0-0 4-3 1B		X 0-0 2-H HR	3	2	3	3	2	0	0							
<b>Bob Horner, R</b> OBP: 0.313, SLG: 0.443 <b>Jerry Royster, R</b> (9, PR) OBP: 0.143, SLG: 0.143 (9, 5)	0-0 F7		0-0 F4		X 0-0 F7		X 0-0 4-3		X 0-0 FC4-6 1B	5	0	1	0	0	0	5							
<b>Chris Chambliss, L</b> OBP: 0.373, SLG: 0.541 <b>Ken Smith, L</b> OBP: 0.250, SLG: 1.000 (9, 3)	0-0 F6		0-3 K		X 0-3 K		X 0-0 6-3		X 0-0 FC4-6 1B	5	0	0	0	0	2	2							
<b>Glenn Hubbard, R</b> OBP: 0.413, SLG: 0.484 (1, 4)	4-0 BB		0-0 F8		X 0-0 6-3		X 0-0 F9			3	0	0	0	1	0	1							
<b>Bruce Benedict, R</b> OBP: 0.437, SLG: 0.500 (1, 2)	0-0 F8		0-0 F9		X 0-0 2B 3B		X 0-0 K 1B		X 0-0 BB 1B	4	2	2	0	0	0	1							
<b>Craig McMurtry, R</b> OBP: 0.111, SLG: 0.111 (1, 1)	0-3 K		0-3 K		X 0-0 2-3		X 0-3 K		X 0-3 K	4	0	0	0	0	3	3							
<b>Inning Stats</b>	R: 0 E: 1 K: 1 S: 6	H: 1 LOB: 2 BB: 1 P: 10	R: 0 E: 0 K: 1 S: 5	H: 0 LOB: 1 BB: 1 P: 9	R: 0 E: 0 K: 1 S: 6	H: 1 LOB: 2 BB: 1 P: 10	R: 0 E: 0 K: 0 S: 5	H: 0 LOB: 0 BB: 0 P: 5	R: 0 E: 0 K: 0 S: 4	H: 1 LOB: 1 BB: 0 P: 4	R: 1 E: 0 K: 0 S: 6	H: 1 LOB: 0 BB: 0 P: 6	R: 1 E: 0 K: 2 S: 9	H: 2 LOB: 1 BB: 0 P: 9	R: 0 E: 0 K: 0 S: 4	H: 1 LOB: 1 BB: 0 P: 4	R: 4 E: 0 K: 1 S: 9	H: 4 LOB: 1 BB: 1 P: 13	1B: 6 2B: 2 3B: 1 HR: 2	SF: 0 SAC: 0 DP: 0 HBP: 0	WP: 0 PB: 1 CS: 0	PA: 42	
<b>PITCHER</b>	IP WLS BF H R ER SO BB IBB HBP BLK WP HR S P ERA WHIP		IP WLS BF H R ER SO BB IBB HBP BLK WP HR S P ERA WHIP		IP WLS BF H R ER SO BB IBB HBP BLK WP HR S P ERA WHIP		IP WLS BF H R ER SO BB IBB HBP BLK WP HR S P ERA WHIP		IP WLS BF H R ER SO BB IBB HBP BLK WP HR S P ERA WHIP		IP WLS BF H R ER SO BB IBB HBP BLK WP HR S P ERA WHIP		IP WLS BF H R ER SO BB IBB HBP BLK WP HR S P ERA WHIP		IP WLS BF H R ER SO BB IBB HBP BLK WP HR S P ERA WHIP		IP WLS BF H R ER SO BB IBB HBP BLK WP HR S P ERA WHIP						
<b>Rick Ownbey, R</b> ERA: 3.86 <b>Neil Allen, R</b> ERA: 9.31	(1, 1)	8.0 L	34 34	7 7	2 2	2 2	7 7	3 3	0 0	0 0	0 0	0 0	0 0	0 0	0 0	0 0	0 0	0 0	1 1	9 9	13 13	36.00 36.00	5.000 5.000

Batter	1	2	3	4	5	6	7	8	9	AB	R	H	RBI	BB	SO	LOB	BOTTOM						
<b>Mookie Wilson, S</b> OBP: 0.333, SLG: 0.452 (1, 8)	0-0 F7		0-0 F7		X 0-0 4-3		X 0-0 4-3		X 0-0 6-3	4	0	0	0	0	0	0	<b>Atlanta Braves @ New York Mets</b> Shea Stadium, Flushing, NY Sat Apr 30 1983, 3:33 AM EDT Att: 9,811 - Unknown						
<b>Hubie Brooks, R</b> OBP: 0.258, SLG: 0.317 (1, 5)	0-0 1B		0-0 4-3		X 0-0 6-3 3B		X 0-0 6-3		X 0-0 L8 F8	4	1	2	0	0	0	0							
<b>Dave Kingman, R</b> OBP: 0.221, SLG: 0.409 (1, 3)	0-3 K		0-0 F8		X 0-0 6-3 1B		X 0-0 6-3		X 0-0 F8	4	0	0	1	0	1	0							
<b>George Foster, R</b> OBP: 0.354, SLG: 0.418 (1, 7)		X 0-0 6-3		X 0-3 K		X 0-0 6-3 1B		X 0-0 6-3		3	0	1	0	0	1	0							
<b>Danny Heep, L</b> OBP: 0.446, SLG: 0.574 (1, 9)		X 0-0 G3		X 0-0 F7		X 0-0 1-3				3	0	0	0	0	0	1							
<b>Ronn Reynolds, R</b> <b>Ron Hodges, L</b> (8, PH) OBP: 0.280, SLG: 0.163 (9, 2)		X 0-3 K		X 0-3 K						2	0	0	0	0	2	0							
<b>Brian Giles, R</b> OBP: 0.328, SLG: 0.308 (1, 4) (9, 6)			X 0-3 K		X 4-0 G6-4-3 BB		X 0-3 K			2	0	0	0	1	2	0							
<b>Ron Gardenhire, R</b> OBP: 0.087, SLG: 0.087 <b>Wally Backman, S</b> (8, PH) OBP: 0.125, SLG: 0.125 (9, 4)			X 0-0 1-3		X 0-0 G6-4-3 1-2		X 0-0 1B			2	0	0	0	0	0	1							
<b>Rick Ownbey, R</b> <b>Rusty Staub, L</b> (8, PH) <b>Neil Allen, R</b> (9, 1)			X 0-0 1-3		X 0-3 K		X 0-0 F8			2	0	0	0	0	1	0							
<b>Inning Stats</b>	R: 0 E: 0 K: 1 S: 5	H: 1 LOB: 0 BB: 0 P: 5	R: 0 E: 0 K: 1 S: 5	H: 0 LOB: 0 BB: 0 P: 5	R: 0 E: 0 K: 0 S: 3	H: 0 LOB: 0 BB: 0 P: 3	R: 0 E: 0 K: 2 S: 7	H: 0 LOB: 0 BB: 0 P: 7	R: 0 E: 0 K: 1 S: 4	H: 0 LOB: 1 BB: 1 P: 8	R: 1 E: 0 K: 0 S: 5	H: 2 LOB: 1 BB: 0 P: 5	R: 0 E: 0 K: 2 S: 8	H: 1 LOB: 1 BB: 0 P: 8	R: 0 E: 0 K: 0 S: 3	H: 0 LOB: 0 BB: 0 P: 3	1B: 3 2B: 0 3B: 1 HR: 0	SF: 0 SAC: 0 DP: 1 HBP: 0	WP: 0 PB: 0 CS: 0	PA: 30			
<b>PITCHER</b>	IP WLS BF H R ER SO BB IBB HBP BLK WP HR S P ERA WHIP		IP WLS BF H R ER SO BB IBB HBP BLK WP HR S P ERA WHIP		IP WLS BF H R ER SO BB IBB HBP BLK WP HR S P ERA WHIP		IP WLS BF H R ER SO BB IBB HBP BLK WP HR S P ERA WHIP		IP WLS BF H R ER SO BB IBB HBP BLK WP HR S P ERA WHIP		IP WLS BF H R ER SO BB IBB HBP BLK WP HR S P ERA WHIP		IP WLS BF H R ER SO BB IBB HBP BLK WP HR S P ERA WHIP		IP WLS BF H R ER SO BB IBB HBP BLK WP HR S P ERA WHIP		IP WLS BF H R ER SO BB IBB HBP BLK WP HR S P ERA WHIP						
<b>Craig McMurtry, R</b> ERA: 2.77	(1, 1)	9.0 W	30 30	4 4	1 1	1 1	8 8	1 1	0 0	0 0	0 0	0 0	0 0	0 0	0 0	0 0	0 0	0 0	1 1	45 45	49 49	1.00 1.00	0.556 0.556



Batter	1	2	3	4	5	6	7	8	9	AB	R	H	RBI	BB	SO	LOB	TOP				
<b>Brett Butler</b> , L (1, 8) OBP: 0.338, SLG: 0.329	F7		F5			L8		G4-6-3 BB		3	0	0	0	1	0	0	<b>Atlanta Braves @ New York Mets</b> Shea Stadium, Flushing, NY Sun May 01 1983, 3:33 AM EDT Att: 32,163 - Unknown				
<b>Rafael Ramirez</b> , R (1, 6) OBP: 0.295, SLG: 0.322	F8		K			1B		G4-6-3 1-2		4	1	1	0	0	1	1					
<b>Claudell Washington</b> , L (1, 9) OBP: 0.333, SLG: 0.444	6-3		5-3			K		K		4	0	0	0	0	2	1					
<b>Dale Murphy</b> , R (1, 7) OBP: 0.459, SLG: 0.657		4-3			L7	2B		K		4	1	1	1	0	1	0					
<b>Bob Horner</b> , R (1, 5) OBP: 0.321, SLG: 0.452 <b>Jerry Royster</b> , R (9, 5) OBP: 0.143, SLG: 0.143		BB 1B BB			K	1B		6-3		3	0	1	1	1	1	0					
<b>Chris Chambliss</b> , L (1, 3) OBP: 0.352, SLG: 0.508		BB BB			K	2B		6-3		0	0	0	0	0	0	0					
<b>Glenn Hubbard</b> , R (1, 4) OBP: 0.410, SLG: 0.478		BB 1B			F8	G3		F8		4	0	0	0	0	1	2					
<b>Bruce Benedict</b> , R (1, 2) OBP: 0.432, SLG: 0.483		BB 1B			K	F3		F4		3	0	1	0	0	1	0					
<b>Phil Niekro</b> , R (1, 1) OBP: 0.083, SLG: 0.091 <b>Steve Bedrosian</b> , R (8, 1)		BB BB			F5	5-3		F8		2	0	0	0	1	0	0					
<b>Inning Stats</b>	R: 0 E: 0 K: 0 S: 3	H: 0 LOB: 0 BB: 0 P: 3	R: 0 E: 0 K: 1 S: 6	H: 1 LOB: 3 BB: 2 P: 14	R: 0 E: 0 K: 1 S: 5	H: 0 LOB: 0 BB: 0 P: 5	R: 0 E: 0 K: 1 S: 5	H: 0 LOB: 0 BB: 0 P: 5	R: 2 E: 0 K: 1 S: 8	H: 3 LOB: 1 BB: 0 P: 8	R: 0 E: 0 K: 0 S: 3	H: 0 LOB: 0 BB: 0 P: 3	R: 0 E: 0 K: 1 S: 4	H: 0 LOB: 0 BB: 1 P: 8	R: 0 E: 0 K: 1 S: 5	H: 0 LOB: 0 BB: 0 P: 5	1B: 3 2B: 1 3B: 0 HR: 0	SF: 0 SAC: 0 DP: 1 HBP: 0	WP: 0 PB: 0 SB: 1 CS: 0	PA: 33	
<b>PITCHER</b>	IP	WLS	BF	H	R	ER	SO	BB	IBB	HBP	BLK	WP	HR	S	P	ERA	WHIP				
<b>Tom Seaver</b> , R (1, 1) ERA: 2.38	7.0	L	27	4	2	2	5	2	0	0	0	0	0	35	43	2.57	0.857				
<b>Jesse Orosco</b> , L (8, 1) ERA: 0.67	2.0	S	6	0	0	0	2	1	0	0	0	0	0	9	13	0.00	0.500				

AB 30  
R 2  
H 4  
RBI 2  
BB 3  
SO 7  
LOB 7



Batter	1	2	3	4	5	6	7	8	9	AB	R	H	RBI	BB	SO	LOB	BOTTOM					
<b>Mookie Wilson</b> , S (1, 8) OBP: 0.325, SLG: 0.436	S 1B		F8		F4		1-3		4-3	5	1	1	0	0	0	2	<b>Atlanta Braves @ New York Mets</b> Shea Stadium, Flushing, NY Sun May 01 1983, 3:33 AM EDT Att: 32,163 - Unknown					
<b>Hubie Brooks</b> , R (1, 5) OBP: 0.273, SLG: 0.328	FC3-6 1H 1B		K		K			BB 1B		4	0	2	1	0	2	0						
<b>Dave Kingman</b> , R (1, 3) OBP: 0.236, SLG: 0.406	FC3-6 1-2 1B		F4		K			BB BB		3	0	1	0	1	1	0						
<b>George Foster</b> , R (1, 7) OBP: 0.333, SLG: 0.390	F2				5-3			K		4	0	0	0	0	2	4						
<b>Danny Heep</b> , L (1, 9) OBP: 0.417, SLG: 0.529	FC3-6 1-2 2-3		E6 BB		F9			F8		4	0	0	0	0	0	4						
<b>Ron Hodges</b> , L (1, 2) OBP: 0.278, SLG: 0.152	F6				BB BB			F7		3	0	0	0	1	0	4						
<b>Brian Giles</b> , R (1, 4) OBP: 0.323, SLG: 0.291 (8, 6)			5-3		K			K		3	0	0	0	1	2	2						
<b>Ron Gardenhire</b> , R (1, 6) OBP: 0.120, SLG: 0.083 <b>Wally Backman</b> , S (7, PH) OBP: 0.118, SLG: 0.118 (8, 4)			6-3					SH5-3 S BB		1	0	0	0	1	0	0						
<b>Tom Seaver</b> , R (1, 1) OBP: 0.273, SLG: 0.600 <b>Rusty Staub</b> , L (7, PH) OBP: 0.231, SLG: 0.091 <b>Rick Ownbey</b> , R (7, PR)			F7		F7			4-3		1	0	0	0	0	0	0						
<b>Jesse Orosco</b> , L (8, 1) <b>Mike Jorgensen</b> , L (8, PH) OBP: 0.600, SLG: 0.667					BB BB			1B		0	0	0	0	0	0	0						
<b>Inning Stats</b>	R: 1 E: 0 K: 0 S: 6	H: 3 LOB: 2 BB: 0 P: 6	R: 0 E: 0 K: 0 S: 3	H: 0 LOB: 0 BB: 0 P: 3	R: 0 E: 0 K: 1 S: 5	H: 0 LOB: 0 BB: 0 P: 5	R: 0 E: 0 K: 1 S: 6	H: 0 LOB: 0 BB: 2 P: 14	R: 0 E: 0 K: 2 S: 7	H: 0 LOB: 0 BB: 0 P: 7	R: 0 E: 0 K: 1 S: 5	H: 0 LOB: 0 BB: 0 P: 5	R: 0 E: 0 K: 1 S: 6	H: 1 LOB: 1 BB: 0 P: 6	R: 0 E: 0 K: 1 S: 6	H: 1 LOB: 2 BB: 1 P: 10	R: 0 E: 0 K: 1 S: 5	H: 0 LOB: 1 BB: 1 P: 9	1B: 5 2B: 0 3B: 0 HR: 0	SF: 0 SAC: 1 DP: 0 HBP: 0	WP: 0 PB: 0 SB: 2 CS: 0	PA: 37
<b>PITCHER</b>	IP	WLS	BF	H	R	ER	SO	BB	IBB	HBP	BLK	WP	HR	S	P	ERA	WHIP					
<b>Phil Niekro</b> , R (1, 1) ERA: 5.88	7.0	W	30	5	1	1	6	3	0	0	0	0	0	39	51	1.29	1.143					
<b>Steve Bedrosian</b> , R (8, 1) ERA: 3.29	2.0	S	7	0	0	0	2	1	0	0	0	0	0	10	14	0.00	0.500					





Batter	1	2	3	4	5	6	7	8	9	AB	R	H	RBI	BB	SO	LOB	TOP
<b>Brett Butler, L</b> OBP: 0.321, SLG: 0.312 (1, 8)	F6			F7	1-3			1-3		4	0	0	0	0	0	0	
<b>Rafael Ramirez, R</b> OBP: 0.293, SLG: 0.319 (1, 6)	K			1B HR				F9		4	1	1	0	0	2	0	
<b>Claudell Washington, L</b> OBP: 0.329, SLG: 0.434 (1, 9)	3-1			1B HR				K	F7	4	1	1	0	0	1	0	
<b>Dale Murphy, R</b> OBP: 0.461, SLG: 0.639 (1, 7)		CS BB		K				K	WP BB 2B	2	1	0	0	2	2	2	
<b>Bob Horner, R</b> OBP: 0.330, SLG: 0.487 <b>Jerry Royster, R</b> OBP: 0.143, SLG: 0.143 (9, PR) (9, 5)	F5			HR				K	2B BB	3	1	1	3	1	1	1	
<b>Chris Chambliss, L</b> OBP: 0.360, SLG: 0.565 (1, 3)	F7			HR				F5	2B	4	1	2	2	0	0	0	
<b>Glenn Hubbard, R</b> OBP: 0.402, SLG: 0.465 (1, 4)			5-3	F9				1B	K	4	0	1	0	0	1	2	
<b>Bruce Benedict, R</b> OBP: 0.416, SLG: 0.460 (1, 2)			F9		6-3			F4-3		3	0	0	0	0	0	1	
<b>Rick Behenna, R</b> OBP: 0.400, SLG: 0.400 <b>Terry Forster, L</b> OBP: 1.000, SLG: 1.500 (9, 1)			K		K			K		3	0	0	0	0	3	0	
<b>Inning Stats</b>	R: 0 E: 0 K: 1 S: 5	H: 0 LOB: 0 BB: 0 P: 5	R: 0 E: 0 K: 0 S: 2	H: 0 LOB: 0 BB: 1 P: 6	R: 0 E: 0 K: 1 S: 5	H: 0 LOB: 0 BB: 0 P: 5	R: 4 E: 0 K: 1 S: 9	H: 4 LOB: 0 BB: 0 P: 9	R: 0 E: 0 K: 1 S: 5	H: 0 LOB: 0 BB: 0 P: 9	R: 0 E: 0 K: 1 S: 6	H: 1 LOB: 1 BB: 0 P: 6	R: 0 E: 0 K: 1 S: 5	H: 0 LOB: 0 BB: 2 P: 13	1B: 3 2B: 1 3B: 0 HR: 2	SF: 0 SAC: 0 DP: 0 HBP: 0	WP: 1 PA: 34 PB: 0 SB: 0 CS: 1
<b>PITCHER</b>	IP	WLS	BF	H	R	ER	SO	BB	IBB	HBP	BLK	WP	HR	S	P	ERA	WHIP
<b>Scott Sanderson, R</b> ERA: 4.26	1.0		3	0	0	0	1	0	0	0	0	0	0	5	5	0.00	0.000
<b>Rick Grapenthin, R</b> ERA: 9.0	4.0	L	16	4	4	4	3	1	0	0	0	0	2	21	25	9.00	1.250
<b>Ray Burris, R</b> ERA: 3.65	3.0		10	1	0	0	5	0	0	0	0	0	0	20	20	0.00	0.333
<b>Bryn Smith, R</b> ERA: 2.0	1.0		5	1	1	1	1	2	0	0	0	1	0	5	13	9.00	3.000

Atlanta Braves @ Montreal Expos  
Olympic Stadium, Montreal, QB  
Tue May 03 1983, 7:05 PM EDT  
Att: 10,625 - Unknown

AB 31  
R 5  
H 6  
RBI 5  
BB 3  
SO 10  
LOB 6



Batter	1	2	3	4	5	6	7	8	9	AB	R	H	RBI	BB	SO	LOB	BOTTOM				
<b>Tim Raines, S</b> OBP: 0.330, SLG: 0.338 (1, 7)	1-3		K			F8				4	0	1	0	0	1	0					
<b>Bryan Little, S</b> OBP: 0.386, SLG: 0.322 (1, 6)	E S 2B BB		G3			G3		4-3		3	1	0	0	1	0	1					
<b>Andre Dawson, R</b> OBP: 0.388, SLG: 0.753 (1, 8)	1-H 2B			F6		1B 2B			2B	4	0	3	1	0	0	0					
<b>Al Oliver, L</b> OBP: 0.321, SLG: 0.423 (1, 3)	F8			F7		1B			K	4	0	1	0	0	1	2					
<b>Gary Carter, R</b> OBP: 0.262, SLG: 0.434 (1, 2)	5-3			6-3				F8		4	0	0	0	0	0	2					
<b>Tim Lincecum, R</b> OBP: 0.303, SLG: 0.437 (1, 5)			6-3			G3 F6-3 2B		F7	F9	4	1	1	0	0	0	1					
<b>Warren Cromartie, L</b> OBP: 0.321, SLG: 0.326 (1, 9)			F7			G3		F8		3	0	0	0	0	0	1					
<b>Doug Flynn, R</b> OBP: 0.236, SLG: 0.268 (1, 4)			F5-3			F6-3		F8		3	0	0	1	0	0	0					
<b>Scott Sanderson, R</b> OBP: 0.225, SLG: 0.330 <b>Rick Grapenthin, R</b> OBP: 0.295, SLG: 0.290 <b>Brad Mills, L</b> OBP: 0.295, SLG: 0.290 <b>Ray Burris, R</b> OBP: 0.295, SLG: 0.290 <b>Terry Francona, L</b> OBP: 0.295, SLG: 0.290 <b>Bryn Smith, R</b> OBP: 0.295, SLG: 0.290 (1, 1) (2, 1) (5, PR) (8, 1) (8, PR) (9, 1)			1-3			F7		4-3		0	0	0	0	0	0	0					
<b>Inning Stats</b>	R: 1 E: 0 K: 0 S: 4	H: 1 LOB: 1 BB: 1 P: 8	R: 0 E: 0 K: 0 S: 3	H: 0 LOB: 0 BB: 0 P: 3	R: 0 E: 0 K: 1 S: 5	H: 0 LOB: 0 BB: 0 P: 5	R: 0 E: 0 K: 0 S: 3	H: 0 LOB: 0 BB: 0 P: 3	R: 1 E: 0 K: 0 S: 4	H: 1 LOB: 0 BB: 0 P: 4	R: 0 E: 0 K: 0 S: 4	H: 2 LOB: 2 BB: 0 P: 4	R: 0 E: 0 K: 0 S: 3	H: 0 LOB: 0 BB: 0 P: 3	R: 0 E: 0 K: 0 S: 4	H: 1 LOB: 1 BB: 0 P: 4	R: 0 E: 0 K: 1 S: 6	H: 1 LOB: 1 BB: 0 P: 6	1B: 2 2B: 3 3B: 1 HR: 0	SF: 0 SAC: 0 DP: 0 HBP: 0	WP: 0 PA: 33 PB: 0 SB: 1 CS: 0
<b>PITCHER</b>	IP	WLS	BF	H	R	ER	SO	BB	IBB	HBP	BLK	WP	HR	S	P	ERA	WHIP				
<b>Rick Behenna, R</b> ERA: 1.15	8.0	W	30	6	2	2	1	1	0	0	0	0	0	31	35	2.25	0.875				
<b>Terry Forster, L</b> ERA:	1.0	S	3	0	0	0	1	0	0	0	0	0	0	5	5	0.00	0.000				

Atlanta Braves @ Montreal Expos  
Olympic Stadium, Montreal, QB  
Tue May 03 1983, 7:05 PM EDT  
Att: 10,625 - Unknown


AB 32  
R 2  
H 6  
RBI 2  
BB 1  
SO 2  
LOB 7





Batter	1	2	3	4	5	6	7	8	9	AB	R	H	RBI	BB	SO	LOB	TOP					
Brett Butler, L (1, 8) OBP: 0.310, SLG: 0.300	F7		E7		FC4-6		FC4-6			3	0	1	0	0	1		<b>Atlanta Braves @ Montreal Expos</b> Olympic Stadium, Montreal, QB Wed May 04 1983, 7:05 PM EDT Att: 10,193 - Unknown					
Rick Mahler, R (5, 1)										0	0	0	0	0	0							
Biff Pocoroba, S (7, PH)										1	0	0	0	0	3							
Pete Falcone, L (7, 1)										0	0	0	0	0	0							
Rafael Ramirez, R (1, 6) OBP: 0.292, SLG: 0.316	F8				CS	F7		6-3		4	0	1	0	0	0							
Claudell Washington, L (1, 9) OBP: 0.314, SLG: 0.413	2-3						F4-3	6-3		4	0	0	0	0	1	2						
Dale Murphy, R (1, 7) OBP: 0.462, SLG: 0.653					6-3					3	0	1	0	1	1	0						
Bob Horner, R (1, 5) OBP: 0.315, SLG: 0.463										4	0	0	0	0	2	2						
Chris Chambliss, L (1, 3) OBP: 0.342, SLG: 0.534										4	0	0	0	0	1	1						
Glenn Hubbard, R (1, 4) OBP: 0.419, SLG: 0.500										3	1	2	0	1	1	1						
Bruce Benedict, R (1, 2) OBP: 0.420, SLG: 0.455										3	0	1	0	1	1	1						
Rick Camp, R (1, 1) OBP: 0.125, SLG: 0.143										1	0	0	0	0	0	0						
Terry Harper, R (5, PH) OBP: 0.550, SLG: 0.667										2	0	0	0	1	2	3						
<b>Inning Stats</b>	R: 0 E: 0 K: 0 S: 3	H: 0 LOB: 0 BB: 0 P: 3	R: 0 E: 0 K: 2 S: 7	H: 0 LOB: 1 BB: 1 P: 11	R: 0 E: 1 K: 2 S: 9	H: 1 LOB: 2 BB: 0 P: 9	R: 0 E: 0 K: 1 S: 5	H: 0 LOB: 0 BB: 0 P: 5	R: 1 E: 0 K: 1 S: 6	H: 2 LOB: 0 BB: 0 P: 6	R: 0 E: 0 K: 1 S: 5	H: 0 LOB: 0 BB: 0 P: 5	R: 0 E: 0 K: 0 S: 4	H: 1 LOB: 3 BB: 2 P: 12	R: 0 E: 0 K: 1 S: 6	H: 1 LOB: 1 BB: 0 P: 6	R: 0 E: 0 K: 1 S: 5	H: 0 LOB: 1 BB: 1 P: 9	1B: 2 2B: 2 3B: 1 HR: 0	SF: 0 SAC: 0 DP: 0 HBP: 0	WP: 0 PB: 0 SB: 1 CS: 1	PA: 37
<b>PITCHER</b> Steve Rogers, R (1, 1) ERA: 2.59	IP: 9.0 WLS: W BF: 36 H: 5 R: 1 ER: 1 SO: 9 BB: 4 IBB: 0 HBP: 0 BLK: 0 WP: 0 HR: 0 S: 50 P: 66 ERA: 1.00 WHIP: 1.000															<b>PITCHER</b>						

Batter	1	2	3	4	5	6	7	8	9	AB	R	H	RBI	BB	SO	LOB	BOTTOM			
Tim Raines, S (1, 7) OBP: 0.323, SLG: 0.321	6-3	G4-6-3		4-3				F6		4	1	0	0	1	0	4	<b>Atlanta Braves @ Montreal Expos</b> Olympic Stadium, Montreal, QB Wed May 04 1983, 7:05 PM EDT Att: 10,193 - Unknown			
Bryan Little, S (1, 6) OBP: 0.373, SLG: 0.344	3-1		1-3		4-3			F8		5	0	1	2	0	0	0				
Andre Dawson, R (1, 8) OBP: 0.393, SLG: 0.741										4	1	2	0	0	1	1				
Al Oliver, L (1, 3) OBP: 0.318, SLG: 0.415			4-3							4	0	1	1	0	0	1				
Gary Carter, R (1, 2) OBP: 0.277, SLG: 0.446										3	0	1	0	1	1	1				
Tim Lincecum, R (1, 5) OBP: 0.313, SLG: 0.473										3	1	1	1	1	2	4				
Warren Cromartie, L (1, 9) OBP: 0.357, SLG: 0.358										3	1	3	0	0	0	0				
Jim Wothford, R (7, PH) OBP: 0.333, SLG: 0.533										1	0	0	0	0	0	2				
Doug Flynn, R (1, 4) OBP: 0.237, SLG: 0.267										4	0	1	0	0	0	4				
Steve Rogers, R (1, 1) OBP: 0.133, SLG: 0.071										1	0	0	0	0	0	0				
<b>Inning Stats</b>	R: 1 E: 1 K: 1 S: 8	H: 2 LOB: 2 BB: 0 P: 8	R: 0 E: 0 K: 0 S: 3	H: 1 LOB: 1 BB: 0 P: 4	R: 0 E: 0 K: 1 S: 5	H: 0 LOB: 0 BB: 0 P: 5	R: 1 E: 0 K: 1 S: 8	H: 3 LOB: 2 BB: 0 P: 8	R: 0 E: 0 K: 0 S: 6	H: 1 LOB: 2 BB: 1 P: 10	R: 2 E: 0 K: 0 S: 5	H: 2 LOB: 1 BB: 1 P: 9	R: 0 E: 0 K: 0 S: 4	H: 1 LOB: 2 BB: 1 P: 8	R: 0 E: 0 K: 0 S: 3	H: 0 LOB: 0 BB: 0 P: 3	1B: 6 2B: 2 3B: 1 HR: 1	SF: 0 SAC: 2 DP: 1 HBP: 1	WP: 0 PB: 0 SB: 1 CS: 0	PA: 38
<b>PITCHER</b> Rick Camp, R (1, 1) ERA: 2.83	IP: 4.0 WLS: L BF: 19 H: 6 R: 2 ER: 2 SO: 3 BB: 0 IBB: 0 HBP: 1 BLK: 0 WP: 0 HR: 1 S: 24 P: 25 ERA: 4.50 WHIP: 1.500															<b>PITCHER</b>				
Rick Mahler, R (5, 1) ERA: 6.49	2.0	11	3	2	2	1	1	1	0	0	0	11	19	9.00	2.000					
Pete Falcone, L (7, 1) ERA: 2.38	2.0	8	1	0	0	0	0	1	0	0	0	7	11	0.00	0.500					






Batter	1	2	3	4	5	6	7	8	9	AB	R	H	RBI	BB	SO	LOB	TOP			
Omar Moreno, L (1.8) OBP: 0.269, SLG: 0.310	4-0 SF8 BB		0-0 F8		0-0 F8			0-0 E3 1B	0-0 4-3	4	2	0	0	1	0	2				
Tony Scott, S (1.9) OBP: 0.319, SLG: 0.432	0-0 4-3		0-0 E4 CS		0-0 2-3			0-3 K		4	0	0	0	0	1	3				
Dickie Thon, R (1.6) OBP: 0.342, SLG: 0.410	0-0 SF8		0-0 6-3					0-0 FC6-4 1B		3	0	1	1	0	0	1				
Phil Garner, R (1.5) OBP: 0.351, SLG: 0.402	0-3 K			0-0 E4 2B				0-0 FC6-4 1B		4	0	1	1	0	1	0				
Jose Cruz, L (1.7) OBP: 0.402, SLG: 0.418		0-0 2B SF7 1B		0-0 6-3 2B				0-0 FC6-4 1B		4	1	2	0	0	0	2				
Ray Knight, R (1.3) OBP: 0.323, SLG: 0.443		0-0 4-3 2B		0-0 6-3				0-0 F3		4	0	2	0	0	0	3				
Alan Ashby, S (1.2) OBP: 0.329, SLG: 0.448		0-0 SF7		0-0 F7				0-0 L8		3	0	0	1	0	0	2	AB 33			
Bill Doran, S (1.4) OBP: 0.314, SLG: 0.258		0-0 4-3						4-0 BB		3	0	2	0	1	0	1	R 3			
Bob Knepper, L (1.1) OBP: 0.188, SLG: 0.133		0-0 F7						0-0 F8		2	0	0	0	0	1	2	H 8			
Vern Ruhle, R (6.1)										0	0	0	0	0	0	0	RBI 3			
Denny Walling, L (7. PH) OBP: 0.111, SLG: 0.059										0	0	0	0	0	0	1	BB 2			
Mike Madden, L (7.1)										0	0	0	0	0	0	0	SO 3			
Terry Puhl, L (9. PH) OBP: 0.212, SLG: 0.208										1	0	0	0	0	0	1	LOB 18			
<b>Inning Stats</b>	R: 1 E: 0 K: 1 S: 5	H: 0 LOB: 0 BB: 1 P: 9	R: 1 E: 0 K: 0 S: 5	H: 2 LOB: 1 BB: 0 P: 5	R: 0 E: 1 K: 0 S: 3	H: 0 LOB: 0 BB: 0 P: 3	R: 0 E: 1 K: 0 S: 4	H: 1 LOB: 1 BB: 0 P: 4	R: 0 E: 0 K: 1 S: 6	H: 0 LOB: 0 BB: 0 P: 3	R: 0 E: 0 K: 0 S: 4	H: 2 LOB: 1 BB: 0 P: 4	R: 1 E: 1 K: 1 S: 8	H: 2 LOB: 2 BB: 1 P: 8	R: 0 E: 0 K: 0 S: 3	H: 0 LOB: 1 BB: 1 P: 7	1B: 6 2B: 2 3B: 0 HR: 0	SF: 2 SAC: 0 DP: 1 HBP: 0	WP: 0 PB: 0 SB: 2 CS: 1	PA: 37
<b>PITCHER</b>	IP WLS BF H R ER SO BB IBB HBP BLK WP HR S P ERA WHIP																			
Craig McMurtry, R (1.1) ERA: 2.81	6.0 W 23 4 2 2 2 1 0 0 0 0 0 0 26 30 3.00 0.833																			
Gene Garber, R (7.1) ERA: 1.23	1.1 8 4 1 0 1 0 0 0 0 0 0 0 10 10 0.00 3.000																			
Terry Forster, L (8.1) ERA: 1.23	0.1 1 0 0 0 0 0 0 0 0 0 0 0 1 1 0.00 0.000																			
Steve Bedrosian, R (8.1) ERA: 3.0	1.1 S 5 0 0 0 0 1 0 0 0 0 0 0 4 8 0.00 0.750																			

Houston Astros @ Atlanta Braves  
Atlanta-Fulton County Stadium, Atlanta, GA  
Thu May 05 1983, 7:05 PM EDT  
Att: 14,817 - Unknown


AB	33
R	3
H	8
RBI	3
BB	2
SO	3
LOB	18



Batter	1	2	3	4	5	6	7	8	9	AB	R	H	RBI	BB	SO	LOB	BOTTOM			
Claudell Washington, L (1.9) OBP: 0.311, SLG: 0.405	0-3 K		0-0 8-3 1B		0-3 K		0-0 6-3			4	0	1	0	0	2	1				
Rafael Ramirez, R (1.6) OBP: 0.280, SLG: 0.303	0-0 E3 HR		0-0 8-3 1B		0-0 F8		0-0 1-3			4	1	0	0	0	0	2				
Dale Murphy, R (1.8) OBP: 0.474, SLG: 0.696	0-0 1-H HR			0-0 2B 1B		0-0 FC5-6 1B	0-3 K			4	3	3	2	0	1	0				
Bob Horner, R (1.5) OBP: 0.344, SLG: 0.494	0-0 G6-4-3 1B			0-0 1-H 2B		4-0 FC5-6 BB		0-0 5-3 HR 1B		3	0	3	1	1	0	0				
Jerry Royster, R (9.5) OBP: 0.143, SLG: 0.143										0	1	0	0	0	0	0				
Terry Harper, R (1.7) OBP: 0.458, SLG: 0.526	0-0 G6-4-3			0-0 6-3		0-0 FC5-6 BB E		0-0 5-3		4	0	0	0	0	0	5				
Bob Watson, R (1.3) OBP: 0.400, SLG: 0.467		0-0 G6-4-3 1B		0-3 K		0-0 E4 BB		0-0 6-3		4	0	1	1	0	1	4				
Ken Smith, L (9.3) OBP: 0.250, SLG: 1.000										0	0	0	0	0	0	0				
Glenn Hubbard, R (1.4) OBP: 0.422, SLG: 0.532		0-0 G6-4-3 1B		0-0 P6		0-0 E4 BB		0-0 6-3		3	1	1	2	1	0	2				
Bruce Benedict, R (1.2) OBP: 0.424, SLG: 0.449		0-0 5-3				0-0 SH3 1B		0-0 HR		3	0	1	0	1	0	3				
Craig McMurtry, R (1.1) OBP: 0.100, SLG: 0.100			0-3 K		0-0 SH3		0-0 4-3			1	0	0	0	0	1	0				
Chris Chambliss, L (6. PH) OBP: 0.338, SLG: 0.527										1	0	0	0	0	0	3				
Gene Garber, R (7.1) ERA: 3.91										0	0	0	0	0	0	0				
Terry Forster, L (8.1) OBP: 1.000, SLG: 1.500										0	0	0	0	0	0	0				
Steve Bedrosian, R (8.1) ERA: 2.31										1	0	0	0	0	0	1				
<b>Inning Stats</b>	R: 2 E: 1 K: 1 S: 7	H: 2 LOB: 0 BB: 0 P: 7	R: 0 E: 0 K: 0 S: 3	H: 1 LOB: 0 BB: 0 P: 3	R: 0 E: 0 K: 1 S: 5	H: 1 LOB: 0 BB: 0 P: 5	R: 1 E: 0 K: 1 S: 7	H: 2 LOB: 1 BB: 0 P: 7	R: 0 E: 0 K: 1 S: 6	H: 1 LOB: 1 BB: 0 P: 6	R: 1 E: 1 K: 0 S: 5	H: 1 LOB: 0 BB: 2 P: 13	R: 0 E: 0 K: 1 S: 5	H: 0 LOB: 0 BB: 0 P: 5	R: 2 E: 0 K: 0 S: 5	H: 2 LOB: 1 BB: 1 P: 9	1B: 7 2B: 2 3B: 0 HR: 2	SF: 0 SAC: 1 DP: 3 HBP: 0	WP: 0 PB: 0 SB: 3 CS: 0	PA: 36
<b>PITCHER</b>	IP WLS BF H R ER SO BB IBB HBP BLK WP HR S P ERA WHIP																			
Bob Knepper, L (1.1) ERA: 2.7	5.1 L 25 8 4 3 4 2 0 0 0 0 0 0 31 39 5.06 1.875																			
Vern Ruhle, R (6.1) ERA: 3.91	0.2 2 0 0 0 0 0 0 0 0 0 0 0 2 2 0.00 0.000																			
Mike Madden, L (7.1) ERA: 2.31	2.0 9 2 2 2 1 1 0 0 0 0 0 1 10 14 9.00 1.500																			

Houston Astros @ Atlanta Braves  
Atlanta-Fulton County Stadium, Atlanta, GA  
Thu May 05 1983, 7:05 PM EDT  
Att: 14,817 - Unknown

AB	32
R	6
H	10
RBI	6
BB	3
SO	5
LOB	21





Batter	1	2	3	4	5	6	7	8	9	AB	R	H	RBI	BB	SO	LOB	TOP							
Omar Moreno, L (1, 8) OBP: 0.290, SLG: 0.347										5	0	4	3	0	0	0								
Tony Scott, S (1, 9) OBP: 0.286, SLG: 0.388										5	0	0	0	0	1	4								
Dickie Thon, R (1, 6) OBP: 0.352, SLG: 0.418										5	2	3	0	0	1	1								
Phil Garner, R (1, 5) OBP: 0.353, SLG: 0.396										4	0	1	1	1	1	3								
Jose Cruz, L (1, 7) OBP: 0.402, SLG: 0.422										4	0	1	1	1	1	4								
Ray Knight, R (1, 3) OBP: 0.330, SLG: 0.440											3	0	1	0	1	0	2							
Denny Walling, L (7, 3) OBP: 0.105, SLG: 0.056										1	0	0	0	0	0	1								
Alan Ashby, S (1, 2) OBP: 0.338, SLG: 0.465										4	1	2	0	0	0	1								
Bill Doran, S (1, 4) OBP: 0.321, SLG: 0.261										3	2	1	0	1	0	2								
Mike Scott, R (1, 1) Frank DiPino, L (5, 1) OBP: 0.500, SLG: 1.000										1	0	0	0	0	0	1								
2	2	2	2	2	2	2	2	2	2	2	2	2	2	2	2	2								
<b>Inning Stats</b>	R: 0 E: 0 K: 2 S: 8	H: 1 LOB: 2 BB: 1 P: 12	R: 0 E: 0 K: 0 S: 3	H: 2 LOB: 1 BB: 1 P: 7	R: 0 E: 0 K: 0 S: 5	H: 2 LOB: 2 BB: 0 P: 5	R: 2 E: 0 K: 1 S: 8	H: 3 LOB: 1 BB: 0 P: 8	R: 0 E: 0 K: 1 S: 5	H: 0 LOB: 0 BB: 0 P: 5	R: 2 E: 0 K: 0 S: 5	H: 2 LOB: 1 BB: 1 P: 9	R: 1 E: 0 K: 0 S: 4	H: 2 LOB: 1 BB: 1 P: 8	R: 0 E: 0 K: 0 S: 3	H: 0 LOB: 0 BB: 0 P: 3	R: 1 E: 0 K: 0 S: 5	H: 2 LOB: 1 BB: 0 P: 5	1B: 10 2B: 3 3B: 1 HR: 0	SF: 0 SAC: 1 DP: 1 HBP: 0	WP: 0 PB: 0 SB: 3 CS: 0	PA: 42		
<b>PITCHER</b>	IP WLS BF H R ER SO BB IBB HBP BLK WP HR S P ERA WHIP	6.0 L 29 10 4 4 4 4 3 0 0 0 0 0 0 34 46 6.00 2.167	1.0 5 2 1 1 0 1 0 0 0 0 0 0 4 8 9.00 3.000	2.0 8 2 1 1 0 0 0 0 0 0 0 0 8 8 4.50 1.000																				

Houston Astros @ Atlanta Braves  
Atlanta-Fulton County Stadium, Atlanta, GA  
Fri May 06 1983, 7:05 PM EDT  
Att: 29,956 - Unknown

AB	37
R	6
H	14
RBI	6
BB	4
SO	4
LOB	19



Batter	1	2	3	4	5	6	7	8	9	AB	R	H	RBI	BB	SO	LOB	BOTTOM						
Brett Butler, L (1, 8) OBP: 0.308, SLG: 0.289										3	0	0	0	1	0	0							
Rafael Ramirez, R (1, 6) OBP: 0.279, SLG: 0.294										3	0	0	0	1	0	0							
Claudell Washington, L (1, 9) OBP: 0.299, SLG: 0.396										4	0	0	0	0	1	3							
Dale Murphy, R (1, 7) OBP: 0.465, SLG: 0.675										4	0	1	0	0	2	0							
Bob Horner, R (1, 5) OBP: 0.330, SLG: 0.471										4	0	0	0	0	1	1							
Chris Chambliss, L (1, 3) OBP: 0.333, SLG: 0.506										3	0	0	0	1	1	0							
Glenn Hubbard, R (1, 4) OBP: 0.430, SLG: 0.532										2	0	1	0	1	0	0							
Bruce Benedict, R (1, 2) OBP: 0.420, SLG: 0.437										2	0	0	0	1	0	1							
Phil Niekro, R (1, 1) OBP: 0.071, SLG: 0.077										2	0	0	0	0	0	4							
Rick Mahler, R (7, 1) Randy Johnson, R (7, PH) OBP: 0.800, SLG: 1.250										0	0	0	0	0	0	0							
Gene Garber, R (8, 1)										1	0	0	0	0	0	0							
Gene Garber, R (8, 1)										0	0	0	0	0	0	0							
<b>Inning Stats</b>	R: 0 E: 0 K: 0 S: 3	H: 0 LOB: 0 BB: 0 P: 3	R: 0 E: 0 K: 0 S: 3	H: 1 LOB: 0 BB: 0 P: 3	R: 0 E: 0 K: 0 S: 4	H: 1 LOB: 3 BB: 2 P: 12	R: 0 E: 0 K: 0 S: 3	H: 0 LOB: 3 BB: 3 P: 15	R: 0 E: 0 K: 1 S: 5	H: 0 LOB: 0 BB: 0 P: 5	R: 0 E: 0 K: 2 S: 7	H: 0 LOB: 0 BB: 0 P: 7	R: 0 E: 0 K: 0 S: 3	H: 0 LOB: 0 BB: 0 P: 3	R: 0 E: 0 K: 2 S: 7	H: 0 LOB: 0 BB: 0 P: 7	1B: 2 2B: 0 3B: 0 HR: 0	SF: 0 SAC: 0 DP: 1 HBP: 0	WP: 0 PB: 0 SB: 0 CS: 0	PA: 33			
<b>PITCHER</b>	IP WLS BF H R ER SO BB IBB HBP BLK WP HR S P ERA WHIP	4.0 18 0 0 0 5 0 0 0 0 0 0 0 25 25 0.00 0.000																					

Houston Astros @ Atlanta Braves  
Atlanta-Fulton County Stadium, Atlanta, GA  
Fri May 06 1983, 7:05 PM EDT  
Att: 29,956 - Unknown

AB	28
R	0
H	2
RBI	0
BB	5
SO	5
LOB	9





Batter	1	2	3	4	5	6	7	8	9	AB	R	H	RBI	BB	SO	LOB	TOP		
Omar Moreno, L (1,8) OBP: 0.289, SLG: 0.352 Kevin Bass, S (8,8) OBP: 0.308, SLG: 0.405	0-3 K		0-0 3-1 2B	0-0 1-3			0-0 F8		0-0 F8	4	0	1	0	0	1	3			
Tony Scott, S (1,9) OBP: 0.288, SLG: 0.358 Denny Walling, L (7,9) OBP: 0.105, SLG: 0.056	0-0 G3		0-0 3-1 2-3		0-0 F5		0-0 E1			4	0	0	0	0	0	1			
Dickie Thon, R (1,6) OBP: 0.341, SLG: 0.404	0-0 P4		0-0 6-3		0-0 F8		0-0 F4			4	0	0	0	0	0	2			
Phil Garner, R (1,5) OBP: 0.350, SLG: 0.385 Craig Reynolds, L (8,5) OBP: 0.091, SLG: 0.091		0-0 5-3		4-0 1B 1B BB	0-0 6-3			0-0 F6		3	1	0	0	1	0	0			
Jose Cruz, L (1,7) OBP: 0.405, SLG: 0.425		0-0 FC4-6 1B		0-3 K		0-0 3-1		0-0 G5-4-3 1B		4	0	2	0	0	1	1			
Ray Knight, R (1,3) OBP: 0.346, SLG: 0.453		0-0 FC4-6 1B		0-0 BB 1B	0-0 BB 1B	0-0 G3 1B		0-0 G5-4-3 1B		4	0	3	0	0	0	1			
Alan Ashby, S (1,2) OBP: 0.321, SLG: 0.440		0-0 FC4-6 1-2 2-3		0-3 K	0-0 G3 1B	0-0 G3 1B			0-0 6-3	4	0	0	0	0	1	5			
Bill Doran, S (1,4) OBP: 0.327, SLG: 0.263		0-0 4-3		0-0 BB 1B	1-2 2-H	0-0 3-1			4-0 BB	3	0	1	1	1	0	3			
Joe Niekro, R (1,1) OBP: 0.067, SLG: 0.067 Mike Madden, L (3,1) Harry Spilman, L (4, PH) OBP: 0.353, SLG: 0.500 Dave Smith, R (4,1) Tim Tolman, R (9, PH) OBP: 0.143, SLG: 0.571			0-0 F4	4-0 BB	0-3 K			0-0 F6		1	0	0	0	0	0	0			
<b>Inning Stats</b>	R: 0 E: 0 K: 1 S: 5	H: 0 LOB: 0 BB: 0 P: 5	R: 0 E: 0 K: 0 S: 5	H: 2 LOB: 2 BB: 0 P: 5	R: 0 E: 0 K: 0 S: 4	H: 1 LOB: 1 BB: 0 P: 4	R: 1 E: 0 K: 2 S: 9	H: 2 LOB: 3 BB: 2 P: 17	R: 0 E: 0 K: 0 S: 3	H: 0 LOB: 0 BB: 0 P: 3	R: 0 E: 0 K: 1 S: 6	H: 1 LOB: 1 BB: 0 P: 6	R: 0 E: 0 K: 0 S: 3	H: 1 LOB: 0 BB: 0 P: 3	R: 0 E: 0 K: 0 S: 3	H: 0 LOB: 1 BB: 1 P: 7	1B: 6 2B: 1 3B: 0 HR: 0	SF: 0 SAC: 0 DP: 1 HBP: 0	WP: 0 PA: 37 PB: 0 SB: 0 CS: 0
<b>PITCHER</b>	IP WLS BF H R ER SO BB IBB HBP BLK WP HR S P ERA WHIP	7.0 W 30 6 1 1 4 2 0 0 0 0 0 36 44 1.29 1.143	2.0 L 7 1 0 0 0 1 0 0 0 0 0 6 10 0.00 1.000																

Houston Astros @ Atlanta Braves  
Atlanta-Fulton County Stadium, Atlanta, GA  
Sat May 07 1983, 3:33 AM EDT  
Att: 33,612 - Unknown

AB	34
R	1
H	7
RBI	1
BB	3
SO	4
LOB	18



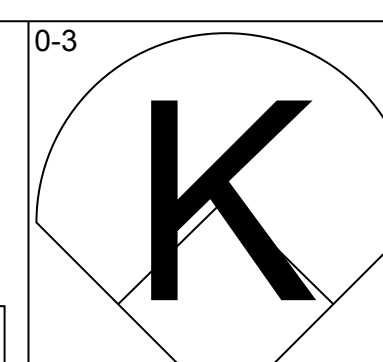
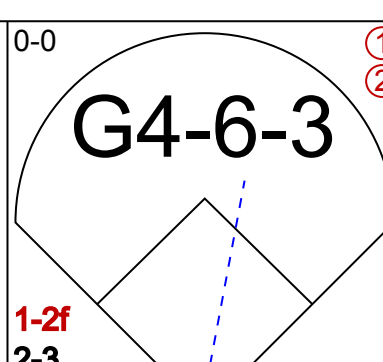
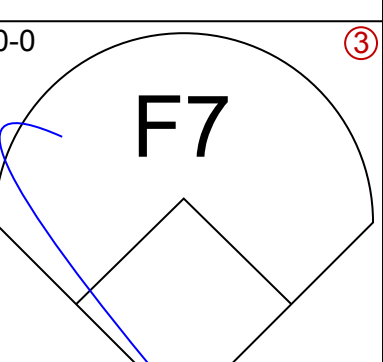
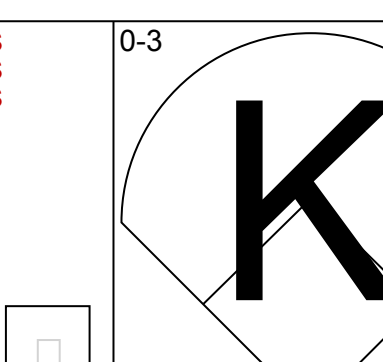
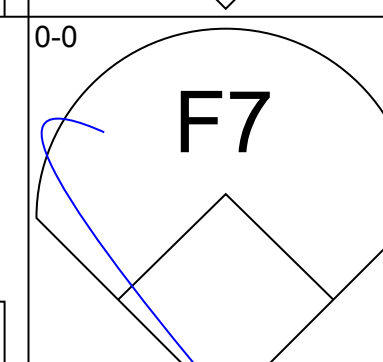
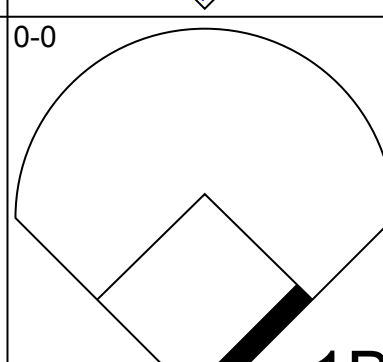
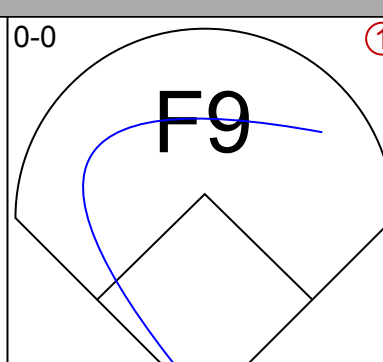
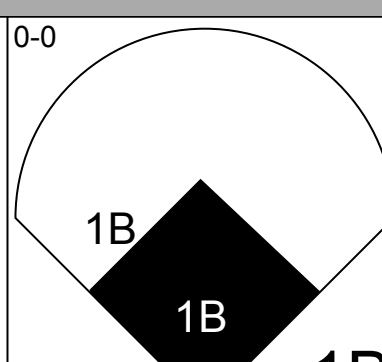
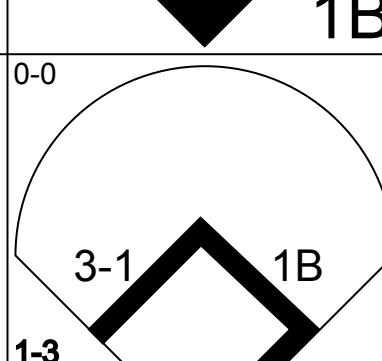
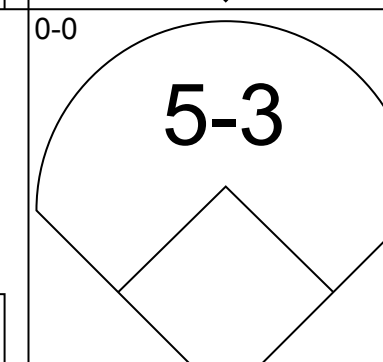
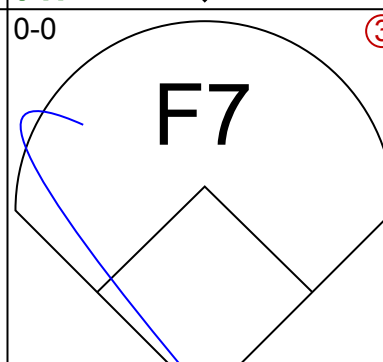
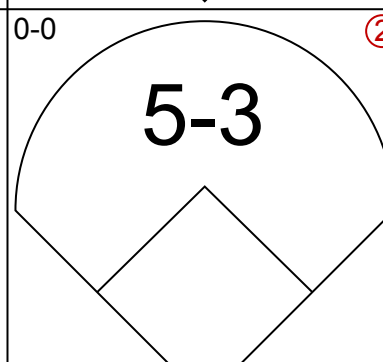
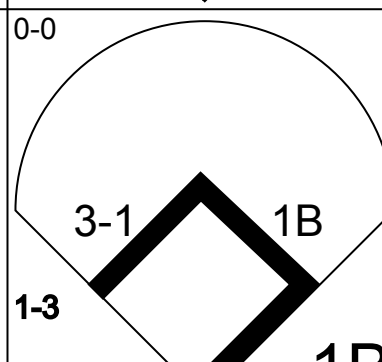
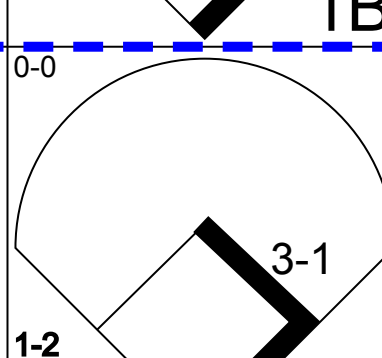
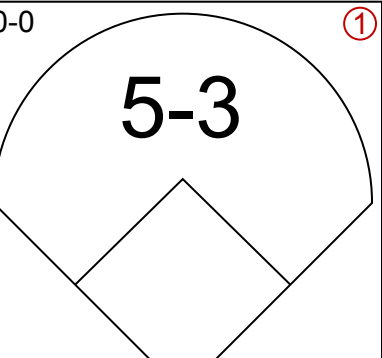
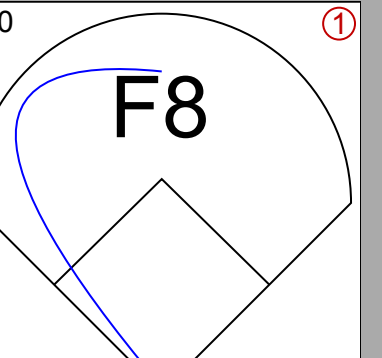
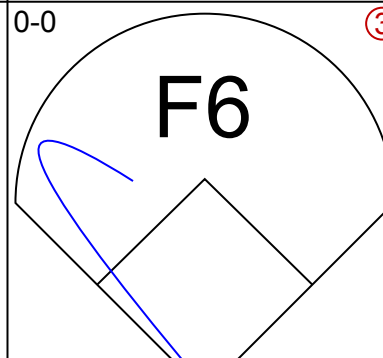
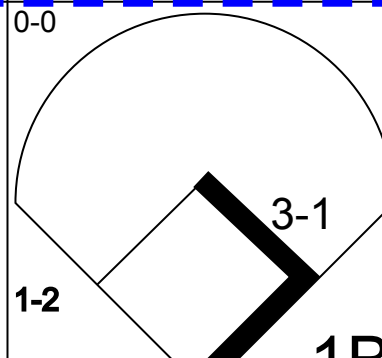
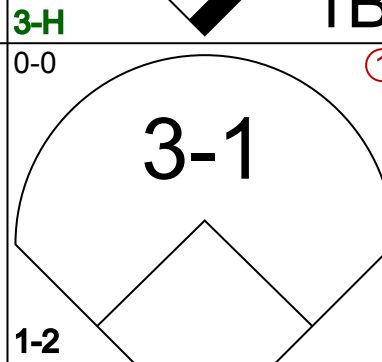
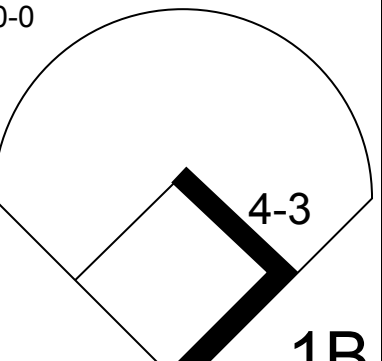
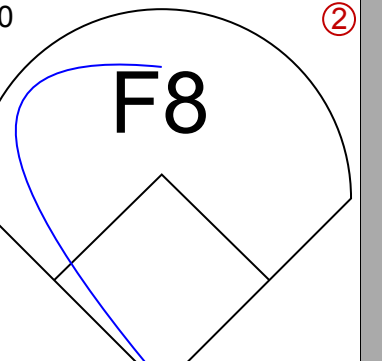
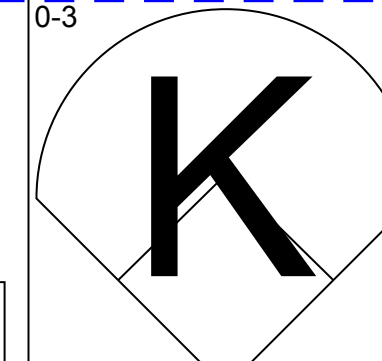
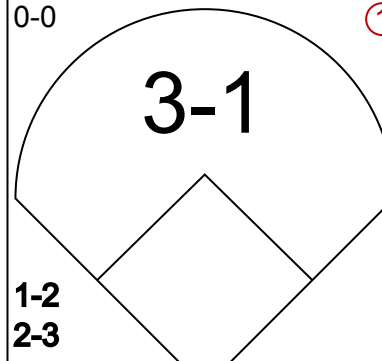
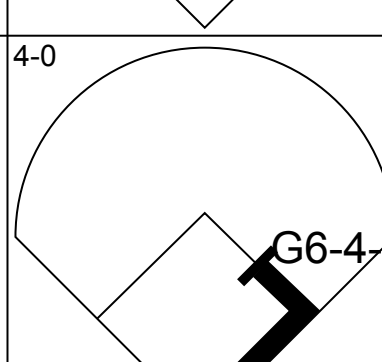
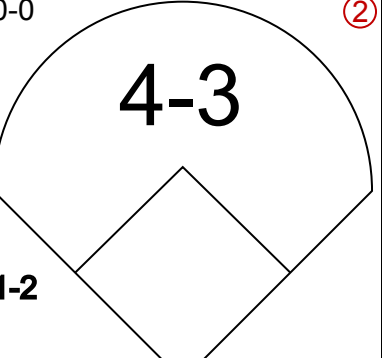
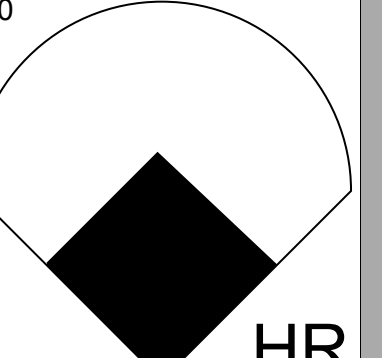
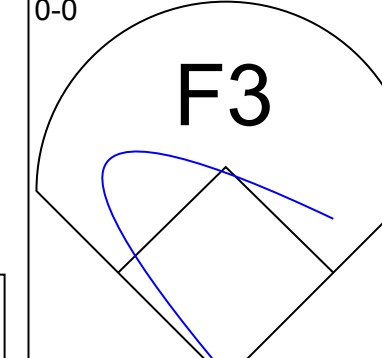
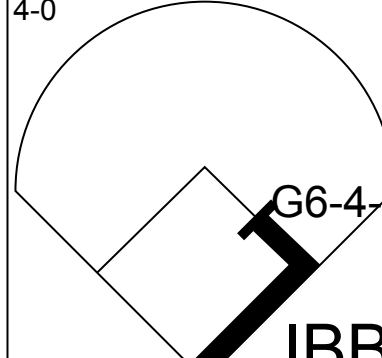
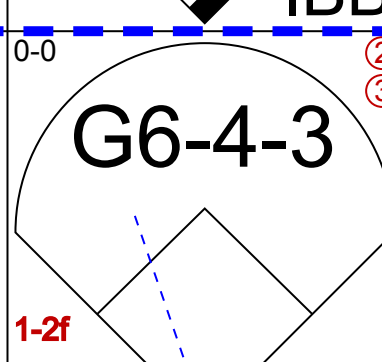
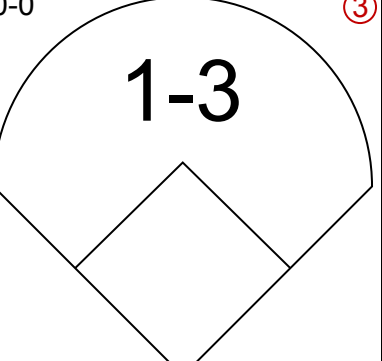
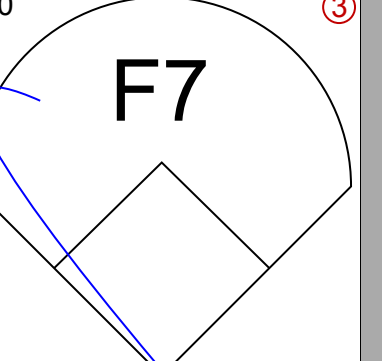
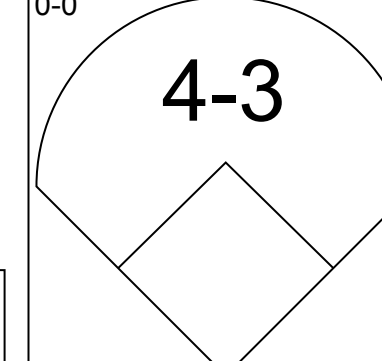
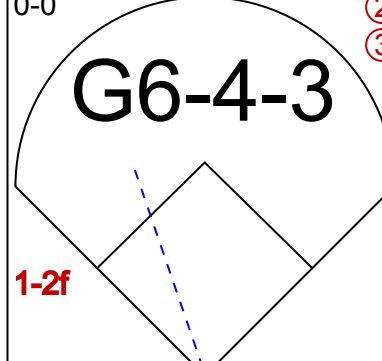

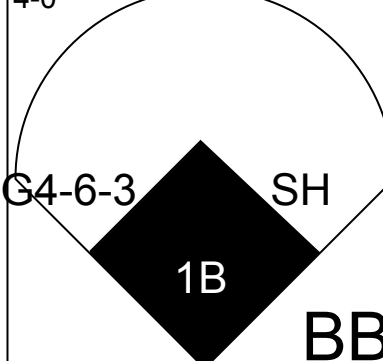
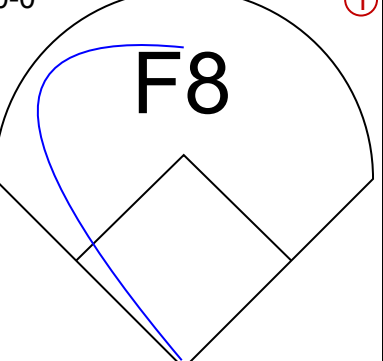
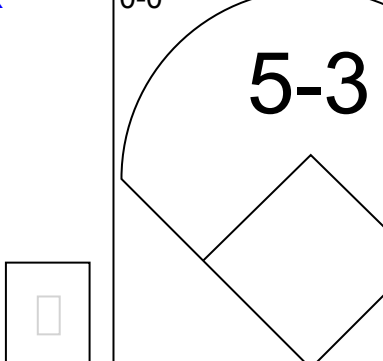
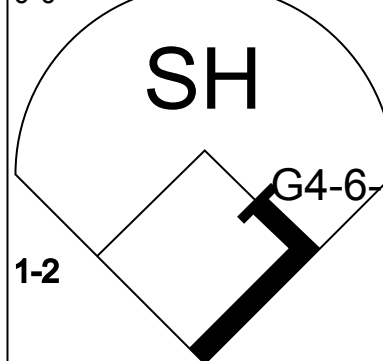
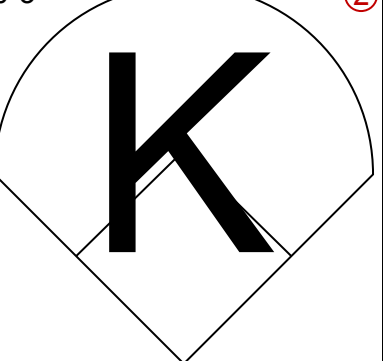
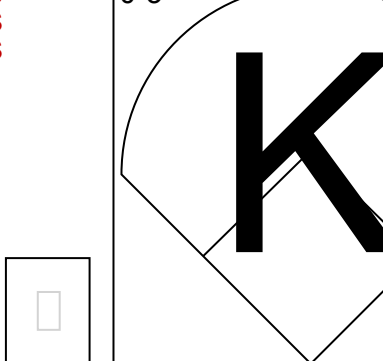

Batter	1	2	3	4	5	6	7	8	9	AB	R	H	RBI	BB	SO	LOB	BOTTOM	
Brett Butler, L (1,8) OBP: 0.313, SLG: 0.295	0-3 K		0-0 1B PB 1B	0-0 F6	0-0 E 1-2 2-H 1B		0-0 F7			5	1	2	1	0	1	0		
Rafael Ramirez, R (1,6) OBP: 0.284, SLG: 0.318 Terry Forster, L (8,1) OBP: 1.000, SLG: 1.500	0-0 S 1B		0-0 F9 1-2	0-0 E 3B	0-0 P4		0-0 F9			5	1	2	0	0	0	3		
Claudell Washington, L (1,9) OBP: 0.303, SLG: 0.367	0-3 K 1-2		0-0 CS S 1B	0-0 FC4 CS	0-0 E7 1-3 2-H 1B		0-0 F9			5	0	2	0	0	1	1		
Dale Murphy, R (1,7) OBP: 0.476, SLG: 0.667 Terry Harper, R (6, PR) OBP: 0.480, SLG: 0.526	0-3 K2-3		4-0 CS 1B BB	4-0 E 1-2 3-H BB	4-0 BB			4-0 FC6-4 E BB		1	1	0	0	3	1	1		
Bob Horner, R (1,5) OBP: 0.333, SLG: 0.495		0-0 HR	4-0 1B BB	0-0 F7	0-0 P4			0-0 E8 FC6-4		4	2	1	1	1	0	5		
Chris Chambliss, L (1,3) OBP: 0.341, SLG: 0.500 Ken Smith, L (6,3) OBP: 0.200, SLG: 0.800	0-0 6-3		0-0 WP 1B 1B	0-0 E 1-3 2-H BB	0-0 G3			0-3 K		3	2	1	1	1	0	3		
Jerry Royster, R (1,4) OBP: 0.250, SLG: 0.182	0-0 F7		4-0 1B BB	0-0 E 1B	0-0 F7			0-0 FC6-4		4	1	1	0	1	0	2		
Bruce Benedict, R (1,2) OBP: 0.446, SLG: 0.459 Larry Owen, R (8,2)		4-0 BB	0-0 E 1B BB	0-0 E 1-2 2-H 3-H 1B	0-0 E 1B			0-0 2-3		3	1	3	3	1	0	0		
Pascual Perez, R (1,1) Randy Johnson, R (8,4) OBP: 0.800, SLG: 1.250	0-0 1-3		0-0 G3	0-0 E 1B E	0-0 E4 1B 1B			0-0 G3-6-3		4	1	0	1	0	0	5		
<b>Inning Stats</b>	R: 0 E: 0 K: 3 S: 10	H: 1 LOB: 1 BB: 0 P: 10	R: 1 E: 0 K: 0 S: 4	H: 1 LOB: 1 BB: 1 P: 8	R: 4 E: 0 K: 0 S: 6	H: 4 LOB: 2 BB: 3 P: 18	R: 1 E: 1 K: 0 S: 4	H: 1 LOB: 1 BB: 1 P: 8	R: 4 E: 2 K: 0 S: 8	H: 4 LOB: 3 BB: 2 P: 16	R: 0 E: 0 K: 0 S: 3	H: 1 LOB: 0 BB: 0 P: 3	R: 0 E: 0 K: 1 S: 6	H: 0 LOB: 2 BB: 1 P: 10	1B: 10 2B: 0 3B: 1 HR: 1	SF: 0 SAC: 0 DP: 1 HBP: 0	WP: 1 PA: 44 PB: 1 SB: 3 CS: 3	
<b>PITCHER</b>	IP WLS BF H R ER SO BB IBB HBP BLK WP HR S P ERA WHIP	2.2 L 17 5 0 0 0 4 0 0 0 0 0 1 1 16.88 3.750	0.1 R 1 0 0 0 0 0 0 0 0 0 0 0 1 0.00 0.000	5.0 R 26 6 5 3 1 4 0 0 0 0 0 0 24 40 5.40 2.000														

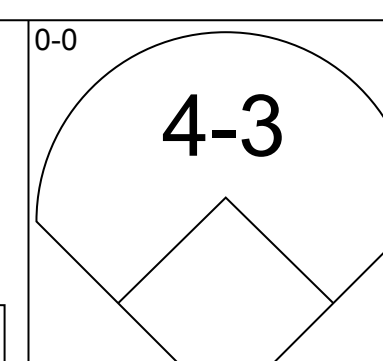
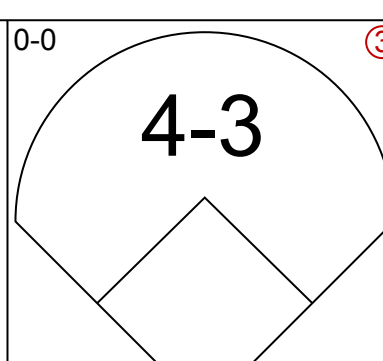
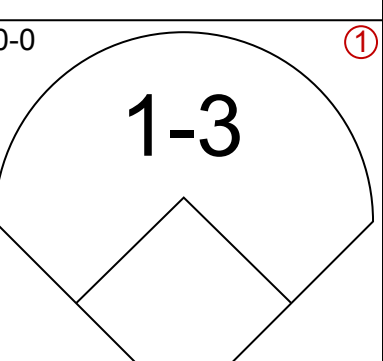
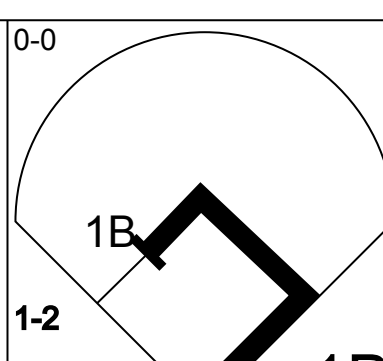
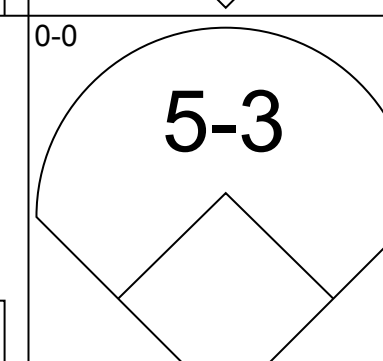
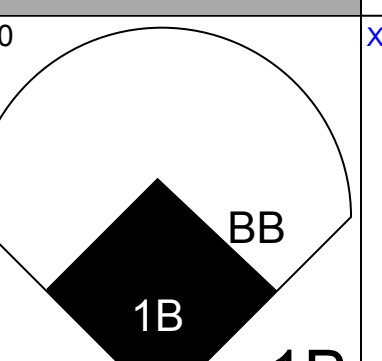
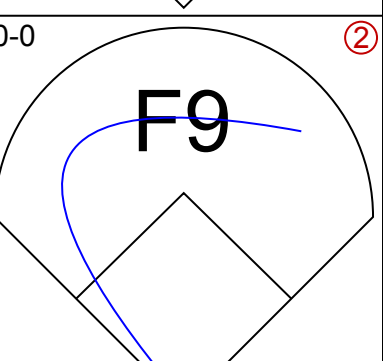
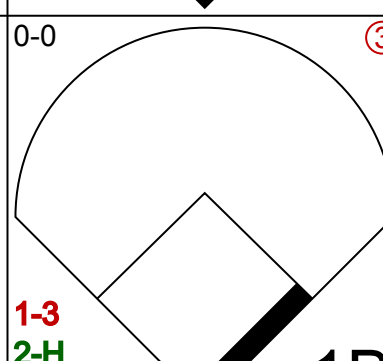

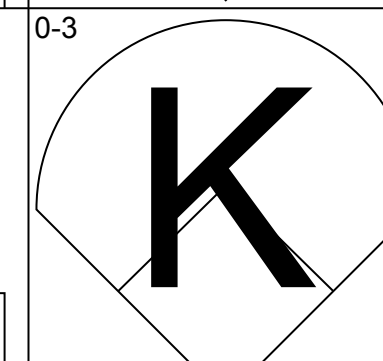
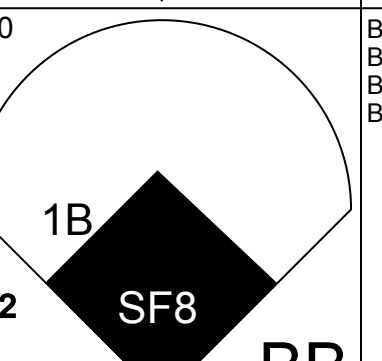
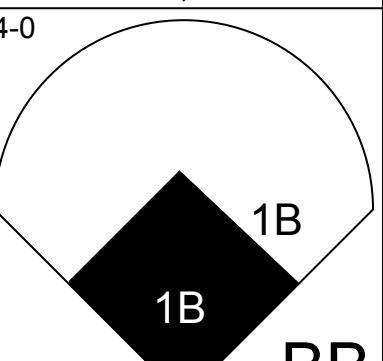

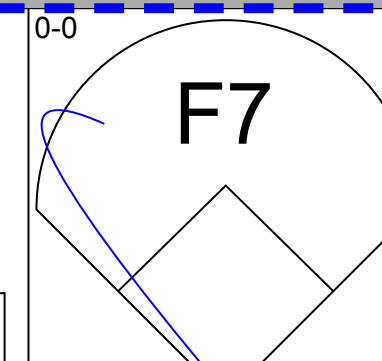
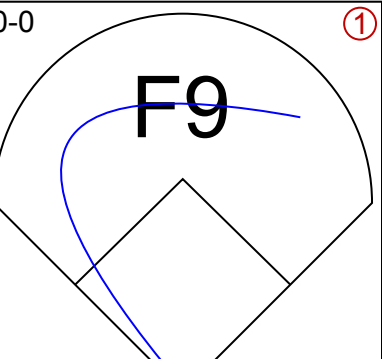
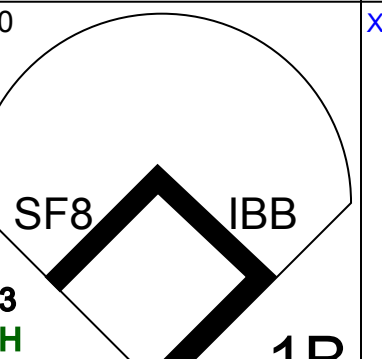
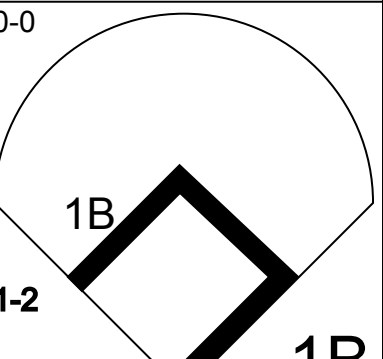

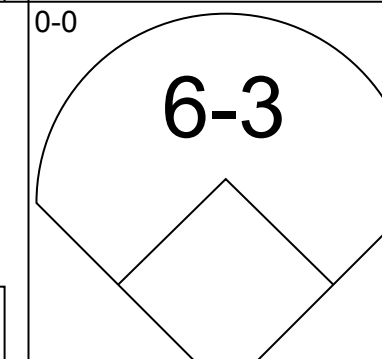
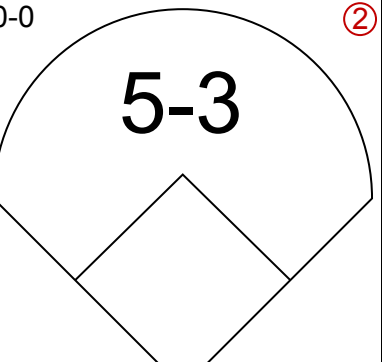
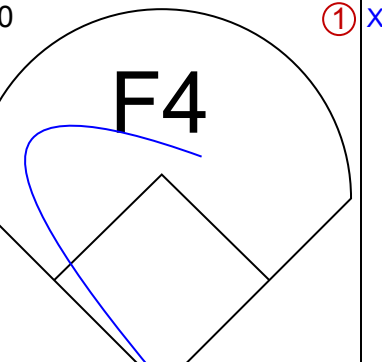
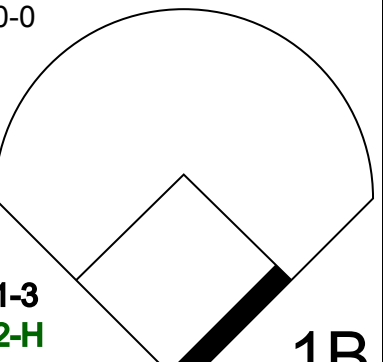

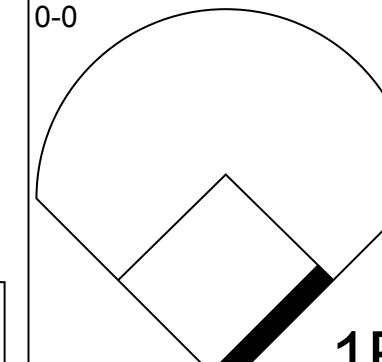
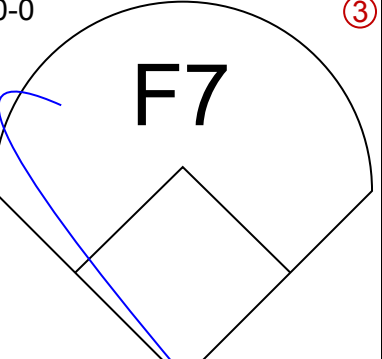
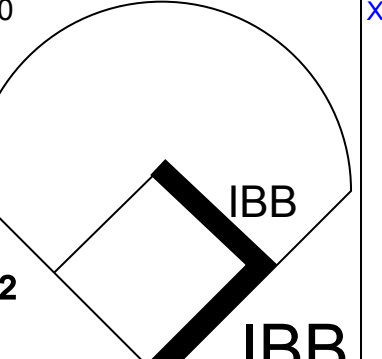
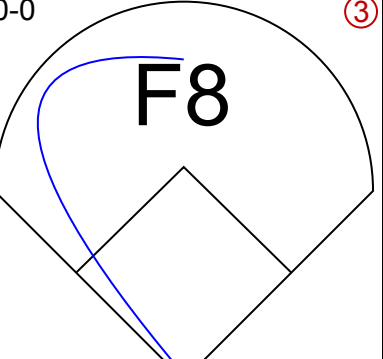

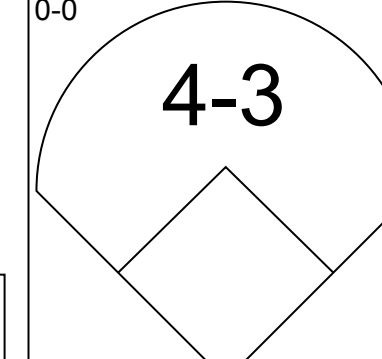
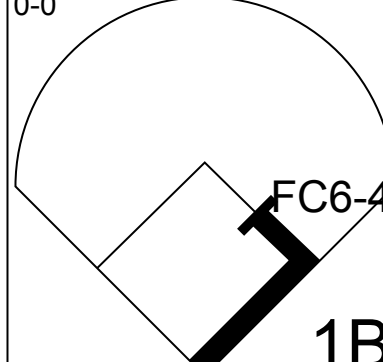
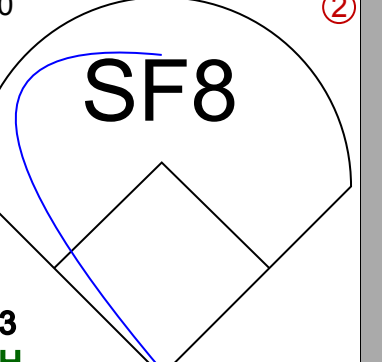
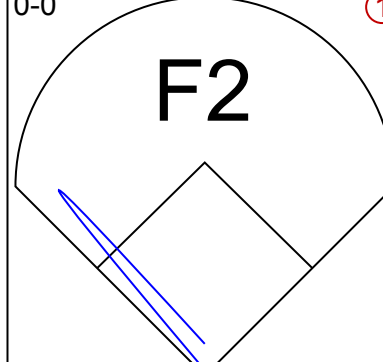
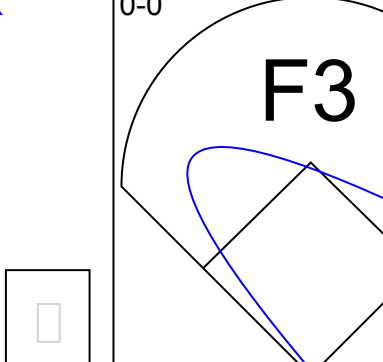
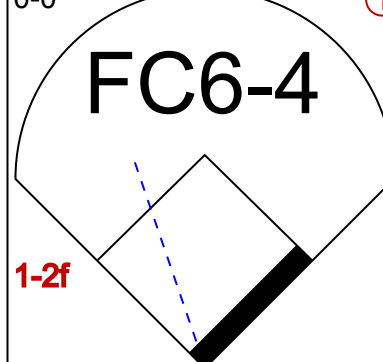
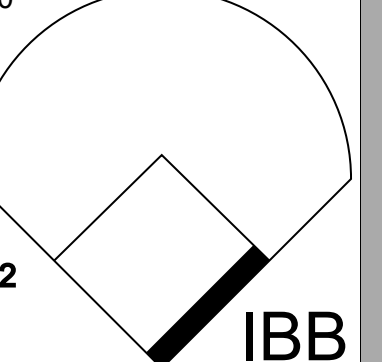

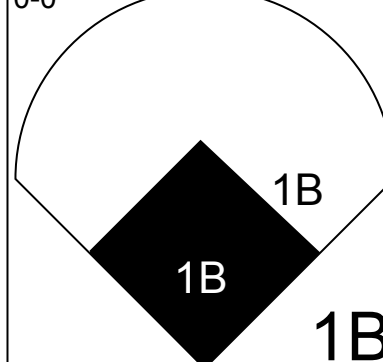
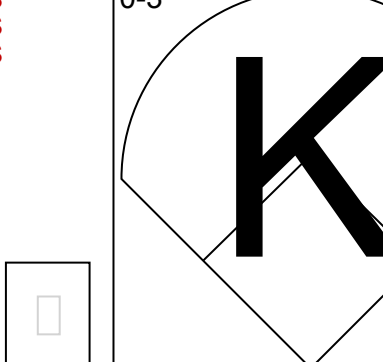
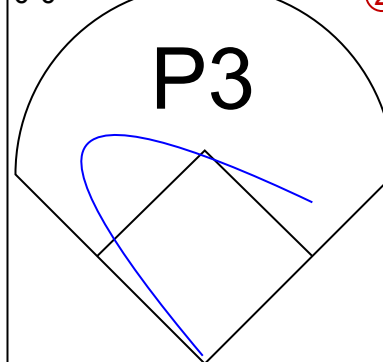
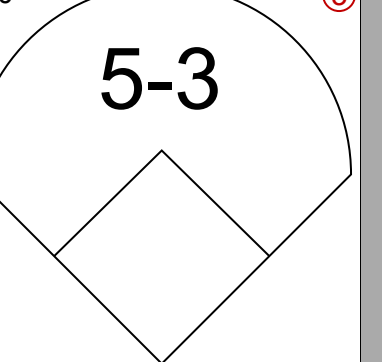
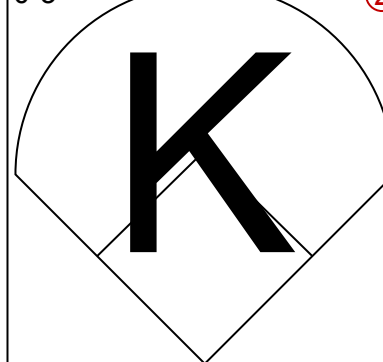
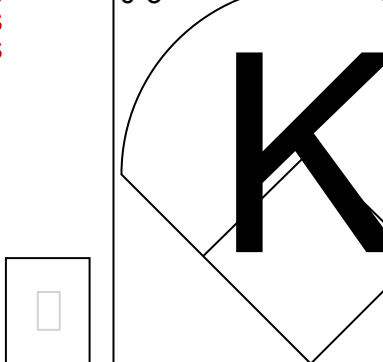
Houston Astros @ Atlanta Braves  
Atlanta-Fulton County Stadium, Atlanta, GA  
Sat May 07 1983, 3:33 AM EDT  
Att: 33,612 - Unknown

AB	36
R	10
H	12
RBI	7
BB	8
SO	4
LOB	24





Batter	1	2	3	4	5	6	7	8	9	AB	R	H	RBI	BB	SO	LOB	TOP				
<b>Omar Moreno, L</b> OBP: 0.280, SLG: 0.341 (1, 8)										4	0	0	0	0	2	2	<b>Houston Astros @ Atlanta Braves</b> Atlanta-Fulton County Stadium, Atlanta, GA Sun May 08 1983, 3:33 AM EDT Att: 20,799 - Unknown <a href="http://livebaseballscorecards.com">livebaseballscorecards.com</a>				
<b>Tony Scott, S</b> OBP: 0.283, SLG: 0.368 (1, 9)										4	1	2	1	0	0	0					
<b>Dickie Thon, R</b> OBP: 0.338, SLG: 0.398 (1, 6)										4	0	1	0	0	0	1					
<b>Phil Garner, R</b> OBP: 0.347, SLG: 0.380 (1, 5)										4	0	1	1	0	0	0					
<b>Jose Cruz, L</b> OBP: 0.400, SLG: 0.418 (1, 7)										4	0	1	0	0	1	2					
<b>Ray Knight, R</b> OBP: 0.351, SLG: 0.480 (1, 3)										3	1	1	1	1	0	1					
<b>Alan Ashby, S</b> OBP: 0.310, SLG: 0.423 (7, 1)										3	0	0	0	0	0	1					
<b>Bill Doran, S</b> OBP: 0.328, SLG: 0.258 (1, 4)										2	1	0	0	1	0	0					
<b>Michael LaCoss, R</b> OBP: 0.118, SLG: 0.063 (1, 1)										1	0	0	0	0	1	0					
<b>Luis Pujols, R</b> OBP: 0.222, SLG: 0.125 (7, 2)										1	0	0	0	0	1	0					
<b>Inning Stats</b>	R: 0 E: 0 K: 1 S: 5	H: 0 LOB: 0 BB: 0 P: 5	R: 0 E: 0 K: 0 S: 4	H: 1 LOB: 1 BB: 0 P: 4	R: 1 E: 0 K: 0 S: 4	H: 1 LOB: 1 BB: 1 P: 8	R: 1 E: 0 K: 0 S: 4	H: 1 LOB: 0 BB: 0 P: 4	R: 0 E: 0 K: 1 S: 5	H: 0 LOB: 0 BB: 0 P: 5	R: 0 E: 0 K: 1 S: 5	H: 0 LOB: 0 BB: 0 P: 5	R: 0 E: 0 K: 2 S: 7	H: 0 LOB: 0 BB: 0 P: 7	R: 1 E: 0 K: 0 S: 5	H: 3 LOB: 2 BB: 1 P: 9		1B: 5 2B: 0 3B: 0 HR: 1	SF: 0 SAC: 1 DP: 2 HBP: 0	WP: 0 PB: 0 SB: 0 CS: 0	PA: 34
<b>PITCHER</b>	IP	WLS	BF	H	R	ER	SO	BB	IBB	HBP	BLK	WP	HR	S	P	ERA		WHIP			
<b>Rick Behenna, R</b> ERA: 1.66 (1, 1)	6.0	W	22	3	2	2	2	1	0	0	0	0	1	25	29	3.00		0.667			
<b>Steve Bedrosian, R</b> ERA: 3.18 (7, 1)	2.0		8	2	1	1	3	0	0	0	0	0	0	14	14	4.50	1.000				
<b>Gene Garber, R</b> ERA: 1.86 (9, 1)	0.1	S	3	1	0	0	0	0	1	0	0	0	0	2	6	0.00	3.000				
<b>Terry Forster, L</b> ERA: (9, 1)	0.2	S	1	0	0	0	0	0	0	0	0	0	0	1	1	0.00	0.000				

Batter	1	2	3	4	5	6	7	8	9	AB	R	H	RBI	BB	SO	LOB	BOTTOM			
<b>Brett Butler, L</b> OBP: 0.310, SLG: 0.293 (1, 8)										4	0	1	0	0	0	1	<b>Houston Astros @ Atlanta Braves</b> Atlanta-Fulton County Stadium, Atlanta, GA Sun May 08 1983, 3:33 AM EDT Att: 20,799 - Unknown <a href="http://livebaseballscorecards.com">livebaseballscorecards.com</a>			
<b>Rafael Ramirez, R</b> OBP: 0.292, SLG: 0.324 (1, 6)										4	1	2	1	0	0	0				
<b>Claudell Washington, L</b> OBP: 0.311, SLG: 0.379 (1, 9)										2	2	0	0	2	1	0				
<b>Dale Murphy, R</b> OBP: 0.477, SLG: 0.659 (1, 7)										4	0	2	1	0	0	0				
<b>Bob Horner, R</b> OBP: 0.339, SLG: 0.495 (1, 5)										4	0	2	1	0	0	2				
<b>Chris Chambliss, L</b> OBP: 0.337, SLG: 0.482 (1, 3)										3	0	0	0	1	0	3				
<b>Glenn Hubbard, R</b> OBP: 0.423, SLG: 0.524 (1, 4)										3	0	1	1	0	0	0				
<b>Bruce Benedict, R</b> OBP: 0.448, SLG: 0.455 (1, 2)										3	1	1	0	1	1	1				
<b>Rick Behenna, R</b> OBP: 0.286, SLG: 0.286 (1, 1)										2	0	0	0	0	0	4				
<b>Ken Smith, L</b> OBP: 0.167, SLG: 0.667 (6, PH)										1	0	0	0	0	1	1				
<b>Steve Bedrosian, R</b> (7, 1)										1	0	0	0	0	1	0				
<b>Gene Garber, R</b> (9, 1)										0	0	0	0	0	0	0				
<b>Terry Forster, L</b> OBP: 1.000, SLG: 1.500 (9, 1)										0	0	0	0	0	0	0				
<b>Inning Stats</b>	R: 0 E: 0 K: 1 S: 5	H: 0 LOB: 0 BB: 0 P: 5	R: 0 E: 0 K: 0 S: 3	H: 0 LOB: 0 BB: 0 P: 3	R: 0 E: 1 K: 0 S: 4	H: 1 LOB: 1 BB: 0 P: 4	R: 2 E: 0 K: 0 S: 5	H: 2 LOB: 3 BB: 3 P: 17	R: 1 E: 0 K: 0 S: 5	H: 2 LOB: 2 BB: 1 P: 9	R: 1 E: 0 K: 1 S: 7	H: 3 LOB: 2 BB: 0 P: 7	R: 0 E: 0 K: 0 S: 4	H: 1 LOB: 1 BB: 0 P: 4	R: 0 E: 0 K: 2 S: 7	H: 0 LOB: 0 BB: 0 P: 7	1B: 9 2B: 0 3B: 0 HR: 0	SF: 1 SAC: 0 DP: 0 HBP: 0	WP: 0 PB: 0 SB: 0 CS: 0	PA: 36
<b>PITCHER</b>	IP	WLS	BF	H	R	ER	SO	BB	IBB	HBP	BLK	WP	HR	S	P	ERA	WHIP			
<b>Michael LaCoss, R</b> ERA: 5.11 (1, 1)	6.0	L	29	8	4	4	2	2	2	0	0	0	0	11	11	6.00	1.667			
<b>Bill Dawley, R</b> ERA: 0.71 (7, 1)	2.0		7	1	0	0	2	0	0	0	0	0	0	11	11	0.00	0.500			

**Houston Astros @ Atlanta Braves**  
 Atlanta-Fulton County Stadium, Atlanta, GA  
 Sun May 08 1983, 3:33 AM EDT  
 Att: 20,799 - Unknown

AB	31
R	3
H	6
RBI	3
BB	2
SO	5
LOB	10



**Houston Astros @ Atlanta Braves**  
 Atlanta-Fulton County Stadium, Atlanta, GA  
 Sun May 08 1983, 3:33 AM EDT  
 Att: 20,799 - Unknown

AB	31
R	4
H	9
RBI	4
BB	4
SO	4
LOB	12





Batter	1	2	3	4	5	6	7	8	9	AB	R	H	RBI	BB	SO	LOB	TOP		
Tim Raines, S OBP: 0.351, SLG: 0.333	F7	F9																	
Warren Cromartie, L OBP: 0.466, SLG: 0.458	FC1-4																		
Andre Dawson, R OBP: 0.369, SLG: 0.670	FC1-4																		
Al Oliver, L OBP: 0.327, SLG: 0.436	PO																		
Terry Francona, L OBP: 0.200, SLG: 0.240	PO																		
Gary Carter, R OBP: 0.297, SLG: 0.476																			
Tim Lincecum, R OBP: 0.315, SLG: 0.488																			
Chris Speier, R OBP: 0.308, SLG: 0.261																			
Bryan Little, S OBP: 0.341, SLG: 0.307																			
Steve Rogers, R OBP: 0.158, SLG: 0.111																			
<b>Inning Stats</b>	R: 0 E: 0 K: 0 S: 3	H: 1 LOB: 0 BB: 0 P: 3	R: 2 E: 0 K: 1 S: 8	H: 3 LOB: 2 BB: 1 P: 12	R: 0 E: 0 K: 0 S: 4	H: 1 LOB: 1 BB: 0 P: 4	R: 0 E: 0 K: 0 S: 3	H: 2 LOB: 2 BB: 1 P: 3	R: 1 E: 0 K: 0 S: 5	H: 0 LOB: 0 BB: 0 P: 3	R: 0 E: 0 K: 1 S: 6	H: 1 LOB: 1 BB: 0 P: 6	R: 1 E: 0 K: 1 S: 7	H: 2 LOB: 2 BB: 0 P: 11	R: 1 E: 1 K: 0 S: 5	H: 2 LOB: 1 BB: 0 P: 5	1B: 11 2B: 1 3B: 0 HR: 1	SF: 1 SAC: 0 DP: 3 HBP: 0	WP: 0 PA: 42 PB: 0 SB: 1 CS: 0
<b>PITCHER</b>	IP WLS BF H R ER SO BB IBB HBP BLK WP HR S P ERA WHIP																		
Rick Camp, R ERA: 3.14	(1, 1)	7.1 L 33 11 4 4 2 2 2 0 0 0 0 1 35 43 4.91 1.773																	
Gene Garber, R ERA: 2.38	(8, 1)	1.2 8 2 1 1 1 0 1 0 0 0 0 0 9 13 5.40 1.200																	

**Montreal Expos @ Atlanta Braves**  
Atlanta-Fulton County Stadium, Atlanta, GA  
Mon May 09 1983, 7:05 PM EDT  
Att: 16,231 - Unknown

AB 37  
R 5  
H 13  
RBI 5  
BB 3  
SO 3  
LOB 24




Batter	1	2	3	4	5	6	7	8	9	AB	R	H	RBI	BB	SO	LOB	BOTTOM				
Claudell Washington, L OBP: 0.299, SLG: 0.364	4-3																				
Rafael Ramirez, R OBP: 0.291, SLG: 0.322	4-3																				
Dale Murphy, R OBP: 0.469, SLG: 0.641	F7																				
Bob Horner, R OBP: 0.345, SLG: 0.500																					
Chris Chambliss, L OBP: 0.354, SLG: 0.547																					
Terry Harper, R OBP: 0.414, SLG: 0.435																					
Glenn Hubbard, R OBP: 0.420, SLG: 0.518																					
Gene Garber, R ERA: 2.38																					
Bruce Benedict, R OBP: 0.434, SLG: 0.438																					
Rick Camp, R OBP: 0.111, SLG: 0.125																					
Jerry Royster, R OBP: 0.231, SLG: 0.167																					
<b>Inning Stats</b>	R: 0 E: 0 K: 0 S: 3	H: 0 LOB: 0 BB: 0 P: 3	R: 0 E: 0 K: 1 S: 5	H: 0 LOB: 1 BB: 1 P: 9	R: 0 E: 0 K: 0 S: 3	H: 0 LOB: 0 BB: 0 P: 3	R: 1 E: 0 K: 0 S: 5	H: 2 LOB: 2 BB: 1 P: 9	R: 0 E: 0 K: 0 S: 3	H: 0 LOB: 0 BB: 0 P: 3	R: 0 E: 0 K: 0 S: 3	H: 1 LOB: 0 BB: 0 P: 3	R: 1 E: 0 K: 1 S: 6	H: 2 LOB: 0 BB: 0 P: 6	R: 0 E: 0 K: 0 S: 3	H: 0 LOB: 0 BB: 0 P: 3	R: 1 E: 0 K: 1 S: 6	H: 1 LOB: 0 BB: 0 P: 6	1B: 3 2B: 1 3B: 1 HR: 1	SF: 0 SAC: 0 DP: 2 HBP: 0	WP: 1 PA: 33 PB: 0 SB: 0 CS: 0
<b>PITCHER</b>	IP WLS BF H R ER SO BB IBB HBP BLK WP HR S P ERA WHIP																				
Steve Rogers, R ERA: 2.85	(1, 1)	9.0 W 33 6 3 3 3 2 0 0 0 1 1 37 45 3.00 0.889																			


**Montreal Expos @ Atlanta Braves**  
Atlanta-Fulton County Stadium, Atlanta, GA  
Mon May 09 1983, 7:05 PM EDT  
Att: 16,231 - Unknown

AB 31  
R 3  
H 6  
RBI 2  
BB 2  
SO 3  
LOB 11





Batter	1	2	3	4	5	6	7	8	9	AB	R	H	RBI	BB	SO	LOB	TOP			
Tim Raines, S OBP: 0.357, SLG: 0.333 (1, 7)	FC3-6 E BB		6-3			F7		FC1-4 1B		3	0	1	2	1	0	0	<p><b>Montreal Expos @ Atlanta Braves</b> Atlanta-Fulton County Stadium, Atlanta, GA Tue May 10 1983, 7:05 PM EDT Att: 16,977 - Unknown</p> <p>livebaseballscores.com</p> <p>AB 33 R 2 H 5 RBI 2 BB 1 SO 3 LOB 14</p> 			
Warren Cromartie, L OBP: 0.359, SLG: 0.456 Jim Wohlford, R OBP: 0.353, SLG: 0.529 Doug Flynn, R OBP: 0.250, SLG: 0.289 (1, 9) (8, PH) (8, 4)	E6 FC3-6		4-3			4-1		FC1-4 1B		3	0	0	0	0	0	1				
Andre Dawson, R OBP: 0.355, SLG: 0.643 (1, 8)	FC3-6 1-3 1-2 2-3			F4			F3	FC1-4 FC4-6		4	0	0	0	0	0	4				
Al Oliver, L OBP: 0.314, SLG: 0.418 Ray Burris, R (8, 1)	1-3 1-2			4-3			4-3	FC4-6		4	0	0	0	0	0	4				
Gary Carter, R OBP: 0.295, SLG: 0.478 (1, 2)	F5			K					F6	4	0	1	0	0	1	2				
Tim Lincecum, R OBP: 0.302, SLG: 0.467 (1, 5)		5-3							F9	4	0	0	0	0	1	1				
Chris Speier, R OBP: 0.286, SLG: 0.240 Terry Francona, L OBP: 0.222, SLG: 0.259 (8, PH) (8, 3)	F3					1-4-3		4-3 1B 1B	5-3	2	0	0	0	0	0	0				
Bryan Little, S OBP: 0.341, SLG: 0.308 (8, 6)	6-3					F8		4-3 1B 1B		3	1	1	0	0	0	0				
Scott Sanderson, R OBP: 0.182, SLG: 0.273 Bryn Smith, R Jerry White, S (8, PH) (8, 9)			K			F8		4-3		2	0	0	0	0	1	0				
								1-2 2-3		0	0	0	0	0	0	0				
										1	0	0	0	0	0	2				
<b>Inning Stats</b>	R: 0 E: 1 K: 0 S: 4	H: 0 LOB: 2 BB: 1 P: 8	R: 0 E: 0 K: 0 S: 3	H: 0 LOB: 0 BB: 0 P: 3	R: 0 E: 0 K: 1 S: 5	H: 0 LOB: 0 BB: 0 P: 5	R: 0 E: 0 K: 1 S: 5	H: 0 LOB: 0 BB: 0 P: 5	R: 0 E: 0 K: 0 S: 3	H: 0 LOB: 0 BB: 0 P: 3	R: 0 E: 0 K: 0 S: 6	H: 1 LOB: 1 BB: 0 P: 6	R: 2 E: 0 K: 0 S: 7	H: 4 LOB: 2 BB: 0 P: 7	R: 0 E: 0 K: 0 S: 3	H: 0 LOB: 0 BB: 0 P: 3	1B: 4 2B: 1 3B: 0 HR: 0	SF: 0 SAC: 0 DP: 0 HBP: 0	WP: 0 PB: 0 CS: 0	PA: 34
<b>PITCHER</b>	IP WLS BF H R ER SO BB IBB HBP BLK WP HR S P ERA WHIP																			
Craig McMurry, R ERA: 2.75 (1, 1)	7.1 W 28 4 2 2 3 1 0 0 0 0 0 0 33 37 2.46 0.682																			
Terry Forster, L ERA: (8, 1)	0.0 1 1 0 0 0 0 0 0 0 0 0 0 1 1 ∞ ∞																			
Steve Bedrosian, R ERA: 2.89 (8, 1)	1.2 S 5 0 0 0 0 0 0 0 0 0 0 0 5 5 0.00 0.000																			

Batter	1	2	3	4	5	6	7	8	9	AB	R	H	RBI	BB	SO	LOB	BOTTOM			
Claudell Washington, L OBP: 0.303, SLG: 0.396 Brett Butler, L OBP: 0.304, SLG: 0.287 (1, 9) (8, PH) (7, 8)	HR		F8			4-3	6-3			2	1	1	1	0	0	0	<p><b>Montreal Expos @ Atlanta Braves</b> Atlanta-Fulton County Stadium, Atlanta, GA Tue May 10 1983, 7:05 PM EDT Att: 16,977 - Unknown</p> <p>livebaseballscores.com</p> <p>AB 27 R 4 H 6 RBI 4 BB 3 SO 4 LOB 7</p> 			
Rafael Ramirez, R OBP: 0.288, SLG: 0.314 (1, 6)	6-3		F9			F7		CS BB		3	0	0	0	1	0	0				
Dale Murphy, R OBP: 0.453, SLG: 0.615 (7, 7)	4-3			K		4-3		F9		4	0	0	0	0	1	1				
Bob Horner, R OBP: 0.342, SLG: 0.490 (1, 5)	F3			K				F9		4	1	1	0	0	1	1				
Chris Chambliss, L OBP: 0.343, SLG: 0.528 (1, 3)		F6		6-3		F7		CS		3	0	0	0	0	0	1				
Terry Harper, R OBP: 0.438, SLG: 0.440 (7, 9)		K				CS 1B		3B BB		2	1	1	0	1	1	0				
Glenn Hubbard, R OBP: 0.427, SLG: 0.545 (1, 4)		E8 1B				K		SH3 3B		3	1	2	2	0	1	1				
Bruce Benedict, R OBP: 0.441, SLG: 0.439 (1, 2)		F9						SH3 IBB		2	0	1	0	1	0	1				
Craig McMurry, R OBP: 0.083, SLG: 0.083 Terry Forster, L OBP: 1.000, SLG: 1.500 Steve Bedrosian, R (1, 1) (8, 1) (8, 1)			F9			F9		SH3		2	0	0	1	0	0	1				
								1-2 3H		0	0	0	0	0	0	0				
										0	0	0	0	0	0	0				
<b>Inning Stats</b>	R: 1 E: 0 K: 0 S: 4	H: 1 LOB: 0 BB: 0 P: 4	R: 0 E: 1 K: 1 S: 6	H: 1 LOB: 1 BB: 0 P: 6	R: 0 E: 0 K: 0 S: 3	H: 0 LOB: 0 BB: 0 P: 3	R: 0 E: 0 K: 2 S: 7	H: 0 LOB: 0 BB: 0 P: 7	R: 0 E: 0 K: 1 S: 6	H: 2 LOB: 1 BB: 0 P: 6	R: 0 E: 0 K: 0 S: 3	H: 0 LOB: 0 BB: 0 P: 3	R: 3 E: 0 K: 0 S: 5	H: 2 LOB: 1 BB: 2 P: 13	R: 0 E: 0 K: 0 S: 2	H: 0 LOB: 0 BB: 1 P: 6	1B: 4 2B: 1 3B: 1 HR: 1	SF: 0 SAC: 1 DP: 1 HBP: 0	WP: 0 PB: 0 CS: 2	PA: 32
<b>PITCHER</b>	IP WLS BF H R ER SO BB IBB HBP BLK WP HR S P ERA WHIP																			
Scott Sanderson, R ERA: 4.55 (7, 1)	6.1 L 25 6 4 4 4 1 0 0 0 0 0 0 32 36 5.68 1.105																			
Bryn Smith, R ERA: 3.86 (8, 1)	0.2 3 0 0 0 0 0 0 1 0 0 0 0 2 6 0.00 0.000																			
Ray Burris, R ERA: 3.38 (8, 1)	1.0 3 0 0 0 0 0 1 0 0 0 0 0 2 6 0.00 1.000																			











Batter	1	2	3	4	5	6	7	8	9	AB	R	H	RBI	BB	SO	LOB	TOP		
<b>Claudell Washington, L</b> OBP: 0.309, SLG: 0.386 (1, 9)	F7			K		6-3		1B		4	0	1	0	0	1	0	<b>Atlanta Braves @ Houston Astros</b> Astrodome, Houston, TX Fri May 13 1983, 8:05 PM EDT Att. 17,757 - Dome		
<b>Rafael Ramirez, R</b> OBP: 0.289, SLG: 0.300 (1, 6)	4-3			K		1-3		G3		4	0	0	0	0	1				
<b>Dale Murphy, R</b> OBP: 0.435, SLG: 0.627 (1, 8)	5-3			HR			F4		F8 S 4-3 1B	4	2	2	1	0	0				
<b>Chris Chambliss, L</b> OBP: 0.319, SLG: 0.475 (1, 3)		F8		4-3			F8 1B 1B		F8 1-3 1B	4	0	1	0	0	0	1			
<b>Terry Harper, R</b> OBP: 0.435, SLG: 0.421 (1, 7)		CS HBP			G6-4-3 1B 1B		1-2 1B		4-3	3	0	2	1	0	0	0			
<b>Glenn Hubbard, R</b> OBP: 0.405, SLG: 0.505 (1, 4)		F9 1-2			G6-4-3 1B		F8 2-3		6-3 3-H 0-0	4	0	1	0	0	0	3			
<b>Jerry Royster, R</b> OBP: 0.190, SLG: 0.150 (1, 5)			F7		G6-4-3 1-2 2-3		F8			3	0	0	0	0	0	4			
<b>Bruce Benedict, R</b> OBP: 0.407, SLG: 0.409 (1, 2)			1-3		5-3			6-3		3	0	0	0	0	0	1			
<b>Rick Behenna, R</b> OBP: 0.296, SLG: 0.250 (3, 1) <b>Rick Mahler, R</b> OBP: 0.291, SLG: 0.150 (6, Ph) <b>Ken Smith, L</b> OBP: 0.242, SLG: 0.071 (6, Ph) <b>Terry Forster, L</b> OBP: 0.301, SLG: 0.269 (8, Ph) <b>Brett Butler, L</b> OBP: 0.291, SLG: 0.269 (8, Ph) <b>Steve Bedrosian, R</b> OBP: 0.291, SLG: 0.269 (8, Ph)			4-3		5-3			4-3		1	0	0	0	0	0	0			
<b>Inning Stats</b>	R: 0 E: 0 K: 0 S: 3	H: 0 LOB: 0 BB: 0 P: 3	R: 0 E: 0 K: 0 S: 2	H: 0 LOB: 0 BB: 0 P: 3	R: 0 E: 0 K: 0 S: 3	H: 0 LOB: 0 BB: 0 P: 3	R: 1 E: 0 K: 2 S: 8	H: 1 LOB: 0 BB: 0 P: 8	R: 0 E: 0 K: 0 S: 4	H: 2 LOB: 1 BB: 0 P: 4	R: 0 E: 0 K: 0 S: 5	H: 2 LOB: 2 BB: 0 P: 5	R: 0 E: 0 K: 0 S: 4	H: 1 LOB: 1 BB: 0 P: 4	R: 1 E: 0 K: 0 S: 4	H: 1 LOB: 0 BB: 0 P: 4		1B: 6 2B: 0 3B: 0 HR: 1	SF: 0 SAC: 0 DP: 1 HBP: 1
<b>PITCHER</b> <b>Michael LaCoss, R</b> ERA: 4.63 (1, 1)	IP: 9.0 WLS: W BF: 33 H: 7 R: 2 ER: 2 SO: 2 BB: 0 IBB: 0 HBP: 1 BLK: 0 WP: 0 HR: 1 S: 36 P: 37 ERA: 2.00 WHIP: 0.778															<b>PITCHER</b> <b>Michael LaCoss, R</b> ERA: 4.63 (1, 1)	IP: 9.0 WLS: W BF: 33 H: 7 R: 2 ER: 2 SO: 2 BB: 0 IBB: 0 HBP: 1 BLK: 0 WP: 0 HR: 1 S: 36 P: 37 ERA: 2.00 WHIP: 0.778		

Batter	1	2	3	4	5	6	7	8	9	AB	R	H	RBI	BB	SO	LOB	BOTTOM		
<b>Omar Moreno, L</b> OBP: 0.301, SLG: 0.366 (1, 8)	4-3	F8		F9 E 1B			4-3			4	0	1	0	0	0	0	<b>Atlanta Braves @ Houston Astros</b> Astrodome, Houston, TX Fri May 13 1983, 8:05 PM EDT Att. 17,757 - Dome		
<b>Terry Puhl, L</b> OBP: 0.250, SLG: 0.236 (1, 9)	2B 1B	BLK 2B 1B		F9 1-3			4-3			4	2	2	0	0	0	1			
<b>Dickie Thon, R</b> OBP: 0.344, SLG: 0.409 (1, 6)	BLK 1H 1B 2B	1H 2B		6-3			6-3			4	1	2	2	0	0	1			
<b>Phil Garner, R</b> OBP: 0.349, SLG: 0.386 (1, 5)	2-3 1B BB		K		5-3			4-3 S 1B		3	1	1	0	1	1	1			
<b>Jose Cruz, L</b> OBP: 0.401, SLG: 0.423 (1, 7)	1B 1-3 1B		G3 S 1B		F7		4-3		4-3 1-3	4	1	2	1	0	0	1			
<b>Harry Spillman, L</b> OBP: 0.333, SLG: 0.444 (1, 3)	1-3 2H 1B		G3		F8		L3			4	0	1	1	0	0	2			
<b>Alan Ashby, S</b> OBP: 0.304, SLG: 0.424 (1, 2)	1-3 3H 1B		4-3		5-3			F9		4	0	0	1	0	0	3			
<b>Bill Doran, S</b> OBP: 0.353, SLG: 0.283 (1, 4)	L4		K		F7					3	0	0	0	0	1	2			
<b>Michael LaCoss, R</b> OBP: 0.100, SLG: 0.053 (1, 1)		F7		F8		K				3	0	0	0	0	1	0			
<b>Inning Stats</b>	R: 4 E: 0 K: 0 S: 7	H: 4 LOB: 1 BB: 1 P: 11	R: 1 E: 0 K: 1 S: 7	H: 2 LOB: 1 BB: 0 P: 7	R: 0 E: 0 K: 1 S: 6	H: 1 LOB: 1 BB: 0 P: 6	R: 0 E: 1 K: 0 S: 4	H: 1 LOB: 1 BB: 0 P: 4	R: 0 E: 0 K: 0 S: 5	H: 0 LOB: 0 BB: 0 P: 5	R: 0 E: 0 K: 0 S: 3	H: 0 LOB: 0 BB: 0 P: 3	R: 0 E: 0 K: 0 S: 4	H: 1 LOB: 1 BB: 0 P: 4	R: 0 E: 0 K: 0 S: 4	H: 0 LOB: 0 BB: 0 P: 4		1B: 7 2B: 2 3B: 0 HR: 0	SF: 0 SAC: 0 DP: 0 HBP: 0
<b>PITCHER</b> <b>Rick Behenna, R</b> ERA: 3.42 (3, 1) <b>Rick Mahler, R</b> ERA: 5.54 (6, 1) <b>Terry Forster, L</b> ERA: 1.38 (8, 1) <b>Steve Bedrosian, R</b> ERA: 3.68 (8, 1)	IP: 2.0 WLS: L BF: 14 H: 7 R: 5 ER: 5 SO: 1 BB: 1 IBB: 0 HBP: 0 BLK: 0 WP: 0 HR: 0 S: 15 P: 19 ERA: 22.50 WHIP: 4.000															<b>PITCHER</b> <b>Rick Behenna, R</b> ERA: 3.42 (3, 1) <b>Rick Mahler, R</b> ERA: 5.54 (6, 1) <b>Terry Forster, L</b> ERA: 1.38 (8, 1) <b>Steve Bedrosian, R</b> ERA: 3.68 (8, 1)	IP: 2.0 WLS: L BF: 14 H: 7 R: 5 ER: 5 SO: 1 BB: 1 IBB: 0 HBP: 0 BLK: 0 WP: 0 HR: 0 S: 15 P: 19 ERA: 22.50 WHIP: 4.000		









Batter	1	2	3	4	5	6	7	8	9	AB	R	H	RBI	BB	SO	LOB	TOP								
<b>Brett Butler, L</b> OBP: 0.298, SLG: 0.269 (1, 8)										4	2	1	0	2	2	2									
<b>Rafael Ramirez, R</b> OBP: 0.297, SLG: 0.302 (1, 6)										5	1	2	0	0	1	3									
<b>Terry Harper, R</b> OBP: 0.411, SLG: 0.438 (1, 7)										5	1	2	4	0	0	2									
<b>Dale Murphy, R</b> OBP: 0.433, SLG: 0.627 (1, 9)										3	1	0	0	2	0	2									
<b>Bob Watson, R</b> OBP: 0.500, SLG: 0.591 <b>Ken Smith, L</b> OBP: 0.250, SLG: 0.571 (9, 3)										5	1	3	1	0	0	3									
<b>Glenn Hubbard, R</b> OBP: 0.395, SLG: 0.486 <b>Randy Johnson, R</b> OBP: 0.714, SLG: 1.000 (7, 4)										4	0	1	2	0	0	2									
<b>Jerry Royster, R</b> OBP: 0.267, SLG: 0.214 (1, 5)										5	1	2	0	0	1	2									
<b>Bruce Benedict, R</b> OBP: 0.418, SLG: 0.410 (1, 2)										5	2	3	1	0	0	2									
<b>Craig McMurtry, R</b> OBP: 0.063, SLG: 0.063 <b>Rick Mahler, R</b> (8, 1)										4	0	0	0	0	2	5									
<b>Inning Stats</b>	R: 0 E: 0 K: 0 S: 4	H: 1 LOB: 1 BB: 0 P: 4	R: 7 E: 1 K: 1 S: 12	H: 6 LOB: 2 BB: 2 P: 20	R: 1 E: 0 K: 2 S: 10	H: 3 LOB: 3 BB: 1 P: 14	R: 0 E: 0 K: 1 S: 5	H: 0 LOB: 0 BB: 0 P: 5	R: 1 E: 0 K: 0 S: 4	H: 1 LOB: 1 BB: 1 P: 8	R: 0 E: 0 K: 0 S: 5	H: 2 LOB: 2 BB: 0 P: 5	R: 0 E: 0 K: 1 S: 5	H: 0 LOB: 0 BB: 0 P: 5	R: 0 E: 0 K: 1 S: 5	H: 0 LOB: 0 BB: 0 P: 5	R: 0 E: 0 K: 1 S: 6	H: 1 LOB: 1 BB: 0 P: 6	1B: 11 2B: 3 3B: 0 HR: 0	SF: 0 SAC: 0 DP: 0 HBP: 0	WP: 0 PB: 0 SB: 1 CS: 0	PA: 46			
<b>PITCHER</b>	IP	WLS	BF	H	R	ER	SO	BB	IBB	HBP	BLK	WP	HR	S	P	ERA	WHIP								
<b>Bob Knepper, L</b> ERA: 3.02	1.2	L	15	7	7	1	1	1	1	0	0	0	0	15	23	5.40	4.800								
<b>Mike Madden, L</b> ERA: 3.12	3.1		16	4	2	2	3	1	1	0	0	0	0	20	28	5.40	1.500								
<b>Dave Smith, R</b> ERA: 4.8	3.0		11	2	0	0	2	0	0	0	0	0	0	15	15	0.00	0.667								
<b>Frank DiPino, L</b> ERA: 2.08	1.0		4	1	0	0	1	0	0	0	0	0	0	6	6	0.00	1.000								

Atlanta Braves @ Houston Astros  
Astrodome, Houston, TX  
Sun May 15 1983, 4:33 AM EDT  
Att. 14,857 - Dome

AB 42  
R 9  
H 14  
RBI 8  
BB 4  
SO 7  
LOB 24



Batter	1	2	3	4	5	6	7	8	9	AB	R	H	RBI	BB	SO	LOB	BOTTOM								
<b>Omar Moreno, L</b> OBP: 0.307, SLG: 0.364 (1, 8)										4	1	1	0	1	0	0									
<b>Terry Puhl, L</b> OBP: 0.288, SLG: 0.279 <b>Kevin Bass, S</b> OBP: 0.295, SLG: 0.381 (6, 9)										3	0	2	0	0	1	0									
<b>Dickie Thon, R</b> OBP: 0.342, SLG: 0.401 (1, 6)										5	0	2	1	0	0	2									
<b>Phil Garner, R</b> OBP: 0.338, SLG: 0.366 <b>Dave Smith, R</b> (6, 1) <b>Craig Reynolds, L</b> OBP: 0.154, SLG: 0.154 (9, 4)										3	0	0	0	0	0	4									
<b>Jose Cruz, L</b> OBP: 0.397, SLG: 0.413 (1, 7)										3	1	1	0	1	0	0									
<b>Harry Spillman, L</b> OBP: 0.333, SLG: 0.462 (1, 3)										3	1	1	2	1	0	0									
<b>Alan Ashby, S</b> OBP: 0.309, SLG: 0.434 (1, 2)										4	0	1	0	0	1	4									
<b>Bill Doran, S</b> OBP: 0.347, SLG: 0.281 <b>Frank DiPino, L</b> OBP: 0.500, SLG: 1.000 (9, 1)										4	0	1	1	0	0	1									
<b>Bob Knepper, L</b> OBP: 0.167, SLG: 0.118 <b>Mike Madden, L</b> (2, 1) <b>Denny Walling, L</b> OBP: 0.143, SLG: 0.111 (6, 5)										0	0	0	0	0	0	0									
<b>Inning Stats</b>	R: 0 E: 0 K: 1 S: 6	H: 1 LOB: 1 BB: 0 P: 6	R: 0 E: 0 K: 1 S: 5	H: 0 LOB: 0 BB: 0 P: 5	R: 0 E: 0 K: 1 S: 5	H: 0 LOB: 0 BB: 0 P: 5	R: 0 E: 0 K: 0 S: 4	H: 1 LOB: 3 BB: 2 P: 12	R: 1 E: 0 K: 0 S: 5	H: 2 LOB: 2 BB: 1 P: 9	R: 0 E: 0 K: 0 S: 4	H: 1 LOB: 1 BB: 0 P: 4	R: 0 E: 0 K: 0 S: 3	H: 0 LOB: 0 BB: 0 P: 3	R: 3 E: 0 K: 0 S: 7	H: 4 LOB: 1 BB: 0 P: 7	R: 0 E: 0 K: 1 S: 6	H: 1 LOB: 1 BB: 0 P: 6	1B: 8 2B: 2 3B: 0 HR: 0	SF: 0 SAC: 0 DP: 0 HBP: 0	WP: 0 PB: 0 SB: 2 CS: 0	PA: 40			
<b>PITCHER</b>	IP	WLS	BF	H	R	ER	SO	BB	IBB	HBP	BLK	WP	HR	S	P	ERA	WHIP								
<b>Craig McMurtry, R</b> ERA: 3.06	7.2	W	34	8	4	4	3	3	0	0	0	0	0	37	49	4.70	1.435								
<b>Rick Mahler, R</b> ERA: 5.02	1.1		6	2	0	0	1	0	0	0	0	0	0	8	8	0.00	1.500								

Atlanta Braves @ Houston Astros  
Astrodome, Houston, TX  
Sun May 15 1983, 4:33 AM EDT  
Att. 14,857 - Dome

AB 37  
R 4  
H 10  
RBI 4  
BB 3  
SO 4  
LOB 14





Batter	1	2	3	4	5	6	7	8	9	AB	R	H	RBI	BB	SO	LOB	TOP				
<b>Claudell Washington, L</b> OBP: 0.307, SLG: 0.381 (1, 9)	0-0 4-3		0-0 G3		0-3 K		0-0 S 1B			4	1	1	0	0	1	2					
<b>Rafael Ramirez, R</b> OBP: 0.302, SLG: 0.308 (1, 6)	0-0 6-3			0-0 3B 1B	0-0 L4		0-0 FC6-4 1B			4	1	2	1	0	0	1					
<b>Dale Murphy, R</b> OBP: 0.426, SLG: 0.631 (1, 8)	0-0 F8			0-0 1B 3B		0-0 6-3	0-0 FC6-4			4	1	1	1	1	0	0					
<b>Bob Horner, R</b> OBP: 0.352, SLG: 0.500 (1, 5)		0-0 5-3		4-0 L4 1B BB		0-0 5-3		0-3 K		3	0	0	0	1	1	0					
<b>Chris Chambliss, L</b> OBP: 0.328, SLG: 0.458 (1, 3)		4-0 G4-6-3 BB		0-0 1-2 1B		4-0 1B BB		0-0 F7		2	0	1	1	2	0	0					
<b>Terry Harper, R</b> OBP: 0.400, SLG: 0.423 (1, 7)		0-0 G4-6-3		0-0 L4		0-0 1-2 1B		0-3 K		4	0	1	0	0	1	3					
<b>Glenn Hubbard, R</b> OBP: 0.383, SLG: 0.469 (1, 4)			0-0 P4	0-0 F2		0-0 F8		0-0 F7		4	0	0	0	0	0	3					
<b>Bruce Benedict, R</b> OBP: 0.413, SLG: 0.404 (1, 2)			0-0 5-3		0-0 S 1B		0-0 L7		0-0 6-3	4	0	1	0	0	0	0					
<b>Pascual Perez, R</b> OBP: 0.105, SLG: 0.105 (1, 1)					0-3 K		0-0 1-3		0-3 K	2	0	1	0	0	0	1					
<b>Ken Smith, L</b> OBP: 0.222, SLG: 0.500 (7, PH)					1-2 K					1	0	0	0	0	0	0					
<b>Steve Bedrosian, R</b> OBP: 0.286, SLG: 0.167 (9, PH)					1-2 K					0	0	0	0	0	0	0					
<b>Biff Pocoreba, S</b> OBP: 0.286, SLG: 0.167 (9, PH)					1-2 K					1	0	0	0	0	1	0					
<b>Inning Stats</b>	R: 0 E: 0 K: 0 S: 3	H: 0 LOB: 0 BB: 0 P: 3	R: 0 E: 0 K: 0 S: 2	H: 0 LOB: 0 BB: 1 P: 6	R: 0 E: 0 K: 0 S: 4	H: 1 LOB: 1 BB: 0 P: 4	R: 2 E: 0 K: 0 S: 5	H: 3 LOB: 1 BB: 1 P: 9	R: 0 E: 0 K: 0 S: 4	H: 1 LOB: 1 BB: 0 P: 8	R: 1 E: 0 K: 0 S: 5	H: 2 LOB: 1 BB: 0 P: 5	R: 0 E: 0 K: 2 S: 7	H: 0 LOB: 0 BB: 0 P: 7	R: 0 E: 0 K: 1 S: 5	H: 0 LOB: 0 BB: 0 P: 5	1B: 7 2B: 1 3B: 1 HR: 0	SF: 0 SAC: 0 DP: 2 HBP: 0	WP: 0 PB: 0 SB: 2 CS: 0	PA: 36	
<b>PITCHER</b>	IP	WLS	BF	H	R	ER	SO	BB	IBB	HBP	BLK	WP	HR	S	P	ERA	WHIP				
<b>Chuck Rainey, R</b> ERA: 3.17 (1, 1)	6.2	W	29	8	3	3	2	3	0	0	0	0	0	30	42	4.05	1.650				
<b>Mike Proly, R</b> ERA: 0.93 (7, 1)	2.1	S	7	0	0	0	3	0	0	0	0	0	0	13	13	0.00	0.000				

Atlanta Braves @ Chicago Cubs  
Wrigley Field, Chicago, IL  
Tue May 17 1983, 3:33 AM CDT  
Att: 9,041 - Sunny - 50 F

AB 33  
R 3  
H 8  
RBI 3  
BB 3  
SO 5  
LOB 11



Batter	1	2	3	4	5	6	7	8	9	AB	R	H	RBI	BB	SO	LOB	BOTTOM				
<b>23 Ryne Sandberg, R</b> OBP: 0.264, SLG: 0.274 (1, 4)	0-0 F9 S E 1B		0-0 5-3		0-0 4-3		0-3 K			4	1	1	0	0	1	0					
<b>Larry Bowa, S</b> OBP: 0.325, SLG: 0.416 (1, 6)	0-0 F9		0-0 F8		0-0 1-3		0-0 F9 2B			4	0	1	0	0	0	1					
<b>Bill Buckner, L</b> OBP: 0.248, SLG: 0.302 (1, 3)	0-0 E6 BB 1B		0-0 4-3		0-0 HR 1B		0-0 F7			4	2	1	1	0	0	1					
<b>Leon Durham, L</b> OBP: 0.385, SLG: 0.467 (1, 8)	0-3 K		0-0 4-3		0-0 HR 1B		4-0 IBB			3	1	1	2	1	1	1					
<b>Keith Moreland, R</b> OBP: 0.357, SLG: 0.515 (1, 9)	4-0 1-2 1B BB		0-0 5-3		0-3 K		0-0 F9			3	0	0	0	1	1	2					
<b>Ron Cey, R</b> OBP: 0.289, SLG: 0.284 (1, 5)	0-0 1-2 2H 1B		0-0 6-3		0-0 FC6-4 1B		0-3 K			4	0	2	1	0	1	2					
<b>Scot Thompson, L</b> OBP: 0.250, SLG: 0.283 (1, 7)	0-0 F2		0-0 6-3		0-0 FC6-4		0-0 L7			3	0	0	0	0	0	3					
<b>Jody Davis, R</b> OBP: 0.308, SLG: 0.383 (1, 2)		0-0 F8		0-0 F9		0-0 L7				3	0	0	0	0	0	0					
<b>Chuck Rainey, R</b> OBP: 0.133, SLG: 0.071 (1, 1)		0-3 K		0-0 F8		0-0 6-3				2	0	0	0	0	1	0					
<b>Mike Proly, R</b> ERA: 3.99 (7, 1)										1	0	0	0	0	0	0					
<b>Inning Stats</b>	R: 2 E: 1 K: 1 S: 8	H: 2 LOB: 2 BB: 1 P: 12	R: 0 E: 0 K: 1 S: 5	H: 0 LOB: 0 BB: 0 P: 5	R: 0 E: 0 K: 0 S: 3	H: 0 LOB: 0 BB: 0 P: 3	R: 0 E: 0 K: 0 S: 3	H: 0 LOB: 0 BB: 0 P: 3	R: 2 E: 0 K: 1 S: 8	H: 3 LOB: 1 BB: 0 P: 8	R: 0 E: 0 K: 1 S: 5	H: 0 LOB: 0 BB: 0 P: 5	R: 0 E: 0 K: 1 S: 6	H: 1 LOB: 2 BB: 1 P: 10	1B: 4 2B: 1 3B: 0 HR: 1	SF: 0 SAC: 0 DP: 0 HBP: 0	WP: 0 PB: 0 SB: 1 CS: 0	PA: 33			
<b>PITCHER</b>	IP	WLS	BF	H	R	ER	SO	BB	IBB	HBP	BLK	WP	HR	S	P	ERA	WHIP				
<b>Pascual Perez, R</b> ERA: 1.98 (1, 1)	6.0	L	25	5	4	3	3	1	0	0	0	0	0	30	34	4.50	1.000				
<b>Steve Bedrosian, R</b> ERA: 3.99 (7, 1)	2.0		8	1	0	0	2	0	1	0	0	0	0	11	15	0.00	0.500				

Atlanta Braves @ Chicago Cubs  
Wrigley Field, Chicago, IL  
Tue May 17 1983, 3:33 AM CDT  
Att: 9,041 - Sunny - 50 F

AB 31  
R 4  
H 6  
RBI 4  
BB 2  
SO 5  
LOB 10





Batter	1	2	3	4	5	6	7	8	9	AB	R	H	RBI	BB	SO	LOB	TOP				
Rafael Ramirez, R OBP: 0.314, SLG: 0.315 Ken Smith, L OBP: 0.200, SLG: 0.444	0-0 6-3 E 1B	0-0 6-3		0-0 2B 1B	0-0 6-3 1B	4-0 FC6-4 BB	0-3 K		3 0 2 0 1 0 2 1 0 0 0 0 1 1												
Jerry Royster, R OBP: 0.296, SLG: 0.303	0-0 E3 6-3 1-2		0-0 BB 2B	0-0 1-3 2B		0-0 F9	0-0 6-3		5 0 2 0 0 0 4												
Dale Murphy, R OBP: 0.420, SLG: 0.614	0-3 K		0-0 P4	0-0 L7		0-0 FC6-4 BB 1B		0-0 G5-4-3 1B	5 1 1 0 0 1 7												
Bob Horner, R OBP: 0.346, SLG: 0.482	0-0 6-3 1-2 2-3		0-0 F8		0-0 6-3	4-0 1B 1-2 BB		0-0 G5-4-3 1B	4 1 0 0 1 0 4												
Bob Watson, R OBP: 0.538, SLG: 0.583 Rick Camp, R OBP: 0.266, SLG: 0.105 Claudell Washington, L OBP: 0.225, SLG: 0.378 Terry Forster, L OBP: 1.000, SLG: 1.500	0-0 6-3		4-0 BB BB	4-0 BB BB	4-0 FC6-4 BB	0-0 1B 1-3 2-H 3-H	0-0 1B	0-3 K	2 0 1 2 2 0 2 0 0 0 0 0 0 0 1 0 0 0 0 1 0 0 0 0 0 0 0 0												
Terry Harper, R OBP: 0.415, SLG: 0.418		4-0 2B FC5-2 BB	4-0 1-2 2-3 BB		0-0 FC6-4 BB	0-0 FC6-4 1B		0-0 F7	3 0 1 1 2 0 1												
Glenn Hubbard, R OBP: 0.383, SLG: 0.470		0-0 FC5-2 1-3 2B	0-0 L6		4-0 1-2 BB	0-0 FC6-4 1B		0-0 F2	4 0 1 0 1 0 5												
Larry Owen, R Biff Pocoroba, S OBP: 0.250, SLG: 0.143		0-0 FC5-2 2-3 3-H		0-0 F8	0-3 K	0-0 3-1		0-0 G3	4 0 0 0 0 1 4 1 0 0 0 0 0 0												
Rick Behenna, R OBP: 0.295, SLG: 0.250 Randy Johnson, R OBP: 0.225, SLG: 0.833 Pete Falcone, L Donnie Moore, L Brett Butler, L OBP: 0.310, SLG: 0.292	0-0 FC5-2 1-2 3-H		0-0 3-1		0-0 3-1	0-0 FC6-4 1B 2B	0-0 S		0 0 0 0 0 0 0 1 0 0 0 0 0 2 1 0 0 0 0 0 0 0 0 0 0 0 0 0 2 1 2 0 0 0 0												
<b>Inning Stats</b>	R: 0 E: 1 K: 1 S: 7	H: 1 LOB: 2 BB: 0 P: 7	R: 0 E: 0 K: 0 S: 4	H: 1 LOB: 2 BB: 1 P: 8	R: 0 E: 0 K: 0 S: 4	H: 1 LOB: 3 BB: 2 P: 12	R: 0 E: 0 K: 0 S: 5	H: 2 LOB: 2 BB: 0 P: 5	R: 0 E: 0 K: 1 S: 5	H: 0 LOB: 2 BB: 2 P: 13	R: 3 E: 0 K: 0 S: 6	H: 3 LOB: 2 BB: 2 P: 14	R: 0 E: 0 K: 1 S: 6	H: 1 LOB: 1 BB: 0 P: 6	R: 0 E: 0 K: 0 S: 3	H: 0 LOB: 0 BB: 0 P: 3	1B: 6 2B: 4 3B: 0 HR: 0	SF: 0 SAC: 0 DP: 1 HBP: 0	WP: 0 PB: 0 SB: 1 CS: 0	PA: 44	
<b>PITCHER</b>	IP WLS BF H R ER SO BB IBB HBP BLK WP HR S P ERA WHIP	IP WLS BF H R ER SO BB IBB HBP BLK WP HR S P ERA WHIP	IP WLS BF H R ER SO BB IBB HBP BLK WP HR S P ERA WHIP	IP WLS BF H R ER SO BB IBB HBP BLK WP HR S P ERA WHIP	IP WLS BF H R ER SO BB IBB HBP BLK WP HR S P ERA WHIP	IP WLS BF H R ER SO BB IBB HBP BLK WP HR S P ERA WHIP	IP WLS BF H R ER SO BB IBB HBP BLK WP HR S P ERA WHIP	IP WLS BF H R ER SO BB IBB HBP BLK WP HR S P ERA WHIP	IP WLS BF H R ER SO BB IBB HBP BLK WP HR S P ERA WHIP	IP WLS BF H R ER SO BB IBB HBP BLK WP HR S P ERA WHIP	IP WLS BF H R ER SO BB IBB HBP BLK WP HR S P ERA WHIP	IP WLS BF H R ER SO BB IBB HBP BLK WP HR S P ERA WHIP	IP WLS BF H R ER SO BB IBB HBP BLK WP HR S P ERA WHIP	IP WLS BF H R ER SO BB IBB HBP BLK WP HR S P ERA WHIP	IP WLS BF H R ER SO BB IBB HBP BLK WP HR S P ERA WHIP	IP WLS BF H R ER SO BB IBB HBP BLK WP HR S P ERA WHIP	IP WLS BF H R ER SO BB IBB HBP BLK WP HR S P ERA WHIP	IP WLS BF H R ER SO BB IBB HBP BLK WP HR S P ERA WHIP	IP WLS BF H R ER SO BB IBB HBP BLK WP HR S P ERA WHIP	IP WLS BF H R ER SO BB IBB HBP BLK WP HR S P ERA WHIP	IP WLS BF H R ER SO BB IBB HBP BLK WP HR S P ERA WHIP
Steve Trout, L ERA: 4.27	5.0 W	28 6	2 2	2 2	2 2	6 6	0 0	0 0	0 0	0 0	0 0	26 50	3.60 2.400								
Warren Brusstar, R ERA: 5.89	2.0 S	11 4	1 1	1 1	1 1	1 1	0 0	0 0	0 0	0 0	0 0	12 16	4.50 2.500								
Bill Campbell, R ERA: 3.24	2.0 S	5 0	0 0	0 0	1 1	0 0	0 0	0 0	0 0	0 0	7 7	0.00 0.000									

Atlanta Braves @ Chicago Cubs  
Wrigley Field, Chicago, IL  
Wed May 18, 1983, 3:33 AM CDT  
Att: 8,403 - Sunny - 58 F

AB 37  
R 3  
H 10  
RBI 3  
BB 7  
SO 4  
LOB 32



Batter	1	2	3	4	5	6	7	8	9	AB	R	H	RBI	BB	SO	LOB	BOTTOM				
23 Ryne Sandberg, R OBP: 0.262, SLG: 0.265	0-0 F8	0-0 6-3		4-0 BB		0-0 6-3 2-3		0-0 4-3	4 0 0 0 1 0 4												
Larry Bowa, S OBP: 0.323, SLG: 0.410	0-0 F9 BLK 2B 1B		0-0 4-3	0-0 1-3		0-0 4-3			4 1 1 0 0 0 3												
Bill Buckner, L OBP: 0.248, SLG: 0.301	0-0 F9 1-3		0-0 4-3 1B		0-0 F7		0-0 6-3		4 0 1 0 0 0 1												
Leon Durham, L OBP: 0.381, SLG: 0.468	0-0 HR 2B		0-0 4-3	0-0 K		0-0 3-1		0-0 3-1	4 1 1 1 0 1 1												
Keith Moreland, R OBP: 0.362, SLG: 0.543	0-0 HR		0-0 F8		0-0 2B 1B		0-0 L8		4 2 2 2 0 0 1												
Ron Cox, R OBP: 0.295, SLG: 0.325	0-0 F8			0-0 HR	0-0 1B 2B		0-0 P2		4 1 2 2 0 0 0												
Jay Johnstone, L OBP: 0.222, SLG: 0.235 Jerry Morales, R OBP: 0.171, SLG: 0.229		0-0 6-3 2B		0-0 SH5-4 1B	0-0 1B		0-0 3-1		3 0 3 0 0 0 0 1 0 0 0 0 0 0												
Jody Davis, R OBP: 0.315, SLG: 0.392		0-0 F3		0-0 F7		0-0 23 6-3 2B		4-0 1B BB	3 0 1 0 1 0 2												
Steve Trout, L OBP: 0.067, SLG: 0.067 Warren Brusstar, R Bill Campbell, R Gary Woods, R OBP: 0.309, SLG: 0.392	0-0 6-3		0-0 SH5-4	0-0 1-2		0-0 B1-4		0-0 1B	1 0 0 0 0 0 1 1 0 0 0 0 0 1 0 0 0 0 0 0 0 1 0 1 0 0 0 0												
<b>Inning Stats</b>	R: 3 E: 0 K: 0 S: 6	H: 3 LOB: 0 BB: 0 P: 6	R: 0 E: 0 K: 0 S: 4	H: 1 LOB: 1 BB: 0 P: 4	R: 0 E: 0 K: 0 S: 4	H: 1 LOB: 1 BB: 0 P: 4	R: 1 E: 0 K: 0 S: 5	H: 2 LOB: 2 BB: 1 P: 9	R: 1 E: 0 K: 1 S: 7	H: 3 LOB: 2 BB: 0 P: 7	R: 0 E: 0 K: 0 S: 4	H: 1 LOB: 1 BB: 0 P: 4	R: 0 E: 0 K: 0 S: 3	H: 0 LOB: 0 BB: 0 P: 3	R: 0 E: 0 K: 0 S: 4	H: 1 LOB: 2 BB: 1 P: 8	1B: 6 2B: 4 3B: 0 HR: 2	SF: 0 SAC: 1 DP: 0 HBP: 0	WP: 0 PB: 0 SB: 0 CS: 0	PA: 37	
<b>PITCHER</b>	IP WLS BF H R ER SO BB IBB HBP BLK WP HR S P ERA WHIP	IP WLS BF H R ER SO BB IBB HBP BLK WP HR S P ERA WHIP	IP WLS BF H R ER SO BB IBB HBP BLK WP HR S P ERA WHIP	IP WLS BF H R ER SO BB IBB HBP BLK WP HR S P ERA WHIP	IP WLS BF H R ER SO BB IBB HBP BLK WP HR S P ERA WHIP	IP WLS BF H R ER SO BB IBB HBP BLK WP HR S P ERA WHIP	IP WLS BF H R ER SO BB IBB HBP BLK WP HR S P ERA WHIP	IP WLS BF H R ER SO BB IBB HBP BLK WP HR S P ERA WHIP	IP WLS BF H R ER SO BB IBB HBP BLK WP HR S P ERA WHIP	IP WLS BF H R ER SO BB IBB HBP BLK WP HR S P ERA WHIP	IP WLS BF H R ER SO BB IBB HBP BLK WP HR S P ERA WHIP	IP WLS BF H R ER SO BB IBB HBP BLK WP HR S P ERA WHIP	IP WLS BF H R ER SO BB IBB HBP BLK WP HR S P ERA WHIP	IP WLS BF H R ER SO BB IBB HBP BLK WP HR S P ERA WHIP	IP WLS BF H R ER SO BB IBB HBP BLK WP HR S P ERA WHIP	IP WLS BF H R ER SO BB IBB HBP BLK WP HR S P ERA WHIP	IP WLS BF H R ER SO BB IBB HBP BLK WP HR S P ERA WHIP	IP WLS BF H R ER SO BB IBB HBP BLK WP HR S P ERA WHIP	IP WLS BF H R ER SO BB IBB HBP BLK WP HR S P ERA WHIP	IP WLS BF H R ER SO BB IBB HBP BLK WP HR S P ERA WHIP	IP WLS BF H R ER SO BB IBB HBP BLK WP HR S P ERA WHIP
Rick Behenna, R ERA: 4.38	1.0 L	6 3	3 3	0 0	1 1	0 0	0 0	0 0	27.00 3.000												
Pete Falcone, L ERA: 2.45	2.2	13 4	1 1	0 0	1 1	0 0	0 0	0 0	3.38 1.875												
Donnie Moore, R ERA: 6.75	1.1	6 3	1 1	1 1	0 0	0 0	0 0	0 0	6.75 2.250												
Rick Camp, R ERA: 2.98	2.0	7 1	0 0	0 0	0 0	0 0	0 0	0 0	0.00 0.500												
Terry Forster, L ERA: 1.13	1.0	5 1	0 0	0 0	0 0	1 1	0 0	0 0	0.00 2.000												

Atlanta Braves @ Chicago Cubs  
Wrigley Field, Chicago, IL  
Wed May 18, 1983, 3:33 AM CDT  
Att: 8,403 - Sunny - 58 F

AB 34  
R 5  
H 12  
RBI 5  
BB 2  
SO 1  
LOB 14





Batter	1	2	3	4	5	6	7	8	9	AB	R	H	RBI	BB	SO	LOB	TOP								
Rafael Ramirez, R OBP: 0.312, SLG: 0.313 (1, 6)										4	0	1	0	0	2	1	<b>Atlanta Braves @ St. Louis Cardinals</b> Busch Stadium, St. Louis, MO Fri May 20 1983, 7:05 PM CDT Att: 42,759 - Unknown								
Jerry Royster, R OBP: 0.305, SLG: 0.306 (1, 7) (8, 5)										3	0	1	0	1	0	1									
Dale Murphy, R OBP: 0.409, SLG: 0.595 (1, 8) (8, 7)										4	0	0	0	0	1	3									
Bob Horner, R OBP: 0.351, SLG: 0.483 Brett Butler, L OBP: 0.310, SLG: 0.292 (8, 8)										4	1	2	0	0	0	2									
Terry Harper, R OBP: 0.391, SLG: 0.390 (1, 9)										4	0	0	0	0	2	2									
Chris Chambliss, L OBP: 0.325, SLG: 0.445 (1, 3)										3	0	0	0	1	2	2									
Glenn Hubbard, R OBP: 0.394, SLG: 0.479 (1, 4)										2	1	1	0	2	1	1									
Bruce Benedict, R OBP: 0.411, SLG: 0.402 (1, 2)										3	0	1	1	0	0	2									
Craig McMurtry, R OBP: 0.111, SLG: 0.111 Bob Watson, R OBP: 0.519, SLG: 0.583 Terry Forster, L OBP: 1.000, SLG: 1.500 (7, PH) (7, 1)										2	0	1	0	0	0	2									
<b>Inning Stats</b>	R: 0 E: 0 K: 1 S: 5	H: 0 LOB: 0 BB: 0 P: 5	R: 1 E: 0 K: 2 S: 9	H: 2 LOB: 2 BB: 1 P: 13	R: 0 E: 0 K: 0 S: 4	H: 2 LOB: 1 BB: 0 P: 4	R: 0 E: 0 K: 1 S: 5	H: 0 LOB: 1 BB: 1 P: 9	R: 0 E: 0 K: 0 S: 3	H: 1 LOB: 0 BB: 0 P: 3	R: 0 E: 1 K: 1 S: 6	H: 1 LOB: 1 BB: 0 P: 6	R: 0 E: 0 K: 1 S: 6	H: 0 LOB: 0 BB: 1 P: 6	R: 0 E: 0 K: 1 S: 4	H: 0 LOB: 1 BB: 1 P: 8		R: 0 E: 0 K: 1 S: 5	H: 0 LOB: 1 BB: 1 P: 9	1B: 6 2B: 1 3B: 0 HR: 0	SF: 1 SAC: 1 DP: 2 HBP: 0	WP: 0 PB: 0 SB: 1 CS: 1	PA: 35		
<b>PITCHER</b>	IP	WLS	BF	H	R	ER	SO	BB	IBB	HBP	BLK	WP	HR	S	P	ERA	WHIP								
Dave LaPoint, L ERA: 2.28 Doug Bair, R ERA: 2.65	(1, 1) (8, 1)	7.0 L	28 28	7 7	2 0	2 0	6 2	2 2	0 0	0 0	0 0	0 0	0 0	38 9	46 17	2.57 0.00	1.286 1.000								

AB 29  
R 2  
H 7  
RBI 2  
BB 4  
SO 8  
LOB 16



Batter	1	2	3	4	5	6	7	8	9	AB	R	H	RBI	BB	SO	LOB	BOTTOM								
Lonnie Smith, R OBP: 0.362, SLG: 0.444 (1, 7)										4	0	1	0	0	0	0	<b>Atlanta Braves @ St. Louis Cardinals</b> Busch Stadium, St. Louis, MO Fri May 20 1983, 7:05 PM CDT Att: 42,759 - Unknown								
Willie McGee, S OBP: 0.355, SLG: 0.417 (1, 8)										4	0	0	0	0	2	1									
Keith Hernandez, L OBP: 0.381, SLG: 0.496 (1, 3)										4	0	1	0	0	1	0									
Darrell Porter, L OBP: 0.365, SLG: 0.500 (1, 2)										2	0	0	0	2	0	2									
George Hendrick, R OBP: 0.381, SLG: 0.570 (1, 9)										4	0	1	0	0	0	4									
Ken Oberkfell, L OBP: 0.389, SLG: 0.351 (1, 5)										2	1	0	0	2	1	1									
Tom Herr, S OBP: 0.377, SLG: 0.435 (1, 4)										1	0	0	0	2	0	1									
Ozzie Smith, S OBP: 0.287, SLG: 0.288 (1, 6)										2	0	0	0	1	0	3									
Dave LaPoint, L OBP: 0.111, SLG: 0.111 David Green, R OBP: 0.300, SLG: 0.365 Doug Bair, R (7, PH) (8, 1)										2	0	0	0	0	1	0									
<b>Inning Stats</b>	R: 0 E: 0 K: 1 S: 7	H: 2 LOB: 2 BB: 0 P: 7	R: 1 E: 1 K: 0 S: 3	H: 0 LOB: 0 BB: 1 P: 7	R: 0 E: 0 K: 0 S: 3	H: 0 LOB: 0 BB: 0 P: 3	R: 0 E: 0 K: 0 S: 2	H: 0 LOB: 2 BB: 3 P: 14	R: 0 E: 0 K: 2 S: 7	H: 0 LOB: 0 BB: 0 P: 7	R: 0 E: 0 K: 0 S: 2	H: 0 LOB: 0 BB: 1 P: 6	R: 0 E: 0 K: 0 S: 2	H: 0 LOB: 1 BB: 2 P: 10	R: 0 E: 0 K: 1 S: 5	H: 0 LOB: 0 BB: 0 P: 5		R: 0 E: 0 K: 1 S: 5	H: 1 LOB: 1 BB: 0 P: 5	1B: 3 2B: 1 3B: 0 HR: 0	SF: 0 SAC: 0 DP: 5 HBP: 0	WP: 0 PB: 0 SB: 1 CS: 1	PA: 33		
<b>PITCHER</b>	IP	WLS	BF	H	R	ER	SO	BB	IBB	HBP	BLK	WP	HR	S	P	ERA	WHIP								
Craig McMurtry, R ERA: 2.72 Terry Forster, L ERA: 0.95	(1, 1) (7, 1)	6.0 W	23 10	1 1	0 0	0 0	2 2	5 2	0 0	0 0	0 0	0 0	0 0	24 12	44 20	0.00 0.00	1.167 1.000								

AB 26  
R 1  
H 3  
RBI 0  
BB 7  
SO 5  
LOB 14





Batter	1	2	3	4	5	6	7	8	9	AB	R	H	RBI	BB	SO	LOB	TOP				
<b>Brett Butler</b> , L OBP: 0.303, SLG: 0.284 (1, 8)	5-3		K			1-3		SH 3B		3	1	0	0	0	1	0	<b>Atlanta Braves @ St. Louis Cardinals</b> Busch Stadium, St. Louis, MO Sat May 21 1983, 7:05 PM CDT Att: 42,854 - Unknown <a href="http://livebaseballscorecards.com">livebaseballscorecards.com</a>				
<b>Rafael Ramirez</b> , R OBP: 0.317, SLG: 0.325 (1, 6)	4-3 1B		L9			G3 2B		5-3		4	0	2	0	0	0	2					
<b>Claudell Washington</b> , L OBP: 0.303, SLG: 0.369 (1, 9)	4-3 1-2		1-3			G3 2-3		3B IBB		3	1	0	0	1	0	2					
<b>Dale Murphy</b> , R OBP: 0.405, SLG: 0.600 (1, 7)	F9			6-3		5-3		3B		4	0	1	3	0	0	2					
<b>Bob Horner</b> , R OBP: 0.355, SLG: 0.479 (1, 5)		4-0 1B BB		F2			G4-6-3 1B	K		3	1	1	0	1	1	0					
<b>Chris Chambliss</b> , L OBP: 0.315, SLG: 0.430 (1, 3)		P6		F7			G4-6-3 1-2	L3		4	0	0	0	0	0	2					
<b>Glenn Hubbard</b> , R OBP: 0.400, SLG: 0.479 <b>Steve Bedrosian</b> , R (7, 1)		1B 1-2 1B			6-3			K		2	0	1	0	1	0	0					
<b>Bruce Benedict</b> , R OBP: 0.406, SLG: 0.396 (1, 2)				F8			F9	4-3		4	0	1	1	0	0	1					
<b>Phil Niekro</b> , R OBP: 0.118, SLG: 0.067 <b>Jerry Royster</b> , R OBP: 0.325, SLG: 0.324 (7, 4)		G4-6-3 1-2 2-H		G4-6-3 1-2		6-3		SH 3B 1B		2	0	0	0	0	0	2					
<b>Inning Stats</b>	R: 0 E: 0 K: 0 S: 4	H: 1 LOB: 1 BB: 0 P: 4	R: 1 E: 0 K: 0 S: 4	H: 2 LOB: 1 BB: 1 P: 8	R: 0 E: 0 K: 1 S: 5	H: 0 LOB: 0 BB: 0 P: 5	R: 0 E: 0 K: 0 S: 3	H: 0 LOB: 0 BB: 0 P: 3	R: 0 E: 0 K: 0 S: 4	H: 1 LOB: 1 BB: 0 P: 4	R: 0 E: 0 K: 0 S: 3	H: 1 LOB: 1 BB: 1 P: 7	R: 3 E: 1 K: 1 S: 7	H: 2 LOB: 0 BB: 1 P: 11	R: 0 E: 0 K: 1 S: 5	H: 0 LOB: 0 BB: 0 P: 5		1B: 5 2B: 1 3B: 1 HR: 0	SF: 0 SAC: 1 DP: 2 HBP: 0	WP: 0 PB: 0 SB: 0 CS: 0	PA: 35
<b>PITCHER</b>	IP	WLS	BF	H	R	ER	SO	BB	IBB	HBP	BLK	WP	HR	S	P	ERA	WHIP			ERA	WHIP
<b>John Stuper</b> , R ERA: 4.15 (1, 1)	7.0	L	28	6	3	3	1	2	0	0	0	0	0	28	36	3.86	1.143				
<b>Bruce Sutter</b> , R ERA: 3.42 (8, 1)	2.0		7	1	1	0	2	0	1	0	0	0	0	10	14	0.00	0.500				

Batter	1	2	3	4	5	6	7	8	9	AB	R	H	RBI	BB	SO	LOB	BOTTOM				
<b>Ozzie Smith</b> , S OBP: 0.277, SLG: 0.277 (1, 6)	4-3		F8		K		4-3		G4-6-3 1-2	5	0	0	0	0	1	3	<b>Atlanta Braves @ St. Louis Cardinals</b> Busch Stadium, St. Louis, MO Sat May 21 1983, 7:05 PM CDT Att: 42,854 - Unknown <a href="http://livebaseballscorecards.com">livebaseballscorecards.com</a>				
<b>Ken Oberkfell</b> , L OBP: 0.393, SLG: 0.357 (1, 5)	F7		1B		K		G1-6-3 1B			4	0	2	0	0	1	2					
<b>Lonnie Smith</b> , R OBP: 0.373, SLG: 0.453 (1, 7)	E S 1B		1-2 1B		1-2 3-H 1B		G1-6-3 1-2			4	0	3	1	0	0	1					
<b>Keith Hernandez</b> , L OBP: 0.378, SLG: 0.485 (1, 3)	K		F7		1-2 2-3 BB			E4 FC6-4		3	0	0	0	1	1	3					
<b>Darrell Porter</b> , L OBP: 0.361, SLG: 0.490 (1, 2)		1B 8-2 1B		F3		3-1		K		4	0	1	0	0	1	4					
<b>Dane Iorg</b> , L OBP: 0.382, SLG: 0.481 (1, 9)		F7		G3		G4-6-3 2B		K		4	0	1	0	0	1	2					
<b>Willie McGee</b> , S OBP: 0.366, SLG: 0.413 (1, 8)				4-3		G4-6-3 BB		FC6-4 1-2		3	0	1	0	1	0	1					
<b>Tom Herr</b> , S OBP: 0.368, SLG: 0.440 (1, 4)		8-2			1B 1B 2B		G4-6-3 1-2 2-3	K		4	1	1	0	0	1	4					
<b>John Stuper</b> , R OBP: 0.385, SLG: 0.333 <b>Bruce Sutter</b> , R (8, 1)					1B BB 1B		6-3			3	0	1	0	0	1	1					
<b>David Green</b> , R OBP: 0.309, SLG: 0.365 (8, 7)			K		BB 1B			G4-6-3 BB		0	0	0	0	0	0	0					
<b>Inning Stats</b>	R: 0 E: 0 K: 1 S: 6	H: 1 LOB: 1 BB: 0 P: 6	R: 0 E: 0 K: 0 S: 4	H: 2 LOB: 1 BB: 0 P: 4	R: 0 E: 0 K: 1 S: 7	H: 2 LOB: 2 BB: 0 P: 7	R: 0 E: 0 K: 0 S: 3	H: 0 LOB: 0 BB: 0 P: 3	R: 1 E: 0 K: 2 S: 10	H: 3 LOB: 3 BB: 1 P: 14	R: 0 E: 0 K: 0 S: 3	H: 1 LOB: 1 BB: 1 P: 7	R: 0 E: 0 K: 2 S: 8	H: 0 LOB: 0 BB: 0 P: 8	R: 0 E: 0 K: 1 S: 4	H: 0 LOB: 0 BB: 1 P: 8	1B: 8 2B: 3 3B: 0 HR: 0	SF: 0 SAC: 0 DP: 4 HBP: 0	WP: 0 PB: 0 SB: 1 CS: 0	PA: 37	
<b>PITCHER</b>	IP	WLS	BF	H	R	ER	SO	BB	IBB	HBP	BLK	WP	HR	S	P	ERA	WHIP			ERA	WHIP
<b>Phil Niekro</b> , R ERA: 5.47 (1, 1)	6.1		29	10	1	1	4	2	0	0	0	0	0	35	43	1.42	1.895				
<b>Steve Bedrosian</b> , R ERA: 3.04 (7, 1)	2.2	W	8	0	0	0	3	1	0	0	0	0	0	13	17	0.00	0.375				









Batter	1	2	3	4	5	6	7	8	9	AB	R	H	RBI	BB	SO	LOB	TOP					
Lee Lacy, R OBP: 0.316, SLG: 0.378 (1, 7)										5	0	1	0	0	1	3						
Johnny Ray, S OBP: 0.316, SLG: 0.437 (1, 4)										3	0	1	0	1	0	0						
Bill Madlock, R OBP: 0.368, SLG: 0.394 (1, 5)										3	1	2	1	1	0	1						
Jason Thompson, L OBP: 0.387, SLG: 0.458 (1, 3)										3	1	1	0	1	1	1						
Dave Parker, L OBP: 0.260, SLG: 0.330 (1, 9)										4	0	3	0	0	0	3						
Lee Mazzilli, S OBP: 0.403, SLG: 0.419 (1, 8)										4	0	0	0	0	1	6						
Dale Berra, R Gene Tenace, R OBP: 0.279, SLG: 0.348 (9, PH) OBP: 0.238, SLG: 0.059 (9, PH)										3	0	0	0	0	1	0	AB 34					
Steve Nicosia, R Brian Harper, R OBP: 0.154, SLG: 0.385 (9, PH) OBP: 0.156, SLG: 0.429 (9, PH)										1	0	0	0	0	0	0	R 3					
Rick Rhoden, R Manny Sarmiento, R OBP: 0.130, SLG: 0.174 (5, 1) OBP: 0.400, SLG: 0.303 (7, PH)										3	1	1	1	0	1	0	H 12					
Richie Hebner, L Rod Scurry, L Mike Easter, L OBP: 0.397, SLG: 0.492 (9, PH)										1	0	0	0	0	0	0	RBI 2					
<b>Inning Stats</b>	R: 0 E: 0 K: 0 S: 2	H: 1 LOB: 0 BB: 1 P: 6	R: 0 E: 0 K: 1 S: 5	H: 1 LOB: 0 BB: 0 P: 5	R: 0 E: 0 K: 0 S: 4	H: 1 LOB: 2 BB: 2 P: 11	R: 1 E: 0 K: 0 S: 4	H: 1 LOB: 0 BB: 0 P: 4	R: 2 E: 1 K: 0 S: 5	H: 3 LOB: 0 BB: 0 P: 5	R: 0 E: 0 K: 3 S: 10	H: 1 LOB: 1 BB: 0 P: 10	R: 0 E: 0 K: 1 S: 7	H: 2 LOB: 2 BB: 0 P: 7	R: 0 E: 0 K: 0 S: 4	H: 1 LOB: 1 BB: 0 P: 4	1B: 7 2B: 4 3B: 1 HR: 2	SF: 0 SAC: 0 DP: 3 HBP: 0	WP: 0 PB: 0 SB: 0 CS: 2	PA: 37		
<b>PITCHER</b>	IP: 5.1 WLS: W BF: 23 ERA: 2.66	H: 8 R: 3 ER: 2 SO: 1	H: 4 R: 0 ER: 0 SO: 4	H: 0 R: 0 ER: 0 SO: 4	H: 0 R: 0 ER: 0 SO: 4	H: 2 R: 0 ER: 0 SO: 2	H: 1 R: 0 ER: 0 SO: 2	H: 0 R: 0 ER: 0 SO: 2	H: 3 R: 0 ER: 0 SO: 2	H: 0 R: 0 ER: 0 SO: 2	H: 1 R: 0 ER: 0 SO: 2	H: 2 R: 0 ER: 0 SO: 2	H: 1 R: 0 ER: 0 SO: 2	H: 2 R: 0 ER: 0 SO: 2	H: 1 R: 0 ER: 0 SO: 2	H: 1 R: 0 ER: 0 SO: 2	ERA: 3.38 WHIP: 2.062	ERA: 0.00 WHIP: 1.091				

Pittsburgh Pirates @ Atlanta Braves  
Atlanta-Fulton County Stadium, Atlanta, GA  
Mon May 23 1983, 7:05 PM EDT  
Att: 16,743 - Unknown

AB 34  
R 3  
H 12  
RBI 2  
BB 3  
SO 5  
LOB 14



Batter	1	2	3	4	5	6	7	8	9	AB	R	H	RBI	BB	SO	LOB	BOTTOM					
Brett Butler, L OBP: 0.310, SLG: 0.299 (1, 7)										4	2	2	0	0	1	0						
Rafael Ramirez, R OBP: 0.333, SLG: 0.348 (1, 6)										4	1	3	0	0	0	0						
Claudell Washington, L OBP: 0.310, SLG: 0.362 (1, 9)										3	1	1	2	1	1	1						
Dale Murphy, R OBP: 0.399, SLG: 0.583 (1, 8)										3	2	1	0	1	1	3						
Bob Horner, R OBP: 0.354, SLG: 0.477 (1, 5)										4	0	2	2	0	2	1						
Chris Chambliss, L OBP: 0.309, SLG: 0.410 (1, 3)										4	0	0	0	0	1	3						
Glenn Hubbard, R OBP: 0.405, SLG: 0.477 (1, 4)										4	0	2	0	0	0	0	AB 33					
Bruce Benedict, R OBP: 0.411, SLG: 0.398 (1, 2)										4	0	1	1	0	0	1	R 6					
Pete Falcone, L Donnie Moore, L OBP: 0.354, SLG: 0.477 (6, 1)										2	0	0	0	0	0	2	H 12					
<b>Inning Stats</b>	R: 0 E: 0 K: 1 S: 5	H: 0 LOB: 0 BB: 0 P: 5	R: 1 E: 0 K: 1 S: 7	H: 2 LOB: 2 BB: 1 P: 11	R: 2 E: 1 K: 0 S: 6	H: 4 LOB: 1 BB: 0 P: 6	R: 0 E: 0 K: 0 S: 3	H: 0 LOB: 0 BB: 0 P: 3	R: 3 E: 0 K: 1 S: 8	H: 4 LOB: 0 BB: 0 P: 8	R: 0 E: 0 K: 1 S: 5	H: 0 LOB: 0 BB: 0 P: 5	R: 0 E: 0 K: 1 S: 5	H: 1 LOB: 1 BB: 1 P: 9	R: 0 E: 0 K: 2 S: 8	H: 1 LOB: 1 BB: 0 P: 8	1B: 7 2B: 4 3B: 1 HR: 0	SF: 0 SAC: 0 DP: 2 HBP: 0	WP: 0 PB: 0 SB: 0 CS: 1	PA: 35		
<b>PITCHER</b>	IP: 4.1 WLS: L BF: 23 ERA: 2.88	H: 10 R: 6 ER: 6 SO: 3	H: 6 R: 0 ER: 0 SO: 1	H: 3 R: 0 ER: 0 SO: 3	H: 0 R: 0 ER: 0 SO: 3	H: 0 R: 0 ER: 0 SO: 6	H: 0 R: 0 ER: 0 SO: 6	H: 0 R: 0 ER: 0 SO: 6	H: 0 R: 0 ER: 0 SO: 6	H: 0 R: 0 ER: 0 SO: 6	H: 1 R: 0 ER: 0 SO: 6	H: 1 R: 0 ER: 0 SO: 6	H: 1 R: 0 ER: 0 SO: 6	H: 1 R: 0 ER: 0 SO: 6	H: 1 R: 0 ER: 0 SO: 6	H: 1 R: 0 ER: 0 SO: 6	ERA: 12.46 WHIP: 2.538	ERA: 0.00 WHIP: 0.000				

Pittsburgh Pirates @ Atlanta Braves  
Atlanta-Fulton County Stadium, Atlanta, GA  
Mon May 23 1983, 7:05 PM EDT  
Att: 16,743 - Unknown

AB 33  
R 6  
H 12  
RBI 5  
BB 2  
SO 7  
LOB 11










Batter	1	2	3	4	5	6	7	8	9	AB	R	H	RBI	BB	SO	LOB	TOP			
Lee Mazzilli, S OBP: 0.405, SLG: 0.440	4-0 1B BB		0-3 K		0-0 F9			0-0 4-3		3	0	0	0	1	1	0				
Johnny Ray, S OBP: 0.326, SLG: 0.437	0-0 F3		0-0 1B			0-3 K			0-0 4-3	4	0	1	0	0	1	1				
Bill Madlock, R OBP: 0.377, SLG: 0.406	0-0 1-2 1B		0-0 1-3 1B			0-0 F7			0-0 F7	4	0	2	0	0	0	0				
Jason Thompson, L OBP: 0.380, SLG: 0.449	0-0 F6		0-3 K			0-0 F9			4-0 BB BB	3	0	0	0	1	1	4				
Dave Parker, L OBP: 0.259, SLG: 0.311	0-3 K			0-0 1-3				0-0 F8	4-0 BB BB	3	0	0	0	1	1	2				
Mike Easter, L OBP: 0.368, SLG: 0.444		0-3 K		0-0 F8				0-0 4-3	0-0 BB BB	4	0	0	0	0	1	2				
Dale Berra, R OBP: 0.271, SLG: 0.336		0-3 K		0-0 F6				0-0 5-3		3	0	0	0	0	1	0				
Steve Nicosia, R OBP: 0.100, SLG: 0.250		0-0 L4			0-0 F4			0-3 K		3	0	0	0	0	1	0				
Jim Bibby, R OBP: 0.100, SLG: 0.250			0-3 K		0-0 4-3			0-0 F8		1	0	0	0	0	1	0				
Jim Winn, R OBP: 0.100, SLG: 0.250										0	0	0	0	0	0	0				
Randy Niemann, L OBP: 0.100, SLG: 0.250										1	0	0	0	0	0	0				
Brian Harper, R OBP: 0.130, SLG: 0.409										1	0	0	0	0	0	0				
Manny Sarmiento, R OBP: 0.100, SLG: 0.250										0	0	0	0	0	0	0				
<b>Inning Stats</b>	R: 0 E: 0 K: 1 S: 6	H: 1 LOB: 2 BB: 1 P: 10	R: 0 E: 0 K: 2 S: 7	H: 0 LOB: 0 BB: 0 P: 7	R: 0 E: 0 K: 3 S: 11	H: 2 LOB: 2 BB: 0 P: 11	R: 0 E: 0 K: 0 S: 3	H: 0 LOB: 0 BB: 0 P: 3	R: 0 E: 0 K: 1 S: 5	H: 0 LOB: 0 BB: 0 P: 5	R: 0 E: 0 K: 0 S: 3	H: 0 LOB: 0 BB: 0 P: 3	R: 0 E: 0 K: 1 S: 5	H: 0 LOB: 0 BB: 0 P: 5	R: 0 E: 0 K: 0 S: 3	H: 0 LOB: 2 BB: 2 P: 11	1B: 3 2B: 0 3B: 0 HR: 0	SF: 0 SAC: 0 DP: 0 HBP: 0	WP: 0 PB: 0 SB: 0 CS: 0	PA: 33
<b>PITCHER</b> Craig McMurtry, R ERA: 2.32	IP: 9.0 WLS: W BF: 33 H: 3 R: 0 ER: 0 SO: 8 BB: 3 IBB: 0 HBP: 0 BLK: 0 WP: 0 HR: 0 S: 46 P: 58 ERA: 0.00 WHIP: 0.667															<b>PITCHER</b> IP: 9.0 WLS: W BF: 33 H: 3 R: 0 ER: 0 SO: 8 BB: 3 IBB: 0 HBP: 0 BLK: 0 WP: 0 HR: 0 S: 46 P: 58 ERA: 0.00 WHIP: 0.667				

Pittsburgh Pirates @ Atlanta Braves  
Atlanta-Fulton County Stadium, Atlanta, GA  
Wed May 25 1983, 7:05 PM EDT  
Att: 15,034 - Unknown


AB 30  
R 0  
H 3  
RBI 0  
BB 3  
SO 8  
LOB 9



Batter	1	2	3	4	5	6	7	8	9	AB	R	H	RBI	BB	SO	LOB	BOTTOM	
Brett Butler, L OBP: 0.304, SLG: 0.287	0-0 F8	0-0 F8	4-0 FC6-4 BB		0-0 F6			0-0 F4		4	0	0	1	1	0	4		
Rafael Ramirez, R OBP: 0.326, SLG: 0.339	0-0 4-3		0-0 K			0-0 G5-4-3 1B		0-0 3-1		5	0	1	0	0	1	3		
Claudell Washington, L OBP: 0.303, SLG: 0.369	0-3 K		0-0 4-3		0-3 K		0-0 G5-4-3 1-2 1B	0-0 1B		5	0	1	0	0	2	1		
Dale Murphy, R OBP: 0.404, SLG: 0.572		0-0 1B BLK 1B	4-0 BB S BB		0-0 G1-4-3 1B		0-3 K	0-3 K		4	2	2	0	1	2	1		
Bob Horner, R OBP: 0.365, SLG: 0.493		0-0 1B 1B	4-0 BB BB		0-0 G1-4-3 1-2			0-0 G3 2B		3	2	2	0	1	0	1		
Bob Watson, R OBP: 0.514, SLG: 0.563		0-0 SH3-4 1-2 1B	4-0 BB BB			0-0 F7		0-0 5-3		3	1	1	1	1	0	1		
Ken Smith, L OBP: 0.200, SLG: 0.444		0-0 SH3-4 1-2 1B	4-0 BB BB			0-0 F7		0-0 5-3		0	0	0	0	0	0	0		
Glenn Hubbard, R OBP: 0.404, SLG: 0.467		0-0 F8	4-0 BB BB			0-0 F9		0-0 G3		3	1	0	1	1	0	3		
Bruce Benedict, R OBP: 0.430, SLG: 0.402		0-0 SH3-4 1-2 1B	4-0 BB BB			4-0 BB		4-0 BB		1	0	1	2	3	0	0		
Craig McMurtry, R OBP: 0.190, SLG: 0.105		0-0 SH3-4	4-0 BB			4-0 BB		4-0 F9		1	0	0	1	2	0	2		
<b>Inning Stats</b>	R: 0 E: 0 K: 1 S: 5	H: 0 LOB: 0 BB: 0 P: 5	R: 2 E: 0 K: 0 S: 7	H: 4 LOB: 2 BB: 0 P: 7	R: 4 E: 0 K: 1 S: 5	H: 0 LOB: 3 BB: 7 P: 33	R: 0 E: 0 K: 1 S: 5	H: 1 LOB: 0 BB: 0 P: 5	R: 0 E: 0 K: 1 S: 5	H: 1 LOB: 0 BB: 0 P: 5	R: 0 E: 0 K: 0 S: 4	H: 1 LOB: 2 BB: 1 P: 8	R: 0 E: 0 K: 1 S: 6	H: 1 LOB: 1 BB: 0 P: 6	1B: 7 2B: 1 3B: 0 HR: 0	SF: 0 SAC: 1 DP: 2 HBP: 0	WP: 0 PB: 0 SB: 1 CS: 0	PA: 40
<b>PITCHER</b> Jim Bibby, R ERA: 14.11	IP: 2.2 WLS: L BF: 16 H: 4 R: 6 ER: 6 SO: 2 BB: 4 IBB: 0 HBP: 0 BLK: 1 WP: 0 HR: 0 S: 16 P: 32 ERA: 20.25 WHIP: 3.000															<b>PITCHER</b> IP: 2.2 WLS: L BF: 16 H: 4 R: 6 ER: 6 SO: 2 BB: 4 IBB: 0 HBP: 0 BLK: 1 WP: 0 HR: 0 S: 16 P: 32 ERA: 20.25 WHIP: 3.000		
Jim Winn, R ERA: 7.39	0.0 3 0 0 0 0 3 0 0 0 0 0 0 0 12 ∞ ∞															0.0 3 0 0 0 0 3 0 0 0 0 0 0 0 12 ∞ ∞		
Randy Niemann, L ERA: 10.03	4.1 17 3 0 0 2 2 1 0 0 0 0 0 18 30 0.00 1.154															4.1 17 3 0 0 2 2 1 0 0 0 0 0 18 30 0.00 1.154		
Manny Sarmiento, R ERA: 2.95	1.0 4 1 0 0 1 0 0 0 0 0 0 0 6 6 0.00 1.000															1.0 4 1 0 0 1 0 0 0 0 0 0 0 6 6 0.00 1.000		

Pittsburgh Pirates @ Atlanta Braves  
Atlanta-Fulton County Stadium, Atlanta, GA  
Wed May 25 1983, 7:05 PM EDT  
Att: 15,034 - Unknown

AB 29  
R 6  
H 8  
RBI 6  
BB 10  
SO 5  
LOB 16





Batter	1	2	3	4	5	6	7	8	9	AB	R	H	RBI	BB	SO	LOB	TOP		
<b>23 Ryne Sandberg, R</b> OBP: 0.253, SLG: 0.259 (1, 4)	0-0 5-3		0-0 6-3		0-0 6-3		0-0 1B 2B 1B	0-3 K		5	1	1	0	0	1	2			
<b>Larry Bowa, S</b> OBP: 0.309, SLG: 0.385 (1, 6)	0-0 BB SF8 1B		0-0 6-3		4-0 1B 4-3 BB		0-0 1-2 2B 1B	F5		4	3	2	0	1	0	2			
<b>Bill Buckner, L</b> OBP: 0.256, SLG: 0.307 (1, 3)	0-0 SF8 BB 1-2 1B		0-0 F7		0-0 4-3 1B		0-0 1-H 2-H 2B	F5		5	0	3	2	0	0	0			
<b>Leon Durham, L</b> OBP: 0.434, SLG: 0.549 (1, 8)	4-0 1-2 2-3 BB		4-0 CS BB		0-0 4-3		4-0 1-2 3-H IBB	K		2	0	0	1	3	1	1			
<b>Keith Moreland, R</b> OBP: 0.338, SLG: 0.461 (1, 9)	0-0 SF8		0-0 L8		0-0 P2		0-0 L5	F9		4	0	0	1	0	0	4			
<b>Jay Johnstone, L</b> OBP: 0.324, SLG: 0.484 (1, 7)	0-0 P3		0-0 1B		4-0 IBB		0-0 HR			3	1	2	1	1	0	2			
<b>Jody Davis, R</b> OBP: 0.291, SLG: 0.393 (1, 2)	0-0 5-3		0-3 K		0-0 K		0-3 K			4	0	0	0	0	3	3			
<b>Tom Veryzer, R</b> OBP: 0.250, SLG: 0.250 (1, 5)	0-0 F8		0-0 P6		0-0 6-3		0-0 SH 1B			4	0	1	0	0	0	0			
<b>Paul Moskau, R</b> OBP: 0.100, SLG: 0.200 (1, 1)	0-0 P2		0-0 F9		0-0 F7		0-0 SH			3	0	0	0	0	0	0			
<b>Bill Campbell, R</b> (8, 1)										0	0	0	0	0	0	0			
<b>Inning Stats</b>	R: 1 E: 0 K: 0 S: 5	H: 2 LOB: 2 BB: 1 P: 9	R: 0 E: 0 K: 0 S: 3	H: 0 LOB: 0 BB: 0 P: 3	R: 0 E: 0 K: 1 S: 5	H: 1 LOB: 1 BB: 1 P: 9	R: 0 E: 0 K: 0 S: 3	H: 0 LOB: 0 BB: 2 P: 3	R: 1 E: 0 K: 2 S: 10	H: 2 LOB: 2 BB: 0 P: 10	R: 0 E: 0 K: 1 S: 5	H: 0 LOB: 0 BB: 0 P: 5	1B: 7 2B: 1 3B: 0 HR: 1	SF: 1 SAC: 1 DP: 0 HBP: 0	WP: 0 PB: 0 SB: 0 CS: 1	PA: 41			
<b>PITCHER</b>	IP	WLS	BF	H	R	ER	SO	BB	IBB	HBP	BLK	WP	HR	S	P	ERA	WHIP		
<b>Phil Niekro, R</b> ERA: 5.46 (1, 1)	6.2	L	31	7	4	4	2	3	2	0	0	0	0	30	50	5.40	1.500		
<b>Donnie Moore, R</b> ERA: 1.42 (7, 1)	0.1		1	0	0	0	0	0	0	0	0	0	0	1	1	0.00	0.000		
<b>Steve Bedrosian, R</b> ERA: 2.93 (8, 1)	2.0		9	2	1	1	3	0	0	0	0	0	1	15	15	4.50	1.000		

**Chicago Cubs @ Atlanta Braves**  
Atlanta-Fulton County Stadium, Atlanta, GA  
Thu May 26 1983, 7:05 PM EDT  
Att: 13,444 - Unknown - 77 F

AB 34  
R 5  
H 9  
RBI 5  
BB 5  
SO 5  
LOB 14



Batter	1	2	3	4	5	6	7	8	9	AB	R	H	RBI	BB	SO	LOB	BOTTOM					
<b>Brett Butler, L</b> OBP: 0.309, SLG: 0.317 (1, 7)	0-0 3-1		0-0 WP 1-3 2B		0-0 2-3		0-0 1B 3B			4	1	2	0	0	0	0						
<b>Rafael Ramirez, R</b> OBP: 0.324, SLG: 0.337 (1, 6)	0-0 4-3		0-0 5-3-2		0-0 P5		0-0 WP 1B			4	0	1	1	0	0	2						
<b>Claudell Washington, L</b> OBP: 0.309, SLG: 0.365 (1, 9)	0-0 1B		0-3 3-H K		4-0 1B BB		0-3 3-H K			3	0	1	0	1	2	2						
<b>Dale Murphy, R</b> OBP: 0.401, SLG: 0.564 (1, 8)	0-3 K		0-3 K		0-0 1B		0-0 F7			4	0	1	0	0	2	2						
<b>Bob Horner, R</b> OBP: 0.363, SLG: 0.486 (1, 5)	0-0 L3-4 1B		0-0 4-3		0-3 K		0-0 F7			4	0	1	0	0	1	3						
<b>Chris Chambliss, L</b> OBP: 0.313, SLG: 0.417 (1, 3)	0-0 1B		0-3 K		0-0 L8		0-0 G3			4	0	1	0	0	1	0						
<b>Glenn Hubbard, R</b> OBP: 0.394, SLG: 0.453 (1, 4)	0-0 L3-4		0-0 F8		0-0 F9		0-3 K			4	0	0	0	0	1	2						
<b>Bruce Benedict, R</b> OBP: 0.438, SLG: 0.421 (1, 2)	0-0 L4		0-0 G4-6-3 1B		0-0 2B		0-0 1B			4	0	3	0	0	0	1						
<b>Phil Niekro, R</b> OBP: 0.158, SLG: 0.118 (1, 1)	0-0 G4-6-3		0-0 2B 5-3-2 1B		0-0 P6		0-0 4-3			2	0	1	0	0	0	1						
<b>Donnie Moore, L</b> (7, 1)										0	0	0	0	0	0	0						
<b>Randy Johnson, R</b> OBP: 0.500, SLG: 0.625 (7, PH)										1	0	0	0	0	0	1						
<b>Steve Bedrosian, R</b> (8, 1)										0	0	0	0	0	0	0						
<b>Biff Pocoreba, S</b> OBP: 0.222, SLG: 0.125 (9, PH)										1	0	0	0	0	0	1						
<b>Inning Stats</b>	R: 0 E: 0 K: 1 S: 6	H: 1 LOB: 1 BB: 0 P: 6	R: 0 E: 0 K: 0 S: 4	H: 2 LOB: 1 BB: 0 P: 4	R: 0 E: 0 K: 1 S: 6	H: 2 LOB: 1 BB: 0 P: 6	R: 0 E: 0 K: 2 S: 7	H: 0 LOB: 0 BB: 0 P: 7	R: 0 E: 0 K: 0 S: 3	H: 1 LOB: 0 BB: 0 P: 3	R: 0 E: 0 K: 1 S: 6	H: 1 LOB: 2 BB: 1 P: 10	R: 0 E: 0 K: 0 S: 4	H: 1 LOB: 1 BB: 0 P: 4	R: 1 E: 0 K: 1 S: 7	H: 2 LOB: 1 BB: 0 P: 7	R: 0 E: 0 K: 1 S: 6	H: 1 LOB: 1 BB: 0 P: 6	1B: 8 2B: 4 3B: 1 HR: 0	SF: 0 SAC: 0 DP: 3 HBP: 0	WP: 2 PB: 0 SB: 0 CS: 0	PA: 36
<b>PITCHER</b>	IP	WLS	BF	H	R	ER	SO	BB	IBB	HBP	BLK	WP	HR	S	P	ERA	WHIP					
<b>Paul Moskau, R</b> ERA: 5.97 (1, 1)	7.0	W	28	9	1	1	5	1	0	0	0	0	0	37	41	1.29	1.429					
<b>Bill Campbell, R</b> ERA: 3.55 (8, 1)	2.0		8	2	0	0	2	0	0	0	0	1	0	12	12	0.00	1.000					

**Chicago Cubs @ Atlanta Braves**  
Atlanta-Fulton County Stadium, Atlanta, GA  
Thu May 26 1983, 7:05 PM EDT  
Att: 13,444 - Unknown - 77 F

AB 35  
R 1  
H 11  
RBI 1  
BB 1  
SO 7  
LOB 15





Batter	1	2	3	4	5	6	7	8	9	AB	R	H	RBI	BB	SO	LOB	TOP					
Larry Bowa, S OBP: 0.312, SLG: 0.381 (1, 6)	4-3		E 1B 3B BB		1B	4-3		L4		4	2	1	0	1	0	1						
Jay Johnstone, L OBP: 0.333, SLG: 0.472 (1, 7)	P6		E9 3B 1B		2B 1B		G3		4-3	5	2	2	1	0	0	0						
Bill Buckner, L OBP: 0.266, SLG: 0.327 (1, 3)	FC4-6 1B		1-H 3-H 3B		2B SF8 1B		4-3		4-3	5	1	3	3	0	0	0						
Leon Durham, L OBP: 0.432, SLG: 0.551 (1, 8)	FC4-6 1-2		K		SF8 2B				K	5	0	2	1	0	2	2						
Ron Cey, R OBP: 0.307, SLG: 0.403 (1, 5)		F8	F7		SF8 2B		L7			3	0	0	1	0	0	2						
Keith Moreland, R OBP: 0.342, SLG: 0.462 (1, 9)		G6-4-3 1B			6-3			5-3		4	0	2	0	0	0	1						
Jody Davis, R OBP: 0.297, SLG: 0.444 (1, 2)	G6-4-3 1-2		F8		HR			HR		4	2	2	2	0	0	2						
Junior Kennedy, R OBP: 0.182, SLG: 0.150 (1, 4)			5-3		G6-4-3		K	SH3-4 1B		4	0	1	0	0	1	1						
Chuck Rainey, R OBP: 0.176, SLG: 0.125 Mike Proly, R (3, 1)					1-3		K	SH3-4 1B		1	1	1	0	0	0	0						
Wayne Nordhagen, R (5, PH) Warren Brusstar, R (5, 1) Lee Smith, R (8, 1)			BB 1B							0	0	0	0	0	0	0						
<b>Inning Stats</b>	R: 0 E: 0 K: 0 S: 4	H: 1 LOB: 1 BB: 0 P: 4	R: 0 E: 0 K: 0 S: 3	H: 1 LOB: 2 BB: 0 P: 3	R: 3 E: 1 K: 1 S: 8	H: 3 LOB: 1 BB: 1 P: 12	R: 0 E: 0 K: 0 S: 3	H: 1 LOB: 0 BB: 0 P: 3	R: 3 E: 0 K: 0 S: 7	H: 4 LOB: 1 BB: 0 P: 7	R: 1 E: 0 K: 2 S: 8	H: 1 LOB: 1 BB: 0 P: 8	R: 0 E: 0 K: 0 S: 4	H: 1 LOB: 1 BB: 0 P: 4	R: 1 E: 0 K: 0 S: 5	H: 2 LOB: 1 BB: 0 P: 5	R: 0 E: 0 K: 1 S: 5	H: 0 LOB: 0 BB: 0 P: 5	1B: 10 2B: 1 3B: 1 HR: 2	SF: 1 SAC: 1 DP: 2 HBP: 0	WP: 0 PB: 0 SB: 0 CS: 0	PA: 40
<b>PITCHER</b>	IP WLS BF H R ER SO BB IBB HBP BLK WP HR S P ERA WHIP																					
Pascual Perez, R (1, 1) Rick Behenna, R (5, 1) Terry Forster, L (7, 1) Gene Garber, R (8, 1)	4.1 1.2 1.0 2.0	WLS L W 8	BF 21 7 4	H 9 4 2	R 6 1 1	ER 6 0 1	SO 1 2 0 1	BB 1 0 0 0	IBB 0 0 0 0	HBP 0 0 0 0	BLK 0 0 0 0	WP 0 0 0 0	HR 0 1 4 1	S 22 11 4 10	P 26 11 4 10	ERA 12.46 5.40 0.00 4.50	WHIP 2.308 1.200 1.000 1.000					

Chicago Cubs @ Atlanta Braves  
Atlanta-Fulton County Stadium, Atlanta, GA  
Fri May 27 1983, 7:05 PM EDT  
Att: 25,838 - Unknown - 76 F

AB	37
R	8
H	14
RBI	8
BB	1
SO	4
LOB	9



Batter	1	2	3	4	5	6	7	8	9	AB	R	H	RBI	BB	SO	LOB	BOTTOM				
Brett Butler, L OBP: 0.313, SLG: 0.321 (1, 7)	P6	FC3-2 WP	WP 1B		FC4 1B		6-3			5	0	2	0	0	0	5					
Rafael Ramirez, R OBP: 0.316, SLG: 0.328 (1, 6)	6-3	K	F8		FC4 1B			L5		5	0	0	0	0	1	6					
Claudell Washington, L OBP: 0.317, SLG: 0.376 (1, 9)	2B 1B		S 1B	5-3 1B	4-3			3-1		5	2	3	0	0	0	2					
Dale Murphy, R OBP: 0.406, SLG: 0.571 (1, 8)	2B		2B 1B	5-3		K		1B		5	1	3	1	0	1	1					
Bob Horner, R (1, 5) Jerry Royster, R (8, PR) (9, 5)	L5		2B BB	4-3 1B		P4		1B		4	1	2	1	1	0	2					
Chris Chambliss, L OBP: 0.309, SLG: 0.417 (1, 3)		K	WP 1B 2B	4-3		P6		F7		5	1	1	2	0	1	3					
Glenn Hubbard, R OBP: 0.394, SLG: 0.448 (1, 4)		1B FC3-2 BB	1B SH3-4 1B	5-3		P4		F8		4	0	1	1	1	0	1					
Bruce Benedict, R (1, 2) Ken Smith, L (7, PR) Gene Garber, R (8, 1) Terry Harper, R (9, PH)		FC3-2 1B	L7		6-3			K		4	1	2	0	0	0	1					
Pascual Perez, R (1, 1) Rick Behenna, R (5, 1) Terry Forster, L (7, 1) Biff Pocoroba, S (7, PH) (8, 2)		WP FC3-2 1B	SH3-4		FC4 1B		F7		L9	1	0	1	0	0	0	0					
<b>Inning Stats</b>	R: 0 E: 0 K: 0 S: 5	H: 2 LOB: 2 BB: 0 P: 5	R: 1 E: 0 K: 2 S: 9	H: 2 LOB: 1 BB: 1 P: 13	R: 4 E: 0 K: 0 S: 8	H: 5 LOB: 2 BB: 1 P: 12	R: 1 E: 0 K: 0 S: 5	H: 2 LOB: 1 BB: 0 P: 5	R: 0 E: 0 K: 1 S: 5	H: 0 LOB: 0 BB: 0 P: 5	R: 0 E: 0 K: 0 S: 4	H: 1 LOB: 2 BB: 0 P: 4	R: 0 E: 0 K: 0 S: 5	H: 2 LOB: 2 BB: 0 P: 5	R: 0 E: 0 K: 1 S: 5	H: 0 LOB: 0 BB: 0 P: 5	1B: 14 2B: 2 3B: 0 HR: 0	SF: 0 SAC: 1 DP: 0 HBP: 0	WP: 3 PB: 0 SB: 2 CS: 0	PA: 45	
<b>PITCHER</b>	IP WLS BF H R ER SO BB IBB HBP BLK WP HR S P ERA WHIP																				
Chuck Rainey, R (1, 1) Mike Proly, R (3, 1) Warren Brusstar, R (5, 1) Lee Smith, R (8, 1)	2.0 2.0 3.2 1.1	WLS W S	BF 15 10 15 5	H 4 4 1	R 1 0 0	ER 5 1 0	SO 5 0 1 1	BB 2 0 0 0	IBB 0 0 0 0	HBP 0 0 0 0	BLK 0 0 0 0	WP 0 2 0 0	HR 0 0 1 0	S 17 10 17 7	P 25 10 17 7	ERA 22.50 4.50 0.00 0.750	WHIP 4.500 2.000 1.091 0.750				

Chicago Cubs @ Atlanta Braves  
Atlanta-Fulton County Stadium, Atlanta, GA  
Fri May 27 1983, 7:05 PM EDT  
Att: 25,838 - Unknown - 76 F

AB	42
R	6
H	16
RBI	5
BB	2
SO	4
LOB	22





Batter	1	2	3	4	5	6	7	8	9	AB	R	H	RBI	BB	SO	LOB	TOP										
23 Ryne Sandberg, R (1.4) OBP: 0.284, SLG: 0.270										5	1	3	0	0	1	2	<b>Chicago Cubs @ Atlanta Braves</b> Atlanta-Fulton County Stadium, Atlanta, GA Sat May 28 1983, 3:33 AM EDT Att: 40,041 - Sunny - 80 F										
Jerry Morales, R (1.7) OBP: 0.175, SLG: 0.205										3	0	0	0	0	1	5											
Jay Johnstone, L (7.7) OBP: 0.317, SLG: 0.447										2	0	0	0	0	1	1											
Bill Buckner, L (1.3) OBP: 0.270, SLG: 0.353										5	1	2	1	0	0	3											
Ron Cey, R (1.5) OBP: 0.312, SLG: 0.397										2	0	0	0	2	0	1											
Leon Durham, L (1.8) OBP: 0.434, SLG: 0.566										4	1	2	2	0	0	1											
Keith Moreland, R (1.9) OBP: 0.333, SLG: 0.452										3	0	0	1	0	1	2											
Jody Davis, R (1.2) OBP: 0.289, SLG: 0.431										4	0	0	0	0	0	0											
Tom Veryzer, R (1.6) OBP: 0.250, SLG: 0.250										4	0	1	0	0	0	0											
Steve Trout, L (1.1) OBP: 0.158, SLG: 0.158										2	1	2	0	0	0	0											
Mike Proly, R (5.1)										1	0	0	0	0	1	1											
Bill Campbell, R (6.1)										0	0	0	0	0	0	0											
Scot Thompson, L (9.7) OBP: 0.246, SLG: 0.276										1	0	1	0	0	0	0											
<b>Inning Stats</b>	R: 0 E: 0 K: 0 S: 4	H: 2 LOB: 1 BB: 0 P: 4	R: 1 E: 0 K: 0 S: 4	H: 1 LOB: 0 BB: 0 P: 4	R: 2 E: 0 K: 1 S: 8	H: 3 LOB: 2 BB: 1 P: 12	R: 0 E: 0 K: 0 S: 5	H: 2 LOB: 0 BB: 0 P: 5	R: 1 E: 0 K: 1 S: 6	H: 1 LOB: 0 BB: 0 P: 6	R: 0 E: 0 K: 1 S: 5	H: 0 LOB: 1 BB: 1 P: 9	R: 0 E: 0 K: 0 S: 3	H: 0 LOB: 0 BB: 0 P: 3	R: 0 E: 0 K: 1 S: 6	H: 1 LOB: 1 BB: 0 P: 6	1B: 8 2B: 1 3B: 1 HR: 1	SF: 1 SAC: 0 DP: 0 HBP: 0	WP: 0 PB: 0 SB: 0 CS: 1	PA: 39							
<b>PITCHER</b>	IP	WLS	BF	H	R	ER	SO	BB	IBB	HBP	BLK	WP	HR	S	P	ERA	WHIP										
Pete Falcone, L (1.1) ERA: 3.42	2.2		14	6	3	3	1	1	0	0	0	0	0	15	19	10.12	2.625										
Rick Behenna, R (3.1) ERA: 4.4	2.1	W	10	3	1	1	1	0	0	0	0	0	1	12	12	3.86	1.286										
Donnie Moore, R (6.1) ERA: 1.23	1.0		4	1	0	0	1	0	0	0	0	0	0	6	6	0.00	1.000										
Steve Bedrosian, R (7.1) ERA: 2.67	3.0	S	11	1	0	0	2	1	0	0	0	0	0	14	18	0.00	0.667										

AB	36
R	4
H	11
RBI	4
BB	2
SO	5
LOB	16



Batter	1	2	3	4	5	6	7	8	9	AB	R	H	RBI	BB	SO	LOB	BOTTOM										
Rafael Ramirez, R (1.6) OBP: 0.314, SLG: 0.326										4	0	1	1	0	0	2	<b>Chicago Cubs @ Atlanta Braves</b> Atlanta-Fulton County Stadium, Atlanta, GA Sat May 28 1983, 3:33 AM EDT Att: 40,041 - Sunny - 80 F										
Jerry Royster, R (1.7) OBP: 0.311, SLG: 0.293										3	1	0	0	1	1	1											
Terry Harper, R (1.9) OBP: 0.359, SLG: 0.343										3	1	0	0	1	0	1											
Dale Murphy, R (1.8) OBP: 0.408, SLG: 0.570										4	1	2	1	0	1	0											
Bob Horner, R (1.5) OBP: 0.373, SLG: 0.500										4	1	2	1	0	0	0											
Brett Butler, L (9.7) OBP: 0.313, SLG: 0.321										0	0	0	0	0	0	0											
Bob Watson, R (1.3) OBP: 0.488, SLG: 0.528										4	0	1	1	0	1	2											
Ken Smith, L (9.3) OBP: 0.200, SLG: 0.444										0	0	0	0	0	0	0											
Glenn Hubbard, R (1.4) OBP: 0.391, SLG: 0.438										3	1	0	0	1	0	2											
Bruce Benedict, R (1.2) OBP: 0.438, SLG: 0.429										3	1	1	0	0	0	3											
Pete Falcone, L (1.1) ERA: 4.66										0	0	0	0	0	0	0											
Rick Behenna, R (3.1) ERA: 4.4										1	0	0	0	0	1	0											
Randy Johnson, R (5.7) ERA: 2.45										0	0	0	0	0	1	0											
Donnie Moore, R (6.1) ERA: 1.23										0	0	0	0	0	0	0											
Chris Chambliss, L (6.7) ERA: 3.29										1	0	1	2	0	0	0											
Steve Bedrosian, R (7.1) ERA: 2.67										0	0	0	0	0	0	0											
<b>Inning Stats</b>	R: 0 E: 0 K: 0 S: 3	H: 0 LOB: 0 BB: 0 P: 3	R: 0 E: 0 K: 0 S: 3	H: 0 LOB: 0 BB: 0 P: 3	R: 0 E: 0 K: 1 S: 5	H: 0 LOB: 0 BB: 0 P: 5	R: 3 E: 0 K: 0 S: 5	H: 3 LOB: 1 BB: 2 P: 13	R: 1 E: 0 K: 1 S: 6	H: 2 LOB: 1 BB: 1 P: 10	R: 2 E: 0 K: 1 S: 8	H: 3 LOB: 2 BB: 1 P: 12	R: 0 E: 0 K: 1 S: 5	H: 0 LOB: 0 BB: 0 P: 5	R: 0 E: 0 K: 0 S: 3	H: 0 LOB: 0 BB: 0 P: 3	1B: 5 2B: 3 3B: 0 HR: 0	SF: 0 SAC: 0 DP: 1 HBP: 0	WP: 0 PB: 0 SB: 0 CS: 0	PA: 34							
<b>PITCHER</b>	IP	WLS	BF	H	R	ER	SO	BB	IBB	HBP	BLK	WP	HR	S	P	ERA	WHIP										
Steve Trout, L (1.1) ERA: 4.66	4.0		18	4	4	4	1	3	0	0	0	0	0	17	29	9.00	1.750										
Mike Proly, R (5.1) ERA: 2.45	1.0	L	5	3	2	2	1	0	0	0	0	0	0	7	7	18.00	3.000										
Bill Campbell, R (6.1) ERA: 3.29	3.0		11	1	0	0	2	0	1	0	0	0	0	14	18	0.00	0.333										





Batter	1	2	3	4	5	6	7	8	9	AB	R	H	RBI	BB	SO	LOB	TOP		
Larry Bowa, S OBP: 0.302, SLG: 0.368 (1, 6)	F2		4-3		4-3		FC5-2		6-3	5	0	0	0	0	0	3			
Jay Johnstone, L OBP: 0.295, SLG: 0.415 Gary Woods, R OBP: 0.308, SLG: 0.400 Warren Brusstar, R (7, 1)	3-1		F7		F8		F8			3	0	0	0	0	0	1			
Bill Buckner, L OBP: 0.280, SLG: 0.375 (1, 3)	1B			HR		6-3		F9 1B BB		3	1	2	1	1	0	0			
Leon Durham, L OBP: 0.442, SLG: 0.576 (1, 8)	BB			SF8 2B		FC5-4 1B		F8		3	1	2	0	1	0	1			
Ron Cey, R OBP: 0.311, SLG: 0.393 (1, 5)	1-3			K		FC5-4 1-2		FC6-4 1B		4	0	1	0	0	1	4			
Keith Moreland, R OBP: 0.325, SLG: 0.442 (1, 9)		5-3		SF8		F8		F9		3	0	0	1	0	0	3			
Jody Davis, R OBP: 0.281, SLG: 0.418 (1, 2)		K		F7			K	FC6-4		4	0	0	0	0	2	2			
23 Ryne Sandberg, R OBP: 0.276, SLG: 0.728 (1, 4)		6-3				SH2-4 BB		1B FC5-2 1B		3	0	2	0	1	0	0			
Dick Ruthven, R OBP: 0.154, SLG: 0.231 Craig Lefferts, L (4, 1)			F8		SH2-4			FC5-2 1B		1	0	0	0	0	0	0			
Mike Proly, R (5, 1)									G3-6	0	0	0	0	0	0	0			
Wayne Nordhagen, R OBP: 0.167, SLG: 0.265 (7, 7)										2	0	1	0	0	0	1			
<b>Inning Stats</b>	R: 0 E: 0 K: 0 S: 4	H: 1 LOB: 2 BB: 1 P: 8	R: 0 E: 0 K: 1 S: 5	H: 0 LOB: 0 BB: 0 P: 5	R: 0 E: 0 K: 0 S: 3	H: 0 LOB: 0 BB: 0 P: 3	R: 2 E: 0 K: 1 S: 7	H: 2 LOB: 0 BB: 0 P: 7	R: 0 E: 0 K: 0 S: 4	H: 1 LOB: 1 BB: 0 P: 4	R: 0 E: 0 K: 1 S: 7	H: 2 LOB: 2 BB: 0 P: 7	R: 0 E: 0 K: 0 S: 4	H: 1 LOB: 2 BB: 1 P: 8	R: 0 E: 0 K: 0 S: 3	H: 1 LOB: 0 BB: 0 P: 3	1B: 6 2B: 1 3B: 0 HR: 1	SF: 1 SAC: 1 DP: 1 HBP: 0	WP: 0 PA: 37
<b>PITCHER</b>	IP WLS BF H R ER SO BB IBB HBP BLK WP HR S P ERA WHIP	IP WLS BF H R ER SO BB IBB HBP BLK WP HR S P ERA WHIP																	
Rick Camp, R ERA: 3.47 (1, 1)	6.2 W 28 6 2 2 3 2 0 0 0 0 1 32 40 2.70 1.200	2.1 S 9 2 0 0 0 1 0 0 0 0 0 8 12 0.00 1.286																	
Terry Forster, L ERA: 0.71 (7, 1)																			

Chicago Cubs @ Atlanta Braves  
Atlanta-Fulton County Stadium, Atlanta, GA  
Sun May 29 1983, 3:33 AM EDT  
Att: 29,025 - Sunny - 84 F

AB	32
R	2
H	8
RBI	2
BB	3
SO	3
LOB	17



Batter	1	2	3	4	5	6	7	8	9	AB	R	H	RBI	BB	SO	LOB	BOTTOM		
Brett Butler, L OBP: 0.311, SLG: 0.319 (1, 7)	FC4 1B			F9		L1				4	1	1	0	0	0	1			
Rafael Ramirez, R OBP: 0.318, SLG: 0.330 (1, 6)	E2 FC4 1-3	P4		CS 1B		2-4 1B				4	0	2	1	0	0	1			
Claudell Washington, L OBP: 0.315, SLG: 0.373 (1, 9)	FC4 1B 2B	1-3		CS 1B	K	2-4 1B		G5-4-3 1B		4	1	1	1	0	1	1			
Dale Murphy, R OBP: 0.410, SLG: 0.568 (1, 8)	2B 1B			1-3		2B FC6-4 1B		K		4	2	2	0	0	1	1			
Bob Horner, R OBP: 0.376, SLG: 0.513 (1, 5)	E 1B 2B			5-3		FC6-4 2B		G5-4-3		4	1	2	2	0	0	1			
Chris Chambliss, L OBP: 0.318, SLG: 0.419 (1, 3)	E3 1B					FC6-4 IBB		4-3		3	0	1	0	1	0	1			
Glenn Hubbard, R OBP: 0.387, SLG: 0.433 (1, 4)				P4		FC6-4 FC5-4		K		4	0	1	2	0	1	3			
Bruce Benedict, R OBP: 0.433, SLG: 0.419 (1, 2)	F7					FC5-4		4-3		3	1	0	0	1	0	4			
Rick Camp, R OBP: 0.080, SLG: 0.087 Terry Forster, L OBP: 1.000, SLG: 1.500 (1, 1) (7, 1)				SH1-4 1B BB						2	0	0	0	0	2	2			
<b>Inning Stats</b>	R: 4 E: 2 K: 1 S: 11	H: 4 LOB: 2 BB: 0 P: 11	R: 0 E: 0 K: 0 S: 3	H: 0 LOB: 0 BB: 0 P: 3	R: 0 E: 0 K: 0 S: 4	H: 1 LOB: 1 BB: 0 P: 4	R: 1 E: 0 K: 0 S: 3	H: 1 LOB: 0 BB: 1 P: 7	R: 1 E: 0 K: 1 S: 7	H: 2 LOB: 2 BB: 1 P: 11	R: 0 E: 0 K: 1 S: 5	H: 1 LOB: 1 BB: 0 P: 5	R: 0 E: 0 K: 1 S: 5	H: 1 LOB: 0 BB: 0 P: 5	R: 0 E: 0 K: 1 S: 5	H: 0 LOB: 0 BB: 0 P: 5	1B: 8 2B: 2 3B: 0 HR: 0	SF: 0 SAC: 1 DP: 1 HBP: 0	WP: 0 PA: 36
<b>PITCHER</b>	IP WLS BF H R ER SO BB IBB HBP BLK WP HR S P ERA WHIP	IP WLS BF H R ER SO BB IBB HBP BLK WP HR S P ERA WHIP																	
Dick Ruthven, R ERA: 5.36 (1, 1)	3.2 L 4 2 1 1 1 0 1 0 0 0 0 5 9 13.50 3.000	0.2 4 2 1 1 1 0 1 0 0 0 0 0 7 7 0.00 0.600																	
Craig Lefferts, L ERA: 1.99 (4, 1)																			
Mike Proly, R ERA: 2.35 (5, 1)																			
Warren Brusstar, R ERA: 4.26 (7, 1)																			

Chicago Cubs @ Atlanta Braves  
Atlanta-Fulton County Stadium, Atlanta, GA  
Sun May 29 1983, 3:33 AM EDT  
Att: 29,025 - Sunny - 84 F

AB	32
R	6
H	10
RBI	6
BB	2
SO	5
LOB	15





Batter	1	2	3	4	5	6	7	8	9	AB	R	H	RBI	BB	SO	LOB	TOP		
Brett Butler, L OBP: 0.311, SLG: 0.319 Terry Harper, R OBP: 0.350, SLG: 0.333	0-0 SF8 1B	0-0 F7		0-0 F8			0-3 K		0-0 F9	3	1	1	0	0	0	1			
Rafael Ramirez, R OBP: 0.320, SLG: 0.332	0-0 6-3 1-3				0-0 6-3-5 1B		0-0 5-3		0-3 K	5	0	2	0	0	0	1			
Claudell Washington, L OBP: 0.306, SLG: 0.363	0-0 SF8 3-H	0-0 F7			0-0 6-3-5 1-3		0-3 K		0-0 4-3	4	0	0	1	0	1	3			
Dale Murphy, R OBP: 0.417, SLG: 0.585	4-0 S 1B			0-0				0-0 F3		2	2	1	1	2	0	0			
Bob Horner, R OBP: 0.373, SLG: 0.503	4-0 BB 1B			0-3 HR			0-0 F4		0-0 L6	3	0	0	0	1	1	1			
Chris Chambliss, L OBP: 0.323, SLG: 0.421	0-0 BB 1-2			0-0 K			0-0 F4		0-0 F9	4	0	2	1	0	0	0			
Glenn Hubbard, R OBP: 0.384, SLG: 0.435	0-0 SF8 1-3 2-H			0-0 CS 1B			0-0 F4		0-0 F9	4	1	1	0	0	0	3			
Bruce Benedict, R OBP: 0.435, SLG: 0.421		0-0 F1		0-0 F7			0-0		0-0	4	1	2	1	0	0	0			
Craig McMurtry, R Rick Balthasar, R Randolph Brown, R Donnie Moore, L Pete Falcone, L Bob Watson, R		0-0		0-0	0-0 4-3		0-3 K		0-0	2	0	1	0	0	0	0			
<b>Inning Stats</b>	R: 2 E: 0 K: 0 S: 5	H: 2 LOB: 2 BB: 2 P: 13	R: 0 E: 0 K: 0 S: 5	H: 2 LOB: 2 BB: 0 P: 5	R: 1 E: 0 K: 1 S: 6	H: 2 LOB: 0 BB: 0 P: 6	R: 0 E: 0 K: 0 S: 3	H: 0 LOB: 0 BB: 0 P: 3	R: 0 E: 0 K: 1 S: 6	H: 1 LOB: 1 BB: 1 P: 7	R: 0 E: 0 K: 2 S: 7	H: 0 LOB: 0 BB: 0 P: 7	R: 0 E: 0 K: 0 S: 3	H: 0 LOB: 0 BB: 0 P: 3	R: 3 E: 0 K: 1 S: 8	H: 3 LOB: 0 BB: 0 P: 8	1B: 8 2B: 2 3B: 0 HR: 2	SF: 1 SAC: 0 DP: 1 HBP: 0	WP: 0 PA: 39 CS: 1
<b>PITCHER</b>	IP WLS BF H R ER SO BB IBB HBP BLK WP HR S P ERA WHIP																		
Jim Bibby, R ERA: 11.9	5.0 W 23 7 3 3 1 3 0 0 0 0 0 1 22 34 5.40 2.000																		
Cecilio Guante, R ERA: 2.45	1.0 4 1 0 0 1 0 0 0 0 0 0 0 6 6 0.00 1.000																		
Rod Scurrey, L ERA: 3.28	2.0 9 3 3 3 2 0 0 0 0 0 0 1 13 13 13.50 1.500																		
Kent Tekulve, R ERA: 1.23	1.0 S 3 0 0 0 1 0 0 0 0 0 0 0 5 5 0.00 0.000																		

Atlanta Braves @ Pittsburgh Pirates  
Three Rivers Stadium, Pittsburgh, PA  
Mon May 30 1983, 3:33 AM EDT  
Att: 12,211 - Unknown

AB 35  
R 6  
H 11  
RBI 6  
BB 3  
SO 5  
LOB 10



Batter	1	2	3	4	5	6	7	8	9	AB	R	H	RBI	BB	SO	LOB	BOTTOM		
Lee Mazzilli, S OBP: 0.412, SLG: 0.447 Rod Scurrey, L Kent Tekulve, R	0-0 4-3 1B	0-0 S 1B		0-0 G3		0-0 FC6-4 FC2-5 1-3 1B		0-3 K		4	1	3	0	0	0	0			
Johnny Ray, S OBP: 0.306, SLG: 0.399	0-0 4-3 2-3	0-0 F7 1-2			0-0 F6	0-0 FC2-5 FC6-4		0-0 2B SF8 1B		5	1	1	0	0	0	4			
Bill Madlock, R OBP: 0.382, SLG: 0.403	4-0 1B BB 1B	0-0 6-3			0-0 1-3	0-0 FC6-4 1-2 2-3		0-0 2B		4	1	1	0	1	0	3			
Jason Thompson, L OBP: 0.378, SLG: 0.452	4-0 1B FC1-2 BB			0-0 4-3		0-0 HR		0-0 IBB		3	1	1	1	2	1	2			
Dave Parker, L OBP: 0.278, SLG: 0.360	0-0 FC1-2 1-2 2-3 3-H 1B			0-0 4-3		0-0 HR		0-0 SF8		4	1	2	3	0	0	0			
Mike Easter, L OBP: 0.370, SLG: 0.459	0-0 FC1-2 1-2 2-3 3-H 1B			0-0 4-3		0-0 1B		0-0 K		4	1	2	1	1	1	2			
Dale Berra, R OBP: 0.284, SLG: 0.387	0-0 FC1-2 1-2 2-3 3-H 1B			0-0 HR		0-0 1B		0-0 HR		4	2	3	3	0	0	3			
Steve Nicosia, R OBP: 0.080, SLG: 0.200	0-3 K			0-0 4-3		0-0 L6		0-0 L3		4	0	0	0	0	1	5			
Jim Bibby, R Cecilio Guante, R Lee Lacy, R		0-0 4-3		0-3 K		0-0 1B FC2-5 1B		0-0 6-3		2	0	0	0	0	1	0			
<b>Inning Stats</b>	R: 2 E: 0 K: 1 S: 8	H: 3 LOB: 3 BB: 2 P: 16	R: 0 E: 0 K: 0 S: 4	H: 1 LOB: 1 BB: 0 P: 4	R: 0 E: 0 K: 0 S: 3	H: 0 LOB: 0 BB: 0 P: 3	R: 1 E: 0 K: 1 S: 6	H: 1 LOB: 0 BB: 0 P: 6	R: 2 E: 0 K: 0 S: 7	H: 4 LOB: 2 BB: 0 P: 7	R: 0 E: 0 K: 1 S: 7	H: 2 LOB: 2 BB: 0 P: 7	R: 2 E: 0 K: 0 S: 4	H: 1 LOB: 0 BB: 1 P: 8	R: 1 E: 0 K: 2 S: 9	H: 2 LOB: 2 BB: 1 P: 13	1B: 8 2B: 2 3B: 0 HR: 4	SF: 1 SAC: 0 DP: 0 HBP: 0	WP: 0 PA: 42 CS: 0
<b>PITCHER</b>	IP WLS BF H R ER SO BB IBB HBP BLK WP HR S P ERA WHIP																		
Craig McMurtry, R ERA: 2.84	4.2 L 24 8 5 5 2 2 0 0 0 0 0 0 2 2 9.64 2.143																		
Rick Bahena, R ERA: 4.34	0.1 2 1 0 0 0 0 0 0 0 0 0 0 2 2 0.00 3.000																		
Donnie Moore, R ERA: 3.72	2.1 14 5 3 3 2 1 1 0 0 0 0 1 16 24 11.57 2.571																		
Pete Falcone, L ERA: 3.33	0.2 2 0 0 0 1 0 0 0 0 0 0 0 4 4 0.00 0.000																		

Atlanta Braves @ Pittsburgh Pirates  
Three Rivers Stadium, Pittsburgh, PA  
Mon May 30 1983, 3:33 AM EDT  
Att: 12,211 - Unknown

AB 37  
R 8  
H 14  
RBI 8  
BB 4  
SO 5  
LOB 19






Batter	1	2	3	4	5	6	7	8	9	AB	R	H	RBI	BB	SO	LOB	TOP				
<b>Brett Butler, L</b> OBP: 0.312, SLG: 0.347 (1, 7)	0-0 4-3		0-0 4-3	0-0 3B		0-0 F8		0-0 1B 3B	0-3 K	6	1	2	2	0	1	2					
<b>Glenn Hubbard, R</b> OBP: 0.393, SLG: 0.428 (1, 4)	0-0 1-3		4-0 3B	0-0 F4		0-0 5-3		0-0 6-3 1B	0-0 6-3	5	2	1	1	1	0	2					
<b>Claudell Washington, L</b> OBP: 0.326, SLG: 0.396 (1, 9)	0-0 BLK 1B		0-0 3B			0-0 6-3 2B		4-0 S 1B SF8 BB	0-0 6-3 1B	4	2	4	2	1	0	0					
<b>Dale Murphy, R</b> OBP: 0.412, SLG: 0.574 <b>Jerry Royster, R</b> OBP: 0.311, SLG: 0.293 (8, 7)	0-0 F4		0-0 K			0-0 6-3		0-0 SF8 S 1B	0-0 6-3	5	0	1	0	0	1	5					
<b>Bob Horner, R</b> OBP: 0.395, SLG: 0.532 (1, 5)		0-0 6-3		0-0 1B 2B		4-0 BB		4-0 SF8 BB	0-0 6-3	3	2	2	3	2	0	0					
<b>Chris Chambliss, L</b> OBP: 0.313, SLG: 0.407 <b>Ken Smith, L</b> OBP: 0.200, SLG: 0.444 (8, 3)	0-0 F7		0-0 F7	0-0 F6		0-0 F7		0-0 L4		5	0	0	0	0	0	6					
<b>Bruce Benedict, R</b> OBP: 0.418, SLG: 0.418 <b>Biff Pocoroba, S</b> OBP: 0.200, SLG: 0.154 (3, 2)	0-0 4-3		0-3 K	0-0 4-3		0-0 SF8		1-2 2-3 3-H	0-0 1B	1	0	0	0	0	0	0					
<b>Rafael Ramirez, R</b> OBP: 0.327, SLG: 0.332 (1, 6)			0-0 4-3 BLK 3B 1B	4-0 1B 3B IBB		0-0 F8		4-0 1B	0-3 K	3	2	1	0	2	1	1					
<b>Phil Niekro, R</b> OBP: 0.190, SLG: 0.158 <b>Terry Harper, R</b> OBP: 0.358, SLG: 0.333 <b>Steve Bedrosian, R</b> (6, 1)			0-3 K	0-0 3B 1B		4-0 BB		0-0 L4	0-0 1-3	2	1	1	1	0	1	1					
<b>Inning Stats</b>	R: 0 E: 0 K: 0 S: 4	H: 1 LOB: 1 BB: 0 P: 4	R: 0 E: 0 K: 0 S: 3	H: 0 LOB: 0 BB: 0 P: 3	R: 2 E: 0 K: 2 S: 9	H: 2 LOB: 1 BB: 1 P: 13	R: 3 E: 0 K: 1 S: 8	H: 3 LOB: 1 BB: 1 P: 12	R: 0 E: 0 K: 0 S: 4	H: 1 LOB: 2 BB: 1 P: 8	R: 1 E: 0 K: 0 S: 4	H: 1 LOB: 3 BB: 3 P: 16	R: 4 E: 0 K: 1 S: 10	H: 5 LOB: 1 BB: 0 P: 10	R: 0 E: 0 K: 1 S: 5	H: 0 LOB: 0 BB: 0 P: 5	1B: 7 2B: 2 3B: 3 HR: 1	SF: 1 SAC: 0 DP: 0 HBP: 0	WP: 0 PB: 0 SB: 2 CS: 0	PA: 47	
<b>PITCHER</b>	IP	WLS	BF	H	R	ER	SO	BB	IBB	HBP	BLK	WP	HR	S	P	ERA	WHIP				
<b>Lee Tunnell, R</b> ERA: 5.59 (1, 1)	3.2	L	19	6	5	5	3	1	1	0	2	0	0	23	31	12.27	1.909				
<b>Cecilio Guante, R</b> ERA: 1.5 (4, 1)	2.1		10	1	0	0	0	2	0	0	0	0	0	8	16	0.00	1.286				
<b>Manny Sarmiento, R</b> ERA: 3.99 (7, 1)	2.0		15	6	5	5	1	2	1	0	0	0	1	14	26	22.50	4.000				
<b>Randy Niemann, L</b> ERA: 9.22 (9, 1)	1.0		3	0	0	0	1	0	0	0	0	0	0	5	5	0.00	0.000				

Atlanta Braves @ Pittsburgh Pirates  
Three Rivers Stadium, Pittsburgh, PA  
Tue May 31 1983, 7:05 PM EDT  
Att: 5,262 - Unknown


AB 39  
R 10  
H 13  
RBI 10  
BB 7  
SO 5  
LOB 23



Batter	1	2	3	4	5	6	7	8	9	AB	R	H	RBI	BB	SO	LOB	BOTTOM				
<b>Lee Mazzilli, S</b> OBP: 0.409, SLG: 0.438 (1, 8)	0-0 F4			0-0 4-3		0-0 F7		4-0 BB 1B BB		3	1	0	0	1	0	1					
<b>Johnny Ray, S</b> OBP: 0.305, SLG: 0.391 (1, 4)	0-0 F9			0-3 K		0-0 F8		4-0 1B BB		3	0	0	0	1	1	1					
<b>Bill Madlock, R</b> OBP: 0.393, SLG: 0.438 (1, 5)	0-0 F8			0-0 HR		0-0 1B		0-0 1B		4	1	3	2	0	0	0					
<b>Jason Thompson, L</b> OBP: 0.375, SLG: 0.447 <b>Randy Niemann, L</b> (9, 1)		0-3 K		0-0 1B		0-3 K		0-3 K		4	0	1	0	0	3	4					
<b>Dave Parker, L</b> OBP: 0.277, SLG: 0.352 (1, 9)		4-0 BB		0-0 1-3				0-0 F9		3	0	0	0	1	0	1					
<b>Mike Easter, L</b> OBP: 0.354, SLG: 0.438 (1, 7)		0-0 G6-4-3		0-0 4-3		0-0 L4		0-0 F8		4	0	0	0	0	0	1					
<b>Dale Berra, R</b> OBP: 0.283, SLG: 0.383 (1, 6)				0-0 1-3		0-3 K				4	0	1	0	0	1	0					
<b>Steve Nicosia, R</b> OBP: 0.071, SLG: 0.179 (1, 2)				0-0 L5-3		0-0 6-3		0-3 K		3	0	0	0	0	1	1					
<b>Lee Tunnell, R</b> OBP: 0.231, SLG: 0.167 <b>Cecilio Guante, R</b> <b>Brian Harper, R</b> <b>Manny Sarmiento, R</b> <b>Gene Tenace, R</b> (9, 3)				0-0 5-3		0-0 1B		0-3 K		1	0	0	0	0	0	0					
<b>Inning Stats</b>	R: 0 E: 0 K: 0 S: 3	H: 0 LOB: 0 BB: 1 P: 3	R: 0 E: 0 K: 1 S: 4	H: 0 LOB: 0 BB: 1 P: 8	R: 0 E: 0 K: 0 S: 3	H: 1 LOB: 0 BB: 0 P: 3	R: 1 E: 0 K: 1 S: 7	H: 2 LOB: 1 BB: 0 P: 7	R: 0 E: 0 K: 0 S: 3	H: 0 LOB: 0 BB: 0 P: 3	R: 0 E: 0 K: 1 S: 5	H: 0 LOB: 0 BB: 0 P: 5	R: 1 E: 0 K: 3 S: 10	H: 1 LOB: 2 BB: 2 P: 18	R: 0 E: 0 K: 0 S: 3	H: 0 LOB: 0 BB: 0 P: 3	1B: 5 2B: 1 3B: 0 HR: 1	SF: 0 SAC: 0 DP: 2 HBP: 0	WP: 0 PB: 0 SB: 0 CS: 0	PA: 34	
<b>PITCHER</b>	IP	WLS	BF	H	R	ER	SO	BB	IBB	HBP	BLK	WP	HR	S	P	ERA	WHIP				
<b>Phil Niekro, R</b> ERA: 5.17 (1, 1)	5.0	W	17	3	1	1	2	1	0	0	0	0	0	20	24	1.80	0.800				
<b>Steve Bedrosian, R</b> ERA: 2.63 (6, 1)	4.0	S	17	3	1	1	5	2	0	0	0	0	0	25	33	2.25	1.250				

Atlanta Braves @ Pittsburgh Pirates  
Three Rivers Stadium, Pittsburgh, PA  
Tue May 31 1983, 7:05 PM EDT  
Att: 5,262 - Unknown

AB 31  
R 2  
H 6  
RBI 2  
BB 3  
SO 7  
LOB 9









Batter	1	2	3	4	5	6	7	8	9	AB	R	H	RBI	BB	SO	LOB	TOP																
Mike Ramsey, S OBP: 0.340, SLG: 0.361 (1, 4)										3	0	1	0	1	1	1	<b>St. Louis Cardinals @ Atlanta Braves</b> Atlanta-Fulton County Stadium, Atlanta, GA Thu Jun 02 1983, 7:05 PM EDT Att: 18,756 - Unknown - 69 F																
Ken Oberkfell, L OBP: 0.396, SLG: 0.387 David Green, R OBP: 0.304, SLG: 0.357 Jim Kaat, L (8, 1)										3	0	0	0	0	0	2																	
Keith Hernandez, L OBP: 0.343, SLG: 0.447 (1, 3)										4	0	0	0	0	0	4																	
George Hendrick, R OBP: 0.365, SLG: 0.493 (1, 9)											4	0	0	0	0	1																	
Lonnie Smith, R OBP: 0.361, SLG: 0.438 (1, 7)												4	0	2	0	0																	
Willie McGee, S OBP: 0.376, SLG: 0.403 (1, 8)												4	1	2	0	0		2															
Darrell Porter, L OBP: 0.369, SLG: 0.485 (1, 2)												3	0	1	0	1		2															
Ozzie Smith, S OBP: 0.271, SLG: 0.260 (1, 6)												4	0	1	1	0		0	1														
Bob Forsch, R OBP: 0.261, SLG: 0.333 Rafael Santana, R OBP: 0.500, SLG: 0.333 (8, 5)												1	0	0	0	1		0	0														
																		AB 32 R 1 H 7 RBI 1 BB 4 SO 4 LOB 17															
<b>Inning Stats</b>	R: 0 E: 0 K: 0 S: 3	H: 0 LOB: 1 BB: 1 P: 7	R: 0 E: 0 K: 0 S: 3	H: 1 LOB: 1 BB: 1 P: 7	R: 0 E: 0 K: 1 S: 5	H: 0 LOB: 1 BB: 1 P: 9	R: 0 E: 0 K: 1 S: 6	H: 1 LOB: 1 BB: 0 P: 6	R: 0 E: 0 K: 0 S: 3	H: 0 LOB: 0 BB: 0 P: 3	R: 0 E: 0 K: 0 S: 5	H: 1 LOB: 0 BB: 0 P: 3	R: 0 E: 0 K: 0 S: 3	H: 1 LOB: 0 BB: 0 P: 3	R: 0 E: 0 K: 1 S: 6	H: 1 LOB: 2 BB: 0 P: 10	R: 1 E: 0 K: 0 S: 6	H: 3 LOB: 2 BB: 0 P: 6	1B: 7 2B: 0 3B: 0 HR: 0	SF: 0 SAC: 0 DP: 2 HBP: 0	WP: 0 PB: 0 SB: 1 CS: 0	PA: 36											
<b>PITCHER</b>	IP WLS BF H R ER SO BB IBB HBP BLK WP HR S P ERA WHIP																																
Pete Falcone, L ERA: 2.62 Terry Forster, L ERA: 0.99	(1, 1) (8, 1)	7.1 S	28 8	4 3	0 1	0 1	3 1	4 0	0 0	0 0	0 0	0 0	0 10	30 10	46 10	0.00 5.40	1.091 1.800																

Batter	1	2	3	4	5	6	7	8	9	AB	R	H	RBI	BB	SO	LOB	BOTTOM															
Brett Butler, L OBP: 0.302, SLG: 0.336 (1, 7)										5	0	0	0	0	0	2	<b>St. Louis Cardinals @ Atlanta Braves</b> Atlanta-Fulton County Stadium, Atlanta, GA Thu Jun 02 1983, 7:05 PM EDT Att: 18,756 - Unknown - 69 F															
Glenn Hubbard, R OBP: 0.385, SLG: 0.440 (1, 4)										5	1	2	0	0	0	4																
Claudell Washington, L OBP: 0.329, SLG: 0.494 (1, 9)										4	1	2	0	0	0	2																
Dale Murphy, R OBP: 0.410, SLG: 0.569 (1, 8)										3	2	1	0	1	1	2																
Bob Horner, R OBP: 0.395, SLG: 0.552 (1, 5)										3	3	2	1	1	0	1																
Chris Chambliss, L OBP: 0.317, SLG: 0.430 (1, 3)										4	1	2	5	0	0	1																
Bruce Benedict, R OBP: 0.428, SLG: 0.414 (1, 2)										4	0	1	1	0	0	0																
Rafael Ramirez, R OBP: 0.327, SLG: 0.332 (1, 6)										4	0	1	0	0	0	2																
Pete Falcone, L Terry Forster, L OBP: 1.000, SLG: 1.333 (1, 1) (8, 1)										3	0	0	0	0	0	0																
																		AB 36 R 8 H 12 RBI 7 BB 2 SO 1 LOB 14														
<b>Inning Stats</b>	R: 0 E: 0 K: 0 S: 4	H: 1 LOB: 0 BB: 0 P: 4	R: 1 E: 0 K: 0 S: 4	H: 1 LOB: 0 BB: 0 P: 4	R: 0 E: 1 K: 0 S: 3	H: 0 LOB: 0 BB: 0 P: 3	R: 0 E: 0 K: 1 S: 6	H: 2 LOB: 1 BB: 0 P: 6	R: 0 E: 0 K: 0 S: 3	H: 0 LOB: 0 BB: 0 P: 3	R: 3 E: 2 K: 0 S: 7	H: 3 LOB: 2 BB: 1 P: 11	R: 0 E: 0 K: 0 S: 3	H: 0 LOB: 0 BB: 0 P: 3	R: 4 E: 1 K: 0 S: 8	H: 5 LOB: 2 BB: 1 P: 12	1B: 8 2B: 3 3B: 0 HR: 2	SF: 0 SAC: 0 DP: 2 HBP: 0	WP: 1 PB: 0 SB: 0 CS: 2	PA: 38												
<b>PITCHER</b>	IP WLS BF H R ER SO BB IBB HBP BLK WP HR S P ERA WHIP																															
Bob Forsch, R Jim Kaat, L ERA: 3.84 ERA: 7.11	(1, 1) (8, 1)	7.0 L	29 9	7 5	4 4	1 4	1 0	0 0	0 0	0 0	0 0	0 1	8 8	34 12	1.29 36.00	1.143 5.000																







Batter	1	2	3	4	5	6	7	8	9	AB	R	H	RBI	BB	SO	LOB	TOP																			
Tom Herr, S OBP: 0.393, SLG: 0.361 (1, 4)	F7	FC6-4 BB		4-3		BLK 1B		SF8		3	0	1	1	1	0	1																				
Ken Oberkfell, L OBP: 0.391, SLG: 0.382 (1, 5)	1B	FC6-4			F7	L8		F8		5	1	1	0	0	0	5																				
Lonnie Smith, R OBP: 0.365, SLG: 0.432 (1, 7)	1B			1B	HR	BB		F8		4	1	2	0	1	1	0																				
George Hendrick, R OBP: 0.374, SLG: 0.538 (1, 9)	K			4-3 BB	HR	HR		F9		4	1	2	2	1	1	2																				
Willie McGee, S OBP: 0.397, SLG: 0.421 (1, 8)	1B			4-3	1B	1B		6-3		5	0	3	1	0	0	1																				
Keith Hernandez, L OBP: 0.337, SLG: 0.433 (1, 3)	4-3			4-3	L8			G4-6-3 1B		5	1	1	0	0	0	6																				
Jamie Quirk, L OBP: 0.313, SLG: 0.467 (1, 2)				4-3	K			2B		4	0	1	0	0	1	1																				
Ozzie Smith, S OBP: 0.275, SLG: 0.266 (8, PH)										2	0	1	0	1	0	0																				
Dane Iorg, L OBP: 0.345, SLG: 0.395 (8, PR)										0	0	0	0	1	0	0																				
Mike Ramsey, S OBP: 0.337, SLG: 0.357 (8, 6)										0	0	0	0	0	0	0																				
Joaquin Andujar, S OBP: 0.138, SLG: 0.138 Doug Bair, R (7, 1)										3	0	0	0	0	0	2																				
Darrell Porter, L OBP: 0.358, SLG: 0.468 (8, PH)										0	0	0	0	0	0	0																				
Kevin Hagen, R (8, 1)										1	0	0	0	0	1	3																				
Bruce Sutter, R (8, 1)										0	0	0	0	0	0	0																				
<b>Inning Stats</b>	R: 1 E: 0 K: 1 S: 8	H: 3 LOB: 2 BB: 0 P: 8	R: 0 E: 0 K: 0 S: 4	H: 1 LOB: 2 BB: 1 P: 8	R: 0 E: 0 K: 0 S: 3	H: 1 LOB: 1 BB: 1 P: 7	R: 0 E: 0 K: 0 S: 3	H: 0 LOB: 1 BB: 1 P: 7	R: 2 E: 0 K: 1 S: 7	H: 2 LOB: 1 BB: 1 P: 11	R: 0 E: 0 K: 0 S: 4	H: 1 LOB: 1 BB: 0 P: 4	R: 0 E: 0 K: 0 S: 3	H: 0 LOB: 0 BB: 0 P: 3	R: 1 E: 0 K: 1 S: 7	H: 2 LOB: 2 BB: 1 P: 11	R: 0 E: 0 K: 1 S: 6	H: 2 LOB: 1 BB: 0 P: 6	1B: 9 2B: 2 3B: 0 HR: 1	SF: 1 SAC: 0 DP: 1 HBP: 0	WP: 0 PB: 0 SB: 0 CS: 0	PA: 42														
<b>PITCHER</b>	IP WLS BF H R ER SO BB IBB HBP BLK WP HR S P ERA WHIP																																			
Craig McMurtry, R ERA: 3.01 (1, 1)	5.0	25	7	3	3	2	4	0	0	0	0	0	1	25	41	5.40	2.200																			
Donnie Moore, R ERA: 3.99 (6, 1)	2.0	W	9	3	1	1	0	0	0	1	0	0	9	9	4.50	1.500																				
Gene Garber, R ERA: 2.21 (8, 1)	1.1	S	7	2	0	0	1	0	0	0	0	0	10	14	0.00	2.250																				
Terry Forster, L ERA: 0.96 (9, 1)	0.2	S	1	0	0	0	0	0	0	0	0	0	1	1	0.00	0.000																				

St. Louis Cardinals @ Atlanta Braves  
Atlanta-Fulton County Stadium, Atlanta, GA  
Sat Jun 04 1983, 3:33 AM EDT  
Att: 41,773 - Sunny - 78 F

AB 36  
R 4  
H 12  
RBI 4  
BB 5  
SO 4  
LOB 21



Batter	1	2	3	4	5	6	7	8	9	AB	R	H	RBI	BB	SO	LOB	BOTTOM																	
Brett Butler, L OBP: 0.301, SLG: 0.329 (1, 7)	F8			6-3	G3			2B		3	1	0	0	1	0	0																		
Glenn Hubbard, R OBP: 0.382, SLG: 0.437 (1, 4)	6-3			F8				2B		4	0	1	2	0	0	0																		
Dale Murphy, R OBP: 0.405, SLG: 0.556 (1, 8)	P6			BB				F8		3	0	0	0	1	0	1																		
Bob Horner, R OBP: 0.399, SLG: 0.550 (1, 5)		1B HR		F8				6-3		3	2	1	0	1	0	1																		
Chris Chambliss, L OBP: 0.343, SLG: 0.452 (1, 3)		HR		G4-6-3 BB				E8		2	1	2	0	2	0	0																		
Terry Harper, R OBP: 0.586, SLG: 0.413 (1, 9)		HR		G4-6-3				L6		4	1	2	4	0	0	2																		
Bruce Benedict, R OBP: 0.420, SLG: 0.401 (1, 2)		6-3		1-3				F7		4	0	0	0	0	0	1																		
Rafael Ramirez, R OBP: 0.330, SLG: 0.329 (1, 6)					5-3			SH3-4 2B HBP		2	1	1	0	0	0	0																		
Craig McMurtry, R OBP: 0.208, SLG: 0.136 (1, 1)					G3			SH3-4		1	0	0	0	0	1	1																		
Ken Smith, L OBP: 0.182, SLG: 0.400 (5, PH)										1	0	0	0	0	0	0																		
Donnie Moore, L (6, 1)										0	0	0	0	0	0	0																		
Gene Garber, R (8, 1)										0	0	0	0	0	0	0																		
Terry Forster, L OBP: 1.000, SLG: 1.333 (9, 1)										0	0	0	0	0	0	0																		
<b>Inning Stats</b>	R: 0 E: 0 K: 0 S: 3	H: 0 LOB: 0 BB: 0 P: 3	R: 3 E: 0 K: 1 S: 8	H: 4 LOB: 0 BB: 0 P: 8	R: 0 E: 0 K: 0 S: 3	H: 0 LOB: 1 BB: 1 P: 7	R: 0 E: 0 K: 0 S: 2	H: 0 LOB: 0 BB: 1 P: 6	R: 0 E: 0 K: 0 S: 3	H: 0 LOB: 0 BB: 0 P: 3	R: 1 E: 0 K: 0 S: 3	H: 1 LOB: 2 BB: 2 P: 11	R: 2 E: 0 K: 0 S: 4	H: 1 LOB: 1 BB: 1 P: 9	R: 0 E: 1 K: 0 S: 4	H: 1 LOB: 1 BB: 0 P: 4	1B: 4 2B: 2 3B: 0 HR: 1	SF: 0 SAC: 1 DP: 1 HBP: 1	WP: 0 PB: 0 SB: 0 CS: 1	PA: 34														
<b>PITCHER</b>	IP WLS BF H R ER SO BB IBB HBP BLK WP HR S P ERA WHIP																																	
Joaquin Andujar, R ERA: 3.36 (7, 1)	0.1	L	1	0	0	0	0	0	0	0	0	1	1	0.00	0.000																			
Kevin Hagen, R ERA: (8, 1)	0.1		2	1	0	0	0	0	0	0	0	2	2	0.00	3.000																			
Bruce Sutter, R ERA: 2.73 (8, 1)	0.2		2	0	0	0	0	0	0	0	0	2	2	0.00	0.000																			

St. Louis Cardinals @ Atlanta Braves  
Atlanta-Fulton County Stadium, Atlanta, GA  
Sat Jun 04 1983, 3:33 AM EDT  
Att: 41,773 - Sunny - 78 F

AB 27  
R 6  
H 7  
RBI 6  
BB 5  
SO 1  
LOB 6









Batter	1	2	3	4	5	6	7	8	9	AB	R	H	RBI	BB	SO	LOB	TOP																
Steve Sax, R OBP: 0.351, SLG: 0.377 (1, 4)										4	0	1	0	0	1	1	<b>Los Angeles Dodgers @ Atlanta Braves</b> Atlanta-Fulton County Stadium, Atlanta, GA Tue Jun 07 1983, 7:05 PM EDT Att: 38,193 - Unknown																
Ken Landreaux, L OBP: 0.320, SLG: 0.425 (1, 8)									4	0	0	0	0	1	1																		
Dusty Baker Jr., R OBP: 0.312, SLG: 0.373 (1, 7)									4	0	2	0	0	0	0																		
Pedro Guerrero, R OBP: 0.371, SLG: 0.528 (1, 5)									4	1	3	1	0	0	0																		
Greg Brock, L OBP: 0.354, SLG: 0.486 (1, 3)									3	0	0	0	1	0	2																		
Rick Monday, L OBP: 0.362, SLG: 0.333 (1, 9)								3	0	0	0	1	2	3																			
Steve Yeager, R OBP: 0.286, SLG: 0.454 Ron Roenicke, S OBP: 0.261, SLG: 0.256 (0, PH)									3	0	0	0	0	0	3																		
Dave Anderson, R OBP: 0.176, SLG: 0.242 (1, 6)									3	0	0	0	0	1	0																		
Bob Welch, R OBP: 0.125, SLG: 0.167 Tom Niedenfuer, R (8, 1)									3	0	0	0	0	1	1																		
									0	0	0	0	0	0	0																		
<b>Inning Stats</b>	R: 0 E: 0 K: 1 S: 5	H: 0 LOB: 0 BB: 0 P: 5	R: 1 E: 0 K: 1 S: 6	H: 1 LOB: 0 BB: 0 P: 6	R: 0 E: 0 K: 1 S: 6	H: 1 LOB: 1 BB: 0 P: 6	R: 0 E: 0 K: 0 S: 4	H: 2 LOB: 2 BB: 1 P: 8	R: 0 E: 0 K: 1 S: 5	H: 0 LOB: 0 BB: 0 P: 5	R: 0 E: 1 K: 0 S: 4	H: 0 LOB: 1 BB: 0 P: 4	R: 0 E: 0 K: 1 S: 5	H: 0 LOB: 0 BB: 0 P: 5	R: 0 E: 0 K: 2 S: 7	H: 0 LOB: 0 BB: 0 P: 7	1B: 4 2B: 1 3B: 0 HR: 1	SF: 0 SAC: 0 DP: 2 HBP: 0	WP: 0 PB: 0 SB: 1 CS: 0	PA: 34													
<b>PITCHER</b>	IP WLS BF H R ER SO BB IBB HBP BLK WP HR S P ERA WHIP																																
Pascual Perez, R ERA: 2.81 Steve Bedrosian, R ERA: 2.7	(1, 1) (8, 1)	7.0 S	28 6	1 0	1 0	4 3	1 0	1 0	0 0	0 0	0 0	0 0	0 0	1 12	34 12	1.29 0.00	1.000 0.000																

Batter	1	2	3	4	5	6	7	8	9	AB	R	H	RBI	BB	SO	LOB	BOTTOM																
Brett Butler, L OBP: 0.304, SLG: 0.331 (1, 7)										4	1	2	0	0	0	0	<b>Los Angeles Dodgers @ Atlanta Braves</b> Atlanta-Fulton County Stadium, Atlanta, GA Tue Jun 07 1983, 7:05 PM EDT Att: 38,193 - Unknown																
Glenn Hubbard, R OBP: 0.372, SLG: 0.423 (1, 4)									3	0	1	0	0	0	1																		
Claudell Washington, L OBP: 0.332, SLG: 0.421 (1, 9)									4	1	1	2	0	0	2																		
Dale Murphy, R OBP: 0.404, SLG: 0.572 (1, 8)									3	1	0	0	1	0	0																		
Bob Horner, R OBP: 0.393, SLG: 0.534 (1, 5)									3	1	0	0	1	0	2																		
Chris Chambliss, L OBP: 0.335, SLG: 0.440 (1, 3)									2	0	0	1	0	0	1																		
Bruce Benedict, R OBP: 0.424, SLG: 0.406 (1, 2)									3	0	2	0	0	0	0																		
Rafael Ramirez, R OBP: 0.329, SLG: 0.327 (1, 6)									3	0	0	0	0	1	2																		
Pascual Perez, R OBP: 0.138, SLG: 0.138 Steve Bedrosian, R (8, 1)									3	0	0	0	0	2	1																		
									0	0	0	0	0	0	0																		
<b>Inning Stats</b>	R: 0 E: 0 K: 0 S: 4	H: 1 LOB: 2 BB: 1 P: 8	R: 0 E: 0 K: 0 S: 3	H: 1 LOB: 0 BB: 0 P: 3	R: 0 E: 0 K: 1 S: 6	H: 1 LOB: 1 BB: 0 P: 6	R: 0 E: 0 K: 0 S: 2	H: 0 LOB: 0 BB: 1 P: 6	R: 0 E: 0 K: 1 S: 5	H: 0 LOB: 0 BB: 0 P: 5	R: 0 E: 0 K: 0 S: 3	H: 0 LOB: 0 BB: 0 P: 3	R: 2 E: 2 K: 1 S: 8	H: 1 LOB: 1 BB: 0 P: 8	R: 2 E: 0 K: 0 S: 5	H: 2 LOB: 2 BB: 0 P: 5	1B: 5 2B: 1 3B: 0 HR: 1	SF: 1 SAC: 1 DP: 2 HBP: 0	WP: 0 PB: 0 SB: 0 CS: 0	PA: 32													
<b>PITCHER</b>	IP WLS BF H R ER SO BB IBB HBP BLK WP HR S P ERA WHIP																																
Bob Welch, R ERA: 2.97 Tom Niedenfuer, R ERA: 2.0	(1, 1) (8, 1)	7.1 L	30 2	4 0	2 0	3 0	2 0	0 0	0 0	0 0	0 0	0 0	0 0	0 2	34 2	2.46 0.00	1.091 0.000																



Batter	1	2	3	4	5	6	7	8	9	AB	R	H	RBI	BB	SO	LOB	TOP					
Steve Sax, R OBP: 0.350, SLG: 0.381 (1, 4)										6	1	2	0	0	1	3	<b>Los Angeles Dodgers @ Atlanta Braves</b> Atlanta-Fulton County Stadium, Atlanta, GA Wed Jun 08 1983, 7:05 PM EDT Att: 47,142 - Unknown					
Ken Landreux, L OBP: 0.324, SLG: 0.426 (1, 8)										4	1	2	0	0	1	0						
Dusty Baker Jr., R OBP: 0.376, SLG: 0.389 Ron Roenicke, S OBP: 0.261, SLG: 0.256 (1, 7) (6, 7)										5	2	2	3	0	1	2						
Pedro Guerrero, R OBP: 0.314, SLG: 0.551 Rafael Landestoy, S OBP: 0.250, SLG: 0.313 (1, 5) (6, 5)										5	2	3	2	0	0	2						
Greg Brock, L OBP: 0.364, SLG: 0.489 (1, 3)										3	1	2	0	2	0	1						
Rick Monday, L OBP: 0.353, SLG: 0.400 Derrel Thomas, S OBP: 0.439, SLG: 0.447 (1, 9) (7, 9)										4	2	1	1	0	1	4						
Steve Yeager, R OBP: 0.277, SLG: 0.438 (1, 2)										5	0	0	1	0	1	4						
Dave Anderson, R OBP: 0.179, SLG: 0.263 (1, 6)										5	1	1	1	0	1	3						
Fernando Valenzuela, L OBP: 0.282, SLG: 0.421 (1, 1)										4	1	2	3	0	1	0						
<b>Inning Stats</b>	R: 2 E: 0 K: 1 S: 7	H: 2 LOB: 1 BB: 1 P: 11	R: 0 E: 0 K: 1 S: 5	H: 0 LOB: 0 BB: 0 P: 5	R: 0 E: 0 K: 0 S: 3	H: 0 LOB: 0 BB: 0 P: 3	R: 3 E: 0 K: 0 S: 6	H: 3 LOB: 1 BB: 1 P: 10	R: 0 E: 0 K: 1 S: 6	H: 1 LOB: 1 BB: 0 P: 6	R: 1 E: 0 K: 1 S: 6	H: 1 LOB: 0 BB: 0 P: 6	R: 3 E: 0 K: 1 S: 9	H: 4 LOB: 1 BB: 0 P: 9	R: 1 E: 1 K: 1 S: 8	H: 3 LOB: 2 BB: 0 P: 8		R: 1 E: 1 K: 1 S: 8	H: 2 LOB: 2 BB: 0 P: 8	1B: 8 2B: 4 3B: 0 HR: 4	SF: 1 SAC: 1 DP: 0 HBP: 0	WP: 0 PB: 0 SB: 0 CS: 0
<b>PITCHER</b>	IP WLS BF H R ER SO BB IBB HBP BLK WP HR S P ERA WHIP																					
Rick Camp, R ERA: 3.73 (1, 1)	3.2 L 18 5 5 5 2 2 0 0 0 0 0 1 20 28 12.27 1.909																					
Rick Behenna, R ERA: 4.31 (4, 1)	2.1 9 2 1 1 2 0 0 0 0 0 0 1 13 13 3.86 0.857																					
Donnie Moore, R ERA: 5.79 (7, 1)	0.1 5 4 3 3 0 0 0 0 0 0 0 1 5 5 81.00 12.000																					
Gene Garber, R ERA: 4.07 (7, 1)	2.2 14 5 2 1 3 0 0 0 0 0 0 1 20 20 3.38 1.875																					

Batter	1	2	3	4	5	6	7	8	9	AB	R	H	RBI	BB	SO	LOB	BOTTOM					
Claudell Washington, L OBP: 0.333, SLG: 0.421 (1, 9)										5	2	2	0	0	1	0	<b>Los Angeles Dodgers @ Atlanta Braves</b> Atlanta-Fulton County Stadium, Atlanta, GA Wed Jun 08 1983, 7:05 PM EDT Att: 47,142 - Unknown					
Glenn Hubbard, R OBP: 0.363, SLG: 0.412 (1, 4)										5	0	0	0	0	1	3						
Dale Murphy, R OBP: 0.399, SLG: 0.568 (1, 8)										5	0	1	1	0	0	2						
Bob Horner, R OBP: 0.398, SLG: 0.552 (1, 5)										5	1	3	2	0	1	2						
Bob Watson, R OBP: 0.451, SLG: 0.556 (1, 3)										3	0	0	0	1	0	1						
Terry Harper, R OBP: 0.356, SLG: 0.409 (1, 7)										4	0	1	0	0	0	2						
Bruce Benedict, R OBP: 0.420, SLG: 0.403 (1, 2)										4	0	1	0	0	0	1						
Rafael Ramirez, R OBP: 0.332, SLG: 0.344 (1, 6)										4	1	2	1	0	0	1						
Rick Camp, R OBP: 0.369, SLG: 0.474 (4, 1) Rick Stethem, R OBP: 0.266, SLG: 0.306 Randolph Johnson, R OBP: 0.445, SLG: 0.500 Donnie Moore, L (7, 1) Gene Garber, R OBP: 0.333, SLG: 0.426 (6, PH)										1	0	0	0	0	1	2						
<b>Inning Stats</b>	R: 0 E: 0 K: 2 S: 8	H: 1 LOB: 1 BB: 0 P: 8	R: 0 E: 0 K: 1 S: 7	H: 2 LOB: 2 BB: 0 P: 7	R: 1 E: 0 K: 0 S: 5	H: 2 LOB: 1 BB: 0 P: 5	R: 2 E: 0 K: 1 S: 7	H: 2 LOB: 1 BB: 0 P: 7	R: 0 E: 0 K: 0 S: 6	H: 1 LOB: 1 BB: 1 P: 10	R: 0 E: 0 K: 0 S: 3	H: 0 LOB: 0 BB: 0 P: 3	R: 0 E: 0 K: 0 S: 3	H: 0 LOB: 0 BB: 0 P: 3	R: 1 E: 0 K: 0 S: 5	H: 2 LOB: 1 BB: 0 P: 5		R: 1 E: 1 K: 0 S: 5	H: 1 LOB: 1 BB: 0 P: 5	1B: 6 2B: 2 3B: 0 HR: 3	SF: 0 SAC: 0 DP: 0 HBP: 0	WP: 1 PB: 0 SB: 2 CS: 0
<b>PITCHER</b>	IP WLS BF H R ER SO BB IBB HBP BLK WP HR S P ERA WHIP																					
Fernando Valenzuela, L ERA: 3.24 (1, 1)	9.0 W 40 11 5 4 5 1 0 0 0 0 1 3 49 53 4.00 1.333																					



Batter	1	2	3	4	5	6	7	8	9	AB	R	H	RBI	BB	SO	LOB	TOP				
Derrel Thomas, S (1,4) OBP: 0.443, SLG: 0.440 Dave Stewart, R (7,1) OBP: 0.167, SLG: 0.167	0-0 CS 1B		0-0 L3		4-0 BB	0-3 K	0-0 SH		3 0 1 0 1 1 3 0 0 0 0 0 0 0												
Ken Landreau, L (1,8) OBP: 0.319, SLG: 0.420 Steve Sax, R (7,PH) OBP: 0.347, SLG: 0.377	0-0 F8		0-3 K		0-0 P6	0-3 K	0-0 L4-6		3 0 0 0 0 0 1 4 2 0 0 0 0 0 1 5												
Dusty Baker Jr., R (1,7) OBP: 0.320, SLG: 0.388	0-0 6-3			4-0 BB		4-0 BB	0-0 6-3	0-0 1B	3 0 1 0 2 0 0												
Pedro Guerrero, R (1,5) OBP: 0.372, SLG: 0.542		0-0 6-3		0-3 K		0-0 F7	0-0 L5	0-0 1B	5 1 1 0 0 1 4												
Greg Brock, L (1,3) OBP: 0.367, SLG: 0.486		4-0 2B		0-0 9-4-3		0-0 G3-6	0-0 3B	0-0 1B	3 2 1 0 1 0 2												
Rick Mondav, L (1,9) OBP: 0.370, SLG: 0.442 Mike Marshall, R (8,PH) OBP: 0.300, SLG: 0.348 Rafael Landestoy, S (8,9) OBP: 0.250, SLG: 0.313		0-0 2B		0-0 FC3-5		0-0 FC3-5	4-0 1B	0-0 3B	3 0 2 0 0 0 0 0 0 1 0 0 1 0 0 0 0 0 0 0 0 0 0 0												
Steve Yeager, R (1,2) OBP: 0.286, SLG: 0.460		0-0 6-3		0-0 FC3-5		0-0 FC3-5	0-0 1B	0-0 1B	4 0 3 4 0 0 1												
Dave Anderson, R (1,6) OBP: 0.163, SLG: 0.238		0-0 F9		0-0 FC3-5		0-0 FC3-5	0-0 F9	0-0 L1-5	4 0 0 0 0 0 0 6												
Burt Hooton, R (1,1) OBP: 0.167, SLG: 0.136 Tom Niedenfuer, R (6,1) OBP: 0.278, SLG: 0.274			0-0 5-3		0-0 FC3-5		0-0 FC3-5	0-0 L4-6	2 0 0 0 0 0 0 2 0 0 0 0 0 0 0 0 2 0 2 0 0 0 0 0												
<b>Inning Stats</b>	R: 0 E: 0 K: 0 S: 3	H: 1 LOB: 0 BB: 0 P: 3	R: 1 E: 0 K: 0 S: 4	H: 1 LOB: 1 BB: 1 P: 8	R: 0 E: 0 K: 1 S: 5	H: 0 LOB: 0 BB: 0 P: 5	R: 0 E: 0 K: 1 S: 4	H: 0 LOB: 0 BB: 1 P: 8	R: 0 E: 0 K: 0 S: 2	H: 0 LOB: 0 BB: 1 P: 6	R: 0 E: 1 K: 2 S: 10	H: 2 LOB: 2 BB: 0 P: 10	R: 3 E: 0 K: 0 S: 5	H: 3 LOB: 0 BB: 1 P: 9	R: 0 E: 1 K: 0 S: 5	H: 2 LOB: 2 BB: 0 P: 5	1B: 9 2B: 4 3B: 1 HR: 0	SF: 0 SAC: 1 DP: 4 HBP: 0	WP: 0 PB: 0 SB: 0 CS: 1	PA: 40	
<b>PITCHER</b>	IP	WLS	BF	H	R	ER	SO	BB	IBB	HBP	BLK	WP	HR	S	P	ERA	WHIP				
Craig McMurry, R (1,1) ERA: 2.88	6.1		27	6	1	1	2	4	0	0	0	0	0	27	43	1.42	1.579				
Terry Forster, L (7,1) ERA: 1.73	2.1	L	11	4	3	3	2	0	1	0	0	0	0	14	18	11.57	1.714				
Gene Garber, R (9,1) ERA: 4.01	0.1		2	1	0	0	0	0	0	0	0	0	0	2	2	0.00	3.000				

Los Angeles Dodgers @ Atlanta Braves  
Atlanta-Fulton County Stadium, Atlanta, GA

AB 34  
R 4  
H 11  
RBI 4  
BB 5  
SO 4  
LOB 27



Thu Jun 09 1983, 7:05 PM EDT  
Att: 47,501 - Unknown

Batter	1	2	3	4	5	6	7	8	9	AB	R	H	RBI	BB	SO	LOB	BOTTOM					
Brett Butler, L (1,7) OBP: 0.314, SLG: 0.338	0-0 6-3		0-0 1-2		0-0 CS		4-0 CS		3 0 2 0 1 0 0													
Rafael Ramirez, R (1,6) OBP: 0.331, SLG: 0.351	0-0 F7		0-3 K		0-0 CS	0-3 K	0-0 CS	0-0 1B	4 1 1 0 0 2 2													
Claudell Washington, L (1,9) OBP: 0.337, SLG: 0.428	0-0 G3		0-0 1-3			0-0 6-3		0-0 FC4-6	4 1 2 1 0 0 2													
Dale Murphy, R (1,8) OBP: 0.397, SLG: 0.562		0-0 G6-4-3		0-3 K		0-0 6-3		0-0 FC4-6	4 0 1 0 0 1 2													
Bob Horner, R (1,5) OBP: 0.395, SLG: 0.543		0-0 G6-4-3		0-0 F7		4-0 2B		0-0 G5-4-3	3 0 0 0 1 0 2													
Chris Chambliss, L (1,3) OBP: 0.342, SLG: 0.451		0-0 E		0-0 1B		0-0 1B		0-0 P4	4 0 3 1 0 0 0													
Glenn Hubbard, R (1,4) OBP: 0.358, SLG: 0.495 Terry Forster, L (7,1) OBP: 1.000, SLG: 1.333 Gene Garber, R (9,1) OBP: 0.200, SLG: 0.222		0-0 6-3		0-0 P4		0-0 P6		0-3 K	3 0 0 0 0 0 4 0 0 0 0 0 0 0 0 1 0 0 0 0 1 0													
Bruce Benedict, R (1,2) OBP: 0.417, SLG: 0.399			0-0 1B		0-0 F8		0-0 F8	0-0 4-3	4 0 1 0 0 0 0													
Craig McMurry, R (1,1) OBP: 0.192, SLG: 0.125 Jerry Royster, R (7,4) OBP: 0.300, SLG: 0.267			0-3 K		0-3 K		0-3 K		2 0 0 0 0 2 1 1 0 0 0 0 1 0													
<b>Inning Stats</b>	R: 0 E: 0 K: 0 S: 3	H: 0 LOB: 0 BB: 0 P: 3	R: 0 E: 0 K: 0 S: 4	H: 2 LOB: 1 BB: 0 P: 4	R: 0 E: 0 K: 2 S: 9	H: 2 LOB: 2 BB: 0 P: 9	R: 0 E: 0 K: 1 S: 6	H: 1 LOB: 1 BB: 0 P: 6	R: 0 E: 0 K: 1 S: 5	H: 1 LOB: 0 BB: 0 P: 5	R: 1 E: 0 K: 1 S: 7	H: 2 LOB: 2 BB: 1 P: 11	R: 0 E: 0 K: 1 S: 4	H: 0 LOB: 0 BB: 1 P: 8	R: 1 E: 0 K: 0 S: 4	H: 2 LOB: 0 BB: 0 P: 4	R: 0 E: 0 K: 1 S: 5	H: 0 LOB: 0 BB: 0 P: 5	1B: 7 2B: 2 3B: 1 HR: 0	SF: 0 SAC: 0 DP: 2 HBP: 0	WP: 0 PB: 0 SB: 1 CS: 2	PA: 37
<b>PITCHER</b>	IP	WLS	BF	H	R	ER	SO	BB	IBB	HBP	BLK	WP	HR	S	P	ERA	WHIP					
Burt Hooton, R (1,1) ERA: 3.56	5.2		24	8	1	1	1	1	0	0	0	0	0	33	37	1.59	1.588					
Tom Niedenfuer, R (6,1) ERA: 1.96	0.1		1	0	0	0	0	0	0	0	0	0	0	1	1	0.00	0.000					
Dave Stewart, R (7,1) ERA: 1.73	3.0	W	10	2	1	1	2	1	0	0	0	0	0	13	17	3.00	1.000					

Los Angeles Dodgers @ Atlanta Braves  
Atlanta-Fulton County Stadium, Atlanta, GA

AB 33  
R 2  
H 10  
RBI 2  
BB 2  
SO 7  
LOB 13



Thu Jun 09 1983, 7:05 PM EDT  
Att: 47,501 - Unknown



Batter	1	2	3	4	5	6	7	8	9	10	AB	R	H	RBI	BB	SO	LOB	TOP			
Johnnie LeMaster, R OBP: 0.388, SLG: 0.391 (1, 6)											5	1	2	0	0	1	1				
Tom O'Malley, L OBP: 0.358, SLG: 0.354 (1, 5)											4	0	1	0	1	0	2				
Joe Pettini, R OBP: 0.083, SLG: 0.130 (10, PR)											0	1	0	0	0	0	0				
Darrell Evans, L OBP: 0.413, SLG: 0.582 (1, 3)											5	2	2	1	0	0	2				
Jack Clark, R OBP: 0.357, SLG: 0.465 (1, 9)											3	1	1	2	2	2	1				
Chili Davis, S OBP: 0.320, SLG: 0.414 (1, 8)											4	0	1	0	1	2	5				
Max Venable, L OBP: 0.270, SLG: 0.407 (1, 7)											5	1	2	3	0	0	4				
Milt May, L OBP: 0.312, SLG: 0.333 (1, 2)											4	0	0	0	0	1	2				
Brad Wellman, R OBP: 0.279, SLG: 0.282 (1, 4)											4	0	0	0	0	2	0				
Fred Breining, R OBP: 0.185, SLG: 0.180 (6, 1)											3	0	1	0	0	1	0				
Jim Barr, R OBP: 0.143, SLG: 0.286 (9, 1)											1	0	0	0	0	1	0				
Gary Lavelle, S (9, 1)											0	0	0	0	0	0	0				
Greg Minton, S (10, 1)											0	0	0	0	0	0	0				
<b>Inning Stats</b>	R: 3 E: 0 K: 0 S: 5	H: 3 LOB: 1 BB: 2 P: 13	R: 0 E: 0 K: 1 S: 6	H: 1 LOB: 1 BB: 0 P: 6	R: 0 E: 0 K: 1 S: 3	H: 1 LOB: 1 BB: 1 P: 7	R: 0 E: 0 K: 2 S: 6	H: 1 LOB: 1 BB: 0 P: 6	R: 1 E: 0 K: 1 S: 6	H: 1 LOB: 0 BB: 0 P: 6	R: 0 E: 0 K: 0 S: 3	H: 0 LOB: 0 BB: 0 P: 3	R: 0 E: 0 K: 1 S: 5	H: 1 LOB: 0 BB: 0 P: 5	R: 0 E: 0 K: 3 S: 9	H: 0 LOB: 0 BB: 0 P: 9	R: 2 E: 1 K: 1 S: 7	H: 1 LOB: 2 BB: 1 P: 11	1B: 6 2B: 3 3B: 0 HR: 1	SF: 0 SAC: 0 DP: 2 HBP: 0	WP: 0 PA: 42
<b>PITCHER</b>	IP WLS BF H R ER SO BB IBB HBP BLK WP HR S P ERA WHIP	IP WLS BF H R ER SO BB IBB HBP BLK WP HR S P ERA WHIP	IP WLS BF H R ER SO BB IBB HBP BLK WP HR S P ERA WHIP	IP WLS BF H R ER SO BB IBB HBP BLK WP HR S P ERA WHIP	IP WLS BF H R ER SO BB IBB HBP BLK WP HR S P ERA WHIP	IP WLS BF H R ER SO BB IBB HBP BLK WP HR S P ERA WHIP	IP WLS BF H R ER SO BB IBB HBP BLK WP HR S P ERA WHIP	IP WLS BF H R ER SO BB IBB HBP BLK WP HR S P ERA WHIP	IP WLS BF H R ER SO BB IBB HBP BLK WP HR S P ERA WHIP	IP WLS BF H R ER SO BB IBB HBP BLK WP HR S P ERA WHIP	IP WLS BF H R ER SO BB IBB HBP BLK WP HR S P ERA WHIP	IP WLS BF H R ER SO BB IBB HBP BLK WP HR S P ERA WHIP	IP WLS BF H R ER SO BB IBB HBP BLK WP HR S P ERA WHIP	IP WLS BF H R ER SO BB IBB HBP BLK WP HR S P ERA WHIP	IP WLS BF H R ER SO BB IBB HBP BLK WP HR S P ERA WHIP	IP WLS BF H R ER SO BB IBB HBP BLK WP HR S P ERA WHIP	IP WLS BF H R ER SO BB IBB HBP BLK WP HR S P ERA WHIP	IP WLS BF H R ER SO BB IBB HBP BLK WP HR S P ERA WHIP	IP WLS BF H R ER SO BB IBB HBP BLK WP HR S P ERA WHIP	IP WLS BF H R ER SO BB IBB HBP BLK WP HR S P ERA WHIP	
Phil Niekro, R ERA: 5.0 (1, 1)	8.0	33	9	4	4	6	3	0	0	0	0	0	0	0	0	0	0	4.50	1.500		
Rick Camp, R ERA: 3.76 (9, 1)	1.1	L	5	0	1	3	1	0	0	0	0	0	0	0	0	0	0	6.75	0.750		
Steve Bedrosian, R ERA: 2.66 (10, 1)	0.2	4	1	1	0	1	0	0	0	0	0	0	0	0	0	0	0	0.00	1.500		

San Francisco Giants @ Atlanta Braves  
Atlanta-Fulton County Stadium, Atlanta, GA  
Fri Jun 10 1983, 7:05 PM EDT  
Unknown

AB	38
R	6
H	10
RBI	6
BB	4
SO	10
LOB	17



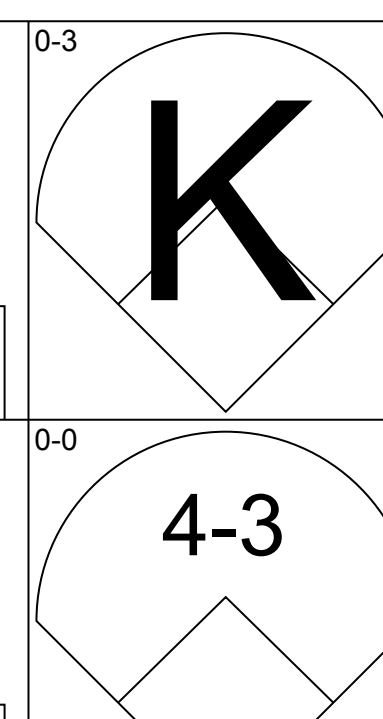
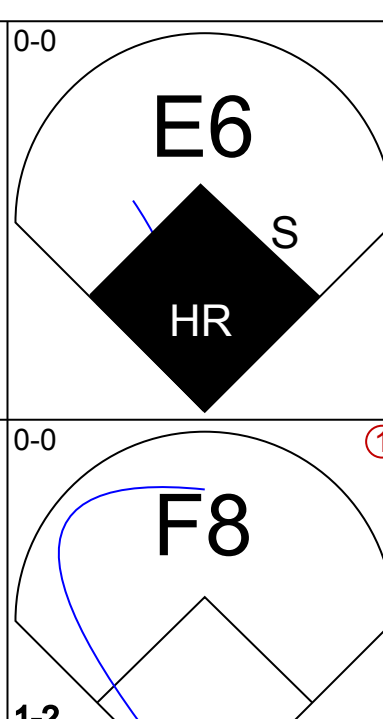
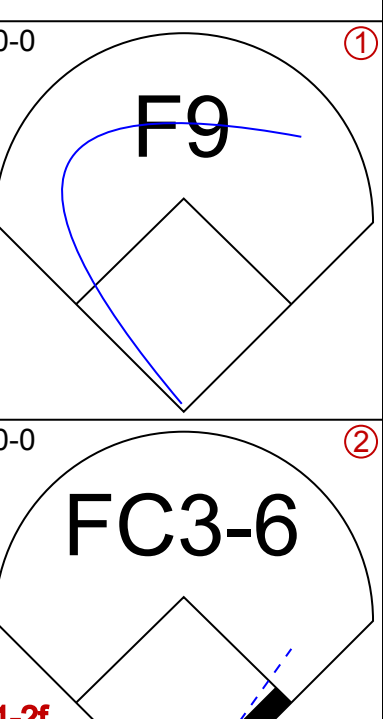
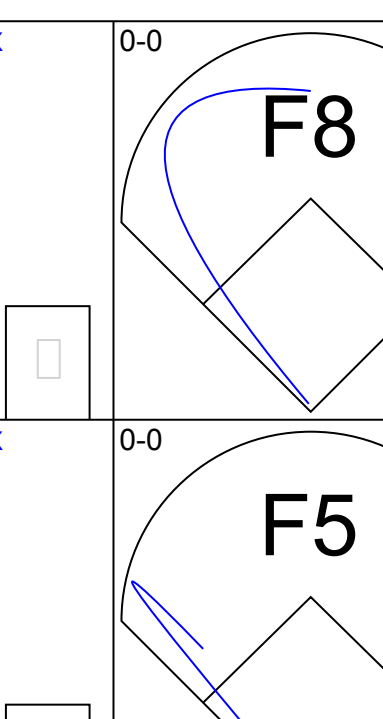
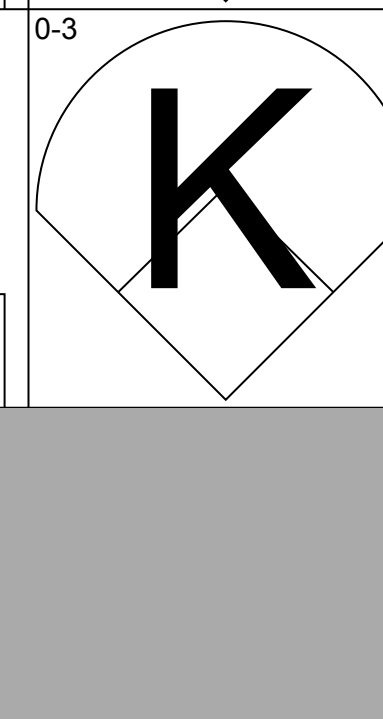
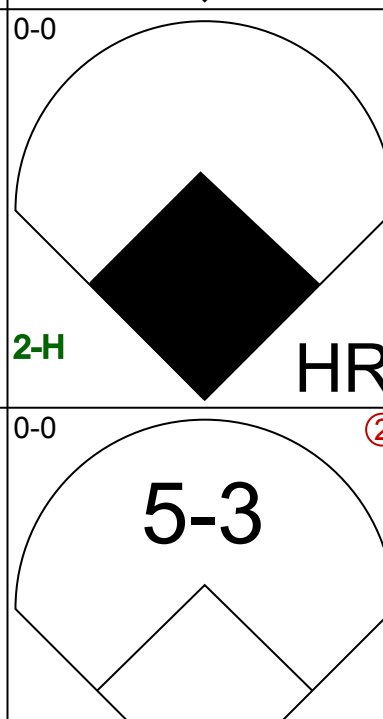
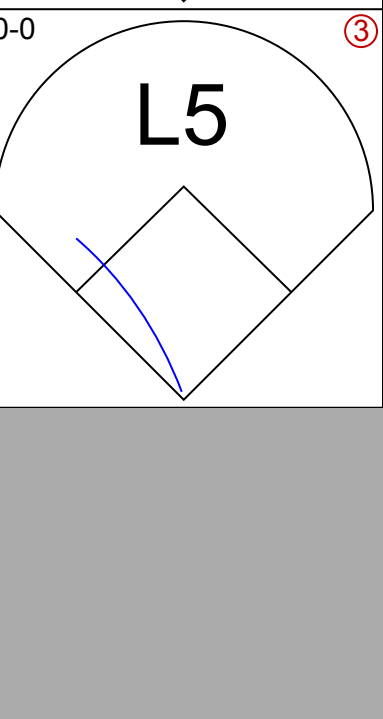
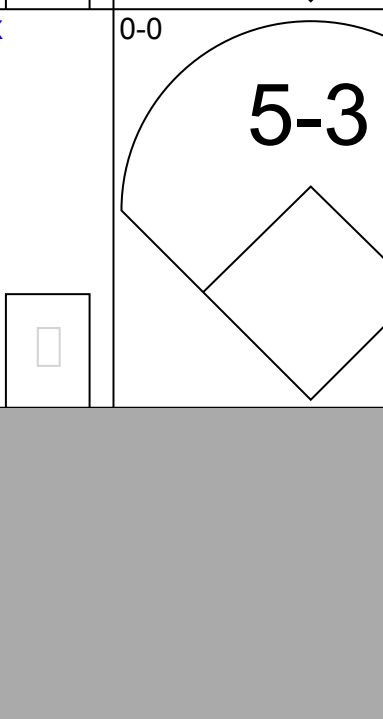

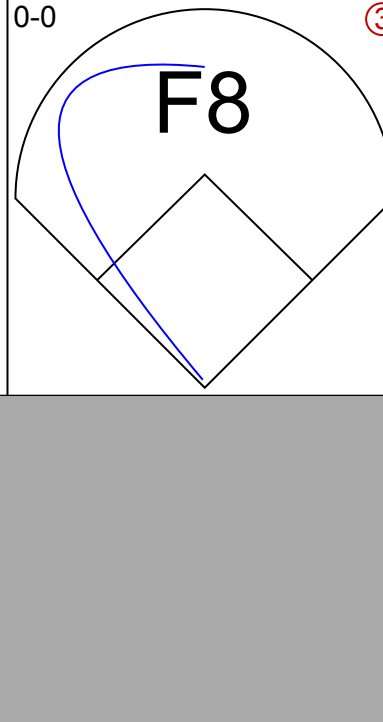


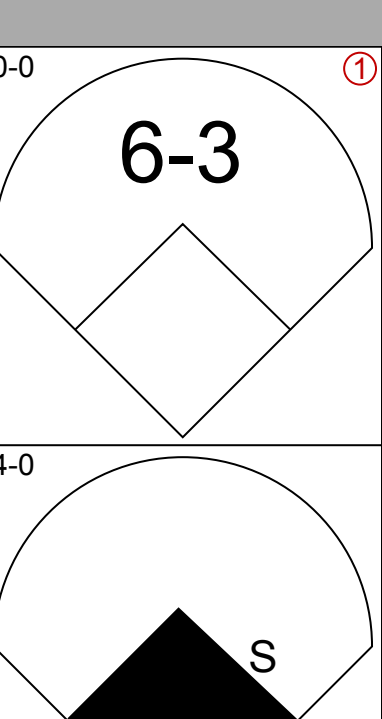
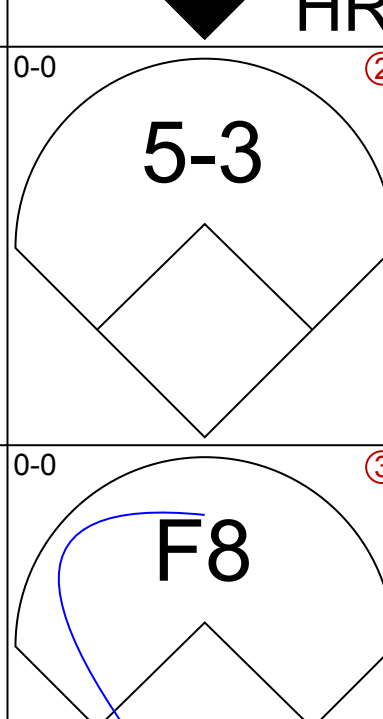
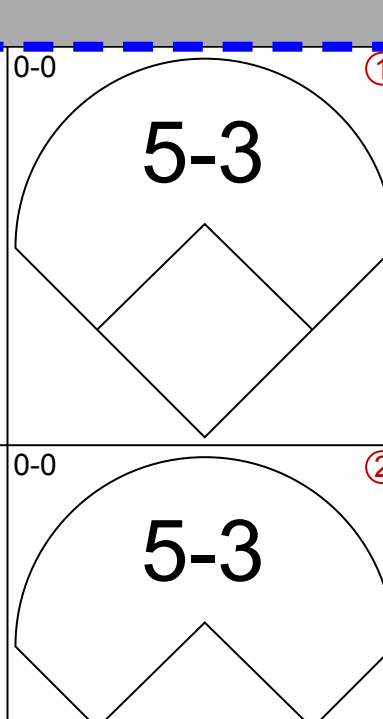
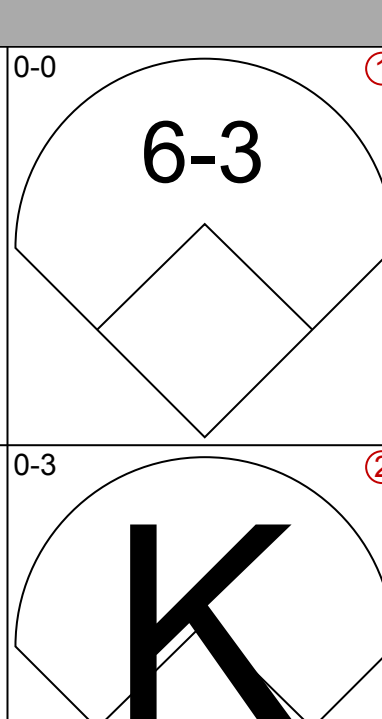
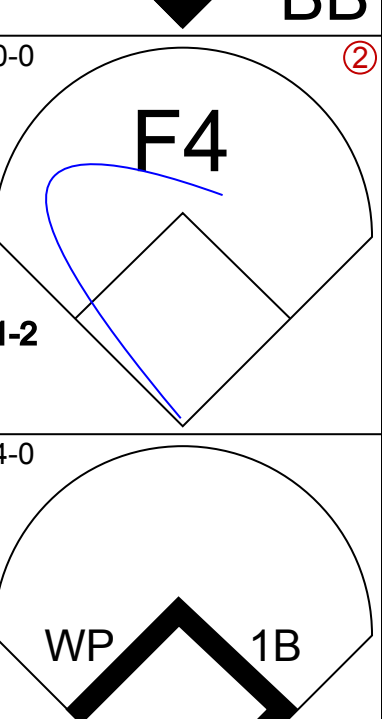

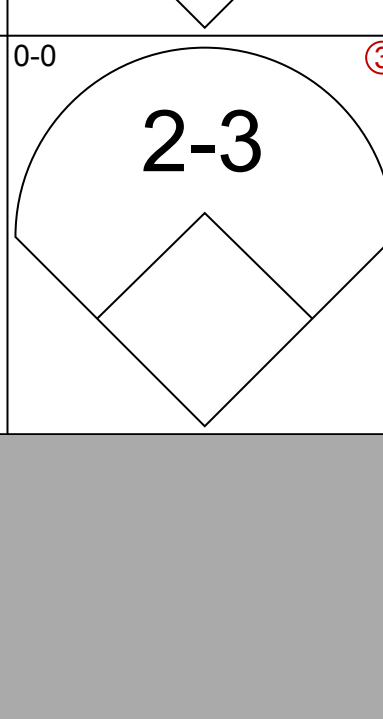
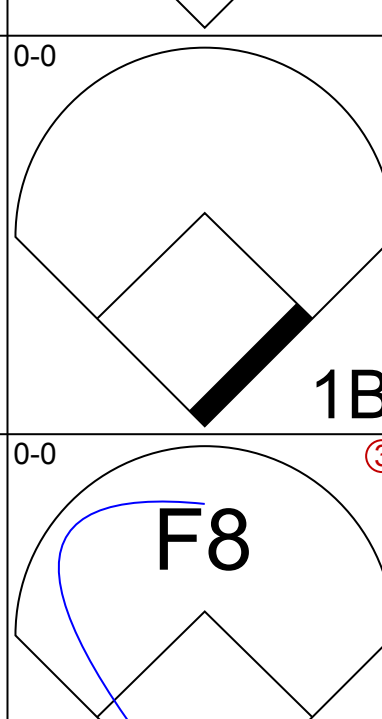
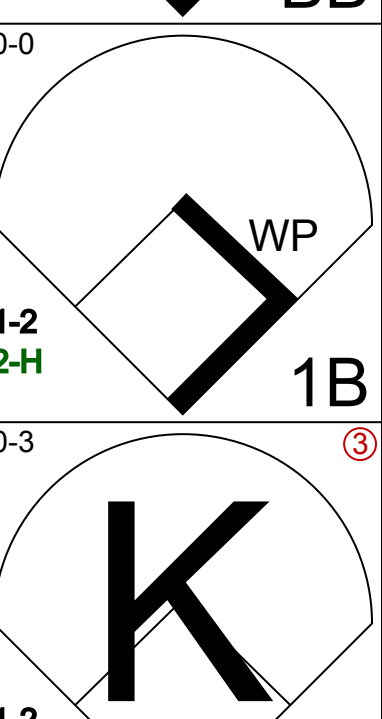
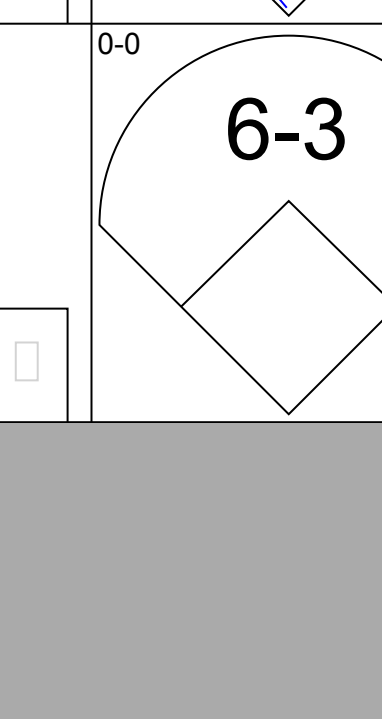


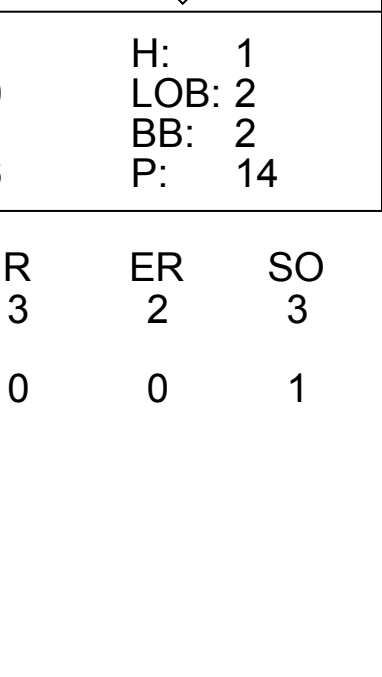
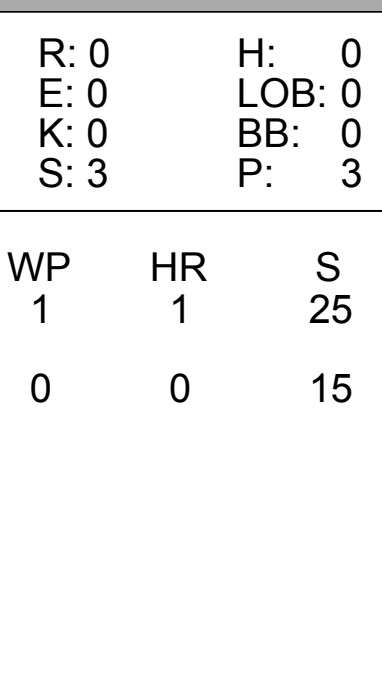
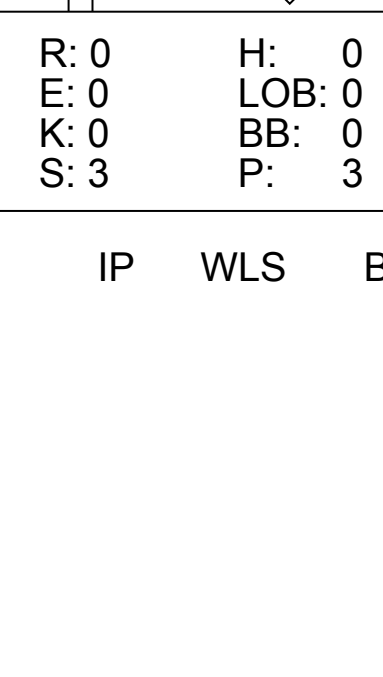

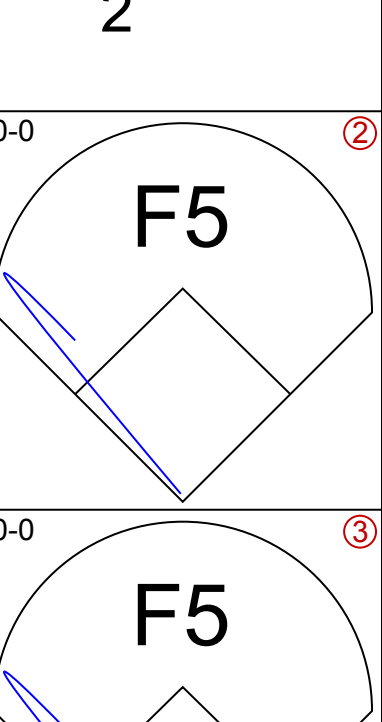
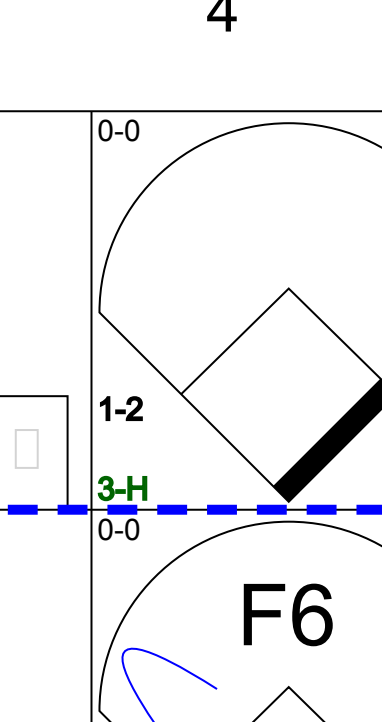
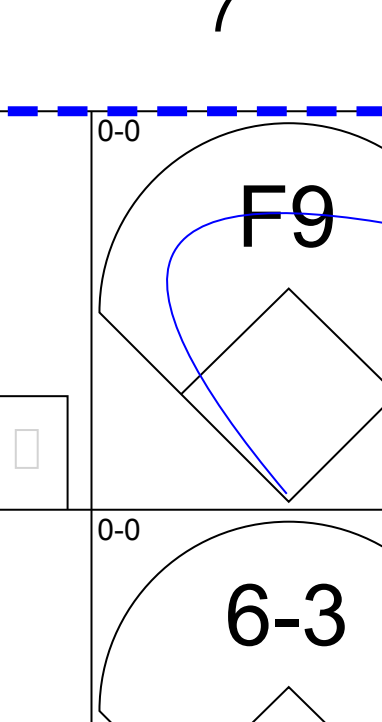

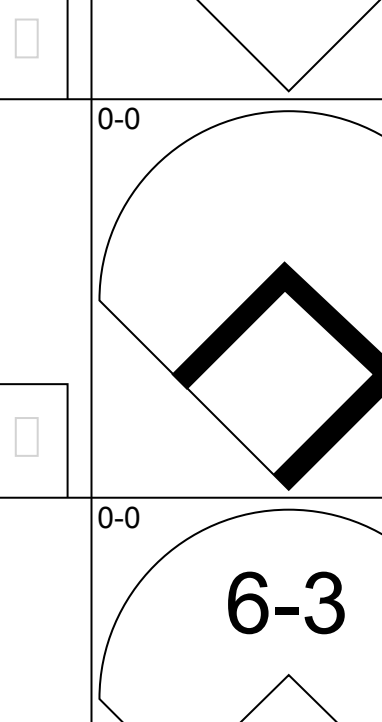
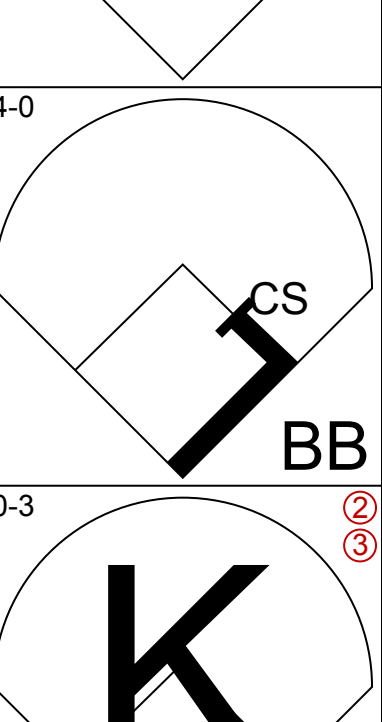
Batter	1	2	3	4	5	6	7	8	9	10	AB	R	H	RBI	BB	SO	LOB	BOTTOM			
Brett Butler, L OBP: 0.313, SLG: 0.331 (1, 7)											3	0	0	0	1	1	1				
Bob Watson, R OBP: 0.442, SLG: 0.543 (10, PH)											1	0	0	0	0	0	1				
Rafael Ramirez, R OBP: 0.324, SLG: 0.343 (1, 6)											5	0	0	0	0	0	2				
Claudell Washington, L OBP: 0.338, SLG: 0.427 (1, 9)											5	1	2	0	0	0	0				
Dale Murphy, R OBP: 0.405, SLG: 0.583 (1, 8)											3	2	2	2	2	0	2				
Bob Horner, R OBP: 0.397, SLG: 0.556 (1, 5)											3	1	1	2	1	0	2				
Chris Chambliss, L OBP: 0.335, SLG: 0.440 (1, 3)											4	0	0	0	0	2	2				
Glenn Hubbard, R OBP: 0.352, SLG: 0.397 (1, 4)											4	0	0	0	0	0	2				
Bruce Benedict, R OBP: 0.413, SLG: 0.395 (1, 2)											4	0	1	0	0	1	1				
Phil Niekro, R OBP: 0.250, SLG: 0.227 (1, 1)											2	0	1	0	0	0	1				
Jerry Royster, R OBP: 0.294, SLG: 0.261 (8, PH)											1	0	0	0	0	0	0				
Rick Camp, R OBP: 0.069, SLG: 0.074 (9, 1)											0	0	0	0	0	0	0				
Steve Bedrosian, R (10, 1)											0	0	0	0	0	0	0				
Terry Harper, R OBP: 0.363, SLG: 0.409 (10, PH)											0	0	0	0	1	0	0				
<b>Inning Stats</b>	R: 0 E: 0 K: 0 S: 2	H: 0 LOB: 0 BB: 1 P: 6	R: 0 E: 0 K: 1 S: 5	H: 0 LOB: 0 BB: 1 P: 9	R: 0 E: 0 K: 1 S: 5	H: 1 LOB: 0 BB: 1 P: 5	R: 2 E: 0 K: 1 S: 6	H: 1 LOB: 0 BB: 1 P: 10	R: 0 E: 0 K: 0 S: 4	H: 1 LOB: 1 BB: 0 P: 4	R: 0 E: 0 K: 1 S: 4	H: 0 LOB: 0 BB: 0 P: 5	R: 0 E: 0 K: 0 S: 3	H: 0 LOB: 0 BB: 0 P: 3	R: 2 E: 0 K: 0 S: 5	H: 2 LOB: 1 BB: 1 P: 9	R: 0 E: 1 K: 0 S: 4	H: 1 LOB: 2 BB: 1 P: 8	1B: 4 2B: 1 3B: 0 HR: 2	SF: 0 SAC: 0 DP: 1 HBP: 0	WP: 0 PA: 40
<b>PITCHER</b>	IP WLS BF H R ER SO BB IBB HBP BLK WP HR S P ERA WHIP	IP WLS BF H R ER SO BB IBB HBP BLK WP HR S P ERA WHIP	IP WLS BF H R ER SO BB IBB HBP BLK WP HR S P ERA WHIP	IP WLS BF H R ER SO BB IBB HBP BLK WP HR S P ERA WHIP	IP WLS BF H R ER SO BB IBB HBP BLK WP HR S P ERA WHIP	IP WLS BF H R ER SO BB IBB HBP BLK WP HR S P ERA WHIP	IP WLS BF H R ER SO BB IBB HBP BLK WP HR S P ERA WHIP	IP WLS BF H R ER SO BB IBB HBP BLK WP HR S P ERA WHIP	IP WLS BF H R ER SO BB IBB HBP BLK WP HR S P ERA WHIP	IP WLS BF H R ER SO BB IBB HBP BLK WP HR S P ERA WHIP	IP WLS BF H R ER SO BB IBB HBP BLK WP HR S P ERA WHIP	IP WLS BF H R ER SO BB IBB HBP BLK WP HR S P ERA WHIP	IP WLS BF H R ER SO BB IBB HBP BLK WP HR S P ERA WHIP	IP WLS BF H R ER SO BB IBB HBP BLK WP HR S P ERA WHIP	IP WLS BF H R ER SO BB IBB HBP BLK WP HR S P ERA WHIP	IP WLS BF H R ER SO BB IBB HBP BLK WP HR S P ERA WHIP	IP WLS BF H R ER SO BB IBB HBP BLK WP HR S P ERA WHIP	IP WLS BF H R ER SO BB IBB HBP BLK WP HR S P ERA WHIP	IP WLS BF H R ER SO BB IBB HBP BLK WP HR S P ERA WHIP	IP WLS BF H R ER SO BB IBB HBP BLK WP HR S P ERA WHIP	
Fred Breining, R ERA: 4.09 (1, 1)	5.2	22	4	2	2	3	3	0	0	0	0	0	0	0	0	0	0	3.18	1.235		
Jim Barr, R ERA: 4.91 (6, 1)	2.1	10	2	2	2	1	1	0	0	0	0	0	1	11	15	7.71	1.286				
Gary Lavelle, L ERA: 1.66 (9, 1)	1.0	W	4	0	0	0	1	0	0	0	0	0	0	3	7	0.00	1.000				
Greg Minton, R ERA: 5.4 (10, 1)	1.0	S	4	1	0	0	0	0	0	0	0	0	0	4	4	0.00	1.000				

San Francisco Giants @ Atlanta Braves  
Atlanta-Fulton County Stadium, Atlanta, GA  
Fri Jun 10 1983, 7:05 PM EDT  
Unknown

AB	35
R	4
H	7
RBI	4
BB	5
SO	4
LOB	14

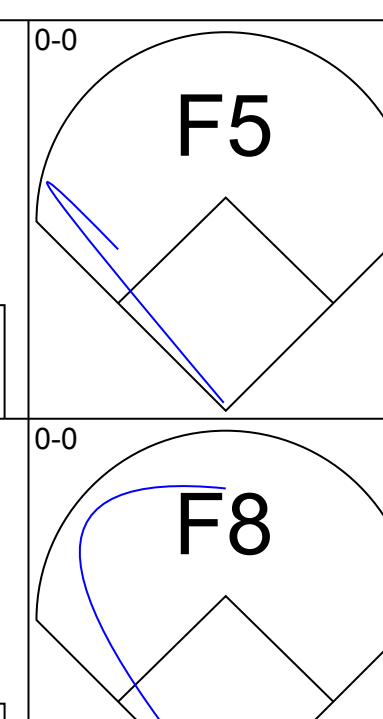
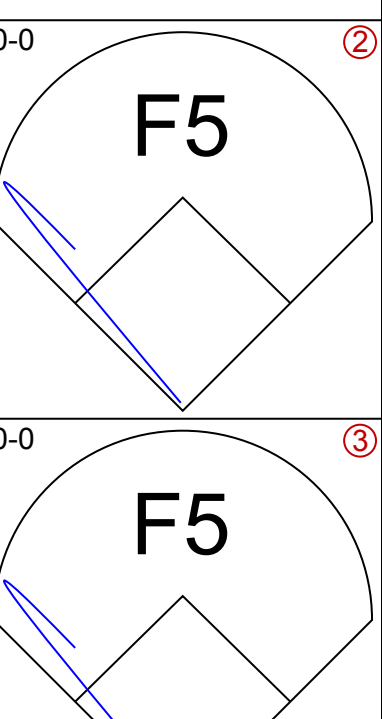
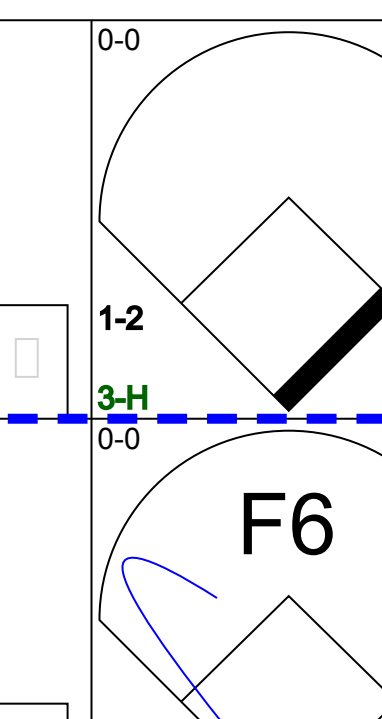
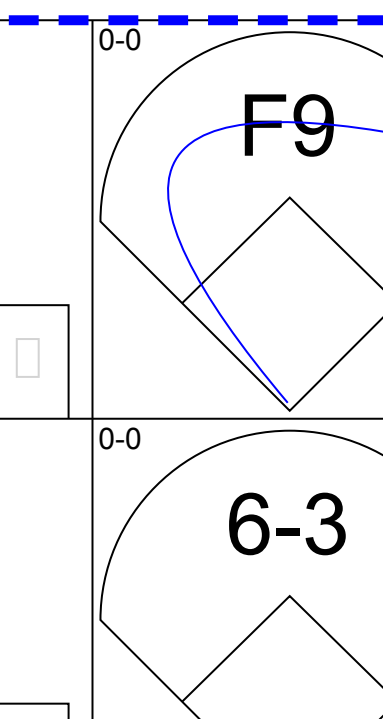
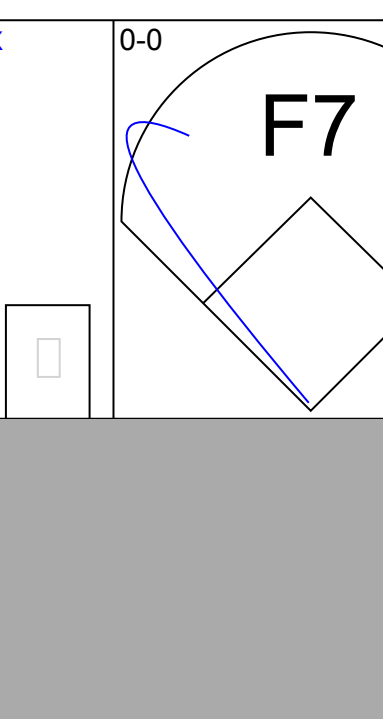
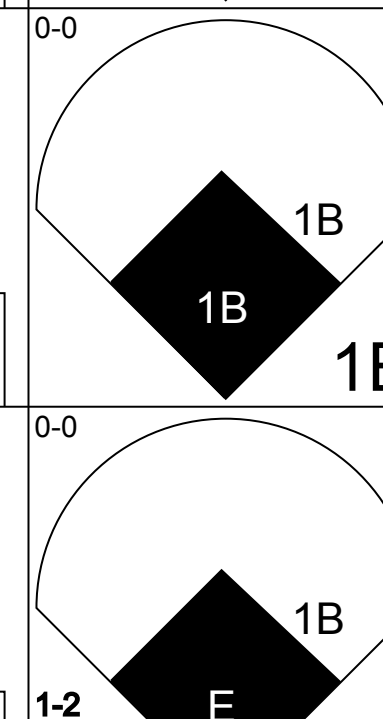

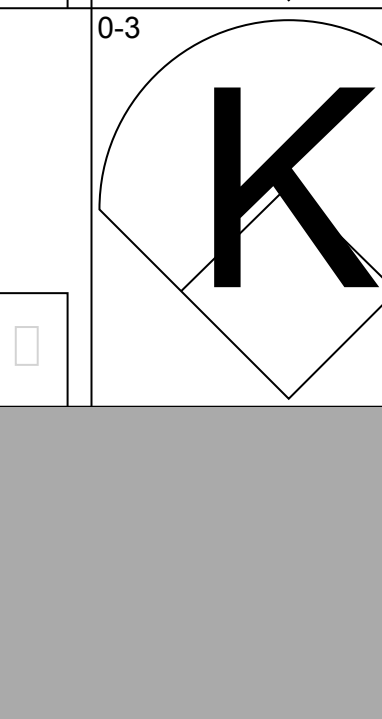
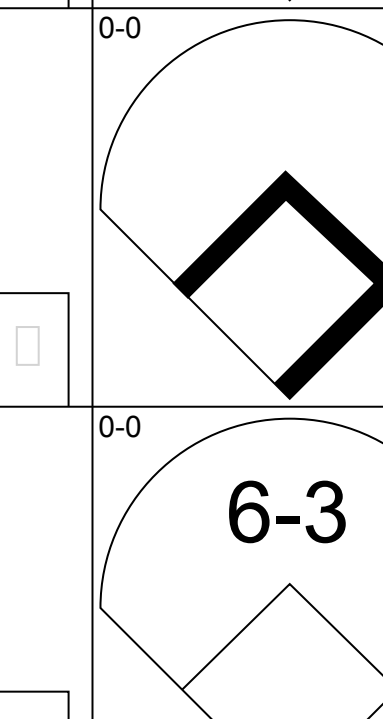
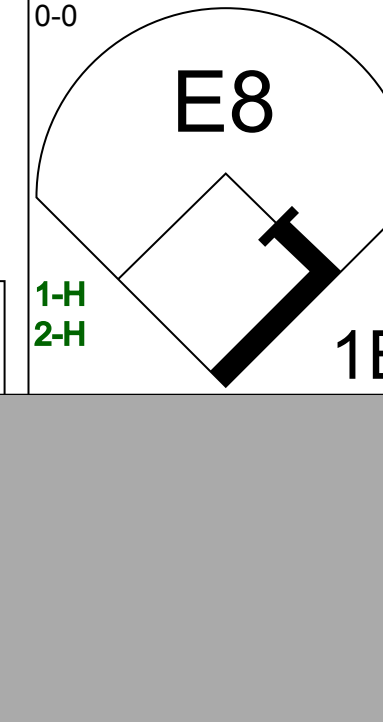
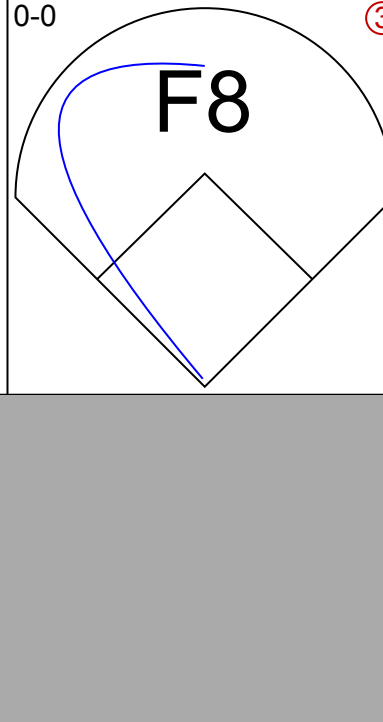
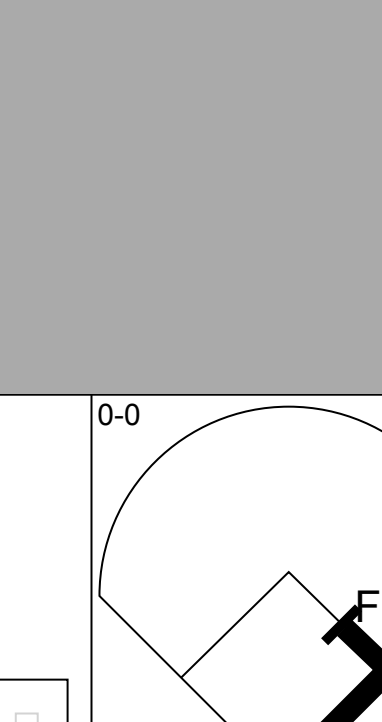







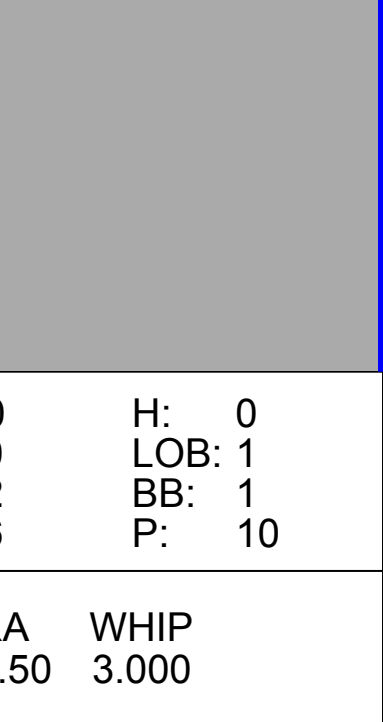
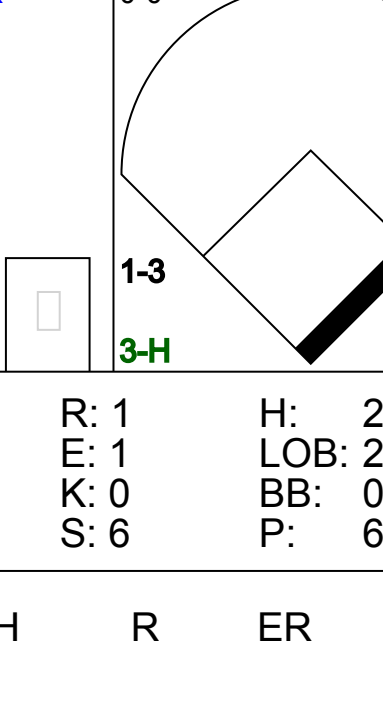
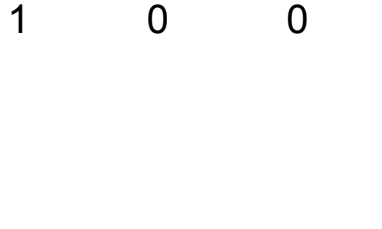

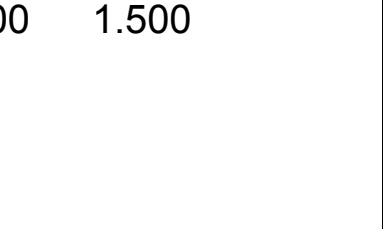





Batter	1	2	3	4	5	6	7	8	9	AB	R	H	RBI	BB	SO	LOB	TOP		
<b>Johnnie LeMaster, R</b> OBP: 0.382, SLG: 0.383 (1, 6)										4	1	0	0	0	1	1	<b>San Francisco Giants @ Atlanta Braves</b> Atlanta-Fulton County Stadium, Atlanta, GA Fri Jun 10 1983, 7:05 PM EDT Att: 38,550 - Unknown		
<b>Darrell Evans, L</b> OBP: 0.406, SLG: 0.571 (1, 3)										4	0	0	0	0	0	2			
<b>Joel Youngblood, R</b> OBP: 0.279, SLG: 0.407 (1, 7)										4	1	1	2	0	1	1			
<b>Jack Clark, R</b> OBP: 0.350, SLG: 0.455 (1, 9)										4	0	0	0	0	0	0			
<b>Chili Davis, S</b> OBP: 0.319, SLG: 0.408 (1, 8)										3	1	0	0	1	1	0			
<b>Bob Brenly, R</b> OBP: 0.288, SLG: 0.288 (1, 2)										3	0	0	0	0	0	1			
<b>Dave Bergman, L</b> OBP: 0.321, SLG: 0.273 (9, PH)										1	0	1	0	0	0	0			
<b>Tom O'Malley, L</b> OBP: 0.356, SLG: 0.347 (1, 5)										3	0	0	0	1	0	1			
<b>Wallace Johnson, S</b> OBP: 0.300, SLG: 0.222 (1, 4)										3	0	1	1	0	0	0			
<b>Bill Laskey, R</b> OBP: 0.281, SLG: 0.080 (1, 1)										1	0	0	0	0	1	2			
<b>Renie Martin, R</b> OBP: 0.687, SLG: 1.000 (4, 1)										1	0	1	0	0	0	0			
<b>Max Venable, L</b> OBP: 0.267, SLG: 0.402 (7, PH)										1	0	0	0	0	0	0			
<b>Brian Kingman, R</b> OBP: 0.267, SLG: 0.402 (7, 1)										0	0	0	0	0	0	0			
<b>Inning Stats</b>	R: 0 E: 0 K: 2 S: 7	H: 0 LOB: 0 BB: 0 P: 7	R: 1 E: 0 K: 1 S: 6	H: 1 LOB: 2 BB: 2 P: 14	R: 2 E: 1 K: 0 S: 5	H: 1 LOB: 0 BB: 0 P: 5	R: 0 E: 0 K: 0 S: 3	H: 0 LOB: 2 BB: 0 P: 3	R: 0 E: 0 K: 0 S: 4	H: 1 LOB: 1 BB: 0 P: 4	R: 0 E: 0 K: 0 S: 3	H: 0 LOB: 0 BB: 0 P: 3	R: 0 E: 0 K: 0 S: 3	H: 0 LOB: 0 BB: 0 P: 3	R: 0 E: 0 K: 1 S: 6	H: 1 LOB: 1 BB: 0 P: 6	1B: 3 2B: 0 3B: 0 HR: 1	SF: 0 SAC: 0 DP: 0 HBP: 0	WP: 1 PA: 34 PB: 0 SB: 2 CS: 0
<b>PITCHER</b>	IP	WLS	BF	H	R	ER	SO	BB	IBB	HBP	BLK	WP	HR	S	P	ERA	WHIP		
<b>Pete Falcone, L</b> ERA: 2.75 (1, 1)	5.0	W	21	3	3	2	3	2	0	0	0	1	1	25	33	3.60	1.000		
<b>Donnie Moore, R</b> ERA: 4.5 (6, 1)	4.0	S	13	1	0	0	1	0	0	0	0	0	0	15	15	0.00	0.250		

AB	32
R	3
H	4
RBI	3
BB	2
SO	4
LOB	8



Batter	1	2	3	4	5	6	7	8	9	AB	R	H	RBI	BB	SO	LOB	BOTTOM		
<b>Brett Butler, L</b> OBP: 0.310, SLG: 0.327 (1, 7)										5	0	1	1	0	0	3	<b>San Francisco Giants @ Atlanta Braves</b> Atlanta-Fulton County Stadium, Atlanta, GA Fri Jun 10 1983, 7:05 PM EDT Att: 38,550 - Unknown		
<b>Rafael Ramirez, R</b> OBP: 0.318, SLG: 0.338 (1, 6)										4	0	0	0	0	0	3			
<b>Claudell Washington, L</b> OBP: 0.341, SLG: 0.439 (1, 9)										4	1	2	0	0	1	2			
<b>Dale Murphy, R</b> OBP: 0.402, SLG: 0.576 (1, 8)										4	1	1	0	0	1	1			
<b>Bob Horner, R</b> OBP: 0.399, SLG: 0.552 (1, 5)										3	0	1	1	1	0	0			
<b>Chris Chambliss, L</b> OBP: 0.338, SLG: 0.442 (1, 3)										4	1	2	0	0	1	1			
<b>Biff Pocoroba, S</b> OBP: 0.292, SLG: 0.364 (1, 2)										4	3	3	1	0	0	1			
<b>Jerry Royster, R</b> OBP: 0.309, SLG: 0.280 (1, 4)										4	1	2	1	0	0	2			
<b>Pete Falcone, L</b> OBP: 0.100, SLG: 0.100 (1, 1)										1	0	1	1	0	0	0			
<b>Donnie Moore, L</b> OBP: 0.333, SLG: 0.333 (6, 1)										2	0	1	1	0	0	1			
<b>Inning Stats</b>	R: 2 E: 1 K: 0 S: 5	H: 3 LOB: 1 BB: 0 P: 5	R: 2 E: 0 K: 0 S: 6	H: 3 LOB: 1 BB: 0 P: 6	R: 0 E: 0 K: 0 S: 3	H: 0 LOB: 0 BB: 0 P: 3	R: 2 E: 0 K: 1 S: 9	H: 4 LOB: 2 BB: 0 P: 9	R: 0 E: 0 K: 2 S: 6	H: 0 LOB: 1 BB: 1 P: 10	R: 0 E: 0 K: 0 S: 3	H: 1 LOB: 0 BB: 0 P: 3	R: 0 E: 0 K: 0 S: 4	H: 1 LOB: 1 BB: 0 P: 4	R: 1 E: 1 K: 0 S: 6	H: 2 LOB: 2 BB: 0 P: 6	1B: 12 2B: 2 3B: 1 HR: 0	SF: 0 SAC: 1 DP: 2 HBP: 0	WP: 0 PA: 37 PB: 0 SB: 0 CS: 1
<b>PITCHER</b>	IP	WLS	BF	H	R	ER	SO	BB	IBB	HBP	BLK	WP	HR	S	P	ERA	WHIP		
<b>Bill Laskey, R</b> ERA: 4.63 (1, 1)	3.1	L	19	10	6	5	0	0	0	0	0	0	0	19	19	13.50	3.000		
<b>Renie Martin, R</b> ERA: 3.45 (4, 1)	2.2		8	1	0	0	3	1	0	0	0	0	0	13	17	0.00	0.750		
<b>Brian Kingman, R</b> ERA: 7.71 (7, 1)	2.0		10	3	1	0	0	0	0	0	0	0	0	10	10	0.00	1.500		





Batter	1	2	3	4	5	6	7	8	9	AB	R	H	RBI	BB	SO	LOB	TOP		
<b>Johnnie LeMaster, R</b> OBP: 0.378, SLG: 0.380 (1, 6)	F4	F9		1B HR 1B		5-3		SF9		4	1	1	1	0	0	2	<b>San Francisco Giants @ Atlanta Braves</b> Atlanta-Fulton County Stadium, Atlanta, GA Sat Jun 11 1983, 7:05 PM EDT Att: 48,381 - Unknown  <b>livebaseballscorecards.com</b>		
<b>Tom O'Malley, L</b> OBP: 0.367, SLG: 0.374 (1, 5)	CI BB 1B		HR	1-2 HR 1B		4-3		3-H 4-0 1B BB		4	2	3	1	1	0	1			
<b>Darrell Evans, L</b> OBP: 0.414, SLG: 0.606 (1, 3)	K		FC5 HBP 1B	1-H 2-H HR			HR	1-3 2-H 1B		5	2	4	5	0	1	1			
<b>Jack Clark, R</b> OBP: 0.347, SLG: 0.447 (1, 9)	CI BB 1-2		F9	1-3			6-3	F9		4	0	0	0	1	0	3			
<b>Max Venable, L</b> OBP: 0.255, SLG: 0.384 (1, 8)	CI 1-2 2-3		F5				K		G3	4	0	0	0	0	2	1			
<b>Joel Youngblood, R</b> OBP: 0.275, SLG: 0.388 (1, 7)	F9		HBP				K		K	4	0	0	0	0	2	3			
<b>Milt May, L</b> OBP: 0.307, SLG: 0.337 (1, 2)		4-3	FC5				F7		4-3	5	0	1	0	0	0	2			
<b>Brad Wellman, R</b> OBP: 0.333, SLG: 0.349 (1, 4)		S BB		P1-3 1B				1B SF9 1B	K	4	1	3	0	1	1	1			
<b>Atlee Hammaker, S</b> OBP: 0.143, SLG: 0.118 (1, 1)		F9		P1-3			K			3	0	0	0	0	1	3			
<b>Greg Minton, S</b> OBP: 0.333, SLG: 0.333 (7, 1)				1-2				BB 1B		1	1	1	0	0	0	0			
<b>Gary Lavelle, S</b> (9, 1)				1-2				1-3 1B 1B		0	0	0	0	0	0	0			
<b>Inning Stats</b>	R: 0 E: 1 K: 1 S: 7	H: 1 LOB: 3 BB: 1 P: 11	R: 0 E: 0 K: 0 S: 3	H: 0 LOB: 1 BB: 1 P: 7	R: 1 E: 0 K: 0 S: 5	H: 2 LOB: 2 BB: 0 P: 6	R: 3 E: 0 K: 0 S: 6	H: 4 LOB: 0 BB: 0 P: 6	R: 0 E: 0 K: 2 S: 6	H: 1 LOB: 1 BB: 0 P: 6	R: 1 E: 0 K: 1 S: 6	H: 1 LOB: 0 BB: 0 P: 6	R: 2 E: 0 K: 0 S: 6	H: 3 LOB: 2 BB: 1 P: 10	R: 0 E: 0 K: 2 S: 8	H: 1 LOB: 1 BB: 0 P: 8	1B: 8 2B: 3 3B: 0 HR: 3	SF: 1 SAC: 0 DP: 1 HBP: 1	WP: 0 PA: 44 PB: 0 SB: 1 CS: 0
<b>PITCHER</b>	IP WLS BF H R ER SO BB IBB HBP BLK WP HR S P ERA WHIP	IP WLS BF H R ER SO BB IBB HBP BLK WP HR S P ERA WHIP	IP WLS BF H R ER SO BB IBB HBP BLK WP HR S P ERA WHIP	IP WLS BF H R ER SO BB IBB HBP BLK WP HR S P ERA WHIP	IP WLS BF H R ER SO BB IBB HBP BLK WP HR S P ERA WHIP	IP WLS BF H R ER SO BB IBB HBP BLK WP HR S P ERA WHIP	IP WLS BF H R ER SO BB IBB HBP BLK WP HR S P ERA WHIP	IP WLS BF H R ER SO BB IBB HBP BLK WP HR S P ERA WHIP	IP WLS BF H R ER SO BB IBB HBP BLK WP HR S P ERA WHIP	IP WLS BF H R ER SO BB IBB HBP BLK WP HR S P ERA WHIP	IP WLS BF H R ER SO BB IBB HBP BLK WP HR S P ERA WHIP	IP WLS BF H R ER SO BB IBB HBP BLK WP HR S P ERA WHIP	IP WLS BF H R ER SO BB IBB HBP BLK WP HR S P ERA WHIP	IP WLS BF H R ER SO BB IBB HBP BLK WP HR S P ERA WHIP	IP WLS BF H R ER SO BB IBB HBP BLK WP HR S P ERA WHIP	IP WLS BF H R ER SO BB IBB HBP BLK WP HR S P ERA WHIP	IP WLS BF H R ER SO BB IBB HBP BLK WP HR S P ERA WHIP		
<b>Rick Behenna, R</b> ERA: 4.71 (1, 1)	5.0	25	7	4	4	3	2	0	0	0	0	0	0	0	0	0	7.20	1.800	
<b>Rick Camp, R</b> ERA: 3.73 (6, 1)	1.0	4	1	0	0	1	0	0	0	0	0	0	0	0	0	0	0.00	1.000	
<b>Gene Garber, R</b> ERA: 4.78 (7, 1)	1.2	L	9	3	3	3	1	0	0	0	0	0	1	10	14	16.20	2.400		
<b>Terry Forster, L</b> ERA: 1.76 (8, 1)	0.1	2	1	0	0	0	0	0	0	0	0	0	0	2	2	0.00	3.000		
<b>Steve Bedrosian, R</b> ERA: 2.6 (9, 1)	1.0	4	1	0	0	2	0	0	0	0	0	0	0	8	8	0.00	1.000		

Batter	1	2	3	4	5	6	7	8	9	AB	R	H	RBI	BB	SO	LOB	BOTTOM				
<b>Claudell Washington, L</b> OBP: 0.333, SLG: 0.428 (1, 9)	K		G3			FC4-6		FC6-4		5	0	0	0	0	2	4	<b>San Francisco Giants @ Atlanta Braves</b> Atlanta-Fulton County Stadium, Atlanta, GA Sat Jun 11 1983, 7:05 PM EDT Att: 48,381 - Unknown  <b>livebaseballscorecards.com</b>				
<b>Jerry Royster, R</b> OBP: 0.300, SLG: 0.259 (1, 6)	HR BB		4-3		1-3		F9		F8	4	1	0	0	1	0	0					
<b>Dale Murphy, R</b> OBP: 0.410, SLG: 0.595 (1, 8)	1-H HR			1B		6-3	F8 1B		G3 BB 1B	5	2	4	2	0	0	0					
<b>Bob Horner, R</b> OBP: 0.404, SLG: 0.551 (1, 5)	F9		K			2B 1B	1-2 1B		4-0 E BB	4	2	2	0	1	1	1					
<b>Bob Watson, R</b> OBP: 0.436, SLG: 0.551 (1, 3)					K		F8		G3	3	1	1	0	0	1	0					
<b>Chris Chambliss, L</b> OBP: 0.335, SLG: 0.437 (7, PH) (8, 3)	F7					1-3 1B 2B	2-3 F8		1-2 2-3 G3	2	0	0	0	0	0	4					
<b>Terry Harper, R</b> OBP: 0.374, SLG: 0.413 (1, 7)		F4		S 1B		E 1B	5-3		4-0 E BB	4	0	2	2	1	0	2					
<b>Glenn Hubbard, R</b> OBP: 0.353, SLG: 0.397 (1, 4)			6-3 1B		F8		F7		FC4-6 1B	5	0	2	0	0	0	3					
<b>Bruce Benedict, R</b> OBP: 0.408, SLG: 0.386 (1, 2)		6-3			K		E IBB		F9 F8	4	0	0	0	1	1	5					
<b>Rick Behenna, R</b> OBP: 0.333, SLG: 0.560 (5, PH)										1	0	0	0	0	1	1					
<b>Randy Johnson, R</b> OBP: 0.429, SLG: 0.455 (6, PH)										1	0	0	0	0	0	0					
<b>Rick Camp, R</b> OBP: 0.333, SLG: 0.405 (6, PH)										0	0	0	0	0	0	0					
<b>Bill Paschke, R</b> OBP: 0.333, SLG: 0.348 (6, PH)										0	0	0	0	0	0	2					
<b>Gene Garber, R</b> OBP: 0.333, SLG: 0.348 (7, PH)										0	0	0	0	0	0	0					
<b>Terry Forster, L</b> OBP: 0.333, SLG: 0.348 (8, PH)										0	0	0	0	0	0	0					
<b>Ken Smith, L</b> OBP: 0.333, SLG: 0.417 (8, PH)										1	0	0	0	0	0	1					
<b>Steve Bedrosian, R</b> (9, PH)										0	0	0	0	0	0	0					
<b>Inning Stats</b>	R: 2 E: 0 K: 1 S: 6	H: 1 LOB: 0 BB: 1 P: 10	R: 0 E: 0 K: 1 S: 6	H: 1 LOB: 1 BB: 0 P: 6	R: 0 E: 0 K: 2 S: 8	H: 1 LOB: 1 BB: 0 P: 8	R: 0 E: 0 K: 2 S: 8	H: 1 LOB: 1 BB: 0 P: 8	R: 0 E: 0 K: 1 S: 5	H: 0 LOB: 0 BB: 0 P: 5	R: 2 E: 1 K: 0 S: 7	H: 3 LOB: 3 BB: 1 P: 11	R: 0 E: 0 K: 0 S: 5	H: 2 LOB: 2 BB: 0 P: 5	R: 0 E: 0 K: 0 S: 4	H: 1 LOB: 1 BB: 0 P: 4	R: 2 E: 1 K: 0 S: 5	H: 1 LOB: 2 BB: 2 P: 13	1B: 9 2B: 1 3B: 0 HR: 1	SF: 0 SAC: 0 DP: 0 HBP: 0	WP: 0 PA: 44 PB: 0 SB: 1 CS: 0
<b>PITCHER</b>	IP WLS BF H R ER SO BB IBB HBP BLK WP HR S P ERA WHIP	IP WLS BF H R ER SO BB IBB HBP BLK WP HR S P ERA WHIP	IP WLS BF H R ER SO BB IBB HBP BLK WP HR S P ERA WHIP	IP WLS BF H R ER SO BB IBB HBP BLK WP HR S P ERA WHIP	IP WLS BF H R ER SO BB IBB HBP BLK WP HR S P ERA WHIP	IP WLS BF H R ER SO BB IBB HBP BLK WP HR S P ERA WHIP	IP WLS BF H R ER SO BB IBB HBP BLK WP HR S P ERA WHIP	IP WLS BF H R ER SO BB IBB HBP BLK WP HR S P ERA WHIP	IP WLS BF H R ER SO BB IBB HBP BLK WP HR S P ERA WHIP	IP WLS BF H R ER SO BB IBB HBP BLK WP HR S P ERA WHIP	IP WLS BF H R ER SO BB IBB HBP BLK WP HR S P ERA WHIP	IP WLS BF H R ER SO BB IBB HBP BLK WP HR S P ERA WHIP	IP WLS BF H R ER SO BB IBB HBP BLK WP HR S P ERA WHIP	IP WLS BF H R ER SO BB IBB HBP BLK WP HR S P ERA WHIP	IP WLS BF H R ER SO BB IBB HBP BLK WP HR S P ERA WHIP	IP WLS BF H R ER SO BB IBB HBP BLK WP HR S P ERA WHIP	IP WLS BF H R ER SO BB IBB HBP BLK WP HR S P ERA WHIP				
<b>Atlee Hammaker, L</b> ERA: 1.71 (1, 1)	6.1	W	31	9	4	4	6	1	0	0	0	0	0	0	0	0	5.68	1.579			
<b>Greg Minton, R</b> ERA: 5.08 (7, 1)	2.0	9	2	2	0	0	1	0	0	0	0	0	0	8	12	0.00	1.500				
<b>Gary Lavelle, L</b> ERA: 1.63 (9, 1)	0.2	S	4	0	0	0	0	0	0	0	0	0	0	3	7	0.00	1.500				



Batter	1	2	3	4	5	6	7	8	9	AB	R	H	RBI	BB	SO	LOB	TOP			
Johnnie LeMaster, R OBP: 0.380, SLG: 0.379	5-3		K							3	0	1	1	1	1	0	<b>San Francisco Giants @ Atlanta Braves</b> Atlanta-Fulton County Stadium, Atlanta, GA Sun Jun 12 1983, 3:33 AM EDT Att: 24,676 - Unknown <a href="http://livebaseballscorecards.com">livebaseballscorecards.com</a>			
Tom O'Malley, L OBP: 0.365, SLG: 0.371	G3		G3							4	0	1	0	0	2					
Darrell Evans, L OBP: 0.412, SLG: 0.604				F5	F7					4	0	1	0	0	2					
Jack Clark, R OBP: 0.346, SLG: 0.443						L6				4	0	1	0	0	1					
Max Venable, L OBP: 0.255, SLG: 0.378		G3								4	0	1	0	0	1					
Joel Youngblood, R OBP: 0.274, SLG: 0.416										4	1	1	1	0	1					
Milt May, L OBP: 0.308, SLG: 0.338 Bob Brenly, R OBP: 0.295, SLG: 0.288										3	0	1	0	0	0					
Brad Wellman, R OBP: 0.333, SLG: 0.348 Chili Davis, S OBP: 0.316, SLG: 0.406										3	1	1	0	0	1					
Andy McGaffigan, R OBP: 0.087, SLG: 0.091 Champ Summers, L OBP: 0.412, SLG: 0.231 Renee Martin, R OBP: 0.667, SLG: 1.000 Dave Bergman, L OBP: 0.315, SLG: 0.267										1	0	0	0	0	1					
<b>Inning Stats</b>	R: 0 E: 0 K: 1 S: 6	H: 1 LOB: 1 BB: 0 P: 6	R: 0 E: 0 K: 1 S: 6	H: 1 LOB: 1 BB: 0 P: 6	R: 0 E: 0 K: 2 S: 7	H: 0 LOB: 0 BB: 0 P: 7	R: 0 E: 0 K: 0 S: 3	H: 1 LOB: 0 BB: 0 P: 3	R: 2 E: 0 K: 0 S: 7	H: 4 LOB: 2 BB: 0 P: 7	R: 0 E: 0 K: 1 S: 6	H: 0 LOB: 1 BB: 1 P: 10	R: 0 E: 0 K: 2 S: 3	H: 0 LOB: 0 BB: 0 P: 3	R: 0 E: 0 K: 2 S: 7	H: 0 LOB: 1 BB: 1 P: 11		1B: 6 2B: 1 3B: 0 HR: 1	SF: 0 SAC: 1 DP: 2 HBP: 0	WP: 0 PB: 0 SB: 2 CS: 0
<b>PITCHER</b>	IP WLS BF H R ER SO BB IBB HBP BLK WP HR S P ERA WHIP																			
Pascual Perez, R ERA: 2.8	(1, 1) 6.2 W 28 8 2 2 5 1 0 0 0 0 1 37 41 2.70 1.350																			
Gene Garber, R ERA: 4.4	(7, 1) 2.1 S 8 0 0 0 2 1 0 0 0 0 0 0 11 15 0.00 0.429																			

Batter	1	2	3	4	5	6	7	8	9	AB	R	H	RBI	BB	SO	LOB	BOTTOM			
Brett Butler, L OBP: 0.319, SLG: 0.337										4	0	3	0	0	0	<b>San Francisco Giants @ Atlanta Braves</b> Atlanta-Fulton County Stadium, Atlanta, GA Sun Jun 12 1983, 3:33 AM EDT Att: 24,676 - Unknown <a href="http://livebaseballscorecards.com">livebaseballscorecards.com</a>				
Rafael Ramirez, R OBP: 0.317, SLG: 0.336										4	1	1	0	0	4					
Dale Murphy, R OBP: 0.416, SLG: 0.624										3	2	2	3	1	2					
Bob Horner, R OBP: 0.401, SLG: 0.545										4	0	1	0	0	2					
Chris Chambliss, L OBP: 0.328, SLG: 0.427										4	0	0	0	0	3					
Terry Harper, R OBP: 0.350, SLG: 0.396 Claudell Washington, L OBP: 0.333, SLG: 0.428										4	0	0	0	0	1					
Jerry Royster, R OBP: 0.286, SLG: 0.246										3	0	0	0	1	1					
Bruce Benedict, R OBP: 0.402, SLG: 0.379										3	0	0	0	0	0					
Pascual Perez, R OBP: 0.129, SLG: 0.129 Gene Garber, R ERA: 3.23										2	0	0	0	1	0					
<b>Inning Stats</b>	R: 0 E: 0 K: 0 S: 4	H: 1 LOB: 2 BB: 1 P: 8	R: 0 E: 0 K: 0 S: 3	H: 0 LOB: 0 BB: 0 P: 3	R: 2 E: 1 K: 0 S: 5	H: 2 LOB: 0 BB: 0 P: 5	R: 0 E: 0 K: 0 S: 3	H: 0 LOB: 0 BB: 0 P: 3	R: 0 E: 0 K: 1 S: 6	H: 1 LOB: 1 BB: 0 P: 6	R: 1 E: 0 K: 1 S: 7	H: 2 LOB: 1 BB: 0 P: 7	R: 0 E: 0 K: 0 S: 4	H: 1 LOB: 2 BB: 1 P: 8	R: 0 E: 0 K: 0 S: 3		H: 0 LOB: 0 BB: 0 P: 3	1B: 5 2B: 0 3B: 0 HR: 2	SF: 0 SAC: 0 DP: 0 HBP: 0	WP: 0 PB: 0 SB: 1 CS: 0
<b>PITCHER</b>	IP WLS BF H R ER SO BB IBB HBP BLK WP HR S P ERA WHIP																			
Andy McGaffigan, R ERA: 4.07	(1, 1) 6.0 L 25 6 3 3 2 1 0 0 0 0 0 2 28 32 4.50 1.167																			
Renee Martin, R ERA: 3.23	(7, 1) 2.0 8 1 0 0 0 1 0 0 0 0 0 0 7 11 0.00 1.000																			



Batter	1	2	3	4	5	6	7	8	9	AB	R	H	RBI	BB	SO	LOB	TOP					
Brett Butler, L (1, 7) OBP: 0.313, SLG: 0.330 Terry Harper, R (9, PH) OBP: 0.366, SLG: 0.402	F7		F8			4-3		K	1B	4	0	0	0	0	1	0	<b>Atlanta Braves @ Los Angeles Dodgers</b> Dodger Stadium, Los Angeles, CA Tue Jun 14 1983, 7:05 PM PDT Att: 47,639 - Unknown					
Rafael Ramirez, R (1, 6) OBP: 0.319, SLG: 0.335	F8		K			WP 1B		1B BB	F8	4	1	1	0	1	1	2						
Claudell Washington, L (1, 9) OBP: 0.332, SLG: 0.424	CS 1B			3-1		F8		K		4	0	1	0	0	1	2						
Dale Murphy, R (1, 8) OBP: 0.417, SLG: 0.635	CS 1-2	F7				K		1B 1-2	1B	4	1	2	1	0	1	1						
Bob Horner, R (1, 5) OBP: 0.403, SLG: 0.559		E6 3-1				K		HR	1B	4	1	2	2	0	1	0						
Chris Chambliss, L (1, 3) OBP: 0.322, SLG: 0.418		3-1				K		HR 1-3 2-H	1B	4	0	0	0	0	1	3						
Jerry Royster, R (1, 4) OBP: 0.299, SLG: 0.267		BB BB BB				F9		6-3 2B	F2	3	0	1	0	1	0	0						
Bruce Benedict, R (1, 2) OBP: 0.399, SLG: 0.376 Ken Smith, L (9, PR) OBP: 0.231, SLG: 0.417		L7				1-3		6-3	1B 1B	4	0	1	0	0	0	3						
Craig McMurtry, R (1, 1) OBP: 0.179, SLG: 0.115 Donnie Moore, L (6, 1) OBP: 0.333, SLG: 0.333 Biff Pocoroba, S (7, PH) OBP: 0.269, SLG: 0.333 Steve Bedrosian, R (7, 1) OBP: 0.429, SLG: 0.540 Bob Watson, R (9, PH) OBP: 0.429, SLG: 0.540			K			K		L1	P5	2	0	0	0	0	2	0						
<b>Inning Stats</b>	R: 0 E: 0 K: 0 S: 3	H: 1 LOB: 0 BB: 0 P: 3	R: 0 E: 1 K: 0 S: 4	H: 0 LOB: 2 BB: 1 P: 8	R: 0 E: 0 K: 2 S: 7	H: 0 LOB: 0 BB: 0 P: 7	R: 1 E: 0 K: 2 S: 8	H: 1 LOB: 0 BB: 0 P: 8	R: 0 E: 0 K: 1 S: 5	H: 0 LOB: 0 BB: 0 P: 5	R: 0 E: 0 K: 1 S: 6	H: 1 LOB: 1 BB: 0 P: 6	R: 1 E: 0 K: 0 S: 5	H: 2 LOB: 1 BB: 0 P: 5	R: 1 E: 0 K: 2 S: 9	H: 2 LOB: 2 BB: 1 P: 13		R: 0 E: 0 K: 0 S: 5	H: 2 LOB: 2 BB: 0 P: 5	1B: 6 2B: 1 3B: 0 HR: 2	SF: 0 SAC: 0 DP: 0 HBP: 0	WP: 1 PB: 0 SB: 1 CS: 0
<b>PITCHER</b>	IP WLS BF H R ER SO BB IBB HBP BLK WP HR S P ERA WHIP																					
Burt Hooton, R (1, 1) ERA: 3.5	6.1 W 25 5 2 2 6 1 0 0 0 1 2 36 40 2.84 0.947																					
Dave Stewart, R (7, 1) ERA: 1.79	2.2 S 13 4 1 1 2 1 0 0 0 0 0 16 20 3.38 1.875																					

**AB 36**  
**R 3**  
**H 9**  
**RBI 3**  
**BB 2**  
**SO 8**  
**LOB 13**



Batter	1	2	3	4	5	6	7	8	9	AB	R	H	RBI	BB	SO	LOB	BOTTOM			
Steve Sax, R (1, 4) OBP: 0.350, SLG: 0.380	4-3		SH5-4 2B 1B			1B L5 1B		P5		4	1	2	0	0	0	0	<b>Atlanta Braves @ Los Angeles Dodgers</b> Dodger Stadium, Los Angeles, CA Tue Jun 14 1983, 7:05 PM PDT Att: 47,639 - Unknown			
Ken Landreaux, L (1, 8) OBP: 0.311, SLG: 0.401	4-3		SH5-4			S 1B		F7		3	0	1	0	0	0	0				
Dusty Baker Jr., R (1, 7) OBP: 0.313, SLG: 0.377	K		2B			L5		1-3	1B	4	0	1	2	0	1	2				
Pedro Guerrero, R (1, 5) OBP: 0.369, SLG: 0.516		F8	F9			1B BB		1-3	1B	3	0	1	0	1	0	1				
Greg Brock, L (1, 3) OBP: 0.368, SLG: 0.467		HR 1B	F8			F3		G4-6-3 1-2	1B	4	1	1	0	0	0	3				
Mike Marshall, R (1, 9) OBP: 0.309, SLG: 0.403 Derrel Thomas, S (9, 9) OBP: 0.424, SLG: 0.436		HR 1H				6-3		1-3	1B	3	1	2	2	0	0	0				
Steve Yeager, R (1, 2) OBP: 0.291, SLG: 0.478		F9				6-3		L6		3	0	0	0	0	0	2				
Bill Russell, R (1, 6) OBP: 0.351, SLG: 0.333 Dave Stewart, R (7, 1) OBP: 0.167, SLG: 0.167		1-3				5-3		L4		3	0	0	0	0	0	0				
Burt Hooton, R (1, 1) OBP: 0.192, SLG: 0.167 Dave Anderson, R (7, 6) OBP: 0.159, SLG: 0.233			SH5-4 1B 2B 1B			K		1-3		2	1	1	0	0	1	0				
<b>Inning Stats</b>	R: 0 E: 0 K: 1 S: 5	H: 0 LOB: 0 BB: 0 P: 5	R: 2 E: 0 K: 0 S: 5	H: 2 LOB: 0 BB: 0 P: 5	R: 2 E: 0 K: 0 S: 6	H: 3 LOB: 1 BB: 0 P: 6	R: 0 E: 0 K: 0 S: 3	H: 0 LOB: 0 BB: 0 P: 3	R: 0 E: 0 K: 1 S: 6	H: 2 LOB: 1 BB: 0 P: 6	R: 0 E: 0 K: 0 S: 4	H: 1 LOB: 2 BB: 1 P: 8	R: 0 E: 0 K: 0 S: 3	H: 0 LOB: 0 BB: 0 P: 3	R: 0 E: 0 K: 0 S: 3	H: 1 LOB: 0 BB: 0 P: 3		1B: 7 2B: 2 3B: 0 HR: 1	SF: 0 SAC: 1 DP: 2 HBP: 0	WP: 0 PB: 0 SB: 1 CS: 0
<b>PITCHER</b>	IP WLS BF H R ER SO BB IBB HBP BLK WP HR S P ERA WHIP																			
Craig McMurtry, R (1, 1) ERA: 3.13	5.1 L 24 8 4 4 2 1 0 0 0 0 1 27 31 6.75 1.688																			
Donnie Moore, R (6, 1) ERA: 4.34	0.2 2 0 0 0 0 0 0 0 0 0 0 2 2 0.00 0.000																			
Steve Bedrosian, R (7, 1) ERA: 2.49	2.0 6 1 0 0 0 0 0 0 0 0 0 6 6 0.00 0.500																			

**AB 30**  
**R 4**  
**H 9**  
**RBI 4**  
**BB 1**  
**SO 2**  
**LOB 10**









Batter	1	2	3	4	5	6	7	8	9	AB	R	H	RBI	BB	SO	LOB	TOP			
<b>Brett Butler, L</b> OBP: 0.315, SLG: 0.328 (1, 7)	3-1		CS BB		F5			1B	4-3	4	0	1	0	1	0	2	<b>Atlanta Braves @ Los Angeles Dodgers</b> Dodger Stadium, Los Angeles, CA Thu Jun 16 1983, 7:05 PM PDT Att: 49,946 - Unknown			
<b>Jerry Royster, R</b> OBP: 0.325, SLG: 0.284 <b>Rick Behenna, R</b> OBP: 0.333, SLG: 0.583 (1, 5) (8, 1)	4-3 BB		1-2 BB			K		1B		2	0	1	0	2	1	0				
<b>Claudell Washington, L</b> OBP: 0.323, SLG: 0.411 (1, 9)	4-3 1-2		4-3		F7			K		4	0	0	0	0	1	4				
<b>Dale Murphy, R</b> OBP: 0.407, SLG: 0.617 (1, 8)	K				F8			K		4	0	0	0	0	3	3				
<b>Chris Chambliss, L</b> OBP: 0.333, SLG: 0.428 (1, 3)									F8	4	0	3	0	0	0	0				
<b>Bruce Benedict, R</b> OBP: 0.386, SLG: 0.362 (1, 2)		FC5-4 FC1-6 1-2			F8			G4-6-3 1B 1-2	CI 1B	3	1	0	0	0	0	3				
<b>Glenn Hubbard, R</b> OBP: 0.345, SLG: 0.386 (1, 4)		FC1-6 1-2			F9			1B	K	4	0	1	0	0	1	3				
<b>Rafael Ramirez, R</b> OBP: 0.325, SLG: 0.335 (1, 6)		F9			P5			F7	1B BB	3	0	0	0	1	0	2				
<b>Rick Camp, R</b> OBP: 0.065, SLG: 0.069 <b>Donnie Moore, L</b> OBP: 0.333, SLG: 0.333 <b>Randy Johnson, R</b> OBP: 0.471, SLG: 0.500 (1, 1) (6, 1) (6, PH) (8, 5)			F8		K			P6	1B 1-2 2-H	2	0	0	0	0	1	0				
<b>Inning Stats</b>	R: 0 E: 0 K: 1 S: 5	H: 0 LOB: 1 BB: 1 P: 9	R: 0 E: 0 K: 0 S: 4	H: 1 LOB: 1 BB: 0 P: 4	R: 0 E: 0 K: 0 S: 2	H: 0 LOB: 1 BB: 2 P: 10	R: 0 E: 0 K: 0 S: 4	H: 1 LOB: 1 BB: 0 P: 4	R: 0 E: 0 K: 2 S: 7	H: 0 LOB: 0 BB: 0 P: 7	R: 0 E: 0 K: 0 S: 4	H: 2 LOB: 1 BB: 0 P: 4	R: 0 E: 0 K: 2 S: 9	H: 2 LOB: 2 BB: 0 P: 9	R: 1 E: 1 K: 1 S: 7	H: 1 LOB: 2 BB: 1 P: 11		1B: 7 2B: 0 3B: 0 HR: 0	SF: 0 SAC: 0 DP: 1 HBP: 0	WP: 0 PB: 0 SB: 0 CS: 1
<b>PITCHER</b>	IP	WLS	BF	H	R	ER	SO	BB	IBB	HBP	BLK	WP	HR	S	P	ERA	WHIP			
<b>Alejandro Pena, R</b> ERA: 1.93 <b>Joe Beckwith, R</b> ERA: 3.04 (1, 1) (9, 1)	8.2	W	36	7	1	0	7	4	0	0	0	0	0	46	62	0.00	1.269			

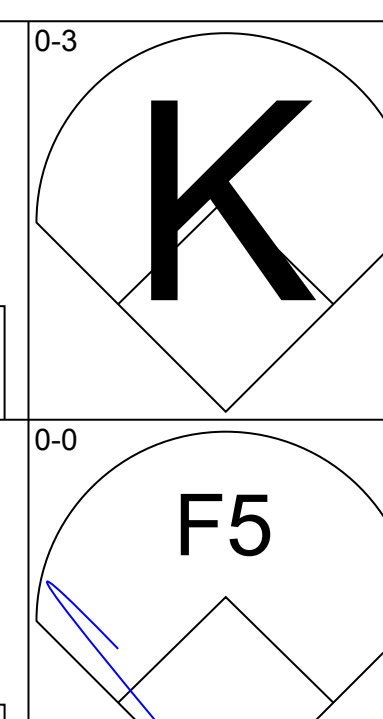
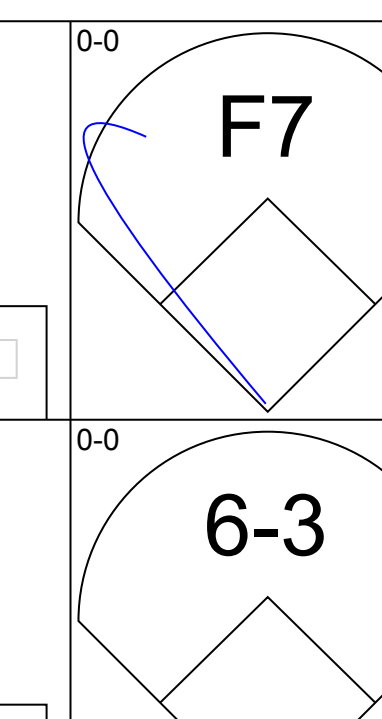
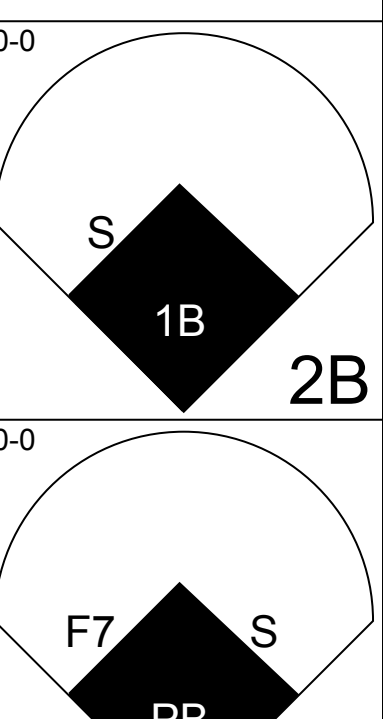
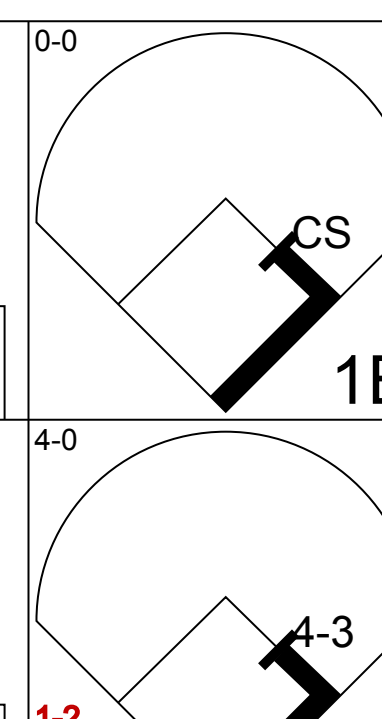
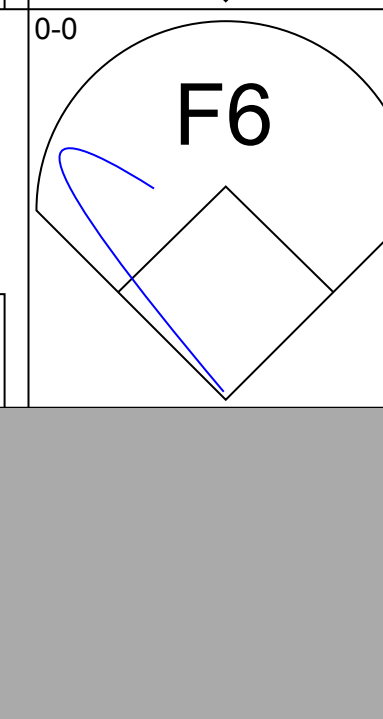

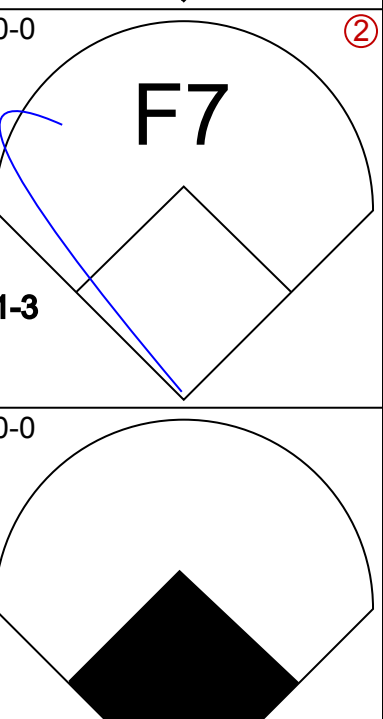
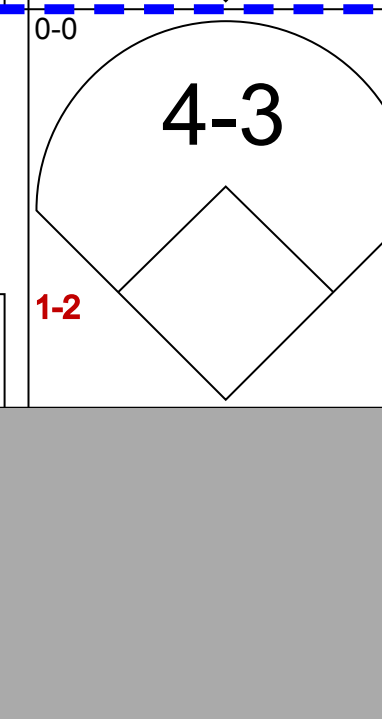

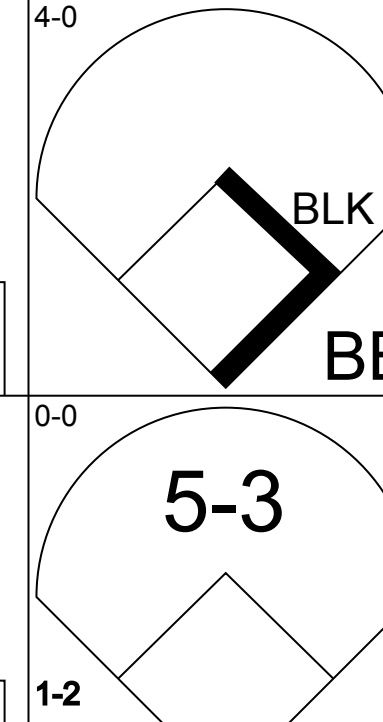
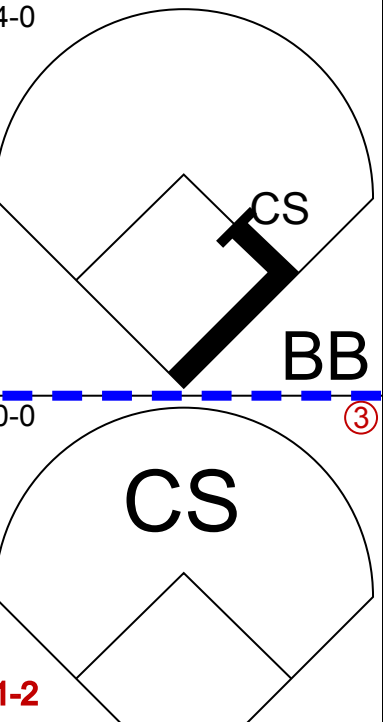

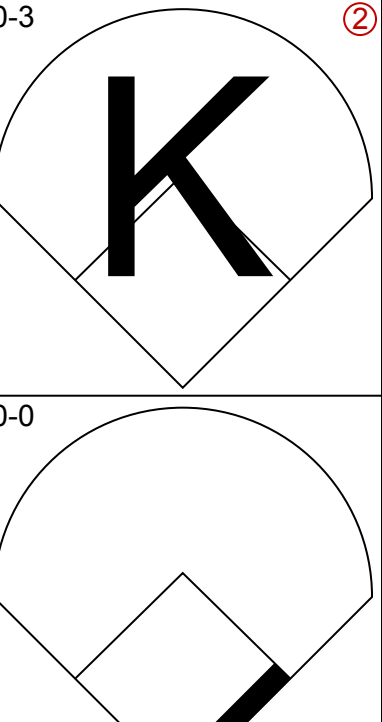
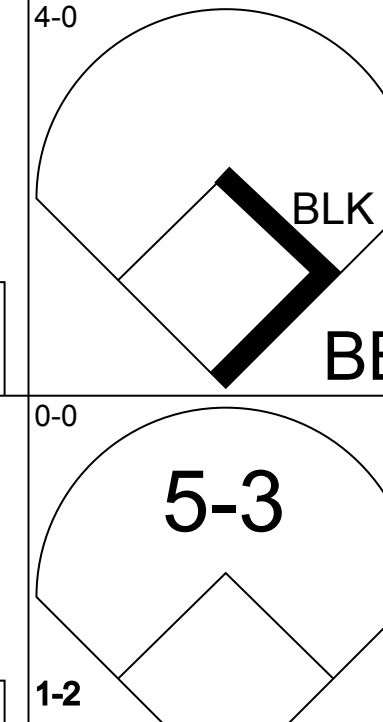
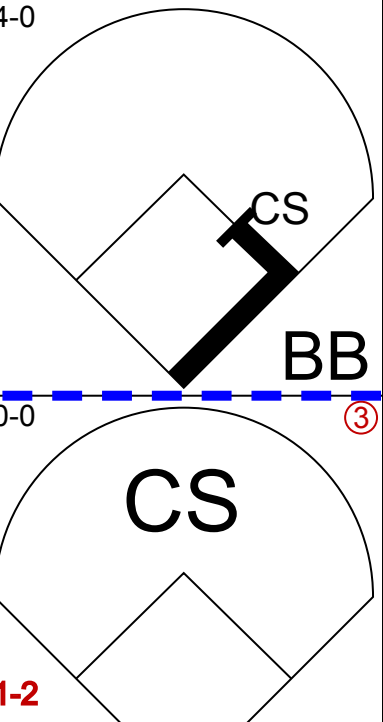
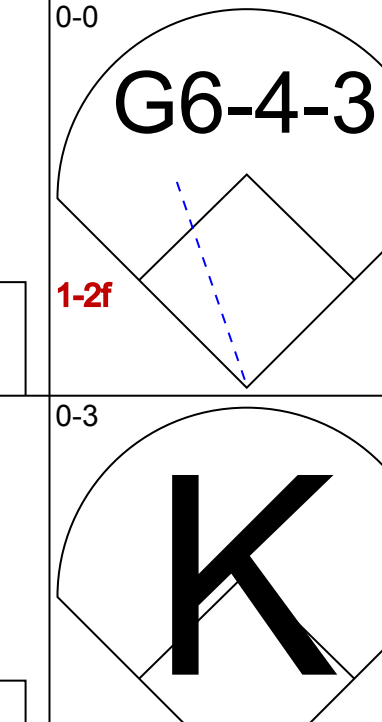

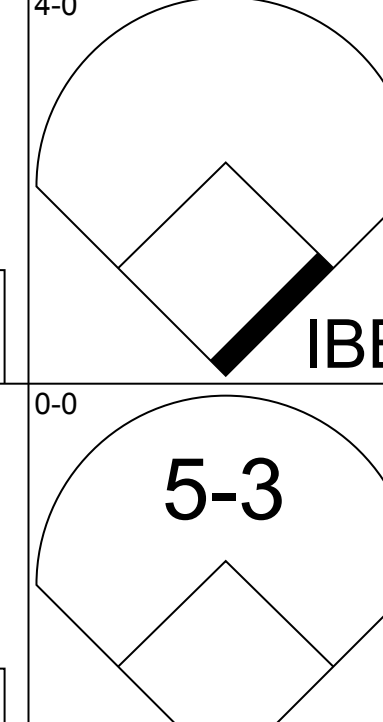


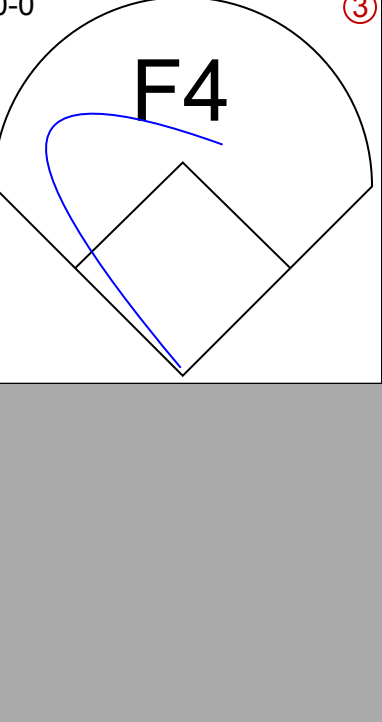
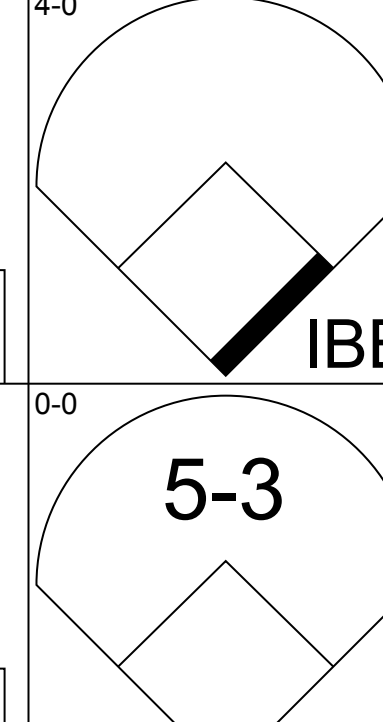



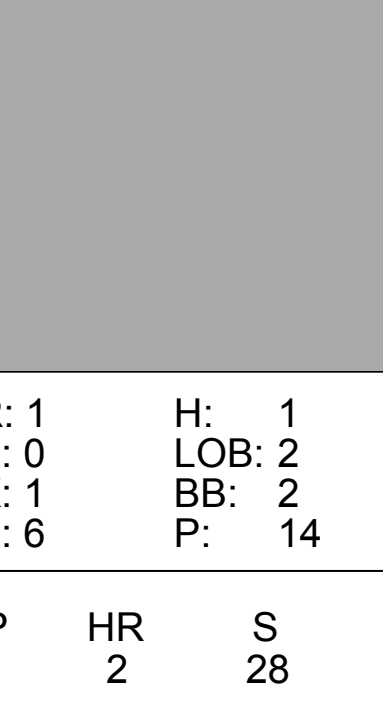
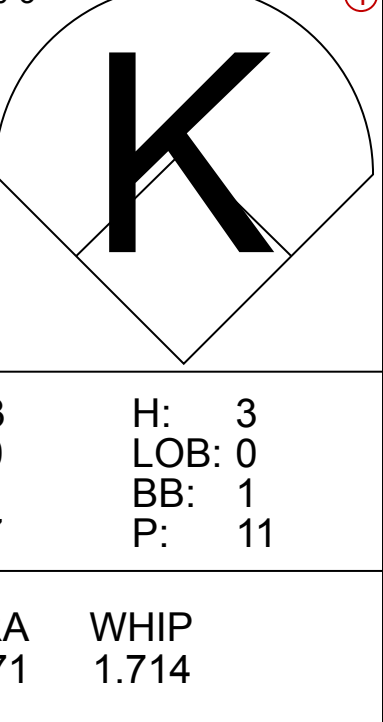
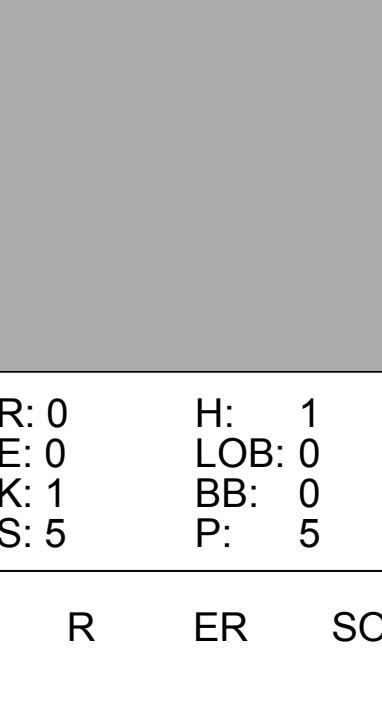
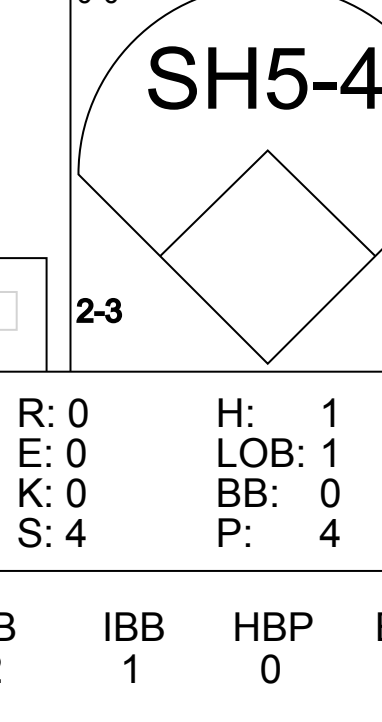
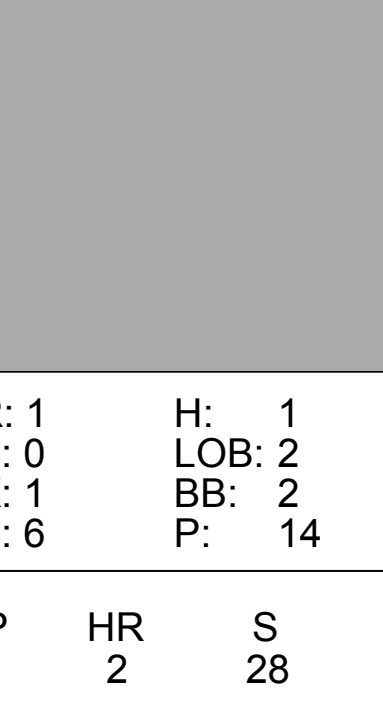
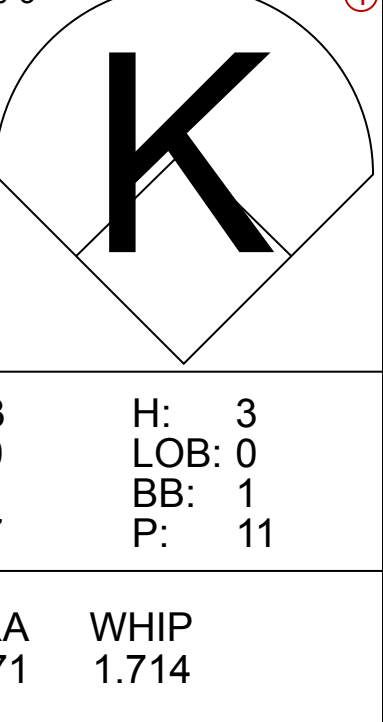
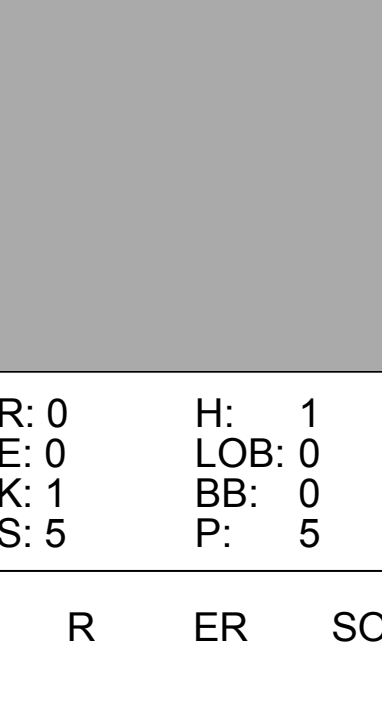
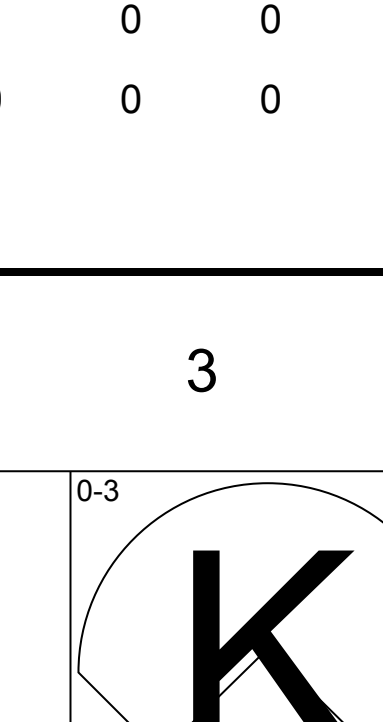
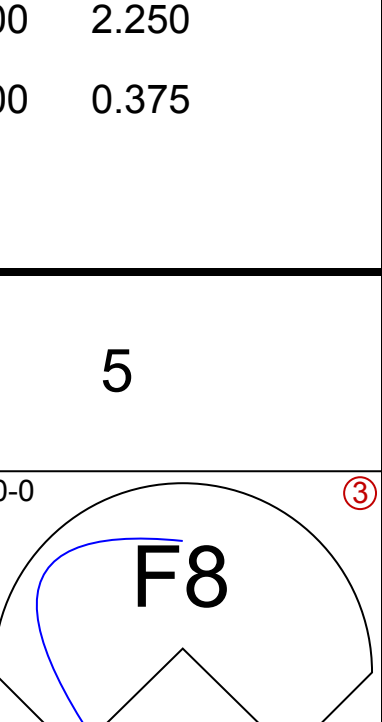
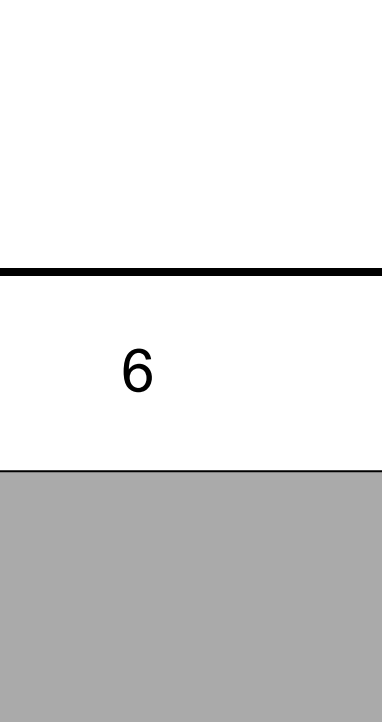
Batter	1	2	3	4	5	6	7	8	9	AB	R	H	RBI	BB	SO	LOB	BOTTOM			
<b>Steve Sax, R</b> OBP: 0.353, SLG: 0.384 (1, 4)	CS 1B	F8			5-3	K				4	0	1	0	0	1	2	<b>Atlanta Braves @ Los Angeles Dodgers</b> Dodger Stadium, Los Angeles, CA Thu Jun 16 1983, 7:05 PM PDT Att: 49,946 - Unknown			
<b>Ken Landreaux, L</b> OBP: 0.317, SLG: 0.425 (1, 8)	1-2 2B		3-1		HR			6-3 1B		4	1	3	1	0	0	0				
<b>Dusty Baker Jr., R</b> OBP: 0.308, SLG: 0.367 <b>Ron Roenicke, S</b> OBP: 0.267, SLG: 0.263 (1, 7) (6, 7)	F5		6-3		4-3			6-3 1-2		4	0	0	0	0	0	2				
<b>Pedro Guerrero, R</b> OBP: 0.377, SLG: 0.513 (1, 5)	F8					1B 1B		BB		2	1	1	0	2	0	1				
<b>Greg Brock, L</b> OBP: 0.372, SLG: 0.463 (1, 3)		5-4-3 2B 1B	L1			1B 1B		1-3		4	2	2	0	0	0	2				
<b>Mike Marshall, R</b> OBP: 0.310, SLG: 0.400 <b>Derrel Thomas, S</b> OBP: 0.418, SLG: 0.429 (1, 9) (7, 9)	5-4-3				G6-4-3 1B	FC6-4 4-3 1B		K		3	1	2	1	0	0	1				
<b>Steve Yeager, R</b> OBP: 0.295, SLG: 0.479 (1, 2)		1B 2B			G6-4-3 1-2	FC6-4 1B		K		4	1	2	2	0	1	1				
<b>Bill Russell, R</b> OBP: 0.354, SLG: 0.338 (1, 6)		FC1-6 2H			5-3	FC6-4 4-3		1B		4	0	2	1	0	0	2				
<b>Alejandro Pena, R</b> OBP: 0.067, SLG: 0.067 <b>Joe Beckwith, L</b> (1, 1) (9, 1)	FC1-6 1-2				5-3	4-3		4-3		4	0	0	1	0	0	3				
<b>Inning Stats</b>	R: 0 E: 0 K: 0 S: 4	H: 2 LOB: 1 BB: 0 P: 4	R: 2 E: 0 K: 0 S: 6	H: 3 LOB: 1 BB: 0 P: 6	R: 0 E: 0 K: 0 S: 3	H: 0 LOB: 1 BB: 1 P: 7	R: 0 E: 0 K: 0 S: 3	H: 1 LOB: 0 BB: 0 P: 3	R: 1 E: 0 K: 0 S: 4	H: 1 LOB: 0 BB: 0 P: 4	R: 3 E: 0 K: 1 S: 9	H: 4 LOB: 1 BB: 0 P: 9	R: 0 E: 0 K: 2 S: 8	H: 1 LOB: 1 BB: 0 P: 8	R: 0 E: 0 K: 2 S: 8	H: 1 LOB: 1 BB: 0 P: 8		1B: 10 2B: 2 3B: 0 HR: 1	SF: 0 SAC: 0 DP: 1 HBP: 0	WP: 0 PB: 0 SB: 0 CS: 1
<b>PITCHER</b>	IP	WLS	BF	H	R	ER	SO	BB	IBB	HBP	BLK	WP	HR	S	P	ERA	WHIP			
<b>Rick Camp, R</b> ERA: 4.14 <b>Donnie Moore, R</b> ERA: 3.92 <b>Rick Behenna, R</b> ERA: 4.58 (1, 1) (6, 1) (8, 1)	5.0	L	24	10	6	6	0	1	0	0	0	0	0	23	27	10.80	2.200			



Batter	1	2	3	4	5	6	7	8	9	AB	R	H	RBI	BB	SO	LOB	TOP					
Rafael Ramirez, R (1,6) OBP: 0.319, SLG: 0.328	F4		F9		F3		6-3		5-3	5	0	0	0	0	0	3	Atlanta Braves @ San Francisco Giants Candlestick Park, San Francisco, CA Fri Jun 17 1983, 10:05 PM EDT Att: 16,871 - Unknown					
Jerry Royster, R (1,7) OBP: 0.315, SLG: 0.268	F9		4-3		F9		G3			4	0	0	0	0	0	2						
Chris Chambliss, L (1,3) OBP: 0.327, SLG: 0.419	F7		K							4	0	0	0	0	1	1						
Dale Murphy, R (1,8) OBP: 0.401, SLG: 0.607		6-3		4-3						4	0	0	0	0	0	0						
Terry Harper, R (1,9) OBP: 0.388, SLG: 0.438		FC4-6 SH 1B		1B 3B						4	1	4	0	0	0	0						
Randy Johnson, R (1,5) OBP: 0.450, SLG: 0.438		SH FC4-6		6-3						2	0	0	0	1	0	2						
Glenn Hubbard, R (1,4) OBP: 0.352, SLG: 0.393		FC4-6								4	0	3	1	0	0	2						
Bruce Benedict, R (1,2) OBP: 0.381, SLG: 0.356		K		F9						3	0	0	0	0	1	3						
Pascual Perez, R (1,1) OBP: 0.152, SLG: 0.152										2	0	1	0	0	0	0						
Brett Butler, L (7, PH) OBP: 0.313, SLG: 0.326										1	0	0	0	0	0	0						
Terry Forster, L (7, 1) OBP: 1.000, SLG: 1.333										0	0	0	0	0	0	0						
Steve Bedrosian, R (8, 1) OBP: 0.443, SLG: 0.545										1	0	0	0	0	0	0						
Bob Watson, R (9, PH) OBP: 0.443, SLG: 0.545										1	0	0	0	0	1	1						
<b>Inning Stats</b>	R: 0 E: 0 K: 0 S: 3	H: 0 LOB: 0 BB: 0 P: 3	R: 0 E: 1 K: 1 S: 7	H: 1 LOB: 2 BB: 0 P: 7	R: 0 E: 1 K: 1 S: 6	H: 1 LOB: 1 BB: 0 P: 6	R: 1 E: 0 K: 0 S: 5	H: 2 LOB: 1 BB: 0 P: 5	R: 0 E: 0 K: 0 S: 3	H: 0 LOB: 0 BB: 0 P: 3	R: 0 E: 0 K: 0 S: 4	H: 2 LOB: 2 BB: 1 P: 8	R: 0 E: 1 K: 0 S: 4	H: 0 LOB: 1 BB: 0 P: 4	R: 0 E: 0 K: 0 S: 4	H: 1 LOB: 1 BB: 0 P: 4	R: 0 E: 0 K: 1 S: 6	H: 1 LOB: 1 BB: 0 P: 6	1B: 7 2B: 0 3B: 1 HR: 0	SF: 0 SAC: 2 DP: 0 HBP: 0	WP: 0 PB: 0 SB: 2 CS: 0	PA: 37
<b>PITCHER</b>	IP WLS BF H R ER SO BB IBB HBP BLK WP HR S P ERA WHIP																					
Atlee Hammaker, L (1, 1) ERA: 1.66	8.1 W 35 8 1 1 2 1 0 0 0 0 0 0 38 42 1.08 1.080																					
Greg Minton, R (9, 1) ERA: 4.79	0.2 S 2 0 0 0 1 0 0 0 0 0 0 0 4 4 0.00 0.000																					

Batter	1	2	3	4	5	6	7	8	9	AB	R	H	RBI	BB	SO	LOB	BOTTOM			
Johnnie LeMaster, R (1,6) OBP: 0.379, SLG: 0.377	6-3		F3							2	0	0	0	2	0	2	Atlanta Braves @ San Francisco Giants Candlestick Park, San Francisco, CA Fri Jun 17 1983, 10:05 PM EDT Att: 16,871 - Unknown			
Tom O'Malley, L (1,5) OBP: 0.370, SLG: 0.379										1	0	0	0	0	1	0				
Joel Youngblood, R (4,5) OBP: 0.291, SLG: 0.448	K									2	0	1	0	0	0	1				
Darrell Evans, L (1,3) OBP: 0.395, SLG: 0.609	F6		K							4	0	0	0	0	1	4				
Jack Clark, R (1,9) OBP: 0.345, SLG: 0.442		F5								3	1	1	1	1	0	0				
Max Venable, L (1,8) OBP: 0.255, SLG: 0.386		F8								2	0	0	0	1	0	0				
Chili Davis, S (8, PH) OBP: 0.309, SLG: 0.389										1	0	0	0	0	1	3				
Jeffrey Leonard, R (1,7) OBP: 0.286, SLG: 0.358										3	0	0	0	0	3	1				
Champ Summers, L (8, PH) OBP: 0.368, SLG: 0.200										1	0	0	0	0	1	3				
Joe Pettini, R (9,5) OBP: 0.093, SLG: 0.130										0	0	0	0	0	0	0				
Milt May, L (1,2) OBP: 0.326, SLG: 0.342			E1 SH1-3 1B WP		4-3					3	1	0	0	0	0	0				
Brad Wellman, R (1,4) OBP: 0.333, SLG: 0.322										3	0	1	0	0	0	0				
Atlee Hammaker, S (1, 1) OBP: 0.135, SLG: 0.111										2	0	0	0	0	0	0				
Greg Minton, S (9, 1) OBP: 0.333, SLG: 0.333			SH1-3							0	0	0	0	0	0	0				
<b>Inning Stats</b>	R: 0 E: 0 K: 1 S: 5	H: 0 LOB: 0 BB: 0 P: 5	R: 0 E: 0 K: 1 S: 5	H: 0 LOB: 0 BB: 0 P: 5	R: 1 E: 1 K: 1 S: 7	H: 1 LOB: 2 BB: 0 P: 8	R: 1 E: 0 K: 1 S: 6	H: 1 LOB: 0 BB: 0 P: 6	R: 0 E: 0 K: 0 S: 3	H: 0 LOB: 1 BB: 1 P: 7	R: 0 E: 0 K: 1 S: 5	H: 0 LOB: 1 BB: 1 P: 9	R: 0 E: 0 K: 0 S: 3	H: 0 LOB: 0 BB: 0 P: 3	R: 0 E: 0 K: 2 S: 8	H: 1 LOB: 3 BB: 2 P: 16	1B: 2 2B: 0 3B: 0 HR: 1	SF: 0 SAC: 1 DP: 0 HBP: 1	WP: 1 PB: 0 SB: 1 CS: 0	PA: 33
<b>PITCHER</b>	IP WLS BF H R ER SO BB IBB HBP BLK WP HR S P ERA WHIP																			
Pascual Perez, R (1, 1) ERA: 2.71	6.0 L 24 2 2 1 5 2 0 0 0 0 0 0 31 40 1.50 0.667																			
Terry Forster, L (7, 1) ERA: 1.67	1.2 8 1 0 0 1 2 0 0 0 0 0 0 8 16 0.00 1.800																			
Steve Bedrosian, R (8, 1) ERA: 2.42	0.1 1 0 0 0 1 0 0 0 0 0 0 0 3 3 0.00 0.000																			

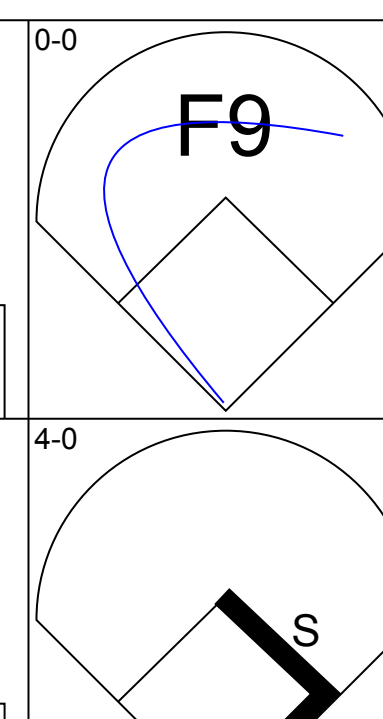
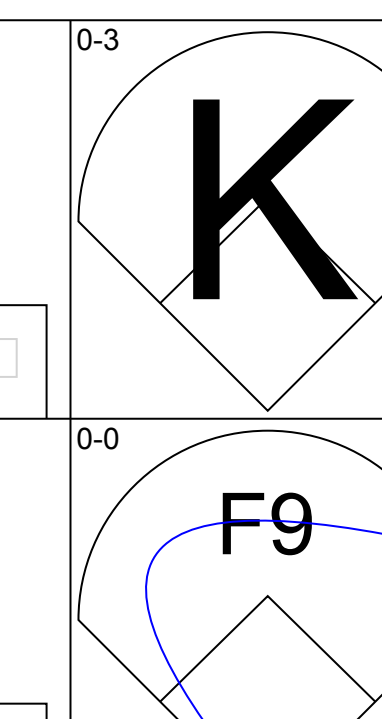
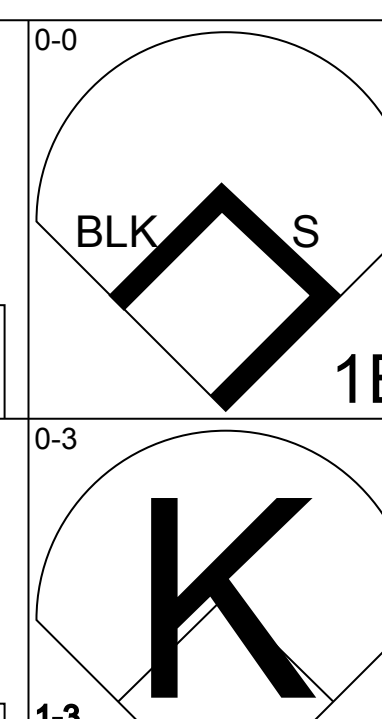
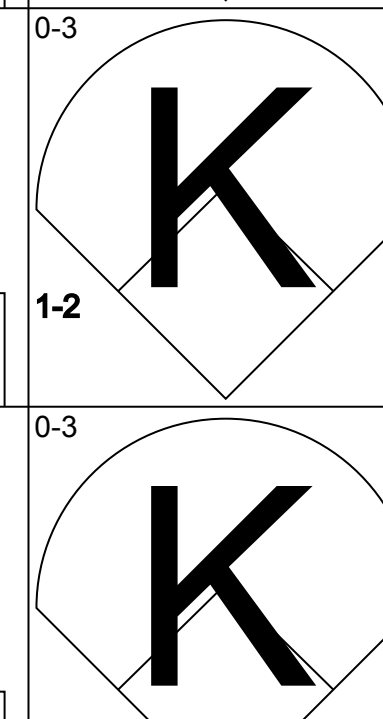

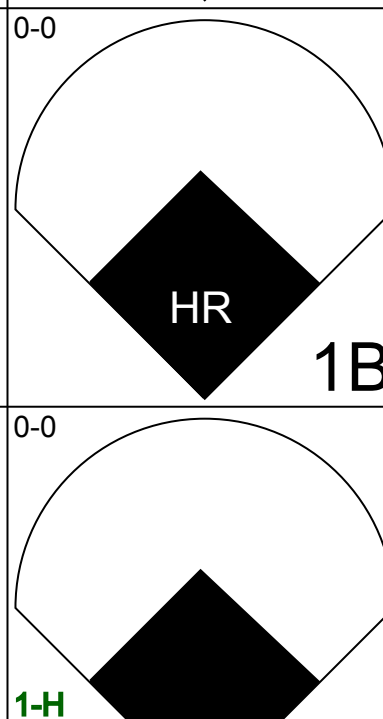


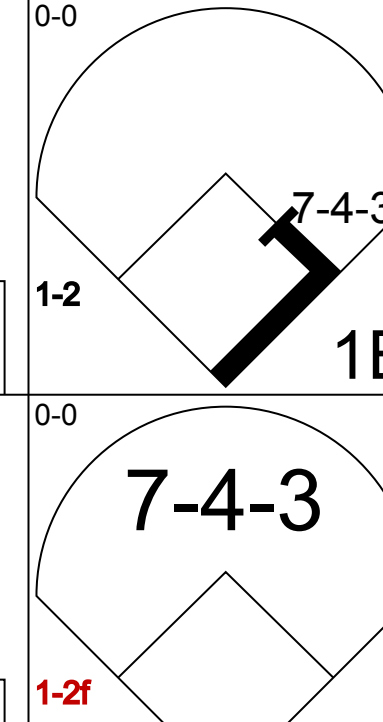
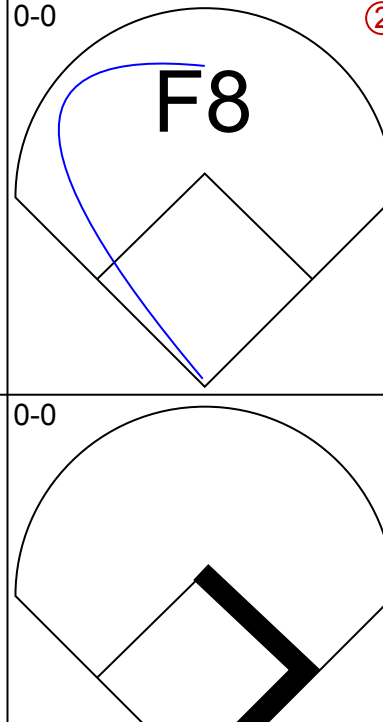
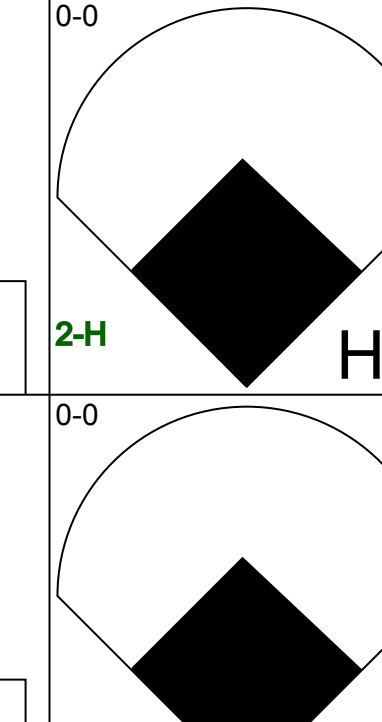


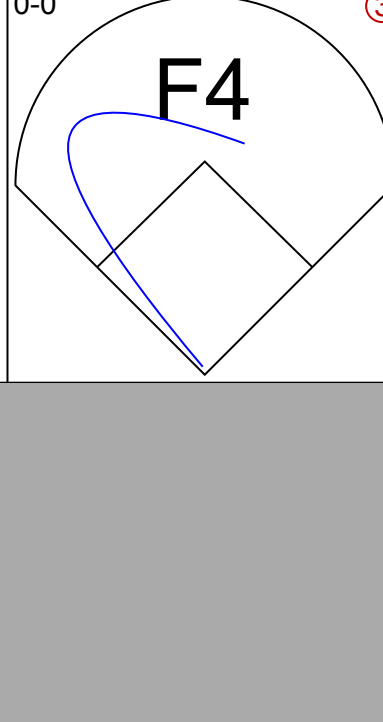
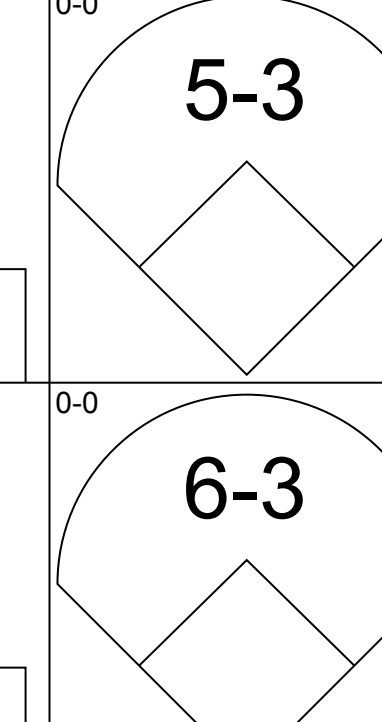
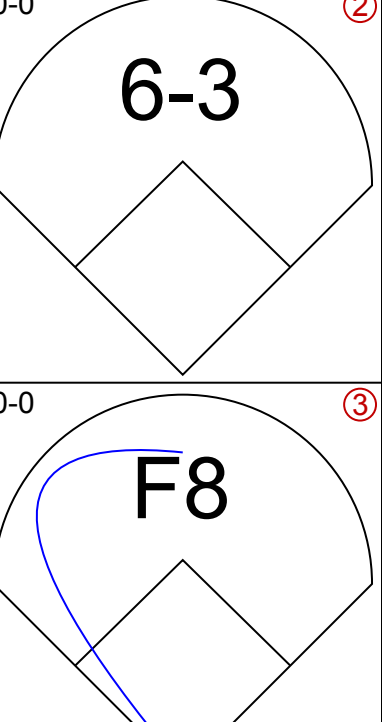

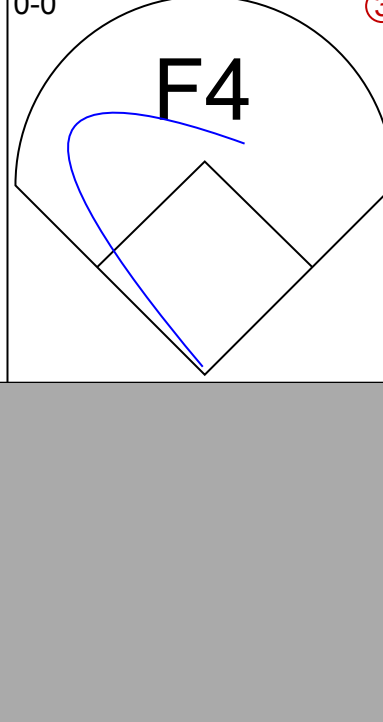
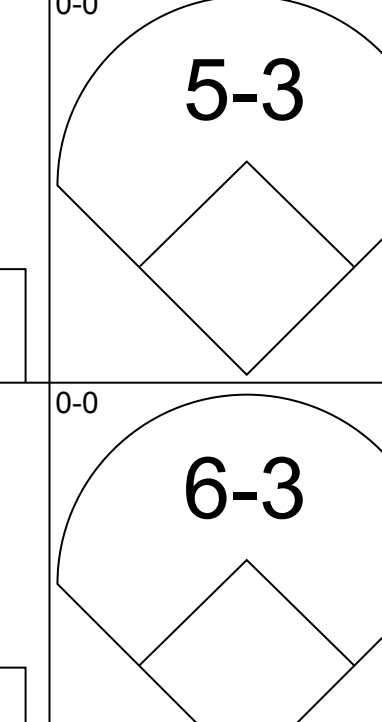


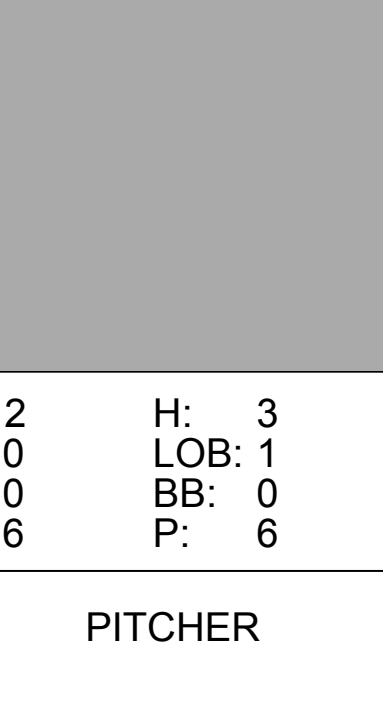
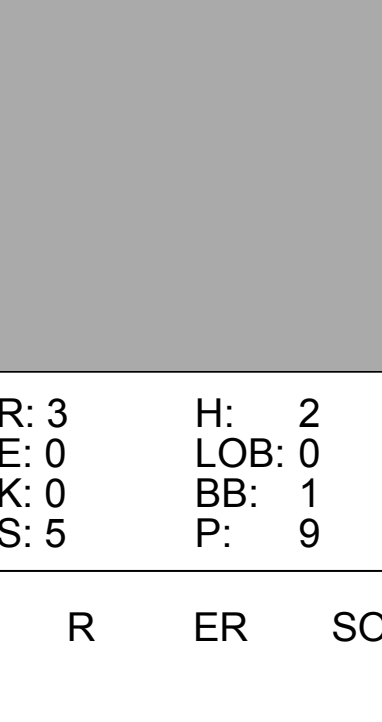





Batter	1	2	3	4	5	6	7	8	9	AB	R	H	RBI	BB	SO	LOB	TOP															
<b>Brett Butler, L</b> OBP: 0.317, SLG: 0.335 (1, 7)											4	1	2	0	0	1	1															
<b>Jerry Royster, R</b> OBP: 0.321, SLG: 0.270 (1, 5)											3	1	1	1	1	0	1															
<b>Claudell Washington, L</b> OBP: 0.322, SLG: 0.422 (1, 9)											4	1	1	1	0	0	2															
<b>Dale Murphy, R</b> OBP: 0.402, SLG: 0.618 (1, 8)											4	1	2	1	0	1	0															
<b>Chris Chambliss, L</b> OBP: 0.330, SLG: 0.415 (1, 3)											2	0	0	0	2	1	1															
<b>Glenn Hubbard, R</b> OBP: 0.350, SLG: 0.391 (1, 4)											4	0	1	0	0	2	1															
<b>Biff Pocoroba, S</b> OBP: 0.310, SLG: 0.346 <b>Randy Johnson, R</b> OBP: 0.428, SLG: 0.412 (9, PH)											2	0	1	0	1	0	1															
<b>Rafael Ramirez, R</b> OBP: 0.318, SLG: 0.331 (1, 6)											4	0	1	0	0	0	3															
<b>Ken Dayley, L</b> <b>Gene Garber, R</b> <b>Terry Harper, R</b> OBP: 0.385, SLG: 0.434 (9, PH)											2	0	0	0	0	1	1															
<b>Inning Stats</b>	R: 0 E: 0 K: 1 S: 5	H: 0 LOB: 0 BB: 0 P: 5	R: 0 E: 0 K: 1 S: 6	H: 1 LOB: 1 BB: 0 P: 6	R: 0 E: 0 K: 0 S: 4	H: 1 LOB: 1 BB: 0 P: 4	R: 1 E: 0 K: 1 S: 6	H: 1 LOB: 2 BB: 2 P: 14	R: 3 E: 0 K: 1 S: 7	H: 3 LOB: 0 BB: 1 P: 11	R: 0 E: 0 K: 0 S: 2	H: 1 LOB: 0 BB: 1 P: 6	R: 0 E: 0 K: 1 S: 5	H: 1 LOB: 0 BB: 0 P: 5	R: 0 E: 0 K: 1 S: 5	H: 0 LOB: 0 BB: 0 P: 5	1B: 5 2B: 2 3B: 0 HR: 2	SF: 0 SAC: 1 DP: 1 HBP: 0	WP: 0 PB: 1 SB: 2 CS: 2	PA: 37												
<b>PITCHER</b>	IP WLS BF H R ER SO BB IBB HBP BLK WP HR S P ERA WHIP																															
<b>Andy McGaffigan, R</b> ERA: 4.29 <b>Jim Barr, R</b> ERA: 4.74 <b>Renie Martin, R</b> ERA: 3.09 <b>Gary Lavelle, L</b> ERA: 2.03	(1, 1) (5, 1) (6, 1) (7, 1)	4.2 0.1 1.1 2.2	23 0 6 7	6 0 2 1	4 0 0 0	4 0 0 0	4 0 1 2	2 0 1 0	1 0 0 0	0 0 0 0	0 0 0 0	0 0 0 0	0 0 7 11	0 0 11 11	0.00 0.00 2.250 0.375	7.71 1.714																

Atlanta Braves @ San Francisco Giants  
Candlestick Park, San Francisco, CA  
Sat Jun 18 1983, 6:33 AM EDT  
Att: 20,055 - Unknown

AB 31  
R 4  
H 9  
RBI 3  
BB 4  
SO 7  
LOB 11



Batter	1	2	3	4	5	6	7	8	9	AB	R	H	RBI	BB	SO	LOB	BOTTOM													
<b>Johnnie LeMaster, R</b> OBP: 0.377, SLG: 0.375 (1, 6)											4	0	1	0	0	1	1													
<b>Brad Wellman, R</b> OBP: 0.329, SLG: 0.306 (1, 4)											3	0	0	0	1	1	1													
<b>Darrell Evans, L</b> OBP: 0.400, SLG: 0.610 (1, 3)											3	2	2	0	1	1	1													
<b>Jack Clark, R</b> OBP: 0.343, SLG: 0.452 (1, 9)											4	1	1	2	0	2	3													
<b>Chili Davis, S</b> OBP: 0.316, SLG: 0.414 (1, 8)											4	1	3	2	0	0	0													
<b>Jeffrey Leonard, R</b> OBP: 0.290, SLG: 0.383 (1, 7)											4	1	2	1	0	0	3													
<b>Bob Brenly, R</b> OBP: 0.279, SLG: 0.286 <b>Gary Lavelle, S</b> OBP: 0.867, SLG: 1.000 <b>Milt May, L</b> OBP: 0.323, SLG: 0.339 (7, 2)											3	0	0	0	0	2	2													
<b>Joe Pettini, R</b> OBP: 0.107, SLG: 0.148 (1, 5)											4	0	1	0	0	1	1													
<b>Andy McGaffigan, R</b> OBP: 0.083, SLG: 0.087 <b>Jim Barr, R</b> OBP: 0.143, SLG: 0.286 <b>Wallace Johnson, S</b> OBP: 0.273, SLG: 0.200 <b>Renie Martin, R</b> OBP: 0.867, SLG: 1.000 <b>Milt May, L</b> OBP: 0.323, SLG: 0.339 (7, 2)											1	0	0	0	0	1	0													
<b>Inning Stats</b>	R: 0 E: 0 K: 2 S: 7	H: 0 LOB: 1 BB: 1 P: 11	R: 0 E: 0 K: 0 S: 4	H: 1 LOB: 0 BB: 0 P: 4	R: 0 E: 0 K: 2 S: 7	H: 0 LOB: 0 BB: 0 P: 7	R: 0 E: 0 K: 1 S: 6	H: 2 LOB: 1 BB: 0 P: 6	R: 0 E: 0 K: 0 S: 4	H: 1 LOB: 1 BB: 0 P: 4	R: 2 E: 0 K: 0 S: 6	H: 3 LOB: 1 BB: 0 P: 6	R: 0 E: 0 K: 2 S: 8	H: 1 LOB: 1 BB: 0 P: 8	R: 3 E: 0 K: 0 S: 5	H: 2 LOB: 0 BB: 1 P: 9	1B: 5 2B: 3 3B: 0 HR: 3	SF: 0 SAC: 0 DP: 1 HBP: 0	WP: 0 PB: 0 SB: 2 CS: 0	PA: 35										
<b>PITCHER</b>	IP WLS BF H R ER SO BB IBB HBP BLK WP HR S P ERA WHIP																													
<b>Ken Dayley, L</b> ERA: 3.18 <b>Gene Garber, R</b> ERA: 4.64	(1, 1) (6, 1)	5.2 2.1	24 11	7 3	2 3	2 3	5 2	0 1	0 0	0 0	0 1	0 33	0 37	11.57 1.714																

Atlanta Braves @ San Francisco Giants  
Candlestick Park, San Francisco, CA  
Sat Jun 18 1983, 6:33 AM EDT  
Att: 20,055 - Unknown

AB 33  
R 5  
H 10  
RBI 5  
BB 2  
SO 7  
LOB 13






Batter	1	2	3	4	5	6	7	8	9	AB	R	H	RBI	BB	SO	LOB	TOP										
<b>Brett Butler, L</b> OBP: 0.329, SLG: 0.337 (1, 7)	F5		CS BB		S 1B BB			BB E G3 1B	4-3 BB	2	2	1	0	3	0	0	<b>Atlanta Braves @ San Francisco Giants</b> Candlestick Park, San Francisco, CA Sun Jun 19 1983, 6:33 AM EDT Att: 48,811 - Unknown										
<b>Jerry Royster, R</b> OBP: 0.326, SLG: 0.278 (1, 5)	1B 1B		6-3		S 1B 1-H			E6 G3 BB 1B	4-3	5	2	2	1	0	0	4											
<b>Claudell Washington, L</b> OBP: 0.321, SLG: 0.419 <b>Bob Watson, R</b> OBP: 0.435, SLG: 0.536 (1, 9) (9, PH)	S 1B 1B		K		K			F8	6-3	4	1	1	0	0	2	3											
<b>Dale Murphy, R</b> OBP: 0.400, SLG: 0.610 (1, 8)	K				K			G3 1B BB		3	1	0	0	1	2	2											
<b>Chris Chambliss, L</b> OBP: 0.333, SLG: 0.416 (1, 3)	1B				FC6 1B			G3		4	0	2	3	0	0	2											
<b>Glenn Hubbard, R</b> OBP: 0.348, SLG: 0.388 (1, 4)	4-3				F7			1B		4	0	1	2	0	0	2											
<b>Biff Pocoroba, S</b> OBP: 0.300 <b>Terry Forster, L</b> OBP: 1.000, SLG: 1.333 (1, 2) (8, 1)	4-3				FC6			F8	1-3	4	0	0	0	0	0	2											
<b>Rafael Ramirez, R</b> OBP: 0.317, SLG: 0.330 (1, 6)	L5				F9			1B	E6 4-3 BB	4	0	1	0	0	0	0											
<b>Craig McMurtry, R</b> OBP: 0.107, SLG: 0.107 (5, 1) <b>Donnie Moore, L</b> OBP: 0.333, SLG: 0.333 (7, PH) <b>Terry Forster, L</b> OBP: 0.352, SLG: 0.450 (7, 1) <b>Steve Bedrosian, R</b> OBP: 0.365, SLG: 0.260 (7, 1) <b>Rick Camp, R</b> OBP: 0.355, SLG: 0.260 (8, 2) <b>Bruce Benedict, R</b> OBP: 0.370, SLG: 0.254	K				4-3			L4	F9	2	0	0	0	0	0	1											
<b>Inning Stats</b>	R: 2 E: 0 K: 1 S: 8	H: 3 LOB: 1 BB: 0 P: 8	R: 0 E: 0 K: 1 S: 5	H: 0 LOB: 0 BB: 0 P: 5	R: 0 E: 0 K: 1 S: 4	H: 0 LOB: 0 BB: 1 P: 8	R: 0 E: 0 K: 1 S: 6	H: 1 LOB: 1 BB: 0 P: 6	R: 1 E: 0 K: 1 S: 6	H: 1 LOB: 1 BB: 1 P: 10	R: 0 E: 0 K: 0 S: 3	H: 0 LOB: 0 BB: 0 P: 3	R: 0 E: 0 K: 0 S: 3	H: 1 LOB: 0 BB: 0 P: 3	R: 3 E: 1 K: 0 S: 6	H: 2 LOB: 1 BB: 1 P: 10		R: 0 E: 1 K: 0 S: 4	H: 0 LOB: 2 BB: 1 P: 8	1B: 8 2B: 0 3B: 0 HR: 0	SF: 0 SAC: 0 DP: 0 HBP: 0	WP: 0 PB: 0 SB: 3 CS: 1	PA: 39				
<b>PITCHER</b>	IP	WLS	BF	H	R	ER	SO	BB	IBB	HBP	BLK	WP	HR	S	P	ERA	WHIP										
<b>Mike Krukow, R</b> ERA: 3.38 (1, 1)	7.1	W	31	7	6	3	5	3	0	0	0	0	0	38	50	3.68	1.364										
<b>Greg Minton, R</b> ERA: 4.69 (8, 1)	1.0		6	1	0	0	0	1	0	0	0	0	0	5	9	0.00	2.000										
<b>Gary Lavelle, L</b> ERA: 2.0 (9, 1)	0.2	S	2	0	0	0	0	0	0	0	0	0	0	2	2	0.00	0.000										

Batter	1	2	3	4	5	6	7	8	9	AB	R	H	RBI	BB	SO	LOB	BOTTOM										
<b>Johnnie LeMaster, R</b> OBP: 0.385, SLG: 0.392 (1, 6)	L5-4 S BB		FC5-4 1B 1B		BB 1B SF8 BB			4-3 S 1B		3	3	2	1	2	0	1	<b>Atlanta Braves @ San Francisco Giants</b> Candlestick Park, San Francisco, CA Sun Jun 19 1983, 6:33 AM EDT Att: 48,811 - Unknown										
<b>Joel Youngblood, R</b> OBP: 0.306, SLG: 0.450 (1, 5)	1-3		1B SF8 1B		SF8 BB 1B		HR	5-3		4	3	2	0	1	0	2											
<b>Darrell Evans, L</b> OBP: 0.407, SLG: 0.615 (1, 3)	BB		E 1B		S BB		HR 2B	4-3		3	1	2	2	2	0	1											
<b>Jack Clark, R</b> OBP: 0.344, SLG: 0.466 (1, 9)	L5-4		SF8		SF8		HR	IBB		2	1	1	4	1	0	2											
<b>Chili Davis, S</b> OBP: 0.314, SLG: 0.411 (1, 8)	1-3		F8		SF9		HR 1B	F8		4	1	1	1	0	0	3											
<b>Jeffrey Leonard, R</b> OBP: 0.294, SLG: 0.375 (1, 7)	3-1		K		K		F9			4	0	0	0	0	2	2											
<b>Milt May, L</b> OBP: 0.321, SLG: 0.336 (1, 2)	PB 1B		E6 S		L6		E8 1B			4	0	1	0	0	0	1											
<b>Brad Wellman, R</b> OBP: 0.324, SLG: 0.303 (1, 4)	4-3		F8		L4		G4-6-3 1B			4	0	1	1	0	0	2											
<b>Mike Krukow, R</b> OBP: 0.348, SLG: 0.350 (1, 1) <b>Greg Minton, S</b> OBP: 0.333, SLG: 0.333 (8, 1) <b>Gary Lavelle, S</b> (9, 1)	FC5-4 BB		4-3		4-3		K	G4-6-3		3	0	0	0	1	1	3											
<b>Inning Stats</b>	R: 0 E: 0 K: 0 S: 2	H: 0 LOB: 2 BB: 2 P: 10	R: 0 E: 0 K: 0 S: 4	H: 1 LOB: 0 BB: 0 P: 4	R: 2 E: 1 K: 0 S: 5	H: 2 LOB: 1 BB: 1 P: 9	R: 0 E: 1 K: 1 S: 6	H: 0 LOB: 1 BB: 0 P: 6	R: 2 E: 1 K: 1 S: 6	H: 1 LOB: 1 BB: 2 P: 14	R: 0 E: 0 K: 1 S: 5	H: 0 LOB: 0 BB: 0 P: 5	R: 5 E: 1 K: 0 S: 8	H: 5 LOB: 1 BB: 1 P: 12	R: 0 E: 0 K: 0 S: 4	H: 1 LOB: 2 BB: 1 P: 8		1B: 7 2B: 2 3B: 0 HR: 2	SF: 3 SAC: 0 DP: 2 HBP: 0	WP: 0 PB: 1 SB: 4 CS: 0	PA: 41						
<b>PITCHER</b>	IP	WLS	BF	H	R	ER	SO	BB	IBB	HBP	BLK	WP	HR	S	P	ERA	WHIP										
<b>Craig McMurtry, R</b> ERA: 3.4 (1, 1)	4.0	L	21	4	4	4	1	5	0	0	0	0	0	18	38	9.00	2.250										
<b>Donnie Moore, R</b> ERA: 3.57 (5, 1)	2.0		6	0	0	0	2	0	0	0	0	0	0	10	10	0.00	0.000										
<b>Steve Bedrosian, R</b> ERA: 2.98 (7, 1)	0.0		3	2	3	3	0	1	0	0	0	0	1	2	6	∞	∞										
<b>Rick Camp, R</b> ERA: 4.18 (7, 1)	1.1		8	4	2	1	0	0	0	0	0	0	1	8	8	6.75	3.000										
<b>Terry Forster, L</b> ERA: 1.64 (8, 1)	0.2		3	0	0	0	0	0	1	0	0	0	0	2	6	0.00	0.000										






Batter	1	2	3	4	5	6	7	8	9	AB	R	H	RBI	BB	SO	LOB	TOP								
<b>Brett Butler, L</b> OBP: 0.325, SLG: 0.330 (1, 7)	0-0 6-3		0-0 L4		4-0 FC4-6 HR BB	0-0 L3		0-0 F7	4 1 0 0 1 0 1																
<b>Jerry Royster, R</b> OBP: 0.319, SLG: 0.265 (1, 5)	0-0 6-3		0-0 F2		4-0 FC4-6 BB	0-3 K		0-3 K	4 0 0 0 1 2 0																
<b>Claudell Washington, L</b> OBP: 0.319, SLG: 0.414 (1, 9)	0-0 6-3			0-0 E 1B 1B	0-0 FC4-6 HR	0-3 K		0-3 K	5 2 1 0 0 2 2																
<b>Dale Murphy, R</b> OBP: 0.405, SLG: 0.611 (1, 8)		4-0 S 2B BB		0-0 E7 1B	0-3 K		0-0 1B		3 2 2 0 1 1 2																
<b>Chris Chambliss, L</b> OBP: 0.341, SLG: 0.425 (1, 3)		0-0 SH1-3 1-H 2B		0-0 2B 1B	4-0 HR IBB		0-0 4-3		3 1 2 3 1 0 1																
<b>Glenn Hubbard, R</b> OBP: 0.352, SLG: 0.410 (1, 4)		0-0 SH1-3 2-3		0-0 1-3 2B	0-0 HR		0-0 4-3		3 1 2 4 0 0 0																
<b>Bruce Benedict, R</b> OBP: 0.377, SLG: 0.352 (1, 2)		0-0 1-3		0-0 L4	0-0 F9		0-0 1B		4 0 1 0 0 0 3								AB 33 R 7 H 9 RBI 7 BB 5 SO 7 LOB 15								
<b>Rafael Ramirez, R</b> OBP: 0.316, SLG: 0.326 (1, 6)		0-0 F8		4-0 S6-3 IBB	0-0 F9		0-3 K		3 0 0 0 1 1 2																
<b>Pete Falcone, L</b> OBP: 0.143, SLG: 0.143 (1, 1)			0-0 5-3	0-0 G6-3	0-0 L3 1B		0-3 K		4 0 1 0 0 1 4																
<b>Inning Stats</b>	R: 0 E: 0 K: 0 S: 3	H: 0 LOB: 0 BB: 0 P: 3	R: 1 E: 0 K: 0 S: 4	H: 1 LOB: 1 BB: 1 P: 8	R: 0 E: 0 K: 0 S: 3	H: 0 LOB: 0 BB: 0 P: 3	R: 2 E: 1 K: 0 S: 6	H: 4 LOB: 2 BB: 1 P: 10	R: 4 E: 0 K: 1 S: 6	H: 1 LOB: 0 BB: 3 P: 18	R: 0 E: 0 K: 0 S: 3	H: 1 LOB: 1 BB: 0 P: 3	R: 0 E: 0 K: 2 S: 8	H: 1 LOB: 0 BB: 0 P: 8	R: 0 E: 0 K: 2 S: 8	H: 1 LOB: 1 BB: 0 P: 8	R: 0 E: 0 K: 2 S: 7	H: 0 LOB: 0 BB: 0 P: 7	1B: 6 2B: 3 3B: 0 HR: 1	SF: 0 SAC: 1 DP: 2 HBP: 0	WP: 0 PB: 0 SB: 2 CS: 0	PA: 39			
<b>PITCHER</b>	IP	WLS	BF	H	R	ER	SO	BB	IBB	HBP	BLK	WP	HR	S	P	ERA	WHIP								
<b>Vern Ruhle, R</b> ERA: 5.07 (1, 1)	4.0	L	20	5	5	5	0	3	1	0	0	0	0	16	32	11.25	2.000								
<b>Frank LaCorte, R</b> ERA: 3.83 (5, 1)	3.0		12	3	2	2	3	0	1	0	0	0	1	17	21	6.00	1.000								
<b>Bill Dawley, R</b> ERA: 1.5 (8, 1)	2.0		7	1	0	0	4	0	0	0	0	0	0	15	15	0.00	0.500								

Atlanta Braves @ Houston Astros  
Astrodome, Houston, TX  
Mon Jun 20 1983, 8:05 PM EDT  
Att: 16,242 - Dome

livebaseballscores.com

Batter	1	2	3	4	5	6	7	8	9	AB	R	H	RBI	BB	SO	LOB	BOTTOM								
<b>Omar Moreno, L</b> OBP: 0.288, SLG: 0.327 (1, 8)	4-0 6-3 S 1B BB		4-0 5-3 S BB		0-0 F9			0-0 G4-6-3	2 1 0 0 2 0 1																
<b>Kevin Bass, S</b> OBP: 0.277, SLG: 0.374 (1, 9)	0-3 K		0-0 5-3		0-0 F8		0-0 5-3	0-0 5-3	4 0 0 0 0 1 2																
<b>Dickie Thon, R</b> OBP: 0.334, SLG: 0.439 (1, 6)	0-0 6-3		0-0 F8		0-0 5-3		0-0 5-3	0-0 F9	4 0 0 0 0 0 2																
<b>Phil Garner, R</b> OBP: 0.345, SLG: 0.398 (1, 5)	0-0 FC6-4 1B		0-0 F4		0-0 F8		0-0 F8	0-3 K	4 0 1 1 0 1 0																
<b>Jose Cruz, L</b> OBP: 0.385, SLG: 0.430 (1, 7)	0-0 FC6-4		0-3 K		0-0 1B		0-0 1B	0-0 1-3	4 0 1 0 0 1 1																
<b>Ray Knight, R</b> OBP: 0.360, SLG: 0.450 (1, 3)		0-0 F9		0-0 1B		0-0 F9		0-0 F9	3 0 1 0 0 0 1																
<b>Bill Doran, S</b> OBP: 0.335, SLG: 0.297 (1, 4)		0-0 F9		0-3 K		0-0 F5			2 0 0 0 0 1 1								AB 30 R 1 H 4 RBI 1 BB 2 SO 5 LOB 10								
<b>Bill Dawley, R</b> OBP: 0.500, SLG: 0.500 (8, 1)									0 0 0 0 0 0 0																
<b>Luis Pujols, R</b> OBP: 0.288, SLG: 0.273 (1, 2)		0-0 6-3		0-0 F5		0-0 5-3			3 0 0 0 0 0 1																
<b>Vern Ruhle, R</b> OBP: 0.231, SLG: 0.091 (1, 1)			0-3 K		0-0 4-3			0-0 G4-6-3 1B	1 0 0 0 0 1 0																
<b>Frank LaCorte, R</b> OBP: 0.167, SLG: 0.400 (5, 1)									0 0 0 0 0 0 0																
<b>Craig Reynolds, L</b> OBP: 0.211, SLG: 0.216 (7, FH)									2 0 1 0 0 0 0																
<b>Tim Tolman, R</b> OBP: 0.292, SLG: 0.550 (7, FH)									1 0 0 0 0 0 1																
<b>Inning Stats</b>	R: 1 E: 0 K: 1 S: 6	H: 1 LOB: 1 BB: 1 P: 10	R: 0 E: 0 K: 0 S: 3	H: 0 LOB: 0 BB: 0 P: 3	R: 0 E: 0 K: 1 S: 5	H: 0 LOB: 1 BB: 1 P: 9	R: 0 E: 0 K: 2 S: 8	H: 1 LOB: 0 BB: 0 P: 8	R: 0 E: 0 K: 0 S: 3	H: 0 LOB: 0 BB: 0 P: 3	R: 0 E: 0 K: 0 S: 3	H: 0 LOB: 0 BB: 0 P: 3	R: 0 E: 0 K: 0 S: 4	H: 1 LOB: 1 BB: 0 P: 4	R: 0 E: 0 K: 0 S: 3	H: 1 LOB: 0 BB: 0 P: 3	R: 0 E: 0 K: 1 S: 5	H: 0 LOB: 0 BB: 0 P: 5	1B: 4 2B: 0 3B: 0 HR: 0	SF: 0 SAC: 0 DP: 1 HBP: 0	WP: 0 PB: 0 SB: 2 CS: 0	PA: 32			
<b>PITCHER</b>	IP	WLS	BF	H	R	ER	SO	BB	IBB	HBP	BLK	WP	HR	S	P	ERA	WHIP								
<b>Pete Falcone, L</b> ERA: 2.48 (1, 1)	9.0	W	32	4	1	1	5	2	0	0	0	0	0	40	48	1.00	0.667								

Atlanta Braves @ Houston Astros  
Astrodome, Houston, TX  
Mon Jun 20 1983, 8:05 PM EDT  
Att: 16,242 - Dome



Batter	1	2	3	4	5	6	7	8	9	AB	R	H	RBI	BB	SO	LOB	TOP		
<b>Brett Butler, L</b> OBP: 0.319, SLG: 0.323 (1, 7)	G3			1-3			4-3		F8	4	0	0	0	0	0	0			
<b>Rafael Ramirez, R</b> OBP: 0.311, SLG: 0.321 (1, 6)	F6			F8			5-3		6-3	4	0	0	0	0	0	0			
<b>Claudell Washington, L</b> OBP: 0.319, SLG: 0.413 (1, 9)	1-3			K			1B			3	0	1	0	0	1	0			
<b>Dale Murphy, R</b> OBP: 0.408, SLG: 0.611 (1, 8)							F9			3	0	2	0	0	0	1			
<b>Chris Chambliss, L</b> OBP: 0.336, SLG: 0.419 (1, 3)				G4-6-3			F7		F8	3	0	0	0	0	0	2			
<b>Glenn Hubbard, R</b> OBP: 0.352, SLG: 0.409 (1, 4)				5-3			F8			3	0	1	0	0	0	0			
<b>Bruce Benedict, R</b> OBP: 0.381, SLG: 0.357 (1, 2)									F7	3	0	2	0	0	0	1			
<b>Jerry Royster, R</b> OBP: 0.309, SLG: 0.256 (1, 5)				G5-4-3			G5-4-3		F8	3	0	0	0	0	0	3			
<b>Phil Niekro, R</b> OBP: 0.240, SLG: 0.217 (1, 1)				2-3			5-3		F7	1	0	0	0	0	0	0			
<b>Donnie Moore, L</b> OBP: 0.333, SLG: 0.333 (5, 1)										0	0	0	0	0	0	0			
<b>Terry Harper, R</b> OBP: 0.379, SLG: 0.426 (6, PH)										1	0	0	0	0	0	0			
<b>Terry Forster, L</b> OBP: 1.000, SLG: 1.333 (6, 1)										0	0	0	0	0	0	0			
<b>Mike Jorgensen, L</b> OBP: 0.321, SLG: 0.480 (9, PH)										1	0	0	0	0	0	0			
<b>Inning Stats</b>	R: 0 E: 0 K: 0 S: 3	H: 0 LOB: 0 BB: 0 P: 3	R: 0 E: 0 K: 0 S: 3	H: 1 LOB: 0 BB: 0 P: 3	R: 0 E: 0 K: 0 S: 3	H: 1 LOB: 0 BB: 0 P: 3	R: 0 E: 0 K: 0 S: 5	H: 0 LOB: 0 BB: 0 P: 5	R: 0 E: 0 K: 0 S: 3	H: 1 LOB: 0 BB: 0 P: 3	R: 0 E: 0 K: 0 S: 4	H: 1 LOB: 1 BB: 0 P: 4	R: 0 E: 0 K: 0 S: 4	H: 1 LOB: 1 BB: 0 P: 4	R: 0 E: 0 K: 0 S: 3	H: 0 LOB: 0 BB: 0 P: 3	1B: 6 2B: 0 3B: 0 HR: 0	SF: 0 SAC: 0 DP: 3 HBP: 0	WP: 0 PA: 29 PB: 0 SB: 0 CS: 0
<b>PITCHER</b> <b>Mike Scott, R</b> ERA: 2.98 (1, 1)	IP: 9.0 WLS: W BF: 29 H: 6 R: 0 ER: 0 SO: 1 BB: 0 IBB: 0 HBP: 0 BLK: 0 WP: 0 HR: 0 S: 31 P: 31 ERA: 0.00 WHIP: 0.667															<b>PITCHER</b> <b>Mike Scott, R</b> ERA: 2.98 (1, 1)	IP: 9.0 WLS: W BF: 29 H: 6 R: 0 ER: 0 SO: 1 BB: 0 IBB: 0 HBP: 0 BLK: 0 WP: 0 HR: 0 S: 31 P: 31 ERA: 0.00 WHIP: 0.667		

Atlanta Braves @ Houston Astros  
Astrodome, Houston, TX  
Tue Jun 21 1983, 8:05 PM EDT  
Att: 16,251 - Dome

AB 29  
R 0  
H 6  
RBI 0  
BB 0  
SO 1  
LOB 7



Batter	1	2	3	4	5	6	7	8	9	AB	R	H	RBI	BB	SO	LOB	BOTTOM		
<b>Omar Moreno, L</b> OBP: 0.286, SLG: 0.323 (1, 8)	K		F7	F9		K		IBB		4	0	0	0	1	2	2			
<b>Terry Puhl, L</b> OBP: 0.342, SLG: 0.374 (1, 9)	K		BB	1B		L4-3		6-3		5	0	3	1	0	1	0			
<b>Dickie Thon, R</b> OBP: 0.333, SLG: 0.436 (1, 6)	F6		BB	1B		L4-3		6-3		4	0	1	0	0	0	1			
<b>Phil Garner, R</b> OBP: 0.351, SLG: 0.411 (1, 5)			HR	BB		S		K		2	2	1	1	2	1	0			
<b>Jose Cruz, L</b> OBP: 0.387, SLG: 0.435 (1, 7)	F5		6-3	BB		S		CS		4	1	2	1	0	0	3			
<b>Ray Knight, R</b> OBP: 0.371, SLG: 0.469 (1, 3)				FC5-4		BB		CS		4	0	4	1	0	0	0			
<b>Denny Walling, L</b> OBP: 0.205, SLG: 0.146 (8, FR) (9, 3)				2B		BB		CS		0	1	0	0	0	0	0			
<b>Alan Ashby, S</b> OBP: 0.301, SLG: 0.444 (1, 2)	K			F5		BB		1B		3	1	1	0	1	1	2			
<b>Bill Doran, S</b> OBP: 0.336, SLG: 0.296 (1, 4)				4-3		BB		1B		1	0	0	0	1	0	1			
<b>Craig Reynolds, L</b> OBP: 0.225, SLG: 0.256 (5, PH) (6, 4)				FC5-4		BB		1B		2	0	1	1	0	0	2			
<b>Mike Scott, R</b> OBP: 0.105, SLG: 0.105 (1, 1)				5-3		FC5-4		F3		4	0	0	0	0	1	5			
<b>Inning Stats</b>	R: 0 E: 0 K: 2 S: 7	H: 2 LOB: 1 BB: 0 P: 7	R: 1 E: 0 K: 1 S: 7	H: 2 LOB: 1 BB: 0 P: 7	R: 0 E: 0 K: 0 S: 5	H: 2 LOB: 3 BB: 1 P: 9	R: 0 E: 0 K: 0 S: 4	H: 1 LOB: 2 BB: 1 P: 8	R: 2 E: 0 K: 1 S: 5	H: 3 LOB: 2 BB: 2 P: 13	R: 0 E: 0 K: 1 S: 5	H: 0 LOB: 0 BB: 0 P: 5	R: 0 E: 0 K: 1 S: 5	H: 1 LOB: 0 BB: 0 P: 5	R: 2 E: 0 K: 1 S: 7	H: 4 LOB: 2 BB: 1 P: 11	1B: 8 2B: 5 3B: 0 HR: 1	SF: 0 SAC: 0 DP: 1 HBP: 0	WP: 0 PA: 39 PB: 0 SB: 2 CS: 1
<b>PITCHER</b> <b>Phil Niekro, R</b> ERA: 5.04 (1, 1)	IP: 4.2 WLS: L BF: 25 H: 8 R: 3 ER: 3 SO: 3 BB: 4 IBB: 0 HBP: 0 BLK: 0 WP: 0 HR: 1 S: 27 P: 43 ERA: 5.79 WHIP: 2.571															<b>PITCHER</b> <b>Phil Niekro, R</b> ERA: 5.04 (1, 1)	IP: 4.2 WLS: L BF: 25 H: 8 R: 3 ER: 3 SO: 3 BB: 4 IBB: 0 HBP: 0 BLK: 0 WP: 0 HR: 1 S: 27 P: 43 ERA: 5.79 WHIP: 2.571		
<b>Donnie Moore, R</b> ERA: 3.52 (5, 1)	0.1	1	0	0	0	0	0	0	0	1	1	0	0	0	0	0	0.00	0.000	
<b>Terry Forster, L</b> ERA: 2.0 (6, 1)	3.0	12	5	2	2	3	0	1	0	0	0	0	0	17	21	6.00	1.667		

Atlanta Braves @ Houston Astros  
Astrodome, Houston, TX  
Tue Jun 21 1983, 8:05 PM EDT  
Att: 16,251 - Dome

AB 33  
R 5  
H 13  
RBI 5  
BB 5  
SO 6  
LOB 16





Batter	1	2	3	4	5	6	7	8	9	AB	R	H	RBI	BB	SO	LOB	TOP		
<b>Brett Butler, L</b> OBP: 0.317, SLG: 0.317 (1, 7)										4	1	0	0	1	1	3	<b>Atlanta Braves @ Houston Astros</b> Astrodome, Houston, TX Wed Jun 22 1983, 8:05 PM EDT Att: 25,322 - Dome		
<b>Rafael Ramirez, R</b> OBP: 0.310, SLG: 0.320 (1, 6)										4	0	1	0	0	0	2			
<b>Claudell Washington, L</b> OBP: 0.321, SLG: 0.412 (1, 9)										3	0	1	0	1	1	1			
<b>Dale Murphy, R</b> OBP: 0.409, SLG: 0.614 (1, 8)										4	1	2	0	0	0	2			
<b>Chris Chambliss, L</b> OBP: 0.330, SLG: 0.411 (1, 3)										4	0	0	0	0	2	2			
<b>Glenn Hubbard, R</b> OBP: 0.354, SLG: 0.412 (1, 4)										3	1	1	0	1	1	1			
<b>Bruce Benedict, R</b> OBP: 0.374, SLG: 0.350 (1, 2)										4	0	0	0	0	0	4			
<b>Jerry Royster, R</b> OBP: 0.300, SLG: 0.247 (9, PH)										3	0	0	0	0	2	1			
<b>Mike Jorgensen, L</b> OBP: 0.345, SLG: 0.480 (9, PH)										0	0	0	0	1	0	0			
<b>Gene Garber, R</b> OBP: 0.345, SLG: 0.480 (9, PH)										0	0	0	0	0	0	0			
<b>Pascual Perez, R</b> OBP: 0.171, SLG: 0.171 (8, PH)										2	0	1	0	0	0	0			
<b>Bill Piccolino, S</b> OBP: 0.260, SLG: 0.260 (8, PH)										1	0	0	0	0	0	0			
<b>Steve Bedrosian, R</b> OBP: 0.290, SLG: 0.290 (8, PH)										1	0	1	2	0	0	0			
<b>Bob Watson, R</b> OBP: 0.344, SLG: 0.544 (8, PH)										0	0	0	0	0	0	0			
<b>Randy Johnson, R</b> OBP: 0.429, SLG: 0.412 (8, PH)										0	0	0	0	0	0	0			
<b>Inning Stats</b>	R: 0 E: 0 K: 0 S: 3	H: 0 LOB: 0 BB: 0 P: 3	R: 0 E: 0 K: 1 S: 6	H: 1 LOB: 1 BB: 0 P: 6	R: 0 E: 0 K: 1 S: 6	H: 1 LOB: 1 BB: 0 P: 6	R: 0 E: 0 K: 0 S: 3	H: 1 LOB: 0 BB: 0 P: 3	R: 0 E: 0 K: 2 S: 7	H: 0 LOB: 0 BB: 0 P: 7	R: 1 E: 0 K: 0 S: 3	H: 0 LOB: 1 BB: 2 P: 11	R: 0 E: 0 K: 2 S: 8	H: 1 LOB: 1 BB: 0 P: 8	R: 0 E: 0 K: 1 S: 6	H: 1 LOB: 1 BB: 2 P: 13	1B: 5 2B: 2 3B: 0 HR: 0	SF: 0 SAC: 0 DP: 1 HBP: 0	WP: 0 PA: 37 PB: 1 SB: 4 CS: 0
<b>PITCHER</b>	IP	WLS	BF	H	R	ER	SO	BB	IBB	HBP	BLK	WP	HR	S	P	ERA	WHIP		
<b>Nolan Ryan, R</b> ERA: 2.04 (1, 1)	8.0		30	5	1	0	7	2	0	0	0	0	0	42	50	0.00	0.875		
<b>Frank DiPino, L</b> ERA: 2.25 (9, 1)	0.1	2	1	1	1	0	0	0	0	0	0	0	0	2	2	27.00	3.000		
<b>Bill Dawley, R</b> ERA: 1.72 (9, 1)	0.2	W	5	1	1	1	0	2	0	0	0	0	0	3	11	13.50	4.500		

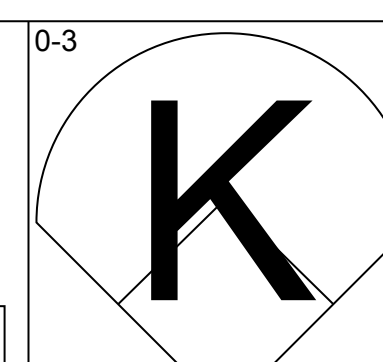
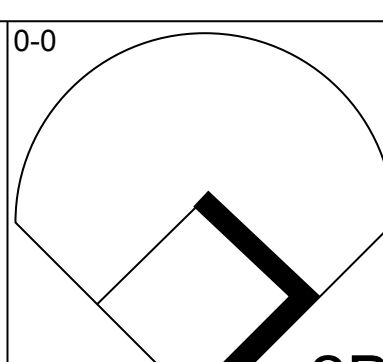
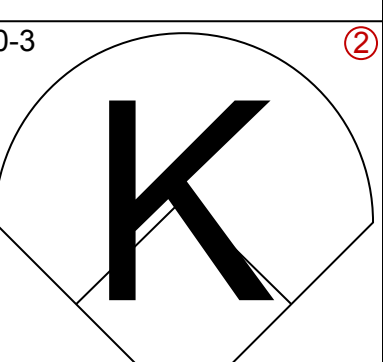
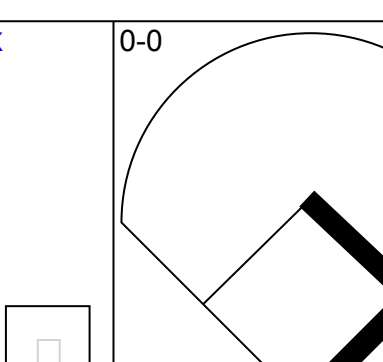
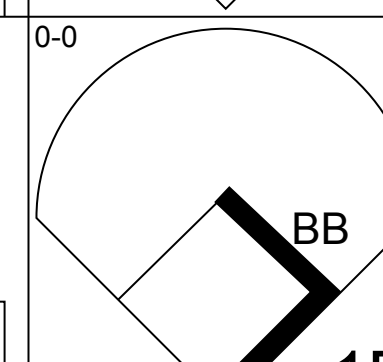
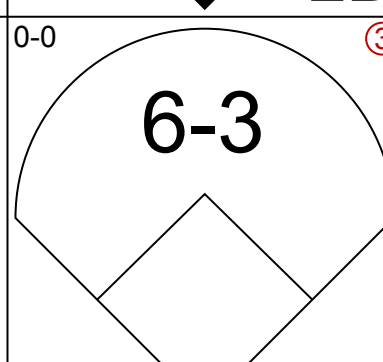
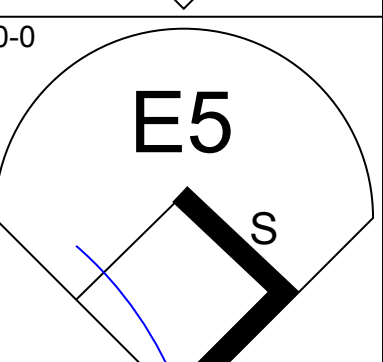
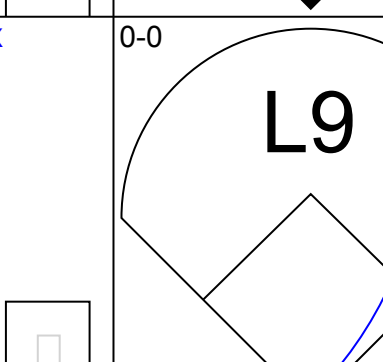
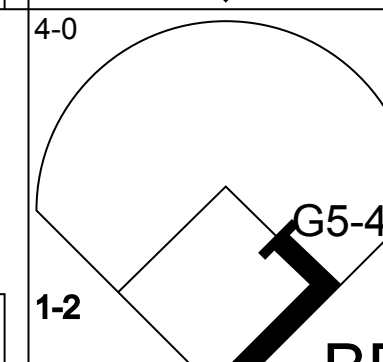
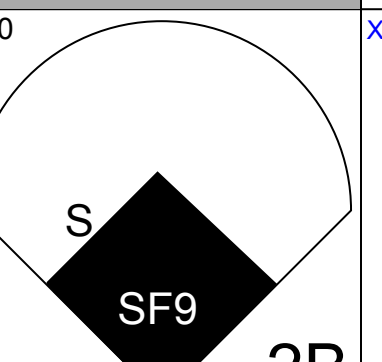
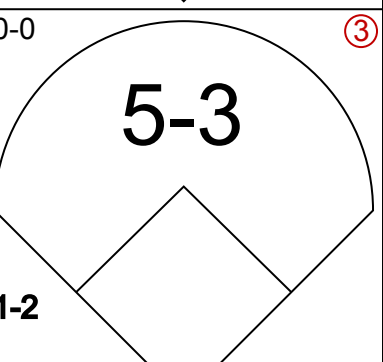
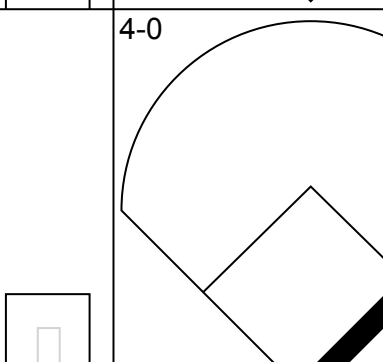
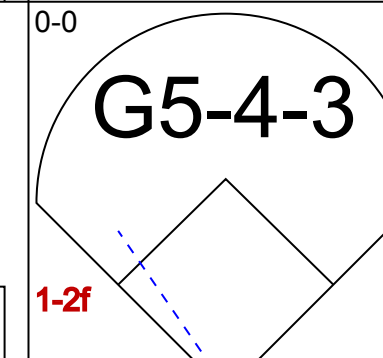
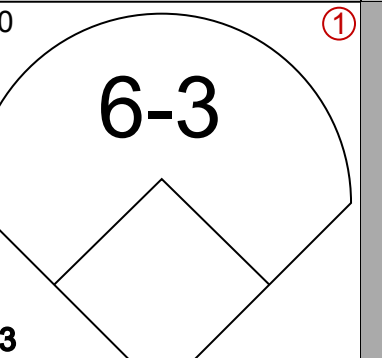
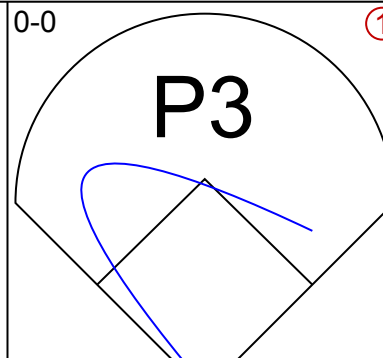
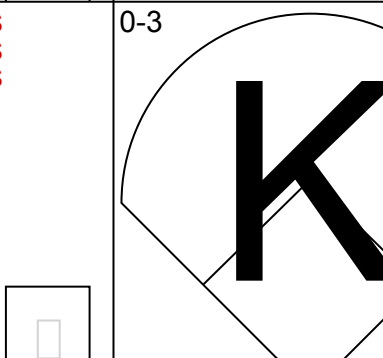

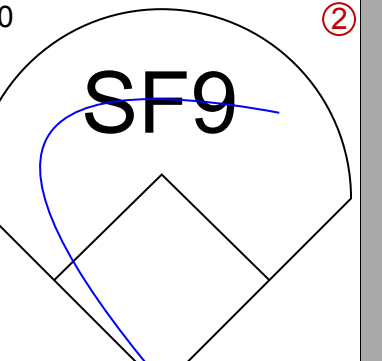
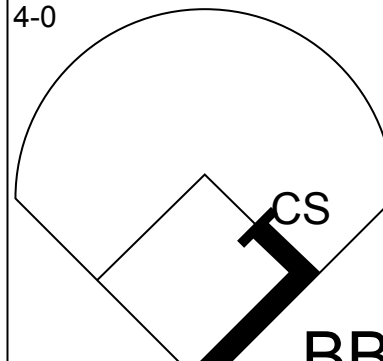
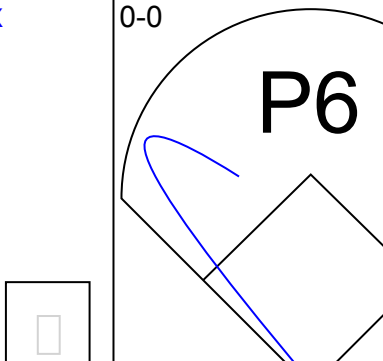
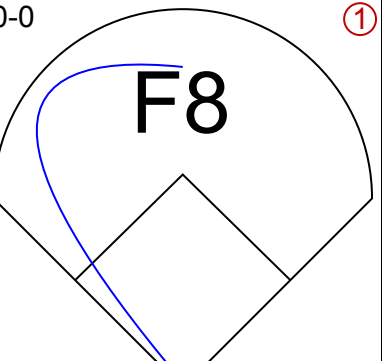
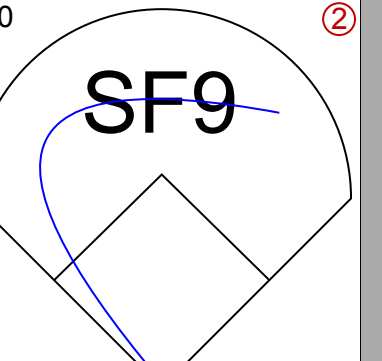
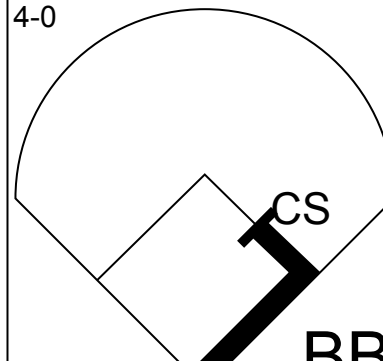
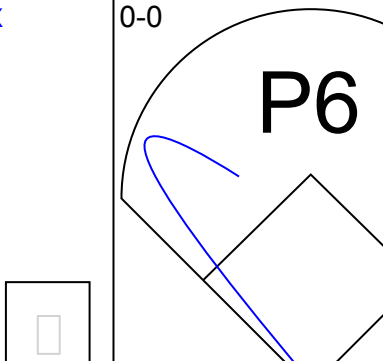
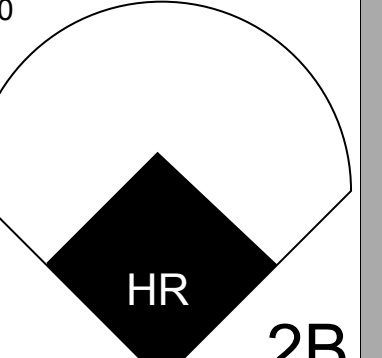
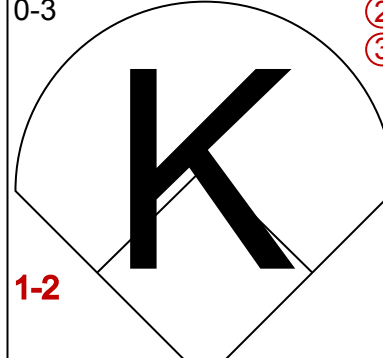
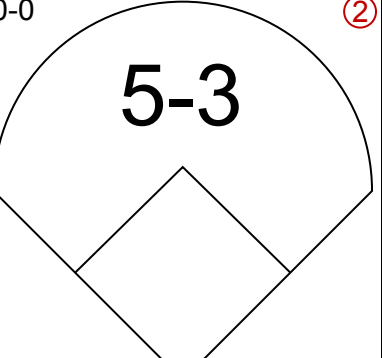
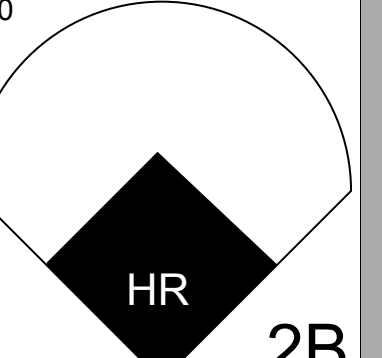

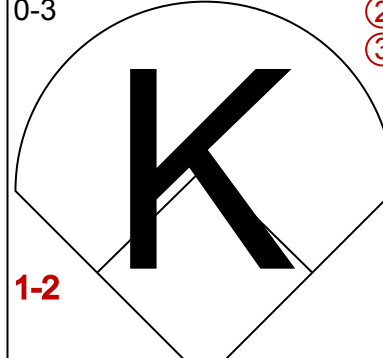
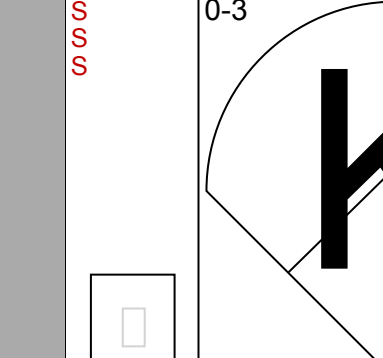
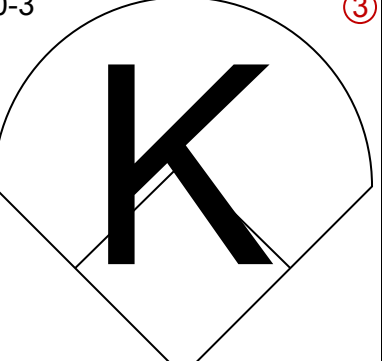
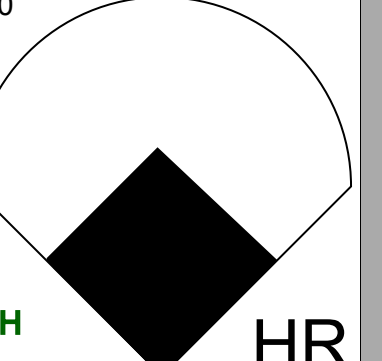
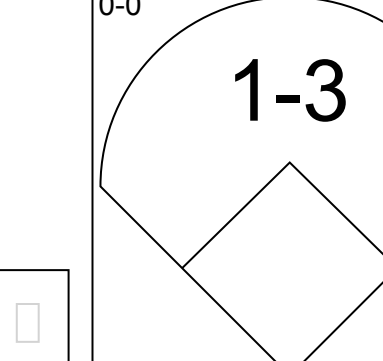
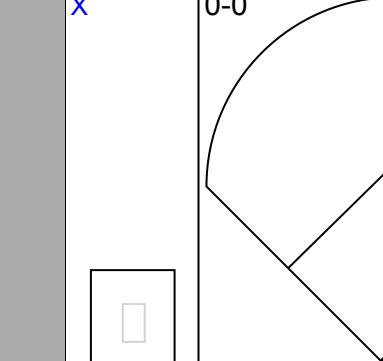
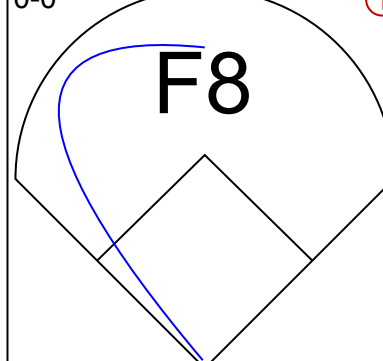
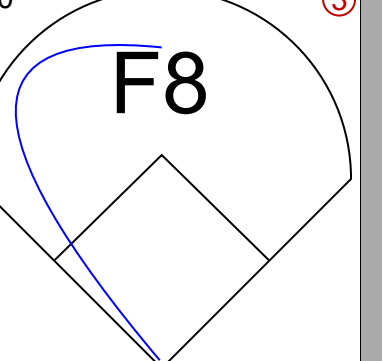
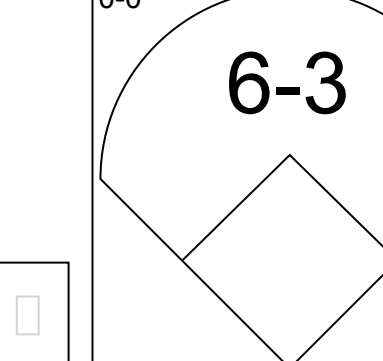
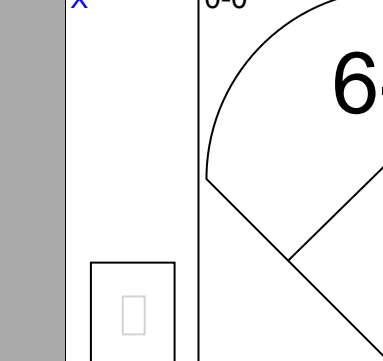

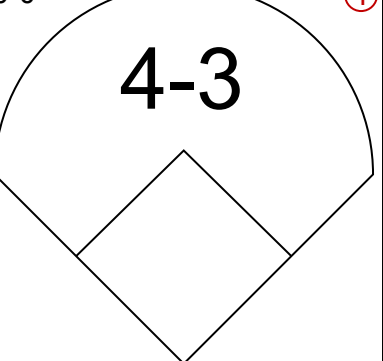
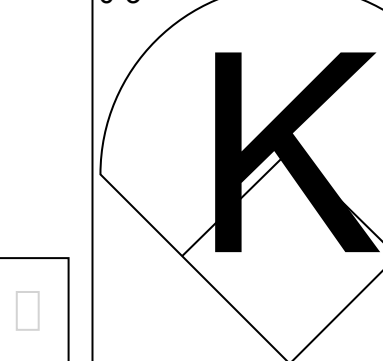
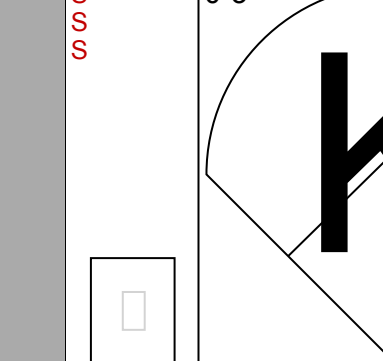
AB 33  
R 3  
H 7  
RBI 2  
BB 4  
SO 7  
LOB 16

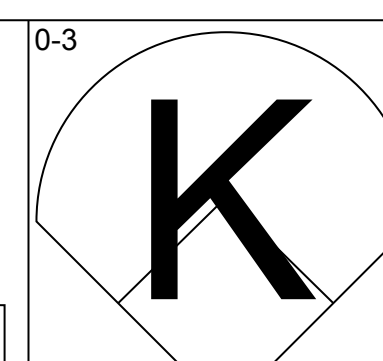
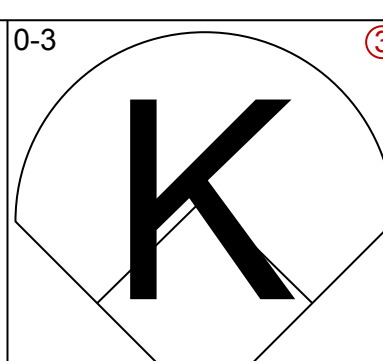
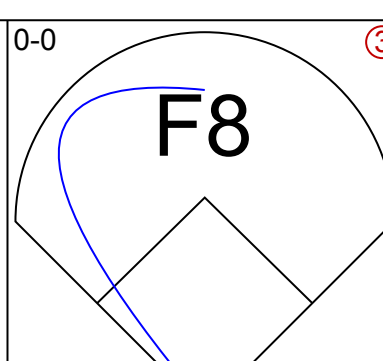
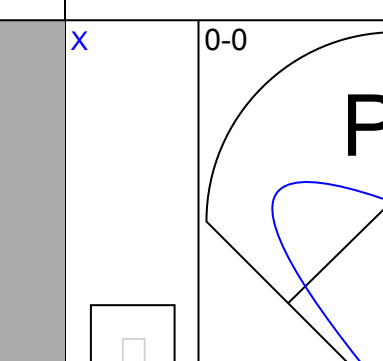
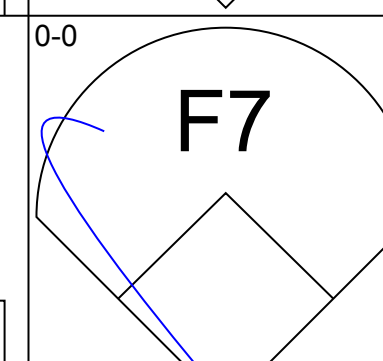
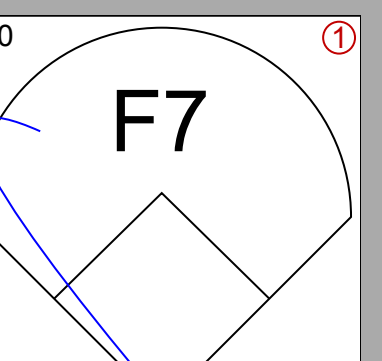
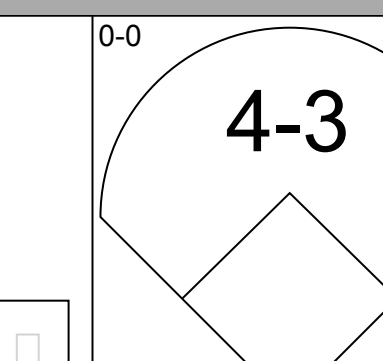
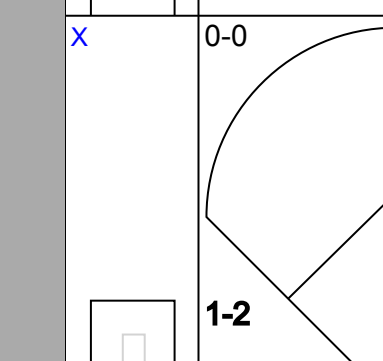
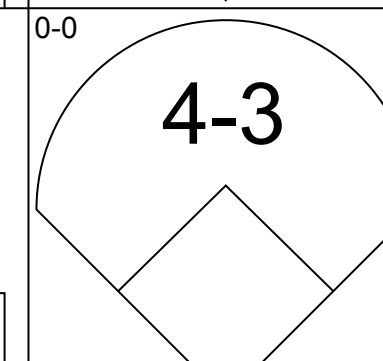
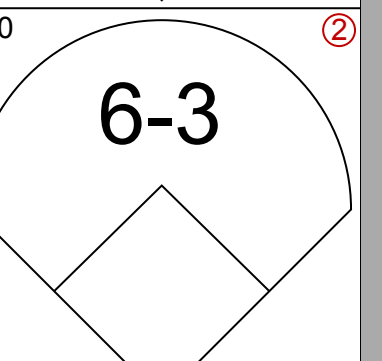
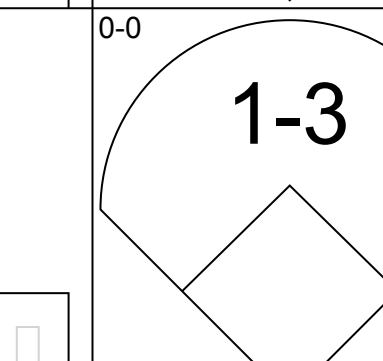
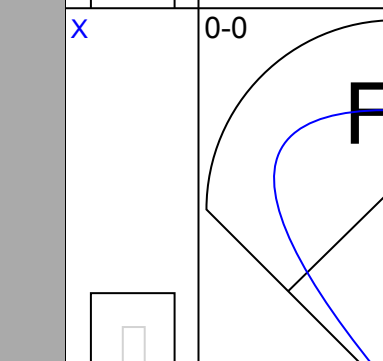
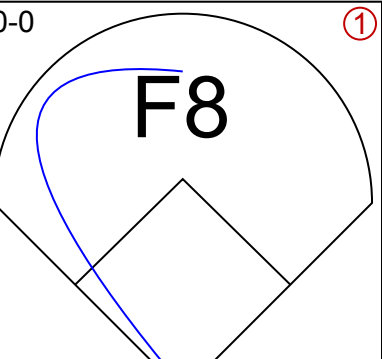
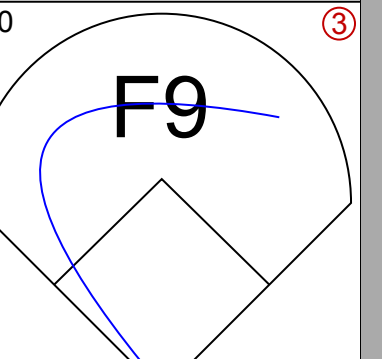
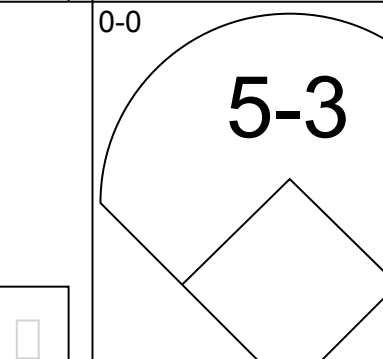
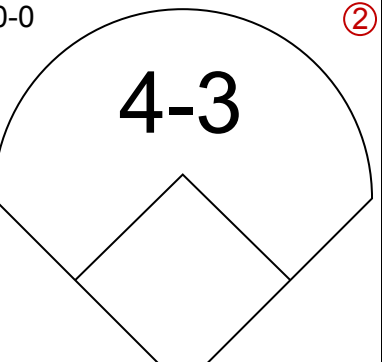
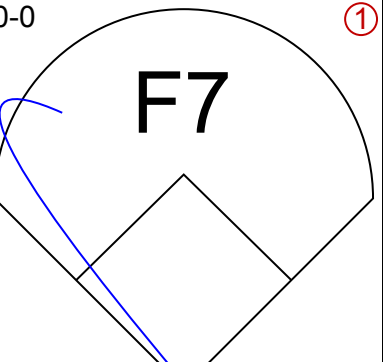
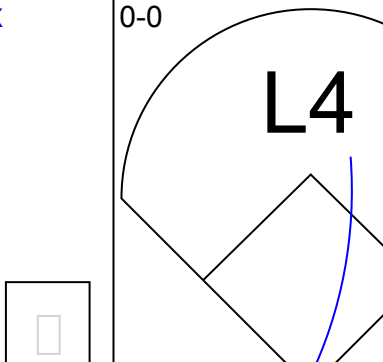
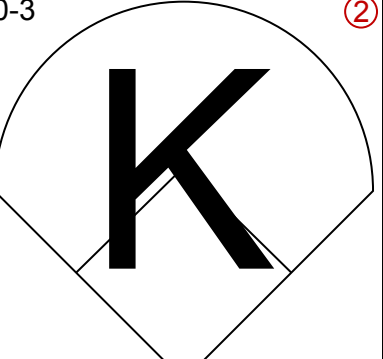
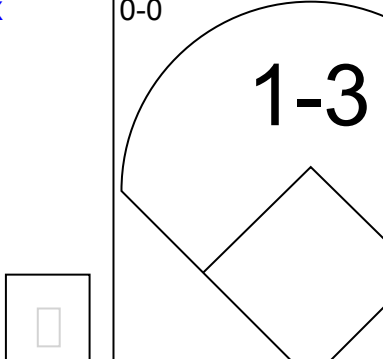
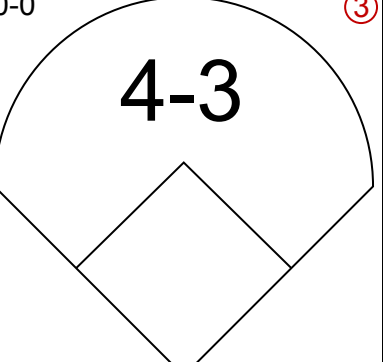
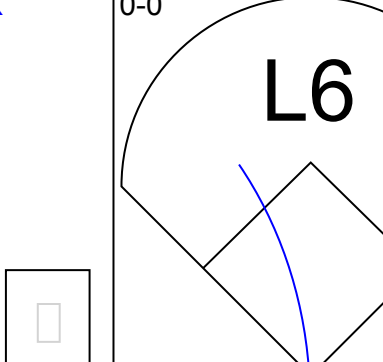
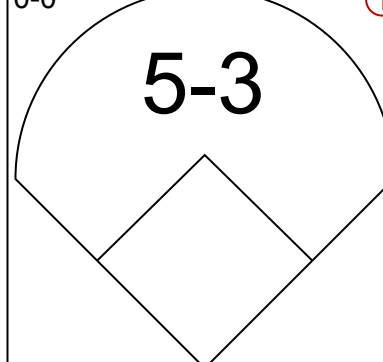
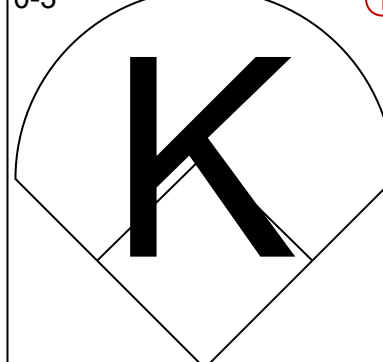
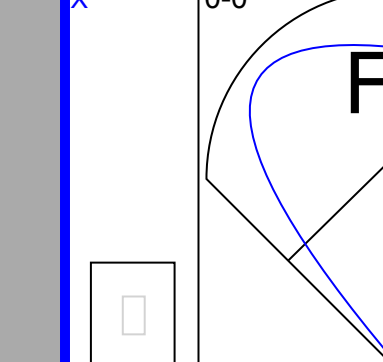
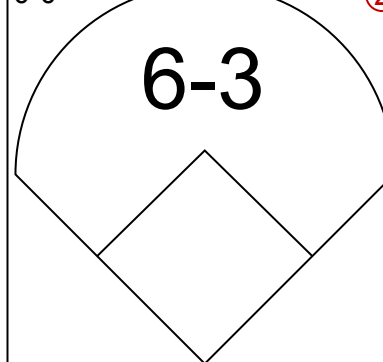
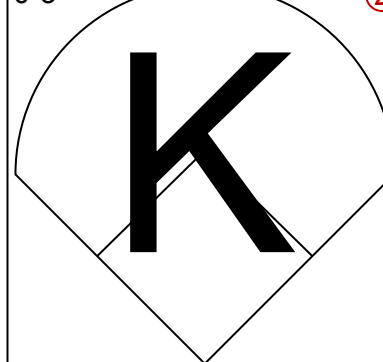
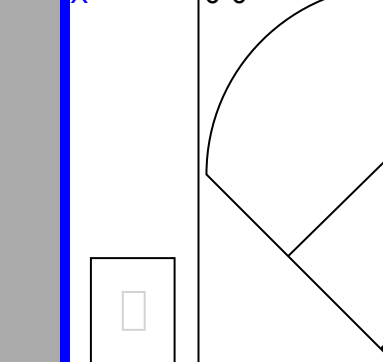
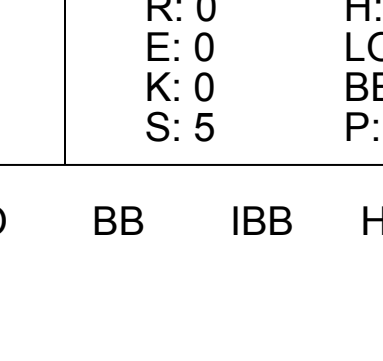


Batter	1	2	3	4	5	6	7	8	9	AB	R	H	RBI	BB	SO	LOB	BOTTOM				
<b>Omar Moreno, L</b> OBP: 0.286, SLG: 0.322 (1, 8)										4	0	1	0	0	2	1	<b>Atlanta Braves @ Houston Astros</b> Astrodome, Houston, TX Wed Jun 22 1983, 8:05 PM EDT Att: 25,322 - Dome				
<b>Harry Spilman, L</b> OBP: 0.275, SLG: 0.326 (9, PH)										0	1	0	0	1	0	0					
<b>Terry Puhl, L</b> OBP: 0.343, SLG: 0.375 (1, 9)										5	1	2	1	0	1	1					
<b>Dickie Thon, R</b> OBP: 0.338, SLG: 0.435 (1, 6)										3	0	1	0	2	1	0					
<b>Phil Garner, R</b> OBP: 0.348, SLG: 0.407 (1, 5)										5	0	1	1	0	0	3					
<b>Jose Cruz, L</b> OBP: 0.385, SLG: 0.430 (1, 7)										3	0	0	0	1	1	2					
<b>Ray Knight, R</b> OBP: 0.373, SLG: 0.475 (1, 3)										4	0	2	0	0	0	1					
<b>Frank DiPino, L</b> OBP: 0.400, SLG: 0.500 (9, 1)										0	0	0	0	0	0	0					
<b>Bill Dawley, R</b> OBP: 0.500, SLG: 0.500 (9, 1)										0	0	0	0	0	0	0					
<b>Craig Reynolds, L</b> OBP: 0.250, SLG: 0.279 (1, 4)										4	1	2	0	0	0	2					
<b>Luis Pujols, R</b> OBP: 0.290, SLG: 0.293 (1, 2)										3	0	1	1	0	0	3					
<b>Tony Scott, S</b> OBP: 0.237, SLG: 0.295 (9, PH)										1	0	0	0	0	1	0					
<b>Nolan Ryan, R</b> OBP: 0.100, SLG: 0.053 (1, 1)										3	0	0	0	0	1	3					
<b>Denny Walling, L</b> OBP: 0.222, SLG: 0.167 (9, 3)										1	1	1	0	0	0	0					
<b>Inning Stats</b>	R: 0 E: 0 K: 0 S: 4	H: 1 LOB: 2 BB: 1 P: 8	R: 1 E: 0 K: 1 S: 7	H: 2 LOB: 1 BB: 0 P: 7	R: 0 E: 0 K: 2 S: 7	H: 0 LOB: 0 BB: 0 P: 7	R: 0 E: 0 K: 0 S: 4	H: 1 LOB: 1 BB: 0 P: 4	R: 1 E: 0 K: 2 S: 9	H: 2 LOB: 1 BB: 0 P: 9	R: 0 E: 0 K: 1 S: 7	H: 2 LOB: 2 BB: 0 P: 7	R: 0 E: 0 K: 0 S: 3	H: 0 LOB: 0 BB: 0 P: 3	R: 0 E: 0 K: 0 S: 3	H: 0 LOB: 1 BB: 1 P: 7	R: 2 E: 1 K: 1 S: 6	H: 3 LOB: 3 BB: 2 P: 14	1B: 9 2B: 2 3B: 0 HR: 0	SF: 0 SAC: 0 DP: 0 HBP: 0	WP: 0 PA: 40 PB: 0 SB: 1 CS: 0
<b>PITCHER</b>	IP	WLS	BF	H	R	ER	SO	BB	IBB	HBP	BLK	WP	HR	S	P	ERA	WHIP				
<b>Pascual Perez, R</b> ERA: 2.6 (1, 1)	7.0		30	8	2	1	6	1	0	0	0	0	0	41	45	1.29	1.286				
<b>Steve Bedrosian, R</b> ERA: 2.92 (8, 1)	1.0	4	0	0	0	0	0	1	0	0	0	0	0	3	7	0.00	1.000				
<b>Gene Garber, R</b> ERA: 5.13 (9, 1)	0.1	L	6	3	2	2	1	1	1	0	0	0	0	6	14	54.00	12.000				





Batter	1	2	3	4	5	6	7	8	9	AB	R	H	RBI	BB	SO	LOB	TOP					
Claudell Washington, L (1.9) OBP: 0.324, SLG: 0.422										4	0	2	0	0	2	0	<b>Atlanta Braves @ Cincinnati Reds</b> Riverfront Stadium, Cincinnati, OH Fri Jun 24 1983, 7:05 PM EDT Unknown					
Jerry Royster, R (1.6) OBP: 0.296, SLG: 0.247										4	0	1	0	0	0	2						
Dale Murphy, R (1.8) OBP: 0.414, SLG: 0.617										2	1	1	0	2	0	1						
Bob Horner, R (1.5) OBP: 0.396, SLG: 0.548										4	0	0	0	0	1	5						
Mike Jorgensen, L (8.3) OBP: 0.345, SLG: 0.480										0	0	0	0	0	0	0						
Bob Watson, R (1.3) OBP: 0.433, SLG: 0.525										2	0	0	1	1	0	2						
Randy Johnson, R (8.5) OBP: 0.429, SLG: 0.412										0	0	0	0	0	0	0						
Terry Harper, R (1.7) OBP: 0.375, SLG: 0.429										4	1	1	0	0	2	1						
Glenn Hubbard, R (1.4) OBP: 0.357, SLG: 0.431										4	1	2	2	0	1	0						
Bruce Benedict, R (1.2) OBP: 0.366, SLG: 0.343										4	0	0	0	0	0	1						
Craig McMurtry, R (1.1) OBP: 0.147, SLG: 0.094										4	0	0	0	0	3	1						
<b>Inning Stats</b>	R: 0 E: 0 K: 1 S: 5	H: 1 LOB: 1 BB: 1 P: 9	R: 0 E: 0 K: 1 S: 5	H: 0 LOB: 0 BB: 0 P: 5	R: 0 E: 0 K: 1 S: 6	H: 1 LOB: 1 BB: 0 P: 6	R: 3 E: 0 K: 0 S: 6	H: 3 LOB: 0 BB: 0 P: 6	R: 0 E: 1 K: 1 S: 6	H: 0 LOB: 1 BB: 0 P: 6	R: 0 E: 0 K: 1 S: 4	H: 0 LOB: 0 BB: 1 P: 8	R: 0 E: 0 K: 1 S: 5	H: 0 LOB: 0 BB: 0 P: 5	R: 0 E: 0 K: 2 S: 6	H: 1 LOB: 2 BB: 1 P: 10	R: 0 E: 0 K: 2 S: 8	H: 1 LOB: 1 BB: 0 P: 8	1B: 1 2B: 5 3B: 0 HR: 1	SF: 1 SAC: 0 DP: 1 HBP: 0	WP: 0 PB: 0 SB: 2 CS: 1	PA: 36
<b>PITCHER</b>	IP WLS BF H R ER SO BB IBB HBP BLK WP HR S P ERA WHIP																					
Joe Price, L (1.1) ERA: 2.97	6.0 L 24 5 3 3 5 2 0 0 0 0 0 1 32 40 4.50 1.167																					
Ben Hayes, R (7.1) ERA: 8.0	3.0 12 2 0 0 4 0 1 0 0 0 0 0 19 23 0.00 0.667																					

Batter	1	2	3	4	5	6	7	8	9	AB	R	H	RBI	BB	SO	LOB	BOTTOM			
Gary Redus, R (1.7) OBP: 0.354, SLG: 0.489										4	0	0	0	0	2	1	<b>Atlanta Braves @ Cincinnati Reds</b> Riverfront Stadium, Cincinnati, OH Fri Jun 24 1983, 7:05 PM EDT Unknown			
Eddie Milner, L (1.8) OBP: 0.346, SLG: 0.336										4	0	1	0	0	0	0				
Dave Concepcion, R (1.6) OBP: 0.293, SLG: 0.288										4	0	0	0	0	0	2				
Cesar Cedeno, R (1.3) OBP: 0.297, SLG: 0.355										3	0	0	0	0	0	0				
Paul Householder, S (1.9) OBP: 0.342, SLG: 0.407										3	0	0	0	0	0	0				
Ron Oester, S (1.4) OBP: 0.331, SLG: 0.429										3	0	1	0	0	1	0				
Nick Esasky, R (1.5) OBP: 0.348, SLG: 0.318										3	0	0	0	0	0	1				
Dann Bilardello, R (1.2) OBP: 0.267, SLG: 0.325										2	0	0	0	0	1	0				
Duane Walker, L (9. PH) OBP: 0.337, SLG: 0.413										1	0	0	0	0	0	0				
Joe Price, R (1.1) OBP: 0.111, SLG: 0.077										1	0	0	0	0	0	0				
Wayne Krenchicki, L (6. PH) OBP: 0.359, SLG: 0.310										1	0	0	0	0	1	0				
Ben Hayes, R (7.1) OBP: 0.307, SLG: 0.406										0	0	0	0	0	0	0				
Johnny Bench, R (9. PH)										1	0	1	0	0	0	0				
<b>Inning Stats</b>	R: 0 E: 0 K: 1 S: 5	H: 0 LOB: 0 BB: 0 P: 5	R: 0 E: 0 K: 0 S: 4	H: 1 LOB: 1 BB: 0 P: 4	R: 0 E: 0 K: 1 S: 5	H: 0 LOB: 0 BB: 0 P: 5	R: 0 E: 0 K: 0 S: 3	H: 0 LOB: 0 BB: 0 P: 3	R: 0 E: 0 K: 2 S: 7	H: 0 LOB: 0 BB: 0 P: 7	R: 0 E: 0 K: 0 S: 3	H: 0 LOB: 0 BB: 0 P: 3	R: 0 E: 0 K: 0 S: 3	H: 0 LOB: 2 BB: 0 P: 3	R: 0 E: 0 K: 0 S: 5	H: 2 LOB: 2 BB: 0 P: 5	1B: 3 2B: 0 3B: 0 HR: 0	SF: 0 SAC: 0 DP: 0 HBP: 0	WP: 0 PB: 0 SB: 0 CS: 0	PA: 30
<b>PITCHER</b>	IP WLS BF H R ER SO BB IBB HBP BLK WP HR S P ERA WHIP																			
Craig McMurtry, R (1.1) ERA: 3.08	9.0 W 30 3 0 0 5 0 0 0 0 0 0 0 40 40 0.00 0.333																			









Batter	1	2	3	4	5	6	7	8	9	AB	R	H	RBI	BB	SO	LOB	TOP			
<b>Brett Butler, L</b> OBP: 0.310, SLG: 0.310 (1, 7)										5	1	1	0	0	2	0	<b>Atlanta Braves @ Cincinnati Reds</b> Riverfront Stadium, Cincinnati, OH Sat Jun 25 1983, 7:05 PM EDT Att: 20,983 - Unknown			
<b>Rafael Ramirez, R</b> OBP: 0.320, SLG: 0.320 (1, 6)										4	1	1	0	1	1	0				
<b>Claudell Washington, L</b> OBP: 0.327, SLG: 0.423 (1, 9)										4	0	0	0	1	1	2				
<b>Dale Murphy, R</b> OBP: 0.418, SLG: 0.619 (7, 8)										3	2	3	1	1	0	0				
<b>Terry Harper, R</b> OBP: 0.350, SLG: 0.434 (7, 8)										1	0	1	0	0	0	0				
<b>Bob Horner, R</b> OBP: 0.393, SLG: 0.557 (1, 5)										4	1	1	3	0	0	5				
<b>Randy Johnson, R</b> OBP: 0.407, SLG: 0.435 (7, 5)										1	0	0	0	0	0	1				
<b>Chris Chambliss, L</b> OBP: 0.342, SLG: 0.416 (1, 3)										4	2	3	1	1	1	0				
<b>Mike Jorgensen, L</b> OBP: 0.345, SLG: 0.480 (9, 3)										0	0	0	0	0	0	0				
<b>Bruce Benedict, R</b> OBP: 0.360, SLG: 0.335 (1, 2)										5	0	0	0	0	1	5				
<b>Jerry Royster, R</b> OBP: 0.330, SLG: 0.292 (1, 4)										3	1	3	2	1	0	0				
<b>Pete Falcone, L</b> OBP: 0.167, SLG: 0.176 (1, 1)										3	0	1	1	0	0	2				
<b>Inning Stats</b>	R: 4 E: 0 K: 0 S: 8	H: 6 LOB: 2 BB: 1 P: 12	R: 0 E: 0 K: 0 S: 2	H: 0 LOB: 2 BB: 3 P: 14	R: 2 E: 0 K: 1 S: 6	H: 1 LOB: 0 BB: 1 P: 10	R: 0 E: 0 K: 1 S: 6	H: 1 LOB: 1 BB: 0 P: 6	R: 0 E: 0 K: 2 S: 3	H: 0 LOB: 0 BB: 0 P: 3	R: 2 E: 0 K: 0 S: 6	H: 3 LOB: 1 BB: 0 P: 6	R: 0 E: 0 K: 2 S: 7	H: 0 LOB: 0 BB: 0 P: 7	R: 0 E: 0 K: 0 S: 4	H: 2 LOB: 2 BB: 0 P: 4	1B: 9 2B: 3 3B: 1 HR: 1	SF: 1 SAC: 0 DP: 2 HBP: 0	WP: 0 PB: 0 SB: 1 CS: 0	PA: 43
<b>PITCHER</b>	IP WLS BF H R ER SO BB IBB HBP BLK WP HR S P ERA WHIP																			
<b>Charlie Puleo, R</b> ERA: 5.26 (1, 1)	1.1 L 13 6 4 4 0 3 1 0 0 0 0 1 9 25 27.00 6.750																			
<b>Rich Gale, R</b> ERA: 5.47 (2, 1)	3.2 14 3 2 2 4 1 0 0 0 0 0 0 21 25 4.91 1.091																			
<b>Ted Power, R</b> ERA: 4.88 (6, 1)	2.0 9 3 2 2 0 0 0 0 0 0 0 0 9 9 9.00 1.500																			
<b>Bill Scherrer, L</b> ERA: 2.98 (8, 1)	2.0 7 2 0 0 2 0 0 0 0 0 0 0 11 11 0.00 1.000																			

AB	37
R	8
H	14
RBI	8
BB	5
SO	6
LOB	15



Batter	1	2	3	4	5	6	7	8	9	AB	R	H	RBI	BB	SO	LOB	BOTTOM					
<b>Gary Redus, R</b> OBP: 0.353, SLG: 0.484 (1, 7)										4	0	1	0	0	1	0	<b>Atlanta Braves @ Cincinnati Reds</b> Riverfront Stadium, Cincinnati, OH Sat Jun 25 1983, 7:05 PM EDT Att: 20,983 - Unknown					
<b>Eddie Milner, L</b> OBP: 0.342, SLG: 0.331 (1, 8)										4	0	0	0	0	2	1						
<b>Dave Concepcion, R</b> OBP: 0.287, SLG: 0.281 (1, 6)										4	0	1	0	0	1	0						
<b>Johnny Bench, R</b> OBP: 0.309, SLG: 0.416 (1, 3)										4	0	0	0	0	1	2						
<b>Alan Knicely, R</b> OBP: 0.348, SLG: 0.359 (1, 9)										4	1	1	1	0	1	2						
<b>Nick Esasky, R</b> OBP: 0.323, SLG: 0.250 (1, 5)										3	0	0	0	1	2	0						
<b>Ron Oester, S</b> OBP: 0.337, SLG: 0.442 (1, 4)										3	1	2	1	0	0	1						
<b>Dann Bilardello, R</b> OBP: 0.259, SLG: 0.315 (1, 2)										3	0	0	0	0	0	1						
<b>Charlie Puleo, R</b> ERA: 5.15 (1, 1)										0	0	0	0	0	0	0						
<b>Rich Gale, R</b> ERA: 5.26 (2, 1)										1	0	0	0	0	1	0						
<b>Kelly Paris, L</b> ERA: 5.47 (5, 1)										1	0	0	0	0	1	0						
<b>Ted Power, R</b> ERA: 4.88 (6, 1)										0	0	0	0	0	0	0						
<b>Cesar Cedeno, R</b> OBP: 0.300, SLG: 0.356 (7, 1)										1	0	0	0	0	1	0						
<b>Bill Scherrer, L</b> ERA: 2.98 (8, 1)										0	0	0	0	0	0	0						
<b>Inning Stats</b>	R: 0 E: 0 K: 2 S: 7	H: 0 LOB: 0 BB: 0 P: 7	R: 0 E: 0 K: 1 S: 5	H: 0 LOB: 1 BB: 1 P: 9	R: 0 E: 0 K: 1 S: 5	H: 0 LOB: 0 BB: 0 P: 5	R: 0 E: 0 K: 0 S: 3	H: 0 LOB: 0 BB: 0 P: 3	R: 1 E: 0 K: 1 S: 7	H: 2 LOB: 1 BB: 0 P: 7	R: 0 E: 0 K: 1 S: 7	H: 2 LOB: 2 BB: 0 P: 7	R: 1 E: 0 K: 1 S: 6	H: 1 LOB: 0 BB: 0 P: 6	R: 0 E: 0 K: 2 S: 7	H: 0 LOB: 0 BB: 0 P: 7	R: 0 E: 0 K: 1 S: 5	H: 0 LOB: 0 BB: 0 P: 5	1B: 3 2B: 0 3B: 0 HR: 2	SF: 0 SAC: 0 DP: 0 HBP: 0	WP: 0 PB: 0 SB: 0 CS: 0	PA: 33
<b>PITCHER</b>	IP WLS BF H R ER SO BB IBB HBP BLK WP HR S P ERA WHIP																					
<b>Pete Falcone, L</b> ERA: 2.42 (1, 1)	9.0 W 33 5 2 2 10 1 0 0 0 0 0 2 52 56 2.00 0.667																					

AB	32
R	2
H	5
RBI	2
BB	1
SO	10
LOB	8









Batter	1	2	3	4	5	6	7	8	9	AB	R	H	RBI	BB	SO	LOB	TOP										
<b>Brett Butler</b> , L (1, 7) OBP: 0.320, SLG: 0.356	0-0 HR		0-3 K			0-0 1-3		0-0 4-3		4	1	1	1	0	1	0											
<b>Rafael Ramirez</b> , R (1, 6) OBP: 0.330, SLG: 0.341	0-0 2B 1B		0-0 4-3			0-0 HR		0-0 1B		4	1	3	1	0	0	0											
<b>Claudell Washington</b> , L (1, 9) OBP: 0.326, SLG: 0.424	0-0 1-3 2B		0-3 K			0-3 K		0-0 L6-3		4	0	1	0	0	2	1											
<b>Dale Murphy</b> , R (1, 8) OBP: 0.409, SLG: 0.601	0-3 K		0-3 K			0-3 K		0-0 6-3		4	0	0	0	0	3	2											
<b>Bob Horner</b> , R (1, 5) OBP: 0.390, SLG: 0.546 <b>Randy Johnson</b> , R (9, 5) OBP: 0.393, SLG: 0.417	0-3 K		0-0 F8			0-0 5-3				3	0	0	0	0	1	2											
<b>Chris Chambliss</b> , L (1, 3) OBP: 0.343, SLG: 0.409	0-3 K		0-0 F8			4-0 G4-6-3 BB				0	0	0	0	0	0	0											
<b>Biff Pocoroba</b> , S (1, 2) OBP: 0.286, SLG: 0.333		0-0 F9				0-0 F9		0-0 G4-6-3		3	0	0	0	0	0	1											
<b>Jerry Royster</b> , R (1, 4) OBP: 0.328, SLG: 0.284		0-0 5-3				0-3 K		0-0 1-6-3		3	0	0	0	0	1	0											
<b>Pascual Perez</b> , R (1, 1) OBP: 0.158, SLG: 0.158		0-0 F7				0-0 1-3		0-3 K		3	0	0	0	0	1	0											
<b>Inning Stats</b>	R: 1 E: 0 K: 3 S: 12	H: 3 LOB: 2 BB: 0 P: 12	R: 0 E: 0 K: 0 S: 3	H: 0 LOB: 0 BB: 0 P: 3	R: 0 E: 0 K: 2 S: 7	H: 0 LOB: 0 BB: 0 P: 7	R: 0 E: 0 K: 1 S: 5	H: 0 LOB: 0 BB: 0 P: 5	R: 0 E: 0 K: 1 S: 8	H: 1 LOB: 0 BB: 0 P: 8	R: 0 E: 0 K: 0 S: 2	H: 0 LOB: 0 BB: 1 P: 6	R: 0 E: 0 K: 1 S: 5	H: 0 LOB: 0 BB: 0 P: 5	R: 0 E: 0 K: 0 S: 3	H: 1 LOB: 0 BB: 0 P: 3	1B: 2 2B: 2 3B: 0 HR: 2	SF: 0 SAC: 0 DP: 2 HBP: 0	WP: 0 PB: 0 SB: 0 CS: 0	PA: 31							
<b>PITCHER</b>	IP	WLS	BF	H	R	ER	SO	BB	IBB	HBP	BLK	WP	HR	S	P	ERA	WHIP										
<b>Mario Soto</b> , R (1, 1) ERA: 2.16	8.0	L	28	4	2	2	10	1	0	0	0	0	2	47	51	2.25	0.625										
<b>Ben Hayes</b> , R (9, 1) ERA: 7.45	1.0		3	1	0	0	0	0	0	0	0	0	0	3	3	0.00	1.000										

Atlanta Braves @ Cincinnati Reds  
Riverfront Stadium, Cincinnati, OH  
Mon Jun 27 1983, 7:05 PM EDT  
Att: 12,745 - Unknown

AB 30  
R 2  
H 5  
RBI 2  
BB 1  
SO 10  
LOB 8



Batter	1	2	3	4	5	6	7	8	9	AB	R	H	RBI	BB	SO	LOB	BOTTOM										
<b>Gary Redus</b> , R (1, 7) OBP: 0.345, SLG: 0.469	0-0 4-3		0-0 F8			0-3 K		0-0 1B		4	0	1	0	0	1	0											
<b>Eddie Milner</b> , L (1, 8) OBP: 0.332, SLG: 0.320	0-0 G1		0-0 F7			0-3 K		0-0 5-3		4	0	0	0	0	1	1											
<b>Duane Walker</b> , L (1, 9) OBP: 0.358, SLG: 0.470	0-0 2B		0-0 HR			4-0 BB		0-0 1B		3	1	3	1	1	0	0											
<b>Johnny Bench</b> , R (1, 3) OBP: 0.307, SLG: 0.410 <b>Kelly Paris</b> , R (9, PR) OBP: 0.254, SLG: 0.214	0-0 5-3		0-0 6-3			0-0 5-3		0-0 FC5-4 G3-6-3		4	0	0	0	0	0	3											
<b>Ron Oester</b> , S (1, 4) OBP: 0.336, SLG: 0.438		0-0 F7				0-0 1B		0-0 G3-6-3		4	0	1	0	0	0	1											
<b>Dave Concepcion</b> , R (1, 6) OBP: 0.284, SLG: 0.278		0-0 6-3				0-0 F9		0-0 4-3		3	0	0	0	0	0	1											
<b>Nick Esasky</b> , R (1, 5) OBP: 0.270, SLG: 0.206		0-3 K				0-0 F7		0-0 P6		3	0	0	0	0	1	0											
<b>Alex Trevino</b> , R (1, 2) OBP: 0.274, SLG: 0.279 <b>Wayne Krenchicki</b> , L (8, PH) OBP: 0.349, SLG: 0.301 <b>Dann Bliardello</b> , R (9, 2) OBP: 0.255, SLG: 0.310		0-3 K				0-0 6-3		0-3 K		2	0	0	0	0	1	0											
<b>Mario Soto</b> , R (1, 1) OBP: 0.171, SLG: 0.200 <b>Cesar Cedeno</b> , R (8, PH) OBP: 0.297, SLG: 0.352 <b>Ben Hayes</b> , R (9, 1)		0-3 K				0-0 F7		0-0 5-3		2	0	0	0	0	1	0											
<b>Inning Stats</b>	R: 0 E: 0 K: 0 S: 4	H: 1 LOB: 1 BB: 0 P: 4	R: 0 E: 0 K: 1 S: 5	H: 0 LOB: 0 BB: 0 P: 5	R: 0 E: 0 K: 2 S: 7	H: 0 LOB: 0 BB: 0 P: 7	R: 1 E: 0 K: 0 S: 5	H: 2 LOB: 1 BB: 0 P: 5	R: 0 E: 0 K: 2 S: 7	H: 0 LOB: 1 BB: 1 P: 11	R: 0 E: 0 K: 0 S: 3	H: 0 LOB: 0 BB: 0 P: 3	R: 0 E: 0 K: 1 S: 6	H: 1 LOB: 1 BB: 0 P: 6	R: 0 E: 0 K: 0 S: 3	H: 1 LOB: 1 BB: 0 P: 3	1B: 3 2B: 1 3B: 0 HR: 1	SF: 0 SAC: 0 DP: 1 HBP: 0	WP: 0 PB: 0 SB: 0 CS: 0	PA: 32							
<b>PITCHER</b>	IP	WLS	BF	H	R	ER	SO	BB	IBB	HBP	BLK	WP	HR	S	P	ERA	WHIP										
<b>Pascual Perez</b> , R (1, 1) ERA: 2.46	9.0	W	32	5	1	1	6	1	0	0	0	0	1	43	47	1.00	0.667										

Atlanta Braves @ Cincinnati Reds  
Riverfront Stadium, Cincinnati, OH  
Mon Jun 27 1983, 7:05 PM EDT  
Att: 12,745 - Unknown

AB 31  
R 1  
H 5  
RBI 1  
BB 1  
SO 6  
LOB 6





Batter	1	2	3	4	5	6	7	8	9	AB	R	H	RBI	BB	SO	LOB	TOP																	
Omar Moreno, L (1,8) OBP: 0.281, SLG: 0.321 Kevin Bass, S (7,PH) OBP: 0.275, SLG: 0.364	4-3		PO		F8		6-3			3	0	1	0	0	0	2	Houston Astros @ Atlanta Braves Atlanta-Fulton County Stadium, Atlanta, GA Tue Jun 28 1983, 7:05 PM EDT Att: 20,960 - Unknown																	
Frank DiPino, L (9,1) OBP: 0.400, SLG: 0.500 Bill Dawley, R (9,1) OBP: 0.333, SLG: 0.333			PO							0	0	0	0	0	0	0																		
Terry Puhl, L (1,9) OBP: 0.337, SLG: 0.364	3-1		PO							4	1	1	0	1	1																			
Dickie Thon, R (1,6) OBP: 0.343, SLG: 0.472					F8					5	2	2	3	0	1	2																		
Phil Garner, R (1,5) OBP: 0.338, SLG: 0.391		1-3								4	0	0	0	0	0	1																		
Jose Cruz, L (1,7) OBP: 0.385, SLG: 0.421										3	0	2	0	1	0	1																		
Ray Knight, R (1,3) OBP: 0.383, SLG: 0.474 Tony Scott, S (9,8) OBP: 0.238, SLG: 0.287										4	0	2	0	0	0	2																		
Bill Doran, S (1,4) OBP: 0.339, SLG: 0.304										4	0	0	0	0	0	4																		
John Mizerock, L (1,2) OBP: 0.207, SLG: 0.296			3-1							3	0	1	0	1	1	0																		
Nolan Ryan, R (1,1) OBP: 0.087, SLG: 0.045 Denny Walling, L (9,PH) OBP: 0.234, SLG: 0.227			6-3							3	0	0	0	0	1	3																		
<b>Inning Stats</b>	R: 0 E: 0 K: 1 S: 5	H: 0 LOB: 0 BB: 0 P: 5	R: 0 E: 0 K: 0 S: 4	H: 1 LOB: 1 BB: 0 P: 4	R: 0 E: 0 K: 0 S: 3	H: 1 LOB: 0 BB: 0 P: 3	R: 0 E: 0 K: 0 S: 3	H: 0 LOB: 1 BB: 1 P: 7	R: 0 E: 0 K: 1 S: 6	H: 1 LOB: 2 BB: 1 P: 10	R: 0 E: 0 K: 0 S: 4	H: 1 LOB: 1 BB: 0 P: 4	R: 2 E: 0 K: 0 S: 6	H: 4 LOB: 1 BB: 0 P: 6	R: 1 E: 0 K: 1 S: 7	H: 2 LOB: 1 BB: 0 P: 7	1B: 7 2B: 1 3B: 1 HR: 2	SF: 0 SAC: 0 DP: 1 HBP: 0	WP: 0 PB: 1 SB: 0 CS: 0	PA: 40														
<b>PITCHER</b>	IP WLS BF H R ER SO BB IBB HBP BLK WP HR S P ERA WHIP																																	
Craig McMurtry, R (1,1) ERA: 2.97	6.2	27	5	1	1	3	3	0	0	0	0	0	0	1	30	42	1.35	1.200																
Terry Forster, L (7,1) ERA: 2.45	0.2	L	5	3	2	2	0	0	0	0	0	0	0	1	5	5	27.00	4.500																
Steve Bedrosian, R (8,1) ERA: 2.98	1.2		7	3	1	1	1	0	0	0	0	0	0	0	9	9	5.40	1.800																

Batter	1	2	3	4	5	6	7	8	9	AB	R	H	RBI	BB	SO	LOB	BOTTOM																		
Brett Butler, L (1,7) OBP: 0.318, SLG: 0.368	F8									4	1	1	1	0	0	0	Houston Astros @ Atlanta Braves Atlanta-Fulton County Stadium, Atlanta, GA Tue Jun 28 1983, 7:05 PM EDT Att: 20,960 - Unknown																		
Rafael Ramirez, R (1,6) OBP: 0.332, SLG: 0.341										3	1	1	0	1	1	0																			
Claudell Washington, L (1,9) OBP: 0.332, SLG: 0.419 Terry Harper, R (9,PH) OBP: 0.378, SLG: 0.437										3	0	0	0	0	0	1																			
Dale Murphy, R (1,8) OBP: 0.404, SLG: 0.592										4	0	0	0	0	0	1																			
Bob Horner, R (1,5) OBP: 0.388, SLG: 0.541 Randy Johnson, R (9,PR) OBP: 0.393, SLG: 0.417										4	0	1	1	0	0	0																			
Chris Chambliss, L (1,3) OBP: 0.348, SLG: 0.423										2	1	1	1	2	0	0																			
Glenn Hubbard, R (1,4) OBP: 0.355, SLG: 0.427 Steve Bedrosian, R (8,1) OBP: 0.426, SLG: 0.517										3	0	0	0	0	2	1																			
Bob Watson, R (9,PH) OBP: 0.426, SLG: 0.517										1	0	0	0	0	1	2																			
Bruce Benedict, R (1,2) OBP: 0.358, SLG: 0.330										2	0	0	0	1	0	0																			
Craig McMurtry, R (1,1) OBP: 0.139, SLG: 0.088 Terry Forster, L (7,1) OBP: 1.000, SLG: 1.333 Jerry Royster, R (8,4) OBP: 0.325, SLG: 0.282										2	0	0	0	0	2	1																			
<b>Inning Stats</b>	R: 0 E: 0 K: 0 S: 2	H: 0 LOB: 0 BB: 1 P: 6	R: 0 E: 0 K: 0 S: 3	H: 0 LOB: 0 BB: 0 P: 3	R: 0 E: 0 K: 1 S: 5	H: 0 LOB: 0 BB: 0 P: 5	R: 1 E: 0 K: 0 S: 4	H: 1 LOB: 0 BB: 0 P: 4	R: 1 E: 0 K: 2 S: 8	H: 1 LOB: 1 BB: 1 P: 12	R: 0 E: 0 K: 1 S: 5	H: 0 LOB: 0 BB: 0 P: 5	R: 0 E: 0 K: 1 S: 5	H: 0 LOB: 1 BB: 1 P: 9	R: 0 E: 0 K: 0 S: 3	H: 0 LOB: 0 BB: 0 P: 3	R: 1 E: 0 K: 2 S: 9	H: 2 LOB: 2 BB: 1 P: 13	1B: 2 2B: 0 3B: 0 HR: 2	SF: 0 SAC: 0 DP: 1 HBP: 0	WP: 0 PB: 0 SB: 1 CS: 0	PA: 34													
<b>PITCHER</b>	IP WLS BF H R ER SO BB IBB HBP BLK WP HR S P ERA WHIP																																		
Nolan Ryan, R (1,1) ERA: 2.07	8.0	W	28	2	2	2	5	3	0	0	0	0	0	0	2	35	47	2.25	0.625																
Frank DiPino, L (9,1) ERA: 2.48	0.2		5	2	1	1	1	1	0	0	0	0	0	0	6	10	13.50	4.500																	
Bill Dawley, R (9,1) ERA: 1.74	0.1	S	1	0	0	0	1	0	0	0	0	0	0	0	3	3	0.00	0.000																	





Batter	1	2	3	4	5	6	7	8	9	AB	R	H	RBI	BB	SO	LOB	TOP					
Tony Scott, S OBP: 0.238, SLG: 0.286 (1, 8)										4	0	1	1	0	1	2						
Kevin Bass, S OBP: 0.284, SLG: 0.350 (1, 9)										4	0	0	0	0	1	3						
Dickie Thon, R OBP: 0.341, SLG: 0.467 (1, 6)										3	0	0	0	1	1	3						
Phil Garner, R OBP: 0.340, SLG: 0.393 (1, 5)										4	0	2	0	0	0	0						
Jose Cruz, L OBP: 0.380, SLG: 0.415 (1, 7)										4	0	0	0	0	1	3						
Ray Knight, R OBP: 0.381, SLG: 0.470 (1, 3)										4	0	1	0	0	0	3						
Bill Doran, S OBP: 0.339, SLG: 0.305 (1, 4)										3	1	1	0	0	0	1						
John Mizerock, L OBP: 0.250, SLG: 0.310 (1, 2)										2	0	1	0	1	1	0						
Joe Niekro, R OBP: 0.081, SLG: 0.108 (1, 1)										1	0	0	0	0	0	0						
Vern Riffe, R OBP: 0.271, SLG: 0.091 (4, 1)										0	0	0	0	0	0	0						
Terry Lutz, L OBP: 0.332, SLG: 0.382 (6, PH)										0	0	0	0	0	0	0						
Mike Madden, L OBP: 0.332, SLG: 0.382 (6, 1)										0	0	0	0	0	0	0						
Denny Walling, L OBP: 0.326, SLG: 0.244 (8, PH)										1	0	1	0	0	0	0						
Dave Smith, R OBP: 0.326, SLG: 0.244 (8, 1)										0	0	0	0	0	0	0						
<b>Inning Stats</b>	R: 0 E: 0 K: 1 S: 5	H: 1 LOB: 0 BB: 0 P: 5	R: 0 E: 0 K: 1 S: 6	H: 1 LOB: 1 BB: 0 P: 6	R: 0 E: 0 K: 1 S: 5	H: 1 LOB: 0 BB: 0 P: 5	R: 0 E: 0 K: 0 S: 3	H: 0 LOB: 0 BB: 0 P: 3	R: 0 E: 0 K: 0 S: 3	H: 0 LOB: 0 BB: 0 P: 3	R: 0 E: 0 K: 1 S: 5	H: 0 LOB: 0 BB: 0 P: 5	R: 0 E: 0 K: 0 S: 4	H: 1 LOB: 2 BB: 1 P: 8	R: 1 E: 0 K: 0 S: 7	H: 2 LOB: 2 BB: 1 P: 11	R: 0 E: 0 K: 0 S: 3	H: 1 LOB: 0 BB: 0 P: 3	1B: 7 2B: 0 3B: 0 HR: 0	SF: 0 SAC: 0 DP: 1 HBP: 0	WP: 0 PB: 0 SB: 0 CS: 1	PA: 33
<b>PITCHER</b>	IP WLS BF H R ER SO BB IBB HBP BLK WP HR S P ERA WHIP																					
Ken Dayley, L ERA: 3.38 (1, 1)	7.0 W 27 6 1 1 4 2 0 0 0 0 0 0 33 41 1.29 1.143																					
Donnie Moore, R ERA: 3.24 (8, 1)	2.0 6 1 0 0 1 0 0 0 0 0 0 0 8 8 0.00 0.500																					

Houston Astros @ Atlanta Braves  
Atlanta-Fulton County Stadium, Atlanta, GA  
Wed Jun 29 1983, 3:33 AM EDT  
Att: 16,776 - Unknown

AB 31  
R 1  
H 7  
RBI 1  
BB 2  
SO 5  
LOB 15



Batter	1	2	3	4	5	6	7	8	9	AB	R	H	RBI	BB	SO	LOB	BOTTOM					
Brett Butler, L OBP: 0.324, SLG: 0.382 (1, 7)										5	2	3	0	0	0	0						
Rafael Ramirez, R OBP: 0.340, SLG: 0.347 (1, 6)										4	3	3	2	1	0	1						
Claudell Washington, L OBP: 0.324, SLG: 0.419 (1, 9)										5	2	2	0	0	1	4						
Dale Murphy, R OBP: 0.406, SLG: 0.595 (1, 8)										2	2	1	2	1	0	0						
Terry Harper, R OBP: 0.372, SLG: 0.433 (6, 8)										1	0	0	1	0	1	0						
Bob Horner, R OBP: 0.386, SLG: 0.536 (1, 5)										2	0	0	1	1	0	1						
Randy Johnson, R OBP: 0.414, SLG: 0.440 (7, 5)										1	1	1	0	0	0	0						
Chris Chambliss, L OBP: 0.358, SLG: 0.438 (1, 3)										4	0	3	2	1	0	1						
Glenn Hubbard, R OBP: 0.356, SLG: 0.426 (1, 4)										3	0	1	3	1	0	2						
Bruce Benedict, R OBP: 0.352, SLG: 0.324 (1, 2)										4	0	0	0	0	0	5						
Mike Jorgensen, L OBP: 0.333, SLG: 0.462 (8, PH)										1	0	0	0	0	0	1						
Larry Owen, R OBP: 0.091, SLG: 0.091 (9, 2)										0	0	0	0	0	0	0						
Ken Dayley, L OBP: 0.182, SLG: 0.100 (1, 1)										4	1	1	0	0	0	0						
Donnie Moore, L OBP: 0.333, SLG: 0.333 (8, 1)										0	0	0	0	0	0	0						
<b>Inning Stats</b>	R: 4 E: 1 K: 0 S: 8	H: 5 LOB: 1 BB: 0 P: 8	R: 0 E: 0 K: 0 S: 4	H: 1 LOB: 1 BB: 0 P: 4	R: 0 E: 0 K: 0 S: 3	H: 0 LOB: 2 BB: 2 P: 11	R: 4 E: 0 K: 1 S: 9	H: 4 LOB: 2 BB: 2 P: 17	R: 0 E: 0 K: 0 S: 4	H: 1 LOB: 1 BB: 0 P: 4	R: 0 E: 0 K: 1 S: 6	H: 1 LOB: 0 BB: 0 P: 6	R: 0 E: 0 K: 0 S: 3	H: 0 LOB: 0 BB: 0 P: 3	R: 3 E: 0 K: 0 S: 6	H: 3 LOB: 1 BB: 1 P: 10	R: 0 E: 0 K: 0 S: 3	H: 1 LOB: 0 BB: 0 P: 3	1B: 11 2B: 3 3B: 1 HR: 0	SF: 3 SAC: 0 DP: 0 HBP: 0	WP: 0 PB: 0 SB: 1 CS: 0	PA: 44
<b>PITCHER</b>	IP WLS BF H R ER SO BB IBB HBP BLK WP HR S P ERA WHIP																					
Joe Niekro, R ERA: 3.84 (1, 1)	3.2 L 24 9 8 0 0 4 0 0 0 0 0 0 22 38 19.64 3.545																					
Vern Riffe, R ERA: 5.03 (4, 1)	1.1 6 2 0 0 0 0 0 0 0 0 0 6 6 0.00 1.500																					
Mike Madden, L ERA: 1.95 (6, 1)	2.0 7 1 0 0 1 0 0 0 0 0 0 9 9 0.00 0.500																					
Dave Smith, R ERA: 3.99 (8, 1)	1.0 7 3 3 3 0 1 0 0 0 0 0 6 10 27.00 4.000																					

Houston Astros @ Atlanta Braves  
Atlanta-Fulton County Stadium, Atlanta, GA  
Wed Jun 29 1983, 3:33 AM EDT  
Att: 16,776 - Unknown

AB 36  
R 11  
H 15  
RBI 11  
BB 5  
SO 2  
LOB 15









Batter	1	2	3	4	5	6	7	8	9	AB	R	H	RBI	BB	SO	LOB	TOP										
<b>Gary Redus, R</b> OBP: 0.355, SLG: 0.495 (1, 7)	0-0 HR		0-0 6-3		0-3 K			4-0 BB BB		3	1	1	1	1	1	0	<b>Cincinnati Reds @ Atlanta Braves</b> Atlanta-Fulton County Stadium, Atlanta, GA Fri Jul 01 1983, 7:05 PM EDT Att: 26,600 - Unknown										
<b>Dave Concepcion, R</b> OBP: 0.292, SLG: 0.282 (1, 6)	0-0 5-3		0-0 BB 1B		0-0 6-3			4-0 BB BB		3	0	1	0	1	0	0											
<b>Duane Walker, L</b> OBP: 0.333, SLG: 0.415 (1, 9)	0-0 P4		4-0 1-2 BB		0-0 F9			0-0 P5		3	0	0	0	1	0	2											
<b>Cesar Cedeno, R</b> OBP: 0.303, SLG: 0.358 (1, 3)	0-3 K		0-3 K		0-0 F7			0-0 F8		4	0	0	0	0	2	4											
<b>Ron Oester, S</b> OBP: 0.328, SLG: 0.426 (1, 4)		0-0 F8		0-0 F9				0-0 4-3		4	0	0	0	0	1	2											
<b>Paul Householder, S</b> OBP: 0.349, SLG: 0.420 (1, 8)		0-0 F8		4-0 BB				0-3 K		3	0	0	0	1	2	0											
<b>Nick Esasky, R</b> OBP: 0.300, SLG: 0.326 (1, 5)		0-0 IHR		0-0 F4				0-3 K		4	1	2	1	0	1	1											
<b>Alan Knicely, R</b> OBP: 0.367, SLG: 0.360 (1, 2)		0-0 6-3		0-0 F8				0-3 K		4	0	1	0	0	1	1											
<b>Frank Pastore, R</b> OBP: 0.250, SLG: 0.261 (1, 1)			0-0 P7		0-3 K			0-0 G6-4-3		1	0	0	0	0	0	0											
<b>Rich Gale, R</b> OBP: 0.235, SLG: 0.200 (3, 1)										1	0	0	0	0	1	0											
<b>Dan Driessen, L</b> OBP: 0.371, SLG: 0.381 (7, PH)										1	0	0	0	0	0	2											
<b>Ben Hayes, R</b> (7, 1)										0	0	0	0	0	0	0											
<b>Inning Stats</b>	R: 1 E: 0 K: 1 S: 6	H: 1 LOB: 0 BB: 0 P: 6	R: 1 E: 0 K: 0 S: 4	H: 1 LOB: 2 BB: 0 P: 4	R: 0 E: 0 K: 1 S: 6	H: 1 LOB: 2 BB: 1 P: 10	R: 0 E: 0 K: 0 S: 3	H: 0 LOB: 0 BB: 0 P: 7	R: 0 E: 0 K: 2 S: 7	H: 0 LOB: 0 BB: 0 P: 7	R: 0 E: 0 K: 1 S: 5	H: 2 LOB: 1 BB: 0 P: 6	R: 0 E: 0 K: 0 S: 3	H: 0 LOB: 2 BB: 2 P: 11	R: 0 E: 0 K: 3 S: 9	H: 0 LOB: 0 BB: 0 P: 9	1B: 3 2B: 0 3B: 0 HR: 2	SF: 0 SAC: 0 DP: 1 HBP: 0	WP: 0 PB: 0 SB: 0 CS: 0	PA: 35							
<b>PITCHER</b>	IP	WLS	BF	H	R	ER	SO	BB	IBB	HBP	BLK	WP	HR	S	P	ERA	WHIP										
<b>Phil Niekro, R</b> ERA: 4.48 (1, 1)	7.0	W	29	5	2	2	6	4	0	0	0	0	1	37	53	2.57	1.286										
<b>Steve Bedrosian, R</b> ERA: 2.77 (8, 1)	2.0	S	6	0	0	0	3	0	0	0	0	0	0	12	12	0.00	0.000										

AB	31
R	2
H	5
RBI	2
BB	4
SO	9
LOB	12



Batter	1	2	3	4	5	6	7	8	9	AB	R	H	RBI	BB	SO	LOB	BOTTOM										
<b>Brett Butler, L</b> OBP: 0.328, SLG: 0.384 (1, 7)	0-0 1B			0-0 6-3		0-0 F9		0-0 S 1B		5	0	3	1	0	0	2	<b>Cincinnati Reds @ Atlanta Braves</b> Atlanta-Fulton County Stadium, Atlanta, GA Fri Jul 01 1983, 7:05 PM EDT Att: 26,600 - Unknown										
<b>Jerry Royster, R</b> OBP: 0.325, SLG: 0.313 (1, 6)	0-0 4-3		0-0 4-3		0-0 CS 1B			0-3 K		5	0	1	0	0	1	6											
<b>Claudell Washington, L</b> OBP: 0.333, SLG: 0.416 (1, 9)	0-3 K			0-0 1B 1B				0-0 6-3		3	1	1	0	0	1	1											
<b>Terry Harper, R</b> OBP: 0.359, SLG: 0.416 (6, 9)				0-0 6-3				0-0 6-3		1	0	0	0	0	0	0											
<b>Dale Murphy, R</b> OBP: 0.409, SLG: 0.594 (1, 8)		4-0 1B BB		0-0 F3				0-0 F9		3	1	1	0	1	0	1											
<b>Bob Horner, R</b> OBP: 0.382, SLG: 0.526 (1, 5)		0-0 F8		0-0 1B 1B				0-0 4-3		4	0	1	0	0	0	2											
<b>Randy Johnson, R</b> OBP: 0.414, SLG: 0.440 (9, 5)		0-0 F8		1-3 1B 1B				0-0 F7		0	0	0	0	0	0	0											
<b>Chris Chambliss, L</b> OBP: 0.382, SLG: 0.448 (1, 3)		0-0 F8		0-0 1B 1B				0-3 K		3	1	1	1	1	1	1											
<b>Glenn Hubbard, R</b> OBP: 0.353, SLG: 0.436 (1, 4)		0-0 1B 1B		0-0 1B 1B				0-0 F8		4	1	3	0	0	0	2											
<b>Bruce Benedict, R</b> OBP: 0.357, SLG: 0.327 (1, 2)		0-0 1B 1B		0-0 1B 1B				4-0 FC1-5 1B		3	1	2	2	1	1	0											
<b>Phil Niekro, R</b> OBP: 0.219, SLG: 0.200 (1, 1)		0-0 WP 1B		0-0 3-1				0-0 FC1-5 BB		3	0	1	1	0	0	4											
<b>Steve Bedrosian, R</b> ERA: 6.89 (8, 1)		0-0 WP 1B		0-0 3-1				0-0 FC1-5		1	0	0	0	0	1	0											
<b>Inning Stats</b>	R: 0 E: 0 K: 1 S: 5	H: 1 LOB: 0 BB: 0 P: 5	R: 3 E: 0 K: 0 S: 7	H: 4 LOB: 2 BB: 1 P: 11	R: 2 E: 0 K: 0 S: 7	H: 5 LOB: 2 BB: 0 P: 7	R: 0 E: 0 K: 0 S: 3	H: 1 LOB: 0 BB: 0 P: 3	R: 0 E: 0 K: 1 S: 5	H: 0 LOB: 0 BB: 0 P: 5	R: 0 E: 0 K: 0 S: 4	H: 1 LOB: 2 BB: 1 P: 8	R: 0 E: 0 K: 0 S: 4	H: 1 LOB: 2 BB: 1 P: 8	R: 0 E: 0 K: 3 S: 10	H: 1 LOB: 1 BB: 0 P: 10	1B: 13 2B: 1 3B: 0 HR: 0	SF: 0 SAC: 0 DP: 0 HBP: 0	WP: 1 PB: 0 SB: 2 CS: 1	PA: 38							
<b>PITCHER</b>	IP	WLS	BF	H	R	ER	SO	BB	IBB	HBP	BLK	WP	HR	S	P	ERA	WHIP										
<b>Frank Pastore, R</b> ERA: 6.21 (1, 1)	2.1	L	15	8	5	5	1	1	0	0	0	0	0	15	19	0.00	1.364										
<b>Rich Gale, R</b> ERA: 4.96 (3, 1)	3.2		14	4	0	0	1	1	0	0	0	0	0	15	19	0.00	1.364										
<b>Ben Hayes, R</b> ERA: 6.89 (7, 1)	2.0		9	2	0	0	3	0	1	0	0	0	0	14	18	0.00	1.000										





Batter	1	2	3	4	5	6	7	8	9	AB	R	H	RBI	BB	SO	LOB	TOP					
Gary Redus, R OBP: 0.357, SLG: 0.509 (1, 7)	0-0 HR		0-0 F7			0-3 K		0-0 1B		4	1	2	1	0	1	0	<p>Cincinnati Reds @ Atlanta Braves</p> <p>Atlanta-Fulton County Stadium, Atlanta, GA</p> <p>Sat Jul 02 1983, 7:05 PM EDT</p> <p>Att: 48,492 - Unknown</p>					
Dave Concepcion, R OBP: 0.288, SLG: 0.278 (1, 6)	0-0 5-3		0-0 5-3			0-0 6-3		0-0 F9		4	0	0	0	0	0	2						
Duane Walker, L OBP: 0.330, SLG: 0.408 Ben Hayes, R (8, 1)	0-3 K			0-0 G5-4-3 1B		0-3 K		0-0 4-3		4	0	1	0	0	2	2						
Cesar Cedeno, R OBP: 0.296, SLG: 0.350 (1, 3)	0-3 K			0-0 G5-4-3 1-2			0-0 5-3		0-0 F8	4	0	0	0	0	1	1						
Ron Oester, S OBP: 0.327, SLG: 0.423 (1, 4)		0-3 K		0-3 K2-3			0-3 K		0-0 1B	4	0	1	0	0	3	0						
Paul Householder, S OBP: 0.341, SLG: 0.470 (1, 8) (8, 9)		0-3 K			0-0 G3		0-0 3-1		0-3 K	4	0	0	0	0	2	1						
Nick Esasky, R OBP: 0.333, SLG: 0.380 (1, 5)		0-0 1B			0-0 2B			0-0 F9		4	1	3	0	0	0	1						
Alex Trevino, R OBP: 0.269, SLG: 0.274 Eddie Milner, L OBP: 0.336, SLG: 0.335 (8, PH) (8, 8)	0-0 4-3				0-0 L6			0-0 FC3-6 1B		2	0	0	0	0	0	2						
Mario Soto, R OBP: 0.163, SLG: 0.190 Dan Driessen, L OBP: 0.369, SLG: 0.378 Tom Foley, L OBP: 0.349, SLG: 0.351 Alan Knicely, R OBP: 0.367, SLG: 0.360 (1, 1) (8, PH) (8, PR) (8, 2) (8, 2)			0-0 P4		0-3 K			0-0 FC3-6 F9 1B		2	0	0	0	0	1	1						
<b>Inning Stats</b>	R: 1 E: 0 K: 2 S: 8	H: 1 LOB: 0 BB: 0 P: 8	R: 0 E: 0 K: 2 S: 8	H: 1 LOB: 1 BB: 0 P: 8	R: 0 E: 0 K: 1 S: 3	H: 0 LOB: 0 BB: 0 P: 3	R: 0 E: 0 K: 1 S: 5	H: 1 LOB: 0 BB: 0 P: 5	R: 0 E: 0 K: 1 S: 6	H: 1 LOB: 1 BB: 0 P: 6	R: 0 E: 0 K: 2 S: 7	H: 0 LOB: 0 BB: 0 P: 7	R: 0 E: 0 K: 1 S: 5	H: 0 LOB: 0 BB: 0 P: 5	R: 1 E: 0 K: 0 S: 6	H: 3 LOB: 2 BB: 0 P: 6		R: 0 E: 0 K: 1 S: 6	H: 1 LOB: 1 BB: 0 P: 6	1B: 6 2B: 1 3B: 0 HR: 1	SF: 0 SAC: 0 DP: 1 HBP: 0	WP: 0 PB: 0 SB: 1 CS: 0
<b>PITCHER</b>	IP WLS BF	H R ER SO	BB IBB HBP BLK	WP HR S P	ERA WHIP	<b>PITCHER</b>	IP WLS BF	H R ER SO	BB IBB HBP BLK	WP HR S P	ERA WHIP											
Pascual Perez, R ERA: 2.46 Donnie Moore, R ERA: 3.04 (1, 1) (8, 1)	7.1 W 28	7 2 2 9	0 0 0 0	0 0 0 0	0 0 0 0	2.46 0.955	1.2 S 6	1 0 0 1	0 0 0 0	0 0 0 0	0.00 0.600											

AB	34
R	2
H	8
RBI	2
BB	0
SO	10
LOB	11



Batter	1	2	3	4	5	6	7	8	9	AB	R	H	RBI	BB	SO	LOB	BOTTOM			
Brett Butler, L OBP: 0.331, SLG: 0.392 (1, 8) (9, 7)	0-0 1B 3B		4-0 CS BB		0-0 6-3		0-0 E2			3	1	1	0	1	0	1	<p>Cincinnati Reds @ Atlanta Braves</p> <p>Atlanta-Fulton County Stadium, Atlanta, GA</p> <p>Sat Jul 02 1983, 7:05 PM EDT</p> <p>Att: 48,492 - Unknown</p>			
Jerry Royster, R OBP: 0.331, SLG: 0.336 (1, 6)	0-3 K		0-0 1-2 2B		0-0 2B		0-3 K			4	0	2	0	0	2	3				
Chris Chambliss, L OBP: 0.357, SLG: 0.440 (1, 3)	0-3 K		0-3 K		0-0 P6		0-0 F7			4	0	0	0	0	2	5				
Bob Horner, R OBP: 0.380, SLG: 0.521 Randy Johnson, R OBP: 0.414, SLG: 0.440 (1, 5) (9, 5)	0-0 3H 1B		0-0 F8		0-3 K2-3			0-3 K		4	0	1	1	0	2	2				
Mike Jorgensen, L OBP: 0.294, SLG: 0.400 Dale Murphy, R OBP: 0.409, SLG: 0.594 (1, 7) (9, 8)		0-0 F7		0-3 K		0-3 K		0-0 G3		4	0	0	0	0	2	0				
Terry Harper, R OBP: 0.583, SLG: 0.426 (1, 9)		0-0 F9		0-0 CS 2B		0-0 P3		0-0 FC6-4 1B		4	0	2	0	0	0	0				
Glenn Hubbard, R OBP: 0.365, SLG: 0.437 (1, 4)		0-0 E 2B 1B		0-0 2-3 HR 1B		0-0 6-3		0-0 FC6-4 1-2		4	2	2	0	0	0	1				
Biff Pocoroba, S OBP: 0.333, SLG: 0.463 (1, 2)		0-0 1H 2B		0-0 1H HR		4-0 FC1-6 BB				2	1	2	3	1	0	0				
Pascual Perez, R OBP: 0.146, SLG: 0.146 Donnie Moore, L OBP: 0.333, SLG: 0.333 (1, 1) (8, 1)		0-0 1-3		0-0 6-3		0-0 FC1-6 E				3	0	0	0	0	0	2				
<b>Inning Stats</b>	R: 1 E: 0 K: 2 S: 8	H: 2 LOB: 1 BB: 0 P: 8	R: 1 E: 1 K: 0 S: 5	H: 2 LOB: 1 BB: 0 P: 5	R: 0 E: 0 K: 1 S: 5	H: 1 LOB: 1 BB: 1 P: 9	R: 2 E: 0 K: 1 S: 7	H: 3 LOB: 0 BB: 0 P: 7	R: 0 E: 0 K: 1 S: 6	H: 1 LOB: 1 BB: 0 P: 6	R: 0 E: 0 K: 1 S: 5	H: 0 LOB: 0 BB: 0 P: 5	R: 0 E: 2 K: 1 S: 6	H: 0 LOB: 2 BB: 1 P: 10	R: 0 E: 0 K: 1 S: 6	H: 1 LOB: 1 BB: 0 P: 6		1B: 4 2B: 4 3B: 1 HR: 1	SF: 0 SAC: 0 DP: 0 HBP: 0	WP: 0 PB: 0 SB: 0 CS: 2
<b>PITCHER</b>	IP WLS BF	H R ER SO	BB IBB HBP BLK	WP HR S P	ERA WHIP	<b>PITCHER</b>	IP WLS BF	H R ER SO	BB IBB HBP BLK	WP HR S P	ERA WHIP									
Mario Soto, R ERA: 2.25 Ben Hayes, R ERA: 6.66 (1, 1) (8, 1)	7.0 L 30	9 4 3 7	2 0 0 0	0 0 0 0	0 0 0 0	3.86 1.571	1.0 4	1 0 0 1	0 0 0 0	0 0 0 0	0.00 1.000									





Batter	1	2	3	4	5	6	7	8	9	AB	R	H	RBI	BB	SO	LOB	TOP		
Kelly Paris, R OBP: 0.275, SLG: 0.258 (1, 3)	FC1-5 2B		S 1B		F8		F9			4	0	2	0	0	0	2			
Eddie Milner, L OBP: 0.333, SLG: 0.330 (1, 8)	FC1-5 2-3		F7 1-2		G3-6-3 1-2			F7		4	0	0	0	0	0	4			
Paul Householder, S OBP: 0.344, SLG: 0.499 (1, 9)	K 1-2							6-3		3	1	1	0	1	1	1			
Gary Redus, R OBP: 0.356, SLG: 0.502 (1, 7)			F9 1		K 3			WP S BB 1B		3	0	0	0	1	1	3			
Ron Oester, S OBP: 0.323, SLG: 0.417 (1, 4)			F8 2		F7 1			F7 2		4	0	0	0	0	0	2			
Nick Eassey, R OBP: 0.345, SLG: 0.444 (1, 5)			1B 1B		5-3			HR 1-H		4	1	2	2	0	1	0			
Tom Foley, L OBP: 0.340, SLG: 0.341 (1, 6)			1B 1-2		F7 3			F8 3		4	0	1	0	0	0	0			
Dann Bilardello, R OBP: 0.268, SLG: 0.348 (1, 2)			F7 3					F9 1		4	0	2	0	0	0	2			
Joe Price, R OBP: 0.161, SLG: 0.103 Ted Power, R (6, 1)					F2 1			F7 2		2	0	1	0	0	0	0			
Bill Scherrer, L OBP: 0.286, SLG: 0.167 Ben Hayes, R (9, 1)								G3-6-3 1-3 1B		0	0	0	0	0	0	0			
										2	0	1	0	0	0	0			
										0	0	0	0	0	0	0			
										2	0	0	0	0	0	1			
										0	0	0	0	0	0	0			
<b>Inning Stats</b>	R: 0 E: 0 K: 1 S: 5	H: 1 LOB: 0 BB: 0 P: 5	R: 0 E: 0 K: 0 S: 5	H: 2 LOB: 2 BB: 0 P: 5	R: 0 E: 0 K: 1 S: 6	H: 1 LOB: 2 BB: 1 P: 10	R: 0 E: 0 K: 0 S: 3	H: 0 LOB: 0 BB: 0 P: 3	R: 0 E: 0 K: 0 S: 4	H: 2 LOB: 1 BB: 0 P: 4	R: 2 E: 0 K: 0 S: 5	H: 2 LOB: 0 BB: 0 P: 5	R: 0 E: 0 K: 0 S: 3	H: 0 LOB: 0 BB: 0 P: 3	R: 0 E: 0 K: 1 S: 6	H: 1 LOB: 1 BB: 0 P: 6	1B: 7 2B: 1 3B: 0 HR: 1	SF: 0 SAC: 0 DP: 1 HBP: 0	WP: 1 PA: 36 CS: 0
<b>PITCHER</b>	IP WLS BF H R ER SO BB IBB HBP BLK WP HR S P ERA WHIP	7.0 L 28 8 2 2 2 1 0 0 0 0 1 31 35 2.57 1.286	2.0 8 1 0 0 1 1 0 0 0 1 0 9 13 0.00 1.000																

Cincinnati Reds @ Atlanta Braves  
Atlanta-Fulton County Stadium, Atlanta, GA  
Sun Jul 03 1983, 3:33 AM EDT  
Att: 32,275 - Unknown

AB	34
R	2
H	9
RBI	2
BB	2
SO	3
LOB	15




Batter	1	2	3	4	5	6	7	8	9	AB	R	H	RBI	BB	SO	LOB	BOTTOM		
Brett Butler, L OBP: 0.337, SLG: 0.395 (1, 7)	S 1B		CS 1B			BB 1B BB	L8			3	1	2	0	1	0	2			
Jerry Royster, R OBP: 0.336, SLG: 0.342 (1, 6)	S 1B		F8 1-2			BB 1B		F9		4	0	2	1	0	0	1			
Dale Murphy, R OBP: 0.407, SLG: 0.588 (1, 8)	K 1-2				P6	BB 1B		K		3	0	0	0	1	2	1			
Bob Horner, R OBP: 0.375, SLG: 0.513 (1, 5)	5-3				K	BB		K		4	0	0	0	0	2	4			
Terry Harper, R OBP: 0.353, SLG: 0.414 (1, 9)	F8				6-3	P4		P4		4	0	0	0	0	0	4			
Chris Chambliss, L OBP: 0.355, SLG: 0.437 (1, 3)			F7			CS 1B		K		4	0	1	0	0	1	3			
Glenn Hubbard, R OBP: 0.367, SLG: 0.434 (1, 4)			G1-6-3 BB		K	1-3		1-3		2	0	0	0	2	1	1			
Bruce Benedict, R OBP: 0.360, SLG: 0.332 Claudell Washington, L OBP: 0.323, SLG: 0.416 (7, PH)			G1-6-3							3	0	2	0	0	0	1			
Larry Owen, R OBP: 0.083, SLG: 0.083 (8, 2)										0	0	0	0	0	0	0			
Bob Watson, R OBP: 0.451, SLG: 0.548 (9, PH)										0	0	0	0	0	0	0			
Mike Johnson, L OBP: 0.296, SLG: 0.387 (9, PH)										1	0	0	0	0	0	1			
Craig McMurtry, R OBP: 0.132, SLG: 0.083 Randy Johnson, R OBP: 0.400, SLG: 0.423 Steve Bedrosian, R (8, 1)			1-3			4-3		K		2	0	0	0	0	0	1			
										1	0	0	0	0	1	1			
										0	0	0	0	0	0	0			
<b>Inning Stats</b>	R: 1 E: 0 K: 1 S: 7	H: 2 LOB: 1 BB: 0 P: 7	R: 0 E: 0 K: 0 S: 2	H: 0 LOB: 0 BB: 1 P: 6	R: 0 E: 0 K: 0 S: 3	H: 1 LOB: 0 BB: 0 P: 3	R: 0 E: 0 K: 1 S: 5	H: 0 LOB: 0 BB: 0 P: 5	R: 0 E: 0 K: 1 S: 6	H: 2 LOB: 1 BB: 0 P: 6	R: 0 E: 0 K: 1 S: 6	H: 1 LOB: 2 BB: 2 P: 14	R: 0 E: 0 K: 2 S: 7	H: 0 LOB: 0 BB: 0 P: 7	R: 0 E: 0 K: 0 S: 3	H: 0 LOB: 1 BB: 1 P: 7	1B: 7 2B: 0 3B: 0 HR: 0	SF: 0 SAC: 0 DP: 1 HBP: 0	WP: 0 PA: 35 CS: 2
<b>PITCHER</b>	IP WLS BF H R ER SO BB IBB HBP BLK WP HR S P ERA WHIP	5.0 W 21 6 1 1 3 3 0 0 0 0 0 24 36 1.80 1.800	0.2 2 0 0 0 0 0 0 0 0 0 0 2 2 0.00 0.000	3.0 11 1 0 0 4 1 0 0 0 0 0 18 22 0.00 0.667	0.1 S 1 0 0 0 0 0 0 0 0 0 1 1 0.00 0.000														


Cincinnati Reds @ Atlanta Braves  
Atlanta-Fulton County Stadium, Atlanta, GA  
Sun Jul 03 1983, 3:33 AM EDT  
Att: 32,275 - Unknown

AB	31
R	1
H	7
RBI	1
BB	4
SO	7
LOB	20





Batter	1	2	3	4	5	6	7	8	9	AB	R	H	RBI	BB	SO	LOB	TOP																	
<b>Kelly Paris, R</b> OBP: 0.297, SLG: 0.273 (1, 3)	F9		1B SF9	1-2 2-3 BB			6-3 HR	5-3		4	2	2	0	1	0	1	<b>Cincinnati Reds @ Atlanta Braves</b> Atlanta-Fulton County Stadium, Atlanta, GA Mon Jul 04 1983, 7:05 PM EDT Att: 48,470 - Unknown  livebaseballscorecards.com  <b>AB 35</b> <b>R 5</b> <b>H 9</b> <b>RBI 5</b> <b>BB 4</b> <b>SO 5</b> <b>LOB 17</b>  																	
<b>Dave Concepcion, R</b> OBP: 0.286, SLG: 0.276 (1, 6)	K		1B	F9			6-3	6-3		5	0	1	0	0	1	4																		
<b>Gary Redus, R</b> OBP: 0.353, SLG: 0.493 (1, 7)	5-3		P4		F9		HR	F9		4	1	0	0	1	0	2																		
<b>Nick Esasky, R</b> OBP: 0.365, SLG: 0.569 (1, 5)		1B	SF9				HR	6-3		4	2	3	4	0	0	0																		
<b>Paul Householder, S</b> OBP: 0.337, SLG: 0.399 (1, 8) (8, 9)	F7	3B	1-3		F7		HR	F7		4	0	0	0	0	0	3																		
<b>Alan Knicely, R</b> OBP: 0.395, SLG: 0.340 (1, 9) (8, 2)	FC6-4 1B BB			5-3	6-3			5-3		3	0	0	0	1	0	1																		
<b>Ron Oester, S</b> OBP: 0.325, SLG: 0.418 (1, 4)	FC6-4 1B			BB BB 1B	4-3			K		4	0	2	1	0	1	0																		
<b>Dann Bilardello, R</b> OBP: 0.263, SLG: 0.340 (8, PH) <b>Eddie Milner, L</b> OBP: 0.336, SLG: 0.332 (8, 8)	FC6-4			K	6-3			1B		3	0	0	0	0	1	3																		
<b>Bruce Berenyi, R</b> OBP: 0.297, SLG: 0.273 <b>Ron Galt, R</b> OBP: 0.297, SLG: 0.273 <b>Casey Stengel, R</b> OBP: 0.297, SLG: 0.273 <b>Charlie Puleo, R</b> OBP: 0.297, SLG: 0.273 <b>Ted Power, R</b> OBP: 0.297, SLG: 0.273 <b>Frank Pastore, R</b> OBP: 0.297, SLG: 0.273 <b>Duane Webster, L</b> OBP: 0.297, SLG: 0.273 <b>Ben Hayes, R</b> OBP: 0.297, SLG: 0.273	K			BB 1-2 BB	K			F8		1	0	0	0	0	1	2																		
<b>Inning Stats</b>	R: 0 E: 0 K: 1 S: 5	H: 0 LOB: 0 BB: 0 P: 5	R: 1 E: 0 K: 1 S: 7	H: 2 LOB: 2 BB: 1 P: 11	R: 1 E: 0 K: 0 S: 5	H: 2 LOB: 1 BB: 0 P: 5	R: 0 E: 0 K: 1 S: 6	H: 1 LOB: 3 BB: 2 P: 14	R: 0 E: 0 K: 1 S: 4	H: 0 LOB: 1 BB: 0 P: 4	R: 0 E: 0 K: 1 S: 5	H: 0 LOB: 0 BB: 0 P: 5	R: 3 E: 0 K: 0 S: 5	H: 2 LOB: 0 BB: 1 P: 9	R: 0 E: 0 K: 1 S: 6	H: 1 LOB: 1 BB: 0 P: 6		R: 0 E: 0 K: 0 S: 3	H: 0 LOB: 0 BB: 0 P: 3	1B: 6 2B: 1 3B: 1 HR: 1	SF: 1 SAC: 0 DP: 0 HBP: 0	WP: 0 PB: 0 SB: 0 CS: 0	PA: 40											
<b>PITCHER</b>	IP WLS BF H R ER SO BB IBB HBP BLK WP HR S P ERA WHIP	IP WLS BF H R ER SO BB IBB HBP BLK WP HR S P ERA WHIP																																
<b>Ken Dayley, L</b> ERA: 3.6 (1, 1)	3.2	18	5	2	2	3	2	0	0	0	0	0	0	0	22	30	4.91	1.909																
<b>Pete Falcone, L</b> ERA: 2.59 (4, 1)	1.1	6	1	0	0	0	1	0	0	0	0	0	0	0	5	9	0.00	1.500																
<b>Donnie Moore, R</b> ERA: 3.52 (6, 1)	4.0	16	3	3	3	2	1	0	0	0	0	0	1	19	23	6.75	1.000																	

Batter	1	2	3	4	5	6	7	8	9	AB	R	H	RBI	BB	SO	LOB	BOTTOM																
<b>Brett Butler, L</b> OBP: 0.331, SLG: 0.387 (1, 7)	E6	G6-4-3		5-3	F3		4-3			5	0	0	0	0	0	3	<b>Cincinnati Reds @ Atlanta Braves</b> Atlanta-Fulton County Stadium, Atlanta, GA Mon Jul 04 1983, 7:05 PM EDT Att: 48,470 - Unknown  livebaseballscorecards.com  <b>AB 35</b> <b>R 9</b> <b>H 14</b> <b>RBI 7</b> <b>BB 8</b> <b>SO 5</b> <b>LOB 21</b>  																
<b>Jerry Royster, R</b> OBP: 0.336, SLG: 0.339 (1, 6)	F8	BB 1B BB		CS 1B		5-3		F7		4	1	1	0	1	0	1																	
<b>Claudell Washington, L</b> OBP: 0.331, SLG: 0.425 (1, 9)	1B E 1B	1B BB		CS	E3 1B	1B CS 2B		BB 1B 1B		4	3	3	0	1	0	0																	
<b>Dale Murphy, R</b> OBP: 0.415, SLG: 0.592 (1, 8)	E 1B BB	FC6-4 1B		1-2 2-3 CS	1B BB	CS 1B		BB 1B		3	2	3	1	2	0	0																	
<b>Bob Horner, R</b> OBP: 0.379, SLG: 0.516 (8, PR) <b>Randy Johnson, R</b> OBP: 0.400, SLG: 0.423 (9, 5)	E1 1B	FC6-4		F8	1B 2B			1-2 2-3 BB		4	2	2	0	1	0	4																	
<b>Chris Chambliss, L</b> OBP: 0.363, SLG: 0.442 (1, 3)	1B			CS BB	1B 1B	1B		K		4	1	3	3	1	1	3																	
<b>Glenn Hubbard, R</b> OBP: 0.368, SLG: 0.431 (1, 4)	FC5-4 1B			K	1B BB	P4		6-3		4	0	1	1	1	1	5																	
<b>Biff Pocoroba, S</b> OBP: 0.306, SLG: 0.422 (1, 2)	FC5-4			6-3	F3		K			4	0	0	0	0	1	5																	
<b>Ken Dayley, L</b> OBP: 0.250, SLG: 0.100 (1, 1) <b>Pete Falcone, L</b> OBP: 0.158, SLG: 0.167 (4, 1) <b>Mike Jorgensen, L</b> OBP: 0.306, SLG: 0.406 (5, PH) <b>Donnie Moore, L</b> OBP: 0.250, SLG: 0.250 (6, 1)				K	1-2 2-3 1B		K			0	0	0	0	1	0	0																	
<b>Inning Stats</b>	R: 3 E: 3 K: 0 S: 7	H: 4 LOB: 2 BB: 1 P: 11	R: 1 E: 0 K: 0 S: 3	H: 1 LOB: 2 BB: 3 P: 15	R: 0 E: 0 K: 1 S: 4	H: 0 LOB: 1 BB: 1 P: 8	R: 0 E: 0 K: 1 S: 5	H: 1 LOB: 0 BB: 0 P: 5	R: 3 E: 1 K: 0 S: 6	H: 2 LOB: 2 BB: 2 P: 14	R: 2 E: 0 K: 0 S: 6	H: 4 LOB: 1 BB: 0 P: 6	R: 0 E: 0 K: 2 S: 7	H: 0 LOB: 0 BB: 0 P: 7	R: 0 E: 0 K: 1 S: 7	H: 2 LOB: 3 BB: 1 P: 11		1B: 12 2B: 2 3B: 0 HR: 0	SF: 0 SAC: 0 DP: 1 HBP: 0	WP: 0 PB: 0 SB: 1 CS: 4	PA: 44												
<b>PITCHER</b>	IP WLS BF H R ER SO BB IBB HBP BLK WP HR S P ERA WHIP	IP WLS BF H R ER SO BB IBB HBP BLK WP HR S P ERA WHIP																															
<b>Bruce Berenyi, R</b> ERA: 3.98 (2, 1)	1.1	5	1	0	0	1	1	0	0	0	0	0	0	6	10	0.00	1.500																
<b>Rich Gale, R</b> ERA: 4.80 (4, 1)	1.1	8	2	3	0	1	2	0	0	0	0	0	0	8	16	0.00	3.000																
<b>Ted Power, R</b> ERA: 4.57 (5, 1)	0.2	3	1	0	0	0	0	0	0	0	0	0	0	3	3	0.00	1.500																
<b>Frank Pastore, R</b> ERA: 6.28 (6, 1)	2.0	9	4	2	2	2	0	0	0	0	0	0	0	13	13	9.00	2.000																



Batter	1	2	3	4	5	6	7	8	9	AB	R	H	RBI	BB	SO	LOB	TOP					
<b>Brett Butler, L</b> OBP: 0.332, SLG: 0.387 (1, 7)	F9	F9					F4-3 BLK		1-3	5	1	2	1	0	0	1	<b>Atlanta Braves @ Montreal Expos</b> Olympic Stadium, Montreal, QB Fri Jul 08 1983, 7:05 PM EDT Att: 30,151 - Unknown  <a href="http://livebaseballscorecards.com">livebaseballscorecards.com</a>					
<b>Rafael Ramirez, R</b> OBP: 0.339, SLG: 0.349 (1, 6)			3-1	F3			F4-3			4	0	1	0	0	0	3						
<b>Claudell Washington, L</b> OBP: 0.326, SLG: 0.419 (1, 9)	K		F7		3-1		F8			4	0	0	0	0	1	1						
<b>Dale Murphy, R</b> OBP: 0.411, SLG: 0.584 (1, 8)	F8		F8		F9			K		4	0	0	0	0	1	1						
<b>Bob Horner, R</b> OBP: 0.380, SLG: 0.514 (1, 5)		HR		2B	F8			F4-3		3	2	1	0	1	0	0						
<b>Chris Chambliss, L</b> OBP: 0.369, SLG: 0.476 (1, 3)		HR		FC1-5		F8		HR		4	2	3	4	0	0	0						
<b>Glenn Hubbard, R</b> OBP: 0.366, SLG: 0.432 (1, 4)				6-3		F8		F9		4	0	1	0	0	0	1						
<b>Bruce Benedict, R</b> OBP: 0.358, SLG: 0.330 (1, 2)		1-3		FC1-5		3-1			K	4	1	1	0	0	1	1						
<b>Craig McMurtry, R</b> OBP: 0.122, SLG: 0.077 <b>Steve Bedrosian, R</b> (8, 1)	F1			FC1-5			F4-3		5-3	3	0	0	0	0	0	3						
<b>Inning Stats</b>	R: 0 E: 0 K: 1 S: 6	H: 1 LOB: 1 BB: 0 P: 6	R: 2 E: 0 K: 0 S: 6	H: 3 LOB: 1 BB: 0 P: 6	R: 0 E: 0 K: 0 S: 3	H: 0 LOB: 0 BB: 0 P: 3	R: 2 E: 0 K: 0 S: 6	H: 3 LOB: 2 BB: 1 P: 10	R: 0 E: 0 K: 0 S: 3	H: 0 LOB: 0 BB: 0 P: 3	R: 1 E: 0 K: 0 S: 4	H: 1 LOB: 0 BB: 0 P: 4	R: 1 E: 0 K: 1 S: 6	H: 1 LOB: 0 BB: 0 P: 6	R: 0 E: 0 K: 1 S: 5	H: 0 LOB: 0 BB: 0 P: 5		1B: 4 2B: 3 3B: 0 HR: 2	SF: 0 SAC: 0 DP: 0 HBP: 0	WP: 0 PB: 0 SB: 2 CS: 0	PA: 37	
<b>PITCHER</b>	IP	WLS	BF	H	R	ER	SO	BB	IBB	HBP	BLK	WP	HR	S	P	ERA	WHIP					
<b>Charlie Lea, R</b> ERA: 3.04 <b>Bryn Smith, R</b> ERA: 2.47	(1, 1) 7.0	L	30	8	5	5	1	1	0	0	0	0	0	1	31	35	6.43	1.286				
	(8, 1) 2.0	S	7	1	1	1	2	0	0	0	0	0	0	1	11	11	4.50	0.500				

Batter	1	2	3	4	5	6	7	8	9	AB	R	H	RBI	BB	SO	LOB	BOTTOM					
<b>Tim Raines, S</b> OBP: 0.377, SLG: 0.420 (1, 7)	6-3		4-3		4-3		F7		FC1-2	5	1	2	1	0	0	0	<b>Atlanta Braves @ Montreal Expos</b> Olympic Stadium, Montreal, QB Fri Jul 08 1983, 7:05 PM EDT Att: 30,151 - Unknown  <a href="http://livebaseballscorecards.com">livebaseballscorecards.com</a>					
<b>Bryan Little, S</b> OBP: 0.344, SLG: 0.329 (1, 6)		G1-4-3	5-3		4-3			1B	FC1-2	2	1	0	0	3	0	1						
<b>Andre Dawson, R</b> OBP: 0.332, SLG: 0.585 (1, 8)	G1-4-3		F7		1-3			1B	FC1-2	5	0	1	0	0	0	5						
<b>Al Oliver, L</b> OBP: 0.360, SLG: 0.444 (1, 3)		1B		4-3		F8		1B	1B	5	1	3	2	0	0	0						
<b>Tim Wallach, R</b> OBP: 0.343, SLG: 0.442 (1, 5)		F9				4-3		K	F9	5	0	1	0	0	1	6						
<b>Warren Cromartie, L</b> OBP: 0.352, SLG: 0.361 (1, 9)		K		F7		F8		F4		4	0	0	0	0	1	5						
<b>Bobby Ramos, R</b> OBP: 0.471, SLG: 0.500 <b>Terry Crowley, L</b> OBP: 0.500, SLG: 0.250 <b>Tom Wiegand, R</b> (9, 2)					F9					2	0	0	0	1	0	1						
<b>Doug Flynn, R</b> OBP: 0.240, SLG: 0.272 (1, 4)		1-2			2B				K	4	2	3	1	0	1	0						
<b>Charlie Lea, R</b> OBP: 0.103, SLG: 0.079 <b>Terry Francona, L</b> OBP: 0.230, SLG: 0.264 <b>Bryn Smith, R</b> OBP: 0.250, SLG: 0.250 <b>Jerry White, S</b> OBP: 0.357, SLG: 0.129 (8, PH)		4-3					1-4-3		FC1-2	2	0	0	0	0	1	3						
<b>Inning Stats</b>	R: 0 E: 0 K: 0 S: 2	H: 0 LOB: 0 BB: 1 P: 6	R: 1 E: 0 K: 1 S: 7	H: 2 LOB: 2 BB: 1 P: 11	R: 0 E: 0 K: 0 S: 3	H: 0 LOB: 0 BB: 0 P: 3	R: 0 E: 0 K: 0 S: 4	H: 1 LOB: 1 BB: 0 P: 4	R: 1 E: 0 K: 1 S: 7	H: 2 LOB: 1 BB: 0 P: 7	R: 0 E: 0 K: 0 S: 3	H: 0 LOB: 0 BB: 0 P: 3	R: 1 E: 0 K: 0 S: 4	H: 1 LOB: 0 BB: 0 P: 4	R: 0 E: 0 K: 1 S: 7	H: 2 LOB: 3 BB: 1 P: 11		R: 2 E: 0 K: 1 S: 7	H: 2 LOB: 2 BB: 2 P: 15	1B: 7 2B: 2 3B: 1 HR: 0	SF: 0 SAC: 0 DP: 1 HBP: 0	WP: 0 PB: 0 SB: 0 CS: 0
<b>PITCHER</b>	IP	WLS	BF	H	R	ER	SO	BB	IBB	HBP	BLK	WP	HR	S	P	ERA	WHIP					
<b>Craig McMurtry, R</b> ERA: 3.0 <b>Steve Bedrosian, R</b> ERA: 2.89	(1, 1) 7.0	W	29	6	3	3	2	3	0	0	0	0	0	14	22	3.86	1.286					
	(8, 1) 2.0	S	12	4	2	2	2	2	0	0	0	0	0	14	22	9.00	3.000					



Batter	1	2	3	4	5	6	7	8	9	10	AB	R	H	RBI	BB	SO	LOB	TOP			
<b>Brett Butler, L</b> OBP: 0.332, SLG: 0.386 (1, 9)											6	1	2	0	0	1	1				
<b>Rafael Ramirez, R</b> OBP: 0.345, SLG: 0.353 (1, 6)											5	2	3	2	1	0	0				
<b>Chris Chambliss, L</b> OBP: 0.372, SLG: 0.472 (1, 3)											4	0	1	0	2	1	4				
<b>Dale Murphy, R</b> OBP: 0.413, SLG: 0.584 (1, 8)											5	1	3	3	0	0	2				
<b>Bob Horner, R</b> OBP: 0.351, SLG: 0.512 (1, 5)											5	1	2	0	0	1	3				
<b>Mike Jorgensen, L</b> OBP: 0.268, SLG: 0.351 (1, 7)											5	0	0	0	0	0	5				
<b>Glenn Hubbard, R</b> OBP: 0.360, SLG: 0.425 (1, 4)											4	1	0	1	0	0	2				
<b>Biff Pocoroba, S</b> OBP: 0.333, SLG: 0.440 (1, 2)											5	1	3	1	0	0	0				
<b>Pascual Perez, R</b> OBP: 0.140, SLG: 0.140 (7, 9)											2	0	0	0	0	2	1				
<b>Jerry Royster, L</b> OBP: 0.140, SLG: 0.140 (7, 9)											1	0	0	0	0	0	0				
<b>Rick Camp, R</b> OBP: 0.140, SLG: 0.140 (7, 1)											0	0	0	0	0	0	0				
<b>Bob Watson, R</b> OBP: 0.140, SLG: 0.140 (8, 9)											1	0	0	0	0	0	1				
<b>Donnie Moore, L</b> OBP: 0.140, SLG: 0.140 (8, 1)											0	0	0	0	0	0	0				
<b>Terry Forster, L</b> OBP: 0.140, SLG: 0.140 (8, 1)											1	1	1	1	0	0	0				
<b>Randy Johnson, R</b> OBP: 0.140, SLG: 0.140 (10, 9)											0	0	0	0	0	0	0				
<b>Steve Bedrosian, R</b> OBP: 0.140, SLG: 0.140 (10, 1)											0	0	0	0	0	0	0				
<b>Inning Stats</b>	R: 2 E: 0 K: 0 S: 6	H: 3 LOB: 2 BB: 1 P: 10	R: 0 E: 0 K: 1 S: 5	H: 0 LOB: 0 BB: 0 P: 5	R: 1 E: 0 K: 1 S: 7	H: 3 LOB: 1 BB: 0 P: 7	R: 0 E: 0 K: 1 S: 5	H: 0 LOB: 1 BB: 1 P: 9	R: 0 E: 0 K: 0 S: 3	H: 0 LOB: 0 BB: 0 P: 3	R: 0 E: 0 K: 0 S: 3	H: 0 LOB: 1 BB: 1 P: 7	R: 2 E: 0 K: 0 S: 6	H: 3 LOB: 1 BB: 0 P: 6	R: 0 E: 0 K: 1 S: 6	H: 1 LOB: 1 BB: 0 P: 6	R: 3 E: 1 K: 0 S: 8	H: 4 LOB: 2 BB: 0 P: 8	1B: 15 2B: 0 3B: 0 HR: 0	SF: 1 SAC: 0 DP: 0 HBP: 0	WP: 1 PA: 48
<b>PITCHER</b>	IP WLS BF H R ER SO BB IBB HBP BLK WP HR S P ERA WHIP	7.0 32 9 5 5 4 3 0 0 0 0 1 0 37 49 6.43 1.714	2.0 8 2 0 0 1 0 0 0 0 0 0 0 10 10 0.00 1.000	0.2 5 2 3 0 0 0 0 0 0 0 0 5 5 0.00 3.000	0.1 3 2 0 0 0 0 0 0 0 0 0 3 3 0.00 6.000	<b>PITCHER</b>															

Atlanta Braves @ Montreal Expos  
Olympic Stadium, Montreal, QB  
Sat Jul 09 1983, 7:05 PM EDT  
Att: 31,846 - Unknown

AB 44  
R 8  
H 15  
RBI 8  
BB 3  
SO 5  
LOB 19



Batter	1	2	3	4	5	6	7	8	9	10	AB	R	H	RBI	BB	SO	LOB	BOTTOM				
<b>Tim Raines, S</b> OBP: 0.374, SLG: 0.420 (1, 7)											5	0	1	0	0	0	1					
<b>Bryan Little, S</b> OBP: 0.337, SLG: 0.321 (1, 6)											5	0	0	0	0	0	2					
<b>Andre Dawson, R</b> OBP: 0.336, SLG: 0.584 (1, 8)											4	2	2	0	1	0	0					
<b>Al Oliver, L</b> OBP: 0.367, SLG: 0.456 (1, 3)											5	1	4	1	0	0	0					
<b>Tim Wallach, R</b> OBP: 0.341, SLG: 0.436 (1, 5)											4	0	0	0	1	0	4					
<b>Warren Cromartie, L</b> OBP: 0.361, SLG: 0.395 (1, 9)											5	1	4	2	0	0	1					
<b>Bobby Ramos, R</b> OBP: 0.462, SLG: 0.452 (1, 2)											3	0	0	0	2	1	4					
<b>Doug Flynn, R</b> OBP: 0.240, SLG: 0.272 (1, 4)											4	1	1	1	0	1	3					
<b>Steve Rogers, R</b> OBP: 0.174, SLG: 0.156 (8, 1)											2	0	1	0	0	0	0					
<b>Jeff Reardon, L</b> OBP: 0.174, SLG: 0.156 (8, 1)											0	0	0	0	0	0	0					
<b>Terry Crowley, L</b> OBP: 0.174, SLG: 0.156 (8, 9)											0	0	0	0	0	0	0					
<b>Jim Wightford, R</b> OBP: 0.174, SLG: 0.156 (8, 9)											1	0	0	0	0	0	0					
<b>Jim Wightford, R</b> OBP: 0.174, SLG: 0.156 (8, 9)											0	0	0	0	0	0	0					
<b>Bryn Smith, R</b> OBP: 0.174, SLG: 0.156 (10, 1)											0	0	0	0	0	0	0					
<b>Dan Schatzeder, R</b> OBP: 0.174, SLG: 0.156 (10, 1)											0	0	0	0	0	0	0					
<b>Inning Stats</b>	R: 2 E: 0 K: 0 S: 6	H: 3 LOB: 2 BB: 1 P: 10	R: 0 E: 0 K: 0 S: 3	H: 1 LOB: 0 BB: 0 P: 3	R: 0 E: 0 K: 0 S: 4	H: 1 LOB: 1 BB: 0 P: 4	R: 2 E: 1 K: 0 S: 6	H: 2 LOB: 1 BB: 0 P: 6	R: 0 E: 0 K: 0 S: 3	H: 0 LOB: 0 BB: 0 P: 3	R: 0 E: 0 K: 0 S: 2	H: 0 LOB: 0 BB: 1 P: 6	R: 1 E: 0 K: 1 S: 7	H: 3 LOB: 2 BB: 1 P: 11	R: 0 E: 0 K: 0 S: 3	H: 1 LOB: 1 BB: 0 P: 7	R: 0 E: 0 K: 1 S: 6	H: 1 LOB: 1 BB: 0 P: 6	1B: 9 2B: 4 3B: 0 HR: 0	SF: 0 SAC: 1 DP: 3 HBP: 0	WP: 0 PA: 44	
<b>PITCHER</b>	IP WLS BF H R ER SO BB IBB HBP BLK WP HR S P ERA WHIP	6.0 32 8 4 3 0 2 0 0 0 0 0 0 24 32 4.50 1.667	1.0 3 0 0 0 0 0 0 0 0 0 0 0 3 3 0.00 0.000	1.0 6 3 1 1 1 1 0 0 0 0 0 0 7 11 9.00 4.000	1.0 4 1 0 0 0 0 1 0 0 0 0 0 3 7 0.00 1.000	1.0 S 4 1 0 0 1 0 0 0 0 0 6 6 0.00 1.000	<b>PITCHER</b>															

Atlanta Braves @ Montreal Expos  
Olympic Stadium, Montreal, QB  
Sat Jul 09 1983, 7:05 PM EDT  
Att: 31,846 - Unknown

AB 38  
R 5  
H 13  
RBI 4  
BB 4  
SO 2  
LOB 15





Batter	1	2	3	4	5	6	7	8	9	AB	R	H	RBI	BB	SO	LOB	TOP				
<b>Brett Butler, L</b> OBP: 0.343, SLG: 0.404 (1, 7)										6	2	5	0	0	0	1	<b>Atlanta Braves @ Montreal Expos</b> Olympic Stadium, Montreal, QB Sun Jul 10 1983, 3:33 AM EDT Att: 47,191 - Unknown				
<b>Rafael Ramirez, R</b> OBP: 0.342, SLG: 0.350 (1, 6)										5	1	1	1	0	0	5					
<b>Claudell Washington, L</b> OBP: 0.359, SLG: 0.416 (8, PH)										4	0	1	0	0	1	2					
<b>Bob Watson, R</b> OBP: 0.452, SLG: 0.563 (8, PH)										1	0	1	1	0	0	0					
<b>Ken Davery, L</b> OBP: 0.250, SLG: 0.100 (8, PH)										0	0	0	0	0	0	0					
<b>Donnie Moore, L</b> OBP: 0.250, SLG: 0.250 (8, 1)										0	0	0	0	0	0	0					
<b>Terry Forster, L</b> OBP: 1.000, SLG: 1.333 (8, 1)										0	0	0	0	0	0	0					
<b>Dale Murphy, R</b> OBP: 0.416, SLG: 0.582 (1, 8)										3	1	1	0	2	0	2					
<b>Bob Horner, R</b> OBP: 0.384, SLG: 0.524 (1, 5)										2	1	1	2	2	0	1					
<b>Chris Chambliss, L</b> OBP: 0.369, SLG: 0.471 (1, 3)										5	0	1	1	0	1	7					
<b>Glenn Hubbard, R</b> OBP: 0.354, SLG: 0.418 (1, 4)										5	0	0	0	0	0	3					
<b>Biff Pocoroba, S</b> OBP: 0.351, SLG: 0.431 (8, PH)										1	0	0	0	2	0	0					
<b>Jerry Royster, R</b> OBP: 0.331, SLG: 0.331 (8, 7)										2	0	0	0	0	1	0					
<b>Phil Niekro, R</b> OBP: 0.296, SLG: 0.188 (8, PH)										2	0	0	0	0	2	3					
<b>Terry Harmon, R</b> OBP: 0.258, SLG: 0.414 (8, 1)										0	0	0	0	1	0	0					
<b>Rick Camp, R</b> OBP: 0.262, SLG: 0.099 (8, PH)										0	0	0	0	0	0	0					
<b>Randy Johnson, R</b> OBP: 0.262, SLG: 0.099 (8, PH)										0	1	0	0	1	0	0					
<b>Larry Owen, R</b> OBP: 0.083, SLG: 0.083 (8, 2)										0	0	0	0	0	0	0					
<b>Mike Jorgensen, L</b> OBP: 0.206, SLG: 0.203 (8, PH)										0	0	0	0	1	0	0					
<b>Inning Stats</b>	R: 0 E: 0 K: 0 S: 3	H: 1 LOB: 0 BB: 0 P: 3	R: 1 E: 0 K: 1 S: 7	H: 2 LOB: 2 BB: 1 P: 11	R: 0 E: 0 K: 1 S: 6	H: 1 LOB: 1 BB: 0 P: 6	R: 1 E: 0 K: 1 S: 6	H: 1 LOB: 1 BB: 1 P: 10	R: 1 E: 0 K: 0 S: 4	H: 1 LOB: 2 BB: 2 P: 8	R: 0 E: 0 K: 1 S: 6	H: 1 LOB: 2 BB: 1 P: 10	R: 3 E: 0 K: 0 S: 6	H: 3 LOB: 3 BB: 2 P: 14	R: 0 E: 0 K: 1 S: 5	H: 0 LOB: 1 BB: 1 P: 9	1B: 7 2B: 2 3B: 1 HR: 1	SF: 1 SAC: 0 DP: 0 HBP: 0	WP: 0 PB: 1 SB: 2 CS: 1	PA: 46	
<b>PITCHER</b>	IP	WLS	BF	H	R	ER	SO	BB	IBB	HBP	BLK	WP	HR	S	P	ERA	WHIP				
<b>Bill Gullickson, R</b> ERA: 4.36 (1, 1)	4.2		23	6	3	3	3	3	1	0	1	0	1	25	41	5.79	1.929				
<b>Dan Schatzeder, L</b> ERA: 2.25 (5, 1)	2.2		15	4	3	3	1	3	0	0	0	0	0	14	26	10.12	2.625				
<b>Jeff Reardon, R</b> ERA: 2.89 (8, 1)	1.2	W	8	1	0	0	1	1	1	0	0	0	0	8	16	0.00	1.200				

AB	36
R	6
H	11
RBI	5
BB	9
SO	5
LOB	24



Batter	1	2	3	4	5	6	7	8	9	AB	R	H	RBI	BB	SO	LOB	BOTTOM				
<b>Tim Raines, S</b> OBP: 0.375, SLG: 0.426 (1, 7)										5	1	2	0	0	0	0	<b>Atlanta Braves @ Montreal Expos</b> Olympic Stadium, Montreal, QB Sun Jul 10 1983, 3:33 AM EDT Att: 47,191 - Unknown				
<b>Chris Speier, R</b> OBP: 0.353, SLG: 0.337 (1, 6)										4	1	2	0	1	1	1					
<b>Andre Dawson, R</b> OBP: 0.337, SLG: 0.581 (1, 8)										5	2	2	1	0	1	4					
<b>Al Oliver, L</b> OBP: 0.367, SLG: 0.453 (1, 3)										4	1	1	1	1	1	3					
<b>Terry Francona, L</b> OBP: 0.230, SLG: 0.264 (9, 3)										0	0	0	0	0	0	0					
<b>Tim Wallach, R</b> OBP: 0.342, SLG: 0.434 (1, 5)										4	1	1	1	1	1	1					
<b>Warren Cromartie, L</b> OBP: 0.363, SLG: 0.364 (1, 9)										3	1	1	1	1	1	2					
<b>Bobby Ramos, R</b> OBP: 0.442, SLG: 0.412 (1, 2)										3	0	0	0	1	0	3					
<b>Doug Flynn, R</b> OBP: 0.245, SLG: 0.281 (1, 4)										4	0	2	2	0	1	1					
<b>Bill Gullickson, R</b> OBP: 0.075, SLG: 0.053 (1, 1)										2	0	0	0	0	1	2					
<b>Dan Schatzeder, L</b> OBP: 0.167, SLG: 0.167 (5, 1)										2	0	0	0	0	0	2					
<b>Jeff Reardon, R</b> OBP: 0.143, SLG: 0.143 (8, 1)										0	0	0	0	0	0	0					
<b>Inning Stats</b>	R: 0 E: 0 K: 2 S: 8	H: 1 LOB: 1 BB: 0 P: 8	R: 0 E: 0 K: 0 S: 4	H: 1 LOB: 1 BB: 0 P: 4	R: 5 E: 1 K: 1 S: 9	H: 3 LOB: 2 BB: 3 P: 21	R: 1 E: 0 K: 1 S: 8	H: 3 LOB: 2 BB: 0 P: 8	R: 0 E: 0 K: 1 S: 5	H: 0 LOB: 0 BB: 0 P: 5	R: 0 E: 0 K: 1 S: 6	H: 1 LOB: 1 BB: 0 P: 6	R: 0 E: 0 K: 0 S: 4	H: 1 LOB: 2 BB: 1 P: 8	R: 1 E: 0 K: 1 S: 6	H: 1 LOB: 1 BB: 1 P: 10	1B: 8 2B: 2 3B: 1 HR: 0	SF: 0 SAC: 0 DP: 0 HBP: 0	WP: 0 PB: 0 SB: 1 CS: 0	PA: 41	
<b>PITCHER</b>	IP	WLS	BF	H	R	ER	SO	BB	IBB	HBP	BLK	WP	HR	S	P	ERA	WHIP				
<b>Phil Niekro, R</b> ERA: 4.53 (1, 1)	5.0		27	8	6	3	5	3	0	0	0	0	0	10	14	0.00	1.500				
<b>Rick Camp, R</b> ERA: 4.05 (6, 1)	2.0		9	2	0	0	1	1	0	0	0	0	0	2	6	27.00	6.000				
<b>Donnie Moore, R</b> ERA: 3.94 (8, 1)	0.1	L	3	1	1	1	0	1	0	0	0	0	0	2	6	27.00	6.000				
<b>Terry Forster, L</b> ERA: 2.35 (8, 1)	0.2		2	0	0	0	1	0	0	0	0	0	0	4	4	0.00	0.000				





Batter	1	2	3	4	5	6	7	8	9	AB	R	H	RBI	BB	SO	LOB	TOP				
<b>Brett Butler, L</b> (1, 7) OBP: 0.341, SLG: 0.399	4-0 BB G6-3		0-0 F5		0-3 K			0-0 SH5-4	0-0 F8	3	0	0	0	1	1	1					
<b>Rafael Ramirez, R</b> (1, 6) OBP: 0.344, SLG: 0.362	0-0 G6-3		0-0 F9			0-0 1B		0-0 HR		4	1	2	3	0	0	2					
<b>Claudell Washington, L</b> (1, 9) OBP: 0.324, SLG: 0.414	0-0 F8			0-0 F8		0-0 F7		0-0 2B	0-0 1B	4	1	1	0	0	0	1					
<b>Dale Murphy, R</b> (1, 8) OBP: 0.414, SLG: 0.581		0-0 F8		0-0 6-3		0-0 F6-4-3		0-0 2B	0-0 2B	4	0	1	1	0	0	1					
<b>Bob Horner, R</b> (1, 5) OBP: 0.389, SLG: 0.529 <b>Steve Bedrosian, R</b> (8, 1)		0-0 F7		0-0 1B		0-0 1B	0-0 F5-4-3	4-0 IBB	4-0 BB	3	1	2	0	1	0	0					
<b>Chris Chambliss, L</b> (1, 3) OBP: 0.374, SLG: 0.484		0-0 HR		0-0 1B		0-0 1B	0-0 F5-4-3	4-0 IBB	4-0 IBB	3	1	2	2	1	0	1					
<b>Glenn Hubbard, R</b> (1, 4) OBP: 0.350, SLG: 0.412		0-0 F4		0-0 5-3		0-0 F8	0-0 F8	0-0 F7		4	0	0	0	0	0	3					
<b>Bruce Benedict, R</b> (1, 2) OBP: 0.362, SLG: 0.332 <b>Jerry Royster, R</b> (8, FR) OBP: 0.336, SLG: 0.336			0-0 FC6-4		0-0 5-3			4-0 SH5-4	0-0 CS	2	0	1	0	1	0	0					
<b>Pete Falcone, L</b> (1, 1) OBP: 0.150, SLG: 0.158 <b>Rick Camp, R</b> (4, 1) OBP: 0.063, SLG: 0.067 <b>Mike Jorgensen, L</b> (8, PH) OBP: 0.302, SLG: 0.351 <b>Larry Owen, R</b> (8, 2) OBP: 0.077, SLG: 0.077			0-0 FC6-4		0-0 F8			4-0 SH5-4	0-0 6-3	1	0	0	0	0	0	1					
<b>Inning Stats</b>	R: 0 E: 0 K: 0 S: 2	H: 0 LOB: 0 BB: 1 P: 6	R: 1 E: 0 K: 0 S: 4	H: 1 LOB: 0 BB: 0 P: 4	R: 0 E: 0 K: 0 S: 4	H: 1 LOB: 1 BB: 0 P: 4	R: 1 E: 0 K: 0 S: 5	H: 2 LOB: 0 BB: 0 P: 5	R: 0 E: 0 K: 1 S: 5	H: 0 LOB: 0 BB: 0 P: 5	R: 0 E: 0 K: 0 S: 3	H: 1 LOB: 0 BB: 0 P: 3	R: 0 E: 0 K: 0 S: 3	H: 1 LOB: 0 BB: 0 P: 3	R: 4 E: 0 K: 0 S: 5	H: 3 LOB: 2 BB: 4 P: 21	R: 0 E: 0 K: 0 S: 3	H: 1 LOB: 0 BB: 0 P: 3	1B: 6 2B: 2 3B: 0 HR: 2	SF: 0 SAC: 1 DP: 3 HBP: 0	WP: 0 PA: 37 PB: 0 SB: 0 CS: 1
<b>PITCHER</b>	IP	WLS	BF	H	R	ER	SO	BB	IBB	HBP	BLK	WP	HR	S	P	ERA	WHIP				
<b>Ray Burris, R</b> (1, 1) ERA: 2.56	7.0		27	6	4	4	1	3	0	0	0	0	1	26	38	5.14	1.286				
<b>Woodie Fryman, L</b> (8, 1) ERA: 27.0	0.1	L	3	2	1	1	0	0	0	0	0	0	1	3	3	27.00	6.000				
<b>Jeff Reardon, R</b> (8, 1) ERA: 2.79	1.2		7	2	1	1	0	1	1	0	0	0	0	5	13	5.40	1.800				

Atlanta Braves @ Montreal Expos  
Olympic Stadium, Montreal, QB  
Mon Jul 11 1983, 7:05 PM EDT  
Att: 27,338 - Unknown

AB 31  
R 6  
H 10  
RBI 6  
BB 5  
SO 1  
LOB 11



Batter	1	2	3	4	5	6	7	8	9	AB	R	H	RBI	BB	SO	LOB	BOTTOM				
<b>Tim Raines, S</b> (1, 7) OBP: 0.378, SLG: 0.423	0-3 K	4-0 BB		4-0 BB	4-0 BB			0-3 K		2	0	0	0	3	2	0					
<b>Chris Speier, R</b> (1, 6) OBP: 0.359, SLG: 0.341	0-0 2B	0-0 F3		4-0 1B	0-0 F8			0-0 1B		4	2	2	0	1	0	6					
<b>Andre Dawson, R</b> (1, 8) OBP: 0.332, SLG: 0.572	0-0 F4	0-0 4-3		0-0 G5-3		0-0 F7		0-0 F3		5	0	0	0	0	0	7					
<b>Al Oliver, L</b> (1, 3) OBP: 0.370, SLG: 0.457	0-0 2B		4-0 FC5-4	0-0 1B	0-0 F2		0-0 F6	0-3 K		4	0	2	2	1	1	1					
<b>Gary Carter, R</b> (1, 2) OBP: 0.331, SLG: 0.438	4-0 BB		0-0 FC5-4	0-0 F2		0-0 F5			0-3 K	4	1	0	0	1	1	2					
<b>Tim Lincecum, R</b> (1, 5) OBP: 0.346, SLG: 0.447	0-0 F5		0-0 HR		0-0 1B	4-0 G6-4-3		0-0 F7		4	1	2	2	1	0	2					
<b>Jim Wohlford, R</b> (1, 9) OBP: 0.304, SLG: 0.393 <b>Warren Cromartie, L</b> (9, PH) OBP: 0.362, SLG: 0.392		0-0 1B	0-0 1B		0-0 FC1	4-0 G6-4-3		0-3 K		4	0	3	0	0	0	1					
<b>Doug Flynn, R</b> (1, 4) OBP: 0.245, SLG: 0.280		0-0 F1-3	0-0 F7		0-0 FC1		0-0 WP			4	0	1	0	0	0	4					
<b>Ray Burris, R</b> (1, 1) OBP: 0.333, SLG: 0.417 <b>Woodie Fryman, R</b> (8, 1) <b>Jeff Reardon, R</b> (8, 1) OBP: 0.143, SLG: 0.143		0-0 BB	0-0 6-3		0-0 FC1-5	4-0 K				4	0	1	0	0	1	4					
<b>Inning Stats</b>	R: 1 E: 0 K: 1 S: 7	H: 2 LOB: 2 BB: 1 P: 11	R: 0 E: 0 K: 0 S: 5	H: 2 LOB: 3 BB: 1 P: 9	R: 2 E: 0 K: 0 S: 5	H: 2 LOB: 1 BB: 1 P: 9	R: 1 E: 0 K: 0 S: 3	H: 1 LOB: 1 BB: 2 P: 11	R: 0 E: 0 K: 0 S: 5	H: 0 LOB: 0 BB: 0 P: 3	R: 0 E: 0 K: 1 S: 5	H: 1 LOB: 1 BB: 1 P: 9	R: 0 E: 0 K: 2 S: 8	H: 1 LOB: 1 BB: 0 P: 8	R: 0 E: 0 K: 2 S: 7	H: 0 LOB: 0 BB: 0 P: 7	1B: 8 2B: 2 3B: 0 HR: 1	SF: 0 SAC: 0 DP: 2 HBP: 0	WP: 1 PA: 43 PB: 0 SB: 0 CS: 0		
<b>PITCHER</b>	IP	WLS	BF	H	R	ER	SO	BB	IBB	HBP	BLK	WP	HR	S	P	ERA	WHIP				
<b>Pete Falcone, L</b> (1, 1) ERA: 2.97	3.0		20	6	4	4	1	5	0	0	0	1	0	17	37	12.00	3.667				
<b>Rick Camp, R</b> (4, 1) ERA: 3.98	4.0	W	16	4	0	0	1	2	0	0	0	1	0	16	24	0.00	1.500				
<b>Steve Bedrosian, R</b> (8, 1) ERA: 2.74	2.0	S	7	1	0	0	4	0	0	0	0	0	0	15	15	0.00	0.500				

Atlanta Braves @ Montreal Expos  
Olympic Stadium, Montreal, QB  
Mon Jul 11 1983, 7:05 PM EDT  
Att: 27,338 - Unknown

AB 36  
R 4  
H 11  
RBI 4  
BB 7  
SO 6  
LOB 27





Batter	1	2	3	4	5	6	7	8	9	AB	R	H	RBI	BB	SO	LOB	TOP										
<b>Brett Butler, L</b> OBP: 0.340, SLG: 0.397 (1, 7)	0-3 K		0-0 3-1			0-3 K		0-0 1B		4	0	1	0	0	2	0	<b>Atlanta Braves @ Philadelphia Phillies</b> Veterans Stadium, Philadelphia, PA Tue Jul 12 1983, 7:05 PM EDT Unknown										
<b>Rafael Ramirez, R</b> OBP: 0.340, SLG: 0.357 (1, 6)	0-0 5-3			0-0 6-3		0-0 L5		0-0 F7		4	0	0	0	0	0	1											
<b>Claudell Washington, L</b> OBP: 0.320, SLG: 0.406 (1, 9)	0-0 4-3			0-0 F9		0-0 E1 FC6-4		0-3 K		4	0	0	0	0	1	1											
<b>Dale Murphy, R</b> OBP: 0.415, SLG: 0.578 (1, 8)		1-0 FC5-4 HBP		0-0 1B 1B		0-0 1-2 FC6-4		0-3 K		3	0	1	0	0	1	2											
<b>Bob Horner, R</b> OBP: 0.391, SLG: 0.529 (1, 5)		0-0 FC5-4 FC4-6 1-2		0-0 1B 1B		0-0 1-2 1B		0-3 K		4	1	2	0	0	1	1											
<b>Chris Chambliss, L</b> OBP: 0.375, SLG: 0.487 (1, 3)		0-0 FC4-6 FC5-4 1-2		0-0 4-3		0-0 1-2 BB BB		0-0 2B		3	0	1	0	1	0	3											
<b>Glenn Hubbard, R</b> OBP: 0.345, SLG: 0.406 (1, 4)		0-0 FC5-4 1-2		0-0 5-3		0-0 F9		0-3 K		4	0	0	0	0	1	4											
<b>Biff Pocoroba, S</b> OBP: 0.333, SLG: 0.407 (1, 2)			0-0 4-3		0-0 4-3		0-0 FC3-6		0-3 K	3	0	0	1	0	0	1											
<b>Terry Harper, R</b> OBP: 0.355, SLG: 0.410 (9, PH)				0-0 4-3		0-0 3-H F9		0-3 K		1	0	0	0	0	1	1											
<b>Ken Dayley, L</b> OBP: 0.214, SLG: 0.083 (7, PH)			0-0 6-3		0-0 4-3		0-0 F9		0-3 K	2	0	0	0	0	0	0											
<b>Mike Jorgensen, L</b> OBP: 0.295, SLG: 0.342 (7, 1)				0-0 4-3		0-0 F9		0-3 K		1	0	0	0	0	0	1											
<b>Donnie Moore, L</b> OBP: 0.250, SLG: 0.250 (7, 1)					0-0 4-3		0-0 F9		0-3 K	0	0	0	0	0	0	0											
<b>Inning Stats</b>	R: 0 E: 0 K: 1 S: 5	H: 0 LOB: 0 BB: 0 P: 5	R: 0 E: 0 K: 0 S: 3	H: 0 LOB: 1 BB: 0 P: 4	R: 0 E: 0 K: 0 S: 3	H: 0 LOB: 0 BB: 0 P: 3	R: 0 E: 0 K: 0 S: 5	H: 2 LOB: 2 BB: 0 P: 5	R: 0 E: 0 K: 0 S: 3	H: 0 LOB: 0 BB: 0 P: 3	R: 1 E: 0 K: 0 S: 4	H: 1 LOB: 1 BB: 1 P: 8	R: 0 E: 0 K: 2 S: 8	H: 1 LOB: 1 BB: 0 P: 8	R: 0 E: 0 K: 3 S: 10	H: 1 LOB: 1 BB: 0 P: 10	1B: 4 2B: 1 3B: 0 HR: 0	SF: 0 SAC: 0 DP: 0 HBP: 1	WP: 0 PB: 0 SB: 0 CS: 0	PA: 35							
<b>PITCHER</b>	IP	WLS	BF	H	R	ER	SO	BB	IBB	HBP	BLK	WP	HR	S	P	ERA	WHIP										
<b>John Denny, R</b> ERA: 2.17 <b>Al Holland, L</b> ERA: 2.36	(1, 1) (8, 1)	7.0 S	27 8	3 2	1 0	1 0	2 5	1 0	0 0	1 0	0 0	0 0	0 0	29 18	34 18	1.29 0.00	0.571 1.000										

Batter	1	2	3	4	5	6	7	8	9	AB	R	H	RBI	BB	SO	LOB	BOTTOM										
<b>Bob Dernier, R</b> OBP: 0.315, SLG: 0.336 (1, 9)	0-0 F8		0-0 4-3		0-0 F8		0-0 2B			4	0	1	0	0	0	1	<b>Atlanta Braves @ Philadelphia Phillies</b> Veterans Stadium, Philadelphia, PA Tue Jul 12 1983, 7:05 PM EDT Unknown										
<b>Gary Matthews, R</b> OBP: 0.344, SLG: 0.387 <b>Al Holland, R</b> (8, 1)	0-0 1B 2B	0-0 3-H 1B			0-0 CS 1B		0-0 F9			4	1	3	1	0	0	0											
<b>Mike Schmidt, R</b> OBP: 0.387, SLG: 0.492 (1, 5)	4-0 1B 3B BB	0-3 K			0-0 F8		0-3 K			3	1	0	0	1	2	2											
<b>Tony Perez, R</b> OBP: 0.322, SLG: 0.404 <b>Pete Rose, S</b> OBP: 0.327, SLG: 0.311 (8, 3)	0-0 F9		0-0 4-3		0-0 6-3		0-0 1-3			3	0	0	0	0	0	2											
<b>Bo Diaz, R</b> OBP: 0.295, SLG: 0.370 (1, 2)	0-0 1-2 2-H 3B 1B		0-0 1B 1B		0-0 FC6-4 1B		0-0 6-3			4	1	3	1	0	0	0											
<b>Garry Maddox, R</b> OBP: 0.315, SLG: 0.409 (1, 8)	0-0 1-H 2-H 3B		0-0 G4-3 1B		0-0 F7		0-0 2B			4	0	3	2	0	0	1											
<b>Kiko Garcia, R</b> OBP: 0.393, SLG: 0.509 (1, 4)	0-3 K		0-0 G4-3		0-0 FC6-4		0-0 4-3			4	0	0	0	0	1	5											
<b>Ivan De Jesus, R</b> OBP: 0.319, SLG: 0.324 (1, 6)		0-0 4-3 SH1-4 1B 1B		0-0 5-3		4-0 1-2 BB				2	1	1	0	1	0	0											
<b>John Denny, R</b> OBP: 0.140, SLG: 0.119 <b>Greg Gross, L</b> OBP: 0.404, SLG: 0.385 (8, 7)		0-0 SH1-4		0-3 K		0-3 K				2	0	0	0	0	2	2											
<b>Inning Stats</b>	R: 3 E: 0 K: 1 S: 8	H: 3 LOB: 1 BB: 1 P: 12	R: 1 E: 0 K: 1 S: 7	H: 2 LOB: 1 BB: 0 P: 7	R: 0 E: 0 K: 0 S: 4	H: 2 LOB: 1 BB: 0 P: 4	R: 0 E: 0 K: 1 S: 5	H: 0 LOB: 0 BB: 0 P: 5	R: 0 E: 0 K: 0 S: 3	H: 1 LOB: 0 BB: 0 P: 3	R: 0 E: 0 K: 1 S: 6	H: 1 LOB: 2 BB: 1 P: 10	R: 0 E: 0 K: 1 S: 5	H: 1 LOB: 0 BB: 0 P: 5	R: 0 E: 0 K: 0 S: 4	H: 1 LOB: 1 BB: 0 P: 4		1B: 7 2B: 3 3B: 1 HR: 0	SF: 0 SAC: 1 DP: 1 HBP: 0	WP: 0 PB: 0 SB: 0 CS: 1	PA: 34						
<b>PITCHER</b>	IP	WLS	BF	H	R	ER	SO	BB	IBB	HBP	BLK	WP	HR	S	P	ERA	WHIP										
<b>Ken Dayley, L</b> ERA: 4.06 <b>Donnie Moore, R</b> ERA: 3.71	(1, 1) (7, 1)	6.0 L	27 7	9 2	4 0	4 0	4 1	4 0	0 0	0 0	0 0	0 0	0 0	9 9	9 9	6.00 0.00	1.833 1.000										

AB	33
R	1
H	5
RBI	1
BB	1
SO	7
LOB	15

AB	31
R	4
H	11
RBI	4
BB	2
SO	5
LOB	13





Batter	1	2	3	4	5	6	7	8	9	AB	R	H	RBI	BB	SO	LOB	TOP							
<b>Brett Butler, L</b> OBP: 0.338, SLG: 0.394 (1, 7)										5	1	1	0	0	0	4	<b>Atlanta Braves @ Philadelphia Phillies</b> Veterans Stadium, Philadelphia, PA Tue Jul 12 1983, 7:05 PM EDT Att: 32,491 - Unknown							
<b>Jerry Royster, R</b> OBP: 0.333, SLG: 0.328 <b>Steve Bedrosian, R</b> (7, 1)										3	0	0	0	1	0	2								
<b>Claudell Washington, L</b> OBP: 0.322, SLG: 0.423 (1, 9)										4	2	2	1	0	0	2								
<b>Dale Murphy, R</b> OBP: 0.416, SLG: 0.577 (1, 8)										4	1	2	1	0	1	0								
<b>Bob Horner, R</b> OBP: 0.389, SLG: 0.523 (1, 5)										3	0	0	0	1	0	1								
<b>Chris Chambliss, L</b> OBP: 0.377, SLG: 0.498 (1, 3)										4	2	2	1	0	0	2								
<b>Glenn Hubbard, R</b> OBP: 0.344, SLG: 0.407 (1, 4)										4	0	1	1	0	1	1								
<b>Bruce Benedict, R</b> OBP: 0.360, SLG: 0.331 (1, 2)										4	0	1	0	0	0	3								
<b>Bob Walk, R</b> <b>Donnie Moore, L</b> OBP: 0.280, SLG: 0.280 <b>Mike Carmona, L</b> OBP: 0.280, SLG: 0.333 <b>Phil Niekro, R</b> OBP: 0.340, SLG: 0.498 <b>Rafael Ramirez, R</b> OBP: 0.341, SLG: 0.328 (1, 1) (4, 1) (5, PH) (5, 1) (7, PH) (7, 6)										1	0	0	1	0	0	0		1						
<b>Inning Stats</b>	R: 1 E: 1 K: 0 S: 4	H: 2 LOB: 1 BB: 1 P: 8	R: 1 E: 0 K: 0 S: 5	H: 2 LOB: 1 BB: 0 P: 5	R: 0 E: 0 K: 0 S: 3	H: 0 LOB: 0 BB: 0 P: 3	R: 0 E: 0 K: 1 S: 5	H: 0 LOB: 0 BB: 0 P: 5	R: 0 E: 1 K: 0 S: 4	H: 1 LOB: 1 BB: 0 P: 4	R: 2 E: 0 K: 0 S: 5	H: 2 LOB: 0 BB: 1 P: 9	R: 0 E: 0 K: 0 S: 3	H: 0 LOB: 0 BB: 0 P: 3	R: 2 E: 0 K: 1 S: 7	H: 2 LOB: 0 BB: 0 P: 7		R: 0 E: 0 K: 1 S: 6	H: 1 LOB: 1 BB: 0 P: 6	1B: 6 2B: 2 3B: 0 HR: 2	SF: 0 SAC: 0 DP: 2 HBP: 0	WP: 0 PB: 0 SB: 3 CS: 0	PA: 38	
<b>PITCHER</b>	IP WLS BF H R ER SO BB IBB HBP BLK WP HR S P ERA WHIP																							
<b>Kevin Gross, R</b> ERA: 3.32 <b>Ron Reed, R</b> ERA: 2.47 <b>Willie Hernandez, L</b> ERA: 2.1	(1, 1) (6, 1) (9, 1)	5.0 3.0 1.0	WLS 23 11 4	BF 23 11 4	H 7 2 1	R 4 2 0	ER 4 2 0	SO 1 2 1	BB 2 0 0	IBB 0 0 0	HBP 0 0 0	BLK 0 0 0	WP 0 0 0	HR 1 13 0	S 23 13 6	P 31 13 6	ERA 7.20 6.00 0.00	WHIP 1.800 0.667 1.000						

AB	36
R	6
H	10
RBI	5
BB	2
SO	3
LOB	18



Batter	1	2	3	4	5	6	7	8	9	AB	R	H	RBI	BB	SO	LOB	BOTTOM							
<b>Bob Dernier, R</b> OBP: 0.305, SLG: 0.325 <b>Garry Maddox, R</b> OBP: 0.314, SLG: 0.406 (1, 8) (8, PH) (9, 8)										4	0	0	1	0	2	3	<b>Atlanta Braves @ Philadelphia Phillies</b> Veterans Stadium, Philadelphia, PA Tue Jul 12 1983, 7:05 PM EDT Att: 32,491 - Unknown							
<b>Pete Rose, S</b> OBP: 0.328, SLG: 0.313 (1, 3)										5	1	2	1	0	1	2								
<b>Mike Schmidt, R</b> OBP: 0.387, SLG: 0.487 (1, 5)										3	1	0	0	2	1	2								
<b>Von Hayes, L</b> OBP: 0.348, SLG: 0.408 (1, 9)										4	2	3	0	1	0	1								
<b>Ozzie Virgil, R</b> OBP: 0.258, SLG: 0.369 (1, 2)										5	1	2	2	0	1	2								
<b>Greg Gross, L</b> OBP: 0.404, SLG: 0.378 (1, 7)										4	0	1	1	1	0	3								
<b>Kiko Garcia, R</b> OBP: 0.414, SLG: 0.527 <b>Larry Milbourne, S</b> OBP: 0.277, SLG: 0.267 (1, 4) (5, 4)											2	1	2	0	0	0		0						
<b>Ivan De Jesus, R</b> OBP: 0.325, SLG: 0.325 (1, 6)										2	1	1	0	2	0	0								
<b>Kevin Gross, R</b> OBP: 0.125, SLG: 0.125 <b>Ron Reed, R</b> <b>Joe Lefebvre, L</b> OBP: 0.378, SLG: 0.521 <b>Willie Hernandez, L</b> OBP: 0.500, SLG: 0.500 (1, 1) (6, 1) (8, PH) (9, 1)										2	0	0	0	0	1	4								
<b>Inning Stats</b>	R: 1 E: 0 K: 1 S: 8	H: 3 LOB: 2 BB: 0 P: 8	R: 0 E: 0 K: 3 S: 11	H: 2 LOB: 0 BB: 0 P: 11	R: 0 E: 0 K: 0 S: 3	H: 0 LOB: 1 BB: 1 P: 7	R: 2 E: 0 K: 0 S: 5	H: 2 LOB: 1 BB: 1 P: 9	R: 1 E: 0 K: 1 S: 7	H: 3 LOB: 2 BB: 1 P: 11	R: 0 E: 0 K: 1 S: 5	H: 0 LOB: 0 BB: 1 P: 9	R: 0 E: 0 K: 0 S: 3	H: 0 LOB: 0 BB: 0 P: 3	R: 0 E: 0 K: 1 S: 5	H: 0 LOB: 0 BB: 0 P: 5		R: 3 E: 1 K: 0 S: 4	H: 2 LOB: 3 BB: 2 P: 12	1B: 10 2B: 2 3B: 0 HR: 0	SF: 0 SAC: 1 DP: 0 HBP: 0	WP: 0 PB: 0 SB: 4 CS: 1	PA: 43	
<b>PITCHER</b>	IP WLS BF H R ER SO BB IBB HBP BLK WP HR S P ERA WHIP																							
<b>Bob Walk, R</b> ERA: 7.36 <b>Donnie Moore, R</b> ERA: 3.07 <b>Phil Niekro, R</b> ERA: 4.53 <b>Steve Bedrosian, R</b> ERA: 2.91	(1, 1) (4, 1) (5, 1) (7, 1)	3.2 0.1 2.0 2.2	WLS 20 1 L	BF 20 3 12	H 7 3 2	R 3 1 3	ER 3 1 2	SO 3 2 1	BB 2 0 1	IBB 0 0 0	HBP 0 0 0	BLK 0 0 0	WP 0 0 0	HR 0 1 12	S 26 12 12	P 34 20 20	ERA 7.36 0.00 4.50 6.75	WHIP 2.455 0.000 2.500 1.125						

AB	36
R	7
H	12
RBI	6
BB	6
SO	7
LOB	18









Batter	1	2	3	4	5	6	7	8	9	AB	R	H	RBI	BB	SO	LOB	TOP								
<b>Brett Butler, L</b> OBP: 0.334, SLG: 0.387 (1, 7)	0-0 5-3		0-0 6-3			0-0 L7		0-3 K	0-0 6-3	5	0	0	0	0	1	1	<b>Atlanta Braves @ Philadelphia Phillies</b> Veterans Stadium, Philadelphia, PA Thu Jul 14 1983, 7:05 PM EDT Att: 26,784 - Unknown								
<b>Rafael Ramirez, R</b> OBP: 0.340, SLG: 0.356 (1, 6)	0-0 4-3			0-0 F7		0-0 FC5 1B		0-0 P4	0-0 1B 1B	5	0	2	1	0	0	0									
<b>Claudell Washington, L</b> OBP: 0.327, SLG: 0.424 (1, 9)	0-0 G3			0-0 4-3		4-0 FC5 1B		0-0 1B	0-0 1B 1B	4	0	2	0	1	0	0									
<b>Dale Murphy, R</b> OBP: 0.414, SLG: 0.579 (1, 8)		0-0 HR		0-0 5-3		0-0 FC5 1-2 2-3		0-0 2-3	0-0 F7	5	1	1	1	0	0	5									
<b>Bob Horner, R</b> OBP: 0.392, SLG: 0.535 <b>Randy Johnson, R</b> OBP: 0.438, SLG: 0.444 (9, 5)		0-3 K			4-0 1B BB	0-0 6-3			0-0 HR	3	1	1	1	1	1	2									
<b>Chris Chambliss, L</b> OBP: 0.378, SLG: 0.504 (1, 3)		0-3 K			4-0 1B BB			0-0 F8	0-0 1B 3B	3	1	1	0	1	1	0									
<b>Glenn Hubbard, R</b> OBP: 0.345, SLG: 0.408 (1, 4)		0-3 K			0-3 K			0-0 2B	0-0 PB 1B	4	1	2	1	0	2	2									
<b>Bruce Benedict, R</b> OBP: 0.366, SLG: 0.337 (1, 2)			0-0 5-3		0-0 G6-4-3 1B	0-0 6-3		0-0 6-3	0-0 6-3 SH3-4 1B 1B	4	1	2	1	0	0	1									
<b>Pascual Perez, R</b> OBP: 0.130, SLG: 0.130 <b>Steve Bedrosian, R</b> (7, 1)			0-3 K		0-0 G6-4-3			0-3 K	0-0 SH3-4	3	0	0	0	0	2	4									
<b>Terry Forster, L</b> OBP: 1.000, SLG: 1.333 (9, 1)					1-2				1-2	0	0	0	0	0	0	0									
<b>Inning Stats</b>	R: 0 E: 0 K: 0 S: 3	H: 0 LOB: 0 BB: 0 P: 3	R: 1 E: 0 K: 3 S: 10	H: 1 LOB: 0 BB: 0 P: 10	R: 0 E: 0 K: 1 S: 5	H: 0 LOB: 0 BB: 0 P: 5	R: 0 E: 0 K: 0 S: 3	H: 0 LOB: 0 BB: 0 P: 3	R: 0 E: 0 K: 1 S: 5	H: 1 LOB: 2 BB: 2 P: 13	R: 0 E: 0 K: 0 S: 4	H: 1 LOB: 1 BB: 0 P: 8	R: 0 E: 0 K: 1 S: 6	H: 1 LOB: 1 BB: 0 P: 6	R: 0 E: 0 K: 1 S: 6	H: 1 LOB: 1 BB: 0 P: 6	R: 4 E: 0 K: 0 S: 9	H: 6 LOB: 2 BB: 0 P: 9	1B: 7 2B: 1 3B: 1 HR: 2	SF: 0 SAC: 1 DP: 1 HBP: 0	WP: 0 PB: 1 SB: 1 CS: 0	PA: 40			
<b>PITCHER</b>	IP	WLS	BF	H	R	ER	SO	BB	IBB	HBP	BLK	WP	HR	S	P	ERA	WHIP								
<b>Marty Bystrom, R</b> ERA: 3.89 (1, 1)	7.0		27	4	1	1	6	2	1	0	0	0	1	36	48	1.29	0.857								
<b>Willie Hernandez, L</b> ERA: 2.38 (8, 1)	1.0	L	6	3	2	2	1	0	0	0	0	0	1	8	8	18.00	3.000								
<b>Ron Reed, R</b> ERA: 2.81 (9, 1)	0.2		6	4	2	2	0	0	0	0	0	0	0	6	6	27.00	6.000								
<b>Porfi Altamirano, R</b> ERA: 3.16 (9, 1)	0.1		1	0	0	0	0	0	0	0	0	0	0	1	1	0.00	0.000								

livebaseballscores.com

AB 36  
R 5  
H 11  
RBI 5  
BB 3  
SO 7  
LOB 15



Batter	1	2	3	4	5	6	7	8	9	AB	R	H	RBI	BB	SO	LOB	BOTTOM								
<b>Bob Dernier, R</b> OBP: 0.313, SLG: 0.333 (1, 7)	0-0 CS 1B		0-0 CS 1B		0-0 5-3		0-0 SH3-4		0-0 1-3 2B	3	0	2	0	0	0	0	<b>Atlanta Braves @ Philadelphia Phillies</b> Veterans Stadium, Philadelphia, PA Thu Jul 14 1983, 7:05 PM EDT Att: 26,784 - Unknown								
<b>Larry Milbourne, S</b> OBP: 0.290, SLG: 0.281 (8, 4)							1-2 2-3		1-3 2-H	0	0	0	0	0	0	0									
<b>Tony Perez, R</b> OBP: 0.325, SLG: 0.413 (9, PH)										1	0	1	1	0	0	0									
<b>Pete Rose, S</b> OBP: 0.328, SLG: 0.313 (1, 3)	0-0 G3		0-0 4-3			0-0 HBP BB 1B	0-0 4-3		0-0 1-3	5	0	1	1	0	0	5									
<b>Joe Morgan, L</b> OBP: 0.340, SLG: 0.327 (1, 4)		0-0 4-3			0-0 4-3		0-3 K		0-3 K	4	0	0	0	0	1	2									
<b>Willie Hernandez, L</b> OBP: 0.500, SLG: 0.500 (8, 1)										0	0	0	0	0	0	0									
<b>Ron Reed, R</b> (9, 1)										0	0	0	0	0	0	0									
<b>Porfi Altamirano, R</b> (9, 1)										0	0	0	0	0	0	0									
<b>Gary Matthews, R</b> OBP: 0.345, SLG: 0.385 (9, PH)										1	0	0	0	0	1	2									
<b>Mike Schmidt, R</b> OBP: 0.384, SLG: 0.478 (1, 5)		0-0 L7			0-0 1B 1B		0-0 F8		0-0 F2	4	0	1	0	0	0	1									
<b>Von Hayes, L</b> OBP: 0.349, SLG: 0.404 (1, 9)							4-0 HBP BB		0-0 F8	3	0	2	0	1	0	0									
<b>Garry Maddox, R</b> OBP: 0.311, SLG: 0.395 (1, 8)					0-0 F7		1-0 HBP BB		0-0 F9	3	0	1	0	0	0	2									
<b>Bo Diaz, R</b> OBP: 0.298, SLG: 0.380 (1, 2)					0-3 K		0-0 L8		0-3 K	4	0	1	0	0	2	5									
<b>Ivan De Jesus, R</b> OBP: 0.324, SLG: 0.321 (1, 6)					0-0 6-3				4-0 SH3-4 BB 4-3 1B	3	2	1	0	1	0	2									
<b>Marty Bystrom, R</b> OBP: 0.280, SLG: 0.227 <b>Greg Gross, L</b> OBP: 0.412, SLG: 0.373 (7, PH) (8, 7)				0-0 6-3			4-0 4-3 SH3-4 BB		4-0 2B BB	2	0	0	0	0	0	0									
<b>Inning Stats</b>	R: 0 E: 0 K: 0 S: 3	H: 1 LOB: 0 BB: 0 P: 3	R: 0 E: 0 K: 0 S: 5	H: 3 LOB: 0 BB: 0 P: 5	R: 0 E: 0 K: 1 S: 7	H: 2 LOB: 2 BB: 0 P: 7	R: 0 E: 0 K: 0 S: 3	H: 0 LOB: 0 BB: 0 P: 3	R: 0 E: 0 K: 1 S: 6	H: 1 LOB: 3 BB: 1 P: 11	R: 1 E: 0 K: 0 S: 4	H: 1 LOB: 1 BB: 1 P: 8	R: 0 E: 0 K: 0 S: 3	H: 0 LOB: 0 BB: 0 P: 3	R: 1 E: 0 K: 2 S: 8	H: 1 LOB: 2 BB: 2 P: 16	1B: 9 2B: 1 3B: 0 HR: 0	SF: 0 SAC: 1 DP: 0 HBP: 1	WP: 0 PB: 0 SB: 0 CS: 3	PA: 39					
<b>PITCHER</b>	IP	WLS	BF	H	R	ER	SO	BB	IBB	HBP	BLK	WP	HR	S	P	ERA	WHIP								
<b>Pascual Perez, R</b> ERA: 2.51 (1, 1)	6.1		28	9	1	1	2	2	0	1	0	0	0	29	38	1.42	1.737								
<b>Steve Bedrosian, R</b> ERA: 2.96 (7, 1)	2.0	W	8	0	1	1	1	2	0	0	0	0	0	8	16	4.50	1.000								
<b>Terry Forster, L</b> ERA: 2.31 (9, 1)	0.2	S	3	1	0	0	1	0	0	0	0	0	0	5	5	0.00	1.500								

livebaseballscores.com

AB 33  
R 2  
H 10  
RBI 2  
BB 4  
SO 4  
LOB 19





Batter	1	2	3	4	5	6	7	8	9	AB	R	H	RBI	BB	SO	LOB	TOP				
Warren Cromartie, L (1.9)										4	0	2	0	0	0	0	<b>Montreal Expos @ Atlanta Braves</b> Atlanta-Fulton County Stadium, Atlanta, GA Fri Jul 15 1983, 7:05 PM EDT Att: 38,729 - Unknown				
Chris Speier, R (1.6)										4	1	2	0	0	0	3					
Andre Dawson, R (1.8)										4	0	1	0	0	0	1					
Al Oliver, L (1.3)										3	1	1	0	1	0	0					
Gary Carter, R (1.2)										2	0	0	1	1	0	0					
Tim Lincecum, R (1.5)										4	1	1	1	0	2	4					
Mike Vail, R (1.7)										4	0	3	1	0	0	0					
Doug Flynn, R (1.4)										4	0	1	0	0	0	3					
Bill Gullickson, R (1.1)										2	0	0	0	0	0	0					
Dan Schatzeder, L (6.1)										0	0	0	0	0	0	0					
Terry Francona, L (7. PH)										0	0	0	0	0	0	1					
Bob James, R (7.1)										0	0	0	0	0	0	0					
Woodie Fryman, R (8.1)										0	0	0	0	0	0	0					
Terry Crowley, L (8. PH)										1	0	0	0	0	0	1					
<b>Inning Stats</b>	R: 0 E: 0 K: 0 S: 3	H: 1 LOB: 0 BB: 0 P: 3	R: 1 E: 0 K: 0 S: 3	H: 1 LOB: 1 BB: 2 P: 11	R: 0 E: 0 K: 0 S: 4	H: 1 LOB: 1 BB: 0 P: 4	R: 0 E: 0 K: 1 S: 5	H: 0 LOB: 0 BB: 0 P: 5	R: 0 E: 0 K: 0 S: 3	H: 0 LOB: 0 BB: 0 P: 3	R: 1 E: 0 K: 1 S: 8	H: 3 LOB: 2 BB: 0 P: 8	R: 0 E: 0 K: 0 S: 5	H: 3 LOB: 2 BB: 0 P: 5	R: 0 E: 0 K: 0 S: 3	H: 0 LOB: 0 BB: 0 P: 3	R: 1 E: 0 K: 0 S: 4	H: 2 LOB: 0 BB: 0 P: 4	1B: 8 2B: 2 3B: 0 HR: 1	SF: 1 SAC: 0 DP: 3 HBP: 0	WP: 0 PA: 36 PB: 0 SB: 1 CS: 0
<b>PITCHER</b>	IP WLS BF H R ER SO BB IBB HBP BLK WP HR S P ERA WHIP																				
Phil Niekro, R (1.1)	6.0 W 24 6 2 2 2 2 2 0 0 0 0 0 0 26 34 3.00 1.333																				
Rick Camp, R (7.1)	0.2 4 3 0 0 0 0 0 0 0 0 0 0 0 4 4 0.00 4.500																				
Donnie Moore, R (7.1)	2.1 S 8 2 1 1 0 0 0 0 0 0 0 0 0 1 8 3.86 0.857																				

AB	33
R	3
H	11
RBI	3
BB	2
SO	2
LOB	13



Batter	1	2	3	4	5	6	7	8	9	AB	R	H	RBI	BB	SO	LOB	BOTTOM		
Brett Butler, L (1.7)										3	1	0	0	1	0	1	<b>Montreal Expos @ Atlanta Braves</b> Atlanta-Fulton County Stadium, Atlanta, GA Fri Jul 15 1983, 7:05 PM EDT Att: 38,729 - Unknown		
Rafael Ramirez, R (1.6)										4	1	1	1	0	2	0			
Claudell Washington, L (1.9)										4	0	1	0	0	2	2			
Dale Murphy, R (1.8)										3	2	1	0	1	0	1			
Chris Chambliss, L (1.3)										3	1	2	2	1	1	0			
Mike Jorgensen, L (8. PR) (9.3)										0	1	0	0	0	0	0			
Glenn Hubbard, R (1.4)										4	1	1	1	0	0	3			
Bruce Benedict, R (1.2)										4	1	2	2	0	0	0			
Jerry Royster, R (1.5)										3	0	0	0	1	0	1			
Phil Niekro, R (1.1)										1	0	0	0	0	0	0			
Terry Harper, R (6. PH)										1	1	1	0	0	0	0			
Rick Camp, R (7.1)										0	0	0	0	0	0	0			
Donnie Moore, L (7.1)										2	0	2	2	0	0	0			
<b>Inning Stats</b>	R: 0 E: 0 K: 2 S: 7	H: 0 LOB: 0 BB: 0 P: 7	R: 0 E: 0 K: 1 S: 5	H: 0 LOB: 0 BB: 0 P: 5	R: 0 E: 0 K: 0 S: 3	H: 0 LOB: 0 BB: 0 P: 3	R: 0 E: 0 K: 0 S: 4	H: 1 LOB: 1 BB: 0 P: 4	R: 0 E: 0 K: 0 S: 2	H: 0 LOB: 0 BB: 1 P: 6	R: 6 E: 1 K: 1 S: 10	H: 5 LOB: 1 BB: 2 P: 18	R: 0 E: 0 K: 1 S: 5	H: 1 LOB: 0 BB: 0 P: 5	R: 3 E: 0 K: 0 S: 6	H: 4 LOB: 2 BB: 1 P: 10	1B: 10 2B: 2 3B: 0 HR: 0	SF: 0 SAC: 0 DP: 2 HBP: 0	WP: 0 PA: 36 PB: 0 SB: 0 CS: 0
<b>PITCHER</b>	IP WLS BF H R ER SO BB IBB HBP BLK WP HR S P ERA WHIP																		
Bill Gullickson, R (1.1)	5.2 L 23 4 5 5 4 4 3 0 0 0 0 0 0 28 40 7.94 1.235																		
Dan Schatzeder, L (6.1)	0.1 3 2 1 0 0 0 0 0 0 0 0 0 0 3 3 0.00 6.000																		
Bob James, R (7.1)	1.2 9 4 3 3 1 1 0 0 0 0 0 0 10 14 16.20 3.000																		
Woodie Fryman, L (8.1)	0.1 1 1 0 0 0 0 0 0 0 0 0 0 1 1 0.00 3.000																		





Batter	1	2	3	4	5	6	7	8	9	AB	R	H	RBI	BB	SO	LOB	TOP								
Jim Wohlford, R OBP: 0.311, SLG: 0.410 (1, 9)	0-0 1-3		0-0 1B		0-0 2B		0-0 F9			4	0	2	0	0	0	1									
Chris Speier, R OBP: 0.356, SLG: 0.349 (1, 6)	0-0 6-3		0-0 E5 1B		0-0 SF7		0-0 F9			3	0	0	1	0	0	1									
Andre Dawson, R OBP: 0.331, SLG: 0.565 (1, 8)	0-3 K		0-0 G4-6-3 1B		0-0 6-3		0-0 F9			4	0	1	0	0	1	2									
Al Oliver, L OBP: 0.364, SLG: 0.442 (1, 3)		0-0 6-3	0-0 G4-6-3 1-2		0-0 4-3			0-0 F8		4	0	0	0	0	0	3									
Gary Carter, R OBP: 0.326, SLG: 0.426 (1, 2)		0-0 F9		0-0 F9		0-0 5-3		0-0 F9		4	0	0	0	0	0	0									
Tim Lincecum, R OBP: 0.344, SLG: 0.456 (1, 5)		0-0 E6 2B		4-0 BB		0-3 K		0-3 K		3	1	0	0	1	2	0									
Mike Vail, R OBP: 0.299, SLG: 0.371 Warren Cromartie, L OBP: 0.354, SLG: 0.380 (9, PH)		4-0 2B		0-0 F8		4-0 BB		0-3 K		1	1	0	0	2	0	1	AB 30								
Doug Flynn, R OBP: 0.240, SLG: 0.277 (1, 4)		0-0 2B		0-0 F8		0-0 F5-3		0-3 K		3	0	1	2	0	0	2	R 3								
Ray Burris, R OBP: 0.346, SLG: 0.400 Bryn Smith, R OBP: 0.200, SLG: 0.200 Dan Schatzeder, L OBP: 0.167, SLG: 0.167 Bryan Little, S OBP: 0.336, SLG: 0.317 Terry Francona, L OBP: 0.216, SLG: 0.246 (9, PH)		0-3 K		4-0 2B		4-0 SF7 BB		0-0 1-3		1	1	0	0	1	1	1	H 4								
<b>Inning Stats</b>	R: 0 E: 0 K: 1 S: 5	H: 0 LOB: 0 BB: 0 P: 5	R: 2 E: 1 K: 1 S: 7	H: 1 LOB: 1 BB: 1 P: 11	R: 0 E: 1 K: 0 S: 4	H: 2 LOB: 1 BB: 0 P: 4	R: 0 E: 0 K: 0 S: 3	H: 0 LOB: 1 BB: 1 P: 7	R: 1 E: 0 K: 0 S: 4	H: 1 LOB: 1 BB: 1 P: 8	R: 0 E: 0 K: 1 S: 5	H: 0 LOB: 1 BB: 1 P: 9	R: 0 E: 0 K: 0 S: 3	H: 0 LOB: 0 BB: 0 P: 7	R: 0 E: 0 K: 1 S: 5	H: 0 LOB: 0 BB: 0 P: 5	R: 0 E: 0 K: 2 S: 7	H: 0 LOB: 0 BB: 0 P: 7	1B: 2 2B: 2 3B: 0 HR: 0	SF: 1 SAC: 0 DP: 1 HBP: 0	WP: 0 PB: 0 SB: 0 CS: 0	PA: 36			
<b>PITCHER</b>	IP	WLS	BF	H	R	ER	SO	BB	IBB	HBP	BLK	WP	HR	S	P	ERA	WHIP	<b>PITCHER</b>							
Pete Falcone, L ERA: 2.86 Steve Bedrosian, R ERA: 2.83	(1, 1) (7, 1)	6.0 S	26 10	4 0	3 0	1 0	3 3	4 1	0 0	0 0	0 0	0 0	0 0	28 15	44 19	1.50 0.00	1.333 0.333								

Montreal Expos @ Atlanta Braves  
Atlanta-Fulton County Stadium, Atlanta, GA  
Sat Jul 16 1983, 7:05 PM EDT  
Att: 48,139 - Unknown

AB	30
R	3
H	4
RBI	3
BB	5
SO	6
LOB	11



Batter	1	2	3	4	5	6	7	8	9	AB	R	H	RBI	BB	SO	LOB	BOTTOM								
Brett Butler, L OBP: 0.335, SLG: 0.394 (1, 7)	0-0 HR		0-0 F9		0-0 F3 1B	0-0 6-3				4	1	2	2	0	0	1									
Rafael Ramirez, R OBP: 0.335, SLG: 0.351 (1, 6)	0-0 F2		0-0 F4-3		0-0 F3 1-2	0-0 F6				4	0	0	0	0	0	2									
Claudell Washington, L OBP: 0.325, SLG: 0.419 (1, 9)	0-0 F5		0-3 K		0-0 S 1B	0-0 4-3				4	0	1	0	0	1	0									
Dale Murphy, R OBP: 0.416, SLG: 0.577 (1, 8)	0-0 1B 2B		4-0 BB		0-0 F8 1-2	0-0 6-3				3	1	1	0	1	0	1									
Bob Horner, R OBP: 0.393, SLG: 0.533 (1, 5)	0-0 1B		0-0 F8		4-0 2B BB	0-0 F8				3	1	1	1	1	0	1									
Chris Chambliss, L OBP: 0.382, SLG: 0.505 (1, 3)	0-3 K			0-0 3-1		0-0 2B 2B		0-3 K		4	1	1	0	0	2	1									
Glenn Hubbard, R OBP: 0.345, SLG: 0.403 (1, 4)		0-0 E5 F4-6-3 1B		4-0 BB	4-0 2B 6-3 BB	0-0 5-3				2	2	0	0	2	0	0	AB 31								
Biff Pocoroba, S OBP: 0.355, SLG: 0.429 Bob Watson, R OBP: 0.423, SLG: 0.522 Bruce Benedict, R OBP: 0.366, SLG: 0.339 (6, PH)		0-0 E9		0-0 BB	0-3 K	0-0 F8				2	0	2	0	0	0	0	RBI 5								
Pete Falcone, L OBP: 0.136, SLG: 0.143 Jerry Royster, R OBP: 0.333, SLG: 0.345 Steve Bedrosian, R (7, 1)		0-0 F4-6-3 1-2 3H		0-0 1B	0-0 6-3	0-0 6-3 1-3 2H 2B				1	0	0	0	1	3	0	BB 4								
<b>Inning Stats</b>	R: 2 E: 0 K: 1 S: 8	H: 3 LOB: 1 BB: 0 P: 8	R: 1 E: 2 K: 0 S: 4	H: 1 LOB: 0 BB: 0 P: 4	R: 0 E: 0 K: 1 S: 5	H: 0 LOB: 1 BB: 1 P: 9	R: 0 E: 0 K: 0 S: 3	H: 1 LOB: 1 BB: 1 P: 7	R: 0 E: 0 K: 0 S: 4	H: 1 LOB: 1 BB: 0 P: 4	R: 3 E: 0 K: 1 S: 7	H: 2 LOB: 1 BB: 2 P: 15	R: 0 E: 0 K: 0 S: 3	H: 0 LOB: 0 BB: 0 P: 3	R: 0 E: 0 K: 1 S: 5	H: 0 LOB: 0 BB: 0 P: 5	1B: 5 2B: 3 3B: 0 HR: 1	SF: 0 SAC: 0 DP: 1 HBP: 0	WP: 0 PB: 0 SB: 1 CS: 1	PA: 35					
<b>PITCHER</b>	IP	WLS	BF	H	R	ER	SO	BB	IBB	HBP	BLK	WP	HR	S	P	ERA	WHIP	<b>PITCHER</b>							
Ray Burris, R ERA: 2.82 Bryn Smith, R ERA: 2.92 Dan Schatzeder, L ERA: 2.05	(1, 1) (6, 1) (6, 1)	5.0 0.0 3.0	24 1 10	8 0 1	5 0 1	4 0 1	2 0 2	3 1 0	0 0 0	0 0 0	0 0 0	0 0 0	0 0 0	25 4 14	37 4 14	7.20 ∞ 3.00	2.200 ∞ 0.333								

Montreal Expos @ Atlanta Braves  
Atlanta-Fulton County Stadium, Atlanta, GA  
Sat Jul 16 1983, 7:05 PM EDT  
Att: 48,139 - Unknown

AB	31
R	6
H	9
RBI	5
BB	4
SO	4
LOB	11





Batter	1	2	3	4	5	6	7	8	9	AB	R	H	RBI	BB	SO	LOB	TOP										
Tim Raines, S OBP: 0.380, SLG: 0.423	F7			HR		E6 SF7	F7			4	2	1	0	0	0	2	<b>Montreal Expos @ Atlanta Braves</b> Atlanta-Fulton County Stadium, Atlanta, GA Sun Jul 17 1983, 3:33 AM EDT Att: 24,288 - Unknown <a href="http://livebaseballscores.com">livebaseballscores.com</a>										
Chris Speier, R OBP: 0.355, SLG: 0.347	G4-6-3 1B		5-3			K		6-3		4	0	1	0	0	1	2											
Andre Dawson, R OBP: 0.332, SLG: 0.573	G4-6-3 1-2			HR		E6 SF7 1B		F8		4	1	2	2	0	0	1											
Al Oliver, L OBP: 0.365, SLG: 0.444		F8				SF7				3	0	2	1	0	0	0											
Gary Carter, R OBP: 0.322, SLG: 0.420	F9			1B		F7		F8		4	0	0	0	0	0	3											
Tim Lincecum, R OBP: 0.341, SLG: 0.451	6-3			F5				F9		4	0	0	0	0	0	1											
Jim Wohlford, R OBP: 0.308, SLG: 0.400			K			F6		F8		4	0	1	0	0	1	0											
Doug Flynn, R OBP: 0.240, SLG: 0.277			F5-3			F1-6-3		F4-3		4	0	1	0	0	0	0											
Greg Bargar, R OBP: 0.143, SLG: 0.143			6-3			K				3	0	0	0	0	2	2											
Jeff Reardon, R OBP: 0.143, SLG: 0.143						K				0	0	0	0	0	0	0											
<b>Inning Stats</b>	R: 0 E: 0 K: 0 S: 3	H: 1 LOB: 0 BB: 0 P: 3	R: 0 E: 0 K: 0 S: 3	H: 0 LOB: 0 BB: 0 P: 3	R: 0 E: 0 K: 1 S: 5	H: 0 LOB: 0 BB: 0 P: 5	R: 2 E: 0 K: 0 S: 6	H: 3 LOB: 1 BB: 0 P: 6	R: 0 E: 0 K: 1 S: 5	H: 0 LOB: 0 BB: 0 P: 5	R: 1 E: 2 K: 1 S: 7	H: 1 LOB: 1 BB: 0 P: 7	R: 0 E: 0 K: 1 S: 7	H: 2 LOB: 2 BB: 0 P: 7	R: 0 E: 0 K: 0 S: 4	H: 1 LOB: 1 BB: 0 P: 4	R: 0 E: 0 K: 0 S: 3	H: 0 LOB: 0 BB: 0 P: 3	1B: 7 2B: 0 3B: 0 HR: 1	SF: 1 SAC: 0 DP: 1 HBP: 0	WP: 0 PB: 0 SB: 1 CS: 0	PA: 35					
<b>PITCHER</b>	IP WLS BF H R ER SO BB IBB HBP BLK WP HR S P ERA WHIP	6.1 L 26 7 3 2 3 0 0 0 0 0 1 32 32 2.84 1.105	0.2 0 2 0 0 0 1 0 0 0 0 0 0 4 4 0.00 0.000	2.0 0 7 1 0 0 0 0 0 0 0 0 0 7 7 0.00 0.500											IP WLS BF H R ER SO BB IBB HBP BLK WP HR S P ERA WHIP												
Ken Dayley, L ERA: 3.86											6.1	L	26	7	3	2	3	0	0	0	0	0	1	32	32	2.84	1.105
Tony Brizzolara, R ERA:											0.2	0	2	0	0	0	1	0	0	0	0	0	0	4	4	0.00	0.000
Rick Camp, R ERA: 3.78											2.0	0	7	1	0	0	0	0	0	0	0	0	7	7	0.00	0.500	

Batter	1	2	3	4	5	6	7	8	9	AB	R	H	RBI	BB	SO	LOB	BOTTOM										
Brett Butler, L OBP: 0.343, SLG: 0.397	F3									3	0	2	0	2	0	0	<b>Montreal Expos @ Atlanta Braves</b> Atlanta-Fulton County Stadium, Atlanta, GA Sun Jul 17 1983, 3:33 AM EDT Att: 24,288 - Unknown <a href="http://livebaseballscores.com">livebaseballscores.com</a>										
Rafael Ramirez, R OBP: 0.333, SLG: 0.349	6-3		BB					F3		5	0	1	0	0	0	5											
Claudell Washington, L OBP: 0.323, SLG: 0.414	F7			6-3				FC4-6 1B		4	0	0	0	1	0	4											
Dale Murphy, R OBP: 0.416, SLG: 0.572		1-3						F9		3	0	0	1	2	0	1											
Bob Horner, R OBP: 0.393, SLG: 0.530		F8						F8		5	0	2	0	0	0	3											
Chris Chambliss, L OBP: 0.380, SLG: 0.505								F8		4	0	1	0	0	0	4											
Glenn Hubbard, R OBP: 0.341, SLG: 0.397								F7		4	0	0	0	0	0	5											
Bruce Benedict, R OBP: 0.368, SLG: 0.336								F9		2	1	0	0	2	0	0											
Ken Dayley, L OBP: 0.188, SLG: 0.071								F9		2	0	0	0	0	0	0											
Tony Brizzolara, R OBP: 0.283, SLG: 0.325								F9		0	0	0	0	0	0	0											
Mike Jorgensen, L OBP: 0.063, SLG: 0.067								F4		1	0	0	0	0	0	1											
Rick Camp, R OBP: 0.349, SLG: 0.421								F9		1	0	0	0	0	0	1											
<b>Inning Stats</b>	R: 0 E: 0 K: 0 S: 3	H: 0 LOB: 0 BB: 0 P: 3	R: 0 E: 0 K: 0 S: 4	H: 1 LOB: 1 BB: 0 P: 4	R: 0 E: 0 K: 0 S: 3	H: 0 LOB: 1 BB: 1 P: 7	R: 0 E: 0 K: 0 S: 4	H: 1 LOB: 2 BB: 1 P: 8	R: 0 E: 0 K: 0 S: 5	H: 2 LOB: 2 BB: 0 P: 5	R: 0 E: 0 K: 0 S: 3	H: 0 LOB: 0 BB: 0 P: 3	R: 0 E: 0 K: 0 S: 4	H: 1 LOB: 2 BB: 1 P: 8	R: 0 E: 0 K: 0 S: 4	H: 1 LOB: 2 BB: 1 P: 8	R: 1 E: 1 K: 0 S: 4	H: 0 LOB: 3 BB: 3 P: 16	1B: 5 2B: 1 3B: 0 HR: 0	SF: 0 SAC: 0 DP: 0 HBP: 0	WP: 0 PB: 0 SB: 0 CS: 0	PA: 41					
<b>PITCHER</b>	IP WLS BF H R ER SO BB IBB HBP BLK WP HR S P ERA WHIP	7.0 W 29 5 0 0 0 3 0 0 0 0 0 26 38 0.00 1.143	2.0 S 12 1 1 0 0 4 0 0 0 0 0 8 24 0.00 2.500											IP WLS BF H R ER SO BB IBB HBP BLK WP HR S P ERA WHIP													
Greg Bargar, R ERA:											7.0	W	29	5	0	0	0	3	0	0	0	0	0	26	38	0.00	1.143
Jeff Reardon, R ERA: 2.69											2.0	S	12	1	1	0	0	4	0	0	0	0	8	24	0.00	2.500	













Batter	1	2	3	4	5	6	7	8	9	AB	R	H	RBI	BB	SO	LOB	TOP																	
Bob Bailor, R OBP: 0.282, SLG: 0.297 (1, 4)										5	0	2	1	0	2	3	<b>New York Mets @ Atlanta Braves</b> Atlanta-Fulton County Stadium, Atlanta, GA Wed Jul 20 1983, 7:05 PM EDT Att: 22,188 - Unknown																	
Mookie Wilson, S OBP: 0.278, SLG: 0.323 (1, 8)										5	0	2	1	0	0	1																		
Keith Hernandez, L OBP: 0.365, SLG: 0.431 (1, 3)										3	0	1	0	2	0	3																		
George Foster, R OBP: 0.311, SLG: 0.439 (1, 7)										3	0	1	1	2	2	1																		
Darryl Strawberry, L OBP: 0.291, SLG: 0.434 (1, 9)										5	0	2	0	0	2	6																		
Tucker Ashford, R OBP: 0.250, SLG: 0.222 (1, 5)										3	0	0	0	0	0	2																		
Dave Kingman, R OBP: 0.274, SLG: 0.424 (7, PH)										1	0	0	0	0	0	2																		
Brian Giles, R OBP: 0.314, SLG: 0.292 (7, 4)										1	0	0	0	0	1	1																		
José Oquendo, S OBP: 0.283, SLG: 0.262 (1, 6)										5	0	1	0	0	0	2																		
Junior Ortiz, R OBP: 0.224, SLG: 0.200 (1, 2)										4	2	2	0	0	0	1																		
Ed Lynch, R OBP: 0.188, SLG: 0.161 (8, PH)										1	0	1	0	0	0	0																		
Danny Heep, L OBP: 0.367, SLG: 0.445 (8, PH)										1	1	1	0	0	0	0																		
Carlos Diaz, R (8, 1)										0	0	0	0	0	0	0																		
Doug Sisk, R OBP: 0.500, SLG: 0.500 (9, 1)										0	0	0	0	0	0	0																		
<b>Inning Stats</b>	R: 0 E: 0 K: 2 S: 8	H: 1 LOB: 1 BB: 0 P: 8	R: 0 E: 0 K: 0 S: 3	H: 1 LOB: 0 BB: 0 P: 3	R: 1 E: 0 K: 0 S: 5	H: 2 LOB: 1 BB: 0 P: 5	R: 0 E: 0 K: 0 S: 4	H: 1 LOB: 1 BB: 0 P: 4	R: 1 E: 0 K: 1 S: 7	H: 2 LOB: 3 BB: 2 P: 15	R: 0 E: 0 K: 1 S: 5	H: 0 LOB: 2 BB: 2 P: 13	R: 1 E: 0 K: 0 S: 6	H: 3 LOB: 2 BB: 0 P: 6	R: 0 E: 0 K: 2 S: 8	H: 1 LOB: 1 BB: 0 P: 8		1B: 13 2B: 0 3B: 0 HR: 0	SF: 0 SAC: 2 DP: 1 HBP: 0	WP: 0 PB: 0 SB: 1 CS: 0	PA: 43													
<b>PITCHER</b>	IP WLS BF H R ER SO BB IBB HBP BLK WP HR S P ERA WHIP																																	
Phil Niekro, R ERA: 4.36 (1, 1)	6.1	31	9	2	2	4	4	0	0	0	0	0	0	0	35	51	2.84	2.053																
Terry Forster, L ERA: 2.39 (7, 1)	0.2	2	0	0	0	1	0	0	0	0	0	0	0	4	4	0.00	0.000																	
Donnie Moore, R ERA: 3.46 (8, 1)	2.0	L	10	4	1	1	2	0	0	0	0	0	0	14	14	4.50	2.000																	

Batter	1	2	3	4	5	6	7	8	9	AB	R	H	RBI	BB	SO	LOB	BOTTOM																
Brett Butler, L OBP: 0.342, SLG: 0.399 (1, 8)										4	0	2	0	0	0	1	<b>New York Mets @ Atlanta Braves</b> Atlanta-Fulton County Stadium, Atlanta, GA Wed Jul 20 1983, 7:05 PM EDT Att: 22,188 - Unknown																
Rafael Ramirez, R OBP: 0.326, SLG: 0.341 (1, 6)										4	0	0	0	0	0	2																	
Claudell Washington, L OBP: 0.326, SLG: 0.413 (1, 9)										3	0	1	0	1	0	0																	
Bob Horner, R OBP: 0.401, SLG: 0.540 (1, 5)										4	1	2	0	0	1	1																	
Chris Chambliss, L OBP: 0.387, SLG: 0.516 (1, 3)										4	0	2	1	0	0	1																	
Randy Johnson, R OBP: 0.471, SLG: 0.464 (9, PR)										0	0	0	0	0	0	0																	
Mike Jorgensen, L OBP: 0.289, SLG: 0.289 (1, 7)										4	0	0	0	0	1	3																	
Jerry Royster, R OBP: 0.353, SLG: 0.396 (1, 4)										2	1	1	0	2	0	1																	
Bruce Benedict, R OBP: 0.362, SLG: 0.335 (1, 2)										2	0	1	0	0	0	0																	
Dale Murphy, R OBP: 0.414, SLG: 0.561 (9, PH)										1	0	0	0	0	0	3																	
Phil Niekro, R OBP: 0.189, SLG: 0.171 (1, 1)										2	0	0	0	0	0	1																	
Terry Forster, L OBP: 0.750, SLG: 1.000 (7, 1)										0	0	0	0	0	0	0																	
Biff Pocoreba, S OBP: 0.344, SLG: 0.414 (7, PH)										1	0	0	0	0	0	1																	
Donnie Moore, L OBP: 0.571, SLG: 0.571 (8, 1)										0	0	0	0	0	0	0																	
<b>Inning Stats</b>	R: 0 E: 0 K: 0 S: 3	H: 0 LOB: 0 BB: 0 P: 3	R: 0 E: 0 K: 2 S: 7	H: 0 LOB: 0 BB: 0 P: 7	R: 1 E: 0 K: 0 S: 4	H: 2 LOB: 1 BB: 1 P: 8	R: 1 E: 0 K: 0 S: 5	H: 3 LOB: 1 BB: 0 P: 5	R: 0 E: 0 K: 0 S: 4	H: 1 LOB: 1 BB: 0 P: 4	R: 0 E: 0 K: 0 S: 3	H: 0 LOB: 1 BB: 1 P: 7	R: 0 E: 0 K: 0 S: 2	H: 0 LOB: 0 BB: 1 P: 6	R: 0 E: 0 K: 0 S: 4	H: 2 LOB: 2 BB: 0 P: 4		1B: 6 2B: 3 3B: 0 HR: 0	SF: 0 SAC: 1 DP: 3 HBP: 0	WP: 0 PB: 0 SB: 1 CS: 1	PA: 35												
<b>PITCHER</b>	IP WLS BF H R ER SO BB IBB HBP BLK WP HR S P ERA WHIP																																
Ed Lynch, R ERA: 3.77 (1, 1)	7.0	W	28	7	2	2	2	2	0	0	0	0	0	0	38	2.57	1.286																
Carlos Diaz, L ERA: 2.39 (8, 1)	1.0		4	1	0	0	0	1	0	0	0	0	0	3	7	0.00	2.000																
Doug Sisk, R ERA: 2.51 (9, 1)	1.0	S	3	1	0	0	0	0	0	0	0	0	0	3	3	0.00	1.000																













Batter	1	2	3	4	5	6	7	8	9	AB	R	H	RBI	BB	SO	LOB	TOP								
Bob Dernier, R OBP: 0.329, SLG: 0.338 (1, 9)	6-3	P3			FC5-4			BB HR BB		3	1	0	0	2	0	2	Philadelphia Phillies @ Atlanta Braves Atlanta-Fulton County Stadium, Atlanta, GA Sat Jul 23 1983, 3:33 AM EDT Att: 36,501 - Unknown								
Gary Matthews, R OBP: 0.356, SLG: 0.377 (1, 7)	L6	F3			K		HR BB			4	1	1	0	1	1	2									
Mike Schmidt, R OBP: 0.393, SLG: 0.508 (1, 5)	HR		6-3		BB		HR	K		4	2	2	4	1	1	2									
Tony Perez, R OBP: 0.326, SLG: 0.399 Steve Jeltz, S (7, PR)	1B		F9		F8		1B		4-3	3	0	1	0	1	0	2									
Joe Morgan, L OBP: 0.356, SLG: 0.314 (9, 4)	1B						BB			0	0	0	0	0	0	0									
Bo Diaz, R OBP: 0.297, SLG: 0.375 (1, 2)	FC4 1B		F9			1-3			K2-3	5	0	2	0	0	1	0									
Gary Maddox, R OBP: 0.304, SLG: 0.380 (1, 8)	FC4				F9		P4		5-3	5	0	0	0	0	0	4									
Kiko Garcia, R OBP: 0.384, SLG: 0.507 Joe Lefebvre, L OBP: 0.412, SLG: 0.595 Willie Hernandez, L OBP: 0.556, SLG: 0.556 Al Holland, R (9, 1) Von Hayes, L OBP: 0.333, SLG: 0.395 (9, 9)		HR	6-3			1B	4-3			3	1	2	1	0	0	0									
Ivan De Jesus, R OBP: 0.318, SLG: 0.301 (1, 6)		WP S BB			F9		G3		P4	3	0	0	0	1	0	1									
Steve Carlton, L OBP: 0.210, SLG: 0.262 Pete Rose, S OBP: 0.331, SLG: 0.318 (7, 3)		P5					4-3	F7		2	0	1	0	0	0	1									
<b>Inning Stats</b>	R: 1 E: 0 K: 0 S: 6	H: 3 LOB: 2 BB: 0 P: 6	R: 1 E: 0 K: 0 S: 4	H: 1 LOB: 1 BB: 1 P: 8	R: 0 E: 0 K: 0 S: 3	H: 0 LOB: 0 BB: 0 P: 3	R: 0 E: 0 K: 0 S: 3	H: 0 LOB: 0 BB: 0 P: 3	R: 0 E: 0 K: 1 S: 6	H: 1 LOB: 2 BB: 1 P: 10	R: 0 E: 0 K: 0 S: 4	H: 1 LOB: 1 BB: 0 P: 4	R: 3 E: 0 K: 0 S: 5	H: 2 LOB: 2 BB: 3 P: 17	R: 0 E: 0 K: 1 S: 6	H: 1 LOB: 2 BB: 1 P: 10	R: 0 E: 0 K: 1 S: 5	H: 0 LOB: 0 BB: 0 P: 5	1B: 6 2B: 0 3B: 0 HR: 3	SF: 0 SAC: 0 DP: 0 HBP: 0	WP: 1 PB: 0 SB: 2 CS: 0	PA: 42			
<b>PITCHER</b>	IP	WLS	BF	H	R	ER	SO	BB	IBB	HBP	BLK	WP	HR	S	P	ERA	WHIP								
Ken Dayley, L ERA: 4.03 (1, 1)	6.1		29	6	4	4	1	4	0	0	0	1	2	27	43	5.68	1.579								
Steve Bedrosian, R ERA: 2.91 (7, 1)	0.0		3	2	1	1	0	1	0	0	0	0	1	2	6	∞	∞								
Donnie Moore, R ERA: 3.27 (7, 1)	1.2		7	1	0	0	1	1	0	0	0	0	0	8	12	0.00	1.200								
Rick Camp, R ERA: 3.91 (9, 1)	1.0	W	3	0	0	0	1	0	0	0	0	0	0	5	5	0.00	0.000								

Batter	1	2	3	4	5	6	7	8	9	AB	R	H	RBI	BB	SO	LOB	BOTTOM								
Rafael Ramirez, R OBP: 0.332, SLG: 0.349 (1, 6)	K 1B		F8	F8		F9			SH BB 1B	5	1	2	0	0	0	2	Philadelphia Phillies @ Atlanta Braves Atlanta-Fulton County Stadium, Atlanta, GA Sat Jul 23 1983, 3:33 AM EDT Att: 36,501 - Unknown								
Jerry Royster, R OBP: 0.365, SLG: 0.408 (1, 7)	S 1B		4-3		P4			SH BB	4	0	2	0	0	0	0	0									
Dale Murphy, R OBP: 0.410, SLG: 0.556 (1, 8)	K		HR		L5		K		BB IBB	4	1	1	1	1	2	3									
Bob Horner, R OBP: 0.395, SLG: 0.532 (1, 5)	F9		1B	2B	E5 HR		K		K	5	2	1	0	0	2	5									
Bob Watson, R OBP: 0.446, SLG: 0.569 (1, 3)		P5	FC6-4 1B		HR		IBB		BB	3	1	2	4	2	0	0									
Terry Harper, R OBP: 0.345, SLG: 0.401 (1, 9)	6-3	FC6-4			6-3		P4			4	0	0	0	0	0	3									
Glenn Hubbard, R OBP: 0.342, SLG: 0.411 (1, 4)		HR			6-3		F9		K	4	1	1	1	0	1	0									
Bruce Benedict, R OBP: 0.369, SLG: 0.341 (1, 2)		1B			FC5-6 1B		SH1-4 1B		L7	4	0	3	0	0	0	0									
Ken Dayley, L OBP: 0.167, SLG: 0.063 Steve Bedrosian, R (7, 1)	4-3				FC5-6		SH1-4		K	2	0	0	0	0	0	2									
Donnie Moore, L OBP: 0.571, SLG: 0.571 Claudell Washington, L OBP: 0.325, SLG: 0.409 Rick Camp, R OBP: 0.461, SLG: 0.065 (9, 1)					1-2					0	0	0	0	0	0	0									
<b>Inning Stats</b>	R: 0 E: 0 K: 1 S: 6	H: 2 LOB: 1 BB: 0 P: 6	R: 1 E: 0 K: 0 S: 5	H: 2 LOB: 1 BB: 0 P: 5	R: 2 E: 0 K: 0 S: 6	H: 3 LOB: 1 BB: 0 P: 6	R: 0 E: 0 K: 0 S: 4	H: 1 LOB: 1 BB: 0 P: 4	R: 2 E: 1 K: 0 S: 5	H: 1 LOB: 0 BB: 0 P: 5	R: 0 E: 0 K: 2 S: 8	H: 1 LOB: 2 BB: 1 P: 12	R: 0 E: 0 K: 2 S: 7	H: 0 LOB: 0 BB: 0 P: 7	R: 1 E: 1 K: 1 S: 5	H: 1 LOB: 3 BB: 2 P: 13	1B: 8 2B: 1 3B: 0 HR: 3	SF: 0 SAC: 2 DP: 0 HBP: 0	WP: 0 PB: 0 SB: 2 CS: 0	PA: 41					
<b>PITCHER</b>	IP	WLS	BF	H	R	ER	SO	BB	IBB	HBP	BLK	WP	HR	S	P	ERA	WHIP								
Steve Carlton, L ERA: 3.32 (1, 1)	6.0		28	10	5	3	1	0	0	0	0	0	0	30	30	4.50	1.667								
Willie Hernandez, L ERA: 2.35 (7, 1)	2.0	L	10	2	1	0	4	0	1	0	0	0	0	17	21	0.00	1.000								
Al Holland, L ERA: 2.38 (9, 1)	0.1		3	0	0	0	1	1	1	0	0	0	0	3	11	0.00	3.000								



Batter	1	2	3	4	5	6	7	8	9	AB	R	H	RBI	BB	SO	LOB	TOP			
Bob Dernier, R OBP: 0.329, SLG: 0.333 Porfi Altamirano, R OBP: 0.413, SLG: 0.364 Greg Gross, L OBP: 0.413, SLG: 0.364	4-0 1B BB	0-0 F9			0-0 5-3		0-0 1-2 1B			2	1	0	0	1	0	1	Philadelphia Phillies @ Atlanta Braves Atlanta-Fulton County Stadium, Atlanta, GA Sun Jul 24 1983, 3:33 AM EDT Att: 29,406 - Unknown			
Pete Ross, S OBP: 0.331, SLG: 0.317 Ron Reed, R OBP: 0.331, SLG: 0.317 Al Holland, R OBP: 0.331, SLG: 0.317	0-0 1B 2B 1B	0-0 5-3			0-0 4-3		0-3 K			4	1	1	0	0	1	3				
Von Hayes, L OBP: 0.332, SLG: 0.393	0-0 F7			0-0 4-3		0-0 HR 1B		0-0 4-3		4	1	1	0	0	0	4				
Mike Schmidt, R OBP: 0.394, SLG: 0.518	0-0 2B 1B			0-0 L9		0-0 HR		0-0 5-3		4	1	2	3	0	0	0				
Joe Lefebvre, L OBP: 0.406, SLG: 0.591	0-0 1B 2B			0-0 4-3		0-3 K		0-3 K		4	0	1	1	0	2	0				
Joe Morgan, L OBP: 0.351, SLG: 0.308	0-0 G3			0-0 6-3		0-0 6-3		0-0 P5		4	0	0	0	0	0	2				
Ozzie Virgil, R OBP: 0.253, SLG: 0.344	0-3 K			0-3 K		0-0 6-3		0-3 K		4	0	0	0	0	3	2				
Ivan De Jesus, R OBP: 0.319, SLG: 0.301 Steve Jeltz, S		0-0 SH1-4 1B		0-0 F9		0-0 4-3		0-0 G3		3	0	1	0	0	0	0				
Marty Bystrom, R OBP: 0.269, SLG: 0.217 Tug McGraw, R OBP: 0.269, SLG: 0.217 Gary Maddox, R OBP: 0.305, SLG: 0.376	0-0 SH1-4 1-2			0-3 K		4-0 1B BB		0-0 F9		0	0	0	0	0	0	0				
Inning Stats	R: 2 E: 0 K: 1 S: 8	H: 3 LOB: 2 BB: 1 P: 12	R: 0 E: 0 K: 0 S: 4	H: 1 LOB: 1 BB: 0 P: 4	R: 0 E: 0 K: 0 S: 3	H: 0 LOB: 0 BB: 0 P: 3	R: 0 E: 0 K: 1 S: 5	H: 0 LOB: 0 BB: 0 P: 5	R: 0 E: 0 K: 1 S: 7	H: 2 LOB: 0 BB: 0 P: 7	R: 0 E: 0 K: 1 S: 6	H: 1 LOB: 2 BB: 1 P: 10	R: 0 E: 0 K: 1 S: 5	H: 0 LOB: 0 BB: 0 P: 5	R: 0 E: 0 K: 1 S: 5	H: 0 LOB: 0 BB: 0 P: 5		1B: 5 2B: 1 3B: 0 HR: 1	SF: 0 SAC: 1 DP: 0 HBP: 0	WP: 0 PB: 0 SB: 0 CS: 0
PITCHER Pascual Perez, R ERA: 2.87	IP: 9.0 WLS: W BF: 36 H: 7 R: 4 ER: 4 SO: 7 BB: 2 IBB: 0 HBP: 0 BLK: 0 WP: 0 HR: 1 S: 48 P: 56 ERA: 4.00 WHIP: 1.000															PITCHER Pascual Perez, R ERA: 2.87	IP: 9.0 WLS: W BF: 36 H: 7 R: 4 ER: 4 SO: 7 BB: 2 IBB: 0 HBP: 0 BLK: 0 WP: 0 HR: 1 S: 48 P: 56 ERA: 4.00 WHIP: 1.000			

Batter	1	2	3	4	5	6	7	8	9	AB	R	H	RBI	BB	SO	LOB	BOTTOM			
Brett Butler, L OBP: 0.359, SLG: 0.422	0-0 1B 1B			0-0 G5-4-3 1B		0-0 SF8 3B		0-0 L6		5	2	3	0	0	0	2	Philadelphia Phillies @ Atlanta Braves Atlanta-Fulton County Stadium, Atlanta, GA Sun Jul 24 1983, 3:33 AM EDT Att: 29,406 - Unknown			
Rafael Ramirez, R OBP: 0.335, SLG: 0.356	0-0 1B 1B	0-0 G4-6-3 1B		0-0 G5-4-3 1-2		0-0 SF8		0-0 2B		4	1	3	2	0	1					
Claudell Washington, L OBP: 0.326, SLG: 0.416	0-0 BB SF8 1B	0-3 K		0-0 HR		0-3 K		0-0 G3		5	2	2	2	0	2					
Dale Murphy, R OBP: 0.407, SLG: 0.551 Terry Harper, R OBP: 0.343, SLG: 0.399	0-0 F3	0-0 G4-6-3 1-2		0-0 F9		0-0 P4		0-0 G3		3	0	0	0	0	0	3				
Bob Horner, R OBP: 0.399, SLG: 0.554 Mike Jorgensen, L OBP: 0.269, SLG: 0.289	0-0 BB 1B 1B			0-0 HR		0-0 HR		0-0 F9		4	3	3	3	0	0	0				
Chris Chambliss, L OBP: 0.388, SLG: 0.532 Randy Johnson, R OBP: 0.486, SLG: 0.464	4-0 1B E			4-0 G4-6-3 BB		0-0 F8		0-0 2B		2	1	1	0	2	0	0				
Glenn Hubbard, R OBP: 0.338, SLG: 0.407	0-0 SF8			0-0 G4-6-3 1-2		0-3 K		0-3 K		3	0	0	1	0	2	2				
Biff Pocoroba, S OBP: 0.361, SLG: 0.477	0-0 E8 1B 1B			0-0 1-3		0-0 HR		0-0 2B 2B		4	3	3	2	0	0	0				
Pascual Perez, R OBP: 0.157, SLG: 0.157	0-0 1B			0-3 K		0-0 5-3		0-3 K		4	0	1	1	0	2	1				
Inning Stats	R: 5 E: 1 K: 0 S: 9	H: 6 LOB: 1 BB: 1 P: 13	R: 0 E: 0 K: 1 S: 5	H: 1 LOB: 0 BB: 0 P: 5	R: 1 E: 0 K: 0 S: 3	H: 1 LOB: 0 BB: 1 P: 7	R: 0 E: 0 K: 1 S: 5	H: 1 LOB: 0 BB: 0 P: 5	R: 2 E: 0 K: 1 S: 7	H: 2 LOB: 0 BB: 0 P: 7	R: 2 E: 0 K: 1 S: 7	H: 2 LOB: 0 BB: 0 P: 7	R: 0 E: 0 K: 1 S: 6	H: 1 LOB: 1 BB: 0 P: 6	R: 1 E: 0 K: 1 S: 7	H: 2 LOB: 1 BB: 0 P: 7		1B: 8 2B: 3 3B: 1 HR: 4	SF: 2 SAC: 0 DP: 3 HBP: 0	WP: 0 PB: 0 SB: 0 CS: 0
PITCHER Marty Bystrom, R ERA: 4.77 Tug McGraw, L ERA: 2.91 Porfi Altamirano, R ERA: 3.75 Ron Reed, R ERA: 3.26 Al Holland, L ERA: 2.53	IP: 0.2 WLS: L BF: 8 H: 5 R: 6 ER: 6 SO: 0 BB: 1 IBB: 0 HBP: 0 BLK: 0 WP: 0 HR: 0 S: 15 P: 19 ERA: 18.00 WHIP: 9.000															PITCHER Marty Bystrom, R ERA: 4.77 Tug McGraw, L ERA: 2.91 Porfi Altamirano, R ERA: 3.75 Ron Reed, R ERA: 3.26 Al Holland, L ERA: 2.53	IP: 0.2 WLS: L BF: 8 H: 5 R: 6 ER: 6 SO: 0 BB: 1 IBB: 0 HBP: 0 BLK: 0 WP: 0 HR: 0 S: 15 P: 19 ERA: 18.00 WHIP: 9.000			



Batter	1	2	3	4	5	6	7	8	9	AB	R	H	RBI	BB	SO	LOB	TOP					
<b>Brett Butler, L</b> OBP: 0.360, SLG: 0.420 (1, 7)	F9		BLK 1B		F8		F7	IBB		4	0	1	0	1	0	1	<b>Atlanta Braves @ New York Mets</b> <b>Shea Stadium, Flushing, NY</b> Mon Jul 25 1983, 7:05 PM EDT Att: 12,191 - Unknown					
<b>Rafael Ramirez, R</b> OBP: 0.336, SLG: 0.356 (1, 6)	1B		L6		FC4-6 1B 1-2		CS 1B	FC5 2-3		5	1	2	0	0	0	5						
<b>Claudell Washington, L</b> OBP: 0.324, SLG: 0.415 (1, 9)	F7			K	1B		4-3		4-3	5	0	1	0	0	1	2						
<b>Dale Murphy, R</b> OBP: 0.407, SLG: 0.549 (1, 8)	F7			BB S 1B	FC6-4 1B			E6 5-3 1B 2B	K	5	1	2	1	0	1	1						
<b>Bob Horner, R</b> OBP: 0.393, SLG: 0.545 (1, 5)		K		K	FC6-4			K	5-3	5	0	0	0	0	3	4						
<b>Chris Chambliss, L</b> OBP: 0.390, SLG: 0.530 (1, 3)	F8			BB IBB			3-1	5-3 1B		3	1	1	0	1	0	0						
<b>Glenn Hubbard, R</b> OBP: 0.337, SLG: 0.404 (1, 4)	F7			FC5-4 BB			F4	5-3		3	0	0	0	1	0	2						
<b>Bruce Benedict, R</b> OBP: 0.366, SLG: 0.337 (1, 2)			6-3	FC5-4			F9	2B IBB		3	0	0	0	1	0	3						
<b>Phil Niekro, R</b> OBP: 0.265, SLG: 0.189 (7, PH) <b>Mike Carrozzini, L</b> OBP: 0.285, SLG: 0.370 (7, 1) <b>Donnie Moore, R</b> OBP: 0.271, SLG: 0.370 (6, PH) <b>Bill Paschold, S</b> OBP: 0.245, SLG: 0.300 (8, PH) <b>Terry Harper, R</b> OBP: 0.245, SLG: 0.300 (8, 1) <b>Terry Forster, L</b> OBP: 0.270, SLG: 1.100 (8, 1) <b>Steve Bedrosian, R</b> OBP: 0.272, SLG: 0.417 (9, 1)			5-3		FC4-6 1B			HR	FC5 1-3 2-H	2	0	1	0	0	0	0						
<b>Inning Stats</b>	R: 0 E: 0 K: 0 S: 4	H: 1 LOB: 1 BB: 0 P: 4	R: 0 E: 0 K: 1 S: 5	H: 0 LOB: 0 BB: 0 P: 5	R: 0 E: 0 K: 0 S: 4	H: 1 LOB: 1 BB: 0 P: 4	R: 0 E: 0 K: 2 S: 8	H: 1 LOB: 3 BB: 2 P: 16	R: 1 E: 0 K: 0 S: 6	H: 3 LOB: 2 BB: 0 P: 6	R: 0 E: 0 K: 0 S: 3	H: 0 LOB: 0 BB: 0 P: 3	R: 1 E: 0 K: 0 S: 4	H: 2 LOB: 0 BB: 0 P: 4	R: 2 E: 1 K: 1 S: 8	H: 2 LOB: 3 BB: 2 P: 16	R: 0 E: 0 K: 1 S: 5	H: 0 LOB: 0 BB: 0 P: 5	1B: 8 2B: 1 3B: 0 HR: 1	SF: 0 SAC: 0 DP: 0 HBP: 0	WP: 0 PB: 0 SB: 1 CS: 1	PA: 41
<b>PITCHER</b>	IP	WLS	BF	H	R	ER	SO	BB	IBB	HBP	BLK	WP	HR	S	P	ERA	WHIP					
<b>Ed Lynch, R</b> ERA: 3.67 (1, 1)	7.2		36	10	4	2	4	1	2	0	1	0	1	41	53	2.35	1.435					
<b>Doug Sisk, R</b> ERA: 2.42 (8, 1)	1.1	W	5	0	0	0	1	0	1	0	0	0	0	6	10	0.00	0.000					

livebaseballscorecards.com

AB 37  
R 4  
H 10  
RBI 4  
BB 4  
SO 5  
LOB 18



Batter	1	2	3	4	5	6	7	8	9	AB	R	H	RBI	BB	SO	LOB	BOTTOM					
<b>Mookie Wilson, S</b> OBP: 0.275, SLG: 0.315 (1, 8)	K		BLK 1B		F8		1-3		K	5	0	1	0	0	2	3	<b>Atlanta Braves @ New York Mets</b> <b>Shea Stadium, Flushing, NY</b> Mon Jul 25 1983, 7:05 PM EDT Att: 12,191 - Unknown					
<b>Hubie Brooks, R</b> OBP: 0.315, SLG: 0.372 (1, 5)	G3 1B		F8			CS 1B	F9	1-3 2-H 1B	1B	5	1	3	1	0	0	2						
<b>Keith Hernandez, L</b> OBP: 0.370, SLG: 0.443 (1, 3)	G3		BB			BB SF9 1B		G3	1-2 3-H 1B	4	2	2	1	1	0	1						
<b>George Foster, R</b> OBP: 0.314, SLG: 0.441 (1, 7)	K		K			BB 1B		5-3	1-3 2-H 2B	4	0	1	2	1	2	3						
<b>Darryl Strawberry, L</b> OBP: 0.302, SLG: 0.438 (1, 9)		F2		K		BB 1B		FC6-4 1B		3	0	1	0	1	1	0						
<b>Bob Bailor, R</b> OBP: 0.300, SLG: 0.309 (1, 6)					6-3		SF9	FC6-4		2	0	1	0	0	0	0						
<b>Rusty Staub, L</b> OBP: 0.396, SLG: 0.436 (6, PH) <b>José Oquendo, S</b> OBP: 0.292, SLG: 0.261 (7, 6)		FC5-4 1B				3-H 1B		FC6-4	1-2	1	0	0	0	0	0	1						
<b>Brian Giles, R</b> OBP: 0.318, SLG: 0.297 (1, 4) <b>Danny Heep, L</b> OBP: 0.350, SLG: 0.422 (6, PH) <b>Tucker Ashford, R</b> OBP: 0.259, SLG: 0.224 (7, 4)		FC5-4 S 1-2		K			K			2	0	0	0	0	1	1						
<b>Junior Ortiz, R</b> OBP: 0.250, SLG: 0.231 (1, 2)		K			6-3			4-3	1-3 1B 1B	4	1	2	0	0	1	1						
<b>Ed Lynch, R</b> OBP: 0.171, SLG: 0.147 (1, 1) <b>Doug Sisk, R</b> OBP: 0.500, SLG: 0.500 (8, 1) <b>Dave Kingman, R</b> OBP: 0.272, SLG: 0.417 (9, PH)			L9		K		K	1B 1B	1-2 1B 1B	3	0	0	0	0	2	1						
<b>Inning Stats</b>	R: 0 E: 0 K: 2 S: 8	H: 1 LOB: 1 BB: 0 P: 8	R: 0 E: 0 K: 1 S: 6	H: 1 LOB: 0 BB: 0 P: 6	R: 0 E: 0 K: 1 S: 6	H: 1 LOB: 2 BB: 1 P: 10	R: 0 E: 0 K: 2 S: 7	H: 0 LOB: 0 BB: 0 P: 7	R: 0 E: 0 K: 1 S: 5	H: 0 LOB: 0 BB: 0 P: 5	R: 1 E: 0 K: 0 S: 6	H: 2 LOB: 2 BB: 2 P: 14	R: 0 E: 0 K: 0 S: 6	H: 1 LOB: 1 BB: 0 P: 6	R: 0 E: 0 K: 0 S: 4	H: 1 LOB: 1 BB: 0 P: 4	R: 4 E: 0 K: 1 S: 9	H: 5 LOB: 1 BB: 0 P: 9	1B: 11 2B: 1 3B: 0 HR: 0	SF: 1 SAC: 0 DP: 0 HBP: 0	WP: 0 PB: 0 SB: 1 CS: 1	PA: 40
<b>PITCHER</b>	IP	WLS	BF	H	R	ER	SO	BB	IBB	HBP	BLK	WP	HR	S	P	ERA	WHIP					
<b>Phil Niekro, R</b> ERA: 4.22 (1, 1)	6.0		25	5	1	1	8	3	0	0	1	0	0	38	50	1.50	1.333					
<b>Donnie Moore, R</b> ERA: 3.2 (7, 1)	1.0		4	1	0	0	1	0	0	0	0	0	0	6	6	0.00	1.000					
<b>Terry Forster, L</b> ERA: 2.45 (8, 1)	1.1		6	2	1	1	0	0	0	0	0	0	0	6	6	6.75	1.500					
<b>Steve Bedrosian, R</b> ERA: 3.16 (9, 1)	0.1	L	5	4	3	3	1	0	0	0	0	0	0	7	7	81.00	12.000					






Batter	1	2	3	4	5	6	7	8	9	10	AB	R	H	RBI	BB	SO	LOB	
<b>Brett Butler, L</b> OBP: 0.355, SLG: 0.414 (1, 7)	F5			F8		FC6-4		FC4		FC6-4	5	0	0	0	0	0	5	
<b>Rafael Ramirez, R</b> OBP: 0.333, SLG: 0.353 (1, 6)	4-3			6-3		5-3		FC3-6			4	0	0	0	0	0	3	
<b>Claudell Washington, L</b> OBP: 0.323, SLG: 0.422 (1, 9)	K			HR		1-3				L9	4	1	1	1	0	1	1	
<b>Dale Murphy, R</b> OBP: 0.403, SLG: 0.543 (1, 8)		F7		5-3						5-3	4	0	0	0	0	0	0	
<b>Bob Horner, R</b> OBP: 0.352, SLG: 0.541 (1, 5)		F8				F6				5-3	4	0	1	0	0	0	0	
<b>Chris Chambliss, L</b> OBP: 0.385, SLG: 0.523 (1, 3)		F9				F8					4	0	0	0	0	0	1	
<b>Glenn Hubbard, R</b> OBP: 0.341, SLG: 0.404 (1, 4)			K								2	0	1	0	2	1	0	
<b>Biff Pocoroba, S</b> OBP: 0.355, SLG: 0.478 (8, PR)			F7			6-3					3	0	0	0	0	0	2	
<b>Terry Harper, R</b> OBP: 0.343, SLG: 0.399 (8, 2)								FC2-6		4-3	0	0	0	0	0	0	0	
<b>Bruce Benedict, R</b> OBP: 0.367, SLG: 0.336 (8, 2)								FC4			1	0	0	0	0	0	1	
<b>Rick Camp, R</b> OBP: 0.088, SLG: 0.063 (10, PH)											1	0	0	0	0	1	0	
<b>Mike Jorgensen, L</b> OBP: 0.256, SLG: 0.370 (8, 1)											0	0	0	0	1	0	0	
<b>Steve Bedrosian, R</b> OBP: 0.452, SLG: 0.575 (10, PH)											0	0	0	0	0	0	0	
<b>Bob Watson, R</b> OBP: 0.167, SLG: 0.063 (10, 1)											1	0	1	0	0	0	0	
<b>Ken Dayley, L</b> OBP: 0.167, SLG: 0.063 (10, 1)											0	0	0	0	0	0	0	
<b>Inning Stats</b>	R: 0 E: 0 K: 1 S: 5	H: 0 LOB: 0 BB: 0 P: 5	R: 0 E: 0 K: 0 S: 3	H: 0 LOB: 0 BB: 0 P: 3	R: 0 E: 0 K: 2 S: 7	H: 0 LOB: 0 BB: 0 P: 7	R: 1 E: 0 K: 0 S: 4	H: 1 LOB: 0 BB: 0 P: 4	R: 0 E: 0 K: 0 S: 3	H: 1 LOB: 0 BB: 0 P: 3	R: 0 E: 0 K: 0 S: 3	H: 0 LOB: 2 BB: 2 P: 11	R: 0 E: 0 K: 0 S: 3	H: 0 LOB: 0 BB: 0 P: 3	R: 0 E: 0 K: 0 S: 4	H: 1 LOB: 2 BB: 1 P: 8	1B: 3 2B: 0 3B: 0 HR: 1	SF: 0 SAC: 0 DP: 0 HBP: 1
<b>PITCHER</b>	IP 10.0	WLS W	BF 37	H 4	R 1	ER 1	SO 3	BB 3	IBB 0	HBP 1	BLK 0	WP 0	HR 1	S 39	P 52	ERA 0.90	WHIP 0.700	

**Atlanta Braves @ New York Mets**  
Shea Stadium, Flushing, NY  
Tue Jul 26 1983, 7:05 PM EDT  
Att: 13,380 - Unknown

livebaseballscores.com

AB	33
R	1
H	4
RBI	1
BB	3
SO	3
LOB	13

WP: 0 PA: 37  
PB: 0  
SB: 1  
CS: 1




Batter	1	2	3	4	5	6	7	8	9	10	AB	R	H	RBI	BB	SO	LOB	
<b>Mookie Wilson, S</b> OBP: 0.278, SLG: 0.325 (1, 8)	4-3										4	1	2	1	0	0	0	
<b>Hubie Brooks, R</b> OBP: 0.314, SLG: 0.369 (1, 5)											3	0	0	0	1	2	2	
<b>Keith Hernandez, L</b> OBP: 0.369, SLG: 0.439 (1, 3)											3	0	0	0	1	0	2	
<b>George Foster, R</b> OBP: 0.311, SLG: 0.436 (1, 7)											4	0	0	0	0	1	2	
<b>Daryl Strawberry, L</b> OBP: 0.395, SLG: 0.434 (1, 9)											2	1	0	0	2	1	3	
<b>Bob Bailor, R</b> OBP: 0.304, SLG: 0.313 (10, 4)											4	0	2	1	0	0	1	
<b>Brian Giles, R</b> OBP: 0.315, SLG: 0.294 (9, PH)											3	0	0	0	0	0	3	
<b>Danny Heep, L</b> OBP: 0.354, SLG: 0.426 (10, 6)											1	0	1	0	0	0	0	
<b>Jose Oquendo, S</b> OBP: 0.282, SLG: 0.261 (1, 2)											0	0	0	0	0	0	0	
<b>Junior Ortiz, R</b> OBP: 0.241, SLG: 0.222 (9, PH)											3	0	0	0	0	0	0	
<b>Rusty Staub, L</b> OBP: 0.391, SLG: 0.430 (10, 2)											1	0	0	0	0	0	1	
<b>Ron Hodges, L</b> OBP: 0.367, SLG: 0.240 (1, 1)											0	0	0	0	0	0	0	
<b>Mike Torrez, R</b> OBP: 0.077, SLG: 0.053 (10, PH)											3	0	0	0	0	1	0	
<b>Dave Kingman, R</b> OBP: 0.270, SLG: 0.415 (10, PH)											1	0	0	0	0	1	0	
<b>Inning Stats</b>	R: 0 E: 1 K: 0 S: 4	H: 1 LOB: 0 BB: 0 P: 8	R: 0 E: 0 K: 0 S: 3	H: 1 LOB: 0 BB: 0 P: 3	R: 0 E: 0 K: 2 S: 8	H: 1 LOB: 1 BB: 0 P: 8	R: 0 E: 0 K: 1 S: 5	H: 0 LOB: 1 BB: 1 P: 9	R: 1 E: 0 K: 0 S: 4	H: 0 LOB: 0 BB: 0 P: 3	R: 0 E: 0 K: 1 S: 5	H: 0 LOB: 1 BB: 1 P: 9	R: 0 E: 0 K: 0 S: 3	H: 1 LOB: 0 BB: 0 P: 3	R: 1 E: 0 K: 1 S: 4	H: 1 LOB: 0 BB: 0 P: 4	1B: 4 2B: 1 3B: 0 HR: 1	SF: 0 SAC: 0 DP: 2 HBP: 1
<b>PITCHER</b>	IP 7.0	WLS 2	BF 28	H 3	R 1	ER 1	SO 4	BB 3	IBB 0	HBP 0	BLK 0	WP 0	HR 0	S 32	P 45	ERA 1.29	WHIP 0.857	

**Atlanta Braves @ New York Mets**  
Shea Stadium, Flushing, NY  
Tue Jul 26 1983, 7:05 PM EDT  
Att: 13,380 - Unknown

livebaseballscores.com

AB	32
R	2
H	5
RBI	2
BB	4
SO	6
LOB	14

WP: 0 PA: 37  
PB: 0  
SB: 3  
CS: 0





Batter	1	2	3	4	5	6	7	8	9	AB	R	H	RBI	BB	SO	LOB	TOP					
<b>Brett Butler, L</b> OBP: 0.355, SLG: 0.413 (1, 8)	0-3 <b>K</b>		0-0 <b>1B</b>		0-0 <b>SH2-3</b>	0-0 <b>F7</b>		4-0 <b>1B</b> <b>E</b> <b>IBB</b>		3	0	1	0	0	1	2	<b>Atlanta Braves @ New York Mets</b> Shea Stadium, Flushing, NY Wed Jul 27 1983, 3:33 AM EDT Att: 12,455 - Unknown					
<b>Bob Watson, R</b> OBP: 0.459, SLG: 0.575 (8, PH)										0	1	0	0	1	0	0						
<b>Terry Forster, L</b> OBP: 0.750, SLG: 1.000 (8, 1)										0	0	0	0	0	0	0						
<b>Rafael Ramirez, R</b> OBP: 0.333, SLG: 0.353 (1, 6)	0-0 <b>F9</b>		0-0 <b>1B</b>		0-0 <b>F5</b>		0-0 <b>L1</b>	0-0 <b>E8</b> <b>FC5</b> <b>1B</b>		5	0	2	2	0	0	2						
<b>Claudell Washington, L</b> OBP: 0.330, SLG: 0.421 (1, 9)	4-0 <b>S</b> <b>BB</b>		0-0 <b>L5</b>		4-0 <b>1B</b> <b>IBB</b>		4-0 <b>CS</b> <b>BB</b>	4-0 <b>BB</b>		1	0	0	0	4	0	2						
<b>Bob Horner, R</b> OBP: 0.389, SLG: 0.536 (1, 5)	0-0 <b>5-3</b>			0-3 <b>K</b>	0-0 <b>FC6-4</b> <b>1B</b>		0-0 <b>F3</b>	0-0 <b>FC5</b>		5	0	1	2	0	1	4						
<b>Chris Chambliss, L</b> OBP: 0.383, SLG: 0.516 (1, 3)		4-0 <b>FC5-4</b> <b>BB</b>		0-0 <b>F7</b>	0-0 <b>FC6-4</b>			0-0 <b>4-3</b>	0-3 <b>K</b>	4	0	0	0	1	1	2						
<b>Mike Jorgensen, L</b> OBP: 0.316, SLG: 0.375 (1, 7)		0-0 <b>F8</b>		0-0 <b>1B</b>		4-0 <b>FC3-5</b> <b>1B</b> <b>BB</b>		4-0 <b>BB</b> <b>2B</b> <b>BB</b>	0-0 <b>F9</b>	2	0	1	0	1	0	1						
<b>Dale Murphy, R</b> OBP: 0.403, SLG: 0.542 (7, 8)										1	1	0	0	1	0	0						
<b>Glenn Hubbard, R</b> OBP: 0.342, SLG: 0.402 (1, 4)		0-0 <b>FC5-4</b> <b>CS</b>		0-0 <b>4-3</b>		0-0 <b>F8</b>		4-0 <b>2B</b> <b>1B</b> <b>BB</b>	0-0 <b>1B</b>	4	1	1	0	1	0	3						
<b>Bruce Benedict, R</b> OBP: 0.370, SLG: 0.344 (1, 2)		0-0 <b>CS</b>	0-0 <b>5-3</b>		0-0 <b>SH2-3</b> <b>1B</b> <b>BB</b>	0-0 <b>WP</b> <b>FC3-5</b> <b>1B</b>		0-0 <b>1B</b> <b>2B</b>	0-0 <b>1-6-3</b>	5	2	3	1	0	0	1						
<b>Craig McMurtry, R</b> OBP: 0.125, SLG: 0.067 (1, 1)			0-3 <b>K</b>		4-0 <b>SH2-3</b> <b>1B</b> <b>BB</b>	0-0 <b>FC3-5</b> <b>WP</b>		0-0 <b>F8</b>		2	1	0	0	1	1	2						
<b>Biff Pocoroba, S</b> OBP: 0.355, SLG: 0.478 (8, PH)										0	0	0	0	0	0	0						
<b>Terry Harper, R</b> OBP: 0.341, SLG: 0.396 (8, 7)										1	0	0	0	0	0	2						
<b>Inning Stats</b>	R: 0 E: 0 K: 1 S: 5	H: 0 LOB: 1 BB: 1 P: 9	R: 0 E: 0 K: 0 S: 2	H: 0 LOB: 0 BB: 1 P: 6	R: 0 E: 0 K: 1 S: 7	H: 2 LOB: 2 BB: 0 P: 7	R: 0 E: 0 K: 1 S: 6	H: 1 LOB: 1 BB: 0 P: 6	R: 2 E: 0 K: 0 S: 5	H: 2 LOB: 2 BB: 2 P: 13	R: 0 E: 0 K: 0 S: 4	H: 1 LOB: 2 BB: 1 P: 8	R: 0 E: 0 K: 0 S: 2	H: 0 LOB: 0 BB: 1 P: 6	R: 4 E: 1 K: 0 S: 5	H: 2 LOB: 2 BB: 4 P: 21	R: 0 E: 0 K: 1 S: 6	H: 1 LOB: 1 BB: 0 P: 6	1B: 8 2B: 1 3B: 0 HR: 0	SF: 0 SAC: 1 DP: 0 HBP: 0	WP: 1 PB: 0 SB: 1 CS: 2	PA: 45
<b>PITCHER</b>	IP	WLS	BF	H	R	ER	SO	BB	IBB	HBP	BLK	WP	HR	S	P	ERA	WHIP					
<b>Walt Terrell, R</b> ERA: 3.91	5.2		27	6	2	2	3	4	1	0	0	0	0	28	48	3.18	1.765					
<b>Jesse Orosco, L</b> ERA: 1.55	1.1	L	4	0	0	0	0	1	0	0	0	1	0	3	7	0.00	0.750					
<b>Doug Sisk, R</b> ERA: 2.79	0.1	L	4	1	3	3	0	2	0	0	0	0	0	2	10	81.00	9.000					
<b>Carlos Diaz, L</b> ERA: 2.88	0.1		4	1	1	0	0	1	1	0	0	0	0	2	10	0.00	6.000					
<b>Scott Holman, R</b> ERA: 4.3	0.1		1	0	0	0	0	0	0	0	0	0	0	1	1	0.00	0.000					

Batter	1	2	3	4	5	6	7	8	9	AB	R	H	RBI	BB	SO	LOB	BOTTOM				
<b>Mookie Wilson, S</b> OBP: 0.282, SLG: 0.336 (1, 8)	0-0 <b>4-3</b>		0-0 <b>F6</b>			0-0 <b>1B</b>			0-0 <b>1B</b>	5	1	3	3	0	0	0	<b>Atlanta Braves @ New York Mets</b> Shea Stadium, Flushing, NY Wed Jul 27 1983, 3:33 AM EDT Att: 12,455 - Unknown				
<b>Hubie Brooks, R</b> OBP: 0.313, SLG: 0.367 (1, 5)	0-0 <b>6-3</b>		0-3 <b>K</b>			0-0 <b>1B</b>	0-0 <b>5-3</b>		0-3 <b>K</b>	5	0	1	0	0	2	2					
<b>Keith Hernandez, L</b> OBP: 0.366, SLG: 0.434 (1, 3)	0-0 <b>4-3</b>			0-0 <b>4-3</b>		0-0 <b>F7</b>		0-0 <b>F8</b>		4	0	0	0	0	0	2					
<b>George Foster, R</b> OBP: 0.313, SLG: 0.435 (1, 7)		4-0 <b>1B</b> <b>BB</b>		0-0 <b>F9</b>		0-0 <b>F4</b>		0-0 <b>HBP</b> <b>1B</b>		3	0	1	0	1	0	2					
<b>Darryl Strawberry, L</b> OBP: 0.304, SLG: 0.429 (1, 9)		0-0 <b>F7</b>		0-3 <b>K</b>		0-0 <b>4-3</b>		1-0 <b>HBP</b>		3	0	0	0	0	1	3					
<b>Bob Bailor, R</b> OBP: 0.303, SLG: 0.311 (8, 6)		0-0 <b>1B</b>			0-0 <b>6-3</b>		0-0 <b>4-3</b>	0-0 <b>F9</b>		4	0	1	0	0	0	2					
<b>José Cuenco, S</b> OBP: 0.276, SLG: 0.258 (7, PH)										2	0	0	0	0	1	2					
<b>Danny Heep, R</b> OBP: 0.268, SLG: 0.436 (8, 1)										0	0	0	0	0	0	0					
<b>Doug Sisk, R</b> OBP: 0.269, SLG: 0.500 (8, 1)										0	0	0	0	0	0	0					
<b>Carlos Diaz, L</b> OBP: 0.222, SLG: 0.222 (8, PH)										1	0	0	0	0	1	2					
<b>Scott Holman, R</b> OBP: 0.258, SLG: 0.413 (8, 1)										0	0	0	0	0	0	0					
<b>Ron Hodges, L</b> OBP: 0.367, SLG: 0.241 (1, 2)		0-0 <b>4-3</b>			0-0 <b>1B</b>		0-0 <b>6-3</b>		0-3 <b>K</b>	3	0	1	0	0	0	3					
<b>Junior Ortiz, R</b> OBP: 0.238, SLG: 0.220 (9, PH)										1	0	0	0	0	1	0					
<b>Walt Terrell, L</b> (1, 1)										2	0	0	0	0	0	1					
<b>Jesse Orosco, R</b> OBP: 0.222, SLG: 0.222 (6, 1)										0	0	0	0	0	0	0					
<b>Rusty Staub, L</b> OBP: 0.398, SLG: 0.430 (7, PH)										0	0	0	0	1	0	0					
<b>Brian Giles, R</b> OBP: 0.314, SLG: 0.293 (7, FR)										1	1	0	0	0	0	0					
<b>Inning Stats</b>	R: 0 E: 0 K: 0 S: 3	H: 0 LOB: 0 BB: 0 P: 3	R: 0 E: 0 K: 0 S: 4	H: 1 LOB: 2 BB: 1 P: 8	R: 0 E: 0 K: 1 S: 5	H: 0 LOB: 0 BB: 0 P: 5	R: 0 E: 0 K: 1 S: 5	H: 0 LOB: 0 BB: 0 P: 5	R: 0 E: 0 K: 0 S: 5	H: 2 LOB: 2 BB: 0 P: 5	R: 3 E: 0 K: 0 S: 5	H: 2 LOB: 1 BB: 1 P: 9	R: 0 E: 0 K: 1 S: 6	H: 1 LOB: 1 BB: 0 P: 7	R: 0 E: 0 K: 2 S: 8	H: 1 LOB: 1 BB: 0 P: 8	1B: 6 2B: 1 3B: 0 HR: 1	SF: 0 SAC: 0 DP: 0 HBP: 1	WP: 0 PB: 0 SB: 0 CS: 0	PA: 38	
<b>PITCHER</b>	IP	WLS	BF	H	R	ER	SO	BB	IBB	HBP	BLK	WP	HR	S	P	ERA	WHIP				
<b>Craig McMurtry, R</b> ERA: 3.11	1.1		29	6	3	3	3	2	0	0	0	0	0	14	15	0.00	1.000				
<b>Terry Forster, L</b> ERA: 2.35	2.0	S	9	2	0	0	3	0	0	1	0	0	0	14	15	0.00	1.000				













Batter	1	2	3	4	5	6	7	8	9	AB	R	H	RBI	BB	SO	LOB	TOP					
Rafael Ramirez, R OBP: 0.326, SLG: 0.345 Brett Butler, L OBP: 0.351, SLG: 0.406	5-3		5-3 1B		F3		E6 1B		6-3	4	1	1	0	0	0	0						
Jerry Royster, R OBP: 0.365, SLG: 0.400	6-3		5-3		5-3		1B		1B	5	0	2	2	0	0	1						
Dale Murphy, R OBP: 0.402, SLG: 0.537	F9		K		5-3		4-3		1B	5	0	1	0	0	1	2						
Bob Horner, R OBP: 0.382, SLG: 0.523		6-3		2B BB		4-3		F3		3	1	0	0	1	0	0						
Bob Watson, R OBP: 0.441, SLG: 0.580 Mike Jorgensen, L OBP: 0.310, SLG: 0.367		HR		K		F7		F3		4	1	1	1	0	1	1						
Terry Harper, R OBP: 0.352, SLG: 0.411	F7		2B		1B		1B		1B	4	1	3	1	0	0	0						
Glenn Hubbard, R OBP: 0.343, SLG: 0.406	5-3		BB BB		5-3		1B		FC4-6 1B	3	0	1	1	1	0	1						
Bruce Benedict, R OBP: 0.373, SLG: 0.344			1B SH1-4		BB G6-4-3		1B B3-6-4		FC4-6	3	1	2	0	1	0	1						
Phil Niekro, R OBP: 0.190, SLG: 0.175			SH1-4		G6-4-3		B3-6-4		K	3	0	0	0	0	1	4						
<b>Inning Stats</b>	R: 0 E: 0 K: 0 S: 3	H: 0 LOB: 0 BB: 0 P: 3	R: 1 E: 0 K: 0 S: 4	H: 1 LOB: 0 BB: 0 P: 4	R: 1 E: 0 K: 1 S: 7	H: 2 LOB: 1 BB: 0 P: 7	R: 1 E: 0 K: 1 S: 5	H: 1 LOB: 2 BB: 3 P: 17	R: 0 E: 0 K: 0 S: 3	H: 0 LOB: 0 BB: 0 P: 3	R: 0 E: 0 K: 0 S: 4	H: 1 LOB: 1 BB: 0 P: 4	R: 1 E: 1 K: 0 S: 5	H: 2 LOB: 0 BB: 0 P: 5	R: 1 E: 0 K: 0 S: 5	H: 2 LOB: 1 BB: 0 P: 5	R: 0 E: 0 K: 1 S: 6	H: 2 LOB: 2 BB: 0 P: 6	1B: 9 2B: 1 3B: 0 HR: 1	SF: 0 SAC: 1 DP: 2 HBP: 0	WP: 0 PB: 0 SB: 4 CS: 0	PA: 39
<b>PITCHER</b>	IP	WLS	BF	H	R	ER	SO	BB	IBB	HBP	BLK	WP	HR	S	P	ERA	WHIP					
Dave Dravecky, L ERA: 3.67	3.1	L	17	4	3	3	2	3	0	0	0	0	1	18	30	8.10	2.100					
Elias Sosa, R ERA: 5.32	3.2		13	3	1	0	0	0	0	0	0	0	0	13	13	0.00	0.818					
Ed Whitson, R ERA: 4.72	2.0		9	4	1	1	1	0	0	0	0	0	0	11	11	4.50	2.000					

Atlanta Braves @ San Diego Padres  
Jack Murphy Stadium, San Diego, CA  
Sat Jul 30 1983, 10:05 PM EDT  
Att: 24,111 - Unknown

AB 35  
R 5  
H 11  
RBI 5  
BB 3  
SO 3  
LOB 10



Batter	1	2	3	4	5	6	7	8	9	AB	R	H	RBI	BB	SO	LOB	BOTTOM				
Luis Salazar, R OBP: 0.289, SLG: 0.356	2-3		F9		F6		K			4	0	0	0	0	1	1					
Tony Gwynn, L OBP: 0.272, SLG: 0.276	4-3		1B		E1 CS		6-3			4	0	1	0	0	0	0					
Kurt Bevacqua, R OBP: 0.430, SLG: 0.467	HR 1B		K		BB		1-3			3	1	1	0	1	1	2					
Terry Kennedy, L OBP: 0.354, SLG: 0.452	HR		1B		F8		F5			4	1	2	2	0	0	1					
Sixto Lezcano, R OBP: 0.334, SLG: 0.346	K				F5		F3		6-3	4	0	0	0	0	1	0					
Gary Templeton, S OBP: 0.287, SLG: 0.337		6-3			F6		4-3		4-3 1B	4	0	1	0	0	0	0					
Ruppert Jones, L OBP: 0.288, SLG: 0.350		K			BB		1B		K	3	0	1	0	1	2	1					
Juan Bonilla, R OBP: 0.308, SLG: 0.296		4-3			BB		F4		4-3	3	0	0	0	1	0	2					
Dave Dravecky, R OBP: 0.164, SLG: 0.154 Elias Sosa, R			1B BB		K		F5		F8	0	0	0	0	1	0	0					
Mario Ramirez, R OBP: 0.367, SLG: 0.341 Ed Whitson, R OBP: 0.167, SLG: 0.130 Tim Flannery, L OBP: 0.393, SLG: 0.369			1B BB		K					1	0	0	0	0	0	0					
<b>Inning Stats</b>	R: 2 E: 0 K: 1 S: 7	H: 2 LOB: 0 BB: 0 P: 7	R: 0 E: 0 K: 1 S: 5	H: 0 LOB: 0 BB: 0 P: 5	R: 0 E: 0 K: 1 S: 6	H: 2 LOB: 2 BB: 1 P: 10	R: 0 E: 0 K: 1 S: 5	H: 0 LOB: 2 BB: 2 P: 13	R: 0 E: 1 K: 0 S: 3	H: 0 LOB: 1 BB: 1 P: 7	R: 0 E: 0 K: 0 S: 4	H: 1 LOB: 1 BB: 0 P: 4	R: 0 E: 0 K: 1 S: 5	H: 0 LOB: 0 BB: 0 P: 5	R: 0 E: 0 K: 0 S: 3	R: 0 E: 0 K: 1 S: 6	H: 1 LOB: 1 BB: 0 P: 6	1B: 5 2B: 0 3B: 0 HR: 1	SF: 0 SAC: 0 DP: 0 HBP: 0	WP: 0 PB: 0 SB: 1 CS: 1	PA: 36
<b>PITCHER</b>	IP	WLS	BF	H	R	ER	SO	BB	IBB	HBP	BLK	WP	HR	S	P	ERA	WHIP				
Phil Niekro, R ERA: 4.06	9.0	W	36	6	2	2	6	4	0	0	0	0	1	44	60	2.00	1.111				

Atlanta Braves @ San Diego Padres  
Jack Murphy Stadium, San Diego, CA  
Sat Jul 30 1983, 10:05 PM EDT  
Att: 24,111 - Unknown

AB 32  
R 2  
H 6  
RBI 2  
BB 4  
SO 6  
LOB 10







Batter	1	2	3	4	5	6	7	8	9	AB	R	H	RBI	BB	SO	LOB	TOP								
<b>Brett Butler, L</b> OBP: 0.352, SLG: 0.404 (1, 7)	F8		4-3 1B		4-0 1B BB		6-3		F9	4	1	1	0	1	0	1	<b>Atlanta Braves @ San Diego Padres</b> <b>Jack Murphy Stadium, San Diego, CA</b> Sun Jul 31 1983, 6:33 AM EDT Att: 13,865 - Unknown  <b>livebaseballscorecards.com</b>								
<b>Jerry Royster, R</b> OBP: 0.394, SLG: 0.393 (1, 6)	E6		4-3		4-0 1B BB		F8			3	0	0	0	2	0	1									
<b>Dale Murphy, R</b> OBP: 0.402, SLG: 0.534 (1, 8)			K		0-0 1-3 2-H 1B			F8	F3	4	0	1	1	1	1	3									
<b>Bob Horner, R</b> OBP: 0.383, SLG: 0.519 (1, 5)			F9		4-0 1-2 BB			K		2	0	0	0	2	1	1									
<b>Chris Chambliss, L</b> OBP: 0.385, SLG: 0.524 (1, 3)	K			4-0 G6-4-3 1B BB		F7				3	1	1	1	1	1	6									
<b>Terry Harper, R</b> OBP: 0.356, SLG: 0.410 (1, 9)	FC6-4			0-0 1-2 1B			K			3	0	1	0	1	1	3									
<b>Glenn Hubbard, R</b> OBP: 0.339, SLG: 0.401 (1, 4)		5-3		0-0 G6-4-3 1B		5-3				4	0	0	0	0	0	3									
<b>Bruce Benedict, R</b> OBP: 0.373, SLG: 0.344 (1, 2)		6-3				4-3				3	0	1	0	0	0	0									
<b>Terry Forster, L</b> OBP: 0.750, SLG: 1.000 (6, 1)						B3-4-6 1B			F8	0	0	0	0	0	0	0									
<b>Biff Pocoroba, S</b> OBP: 0.338, SLG: 0.452 (9, FH)										1	0	0	0	0	0	0									
<b>Craig McMurtry, R</b> OBP: 0.120, SLG: 0.064 (1, 1)										2	0	0	0	0	0	1									
<b>Donnie Moore, L</b> OBP: 0.571, SLG: 0.571 (5, 1)			F3			B3-4-6				0	0	0	0	0	0	0									
<b>Larry Owen, R</b> OBP: 0.067, SLG: 0.067 (6, 2)										1	0	0	0	0	0	0									
<b>Mike Jorgensen, L</b> OBP: 0.322, SLG: 0.367 (9, FH)									E BB	0	0	0	0	1	0	0									
<b>Inning Stats</b>	R: 0 E: 1 K: 1 S: 6	H: 0 LOB: 3 BB: 2 P: 14	R: 0 E: 0 K: 0 S: 3	H: 0 LOB: 0 BB: 0 P: 3	R: 0 E: 0 K: 1 S: 6	H: 1 LOB: 1 BB: 0 P: 6	R: 0 E: 0 K: 0 S: 2	H: 1 LOB: 0 BB: 1 P: 6	R: 1 E: 0 K: 0 S: 4	H: 2 LOB: 3 BB: 3 P: 16	R: 0 E: 0 K: 1 S: 5	H: 0 LOB: 0 BB: 0 P: 5	R: 0 E: 0 K: 0 S: 3	H: 0 LOB: 0 BB: 0 P: 3	R: 1 E: 0 K: 1 S: 6	H: 1 LOB: 1 BB: 1 P: 10	R: 0 E: 1 K: 0 S: 3	H: 0 LOB: 2 BB: 2 P: 11	1B: 4 2B: 0 3B: 1 HR: 1	SF: 0 SAC: 0 DP: 1 HBP: 0	WP: 0 PB: 0 SB: 3 CS: 0	PA: 39			
<b>PITCHER</b>	IP	WLS	BF	H	R	ER	SO	BB	IBB	HBP	BLK	WP	HR	S	P	ERA	WHIP								
<b>Mark Thurmond, L</b> ERA: 1.92 (1, 1)	7.2	W	33	5	2	2	4	7	0	0	0	0	1	34	62	2.35	1.565								
<b>Luis DeLeon, R</b> ERA: 2.04 (8, 1)	1.0		5	0	0	0	0	2	0	0	0	0	0	3	11	0.00	2.000								
<b>John Montefusco, R</b> ERA: 3.72 (9, 1)	0.1	S	1	0	0	0	0	0	0	0	0	0	0	1	1	0.00	0.000								


Batter	1	2	3	4	5	6	7	8	9	AB	R	H	RBI	BB	SO	LOB	BOTTOM								
<b>Bobby Brown, S</b> OBP: 0.600, SLG: 1.250 (1, 7)	3-1					E8 1B BB		F8		4	3	2	2	1	0	0	<b>Atlanta Braves @ San Diego Padres</b> <b>Jack Murphy Stadium, San Diego, CA</b> Sun Jul 31 1983, 6:33 AM EDT Att: 13,865 - Unknown  <b>livebaseballscorecards.com</b>								
<b>Gary Templeton, S</b> OBP: 0.287, SLG: 0.337 (1, 6)			F6		SH5-3 1B BB					3	0	1	0	0	0	1									
<b>Mario Ramirez, R</b> OBP: 0.367, SLG: 0.341 (7, 6)					SH5-3 1-3					0	0	0	0	0	0	0									
<b>Ruppert Jones, L</b> OBP: 0.292, SLG: 0.354 (1, 8)			F9		1-3 BB					3	1	1	1	1	1	1									
<b>Terry Kennedy, L</b> OBP: 0.358, SLG: 0.450 (1, 2)					BB BB					1	0	0	0	3	0	1									
<b>Kurt Bevacqua, R</b> OBP: 0.411, SLG: 0.443 (1, 3)			FC6-4		1B BB					4	0	0	0	0	1	6									
<b>Tony Gwynn, L</b> OBP: 0.292, SLG: 0.289 (1, 9)										3	0	2	2	1	0	0									
<b>Luis Salazar, R</b> OBP: 0.288, SLG: 0.355 (1, 5)			F9		1-3 2-H 3-H 1B					4	0	1	0	0	1	3									
<b>Tim Flannery, L</b> OBP: 0.307, SLG: 0.366 (1, 4)			F7		G6-3 1B					4	1	1	0	0	0	3									
<b>Mark Thurmond, L</b> OBP: 0.133, SLG: 0.200 (1, 1)										2	0	0	0	0	1	3									
<b>Luis DeLeon, R</b> ERA: 3.69 (8, 1)										1	0	0	0	0	1	0									
<b>John Montefusco, R</b> OBP: 0.250, SLG: 0.100 (9, 1)										0	0	0	0	0	0	0									
<b>Inning Stats</b>	R: 0 E: 0 K: 1 S: 6	H: 1 LOB: 2 BB: 1 P: 10	R: 0 E: 0 K: 1 S: 6	H: 1 LOB: 0 BB: 0 P: 6	R: 1 E: 0 K: 0 S: 4	H: 1 LOB: 1 BB: 1 P: 8	R: 0 E: 0 K: 0 S: 3	H: 1 LOB: 1 BB: 1 P: 7	R: 2 E: 1 K: 0 S: 6	H: 3 LOB: 1 BB: 0 P: 6	R: 0 E: 0 K: 1 S: 5	H: 0 LOB: 0 BB: 0 P: 5	R: 0 E: 0 K: 1 S: 5	H: 0 LOB: 0 BB: 0 P: 5	R: 0 E: 0 K: 1 S: 5	H: 0 LOB: 0 BB: 0 P: 5	1B: 6 2B: 1 3B: 0 HR: 1	SF: 0 SAC: 2 DP: 1 HBP: 0	WP: 0 PB: 0 SB: 2 CS: 0	PA: 37					
<b>PITCHER</b>	IP	WLS	BF	H	R	ER	SO	BB	IBB	HBP	BLK	WP	HR	S	P	ERA	WHIP								
<b>Craig McMurtry, R</b> ERA: 3.2 (1, 1)	4.1	L	22	4	3	3	2	6	0	0	1	0	1	20	44	6.23	2.308								
<b>Donnie Moore, R</b> ERA: 3.69 (5, 1)	1.0		6	3	2	2	1	0	0	0	0	0	0	8	8	18.00	3.000								
<b>Terry Forster, L</b> ERA: 2.09 (6, 1)	2.2		9	1	0	0	2	0	0	0	0	0	0	13	13	0.00	0.375								




Batter	1	2	3	4	5	6	7	8	9	AB	R	H	RBI	BB	SO	LOB	TOP								
<b>Brett Butler, L</b> (1, 7) OBP: 0.350, SLG: 0.407	0-0 4-3			0-3 K		0-0 F8	0-0 3B		0-3 K	5	0	1	3	0	2	0	<b>Atlanta Braves @ San Francisco Giants</b> Candlestick Park, San Francisco, CA Mon Aug 01 1983, 10:05 PM EDT Att: 23,822 - Unknown  <b>AB 35</b> <b>R 8</b> <b>H 9</b> <b>RBI 8</b> <b>BB 2</b> <b>SO 7</b> <b>LOB 9</b> 								
<b>Rafael Ramirez, R</b> (1, 6) OBP: 0.325, SLG: 0.351	0-0 3-1			0-0 6-3		0-0 HR	0-0 F7		0-0 1-3	5	1	1	1	0	0	1									
<b>Claudell Washington, L</b> (1, 9) OBP: 0.330, SLG: 0.419	0-3 K			0-0 G3		0-0 4-3	0-0 F7		0-0 F8	5	0	0	0	0	1	1									
<b>Dale Murphy, R</b> (1, 8) OBP: 0.403, SLG: 0.533		0-0 F8			4-0 HR	0-3 K		0-0 PB 1B SF7 1B		3	2	1	0	1	1	0									
<b>Bob Horner, R</b> (1, 5) OBP: 0.394, SLG: 0.528 <b>Randy Johnson, R</b> (8, PR) OBP: 0.486, SLG: 0.467		0-0 F8			0-3 K		0-0 HR	0-0 PB 1B		4	1	2	1	0	1	1									
<b>Chris Chambliss, L</b> (1, 3) OBP: 0.383, SLG: 0.529		0-0 F7			0-0 HR		0-0 4-3	0-0 F4		4	1	1	2	0	0	2									
<b>Glenn Hubbard, R</b> (1, 4) OBP: 0.341, SLG: 0.402			0-0 F3		1-0 HBP		0-0 1B 1B 3B 1B	0-0 SF7		2	1	1	1	0	0	0									
<b>Biff Pocoroba, S</b> (1, 2) OBP: 0.345, SLG: 0.447			0-0 4-6-3		0-0 F8		0-0 1B 1B 3B 1B	0-0 IBB		3	1	1	0	1	0	1									
<b>Rick Camp, R</b> (1, 1) OBP: 0.103, SLG: 0.083 <b>Steve Bedrosian, R</b> (8, 1)			0-0 F8		0-3 K		0-0 1B 1B 3B 1B	0-3 K		4	1	1	0	0	2	3									
<b>Inning Stats</b>	R: 0 E: 0 K: 1 S: 5	H: 0 LOB: 0 BB: 0 P: 5	R: 0 E: 0 K: 0 S: 3	H: 0 LOB: 0 BB: 0 P: 3	R: 0 E: 0 K: 0 S: 3	H: 0 LOB: 0 BB: 0 P: 3	R: 0 E: 0 K: 1 S: 5	H: 0 LOB: 0 BB: 0 P: 5	R: 2 E: 0 K: 2 S: 8	H: 1 LOB: 1 BB: 1 P: 13	R: 1 E: 0 K: 1 S: 6	H: 1 LOB: 0 BB: 0 P: 6	R: 4 E: 0 K: 0 S: 8	H: 5 LOB: 1 BB: 0 P: 8	R: 1 E: 0 K: 1 S: 7	H: 2 LOB: 2 BB: 1 P: 11	R: 0 E: 0 K: 1 S: 5	H: 0 LOB: 0 BB: 0 P: 5	1B: 5 2B: 0 3B: 1 HR: 3	SF: 1 SAC: 0 DP: 0 HBP: 1	WP: 0 PB: 1 SB: 0 CS: 0	PA: 39			
<b>PITCHER</b>	IP	WLS	BF	H	R	ER	SO	BB	IBB	HBP	BLK	WP	HR	S	P	ERA	WHIP								
<b>Andy McGaffigan, R</b> (1, 1) ERA: 4.57	6.0	L	23	3	4	4	5	1	0	1	0	0	3	31	36	6.00	0.667								
<b>Jim Barr, R</b> (7, 1) ERA: 4.55	2.0		13	6	4	3	1	0	1	0	0	0	0	14	18	13.50	3.000								
<b>Pat Larkin, L</b> (9, 1) ERA: 4.35	1.0		3	0	0	0	1	0	0	0	0	0	0	5	5	0.00	0.000								

Batter	1	2	3	4	5	6	7	8	9	AB	R	H	RBI	BB	SO	LOB	BOTTOM								
<b>Johnnie LeMaster, R</b> (1, 6) OBP: 0.331, SLG: 0.318	0-0 6-3		0-0 F8		0-0 1-3		0-0 F4		0-3 K	5	0	0	0	0	1	0	<b>Atlanta Braves @ San Francisco Giants</b> Candlestick Park, San Francisco, CA Mon Aug 01 1983, 10:05 PM EDT Att: 23,822 - Unknown  <b>AB 31</b> <b>R 3</b> <b>H 7</b> <b>RBI 2</b> <b>BB 6</b> <b>SO 3</b> <b>LOB 11</b> 								
<b>Darrell Evans, L</b> (1, 3) OBP: 0.379, SLG: 0.519	0-0 G3		0-0 F8		0-0 2B		0-0 3-1			4	0	1	0	0	0	0									
<b>Chili Davis, S</b> (1, 8) OBP: 0.323, SLG: 0.386	4-0 BB			0-0 6-3	0-0 F8		4-0 1B WP BB			2	1	0	0	2	0	1									
<b>Jack Clark, R</b> (1, 9) OBP: 0.350, SLG: 0.436	0-0 5-3			0-0 2B 1B	0-0 F8		0-0 5-3			4	1	1	0	0	0	3									
<b>Jeffrey Leonard, R</b> (1, 7) OBP: 0.323, SLG: 0.457		0-0 6-3		0-0 1B 2B		0-0 G3	0-0 WP 1B			4	1	2	0	0	0	0									
<b>Tom O'Malley, L</b> (1, 5) OBP: 0.336, SLG: 0.339			0-0 2B		4-0 1B IBB	0-3 K	4-0 G4-6-3 BB			2	0	1	0	2	1	0									
<b>John Rabb, R</b> (1, 2) OBP: 0.435 <b>Pat Larkin, L</b> (9, 1)		4-0 BB		0-0 1B	0-0 E7 1B		0-0 G4-6-3 BB			3	0	2	2	1	0	2									
<b>Duane Kuiper, L</b> (1, 4) OBP: 0.369, SLG: 0.292 <b>Milt May, L</b> (9, 2) OBP: 0.316, SLG: 0.384		0-0 G4-6-3		0-0 BB	0-0 BB	0-0 6-3		0-0 4-3		2	0	0	0	1	0	3									
<b>Andy McGaffigan, R</b> (1, 1) OBP: 0.071, SLG: 0.074 <b>Jim Barr, R</b> (7, 1) OBP: 0.100, SLG: 0.200 <b>Joel Youngblood, R</b> (7, 4) OBP: 0.333, SLG: 0.466			0-0 6-3		0-0 5-3		0-0 6-3		0-3 K	2	0	0	0	0	0	2									
<b>Inning Stats</b>	R: 0 E: 0 K: 0 S: 3	H: 0 LOB: 1 BB: 1 P: 7	R: 0 E: 0 K: 0 S: 3	H: 1 LOB: 1 BB: 1 P: 7	R: 0 E: 0 K: 0 S: 3	H: 0 LOB: 0 BB: 0 P: 3	R: 2 E: 0 K: 0 S: 5	H: 3 LOB: 2 BB: 2 P: 13	R: 0 E: 0 K: 0 S: 4	H: 1 LOB: 1 BB: 0 P: 4	R: 0 E: 1 K: 1 S: 6	H: 1 LOB: 1 BB: 0 P: 6	R: 0 E: 0 K: 0 S: 3	H: 0 LOB: 0 BB: 0 P: 3	R: 1 E: 0 K: 0 S: 3	H: 1 LOB: 1 BB: 2 P: 11	R: 0 E: 0 K: 2 S: 7	H: 0 LOB: 0 BB: 0 P: 7	1B: 4 2B: 3 3B: 0 HR: 0	SF: 0 SAC: 0 DP: 2 HBP: 0	WP: 1 PB: 0 SB: 0 CS: 0	PA: 37			
<b>PITCHER</b>	IP	WLS	BF	H	R	ER	SO	BB	IBB	HBP	BLK	WP	HR	S	P	ERA	WHIP								
<b>Rick Camp, R</b> (1, 1) ERA: 3.69	7.1	W	32	7	3	3	1	4	1	0	0	1	0	29	49	3.68	1.500								
<b>Steve Bedrosian, R</b> (8, 1) ERA: 2.94	1.2		5	0	0	0	2	1	0	0	0	1	0	8	12	0.00	0.600								



Batter	1	2	3	4	5	6	7	8	9	AB	R	H	RBI	BB	SO	LOB	TOP					
<b>Brett Butler, L</b> OBP: 0.351, SLG: 0.408 (1, 7)	G3		3-1		1B 2B		WP S BB		6-3	4	1	1	0	1	0	0	<b>Atlanta Braves @ San Francisco Giants</b> Candlestick Park, San Francisco, CA Tue Aug 02 1983, 10:05 PM EDT Att: 8,276 - Unknown  <b>AB 34</b> <b>R 3</b> <b>H 6</b> <b>RBI 3</b> <b>BB 4</b> <b>SO 3</b> <b>LOB 14</b>  					
<b>Rafael Ramirez, R</b> OBP: 0.323, SLG: 0.349 (1, 6)	6-3		F4		6-3 HR 1B		F8		5-3	5	1	1	1	0	0	1						
<b>Claudell Washington, L</b> OBP: 0.329, SLG: 0.420 (1, 9)			G3		2-3		K			4	0	1	0	0	1	2						
<b>Dale Murphy, R</b> OBP: 0.404, SLG: 0.539 (1, 8)	5-3			4-3	HR		WP BB			3	1	1	2	1	0	1						
<b>Bob Horner, R</b> OBP: 0.383, SLG: 0.525 (1, 5)		F8		E5 1B		3-H	F8			4	0	1	0	0	0	2						
<b>Chris Chambliss, L</b> OBP: 0.379, SLG: 0.523 (1, 3)		K		F7	G3				K	4	0	0	0	0	2	2						
<b>Glenn Hubbard, R</b> OBP: 0.345, SLG: 0.402 (1, 4)		E BB		1-2 1B			G4-6-3 BB		1-3	2	0	1	0	2	0	0						
<b>Biff Pocoroba, S</b> OBP: 0.330, SLG: 0.425 (1, 2)		E3		F8	G4-6-3				5-3	4	0	0	0	0	0	4						
<b>Pascual Perez, R</b> OBP: 0.164, SLG: 0.148 (1, 1)		5-3			F2				4-3	2	0	0	0	0	0	2						
<b>Donnie Moore, L</b> OBP: 0.571, SLG: 0.571 (5, 1)										0	0	0	0	0	0	0						
<b>Randy Johnson, R</b> OBP: 0.474, SLG: 0.452 (6, PH)										1	0	0	0	0	0	0						
<b>Gene Garber, R</b> OBP: 0.317, SLG: 0.360 (6, 1)										1	0	0	0	0	0	0						
<b>Mike Jorgensen, L</b> OBP: 0.317, SLG: 0.360 (9, PH)										1	0	0	0	0	0	0						
<b>Inning Stats</b>	R: 0 E: 0 K: 0 S: 4	H: 1 LOB: 1 P: 4	R: 0 E: 1 K: 1 S: 6	H: 0 LOB: 2 BB: 1 P: 10	R: 0 E: 0 K: 0 S: 3	H: 0 LOB: 0 BB: 0 P: 3	R: 0 E: 1 K: 0 S: 5	H: 1 LOB: 2 BB: 0 P: 5	R: 3 E: 0 K: 0 S: 7	H: 4 LOB: 1 BB: 1 P: 7	R: 0 E: 0 K: 0 S: 2	H: 0 LOB: 0 BB: 2 P: 6	R: 0 E: 0 K: 1 S: 5	H: 0 LOB: 0 BB: 0 P: 13	R: 0 E: 0 K: 1 S: 5	H: 0 LOB: 0 BB: 0 P: 5	R: 0 E: 0 K: 0 S: 3	H: 0 LOB: 0 BB: 0 P: 3	1B: 3 2B: 2 3B: 0 HR: 1	SF: 0 SAC: 0 DP: 1 HBP: 0	WP: 1 PB: 0 SB: 1 CS: 0	PA: 38
<b>PITCHER</b>	IP WLS BF H R ER SO BB IBB HBP BLK WP HR S P ERA WHIP																					
<b>Mike Krukow, R</b> ERA: 3.52 (1, 1)	5.0 W 24 6 3 3 1 1 0 0 0 0 1 25 29 5.40 1.400																					
<b>Mark Calvert, R</b> ERA: 5.4 (6, 1)	1.2 7 0 0 0 1 3 0 0 0 0 0 6 18 0.00 1.800																					
<b>Greg Minton, R</b> ERA: 3.73 (7, 1)	2.1 S 7 0 0 0 1 0 0 0 0 0 1 0 9 9 0.00 0.000																					

Batter	1	2	3	4	5	6	7	8	9	AB	R	H	RBI	BB	SO	LOB	BOTTOM			
<b>Johnnie LeMaster, R</b> OBP: 0.333, SLG: 0.320 (1, 6)	G6-3 1B		K		WP S G3 1B		L5			4	1	2	0	0	1	0	<b>Atlanta Braves @ San Francisco Giants</b> Candlestick Park, San Francisco, CA Tue Aug 02 1983, 10:05 PM EDT Att: 8,276 - Unknown  <b>AB 32</b> <b>R 7</b> <b>H 11</b> <b>RBI 7</b> <b>BB 2</b> <b>SO 10</b> <b>LOB 11</b>  			
<b>Tom O'Malley, L</b> OBP: 0.332, SLG: 0.334 (1, 5)	G6-3 1-2		F8		G3 1-H		F7			4	0	0	1	0	0	1				
<b>Chili Davis, S</b> OBP: 0.325, SLG: 0.388 (1, 8)	K			1B WP SF9 1B	S 1B		F8			4	2	2	0	0	1	0				
<b>Jack Clark, R</b> OBP: 0.351, SLG: 0.437 (1, 9)		WP 1B 1B		1-3 1B 1B	1-2 K		K			4	2	2	0	0	2	1				
<b>Jeffrey Leonard, R</b> OBP: 0.325, SLG: 0.457 (1, 7)		CS 1B BB		SF9	1B 2B 1B		5-3			2	1	1	2	1	0	0				
<b>Joel Youngblood, R</b> OBP: 0.336, SLG: 0.464 (1, 4)		K		1B FC5-2 BB	1-3 2B 1B					3	1	1	0	1	1	2				
<b>Dave Bergman, L</b> OBP: 0.341, SLG: 0.271 (1, 3)				1-2 2-H 1B	FC5-2 1B		4-3			4	0	3	4	0	0	0				
<b>John Rabb, R</b> OBP: 0.308, SLG: 0.408 (1, 2)				1-3 2-H 1B	FC5-2 1B					3	0	0	0	0	1	5				
<b>Bob Brenly, R</b> OBP: 0.297, SLG: 0.378 (8, 2)	K			FC5-2 1-2	F4					1	0	0	0	0	1	0				
<b>Mike Krukow, R</b> OBP: 0.222, SLG: 0.220 (1, 1)										2	0	0	0	0	2	2				
<b>Mark Calvert, R</b> ERA: 4.02 (6, 1)										1	0	0	0	0	1	0				
<b>Greg Minton, S</b> OBP: 0.571, SLG: 0.500 (7, 1)										0	0	0	0	0	0	0				
<b>Inning Stats</b>	R: 0 E: 0 K: 1 S: 5	H: 1 LOB: 0 BB: 0 P: 5	R: 1 E: 0 K: 2 S: 8	H: 2 LOB: 2 BB: 1 P: 12	R: 0 E: 0 K: 2 S: 7	H: 0 LOB: 0 BB: 0 P: 7	R: 2 E: 0 K: 1 S: 8	H: 3 LOB: 2 BB: 1 P: 12	R: 4 E: 0 K: 1 S: 10	H: 5 LOB: 1 BB: 0 P: 10	R: 0 E: 0 K: 1 S: 5	H: 0 LOB: 0 BB: 0 P: 5	R: 0 E: 0 K: 1 S: 5	H: 0 LOB: 0 BB: 0 P: 5	R: 0 E: 0 K: 1 S: 5	H: 0 LOB: 0 BB: 0 P: 5	1B: 10 2B: 2 3B: 0 HR: 0	SF: 1 SAC: 0 DP: 2 HBP: 0	WP: 3 PB: 0 SB: 2 CS: 1	PA: 35
<b>PITCHER</b>	IP WLS BF H R ER SO BB IBB HBP BLK WP HR S P ERA WHIP																			
<b>Pascual Perez, R</b> ERA: 3.01 (1, 1)	4.1 L 21 8 5 5 6 2 0 0 0 0 0 31 39 10.38 2.308																			
<b>Donnie Moore, R</b> ERA: 4.02 (5, 1)	0.2 5 3 2 2 1 0 0 0 0 0 0 7 7 27.00 4.500																			
<b>Gene Garber, R</b> ERA: 4.46 (6, 1)	3.0 9 0 0 0 3 0 0 0 0 0 0 0 15 15 0.00 0.000																			



Batter	1	2	3	4	5	6	7	8	9	AB	R	H	RBI	BB	SO	LOB	TOP					
Rafael Ramirez, R OBP: 0.324, SLG: 0.352 (1, 6)	F3					5-3				5	1	2	1	0	0	3	<b>Atlanta Braves @ San Francisco Giants</b> Candlestick Park, San Francisco, CA Wed Aug 03 1983, 6:33 AM EDT Att: 20,015 - Unknown					
Jerry Royster, R OBP: 0.369, SLG: 0.409 (1, 7) (7, 4)	6-3									3	2	1	1	2	0	0						
Dale Murphy, R OBP: 0.400, SLG: 0.532 (1, 8)	K									5	0	0	0	0	1	2						
Bob Horner, R OBP: 0.388, SLG: 0.534 Randy Johnson, R OBP: 0.474, SLG: 0.452 (1, 5) (8, 5)										5	1	4	2	0	1	0						
Bob Watson, R OBP: 0.443, SLG: 0.571 Mike Jorgensen, L OBP: 0.311, SLG: 0.353 (1, 3) (7, 3)										0	0	0	0	0	0	0						
Terry Harper, R OBP: 0.352, SLG: 0.405 Claudell Washington, L OBP: 0.332, SLG: 0.420 (1, 9) (4, 9)										3	1	1	0	1	1	2						
Glenn Hubbard, R OBP: 0.347, SLG: 0.492 Steve Bedrosian, R (1, 4) (7, 1)										2	0	0	0	0	1	4						
Bruce Benedict, R OBP: 0.375, SLG: 0.341 (1, 2)										2	0	1	0	1	0	0						
Ken Dayley, L OBP: 0.292, SLG: 0.190 Terry Forster, L OBP: 0.750, SLG: 1.000 Brett Butler, L OBP: 0.352, SLG: 0.415 (1, 1) (7, 1) (7, 7)										2	0	0	0	0	1	4						
Inning Stats	R: 0 E: 0 K: 1 S: 5	H: 0 LOB: 0 BB: 0 P: 5	R: 0 E: 0 K: 2 S: 9	H: 2 LOB: 3 BB: 1 P: 13	R: 4 E: 0 K: 1 S: 9	H: 4 LOB: 3 BB: 3 P: 21	R: 0 E: 0 K: 0 S: 4	H: 1 LOB: 1 BB: 0 P: 4	R: 0 E: 0 K: 1 S: 5	H: 1 LOB: 0 BB: 0 P: 5	R: 0 E: 0 K: 1 S: 4	H: 0 LOB: 0 BB: 1 P: 8	R: 0 E: 0 K: 1 S: 6	H: 1 LOB: 3 BB: 2 P: 14	R: 2 E: 0 K: 1 S: 7	H: 3 LOB: 0 BB: 0 P: 7		R: 0 E: 0 K: 0 S: 3	H: 0 LOB: 0 BB: 0 P: 3	1B: 7 2B: 4 3B: 1 HR: 1	SF: 0 SAC: 0 DP: 1 HBP: 0	WP: 0 PB: 0 SB: 0 CS: 2
PITCHER	IP	WLS	BF	H	R	ER	SO	BB	IBB	HBP	BLK	WP	HR	S	P	ERA	WHIP					
Mark Davis, L ERA: 4.72 (1, 1)	2.2		18	6	4	4	4	2	2	0	0	0	0	22	38	13.50	3.000					
Mark Calvert, R ERA: 3.55 (3, 1)	4.1		17	3	0	0	3	2	1	0	0	0	0	20	32	0.00	1.154					
Jim Barr, R ERA: 5.09 (8, 1)	1.0	L	5	3	2	2	1	0	0	0	0	0	1	7	7	18.00	3.000					
Greg Minton, R ERA: 3.88 (9, 1)	1.0		3	0	0	0	0	0	0	0	0	0	0	3	3	0.00	0.000					

Batter	1	2	3	4	5	6	7	8	9	AB	R	H	RBI	BB	SO	LOB	BOTTOM					
Johnnie LeMaster, R OBP: 0.338, SLG: 0.327 (1, 6)	K									4	3	3	0	1	1	0	<b>Atlanta Braves @ San Francisco Giants</b> Candlestick Park, San Francisco, CA Wed Aug 03 1983, 6:33 AM EDT Att: 20,015 - Unknown					
Brad Wellman, R OBP: 0.299, SLG: 0.264 (1, 4)										4	0	3	2	1	0	1						
Chili Davis, S OBP: 0.326, SLG: 0.389 (1, 8)										4	0	2	2	0	0	2						
Jack Clark, R OBP: 0.347, SLG: 0.431 (1, 9)										5	0	0	0	0	0	6						
Jeffrey Leonard, R OBP: 0.322, SLG: 0.452 (1, 7)										4	0	0	0	0	2	2						
Joel Youngblood, R OBP: 0.343, SLG: 0.479 (1, 5)										4	0	3	0	0	0	0						
Bob Brenly, R OBP: 0.296, SLG: 0.375 (1, 3) (9, 2)										4	0	1	0	0	1	2						
John Rabb, R OBP: 0.309, SLG: 0.404 Dave Bergman, L OBP: 0.349, SLG: 0.271 (1, 2) (8, PH) (9, 3)										3	1	1	0	0	0	2						
Mark Davis, L OBP: 0.287, SLG: 0.154 Mark Calvert, R OBP: 0.319, SLG: 0.209 Tom O'Malley, L OBP: 0.333 Jim Barr, R OBP: 0.319, SLG: 0.209 Max Venable, L OBP: 0.319, SLG: 0.407 Greg Minton, S OBP: 0.311, SLG: 0.500 (1, 1) (3, 1) (7, PH) (8, 1) (8, PH) (9, 1)										0	0	0	0	0	0	0						
Inning Stats	R: 0 E: 0 K: 1 S: 5	H: 1 LOB: 1 BB: 1 P: 9	R: 0 E: 0 K: 1 S: 6	H: 2 LOB: 0 BB: 0 P: 6	R: 1 E: 0 K: 1 S: 8	H: 3 LOB: 2 BB: 0 P: 8	R: 0 E: 0 K: 0 S: 3	H: 0 LOB: 0 BB: 0 P: 3	R: 1 E: 0 K: 1 S: 6	H: 2 LOB: 0 BB: 0 P: 6	R: 0 E: 0 K: 0 S: 4	H: 1 LOB: 1 BB: 0 P: 4	R: 2 E: 0 K: 1 S: 8	H: 3 LOB: 1 BB: 0 P: 8	R: 0 E: 0 K: 2 S: 8	H: 1 LOB: 2 BB: 0 P: 9		R: 0 E: 0 K: 0 S: 3	H: 0 LOB: 1 BB: 1 P: 7	1B: 10 2B: 3 3B: 0 HR: 0	SF: 1 SAC: 0 DP: 2 HBP: 1	WP: 0 PB: 0 SB: 1 CS: 1
PITCHER	IP	WLS	BF	H	R	ER	SO	BB	IBB	HBP	BLK	WP	HR	S	P	ERA	WHIP					
Ken Dayley, L ERA: 4.72 (1, 1)	6.0		26	10	3	3	4	1	0	0	0	0	0	33	37	4.50	1.833					
Terry Forster, L ERA: 2.25 (7, 1)	0.1		3	2	0	0	1	0	0	0	0	0	0	5	5	0.00	6.000					
Steve Bedrosian, R ERA: 2.84 (7, 1)	2.2	W	11	1	1	1	2	1	0	1	0	0	0	13	18	3.38	0.750					





Batter	1	2	3	4	5	6	7	8	9	AB	R	H	RBI	BB	SO	LOB	TOP				
<b>Brett Butler, L</b> OBP: 0.348, SLG: 0.410 (1, 7)	0-0 3-1		0-0 F5		0-0 6-3		0-0 4-3	0-0 6-3		5	0	0	0	0	0	2					
<b>Rafael Ramirez, R</b> OBP: 0.323, SLG: 0.355 (1, 6)	0-0 6-3			0-0 4-3	0-3 K		0-0 3B	0-0 6-3		5	0	1	0	0	1	2					
<b>Claudell Washington, L</b> OBP: 0.330, SLG: 0.417 (1, 9)	0-0 4-3			0-0 2B SF7 1B	0-0 6-3		0-3 K		0-0 5-3	5	1	1	0	0	1	1					
<b>Bob Horner, R</b> OBP: 0.389, SLG: 0.537 (1, 5) <b>Randy Johnson, R</b> OBP: 0.462, SLG: 0.438 (8, 5)		0-0 3-1 1-3 1B		0-0 1-3 E 2B		0-0 E5 BB SF9-2-6		0-0 F8	0-3 K	4	2	2	0	0	0	0					
<b>Chris Chambliss, L</b> OBP: 0.382, SLG: 0.521 (1, 3)	0-0 1-3		0-0 1-2	4-0 BB E IBB		0-0 5-3		4-0 WP 1B BB	0-0 HR 1B	3	2	1	0	2	0	2					
<b>Dale Murphy, R</b> OBP: 0.402, SLG: 0.540 (1, 8)	0-0 3-1		0-0 2-3	0-0 SF7		4-0 BB IBB		4-0 BB 1B BB	0-0 HR 1B	2	2	1	3	2	0	1					
<b>Glenn Hubbard, R</b> OBP: 0.347, SLG: 0.400 (1, 4)	0-0 5-3		0-0	4-0 E5 BB		4-0 1-2 2-3 BB		0-0 BB 1B	0-0 6-3	4	1	1	1	1	0	2					
<b>Bruce Benedict, R</b> OBP: 0.376, SLG: 0.340 (1, 2)			0-0 F8	4-0 1-2 2-3 BB		0-0 SF9-2-6		4-0 2B		1	0	0	1	2	0	0					
<b>Phil Niekro, R</b> OBP: 0.178, SLG: 0.163 (1, 1) <b>Mike Jorgensen, L</b> OBP: 0.323, SLG: 0.385 (8, PH) <b>Steve Bedrosian, R</b> OBP: 0.323, SLG: 0.385 (8, 1)			0-3 K	0-0 5-3				0-0 4-3	0-0 1-3 2-H 2B	3	0	0	0	0	1	3					
<b>Inning Stats</b>	R: 0 E: 0 K: 0 S: 3	H: 0 LOB: 0 BB: 0 P: 3	R: 0 E: 0 K: 0 S: 4	H: 1 LOB: 1 BB: 0 P: 4	R: 0 E: 0 K: 1 S: 5	H: 0 LOB: 0 BB: 0 P: 5	R: 2 E: 1 K: 0 S: 6	H: 2 LOB: 3 BB: 2 P: 14	R: 0 E: 0 K: 1 S: 5	H: 0 LOB: 1 BB: 0 P: 11	R: 0 E: 0 K: 1 S: 6	H: 1 LOB: 1 BB: 0 P: 6	R: 3 E: 0 K: 0 S: 5	H: 2 LOB: 2 BB: 3 P: 17	R: 2 E: 0 K: 1 S: 7	H: 2 LOB: 0 BB: 0 P: 7	1B: 4 2B: 3 3B: 1 HR: 1	SF: 2 SAC: 0 DP: 1 HBP: 0	WP: 1 PB: 0 SB: 0 CS: 0	PA: 43	
<b>PITCHER</b>	IP	WLS	BF	H	R	ER	SO	BB	IBB	HBP	BLK	WP	HR	S	P	ERA	WHIP				
<b>Fred Breining, R</b> ERA: 4.09 (1, 1)	7.0	L	30	4	3	1	3	2	2	0	0	0	0	32	48	1.29	0.857				
<b>Andy McGaffigan, R</b> ERA: 4.82 (8, 1)	0.1		5	1	3	3	0	3	0	0	0	1	0	2	14	81.00	12.000				
<b>Jim Barr, R</b> ERA: 5.23 (8, 1)	1.2		8	3	2	2	1	0	0	0	0	0	1	10	10	10.80	1.800				

Atlanta Braves @ San Francisco Giants  
Candlestick Park, San Francisco, CA  
Thu Aug 04 1983, 10:05 PM EDT  
Att: 10,004 - Unknown

AB 34  
R 8  
H 8  
RBI 7  
BB 7  
SO 4  
LOB 13

**Braves**

Batter	1	2	3	4	5	6	7	8	9	AB	R	H	RBI	BB	SO	LOB	BOTTOM					
<b>Johnnie LeMaster, R</b> OBP: 0.337, SLG: 0.326 (1, 6)	0-0 5-3		0-0 F9		0-0 1B		0-0 F2			4	0	1	0	0	0	1						
<b>Max Venable, L</b> OBP: 0.284, SLG: 0.405 (1, 7)	0-0 F6			0-0 FC9-6 1B	0-0 F3			4-0 FC1-6 BB		3	0	1	0	1	0	1						
<b>Chili Davis, S</b> OBP: 0.325, SLG: 0.387 (1, 8)	0-0 4-3			0-0 FC9-6 1B		0-0 6-3		0-0 FC1-6 1-3		4	0	1	0	0	0	1						
<b>Jack Clark, R</b> OBP: 0.348, SLG: 0.430 (1, 9)		4-0 G6-4-3 BB		0-0 FC9-6 1-2 2-3		0-0 1B		0-0 1-3		3	0	1	0	1	0	3						
<b>Dave Bergman, L</b> OBP: 0.344, SLG: 0.284 (1, 3)		0-0 G6-4-3 1-2		0-0 F4 1-2		0-0 1B 2B		0-0 F8		4	1	1	0	0	0	4						
<b>Bob Brenly, R</b> OBP: 0.300, SLG: 0.374 (1, 2)		0-3 K		4-0 BB		0-0 1B		0-0 F8		3	0	1	1	1	1	0						
<b>Tom O'Malley, L</b> OBP: 0.332, SLG: 0.334 (1, 5) <b>Darrell Evans, L</b> OBP: 0.379, SLG: 0.519 (8, 5)			0-0 FC6-4 1B	0-0 G3		0-0 F8		0-0 FC5-4 1B		2	0	1	0	0	0	3						
<b>Duane Kuiper, L</b> OBP: 0.366, SLG: 0.291 (1, 4)			0-0 FC6-4 1-2		0-0 B1-6-4 1B		0-0 F8		0-3 K	4	0	1	0	0	1	2						
<b>Fred Breining, R</b> OBP: 0.184, SLG: 0.170 (1, 1) <b>Brad Wellman, R</b> OBP: 0.297, SLG: 0.262 (7, PH) <b>Andy McGaffigan, R</b> OBP: 0.071, SLG: 0.074 (8, 1) <b>Jim Barr, R</b> OBP: 0.100, SLG: 0.200 (8, 1) <b>Joel Youngblood, R</b> OBP: 0.342, SLG: 0.477 (8, PH)			0-3 K	0-0 B1-6-4		0-0 1-2		0-0 6-3	0-0 FC5-4	2	0	0	0	0	1	2						
<b>Inning Stats</b>	R: 0 E: 0 K: 0 S: 3	H: 0 LOB: 0 BB: 0 P: 3	R: 0 E: 0 K: 1 S: 4	H: 0 LOB: 0 BB: 1 P: 8	R: 0 E: 0 K: 1 S: 6	H: 1 LOB: 1 BB: 0 P: 6	R: 0 E: 0 K: 0 S: 5	H: 2 LOB: 3 BB: 1 P: 9	R: 0 E: 0 K: 0 S: 4	H: 2 LOB: 1 BB: 0 P: 4	R: 1 E: 0 K: 0 S: 5	H: 3 LOB: 1 BB: 0 P: 5	R: 0 E: 0 K: 0 S: 3	H: 0 LOB: 0 BB: 0 P: 3	R: 0 E: 0 K: 0 S: 3	H: 0 LOB: 1 BB: 1 P: 7	R: 0 E: 0 K: 1 S: 6	H: 1 LOB: 1 BB: 0 P: 6	1B: 8 2B: 1 3B: 0 HR: 0	SF: 0 SAC: 0 DP: 2 HBP: 0	WP: 0 PB: 0 SB: 1 CS: 0	PA: 36
<b>PITCHER</b>	IP	WLS	BF	H	R	ER	SO	BB	IBB	HBP	BLK	WP	HR	S	P	ERA	WHIP					
<b>Phil Niekro, R</b> ERA: 3.92 (1, 1)	7.0	W	28	8	1	1	2	2	0	0	0	0	0	30	38	1.29	1.429					
<b>Steve Bedrosian, R</b> ERA: 2.77 (8, 1)	2.0		8	1	0	0	1	1	0	0	0	0	0	9	13	0.00	1.000					

Atlanta Braves @ San Francisco Giants  
Candlestick Park, San Francisco, CA  
Thu Aug 04 1983, 10:05 PM EDT  
Att: 10,004 - Unknown

AB 33  
R 1  
H 9  
RBI 1  
BB 3  
SO 3  
LOB 19

**GIANTS**



Batter	1	2	3	4	5	6	7	8	9	AB	R	H	RBI	BB	SO	LOB	TOP		
Rafael Ramirez, R (1, 6) OBP: 0.324, SLG: 0.356	0-3 K		0-0 F8			0-0 1B		0-0 1B		4	0	2	0	0	1	0	<b>Atlanta Braves @ Los Angeles Dodgers</b> Dodger Stadium, Los Angeles, CA Fri Aug 05 1983, 7:05 PM PDT Att: 50,039 - Unknown		
Jerry Royster, R (1, 7) OBP: 0.362, SLG: 0.400	0-3 K			0-0 6-3		0-0 F8		0-3 K		4	0	0	0	0	2	4			
Dale Murphy, R (1, 8) OBP: 0.400, SLG: 0.536	4-0 BB			0-0 5-3		0-0 F9			0-0 1-3	3	0	0	0	1	0	2			
Bob Horner, R (1, 5) OBP: 0.388, SLG: 0.534	0-3 K			0-3 K			0-0 F8		0-0 SF9 1B	4	1	1	0	0	2	1			
Chris Chambliss, L (1, 3) OBP: 0.378, SLG: 0.515 Brett Butler, L (9, PR) OBP: 0.348, SLG: 0.410		0-0 F7			0-0 3-1			0-3 K	0-0 E4	4	0	0	0	0	1	1			
Terry Harper, R (1, 9) OBP: 0.346, SLG: 0.398 Bob Watson, R (9, PH) OBP: 0.439, SLG: 0.571		0-0 6-3			0-0 F8			0-0 6-3	0-0 SF9	3	0	0	0	0	0	0			
Glenn Hubbard, R (1, 4) OBP: 0.344, SLG: 0.396		0-0 5-3			0-3 K			0-3 K	0-0 1-3	4	0	0	0	0	2	1			
Bruce Benedict, R (1, 2) OBP: 0.373, SLG: 0.337			0-0 5-3			0-0 F8		0-0 6-3		3	0	0	0	0	0	0			
Craig McMurtry, R (1, 1) OBP: 0.135, SLG: 0.082 Terry Forster, L (7, 1) OBP: 0.750, SLG: 1.000 Randy Johnson, R (8, PH) OBP: 0.475, SLG: 0.455 Gene Garber, R (8, 1)			0-3 K			0-0 F8 1B		0-0 1B	0-0 1B	2	0	1	0	0	1	0			
<b>Inning Stats</b>	R: 0 E: 0 K: 3 S: 9	H: 0 LOB: 1 BB: 1 P: 13	R: 0 E: 0 K: 0 S: 3	H: 0 LOB: 0 BB: 0 P: 3	R: 0 E: 0 K: 1 S: 5	H: 0 LOB: 0 BB: 0 P: 5	R: 0 E: 0 K: 1 S: 5	H: 0 LOB: 0 BB: 0 P: 5	R: 0 E: 0 K: 1 S: 5	H: 2 LOB: 2 BB: 0 P: 5	R: 0 E: 0 K: 1 S: 5	H: 0 LOB: 0 BB: 0 P: 5	R: 0 E: 0 K: 2 S: 9	H: 2 LOB: 2 BB: 0 P: 9	R: 1 E: 1 K: 0 S: 5	H: 1 LOB: 1 BB: 0 P: 5		1B: 5 2B: 0 3B: 0 HR: 0	SF: 1 SAC: 0 DP: 0 HBP: 0
<b>PITCHER</b> Fernando Valenzuela, L (1, 1) ERA: 3.63	IP: 9.0 WLS: W BF: 34 H: 5 R: 1 ER: 0 SO: 9 BB: 1 IBB: 0 HBP: 0 BLK: 0 WP: 0 HR: 0 S: 51 P: 55 ERA: 0.00 WHIP: 0.667															<b>PITCHER</b>			

Batter	1	2	3	4	5	6	7	8	9	AB	R	H	RBI	BB	SO	LOB	BOTTOM		
Steve Sax, R (1, 4) OBP: 0.344, SLG: 0.365	0-0 4-3 S 1B		0-0 4-3 BLK 1B		0-0 G6-3		0-0 CS 1B			4	0	3	0	0	0	1	<b>Atlanta Braves @ Los Angeles Dodgers</b> Dodger Stadium, Los Angeles, CA Fri Aug 05 1983, 7:05 PM PDT Att: 50,039 - Unknown		
Rick Monday, L (1, 9) OBP: 0.384, SLG: 0.456 Jose Morales, R (7, PH) OBP: 0.324, SLG: 0.545 Derrel Thomas, S (8, 9) OBP: 0.353, SLG: 0.361	0-0 4-3		0-0 F8		4-0 BB		0-3 K			2	0	0	0	1	0	2			
Dusty Baker Jr., R (1, 7) OBP: 0.348, SLG: 0.422	4-0 BB		0-0 4-3		0-0 P4		4-0 BB			2	0	0	0	2	0	2			
Pedro Guerrero, R (1, 5) OBP: 0.366, SLG: 0.512	0-0 F2		0-0 F8			0-0 P5		0-3 K		4	0	0	0	0	1	5			
Ken Landreaux, L (1, 8) OBP: 0.346, SLG: 0.475	4-0 1-2 BB			0-0 F6		0-0 FC5-4 1B		0-0 4-3		3	0	1	0	1	0	0			
Mike Marshall, R (1, 3) OBP: 0.348, SLG: 0.443	0-0 F9			0-0 6-3		0-0 FC5-4		0-0 F7		4	0	0	0	0	0	4			
Bill Russell, R (1, 6) OBP: 0.327, SLG: 0.320		0-0 F4		0-0 6-3		0-0 F8		0-0 F8		4	0	0	0	0	0	1			
Jack Fimple, R (1, 2) OBP: 0.304, SLG: 0.522		0-3 K			0-0 1B 3B		0-0 SH 2B			3	2	2	0	0	1	0			
Fernando Valenzuela, L (1, 1) OBP: 0.273, SLG: 0.359		0-0 4-3			0-0 G6-3 1B		0-0 SH 1B			2	0	1	1	0	0	0			
<b>Inning Stats</b>	R: 0 E: 0 K: 0 S: 4	H: 1 LOB: 3 BB: 2 P: 12	R: 0 E: 0 K: 1 S: 5	H: 0 LOB: 0 BB: 0 P: 5	R: 0 E: 0 K: 0 S: 4	H: 1 LOB: 1 BB: 0 P: 4	R: 0 E: 0 K: 0 S: 3	H: 0 LOB: 0 BB: 0 P: 3	R: 1 E: 0 K: 0 S: 4	H: 2 LOB: 1 BB: 1 P: 8	R: 0 E: 0 K: 0 S: 4	H: 1 LOB: 1 BB: 0 P: 4	R: 1 E: 1 K: 2 S: 9	H: 2 LOB: 2 BB: 1 P: 13	R: 0 E: 0 K: 0 S: 3	H: 0 LOB: 0 BB: 0 P: 3		1B: 5 2B: 1 3B: 1 HR: 0	SF: 0 SAC: 1 DP: 1 HBP: 0
<b>PITCHER</b> Craig McMurtry, R (1, 1) ERA: 3.19 Terry Forster, L (7, 1) ERA: 2.21 Gene Garber, R (8, 1) ERA: 4.35	IP: 6.0 WLS: L BF: 28 H: 7 R: 2 ER: 2 SO: 2 BB: 3 IBB: 0 HBP: 0 BLK: 0 WP: 0 HR: 0 S: 27 P: 39 ERA: 3.00 WHIP: 1.667															<b>PITCHER</b>			





Batter	1	2	3	4	5	6	7	8	9	AB	R	H	RBI	BB	SO	LOB	TOP				
<b>Brett Butler, L</b> OBP: 0.344, SLG: 0.405 (1, 7)	F4			5-3		K		FC4		4	0	0	0	0	1	1	<b>Atlanta Braves @ Los Angeles Dodgers</b> Dodger Stadium, Los Angeles, CA Sat Aug 06 1983, 7:05 PM PDT Att: 48,677 - Unknown				
<b>Rafael Ramirez, R</b> OBP: 0.326, SLG: 0.357 (1, 6)	F8			P6			CS 1B		G6-3 1B	4	0	2	0	0	0	0					
<b>Claudell Washington, L</b> OBP: 0.326, SLG: 0.413 (1, 9)	6-3			K			K 1-2		G6-3 1-2	4	0	0	0	0	2	2					
<b>Bob Horner, R</b> OBP: 0.386, SLG: 0.531 (1, 5)			K		F9				3-1	4	1	1	0	0	1	0					
<b>Chris Chambliss, L</b> OBP: 0.378, SLG: 0.522 (1, 3)		4-3			6-3					3	1	1	2	0	0	0					
<b>Dale Murphy, R</b> OBP: 0.400, SLG: 0.534 (1, 8)			K				1-H HR			3	0	1	0	0	2	0					
<b>Glenn Hubbard, R</b> OBP: 0.341, SLG: 0.392 (1, 4)				F7		F7				3	0	0	0	0	1	1					
<b>Bruce Benedict, R</b> OBP: 0.372, SLG: 0.337 (1, 2)			K			5-3				3	0	1	0	0	1	0					
<b>Rick Camp, R</b> OBP: 0.100, SLG: 0.081 (1, 1)										1	0	0	0	0	0	0					
<b>Pete Falcone, L</b> OBP: 0.130, SLG: 0.136 (3, 1)										0	0	0	0	0	0	0					
<b>Biff Pocorella, S</b> OBP: 0.226, SLG: 0.420 (6, 1)										0	0	0	0	0	0	0					
<b>Tony Brizzolara, R</b> OBP: 0.310, SLG: 0.377 (6, 1)										0	0	0	0	0	0	0					
<b>Mike Jorgensen, L</b> OBP: 0.190, SLG: 1.000 (8, 1)										0	0	0	0	0	1	1					
<b>Terry Forster, L</b> OBP: 0.190, SLG: 1.000 (8, 1)										0	0	0	0	0	0	0					
<b>Inning Stats</b>	R: 0 E: 0 K: 0 S: 3	H: 0 LOB: 0 BB: 0 P: 3	R: 0 E: 0 K: 2 S: 7	H: 0 LOB: 0 BB: 0 P: 7	R: 0 E: 0 K: 2 S: 7	H: 0 LOB: 0 BB: 0 P: 7	R: 0 E: 0 K: 1 S: 5	H: 0 LOB: 0 BB: 0 P: 5	R: 0 E: 0 K: 1 S: 4	H: 1 LOB: 1 BB: 0 P: 4	R: 2 E: 0 K: 2 S: 9	H: 3 LOB: 0 BB: 0 P: 9	R: 0 E: 0 K: 2 S: 8	H: 1 LOB: 1 BB: 0 P: 8	R: 0 E: 0 K: 0 S: 3	H: 1 LOB: 0 BB: 0 P: 3	1B: 5 2B: 1 3B: 0 HR: 1	SF: 0 SAC: 0 DP: 2 HBP: 0	WP: 0 PB: 0 SB: 0 CS: 1	PA: 31	
<b>PITCHER</b>	IP	WLS	BF	H	R	ER	SO	BB	IBB	HBP	BLK	WP	HR	S	P	ERA	WHIP				
<b>Bob Welch, R</b> ERA: 2.91 (1, 1)	8.0	W	29	6	2	2	10	0	0	0	0	0	1	49	49	2.25	0.750				
<b>Steve Howe, L</b> ERA: 1.16 (9, 1)	1.0	S	2	0	0	0	0	0	0	0	0	0	0	2	2	0.00	0.000				

Batter	1	2	3	4	5	6	7	8	9	AB	R	H	RBI	BB	SO	LOB	BOTTOM				
<b>Steve Sax, R</b> OBP: 0.345, SLG: 0.365 (1, 4)	6-3		S 1B			6-3				3	1	1	0	1	0	0	<b>Atlanta Braves @ Los Angeles Dodgers</b> Dodger Stadium, Los Angeles, CA Sat Aug 06 1983, 7:05 PM PDT Att: 48,677 - Unknown				
<b>Rick Monday, L</b> OBP: 0.381, SLG: 0.450 (1, 9)	G1									4	1	1	1	0	1	1					
<b>Derrel Thomas, S</b> OBP: 0.353, SLG: 0.361 (9, 9)			1-H HR		3-1					0	0	0	0	0	0	0					
<b>Dusty Baker Jr., R</b> OBP: 0.347, SLG: 0.420 (1, 7)	P4				F2					4	0	1	0	0	0	1					
<b>Pedro Guerrero, R</b> OBP: 0.365, SLG: 0.516 (1, 5)		P3		1-H HR						4	1	1	2	0	1	1					
<b>Ken Landreaux, L</b> OBP: 0.350, SLG: 0.486 (1, 8)										3	1	2	1	1	0	0					
<b>Mike Marshall, R</b> OBP: 0.350, SLG: 0.440 (1, 3)										2	0	0	0	1	2	2					
<b>Bill Russell, R</b> OBP: 0.322, SLG: 0.315 (1, 6)										4	0	0	0	0	2	4					
<b>Jack Fimple, R</b> OBP: 0.269, SLG: 0.462 (1, 2)										3	0	0	0	0	0	2					
<b>Bob Welch, R</b> OBP: 0.137, SLG: 0.216 (1, 1)										3	0	0	0	0	0	2					
<b>Steve Howe, L</b> (9, 1)										0	0	0	0	0	0	0					
<b>Inning Stats</b>	R: 0 E: 0 K: 0 S: 3	H: 0 LOB: 0 BB: 0 P: 3	R: 1 E: 1 K: 0 S: 5	H: 1 LOB: 2 BB: 0 P: 6	R: 3 E: 0 K: 1 S: 7	H: 3 LOB: 1 BB: 2 P: 15	R: 0 E: 0 K: 0 S: 3	H: 0 LOB: 1 BB: 1 P: 7	R: 0 E: 0 K: 2 S: 9	H: 2 LOB: 2 BB: 0 P: 9	R: 0 E: 0 K: 0 S: 3	H: 0 LOB: 0 BB: 0 P: 3	R: 0 E: 0 K: 1 S: 5	H: 0 LOB: 0 BB: 0 P: 5	R: 0 E: 0 K: 2 S: 7	H: 0 LOB: 0 BB: 0 P: 7	1B: 4 2B: 0 3B: 0 HR: 2	SF: 0 SAC: 0 DP: 0 HBP: 1	WP: 0 PB: 0 SB: 1 CS: 1	PA: 34	
<b>PITCHER</b>	IP	WLS	BF	H	R	ER	SO	BB	IBB	HBP	BLK	WP	HR	S	P	ERA	WHIP				
<b>Rick Camp, R</b> ERA: 3.91 (1, 1)	2.1	L	13	4	4	4	0	0	1	0	0	0	0	15	27	0.00	1.875				
<b>Pete Falcone, L</b> ERA: 2.96 (3, 1)	2.2		12	2	0	0	3	3	0	0	0	0	0	8	8	0.00	0.000				
<b>Tony Brizzolara, R</b> ERA: 6.35 (6, 1)	2.0		6	0	0	0	1	0	0	0	0	0	0	7	7	0.00	0.000				
<b>Terry Forster, L</b> ERA: 2.17 (8, 1)	1.0		3	0	0	0	2	0	0	0	0	0	0	7	7	0.00	0.000				

AB	31
R	2
H	6
RBI	2
BB	0
SO	10
LOB	5



AB	30
R	4
H	6
RBI	4
BB	3
SO	6
LOB	13





Batter	1	2	3	4	5	6	7	8	9	AB	R	H	RBI	BB	SO	LOB	TOP				
<b>Brett Butler, L</b> OBP: 0.346, SLG: 0.407 (1, 7)										3	1	2	1	0	0	0	<b>Atlanta Braves @ Los Angeles Dodgers</b> Dodger Stadium, Los Angeles, CA Sun Aug 07 1983, 3:33 AM PDT Att: 46,594 - Unknown				
<b>Rafael Ramirez, R</b> OBP: 0.325, SLG: 0.356 (1, 6)										4	0	1	0	0	0	2					
<b>Claudell Washington, L</b> OBP: 0.323, SLG: 0.498 (1, 9)										4	0	0	0	0	1	2					
<b>Bob Horner, R</b> OBP: 0.385, SLG: 0.527 <b>Glenn Hubbard, R</b> OBP: 0.341, SLG: 0.392 (8, 4)										4	0	1	1	0	0	1					
<b>Chris Chambliss, L</b> OBP: 0.377, SLG: 0.521 <b>Mike Jorgensen, L</b> OBP: 0.318, SLG: 0.375 (3, PH)										1	0	0	0	0	0	0					
<b>Dale Murphy, R</b> OBP: 0.401, SLG: 0.533 (1, 8)										3	2	1	0	1	0	1					
<b>Jerry Royster, R</b> OBP: 0.365, SLG: 0.408 (8, 5)										4	1	2	0	0	1	0					
<b>Bruce Benedict, R</b> OBP: 0.371, SLG: 0.336 (1, 2)										4	1	1	1	0	0	1					
<b>Pascual Perez, R</b> OBP: 0.155, SLG: 0.140 <b>Steve Bedrosian, R</b> (6, 1)										3	0	0	0	0	1	1					
<b>Inning Stats</b>	R: 0 E: 0 K: 0 S: 4	H: 2 LOB: 1 BB: 0 P: 4	R: 3 E: 1 K: 0 S: 7	H: 3 LOB: 1 BB: 0 P: 7	R: 0 E: 0 K: 0 S: 4	H: 1 LOB: 1 BB: 0 P: 4	R: 0 E: 0 K: 0 S: 3	H: 0 LOB: 0 BB: 0 P: 3	R: 1 E: 0 K: 0 S: 5	H: 2 LOB: 1 BB: 0 P: 5	R: 0 E: 0 K: 1 S: 5	H: 0 LOB: 0 BB: 0 P: 5	R: 0 E: 0 K: 0 S: 3	H: 0 LOB: 0 BB: 0 P: 3	R: 0 E: 0 K: 2 S: 7	H: 0 LOB: 0 BB: 0 P: 7		1B: 8 2B: 1 3B: 0 HR: 0	SF: 1 SAC: 0 DP: 1 HBP: 0	WP: 0 PB: 0 SB: 1 CS: 0	PA: 36
<b>PITCHER</b>	IP	WLS	BF	H	R	ER	SO	BB	IBB	HBP	BLK	WP	HR	S	P	ERA	WHIP				
<b>Alejandro Pena, R</b> ERA: 2.43 (1, 1)	5.0	L	23	8	4	2	0	0	0	0	0	0	0	23	23	3.60	1.600				
<b>Joe Beckwith, R</b> ERA: 3.45 (6, 1)	2.0		7	1	1	1	2	1	0	0	0	0	0	10	14	4.50	1.000				
<b>Dave Stewart, R</b> ERA: 2.79 (8, 1)	2.0		6	0	0	0	2	0	0	0	0	0	0	10	10	0.00	0.000				

Batter	1	2	3	4	5	6	7	8	9	AB	R	H	RBI	BB	SO	LOB	BOTTOM					
<b>Steve Sax, R</b> OBP: 0.342, SLG: 0.361 (1, 4)										4	0	0	0	0	1	1	<b>Atlanta Braves @ Los Angeles Dodgers</b> Dodger Stadium, Los Angeles, CA Sun Aug 07 1983, 3:33 AM PDT Att: 46,594 - Unknown					
<b>Greg Brock, L</b> OBP: 0.318, SLG: 0.383 (1, 3)										4	1	2	1	0	0	0						
<b>Dusty Baker Jr., R</b> OBP: 0.346, SLG: 0.418 (1, 7)										4	1	1	0	0	0	1						
<b>Pedro Guerrero, R</b> OBP: 0.364, SLG: 0.516 (1, 5)										4	0	1	0	0	1	0						
<b>Ken Landreaux, L</b> OBP: 0.349, SLG: 0.488 (1, 8)										3	0	1	1	0	0	1						
<b>Mike Marshall, R</b> OBP: 0.348, SLG: 0.437 (1, 9)										4	0	1	0	0	1	3						
<b>Bill Russell, R</b> OBP: 0.325, SLG: 0.316 (1, 6)										3	0	1	0	1	0	1						
<b>Jack Fimple, R</b> OBP: 0.241, SLG: 0.414 (1, 2)										3	0	0	0	0	1	3						
<b>Alejandro Pena, R</b> OBP: 0.143, SLG: 0.229 <b>Rick Monday, L</b> OBP: 0.378, SLG: 0.446 <b>Joe Beckwith, L</b> (6, 1)										1	0	1	0	0	0	0						
<b>Derrel Thomas, S</b> OBP: 0.351, SLG: 0.358 <b>Dave Stewart, R</b> OBP: 0.143, SLG: 0.143 (8, 1)										0	0	0	0	0	0	0						
<b>Inning Stats</b>	R: 0 E: 0 K: 0 S: 3	H: 0 LOB: 0 BB: 0 P: 3	R: 0 E: 1 K: 0 S: 3	H: 0 LOB: 0 BB: 0 P: 3	R: 0 E: 0 K: 1 S: 6	H: 1 LOB: 1 BB: 0 P: 6	R: 0 E: 0 K: 1 S: 5	H: 1 LOB: 0 BB: 0 P: 5	R: 0 E: 0 K: 1 S: 8	H: 2 LOB: 2 BB: 0 P: 7	R: 2 E: 0 K: 1 S: 8	H: 3 LOB: 1 BB: 0 P: 8	R: 0 E: 0 K: 1 S: 4	H: 0 LOB: 0 BB: 1 P: 8	R: 0 E: 0 K: 1 S: 5	H: 0 LOB: 0 BB: 0 P: 5	R: 0 E: 0 K: 0 S: 4	H: 1 LOB: 1 BB: 0 P: 4	1B: 5 2B: 3 3B: 0 HR: 1	SF: 1 SAC: 0 DP: 3 HBP: 0	WP: 0 PB: 0 SB: 0 CS: 0	PA: 34
<b>PITCHER</b>	IP	WLS	BF	H	R	ER	SO	BB	IBB	HBP	BLK	WP	HR	S	P	ERA	WHIP					
<b>Pascual Perez, R</b> ERA: 3.02 (1, 1)	5.2	W	23	7	2	2	3	0	0	0	0	0	0	29	29	3.18	1.235					
<b>Steve Bedrosian, R</b> ERA: 2.67 (6, 1)	3.1	S	11	1	0	0	3	1	0	0	0	0	0	16	20	0.00	0.600					



Batter	1	2	3	4	5	6	7	8	9	AB	R	H	RBI	BB	SO	LOB	TOP			
<b>Johnnie LeMaster, R</b> OBP: 0.333, SLG: 0.338	6-3		K			F4		K	6-3	5	0	0	0	0	2	2	<b>San Francisco Giants @ Atlanta Braves</b> Atlanta-Fulton County Stadium, Atlanta, GA Tue Aug 09 1983, 7:05 PM EDT Att: 32,416 - Unknown			
<b>Max Venable, L</b> OBP: 0.292, SLG: 0.409	HR		BB			4-3		K		4	1	2	0	0	1	1				
<b>Jack Clark, R</b> OBP: 0.347, SLG: 0.421	K		BB			4-0		FC6-4		2	0	0	0	2	1	2				
<b>Darrell Evans, L</b> OBP: 0.376, SLG: 0.514	HR		BB			3-1		F3		3	1	1	2	1	0	1				
<b>Chili Davis, S</b> OBP: 0.323, SLG: 0.388	K		F6			F8		1-3		4	0	0	0	0	1	3				
<b>Tom O'Malley, L</b> OBP: 0.331, SLG: 0.333		3-1	FC4-6					K		4	0	1	0	0	1	3				
<b>Bob Brenly, R</b> OBP: 0.299, SLG: 0.369		K				F8		1-4-3		3	0	0	0	1	1	0				
<b>Duane Kuiper, L</b> OBP: 0.363, SLG: 0.286						L4				2	0	0	0	0	0	1				
<b>Andy McGaffigan, R</b> OBP: 0.071, SLG: 0.074										0	0	0	0	0	0	0				
<b>Joel Youngblood, R</b> OBP: 0.346, SLG: 0.473										0	0	0	0	0	0	0				
<b>Mark Davis, L</b> OBP: 0.250, SLG: 0.143										1	0	0	0	0	0	1				
<b>Mark Calvert, R</b> OBP: 0.301, SLG: 0.253										1	0	0	0	0	1	0				
<b>Brad Wellman, R</b> OBP: 0.301, SLG: 0.253										1	0	0	0	1	0	1				
<b>Inning Stats</b>	R: 2 E: 0 K: 2 S: 9	H: 2 LOB: 0 BB: 0 P: 9	R: 0 E: 0 K: 1 S: 5	H: 0 LOB: 1 BB: 0 P: 6	R: 0 E: 0 K: 1 S: 6	H: 1 LOB: 3 BB: 2 P: 14	R: 0 E: 0 K: 1 S: 5	H: 0 LOB: 0 BB: 0 P: 5	R: 0 E: 0 K: 0 S: 3	H: 1 LOB: 1 BB: 1 P: 7	R: 0 E: 0 K: 0 S: 3	H: 0 LOB: 1 BB: 1 P: 11	R: 0 E: 0 K: 1 S: 5	H: 0 LOB: 0 BB: 0 P: 5	R: 0 E: 0 K: 0 S: 3	H: 0 LOB: 1 BB: 4 P: 4	1B: 3 2B: 0 3B: 0 HR: 1	SF: 0 SAC: 0 DP: 0 HBP: 2	WP: 0 PB: 1 SB: 2 CS: 0	PA: 37
<b>PITCHER</b>	IP WLS BF H R ER SO BB IBB HBP BLK WP HR S P ERA WHIP																			
<b>Phil Niekro, R</b> ERA: 3.86	(1, 1) 7.0 W 30 4 2 2 7 5 0 0 1 0 0 1 38 59 2.57 1.286																			
<b>Terry Forster, L</b> ERA: 2.09	(8, 1) 2.0 7 0 0 0 1 0 0 1 0 0 0 8 9 0.00 0.000																			

AB 30  
R 2  
H 4  
RBI 2  
BB 5  
SO 8  
LOB 15



Batter	1	2	3	4	5	6	7	8	9	AB	R	H	RBI	BB	SO	LOB	BOTTOM			
<b>Brett Butler, L</b> OBP: 0.347, SLG: 0.407	6-3		4-3			F7				5	1	2	0	0	0	1	<b>San Francisco Giants @ Atlanta Braves</b> Atlanta-Fulton County Stadium, Atlanta, GA Tue Aug 09 1983, 7:05 PM EDT Att: 32,416 - Unknown			
<b>Rafael Ramirez, R</b> OBP: 0.326, SLG: 0.357	F8		4-3			E9		G5-4-3		5	1	2	0	0	0	2				
<b>Dale Murphy, R</b> OBP: 0.404, SLG: 0.535	F9					BLK				2	2	1	1	2	0	0				
<b>Bob Horner, R</b> OBP: 0.386, SLG: 0.534						BB				3	2	1	1	1	0	4				
<b>Terry Harper, R</b> OBP: 0.346, SLG: 0.398						BB				0	0	0	0	0	0	0				
<b>Bob Watson, R</b> OBP: 0.451, SLG: 0.609						HR				3	1	2	2	1	1	0				
<b>Terry Forster, L</b> OBP: 0.750, SLG: 1.000						HR				0	0	0	0	0	0	0				
<b>Jerry Royster, R</b> OBP: 0.396, SLG: 0.399										4	0	0	1	0	1	2				
<b>Glenn Hubbard, R</b> OBP: 0.338, SLG: 0.388										4	0	0	0	0	2	3				
<b>Bruce Benedict, R</b> OBP: 0.370, SLG: 0.332										3	0	0	0	1	0	1				
<b>Phil Niekro, R</b> OBP: 0.167, SLG: 0.152										3	0	0	0	0	0	1				
<b>Mike Jorgensen, L</b> OBP: 0.328, SLG: 0.386										1	0	1	0	0	0	0				
<b>Inning Stats</b>	R: 0 E: 0 K: 0 S: 3	H: 0 LOB: 0 BB: 0 P: 3	R: 2 E: 0 K: 1 S: 7	H: 2 LOB: 0 BB: 0 P: 7	R: 0 E: 0 K: 0 S: 3	H: 0 LOB: 0 BB: 0 P: 3	R: 2 E: 0 K: 0 S: 4	H: 1 LOB: 1 BB: 2 P: 12	R: 3 E: 2 K: 0 S: 7	H: 3 LOB: 2 BB: 1 P: 11	R: 0 E: 0 K: 0 S: 4	H: 1 LOB: 2 BB: 2 P: 12	R: 0 E: 0 K: 3 S: 9	H: 0 LOB: 0 BB: 0 P: 9	R: 0 E: 0 K: 0 S: 4	H: 2 LOB: 1 BB: 0 P: 4	1B: 6 2B: 1 3B: 0 HR: 2	SF: 0 SAC: 0 DP: 1 HBP: 0	WP: 0 PB: 0 SB: 0 CS: 0	PA: 38
<b>PITCHER</b>	IP WLS BF H R ER SO BB IBB HBP BLK WP HR S P ERA WHIP																			
<b>Mark Davis, L</b> ERA: 4.89	(1, 1) 2.0 L 22 5 5 4 0 4 1 0 1 0 0 17 37 9.82 2.455																			
<b>Mark Calvert, R</b> ERA: 4.96	(3, 1) 3.2 22 5 5 4 0 4 1 0 1 0 0 17 37 9.82 2.455																			
<b>Andy McGaffigan, R</b> ERA: 4.71	(6, 1) 2.1 8 2 0 0 3 0 0 0 0 0 0 14 14 0.00 0.857																			





Batter	1	2	3	4	5	6	7	8	9	AB	R	H	RBI	BB	SO	LOB	TOP																			
Johnnie LeMaster, R OBP: 0.334, SLG: 0.340 (1, 6)			SH1-4 1-2		4-3			6-3	HR 1B	4	1	2	0	0	0	0	San Francisco Giants @ Atlanta Braves Atlanta-Fulton County Stadium, Atlanta, GA Wed Aug 10 1983, 3:33 AM EDT Att: 29,103 - Unknown																			
Darrell Evans, L OBP: 0.378, SLG: 0.522 (1, 3) (9, 5)						F8		4-3	HR 1B	4	1	2	3	1	0	0																				
Jack Clark, R OBP: 0.345, SLG: 0.418 (1, 9)			K			1-3		1B 1B	F7	5	1	1	0	0	1	4																				
Jeffrey Leonard, R OBP: 0.319, SLG: 0.449 (1, 7)		F7	1-3			F9		1B E 1B		4	1	1	0	0	0	2																				
Chili Davis, S OBP: 0.323, SLG: 0.386 (1, 8)		5-3			F8		K	E8 1B		4	0	1	1	0	1	0																				
Joel Youngblood, R OBP: 0.348, SLG: 0.487 Brad Wellman, R OBP: 0.301, SLG: 0.253 (8, 4)		HR					5-3	4-3		4	1	2	1	0	0	1																				
Tom O'Malley, L OBP: 0.336, SLG: 0.337 Joe Pettini, R OBP: 0.233, SLG: 0.200 Gary Lavelle, S (9, 1)				K				2B 1B	1B HBP	3	1	2	0	0	1	1																				
John Rabb, R OBP: 0.308, SLG: 0.393 (1, 2)		F7						1B	F4	4	0	2	1	0	0	2																				
Fred Breining, R OBP: 0.196, SLG: 0.167 Milt May, L OBP: 0.313, SLG: 0.379 Greg Minton, S OBP: 0.571, SLG: 0.500 Dave Bergman, L OBP: 0.348, SLG: 0.289 (9, 3)			SH1-4 BB		G5-6-3			K	1B HR 1B	1	0	0	0	1	0	1																				
<b>Inning Stats</b>	R: 0 E: 0 K: 0 S: 3	H: 2 LOB: 0 BB: 0 P: 3	R: 1 E: 0 K: 0 S: 5	H: 2 LOB: 1 BB: 0 P: 5	R: 0 E: 0 K: 1 S: 5	H: 0 LOB: 2 BB: 2 P: 13	R: 0 E: 0 K: 1 S: 5	H: 1 LOB: 1 BB: 0 P: 5	R: 0 E: 0 K: 0 S: 3	H: 0 LOB: 0 BB: 0 P: 3	R: 1 E: 0 K: 2 S: 9	H: 2 LOB: 1 BB: 0 P: 9	R: 2 E: 1 K: 0 S: 6	H: 3 LOB: 1 BB: 0 P: 6	R: 3 E: 0 K: 0 S: 5	H: 3 LOB: 1 BB: 0 P: 6		1B: 11 2B: 2 3B: 0 HR: 2	SF: 0 SAC: 1 DP: 2 HBP: 1	WP: 0 PA: 39 PB: 0 SB: 0 CS: 3																
<b>PITCHER</b>	IP	WLS	BF	H	R	ER	SO	BB	IBB	HBP	BLK	WP	HR	S	P	ERA	WHIP	<b>PITCHER</b>		IP	WLS	BF	H	R	ER	SO	BB	IBB	HBP	BLK	WP	HR	S	P	ERA	WHIP
Craig McMurtry, R ERA: 3.15 (1, 1)	7.2		32	11	4	2	4	2	0	0	0	0	1	38	46	2.35	1.696																			
Steve Bedrosian, R ERA: 2.94 (8, 1)	1.0	L	5	2	2	2	0	0	0	1	0	0	0	4	5	18.00	2.000																			
Terry Forster, L ERA: 2.24 (9, 1)	0.1		2	1	1	1	0	0	0	0	0	0	1	2	2	27.00	3.000																			

Batter	1	2	3	4	5	6	7	8	9	AB	R	H	RBI	BB	SO	LOB	BOTTOM																				
Brett Butler, L OBP: 0.346, SLG: 0.404 Randy Johnson, R OBP: 0.463, SLG: 0.441 (1, 7) (9, PH)	F2		G4-6-3 BB		F8			1-3	F8	3	0	0	0	1	0	1	San Francisco Giants @ Atlanta Braves Atlanta-Fulton County Stadium, Atlanta, GA Wed Aug 10 1983, 3:33 AM EDT Att: 29,103 - Unknown																				
Rafael Ramirez, R OBP: 0.328, SLG: 0.358 (1, 6)	F7		G4-6-3 1-2					1B 2B 1B		4	1	2	1	0	0	1																					
Claudell Washington, L OBP: 0.322, SLG: 0.497 (1, 9)	K		3-1		6-3			2B 1B 1B		4	0	1	0	0	1	1																					
Bob Horner, R OBP: 0.387, SLG: 0.535 (1, 5)		4-3 BB SF9 BB		E5				F8		3	1	1	1	1	0	0																					
Dale Murphy, R OBP: 0.405, SLG: 0.532 (1, 8)		4-3 SF9 1B BB		K				F3	G6-4-3 IBB	2	1	0	0	2	1	1																					
Bob Watson, R OBP: 0.434, SLG: 0.582 (1, 3)		4-3 1-2 2-3		F3				5-3	G6-4-3 1-2	4	0	0	0	0	0	6																					
Jerry Royster, R OBP: 0.352, SLG: 0.393 (1, 4)		SF9 2-3 3-H		5-3				6-3	6-3	3	0	0	1	0	0	1																					
Bruce Benedict, R OBP: 0.374, SLG: 0.338 (1, 2)								K		4	1	3	1	0	1	0																					
Craig McMurtry, R OBP: 0.130, SLG: 0.078 Steve Bedrosian, R (8, 1)					SH2-4 1B 1B			1-3		2	0	0	0	0	1	1																					
Terry Forster, L OBP: 0.750, SLG: 1.000 Terry Harper, R OBP: 0.344, SLG: 0.395 (9, PH)					SH2-4 1-2				K	1	0	0	0	0	1	1																					
<b>Inning Stats</b>	R: 0 E: 0 K: 1 S: 5	H: 0 LOB: 0 BB: 0 P: 5	R: 2 E: 0 K: 1 S: 6	H: 1 LOB: 1 BB: 2 P: 14	R: 0 E: 0 K: 0 S: 2	H: 0 LOB: 0 BB: 1 P: 6	R: 0 E: 1 K: 1 S: 6	H: 0 LOB: 1 BB: 0 P: 6	R: 1 E: 0 K: 0 S: 5	H: 2 LOB: 1 BB: 0 P: 5	R: 0 E: 0 K: 0 S: 3	H: 0 LOB: 0 BB: 0 P: 3	R: 0 E: 0 K: 1 S: 5	H: 0 LOB: 0 BB: 0 P: 5	R: 1 E: 0 K: 0 S: 5	H: 3 LOB: 2 BB: 1 P: 9	R: 0 E: 0 K: 1 S: 6	H: 1 LOB: 1 BB: 0 P: 6	1B: 6 2B: 1 3B: 0 HR: 0	SF: 1 SAC: 1 DP: 2 HBP: 0	WP: 0 PA: 37 PB: 0 SB: 0 CS: 0																
<b>PITCHER</b>	IP	WLS	BF	H	R	ER	SO	BB	IBB	HBP	BLK	WP	HR	S	P	ERA	WHIP	<b>PITCHER</b>		IP	WLS	BF	H	R	ER	SO	BB	IBB	HBP	BLK	WP	HR	S	P	ERA	WHIP	
Fred Breining, R ERA: 4.11 (1, 1)	6.0		24	3	3	3	3	3	0	0	0	0	0	27	39	4.50	1.000																				
Greg Minton, R ERA: 3.74 (7, 1)	2.0	W	9	3	1	1	1	0	1	0	0	0	0	10	14	4.50	1.500																				
Gary Lavelle, L ERA: 2.39 (9, 1)	1.0	S	4	1	0	0	1	0	0	0	0	0	0	6	6	0.00	1.000																				





Batter	1	2	3	4	5	6	7	8	9	AB	R	H	RBI	BB	SO	LOB	TOP								
<b>Johnnie LeMaster, R</b> OBP: 0.331, SLG: 0.337 (1, 6)										4	0	0	0	0	1	2	<b>San Francisco Giants @ Atlanta Braves</b> Atlanta-Fulton County Stadium, Atlanta, GA Thu Aug 11 1983, 7:05 PM EDT Att: 31,214 - Unknown								
<b>Darrell Evans, L</b> OBP: 0.379, SLG: 0.522 (1, 3)										4	0	2	0	0	1	0									
<b>Jack Clark, R</b> OBP: 0.347, SLG: 0.426 (1, 9)										3	1	1	1	1	1	2									
<b>Jeffrey Leonard, R</b> OBP: 0.318, SLG: 0.447 (1, 7)										4	0	1	0	0	0	1									
<b>Chili Davis, S</b> OBP: 0.322, SLG: 0.385 (1, 8)										4	0	1	0	0	1	1									
<b>Joel Youngblood, R</b> OBP: 0.346, SLG: 0.483 (1, 5)										4	1	1	0	0	1	2									
<b>John Rabb, R</b> OBP: 0.304, SLG: 0.385 (1, 2)										4	2	1	0	0	1	2									
<b>Brad Wellman, R</b> OBP: 0.304, SLG: 0.252 (7, PH)										1	0	0	0	1	0	0									
<b>Duane Kuiper, L</b> OBP: 0.354, SLG: 0.289 (7, 4)										2	0	1	1	0	0	1									
<b>Bill Laskey, R</b> OBP: 0.236, SLG: 0.093 (2, 1)										0	0	0	0	0	0	0									
<b>Jim Barr, R</b> OBP: 0.299, SLG: 0.182 (5, PH)										1	0	0	0	0	0	0									
<b>Tom Cooney, L</b> OBP: 0.288, SLG: 0.039 (5, PH)										1	0	0	0	0	0	0									
<b>Andy McGaffigan, R</b> OBP: 0.288, SLG: 0.074 (8, PH)										1	0	0	0	0	0	0									
<b>Max Venable, L</b> OBP: 0.266, SLG: 0.046 (8, 1)										0	0	0	0	0	0	0									
<b>Mark Calvert, R</b> OBP: 0.311, SLG: 0.376 (9, PH)										1	0	0	0	0	0	1									
<b>Inning Stats</b>	R: 0 E: 0 K: 0 S: 3	H: 1 LOB: 0 BB: 0 P: 3	R: 0 E: 0 K: 1 S: 5	H: 0 LOB: 0 BB: 0 P: 5	R: 0 E: 0 K: 0 S: 3	H: 0 LOB: 0 BB: 0 P: 3	R: 0 E: 0 K: 0 S: 3	H: 0 LOB: 1 BB: 1 P: 7	R: 1 E: 0 K: 2 S: 9	H: 2 LOB: 2 BB: 1 P: 13	R: 1 E: 0 K: 1 S: 6	H: 2 LOB: 0 BB: 0 P: 6	R: 0 E: 0 K: 1 S: 5	H: 1 LOB: 1 BB: 0 P: 5	R: 0 E: 0 K: 1 S: 6	H: 1 LOB: 1 BB: 0 P: 6	R: 2 E: 2 K: 0 S: 6	H: 2 LOB: 1 BB: 0 P: 6	1B: 8 2B: 0 3B: 0 HR: 1	SF: 0 SAC: 0 DP: 2 HBP: 0	WP: 0 PB: 0 SB: 0 CS: 1	PA: 36			
<b>PITCHER</b>	IP	WLS	BF	H	R	ER	SO	BB	IBB	HBP	BLK	WP	HR	S	P	ERA	WHIP								
<b>Ken Dayley, L</b> ERA: 4.6 (1, 1)	5.1	W	22	5	2	2	4	2	0	0	0	0	1	28	36	3.38	1.312								
<b>Rick Camp, R</b> ERA: 3.53 (6, 1)	2.2		10	3	2	0	2	0	0	0	0	0	0	14	14	0.00	1.125								
<b>Gene Garber, R</b> ERA: 4.24 (9, 1)	1.0	S	4	1	0	0	0	0	0	0	0	0	0	4	4	0.00	1.000								

AB	34
R	4
H	9
RBI	3
BB	2
SO	6
LOB	12



Batter	1	2	3	4	5	6	7	8	9	AB	R	H	RBI	BB	SO	LOB	BOTTOM								
<b>Brett Butler, L</b> OBP: 0.345, SLG: 0.405 (1, 7)										4	0	1	1	0	0	0	<b>San Francisco Giants @ Atlanta Braves</b> Atlanta-Fulton County Stadium, Atlanta, GA Thu Aug 11 1983, 7:05 PM EDT Att: 31,214 - Unknown								
<b>Rafael Ramirez, R</b> OBP: 0.327, SLG: 0.356 (1, 6)										3	0	0	0	1	0	0									
<b>Claudell Washington, L</b> OBP: 0.324, SLG: 0.498 (1, 9)										4	1	2	0	0	1	0									
<b>Bob Horner, R</b> OBP: 0.388, SLG: 0.534 (1, 5)										3	2	1	0	1	1	2									
<b>Glenn Hubbard, R</b> OBP: 0.336, SLG: 0.388 (9, 4)										0	0	0	0	0	0	0									
<b>Dale Murphy, R</b> OBP: 0.407, SLG: 0.549 (1, 8)										4	2	3	5	0	0	0									
<b>Gerald Perry, L</b> OBP: 0.250, SLG: 0.500 (1, 3)										4	0	1	0	0	0	1									
<b>Jerry Royster, R</b> OBP: 0.347, SLG: 0.387 (1, 4)										3	0	0	0	0	0	1									
<b>Bruce Benedict, R</b> OBP: 0.376, SLG: 0.339 (1, 2)										2	1	1	0	1	0	0									
<b>Ken Dayley, L</b> OBP: 0.280, SLG: 0.182 (6, 1)										1	0	0	0	0	1	0									
<b>Rick Camp, R</b> OBP: 0.098, SLG: 0.079 (9, 1)										1	0	0	0	0	0	1									
<b>Gene Garber, R</b> ERA: 4.67 (8, 1)										0	0	0	0	0	0	0									
<b>Inning Stats</b>	R: 3 E: 0 K: 0 S: 6	H: 3 LOB: 1 BB: 1 P: 10	R: 1 E: 0 K: 0 S: 5	H: 3 LOB: 2 BB: 1 P: 9	R: 0 E: 0 K: 1 S: 3	H: 0 LOB: 0 BB: 0 P: 3	R: 0 E: 0 K: 1 S: 5	H: 0 LOB: 0 BB: 0 P: 5	R: 2 E: 0 K: 1 S: 7	H: 2 LOB: 0 BB: 0 P: 7	R: 0 E: 0 K: 0 S: 2	H: 0 LOB: 1 BB: 1 P: 6	R: 0 E: 0 K: 0 S: 3	H: 0 LOB: 0 BB: 0 P: 3	R: 0 E: 0 K: 1 S: 5	H: 1 LOB: 0 BB: 0 P: 5	R: 0 E: 0 K: 0 S: 5	H: 1 LOB: 0 BB: 0 P: 5	1B: 5 2B: 2 3B: 0 HR: 2	SF: 0 SAC: 1 DP: 0 HBP: 0	WP: 0 PB: 0 SB: 0 CS: 3	PA: 33			
<b>PITCHER</b>	IP	WLS	BF	H	R	ER	SO	BB	IBB	HBP	BLK	WP	HR	S	P	ERA	WHIP								
<b>Bill Laskey, R</b> ERA: 4.06 (1, 1)	1.2	L	12	6	4	0	0	2	0	0	0	0	1	10	18	21.60	4.800								
<b>Jim Barr, R</b> ERA: 5.05 (2, 1)	2.1		7	0	0	0	1	0	0	0	0	0	0	9	9	0.00	0.000								
<b>Andy McGaffigan, R</b> ERA: 4.75 (5, 1)	3.0		11	2	2	2	1	1	0	0	0	0	1	12	16	6.00	1.000								
<b>Mark Calvert, R</b> ERA: 4.67 (8, 1)	1.0		3	1	0	0	1	0	0	0	0	0	0	5	5	0.00	1.000								





Batter	1	2	3	4	5	6	7	8	9	AB	R	H	RBI	BB	SO	LOB	TOP					
Steve Sax, R OBP: 0.345, SLG: 0.365 (1, 4)										4	1	1	0	1	0	3	<b>Los Angeles Dodgers @ Atlanta Braves</b> Atlanta-Fulton County Stadium, Atlanta, GA Fri Aug 12 1983, 7:05 PM EDT Att: 47,718 - Unknown  <b>AB 36</b> <b>R 5</b> <b>H 9</b> <b>RBI 5</b> <b>BB 3</b> <b>SO 8</b> <b>LOB 18</b> 					
Rick Monday, L OBP: 0.375, SLG: 0.436 Mike Marshall, R OBP: 0.343, SLG: 0.422 (1, 9) (5, 9)										3	1	2	1	0	0	2						
Dusty Baker Jr., R OBP: 0.348, SLG: 0.415 Derrel Thomas, S OBP: 0.347, SLG: 0.349 (1, 7) (9, 7)										4	1	1	1	1	1	1						
Pedro Guerrero, R OBP: 0.359, SLG: 0.507 (1, 5)										4	0	0	0	0	2	3						
Ken Landreaux, L OBP: 0.349, SLG: 0.494 (1, 8)										4	1	1	2	0	0	2						
Greg Brock, L OBP: 0.323, SLG: 0.399 (1, 3)										4	1	1	0	0	3	1						
Bill Russell, R OBP: 0.327, SLG: 0.318 (1, 6)										3	0	1	0	1	0	0						
Jack Fimple, R OBP: 0.279, SLG: 0.452 (1, 2)										4	0	2	1	0	2	1						
Bob Welch, R OBP: 0.130, SLG: 0.204 Steve Howe, L (7, 1)										3	0	0	0	0	0	3						
										1	0	0	0	0	0	1						
<b>Inning Stats</b>	R: 2 E: 0 K: 1 S: 8	H: 3 LOB: 1 BB: 0 P: 8	R: 0 E: 0 K: 0 S: 4	H: 1 LOB: 1 BB: 0 P: 4	R: 0 E: 0 K: 2 S: 8	H: 1 LOB: 2 BB: 0 P: 8	R: 1 E: 0 K: 0 S: 6	H: 3 LOB: 1 BB: 0 P: 6	R: 2 E: 0 K: 1 S: 6	H: 1 LOB: 0 BB: 1 P: 10	R: 0 E: 0 K: 1 S: 5	H: 0 LOB: 1 BB: 1 P: 9	R: 0 E: 0 K: 1 S: 5	H: 0 LOB: 0 BB: 0 P: 5	R: 0 E: 0 K: 2 S: 7	H: 0 LOB: 1 BB: 1 P: 11	R: 0 E: 0 K: 0 S: 3	H: 0 LOB: 0 BB: 0 P: 3	1B: 7 2B: 1 3B: 0 HR: 1	SF: 0 SAC: 0 DP: 0 HBP: 0	WP: 0 PB: 0 SB: 0 CS: 0	PA: 39
<b>PITCHER</b>	IP WLS BF H R ER SO BB IBB HBP BLK WP HR S P ERA WHIP																					
Pascual Perez, R ERA: 3.21 (1, 1)	5.0 L 25 9 5 5 4 1 0 0 0 0 0 1 32 36 9.00 2.000																					
Tony Brizzolara, R ERA: 4.7 (6, 1)	2.0 7 0 0 0 2 1 0 0 0 0 0 0 10 14 0.00 0.500																					
Gene Garber, R ERA: 4.04 (8, 1)	2.0 7 0 0 0 2 1 0 0 0 0 0 0 10 14 0.00 0.500																					

Batter	1	2	3	4	5	6	7	8	9	AB	R	H	RBI	BB	SO	LOB	BOTTOM					
Brett Butler, L OBP: 0.346, SLG: 0.408 (1, 7)										4	1	2	0	0	0	3	<b>Los Angeles Dodgers @ Atlanta Braves</b> Atlanta-Fulton County Stadium, Atlanta, GA Fri Aug 12 1983, 7:05 PM EDT Att: 47,718 - Unknown  <b>AB 31</b> <b>R 3</b> <b>H 6</b> <b>RBI 3</b> <b>BB 2</b> <b>SO 9</b> <b>LOB 13</b> 					
Rafael Ramirez, R OBP: 0.324, SLG: 0.353 (1, 6)										3	0	0	1	0	2	4						
Claudell Washington, L OBP: 0.323, SLG: 0.497 (1, 9)										3	1	1	1	0	1	1						
Bob Horner, R OBP: 0.385, SLG: 0.528 (1, 5)										4	0	0	0	0	1	1						
Dale Murphy, R OBP: 0.404, SLG: 0.544 (1, 8)										4	0	0	0	0	2	1						
Bob Watson, R OBP: 0.427, SLG: 0.568 (1, 3)										4	0	1	1	0	1	0						
Glenn Hubbard, R OBP: 0.335, SLG: 0.384 (1, 4)										4	0	0	0	0	1	1						
Bruce Benedict, R OBP: 0.378, SLG: 0.339 (1, 2)										3	1	1	0	1	0	1						
Pascual Perez, R OBP: 0.189, SLG: 0.140 Gerald Perry, L OBP: 2.407, SLG: 0.600 Tony Brizzolara, R OBP: 0.324, SLG: 0.353 Mike Jorgensen, L OBP: 0.288, SLG: 0.364 Randy Johnson, R OBP: 0.442, SLG: 0.629 Gene Garber, R (1, 1) (5, PH) (6, 1) (7, PH) (7, PH) (8, 1)										0	0	0	0	1	0	0						
										1	0	1	0	0	0	0						
										0	0	0	0	0	0	0						
										0	0	0	0	0	0	0						
										0	0	0	0	0	0	0						
										0	0	0	0	0	0	0						
										0	0	0	0	0	0	0						
<b>Inning Stats</b>	R: 1 E: 0 K: 0 S: 4	H: 1 LOB: 0 BB: 0 P: 4	R: 0 E: 0 K: 3 S: 9	H: 0 LOB: 0 BB: 0 P: 9	R: 0 E: 0 K: 1 S: 5	H: 0 LOB: 1 BB: 1 P: 9	R: 1 E: 0 K: 1 S: 7	H: 2 LOB: 1 BB: 0 P: 7	R: 1 E: 0 K: 0 S: 5	H: 2 LOB: 1 BB: 0 P: 5	R: 0 E: 0 K: 1 S: 5	H: 0 LOB: 0 BB: 0 P: 5	R: 0 E: 0 K: 2 S: 8	H: 1 LOB: 2 BB: 1 P: 12	R: 0 E: 0 K: 1 S: 5	H: 0 LOB: 0 BB: 0 P: 5	R: 0 E: 1 K: 0 S: 3	H: 0 LOB: 0 BB: 0 P: 3	1B: 5 2B: 2 3B: 0 HR: 0	SF: 2 SAC: 0 DP: 1 HBP: 0	WP: 1 PB: 1 SB: 1 CS: 0	PA: 35
<b>PITCHER</b>	IP WLS BF H R ER SO BB IBB HBP BLK WP HR S P ERA WHIP																					
Bob Welch, R ERA: 2.91 (1, 1)	6.1 W 26 5 3 2 6 2 0 0 0 0 0 1 36 44 2.84 1.105																					
Steve Howe, L ERA: 1.27 (7, 1)	2.2 S 9 1 0 0 3 0 0 0 0 0 1 0 15 15 0.00 0.375																					



Batter	1	2	3	4	5	6	7	8	9	AB	R	H	RBI	BB	SO	LOB	TOP								
Steve Sax, R OBP: 0.342, SLG: 0.361 (1,4)	F8		1-3		4-3		P4		6-3	5	0	0	0	0	0	0	<b>Los Angeles Dodgers @ Atlanta Braves</b> Atlanta-Fulton County Stadium, Atlanta, GA Sat Aug 13 1983, 7:05 PM EDT Att: 48,566 - Unknown <a href="http://livebaseballscores.com">livebaseballscores.com</a>								
Bill Russell, R OBP: 0.326, SLG: 0.317 (1,6)	K		4-3		5-3					4	0	1	0	0	1	0									
Dusty Baker Jr., R OBP: 0.347, SLG: 0.411 (1,7)	HR		F7		6-3					3	1	0	0	1	1	1									
Pedro Guerrero, R OBP: 0.365, SLG: 0.524 (1,5)	HR			BB		HR				2	3	2	3	2	0	0									
Mike Marshall, R OBP: 0.342, SLG: 0.418 (1,3)	5-3			BB		6-3				3	1	0	0	1	1	2									
Derrel Thomas, S OBP: 0.347, SLG: 0.349 (9,9)				BB						0	0	0	0	0	0	0									
Ken Landreau, L OBP: 0.345, SLG: 0.488 (1,8)			F8		F8					4	0	0	0	0	1	4									
Candy Maldonado, R OBP: 0.244, SLG: 0.262 (1,9)					F9					2	1	1	2	1	0	0									
Steve Howe, L (9,1)			SH5-3							0	0	0	0	0	0	0									
Jack Fimple, R OBP: 0.261, SLG: 0.422 (1,2)	P3		SH5-3							3	0	0	1	0	2	1									
Alejandro Pena, R OBP: 0.135, SLG: 0.216 (1,1)										2	0	0	0	0	1	1									
Dave Stewart, R OBP: 0.143, SLG: 0.143 (6,1)	4-3									0	0	0	0	0	0	0									
Greg Brock, L OBP: 0.324, SLG: 0.409 (6,3)										2	1	1	1	0	1	0									
Pat Zachry, R OBP: 1.000, SLG: 1.000 (7,1)										0	0	0	0	0	0	0									
Rick Monday, L OBP: 0.373, SLG: 0.433 (9,PH)								HR		1	0	0	0	0	1	0									
<b>Inning Stats</b>	R: 2 E: 0 K: 1 S: 6	H: 1 LOB: 0 BB: 1 P: 10	R: 0 E: 0 K: 1 S: 5	H: 0 LOB: 1 BB: 1 P: 9	R: 0 E: 0 K: 0 S: 3	H: 0 LOB: 0 BB: 0 P: 3	R: 3 E: 0 K: 1 S: 6	H: 1 LOB: 0 BB: 2 P: 14	R: 0 E: 0 K: 0 S: 3	H: 0 LOB: 0 BB: 0 P: 3	R: 1 E: 0 K: 0 S: 4	H: 1 LOB: 0 BB: 0 P: 4	R: 0 E: 0 K: 2 S: 7	H: 0 LOB: 0 BB: 0 P: 7	R: 0 E: 0 K: 2 S: 8	H: 1 LOB: 2 BB: 1 P: 12	R: 1 E: 0 K: 2 S: 8	H: 1 LOB: 0 BB: 0 P: 8	1B: 1 2B: 1 3B: 0 HR: 3	SF: 0 SAC: 1 DP: 0 HBP: 0	WP: 0 PB: 0 SB: 1 CS: 0	PA: 37			
<b>PITCHER</b>	IP WLS BF H R ER SO BB IBB HBP BLK WP HR S P ERA WHIP																								
Pete Falcone, L ERA: 3.36 (1,1)	3.1	16	2	5	5	2	4	0	0	0	0	0	0	0	1	16	32	13.50	1.800						
Rick Camp, R ERA: 3.79 (4,1)	1.2	5	0	0	0	1	0	0	0	0	0	0	0	0	7	7	4	0.00	0.000						
Tony Brizzolara, R ERA: 5.19 (6,1)	1.0	4	1	1	1	0	0	0	0	0	0	1	4	4	9.00	1.000									
Steve Bedrosian, R ERA: 2.85 (7,1)	3.0	W 12	2	1	1	6	0	1	0	0	0	1	23	27	3.00	0.667									

Batter	1	2	3	4	5	6	7	8	9	AB	R	H	RBI	BB	SO	LOB	BOTTOM					
Brett Butler, L OBP: 0.347, SLG: 0.407 (1,7)	6-3		4-3			1B	BB	FC6-4		4	1	1	0	1	0	1	<b>Los Angeles Dodgers @ Atlanta Braves</b> Atlanta-Fulton County Stadium, Atlanta, GA Sat Aug 13 1983, 7:05 PM EDT Att: 48,566 - Unknown <a href="http://livebaseballscores.com">livebaseballscores.com</a>					
Rafael Ramirez, R OBP: 0.328, SLG: 0.359 (1,6)	E		1-3			HR	SH			4	3	3	0	0	0	0						
Claudell Washington, L OBP: 0.335, SLG: 0.414 (1,9)	E3		F7			HR	BB			3	1	1	3	1	0	0						
Bob Watson, R OBP: 0.432, SLG: 0.604 (9,PH)	CS					HR	BB			1	1	1	2	0	0	0						
Bob Horner, R OBP: 0.383, SLG: 0.524 (1,5)	BB				5-3					3	0	0	0	1	0	3						
Dale Murphy, R OBP: 0.401, SLG: 0.538 (1,8)	BB									4	0	0	0	0	2	4						
Gerald Perry, L OBP: 0.333, SLG: 0.444 (1,3)					F8					4	1	1	0	0	0	3						
Glenn Hubbard, R OBP: 0.334, SLG: 0.390 (1,4)										4	1	1	2	0	0	0						
Bruce Benedict, R OBP: 0.385, SLG: 0.343 (1,2)										2	0	2	0	2	0	0						
Pete Falcone, L ERA: 3.36 (1,1)										1	0	0	0	0	0	1						
Rick Camp, R ERA: 3.79 (4,1)										0	0	0	0	0	0	0						
Mike Gargano, R ERA: 3.04 (5,PH)										1	0	0	0	0	0	1						
Tony Brizzolara, R ERA: 5.19 (6,1)										0	0	0	0	0	0	0						
Steve Bedrosian, R ERA: 2.85 (7,1)										1	0	0	0	0	1	1						
<b>Inning Stats</b>	R: 1 E: 1 K: 0 S: 4	H: 1 LOB: 1 BB: 1 P: 8	R: 0 E: 0 K: 0 S: 3	H: 0 LOB: 1 BB: 1 P: 7	R: 0 E: 0 K: 1 S: 5	H: 0 LOB: 0 BB: 0 P: 3	R: 0 E: 0 K: 1 S: 5	H: 0 LOB: 0 BB: 0 P: 5	R: 0 E: 0 K: 0 S: 2	H: 0 LOB: 0 BB: 1 P: 6	R: 5 E: 0 K: 0 S: 9	H: 6 LOB: 1 BB: 0 P: 9	R: 0 E: 1 K: 1 S: 6	H: 0 LOB: 3 BB: 2 P: 14	R: 0 E: 0 K: 1 S: 6	H: 1 LOB: 1 BB: 0 P: 6	R: 2 E: 0 K: 0 S: 2	H: 2 LOB: 0 BB: 0 P: 2	1B: 6 2B: 1 3B: 0 HR: 3	SF: 0 SAC: 1 DP: 1 HBP: 0	WP: 0 PB: 0 SB: 0 CS: 1	PA: 39
<b>PITCHER</b>	IP WLS BF H R ER SO BB IBB HBP BLK WP HR S P ERA WHIP																					
Alejandro Pena, R ERA: 2.56 (1,1)	5.0	21	4	4	3	1	3	0	0	0	0	1	20	32	5.40	1.400						
Dave Stewart, R ERA: 3.04 (6,1)	1.0	9	3	2	2	0	2	0	0	0	0	1	7	15	18.00	5.000						
Pat Zachry, R ERA: 2.21 (7,1)	2.0	7	1	0	0	2	0	0	0	0	0	11	11	0.00	0.500							
Steve Howe, L ERA: 1.63 (9,1)	0.0	L 2	2	2	2	0	0	0	0	0	1	2	2	∞	∞							











Batter	1	2	3	4	5	6	7	8	9	10	AB	R	H	RBI	BB	SO	LOB		
<b>Bobby Brown, S</b> OBP: 0.304, SLG: 0.483 (1, 7)	F7		4-3 S 1B		4-3		4-3			SH1-4	4	0	1	0	0	0	0		
<b>Alan Wiggins, S</b> OBP: 0.359, SLG: 0.318 (1, 3)	E9 2B		4-3			2B S 1B		4-3		SF7 1B	5	1	3	0	0	0	1		
<b>Garry Templeton, S</b> OBP: 0.287, SLG: 0.327 (1, 6)	K		F8			F7		CS 1B		SF7	4	0	1	1	0	1	3		
<b>Terry Kennedy, L</b> OBP: 0.346, SLG: 0.426 (1, 2)	5-3			4-3		1B 2B		F9		IBB	4	1	1	0	1	0	2		
<b>Tony Gwynn, L</b> OBP: 0.339, SLG: 0.348 (1, 9)		1B 1B		4-3 1B		1B IBB		CS		F9	4	0	3	0	1	0	2		
<b>Ruppert Jones, L</b> OBP: 0.301, SLG: 0.373 (1, 8)	F4			4-3		G4-6-3 1B		F7			4	0	1	2	0	0	3		
<b>Tim Flannery, L</b> OBP: 0.317, SLG: 0.356 (1, 5)	1-2 1B			F8		G4-6-3 1-2r		F5			4	0	1	0	0	0	4		
<b>Juan Bonilla, R</b> OBP: 0.321, SLG: 0.316 (1, 4)	3-1			5-3				G3			4	0	0	0	0	0	2		
<b>Mark Thurmond, L</b> OBP: 0.096, SLG: 0.143 (7, 1)			F7							1B SH1-4 SF7 1B	3	0	0	0	0	0	0		
<b>Luis Valbuena, L</b> OBP: 0.211, SLG: 0.111 (9, 1)				3-1							0	0	0	0	0	0	0		
<b>Sid Monge, L</b> OBP: 0.140, SLG: 0.187 (9, PH)											1	1	1	0	0	0	0		
<b>Gene Richards, L</b> OBP: 0.137, SLG: 0.187 (10, PH)											0	0	0	0	0	0	0		
<b>Gary Lucas, L</b> OBP: 0.173, SLG: 0.148 (10, 1)											0	0	0	0	0	0	0		
<b>Ed Whitson, R</b> OBP: 0.178, SLG: 0.148 (10, 1)											0	0	0	0	0	0	0		
<b>Inning Stats</b>	R: 0 E: 1 K: 1 S: 6	H: 1 LOB: 1 BB: 0 P: 6	R: 0 E: 0 K: 0 S: 4	H: 2 LOB: 1 BB: 0 P: 4	R: 0 E: 0 K: 0 S: 4	H: 1 LOB: 1 BB: 0 P: 4	R: 0 E: 0 K: 0 S: 5	H: 0 LOB: 0 BB: 0 P: 3	R: 2 E: 0 K: 0 S: 5	H: 3 LOB: 1 BB: 1 P: 9	R: 0 E: 0 K: 0 S: 3	H: 0 LOB: 0 BB: 0 P: 3	R: 0 E: 0 K: 0 S: 4	H: 1 LOB: 1 BB: 0 P: 4	R: 0 E: 0 K: 0 S: 5	H: 1 LOB: 2 BB: 1 P: 9	1B: 10 2B: 2 3B: 0 HR: 0	SF: 1 SAC: 1 DP: 1 HBP: 0	WP: 0 PA: 42
<b>PITCHER</b>	IP WLS BF H R ER SO ERA WHIP	IP WLS BF H R ER SO ERA WHIP	IP WLS BF H R ER SO ERA WHIP	IP WLS BF H R ER SO ERA WHIP	IP WLS BF H R ER SO ERA WHIP	IP WLS BF H R ER SO ERA WHIP	IP WLS BF H R ER SO ERA WHIP	IP WLS BF H R ER SO ERA WHIP	IP WLS BF H R ER SO ERA WHIP	IP WLS BF H R ER SO ERA WHIP	IP WLS BF H R ER SO ERA WHIP	IP WLS BF H R ER SO ERA WHIP	IP WLS BF H R ER SO ERA WHIP	IP WLS BF H R ER SO ERA WHIP	IP WLS BF H R ER SO ERA WHIP	IP WLS BF H R ER SO ERA WHIP	IP WLS BF H R ER SO ERA WHIP	IP WLS BF H R ER SO ERA WHIP	
<b>Pascual Perez, R</b> ERA: 3.18 (1, 1)	8.0	0	31	9	2	2	1	0	0	1	0	0	0	0	0	0	0	2.25	1.125
<b>Steve Bedrosian, R</b> ERA: 2.88 (9, 1)	2.0	L	10	3	1	1	0	0	0	1	0	0	0	0	0	0	0	4.50	1.500

**TOP**

**San Diego Padres @ Atlanta Braves**  
Atlanta-Fulton County Stadium, Atlanta, GA

Tue Aug 16 1983, 3:33 AM EDT  
Att: 21,936 - Unknown

livebaseballscores.com

AB 37  
R 3  
H 12  
RBI 3  
BB 2  
SO 1  
LOB 17



Batter	1	2	3	4	5	6	7	8	9	10	AB	R	H	RBI	BB	SO	LOB				
<b>Brett Butler, L</b> OBP: 0.348, SLG: 0.407 (1, 7)	F6		G3			2B 1B		SF9		BB	3	1	1	1	1	0	1				
<b>Rafael Ramirez, R</b> OBP: 0.329, SLG: 0.356 (1, 6)	CS BB			1-3		F9		E 1B		F4	4	0	1	0	1	0	2				
<b>Dale Murphy, R</b> OBP: 0.400, SLG: 0.537 (1, 8)	6-3 1-2			1B		1H 2B		E6 G6-4-3		F4	5	0	2	1	0	0	3				
<b>Bob Watson, R</b> OBP: 0.415, SLG: 0.552 (1, 3)		F4		F8		F4		G6-4-3 1-2r			4	0	0	0	0	0	4				
<b>Brad Komminsk, R</b> OBP: 0.300, SLG: 0.125 (1, 9)		1-3		F4				SH1-4 1B		F2	4	0	1	0	0	0	1				
<b>Jerry Royster, R</b> OBP: 0.335, SLG: 0.371 (1, 5)		4-3			F7			SH1-4 1-2		K	3	0	0	0	0	1	0				
<b>Glenn Hubbard, R</b> OBP: 0.328, SLG: 0.380 (1, 4)			K		F3			F8		BB	3	0	0	0	1	1	1				
<b>Biff Pocoroba, S</b> OBP: 0.319, SLG: 0.407 (1, 2)										BB	3	0	1	0	0	1	1				
<b>Terry Harper, R</b> OBP: 0.342, SLG: 0.393 (9, PH)										F6	1	0	0	0	0	0	1				
<b>Larry Owen, R</b> OBP: 0.118, SLG: 0.118 (10, 2)			SH3-4 1B		K						0	0	0	0	0	0	0				
<b>Pascual Perez, R</b> OBP: 0.167, SLG: 0.138 (1, 1)										F7	1	0	0	0	0	0	0				
<b>Claudell Washington, L</b> OBP: 0.327, SLG: 0.426 (8, PH)			SH3-4								1	1	1	0	0	0	0				
<b>Steve Bedrosian, R</b> OBP: 0.422, SLG: 0.395 (10, PH)								SF9 3B			1	0	0	0	0	0	0				
<b>Randy Johnson, R</b> OBP: 0.422, SLG: 0.395 (10, PH)											1	0	0	0	0	0	0				
<b>Inning Stats</b>	R: 0 E: 0 K: 0 S: 2	H: 0 LOB: 0 BB: 1 P: 6	R: 0 E: 0 K: 0 S: 3	H: 0 LOB: 0 BB: 0 P: 3	R: 0 E: 0 K: 1 S: 6	H: 1 LOB: 1 BB: 0 P: 6	R: 0 E: 0 K: 0 S: 4	H: 1 LOB: 1 BB: 0 P: 4	R: 0 E: 0 K: 0 S: 5	H: 2 LOB: 1 BB: 0 P: 5	R: 1 E: 1 K: 0 S: 5	H: 1 LOB: 1 BB: 0 P: 4	R: 1 E: 1 K: 0 S: 5	H: 2 LOB: 1 BB: 0 P: 5	R: 0 E: 0 K: 1 S: 5	H: 0 LOB: 1 BB: 1 P: 9	R: 0 E: 0 K: 0 S: 3	H: 0 LOB: 1 BB: 1 P: 7	1B: 5 2B: 1 3B: 1 HR: 0	SF: 1 SAC: 2 DP: 1 HBP: 0	WP: 0 PA: 39
<b>PITCHER</b>	IP WLS BF H R ER SO ERA WHIP	IP WLS BF H R ER SO ERA WHIP	IP WLS BF H R ER SO ERA WHIP	IP WLS BF H R ER SO ERA WHIP	IP WLS BF H R ER SO ERA WHIP	IP WLS BF H R ER SO ERA WHIP	IP WLS BF H R ER SO ERA WHIP	IP WLS BF H R ER SO ERA WHIP	IP WLS BF H R ER SO ERA WHIP	IP WLS BF H R ER SO ERA WHIP	IP WLS BF H R ER SO ERA WHIP	IP WLS BF H R ER SO ERA WHIP	IP WLS BF H R ER SO ERA WHIP	IP WLS BF H R ER SO ERA WHIP	IP WLS BF H R ER SO ERA WHIP	IP WLS BF H R ER SO ERA WHIP	IP WLS BF H R ER SO ERA WHIP	IP WLS BF H R ER SO ERA WHIP			
<b>Mark Thurmond, L</b> ERA: 2.1 (1, 1)	6.0	0	23	5	1	1	2	1	0	0	0	0	0	0	0	0	0	1.50	1.000		
<b>Luis DeLeon, R</b> ERA: 2.25 (7, 1)	2.2	11	2	1	1	1	1	0	0	0	0	0	0	0	0	0	0	3.38	1.125		
<b>Sid Monge, L</b> ERA: 2.96 (9, 1)	0.1	W	1	0	0	0	0	0	0	0	0	0	0	0	0	0	0	0.00	0.000		
<b>Gary Lucas, L</b> ERA: 2.92 (10, 1)	0.2	S	3	0	0	0	0	1	0	0	0	0	0	0	0	0	0	0.00	1.500		
<b>Ed Whitson, R</b> ERA: 4.92 (10, 1)	0.1	S	1	0	0	0	0	0	0	0	0	0	0	0	0	0	0	0.00	0.000		

**BOTTOM**

**San Diego Padres @ Atlanta Braves**  
Atlanta-Fulton County Stadium, Atlanta, GA

Tue Aug 16 1983, 3:33 AM EDT  
Att: 21,936 - Unknown

livebaseballscores.com

AB 33  
R 2  
H 7  
RBI 2  
BB 3  
SO 3  
LOB 14





Batter	1	2	3	4	5	6	7	8	9	AB	R	H	RBI	BB	SO	LOB	TOP			
<b>Brett Butler, L</b> OBP: 0.347, SLG: 0.405 (1, 7)	L1		1-3					K		4	0	1	0	0	1	0	<b>Atlanta Braves @ Chicago Cubs</b> Wrigley Field, Chicago, IL Thu Aug 18 1983, 3:33 AM CDT Att: 19,535 - Sunny - 78 F			
<b>Rafael Ramirez, R</b> OBP: 0.328, SLG: 0.355 (1, 6)	6-3							1-6-3		4	0	1	0	0	0	1				
<b>Claudell Washington, L</b> OBP: 0.324, SLG: 0.416 (1, 9)	4-3		1-3					G3		4	0	0	0	0	0	1				
<b>Dale Murphy, R</b> OBP: 0.403, SLG: 0.538 (1, 8)				1-3						3	0	2	0	1	0	0				
<b>Bob Watson, R</b> OBP: 0.409, SLG: 0.541 (1, 3)										4	0	1	0	0	1	3				
<b>Jerry Royster, R</b> OBP: 0.333, SLG: 0.368 (1, 4)										4	0	1	0	0	2	3				
<b>Biff Pocoroba, S</b> OBP: 0.327, SLG: 0.404 (1, 2)										3	0	1	0	1	0	1				
<b>Randy Johnson, R</b> OBP: 0.388, SLG: 0.357 (1, 5)										4	0	0	0	0	1	4				
<b>Pete Falcone, L</b> OBP: 0.120, SLG: 0.125 (1, 1)										1	0	0	0	0	1	0				
<b>Brad Komminsk, R</b> OBP: 0.273, SLG: 0.111 (5, PH)										1	0	0	0	0	0	0				
<b>Tony Brizzolara, R</b> OBP: 0.319, SLG: 0.373 (7, PH)										0	0	0	0	0	0	0				
<b>Mike Jorgensen, L</b> OBP: 0.319, SLG: 0.373 (7, PH)										1	0	0	0	0	1	0				
<b>Rick Camp, R</b> OBP: 0.098, SLG: 0.079 (7, 1)										0	0	0	0	0	0	0				
<b>Inning Stats</b>	R: 0 E: 0 K: 0 S: 3	H: 0 LOB: 0 BB: 0 P: 3	R: 0 E: 0 K: 1 S: 5	H: 0 LOB: 2 BB: 2 P: 13	R: 0 E: 0 K: 1 S: 6	H: 1 LOB: 1 BB: 0 P: 6	R: 0 E: 0 K: 0 S: 4	H: 1 LOB: 1 BB: 0 P: 4	R: 0 E: 0 K: 1 S: 6	H: 1 LOB: 1 BB: 0 P: 6	R: 0 E: 0 K: 2 S: 8	H: 1 LOB: 1 BB: 0 P: 8	R: 0 E: 0 K: 1 S: 5	H: 0 LOB: 0 BB: 0 P: 5	R: 0 E: 0 K: 0 S: 5	H: 3 LOB: 2 BB: 0 P: 5	1B: 7 2B: 0 3B: 0 HR: 0	SF: 0 SAC: 0 DP: 1 HBP: 0	WP: 0 PB: 0 SB: 2 CS: 0	PA: 35
<b>PITCHER</b>	IP WLS BF H R ER SO BB IBB HBP BLK WP HR S P ERA WHIP																			
<b>Fergie Jenkins, R</b> ERA: 4.04 (1, 1)	8.2 W 34 H 7 R 0 ER 0 SO 7 BB 2 IBB 0 HBP 0 BLK 0 WP 0 HR 0 S 46 P 54 ERA 0.00 WHIP 1.038																			
<b>Lee Smith, R</b> ERA: 1.67 (9, 1)	0.1 S 1 H 0 R 0 ER 0 SO 0 BB 0 IBB 0 HBP 0 BLK 0 WP 0 HR 0 S 1 P 1 ERA 0.00 WHIP 0.000																			

AB	33
R	0
H	7
RBI	0
BB	2
SO	7
LOB	13



Batter	1	2	3	4	5	6	7	8	9	AB	R	H	RBI	BB	SO	LOB	BOTTOM			
<b>Gary Woods, R</b> OBP: 0.297, SLG: 0.323 (1, 8) (9, 7)	5-3		5-3	5-3						4	0	1	0	0	0	1	<b>Atlanta Braves @ Chicago Cubs</b> Wrigley Field, Chicago, IL Thu Aug 18 1983, 3:33 AM CDT Att: 19,535 - Sunny - 78 F			
<b>23 Ryne Sandberg, R</b> OBP: 0.314, SLG: 0.373 (1, 4)	L4		5-3					F9	1-3	4	0	0	0	0	0	1				
<b>Bill Buckner, L</b> OBP: 0.309, SLG: 0.439 (1, 3)			6-3							4	0	1	0	0	0	0				
<b>Ron Cey, R</b> OBP: 0.347, SLG: 0.457 (1, 5)				6-3						4	0	1	0	0	0	1				
<b>Keith Moreland, R</b> OBP: 0.368, SLG: 0.453 (1, 9)										4	1	2	0	0	0	0				
<b>Leon Durham, L</b> OBP: 0.380, SLG: 0.468 (1, 7)										3	1	2	0	1	0	0				
<b>Lee Smith, R</b> OBP: 0.286, SLG: 0.167 (9, 1)			4-3							0	0	0	0	0	0	0				
<b>Jody Davis, R</b> OBP: 0.319, SLG: 0.493 (1, 2)										4	1	2	3	0	1	4				
<b>Larry Bowa, S</b> OBP: 0.313, SLG: 0.340 (1, 6)										4	0	2	0	0	1	0				
<b>Fergie Jenkins, R</b> OBP: 0.224, SLG: 0.250 (1, 1)										3	0	0	0	0	1	3				
<b>Mei Hall, L</b> OBP: 0.354, SLG: 0.445 (9, 8)										0	0	0	0	0	0	0				
<b>Inning Stats</b>	R: 0 E: 0 K: 0 S: 4	H: 1 LOB: 1 BB: 0 P: 4	R: 0 E: 0 K: 0 S: 5	H: 2 LOB: 2 BB: 0 P: 5	R: 0 E: 0 K: 0 S: 3	H: 0 LOB: 0 BB: 0 P: 3	R: 3 E: 0 K: 1 S: 9	H: 4 LOB: 1 BB: 0 P: 9	R: 0 E: 0 K: 1 S: 7	H: 2 LOB: 3 BB: 1 P: 11	R: 0 E: 0 K: 1 S: 6	H: 1 LOB: 1 BB: 0 P: 6	R: 0 E: 0 K: 0 S: 3	H: 0 LOB: 0 BB: 0 P: 3	R: 0 E: 0 K: 0 S: 3	H: 1 LOB: 0 BB: 0 P: 3	1B: 8 2B: 2 3B: 0 HR: 1	SF: 0 SAC: 0 DP: 1 HBP: 0	WP: 0 PB: 0 SB: 1 CS: 0	PA: 35
<b>PITCHER</b>	IP WLS BF H R ER SO BB IBB HBP BLK WP HR S P ERA WHIP																			
<b>Pete Falcone, L</b> ERA: 3.51 (1, 1)	4.0 L 19 H 7 R 3 ER 3 SO 1 BB 0 IBB 0 HBP 0 BLK 0 WP 0 HR 1 S 21 P 21 ERA 6.75 WHIP 1.750																			
<b>Tony Brizzolara, R</b> ERA: 4.22 (5, 1)	2.0 10 H 3 R 0 ER 0 SO 1 BB 0 IBB 0 HBP 0 BLK 0 WP 0 HR 13 S 17 ERA 0.00 WHIP 2.000																			
<b>Rick Camp, R</b> ERA: 3.73 (7, 1)	2.0 6 H 1 R 0 ER 0 SO 0 BB 0 IBB 0 HBP 0 BLK 0 WP 0 HR 6 S 6 ERA 0.00 WHIP 0.500																			





Batter	1	2	3	4	5	6	7	8	9	AB	R	H	RBI	BB	SO	LOB	TOP
<b>Brett Butler, L</b> OBP: 0.346, SLG: 0.403 (1, 7)	0-0 6-3		0-0 1B SF8		0-0 G3		0-3 K	0-0 FC3-2 BB		5	1	1	0	0	1	3	<b>Atlanta Braves @ Chicago Cubs</b> Wrigley Field, Chicago, IL Fri Aug 19 1983, 3:33 AM CDT Att: 16,701 - Sunny - 96 F
<b>Glenn Hubbard, R</b> OBP: 0.333, SLG: 0.394 (1, 4)	0-0 5-3		0-0 4-3 1-3 SF8 1B		0-0 2B		0-0 HR	0-0 BB		4	2	3	2	1	0	0	
<b>Gerald Perry, L</b> OBP: 0.406, SLG: 0.769 (1, 3)	0-0		0-0 SF8		0-0		0-0	0-0 G3		3	1	2	3	1	0	3	
<b>Mike Jorgensen, L</b> OBP: 0.319, SLG: 0.373 (8, 3)			0-0 HR		0-0 FC6-4 2H		0-0 BB	0-0		0	0	0	0	0	0	0	
<b>Dale Murphy, R</b> OBP: 0.401, SLG: 0.534 (1, 8)	0-0		0-0 4-3		0-0 FC6-4		0-0 F9			5	0	1	0	0	1	3	
<b>Claudell Washington, L</b> OBP: 0.320, SLG: 0.411 (1, 9)	0-0 6-3		0-0 F8		0-0 F8		0-0 6-3		0-0 3-1	5	0	0	0	0	0	4	
<b>Rafael Ramirez, R</b> OBP: 0.328, SLG: 0.355 (1, 6)		0-3 K		0-0 F8		0-0 6-3 BB		0-0 WP FC3-2 G3 1B	0-0 6-3	4	0	1	0	1	1	0	
<b>Biff Pocoroba, S</b> OBP: 0.314, SLG: 0.387 (1, 2)		0-0 4-3		0-0 4-3		0-0 6-3		0-0 G3		4	0	0	0	0	0	2	
<b>Randy Johnson, R</b> OBP: 0.415, SLG: 0.378 (1, 5)		0-0		0-0 E9 1B		0-0 5-3		0-0 FC3-2 1B BB IBB		3	1	2	0	1	0	1	
<b>Phil Niekro, R</b> OBP: 0.197, SLG: 0.143 (1, 1)		0-0		0-0 FC5-4 1B		0-0 6-3		0-0 F8		3	0	0	0	0	0	3	
<b>Steve Bedrosian, R</b> OBP: 0.071, SLG: 0.071 (7, 1)		0-0		0-0 FC5-4 1-2		0-0 F8		0-0 BB FC3-2 1B		1	0	1	0	0	0	0	
<b>Inning Stats</b>	R: 1 E: 0 K: 0 S: 5	H: 2 LOB: 1 BB: 0 P: 5	R: 0 E: 0 K: 1 S: 6	H: 1 LOB: 1 BB: 0 P: 6	R: 1 E: 0 K: 0 S: 5	H: 2 LOB: 1 BB: 0 P: 5	R: 0 E: 1 K: 0 S: 4	H: 0 LOB: 1 BB: 1 P: 7	R: 1 E: 0 K: 1 S: 6	H: 1 LOB: 1 BB: 1 P: 10	R: 1 E: 0 K: 0 S: 5	H: 2 LOB: 3 BB: 2 P: 13	R: 0 E: 0 K: 1 S: 5	H: 0 LOB: 0 BB: 0 P: 5	1B: 7 2B: 2 3B: 0 HR: 2	SF: 1 SAC: 0 DP: 0 HBP: 0	WP: 1 PA: 42 PB: 0 SB: 0 CS: 0
<b>PITCHER</b>	IP WLS BF H R ER SO BB IBB HBP BLK WP HR S P ERA WHIP																
<b>Chuck Rainey, R</b> ERA: 4.18 (1, 1)	5.0 L 23 8 3 3 1 0 0 0 0 0 0 1 25 25 5.40 1.600																
<b>Rich Bordi, R</b> ERA: 2.45 (6, 1)	2.0 9 1 1 1 1 2 0 0 0 0 0 1 9 17 4.50 1.500																
<b>Bill Campbell, R</b> ERA: 3.7 (8, 1)	2.0 10 2 1 1 1 1 1 0 0 0 1 0 10 18 4.50 1.500																

Batter	1	2	3	4	5	6	7	8	9	AB	R	H	RBI	BB	SO	LOB	BOTTOM
<b>Mel Hall, L</b> OBP: 0.348, SLG: 0.437 (1, 8)	0-0 F3		0-3 K		0-0 G3		0-3 K		0-3 K	5	0	0	0	0	3	3	<b>Atlanta Braves @ Chicago Cubs</b> Wrigley Field, Chicago, IL Fri Aug 19 1983, 3:33 AM CDT Att: 16,701 - Sunny - 96 F
<b>Larry Bowa, S</b> OBP: 0.309, SLG: 0.336 (1, 6)	0-0 P3		0-0 P4		0-0	0-0 F8	0-0 F8		0-0 P2	5	0	0	0	0	2		
<b>Bill Buckner, L</b> OBP: 0.311, SLG: 0.442 (1, 3)	0-0 WP 2B		0-0 F8		0-0	0-0 1B		0-0 G3		4	0	2	0	0	0	0	
<b>Ron Cey, R</b> OBP: 0.346, SLG: 0.454 (1, 5)	0-0 WP BB		0-0 5-3		0-0 P5		0-3 K		0-3 K	3	0	0	0	1	1	1	
<b>Leon Durham, L</b> OBP: 0.381, SLG: 0.473 (1, 7)	0-0 1-2 2-3 BB		0-3 K		0-0 5-3		0-0 3B		0-0 3B	3	0	1	0	1	1	1	
<b>Keith Moreland, R</b> OBP: 0.397, SLG: 0.450 (1, 9)	0-3 K		0-0 G5-4-3 BB		0-0 G5-4-3 1-2		0-0 F2		0-0 4-3	3	0	0	0	1	1	4	
<b>Jody Davis, R</b> OBP: 0.318, SLG: 0.489 (1, 2)		0-3 K		0-0 G5-4-3 1-2		0-0 L7		0-0 23 1B HR BB	0-3 K	3	1	0	0	1	2	1	
<b>23 Ryne Sandberg, R</b> OBP: 0.317, SLG: 0.376 (1, 4)		0-0 WP 1B		0-0 L7		0-0 L7		0-0 HR 1B	0-0 BB	4	1	3	0	0	0	0	
<b>Chuck Rainey, R</b> OBP: 0.296, SLG: 0.143 (1, 1)		0-0 F9		0-0 F9		0-3 K		0-0 HR	0-0 BB	1	0	0	0	0	0	1	
<b>Gary Wooden, R</b> OBP: 0.298, SLG: 0.321 (5, PH)										1	0	0	0	0	0	1	
<b>Rich Bordi, R</b> OBP: 0.298, SLG: 0.321 (5, PH)										0	0	0	0	0	0	0	
<b>Jay Johnstone, L</b> OBP: 0.279, SLG: 0.483 (7, PH)										1	1	1	3	0	0	0	
<b>Bill Campbell, R</b> OBP: 0.279, SLG: 0.483 (8, PH)										0	0	0	0	0	0	0	
<b>Thad Bosley, L</b> OBP: 0.244, SLG: 0.643 (5, PH)										0	0	0	0	1	0	0	
<b>Inning Stats</b>	R: 0 E: 0 K: 1 S: 6	H: 1 LOB: 3 BB: 2 P: 14	R: 0 E: 0 K: 2 S: 8	H: 1 LOB: 1 BB: 0 P: 8	R: 0 E: 0 K: 1 S: 4	H: 0 LOB: 0 BB: 1 P: 8	R: 0 E: 0 K: 1 S: 5	H: 0 LOB: 1 BB: 0 P: 4	R: 3 E: 0 K: 1 S: 7	H: 2 LOB: 0 BB: 1 P: 11	R: 0 E: 0 K: 1 S: 6	H: 1 LOB: 1 BB: 0 P: 6	R: 0 E: 0 K: 2 S: 8	H: 1 LOB: 2 BB: 1 P: 12	1B: 4 2B: 1 3B: 1 HR: 1	SF: 0 SAC: 0 DP: 1 HBP: 0	WP: 2 PA: 38 PB: 0 SB: 1 CS: 0
<b>PITCHER</b>	IP WLS BF H R ER SO BB IBB HBP BLK WP HR S P ERA WHIP																
<b>Phil Niekro, R</b> ERA: 4.04 (1, 1)	6.1 W 27 5 3 3 5 4 0 0 0 0 0 1 33 49 4.26 1.421																
<b>Steve Bedrosian, R</b> ERA: 2.6 (7, 1)	2.2 S 11 2 0 0 4 1 0 0 0 0 0 0 18 22 0.00 1.125																





Batter	1	2	3	4	5	6	7	8	9	AB	R	H	RBI	BB	SO	LOB	TOP										
<b>Brett Butler, L</b> OBP: 0.344, SLG: 0.404 (1, 7)	0-0 6-3			0-0 SH1-3 2B		0-0 L8	0-3 K	0-0 SF8		4	1	1	1	0	1	2											
<b>Glenn Hubbard, R</b> OBP: 0.330, SLG: 0.350 (1, 4)	0-3 K			0-0 SH1-3		0-0 6-3	0-0 F3	0-0 F9		4	0	0	0	0	1	4											
<b>Terry Harper, R</b> OBP: 0.349, SLG: 0.401 (1, 9)	0-0 F8			0-0 2B			0-0 FC4-6 1B	4-0 1B 2B BB	0-0 E6 FC5 1B	4	1	2	1	1	0	0											
<b>Dale Murphy, R</b> OBP: 0.397, SLG: 0.528 (1, 8)		0-0 L3		0-0 L9			0-0 FC4-6 2B 1B	0-3 K	0-0 F8	5	1	0	0	0	1	4											
<b>Bob Watson, R</b> OBP: 0.412, SLG: 0.549 <b>Mike Jorgensen, L</b> OBP: 0.329, SLG: 0.383 (8, PR) (8, 3)		0-0 6-3		0-0 L8			0-0 1B 1B 2B	0-0 2B 1B 1B	0-0 FC5 1B	4	1	2	0	0	0	1											
<b>Rafael Ramirez, R</b> OBP: 0.329, SLG: 0.357 (1, 6)		0-0 4-3				0-0 F3	0-0 1B 1B	0-0 1B 1B 2B	0-0 FC5	5	2	2	2	0	0	2											
<b>Randy Johnson, R</b> OBP: 0.431, SLG: 0.388 (1, 5)			0-0 G6-4-3 1B		0-0 F8		0-0 1B 1B	4-0 1B 1B IBB	0-0 F9	4	2	2	1	1	0	2											
<b>Bruce Benedict, R</b> OBP: 0.389, SLG: 0.347 (1, 2)			0-0 G6-4-3		0-0 6-3		0-0 1B BB	0-0 1B 1B		3	0	1	2	1	0	1											
<b>Craig McMurtry, R</b> OBP: 0.127, SLG: 0.077 <b>Brad Komminsk, R</b> OBP: 0.250, SLG: 0.100 <b>Ken Dayley, L</b> OBP: 0.280, SLG: 0.182 <b>Gerald Perry, L</b> OBP: 0.438, SLG: 0.786 <b>Terry Forster, L</b> OBP: 0.900, SLG: 1.000 (1, 1) (6, PH) (6, 1) (7, PH) (7, 1)			0-3 K			0-0 5-3	0-0 1B	0-0 1B 1B	0-0 1B	1	0	0	0	0	1	0											
<b>Inning Stats</b>	R: 0 E: 0 K: 1 S: 5	H: 0 LOB: 0 BB: 0 P: 5	R: 0 E: 0 K: 0 S: 3	H: 0 LOB: 0 BB: 0 P: 3	R: 0 E: 0 K: 1 S: 5	H: 1 LOB: 0 BB: 0 P: 5	R: 1 E: 0 K: 0 S: 5	H: 2 LOB: 1 BB: 0 P: 5	R: 0 E: 0 K: 0 S: 3	H: 0 LOB: 0 BB: 0 P: 3	R: 0 E: 0 K: 1 S: 3	H: 0 LOB: 0 BB: 1 P: 3	R: 4 E: 0 K: 1 S: 10	H: 5 LOB: 2 BB: 1 P: 14	R: 4 E: 0 K: 1 S: 9	H: 4 LOB: 2 BB: 2 P: 17	R: 0 E: 1 K: 0 S: 5	H: 1 LOB: 2 BB: 0 P: 5	1B: 9 2B: 4 3B: 0 HR: 0	SF: 1 SAC: 1 DP: 1 HBP: 0	WP: 0 PA: 43 PB: 0 SB: 0 CS: 0						
<b>PITCHER</b>	IP	WLS	BF	H	R	ER	SO	BB	IBB	HBP	BLK	WP	HR	S	P	ERA	WHIP										
<b>Steve Trout, L</b> ERA: 4.5	6.1	L	24	6	4	4	2	0	0	0	0	0	0	28	28	5.68	0.947										
<b>Warren Brusstar, R</b> ERA: 2.12	0.0		2	1	0	0	0	1	0	0	0	0	0	1	5	∞	∞										
<b>Craig Lefferts, L</b> ERA: 3.01	1.0		7	3	5	5	2	1	0	0	0	0	0	10	14	45.00	4.000										
<b>Mike Proly, R</b> ERA: 3.67	1.2		10	3	0	0	0	0	1	0	0	0	0	9	13	0.00	1.800										

Atlanta Braves @ Chicago Cubs  
Wrigley Field, Chicago, IL  
Sat Aug 20 1983, 3:33 AM CDT  
Att: 36,043 - Sunny - 79 F

AB 38  
R 9  
H 13  
RBI 9  
BB 3  
SO 4  
LOB 16



Batter	1	2	3	4	5	6	7	8	9	AB	R	H	RBI	BB	SO	LOB	BOTTOM										
<b>23 Ryne Sandberg, R</b> OBP: 0.316, SLG: 0.374 (1, 4)	0-0 L4	0-0 FC6-4			0-0 1B G4-6-3	0-0 FC6-4			0-0 6-3	5	1	1	0	0	0	4											
<b>Bill Buckner, L</b> OBP: 0.312, SLG: 0.442 (1, 3)	0-0 E 1B		0-0 4-3		0-0 G4-6-3 1B 1B		0-0 4-3			4	1	2	0	0	0	0											
<b>Leon Durham, L</b> OBP: 0.380, SLG: 0.468 (1, 7)	0-0 L7		0-0 4-3		4-0 G4-6-3 BB		0-3 K			3	0	0	0	1	1	1											
<b>Ron Cey, R</b> OBP: 0.345, SLG: 0.451 (1, 5)	0-0 4-3		4-0 FC6-4 BB		0-0 G4-6-3		0-0 6-3			3	0	0	0	1	0	3											
<b>Thad Bosley, L</b> OBP: 0.429, SLG: 0.588 <b>Gary Woods, R</b> OBP: 0.293, SLG: 0.319 (8, PH) (9, 8)		0-0 L9	0-0 FC6-4		0-0 1B			0-0 F7		3	0	1	1	0	0	1											
<b>Jody Davis, R</b> OBP: 0.318, SLG: 0.486 (1, 2)		0-0 FC4-6 BB 1B		0-0 L9	0-0 F8			0-0 F9		4	0	1	0	0	0	1											
<b>Mel Hall, L</b> OBP: 0.348, SLG: 0.433 <b>Jerry Morales, R</b> OBP: 0.253, SLG: 0.300 (8, PH) (9, 9)		4-0 FC4-6 BB		0-0 F7		0-3 K		0-0 5-3		2	0	0	0	1	1	0											
<b>Larry Bowa, S</b> OBP: 0.308, SLG: 0.335 (1, 6)		0-0 FC4-6 BB		0-0 1B		0-0 F9		0-0 F9		4	0	1	0	0	0	2											
<b>Steve Trout, L</b> OBP: 0.232, SLG: 0.204 <b>Warren Brusstar, R</b> ERA: 4.15 <b>Craig Lefferts, L</b> OBP: 0.158, SLG: 0.111 <b>Mike Proly, R</b> OBP: 0.167, SLG: 0.091 <b>Steve Lake, R</b> OBP: 0.303, SLG: 0.397 (1, 1) (7, 1) (7, 1) (8, 1) (9, PH)		4-0 FC4-6 BB		0-0 K		4-0 FC6-4 BB		0-0 6-3		1	0	0	0	2	1	1											
<b>Inning Stats</b>	R: 0 E: 1 K: 0 S: 4	H: 1 LOB: 1 BB: 0 P: 4	R: 0 E: 0 K: 0 S: 4	H: 1 LOB: 3 BB: 2 P: 12	R: 0 E: 0 K: 1 S: 6	H: 0 LOB: 1 BB: 1 P: 7	R: 0 E: 0 K: 1 S: 6	H: 1 LOB: 1 BB: 0 P: 6	R: 2 E: 0 K: 0 S: 5	H: 3 LOB: 1 BB: 1 P: 9	R: 0 E: 0 K: 1 S: 5	H: 0 LOB: 0 BB: 1 P: 9	R: 0 E: 0 K: 1 S: 5	H: 0 LOB: 0 BB: 0 P: 5	R: 0 E: 0 K: 0 S: 3	H: 0 LOB: 0 BB: 0 P: 3	R: 0 E: 0 K: 0 S: 3	H: 0 LOB: 0 BB: 0 P: 3	1B: 6 2B: 0 3B: 0 HR: 0	SF: 0 SAC: 0 DP: 1 HBP: 0	WP: 0 PA: 37 PB: 0 SB: 0 CS: 0						
<b>PITCHER</b>	IP	WLS	BF	H	R	ER	SO	BB	IBB	HBP	BLK	WP	HR	S	P	ERA	WHIP										
<b>Craig McMurtry, R</b> ERA: 3.28	5.0		24	6	2	2	1	4	0	0	0	0	0	22	38	3.60	2.000										
<b>Ken Dayley, L</b> ERA: 4.15	1.0	W	4	0	0	0	1	1	0	0	0	0	0	5	9	0.00	1.000										
<b>Terry Forster, L</b> ERA: 2.02	3.0	S	9	0	0	0	1	0	0	0	0	0	0	11	11	0.00	0.000										

Atlanta Braves @ Chicago Cubs  
Wrigley Field, Chicago, IL  
Sat Aug 20 1983, 3:33 AM CDT  
Att: 36,043 - Sunny - 79 F

AB 32  
R 2  
H 6  
RBI 1  
BB 5  
SO 3  
LOB 13





Batter	1	2	3	4	5	6	7	8	9	AB	R	H	RBI	BB	SO	LOB	TOP					
<b>Brett Butler, L</b> OBP: 0.339, SLG: 0.398 (1, 7)										6	0	0	0	0	1	5	<b>Atlanta Braves @ Chicago Cubs</b> Wrigley Field, Chicago, IL Sun Aug 21 1983, 3:33 AM CDT Att: 31,669 - Sunny - 94 F					
<b>Glenn Hubbard, R</b> OBP: 0.333, SLG: 0.393 (1, 4)										5	2	2	1	1	1	4						
<b>Gerald Perry, L</b> OBP: 0.409, SLG: 0.632 <b>Mike Jorgensen, L</b> OBP: 0.329, SLG: 0.383 (9, 3)										5	1	1	1	1	1	2						
<b>Dale Murphy, R</b> OBP: 0.400, SLG: 0.539 (1, 8)										6	2	4	4	0	1	4						
<b>Claudell Washington, L</b> OBP: 0.321, SLG: 0.413 (1, 9)										5	2	2	0	0	1	2						
<b>Rafael Ramirez, R</b> OBP: 0.333, SLG: 0.359 (1, 6)										3	1	2	1	1	0	0						
<b>Randy Johnson, R</b> OBP: 0.429, SLG: 0.377 (1, 5)										4	1	1	1	1	1	3						
<b>Bruce Benedict, R</b> OBP: 0.389, SLG: 0.346 (1, 2)										4	1	1	1	0	0	1						
<b>Pascual Perez, R</b> OBP: 0.175, SLG: 0.148 <b>Rick Camp, R</b> OBP: 0.119, SLG: 0.103 <b>Steve Bedrosian, R</b> OBP: 0.133, SLG: 0.133 (8, 1)										3	0	1	0	0	1	4						
<b>Inning Stats</b>	R: 6 E: 3 K: 2 S: 13	H: 4 LOB: 2 BB: 1 P: 18	R: 0 E: 0 K: 0 S: 4	H: 1 LOB: 2 BB: 1 P: 8	R: 0 E: 0 K: 0 S: 4	H: 1 LOB: 1 BB: 0 P: 4	R: 1 E: 0 K: 1 S: 7	H: 2 LOB: 1 BB: 0 P: 7	R: 1 E: 0 K: 0 S: 5	H: 2 LOB: 2 BB: 1 P: 9	R: 1 E: 0 K: 0 S: 4	H: 2 LOB: 0 BB: 0 P: 4	R: 2 E: 0 K: 1 S: 8	H: 3 LOB: 1 BB: 0 P: 8	R: 0 E: 0 K: 1 S: 5	H: 0 LOB: 0 BB: 0 P: 5		R: 0 E: 0 K: 2 S: 8	H: 1 LOB: 2 BB: 1 P: 12	1B: 12 2B: 3 3B: 0 HR: 1	SF: 0 SAC: 1 DP: 0 HBP: 1	WP: 0 PB: 0 SB: 0 CS: 1
<b>PITCHER</b>	IP WLS BF H R ER SO BB IBB HBP BLK WP HR S P ERA WHIP																					
<b>Dick Ruthven, R</b> ERA: 4.58 (1, 1)	0.2 L 10 4 6 3 1 0 1 1 0 0 0 10 15 40.50 6.000																					
<b>Rich Bordi, R</b> ERA: 3.18 (1, 1)	4.0 20 6 2 2 2 2 0 0 0 0 0 1 22 30 4.50 2.000																					
<b>Mike Proly, R</b> ERA: 3.66 (5, 1)	0.1 1 0 0 0 0 0 0 0 0 0 0 1 1 0.00 0.000																					
<b>Bill Campbell, R</b> ERA: 3.9 (6, 1)	2.0 10 5 3 3 1 0 0 0 0 0 0 12 12 13.50 2.500																					
<b>Lee Smith, R</b> ERA: 1.63 (8, 1)	2.0 8 1 0 0 3 1 0 0 0 0 0 13 17 0.00 1.000																					
<b>Batter</b>	<b>1</b>	<b>2</b>	<b>3</b>	<b>4</b>	<b>5</b>	<b>6</b>	<b>7</b>	<b>8</b>	<b>9</b>	<b>AB</b>	<b>R</b>	<b>H</b>	<b>RBI</b>	<b>BB</b>	<b>SO</b>	<b>LOB</b>	<b>BOTTOM</b>					
<b>Thad Bosley, L</b> OBP: 0.480, SLG: 0.800 <b>Lee Smith, R</b> OBP: 0.286, SLG: 0.167 <b>Jerry Morales, R</b> OBP: 0.250, SLG: 0.296 (9, PH)										3	3	2	1	1	0	0	<b>Atlanta Braves @ Chicago Cubs</b> Wrigley Field, Chicago, IL Sun Aug 21 1983, 3:33 AM CDT Att: 31,669 - Sunny - 94 F					
<b>23 Ryne Sandberg, R</b> OBP: 0.319, SLG: 0.375 (1, 4)										4	2	2	0	1	1	0						
<b>Leon Durham, L</b> OBP: 0.381, SLG: 0.482 (7, 3)										4	1	2	5	0	0	1						
<b>Ron Cey, R</b> OBP: 0.344, SLG: 0.449 (1, 5)										4	1	1	0	0	0	2						
<b>Bill Buckner, L</b> OBP: 0.310, SLG: 0.439 <b>Jay Johnstone, L</b> OBP: 0.371, SLG: 0.459 (7, 7)										3	0	0	0	0	0	1						
<b>Keith Moreland, R</b> OBP: 0.396, SLG: 0.451 (1, 9)										4	0	1	1	0	1	0						
<b>Jody Davis, R</b> OBP: 0.317, SLG: 0.492 (1, 2)										4	1	1	1	0	3	1						
<b>Larry Bowa, S</b> OBP: 0.305, SLG: 0.332 (1, 6)										4	0	0	0	0	1	1						
<b>Dick Ruthven, R</b> ERA: 2.28, SLG: 0.234 <b>Rich Bordi, R</b> ERA: 3.18 <b>Mike Proly, R</b> ERA: 3.18 <b>Gary Woodruff, R</b> ERA: 3.17 <b>Bill Campbell, R</b> ERA: 3.9 <b>Mel Hall, L</b> ERA: 0.38, SLG: 0.445 (8, 8)										0	0	0	0	0	0	0						
<b>Inning Stats</b>	R: 1 E: 0 K: 0 S: 4	H: 2 LOB: 0 BB: 0 P: 4	R: 1 E: 0 K: 0 S: 4	H: 1 LOB: 0 BB: 0 P: 4	R: 3 E: 0 K: 1 S: 6	H: 1 LOB: 0 BB: 2 P: 14	R: 0 E: 0 K: 2 S: 7	H: 0 LOB: 0 BB: 0 P: 7	R: 2 E: 0 K: 0 S: 6	H: 3 LOB: 1 BB: 0 P: 6	R: 0 E: 0 K: 1 S: 5	H: 0 LOB: 0 BB: 0 P: 5	R: 1 E: 0 K: 0 S: 4	H: 1 LOB: 1 BB: 0 P: 4	R: 1 E: 0 K: 3 S: 11	H: 2 LOB: 1 BB: 0 P: 11		R: 0 E: 0 K: 2 S: 7	H: 0 LOB: 0 BB: 0 P: 7	1B: 3 2B: 3 3B: 0 HR: 4	SF: 0 SAC: 0 DP: 1 HBP: 0	WP: 0 PB: 0 SB: 0 CS: 0
<b>PITCHER</b>	IP WLS BF H R ER SO BB IBB HBP BLK WP HR S P ERA WHIP																					
<b>Pascual Perez, R</b> ERA: 3.45 (1, 1)	4.1 W 9 1 1 1 1 0 0 0 0 0 1 11 11 3.38 0.375																					
<b>Rick Camp, R</b> ERA: 3.72 (5, 1)	2.2 S 8 2 1 1 5 0 0 0 0 0 0 18 18 4.50 1.000																					
<b>Steve Bedrosian, R</b> ERA: 2.84 (8, 1)	2.0 S 8 2 1 1 5 0 0 0 0 0 0 18 18 4.50 1.000																					





Batter	1	2	3	4	5	6	7	8	9	AB	R	H	RBI	BB	SO	LOB	TOP			
<b>Brett Butler, L</b> OBP: 0.336, SLG: 0.394 (1, 7)	G3		1-3			F9			F7	4	0	0	0	0	0	2				
<b>Glenn Hubbard, R</b> OBP: 0.330, SLG: 0.389 (1, 4)	6-3		F7			6-3			K	4	0	0	0	0	1	2				
<b>Claudell Washington, L</b> OBP: 0.319, SLG: 0.499 (1, 9)	6-3			K					4-3	4	0	0	0	0	2	1				
<b>Dale Murphy, R</b> OBP: 0.400, SLG: 0.538 (1, 8)		1B		K					3-1	3	0	1	0	0	1	0				
<b>Chris Chambliss, L</b> OBP: 0.377, SLG: 0.519 (1, 3)		1B		F9					K	3	0	1	0	0	1	0				
<b>Rafael Ramirez, R</b> OBP: 0.333, SLG: 0.359 (1, 6)		G1-6-3				K			6-3	3	0	1	0	0	1	0				
<b>Randy Johnson, R</b> OBP: 0.409, SLG: 0.357 (1, 5)		G1-6-3				K			F8	3	0	0	0	0	1	2				
<b>Bruce Benedict, R</b> OBP: 0.388, SLG: 0.345 (1, 2)				F3					L7	3	0	1	0	0	0	0				
<b>Pete Falcone, L</b> OBP: 0.126, SLG: 0.155 (4, 1)				SH1-4						0	0	0	0	0	0	0				
<b>Tony Gizzolara, R</b> OBP: 0.221, SLG: 0.399 (6, PH)				SH1-4						0	0	0	0	0	0	0				
<b>Gene Garber, R</b> OBP: 0.365, SLG: 0.182 (6, PH)										0	0	0	0	0	0	0				
<b>Brad Komminsk, R</b> OBP: 0.355, SLG: 0.632 (6, PH)										0	0	0	0	0	0	0				
<b>Ken Dayley, L</b> OBP: 0.405, SLG: 0.632 (6, PH)										0	0	0	0	0	0	0				
<b>Gerald Perry, L</b> OBP: 0.405, SLG: 0.632 (6, PH)										0	0	0	0	0	0	0				
<b>Inning Stats</b>	R: 0 E: 0 K: 0 S: 3	H: 0 LOB: 0 BB: 0 P: 3	R: 0 E: 0 K: 0 S: 4	H: 3 LOB: 1 BB: 0 P: 4	R: 0 E: 0 K: 0 S: 4	H: 1 LOB: 1 BB: 0 P: 4	R: 0 E: 0 K: 2 S: 7	H: 0 LOB: 0 BB: 0 P: 7	R: 0 E: 0 K: 0 S: 7	H: 0 LOB: 0 BB: 0 P: 7	R: 0 E: 0 K: 0 S: 3	H: 0 LOB: 0 BB: 0 P: 7	R: 0 E: 0 K: 0 S: 3	H: 0 LOB: 0 BB: 0 P: 3	R: 0 E: 0 K: 1 S: 5	H: 0 LOB: 1 BB: 1 P: 9	1B: 4 2B: 0 3B: 0 HR: 0	SF: 0 SAC: 1 DP: 1 HBP: 0	WP: 0 PB: 0 SB: 0 CS: 0	PA: 30
<b>PITCHER</b> <b>Joaquin Andujar, R</b> ERA: 3.93 (1, 1)	IP: 9.0 WLS: W BF: 30 H: 4 R: 0 ER: 0 SO: 7 BB: 1 IBB: 0 HBP: 0 BLK: 0 WP: 0 HR: 0 S: 43 P: 47 ERA: 0.00 WHIP: 0.556															<b>PITCHER</b>				

Atlanta Braves @ St. Louis Cardinals  
 Busch Stadium, St. Louis, MO  
 Tue Aug 23 1983, 7:05 PM CDT  
 Att: 32,100 - Unknown

AB 28  
 R 0  
 H 4  
 RBI 0  
 BB 1  
 SO 7  
 LOB 7



Batter	1	2	3	4	5	6	7	8	9	AB	R	H	RBI	BB	SO	LOB	BOTTOM			
<b>Lonnie Smith, R</b> OBP: 0.387, SLG: 0.452 (1, 7)	P6		F8			F9				4	0	0	0	0	1	1				
<b>Andy Van Slyke, L</b> OBP: 0.368, SLG: 0.479 (6, 7)				K						0	0	0	0	0	0	0				
<b>Ozzie Smith, S</b> OBP: 0.309, SLG: 0.325 (1, 6)		2B	HR			F7			FC6-4	2	1	1	0	2	0	0				
<b>David Green, R</b> OBP: 0.330, SLG: 0.424 (1, 9)	6-3		HR			F7			F7	4	2	2	2	0	0	2				
<b>George Hendrick, R</b> OBP: 0.386, SLG: 0.505 (1, 3)	P6		HR			F8			FC6-4	4	1	1	1	0	0	3				
<b>Floyd Rayford, R</b> OBP: 0.267, SLG: 0.373 (1, 5)		1B				5-3			6-3	1	0	0	0	1	0	0				
<b>Ken Oberkfell, L</b> OBP: 0.373, SLG: 0.366 (5, PH) (6, 5)		1B								2	1	1	1	0	0	1				
<b>Willie McGee, S</b> OBP: 0.318, SLG: 0.374 (1, 8)		S				K			F7	4	2	2	1	0	1	0				
<b>Bill Lyons, R</b> OBP: 0.233, SLG: 0.276 (1, 4)		FC5-2-5							F9	3	0	0	0	1	1	2				
<b>Glenn Brummer, R</b> OBP: 0.320, SLG: 0.324 (1, 2)									5-3	4	0	2	0	0	0	0				
<b>Joaquin Andujar, S</b> OBP: 0.102, SLG: 0.119 (1, 1)									K	2	0	0	0	0	2	1				
<b>Inning Stats</b>	R: 0 E: 0 K: 0 S: 4	H: 1 LOB: 1 BB: 0 P: 4	R: 1 E: 0 K: 1 S: 6	H: 2 LOB: 1 BB: 1 P: 10	R: 3 E: 0 K: 1 S: 7	H: 2 LOB: 0 BB: 1 P: 11	R: 0 E: 0 K: 1 S: 5	H: 1 LOB: 1 BB: 1 P: 9	R: 3 E: 0 K: 1 S: 8	H: 3 LOB: 0 BB: 0 P: 8	R: 0 E: 0 K: 1 S: 5	H: 0 LOB: 0 BB: 0 P: 5	R: 0 E: 0 K: 0 S: 3	H: 0 LOB: 1 BB: 1 P: 7	R: 0 E: 0 K: 0 S: 3	H: 0 LOB: 0 BB: 0 P: 3	1B: 6 2B: 1 3B: 0 HR: 2	SF: 0 SAC: 1 DP: 0 HBP: 0	WP: 0 PB: 0 SB: 0 CS: 1	PA: 35
<b>PITCHER</b> <b>Pete Falcone, L</b> ERA: 3.78 (1, 1)	IP: 3.0 WLS: L BF: 16 H: 5 R: 4 ER: 4 SO: 2 BB: 3 IBB: 0 HBP: 0 BLK: 0 WP: 0 HR: 2 S: 2 P: 29 ERA: 12.00 WHIP: 2.667															<b>PITCHER</b>				
<b>Tony Blizzolara, R</b> ERA: 3.75 (4, 1)	1.1 4 1 0 0 1 0 0 0 0 0 0 6 6 0.00 0.750																			
<b>Gene Garber, R</b> ERA: 4.4 (5, 1)	0.2 5 3 3 2 1 0 0 0 0 0 0 7 7 27.00 4.500																			
<b>Ken Dayley, L</b> ERA: 3.99 (6, 1)	3.0 10 0 0 0 1 1 0 0 0 0 0 11 15 0.00 0.333																			

Atlanta Braves @ St. Louis Cardinals  
 Busch Stadium, St. Louis, MO  
 Tue Aug 23 1983, 7:05 PM CDT  
 Att: 32,100 - Unknown

AB 30  
 R 7  
 H 9  
 RBI 5  
 BB 4  
 SO 5  
 LOB 10





Batter	1	2	3	4	5	6	7	8	9	AB	R	H	RBI	BB	SO	LOB	TOP					
<b>Brett Butler, L</b> OBP: 0.337, SLG: 0.399 (1, 7)	0-0 4-3		0-0 1B	0-0 F8			0-3 K	0-0 BB 1B SF8 1B		5	2	2	1	0	1	0						
<b>Randy Johnson, R</b> OBP: 0.435, SLG: 0.383 (1, 5)	4-0 G5-3 1B BB		0-0 2B FC4-6 1B		0-0 F8		0-0 CS 2B 1B	0-0 1-2 1B 1B		4	3	3	2	1	0	0						
<b>Terry Harper, R</b> OBP: 0.360, SLG: 0.420 (1, 9)	0-0 1-2 1B		0-0 1-3 E 2B		0-0 P4		0-0 1-H 1B 2B	0-0 1-2 2-3 BB		4	2	3	1	1	0	0						
<b>Dale Murphy, R</b> OBP: 0.400, SLG: 0.536 <b>Gerald Perry, L</b> OBP: 0.435, SLG: 0.632 (8, 7)	0-0 G5-3		4-0 FC4-6 IBB		0-0 L1		0-0 E BB 2-H 1B	0-0 SF8		3	0	1	2	1	0	2						
<b>Bob Watson, R</b> OBP: 0.407, SLG: 0.534 <b>Mike Jorgensen, L</b> OBP: 0.338, SLG: 0.393 (7, PR) (7, 3)		0-0 F9	0-0 FC4-6 4-3		0-0 6-3		4-0 E BB	0-0 1-3 2-H 1B		3	0	0	1	1	0	1						
<b>Rafael Ramirez, R</b> OBP: 0.333, SLG: 0.366 (1, 6)	0-0 CS 1B		0-0 4-3		0-0 HR		0-3 E6 K			5	1	2	1	0	1	5						
<b>Glenn Hubbard, R</b> OBP: 0.328, SLG: 0.394 (1, 4)	0-0 1-2 HR		0-0 F9		0-0 F7		0-0 3-1		0-0 6-3	5	1	1	1	0	0	4						
<b>Bruce Benedict, R</b> OBP: 0.389, SLG: 0.344 (1, 2)	0-0 F8			4-0 G1-6-3 BB		0-0 5-3		0-0 1B SH1-4 1B 1B		4	1	1	0	1	0	0						
<b>Phil Niekro, R</b> OBP: 0.167, SLG: 0.173 <b>Donnie Moore, L</b> OBP: 0.500, SLG: 0.500 (8, 1)			0-0 3B 2B		0-0 G1-6-3		0-0 5-3	0-0 SH1-4		3	1	1	0	0	0	1						
<b>Inning Stats</b>	R: 0 E: 0 K: 0 S: 3	H: 1 LOB: 1 BB: 1 P: 7	R: 1 E: 0 K: 0 S: 4	H: 2 LOB: 0 BB: 0 P: 4	R: 4 E: 1 K: 0 S: 7	H: 4 LOB: 1 BB: 1 P: 11	R: 0 E: 0 K: 0 S: 2	H: 0 LOB: 0 BB: 1 P: 6	R: 0 E: 0 K: 0 S: 3	H: 0 LOB: 0 BB: 0 P: 3	R: 1 E: 0 K: 1 S: 4	H: 1 LOB: 0 BB: 0 P: 4	R: 2 E: 1 K: 1 S: 9	H: 3 LOB: 3 BB: 1 P: 13	R: 3 E: 0 K: 1 S: 9	H: 4 LOB: 2 BB: 1 P: 13	R: 0 E: 0 K: 0 S: 3	H: 0 LOB: 0 BB: 0 P: 3	1B: 9 2B: 3 3B: 1 HR: 2	SF: 1 SAC: 1 DP: 2 HBP: 0	WP: 0 PB: 0 SB: 0 CS: 2	PA: 45
<b>PITCHER</b>	IP WLS BF H R ER SO BB IBB HBP BLK WP HR S P ERA WHIP																					
<b>Dave LaPoint, L</b> ERA: 3.88 <b>Jeff Lathi, R</b> ERA: 2.99 <b>Bob Forsch, R</b> ERA: 4.75 <b>Dave Vonohlen, L</b> ERA: 3.74 <b>Dave Rucker, L</b> ERA: 6.32	(1, 1) 2.0 L 11 6 4 4 0 1 0 0 0 0 1 10 14 18.00 3.500	(3, 1) 3.0 11 1 1 1 0 1 1 0 0 0 0 9 17 3.00 0.667	(6, 1) 2.0 12 4 3 1 1 1 0 0 0 0 0 1 13 17 4.50 2.500	(8, 1) 1.0 8 4 3 3 1 1 0 0 0 0 0 9 13 27.00 5.000	(9, 1) 1.0 3 0 0 0 0 0 0 0 0 0 0 3 3 0.00 0.000																	

Atlanta Braves @ St. Louis Cardinals  
 Busch Stadium, St. Louis, MO  
 Wed Aug 24 1983, 3:33 AM CDT  
 Att: 31,049 - Unknown

AB 38  
 R 11  
 H 15  
 RBI 10  
 BB 5  
 SO 2  
 LOB 13



Batter	1	2	3	4	5	6	7	8	9	AB	R	H	RBI	BB	SO	LOB	BOTTOM					
<b>Lonnie Smith, R</b> OBP: 0.387, SLG: 0.451 (1, 7)	0-0 FC1-5 5-3 1B		0-0 F7		0-3 K			0-0 1B 2B 1B	0-3 K	5	1	2	0	0	2	2						
<b>Ken Oberkfell, L</b> OBP: 0.372, SLG: 0.365 (1, 4)	0-0 5-3		0-0 F7		0-0 F7		0-0 F7	0-0 2B SF8 1B		4	1	1	0	0	0	1						
<b>Andy Van Slyke, L</b> OBP: 0.366, SLG: 0.480 (1, 5)	0-0 FC1-5 BB		0-0 3-1		0-0 F9		0-0 F9	0-0 FC5 1-3 2-H 2B		4	0	1	1	0	0	1						
<b>Dane Iorg, L</b> OBP: 0.340, SLG: 0.400 (1, 3)	4-0 1-2 BB		0-0 F7		0-0 F7		0-0 2B	0-0 SF8		2	0	1	1	1	0	0						
<b>Willie McGee, S</b> OBP: 0.315, SLG: 0.371 (1, 8)	0-0 4-3		0-0 F7		0-0 4-3		0-0 K	0-3 K		4	0	0	0	0	1	4						
<b>Darrell Porter, L</b> OBP: 0.340, SLG: 0.416 (1, 2)		0-0 6-3		0-0 G3		0-3 K		0-0 FC5		4	0	0	0	0	1	1						
<b>David Green, R</b> OBP: 0.330, SLG: 0.431 (1, 9)		0-0 G3		0-3 K		0-0 6-3		0-0 HR		4	1	1	1	0	1	0						
<b>Ozzie Smith, S</b> OBP: 0.312, SLG: 0.325 <b>Mike Ramsey, S</b> OBP: 0.316, SLG: 0.333 (7, PR) (8, 6)		4-0 1B BB		0-0 4-3		0-0 4-3		0-0 G5-4-3 1B		2	0	1	0	1	0	0						
<b>Dave LaPoint, L</b> OBP: 0.228, SLG: 0.154 <b>Jeff Lathi, R</b> OBP: 0.275, SLG: 0.310 <b>Jamie Quirk, L</b> OBP: 0.236, SLG: 0.333 <b>Bob Forsch, R</b> OBP: 0.320, SLG: 0.333 <b>Steve Braun, L</b> OBP: 0.448 <b>Dave Vonohlen, L</b> OBP: 0.220, SLG: 0.143 <b>Dave Rucker, L</b> OBP: 0.266, SLG: 0.369 (1, 1) (2, 1) (5, PR) (8, 1) (7, PR) (8, 1) (9, 1) (9, PR)	(1, 1) 7.0 W 30 7 2 2 3 2 0 0 0 0 0 1 11 11 4.50 1.000	(3, 1) 3.0 11 1 1 1 0 1 1 0 0 0 0 9 17 3.00 0.667	(6, 1) 2.0 12 4 3 1 1 1 0 0 0 0 0 1 13 17 4.50 2.500	(8, 1) 1.0 8 4 3 3 1 1 0 0 0 0 0 9 13 27.00 5.000	(9, 1) 1.0 3 0 0 0 0 0 0 0 0 0 0 3 3 0.00 0.000																	
<b>Inning Stats</b>	R: 0 E: 0 K: 0 S: 4	H: 1 LOB: 2 BB: 1 P: 8	R: 0 E: 0 K: 0 S: 4	H: 1 LOB: 1 BB: 1 P: 8	R: 0 E: 0 K: 0 S: 3	H: 0 LOB: 0 BB: 0 P: 3	R: 0 E: 0 K: 1 S: 5	H: 0 LOB: 0 BB: 0 P: 5	R: 0 E: 0 K: 1 S: 5	H: 0 LOB: 0 BB: 0 P: 5	R: 0 E: 0 K: 0 S: 4	H: 1 LOB: 1 BB: 0 P: 4	R: 0 E: 0 K: 1 S: 6	H: 1 LOB: 1 BB: 0 P: 6	R: 2 E: 0 K: 1 S: 8	H: 3 LOB: 1 BB: 0 P: 8	R: 1 E: 0 K: 1 S: 6	H: 2 LOB: 0 BB: 0 P: 6	1B: 6 2B: 2 3B: 0 HR: 1	SF: 1 SAC: 0 DP: 1 HBP: 0	WP: 0 PB: 0 SB: 0 CS: 0	PA: 37
<b>PITCHER</b>	IP WLS BF H R ER SO BB IBB HBP BLK WP HR S P ERA WHIP																					
<b>Phil Niekro, R</b> ERA: 3.98 <b>Donnie Moore, R</b> ERA: 4.04	(1, 1) 7.0 W 30 7 2 2 3 2 0 0 0 0 0 1 11 11 4.50 1.000	(3, 1) 3.0 11 1 1 1 0 1 1 0 0 0 0 9 17 3.00 0.667	(6, 1) 2.0 12 4 3 1 1 1 0 0 0 0 0 1 13 17 4.50 2.500	(8, 1) 1.0 8 4 3 3 1 1 0 0 0 0 0 9 13 27.00 5.000	(9, 1) 1.0 3 0 0 0 0 0 0 0 0 0 0 3 3 0.00 0.000																	

Atlanta Braves @ St. Louis Cardinals  
 Busch Stadium, St. Louis, MO  
 Wed Aug 24 1983, 3:33 AM CDT  
 Att: 31,049 - Unknown

AB 34  
 R 3  
 H 9  
 RBI 3  
 BB 2  
 SO 5  
 LOB 11





Batter	1	2	3	4	5	6	7	8	9	AB	R	H	RBI	BB	SO	LOB	TOP			
<b>Brett Butler</b> , L (1, 7) OBP: 0.336, SLG: 0.399	0-0 3-1		0-0 E3		0-0 2B		0-0 G4-6-3		0-0 F7	5	0	1	0	0	0	2				
<b>Randy Johnson</b> , R (1, 5) OBP: 0.413, SLG: 0.359	0-0 G3		0-0 6-3		0-3 K				0-0 F2	4	0	0	0	0	1	2				
<b>Claudell Washington</b> , L (1, 9) OBP: 0.317, SLG: 0.497	0-3 K		0-0 1-3						0-0 F7	4	1	1	0	0	1	1				
<b>Dale Murphy</b> , R (1, 8) OBP: 0.399, SLG: 0.534		0-0 4-3		0-0 P6		0-0 F9			0-0 1B	4	0	1	0	0	0	1				
<b>Chris Chambliss</b> , L (1, 3) OBP: 0.380, SLG: 0.522		0-0 F8		0-0 1B		0-0 CS			0-0 1B	4	0	3	0	0	0	0				
<b>Rafael Ramirez</b> , R (1, 6) OBP: 0.335, SLG: 0.365		4-0 1B		0-0 F7		0-0 CS			0-0 F8	3	0	1	1	1	0	3				
<b>Glenn Hubbard</b> , R (1, 4) OBP: 0.328, SLG: 0.393		0-0 1B		0-0 F9		0-0 G3			0-0 F8	4	0	1	0	0	0	3				
<b>Bruce Benedict</b> , R (1, 2) OBP: 0.387, SLG: 0.343		0-0 1-3			0-0 5-3		0-0 G4-6-3		0-0 5-3	4	0	1	0	0	0	2				
<b>Craig McMurtry</b> , R (1, 1) OBP: 0.121, SLG: 0.073			0-0 F2		0-3 K		0-3 K		4-0 BB	3	0	0	0	0	2	1				
<b>Mike Jorgensen</b> , L (9, PH) OBP: 0.347, SLG: 0.393										0	0	0	0	1	0	0				
<b>Steve Bedrosian</b> , R (9, 1) OBP: 0.133, SLG: 0.133										0	0	0	0	0	0	0				
<b>Inning Stats</b>	R: 0 E: 0 K: 1 S: 5	H: 0 LOB: 0 BB: 0 P: 5	R: 0 E: 0 K: 0 S: 4	H: 1 LOB: 2 BB: 1 P: 8	R: 0 E: 1 K: 0 S: 4	H: 0 LOB: 1 BB: 0 P: 4	R: 0 E: 0 K: 0 S: 4	H: 1 LOB: 1 BB: 0 P: 4	R: 0 E: 0 K: 2 S: 8	H: 3 LOB: 1 BB: 0 P: 5	R: 0 E: 0 K: 1 S: 5	H: 1 LOB: 0 BB: 0 P: 5	R: 0 E: 0 K: 0 S: 5	H: 2 LOB: 2 BB: 0 P: 5	R: 0 E: 0 K: 0 S: 3	H: 0 LOB: 1 BB: 1 P: 7	1B: 8 2B: 1 3B: 0 HR: 0	SF: 0 SAC: 0 DP: 1 HBP: 0	WP: 0 PB: 0 SB: 0 CS: 2	PA: 37
<b>PITCHER</b>	IP	WLS	BF	H	R	ER	SO	BB	IBB	HBP	BLK	WP	HR	S	P	ERA	WHIP			
<b>John Stuper</b> , R (1, 1) ERA: 3.58	8.0		33	9	1	1	4	1	0	0	1	0	0	40	44	1.12	1.250			
<b>Neil Allen</b> , R (9, 1) ERA: 3.64	1.0	W	4	0	0	0	0	1	0	0	0	0	0	3	7	0.00	1.000			

Atlanta Braves @ St. Louis Cardinals  
 Busch Stadium, St. Louis, MO  
 Thu Aug 25 1983, 7:05 PM CDT  
 Att: 27,637 - Unknown

AB 35  
 R 1  
 H 9  
 RBI 1  
 BB 2  
 SO 4  
 LOB 15



Batter	1	2	3	4	5	6	7	8	9	AB	R	H	RBI	BB	SO	LOB	BOTTOM					
<b>Lonnie Smith</b> , R (1, 7) OBP: 0.383, SLG: 0.446	0-0 P4		0-0 F8			0-0 6-3		0-3 K		4	0	0	0	0	1	1						
<b>Ozzie Smith</b> , S (1, 6) OBP: 0.313, SLG: 0.325	0-0 1-3			0-0 F7		0-0 1B		4-0 BB		3	0	1	0	1	0	0						
<b>Andy Van Slyke</b> , L (1, 5) OBP: 0.359, SLG: 0.470	0-3 K			0-3 K		0-0 F7		0-0 6-3		4	0	0	0	0	2	3						
<b>George Hendrick</b> , R (1, 3) OBP: 0.385, SLG: 0.510		0-0 6-3		0-0 5-3		0-0 4-3			0-0 HR	4	1	1	1	0	0	1						
<b>Willie McGee</b> , S (1, 8) OBP: 0.317, SLG: 0.374		4-0 CS			0-0 SF9		0-0 F9			2	1	1	0	1	0	0						
<b>Ken Oberkfell</b> , L (1, 4) OBP: 0.372, SLG: 0.364		4-0 S			0-0 4-3		0-0 G3			1	0	0	0	1	0	1						
<b>Mike Ramsey</b> , S (6, 4) OBP: 0.314, SLG: 0.331		1-2 BB			2-3 4-3		0-0 G3			1	0	0	0	0	0	0						
<b>David Green</b> , R (1, 9) OBP: 0.327, SLG: 0.428		0-0 6-3			0-0 SF9		0-0 4-3			2	0	0	1	0	0	1						
<b>Darrell Porter</b> , L (1, 2) OBP: 0.340, SLG: 0.413			0-0 F9			0-0 BB		0-0 F7		2	0	0	0	1	0	0						
<b>John Stuper</b> , R (1, 1) OBP: 0.159, SLG: 0.119					0-0 4-3		0-3 K		0-0 2B	2	0	0	0	0	1	1						
<b>Steve Braun</b> , L (8, PH) OBP: 0.452, SLG: 0.471										1	0	1	0	0	0	0						
<b>Bob Forsch</b> , R (6, PR) OBP: 0.298, SLG: 0.333										0	0	0	0	0	0	0						
<b>Neil Allen</b> , R (9, 1) OBP: 0.111, SLG: 0.167										0	0	0	0	0	0	0						
<b>Inning Stats</b>	R: 0 E: 0 K: 1 S: 5	H: 0 LOB: 0 BB: 0 P: 5	R: 0 E: 0 K: 0 S: 2	H: 0 LOB: 1 BB: 2 P: 10	R: 0 E: 0 K: 0 S: 3	H: 0 LOB: 0 BB: 0 P: 3	R: 0 E: 0 K: 1 S: 5	H: 0 LOB: 0 BB: 0 P: 5	R: 1 E: 0 K: 1 S: 6	H: 1 LOB: 1 BB: 1 P: 10	R: 0 E: 0 K: 0 S: 4	H: 1 LOB: 1 BB: 0 P: 4	R: 0 E: 0 K: 0 S: 3	H: 0 LOB: 0 BB: 0 P: 3	R: 0 E: 0 K: 1 S: 6	H: 1 LOB: 2 BB: 1 P: 10	R: 1 E: 0 K: 0 S: 1	H: 1 LOB: 0 BB: 0 P: 1	1B: 1 2B: 2 3B: 0 HR: 1	SF: 1 SAC: 0 DP: 0 HBP: 0	WP: 0 PB: 0 SB: 1 CS: 1	PA: 31
<b>PITCHER</b>	IP	WLS	BF	H	R	ER	SO	BB	IBB	HBP	BLK	WP	HR	S	P	ERA	WHIP					
<b>Craig McMurtry</b> , R (1, 1) ERA: 3.19	8.0		30	3	1	1	4	4	0	0	0	0	0	34	50	1.12	0.875					
<b>Steve Bedrosian</b> , R (9, 1) ERA: 2.93	0.0	L	1	1	1	1	0	0	0	0	0	0	1	1	1	∞	∞					

Atlanta Braves @ St. Louis Cardinals  
 Busch Stadium, St. Louis, MO  
 Thu Aug 25 1983, 7:05 PM CDT  
 Att: 27,637 - Unknown

AB 26  
 R 2  
 H 4  
 RBI 2  
 BB 4  
 SO 4  
 LOB 8





Batter	1	2	3	4	5	6	7	8	9	AB	R	H	RBI	BB	SO	LOB	TOP					
<b>Brett Butler, L</b> OBP: 0.335, SLG: 0.400 (1, 7)	0-3 K			0-0 2B		0-0 1-3		0-0 L5		4	1	1	0	0	1	0	<b>Atlanta Braves @ Pittsburgh Pirates</b> Three Rivers Stadium, Pittsburgh, PA Fri Aug 26 1983, 7:05 PM EDT Att: 23,772 - Unknown					
<b>Randy Johnson, R</b> OBP: 0.405, SLG: 0.353 (1, 5)	0-3 K			0-0 F2		0-0 1-3		0-0 FC6-4 1B		4	0	1	0	0	1	1						
<b>Terry Harper, R</b> OBP: 0.358, SLG: 0.422 (1, 9)	0-3 K			0-0 6-3 2-H 2B		0-0 4-3		0-0 FC6-4 1-2		4	0	1	1	0	1	1						
<b>Dale Murphy, R</b> OBP: 0.398, SLG: 0.531 (1, 8)		0-0 6-3		0-0 6-3 2-3			0-0 BB 1B		0-3 K	4	0	1	0	0	1	1						
<b>Chris Chambliss, L</b> OBP: 0.377, SLG: 0.516 (1, 3)		0-0 F8		0-3 K			0-3 K		0-0 L7	4	0	0	0	0	2	2						
<b>Rafael Ramirez, R</b> OBP: 0.334, SLG: 0.363 (1, 6)		0-0 4-3			0-0 4-3		4-0 1-2 BB		0-0 F9	3	0	0	0	1	0	0						
<b>Glenn Hubbard, R</b> OBP: 0.328, SLG: 0.391 (1, 4)			4-0 L4-3 BB		0-0 F7		0-3 K			2	0	0	0	1	1	2						
<b>Bruce Benedict, R</b> OBP: 0.387, SLG: 0.343 (1, 2)			0-0 L4-3 1-2		0-0 FC6-4 1B		0-0 1-3			3	0	1	0	0	0	3						
<b>Pascual Perez, R</b> OBP: 0.172, SLG: 0.145 <b>Brad Komminsk, R</b> OBP: 0.214, SLG: 0.083 <b>Donnie Moore, L</b> OBP: 0.500, SLG: 0.500 <b>Paul Zuvella, R</b> OBP: 0.500, SLG: 0.500 <b>Gene Garber, R</b> OBP: 0.500, SLG: 0.500 (1, 1)			0-3 K		0-0 FC6-4 1-2			0-0 F8		1	0	0	0	0	1	0						
<b>Inning Stats</b>	R: 0 E: 0 K: 3 S: 9	H: 0 LOB: 0 BB: 0 P: 9	R: 0 E: 0 K: 0 S: 3	H: 0 LOB: 0 BB: 0 P: 3	R: 0 E: 0 K: 1 S: 4	H: 0 LOB: 0 BB: 1 P: 8	R: 1 E: 0 K: 1 S: 7	H: 2 LOB: 1 BB: 0 P: 7	R: 0 E: 0 K: 0 S: 4	H: 1 LOB: 1 BB: 0 P: 4	R: 0 E: 0 K: 2 S: 3	H: 0 LOB: 0 BB: 0 P: 3	R: 0 E: 0 K: 2 S: 8	H: 1 LOB: 2 BB: 1 P: 12	R: 0 E: 0 K: 0 S: 4	H: 1 LOB: 0 BB: 0 P: 4		R: 0 E: 0 K: 1 S: 5	H: 0 LOB: 0 BB: 0 P: 5	1B: 3 2B: 3 3B: 0 HR: 0	SF: 0 SAC: 0 DP: 1 HBP: 0	WP: 0 PB: 0 SB: 0 CS: 0
<b>PITCHER</b> <b>Larry McWilliams, L</b> ERA: 3.07 (1, 1)	IP: 9.0 WLS: W BF: 33 H: 5 R: 1 ER: 1 SO: 8 BB: 2 IBB: 0 HBP: 0 BLK: 0 WP: 0 HR: 0 S: 47 P: 55 ERA: 1.00 WHIP: 0.778															<b>PITCHER</b> <b>Larry McWilliams, L</b> ERA: 3.07 (1, 1)	IP: 9.0 WLS: W BF: 33 H: 5 R: 1 ER: 1 SO: 8 BB: 2 IBB: 0 HBP: 0 BLK: 0 WP: 0 HR: 0 S: 47 P: 55 ERA: 1.00 WHIP: 0.778					

Batter	1	2	3	4	5	6	7	8	9	AB	R	H	RBI	BB	SO	LOB	BOTTOM					
<b>Marvell Wynne, L</b> OBP: 0.333, SLG: 0.381 (1, 8)	4-0 FC5-4 BB		0-0 6-3	0-0 4-3		0-0 F2		0-3 K		4	0	0	0	1	1	2	<b>Atlanta Braves @ Pittsburgh Pirates</b> Three Rivers Stadium, Pittsburgh, PA Fri Aug 26 1983, 7:05 PM EDT Att: 23,772 - Unknown					
<b>Johnny Ray, S</b> OBP: 0.325, SLG: 0.400 (1, 4)	0-0 F7		0-0 1B 1B	4-0 FC5-4 BB		0-0 G3		0-0 1-2 2-H 1B		4	1	2	1	1	0	1						
<b>Bill Madlock, R</b> OBP: 0.382, SLG: 0.446 (1, 5)	0-0 FC5-4 1-2		0-0 1B 1B	0-0 FC5-4 1-2		0-0 6-3		0-0 FC5		5	1	1	0	0	0	4						
<b>Jason Thompson, L</b> OBP: 0.385, SLG: 0.429 (1, 3)	4-0 1-2 BB		0-0 6-3 1B HR 1B		0-0 E 1B 1B		0-3 K			3	2	2	1	1	1	0						
<b>Dave Parker, L</b> OBP: 0.298, SLG: 0.405 (1, 9)	0-0 F8		0-0 1-2 3-H HR 1B		0-0 E3 1B		0-0 F7			4	2	1	1	0	0	3						
<b>Doug Frobel, L</b> OBP: 0.350, SLG: 0.611 (1, 7)		0-3 K	0-0 6-3		0-0 4-3 SF9 1B		0-0 F8			4	1	1	2	0	1	2						
<b>Tony Peña, R</b> OBP: 0.329, SLG: 0.430 (1, 2)		0-0 5-3	0-0 2-H 3-H HR		0-0 4-3		0-0 E5 1B 1B			4	2	1	3	0	0	1						
<b>Dale Berra, R</b> OBP: 0.312, SLG: 0.345 (1, 6)		0-0 2B	0-0 F5		0-0 SF9		0-0 FC5 1B 1B			3	0	2	1	0	0	0						
<b>Larry McWilliams, L</b> OBP: 0.138, SLG: 0.141 (1, 1)		0-0 4-3		0-0 4-3		0-0 K		0-0 F2		4	0	0	0	0	1	3						
<b>Inning Stats</b>	R: 0 E: 0 K: 0 S: 3	H: 0 LOB: 2 BB: 2 P: 11	R: 0 E: 0 K: 1 S: 6	H: 1 LOB: 1 BB: 0 P: 6	R: 5 E: 0 K: 0 S: 8	H: 5 LOB: 0 BB: 0 P: 8	R: 0 E: 0 K: 0 S: 3	H: 0 LOB: 1 BB: 1 P: 7	R: 3 E: 1 K: 1 S: 8	H: 2 LOB: 0 BB: 0 P: 8	R: 0 E: 0 K: 0 S: 3	H: 0 LOB: 0 BB: 0 P: 3	R: 0 E: 0 K: 1 S: 5	H: 0 LOB: 0 BB: 0 P: 5	R: 1 E: 1 K: 1 S: 8	H: 2 LOB: 2 BB: 0 P: 8		R: 0 E: 0 K: 1 S: 5	H: 0 LOB: 0 BB: 0 P: 5	1B: 8 2B: 1 3B: 0 HR: 1	SF: 1 SAC: 0 DP: 0 HBP: 0	WP: 0 PB: 0 SB: 0 CS: 0
<b>PITCHER</b> <b>Pascual Perez, R</b> ERA: 3.63 <b>Donnie Moore, R</b> ERA: 3.98 <b>Gene Garber, R</b> ERA: 4.3 (1, 1)	IP: 4.0 WLS: L BF: 21 H: 6 R: 5 ER: 5 SO: 1 BB: 3 IBB: 0 HBP: 0 BLK: 0 WP: 0 HR: 1 S: 20 P: 32 ERA: 11.25 WHIP: 2.250															<b>PITCHER</b> <b>Pascual Perez, R</b> ERA: 3.63 <b>Donnie Moore, R</b> ERA: 3.98 <b>Gene Garber, R</b> ERA: 4.3 (1, 1)	IP: 4.0 WLS: L BF: 21 H: 6 R: 5 ER: 5 SO: 1 BB: 3 IBB: 0 HBP: 0 BLK: 0 WP: 0 HR: 1 S: 20 P: 32 ERA: 11.25 WHIP: 2.250					

AB	31
R	1
H	5
RBI	1
BB	2
SO	8
LOB	11

AB	35
R	9
H	10
RBI	9
BB	3
SO	4
LOB	16





Batter	1	2	3	4	5	6	7	8	9	AB	R	H	RBI	BB	SO	LOB	TOP					
<b>Brett Butler, L</b> (1, 7) OBP: 0.332, SLG: 0.396	L1	4-3			G3			F5		4	0	0	0	0	0	5	<b>Atlanta Braves @ Pittsburgh Pirates</b> Three Rivers Stadium, Pittsburgh, PA Sat Aug 27 1983, 7:05 PM EDT Att: 22,811 - Unknown					
<b>Glenn Hubbard, R</b> (1, 4) OBP: 0.325, SLG: 0.387	K		K		K			G5-4-3		4	0	0	0	0	3	2						
<b>Chris Chambliss, L</b> (1, 3) OBP: 0.375, SLG: 0.513			G3					4-3		4	0	1	0	0	1	0						
<b>Dale Murphy, R</b> (1, 8) OBP: 0.397, SLG: 0.528	K		F9					L8		3	0	0	0	1	1	1						
<b>Claudell Washington, L</b> (1, 9) OBP: 0.317, SLG: 0.406					L4			G3		4	0	1	0	0	1	1						
<b>Rafael Ramirez, R</b> (1, 6) OBP: 0.333, SLG: 0.361					F7					3	0	0	0	1	0	1						
<b>Biff Pocoroba, S</b> (1, 2) OBP: 0.311, SLG: 0.381					F7					4	0	1	0	0	0	2						
<b>Randy Johnson, R</b> (1, 5) OBP: 0.415, SLG: 0.357										2	0	1	0	1	1	0						
<b>Ken Dayley, L</b> (1, 1) OBP: 0.259, SLG: 0.167										2	0	0	0	0	1	4						
<b>Gerald Perry, L</b> (8, PH) OBP: 0.456, SLG: 0.650										1	0	1	0	0	0	0						
<b>Rick Camp, R</b> (8, 1) OBP: 0.119, SLG: 0.103										0	0	0	0	0	0	0						
<b>Inning Stats</b>	R: 0 E: 0 K: 2 S: 8	H: 1 LOB: 1 BB: 0 P: 8	R: 0 E: 0 K: 1 S: 7	H: 2 LOB: 3 BB: 1 P: 11	R: 0 E: 0 K: 1 S: 5	H: 0 LOB: 0 BB: 0 P: 5	R: 0 E: 0 K: 0 S: 3	H: 0 LOB: 0 BB: 0 P: 3	R: 0 E: 0 K: 1 S: 6	H: 1 LOB: 1 BB: 0 P: 6	R: 0 E: 0 K: 2 S: 7	H: 0 LOB: 0 BB: 0 P: 7	R: 0 E: 0 K: 1 S: 5	H: 0 LOB: 0 BB: 0 P: 5	R: 0 E: 0 K: 0 S: 3	H: 1 LOB: 0 BB: 0 P: 3	R: 0 E: 0 K: 0 S: 3	H: 0 LOB: 2 BB: 2 P: 11	1B: 5 2B: 0 3B: 0 HR: 0	SF: 0 SAC: 0 DP: 1 HBP: 0	WP: 0 PB: 0 CS: 0	PA: 34
<b>PITCHER</b> <b>Lee Tunnell, R</b> (1, 1) ERA: 4.1	IP: 9.0 WLS: W BF: 34 H: 5 R: 0 ER: 0 SO: 8 BB: 3 IBB: 0 HBP: 0 BLK: 0 WP: 0 HR: 0 S: 47 P: 59 ERA: 0.00 WHIP: 0.889															<b>PITCHER</b> <b>Lee Tunnell, R</b> (1, 1) ERA: 4.1	IP: 9.0 WLS: W BF: 34 H: 5 R: 0 ER: 0 SO: 8 BB: 3 IBB: 0 HBP: 0 BLK: 0 WP: 0 HR: 0 S: 47 P: 59 ERA: 0.00 WHIP: 0.889					

AB	31
R	0
H	5
RBI	0
BB	3
SO	8
LOB	16



Batter	1	2	3	4	5	6	7	8	9	AB	R	H	RBI	BB	SO	LOB	BOTTOM			
<b>Lee Lacy, R</b> (1, 8) OBP: 0.346, SLG: 0.416					P3			K		4	1	2	0	0	1	0	<b>Atlanta Braves @ Pittsburgh Pirates</b> Three Rivers Stadium, Pittsburgh, PA Sat Aug 27 1983, 7:05 PM EDT Att: 22,811 - Unknown			
<b>Jim Morrison, R</b> (1, 4) OBP: 0.361, SLG: 0.531					K			F7		4	0	0	0	0	2	2				
<b>Bill Madlock, R</b> (1, 5) OBP: 0.381, SLG: 0.451										4	1	1	2	0	0	1				
<b>Jason Thompson, L</b> (1, 3) OBP: 0.383, SLG: 0.425										3	0	0	0	0	1	1				
<b>Dave Parker, L</b> (1, 9) OBP: 0.298, SLG: 0.404										3	0	1	0	0	1	0				
<b>Tony Peña, R</b> (1, 2) OBP: 0.329, SLG: 0.428										2	0	0	0	1	0	1				
<b>Brian Harper, R</b> (1, 7) OBP: 0.217, SLG: 0.451										3	0	1	0	0	0	2				
<b>Marvell Wynne, L</b> (8, 8) OBP: 0.333, SLG: 0.381										0	0	0	0	0	0	0				
<b>Dale Berra, R</b> (1, 6) OBP: 0.310, SLG: 0.343										3	0	0	0	0	1	3				
<b>Lee Tunnell, R</b> (1, 1) OBP: 0.143, SLG: 0.122										3	0	0	0	0	0	1				
<b>Inning Stats</b>	R: 0 E: 0 K: 0 S: 4	H: 1 LOB: 1 BB: 0 P: 4	R: 0 E: 0 K: 1 S: 6	H: 1 LOB: 1 BB: 0 P: 6	R: 2 E: 0 K: 2 S: 9	H: 2 LOB: 0 BB: 0 P: 9	R: 0 E: 0 K: 0 S: 4	H: 1 LOB: 1 BB: 0 P: 4	R: 0 E: 0 K: 1 S: 5	H: 0 LOB: 0 BB: 0 P: 5	R: 0 E: 0 K: 1 S: 5	H: 0 LOB: 0 BB: 0 P: 5	R: 0 E: 0 K: 0 S: 3	H: 0 LOB: 1 BB: 1 P: 7	R: 0 E: 0 K: 1 S: 5	H: 0 LOB: 0 BB: 0 P: 5	1B: 2 2B: 2 3B: 0 HR: 1	SF: 0 SAC: 0 DP: 0 HBP: 0	WP: 0 PB: 0 CS: 0	PA: 30
<b>PITCHER</b> <b>Ken Dayley, L</b> (1, 1) ERA: 3.86	IP: 7.0 WLS: L BF: 27 H: 5 R: 2 ER: 2 SO: 5 BB: 1 IBB: 0 HBP: 0 BLK: 0 WP: 0 HR: 1 S: 36 P: 40 ERA: 2.57 WHIP: 0.857															<b>PITCHER</b> <b>Rick Camp, R</b> (8, 1) ERA: 3.7	IP: 1.0 WLS: L BF: 3 H: 0 R: 0 ER: 0 SO: 1 BB: 0 IBB: 0 HBP: 0 BLK: 0 WP: 0 HR: 0 S: 5 P: 5 ERA: 0.00 WHIP: 0.000			





Batter	1	2	3	4	5	6	7	8	9	AB	R	H	RBI	BB	SO	LOB	TOP										
<b>Brett Butler, L</b> (1, 7) OBP: 0.331, SLG: 0.394	0-3 K		0-3 K		0-0 F7			0-0 SH3-4 1B		4	0	1	0	0	2	1	<b>Atlanta Braves @ Pittsburgh Pirates</b> Three Rivers Stadium, Pittsburgh, PA Sun Aug 28 1983, 3:33 AM EDT Att: 26,193 - Unknown										
<b>Glenn Hubbard, R</b> (1, 4) OBP: 0.325, SLG: 0.389	0-3 K		0-0 2B		0-0 F8			0-0 SH3-4 1-2		3	0	1	1	0	1	0											
<b>Terry Harper, R</b> (1, 9) OBP: 0.356, SLG: 0.418	0-3 K		0-3 K		0-0 BB 1B			0-0 F3		4	0	1	0	0	2	2											
<b>Dale Murphy, R</b> (1, 8) OBP: 0.396, SLG: 0.525		0-0 5-3		0-0 4-3		0-3 K		4-0 BB		3	0	0	0	1	1	1											
<b>Bob Watson, R</b> (1, 3) OBP: 0.417, SLG: 0.563 <b>Mike Jorgensen, L</b> (8, 3) OBP: 0.347, SLG: 0.393		0-0 CS 1B		0-0 HR		4-0 BB		0-0 F8		3	1	2	1	1	0	2											
<b>Rafael Ramirez, R</b> (1, 6) OBP: 0.335, SLG: 0.362		0-0 1B		0-0 4-3		0-0 F6		0-0 L9-4 SH1-4 1B		4	0	2	0	0	0	2											
<b>Randy Johnson, R</b> (1, 5) OBP: 0.400, SLG: 0.342		0-3 K		0-0 F8		0-3 K		0-0 SH1-4		3	0	0	0	0	2	2											
<b>Bruce Benedict, R</b> (1, 2) OBP: 0.388, SLG: 0.348			0-0 2B		0-0 B5-6-4 1B		0-0 6-3		0-0 L9-4		4	1	2	0	0	0		1									
<b>Pete Falcone, L</b> (1, 1) OBP: 0.111, SLG: 0.115 <b>Terry Forster, L</b> (6, 1) OBP: 0.667, SLG: 0.833			0-3 K		0-0 B5-6-4		0-0 6-3			2	0	0	0	0	1	2											
<b>Inning Stats</b>	R: 0 E: 0 K: 3 S: 9	H: 0 LOB: 0 BB: 0 P: 9	R: 0 E: 0 K: 1 S: 6	H: 2 LOB: 2 BB: 0 P: 6	R: 1 E: 0 K: 3 S: 11	H: 2 LOB: 1 BB: 0 P: 11	R: 1 E: 0 K: 0 S: 4	H: 1 LOB: 0 BB: 0 P: 4	R: 0 E: 0 K: 0 S: 3	H: 1 LOB: 2 BB: 1 P: 10	R: 0 E: 0 K: 1 S: 5	H: 0 LOB: 0 BB: 0 P: 5	R: 0 E: 0 K: 0 S: 4	H: 1 LOB: 2 BB: 1 P: 8	R: 0 E: 0 K: 0 S: 3	H: 1 LOB: 0 BB: 0 P: 3		1B: 6 2B: 4 3B: 0 HR: 1	SF: 0 SAC: 2 DP: 3 HBP: 0	WP: 0 PB: 0 SB: 0 CS: 1	PA: 35						
<b>PITCHER</b>	IP	WLS	BF	H	R	ER	SO	BB	IBB	HBP	BLK	WP	HR	S	P	ERA	WHIP										
<b>John Candelaria, L</b> (1, 1) ERA: 3.61	6.0	L	24	7	2	2	8	1	0	0	0	0	1	39	43	3.00	1.333										
<b>Cecilio Guante, R</b> (7, 1) ERA: 2.82	3.0	S	11	2	0	0	1	1	0	0	0	0	0	12	16	0.00	1.000										

Batter	1	2	3	4	5	6	7	8	9	AB	R	H	RBI	BB	SO	LOB	BOTTOM										
<b>Lee Lacy, R</b> (1, 8) OBP: 0.352, SLG: 0.416	4-0 S BB		4-0 BB 1B		0-0 1B		0-0 1-3			2	0	1	0	2	0	0	<b>Atlanta Braves @ Pittsburgh Pirates</b> Three Rivers Stadium, Pittsburgh, PA Sun Aug 28 1983, 3:33 AM EDT Att: 26,193 - Unknown										
<b>Jim Morrison, R</b> (1, 4) OBP: 0.358, SLG: 0.521	0-0 F9		0-0 BB 1B		0-0 F7		0-3 K			4	0	1	0	0	1	2											
<b>Bill Madlock, R</b> (1, 5) OBP: 0.381, SLG: 0.450 <b>Johnny Ray, S</b> (5, 4) OBP: 0.323, SLG: 0.398	0-0 F4		4-0 BB G6-4-3		0-0 F7		0-0 1-3			1	0	0	0	1	0	1											
<b>Jason Thompson, L</b> (1, 3) OBP: 0.382, SLG: 0.424 <b>Marvell Wynne, L</b> (8, PR) OBP: 0.333, SLG: 0.381	0-0 4-3		0-0 G6-4-3		0-0 F7		0-0 1-3		0-0 G6-3 1B	4	0	1	0	0	0	5											
<b>Dave Parker, L</b> (1, 9) OBP: 0.300, SLG: 0.406		0-3 K		4-0 FC6-4 BB		0-0 1B 2B		0-0 G6-3		3	1	1	0	1	1	1											
<b>Tony Peña, R</b> (1, 2) OBP: 0.329, SLG: 0.426		0-0 WP 1B		0-0 FC6-4 HBP		0-0 F3		0-0 L9		4	0	1	0	0	0	3											
<b>Brian Harper, R</b> (1, 7) OBP: 0.218, SLG: 0.440		0-3 K		1-0 HBP		0-0 F7		0-0 4-3		3	0	0	0	0	1	2											
<b>Dale Berra, R</b> (1, 6) OBP: 0.310, SLG: 0.342		0-0 F8		0-3 K		0-0 FC6-4 1B		0-3 K		4	0	1	1	0	2	3											
<b>John Candelaria, L</b> (1, 1) OBP: 0.224, SLG: 0.151 <b>Lee Mazzilli, S</b> (6, PH) OBP: 0.375, SLG: 0.351 <b>Cecilio Guante, R</b> (7, 1) OBP: 0.167, SLG: 0.118 <b>Richie Hebner, L</b> (8, PH) OBP: 0.311, SLG: 0.326			0-0 5-3		0-0 L8		0-0 FC6-4		0-3 K	2	0	0	0	0	0	2											
<b>Inning Stats</b>	R: 0 E: 0 K: 0 S: 3	H: 0 LOB: 1 BB: 1 P: 7	R: 0 E: 0 K: 2 S: 8	H: 1 LOB: 1 BB: 0 P: 8	R: 0 E: 0 K: 1 S: 5	H: 0 LOB: 2 BB: 1 P: 10	R: 0 E: 0 K: 0 S: 4	H: 1 LOB: 1 BB: 0 P: 4	R: 0 E: 0 K: 0 S: 5	H: 2 LOB: 1 BB: 0 P: 5	R: 0 E: 0 K: 1 S: 5	H: 0 LOB: 0 BB: 0 P: 5	R: 0 E: 0 K: 0 S: 3	H: 1 LOB: 1 BB: 0 P: 3	R: 0 E: 0 K: 2 S: 7	H: 0 LOB: 0 BB: 0 P: 7		1B: 5 2B: 1 3B: 0 HR: 0	SF: 0 SAC: 0 DP: 2 HBP: 1	WP: 1 PB: 0 SB: 1 CS: 0	PA: 36						
<b>PITCHER</b>	IP	WLS	BF	H	R	ER	SO	BB	IBB	HBP	BLK	WP	HR	S	P	ERA	WHIP										
<b>Pete Falcone, L</b> (1, 1) ERA: 3.85	5.2	W	26	5	1	1	3	4	0	1	0	0	0	27	44	1.59	1.588										
<b>Terry Forster, L</b> (6, 1) ERA: 1.92	3.1	S	10	1	0	0	3	0	0	0	0	0	0	16	16	0.00	0.300										













Batter	1	2	3	4	5	6	7	8	9	AB	R	H	RBI	BB	SO	LOB	TOP										
Lonnie Smith, R OBP: 0.372, SLG: 0.429 Mike Ramsey, S OBP: 0.314, SLG: 0.331	K	F3		K					F8	5	0	1	0	0	2	3											
Ozzie Smith, S OBP: 0.314, SLG: 0.336	4-3	G3							HR	5	1	2	1	0	0	3											
Willie McGee, S OBP: 0.374, SLG: 0.381			K						K	5	1	1	0	0	2	1											
George Hendrick, R OBP: 0.374, SLG: 0.499	F8		6-3						5-3	5	0	0	0	0	0	2											
Dane Iorg, L OBP: 0.357, SLG: 0.398 David Green, R OBP: 0.321, SLG: 0.419										3	2	3	0	0	0	0											
Andy Van Slyke, L OBP: 0.384, SLG: 0.455		E9	K						B1-3	4	2	2	1	0	1	1											
Ken Oberkfell, L OBP: 0.374, SLG: 0.375										4	0	4	3	0	0	0											
Darrell Porter, L OBP: 0.339, SLG: 0.402										3	0	1	0	1	1	2											
Joaquin Andujar, S OBP: 0.094, SLG: 0.109 Dave Rucker, L ERA: 3.94 Jeff Lahti, R ERA: 4.53 Bruce Sutter, R ERA: 2.0										3	0	0	0	0	0	4											
<b>Inning Stats</b>	R: 0 E: 0 K: 1 S: 6	H: 1 LOB: 1 BB: 0 P: 6	R: 2 E: 1 K: 0 S: 7	H: 4 LOB: 2 BB: 0 P: 7	R: 0 E: 0 K: 2 S: 8	H: 1 LOB: 1 BB: 0 P: 8	R: 0 E: 0 K: 1 S: 5	H: 1 LOB: 1 BB: 1 P: 9	R: 3 E: 0 K: 0 S: 9	H: 4 LOB: 1 BB: 0 P: 9	R: 0 E: 0 K: 0 S: 3	H: 0 LOB: 0 BB: 0 P: 3	R: 0 E: 0 K: 1 S: 6	H: 1 LOB: 1 BB: 0 P: 6	R: 1 E: 0 K: 1 S: 6	H: 1 LOB: 0 BB: 0 P: 6	1B: 13 2B: 0 3B: 0 HR: 1	SF: 0 SAC: 0 DP: 1 HBP: 0	WP: 1 PB: 0 SB: 4 CS: 1	PA: 41							
<b>PITCHER</b>	IP	WLS	BF	H	R	ER	SO	BB	IBB	HBP	BLK	WP	HR	S	P	ERA	WHIP										
Len Barker, R ERA: 5.25	4.2	L	24	10	5	5	4	1	0	0	0	1	0	31	35	9.64	2.357										
Pete Falcone, L ERA: 3.94	0.1		2	1	0	0	1	0	0	0	0	0	0	4	4	0.00	3.000										
Gene Garber, R ERA: 4.53	2.0		6	1	0	0	0	0	0	0	0	0	0	6	6	0.00	0.500										
Terry Forster, L ERA: 2.0	2.0		8	2	1	1	2	0	0	0	0	0	1	12	12	4.50	1.000										

St. Louis Cardinals @ Atlanta Braves  
Atlanta-Fulton County Stadium, Atlanta, GA  
Wed Aug 31 1983, 7:05 PM EDT  
Att: 21,954 - Cloudy - 90 F

AB 39  
R 6  
H 14  
RBI 5  
BB 1  
SO 7  
LOB 17



Batter	1	2	3	4	5	6	7	8	9	AB	R	H	RBI	BB	SO	LOB	BOTTOM										
Brett Butler, L OBP: 0.335, SLG: 0.400	F7		5-3							3	1	1	0	2	0	1											
Randy Johnson, R OBP: 0.384, SLG: 0.345	K		E6							5	1	1	2	0	1	4											
Chris Chambliss, L OBP: 0.370, SLG: 0.500	F9		4-3							5	0	0	0	0	1	4											
Dale Murphy, R OBP: 0.394, SLG: 0.520		6-3								5	1	2	0	0	1	2											
Claudell Washington, L OBP: 0.319, SLG: 0.411										4	0	2	0	0	0	1											
Rafael Ramirez, R OBP: 0.335, SLG: 0.361										4	0	0	1	0	2	4											
Glenn Hubbard, R OBP: 0.325, SLG: 0.388										4	0	1	0	0	0	3											
Bruce Benedict, R OBP: 0.389, SLG: 0.345										4	0	1	0	0	0	2											
Len Barker, R ERA: 3.86 Pete Falcone, L ERA: 5.55 Gene Garber, R ERA: 4.53 Mike Jorgensen, L ERA: 2.72 Terry Forster, L ERA: 2.0 Bob Watson, R ERA: 0.554										0	0	0	0	0	0	0											
<b>Inning Stats</b>	R: 0 E: 0 K: 1 S: 5	H: 0 LOB: 0 BB: 0 P: 5	R: 0 E: 0 K: 0 S: 4	H: 1 LOB: 1 BB: 0 P: 4	R: 0 E: 1 K: 2 S: 7	H: 0 LOB: 0 BB: 0 P: 7	R: 0 E: 0 K: 0 S: 3	H: 1 LOB: 0 BB: 0 P: 3	R: 2 E: 0 K: 2 S: 10	H: 3 LOB: 2 BB: 1 P: 14	R: 0 E: 1 K: 0 S: 4	H: 1 LOB: 1 BB: 0 P: 4	R: 1 E: 1 K: 0 S: 6	H: 2 LOB: 2 BB: 0 P: 6	R: 0 E: 1 K: 1 S: 6	H: 0 LOB: 2 BB: 1 P: 10	1B: 7 2B: 1 3B: 0 HR: 1	SF: 0 SAC: 1 DP: 1 HBP: 0	WP: 0 PB: 0 SB: 0 CS: 1	PA: 41							
<b>PITCHER</b>	IP	WLS	BF	H	R	ER	SO	BB	IBB	HBP	BLK	WP	HR	S	P	ERA	WHIP										
Joaquin Andujar, R ERA: 3.86	5.1	W	22	5	2	2	4	1	0	0	0	0	0	29	33	3.38	1.125										
Dave Rucker, L ERA: 5.55	0.0		1	1	0	0	0	0	0	0	0	0	0	1	1	∞	∞										
Jeff Lahti, R ERA: 2.72	2.0		9	2	1	0	1	0	0	0	0	0	0	11	11	0.00	1.000										
Bruce Sutter, R ERA: 4.0	1.2	S	8	1	0	0	1	1	0	0	0	0	0	9	13	0.00	1.200										

St. Louis Cardinals @ Atlanta Braves  
Atlanta-Fulton County Stadium, Atlanta, GA  
Wed Aug 31 1983, 7:05 PM EDT  
Att: 21,954 - Cloudy - 90 F

AB 37  
R 3  
H 9  
RBI 3  
BB 2  
SO 6  
LOB 22





Batter	1	2	3	4	5	6	7	8	9	AB	R	H	RBI	BB	SO	LOB	TOP										
<b>Lonnie Smith, R</b> OBP: 0.370, SLG: 0.426 (1,7)	0-0 6-3	0-0 FC5		0-0 1B	0-0 6-3			0-0 G6-4-3		5	1	1	1	0	0	4											
<b>Ozzie Smith, S</b> OBP: 0.311, SLG: 0.333 (1,6)	0-0 G3		0-0 L7	0-0 F5		0-0 F9			0-0 F8	5	0	0	0	0	0	1											
<b>Willie McGee, S</b> OBP: 0.325, SLG: 0.386 (1,8)	0-0 1B		0-0 G4-6-3	0-0 2B		0-0 6-3			0-0 G5-4-3	5	1	4	1	0	0	0											
<b>Dane Iorg, L</b> OBP: 0.350, SLG: 0.398 (1,3)	0-0 F8		0-0 G4-6-3	0-0 2B		0-0 L7			0-0 G5-4-3	5	0	1	1	0	0	3											
<b>Andy Van Slyke, L</b> OBP: 0.366, SLG: 0.460 (1,5)		0-0 4-3		0-0 1B				0-0 G3		4	1	2	0	0	0	1											
<b>Ken Oberkfell, L</b> OBP: 0.376, SLG: 0.377 (1,4)		0-0 2B		0-0 1B		0-0 F9		0-0 G3		4	2	2	0	0	0	1											
<b>David Green, R</b> OBP: 0.322, SLG: 0.420 (1,9)		0-0 2B		0-0 2B		0-3 K		0-0 L6-5		4	1	2	2	0	1	1											
<b>Darrell Porter, L</b> OBP: 0.343, SLG: 0.414 (1,2)		0-0 FC5		0-0 1B		0-0 2B		0-0 F7		4	2	3	2	0	0	0											
<b>Neil Allen, R</b> OBP: 0.100, SLG: 0.150 (1,1)		0-0 F3		0-3 K		0-0 2B		0-0 G6-4-3		2	0	0	0	0	1	3											
<b>Dave Vonohlen, L</b> OBP: 0.250, SLG: 0.143 (4,1)										0	0	0	0	0	0	0											
<b>Bill Lyons, R</b> OBP: 0.257, SLG: 0.324 (5,PH)										1	0	1	1	0	0	0											
<b>Bob Forsch, R</b> OBP: 0.313, SLG: 0.349 (5,1)										1	0	1	0	0	0	0											
<b>Inning Stats</b>	R: 0 E: 0 K: 0 S: 4	H: 1 LOB: 1 BB: 0 P: 4	R: 1 E: 0 K: 0 S: 6	H: 3 LOB: 2 BB: 0 P: 6	R: 0 E: 0 K: 0 S: 3	H: 1 LOB: 0 BB: 0 P: 3	R: 6 E: 0 K: 1 S: 12	H: 7 LOB: 1 BB: 0 P: 12	R: 1 E: 0 K: 1 S: 7	H: 2 LOB: 1 BB: 0 P: 7	R: 0 E: 0 K: 0 S: 3	H: 0 LOB: 0 BB: 0 P: 3	R: 0 E: 0 K: 0 S: 3	H: 1 LOB: 0 BB: 0 P: 3	R: 0 E: 0 K: 0 S: 3	H: 1 LOB: 0 BB: 0 P: 3	1B: 11 2B: 7 3B: 0 HR: 0	SF: 0 SAC: 0 DP: 4 HBP: 0	WP: 1 PB: 0 SB: 1 CS: 0	PA: 40							
<b>PITCHER</b>	IP	WLS	BF	H	R	ER	SO	BB	IBB	HBP	BLK	WP	HR	S	P	ERA	WHIP										
<b>Pascual Perez, R</b> ERA: 3.78 (1,1)	3.0	L	16	8	4	4	0	0	0	0	0	1	0	16	16	12.00	2.667										
<b>Rick Camp, R</b> ERA: 3.5 (4,1)	0.2		5	3	2	2	1	0	0	0	0	0	0	7	7	27.00	4.500										
<b>Pete Falcone, L</b> ERA: 3.68 (4,1)	1.1		7	3	2	2	1	0	0	0	0	0	0	9	9	13.50	2.250										
<b>Donnie Moore, R</b> ERA: 3.81 (6,1)	3.0		9	2	0	0	0	0	0	0	0	0	0	9	9	0.00	0.667										
<b>Gene Garber, R</b> ERA: 4.44 (9,1)	1.0		3	1	0	0	0	0	0	0	0	0	0	3	3	0.00	1.000										

St. Louis Cardinals @ Atlanta Braves  
Atlanta-Fulton County Stadium, Atlanta, GA  
Thu Sep 01 1983, 7:05 PM EDT  
Att: 15,062 - Unknown - 78 F


AB 40  
R 8  
H 17  
RBI 8  
BB 0  
SO 2  
LOB 14



Batter	1	2	3	4	5	6	7	8	9	AB	R	H	RBI	BB	SO	LOB	BOTTOM										
<b>Brett Butler, L</b> OBP: 0.334, SLG: 0.396 (1,7)	0-0 4-3	4-0 BB		0-0 P6		0-0 F7			0-0 3-1	4	0	0	0	1	0	1											
<b>Randy Johnson, R</b> OBP: 0.375, SLG: 0.352 (1,5)	1-0 1B	0-0 FC5		0-0 1B		0-0 G4-6-3			0-0 1B	4	1	2	0	0	0	4											
<b>Chris Chambliss, L</b> OBP: 0.366, SLG: 0.493 (1,3)	0-0 F2		0-0 4-3	0-0 L7			0-0 6-3		0-0 F8	5	0	0	0	0	0	3											
<b>Dale Murphy, R</b> OBP: 0.396, SLG: 0.522 (1,8)	0-0 1B		0-0 E	0-0 FC6		0-3 K				4	1	3	1	0	1	0											
<b>Claudell Washington, L</b> OBP: 0.321, SLG: 0.416 (1,9)	0-0 CS		0-0 WP	0-0 FC6		0-0 1-3				4	1	2	1	0	0	2											
<b>Rafael Ramirez, R</b> OBP: 0.334, SLG: 0.360 (1,6)	0-0 CS	0-3 K	0-0 4-3		0-0 F8			0-0 G4-6-3		4	0	1	0	0	1	1											
<b>Glenn Hubbard, R</b> OBP: 0.324, SLG: 0.386 (1,4)		0-0 F8	4-0 BB	0-0 1B		0-0 6-3		0-0 G4-6-3		3	0	0	0	1	0	2											
<b>Bruce Benedict, R</b> OBP: 0.388, SLG: 0.345 (1,2)		0-0 4-6-3		0-0 BB		0-0 6-3		0-0 G2		3	0	1	0	0	0	1											
<b>Donnie Moore, L</b> OBP: 0.500, SLG: 0.500 (6,1)										0	0	0	0	0	0	0											
<b>Gerald Perry, L</b> OBP: 0.462, SLG: 0.636 (8,PH)										1	0	0	0	0	0	0											
<b>Gene Garber, R</b> OBP: 0.312, SLG: 0.380 (9,1)		0-0 FC5	0-0 FC4-6							0	0	0	0	0	0	0											
<b>Pascual Perez, R</b> OBP: 0.182, SLG: 0.156 (1,1)		0-0 FC5	0-0 FC4-6			0-0 G4-6-3			0-0 G3	2	0	1	0	0	0	2											
<b>Rick Camp, R</b> OBP: 0.119, SLG: 0.103 (4,1)										0	0	0	0	0	0	0											
<b>Pete Falcone, L</b> OBP: 0.111, SLG: 0.115 (4,1)										0	0	0	0	0	0	0											
<b>Biff Pocoroba, S</b> OBP: 0.312, SLG: 0.380 (6,2)										2	0	1	0	0	0	0											
<b>Inning Stats</b>	R: 1 E: 0 K: 0 S: 4	H: 2 LOB: 1 BB: 0 P: 5	R: 0 E: 0 K: 1 S: 7	H: 1 LOB: 3 BB: 1 P: 11	R: 2 E: 0 K: 0 S: 6	H: 3 LOB: 2 BB: 1 P: 10	R: 0 E: 0 K: 0 S: 5	H: 2 LOB: 2 BB: 0 P: 5	R: 0 E: 0 K: 0 S: 3	H: 0 LOB: 0 BB: 0 P: 3	R: 0 E: 0 K: 0 S: 3	H: 1 LOB: 0 BB: 0 P: 3	R: 0 E: 0 K: 0 S: 3	H: 1 LOB: 0 BB: 0 P: 3	R: 0 E: 0 K: 0 S: 4	H: 1 LOB: 1 BB: 0 P: 4	1B: 10 2B: 0 3B: 1 HR: 0	SF: 0 SAC: 0 DP: 2 HBP: 1	WP: 2 PB: 0 SB: 2 CS: 1	PA: 40							
<b>PITCHER</b>	IP	WLS	BF	H	R	ER	SO	BB	IBB	HBP	BLK	WP	HR	S	P	ERA	WHIP										
<b>Neil Allen, R</b> ERA: 3.81 (1,1)	3.2		22	8	3	3	1	0	0	0	0	0	0	1	1	0.00	0.000										
<b>Dave Vonohlen, L</b> ERA: 3.72 (4,1)	0.1		1	0	0	0	0	0	0	0	0	0	0	1	1	0.00	0.000										
<b>Bob Forsch, R</b> ERA: 4.62 (5,1)	5.0	W	16	3	0	0	1	0	0	0	0	0	0	18	18	0.00	0.600										

St. Louis Cardinals @ Atlanta Braves  
Atlanta-Fulton County Stadium, Atlanta, GA  
Thu Sep 01 1983, 7:05 PM EDT  
Att: 15,062 - Unknown - 78 F

AB 36  
R 3  
H 11  
RBI 2  
BB 2  
SO 2  
LOB 16





Batter	1	2	3	4	5	6	7	8	9	AB	R	H	RBI	BB	SO	LOB	TOP										
Lee Lacy, R OBP: 0.348, SLG: 0.411 (1, 8)										3	1	1	0	1	1	0	Pittsburgh Pirates @ Atlanta Braves Atlanta-Fulton County Stadium, Atlanta, GA Fri Sep 02 1983, 7:05 PM EDT Att: 23,998 - Unknown										
Brian Harper, R OBP: 0.220, SLG: 0.432 Jason Thompson, L OBP: 0.373, SLG: 0.415 (1, 7)										1	1	0	1	1	0	0											
Bill Madlock, R OBP: 0.380, SLG: 0.445 (1, 5)										4	1	1	0	0	0	0											
Jim Morrison, R OBP: 0.318, SLG: 0.513 Johnny Ray, S OBP: 0.320, SLG: 0.392 (8, PH)										2	0	0	1	1	0	1											
Dave Parker, L OBP: 0.303, SLG: 0.417 Kent Tekulve, R (8, 1)										4	1	1	2	0	1	1											
Tony Peña, R OBP: 0.331, SLG: 0.422 (1, 2)										3	0	1	0	1	1	0											
Gene Tenace, R OBP: 0.318, SLG: 0.189 Marvell Wynne, L OBP: 0.328, SLG: 0.380 (6, 8)										1	0	0	0	1	0	1											
Dale Berra, R OBP: 0.310, SLG: 0.340 (1, 6)										3	0	0	0	1	0	3											
John Candelaria, L OBP: 0.213, SLG: 0.143 Doug Frobel, L OBP: 0.340, SLG: 0.551 (1, 1)										3	0	0	0	0	0	2											
										1	0	0	0	0	0	2											
<b>Inning Stats</b>	R: 1 E: 0 K: 0 S: 3	H: 0 LOB: 0 BB: 1 P: 7	R: 0 E: 0 K: 1 S: 5	H: 0 LOB: 2 BB: 2 P: 13	R: 0 E: 0 K: 0 S: 3	H: 0 LOB: 0 BB: 0 P: 3	R: 0 E: 0 K: 1 S: 4	H: 0 LOB: 0 BB: 1 P: 8	R: 0 E: 0 K: 0 S: 2	H: 0 LOB: 0 BB: 0 P: 3	R: 3 E: 0 K: 0 S: 7	H: 2 LOB: 1 BB: 2 P: 15	R: 0 E: 0 K: 0 S: 4	H: 1 LOB: 1 BB: 0 P: 4	R: 0 E: 0 K: 0 S: 3	H: 0 LOB: 0 BB: 0 P: 3	R: 0 E: 0 K: 0 S: 4	H: 2 LOB: 1 BB: 0 P: 4	1B: 3 2B: 1 3B: 0 HR: 1	SF: 1 SAC: 0 DP: 2 HBP: 1	WP: 1 PB: 0 CS: 1	PA: 36					
<b>PITCHER</b>	IP	WLS	BF	H	R	ER	SO	BB	IBB	HBP	BLK	WP	HR	S	P	ERA	WHIP										
Ken Dayley, L ERA: 3.92 (1, 1)	5.2	L	24	2	4	3	3	6	0	1	0	1	1	23	48	4.76	1.412										
Terry Forster, L ERA: 1.99 (6, 1)	1.1		5	1	0	0	0	0	0	0	0	0	0	5	5	0.00	0.750										
Jeff Dedmon, R ERA: (8, 1)	1.0		5	2	0	0	0	0	0	0	0	0	0	5	5	0.00	2.000										
Steve Bedrosian, R ERA: 2.96 (9, 1)	1.0		2	0	0	0	0	0	0	0	0	0	0	2	2	0.00	0.000										

Batter	1	2	3	4	5	6	7	8	9	AB	R	H	RBI	BB	SO	LOB	BOTTOM										
Brett Butler, L OBP: 0.331, SLG: 0.392 (1, 7)										4	0	0	0	0	1	3	Pittsburgh Pirates @ Atlanta Braves Atlanta-Fulton County Stadium, Atlanta, GA Fri Sep 02 1983, 7:05 PM EDT Att: 23,998 - Unknown										
Rafael Ramirez, R OBP: 0.333, SLG: 0.358 (1, 6)										3	0	0	0	1	0	0											
Terry Harper, R OBP: 0.351, SLG: 0.412 Mike Jorgensen, L OBP: 0.355, SLG: 0.400 (1, 9)										3	0	0	0	0	0	1											
Dale Murphy, R OBP: 0.399, SLG: 0.524 (1, 8)										4	0	3	0	0	0	0											
Bob Watson, R OBP: 0.407, SLG: 0.540 (1, 3)										3	0	0	0	1	0	2											
Randy Johnson, R OBP: 0.381, SLG: 0.337 (1, 5)										4	0	0	0	0	0	2											
Glenn Hubbard, R OBP: 0.326, SLG: 0.388 (1, 4)										3	1	1	0	1	1	0											
Matt Sinatro, R (1, 2)										2	0	0	0	1	0	1											
Gerald Perry, L OBP: 0.444, SLG: 0.609 (9, PH)										1	0	0	0	0	0	0											
Ken Dayley, L OBP: 0.276, SLG: 0.192 Terry Forster, L OBP: 0.207, SLG: 0.833 Brook Jacoby, R OBP: 0.207, SLG: 0.833 Jeff Dedmon, L OBP: 0.207, SLG: 0.833 Steve Bedrosian, R OBP: 0.313, SLG: 0.133 Albert Hall, S OBP: 0.207, SLG: 0.833 (1, 1)										2	0	1	0	0	1	0											
										0	0	0	0	0	0	0											
										1	0	0	0	0	0	2											
										0	0	0	0	0	0	0											
										0	0	0	0	0	0	0											
										0	0	0	0	0	0	0											
										0	0	0	0	0	0	0											
<b>Inning Stats</b>	R: 0 E: 0 K: 0 S: 3	H: 0 LOB: 0 BB: 0 P: 3	R: 0 E: 0 K: 0 S: 3	H: 0 LOB: 0 BB: 0 P: 3	R: 0 E: 0 K: 1 S: 6	H: 1 LOB: 1 BB: 0 P: 6	R: 0 E: 0 K: 0 S: 4	H: 1 LOB: 2 BB: 1 P: 8	R: 0 E: 0 K: 0 S: 6	H: 1 LOB: 0 BB: 0 P: 6	R: 0 E: 0 K: 0 S: 3	H: 1 LOB: 1 BB: 1 P: 7	R: 0 E: 0 K: 1 S: 5	H: 0 LOB: 2 BB: 2 P: 13	R: 0 E: 0 K: 0 S: 4	H: 1 LOB: 1 BB: 0 P: 4	R: 0 E: 0 K: 0 S: 3	H: 0 LOB: 0 BB: 0 P: 3	1B: 4 2B: 1 3B: 0 HR: 0	SF: 0 SAC: 0 DP: 1 HBP: 0	WP: 1 PB: 0 CS: 0	PA: 35					
<b>PITCHER</b>	IP	WLS	BF	H	R	ER	SO	BB	IBB	HBP	BLK	WP	HR	S	P	ERA	WHIP										
John Candelaria, L ERA: 3.51 (1, 1)	7.0	W	28	4	1	1	3	4	0	0	0	0	0	30	46	1.29	1.143										
Kent Tekulve, R ERA: 1.91 (8, 1)	2.0	S	7	1	0	0	0	0	0	0	0	0	0	7	7	0.00	0.500										





Batter	1	2	3	4	5	6	7	8	9	AB	R	H	RBI	BB	SO	LOB	TOP					
Lee Lacy, R OBP: 0.354, SLG: 0.411 (1, 7)	4-0 S BB		4-0 S 4-3 BB			4-0 BB BB	0-0 F6	0-0 4-3		0	0	0	0	3	0	0						
Doug Frobel, L OBP: 0.327, SLG: 0.529 (6, 7)										2	0	0	0	0	0	2						
Manvell Wynne, L OBP: 0.326, SLG: 0.375 (1, 8)	0-3 K		0-0 4-3			0-0 F7		4-0 2B BB	0-0 6-3	4	1	0	0	1	1	3						
Bill Madlock, R OBP: 0.384, SLG: 0.448 (1, 5)	0-3 K		4-0 S BB			4-0 1-2 BB		0-0 1-H 2B 2B	0-0 G3 1B	3	1	2	1	2	1	1						
Jason Thompson, L OBP: 0.372, SLG: 0.411 (1, 3)	0-3 K		0-3 K			0-0 F8		4-0 2B HR BB	0-0 G3	4	1	0	0	1	2	6						
Dave Parker, L OBP: 0.302, SLG: 0.414 (1, 9)		4-0 BB BB	0-3 K			0-3 K		0-0 F7	0-0 4-3	4	0	0	0	1	2	7						
Johnny Ray, S OBP: 0.316, SLG: 0.393 (1, 4)						0-0 F8		0-0 F9		5	1	1	1	0	0	1						
Tony Peña, R OBP: 0.332, SLG: 0.419 (1, 2)		0-3 K				0-0 5-3		4-0 BB BB	4-0 HR IBB	3	1	0	0	2	1	1						
Dale Berra, R OBP: 0.313, SLG: 0.344 (6, PH)								4-0 BB BB	0-3 K	1	0	1	0	1	0	0						
Lee Mazzilli, S OBP: 0.372, SLG: 0.346 (6, PH)								0-0 BB BB	0-0 6-3	0	0	0	0	1	0	0						
Rafael Belliard, R (6, PH)								1-2 BB		0	0	0	0	0	0	0						
Joe Orsulak, L (7, PH)										1	0	0	0	0	1	3						
Ron Wotus, R (7, 6)										1	0	0	0	0	0	0						
Rick Rhoden, R OBP: 0.141, SLG: 0.155 (1, 1)								0-0 F7		2	0	0	0	0	1	3						
Richie Hebner, L OBP: 0.291, SLG: 0.293 (6, PH)								0-0 P3		1	0	0	0	0	0	2						
Jim Bibby, R OBP: 0.111, SLG: 0.111 (6, 1)								0-0 P3		0	0	0	0	0	0	0						
Mike Easter, L OBP: 0.357, SLG: 0.452 (7, PH)								1-1 2-H 3-H HR		1	1	1	4	0	0	0						
Cecilio Guante, R OBP: 0.156, SLG: 0.111 (7, 1)										0	0	0	0	0	0	0						
<b>Inning Stats</b>	R: 0 E: 0 K: 3 S: 9	H: 0 LOB: 1 BB: 1 P: 13	R: 0 E: 0 K: 1 S: 5	H: 0 LOB: 2 BB: 2 P: 13	R: 0 E: 0 K: 2 S: 7	H: 0 LOB: 1 BB: 2 P: 15	R: 0 E: 0 K: 1 S: 6	H: 1 LOB: 1 BB: 0 P: 6	R: 0 E: 0 K: 1 S: 5	H: 0 LOB: 2 BB: 2 P: 13	R: 0 E: 0 K: 0 S: 3	H: 0 LOB: 2 BB: 3 P: 11	R: 6 E: 0 K: 1 S: 8	H: 3 LOB: 0 BB: 3 P: 20	R: 0 E: 0 K: 0 S: 4	H: 1 LOB: 1 BB: 0 P: 4	R: 0 E: 0 K: 0 S: 3	H: 0 LOB: 0 BB: 0 P: 3	1B: 1 2B: 3 3B: 0 HR: 1	SF: 0 SAC: 0 DP: 0 HBP: 0	WP: 0 PB: 0 SB: 3 CS: 0	PA: 44
<b>PITCHER</b>	IP WLS BF H R ER SO BB IBB HBP BLK WP HR S P ERA WHIP																					
Phil Niekro, R ERA: 3.96 (1, 1)	5.1 L 11 3 0 0 8 8 0 0 0 0 0 0 33 65 0.00 1.688																					
Steve Bedrosian, R ERA: 3.45 (6, 1)	1.1 1 3 6 6 1 3 1 0 0 0 0 1 9 25 40.50 4.500																					
Jeff Dedmon, R ERA: 0.00 (7, 1)	0.1 1 0 0 0 0 0 0 0 0 0 0 0 1 1 0.00 0.000																					
Tommy Boggs, R ERA: 0.00 (8, 1)	2.0 7 1 0 0 0 0 0 0 0 0 0 0 7 7 0.00 0.500																					

Pittsburgh Pirates @ Atlanta Braves  
Atlanta-Fulton County Stadium, Atlanta, GA  
Sat Sep 03 1983, 7:05 PM EDT  
Att: 31,233 - Unknown

AB 32  
R 6  
H 5  
RBI 6  
BB 12  
SO 9  
LOB 29



Batter	1	2	3	4	5	6	7	8	9	AB	R	H	RBI	BB	SO	LOB	BOTTOM					
Brett Butler, L OBP: 0.331, SLG: 0.391 (1, 7)	0-0 4-3		0-0 3-1			0-0 WP 1B	0-0 P3			4	0	1	0	0	0	1						
Rafael Ramirez, R OBP: 0.333, SLG: 0.356 (1, 6)	0-0 F9		4-0 4-3 BB			0-0 F4	0-0 6-3			3	0	0	0	1	0	3						
Claudell Washington, L OBP: 0.320, SLG: 0.414 (1, 9)	0-3 K		0-0 4-3			4-0 BB		0-0 F7		3	0	0	0	1	1	1						
Dale Murphy, R OBP: 0.399, SLG: 0.523 (1, 8)		0-0 2B 1B	0-0 1-3			0-3 K		0-0 FC4-6 1B		4	1	2	0	0	1	4						
Chris Chambliss, L OBP: 0.364, SLG: 0.493 (1, 3)		0-0 SH1-3 1-H SF8 2B				0-3 K		0-0 P6		4	1	1	1	0	2	1						
Brook Jacoby, R (1, 5)		0-0 SH1-3				0-0 6-3		0-0 F2		3	0	0	0	0	0	1						
Glenn Hubbard, R OBP: 0.323, SLG: 0.385 (1, 4)		0-0 SF8				0-3 K		0-0 6-3		3	0	0	1	0	1	0						
Bruce Benedict, R OBP: 0.387, SLG: 0.346 (1, 2)		0-0 3-H WP 2B				0-0 F9		0-0 5-3		4	0	1	0	0	0	0						
Phil Niekro, R OBP: 0.172, SLG: 0.266 (6, 1)										2	0	1	0	0	0	1						
Steve Bedrosian, R OBP: 0.133, SLG: 0.133 (7, 1)										0	0	0	0	0	0	0						
Jeff Dedmon, L OBP: 0.000, SLG: 0.000 (8, 1)										0	0	0	0	0	0	0						
Gerard Perry, L OBP: 0.000, SLG: 0.000 (8, 1)										0	0	0	0	0	0	0						
Tommy Boggs, R OBP: 0.351, SLG: 0.396 (8, PH)										0	0	0	0	0	0	0						
Mike Jorgensen, L OBP: 0.201, SLG: 0.296 (8, PH)										1	0	0	0	0	0	0						
<b>Inning Stats</b>	R: 0 E: 0 K: 1 S: 5	H: 0 LOB: 0 BB: 0 P: 5	R: 2 E: 0 K: 0 S: 6	H: 3 LOB: 1 BB: 0 P: 6	R: 0 E: 0 K: 0 S: 3	H: 0 LOB: 0 BB: 1 P: 7	R: 0 E: 0 K: 2 S: 7	H: 0 LOB: 0 BB: 0 P: 7	R: 0 E: 0 K: 1 S: 7	H: 2 LOB: 3 BB: 1 P: 11	R: 0 E: 0 K: 0 S: 3	H: 0 LOB: 0 BB: 0 P: 3	R: 0 E: 0 K: 0 S: 3	H: 0 LOB: 1 BB: 1 P: 7	R: 0 E: 0 K: 1 S: 6	H: 1 LOB: 1 BB: 0 P: 6	R: 0 E: 0 K: 0 S: 3	H: 0 LOB: 0 BB: 0 P: 3	1B: 3 2B: 3 3B: 0 HR: 0	SF: 1 SAC: 1 DP: 0 HBP: 0	WP: 2 PB: 0 SB: 0 CS: 0	PA: 36
<b>PITCHER</b>	IP WLS BF H R ER SO BB IBB HBP BLK WP HR S P ERA WHIP																					
Rick Rhoden, R ERA: 3.25 (1, 1)	5.0 W 22 5 2 2 4 2 0 0 0 0 0 0 28 36 0.00 1.400																					
Jim Bibby, R ERA: 6.51 (6, 1)	1.0 W 3 0 0 0 0 0 0 0 0 0 0 0 3 3 0.00 0.000																					
Cecilio Guante, R ERA: 3.01 (7, 1)	3.0 S 11 1 0 0 1 1 0 0 0 0 0 0 12 16 0.00 0.667																					

Pittsburgh Pirates @ Atlanta Braves  
Atlanta-Fulton County Stadium, Atlanta, GA  
Sat Sep 03 1983, 7:05 PM EDT  
Att: 31,233 - Unknown

AB 31  
R 2  
H 6  
RBI 2  
BB 3  
SO 5  
LOB 12





Batter	1	2	3	4	5	6	7	8	9	AB	R	H	RBI	BB	SO	LOB	TOP																
Marvell Wynne, L OBP: 0.323, SLG: 0.371 (1, 8)										5	1	1	0	0	1	3																	
Johnny Ray, S OBP: 0.321, SLG: 0.395 (1, 4)										5	0	3	2	0	0	0																	
Bill Madlock, R OBP: 0.383, SLG: 0.445 (1, 5)										3	0	0	0	1	0	1																	
Jason Thompson, L OBP: 0.371, SLG: 0.409 Jim Morrison, R OBP: 0.354, SLG: 0.508 (7, PH) Jim Bibby, R OBP: 0.111, SLG: 0.111 Kent Tekulve, R (8, 1)										2	0	0	0	1	1	1																	
Dave Parker, L OBP: 0.302, SLG: 0.413 (1, 9)										3	1	1	1	0	1	0																	
Doug Frobel, L OBP: 0.328, SLG: 0.537 Lee Lacy, R OBP: 0.353, SLG: 0.410 (8, PH)										3	1	1	0	0	0	2																	
Tony Peña, R OBP: 0.333, SLG: 0.422 (1, 2)										4	1	2	2	0	0	0																	
Dale Berra, R OBP: 0.313, SLG: 0.345 Lee Mazzilli, S OBP: 0.377, SLG: 0.349 (7, PH)										2	0	1	0	0	0	0																	
Jose DeLeon, R Dave Tomlin, L Manny Sarmiento, R Richie Hebner, L Rafael Belliard, R Gene Tenace, R Ron Wotus, R										2	0	0	0	0	0	1																	
<b>Inning Stats</b>	R: 1 E: 0 K: 0 S: 5	H: 2 LOB: 2 BB: 1 P: 9	R: 0 E: 0 K: 0 S: 4	H: 1 LOB: 1 BB: 0 P: 4	R: 0 E: 0 K: 1 S: 5	H: 0 LOB: 0 BB: 0 P: 5	R: 0 E: 0 K: 0 S: 3	H: 0 LOB: 0 BB: 0 P: 3	R: 0 E: 0 K: 0 S: 3	H: 1 LOB: 0 BB: 0 P: 3	R: 4 E: 0 K: 2 S: 12	H: 5 LOB: 2 BB: 1 P: 16	R: 0 E: 0 K: 0 S: 8	H: 1 LOB: 2 BB: 1 P: 12	R: 0 E: 0 K: 0 S: 3	H: 0 LOB: 0 BB: 0 P: 3	1B: 8 2B: 2 3B: 0 HR: 0	SF: 1 SAC: 2 DP: 1 HBP: 0	WP: 0 PB: 0 SB: 2 CS: 0	PA: 39													
<b>PITCHER</b>	IP WLS BF H R ER SO BB IBB HBP BLK WP HR S P ERA WHIP																																
Craig McMurtry, R ERA: 3.44	6.0	25	7	4	4	1	1	0	0	0	0	0	0	26	30	6.00	1.333																
Gene Garber, R ERA: 4.56	0.2	5	2	1	1	1	1	0	0	0	0	0	0	6	10	13.50	4.500																
Terry Forster, L ERA: 1.92	1.1	W	6	1	0	0	3	0	1	0	0	0	0	11	15	0.00	0.750																
Steve Bedrosian, R ERA: 3.42	1.0	S	3	0	0	0	0	0	0	0	0	0	0	3	3	0.00	0.000																

Pittsburgh Pirates @ Atlanta Braves  
Atlanta-Fulton County Stadium, Atlanta, GA  
Sun Sep 04 1983, 3:33 AM EDT  
Att: 24,610 - Unknown

AB 33  
R 5  
H 10  
RBI 5  
BB 3  
SO 5  
LOB 12



Batter	1	2	3	4	5	6	7	8	9	AB	R	H	RBI	BB	SO	LOB	BOTTOM																
Albert Hall, S (1, 7)										4	0	0	0	0	2	3																	
Claudell Washington, L OBP: 0.322, SLG: 0.413 (1, 9)										3	2	1	0	1	0	0																	
Dale Murphy, R OBP: 0.402, SLG: 0.537 (1, 8)										4	3	3	4	0	1	0																	
Chris Chambliss, L OBP: 0.363, SLG: 0.493 Brett Butler, L OBP: 0.331, SLG: 0.391 (8, PR) Mike Jorgensen, L OBP: 0.351, SLG: 0.394 (9, 3)										4	0	1	1	0	0	0																	
Brook Jacoby, R Glenn Hubbard, R OBP: 0.323, SLG: 0.385 (7, 4)										3	0	0	0	0	0	0																	
Biff Pocoreba, S OBP: 0.313, SLG: 0.379 Terry Forster, L OBP: 0.667, SLG: 0.833 Steve Bedrosian, R OBP: 0.133, SLG: 0.133 (9, 1)										3	0	1	0	0	0	0																	
Rafael Ramirez, R OBP: 0.334, SLG: 0.357 (1, 6)										4	0	2	0	0	0	2																	
Randy Johnson, R OBP: 0.360, SLG: 0.330 (7, 5)										2	0	0	0	1	2	2																	
Craig McMurtry, R OBP: 0.117, SLG: 0.070 Gene Garber, R Bruce Benedict, R OBP: 0.388, SLG: 0.346 (7, 2)										1	0	0	0	0	1	0																	
<b>Inning Stats</b>	R: 0 E: 0 K: 1 S: 5	H: 0 LOB: 0 BB: 0 P: 5	R: 0 E: 0 K: 0 S: 3	H: 0 LOB: 0 BB: 0 P: 3	R: 0 E: 0 K: 2 S: 7	H: 0 LOB: 0 BB: 0 P: 7	R: 2 E: 0 K: 1 S: 7	H: 2 LOB: 0 BB: 0 P: 7	R: 0 E: 0 K: 1 S: 6	H: 1 LOB: 2 BB: 1 P: 10	R: 2 E: 0 K: 1 S: 8	H: 3 LOB: 2 BB: 1 P: 12	R: 0 E: 0 K: 0 S: 2	H: 0 LOB: 0 BB: 1 P: 6	R: 2 E: 1 K: 0 S: 5	H: 2 LOB: 1 BB: 0 P: 5	1B: 5 2B: 2 3B: 0 HR: 2	SF: 0 SAC: 3 DP: 1 HBP: 0	WP: 0 PB: 0 SB: 3 CS: 1	PA: 34													
<b>PITCHER</b>	IP WLS BF H R ER SO BB IBB HBP BLK WP HR S P ERA WHIP																																
Jose DeLeon, R ERA: 2.37	5.0	21	4	4	4	5	2	0	0	0	0	0	0	2	29	3.70	1.200																
Dave Tomlin, L ERA: 5.4	0.2	3	1	0	0	0	0	0	0	0	0	0	0	3	3	0.00	1.500																
Manny Sarmiento, R ERA: 3.3	0.1	2	1	0	0	1	0	0	0	0	0	0	0	4	4	0.00	3.000																
Jim Bibby, R ERA: 6.84	1.0	L	5	2	2	1	0	1	0	0	0	0	0	4	8	9.00	3.000																
Kent Tekulve, R ERA: 1.89	1.0	3	0	0	0	0	0	0	0	0	0	0	0	3	3	0.00	0.000																

Pittsburgh Pirates @ Atlanta Braves  
Atlanta-Fulton County Stadium, Atlanta, GA  
Sun Sep 04 1983, 3:33 AM EDT  
Att: 24,610 - Unknown

AB 28  
R 6  
H 8  
RBI 5  
BB 3  
SO 6  
LOB 7





Batter	1	2	3	4	5	6	7	8	9	AB	R	H	RBI	BB	SO	LOB	TOP										
Bill Doran, S OBP: 0.382, SLG: 0.373 (1,4)	4-3		F8		F8			F8	K	5	0	0	0	0	1	3											
Terry Puhl, L OBP: 0.358, SLG: 0.450 (1,9)	F7			E6 2B	F9			F7		4	1	0	0	0	0	1											
Dickie Thon, R OBP: 0.343, SLG: 0.463 (1,6)	K			6-3 1-H 2B		6-3			P3	4	0	1	1	0	1	0											
Jose Cruz, L OBP: 0.386, SLG: 0.476 (1,7)		K		6-3 2-3		P4			HR 1B	4	1	1	0	0	1	1											
Ray Knight, R OBP: 0.355, SLG: 0.452 (1,3)	4-3			K		F9			HR	4	1	1	2	0	1	1											
Denny Walling, L OBP: 0.346, SLG: 0.412 (1,5)	5-3				BB		F5		2B 1B	3	1	1	0	1	0	0											
Jerry Mumphrey, S OBP: 0.332, SLG: 0.402 (1,8)			FC6-5 S BB	K			K		1B SF8 2B	3	1	1	1	1	2	2											
Alan Ashby, S OBP: 0.311, SLG: 0.415 (1,2)			FC6-5 SH1-4 1-3		F8 SH3-4 1B		P6		E 1B	4	0	2	0	0	0	1											
Joe Niekro, R OBP: 0.095, SLG: 0.096 (1,1)			SH1-4		SH3-4			4-3	SF8	0	0	0	0	0	0	0											
Michael LaCoss, R OBP: 0.114, SLG: 0.088 (7,1)										0	0	0	0	0	0	0											
Kevin Bass, S OBP: 0.247, SLG: 0.342 (6,PH)										1	0	0	0	0	0	0											
Frank LaCorte, R OBP: 0.167, SLG: 0.400 (8,1)										0	0	0	0	0	0	0											
Harry Spillman, L OBP: 0.222, SLG: 0.262 (9,PH)										0	0	0	1	0	0	0											
<b>Inning Stats</b>	R: 0 E: 0 K: 1 S: 5	H: 0 LOB: 0 BB: 0 P: 5	R: 0 E: 0 K: 1 S: 5	H: 0 LOB: 0 BB: 0 P: 5	R: 0 E: 0 K: 0 S: 3	H: 0 LOB: 1 BB: 1 P: 7	R: 1 E: 1 K: 2 S: 9	H: 1 LOB: 2 BB: 1 P: 13	R: 0 E: 0 K: 0 S: 4	H: 0 LOB: 0 BB: 0 P: 3	R: 0 E: 0 K: 1 S: 5	H: 0 LOB: 3 BB: 0 P: 5	R: 0 E: 0 K: 0 S: 3	H: 0 LOB: 0 BB: 0 P: 3	R: 4 E: 1 K: 1 S: 10	H: 5 LOB: 1 BB: 0 P: 10	1B: 4 2B: 2 3B: 0 HR: 1	SF: 1 SAC: 2 DP: 0 HBP: 0	WP: 0 PB: 0 SB: 1 CS: 0	PA: 37							
<b>PITCHER</b>	IP	WLS	BF	H	R	ER	SO	BB	IBB	HBP	BLK	WP	HR	S	P	ERA	WHIP										
Len Barker, R ERA: 5.02 (1,1)	7.0	W	26	2	1	0	5	2	0	0	0	0	0	34	42	0.00	0.571										
Steve Bedrosian, R ERA: 3.72 (8,1)	1.1		8	4	4	4	0	0	0	0	0	0	1	8	8	27.00	3.000										
Donnie Moore, R ERA: 3.77 (9,1)	0.2	S	3	1	0	0	1	0	0	0	0	0	0	5	5	0.00	1.500										

Houston Astros @ Atlanta Braves  
Atlanta-Fulton County Stadium, Atlanta, GA  
Mon Sep 05 1983, 3:33 AM EDT  
Att: 19,166 - Unknown

AB	32
R	5
H	7
RBI	5
BB	2
SO	6
LOB	9



Batter	1	2	3	4	5	6	7	8	9	AB	R	H	RBI	BB	SO	LOB	BOTTOM										
Brett Butler, L OBP: 0.331, SLG: 0.398 (1,7)	6-3		F8		4-3		FC5 SH1-4 1-2 1B	HR		5	1	2	1	0	0	1											
Glenn Hubbard, R OBP: 0.323, SLG: 0.384 (1,4)	K2-3		F9			F3	SH1-4	WP 1B		4	0	1	0	0	1	0											
Claudell Washington, L OBP: 0.323, SLG: 0.414 (1,9)	1B 2B			4-3		K	BB FC5 2B IBB	K		4	2	1	0	1	2	1											
Dale Murphy, R OBP: 0.403, SLG: 0.538 (1,8)	PB S 2H 1B					1B 1B	FC5 BB 2B	F9		5	2	3	2	0	0	3											
Chris Chambliss, L OBP: 0.365, SLG: 0.491 (1,3)	P3			F7		1B 1B	2B BB			2	1	0	0	2	0	2											
Rafael Ramirez, R OBP: 0.335, SLG: 0.360 (1,6)		5-3		F5		1B 1B	1B 2B			4	0	2	3	0	0	1											
Bruce Benedict, R OBP: 0.390, SLG: 0.346 (1,2)		6-3			F8	1B 1B	1B IBB			3	0	1	1	1	0	0											
Randy Johnson, R OBP: 0.357, SLG: 0.327 (1,5)		K2-3				SH5-4 1B	F4	K		4	0	1	0	0	2	5											
Len Barker, R OBP: 0.500, SLG: 0.500 (1,1)					SH5-4					2	1	1	0	0	1	0											
Steve Bedrosian, R OBP: 0.125, SLG: 0.125 (8,1)										1	0	0	0	0	0	0											
Donnie Moore, L OBP: 0.500, SLG: 0.500 (9,1)			K				SH1-4 FC5 1B	F7		0	0	0	0	0	0	0											
<b>Inning Stats</b>	R: 1 E: 0 K: 1 S: 7	H: 2 LOB: 1 BB: 0 P: 7	R: 0 E: 0 K: 1 S: 5	H: 0 LOB: 0 BB: 0 P: 5	R: 0 E: 0 K: 1 S: 5	H: 0 LOB: 0 BB: 0 P: 5	R: 0 E: 0 K: 0 S: 4	H: 1 LOB: 1 BB: 0 P: 4	R: 0 E: 0 K: 0 S: 4	H: 1 LOB: 1 BB: 0 P: 4	R: 2 E: 0 K: 1 S: 8	H: 3 LOB: 2 BB: 1 P: 12	R: 3 E: 0 K: 1 S: 8	H: 3 LOB: 3 BB: 3 P: 20	R: 1 E: 0 K: 1 S: 7	H: 2 LOB: 1 BB: 0 P: 7	1B: 9 2B: 2 3B: 0 HR: 1	SF: 0 SAC: 2 DP: 0 HBP: 0	WP: 1 PB: 2 SB: 1 CS: 0	PA: 40							
<b>PITCHER</b>	IP	WLS	BF	H	R	ER	SO	BB	IBB	HBP	BLK	WP	HR	S	P	ERA	WHIP										
Joe Niekro, R ERA: 3.48 (1,1)	6.0	L	28	9	5	5	4	0	1	0	0	0	0	35	39	7.50	1.500										
Michael LaCoss, R ERA: 4.87 (7,1)	1.0		7	1	1	1	1	1	2	0	0	0	0	6	18	9.00	2.000										
Frank LaCorte, R ERA: 5.47 (8,1)	1.0		5	2	1	1	1	0	0	0	0	1	1	7	7	9.00	2.000										

Houston Astros @ Atlanta Braves  
Atlanta-Fulton County Stadium, Atlanta, GA  
Mon Sep 05 1983, 3:33 AM EDT  
Att: 19,166 - Unknown

AB	34
R	7
H	12
RBI	7
BB	4
SO	6
LOB	13





Batter	1	2	3	4	5	6	7	8	9	AB	R	H	RBI	BB	SO	LOB	TOP		
<b>Brett Butler, L</b> OBP: 0.332, SLG: 0.395 (1, 7)	1-0 BB HBP HBP	0-0 F4		0-0 L3		0-3 K		4-0 IBB		3	0	0	0	1	1	2			
<b>Glenn Hubbard, R</b> OBP: 0.323, SLG: 0.381 (1, 4)	1-0 BB HBP	4-0 BB		0-0 F8			0-0 F2	0-0 F7		3	0	0	0	1	0	2			
<b>Claudell Washington, L</b> OBP: 0.334, SLG: 0.413 <b>Bob Watson, R</b> OBP: 0.404, SLG: 0.536 (1, 9) (9, PH)	4-0 FC4-6 BB	0-0 F8		0-0 G3			0-0 1B 1B		0-3 K	3	0	1	0	1	0	3			
<b>Dale Murphy, R</b> OBP: 0.402, SLG: 0.534 (1, 8)	0-0 F4		0-0 F3		4-0 WP S BB		0-0 F8		0-0 5-3	4	0	0	0	1	0	4			
<b>Chris Chambliss, L</b> OBP: 0.365, SLG: 0.496 (1, 3)	0-3 K		0-0 HR		0-3 K		4-0 1B IBB		0-0 5-3	4	1	1	1	1	2	4			
<b>Rafael Ramirez, R</b> OBP: 0.335, SLG: 0.360 (1, 6)	0-0 FC4-6 1-2		0-3 K		0-3 K		0-0 1B 2-H			4	0	1	0	0	2	4			
<b>Bruce Benedict, R</b> OBP: 0.391, SLG: 0.346 (1, 2)		4-0 SH1-4 BB BB		0-0 1B		0-0 1-3		0-0 6-3		3	0	1	0	1	0	1			
<b>Randy Johnson, R</b> OBP: 0.370, SLG: 0.337 (1, 5)		4-0 SH1-4 BB		0-0 1B		0-0 F8		0-0 SH3 1B		3	0	2	0	1	0	0			
<b>Pascual Perez, R</b> OBP: 0.176, SLG: 0.152 (1, 1)		0-0 SH1-4 1-2 2-3		0-3 K		0-0 6-3		0-0 SH3 1-2		2	0	0	0	0	1	2			
<b>Inning Stats</b>	R: 0 E: 0 K: 1 S: 5	H: 0 LOB: 3 BB: 1 P: 11	R: 0 E: 0 K: 0 S: 3	H: 0 LOB: 3 BB: 3 P: 15	R: 1 E: 0 K: 2 S: 10	H: 3 LOB: 2 BB: 0 P: 10	R: 0 E: 0 K: 0 S: 3	H: 0 LOB: 0 BB: 0 P: 3	R: 0 E: 0 K: 2 S: 7	H: 0 LOB: 1 BB: 1 P: 11	R: 0 E: 0 K: 0 S: 4	H: 2 LOB: 2 BB: 1 P: 8	R: 0 E: 0 K: 0 S: 4	H: 1 LOB: 2 BB: 1 P: 8	R: 0 E: 0 K: 1 S: 5	H: 0 LOB: 0 BB: 0 P: 5	1B: 5 2B: 0 3B: 0 HR: 1	SF: 0 SAC: 2 DP: 0 HBP: 2	WP: 1 PA: 41 PB: 0 SB: 2 CS: 0
<b>PITCHER</b>	IP	WLS	BF	H	R	ER	SO	BB	IBB	HBP	BLK	WP	HR	S	P	ERA	WHIP		
<b>Scott Garretts, R</b> ERA: 1.13 <b>Gary Lavelle, L</b> ERA: 2.42 (1, 1) (9, 1)	8.0	W	38	6	1	1	6	5	2	2	0	1	1	41	71	1.12	1.375		

Atlanta Braves @ San Francisco Giants  
Candlestick Park, San Francisco, CA  
Wed Sep 07 1983, 10:05 PM EDT  
Att: 4,919 - Unknown

AB 30  
R 1  
H 6  
RBI 1  
BB 7  
SO 7  
LOB 22



Batter	1	2	3	4	5	6	7	8	9	AB	R	H	RBI	BB	SO	LOB	BOTTOM		
<b>Johnnie LeMaster, R</b> OBP: 0.328, SLG: 0.316 (1, 6)	0-0 CS 1B		0-0 F4		0-3 K			0-0 CS 1B		4	0	2	0	0	1	1			
<b>Max Venable, L</b> OBP: 0.290, SLG: 0.376 (1, 8)	0-0 4-3 1-2		0-0 3-1			0-0 F8		0-3 K 1-2		4	0	0	0	0	1	4			
<b>Jack Clark, R</b> OBP: 0.356, SLG: 0.438 (1, 9)	0-3 K			1-0 S HBP		0-3 K		0-0 HR 3-H		3	1	1	2	0	2	0			
<b>Darrell Evans, L</b> OBP: 0.390, SLG: 0.542 (1, 5)		4-0 FC6-4 1B BB		0-0 F9 1-2		0-3 K		4-0 BB		2	0	0	0	2	1	1			
<b>Jeffrey Leonard, R</b> OBP: 0.324, SLG: 0.476 (1, 7)		0-3 K		0-3 K			0-0 WP S 1B	0-0 F7		4	0	1	0	0	2	4			
<b>Dave Bergman, L</b> OBP: 0.386, SLG: 0.454 (1, 3)		0-0 FC6-4 1-2 1B		0-3 K			0-3 K			3	0	1	0	0	2	2			
<b>Joel Youngblood, R</b> OBP: 0.330, SLG: 0.480 <b>Brad Wellman, R</b> OBP: 0.307, SLG: 0.259 (1, 4) (8, 4)		0-0 FC6-4 1-2 2-3			0-0 F8		4-0 G6-4-3 BB			2	0	0	0	1	0	2			
<b>Steve Nicosia, R</b> OBP: 0.257, SLG: 0.286 (1, 2)		0-0 G3			0-0 SH1-4 1B		0-0 G6-4-3 1-2			3	0	1	0	0	0	4			
<b>Scott Garretts, R</b> <b>Tom O'Malley, L</b> OBP: 0.330, SLG: 0.331 <b>Joe Peltini, R</b> OBP: 0.232, SLG: 0.194 <b>Gary Lavelle, S</b> (1, 1) (8, PH) (8, PR) (9, 1)			0-3 K		0-0 SH1-4		0-0 1B HR 2B			1	0	0	0	0	1	0			
<b>Inning Stats</b>	R: 0 E: 0 K: 1 S: 5	H: 1 LOB: 0 BB: 0 P: 5	R: 0 E: 0 K: 1 S: 6	H: 1 LOB: 2 BB: 1 P: 10	R: 0 E: 0 K: 1 S: 5	H: 0 LOB: 0 BB: 0 P: 5	R: 0 E: 0 K: 2 S: 7	H: 0 LOB: 1 BB: 0 P: 8	R: 0 E: 0 K: 2 S: 7	H: 0 LOB: 0 BB: 0 P: 7	R: 0 E: 0 K: 1 S: 5	H: 1 LOB: 1 BB: 1 P: 9	R: 2 E: 0 K: 1 S: 7	H: 3 LOB: 2 BB: 1 P: 11	R: 0 E: 0 K: 0 S: 5	H: 0 LOB: 0 BB: 0 P: 5	1B: 5 2B: 2 3B: 0 HR: 1	SF: 0 SAC: 1 DP: 2 HBP: 1	WP: 1 PA: 32 PB: 0 SB: 2 CS: 2
<b>PITCHER</b>	IP	WLS	BF	H	R	ER	SO	BB	IBB	HBP	BLK	WP	HR	S	P	ERA	WHIP		
<b>Pascual Perez, R</b> ERA: 3.71 (1, 1)	8.0	L	32	7	2	2	10	3	0	1	0	1	1	48	61	2.25	1.250		

Atlanta Braves @ San Francisco Giants  
Candlestick Park, San Francisco, CA  
Wed Sep 07 1983, 10:05 PM EDT  
Att: 4,919 - Unknown

AB 27  
R 2  
H 7  
RBI 2  
BB 3  
SO 10  
LOB 18





Batter	1	2	3	4	5	6	7	8	9	AB	R	H	RBI	BB	SO	LOB	TOP										
<b>Brett Butler, L</b> OBP: 0.332, SLG: 0.397 (1, 7)										6	1	2	0	0	1	4	<b>Atlanta Braves @ San Francisco Giants</b> Candlestick Park, San Francisco, CA Thu Sep 08 1983, 10:05 PM EDT Att: 3,720 - Unknown										
<b>Glenn Hubbard, R</b> OBP: 0.325, SLG: 0.387 (1, 4)										6	2	3	1	0	0	4											
<b>Claudell Washington, L</b> OBP: 0.324, SLG: 0.419 (1, 9)										6	1	2	2	0	0	3											
<b>Dale Murphy, R</b> OBP: 0.406, SLG: 0.549 (1, 8)										4	4	3	4	2	0	0											
<b>Chris Chambliss, L</b> OBP: 0.365, SLG: 0.494 (1, 3)										6	1	2	0	0	0	5											
<b>Rafael Ramirez, R</b> OBP: 0.340, SLG: 0.374 (1, 6)										6	2	5	3	0	0	0											
<b>Bruce Benedict, R</b> OBP: 0.392, SLG: 0.347 (1, 2)										5	0	2	1	1	0	3											
<b>Randy Johnson, R</b> OBP: 0.368, SLG: 0.330 (1, 5)										5	0	1	0	1	0	3											
<b>Ken Dayley, L</b> <b>Rick Camp, R</b> <b>Tommy Boggs, R</b> <b>Mike Jorgensen, L</b> <b>Tommy Boggs, R</b> <b>Brad Komoroski, R</b> <b>Jeff Dedmon, L</b> <b>Gene Garber, R</b>										0	0	0	0	0	0	0											
<b>Inning Stats</b>	R: 3 E: 0 K: 0 S: 6	H: 3 LOB: 0 BB: 0 P: 6	R: 0 E: 0 K: 0 S: 3	H: 1 LOB: 1 BB: 1 P: 7	R: 4 E: 0 K: 0 S: 9	H: 6 LOB: 3 BB: 1 P: 13	R: 1 E: 0 K: 0 S: 5	H: 2 LOB: 2 BB: 2 P: 9	R: 0 E: 0 K: 0 S: 4	H: 1 LOB: 3 BB: 1 P: 8	R: 1 E: 0 K: 0 S: 6	H: 3 LOB: 2 BB: 0 P: 6	R: 1 E: 0 K: 1 S: 5	H: 1 LOB: 1 BB: 0 P: 10	R: 1 E: 0 K: 0 S: 5	H: 2 LOB: 1 BB: 0 P: 5	1B: 12 2B: 2 3B: 2 HR: 4	SF: 1 SAC: 0 DP: 1 HBP: 0	WP: 1 PB: 0 SB: 1 CS: 0	PA: 53							
<b>PITCHER</b>	IP	WLS	BF	H	R	ER	SO	BB	IBB	HBP	BLK	WP	HR	S	P	ERA	WHIP										
<b>Mike Krukow, R</b> ERA: 3.65	(1, 1)	1.0	8	4	3	3	0	1	0	0	0	0	1	7	11	27.00	5.000										
<b>Rene Martin, R</b> ERA: 4.66	(2, 1)	1.1	7	3	4	4	0	1	0	0	0	0	1	6	10	27.00	3.000										
<b>Jim Barr, R</b> ERA: 4.41	(3, 1)	0.2	5	3	0	0	0	0	0	0	0	0	0	5	5	0.00	4.500										
<b>Randy Lerch, L</b> ERA: 6.65	(4, 1)	3.0	17	4	2	2	0	3	1	0	0	0	1	13	29	6.00	2.333										
<b>Greg Minton, R</b> ERA: 3.55	(7, 1)	2.0	L 11	4	2	2	1	1	0	0	0	1	1	12	16	9.00	2.500										

Batter	1	2	3	4	5	6	7	8	9	AB	R	H	RBI	BB	SO	LOB	BOTTOM										
<b>Johnnie LeMaster, R</b> OBP: 0.325, SLG: 0.317 (1, 6)										5	1	1	1	0	1	3	<b>Atlanta Braves @ San Francisco Giants</b> Candlestick Park, San Francisco, CA Thu Sep 08 1983, 10:05 PM EDT Att: 3,720 - Unknown										
<b>Darrell Evans, L</b> OBP: 0.388, SLG: 0.540 (1, 3)										5	0	1	1	0	0	0											
<b>Jack Clark, R</b> OBP: 0.358, SLG: 0.438 (1, 9)										3	2	1	0	2	0	1											
<b>Jeffrey Leonard, R</b> OBP: 0.327, SLG: 0.477 <b>Andy McGaffigan, R</b> OBP: 0.097, SLG: 0.133 (9, 1)										5	1	3	0	0	1	1											
<b>Joel Youngblood, R</b> OBP: 0.345, SLG: 0.474 <b>Greg Minton, S</b> OBP: 0.345, SLG: 0.600 <b>Dave Bergman, L</b> OBP: 0.383, SLG: 0.450 (9, 7)										4	1	0	1	0	2	3											
<b>Bob Brenly, R</b> OBP: 0.312, SLG: 0.377 (1, 2)										0	0	0	0	0	0	0											
<b>Dan Gladden, R</b> OBP: 0.375, SLG: 0.375 (1, 8)										5	1	3	1	0	1	0											
<b>Brad Wellman, R</b> OBP: 0.306, SLG: 0.259 (1, 4)										4	1	1	1	0	2	2											
<b>Mike Krukow, R</b> OBP: 0.237, SLG: 0.255 <b>Rene Martin, R</b> OBP: 0.246, SLG: 0.600 <b>Jim Barr, R</b> OBP: 0.311, SLG: 0.516 <b>Chang Summeris, L</b> OBP: 0.320, SLG: 0.333 <b>Randy Lerch, L</b> OBP: 0.330, SLG: 0.313 <b>Chris Smith, S</b> OBP: 0.330, SLG: 0.331 <b>Tom O'Malley, L</b> OBP: 0.330, SLG: 0.331 (7, 5)										1	0	1	2	0	0	0											
<b>Inning Stats</b>	R: 5 E: 1 K: 0 S: 9	H: 5 LOB: 1 BB: 1 P: 13	R: 1 E: 0 K: 0 S: 4	H: 1 LOB: 1 BB: 1 P: 8	R: 0 E: 0 K: 2 S: 8	H: 1 LOB: 0 BB: 0 P: 8	R: 0 E: 0 K: 0 S: 3	H: 1 LOB: 0 BB: 0 P: 3	R: 0 E: 0 K: 1 S: 9	H: 4 LOB: 2 BB: 0 P: 9	R: 0 E: 0 K: 2 S: 7	H: 0 LOB: 1 BB: 1 P: 11	R: 0 E: 0 K: 1 S: 5	H: 0 LOB: 0 BB: 0 P: 5	R: 0 E: 0 K: 1 S: 5	H: 0 LOB: 0 BB: 0 P: 5	1B: 9 2B: 4 3B: 0 HR: 0	SF: 0 SAC: 0 DP: 1 HBP: 0	WP: 1 PB: 0 SB: 2 CS: 0	PA: 43							
<b>PITCHER</b>	IP	WLS	BF	H	R	ER	SO	BB	IBB	HBP	BLK	WP	HR	S	P	ERA	WHIP										
<b>Ken Dayley, L</b> ERA: 3.89	(1, 1)	0.2	2	1	0	0	0	0	0	0	0	0	0	2	2	0.00	3.000										
<b>Rick Camp, R</b> ERA: 3.79	(1, 1)	0.1	2	1	0	0	0	0	0	0	0	0	0	2	2	0.00	3.000										
<b>Tony Brizzolara, R</b> ERA: 4.15	(2, 1)	1.0	5	1	1	1	0	1	0	0	0	0	0	4	8	9.00	2.000										
<b>Tommy Boggs, R</b> ERA: 3.79	(3, 1)	3.0	11	3	0	0	4	0	0	0	0	1	0	19	19	0.00	1.000										
<b>Jeff Dedmon, R</b> ERA: 13.5	(6, 1)	0.0	3	3	2	2	0	0	0	0	0	0	0	3	3	∞	∞										



Batter	1	2	3	4	5	6	7	8	9	AB	R	H	RBI	BB	SO	LOB	TOP									
<b>Brett Butler, L</b> OBP: 0.333, SLG: 0.395 (1, 7)										4	0	1	0	1	0	3	<b>Atlanta Braves @ Los Angeles Dodgers</b> Dodger Stadium, Los Angeles, CA Fri Sep 09 1983, 7:05 PM PDT Att: 48,258 - Unknown									
<b>Jerry Royster, R</b> OBP: 0.326, SLG: 0.362 (1, 5) (7, 4)										4	0	0	0	0	1	3										
<b>Claudell Washington, L</b> OBP: 0.322, SLG: 0.415 (1, 9)										4	0	0	0	0	2	2										
<b>Dale Murphy, R</b> OBP: 0.405, SLG: 0.553 (1, 8)										4	1	1	1	0	0	2										
<b>Chris Chambliss, L</b> OBP: 0.366, SLG: 0.492 (1, 3)										3	1	1	0	1	1	0										
<b>Rafael Ramirez, R</b> OBP: 0.338, SLG: 0.373 (1, 6)										4	0	1	0	0	0	1										
<b>Bruce Benedict, R</b> OBP: 0.391, SLG: 0.344 <b>Terry Harper, R</b> OBP: 0.351, SLG: 0.412 (9, PH)										2	0	0	0	1	1	1										
<b>Glenn Hubbard, R</b> OBP: 0.324, SLG: 0.385 <b>Gerald Perry, L</b> OBP: 0.467, SLG: 0.600 <b>Randy Johnson, R</b> OBP: 0.365, SLG: 0.327 (7, PH) (7, 5)										2	0	0	0	0	0	0										
<b>Phil Niekro, R</b> OBP: 0.169, SLG: 0.193 <b>Mike Jorgensen, L</b> OBP: 0.342, SLG: 0.388 <b>Tony Brizzolara, R</b> OBP: 0.408, SLG: 0.540 (9, PH) (9, PR)										1	0	0	0	0	1	0										
<b>Inning Stats</b>	R: 0 E: 0 K: 1 S: 5	H: 0 LOB: 0 BB: 0 P: 5	R: 0 E: 0 K: 1 S: 6	H: 1 LOB: 1 BB: 0 P: 6	R: 0 E: 1 K: 1 S: 6	H: 0 LOB: 0 BB: 0 P: 6	R: 0 E: 0 K: 2 S: 7	H: 0 LOB: 0 BB: 0 P: 7	R: 0 E: 0 K: 0 S: 3	H: 0 LOB: 0 BB: 0 P: 3	R: 0 E: 1 K: 1 S: 7	H: 1 LOB: 2 BB: 0 P: 7	R: 0 E: 0 K: 0 S: 4	H: 1 LOB: 2 BB: 1 P: 8	R: 0 E: 0 K: 0 S: 2	H: 0 LOB: 0 BB: 1 P: 6		R: 2 E: 0 K: 1 S: 8	H: 3 LOB: 2 BB: 1 P: 12	1B: 5 2B: 0 3B: 0 HR: 1	SF: 0 SAC: 1 DP: 1 HBP: 0	WP: 1 PB: 0 SB: 1 CS: 0	PA: 37			
<b>PITCHER</b>	IP	WLS	BF	H	R	ER	SO	BB	IBB	HBP	BLK	WP	HR	S	P	ERA		WHIP								
<b>Alejandro Pena, R</b> ERA: 2.3 (1, 1)	7.0	W	28	3	0	0	6	2	0	0	0	1	0	38	46	0.00		0.714								
<b>Tom Niedenfuer, R</b> ERA: 1.71 (8, 1)	1.0		4	1	2	2	0	1	0	0	0	0	1	3	7	18.00	2.000									
<b>Steve Howe, L</b> ERA: 1.53 (9, 1)	1.0	S	5	2	0	0	1	0	0	0	0	0	0	7	7	0.00	2.000									

Batter	1	2	3	4	5	6	7	8	9	AB	R	H	RBI	BB	SO	LOB	BOTTOM								
<b>Steve Sax, R</b> OBP: 0.340, SLG: 0.350 (1, 4)										4	0	1	0	0	1	2	<b>Atlanta Braves @ Los Angeles Dodgers</b> Dodger Stadium, Los Angeles, CA Fri Sep 09 1983, 7:05 PM PDT Att: 48,258 - Unknown								
<b>Bill Russell, R</b> OBP: 0.321, SLG: 0.310 (1, 6)										3	0	2	0	1	0	0									
<b>Dusty Baker Jr., R</b> OBP: 0.348, SLG: 0.398 (1, 7)										3	0	0	0	1	0	3									
<b>Pedro Guerrero, R</b> OBP: 0.365, SLG: 0.528 (1, 5)										4	1	1	1	0	2	2									
<b>Mike Marshall, R</b> OBP: 0.348, SLG: 0.441 <b>Cecil Espy, S</b> (9, 8)										3	1	0	0	1	0	0									
<b>Greg Brock, L</b> OBP: 0.333, SLG: 0.410 (1, 3)										2	1	0	0	2	2	0									
<b>R.J. Reynolds, S</b> OBP: 0.167, SLG: 0.353 (9, 9)										4	0	0	0	0	1	3									
<b>Jack Fimple, R</b> OBP: 0.268, SLG: 0.330 (1, 2)										2	0	0	0	1	1	2									
<b>Alejandro Pena, R</b> OBP: 0.115, SLG: 0.173 <b>Tom Niedenfuer, R</b> (8, 1)										3	0	1	2	0	1	2									
<b>Steve Howe, L</b> OBP: 0.222, SLG: 0.125 <b>Derrel Thomas, S</b> OBP: 0.338, SLG: 0.335 (9, 9)										0	0	0	0	0	0	0									
<b>Inning Stats</b>	R: 0 E: 0 K: 0 S: 3	H: 0 LOB: 0 BB: 0 P: 3	R: 2 E: 0 K: 1 S: 6	H: 1 LOB: 2 BB: 3 P: 18	R: 0 E: 0 K: 1 S: 5	H: 1 LOB: 0 BB: 0 P: 5	R: 0 E: 0 K: 2 S: 7	H: 0 LOB: 0 BB: 0 P: 7	R: 0 E: 0 K: 1 S: 6	H: 1 LOB: 2 BB: 1 P: 10	R: 1 E: 1 K: 1 S: 7	H: 1 LOB: 2 BB: 1 P: 11	R: 0 E: 0 K: 1 S: 5	H: 1 LOB: 2 BB: 1 P: 9	R: 0 E: 0 K: 1 S: 5	H: 0 LOB: 0 BB: 0 P: 5		1B: 4 2B: 1 3B: 0 HR: 1	SF: 0 SAC: 0 DP: 2 HBP: 0	WP: 0 PB: 0 SB: 2 CS: 1	PA: 34				
<b>PITCHER</b>	IP	WLS	BF	H	R	ER	SO	BB	IBB	HBP	BLK	WP	HR	S	P	ERA		WHIP							
<b>Phil Niekro, R</b> ERA: 3.98 (1, 1)	6.0	L	27	4	3	3	6	5	0	0	0	0	0	34	54	4.50	1.500								
<b>Tony Brizzolara, R</b> ERA: 3.6 (7, 1)	2.0		7	1	0	0	2	1	0	0	0	0	0	10	14	0.00	1.000								





Batter	1	2	3	4	5	6	7	8	9	10	AB	R	H	RBI	BB	SO	LOB	TOP						
<b>Brett Butler, L</b> OBP: 0.337, SLG: 0.397 (1, 7)	0-0 4-3		4-0 BB			0-0 1B	0-0 1B			4-0 1B	3	2	2	1	2	0	0	<b>Atlanta Braves @ Los Angeles Dodgers</b> Dodger Stadium, Los Angeles, CA Sat Sep 10 1983, 7:05 PM PDT Att: 51,418 - Unknown						
<b>Jerry Royster, R</b> OBP: 0.325, SLG: 0.358 (1, 4)	0-0 G3		0-0 F9			0-0 F9	0-0 5-3			0-0 1B	5	0	1	0	0	0	5							
<b>Dale Murphy, R</b> OBP: 0.402, SLG: 0.547 (1, 8)	0-0 6-3					0-3 K2-3				0-0 E6	5	1	0	1	0	2	2							
<b>Bob Watson, R</b> OBP: 0.344, SLG: 0.527 (1, 3)		0-0 F8				0-0 6-3				0-0 FC4-2	5	0	1	1	0	0	2							
<b>Albert Hall, S</b> <b>Gene Garber, R</b> (10, 1)						0-0 6-3				0-0 FC4-2	0	1	0	0	0	0	0							
<b>Terry Harper, R</b> OBP: 0.343, SLG: 0.403 (1, 9)						0-0 6-3				0-0 1B	4	0	0	0	0	1	1							
<b>Chris Chambliss, L</b> OBP: 0.367, SLG: 0.494 (10, 3)						0-3 K2-3				0-0 1B	1	0	1	1	0	0	0							
<b>Rafael Ramirez, R</b> OBP: 0.340, SLG: 0.377 (1, 6)						0-0 6-3				0-0 1B	5	1	2	1	0	0	0							
<b>Bruce Benedict, R</b> OBP: 0.386, SLG: 0.339 (1, 2)						0-0 6-3				0-0 K	5	0	0	1	0	1	2							
<b>Randy Johnson, R</b> OBP: 0.389, SLG: 0.327 (1, 5)						0-0 K				0-0 5-3	3	1	1	0	1	1	0							
<b>Craig McMurry, R</b> OBP: 0.115, SLG: 0.069 (7, PH)						0-0 SH3-4				0-0 F2	1	0	0	0	0	0	1							
<b>Brad Komminsk, R</b> OBP: 0.313, SLG: 0.154 (7, 1)						0-0 SH3-4					1	0	1	0	0	0	0							
<b>Steve Bedrosian, R</b> OBP: 0.125, SLG: 0.125 (10, PH)						0-0 K					0	0	0	0	0	0	0							
<b>Claudell Washington, L</b> OBP: 0.321, SLG: 0.414 (10, 9)						0-0 K					1	0	0	0	0	0	0							
<b>Inning Stats</b>	R: 0 E: 0 K: 0 S: 3	H: 0 LOB: 0 BB: 0 P: 3	R: 0 E: 0 K: 0 S: 3	H: 0 LOB: 0 BB: 0 P: 3	R: 0 E: 0 K: 0 S: 3	H: 0 LOB: 2 BB: 2 P: 11	R: 0 E: 0 K: 0 S: 3	H: 0 LOB: 0 BB: 0 P: 3	R: 1 E: 0 K: 2 S: 8	H: 1 LOB: 0 BB: 0 P: 8	R: 1 E: 0 K: 2 S: 9	H: 2 LOB: 1 BB: 0 P: 9	R: 1 E: 0 K: 0 S: 6	H: 3 LOB: 2 BB: 0 P: 6	R: 0 E: 0 K: 1 S: 5	H: 0 LOB: 0 BB: 0 P: 5	R: 0 E: 0 K: 0 S: 3	H: 0 LOB: 0 BB: 0 P: 3	R: 3 E: 1 K: 1 S: 9	H: 3 LOB: 2 BB: 1 P: 13	1B: 8 2B: 0 3B: 1 HR: 0	SF: 0 SAC: 1 DP: 0 HBP: 0	WP: 1 PB: 0 SB: 3 CS: 0	PA: 43
<b>PITCHER</b>	IP	WLS	BF	H	R	ER	SO	BB	IBB	HBP	BLK	WP	HR	S	P	ERA	WHIP							
<b>Fernando Valenzuela, L</b> ERA: 3.91	7.0		29	6	3	3	4	2	0	0	0	1	0	35	43	3.86	1.143							
<b>Steve Howe, L</b> ERA: 1.49	2.0		6	0	0	0	1	0	0	0	0	0	0	8	8	0.00	0.000							
<b>Joe Beckwith, R</b> ERA: 3.84	0.1	L	3	1	2	1	0	1	0	0	0	0	0	2	6	27.00	6.000							
<b>Pat Zachry, R</b> ERA: 1.79	0.1		4	2	1	0	0	0	0	0	0	0	0	4	4	0.00	6.000							
<b>Orel Hershiser, R</b> ERA: 5.75	0.1		1	0	0	0	1	0	0	0	0	0	0	3	3	0.00	0.000							

Batter	1	2	3	4	5	6	7	8	9	10	AB	R	H	RBI	BB	SO	LOB	BOTTOM						
<b>Steve Sax, R</b> OBP: 0.337, SLG: 0.347 (1, 4)	0-0 6-3		0-0 G1			0-0 4-3				0-3 K	5	0	0	0	0	1	3	<b>Atlanta Braves @ Los Angeles Dodgers</b> Dodger Stadium, Los Angeles, CA Sat Sep 10 1983, 7:05 PM PDT Att: 51,418 - Unknown						
<b>Bill Russell, R</b> OBP: 0.319, SLG: 0.307 (1, 6)	4-0 BB		0-0 6-3			0-0 5-3				0-0 F3	4	0	0	0	1	1	1							
<b>Dusty Baker Jr., R</b> OBP: 0.347, SLG: 0.395 (1, 7)	0-0 L4					4-0 FC5-4				0-0 E6	4	1	0	0	1	1	1							
<b>Pedro Guerrero, R</b> OBP: 0.367, SLG: 0.528 (1, 5)	0-0 F9					0-0 FC5-4				0-0 F9	5	0	3	0	0	0	2							
<b>Mike Marshall, R</b> OBP: 0.345, SLG: 0.436 (1, 9)						0-0 FC5-4				0-0 5-3	4	1	0	0	1	1	1							
<b>Greg Brock, L</b> OBP: 0.330, SLG: 0.406 (1, 3)						0-0 P6				0-0 F9	4	1	0	0	1	0	4							
<b>R.J. Reynolds, S</b> OBP: 0.273, SLG: 0.429 (1, 8)						0-0 P6				0-0 F9	4	0	0	0	0	1	5							
<b>Jack Fimple, R</b> OBP: 0.281, SLG: 0.343 (1, 2)						0-0 SH1-4				0-0 SH2-4	2	0	2	2	0	0	0							
<b>Fernando Valenzuela, L</b> OBP: 0.317, SLG: 0.284 (7, PH)						0-0 SH1-4				0-0 K	1	0	0	0	0	0	1							
<b>Rick Monday, L</b> OBP: 0.315, SLG: 0.425 (8, 1)						0-0 SH1-4					1	0	0	0	0	0	0							
<b>Steve Howe, L</b> OBP: 0.315, SLG: 0.425 (8, 1)						0-0 SH1-4					0	0	0	0	0	0	0							
<b>Sid Bream, L</b> OBP: 0.322, SLG: 0.325 (8, PH)						0-0 SH1-4					1	0	0	0	0	1	1							
<b>Joe Beckwith, L</b> OBP: 0.322, SLG: 0.325 (8, PH)						0-0 SH1-4					0	0	0	0	0	0	0							
<b>Pat Zachry, R</b> OBP: 0.322, SLG: 0.325 (8, PH)						0-0 SH1-4					0	0	0	0	0	0	0							
<b>Orel Hershiser, R</b> ERA: 5.75						0-0 SH1-4					0	0	0	0	0	0	0							
<b>Inning Stats</b>	R: 0 E: 0 K: 0 S: 3	H: 0 LOB: 1 BB: 1 P: 7	R: 0 E: 0 K: 0 S: 3	H: 0 LOB: 0 BB: 0 P: 3	R: 0 E: 0 K: 0 S: 4	H: 1 LOB: 1 BB: 0 P: 4	R: 3 E: 0 K: 0 S: 6	H: 3 LOB: 1 BB: 1 P: 10	R: 0 E: 0 K: 1 S: 5	H: 0 LOB: 0 BB: 0 P: 5	R: 0 E: 0 K: 1 S: 6	H: 1 LOB: 1 BB: 0 P: 6	R: 0 E: 1 K: 2 S: 8	H: 0 LOB: 2 BB: 1 P: 12	R: 0 E: 0 K: 2 S: 8	H: 1 LOB: 1 BB: 0 P: 8	R: 0 E: 0 K: 0 S: 4	H: 1 LOB: 1 BB: 0 P: 4	1B: 8 2B: 0 3B: 0 HR: 0	SF: 0 SAC: 3 DP: 1 HBP: 0	WP: 0 PB: 0 SB: 1 CS: 0	PA: 41		
<b>PITCHER</b>	IP	WLS	BF	H	R	ER	SO	BB	IBB	HBP	BLK	WP	HR	S	P	ERA	WHIP							
<b>Craig McMurry, R</b> ERA: 3.47	6.0		24	5	3	3	1	2	0	0	0	0	0	24	32	4.50	1.167							
<b>Steve Bedrosian, R</b> ERA: 3.62	3.0	W	13	2	0	0	5	1	0	0	0	0	0	22	26	0.00	1.000							
<b>Gene Garber, R</b> ERA: 4.14	1.0	S	4	1	0	0	0	0	0	0	0	0	0	4	4	0.00	1.000							



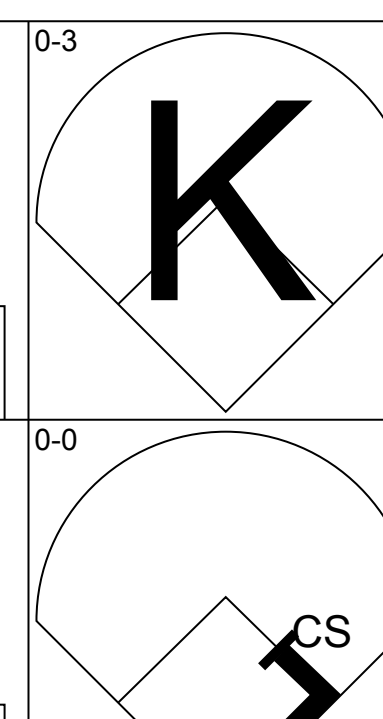
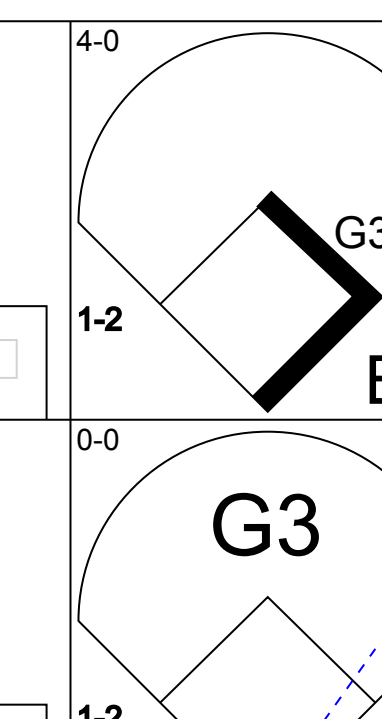
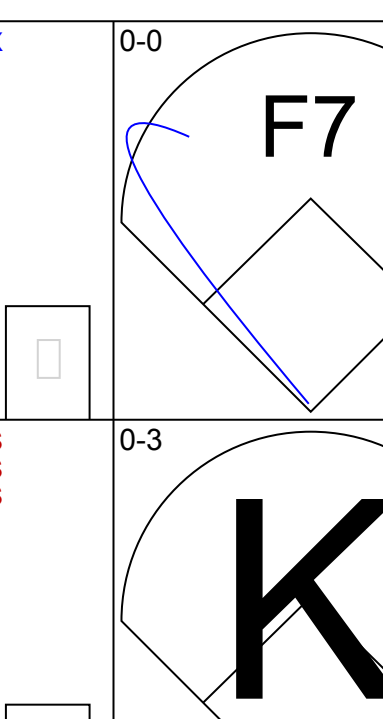
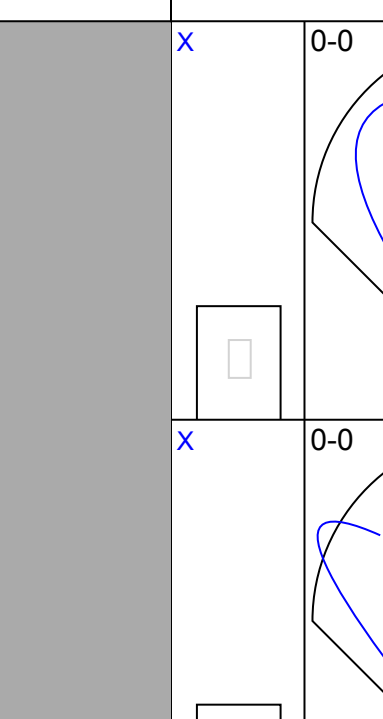
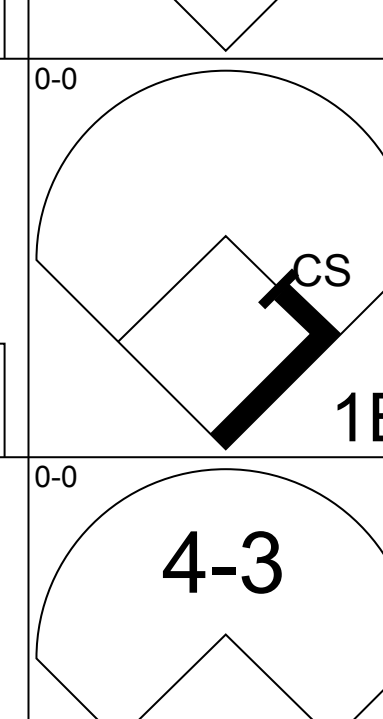
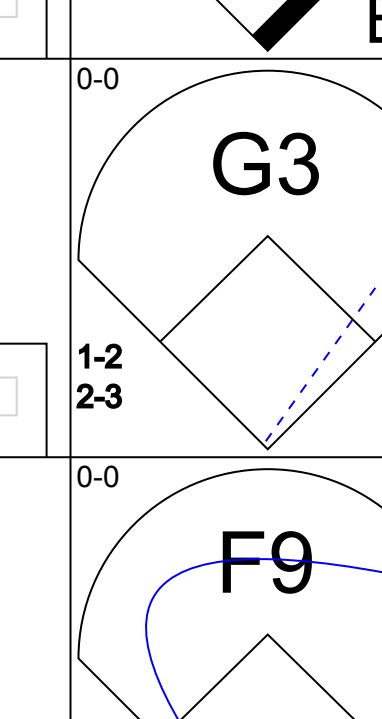
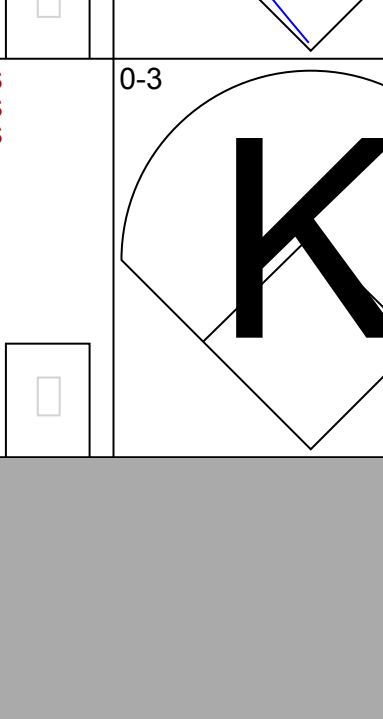
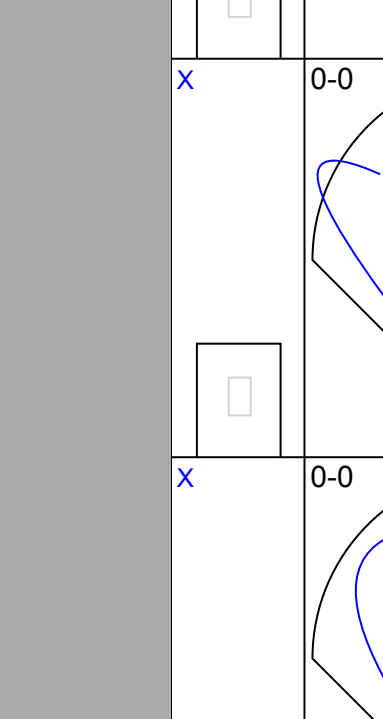
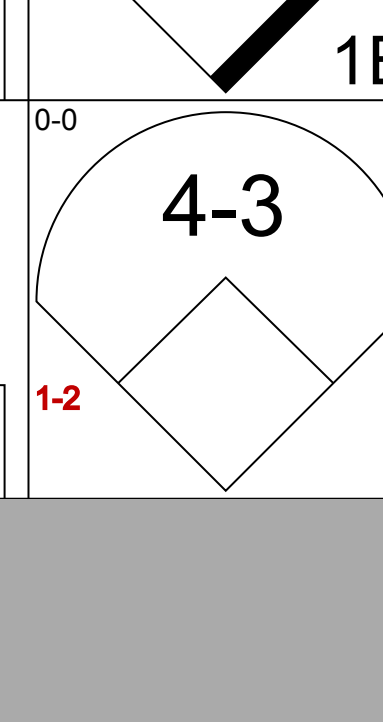
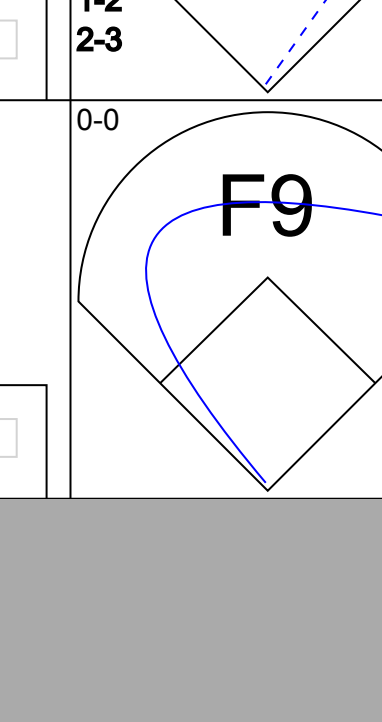
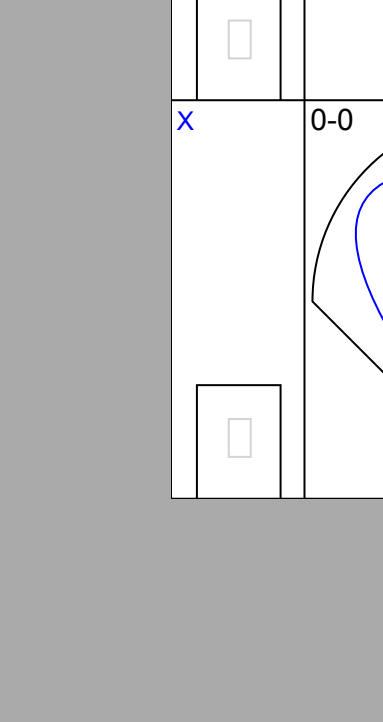
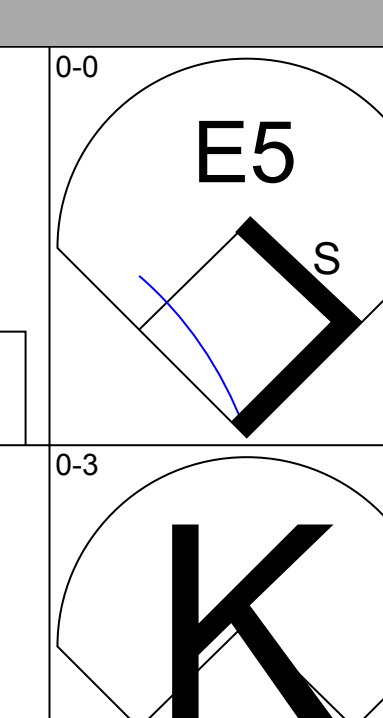
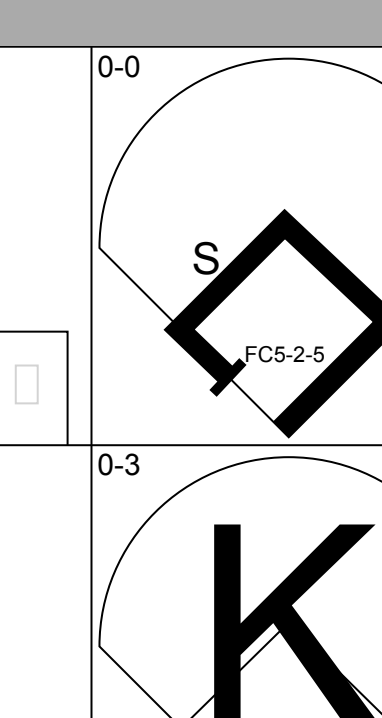
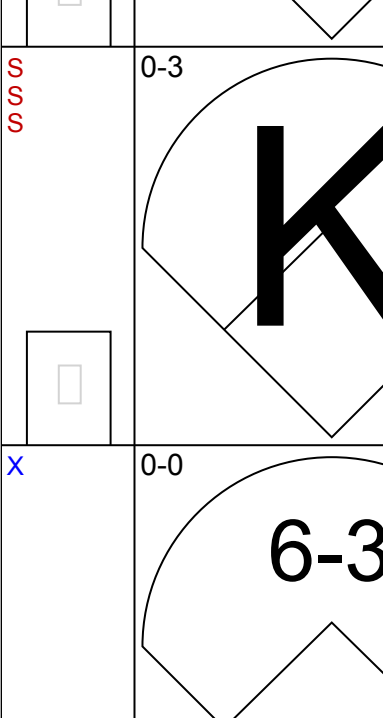


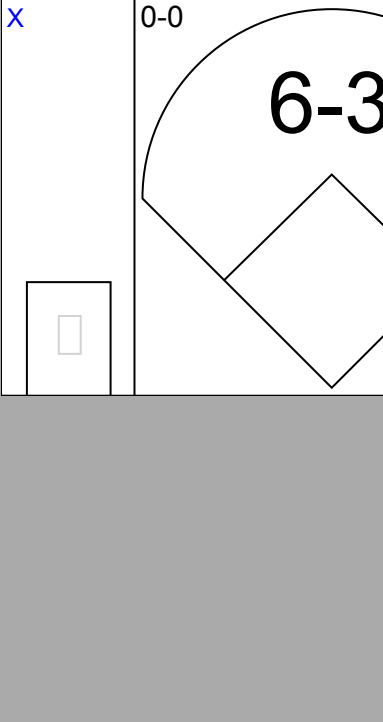

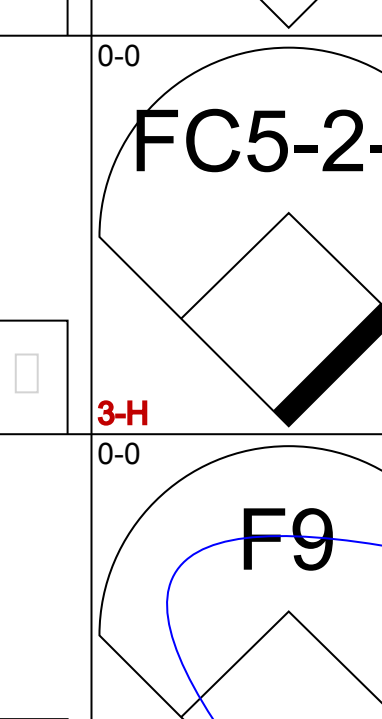
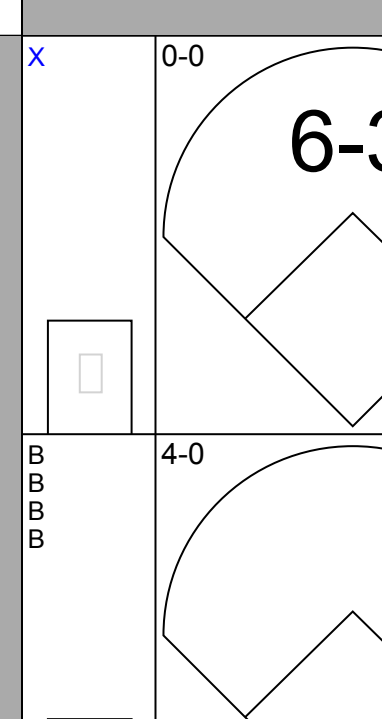

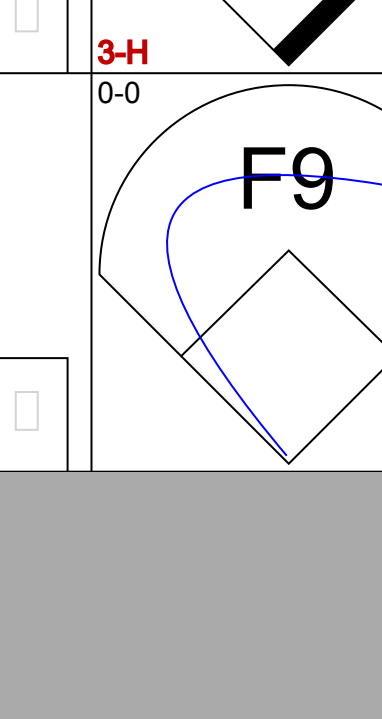
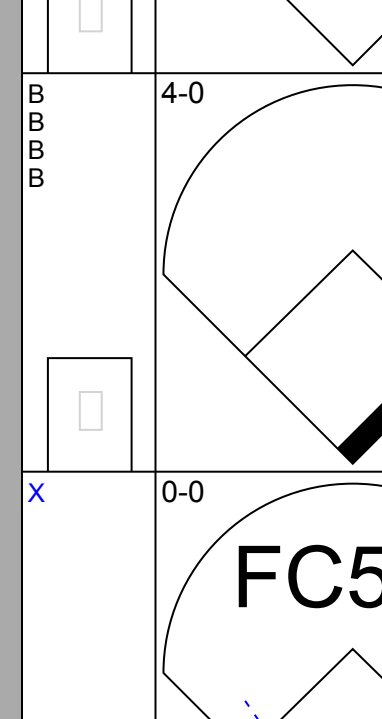
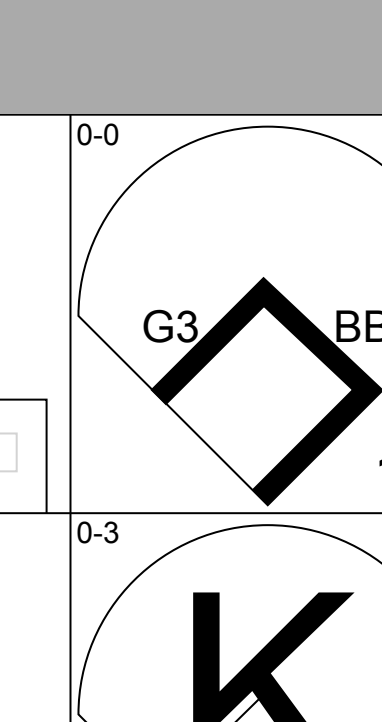
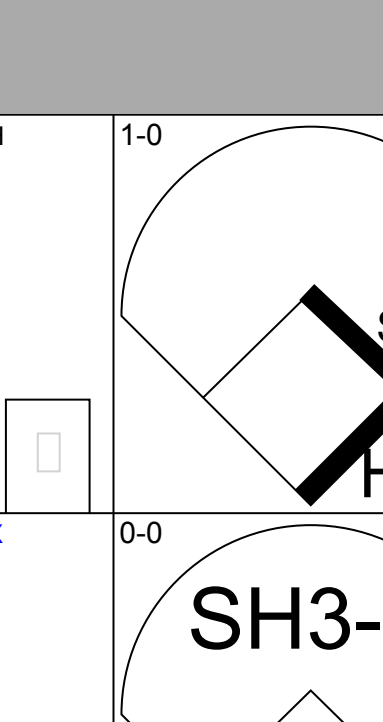
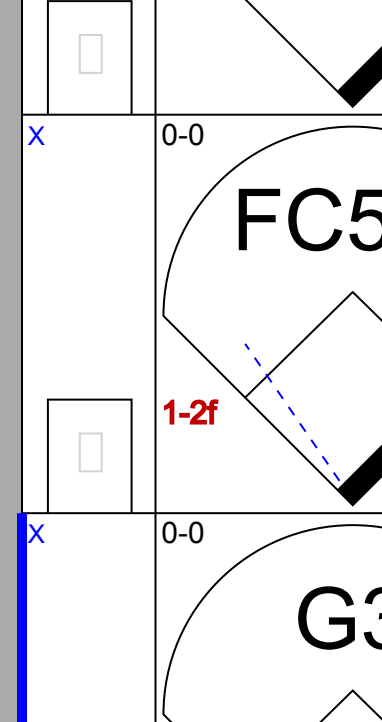
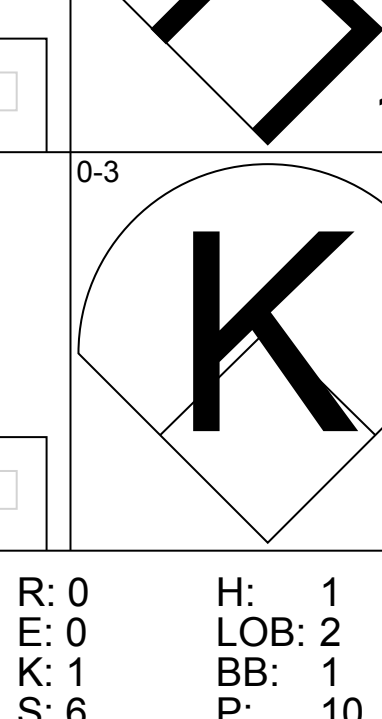
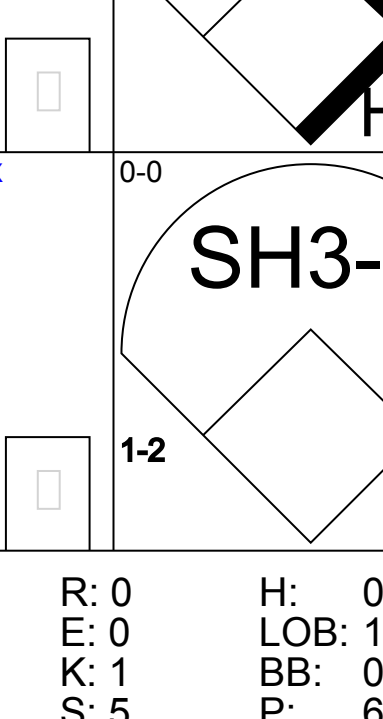
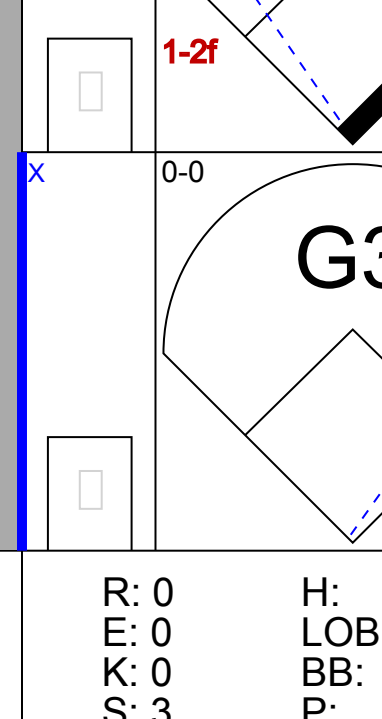
AB	39
R	6
H	9
RBI	6
BB	3
SO	6
LOB	12

AB	35
R	3
H	8
RBI	3
BB	3
SO	6
LOB	19



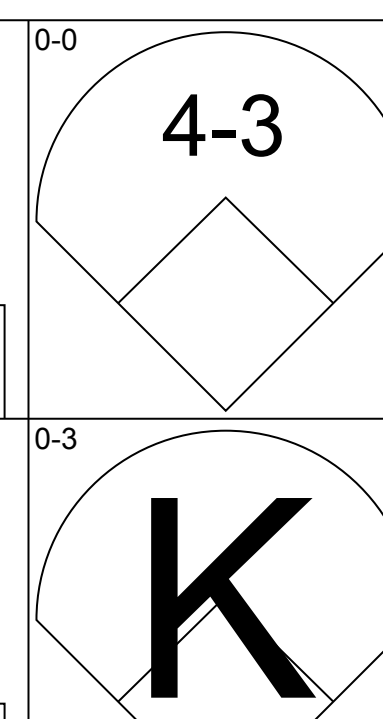
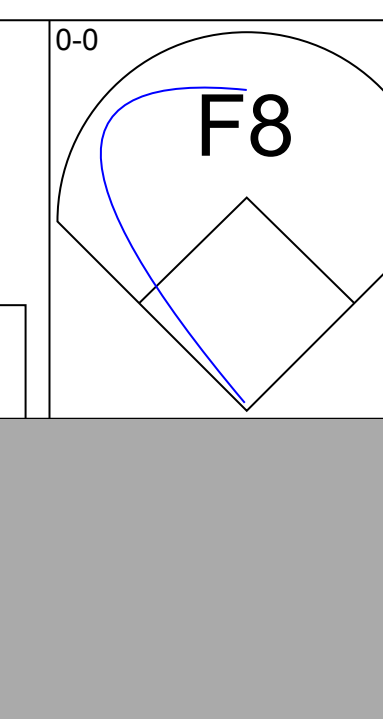
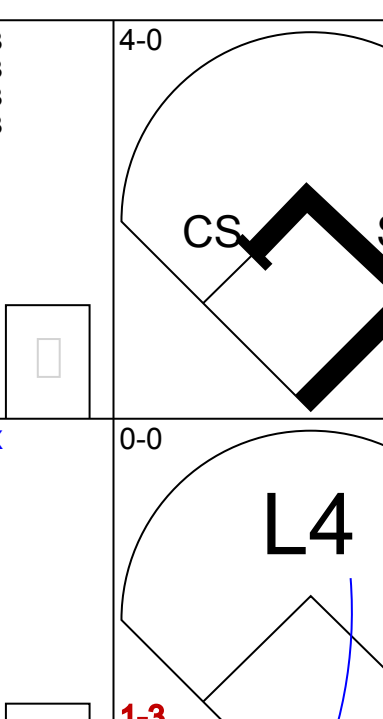
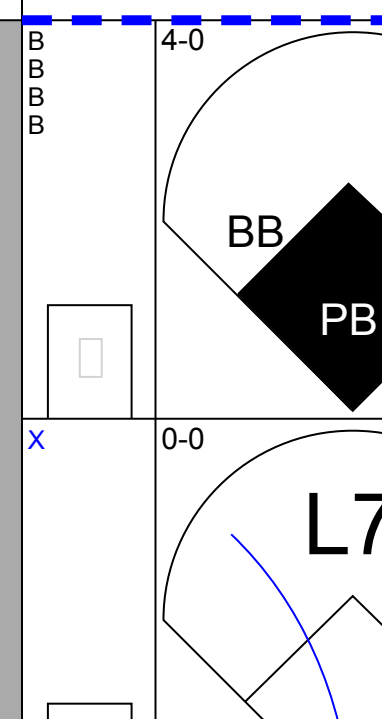
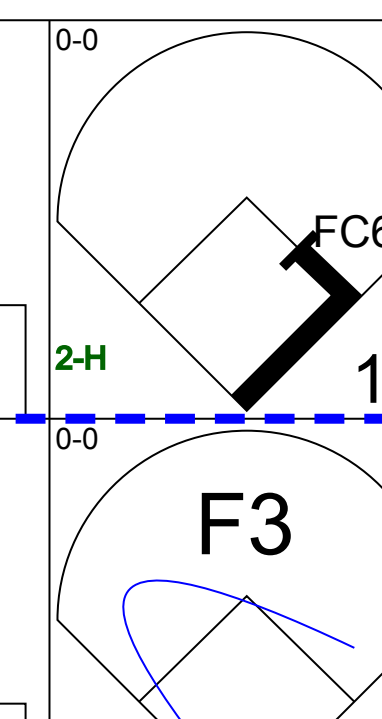
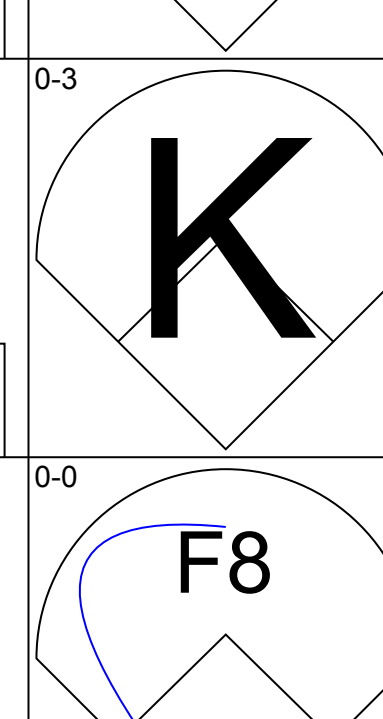
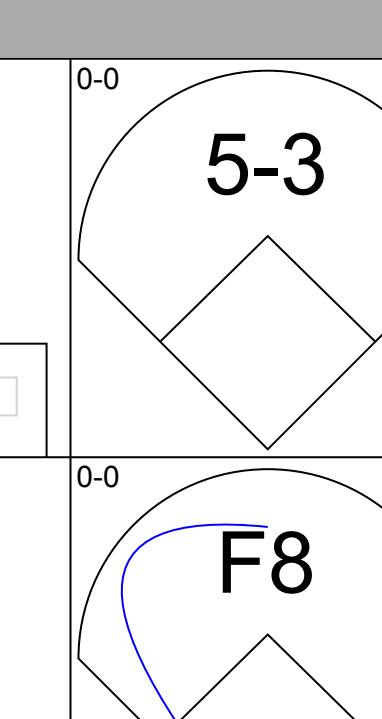
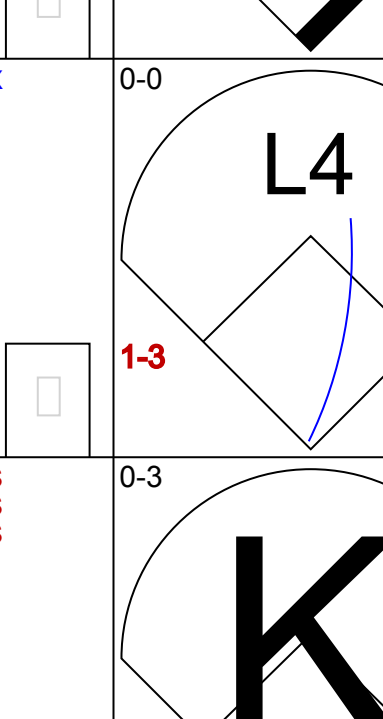
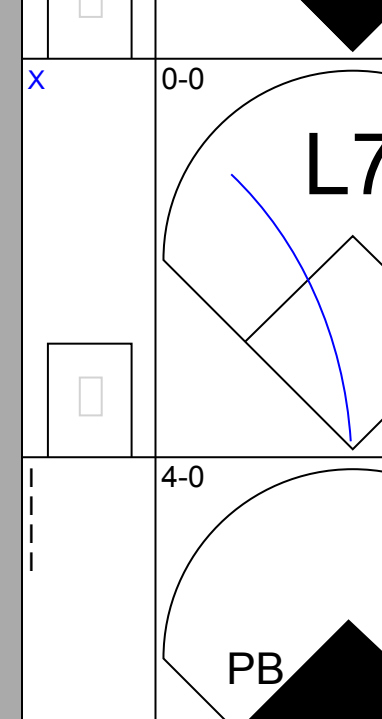
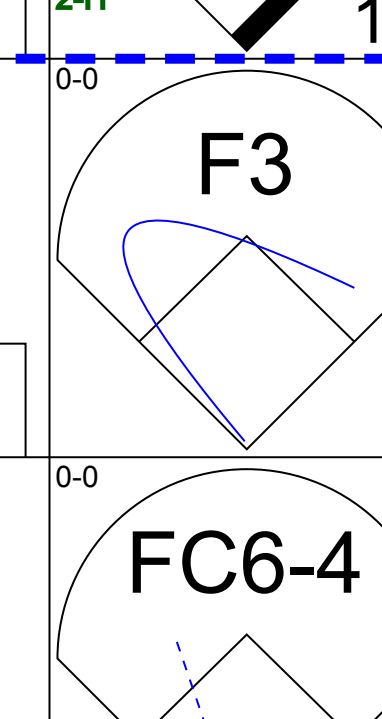
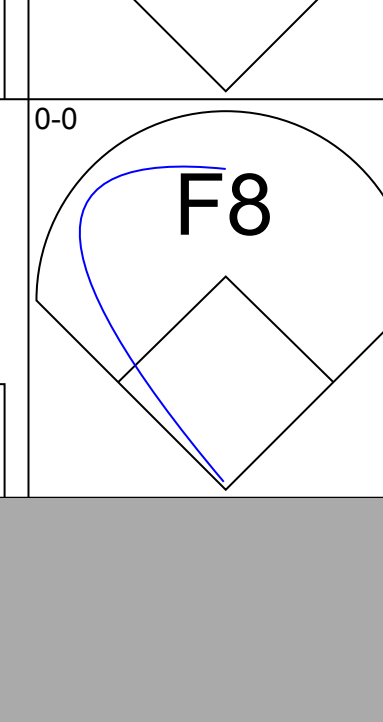
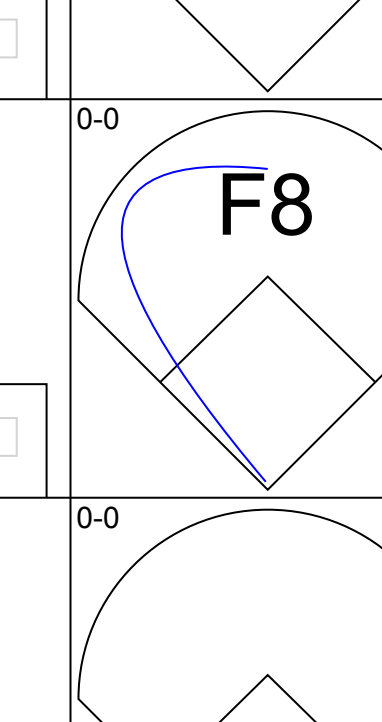
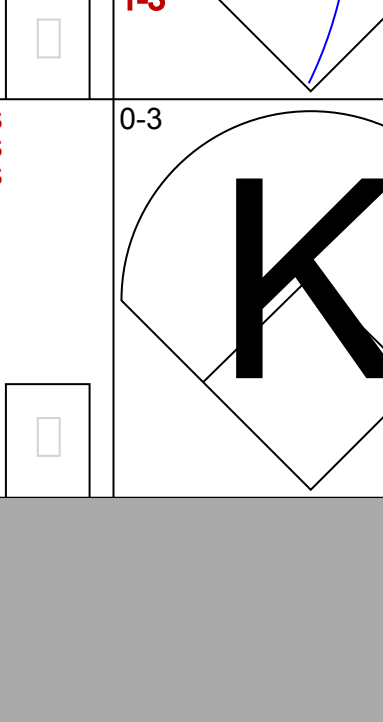
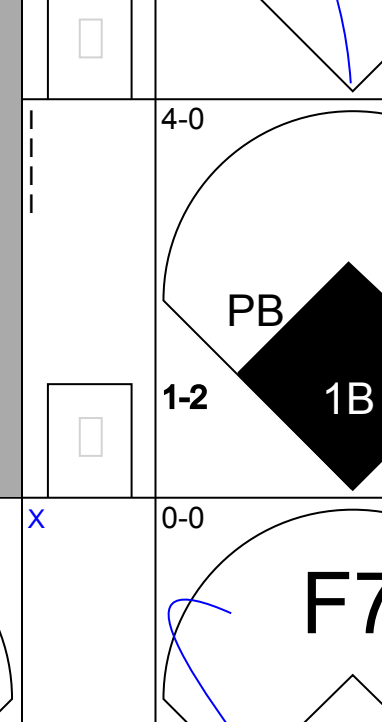
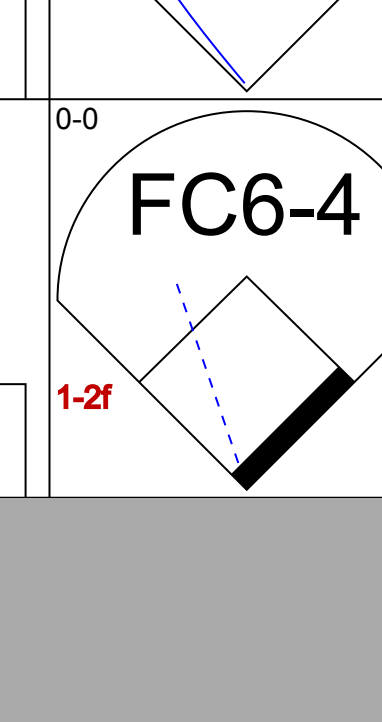

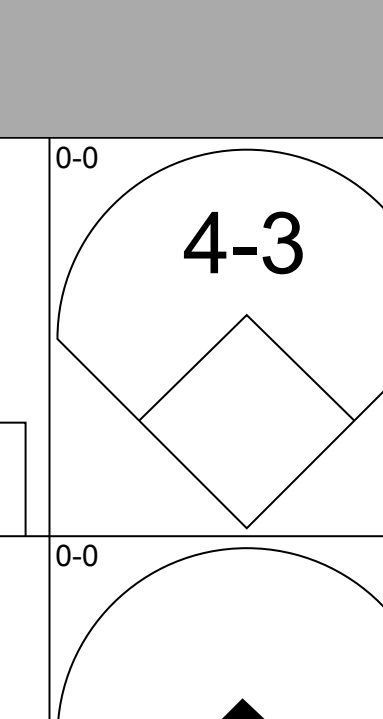
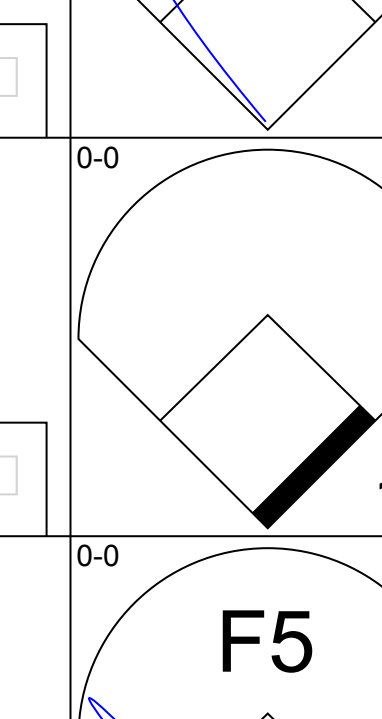
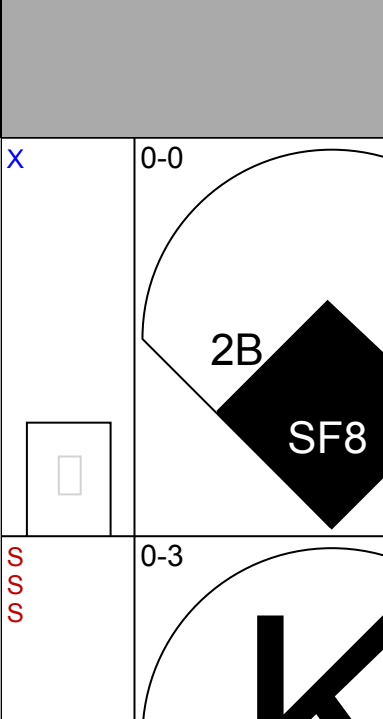
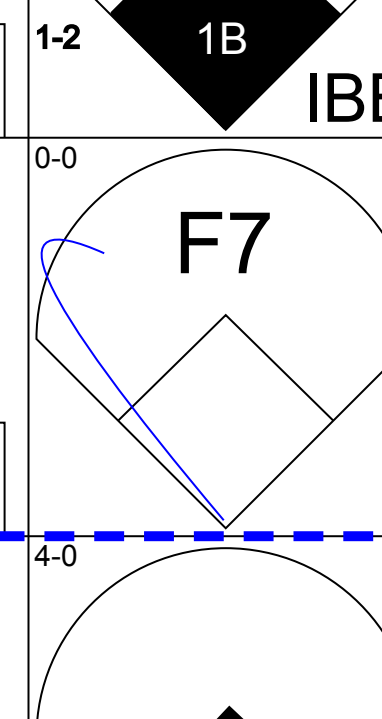

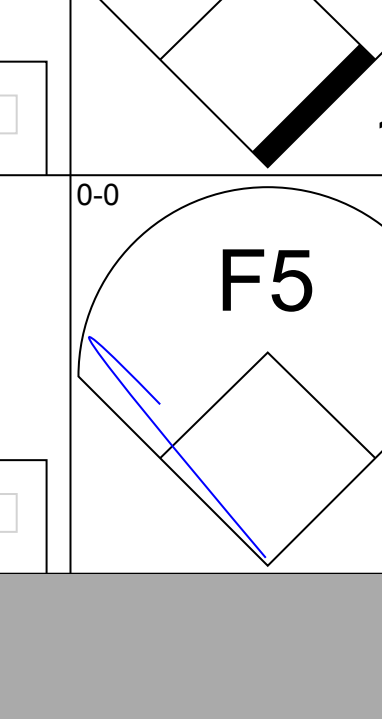

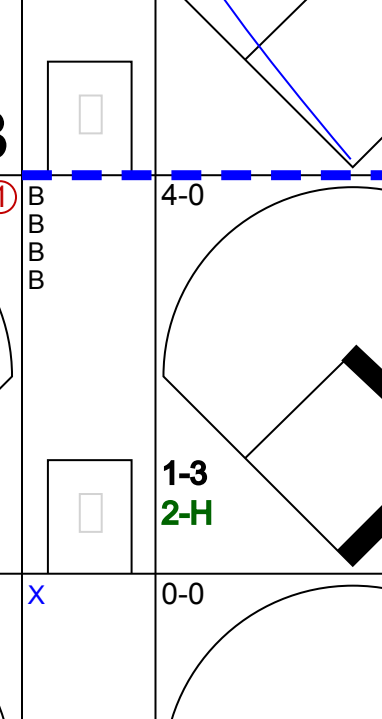

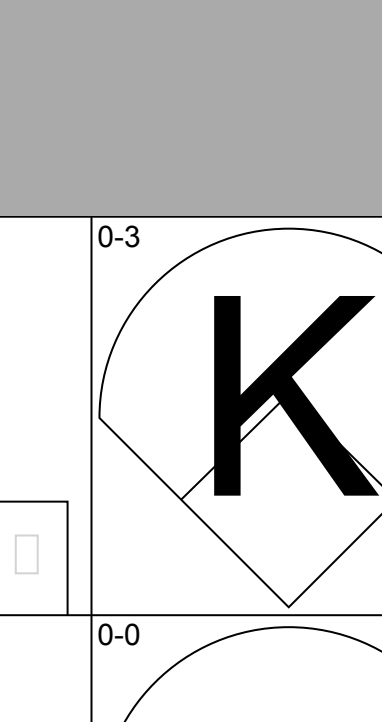
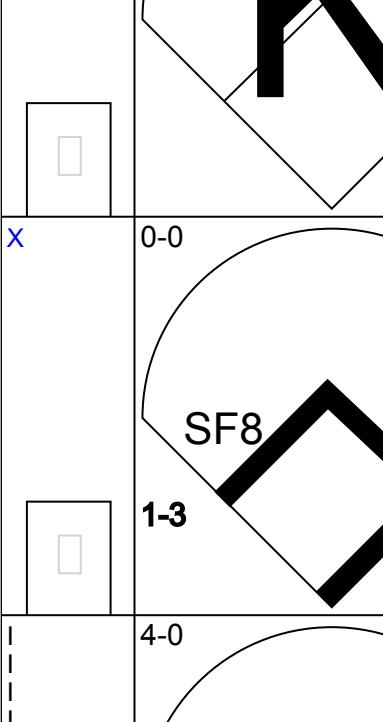
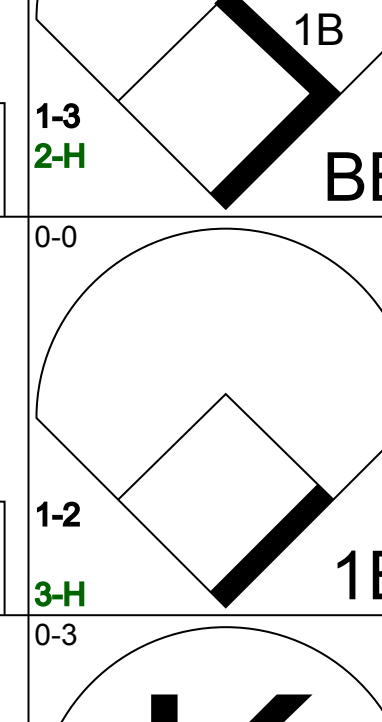
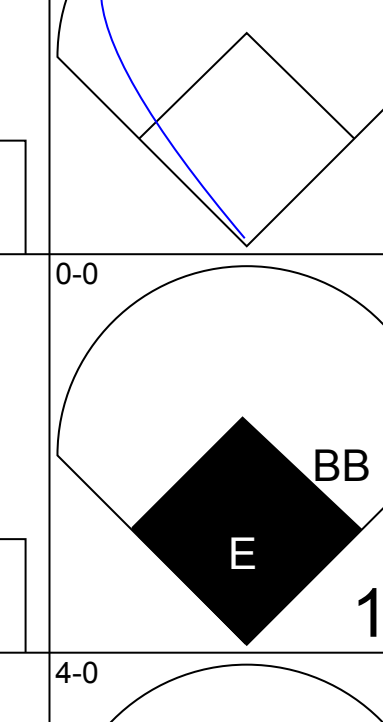
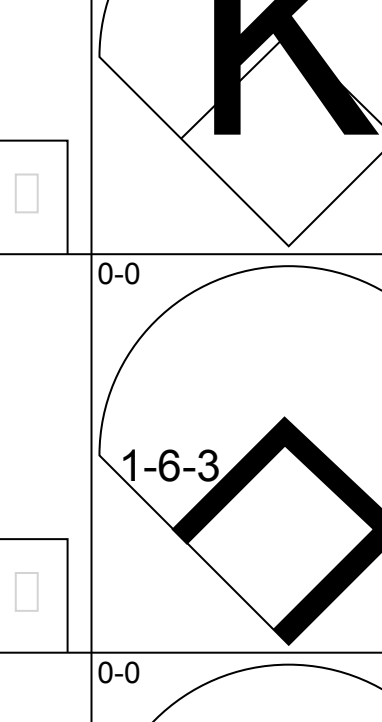
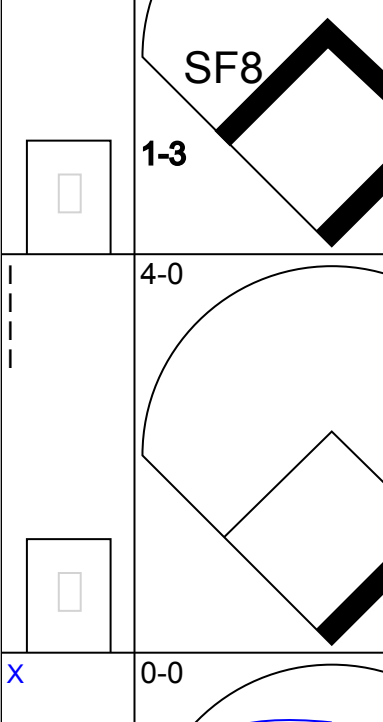
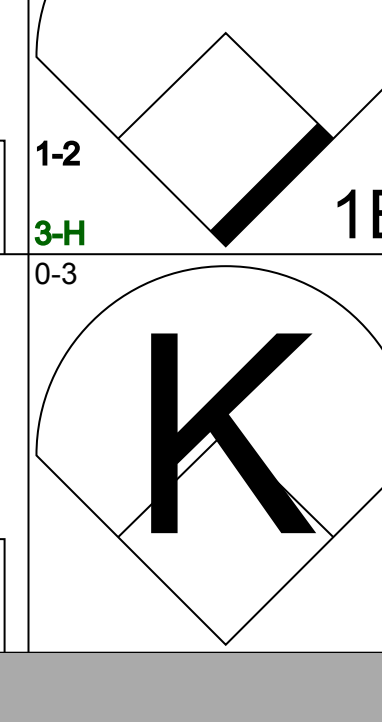
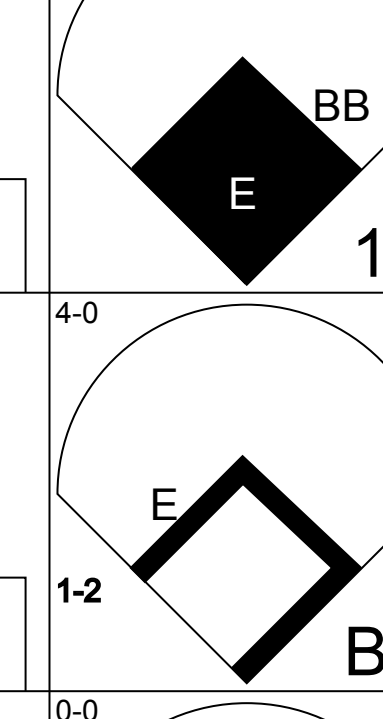
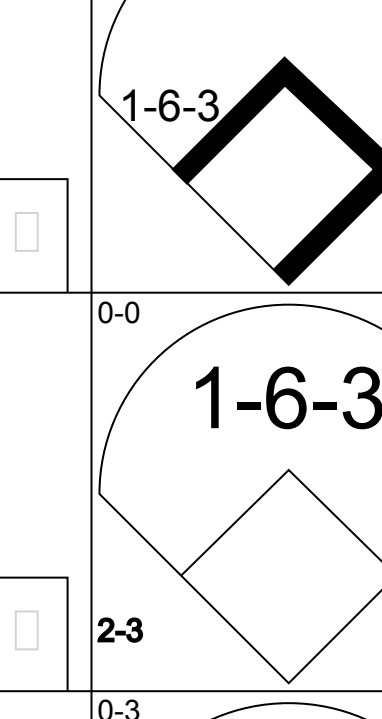
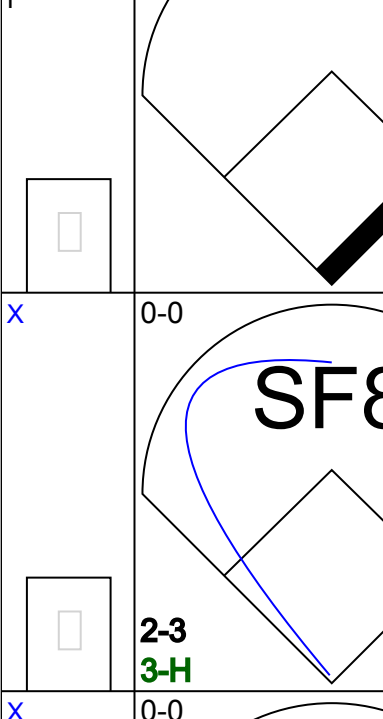
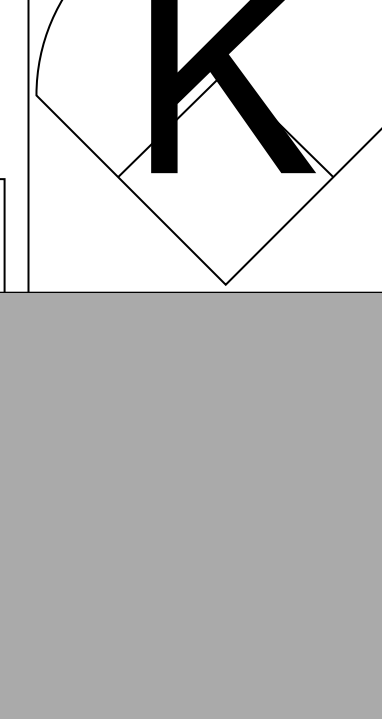
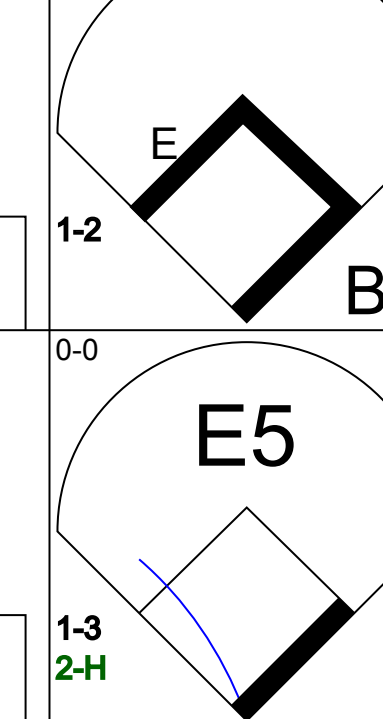
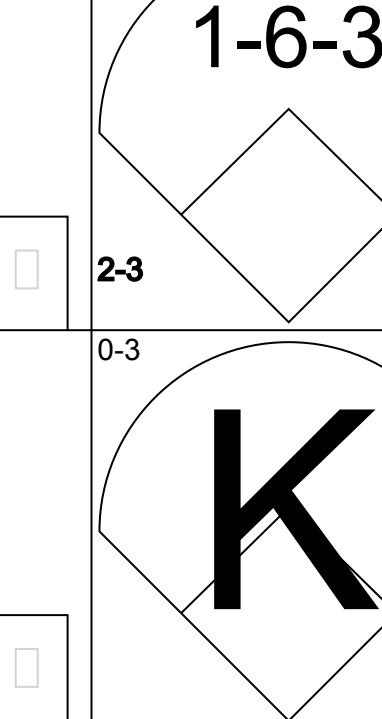
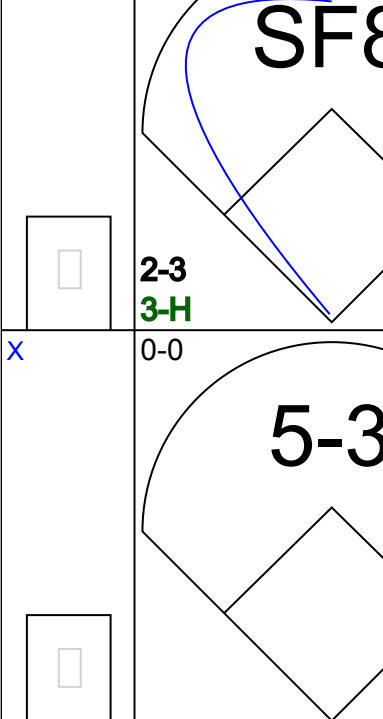





Batter	1	2	3	4	5	6	7	8	9	AB	R	H	RBI	BB	SO	LOB	TOP			
<b>Brett Butler, L</b> OBP: 0.337, SLG: 0.393 (1, 7)										3	0	0	0	1	1	1	<b>Atlanta Braves @ Cincinnati Reds</b> Riverfront Stadium, Cincinnati, OH Tue Sep 13 1983, 7:05 PM EDT Att: 9,415 - Unknown			
<b>Jerry Royster, R</b> OBP: 0.327, SLG: 0.358 <b>Randy Johnson, R</b> OBP: 0.368, SLG: 0.322 (1, 5) (5, 5)										3	0	1	0	0	1	3				
<b>Claudell Washington, L</b> OBP: 0.317, SLG: 0.499 (1, 9)										4	0	0	0	0	1	3				
<b>Dale Murphy, R</b> OBP: 0.402, SLG: 0.550 (1, 8)										4	0	1	0	0	1	0				
<b>Chris Chambliss, L</b> OBP: 0.364, SLG: 0.486 (1, 3)										4	0	0	0	0	2	2				
<b>Rafael Ramirez, R</b> OBP: 0.340, SLG: 0.375 (1, 6)										4	0	0	0	0	2	2				
<b>Biff Pocoroba, S</b> OBP: 0.313, SLG: 0.371 <b>Matt Sinatro, R</b> (7, PR) (7, 2)										2	0	0	0	1	0	2				
<b>Glenn Hubbard, R</b> OBP: 0.326, SLG: 0.386 (1, 4)										2	0	1	0	0	0	1				
<b>Pascual Perez, R</b> OBP: 0.174, SLG: 0.149 <b>Gerald Perry, L</b> OBP: 0.452, SLG: 0.577 (7, PH) <b>Ken Dayley, L</b> OBP: 0.276, SLG: 0.192 <b>Tony Brizzolara, R</b> (7, 1) <b>Donnie Moore, L</b> OBP: 0.500, SLG: 0.500 (8, 1)										1	0	0	0	0	1	1				
<b>Inning Stats</b>	R: 0 E: 0 K: 1 S: 5	H: 1 LOB: 0 BB: 0 P: 5	R: 0 E: 1 K: 2 S: 8	H: 0 LOB: 1 BB: 0 P: 8	R: 0 E: 0 K: 1 S: 6	H: 1 LOB: 2 BB: 1 P: 10	R: 0 E: 0 K: 1 S: 6	H: 0 LOB: 1 BB: 0 P: 6	R: 0 E: 0 K: 2 S: 7	H: 0 LOB: 0 BB: 0 P: 7	R: 0 E: 0 K: 0 S: 3	H: 0 LOB: 1 BB: 1 P: 7	R: 0 E: 0 K: 0 S: 3	H: 0 LOB: 0 BB: 0 P: 3	R: 0 E: 0 K: 1 S: 5	H: 0 LOB: 0 BB: 0 P: 5		1B: 3 2B: 0 3B: 0 HR: 0	SF: 0 SAC: 1 DP: 0 HBP: 1	WP: 0 PB: 0 SB: 3 CS: 1
<b>PITCHER</b> <b>Mario Soto, R</b> ERA: 2.57 (1, 1)	IP: 9.0 WLS: W BF: 33	H: 3 R: 0 ER: 0 SO: 9	BB: 2 IBB: 0 HBP: 1 BLK: 0	WP: 0 HR: 0 S: 48 P: 57	ERA: 0.00 WHIP: 0.556											ERA: 0.00 WHIP: 0.556				

AB	29
R	0
H	3
RBI	0
BB	2
SO	9
LOB	16



Batter	1	2	3	4	5	6	7	8	9	AB	R	H	RBI	BB	SO	LOB	BOTTOM	
<b>Eddie Milner, L</b> OBP: 0.352, SLG: 0.373 (1, 8)										3	1	1	1	2	0	2	<b>Atlanta Braves @ Cincinnati Reds</b> Riverfront Stadium, Cincinnati, OH Tue Sep 13 1983, 7:05 PM EDT Att: 9,415 - Unknown	
<b>Gary Redus, R</b> OBP: 0.349, SLG: 0.440 (1, 7)										5	0	0	0	0	1	3		
<b>Dave Concepcion, R</b> OBP: 0.303, SLG: 0.280 (1, 6)										4	1	0	0	1	1	1		
<b>Dan Driessen, L</b> OBP: 0.397, SLG: 0.428 (1, 3)										4	1	2	0	0	0	2		
<b>Nick Esasky, R</b> OBP: 0.327, SLG: 0.442 (1, 5)										3	1	1	1	1	1	2		
<b>Paul Householder, S</b> OBP: 0.325, SLG: 0.396 (1, 9)										4	0	2	1	0	1	0		
<b>Ron Oester, S</b> OBP: 0.312, SLG: 0.381 (1, 4)										3	1	2	0	1	1	2		
<b>Alex Trevino, R</b> OBP: 0.289, SLG: 0.302 (1, 2)										2	1	1	1	1	0	1		
<b>Mario Soto, R</b> OBP: 0.145, SLG: 0.171 (1, 1)										4	0	0	0	0	1	5		
<b>Inning Stats</b>	R: 0 E: 0 K: 1 S: 5	H: 0 LOB: 0 BB: 0 P: 5	R: 2 E: 1 K: 0 S: 6	H: 2 LOB: 2 BB: 1 P: 10	R: 0 E: 0 K: 2 S: 4	H: 1 LOB: 1 BB: 0 P: 4	R: 0 E: 0 K: 2 S: 8	H: 1 LOB: 1 BB: 0 P: 8	R: 1 E: 0 K: 1 S: 7	H: 2 LOB: 2 BB: 1 P: 11	R: 2 E: 0 K: 1 S: 6	H: 1 LOB: 2 BB: 3 P: 18	R: 1 E: 0 K: 0 S: 5	H: 2 LOB: 1 BB: 0 P: 5	1B: 5 2B: 3 3B: 0 HR: 1	SF: 1 SAC: 0 DP: 0 HBP: 0		WP: 0 PB: 2 SB: 2 CS: 1
<b>PITCHER</b> <b>Pascual Perez, R</b> ERA: 3.69 (1, 1) <b>Ken Dayley, L</b> ERA: 4.07 (7, 1) <b>Tony Brizzolara, R</b> ERA: 4.02 (7, 1) <b>Donnie Moore, R</b> ERA: 3.9 (8, 1)	IP: 6.0 WLS: L BF: 27	H: 6 R: 3 ER: 2 SO: 5	BB: 2 IBB: 0 HBP: 1 BLK: 0	WP: 0 HR: 1 S: 34 P: 46	ERA: 3.00 WHIP: 1.333											ERA: 3.00 WHIP: 1.333		





Batter	1	2	3	4	5	6	7	8	9	AB	R	H	RBI	BB	SO	LOB	TOP			
<b>Brett Butler</b> , L (1, 7) OBP: 0.338, SLG: 0.393										3	0	1	0	1	0	2	<b>Atlanta Braves @ Cincinnati Reds</b> Riverfront Stadium, Cincinnati, OH Wed Sep 14 1983, 7:05 PM EDT Att: 9,222 - Unknown			
<b>Bob Watson</b> , R (9, PH) OBP: 0.399, SLG: 0.523										1	0	0	0	0	0	0				
<b>Jerry Royster</b> , R (1, 5) OBP: 0.323, SLG: 0.354										3	0	0	0	0	0	3				
<b>Claudell Washington</b> , L (1, 9) OBP: 0.317, SLG: 0.458										3	1	1	0	0	0	1				
<b>Brad Komminsk</b> , R (8, PH) OBP: 0.350, SLG: 0.235										1	1	1	0	0	0	0				
<b>Dale Murphy</b> , R (1, 8) OBP: 0.403, SLG: 0.561										4	2	2	4	0	0	0				
<b>Chris Chambliss</b> , L (1, 3)										3	0	1	0	1	1	0				
<b>Rafael Ramirez</b> , R (1, 6) OBP: 0.338, SLG: 0.373										3	0	0	0	1	0	1				
<b>Bruce Benedict</b> , R (1, 2) OBP: 0.385, SLG: 0.338										4	0	0	0	0	0	3				
<b>Glenn Hubbard</b> , R (1, 4) OBP: 0.328, SLG: 0.387										4	0	2	0	0	0	0				
<b>Phil Niekro</b> , R (1, 1) OBP: 0.167, SLG: 0.190										1	0	0	0	0	0	0				
<b>Steve Bedrosian</b> , R (7, 1) OBP: 0.125, SLG: 0.125										0	0	0	0	0	0	0				
<b>Terry Harper</b> , R (9, PH) OBP: 0.343, SLG: 0.401										1	0	0	0	0	0	0				
<b>Inning Stats</b>	R: 0 E: 1 K: 0 S: 3	H: 1 LOB: 0 BB: 0 P: 3	R: 0 E: 0 K: 0 S: 3	H: 0 LOB: 1 BB: 1 P: 7	R: 0 E: 0 K: 0 S: 4	H: 1 LOB: 1 BB: 0 P: 4	R: 2 E: 0 K: 0 S: 5	H: 2 LOB: 0 BB: 0 P: 5	R: 0 E: 0 K: 0 S: 3	H: 0 LOB: 2 BB: 1 P: 7	R: 0 E: 0 K: 0 S: 4	H: 1 LOB: 2 BB: 0 P: 4	R: 2 E: 0 K: 1 S: 7	H: 2 LOB: 0 BB: 0 P: 7	R: 0 E: 0 K: 0 S: 3	H: 0 LOB: 0 BB: 0 P: 3	1B: 6 2B: 0 3B: 0 HR: 2	SF: 0 SAC: 3 DP: 0 HBP: 0	WP: 0 PB: 0 SB: 0 CS: 1	PA: 38
<b>PITCHER</b>	IP	WLS	BF	H	R	ER	SO	BB	IBB	HBP	BLK	WP	HR	S	P	ERA	WHIP			
<b>Frank Pastore</b> , R (1, 1) ERA: 4.98	7.0	W	29	6	2	2	0	3	0	0	0	0	1	26	38	2.57	1.286			
<b>Bill Scherrer</b> , L (8, 1) ERA: 3.12	2.0		8	2	2	2	1	0	0	0	0	0	1	10	10	9.00	1.000			

AB	31
R	4
H	8
RBI	4
BB	3
SO	1
LOB	10



Batter	1	2	3	4	5	6	7	8	9	AB	R	H	RBI	BB	SO	LOB	BOTTOM			
<b>Eddie Milner</b> , L (1, 8) OBP: 0.355, SLG: 0.380										2	2	1	1	2	0	0	<b>Atlanta Braves @ Cincinnati Reds</b> Riverfront Stadium, Cincinnati, OH Wed Sep 14 1983, 7:05 PM EDT Att: 9,222 - Unknown			
<b>Gary Redus</b> , R (1, 7) OBP: 0.350, SLG: 0.438										2	1	0	0	2	1	0				
<b>Dave Concepcion</b> , R (1, 6) OBP: 0.304, SLG: 0.280										3	1	1	1	1	0	2				
<b>Dan Driessen</b> , L (1, 3) OBP: 0.400, SLG: 0.427										1	1	0	0	3	1	2				
<b>Nick Esasky</b> , R (1, 5) OBP: 0.326, SLG: 0.450										4	1	1	4	0	0	3				
<b>Paul Householder</b> , S (1, 9) OBP: 0.327, SLG: 0.396										3	0	1	0	1	0	0				
<b>Ron Oester</b> , S (1, 4) OBP: 0.311, SLG: 0.380										4	0	1	0	0	0	1				
<b>Dann Bilardello</b> , R (1, 2) OBP: 0.264, SLG: 0.364										2	0	0	0	0	0	2				
<b>Dallas Williams</b> , L (7, PH) OBP: 0.125, SLG: 0.067										1	0	0	0	0	0	0				
<b>Alex Trevino</b> , R (8, 2) OBP: 0.287, SLG: 0.300										1	0	0	0	0	0	0				
<b>Frank Pastore</b> , R (1, 1) OBP: 0.222, SLG: 0.288										2	0	1	0	0	0	0				
<b>Duane Walker</b> , L (7, PH) OBP: 0.297, SLG: 0.340										1	0	0	0	0	0	0				
<b>Bill Scherrer</b> , L (8, 1) OBP: 0.167, SLG: 0.091										1	0	0	0	0	0	0				
<b>Inning Stats</b>	R: 0 E: 0 K: 1 S: 5	H: 0 LOB: 2 BB: 2 P: 13	R: 0 E: 0 K: 0 S: 3	H: 0 LOB: 0 BB: 0 P: 3	R: 1 E: 0 K: 0 S: 4	H: 1 LOB: 0 BB: 0 P: 4	R: 0 E: 0 K: 0 S: 4	H: 2 LOB: 2 BB: 1 P: 8	R: 0 E: 0 K: 1 S: 5	H: 0 LOB: 2 BB: 2 P: 13	R: 0 E: 0 K: 0 S: 2	H: 0 LOB: 0 BB: 1 P: 6	R: 5 E: 0 K: 0 S: 5	H: 2 LOB: 0 BB: 3 P: 17	R: 0 E: 0 K: 0 S: 3	H: 0 LOB: 0 BB: 0 P: 3	1B: 3 2B: 1 3B: 0 HR: 2	SF: 0 SAC: 0 DP: 1 HBP: 0	WP: 0 PB: 0 SB: 1 CS: 2	PA: 36
<b>PITCHER</b>	IP	WLS	BF	H	R	ER	SO	BB	IBB	HBP	BLK	WP	HR	S	P	ERA	WHIP			
<b>Phil Niekro</b> , R (1, 1) ERA: 4.08	6.2	L	31	5	5	5	2	9	0	0	0	0	1	26	62	6.75	2.100			
<b>Steve Bedrosian</b> , R (7, 1) ERA: 3.66	1.1		5	1	1	1	0	0	0	0	0	0	1	5	5	6.75	0.750			

AB	27
R	6
H	6
RBI	6
BB	9
SO	2
LOB	10






Batter	1	2	3	4	5	6	7	8	9	AB	R	H	RBI	BB	SO	LOB	TOP					
<b>Bobby Brown, S</b> OBP: 0.346, SLG: 0.435 (1, 7)	0-0 3-1		0-3 K			0-0 F4		0-3 K		4	0	0	0	0	2	1						
<b>Alan Wiggins, S</b> OBP: 0.365, SLG: 0.336 (1, 3)	0-0 E S 1B		0-0 1-3			0-0 2B			0-0 1-3	4	0	2	0	0	0	1						
<b>Tony Gwynn, L</b> OBP: 0.349, SLG: 0.370 (1, 9)	0-0 1-3			0-0 F3 1B		0-0 F8			0-0 F7	4	0	1	0	0	0	2						
<b>Kevin McReynolds, R</b> OBP: 0.255, SLG: 0.348 (1, 8)	0-0 E6 2-3			0-0 F3 1-2		0-0 F9			0-0 F6	4	0	0	0	0	0	3						
<b>Garry Templeton, S</b> OBP: 0.296, SLG: 0.335 (1, 6)	0-0 PO 1-2	0-0 G3		0-0 1B			0-0 1-3			3	0	1	0	0	0	0						
<b>Luis Salazar, R</b> OBP: 0.283, SLG: 0.389 (1, 5)		0-3 K		0-0 F9			0-0 5-3			3	0	0	0	0	1	1						
<b>Bruce Bochy, R</b> OBP: 0.237, SLG: 0.333 (1, 2)		0-3 K			0-0 F9		0-0 F9			3	0	0	0	0	1	0						
<b>Juan Bonilla, R</b> OBP: 0.310, SLG: 0.309 (1, 4)			0-3 K		0-0 F9			0-0 F8		3	0	0	0	0	1	0						
<b>Tim Lollar, L</b> OBP: 0.279, SLG: 0.333 (1, 1)			4-0 BB		0-0 3-1			0-0 4-3		1	0	0	0	1	0	0						
<b>Floyd Chiffer, R</b> (5, 1)										0	0	0	0	0	0	0						
<b>Dennis Rasmussen, L</b> (6, 1)										0	0	0	0	0	0	0						
<b>Gene Richards, L</b> OBP: 0.327, SLG: 0.388 (8, PH)										1	0	0	0	0	0	0						
<b>Greg Booker, R</b> (8, 1)										0	0	0	0	0	0	0						
<b>Inning Stats</b>	R: 0 E: 1 K: 0 S: 4	H: 1 LOB: 1 BB: 0 P: 4	R: 0 E: 0 K: 2 S: 7	H: 0 LOB: 0 BB: 0 P: 7	R: 0 E: 0 K: 2 S: 7	H: 0 LOB: 1 BB: 1 P: 11	R: 0 E: 0 K: 0 S: 4	H: 2 LOB: 1 BB: 0 P: 4	R: 0 E: 0 K: 0 S: 3	H: 0 LOB: 0 BB: 0 P: 3	R: 0 E: 0 K: 0 S: 4	H: 1 LOB: 1 BB: 0 P: 4	R: 0 E: 0 K: 0 S: 3	H: 0 LOB: 0 BB: 0 P: 3	R: 0 E: 0 K: 1 S: 5	H: 0 LOB: 0 BB: 0 P: 5	R: 0 E: 0 K: 0 S: 3	H: 0 LOB: 0 BB: 0 P: 3	1B: 3 2B: 1 3B: 0 HR: 0	SF: 0 SAC: 0 DP: 0 HBP: 0	WP: 0 PB: 0 SB: 1 CS: 0	PA: 32
<b>PITCHER</b> <b>Craig McMurtry, R</b> ERA: 3.32 (1, 1)	IP: 9.0 WLS: W BF: 31 H: 4 R: 0 ER: 0 SO: 5 BB: 1 IBB: 0 HBP: 0 BLK: 0 WP: 0 HR: 0 S: 40 P: 44 ERA: 0.00 WHIP: 0.556															<b>PITCHER</b>	IP: 9.0 WLS: W BF: 31 H: 4 R: 0 ER: 0 SO: 5 BB: 1 IBB: 0 HBP: 0 BLK: 0 WP: 0 HR: 0 S: 40 P: 44 ERA: 0.00 WHIP: 0.556					

San Diego Padres @ Atlanta Braves  
Atlanta-Fulton County Stadium, Atlanta, GA  
Fri Sep 16 1983, 7:05 PM EDT  
Att: 29,062 - Unknown


AB 30  
R 0  
H 4  
RBI 0  
BB 1  
SO 5  
LOB 8



Batter	1	2	3	4	5	6	7	8	9	AB	R	H	RBI	BB	SO	LOB	BOTTOM					
<b>Brett Butler, L</b> OBP: 0.339, SLG: 0.393 (1, 7)	0-0 F5		0-0 F7		0-0 1B 1B	0-0 F9		0-0 FC5-4 1B		5	1	2	0	0	0	1						
<b>Jerry Royster, R</b> OBP: 0.321, SLG: 0.350 (1, 5)	0-3 K		0-0 5-3		0-0 1B 1B	0-0 1-3 1B		0-0 F7		5	1	1	0	0	1	3						
<b>Rafael Ramirez, R</b> OBP: 0.339, SLG: 0.373 (1, 6)	0-0 1B 1B		0-0 3-1		0-0 6-3 1B 1-2 3-H 1B	0-0 K		0-0 FC5-4 1-2		5	1	2	1	0	1	2						
<b>Dale Murphy, R</b> OBP: 0.407, SLG: 0.566 (1, 8)	0-0 1-2 1B			0-0 6-3 2B 2B	0-0 6-3 1B 1B	0-0 S 1B				4	2	4	1	0	0	0						
<b>Bob Watson, R</b> OBP: 0.389, SLG: 0.507 (1, 3)	0-0 F7			0-0 6-3	0-3 K	0-0 F9				4	0	0	0	0	1	6						
<b>Mike Jorgensen, L</b> OBP: 0.342, SLG: 0.388 (8, 3)				0-0 2-3	0-0 K	0-0 1-2 1B				0	0	0	0	0	0	0						
<b>Brad Komminsk, R</b> OBP: 0.375, SLG: 0.300 (1, 9)		0-0 F9		0-0 2B 2B	0-0 6-3	0-0 BB BB	4-0 BB			3	1	1	1	1	0	2						
<b>Bruce Benedict, R</b> OBP: 0.386, SLG: 0.342 (1, 2)		0-0 F4		0-0 2H 2B	0-0 2H 1B	0-0 1-3				4	0	2	3	0	0	2						
<b>Glenn Hubbard, R</b> OBP: 0.331, SLG: 0.387 (1, 4)		4-0 BB		0-0 5-3		0-0 E7 1B		4-0 1B BB		2	0	1	0	2	0	1						
<b>Craig McMurtry, R</b> OBP: 0.108, SLG: 0.065 (1, 1)		0-3 K		0-3 K		0-3 K		0-3 K		4	0	0	0	0	4	4						
<b>Inning Stats</b>	R: 0 E: 0 K: 1 S: 7	H: 2 LOB: 2 BB: 0 P: 7	R: 0 E: 0 K: 1 S: 5	H: 0 LOB: 1 BB: 1 P: 9	R: 0 E: 0 K: 0 S: 3	H: 0 LOB: 0 BB: 0 P: 3	R: 2 E: 0 K: 1 S: 8	H: 3 LOB: 1 BB: 0 P: 8	R: 4 E: 0 K: 1 S: 9	H: 5 LOB: 1 BB: 0 P: 9	R: 0 E: 1 K: 1 S: 6	H: 1 LOB: 1 BB: 0 P: 6	R: 0 E: 0 K: 1 S: 6	H: 1 LOB: 2 BB: 1 P: 10	R: 0 E: 0 K: 1 S: 6	H: 1 LOB: 2 BB: 1 P: 10	R: 0 E: 0 K: 1 S: 6	H: 1 LOB: 2 BB: 1 P: 10	1B: 10 2B: 3 3B: 0 HR: 0	SF: 0 SAC: 0 DP: 0 HBP: 0	WP: 0 PB: 0 SB: 1 CS: 0	PA: 39
<b>PITCHER</b> <b>Tim Lollar, L</b> ERA: 4.52 (1, 1)	IP: 4.0 WLS: L BF: 21 H: 8 R: 5 ER: 5 SO: 3 BB: 1 IBB: 0 HBP: 0 BLK: 0 WP: 0 HR: 0 S: 26 P: 30 ERA: 11.25 WHIP: 2.250															<b>PITCHER</b>	IP: 4.0 WLS: L BF: 21 H: 8 R: 5 ER: 5 SO: 3 BB: 1 IBB: 0 HBP: 0 BLK: 0 WP: 0 HR: 0 S: 26 P: 30 ERA: 11.25 WHIP: 2.250					
<b>Floyd Chiffer, R</b> ERA: 4.11 (5, 1)	IP: 1.0 WLS: 4 BF: 2 H: 2 R: 1 ER: 1 SO: 1 BB: 0 IBB: 0 HBP: 0 BLK: 0 WP: 0 HR: 0 S: 6 P: 6 ERA: 9.00 WHIP: 2.000															<b>PITCHER</b>	IP: 1.0 WLS: 4 BF: 2 H: 2 R: 1 ER: 1 SO: 1 BB: 0 IBB: 0 HBP: 0 BLK: 0 WP: 0 HR: 0 S: 6 P: 6 ERA: 9.00 WHIP: 2.000					
<b>Dennis Rasmussen, L</b> ERA: (6, 1)	IP: 2.0 WLS: 9 BF: 2 H: 0 R: 0 ER: 0 SO: 2 BB: 1 IBB: 0 HBP: 0 BLK: 0 WP: 0 HR: 0 S: 12 P: 16 ERA: 0.00 WHIP: 1.500															<b>PITCHER</b>	IP: 2.0 WLS: 9 BF: 2 H: 0 R: 0 ER: 0 SO: 2 BB: 1 IBB: 0 HBP: 0 BLK: 0 WP: 0 HR: 0 S: 12 P: 16 ERA: 0.00 WHIP: 1.500					
<b>Greg Booker, R</b> ERA: (8, 1)	IP: 1.0 WLS: 5 BF: 1 H: 0 R: 0 ER: 0 SO: 1 BB: 0 IBB: 0 HBP: 0 BLK: 0 WP: 0 HR: 0 S: 6 P: 10 ERA: 0.00 WHIP: 2.000															<b>PITCHER</b>	IP: 1.0 WLS: 5 BF: 1 H: 0 R: 0 ER: 0 SO: 1 BB: 0 IBB: 0 HBP: 0 BLK: 0 WP: 0 HR: 0 S: 6 P: 10 ERA: 0.00 WHIP: 2.000					

San Diego Padres @ Atlanta Braves  
Atlanta-Fulton County Stadium, Atlanta, GA  
Fri Sep 16 1983, 7:05 PM EDT  
Att: 29,062 - Unknown

AB 36  
R 6  
H 13  
RBI 6  
BB 3  
SO 7  
LOB 21





Batter	1	2	3	4	5	6	7	8	9	AB	R	H	RBI	BB	SO	LOB	TOP					
<b>Bobby Brown, S</b> (1, 7) OBP: 0.344, SLG: 0.428 <b>Joe Lansford, R</b> (9, 3)										3	1	0	0	1	1	1	<b>San Diego Padres @ Atlanta Braves</b> Atlanta-Fulton County Stadium, Atlanta, GA Sat Sep 17 1983, 3:33 AM EDT Att: 35,031 - Unknown					
<b>Alan Wiggins, S</b> (1, 3) OBP: 0.364, SLG: 0.336 (9, 7)										4	0	1	0	0	0	1						
<b>Tony Gwynn, L</b> (1, 9) OBP: 0.351, SLG: 0.369										3	1	1	0	1	0	1						
<b>Kevin McReynolds, R</b> (1, 8) OBP: 0.255, SLG: 0.344										4	0	1	0	0	2	4						
<b>Garry Templeton, S</b> (1, 6) OBP: 0.296, SLG: 0.339										4	0	1	2	0	0	2						
<b>Luis Salazar, R</b> (1, 5) OBP: 0.280, SLG: 0.385										4	0	0	0	0	3	2						
<b>Juan Bonilla, R</b> (1, 4) OBP: 0.311, SLG: 0.311										4	0	2	0	0	0	0						
<b>Doug Gwosdz, R</b> (1, 2) OBP: 0.216, SLG: 0.217										3	0	0	0	1	1	2						
<b>Andy Hawkins, R</b> (1, 1) OBP: 0.133, SLG: 0.037 <b>Ruppert Jones, L</b> (7, PH) OBP: 0.303, SLG: 0.373 <b>Luis DeLeon, R</b> (7, 1) OBP: 0.154, SLG: 0.154 <b>Gary Lucas, L</b> (9, 1)											1	0	0	0	0	0						
<b>Inning Stats</b>	R: 0 E: 0 K: 2 S: 8	H: 1 LOB: 1 BB: 0 P: 8	R: 0 E: 0 K: 0 S: 4	H: 1 LOB: 1 BB: 0 P: 4	R: 0 E: 0 K: 0 S: 3	H: 0 LOB: 0 BB: 0 P: 3	R: 0 E: 0 K: 1 S: 6	H: 1 LOB: 1 BB: 0 P: 6	R: 0 E: 0 K: 0 S: 3	H: 0 LOB: 1 BB: 1 P: 7	R: 0 E: 1 K: 0 S: 4	H: 1 LOB: 1 BB: 0 P: 4	R: 0 E: 0 K: 1 S: 6	H: 1 LOB: 1 BB: 0 P: 6	R: 2 E: 0 K: 2 S: 8	H: 1 LOB: 1 BB: 2 P: 16		R: 0 E: 0 K: 1 S: 5	H: 0 LOB: 0 BB: 0 P: 5	1B: 5 2B: 0 3B: 1 HR: 0	SF: 0 SAC: 1 DP: 0 HBP: 0	WP: 0 PB: 0 SB: 3 CS: 0
<b>PITCHER</b>	IP	WLS	BF	H	R	ER	SO	BB	IBB	HBP	BLK	WP	HR	S	P	ERA	WHIP					
<b>Len Barker, R</b> (1, 1) ERA: 4.91	7.1	L	30	5	2	2	4	3	0	0	0	0	0	35	47	2.46	1.091					
<b>Steve Bedrosian, R</b> (8, 1) ERA: 3.63	0.2		3	1	0	0	2	0	0	0	0	0	0	7	7	0.00	1.500					
<b>Gene Garber, R</b> (9, 1) ERA: 4.34	1.0	S	3	0	0	0	1	0	0	0	0	0	0	5	5	0.00	0.000					

Batter	1	2	3	4	5	6	7	8	9	AB	R	H	RBI	BB	SO	LOB	BOTTOM					
<b>Brett Butler, L</b> (1, 7) OBP: 0.340, SLG: 0.394										4	0	2	0	0	1	1	<b>San Diego Padres @ Atlanta Braves</b> Atlanta-Fulton County Stadium, Atlanta, GA Sat Sep 17 1983, 3:33 AM EDT Att: 35,031 - Unknown					
<b>Jerry Royster, R</b> (1, 5) OBP: 0.316, SLG: 0.345										4	0	0	0	0	0	1						
<b>Rafael Ramirez, R</b> (1, 6) OBP: 0.337, SLG: 0.371										4	0	0	0	0	0	1						
<b>Dale Murphy, R</b> (1, 8) OBP: 0.406, SLG: 0.563										4	0	1	0	0	1	0						
<b>Chris Chambliss, L</b> (1, 3) OBP: 0.365, SLG: 0.487 <b>Bob Watson, R</b> (9, PH) OBP: 0.386, SLG: 0.504										3	1	1	0	0	0	1						
<b>Brad Komminsk, R</b> (1, 9) OBP: 0.333, SLG: 0.261										3	0	0	0	0	1	1						
<b>Bruce Benedict, R</b> (1, 2) OBP: 0.386, SLG: 0.342										3	0	1	1	0	1	0						
<b>Glenn Hubbard, R</b> (1, 4) OBP: 0.329, SLG: 0.385										3	0	0	0	0	1	1						
<b>Len Barker, R</b> (1, 1) OBP: 0.143, SLG: 0.143 <b>Steve Bedrosian, R</b> (8, 1) OBP: 0.125, SLG: 0.125 <b>Mike Jorgensen, L</b> (6, PH) OBP: 0.350, SLG: 0.397 <b>Albert Hall, S</b> (8, PR) <b>Gene Garber, R</b> (9, 1)										2	0	0	0	0	2	0						
<b>Inning Stats</b>	R: 0 E: 0 K: 0 S: 3	H: 1 LOB: 1 BB: 0 P: 3	R: 1 E: 0 K: 1 S: 7	H: 2 LOB: 1 BB: 0 P: 7	R: 0 E: 1 K: 1 S: 6	H: 1 LOB: 1 BB: 0 P: 6	R: 0 E: 0 K: 0 S: 3	H: 0 LOB: 0 BB: 0 P: 3	R: 0 E: 0 K: 2 S: 7	H: 0 LOB: 0 BB: 0 P: 7	R: 0 E: 0 K: 0 S: 3	H: 0 LOB: 0 BB: 0 P: 3	R: 0 E: 0 K: 1 S: 5	H: 0 LOB: 0 BB: 0 P: 5	R: 0 E: 1 K: 2 S: 8	H: 1 LOB: 2 BB: 0 P: 8		R: 0 E: 0 K: 0 S: 4	H: 1 LOB: 1 BB: 0 P: 4	1B: 5 2B: 1 3B: 0 HR: 0	SF: 0 SAC: 0 DP: 1 HBP: 0	WP: 0 PB: 0 SB: 0 CS: 0
<b>PITCHER</b>	IP	WLS	BF	H	R	ER	SO	BB	IBB	HBP	BLK	WP	HR	S	P	ERA	WHIP					
<b>Andy Hawkins, R</b> (1, 1) ERA: 2.91	6.0		21	4	1	1	4	0	0	0	0	0	0	29	29	1.50	0.667					
<b>Luis DeLeon, R</b> (7, 1) ERA: 2.7	2.2	W	10	2	0	0	3	0	0	0	0	0	0	16	16	0.00	0.750					
<b>Gary Lucas, L</b> (9, 1) ERA: 2.96	0.1	S	1	0	0	0	0	0	0	0	0	0	0	1	1	0.00	0.000					





Batter	1	2	3	4	5	6	7	8	9	10	11	12	13	AB	R	H	RBI	BB	SO	LOB	TOP						
Bobby Brown, S Joe Lansford, R	F5		1B			1B BB		SH1-3 1B		SH1-4 1B		K		5	1	3	0	1	1	0							
Alan Wiggins, S	4-3			4-3		1B BB		K		SH1-4			F7	4	0	0	0	1	1	2							
Tony Gwynn, L	4-3				CS 1B			SH1-3 IBB		F7			WP HR 1B	5	1	3	1	1	0	1							
Kevin McReynolds, R Gene Richards, L Kurt Bevacqua, R Ruppert Jones, R	K			K		F7		SH1-3		F8			HR	3	0	0	0	0	0	2	3						
Garry Templeton, S						G3		SH1-4 1B		K		F6		F9	6	0	2	0	0	1	2						
Luis Salazar, R	FC6-4 1B					K		SH1-4							5	0	3	0	0	1	1						
Juan Bonilla, R Luis Delaun, R Tim Flannery, L Elias Sosa, R Gary Lucas, L	FC5-4 1B					6-3		1-3		K		CS 1B		K	3	0	0	0	0	0	2						
Doug Gwosdz, R Mario Ramirez, R Bruce Bochy, R								F7		1-3				F5	4	0	0	0	0	2	2						
Mark Thurmond, L Edwin Rodriguez, R						6-3		4-3		1B SH1-3 1B				K	2	0	0	0	0	0	0						
<b>Inning Stats</b>	R: 0 E: 0 K: 0 S: 3	H: 0 LOB: 0 BB: 0 P: 3	R: 0 E: 0 K: 1 S: 6	H: 1 LOB: 1 BB: 0 P: 6	R: 0 E: 0 K: 1 S: 5	H: 1 LOB: 1 BB: 0 P: 5	R: 0 E: 0 K: 1 S: 5	H: 1 LOB: 2 BB: 0 P: 12	R: 0 E: 0 K: 0 S: 4	H: 1 LOB: 1 BB: 0 P: 4	R: 1 E: 0 K: 2 S: 9	H: 2 LOB: 2 BB: 1 P: 13	R: 0 E: 0 K: 2 S: 8	H: 1 LOB: 1 BB: 0 P: 8	R: 0 E: 0 K: 1 S: 5	H: 1 LOB: 0 BB: 0 P: 5	R: 0 E: 0 K: 2 S: 7	H: 0 LOB: 0 BB: 0 P: 7	R: 2 E: 0 K: 1 S: 8	H: 3 LOB: 1 BB: 0 P: 8	1B: 12 2B: 0 3B: 0 HR: 1	SF: 0 SAC: 3 DP: 0 HBP: 0	WP: 1 PB: 0 SB: 3 CS: 2	PA: 52			
<b>PITCHER</b>	IP 7.0	WLS 26	BF 5	H 1	R 1	ER 1	SO 4	BB 2	IBB 0	HBP 0	BLK 0	WP 0	HR 0	S 32	P 40	ERA 1.29	WHIP 1.000										
Pascual Perez, R Gene Garber, R Terry Forster, L Steve Bedrosian, R Ken Dayley, L	(1, 1) (8, 1) (8, 1) (11, 1) (13, 1)	0.1 2.2 2.0 1.0	4 10 6 6	2 0 1 3	1 0 0 2	1 0 0 1	4 3 3 1	0 0 0 0	0 0 0 0	0 0 0 0	0 0 0 0	0 0 0 1	0 0 0 0	0 0 0 0	5 16 12 8	9 0.00 0.00 18.00	6.000 0.750 0.500 3.000										

San Diego Padres @ Atlanta Braves  
Atlanta-Fulton County Stadium, Atlanta, GA  
Sun Sep 18 1983, 3:33 AM EDT  
Att. 25,476 - Unknown

AB 46  
R 4  
H 13  
RBI 4  
BB 3  
SO 12  
LOB 18



Batter	1	2	3	4	5	6	7	8	9	10	11	12	13	AB	R	H	RBI	BB	SO	LOB	BOTTOM						
Brett Butler, L	G3 1B 2B		F8					CS 1B		G3				5	1	3	0	1	0	1							
Jerry Royster, R Biff Pocoroba, S Randy Johnson, R	G3		6-3					F5				F8		4	0	0	0	0	0	5							
Rafael Ramirez, R	BLK 1B		F8					HR						5	1	2	2	1	2	2							
Dale Murphy, R Bob Watson, R	3-H K		6-3					K				BB F3		5	0	0	0	1	2	4							
Brad Komminsk, R Claude Washington, L Terry Forster, R														5	0	0	0	0	2	2							
Bruce Benedict, R Albert Hall, S Matt Sinatra, R	F7							G5-4-3 1B				1-4-3		3	0	2	0	0	0	0							
Glenn Hubbard, R	5-3							BB FC3-6 1B				1B SH3-4 BB		4	0	1	0	1	0	1							
Pascual Perez, R Mike Anderson, L Gene Garber, R Terry Forster, L Steve Bedrosian, R Paul Ruffalo, R Ken Dayley, L	1-3							FC3-6 BB				SH3-4		2	0	0	0	0	0	2							
<b>Inning Stats</b>	R: 1 E: 0 K: 2 S: 9	H: 2 LOB: 1 BB: 0 P: 9	R: 0 E: 0 K: 0 S: 3	H: 0 LOB: 0 BB: 0 P: 3	R: 0 E: 0 K: 0 S: 3	H: 0 LOB: 0 BB: 0 P: 3	R: 0 E: 0 K: 0 S: 6	H: 1 LOB: 1 BB: 0 P: 6	R: 0 E: 0 K: 1 S: 5	H: 1 LOB: 1 BB: 0 P: 5	R: 1 E: 0 K: 1 S: 6	H: 2 LOB: 0 BB: 0 P: 6	R: 0 E: 0 K: 3 S: 9	H: 0 LOB: 0 BB: 0 P: 9	R: 0 E: 0 K: 1 S: 6	H: 1 LOB: 1 BB: 1 P: 10	R: 0 E: 0 K: 1 S: 5	H: 0 LOB: 1 BB: 1 P: 9	R: 0 E: 0 K: 0 S: 4	H: 1 LOB: 3 BB: 2 P: 12	R: 0 E: 0 K: 0 S: 3	H: 0 LOB: 0 BB: 0 P: 3	1B: 8 2B: 1 3B: 0 HR: 1	SF: 0 SAC: 1 DP: 1 HBP: 0	WP: 0 PB: 0 SB: 2 CS: 1	PA: 52	
<b>PITCHER</b>	IP 6.0	WLS 24	BF 5	H 1	R 1	ER 1	SO 3	BB 1	IBB 0	HBP 0	BLK 1	WP 0	HR 0	S 29	P 33	ERA 1.50	WHIP 1.000										
Mark Thurmond, L Luis Delaun, R Elias Sosa, R Gary Lucas, L	(1, 1) (7, 1) (11, 1) (11, 1)	6.0 4.0 0.1 2.2	24 15 4 11	5 4 0 1	1 1 0 0	1 1 0 0	3 6 0 1	0 1 0 0	0 0 0 0	0 0 0 0	0 0 0 0	0 1 5 11	29 26 30 19	33 2.25 0.00 0.00	1.000 1.000 3.000 1.125												

San Diego Padres @ Atlanta Braves  
Atlanta-Fulton County Stadium, Atlanta, GA  
Sun Sep 18 1983, 3:33 AM EDT  
Att. 25,476 - Unknown

AB 46  
R 2  
H 10  
RBI 2  
BB 5  
SO 10  
LOB 23





Batter	1	2	3	4	5	6	7	8	9	AB	R	H	RBI	BB	SO	LOB	TOP			
Eddie Milner, L (1, 8) Ben Hayes, R (7, 1)	0-0 4-3	0-3 K2-3			0-0 F7		0-0 F7			4	0	0	0	0	1	2				
Gary Redus, R (1, 7) OBP: 0.354, SLG: 0.445	0-0 CS 1B		4-0 CS BB		0-0 6-3			0-0 P6		3	0	1	0	1	0	0				
Dave Concepcion, R (1, 5) Skeeter Barnes, R (5, 5) OBP: 0.302, SLG: 0.277 OBP: 0.333, SLG: 0.111	4-0 1-2 BB		0-0 1-2		0-0 F9			0-0 5-3		2	0	0	0	1	0	1				
Dan Driessen, L (1, 3) Alan Knicely, R (8, 3) OBP: 0.392, SLG: 0.413 OBP: 0.330, SLG: 0.320	0-0 4-3		4-0 BB		0-0 4-3			0-0 F9		3	0	0	0	1	0	1				
Paul Householder, S (1, 9) OBP: 0.325, SLG: 0.386		4-0 S 1B BB		0-0 F9				0-0 1B		3	1	1	0	1	0	1				
Ron Oester, S (1, 4) OBP: 0.312, SLG: 0.379		0-3 K 1-2		0-0 4-3				0-0 K BB 1B		4	0	1	0	0	2	2				
Tom Foley, L (1, 6) OBP: 0.273, SLG: 0.263		0-0 2B 2H 1B		0-0 E7				0-0 F9 BB		3	0	1	1	1	0	1				
Alex Trevino, R (1, 2) Duane Walker, L (9, PH) OBP: 0.291, SLG: 0.305 OBP: 0.291, SLG: 0.333		0-0 1-3 2B		0-0 F8				0-0 G3 BB		3	0	1	0	0	0	1				
Charlie Puleo, R (1, 1) Rich Galois, R (3, 1) Steve Christensen, R (4, PH) Ted Power, R (4, 1) Dallas Williams, L (7, PH) OBP: 0.185, SLG: 0.111 OBP: 0.227, SLG: 0.350 OBP: 0.222, SLG: 0.143 OBP: 0.108, SLG: 0.090		0-3 K 2B		0-0 4-3				0-0 F7 BB		1	0	0	0	0	1	2				
<b>Inning Stats</b>	R: 0 E: 0 K: 0 S: 3	H: 1 LOB: 1 BB: 1 P: 7	R: 1 E: 0 K: 3 S: 11	H: 2 LOB: 2 BB: 1 P: 15	R: 0 E: 0 K: 0 S: 2	H: 0 LOB: 1 BB: 2 P: 10	R: 0 E: 1 K: 0 S: 4	H: 0 LOB: 1 BB: 0 P: 4	R: 0 E: 0 K: 1 S: 6	H: 1 LOB: 1 BB: 0 P: 6	R: 0 E: 0 K: 0 S: 3	H: 0 LOB: 0 BB: 0 P: 3	R: 0 E: 0 K: 0 S: 3	H: 0 LOB: 0 BB: 1 P: 3	R: 0 E: 0 K: 0 S: 4	H: 1 LOB: 2 BB: 1 P: 8	1B: 4 2B: 1 3B: 0 HR: 0	SF: 0 SAC: 0 DP: 0 HBP: 0	WP: 0 PB: 0 SB: 1 CS: 2	PA: 36
<b>PITCHER</b> Craig McMurtry, R (1, 1) ERA: 3.22	IP: 9.0 WLS: W BF: 36 H: 5 R: 1 ER: 1 SO: 4 BB: 5 IBB: 0 HBP: 0 BLK: 0 WP: 0 HR: 0 S: 39 P: 59 ERA: 1.00 WHIP: 1.111															<b>PITCHER</b>				

Cincinnati Reds @ Atlanta Braves  
Atlanta-Fulton County Stadium, Atlanta, GA  
Wed Sep 21 1983, 7:05 PM EDT  
Unknown

AB 31  
R 1  
H 5  
RBI 1  
BB 5  
SO 4  
LOB 16



Batter	1	2	3	4	5	6	7	8	9	AB	R	H	RBI	BB	SO	LOB	BOTTOM			
Brett Butler, L (1, 7) OBP: 0.344, SLG: 0.398	0-0 E SF9 1B		0-0 1B FC6		0-0 1-3			0-0 1-3		5	2	2	0	0	0	2				
Glenn Hubbard, R (1, 4) Randy Johnson, R (8, 5) OBP: 0.333, SLG: 0.386 OBP: 0.362, SLG: 0.317	0-0 F9 1-3		0-0 1B HR 1B	0-0 BB HR 1B		4-0 G6-4-3 BB		0-0 4-3		3	2	2	0	1	0	1				
Claudell Washington, L (1, 9) OBP: 0.317, SLG: 0.498	0-0 SF9 3H		0-0 1B HR 1B	0-0 P6		0-0 G6-4-3 1-2				3	1	1	2	0	0	2				
Dale Murphy, R (1, 8) OBP: 0.406, SLG: 0.564	0-0 6-3		0-0 HR 2H	4-0 HR 1B BB		0-0 1B				3	2	2	3	1	0	0				
Chris Chambliss, L (1, 3) Gerald Perry, L (7, 3) OBP: 0.369, SLG: 0.502 OBP: 0.469, SLG: 0.593		4-0 1B BB	0-0 HR 1B	0-0 HR 1H 2H		0-0 4-3				3	2	2	4	1	0	1				
Rafael Ramirez, R (1, 6) OBP: 0.338, SLG: 0.374		0-0 F8	0-0 5-3	0-0 F9		4-0 G4-6-3 BB				3	0	0	0	1	0	1				
Jerry Royster, R (1, 5) OBP: 0.310, SLG: 0.337		0-0 FC6-4 1B	0-0 5-3	0-0 F9		0-0 G4-6-3 1-2				4	0	1	0	0	0	1				
Matt Sinatro, R (1, 2) OBP: 0.310, SLG: 0.337		0-0 FC6-4 1-2	4-0 1B BB		0-0 6-3			0-0 F2		3	0	0	0	1	0	2				
Craig McMurtry, R (1, 1) OBP: 0.116, SLG: 0.076		0-0 4-3	0-0 FC6 1B		0-3 K			0-3 K		4	0	1	0	0	2	2				
<b>Inning Stats</b>	R: 1 E: 1 K: 0 S: 4	H: 1 LOB: 0 BB: 0 P: 4	R: 0 E: 0 K: 0 S: 4	H: 1 LOB: 2 BB: 1 P: 8	R: 5 E: 0 K: 0 S: 9	H: 6 LOB: 2 BB: 1 P: 13	R: 3 E: 0 K: 0 S: 5	H: 2 LOB: 0 BB: 1 P: 9	R: 0 E: 0 K: 1 S: 5	H: 0 LOB: 0 BB: 0 P: 5	R: 0 E: 0 K: 0 S: 3	H: 1 LOB: 1 BB: 1 P: 7	R: 0 E: 0 K: 0 S: 2	H: 0 LOB: 0 BB: 1 P: 6	R: 0 E: 0 K: 1 S: 5	H: 0 LOB: 0 BB: 0 P: 5	1B: 8 2B: 0 3B: 0 HR: 3	SF: 1 SAC: 0 DP: 2 HBP: 0	WP: 0 PB: 0 SB: 1 CS: 0	PA: 38
<b>PITCHER</b> Charlie Puleo, R (1, 1) ERA: 5.02 Rich Galois, R (3, 1) ERA: 5.24 Ted Power, R (4, 1) ERA: 4.49 Ben Hayes, R (7, 1) ERA: 5.97	IP: 2.0 WLS: L BF: 13 H: 6 R: 5 ER: 4 SO: 4 BB: 1 IBB: 0 HBP: 0 BLK: 0 WP: 0 HR: 1 S: 12 P: 16 ERA: 18.00 WHIP: 3.500															<b>PITCHER</b>				

Cincinnati Reds @ Atlanta Braves  
Atlanta-Fulton County Stadium, Atlanta, GA  
Wed Sep 21 1983, 7:05 PM EDT  
Unknown

AB 32  
R 9  
H 11  
RBI 9  
BB 5  
SO 2  
LOB 12





Batter	1	2	3	4	5	6	7	8	9	AB	R	H	RBI	BB	SO	LOB	TOP								
<b>Eddie Milner, L</b> OBP: 0.350, SLG: 0.379 (1, 8)	0-0 4-3		4-0 FC6-4 BB		0-0 4-3		0-0 SH5-4	0-3 K		3	0	0	0	1	1	3									
<b>Gary Redus, R</b> OBP: 0.354, SLG: 0.445 (1, 7)	0-3 K		0-0 FC6-4 S 1-2 2-3		4-0 CS BB		0-3 K		0-0 BB SF7 2B	4	1	1	0	1	2	4									
<b>Dave Concepcion, R</b> OBP: 0.301, SLG: 0.275 (1, 5) (6, 6)	4-0 BB		0-0 F7		0-0 CS	0-3 K	0-0 F7		0-3 K	4	0	0	0	1	2	5									
<b>Dan Driessen, L</b> OBP: 0.397, SLG: 0.413 (1, 3)	0-3 K			4-0 G3 2B BB		0-0 E 1B		4-0 2B 1B BB	4-0 BB IBB	2	2	1	0	3	1	1									
<b>Paul Householder, S</b> OBP: 0.326, SLG: 0.388 (1, 9)		0-0 1-3		0-0 G3		0-0 F9		0-0 1B 2B BB	4-0 BB IBB	4	1	1	0	1	0	2									
<b>Ron Oester, S</b> OBP: 0.312, SLG: 0.380 (1, 4)		4-0 G6-3 BB		0-0 WP 2H 2B		0-0 E4 FC5-4		0-3 K	0-0 SF7	3	0	1	2	1	1	3									
<b>Dann Bilardello, R</b> OBP: 0.286, SLG: 0.359 (1, 2)		0-0 G6-3		0-0 5-3		0-0 FC5-4		0-0 E 2H 3H 1B	0-0 P6	4	0	1	2	0	0	4									
<b>Alex Trevino, R</b> OBP: 0.289, SLG: 0.303 (8, PR) (8, 2)		0-0 G6-3		0-0 5-3		0-0 FC5-4		0-0 E 2H 3H 1B	0-0 P6	1	0	0	0	0	0	2									
<b>Tom Foley, L</b> OBP: 0.286, SLG: 0.289 (1, 6)			0-0 F7		0-0 F7		0-0 SH5-4 1B		0-0 F7	3	0	2	0	0	0	1									
<b>Kelly Paris, R</b> OBP: 0.314, SLG: 0.275 (8, PH)			0-0 FC6-4 2B		0-0 F7		0-0 SH5-4 1B		0-0 F7	0	0	0	0	0	0	0									
<b>Dallas Williams, L</b> OBP: 0.100, SLG: 0.053 (8, PH)			0-0 FC6-4 2B		0-0 F7		0-0 SH5-4 1B		0-0 F7	1	0	0	0	0	0	1									
<b>Tom Hume, R</b> (8, 1)			0-0 FC6-4 2B		0-0 F7		0-0 SH5-4 1B		0-0 F7	0	0	0	0	0	0	0									
<b>Frank Pastore, R</b> OBP: 0.214, SLG: 0.278 (7, PH)			0-3 K		0-3 K		0-0 SH5-4 1B		0-0 E5	2	0	0	0	0	2	1									
<b>Duane Wilder, L</b> OBP: 0.286, SLG: 0.337 (7, 1)			0-3 K		0-3 K		0-0 SH5-4 1B		0-0 E5	1	0	1	0	0	0	0									
<b>Bill Scherrer, L</b> OBP: 0.127, SLG: 0.091 (8, PH)			0-3 K		0-3 K		0-0 SH5-4 1B		0-0 E5	0	0	0	0	0	0	0									
<b>Johnny Branch, R</b> OBP: 0.244, SLG: 0.401 (8, PH)			0-3 K		0-3 K		0-0 SH5-4 1B		0-0 E5	1	0	0	0	0	0	1									
<b>Skeeter Barnes, R</b> OBP: 0.333, SLG: 0.111 (8, 5)			0-3 K		0-3 K		0-0 SH5-4 1B		0-0 E5	0	0	0	0	0	0	0									
<b>Inning Stats</b>	R: 0 E: 0 K: 2 S: 7	H: 0 LOB: 1 BB: 1 P: 11	R: 0 E: 0 K: 0 S: 2	H: 0 LOB: 0 BB: 1 P: 6	R: 0 E: 0 K: 1 S: 6	H: 1 LOB: 2 BB: 1 P: 10	R: 1 E: 0 K: 0 S: 4	H: 1 LOB: 1 BB: 1 P: 8	R: 0 E: 0 K: 1 S: 4	H: 0 LOB: 0 BB: 1 P: 8	R: 0 E: 1 K: 1 S: 7	H: 1 LOB: 2 BB: 0 P: 7	R: 0 E: 0 K: 1 S: 7	H: 2 LOB: 2 BB: 0 P: 7	R: 2 E: 1 K: 2 S: 10	H: 2 LOB: 3 BB: 1 P: 14	R: 1 E: 0 K: 1 S: 6	H: 1 LOB: 2 BB: 2 P: 14	1B: 4 2B: 4 3B: 0 HR: 0	SF: 1 SAC: 1 DP: 1 HBP: 0	WP: 1 PB: 0 SB: 1 CS: 1	PA: 44			
<b>PITCHER</b>	IP	WLS	BF	H	R	ER	SO	BB	IBB	HBP	BLK	WP	HR	S	P	ERA	WHIP								
<b>Phil Niekro, R</b> ERA: 4.0 (1, 1)	6.0		27	5	1	1	5	5	0	0	0	1	0	32	52	1.50	1.667								
<b>Terry Forster, L</b> ERA: 2.05 (7, 1)	1.1		7	2	2	2	2	1	0	0	0	0	0	10	14	13.50	2.250								
<b>Steve Bedrosian, R</b> ERA: 3.59 (8, 1)	1.2	L	9	1	1	1	2	1	1	0	0	0	0	11	19	5.40	1.200								

**Cincinnati Reds @ Atlanta Braves**  
Atlanta-Fulton County Stadium, Atlanta, GA  
Wed Sep 21 1983, 7:05 PM EDT  
Att: 12,621 - Unknown

AB 33  
R 4  
H 8  
RBI 4  
BB 8  
SO 9  
LOB 28



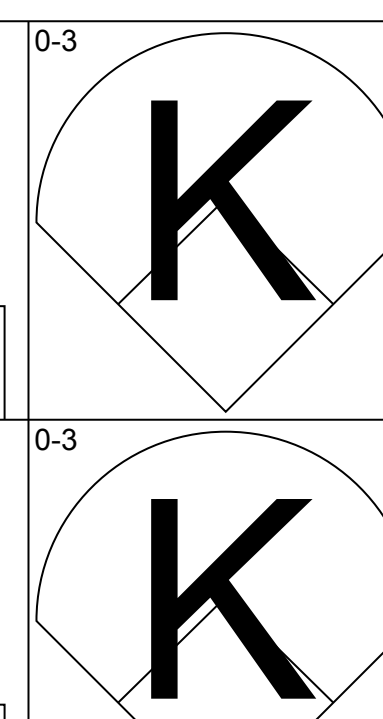
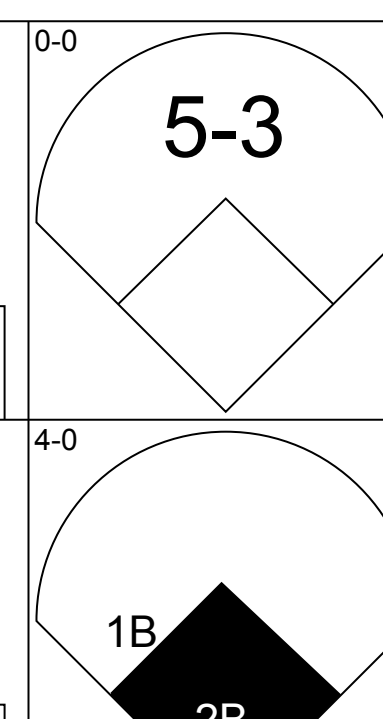
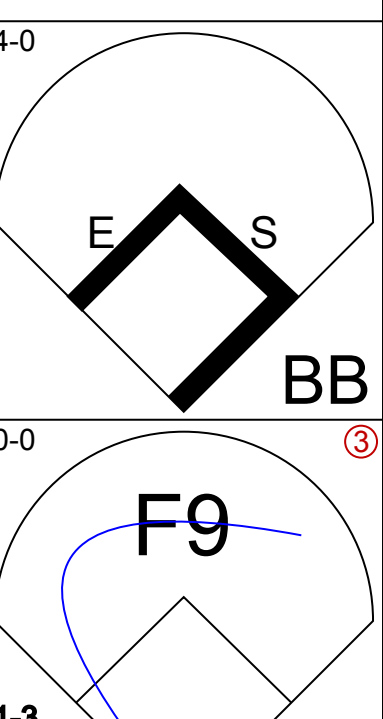
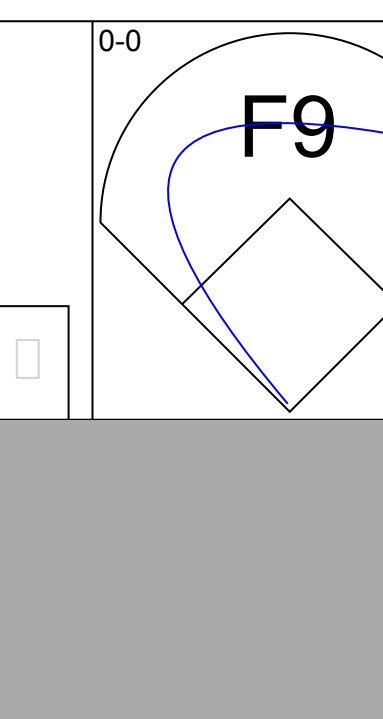
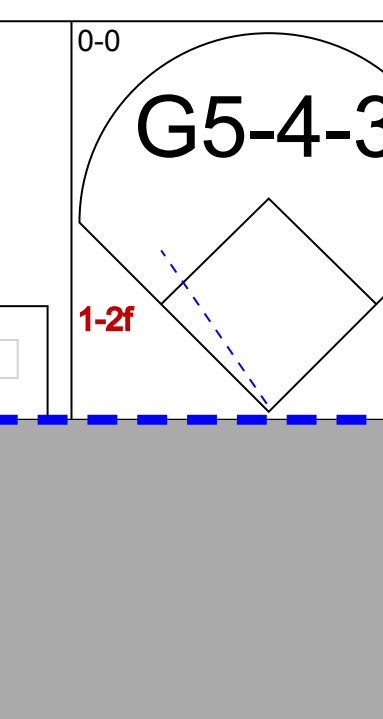
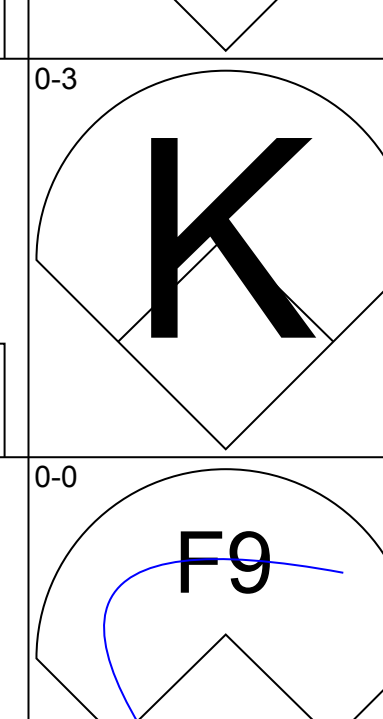
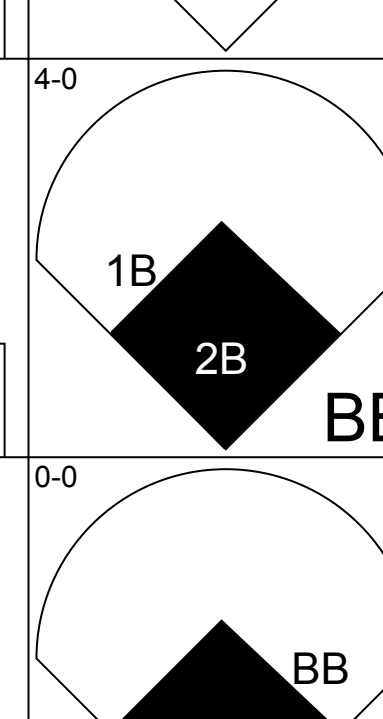
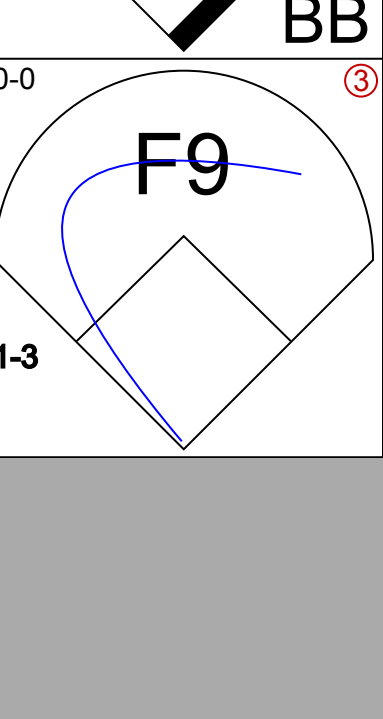
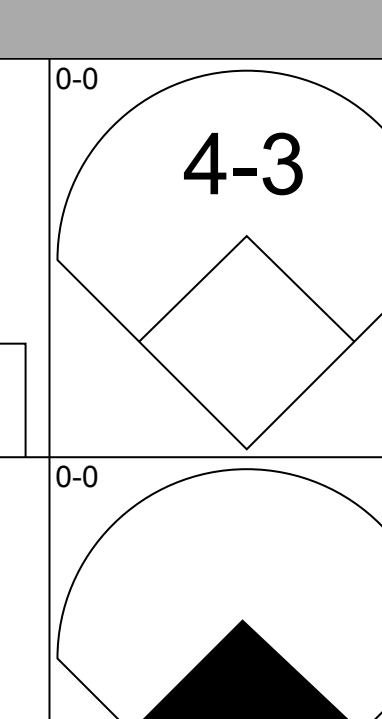
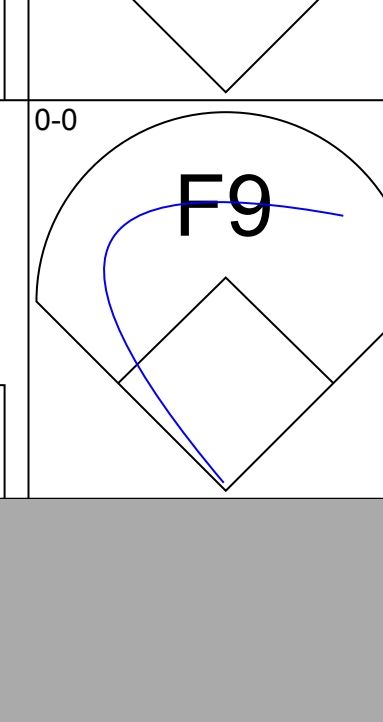
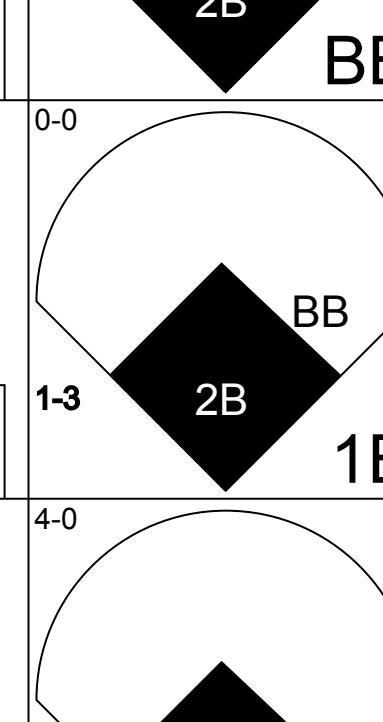
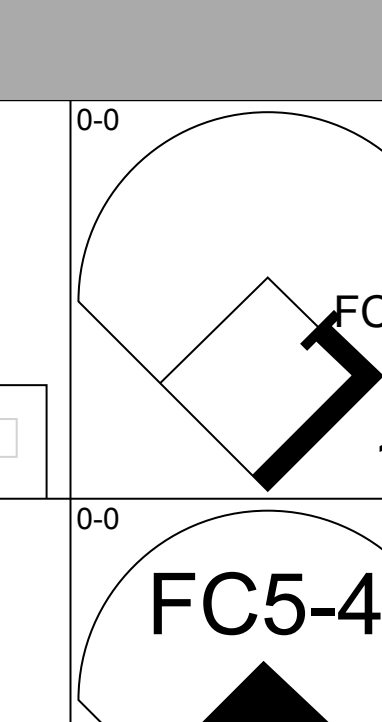
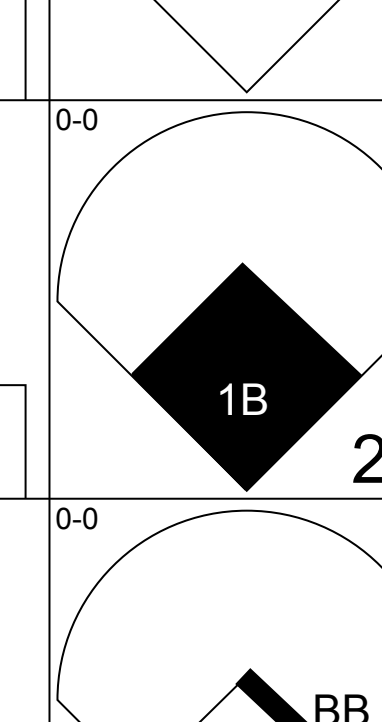
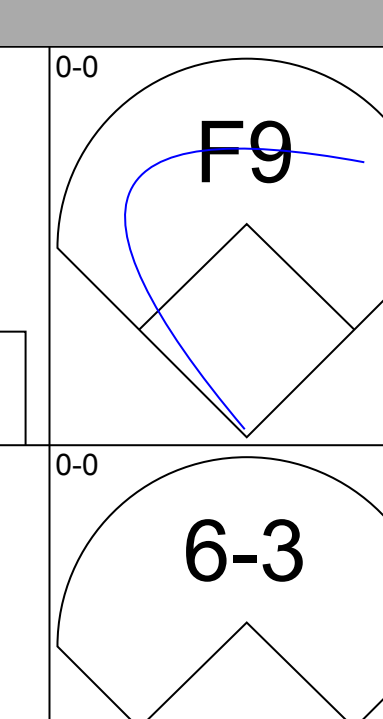
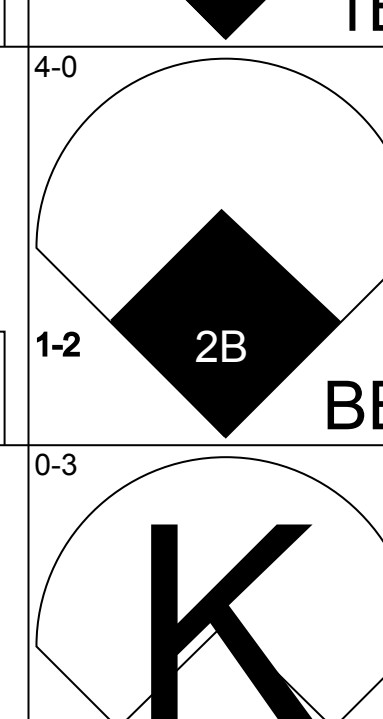
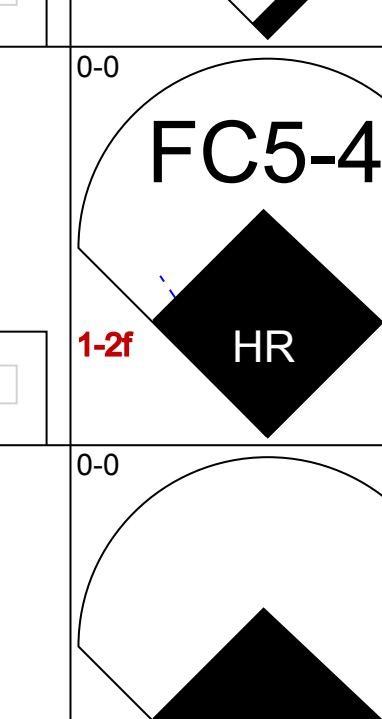
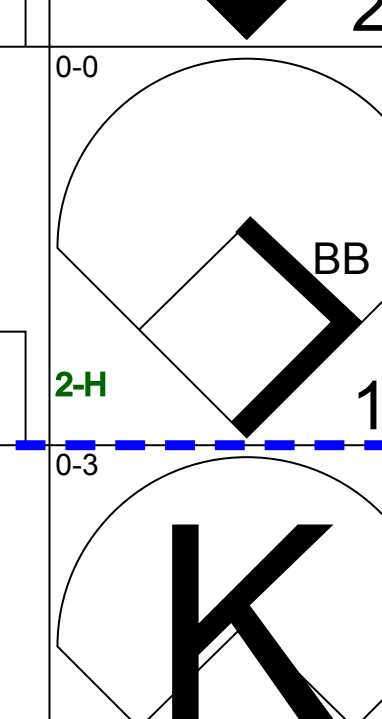
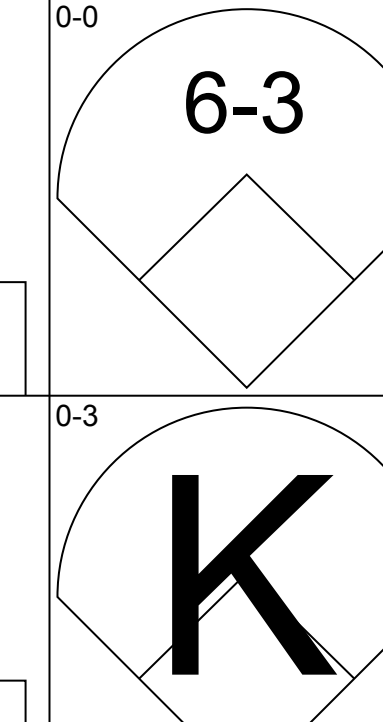
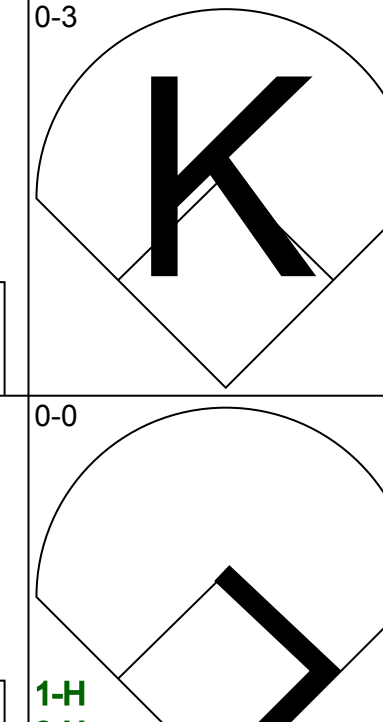
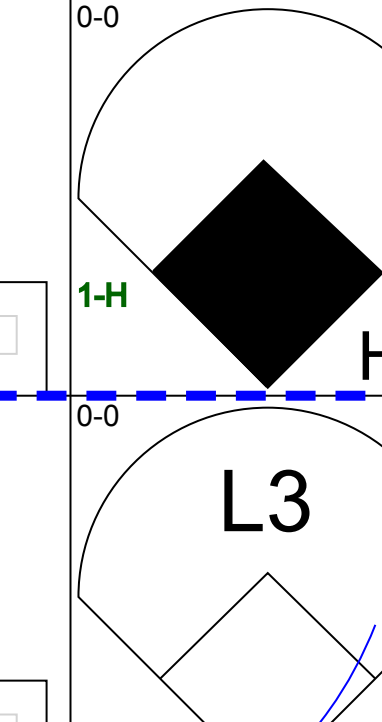
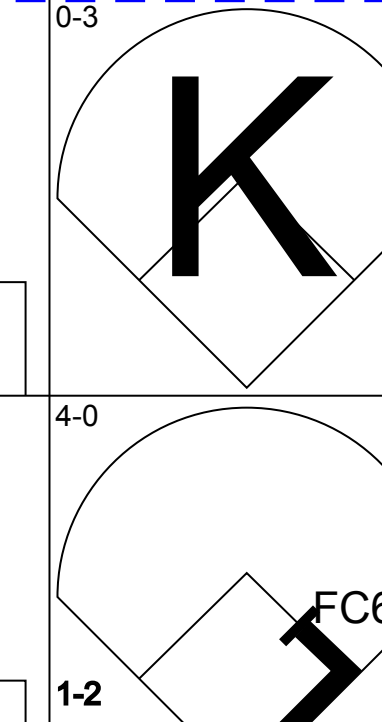
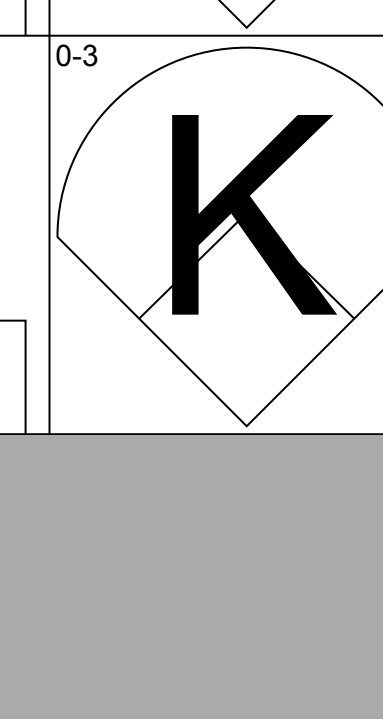
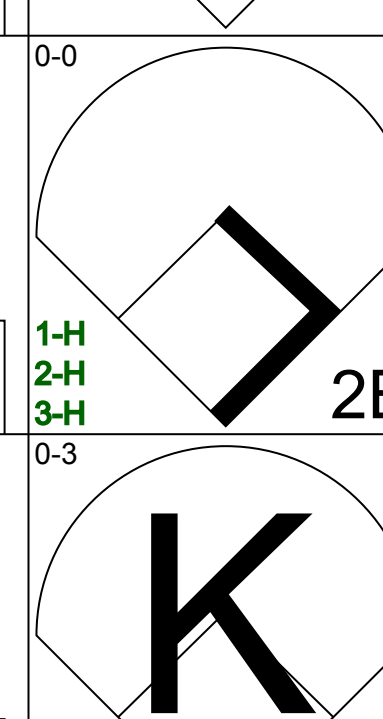
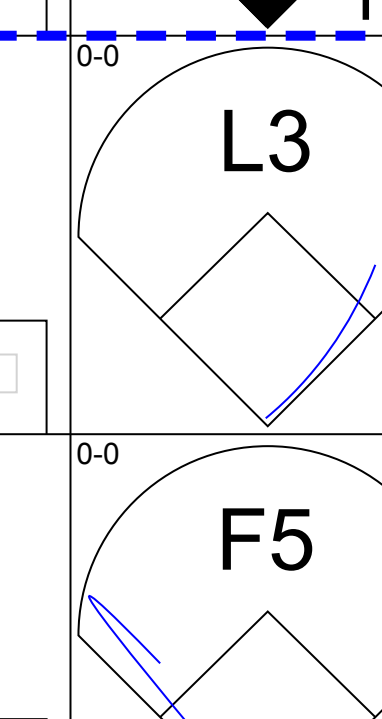
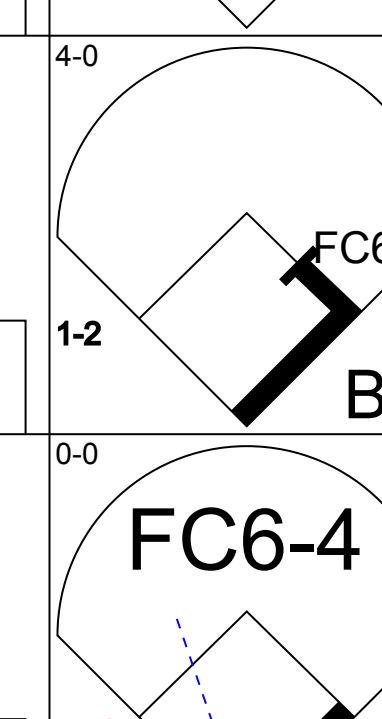
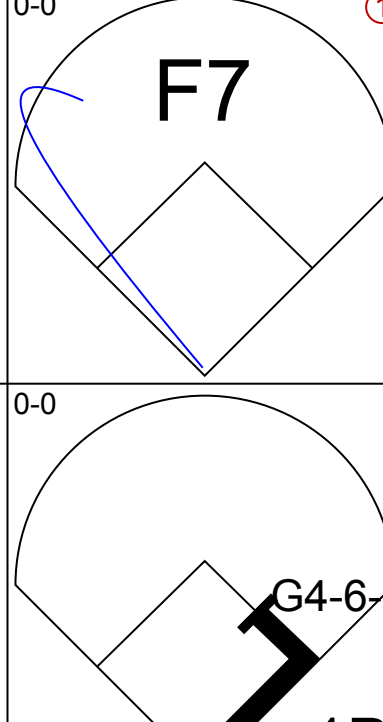

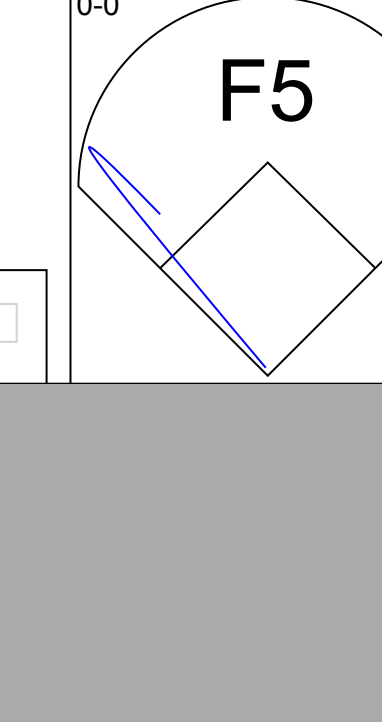
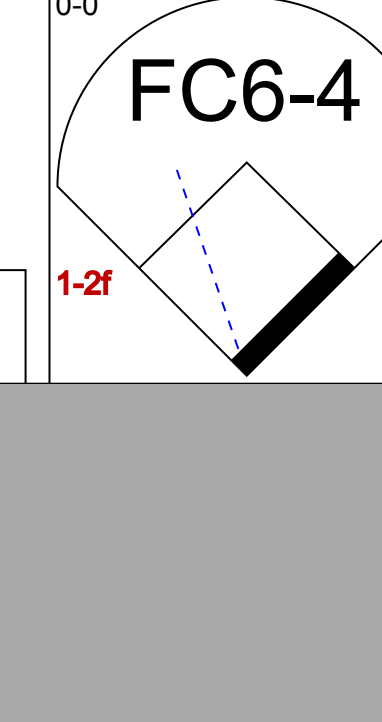
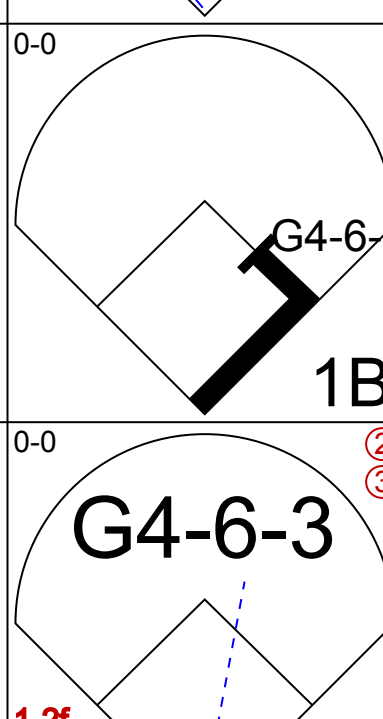
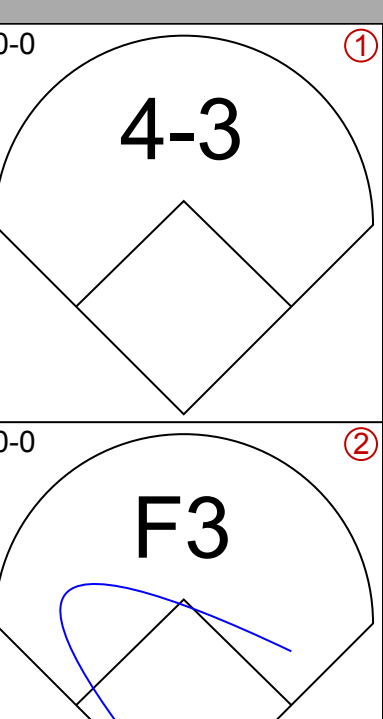
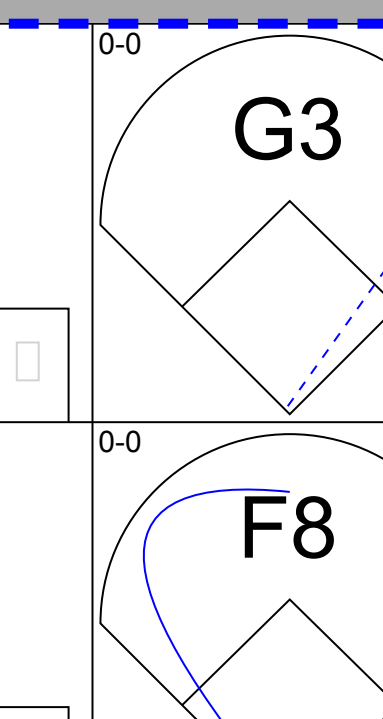
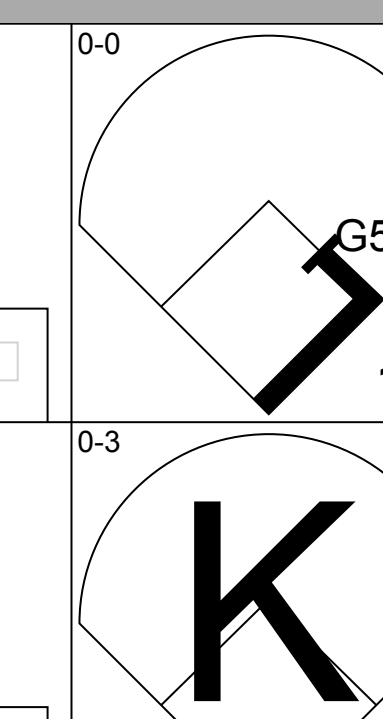
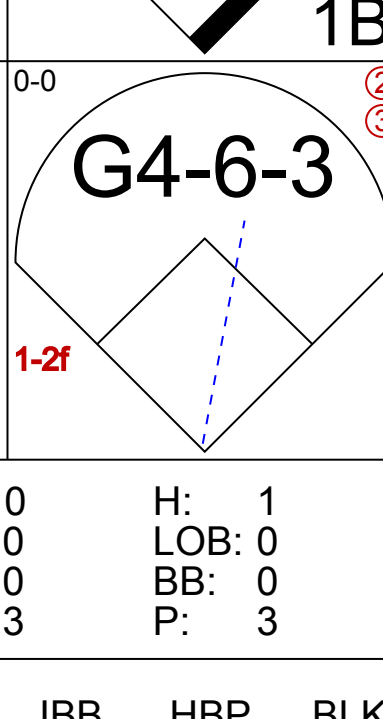
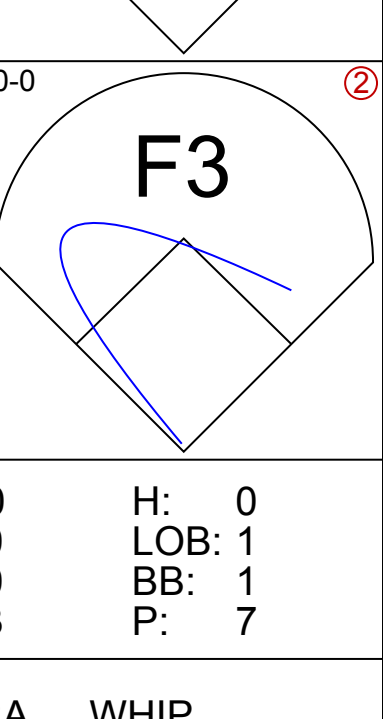
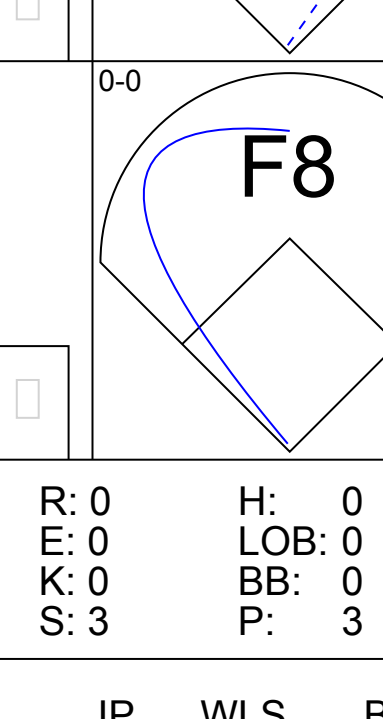
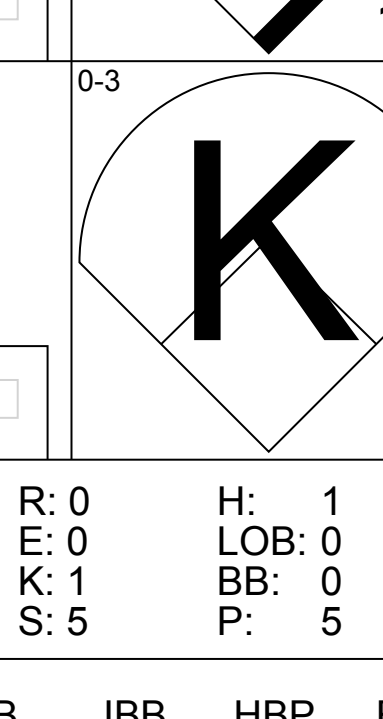
Batter	1	2	3	4	5	6	7	8	9	AB	R	H	RBI	BB	SO	LOB	BOTTOM								
<b>Brett Butler, L</b> OBP: 0.345, SLG: 0.397 (1, 7)	0-0 F8	0-0 F9			4-0 2B BB		0-0 1-3		0-0 1B	4	1	1	0	1	0	1									
<b>Glenn Hubbard, R</b> OBP: 0.337, SLG: 0.391 (1, 4)	0-0 1B		0-0 4-3 S 1B		0-0 1H 2B		4-0 BB		0-3 K	4	0	3	1	1	1	1									
<b>Claudell Washington, L</b> OBP: 0.316, SLG: 0.495 (1, 9)	4-0 BB		0-0 4-3 1-3 1B		0-0 5-3 2B		0-0 1-3			3	0	0	0	1	0	3									
<b>Dale Murphy, R</b> OBP: 0.405, SLG: 0.561 (1, 8)	0-0 F2		0-0 K		0-0 5-3			4-0 1B B3-5 BB		3	0	0	0	1	1	3									
<b>Chris Chambliss, L</b> OBP: 0.370, SLG: 0.502 (1, 3)		0-0 6-3 1B 1B	0-0 F8		0-0 F9		0-0 F9	0-0 1-3 1B		4	1	2	0	0	0	1									
<b>Rafael Ramirez, R</b> OBP: 0.338, SLG: 0.373 (1, 6)		0-0 6-3 1B 1B		0-0 F8		0-0 6-3		0-0 B3-5		4	1	1	0	0	0	2									
<b>Biff Pocoroba, S</b> OBP: 0.317, SLG: 0.367 (1, 2)		0-3 K		0-0 P6		0-0 P6		0-0 3H F7		4	0	1	0	0	1	3									
<b>Randy Johnson, R</b> OBP: 0.355, SLG: 0.309 (1, 5)		0-0 6-3		0-0 F7		0-0 F9			0-0 F7	3	0	0	0	0	0	3									
<b>Steve Bedrosian, R</b> OBP: 0.125, SLG: 0.125 (8, 1)		0-0 6-3		0-0 F7		0-0 F9			0-0 F7	0	0	0	0	0	0	0									
<b>Gerald Perry, L</b> OBP: 0.455, SLG: 0.571 (9, PH)		1-2 2-3		0-0 F7		0-0 F9			0-0 F7	1	0	0	0	0	0	0									
<b>Phil Niekro, R</b> OBP: 0.177, SLG: 0.200 (1, 1)		0-0 2H 3H 1B		0-0 K		0-3 K		0-0 F8		2	0	1	2	0	1	0									
<b>Terry Forster, L</b> OBP: 0.571, SLG: 0.714 (7, 1)									0-0 F7	0	0	0	0	0	0	0									
<b>Jerry Royster, R</b> OBP: 0.308, SLG: 0.335 (7, 5)									0-0 F7	2	0	0	0	0	0	0									
<b>Inning Stats</b>	R: 0 E: 0 K: 0 S: 3	H: 1 LOB: 1 BB: 1 P: 7	R: 2 E: 0 K: 1 S: 8	H: 3 LOB: 1 BB: 0 P: 8	R: 0 E: 0 K: 1 S: 6	H: 1 LOB: 0 BB: 0 P: 6	R: 0 E: 0 K: 0 S: 3	H: 0 LOB: 0 BB: 0 P: 3	R: 1 E: 0 K: 1 S: 6	H: 1 LOB: 1 BB: 1 P: 10	R: 0 E: 0 K: 0 S: 4	H: 1 LOB: 1 BB: 0 P: 4	R: 0 E: 0 K: 0 S: 3	H: 0 LOB: 1 BB: 1 P: 7	R: 0 E: 0 K: 0 S: 3	H: 1 LOB: 1 BB: 1 P: 7	R: 0 E: 0 K: 1 S: 6	H: 1 LOB: 1 BB: 0 P: 6	1B: 8 2B: 2 3B: 0 HR: 0	SF: 0 SAC: 0 DP: 1 HBP: 0	WP: 0 PB: 0 SB: 1 CS: 0	PA: 38			
<b>PITCHER</b>	IP	WLS	BF	H	R	ER	SO	BB	IBB	HBP	BLK	WP	HR	S	P	ERA	WHIP								
<b>Frank Pastore, R</b> ERA: 4.97 (1, 1)	6.0		26	7	3	3	3	2	0	0	0	0	0	30	38	4.50	1.500								
<b>Bill Scherrer, L</b> ERA: 2.94 (7, 1)	1.0		4	0	0	0	0	1	0	0	0	0	0	3	7	0.00	1.000								
<b>Tom Hume, R</b> ERA: 5.07 (8, 1)	2.0	W	8	2	0	0	1	1	0	0	0	0	0	9	13	0.00	1.500								

**Cincinnati Reds @ Atlanta Braves**  
Atlanta-Fulton County Stadium, Atlanta, GA  
Wed Sep 21 1983, 7:05 PM EDT  
Att: 12,621 - Unknown

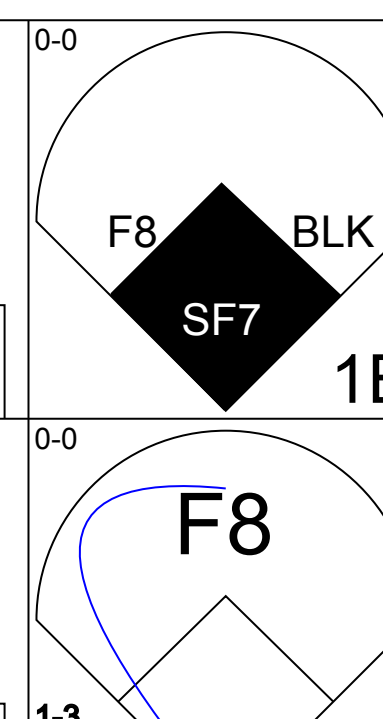
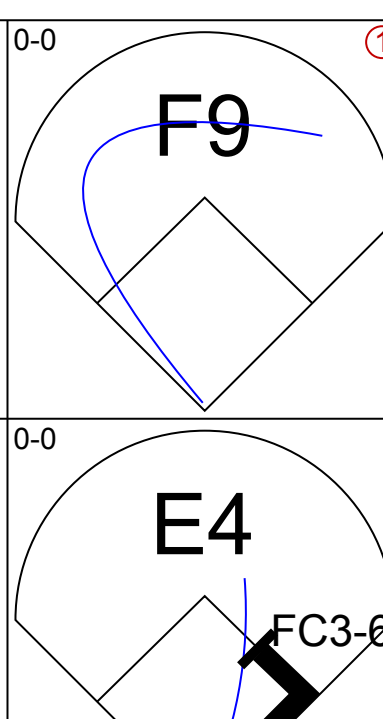
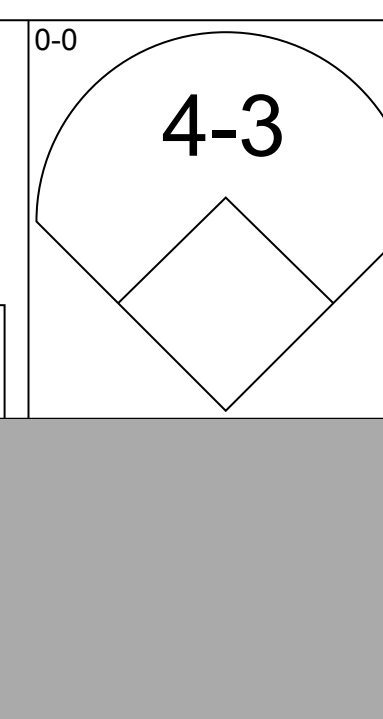
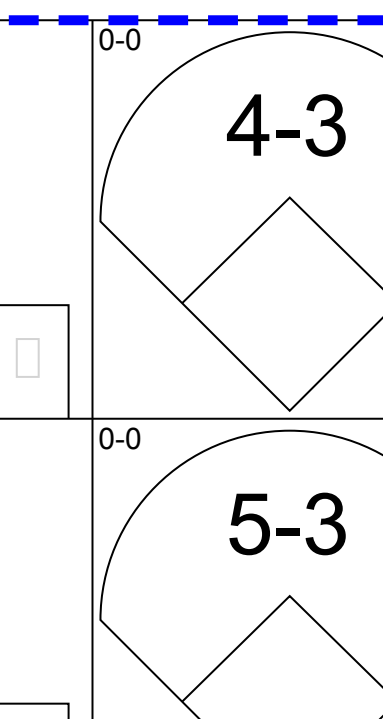
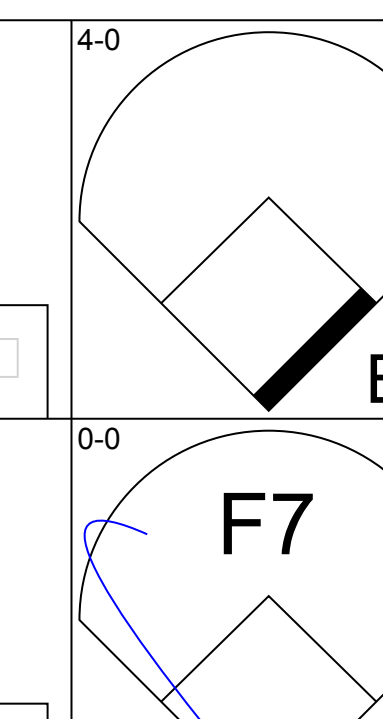
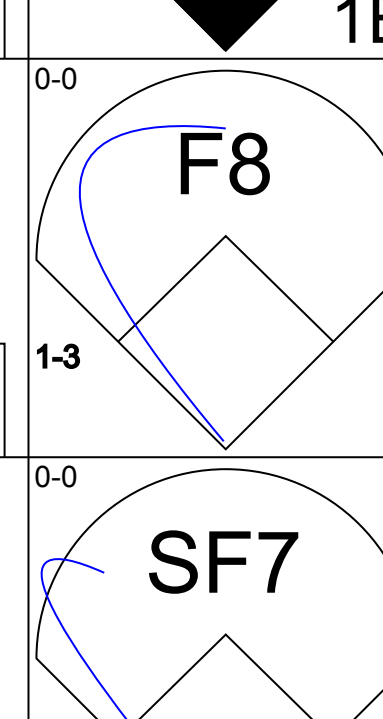
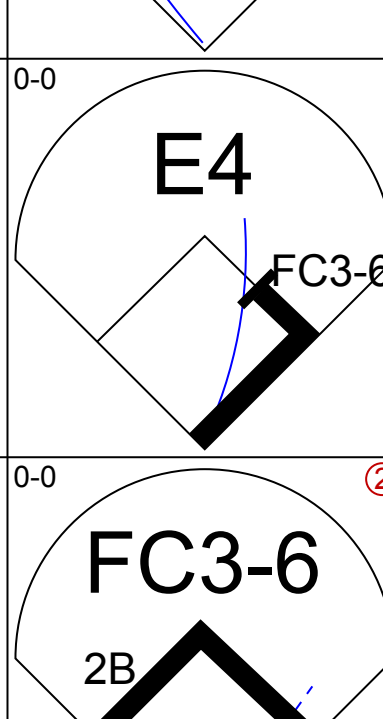
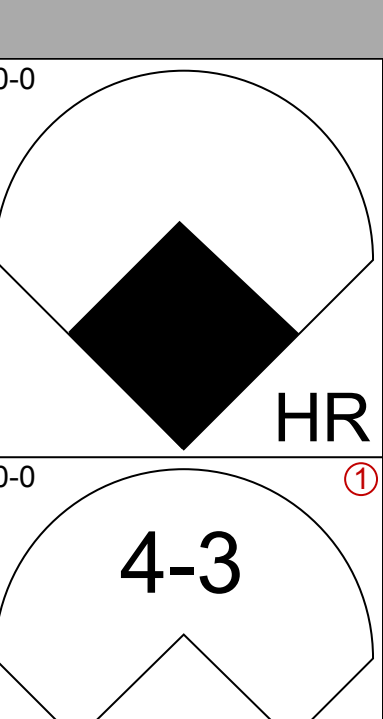
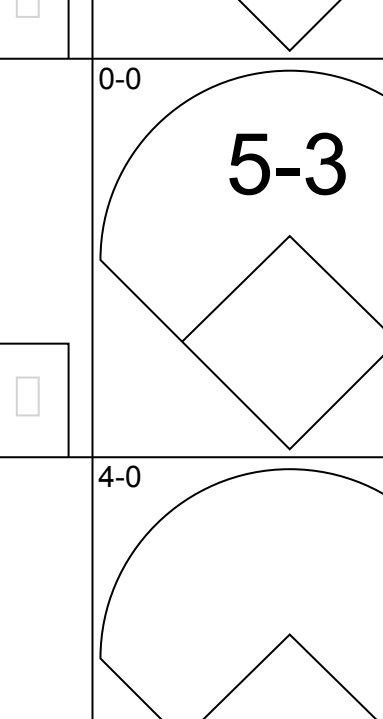
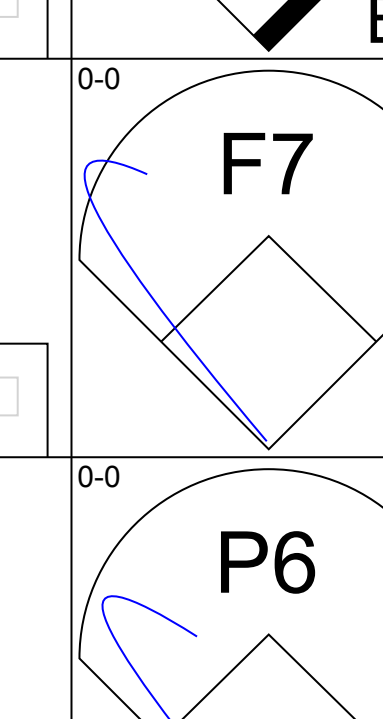
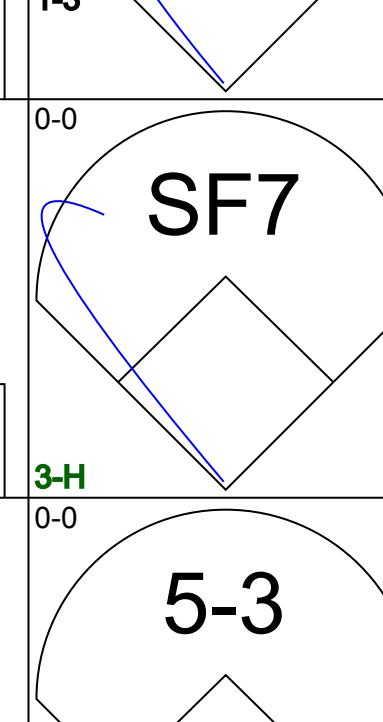
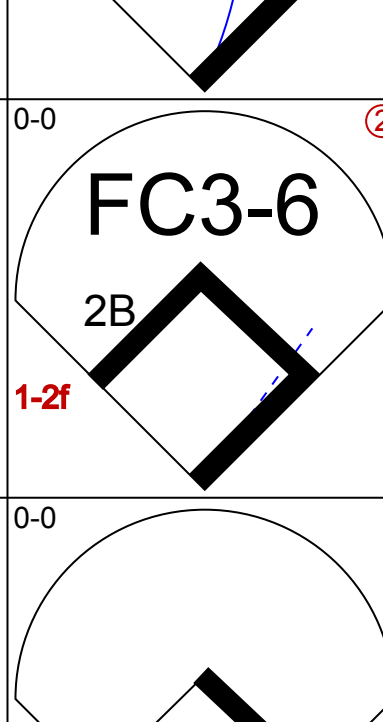
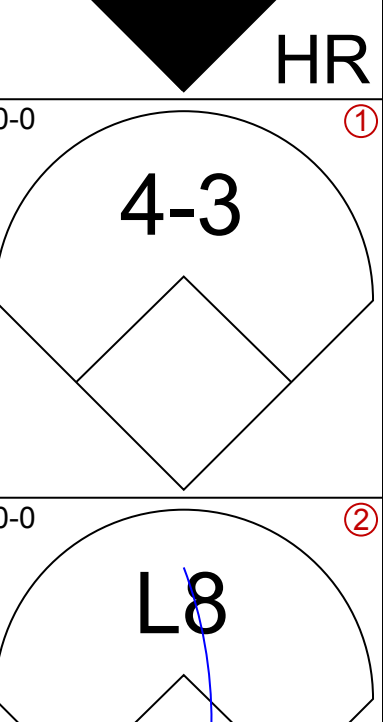
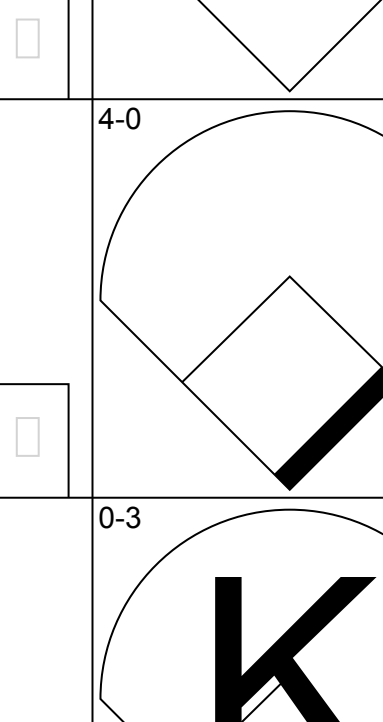
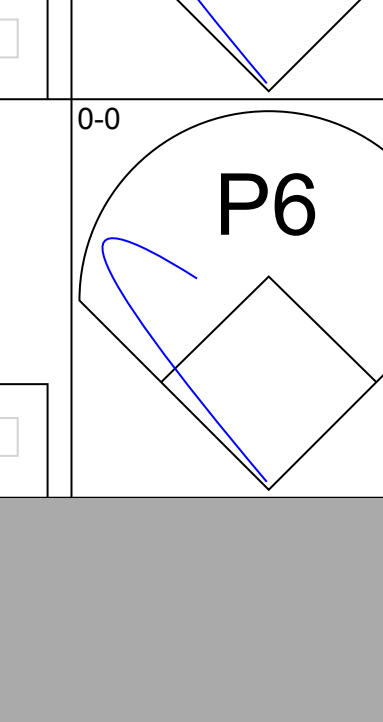
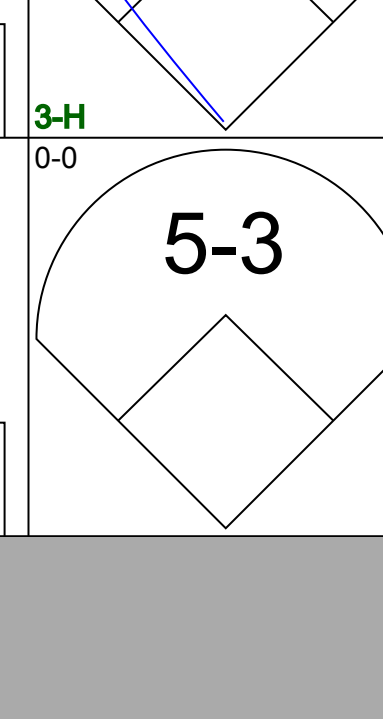
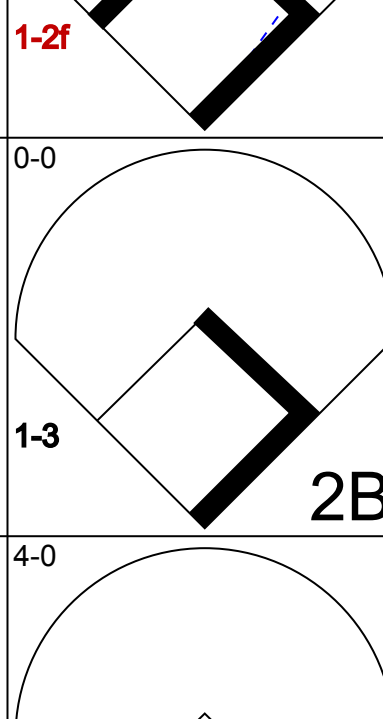
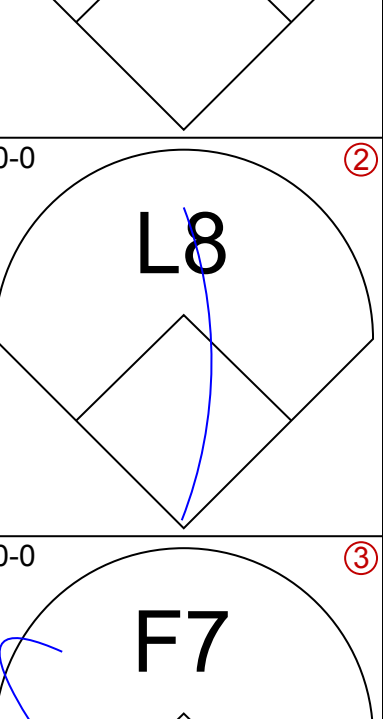
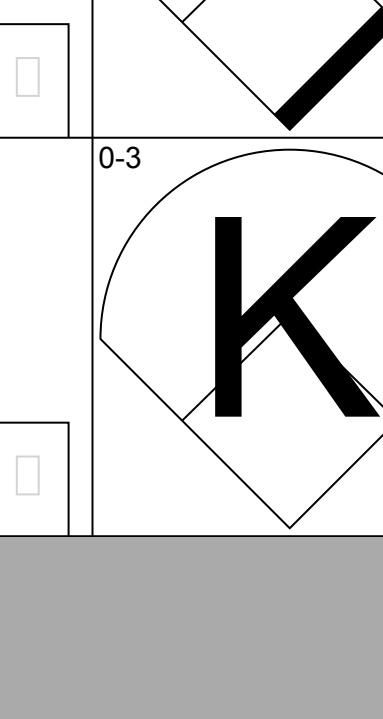
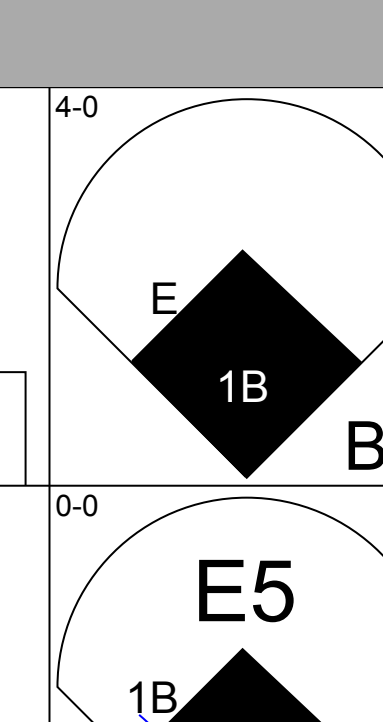
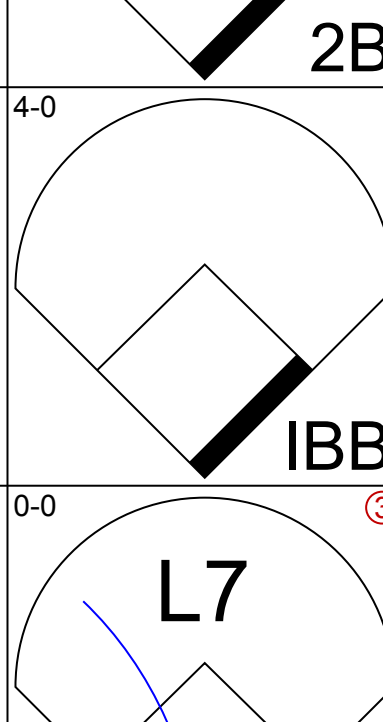
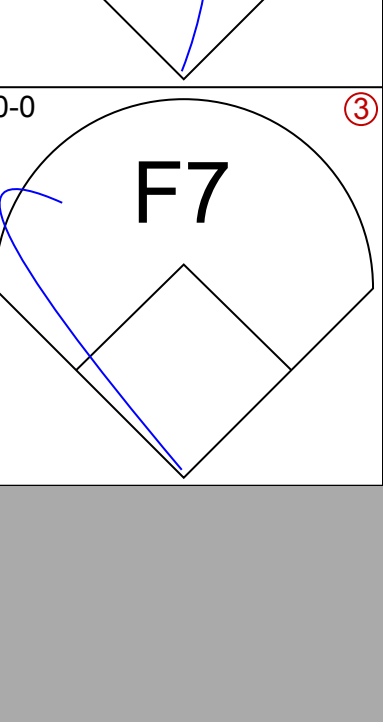
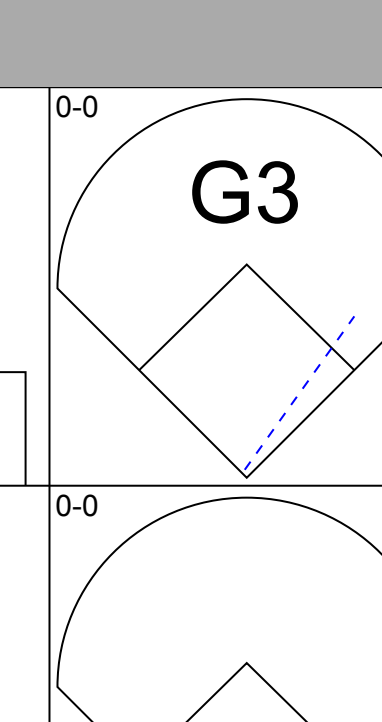
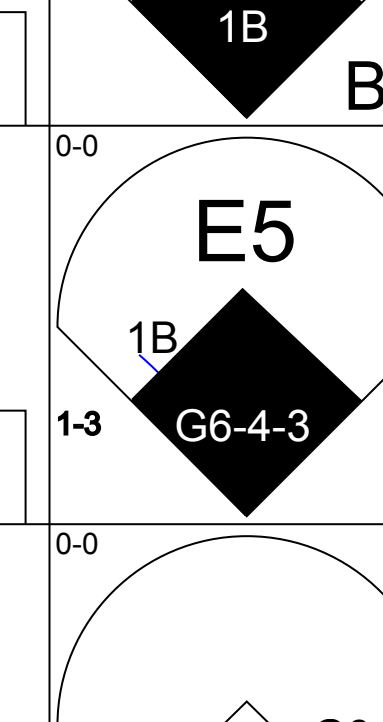
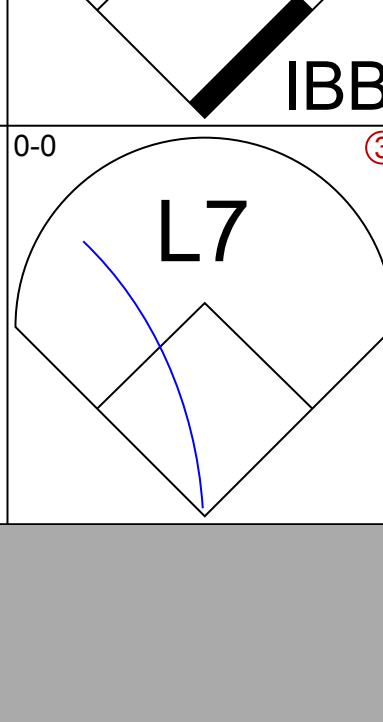
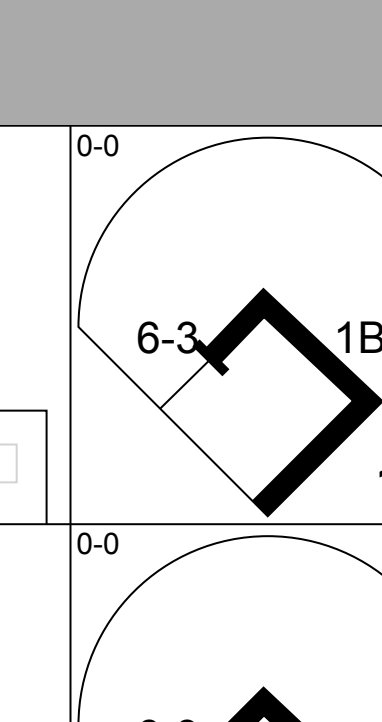
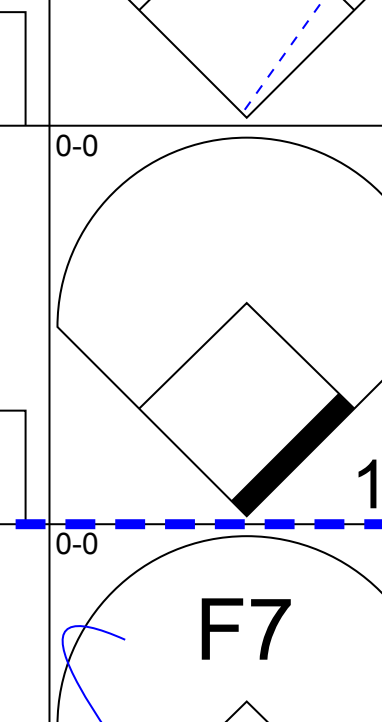
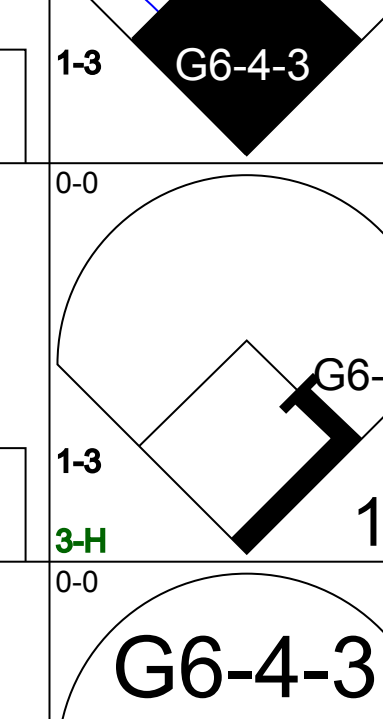
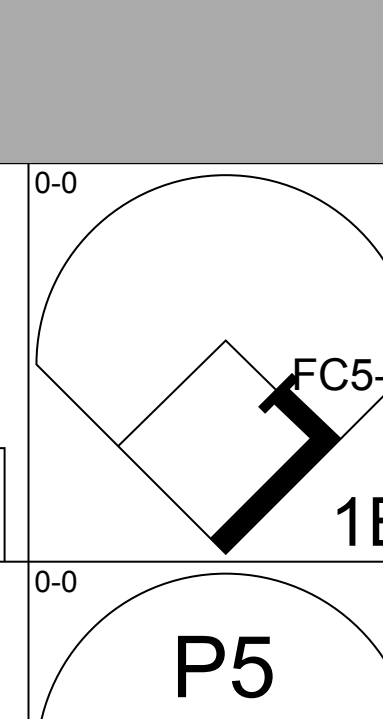
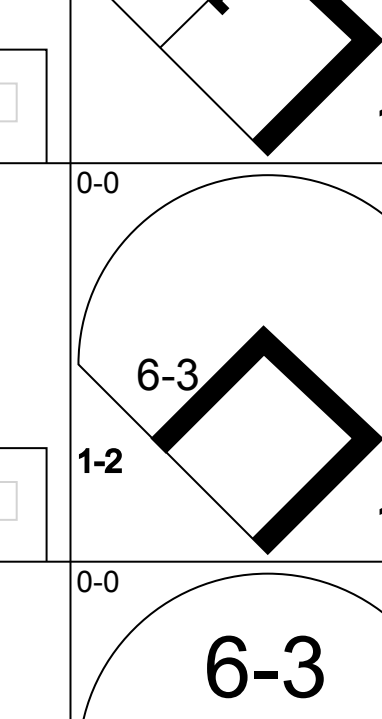
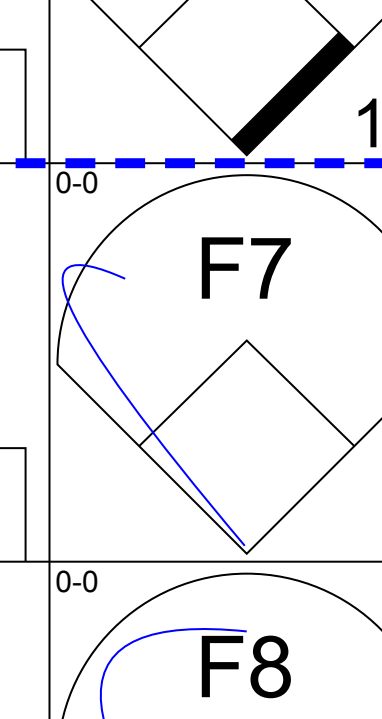
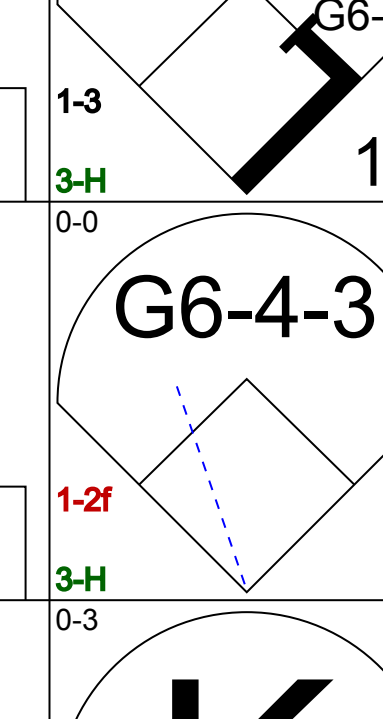
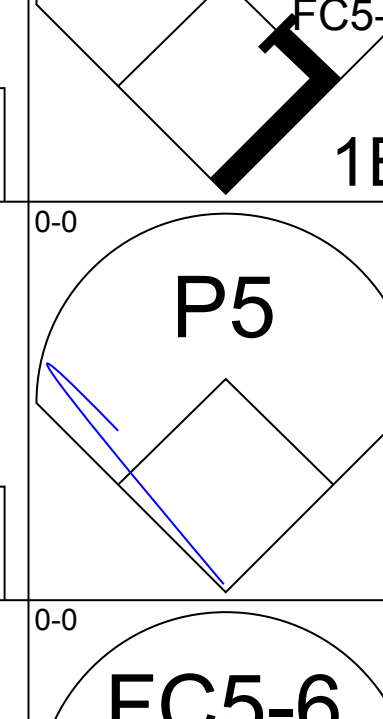
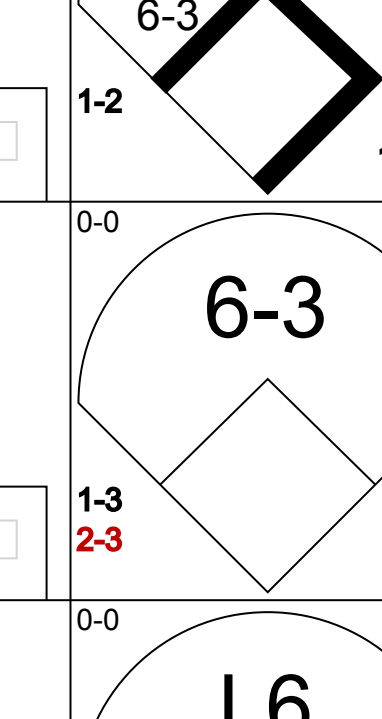
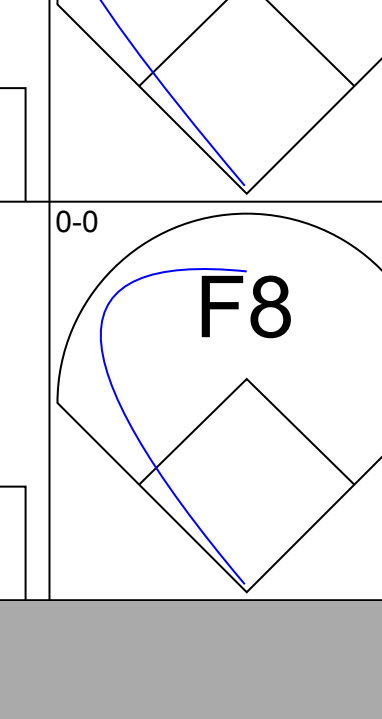
AB 34  
R 3  
H 9  
RBI 3  
BB 4  
SO 4  
LOB 17





Batter	1	2	3	4	5	6	7	8	9	AB	R	H	RBI	BB	SO	LOB	TOP					
<b>Gary Redus, R</b> OBP: 0.352, SLG: 0.441 (1, 7)										4	0	0	0	1	1	1	<b>Cincinnati Reds @ Atlanta Braves</b> Atlanta-Fulton County Stadium, Atlanta, GA Thu Sep 22 1983, 7:05 PM EDT Att: 13,466 - Unknown					
<b>Eddie Milner, L</b> OBP: 0.349, SLG: 0.377 (1, 8)										3	1	0	0	1	1							
<b>Dave Concepcion, R</b> OBP: 0.304, SLG: 0.280 (1, 6) (8, 5)										4	2	3	0	0	0							
<b>Nick Esasky, R</b> OBP: 0.328, SLG: 0.455 <b>Tom Foley, L</b> OBP: 0.296, SLG: 0.289 (8, PR) (8, 6)										3	2	1	1	1	0	1						
<b>Dan Driessen, L</b> OBP: 0.395, SLG: 0.420 (1, 3)										4	1	1	2	0	2	4						
<b>Paul Householder, S</b> OBP: 0.338, SLG: 0.390 (1, 9)										3	0	1	3	1	1	0						
<b>Dann Bilardello, R</b> OBP: 0.299, SLG: 0.354 (1, 2)										4	0	0	0	0	1	3						
<b>Ron Oester, S</b> OBP: 0.314, SLG: 0.381 (1, 4)										4	0	2	0	0	0	0						
<b>Jeff Russell, R</b> OBP: 0.211, SLG: 0.389 <b>Duane Walker, L</b> OBP: 0.293, SLG: 0.335 (7, PH) <b>Bill Scherrer, L</b> OBP: 0.167, SLG: 0.091 <b>Tom Hume, R</b> (8, 1)										2	0	0	0	0	0	1						
<b>Inning Stats</b>	R: 0 E: 0 K: 2 S: 7	H: 0 LOB: 0 BB: 0 P: 7	R: 0 E: 0 K: 1 S: 5	H: 0 LOB: 0 BB: 0 P: 5	R: 0 E: 0 K: 0 S: 3	H: 1 LOB: 0 BB: 0 P: 3	R: 3 E: 0 K: 2 S: 9	H: 2 LOB: 1 BB: 2 P: 17	R: 0 E: 0 K: 0 S: 3	H: 0 LOB: 1 BB: 1 P: 7	R: 2 E: 0 K: 0 S: 5	H: 2 LOB: 0 BB: 0 P: 5	R: 0 E: 0 K: 0 S: 3	H: 0 LOB: 0 BB: 0 P: 3	R: 1 E: 0 K: 1 S: 7	H: 2 LOB: 2 BB: 1 P: 11		R: 0 E: 0 K: 1 S: 5	H: 1 LOB: 0 BB: 0 P: 5	1B: 5 2B: 2 3B: 0 HR: 1	SF: 0 SAC: 0 DP: 2 HBP: 0	WP: 0 PB: 0 SB: 1 CS: 0
<b>PITCHER</b>	IP	WLS	BF	H	R	ER	SO	BB	IBB	HBP	BLK	WP	HR	S	P	ERA	WHIP					
<b>Ken Dayley, L</b> ERA: 4.48 <b>Tommy Boggs, R</b> ERA: 2.56 <b>Donnie Moore, R</b> ERA: 3.96 <b>Terry Forster, L</b> ERA: 2.0	(1, 1) (6, 1) (7, 1) (8, 1)	5.1 0.2 1.1 1.2	L 2 6 6	23 0 2 1	5 0 1 0	5 0 1 0	5 0 1 2	3 0 0 1	0 0 0 0	0 0 0 0	0 0 0 0	0 0 0 0	1 2 6 9	30 2 6 13	42 2 6 13	8.44 0.00 6.75 0.00	1.500 0.000 1.500 1.200					



Batter	1	2	3	4	5	6	7	8	9	AB	R	H	RBI	BB	SO	LOB	BOTTOM					
<b>Brett Butler, L</b> OBP: 0.345, SLG: 0.396 (1, 7)										4	1	1	0	1	0	1	<b>Cincinnati Reds @ Atlanta Braves</b> Atlanta-Fulton County Stadium, Atlanta, GA Thu Sep 22 1983, 7:05 PM EDT Att: 13,466 - Unknown					
<b>Glenn Hubbard, R</b> OBP: 0.336, SLG: 0.395 (1, 4)										5	1	1	1	0	0	2						
<b>Claudell Washington, L</b> OBP: 0.314, SLG: 0.463 <b>Brad Komminsk, R</b> OBP: 0.313, SLG: 0.222 (7, PH) <b>Mike Jorgensen, L</b> OBP: 0.341, SLG: 0.395 (8, PH)										2	0	0	1	0	0	1						
<b>Dale Murphy, R</b> OBP: 0.404, SLG: 0.561 (1, 8)										4	0	1	0	0	1	1						
<b>Chris Chambliss, L</b> OBP: 0.371, SLG: 0.500 (1, 3)										2	1	0	0	2	0	0						
<b>Rafael Ramirez, R</b> OBP: 0.339, SLG: 0.374 (1, 6)										4	1	2	0	0	0	4						
<b>Biff Pocoroba, S</b> OBP: 0.333, SLG: 0.384 <b>Matt Sinatro, R</b> (6, PR) (7, 2)										3	0	3	1	0	0	0						
<b>Bob Watson, R</b> OBP: 0.376, SLG: 0.486 <b>Larry Owen, R</b> OBP: 0.118, SLG: 0.118 (8, PH) <b>Jerry Royster, R</b> OBP: 0.304, SLG: 0.329 (1, 5)										4	0	0	0	0	0	5						
<b>Ken Dayley, L</b> OBP: 0.258, SLG: 0.179 <b>Tommy Boggs, R</b> ERA: 2.56 <b>Gerald Perry, L</b> OBP: 0.282, SLG: 0.352 <b>Donnie Moore, R</b> ERA: 2.5 <b>Terry Forster, L</b> OBP: 0.271, SLG: 0.274 <b>Albert Hall, S</b> (8, PH)	(1, 1) (6, 1) (6, PH) (7, 1) (8, 1) (8, PH)	6.0 1.1 1.2	W 6 6	27 1 0	2 0 0	1 0 0	1 1 0	1 0 0	0 0 0	0 0 0	0 0 0	0 0 0	0 0 0	0 0 0	0 0 0	0 0 0						
<b>Inning Stats</b>	R: 1 E: 0 K: 0 S: 4	H: 1 LOB: 0 BB: 0 P: 4	R: 2 E: 1 K: 1 S: 6	H: 1 LOB: 1 BB: 1 P: 10	R: 0 E: 1 K: 0 S: 5	H: 1 LOB: 3 BB: 1 P: 9	R: 0 E: 0 K: 0 S: 4	H: 1 LOB: 1 BB: 0 P: 4	R: 1 E: 0 K: 0 S: 4	H: 1 LOB: 0 BB: 0 P: 4	R: 0 E: 0 K: 0 S: 4	H: 2 LOB: 2 BB: 0 P: 4	R: 0 E: 0 K: 1 S: 5	H: 0 LOB: 1 BB: 1 P: 9	R: 0 E: 0 K: 0 S: 4	H: 1 LOB: 1 BB: 0 P: 4		R: 0 E: 0 K: 0 S: 3	H: 0 LOB: 1 BB: 1 P: 7	1B: 6 2B: 1 3B: 0 HR: 1	SF: 1 SAC: 0 DP: 1 HBP: 0	WP: 0 PB: 0 SB: 0 CS: 0
<b>PITCHER</b>	IP	WLS	BF	H	R	ER	SO	BB	IBB	HBP	BLK	WP	HR	S	P	ERA	WHIP					
<b>Jeff Russell, R</b> ERA: 2.56 <b>Bill Scherrer, L</b> ERA: 2.5 <b>Tom Hume, R</b> ERA: 4.94	(1, 1) (7, 1) (8, 1)	6.0 1.1 1.2	W 6 6	27 1 0	2 0 0	1 0 0	1 1 0	1 0 0	0 0 0	0 0 0	0 0 0	0 0 0	0 0 5	7 11 9	27 11 9	3.00 0.00 0.600	1.333 1.500 1.200					









Batter	1	2	3	4	5	6	7	8	9	AB	R	H	RBI	BB	SO	LOB	TOP			
Steve Sax, R (1.4) OBP: 0.342, SLG: 0.353										4	1	1	1	0	1	0	<b>Los Angeles Dodgers @ Atlanta Braves</b> Atlanta-Fulton County Stadium, Atlanta, GA Sat Sep 24 1983, 3:33 AM EDT Att: 43,999 - Unknown			
Bill Russell, R (1.6) OBP: 0.306, SLG: 0.292										3	0	0	0	1	0	1				
Dusty Baker Jr., R (1.7) OBP: 0.342, SLG: 0.392										4	0	4	1	0	0	0				
Pedro Guerrero, R (1.5) OBP: 0.370, SLG: 0.527										4	0	0	0	0	0	5				
Ken Landreaux, L (1.8) OBP: 0.331, SLG: 0.463										4	0	0	0	0	0	1				
Mike Marshall, R (1.9) OBP: 0.344, SLG: 0.430										4	0	0	0	0	1	1				
Greg Brock, L (1.3) OBP: 0.331, SLG: 0.391										4	0	0	0	0	1	1				
Steve Yeager, R (1.2) OBP: 0.256, SLG: 0.384										1	0	0	0	1	0	0				
Sid Bream, L (7, PH) OBP: 0.222, SLG: 0.222										1	0	0	0	0	1	0				
Jack Fimple, R (7, 2) OBP: 0.284, SLG: 0.339										1	0	0	0	0	0	0				
Bob Welch, R (1.1) OBP: 0.125, SLG: 0.157										1	0	0	0	0	0	2				
Joe Beckwith, L (4, 1) OBP: 0.250, SLG: 0.250										1	1	1	0	0	0	0				
Rafael Landestoy, S (7, PH) OBP: 0.215, SLG: 0.274										1	0	0	0	0	0	0				
Tom Niedenfuer, R (7, 1)										0	0	0	0	0	0	0				
<b>Inning Stats</b>	R: 0 E: 0 K: 1 S: 6	H: 1 LOB: 1 BB: 0 P: 6	R: 0 E: 2 K: 0 S: 4	H: 0 LOB: 2 BB: 1 P: 8	R: 0 E: 0 K: 0 S: 4	H: 1 LOB: 1 BB: 0 P: 4	R: 0 E: 0 K: 1 S: 5	H: 0 LOB: 0 BB: 0 P: 5	R: 2 E: 0 K: 0 S: 6	H: 3 LOB: 1 BB: 0 P: 6	R: 0 E: 0 K: 1 S: 5	H: 0 LOB: 0 BB: 0 P: 5	R: 0 E: 0 K: 1 S: 3	H: 1 LOB: 1 BB: 1 P: 7	R: 0 E: 0 K: 0 S: 3	H: 0 LOB: 0 BB: 0 P: 3	1B: 5 2B: 2 3B: 0 HR: 0	SF: 0 SAC: 0 DP: 1 HBP: 0	WP: 0 PB: 0 SB: 2 CS: 0	PA: 35
<b>PITCHER</b> Pascual Perez, R (1.1) ERA: 3.53	IP: 9.0 WLS: W BF: 35 H: 6 R: 2 ER: 2 SO: 4 BB: 2 IBB: 0 HBP: 0 BLK: 0 WP: 0 HR: 0 S: 41 P: 49 ERA: 2.00 WHIP: 0.889																			


Batter	1	2	3	4	5	6	7	8	9	AB	R	H	RBI	BB	SO	LOB	BOTTOM					
Brett Butler, L (1.7) OBP: 0.344, SLG: 0.392										3	1	0	0	1	2	3	<b>Los Angeles Dodgers @ Atlanta Braves</b> Atlanta-Fulton County Stadium, Atlanta, GA Sat Sep 24 1983, 3:33 AM EDT Att: 43,999 - Unknown					
Glenn Hubbard, R (1.4) OBP: 0.335, SLG: 0.399										4	1	1	2	0	2	1						
Claudell Washington, L (1.9) OBP: 0.312, SLG: 0.490										4	0	0	0	0	2	0						
Dale Murphy, R (1.8) OBP: 0.403, SLG: 0.557										3	1	0	0	1	0	0						
Chris Chambliss, L (1.3) OBP: 0.370, SLG: 0.496										3	0	0	0	1	0	0						
Rafael Ramirez, R (1.6) OBP: 0.342, SLG: 0.377										3	0	2	1	1	0	0						
Biff Pocoroba, S (1.2) OBP: 0.333, SLG: 0.377										2	0	0	0	1	0	1						
Albert Hall, S (7, PR)										0	0	0	0	0	0	0						
Bruce Benedict, R (8, 2) OBP: 0.384, SLG: 0.341										0	0	0	0	0	0	0						
Jerry Royster, R (1.5) OBP: 0.301, SLG: 0.323										2	0	0	0	1	0	1						
Pascual Perez, R (1.1) OBP: 0.176, SLG: 0.141										2	0	0	0	1	0	1						
<b>Inning Stats</b>	R: 0 E: 0 K: 2 S: 7	H: 0 LOB: 0 BB: 0 P: 7	R: 0 E: 0 K: 0 S: 2	H: 0 LOB: 0 BB: 1 P: 6	R: 0 E: 0 K: 0 S: 3	H: 0 LOB: 0 BB: 0 P: 3	R: 2 E: 0 K: 1 S: 6	H: 1 LOB: 0 BB: 1 P: 10	R: 0 E: 0 K: 1 S: 6	H: 1 LOB: 2 BB: 1 P: 10	R: 0 E: 0 K: 1 S: 5	H: 0 LOB: 0 BB: 0 P: 5	R: 0 E: 0 K: 0 S: 2	H: 0 LOB: 1 BB: 1 P: 6	R: 0 E: 0 K: 1 S: 5	H: 0 LOB: 1 BB: 1 P: 9	R: 1 E: 0 K: 0 S: 2	H: 1 LOB: 2 BB: 2 P: 10	1B: 2 2B: 0 3B: 0 HR: 1	SF: 0 SAC: 0 DP: 0 HBP: 0	WP: 0 PB: 0 SB: 1 CS: 1	PA: 35
<b>PITCHER</b> Bob Welch, R (1.1) ERA: 2.7	IP: 3.1 WLS: 1 BF: 12 H: 1 R: 2 ER: 2 SO: 3 BB: 2 IBB: 0 HBP: 0 BLK: 0 WP: 0 HR: 1 S: 16 P: 24 ERA: 5.40 WHIP: 0.900																					
Joe Beckwith, R (4, 1) ERA: 3.46	2.2 WLS: 1 BF: 10 H: 1 R: 0 ER: 0 SO: 2 BB: 1 IBB: 0 HBP: 0 BLK: 0 WP: 0 HR: 0 S: 13 P: 17 ERA: 0.00 WHIP: 0.750																					
Tom Niedenfuer, R (7, 1) ERA: 1.73	2.1 WLS: L BF: 11 H: 1 R: 1 ER: 1 SO: 1 BB: 3 IBB: 1 HBP: 0 BLK: 0 WP: 0 HR: 0 S: 9 P: 25 ERA: 3.86 WHIP: 1.714																					

AB	33
R	2
H	6
RBI	2
BB	2
SO	4
LOB	11

AB	26
R	3
H	3
RBI	3
BB	7
SO	6
LOB	7







Batter	1	2	3	4	5	6	7	8	9	AB	R	H	RBI	BB	SO	LOB	TOP					
Steve Sax, R (1.4) OBP: 0.341, SLG: 0.352 Larry White, R (7.1)	1-3					F9	K		P4	4	0	1	0	0	1	0	<b>Los Angeles Dodgers @ Atlanta Braves</b> Atlanta-Fulton County Stadium, Atlanta, GA Sun Sep 25 1983, 3:33 AM EDT Att: 43,931 - Unknown					
German Rivera, R (9. PH) OBP: 0.462, SLG: 0.500			CS 1B							0	0	0	0	0	0	0						
Rick Monday, L (1.9) OBP: 0.397, SLG: 0.425 Greg Brock, L (6.3)	G3		F7			4-3			E 1B	3	0	0	0	0	0	1						
Dusty Baker Jr., R (1.7) OBP: 0.340, SLG: 0.389 Candy Maldonado, R (8.7)	F9		5-3			E6 1B			F7	4	1	0	0	0	0	1						
Pedro Guerrero, R (1.5) OBP: 0.372, SLG: 0.529						E6 1B			E6 FC5-4	4	0	3	0	0	0	1						
Ken Landreaux, L (1.8) OBP: 0.329, SLG: 0.460 Jose Morales, R (8. PH) Cecil Esquivel, S (8.8)			K		FC4-6 FC5-4	K			P4	3	0	0	0	0	2	4						
Mike Marshall, R (1.3) OBP: 0.343, SLG: 0.428	F9								FC5-4	4	0	1	1	0	1	4						
Jack Fimple, R (1.2) OBP: 0.283, SLG: 0.336										4	0	1	0	0	1	3						
Dave Anderson, R (1.6) OBP: 0.245, SLG: 0.240										2	0	1	0	2	0	0						
Alejandro Pena, R (11.1) Orel Hershey, R (5.1) Pat Zachry, R (5.1) Rich Rodas, L (6.1) Sid Bream, L (7. PH) Derrell Thomas, S (7.4)	4-3								F7	2	0	0	0	0	0	1						
<b>Inning Stats</b>	R: 0 E: 0 K: 0 S: 3	H: 0 LOB: 0 BB: 0 P: 3	R: 0 E: 0 K: 1 S: 8	H: 3 LOB: 3 BB: 0 P: 8	R: 0 E: 0 K: 0 S: 3	H: 1 LOB: 1 BB: 0 P: 3	R: 0 E: 0 K: 1 S: 6	H: 1 LOB: 1 BB: 0 P: 6	R: 0 E: 0 K: 1 S: 5	H: 0 LOB: 0 BB: 0 P: 5	R: 1 E: 1 K: 2 S: 10	H: 2 LOB: 2 BB: 0 P: 10	R: 0 E: 0 K: 1 S: 4	H: 0 LOB: 0 BB: 1 P: 8	R: 0 E: 1 K: 0 S: 5	H: 1 LOB: 2 BB: 0 P: 5	R: 0 E: 0 K: 0 S: 3	H: 0 LOB: 1 BB: 1 P: 7	1B: 8 2B: 0 3B: 0 HR: 0	SF: 0 SAC: 0 DP: 1 HBP: 0	WP: 0 PB: 0 SB: 0 CS: 1	PA: 37
<b>PITCHER</b>	IP WLS BF H R ER SO BB IBB HBP BLK WP HR S P ERA WHIP	IP WLS BF H R ER SO BB IBB HBP BLK WP HR S P ERA WHIP																				
Craig McMurtry, R (1.1) ERA: 3.11	7.1	W	31	8	1	0	6	1	0	0	0	0	0	0	0	0	0.00	1.227				
Terry Forster, L (8.1) ERA: 1.96	1.2		6	0	0	0	0	1	0	0	0	0	0	0	5	9	0.00	0.600				

Batter	1	2	3	4	5	6	7	8	9	AB	R	H	RBI	BB	SO	LOB	BOTTOM			
Brett Butler, L (1.7) OBP: 0.344, SLG: 0.397	HR	F7		6-3	BB 1B	4-3				4	1	1	1	1	0	3	<b>Los Angeles Dodgers @ Atlanta Braves</b> Atlanta-Fulton County Stadium, Atlanta, GA Sun Sep 25 1983, 3:33 AM EDT Att: 43,931 - Unknown			
Glenn Hubbard, R (1.4) OBP: 0.337, SLG: 0.401	K		3-1 1B	5-3	BB 1B		CS 1B			5	1	3	2	0	1	0				
Claudell Washington, L (1.9) OBP: 0.316, SLG: 0.490	1B BB		3-1 1B		FC6-4 BB		K			2	1	1	0	3	1	1				
Dale Murphy, R (1.8) OBP: 0.402, SLG: 0.553	K		3-1	5-3	FC6-4					4	0	0	0	1	1	7				
Chris Chambliss, L (1.3) OBP: 0.372, SLG: 0.496	1B		CI 1B		5-3 2B 1B		F8		K	4	1	2	0	1	1	1				
Rafael Ramirez, R (1.6) OBP: 0.341, SLG: 0.375	K		CI 1B		5-3		F7		5-3	5	0	1	2	0	1	3				
Bruce Benedict, R (1.2) OBP: 0.388, SLG: 0.347			SH1-4 1B		BB 1B	2B 1B		5-3		4	2	3	1	0	0	0				
Randy Johnson, R (1.5) OBP: 0.361, SLG: 0.307	K		K		BB 1B		1B			3	1	1	0	2	2	4				
Craig McMurtry, R (1.1) OBP: 0.125, SLG: 0.087	SH1-4		K		K				F7	3	0	1	1	0	2	5				
Terry Forster, L (8.1) OBP: 0.500, SLG: 0.625										1	0	0	0	0	0	1				
<b>Inning Stats</b>	R: 1 E: 0 K: 3 S: 11	H: 2 LOB: 2 BB: 1 P: 15	R: 0 E: 0 K: 1 S: 6	H: 1 LOB: 1 BB: 0 P: 6	R: 2 E: 1 K: 2 S: 11	H: 3 LOB: 3 BB: 1 P: 15	R: 0 E: 0 K: 0 S: 3	H: 0 LOB: 1 BB: 1 P: 7	R: 3 E: 0 K: 1 S: 8	H: 3 LOB: 3 BB: 3 P: 20	R: 0 E: 0 K: 0 S: 6	H: 3 LOB: 2 BB: 0 P: 6	R: 0 E: 0 K: 2 S: 7	H: 1 LOB: 1 BB: 1 P: 11	R: 0 E: 0 K: 0 S: 3	H: 0 LOB: 1 BB: 1 P: 7	1B: 11 2B: 1 3B: 0 HR: 1	SF: 0 SAC: 1 DP: 0 HBP: 0	WP: 0 PB: 0 SB: 0 CS: 1	PA: 45
<b>PITCHER</b>	IP WLS BF H R ER SO BB IBB HBP BLK WP HR S P ERA WHIP	IP WLS BF H R ER SO BB IBB HBP BLK WP HR S P ERA WHIP																		
Alejandro Pena, R (1.1) ERA: 2.68	4.1	L	25	8	5	5	6	2	1	0	0	0	0	0	0	0	10.38	2.308		
Orel Hershey, R (5.1) ERA: 3.8	0.1		3	0	0	0	1	2	0	0	0	0	0	0	3	11	0.00	6.000		
Pat Zachry, R (5.1) ERA: 2.6	1.0		8	4	2	2	0	1	0	0	0	0	0	0	7	11	18.00	5.000		
Rich Rodas, L (6.1) ERA	0.1		1	0	0	0	0	0	0	0	0	0	0	1	1	0.00	0.000			
Larry White, R (7.1) ERA: 2.25	2.0		8	1	0	0	2	2	0	0	0	0	0	10	18	0.00	1.500			







Batter	1	2	3	4	5	6	7	8	9	AB	R	H	RBI	BB	SO	LOB	TOP										
<b>Johnnie LeMaster, R</b> OBP: 0.319, SLG: 0.309 (1, 6)	F3			E5 2B		F3			F9	5	1	1	0	0	0	0	<b>San Francisco Giants @ Atlanta Braves</b> Atlanta-Fulton County Stadium, Atlanta, GA Tue Sep 27 1983, 7:05 PM EDT Att: 29,838 - Unknown  <b>AB 36</b> <b>R 6</b> <b>H 10</b> <b>RBI 6</b> <b>BB 2</b> <b>SO 6</b> <b>LOB 11</b> 										
<b>Chili Davis, S</b> OBP: 0.309, SLG: 0.354 (1, 9)	F8			3-1 2B		G3 2B	K		K	5	1	2	1	0	2	2											
<b>Max Venable, L</b> OBP: 0.302, SLG: 0.377 (1, 8)	4-3			K		G3	K			4	0	0	0	0	2	4											
<b>Darrell Evans, L</b> OBP: 0.380, SLG: 0.519 (1, 5)		F6		3-1				F5		3	0	0	1	1	0	0											
<b>Jeffrey Leonard, R</b> OBP: 0.321, SLG: 0.464 (1, 7)		6-3		3-H 1B			IBB	4-3		4	0	1	0	0	0	2											
<b>Dave Bergman, L</b> OBP: 0.398, SLG: 0.467 (1, 3)		3-1				F7		L4		4	1	1	0	0	0	0											
<b>Joel Youngblood, R</b> OBP: 0.352, SLG: 0.480 (1, 4)			K			4-3		F9		3	0	0	0	0	1	1											
<b>Brad Wellman, R</b> OBP: 0.297, SLG: 0.247 (8, 4)									5-3	1	0	0	0	0	0	0											
<b>Bob Brenly, R</b> OBP: 0.317, SLG: 0.356 (1, 2)				CS BB				S 1B	WP 1B	3	2	3	0	1	0	0											
<b>Mark Davis, L</b> OBP: 0.233, SLG: 0.185 (1, 1)										2	0	0	0	0	1	2											
<b>Tom O'Malley, L</b> OBP: 0.345, SLG: 0.340 (7, PH)										1	0	1	2	0	0	0											
<b>Joe Peltini, R</b> OBP: 0.235, SLG: 0.181 (7, PR)						K				0	0	0	0	0	0	0											
<b>Greg Minton, S</b> OBP: 0.583, SLG: 0.909 (7, 1)								1-H 3-H 1B	HR	1	1	1	2	0	0	0											
<b>Inning Stats</b>	R: 0 E: 0 K: 0 S: 3	H: 0 LOB: 0 BB: 0 P: 3	R: 0 E: 0 K: 0 S: 3	H: 0 LOB: 0 BB: 0 P: 3	R: 0 E: 0 K: 1 S: 4	H: 0 LOB: 0 BB: 1 P: 8	R: 2 E: 1 K: 1 S: 7	H: 2 LOB: 1 BB: 0 P: 7	R: 0 E: 0 K: 1 S: 6	H: 1 LOB: 1 BB: 0 P: 6	R: 0 E: 0 K: 0 S: 4	H: 1 LOB: 2 BB: 1 P: 8	R: 2 E: 0 K: 2 S: 11	H: 4 LOB: 2 BB: 0 P: 11	R: 0 E: 0 K: 0 S: 3	H: 0 LOB: 0 BB: 0 P: 3	R: 2 E: 0 K: 1 S: 7	H: 2 LOB: 0 BB: 0 P: 7	1B: 7 2B: 2 3B: 0 HR: 1	SF: 0 SAC: 0 DP: 0 HBP: 0	WP: 1 PB: 0 CS: 1 PA: 38						
<b>PITCHER</b>	IP	WLS	BF	H	R	ER	SO	BB	IBB	HBP	BLK	WP	HR	S	P	ERA	WHIP										
<b>Len Barker, R</b> ERA: 4.88 (1, 1)	6.0		23	4	2	0	3	1	1	0	0	0	0	27	35	0.00	0.833										
<b>Steve Bedrosian, R</b> ERA: 3.74 (7, 1)	0.1	L	4	3	2	2	0	0	0	0	0	0	0	4	4	54.00	9.000										
<b>Donnie Moore, R</b> ERA: 3.8 (7, 1)	1.2		6	1	0	0	2	0	0	0	0	0	0	10	10	0.00	0.600										
<b>Gene Garber, R</b> ERA: 4.53 (9, 1)	1.0		5	2	2	2	1	0	0	0	0	1	1	7	7	18.00	2.000										
Batter	1	2	3	4	5	6	7	8	9	AB	R	H	RBI	BB	SO	LOB	BOTTOM										
<b>Brett Butler, L</b> OBP: 0.346, SLG: 0.398 (1, 7)	K			CS BB		F7		F7		3	0	0	0	1	1	3	<b>San Francisco Giants @ Atlanta Braves</b> Atlanta-Fulton County Stadium, Atlanta, GA Tue Sep 27 1983, 7:05 PM EDT Att: 29,838 - Unknown  <b>AB 32</b> <b>R 2</b> <b>H 7</b> <b>RBI 2</b> <b>BB 3</b> <b>SO 3</b> <b>LOB 17</b> 										
<b>Glenn Hubbard, R</b> OBP: 0.336, SLG: 0.406 (1, 4)	5-3			F7		HR		F8		4	1	1	2	0	0	3											
<b>Rafael Ramirez, R</b> OBP: 0.340, SLG: 0.373 (1, 6)	F7			BB		6-3		6-3		3	0	0	0	1	0	2											
<b>Dale Murphy, R</b> OBP: 0.401, SLG: 0.548 (1, 8)		F8		F9		F8		5-3		4	0	0	0	0	0	1											
<b>Chris Chambliss, L</b> OBP: 0.372, SLG: 0.492 (1, 3)		F8			F6		3-1	E 1B	1B	4	0	1	0	0	0	0											
<b>Brad Komminsk, R</b> OBP: 0.342, SLG: 0.303 (1, 9)										2	0	1	0	0	1	0											
<b>Claudell Washington, L</b> OBP: 0.318, SLG: 0.491 (7, PH)		K								2	0	1	0	0	0	0											
<b>Bruce Benedict, R</b> OBP: 0.389, SLG: 0.347 (1, 2)										4	0	1	0	0	0	3											
<b>Paul Runge, R</b> (9, PR)				CS 1B		F8		5-3	E6 G6-4-3	0	0	0	0	0	0	0											
<b>Jerry Royster, R</b> OBP: 0.303, SLG: 0.328 (1, 5)						F9		K		4	0	1	0	0	1	5											
<b>Len Barker, R</b> OBP: 0.125, SLG: 0.125 (5, PH)										1	0	0	0	0	0	0											
<b>Terry Harmon, R</b> OBP: 0.240, SLG: 0.287 (7, 1)										0	1	0	0	0	1	0											
<b>Steve Bedrosian, R</b> OBP: 0.125, SLG: 0.125 (7, 1)										0	0	0	0	0	0	0											
<b>Donnie Moore, L</b> OBP: 0.125, SLG: 0.125 (7, 1)										0	0	0	0	0	0	0											
<b>Gerald Perry, L</b> OBP: 0.457, SLG: 0.500 (8, PH)										1	0	1	0	0	0	0											
<b>Gene Garber, R</b> (9, 1)										0	0	0	0	0	0	0											
<b>Inning Stats</b>	R: 0 E: 0 K: 1 S: 5	H: 0 LOB: 0 BB: 0 P: 5	R: 0 E: 0 K: 1 S: 5	H: 0 LOB: 0 BB: 0 P: 5	R: 0 E: 0 K: 0 S: 3	H: 1 LOB: 0 BB: 0 P: 3	R: 0 E: 0 K: 0 S: 2	H: 0 LOB: 1 BB: 2 P: 10	R: 0 E: 0 K: 1 S: 6	H: 1 LOB: 1 BB: 0 P: 6	R: 2 E: 0 K: 0 S: 4	H: 1 LOB: 0 BB: 1 P: 8	R: 0 E: 0 K: 0 S: 3	H: 0 LOB: 0 BB: 0 P: 3	R: 0 E: 0 K: 0 S: 5	H: 2 LOB: 2 BB: 0 P: 5	R: 0 E: 1 K: 0 S: 5	H: 2 LOB: 3 BB: 0 P: 5	1B: 5 2B: 1 3B: 0 HR: 1	SF: 0 SAC: 0 DP: 1 HBP: 0	WP: 0 PB: 0 CS: 2 PA: 35						
<b>PITCHER</b>	IP	WLS	BF	H	R	ER	SO	BB	IBB	HBP	BLK	WP	HR	S	P	ERA	WHIP										
<b>Mark Davis, L</b> ERA: 3.68 (1, 1)	6.0	W	22	3	2	2	3	3	0	0	0	0	0	25	37	3.00	1.000										
<b>Greg Minton, R</b> ERA: 3.56 (7, 1)	3.0	S	13	4	0	0	0	0	0	0	0	0	0	13	13	0.00	1.333										



Batter	1	2	3	4	5	6	7	8	9	AB	R	H	RBI	BB	SO	LOB	TOP										
<b>Brett Butler, L</b> OBP: 0.345, SLG: 0.397 (1, 7)	0-3 K		0-0 4-3		0-0 CS 1B		0-0 5-3		0-0 SF8	4	0	1	1	0	1	0	<b>Atlanta Braves @ Houston Astros</b> Astrodome, Houston, TX Wed Sep 28 1983, 8:05 PM EDT Dome										
<b>Glenn Hubbard, R</b> OBP: 0.335, SLG: 0.405 (1, 4)	0-0 5-3		0-0 F7		0-0 SF8		0-0 WP 1B		0-0 3-H F9	4	0	1	1	0	0	1											
<b>Claudell Washington, L</b> OBP: 0.321, SLG: 0.495 (1, 9)	0-0 S 1B		0-0 2B		0-0 1B		0-0 L6		0-3 K	5	0	3	0	0	1	2											
<b>Dale Murphy, R</b> OBP: 0.400, SLG: 0.546 (1, 8)	0-0 5-3		0-0 F8		0-0 1B				0-0 F9	4	0	1	0	0	0	2											
<b>Chris Chambliss, L</b> OBP: 0.369, SLG: 0.487 (1, 3)		0-3 K		0-0 F7		0-3 K			0-3 K	4	0	0	0	0	3	2											
<b>Rafael Ramirez, R</b> OBP: 0.343, SLG: 0.375 (1, 6)		0-0 S 1B		0-0 CS 1B		0-0 4-3			0-0 1B	4	1	3	0	0	0	0											
<b>Biff Pocoroba, S</b> OBP: 0.331, SLG: 0.373 (1, 2)		0-0 P4		0-0 1B		0-0 E6			0-0 3-1	4	0	1	0	0	0	2											
<b>Jerry Royster, R</b> OBP: 0.305, SLG: 0.328 (1, 5)		0-0 1B		0-0 G3		0-0 G6-3			4-0 1B SF8 BB	3	1	1	1	1	0	2											
<b>Pascual Perez, R</b> OBP: 0.192, SLG: 0.160 (1, 1)		0-0 G3			0-0 1B SF8 1B		0-3 K		0-0 1B	4	1	2	0	0	1	1											
<b>Inning Stats</b>	R: 0 E: 0 K: 1 S: 6	H: 1 LOB: 1 BB: 0 P: 6	R: 1 E: 0 K: 1 S: 7	H: 2 LOB: 1 BB: 0 P: 7	R: 0 E: 0 K: 0 S: 4	H: 1 LOB: 1 BB: 0 P: 4	R: 0 E: 0 K: 0 S: 4	H: 2 LOB: 1 BB: 0 P: 4	R: 1 E: 0 K: 1 S: 8	H: 4 LOB: 2 BB: 0 P: 8	R: 0 E: 1 K: 0 S: 3	H: 0 LOB: 0 BB: 0 P: 3	R: 0 E: 0 K: 1 S: 6	H: 1 LOB: 1 BB: 0 P: 6	R: 0 E: 0 K: 1 S: 6	H: 1 LOB: 1 BB: 0 P: 6		R: 1 E: 0 K: 1 S: 6	H: 1 LOB: 1 BB: 1 P: 10	1B: 12 2B: 1 3B: 0 HR: 0	SF: 2 SAC: 0 DP: 1 HBP: 0	WP: 1 PB: 0 SB: 2 CS: 2	PA: 39				
<b>PITCHER</b>	IP	WLS	BF	H	R	ER	SO	BB	IBB	HBP	BLK	WP	HR	S	P	ERA	WHIP										
<b>Mike Scott, R</b> ERA: 3.72 (1, 1)	4.2	L	22	10	2	2	2	0	0	0	0	0	0	26	26	3.86	2.143										
<b>Michael LaCoss, R</b> ERA: 4.53 (5, 1)	2.1		8	1	0	0	2	0	0	0	0	1	0	12	12	0.00	0.429										
<b>Frank DiPino, L</b> ERA: 2.58 (8, 1)	2.0		9	2	1	1	2	1	0	0	0	0	0	12	16	4.50	1.500										

AB	36
R	3
H	13
RBI	3
BB	1
SO	6
LOB	12



Batter	1	2	3	4	5	6	7	8	9	AB	R	H	RBI	BB	SO	LOB	BOTTOM										
<b>Bill Doran, S</b> OBP: 0.370, SLG: 0.363 (1, 4)	0-3 K		0-0 1B		4-0 BB			0-0 4-3		3	0	1	0	1	1	0	<b>Atlanta Braves @ Houston Astros</b> Astrodome, Houston, TX Wed Sep 28 1983, 8:05 PM EDT Dome										
<b>Terry Puhl, L</b> OBP: 0.345, SLG: 0.429 (1, 9)	0-3 K		0-0 SF8		0-0 G3			0-0 F8		3	0	0	1	0	1	1											
<b>Dickie Thon, R</b> OBP: 0.343, SLG: 0.462 (1, 6)	0-3 K		0-0 5-3				0-0 4-3		0-3 K	4	0	0	0	0	2	1											
<b>Jose Cruz, L</b> OBP: 0.388, SLG: 0.470 (1, 7)		0-0 F7		0-0 5-3		0-0 4-3			0-3 K	4	0	0	0	0	1	0											
<b>Jerry Mumphrey, S</b> OBP: 0.361, SLG: 0.426 (1, 8)		0-3 K		0-0 S 1B		0-0 4-3			0-0 L3	4	0	1	0	0	1	0											
<b>Phil Garner, R</b> OBP: 0.314, SLG: 0.364 (1, 5)		0-0 1B		0-3 K		0-0 G3 2B			0-0 1-3	4	0	2	0	0	1	1											
<b>Harry Spillman, L</b> OBP: 0.205, SLG: 0.239 (1, 3)		0-3 K		0-3 K						2	0	0	0	0	2	2											
<b>Michael LaCoss, R</b> OBP: 0.114, SLG: 0.088 (5, 1)										0	0	0	0	0	0	0											
<b>Kevin Bass, S</b> OBP: 0.253, SLG: 0.335 (7, PH)										1	0	0	0	0	0	1											
<b>Frank DiPino, L</b> OBP: 0.286, SLG: 0.333 (8, 1)										0	0	0	0	0	0	0											
<b>Alan Ashby, S</b> OBP: 0.301, SLG: 0.392 (1, 2)			4-0 1B SF8 BB		0-0 4-3		0-0 L6			2	1	0	0	1	0	1											
<b>Mike Scott, R</b> OBP: 0.184, SLG: 0.208 (1, 1)			0-0 SH1-4		0-3 K					0	0	0	0	0	0	0											
<b>Tim Tolman, R</b> OBP: 0.239, SLG: 0.350 (7, PH)			0-0 SH1-4							1	0	0	0	0	1	0											
<b>Ray Knight, R</b> OBP: 0.356, SLG: 0.446 (8, 3)			0-0 1-2							1	0	0	0	0	0	1											
<b>Inning Stats</b>	R: 0 E: 0 K: 3 S: 9	H: 0 LOB: 0 BB: 0 P: 9	R: 0 E: 0 K: 2 S: 8	H: 1 LOB: 1 BB: 0 P: 8	R: 1 E: 0 K: 0 S: 4	H: 1 LOB: 1 BB: 1 P: 8	R: 0 E: 0 K: 2 S: 8	H: 1 LOB: 1 BB: 0 P: 8	R: 0 E: 0 K: 1 S: 5	H: 0 LOB: 1 BB: 1 P: 9	R: 0 E: 0 K: 0 S: 3	H: 0 LOB: 0 BB: 0 P: 3	R: 0 E: 0 K: 0 S: 4	H: 1 LOB: 1 BB: 0 P: 4	R: 0 E: 0 K: 1 S: 5	H: 0 LOB: 0 BB: 0 P: 5	R: 0 E: 0 K: 1 S: 5	H: 0 LOB: 0 BB: 0 P: 5	1B: 3 2B: 1 3B: 0 HR: 0	SF: 1 SAC: 1 DP: 0 HBP: 0	WP: 0 PB: 0 SB: 1 CS: 0	PA: 33					
<b>PITCHER</b>	IP	WLS	BF	H	R	ER	SO	BB	IBB	HBP	BLK	WP	HR	S	P	ERA	WHIP										
<b>Pascual Perez, R</b> ERA: 3.43 (1, 1)	9.0	W	33	4	1	1	10	2	0	0	0	0	0	51	59	1.00	0.667										





Batter	1	2	3	4	5	6	7	8	9	AB	R	H	RBI	BB	SO	LOB	TOP			
<b>Brett Butler, L</b> OBP: 0.342, SLG: 0.394 (1, 7)	0-0 6-3		0-0 FC4-6 S		0-0 G6-4-3			0-0 F8		4	0	0	0	0	0	2				
<b>Glenn Hubbard, R</b> OBP: 0.337, SLG: 0.407 (1, 4)	0-0 2B 5-3		4-0 1-3 BB		0-0 5-3			0-0 1B		3	1	2	0	1	0	0				
<b>Claudell Washington, L</b> OBP: 0.320, SLG: 0.496 (1, 9)	0-0 1-3 2B		0-0 L4			0-3 K		0-0 F8		4	0	1	0	0	1	3				
<b>Dale Murphy, R</b> OBP: 0.398, SLG: 0.542 (1, 8)	0-0 5-3		0-0 F7			0-3 K			0-3 K	4	0	0	1	0	2	3				
<b>Chris Chambliss, L</b> OBP: 0.368, SLG: 0.485 (1, 3)	0-0 3-H F8			0-0 F8					0-0 1B	4	0	1	0	0	0	1				
<b>Rafael Ramirez, R</b> OBP: 0.340, SLG: 0.373 (1, 6)		0-0 F6		0-0 F7					0-0 F8	4	0	0	0	0	0	1				
<b>Bruce Benedict, R</b> OBP: 0.388, SLG: 0.345 (1, 2)		0-0 6-3		4-0 FC6-4 BB					0-0 F9	3	0	0	0	1	0	1				
<b>Randy Johnson, R</b> OBP: 0.353, SLG: 0.300 (1, 5)		0-0 4-3		0-0 FC6-4					0-0 F8	3	0	0	0	0	0	1				
<b>Ken Dayley, L</b> OBP: 0.294, SLG: 0.200 (1, 1)			4-0 BB		0-0				0-0 F7	2	0	1	0	1	0	0				
<b>Terry Forster, L</b> OBP: 0.500, SLG: 0.625 (8, 1)										0	0	0	0	0	0	0				
<b>Donnie Moore, L</b> OBP: 0.500, SLG: 0.500 (8, 1)										0	0	0	0	0	0	0				
<b>Inning Stats</b>	R: 1 E: 0 K: 0 S: 5	H: 2 LOB: 1 BB: 0 P: 5	R: 0 E: 0 K: 0 S: 3	H: 0 LOB: 0 BB: 0 P: 3	R: 0 E: 0 K: 0 S: 3	H: 0 LOB: 2 BB: 2 P: 11	R: 0 E: 0 K: 0 S: 3	H: 0 LOB: 1 BB: 1 P: 7	R: 0 E: 0 K: 2 S: 7	H: 0 LOB: 0 BB: 0 P: 7	R: 0 E: 0 K: 0 S: 3	H: 0 LOB: 0 BB: 0 P: 3	R: 0 E: 0 K: 0 S: 4	H: 1 LOB: 1 BB: 0 P: 4	R: 0 E: 0 K: 1 S: 6	H: 1 LOB: 1 BB: 0 P: 6	1B: 4 2B: 1 3B: 0 HR: 0	SF: 0 SAC: 0 DP: 1 HBP: 0	WP: 0 PB: 0 SB: 2 CS: 0	PA: 34
<b>PITCHER</b> <b>Joe Niekro, R</b> ERA: 3.48 (1, 1)	IP: 9.0 WLS: W BF: 34	H: 5 R: 1 ER: 1 SO: 3	BB: 3 IBB: 0 HBP: 0 BLK: 0	WP: 0 HR: 0 S: 37 P: 49	ERA: 1.00 WHIP: 0.889															

Atlanta Braves @ Houston Astros  
Astrodome, Houston, TX  
Wed Sep 28 1983, 8:05 PM EDT  
Att: 15,356 - Dome

AB 31  
R 1  
H 5  
RBI 1  
BB 3  
SO 3  
LOB 12



Batter	1	2	3	4	5	6	7	8	9	AB	R	H	RBI	BB	SO	LOB	BOTTOM										
<b>Bill Doran, S</b> OBP: 0.370, SLG: 0.362 (1, 4)	0-0 F7			0-0 F7		0-0 SH2-4 1B		0-0 5-3		4	0	1	0	0	0	0											
<b>Kevin Bass, S</b> OBP: 0.259, SLG: 0.341 (1, 9)	0-3 K			0-0 4-3 1B		0-0 SH2-4		0-0 1B WP		3	2	2	0	0	1	0											
<b>Dickie Thon, R</b> OBP: 0.342, SLG: 0.460 (1, 6)	0-0 F8			0-0 4-3 1-2		0-3 K		0-0 1B WP 3B		4	1	1	0	0	1	2											
<b>Jose Cruz, L</b> OBP: 0.388, SLG: 0.470 (1, 7)		0-0 4-3		0-0 1B 1B		0-0 4-3		0-3 K		3	0	1	1	0	0	1											
<b>Ray Knight, R</b> OBP: 0.355, SLG: 0.445 (8, PH)				2-H 1B				1-2 3-H		1	0	0	0	0	1	1											
<b>Scott Loucks, R</b> OBP: 0.264, SLG: 0.301 (9, 7)				2-H 1B				2B 3B		2	1	1	1	0	1	0											
<b>Jerry Mumphrey, S</b> OBP: 0.362, SLG: 0.427 (1, 8)		0-0 F3			0-0 1B			2B 3B		2	1	0	0	0	0	0											
<b>Tony Scott, S</b> OBP: 0.264, SLG: 0.301 (5, 8)								2B 3B		2	1	1	1	0	1	0											
<b>Phil Garner, R</b> OBP: 0.316, SLG: 0.363 (1, 5)		0-3 K			0-0 F7		4-0 CS BB	4-0 2B IBB		2	1	0	0	2	1	0											
<b>Tim Tolman, R</b> OBP: 0.260, SLG: 0.409 (1, 3)					0-0 F9			0-0 2B		4	0	2	2	0	0	0											
<b>Luis Pujols, R</b> OBP: 0.234, SLG: 0.218 (1, 2)					0-0 5-3		4-0 FC6-4 BB	0-0 F3		2	0	0	0	2	0	1											
<b>Joe Niekro, R</b> OBP: 0.105, SLG: 0.118 (1, 1)					0-0 4-3		0-0 FC6-4			3	0	0	0	0	1	3											
<b>Inning Stats</b>	R: 0 E: 0 K: 1 S: 5	H: 0 LOB: 0 BB: 0 P: 5	R: 0 E: 0 K: 1 S: 5	H: 0 LOB: 0 BB: 0 P: 5	R: 0 E: 0 K: 0 S: 3	H: 0 LOB: 0 BB: 0 P: 3	R: 1 E: 0 K: 0 S: 5	H: 3 LOB: 2 BB: 0 P: 5	R: 0 E: 0 K: 1 S: 6	H: 1 LOB: 1 BB: 0 P: 6	R: 0 E: 0 K: 2 S: 7	H: 1 LOB: 2 BB: 2 P: 15	R: 4 E: 0 K: 1 S: 9	H: 4 LOB: 1 BB: 1 P: 13	1B: 6 2B: 2 3B: 1 HR: 0	SF: 0 SAC: 1 DP: 0 HBP: 0	WP: 1 PB: 0 SB: 0 CS: 1	PA: 35									
<b>PITCHER</b> <b>Ken Dayley, L</b> ERA: 4.42 (1, 1)	IP: 7.1 WLS: L	H: 30 R: 7 ER: 3 SO: 5	BB: 2 IBB: 1 HBP: 0 BLK: 0	WP: 0 HR: 0 S: 37 P: 49	ERA: 3.68 WHIP: 1.227																						
<b>Terry Forster, L</b> ERA: 2.18 (8, 1)	0.1	4	2	2	2	1	0	1	0	5	9	54.00	6.000														
<b>Donnie Moore, R</b> ERA: 3.78 (8, 1)	0.1	1	0	0	0	0	0	0	0	1	1	0.00	0.000														

Atlanta Braves @ Houston Astros  
Astrodome, Houston, TX  
Wed Sep 28 1983, 8:05 PM EDT  
Att: 15,356 - Dome

AB 30  
R 5  
H 9  
RBI 4  
BB 4  
SO 6  
LOB 8





Batter	1	2	3	4	5	6	7	8	9	AB	R	H	RBI	BB	SO	LOB	TOP										
<b>Brett Butler, L</b> (1, 7) OBP: 0.341, SLG: 0.392	0-0 5-3			0-0 F6		0-0 K		0-0 2B		3	0	0	0	0	1	0	<b>Atlanta Braves @ Houston Astros</b> Astrodome, Houston, TX Thu Sep 29 1983, 8:05 PM EDT Att: 12,899 - Dome										
<b>Bob Watson, R</b> (8, PH) OBP: 0.376, SLG: 0.490								1-H		1	0	1	1	0	0	0											
<b>Matt Sinatro, R</b> (8, 2) (8, 2)										0	0	0	0	0	0	0											
<b>Glenn Hubbard, R</b> (1, 4) OBP: 0.337, SLG: 0.405	0-3 K			0-0 1-3			0-0 2B	0-0 F7		4	1	1	0	0	1	2											
<b>Claudell Washington, L</b> (1, 9) OBP: 0.320, SLG: 0.497	0-0 3-1			0-0 4-3			0-0 1B	0-3 K		4	1	1	1	0	1	2											
<b>Dale Murphy, R</b> (1, 8) OBP: 0.397, SLG: 0.541		0-0 5-3			0-0 CS 1B		0-0 SF8		0-3 K	3	0	1	1	0	1	0											
<b>Chris Chambliss, L</b> (1, 3) OBP: 0.367, SLG: 0.483		0-0 F9			0-3 K		0-0 F7		0-0 4-3	4	1	1	0	0	1	1											
<b>Rafael Ramirez, R</b> (1, 6) OBP: 0.340, SLG: 0.372		0-3 K			0-0 1-2		0-0 4-3		0-0 4-3	4	0	1	0	0	1	1											
<b>Biff Pocoroba, S</b> (1, 2) Albert Hall, S (8, 7) (8, 7)			0-0 G3		0-0 F7			4-0 4-3	4-0 1B	2	0	0	0	1	0	2											
<b>Randy Johnson, R</b> (1, 5) OBP: 0.351, SLG: 0.299			0-0 6-3			0-0 L4		0-0 4-3	0-0 1B	4	0	1	1	0	0	1											
<b>Craig McMurry, R</b> (1, 1) Gerald Perry, L (8, PH) Pete Falcone, L (8, 1) Mike Garber, R (8, PH) Jerry Royster, R (8, PH) Gene Garber, R (8, 1) Terry Forster, L (9, 1) OBP: 0.352, SLG: 0.328 OBP: 0.300, SLG: 0.425			0-3 K			0-0 4-3		0-0 2B		1	0	0	0	0	1	0											
<b>Inning Stats</b>	R: 0 E: 0 K: 1 S: 5	H: 0 LOB: 0 BB: 0 P: 5	R: 0 E: 0 K: 1 S: 5	H: 0 LOB: 0 BB: 0 P: 5	R: 0 E: 0 K: 1 S: 5	H: 0 LOB: 0 BB: 0 P: 5	R: 0 E: 0 K: 0 S: 3	H: 0 LOB: 0 BB: 0 P: 3	R: 0 E: 0 K: 1 S: 6	H: 2 LOB: 1 BB: 0 P: 6	R: 0 E: 0 K: 0 S: 5	H: 0 LOB: 0 BB: 0 P: 5	R: 2 E: 0 K: 0 S: 5	H: 2 LOB: 0 BB: 0 P: 5	R: 2 E: 1 K: 1 S: 7	H: 2 LOB: 2 BB: 1 P: 11	R: 1 E: 0 K: 1 S: 6	H: 2 LOB: 2 BB: 1 P: 10	1B: 6 2B: 2 3B: 0 HR: 0	SF: 1 SAC: 0 DP: 0 HBP: 0	WP: 0 PA: 35 PB: 0 SB: 1 CS: 1						
<b>PITCHER</b>	IP	WLS	BF	H	R	ER	SO	BB	IBB	HBP	BLK	WP	HR	S	P	ERA	WHIP										
<b>Nolan Ryan, R</b> (1, 1) ERA: 2.98	7.1		27	5	4	4	5	1	0	0	0	0	0	36	40	4.91	0.818										
<b>Frank DiPino, L</b> (8, 1) ERA: 2.99	0.2		3	1	0	0	1	0	0	0	0	0	0	5	5	0.00	1.500										
<b>Vern Ruhle, R</b> (9, 1) ERA: 3.69	1.0	L	5	2	1	1	1	1	0	0	0	0	0	6	10	9.00	3.000										

Batter	1	2	3	4	5	6	7	8	9	AB	R	H	RBI	BB	SO	LOB	BOTTOM										
<b>Bill Doran, S</b> (1, 4) OBP: 0.371, SLG: 0.364	0-0 FC5-4	0-0 E		0-0 F9				0-0 5-3		5	0	3	1	0	0	0	<b>Atlanta Braves @ Houston Astros</b> Astrodome, Houston, TX Thu Sep 29 1983, 8:05 PM EDT Att: 12,899 - Dome										
<b>Terry Puhl, L</b> (1, 8) OBP: 0.343, SLG: 0.425	0-3 K	0-0 E6			0-0 F8		0-0 4-3		0-0 SH1-4	4	0	0	0	0	1	2											
<b>Dickie Thon, R</b> (1, 6) OBP: 0.341, SLG: 0.457	0-0 FC5-4	0-0 6-3			0-3 K			0-3 K	4-0 BB	4	1	0	0	1	2	3											
<b>Jose Cruz, L</b> (1, 7) OBP: 0.388, SLG: 0.469	0-0 E4		0-0 F7		0-0 E		0-0 1-3		0-0 L6	5	0	2	0	0	0	2											
<b>Phil Garner, R</b> (1, 5) OBP: 0.317, SLG: 0.362	0-3 K		4-0 4-3		0-0 F3			4-0 1B		2	1	0	0	2	1	2											
<b>Kevin Bass, S</b> (1, 9) OBP: 0.259, SLG: 0.339		0-0 4-3	0-0 4-3			0-0 5-3		0-0 BB		4	0	1	0	0	0	1											
<b>Harry Spillman, L</b> (1, 3) OBP: 0.207, SLG: 0.240		0-0 F6	0-0 4-3			0-0 F4		0-0 1B		4	0	1	1	0	0	1											
<b>Alan Ashby, S</b> (1, 2) OBP: 0.303, SLG: 0.389		4-0 1B		0-0 4-3			0-0 5-3		4-0 1B	2	1	0	0	2	0	0											
<b>Nolan Ryan, R</b> (1, 1) OBP: 0.099, SLG: 0.072		0-0 1B		0-0 6-3			0-0 6-3		0-0 1-3	3	1	1	0	0	0	0											
<b>Frank DiPino, L</b> (8, 1) OBP: 0.296, SLG: 0.333										0	0	0	0	0	0	0											
<b>Ray Knight, R</b> (8, PH) OBP: 0.355, SLG: 0.444										1	0	0	0	0	0	3											
<b>Vern Ruhle, R</b> (9, 1) OBP: 0.227, SLG: 0.105		1-2 E								0	0	0	0	0	0	0											
<b>Inning Stats</b>	R: 1 E: 1 K: 2 S: 9	H: 2 LOB: 1 BB: 0 P: 9	R: 2 E: 1 K: 0 S: 6	H: 2 LOB: 2 BB: 1 P: 10	R: 0 E: 0 K: 0 S: 3	H: 0 LOB: 0 BB: 1 P: 7	R: 0 E: 0 K: 0 S: 3	H: 0 LOB: 0 BB: 0 P: 3	R: 0 E: 0 K: 0 S: 3	H: 0 LOB: 0 BB: 0 P: 3	R: 0 E: 0 K: 0 S: 3	H: 0 LOB: 0 BB: 0 P: 3	R: 0 E: 0 K: 1 S: 7	H: 2 LOB: 3 BB: 2 P: 15	R: 0 E: 0 K: 0 S: 3	H: 1 LOB: 1 BB: 1 P: 7	1B: 8 2B: 1 3B: 0 HR: 0	SF: 0 SAC: 1 DP: 1 HBP: 0	WP: 0 PA: 40 PB: 0 SB: 1 CS: 0								
<b>PITCHER</b>	IP	WLS	BF	H	R	ER	SO	BB	IBB	HBP	BLK	WP	HR	S	P	ERA	WHIP										
<b>Craig McMurry, R</b> (1, 1) ERA: 3.08	5.0		23	5	3	1	3	2	0	0	0	0	0	6	6	0.00	0.000										
<b>Pete Falcone, L</b> (6, 1) ERA: 3.0	2.0		6	0	0	0	0	0	0	0	0	0	0	6	6	0.00	0.000										
<b>Gene Garber, R</b> (8, 1) ERA: 4.6	1.0	W	8	3	1	1	1	2	0	0	0	0	0	8	16	9.00	5.000										
<b>Terry Forster, L</b> (9, 1) ERA: 2.16	1.0	S	3	0	0	0	0	1	0	0	0	0	0	2	6	0.00	1.000										





Batter	1	2	3	4	5	6	7	8	9	AB	R	H	RBI	BB	SO	LOB	TOP										
<b>Brett Butler, L</b> (1, 7) OBP: 0.343, SLG: 0.394	0-0 CS 1B	4-0 1-2 BB			0-0 G6-4-3 1B			0-0 G3		3	0	2	0	1	0	0	<b>Atlanta Braves @ San Diego Padres</b> Jack Murphy Stadium, San Diego, CA Fri Sep 30 1983, 10:05 PM EDT Att: 9,736 - Unknown										
<b>Glenn Hubbard, R</b> (1, 4) OBP: 0.334, SLG: 0.402	0-3 K	0-3 K			0-0 G6-4-3 1-2			0-0 F8		4	0	0	0	0	2	5											
<b>Claudell Washington, L</b> (1, 9) OBP: 0.321, SLG: 0.496	4-0 HR BB		0-3 K			0-0 F4		0-0 FC4-6 1B		3	1	1	0	1	1	0											
<b>Dale Murphy, R</b> (1, 8) OBP: 0.396, SLG: 0.545	0-0 1-H HR		0-0 4-3			0-3 K		0-0 FC4-6 1-2		4	1	1	2	0	1	1											
<b>Chris Chambliss, L</b> (1, 3) OBP: 0.366, SLG: 0.481	0-0 F7		0-0 6-3			0-0 1B			0-3 K	4	0	1	0	0	1	0											
<b>Rafael Ramirez, R</b> (1, 6) OBP: 0.338, SLG: 0.369		0-0 6-3		0-3 K		0-0 F2			0-0 6-3	4	0	0	0	0	1	1											
<b>Bruce Benedict, R</b> (1, 2) OBP: 0.387, SLG: 0.342	4-0 1B BB		0-0 F9			0-3 K			0-0 1-3	3	0	0	0	1	1	0											
<b>Randy Johnson, R</b> (1, 5) OBP: 0.350, SLG: 0.299	0-0 F9		0-3 K			0-0 CS 1B				3	0	1	0	0	1	1											
<b>Phil Niekro, R</b> (1, 1) OBP: 0.194, SLG: 0.215	0-0 BB		0-3 K			0-0 F7				2	0	1	0	0	1	0											
<b>Gerald Perry, L</b> (7, PH) OBP: 0.432, SLG: 0.531	1-3 BB 1B									1	0	0	0	0	0	1											
<b>Donnie Moore, L</b> (7, 1) OBP: 0.500, SLG: 0.500										0	0	0	0	0	0	0											
<b>Inning Stats</b>	R: 2 E: 0 K: 1 S: 6	H: 2 LOB: 0 BB: 1 P: 10	R: 0 E: 0 K: 1 S: 6	H: 1 LOB: 3 BB: 2 P: 14	R: 0 E: 0 K: 1 S: 5	H: 0 LOB: 0 BB: 0 P: 5	R: 0 E: 0 K: 2 S: 7	H: 0 LOB: 0 BB: 0 P: 7	R: 0 E: 0 K: 1 S: 5	H: 1 LOB: 0 BB: 0 P: 5	R: 0 E: 0 K: 1 S: 6	H: 1 LOB: 1 BB: 0 P: 6	R: 0 E: 0 K: 1 S: 5	H: 1 LOB: 0 BB: 0 P: 5	R: 0 E: 0 K: 1 S: 5	H: 0 LOB: 0 BB: 0 P: 5	1B: 6 2B: 1 3B: 0 HR: 1	SF: 0 SAC: 0 DP: 2 HBP: 0	WP: 0 PB: 0 SB: 1 CS: 2	PA: 34							
<b>PITCHER</b>	IP	WLS	BF	H	R	ER	SO	BB	IBB	HBP	BLK	WP	HR	S	P	ERA	WHIP										
<b>Eric Show, R</b> (1, 1) ERA: 4.17	8.0	W	31	7	2	2	8	3	0	0	0	0	1	44	56	2.25	1.250										
<b>Gary Lucas, L</b> (9, 1) ERA: 2.87	1.0	S	3	0	0	0	1	0	0	0	0	0	0	5	5	0.00	0.000										

AB	31
R	2
H	7
RBI	2
BB	3
SO	9
LOB	9



Batter	1	2	3	4	5	6	7	8	9	AB	R	H	RBI	BB	SO	LOB	BOTTOM										
<b>Bobby Brown, S</b> (1, 7) OBP: 0.332, SLG: 0.381	0-0 5-3 SF8 1B		0-3 K			0-0 F7		0-0 F9		4	1	1	0	0	1	0	<b>Atlanta Braves @ San Diego Padres</b> Jack Murphy Stadium, San Diego, CA Fri Sep 30 1983, 10:05 PM EDT Att: 9,736 - Unknown										
<b>Alan Wiggins, S</b> (1, 3) OBP: 0.359, SLG: 0.323	0-0 5-3 1-3		0-0 F8			0-0 F9				3	0	0	0	0	1	0											
<b>Tony Gwynn, L</b> (1, 9) OBP: 0.356, SLG: 0.373	0-0 SF8 3-H		0-0 F7			0-0 1B				2	0	1	1	0	0	0											
<b>Terry Kennedy, L</b> (1, 2) OBP: 0.344, SLG: 0.436	0-3 K		0-0 F4			0-0 F2				3	0	0	0	0	1	1											
<b>Garry Templeton, S</b> (1, 6) OBP: 0.294, SLG: 0.335		0-0 6-3		0-0 4-3		0-0 FC6-4 1B				3	0	1	0	0	0	0											
<b>Kevin McReynolds, R</b> (1, 8) OBP: 0.274, SLG: 0.341		0-0 HR		4-0 CS BB		0-0 FC6-4 L3				2	1	1	1	1	0	1											
<b>Luis Salazar, R</b> (1, 5) OBP: 0.282, SLG: 0.378		0-0 F7		0-0 CS	0-0 G5-4-3 1B	0-0 L3				3	0	1	0	0	0	1											
<b>Juan Bonilla, R</b> (1, 4) OBP: 0.301, SLG: 0.304		0-0 HR		0-0 G5-4-3		0-0 6-3				3	1	1	1	0	0	1											
<b>Eric Show, R</b> (1, 1) ERA: 3.97	0-0 5-3		0-0 5-3			0-0 4-3				2	0	0	0	0	0	0											
<b>Ruppert Jones, L</b> (8, PH) OBP: 0.307, SLG: 0.396										1	0	0	0	0	0	0											
<b>Inning Stats</b>	R: 1 E: 0 K: 1 S: 6	H: 1 LOB: 0 BB: 0 P: 6	R: 2 E: 0 K: 0 S: 5	H: 2 LOB: 0 BB: 0 P: 5	R: 0 E: 0 K: 1 S: 5	H: 0 LOB: 0 BB: 0 P: 5	R: 0 E: 0 K: 0 S: 2	H: 0 LOB: 1 BB: 1 P: 6	R: 0 E: 0 K: 0 S: 3	H: 1 LOB: 0 BB: 0 P: 3	R: 0 E: 0 K: 0 S: 4	H: 1 LOB: 1 BB: 0 P: 4	R: 0 E: 0 K: 0 S: 3	H: 1 LOB: 0 BB: 0 P: 3	R: 0 E: 0 K: 0 S: 3	H: 0 LOB: 0 BB: 0 P: 3	1B: 4 2B: 1 3B: 0 HR: 2	SF: 1 SAC: 0 DP: 2 HBP: 0	WP: 0 PB: 0 SB: 0 CS: 1	PA: 29							
<b>PITCHER</b>	IP	WLS	BF	H	R	ER	SO	BB	IBB	HBP	BLK	WP	HR	S	P	ERA	WHIP										
<b>Phil Niekro, R</b> (1, 1) ERA: 3.97	6.0	L	22	5	3	3	2	1	0	0	0	0	2	25	29	4.50	1.000										
<b>Donnie Moore, R</b> (7, 1) ERA: 3.67	2.0		6	1	0	0	0	0	0	0	0	0	0	6	6	0.00	0.500										

AB	26
R	3
H	6
RBI	3
BB	1
SO	2
LOB	5





Batter	1	2	3	4	5	6	7	8	9	10	AB	R	H	RBI	BB	SO	LOB	TOP
Rafael Ramirez, R OBP: 0.337, SLG: 0.368 Paul Zuvela, R (1, 6) (4, 6)	5-3			F7		F4		G6-4-3 HBP		F3	2	0	0	0	0	0	0	
Bruce Benedict, R OBP: 0.385, SLG: 0.348 (1, 2)	6-3			6-3				F5		F8	5	1	1	1	0	0	1	
Dale Murphy, R OBP: 0.394, SLG: 0.541 Jeff Dedmon, L (8, 1)	K			K		4-3		G6-4-3 1-2			4	0	0	0	0	2	1	
Pete Falcone, L OBP: 0.111, SLG: 0.115 (8, 1)											0	0	0	0	0	0	0	
Brad Komminsk, R OBP: 0.317, SLG: 0.278 Claudell Washington, L OBP: 0.322, SLG: 0.413 (1, 9) (9, PH) (9, 9)		K			K	F7				HR	3	0	0	0	0	2	0	
Terry Harper, R OBP: 0.338, SLG: 0.391 Mike Jorgensen, L OBP: 0.345, SLG: 0.389 (1, 7) (9, PH) (9, 7)	5-3			K				5-3		K	3	0	0	0	0	1	0	
Gerald Perry, L OBP: 0.438, SLG: 0.514 (1, 3)	F8				BB 1B 1B			WP 1B BB		K	3	1	1	0	1	1	0	
Paul Runge, R OBP: 0.600, SLG: 0.500 (1, 4)				K		BB 1B		1B			3	0	2	1	1	1	0	
Randy Johnson, R OBP: 0.348, SLG: 0.293 (1, 5)				F9		BB 1B		F4		1-3	3	0	0	0	1	0	2	
Steve Bedrosian, R OBP: 0.105, SLG: 0.105 Brett Butler, L OBP: 0.343, SLG: 0.393 (1, 1) (8, 8)	K			F8				4-3			3	0	0	0	0	1	4	
										K	1	0	0	0	0	1	0	
<b>Inning Stats</b>	R: 0 E: 0 K: 1 S: 5	H: 0 LOB: 0 BB: 0 P: 5	R: 0 E: 0 K: 1 S: 5	H: 0 LOB: 0 BB: 0 P: 5	R: 0 E: 0 K: 2 S: 7	H: 0 LOB: 0 BB: 0 P: 7	R: 0 E: 0 K: 1 S: 5	H: 2 LOB: 3 BB: 1 P: 13	R: 1 E: 0 K: 0 S: 4	H: 1 LOB: 0 BB: 0 P: 4	R: 1 E: 0 K: 2 S: 8	H: 1 LOB: 1 BB: 1 P: 12	R: 0 E: 0 K: 1 S: 5	H: 0 LOB: 0 BB: 0 P: 5	1B: 3 2B: 0 3B: 0 HR: 2	SF: 0 SAC: 0 DP: 1 HBP: 1	WP: 1 PB: 0 SB: 0 CS: 0	PA: 38
<b>PITCHER</b>	IP 7.0	WLS 27	BF 4	H 2	R 2	ER 2	SO 7	BB 2	IBB 0	HBP 0	BLK 0	WP 0	HR 1	S 39	P 47	ERA 2.57	WHIP 0.857	
Dennis Rasmussen, L ERA: 1.98 Mary Decker, R ERA: 3.7 Sid Monge, L ERA: 3.7	(1, 1) (8, 1) (10, 1)	2.0 8	1 1	1 1	2 2	1 0	1 0	0 0	0 0	0 0	1 0	10 15	4.50 0.000					

Atlanta Braves @ San Diego Padres  
Jack Murphy Stadium, San Diego, CA  
Sat Oct 01 1983, 10:05 PM EDT  
Att: 9,153 - Unknown

AB 34  
R 3  
H 5  
RBI 3  
BB 3  
SO 10  
LOB 8



Batter	1	2	3	4	5	6	7	8	9	10	AB	R	H	RBI	BB	SO	LOB	BOTTOM				
Alan Wiggins, S OBP: 0.363, SLG: 0.327 (1, 7) (9, 3)	S 1B			4-3							4	0	3	0	1	0	0					
Edwin Rodriguez, R OBP: 0.300, SLG: 0.333 Bobby Brown, S OBP: 0.331, SLG: 0.379 Marty Decker, R (1, 4) (7, PH) (8, 1)	K			6-3				F5		K	2	0	0	0	0	1	1					
Kurt Bevacqua, R OBP: 0.327, SLG: 0.336 Sid Monge, S OBP: 0.091, SLG: 0.091 (9, PH) (10, 1)	1-2										0	0	0	0	0	0	0					
Kevin McReynolds, R OBP: 0.278, SLG: 0.338 (1, 8)	F7										4	1	1	0	1	1	2					
Terry Kennedy, L OBP: 0.342, SLG: 0.433 Tony Gwynn, L OBP: 0.355, SLG: 0.372 (1, 3) (9, 7)	F7			FC4-6						F2	4	0	0	0	0	1	3					
Luis Salazar, R OBP: 0.295, SLG: 0.387 (1, 6)										E6 1B 1B	1	1	0	0	0	0	0					
Gerry Davis, R OBP: 0.500, SLG: 0.583 (1, 9)	HR									1B 1B	5	1	3	1	0	0	1					
George Hinshaw, R OBP: 0.462, SLG: 0.538 (1, 5)										1B 1B	4	1	2	1	1	0	0					
Doug Gwosdz, R OBP: 0.210, SLG: 0.182 Ruppert Jones, L OBP: 0.306, SLG: 0.395 Tim Flannery, L OBP: 0.309, SLG: 0.336 (1, 2) (7, PH) (8, 4)	K									1B 1B	5	0	4	2	0	1	2					
Dennis Rasmussen, L (1, 1)										1B 1B	2	0	0	0	0	2	3					
Gary Templeton, S OBP: 0.293, SLG: 0.334 Bruce Bochy, R OBP: 0.229, SLG: 0.308 (8, 1) (8, 2)	K									1B 1B	1	0	0	0	0	1	1					
<b>Inning Stats</b>	R: 0 E: 0 K: 1 S: 6	H: 1 LOB: 1 BB: 0 P: 6	R: 1 E: 0 K: 2 S: 9	H: 2 LOB: 1 BB: 0 P: 9	R: 0 E: 0 K: 0 S: 3	H: 0 LOB: 1 BB: 1 P: 7	R: 0 E: 0 K: 2 S: 8	H: 1 LOB: 2 BB: 1 P: 12	R: 0 E: 0 K: 1 S: 5	H: 0 LOB: 0 BB: 0 P: 5	R: 0 E: 0 K: 0 S: 3	H: 1 LOB: 2 BB: 1 P: 12	R: 2 E: 0 K: 1 S: 8	H: 3 LOB: 1 BB: 0 P: 8	R: 0 E: 0 K: 2 S: 7	H: 1 LOB: 0 BB: 0 P: 7	R: 1 E: 1 K: 0 S: 5	H: 3 LOB: 3 BB: 0 P: 5	1B: 11 2B: 1 3B: 0 HR: 1	SF: 0 SAC: 1 DP: 0 HBP: 0	WP: 0 PB: 0 SB: 5 CS: 2	PA: 43
<b>PITCHER</b>	IP 7.0	WLS 29	BF 6	H 1	R 1	ER 1	SO 8	BB 3	IBB 0	HBP 0	BLK 0	WP 0	HR 1	S 42	P 54	ERA 1.29	WHIP 1.286					
Steve Bedrosian, R ERA: 3.6 Jeff Dedmon, R ERA: 13.5 Pete Falcone, L ERA: 3.63	(1, 1) (8, 1) (8, 1)	0.2 5	3 3	2 2	1 0	0 0	0 0	0 0	0 0	0 0	0 0	0 0	7 7	27.00 4.500								
	(1, 1)	1.2	L	9	4	1	1	2	0	0	0	0	0	0	0	13	13	5.40	2.400			

Atlanta Braves @ San Diego Padres  
Jack Murphy Stadium, San Diego, CA  
Sat Oct 01 1983, 10:05 PM EDT  
Att: 9,153 - Unknown

AB 39  
R 4  
H 13  
RBI 4  
BB 3  
SO 11  
LOB 21





