

Atlanta Braves - 1984

Batter	1	2	3	4	5	6	7	8	9	AB R H RBI BB SO LOB	TOP		
Juan Samuel, R (1, 4) OBP: 0.600, SLG: 0.500	0-0 F3		0-0 F8		H 1-0 1B E HBP		0-0 1B		0-0 S 1B	4 1 2 0 0 0 0	Philadelphia Phillies @ Atlanta Braves Atlanta-Fulton County Stadium, Atlanta, GA Tue Apr 03 1984, 6:05 PM EST Att. 34,331 - Unknown livebaseballscorecards.com		
Len Matuszek, L (1, 3) OBP: 0.400, SLG: 0.250	0-3 K		0-0 4-3		0-0 E9 1B 1-H 2-H		0-0 4-3		4-0 S S S S 1-2 BB	4 0 1 1 1 1 1			
Mike Schmidt, R (1, 5) OBP: 0.600, SLG: 1.333	0-0 HR		4-0 BB		0-3 K			4-0 1B SF8 BB	0-0 F2	3 2 1 1 2 1 2			
Joe Lefebvre, L (1, 9) OBP: 0.250, SLG: 0.250	0-3 K		0-3 K			0-0 F3		0-0 1-3 1B		4 0 1 0 0 2 1			
Glenn Wilson, R (1, 7) Bill Campbell, R (8, 1)		0-0 6-3		0-0 6-3		0-0 F2		0-3 K		4 0 0 0 0 1 2 0 0 0 0 0 0 0			
Von Hayes, L (1, 8) Garry Maddox, R (8, PH) (8, 8)		0-0 F8		0-0 4-3		0-0 2B 1B		0-0 SF8		3 1 1 0 0 0 0 0 0 0 1 0 0 0			
Bo Diaz, R (1, 2) OBP: 0.500, SLG: 0.750		0-0 1B 1B		0-0 F8		0-0 2B 1-H		0-0 5-3		4 0 2 1 0 0 1			
Ivan De Jesus, R (1, 6) OBP: 0.500, SLG: 0.500		0-0 1-2 1B		0-0 SH1-4 1B 1B		0-0 4-3		0-0 6-3		4 1 2 0 0 0 0			
Steve Carlton, L (1, 1) Sixto Lezcano, R (8, 7)		0-0 F6		0-0 SH1-4		0-0 F8		0-0 5-3		2 0 0 0 0 0 2 1 0 0 0 0 0 0			
Inning Stats	R: 1 E: 0 K: 2 S: 8 H: 1 LOB: 0 BB: 0 P: 8	R: 0 E: 0 K: 0 S: 5 H: 2 LOB: 2 BB: 0 P: 5	R: 0 E: 0 K: 1 S: 5 H: 0 LOB: 1 BB: 1 P: 9	R: 0 E: 0 K: 0 S: 3 H: 0 LOB: 0 BB: 0 P: 3	R: 2 E: 1 K: 1 S: 6 H: 2 LOB: 0 BB: 0 P: 7	R: 1 E: 0 K: 0 S: 4 H: 2 LOB: 1 BB: 0 P: 4	R: 0 E: 0 K: 0 S: 4 H: 1 LOB: 1 BB: 0 P: 4	R: 1 E: 0 K: 1 S: 6 H: 1 LOB: 1 BB: 1 P: 10	R: 0 E: 0 K: 0 S: 4 H: 1 LOB: 2 BB: 1 P: 8	1B: 8 2B: 1 3B: 0 HR: 1 SF: 1 SAC: 1 DP: 0 HBP: 1		WP: 0 PB: 0 SB: 1 CS: 0 PA: 39	
PITCHER	IP WLS BF H R ER SO BB IBB HBP BLK WP HR S P ERA WHIP											PITCHER	IP WLS BF H R ER SO BB IBB HBP BLK WP HR S P ERA WHIP
Len Barker, R (1, 1) ERA: 3.6	5.0 L 21 5 3 2 4 1 0 1 0 0 0 1 27 32 3.60 1.200												
Donnie Moore, R (6, 1) ERA: 7.71	2.1 11 4 2 2 1 1 0 0 0 0 0 0 12 16 7.71 2.143												
Pete Falcone, L (8, 1) ERA:	0.2 2 0 0 0 0 0 0 0 0 0 0 0 2 2 0.00 0.000												
Jeff Dedmon, R (9, 1) ERA:	1.0 5 1 0 0 0 0 1 0 0 0 0 0 4 8 0.00 2.000												

AB	33
R	5
H	10
RBI	4
BB	3
SO	5
LOB	9



Batter	1	2	3	4	5	6	7	8	9	AB R H RBI BB SO LOB	TOP
Juan Samuel, R (1, 4) OBP: 0.444, SLG: 0.286	4-0 4-3 S BB		0-0 G6-4-3 1-2f			0-0 F7		0-0 FC1-4 BB		3 0 0 0 1 0 4	
Len Matuszek, L (1, 3) OBP: 0.333, SLG: 0.143 Tug McGraw, R (8, 1)	0-0 4-3 1-3			0-0 1-3		0-0 L4-3 1-2		0-0 BB		3 0 0 0 1 0 2 0 0 0 0 0 0 0	
Mike Schmidt, R (1, 5) OBP: 0.444, SLG: 0.667	0-3 K			4-0 BB			0-0 6-3	0-3 K		3 0 0 0 1 2 4	
Joe Lefebvre, L (1, 9) OBP: 0.250, SLG: 0.143	0-3 K			0-3 K			0-0 F7		4-0 BB	3 0 0 0 1 2 2	
Glenn Wilson, R (1, 7) OBP: 0.125, SLG: 0.125		0-0 6-3		0-0 F9			0-0 1B		0-0 F9	4 0 1 0 0 0 2	
Von Hayes, L (1, 8) OBP: 0.286, SLG: 0.286		0-0 G5-4-3 1B		0-0 4-3			0-0 4-3		0-0 F8	4 0 1 0 0 0 2	
Bo Diaz, R (1, 2) OBP: 0.286, SLG: 0.429 Tim Corcoran, L (9, PH)		0-0 G5-4-3 1-2f		0-3 K				0-0 6-3	0-0 F8	3 0 0 0 0 1 1 1 0 0 0 0 0 1	
Ivan De Jesus, R (1, 6) OBP: 0.429, SLG: 0.429			0-0 5-3		0-3 K			0-0 FC1-4 1B		3 0 1 0 0 1 0	
John Denny, R (1, 1) OBP: 1.000, SLG: 1.000 Greg Gross, L (8, PH) OBP: 1.000, SLG: 1.000			0-0 G6-4-3 1B			0-0 L4-3 1B		0-0 FC1-4 1B		2 0 2 0 0 0 0 1 0 1 0 0 0 0	
Inning Stats	R: 0 H: 0 E: 0 LOB: 1 K: 2 BB: 1 S: 7 P: 11	R: 0 H: 1 E: 0 LOB: 0 K: 0 BB: 0 S: 3 P: 3	R: 0 H: 1 E: 0 LOB: 0 K: 0 BB: 0 S: 3 P: 3	R: 0 H: 0 E: 0 LOB: 1 K: 1 BB: 1 S: 5 P: 9	R: 0 H: 0 E: 0 LOB: 0 K: 2 BB: 0 S: 7 P: 7	R: 0 H: 1 E: 0 LOB: 0 K: 0 BB: 0 S: 3 P: 3	R: 0 H: 1 E: 0 LOB: 1 K: 0 BB: 0 S: 4 P: 4	R: 0 H: 2 E: 0 LOB: 3 K: 1 BB: 1 S: 7 P: 11	R: 0 H: 0 E: 0 LOB: 1 K: 0 BB: 1 S: 3 P: 7	1B: 6 SF: 0 2B: 1 SAC: 0 3B: 0 DP: 3 HR: 0 HBP: 0	WP: 0 PA: 34 PB: 0 SB: 1 CS: 0
PITCHER Craig McMurtry, R (1, 1) ERA: Steve Bedrosian, R (8, 1) ERA:	IP WLS BF H R ER SO BB IBB HBP BLK WP HR S P ERA WHIP	7.2 W 29 6 0 0 5 3 0 0 0 0 0 0 36 48 0.00 1.174	1.1 S 5 0 0 0 1 1 0 0 0 0 0 0 6 10 0.00 0.750								

Philadelphia Phillies @ Atlanta Braves
Atlanta-Fulton County Stadium, Atlanta, GA

Wed Apr 04 1984, 3:33 AM EST
Att: 11,152 - Unknown

livebaseballscorecards.com

AB	30
R	0
H	6
RBI	0
BB	4
SO	6
LOB	18



Batter	1	2	3	4	5	6	7	8	9
Claudell Washington, L (1, 9) OBP: 0.375, SLG: 0.875	0-0 HR		0-3 K			0-0 SH2-3 1B 2B	0-0 4-3		
Rafael Ramirez, R (1, 6) OBP: 0.167, SLG: 0.167	0-3 K		0-0 4-3			0-0 SH2-3		0-0 6-3	
Gerald Perry, L (1, 7) OBP: 0.333, SLG: 0.333 Albert Hall, S (8, PH) (9, 7)	0-3 K		0-0 F3			0-0 E BB SF8 1B		0-3 K	
Dale Murphy, R (1, 8) OBP: 0.375, SLG: 0.286	0-0 1B			0-0 5-3		4-0 SF8 E 1-2 BB		0-0 E4	
Bob Horner, R (1, 5)	0-0 F3			0-0 6-3		0-0 E5		0-0 F8	
Chris Chambliss, L (1, 3) OBP: 0.250, SLG: 1.333		0-0 HR		0-0 L3		0-0 SF8			
Glenn Hubbard, R (1, 4)		0-0 F3			0-0 F6	0-0 K			
Bruce Benedict, R (1, 2) OBP: 0.167, SLG: 0.167		0-3 K			0-3 K		0-3 K		
Craig McMurtry, R (1, 1) Steve Bedrosian, R (8, 1)		0-0 1-3			0-0 4-3		0-0 F9		

AB R H RBI BB SO LOB	
4 2 2 1 0 1 0	
3 0 0 0 0 1 0	
3 1 1 1 0 1 0 1 0 0 0 0 1 0	
3 0 1 0 1 0 0	
4 0 0 0 0 0 4	
2 1 1 2 0 0 0	
3 0 0 0 0 1 2	
3 0 0 0 0 3 0	
3 0 0 0 0 0 0 0 0 0 0 0 0 0	

Inning Stats	
R: 1 H: 2 E: 0 LOB: 1 K: 2 BB: 0 S: 9 P: 9	R: 1 H: 1 E: 0 LOB: 0 K: 1 BB: 0 S: 6 P: 6
R: 0 H: 0 E: 0 LOB: 0 K: 1 BB: 0 S: 5 P: 5	R: 0 H: 0 E: 0 LOB: 0 K: 0 BB: 0 S: 3 P: 3
R: 0 H: 0 E: 0 LOB: 0 K: 1 BB: 0 S: 5 P: 5	R: 2 H: 2 E: 1 LOB: 2 K: 1 BB: 1 S: 8 P: 12
R: 0 H: 0 E: 0 LOB: 0 K: 1 BB: 0 S: 5 P: 5	R: 0 H: 0 E: 0 LOB: 0 K: 1 BB: 0 S: 5 P: 5

1B: 2 SF: 1 2B: 1 SAC: 1 3B: 0 DP: 0 HR: 2 HBP: 0	
WP: 0 PA: 32 PB: 0 SB: 0 CS: 0	

PITCHER	
John Denny, R (1, 1) ERA: 3.86	IP 7.0 WLS L BF 28 H 5 R 4 ER 3 SO 7 BB 1 IBB 0 HBP 0 BLK 0 WP 0 HR 2 S 41 P 45 ERA 3.86 WHIP 0.857
Tug McGraw, L (8, 1) ERA:	1.0 4 0 0 0 1 0 0 0 0 0 0 0 0 0 6 6 0.00 0.000


BOTTOM

Philadelphia Phillies @ Atlanta Braves
Atlanta-Fulton County Stadium, Atlanta, GA

Wed Apr 04 1984, 3:33 AM EST
Att. 11,152 - Unknown

livebaseballscorecards.com

AB	29
R	4
H	5
RBI	4
BB	1
SO	8
LOB	6



Batter	1	2	3	4	5	6	7	8	9	AB	R	H	RBI	BB	SO	LOB	TOP										
Pete Rose, S (1, 7) OBP: 0.214, SLG: 0.214 Derrel Thomas, S (9, 7)	0-0 2B 5-3 1B	0-0 6-3		0-0 E6 HR 1B		0-0 L5		0-0 1-3		5	2	1	0	0	0	4											
Bryan Little, S (1, 4) OBP: 0.500, SLG: 0.615	0-3 K		0-0 F7	0-0 HR 1B			0-0 1B 1B		0-0 G3	5	2	2	1	0	1	1											
Tim Raines, S (1, 8) OBP: 0.429, SLG: 0.786	0-0 1-3 2B		0-3 K	0-0 HR			0-0 E 1B 1B		0-0 2B	5	1	4	3	0	1	0											
Andre Dawson, R (1, 9) OBP: 0.357, SLG: 0.538	0-0 5-3		0-0 5-3	0-0 5-3			0-0 E9 L5 S 1B		0-0 F8	5	0	1	2	0	0	2											
Gary Carter, R (1, 2) OBP: 0.462, SLG: 0.400	0-0 L6			0-0 HR 1B	4-0 CS BB		0-0 P4		0-3 K	4	1	1	0	1	1	4											
Tim Wallach, R (1, 5) OBP: 0.167, SLG: 0.500		0-0 3-1		0-0 HR	0-3 K		0-0 L5			4	1	1	2	0	1	3											
Terry Francona, L (1, 3) OBP: 0.333, SLG: 0.364		0-0 1B 1B		0-3 K	0-0 G3			0-0 1B		4	0	2	0	0	1	0											
Angel Salazar, R (1, 6) OBP: 0.200, SLG: 0.200		0-0 1-2 1B		0-0 E SH1-4 1B 1B		0-0 6-3		0-3 K		4	1	2	0	0	1	1											
Bryn Smith, R (1, 1) Dan Schatzeder, L (7, 1) Greg Harris, S (7, 1)		0-3 K		0-0 SH1-4		0-0 5-3		0-3 K		2	0	0	0	0	1	2											
Inning Stats	R: 1 E: 0 K: 1 S: 7	H: 2 LOB: 1 BB: 0 P: 7	R: 0 E: 0 K: 1 S: 7	H: 2 LOB: 2 BB: 0 P: 7	R: 0 E: 0 K: 1 S: 5	H: 0 LOB: 0 BB: 0 P: 5	R: 6 E: 1 K: 1 S: 11	H: 5 LOB: 0 BB: 0 P: 11	R: 0 E: 0 K: 1 S: 4	H: 0 LOB: 0 BB: 1 P: 8	R: 0 E: 0 K: 0 S: 3	H: 0 LOB: 0 BB: 0 P: 3	R: 1 E: 1 K: 0 S: 5	H: 3 LOB: 1 BB: 0 P: 5	R: 0 E: 0 K: 2 S: 8	H: 1 LOB: 1 BB: 0 P: 8	R: 0 E: 0 K: 1 S: 6	H: 1 LOB: 1 BB: 0 P: 6	1B: 10 2B: 4 3B: 0 HR: 2	SF: 0 SAC: 1 DP: 2 HBP: 0	WP: 0 PB: 0 SB: 1 CS: 1	PA: 41					
PITCHER	IP	WLS	BF	H	R	ER	SO	BB	IBB	HBP	BLK	WP	HR	S	P	ERA	WHIP										
Ken Dayley, L (1, 1) ERA: 6.75	4.0	L	22	9	7	3	4	0	0	0	0	0	2	30	30	6.75	2.250										
Rick Camp, R (5, 1) ERA:	1.0		3	0	0	0	1	1	0	0	0	0	0	4	8	0.00	1.000										
Rick Mahler, R (6, 1) ERA: 4.5	2.0		8	3	1	1	0	0	0	0	0	0	0	8	8	4.50	1.500										
Jeff Dedmon, R (8, 1) ERA:	2.0		8	2	0	0	3	0	0	0	0	0	0	14	14	0.00	1.000										

Montreal Expos @ Atlanta Braves
Atlanta-Fulton County Stadium, Atlanta, GA

Fri Apr 06 1984, 6:05 PM EST
Att: 18,411 - Unknown

livebaseballscorecards.com

AB	39
R	8
H	14
RBI	8
BB	1
SO	8
LOB	18



Batter	1	2	3	4	5	6	7	8	9	AB	R	H	RBI	BB	SO	LOB
Claudell Washington, L OBP: 0.308, SLG: 0.583	0-0 4-3		0-0 F8		0-0 F7		4-0 1B 1B BB		0-0 FC3-6	4	1	0	0	1	0	1
Rafael Ramirez, R OBP: 0.273, SLG: 0.273	0-0 5-3		0-0 6-3			0-0 G3-6-1 1B	0-0 1B 1-2 2-H		0-0 P4	5	0	2	1	0	0	1
Gerald Perry, L OBP: 0.571, SLG: 0.500	4-0 BB		0-0 1B			0-0 G3-6-1 1-2f	0-0 1-3 2-H 1B			3	0	2	1	1	0	1
Dale Murphy, R OBP: 0.333, SLG: 0.273	0-0 F7		0-0 4-3			0-0 1B	0-3 K			4	0	1	0	0	1	4
Bob Horner, R OBP: 0.083, SLG: 0.167		0-0 2B		0-0 F9		0-3 K		0-3 K		4	1	1	0	0	2	1
Chris Chambliss, L OBP: 0.250, SLG: 0.857		0-0 G3 2-H WP 2B		0-0 3-1			0-0 F7	0-3 K		4	1	1	1	0	1	0
Glenn Hubbard, R		0-0 G3 2-3		0-0 F8			0-0 L9	0-0 F8		4	0	0	0	0	0	1
Bruce Benedict, R OBP: 0.200, SLG: 0.300		0-0 5-3		0-0 6-3		0-0 K	0-0 2B 2B		0-0 F8	4	1	1	0	0	0	0
Ken Dayley, L Rick Camp, R Albert Hall, S Rick Mahler, R Mike Jorgensen, L Jeff Dedmon, L Biff Pocoroba, S		0-3 K		0-3 K		0-0 K	0-0 2B 1B 2B		4-0 FC3-6 BB	1	0	0	0	0	1	0

Inning Stats	R: 0	H: 0	E: 0	K: 0	S: 3	H: 0	LOB: 1	BB: 1	P: 7	R: 2	H: 2	E: 0	K: 1	S: 7	R: 0	H: 1	E: 0	K: 0	S: 4	R: 0	H: 0	E: 0	K: 0	S: 3	R: 0	H: 0	E: 0	K: 1	S: 5	R: 0	H: 2	E: 0	K: 1	S: 6	R: 3	H: 4	E: 0	K: 1	S: 9	R: 0	H: 0	E: 0	K: 2	S: 7	R: 0	H: 0	E: 0	K: 0	S: 3	R: 0	H: 0	E: 0	K: 0	S: 3	1B: 5	SF: 0	2B: 4	SAC: 0	3B: 0	DP: 1	HR: 0	HBP: 0	WP: 1	PA: 38
--------------	------	------	------	------	------	------	--------	-------	------	------	------	------	------	------	------	------	------	------	------	------	------	------	------	------	------	------	------	------	------	------	------	------	------	------	------	------	------	------	------	------	------	------	------	------	------	------	------	------	------	------	------	------	------	------	-------	-------	-------	--------	-------	-------	-------	--------	-------	--------

PITCHER	IP	WLS	BF	H	R	ER	SO	BB	IBB	HBP	BLK	WP	HR	S	P	ERA	WHIP
Bryn Smith, R ERA: 5.4	(1, 1)	6.2	W	27	7	4	4	3	1	0	0	1	0	32	36	5.40	1.200
Dan Schatzeder, L ERA: 27.0	(7, 1)	0.0		3	2	1	1	0	1	0	0	0	0	2	6	∞	∞
Greg Harris, R ERA:	(7, 1)	2.1	S	8	0	0	0	3	1	0	0	0	0	13	17	0.00	0.429

BOTTOM

Montreal Expos @ Atlanta Braves
Atlanta-Fulton County Stadium, Atlanta, GA

Fri Apr 06 1984, 6:05 PM EST
Att. 18,411 - Unknown

livebaseballscorecards.com

AB	35
R	5
H	9
RBI	4
BB	3
SO	6
LOB	9



Batter	1	2	3	4	5	6	7	8	9	AB R H RBI BB SO LOB	TOP										
Pete Rose, S (1, 7) OBP: 0.263, SLG: 0.222 Derrel Thomas, S (9, 7)	0-0 2B 1B	4-0 FC6-4 BB		0-0 FC6-2		0-0 F9		0-0 F7		4 0 1 0 1 0 2 0 0 0 0 0 0 0											
Bryan Little, S (1, 4) OBP: 0.474, SLG: 0.667	0-0 1-3 2B	0-0 FC6-4		0-0 1-3			0-0 5-3		0-0 1B 2B	5 1 2 0 0 0 2											
Tim Raines, S (1, 8) OBP: 0.474, SLG: 0.789	0-0 5-3		0-0 FC5 2B		0-0 F8		0-0 5-3 1B 1B		0-0 2-3 1B 1B	5 2 3 0 0 0 2											
Andre Dawson, R (1, 9) OBP: 0.316, SLG: 0.412	0-3 K2-3		0-0 P4		0-0 6-3		0-0 5-3		4-0 FC4-6 1B BB	4 0 0 0 1 1 4											
Gary Carter, R (1, 3) OBP: 0.500, SLG: 0.467	0-0 L6		0-0 F5		0-0 1B		0-0 HR 1B		0-0 FC4-6 1B	5 1 3 3 0 0 3											
Tim Wallach, R (1, 5) OBP: 0.235, SLG: 0.625		0-0 F9	4-0 BB		0-3 K		0-0 1-H HR		0-0 FC4-6 G6-4-3	4 1 1 2 1 1 3											
Bobby Ramos, R (1, 2) OBP: 0.200, SLG: 0.200		0-0 F8	0-0 FC5		0-0 SH1-4 1B		0-0 5-3		0-0 G6-4-3	5 0 1 0 0 0 4											
Angel Salazar, R (1, 6) OBP: 0.231, SLG: 0.231		0-0 HR 1B		0-0 E7 SH5-4 FC6-2		0-0 SH1-4		0-0 6-3		3 1 1 0 0 0 0											
David Palmer, R (1, 1) OBP: 1.000, SLG: 4.000 Jim Wohlford, R (6, PH) Bob James, R (6, 1) Jeff Reardon, R (7, 1)		0-0 HR		0-0 SH5-4		0-0 F7		0-3 K		1 1 1 2 0 0 0 1 0 0 0 0 0 1 0 0 0 0 0 0 0 1 0 0 0 0 1 0											
Inning Stats	R: 0 E: 0 K: 1 S: 7	H: 2 LOB: 2 BB: 0 P: 7	R: 2 E: 0 K: 0 S: 5	H: 2 LOB: 1 BB: 1 P: 9	R: 0 E: 0 K: 0 S: 4	H: 1 LOB: 2 BB: 1 P: 8	R: 0 E: 1 K: 0 S: 4	H: 0 LOB: 1 BB: 0 P: 4	R: 0 E: 0 K: 0 S: 4	H: 1 LOB: 1 BB: 0 P: 4	R: 3 E: 0 K: 0 S: 6	H: 3 LOB: 0 BB: 0 P: 6	R: 0 E: 0 K: 1 S: 5	H: 0 LOB: 0 BB: 0 P: 5	R: 2 E: 0 K: 0 S: 5	H: 3 LOB: 1 BB: 1 P: 9	1B: 8 2B: 3 3B: 0 HR: 2	SF: 0 SAC: 2 DP: 1 HBP: 0	WP: 0 PB: 0 SB: 1 CS: 0	PA: 43	
PITCHER	IP WLS BF H R ER SO BB IBB HBP BLK WP HR S P ERA WHIP																			PITCHER	IP WLS BF H R ER SO BB IBB HBP BLK WP HR S P ERA WHIP
Pete Falcone, L (1, 1) ERA: 6.14 Rick Camp, R (7, 1) Gene Garber, R (8, 1) ERA: 9.0	6.2 L 33 10 5 5 2 2 0 0 0 0 2 35 43 6.75 1.800																				

Montreal Expos @ Atlanta Braves
Atlanta-Fulton County Stadium, Atlanta, GA

Sat Apr 07 1984, 6:05 PM EST
Att. 24,663 - Unknown

livebaseballscorecards.com

AB	38
R	7
H	13
RBI	7
BB	3
SO	3
LOB	21



Batter	1	2	3	4	5	6	7	8	9	AB	R	H	RBI	BB	SO	LOB
Claudell Washington, L (1, 9) OBP: 0.333, SLG: 0.467	0-0 4-3			0-0 F7	4-0 G1-6-3 BB		1-0 1B HBP		0-0 4-3	3	0	0	0	1	0	0
Rafael Ramirez, R (1, 6) OBP: 0.333, SLG: 0.333	0-0 L3			0-0 1B BLK 1B	0-0 G1-6-3		0-0 1B BB			4	1	2	0	0	0	3
Gerald Perry, L (1, 7) OBP: 0.455, SLG: 0.333	0-3 K			0-3 K		0-0 5-3	4-0 BB	1-2 BB		3	0	0	0	1	2	1
Dale Murphy, R (1, 8) OBP: 0.313, SLG: 0.267		0-0 5-3		0-0 1B		0-0 F9	0-3 K			4	0	1	0	0	1	3
Bob Horner, R (1, 5) OBP: 0.250, SLG: 0.214		4-0 BB FC4-6 BB		0-0 1B FC4-6		4-0 BB		0-0 F7		2	0	1	1	2	0	0
Chris Chambliss, L (1, 3) OBP: 0.167, SLG: 0.545		0-0 FC4-6 CS		0-0 FC4-6		0-0 4-3		0-0 F9		4	0	0	0	0	0	4
Glenn Hubbard, R (1, 4) OBP: 0.286, SLG: 0.571		0-0 CS	0-0 5-3		4-0 1B S BB		0-0 F7	0-0 6-3		3	0	0	0	1	0	0
Bruce Benedict, R (1, 2) OBP: 0.286, SLG: 0.571			0-0 F8		0-0 BB		0-0 HR		0-0 P3	4	1	2	1	0	0	0
Pete Falcone, L (1, 1) Rick Camp, R (7, 1) Biff Pocaroba, S (7, PH) Gene Garber, R (8, 1) Mike Jorgensen, L (9, PH)			0-3 K		0-3 K		0-0 3-1		0-3 K	2	0	0	0	0	2	2

Inning Stats	R: 0	H: 0	E: 0	K: 1	S: 5	LOB: 0	BB: 0	P: 5	R: 0	H: 0	E: 0	K: 0	S: 2	LOB: 0	BB: 1	P: 6	R: 0	H: 0	E: 0	K: 1	S: 5	LOB: 0	BB: 0	P: 5	R: 1	H: 3	E: 0	K: 1	S: 8	LOB: 2	BB: 0	P: 8	R: 0	H: 1	E: 0	K: 1	S: 5	LOB: 2	BB: 2	P: 13	R: 0	H: 0	E: 0	K: 0	S: 3	LOB: 1	BB: 1	P: 7	R: 1	H: 2	E: 0	K: 1	S: 7	LOB: 3	BB: 1	P: 12	R: 0	H: 0	E: 0	K: 0	S: 3	LOB: 0	BB: 0	P: 3	R: 0	H: 0	E: 0	K: 1	S: 5	LOB: 0	BB: 0	P: 5	1B: 5	SF: 0	2B: 0	SAC: 0	3B: 0	DP: 1	HR: 1	HBP: 1	WP: 0	PA: 38
--------------	------	------	------	------	------	--------	-------	------	------	------	------	------	------	--------	-------	------	------	------	------	------	------	--------	-------	------	------	------	------	------	------	--------	-------	------	------	------	------	------	------	--------	-------	-------	------	------	------	------	------	--------	-------	------	------	------	------	------	------	--------	-------	-------	------	------	------	------	------	--------	-------	------	------	------	------	------	------	--------	-------	------	-------	-------	-------	--------	-------	-------	-------	--------	-------	--------

PITCHER	IP	WLS	BF	H	R	ER	SO	BB	IBB	HBP	BLK	WP	HR	S	P	ERA	WHIP
David Palmer, R (1, 1) ERA: 1.8	5.0	W	20	4	1	1	4	3	0	0	1	0	0	25	37	1.80	1.400
Bob James, R (6, 1) ERA: 18.0	1.2		10	2	1	1	0	2	0	1	0	0	1	7	16	5.40	2.400
Jeff Reardon, R (7, 1) ERA:	2.1	S	7	0	0	0	2	0	0	0	0	0	0	11	11	0.00	0.000

BOTTOM

Montreal Expos @ Atlanta Braves
Atlanta-Fulton County Stadium, Atlanta, GA
Sat Apr 07 1984, 6:05 PM EST
Att. 24,663 - Unknown

livebaseballscores.com

AB	31
R	2
H	6
RBI	2
BB	5
SO	6
LOB	13



Batter	1	2	3	4	5	6	7	8	9
Claudell Washington, L (1, 9) OBP: 0.435, SLG: 0.500	4-0 F9 S SF7 BB		0-0 L1		4-0 4-3 S BB	0-0 1-2 2-H 1B		0-0 5-3 1B	
Rafael Ramirez, R (1, 6) OBP: 0.250, SLG: 0.250	0-0 F9 1-3		0-0 F9		0-0 4-3 1-3	0-0 F3		0-0 5-3 1-2	
Gerald Perry, L (1, 7) OBP: 0.400, SLG: 0.333 Albert Hall, S (8, 7)	0-0 SF7 3-H		0-0 3-1		0-0 4-3 3-H		0-0 E FC6 SF9 1B	0-0 6-3	
Dale Murphy, R (1, 8) OBP: 0.350, SLG: 0.235	4-0 BB			4-0 WP BB BB	0-3 K		0-0 FC6 1-3 1B		
Bob Horner, R (1, 5) OBP: 0.200, SLG: 0.176	0-0 F9			0-0 F7		0-0 P4	0-0 SF9		
Chris Chambliss, L (1, 3) OBP: 0.188, SLG: 0.467		0-0 F5		0-0 F7		0-0 F8	0-0 3-H BB 1B		
Glenn Hubbard, R (1, 4) OBP: 0.333, SLG: 0.429		0-0 2B		4-0 WP BB 1-2		0-0 HR	4-0 G6-4-3 1-2 BB		
Bruce Benedict, R (1, 2) OBP: 0.333, SLG: 0.529		0-0 5-6-3		4-0 1-2 2-3 BB		0-0 BB 1B	0-0 G6-4-3 1-2		
Len Barker, R (1, 1) Steve Bedrosian, R (7, 1)		0-0 F8		0-3 K		4-0 1-2 1B BB		0-3 K	

Inning Stats	R: 1	H: 0	E: 0	K: 0	S: 3	R: 0	H: 1	E: 0	K: 0	S: 4	R: 0	H: 0	E: 0	K: 0	S: 3	R: 0	H: 0	E: 0	K: 1	S: 5	R: 1	H: 0	E: 0	K: 1	S: 5	R: 2	H: 3	E: 0	K: 0	S: 6	R: 2	H: 2	E: 1	K: 0	S: 5	R: 0	H: 1	E: 0	K: 1	S: 6
	LOB: 1	BB: 2	P: 11	LOB: 1	BB: 0	P: 4	LOB: 0	BB: 0	P: 3	LOB: 3	BB: 3	P: 17	LOB: 0	BB: 1	P: 9	LOB: 2	BB: 1	P: 10	LOB: 1	BB: 1	P: 9	LOB: 1	BB: 0	P: 6	LOB: 1	BB: 0	P: 6	LOB: 1	BB: 0	P: 6	LOB: 1	BB: 0	P: 6	LOB: 1	BB: 0	P: 6	LOB: 1	BB: 0	P: 6	

PITCHER	IP	WLS	BF	H	R	ER	SO	BB	IBB	HBP	BLK	WP	HR	S	P	ERA	WHIP
Charlie Lea, R (1, 1) ERA: 3.55	5.2	L	28	4	4	4	2	7	0	0	0	1	1	25	53	6.35	1.941
Greg Harris, R (6, 1) ERA:	0.1		1	0	0	0	0	0	0	0	0	0	0	1	1	0.00	0.000
Bob James, R (7, 1) ERA: 12.0	1.0		6	2	2	0	0	1	0	0	0	0	0	5	9	0.00	3.000
Dan Schatzeder, L (8, 1) ERA: 6.75	1.0		4	1	0	0	1	0	0	0	0	0	0	6	6	0.00	1.000

BOTTOM

3 2 2 1 2 0 0

5 0 0 0 0 0 5

3 1 1 2 0 0 0
1 0 0 0 0 0 1

2 1 0 0 2 1 1

3 0 0 1 0 0 2

4 0 1 1 0 0 1

2 1 2 1 2 0 0

3 1 1 0 1 0 3

2 0 0 0 1 1 4
1 0 0 0 0 1 0

AB R H RBI BB SO LOB

Montreal Expos @ Atlanta Braves
Atlanta-Fulton County Stadium, Atlanta, GA

Sun Apr 08 1984, 3:33 AM EST
Att. 21,287 - Unknown

livebaseballscorecards.com

AB 29
R 6
H 7
RBI 6
BB 8
SO 3
LOB 17

WP: 1 PA: 39
PB: 0
SB: 2
CS: 0



New York Mets @ Atlanta Braves
 Atlanta-Fulton County Stadium, Atlanta, GA

Tue Apr 10 1984, 6:05 PM EST
 Att. 6,660 - Unknown

livebaseballscorecards.com



Batter	1	2	3	4	5	6	7	8	9	AB R H RBI BB SO LOB	TOP											
Wally Backman, S (1, 4) OBP: 0.500, SLG: 0.429 Ron Gardenhire, R (6, 4) OBP: 0.286, SLG: 0.231	0-0 1-3		0-0 4-3		0-0 F3			0-0 1B S 1B 1B	0-0 5-3	3 0 0 0 0 0 2 2 1 1 0 0 0 1												
José Oquendo, S (1, 6) OBP: 0.300, SLG: 0.263	0-0 6-3		0-0 6-3			0-0 5-3		0-0 1B 1-3 SF7 1B		4 1 1 1 0 0 0 1												
Keith Hernandez, L (1, 3) OBP: 0.200, SLG: 0.208	0-0 4-3			0-0 6-3		0-0 F8		0-0 1B 1-3 1B		4 0 1 1 0 0 0 0												
George Foster, R (1, 7) OBP: 0.280, SLG: 0.542		0-3 K		0-0 5-3		0-0 4-3		0-0 3-H SF7		3 0 0 1 0 1 0												
Darryl Strawberry, L (1, 9) OBP: 0.400, SLG: 0.792		0-0 HR		0-0 F7			0-0 4-3	0-0 1-3 1B		4 1 2 1 0 0 0												
Mookie Wilson, S (1, 8) OBP: 0.375, SLG: 0.438		0-0 F9			0-0 F5		0-0 BB 1B	0-0 F6		4 0 1 0 0 0 0 2												
Hubie Brooks, R (1, 5) OBP: 0.320, SLG: 0.364		0-0 F8			0-0 HR		4-0 1-2 BB		0-3 K	3 1 1 1 1 1 0	AB 32 R 4 H 8 RBI 4 BB 3 SO 2 LOB 8											
Ron Hodges, L (1, 2) OBP: 0.222, SLG: 0.125			4-0 SH1-4 BB		0-0 1B		0-0 F8		0-0 6-3	3 0 1 0 1 0 1												
Ron Darling, R (1, 1) Craig Swan, R (7, 1) Danny Heep, L (8, PH) OBP: 0.200, SLG: 0.300 Jesse Orosco, R (8, 1)			0-0 SH1-4		0-0 L4			0-0 F8	4-0 BB	1 0 0 0 0 0 0 1 0 0 0 0 0 0 0 0 1 0 0 0 0 0 0 0 0 0 0 0 1 0 0 0												
Inning Stats	R: 0 E: 0 K: 0 S: 3	H: 0 LOB: 0 BB: 0 P: 3	R: 1 E: 0 K: 1 S: 6	H: 1 LOB: 0 BB: 0 P: 6	R: 0 E: 0 K: 0 S: 3	H: 0 LOB: 0 BB: 1 P: 7	R: 0 E: 0 K: 0 S: 3	H: 0 LOB: 0 BB: 0 P: 3	R: 1 E: 0 K: 0 S: 5	H: 2 LOB: 1 BB: 0 P: 5	R: 0 E: 0 K: 0 S: 3	H: 0 LOB: 0 BB: 0 P: 3	R: 0 E: 0 K: 0 S: 3	H: 1 LOB: 1 BB: 1 P: 7	R: 2 E: 0 K: 0 S: 7	H: 4 LOB: 2 BB: 0 P: 7	R: 0 E: 0 K: 1 S: 5	H: 0 LOB: 1 BB: 1 P: 9	1B: 6 2B: 0 3B: 0 HR: 2	SF: 1 SAC: 1 DP: 0 HBP: 0	WP: 0 PB: 0 SB: 1 CS: 0	PA: 37
PITCHER	IP WLS BF H R ER SO BB IBB HBP BLK WP HR S P ERA WHIP																					
Craig McMurry, R (1, 1) ERA: 2.4 Donnie Moore, R (8, 1) ERA: 6.0 Gene Garber, R (9, 1) ERA: 6.0	7.1 L 30 7 4 4 1 2 0 0 0 0 0 2 30 38 4.91 1.227																					
	0.2 3 1 0 0 0 0 0 0 0 0 0 3 3 0.00 1.500																					
	1.0 4 0 0 0 0 1 1 0 0 0 0 0 5 9 0.00 1.000																					

Batter	1	2	3	4	5	6	7	8	9	AB	R	H	RBI	BB	SO	LOB
Claudell Washington, L (1, 9) OBP: 0.444, SLG: 0.619	4-0 CS BB			x 0-0 F7		x 0-0 HR		x 0-0 L5		3	1	1	1	1	0	0
Rafael Ramirez, R (1, 6) OBP: 0.292, SLG: 0.261	0-0 1-3 1-2			x 0-0 F2		BB BB BB 4-0 BB BB		x 0-0 FC1-4 1B		3	0	1	0	1	0	1
Gerald Perry, L (1, 7) OBP: 0.389, SLG: 0.286 Bob Watson, R (8, PH) Gene Garber, R (9, 1)	0-0 6-3			x 0-0 F7		BB BB BB 4-0 1-2 BB		x 0-0 FC1-4 1-2f		2	0	0	0	1	0	0
Dale Murphy, R (1, 8) OBP: 0.292, SLG: 0.190		x 0-0 6-3			x 0-0 F8	SS SS SS 0-3 K		SS SS SS 0-3 K		4	0	0	0	0	2	2
Bob Horner, R (1, 5) OBP: 0.208, SLG: 0.190		SS SS SS 0-3 K			x 0-0 1B 1B	x 0-0 F3		x 0-0 5-6-3		4	1	1	0	0	1	2
Chris Chambliss, L (1, 3) OBP: 0.200, SLG: 0.421		x 0-0 F5			x 0-0 1B 1-2 1B		x 0-0 F5		x 0-0 F3	4	0	1	0	0	0	0
Glenn Hubbard, R (1, 4) OBP: 0.333, SLG: 0.412			x 0-0 F9		x 0-0 1-3 2-H 1B		x 0-0 F8			3	0	1	1	0	0	0
Bruce Benedict, R (1, 2) OBP: 0.286, SLG: 0.450			x 0-0 6-3		x 0-0 4-3 1-2f		x 0-0 F8			3	0	0	0	0	0	2
Craig McMurtry, R (1, 1) Donnie Moore, L (8, 1) Jerry Royster, R (8, PH) (9, 7)			SS SS SS 0-3 K		x 0-0 6-3		x 0-0 F7			2	0	0	0	0	1	0
										0	0	0	0	0	0	0
										1	0	0	0	0	0	0

BOTTOM

New York Mets @ Atlanta Braves
 Atlanta-Fulton County Stadium, Atlanta, GA
 Tue Apr 10 1984, 6:05 PM EST
 Att. 6,660 - Unknown

livebaseballscorecards.com

AB	30
R	2
H	5
RBI	2
BB	3
SO	4
LOB	8



Inning Stats	R: 0	H: 0	E: 0	K: 0	S: 2	R: 0	H: 0	E: 0	K: 1	S: 5	R: 0	H: 0	E: 0	K: 1	S: 5	R: 1	H: 3	E: 0	K: 0	S: 5	R: 1	H: 1	E: 0	K: 1	S: 6	R: 0	H: 0	E: 0	K: 0	S: 3	R: 0	H: 1	E: 0	K: 0	S: 4	R: 0	H: 0	E: 0	K: 1	S: 5	1B: 4	SF: 0	2B: 1	SAC: 0	3B: 0	DP: 1	HR: 1	HBP: 0	WP: 0	PA: 33
--------------	------	------	------	------	------	------	------	------	------	------	------	------	------	------	------	------	------	------	------	------	------	------	------	------	------	------	------	------	------	------	------	------	------	------	------	------	------	------	------	------	-------	-------	-------	--------	-------	-------	-------	--------	-------	--------

PITCHER	IP	WLS	BF	H	R	ER	SO	BB	IBB	HBP	BLK	WP	HR	S	P	ERA	WHIP
Ron Darling, R (1, 1) ERA: 1.5	6.0		23	4	2	2	3	3	0	0	0	0	1	26	38	3.00	1.167
Craig Swan, R (7, 1) ERA: 2.25	1.0	W	3	0	0	0	0	0	0	0	0	0	0	3	3	0.00	0.000
Jesse Orosco, L (8, 1) ERA:	2.0	S	7	1	0	0	1	0	0	0	0	0	0	9	9	0.00	0.500

Batter	1	2	3	4	5	6	7	8	9	AB	R	H	RBI	BB	SO	LOB
Claudell Washington, L (1, 9) OBP: 0.387, SLG: 0.520	0-0 1-3		0-0 G3-6-1			0-0 F7		0-0 F7		4	0	0	0	0	0	3
Rafael Ramirez, R (1, 6) OBP: 0.286, SLG: 0.231	0-0 F9		0-0 6-3			0-3 K		4-0 BB		3	0	0	0	1	1	0
Gerald Perry, L (1, 7) OBP: 0.409, SLG: 0.294	0-0 FC6-4 1B			0-0 F8		0-0 F7		4-0 BB		3	0	1	1	1	0	0
Dale Murphy, R (1, 8) OBP: 0.250, SLG: 0.160	0-0 FC6-4			0-0 F3		0-3 K		0-3 K		4	0	0	0	0	2	4
Bob Horner, R (1, 5) OBP: 0.214, SLG: 0.167		0-0 F9		0-0 6-3		0-0 6-3		4-0 BB		3	0	0	0	1	0	0
Chris Chambliss, L (1, 3) OBP: 0.167, SLG: 0.348		0-0 F7			0-0 6-3		0-0 F3		0-0 G4-6-3	4	0	0	0	0	0	1
Glenn Hubbard, R (1, 4) OBP: 0.400, SLG: 0.450		0-0 FC5-4 1B			0-0 1B			4-0 BB 1B BB		3	1	2	0	1	1	0
Bruce Benedict, R (1, 2) OBP: 0.292, SLG: 0.435		0-0 FC5-4			0-0 F3			0-0 BB BB 1B		3	0	1	0	0	0	2
Ken Dayley, L (1, 1) OBP: 0.000, SLG: 0.500 Rick Mahler, R (4, 1) Biff Pocoroba, S (5, PH) Jeff Dedmon, L (6, 1) Mike Jorgensen, L (8, PH) Gene Garber, R (9, 1)			0-0 G3-6-1 1B		0-0 3-1			0-0 F3		1	0	1	0	0	0	0

Inning Stats	R: 0	H: 1	E: 0	LOB: 1	K: 0	BB: 0	S: 4	P: 4	R: 0	H: 1	E: 0	LOB: 1	K: 0	BB: 0	S: 3	P: 3	R: 0	H: 0	E: 0	LOB: 0	K: 0	BB: 0	S: 3	P: 3	R: 0	H: 1	E: 0	LOB: 1	K: 0	BB: 0	S: 4	P: 4	R: 0	H: 0	E: 0	LOB: 0	K: 1	BB: 0	S: 5	P: 5	R: 0	H: 0	E: 0	LOB: 0	K: 1	BB: 0	S: 5	P: 5	R: 1	H: 1	E: 0	LOB: 3	K: 1	BB: 3	S: 6	P: 18	R: 0	H: 0	E: 0	LOB: 0	K: 1	BB: 1	S: 4	P: 8	1B: 5	SF: 0	2B: 0	SAC: 0	3B: 0	DP: 2	HR: 0	HBP: 0	WP: 0	PA: 34
PITCHER	IP	WLS	BF	H	R	ER	SO	BB	IBB	HBP	BLK	WP	HR	S	P	ERA	WHIP																			PITCHER	IP	WLS	BF	H	R	ER	SO	BB	IBB	HBP	BLK	WP	HR	S	P	ERA	WHIP																					
Walt Terrell, R (1, 1) ERA: 1.08	7.2	W	29	5	1	1	2	2	0	0	0	0	0	31	39	1.17	0.913																																																									
Doug Sisk, R (8, 1) ERA:	1.1		5	0	0	0	2	2	0	0	0	0	0	7	15	0.00	1.500																																																									

BOTTOM

New York Mets @ Atlanta Braves
 Atlanta-Fulton County Stadium, Atlanta, GA
 Wed Apr 11 1984, 6:05 PM EST
 Att. 8,569 - Unknown

livebaseballscorecards.com

AB	30
R	1
H	5
RBI	1
BB	4
SO	4
LOB	13



Batter	1	2	3	4	5	6	7	8	9	AB R H RBI BB SO LOB	TOP											
Claudell Washington, L (1, 9) OBP: 0.400, SLG: 0.481	0-0 F9		0-0 F8		4-0 IBB			4-0 BB		2 0 0 0 2 0 1	Atlanta Braves @ San Diego Padres Jack Murphy Stadium, San Diego, CA Thu Apr 12 1984, 9:05 PM EST Att. 12,419 - Unknown livebaseballscorecards.com											
Rafael Ramirez, R (1, 6) OBP: 0.250, SLG: 0.200	0-0 1-3			0-0 F9	0-0 F8			0-0 G5-4-3		4 0 0 0 0 0 3												
Dale Murphy, R (1, 8) OBP: 0.250, SLG: 0.207	0-3 K			0-0 2B		0-0 6-3		0-0 4-3		4 0 1 0 0 1 0												
Chris Chambliss, L (1, 3) OBP: 0.143, SLG: 0.296		0-0 F8		0-3 K		0-0 F7		0-0 F6		4 0 0 0 0 1 1												
Bob Horner, R (1, 5) OBP: 0.219, SLG: 0.179		0-0 F8		0-0 6-3		0-0 1B		0-0 F9		4 0 1 0 0 0 1												
Gerald Perry, L (1, 7) OBP: 0.385, SLG: 0.333		0-0 F8			0-0 F8 1B 2B	0-0 4-3		0-0 4-3		4 1 1 0 0 0 1												
Glenn Hubbard, R (1, 4) OBP: 0.393, SLG: 0.478			0-0 G3 2B		0-0 F8 2-3		0-0 F7			3 0 1 0 0 0 1												
Bruce Benedict, R (1, 2) OBP: 0.296, SLG: 0.423			0-0 G3		0-0 SH1-4 1B		0-0 F3			3 0 1 1 0 0 1												
Pete Falcone, L (1, 1) Donnie Moore, L (8, 1) Rick Mahler, R (8, 1)		0-3 K		0-0 SH1-4 1-2		0-0 1-3				2 0 0 0 0 1 1 0 0 0 0 0 0 0 0 0 0 0 0 0 0												
Inning Stats	R: 0 E: 0 K: 1 S: 5	H: 0 LOB: 0 BB: 0 P: 5	R: 0 E: 0 K: 0 S: 3	H: 0 LOB: 0 BB: 0 P: 3	R: 0 E: 0 K: 1 S: 6	H: 1 LOB: 1 BB: 0 P: 6	R: 0 E: 0 K: 1 S: 6	H: 1 LOB: 1 BB: 0 P: 6	R: 1 E: 0 K: 0 S: 5	H: 2 LOB: 2 BB: 1 P: 9	R: 0 E: 0 K: 0 S: 4	H: 1 LOB: 1 BB: 0 P: 4	R: 0 E: 0 K: 0 S: 3	H: 0 LOB: 0 BB: 0 P: 3	R: 0 E: 0 K: 0 S: 2	H: 0 LOB: 0 BB: 1 P: 6	R: 0 E: 0 K: 0 S: 3	H: 0 LOB: 0 BB: 0 P: 3	1B: 2 2B: 3 3B: 0 HR: 0	SF: 0 SAC: 1 DP: 1 HBP: 0	WP: 0 PB: 0 SB: 0 CS: 0	PA: 33
PITCHER	IP WLS BF H R ER SO BB IBB HBP BLK WP HR S P ERA WHIP												PITCHER	IP WLS BF H R ER SO BB IBB HBP BLK WP HR S P ERA WHIP								
Ed Whitson, R (1, 1) ERA: 3.27	7.0 W 27 5 1 1 3 0 1 0 0 0 0 0 32 36 1.29 0.714																					
Dave Dravecky, L (8, 1) ERA: 0.84	2.0 S 6 0 0 0 0 1 0 0 0 0 0 0 5 9 0.00 0.500																					



Batter	1	2	3	4	5	6	7	8	9	AB	R	H	RBI	BB	SO	LOB
--------	---	---	---	---	---	---	---	---	---	----	---	---	-----	----	----	-----

Garry Templeton, S OBP: 0.419, SLG: 0.433 (1, 6)	0-0 F7 ①		0-0 5-3 ①		0-3 K ③		0-0 CS 2-H 1B			4	0	1	1	0	1	0
Alan Wiggins, S OBP: 0.229, SLG: 0.250 (1, 4)	0-0 E6 S E		0-0 1-3 ②			0-0 1B FC5-2-6 2B	0-0 F8 ②			4	1	1	0	0	0	1
Tony Gwynn, L OBP: 0.471, SLG: 0.517 (1, 9)	0-0 E1 F7 1-H		0-0 S 1B			0-0 2-3 1B FC5-2-6	0-0 CS 1-2 ③	0-0 1B 2B 1B		4	1	3	0	0	0	0
Steve Garvey, R OBP: 0.273, SLG: 0.375 (1, 3)	0-0 F7 2-3		0-3 K2-3 ③ 1-2			0-0 FC5-2-6 1-2 3-H		0-0 1-3 2B 1B		4	1	1	0	0	1	4
Terry Kennedy, L OBP: 0.419, SLG: 0.481 (1, 2)	0-0 F9 ③			0-0 4-3 ①		0-0 F4 ②		0-0 1-H 3-H WP 2B		4	1	1	2	0	0	3
Carmelo Martinez, R OBP: 0.355, SLG: 0.517 (1, 7)		0-3 K ①		0-0 F7 ②		0-3 K ③		0-0 G6-4-3 1B		4	0	1	0	0	2	2
Kevin McReynolds, R OBP: 0.400, SLG: 0.724 (1, 8)		0-0 FC6-4 1B		0-0 6-3 ③			0-0 HR	0-0 G6-4-3 1-2f ① ②		4	1	2	1	0	0	1
Luis Salazar, R OBP: 0.222, SLG: 0.222 (1, 5)		0-0 F2 ②			0-0 1-3 ①		0-0 SH1-4 1B	0-0 5-3 ③		4	1	1	0	0	0	1
Ed Whitson, R Dave Dravecky, R (8, 1)		0-0 FC6-4 1-2f ③			0-0 F6 ②		0-0 SH1-4 1-2 ①			2	0	0	0	0	0	1
										0	0	0	0	0	0	0

Inning Stats	R: 1	H: 0	E: 2	K: 0	S: 5	H: 0	LOB: 1	BB: 0	P: 5	R: 0	H: 1	E: 0	K: 1	S: 6	H: 0	LOB: 1	BB: 0	P: 6	R: 0	H: 1	E: 0	K: 1	S: 6	H: 0	LOB: 0	BB: 0	P: 3	R: 0	H: 0	E: 0	K: 1	S: 5	H: 2	LOB: 2	BB: 0	P: 7	R: 2	H: 3	E: 0	K: 0	S: 5	H: 4	LOB: 0	BB: 0	P: 6	R: 3	H: 4	E: 0	K: 0	S: 6
--------------	------	------	------	------	------	------	--------	-------	------	------	------	------	------	------	------	--------	-------	------	------	------	------	------	------	------	--------	-------	------	------	------	------	------	------	------	--------	-------	------	------	------	------	------	------	------	--------	-------	------	------	------	------	------	------

PITCHER	IP	WLS	BF	H	R	ER	SO	BB	IBB	HBP	BLK	WP	HR	S	P	ERA	WHIP
Pete Falcone, L ERA: 5.02 (1, 1)	7.0	L	30	8	4	3	4	0	0	0	0	0	1	38	38	3.86	1.143
Donnie Moore, R ERA: 12.0 (8, 1)	0.0		3	3	2	2	0	0	0	0	0	1	0	3	3	∞	∞
Rick Mahler, R ERA: 2.08 (8, 1)	1.0		2	0	0	0	0	0	0	0	0	0	0	2	2	0.00	0.000

BOTTOM

Atlanta Braves @ San Diego Padres
Jack Murphy Stadium, San Diego, CA
 Thu Apr 12 1984, 9:05 PM EST
 Att. 12,419 - Unknown

AB	34
R	6
H	11
RBI	4
BB	0
SO	4
LOB	13



WP	HR	S	P	ERA	WHIP
1B: 8	SF: 0	WP: 1	PA: 36		
2B: 2	SAC: 1	PB: 0			
3B: 0	DP: 1	SB: 2			
HR: 1	HBP: 0	CS: 1			

Batter	1	2	3	4	5	6	7	8	9	AB R H RBI BB SO LOB	TOP	
Claudell Washington, L (1, 9) OBP: 0.359, SLG: 0.419	0-3 K		0-0 1-3		0-3 K			0-3 K		4 0 0 0 0 3 1	Atlanta Braves @ San Diego Padres Jack Murphy Stadium, San Diego, CA Fri Apr 13 1984, 9:05 PM EST Att. 22,614 - Unknown	
Rafael Ramirez, R (1, 6) OBP: 0.278, SLG: 0.235	0-0 5-3 1B			0-3 K		0-0 WP 1B		0-0 4-3		4 0 2 0 0 1 0		
Dale Murphy, R (1, 8) OBP: 0.222, SLG: 0.182	0-0 5-3 1-2			0-0 1-3		0-0 F8		0-0 5-3		4 0 0 0 0 0 2		
Chris Chambliss, L (1, 3) OBP: 0.156, SLG: 0.267	0-0 G3			4-0 HR BB		0-3 K 1-2		0-0 G3		3 1 0 0 0 1 1 2		
Bob Horner, R (1, 5) OBP: 0.250, SLG: 0.313		0-0 F8		0-0 HR		0-0 F8		0-0 FC4-6 1B		4 1 2 2 0 0 1		
Gerald Perry, L (1, 7) OBP: 0.367, SLG: 0.292		0-0 6-3		0-0 4-3			4-0 G1-6-3 BB		0-0 FC4-6 1-2f			3 0 0 0 0 1 0 1
Glenn Hubbard, R (1, 4) OBP: 0.344, SLG: 0.407		0-3 K			0-0 F8		0-0 G1-6-3 1-2f		0-0 4-3			4 0 0 0 0 0 1 2
Bruce Benedict, R (1, 2) OBP: 0.333, SLG: 0.448			0-0 5-3		0-0 SH1-3 1B		0-0 1B					3 0 2 0 0 0 0 0
Len Barker, R (1, 1) Steve Bedrosian, R (8, 1)			0-3 K		0-0 SH1-3 1-2		0-3 K					2 0 0 0 0 0 2 1 0 0 0 0 0 0 0 0
Inning Stats	R: 0 H: 1 E: 0 LOB: 1 K: 1 BB: 0 S: 6 P: 6	R: 0 H: 0 E: 0 LOB: 0 K: 1 BB: 0 S: 5 P: 5	R: 0 H: 0 E: 0 LOB: 0 K: 1 BB: 0 S: 5 P: 5	R: 2 H: 1 E: 0 LOB: 0 K: 1 BB: 1 S: 6 P: 10	R: 0 H: 1 E: 0 LOB: 1 K: 1 BB: 0 S: 6 P: 6	R: 0 H: 1 E: 0 LOB: 1 K: 1 BB: 0 S: 6 P: 6	R: 0 H: 1 E: 0 LOB: 1 K: 1 BB: 1 S: 5 P: 9	R: 0 H: 0 E: 0 LOB: 0 K: 1 BB: 0 S: 5 P: 5	R: 0 H: 1 E: 0 LOB: 1 K: 0 BB: 0 S: 4 P: 4	1B: 5 SF: 0 2B: 0 SAC: 1 3B: 0 DP: 1 HR: 1 HBP: 0	WP: 1 PA: 34 PB: 0 SB: 0 CS: 0	
PITCHER	IP WLS BF H R ER SO BB IBB HBP BLK WP HR S P ERA WHIP											
Eric Show, R (1, 1) ERA: 2.18	7.0 W 27 5 2 2 7 2 0 0 0 0 1 1 39 47 2.57 1.000											
Rich Gossage, R (8, 1) ERA: 4.5	2.0 S 7 1 0 0 1 0 0 0 0 0 0 0 9 9 0.00 0.500											

livebaseballscorecards.com

AB	31
R	2
H	6
RBI	2
BB	2
SO	8
LOB	10



Batter	1	2	3	4	5	6	7	8	9
Alan Wiggins, S (1, 4) OBP: 0.231, SLG: 0.250	0-0 6-3			0-0 1-3		0-0 1-3		0-0 1B	
Tony Gwynn, L (1, 9) OBP: 0.474, SLG: 0.576	0-0 4-3			0-0 SF8 3B			0-0 1B SF8 1B	0-3 K 1-2	
Graig Nettles, L (1, 5) OBP: 0.241, SLG: 0.280 Luis Salazar, R (7, PR) OBP: 0.300, SLG: 0.300	0-0 G3			0-0 SF8 3-H			0-0 1B SF8 1B	0-0 1B	
Steve Garvey, R (1, 3) OBP: 0.243, SLG: 0.343		0-0 F7		0-0 F9			0-0 SF8	0-0 F8	
Terry Kennedy, L (1, 2) OBP: 0.412, SLG: 0.467		0-0 F2			0-0 1-3		0-0 1-3 1B		
Carmelo Martinez, R (1, 7) OBP: 0.324, SLG: 0.484		0-0 F8			0-0 5-3		0-0 SF8		
Kevin McReynolds, R (1, 8) OBP: 0.364, SLG: 0.656			0-0 6-4-3		0-0 G3		0-0 F8		
Garry Templeton, S (1, 6) OBP: 0.412, SLG: 0.424			0-3 K			0-0 E3 B3-6-4		0-0 SH1-3 1B	
Eric Show, R (1, 1) Rich Gossage, R (8, 1)			0-3 K			0-0 B3-6-4 1-2f		0-0 SH1-3 1-2	

AB R H RBI BB SO LOB	
4	1 1 1 0 0 0
4	2 2 0 0 1 1
2	0 1 1 0 0 0
1	1 1 1 0 0 0
3	0 0 1 0 0 1
3	0 1 0 0 0 0
2	0 0 1 0 0 0
3	0 0 0 0 0 1
3	1 1 0 0 1 0
2	0 0 0 0 1 1
0	0 0 0 0 0 0

BOTTOM

Atlanta Braves @ San Diego Padres
Jack Murphy Stadium, San Diego, CA

Fri Apr 13 1984, 9:05 PM EST
 Att. 22,614 - Unknown

livebaseballscorecards.com

AB	27
R	5
H	7
RBI	5
BB	0
SO	3
LOB	4



WP: 0	PA: 31
PB: 0	
SB: 1	
CS: 0	

PITCHER		IP	WLS	BF	H	R	ER	SO	BB	IBB	HBP	BLK	WP	HR	S	P	ERA	WHIP
Len Barker, R (1, 1)	ERA: 4.34	7.1	L	28	6	5	5	2	0	0	0	0	0	0	32	32	6.14	0.818
Steve Bedrosian, R (8, 1)	ERA:	0.2		3	1	0	0	1	0	0	0	0	0	0	5	5	0.00	1.500

Batter	1	2	3	4	5	6	7	8	9	AB R H RBI BB SO LOB	TOP		
Claudell Washington, L OBP: 0.364, SLG: 0.417 (1, 9)	0-0 S 1B		0-0 F7		0-0 G3		0-0 CS 1B		0-0 F7	5 0 2 0 0 0 1	Atlanta Braves @ San Diego Padres Jack Murphy Stadium, San Diego, CA Sat Apr 14 1984, 9:05 PM EST Att. 46,322 - Unknown livebaseballscorecards.com		
Rafael Ramirez, R OBP: 0.300, SLG: 0.263 (1, 6)	0-0 6-3 1-2			0-0 BB 1B	0-0 F8		0-0 CS 1-2	0-0 3-1 HR 1B	4 2 2 0 0 0 2				
Dale Murphy, R OBP: 0.250, SLG: 0.278 (1, 8)	0-3 K2-3			4-0 BB BB BB BB G6-4-3 E 1-2 BB		0-0 HR		0-0 3-1 1-2	3 1 1 1 1 1 2				
Bob Homer, R OBP: 0.275, SLG: 0.444 (1, 5)	0-0 F3			0-0 E6 G6-4-3 1-2 2-H		0-0 F9 2B		0-0 HR 2-H	4 1 2 2 0 0 2				
Bob Watson, R (1, 3) Mike Jorgensen, L (8, 3)		0-0 1-3		0-0 G6-4-3 1-2f 2-3		0-0 F8		0-3 K	4 0 0 0 0 1 3 0 0 0 0 0 0 0				
Glenn Hubbard, R OBP: 0.361, SLG: 0.500 (1, 4)		0-0 F9		4-0 BB		0-0 F9 2-3		0-0 HR	3 1 1 1 1 0 1				
Gerald Perry, L (1, 7) Albert Hall, S (8, 7)		0-0 6-3		0-0 4-1		0-0 F9		0-0 4-3	4 0 0 0 0 0 3 0 0 0 0 0 0 0				
Matt Sinatro, R (1, 2)			0-0 F8		0-0 4-3		0-0 F7		0-0 F8	4 0 0 0 0 0 0			
Rick Camp, R (1, 1) Jeff Dedmon, L (6, 1)			0-3 K		0-0 G3 1B		0-0 6-3		0-0 F7	2 0 1 0 0 1 0 2 0 0 0 0 0 0			
Inning Stats	R: 0 H: 1 E: 0 LOB: 1 K: 1 BB: 0 S: 6 P: 6	R: 0 H: 0 E: 0 LOB: 0 K: 0 BB: 0 S: 3 P: 3	R: 0 H: 0 E: 0 LOB: 0 K: 1 BB: 0 S: 5 P: 5	R: 1 H: 1 E: 1 LOB: 2 K: 0 BB: 2 S: 4 P: 12	R: 0 H: 1 E: 0 LOB: 1 K: 0 BB: 0 S: 4 P: 4	R: 1 H: 2 E: 0 LOB: 1 K: 0 BB: 0 S: 5 P: 5	R: 0 H: 1 E: 0 LOB: 0 K: 0 BB: 0 S: 3 P: 3	R: 3 H: 3 E: 0 LOB: 0 K: 1 BB: 0 S: 8 P: 8	R: 0 H: 0 E: 0 LOB: 0 K: 0 BB: 0 S: 3 P: 3	1B: 5 SF: 0 2B: 1 SAC: 0 3B: 0 DP: 1 HR: 3 HBP: 0		WP: 0 PA: 38 PB: 0 SB: 1 CS: 1	
PITCHER	IP WLS BF H R ER SO BB IBB HBP BLK WP HR S P ERA WHIP											PITCHER	IP WLS BF H R ER SO BB IBB HBP BLK WP HR S P ERA WHIP
Mark Thurmond, L (1, 1) ERA: 1.04	6.0 L 25 5 2 1 2 2 0 0 0 0 0 1 27 35 1.50 1.167												
Craig Lefferts, L (7, 1) ERA: 2.25	1.0 4 2 1 1 0 0 0 0 0 0 0 0 4 4 9.00 2.000												
Luis DeLeon, R (8, 1) ERA: 7.94	1.0 5 2 2 2 1 0 0 0 0 0 0 2 7 7 18.00 2.000												
Sid Monge, L (9, 1) ERA:	1.0 3 0 0 0 0 0 0 0 0 0 0 0 3 3 0.00 0.000												



Batter	1	2	3	4	5	6	7	8	9	AB	R	H	RBI	BB	SO	LOB
Alan Wiggins, S OBP: 0.279, SLG: 0.282 (1, 4)	0-0 6-3		0-0 1B			4-0 1B BB		0-0 1B		3	1	2	0	1	0	0
Tony Gwynn, L OBP: 0.476, SLG: 0.568 (1, 9)	0-0 1B		0-0 F8			0-0 1B		0-0 4-3		4	0	2	1	0	0	2
Graig Nettles, L OBP: 0.273, SLG: 0.259 (1, 5)	0-0 G6-4-3			4-0 BB		4-0 BB			0-0 F4	2	0	0	0	2	0	1
Steve Garvey, R OBP: 0.220, SLG: 0.308 (1, 3)		0-0 F7		0-0 F8		0-0 G1-4-3			0-0 1-3	4	0	0	0	0	0	3
Terry Kennedy, L OBP: 0.368, SLG: 0.412 (1, 2)		0-0 6-3		0-0 G4-6-3			0-0 6-3		0-0 4-3	4	0	0	0	0	0	1
Carmelo Martinez, R OBP: 0.324, SLG: 0.455 (1, 7)		4-0 BB			0-0 F4		0-0 F3			2	0	0	0	1	0	0
Kevin McReynolds, R OBP: 0.333, SLG: 0.600 (1, 8)		0-0 F4			0-0 4-3		0-3 K			3	0	0	0	0	1	1
Garry Templeton, S OBP: 0.378, SLG: 0.389 (1, 6)			0-0 5-3		0-0 1-4-3			0-0 5-3		3	0	0	0	0	0	0
Mark Thurmond, L (1, 1) Tim Flannery, L (6, PH) Craig Lefferts, L (7, 1) Luis DeLeon, R (8, 1) Champ Summers, L (8, PH) Sid Monge, S (9, 1)			0-3 K			0-0 F5		0-0 4-3		1	0	0	0	0	1	0

Inning Stats	R: 0	H: 1	E: 0	LOB: 0	K: 0	BB: 0	S: 3	P: 3	R: 0	H: 0	E: 0	LOB: 1	K: 0	BB: 1	S: 3	P: 7	R: 0	H: 1	E: 0	LOB: 1	K: 1	BB: 0	S: 6	P: 6	R: 0	H: 0	E: 0	LOB: 0	K: 0	BB: 1	S: 2	P: 6	R: 0	H: 0	E: 0	LOB: 0	K: 0	BB: 0	S: 3	P: 3	R: 1	H: 1	E: 0	LOB: 1	K: 0	BB: 2	S: 3	P: 11	R: 0	H: 0	E: 0	LOB: 0	K: 1	BB: 0	S: 5	P: 5	R: 0	H: 1	E: 0	LOB: 1	K: 0	BB: 0	S: 4	P: 4	R: 0	H: 0	E: 0	LOB: 0	K: 0	BB: 0	S: 3	P: 3	1B: 4	SF: 0	2B: 0	SAC: 0	3B: 0	DP: 3	HR: 0	HBP: 0	WP: 0	PA: 32
--------------	------	------	------	--------	------	-------	------	------	------	------	------	--------	------	-------	------	------	------	------	------	--------	------	-------	------	------	------	------	------	--------	------	-------	------	------	------	------	------	--------	------	-------	------	------	------	------	------	--------	------	-------	------	-------	------	------	------	--------	------	-------	------	------	------	------	------	--------	------	-------	------	------	------	------	------	--------	------	-------	------	------	-------	-------	-------	--------	-------	-------	-------	--------	-------	--------

PITCHER	IP	WLS	BF	H	R	ER	SO	BB	IBB	HBP	BLK	WP	HR	S	P	ERA	WHIP
Rick Camp, R ERA: 1.35 (1, 1)	5.1	W	20	3	1	1	1	3	0	0	0	0	0	19	31	1.69	1.125
Jeff Dedmon, R ERA: (6, 1)	3.2	S	12	1	0	0	1	1	0	0	0	0	0	13	17	0.00	0.545

BOTTOM


Atlanta Braves @ San Diego Padres
Jack Murphy Stadium, San Diego, CA

Sat Apr 14 1984, 9:05 PM EST
 Att. 46,322 - Unknown

livebaseballscorecards.com

AB	28
R	1
H	4
RBI	1
BB	4
SO	2
LOB	8



Batter	1	2	3	4	5	6	7	8	9	AB R H RBI BB SO LOB	TOP																										
Claudell Washington, L OBP: 0.367, SLG: 0.488 (1, 9)	0-0 G3	0-0 HR	0-0 1B			0-3 K		0-3 K		5 1 2 4 0 2 2																											
Rafael Ramirez, R OBP: 0.289, SLG: 0.279 (1, 6)	0-0 2B	0-0 5-3	0-3 K			0-3 K		0-0 F3		5 0 1 0 0 2 2																											
Dale Murphy, R OBP: 0.289, SLG: 0.350 (1, 8)	4-0 BB	0-0 3B			0-0 1B	0-0 6-3		0-0 F5		4 0 2 0 1 0 0																											
Chris Chambliss, L OBP: 0.162, SLG: 0.235 (1, 3)	0-0 E6	4-0 BB			0-0 F7		0-0 F6	0-0 F5		4 0 0 0 1 0 2																											
Bob Horner, R OBP: 0.250, SLG: 0.400 (1, 5)	0-3 K	0-0 F6			0-0 F3		0-0 5-3			4 0 0 0 0 1 5																											
Gerald Perry, L OBP: 0.289, SLG: 0.219 (1, 7)	0-0 F5		0-0 G3			0-0 G3		0-0 F3		4 0 0 0 0 0 3																											
Glenn Hubbard, R OBP: 0.400, SLG: 0.500 (1, 4)		0-0 SH3-4 HR 1B	4-0 E 1B BB		4-0 WP BB		0-0 4-3			2 2 1 0 2 0 0	AB 34 R 4 H 7 RBI 4 BB 5 SO 5 LOB 19																										
Bruce Benedict, R OBP: 0.353, SLG: 0.438 (1, 2) Matt Sinatro, R (8, PR) (8, 2)		4-0 SH3-4 HR BB	0-0 F4		0-0 F7		0-0 1-3 1B			3 1 1 0 1 0 2 0 0 0 0 0 0 0																											
Craig McMurtry, R (1, 1) Rick Mahler, R (3, 1) Jerry Royster, R (5, PH) Donnie Moore, L (5, 1) Bob Watson, R (8, PH) Steve Bedrosian, R (8, 1)		0-0 SH3-4	0-0 E4 1B		0-0 F9		0-0 1-3			1 0 0 0 0 0 0 1 0 0 0 0 0 0 0 0 1 0 0 0 0 0 0 1 0 0 0 0 0 0 0 0 1 0 0 0 0 0 0 1 0 0 0 0 0 0 0 0																											
Inning Stats	R: 0 E: 1 K: 1 S: 7	H: 1 LOB: 3 BB: 1 P: 11	R: 3 E: 0 K: 0 S: 6	H: 3 LOB: 2 BB: 2 P: 14	R: 1 E: 1 K: 1 S: 7	H: 1 LOB: 2 BB: 1 P: 11	R: 0 E: 0 K: 0 S: 3	H: 1 LOB: 0 BB: 0 P: 3	R: 0 E: 0 K: 2 S: 7	H: 0 LOB: 1 BB: 1 P: 7	R: 0 E: 0 K: 2 S: 7	H: 0 LOB: 0 BB: 0 P: 7	R: 0 E: 0 K: 0 S: 3	H: 0 LOB: 0 BB: 0 P: 3	R: 0 E: 0 K: 1 S: 6	H: 1 LOB: 2 BB: 0 P: 6	R: 0 E: 0 K: 0 S: 3	H: 0 LOB: 0 BB: 0 P: 3	R: 0 E: 0 K: 0 S: 3	H: 0 LOB: 0 BB: 0 P: 3	1B: 4 2B: 1 3B: 1 HR: 1	SF: 0 SAC: 1 DP: 0 HBP: 0	WP: 1 PB: 0 SB: 1 CS: 0	PA: 40													
PITCHER	IP WLS BF H R ER SO BB IBB HBP BLK WP HR S P ERA WHIP																				PITCHER	IP WLS BF H R ER SO BB IBB HBP BLK WP HR S P ERA WHIP															
Andy Hawkins, R (1, 1) ERA: 9.9	2.0		14	4	3	3	1	3	0	0	0	0	1	13	25	13.50	3.500																				
Sid Monge, L (3, 1) ERA:	3.0	W	13	2	1	0	1	2	0	0	0	1	0	13	21	0.00	1.333																				
Dave Dravecky, L (6, 1) ERA: 0.66	3.0		10	1	0	0	3	0	0	0	0	0	0	16	16	0.00	0.333																				
Rich Gossage, R (9, 1) ERA: 4.0	1.0	S	3	0	0	0	0	0	0	0	0	0	0	3	3	0.00	0.000																				

Atlanta Braves @ San Diego Padres
 Jack Murphy Stadium, San Diego, CA
 Sun Apr 15 1984, 6:33 AM EST
 Att: 27,973 - Unknown

livebaseballscorecards.com

Batter	1	2	3	4	5	6	7	8	9
Alan Wiggins, S (1, 4) OBP: 0.271, SLG: 0.273 Rich Gossage, R (9, 1)	0-0 G3	0-0 3-1		0-0 4-3		0-0 CS 1B		0-0 6-3	
Tony Gwynn, L (1, 9) OBP: 0.478, SLG: 0.561	0-0 E S 2B 1B	0-0 3-H 1B		0-0 F7		0-0 4-3 1-2			
Graig Nettles, L (1, 5) OBP: 0.297, SLG: 0.323	0-0 1-H 2B		0-0 BB 1B	0-3 K			0-0 F3		
Steve Garvey, R (1, 3) OBP: 0.200, SLG: 0.279	0-0 F4		0-0 F9		0-0 6-3		0-0 F2		
Terry Kennedy, L (1, 2) OBP: 0.381, SLG: 0.389	4-0 BB 1B		4-0 BB 1B E BB		0-3 K		0-0 E3 1B		
Carmelo Martinez, R (1, 7) OBP: 0.366, SLG: 0.486	0-3 K		0-0 E7 SF9 1B		0-0 1B		0-0 1-3 1B		
Kevin McReynolds, R (1, 8) OBP: 0.300, SLG: 0.553 Luis Salazar, R (8, 8) OBP: 0.300, SLG: 0.300		0-3 K	0-0 SF9		0-0 F9		0-3 K		
Garry Templeton, S (1, 6) OBP: 0.390, SLG: 0.425		0-0 1B 2B	0-0 1B			0-0 6-3		0-3 K	
Andy Hawkins, R (1, 1) Bobby Brown, S (2, PH) Sid Mongie, S (3, 1) Dave Dravecky, R (8, 1) Tim Flannery, L (8, PH) OBP: 0.297, SLG: 0.250 (9, 4)		0-0 3-1 1B 1B	0-0 1-3			0-0 4-3		0-3 K	

Inning Stats	R: 1	H: 2	E: 0	K: 1	S: 7	LOB: 2	BB: 1	P: 11
	R: 2	H: 3	E: 0	K: 1	S: 7	LOB: 1	BB: 0	P: 7
	R: 3	H: 3	E: 1	K: 0	S: 6	LOB: 1	BB: 1	P: 10
	R: 0	H: 0	E: 0	K: 1	S: 5	LOB: 0	BB: 0	P: 5
	R: 0	H: 1	E: 0	K: 1	S: 6	LOB: 1	BB: 0	P: 6
	R: 0	H: 1	E: 0	K: 0	S: 4	LOB: 1	BB: 0	P: 4
	R: 0	H: 1	E: 1	K: 1	S: 7	LOB: 2	BB: 0	P: 7
	R: 0	H: 0	E: 0	K: 2	S: 7	LOB: 0	BB: 0	P: 7

PITCHER	IP	WLS	BF	H	R	ER	SO	BB	IBB	HBP	BLK	WP	HR	S	P	ERA	WHIP
Craig McMurtry, R (1, 1) ERA: 4.15	2.1	L	15	7	6	4	2	2	0	0	0	0	0	17	25	15.43	3.857
Rick Mahler, R (3, 1) ERA: 1.5	1.2		6	1	0	0	1	0	0	0	0	0	0	8	8	0.00	0.600
Donnie Moore, R (5, 1) ERA: 6.0	3.0		13	3	0	0	2	0	0	0	0	0	0	17	17	0.00	1.000
Steve Bedrosian, R (8, 1) ERA:	1.0		3	0	0	0	2	0	0	0	0	0	0	7	7	0.00	0.000

BOTTOM

AB	R	H	RBI	BB	SO	LOB
5	0	1	0	0	0	1
0	0	0	0	0	0	0
4	1	2	1	0	0	1
4	1	2	1	0	1	0
4	0	0	0	0	0	2
2	1	0	0	2	1	0
4	1	3	1	0	1	2
3	0	0	1	0	2	3
0	0	0	0	0	0	0
4	1	2	0	0	1	0
0	0	0	0	0	0	0
1	1	1	1	0	0	0
1	0	0	0	0	0	1
1	0	0	0	0	0	0
1	0	0	0	0	1	0

AB	34
R	6
H	11
RBI	5
BB	2
SO	7
LOB	10



WP	PA
0	37
0	
1	
0	
1	

livebaseballscorecards.com

Atlanta Braves @ San Diego Padres
Jack Murphy Stadium, San Diego, CA
 Sun Apr 15 1984, 6:33 AM EST
 Att. 27,973 - Unknown

Batter	1	2	3	4	5	6	7	8	9	10	AB	R	H	RBI	BB	SO	LOB	TOP			
Claudell Washington, L OBP: 0.389, SLG: 0.622 (1, 9)	0-0 HR	0-0 HR		0-0 4-3			4-0 1-2 FC5-4 BB			0-0 F8	4	2	2	4	1	0	0				
Albert Hall, S OBP: 0.125, SLG: 0.250 (1, 7)	0-0 F5	0-0 2B			0-0 F8		0-0 F8			0-0 5-3	5	0	1	0	0	0	2				
Dale Murphy, R OBP: 0.320, SLG: 0.349 (1, 8)	4-0 BB	4-0 BB			0-0 F5		0-0 FC5-4			0-0 1B	3	1	1	0	2	0	2				
Chris Chambliss, L OBP: 0.167, SLG: 0.211 (1, 3)	0-0 F6	0-0 F5			0-0 F4			0-0 4-3		4-0 1B	4	0	0	0	1	0	3				
Bob Horner, R OBP: 0.244, SLG: 0.390 Jerry Royster, R OBP: 0.200, SLG: 0.200 (1, 5)	0-0 F7							0-0 F2		0-0 1B	1	0	0	0	0	0	1				
Rafael Ramirez, R OBP: 0.280, SLG: 0.255 (1, 6)		0-0 6-3		0-0 5-3			0-0 4-3		0-3 K	4-0 BB	4	0	0	0	1	1	1				
Glenn Hubbard, R OBP: 0.356, SLG: 0.432 (1, 4)		0-0 F2		0-0 F5			0-0 F8			0-0 F7	5	0	0	0	0	0	3				
Bruce Benedict, R OBP: 0.342, SLG: 0.417 (1, 2)		0-0 2B HR 1B			0-0 4-3		0-0 F8			0-0 F8	4	1	1	0	0	0	0				
Len Barker, R OBP: 0.250, SLG: 0.286 Rick Mahler, R OBP: 0.388, SLG: 0.242 Gerald Perry, L OBP: 0.200, SLG: 0.400 Jeff Dedmon, L OBP: 0.200, SLG: 0.400 Mike Jorgensen, L OBP: 0.200, SLG: 0.400 Steve Bedrosian, R (1, 1)		0-0 HR 2B			0-3 K		0-0 BB 1B		0-3 K		2	1	1	0	0	1	0				
Inning Stats	R: 1 E: 0 K: 0 S: 4	H: 1 LOB: 1 BB: 1 P: 8	R: 3 E: 0 K: 0 S: 7	H: 4 LOB: 2 BB: 1 P: 11	R: 0 E: 0 K: 0 S: 3	H: 1 LOB: 0 BB: 0 P: 3	R: 0 E: 0 K: 1 S: 5	H: 0 LOB: 0 BB: 0 P: 5	R: 0 E: 0 K: 1 S: 5	H: 0 LOB: 0 BB: 0 P: 5	R: 0 E: 0 K: 1 S: 5	H: 0 LOB: 0 BB: 0 P: 5	R: 0 E: 0 K: 1 S: 5	H: 0 LOB: 0 BB: 0 P: 5	R: 1 E: 0 K: 0 S: 5	H: 2 LOB: 3 BB: 2 P: 13	1B: 5 2B: 2 3B: 0 HR: 2	SF: 0 SAC: 0 DP: 0 HBP: 0	WP: 0 PB: 0 SB: 1 CS: 1	PA: 43	
PITCHER	IP WLS BF H R ER SO BB IBB HBP BLK WP HR S P ERA WHIP	IP WLS BF H R ER SO BB IBB HBP BLK WP HR S P ERA WHIP	IP WLS BF H R ER SO BB IBB HBP BLK WP HR S P ERA WHIP	IP WLS BF H R ER SO BB IBB HBP BLK WP HR S P ERA WHIP	IP WLS BF H R ER SO BB IBB HBP BLK WP HR S P ERA WHIP	IP WLS BF H R ER SO BB IBB HBP BLK WP HR S P ERA WHIP	IP WLS BF H R ER SO BB IBB HBP BLK WP HR S P ERA WHIP	IP WLS BF H R ER SO BB IBB HBP BLK WP HR S P ERA WHIP	IP WLS BF H R ER SO BB IBB HBP BLK WP HR S P ERA WHIP	IP WLS BF H R ER SO BB IBB HBP BLK WP HR S P ERA WHIP	IP WLS BF H R ER SO BB IBB HBP BLK WP HR S P ERA WHIP	IP WLS BF H R ER SO BB IBB HBP BLK WP HR S P ERA WHIP	IP WLS BF H R ER SO BB IBB HBP BLK WP HR S P ERA WHIP	IP WLS BF H R ER SO BB IBB HBP BLK WP HR S P ERA WHIP	IP WLS BF H R ER SO BB IBB HBP BLK WP HR S P ERA WHIP	IP WLS BF H R ER SO BB IBB HBP BLK WP HR S P ERA WHIP	IP WLS BF H R ER SO BB IBB HBP BLK WP HR S P ERA WHIP	IP WLS BF H R ER SO BB IBB HBP BLK WP HR S P ERA WHIP	IP WLS BF H R ER SO BB IBB HBP BLK WP HR S P ERA WHIP	IP WLS BF H R ER SO BB IBB HBP BLK WP HR S P ERA WHIP	
Mario Soto, R ERA: 3.38 Tom Hume, R ERA: 5.0 Mike Smith, R ERA: 4.5	9.0 L 5 2 1 1 0 0 1 0 0 0 0 4 8 13.50 3.000	0.1 L 2 0 0 0 0 1 0 0 0 0 0 1 5 0.00 3.000																			

Atlanta Braves @ Cincinnati Reds
Riverfront Stadium, Cincinnati, OH
Wed Apr 18 1984, 3:33 AM EST
Att: 6,973 - Unknown

livebaseballscorecards.com

AB 38
R 5
H 9
RBI 5
BB 5
SO 4
LOB 12



BOTTOM

Atlanta Braves @ Cincinnati Reds
Riverfront Stadium, Cincinnati, OH
Wed Apr 18 1984, 3:33 AM EST
Att. 6,973 - Unknown

livebaseballscorecards.com

AB 34
R 4
H 6
RBI 4
BB 4
SO 10
LOB 10



WP: 0 PA: 39
PB: 0
SB: 0
CS: 0

AB R H RBI BB SO LOB

3 0 0 0 2 1 0

4 0 0 0 0 2 1

5 0 0 0 0 2 2

3 1 1 0 1 0 0

3 2 1 0 1 2 2

4 1 1 0 0 1 2

0 0 0 0 0 0 0

0 0 0 0 0 0 0

4 0 2 3 0 0 0

4 0 1 1 0 0 1

3 0 0 0 0 1 2

1 0 0 0 0 1 0

1B: 3 SF: 0
2B: 2 SAC: 1
3B: 1 DP: 0
HR: 0 HBP: 0

Batter	1	2	3	4	5	6	7	8	9	10
Eddie Milner, L OBP: 0.435, SLG: 0.513 (1, 8)	0-0 5-3		0-3 K		0-0 F6			4-0 SH3-4 BB		4-0 FC6 BB
Dave Concepcion, R OBP: 0.347, SLG: 0.366 (1, 6)	0-3 K		0-0 4-3		0-0 F4			0-0 SH3-4		0-3 K
Dan Driessen, L OBP: 0.400, SLG: 0.440 (1, 3)	0-3 K		0-0 F1		0-0 F8			0-3 K		0-0 FC6
Dave Parker, L OBP: 0.300, SLG: 0.326 (1, 9)		0-0 1B 3B 2B		0-0 F8		0-0 F5		4-0 IBB		
Nick Esasky, R OBP: 0.294, SLG: 0.489 (1, 5)		0-0 3B 1B		4-0 1B 1B BB		0-3 K		0-3 K		
Gary Redus, R OBP: 0.293, SLG: 0.250 (1, 7)		0-0 F4		0-0 1B 2B 1B		0-0 F7			0-3 K	
Tom Hume, R (10, 1)										
Mike Smith, R (10, 1)										
Ron Oester, S OBP: 0.233, SLG: 0.317 (1, 4)		0-0 1-H 3-H 3B		0-0 1-3 2-H 2B 1B		0-0 4-3			0-0 F8	
Dann Bilardello, R OBP: 0.432, SLG: 0.387 (1, 2)		0-0 1-3		0-0 1-H 3-H 2B		0-0 5-3			0-0 F3	
Mario Soto, R OBP: 0.100, SLG: 0.100 (1, 1)		0-0 F9		0-0 5-3		0-3 K				0-3 K
Duane Walker, L OBP: 0.563, SLG: 0.700 (10, 7)										

Inning Stats	R: 0	H: 0	E: 0	K: 2	S: 7	R: 2	H: 3	E: 0	K: 0	S: 6	R: 0	H: 0	E: 0	K: 1	S: 5	R: 2	H: 3	E: 0	K: 0	S: 5	R: 0	H: 0	E: 0	K: 1	S: 5	R: 0	H: 0	E: 0	K: 1	S: 5	R: 0	H: 0	E: 0	K: 2	S: 7	R: 0	H: 0	E: 0	K: 1	S: 5	R: 0	H: 0	E: 0	K: 1	S: 5	R: 0	H: 0	E: 0	K: 2	S: 7	R: 0	H: 0	E: 0	K: 2	S: 7	R: 0	H: 0	E: 0	K: 2	S: 7	R: 0	H: 0	E: 0	K: 2	S: 7
--------------	------	------	------	------	------	------	------	------	------	------	------	------	------	------	------	------	------	------	------	------	------	------	------	------	------	------	------	------	------	------	------	------	------	------	------	------	------	------	------	------	------	------	------	------	------	------	------	------	------	------	------	------	------	------	------	------	------	------	------	------	------	------	------	------	------

PITCHER	IP	WLS	BF	H	R	ER	SO	BB	IBB	HBP	BLK	WP	HR	S	P	ERA	WHIP
Len Barker, R ERA: 5.24 (1, 1)	3.2		17	6	4	4	3	1	0	0	0	0	0	22	26	9.82	1.909
Rick Mahler, R ERA: 1.08 (4, 1)	2.1		7	0	0	0	1	0	0	0	0	0	0	9	9	0.00	0.000
Jeff Dedmon, R ERA: (7, 1)	2.0		8	0	0	0	3	1	1	0	0	0	0	12	20	0.00	0.500
Steve Bedrosian, R ERA: (9, 1)	2.0	W	7	0	0	0	3	1	0	0	0	0	0	12	16	0.00	0.500

PITCHER	IP	WLS	BF	H	R	ER	SO	BB	IBB	HBP	BLK	WP	HR	S	P	ERA	WHIP
---------	----	-----	----	---	---	----	----	----	-----	-----	-----	----	----	---	---	-----	------

Batter	1	2	3	4	5	6	7	8	9	AB R H RBI BB SO LOB	TOP																
Kevin Bass, S OBP: 0.419, SLG: 0.633 (1, 9) X	0-0 HR	0-3 K		0-3 K		0-0 E8 1B		0-0 1B 1B		5 1 3 3 0 2 1																	
Enos Cabell, R OBP: 0.316, SLG: 0.353 (1, 3) X	0-0 F4	0-0		4-0 BB		0-0 SF9 1B		0-0 1B 1B		2 0 1 1 1 0 0																	
Dave Smith, R (6, 1)										0 0 0 0 0 0 0																	
Harry Spilman, L OBP: 0.500, SLG: 0.333 (8, PH)		1B		1-2 BB				1-2 1B		1 0 1 0 0 0 0																	
Tony Scott, S OBP: 0.500, SLG: 0.333 (8, PR)		1B								0 0 0 0 0 0 0																	
Vern Ruhle, R (8, 1)										0 0 0 0 0 0 0																	
Jose Cruz, L OBP: 0.339, SLG: 0.333 (1, 7) X	0-0 1-3	0-0		3-1		0-0 F9		0-0 1B		5 0 2 0 0 0 3																	
Jerry Mumphrey, S OBP: 0.404, SLG: 0.373 (1, 8) X	0-0 1B 1B	0-0 F8			0-0 G5-4-3 1B	0-3 K		0-3 K		5 1 2 0 0 2 6																	
Ray Knight, R OBP: 0.294, SLG: 0.354 (1, 5) X	0-0 1B 2B 1B		0-0 F4		0-0 G5-4-3		0-0 1-3	0-0 F5		5 1 1 0 0 0 4																	
Phil Garner, R OBP: 0.325, SLG: 0.270 (1, 4) X	0-0 2B 1B		0-0 CS 1B		0-0 F9		0-0 FC6-4 1B		0-0 E4 4-3 PB SF9	5 1 3 1 0 0 0																	
Alan Ashby, S OBP: 0.239, SLG: 0.238 (1, 2) X	0-0 2B		0-0 F9			0-0 BB E 1B 1B	0-0 F8		0-0 4-3	5 1 2 1 0 0 3																	
Craig Reynolds, L OBP: 0.351, SLG: 0.514 (1, 6) X	0-0 4-3		0-0 CS	0-0 F9		0-0 E1 BB 1B	0-0 FC6-4		0-0 SF9	4 1 0 1 0 0 4																	
Nolan Ryan, R OBP: 0.250, SLG: 0.375 (1, 1)		0-0 6-3			0-0 BB 1B	4-0 E 1B SF9 BB		0-0 4-3	0-0 F3	2 0 1 0 0 0 0																	
Michael LaCoss, R (4, 1)										0 0 0 0 0 0 0																	
Denny Walling, L OBP: 0.333, SLG: 0.267 (6, PH) (6, 3)										2 1 0 0 1 0 0																	
Inning Stats	R: 3 E: 0 K: 0 S: 8	H: 5 LOB: 2 BB: 0 P: 8	R: 0 E: 0 K: 1 S: 7	H: 2 LOB: 2 BB: 0 P: 7	R: 0 E: 0 K: 0 S: 3	H: 1 LOB: 0 BB: 0 P: 3	R: 0 E: 0 K: 1 S: 6	H: 1 LOB: 2 BB: 1 P: 10	R: 0 E: 0 K: 0 S: 3	H: 1 LOB: 0 BB: 0 P: 3	R: 3 E: 2 K: 1 S: 8	H: 2 LOB: 1 BB: 1 P: 12	R: 0 E: 0 K: 0 S: 4	H: 1 LOB: 1 BB: 0 P: 4	R: 0 E: 0 K: 1 S: 8	H: 3 LOB: 3 BB: 0 P: 8	R: 1 E: 1 K: 0 S: 4	H: 0 LOB: 0 BB: 0 P: 4	1B: 14 2B: 1 3B: 0 HR: 1	SF: 2 SAC: 0 DP: 1 HBP: 0	WP: 0 PB: 1 SB: 0 CS: 1	PA: 46					
PITCHER	IP WLS BF H R ER SO BB IBB HBP BLK WP HR S P ERA WHIP																										
Ken Dayley, L ERA: 5.91 (1, 1)	3.0		16	8	3	3	1	0	0	0	0	0	1	18	18	9.00	2.667										
Rick Camp, R ERA: 2.08 (4, 1)	2.0		12	4	3	1	1	2	0	0	0	0	0	12	20	4.50	3.000										
Jeff Dedmon, R ERA: (6, 1)	2.1		10	3	0	0	1	0	0	0	0	0	0	12	12	0.00	1.286										
Terry Forster, L ERA: (8, 1)	0.1		2	1	0	0	1	0	0	0	0	0	0	4	4	0.00	3.000										
Gene Garber, R ERA: 3.38 (8, 1)	1.1	W	5	0	1	0	0	0	0	0	0	0	0	5	5	0.00	0.000										

Houston Astros @ Atlanta Braves
Atlanta-Fulton County Stadium, Atlanta, GA

Fri Apr 20 1984, 6:05 PM EST
Att. 12,810 - Unknown

livebaseballscorecards.com

AB 41
R 7
H 16
RBI 7
BB 2
SO 4
LOB 21



Batter	1	2	3	4	5	6	7	8	9	AB R H RBI BB SO LOB	TOP											
Bill Doran, S (1, 4) OBP: 0.189, SLG: 0.220	0-3 K	0-0 F8			0-0 1-3 2B		0-0 CS 1B			4 0 2 0 0 1 1												
Kevin Bass, S (1, 9) OBP: 0.400, SLG: 0.588	0-0 1B 1B		0-0 4-3		0-0 1-3		0-0 CS 1-2	0-0 4-3		4 1 1 0 0 0 1												
Jose Cruz, L (1, 7) OBP: 0.381, SLG: 0.431	0-0 1B 1-2 1B		0-0 1B		4-0 BB G6-4-3			0-0 HR		3 2 3 1 1 0 0												
Jerry Mumphrey, S (1, 8) OBP: 0.393, SLG: 0.364	0-0 1-3 2-H 1B		0-0 5-3		0-0 G6-4-3 1-2f			0-0 F7		4 0 1 1 0 0 2												
Ray Knight, R (1, 3) OBP: 0.309, SLG: 0.365	0-0 2-H 3-H 1B				0-0 1-3 2B 1B		0-0 F7	0-0 1-3		4 1 2 1 0 0 0												
Phil Garner, R (1, 5) OBP: 0.295, SLG: 0.244	0-0 F8				0-0 F9		0-3 K		0-3 K	4 0 0 0 0 2 2												
Alan Ashby, S (1, 2) OBP: 0.280, SLG: 0.244					0-0 1-3		0-0 L6		0-0 1B	3 0 1 0 1 0 1												
Craig Reynolds, L (1, 6) OBP: 0.350, SLG: 0.526					0-0 1-2 2B			0-0 F6	0-3 K	3 0 1 1 0 1 1												
Mike Scott, R (1, 1) OBP: 0.200, SLG: 0.400					0-0 F9			0-0 F3	0-0 1-3	2 0 0 0 0 1 2												
Michael LaCoss, R (5, 1)					0-3 K					0 0 0 0 0 0 0												
Tony Scott, S (7, PH) OBP: 0.400, SLG: 0.250										1 0 0 0 0 0 0												
Bill Dawley, R (7, 1)										1 0 0 0 0 0 1												
Frank DiPino, L (9, 1)										0 0 0 0 0 0 0												
Inning Stats	R: 2 E: 0 K: 1 S: 8	H: 4 LOB: 1 BB: 0 P: 8	R: 0 E: 0 K: 0 S: 3	H: 0 LOB: 1 BB: 1 P: 7	R: 0 E: 0 K: 0 S: 3	H: 1 LOB: 0 BB: 0 P: 3	R: 1 E: 0 K: 1 S: 7	H: 2 LOB: 1 BB: 0 P: 7	R: 0 E: 0 K: 0 S: 3	H: 1 LOB: 1 BB: 1 P: 7	R: 0 E: 0 K: 1 S: 5	H: 0 LOB: 0 BB: 0 P: 5	R: 0 E: 0 K: 0 S: 3	H: 1 LOB: 0 BB: 0 P: 3	R: 1 E: 0 K: 0 S: 4	H: 1 LOB: 0 BB: 0 P: 4	R: 0 E: 0 K: 2 S: 8	H: 1 LOB: 1 BB: 0 P: 8	1B: 8 2B: 2 3B: 0 HR: 1	SF: 0 SAC: 1 DP: 1 HBP: 0	WP: 0 PB: 0 SB: 0 CS: 1	PA: 37
PITCHER	IP WLS BF H R ER SO BB IBB HBP BLK WP HR S P ERA WHIP																				PITCHER	IP WLS BF H R ER SO BB IBB HBP BLK WP HR S P ERA WHIP
Craig McMurtry, R (1, 1) ERA: 4.07	7.0 L 28 9 3 3 3 2 0 0 0 0 0 32 40 3.86 1.571																				Steve Bedrosian, R (8, 1) ERA: 0.93	2.0 L 8 2 1 1 2 0 0 0 0 0 1 12 12 4.50 1.000

Houston Astros @ Atlanta Braves
Atlanta-Fulton County Stadium, Atlanta, GA
Sat Apr 21 1984, 6:05 PM EST
Att. 29,347 - Unknown

livebaseballscorecards.com

AB	33
R	4
H	11
RBI	4
BB	2
SO	5
LOB	11



BOTTOM

Houston Astros @ Atlanta Braves
Atlanta-Fulton County Stadium, Atlanta, GA

Sat Apr 21 1984, 6:05 PM EST
Att. 29,347 - Unknown

livebaseballscorecards.com

AB	32
R	3
H	6
RBI	2
BB	6
SO	4
LOB	16



WP: 0	PA: 39
PB: 1	
SB: 0	
CS: 0	

AB R H RBI BB SO LOB

3	0	0	0	1	0	1
1	0	1	0	0	0	0
0	0	0	0	0	0	0

4 0 0 0 1 0 3

4 0 0 1 1 1 2

3 1 1 0 1 1 3

3 1 0 0 1 1 1

4 0 2 1 0 1 0

4 1 1 0 0 0 3

4 0 0 0 0 0 2

1B: 6	SF: 0
2B: 0	SAC: 1
3B: 0	DP: 0
HR: 0	HBP: 0

Batter	1	2	3	4	5	6	7	8	9
Albert Hall, S (1, 7) OBP: 0.235, SLG: 0.200 Bob Watson, R (9, PH) OBP: 0.091, SLG: 0.091 Ken Dayley, L (9, PR) OBP: 0.500, SLG: 0.500	0-0 F5		0-0 6-3		4-0 BB BB BB		0-0 F5		0-0 1-2 1B
Rafael Ramirez, R (1, 6) OBP: 0.267, SLG: 0.222	0-0 5-3		0-0 L3		4-0 BB BB		0-0 6-3		0-0 F8
Claudell Washington, L (1, 9) OBP: 0.344, SLG: 0.519	0-0 F7		0-0 F8		4-0 BB BB BB			0-3 K	0-0 4-3
Dale Murphy, R (1, 8) OBP: 0.356, SLG: 0.440		4-0 BB BB 1B BB		0-3 K	0-0 F8			0-0 1B 1B	
Bob Horner, R (1, 5) OBP: 0.259, SLG: 0.367		4-0 BB BB 1B E BB		0-0 3-1		0-0 F7		0-3 K	
Chris Chambliss, L (1, 3) OBP: 0.235, SLG: 0.244		0-0 E8 6-3 1B 1-H 2-H		0-3 K		0-0 F9		0-0 1-3 1B	
Jerry Royster, R (1, 4) OBP: 0.214, SLG: 0.214		0-0 6-3 2-3			0-0 PB SH3-1 BB 1B	0-0 5-3		0-0 F5	
Bruce Benedict, R (1, 2) OBP: 0.348, SLG: 0.381		0-0 1-3			0-0 F3		0-0 6-3		0-0 F8
Craig McMurtry, R (1, 1) Gerald Perry, L (7, PH) OBP: 0.325, SLG: 0.242 Steve Bedrosian, R (8, 1) Mike Jorgensen, L (9, PH) OBP: 0.333, SLG: 0.500		0-0 1-3			0-0 SH3-1 1-2		4-0 BB BB BB		0-0 1B 1B

Inning Stats	R: 0 H: 0 E: 0 K: 3 S: 3	H: 0 LOB: 0 BB: 0 P: 3	R: 2 H: 1 E: 1 K: 0 S: 4	LOB: 1 BB: 2 P: 12	R: 0 H: 0 E: 0 K: 3 S: 3	H: 0 LOB: 0 BB: 0 P: 3	R: 0 H: 0 E: 0 K: 2 S: 7	H: 0 LOB: 0 BB: 0 P: 7	R: 1 H: 1 E: 0 K: 0 S: 4	H: 1 LOB: 3 BB: 3 P: 16	R: 0 H: 0 E: 0 K: 3 S: 3	H: 0 LOB: 0 BB: 0 P: 3	R: 0 H: 0 E: 0 K: 2 S: 9	H: 2 LOB: 2 BB: 0 P: 9	R: 0 H: 2 E: 0 K: 2 S: 5	H: 2 LOB: 2 BB: 0 P: 5	1B: 6 2B: 0 3B: 0 HR: 0	SF: 0 SAC: 1 DP: 0 HBP: 0	WP: 0 PA: 39	PB: 1 SB: 0 CS: 0	ERA WHIP
--------------	--------------------------	------------------------	--------------------------	--------------------	--------------------------	------------------------	--------------------------	------------------------	--------------------------	-------------------------	--------------------------	------------------------	--------------------------	------------------------	--------------------------	------------------------	-------------------------	---------------------------	--------------	-------------------	----------

PITCHER	IP	WLS	BF	H	R	ER	SO	BB	IBB	HBP	BLK	WP	HR	S	P	ERA	WHIP
Mike Scott, R (1, 1) ERA: 7.16	4.2		21	2	3	3	2	5	0	0	0	0	0	20	40	5.79	1.500
Michael LaCoss, R (5, 1) ERA: 3.68	1.1		4	0	0	0	0	0	0	0	0	0	0	4	4	0.00	0.000
Bill Dawley, R (7, 1) ERA: 3.0	2.1	W	12	4	0	0	2	1	0	0	0	0	0	15	19	0.00	2.143
Frank DiPino, L (9, 1) ERA: 2.08	0.2	S	2	0	0	0	0	0	0	0	0	0	0	2	2	0.00	0.000

Batter	1	2	3	4	5	6	7	8	9	AB R H RBI BB SO LOB	TOP
Kevin Bass, S (1, 9) OBP: 0.375, SLG: 0.526	0-0 F8		0-0 F5		0-0 6-3		4-0 IBB		0-0 4-3	4 0 0 0 1 0 1	
Enos Cabell, R (1, 3) OBP: 0.333, SLG: 0.476	0-0 F8		0-0 HR		0-0 F7		0-0 F6		4-0 1B BB	4 1 1 1 1 0 2	
Jose Cruz, L (1, 7) OBP: 0.412, SLG: 0.464	0-0 1B		0-0 FC6-4 1B		0-0 CS 1B				0-0 1-3 1B	5 0 4 1 0 0 0	
Jerry Mumphrey, S (1, 8) OBP: 0.379, SLG: 0.350	0-0 F9		0-0 FC6-4 1-2f		0-0 CS 1-2		0-0 F9		0-0 1B 1B 3-H	5 0 1 0 0 0 4	
Ray Knight, R (1, 5) OBP: 0.305, SLG: 0.357		0-0 5-3		0-0 F7		0-0 6-3			0-0 1-3 FC5-4 1B	4 0 1 0 0 0 0	
Phil Garner, R (1, 4) OBP: 0.298, SLG: 0.233		0-0 F8		4-0 BB		0-0 5-3			0-3 K	2 0 0 0 1 0 0	
Dave Smith, R (6, 1)				FC4-6 BB						0 0 0 0 0 0 0	
Denny Walling, L (8, PH) OBP: 0.316, SLG: 0.250				BB						1 0 0 0 0 1 2	
Vern Ruhle, R (8, 1)				BB						0 0 0 0 0 0 0	
Frank DiPino, L (8, 1)				BB						0 0 0 0 0 0 0	
Alan Ashby, S (1, 2) OBP: 0.278, SLG: 0.250		0-0 6-3		4-0 FC4-6 1-2 BB			0-0 4-3 SH5-3 1B		0-0 FC5-4 1-2f	3 0 1 0 1 0 2	
Craig Reynolds, L (1, 6) OBP: 0.349, SLG: 0.585			0-0 HR	0-0 FC4-6 1-2f 2-3			0-0 SH5-3 1-2		0-0 4-3	3 1 1 1 0 0 2	
Joe Niekro, R (1, 1) OBP: 0.111, SLG: 0.111			0-3 K	0-0 F9			0-0 4-3 2-3		0-0 4-3 S 1B	2 0 0 0 0 1 2	
Bill Doran, S (6, 4) OBP: 0.200, SLG: 0.231										2 1 1 0 0 0 1	
Inning Stats	R: 0 H: 1 E: 0 LOB: 1 K: 0 BB: 0 S: 4 P: 4	R: 0 H: 0 E: 0 LOB: 0 K: 0 BB: 0 S: 3 P: 3	R: 2 H: 3 E: 0 LOB: 1 K: 1 BB: 0 S: 8 P: 8	R: 0 H: 0 E: 0 LOB: 2 K: 0 BB: 2 S: 3 P: 11	R: 0 H: 1 E: 0 LOB: 0 K: 0 BB: 0 S: 3 P: 3	R: 0 H: 0 E: 0 LOB: 0 K: 0 BB: 0 S: 3 P: 3	R: 0 H: 1 E: 0 LOB: 2 K: 0 BB: 1 S: 4 P: 8	R: 0 H: 2 E: 0 LOB: 2 K: 1 BB: 0 S: 7 P: 7	R: 1 H: 2 E: 0 LOB: 2 K: 0 BB: 1 S: 5 P: 9	1B: 8 SF: 0 2B: 0 SAC: 1 3B: 0 DP: 0 HR: 2 HBP: 0	WP: 0 PA: 41 PB: 0 SB: 1 CS: 1
PITCHER	IP WLS BF H R ER SO BB IBB HBP BLK WP HR S P ERA WHIP										
Pete Falcone, L (1, 1) ERA: 4.66	5.0 L 21 5 2 2 1 2 0 0 0 0 0 2 21 29 3.60 1.400										
Rick Mahler, R (6, 1) ERA: 0.84	2.1 11 3 0 0 0 0 0 1 0 0 0 0 10 14 0.00 1.286										
Terry Forster, L (8, 1) ERA:	0.2 2 0 0 0 1 0 0 0 0 0 0 0 4 4 0.00 0.000										
Gene Garber, R (9, 1) ERA: 4.26	1.0 6 2 1 1 0 1 0 0 0 0 0 0 5 9 9.00 3.000										

Houston Astros @ Atlanta Braves
Atlanta-Fulton County Stadium, Atlanta, GA

Sun Apr 22 1984, 3:33 AM EST
Att. 6,891 - Unknown

AB	35
R	3
H	10
RBI	3
BB	4
SO	2
LOB	16



WP	0	PA	41
PB	0	SB	1
CS	1		

livebaseballscorecards.com

Batter	1	2	3	4	5	6	7	8	9	AB	R	H	RBI	BB	SO	LOB
Albert Hall, S OBP: 0.190, SLG: 0.158 (1, 7) (9, 9)	0-0 4-3		0-0 1-3			0-0 4-3		0-3 K		4	0	0	0	0	1	1
Rafael Ramirez, R OBP: 0.266, SLG: 0.224 (1, 6)	0-0 6-3			0-0 F9		0-0 CS 1B		0-0 E5 1-3		4	0	1	0	0	0	1
Claudell Washington, L OBP: 0.368, SLG: 0.518 Bob Watson, R OBP: 0.083, SLG: 0.083 Gene Garber, R (1, 9) (8, PH) (9, 1)	0-0 S 1B			0-0 E4 S		4-0 BB 1-2		0-0 1-3		2	0	1	0	1	0	0
Dale Murphy, R OBP: 0.333, SLG: 0.407 (1, 8)	0-3 K 1-2			0-0 6-3		0-0 6-3		0-3 K		1	0	0	0	0	0	2
Bob Horner, R OBP: 0.259, SLG: 0.358 (1, 5)		0-0 F8		0-3 K			0-0 FC4-6 1B		0-0 5-3	4	0	1	0	0	1	1
Chris Chambliss, L OBP: 0.236, SLG: 0.306 (1, 3)		0-0 F8			0-0 HR		0-0 FC4-6 1-2f		0-0 L6	4	1	1	1	0	0	1
Jerry Royster, R OBP: 0.167, SLG: 0.167 (1, 4)		0-0 F5			0-0 F8		0-0 F8		0-3 K	4	0	0	0	0	1	1
Bruce Benedict, R OBP: 0.327, SLG: 0.356 (1, 2)			0-0 F9		0-0 6-3		0-0 F9			3	0	0	0	0	0	1
Pete Falcone, L Mike Jorgensen, L OBP: 0.286, SLG: 0.429 Rick Wahlert, R Terry Forster, L Gerald Perry, L OBP: 0.347, SLG: 0.285 (1, 1) (5, PH) (6, 1) (8, 1) (8, PH) (9, 7)			0-0 F5		0-3 K			0-0 1-3 E 1B		1	0	0	0	0	0	0

Inning Stats	R: 0	H: 1	E: 0	LOB: 1	K: 1	S: 6	P: 6	R: 0	H: 0	E: 0	LOB: 0	K: 0	S: 3	R: 0	H: 0	E: 1	LOB: 1	K: 1	S: 6	R: 1	H: 1	E: 0	LOB: 0	K: 1	S: 6	R: 0	H: 1	E: 0	LOB: 1	K: 0	S: 3	R: 0	H: 1	E: 1	LOB: 2	K: 2	S: 9	R: 0	H: 0	E: 0	LOB: 0	K: 1	S: 5	1B: 4	SF: 0	2B: 0	SAC: 0	3B: 0	DP: 0	HR: 1	HBP: 0	WP: 0	PA: 34
--------------	------	------	------	--------	------	------	------	------	------	------	--------	------	------	------	------	------	--------	------	------	------	------	------	--------	------	------	------	------	------	--------	------	------	------	------	------	--------	------	------	------	------	------	--------	------	------	-------	-------	-------	--------	-------	-------	-------	--------	-------	--------

PITCHER	IP	WLS	BF	H	R	ER	SO	BB	IBB	HBP	BLK	WP	HR	S	P	ERA	WHIP
Joe Niekro, R ERA: 1.93 (1, 1)	5.0		18	2	1	1	3	0	0	0	0	0	1	24	24	1.80	0.400
Dave Smith, R ERA: (6, 1)	2.0		8	2	0	0	0	1	0	0	0	0	0	7	11	0.00	1.500
Vern Ruhle, R ERA: 3.38 (8, 1)	0.1		3	1	0	0	1	0	0	0	0	0	0	5	5	0.00	3.000
Frank DiPino, L ERA: 1.74 (8, 1)	1.2	S	5	0	0	0	2	0	0	0	0	0	0	9	9	0.00	0.000


BOTTOM

Houston Astros @ Atlanta Braves
Atlanta-Fulton County Stadium, Atlanta, GA

Sun Apr 22 1984, 3:33 AM EST
Att. 6,891 - Unknown

livebaseballscores.com

AB 33
R 1
H 5
RBI 1
BB 1
SO 6
LOB 13



Batter	1	2	3	4	5	6	7	8	9
Claudell Washington, L (1, 9) OBP: 0.375, SLG: 0.533	0-0 4-3		0-0 2B		4-0 2B IBB		0-0 F8	0-0 1B	
Rafael Ramirez, R (1, 6) OBP: 0.319, SLG: 0.290	0-0 1B		0-0 1B		0-0 2B		0-0 1B BB	4-0 BB BB BB G6-4-3 BB	
Dale Murphy, R (1, 8) OBP: 0.324, SLG: 0.379	0-3 1-2 K		0-0 F6		0-0 F7		4-0 1-2 2-3 1B BB	0-0 G6-4-3 1-2f	
Bob Horner, R (1, 5) OBP: 0.242, SLG: 0.339	0-3 K		0-0 CS	0-3 K		0-0 F9	0-0 SF8		
Chris Chambliss, L (1, 3) OBP: 0.271, SLG: 0.358		0-0 2B		0-0 1B		0-0 F9	0-0 1B		
Terry Harper, R (1, 7) OBP: 0.250, SLG: 0.250		0-3 K		0-0 G4-6-3		0-0 BB 1B	0-3 K		
Glenn Hubbard, R (1, 4) OBP: 0.407, SLG: 0.477		0-0 F3 2B			0-0 F8	4-0 FC5-4 BB		4-0 1B BB	
Bruce Benedict, R (1, 2) OBP: 0.340, SLG: 0.354		0-0 F3			4-0 E 2B BB	0-0 FC5-4		0-0 1B 1B	
Len Barker, R (1, 1) OBP: 0.200, SLG: 0.222		0-3 K			0-3 K		0-0 BB 1B SF8 1B	0-3 K	
Gerald Perry, L (7, PH) OBP: 0.357, SLG: 0.286									
Jeff Dedmon, L (8, 1)									
Steve Bedrosian, R (8, 1)									

Inning Stats	R: 0	H: 1	E: 0	K: 2	S: 8	R: 1	H: 2	E: 0	K: 2	S: 9	R: 0	H: 2	E: 0	K: 0	S: 3	R: 0	H: 1	E: 0	K: 1	S: 5	R: 1	H: 1	E: 1	K: 1	S: 6	R: 0	H: 1	E: 0	K: 0	S: 4	R: 1	H: 3	E: 0	K: 1	S: 8	R: 1	H: 2	E: 0	K: 1	S: 6
	LOB: 1	BB: 0	P: 8	LOB: 1	BB: 0	P: 9	LOB: 0	BB: 0	P: 3	LOB: 0	BB: 0	P: 5	LOB: 2	BB: 2	P: 14	LOB: 2	BB: 1	P: 8	LOB: 3	BB: 1	P: 12	LOB: 2	BB: 2	P: 14	LOB: 0	BB: 0	P: 3	LOB: 0	BB: 0	P: 12	LOB: 2	BB: 2	P: 14	LOB: 0	BB: 0	P: 14				

PITCHER															PITCHER																									
IP	WLS	BF	H	R	ER	SO	BB	IBB	HBP	BLK	WP	HR	S	P	ERA	WHIP	IP	WLS	BF	H	R	ER	SO	BB	IBB	HBP	BLK	WP	HR	S	P	ERA	WHIP							
Bruce Berenyi, R (1, 1) ERA: 4.71	6.0		26	8	2	2	6	2	1	0	0	0	35	47	3.00	1.667																								
Tom Hume, R (7, 1) ERA: 5.25	0.2	L	5	2	1	1	0	1	0	0	0	0	4	8	13.50	4.500																								
Bob Owchinko, L (7, 1) ERA: 4.5	0.0		1	1	0	0	0	0	0	0	0	0	1	1	∞	∞																								
Ted Power, R (7, 1) ERA: 4.86	0.1		1	0	0	0	1	0	0	0	0	0	3	3	0.00	0.000																								
John Franco, L (8, 1) ERA: 9.0	1.0		6	2	1	1	1	2	0	0	0	0	6	14	9.00	4.000																								

AB	R	H	RBI	BB	SO	LOB
4	0	2	1	1	0	1
4	0	4	1	1	0	0
4	0	0	0	1	1	7
3	0	0	1	0	2	1
4	1	3	0	0	0	0
4	0	1	0	0	2	5
2	1	1	1	2	0	0
3	1	1	0	1	0	3
2	0	0	0	0	2	2
1	1	1	0	0	0	0
0	0	0	0	0	0	0
1	0	0	0	0	1	2

WP	PA
0	40

AB	32
R	4
H	13
RBI	4
BB	6
SO	8
LOB	21



Cincinnati Reds @ Atlanta Braves
 Atlanta-Fulton County Stadium, Atlanta, GA
 Tue Apr 24 1984, 6:05 PM EST
 Att. 10,969 - Unknown

livebaseballscores.com

Batter	1	2	3	4	5	6	7	8	9	AB R H RBI BB SO LOB	TOP												
Gary Redus, R (1, 7) OBP: 0.339, SLG: 0.333	0-0 1B 3B	4-0 BB 1-2 BB			0-0 F4		4-0 IBB		0-0 1-3 1B	3 1 2 0 2 0 0													
Eddie Milner, L (1, 8) OBP: 0.386, SLG: 0.424	0-0 4-3 S 1B	0-0 L5			0-0 1-3		0-0 F3		4-0 1-2 IBB	4 0 1 1 1 0 4													
Dave Concepcion, R (1, 6) OBP: 0.342, SLG: 0.403	0-0 F9 1-2				0-0 E3 G4-6-3		0-0 5-3		0-0 HR	5 1 1 1 0 1 4													
Dave Parker, L (1, 9) OBP: 0.278, SLG: 0.294	0-0 4-3 2-3				0-0 G4-6-3 1-2f		0-0 F5		0-0 4-3	4 0 0 0 0 0 2													
Tony Perez, R (1, 3) OBP: 0.343, SLG: 0.485 Bob Owchinko, L (8, 1) Brad Lesley, R (8, 1)	0-3 K				0-0 5-3		0-0 F3		0-0 F7	4 0 0 0 0 1 1 0 0 0 0 0 0 0 0 0 0 0 0 0 0													
Nick Esasky, R (1, 5) OBP: 0.313, SLG: 0.414 Ron Oester, S (7, PR) OBP: 0.250, SLG: 0.328					0-0 F8		4-0 SH1-4 1B BB		0-0 F9	2 0 0 0 1 0 0 1 1 0 0 0 0 0													
Tom Lawless, R (1, 4) OBP: 0.368, SLG: 0.438					0-0 F8		0-0 SH1-4 1-2		0-0 F3	3 1 1 1 0 0 0													
Dann Bilardello, R (1, 2) OBP: 0.442, SLG: 0.386					0-0 6-3		0-0 SH3-4 1B		0-3 K	4 0 2 1 0 1 0													
Mario Soto, R (1, 1) OBP: 0.083, SLG: 0.083 Ted Power, R (8, 1) Dan Driessen, L (8, 3) OBP: 0.417, SLG: 0.400					0-0 FC3-6 1B		0-0 SH3-4 1B		0-0 1B 1B	2 0 0 0 0 1 1 0 0 0 0 0 0 0 1 0 1 0 0 0 0													
Inning Stats	R: 1 E: 0 K: 1 S: 7	H: 2 LOB: 1 BB: 0 P: 7	R: 1 E: 0 K: 0 S: 5	H: 2 LOB: 2 BB: 1 P: 9	R: 0 E: 1 K: 0 S: 3	H: 0 LOB: 0 BB: 0 P: 3	R: 0 E: 0 K: 0 S: 3	H: 0 LOB: 0 BB: 0 P: 3	R: 0 E: 0 K: 1 S: 5	H: 0 LOB: 0 BB: 0 P: 5	R: 0 E: 0 K: 0 S: 3	H: 0 LOB: 0 BB: 0 P: 3	R: 1 E: 0 K: 0 S: 4	H: 1 LOB: 2 BB: 2 P: 12	R: 1 E: 0 K: 0 S: 4	H: 1 LOB: 0 BB: 0 P: 4	R: 0 E: 0 K: 2 S: 9	H: 2 LOB: 3 BB: 1 P: 13	1B: 5 2B: 0 3B: 1 HR: 2	SF: 0 SAC: 2 DP: 1 HBP: 0	WP: 0 PB: 0 SB: 2 CS: 0	PA: 39	
PITCHER Ken Dayley, L (1, 1) ERA: 5.3 Jeff Dedmon, R (9, 1) ERA:	IP: 8.0 WLS: L BF: 33 H: 6 R: 4 ER: 4 SO: 2 BB: 2 IBB: 1 HBP: 0 BLK: 0 WP: 0 HR: 2 S: 34 P: 46 ERA: 4.50 WHIP: 1.000	IP: 1.0 WLS: BF: 6 H: 2 R: 0 ER: 0 SO: 2 BB: 0 IBB: 1 HBP: 0 BLK: 0 WP: 0 HR: 0 S: 9 P: 13 ERA: 0.00 WHIP: 2.000											PITCHER IP: 1.0 WLS: BF: 6 H: 2 R: 0 ER: 0 SO: 2 BB: 0 IBB: 1 HBP: 0 BLK: 0 WP: 0 HR: 0 S: 9 P: 13 ERA: 0.00 WHIP: 2.000										

Cincinnati Reds @ Atlanta Braves
Atlanta-Fulton County Stadium, Atlanta, GA

Wed Apr 25 1984, 6:05 PM EST
Att: 13,886 - Unknown

livebaseballscorecards.com

AB	33
R	4
H	8
RBI	4
BB	4
SO	4
LOB	12



Batter	1	2	3	4	5	6	7	8	9	AB	R	H	RBI	BB	SO	LOB
Claudell Washington, L (1, 9) OBP: 0.390, SLG: 0.571	4-0 BB S		4-0 BB 1B		0-0 6-3			0-0 HR	0-0 4-3	3	1	1	2	2	0	1
Rafael Ramirez, R (1, 6) OBP: 0.315, SLG: 0.288	0-0 F8		0-0 F7				0-0 F7	0-0 BB 1B		4	0	1	0	0	0	3
Dale Murphy, R (1, 8) OBP: 0.319, SLG: 0.371	0-3 K		0-0 CS 1B				0-3 K	0-0 F4		4	0	1	1	0	2	2
Bob Horner, R (1, 5) OBP: 0.242, SLG: 0.322	0-0 F6		0-0 CS	0-0 F2			0-0 F6	4-0 BB		3	0	0	0	1	0	1
Chris Chambliss, L (1, 3) OBP: 0.254, SLG: 0.333		0-0 F7		0-0 F7			0-0 F7	0-0 F5		4	0	0	0	0	0	2
Jeff Dedmon, L (9, 1)										0	0	0	0	0	0	0
Terry Harper, R (1, 7) OBP: 0.375, SLG: 0.375		0-0 F6		0-0 E1 1B			0-0 1B	0-0 F4		4	0	2	0	0	0	2
Glenn Hubbard, R (1, 4) OBP: 0.397, SLG: 0.458		0-0 F9		0-0 F7			0-0 F7			4	0	1	0	0	0	2
Albert Hall, S (9, PR) OBP: 0.190, SLG: 0.158										0	0	0	0	0	0	0
Bruce Benedict, R (1, 2) OBP: 0.321, SLG: 0.333			0-0 F8		0-0 F7		0-0 F9		0-0 SH3	3	0	0	0	0	0	1
Ken Dayley, L (1, 1) OBP: 0.500, SLG: 0.500			0-0 BB 1B		0-3 K			0-0 HR	0-0 1-3	2	1	1	0	0	1	0
Gerald Perry, L (8, PH) OBP: 0.364, SLG: 0.297										2	1	1	0	0	0	1

Inning Stats	R: 0	H: 0	E: 0	K: 1	S: 5	H: 0	LOB: 1	BB: 1	P: 9	R: 0	H: 0	E: 0	K: 0	S: 3	R: 1	H: 2	E: 0	K: 0	S: 4	R: 0	H: 1	E: 1	K: 0	S: 4	R: 0	H: 0	E: 0	K: 1	S: 5	R: 0	H: 0	E: 0	K: 1	S: 4	R: 0	H: 1	E: 0	K: 0	S: 5	R: 0	H: 1	E: 0	K: 0	S: 4	R: 2	H: 3	E: 0	K: 0	S: 6	R: 0	H: 1	E: 0	K: 0	S: 4	R: 0	H: 1	E: 0	K: 0	S: 4	1B: 7	SF: 0	2B: 0	3B: 0	HR: 1	WP: 0	PA: 38
--------------	------	------	------	------	------	------	--------	-------	------	------	------	------	------	------	------	------	------	------	------	------	------	------	------	------	------	------	------	------	------	------	------	------	------	------	------	------	------	------	------	------	------	------	------	------	------	------	------	------	------	------	------	------	------	------	------	------	------	------	------	-------	-------	-------	-------	-------	-------	--------

PITCHER	IP	WLS	BF	H	R	ER	SO	BB	IBB	HBP	BLK	WP	HR	S	P	ERA	WHIP
Mario Soto, R (1, 1) ERA: 3.47	7.0	W	29	7	3	3	3	2	0	0	0	0	1	33	41	3.86	1.286
Ted Power, R (8, 1) ERA: 4.76	0.1		2	0	0	0	0	1	0	0	0	0	0	1	5	0.00	3.000
Bob Owchinko, L (8, 1) ERA: 4.15	0.1		1	0	0	0	0	0	0	0	0	0	0	1	1	0.00	0.000
Brad Lesley, R (8, 1) ERA:	1.1	S	5	1	0	0	0	0	0	0	0	0	0	5	5	0.00	0.750

BOTTOM

Cincinnati Reds @ Atlanta Braves
 Atlanta-Fulton County Stadium, Atlanta, GA

Wed Apr 25 1984, 6:05 PM EST
 Att. 13,886 - Unknown

livebaseballscorecards.com

AB	33
R	3
H	8
RBI	3
BB	3
SO	3
LOB	15



Batter	1	2	3	4	5	6	7	8	9	AB R H RBI BB SO LOB	TOP											
Duane Walker, L (1, 7) OBP: 0.680, SLG: 0.800	0-0 FC1-6 1B	4-0 1-2 2-3 BB		4-0 BB			0-0 4-3 1B		0-0 1B	3 0 3 0 2 0 0												
Eddie Milner, L (1, 8) OBP: 0.365, SLG: 0.397 Tony Perez, R (9, PH) OBP: 0.333, SLG: 0.471	0-0 F9	0-0 F8		0-0 F4			0-0 4-3 1-2		0-0 F9	4 0 0 0 0 0 7 1 0 0 0 0 0 1												
Dave Concepcion, R (1, 6) OBP: 0.321, SLG: 0.375	0-0 FC1-6 1-2f		0-0 6-3				0-0 6-3		0-0 6-3	5 0 0 0 0 0 3												
Dave Parker, L (1, 9) OBP: 0.276, SLG: 0.282	4-0 1-2 BB		0-0 F7				0-0 F6		0-0 F8	3 0 0 0 1 0 1												
Dan Driessen, L (1, 3) OBP: 0.423, SLG: 0.465	0-0 F3		4-0 BB				0-0 3-1		HR	3 1 1 1 1 0 2												
Nick Esasky, R (1, 5) OBP: 0.296, SLG: 0.387		0-0 F8	0-0 5-3				0-0 F8		5-3	4 0 0 0 0 0 1												
Ron Oester, S (1, 4) OBP: 0.265, SLG: 0.338		0-3 K		0-0 SH1-4 1B			0-0 1B		F7	4 0 2 0 0 1 0												
Dann Bilardello, R (1, 2) OBP: 0.429, SLG: 0.362 Tom Hume, R (8, 1)		4-0 BB 1B BB		0-0 F8			0-0 F7		1-3	3 0 0 0 1 0 2 0 0 0 0 0 0 0												
Jeff Russell, R (1, 1) OBP: 0.400, SLG: 0.444 Brad Gulden, L (8, 2) OBP: 0.133, SLG: 0.133		0-0 BB 1B		0-0 SH1-4			0-0 4-3		0-0 F3	2 0 1 0 0 0 1 1 0 0 0 0 0 0												
Inning Stats	R: 0 E: 0 K: 0 S: 4	H: 1 LOB: 2 BB: 1 P: 8	R: 0 E: 0 K: 1 S: 6	H: 1 LOB: 3 BB: 2 P: 14	R: 0 E: 0 K: 0 S: 3	H: 0 LOB: 1 BB: 1 P: 7	R: 0 E: 0 K: 0 S: 4	H: 1 LOB: 2 BB: 1 P: 8	R: 0 E: 0 K: 0 S: 3	H: 0 LOB: 0 BB: 0 P: 3	R: 0 E: 0 K: 0 S: 4	H: 1 LOB: 1 BB: 0 P: 4	R: 0 E: 0 K: 0 S: 4	H: 1 LOB: 1 BB: 0 P: 4	R: 1 E: 0 K: 0 S: 4	H: 1 LOB: 0 BB: 0 P: 4	R: 0 E: 0 K: 0 S: 4	H: 1 LOB: 1 BB: 0 P: 4	1B: 6 2B: 0 3B: 0 HR: 1	SF: 0 SAC: 1 DP: 0 HBP: 0	WP: 0 PB: 0 SB: 2 CS: 0	PA: 39
PITCHER	IP WLS BF H R ER SO BB IBB HBP BLK WP HR S P ERA WHIP																					
Craig McMurtry, R (1, 1) ERA: 3.31	8.1 W 37 7 1 1 1 5 0 0 0 0 1 34 54 1.08 1.440																					
Terry Forster, L (9, 1) ERA:	0.2 S 2 0 0 0 0 0 0 0 0 0 0 2 2 0.00 0.000																					

Cincinnati Reds @ Atlanta Braves
Atlanta-Fulton County Stadium, Atlanta, GA

Thu Apr 26 1984, 6:05 PM EST
Att. 11,068 - Unknown

livebaseballscorecards.com

AB	33
R	1
H	7
RBI	1
BB	5
SO	1
LOB	18



Batter	1	2	3	4	5	6	7	8	9	AB	R	H	RBI	BB	SO	LOB
Claudell Washington, L OBP: 0.383, SLG: 0.552 Albert Hall, S OBP: 0.190, SLG: 0.158	0-0 F7	0-0 F7		0-0 FC3-6			0-0 1B			4	0	1	1	0	0	3
Rafael Ramirez, R OBP: 0.312, SLG: 0.286	0-0 E6 BB 1B HBP		0-0 BB 1B	0-0 5-3			0-0 F9			4	1	1	0	0	0	3
Chris Chambliss, L OBP: 0.269, SLG: 0.333	0-0 HBP BB 1-2 1B		4-0 BB BB 1-2 G1-6-3 BB		0-0 4-3		0-0 F8			3	0	1	0	1	0	1
Bob Horner, R OBP: 0.243, SLG: 0.306	4-0 HBP 1-2 2-3 BB		0-0 F4		0-0 5-3		0-0 F9			3	0	0	0	1	0	3
Terry Harper, R OBP: 0.333, SLG: 0.273	1-0 G6-4-3 1-2 2-3 3-H HBP		0-0 G1-6-3		0-0 F8			0-0 1-3		3	0	0	1	0	0	2
Dale Murphy, R OBP: 0.316, SLG: 0.354	0-0 G6-4-3			4-0 1B 1B FC3-6 BB		0-0 6-3		0-0 6-3		3	1	0	0	1	0	3
Glenn Hubbard, R OBP: 0.419, SLG: 0.471		0-0 FC6-4 1B		0-0 FC3-6 1B 1-2 1B		1-0 4-3 HBP		0-0 F8		3	0	2	0	0	0	0
Bruce Benedict, R OBP: 0.305, SLG: 0.315		0-0 FC6-4		0-0 F8		0-0 4-3		0-0 4-3		3	0	0	0	0	0	4
Craig McMurtry, R OBP: 0.100, SLG: 0.100 Terry Forster, L		0-3 K		0-0 FC3-6 1-2 2-3 1B		0-0 4-3				3	0	1	0	0	1	2

Inning Stats		R: 1	H: 1	R: 0	H: 1	R: 0	H: 1	R: 0	H: 0	R: 0	H: 1	R: 0	H: 0	R: 0	H: 0	R: 0	H: 0		
E: 1		LOB: 2		E: 0		LOB: 1		E: 0		LOB: 1		E: 0		LOB: 0		E: 0		LOB: 0	
K: 0		BB: 1		K: 1		BB: 0		K: 0		BB: 1		K: 0		BB: 0		K: 0		BB: 0	
S: 4		P: 9		S: 6		P: 6		S: 3		P: 7		S: 5		P: 9		S: 3		P: 3	

PITCHER		IP	WLS	BF	H	R	ER	SO	BB	IBB	HBP	BLK	WP	HR	S	P	ERA	WHIP
Jeff Russell, R	(1, 1)	7.0	L	31	6	2	1	1	3	0	2	0	0	0	28	42	1.29	1.286
Tom Hume, R	(8, 1)	1.0		3	0	0	0	0	0	0	0	0	0	3	3	0.00	0.000	


BOTTOM

Cincinnati Reds @ Atlanta Braves
Atlanta-Fulton County Stadium, Atlanta, GA

Thu Apr 26 1984, 6:05 PM EST
Att. 11,068 - Unknown

AB	29
R	2
H	6
RBI	2
BB	3
SO	1
LOB	21

WP: 0 PA: 34
PB: 0 SB: 1
CS: 0



livebaseballscorecards.com

Batter	1	2	3	4	5	6	7	8	9	AB R H RBI BB SO LOB	TOP											
Claudell Washington, L OBP: 0.414, SLG: 0.620 (1, 9) X	0-0 HR	4-0 BB		0-0 2B		0-0 4-3	4-0 BB		0-0 G4-3 1B	4 1 3 2 2 0 0												
Rafael Ramirez, R OBP: 0.313, SLG: 0.293 (1, 6) X	0-0 5-3	0-0 6-3		0-0 1-3		0-0 2B	4-0 BB		0-0 G4-3 1-2f	5 0 1 0 1 0 3												
Dale Murphy, R OBP: 0.296, SLG: 0.329 (1, 8) X	0-0 5-3		0-3 K	0-0 5-3		0-0 F5	0-0 1-3			5 0 0 0 0 1 5												
Chris Chambliss, L OBP: 0.292, SLG: 0.400 (1, 3) X	0-0 HR		0-0 4-3		0-3 K		0-0 2B 1B	0-0 FC4-6 1B		5 2 3 1 0 1 0												
Bob Horner, R OBP: 0.267, SLG: 0.333 (1, 5) B B B	4-0 BB BB		0-0 PB 1B		0-3 K FC4-6 BB		0-0 1B 2B	0-0 F8		4 0 2 1 1 1 1												
Terry Harper, R OBP: 0.412, SLG: 0.286 (1, 7) B B B	4-0 BB		0-3 K		4-0 FC4-6 BB		0-0 6-3	0-0 FC4-6 1B		3 0 1 0 2 1 2												
Jerry Royster, R OBP: 0.174, SLG: 0.136 (1, 4) X	0-0 F3		0-0 4-3		0-0 FC4-6 FC6-4		4-0 1B 2B BB	0-0 FC4-6		4 1 0 0 1 0 8												
Alex Trevino, R OBP: 0.182, SLG: 0.182 (1, 2) X		0-0 F9		0-3 K		0-0 FC6-4	0-0 2B 1B	0-0 F7		5 1 1 0 0 1 4												
Pete Falcone, L OBP: 0.200, SLG: 0.400 (1, 1) X		0-0 1-3		0-0 2B		0-3 K	0-0 BB 2B	0-0 F7		5 1 2 2 0 1 0												
Inning Stats	R: 2 E: 0 K: 0 S: 5	H: 2 LOB: 2 BB: 2 P: 13	R: 0 E: 0 K: 0 S: 3	H: 0 LOB: 1 BB: 1 P: 7	R: 0 E: 0 K: 2 S: 9	H: 1 LOB: 2 BB: 0 P: 9	R: 1 E: 0 K: 1 S: 7	H: 2 LOB: 1 BB: 0 P: 7	R: 0 E: 0 K: 2 S: 8	H: 0 LOB: 2 BB: 1 P: 12	R: 0 E: 0 K: 1 S: 6	H: 1 LOB: 1 BB: 0 P: 6	R: 3 E: 0 K: 0 S: 6	H: 4 LOB: 3 BB: 3 P: 18	R: 0 E: 0 K: 0 S: 5	H: 2 LOB: 2 BB: 0 P: 5	R: 0 E: 0 K: 0 S: 3	H: 1 LOB: 0 BB: 0 P: 3	1B: 6 2B: 5 3B: 0 HR: 2	SF: 0 SAC: 0 DP: 1 HBP: 0	WP: 0 PB: 3 SB: 1 CS: 0	PA: 47
PITCHER	IP WLS BF H R ER SO BB IBB HBP BLK WP HR S P ERA WHIP																					
Joe Niekro, R ERA: 2.33 (1, 1)	6.0 L 30 6 3 3 6 4 0 0 0 0 2 38 54 4.50 1.667																					
Michael LaCoss, R ERA: 4.66 (7, 1)	0.1 4 2 3 3 0 1 0 0 0 0 0 3 7 81.00 9.000																					
Bill Dawley, R ERA: 3.52 (7, 1)	1.2 10 4 0 0 0 2 0 0 0 0 0 8 16 0.00 3.600																					
Dave Smith, R ERA: (9, 1)	1.0 3 1 0 0 0 0 0 0 0 0 0 3 3 0.00 1.000																					

Atlanta Braves @ Houston Astros
Astrodome, Houston, TX
Fri Apr 27 1984, 7:05 PM EST
Att. 17,961 - Unknown

livebaseballscorecards.com

AB 40
R 6
H 13
RBI 6
BB 7
SO 6
LOB 23



Batter	1	2	3	4	5	6	7	8	9	AB	R	H	RBI	BB	SO	LOB
Kevin Bass, S (1, 9) OBP: 0.333, SLG: 0.455	0-0 6-3		0-3 K			0-0 F4		0-0 1B		4	0	1	0	0	1	0
Enos Cabell, R (1, 3) OBP: 0.281, SLG: 0.379	0-0 F6			0-0 F7		0-0 F8		0-0 F7		4	0	0	0	0	0	1
Jose Cruz, L (1, 7) OBP: 0.400, SLG: 0.429	4-0 BB			0-0 6-3			4-0 1B BB BB	0-0 F3		2	0	0	0	2	0	1
Jerry Mumphrey, S (1, 8) OBP: 0.372, SLG: 0.329	0-3 K			0-0 5-3			4-0 1B BB		0-0 F7	3	0	0	0	1	1	1
Ray Knight, R (1, 5) OBP: 0.280, SLG: 0.333		0-0 6-3			0-0 5-3		0-0 F6		0-0 2B	4	0	1	0	0	0	2
Alan Bannister, R (1, 6) OBP: 0.333, SLG: 0.375		0-0 F6			4-0 FC6-4 BB		0-0 F9		0-3 K	3	0	0	0	1	1	3
Phil Garner, R (1, 4) OBP: 0.274, SLG: 0.241		0-0 F3			0-0 F4		0-0 1B		0-0 F7	4	0	1	0	0	0	2
Tom Wieghaus, R (1, 2) Tim Tolman, R (7, PH) Mark Bailey, S (8, 2)			0-0 F9		0-0 FC6-4		0-3 K			2	0	0	0	0	0	1
Joe Niekro, R (1, 1) Tony Scott, S (6, PH) Michael Lacey, R (7, 1) Bill Dawley, R (7, 1) Bill Doran, S (8, PH) Dave Smith, R (9, 1)			0-0 4-3			0-0 F5		0-0 5-3		1	0	0	0	0	0	0

Inning Stats	R: 0	H: 0	E: 0	K: 1	S: 5	R: 0	H: 0	E: 0	K: 0	S: 3	R: 0	H: 0	E: 0	K: 0	S: 3	R: 0	H: 0	E: 0	K: 0	S: 3	R: 0	H: 1	E: 0	K: 1	S: 4	R: 0	H: 1	E: 0	K: 1	S: 6	R: 0	H: 1	E: 0	K: 1	S: 6	1B: 2	2B: 1	3B: 0	SF: 0	SAC: 0	DP: 0	HBP: 0	WP: 0	PB: 0	SB: 0	CS: 0	PA: 34
--------------	------	------	------	------	------	------	------	------	------	------	------	------	------	------	------	------	------	------	------	------	------	------	------	------	------	------	------	------	------	------	------	------	------	------	------	-------	-------	-------	-------	--------	-------	--------	-------	-------	-------	-------	--------

PITCHER	IP	WLS	BF	H	R	ER	SO	BB	IBB	HBP	BLK	WP	HR	S	P	ERA	WHIP
Pete Falcone, L (1, 1) ERA: 3.18	9.0	W	34	3	0	0	4	4	0	0	0	0	0	38	54	0.00	0.778

BOTTOM

Atlanta Braves @ Houston Astros
Astrodome, Houston, TX

Fri Apr 27 1984, 7:05 PM EST
Att. 17,961 - Unknown

AB	30
R	0
H	3
RBI	0
BB	4
SO	4
LOB	14



PITCHER	IP	WLS	BF	H	R	ER	SO	BB	IBB	HBP	BLK	WP	HR	S	P	ERA	WHIP
---------	----	-----	----	---	---	----	----	----	-----	-----	-----	----	----	---	---	-----	------

Batter	1	2	3	4	5	6	7	8	9	AB R H RBI BB SO LOB	TOP		
Claudell Washington, L (1, 9) OBP: 0.422, SLG: 0.616 Albert Hall, S (5, 9) OBP: 0.174, SLG: 0.143	0-3 K		0-0 HR 1B		4-0 FC5-4 BB		0-0 5-3		0-0 1-3	2 1 1 0 1 1 0 2 0 0 0 0 0 0	Atlanta Braves @ Houston Astros Astrodome, Houston, TX Sat Apr 28 1984, 4:33 AM EST Att. 18,899 - Unknown livebaseballscorecards.com		
Jerry Royster, R (1, 4) OBP: 0.179, SLG: 0.222	0-0 FC6-2-5 3B		0-0 F4		0-0 FC5-4 HR 1-2f		0-0 6-3		0-3 K	5 1 1 0 0 1 2			
Dale Murphy, R (1, 8) OBP: 0.314, SLG: 0.427	0-0 FC6-2-5 BB 3-H		0-0 HR 1-H		0-0 HR 1-H			0-0 S 1B	1-3	5 3 3 4 0 0 1			
Bob Watson, R (1, 3) OBP: 0.188, SLG: 0.133 Mike Jorgensen, L (8, 3) OBP: 0.286, SLG: 0.429	4-0 1-2 BB		0-0 F9		0-0 G6-4-3 1B			0-0 F7		3 0 1 0 1 0 1 0 0 0 0 0 0 0			
Terry Harper, R (1, 7) OBP: 0.381, SLG: 0.278	0-3 K2-3		0-3 K		0-0 G6-4-3 1-2f			0-0 E S 1B 1-H		4 0 1 1 0 2 3			
Rafael Ramirez, R (1, 6) OBP: 0.310, SLG: 0.291		0-0 5-3 1B		0-0 E6 FC5-4		0-0 4-3		0-0 E4 S 1-3		4 0 1 0 0 0 1			
Bruce Benedict, R (1, 2) OBP: 0.286, SLG: 0.293		0-0 5-3 1-2		0-0 FC5-4 5-3 1-2f		0-0 6-3		0-0 F4		4 0 0 0 0 0 4			
Randy Johnson, R (1, 5)		0-0 5-3		0-0 5-3 1-2		0-0 F7		4-0 1-2 IBB		3 0 0 0 1 0 2			
Rick Camp, R (1, 1) OBP: 0.286, SLG: 0.167 Gene Garber, R (7, 1)		0-0 5-3		0-0 5-3			0-0 F9	0-3 K		3 0 0 0 0 0 2 1 0 0 0 0 1 3			
Inning Stats	R: 0 H: 1 E: 0 LOB: 2 K: 2 BB: 1 S: 8 P: 12	R: 0 H: 1 E: 0 LOB: 1 K: 0 BB: 0 S: 4 P: 4	R: 2 H: 2 E: 0 LOB: 0 K: 1 BB: 0 S: 7 P: 7	R: 0 H: 0 E: 1 LOB: 1 K: 0 BB: 0 S: 4 P: 4	R: 2 H: 2 E: 0 LOB: 0 K: 0 BB: 1 S: 4 P: 8	R: 0 H: 0 E: 0 LOB: 0 K: 0 BB: 0 S: 3 P: 3	R: 0 H: 0 E: 0 LOB: 0 K: 0 BB: 0 S: 3 P: 3	R: 1 H: 2 E: 1 LOB: 3 K: 1 BB: 1 S: 8 P: 12	R: 0 H: 0 E: 0 LOB: 0 K: 1 BB: 0 S: 5 P: 5	1B: 5 SF: 0 2B: 0 SAC: 0 3B: 1 DP: 1 HR: 2 HBP: 0		WP: 0 PA: 39 PB: 0 SB: 3 CS: 0	
PITCHER	IP WLS BF H R ER SO BB IBB HBP BLK WP HR S P ERA WHIP											PITCHER	IP WLS BF H R ER SO BB IBB HBP BLK WP HR S P ERA WHIP
Bob Knepper, L (1, 1) ERA: 2.43 Vern Ruhle, R (8, 1) ERA: 3.18	7.0 L 29 6 4 4 3 2 0 0 0 0 0 2 33 41 5.14 1.143												

Batter	1	2	3	4	5	6	7	8	9	AB	R	H	RBI	BB	SO	LOB
Kevin Bass, S OBP: 0.361, SLG: 0.466 (1, 9)	0-0 4-3 BB		4-0 BB			0-0 G5-4-3 1B		0-0 4-3 BLK 1B		3	1	2	0	1	0	0
Bill Doran, S OBP: 0.191, SLG: 0.231 (1, 4)	0-0 F7		0-3 K			0-0 G5-4-3 1-2f		0-0 4-3		4	0	0	0	0	1	3
Jose Cruz, L OBP: 0.393, SLG: 0.411 (1, 7)	4-0 BB		0-0 F7			0-0 F8		0-0 4-3 3-H		3	0	0	1	1	0	1
Jerry Mumphrey, S OBP: 0.366, SLG: 0.324 (1, 8)	0-0 4-3			0-0 4-3			0-0 F8 1B 1B	0-0 1-3		4	1	1	0	0	0	1
Denny Walling, L OBP: 0.269, SLG: 0.217 (1, 3)		0-0 4-3		0-0 4-3			0-0 1B SF9 1B		0-0 4-3	4	1	1	0	0	0	0
Ray Knight, R OBP: 0.278, SLG: 0.320 (1, 5)		4-0 FC3-6 BB		0-0 5-3			0-0 F8 2-3		0-0 5-3	3	0	0	0	1	0	2
Harry Spilman, L OBP: 0.333, SLG: 0.250 (1, 2)		0-0 FC3-6 1-2f			0-0 4-3		0-0 F8 1-3 3-H 1B		0-0 F7	4	0	1	1	0	0	1
Craig Reynolds, L OBP: 0.319, SLG: 0.545 (1, 6)			0-0 F9		0-0 G3		0-0 SF9 3-H			2	0	0	1	0	0	1
Bob Knepper, L Enos Cabell, R Vern Ruhle, R			0-0 4-3		0-0 F8		0-0 FC6-4 1-2f			2	0	0	0	0	0	0
										1	0	0	0	0	0	1
										0	0	0	0	0	0	0

Inning Stats	R: 0	H: 0	E: 0	K: 0	S: 3	LOB: 1	BB: 1	P: 7	R: 0	H: 0	E: 0	K: 0	S: 3	LOB: 1	BB: 1	P: 7	R: 0	H: 0	E: 0	K: 1	S: 5	LOB: 1	BB: 1	P: 9	R: 0	H: 0	E: 0	K: 0	S: 3	LOB: 0	BB: 0	P: 3	R: 0	H: 0	E: 0	K: 0	S: 3	LOB: 0	BB: 0	P: 3	R: 0	H: 1	E: 0	K: 0	S: 3	LOB: 0	BB: 0	P: 3	R: 2	H: 3	E: 0	K: 0	S: 6	LOB: 1	BB: 0	P: 6	R: 1	H: 1	E: 0	K: 0	S: 4	LOB: 0	BB: 0	P: 4	R: 0	H: 0	E: 0	K: 0	S: 3	LOB: 0	BB: 0	P: 3	1B: 5	SF: 1	2B: 0	SAC: 0	3B: 0	DP: 1	HR: 0	HBP: 0	WP: 0	PA: 34
PITCHER	IP	WLS	BF	H	R	ER	SO	BB	IBB	HBP	BLK	WP	HR	S	P	ERA	WHIP																																																																	
Rick Camp, R ERA: 2.4	(1, 1)	6.1	W	25	4	2	2	1	3	0	0	0	0	24	36	2.84	1.105																																																																	
Gene Garber, R ERA: 4.0	(7, 1)	2.2	S	9	1	1	1	0	0	0	0	0	0	9	9	3.38	0.375																																																																	

BOTTOM

Atlanta Braves @ Houston Astros
Astrodome, Houston, TX
Sat Apr 28 1984, 4:33 AM EST
Att. 18,899 - Unknown

livebaseballscorecards.com

AB	30
R	3
H	5
RBI	3
BB	3
SO	1
LOB	10



Batter	1	2	3	4	5	6	7	8	9	AB R H RBI BB SO LOB	TOP									
Claudell Washington, L (1, 9) OBP: 0.421, SLG: 0.603	0-3 K	0-0 F7			0-3 K		0-0 1B		0-0 1B	5 1 2 0 0 2 2										
Rafael Ramirez, R (1, 6) OBP: 0.326, SLG: 0.310	0-3 K		0-0 G6-4-3 1B			0-0 1B	0-0 F7		0-0 1B	5 1 3 0 0 1 2										
Dale Murphy, R (1, 8) OBP: 0.330, SLG: 0.468	4-0 BB		0-0 G6-4-3 1-2f			0-0 1-2 F8		0-0 HR	0-0 1B	4 1 2 3 1 0 2										
Chris Chambliss, L (1, 3) OBP: 0.273, SLG: 0.371	0-3 K		0-0 6-3			0-0 F6		0-3 K	0-0 4-3	5 0 0 0 0 2 3										
Terry Harper, R (1, 7) OBP: 0.320, SLG: 0.227		0-0 E9 SF9			0-0 F8			0-0 F8		4 1 0 0 0 1 1										
Glenn Hubbard, R (1, 4) OBP: 0.424, SLG: 0.473		0-0 E3			0-0 F9					4 0 2 0 0 0 1										
Jerry Royster, R (1, 5) OBP: 0.156, SLG: 0.200		0-0 SF9			0-0 F4		0-0 FC6-4 1B		0-3 K	3 1 0 1 0 1 2										
Bruce Benedict, R (1, 2) OBP: 0.299, SLG: 0.295		4-0 BB			0-0 F8		0-0 1B		0-0 G1-4-3	3 0 1 0 1 0 0										
Len Barker, R (1, 1) OBP: 0.167, SLG: 0.182		0-0 F3			0-0 6-3		0-0 SF7		0-3 K	2 0 0 0 0 0 2										
Rick Mahler, R (5, 1)										0 0 0 0 0 0 0										
Gerald Perry, L (7, PH) OBP: 0.356, SLG: 0.297										0 0 0 1 0 0 0										
Jeff Dedmon, L (7, 1)										0 0 0 0 0 0 0										
Terry Forster, L (8, 1)										0 0 0 0 0 0 0										
Bob Watson, R (9, PH) OBP: 0.176, SLG: 0.125										1 0 0 0 0 1 0										
Inning Stats	R: 0 E: 0 K: 3 S: 9	H: 0 LOB: 1 BB: 1 P: 13	R: 1 E: 2 K: 0 S: 5	H: 0 LOB: 2 BB: 1 P: 9	R: 0 E: 0 K: 0 S: 3	H: 1 LOB: 0 BB: 0 P: 3	R: 0 E: 0 K: 0 S: 3	H: 0 LOB: 0 BB: 0 P: 3	R: 0 E: 0 K: 1 S: 6	H: 1 LOB: 1 BB: 0 P: 6	R: 1 E: 0 K: 0 S: 6	H: 3 LOB: 2 BB: 0 P: 6	R: 1 E: 0 K: 2 S: 9	H: 2 LOB: 1 BB: 0 P: 9	R: 2 E: 0 K: 1 S: 8	H: 3 LOB: 1 BB: 0 P: 8	1B: 9 2B: 0 3B: 0 HR: 1	SF: 2 SAC: 0 DP: 1 HBP: 0	WP: 0 PB: 0 SB: 4 CS: 0	PA: 40
PITCHER	IP WLS BF H R ER SO BB IBB HBP BLK WP HR S P ERA WHIP																			
Mike Scott, R (1, 1) ERA: 5.63	6.2 W 27 4 2 1 5 2 0 0 0 0 0 0 35 43 1.35 0.900																			
Dave Smith, R (7, 1) ERA: 0.9	1.1 7 3 1 1 2 0 0 0 0 0 0 1 11 11 6.75 2.250																			
Frank DiPino, L (9, 1) ERA: 3.18	1.0 6 3 2 2 1 0 0 0 0 0 0 0 8 8 18.00 3.000																			

Atlanta Braves @ Houston Astros
Astrodome, Houston, TX
Sun Apr 29 1984, 8:05 PM EDT
Att. 22,363 - Unknown

livebaseballscorecards.com

AB	36
R	5
H	10
RBI	5
BB	2
SO	8
LOB	15



Batter	1	2	3	4	5	6	7	8	9
Kevin Bass, S OBP: 0.348, SLG: 0.476 (1, 9)	0-0 4-3		0-0 6-3		0-0 SF9 3B		0-0 6-3	0-0 F9	
Craig Reynolds, L OBP: 0.314, SLG: 0.532 (1, 6)	0-0 4-3		0-0 1B		0-0 SF9		0-0 4-3		
Jose Cruz, L OBP: 0.398, SLG: 0.408 (1, 7)	0-0 F3		0-0 F8		0-0 1B BB		0-0 FC4-6 1B		
Jerry Mumphrey, S OBP: 0.372, SLG: 0.359 (1, 8)		0-0 E3 1B S G4-6-3		0-0 1B 3B	0-0 1B 1B		0-0 FC4-6 1-2f		
Denny Walling, L OBP: 0.333, SLG: 0.333 (1, 3)		0-0 1B G4-6-3		0-0 F8	0-0 1B		0-0 1-3 1B 2B		
Ray Knight, R OBP: 0.277, SLG: 0.316 (1, 5)		0-0 G4-6-3		0-0 CS 1B	0-0 4-3		0-0 1-3		
Bill Doran, S OBP: 0.194, SLG: 0.232 (1, 4)		0-0 F6		0-0 5-3		0-0 F5	0-0 1B SF9 1B		
Mark Bailey, S OBP: 0.750, SLG: 0.667 (1, 2)			4-0 6-3 SH3-4 1B BB		0-0 SH3-4 3B 1B	0-0 4-3	0-0 1-3 1B		
Mike Scott, R OBP: 0.167, SLG: 0.333 (1, 1)			0-0 SH3-4		0-0 SH3-4	0-0 6-3	0-0 SF9		
Dave Smith, R (7, 1)									
Tony Scott, S (8, PH)									
Enos Cabell, R (8, PH)									
Frank DiPino, L (9, 1)									

Inning Stats	R: 0	H: 0	E: 0	K: 0	S: 3	LOB: 0	BB: 0	P: 3
	R: 1	H: 1	E: 1	K: 0	S: 4	LOB: 0	BB: 0	P: 4
	R: 1	H: 1	E: 0	K: 0	S: 4	LOB: 1	BB: 1	P: 8
	R: 1	H: 2	E: 0	K: 0	S: 4	LOB: 0	BB: 0	P: 4
	R: 3	H: 4	E: 0	K: 0	S: 7	LOB: 2	BB: 1	P: 11
	R: 0	H: 0	E: 0	K: 0	S: 3	LOB: 0	BB: 0	P: 3
	R: 0	H: 1	E: 0	K: 0	S: 4	LOB: 1	BB: 0	P: 4
	R: 2	H: 3	E: 0	K: 0	S: 6	LOB: 1	BB: 0	P: 6

AB R H RBI BB SO LOB

5	1	1	1	0	0	2
3	0	1	2	0	0	0
3	1	1	0	1	0	1
4	2	2	1	0	0	1
4	1	3	0	0	0	1
4	0	1	1	0	0	4
4	1	1	1	0	0	1
3	2	2	0	1	0	0
1	0	0	0	0	0	0
0	0	0	0	0	0	0
0	0	0	1	0	0	0
0	0	0	0	0	0	0

1B: 9	SF: 2	WP: 0	PA: 37
2B: 1	SAC: 2	PB: 0	
3B: 2	DP: 1	SB: 2	
HR: 0	HBP: 0	CS: 1	

BOTTOM

Atlanta Braves @ Houston Astros
Astrodome, Houston, TX
Sun Apr 29 1984, 8:05 PM EDT
Att. 22,363 - Unknown

livebaseballscorecards.com

AB	31
R	8
H	12
RBI	7
BB	2
SO	0
LOB	10



PITCHER	IP	WLS	BF	H	R	ER	SO	BB	IBB	HBP	BLK	WP	HR	S	P	ERA	WHIP
Len Barker, R (1, 1)	4.2	L	21	6	6	5	0	2	0	0	0	0	0	19	27	9.64	1.714
Rick Mahler, R (5, 1)	1.1		6	2	0	0	0	0	0	0	0	0	0	6	6	0.00	1.500
Jeff Dedmon, R (7, 1)	1.1		8	4	2	2	0	0	0	0	0	0	0	8	8	13.50	3.000
Terry Forster, L (8, 1)	0.2		2	0	0	0	0	0	0	0	0	0	0	2	2	0.00	0.000

Batter	1	2	3	4	5	6	7	8	9	AB R H RBI BB SO LOB	TOP											
Alan Wiggins, S (1, 4) OBP: 0.294, SLG: 0.242	0-0 1-3		0-0 6-3		0-0 1-3		0-0 FC6 1-2 1B		0-0 1-2 1B	5 0 2 0 0 0 1												
Tony Gwynn, L (1, 9) OBP: 0.480, SLG: 0.552	0-0 4-3		0-0 F7		4-0 BB BB BB BB	0-0 G3-6-3 BB	0-0 FC6 1-2f		0-0 G3	4 0 0 0 1 0 5												
Graig Nettles, L (1, 5) OBP: 0.254, SLG: 0.262	0-0 F6			4-0 BB 1B BB	0-0 G3-6-3 1-2f			0-3 K		3 1 0 0 1 1 1												
Steve Garvey, R (1, 3) OBP: 0.247, SLG: 0.322		0-0 F9 2B		4-0 1B 1-2 2B BB		0-0 4-3		0-0 4-3		3 1 1 0 1 0 0												
Terry Kennedy, L (1, 2) OBP: 0.297, SLG: 0.321		0-0 F9 2-3		0-0 2B 1-3 2-H FC1-5 1B		0-0 G6-4-3 1B		0-0 1B		4 0 3 1 0 0 1												
Kevin McReynolds, R (1, 8) OBP: 0.352, SLG: 0.617		0-3 K		0-0 FC1-5 1-3 3-H SF7 2B		0-0 G6-4-3 1-2f		0-0 F9		4 1 1 1 0 1 3												
Carmelo Martinez, R (1, 7) OBP: 0.344, SLG: 0.382		0-0 5-3		0-0 FC1-5 2-3 3-H			0-3 K		0-3 K	4 0 0 0 0 2 3												
Garry Templeton, S (1, 6) OBP: 0.372, SLG: 0.405			4-0 SH3-4 BB	0-0 SF7 3-H			0-3 K		0-0 4-3	2 0 0 1 1 1 0												
Eric Show, R (1, 1) OBP: 0.091, SLG: 0.091			0-0 SH3-4	0-3 K			0-0 1B		0-0 1B	2 0 1 0 0 1 1												
Rich Gossage, R (7, 1) OBP: 0.500, SLG: 0.333			1-2 SH3-4				1B		1B	1 0 1 0 0 0 0												
Inning Stats	R: 0 E: 0 K: 0 S: 3	H: 0 LOB: 0 BB: 0 P: 3	R: 0 E: 0 K: 1 S: 6	H: 1 LOB: 1 BB: 0 P: 6	R: 0 E: 0 K: 0 S: 3	H: 0 LOB: 1 BB: 1 P: 7	R: 3 E: 0 K: 1 S: 7	H: 2 LOB: 1 BB: 2 P: 15	R: 0 E: 0 K: 0 S: 2	H: 0 LOB: 0 BB: 1 P: 6	R: 0 E: 0 K: 0 S: 3	H: 1 LOB: 0 BB: 0 P: 3	R: 0 E: 0 K: 2 S: 9	H: 2 LOB: 2 BB: 0 P: 9	R: 0 E: 0 K: 1 S: 6	H: 1 LOB: 1 BB: 0 P: 6	R: 0 E: 0 K: 1 S: 7	H: 2 LOB: 2 BB: 0 P: 7	1B: 7 2B: 2 3B: 0 HR: 0	SF: 1 SAC: 1 DP: 2 HBP: 0	WP: 0 PB: 0 SB: 0 CS: 0	PA: 38
PITCHER	IP WLS BF H R ER SO BB IBB HBP BLK WP HR S P ERA WHIP																				PITCHER	IP WLS BF H R ER SO BB IBB HBP BLK WP HR S P ERA WHIP
Craig McMurtry, R (1, 1) ERA: 3.58	5.0 L 21 3 3 3 2 4 0 0 0 0 0 21 37 5.40 1.400																					
Jeff Dedmon, R (6, 1) ERA: 0.92	3.0 12 4 0 0 3 0 0 0 0 0 0 0 18 18 0.00 1.333																					
Steve Bedrosian, R (9, 1) ERA: 0.73	1.0 5 2 0 0 1 0 0 0 0 0 0 0 7 7 0.00 2.000																					

San Diego Padres @ Atlanta Braves
Atlanta-Fulton County Stadium, Atlanta, GA

Tue May 01 1984, 7:05 PM EDT
Att: 10,748 - Unknown

livebaseballscorecards.com

AB	32
R	3
H	9
RBI	3
BB	4
SO	6
LOB	15



Batter	1	2	3	4	5	6	7	8	9
Claudell Washington, L (1, 9) OBP: 0.452, SLG: 0.635	0-0 F5	0-0 2B		4-0 BB		4-0 BB		0-0 1B	
Jerry Royster, R (1, 5) OBP: 0.175, SLG: 0.237 Steve Bedrosian, R (7, 1)	0-0 1-3	0-3 K		0-3 K		0-0		0-0 1B	
Mike Jorgensen, L (8, PH) OBP: 0.333, SLG: 0.444 Terry Forster, L (9, 1)								2-H	
Dale Murphy, R (1, 8) OBP: 0.320, SLG: 0.448	0-0 WP 2B		0-0 F8		0-3 K	0-0 G6-4-3		0-0 1-3	
Chris Chambliss, L (1, 3) OBP: 0.259, SLG: 0.346	0-0 4-3		0-0 F7		0-0 1B		0-0 4-3		
Terry Harper, R (1, 7) OBP: 0.345, SLG: 0.269		0-0 1B	0-0 CS		0-0 F7		0-0 F2		
Rafael Ramirez, R (1, 6) OBP: 0.330, SLG: 0.308		0-0 F8	0-0 CS	4-0 1B	0-0 1B	0-0 F9			
Glenn Hubbard, R (1, 4) OBP: 0.419, SLG: 0.468		0-0 SH1-4 2B		0-3 K	0-0 6-3		0-0 SH1-4 2B		
Alex Trevino, R (1, 2) OBP: 0.357, SLG: 0.250		4-0 SH1-4 2B		0-0 G3		4-0 BB	0-0 SH1-4		
Pete Falcone, L (1, 1) OBP: 0.280, SLG: 0.400 Rick Mathief, R (4, 1) Bob Watson, R (4, PH) OBP: 0.167, SLG: 0.118 Jeff Dedmon, L (5, 1) Paul Runge, R (6, PH) Gerald Perry, L (8, PH) OBP: 0.340, SLG: 0.293 Randy Johnson, R (9, 5)		0-0 SH1-4		0-0 G3		0-0 SH	0-0 SF9		

AB	R	H	RBI	BB	SO	LOB
3	1	2	2	2	0	0
4	0	0	0	0	2	6
0	0	0	0	0	0	0
1	0	1	1	0	0	0
0	0	0	0	0	0	0
5	0	1	0	0	1	4
4	0	1	0	0	0	1
4	1	2	0	0	0	1
3	1	1	0	1	0	1
4	2	2	1	0	1	3
1	1	1	0	2	0	0
0	0	0	0	0	0	0
0	0	0	0	0	0	0
1	0	0	1	0	0	1
0	0	0	0	0	0	0
0	0	0	1	0	0	0
0	0	0	0	0	0	0

BOTTOM

San Diego Padres @ Atlanta Braves
Atlanta-Fulton County Stadium, Atlanta, GA

Thu May 03 1984, 7:05 PM EDT
Att. 8,072 - Unknown


AB	30
R	6
H	11
RBI	6
BB	5
SO	4
LOB	17

WP: 1 PA: 40
PB: 0
SB: 1
CS: 1



Inning Stats	R: 0	H: 1	E: 0	K: 0	S: 4	LOB: 1	BB: 0	P: 4			
R: 3 E: 0 K: 1 S: 8	H: 3 LOB: 1 BB: 1 P: 12	R: 0 E: 0 K: 0 S: 3	H: 1 LOB: 0 BB: 0 P: 3	R: 1 E: 0 K: 2 S: 8	H: 1 LOB: 2 BB: 2 P: 16	R: 0 E: 1 K: 0 S: 3	H: 0 LOB: 2 BB: 2 P: 11	R: 0 E: 0 K: 0 S: 3	H: 0 LOB: 0 BB: 0 P: 3	R: 2 E: 0 K: 0 S: 6	H: 3 LOB: 1 BB: 0 P: 6

PITCHER	IP	WLS	BF	H	R	ER	SO	BB	IBB	HBP	BLK	WP	HR	S	P	ERA	WHIP
Tim Lollar, L (1, 1) ERA: 5.46	3.2		19	6	4	4	2	3	0	0	0	1	0	20	32	9.82	2.455
Luis DeLeon, R (4, 1) ERA: 7.53	1.1		6	2	0	0	2	0	0	0	0	0	0	10	10	0.00	1.500
Dave Dravecky, L (6, 1) ERA: 4.12	2.0		9	1	1	1	0	2	0	0	0	0	0	7	15	4.50	1.500
Rich Gossage, R (8, 1) ERA: 2.84	1.0	L	5	2	1	1	0	0	0	0	0	0	0	5	5	9.00	2.000

Batter	1	2	3	4	5	6	7	8	9	10	AB R H RBI BB SO LOB	TOP												
Claudell Washington, L OBP: 0.459, SLG: 0.625 (1, 9)	0-3 K		0-0 F7		4-0 IBB		4-0 FC5-4 IBB		0-0 1B 1B		3 0 1 0 2 1 1	Atlanta Braves @ Montreal Expos Olympic Stadium, Montreal, QB Sat May 05 1984, 3:33 AM EDT Att. 16,519 - Unknown AB 35 R 1 H 8 RBI 1 BB 6 SO 6 LOB 18 												
Rafael Ramirez, R OBP: 0.333, SLG: 0.313 (1, 6)	0-0 CS 1B			0-0 F8	1-3		0-0 FC5-4		0-0 1B		5 0 2 0 0 0 5													
Dale Murphy, R OBP: 0.324, SLG: 0.467 (1, 8)	0-3 K			0-0 F5		0-0 1B FC6-4 1B		0-0 3B	0-0 F3		5 1 2 0 0 1 3													
Chris Chambliss, L OBP: 0.267, SLG: 0.341 (1, 3)		0-0 F8		4-0 BB		0-0 1B FC6-4 1B		0-3 K		0-0 F7	4 0 1 0 1 1 1													
Terry Harper, R OBP: 0.294, SLG: 0.226 (1, 7)		0-0 F8		0-3 K		0-0 FC6-4 G5-4-3 1-2f 3-H		0-0 F7		0-0 1-3	5 0 0 1 0 1 3													
Glenn Hubbard, R OBP: 0.405, SLG: 0.439 (1, 4)		0-3 K			0-0 5-3	0-0 G5-4-3 1-2f		4-0 IBB		0-0 F6-3	4 0 0 0 1 1 1													
Bruce Benedict, R OBP: 0.284, SLG: 0.279 (1, 2)			0-0 F4		0-0 5-3 1B 1B		0-3 K	0-0 5-3			4 0 1 0 0 1 2													
Jerry Royster, R OBP: 0.205, SLG: 0.244 (1, 5)			0-0 1-3		0-0 5-3 1B		4-0 SH1-4 BB		0-0 F7		3 0 1 0 1 0 0													
Len Barker, R OBP: 0.200, SLG: 0.154 Gene Garber, R (9, 1)			4-0 BB		0-0 5-3 1-2 2-3		0-0 SH1-4		0-0 4-3		2 0 0 0 1 0 2 0 0 0 0 0 0 0													
Inning Stats	R: 0 E: 0 K: 2 S: 7	H: 1 LOB: 0 BB: 0 P: 7	R: 0 E: 0 K: 1 S: 5	H: 0 LOB: 0 BB: 0 P: 5	R: 0 E: 0 K: 0 S: 3	H: 0 LOB: 1 BB: 1 P: 7	R: 0 E: 0 K: 1 S: 5	H: 0 LOB: 1 BB: 1 P: 9	R: 0 E: 0 K: 0 S: 5	H: 2 LOB: 3 BB: 1 P: 9	R: 1 E: 0 K: 0 S: 4		H: 2 LOB: 0 BB: 0 P: 4	R: 0 E: 0 K: 1 S: 5	H: 0 LOB: 2 BB: 2 P: 13	R: 0 E: 0 K: 1 S: 6	H: 1 LOB: 2 BB: 1 P: 10	R: 0 E: 0 K: 0 S: 5	H: 2 LOB: 2 BB: 0 P: 5	R: 0 E: 0 K: 0 S: 3	H: 0 LOB: 0 BB: 0 P: 3	1B: 7 2B: 0 3B: 1 HR: 0	SF: 0 SAC: 1 DP: 1 HBP: 0	WP: 0 PB: 0 SB: 0 CS: 1
PITCHER	IP WLS BF H R ER SO BB IBB HBP BLK WP HR S P ERA WHIP	IP WLS BF H R ER SO BB IBB HBP BLK WP HR S P ERA WHIP											IP WLS BF H R ER SO BB IBB HBP BLK WP HR S P ERA WHIP											
Bryn Smith, R ERA: 2.79 Andy McGaffigan, R ERA: 1.13	8.0 W 8 2 0 0 0 0 0 0 0 0 0 8 8 0.00 1.000																							

livebaseballscorecards.com

Batter	1	2	3	4	5	6	7	8	9	AB R H RBI BB SO LOB	TOP		
Claudell Washington, L OBP: 0.451, SLG: 0.604 (1, 9)	0-3 K		0-0 G3-6-3			0-3 K		4-0 CS BB		3 0 0 0 1 2 1			
Rafael Ramirez, R OBP: 0.330, SLG: 0.320 (1, 6)	0-0 5-3			0-0 E6 3B 2B		0-0 F8		0-0 CS	0-0 F7	4 1 1 0 0 0 0			
Gerald Perry, L OBP: 0.370, SLG: 0.378 (1, 7) Albert Hall, S OBP: 0.167, SLG: 0.136 (9, 7)	0-0 1B			0-0 5-3 3B		0-0 5-3			0-0 1B 1B	4 1 3 1 0 0 0 0 0 0 0 0 0 0			
Dale Murphy, R OBP: 0.312, SLG: 0.448 (1, 8)	0-0 F7			0-0 5-3			0-3 K		0-0 F8	4 0 0 1 0 1 2			
Chris Chambliss, L OBP: 0.277, SLG: 0.349 (1, 3)		0-0 F7		0-0 F7			0-0 1B		0-0 1B 1B	4 0 2 0 0 0 0			
Glenn Hubbard, R OBP: 0.386, SLG: 0.414 (1, 4)		0-0 5-3		0-0 F9			0-0 F6		0-0 F8	4 0 0 0 0 0 3			
Randy Johnson, R (1, 5)		0-0 F4			0-0 F4		0-0 1-3			3 0 0 0 0 0 1			
Bruce Benedict, R OBP: 0.286, SLG: 0.282 (1, 2)			0-0 G3-6-3 1B		0-0 F4			0-0 F4		3 0 1 0 0 0 0			
Craig McMurtry, R OBP: 0.071, SLG: 0.071 (1, 1) Steve Bedrosian, R (8, 1)			0-3 K		0-0 6-3			0-3 K		3 0 0 0 0 2 1 0 0 0 0 0 0 0			
Inning Stats	R: 0 H: 1 E: 0 LOB: 1 K: 1 BB: 0 S: 6 P: 6	R: 0 H: 0 E: 0 LOB: 0 K: 0 BB: 0 S: 3 P: 3	R: 0 H: 1 E: 0 LOB: 0 K: 1 BB: 0 S: 5 P: 5	R: 2 H: 2 E: 1 LOB: 0 K: 0 BB: 0 S: 5 P: 5	R: 0 H: 0 E: 0 LOB: 0 K: 0 BB: 0 S: 3 P: 3	R: 0 H: 0 E: 0 LOB: 0 K: 1 BB: 0 S: 5 P: 5	R: 0 H: 1 E: 0 LOB: 1 K: 1 BB: 0 S: 6 P: 6	R: 0 H: 0 E: 0 LOB: 0 K: 1 BB: 1 S: 4 P: 8	R: 0 H: 2 E: 0 LOB: 2 K: 0 BB: 0 S: 5 P: 5	1B: 5 SF: 0 2B: 1 SAC: 0 3B: 1 DP: 1 HR: 0 HBP: 0	WP: 0 PA: 34 PB: 0 SB: 0 CS: 1		
PITCHER	IP WLS BF H R ER SO BB IBB HBP BLK WP HR S P ERA WHIP											PITCHER	IP WLS BF H R ER SO BB IBB HBP BLK WP HR S P ERA WHIP
Charlie Lea, R ERA: 2.55 (1, 1)	8.0 L 28 5 2 2 5 1 0 0 0 0 0 0 37 41 2.25 0.750												
Jeff Reardon, R ERA: 1.8 (9, 1)	1.0 5 2 0 0 0 0 0 0 0 0 0 0 5 5 0.00 2.000												

Atlanta Braves @ Montreal Expos
Olympic Stadium, Montreal, QB
Sun May 06 1984, 3:33 AM EDT
Unknown

livebaseballscorecards.com

AB 32
R 2
H 7
RBI 2
BB 1
SO 5
LOB 8



Batter	1	2	3	4	5	6	7	8	9	AB R H RBI BB SO LOB	TOP																								
Claudell Washington, L OBP: 0.458, SLG: 0.604 (1, 9)										5 0 3 1 0 0 0																									
Rafael Ramirez, R OBP: 0.333, SLG: 0.317 (1, 6)										4 1 1 0 1 1 3																									
Gerald Perry, L OBP: 0.379, SLG: 0.362 (1, 7)										2 1 0 0 1 0 0																									
Bob Watson, R OBP: 0.158, SLG: 0.111 (8, PH)										1 0 0 0 0 1 2																									
Terry Forster, L (8, 1)										0 0 0 0 0 0 0																									
Steve Bedrosian, R (9, 1)										0 0 0 0 0 0 0																									
Dale Murphy, R OBP: 0.325, SLG: 0.475 (1, 8)										3 2 1 1 2 0 1																									
Chris Chambliss, L OBP: 0.273, SLG: 0.341 (1, 3)										5 1 1 2 0 2 1																									
Glenn Hubbard, R OBP: 0.375, SLG: 0.413 (1, 4)										5 1 1 2 0 1 0																									
Randy Johnson, R OBP: 0.333, SLG: 0.300 (1, 5)										4 2 2 0 1 1 0																									
Alex Trevino, R OBP: 0.389, SLG: 0.375 (1, 2)										4 1 2 1 0 0 1																									
Rick Camp, R OBP: 0.222, SLG: 0.125 (1, 1)										2 0 0 0 0 0 3																									
Rick Mahler, R OBP: 0.296, SLG: 0.219 (3, 1)										0 0 0 0 0 0 0																									
Terry Harper, R OBP: 0.219, SLG: 0.219 (6, PH)										1 0 0 0 0 0 0																									
Jeff Dedmon, L (6, 1)										0 0 0 0 0 0 0																									
Mike Jorgensen, L OBP: 0.400, SLG: 0.500 (8, PH)										1 0 1 2 0 0 0																									
Albert Hill, S OBP: 0.167, SLG: 0.136 (8, 7)										0 0 0 0 0 0 0																									
Inning Stats	R: 6 E: 0 K: 1 S: 9	H: 4 LOB: 2 BB: 4 P: 25	R: 0 E: 0 K: 0 S: 2	H: 0 LOB: 0 BB: 1 P: 6	R: 0 E: 0 K: 0 S: 4	H: 1 LOB: 1 BB: 0 P: 4	R: 0 E: 0 K: 0 S: 3	H: 0 LOB: 1 BB: 0 P: 4	R: 0 E: 0 K: 2 S: 7	H: 0 LOB: 0 BB: 0 P: 7	R: 0 E: 0 K: 1 S: 5	H: 1 LOB: 1 BB: 0 P: 5	R: 0 E: 0 K: 1 S: 9	H: 5 LOB: 2 BB: 0 P: 9	R: 1 E: 0 K: 1 S: 6	H: 1 LOB: 0 BB: 0 P: 6	1B: 8 2B: 3 3B: 0 HR: 1	SF: 0 SAC: 0 DP: 1 HBP: 1	WP: 0 PB: 0 SB: 1 CS: 0	PA: 43															
PITCHER	IP WLS BF H R ER SO BB IBB HBP BLK WP HR S P ERA WHIP																																		
David Palmer, R ERA: 4.5 (1, 1)	0.1		6	2	5	5	0	3	0	0	0	0	3	15	135.00	15.000																			
Fred Breining, R ERA: 1.35 (1, 1)	1.2		8	2	1	1	1	2	0	0	0	0	8	16	5.40	2.400																			
Greg Harris, R ERA: 2.45 (3, 1)	2.0		8	1	0	0	0	0	0	1	0	0	7	8	0.00	0.500																			
Dan Schatzeder, L ERA: 3.52 (5, 1)	2.0		7	1	0	0	2	0	0	0	0	0	11	11	0.00	0.500																			
Bob James, R ERA: 9.45 (7, 1)	1.2	L	9	5	2	2	1	0	0	0	0	0	11	11	10.80	3.000																			
PITCHER	IP WLS BF H R ER SO BB IBB HBP BLK WP HR S P ERA WHIP																																		
Gary Lucas, L ERA: 3.0 (8, 1)	1.1		5	1	1	1	2	0	0	0	0	0	9	9	6.75	0.750																			

Atlanta Braves @ Montreal Expos
Olympic Stadium, Montreal, QB
Sun May 06 1984, 3:38 AM EDT
Att. 26,577 - Unknown

livebaseballscorecards.com

AB	37
R	9
H	12
RBI	9
BB	5
SO	6
LOB	11



Batter	1	2	3	4	5	6	7	8	9	AB	R	H	RBI	BB	SO	LOB
Miguel Dilone, S (1, 7) OBP: 0.333, SLG: 0.367	0-0 4-3 SH2-3 1B	0-0 4-3		0-0 FC4-6 1-2f		0-0 FC1-6 1-2f HR	0-0 FC6-4 1-2f			5	2	1	0	0	0	4
Bryan Little, S (1, 4) OBP: 0.393, SLG: 0.414	0-0 SH2-3 1-2		0-0 1B 3B	0-0 G4-6-3 1-2f		0-0 F6		0-0 1-3		4	1	1	0	0	0	2
Tim Raines, S (1, 8) OBP: 0.430, SLG: 0.481	0-0 4-3 2-3		0-0 1B S 1B		1-0 S 1B HBP	0-0 HR 1-H		0-3 K		4	3	2	3	0	1	1
Gary Carter, R (1, 3) OBP: 0.395, SLG: 0.495	0-0 1B		0-0 F2		1-0 1B 1-2 HBP	4-0 1B BB		0-0 1B		3	0	2	1	1	0	1
Tim Wallach, R (1, 5) OBP: 0.371, SLG: 0.519	0-0 F8		4-0 1B BB		0-0 1B FC5-4 1-3 2-H	0-0 1B 1-3				4	1	3	2	1	0	1
Terry Francona, L (1, 9) OBP: 0.415, SLG: 0.477		0-0 1B 6-3 2B		0-0 1B 1-2 2-H		0-0 F8		0-0 F8		4	1	2	1	0	0	4
Jim Wohlford, R (9, PH) OBP: 0.417, SLG: 0.455									0-0 K BB 1B	1	0	1	0	0	0	0
Bobby Ramos, R (1, 2) OBP: 0.217, SLG: 0.105		0-0 6-3 1B		0-3 K		0-0 F8			4-0 BB BB BB 1-2 BB	4	0	1	0	1	1	4
Angel Salazar, R (1, 6) OBP: 0.169, SLG: 0.227		0-0 6-3 1-2 3-H		0-0 F8		0-0 FC5-4 1-2f		0-3 K		4	0	0	1	0	1	6
Derrel Thomas, S (9, PH) OBP: 0.200, SLG: 0.278									0-3 K 2-3	1	0	0	0	0	1	2
David Palmer, R Fred Brining, R Chris Speier, R Greg Harris, R Doug Flynn, R Dan Schatzeder, L Pete Rose, S Bob James, R Gary Lucas, L Andrew Dawson, R		0-0 5-3		0-0 FC4-6 1B		0-0 FC1-6 1B		0-3 K		0	0	0	0	0	0	0

Inning Stats	R: 1	H: 2	E: 0	K: 0	S: 5	H: 2	LOB: 1	BB: 0	P: 5	R: 1	H: 2	E: 0	K: 0	S: 5	H: 2	LOB: 1	BB: 0	P: 5	R: 2	H: 3	E: 0	K: 1	S: 8	H: 3	LOB: 2	BB: 1	P: 12	R: 0	H: 1	E: 0	K: 0	S: 3	R: 1	H: 1	E: 0	K: 0	S: 4	R: 2	H: 3	E: 0	K: 2	S: 6	R: 0	H: 0	E: 1	K: 2	S: 8	R: 0	H: 1	E: 0	K: 1	S: 5	R: 1	H: 2	E: 0	K: 2	S: 8	R: 1	H: 2	E: 0	K: 2	S: 8	1B: 11	SF: 0	2B: 1	SAC: 1	3B: 1	DP: 1	HR: 2	HBP: 2	WP: 0	PA: 45
--------------	------	------	------	------	------	------	--------	-------	------	------	------	------	------	------	------	--------	-------	------	------	------	------	------	------	------	--------	-------	-------	------	------	------	------	------	------	------	------	------	------	------	------	------	------	------	------	------	------	------	------	------	------	------	------	------	------	------	------	------	------	------	------	------	------	------	--------	-------	-------	--------	-------	-------	-------	--------	-------	--------

PITCHER	IP	WLS	BF	H	R	ER	SO	BB	IBB	HBP	BLK	WP	HR	S	P	ERA	WHIP
Rick Camp, R (1, 1) ERA: 4.24	2.0		12	6	4	4	0	0	0	0	0	0	0	12	12	18.00	3.000
Rick Mahler, R (3, 1) ERA: 1.13	3.0		14	3	1	1	1	1	0	2	0	0	0	13	19	3.00	1.333
Jeff Dedmon, R (6, 1) ERA: 1.52	2.0	W	11	3	2	2	2	1	0	0	0	0	1	14	18	9.00	2.000
Terry Forster, L (8, 1) ERA: 2.08	1.0		4	2	1	1	1	0	0	0	0	0	1	6	6	9.00	2.000
Steve Bedrosian, R (9, 1) ERA: 1.06	1.0	S	4	1	0	0	2	1	0	0	0	0	0	7	11	0.00	2.000


BOTTOM

Atlanta Braves @ Montreal Expos
Olympic Stadium, Montreal, QB

Sun May 06 1984, 3:38 AM EDT
Att. 26,577 - Unknown

livebaseballscorecards.com

AB	39
R	8
H	15
RBI	8
BB	3
SO	6
LOB	28



Batter	1	2	3	4	5	6	7	8	9	AB R H RBI BB SO LOB	TOP	
Claudell Washington, L OBP: 0.455, SLG: 0.594 (1, 9) X	0-0 G3	0-0 BLK 1B 1-3 2-H 3-H		0-3 K		0-3 K			0-0 S 1B	5 0 2 2 0 2 1		
Rafael Ramirez, R OBP: 0.319, SLG: 0.303 (1, 6) X	0-0 6-3	0-0 6-3 1-2 3-H		0-0 F9		0-0 F8			0-0 5-3 1-2	5 0 0 0 0 0 3		
Gerald Perry, L OBP: 0.365, SLG: 0.333 (1, 7) X Albert Hall, S OBP: 0.167, SLG: 0.136 (9, 7)	0-0 6-3		4-0 HR BB	0-3 K			0-0 F7		0-0 1-3	4 1 0 0 1 1 1 0 0 0 0 0 0 0		
Dale Murphy, R OBP: 0.336, SLG: 0.515 (1, 8)		0-0 1B 1B 2B	0-0 HR		0-0 5-3		0-0 F8		4-0 IBB	4 2 2 2 1 0 0		
Chris Chambliss, L OBP: 0.288, SLG: 0.347 (1, 3)		0-0 BB 1B 1B 2-3	0-0 E E 1B		4-0 E BB		0-3 K		0-0 G3	4 2 2 0 1 1 2		
Glenn Hubbard, R OBP: 0.359, SLG: 0.392 (1, 4)		0-0 F8	0-0 E5 FC5-4 1-2		0-0 F9			0-0 F8		4 0 0 0 0 0 4		
Jerry Royster, R OBP: 0.208, SLG: 0.244 (1, 5)		0-0 BB 1B 1B 1-2 3-H	0-3 K		0-0 5-3 1-2			0-0 E7 E S SF7		4 2 1 1 0 1 3		
Bruce Benedict, R OBP: 0.296, SLG: 0.288 (1, 2)		4-0 1B BLK BB 1-2 2-3	0-0 FC5-4 1-2f 2-H			0-0 1B		0-0 SF7 1-H		2 1 1 1 1 0 1		
Pascual Perez, R Gene Garber, R (6, 1)		0-3 K	0-0 L6			0-3 K		0-3 K		3 0 0 0 0 2 5 1 0 0 0 0 1 0		
Inning Stats	R: 0 E: 0 K: 0 S: 3 H: 0 LOB: 0 BB: 0 P: 3	R: 4 E: 0 K: 1 S: 9 H: 4 LOB: 1 BB: 1 P: 13	R: 3 E: 2 K: 1 S: 8 H: 2 LOB: 1 BB: 1 P: 12	R: 0 E: 0 K: 2 S: 7 H: 0 LOB: 0 BB: 0 P: 7	R: 0 E: 1 K: 0 S: 3 H: 0 LOB: 1 BB: 1 P: 7	R: 0 E: 0 K: 2 S: 8 H: 1 LOB: 1 BB: 0 P: 8	R: 0 E: 0 K: 1 S: 5 H: 0 LOB: 0 BB: 0 P: 5	R: 1 E: 1 K: 1 S: 6 H: 0 LOB: 0 BB: 0 P: 6	R: 0 E: 0 K: 0 S: 4 H: 1 LOB: 2 BB: 1 P: 8	1B: 6 2B: 1 3B: 0 HR: 1 SF: 1 SAC: 0 DP: 0 HBP: 0	WP: 0 PB: 0 SB: 2 CS: 0 PA: 41	
PITCHER	IP WLS BF H R ER SO BB IBB HBP BLK WP HR S P ERA WHIP											
Marty Bystrom, R ERA: 10.13 (1, 1)	2.0 L 14 6 7 6 1 2 0 0 0 1 0 1 14 22 27.00 4.000											
Kevin Gross, R ERA: 0.49 (3, 1)	4.0 15 1 0 0 5 1 0 0 0 0 0 0 24 28 0.00 0.500											
Tug McGraw, L ERA: 2.61 (7, 1)	3.0 12 1 1 0 2 0 1 0 0 0 0 0 15 19 0.00 0.333											

Atlanta Braves @ Philadelphia Phillies
Veterans Stadium, Philadelphia, PA
Mon May 07 1984, 7:05 PM EDT
Att. 17,739 - Unknown

livebaseballscorecards.com

AB 36
R 8
H 8
RBI 6
BB 4
SO 8
LOB 20



Batter	1	2	3	4	5	6	7	8	9	AB R H RBI BB SO LOB
Juan Samuel, R OBP: 0.344, SLG: 0.400 (1, 4)	0-0 1B 3B	1-0 HBP			0-0 F9	0-0 F8			0-3 K	4 1 1 0 0 1 2
Greg Gross, L OBP: 0.538, SLG: 0.500 (1, 3)	0-0 G4-6-3 1B	0-0 G3			0-0 F8		0-0 FC5-4 1B		0-0 FC1-4 1B	5 0 3 1 0 0 2
Mike Schmidt, R OBP: 0.413, SLG: 0.614 (1, 5)	0-0 L5		4-0 BB		4-0 BB		0-0 FC5-4		0-0 FC1-4	3 0 0 1 2 0 3
Joe Lefebvre, L OBP: 0.385, SLG: 0.429 (1, 7)	0-0 G4-6-3 1-2f		0-0 F8		0-0 4-3		0-3 K		0-0 F7	5 0 0 0 0 1 5
Sixto Lezcano, R OBP: 0.429, SLG: 0.707 (1, 9)		0-0 E6 HR	0-3 K			0-0 HR		0-0 F8		4 2 1 1 0 1 2
Von Hayes, L OBP: 0.388, SLG: 0.545 (1, 8)		0-0 HR	0-0 6-3			0-0 HR		0-0 4-3		4 2 2 3 0 0 1
Ozzie Virgil, R OBP: 0.453, SLG: 0.771 (1, 2)		0-0 5-3		0-3 K		0-0 L4		0-3 K		4 0 0 0 0 2 0
Ivan De Jesus, R OBP: 0.267, SLG: 0.263 (1, 6)		0-0 4-3		0-0 6-3		0-0 F9		0-0 5-3		4 0 0 0 0 0 0
Marty Bystrom, R OBP: 0.500, SLG: 0.500 (1, 1)		0-0 HBP		0-3 K		0-0 2B			0-0 1B FC1-4 1B	1 0 1 0 0 0 0 1 0 0 0 0 1 0 1 0 1 0 0 0 0 0 0 0 0 0 0 0 1 1 1 0 0 0 0

Inning Stats	R: 1	H: 2	E: 0	LOB: 0	K: 0	BB: 0	S: 4	P: 4	R: 2	H: 2	E: 1	LOB: 2	K: 0	BB: 0	S: 6	P: 7	R: 0	H: 0	E: 0	LOB: 1	K: 1	BB: 1	S: 5	P: 9	R: 0	H: 0	E: 0	LOB: 0	K: 2	BB: 0	S: 7	P: 7	R: 0	H: 0	E: 0	LOB: 1	K: 0	BB: 1	S: 3	P: 7	R: 2	H: 3	E: 0	LOB: 1	K: 0	BB: 0	S: 6	P: 6	R: 0	H: 1	E: 0	LOB: 1	K: 1	BB: 0	S: 6	P: 6	R: 0	H: 0	E: 0	LOB: 0	K: 1	BB: 0	S: 5	P: 5	R: 1	H: 2	E: 0	LOB: 1	K: 1	BB: 0	S: 7	P: 7	1B: 5	SF: 0	2B: 1	SAC: 0	3B: 1	DP: 1	HR: 3	HBP: 1	WP: 0	PA: 40
--------------	------	------	------	--------	------	-------	------	------	------	------	------	--------	------	-------	------	------	------	------	------	--------	------	-------	------	------	------	------	------	--------	------	-------	------	------	------	------	------	--------	------	-------	------	------	------	------	------	--------	------	-------	------	------	------	------	------	--------	------	-------	------	------	------	------	------	--------	------	-------	------	------	------	------	------	--------	------	-------	------	------	-------	-------	-------	--------	-------	-------	-------	--------	-------	--------

PITCHER	IP	WLS	BF	H	R	ER	SO	BB	IBB	HBP	BLK	WP	HR	S	P	ERA	WHIP
Pascual Perez, R ERA: 6.35 (1, 1)	5.2	W	27	7	5	4	3	2	0	1	0	0	3	30	39	6.35	1.588
Gene Garber, R ERA: 4.61 (6, 1)	3.1	S	13	3	1	1	3	0	0	0	0	0	0	19	19	2.70	0.900

BOTTOM

Atlanta Braves @ Philadelphia Phillies
Veterans Stadium, Philadelphia, PA
 Mon May 07 1984, 7:05 PM EDT
 Att. 17,739 - Unknown

livebaseballscorecards.com

AB	37
R	6
H	10
RBI	6
BB	2
SO	6
LOB	15



Batter	1	2	3	4	5	6	7	8	9	AB	R	H	RBI	BB	SO	LOB
Juan Samuel, R OBP: 0.349, SLG: 0.407 (1, 4)	0-0 F8		0-0 2B		4-0 G4-6-3 BB			0-0 F9		3	0	1	0	1	0	0
Greg Gross, L OBP: 0.483, SLG: 0.440 (1, 3)	0-3 K2-3		0-0 1-3		0-0 G4-6-3			0-0 F7		3	0	0	0	0	1	2
John Wockenfuss, R OBP: 0.368, SLG: 0.364 (8, PH)					1-2f					1	0	0	0	0	0	0
Mike Schmidt, R OBP: 0.408, SLG: 0.596 (1, 5)	0-3 K		0-3 K							3	0	0	0	1	2	1
Sixto Lezcano, R OBP: 0.434, SLG: 0.682 (1, 9)		4-0 G6-4-3 BB		0-0 1B				0-0 F9		3	0	1	0	1	1	1
Glenn Wilson, R OBP: 0.295, SLG: 0.419 (1, 7)		0-0 G6-4-3		0-0 FC4 1B				0-0 6-3		4	0	1	0	0	0	1
Garry Maddox, R OBP: 0.351, SLG: 0.412 (1, 8)		4-0 HR BB		0-3 K				0-0 F3		2	1	0	0	1	1	2
Ozzie Virgil, R OBP: 0.446, SLG: 0.804 (1, 2)		0-0 1-H HR		0-3 K				0-0 6-3		3	1	1	2	0	1	2
Ivan De Jesus, R OBP: 0.260, SLG: 0.255 (1, 6)		0-0 F7		0-0 FC4				0-0 4-3		3	0	0	0	0	0	2
John Denny, R OBP: 0.267, SLG: 0.267 (1, 1)			0-0 5-3		0-3 K			0-3 K		2	0	0	0	0	1	0
Luis Aguayo, R OBP: 0.333, SLG: 0.143 (8, PH)										1	0	0	0	0	1	0
Bill Campbell, R (9, 1)										0	0	0	0	0	0	0

Inning Stats	R: 0	H: 0	E: 0	K: 2	S: 7	R: 2	H: 1	E: 0	K: 0	S: 3	R: 0	H: 1	E: 0	K: 1	S: 6	R: 0	H: 2	E: 0	K: 2	S: 9	R: 0	H: 0	E: 0	K: 1	S: 4	R: 0	H: 0	E: 0	K: 0	S: 3	R: 0	H: 0	E: 0	K: 1	S: 5	R: 0	H: 0	E: 0	K: 0	S: 3	R: 0	H: 0	E: 0	K: 0	S: 3	1B: 2	SF: 0	2B: 2	SAC: 0	3B: 0	DP: 3	HR: 1	HBP: 0	WP: 0	PA: 32
PITCHER Pete Falcone, L ERA: 3.57 (1, 1)	IP	WLS	BF	H	R	ER	SO	BB	IBB	HBP	BLK	WP	HR	S	P	ERA	WHIP																																						


BOTTOM

Atlanta Braves @ Philadelphia Phillies
Veterans Stadium, Philadelphia, PA

Tue May 08 1984, 7:05 PM EDT
Att. 13,443 - Unknown

livebaseballscorecards.com

AB	28
R	2
H	4
RBI	2
BB	4
SO	8
LOB	11



Atlanta Braves @ New York Mets
 Shea Stadium, Flushing, NY
 Wed May 09 1984, 7:05 PM EDT
 Att. 8,141 - Unknown

livebaseballscorecards.com

AB	32
R	1
H	7
RBI	1
BB	7
SO	6
LOB	21



AB	R	H	RBI	BB	SO	LOB
2	0	1	0	3	0	1
4	0	2	1	1	0	3
4	0	0	0	0	1	6
1	0	0	0	0	0	1
3	0	0	0	1	1	3
3	0	0	0	1	1	1
4	0	1	0	0	1	3
2	0	0	0	1	0	0
0	0	0	0	0	0	0
1	0	0	0	0	1	1
0	0	0	0	0	0	0
4	0	0	0	0	0	2
2	1	2	0	0	0	0
2	0	1	0	0	1	0

Batter	1	2	3	4	5	6	7	8	9
Claudell Washington, L OBP: 0.474, SLG: 0.598 (1, 9)	4-0 3-1 G3 BB	0-0 1B 1-2 1B		0-0 4-3			4-0 6-3 BB BB		4-0 G5-4-3 BB 1-2
Rafael Ramirez, R OBP: 0.344, SLG: 0.325 (1, 6)	0-0 G3 1-2	0-0 1B 1-3 2-H			0-0 5-3 1B		4-0 6-3 BB		0-0 G5-4-3 1-2f 2-3
Gerald Perry, L OBP: 0.324, SLG: 0.288 (1, 7)	0-0 3-1 2-3	0-3 K			0-0 5-3 1-2		0-0 6-3		0-0 F8
Bob Watson, R OBP: 0.150, SLG: 0.105 (9, PH)									
Dale Murphy, R OBP: 0.344, SLG: 0.495 (1, 8)	4-0 BB BB		0-3 K		0-0 F3		0-0 F9		
Chris Chambliss, L OBP: 0.292, SLG: 0.340 (1, 3)	4-0 1-2 BB		0-0 4-3		0-3 K			0-0 F7	
Glenn Hubbard, R OBP: 0.356, SLG: 0.386 (1, 4)	0-3 K		0-0 F9			0-0 6-3		0-0 1B	
Randy Johnson, R OBP: 0.350, SLG: 0.412 (1, 5)		0-0 F9		4-0 G6-3 BB		0-0 F8		0-3 K	
Jeff Dedmon, L (6, 1)									
Mike Jorgensen, L OBP: 0.364, SLG: 0.455 (8, PH)									
Terry Forster, L (8, 1)									
Bruce Benedict, R OBP: 0.282, SLG: 0.273 (1, 2)		0-0 F7		0-0 G6-3 1-2f		0-0 6-3		0-0 5-3	
Rick Mahler, R OBP: 1.000, SLG: 1.000 (1, 1)									
Jerry Royster, R OBP: 0.220, SLG: 0.255 (6, 5)		0-0 1B 1B		0-0 1B			0-3 K		0-0 G5-4-3 BB 1B

Inning Stats	R: 0	H: 0	E: 0	K: 1	S: 5	P: 17	R: 1	H: 3	E: 0	K: 1	S: 8	P: 8	R: 0	H: 0	E: 0	K: 1	S: 5	P: 5	R: 0	H: 1	E: 0	K: 0	S: 3	P: 7	R: 0	H: 1	E: 0	K: 1	S: 6	P: 6	R: 0	H: 0	E: 0	K: 0	S: 3	P: 3	R: 0	H: 0	E: 0	K: 1	S: 5	P: 13	R: 0	H: 1	E: 0	K: 1	S: 6	P: 6	R: 0	H: 1	E: 0	K: 0	S: 3	P: 7	1B: 7	SF: 0	2B: 0	SAC: 0	3B: 0	DP: 2	HR: 0	HBP: 0	WP: 0	PA: 39
--------------	------	------	------	------	------	-------	------	------	------	------	------	------	------	------	------	------	------	------	------	------	------	------	------	------	------	------	------	------	------	------	------	------	------	------	------	------	------	------	------	------	------	-------	------	------	------	------	------	------	------	------	------	------	------	------	-------	-------	-------	--------	-------	-------	-------	--------	-------	--------

PITCHER	IP	WLS	BF	H	R	ER	SO	BB	IBB	HBP	BLK	WP	HR	S	P	ERA	WHIP
Ron Darling, R ERA: 3.64 (1, 1)	6.0	W	26	5	1	1	4	4	0	0	0	0	0	30	46	1.50	1.500
Doug Sisk, R ERA: 0.87 (7, 1)	2.0		11	2	0	0	2	3	0	0	0	0	0	12	24	0.00	2.500
Jesse Orosco, L ERA: 2.57 (9, 1)	1.0	S	2	0	0	0	0	0	0	0	0	0	0	2	2	0.00	0.000

PITCHER	IP	WLS	BF	H	R	ER	SO	BB	IBB	HBP	BLK	WP	HR	S	P	ERA	WHIP
---------	----	-----	----	---	---	----	----	----	-----	-----	-----	----	----	---	---	-----	------

BOTTOM

Atlanta Braves @ New York Mets
 Shea Stadium, Flushing, NY
 Wed May 09 1984, 7:05 PM EDT
 Att. 8,141 - Unknown

livebaseballscorecards.com

AB	31
R	3
H	11
RBI	2
BB	4
SO	2
LOB	19



WP: 0	PA: 37
PB: 0	SB: 3
CS: 0	

AB	R	H	RBI	BB	SO	LOB
4	1	2	0	0	0	0
1	0	0	0	0	0	1
4	0	1	0	0	1	2
4	0	2	1	0	0	1
4	0	0	0	0	1	3
3	2	2	0	1	0	1
4	0	2	0	0	0	3
1	0	1	0	3	0	0
3	0	0	1	0	0	4
2	0	1	0	0	0	2
1	0	0	0	0	0	2
0	0	0	0	0	0	0
0	0	0	0	0	0	0
1B: 10	SF: 1	WP: 0	PA: 37			
2B: 2	SAC: 1	PB: 0				
3B: 0	DP: 1	SB: 3				
HR: 0	HBP: 0	CS: 0				

Batter	1	2	3	4	5	6	7	8	9				
Wally Backman, S OBP: 0.382, SLG: 0.307 Ron Gardenhire, R OBP: 0.246, SLG: 0.231 (1, 4) (8, PH) (9, 4)	0-0 L3-6 G3 1B		0-0 S E 1B		0-0 1-3		0-0 1-3	0-0 F9					
José Oquendo, S OBP: 0.224, SLG: 0.169 (1, 6)	0-0 G3 1-2		0-3 K 1-2		0-0 5-3		0-0 2B 1B						
Keith Hernandez, L OBP: 0.374, SLG: 0.443 (1, 3)	0-0 L3-6 2-3		0-0 E7 2-H 1B		0-0 F8		0-0 1-3 2B						
George Foster, R OBP: 0.292, SLG: 0.449 (1, 7)		0-0 6-3	0-0 5-3		0-0 5-3		0-3 K						
Darryl Strawberry, L OBP: 0.429, SLG: 0.567 (1, 9)		0-0 1B SF7 1B	0-0 G3		0-0 1B E 1B		4-0 FC6 IBB						
Mookie Wilson, S OBP: 0.275, SLG: 0.283 (1, 8)		0-0 1B S 1B		0-0 F7		0-0 E9 1-H 1B	0-0 FC6 1-2f						
Hubie Brooks, R OBP: 0.364, SLG: 0.463 (1, 5)		4-0 1B BB BB		4-0 1B S BB		4-0 IBB		0-0 SH5-4 1B					
Mike Fitzgerald, R OBP: 0.273, SLG: 0.214 (1, 2)		0-0 SF7		0-0 F7		0-0 F8		0-0 F8					
Ron Darling, R OBP: 0.077, SLG: 0.077 Rusty Staub, L OBP: 0.429, SLG: 0.462 Doug Sisk, R OBP: 0.250, SLG: 0.250 Jesse Orosco, R OBP: 1.000, SLG: 1.000 (1, 1) (6, PH) (7, 1) (9, 1)		0-0 4-3		0-0 1B 2-H		0-0 F7		0-0 SH5-4					
Inning Stats	R: 0 H: 1 E: 0 LOB: 0 K: 0 BB: 0 S: 3 P: 3	R: 1 H: 2 E: 0 LOB: 2 K: 0 BB: 1 S: 5 P: 9	R: 1 H: 2 E: 1 LOB: 1 K: 1 BB: 0 S: 7 P: 7	R: 0 H: 1 E: 0 LOB: 2 K: 0 BB: 1 S: 3 P: 7	R: 0 H: 0 E: 0 LOB: 0 K: 0 BB: 0 S: 3 P: 3	R: 1 H: 2 E: 1 LOB: 2 K: 0 BB: 1 S: 5 P: 9	R: 0 H: 2 E: 0 LOB: 3 K: 1 BB: 1 S: 7 P: 11	R: 0 H: 1 E: 0 LOB: 1 K: 0 BB: 0 S: 4 P: 4					
PITCHER	IP WLS BF H R ER SO BB IBB HBP BLK WP HR S P ERA WHIP											PITCHER	IP WLS BF H R ER SO BB IBB HBP BLK WP HR S P ERA WHIP
Rick Mahler, R ERA: 2.11 (1, 1)	5.1 L 25 8 3 3 1 2 2 0 0 0 0 24 36 5.06 1.875												
Jeff Dedmon, R ERA: 1.42 (6, 1)	1.2 8 2 0 0 1 0 1 0 0 0 0 9 13 0.00 1.200												
Terry Forster, L ERA: 1.69 (8, 1)	1.0 4 1 0 0 0 0 0 0 0 0 0 4 4 0.00 1.000												

Batter	1	2	3	4	5	6	7	8	9	AB R H RBI BB SO LOB
--------	---	---	---	---	---	---	---	---	---	----------------------

Claudell Washington, L OBP: 0.471, SLG: 0.582 (1, 9) BB BB BB	4-0 FC4-6 BB	0-0 F7		0-3 K			4-0 1B SF8 BB	0-3 K		3 1 0 0 2 2 3
Rafael Ramirez, R OBP: 0.346, SLG: 0.344 (1, 6) X	0-0 FC4-6 1B 1-2f		0-3 K	0-0 4-3			0-0 SF8 5-3 2B 1B	0-0 2-H 3B		5 1 2 1 0 1 2
Dale Murphy, R OBP: 0.346, SLG: 0.500 (1, 8) X	0-0 1-2 1B		0-0 WP 2B			0-0 4-3	0-0 5-3 1-2	0-3 K		5 1 2 0 0 1 3
Chris Chambliss, L OBP: 0.297, SLG: 0.330 (1, 3) X	0-0 F7		0-3 K			4-0 G6-4-3 BB	4-0 2B IBB		0-0 6-3	3 0 0 0 2 1 3 0 0 0 0 0 0 0
Mike Jorgensen, L OBP: 0.364, SLG: 0.455 (9, 3)										
Terry Harper, R OBP: 0.300, SLG: 0.278 (1, 7) S S S	0-3 K		0-0 2B			0-0 G6-4-3 1-2f	0-0 SF8		0-0 E S SH5-3 1B	4 1 2 2 0 1 3
Glenn Hubbard, R OBP: 0.358, SLG: 0.391 (1, 4) S S S		0-3 K	0-0 F7				0-0 E7		1-0 SH5-3 HBP	4 0 1 1 0 1 1
Randy Johnson, R OBP: 0.375, SLG: 0.550 (1, 5) X		0-0 HR		4-0 1B E BB		0-3 K	0-0 F9		0-0 SH5-3	3 2 1 2 1 1 3
Alex Trevino, R OBP: 0.429, SLG: 0.440 (1, 2) X		0-0 SH1-4 1B		0-0 E 1B		0-0 6-3		1-0 SH5-4 3B HBP	0-0 5-3	4 1 2 0 0 0 2
Len Barker, R OBP: 0.176, SLG: 0.133 (1, 1) X		0-0 SH1-4		0-0 L1		0-0 1-3		0-0 SH5-4		2 0 0 0 0 0 2
Jeff Dedmon, L (6, 1)										0 0 0 0 0 0 0
Steve Bedrosian, R (8, 1)		1-2		1-2 3-H				1-2		0 0 0 0 0 0 0

Atlanta Braves @ New York Mets
Shea Stadium, Flushing, NY
Thu May 10 1984, 3:33 AM EDT
Att. 6,900 - Unknown

livebaseballscorecards.com

AB	33
R	7
H	10
RBI	6
BB	5
SO	8
LOB	22



Inning Stats	R: 0	H: 1	E: 0	K: 1	S: 6	P: 10	R: 1	H: 2	E: 0	K: 1	S: 7	P: 7	R: 1	H: 2	E: 0	K: 2	S: 9	P: 9	R: 1	H: 1	E: 1	K: 1	S: 6	P: 10	R: 0	H: 0	E: 0	K: 0	S: 2	P: 6	R: 0	H: 0	E: 1	K: 1	S: 6	P: 6	R: 2	H: 2	E: 0	K: 0	S: 5	P: 13	R: 1	H: 1	E: 0	K: 2	S: 8	P: 9	R: 1	H: 1	E: 0	K: 0	S: 4	P: 5	1B: 5	SF: 1	2B: 3	SAC: 3	3B: 1	DP: 1	HR: 1	HBP: 2	WP: 1	PA: 44
--------------	------	------	------	------	------	-------	------	------	------	------	------	------	------	------	------	------	------	------	------	------	------	------	------	-------	------	------	------	------	------	------	------	------	------	------	------	------	------	------	------	------	------	-------	------	------	------	------	------	------	------	------	------	------	------	------	-------	-------	-------	--------	-------	-------	-------	--------	-------	--------

PITCHER	IP	WLS	BF	H	R	ER	SO	BB	IBB	HBP	BLK	WP	HR	S	P	ERA	WHIP
Walt Terrell, R ERA: 4.12 (1, 1)	4.0	L	20	6	3	2	5	2	0	0	0	1	1	28	36	4.50	2.000
Brent Gaff, R ERA: (5, 1)	2.0		7	0	0	0	1	1	0	0	0	0	0	8	12	0.00	0.500
Tom Gorman, L ERA: 13.5 (7, 1)	2.0		12	3	3	3	2	1	1	1	0	0	0	13	22	13.50	2.000
Doug Sisk, R ERA: 0.83 (9, 1)	1.0		5	1	1	0	0	0	0	1	0	0	0	4	5	0.00	1.000

PITCHER	IP	WLS	BF	H	R	ER	SO	BB	IBB	HBP	BLK	WP	HR	S	P	ERA	WHIP
---------	----	-----	----	---	---	----	----	----	-----	-----	-----	----	----	---	---	-----	------

BOTTOM

Atlanta Braves @ New York Mets
 Shea Stadium, Flushing, NY
 Thu May 10 1984, 3:33 AM EDT
 Att. 6,900 - Unknown

livebaseballscores.com

AB	39
R	3
H	10
RBI	3
BB	6
SO	8
LOB	29



WP: 1	PA: 45
PB: 0	
SB: 3	
CS: 0	

Batter	1	2	3	4	5	6	7	8	9	AB	R	H	RBI	BB	SO	LOB
Wally Backman, S (1, 4) OBP: 0.366, SLG: 0.291 Tom Gorman, L (7, 1) Ross Jones, R (8, PH) OBP: 0.400, SLG: 0.286 (9, 6)	0-0 L5	0-3 K		0-3 K		0-0 FC4-6 G3 1B		4-0 WP 1B BB		4	0	0	0	0	2	6
José Oquendo, S (1, 6) OBP: 0.238, SLG: 0.176 Rusty Staub, L (8, PH) OBP: 0.467, SLG: 0.500 Ron Darling, R (8, PR) OBP: 0.077, SLG: 0.077 Doug Sisk, R (9, 1) OBP: 0.250, SLG: 0.250	0-0 4-3		0-0 F9		4-0 1B 1B BB	0-0 G3 1B		0-0 1B 1-H 2-H		3	1	1	0	1	0	0
Keith Hernandez, L (1, 3) OBP: 0.375, SLG: 0.441	0-0 BB 1B		0-3 K		0-0 1B 1B BB	0-0 G3 1B		0-0 F7		5	0	2	0	0	1	3
George Foster, R (1, 7) OBP: 0.288, SLG: 0.432	4-0 1-2 BB		0-0 4-3		0-3 K	0-0 4-3		0-0 L4		4	0	0	0	1	1	5
Darryl Strawberry, L (1, 9) OBP: 0.419, SLG: 0.549	0-3 K			0-0 1-3		0-0 1-2 3-H 1B 1B		0-0 L6		5	0	1	1	0	1	2
Mookie Wilson, S (1, 8) OBP: 0.280, SLG: 0.288		0-0 FC4-6 1B S		0-0 4-3		0-0 1-2 2-3 1B		0-0 E6 G6-4-3		5	0	2	0	0	0	0
Hubie Brooks, R (1, 5) OBP: 0.366, SLG: 0.455		4-0 FC4-6 1B BB		0-0 E3 BB BB		0-3 K		0-0 G6-4-3 1-2		4	0	1	0	1	1	4
Ron Hodges, L (1, 2) OBP: 0.344, SLG: 0.125		0-0 FC4-6 1B S		4-0 BB 1-2 BB		0-0 F7		0-0 L4		4	0	1	0	1	0	5
Walt Terrell, L (1, 1) OBP: 0.111, SLG: 0.059 Danny Heep, L (4, PH) OBP: 0.296, SLG: 0.400 Brent Gaff, R (5, 1) Kelvin Chapman, R (6, PH) OBP: 0.333, SLG: 0.333 (7, 4)		0-3 K		4-0 BB 1-2 BB		0-0 FC4-6 1B		0-0 E6 WP S 1B		1	0	0	0	0	1	2

Inning Stats	R: 0	H: 1	E: 0	LOB: 2	K: 1	S: 6	P: 10	R: 0	H: 1	E: 0	LOB: 2	K: 2	S: 8	P: 12	R: 0	H: 0	E: 0	LOB: 0	K: 1	S: 5	P: 5	R: 0	H: 0	E: 1	LOB: 3	K: 1	S: 6	P: 14	R: 1	H: 3	E: 0	LOB: 3	K: 2	S: 10	P: 14	R: 0	H: 2	E: 0	LOB: 2	K: 0	S: 5	P: 5	R: 0	H: 0	E: 1	LOB: 0	K: 0	S: 3	P: 3	R: 2	H: 1	E: 1	LOB: 1	K: 0	S: 5	P: 9	R: 0	H: 2	E: 0	LOB: 2	K: 1	S: 7	P: 7	1B: 10	SF: 0	2B: 0	SAC: 0	3B: 0	DP: 1	HR: 0	HBP: 0	WP: 1	PA: 45
--------------	------	------	------	--------	------	------	-------	------	------	------	--------	------	------	-------	------	------	------	--------	------	------	------	------	------	------	--------	------	------	-------	------	------	------	--------	------	-------	-------	------	------	------	--------	------	------	------	------	------	------	--------	------	------	------	------	------	------	--------	------	------	------	------	------	------	--------	------	------	------	--------	-------	-------	--------	-------	-------	-------	--------	-------	--------

PITCHER	IP	WLS	BF	H	R	ER	SO	BB	IBB	HBP	BLK	WP	HR	S	P	ERA	WHIP
Len Barker, R (1, 1) ERA: 3.8	5.1		29	7	1	1	7	5	0	0	0	0	0	38	58	1.69	2.250
Jeff Dedmon, R (6, 1) ERA: 1.65	2.0		8	0	2	1	0	1	0	0	0	0	0	7	11	4.50	0.500
Steve Bedrosian, R (8, 1) ERA: 0.96	1.2		8	3	0	0	1	0	0	0	0	1	0	10	10	0.00	1.800

Batter	1	2	3	4	5	6	7	8	9	10	AB	R	H	RBI	BB	SO	LOB	TOP									
Marvell Wynne, L (1, 8) OBP: 0.345, SLG: 0.429	F8		E9 FC1 1B		F7			B1-3		G3	5	0	1	0	0	0	0										
Johnny Ray, S (1, 4) OBP: 0.418, SLG: 0.438	5-3 2B BB		FC1 BB			4-3		FC6-4 1B		5-3	3	1	1	0	2	0	0										
Bill Madlock, R (1, 5) OBP: 0.288, SLG: 0.258	5-3		FC1 G1-6-3			4-0 BB		FC6-4 1B		F4	4	0	1	0	1	0	3										
Jason Thompson, L (1, 3) OBP: 0.355, SLG: 0.433	2B BB		G1-6-3 1-2f			0-0 F8		FC6-4			3	0	0	0	1	0	5										
Tony Peña, R (1, 2) OBP: 0.327, SLG: 0.447	1-3 2-H 2B		FC3-6 1B			0-0 F2		K			4	0	2	1	0	1	3										
Brian Harper, R (1, 7) Joe Orsulak, L (7, 7) OBP: 0.190, SLG: 0.150	6-3		F9			0-3 K				1-3	3	0	0	0	0	1	3										
Doug Frobel, L (1, 9) OBP: 0.191, SLG: 0.359		6-3	FC3-6 CS 1-2f			4-0 FC5-4 BB				HR	3	1	1	1	1	0	1										
Dale Berra, R (1, 6) OBP: 0.239, SLG: 0.222		F2	CS 1-2		5-3	0-0 FC5-4				F7	4	0	0	0	0	0	1										
John Candelaria, L (1, 1) OBP: 0.176, SLG: 0.188 Don Robinson, R (8, 1) Kent Tekulve, R (9, 1)		K			5-3	0-0 K				F7	3	0	0	0	0	2	1										
											1	0	0	0	0	0	0										
											0	0	0	0	0	0	0										
Inning Stats	R: 1 E: 0 K: 0 S: 4	H: 1 LOB: 2 BB: 2 P: 12	R: 0 E: 0 K: 1 S: 5	H: 0 LOB: 0 BB: 0 P: 5	R: 0 E: 1 K: 0 S: 3	H: 1 LOB: 1 BB: 1 P: 7	R: 0 E: 0 K: 0 S: 3	H: 1 LOB: 0 BB: 0 P: 3	R: 0 E: 0 K: 1 S: 5	H: 0 LOB: 0 BB: 0 P: 5	R: 0 E: 0 K: 0 S: 3	H: 0 LOB: 1 BB: 1 P: 7	R: 0 E: 0 K: 1 S: 5	H: 0 LOB: 1 BB: 1 P: 9	R: 0 E: 0 K: 1 S: 7	H: 2 LOB: 2 BB: 0 P: 7	R: 1 E: 0 K: 0 S: 4	H: 1 LOB: 0 BB: 0 P: 4	R: 0 E: 0 K: 0 S: 3	H: 0 LOB: 0 BB: 0 P: 3	1B: 4 2B: 1 3B: 0 HR: 1	SF: 0 SAC: 0 DP: 1 HBP: 0	WP: 0 PB: 0 SB: 0 CS: 1	PA: 40			
PITCHER	IP	WLS	BF	H	R	ER	SO	BB	IBB	HBP	BLK	WP	HR	S	P	ERA	WHIP										
Craig McMurtry, R (1, 1) ERA: 2.77	7.0		27	3	1	1	3	5	0	0	0	0	0	28	48	1.29	1.143										
Gene Garber, R (8, 1) ERA: 4.6	2.0		9	3	1	1	1	0	0	0	0	0	1	11	11	4.50	1.500										
Terry Forster, L (10, 1) ERA: 1.42	1.0	W	3	0	0	0	0	0	0	0	0	0	0	3	3	0.00	0.000										

Pittsburgh Pirates @ Atlanta Braves
Atlanta-Fulton County Stadium, Atlanta, GA
Fri May 11 1984, 7:05 PM EDT
Att. 24,586 - Unknown

livebaseballscorecards.com

AB	34
R	2
H	6
RBI	2
BB	5
SO	4
LOB	17



Batter	1	2	3	4	5	6	7	8	9	AB R H RBI BB SO LOB	TOP											
Marvell Wynne, L (1, 8) OBP: 0.341, SLG: 0.417	0-0 F7		0-0 F5		0-0 F9			4-0 E S BB		3 0 0 0 1 0 1												
Johnny Ray, S (1, 4) OBP: 0.412, SLG: 0.424	0-0 4-3			0-0 F7		0-0 F6		4-0 1-3 BB		3 0 0 0 1 0 0												
Bill Madlock, R (1, 5) OBP: 0.287, SLG: 0.258	0-0 1B			0-0 F9		0-0 5-3		0-0 5-3		4 0 1 0 0 0 2												
Jason Thompson, L (1, 3) OBP: 0.342, SLG: 0.416	0-3 K			0-0 F7		0-0 4-3			0-0 4-3	4 0 0 0 0 1 1												
Tony Peña, R (1, 2) OBP: 0.324, SLG: 0.449		0-0 6-3			0-0 1B 2B		0-0 4-3		0-0 6-3	4 1 1 0 0 0 0												
Brian Harner, R (1, 7) OBP: 0.286, SLG: 0.167		0-3 K			0-0 F3 E 1B		1-0 G4-6-3 HBP		0-0 E6 3B	2 1 1 1 0 1 0 0 0 0 0 0 0 0												
Joe Orsulak, L (7, PR) OBP: 0.190, SLG: 0.150																						
Lee Lacy, R (9, PH) OBP: 0.408, SLG: 0.457																						
Doug Frobel, L (1, 9) OBP: 0.183, SLG: 0.343		0-3 K			0-0 F3 1-2		0-0 G4-6-3 1-2f		0-0 3B	3 0 0 0 0 1 2 1 0 1 1 0 0 0												
Jim Morrison, R (9, PH) OBP: 0.263, SLG: 0.294																						
Dale Berra, R (1, 6) OBP: 0.242, SLG: 0.226			0-3 K		0-0 E2 1B			0-0 6-3	0-3 K	3 0 1 1 0 1 0 1 0 0 0 0 1 1												
Milt May, L (9, PH)																						
Larry McWilliams, L (1, 1) OBP: 0.200, SLG: 0.130			0-0 4-3		0-3 K			0-3 K		2 0 0 0 0 1 1 1 0 0 0 0 1 0 0 0 0 0 0 0 0												
Cecilio Guante, R (8, 1)																						
Inning Stats	R: 0 E: 0 K: 1 S: 6	H: 1 LOB: 1 BB: 0 P: 6	R: 0 E: 0 K: 2 S: 7	H: 0 LOB: 0 BB: 0 P: 7	R: 0 E: 0 K: 1 S: 5	H: 0 LOB: 0 BB: 0 P: 5	R: 0 E: 0 K: 0 S: 3	H: 0 LOB: 0 BB: 0 P: 3	R: 2 E: 1 K: 1 S: 8	H: 3 LOB: 1 BB: 0 P: 8	R: 0 E: 0 K: 0 S: 3	H: 0 LOB: 0 BB: 0 P: 3	R: 0 E: 0 K: 0 S: 2	H: 0 LOB: 1 BB: 0 P: 3	R: 0 E: 0 K: 1 S: 5	H: 0 LOB: 2 BB: 2 P: 13	R: 1 E: 1 K: 1 S: 7	H: 1 LOB: 1 BB: 0 P: 7	1B: 3 2B: 1 3B: 1 HR: 0	SF: 0 SAC: 0 DP: 1 HBP: 1	WP: 0 PB: 0 SB: 1 CS: 0	PA: 35
PITCHER	IP WLS BF H R ER SO BB IBB HBP BLK WP HR S P ERA WHIP																					
Pascual Perez, R (1, 1) ERA: 3.95	8.0 W 30 4 2 2 6 2 0 1 0 0 0 0 39 48 2.25 0.750																					
Terry Forster, L (9, 1) ERA: 1.29	0.2 4 1 1 0 0 0 0 0 0 0 0 0 4 4 0.00 1.500																					
Jeff Dedmon, R (9, 1) ERA: 1.63	0.1 S 1 0 0 0 1 0 0 0 0 0 0 0 3 3 0.00 0.000																					

Pittsburgh Pirates @ Atlanta Braves
Atlanta-Fulton County Stadium, Atlanta, GA

Sat May 12 1984, 7:05 PM EDT
Att: 41,319 - Unknown

livebaseballscores.com

AB 32
R 3
H 5
RBI 3
BB 2
SO 7
LOB 8



BOTTOM

Pittsburgh Pirates @ Atlanta Braves
Atlanta-Fulton County Stadium, Atlanta, GA

livebaseballscorecards.com

AB 41
R 9
H 14
RBI 9
BB 5
SO 5
LOB 15



WP: 1 PA: 47
PB: 0
SB: 1
CS: 0

Sun May 13 1984, 3:33 AM EDT
Att: 23,035 - Unknown

AB R H RBI BB SO LOB

6 1 1 2 0 2 5

6 1 3 3 0 0 0

4 1 2 2 1 1 1

4 1 1 1 0 0 1

5 0 1 0 0 1 2

5 0 2 0 0 0 1

5 0 2 1 0 0 1

2 1 1 0 1 0 0

1 0 0 0 0 1 3

1 0 0 0 0 0 0

1 1 1 0 0 0 0

0 0 0 0 0 0 0

0 2 0 0 2 0 0

1B: 7 SF: 1
2B: 6 SAC: 0
3B: 0 DP: 1
HR: 1 HBP: 0

Batter	1	2	3	4	5	6	7	8	9	10
Claudell Washington, L (1, 9) OBP: 0.470, SLG: 0.612	0-3 K	0-0 F5			0-0 F9		0-0 G3		0-3 K	0-0 2B
Alex Trevino, R (1, 2) OBP: 0.410, SLG: 0.472	0-0 F9		0-0 F3		0-0 2B		0-0 6-3		0-0 1B SF9 1B	0-0 2B
Dale Murphy, R (1, 8) OBP: 0.345, SLG: 0.520	0-3 K		0-0 HR		0-0 F9		0-0 BB		0-0 1B	
Chris Chambliss, L (1, 3) OBP: 0.296, SLG: 0.339 Jeff Dedmon, L (10, 1)		0-0 2B E 1B	0-0 F7			0-0 F7	0-0 G3		0-0 SF9	
Terry Harper, R (1, 7) OBP: 0.296, SLG: 0.320	0-3 K	0-0 F9				0-0 F6		0-0 G5-4-3 1B	0-0 F4	
Glenn Hubbard, R (1, 4) OBP: 0.345, SLG: 0.385		0-0 E 2B		0-0 F8		0-0 2B		0-0 G5-4-3 1B		0-0 5-3
Randy Johnson, R (1, 5) OBP: 0.417, SLG: 0.517		0-0 E3 1B		0-0 F9		0-0 4-3		0-0 1B		0-0 F9
Paul Runge, R (1, 6) OBP: 0.400, SLG: 0.444 Mike Jorgensen, L (8, PH) OBP: 0.333, SLG: 0.417 Jerry Royster, R (9, 6) OBP: 0.231, SLG: 0.250		0-0 BB		0-0 F7			0-0 2B G3 1B	0-0 F6		0-0 WP 2B BB
Pete Falcone, L (1, 1) OBP: 0.209, SLG: 0.333 Rick Camp, R (5, 1) OBP: 0.200, SLG: 0.111 Albert Hall, S (7, PH) OBP: 0.170, SLG: 0.192 Gene Garber, R (8, 1) Gerald Perry, L (9, PH) OBP: 0.342, SLG: 0.288 (10, 3)		0-3 K		0-0 6-3			0-0 G3 2B		0-0 1B S 1B BB	0-0 2B BB

Inning Stats	R: 0	H: 0	E: 0	K: 2	S: 7	H: 0	LOB: 0	P: 7	R: 1	H: 3	E: 1	K: 2	S: 10	H: 3	LOB: 3	P: 14	R: 1	H: 1	E: 0	K: 0	S: 4	R: 0	H: 0	E: 0	K: 0	S: 3	R: 0	H: 1	E: 0	K: 0	S: 4	R: 2	H: 2	E: 0	K: 0	S: 5	R: 0	H: 2	E: 0	K: 0	S: 4	R: 2	H: 2	E: 0	K: 1	S: 7	R: 3	H: 2	E: 0	K: 0	S: 4	1B: 7	SF: 1	SAC: 0	DP: 1	HBP: 0	WP: 1	PA: 47
--------------	------	------	------	------	------	------	--------	------	------	------	------	------	-------	------	--------	-------	------	------	------	------	------	------	------	------	------	------	------	------	------	------	------	------	------	------	------	------	------	------	------	------	------	------	------	------	------	------	------	------	------	------	------	-------	-------	--------	-------	--------	-------	--------

PITCHER	IP	WLS	BF	H	R	ER	SO	BB	IBB	HBP	BLK	WP	HR	S	P	ERA	WHIP
John Tudor, L (1, 1) ERA: 2.94	6.0		27	8	4	4	4	1	0	0	0	0	1	34	38	6.00	1.500
Lee Tunnell, R (7, 1) ERA: 6.39	2.0		9	2	1	1	0	2	0	0	0	0	0	7	15	4.50	2.000
Rod Scurrey, L (9, 1) ERA: 6.75	0.1		1	0	0	0	1	0	0	0	0	0	0	3	3	0.00	0.000
Kent Tekulve, R (9, 1) ERA: 5.84	0.0		2	2	0	0	0	0	0	0	0	0	0	2	2	∞	∞
Don Robinson, R (9, 1) ERA: 4.5	1.1		6	0	3	3	0	2	0	0	0	1	0	4	12	20.25	1.500

PITCHER	IP	WLS	BF	H	R	ER	SO	BB	IBB	HBP	BLK	WP	HR	S	P	ERA	WHIP
John Candelaria, L (10, 1) ERA: 2.64	0.0		2	2	1	1	0	0	0	0	0	0	0	2	2	∞	∞

Batter	1	2	3	4	5	6	7	8	9	AB R H RBI BB SO LOB	TOP							
Claudell Washington, L OBP: 0.458, SLG: 0.592 (1, 9)	0-0 F6		0-0 4-3			0-0 F8		0-3 K		4 0 0 0 0 1 1								
Rafael Ramirez, R OBP: 0.358, SLG: 0.357 (1, 6)	0-0 BLK 1B		0-0 CS 1B			0-0 CS 1B		0-3 K		4 0 3 1 0 1 0								
Dale Murphy, R OBP: 0.342, SLG: 0.511 (1, 8)	0-3 K 1-2		0-0 CS 1-2		0-0 F9	0-0 CS 1-2	0-0 F6		0-0 1B 1B	4 0 1 0 0 1 1								
Chris Chambliss, L OBP: 0.297, SLG: 0.339 (1, 3)	0-0 3-1				0-0 F9		0-0 1B 1B		0-0 1B 1B	3 0 1 0 0 0 1								
Jerry Royster, R OBP: 0.245, SLG: 0.265 (7, 5)										1 0 1 0 0 0 0								
Terry Harper, R OBP: 0.276, SLG: 0.296 (1, 7)		0-3 K			0-0 F9		0-3 K		0-0 F9	4 0 0 0 0 2 3								
Glenn Hubbard, R OBP: 0.341, SLG: 0.380 (1, 4)		0-0 5-3				0-0 F8		0-0 1B	0-0 F8	4 0 1 0 0 0 2								
Randy Johnson, R OBP: 0.395, SLG: 0.484 (1, 5)										2 0 0 0 0 0 0								
Gerald Perry, L OBP: 0.338, SLG: 0.283 (7, PH)						0-0 F8		0-0 F7		1 0 0 0 0 0 2								
Alex Trevino, R OBP: 0.405, SLG: 0.462 (1, 2)			0-0 4-3 SH1-4 1B 1B			0-0 F9		0-0 F4		3 1 1 0 0 0 0								
Len Barker, R OBP: 0.167, SLG: 0.125 (1, 1)			0-0 SH1-4					0-3 K		1 0 0 0 0 0 0								
Gene Garber, R OBP: 0.172, SLG: 0.185 (7, 1)						0-0 F7				0 0 0 0 0 0 0								
Albert Hall, S OBP: 0.172, SLG: 0.185 (8, PH)										1 0 0 0 0 1 0								
Jeff Dedmon, L OBP: 0.172, SLG: 0.185 (8, 1)			1-2							0 0 0 0 0 0 0								
Inning Stats	R: 0 E: 0 K: 1 S: 6	H: 1 LOB: 1 BB: 0 P: 6	R: 0 E: 0 K: 1 S: 5	H: 0 LOB: 0 BB: 0 P: 5	R: 1 E: 0 K: 0 S: 4	H: 2 LOB: 0 BB: 0 P: 4	R: 0 E: 0 K: 0 S: 3	H: 0 LOB: 0 BB: 0 P: 3	R: 0 E: 0 K: 1 S: 7	H: 2 LOB: 2 BB: 0 P: 7	R: 0 E: 0 K: 1 S: 7	H: 2 LOB: 2 BB: 0 P: 7	R: 0 E: 0 K: 1 S: 7	H: 2 LOB: 2 BB: 0 P: 7	1B: 8 2B: 0 3B: 0 HR: 0	SF: 0 SAC: 1 DP: 0 HBP: 0	WP: 0 PB: 0 SB: 0 CS: 2	PA: 35
PITCHER Joaquin Andujar, R ERA: 2.51 (1, 1)	IP: 9.0 WLS: W BF: 33 H: 8 R: 1 ER: 1 SO: 6 BB: 0 IBB: 0 HBP: 0 BLK: 1 WP: 0 HR: 0 S: 45 P: 45 ERA: 1.00 WHIP: 0.889											PITCHER	IP: 9.0 WLS: W BF: 33 H: 8 R: 1 ER: 1 SO: 6 BB: 0 IBB: 0 HBP: 0 BLK: 1 WP: 0 HR: 0 S: 45 P: 45 ERA: 1.00 WHIP: 0.889					

Atlanta Braves @ St. Louis Cardinals
 Busch Stadium, St. Louis, MO
 Tue May 15 1984, 7:05 PM CDT
 Att: 34,595 - Unknown

livebaseballscorecards.com

AB	32
R	1
H	8
RBI	1
BB	0
SO	6
LOB	10



Batter	1	2	3	4	5	6	7	8	9
Tom Herr, S OBP: 0.353, SLG: 0.306 (1, 4)	0-0 BLK 2B 1B		0-3 K			0-0 F7	0-0 F7	0-0 1B	
Willie McGee, S OBP: 0.313, SLG: 0.369 (1, 8)	0-0 WP 1-H CS 2B		0-0 5-3			0-0 4-3 1B 2B		0-0 1-4-3 1B	
Steve Braun, L OBP: 0.481, SLG: 0.409 (1, 7)	0-3 K		0-0 F4			0-0 4-3 2-3		0-0 WP 1-4-3 FC6-4 1B	
Tito Landrum, R OBP: 0.394, SLG: 0.414 (8, PR) (9, 7)									
George Hendrick, R OBP: 0.267, SLG: 0.333 (1, 9)	0-0 F8			0-0 F7		0-0 FC6-4 1B		0-0 1-4-3	
Andy Van Slyke, L OBP: 0.392, SLG: 0.356 (1, 3)	4-0 2-3 BB			0-0 4-3		0-0 FC6-4 1-2f		4-0 FC6-4 WP HR IBB	
Ken Oberkfell, L OBP: 0.403, SLG: 0.348 (1, 5)	0-0 CS 3-H	0-0 FC4-6 1B		0-3 K			0-0 1B PB 1B	4-0 FC6-4 1-2 2-3 3-H IBB	
Ozzie Smith, S OBP: 0.328, SLG: 0.281 (1, 6)		0-0 FC4-6 1-2f S			0-0 G3		0-0 4-3 PB BB 1B	0-0 FC6-4 1-2f 2-3 3-H HR	
Tom Nieto, R OBP: 0.400, SLG: 0.615 (1, 2)			0-3 K		0-0 F8		0-0 4-3	4-0 1-2 HR IBB	
Joaquin Andujar, S OBP: 0.200, SLG: 0.391 (1, 1)			0-3 K		0-3 K		0-0 BB	0-0 1-H 2-H 3-H HR	

Inning Stats	R: 1	H: 2	E: 0	K: 1	S: 6	LOB: 1	BB: 1	P: 10
	R: 0	H: 1	E: 0	K: 2	S: 8	LOB: 1	BB: 0	P: 8
	R: 0	H: 0	E: 0	K: 1	S: 5	LOB: 0	BB: 0	P: 5
	R: 0	H: 0	E: 0	K: 1	S: 5	LOB: 0	BB: 0	P: 5
	R: 0	H: 0	E: 0	K: 1	S: 5	LOB: 0	BB: 0	P: 5
	R: 1	H: 2	E: 0	K: 0	S: 5	LOB: 1	BB: 0	P: 5
	R: 1	H: 2	E: 0	K: 0	S: 4	LOB: 1	BB: 1	P: 8
	R: 6	H: 4	E: 0	K: 0	S: 7	LOB: 1	BB: 3	P: 19

PITCHER	IP	WLS	BF	H	R	ER	SO	BB	IBB	HBP	BLK	WP	HR	S	P	ERA	WHIP
Len Barker, R ERA: 3.67 (1, 1)	6.2	L	27	7	3	2	6	2	0	0	1	1	0	37	45	2.70	1.350
Gene Garber, R ERA: 4.0 (7, 1)	0.1		1	0	0	0	0	0	0	0	0	0	0	1	1	0.00	0.000
Jeff Dedmon, R ERA: 3.94 (8, 1)	1.0		10	4	6	6	0	0	3	0	0	1	1	7	19	54.00	4.000

BOTTOM

AB	R	H	RBI	BB	SO	LOB
5	1	2	0	0	1	1
5	2	3	1	0	0	1
4	0	1	0	0	1	2
0	1	0	0	0	0	0
4	0	1	1	0	0	3
2	1	0	0	2	0	1
3	1	2	0	1	1	0
4	1	1	1	0	0	3
3	1	0	0	1	1	2
3	1	1	4	1	2	1

AB 33
R 9
H 11
RBI 7
BB 5
SO 6
LOB 14



WP	PA
2	39

1B	SF	2B	SAC	3B	DP	HR	HBP
8	0	2	0	0	0	1	0

WP	HR	S	P	ERA	WHIP
2	1	19	19	54.00	4.000

Atlanta Braves @ St. Louis Cardinals
Busch Stadium, St. Louis, MO
 Tue May 15 1984, 7:05 PM CDT
 Att. 34,595 - Unknown

livebaseballscorecards.com

Batter	1	2	3	4	5	6	7	8	9	AB R H RBI BB SO LOB	TOP	
Albert Hall, S (1, 9) OBP: 0.242, SLG: 0.267	0-0 CS 1B		4-0 1B BB		0-0 4-3			0-0 4-3 5-3 2B		3 1 2 0 1 0 1	<p>Atlanta Braves @ St. Louis Cardinals Busch Stadium, St. Louis, MO Wed May 16 1984, 7:05 PM CDT Att: 18,765 - Unknown</p>	
Jerry Royster, R (1, 5) OBP: 0.281, SLG: 0.275	4-0 CS 1-2 BB		0-0 1-3 1B			4-0 WP 1B BB		0-0 4-3 2-3		2 1 1 0 2 0 1		
Dale Murphy, R (1, 8) OBP: 0.333, SLG: 0.496	0-3 K 1-2		0-3 K			0-0 4-3 1-2		0-0 5-3 3-H		4 0 0 1 0 2 4		
Bob Watson, R (1, 3) OBP: 0.242, SLG: 0.167		0-0 5-3		0-0 6-3		0-0 FC6-4 2-H 1B		0-0 F8		4 0 1 1 0 0 0		
Glenn Hubbard, R (1, 4) OBP: 0.331, SLG: 0.366		0-0 L6		0-0 F5		0-0 FC6-4 1-2f		0-3 K		4 0 0 0 0 1 1		
Rafael Ramirez, R (1, 6) OBP: 0.355, SLG: 0.354		0-0 FC5-4 1B		0-3 K		0-0 4-3		0-0 1-3		4 0 1 0 0 1 1		
Terry Harper, R (1, 7) OBP: 0.262, SLG: 0.281 Gerald Perry, L (9, PH) OBP: 0.333, SLG: 0.279		0-0 FC5-4 1-2f		0-0 6-3		0-0 6-3		0-3 K 3-1		3 0 0 0 0 1 1 1 0 0 0 0 0 0		
Bruce Benedict, R (1, 2) OBP: 0.293, SLG: 0.277			0-0 6-3		4-0 BB		0-0 6-3			2 0 0 0 1 0 0		
Craig McMurtry, R (1, 1) OBP: 0.111, SLG: 0.059 Randy Johnson, R (7, PH) OBP: 0.385, SLG: 0.469 Gene Garber, R (7, 1)			0-3 K		0-3 K		0-0 6-3			2 0 0 0 0 2 1 1 0 0 0 0 0 0 0 0 0 0 0 0 0		
Inning Stats	R: 0 H: 1 E: 0 LOB: 0 K: 1 BB: 1 S: 4 P: 8	R: 0 H: 1 E: 0 LOB: 1 K: 0 BB: 0 S: 4 P: 4	R: 0 H: 1 E: 0 LOB: 2 K: 2 BB: 1 S: 8 P: 12	R: 0 H: 0 E: 0 LOB: 0 K: 1 BB: 0 S: 5 P: 5	R: 0 H: 0 E: 0 LOB: 1 K: 1 BB: 1 S: 5 P: 9	R: 1 H: 1 E: 0 LOB: 1 K: 0 BB: 1 S: 4 P: 8	R: 0 H: 0 E: 0 LOB: 0 K: 1 BB: 0 S: 5 P: 5	R: 1 H: 1 E: 0 LOB: 0 K: 0 BB: 0 S: 4 P: 4	R: 0 H: 0 E: 0 LOB: 0 K: 1 BB: 0 S: 5 P: 5	1B: 4 SF: 0 2B: 1 SAC: 0 3B: 0 DP: 0 HR: 0 HBP: 0		WP: 1 PA: 34 PB: 0 SB: 0 CS: 2
PITCHER Dave LaPoint, L (1, 1) ERA: 4.23 Bruce Sutter, R (9, 1) ERA: 1.09	IP WLS BF H R ER SO BB IBB HBP BLK WP HR S P ERA WHIP	8.0 W 31 5 2 2 6 4 0 0 0 1 0 39 55 2.25 1.125	1.0 S 3 0 0 0 1 0 0 0 0 0 0 0 5 5 0.00 0.000									

livebaseballscorecards.com

AB	30
R	2
H	5
RBI	2
BB	4
SO	7
LOB	10



Batter	1	2	3	4	5	6	7	8	9	AB	R	H	RBI	BB	SO	LOB
Tom Herr, S OBP: 0.364, SLG: 0.320 (1, 4)	0-0 G6-3 1B		0-0 E BB SF9 1B 1-2 2-H		0-0 BLK 1B		0-0 F8			4	2	3	1	0	0	0
Willie McGee, S OBP: 0.319, SLG: 0.368 (1, 8)	0-0 G6-3 1-2f		4-0 SF9 E BB 1B 1-2 2-3		0-0 G6-4-3 1B 1-H		0-0 4-3			3	0	1	1	1	0	1
Lonnie Smith, R OBP: 0.378, SLG: 0.385 (1, 7) Bruce Sutter, R (9, 1)	0-3 K		0-0 E3 1-2 2-3 3-H		0-0 G6-4-3 1-2f		0-0 F8			4	0	0	1	0	1	3
George Hendrick, R OBP: 0.267, SLG: 0.333 (1, 9)		0-3 K	0-0 SF9 2-3 3-H		0-0 FC4-6 BB 1B		0-0 F7			3	0	1	1	0	1	0
Andy Van Slyke, L OBP: 0.397, SLG: 0.344 (1, 3)		0-3 K	0-0 F8		4-0 FC4-6 BB 1-2		4-0 BB			2	0	0	0	2	1	2
Ken Oberkfell, L OBP: 0.383, SLG: 0.329 (1, 5)		0-0 F5		0-0 F9		0-3 K		0-0 F8		4	0	0	0	0	1	3
Ozzie Smith, S OBP: 0.321, SLG: 0.274 (1, 6)			0-0 F9		0-0 4-3		0-0 FC4-6 1-2f 2-3			3	0	0	0	0	0	2
Glenn Brummer, R OBP: 0.323, SLG: 0.379 (1, 2)			0-0 SH 1B 1B		0-0 F1		0-0 6-3			3	1	1	0	0	0	2
Dave LaPoint, L OBP: 0.063, SLG: 0.063 (1, 1) Tito Landrum, R OBP: 0.394, SLG: 0.414 (9, 7)			0-0 SH BB 1B E		0-0 F9		0-0 4-3			2	1	0	0	0	0	0
										0	0	0	0	0	0	0

Inning Stats	R: 0	H: 1	E: 0	LOB: 0	K: 1	P: 5	R: 0	H: 0	E: 0	LOB: 0	K: 2	P: 7	R: 3	H: 2	E: 2	LOB: 2	K: 0	P: 7	R: 0	H: 0	E: 0	LOB: 0	K: 0	P: 3	R: 1	H: 2	E: 0	LOB: 0	K: 0	P: 4	R: 0	H: 1	E: 0	LOB: 2	K: 1	P: 10	R: 0	H: 0	E: 0	LOB: 0	K: 0	P: 3	R: 0	H: 0	E: 0	LOB: 1	K: 0	P: 7
	5	5	5	5	5	5	7	7	7	7	7	7	11	3	2	2	11	0	11	0	0	0	0	3	3	4	2	2	0	0	0	4	4	10	10	3	3	3	3	3	3	3	3	3	3	3	3	3

BOTTOM

Atlanta Braves @ St. Louis Cardinals
 Busch Stadium, St. Louis, MO
 Wed May 16 1984, 7:05 PM CDT
 Att. 18,765 - Unknown

AB	28
R	4
H	6
RBI	4
BB	3
SO	4
LOB	13

WP: 0 PA: 33
 PB: 0
 SB: 1
 CS: 0



PITCHER	IP	WLS	BF	H	R	ER	SO	BB	IBB	HBP	BLK	WP	HR	S	P	ERA	WHIP
Craig McMurtry, R ERA: 2.95 (1, 1)	6.0	L	26	6	4	3	4	2	0	0	1	0	0	32	40	4.50	1.333
Gene Garber, R ERA: 3.6 (7, 1)	2.0		7	0	0	0	0	1	0	0	0	0	0	6	10	0.00	0.500

Batter	1	2	3	4	5	6	7	8	9	AB R H RBI BB SO LOB	TOP	
Claudell Washington, L OBP: 0.463, SLG: 0.594 (1, 9) X	0-0 2B		4-0 2B 1B BB	0-3 K		4-0 3B IBB		0-3 K		3 2 1 0 2 2 3		
Rafael Ramirez, R OBP: 0.356, SLG: 0.381 (1, 6) X	0-0 F4		0-0 1B 2B	0-0 SF8		0-0 3B		0-0 F7		4 1 2 3 0 0 1		
Dale Murphy, R OBP: 0.325, SLG: 0.479 (1, 8) S S S	0-3 K		0-0 F3	0-0 F4		0-0 6-3		0-0 F9		5 0 0 0 0 1 6		
Chris Chambliss, L OBP: 0.308, SLG: 0.339 (1, 3) B B B	4-0 FC5-4 BB		4-0 1B IBB		0-0 F3		0-0 G4-3 1B HR 1B		0-0 F6	3 1 1 0 2 0 0		
Bob Horner, R OBP: 0.278, SLG: 0.343 (1, 5) X	0-0 FC5-4		0-0 1B		0-0 F5		0-0 G4-3 1B		0-0 1B	4 0 2 2 0 0 2 1 0 1 0 0 0 0		
Albert Hall, S OBP: 0.265, SLG: 0.290 (7, PR) (7, 7)	1-2f		1-3 2-H 3-H 1B		0-0 CS 1B		0-0 G4-3 1-2f 2-3		0-0 F9	4 0 1 0 0 1 4 1 0 0 0 0 0 1		
Gerald Perry, L OBP: 0.329, SLG: 0.277 (1, 7)		0-0 F8		0-3 K		0-0 CS 1B		0-0 G4-3		4 0 1 0 0 1 4		
Randy Johnson, R OBP: 0.375, SLG: 0.455 (7, 5)										1 0 0 0 0 0 1		
Glenn Hubbard, R OBP: 0.341, SLG: 0.410 (1, 4) X		0-0 5-3		0-0 2B SF8 1B		0-0 CS 1-2		0-0 HR		5 3 3 2 0 0 1		
Alex Trevino, R OBP: 0.413, SLG: 0.476 (1, 2) X		0-0 G1-4-3		0-0 2B		0-0 6-3		0-0 BB		3 0 1 0 1 0 1		
Pascual Perez, R OBP: 0.222, SLG: 0.222 (1, 1) S S S			0-3 K	0-0 1B		0-0 F2		0-3 K		4 0 1 0 0 2 2		
Inning Stats	R: 0 H: 1 E: 0 LOB: 2 K: 1 BB: 1 S: 6 P: 10	R: 0 H: 0 E: 0 LOB: 0 K: 0 BB: 0 S: 3 P: 3	R: 2 H: 2 E: 0 LOB: 2 K: 2 BB: 2 S: 9 P: 17	R: 1 H: 3 E: 0 LOB: 2 K: 1 BB: 0 S: 8 P: 8	R: 0 H: 1 E: 0 LOB: 0 K: 0 BB: 0 S: 3 P: 3	R: 2 H: 2 E: 0 LOB: 1 K: 0 BB: 1 S: 5 P: 9	R: 2 H: 3 E: 0 LOB: 1 K: 1 BB: 1 S: 7 P: 11	R: 0 H: 0 E: 0 LOB: 0 K: 1 BB: 0 S: 5 P: 5	R: 0 H: 1 E: 0 LOB: 1 K: 0 BB: 0 S: 4 P: 4	1B: 7 SF: 1 2B: 4 SAC: 0 3B: 1 DP: 1 HR: 1 HBP: 0	WP: 0 PA: 44 PB: 0 SB: 0 CS: 1	
PITCHER	IP WLS BF H R ER SO BB IBB HBP BLK WP HR S P ERA WHIP											
Danny Cox, R ERA: 3.76 (1, 1)	5.2 L 28 8 5 5 4 2 2 0 0 0 0 0 32 48 7.94 1.765											
Jeff Lahti, R ERA: 5.68 (6, 1)	1.1 8 4 2 2 1 1 0 0 0 0 0 1 9 13 13.50 3.750											
Ricky Horton, L ERA: 1.69 (8, 1)	2.0 7 1 0 0 1 0 0 0 0 0 0 0 9 9 0.00 0.500											

Atlanta Braves @ St. Louis Cardinals
 Busch Stadium, St. Louis, MO
 Thu May 17 1984, 3:33 AM CDT
 Att: 25,738 - Unknown

livebaseballscorecards.com

AB	37
R	7
H	13
RBI	7
BB	5
SO	6
LOB	21



Batter	1	2	3	4	5	6	7	8	9	AB	R	H	RBI	BB	SO	LOB
Tom Herr, S OBP: 0.361, SLG: 0.318 (1, 4)	F8		FC3-6		CS			F6		4	0	1	0	0	0	1
Willie McGee, S OBP: 0.324, SLG: 0.372 (1, 8)	F8 1B		FC4-6		CS	G3			G4-6-3 1B	4	1	2	0	0	0	1
Andy Van Slyke, L OBP: 0.378, SLG: 0.323 (1, 9)	F8		K			F7			G4-6-3	4	0	0	0	0	1	3
Steve Braun, L OBP: 0.516, SLG: 0.440 (1, 7)					G4-6-3 BB					3	0	2	1	1	1	0
David Green, R OBP: 0.339, SLG: 0.387 (1, 3)	F4		G4-6-3						K	4	0	0	0	0	1	3
Ken Oberkfell, L OBP: 0.369, SLG: 0.315 (1, 5)		K			6-3					3	0	0	0	0	1	0
Ozzie Smith, S OBP: 0.321, SLG: 0.283 (1, 6)			4-3			1B G6-3 2B				3	1	1	0	0	0	0
Ricky Horton, L (8, 1)									4-3	0	0	0	0	0	0	0
Tom Nieto, R OBP: 0.389, SLG: 0.563 (1, 2)			5-3			G6-3 1B				3	0	1	0	0	1	0
Danny Cox, R OBP: 0.316, SLG: 0.235 (1, 1)									K	1	0	0	0	1	0	1
Jeff Lahti, R OBP: 0.500, SLG: 0.500 (6, 1)						G6-3			K	0	0	0	0	0	0	0
Mike Ramsey, S OBP: 0.143, SLG: 0.154 (8, 6)									K	1	0	0	0	0	1	0

Inning Stats	R: 1	H: 2	R: 0	H: 0	R: 0	H: 0	R: 1	H: 3	R: 0	H: 0	R: 0	H: 0	R: 0	H: 2	R: 0	H: 2	1B: 6	SF: 0	WP: 0	PA: 33
	E: 0	LOB: 1	E: 0	LOB: 0	E: 0	LOB: 0	E: 0	LOB: 0	E: 0	LOB: 0	E: 0	LOB: 0	E: 0	LOB: 1	E: 0	LOB: 1	2B: 1	SAC: 0	PB: 0	
	K: 0	BB: 0	K: 1	BB: 0	K: 0	BB: 1	K: 0	BB: 0	K: 1	BB: 0	K: 0	BB: 0	K: 2	BB: 0	K: 1	BB: 0	3B: 0	DP: 3	SB: 1	
	S: 5	P: 5	S: 5	P: 5	S: 2	P: 6	S: 4	P: 4	S: 5	P: 5	S: 3	P: 3	S: 7	P: 7	S: 6	P: 6	HR: 0	HBP: 0	CS: 1	

PITCHER	IP	WLS	BF	H	R	ER	SO	BB	IBB	HBP	BLK	WP	HR	S	P	ERA	WHIP	PITCHER	IP	WLS	BF	H	R	ER	SO	BB	IBB	HBP	BLK	WP	HR	S	P	ERA	WHIP	
Pascual Perez, R ERA: 3.18 (1, 1)	9.0	W	32	7	2	2	6	2	0	0	0	0	0	42	50	2.00	1.000																			

BOTTOM

Atlanta Braves @ St. Louis Cardinals
 Busch Stadium, St. Louis, MO
 Thu May 17 1984, 3:33 AM CDT
 Att. 25,738 - Unknown

AB	30
R	2
H	7
RBI	1
BB	2
SO	6
LOB	9



Batter	1	2	3	4	5	6	7	8	9	AB R H RBI BB SO LOB	TOP											
Claudell Washington, L (1, 9) OBP: 0.463, SLG: 0.598	0-0 F7		0-0 4-1 1B		0-0 2B			0-0 L6		4 0 2 0 0 0 0												
Glenn Hubbard, R (1, 4) OBP: 0.331, SLG: 0.397	0-0 6-3		0-0 4-1 1-2f		0-3 K			0-0 F8		4 0 0 0 0 1 2												
Rafael Ramirez, R (1, 6) OBP: 0.353, SLG: 0.377	0-3 K		0-0 L4				0-0 G6-4-3 1B	0-0 F9		4 0 1 0 0 1 0												
Bob Homer, R (1, 5) OBP: 0.277, SLG: 0.338		0-0 BB 1B 1B		0-0 4-3		0-0 G6-4-3 1-2f		0-0 F9		4 0 1 0 0 0 1												
Chris Chambliss, L (1, 3) OBP: 0.321, SLG: 0.347		0-0 BB 1-2 1B		4-0 BB FC3-6 BB		0-0 4-3		0-0 1B		3 0 2 0 1 0 0												
Dale Murphy, R (1, 8) OBP: 0.321, SLG: 0.472		0-3 K		0-0 FC3-6 FC5-4 1-2f			0-0 4-3 1B	0-0 F7		4 0 1 0 0 1 4												
Terry Harper, R (1, 7) OBP: 0.262, SLG: 0.267		4-0 BB 1-2 2-3 BB		0-0 FC5-4 1-2f			0-0 F8	0-3 K		3 0 0 0 1 1 3												
Alex Trevino, R (1, 2) OBP: 0.408, SLG: 0.467		0-0 F5			0-0 CS 1B		0-0 4-3			3 0 1 0 0 0 4												
Pete Falcone, L (1, 1) OBP: 0.176, SLG: 0.294		0-3 K			0-3 K		0-0 6-3			2 0 0 0 0 2 4												
Bob Watson, R (7, PH) OBP: 0.235, SLG: 0.161										1 0 0 0 0 0 1												
Jeff Dedmon, L (7, 1)										0 0 0 0 0 0 0												
Gene Garber, R (8, 1)										0 0 0 0 0 0 0												
Inning Stats	R: 0 E: 0 K: 1 S: 5	H: 0 LOB: 0 BB: 0 P: 5	R: 0 E: 0 K: 2 S: 9	H: 2 LOB: 3 BB: 1 P: 13	R: 0 E: 0 K: 0 S: 3	H: 1 LOB: 0 BB: 0 P: 3	R: 0 E: 0 K: 0 S: 3	H: 0 LOB: 1 BB: 1 P: 7	R: 0 E: 0 K: 2 S: 8	H: 2 LOB: 1 BB: 0 P: 8	R: 0 E: 0 K: 0 S: 3	H: 1 LOB: 0 BB: 0 P: 3	R: 0 E: 0 K: 0 S: 4	H: 1 LOB: 1 BB: 0 P: 4	R: 0 E: 0 K: 0 S: 3	H: 0 LOB: 0 BB: 0 P: 3	R: 0 E: 0 K: 1 S: 6	H: 1 LOB: 1 BB: 0 P: 6	1B: 7 2B: 3 3B: 0 HR: 0	SF: 0 SAC: 0 DP: 3 HBP: 0	WP: 0 PB: 0 SB: 0 CS: 1	PA: 34
PITCHER Larry McWilliams, L (1, 1) ERA: 2.63	IP: 9.0 WLS: W BF: 34 H: 8 R: 0 ER: 0 SO: 6 BB: 2 IBB: 0 HBP: 0 BLK: 0 WP: 0 HR: 0 S: 44 P: 52 ERA: 0.00 WHIP: 1.111																					

Atlanta Braves @ Pittsburgh Pirates
 Three Rivers Stadium, Pittsburgh, PA
 Fri May 18 1984, 7:05 PM EDT
 Att: 10,947 - Unknown

livebaseballscorecards.com

AB 32
 R 0
 H 8
 RBI 0
 BB 2
 SO 6
 LOB 19



Batter	1	2	3	4	5	6	7	8	9	AB	R	H	RBI	BB	SO	LOB
Marvell Wynne, L (1, 8) OBP: 0.342, SLG: 0.404	0-0 6-3		0-0 6-3		0-0 F9			0-3 K		4	0	0	1	0	1	1
Lee Lacy, R (1, 9) OBP: 0.387, SLG: 0.404	0-0 6-3		4-0 3-H CS BB			0-0 F9		0-0 1B HR 1B		3	1	1	0	1	0	0
Bill Madlock, R (1, 5) OBP: 0.298, SLG: 0.263	0-0 F7		0-0 CS	0-0 P4		0-0 P3		0-0 F9		4	0	0	0	0	0	2
Jim Morrison, R (1, 4) OBP: 0.240, SLG: 0.261		0-0 F5		0-0 FC4-6 BB 1B		0-3 K		0-0 1B HR 1B		3	0	1	0	0	1	0
Johnny Ray, S (7, 4) OBP: 0.392, SLG: 0.400										1	1	1	0	0	0	0
Tony Peña, R (1, 2) OBP: 0.339, SLG: 0.500		0-0 F7		4-0 FC4-6 BB			0-0 E1 1-3	0-0 1B HR 1B		3	1	1	4	1	0	0
Jason Thompson, L (1, 3) OBP: 0.321, SLG: 0.395		0-0 6-3		0-0 FC4-6			0-0 1-3	0-3 K		4	0	0	0	0	1	3
Amos Otis, R (1, 7) OBP: 0.253, SLG: 0.261			0-0 2B 3B		0-0 F7		4-0 G5-4-3 BB			0	0	0	0	0	0	0
Benny Distefano, L (1, 7) OBP: 0.667, SLG: 1.500										2	1	1	0	1	0	2
Dale Berra, R (1, 6) OBP: 0.248, SLG: 0.278			0-0 SH1-4 6-3 2B		0-0 F8		0-0 G5-4-3			3	1	1	1	0	0	2
Larry McWilliams, L (1, 1) OBP: 0.083, SLG: 0.083			0-0 SH1-4		0-0 1-3			0-0 1B HR 1B		2	1	1	0	0	0	0

Inning Stats	R: 0	H: 0	E: 0	K: 0	S: 3	LOB: 0	BB: 0	P: 3	R: 0	H: 0	E: 0	K: 0	S: 3	LOB: 0	BB: 0	P: 3	R: 0	H: 1	E: 0	K: 0	S: 4	LOB: 2	BB: 1	P: 8	R: 0	H: 0	E: 0	K: 1	S: 5	LOB: 0	BB: 0	P: 5	R: 0	H: 0	E: 1	K: 0	S: 3	LOB: 1	BB: 1	P: 7	R: 4	H: 4	E: 0	K: 2	S: 11	LOB: 0	BB: 0	P: 11	1B: 4	SF: 0	2B: 1	SAC: 1	3B: 1	DP: 1	HR: 1	HBP: 0
--------------	------	------	------	------	------	--------	-------	------	------	------	------	------	------	--------	-------	------	------	------	------	------	------	--------	-------	------	------	------	------	------	------	--------	-------	------	------	------	------	------	------	--------	-------	------	------	------	------	------	-------	--------	-------	-------	-------	-------	-------	--------	-------	-------	-------	--------

PITCHER	IP	WLS	BF	H	R	ER	SO	BB	IBB	HBP	BLK	WP	HR	S	P	ERA	WHIP
Pete Falcone, L (1, 1) ERA: 3.55	6.0	L	22	3	2	2	1	2	0	0	0	0	0	22	30	3.00	0.833
Jeff Dedmon, R (7, 1) ERA: 4.6	1.2		9	3	3	3	1	1	0	0	0	0	0	10	14	16.20	2.400
Gene Garber, R (8, 1) ERA: 3.98	0.1		2	1	1	1	1	0	0	0	0	0	1	4	4	27.00	3.000

BOTTOM

Atlanta Braves @ Pittsburgh Pirates
Three Rivers Stadium, Pittsburgh, PA

Fri May 18 1984, 7:05 PM EDT
 Att. 10,947 - Unknown

livebaseballscorecards.com

AB	29
R	6
H	7
RBI	6
BB	3
SO	3
LOB	10



WP	HR	S	P	ERA	WHIP
0	0	0	34		

Batter	1	2	3	4	5	6	7	8	9	AB R H RBI BB SO LOB	TOP
Claudell Washington, L OBP: 0.470, SLG: 0.603 (1, 9) X	0-0 E S 3B 1B	0-0 E9 1B		0-0 F7		0-0 2B E 1-2 1B				4 2 3 0 0 0 1	Atlanta Braves @ Pittsburgh Pirates Three Rivers Stadium, Pittsburgh, PA Sat May 19 1984, 7:05 PM EDT Att: 11,989 - Unknown
Albert Hall, S OBP: 0.263, SLG: 0.343 (1, 7) X	0-0 1-H SF9 3B	0-0 1-3		0-0 FC6-4		0-0 F2				4 1 1 1 0 0 4	
Rafael Ramirez, R OBP: 0.351, SLG: 0.380 (1, 6) X	0-0 5-3		0-3 K		0-0 F9	0-0 E7 1-H 2-H 2B				4 0 1 1 0 1 1	
Bob Homer, R OBP: 0.287, SLG: 0.329 (1, 5) B B B B	4-0 1B BB		4-0 1B BB		0-0 F7	0-0 F9				2 0 0 0 2 0 1	
Chris Chambliss, L OBP: 0.326, SLG: 0.350 (1, 3) X	0-0 SF9		0-0 1-2 1B		4-0 E BB		0-0 F7			2 0 1 1 1 0 0	
Dale Murphy, R OBP: 0.320, SLG: 0.466 (1, 8) X	0-0 3-H 1-2 1B		0-3 K		0-0 E6 1-2		0-0 F8			4 0 1 0 0 1 3	
Glenn Hubbard, R OBP: 0.321, SLG: 0.384 (1, 4) X	0-0 1-3		0-0 F2		0-0 F9		0-3 K			4 0 0 0 0 1 6	
Bruce Benedict, R OBP: 0.284, SLG: 0.267 (1, 2) X		0-0 P4		0-0 F7		0-0 F8				3 0 0 0 0 0 0	
Rick Mahler, R OBP: 0.800, SLG: 0.800 (1, 1) X		0-0 1-3		0-0 FC6-4 1B		0-0 1B 2B 1B				3 1 2 0 0 0 0	
Inning Stats	R: 2 H: 3 E: 0 LOB: 2 K: 0 BB: 1 S: 6 P: 10	R: 0 H: 1 E: 1 LOB: 1 K: 0 BB: 0 S: 4 P: 4	R: 0 H: 1 E: 0 LOB: 2 K: 2 BB: 1 S: 8 P: 12	R: 0 H: 1 E: 0 LOB: 1 K: 0 BB: 0 S: 4 P: 4	R: 0 H: 0 E: 1 LOB: 2 K: 0 BB: 1 S: 4 P: 8	R: 2 H: 3 E: 1 LOB: 1 K: 0 BB: 0 S: 6 P: 6	R: 0 H: 0 E: 0 LOB: 0 K: 1 BB: 0 S: 5 P: 5	1B: 7 SF: 1 2B: 1 SAC: 0 3B: 1 DP: 0 HR: 0 HBP: 0	WP: 0 PA: 34 PB: 0 SB: 1 CS: 0		
PITCHER John Tudor, L ERA: 3.05 (1, 1)	IP WLS BF H R ER SO BB IBB HBP BLK WP HR S P ERA WHIP										

livebaseballscorecards.com

AB	30
R	4
H	9
RBI	3
BB	3
SO	3
LOB	16



Batter	1	2	3	4	5	6	7	8	9	AB R H RBI BB SO LOB	TOP					
Claudell Washington, L OBP: 0.468, SLG: 0.593 (1, 9) BBB	4-0 G4-3 BB BB		0-0 P6 P6		0-0 P6 P6			0-0 1-3 4-3 1B	0-3 K 1B	4 0 1 0 1 1 2	Atlanta Braves @ Pittsburgh Pirates Three Rivers Stadium, Pittsburgh, PA Sun May 20 1984, 3:33 AM EDT Att. 16,412 - Unknown					
Rafael Ramirez, R OBP: 0.352, SLG: 0.377 (1, 6) BBB	4-0 G4-3 BB BB		0-0 FC5-4 BLK			0-3 K	0-0 4-3 1-2 3-H	0-0 1B 1-3 3-H	4 0 1 2 1 1 2							
Gerald Perry, L OBP: 0.313, SLG: 0.261 Steve Bedrosian, R (8, 1)	0-0 G4-3 1-2f 2-3		0-0 6-3			0-0 F9	0-0 F5	0-0 2-3	4 0 0 0 0 0 4 1 0 0 0 0 0 3							
Bob Homer, R OBP: 0.286, SLG: 0.338 Albert Hall, S OBP: 0.263, SLG: 0.343 (9, 7)	0-3 K			0-0 1-3		0-3 K		0-0 4-3 FC 2B	4 0 1 0 0 2 1 0 1 0 0 0 0 0							
Chris Chambliss, L OBP: 0.331, SLG: 0.344 (1, 3) BBB		4-0 BB		4-0 BB		0-3 K		0-0 4-3 2-3	2 0 0 0 2 1 1							
Dale Murphy, R OBP: 0.318, SLG: 0.457 (1, 8) SSS		0-3 K		0-0 F9		0-0 4-3		4-0 FC4-6 FC 2B IBB	3 1 0 0 1 1 2							
Glenn Hubbard, R OBP: 0.313, SLG: 0.372 (1, 4) SSS		0-3 K		0-0 F8		0-0 F7		0-0 FC 1-2 3-H	4 0 0 1 0 1 4							
Alex Trevino, R OBP: 0.396, SLG: 0.449 (1, 2) SSS		0-0 1-3			0-0 F9		0-0 1B 4-3 1B	0-0 FC4-6 2B	4 2 1 0 0 0 3							
Len Barker, R OBP: 0.200, SLG: 0.118 Mike Jorgensen, L OBP: 0.308, SLG: 0.385 Bob Watson, R OBP: 0.257, SLG: 0.219 Randy Johnson, R OBP: 0.375, SLG: 0.455 (8, 7)			4-0 FC5-4 BB		0-3 K		0-0 F9	0-0 WP 1B 2B	1 0 0 0 1 1 0 1 0 0 0 0 0 1 1 0 1 2 0 0 0 0 1 0 0 0 0 0							
Inning Stats	R: 0 H: 0 E: 0 LOB: 1 K: 1 BB: 2 S: 4 P: 12	R: 0 H: 0 E: 0 LOB: 1 K: 2 BB: 1 S: 7 P: 11	R: 0 H: 0 E: 0 LOB: 1 K: 0 BB: 1 S: 3 P: 7	R: 0 H: 0 E: 0 LOB: 1 K: 0 BB: 1 S: 3 P: 7	R: 0 H: 0 E: 0 LOB: 0 K: 1 BB: 0 S: 5 P: 5	R: 0 H: 0 E: 0 LOB: 0 K: 2 BB: 0 S: 7 P: 7	R: 0 H: 0 E: 0 LOB: 0 K: 1 BB: 0 S: 5 P: 5	R: 1 H: 2 E: 0 LOB: 1 K: 0 BB: 0 S: 5 P: 5	R: 4 H: 3 E: 0 LOB: 3 K: 1 BB: 1 S: 10 P: 14	1B: 3 SF: 0 2B: 2 SAC: 0 3B: 0 DP: 1 HR: 0 HBP: 0	WP: 1 PA: 39 PB: 0 SB: 0 CS: 0					
PITCHER	IP WLS BF H R ER SO BB IBB HBP BLK WP HR S P ERA WHIP															
Jose DeLeon, R ERA: 4.5 (1, 1)	7.1	28	2	1	1	7	5	0	0	1	0	0	37	57	1.23	0.955
Kent Tekulve, R ERA: 5.94 (8, 1)	1.1	L 7	1	4	4	0	0	1	0	0	0	0	6	10	27.00	0.750
Rod Scurry, L ERA: 6.75 (9, 1)	0.1	4	2	0	0	1	0	0	0	0	1	0	6	6	0.00	6.000

livebaseballscorecards.com

AB	33
R	5
H	5
RBI	5
BB	6
SO	8
LOB	23



Batter	1	2	3	4	5	6	7	8	9	AB R H RBI BB SO LOB
Marvell Wynne, L (1, 8) OBP: 0.344, SLG: 0.403	0-0 4-3			0-3 K		0-3 K			0-0 1B	4 0 1 0 0 2 0
Johnny Ray, S (1, 4) OBP: 0.372, SLG: 0.377	0-0 F9			0-3 K		0-0 4-3			0-0 F8	4 0 0 0 0 1 1
Bill Madlock, R (1, 5) OBP: 0.304, SLG: 0.272	0-0 F7			0-0 F7					0-3 K	4 0 1 0 0 1 1
Jason Thompson, L (1, 3) OBP: 0.326, SLG: 0.400		0-0 P4			0-0 1B 2B			0-3 K	0-3 K	4 0 1 0 0 2 2
Tony Peña, R (1, 2) OBP: 0.338, SLG: 0.492		0-3 K			0-0 G6-3 1B			0-0 1-2 1B		3 0 2 0 0 1 0
Lee Mazzilli, S (1, 7) OBP: 0.233, SLG: 0.259 Lee Lacy, R (7, 7) OBP: 0.381, SLG: 0.397		0-0 5-3			0-0 F8			0-0 G5-3		2 0 0 0 0 0 2 1 0 0 0 0 0 2
Benny Distefano, L (1, 9) OBP: 0.222, SLG: 0.375			0-0 P6		0-0 G6-3				0-0 F4	3 0 0 0 0 0 2
Dale Berra, R (1, 6) OBP: 0.252, SLG: 0.320			0-3 K			0-0 HR		0-3 K		3 1 1 1 0 2 0
Jose DeLeon, R (1, 1) OBP: 0.111, SLG: 0.111 Kent Tekulve, R (8, 1) Rod Scurry, L (9, 1)			0-3 K			0-0 4-3		0-3 K		2 0 0 0 0 1 0 1 0 0 0 0 1 0 0 0 0 0 0 0 0

Inning Stats	R: 0 E: 0 K: 0 S: 3	H: 0 LOB: 0 BB: 0 P: 3	R: 0 E: 0 K: 1 S: 5	H: 0 LOB: 0 BB: 0 P: 5	R: 0 E: 0 K: 2 S: 7	H: 0 LOB: 0 BB: 0 P: 7	R: 0 E: 0 K: 2 S: 7	H: 0 LOB: 0 BB: 0 P: 7	R: 0 E: 0 K: 0 S: 4	H: 2 LOB: 1 BB: 0 P: 4	R: 1 E: 0 K: 1 S: 6	H: 1 LOB: 0 BB: 0 P: 6	R: 0 E: 0 K: 1 S: 6	H: 2 LOB: 1 BB: 0 P: 6	R: 0 E: 0 K: 2 S: 7	H: 0 LOB: 0 BB: 0 P: 7	R: 0 E: 0 K: 2 S: 8	H: 1 LOB: 1 BB: 0 P: 8	1B: 4 2B: 1 3B: 0 HR: 1	SF: 0 SAC: 0 DP: 2 HBP: 0
--------------	------------------------------	---------------------------------	------------------------------	---------------------------------	------------------------------	---------------------------------	------------------------------	---------------------------------	------------------------------	---------------------------------	------------------------------	---------------------------------	------------------------------	---------------------------------	------------------------------	---------------------------------	------------------------------	---------------------------------	----------------------------------	------------------------------------

PITCHER	IP	WLS	BF	H	R	ER	SO	BB	IBB	HBP	BLK	WP	HR	S	P	ERA	WHIP
Len Barker, R (1, 1) ERA: 3.39	7.0		24	5	1	1	7	0	0	0	0	0	1	38	38	1.29	0.714
Steve Bedrosian, R (8, 1) ERA: 0.87	2.0	W	7	1	0	0	4	0	0	0	0	0	0	15	15	0.00	0.500

BOTTOM

Atlanta Braves @ Pittsburgh Pirates
Three Rivers Stadium, Pittsburgh, PA

Sun May 20 1984, 3:33 AM EDT
 Att. 16,412 - Unknown

AB	31
R	1
H	6
RBI	1
BB	0
SO	11
LOB	10



WP	PA	ERA	WHIP
0	31		
0			
0			

Batter	1	2	3	4	5	6	7	8	9	AB R H RBI BB SO LOB	TOP											
Claudell Washington, L OBP: 0.461, SLG: 0.576 (1, 9)	0-0 3-1		0-0 E4 FC6-5 6-3		4-0 G3 BB		0-0 4-3		0-3 K	4 0 0 0 1 1 0												
Albert Hall, S OBP: 0.262, SLG: 0.316 (1, 7)	4-0 BB BB		0-0 6-3		0-0 G3		0-0 1-3			3 0 0 0 1 0 2												
Rafael Ramirez, R OBP: 0.350, SLG: 0.369 (1, 6)	4-0 BB BB		0-0 FC6-5 1B		0-0 L4			0-3 K		3 0 0 0 1 1 2												
Bob Homer, R OBP: 0.305, SLG: 0.386 (1, 5)	0-0 G1-4-3		0-0 1-3 1B		4-0 IBB			0-0 HR		3 1 2 1 1 0 2												
Chris Chambliss, L OBP: 0.322, SLG: 0.333 (1, 3)		0-3 K	0-3 K		0-0 6-3			0-0 4-3		4 0 0 0 0 2 4												
Dale Murphy, R OBP: 0.328, SLG: 0.468 (1, 8)		4-0 1B BB		0-0 1B		0-3 K		0-0 2B		3 0 2 0 1 1 0												
Glenn Hubbard, R OBP: 0.304, SLG: 0.361 (1, 4)		0-0 F9		0-0 F8		0-0 5-3		0-0 5-3		4 0 0 0 0 0 3												
Alex Trevino, R OBP: 0.386, SLG: 0.434 (1, 2)		0-0 1-2 1B		0-0 F9		0-0 6-3			0-0 6-3	4 0 1 0 0 0 1												
Craig McMurtry, R OBP: 0.100, SLG: 0.053 (1, 1)		0-3 K		0-3 K			0-0 6-3		0-3 K	2 0 0 0 0 2 3												
Jerry Royster, R OBP: 0.276, SLG: 0.269 (7, PH)										1 0 0 0 0 0 0												
Jeff Dedmon, L (7, 1)										0 0 0 0 0 0 0												
Terry Forster, L (7, 1)										0 0 0 0 0 0 0												
Mike Jorgensen, L OBP: 0.286, SLG: 0.357 (9, PH)										1 0 0 0 0 1 0												
Inning Stats	R: 0 E: 0 K: 0 S: 2	H: 0 LOB: 1 BB: 2 P: 10	R: 0 E: 0 K: 2 S: 8	H: 1 LOB: 2 BB: 1 P: 12	R: 0 E: 1 K: 1 S: 7	H: 1 LOB: 2 BB: 0 P: 7	R: 0 E: 0 K: 1 S: 6	H: 1 LOB: 1 BB: 0 P: 6	R: 0 E: 0 K: 0 S: 3	H: 0 LOB: 2 BB: 2 P: 11	R: 0 E: 0 K: 1 S: 5	H: 0 LOB: 0 BB: 0 P: 5	R: 0 E: 0 K: 0 S: 3	H: 0 LOB: 0 BB: 0 P: 3	R: 1 E: 0 K: 1 S: 7	H: 2 LOB: 1 BB: 0 P: 7	R: 0 E: 0 K: 2 S: 7	H: 0 LOB: 0 BB: 0 P: 7	1B: 3 2B: 1 3B: 0 HR: 1	SF: 0 SAC: 0 DP: 1 HBP: 0	WP: 0 PB: 0 SB: 0 CS: 0	PA: 37
PITCHER	IP WLS BF H R ER SO BB IBB HBP BLK WP HR S P ERA WHIP																					
Steve Trout, L ERA: 2.62 (1, 1)	7.0 W 29 3 0 0 5 4 1 0 0 0 0 0 34 54 0.00 1.000																					
Lee Smith, R ERA: 4.44 (8, 1)	2.0 S 8 2 1 1 3 0 0 0 0 0 0 1 14 14 4.50 1.000																					

Atlanta Braves @ Chicago Cubs
Wrigley Field, Chicago, IL
Wed May 23 1984, 3:33 AM CDT
Att: 15,860 - Unknown

livebaseballscorecards.com

AB	32
R	1
H	5
RBI	1
BB	5
SO	8
LOB	17



Batter	1	2	3	4	5	6	7	8	9	AB	R	H	RBI	BB	SO	LOB
Bob Demier, R OBP: 0.392, SLG: 0.336 (1, 8)	0-3 K		0-0 L6		0-0 L4					4	0	1	1	0	1	0
23 Ryne Sandberg, R OBP: 0.379, SLG: 0.510 (1, 4)	0-0 5-3		4-0 E BB			0-0 4-3	0-0 4-3			3	0	0	0	1	0	1
Gary Matthews, R OBP: 0.426, SLG: 0.426 Gary Woods, R OBP: 0.393, SLG: 0.520 (1, 7) (9, 7)	4-0 E BB		0-0 E5 1-2			0-0 HR		0-0 4-3		3	1	1	1	1	0	1
Leon Durham, L OBP: 0.437, SLG: 0.611 (1, 3)	0-0 E4 1-3		0-0 4-3			0-0 BB 1B		0-0 1B 2B		4	1	2	0	0	0	3
Mel Hall, L OBP: 0.323, SLG: 0.435 Keith Moreland, R OBP: 0.337, SLG: 0.346 (1, 9) (8, PH) (9, 9)	0-0 F7			0-0 3-1		4-0 BB BB BB G5-4-3 BB		0-0 WP 1B		2	0	0	0	1	0	2
Ron Cey, R OBP: 0.333, SLG: 0.449 (1, 5)		0-0 6-3		0-0 L3		0-0 G5-4-3 1-2f		0-0 F7		4	0	0	0	0	0	3
Jody Davis, R OBP: 0.371, SLG: 0.465 (1, 2)		0-0 4-3		0-0 4-3			0-0 G6-3 1B 2B	4-0 1-2 IBB		3	1	1	0	1	0	0
Larry Bowa, S OBP: 0.286, SLG: 0.324 (1, 6)		0-0 G3			0-0 4-3		4-0 G6-3 BB	0-0 F8		3	0	0	0	1	0	2
Steve Trout, L OBP: 0.227, SLG: 0.190 Henry Cotto, R OBP: 0.349, SLG: 0.282 Lee Smith, R (8, 1)			0-0 F7		0-0 4-3		0-0 G6-3			2	0	0	0	0	0	0
										1	0	0	0	0	0	2
										0	0	0	0	0	0	0


Inning Stats	R: 0	H: 0	R: 0	H: 0	R: 0	H: 0	R: 0	H: 0	R: 1	H: 2	R: 1	H: 2	R: 1	H: 2
	E: 1	LOB: 2	E: 0	LOB: 0	E: 1	LOB: 2	E: 0	LOB: 0	E: 0	LOB: 1	E: 0	LOB: 1	E: 0	LOB: 2
	K: 1	BB: 1	K: 0	BB: 0	K: 0	BB: 1	K: 0	BB: 0	K: 0	BB: 1	K: 0	BB: 1	K: 0	BB: 1
	S: 6	P: 10	S: 3	P: 3	S: 4	P: 8	S: 3	P: 3	S: 4	P: 8	S: 4	P: 8	S: 5	P: 9

PITCHER	IP	WLS	BF	H	R	ER	SO	BB	IBB	HBP	BLK	WP	HR	S	P	ERA	WHIP
Craig McMurtry, R ERA: 2.81 (1, 1)	6.0	L	24	2	1	1	1	3	0	0	0	0	1	23	35	1.50	0.833
Jeff Dedmon, R ERA: 4.88 (7, 1)	0.0		2	1	1	1	0	1	0	0	0	0	0	1	5	∞	∞
Terry Forster, L ERA: 2.0 (7, 1)	2.0		9	3	1	1	0	0	1	0	0	1	0	8	12	4.50	1.500

BOTTOM

Atlanta Braves @ Chicago Cubs
Wrigley Field, Chicago, IL
Wed May 23 1984, 3:33 AM CDT
Att. 15,860 - Unknown

AB	30
R	3
H	6
RBI	3
BB	5
SO	1
LOB	14



1B	2B	3B	HR	SF	SAC	DP	HBP	WP	PA
3	2	0	1	0	2	0	0	1	35

Batter	1	2	3	4	5	6	7	8	9	AB	R	H	RBI	BB	SO	LOB	TOP										
Claudell Washington, L (1, 9) OBP: 0.462, SLG: 0.571 Donnie Moore, L (7, 1) Bob Watson, R (8, PH) Steve Bedrosian, R (8, 1)	0-0 5-3		0-0 5-3			4-0 1B BB	0-0 BB 1B	0-0 F9		3	0	1	2	1	0	0											
Rafael Ramirez, R (1, 6) OBP: 0.349, SLG: 0.368 Gene Garber, R (6, 1) Mike Jorgensen, L (7, PH) OBP: 0.250, SLG: 0.313	0-3 K		0-0 F9			0-0 G5-4-3 1B	0-0 F7		0-0 F9	3	0	1	0	0	1	0											
Dale Murphy, R (1, 8) OBP: 0.330, SLG: 0.462	0-3 K			0-3 K		0-0 G5-4-3 1-2f	4-0 1-2 BB		0-0 FC4-6 1B	4	0	1	0	1	2	2											
Chris Chambliss, L (1, 3) OBP: 0.318, SLG: 0.328		0-0 F8		0-0 6-3					0-0 FC4-6 1-2f	5	1	1	0	0	1	3											
Bob Horner, R (1, 5) OBP: 0.310, SLG: 0.379		0-3 K		0-0 5-3					0-0 K																		
Gerald Perry, L (1, 7) OBP: 0.322, SLG: 0.274		0-0 2B 1B		0-0 6-3					0-0 F8	4	1	2	0	0	0	2											
Glenn Hubbard, R (1, 4) OBP: 0.316, SLG: 0.380		0-0 1-3 2B		0-0 F7					0-0 BB 2B 1B	4	1	3	2	0	0	0											
Bruce Benedict, R (1, 2) OBP: 0.293, SLG: 0.270		0-0 5-3		0-0 6-3					0-0 BB 2B 1B	3	1	1	0	1	0	2											
Pascual Perez, R (1, 1) OBP: 0.200, SLG: 0.200 Rick Camp, R (5, 1) OBP: 0.200, SLG: 0.111 Jerry Royster, R (6, PH) OBP: 0.279, SLG: 0.291			0-3 K						0-0 G4-6-3 1B	1	0	0	0	0	1	0											
Inning Stats	R: 0 E: 0 K: 2 S: 7	H: 0 LOB: 0 BB: 0 P: 7	R: 0 E: 0 K: 1 S: 7	H: 2 LOB: 2 BB: 0 P: 7	R: 0 E: 0 K: 1 S: 5	H: 0 LOB: 0 BB: 0 P: 5	R: 0 E: 0 K: 1 S: 5	H: 0 LOB: 0 BB: 0 P: 5	R: 0 E: 0 K: 0 S: 3	H: 0 LOB: 0 BB: 0 P: 3	R: 0 E: 0 K: 1 S: 5	H: 1 LOB: 1 BB: 1 P: 9	R: 5 E: 0 K: 1 S: 10	H: 5 LOB: 2 BB: 2 P: 18	R: 2 E: 0 K: 0 S: 5	H: 3 LOB: 1 BB: 1 P: 9	R: 0 E: 0 K: 1 S: 6	H: 1 LOB: 1 BB: 0 P: 6	1B: 10 2B: 2 3B: 0 HR: 0	SF: 0 SAC: 0 DP: 2 HBP: 0	WP: 0 PB: 0 SB: 0 CS: 0	PA: 41					
PITCHER	IP	WLS	BF	H	R	ER	SO	BB	IBB	HBP	BLK	WP	HR	S	P	ERA	WHIP										
Chuck Rainey, R (1, 1) ERA: 4.82	6.1	W	26	6	4	4	6	2	0	0	0	0	0	36	44	5.68	1.263										
Tim Stoddard, R (7, 1) ERA: 2.63	0.2		8	4	3	3	1	2	0	0	0	0	0	8	16	40.50	9.000										
Lee Smith, R (8, 1) ERA: 4.33	0.2		2	1	0	0	0	0	0	0	0	0	0	2	2	0.00	1.500										
Warren Brusstar, R (8, 1) ERA: 3.29	1.1	S	5	1	0	0	1	0	0	0	0	0	0	7	7	0.00	0.750										

Atlanta Braves @ Chicago Cubs
Wrigley Field, Chicago, IL
Thu May 24 1984, 3:33 AM CDT
Unknown

livebaseballscorecards.com

AB 37
R 7
H 12
RBI 6
BB 4
SO 8
LOB 14



Batter	1	2	3	4	5	6	7	8	9
Bob Demier, R OBP: 0.415, SLG: 0.366 (1, 8)	0-0 1B S HR 1B		0-0 23 CS 1B		0-0 1B 23 1B HR 1B	0-0 23 G6-4-3 1B		0-0 23 S 1B	
23 Ryne Sandberg, R OBP: 0.385, SLG: 0.509 (1, 4)	0-3 K		0-0 1-2 1B		0-0 1-2 1B	0-0 G6-4-3 1-2f		4-0 2-H 1B	
Gary Matthews, R OBP: 0.430, SLG: 0.432 (1, 7) Gary Woods, R OBP: 0.367, SLG: 0.481 (7, 7)	0-0 1-3 HR 1B		0-3 K		0-0 1-3 2-3 HR 1B		0-0 P3	0-0 FC4 1-2f	
Leon Durham, L OBP: 0.445, SLG: 0.662 (1, 3)	0-0 1-H 3-H HR		0-3 K		0-0 2-H 3-H HR		0-0 1B		
Mel Hall, L OBP: 0.320, SLG: 0.458 (1, 9)	0-0 P3			0-0 P3		0-0 HR		0-0 F8	
Richie Hebner, L OBP: 0.600, SLG: 0.833 (1, 5) Warren Brusstar, R (8, 1)	0-0 3-1			0-0 S 1B		0-0 F9		0-3 K	
Jody Davis, R OBP: 0.374, SLG: 0.485 (1, 2)		0-3 K		0-3 1-2 K		0-0 HR		4-0 CS 1B BB	
Dave Owen, S (1, 6) Bill Buckner, L (8, PH) Larry Bowa, S (9, 6) OBP: 0.239, SLG: 0.209 OBP: 0.286, SLG: 0.324		0-0 4-3		0-0 F9		0-0 6-3		0-0 P2	
Chuck Rainey, R OBP: 0.200, SLG: 0.158 (1, 1) Tim Stoddard, R (7, 1) Lee Smith, R (8, 1) Ron Cey, R (8, 5) OBP: 0.331, SLG: 0.445		0-0 F2				0-0 23 1B 1B		0-3 K	

Inning Stats	R: 3 E: 0 K: 1 S: 8	H: 3 LOB: 0 BB: 0 P: 8	R: 0 E: 0 K: 1 S: 5	H: 0 LOB: 0 BB: 0 P: 5	R: 0 E: 0 K: 2 S: 8	H: 2 LOB: 1 BB: 0 P: 8	R: 0 E: 0 K: 1 S: 6	H: 1 LOB: 1 BB: 0 P: 6	R: 6 E: 0 K: 0 S: 9	H: 7 LOB: 0 BB: 0 P: 9	R: 0 E: 0 K: 0 S: 3	H: 1 LOB: 0 BB: 0 P: 3	R: 0 E: 0 K: 1 S: 6	H: 1 LOB: 1 BB: 0 P: 6	R: 1 E: 0 K: 1 S: 6	H: 1 LOB: 2 BB: 2 P: 14
--------------	------------------------------	---------------------------------	------------------------------	---------------------------------	------------------------------	---------------------------------	------------------------------	---------------------------------	------------------------------	---------------------------------	------------------------------	---------------------------------	------------------------------	---------------------------------	------------------------------	----------------------------------

PITCHER	IP	WLS	BF	H	R	ER	SO	BB	IBB	HBP	BLK	WP	HR	S	P	ERA	WHIP
Pascual Perez, R ERA: 5.0 (1, 1)	4.1		22	11	7	7	5	0	0	0	0	0	2	32	32	14.54	2.538
Rick Camp, R ERA: 4.43 (5, 1)	0.2		4	2	2	2	0	0	0	0	0	0	2	4	4	27.00	3.000
Gene Garber, R ERA: 3.8 (6, 1)	1.0		3	1	0	0	0	0	0	0	0	0	0	3	3	0.00	1.000
Donnie Moore, R ERA: 5.14 (7, 1)	1.0		4	1	0	0	1	0	0	0	0	0	0	6	6	0.00	1.000
Steve Bedrosian, R ERA: 0.83 (8, 1)	1.0		6	1	1	0	1	2	0	0	0	0	0	6	14	0.00	3.000

BOTTOM

AB R H RBI BB SO LOB

5	2	5	1	0	0	0
4	0	2	1	1	1	2
3	2	2	0	0	1	1
2	0	0	0	0	0	2
4	2	3	6	0	1	1
4	1	1	1	0	0	1
4	0	1	0	0	1	1
0	0	0	0	0	0	0
3	2	1	1	1	2	1
3	0	0	0	0	0	1
1	0	0	0	0	0	1
0	0	0	0	0	0	0
0	0	0	0	0	0	0
1	0	0	0	0	1	1

AB 37
R 10
H 16
RBI 10
BB 2
SO 7
LOB 12



WP: 0 PA: 39
PB: 0
SB: 3
CS: 2

ERA WHIP

Atlanta Braves @ Chicago Cubs
Wrigley Field, Chicago, IL
Thu May 24 1984, 3:33 AM CDT
Unknown

Batter	1	2	3	4	5	6	7	8	9	AB R H RBI BB SO LOB	TOP											
Rafael Ramirez, R (1, 6) OBP: 0.351, SLG: 0.376	0-0 6-3			0-0 L6-3 1B		0-0 4-3 SF7 2B	0-0 F9		0-0 F9	5 1 2 0 0 0 1												
Jerry Royster, R (1, 7) OBP: 0.262, SLG: 0.271	0-0 F8			0-0 L6-3 1-2		0-0 4-3 2-3	0-0 F9			4 0 0 0 0 0 3												
Gerald Perry, L (1, 3) OBP: 0.330, SLG: 0.303	0-0 6-3			0-0 2B		0-0 SF7 3-H		0-0 1B 1B		3 0 2 1 0 0 0												
Dale Murphy, R (1, 8) OBP: 0.333, SLG: 0.463		0-0 G1-6-3 1B		0-0 5-3		0-0 2B 1B		0-3 K		4 1 2 0 0 1 2												
Bob Horner, R (1, 5) OBP: 0.308, SLG: 0.385		0-0 G1-6-3 1-2f		0-0 5-3		0-0 2B		0-0 F8		4 0 1 1 0 0 2												
Mike Jorgensen, L (1, 9) OBP: 0.300, SLG: 0.350		0-0 4-3		0-0 HR 1B		0-0 4-3		0-0 1B 1-3		4 1 2 0 0 0 1												
Glenn Hubbard, R (1, 4) OBP: 0.321, SLG: 0.400			0-0 5-3		0-0 HR 1B		4-0 F9 PB 1B BB	0-0 P5		3 2 1 2 1 0 2												
Alex Trevino, R (1, 2) OBP: 0.377, SLG: 0.421			0-3 K		0-3 K		0-0 F9 1-3		0-0 G4-6-3 1B	4 0 1 0 0 2 1												
Pete Falcone, L (1, 1) OBP: 0.158, SLG: 0.263			0-0 6-3		0-3 K		0-0 1B 3-H		0-0 G4-6-3 1-2f	2 0 0 0 0 1 0												
Rick Camp, R (5, 1) OBP: 0.200, SLG: 0.111										0 0 0 0 0 0 0												
Randy Johnson, R (7, PH) OBP: 0.390, SLG: 0.471										1 0 1 1 0 0 0												
Gene Garber, R (7, 1)										0 0 0 0 0 0 0												
Chris Chambliss, L (9, PH) OBP: 0.316, SLG: 0.326										1 0 0 0 0 0 1												
Inning Stats	R: 0 E: 0 K: 0 S: 3	H: 0 LOB: 0 BB: 0 P: 3	R: 0 E: 0 K: 0 S: 3	H: 1 LOB: 0 BB: 0 P: 3	R: 0 E: 0 K: 1 S: 5	H: 0 LOB: 0 BB: 0 P: 5	R: 0 E: 0 K: 0 S: 4	H: 2 LOB: 1 BB: 0 P: 4	R: 2 E: 0 K: 2 S: 9	H: 2 LOB: 0 BB: 0 P: 9	R: 2 E: 0 K: 0 S: 6	H: 3 LOB: 1 BB: 0 P: 6	R: 1 E: 0 K: 0 S: 4	H: 1 LOB: 1 BB: 1 P: 8	R: 0 E: 0 K: 1 S: 7	H: 2 LOB: 2 BB: 0 P: 7	R: 0 E: 0 K: 0 S: 3	H: 1 LOB: 0 BB: 0 P: 3	1B: 8 2B: 4 3B: 0 HR: 1	SF: 1 SAC: 0 DP: 3 HBP: 0	WP: 0 PB: 1 SB: 0 CS: 0	PA: 37
PITCHER	IP WLS BF H R ER SO BB IBB HBP BLK WP HR S P ERA WHIP																					
Rick Reuschel, R (1, 1) ERA: 4.68	6.1 W 27 9 5 4 3 1 0 0 0 0 0 1 32 36 5.68 1.579																					
Rich Bardi, R (7, 1) ERA: 2.61	2.2 S 10 3 0 0 1 0 0 0 0 0 0 0 12 12 0.00 1.125																					

Atlanta Braves @ Chicago Cubs
Wrigley Field, Chicago, IL
Thu May 24 1984, 3:38 AM CDT
Att. 24,551 - Unknown

livebaseballscores.com

AB	35
R	5
H	12
RBI	5
BB	1
SO	4
LOB	13



Batter	1	2	3	4	5	6	7	8	9	AB	R	H	RBI	BB	SO	LOB
Albert Hall, S OBP: 0.255, SLG: 0.302 (1, 9)	0-3 K	0-0 5-3		0-0 4-3 S 1B		0-0 1-3		0-0 F9		5	0	1	0	0	1	1
Alex Trevino, R OBP: 0.379, SLG: 0.410 (1, 2)	0-0 E5 FC5-4		0-0 4-3 1B	0-3 K		0-0 L5		4-0 FC4-6 BB		4	1	1	0	1	1	1
Rafael Ramirez, R OBP: 0.341, SLG: 0.364 (1, 6)	0-0 FC5-4 1-2f		0-0 4-3	0-0 4-3		0-0 5-3		0-0 FC4-6 1-2f		5	0	0	0	0	0	4
Dale Murphy, R OBP: 0.330, SLG: 0.473 (1, 8)	0-0 5-3		0-0 5-3	0-0 5-3			0-0 HR	0-0 L6		5	1	1	1	0	0	4
Bob Horner, R OBP: 0.324, SLG: 0.394 (1, 5)		0-0 1B 2B 1B	4-0 BB 1B 1B		0-0 BB 1B		0-3 K			3	3	2	0	1	1	0
Gerald Perry, L OBP: 0.358, SLG: 0.329 (1, 3)		0-0 2B SF9 1B	0-0 1B 1B	4-0 BB 1B	4-0 1B G6-4-3 BB		0-0 S 1B			3	3	3	1	1	0	0
Glenn Hubbard, R OBP: 0.331, SLG: 0.413 (1, 4)		0-0 6-3 2B	4-0 1B BB	1-2 2-3 BB	1-3 2-H 1B	0-0 1B G6-4-3	0-3 K			3	0	2	2	1	1	1
Jerry Royster, R OBP: 0.275, SLG: 0.279 (1, 7)		0-0 SF9	0-0 1B	0-0 1B	0-0 G6-4-3	0-0 1-2f 3-H	4-0 1-2 IBB			2	0	1	3	1	0	1
Len Barker, R OBP: 0.174, SLG: 0.100 (1, 1)		0-0 6-3	0-3 K		0-0 L3		0-0 3-1			3	0	0	0	0	1	3
Donnie Moore, L (6, 1)		2-3								1	0	0	0	0	0	2

Inning Stats	R: 0	H: 0	E: 1	LOB: 1	K: 1	P: 6	R: 2	H: 3	E: 0	LOB: 1	K: 0	P: 6	R: 3	H: 3	E: 0	LOB: 2	K: 1	P: 16	R: 0	H: 1	E: 0	LOB: 1	K: 1	P: 6	R: 2	H: 2	E: 0	LOB: 0	K: 0	P: 8	R: 0	H: 0	E: 0	LOB: 0	K: 0	P: 3	R: 1	H: 2	E: 0	LOB: 2	K: 2	P: 13	R: 0	H: 0	E: 0	LOB: 1	K: 0	P: 7
	S: 6	BB: 0	S: 6	BB: 0	S: 6	BB: 0	S: 6	BB: 0	S: 8	BB: 2	S: 6	BB: 0	S: 8	BB: 2	S: 6	BB: 0	S: 6	BB: 0	S: 4	BB: 1	S: 3	BB: 0	S: 3	BB: 0	S: 9	BB: 1	S: 9	BB: 13	S: 3	BB: 1	S: 3	BB: 1	S: 3	BB: 0	S: 3	BB: 7	S: 3	BB: 1	S: 3	BB: 1	S: 3	BB: 7						

PITCHER	IP	WLS	BF	H	R	ER	SO	BB	IBB	HBP	BLK	WP	HR	S	P	ERA	WHIP
Dave LaPoint, L (1, 1) ERA: 4.57	2.2	L	17	6	5	5	1	1	1	0	0	0	0	17	25	16.88	2.625
Jeff Lahti, R (3, 1) ERA: 4.84	0.1		1	0	0	0	1	0	0	0	0	0	0	3	3	0.00	0.000
Danny Cox, R (4, 1) ERA: 3.95	2.0		9	3	2	2	1	1	0	0	0	0	0	10	14	9.00	2.000
Ricky Horton, L (6, 1) ERA: 1.37	3.0		13	2	1	1	2	1	1	0	0	0	1	15	23	3.00	1.000

BOTTOM


St. Louis Cardinals @ Atlanta Braves
Atlanta-Fulton County Stadium, Atlanta, GA

Fri May 25 1984, 3:33 AM EDT
Att. 28,734 - Unknown

livebaseballscorecards.com

AB	34
R	8
H	11
RBI	7
BB	5
SO	5
LOB	17

WP: 0 PA: 40
PB: 0
SB: 2
CS: 0



Batter	1	2	3	4	5	6	7	8	9	AB R H RBI BB SO LOB	TOP									
Tom Herr, S (1, 4) OBP: 0.346, SLG: 0.329	0-0 E 2B	0-0 F8			0-0 F3		0-0 SH1-3		0-0 L4	4 1 1 0 0 0 1										
Willie McGee, S (1, 8) OBP: 0.312, SLG: 0.342	0-0 E2 1B	4-0 S BB			0-0 4-3		0-0 F4			3 1 0 0 1 0 1										
Lonnie Smith, R (1, 7) OBP: 0.392, SLG: 0.444 Dave Rucker, L (7, 1)	0-0 1B G6-4-3	0-3 K			0-0 1B		0-0 6-3			4 1 2 1 0 1 3 0 0 0 0 0 0 0										
Darrell Porter, L (1, 2) OBP: 0.364, SLG: 0.519	0-0 G6-4-3 1B				0-0 F5			0-0 F3		4 0 1 0 0 0 1										
George Hendrick, R (1, 9) OBP: 0.289, SLG: 0.358	0-0 G6-4-3				0-0 F7		0-0 F3			4 0 1 0 0 0 1										
Andy Van Slyke, L (1, 3) OBP: 0.398, SLG: 0.418	0-0 S 1B				0-0 4-3		0-0 4-3 2B			4 0 2 0 0 0 1										
Ken Oberkfell, L (1, 5) OBP: 0.355, SLG: 0.343	0-0 L3				0-0 F8		0-0 4-3			4 0 0 0 0 0 3										
Ozzie Smith, S (1, 6) OBP: 0.316, SLG: 0.289		0-0 F8 SH1-4 1B			0-0 4-3		0-0 F7			4 0 1 0 0 0 1										
John Stuper, R (1, 1) OBP: 0.143, SLG: 0.143 Neil Allen, R (2, 1) OBP: 0.222, SLG: 0.444 Jeff Lahti, R (5, 1) OBP: 0.500, SLG: 0.500 Steve Braun, L (7, PH) OBP: 0.486, SLG: 0.379		0-0 SH1-4			0-3 K		4-0 SH1-3 BB			0 0 0 0 0 0 0 1 0 0 0 0 1 0 0 0 0 0 0 0 0 1 0 0 0 1 1 0										
Inning Stats	R: 3 E: 1 K: 0 S: 7	H: 4 LOB: 1 BB: 0 P: 7	R: 0 E: 0 K: 1 S: 6	H: 1 LOB: 2 BB: 1 P: 10	R: 0 E: 0 K: 0 S: 3	H: 0 LOB: 0 BB: 0 P: 3	R: 0 E: 0 K: 1 S: 5	H: 0 LOB: 0 BB: 0 P: 5	R: 0 E: 0 K: 0 S: 4	H: 1 LOB: 1 BB: 0 P: 4	R: 0 E: 0 K: 0 S: 3	H: 0 LOB: 1 BB: 1 P: 7	R: 0 E: 0 K: 0 S: 4	H: 1 LOB: 1 BB: 0 P: 4	R: 0 E: 0 K: 1 S: 5	H: 0 LOB: 0 BB: 0 P: 5	1B: 6 2B: 2 3B: 0 HR: 0	SF: 0 SAC: 2 DP: 1 HBP: 0	WP: 0 PB: 0 SB: 2 CS: 0	PA: 37
PITCHER	IP WLS BF H R ER SO BB IBB HBP BLK WP HR S P ERA WHIP																			
Rick Mahler, R (1, 1) ERA: 2.18	5.0 W 22 6 3 1 2 1 0 0 0 0 0 0 25 29 1.80 1.400																			
Jeff Dedmon, R (6, 1) ERA: 4.33	4.0 S 15 2 0 0 1 1 0 0 0 0 0 0 16 20 0.00 0.750																			

St. Louis Cardinals @ Atlanta Braves
Atlanta-Fulton County Stadium, Atlanta, GA

Sat May 26 1984, 3:33 AM EDT
Att: 39,170 - Unknown

livebaseballscorecards.com

AB 33
R 3
H 8
RBI 1
BB 2
SO 3
LOB 12



Batter	1	2	3	4	5	6	7	8	9	AB	R	H	RBI	BB	SO	LOB
Albert Hall, S OBP: 0.250, SLG: 0.277 (1, 9)	0-0 3-1	0-0 6-3			0-0 FC5-4 2B	0-0 6-3		4-0 5-3 BB		4	1	0	0	1	0	3
Rafael Ramirez, R OBP: 0.331, SLG: 0.353 (1, 6)	0-0 4-3		0-3 K		0-0 E4 2B 1B	0-0 1-3		0-0 5-3		5	1	0	0	0	1	2
Dale Murphy, R OBP: 0.342, SLG: 0.491 (1, 8)	0-0 2B		0-0 F8		0-0 1B 2B		0-0 HBP 1B	4-0 IBB		4	2	3	1	1	0	0
Chris Chambliss, L OBP: 0.325, SLG: 0.326 (1, 3)	0-0 4-3		0-0 1B		4-0 1B 2B IBB		1-0 None HBP	0-0 4-3		3	2	1	0	1	0	3
Bob Horner, R OBP: 0.339, SLG: 0.402 (1, 5)		4-0 2B BB	0-0 6-3		0-0 2B 1B		0-0 6-3 1B			3	1	2	3	1	0	1
Gerald Perry, L OBP: 0.364, SLG: 0.361 Terry Harper, R OBP: 0.262, SLG: 0.267 (1, 7) (8, 7)		0-0 SH2-4 1-H 2B		0-0 1-3	0-0 2B		0-0 1B			4	0	2	3	0	0	1
Glenn Hubbard, R OBP: 0.335, SLG: 0.407 (1, 4)		4-0 SH2-4 BB		0-0 F7	4-0 G6-4-3 IBB		0-0 6-3			2	0	0	0	2	0	1
Bruce Benedict, R OBP: 0.282, SLG: 0.258 (1, 2)		0-0 F7		0-0 6-3	0-0 G6-4-3		0-0 6-3			4	0	0	0	0	0	6
Rick Mahler, R OBP: 0.800, SLG: 0.800 Jerry Royster, R OBP: 0.286, SLG: 0.290 Jeff Dedmon, L (6, 1)		0-0 SH2-4			0-0 FC5-4 1B	0-3 K		0-0 F7		0	0	0	0	0	0	0

Inning Stats	R: 0	H: 1	E: 0	K: 0	S: 4	P: 4	R: 1	H: 1	E: 0	K: 0	S: 4	R: 1	H: 1	E: 0	K: 1	S: 6	R: 0	H: 0	E: 0	K: 0	S: 3	R: 4	H: 4	E: 1	K: 0	S: 7	R: 0	H: 0	E: 0	K: 1	S: 5	R: 2	H: 2	E: 0	K: 0	S: 5	R: 0	H: 0	E: 0	K: 0	S: 3	R: 0	H: 0	E: 0	K: 0	S: 3	1B: 5	SF: 0	2B: 4	SAC: 1	3B: 0	DP: 1	HR: 0	HBP: 1	WP: 0	PA: 40
--------------	------	------	------	------	------	------	------	------	------	------	------	------	------	------	------	------	------	------	------	------	------	------	------	------	------	------	------	------	------	------	------	------	------	------	------	------	------	------	------	------	------	------	------	------	------	------	-------	-------	-------	--------	-------	-------	-------	--------	-------	--------

PITCHER	IP	WLS	BF	H	R	ER	SO	BB	IBB	HBP	BLK	WP	HR	S	P	ERA	WHIP
John Stuper, R ERA: 5.65 (1, 1)	1.0		7	2	1	1	0	2	0	0	0	0	0	5	13	9.00	4.000
Neil Allen, R ERA: 3.57 (2, 1)	3.1	L	17	5	4	3	1	0	1	0	0	0	0	18	22	8.10	1.500
Jeff Lahti, R ERA: 4.5 (5, 1)	1.2		5	0	0	0	1	0	1	0	0	0	0	6	10	0.00	0.000
Dave Rucker, L ERA: 1.29 (7, 1)	2.0		11	2	2	2	0	1	1	1	0	0	0	8	17	9.00	1.500

BOTTOM

St. Louis Cardinals @ Atlanta Braves
Atlanta-Fulton County Stadium, Atlanta, GA
Sat May 26 1984, 3:33 AM EDT
Att. 39,170 - Unknown

livebaseballscores.com

AB	32
R	7
H	9
RBI	7
BB	6
SO	2
LOB	17



Batter	1	2	3	4	5	6	7	8	9	AB R H RBI BB SO LOB	TOP																
Lonnie Smith, R (1, 7) OBP: 0.405, SLG: 0.455 Tito Landrum, R (4, 7) OBP: 0.372, SLG: 0.395										3 2 3 1 1 0 0 1 0 0 0 1 0 2																	
Tom Herr, S (1, 4) OBP: 0.353, SLG: 0.333										4 1 2 1 1 1 3																	
Andy Van Slyke, L (1, 3) OBP: 0.398, SLG: 0.417 Bill Lyons, R (8, PH) (8, 5)										5 2 2 3 0 0 4 1 0 0 0 0 1 1																	
George Hendrick, R (1, 9) OBP: 0.297, SLG: 0.364										6 1 3 1 0 1 3																	
Darrell Porter, L (1, 2) OBP: 0.378, SLG: 0.514										3 1 1 1 3 1 1																	
Willie McGee, S (1, 8) OBP: 0.313, SLG: 0.337										5 1 1 1 1 1 5																	
Ken Oberkfell, L (1, 5) OBP: 0.374, SLG: 0.363										3 1 2 0 1 0 2																	
Ozzie Smith, S (1, 6) OBP: 0.324, SLG: 0.318										5 2 3 4 0 0 4																	
Joaquin Andujar, S (1, 1) OBP: 0.182, SLG: 0.323 Bruce Sutter, R (7, 1) Art Howe, R (7, 5) OBP: 0.306, SLG: 0.259 (8, 3)										4 1 1 0 0 3 1 1 0 0 0 0 1 2 1 0 1 0 0 0 0																	
Inning Stats	R: 7 E: 0 K: 1 S: 12	H: 7 LOB: 2 BB: 2 P: 20	R: 1 E: 0 K: 1 S: 6	H: 2 LOB: 2 BB: 1 P: 10	R: 3 E: 0 K: 0 S: 8	H: 5 LOB: 3 BB: 0 P: 9	R: 0 E: 0 K: 2 S: 7	H: 0 LOB: 2 BB: 2 P: 15	R: 0 E: 0 K: 1 S: 6	H: 1 LOB: 1 BB: 0 P: 6	R: 0 E: 0 K: 2 S: 6	H: 0 LOB: 0 BB: 1 P: 10	R: 0 E: 0 K: 0 S: 4	H: 1 LOB: 2 BB: 1 P: 8	R: 1 E: 0 K: 1 S: 7	H: 2 LOB: 1 BB: 0 P: 7	R: 0 E: 1 K: 1 S: 5	H: 1 LOB: 1 BB: 1 P: 9	1B: 15 2B: 4 3B: 0 HR: 0	SF: 0 SAC: 1 DP: 0 HBP: 1	WP: 2 PB: 0 SB: 4 CS: 2	PA: 52					
PITCHER	IP	WLS	BF	H	R	ER	SO	BB	IBB	HBP	BLK	WP	HR	S	P	ERA	WHIP										
Craig McMurtry, R (1, 1) ERA: 3.78	0.1	L	8	5	7	7	0	1	1	0	0	0	0	6	14	189.00	18.000										
Gene Garber, R (1, 1) ERA: 4.62	2.0		13	7	4	4	2	1	0	0	0	0	0	16	20	18.00	4.000										
Steve Bedrosian, R (3, 1) ERA: 0.68	4.2		22	4	0	0	5	4	0	1	0	1	0	27	44	0.00	1.714										
Terry Forster, L (8, 1) ERA: 2.45	2.0		9	3	1	1	2	1	0	0	0	1	0	12	16	4.50	2.000										

St. Louis Cardinals @ Atlanta Braves
 Atlanta-Fulton County Stadium, Atlanta, GA

Sun May 27 1984, 3:33 AM EDT
 Att: 35,329 - Unknown

livebaseballscorecards.com

AB 42
 R 12
 H 19
 RBI 12
 BB 8
 SO 9
 LOB 28



Batter	1	2	3	4	5	6	7	8	9	AB	R	H	RBI	BB	SO	LOB
Albert Hall, S OBP: 0.286, SLG: 0.300 Claudell Washington, L OBP: 0.459, SLG: 0.571 Terry Forster, L (8, 1) Bob Watson, R OBP: 0.243, SLG: 0.206 (9, PH)	4-0 1B 5-3 BB	0-0 6-3 HR 1B	0-0 F9			0-0 FC6-4 1B	0-0 SF7		0-0 6-3	3	2	2	0	1	0	2
Alex Trevino, R OBP: 0.361, SLG: 0.388 (1, 2)	0-0 F8 5-3 PB 1B	0-0 6-3		0-0 1-3		0-0 F4	0-0 F7		0-0 6-3	6	1	1	1	0	0	4
Dale Murphy, R OBP: 0.343, SLG: 0.523 (1, 8)	0-0 5-3	0-0 HR		0-3 K		0-0 FC6-4 FC6-4		0-0 HR		5	2	2	4	0	1	2
Chris Chambliss, L OBP: 0.333, SLG: 0.352 (1, 3)	4-0 PB BB	0-0 HR		0-3 K		0-0 FC6-4		0-0 FC6-5 1B		4	1	2	1	1	1	1
Bob Horner, R OBP: 0.342, SLG: 0.412 (1, 5)	0-0 F8 2-3	0-0 F9		0-0 5-3		0-0 1B 2B	0-0 1B FC6-5	0-0 1B FC6-5		5	1	2	0	0	0	2
Gerald Perry, L OBP: 0.365, SLG: 0.356 (1, 7)	4-0 1-2 3-H BB		0-0 F8		0-0 F7	0-0 1B FC5-4	0-0 1B FC5-4	0-0 F9		4	0	1	1	1	0	2
Glenn Hubbard, R OBP: 0.331, SLG: 0.400 (1, 4)	0-0 F4		0-0 F8		0-0 HBP 1B	0-0 1B FC5-4	0-0 1B FC6-5	0-0 1B FC6-5		5	1	1	0	0	0	5
Jerry Royster, R OBP: 0.293, SLG: 0.288 (1, 6)		0-0 F9	0-0 E5 1B		1-0 1B HBP	0-0 1B BB	0-0 1B BB	0-0 B1-3		4	0	1	0	0	0	2
Craig McMurtry, R OBP: 0.100, SLG: 0.053 Gene Garber, R OBP: 0.250, SLG: 0.250 Steve Bedrosian, R OBP: 0.200, SLG: 0.200 Mike Jorgensen, L OBP: 0.318, SLG: 0.333 (7, PH) (8, 9)		0-0 1B 6-3 1B	0-0 1B		0-0 F5	0-0 1B BB	0-0 1B BB	0-0 F8		0	0	0	0	0	0	0

Inning Stats	R: 2	H: 1	E: 0	K: 0	S: 4	H: 1	LOB: 2	BB: 3	P: 16	R: 4	H: 4	E: 0	K: 0	S: 7	R: 0	H: 1	E: 1	K: 0	S: 5	R: 0	H: 0	E: 0	K: 2	S: 7	R: 0	H: 1	E: 0	K: 0	S: 4	R: 0	H: 1	E: 0	K: 0	S: 4	R: 2	H: 3	E: 0	K: 0	S: 6	R: 1	H: 3	E: 0	K: 0	S: 6	R: 0	H: 0	E: 0	K: 0	S: 3	1B: 10	SF: 1	2B: 1	SAC: 0	3B: 0	DP: 0	HR: 3	HBP: 1	WP: 0	PA: 47
--------------	------	------	------	------	------	------	--------	-------	-------	------	------	------	------	------	------	------	------	------	------	------	------	------	------	------	------	------	------	------	------	------	------	------	------	------	------	------	------	------	------	------	------	------	------	------	------	------	------	------	------	--------	-------	-------	--------	-------	-------	-------	--------	-------	--------

PITCHER	IP	WLS	BF	H	R	ER	SO	BB	IBB	HBP	BLK	WP	HR	S	P	ERA	WHIP
Joaquin Andujar, R ERA: 3.14 (1, 1)	6.0	W	33	10	8	7	2	3	0	1	0	0	2	33	46	10.50	2.167
Bruce Sutter, R ERA: 1.47 (7, 1)	3.0	S	14	4	1	1	0	1	0	0	0	0	1	13	17	3.00	1.667

BOTTOM

St. Louis Cardinals @ Atlanta Braves
Atlanta-Fulton County Stadium, Atlanta, GA

Sun May 27 1984, 3:33 AM EDT
Att. 35,329 - Unknown

livebaseballscorecards.com

AB	41
R	9
H	14
RBI	8
BB	4
SO	2
LOB	22



Batter	1	2	3	4	5	6	7	8	9	AB R H RBI BB SO LOB	TOP
Bill Lyons, R (1, 5) Ken Oberkfell, L (9, PH) OBP: 0.371, SLG: 0.359	0-0 4-3		0-0 2-3		0-0 F7		0-0 F3		0-0 F8	4 0 0 0 0 0 1 1 0 0 0 0 0 0	St. Louis Cardinals @ Atlanta Braves Atlanta-Fulton County Stadium, Atlanta, GA Mon May 28 1984, 7:05 PM EDT Att: 11,159 - Unknown livebaseballscorecards.com
Tom Herr, S (1, 4) OBP: 0.344, SLG: 0.324	0-0 6-3		0-0 F9		0-0 F3		0-0 F7		0-0 6-3	5 0 0 0 0 0 1	
Lonnie Smith, R (1, 7) OBP: 0.397, SLG: 0.443	0-3 K		0-0 F6		0-0 5-3					4 0 0 0 0 1 0	
George Hendrick, R (1, 9) OBP: 0.302, SLG: 0.363		4-0 BB BB SF7 BB		0-3 K2-3		0-0 5-3		0-0 BB 1B		3 2 1 0 1 1 0	
Art Howe, R (1, 3) OBP: 0.333, SLG: 0.281		4-0 BB BB 1-2 BB		0-0 BB E 1B		0-0 FC5-4 1B		0-0 F9		3 0 2 0 1 0 1	
Willie McGee, S (1, 8) OBP: 0.313, SLG: 0.333		4-0 BB BB 1-2 2-3 BB		0-0 E5 BB 1-2		0-0 FC5-4 1-2		4-0 1B BB 1-2		2 0 0 0 1 0 2	
Darrell Porter, L (1, 2) OBP: 0.382, SLG: 0.509		0-0 F3		4-0 BB BB 1-2 2-3 BB		0-0 F9		0-0 1-3 2-H 1B		3 0 1 1 1 0 4	
Ozzie Smith, S (1, 6) Gary Rajsich, L (8, PH) Mike Ramsey, S (8, 6) OBP: 0.324, SLG: 0.327 OBP: 0.394, SLG: 0.385 OBP: 0.133, SLG: 0.143		0-0 SF7		0-0 F4				0-0 F9		2 0 1 1 0 0 3 1 0 0 0 0 0 2 0 0 0 0 0 0 0	
Danny Cox, R (1, 1) Dave Rucker, L (6, 1) Jeff Lahti, R (6, 1) Tito Landrum, R (8, 8) Andy Van Slyke, L (8, PH) Ricky Horton, L (8, 1) Steve Braun, L (9, PH) OBP: 0.286, SLG: 0.211 OBP: 0.500, SLG: 0.500 OBP: 0.394, SLG: 0.385 OBP: 0.404, SLG: 0.417 OBP: 0.333, SLG: 0.333 OBP: 0.474, SLG: 0.367		0-0 F9		0-0 F8		0-3 K		0-0 1-4-3		2 0 0 0 0 0 5 0 0 0 0 0 0 0 0 0 0 0 0 0 0 1 0 0 0 0 1 1 0 0 0 0 1 0 0 0 0 0 0 0 0 0 1 0 0 0 0 0 0	
Inning Stats	R: 0 H: 0 E: 0 LOB: 0 K: 1 BB: 0 S: 5 P: 5	R: 1 H: 0 E: 0 LOB: 2 K: 0 BB: 3 S: 3 P: 15	R: 0 H: 0 E: 0 LOB: 0 K: 0 BB: 0 S: 3 P: 3	R: 0 H: 1 E: 1 LOB: 3 K: 1 BB: 1 S: 7 P: 11	R: 0 H: 0 E: 0 LOB: 0 K: 0 BB: 0 S: 3 P: 3	R: 0 H: 1 E: 0 LOB: 1 K: 0 BB: 0 S: 4 P: 4	R: 0 H: 1 E: 0 LOB: 1 K: 1 BB: 0 S: 6 P: 6	R: 1 H: 2 E: 0 LOB: 2 K: 0 BB: 1 S: 5 P: 9	R: 0 H: 0 E: 0 LOB: 0 K: 0 BB: 0 S: 3 P: 3	1B: 4 SF: 1 2B: 1 SAC: 0 3B: 0 DP: 0 HR: 0 HBP: 0	
PITCHER Pete Falcone, L (1, 1) Donnie Moore, R (8, 1) ERA: 4.0 ERA: 3.09	IP WLS BF H R ER SO BB IBB HBP BLK WP HR S P ERA WHIP	7.2 W 34 5 2 2 3 5 0 0 0 0 0 0 35 55 2.35 1.304	1.1 S 4 0 0 0 0 0 0 0 0 0 0 0 0 4 4 0.00 0.000								



Batter	1	2	3	4	5	6	7	8	9	AB	R	H	RBI	BB	SO	LOB
Claudell Washington, L OBP: 0.457, SLG: 0.567 Albert Hall, S OBP: 0.281, SLG: 0.294	0-0 F8		0-0 E3 2B			0-0 SH1-4 1B	0-0 F9			3	2	1	0	0	0	0
Alex Trevino, R OBP: 0.373, SLG: 0.414	0-0 G6-4-3 1B		0-0 1-H 2B			0-0 SH1-4 1-2	0-0 F8			3	0	2	1	0	0	0
Dale Murphy, R OBP: 0.346, SLG: 0.522	0-0 G6-4-3 1-2f					0-0 F8 PB 6-3 1B	0-0 BB 1B 1B	0-0 F7		4	2	2	1	0	0	1
Chris Chambliss, L OBP: 0.331, SLG: 0.349		0-0 F8				0-0 F8 1-3	0-0 BB 1B 1B	0-0 4-3		4	1	1	0	0	0	1
Bob Horner, R OBP: 0.339, SLG: 0.400		0-0 4-3				4-0 F9 1B BB	0-0 F9			3	0	0	1	1	0	0
Gerald Perry, L OBP: 0.364, SLG: 0.356 Terry Harper, R OBP: 0.262, SLG: 0.267		0-0 F6				0-0 F7 3-H	0-0 1B 1-2 2-3			3	0	1	2	0	0	0
Glenn Hubbard, R OBP: 0.326, SLG: 0.392			0-0 5-3			0-0 F8	0-0 F9 2-3			3	0	0	0	0	0	2
Jerry Royster, R OBP: 0.295, SLG: 0.290			0-0 SH1-3 E 1B			0-0 5-3	0-3 K			3	1	1	0	0	1	2
Pete Falcone, L OBP: 0.143, SLG: 0.238 Donnie Moore, L			0-0 SH1-3 1-2			0-0 6-3		0-0 6-3		2	0	0	0	0	0	0

Inning Stats	R: 0	H: 1	E: 0	K: 0	S: 3	L: 0	LOB: 0	BB: 0	P: 3	R: 0	H: 0	E: 0	K: 0	S: 3	R: 2	H: 2	E: 1	K: 0	S: 5	R: 1	H: 1	E: 0	K: 0	S: 4	R: 0	H: 0	E: 0	K: 0	S: 3	R: 3	H: 4	E: 0	K: 1	S: 9	R: 0	H: 0	E: 0	K: 0	S: 3	R: 0	H: 0	E: 0	K: 0	S: 3	R: 0	H: 0	E: 0	K: 0	S: 3
--------------	------	------	------	------	------	------	--------	-------	------	------	------	------	------	------	------	------	------	------	------	------	------	------	------	------	------	------	------	------	------	------	------	------	------	------	------	------	------	------	------	------	------	------	------	------	------	------	------	------	------

PITCHER	IP	WLS	BF	H	R	ER	SO	BB	IBB	HBP	BLK	WP	HR	S	P	ERA	WHIP
Danny Cox, R ERA: 3.9	(1, 1)	5.1	21	6	5	2	0	0	0	0	0	0	0	21	21	3.38	1.125
Dave Rucker, L ERA: 1.71	(6, 1)	0.0	3	2	1	1	0	1	0	0	0	0	0	2	6	∞	∞
Jeff Lahti, R ERA: 4.21	(6, 1)	1.2	5	0	0	0	1	0	0	0	0	0	0	7	7	0.00	0.000
Ricky Horton, L ERA: 1.31	(8, 1)	1.0	3	0	0	0	0	0	0	0	0	0	0	3	3	0.00	0.000


BOTTOM

St. Louis Cardinals @ Atlanta Braves
Atlanta-Fulton County Stadium, Atlanta, GA

Mon May 28 1984, 7:05 PM EDT
Att. 11,159 - Unknown

AB	29
R	6
H	8
RBI	5
BB	1
SO	1
LOB	6

livebaseballscorecards.com



WP	PA	CS
0	32	0

Batter	1	2	3	4	5	6	7	8	9	AB R H RBI BB SO LOB	TOP									
Bob Dernier, R (1, 8) OBP: 0.400, SLG: 0.344	4-0 1-3 1B BB	0-3 3-H			0-0 F6			0-0 FC6-4 1B		3 1 1 0 1 1 1										
23 Ryne Sandberg, R (1, 4) OBP: 0.376, SLG: 0.489	0-0 1-2 1B		0-3 K			0-3 K		0-0 F7		4 1 1 0 0 2 1										
Gary Matthews, R (1, 7) OBP: 0.411, SLG: 0.396	0-0 1-3 1-2 2-3		0-0 1-3			4-0 BB		0-0 FC6-4 1-2f		3 0 0 0 1 0 3										
Leon Durham, L (1, 3) OBP: 0.432, SLG: 0.608	0-0 HR 1B 2-H 3-H		0-0 F9			0-0 F7		0-0 5-3		4 1 1 2 0 0 1										
Mel Hall, L (1, 9) OBP: 0.310, SLG: 0.453 Keith Moreland, R (9, PH) OBP: 0.337, SLG: 0.326	0-3 K		0-3 K			0-0 F8		0-0 F9		3 0 0 0 0 2 2 1 0 0 0 0 0 0										
Ron Cey, R (1, 5) OBP: 0.331, SLG: 0.468	0-0 HR		0-0 5-3			0-0 6-3		4-0 1B BB		3 1 1 2 1 0 0										
Jody Davis, R (1, 2) OBP: 0.375, SLG: 0.497	0-3 K		0-0 F6			0-0 4-3		0-0 1-2 1B		4 0 1 0 0 1 0										
Larry Bowa, S (1, 6) OBP: 0.304, SLG: 0.336		0-0 SH1-4 CS 2B			0-0 F5		0-0 3-1	0-0 5-3		4 0 1 0 0 0 2										
Scott Sanderson, R (1, 1) OBP: 0.158, SLG: 0.111 Rich Bordi, R (4, 1) Jay Johnstone, L (8, PH) OBP: 0.222, SLG: 0.125 Warren Brusstar, R (8, 1)		0-0 SH1-4			0-3 K			0-0 G3		0 0 0 0 0 0 0 1 0 0 0 0 1 0 1 0 0 0 0 0 0 0 0 0 0 0 0 0										
Inning Stats	R: 4 E: 0 K: 2 S: 10	H: 3 LOB: 0 BB: 1 P: 14	R: 0 E: 0 K: 1 S: 5	H: 1 LOB: 0 BB: 0 P: 5	R: 0 E: 0 K: 1 S: 5	H: 0 LOB: 0 BB: 0 P: 5	R: 0 E: 0 K: 1 S: 5	H: 0 LOB: 0 BB: 0 P: 5	R: 0 E: 0 K: 1 S: 5	H: 0 LOB: 1 BB: 1 P: 9	R: 0 E: 0 K: 0 S: 3	H: 0 LOB: 0 BB: 0 P: 3	R: 0 E: 0 K: 0 S: 4	H: 1 LOB: 1 BB: 0 P: 4	R: 0 E: 0 K: 0 S: 4	H: 1 LOB: 2 BB: 1 P: 8	1B: 4 2B: 1 3B: 0 HR: 1	SF: 0 SAC: 1 DP: 0 HBP: 0	WP: 0 PB: 0 SB: 0 CS: 1	PA: 35
PITCHER	IP WLS BF H R ER SO BB IBB HBP BLK WP HR S P ERA WHIP																			
Pascual Perez, R (1, 1) ERA: 4.89	8.0 W 30 5 4 4 7 2 0 0 0 0 1 42 50 4.50 0.875																			
Terry Forster, L (9, 1) ERA: 2.25	1.0 S 5 1 0 0 0 1 0 0 0 0 0 0 4 8 0.00 2.000																			

Chicago Cubs @ Atlanta Braves
Atlanta-Fulton County Stadium, Atlanta, GA

Tue May 29 1984, 7:05 PM EDT
Att: 15,156 - Unknown

livebaseballscorecards.com

AB	31
R	4
H	6
RBI	4
BB	3
SO	7
LOB	10



Batter	1	2	3	4	5	6	7	8	9
Claudell Washington, L OBP: 0.460, SLG: 0.569 Albert Hall, S OBP: 0.288, SLG: 0.288	0-0 1B 2B 1B		0-0 FC4-6 1B 1B	0-0 E4 FC5-4		0-3 K		4-0 1B BB	
Alex Trevino, R OBP: 0.375, SLG: 0.413	0-0 1-2 2B 1B		0-0 F7	0-0 FC5-4			0-0 6-3	0-0 FC6-4 1B	
Dale Murphy, R OBP: 0.348, SLG: 0.519	0-3 K		0-0 FC4-6 1-2 1B		0-0 1B 1B		0-0 F8	0-0 FC6-4 1-2f	
Chris Chambliss, L OBP: 0.324, SLG: 0.340	0-0 F9		0-0 FC4-6 1-2f 2-3 1B		0-0 F8		0-0 F6		
Bob Horner, R OBP: 0.360, SLG: 0.440	0-0 1-1H 2-2H 2B		0-0 1-2 3-H 1B		0-0 1-3 1B			0-0 SH3-4 BB 2B	
Gerald Perry, L OBP: 0.355, SLG: 0.344 Terry Harper, R OBP: 0.262, SLG: 0.267	0-3 K		0-0 F9		0-3 K			0-0 SH3-4 2-3	
Glenn Hubbard, R OBP: 0.330, SLG: 0.397		0-0 F7		0-0 6-3 E 2B		0-0 F9		4-0 BB 1B IBB	
Jerry Royster, R OBP: 0.284, SLG: 0.278 Mike Jorgensen, L OBP: 0.348, SLG: 0.333 Rafael Ramirez, R OBP: 0.331, SLG: 0.353		0-3 K		0-0 6-3 2-3		0-0 F7		4-0 BB 1-2 1B IBB	
Pascual Perez, R OBP: 0.154, SLG: 0.154 Bob Watson, R OBP: 0.237, SLG: 0.200 Terry Forster, L		0-0 4-3		0-0 1-3		0-0 6-3		0-3 K	

Inning Stats	R: 2	H: 3	E: 0	K: 2	S: 10	LOB: 1	BB: 0	P: 10	R: 0	H: 0	E: 0	K: 1	S: 5	LOB: 0	BB: 0	P: 5	R: 1	H: 3	E: 0	K: 0	S: 6	LOB: 2	BB: 0	P: 6	R: 1	H: 1	E: 1	K: 0	S: 5	LOB: 1	BB: 0	P: 5	R: 0	H: 2	E: 0	K: 1	S: 7	LOB: 2	BB: 0	P: 7	R: 0	H: 0	E: 0	K: 0	S: 5	LOB: 0	BB: 0	P: 5	R: 0	H: 0	E: 0	K: 0	S: 3	LOB: 0	BB: 0	P: 3	R: 3	H: 2	E: 0	K: 1	S: 7	LOB: 2	BB: 3	P: 19	R: 0	H: 0	E: 0	K: 0	S: 3	LOB: 0	BB: 0	P: 3	R: 0	H: 0	E: 0	K: 0	S: 3	LOB: 0	BB: 0	P: 3
--------------	------	------	------	------	-------	--------	-------	-------	------	------	------	------	------	--------	-------	------	------	------	------	------	------	--------	-------	------	------	------	------	------	------	--------	-------	------	------	------	------	------	------	--------	-------	------	------	------	------	------	------	--------	-------	------	------	------	------	------	------	--------	-------	------	------	------	------	------	------	--------	-------	-------	------	------	------	------	------	--------	-------	------	------	------	------	------	------	--------	-------	------

PITCHER	IP	WLS	BF	H	R	ER	SO	BB	IBB	HBP	BLK	WP	HR	S	P	ERA	WHIP
Scott Sanderson, R ERA: 2.72	(1, 1)	3.0	15	6	3	3	3	0	0	0	0	0	0	21	21	9.00	2.000
Rich Bordi, R ERA: 2.36	(4, 1)	4.0	16	3	1	0	2	0	0	0	0	0	0	20	20	0.00	0.750
Warren Brusstar, R ERA: 4.08	(8, 1)	1.0	L 8	2	3	3	1	1	2	0	0	0	0	7	19	27.00	3.000

BOTTOM


Chicago Cubs @ Atlanta Braves
Atlanta-Fulton County Stadium, Atlanta, GA

Tue May 29 1984, 7:05 PM EDT
Att. 15,156 - Unknown

AB	35
R	7
H	11
RBI	6
BB	3
SO	6
LOB	23

livebaseballscorecards.com

WP: 0	PA: 39
PB: 0	
SB: 0	
CS: 0	



Batter	1	2	3	4	5	6	7	8	9	AB R H RBI BB SO LOB
Eddie Milner, L OBP: 0.370, SLG: 0.391 (1, 8) S S	0-3 K		0-0 6-3			0-3 K		0-0 S 1B		4 0 1 0 0 2 1
Gary Redus, R OBP: 0.368, SLG: 0.443 (1, 7) B B B	4-0 S BB		0-3 K			0-0 F7 2B		0-0 F4 1-2		3 0 1 0 1 1 2
Dan Driessen, L OBP: 0.409, SLG: 0.486 (1, 3) X	0-0 F8 1-2				0-0 4-3	0-0 F7 2-3		0-0 F8		4 0 0 0 0 0 2
Dave Parker, L OBP: 0.323, SLG: 0.373 (1, 9) X	0-0 F8				0-0 F7	0-0 F8		0-0 F7		4 0 0 0 0 0 2
Brad Gulden, L OBP: 0.264, SLG: 0.312 (1, 2) X		0-0 6-3			0-3 K			0-0 4-3		4 0 0 0 0 1 0
Dave Concepcion, R OBP: 0.337, SLG: 0.371 (1, 5) X		0-0 3-1			0-0 F3 SF7 2B			0-0 6-3		3 1 1 0 0 0 0
Ron Oester, S OBP: 0.266, SLG: 0.282 (1, 4) X		0-0 F7			0-0 F3 2-3			0-0 1-3		3 0 0 0 0 0 1
Tom Foley, L OBP: 0.344, SLG: 0.423 (1, 6) X					0-0 6-3 SH1-3 1B	0-0 SF7 3-H		0-0 4-3		2 0 1 1 0 0 0
Frank Pastore, R OBP: 0.050, SLG: 0.050 (1, 1) Wayne Krenchicki, L OBP: 0.304, SLG: 0.500 (8, PH) Bill Scherrer, L (9, 1)					0-0 SH1-3 1-2	0-3 K		0-0 6-3		1 0 0 0 0 1 0 1 0 0 0 0 0 0 0 0 0 0 0 0 0

Inning Stats	R: 0 E: 0 K: 1 S: 5	H: 0 LOB: 1 BB: 1 P: 9	R: 0 E: 0 K: 0 S: 3	H: 0 LOB: 0 BB: 0 P: 3	R: 0 E: 0 K: 1 S: 6	H: 1 LOB: 1 BB: 0 P: 6	R: 0 E: 0 K: 1 S: 5	H: 0 LOB: 0 BB: 0 P: 5	R: 1 E: 0 K: 1 S: 6	H: 1 LOB: 0 BB: 0 P: 6	R: 0 E: 0 K: 1 S: 6	H: 1 LOB: 1 BB: 0 P: 6	R: 0 E: 0 K: 0 S: 3	H: 0 LOB: 0 BB: 0 P: 3	R: 0 E: 0 K: 0 S: 4	H: 1 LOB: 1 BB: 0 P: 4	R: 0 E: 0 K: 0 S: 3	H: 0 LOB: 0 BB: 0 P: 3	1B: 2 2B: 2 3B: 0 HR: 0	SF: 1 SAC: 1 DP: 0 HBP: 0
PITCHER Rick Mahler, R ERA: 1.93 (1, 1)	IP 9.0	WLS W	BF 32	H 4	R 1	ER 1	SO 5	BB 1	IBB 0	HBP 0	BLK 0	WP 0	HR 0	S 41	P 45	ERA 1.00	WHIP 0.556			


BOTTOM

Atlanta Braves @ Cincinnati Reds
Riverfront Stadium, Cincinnati, OH

Thu May 31 1984, 7:05 PM EDT
Att. 2,472 - Unknown

livebaseballscorecards.com

AB	29
R	1
H	4
RBI	1
BB	1
SO	5
LOB	8



WP: 0	PA: 32
PB: 0	
SB: 2	
CS: 0	

Batter	1	2	3	4	5	6	7	8	9	AB R H RBI BB SO LOB	TOP		
Rafael Ramirez, R (1, 6) OBP: 0.325, SLG: 0.341	0-0 CS 1B		0-0 F6		0-0 SH1-3		4-0 FC3-2 BB BB	0-0 F9		3 0 1 1 1 0 3			
Jerry Royster, R (1, 5) OBP: 0.301, SLG: 0.296	0-3 K		4-0 BB		0-0 2B		4-0 FC3-2 BB 1-2 2-3		0-3 K	3 0 1 1 2 2 1			
Gerald Perry, L (1, 7) Albert Hall, S (7, 7) OBP: 0.339, SLG: 0.320 OBP: 0.308, SLG: 0.310	0-3 K 1-2		0-0 3-1		0-0 5-3		0-0 FC3-2 1-2 2-3 3-H		0-0 1B	4 0 0 0 0 1 7 1 0 1 0 0 0 0			
Dale Murphy, R (1, 8) OBP: 0.330, SLG: 0.503		0-0 F8		0-3 K		0-3 K	0-0 F8		0-0 4-3	5 0 0 0 0 2 3			
Chris Chambliss, L (1, 3) OBP: 0.339, SLG: 0.366		0-0 F7		0-0 F7		0-0 FC5-4 1B		0-0 HR		4 1 2 1 0 0 0			
Brad Komminsk, R (1, 9) OBP: 0.300, SLG: 0.125		0-0 F9		0-0 F9		0-0 FC5-4 1-2f		4-0 FC1-5 BB		3 0 0 0 1 0 1			
Glenn Hubbard, R (1, 4) OBP: 0.339, SLG: 0.411			0-0 2B 1B		4-0 E S SH1-3 BB	0-0 F6 1-2		4-0 SH3-4 FC1-5 1-2 BB		2 2 1 0 2 0 1			
Bruce Benedict, R (1, 2) OBP: 0.288, SLG: 0.277			0-0 1-H 2B		0-0 F8 1-3		0-0 BB SH2-4 FC3-2 1B	0-0 FC1-5 SH3-4 1-2 2-3f		4 0 2 1 0 0 3			
Craig McMurtry, R (1, 1) Steve Bedrosian, R (9, 1) OBP: 0.136, SLG: 0.050 OBP: 0.200, SLG: 0.200			0-3 K		4-0 SH1-3 2B BB		0-0 SH2-4 1-2	0-0 SH3-4 1-2 2-3		1 1 0 0 1 1 1 0 0 0 0 0 0 0			
Inning Stats	R: 0 H: 1 E: 0 LOB: 0 K: 2 BB: 0 S: 7 P: 7	R: 0 H: 0 E: 0 LOB: 0 K: 0 BB: 0 S: 3 P: 3	R: 1 H: 2 E: 0 LOB: 2 K: 1 BB: 1 S: 7 P: 11	R: 0 H: 0 E: 0 LOB: 0 K: 1 BB: 0 S: 5 P: 5	R: 2 H: 1 E: 0 LOB: 1 K: 0 BB: 2 S: 4 P: 12	R: 0 H: 1 E: 0 LOB: 1 K: 1 BB: 0 S: 6 P: 6	R: 0 H: 1 E: 0 LOB: 3 K: 0 BB: 2 S: 4 P: 12	R: 1 H: 1 E: 0 LOB: 2 K: 1 BB: 2 S: 4 P: 12	R: 0 H: 1 E: 0 LOB: 0 K: 1 BB: 0 S: 5 P: 5	1B: 5 SF: 0 2B: 2 SAC: 3 3B: 0 DP: 0 HR: 1 HBP: 0	WP: 0 PA: 40 PB: 0 SB: 3 CS: 1		
PITCHER	IP WLS BF H R ER SO BB IBB HBP BLK WP HR S P ERA WHIP											PITCHER	IP WLS BF H R ER SO BB IBB HBP BLK WP HR S P ERA WHIP
Bruce Berenyi, R (1, 1) ERA: 5.53	6.1 L 28 6 3 3 5 4 0 0 0 0 0 0 34 50 4.26 1.579												
Ted Power, R (7, 1) ERA: 2.86	2.2 12 2 1 1 1 3 0 0 0 0 0 1 11 23 3.38 1.875												

Atlanta Braves @ Cincinnati Reds
Riverfront Stadium, Cincinnati, OH
Fri Jun 01 1984, 7:05 PM EDT
Unknown

livebaseballscorecards.com

AB 30
R 4
H 8
RBI 4
BB 7
SO 6
LOB 20



Batter	1	2	3	4	5	6	7	8	9	AB	R	H	RBI	BB	SO	LOB
Gary Redus, R (1, 7) OBP: 0.365, SLG: 0.434	4-0 S E BB		0-0 F8			0-0 F6		0-0 F9		3	1	0	0	1	0	0
Eddie Milner, L (1, 8) OBP: 0.362, SLG: 0.381	0-0 4-3		0-0 F3			0-0 F8		0-0 F6		4	0	0	0	0	0	1
Dan Driessen, L (1, 3) OBP: 0.412, SLG: 0.481	0-0 E5 1B				0-0 F8		4-0 BB BB	0-0 1B		3	0	1	1	1	0	0
Dave Parker, L (1, 9) OBP: 0.332, SLG: 0.374	0-0 G4-6-3 1B				4-0 BB		4-0 1-2 BB	0-0 F8		2	0	1	0	2	0	1
Brad Gulden, L (1, 2) OBP: 0.256, SLG: 0.300 Ted Power, R (7, 1) Dave Concepcion, R (9, PH) OBP: 0.335, SLG: 0.368	0-0 G4-6-3 1-2f				0-0 F7		0-0 F7		0-0 1-3	3	0	0	0	0	0	5
Wayne Krenchicki, L (1, 5) OBP: 0.333, SLG: 0.609			0-0 F8		0-0 F3		0-0 HR		4-0 1B BB	3	1	1	1	1	0	1
Ron Oester, S (1, 4) OBP: 0.265, SLG: 0.281		0-3 K			0-0 4-3		0-0 4-3		0-0 G4-6-3 1B	4	0	1	0	0	1	0
Tom Foley, L (1, 6) OBP: 0.333, SLG: 0.407 Tony Perez, R (9, PH) OBP: 0.278, SLG: 0.313			0-0 F5		0-0 F9		0-0 F8		0-0 G4-6-3 1-2f	3	0	0	0	0	0	0
Bruce Berenyi, R (1, 1) OBP: 0.077, SLG: 0.077 Dann Bilardello, R (7, 2) OBP: 0.364, SLG: 0.330			0-0 F4		0-3 K		0-0 F3			2	0	0	0	0	1	0

BOTTOM

Atlanta Braves @ Cincinnati Reds
Riverfront Stadium, Cincinnati, OH
Fri Jun 01 1984, 7:05 PM EDT
Unknown

AB	30
R	2
H	4
RBI	2
BB	5
SO	2
LOB	10



Inning Stats	R: 1	H: 1	E: 1	K: 0	S: 4	R: 0	H: 0	E: 0	K: 1	S: 5	R: 0	H: 0	E: 0	K: 0	S: 3	R: 0	H: 0	E: 0	K: 1	S: 5	R: 0	H: 0	E: 0	K: 0	S: 3	R: 0	H: 0	E: 0	K: 0	S: 3	R: 1	H: 1	E: 0	K: 0	S: 4	R: 0	H: 1	E: 0	K: 0	S: 3	1B: 3	2B: 0	3B: 0	HR: 1	SF: 0	SAC: 0	DP: 2	HBP: 0	WP: 0	PA: 35
PITCHER	IP	WLS	BF	H	R	ER	SO	BB	IBB	HBP	BLK	WP	HR	S	P	ERA	WHIP																																	
Craig McMurtry, R (1, 1) ERA: 3.59	8.1	W	33	3	2	2	2	5	0	0	0	0	1	32	52	2.16	0.960																																	
Steve Bedrosian, R (9, 1) ERA: 0.67	0.2	S	2	1	0	0	0	0	0	0	0	0	0	2	2	0.00	1.500																																	

Batter	1	2	3	4	5	6	7	8	9	AB	R	H	RBI	BB	SO	LOB
Gary Redus, R (1, 7) OBP: 0.356, SLG: 0.422	0-0 6-3	0-0 F7			0-0 6-3		0-3 K			4	0	0	0	0	1	1
Tom Lawless, R (1, 4) OBP: 0.308, SLG: 0.304 Ron Oester, S (8, 4) OBP: 0.264, SLG: 0.280	0-0 1-3		4-0 FC5-4 BB		0-0 F7			0-3 K		2	0	0	0	1	0	0
Dave Concepcion, R (1, 6) OBP: 0.333, SLG: 0.371	0-0 F3		0-0 FC5-4 1-2f		0-0 F9			0-0 2B		4	0	1	0	0	0	1
Dave Parker, L (1, 9) OBP: 0.335, SLG: 0.377		0-0 HR 1B	0-0 F6 1-2		0-0 1B			0-0 E8 G6-4-3		4	1	2	0	0	0	2
Tony Perez, R (1, 3) OBP: 0.276, SLG: 0.352		0-0 HR	0-0 F3		0-0 F8			0-0 G6-4-3 1-2f		4	1	1	2	0	0	4
Nick Esasky, R (1, 5) OBP: 0.267, SLG: 0.360 Wayne Krenchicki, L (7, 5) OBP: 0.321, SLG: 0.583		4-0 2B CS BB		0-0 F3		0-3 K		0-0 F3		2	0	0	0	1	1	1
Dann Bilardello, R (1, 2) OBP: 0.354, SLG: 0.320 Ted Power, R (7, 1) John Franco, L (7, 1) Dan Driessen, L (9, PH) OBP: 0.409, SLG: 0.477		0-0 F7		0-3 K		0-0 6-3		0-0 1-3		3	0	0	0	0	1	2
Eric Davis, R (1, 8) OBP: 0.269, SLG: 0.400 Eddie Milner, L (7, PH) OBP: 0.364, SLG: 0.383 (8, 8)		0-0 2B 2B		0-0 FC5-4 1B		0-3 K		0-0 1B		2	1	2	0	0	0	0
Jeff Russell, R (1, 1) OBP: 0.217, SLG: 0.273 Brad Gulden, L (7, 2) OBP: 0.250, SLG: 0.293		0-0 2B		0-0 FC5-4 1-2f		0-0 F7		0-0 F5		2	0	1	1	0	0	1

Inning Stats	R: 0	H: 0	E: 0	K: 0	S: 3	H: 0	LOB: 0	BB: 0	P: 3	R: 3	H: 4	E: 0	K: 0	S: 6	H: 0	LOB: 1	BB: 1	P: 10	R: 0	H: 0	E: 0	K: 0	S: 3	H: 1	LOB: 1	BB: 0	P: 6	R: 0	H: 0	E: 0	K: 0	S: 3	H: 1	LOB: 0	BB: 0	P: 3	R: 0	H: 1	E: 0	K: 1	S: 6	H: 0	LOB: 1	BB: 0	P: 6	R: 0	H: 0	E: 1	K: 1	S: 6	H: 1	LOB: 1	BB: 0	P: 6	R: 0	H: 1	E: 0	K: 0	S: 4	H: 1	LOB: 1	BB: 0	P: 4	R: 0	H: 1	E: 0	K: 0	S: 4	H: 1	LOB: 1	BB: 0	P: 4
--------------	------	------	------	------	------	------	--------	-------	------	------	------	------	------	------	------	--------	-------	-------	------	------	------	------	------	------	--------	-------	------	------	------	------	------	------	------	--------	-------	------	------	------	------	------	------	------	--------	-------	------	------	------	------	------	------	------	--------	-------	------	------	------	------	------	------	------	--------	-------	------	------	------	------	------	------	------	--------	-------	------

PITCHER	IP	WLS	BF	H	R	ER	SO	BB	IBB	HBP	BLK	WP	HR	S	P	ERA	WHIP
Pete Falcone, L (1, 1) ERA: 4.04	6.0	W	25	6	3	3	2	2	0	0	0	0	1	27	35	4.50	1.333
Steve Bedrosian, R (7, 1) ERA: 0.6	3.0	S	11	2	0	0	3	0	0	0	0	0	0	17	17	0.00	0.667

BOTTOM

Atlanta Braves @ Cincinnati Reds
Riverfront Stadium, Cincinnati, OH


Fri Jun 01 1984, 7:05 PM EDT
Att. 29,650 - Unknown

AB	34
R	3
H	8
RBI	3
BB	2
SO	5
LOB	13



WP : 0	PA : 36
PB : 0	
SB : 1	
CS : 1	

livebaseballscorecards.com

Batter	1	2	3	4	5	6	7	8	9	AB R H RBI BB SO LOB	TOP														
Albert Hall, S (1, 7) OBP: 0.310, SLG: 0.328	0-0 4-3		0-0 F8		0-0 SH3-4 6-3 2B	0-0 6-3			0-0 SH SF8 1B	5 2 2 1 0 0 3	<p>Atlanta Braves @ Cincinnati Reds Riverfront Stadium, Cincinnati, OH</p> <p>Sat Jun 02 1984, 7:05 PM EDT Att. 24,814 - Unknown</p> <p>livebaseballscorecards.com</p> <table border="1"> <tr><td>AB</td><td>36</td></tr> <tr><td>R</td><td>9</td></tr> <tr><td>H</td><td>14</td></tr> <tr><td>RBI</td><td>8</td></tr> <tr><td>BB</td><td>0</td></tr> <tr><td>SO</td><td>2</td></tr> <tr><td>LOB</td><td>13</td></tr> </table> 	AB	36	R	9	H	14	RBI	8	BB	0	SO	2	LOB	13
AB	36																								
R	9																								
H	14																								
RBI	8																								
BB	0																								
SO	2																								
LOB	13																								
Alex Trevino, R (1, 2) OBP: 0.363, SLG: 0.412	0-0 F1		0-0 1-3		0-0 SH3-4		0-0 F4	0-0 SH	3 0 0 0 0 0 1																
Rafael Ramirez, R (1, 6) OBP: 0.333, SLG: 0.351	0-0 4-3			0-0 1B WP 1B	0-0 6-3		0-0 5-3	0-0 SF8	4 1 1 2 0 0 0																
Dale Murphy, R (1, 8) OBP: 0.322, SLG: 0.486		0-3 K		0-0 1-3 1B	0-0 F6		0-3 K	0-0 F8	5 0 1 0 0 2 1																
Bob Watson, R (1, 3) Mike Jorgensen, L (6, PR) OBP: 0.238, SLG: 0.205 OBP: 0.346, SLG: 0.304		0-0 5-3		0-0 7-6-3-4-3 1-2f 1B		0-0 1B FC6-2 1B		0-0 4-3	3 0 1 0 0 0 2 2 0 0 0 0 0 1																
Brad Komminsk, R (1, 9) OBP: 0.389, SLG: 0.375		0-0 1B		0-0 HR 1B		0-0 FC6-2 SH3 3B 1B		0-0 5-3	4 2 3 1 0 0 0																
Glenn Hubbard, R (1, 4) OBP: 0.342, SLG: 0.429		0-0 F7		0-0 1-H HR		0-0 SH3		0-0 6-3	3 1 1 2 0 0 1																
Randy Johnson, R (1, 5) OBP: 0.429, SLG: 0.610			0-0 F8 SH1-4 1B	0-0 2B		0-0 FC6-2 3B		0-0 1B 2B	4 2 3 0 0 0 3																
Pascual Perez, R (1, 1) Terry Forster, L (8, 1) OBP: 0.200, SLG: 0.333 OBP: 1.000, SLG: 1.000			0-0 SH1-4	0-0 1-3		0-0 1-H 3-H 3B		0-0 2-3 SH 1B	2 0 1 2 0 0 1 1 1 1 0 0 0 0																
Inning Stats	R: 0 H: 0 E: 0 LOB: 0 K: 0 BB: 0 S: 3 P: 3	R: 0 H: 1 E: 0 LOB: 1 K: 1 BB: 0 S: 6 P: 6	R: 0 H: 1 E: 0 LOB: 1 K: 0 BB: 0 S: 4 P: 4	R: 3 H: 5 E: 0 LOB: 1 K: 0 BB: 0 S: 7 P: 7	R: 1 H: 1 E: 0 LOB: 0 K: 0 BB: 0 S: 4 P: 4	R: 2 H: 3 E: 0 LOB: 2 K: 0 BB: 0 S: 6 P: 6	R: 0 H: 0 E: 0 LOB: 0 K: 1 BB: 0 S: 5 P: 5	R: 0 H: 0 E: 0 LOB: 0 K: 0 BB: 0 S: 3 P: 3	R: 3 H: 3 E: 1 LOB: 1 K: 0 BB: 0 S: 7 P: 7	1B: 9 SF: 1 2B: 4 SAC: 4 3B: 1 DP: 1 HR: 1 HBP: 0	WP: 1 PA: 41 PB: 0 SB: 0 CS: 0														
PITCHER Bob Owchinko, L (1, 1) ERA: 3.25 Tom Hume, R (6, 1) ERA: 5.13	IP WLS BF H R ER SO BB IBB HBP BLK WP HR S P ERA WHIP	5.0 L 22 8 4 4 1 0 0 0 0 1 1 24 24 7.20 1.600	4.0 19 6 5 4 1 0 0 0 0 0 0 21 21 9.00 1.500	PITCHER IP WLS BF H R ER SO BB IBB HBP BLK WP HR S P ERA WHIP																					

BOTTOM

Atlanta Braves @ Cincinnati Reds
Riverfront Stadium, Cincinnati, OH
Sat Jun 02 1984, 7:05 PM EDT
Att. 24,814 - Unknown

livebaseballscorecards.com

AB	33
R	3
H	6
RBI	3
BB	2
SO	5
LOB	5



WP:	0	PA:	35
PB:	0	SB:	0
CS:	0		

AB R H RBI BB SO LOB

4	1	2	0	0	0	0
4	1	2	3	0	0	0
3	0	1	0	1	0	2
4	0	0	0	0	1	2
3	0	0	0	0	0	0
1	0	0	0	0	1	0
4	0	0	0	0	1	0
4	0	1	0	0	0	0
3	0	0	0	0	0	0
1	0	0	0	0	0	1
1	0	0	0	0	1	0
1	1	0	0	1	1	0

Batter	1	2	3	4	5	6	7	8	9
Gary Redus, R (1, 7) OBP: 0.359, SLG: 0.424	0-0 F8			0-0 F9		0-0 1B		0-0 E7 HR 1B	
Eddie Milner, L (1, 8) OBP: 0.366, SLG: 0.404	0-0 3-1			0-0 F6		0-0 1B		0-0 HR	
Dan Driessen, L (1, 3) OBP: 0.412, SLG: 0.473	0-0 4-3			0-0 1B		0-0 1-3		0-0 BB	
Dave Parker, L (1, 9) OBP: 0.329, SLG: 0.369		0-0 4-3		0-0 F3		0-3 K		0-0 F6	
Brad Gulden, L (1, 2) Eric Davis, R (9, PH) OBP: 0.242, SLG: 0.282 OBP: 0.259, SLG: 0.385		0-0 6-3		0-0 F7		0-0 4-3		0-3 K	
Dave Concepcion, R (1, 5) OBP: 0.327, SLG: 0.363		0-0 F8		0-3 K		0-0 F9		0-0 4-3	
Ron Oester, S (1, 4) OBP: 0.263, SLG: 0.279			0-0 4-3		0-0 4-3			0-0 F3	0-0 1B
Tom Foley, L (1, 6) Nick Esasky, R (9, PH) OBP: 0.323, SLG: 0.393 OBP: 0.265, SLG: 0.356			0-0 6-3			0-0 F9		0-0 F9	0-0 4-3
Bob Owchinko, L (1, 1) Tom Hume, R (6, 1) OBP: 0.286, SLG: 0.167			0-3 K			0-3 K		0-0 E7 HR 1B BB	

Inning Stats	R: 0	H: 0	E: 0	K: 0	S: 3	LOB: 0	BB: 0	P: 3
	0	0	0	0	3	0	0	3
	0	0	0	0	3	0	0	3
	0	0	0	1	4	1	0	5
	0	0	0	0	5	0	0	5
	0	2	0	1	7	2	0	5
	0	0	0	1	5	0	0	5
	3	2	1	2	13	1	2	6
	0	1	0	0	6	0	0	6

PITCHER	IP	WLS	BF	H	R	ER	SO	BB	IBB	HBP	BLK	WP	HR	S	P	ERA	WHIP
Pascual Perez, R (1, 1) ERA: 4.64	7.2	W	29	5	3	3	4	1	0	0	0	0	1	36	40	3.52	0.783
Terry Forster, L (8, 1) ERA: 2.03	1.1	S	6	1	0	0	1	1	0	0	0	0	0	7	11	0.00	1.500

Batter	1	2	3	4	5	6	7	8	9	AB R H RBI BB SO LOB	TOP						
Albert Hall, S (1, 7) OBP: 0.303, SLG: 0.309	4-0 F8 S BB		0-0 6-3			0-0 1-3		0-0 F8	0-0 F4	4 0 0 0 1 0 2							
Alex Trevino, R (1, 2) OBP: 0.358, SLG: 0.404	0-0 F8		0-0 4-3			0-0 F8			0-0 BB SH1-4 SF8 1B	4 1 1 0 0 0 1							
Rafael Ramirez, R (1, 6) OBP: 0.329, SLG: 0.346	0-0 5-3		0-0 5-3			0-0 F9			0-0 SH1-4	3 0 0 0 0 0 1							
Dale Murphy, R (1, 8) OBP: 0.329, SLG: 0.490	4-0 BB			0-3 K				0-0 SH5-4 2B	4-0 SF8 BB 1B IBB	2 1 1 0 2 1 0							
Brad Komminsk, R (1, 9) OBP: 0.381, SLG: 0.333	0-3 K			0-0 F8				0-0 SH5-4 2-3	4-0 1B HBP BB	2 1 0 0 1 1 2							
Chris Chambliss, L (1, 3)		0-0 E7		0-0 4-3				0-0 F8	0-0 SF8	3 0 0 1 0 0 1							
Glenn Hubbard, R (1, 4) OBP: 0.340, SLG: 0.422		0-3 K			0-0 F7			0-0 F2	1-0 1B 1B HBP	3 1 0 0 0 1 2							
Randy Johnson, R (1, 5) OBP: 0.415, SLG: 0.578		0-3 K			0-0 F9			0-0 E5 CS	0-0 1B 1B	4 0 1 2 0 1 1							
Len Barker, R (1, 1) OBP: 0.185, SLG: 0.087		0-0 6-3			0-3 K			0-3 K	0-0 1B	3 0 0 0 0 2 2							
Terry Forster, L (8, 1) OBP: 1.000, SLG: 1.000								1-2 K	1-2 3-H 1B	1 0 1 1 0 0 0							
Inning Stats	R: 0 H: 0 E: 0 LOB: 2 K: 1 BB: 2 S: 5 P: 13	R: 0 H: 0 E: 1 LOB: 1 K: 2 BB: 0 S: 8 P: 8	R: 0 H: 0 E: 0 LOB: 0 K: 0 BB: 0 S: 3 P: 3	R: 0 H: 0 E: 0 LOB: 0 K: 1 BB: 0 S: 5 P: 5	R: 0 H: 0 E: 0 LOB: 0 K: 1 BB: 0 S: 5 P: 5	R: 0 H: 0 E: 0 LOB: 0 K: 0 BB: 0 S: 3 P: 3	R: 0 H: 1 E: 0 LOB: 1 K: 0 BB: 0 S: 4 P: 4	R: 0 H: 0 E: 1 LOB: 0 K: 0 BB: 0 S: 5 P: 5	R: 4 H: 3 E: 0 LOB: 2 K: 0 BB: 2 S: 6 P: 15	1B: 3 SF: 1 2B: 1 SAC: 2 3B: 0 DP: 0 HR: 0 HBP: 1	WP: 0 PA: 37 PB: 0 SB: 1 CS: 1						
PITCHER	IP WLS BF H R ER SO BB IBB HBP BLK WP HR S P ERA WHIP																
Joe Price, L (1, 1) ERA: 5.26	8.0	28	1	0	0	6	2	0	0	0	0	0	0	38	46	0.00	0.375
Ted Power, R (9, 1) ERA: 3.86	0.1	L	4	1	3	3	0	1	1	0	0	0	0	2	10	81.00	6.000
John Franco, L (9, 1) ERA: 4.24	0.2		5	2	1	1	0	0	0	1	0	0	0	4	5	13.50	3.000


Atlanta Braves @ Cincinnati Reds
Riverfront Stadium, Cincinnati, OH

Sun Jun 03 1984, 3:33 AM EDT
Att. 27,931 - Unknown

livebaseballscorecards.com

AB	29
R	4
H	4
RBI	4
BB	4
SO	6
LOB	12



Batter	1	2	3	4	5	6	7	8	9	AB R H RBI BB SO LOB	TOP														
Albert Hall, S (1, 7) OBP: 0.288, SLG: 0.292	0-0 6-3		0-0 4-3		0-3 K		0-0 F8			4 0 0 0 0 1 2	<p>Atlanta Braves @ San Francisco Giants Candlestick Park, San Francisco, CA</p> <p>Mon Jun 04 1984, 10:05 PM EDT Att. 9,841 - Unknown</p> <p>livebaseballscorecards.com</p> <table border="0"> <tr><td>AB</td><td>32</td></tr> <tr><td>R</td><td>2</td></tr> <tr><td>H</td><td>6</td></tr> <tr><td>RBI</td><td>2</td></tr> <tr><td>BB</td><td>3</td></tr> <tr><td>SO</td><td>6</td></tr> <tr><td>LOB</td><td>14</td></tr> </table> 	AB	32	R	2	H	6	RBI	2	BB	3	SO	6	LOB	14
AB	32																								
R	2																								
H	6																								
RBI	2																								
BB	3																								
SO	6																								
LOB	14																								
Randy Johnson, R (1, 5) OBP: 0.421, SLG: 0.571	0-0 1B		0-0 1B		0-0 F3		0-0 6-3			4 0 2 1 0 0 0															
Rafael Ramirez, R (1, 6) OBP: 0.327, SLG: 0.344	0-0 F7		0-0 6-3		0-3 K		0-0 5-3 1B			4 0 1 0 0 1 2															
Dale Murphy, R (1, 8) OBP: 0.328, SLG: 0.486	0-3 K			0-0 2B SF7 1B		0-0 F3		0-0 5-3 1-2		4 1 1 0 0 1 2															
Bob Watson, R (1, 3) Mike Jorgensen, L (8, PR) OBP: 0.261, SLG: 0.238 OBP: 0.346, SLG: 0.304		0-0 F9		0-0 1-3 2B		0-0 5-3		4-0 IBB		3 0 1 0 1 0 0 0 0 0 0 0 0 0															
Brad Komminsk, R (1, 9) OBP: 0.320, SLG: 0.273		0-0 6-3		0-0 5-3		0-0 5-3		0-3 K		4 0 0 0 0 1 4															
Glenn Hubbard, R (1, 4) OBP: 0.338, SLG: 0.415		0-0 F3		4-0 BB		0-3 K		0-0 4-3		3 0 0 0 1 1 0															
Bruce Benedict, R (1, 2) OBP: 0.296, SLG: 0.301			0-0 1B 3B		0-0 SF7		4-0 1-3 BB		0-0 5-3	2 1 1 1 1 0 0															
Rick Mahler, R (1, 1) Steve Bedrosian, R (9, 1) OBP: 0.385, SLG: 0.385 OBP: 0.167, SLG: 0.167			0-0 6-3		0-3 K		0-0 1-3		0-0 1-3	4 0 0 0 0 1 4 0 0 0 0 0 0 0															
Inning Stats	R: 0 H: 1 E: 0 LOB: 1 K: 1 BB: 0 S: 6 P: 6	R: 0 H: 0 E: 0 LOB: 0 K: 0 BB: 0 S: 3 P: 3	R: 1 H: 2 E: 0 LOB: 1 K: 0 BB: 0 S: 5 P: 5	R: 1 H: 2 E: 0 LOB: 2 K: 1 BB: 1 S: 7 P: 11	R: 0 H: 0 E: 0 LOB: 0 K: 2 BB: 0 S: 7 P: 7	R: 0 H: 0 E: 0 LOB: 0 K: 0 BB: 0 S: 3 P: 3	R: 0 H: 0 E: 0 LOB: 1 K: 1 BB: 1 S: 5 P: 9	R: 0 H: 1 E: 0 LOB: 2 K: 1 BB: 1 S: 6 P: 10	R: 0 H: 0 E: 0 LOB: 0 K: 0 BB: 0 S: 3 P: 3	1B: 4 SF: 1 2B: 1 SAC: 0 3B: 1 DP: 0 HR: 0 HBP: 0	WP: 0 PA: 36 PB: 0 SB: 1 CS: 0														
PITCHER	IP WLS BF H R ER SO BB IBB HBP BLK WP HR S P ERA WHIP											PITCHER	IP WLS BF H R ER SO BB IBB HBP BLK WP HR S P ERA WHIP												
Mark Davis, L (1, 1) ERA: 4.55	8.0 L 33 6 2 2 6 2 1 0 0 0 0 0 42 54 2.25 1.000																								
Greg Minton, R (9, 1) ERA: 4.99	1.0 3 0 0 0 0 0 0 0 0 0 0 0 3 3 0.00 0.000																								

Batter	1	2	3	4	5	6	7	8	9	AB	R	H	RBI	BB	SO	LOB
Chili Davis, S OBP: 0.338, SLG: 0.497 (1, 8)	0-0 4-3 ①		0-0 G5-4-3 ①② 1-2f		0-0 G4-6-3 ②③ 1-2f			0-0 HR		4	1	1	1	0	0	3
Johnnie LeMaster, R OBP: 0.253, SLG: 0.233 Scot Thompson, L OBP: 0.375, SLG: 0.310 (1, 6) (8, PH) (9, 9)	0-0 F2		0-0 6-3 ③			0-0 F9 ①		0-0 4-3 ②		3	0	0	0	0	0	0
Jeffrey Leonard, R OBP: 0.343, SLG: 0.420 (1, 7)	0-0 6-3 ③			0-0 4-3 ①		0-3 K ②		0-0 F9 ③		4	0	0	0	0	1	0
Al Oliver, L OBP: 0.321, SLG: 0.360 (1, 3)		0-0 F7 ①		0-0 2B		0-0 F5 ③			0-0 6-3 ①	4	0	1	0	0	0	0
Joel Youngblood, R OBP: 0.320, SLG: 0.320 (1, 9) (9, 5)		0-0 5-3 ②		0-0 5-3 ②		0-3 K ①			0-0 F9 ②	4	0	0	0	0	1	1
Bob Brenly, R OBP: 0.420, SLG: 0.473 (1, 2)		0-0 1B 1B		0-0 6-3 ③		4-0 K ①		4-0 PB BB	0-0 1B	3	0	2	0	1	0	1
Brad Wellman, R OBP: 0.500, SLG: 0.467 Dusty Baker Jr., R OBP: 0.413, SLG: 0.420 (1, 4) (9, PH)		0-0 FC4 1B 1-2		4-0 1B BB		0-3 K ②		0-3 K ③	0-3 K ③	2	0	1	0	1	1	1
Fran Mullins, R OBP: 0.367, SLG: 0.440 (1, 5) (9, 6)		0-0 FC4 ③ 1-2f		0-0 1B G4-6-3 1-2		0-0 F9 ③				3	0	1	0	0	0	3
Mark Davis, L OBP: 0.118, SLG: 0.235 Duane Kuiper, L OBP: 0.218, SLG: 0.176 Greg Minton, S (1, 1) (8, PH) (9, 1)			0-0 G5-4-3 1B		0-0 F3 ①			0-0 6-3 ①		2	0	1	0	0	0	2
										1	0	0	0	0	0	0
										0	0	0	0	0	0	0

Inning Stats	R: 0	H: 0	E: 0	K: 0	S: 3	P: 3	R: 0	H: 2	E: 0	K: 0	S: 5	P: 5	R: 0	H: 1	E: 0	K: 0	S: 3	R: 0	H: 1	E: 0	K: 0	S: 4	P: 4	R: 0	H: 1	E: 0	K: 0	S: 3	P: 7	R: 0	H: 0	E: 0	K: 1	S: 5	P: 5	R: 0	H: 0	E: 0	K: 2	S: 7	P: 11	R: 1	H: 1	E: 0	K: 0	S: 4	P: 4	R: 0	H: 1	E: 0	K: 1	S: 6	P: 6	1B: 5	SF: 0	2B: 1	SAC: 0	3B: 0	DP: 2	HR: 1	HBP: 0	WP: 0	PA: 34						
PITCHER	IP	WLS	BF	H	R	ER	SO	BB	IBB	HBP	BLK	WP	HR	S	P	ERA	WHIP																			IP	WLS	BF	H	R	ER	SO	BB	IBB	HBP	BLK	WP	HR	S	P	ERA	WHIP																	
Rick Mahler, R ERA: 1.78 Steve Bedrosian, R ERA: 0.59	8.2	W	33	7	1	1	3	2	0	0	0	0	0	1	37	1.04	1.038																			0.1	S	1	0	0	0	1	0	0	0	0	0	3	3	0.00	0.000																		

BOTTOM

Atlanta Braves @ San Francisco Giants
Candlestick Park, San Francisco, CA
Mon Jun 04 1984, 10:05 PM EDT
Att. 9,841 - Unknown

livebaseballscorecards.com

AB	32
R	1
H	7
RBI	1
BB	2
SO	4
LOB	12



Batter	1	2	3	4	5	6	7	8	9	AB R H RBI BB SO LOB	TOP			
Rafael Ramirez, R (1, 6) OBP: 0.324, SLG: 0.345	0-0 4-3 1B 2B	0-0 F1	0-3 K		0-0 F6			0-0 F3		5 1 1 0 0 1 3				
Randy Johnson, R (1, 5) OBP: 0.419, SLG: 0.556	0-0 4-3 2-3		0-0 1B 1B	0-0 F7		0-0 6-3		0-0 G4-6-3 1B	5 1 2 0 0 0 1					
Gerald Perry, L (1, 7) Albert Hall, S (9, 7) OBP: 0.349, SLG: 0.361 OBP: 0.288, SLG: 0.292	0-0 5-3 1B		0-0 1B WP 1B	0-0 HR		0-0 FC3-6 1B		0-0 G4-6-3 1-2f	5 3 4 2 0 0 1 0 0 0 0 0 0 0					
Dale Murphy, R (1, 8) OBP: 0.329, SLG: 0.489	0-0 5-3 1-2		0-0 WP HR 1B	0-0 2B		0-0 FC3-6 CS		0-3 K	5 1 2 1 0 1 2					
Chris Chambliss, L (1, 3) OBP: 0.328, SLG: 0.351	0-0 2-H 1B		4-0 1-2 HR BB	0-0 F2		0-0 CS	0-0 1-3		3 1 1 1 1 0 1					
Brad Komminsk, R (1, 9) OBP: 0.310, SLG: 0.385	0-0 F8		0-0 1-H 2-H HR	0-0 5-3			0-3 K		4 1 1 3 0 1 2					
Glenn Hubbard, R (1, 4) OBP: 0.337, SLG: 0.411		0-0 6-3	0-0 F8		0-0 FC6-4 1B		0-3 K		4 0 1 0 0 1 0					
Bruce Benedict, R (1, 2) OBP: 0.303, SLG: 0.295		4-0 SH3 BB	4-0 SH3-4 BB		0-0 FC6-4 1-2f		0-0 6-3		2 0 0 0 2 0 1					
Craig McMurtry, R (1, 1) Gene Garber, R (6, 1) OBP: 0.130, SLG: 0.048 OBP: 0.200, SLG: 0.200		0-0 SH3	0-0 SH3-4		0-3 K		0-3 K		1 0 0 0 0 1 1 1 0 0 0 0 1 0					
Inning Stats	R: 2 H: 3 E: 0 LOB: 1 K: 0 BB: 0 S: 6 P: 6	R: 0 H: 0 E: 0 LOB: 1 K: 0 BB: 1 S: 3 P: 7	R: 5 H: 4 E: 0 LOB: 1 K: 1 BB: 2 S: 9 P: 17	R: 1 H: 2 E: 0 LOB: 1 K: 0 BB: 0 S: 5 P: 5	R: 0 H: 1 E: 0 LOB: 1 K: 1 BB: 0 S: 6 P: 6	R: 0 H: 1 E: 0 LOB: 0 K: 0 BB: 0 S: 3 P: 3	R: 0 H: 0 E: 0 LOB: 0 K: 2 BB: 0 S: 7 P: 7	R: 0 H: 0 E: 0 LOB: 0 K: 1 BB: 0 S: 5 P: 5	R: 0 H: 1 E: 0 LOB: 0 K: 1 BB: 0 S: 5 P: 5	1B: 8 SF: 0 2B: 2 SAC: 2 3B: 0 DP: 1 HR: 2 HBP: 0	WP: 1 PA: 41 PB: 0 SB: 0 CS: 1			
PITCHER	IP WLS BF H R ER SO BB IBB HBP BLK WP HR S P ERA WHIP												PITCHER	IP WLS BF H R ER SO BB IBB HBP BLK WP HR S P ERA WHIP
Mike Krukow, R (1, 1) ERA: 5.37	2.0 L 13 6 5 5 0 1 0 0 0 0 0 0 12 16 22.50 3.500													
Scott Garrelts, R (3, 1) ERA: 5.03	2.0 12 4 3 3 1 2 0 0 0 1 2 12 20 13.50 3.000													
Frank Williams, R (5, 1) ERA: 4.38	3.0 9 1 0 0 3 0 0 0 0 0 0 0 15 15 0.00 0.333													
Jeff Cornell, R (8, 1) ERA: 8.31	2.0 6 1 0 0 2 0 0 0 0 0 0 0 10 10 0.00 0.500													

Atlanta Braves @ San Francisco Giants
Candlestick Park, San Francisco, CA
Tue Jun 05 1984, 10:05 PM EDT
Att. 7,166 - Unknown

AB	35
R	8
H	12
RBI	7
BB	3
SO	6
LOB	12



WP	1	PA	41
PB	0		
SB	0		
CS	1		

ERA	22.50	WHIP	3.500
ERA	13.50	WHIP	3.000
ERA	0.00	WHIP	0.333
ERA	0.00	WHIP	0.500

Batter	1	2	3	4	5	6	7	8	9	AB R H RBI BB SO LOB
Johnnie LeMaster, R (1, 6) OBP: 0.258, SLG: 0.238	0-0 S E 1B		0-0 1-3		0-0 F9		0-0 5-3		0-0 1B	5 1 2 0 0 0 1
Chili Davis, S (1, 8) OBP: 0.340, SLG: 0.495	0-0 E4 1-H		0-0 F8		0-0 F7		0-0 1B		0-0 1B	5 0 2 0 0 0 1
Jeffrey Leonard, R (1, 7) OBP: 0.339, SLG: 0.414	0-3 K 1-2			0-0 1B 2B 1B	0-0 FC6-4 1-2f		0-0 1-3		0-3 K	5 1 1 0 0 2 5
Jack Clark, R (1, 9) OBP: 0.424, SLG: 0.573	0-0 F9			0-0 2B 1-2 SF8 1B		4-0 FC5 BB BB		0-0 BB 1B		1 0 0 0 0 0 1 2 1 2 0 1 0 0
Gene Richards, L (4, PH) OBP: 0.386, SLG: 0.293										
Al Oliver, L (1, 3) OBP: 0.324, SLG: 0.365	0-0 4-3			0-0 1-3 2-H 2B		4-0 1-2 BB		0-3 K		3 0 1 1 1 1 2
Bob Brenly, R (1, 2) OBP: 0.416, SLG: 0.466		0-0 1-3		0-0 SF8		0-0 F8		4-0 1-2 G4-6-3 BB		2 0 0 1 1 0 2
Fran Mullins, R (1, 5) OBP: 0.333, SLG: 0.393		0-3 K		0-3 3-H K		0-3 K		0-0 G4-6-3 1-2f		3 0 0 0 0 3 3 1 0 0 0 0 0 2 0 0 0 0 0 0 0
Scott Thompson, L (8, PH) OBP: 0.364, SLG: 0.300										
Duane Kuiper, L (9, 4) OBP: 0.218, SLG: 0.176										
Brad Wellman, R (1, 4) OBP: 0.409, SLG: 0.368		0-3 K		0-0 F9		0-0 FC5 2-3f			0-3 K	4 0 0 0 0 2 3
Mike Krukow, R (1, 1) OBP: 0.200, SLG: 0.158			0-0 1-3		0-0 FC6-4 1B		0-0 6-3		0-3 K	0 0 0 0 0 0 0 1 0 0 0 0 0 0 1 0 1 0 0 0 0 1 0 0 0 0 0 0 0 0 0 0 0 0 0 1 0 0 0 0 1 0
Scott Garretts, R (3, 1) OBP: 0.143, SLG: 0.143										
Frank Williams, R (5, 1) OBP: 0.200, SLG: 0.111										
John Rabb, R (7, PH) OBP: 0.429, SLG: 0.458										
Jeff Cornell, S (8, 1) OBP: 0.318, SLG: 0.319										

BOTTOM

Atlanta Braves @ San Francisco Giants
Candlestick Park, San Francisco, CA

Tue Jun 05 1984, 10:05 PM EDT
Att. 7,166 - Unknown

livebaseballscorecards.com

AB	35
R	3
H	9
RBI	2
BB	3
SO	9
LOB	20



Inning Stats	R: 1	H: 1	LOB: 1	K: 1	S: 7	R: 0	H: 0	LOB: 0	K: 2	S: 7	R: 0	H: 0	LOB: 0	K: 0	S: 3	R: 2	H: 3	LOB: 1	K: 1	S: 8	R: 0	H: 1	LOB: 1	K: 0	S: 4	R: 0	H: 0	LOB: 2	K: 1	S: 5	R: 0	H: 1	LOB: 1	K: 0	S: 4	R: 0	H: 1	LOB: 1	K: 1	S: 5	R: 0	H: 1	LOB: 1	K: 3	S: 11	R: 0	H: 2	LOB: 2	K: 3	S: 11	1B: 8	SF: 1	2B: 1	SAC: 0	3B: 0	DP: 1	HR: 0	HBP: 0	WP: 0	PA: 39
PITCHER	IP	WLS	BF	H	R	ER	SO	BB	IBB	HBP	BLK	WP	HR	S	P	ERA	WHIP																																											
Craig McMurtry, R (1, 1) ERA: 3.59	5.0	W	23	5	3	2	4	2	0	0	0	0	0	29	37	3.60	1.400																																											
Gene Garber, R (6, 1) ERA: 4.15	4.0	S	16	4	0	0	5	1	0	0	0	0	0	25	29	0.00	1.250																																											

Batter	1	2	3	4	5	6	7	8	9	10	11	AB R H RBI BB SO LOB	TOP																
Rafael Ramirez, R OBP: 0.315, SLG: 0.335 (1, 6)	F5	K		K		FC5-4			FC6-4		6-3	6 1 0 0 0 2 4	<p>Atlanta Braves @ San Francisco Giants</p> <p>Candlestick Park, San Francisco, CA</p> <p>Wed Jun 06 1984, 6:33 AM EDT</p> <p>Att: 7,635 - Unknown</p>																
Alex Trevino, R OBP: 0.347, SLG: 0.389 (1, 2)	E5				6-3		F8		4-1		E4	6 3 1 0 0 0 1																	
Gerald Perry, L OBP: 0.354, SLG: 0.375 Bob Watson, R OBP: 0.277, SLG: 0.279 Craig McMurtry, R OBP: 0.130, SLG: 0.048 Steve Bedrosian, R OBP: 0.286, SLG: 0.286 (1, 7)	F6						4-3					4 0 2 0 0 0 1																	
Dale Murphy, R OBP: 0.333, SLG: 0.484 (1, 8)					5-3		6-3					4 0 1 1 2 0 2																	
Chris Chambliss, L OBP: 0.338, SLG: 0.347 (1, 3)								4-3	F7			2 0 0 1 4 0 2																	
Brad Komminsk, R OBP: 0.257, SLG: 0.313 (1, 9)	K				F2			K		K	F7	6 0 0 0 0 3 8																	
Glenn Hubbard, R OBP: 0.338, SLG: 0.404 (1, 4)										4-3		3 1 0 0 2 0 0																	
Randy Johnson, R OBP: 0.409, SLG: 0.534 (1, 5)										4-3		4 0 1 0 0 0 1																	
Pete Falcone, L OBP: 0.167, SLG: 0.250 Terry Harbert, R OBP: 0.243, SLG: 0.246 Jeff Dedmon, L OBP: 0.289, SLG: 0.293 Jerry Royster, R OBP: 0.289, SLG: 0.293 Donnie Moore, L OBP: 0.170, SLG: 0.333 Mike Jorgensen, L OBP: 0.296, SLG: 0.301 (1, 1)												1 0 0 0 0 1 1																	
Inning Stats	R: 1 E: 1 K: 1 S: 7	H: 1 LOB: 2 BB: 1 P: 11	R: 0 E: 0 K: 2 S: 8	H: 1 LOB: 1 BB: 0 P: 8	R: 1 E: 0 K: 0 S: 4	H: 2 LOB: 1 BB: 1 P: 8	R: 1 E: 0 K: 1 S: 5	H: 0 LOB: 0 BB: 1 P: 9	R: 0 E: 0 K: 0 S: 4	H: 1 LOB: 2 BB: 1 P: 8	R: 0 E: 1 K: 0 S: 4	H: 0 LOB: 1 BB: 0 P: 4		R: 0 E: 0 K: 0 S: 3	H: 0 LOB: 0 BB: 0 P: 3	R: 0 E: 0 K: 1 S: 5	H: 0 LOB: 1 BB: 1 P: 9	R: 1 E: 0 K: 0 S: 5	H: 2 LOB: 2 BB: 1 P: 9	R: 0 E: 0 K: 1 S: 5	H: 0 LOB: 0 BB: 0 P: 5	R: 1 E: 1 K: 0 S: 5	H: 2 LOB: 3 BB: 2 P: 13	1B: 7 2B: 2 3B: 0 HR: 0	SF: 0 SAC: 1 DP: 1 HBP: 0	WP: 1 PB: 0 SB: 1 CS: 1	PA: 51		
PITCHER	IP WLS BF H R ER SO BB IBB HBP BLK WP HR S P ERA WHIP																												
Jeff Robinson, R ERA: 3.38 (1, 1)	8.0	35	5	3	2	5	3	2	0	0	1	0	40	60	2.25	1.000													
Greg Minton, R ERA: 5.13 (9, 1)	0.2	3	1	1	1	0	0	0	0	0	0	0	3	3	13.50	1.500													
Gary Lavelle, L ERA: 3.72 (9, 1)	2.0	L	12	3	1	0	1	2	0	0	0	0	11	23	0.00	2.000													
Jeff Cornell, R ERA: 7.71 (11, 1)	0.1	1	0	0	0	0	0	0	0	0	0	0	1	1	0.00	0.000													

AB	42
R	5
H	9
RBI	4
BB	8
SO	6
LOB	21



livebaseballscorecards.com

BOTTOM

Atlanta Braves @ San Francisco Giants
Candlestick Park, San Francisco, CA
Wed Jun 06 1984, 6:33 AM EDT
Att: 7,635 - Unknown

livebaseballscores.com


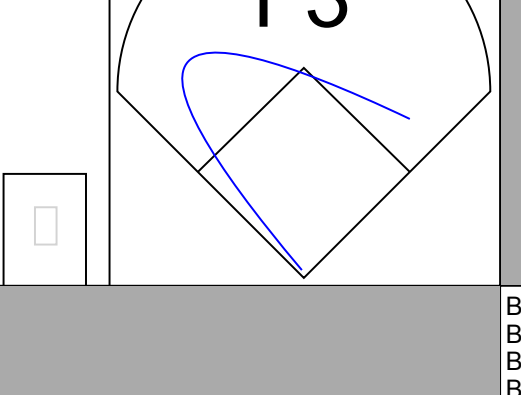
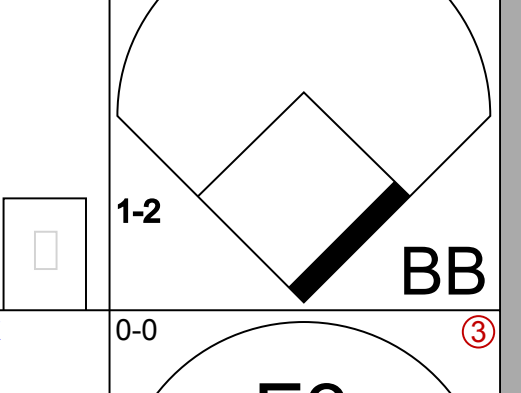
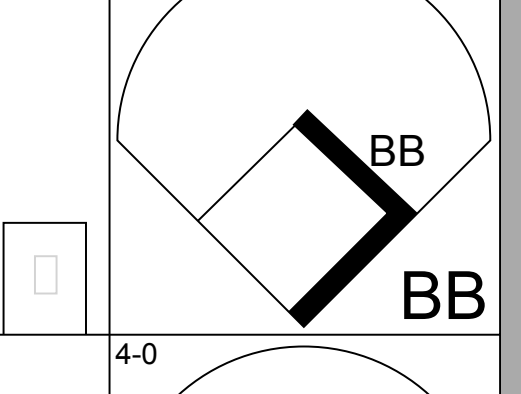
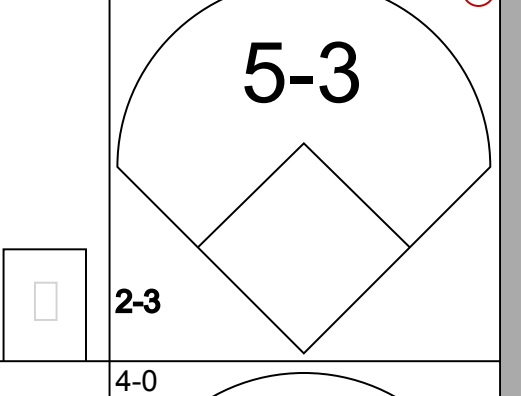
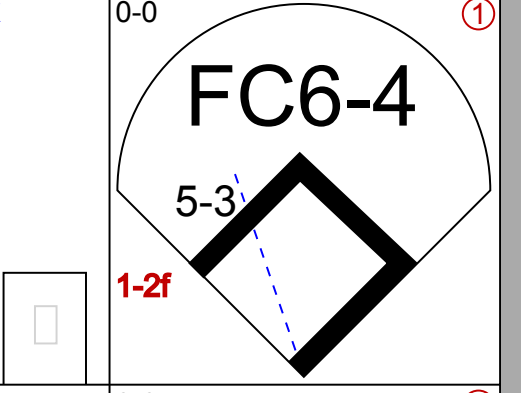
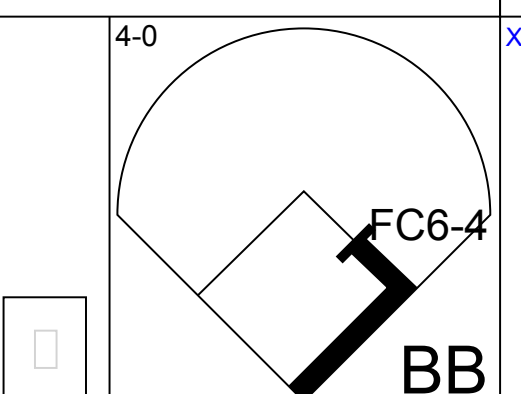
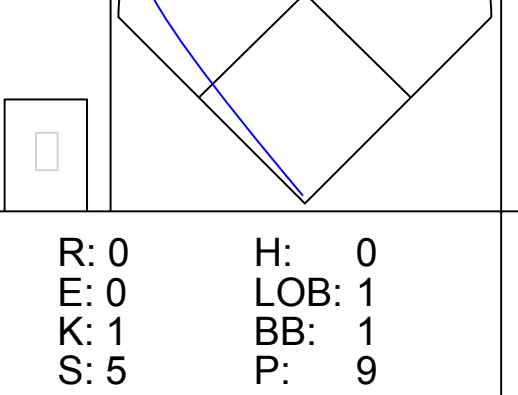
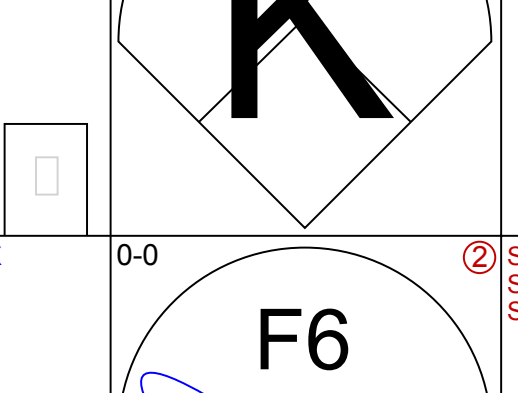
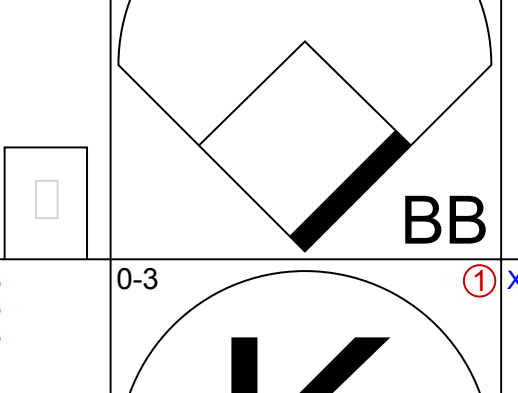
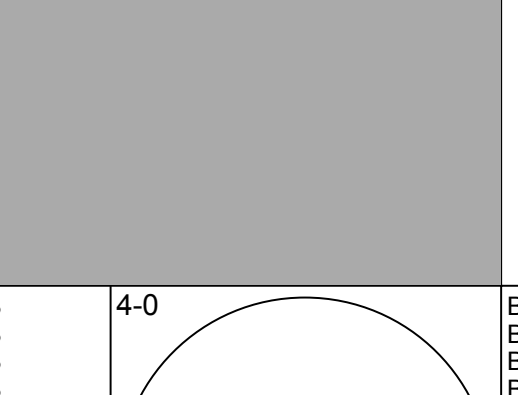
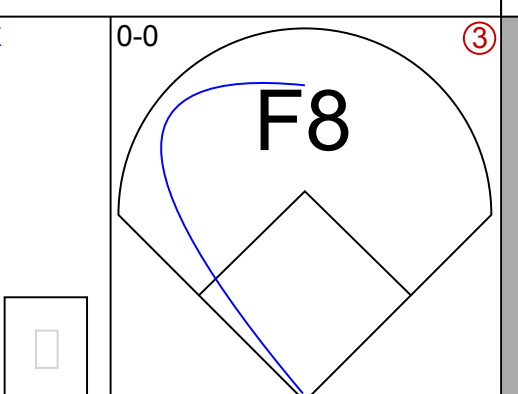
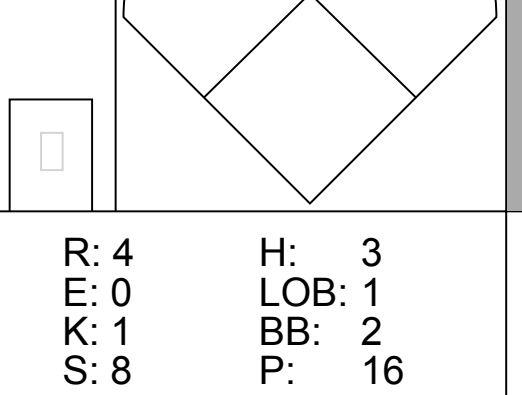
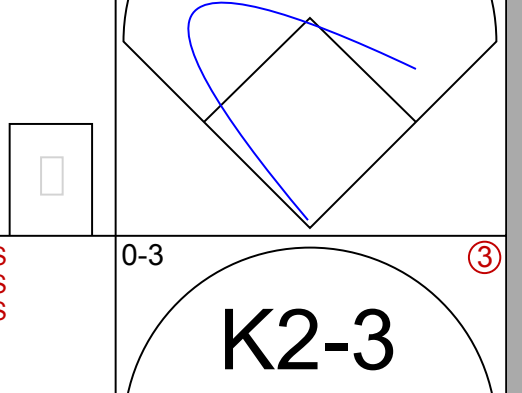
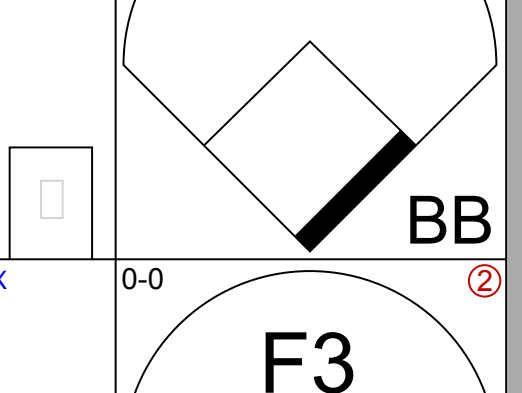
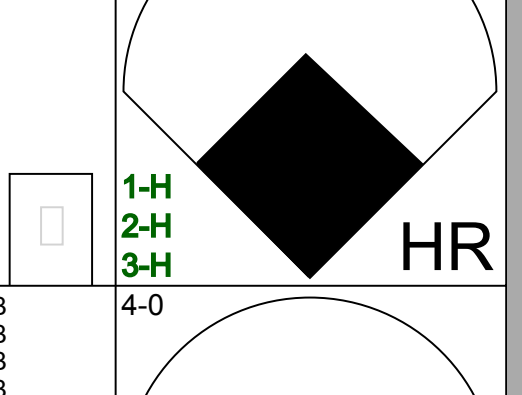
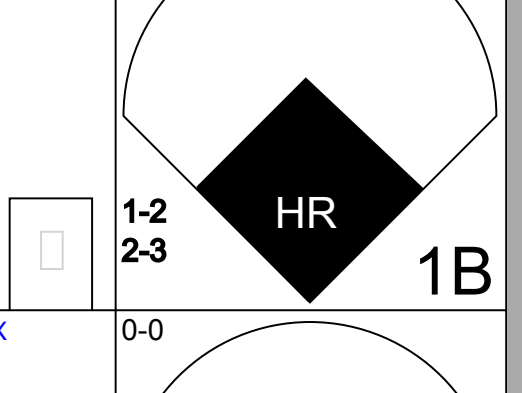
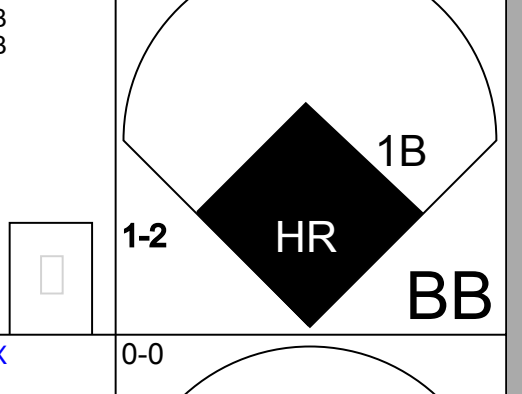
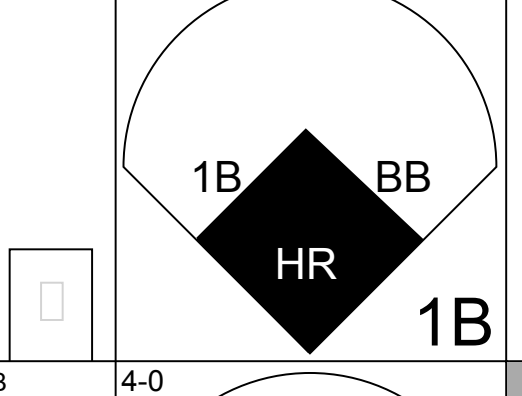
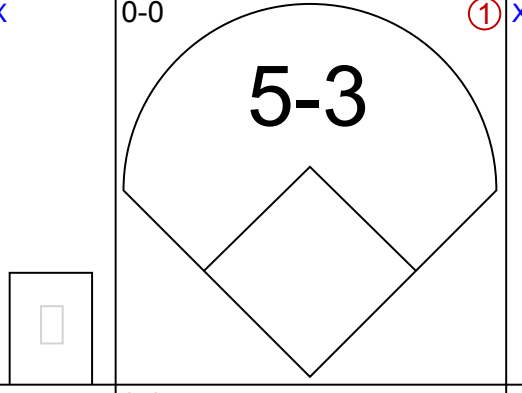


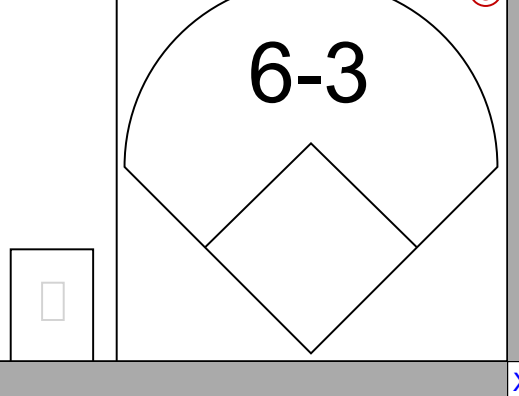
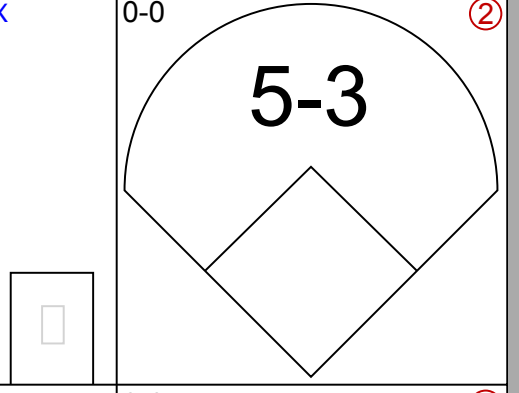
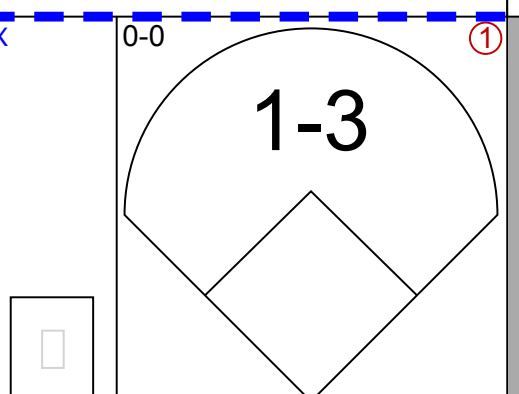

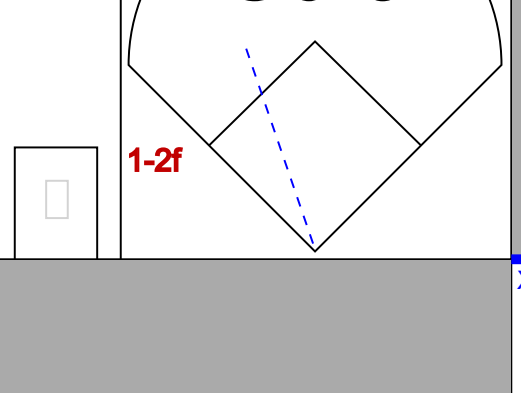
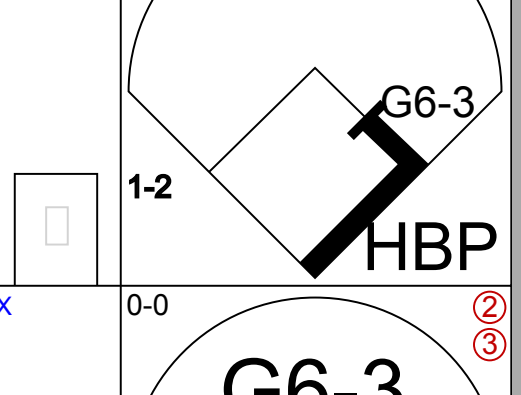
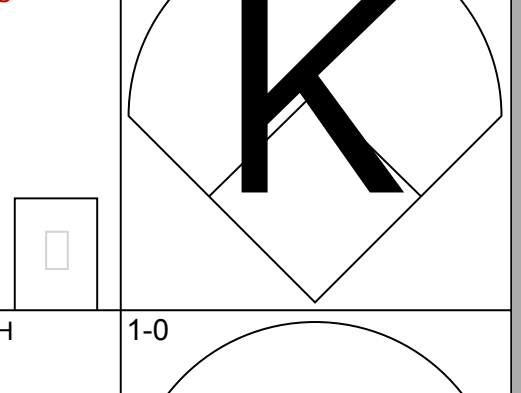
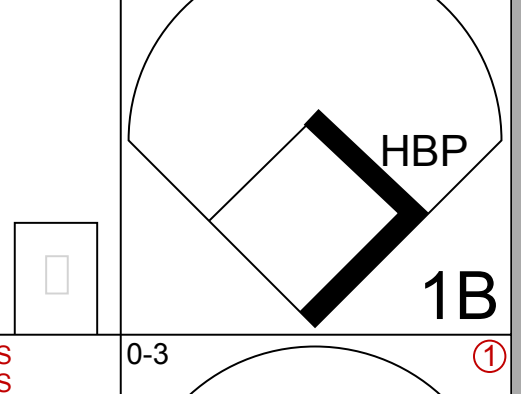
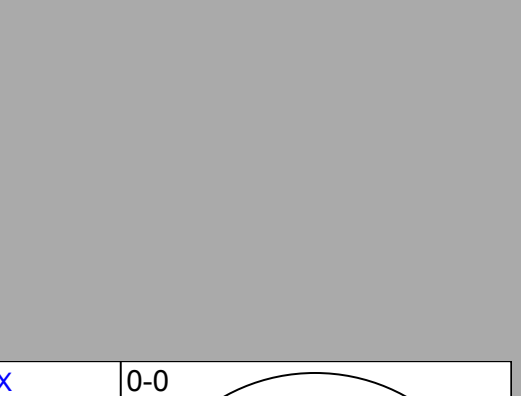

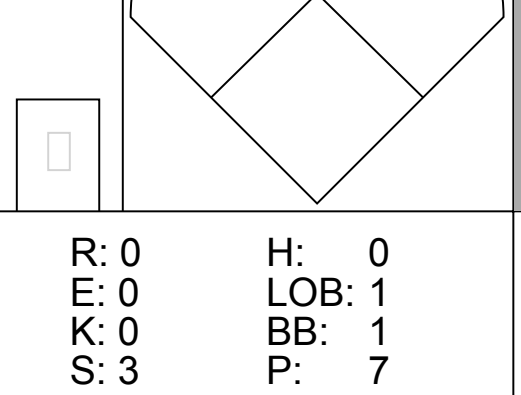
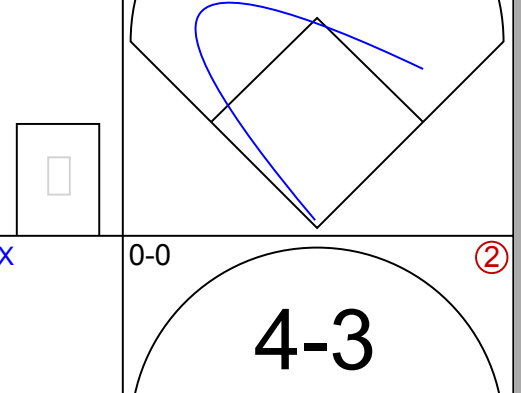
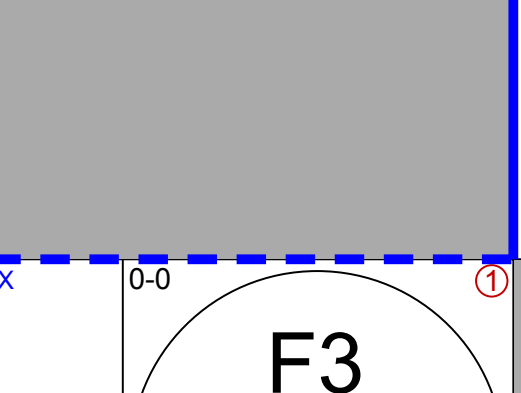
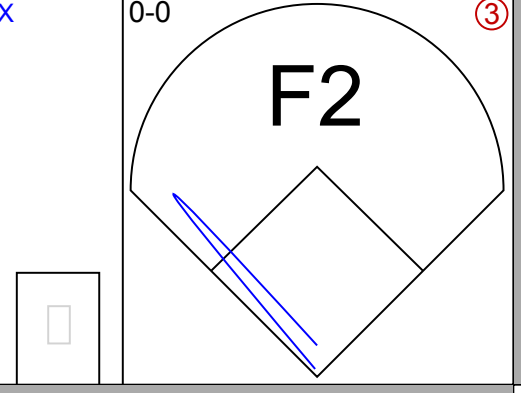
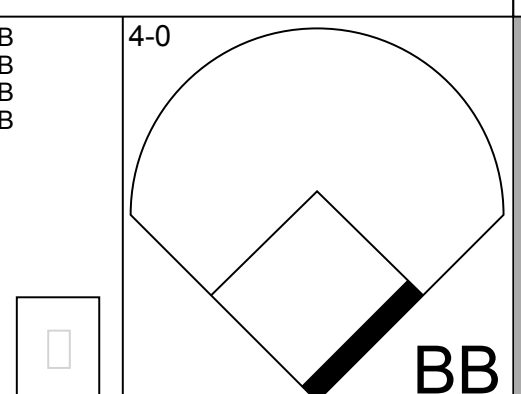

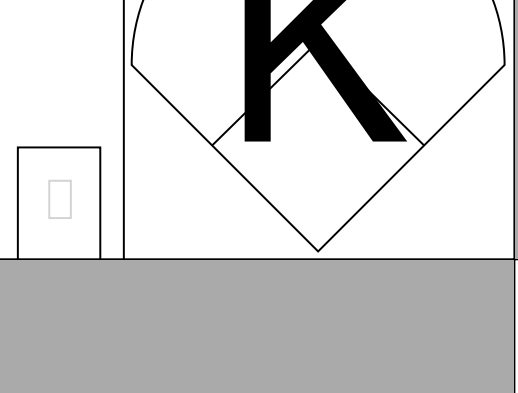
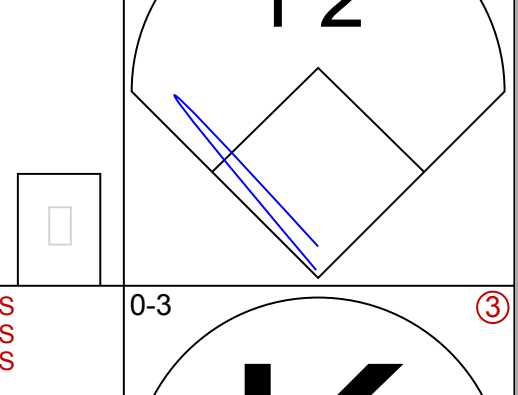
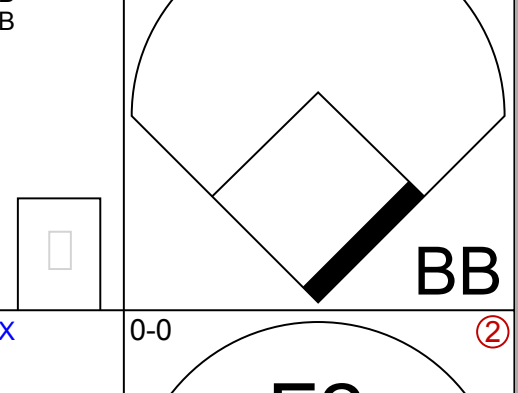
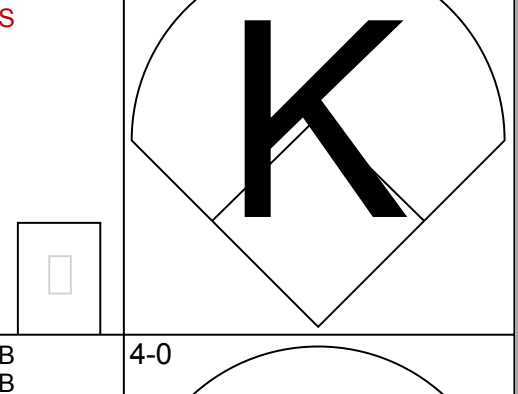
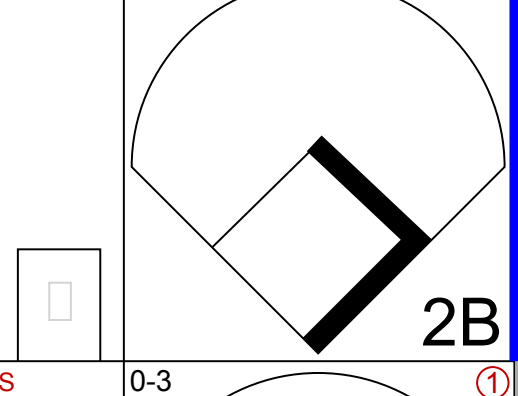

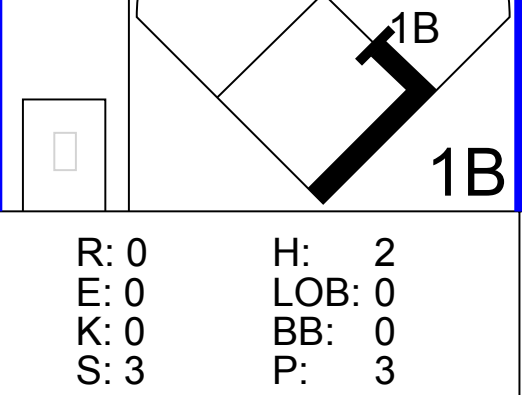
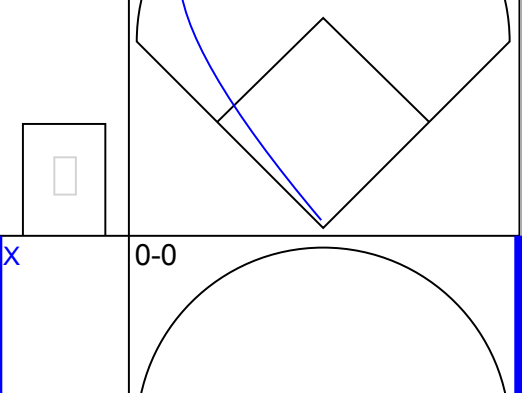
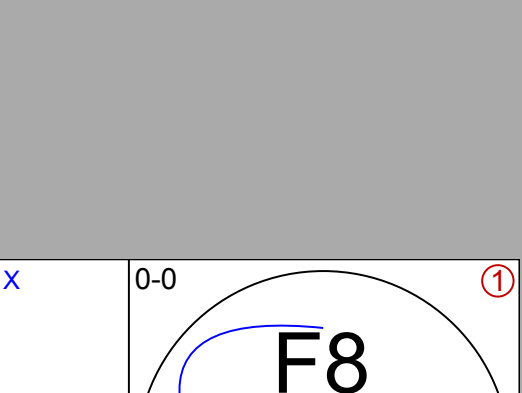
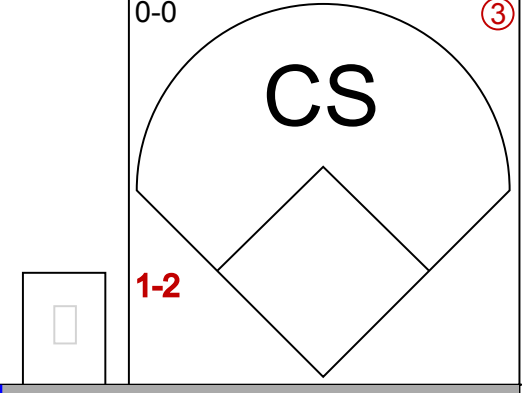
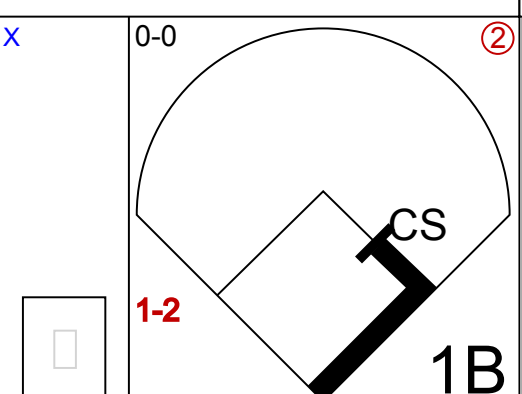
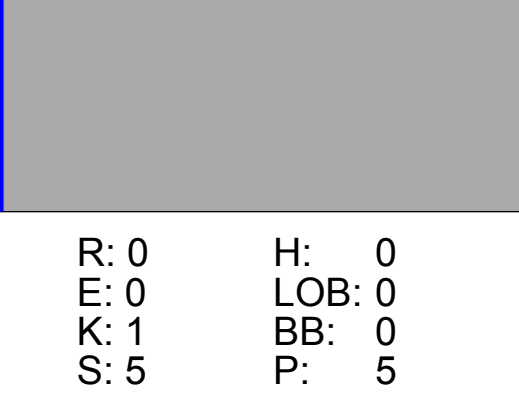
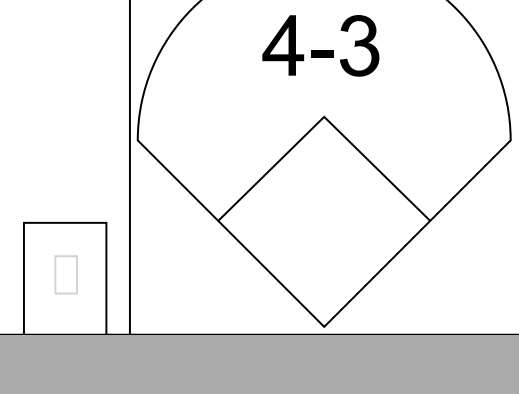
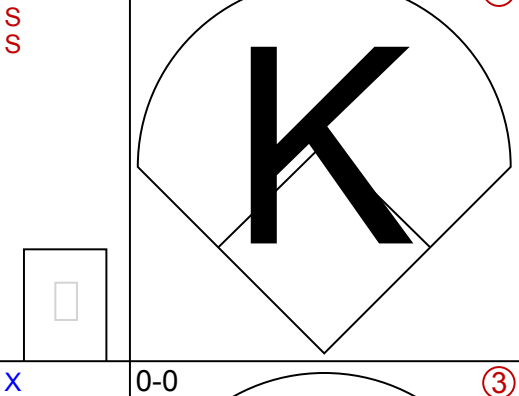
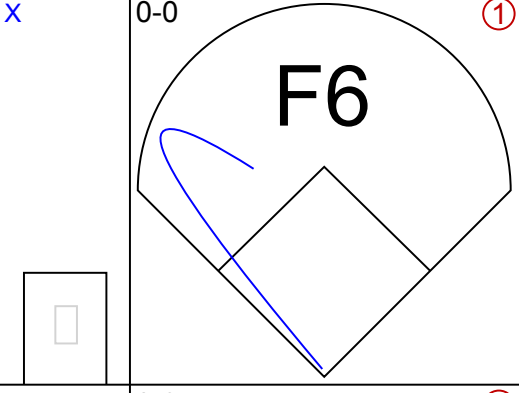

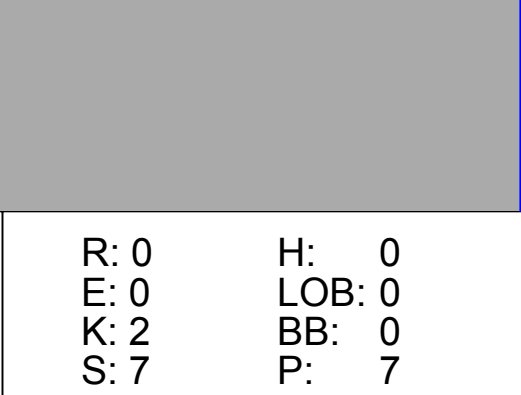
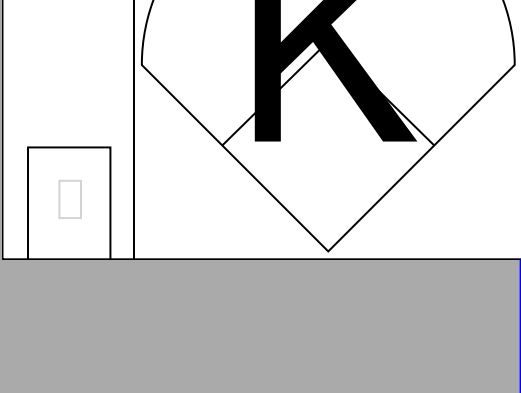
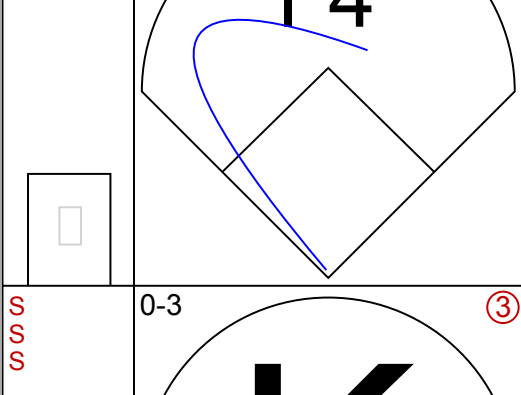
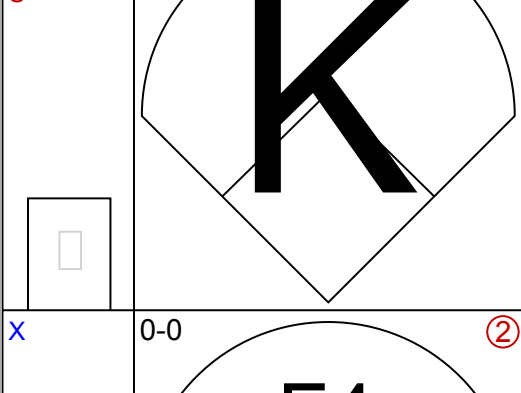
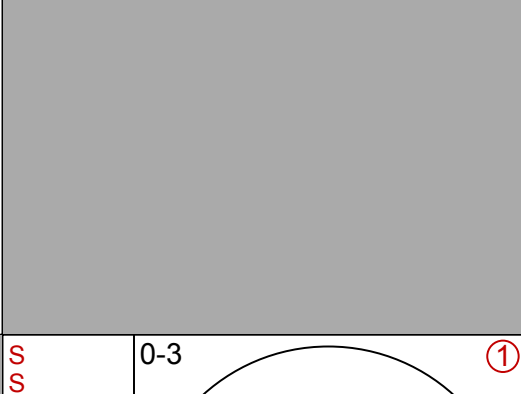

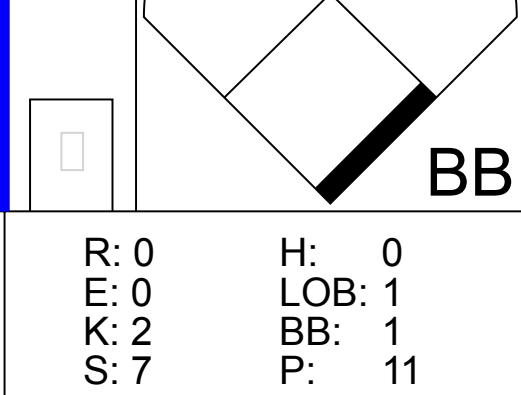
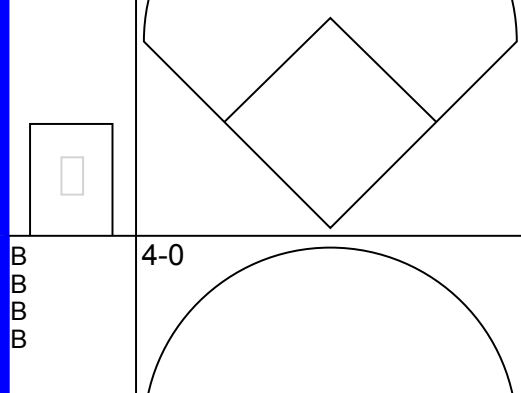
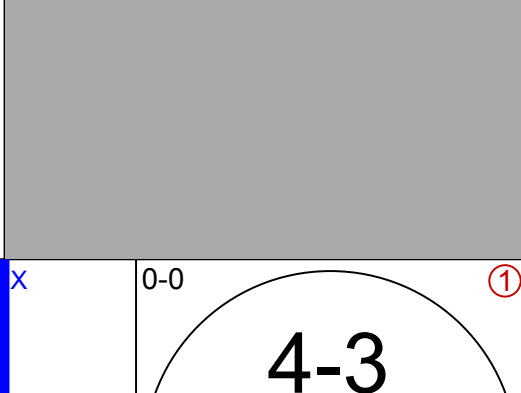
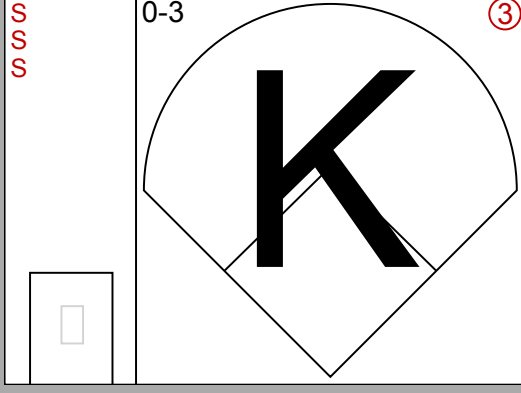
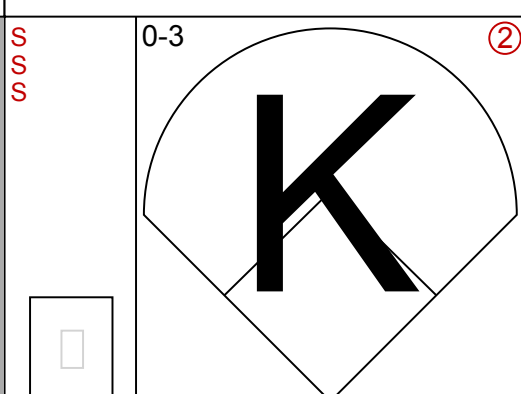
AB	37
R	4
H	7
RBI	4
BB	9
SO	10
LOB	21

AB	37
R	4
H	7
RBI	4
BB	9
SO	10
LOB	21

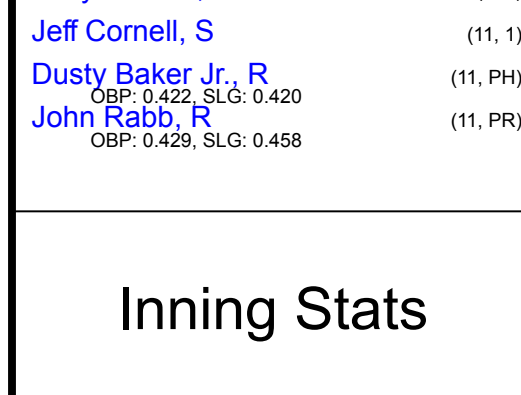
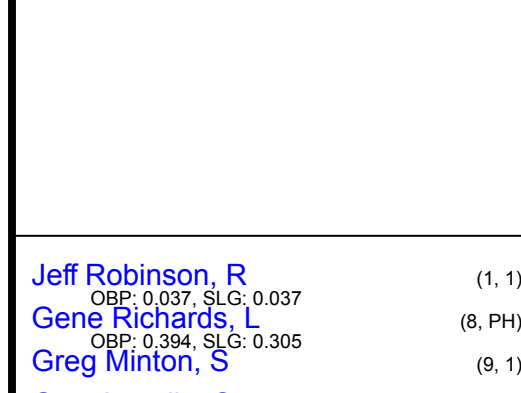
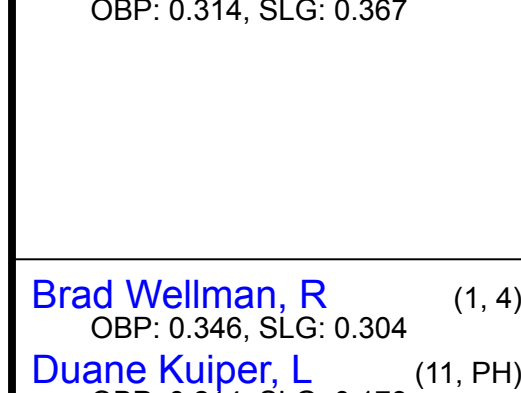
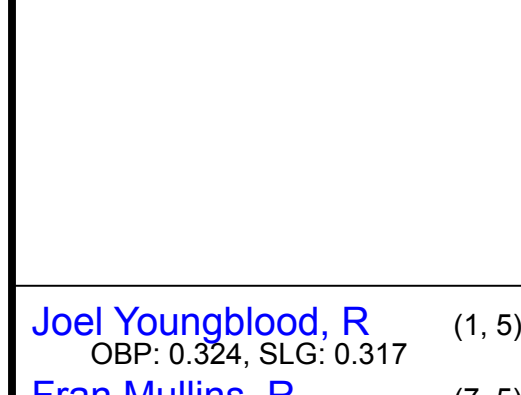

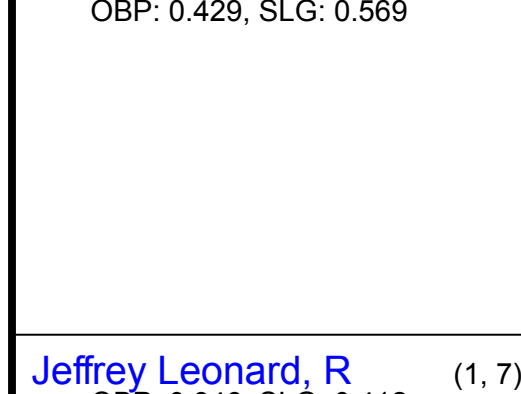
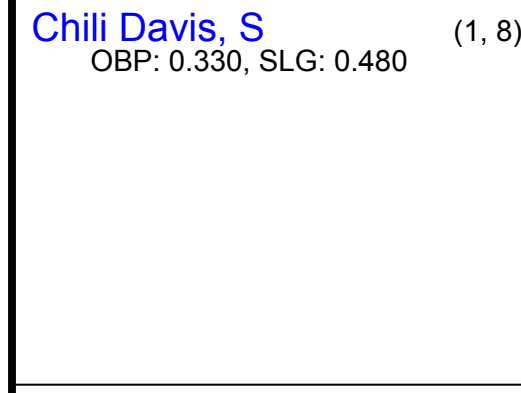
WP:	0	PA:	48
PB:	0		
SB:	0		
CS:	1		



AB R H RBI BB SO LOB



Batter



Inning Stats	
R: 0	H: 0
E: 1	LOB: 3
K: 0	BB: 3
S: 3	P: 15

R: 0	H: 0
E: 0	LOB: 1
K: 1	BB: 1
S: 5	P: 9

R: 4	H: 3
E: 0	LOB: 1
K: 1	BB: 2
S: 8	P: 16

R: 0	H: 0
E: 0	LOB: 0
K: 0	BB: 0
S: 3	P: 3

R: 0	H: 1
E: 0	LOB: 1
K: 1	BB: 0
S: 5	P: 6

R: 0	H: 0
E: 0	LOB: 1
K: 0	BB: 1
S: 3	P: 7

R: 0	H: 1
E: 0	LOB: 2
K: 2	BB: 1
S: 8	P: 12

R: 0	H: 2
E: 0	LOB: 0
K: 0	BB: 0
S: 3	P: 3

R: 0	H: 0
E: 0	LOB: 0
K: 1	BB: 0
S: 5	P: 5

R: 0	H: 0
E: 0	LOB: 0
K: 2	BB: 0
S: 7	P: 7

R: 0	H: 0
E: 0	LOB: 1
K: 2	BB: 1
S: 7	P: 11

1B: 5	SF: 0
2B: 1	SAC: 0
3B: 0	DP: 1
HR: 1	HBP: 1

WP: 0	PA: 48
PB: 0	
SB: 0	
CS: 1	

PITCHER	
IP	WLS
BF	H
R	ER
SO	BB
IBB	HBP
BLK	WP
HR	S
P	ERA
WHIP	

Pete Falcone, L	(1, 1)
ERA: 4.38	
Jeff Dedmon, R	(4, 1)
ERA: 3.79	
Donnie Moore, R	(6, 1)
ERA: 2.45	
Steve Bedrosian, R	(9, 1)
ERA: 0.54	

IP	WLS
BF	H
R	ER
SO	BB
IBB	HBP
BLK	WP
HR	S
P	ERA
WHIP	

IP	WLS
BF	H
R	ER
SO	BB
IBB	HBP
BLK	WP
HR	S
P	ERA
WHIP	

IP	WLS
BF	H
R	ER
SO	BB
IBB	HBP
BLK	WP
HR	S
P	ERA
WHIP	

IP	WLS
BF	H
R	ER
SO	BB
IBB	HBP
BLK	WP
HR	S
P	ERA
WHIP	

IP	WLS
BF	H
R	ER
SO	BB
IBB	HBP
BLK	WP
HR	S
P	ERA
WHIP	

IP	WLS
BF	H
R	ER
SO	BB
IBB	HBP
BLK	WP
HR	S
P	ERA
WHIP	

IP	WLS
BF	H
R	ER
SO	BB
IBB	HBP
BLK	WP
HR	S
P	ERA
WHIP	

IP	WLS
BF	H
R	ER
SO	BB
IBB	HBP
BLK	WP
HR	S
P	ERA
WHIP	

IP	WLS
BF	H
R	ER
SO	BB
IBB	HBP
BLK	WP
HR	S
P	ERA
WHIP	

IP	WLS
BF	H
R	ER
SO	BB
IBB	HBP
BLK	WP
HR	S
P	ERA
WHIP	

IP	WLS
BF	H
R	ER
SO	BB
IBB	HBP
BLK	WP
HR	S
P	ERA
WHIP	

Batter	1	2	3	4	5	6	7	8	9	AB R H RBI BB SO LOB	TOP			
Rafael Ramirez, R OBP: 0.322, SLG: 0.341 (1, 6) X	0-0 FC4-6 1B	0-3 K		0-0 E6 1B		0-0 CS 1B			0-0 F6	5 0 3 1 0 1 2				
Alex Trevino, R OBP: 0.349, SLG: 0.394 (1, 2) X	0-0 FC4-6 1B 1-2f	0-0 2B		0-0 F8		0-0 F9			4-0 2B 5-3 BB	4 2 1 2 1 0 3				
Gerald Perry, L OBP: 0.363, SLG: 0.393 (1, 7) X (9, 3)	0-0 5-3 2B 1-3 1B	0-3 K			0-0 F7			0-0 1B	0-0 5-3 2B 1-3	5 1 3 0 0 1 1				
Dale Murphy, R OBP: 0.335, SLG: 0.480 (1, 8) X	0-0 5-3 1-2 3-H			0-0 F5		0-0 S HR 1B		0-0 F9	4-0 5-3 IBB	4 1 1 1 1 0 2				
Chris Chambliss, L OBP: 0.344, SLG: 0.376 Albert Hall, S OBP: 0.296, SLG: 0.301 (1, 3) X (9, 7)	0-0 2B 2-H			0-0 1B		0-0 1-H HR		0-3 K	0-0 5-3 1-2 2-3 3-H	5 1 3 4 0 1 3 0 0 0 0 0 0 0				
Brad Komminsk, R OBP: 0.225, SLG: 0.270 (1, 9) X	0-0 5-3			0-0 F8		0-0 F8		0-0 F6	0-3 K	5 0 0 0 0 1 5				
Glenn Hubbard, R OBP: 0.336, SLG: 0.401 (1, 4) X		0-0 FC 2B 1B		0-0 F4		0-0 6-3			0-3 K	4 1 1 0 0 1 1				
Randy Johnson, R OBP: 0.400, SLG: 0.516 (1, 5) X		0-0 FC 2B 1-2		0-0 F8		0-0 SH5-4 1B 1B		0-0 6-3		4 2 1 0 0 0 1				
Pascual Perez, R OBP: 0.167, SLG: 0.278 (1, 1) X		0-3 K		0-3 K		0-0 SH5-4		0-3 K		3 0 0 0 0 3 2				
Inning Stats	R: 2 E: 0 K: 0 S: 6 H: 3 LOB: 1 BB: 0 P: 6	R: 2 E: 0 K: 3 S: 12 H: 2 LOB: 1 BB: 0 P: 12	R: 0 E: 0 K: 0 S: 4 H: 1 LOB: 1 BB: 0 P: 4	R: 0 E: 1 K: 1 S: 6 H: 1 LOB: 1 BB: 0 P: 6	R: 2 E: 0 K: 0 S: 5 H: 2 LOB: 0 BB: 0 P: 5	R: 1 E: 0 K: 0 S: 4 H: 2 LOB: 0 BB: 0 P: 4	R: 0 E: 0 K: 1 S: 6 H: 1 LOB: 1 BB: 0 P: 6	R: 0 E: 0 K: 2 S: 7 H: 0 LOB: 0 BB: 0 P: 7	R: 1 E: 0 K: 1 S: 6 H: 1 LOB: 2 BB: 2 P: 14	1B: 9 2B: 3 3B: 0 HR: 1 SF: 0 SAC: 1 DP: 0 HBP: 0	WP: 0 PB: 0 SB: 1 CS: 1 PA: 42			
PITCHER	IP WLS BF H R ER SO BB IBB HBP BLK WP HR S P ERA WHIP												PITCHER	IP WLS BF H R ER SO BB IBB HBP BLK WP HR S P ERA WHIP
Orel Hershiser, R ERA: 5.5 (1, 1)	5.0 L 25 9 6 6 4 0 0 0 0 0 0 1 33 33 10.80 1.800													
Burt Hooton, R ERA: 3.7 (6, 1)	3.0 11 3 1 1 3 0 0 0 0 0 0 0 17 17 3.00 1.000													
Carlos Diaz, L ERA: 3.04 (9, 1)	1.0 6 1 1 1 1 1 1 0 0 0 0 0 6 14 9.00 2.000													

Atlanta Braves @ Los Angeles Dodgers
Dodger Stadium, Los Angeles, CA
Thu Jun 07 1984, 7:05 PM PDT
Att: 35,168 - Unknown

AB	39
R	8
H	13
RBI	8
BB	2
SO	8
LOB	20



livebaseballscorecards.com

Batter	1	2	3	4	5	6	7	8	9	AB	R	H	RBI	BB	SO	LOB
Steve Sax, R OBP: 0.327, SLG: 0.349 (1, 4)	0-0 4-3 ①			0-0 6-3 ①	0-3 K ③			0-0 6-3 ②		4	0	0	0	0	1	2
R.J. Reynolds, S OBP: 0.333, SLG: 0.372 (1, 9)	0-0 F8 ②			0-0 4-3 ②		0-0 FC5-4 1B		0-0 1B		4	0	2	0	0	0	0
Greg Brock, L OBP: 0.283, SLG: 0.451 (1, 3)	0-3 K ③			0-0 2B		0-3 K ①		0-0 F9 ③		4	0	1	0	0	2	2
Mike Marshall, R OBP: 0.331, SLG: 0.514 (1, 7)		0-0 F7 ①		0-0 6-3 ③		0-0 FC5-4 ②			0-3 K ①	4	0	0	0	0	1	2
Ken Landreaux, L OBP: 0.320, SLG: 0.343 (1, 8)		0-0 F5 ②			0-0 4-3 ①	0-0 F9 ③			0-0 1B	4	0	1	0	0	0	1
Pedro Guerrero, R OBP: 0.314, SLG: 0.369 (1, 5)		0-3 K ③			4-0 1B 1B BB		0-0 5 3B		0-3 K ②	3	1	1	0	1	2	1
Mike Scioscia, L OBP: 0.381, SLG: 0.352 (1, 2)			0-0 F2 ①		0-0 1B 1B		0-0 1-3 ①		0-3 K ③	4	0	1	0	0	1	2
Dave Anderson, R OBP: 0.345, SLG: 0.317 (1, 6)			0-0 1-3 ②		0-0 1B		0-0 5 ② ③			3	0	1	1	0	0	1
Orel Hershiser, R (1, 1)			0-0 G3 ③		0-3 K ②			0-0 6-3 ①		1	0	0	0	0	0	0
Franklin Stubbs, L OBP: 0.287, SLG: 0.381 (5, PH)										1	0	0	0	0	1	2
Burt Hooton, R (6, 1)										0	0	0	0	0	0	0
Terry Whitfield, L OBP: 0.278, SLG: 0.366 (8, PH)										1	0	0	0	0	0	0
Carlos Diaz, R (9, 1)										0	0	0	0	0	0	0

Inning Stats	R: 0	H: 0	E: 0	K: 1	S: 5	LOB: 0	BB: 0	P: 5	R: 0	H: 0	E: 0	K: 1	S: 5	LOB: 0	BB: 0	P: 5	R: 0	H: 1	E: 0	K: 0	S: 4	LOB: 1	BB: 0	P: 4	R: 1	H: 2	E: 0	K: 2	S: 9	LOB: 2	BB: 1	P: 13	R: 0	H: 1	E: 0	K: 1	S: 6	LOB: 1	BB: 0	P: 6	R: 0	H: 1	E: 0	K: 0	S: 3	LOB: 0	BB: 0	P: 3	R: 0	H: 1	E: 0	K: 0	S: 4	LOB: 1	BB: 0	P: 4	R: 0	H: 1	E: 0	K: 3	S: 10	LOB: 1	BB: 0	P: 10	1B: 5	SF: 0	2B: 2	SAC: 0	3B: 1	DP: 1	HR: 0	HBP: 0	WP: 0	PA: 34	PB: 0	SB: 0	CS: 0
PITCHER Pascual Perez, R ERA: 4.01 (1, 1)	IP	WLS	BF	H	R	ER	SO	BB	IBB	HBP	BLK	WP	HR	S	P	ERA	WHIP																																																												
																	PITCHER	IP	WLS	BF	H	R	ER	SO	BB	IBB	HBP	BLK	WP	HR	S	P	ERA	WHIP																																											

Atlanta Braves @ Los Angeles Dodgers
Dodger Stadium, Los Angeles, CA
 Thu Jun 07 1984, 7:05 PM PDT
 Att. 35,168 - Unknown

AB	33
R	1
H	7
RBI	1
BB	1
SO	8
LOB	13



Batter	1	2	3	4	5	6	7	8	9	AB R H RBI BB SO LOB	TOP											
Rafael Ramirez, R (1, 6) OBP: 0.328, SLG: 0.347	0-0 CS 1B	0-0 1B		0-0 4-3			0-0 SH1 1B		0-0 5-3	5 0 3 0 0 0 0												
Alex Trevino, R (1, 2) OBP: 0.339, SLG: 0.382	0-3 K 1-2	0-0 F7			0-0 F8		0-0 SH1 1-2			3 0 0 0 0 1 2												
Gerald Perry, L (1, 7) OBP: 0.374, SLG: 0.425	0-0 S HR 1B		4-0 F7 S BB		0-0 HR		0-0 F4			3 2 2 1 1 0 1												
Dale Murphy, R (1, 8) OBP: 0.337, SLG: 0.494	0-0 1-H HR		0-3 K 1-2		0-0 G4-6-3 1B		0-0 1-3			4 1 2 2 0 1 2												
Chris Chambliss, L (1, 3) OBP: 0.347, SLG: 0.372	4-0 1B BB		4-0 IBB		0-0 G4-6-3 1-2f		0-0 F8			2 0 0 0 2 0 1												
Brad Komminsk, R (1, 9) OBP: 0.227, SLG: 0.268	0-0 1-2 1B		0-0 F7 2-3		0-3 K		0-3 K			4 0 1 0 0 2 2												
Glenn Hubbard, R (1, 4) OBP: 0.335, SLG: 0.403	0-3 K		0-3 K		0-0 2B		0-0 6-3			4 0 1 0 0 2 4												
Randy Johnson, R (1, 5) OBP: 0.392, SLG: 0.500		0-0 B1-6-4 1B		0-0 F3		0-0 F4		0-0 F9		4 0 1 0 0 0 1												
Len Barker, R (1, 1) OBP: 0.167, SLG: 0.077		0-0 B1-6-4		0-3 K		0-3 K		0-3 K		3 0 0 0 0 2 2												
Gene Garber, R (7, 1) OBP: 0.200, SLG: 0.200										0 0 0 0 0 0 0												
Mike Jorgensen, L (9, PH) OBP: 0.357, SLG: 0.320										1 0 0 0 0 1 0												
Inning Stats	R: 2 E: 0 K: 2 S: 10	H: 4 LOB: 2 BB: 1 P: 14	R: 0 E: 0 K: 0 S: 4	H: 2 LOB: 1 BB: 0 P: 4	R: 0 E: 0 K: 2 S: 7	H: 0 LOB: 2 BB: 2 P: 15	R: 0 E: 0 K: 1 S: 5	H: 0 LOB: 0 BB: 0 P: 5	R: 1 E: 0 K: 0 S: 4	H: 2 LOB: 0 BB: 0 P: 4	R: 0 E: 0 K: 2 S: 8	H: 1 LOB: 1 BB: 0 P: 8	R: 0 E: 0 K: 0 S: 4	H: 1 LOB: 1 BB: 0 P: 4	R: 0 E: 0 K: 1 S: 5	H: 0 LOB: 0 BB: 0 P: 5	R: 0 E: 0 K: 1 S: 5	H: 0 LOB: 0 BB: 0 P: 5	1B: 7 2B: 1 3B: 0 HR: 2	SF: 0 SAC: 1 DP: 2 HBP: 0	WP: 0 PB: 0 SB: 2 CS: 1	PA: 37
PITCHER	IP WLS BF H R ER SO BB IBB HBP BLK WP HR S P ERA WHIP																					
Bob Welch, R (1, 1) ERA: 3.63	7.0 W 31 10 3 3 7 2 1 0 0 0 2 42 54 3.86 1.714																					
Pat Zachry, R (8, 1) ERA: 2.28	2.0 S 6 0 0 0 2 0 0 0 0 0 0 0 10 10 0.00 0.000																					

Atlanta Braves @ Los Angeles Dodgers
Dodger Stadium, Los Angeles, CA
Fri Jun 08 1984, 7:05 PM PDT
Att: 43,586 - Unknown

livebaseballscorecards.com

AB	33
R	3
H	10
RBI	3
BB	3
SO	9
LOB	15



Batter	1	2	3	4	5	6	7	8	9	AB R H RBI BB SO LOB	TOP	
Rafael Ramirez, R OBP: 0.333, SLG: 0.362 (1, 6) X	0-0 2B BLK 1B		0-0 F9		0-0 SH1-3 2B	0-0 F9			0-0 2B	5 1 3 0 0 0 2		
Randy Johnson, R OBP: 0.397, SLG: 0.514 (1, 5) X	0-0 BLK 1-3 5-3 2B		0-0 BB 1B		0-0 SH1-3 2-3		0-0 6-3		0-0 5-3	4 2 2 0 0 0 1		
Gerald Perry, L OBP: 0.389, SLG: 0.426 Steve Bedrosian, R OBP: 0.286, SLG: 0.286 (1, 7) B B B B (9, 1) B B	4-0 5-3 2-3 3-H BB		4-0 S 1B 1-2 BB		0-3 K		0-0 S 1B		4-0 BB	2 0 1 0 3 1 1 0 0 0 0 0 0 0		
Dale Murphy, R OBP: 0.338, SLG: 0.489 (1, 8) X	0-0 5-3 1-2 3-H		0-0 S 1B 1-2 2-H		4-0 IBB		0-0 F4		0-0 F7	4 0 1 2 1 0 4		
Chris Chambliss, L OBP: 0.341, SLG: 0.364 (1, 3) S S S	0-3 K		0-3 K 1-2 2-3		0-0 F9		0-0 F7 1-2			4 0 0 0 0 2 6		
Glenn Hubbard, R OBP: 0.329, SLG: 0.395 (1, 4) X	0-0 F8		0-0 F6		0-0 5-3			0-3 K		4 0 0 0 0 1 3		
Brad Komminsk, R OBP: 0.208, SLG: 0.244 (1, 9) X		0-0 F8		0-3 K		0-0 F9		0-3 K		4 0 0 0 0 2 0		
Bruce Benedict, R OBP: 0.301, SLG: 0.294 (1, 2) X		0-0 F8		0-3 K		0-0 1B 1B		0-0 5-3		4 0 1 0 0 1 0		
Rick Mahler, R OBP: 0.375, SLG: 0.375 Donnie Moore, L (6, 1) Jerry Royster, R OBP: 0.295, SLG: 0.289 (9, PH) Albert Hall, S OBP: 0.296, SLG: 0.301 (9, 7)		0-3 K		0-3 K		0-0 1B			0-0 3-1	3 0 1 0 0 2 0 0 0 0 0 0 0 0 1 0 0 0 0 0 0 0 0 0 0 0 0 0		
Inning Stats	R: 2 H: 2 E: 0 LOB: 1 K: 1 BB: 1 S: 7 P: 11	R: 0 H: 0 E: 0 LOB: 0 K: 1 BB: 0 S: 5 P: 5	R: 1 H: 2 E: 0 LOB: 2 K: 1 BB: 1 S: 7 P: 11	R: 0 H: 0 E: 0 LOB: 0 K: 3 BB: 0 S: 9 P: 9	R: 0 H: 1 E: 0 LOB: 2 K: 1 BB: 1 S: 6 P: 10	R: 0 H: 2 E: 0 LOB: 2 K: 0 BB: 0 S: 5 P: 5	R: 0 H: 1 E: 0 LOB: 1 K: 0 BB: 0 S: 4 P: 4	R: 0 H: 0 E: 0 LOB: 0 K: 2 BB: 0 S: 7 P: 7	R: 0 H: 1 E: 0 LOB: 2 K: 0 BB: 1 S: 4 P: 8	1B: 6 SF: 0 2B: 3 SAC: 1 3B: 0 DP: 0 HR: 0 HBP: 0	WP: 0 PA: 40 PB: 0 SB: 3 CS: 0	
PITCHER Fernando Valenzuela, L ERA: 2.4 (1, 1)	IP WLS BF H R ER SO BB IBB HBP BLK WP HR S P ERA WHIP											PITCHER IP WLS BF H R ER SO BB IBB HBP BLK WP HR S P ERA WHIP
	9.0 W 40 9 3 3 9 3 1 0 1 0 0 54 70 3.00 1.333											

Atlanta Braves @ Los Angeles Dodgers
Dodger Stadium, Los Angeles, CA
Sat Jun 09 1984, 3:33 AM PDT
Att. 38,394 - Unknown

livebaseballscorecards.com

AB 35
R 3
H 9
RBI 2
BB 4
SO 9
LOB 17



Batter	1	2	3	4	5	6	7	8	9	AB R H RBI BB SO LOB
R.J. Reynolds, S (1, 9) OBP: 0.323, SLG: 0.368	0-0 1-3 		0-3 K 		0-0 L4 		0-0 F7 		0-0 2B 	5 0 1 2 0 1 1
Bob Bailor, R (1, 4) OBP: 0.316, SLG: 0.284	0-0 5-3 		4-0 1B BB 		0-0 1B 		0-0 F9 			3 0 1 0 1 0 0
Greg Brock, L (1, 3) OBP: 0.290, SLG: 0.438	0-0 4-3 		0-0 1B 		0-0 1B 			0-0 L6 		4 0 2 1 0 0 0
Mike Marshall, R (1, 7) OBP: 0.333, SLG: 0.527		0-0 1B 	0-0 4-3 		0-3 K 			0-3 K 		4 0 1 0 0 2 4
Ken Landreaux, L (1, 8) OBP: 0.323, SLG: 0.386		0-0 1B 		0-0 4-3 		0-0 HR 		0-0 F7 		4 1 2 1 0 0 0
Pedro Guerrero, R (1, 5) OBP: 0.308, SLG: 0.360		0-0 1B 	0-0 6-3 		0-3 K 			0-3 K 		4 0 0 0 0 2 2
Mike Scioscia, L (1, 2) OBP: 0.381, SLG: 0.354		0-0 1B 		0-0 6-3 		0-3 K 			0-0 2B 	4 0 2 0 0 1 1
Steve Sax, R (9, PR) OBP: 0.323, SLG: 0.343		0-0 F5 		0-0 1B 					0-0 2B 	0 1 0 0 0 0 0
Dave Anderson, R (1, 6) OBP: 0.344, SLG: 0.318			0-0 1B 	0-0 F8 		0-0 6-3 			0-0 2B 	3 1 1 0 0 0 1
Terry Whitfield, L (9, PH) OBP: 0.289, SLG: 0.379			SH1-3 1B 						1-3 2B 	1 1 1 0 0 0 0
Fernando Valenzuela, L (1, 1) OBP: 0.156, SLG: 0.188			SH1-3 		0-0 F7 		0-3 K 		4-0 2B 	2 0 0 0 0 1 0
Rick Monday, L (9, PH) OBP: 0.347, SLG: 0.341									2B IBB 	0 0 0 0 1 0 0

BOTTOM

Atlanta Braves @ Los Angeles Dodgers
 Dodger Stadium, Los Angeles, CA
 Sat Jun 09 1984, 3:33 AM PDT
 Att. 38,394 - Unknown

livebaseballscorecards.com

AB	34
R	4
H	11
RBI	4
BB	2
SO	7
LOB	9



Inning Stats	R: 0	H: 0	E: 0	K: 0	S: 3	P: 3	R: 0	H: 2	E: 0	K: 0	S: 4	P: 4	R: 1	H: 2	E: 0	K: 1	S: 7	R: 0	H: 1	E: 0	K: 0	S: 4	P: 4	R: 0	H: 2	E: 0	K: 1	S: 7	R: 1	H: 1	E: 0	K: 2	S: 8	R: 0	H: 0	E: 0	K: 1	S: 5	R: 0	H: 0	E: 0	K: 1	S: 5	R: 0	H: 0	E: 0	K: 1	S: 5	R: 2	H: 3	E: 0	K: 1	S: 6	R: 0	H: 3	E: 0	K: 1	S: 6	1B: 8	2B: 2	3B: 0	HR: 1	SF: 0	SAC: 1	DP: 1	HBP: 0	WP: 0	PB: 0	SB: 0	CS: 0	PA: 37
--------------	------	------	------	------	------	------	------	------	------	------	------	------	------	------	------	------	------	------	------	------	------	------	------	------	------	------	------	------	------	------	------	------	------	------	------	------	------	------	------	------	------	------	------	------	------	------	------	------	------	------	------	------	------	------	------	------	------	------	-------	-------	-------	-------	-------	--------	-------	--------	-------	-------	-------	-------	--------

PITCHER	IP	WLS	BF	H	R	ER	SO	BB	IBB	HBP	BLK	WP	HR	S	P	ERA	WHIP
Rick Mahler, R (1, 1) ERA: 1.94	5.0		23	8	2	2	2	1	0	0	0	0	1	26	30	3.60	1.800
Donnie Moore, R (6, 1) ERA: 2.04	3.0		9	0	0	0	4	0	0	0	0	0	0	17	17	0.00	0.000
Steve Bedrosian, R (9, 1) ERA: 1.07	0.1	L	5	3	2	2	1	0	1	0	0	0	0	6	10	54.00	9.000

Batter	1	2	3	4	5	6	7	8	9	AB	R	H	RBI	BB	SO	LOB
R.J. Reynolds, S OBP: 0.320, SLG: 0.363 (1, 9) (9, 8)	0-0 5-3 1B	0-0 4-3			0-0 FC1-6 1B G3 1-2f		0-0 4-3			4	1	1	0	0	0	3
Bob Bailor, R OBP: 0.313, SLG: 0.282 (1, 4)	0-0 5-3 1-2		0-0 F5		0-0 G3 1B 1-3		0-0 1-3			4	0	1	0	0	0	1
Greg Brock, L OBP: 0.279, SLG: 0.419 (1, 3)	0-3 K		0-0 F7		0-0 G3 1-2 3-H		0-0 1-3			4	0	0	1	0	1	2
Mike Marshall, R OBP: 0.326, SLG: 0.513 (1, 7)	0-0 F8		0-3 K		0-0 6-3		0-0 G3			4	0	0	0	0	1	2
Ken Landreaux, L OBP: 0.329, SLG: 0.408 Candy Maldonado, R OBP: 0.350, SLG: 0.404 (8, PH) (9, 9)		4-0 1B FC5-2 BB		0-0 HR		0-0 F8		0-0 1B 1B		2	1	1	1	1	0	0
Pedro Guerrero, R OBP: 0.311, SLG: 0.363 (1, 5)		0-0 FC5-2 BB 6-3 1B		0-0 F8		0-3 K		0-0 FC4-6 1B		4	1	2	0	0	1	0
Mike Scioscia, L OBP: 0.393, SLG: 0.357 (1, 2)		4-0 6-3 FC5-2 BB 1-2		0-0 9-3 1B		4-0 WP BB		0-0 FC4-6 1-2f		2	0	1	0	2	0	2
Dave Anderson, R OBP: 0.336, SLG: 0.310 (1, 6)		0-0 FC5-2 6-3 1-2 2-3 3-H		0-0 9-3 1-2f		0-0 F9				3	0	0	0	0	0	5
Alejandro Pena, R OBP: 0.143, SLG: 0.111 Orel Hershiser, R Rich Rodas, L Pat Zachry, R Carlos Diaz, R Burt Hooton, R (1, 1) (6, 1) (6, 1) (8, 1) (8, 1) (9, 1)		0-0 6-3 1-2 2-3 3-H		4-0 FC1-6 BB		0-0 5-3				1	0	0	1	1	0	2

Inning Stats	R: 0	H: 1	E: 0	LOB: 1	K: 1	P: 6	R: 1	H: 1	E: 0	LOB: 2	K: 0	P: 12	R: 0	H: 0	E: 0	LOB: 0	K: 1	P: 5	R: 1	H: 2	E: 0	LOB: 0	K: 0	P: 4	R: 1	H: 1	E: 0	LOB: 1	K: 0	P: 8	R: 0	H: 0	E: 0	LOB: 1	K: 1	P: 9	R: 0	H: 0	E: 0	LOB: 0	K: 0	P: 3	R: 0	H: 2	E: 0	LOB: 2	K: 0	P: 5
1B: 6	SF: 0	WP: 1	PA: 34																																													
2B: 1	SAC: 0	PB: 0																																														
3B: 0	DP: 1	SB: 0																																														
HR: 1	HBP: 0	CS: 0																																														
PITCHER	IP	WLS	BF	H	R	ER	SO	BB	IBB	HBP	BLK	WP	HR	S	P	ERA	WHIP																															
Craig McMurtry, R ERA: 3.7 (1, 1)	5.0	L	22	5	3	3	2	3	0	0	0	0	1	23	35	5.40	1.600																															
Rick Camp, R ERA: 4.18 (6, 1)	2.0		7	0	0	0	1	1	0	0	0	1	0	8	12	0.00	0.500																															
Terry Forster, L ERA: 1.69 (8, 1)	1.0		5	2	0	0	0	0	0	0	0	0	0	5	5	0.00	2.000																															

BOTTOM

Atlanta Braves @ Los Angeles Dodgers
Dodger Stadium, Los Angeles, CA

Sun Jun 10 1984, 3:33 AM PDT
Att. 41,182 - Unknown

livebaseballscorecards.com

AB 30
R 3
H 7
RBI 3
BB 4
SO 3
LOB 17



Batter	1	2	3	4	5	6	7	8	9	AB R H RBI BB SO LOB	TOP																
Albert Hall, S OBP: 0.308, SLG: 0.325 (1, 7) X	0-0 6-3		0-0 G4-6-3 1B 1-2 1B		0-0 G3	0-3 K			0-0 S 1B	5 1 2 0 0 1 2																	
Randy Johnson, R OBP: 0.379, SLG: 0.481 (1, 5) X	0-0 6-3		0-0 G4-6-3 1B 1-2 2-3		0-3 K			0-0 F4	0-0 F8	5 0 1 0 0 1 1																	
Rafael Ramirez, R OBP: 0.335, SLG: 0.362 (1, 6) X	0-0 1B		0-0 G4-6-3 1-2f 2-3 3-H		0-0 F8			0-0 F8		4 0 1 0 0 0 2																	
Dale Murphy, R OBP: 0.343, SLG: 0.488 (1, 8) X	0-0 1-3 1B		0-0 1B 3-H		0-0 HR 1B			0-0 F7		4 1 3 1 0 0 0																	
Gerald Perry, L OBP: 0.388, SLG: 0.419 (1, 3) S S S	0-3 K		0-0 1-2 1B		0-0 G4-6-3 1-2			0-3 K		4 0 1 0 0 2 3																	
Brad Komminsk, R OBP: 0.212, SLG: 0.306 (1, 9) X		0-0 4-3	0-0 4-3		0-0 HR			0-0 F4		4 1 1 2 0 0 2																	
Glenn Hubbard, R OBP: 0.329, SLG: 0.393 (1, 4) S S S		0-3 K		0-0 G1-6-3 1B		0-0 F4		0-0 F4		4 0 1 0 0 1 0																	
Alex Trevino, R OBP: 0.333, SLG: 0.373 (1, 2) X		0-0 F8		0-0 G1-6-3 1-2f		0-0 1B 1B			0-0 5-3	4 0 1 0 0 0 1																	
Pete Falcone, L OBP: 0.214, SLG: 0.286 (1, 1) X			0-0 1B G4-6-3 1B		0-3 K			0-3 K		4 1 2 0 0 2 0																	
Steve Bedrosian, R OBP: 0.286, SLG: 0.286 (9, 1) X						0-0 1B				0 0 0 0 0 0 0																	
Inning Stats	R: 0 E: 0 K: 1 S: 7	H: 2 LOB: 2 BB: 0 P: 7	R: 0 E: 0 K: 1 S: 5	H: 0 LOB: 0 BB: 0 P: 5	R: 2 E: 0 K: 0 S: 7	H: 5 LOB: 2 BB: 0 P: 7	R: 0 E: 0 K: 1 S: 5	H: 1 LOB: 0 BB: 0 P: 5	R: 0 E: 0 K: 1 S: 5	H: 0 LOB: 0 BB: 0 P: 5	R: 2 E: 0 K: 1 S: 9	H: 4 LOB: 2 BB: 0 P: 9	R: 0 E: 0 K: 0 S: 3	H: 0 LOB: 0 BB: 0 P: 3	R: 0 E: 0 K: 1 S: 5	H: 0 LOB: 0 BB: 0 P: 5	R: 0 E: 0 K: 1 S: 6	H: 1 LOB: 1 BB: 0 P: 6	1B: 12 2B: 0 3B: 0 HR: 1	SF: 0 SAC: 0 DP: 2 HBP: 0	WP: 0 PB: 0 SB: 1 CS: 0	PA: 38					
PITCHER	IP WLS BF H R ER SO BB IBB HBP BLK WP HR S P ERA WHIP																										
Mark Thurmond, L ERA: 4.01 (1, 1)	5.2		27	12	4	4	4	0	0	0	0	0	1	35	35	6.35	2.118										
Craig Lefferts, L ERA: 1.0 (6, 1)	2.1		7	0	0	0	2	0	0	0	0	0	0	11	11	0.00	0.000										
Dave Dravecky, L ERA: 3.04 (9, 1)	1.0	W	4	1	0	0	1	0	0	0	0	0	0	6	6	0.00	1.000										

Atlanta Braves @ San Diego Padres
Jack Murphy Stadium, San Diego, CA

Mon Jun 11 1984, 10:05 PM EDT
Att. 9,271 - Unknown

livebaseballscorecards.com

AB 38
R 4
H 13
RBI 3
BB 0
SO 7
LOB 11



Batter	1	2	3	4	5	6	7	8	9	10	11	12	AB	R	H	RBI	BB	SO	LOB	TOP										
Rafael Ramirez, R OBP: 0.339, SLG: 0.366 (1, 6)	0-0 CS 1B	0-0 HBP 1B			0-0 F8	0-0 F8			0-0 F9			0-0 S 1B	6	0	3	1	0	0	1											
Randy Johnson, R OBP: 0.376, SLG: 0.464 (1, 5)	0-0 F6	1-0 HBP 1B			0-0 3-1			0-0 1B		0-0 F7		0-3 K	5	0	1	0	0	1	2											
Gerald Perry, L OBP: 0.380, SLG: 0.407 (1, 7) (8, 3)	0-0 4-3	0-0 F8			0-0 WP E 1B			0-0 F7		0-0 6-3		0-0 4-3	6	1	1	0	0	0	4											
Dale Murphy, R OBP: 0.344, SLG: 0.492 (1, 8)		0-0 1B 3B	0-3 K		4-0 E 1B BB			0-0 F9		0-0 F7			4	2	1	0	1	1	0											
Chris Chambliss, L OBP: 0.341, SLG: 0.363 (1, 3) Albert Hall, S OBP: 0.304, SLG: 0.321 (8, PR) (8, 7)		0-1 CI BB SF8 1B	0-0 F6		0-0 1B 1B			0-0 9-3 1B		0-0 F7			3	2	2	1	0	0	0											
Brad Komminsk, R OBP: 0.246, SLG: 0.321 (1, 9)		0-0 FC5-6 BB 1B	4-0 CS BB		0-0 1B 1B			0-0 9-3		0-3 K			4	0	2	2	1	1	1											
Glenn Hubbard, R OBP: 0.330, SLG: 0.395 (1, 4)		4-0 FC5-6 1B BB	0-0 CS	0-0 F2	0-0 CS	0-0 F7		0-0 F5		0-0 2B			4	1	1	0	1	0	1											
Bruce Benedict, R OBP: 0.297, SLG: 0.286 (1, 2)		0-0 SF8		0-3 K		4-0 BB		0-0 F8		0-0 4-3			3	0	0	1	1	1	1											
Pascual Perez, R OBP: 0.150, SLG: 0.250 (1, 1) Jerry Royster, R OBP: 0.293, SLG: 0.287 (6, PH) Terry Forster, L OBP: 0.667, SLG: 0.667 (6, 1) Terry Harper, R OBP: 0.250, SLG: 0.254 (12, PH) Steve Bedrosian, R OBP: 0.286, SLG: 0.286 (12, 1)		0-0 FC5-6 1B		0-0 1-3		0-3 K		0-3 K		0-3 K		0-0 F9	2	0	0	0	0	0	2											
Inning Stats	R: 0 E: 0 K: 0 S: 3	H: 1 LOB: 0 BB: 0 P: 3	R: 3 E: 1 K: 0 S: 7	H: 3 LOB: 3 BB: 1 P: 12	R: 0 E: 0 K: 1 S: 4	H: 0 LOB: 0 BB: 1 P: 8	R: 0 E: 0 K: 1 S: 5	H: 0 LOB: 0 BB: 0 P: 5	R: 3 E: 1 K: 0 S: 5	H: 3 LOB: 0 BB: 1 P: 9	R: 0 E: 0 K: 1 S: 5	H: 0 LOB: 1 BB: 1 P: 9	R: 0 E: 0 K: 0 S: 3	H: 1 LOB: 0 BB: 0 P: 3	R: 0 E: 0 K: 0 S: 3	H: 1 LOB: 1 BB: 0 P: 3	R: 0 E: 0 K: 1 S: 5	H: 0 LOB: 0 BB: 0 P: 5	R: 0 E: 0 K: 0 S: 3	H: 0 LOB: 0 BB: 0 P: 3	R: 0 E: 0 K: 1 S: 6	H: 1 LOB: 1 BB: 0 P: 6	R: 0 E: 0 K: 1 S: 6	H: 1 LOB: 1 BB: 0 P: 6	R: 0 E: 0 K: 1 S: 6	H: 1 LOB: 1 BB: 0 P: 6	1B: 9 2B: 2 3B: 1 HR: 0	SF: 1 SAC: 0 DP: 1 HBP: 1	WP: 1 PB: 0 SB: 1 CS: 3	PA: 50
PITCHER	IP	WLS	BF	H	R	E	SO	BB	IBB	HBP	BLK	WP	HR	S	P	ERA	WHIP													
Eric Show, R ERA: 3.97 (1, 1)	6.0		28	7	6	0	5	4	0	1	0	1	0	29	46	7.50	1.833													
Rich Gossage, R ERA: 3.21 (7, 1)	5.0		16	3	0	0	2	0	0	0	0	0	0	20	20	0.00	0.600													
Craig Lefferts, L ERA: 0.97 (12, 1)	1.0	W	4	1	0	0	1	0	0	0	0	0	0	6	6	0.00	1.000													

Atlanta Braves @ San Diego Padres
Jack Murphy Stadium, San Diego, CA
Tue Jun 12 1984, 10:05 PM EDT
Att. 19,920 - Unknown

livebaseballscorecards.com

AB	41
R	6
H	11
RBI	5
BB	4
SO	6
LOB	13



Batter	1	2	3	4	5	6	7	8	9	AB R H RBI BB SO LOB	TOP											
Duane Walker, L (1, 7) OBP: 0.446, SLG: 0.658	0-0 6-3		0-0 F8			0-0 F8		0-0 4-3		4 0 0 0 0 0 1												
Eddie Milner, L (1, 8) OBP: 0.346, SLG: 0.365	0-0 F7			0-0 CS 1B		4-0 BB		0-0 6-3		3 0 1 0 1 0 0												
Cesar Cedeno, R (1, 3) OBP: 0.404, SLG: 0.547	0-3 K			0-0 F9		0-0 F9		0-0 4-3		4 0 0 0 0 1 2												
Dave Parker, L (1, 9) OBP: 0.315, SLG: 0.363		0-0 F8		0-0 4-3 1-2		0-0 F8		0-0 G3		4 0 0 0 0 0 2												
Dave Concepcion, R (1, 6) OBP: 0.313, SLG: 0.348		0-0 1-3			0-3 K		0-3 K			3 0 0 0 0 2 0												
Brad Gulden, L (1, 2) OBP: 0.243, SLG: 0.282		0-0 G3			0-0 E1 WP		0-0 4-3			3 0 0 0 0 0 0												
Nick Esasky, R (1, 5) OBP: 0.261, SLG: 0.342			0-0 F9		4-0 BB 1-2 BB		0-3 K			2 0 0 0 1 1 0												
Ron Oester, S (1, 4) OBP: 0.253, SLG: 0.255			0-3 K		0-0 F8		0-0 F7			3 0 0 0 0 1 2												
Jeff Russell, R (1, 1) OBP: 0.222, SLG: 0.240			4-0 BB		0-0 1-3		0-0 4-3			1 0 0 0 1 0 2												
Dan Driessen, L (8, PH) OBP: 0.380, SLG: 0.406										1 0 0 0 0 0 0												
Tom Hume, R (8, 1) OBP: 0.273, SLG: 0.200										0 0 0 0 0 0 0												
Inning Stats	R: 0 E: 0 K: 1 S: 5	H: 0 LOB: 0 BB: 0 P: 5	R: 0 E: 0 K: 0 S: 3	H: 0 LOB: 0 BB: 0 P: 3	R: 0 E: 0 K: 1 S: 5	H: 0 LOB: 1 BB: 1 P: 9	R: 0 E: 0 K: 0 S: 3	H: 1 LOB: 0 BB: 0 P: 3	R: 0 E: 1 K: 1 S: 6	H: 0 LOB: 2 BB: 1 P: 10	R: 0 E: 0 K: 0 S: 3	H: 0 LOB: 1 BB: 1 P: 7	R: 0 E: 0 K: 2 S: 7	H: 0 LOB: 0 BB: 0 P: 7	R: 0 E: 0 K: 0 S: 3	H: 0 LOB: 0 BB: 0 P: 3	R: 0 E: 0 K: 0 S: 3	H: 0 LOB: 0 BB: 0 P: 3	1B: 1 2B: 0 3B: 0 HR: 0	SF: 0 SAC: 0 DP: 0 HBP: 0	WP: 1 PB: 0 SB: 0 CS: 1	PA: 31
PITCHER	IP WLS BF H R ER SO BB IBB HBP BLK WP HR S P ERA WHIP																					
Len Barker, R (1, 1) ERA: 3.5	7.0 W 25 1 0 0 5 3 0 0 0 1 0 32 44 0.00 0.571																					
Donnie Moore, R (8, 1) ERA: 1.83	2.0 S 6 0 0 0 0 0 0 0 0 0 0 0 6 6 0.00 0.000																					

Cincinnati Reds @ Atlanta Braves
Atlanta-Fulton County Stadium, Atlanta, GA

Thu Jun 14 1984, 7:05 PM EDT
Att: 24,549 - Unknown

livebaseballscorecards.com

AB 28
R 0
H 1
RBI 0
BB 3
SO 5
LOB 9



Batter	1	2	3	4	5	6	7	8	9	AB	R	H	RBI	BB	SO	LOB
Claudell Washington, L (1, 9) OBP: 0.461, SLG: 0.573	0-0 F7 ①		0-0 5-3 1B		0-0 2B		0-3 K ②			4	0	2	0	0	1	0
Alex Trevino, R (1, 2) OBP: 0.322, SLG: 0.360	0-3 K ②		0-0 5-3 ①		0-0 F4 ③		0-0 F8 ③			4	0	0	0	0	1	2
Dale Murphy, R (1, 8) OBP: 0.339, SLG: 0.484	0-3 K ③		0-0 5-3 ②				0-0 F8 ①		0-0 6-3 ①	4	0	0	0	0	1	1
Chris Chambliss, L (1, 3) OBP: 0.344, SLG: 0.371		0-0 1B 2B	0-0 F8 ③				0-0 1B SF9 1B		0-0 4-3 ②	4	1	2	0	0	0	1
Brad Komminsk, R (1, 7) OBP: 0.262, SLG: 0.333		0-0 1B 2B		0-0 F9 ①			0-0 1B SF9 IBB		0-0 E5 2B	4	1	2	0	0	0	0
Rafael Ramirez, R (1, 6) OBP: 0.349, SLG: 0.378		0-0 1B 1-2		0-0 1B G5-4-3			4-0 1B IBB		0-0 1B 2B 1-H	3	1	3	1	1	0	0
Glenn Hubbard, R (1, 4) OBP: 0.329, SLG: 0.394		0-0 F6 ①		0-0 1B G5-4-3 ② ③			0-0 1B SF9 ②		0-0 1B 2B 2-H	3	0	1	2	0	0	4
Randy Johnson, R (1, 5) OBP: 0.361, SLG: 0.443		0-0 F9 ②			0-0 5-3 ①		0-0 1B F8 ③		0-0 1B F7 ③	4	0	0	0	0	0	6
Len Barker, R (1, 1) OBP: 0.156, SLG: 0.071		0-0 F4 ③				0-0 6-3 ②		0-0 1B F7 ①		2	0	0	0	0	0	3
Mike Jorgensen, L (7, PH) OBP: 0.333, SLG: 0.308										1	0	0	0	0	0	0
Donnie Moore, L (8, 1)										0	0	0	0	0	0	0

Inning Stats	R: 0	H: 0	E: 0	K: 2	S: 7	BB: 0	LOB: 0	P: 7	R: 0	H: 3	E: 0	K: 0	S: 6	BB: 0	LOB: 3	P: 6	R: 0	H: 1	E: 0	K: 0	S: 4	BB: 0	LOB: 0	P: 4	R: 0	H: 1	E: 0	K: 0	S: 3	BB: 0	LOB: 1	P: 4	R: 1	H: 2	E: 0	K: 0	S: 5	BB: 1	LOB: 2	P: 9	R: 0	H: 0	E: 0	K: 1	S: 5	BB: 0	LOB: 0	P: 5	R: 2	H: 2	E: 1	K: 0	S: 6	BB: 0	LOB: 1	P: 6
PITCHER	IP	WLS	BF	H	R	ER	SO	BB	IBB	HBP	BLK	WP	HR	S	P	ERA	WHIP																																							
Jeff Russell, R (1, 1) ERA: 4.31	7.0	L	29	8	1	1	3	0	1	0	0	0	0	34	38	1.29	1.143																																							
Tom Hume, R (8, 1) ERA: 5.7	1.0		6	2	2	0	0	0	0	0	0	0	0	6	6	0.00	2.000																																							

BOTTOM

Cincinnati Reds @ Atlanta Braves
Atlanta-Fulton County Stadium, Atlanta, GA

Thu Jun 14 1984, 7:05 PM EDT
Att. 24,549 - Unknown

AB	33
R	3
H	10
RBI	3
BB	1
SO	3
LOB	17

livebaseballscorecards.com

Braves

WP: 0	PA: 35
PB: 0	CS: 0
SB: 0	
1B: 7	SF: 1
2B: 3	SAC: 0
3B: 0	DP: 1
HR: 0	HBP: 0

Batter	1	2	3	4	5	6	7	8	9	AB R H RBI BB SO LOB	TOP	
Eddie Milner, L (1, 8) OBP: 0.344, SLG: 0.363 John Franco, L (8, 1)	0-0 G3 4-3 1B		0-0 F9			0-0 5-3		0-3 K		4 0 1 0 0 1 1 0 0 0 0 0 0 0		
Duane Walker, L (1, 7) OBP: 0.427, SLG: 0.625	0-0 4-3 1-2			0-3 K		0-0 F4		0-0 F9		4 0 0 0 0 1 1		
Dave Parker, L (1, 9) OBP: 0.314, SLG: 0.373	0-0 G3 2-3			0-0 3-1			0-0 HR	0-0 G3		4 1 1 1 0 0 1		
Dan Driessen, L (1, 3) OBP: 0.376, SLG: 0.401	0-3 K			0-0 F9			0-0 G4-6-3 1B	0-0 6-3		4 0 1 0 0 1 1		
Dave Concepcion, R (1, 6) OBP: 0.309, SLG: 0.344		0-0 6-3			0-3 K		0-0 F6			3 0 0 0 0 1 1		
Wayne Krenchicki, L (1, 5) OBP: 0.340, SLG: 0.444		0-0 4-3			0-0 E3		0-0 G4-6-3 1-2f			3 0 0 0 0 0 1		
Brad Gulden, L (1, 2) OBP: 0.246, SLG: 0.276		0-0 F8			0-0 F7			4-0 3-1 G3 BB		2 0 0 0 1 0 1		
Ron Oester, S (1, 4) OBP: 0.251, SLG: 0.252 Tom Hume, R (6, 1) OBP: 0.273, SLG: 0.200 Cesar Cedeno, R (8, PH) OBP: 0.400, SLG: 0.540			0-0 6-3		0-0 F5			0-0 G3 1-2		2 0 0 0 0 0 1 0 0 0 0 0 0 0 1 0 0 0 0 0 1		
Frank Pastore, R (1, 1) OBP: 0.042, SLG: 0.042 Tom Foley, L (6, PH) OBP: 0.333, SLG: 0.398			0-0 5-3			0-0 F1		0-0 3-1 2-3		1 0 0 0 0 0 0 2 0 0 0 0 0 1		
Inning Stats	R: 0 H: 1 E: 0 LOB: 1 K: 1 BB: 0 S: 6 P: 6	R: 0 H: 0 E: 0 LOB: 0 K: 0 BB: 0 S: 3 P: 3	R: 0 H: 0 E: 0 LOB: 0 K: 0 BB: 0 S: 3 P: 3	R: 0 H: 0 E: 0 LOB: 0 K: 1 BB: 0 S: 5 P: 5	R: 0 H: 0 E: 1 LOB: 1 K: 1 BB: 0 S: 6 P: 6	R: 0 H: 0 E: 0 LOB: 0 K: 0 BB: 0 S: 3 P: 3	R: 1 H: 2 E: 0 LOB: 0 K: 0 BB: 0 S: 4 P: 4	R: 0 H: 0 E: 0 LOB: 1 K: 1 BB: 1 S: 5 P: 9	R: 0 H: 0 E: 0 LOB: 0 K: 0 BB: 0 S: 3 P: 3	1B: 2 SF: 0 2B: 0 SAC: 0 3B: 0 DP: 1 HR: 1 HBP: 0	WP: 0 PA: 31 PB: 0 SB: 0 CS: 0	
PITCHER Rick Mahler, R (1, 1) ERA: 1.81	IP WLS BF H R ER SO BB IBB HBP BLK WP HR S P ERA WHIP	9.0 W 31 3 1 1 4 1 0 0 0 0 1 38 42 1.00 0.444										

Cincinnati Reds @ Atlanta Braves
Atlanta-Fulton County Stadium, Atlanta, GA

Fri Jun 15 1984, 7:05 PM EDT
Att: 28,779 - Unknown

livebaseballscorecards.com

AB	30
R	1
H	3
RBI	1
BB	1
SO	4
LOB	10



Batter	1	2	3	4	5	6	7	8	9
Claudell Washington, L OBP: 0.449, SLG: 0.556 Albert Hall, S OBP: 0.304, SLG: 0.321	0-0 1-3	0-0 4-3		0-0 6-3			0-0 3-1	0-0 G3	
Randy Johnson, R OBP: 0.376, SLG: 0.457	0-0 6-3		0-0 G6-4-3 1B		0-0 G4-3 1B		0-0 1B		
Gerald Perry, L OBP: 0.377, SLG: 0.403	0-0 F4		0-0 F7		0-0 F8		0-0 1B		
Dale Murphy, R OBP: 0.334, SLG: 0.476		0-3 K	0-0 G6-4-3 1-2f		0-0 G4-3 1-2f		0-3 K		
Brad Komminsk, R OBP: 0.246, SLG: 0.311		0-3 K		0-0 4-3		0-3 K	0-3 K		
Rafael Ramirez, R OBP: 0.351, SLG: 0.380		0-0 BB 2B 1B		0-0 F6		0-0 4-3		0-0 E8 1B 1B	
Glenn Hubbard, R OBP: 0.340, SLG: 0.408		4-0 BB BB BB 1-2 2B BB		0-0 2B 2B		0-0 1B		0-0 5-3 1B	
Bruce Benedict, R OBP: 0.303, SLG: 0.296		0-0 1B 1-H 2-H 2B		4-0 BB BB BB 2B BB		0-0 F6		0-0 5-3 1-2	
Rick Mahler, R OBP: 0.450, SLG: 0.550		0-0 2-3 1B		0-0 1-H 2-H 2B			0-0 3-1 1B 2B	0-3 K	

Inning Stats	R: 0 E: 0 K: 0 S: 3	H: 0 LOB: 0 BB: 0 P: 3	R: 2 E: 0 K: 2 S: 10	H: 3 LOB: 2 BB: 1 P: 14	R: 0 E: 0 K: 0 S: 3	H: 1 LOB: 0 BB: 0 P: 3	R: 2 E: 0 K: 0 S: 5	H: 2 LOB: 1 BB: 1 P: 9	R: 0 E: 0 K: 0 S: 3	H: 1 LOB: 0 BB: 0 P: 3	R: 0 E: 0 K: 1 S: 6	H: 1 LOB: 1 BB: 0 P: 6	R: 1 E: 0 K: 2 S: 10	H: 3 LOB: 2 BB: 0 P: 10	R: 1 E: 1 K: 1 S: 7	H: 2 LOB: 1 BB: 0 P: 7
1B: 9 2B: 4 3B: 0 HR: 0	SF: 0 SAC: 0 DP: 2 HBP: 0	WP: 0 PA: 37														

PITCHER	IP	WLS	BF	H	R	ER	SO	BB	IBB	HBP	BLK	WP	HR	S	P	ERA	WHIP
Frank Pastore, R ERA: 4.48	(1, 1)	5.0	22	7	4	4	2	2	0	0	0	0	0	24	32	7.20	1.800
Tom Hume, R ERA: 5.66	(6, 1)	2.0	10	4	1	1	3	0	0	0	0	0	0	16	16	4.50	2.000
John Franco, L ERA: 4.11	(8, 1)	1.0	5	2	1	0	1	0	0	0	0	0	0	7	7	0.00	2.000

BOTTOM

Cincinnati Reds @ Atlanta Braves
 Atlanta-Fulton County Stadium, Atlanta, GA
 Fri Jun 15 1984, 7:05 PM EDT
 Att. 28,779 - Unknown

livebaseballscorecards.com

AB	35
R	6
H	13
RBI	6
BB	2
SO	6
LOB	16



Batter	1	2	3	4	5	6	7	8	9	AB R H RBI BB SO LOB	TOP																									
Gary Redus, R (1, 7) OBP: 0.361, SLG: 0.389	4-0 S BB		0-0 G3 2B		0-0 F7 1-2		0-0 1B		0-3 K	4 0 2 1 1 1 1	<p>Cincinnati Reds @ Atlanta Braves</p> <p>Atlanta-Fulton County Stadium, Atlanta, GA</p> <p>Sat Jun 16 1984, 7:05 PM EDT</p> <p>Att: 47,547 - Unknown</p>																									
Eddie Milner, L (1, 8) OBP: 0.345, SLG: 0.361	0-0 F8		0-0 G3 2-3		0-0 4-3		4-0 FC6-4 IBB		0-0 S 1B	4 0 1 0 1 0 3																										
Cesar Cedeno, R (1, 9) OBP: 0.388, SLG: 0.522	0-3 K		0-0 F4				0-3 K		0-0 F7 1-2	3 0 0 0 0 1 2																										
Dave Parker, L (7, PH) OBP: 0.312, SLG: 0.371	1-2 K									2 0 0 0 0 1 4																										
Tony Perez, R (1, 3) OBP: 0.277, SLG: 0.329	0-0 F9									3 0 0 0 1 0 4																										
Dan Driessen, L (8, 3) OBP: 0.374, SLG: 0.399	0-0 F9									1 0 0 0 0 0 1																										
Dave Concepcion, R (1, 6) OBP: 0.308, SLG: 0.346		0-0 F9								4 1 1 0 0 0 1																										
Nick Esasky, R (1, 5) OBP: 0.275, SLG: 0.353		4-0 BB BB								2 0 1 1 2 0 1																										
Dann Bilardello, R (1, 2) OBP: 0.315, SLG: 0.277		4-0 BB BB								3 0 0 0 1 1 2																										
Ron Oester, S (1, 4) OBP: 0.251, SLG: 0.252		0-0 L3 1-2								4 1 1 0 0 1 3																										
Mario Soto, R (1, 1) OBP: 0.189, SLG: 0.243			0-3 K							2 0 1 0 0 1 0																										
Bill Scherrer, L (5, 1)										0 0 0 0 0 0 0																										
Tom Lawless, R (7, PH) OBP: 0.308, SLG: 0.305										1 0 1 0 0 0 0																										
Ted Power, R (7, 1)										1 0 0 0 0 1 1																										
Inning Stats	R: 0 E: 0 K: 1 S: 5	H: 0 LOB: 1 BB: 1 P: 9	R: 0 E: 0 K: 0 S: 2	H: 0 LOB: 1 BB: 2 P: 10	R: 0 E: 0 K: 1 S: 6	H: 1 LOB: 1 BB: 0 P: 6	R: 0 E: 0 K: 0 S: 3	H: 0 LOB: 1 BB: 1 P: 7	R: 0 E: 0 K: 0 S: 3	H: 0 LOB: 1 BB: 1 P: 7	R: 1 E: 0 K: 1 S: 8	H: 3 LOB: 3 BB: 1 P: 12	R: 1 E: 0 K: 2 S: 9	H: 2 LOB: 1 BB: 0 P: 9	R: 0 E: 0 K: 1 S: 6	H: 1 LOB: 1 BB: 0 P: 6	1B: 5 2B: 4 3B: 0 HR: 0	SF: 0 SAC: 0 DP: 1 HBP: 0	WP: 1 PB: 0 SB: 2 CS: 0	PA: 40																
PITCHER	IP WLS BF H R ER SO BB IBB HBP BLK WP HR S P ERA WHIP																																			
Pete Falcone, L (1, 1) ERA: 4.17	6.1		28	5	1	1	3	5	0	0	0	1	0	29	49	1.42	1.579																			
Donnie Moore, R (7, 1) ERA: 1.83	0.0		1	0	0	0	0	0	1	0	0	0	0	0	4	∞	∞																			
Terry Forster, L (7, 1) ERA: 1.19	0.2		2	0	0	0	1	0	0	0	0	0	0	4	4	0.00	0.000																			
Steve Bedrosian, R (8, 1) ERA: 1.73	2.0	L	9	3	1	1	3	0	0	0	0	0	0	15	15	4.50	1.500																			

livebaseballscorecards.com

AB	34
R	2
H	8
RBI	2
BB	6
SO	7
LOB	23



Batter	1	2	3	4	5	6	7	8	9	AB	R	H	RBI	BB	SO	LOB
Claudell Washington, L OBP: 0.450, SLG: 0.573 Albert Hall, S OBP: 0.298, SLG: 0.314 Randy Johnson, R OBP: 0.373, SLG: 0.452	0-0 HR		0-3 K2-3		0-0 F9		0-0 G3		0-0 4-3	2	1	1	1	0	1	0
Rafael Ramirez, R OBP: 0.354, SLG: 0.386	0-0 F6		0-0 1B 2B		0-0 BB 1B		0-0 F9			4	0	2	0	0	0	0
Gerald Perry, L OBP: 0.380, SLG: 0.397	1-0 HBP		4-0 1B BB		0-3 K		0-0 G3			2	0	0	0	1	1	1
Dale Murphy, R OBP: 0.337, SLG: 0.475	0-3 K		0-0 1B		4-0 BB		0-3 K			3	0	1	0	1	2	1
Chris Chambliss, L OBP: 0.338, SLG: 0.364	0-3 K		0-0 F7		0-0 G3		0-0 6-3			4	0	0	0	0	1	6
Ken Oberkfell, L OBP: 0.370, SLG: 0.385		0-0 G3		0-0 F2		0-0 F5		0-0 F7		4	0	0	0	0	0	0
Glenn Hubbard, R OBP: 0.347, SLG: 0.413		4-0 CS BB		4-0 BB		0-0 5-3		0-0 WP 2B		2	0	1	0	2	0	0
Alex Trevino, R OBP: 0.320, SLG: 0.356		0-0 F7		0-0 F7		0-0 F9		0-0 1B		4	0	1	0	0	0	2
Pete Falcone, L OBP: 0.260, SLG: 0.287 Donnie Moore, L OBP: 0.667, SLG: 0.667 Terry Forster, L OBP: 0.667, SLG: 0.667 Rafino Linares, R OBP: 0.286, SLG: 0.286 Steve Bedrosian, R OBP: 0.265, SLG: 0.267 Bob Watson, R OBP: 0.265, SLG: 0.267			0-3 K		0-0 6-3		0-0 F9		0-0 F8	2	0	0	0	0	1	1

Inning Stats	R: 1	H: 1	E: 0	K: 2	S: 8	H: 1	LOB: 1	BB: 0	P: 9	R: 0	H: 0	E: 0	K: 0	S: 2	R: 0	H: 2	E: 0	K: 2	S: 9	R: 0	H: 0	E: 0	K: 0	S: 3	R: 0	H: 1	E: 0	K: 1	S: 6	R: 0	H: 0	E: 0	K: 0	S: 3	R: 0	H: 0	E: 0	K: 1	S: 5	R: 0	H: 0	E: 0	K: 0	S: 5	R: 0	H: 2	E: 0	K: 0	S: 5	1B: 3	2B: 2	3B: 0	HR: 1	SF: 0	SAC: 0	DP: 0	HBP: 1	WP: 1	PB: 0	SB: 1	CS: 1	PA: 37
--------------	------	------	------	------	------	------	--------	-------	------	------	------	------	------	------	------	------	------	------	------	------	------	------	------	------	------	------	------	------	------	------	------	------	------	------	------	------	------	------	------	------	------	------	------	------	------	------	------	------	------	-------	-------	-------	-------	-------	--------	-------	--------	-------	-------	-------	-------	--------

PITCHER	IP	WLS	BF	H	R	ER	SO	BB	IBB	HBP	BLK	WP	HR	S	P	ERA	WHIP
Mario Soto, R ERA: 2.51	(1, 1)	4.0	18	3	1	1	4	3	0	1	0	0	0	22	35	2.25	1.500
Bill Scherrer, L ERA: 4.62	(5, 1)	2.0	8	1	0	0	1	1	0	0	0	0	0	9	13	0.00	1.000
Ted Power, R ERA: 3.52	(7, 1)	3.0	W 11	2	0	0	1	0	0	0	0	1	0	13	13	0.00	0.667

BOTTOM

Cincinnati Reds @ Atlanta Braves
 Atlanta-Fulton County Stadium, Atlanta, GA
 Sat Jun 16 1984, 7:05 PM EDT
 Att. 47,547 - Unknown

livebaseballscorecards.com

AB	32
R	1
H	6
RBI	1
BB	4
SO	6
LOB	15



Batter	1	2	3	4	5	6	7	8	9	AB R H RBI BB SO LOB	TOP											
Eddie Milner, L (1, 8) OBP: 0.340, SLG: 0.355	0-0 6-3		0-0 F9		0-0 F7			0-0 4-3		4 0 0 0 0 0 0												
Ron Oester, S (1, 4) OBP: 0.251, SLG: 0.252	0-3 K		0-0 2-3			0-0 4-3		0-0 WP 4-3 1B		4 0 1 0 0 1 0												
Dan Driessen, L (1, 3) OBP: 0.371, SLG: 0.395	0-0 1B		0-0 1-3			0-0 1-3		0-0 4-3 1-2		4 0 1 0 0 0 1												
Dave Parker, L (1, 9) OBP: 0.311, SLG: 0.373	0-0 G3			0-0 BLK 2B		0-0 3-1		0-0 4-3 2-3		4 0 1 0 0 0 2												
Dave Concepcion, R (1, 6) OBP: 0.307, SLG: 0.345		0-0 6-3		0-0 F8			0-0 G3 1B 1B		0-0 1-3	4 1 1 0 0 0 1												
Duane Walker, L (1, 7) OBP: 0.430, SLG: 0.655		0-0 HR		0-3 K			0-0 G3 1-2		0-0 HR 1B	4 2 2 1 0 1 2												
Nick Esasky, R (1, 5) OBP: 0.275, SLG: 0.374		0-3 K		0-0 F9 2-3			0-3 K		0-0 HR 1-H	4 1 1 2 0 2 2												
Brad Gulden, L (1, 2) OBP: 0.254, SLG: 0.312		0-0 HR			0-3 K		0-0 1B 2-H		0-3 K	4 1 2 2 0 2 0												
Charlie Puleo, R (1, 1) John Franco, L (6, 1) Wayne Krenchicki, L (7, PH) Bob Owchinko, L (7, 1) Tom Hume, R (7, 1) Cesar Cedeño, R (8, PH)		0-3 K			0-0 6-3		0-0 G3		0-0 F7	2 0 0 0 0 0 1 0 0 0 0 0 0 0 0 0 1 0 0 0 0 0 0 1 0 0 0 0 0 0 0 0 0 0 0 0 0 0 0 0 1 0 0 0 0 0 0 0												
Inning Stats	R: 0 E: 0 K: 1 S: 6	H: 1 LOB: 1 BB: 0 P: 6	R: 2 E: 0 K: 2 S: 9	H: 2 LOB: 0 BB: 0 P: 9	R: 0 E: 0 K: 0 S: 3	H: 0 LOB: 0 BB: 0 P: 3	R: 0 E: 0 K: 1 S: 6	H: 1 LOB: 1 BB: 0 P: 6	R: 0 E: 0 K: 1 S: 5	H: 0 LOB: 0 BB: 0 P: 5	R: 0 E: 0 K: 0 S: 3	H: 0 LOB: 0 BB: 0 P: 3	R: 1 E: 0 K: 1 S: 7	H: 2 LOB: 1 BB: 0 P: 7	R: 0 E: 0 K: 0 S: 4	H: 1 LOB: 1 BB: 0 P: 4	R: 2 E: 0 K: 1 S: 7	H: 2 LOB: 0 BB: 0 P: 7	1B: 5 2B: 1 3B: 0 HR: 3	SF: 0 SAC: 0 DP: 0 HBP: 0	WP: 1 PB: 0 SB: 0 CS: 0	PA: 36
PITCHER	IP WLS BF H R ER SO BB IBB HBP BLK WP HR S P ERA WHIP																					
Pascual Perez, R (1, 1) ERA: 4.57	8.1 W 34 9 5 5 6 0 0 0 1 1 3 46 46 5.40 1.080																					
Donnie Moore, R (9, 1) ERA: 1.77	0.2 S 2 0 0 0 1 0 0 0 0 0 0 4 4 0.00 0.000																					

Cincinnati Reds @ Atlanta Braves
Atlanta-Fulton County Stadium, Atlanta, GA

Sun Jun 17 1984, 3:33 AM EDT
Att. 25,456 - Unknown

livebaseballscorecards.com

AB 36
R 5
H 9
RBI 5
BB 0
SO 7
LOB 9



Batter	1	2	3	4	5	6	7	8	9	AB	R	H	RBI	BB	SO	LOB
Claudell Washington, L (1, 9) OBP: 0.444, SLG: 0.560	0-0 E5 1B SF8		0-0 F7	4-0 IBB		0-0 F8		0-0 F7		4	1	0	0	1	0	0
Rafael Ramirez, R (1, 6) OBP: 0.351, SLG: 0.382	0-0 FC3-6 1-3 S 1B		0-0 5-3	0-0 FC5 2-3f		0-3 K		0-0 5-3		5	0	1	0	0	1	3
Gerald Perry, L (1, 7) OBP: 0.374, SLG: 0.389 (8, 3)	0-0 SF8 3-H		0-0 6-3		0-0 F8		4-0 HR BB	0-0 5-3		3	1	0	1	1	0	0
Dale Murphy, R (1, 8) OBP: 0.339, SLG: 0.485	4-0 FC3-6 1-2 BB			0-0 F6	0-0 6-3		0-0 HR 1-H			3	1	1	2	1	0	0
Chris Chambliss, L (1, 3) OBP: 0.345, SLG: 0.370 Albert Hall, S (7, PR) OBP: 0.298, SLG: 0.314 (8, 7)	0-0 FC3-6 1-2f 2-3			4-0 1B 2B BB	4-0 2B BB		0-0 SH5-4 2B			2	1	1	0	2	0	2
Ken Oberkfell, L (1, 5) OBP: 0.375, SLG: 0.396	0-0 F7			0-0 2B 1B	0-0 2B		0-0 SH5-4 2-3			3	1	2	0	0	0	2
Glenn Hubbard, R (1, 4) OBP: 0.353, SLG: 0.414		0-0 G6-3 1B		4-0 2B 1-2 BB	4-0 IBB		0-0 6-3			2	0	1	0	2	0	2
Bruce Benedict, R (1, 2) OBP: 0.309, SLG: 0.319		0-0 G6-3 1-2f		0-0 FC5 1-3 2-H 3-H 2B	0-0 F8		0-0 2B 3-H			4	0	2	3	0	0	4
Pascual Perez, R (1, 1) OBP: 0.125, SLG: 0.208 Donnie Moore, L (9, 1)		0-0 F8		0-0 5-3		0-0 2-3	0-3 K			4	0	0	0	0	1	3
										0	0	0	0	0	0	0

Inning Stats	R: 1	H: 1	E: 1	K: 0	S: 5	LOB: 2	BB: 1	P: 9	R: 0	H: 1	E: 0	K: 0	S: 3	LOB: 0	BB: 0	P: 3	R: 0	H: 0	E: 0	K: 0	S: 3	LOB: 0	BB: 0	P: 3	R: 2	H: 2	E: 0	K: 0	S: 5	LOB: 3	BB: 3	P: 17	R: 0	H: 1	E: 0	K: 0	S: 4	LOB: 3	BB: 2	P: 12	R: 0	H: 0	E: 0	K: 1	S: 5	LOB: 0	BB: 0	P: 5	R: 3	H: 3	E: 0	K: 1	S: 8	LOB: 1	BB: 1	P: 12	R: 0	H: 0	E: 0	K: 0	S: 3	LOB: 0	BB: 0	P: 3
--------------	------	------	------	------	------	--------	-------	------	------	------	------	------	------	--------	-------	------	------	------	------	------	------	--------	-------	------	------	------	------	------	------	--------	-------	-------	------	------	------	------	------	--------	-------	-------	------	------	------	------	------	--------	-------	------	------	------	------	------	------	--------	-------	-------	------	------	------	------	------	--------	-------	------

PITCHER	IP	WLS	BF	H	R	ER	SO	BB	IBB	HBP	BLK	WP	HR	S	P	ERA	WHIP
Charlie Puleo, R (1, 1) ERA: 3.6	5.0		26	5	3	2	0	4	2	0	0	0	0	20	44	3.60	1.800
John Franco, L (6, 1) ERA: 3.98	1.0		3	0	0	0	1	0	0	0	0	0	0	5	5	0.00	0.000
Bob Owchinko, L (7, 1) ERA: 3.13	0.1	L	4	2	3	3	0	1	0	0	0	0	1	3	7	81.00	9.000
Tom Hume, R (7, 1) ERA: 5.47	1.2		6	1	0	0	1	0	0	0	0	0	0	8	8	0.00	0.600

BOTTOM

Cincinnati Reds @ Atlanta Braves
Atlanta-Fulton County Stadium, Atlanta, GA

Sun Jun 17 1984, 3:33 AM EDT
Att. 25,456 - Unknown

AB	30
R	6
H	8
RBI	6
BB	7
SO	2
LOB	16

livebaseballscorecards.com

Braves

WP: 0	PA: 39
PB: 0	
SB: 1	
CS: 0	

Batter	1	2	3	4	5	6	7	8	9
Claudell Washington, L (1, 9) OBP: 0.452, SLG: 0.578	0-0 1B 2B		0-0 SH3 BLK FC6-2 1B	0-0 6-3			0-0 4-3 S 1B	0-0 2B	
Glenn Hubbard, R (1, 4) OBP: 0.352, SLG: 0.408	4-0 BLK SF8 1B BB		0-0 SH3 1-3		0-0 F3		0-0 4-3 1-3	0-0 6-3	
Rafael Ramirez, R (1, 6) OBP: 0.357, SLG: 0.388	0-0 SF8 BLK 5-3 1B		0-0 FC6-2 E 1B HR		0-0 1B 1B		0-0 1B 1B		
Dale Murphy, R (1, 8) OBP: 0.341, SLG: 0.487	0-0 SF8 1-3 2-H		0-0 E5 BB HR 1B		0-0 G1-6-3 1B		0-3 K 3-H		
Bob Watson, R (1, 3) OBP: 0.269, SLG: 0.255	0-0 5-3		4-0 HR BB		0-0 G1-6-3			0-0 1B	
Gerald Perry, L (7, 3) OBP: 0.378, SLG: 0.393	0-0 5-3		1-2 HR BB		1-2				
Brad Komminsk, R (1, 7) OBP: 0.261, SLG: 0.369	0-0 5-3		0-0 HR		0-3 K			0-0 BB WP 1B 1B	
Ken Oberkfell, L (1, 5) OBP: 0.372, SLG: 0.393		0-0 F5	0-0 4-3		0-0 1-3			0-0 WP BB SF8 1B	
Bruce Benedict, R (1, 2) OBP: 0.307, SLG: 0.311		0-0 F8		0-0 5-3		0-0 4-3		4-0 WP 2B BB	
Craig McMurry, R (1, 1) OBP: 0.126, SLG: 0.045		0-3 K		0-3 K			0-0 1-3	0-0 SF8	
Rick Carrino, R (1, 1) OBP: 0.167, SLG: 0.091								1-2 2-H 3-H	
Donnie Moore, L (7, 1)									
Chris Chambliss, L (8, PH) OBP: 0.345, SLG: 0.370									
Rufino Linares, R (8, PH)									
Terry Forster, L (9, 1) OBP: 0.667, SLG: 0.667									

Inning Stats	R: 3	H: 2	E: 0	LOB: 0	K: 0	P: 9	R: 0	H: 0	E: 0	LOB: 0	K: 1	P: 5	R: 4	H: 3	E: 1	LOB: 0	K: 0	P: 10	R: 0	H: 0	E: 0	LOB: 0	K: 1	P: 5	R: 0	H: 2	E: 0	LOB: 1	K: 0	P: 4	R: 0	H: 0	E: 0	LOB: 0	K: 1	P: 5	R: 1	H: 2	E: 0	LOB: 1	K: 1	P: 7	R: 3	H: 4	E: 0	LOB: 1	K: 0	P: 10
	S: 5	BB: 1	S: 5	BB: 0	S: 5	BB: 5	S: 6	BB: 1	S: 5	BB: 0	S: 5	BB: 5	S: 6	BB: 1	S: 5	BB: 0	S: 4	BB: 0	S: 5	BB: 0	S: 5	BB: 0	S: 5	BB: 5	S: 7	BB: 0	S: 7	BB: 1	S: 6	BB: 0	S: 4	BB: 1	S: 6	BB: 1	S: 6	BB: 0	S: 6	BB: 1	S: 6	BB: 10	SF: 2	HR: 1	HBP: 0					

PITCHER	IP	WLS	BF	H	R	ER	SO	BB	IBB	HBP	BLK	WP	HR	S	P	ERA	WHIP
Mark Davis, L (1, 1) ERA: 4.54	2.0		10	3	4	3	1	1	0	0	1	0	0	11	15	13.50	2.000
Jeff Cornell, R (3, 1) ERA: 4.7	3.0	L	13	4	3	0	1	1	0	0	1	0	1	14	18	0.00	1.667
Frank Williams, R (6, 1) ERA: 3.72	2.0		8	2	1	1	2	0	0	0	0	0	0	12	12	4.50	1.000
Scott Garrelts, R (8, 1) ERA: 6.67	0.1		4	3	3	3	0	1	0	0	0	0	0	3	7	81.00	12.000
Randy Lerch, L (8, 1) ERA: 3.55	0.2		3	1	0	0	0	0	0	0	0	1	0	3	3	0.00	1.500

BOTTOM

San Francisco Giants @ Atlanta Braves
Atlanta-Fulton County Stadium, Atlanta, GA

Tue Jun 19 1984, 7:05 PM EDT
Att. 18,627 - Unknown

AB	R	H	RBI	BB	SO	LOB
5	2	4	1	0	0	0
3	1	0	0	1	0	2
4	2	3	2	0	0	1
3	1	2	1	0	1	1
2	1	0	1	1	0	2
1	0	1	0	0	0	0
4	2	2	4	0	1	0
4	1	1	0	0	0	0
3	1	0	0	1	0	0
0	0	0	0	0	0	0
2	0	0	0	0	2	0
1	0	0	0	0	0	0
0	0	0	0	0	0	0
0	0	0	1	0	0	0
0	0	0	0	0	0	0

AB	32
R	11
H	13
RBI	10
BB	3
SO	4
LOB	6

livebaseballscores.com

Braves

WP	1	PA	38
PB	0		
SB	1		
CS	0		

Batter	1	2	3	4	5	6	7	8	9	AB R H RBI BB SO LOB	TOP											
Johnnie LeMaster, R (1, 6) OBP: 0.290, SLG: 0.308	0-3 K		0-3 K		0-3 K			0-0 HR	0-0 1B	5 1 2 2 0 3 1	San Francisco Giants @ Atlanta Braves Atlanta-Fulton County Stadium, Atlanta, GA Wed Jun 20 1984, 3:33 AM EDT Att. 17,665 - Unknown											
Chili Davis, S (1, 8) OBP: 0.322, SLG: 0.469	0-0 F6		0-0 G1-6-3			0-0 CS 1B		0-3 K	0-0 F9	5 0 1 0 0 1 2												
Joel Youngblood, R (1, 5) OBP: 0.338, SLG: 0.383	0-0 F5			0-3 K		0-3 K		0-0 5-3		4 0 0 0 0 2 1												
Jack Clark, R (1, 9) OBP: 0.437, SLG: 0.543		4-0 1B BB		4-0 2B 1B BB		4-0 1B BB		0-0 2B		1 1 1 0 3 0 0												
Jeffrey Leonard, R (1, 7) OBP: 0.357, SLG: 0.466		0-3 K		0-0 1-3 1B 2B		0-3 K		0-0 1-3		4 1 1 0 0 2 3												
Scot Thompson, L (1, 3) OBP: 0.429, SLG: 0.385		0-0 FC6-4 1B		0-0 G6-4-3 1B		0-0 FC4-6 1B		0-0 4-3 1B 6-3 1B		4 1 4 2 0 0 0												
Bob Brenly, R (1, 2) OBP: 0.423, SLG: 0.491		0-3 K		0-0 G6-4-3		0-0 FC4-6		0-0 6-3 4-3 1B		4 1 1 0 0 1 4												
Brad Wellman, R (1, 4) OBP: 0.288, SLG: 0.297		0-0 FC6-4			0-0 1-3		0-3 K	0-0 4-3		3 0 0 0 0 1 3												
Al Oliver, L (9, PH) OBP: 0.329, SLG: 0.351		1-2 1B						1-2 2-3		1 0 0 0 0 0 2												
Jeff Robinson, R (1, 1) OBP: 0.100, SLG: 0.069			4-0 1B BB		0-3 K		0-0 4-3	0-0 6-3		1 0 0 0 0 1 1 0												
Gary Lavelle, S (6, 1) OBP: 0.152, SLG: 0.100								2-3 3-H		0 0 0 0 0 0 0 0												
Frank Williams, R (6, 1) OBP: 0.152, SLG: 0.100										0 0 0 0 0 0 0 0												
Duane Kuiper, L (7, PH) OBP: 0.210, SLG: 0.172										1 0 0 0 0 0 0 1												
Randy Lerch, L (7, 1) OBP: 0.500, SLG: 0.333										0 0 0 0 0 0 0 0												
Steve Niccisia, R (9, PH) OBP: 0.349, SLG: 0.414										1 0 0 1 0 0 0 1												
Inning Stats	R: 0 E: 0 K: 1 S: 5	H: 0 LOB: 0 BB: 0 P: 5	R: 0 E: 0 K: 2 S: 8	H: 1 LOB: 2 BB: 1 P: 12	R: 0 E: 0 K: 1 S: 4	H: 0 LOB: 0 BB: 1 P: 8	R: 2 E: 0 K: 1 S: 6	H: 2 LOB: 0 BB: 1 P: 10	R: 0 E: 0 K: 2 S: 7	H: 0 LOB: 0 BB: 0 P: 7	R: 0 E: 0 K: 2 S: 7	H: 1 LOB: 1 BB: 1 P: 11	R: 0 E: 0 K: 1 S: 6	H: 1 LOB: 1 BB: 0 P: 6	R: 1 E: 0 K: 1 S: 7	H: 2 LOB: 1 BB: 0 P: 7	R: 2 E: 0 K: 0 S: 6	H: 3 LOB: 1 BB: 0 P: 6	1B: 7 2B: 2 3B: 0 HR: 1	SF: 0 SAC: 0 DP: 2 HBP: 0	WP: 0 PB: 0 SB: 0 CS: 1	PA: 38
PITCHER	IP WLS BF H R ER SO BB IBB HBP BLK WP HR S P ERA WHIP																					
Len Barker, R (1, 1) ERA: 3.52	7.0 W 28 6 3 3 10 4 0 0 0 0 0 1 44 60 3.86 1.429																					
Gene Garber, R (8, 1) ERA: 4.41	1.0 6 3 2 2 1 0 0 0 0 0 0 0 8 8 18.00 3.000																					
Terry Forster, L (9, 1) ERA: 1.09	1.0 S 4 1 0 0 0 0 0 0 0 0 0 0 4 4 0.00 1.000																					

livebaseballscorecards.com

AB	34
R	5
H	10
RBI	5
BB	4
SO	11
LOB	18



Batter	1	2	3	4	5	6	7	8	9
Rafael Ramirez, R OBP: 0.354, SLG: 0.385 (1, 6)	0-0 F4		0-0 FC4-6					0-0 F3	
Ken Oberkfell, L OBP: 0.373, SLG: 0.393 (1, 5)	0-0 3-1			0-0 G3		0-0 HBP 1B E 1B	0-0 BB 1B FC5-2 1B	0-0 4-3	
Gerald Perry, L OBP: 0.361, SLG: 0.396 (1, 7) (7, 3)	0-0 4-3			0-0 5-3		0-0 E HBP BB 1B	0-0 FC5-2 BB SF8 1B		
Dale Murphy, R OBP: 0.343, SLG: 0.483 (1, 8)		0-0 6-3		0-0 F8		1-0 BB E FC6-4 HBP	4-0 FC5-2 BB		
Chris Chambliss, L OBP: 0.342, SLG: 0.366 Rufino Linares, R (6, PH) (7, 7)		0-0 6-3			0-0 4-3	0-0 FC6-4 BB BB	0-0 FC5-2		
Albert Hall, S OBP: 0.298, SLG: 0.314 (9, 7)						1-2 2-3 3-H	1-2 2-3 3-H		
Brad Komminsk, R OBP: 0.260, SLG: 0.358 (1, 9)		0-3 K			0-0 6-3	4-0 FC6-4 BB	0-0 SF8		
Glenn Hubbard, R OBP: 0.350, SLG: 0.403 (1, 4)			0-0 4-3		4-0 BB	0-0 FC6-4 BB	0-0 F8		
Bruce Benedict, R OBP: 0.313, SLG: 0.312 (1, 2)			0-3 K		0-3 K	4-0 BB BB	0-0 FC6-4 1B		
Len Barker, R OBP: 0.200, SLG: 0.069 Gene Garber, R OBP: 0.167, SLG: 0.167 Terry Forster, L OBP: 0.667, SLG: 0.667 (1, 1) (8, 1) (9, 1)			4-0 FC4-6 BB			0-0 K	0-0 FC6-4		

Inning Stats	R: 0 E: 0 K: 0 S: 3	H: 0 LOB: 0 BB: 0 P: 3	R: 0 E: 0 K: 1 S: 5	H: 0 LOB: 0 BB: 0 P: 5	R: 0 E: 0 K: 1 S: 5	H: 0 LOB: 1 BB: 1 P: 9	R: 0 E: 0 K: 0 S: 3	H: 0 LOB: 0 BB: 0 P: 3	R: 0 E: 0 K: 1 S: 5	H: 0 LOB: 1 BB: 1 P: 9	R: 5 E: 1 K: 1 S: 9	H: 3 LOB: 3 BB: 3 P: 22	R: 1 E: 0 K: 0 S: 5	H: 2 LOB: 2 BB: 1 P: 9	R: 0 E: 0 K: 0 S: 4	H: 1 LOB: 1 BB: 0 P: 4
--------------	------------------------------	---------------------------------	------------------------------	---------------------------------	------------------------------	---------------------------------	------------------------------	---------------------------------	------------------------------	---------------------------------	------------------------------	----------------------------------	------------------------------	---------------------------------	------------------------------	---------------------------------

PITCHER	IP	WLS	BF	H	R	ER	SO	BB	IBB	HBP	BLK	WP	HR	S	P	ERA	WHIP
Jeff Robinson, R ERA: 4.19 (1, 1)	5.1	L	22	3	4	2	4	2	0	1	0	0	0	27	36	3.38	0.938
Gary Lavelle, L ERA: 3.02 (6, 1)	0.0		2	0	0	0	0	1	0	0	0	0	0	1	5	∞	∞
Frank Williams, R ERA: 3.67 (6, 1)	0.2		4	0	1	0	0	2	0	0	0	0	0	2	10	0.00	3.000
Randy Lerch, L ERA: 3.6 (7, 1)	2.0		10	3	1	1	0	1	0	0	0	0	0	9	13	4.50	2.000

BOTTOM

San Francisco Giants @ Atlanta Braves
Atlanta-Fulton County Stadium, Atlanta, GA

Wed Jun 20 1984, 3:33 AM EDT
Att. 17,665 - Unknown

AB	R	H	RBI	BB	SO	LOB
5	1	1	0	0	0	5
5	1	2	0	0	0	1
4	2	2	1	0	0	0
2	1	0	0	1	0	0
2	0	0	0	0	0	0
2	1	0	1	0	0	5
0	0	0	0	0	0	0
2	0	0	2	1	1	0
3	0	0	1	1	0	4
3	0	1	0	1	2	1
1	0	0	1	2	1	0
1	0	0	0	0	0	1
0	0	0	0	0	0	0

1B:	6	SF:	1
2B:	0	SAC:	0
3B:	0	DP:	0
HR:	0	HBP:	1
WP:	0	PA:	38
PB:	0	SB:	0
CS:	0		

livebaseballscorecards.com



Batter	1	2	3	4	5	6	7	8	9	AB R H RBI BB SO LOB	TOP											
Johnnie LeMaster, R OBP: 0.288, SLG: 0.310 (1, 6)	0-0 FC1-6 2B		0-0 F8		0-0 F2	0-3 K		0-3 K		5 0 1 0 0 2 2												
Gene Richards, L OBP: 0.333, SLG: 0.274 (1, 9)	0-0 FC1-6 BLK 2-3		0-0 4-3		0-0 4-3	0-0 4-3		0-3 K		5 0 0 0 0 1 3												
Chili Davis, S OBP: 0.324, SLG: 0.465 (1, 8)	0-3 K 1-2		0-0 4-3		0-0 1B 1B	0-3 K		4-0 2B BB		4 2 1 0 1 2 1												
Jeffrey Leonard, R OBP: 0.358, SLG: 0.462 (1, 7)	4-0 BB			0-3 K2-3	0-0 1B E 1B		0-3 K	0-3 K		4 1 1 0 1 3 1												
Scot Thompson, L OBP: 0.447, SLG: 0.432 (1, 3)	0-0 1-3			0-0 F7	0-0 E7 1B 1B		0-0 E 1B	0-0 2B		5 1 3 2 0 0 2												
Joel Youngblood, R OBP: 0.340, SLG: 0.383 (1, 5)		0-0 F8		0-0 BB WP 1B	0-0 2B 1B		0-3 K 1-3	0-0 6-3		5 1 2 1 0 1 2												
Bob Brenly, R OBP: 0.427, SLG: 0.494 (1, 2)		0-0 6-3		4-0 BB 1-2 BB	0-0 2B		0-0 F8	4-0 IBB		3 0 1 1 2 0 1												
Duane Kuiper, L OBP: 0.242, SLG: 0.183 (1, 4)		0-0 1B		4-0 BB 1-2 2-3 BB	4-0 IBB			0-0 E7 SH1-4	0-0 F8	2 0 1 0 2 0 0 1 0 0 0 0 0 2												
Brad Wellman, R OBP: 0.284, SLG: 0.292 (8, PR)																						
Bill Laskey, R OBP: 0.086, SLG: 0.059 (1, 1)		0-0 F9		0-0 6-3	0-0 F9			0-0 SH1-4		3 0 0 0 0 0 6 0 0 0 0 0 0 0												
Greg Minton, S OBP: 0.167, SLG: 0.091 (7, 1)																						
Inning Stats	R: 0 E: 0 K: 1 S: 6	H: 1 LOB: 2 BB: 1 P: 10	R: 0 E: 0 K: 0 S: 4	H: 1 LOB: 1 BB: 0 P: 4	R: 0 E: 0 K: 0 S: 3	H: 0 LOB: 0 BB: 0 P: 3	R: 0 E: 0 K: 1 S: 6	H: 1 LOB: 3 BB: 2 P: 14	R: 4 E: 1 K: 0 S: 8	H: 5 LOB: 2 BB: 1 P: 12	R: 0 E: 0 K: 2 S: 7	H: 0 LOB: 0 BB: 0 P: 7	R: 0 E: 1 K: 2 S: 8	H: 1 LOB: 1 BB: 0 P: 8	R: 0 E: 1 K: 2 S: 8	H: 0 LOB: 2 BB: 0 P: 8	R: 1 E: 0 K: 1 S: 6	H: 1 LOB: 2 BB: 2 P: 14	1B: 7 2B: 3 3B: 0 HR: 0	SF: 0 SAC: 1 DP: 0 HBP: 0	WP: 1 PB: 0 SB: 0 CS: 0	PA: 44
PITCHER	IP WLS BF H R ER SO BB IBB HBP BLK WP HR S P ERA WHIP																					
Rick Mahler, R ERA: 2.2 (1, 1)	5.0 L 27 8 4 4 2 3 1 0 1 1 0 27 43 7.20 2.200																					
Steve Bedrosian, R ERA: 1.64 (6, 1)	2.0 7 1 0 0 4 0 0 0 0 0 0 15 15 0.00 0.500																					
Donnie Moore, R ERA: 2.25 (8, 1)	2.0 10 1 1 1 3 1 1 0 0 0 0 14 22 4.50 1.000																					

San Francisco Giants @ Atlanta Braves
Atlanta-Fulton County Stadium, Atlanta, GA

Thu Jun 21 1984, 7:05 PM EDT
Att: 18,375 - Unknown

livebaseballscorecards.com

AB	37
R	5
H	10
RBI	4
BB	6
SO	9
LOB	20



Batter	1	2	3	4	5	6	7	8	9	AB	R	H	RBI	BB	SO	LOB
Claudell Washington, L (1, 9) OBP: 0.444, SLG: 0.565	0-3 K		0-0 F8		0-0 4-3		0-3 K			4	0	0	0	0	2	4
Rafael Ramirez, R (1, 6) OBP: 0.349, SLG: 0.379	0-0 6-3			0-0 2-3		0-0 F5		0-0 2-3		4	0	0	0	0	0	0
Gerald Perry, L (1, 7) OBP: 0.372, SLG: 0.386 (9, 3)	0-0 F6			0-0 4-3		0-0 F8		0-0 1-6-3		4	0	0	0	0	0	0
Dale Murphy, R (1, 8) OBP: 0.345, SLG: 0.494		0-0 5-3		0-0 HR		0-0 5-3		0-0 E 1B		4	1	2	1	0	0	0
Chris Chambliss, L (1, 3) OBP: 0.344, SLG: 0.374 Albert Hall, S (8, PR) OBP: 0.298, SLG: 0.314 (9, 7)		0-0 G3 1B		0-0 F8			0-0 2B 2B	0-0 E5 FC4-8 1-2		4	1	2	0	0	0	1
Ken Oberkfell, L (1, 5) OBP: 0.376, SLG: 0.401		0-0 G3 1-2			0-0 FC6-4 1B		0-0 2B 2B 2-H	0-0 FC4-6 1-2f		4	1	2	1	0	0	3
Glenn Hubbard, R (1, 4) OBP: 0.345, SLG: 0.396		0-0 F9			0-0 F5		0-0 F4		0-0 4-3	4	0	0	0	0	0	3
Bruce Benedict, R (1, 2) OBP: 0.313, SLG: 0.320 Alex Trevino, R (7, PR) OBP: 0.317, SLG: 0.353 (8, 2)			0-0 5-3		0-0 FC6-4 1B 1-2f		0-0 5-3 2B 2-H		0-0 F6	3	0	1	1	0	0	1
Rick Mahler, R (1, 1) OBP: 0.429, SLG: 0.524 Brad Komminsk, R (5, PH) OBP: 0.270, SLG: 0.368 Steve Bedrosian, R (6, 1) OBP: 0.286, SLG: 0.286 Bob Watson, R (7, PH) OBP: 0.294, SLG: 0.250 Donnie Moore, L (8, 1) Rufino Linares, R (9, PH)			0-0 6-3		0-0 1B 1-2		0-0 5-3 2B 2-3		0-0 5-3	1	0	0	0	0	0	0

Inning Stats	R: 0	H: 0	E: 0	K: 1	S: 5	LOB: 0	BB: 0	P: 5	R: 0	H: 1	E: 0	K: 0	S: 4	LOB: 1	BB: 0	P: 4	R: 0	H: 0	E: 0	K: 0	S: 3	LOB: 0	BB: 0	P: 3	R: 1	H: 1	E: 0	K: 0	S: 4	LOB: 0	BB: 0	P: 4	R: 0	H: 2	E: 0	K: 0	S: 5	LOB: 2	BB: 0	P: 5	R: 0	H: 0	E: 0	K: 0	S: 3	LOB: 0	BB: 0	P: 3	R: 2	H: 3	E: 0	K: 1	S: 8	LOB: 2	BB: 0	P: 8	R: 0	H: 1	E: 1	K: 0	S: 5	LOB: 2	BB: 0	P: 5	R: 0	H: 0	E: 0	K: 0	S: 3	LOB: 0	BB: 0	P: 3	1B: 4	2B: 3	3B: 0	HR: 1	SF: 0	SAC: 0	DP: 0	HBP: 0	WP: 0	PA: 36
--------------	------	------	------	------	------	--------	-------	------	------	------	------	------	------	--------	-------	------	------	------	------	------	------	--------	-------	------	------	------	------	------	------	--------	-------	------	------	------	------	------	------	--------	-------	------	------	------	------	------	------	--------	-------	------	------	------	------	------	------	--------	-------	------	------	------	------	------	------	--------	-------	------	------	------	------	------	------	--------	-------	------	-------	-------	-------	-------	-------	--------	-------	--------	-------	--------

PITCHER	IP	WLS	BF	H	R	ER	SO	BB	IBB	HBP	BLK	WP	HR	S	P	ERA	WHIP
Bill Laskey, R (1, 1) ERA: 3.46	6.0	W	24	6	3	3	1	0	0	0	0	0	1	26	26	4.50	1.000
Greg Minton, R (7, 1) ERA: 4.02	3.0	S	12	2	0	0	1	0	0	0	0	0	0	14	14	0.00	0.667

BOTTOM

San Francisco Giants @ Atlanta Braves
Atlanta-Fulton County Stadium, Atlanta, GA

Thu Jun 21 1984, 7:05 PM EDT
Att. 18,375 - Unknown

AB	36
R	3
H	8
RBI	3
BB	0
SO	2
LOB	13

livebaseballscorecards.com



Batter	1	2	3	4	5	6	7	8	9	AB R H RBI BB SO LOB	TOP											
Steve Sax, R (1, 4) OBP: 0.312, SLG: 0.319	0-0 1-3		0-0 1-3		0-0 6-3		0-0 F9	4-0 IBB		4 0 0 0 1 0 1												
Franklin Stubbs, L (1, 9) OBP: 0.286, SLG: 0.386	0-0 F9		0-0 1B 2B		0-0 1-3		0-0 3-1	0-0 F9		4 0 1 1 0 0 0												
Ken Landreaux, L (1, 8) OBP: 0.330, SLG: 0.385	0-0 G3		0-0 1B			0-0 F4	0-3 K		0-0 4-3	5 0 1 0 0 1 0												
Pedro Guerrero, R (1, 5) OBP: 0.334, SLG: 0.408 Bob Bailor, R (9, 5) OBP: 0.284, SLG: 0.256		0-0 G6-4-3 1B		0-0 F8		0-0 6-3		0-0 1B 1B	0-0 F8	5 1 2 0 0 0 0 0 0 0 0 0 0 0												
Mike Marshall, R (1, 7) OBP: 0.347, SLG: 0.497		0-0 F9		0-0 5-3		0-0 1B 2B 1B		0-0 F5	0-0 E6 2B	5 2 1 0 0 0 2												
Mike Scioscia, L (1, 2) OBP: 0.380, SLG: 0.346		0-0 G6-4-3 1-2f		0-0 BB 1B		0-0 1-3 2B 1B		0-0 F8	0-0 1B 2B	5 2 3 1 0 0 2												
Greg Brock, L (1, 3) OBP: 0.316, SLG: 0.442			0-0 HR	4-0 1-2 BB		4-0 1-2 2B BB		4-0 1B 2B BB	0-0 1B	2 3 2 2 3 0 0												
Bill Russell, R (1, 6) OBP: 0.344, SLG: 0.364 Dave Anderson, R (8, PR) OBP: 0.320, SLG: 0.292 (8, 6)			0-0 SH1-3 2B 1B	0-0 5-3		0-0 1-H 2-H 3-H 2B		0-0 1-3 2-H 2B 1B	0-0 F8	4 1 3 4 0 0 2 1 1 0 0 0 0 1												
Fernando Valenzuela, L (1, 1) OBP: 0.158, SLG: 0.184 Orel Hershiser, R (7, 1) OBP: 0.100, SLG: 0.100 Terry Whitfield, L (7, 9) OBP: 0.282, SLG: 0.358 Candy Maldonado, R (8, PH) OBP: 0.338, SLG: 0.419 (8, 9)			0-0 SH1-3		0-0 6-3	0-0 F8		0-0 1-H 3-H 2B		2 0 0 0 0 0 1 1 0 0 0 0 0 2 0 0 0 0 0 0 0 1 0 1 2 0 0 0												
Inning Stats	R: 0 E: 0 K: 0 S: 3	H: 0 LOB: 0 BB: 0 P: 3	R: 0 E: 0 K: 0 S: 3	H: 1 LOB: 0 BB: 0 P: 3	R: 2 E: 0 K: 0 S: 6	H: 4 LOB: 2 BB: 0 P: 6	R: 0 E: 0 K: 0 S: 4	H: 1 LOB: 2 BB: 1 P: 8	R: 0 E: 0 K: 0 S: 3	H: 0 LOB: 0 BB: 0 P: 3	R: 3 E: 0 K: 0 S: 6	H: 3 LOB: 1 BB: 1 P: 10	R: 0 E: 0 K: 1 S: 5	H: 0 LOB: 0 BB: 0 P: 5	R: 3 E: 0 K: 0 S: 6	H: 3 LOB: 2 BB: 2 P: 14	R: 2 E: 1 K: 0 S: 6	H: 2 LOB: 1 BB: 0 P: 6	1B: 9 2B: 4 3B: 0 HR: 1	SF: 0 SAC: 1 DP: 1 HBP: 0	WP: 0 PB: 0 SB: 1 CS: 0	PA: 44
PITCHER	IP WLS BF H R ER SO BB IBB HBP BLK WP HR S P ERA WHIP																				PITCHER	IP WLS BF H R ER SO BB IBB HBP BLK WP HR S P ERA WHIP
Pascual Perez, R (1, 1) ERA: 4.82	6.0 L 27 9 5 5 0 2 0 0 0 0 1 25 33 7.50 1.833																					
Steve Bedrosian, R (7, 1) ERA: 1.52	1.0 3 0 0 0 1 0 0 0 0 0 0 5 5 0.00 0.000																					
Donnie Moore, R (8, 1) ERA: 3.28	0.2 5 2 3 3 0 1 0 0 0 0 0 4 8 40.50 4.500																					
Terry Forster, L (8, 1) ERA: 1.09	0.0 0 0 0 0 0 0 0 0 0 0 0 0 0 ∞ ∞																					
Gene Garber, R (8, 1) ERA: 4.17	1.1 9 3 2 0 0 0 0 1 0 0 0 0 8 12 0.00 2.250																					

Los Angeles Dodgers @ Atlanta Braves
Atlanta-Fulton County Stadium, Atlanta, GA

AB	39
R	10
H	14
RBI	10
BB	4
SO	1
LOB	11



Sat Jun 23 1984, 3:33 AM EDT
Att: 46,036 - Unknown

livebaseballscorecards.com

Batter	1	2	3	4	5	6	7	8	9	AB R H RBI BB SO LOB	TOP											
Steve Sax, R (1, 4) OBP: 0.313, SLG: 0.315	4-0 S HR BB	0-0 F6			4-0 F5 BB		0-0 6-3		0-0 F7	3 1 0 0 2 0 0												
Franklin Stubbs, L (1, 9) OBP: 0.282, SLG: 0.409	0-0 HR		0-0 F9		0-0 F5		0-0 4-3		0-0 F7	5 1 1 2 0 0 1												
Ken Landreaux, L (1, 8) Candy Maldonado, R (8, 8) OBP: 0.338, SLG: 0.390 OBP: 0.336, SLG: 0.416	0-0 G3		0-0 WP 1B		0-0 1B		4-0 BB		0-0 F9	3 0 2 0 1 0 0 1 0 0 0 0 0 0												
Pedro Guerrero, R (1, 5) OBP: 0.333, SLG: 0.416	0-0 HR		0-0 6-3		0-3 K		0-0 F9			4 1 1 1 0 1 3												
Mike Marshall, R (1, 7) OBP: 0.350, SLG: 0.512	0-0 1B 1B		0-0 F7			0-0 HR		0-0 6-3		4 1 2 1 0 0 1												
Mike Scioscia, L (1, 2) OBP: 0.377, SLG: 0.344	0-0 G4-6-3 1B			0-0 4-3		0-0 F4		0-0 F8		4 0 1 0 0 0 0												
Greg Brock, L (1, 3) OBP: 0.328, SLG: 0.474	0-0 G4-6-3			0-0 1B		0-0 HR		4-0 1B BB		3 1 2 1 1 0 2												
Bill Russell, R (1, 6) OBP: 0.341, SLG: 0.361		0-0 5-3		0-0 F9		0-0 5-3		0-0 1B		4 0 1 0 0 0 1												
Alejandro Pena, R (1, 1) Tom Niedenfuer, R (8, 1) OBP: 0.111, SLG: 0.086		0-0 F7		0-0 4-3		0-3 K		0-3 K		4 0 0 0 0 2 3 0 0 0 0 0 0 0												
Inning Stats	R: 3 E: 0 K: 0 S: 6	H: 4 LOB: 1 BB: 1 P: 10	R: 0 E: 0 K: 0 S: 3	H: 0 LOB: 0 BB: 0 P: 3	R: 0 E: 0 K: 0 S: 4	H: 1 LOB: 1 BB: 0 P: 4	R: 0 E: 0 K: 0 S: 4	H: 1 LOB: 1 BB: 0 P: 4	R: 0 E: 0 K: 1 S: 5	H: 1 LOB: 1 BB: 1 P: 9	R: 2 E: 0 K: 1 S: 7	H: 2 LOB: 0 BB: 0 P: 7	R: 0 E: 0 K: 0 S: 3	H: 0 LOB: 1 BB: 1 P: 7	R: 0 E: 0 K: 1 S: 6	H: 1 LOB: 2 BB: 1 P: 10	R: 0 E: 0 K: 0 S: 3	H: 0 LOB: 0 BB: 0 P: 3	1B: 6 2B: 0 3B: 0 HR: 4	SF: 0 SAC: 0 DP: 1 HBP: 0	WP: 1 PB: 0 SB: 1 CS: 0	PA: 39
PITCHER	IP WLS BF H R ER SO BB IBB HBP BLK WP HR S P ERA WHIP												PITCHER	IP WLS BF H R ER SO BB IBB HBP BLK WP HR S P ERA WHIP								
Craig McMurtry, R (1, 1) ERA: 4.47	5.1 L 25 9 5 5 1 2 0 0 0 1 4 25 33 8.44 2.062																					
Jeff Dedmon, R (6, 1) ERA: 3.64	1.2 6 0 0 0 1 1 0 0 0 0 0 7 11 0.00 0.600																					
Donnie Moore, R (8, 1) ERA: 3.04	2.0 8 1 0 0 1 1 0 0 0 0 0 9 13 0.00 1.000																					

Los Angeles Dodgers @ Atlanta Braves
Atlanta-Fulton County Stadium, Atlanta, GA

Sun Jun 24 1984, 3:33 AM EDT
Att: 43,475 - Unknown

livebaseballscorecards.com

AB	35
R	5
H	10
RBI	5
BB	4
SO	3
LOB	11



Batter	1	2	3	4	5	6	7	8	9	AB R H RBI BB SO LOB	TOP		
Bill Doran, S (1, 4) OBP: 0.318, SLG: 0.332	0-0 1B 2B 1B		0-0 3-1		0-0 3B 1B	0-0 6-3			0-0 E S SH3-4 1B	5 3 3 0 0 0 0			
Craig Reynolds, L (1, 6) OBP: 0.290, SLG: 0.394	0-0 2B 1-2 6-3 1B		0-0 6-3		0-0 1-H SF7 3B		0-0 G3		0-0 1-H SH3-4	4 2 2 2 0 0 0			
Harry Spilman, L (1, 3) OBP: 0.329, SLG: 0.339	0-3 K		0-0 6-3		0-0 3-H SF7		0-3 K		0-0 2B	4 0 1 1 0 2 2			
Jose Cruz, L (1, 7) OBP: 0.321, SLG: 0.366	0-0 1-3 2-H 2B			0-0 HBP FC3-6 1B 1B	0-0 FC4-6 1B		0-0 F7		0-0 1-3	5 1 3 1 0 0 1			
Jerry Mumphy, S (1, 8) OBP: 0.357, SLG: 0.376	0-0 6-3			0-0 FC3-6 HBP 1-2 1B	0-0 FC4-6 1-2f WP			0-0 CS 1B		4 0 2 1 0 0 2			
Ray Knight, R (1, 5) OBP: 0.281, SLG: 0.328	0-0 F8			1-0 1-2 2-3 HBP FC3-6	0-0 5-3			0-0 1-2 F7		3 0 0 0 0 0 3			
Terry Puhl, L (1, 9) OBP: 0.370, SLG: 0.384		0-0 6-3		0-0 F5		0-0 F5		4-0 BB BB BB CS BB		3 0 0 0 1 0 3			
Mark Bailey, S (1, 2) OBP: 0.292, SLG: 0.321		0-0 F5		0-0 1-2f 2-3 3-H FC3-6		0-0 HR		0-0 1-2 CS	0-0 HR	4 2 2 3 0 0 2			
Michael LaCoss, R (1, 1)		0-3 K		0-0 F6		0-0 4-3		0-0 F9		2 0 0 0 0 1 2			
Kevin Bass, S (6, PH) OBP: 0.271, SLG: 0.323										1 0 0 0 0 0 0			
Dave Smith, R (6, 1)										0 0 0 0 0 0 0			
Frank DiPino, L (8, 1)										1 0 0 0 0 0 0			
Inning Stats	R: 2 E: 0 K: 1 S: 8 H: 3 LOB: 1 BB: 0 P: 8	R: 0 E: 0 K: 1 S: 5 H: 0 LOB: 0 BB: 0 P: 5	R: 0 E: 0 K: 0 S: 3 H: 0 LOB: 0 BB: 0 P: 3	R: 1 E: 0 K: 0 S: 5 H: 2 LOB: 2 BB: 0 P: 6	R: 2 E: 0 K: 0 S: 6 H: 3 LOB: 1 BB: 0 P: 6	R: 1 E: 0 K: 0 S: 4 H: 1 LOB: 0 BB: 0 P: 4	R: 0 E: 0 K: 1 S: 5 H: 0 LOB: 0 BB: 0 P: 5	R: 0 E: 0 K: 0 S: 2 H: 1 LOB: 0 BB: 1 P: 6	R: 2 E: 0 K: 0 S: 6 H: 3 LOB: 1 BB: 0 P: 6	1B: 8 2B: 2 3B: 1 HR: 2 SF: 1 SAC: 1 DP: 0 HBP: 1	WP: 1 PB: 0 SB: 1 CS: 2 PA: 41		
PITCHER	IP WLS BF H R ER SO BB IBB HBP BLK WP HR S P ERA WHIP											PITCHER	IP WLS BF H R ER SO BB IBB HBP BLK WP HR S P ERA WHIP
Len Barker, R (1, 1) ERA: 3.82	4.0 L 20 7 5 5 2 0 0 1 0 0 0 23 24 11.25 1.750												
Jeff Dedmon, R (5, 1) ERA: 3.68	2.0 8 2 1 1 0 0 0 0 0 0 1 1 8 8 4.50 1.000												
Gene Garber, R (7, 1) ERA: 3.96	2.0 6 1 0 0 1 1 0 0 0 0 0 0 7 11 0.00 1.000												
Steve Bedrosian, R (9, 1) ERA: 1.93	0.2 5 3 2 2 0 0 0 0 0 0 0 1 5 5 27.00 4.500												
Pete Falcone, L (9, 1) ERA: 4.64	0.1 1 0 0 0 0 0 0 0 0 0 0 0 1 1 0.00 0.000												

Houston Astros @ Atlanta Braves
Atlanta-Fulton County Stadium, Atlanta, GA

Mon Jun 25 1984, 7:05 PM EDT
Unknown

livebaseballscorecards.com

AB	36
R	8
H	13
RBI	8
BB	1
SO	3
LOB	15



Batter	1	2	3	4	5	6	7	8	9	AB	R	H	RBI	BB	SO	LOB
Rafael Ramirez, R OBP: 0.341, SLG: 0.369 (1, 6)	0-0 G3		0-0 1-3		0-0 1B 2-H		0-0 CS 2-H		0-0 FC6-4 1-2	5	0	3	2	0	0	0
Ken Oberkfell, L OBP: 0.367, SLG: 0.383 (1, 5)	4-0 2B BB		0-0 6-3		0-0 1B 1-3		0-0 CS 1-2	4-0 4-3 BLK FC4-6 BB	0-0 FC6-4 1-2f	3	2	1	0	2	0	2
Gerald Perry, L OBP: 0.363, SLG: 0.370 (1, 7) (9, 3)	0-3 K		0-0 F7		0-0 6-3			0-0 4-3 1-3		4	0	0	0	0	1	4
Dale Murphy, R OBP: 0.354, SLG: 0.507 (1, 8)	0-0 WP 1-H 1B 2B			0-0 F8		0-3 K		4-0 FC4-6 BB		3	1	1	1	1	1	0
Chris Chambliss, L OBP: 0.350, SLG: 0.376 Rufino Linares, R (8, PH) (9, 7)	0-0 FC6 2-H 1B			0-0 F8		0-0 F9		0-0 FC4-6 1-2f 3-H		3	0	1	1	0	0	0
Brad Komminsk, R OBP: 0.273, SLG: 0.346 Gene Garber, R OBP: 0.143, SLG: 0.143 Bob Watson, R OBP: 0.259, SLG: 0.245 Steve Bedrosian, R OBP: 0.286, SLG: 0.286 Pete Falcone, L OBP: 0.200, SLG: 0.267 (1, 9) (7, 1) (8, PH) (9, 1) (9, 1)	0-0 FC6 1-2f			0-3 K		0-3 K		0-0 F7		2	0	0	0	0	1	1
Glenn Hubbard, R OBP: 0.345, SLG: 0.387 (1, 4)		0-0 F7			0-0 6-3 1B 1B		4-0 FC6-4 BB		0-0 F2	3	1	1	0	1	0	0
Alex Trevino, R OBP: 0.312, SLG: 0.358 (1, 2)		0-3 K			0-0 F9		0-0 FC6-4 1-2f 1B E		0-0 6-3	4	1	0	0	0	1	2
Len Barker, R OBP: 0.194, SLG: 0.067 Jeff Dedmon, L (5, 1) Albert Hall, S OBP: 0.307, SLG: 0.308 Jerry Royster, R OBP: 0.297, SLG: 0.292 (1, 1) (6, PH)		0-3 K			0-0 6-3 1-2		0-3 K		4-0 1B BB	1	0	0	0	0	1	0

Inning Stats	R: 2	H: 2	E: 0	K: 1	S: 7	H: 2	LOB: 1	BB: 1	P: 11	R: 0	H: 0	E: 0	K: 2	S: 7	H: 0	LOB: 0	BB: 0	P: 7	R: 0	H: 0	E: 0	K: 0	S: 3	R: 0	H: 0	E: 0	K: 1	S: 5	H: 0	LOB: 0	BB: 0	P: 5	R: 1	H: 3	E: 0	K: 0	S: 6	R: 0	H: 0	E: 0	K: 2	S: 7	H: 0	LOB: 0	BB: 0	P: 7	R: 1	H: 1	E: 1	K: 1	S: 5	H: 1	LOB: 0	BB: 1	P: 9	R: 1	H: 0	E: 0	K: 0	S: 3	H: 0	LOB: 1	BB: 2	P: 11	R: 0	H: 1	E: 0	K: 0	S: 4	H: 1	LOB: 2	BB: 1	P: 8	1B: 6	SF: 0	2B: 1	SAC: 0	3B: 0	DP: 0	HR: 0	HBP: 0	WP: 1	PA: 39
--------------	------	------	------	------	------	------	--------	-------	-------	------	------	------	------	------	------	--------	-------	------	------	------	------	------	------	------	------	------	------	------	------	--------	-------	------	------	------	------	------	------	------	------	------	------	------	------	--------	-------	------	------	------	------	------	------	------	--------	-------	------	------	------	------	------	------	------	--------	-------	-------	------	------	------	------	------	------	--------	-------	------	-------	-------	-------	--------	-------	-------	-------	--------	-------	--------

PITCHER	IP	WLS	BF	H	R	ER	SO	BB	IBB	HBP	BLK	WP	HR	S	P	ERA	WHIP
Michael LaCoss, R ERA: 3.12 (1, 1)	5.0	W	21	5	3	3	4	1	0	0	0	1	0	28	32	5.40	1.200
Dave Smith, R ERA: 2.2 (6, 1)	2.1		10	1	2	1	3	3	0	0	1	0	0	13	25	3.86	1.714
Frank DiPino, L ERA: 3.74 (8, 1)	1.2	S	7	1	0	0	0	1	0	0	0	0	0	6	10	0.00	1.200

BOTTOM

Houston Astros @ Atlanta Braves
Atlanta-Fulton County Stadium, Atlanta, GA
Mon Jun 25 1984, 7:05 PM EDT
Unknown

AB	33
R	5
H	7
RBI	5
BB	5
SO	7
LOB	13



WP: 1	PA: 39
PB: 0	
SB: 0	
CS: 1	

PITCHER	IP	WLS	BF	H	R	ER	SO	BB	IBB	HBP	BLK	WP	HR	S	P	ERA	WHIP
---------	----	-----	----	---	---	----	----	----	-----	-----	-----	----	----	---	---	-----	------

Batter	1	2	3	4	5	6	7	8	9	AB R H RBI BB SO LOB	TOP		
Bill Doran, S (1, 4) OBP: 0.325, SLG: 0.340	0-0 SH2-3 4-3 1B		0-0 FC4-6 1B		0-0 4-3			0-0 1B FC3-6 1B		4 2 3 0 0 0 0	Houston Astros @ Atlanta Braves Atlanta-Fulton County Stadium, Atlanta, GA Mon Jun 25 1984, 7:05 PM EDT Att. 22,705 - Unknown		
Craig Reynolds, L (1, 6) OBP: 0.290, SLG: 0.393	0-0 SH2-3 2-3		0-0 FC4-6 1-2f			0-0 5-3		0-0 FC3-6 1B 1-3 2-H		3 0 1 1 0 0 1			
Enos Cabell, R (1, 3) OBP: 0.342, SLG: 0.422	0-0 4-3 3-H		0-3 K			0-0 F9		0-0 FC3-6 1-2f 3-H		4 0 0 2 0 1 2			
Jose Cruz, L (1, 7) OBP: 0.317, SLG: 0.361	0-0 4-3			0-0 4-3		0-0 1-3		0-0 F7		4 0 0 0 0 0 1			
Kevin Bass, S (1, 8) OBP: 0.265, SLG: 0.315		0-3 K		0-0 6-3		0-0 F7		0-0 G3		4 0 0 0 0 1 0			
Ray Knight, R (1, 5) OBP: 0.261, SLG: 0.324		0-0 6-3		4-0 FC6-4 BB		0-0 F7		0-0 5-3		3 0 0 0 1 0 0			
Terry Puhl, L (1, 9) OBP: 0.373, SLG: 0.406		0-0 HR		0-0 FC6-4 1-2f		0-0 F7		0-0 1B		4 1 2 1 0 0 1			
Alan Ashby, S (1, 2) OBP: 0.292, SLG: 0.256		0-0 4-3			0-0 G1-6-3 1B		0-0 1B 1B	0-3 K		4 1 2 0 0 1 1			
Mike Madden, L (1, 1) OBP: 0.429, SLG: 0.333 Bill Dawley, R (2, 1) Jerry Mumphy, S (5, PH) Julio Solano, R (5, 1) Denny Walling, L (8, PH) Joe Sambito, L (8, 1)			0-0 F8		0-0 G1-6-3 1-2f		0-0 F8			0 0 0 0 0 0 0 1 0 0 0 0 0 0 1 0 0 0 0 0 1 0 0 0 0 0 0 0 1 0 0 0 0 0 1 0 0 0 0 0 0 0			
Inning Stats	R: 1 H: 1 E: 1 LOB: 0 K: 0 BB: 0 S: 4 P: 4	R: 1 H: 1 E: 0 LOB: 0 K: 1 BB: 0 S: 6 P: 6	R: 0 H: 1 E: 0 LOB: 1 K: 1 BB: 0 S: 6 P: 6	R: 0 H: 0 E: 0 LOB: 1 K: 0 BB: 1 S: 3 P: 7	R: 0 H: 1 E: 0 LOB: 0 K: 0 BB: 0 S: 3 P: 3	R: 0 H: 0 E: 0 LOB: 0 K: 0 BB: 0 S: 3 P: 3	R: 0 H: 0 E: 0 LOB: 0 K: 0 BB: 0 S: 3 P: 3	R: 2 H: 3 E: 0 LOB: 1 K: 0 BB: 0 S: 6 P: 6	R: 0 H: 1 E: 0 LOB: 1 K: 1 BB: 0 S: 6 P: 6	1B: 7 SF: 0 2B: 0 SAC: 1 3B: 0 DP: 1 HR: 1 HBP: 0	WP: 0 PA: 35 PB: 0 SB: 0 CS: 0		
PITCHER	IP WLS BF H R ER SO BB IBB HBP BLK WP HR S P ERA WHIP											PITCHER	IP WLS BF H R ER SO BB IBB HBP BLK WP HR S P ERA WHIP
Rick Mahler, R (1, 1) ERA: 2.34	7.1 W 29 7 4 3 2 1 0 0 0 0 0 1 32 36 3.68 1.091												
Donnie Moore, R (8, 1) ERA: 2.86	1.2 S 6 1 0 0 1 0 0 0 0 0 0 0 8 8 0.00 0.600												

livebaseballscorecards.com

AB	33
R	4
H	8
RBI	4
BB	1
SO	3
LOB	8



Batter	1	2	3	4	5	6	7	8	9
Albert Hall, S OBP: 0.311, SLG: 0.313 (1, 7)	0-0 G5-4-3 1B	0-0 2B 1-2 2-H 1B		0-0 6-3		0-0 L4		0-0 F8	
Jerry Royster, R OBP: 0.295, SLG: 0.301 (1, 4)	0-0 G5-4-3 1-2f	0-0 FC5 1-3 2-H 2B		0-0 F8		0-0 F8			
Rafael Ramirez, R OBP: 0.340, SLG: 0.371 (1, 6)	0-0 F9	0-0 F4		0-0 2B		0-0 5-3			
Dale Murphy, R OBP: 0.359, SLG: 0.518 (1, 8)		0-0 F5		4-0 IBB		0-0 HR			
Brad Komminsk, R OBP: 0.272, SLG: 0.333 (1, 9)		0-0 BB FC5		0-3 K		0-0 F4			
Gerald Perry, L OBP: 0.361, SLG: 0.364 (1, 3)		4-0 BB BB E 1-2 1B BB	0-0 F7		0-0 F2		0-0 4-3		
Randy Johnson, R OBP: 0.380, SLG: 0.449 (1, 5)		0-0 E2 1-3 2-H 1B 1B	4-0 BB		0-0 1B		0-0 6-3		
Bruce Benedict, R OBP: 0.311, SLG: 0.318 (1, 2)		0-0 1B 1B 2-H 3-H	0-0 F8		0-3 K		0-0 6-3		
Rick Mahler, R OBP: 0.417, SLG: 0.500 (1, 1)		0-0 1B 1B 1-2 2B 1B	0-0 6-3		0-0 F4		0-3 K		
Donnie Moore, L (8, 1)									

Inning Stats	R: 0 E: 0 K: 0 S: 3	H: 1 LOB: 0 BB: 0 P: 3	R: 5 E: 1 K: 0 S: 8	H: 5 LOB: 3 BB: 3 P: 20	R: 0 E: 0 K: 0 S: 3	H: 0 LOB: 1 BB: 1 P: 7	R: 0 E: 0 K: 1 S: 6	H: 1 LOB: 2 BB: 1 P: 10	R: 0 E: 0 K: 1 S: 6	H: 1 LOB: 1 BB: 0 P: 6	R: 0 E: 0 K: 0 S: 3	H: 0 LOB: 0 BB: 0 P: 3	R: 1 E: 0 K: 0 S: 4	H: 1 LOB: 0 BB: 0 P: 4	R: 0 E: 0 K: 1 S: 5	H: 0 LOB: 0 BB: 0 P: 5
--------------	------------------------------	---------------------------------	------------------------------	----------------------------------	------------------------------	---------------------------------	------------------------------	----------------------------------	------------------------------	---------------------------------	------------------------------	---------------------------------	------------------------------	---------------------------------	------------------------------	---------------------------------

PITCHER	IP	WLS	BF	H	R	ER	SO	BB	IBB	HBP	BLK	WP	HR	S	P	ERA	WHIP
Mike Madden, L ERA: 5.09 (1, 1)	1.1	L	8	3	4	4	0	2	0	0	0	0	0	6	14	27.00	3.750
Bill Dawley, R ERA: 2.41 (2, 1)	2.2		15	4	1	1	1	1	2	0	0	0	0	14	26	3.38	1.875
Julio Solano, R ERA: 4.5 (5, 1)	3.0		11	2	1	1	1	0	0	0	0	0	1	13	13	3.00	0.667
Joe Sambito, L ERA: 1.04 (8, 1)	1.0		3	0	0	0	1	0	0	0	0	0	0	5	5	0.00	0.000

AB R H RBI BB SO LOB

5	0	2	1	0	0	0
4	0	1	1	0	0	1
4	0	1	0	0	0	2
2	1	1	1	2	0	0
3	1	0	0	1	1	5
3	1	0	0	1	0	0
3	1	2	1	1	0	0
4	1	1	2	0	1	2
3	1	1	0	0	0	2
1	0	0	0	0	1	0

1B: 6	SF: 0	WP: 0	PA: 37
2B: 2	SAC: 0	PB: 0	
3B: 0	DP: 1	SB: 0	
HR: 1	HBP: 0	CS: 0	

WP	HR	S	P	ERA	WHIP
----	----	---	---	-----	------

Houston Astros @ Atlanta Braves
 Atlanta-Fulton County Stadium, Atlanta, GA
 Mon Jun 25 1984, 7:05 PM EDT
 Att. 22,705 - Unknown

livebaseballscorecards.com

AB	32
R	6
H	9
RBI	6
BB	5
SO	3
LOB	12



Batter	1	2	3	4	5	6	7	8	9	AB	R	H	RBI	BB	SO	LOB
Albert Hall, S (1, 7) OBP: 0.300, SLG: 0.300 Jeff Dedmon, L (8, 1) Gene Garber, R (8, 1) OBP: 0.143, SLG: 0.143 Rufino Linares, R (9, PH) OBP: 0.143, SLG: 0.333	0-0 1-3		0-0 G1-6-3			0-0 F9	0-0 4-3		0-0 2B	4	0	0	0	0	0	4
Jerry Royster, R (1, 4) OBP: 0.291, SLG: 0.306	0-0 F8		0-0 F6			0-3 K		0-0 1B 2B	0-3 K	5	1	1	0	0	2	2
Rafael Ramirez, R (1, 6) OBP: 0.336, SLG: 0.366	0-0 4-3			0-3 K		0-0 1-3		0-0 F9		4	0	0	0	0	1	1
Dale Murphy, R (1, 8) OBP: 0.358, SLG: 0.514		0-0 6-3		0-0 F8			0-0 1B G4-6-3	0-0 F7		4	1	1	0	0	0	1
Chris Chambliss, L (1, 3) OBP: 0.357, SLG: 0.383		0-0 F7		0-0 1B			0-0 1B G4-6-3	0-0 1B		4	0	3	1	0	0	0
Ken Oberkfell, L (1, 5) OBP: 0.360, SLG: 0.375		0-0 F9		0-0 1-3			0-0 G4-6-3	0-3 K		4	0	0	0	0	1	3
Brad Komminsk, R (1, 9) OBP: 0.292, SLG: 0.364			0-0 1B S 1B			0-0 F8		0-0 PB WP 2B	0-0 FC5-4 1B	4	2	3	0	0	0	0
Bruce Benedict, R (1, 2) OBP: 0.318, SLG: 0.321 Alex Trevino, R (7, PR) OBP: 0.310, SLG: 0.356			0-0 G1-6-3 1B 1B			0-0 F6		4-0 WP PB BB	0-0 FC5-4 2B	2	0	1	0	1	0	0
Rick Camp, R (1, 1) OBP: 0.200, SLG: 0.143 Pete Falcone, L (7, 1) OBP: 0.200, SLG: 0.267 Gerald Perry, L (7, PH) OBP: 0.357, SLG: 0.359			0-0 G1-6-3 1B			0-3 K		0-3 K WP	0-0 F8	2	0	1	1	0	1	0

Inning Stats	R: 0	H: 0	E: 0	K: 0	S: 3	R: 0	H: 0	E: 0	K: 0	S: 3	R: 1	H: 3	E: 0	K: 0	S: 5	R: 0	H: 1	E: 0	K: 1	S: 6	R: 0	H: 0	E: 0	K: 1	S: 5	R: 2	H: 3	E: 0	K: 1	S: 8	R: 1	H: 2	E: 0	K: 1	S: 7	R: 1	H: 2	E: 0	K: 1	S: 7	1B: 8	2B: 3	3B: 0	HR: 0	SF: 0	SAC: 0	DP: 2	HBP: 0	WP: 1	PB: 1	SB: 1	CS: 0	PA: 38
--------------	------	------	------	------	------	------	------	------	------	------	------	------	------	------	------	------	------	------	------	------	------	------	------	------	------	------	------	------	------	------	------	------	------	------	------	------	------	------	------	------	-------	-------	-------	-------	-------	--------	-------	--------	-------	-------	-------	-------	--------

PITCHER	IP	WLS	BF	H	R	ER	SO	BB	IBB	HBP	BLK	WP	HR	S	P	ERA	WHIP
Joe Niekro, R (1, 1) ERA: 2.98	6.2	W	27	7	3	2	4	1	0	0	0	0	0	34	38	2.70	1.200
Dave Smith, R (7, 1) ERA: 2.18	0.1		1	0	0	0	0	0	0	0	0	1	0	1	1	0.00	0.000
Frank DiPino, L (8, 1) ERA: 4.04	2.0		10	4	2	2	2	0	0	0	0	0	0	14	14	9.00	2.000


BOTTOM

Houston Astros @ Atlanta Braves
Atlanta-Fulton County Stadium, Atlanta, GA

Tue Jun 26 1984, 7:05 PM EDT
Att. 16,026 - Unknown

livebaseballscorecards.com

AB	37
R	5
H	11
RBI	3
BB	1
SO	6
LOB	15



Batter	1	2	3	4	5	6	7	8	9	AB R H RBI BB SO LOB	TOP												
Bill Doran, S OBP: 0.329, SLG: 0.338 (1, 4)	0-0 G3		0-0 F7		0-0 FC4-6 1B		0-0 FC6-4 1B		0-0 F9	5 0 2 2 0 0 2	Houston Astros @ Atlanta Braves Atlanta-Fulton County Stadium, Atlanta, GA Wed Jun 27 1984, 7:05 PM EDT Att. 13,414 - Unknown												
Craig Reynolds, L OBP: 0.291, SLG: 0.399 (1, 6)	0-0 HR		0-0 4-3		0-0 FC4-6 1B		0-0 FC6-4 G4-6-3		0-0 4-3	5 1 1 2 0 0 4													
Denny Walling, L OBP: 0.344, SLG: 0.434 (1, 3) (5, 8)	0-0 F7		0-3 K		0-0 BB 1B		0-0 G4-6-3			4 0 1 0 0 1 1													
Jose Cruz, L OBP: 0.324, SLG: 0.372 (1, 7)	0-0 BLK 1B			0-0 F5	4-0 BB BB BB			0-0 F7		3 0 1 0 1 0 0													
Jerry Mumphrey, S OBP: 0.356, SLG: 0.388 Julio Solano, R (5, 1) Kevin Bass, S OBP: 0.262, SLG: 0.311 Bill Dawley, R (8, 1)	4-0 BB BB BB 1-2 BB			0-0 4-3	0-0 4-3			0-0 1-3		2 0 0 0 1 0 3 0 0 0 0 0 0 0 1 0 0 0 0 0 0 0 0 0 0 0 0 0													
Ray Knight, R OBP: 0.274, SLG: 0.312 (1, 5)	0-0 1-3			0-0 F6		0-0 F9		0-0 6-3		4 0 0 0 0 0 2													
Terry Puhl, L OBP: 0.366, SLG: 0.396 (1, 9)		0-0 4-3			0-0 F8	0-0 1-3		0-0 F5		4 0 0 0 0 0 0													
Mark Bailey, S OBP: 0.300, SLG: 0.320 (1, 2)		0-0 3-1			4-0 2B 1B BB	0-3 K		4-0 BB BB BB BB BB BB BB 1B BB		2 1 0 0 2 1 0													
Mike Scott, R OBP: 0.192, SLG: 0.200 Jim Pankovits, R OBP: 0.367, SLG: 0.429 Enos Cabell, R OBP: 0.348, SLG: 0.429 (5, 3)		0-3 K			0-0 1B 2B		0-0 FC6-4 1B		0-0 1B	1 0 0 0 0 1 0 1 1 1 0 0 0 0 2 1 2 0 0 0 0													
Inning Stats	R: 1 E: 0 K: 0 S: 5	H: 2 LOB: 2 BB: 1 P: 9	R: 0 E: 0 K: 1 S: 5	H: 0 LOB: 0 BB: 0 P: 5	R: 0 E: 0 K: 1 S: 5	H: 0 LOB: 0 BB: 0 P: 5	R: 0 E: 0 K: 0 S: 3	H: 0 LOB: 0 BB: 0 P: 3	R: 2 E: 0 K: 0 S: 6	H: 3 LOB: 3 BB: 2 P: 14		R: 0 E: 0 K: 1 S: 5	H: 0 LOB: 0 BB: 0 P: 5	R: 1 E: 0 K: 0 S: 4	H: 2 LOB: 0 BB: 0 P: 4	R: 0 E: 0 K: 0 S: 3	H: 0 LOB: 0 BB: 0 P: 3	R: 0 E: 0 K: 0 S: 4	H: 1 LOB: 2 BB: 1 P: 8	1B: 6 2B: 1 3B: 0 HR: 1	SF: 0 SAC: 0 DP: 1 HBP: 0	WP: 0 PB: 0 SB: 0 CS: 0	PA: 38
PITCHER	IP WLS BF H R ER SO BB IBB HBP BLK WP HR S P ERA WHIP	IP WLS BF H R ER SO BB IBB HBP BLK WP HR S P ERA WHIP											IP WLS BF H R ER SO BB IBB HBP BLK WP HR S P ERA WHIP										
Pascual Perez, R ERA: 4.76 (1, 1)	8.1 W 36 8 4 4 3 4 0 0 1 0 1 38 54 4.32 1.440											0.2 S 2 0 0 0 0 0 0 0 0 0 0 2 2 0.00 0.000											

livebaseballscorecards.com

AB	34
R	4
H	8
RBI	4
BB	4
SO	3
LOB	12



Batter	1	2	3	4	5	6	7	8	9	AB	R	H	RBI	BB	SO	LOB
Jerry Royster, R OBP: 0.289, SLG: 0.314 (1, 6)	0-0 F8	0-0 F8		0-0 2B		0-3 K				4	0	1	0	0	1	0
Ken Oberkfell, L OBP: 0.363, SLG: 0.383 (1, 5)	0-0 1B 2B	0-0 F8		0-0 F4			0-0 G3 1B			4	1	2	0	0	0	1
Gerald Perry, L OBP: 0.355, SLG: 0.374 Albert Hall, S OBP: 0.300, SLG: 0.300 (1, 7) (9, 7)	0-0 6-3		0-0 HR	0-0 1-3			0-0 G3 1-2			4	1	1	1	0	0	3
Dale Murphy, R OBP: 0.362, SLG: 0.515 (1, 8)	4-0 1B E BB		0-0 2B 6-3 1B		0-0 CS 1B		0-0 F6			3	2	2	0	1	0	1
Chris Chambliss, L OBP: 0.363, SLG: 0.391 (1, 3)	0-0 1-3 2-H E 1B		0-0 6-3 1-3 2B		0-0 F7 1-2		4-0 IBB			3	1	2	1	1	0	1
Brad Komminsk, R OBP: 0.290, SLG: 0.359 (1, 9)	0-0 E9 1-3 3-H 1B		0-0 6-3 2-3 3-H		0-0 1B		0-0 1-3			4	1	1	1	0	0	3
Glenn Hubbard, R OBP: 0.344, SLG: 0.385 (1, 4)	0-0 3-H 1B		0-3 K		0-3 K					4	0	1	1	0	2	2
Bruce Benedict, R OBP: 0.310, SLG: 0.312 (1, 2)	0-0 5-3		0-0 6-3			0-0 F3		0-3 K		4	0	0	0	0	1	2
Pascual Perez, R OBP: 0.100, SLG: 0.167 Donnie Moore, L (9, 1)		0-0 6-3		0-0 4-3		0-0 3-1		0-3 K		4	0	0	0	0	1	0
										0	0	0	0	0	0	0

Inning Stats	R: 4	H: 3	E: 1	LOB: 1	K: 0	S: 7	P: 11	R: 0	H: 0	E: 0	LOB: 0	K: 0	S: 3	R: 0	H: 3	E: 0	LOB: 1	K: 1	S: 8	R: 0	H: 1	E: 0	LOB: 1	K: 0	S: 4	R: 0	H: 2	E: 0	LOB: 1	K: 1	S: 6	R: 0	H: 0	E: 0	LOB: 0	K: 1	S: 5	R: 0	H: 1	E: 0	LOB: 2	K: 0	S: 4	R: 0	H: 0	E: 0	LOB: 0	K: 2	S: 7	R: 0	H: 0	E: 0	LOB: 0	K: 2	S: 7
--------------	------	------	------	--------	------	------	-------	------	------	------	--------	------	------	------	------	------	--------	------	------	------	------	------	--------	------	------	------	------	------	--------	------	------	------	------	------	--------	------	------	------	------	------	--------	------	------	------	------	------	--------	------	------	------	------	------	--------	------	------

PITCHER	IP	WLS	BF	H	R	ER	SO	BB	IBB	HBP	BLK	WP	HR	S	P	ERA	WHIP
Mike Scott, R ERA: 4.82 (1, 1)	4.0	L	21	7	6	3	1	1	0	0	0	0	1	22	26	6.75	2.000
Julio Solano, R ERA: 2.57 (5, 1)	3.0		12	3	0	0	2	0	1	0	0	0	0	15	19	0.00	1.000
Bill Dawley, R ERA: 2.35 (8, 1)	1.0		3	0	0	0	2	0	0	0	0	0	0	7	7	0.00	0.000

BOTTOM

Houston Astros @ Atlanta Braves
Atlanta-Fulton County Stadium, Atlanta, GA

Wed Jun 27 1984, 7:05 PM EDT
Att. 13,414 - Unknown

AB	34
R	6
H	10
RBI	4
BB	2
SO	5
LOB	13

livebaseballscores.com

Braves

1B: 6	SF: 0	WP: 0	PA: 36
2B: 3	SAC: 0	PB: 0	
3B: 0	DP: 0	SB: 0	
HR: 1	HBP: 0	CS: 1	

Batter	1	2	3	4	5	6	7	8	9	AB R H RBI BB SO LOB	TOP											
Rafael Ramirez, R OBP: 0.333, SLG: 0.363 (1, 6)	0-0 5-3		0-0 FC5-4		0-0 E5	0-0 6-3			0-0 F8	5 0 1 0 0 0 2												
Ken Oberkfell, L OBP: 0.364, SLG: 0.380 (1, 5)	0-0 FC6-4		0-0 CS	4-0 PB S	0-0 F9			0-0 E6	0-0 F8	4 2 1 0 1 0 2												
Gerald Perry, L OBP: 0.353, SLG: 0.368 (1, 7)	0-0 FC6-4			0-0 F7	4-0 F9			0-0 4-3	0-0 F9	3 0 0 0 1 0 3												
Albert Hall, S OBP: 0.297, SLG: 0.297 (7, 7)	1-2f			1-2	1-2			2-3		1 0 0 0 0 0 0												
Dale Murphy, R OBP: 0.364, SLG: 0.515 (1, 8)	0-0 4-3			4-0 S	0-0 BB			0-0 SF8		2 0 1 2 1 0 1												
Chris Chambliss, L OBP: 0.357, SLG: 0.386 (1, 3)		0-0 4-3		0-0 SF8	0-0 P6			0-3 K		3 0 0 1 0 1 2												
Brad Komminsk, R OBP: 0.268, SLG: 0.347 (1, 9)		0-0 6-3		4-0 3-H		0-0 5-3		0-0 F9		3 0 0 0 1 0 0												
Glenn Hubbard, R OBP: 0.346, SLG: 0.384 (1, 4)		0-0 F8		0-0 P6		4-0 3B		0-0 5-3	0-0 5-3	3 1 1 0 1 0 2												
Alex Trevino, R OBP: 0.308, SLG: 0.374 (1, 2)			0-3 K		0-0 HR	0-0 F7		0-0 5-3	0-0 5-3	4 1 1 1 0 1 2												
Craig McMurtry, R OBP: 0.200, SLG: 0.214 (1, 1)			0-0 FC5-4		0-0 E	0-0 1B		0-3 K		4 1 3 1 0 1 1												
Jeff Dedmon, L (9, 1)					1B	1B				0 0 0 0 0 0 0												
Inning Stats	R: 0 E: 0 K: 0 S: 4	H: 1 LOB: 1 BB: 0 P: 4	R: 0 E: 0 K: 0 S: 3	H: 0 LOB: 0 BB: 0 P: 3	R: 0 E: 0 K: 1 S: 5	H: 1 LOB: 0 BB: 0 P: 5	R: 1 E: 0 K: 0 S: 3	H: 0 LOB: 2 BB: 3 P: 15	R: 2 E: 1 K: 0 S: 6	H: 4 LOB: 2 BB: 1 P: 10	R: 1 E: 0 K: 0 S: 4	H: 1 LOB: 1 BB: 1 P: 8	R: 1 E: 1 K: 1 S: 6	H: 0 LOB: 0 BB: 0 P: 6	R: 0 E: 0 K: 1 S: 6	H: 1 LOB: 1 BB: 0 P: 6	R: 0 E: 0 K: 0 S: 3	H: 0 LOB: 0 BB: 0 P: 3	1B: 6 2B: 0 3B: 1 HR: 1	SF: 2 SAC: 0 DP: 0 HBP: 0	WP: 0 PB: 1 SB: 2 CS: 2	PA: 40
PITCHER	IP WLS BF H R ER SO BB IBB HBP BLK WP HR S P ERA WHIP																					
Bruce Berenyi, R ERA: 5.29 (1, 1)	4.0 L 18 4 3 2 1 3 0 0 0 0 0 1 17 29 4.50 1.750																					
Tom Gorman, L ERA: 2.7 (5, 1)	1.0 5 2 0 0 0 1 0 0 0 0 0 0 4 8 0.00 3.000																					
Brent Gaff, R ERA: 2.19 (6, 1)	2.0 9 1 2 1 1 1 0 0 0 0 0 0 10 14 4.50 1.000																					
Tim Leary, R ERA: 3.88 (8, 1)	2.0 7 1 0 0 1 0 0 0 0 0 0 0 9 9 0.00 0.500																					

Atlanta Braves @ New York Mets
Shea Stadium, Flushing, NY
Thu Jun 28 1984, 7:05 PM EDT
Att: 15,077 - Unknown

livebaseballscorecards.com

AB	32
R	5
H	8
RBI	5
BB	5
SO	3
LOB	15



BOTTOM

Atlanta Braves @ New York Mets
 Shea Stadium, Flushing, NY
 Thu Jun 28 1984, 7:05 PM EDT
 Att. 15,077 - Unknown

livebaseballscorecards.com

AB	34
R	3
H	9
RBI	3
BB	2
SO	5
LOB	18



WP: 0	PA: 38
PB: 0	
SB: 0	
CS: 0	

Batter	1	2	3	4	5	6	7	8	9	AB	R	H	RBI	BB	SO	LOB
Wally Backman, S OBP: 0.362, SLG: 0.333 (1, 4)	0-0 1-3 1B		0-0 G1-4-3 1B		0-0 1B 2B		0-0 6-3		0-0 1B	5	1	3	1	0	0	0
Mookie Wilson, S OBP: 0.303, SLG: 0.375 (1, 8)	0-0 F7 1B		0-0 G1-4-3 1-2f		0-0 6-3			0-0 F3	0-0 2-3	5	0	1	0	0	0	4
Keith Hernandez, L OBP: 0.391, SLG: 0.430 (1, 3)	4-0 1-2 BB			0-0 BLK HBP SF8 1B	0-0 2-H 1B			0-0 2B		3	1	3	1	1	0	0
George Foster, R OBP: 0.269, SLG: 0.390 (1, 7)	0-0 F7 2-3			1-0 BLK HBP	0-3 K			0-3 K		3	0	0	0	0	2	4
Danny Heep, L OBP: 0.338, SLG: 0.438 (1, 9)	0-0 F3			4-0 1-2 2-3 BB		0-0 F7		0-0 4-3		3	0	0	0	1	0	3
Ron Hodges, L OBP: 0.308, SLG: 0.137 (1, 2)		0-0 4-3		0-3 K		0-3 K			0-0 5-3	4	0	0	0	0	2	3
Ron Gardenhire, R OBP: 0.238, SLG: 0.275 (1, 5)		0-0 6-3		0-0 SF8		0-0 4-3			0-0 1B 1B 2B	1	0	0	0	0	0	0
Rusty Staub, L OBP: 0.424, SLG: 0.407 (4, PH)										0	0	0	1	0	0	0
Kelvin Chapman, R OBP: 0.379, SLG: 0.385 (5, 5)										2	1	1	0	0	0	0
José Oquendo, S OBP: 0.272, SLG: 0.237 (1, 6)		0-0 4-3		0-0 F3				0-0 1-3	0-0 1B 2-3 1B	4	0	1	0	0	0	2
Bruce Berenyi, R OBP: 0.050, SLG: 0.050 (5, 1)			0-0 1-3						0-3 K	1	0	0	0	0	0	0
Tom Gorman, L OBP: 0.129, SLG: 0.233 (5, PH)										0	0	0	0	0	0	0
Jerry Martin, R OBP: 0.129, SLG: 0.233 (6, 1)										0	0	0	0	0	0	0
Brent Galf, R OBP: 0.212, SLG: 0.214 (7, PH)										0	0	0	0	0	0	0
Junior Ortiz, R OBP: 0.230, SLG: 0.625 (8, 1)										0	0	0	0	0	0	0
Tim Leary, R OBP: 0.357, SLG: 0.437 (9, PH)										1	0	0	0	0	1	2

Inning Stats	R: 0	H: 1	E: 1	LOB: 2	K: 0	BB: 1	S: 4	P: 8	R: 0	H: 0	E: 0	LOB: 0	K: 0	BB: 0	S: 3	P: 3	R: 0	H: 1	E: 0	LOB: 0	K: 0	BB: 0	S: 3	P: 3	R: 1	H: 1	E: 0	LOB: 2	K: 1	BB: 1	S: 6	P: 11	R: 1	H: 2	E: 0	LOB: 1	K: 1	BB: 0	S: 7	P: 7	R: 0	H: 0	E: 0	LOB: 0	K: 1	BB: 0	S: 5	P: 5	R: 0	H: 0	E: 0	LOB: 0	K: 0	BB: 0	S: 3	P: 3	R: 0	H: 1	E: 0	LOB: 1	K: 1	BB: 0	S: 6	P: 6	R: 1	H: 3	E: 0	LOB: 2	K: 1	BB: 0	S: 8	P: 8	1B: 6	SF: 1	2B: 3	SAC: 0	3B: 0	DP: 1	HR: 0	HBP: 1	WP: 0	PA: 38
--------------	------	------	------	--------	------	-------	------	------	------	------	------	--------	------	-------	------	------	------	------	------	--------	------	-------	------	------	------	------	------	--------	------	-------	------	-------	------	------	------	--------	------	-------	------	------	------	------	------	--------	------	-------	------	------	------	------	------	--------	------	-------	------	------	------	------	------	--------	------	-------	------	------	------	------	------	--------	------	-------	------	------	-------	-------	-------	--------	-------	-------	-------	--------	-------	--------

PITCHER	IP	WLS	BF	H	R	ER	SO	BB	IBB	HBP	BLK	WP	HR	S	P	ERA	WHIP
Craig McMurry, R ERA: 4.36 (1, 1)	8.1	W	35	8	3	3	4	2	0	1	1	0	0	40	49	3.24	1.200
Jeff Dedmon, R ERA: 4.37 (9, 1)	0.2	S	3	1	0	0	1	0	0	0	0	0	0	5	5	0.00	1.500

Batter	1	2	3	4	5	6	7	8	9	AB R H RBI BB SO LOB	TOP	
Rafael Ramirez, R (1, 6) OBP: 0.341, SLG: 0.370	0-0 4-3 1B	0-0 3-H 1B		0-0 4-3 E 1B		0-0 5-3		0-0 1B FC6-2 1B		5 1 4 1 0 0 0		
Ken Oberkfell, L (1, 5) OBP: 0.364, SLG: 0.385	0-0 4-3 1-2	0-0 1-3		0-0 4-3 1-2		0-0 E 2B		0-0 BB FC6-2 1B		5 0 2 0 0 0 3		
Gerald Perry, L (1, 7) OBP: 0.359, SLG: 0.371 (8, 3)	0-0 F8			0-0 FC6-4 1B 2-H		4-0 E BB		0-0 FC6-2 BB 1-2 3-H		4 1 2 1 1 0 3		
Dale Murphy, R (1, 8) OBP: 0.364, SLG: 0.512	0-0 F9			0-0 FC6-4 1B 1-2f 2-H		0-0 L5 1-2 2-3		4-0 G4-6-3 BB 1-2 2-3		4 0 1 1 1 0 4		
Chris Chambliss, L (1, 3) OBP: 0.354, SLG: 0.379 Donnie Moore, L (8, 1)		4-0 2B BB		0-0 F8		0-0 6-3		0-0 G4-6-3 1-2f		4 1 0 0 1 0 7 0 0 0 0 0 0 0		
Brad Komminsk, R (1, 9) OBP: 0.294, SLG: 0.350		0-3 K		0-0 HBP 1B		0-0 5-3 S 1B		0-0 6-3		5 0 2 0 0 1 1		
Glenn Hubbard, R (1, 4) OBP: 0.351, SLG: 0.390		0-0 1-H 1B 2B		1-0 1-2 HBP		0-3 K		0-0 F8		4 1 2 1 0 1 1		
Alex Trevino, R (1, 2) OBP: 0.311, SLG: 0.382		0-0 WP 2-H 1B		0-0 F7		0-0 5-3		0-0 2B		5 1 2 1 0 0 5		
Steve Bedrosian, R (1, 1) OBP: 0.182, SLG: 0.182 Albert Hall, S (8, 7) OBP: 0.295, SLG: 0.294		0-3 K		0-0 5-3		0-3 K		0-0 P4		4 0 0 0 0 2 3 1 0 0 0 0 0 1		
Inning Stats	R: 0 E: 0 K: 0 S: 4 H: 1 LOB: 1 BB: 0 P: 4	R: 3 E: 0 K: 2 S: 10 H: 3 LOB: 1 BB: 1 P: 14	R: 0 E: 0 K: 0 S: 5 H: 2 LOB: 3 BB: 0 P: 6	R: 2 E: 1 K: 0 S: 6 H: 3 LOB: 1 BB: 0 P: 6	R: 0 E: 0 K: 2 S: 8 H: 1 LOB: 1 BB: 0 P: 8	R: 0 E: 1 K: 0 S: 4 H: 1 LOB: 2 BB: 1 P: 8	R: 0 E: 0 K: 0 S: 4 H: 1 LOB: 1 BB: 0 P: 4	R: 0 E: 0 K: 0 S: 4 H: 2 LOB: 2 BB: 1 P: 8	R: 0 E: 0 K: 0 S: 4 H: 1 LOB: 1 BB: 0 P: 4	1B: 12 2B: 3 3B: 0 HR: 0 SF: 0 SAC: 0 DP: 1 HBP: 1	WP: 2 PB: 0 SB: 1 CS: 0 PA: 45	
PITCHER	IP WLS BF H R ER SO BB IBB HBP BLK WP HR S P ERA WHIP											
Ed Lynch, R (1, 1) ERA: 3.47	3.2 L 22 9 5 4 2 1 0 1 0 0 1 0 24 29 9.82 2.727											
Brent Gaff, R (4, 1) ERA: 2.08	1.1 5 1 0 0 2 0 0 0 0 0 0 0 9 9 0.00 0.750											
Tom Gorman, L (6, 1) ERA: 2.59	1.0 5 1 0 0 0 1 0 0 0 0 0 0 4 8 0.00 2.000											
Doug Sisk, R (7, 1) ERA: 0.52	3.0 13 4 0 0 0 1 0 0 0 0 0 0 12 16 0.00 1.667											

Atlanta Braves @ New York Mets
Shea Stadium, Flushing, NY
Fri Jun 29 1984, 7:05 PM EDT
Att. 21,458 - Unknown

livebaseballscorecards.com

AB	41
R	5
H	15
RBI	5
BB	3
SO	4
LOB	28



Batter	1	2	3	4	5	6	7	8	9	AB	R	H	RBI	BB	SO	LOB
Wally Backman, S (1, 4) OBP: 0.364, SLG: 0.330	0-0 6-3		4-0 WP HR BB		4-0 FC4-6 BB		0-0 4-3			2	1	0	0	2	0	0
Mookie Wilson, S (1, 8) OBP: 0.299, SLG: 0.370	0-0 4-3		0-0 L6		0-0 FC4-6 BB		0-3 K			4	0	0	1	0	1	3
Keith Hernandez, L (1, 3) OBP: 0.396, SLG: 0.445	4-0 1B BB		0-0 1-H HR		0-3 K		0-0 G4-6-3 1B			3	1	2	2	1	1	2
Darryl Strawberry, L (1, 9) OBP: 0.359, SLG: 0.436	0-0 1-2 1B		0-3 K		4-0 IBB		0-0 G4-6-3 1-2f			3	0	1	0	1	1	1
George Foster, R (1, 7) OBP: 0.269, SLG: 0.388	0-0 F9			0-0 4-3		0-3 K		0-0 1B		4	0	1	0	0	1	5
Hubie Brooks, R (1, 5) OBP: 0.382, SLG: 0.481		0-0 5-3		0-0 F9		0-3 K		0-0 F4		4	0	0	0	0	1	1
Mike Fitzgerald, R (1, 2) OBP: 0.275, SLG: 0.255		0-0 5-3		0-3 K		0-0 F9		0-3 K		4	0	0	0	0	2	0
José Oquendo, S (1, 6) OBP: 0.273, SLG: 0.239		0-3 K			0-0 BB 1B FC4-6 1B		0-0 L4		0-0 F7	3	1	1	0	0	1	0
Doug Sisk, R (7, 1) OBP: 0.125, SLG: 0.125										0	0	0	0	0	0	0
Danny Heep, L (9, PH) OBP: 0.333, SLG: 0.432										1	0	0	0	0	0	0
Ed Lynch, R (1, 1) OBP: 0.187, SLG: 0.167			0-3 K				0-0 F8		0-0 4-3	1	0	0	0	0	1	0
Brent Gaff, R (4, 1)										0	0	0	0	0	0	0
Ron Hodges, L (5, PH) OBP: 0.318, SLG: 0.154										1	0	1	0	0	0	0
Tom Gorman, L (6, 1)										0	0	0	0	0	0	0
Ron Gardenhire, R (7, 6) OBP: 0.236, SLG: 0.273										1	0	0	0	0	0	0
Rusty Staub, L (9, PH) OBP: 0.412, SLG: 0.393										1	0	0	0	0	0	0


Inning Stats	R: 0	H: 1	E: 0	LOB: 2	K: 0	BB: 1	S: 4	P: 8	R: 0	H: 0	E: 0	LOB: 0	K: 1	BB: 0	S: 5	P: 5	R: 2	H: 1	E: 0	LOB: 0	K: 2	BB: 1	S: 8	P: 12	R: 0	H: 0	E: 0	LOB: 0	K: 1	BB: 0	S: 5	P: 5	R: 1	H: 2	E: 0	LOB: 3	K: 2	BB: 2	S: 9	P: 17	R: 0	H: 0	E: 0	LOB: 0	K: 1	BB: 0	S: 5	P: 5	R: 0	H: 0	E: 0	LOB: 0	K: 1	BB: 0	S: 5	P: 5	R: 0	H: 2	E: 0	LOB: 1	K: 0	BB: 0	S: 4	P: 4	R: 0	H: 0	E: 0	LOB: 0	K: 1	BB: 0	S: 5	P: 5	R: 0	H: 0	E: 0	LOB: 0	K: 1	BB: 0	S: 5	P: 5
1B: 5	SF: 0	2B: 0	SAC: 0	3B: 0	DP: 1	HR: 1	HBP: 0	WP: 1	HR: 1	S: 41	P: 57	ERA: 3.86	WHIP: 1.000	1B: 0	SF: 0	2B: 0	SAC: 0	3B: 0	DP: 1	HR: 0	HBP: 0	WP: 0	HR: 0	S: 0	P: 0	ERA: 0.00	WHIP: 1.000	1B: 0	SF: 0	2B: 0	SAC: 0	3B: 0	DP: 0	HR: 0	HBP: 0	WP: 0	HR: 0	S: 9	P: 9	ERA: 0.00	WHIP: 1.000	1B: 0	SF: 0	2B: 0	SAC: 0	3B: 0	DP: 0	HR: 0	HBP: 0	WP: 0	HR: 0	S: 0	P: 0	ERA: 0.00	WHIP: 1.000	1B: 0	SF: 0	2B: 0	SAC: 0	3B: 0	DP: 0	HR: 0	HBP: 0	WP: 0	HR: 0	S: 0	P: 0	ERA: 0.00	WHIP: 1.000											

BOTTOM

Atlanta Braves @ New York Mets
 Shea Stadium, Flushing, NY
 Fri Jun 29 1984, 7:05 PM EDT
 Att. 21,458 - Unknown

livebaseballscorecards.com

AB	32
R	3
H	6
RBI	3
BB	4
SO	9
LOB	12



PITCHER	IP	WLS	BF	H	R	ER	SO	BB	IBB	HBP	BLK	WP	HR	S	P	ERA	WHIP
Steve Bedrosian, R (1, 1) ERA: 2.2	7.0	W	29	4	3	3	8	3	1	0	0	1	1	41	57	3.86	1.000
Donnie Moore, R (8, 1) ERA: 2.61	2.0	S	7	2	0	0	1	0	0	0	0	0	0	9	9	0.00	1.000

Batter	1	2	3	4	5	6	7	8	9	AB R H RBI BB SO LOB	TOP	
Rafael Ramirez, R (1, 6) OBP: 0.335, SLG: 0.364	0-3 K		0-0 L4			0-0 5-3		0-3 K	0-0 F8	5 0 0 0 0 2 2		
Ken Oberkfell, L (1, 5) Randy Johnson, R (8, PH) OBP: 0.376, SLG: 0.444	0-3 K		0-0 FC4-6			0-0 FC3-6 BB		0-3 K		3 0 1 0 0 1 1 1 0 0 0 0 1 0		
Gerald Perry, L (1, 7) OBP: 0.366, SLG: 0.372	0-0 L6					4-0 G1-6-3 BB		0-0 1B		2 1 1 0 2 0 0		
Dale Murphy, R (1, 8) OBP: 0.363, SLG: 0.508		0-0 F7				0-3 K		0-0 1B		4 0 1 0 0 1 3		
Chris Chambliss, L (1, 3) Bob Watson, R (8, PH) Albert Hall, S (8, PR) OBP: 0.295, SLG: 0.294		0-0 2B				0-0 G1-6-3		0-0 1B		2 0 1 0 1 0 1 1 0 1 1 0 0 0 0 0 0 0 0 0 0		
Brad Komminsk, R (1, 9) OBP: 0.292, SLG: 0.340		0-0 6-3				1-0 FC5-4 HBP		0-0 1B		3 0 0 0 0 0 6		
Glenn Hubbard, R (1, 4) OBP: 0.353, SLG: 0.394		0-0 6-3				0-3 K		4-0 1-3 BB		3 0 1 0 1 1 2		
Bruce Benedict, R (1, 2) OBP: 0.302, SLG: 0.303			0-0 L4			0-0 FC5-4		0-0 1-3		4 0 0 0 0 1 3		
Rick Mahler, R (1, 1) Rufino Linares, R (9, PH) OBP: 0.250, SLG: 0.571			4-0 FC4-6 BB			0-0 FC6-4		0-0 4-3		2 0 0 0 1 0 1 1 0 1 0 0 0 0		
Inning Stats	R: 0 H: 0 E: 0 LOB: 0 K: 2 BB: 0 S: 7 P: 7	R: 0 H: 1 E: 0 LOB: 1 K: 0 BB: 0 S: 4 P: 4	R: 0 H: 0 E: 0 LOB: 1 K: 0 BB: 1 S: 3 P: 7	R: 0 H: 0 E: 0 LOB: 0 K: 1 BB: 1 S: 4 P: 8	R: 0 H: 0 E: 0 LOB: 1 K: 1 BB: 0 S: 5 P: 6	R: 0 H: 1 E: 0 LOB: 3 K: 0 BB: 2 S: 4 P: 12	R: 0 H: 0 E: 0 LOB: 0 K: 0 BB: 1 S: 2 P: 6	R: 1 H: 3 E: 0 LOB: 2 K: 2 BB: 0 S: 10 P: 10	R: 0 H: 2 E: 0 LOB: 1 K: 1 BB: 0 S: 6 P: 6	1B: 4 SF: 0 2B: 4 SAC: 0 3B: 0 DP: 2 HR: 0 HBP: 1	WP: 0 PA: 37 PB: 0 SB: 0 CS: 0	
PITCHER Ron Darling, R (1, 1) ERA: 3.65 Jesse Orosco, L (8, 1) ERA: 2.08	IP WLS BF H R ER SO BB IBB HBP BLK WP HR S P ERA WHIP	7.0 W 27 2 0 0 4 5 0 1 0 0 0 0 29 50 0.00 1.000	2.0 S 10 5 1 1 3 0 0 0 0 0 0 0 16 16 4.50 2.500									

Atlanta Braves @ New York Mets
Shea Stadium, Flushing, NY
Sun Jul 01 1984, 3:33 AM EDT
Unknown

livebaseballscorecards.com

AB 31
R 1
H 7
RBI 1
BB 5
SO 7
LOB 19



Batter	1	2	3	4	5	6	7	8	9	AB R H RBI BB SO LOB	TOP		
Tim Raines, S OBP: 0.393, SLG: 0.432 (1, 8) X	0-0 HR		0-0 FC3-6 FC5-4 1-2f			0-0 1B 2B 1B	0-0 F9			4 2 2 1 0 0 2	<p style="text-align: center;">Montreal Expos @ Atlanta Braves Atlanta-Fulton County Stadium, Atlanta, GA</p> <p style="text-align: center;">Mon Jul 02 1984, 3:33 AM EDT Att: 15,062 - Unknown</p>		
Pete Rose, S OBP: 0.344, SLG: 0.314 (1, 3) X	0-0 6-3		0-0 FC5-4 1-2f			0-0 2B WP 1B	0-0 CS	0-0 1-3		4 1 1 1 0 0 1			
Andre Dawson, R OBP: 0.283, SLG: 0.335 (1, 9) S S S	0-3 K			0-0 L1		0-0 WP SF8 2B		0-3 K		4 1 1 1 0 2 0			
Gary Carter, R OBP: 0.359, SLG: 0.505 (1, 2) X	0-0 F5			0-0 5-3		0-0 SF8		0-0 6-3		3 0 0 1 0 0 0			
Tim Wallach, R OBP: 0.337, SLG: 0.454 (1, 5) X		0-0 5-3		0-3 K		0-0 1B		0-0 6-3		4 0 1 0 0 1 0			
Tony Scott, S OBP: 0.282, SLG: 0.286 (1, 7) X		0-0 G3			0-0 6-3	0-3 K		0-3 K		4 0 0 0 0 2 1			
Bryan Little, S OBP: 0.336, SLG: 0.302 Doug Flynn, R OBP: 0.291, SLG: 0.313 (1, 4) (9, 4) X		0-0 F8			0-0 G3	0-0 4-3		0-3 K		4 0 0 0 0 1 1 0 0 0 0 0 0 0			
Angel Salazar, R OBP: 0.171, SLG: 0.207 (1, 6) S S S			0-3 K		0-0 L5		4-0 CS BB			2 0 0 0 1 1 0			
David Palmer, R OBP: 0.105, SLG: 0.263 Miguel Dilone, S OBP: 0.324, SLG: 0.373 Andy McGaffigan, R Jeff Reardon, R (1, 1) (6, PH) (6, 1) (8, 1) X			0-0 FC3-6 1B			0-0 1B 1B		0-3 K		1 0 1 0 0 0 0 1 1 1 0 0 0 0 1 0 0 0 0 1 1 0 0 0 0 0 0 0			
Inning Stats	R: 1 H: 1 E: 0 LOB: 0 K: 1 BB: 0 S: 6 P: 6	R: 0 H: 0 E: 0 LOB: 0 K: 0 BB: 0 S: 3 P: 3	R: 0 H: 1 E: 0 LOB: 1 K: 1 BB: 0 S: 6 P: 6	R: 0 H: 0 E: 0 LOB: 0 K: 1 BB: 0 S: 5 P: 5	R: 0 H: 0 E: 0 LOB: 0 K: 0 BB: 0 S: 3 P: 3	R: 4 H: 5 E: 0 LOB: 1 K: 1 BB: 0 S: 10 P: 10	R: 0 H: 0 E: 0 LOB: 0 K: 1 BB: 1 S: 4 P: 8	R: 0 H: 0 E: 0 LOB: 0 K: 1 BB: 0 S: 5 P: 5	R: 0 H: 0 E: 0 LOB: 0 K: 2 BB: 0 S: 7 P: 7	1B: 5 SF: 1 2B: 1 SAC: 0 3B: 0 DP: 0 HR: 1 HBP: 0		WP: 1 PA: 35 PB: 0 SB: 0 CS: 1	
PITCHER	IP WLS BF H R ER SO BB IBB HBP BLK WP HR S P ERA WHIP											PITCHER	IP WLS BF H R ER SO BB IBB HBP BLK WP HR S P ERA WHIP
Pascual Perez, R ERA: 5.0 (1, 1)	5.1 L 23 7 5 5 3 0 0 0 0 1 1 29 29 8.44 1.312												
Gene Garber, R ERA: 4.2 (6, 1)	0.2 2 0 0 0 1 0 0 0 0 0 0 4 4 0.00 0.000												
Jeff Dedmon, R ERA: 4.2 (7, 1)	2.0 6 0 0 0 2 1 0 0 0 0 0 9 13 0.00 0.500												
Donnie Moore, R ERA: 2.53 (9, 1)	1.0 3 0 0 0 2 0 0 0 0 0 0 7 7 0.00 0.000												

livebaseballscorecards.com

AB	32
R	5
H	7
RBI	4
BB	1
SO	8
LOB	6



Batter	1	2	3	4	5	6	7	8	9	AB	R	H	RBI	BB	SO	LOB
Rafael Ramirez, R OBP: 0.338, SLG: 0.366 (1, 6)	0-0 L4 ①		0-0 1B 1B	0-0 FC6-4 1B 1-3 3-H		0-3 K ③		0-0 F9 ③		5	0	2	1	0	1	2
Ken Oberkfell, L OBP: 0.359, SLG: 0.379 Jerry Royster, R OBP: 0.288, SLG: 0.311 (1, 5) (4, 5)	0-0 4-3 ②		0-0 BB 1B 1-3	0-0 FC6-4 ③ 1-2f			0-0 5-3 ①		0-0 WP E 1B	2	0	1	0	0	0	0
Claudell Washington, L OBP: 0.441, SLG: 0.569 (1, 9)	0-0 F3 ③		0-3 K ②		0-0 HR		0-0 S 1B		0-0 F8 ①	5	1	2	1	0	1	3
Dale Murphy, R OBP: 0.365, SLG: 0.503 (1, 8)		0-0 S 1B	4-0 BB 1-2		0-0 6-3 ①		0-3 K ② 1-2		0-0 E9 CS 1B 1-H	4	0	2	1	1	1	1
Chris Chambliss, L OBP: 0.354, SLG: 0.377 Albert Hall, S OBP: 0.293, SLG: 0.292 (1, 3) (9, PR)		0-3 K ① 1-2	0-0 L6 ③		0-0 F9 ②		0-0 F9 ③		4-0 CS BB	4	0	0	0	1	1	5
Gerald Perry, L OBP: 0.360, SLG: 0.358 (1, 7)		4-0 BB		0-0 G3 ①	0-0 F9 ③			0-0 6-3 ①	0-0 F8 ② ③ 1-2 2-3	4	0	0	0	1	0	2
Glenn Hubbard, R OBP: 0.353, SLG: 0.401 (1, 4)		0-3 K ②		0-0 1B 1B 1B		0-0 G6-4-3 1B 1B		0-0 BLK 3B		4	2	3	0	0	1	2
Alex Trevino, R OBP: 0.314, SLG: 0.382 (1, 2)		0-3 K ③		0-0 1B 1B 1-3		0-0 G6-4-3 1B		0-0 F8 ②		4	0	2	0	0	1	2
Pascual Perez, R OBP: 0.094, SLG: 0.156 Gene Gardner, R OBP: 0.143, SLG: 0.143 Rafael Lirio, R OBP: 0.222, SLG: 0.500 Jeff Dedmon, L OBP: 0.286, SLG: 0.356 Brad Komminsk, R OBP: 0.286, SLG: 0.356 Donnie Moore, L (1, 1) (6, 1) (6, PH) (7, 1) (8, PH) (9, 1)			0-3 K ①	0-3 K ②		0-0 G6-4-3 ③ ② 1-2f 2-3		0-0 2B		2	0	0	0	0	2	2

Inning Stats	R: 0	H: 0	E: 0	K: 0	S: 3	H: 0	LOB: 0	BB: 0	P: 3	R: 0	H: 1	E: 0	K: 3	S: 10	H: 2	LOB: 3	BB: 1	P: 14	R: 0	H: 2	E: 0	K: 2	S: 9	R: 1	H: 3	E: 0	K: 1	S: 8	H: 1	LOB: 1	BB: 0	P: 4	R: 0	H: 2	E: 0	K: 1	S: 6	H: 2	LOB: 1	BB: 0	P: 6	R: 0	H: 1	E: 0	K: 1	S: 6	H: 2	LOB: 1	BB: 0	P: 6	R: 1	H: 2	E: 1	K: 0	S: 4	H: 2	LOB: 2	BB: 1	P: 8	1B: 11	SF: 0	2B: 1	SAC: 0	3B: 1	DP: 1	HR: 1	HBP: 0	WP: 1	PA: 42
--------------	------	------	------	------	------	------	--------	-------	------	------	------	------	------	-------	------	--------	-------	-------	------	------	------	------	------	------	------	------	------	------	------	--------	-------	------	------	------	------	------	------	------	--------	-------	------	------	------	------	------	------	------	--------	-------	------	------	------	------	------	------	------	--------	-------	------	--------	-------	-------	--------	-------	-------	-------	--------	-------	--------

PITCHER	IP	WLS	BF	H	R	ER	SO	BB	IBB	HBP	BLK	WP	HR	S	P	ERA	WHIP
David Palmer, R ERA: 4.36 (1, 1)	5.0	W	24	7	2	2	6	2	0	0	0	0	1	34	42	3.60	1.800
Andy McGaffigan, R ERA: 2.61 (6, 1)	2.2		12	5	1	1	2	0	0	0	1	0	0	16	16	3.38	1.875
Jeff Reardon, R ERA: 1.83 (8, 1)	1.1	S	6	2	1	1	0	1	0	0	0	1	0	5	9	6.75	2.250


BOTTOM

Montreal Expos @ Atlanta Braves
Atlanta-Fulton County Stadium, Atlanta, GA

Mon Jul 02 1984, 3:33 AM EDT
Att. 15,062 - Unknown

AB	39
R	4
H	14
RBI	3
BB	3
SO	8
LOB	23

livebaseballscorecards.com



Batter	1	2	3	4	5	6	7	8	9	AB R H RBI BB SO LOB	TOP										
Tim Raines, S (1, 8) <small>OBP: 0.393, SLG: 0.428</small>	0-0 4-3		0-0 4-3		4-0 S BB		4-0 FC6-4 BB		0-0 4-3	3 0 0 0 2 0 0	Montreal Expos @ Atlanta Braves Atlanta-Fulton County Stadium, Atlanta, GA Tue Jul 03 1984, 7:05 PM EDT Att: 27,402 - Unknown livebaseballscorecards.com										
Doug Flynn, R (1, 4) <small>OBP: 0.288, SLG: 0.309</small>	0-3 K		0-0 E6 1B		0-0 F5-3 1-2		0-0 FC6-4 1-2f		0-3 K	5 0 1 0 0 2 4											
Andre Dawson, R (1, 9) <small>OBP: 0.279, SLG: 0.329</small>	0-0 5-3		0-0 4-3		0-0 F7		0-0 5-3			4 0 0 0 0 0 1											
Gary Carter, R (1, 3) <small>OBP: 0.361, SLG: 0.503</small> (7, 2)		4-0 1B SF8 BB		0-0 6-3		0-0 F7		0-0 HR 1B		3 2 1 0 1 0 0											
Tim Wallach, R (1, 5) <small>OBP: 0.339, SLG: 0.465</small>		0-0 5-3 1-3 1B		0-0 5-3		0-3 K		0-0 HR 1-H		4 1 2 2 0 1 0											
Tony Scott, S (1, 7) <small>OBP: 0.302, SLG: 0.297</small>		0-0 SF8		4-0 WP BB		0-0 F8		0-0 CS 1B		2 0 1 1 1 0 0											
Bobby Ramos, R (1, 2) <small>OBP: 0.224, SLG: 0.182</small> Pete Rose, S (7, PH) <small>OBP: 0.351, SLG: 0.321</small> (7, 3)		0-0 5-3 1-2		0-3 K 1-2		0-0 WP BB 1B		0-0 1-2 1B		2 0 0 0 0 1 2 2 0 2 0 0 0 0											
Mike Ramsey, S (1, 6) <small>OBP: 0.111, SLG: 0.118</small> Mike Stenhouse, L (7, PH) <small>OBP: 0.349, SLG: 0.318</small> Angel Salazar, R (7, 6) <small>OBP: 0.171, SLG: 0.207</small> Jim Wohlford, R (8, PH) <small>OBP: 0.323, SLG: 0.376</small> Gary Lucas, L (8, 1)		0-0 F1		0-0 3-4-1		4-0 1-3 BB		0-0 F8		2 0 0 0 0 0 1 0 0 0 0 1 0 0 0 0 0 0 0 0 0 1 0 0 0 0 0 1 0 0 0 0 0 0 0											
Bill Gullickson, R (1, 1) <small>OBP: 0.147, SLG: 0.152</small> Miguel Dilone, S (7, PH) <small>OBP: 0.321, SLG: 0.369</small> Bob James, R (7, 1) <small>OBP: 0.400, SLG: 0.400</small> Derrel Thomas, S (8, 6) <small>OBP: 0.362, SLG: 0.333</small>		0-3 K		0-3 K		0-0 F5		0-3 K		2 0 0 0 0 2 0 1 0 0 0 0 0 2 0 0 0 0 0 0 0 1 0 0 0 0 1 0											
Inning Stats	R: 0 E: 0 K: 1 S: 5	H: 0 LOB: 0 BB: 0 P: 5	R: 1 E: 0 K: 0 S: 4	H: 1 LOB: 1 BB: 1 P: 8	R: 0 E: 1 K: 1 S: 6	H: 1 LOB: 1 BB: 0 P: 6	R: 0 E: 0 K: 1 S: 5	H: 0 LOB: 1 BB: 1 P: 9	R: 0 E: 0 K: 1 S: 5	H: 0 LOB: 0 BB: 0 P: 5		R: 0 E: 0 K: 0 S: 4	H: 1 LOB: 3 BB: 2 P: 12	R: 2 E: 0 K: 0 S: 6	H: 4 LOB: 1 BB: 0 P: 6	R: 0 E: 0 K: 2 S: 7	H: 0 LOB: 0 BB: 0 P: 7	1B: 6 2B: 0 3B: 0 HR: 1	SF: 1 SAC: 0 DP: 0 HBP: 0	WP: 2 PB: 0 SB: 1 CS: 1	PA: 38
PITCHER	IP WLS BF H R ER SO BB IBB HBP BLK WP HR S P ERA WHIP																				
Craig McMurtry, R (1, 1) <small>ERA: 4.31</small>	7.1 W 32 5 3 3 5 5 0 0 0 2 1 37 57 3.68 1.364																				
Donnie Moore, R (8, 1) <small>ERA: 2.41</small>	1.2 S 6 2 0 0 2 0 0 0 0 0 0 10 10 0.00 1.200																				

Batter	1	2	3	4	5	6	7	8	9	AB	R	H	RBI	BB	SO	LOB
Rafael Ramirez, R OBP: 0.336, SLG: 0.363 (1, 6)	0-0 F8		0-0 F6			0-0 F7		0-0 F4-3		4	0	0	0	0	0	0
Randy Johnson, R OBP: 0.368, SLG: 0.439 (1, 5)	0-0 F4-3			0-0 6-3		0-0 F8			0-3 K	4	0	0	0	0	1	0
Claudell Washington, L OBP: 0.434, SLG: 0.556 (1, 9)	0-0 F4-3			0-0 F7			0-0 FC6-4 1B		0-0 F7	4	0	1	0	0	0	0
Dale Murphy, R OBP: 0.371, SLG: 0.530 (1, 8)		4-0 6-3 BB		0-0 HR		0-0 FC6-4 2B		0-0 HR 1B		3	3	2	1	1	0	1
Chris Chambliss, L OBP: 0.358, SLG: 0.394 (1, 3)		0-3 K		0-3 K		0-0 2B		0-0 HR		4	1	2	3	0	2	1
Brad Komminsk, R OBP: 0.279, SLG: 0.330 (1, 7)		0-0 6-3			0-0 F7		0-0 6-3		0-0 F9	4	0	0	0	0	0	2
Glenn Hubbard, R OBP: 0.355, SLG: 0.408 (1, 4)		0-0 G3			0-0 5-3		0-0 6-3			3	0	0	0	0	0	2
Bruce Benedict, R OBP: 0.290, SLG: 0.289 (1, 2)			0-0 5-3		0-0 5-3			0-0 L5		3	0	0	0	0	0	0
Steve Bedrosian, R OBP: 0.167, SLG: 0.167 (1, 1) Gene Gardner, R OBP: 0.143, SLG: 0.143 (6, PH) Albert Hall, S OBP: 0.291, SLG: 0.290 (7, 1) Jeff Dedmon, L OBP: 0.290, SLG: 0.290 (7, 1) Pete Falcone, L OBP: 0.356, SLG: 0.356 (8, PH) Gerald Perry, L OBP: 0.188, SLG: 0.133 (9, 1)			0-3 K			0-3 K		0-3 K		1	0	0	0	0	1	0

BOTTOM

Montreal Expos @ Atlanta Braves
Atlanta-Fulton County Stadium, Atlanta, GA
Wed Jul 04 1984, 7:05 PM EDT
Att. 47,431 - Unknown

livebaseballscorecards.com

AB	32
R	4
H	5
RBI	4
BB	1
SO	6
LOB	6

1B	2	SF	0
2B	1	SAC	0
3B	0	DP	0
HR	2	HBP	0

WP	0	PA	33
PB	0		
SB	0		
CS	0		

PITCHER		IP	WLS	BF	H	R	ER	SO	BB	IBB	HBP	BLK	WP	HR	S	P	ERA	WHIP
Charlie Lea, R ERA: 2.91 (1, 1)		9.0	W	33	5	4	4	6	1	0	0	0	0	2	44	48	4.00	0.667



Batter	1	2	3	4	5	6	7	8	9	AB R H RBI BB SO LOB	TOP	
Rafael Ramirez, R OBP: 0.333, SLG: 0.360 (1, 6) X	0-0 F8 ①		0-0 G3 ①		0-0 6-3 ③					3 0 0 0 0 0 0		
Ken Oberkfell, L OBP: 0.359, SLG: 0.378 (1, 5) X	0-0 1B		0-0 F7 ②			0-3 K ①				3 0 1 0 0 1 0		
Claudell Washington, L OBP: 0.433, SLG: 0.553 (1, 9) S S S	0-3 K ②		0-0 FC6 1B			0-0 4-3 ②				3 0 1 0 0 1 1		
Dale Murphy, R OBP: 0.371, SLG: 0.527 (1, 8) S S S	0-3 K ③		0-0 FC6 1-2f			4-0 1B BB				2 0 0 0 1 1 2		
Chris Chambliss, L OBP: 0.361, SLG: 0.398 (1, 3) X		0-0 5-3 ①		0-0 G5-4-3 1B		0-0 1-2 1B				3 0 2 0 0 0 0		
Terry Harper, R OBP: 0.240, SLG: 0.243 (1, 7) X		0-0 6-3 ②		0-0 G5-4-3 1-2f		0-0 F9 ③				3 0 0 0 0 0 3		
Glenn Hubbard, R OBP: 0.355, SLG: 0.405 (1, 4) B B B B		4-0 BB BB		0-0 F7 ③		0-3 K ①				2 0 0 0 1 1 0		
Bruce Benedict, R OBP: 0.291, SLG: 0.285 (1, 2) B B B B		4-0 1-2 BB			0-0 P6 ①		0-0 6-3 ②			2 0 0 0 1 0 0		
Rick Mahler, R OBP: 0.367, SLG: 0.414 (1, 1) X		0-0 F7 ③			0-0 1-3 ②		0-0 G1-2-3 ③			3 0 0 0 0 0 2		
Inning Stats	R: 0 H: 1 E: 0 LOB: 1 K: 2 BB: 0 S: 8 P: 8	R: 0 H: 0 E: 0 LOB: 2 K: 0 BB: 2 S: 3 P: 11	R: 0 H: 1 E: 0 LOB: 1 K: 0 BB: 0 S: 4 P: 4	R: 0 H: 1 E: 0 LOB: 0 K: 0 BB: 0 S: 3 P: 3	R: 0 H: 0 E: 0 LOB: 0 K: 0 BB: 0 S: 3 P: 3	R: 0 H: 1 E: 0 LOB: 2 K: 1 BB: 1 S: 6 P: 10	R: 0 H: 0 E: 0 LOB: 0 K: 1 BB: 0 S: 5 P: 5			1B: 4 SF: 0 2B: 0 SAC: 0 3B: 0 DP: 1 HR: 0 HBP: 0	WP: 0 PA: 27 PB: 0 SB: 0 CS: 0	
PITCHER Charles Hudson, R (1, 1) ERA: 4.68	IP WLS BF H R ER SO BB IBB HBP BLK WP HR S P ERA WHIP	7.0 W 27 4 0 0 4 3 0 0 0 0 0 0 32 44 0.00 1.000										
PITCHER	IP WLS BF H R ER SO BB IBB HBP BLK WP HR S P ERA WHIP											

Atlanta Braves @ Philadelphia Phillies
Veterans Stadium, Philadelphia, PA
Thu Jul 05 1984, 7:05 PM EDT
Att. 21,393 - Unknown

livebaseballscorecards.com

AB 24
R 0
H 4
RBI 0
BB 3
SO 4
LOB 8



Batter	1	2	3	4	5	6	7	8	9	AB	R	H	RBI	BB	SO	LOB
Juan Samuel, R OBP: 0.346, SLG: 0.461 (1, 4)	0-3 K	0-0 6-3			0-3 K					3	0	0	0	0	2	2
Jeff Stone, L OBP: 0.450, SLG: 0.586 (1, 7)	0-0 4-3		0-0 1-3		0-3 K					3	0	0	0	0	1	0
Tim Corcoran, L OBP: 0.438, SLG: 0.505 (1, 3)	4-0 BB		0-3 K		0-0 4-3					2	0	0	0	1	1	0
Mike Schmidt, R OBP: 0.407, SLG: 0.522 (1, 5)	0-0 P5		0-0 5-3		0-0 P4					3	0	0	0	0	0	1
Ozzie Virgil, R OBP: 0.331, SLG: 0.524 (1, 2)		0-0 1B 4-3 2B		0-0 4-3		0-0 P4				3	1	1	0	0	0	0
Von Hayes, L OBP: 0.365, SLG: 0.417 (1, 8)		4-0 4-3 1B BB		0-0 6-3 1B		0-3 K				2	0	1	0	1	1	0
Glenn Wilson, R OBP: 0.294, SLG: 0.439 (1, 9)		0-0 4-3 1B		0-0 6-3		4-0 S BB				2	0	1	0	1	0	1
Kiko Garcia, R OBP: 0.256, SLG: 0.250 (1, 6)		0-0 4-3		0-0 4-3		0-3 K				3	0	0	1	0	1	4
Charles Hudson, S OBP: 0.118, SLG: 0.176 (1, 1)		0-3 K			0-3 K					3	0	0	0	0	2	3

Inning Stats	R: 0	H: 0	E: 0	K: 1	S: 5	R: 1	H: 2	E: 0	K: 1	S: 7	R: 0	H: 0	E: 0	K: 1	S: 5	R: 0	H: 1	E: 0	K: 0	S: 4	R: 0	H: 0	E: 0	K: 3	S: 9	R: 0	H: 0	E: 0	K: 0	S: 3	R: 0	H: 0	E: 0	K: 2	S: 7	R: 0	H: 0	E: 0	K: 1	S: 11	R: 0	H: 0	E: 0	K: 0	S: 9	
	0	0	0	1	5	1	2	0	0	7	0	0	0	0	5	0	1	0	0	4	0	0	0	0	3	9	0	0	0	0	3	0	0	0	1	11	0	0	0	1	11	0	0	0	0	9

PITCHER	IP	WLS	BF	H	R	ER	SO	BB	IBB	HBP	BLK	WP	HR	S	P	ERA	WHIP	PITCHER	IP	WLS	BF	H	R	ER	SO	BB	IBB	HBP	BLK	WP	HR	S	P	ERA	WHIP										
Rick Mahler, R ERA: 2.25 (1, 1)	7.0	L	27	3	1	1	8	3	0	0	0	0	0	40	52	1.29	0.857																												

BOTTOM

Atlanta Braves @ Philadelphia Phillies
Veterans Stadium, Philadelphia, PA
Thu Jul 05 1984, 7:05 PM EDT
Att. 21,393 - Unknown

AB	24
R	1
H	3
RBI	1
BB	3
SO	8
LOB	11



1B:	2	SF:	0	WP:	0	PA:	27
2B:	1	SAC:	0	PB:	0		
3B:	0	DP:	0	SB:	1		
HR:	0	HBP:	0	CS:	0		

Batter	1	2	3	4	5	6	7	8	9	AB R H RBI BB SO LOB	TOP														
Claudell Washington, L (1, 9) OBP: 0.425, SLG: 0.540	0-3 K		0-0 P6		0-0 F7	0-0 F7			0-0 6-3	5 0 0 0 0 1 4															
Ken Oberkfell, L (1, 5) OBP: 0.355, SLG: 0.378	0-0 F8			0-0 4-3	0-0 2B		0-0 F8		0-3 K	5 0 1 0 0 1 0															
Rafael Ramirez, R (1, 6) OBP: 0.329, SLG: 0.356	0-0 6-3			0-3 K	0-0 1-3		0-0 6-3			4 0 0 0 0 1 1															
Dale Murphy, R (1, 8) OBP: 0.372, SLG: 0.536		0-3 K		0-0 1B		0-0 4-3	0-0 HR			4 2 2 1 0 1 0															
Chris Chambliss, L (1, 3) OBP: 0.363, SLG: 0.394		0-0 G3		4-0 1B		4-0 2B	0-3 K			2 2 0 0 2 1 0															
Terry Harper, R (1, 7) OBP: 0.241, SLG: 0.243		0-0 6-3		0-0 2B		0-0 F8		0-0 F9		4 1 1 1 0 0 1															
Glenn Hubbard, R (1, 4) OBP: 0.360, SLG: 0.410			4-0 SH2-4	4-0 2B		0-0 2B		0-0 F3		2 0 1 0 2 0 0															
Alex Trevino, R (1, 2) OBP: 0.319, SLG: 0.387			0-0 F8	0-0 2B		4-0 IBB		0-3 K		3 0 1 1 1 1 1															
Pascual Perez, R (1, 1) OBP: 0.114, SLG: 0.147			0-0 SH2-4		0-0 4-3	4-0 BB		0-0 F9		2 0 0 1 1 0 0															
Inning Stats	R: 0 E: 0 K: 1 S: 5	H: 0 LOB: 0 BB: 0 P: 5	R: 0 E: 0 K: 1 S: 5	H: 0 LOB: 0 BB: 0 P: 5	R: 0 E: 0 K: 0 S: 3	H: 0 LOB: 1 BB: 1 P: 7	R: 3 E: 1 K: 1 S: 7	H: 3 LOB: 2 BB: 2 P: 15	R: 0 E: 0 K: 0 S: 4	H: 1 LOB: 1 BB: 0 P: 4	R: 1 E: 0 K: 0 S: 4	H: 1 LOB: 3 BB: 3 P: 16	R: 1 E: 0 K: 1 S: 6	H: 1 LOB: 0 BB: 0 P: 6	R: 0 E: 0 K: 1 S: 5	H: 0 LOB: 0 BB: 0 P: 5	R: 0 E: 0 K: 1 S: 5	H: 0 LOB: 0 BB: 0 P: 5	1B: 2 2B: 3 3B: 0 HR: 1	SF: 0 SAC: 1 DP: 0 HBP: 0	WP: 0 PB: 0 SB: 1 CS: 0	PA: 38			
PITCHER	IP	WLS	BF	H	R	ER	SO	BB	IBB	HBP	BLK	WP	HR	S	P	ERA	WHIP								
Kevin Gross, R (1, 1) ERA: 3.7	7.0	L	32	6	5	5	4	5	1	0	0	0	1	34	58	6.43	1.571								
Don Carman, L (8, 1) ERA:	1.0		3	0	0	0	1	0	0	0	0	0	0	5	5	0.00	0.000								
Bill Campbell, R (9, 1) ERA: 3.58	1.0		3	0	0	0	1	0	0	0	0	0	0	5	5	0.00	0.000								

Atlanta Braves @ Philadelphia Phillies
Veterans Stadium, Philadelphia, PA
Fri Jul 06 1984, 7:05 PM EDT
Att. 22,393 - Unknown

livebaseballscorecards.com

AB	31
R	5
H	6
RBI	4
BB	6
SO	6
LOB	7



Batter	1	2	3	4	5	6	7	8	9	AB R H RBI BB SO LOB	TOP
Claudell Washington, L OBP: 0.428, SLG: 0.551 (1, 9) BB BB BB	4-0 1B E BB		x 0-0 HR	4-0 BB BB BB BB		x 0-0 5-3		0-3 K	3 2 1 1 2 1 1		
Randy Johnson, R OBP: 0.364, SLG: 0.432 (1, 5) x	0-0 E 1-3 L4-6 1B		x 0-0 F9	0-0 6-3		x 0-0 4-3		0-0 4-3	4 1 1 0 0 0 2		
Rafael Ramirez, R OBP: 0.329, SLG: 0.354 (1, 6) x	0-0 E5 L4-6 1-3 3-H		x 0-0 1B		0-3 K		0-3 K	4 0 1 1 0 2 1			
Dale Murphy, R OBP: 0.368, SLG: 0.529 (1, 8) x	0-0 L4-6 2-3 3-H		x 0-0 F8		0-3 K		0-0 6-3	4 0 0 0 0 1 2			
Terry Harper, R OBP: 0.229, SLG: 0.231 (1, 7) x	0-0 6-3		x 0-0 F8		0-0 5-3		0-0 6-3	4 0 0 0 0 0 1			
Gerald Perry, L OBP: 0.357, SLG: 0.354 (1, 3) x		0-0 6-3		0-3 K		0-0 P6		0-0 1B SF7 1B	4 1 1 0 0 1 0		
Glenn Hubbard, R OBP: 0.362, SLG: 0.415 (1, 4) x		0-0 2B		0-0 1B E 1B		0-0 4-3		0-3 K	4 1 2 0 0 1 1		
Alex Trevino, R OBP: 0.323, SLG: 0.390 (1, 2) 0.0.0.0		0-3 K		0-0 E9 1-H 1B		0-0 F9		0-0 SF7 1-3 1B	4 0 2 0 0 1 1		
Rick Camp, R OBP: 0.167, SLG: 0.118 (1, 1) Gene Garber, R OBP: 0.125, SLG: 0.125 (6, 1) Chris Chambliss, L OBP: 0.363, SLG: 0.394 (9, PH) Rufino Linares, R OBP: 0.200, SLG: 0.500 (9, PH) Donnie Moore, L OBP: 0.200, SLG: 0.500 (9, 1)		0-0 6-3		0-3 K		0-0 4-3		0-0 SF7 1-2 3-H	2 0 0 0 0 1 2 1 0 0 0 0 0 0 0 0 0 0 0 0 0 0 0 0 1 0 0 0 0 0 0 0 0 0 0		
Inning Stats	R: 2 H: 1 E: 1 LOB: 0 K: 0 BB: 1 S: 4 P: 8	R: 0 H: 1 E: 0 LOB: 1 K: 1 BB: 0 S: 6 P: 6	R: 1 H: 2 E: 0 LOB: 1 K: 0 BB: 0 S: 5 P: 5	R: 1 H: 2 E: 1 LOB: 2 K: 2 BB: 1 S: 9 P: 13	R: 0 H: 0 E: 0 LOB: 0 K: 2 BB: 0 S: 7 P: 7	R: 0 H: 0 E: 0 LOB: 0 K: 0 BB: 0 S: 3 P: 3	R: 0 H: 0 E: 0 LOB: 0 K: 0 BB: 0 S: 3 P: 3	R: 0 H: 0 E: 0 LOB: 0 K: 1 BB: 0 S: 5 P: 5	R: 1 H: 2 E: 0 LOB: 1 K: 2 BB: 0 S: 9 P: 9	1B: 6 SF: 1 2B: 2 SAC: 0 3B: 0 DP: 1 HR: 1 HBP: 0	WP: 0 PA: 37 PB: 0 SB: 0 CS: 0
PITCHER	IP WLS BF H R ER SO BB IBB HBP BLK WP HR S P ERA WHIP										
Shane Rawley, L ERA: 5.17 (1, 1)	5.0 L 23 6 4 2 5 2 0 0 0 0 0 1 31 39 3.60 1.600										
Larry Andersen, R ERA: 2.14 (6, 1)	2.0 6 0 0 0 0 0 0 0 0 0 0 0 6 6 0.00 0.000										
Bill Campbell, R ERA: 3.65 (8, 1)	1.1 6 2 1 1 2 0 0 0 0 0 0 0 10 10 6.75 1.500										
Al Holland, L ERA: 2.8 (9, 1)	0.2 2 0 0 0 0 1 0 0 0 0 0 0 4 4 0.00 0.000										

Atlanta Braves @ Philadelphia Phillies
Veterans Stadium, Philadelphia, PA
Sat Jul 07 1984, 3:33 AM EDT
Att: 27,141 - Unknown

livebaseballscorecards.com

AB 34
R 5
H 8
RBI 3
BB 2
SO 8
LOB 11



Batter	1	2	3	4	5	6	7	8	9	AB R H RBI BB SO LOB
Juan Samuel, R (1, 4) OBP: 0.343, SLG: 0.455	0-0 6-3		0-0 1-3		0-0 F8		0-0 1B		0-3 K	5 0 1 0 0 1 3
Garry Maddox, R (1, 8) OBP: 0.320, SLG: 0.402	0-0 6-3			0-0 F8		0-0 F8	0-0 6-3		0-3 K	5 0 0 0 0 1 2
Tim Corcoran, L (1, 3) OBP: 0.442, SLG: 0.515	0-0 4-3			0-0 1B 2B		0-0 BB 1B		0-3 K		4 1 2 0 0 1 0
Mike Schmidt, R (1, 5) OBP: 0.400, SLG: 0.511		0-3 K		0-3 K		0-0 F8		0-0 E5 1B		4 1 0 0 0 2 2
Sixto Lezcano, R (1, 9) OBP: 0.364, SLG: 0.530		0-0 F9		0-0 1B		4-0 BB BB		0-0 6-3		3 0 1 1 1 0 1
Ozzie Virgil, R (1, 2) OBP: 0.332, SLG: 0.515		0-0 F8		0-0 F7		4-0 BB BB		0-0 1B		3 0 1 1 1 0 1
Glenn Wilson, R (1, 7) OBP: 0.285, SLG: 0.425			0-0 3-1		0-0 6-3	0-0 F3		0-0 F8		4 0 0 0 0 0 4
Al Holland, R (9, 1)										0 0 0 0 0 0 0
Kiko Garcia, R (1, 6) OBP: 0.265, SLG: 0.261			0-3 K		0-0 1B 1B		0-0 5-3		0-3 K	3 0 1 0 0 1 0
John Wockenfuss, R (9, PH) OBP: 0.345, SLG: 0.447										1 0 0 0 0 1 0
Shane Rawley, R (1, 1) Greg Gross, L (5, PH) Larry Andersen, R (6, 1) John Russell, R (7, PH) Bill Campbell, R (8, 1) Von Hayes, L (9, 7)			4-0 BB		0-0 1B		0-3 K		0-0 2B	0 0 0 0 0 1 0 0 1 0 1 0 0 0 0 0 0 0 0 0 0 0 0 0 1 0 0 0 0 0 1 0 0 0 0 0 0 0 0 0 1 0 1 0 0 0 0 0

Inning Stats	R: 0 E: 0 K: 0 S: 3	H: 0 LOB: 0 BB: 0 P: 3	R: 0 E: 0 K: 1 S: 5	H: 0 LOB: 0 BB: 0 P: 5	R: 0 E: 0 K: 1 S: 5	H: 0 LOB: 1 BB: 1 P: 9	R: 1 E: 0 K: 1 S: 7	H: 2 LOB: 1 BB: 0 P: 7	R: 0 E: 0 K: 0 S: 4	H: 2 LOB: 1 BB: 0 P: 4	R: 0 E: 0 K: 0 S: 4	H: 1 LOB: 3 BB: 2 P: 12	R: 0 E: 0 K: 1 S: 6	H: 1 LOB: 1 BB: 0 P: 6	R: 1 E: 1 K: 1 S: 7	H: 1 LOB: 1 BB: 0 P: 7	R: 0 E: 0 K: 3 S: 10	H: 1 LOB: 1 BB: 0 P: 10	1B: 6 2B: 2 3B: 0 HR: 0	SF: 0 SAC: 0 DP: 0 HBP: 0
--------------	------------------------------	---------------------------------	------------------------------	---------------------------------	------------------------------	---------------------------------	------------------------------	---------------------------------	------------------------------	---------------------------------	------------------------------	----------------------------------	------------------------------	---------------------------------	------------------------------	---------------------------------	-------------------------------	----------------------------------	----------------------------------	------------------------------------


PITCHER	IP	WLS	BF	H	R	ER	SO	BB	IBB	HBP	BLK	WP	HR	S	P	ERA	WHIP
Rick Camp, R (1, 1) ERA: 3.78	5.2	W	24	5	1	1	3	3	0	0	0	0	0	27	39	1.59	1.412
Gene Garber, R (6, 1) ERA: 3.92	2.1		10	2	1	0	2	0	0	0	0	0	0	14	14	0.00	0.857
Donnie Moore, R (9, 1) ERA: 2.34	1.0	S	4	1	0	0	3	0	0	0	0	0	0	10	10	0.00	1.000

BOTTOM

Atlanta Braves @ Philadelphia Phillies
Veterans Stadium, Philadelphia, PA

Sat Jul 07 1984, 3:33 AM EDT
Att. 27,141 - Unknown

AB	35
R	2
H	8
RBI	2
BB	3
SO	8
LOB	13



WP	PA	ERA	WHIP
0	38		
0			
0			

Batter	1	2	3	4	5	6	7	8	9	AB R H RBI BB SO LOB	TOP											
Rafael Ramirez, R (1, 6) OBP: 0.328, SLG: 0.353	0-0 6-3			0-0 1B		0-0 F8		0-3 K		4 0 1 0 0 1 2												
Alex Trevino, R (1, 2) OBP: 0.316, SLG: 0.380	0-0 F7			0-0 P5		0-0 E1		0-0 6-3		4 0 0 0 0 0 3												
Terry Harper, R (1, 7) OBP: 0.218, SLG: 0.220	0-0 F8			0-0 F7		0-0 F8			0-0 P3	4 0 0 0 0 0 2												
Dale Murphy, R (1, 8) OBP: 0.358, SLG: 0.523		0-3 K		0-3 K			0-0 6-3		0-0 5-3	4 0 0 0 0 2 1												
Brad Komminsk, R (1, 9) OBP: 0.278, SLG: 0.328		0-3 K			0-0 E6		0-0 F3		0-0 1B	4 0 1 0 0 1 0												
Chris Chambliss, L (1, 3) OBP: 0.358, SLG: 0.388		0-0 F7			0-0 P4		0-3 K		0-0 P4	4 0 0 0 0 1 2												
Glenn Hubbard, R (1, 4) OBP: 0.358, SLG: 0.410			0-0 6-3		0-0 F2			0-0 P4		3 0 0 0 0 0 1												
Ken Oberkfell, L (1, 5) OBP: 0.355, SLG: 0.378			0-0 P6		0-0 3-1			0-0 PB 1B 1B		3 0 1 0 0 0 1												
Craig McMurtry, R (1, 1) OBP: 0.182, SLG: 0.194 Len Barker, R (3, 1) OBP: 0.194, SLG: 0.067 Pete Falcone, L (5, 1) OBP: 0.226, SLG: 0.290 Jerry Royster, R (6, PH) OBP: 0.286, SLG: 0.308 Jeff Dedmon, L (6, 1) Albert Hall, S (8, PH) OBP: 0.297, SLG: 0.296 Steve Bedrosian, R (8, 1) OBP: 0.167, SLG: 0.167			0-3 K			0-0 F8		0-0 PB 1B		1 0 0 0 0 0 1 0 0 0 0 0 0 0 0 0 0 0 0 0 0 0 0 0 1 0 0 0 0 0 0 0 0 0 0 0 0 0 0 0 1 0 1 0 0 0 0 0 0 0 0 0 0 0 0 0												
Inning Stats	R: 0 E: 0 K: 0 S: 3	H: 0 LOB: 0 BB: 0 P: 3	R: 0 E: 0 K: 2 S: 7	H: 0 LOB: 0 BB: 0 P: 7	R: 0 E: 0 K: 1 S: 5	H: 0 LOB: 0 BB: 0 P: 5	R: 0 E: 0 K: 1 S: 6	H: 1 LOB: 1 BB: 0 P: 6	R: 0 E: 1 K: 0 S: 4	H: 0 LOB: 1 BB: 0 P: 4	R: 0 E: 1 K: 0 S: 4	H: 0 LOB: 1 BB: 0 P: 4	R: 0 E: 0 K: 1 S: 5	H: 0 LOB: 0 BB: 0 P: 5	R: 0 E: 0 K: 1 S: 7	H: 2 LOB: 2 BB: 0 P: 7	R: 0 E: 0 K: 0 S: 4	H: 1 LOB: 1 BB: 0 P: 4	1B: 4 2B: 0 3B: 0 HR: 0	SF: 0 SAC: 0 DP: 0 HBP: 0	WP: 0 PB: 1 SB: 0 CS: 0	PA: 33
PITCHER Jerry Kosman, L (1, 1) ERA: 2.83	IP 9.0	WLS W	BF 33	H 4	R 0	ER 0	SO 6	BB 0	IBB 0	HBP 0	BLK 0	WP 0	HR 0	S 45	P 45	ERA 0.00	WHIP 0.444					

Atlanta Braves @ Philadelphia Phillies
Veterans Stadium, Philadelphia, PA

Sun Jul 08 1984, 3:33 AM EDT
Att: 38,070 - Unknown

livebaseballscorecards.com

AB	33
R	0
H	4
RBI	0
BB	0
SO	6
LOB	12



Batter	1	2	3	4	5	6	7	8	9	AB	R	H	RBI	BB	SO	LOB
Garry Maddox, R (1, 8) OBP: 0.317, SLG: 0.402	0-0 F9	0-3 K		0-0 HR 2B	0-0 FC5-4			0-0 P4		5	1	1	0	0	1	4
Von Hayes, L (1, 7) OBP: 0.366, SLG: 0.430	4-0 S 3B BB		0-0 E4 2B	0-0 HR		0-0 FC3-6 1B		0-0 F8		4	3	2	3	1	0	0
Juan Samuel, R (1, 4) OBP: 0.342, SLG: 0.459	0-0 SF7 3B		0-3 K	0-3 K		0-0 FC3-6 G6-4-3				4	1	1	1	0	2	2
Mike Schmidt, R (1, 5) OBP: 0.398, SLG: 0.512	0-0 SF7		0-0	0-0 4-3		0-0 G6-4-3				3	0	1	2	0	0	1
Ivan De Jesus, R (7, 6) OBP: 0.313, SLG: 0.307	0-0 SF7		0-0 2B							0	0	0	0	0	0	0
Tim Corcoran, L (1, 3) OBP: 0.444, SLG: 0.520	0-0 6-3		4-0 BB		0-0 E9 1B 2B			0-0 4-3		3	1	1	0	1	0	0
Sixto Lezcano, R (1, 9) OBP: 0.362, SLG: 0.519		4-0 WP 1B BB	0-3 K		0-0 F7			0-3 K		3	0	0	0	1	2	3
Ozzie Virgil, R (1, 2) OBP: 0.335, SLG: 0.515		0-0 WP 1B	0-3 K		0-0 F2			0-0 1B		4	0	2	0	0	1	3
Kiko Garcia, R (1, 6) OBP: 0.288, SLG: 0.271		0-3 K		0-0 FC1-6 1B	4-0 1B IBB			2-3 K		2	0	1	0	1	1	2
Luis Aguayo, R (7, PH) OBP: 0.355, SLG: 0.346		1-2 2-3 K								1	0	0	0	0	1	1
Jerry Koosman, R (1, 1) OBP: 0.079, SLG: 0.054		0-3 K		0-0 FC1-6 2B HR	0-0 FC5-4 1B			0-0 6-3		4	1	1	1	0	1	3

Inning Stats	R: 2	H: 1	E: 0	LOB: 0	K: 0	P: 8	R: 0	H: 1	E: 0	LOB: 2	K: 3	P: 10	R: 1	H: 1	E: 1	LOB: 2	K: 3	P: 11	R: 3	H: 3	E: 0	LOB: 0	K: 1	P: 8	R: 1	H: 2	E: 1	LOB: 2	K: 0	P: 9	R: 0	H: 1	E: 0	LOB: 0	K: 0	P: 3	R: 0	H: 1	E: 0	LOB: 1	K: 2	P: 10	R: 0	H: 0	E: 0	LOB: 0	K: 0	P: 3
	S: 4	BB: 1	S: 10	BB: 1	S: 11	S: 8	S: 5	S: 3	S: 8	S: 3	S: 3	S: 8	S: 3	S: 3	S: 3	S: 3	S: 3	S: 3	S: 3	S: 3	S: 3	S: 3	S: 3	S: 3	S: 3	S: 3	S: 3	S: 3	S: 3	S: 3	S: 3	S: 3	S: 3	S: 3	S: 3	S: 3	S: 3	S: 3	S: 3	S: 3	S: 3	S: 3	S: 3	S: 3	S: 3	S: 3	S: 3	S: 3

PITCHER	IP	WLS	BF	H	R	ER	SO	BB	IBB	HBP	BLK	WP	HR	S	P	ERA	WHIP
Craig McMurtry, R (1, 1) ERA: 4.39	2.1	L	14	3	3	2	4	3	0	0	0	1	0	19	31	7.71	2.571
Len Barker, R (3, 1) ERA: 4.08	2.1		13	5	4	4	3	0	1	0	0	0	1	18	22	15.43	2.143
Pete Falcone, L (5, 1) ERA: 4.39	0.1		1	0	0	0	0	0	0	0	0	0	0	1	1	0.00	0.000
Jeff Dedmon, R (6, 1) ERA: 4.18	2.0		7	2	0	0	2	0	0	0	0	0	0	11	13	0.00	1.000
Steve Bedrosian, R (8, 1) ERA: 2.6	1.0		3	0	0	0	0	0	0	0	0	0	0	3	3	0.00	0.000

BOTTOM


Atlanta Braves @ Philadelphia Phillies
Veterans Stadium, Philadelphia, PA

Sun Jul 08 1984, 3:33 AM EDT
Att. 38,070 - Unknown

AB	33
R	7
H	10
RBI	7
BB	4
SO	9
LOB	19

livebaseballscorecards.com

WP: 1	PA: 38
PB: 0	
SB: 2	
CS: 0	



Batter	1	2	3	4	5	6	7	8	9	AB R H RBI BB SO LOB	TOP																										
Wally Backman, S (1, 4) OBP: 0.370, SLG: 0.335	0-0 G3 2B		0-0 S 1B		0-0 FC5-2		0-0 4-3		4-0 E 1B BB	4 1 2 0 1 0 2																											
Mookie Wilson, S (1, 8) OBP: 0.312, SLG: 0.391	0-3 K		4-0 1-2 BB		0-0 F8		0-0 1-3		0-0 E7 1B 1-2 2-3	4 1 0 0 1 1 5																											
Keith Hernandez, L (1, 3) OBP: 0.399, SLG: 0.437	0-0 G3 2-3		0-0 F7			4-0 2B 1B BB	0-0 6-3		0-0 F7 1B 2B 1B 1-3 2-H 3-H	4 2 1 2 1 0 3																											
Darryl Strawberry, L (1, 9) OBP: 0.355, SLG: 0.456	0-3 K		0-0 F6			0-0 1B 1-3 2B		0-0 F7	0-3 K	5 0 1 0 0 2 4																											
George Foster, R (1, 7) OBP: 0.279, SLG: 0.408		0-0 6-3		4-0 G6-4-3 BB		0-0 2-3 3-H 1B		0-0 6-3 2B	0-0 1-2 2B 1B 3-H	4 2 3 2 1 0 0																											
Hubie Brooks, R (1, 5) OBP: 0.365, SLG: 0.464		0-0 G1-4-3 1B		0-0 G6-4-3 1-2f		0-0 F3		0-0 6-3	0-0 F7	5 0 1 0 0 0 6																											
Mike Fitzgerald, R (1, 2) OBP: 0.296, SLG: 0.290		0-0 G1-4-3 1-2f			0-0 SH5-4 FC5-2 1B	0-3 K		0-0 2B	0-0 2B	5 0 3 3 0 1 3																											
Ron Gardenhire, R (1, 6) OBP: 0.268, SLG: 0.292			0-0 6-3		0-0 FC5-2 SH5-4 1B	0-0 F8		0-0 K	0-0 F9	2 0 1 0 0 0 0																											
Danny Heep, L (6, PH) OBP: 0.364, SLG: 0.426										1 0 0 0 0 0 2																											
Rafael Santana, R (6, 6)										2 0 0 0 0 1 2																											
Ron Darling, R (1, 1) OBP: 0.128, SLG: 0.135			0-0 6-3		0-0 SH5-4				0-0 E 1B 2B	1 0 0 0 0 0 0																											
Ron Hodges, L (7, PH) OBP: 0.529, SLG: 0.232										1 1 1 1 0 0 0 0																											
Brent Galf, R (7, 1)										0 0 0 0 0 0 0 0																											
Jesse Orosco, R (8, 1) OBP: 0.667, SLG: 0.333										0 0 0 0 0 0 0 0																											
Rusty Staub, L (9, PH) OBP: 0.390, SLG: 0.400										1 0 1 0 0 0 0 0																											
John Sisk, R (9, PR)										0 1 0 0 0 0 0 0																											
Doug Sisk, R (9, 1) OBP: 0.111, SLG: 0.111										0 0 0 0 0 0 0 0																											
Inning Stats	R: 0 E: 0 K: 2 S: 8	H: 1 LOB: 1 BB: 0 P: 8	R: 0 E: 0 K: 0 S: 3	H: 1 LOB: 0 BB: 0 P: 3	R: 0 E: 0 K: 0 S: 4	H: 1 LOB: 2 BB: 1 P: 8	R: 0 E: 0 K: 0 S: 2	H: 0 LOB: 0 BB: 1 P: 6	R: 0 E: 0 K: 0 S: 5	H: 2 LOB: 2 BB: 0 P: 5	R: 1 E: 0 K: 1 S: 7	H: 2 LOB: 2 BB: 1 P: 11	R: 1 E: 0 K: 0 S: 4	H: 1 LOB: 0 BB: 0 P: 4	R: 1 E: 0 K: 1 S: 7	H: 2 LOB: 1 BB: 0 P: 7	R: 5 E: 1 K: 1 S: 10	H: 4 LOB: 1 BB: 1 P: 14	1B: 7 2B: 6 3B: 0 HR: 1	SF: 0 SAC: 1 DP: 2 HBP: 0	WP: 0 PB: 0 SB: 1 CS: 0	PA: 44															
PITCHER	IP WLS BF H R ER SO BB IBB HBP BLK WP HR S P ERA WHIP																																				
Rick Mahler, R (1, 1) ERA: 2.3	6.0		27	8	2	2	3	3	0	0	0	0	1	30	42	3.00	1.833																				
Gene Garber, R (7, 1) ERA: 3.97	1.2		7	2	1	1	0	0	0	0	0	0	0	7	7	5.40	1.200																				
Steve Bedrosian, R (8, 1) ERA: 2.91	0.1		3	1	2	2	1	1	0	0	0	0	0	4	8	54.00	6.000																				
Donnie Moore, R (9, 1) ERA: 2.29	0.2	L	6	3	3	0	1	0	0	0	0	0	0	8	8	0.00	4.500																				
Jeff Dedmon, R (9, 1) ERA: 4.15	0.1		1	0	0	0	0	0	0	0	0	0	0	1	1	0.00	0.000																				

New York Mets @ Atlanta Braves
Atlanta-Fulton County Stadium, Atlanta, GA

Thu Jul 12 1984, 7:05 PM EDT
Att: 19,468 - Unknown

AB	39
R	8
H	14
RBI	8
BB	4
SO	5
LOB	27



BOTTOM

New York Mets @ Atlanta Braves
Atlanta-Fulton County Stadium, Atlanta, GA

Thu Jul 12 1984, 7:05 PM EDT
Att. 19,468 - Unknown

livebaseballscorecards.com

AB	30
R	6
H	7
RBI	6
BB	7
SO	3
LOB	15



WP:	0	PA:	38
PB:	0		
SB:	1		
CS:	1		

AB R H RBI BB SO LOB

5	0	0	0	0	0	1
5	0	2	0	0	0	1
2	1	0	0	2	0	0
2	3	0	0	2	0	4
2	0	1	0	1	1	1
1	0	1	1	0	0	0
0	1	0	0	0	0	0
3	1	1	3	0	0	3
3	0	1	2	1	1	0
4	0	1	0	0	0	4
0	0	0	0	0	0	0
2	0	0	0	0	1	0
1	0	0	0	0	0	1
0	0	0	0	0	0	0
0	0	0	0	0	0	0
0	0	0	0	1	0	0

Batter	1	2	3	4	5	6	7	8	9
Claudell Washington, L OBP: 0.420, SLG: 0.538	0-0 F7		0-0 F8		0-0 3-1		0-0 G3		0-0 F7
Rafael Ramirez, R OBP: 0.329, SLG: 0.354	0-0 G3		0-0 4-3		0-0 E 1B			0-0 FC5 BB 1B	0-0 G6-3
Gerald Perry, L OBP: 0.359, SLG: 0.351	0-0 6-3			0-0 F5	4-0 BB BB BB	4-0 BB BB BB		4-0 FC5 BB 1B	
Dale Murphy, R OBP: 0.366, SLG: 0.520		4-0 S HR BB		4-0 1B SF7 BB	0-0 1-3			0-0 FC5 G3 1B 2B	
Chris Chambliss, L OBP: 0.361, SLG: 0.389		0-3 K		0-0 SF7 1B		4-0 G6-4-3 BB		0-0 1-2 2-H 2B 1B	
Rufino Linares, R OBP: 0.273, SLG: 0.556		1-2 K		1-3 SF7 1B		0-0 G6-4-3		0-0 G3	
Albert Hall, S OBP: 0.297, SLG: 0.296								1-2 2-3	
Ken Oberkfell, L OBP: 0.353, SLG: 0.390		0-0 HR		0-0 SF7		0-0 G6-4-3		0-0 G3	
Glenn Hubbard, R OBP: 0.360, SLG: 0.413		0-3 K		4-0 FC6-4 BB		0-0 F7		0-0 2-H 3-H 2B	
Bruce Benedict, R OBP: 0.290, SLG: 0.284		0-0 4-3		0-0 FC6-4			0-0 CS 1B	0-0 5-3	
Jeff Dedmon, L									
Rick Mahler, R OBP: 0.344, SLG: 0.387			0-3 K		0-0 F8		0-0 F9		4-0 G6-3 BB
Gene Garber, R OBP: 0.111, SLG: 0.111									
Steve Bedrosian, R OBP: 0.167, SLG: 0.167									
Donnie Moore, L									
Alex Trevino, R OBP: 0.320, SLG: 0.380									

Inning Stats	R: 0	H: 0	E: 0	K: 3	S: 3	R: 2	H: 1	E: 0	K: 2	S: 8	R: 0	H: 0	E: 0	K: 1	S: 5	R: 1	H: 1	E: 0	K: 0	S: 4	R: 0	H: 1	E: 1	K: 0	S: 4	R: 0	H: 0	E: 0	K: 0	S: 2	R: 0	H: 1	E: 0	K: 0	S: 3	R: 3	H: 3	E: 0	K: 0	S: 6	R: 0	H: 0	E: 0	K: 0	S: 2	R: 0	H: 0	E: 0	K: 0	S: 2
	LOB: 0	BB: 0	P: 3	LOB: 0	BB: 1	P: 12	LOB: 0	BB: 0	P: 5	LOB: 2	BB: 2	P: 12	LOB: 0	BB: 1	P: 8	LOB: 0	BB: 1	P: 6	LOB: 0	BB: 0	LOB: 0	BB: 1	P: 10	LOB: 0	BB: 1	P: 6	LOB: 0	BB: 0	LOB: 0	BB: 1	P: 6	LOB: 2	BB: 1	P: 10	LOB: 0	BB: 0	LOB: 0	BB: 1	P: 6	LOB: 0	BB: 0	LOB: 0	BB: 1	P: 6						

PITCHER	IP	WLS	BF	H	R	ER	SO	BB	IBB	HBP	BLK	WP	HR	S	P	ERA	WHIP
Ron Darling, R ERA: 3.4	(1, 1)	6.0	25	3	3	3	3	5	0	0	0	0	1	26	46	4.50	1.333
Brent Gaff, R ERA: 2.56	(7, 1)	1.0	5	2	2	2	0	1	0	0	0	0	0	4	8	18.00	3.000
Jesse Orosco, L ERA: 1.96	(8, 1)	1.0	5	2	1	1	0	0	0	0	0	0	0	5	5	9.00	2.000
Doug Sisk, R ERA: 0.92	(9, 1)	1.0	3	0	0	0	0	1	0	0	0	0	0	2	6	0.00	1.000

Batter	1	2	3	4	5	6	7	8	9	AB R H RBI BB SO LOB	TOP		
Wally Backman, S OBP: 0.372, SLG: 0.346 (1, 4) X	0-0 E S 4-3 1B	0-0 6-3			0-0 SF8 3B		0-0 6-3			4 2 2 0 0 0 0			
Mookie Wilson, S OBP: 0.311, SLG: 0.389 Danny Heep, L OBP: 0.355, SLG: 0.417 (1, 8) X (2, 9)	0-0 4-3 1-H		0-0 6-3		0-0 SF8			0-0 4-3		1 0 0 1 0 0 0 2 0 0 1 0 0 0			
Keith Hernandez, L OBP: 0.400, SLG: 0.436 (1, 3) B B B	4-0 1B 1B BB		0-3 K		0-0 CS 1B			0-3 K		3 1 1 0 1 2 0			
Darryl Strawberry, L OBP: 0.350, SLG: 0.450 (1, 9) X (2, 8)	0-0 F3		0-0 4-3		0-0 CS 1-2		0-3 K		0-3 K	4 0 0 0 0 2 1			
George Foster, R OBP: 0.282, SLG: 0.419 (1, 7) X	0-0 1-H 1B 1B			0-0 F9		0-0 HR			0-0 F3	4 2 2 2 0 0 0			
Hubie Brooks, R OBP: 0.363, SLG: 0.461 (1, 5) X	0-0 FC4 2-H 1B			0-0 6-3		0-3 K			0-0 4-3	4 0 1 1 0 1 0			
Mike Fitzgerald, R OBP: 0.295, SLG: 0.289 (1, 2) X	0-0 FC4 1-2f			0-0 1B		0-0 4-3			0-0 F9	4 0 1 0 0 0 1			
Ron Gardenhire, R OBP: 0.264, SLG: 0.287 (1, 6)		0-3 K		0-3 K			0-0 4-3			3 0 0 0 0 2 1			
Walt Terrell, L OBP: 0.136, SLG: 0.163 Doug Sisk, R OBP: 0.111, SLG: 0.111 Jesse Orosco, R OBP: 0.667, SLG: 0.333 (1, 1) (8, 1) (8, 1)		0-0 1-3			0-0 4-3		0-3 K			3 0 0 0 0 1 0 0 0 0 0 0 0 0 0 0 0 0 0 0 0			
Inning Stats	R: 3 H: 3 E: 0 LOB: 1 K: 0 BB: 1 S: 6 P: 10	R: 0 H: 0 E: 0 LOB: 0 K: 1 BB: 0 S: 5 P: 5	R: 0 H: 0 E: 0 LOB: 0 K: 1 BB: 0 S: 5 P: 5	R: 0 H: 1 E: 0 LOB: 1 K: 1 BB: 0 S: 6 P: 6	R: 1 H: 2 E: 0 LOB: 0 K: 0 BB: 0 S: 4 P: 4	R: 1 H: 1 E: 0 LOB: 0 K: 2 BB: 0 S: 8 P: 8	R: 0 H: 0 E: 0 LOB: 0 K: 1 BB: 0 S: 5 P: 5	R: 0 H: 0 E: 0 LOB: 0 K: 2 BB: 0 S: 7 P: 7	R: 0 H: 0 E: 0 LOB: 0 K: 0 BB: 0 S: 3 P: 3	1B: 5 SF: 1 2B: 0 SAC: 0 3B: 1 DP: 0 HR: 1 HBP: 0	WP: 0 PA: 35 PB: 0 SB: 1 CS: 1		
PITCHER	IP WLS BF H R ER SO BB IBB HBP BLK WP HR S P ERA WHIP											PITCHER	IP WLS BF H R ER SO BB IBB HBP BLK WP HR S P ERA WHIP
Pascual Perez, R ERA: 4.65 (1, 1)	5.0 L 21 6 4 4 3 1 0 0 0 0 0 0 26 30 7.20 1.400												
Jeff Dedmon, R ERA: 4.17 (6, 1)	2.0 7 1 1 1 3 0 0 0 0 0 0 1 13 13 4.50 0.500												
Steve Bedrosian, R ERA: 2.81 (8, 1)	2.0 6 0 0 0 2 0 0 0 0 0 0 0 10 10 0.00 0.000												

New York Mets @ Atlanta Braves
Atlanta-Fulton County Stadium, Atlanta, GA

Fri Jul 13 1984, 7:05 PM EDT
Att. 29,949 - Unknown

livebaseballscorecards.com

AB	32
R	5
H	7
RBI	5
BB	1
SO	8
LOB	3



BOTTOM

New York Mets @ Atlanta Braves
 Atlanta-Fulton County Stadium, Atlanta, GA

Fri Jul 13 1984, 7:05 PM EDT
 Att. 29,949 - Unknown

livebaseballscorecards.com

AB	33
R	4
H	7
RBI	4
BB	5
SO	6
LOB	15



WP: 0	PA: 38
PB: 0	
SB: 0	
CS: 0	

AB	R	H	RBI	BB	SO	LOB
4	0	0	0	1	1	0
5	1	1	0	0	1	1
4	0	1	0	0	0	2
3	0	1	0	1	1	1
4	1	2	1	0	0	2
1	1	0	0	2	0	1
1	0	0	0	0	1	2
3	1	2	2	1	0	1
4	0	0	1	0	0	4
1	0	0	0	0	1	1
1	0	0	0	0	1	0
0	0	0	0	0	0	0
1	0	0	0	0	0	0
0	0	0	0	0	0	0
1	0	0	0	0	0	0

Batter	1	2	3	4	5	6	7	8	9
Claudell Washington, L (1, 9) OBP: 0.416, SLG: 0.529	4-0 BB		0-0 F7		0-3 K		0-0 6-3		0-0 F8
Ken Oberkfell, L (1, 5) OBP: 0.350, SLG: 0.386	0-0 F7		0-0 F8		0-3 K			0-0 BB 1B	0-0 L4
Rafael Ramirez, R (1, 6) OBP: 0.328, SLG: 0.353	0-0 F8		0-0 1B 1B			0-0 F9		0-0 F9	
Dale Murphy, R (1, 8) OBP: 0.367, SLG: 0.518	0-3 K		0-0 1B			0-0 L6		4-0 1B BB	
Chris Chambliss, L (1, 3) OBP: 0.363, SLG: 0.391		0-0 2B 5-3 1B	0-0 F8			0-0 4-3		0-0 1-3 2-H 1B	
Gerald Perry, L (1, 7) OBP: 0.363, SLG: 0.349		0-0 F7		4-0 G4-6-3 BB		4-0 HR BB		0-3 K	
Rufino Linares, R (8, PH) OBP: 0.250, SLG: 0.500									
Glenn Hubbard, R (1, 4) OBP: 0.365, SLG: 0.430		0-0 5-3 1-3 2B		0-0 G4-6-3 1-2f		0-0 1-H HR		4-0 1-2 BB	
Alex Trevino, R (1, 2) OBP: 0.313, SLG: 0.371		0-0 5-3 2-3 3-H		0-0 6-3		0-0 F9		0-0 1-3	
Pascual Perez, R (1, 1) OBP: 0.111, SLG: 0.143		0-3 K			0-3 K		0-0 L9		0-0 F8
Brad Komminsk, R (5, PH) OBP: 0.276, SLG: 0.325									
Jeff Dedmon, L (6, 1) OBP: 0.276, SLG: 0.325									
Terry Harper, R (7, PH) OBP: 0.216, SLG: 0.217									
Steve Bedrosian, R (8, 1) OBP: 0.187, SLG: 0.187									
Randy Johnson, R (9, PH) OBP: 0.361, SLG: 0.429									

Inning	R	H	E	K	S	P	BB	SO	LOB
1	0	0	0	1	9				
2	1	2	0	1	7				
3	0	2	0	0	5				
4	0	0	0	0	6				
5	0	0	0	3	9				
6	0	0	0	0	3				
7	2	1	0	0	8				
8	1	2	0	1	15				
9	0	0	0	0	3				

PITCHER	IP	WLS	BF	H	R	ER	SO	BB	IBB	HBP	BLK	WP	HR	S	P	ERA	WHIP
Walt Terrell, R (1, 1) ERA: 3.43	7.0	W	28	5	3	3	5	3	0	0	0	0	1	35	47	3.86	1.143
Doug Sisk, R (8, 1) ERA: 1.06	0.1		4	2	1	1	0	1	0	0	0	0	0	3	7	27.00	9.000
Jesse Orosco, L (8, 1) ERA: 1.89	1.2	S	6	0	0	0	1	1	0	0	0	0	0	7	11	0.00	0.600

BOTTOM

New York Mets @ Atlanta Braves
 Atlanta-Fulton County Stadium, Atlanta, GA

Sat Jul 14 1984, 7:05 PM EDT
 Att. 41,138 - Unknown

livebaseballscorecards.com

AB	28
R	0
H	2
RBI	0
BB	4
SO	3
LOB	9



WP:	0	PA:	32
PB:	0		
SB:	0		
CS:	0		

AB	R	H	RBI	BB	SO	LOB
4	0	0	0	0	0	0
4	0	0	0	0	1	0
4	0	1	0	0	0	0
4	0	0	0	0	1	1
2	0	1	0	2	0	0
3	0	0	0	0	0	3
2	0	0	0	1	1	1
2	0	0	0	1	0	3
1	0	0	0	0	0	0
0	0	0	0	0	0	0
1	0	0	0	0	0	1
0	0	0	0	0	0	0
1	0	0	0	0	0	0
0	0	0	0	0	0	0

Batter	1	2	3	4	5	6	7	8	9
Rafael Ramirez, R (1, 6) OBP: 0.324, SLG: 0.349	0-0 F8		0-0 6-3			0-0 F8		0-0 F9	
Ken Oberkfell, L (1, 5) OBP: 0.345, SLG: 0.380	0-3 K		0-0 F7			0-0 6-3		0-0 4-3	
Claudell Washington, L (1, 9) OBP: 0.413, SLG: 0.524	0-0 F3			0-0 3-1		0-0 1B		0-0 F7	
Dale Murphy, R (1, 8) OBP: 0.363, SLG: 0.512		0-0 5-3		0-3 K		0-0 4-3		0-0 F4	
Chris Chambliss, L (1, 3) OBP: 0.368, SLG: 0.392				4-0 BB		4-0 BB		0-0 F9	
Terry Harper, R (1, 7) OBP: 0.209, SLG: 0.209				0-0 F8		0-0 FC5-4			
Glenn Hubbard, R (1, 4) OBP: 0.364, SLG: 0.427					0-0 5-3		0-3 K		
Alex Trevino, R (1, 2) OBP: 0.313, SLG: 0.367					4-0 BB		0-0 FC5-4		
Craig McMurtry, R (1, 1) OBP: 0.176, SLG: 0.188						0-0 G6-4-3		0-0 5-3	
Jeff Dedmon, L (5, 1) OBP: 0.273, SLG: 0.322									
Brad Komminsk, R (6, PH) OBP: 0.111, SLG: 0.111									
Gene Gardner, R (8, PH) OBP: 0.294, SLG: 0.294									
Albert Hall, S (9, 1) OBP: 0.226, SLG: 0.290									

Inning Stats	R: 0	H: 0	R: 0	H: 1	R: 0	H: 0	R: 0	H: 0	R: 0	H: 1	R: 0	H: 0	R: 0	H: 0	R: 0	H: 0	R: 0	H: 0
	E: 0	LOB: 0	E: 0	LOB: 2	E: 0	LOB: 0	E: 0	LOB: 1	E: 0	LOB: 1	E: 0	LOB: 0	E: 0	LOB: 1	E: 0	LOB: 0	E: 0	LOB: 0
	K: 1	BB: 0	K: 0	BB: 1	K: 0	BB: 0	K: 1	BB: 1	K: 0	BB: 0	K: 1	BB: 1	K: 0	BB: 1	K: 0	BB: 0	K: 0	BB: 0
	S: 5	P: 5	S: 4	P: 8	S: 3	P: 3	S: 5	P: 9	S: 2	P: 6	S: 4	P: 4	S: 5	P: 9	S: 3	P: 3	S: 3	P: 3

PITCHER	IP	WLS	BF	H	R	ER	SO	BB	IBB	HBP	BLK	WP	HR	S	P	ERA	WHIP
Bruce Berenyi, R (1, 1) ERA: 4.36	7.0	W	26	2	0	0	3	4	0	0	0	0	0	28	44	0.00	0.857
Tom Gorman, L (8, 1) ERA: 2.59	2.0		6	0	0	0	0	0	0	0	0	0	0	6	6	0.00	0.000

Batter	1	2	3	4	5	6	7	8	9	AB R H RBI BB SO LOB	TOP																			
Wally Backman, S (1, 4) OBP: 0.363, SLG: 0.333	0-0 1-3		4-0 BB		0-0 1-3	0-0 4-3			0-3 K	4 0 0 0 1 1 2																				
Mookie Wilson, S (1, 8) OBP: 0.307, SLG: 0.385	0-0 4-3		0-0 F8		0-0 F7			0-0 F8		4 0 0 0 0 0 1																				
Keith Hernandez, L (1, 3) OBP: 0.407, SLG: 0.453	0-0 6-3		4-0 BB		0-0 1B			0-0 6-3		3 0 1 0 1 0 0																				
Darryl Strawberry, L (1, 9) OBP: 0.353, SLG: 0.458		0-0 HR	0-3 K		0-3 K			0-0 F7		4 1 1 1 0 2 3																				
Danny Heep, L (1, 7) OBP: 0.361, SLG: 0.419		0-0 F7		0-0 F7		0-0 SH5-4 1B		0-3 K		4 1 1 0 0 1 0																				
Hubie Brooks, R (1, 5) OBP: 0.367, SLG: 0.462		0-0 E3 1-3		0-0 4-3		0-0 SH5-4 1B		0-0 F8		4 1 1 0 0 0 0																				
Mike Fitzgerald, R (1, 2) OBP: 0.296, SLG: 0.290		0-0 1-3		0-0 1B		0-0 SH5-4		0-0 6-3		3 0 1 0 0 0 1																				
Ron Gardenhire, R (1, 6) OBP: 0.271, SLG: 0.300		0-3 K		0-0 1B		0-0 SH1-3 1B		0-0 6-3		2 0 1 0 0 1 1																				
Ron Hodges, L (6, PH) OBP: 0.338, SLG: 0.246				0-0 1B						1 0 1 2 0 0 0																				
Rafael Santana, R (6, PR) (6, 6)				1-2 1B						1 0 0 0 0 0 0																				
Dwight Gooden, R (1, 1) OBP: 0.146, SLG: 0.132			0-0 4-3		0-0 F3			0-0 F8		2 0 0 0 0 0 2																				
Brent Gaff, R (8, 1)										0 0 0 0 0 0 0																				
Rusty Staub, L (9, PH) OBP: 0.372, SLG: 0.378										1 0 0 0 0 0 0																				
Inning Stats	R: 0 E: 0 K: 0 S: 3	H: 0 LOB: 0 BB: 0 P: 3	R: 1 E: 1 K: 1 S: 7	H: 1 LOB: 1 BB: 0 P: 7	R: 0 E: 0 K: 1 S: 5	H: 0 LOB: 2 BB: 2 P: 13	R: 0 E: 0 K: 0 S: 5	H: 2 LOB: 2 BB: 0 P: 5	R: 0 E: 0 K: 1 S: 6	H: 1 LOB: 1 BB: 0 P: 6	R: 2 E: 0 K: 0 S: 6	H: 3 LOB: 2 BB: 0 P: 6	R: 0 E: 0 K: 0 S: 3	H: 0 LOB: 0 BB: 0 P: 5	R: 0 E: 0 K: 1 S: 5	H: 0 LOB: 0 BB: 0 P: 5	R: 0 E: 0 K: 1 S: 5	H: 0 LOB: 0 BB: 0 P: 5	1B: 6 2B: 0 3B: 0 HR: 1	SF: 0 SAC: 2 DP: 0 HBP: 0	WP: 0 PB: 0 SB: 1 CS: 0	PA: 37								
PITCHER	IP WLS BF H R ER SO BB IBB HBP BLK WP HR S P ERA WHIP																													
Len Barker, R (1, 1) ERA: 4.12	5.1		25	6	3	3	3	2	0	0	0	0	0	1	29	37	5.06	1.500												
Donnie Moore, R (6, 1) ERA: 2.19	1.2	W	6	1	0	0	0	0	0	0	0	0	0	0	6	6	0.00	0.600												
Steve Bedrosian, R (8, 1) ERA: 2.72	2.0	S	6	0	0	0	2	0	0	0	0	0	0	0	10	10	0.00	0.000												

New York Mets @ Atlanta Braves
Atlanta-Fulton County Stadium, Atlanta, GA

Sun Jul 15 1984, 3:33 AM EDT
Att: 21,447 - Unknown

livebaseballscorecards.com

AB	33
R	3
H	7
RBI	3
BB	2
SO	5
LOB	10



Batter	1	2	3	4	5	6	7	8	9	AB R H RBI BB SO LOB	TOP
Rafael Ramirez, R (1, 6) OBP: 0.322, SLG: 0.344	0-0 F9		0-3 K		0-0 1-3			0-3 K		4 0 0 0 0 2 0	Atlanta Braves @ Montreal Expos Olympic Stadium, Montreal, QB Mon Jul 16 1984, 7:05 PM EDT Att. 22,207 - Unknown livebaseballscorecards.com
Jerry Royster, R (1, 4) OBP: 0.285, SLG: 0.333	0-0 6-3		0-0 F4			0-0 HR		0-0 F4		4 1 1 1 0 0 0	
Claudell Washington, L (1, 9) OBP: 0.421, SLG: 0.547	0-0 1B			0-0 F4-3		0-0 F4-3			0-0 2B	4 0 2 0 0 0 0	
Dale Murphy, R (1, 8) OBP: 0.358, SLG: 0.500	0-3 K			4-0 1B BB		0-3 K		0-3 K	0-3 K	3 0 0 0 1 3 2	
Terry Harper, R (1, 7) OBP: 0.194, SLG: 0.194 Gerald Perry, L (9, PH) OBP: 0.371, SLG: 0.349		0-0 5-3		0-0 F8		0-0 F6		4-0 BB	4-0 BB	3 0 0 0 0 0 1 0 0 0 0 1 0 0	
Chris Chambliss, L (1, 3) OBP: 0.371, SLG: 0.404		0-0 F8		0-0 1-3 1B		0-0 3-1		0-0 F8	0-0 F8	4 0 1 0 0 0 2	
Randy Johnson, R (1, 5) OBP: 0.360, SLG: 0.421 Ken Oberkfell, L (9, PH) OBP: 0.341, SLG: 0.373		4-0 FC6-4 BB		0-3 K		0-0 F4		0-3 K	0-3 K	2 0 0 0 1 1 2 1 0 0 0 0 1 2	
Bruce Benedict, R (1, 2) OBP: 0.290, SLG: 0.280	0-0 FC6-4				0-0 6-3		0-0 F6			3 0 0 0 0 0 1	
Rick Camp, R (1, 1) OBP: 0.150, SLG: 0.105 Albert Hall, S (8, PH) OBP: 0.292, SLG: 0.291 Gene Garber, R (8, 1) OBP: 0.111, SLG: 0.111			0-3 K		0-3 K			0-0 F3		2 0 0 0 0 2 0 1 0 0 0 0 0 0 0 0 0 0 0 0 0	
Inning Stats	R: 0 H: 1 E: 0 LOB: 1 K: 1 BB: 0 S: 6 P: 6	R: 0 H: 0 E: 0 LOB: 1 K: 0 BB: 1 S: 3 P: 7	R: 0 H: 0 E: 0 LOB: 0 K: 2 BB: 0 S: 7 P: 7	R: 0 H: 1 E: 0 LOB: 2 K: 1 BB: 1 S: 6 P: 10	R: 0 H: 0 E: 0 LOB: 0 K: 1 BB: 0 S: 5 P: 5	R: 1 H: 1 E: 0 LOB: 0 K: 1 BB: 0 S: 6 P: 6	R: 0 H: 0 E: 0 LOB: 0 K: 0 BB: 0 S: 3 P: 3	R: 0 H: 0 E: 0 LOB: 0 K: 1 BB: 0 S: 5 P: 5	R: 0 H: 1 E: 0 LOB: 2 K: 2 BB: 1 S: 8 P: 12	1B: 2 SF: 0 2B: 1 SAC: 0 3B: 0 DP: 0 HR: 1 HBP: 0	
PITCHER Dan Schatzeder, L (1, 1) ERA: 2.24 Bob James, R (9, 1) ERA: 3.42	IP WLS BF H R ER SO BB IBB HBP BLK WP HR S P ERA WHIP	8.0 W 30 4 1 1 7 2 0 0 0 0 1 42 50 1.12 0.750	1.0 S 4 0 0 0 2 1 0 0 0 0 0 0 7 11 0.00 1.000								



Batter	1	2	3	4	5	6	7	8	9
Tim Raines, S OBP: 0.406, SLG: 0.436 (1, 8) X	0-0 4-3 ①		0-0 SF7 ②			4-0 1B S 1B BB	4-0 BB		
Pete Rose, S OBP: 0.344, SLG: 0.314 Angel Salazar, R OBP: 0.167, SLG: 0.201 (1, 3) X (8, 6)	0-0 4-3 ②		0-3 K ③			4-0 1B 1B BB	0-0 4-3 ③		
Andre Dawson, R OBP: 0.286, SLG: 0.354 (1, 9) X	0-0 F8 ③			0-3 K ①		0-0 F9 1B 1-2 2-3 1B		0-0 6-3 ①	
Gary Carter, R OBP: 0.361, SLG: 0.500 (1, 2) X		0-0 F8 ①		0-0 4-3 ②		0-0 1B 1-2 2-H 3-H 1B		0-0 L1-3 1B	
Mike Stenhouse, L OBP: 0.350, SLG: 0.378 (1, 7) (8, 3) X		0-0 F3 ②		4-0 BB		0-0 F9 2-3		0-0 L1-3 ② ③	
Tim Wallach, R OBP: 0.320, SLG: 0.436 (1, 5) X		0-0 5-3 ③		0-3 K ③		0-3 K ③			
Derrel Thomas, S OBP: 0.390, SLG: 0.402 (1, 6) (8, 7) X			0-0 1B SF7 1B			0-0 F6		0-0 4-3 1B	
Doug Flynn, R OBP: 0.285, SLG: 0.295 (1, 4) X			0-0 SH1-4 1B 1-3			0-0 F7 ②		0-0 F2 ①	
Bryn Smith, R OBP: 0.189, SLG: 0.152 (1, 1) X			0-0 SH1-4 ① 1-2			0-0 F3 ③		0-0 4-3 ② 1-2	

AB	R	H	RBI	BB	SO	LOB
1	1	0	1	2	0	0
3	0	0	0	1	1	3
0	0	0	0	0	0	0
4	0	1	0	0	1	0
4	0	2	1	0	0	0
3	0	0	0	1	0	3
3	0	0	0	0	2	3
3	1	2	0	0	0	0
3	0	1	0	0	0	1
2	0	0	0	0	0	1

BOTTOM

Atlanta Braves @ Montreal Expos
Olympic Stadium, Montreal, QB
Tue Jul 17 1984, 7:05 PM EDT
Att. 27,293 - Unknown

AB	26
R	2
H	6
RBI	2
BB	4
SO	4
LOB	11



1B: 6	SF: 1
2B: 1	SAC: 1
3B: 0	DP: 1
HR: 0	HBP: 0

WP: 0	PA: 32
PB: 0	
SB: 1	
CS: 0	

Inning Stats	R	H	E	K	S	R	H	E	K	S	R	H	E	K	S	R	H	E	K	S	R	H	E	K	S
1	0	0	0	0	3	0	0	0	0	3	0	0	0	0	3	0	0	0	0	3	0	0	0	0	3
2	0	0	0	0	3	0	0	0	0	3	0	0	0	0	3	0	0	0	0	3	0	0	0	0	3
3	1	2	0	1	7	0	2	0	1	7	0	2	0	1	7	0	2	0	1	7	0	2	0	1	7
4	0	0	0	2	11	0	0	0	1	11	0	0	0	1	11	0	0	0	1	11	0	0	0	1	11
5	0	0	0	0	3	0	0	0	0	3	0	0	0	0	3	0	0	0	0	3	0	0	0	0	3
6	1	2	0	2	14	0	2	0	2	14	0	2	0	2	14	0	2	0	2	14	0	2	0	2	14
7	0	1	0	1	8	0	1	0	1	8	0	1	0	1	8	0	1	0	1	8	0	1	0	1	8
8	0	1	0	0	3	0	1	0	0	3	0	1	0	0	3	0	1	0	0	3	0	1	0	0	3

PITCHER	IP	WLS	BF	H	R	ER	SO	BB	IBB	HBP	BLK	WP	HR	S	P	ERA	WHIP
Rick Mahler, R ERA: 2.31 (1, 1)	7.0	L	29	5	2	2	4	4	0	0	0	0	0	33	49	2.57	1.286
Donnie Moore, R ERA: 2.13 (8, 1)	1.0		3	1	0	0	0	0	0	0	0	0	0	3	3	0.00	1.000

Batter	1	2	3	4	5	6	7	8	9	10	AB R H RBI BB SO LOB	TOP										
Gerald Perry, L (1, 7) OBP: 0.368, SLG: 0.345 Albert Hall, S (9, 7) OBP: 0.292, SLG: 0.291	0-0 F7			0-0 L5			0-0 G3 1B 1B		0-0 F4-3		4 1 1 0 0 0 0 0 0 0 0 0 0 0	Atlanta Braves @ Montreal Expos Olympic Stadium, Montreal, QB Wed Jul 18 1984, 7:05 PM EDT Att. 25,711 - Unknown										
Rafael Ramirez, R (1, 6) OBP: 0.318, SLG: 0.339	0-0 F7			0-0 F8			0-0 G3		0-0 F3		4 0 0 0 0 0 1											
Claudell Washington, L (1, 9) OBP: 0.420, SLG: 0.545	0-0 F4-3			0-3 K			0-0 2-H 1B		0-0 F4-3		4 0 1 1 0 1 0											
Chris Chambliss, L (1, 3) OBP: 0.362, SLG: 0.392			0-0 F4-3			0-0 F4		0-0 F7		0-0 F8	4 0 0 0 0 0 0											
Dale Murphy, R (1, 8) OBP: 0.358, SLG: 0.501			0-0 F2			0-0 F4-3		0-0 F4-3 1B 2B		0-0 2B 1B	4 2 2 0 0 0 0											
Ken Oberkfell, L (1, 5) OBP: 0.336, SLG: 0.371			0-0 5-3			0-0 F8		0-0 F4-3		0-0 1-H 2B	4 0 1 0 0 0 1											
Alex Trevino, R (1, 2) OBP: 0.311, SLG: 0.364			0-0 F9			0-0 6-3		0-0 G1-6-3 1B		0-0 F9	4 0 1 1 0 0 1											
Jerry Royster, R (1, 4) OBP: 0.269, SLG: 0.314			0-0 F8			0-3 K		0-0 G1-6-3			3 0 0 0 0 1 1											
Pascual Perez, R (1, 1) OBP: 0.105, SLG: 0.135 Rufino Linares, R (9, PH) OBP: 0.231, SLG: 0.455 Steve Bedrosian, R (9, 1) OBP: 0.167, SLG: 0.167			0-3 K			0-3 K			0-0 6-3		2 0 0 0 0 2 0 1 0 0 0 0 0 0 0 0 0 0 0 0 0											
Inning Stats	R: 0 E: 0 K: 0 S: 3	H: 0 LOB: 0 BB: 0 P: 3	R: 0 E: 0 K: 0 S: 3	H: 0 LOB: 0 BB: 0 P: 3	R: 0 E: 0 K: 1 S: 5	H: 0 LOB: 0 BB: 0 P: 5	R: 0 E: 0 K: 1 S: 5	H: 0 LOB: 0 BB: 0 P: 5	R: 0 E: 0 K: 2 S: 7	H: 0 LOB: 0 BB: 0 P: 7	R: 1 E: 0 K: 0 S: 4		H: 2 LOB: 0 BB: 0 P: 4	R: 1 E: 0 K: 0 S: 4	H: 2 LOB: 0 BB: 0 P: 4	R: 0 E: 0 K: 0 S: 3	H: 0 LOB: 0 BB: 0 P: 3	R: 1 E: 0 K: 0 S: 5	H: 2 LOB: 1 BB: 0 P: 5	1B: 4 2B: 2 3B: 0 HR: 0	SF: 0 SAC: 0 DP: 1 HBP: 0	WP: 0 PB: 0 SB: 0 CS: 0
PITCHER Bill Gullickson, R (1, 1) ERA: 3.66	IP 10.0	WLS L	BF 34	H 6	R 3	ER 3	SO 4	BB 0	IBB 0	HBP 0	BLK 0	WP 0	HR 0	S 42	P 42	ERA 2.70	WHIP 0.600					

livebaseballscorecards.com

AB	34
R	3
H	6
RBI	2
BB	0
SO	4
LOB	4



BOTTOM

Atlanta Braves @ Montreal Expos
 Olympic Stadium, Montreal, QB
 Wed Jul 18 1984, 7:05 PM EDT
 Att. 25,711 - Unknown

livebaseballscorecards.com

AB	36
R	2
H	6
RBI	2
BB	3
SO	6
LOB	14



AB	R	H	RBI	BB	SO	LOB
4	0	1	0	1	1	1
5	0	1	0	0	2	5
4	1	1	0	1	0	3
4	1	1	2	0	0	2
4	0	0	0	0	1	0
4	0	1	0	0	0	0
3	0	0	0	0	0	1
1	0	0	0	0	0	0
4	0	1	0	0	1	1
3	0	0	0	0	1	1
0	0	0	0	1	0	0
0	0	0	0	0	0	0

Batter	1	2	3	4	5	6	7	8	9	10
Tim Raines, S (1, 8) OBP: 0.406, SLG: 0.434	0-0 F8		0-0 4-3		0-0 1B		4-0 BB			0-3 K
Tony Scott, S (1, 7) OBP: 0.298, SLG: 0.265	0-0 4-3		0-0 1B		0-0 F8		0-3 K			0-3 K
Andre Dawson, R (1, 9) OBP: 0.288, SLG: 0.352	4-0 HR		0-0 FC6-4		0-0 F8			0-0 6-3		0-0 F3
Gary Carter, R (1, 2) OBP: 0.360, SLG: 0.506	0-0 HR		0-0 FC6-4		0-0 5-3			0-0 F3		
Mike Stenhouse, L (1, 3) OBP: 0.339, SLG: 0.363	0-0 F8			0-0 G3		0-3 K		0-0 4-3		
Tim Wallach, R (1, 5) OBP: 0.320, SLG: 0.433		0-0 6-3		0-0 4-3		0-0 F8			0-0 F7	
Derrel Thomas, S (1, 6) OBP: 0.380, SLG: 0.389		0-0 F8		0-0 4-3			0-0 G3		0-0 F8	
Angel Salazar, R (8, 6) OBP: 0.166, SLG: 0.200				1-2						
Doug Flynn, R (1, 4) OBP: 0.284, SLG: 0.299		0-0 F4-3		0-0 F5			0-0 2B		0-3 K	
Bill Gullickson, R (1, 1) OBP: 0.122, SLG: 0.125			0-3 K		0-0 F4		0-0 5-3			4-0 S
Pete Rose, S (10, PH) OBP: 0.346, SLG: 0.314										
Miguel Dilone, S (10, PR) OBP: 0.328, SLG: 0.360										BB

Inning Stats	R: 2	H: 1	E: 0	K: 0	S: 4	P: 8	R: 0	H: 0	E: 0	K: 0	S: 3	P: 3	R: 0	H: 2	E: 0	K: 1	S: 7	R: 0	H: 1	E: 0	K: 0	S: 4	P: 4	R: 0	H: 1	E: 0	K: 1	S: 4	P: 4	R: 0	H: 0	E: 0	K: 1	S: 5	P: 5	R: 0	H: 1	E: 0	K: 1	S: 6	P: 10	R: 0	H: 0	E: 0	K: 0	S: 3	P: 3	R: 0	H: 0	E: 0	K: 1	S: 5	P: 5	R: 0	H: 0	E: 0	K: 2	S: 7	P: 11	1B: 4	SF: 0	2B: 1	SAC: 0	3B: 0	DP: 0	HR: 1	HBP: 0	WP: 0	PA: 39
--------------	------	------	------	------	------	------	------	------	------	------	------	------	------	------	------	------	------	------	------	------	------	------	------	------	------	------	------	------	------	------	------	------	------	------	------	------	------	------	------	------	-------	------	------	------	------	------	------	------	------	------	------	------	------	------	------	------	------	------	-------	-------	-------	-------	--------	-------	-------	-------	--------	-------	--------

PITCHER	IP	WLS	BF	H	R	ER	SO	BB	IBB	HBP	BLK	WP	HR	S	P	ERA	WHIP
Pascual Perez, R (1, 1) ERA: 4.47	8.0		32	6	2	2	3	2	0	0	0	0	1	36	44	2.25	1.000
Steve Bedrosian, R (9, 1) ERA: 2.63	2.0	W	7	0	0	0	3	1	0	0	0	0	0	12	16	0.00	0.500

PITCHER	IP	WLS	BF	H	R	ER	SO	BB	IBB	HBP	BLK	WP	HR	S	P	ERA	WHIP
---------	----	-----	----	---	---	----	----	----	-----	-----	-----	----	----	---	---	-----	------

Philadelphia Phillies @ Atlanta Braves
 Atlanta-Fulton County Stadium, Atlanta, GA

Thu Jul 19 1984, 7:05 PM EDT
 Att. 20,227 - Unknown

livebaseballscorecards.com

AB	40
R	9
H	17
RBI	9
BB	7
SO	3
LOB	27



WP	1	PA	48
PB	0		
SB	2		
CS	0		

AB R H RBI BB SO LOB

5	2	2	0	0	0	3
1	0	0	0	0	0	0
4	2	1	0	2	0	3
5	3	4	3	0	0	2
1	0	0	0	0	0	0
3	0	0	0	1	1	3
1	0	0	0	0	0	2
5	1	4	4	0	0	0
3	1	1	0	2	1	3
3	0	0	0	2	0	5
5	0	4	2	0	0	1
4	0	1	0	0	1	5

1B	14	SF	0
2B	3	SAC	1
3B	0	DP	4
HR	0	HBP	0

Batter	1	2	3	4	5	6	7	8	9
Garry Maddox, R (1, 8) OBP: 0.323, SLG: 0.411 Greg Gross, L (8, 7) OBP: 0.404, SLG: 0.346	0-0 1B 1B	0-0 F7	0-0 FC4-6 FC3-2 1-2f 2-3		0-0 5-3		0-0 1B 1B		0-0 4-3
Von Hayes, L (1, 7) OBP: 0.363, SLG: 0.423 (8, 8)	0-0 1B 1B	4-0 2B BB	0-0 FC3-2 1-2 3-H		0-0 F8		4-0 1B BB		0-0 4-3
Juan Samuel, R (1, 4) OBP: 0.345, SLG: 0.465 Kiko Garcia, R (7, 5) OBP: 0.291, SLG: 0.275	0-0 S E 1-3 2-H	0-0 S 1B 1-H	0-0 5-3			0-0 2B 1B	0-0 FC4-6 1B		0-0 5-3
Mike Schmidt, R (1, 5) OBP: 0.391, SLG: 0.530 Luis Aguayo, R (6, 5) OBP: 0.344, SLG: 0.333 (7, 4)	0-3 K 1-2	4-0 FC5 1B 2-3 BB		0-0 F3		0-0 F9	0-0 FC4-6 1-2f		
Tim Corcoran, L (1, 3) OBP: 0.469, SLG: 0.562	0-0 E9 BB 1B 1B 2-H 3-H	0-0 1-2 1B		0-0 F9		0-0 1-H 2B		0-0 G5-4-3 1B	
Sixto Lezcano, R (1, 9) OBP: 0.372, SLG: 0.547	4-0 BB 1B BB	0-3 K		0-0 WP 2B		4-0 G5-4-3 BB		0-0 G5-4-3 1-2f	
Ozzie Virgil, R (1, 2) OBP: 0.336, SLG: 0.504	4-0 B2-5-3 1B 1-2 2-3 BB	0-0 FC5 2-3f		0-0 F8 2-3		0-0 G5-4-3 1-2f		4-0 E BB	
Ivan De Jesus, R (1, 6) OBP: 0.326, SLG: 0.314	0-0 1-2 2-H 3-H 1B		0-0 FC4-6 1B FC3-2 1B		0-0 SH1-3 1B		0-0 G6-3 1B	0-0 E4 1-2	
Jerry Koosman, R (1, 1) OBP: 0.089, SLG: 0.068	0-0 B2-5-3 2-3f		0-0 FC4-6 1B		0-0 SH1-3 1-2		0-0 G6-3 1-2f	0-3 K	

Inning Stats	R: 5	H: 5	E: 1	K: 1	S: 9	P: 17	R: 2	H: 2	E: 0	K: 1	S: 7	P: 15	R: 0	H: 2	E: 0	K: 0	S: 5	P: 5	R: 0	H: 1	E: 0	K: 0	S: 4	P: 4	R: 0	H: 1	E: 0	K: 0	S: 4	P: 4	R: 1	H: 2	E: 0	K: 0	S: 4	P: 8	R: 1	H: 3	E: 0	K: 0	S: 5	P: 9	R: 0	H: 1	E: 1	K: 1	S: 6	P: 10	R: 0	H: 0	E: 0	K: 0	S: 3	P: 3
--------------	------	------	------	------	------	-------	------	------	------	------	------	-------	------	------	------	------	------	------	------	------	------	------	------	------	------	------	------	------	------	------	------	------	------	------	------	------	------	------	------	------	------	------	------	------	------	------	------	-------	------	------	------	------	------	------

PITCHER	IP	WLS	BF	H	R	ER	SO	BB	IBB	HBP	BLK	WP	HR	S	P	ERA	WHIP
Craig McMurtry, R (1, 1) ERA: 4.92	0.1	L	7	4	5	5	1	2	0	0	0	0	0	7	15	135.00	18.000
Pete Falcone, L (1, 1) ERA: 4.4	5.0		26	9	3	3	1	3	0	0	0	1	0	25	37	5.40	2.400
Jeff Dedmon, R (6, 1) ERA: 4.18	1.2		7	3	1	1	0	1	0	0	0	0	0	6	10	5.40	2.400
Gene Garber, R (8, 1) ERA: 3.86	2.0		8	1	0	0	1	1	0	0	0	0	0	9	13	0.00	1.000

Batter	1	2	3	4	5	6	7	8	9	AB R H RBI BB SO LOB	TOP	
Garry Maddox, R (1, 8) OBP: 0.328, SLG: 0.412 Glenn Wilson, R (8, PH) OBP: 0.285, SLG: 0.409 (8, 5)	4-0 BB G3-6-1		0-0 F7		0-0 1B			0-0 4-3		2 0 1 0 1 0 0 1 0 0 0 0 0 0		
Von Hayes, L (1, 7) OBP: 0.358, SLG: 0.417 (8, 8)	0-0 G3-6-1 1-2f		0-0 F7		0-0 4-3			0-0 6-3		4 0 0 0 0 0 2		
Juan Samuel, R (1, 4) OBP: 0.344, SLG: 0.462	0-3 K		0-0 1-3				0-0 F4		4-0 BB	3 0 0 0 1 1 0		
Mike Schmidt, R (1, 5) OBP: 0.391, SLG: 0.537 John Russell, R (8, 2) OBP: 0.364, SLG: 0.727		0-0 F8		0-0 HR		0-0 5-3		0-3 K	0-3 K	3 1 1 1 0 0 0 1 0 0 0 0 1 1		
Tim Corcoran, L (1, 3) OBP: 0.463, SLG: 0.552		0-0 1B 1B		0-0 F7		0-0 G3		0-3 K	0-3 K	4 0 1 0 0 1 1		
Sixto Lezcano, R (1, 9) OBP: 0.375, SLG: 0.546		0-0 G3 1-3 1B		0-0 CS 1B		0-0 F7		0-3 K	0-3 K	4 0 2 0 0 1 1		
Bo Diaz, R (1, 2) OBP: 0.290, SLG: 0.357 Jim Kern, R (8, 1)		0-0 G3 1-2		0-0 G3 1-2		0-3 K2-3				3 0 0 0 0 1 3 0 0 0 0 0 0 0		
Ivan De Jesus, R (1, 6) OBP: 0.326, SLG: 0.312		4-0 BB		0-0 5-3		0-0 F9				2 0 0 0 1 0 0		
Charles Hudson, S (1, 1) OBP: 0.105, SLG: 0.158 Bill Campbell, R (5, 1) Don Carman, L (6, 1) Greg Gross, L (8, PH) OBP: 0.400, SLG: 0.341 (8, 7)		0-3 K		0-3 K				0-0 F5		2 0 0 0 0 2 3 0 0 0 0 0 0 0 0 0 0 0 0 0 0 1 0 0 0 0 0 0		
Inning Stats	R: 0 H: 0 E: 0 LOB: 0 K: 1 BB: 1 S: 4 P: 8	R: 0 H: 2 E: 0 LOB: 3 K: 1 BB: 1 S: 7 P: 11	R: 0 H: 0 E: 0 LOB: 0 K: 0 BB: 0 S: 3 P: 3	R: 1 H: 2 E: 0 LOB: 0 K: 0 BB: 0 S: 4 P: 4	R: 0 H: 1 E: 0 LOB: 1 K: 1 BB: 0 S: 6 P: 6	R: 0 H: 0 E: 0 LOB: 0 K: 0 BB: 0 S: 3 P: 3	R: 0 H: 0 E: 0 LOB: 0 K: 1 BB: 0 S: 5 P: 5	R: 0 H: 0 E: 0 LOB: 0 K: 0 BB: 0 S: 3 P: 3	R: 0 H: 0 E: 0 LOB: 1 K: 3 BB: 1 S: 9 P: 13	1B: 4 SF: 0 2B: 0 SAC: 0 3B: 0 DP: 1 HR: 1 HBP: 0	WP: 0 PA: 33 PB: 0 SB: 0 CS: 1	
PITCHER Len Barker, R (1, 1) ERA: 3.89	IP WLS BF H R ER SO BB IBB HBP BLK WP HR S P ERA WHIP	9.0 W 33 5 1 1 7 3 0 0 0 0 1 44 56 1.00 0.889										

Philadelphia Phillies @ Atlanta Braves
Atlanta-Fulton County Stadium, Atlanta, GA

Fri Jul 20 1984, 7:05 PM EDT
Att: 29,162 - Unknown

livebaseballscorecards.com

AB 30
R 1
H 5
RBI 1
BB 3
SO 7
LOB 11



Batter	1	2	3	4	5	6	7	8	9
Rafael Ramirez, R OBP: 0.316, SLG: 0.334 (1, 6)	0-3 K		0-0 1-3		0-0 1B 1-2	0-0 F9		0-0 4-3	
Ken Oberkfell, L OBP: 0.341, SLG: 0.384 (1, 5)	0-0 6-3			0-0 F8	4-0 1B 1-2 2-3	0-0 3B 1-H 2-H 3-H		0-0 2B 1B	
Claudell Washington, L OBP: 0.418, SLG: 0.542 (1, 9)	0-3 K			0-0 F8	0-0 1B 1-3 2-H 3-H	0-0 F7		0-0 2B 1-H	
Dale Murphy, R OBP: 0.361, SLG: 0.513 Albert Hall, S OBP: 0.289, SLG: 0.288 (7, PR) (8, 8)		0-3 K		0-0 HR	0-0 1B 1-H 3-H		0-0 1B PB E	0-0 F5	
Chris Chambliss, L OBP: 0.357, SLG: 0.386 Gerald Perry, L OBP: 0.364, SLG: 0.341 (7, PR) (8, 3)		0-0 F7		0-0 1B	0-0 F9		0-0 1B E6 HR	0-0 1B FC6-4	
Brad Komminsk, R OBP: 0.279, SLG: 0.368 (1, 7)		0-0 HR		0-0 F3		4-0 1B 3B BLK BB	0-0 HR 2-H	0-0 1B FC6-4 1-2f	
Glenn Hubbard, R OBP: 0.357, SLG: 0.414 Jerry Royster, R OBP: 0.265, SLG: 0.308 (8, 4)		0-3 K			0-0 E5 1B BB	0-0 6-3	0-3 K		
Alex Trevino, R OBP: 0.300, SLG: 0.350 (1, 2)			0-0 5-3		0-0 F9	0-0 E6 1B 3B	0-0 F9		
Len Barker, R OBP: 0.190, SLG: 0.083 (1, 1)			0-0 6-3		0-0 F1	0-0 3B 1-2 2-3	0-3 K		

Inning Stats	R: 0	H: 0	E: 0	K: 2	S: 7	LOB: 0	BB: 0	P: 7
	R: 1	H: 1	E: 0	K: 2	S: 8	LOB: 0	BB: 0	P: 8
	R: 0	H: 0	E: 0	K: 0	S: 3	LOB: 0	BB: 0	P: 3
	R: 1	H: 2	E: 0	K: 0	S: 5	LOB: 1	BB: 0	P: 5
	R: 4	H: 3	E: 1	K: 0	S: 7	LOB: 1	BB: 1	P: 11
	R: 3	H: 2	E: 1	K: 0	S: 6	LOB: 1	BB: 1	P: 10
	R: 3	H: 2	E: 1	K: 2	S: 10	LOB: 2	BB: 0	P: 10
	R: 1	H: 3	E: 0	K: 0	S: 6	LOB: 2	BB: 0	P: 6

PITCHER	IP	WLS	BF	H	R	ER	SO	BB	IBB	HBP	BLK	WP	HR	S	P	ERA	WHIP
Charles Hudson, R ERA: 4.51 (1, 1)	4.2	L	22	6	6	2	4	1	0	0	0	0	2	29	33	3.86	1.500
Bill Campbell, R ERA: 3.45 (5, 1)	1.0		6	1	3	0	0	1	0	0	1	0	0	5	9	0.00	2.000
Don Carman, L ERA: 6.23 (6, 1)	1.1		8	3	3	2	2	0	0	0	0	0	1	12	12	13.50	2.250
Jim Kern, R ERA: 10.13 (8, 1)	1.0		6	3	1	1	0	0	0	0	0	0	0	6	6	9.00	3.000

AB R H RBI BB SO LOB

5	1	1	0	0	1	3
4	2	2	3	1	0	0
5	1	2	3	0	1	1
4	1	3	3	0	1	0
1	1	0	0	0	0	1
4	0	1	0	0	0	1
1	1	1	0	0	0	0
4	3	2	3	1	0	3
4	1	0	0	0	2	3
0	0	0	0	0	0	0
4	1	0	0	0	0	4
4	1	1	0	0	1	3

1B: 8	SF: 0	WP: 0	PA: 42
2B: 1	SAC: 0	PB: 1	
3B: 1	DP: 0	SB: 2	
HR: 3	HBP: 0	CS: 0	
WP: 0	PA: 42	ERA	WHIP

Philadelphia Phillies @ Atlanta Braves
Atlanta-Fulton County Stadium, Atlanta, GA
Fri Jul 20 1984, 7:05 PM EDT
Att. 29,162 - Unknown

livebaseballscores.com



Batter	1	2	3	4	5	6	7	8	9	AB R H RBI BB SO LOB	TOP
Greg Gross, L (1, 7) OBP: 0.422, SLG: 0.349	0-0 3B 1B	0-0 2B 1B			0-0 F7		4-0 BB		0-0 F7	4 2 2 1 1 0 0	
Von Hayes, L (1, 8) OBP: 0.354, SLG: 0.413	0-0 F9	0-0 2B			0-0 F7		0-3 K		0-0 4-3	5 0 1 1 0 1 3	
Juan Samuel, R (1, 4) OBP: 0.341, SLG: 0.463	0-0 SF9 3B	0-0 F9			0-0 F9			0-3 K	0-3 K	5 1 1 1 0 2 1	
Mike Schmidt, R (1, 5) OBP: 0.385, SLG: 0.527	0-0 SF9		0-3 K		0-0 5-3			0-0 E5 FC6-4 2B		3 1 0 1 0 1 0	
Tim Corcoran, L (1, 3) OBP: 0.465, SLG: 0.542	0-0 1B		0-0 G3		0-0 3-1			4-0 FC6-4 IBB		3 0 1 0 1 0 0	
Glenn Wilson, R (1, 9) OBP: 0.280, SLG: 0.401	0-0 6-3		0-0 F4		0-0 F3			0-0 FC6-4 2B		4 1 0 0 0 0 3	
Ozzie Virgil, R (1, 2) OBP: 0.333, SLG: 0.498		0-3 K		0-0 F8			0-0 F8	0-0 2B		4 0 1 2 0 1 0	
Ivan De Jesus, R (1, 6) OBP: 0.331, SLG: 0.317		0-0 1B		0-0 F8			0-0 2B	4-0 IBB		3 1 2 0 1 0 0	
Steve Carlton, L (1, 1) OBP: 0.214, SLG: 0.304		0-3 K		0-0 G3			0-3 K	0-0 4-3		4 0 0 0 0 2 4	
Al Holland, R (9, 1)										0 0 0 0 0 0 0	
Inning Stats	R: 2 H: 3 E: 0 LOB: 1 K: 0 BB: 0 S: 6 P: 6	R: 2 H: 3 E: 0 LOB: 1 K: 2 BB: 0 S: 10 P: 10	R: 0 H: 0 E: 0 LOB: 0 K: 1 BB: 0 S: 5 P: 5	R: 0 H: 0 E: 0 LOB: 0 K: 0 BB: 0 S: 3 P: 3	R: 0 H: 0 E: 0 LOB: 0 K: 0 BB: 0 S: 3 P: 3	R: 0 H: 0 E: 0 LOB: 0 K: 0 BB: 0 S: 3 P: 3	R: 0 H: 1 E: 0 LOB: 2 K: 2 BB: 1 S: 8 P: 12	R: 2 H: 1 E: 1 LOB: 2 K: 1 BB: 2 S: 7 P: 15	R: 0 H: 0 E: 0 LOB: 0 K: 1 BB: 0 S: 5 P: 5	1B: 4 SF: 1 2B: 3 SAC: 0 3B: 1 DP: 0 HR: 0 HBP: 0	WP: 0 PA: 39 PB: 0 SB: 1 CS: 0
PITCHER	IP WLS BF H R ER SO BB IBB HBP BLK WP HR S P ERA WHIP										
Rick Mahler, R (1, 1) ERA: 2.47	8.0 L 36 8 6 4 6 1 2 0 0 0 0 0 45 57 4.50 1.125										
Gene Garber, R (9, 1) ERA: 3.78	1.0 3 0 0 0 1 0 0 0 0 0 0 0 5 5 0.00 0.000										

Philadelphia Phillies @ Atlanta Braves
Atlanta-Fulton County Stadium, Atlanta, GA

Sun Jul 22 1984, 3:33 AM EDT
Att. 26,334 - Unknown

AB	35
R	6
H	8
RBI	6
BB	3
SO	7
LOB	11



WP: 0	PA: 39
PB: 0	
SB: 1	
CS: 0	

ERA	WHIP
-----	------

1B: 4	SF: 1
2B: 3	SAC: 0
3B: 1	DP: 0
HR: 0	HBP: 0

WP: 0	PA: 39
PB: 0	
SB: 1	
CS: 0	

ERA	WHIP
-----	------

Batter	1	2	3	4	5	6	7	8	9	AB R H RBI BB SO LOB
Rafael Ramirez, R (1, 6) OBP: 0.308, SLG: 0.326	0-0 F7		0-3 K		0-0 2-6	0-0 5-3		0-0 F9	0-0 4-3	5 0 0 0 0 1 4
Ken Oberkfell, L (1, 5) OBP: 0.334, SLG: 0.376	0-0 4-3			0-3 K		0-0 4-3		0-0 6-3		4 0 0 0 0 1 0
Claudell Washington, L (1, 9) OBP: 0.423, SLG: 0.541	0-3 K			0-0 HR 1B		0-3 K			4-0 BB 1B BB	3 2 1 0 1 2 0
Dale Murphy, R (1, 8) OBP: 0.360, SLG: 0.515		0-0 L9		0-0 HR		0-3 K			4-0 1B 1B BB	3 2 1 2 1 1 0
Chris Chambliss, L (1, 3) OBP: 0.358, SLG: 0.396		0-0 6-3		0-0 5-3		0-0 E 1B		0-3 K		4 0 1 0 0 1 2
Brad Komminsk, R (1, 7) OBP: 0.270, SLG: 0.346		0-0 4-3		0-0 5-3		0-0 F8		0-0 1B 1B		4 0 1 1 0 0 1
Glenn Hubbard, R (1, 4) OBP: 0.355, SLG: 0.408			0-3 K		0-0 F6		0-0 E5		4-0 1B IBB	3 0 0 0 1 1 1
Alex Trevino, R (1, 2) OBP: 0.299, SLG: 0.348			0-0 WP S 1B		0-3 K		0-0 F8		0-3 K	4 0 1 0 0 2 5
Pascual Perez, R (1, 1) OBP: 0.125, SLG: 0.132			0-3 K		4-0 2-6 BB			0-0 4-3	0-0 1B	1 0 0 0 1 1 1
Gerald Perry, L (8, PH) OBP: 0.363, SLG: 0.340										1 0 0 0 0 0 0
Steve Bedrosian, R (8, 1) OBP: 0.167, SLG: 0.167										0 0 0 0 0 0 0
Rufino Linares, R (9, PH) OBP: 0.250, SLG: 0.429										1 0 1 1 0 0 0
Donnie Moore, L (9, 1)										0 0 0 0 0 0 0

TOP	
AB	33
R	4
H	6
RBI	4
BB	4
SO	10
LOB	14

Inning Stats	
R: 0	H: 0
E: 0	LOB: 0
K: 1	BB: 0
S: 5	P: 5
R: 0	H: 0
E: 0	LOB: 0
K: 0	BB: 0
S: 3	P: 3
R: 0	H: 1
E: 0	LOB: 1
K: 3	BB: 0
S: 10	P: 10
R: 2	H: 2
E: 0	LOB: 0
K: 1	BB: 0
S: 7	P: 7
R: 0	H: 0
E: 0	LOB: 1
K: 1	BB: 1
S: 4	P: 8
R: 0	H: 0
E: 0	LOB: 0
K: 1	BB: 0
S: 5	P: 5
R: 0	H: 1
E: 1	LOB: 2
K: 1	BB: 0
S: 7	P: 7
R: 0	H: 0
E: 0	LOB: 0
K: 0	BB: 0
S: 3	P: 3
R: 2	H: 2
E: 0	LOB: 3
K: 2	BB: 3
S: 9	P: 21
1B: 5	SF: 0
2B: 0	SAC: 0
3B: 0	DP: 0
HR: 1	HBP: 0
WP: 1	PA: 37
PB: 0	
SB: 1	
CS: 0	

PITCHER	IP	WLS	BF	H	R	ER	SO	BB	IBB	HBP	BLK	WP	HR	S	P	ERA	WHIP
Orel Hershiser, R (1, 1) ERA: 2.95	8.1	L	35	5	4	4	9	3	1	0	0	1	1	48	64	4.32	0.960
Ken Howell, R (9, 1) ERA: 5.14	0.2		3	1	0	0	1	0	0	0	0	0	0	5	5	0.00	1.500

PITCHER	IP	WLS	BF	H	R	ER	SO	BB	IBB	HBP	BLK	WP	HR	S	P	ERA	WHIP

Atlanta Braves @ Los Angeles Dodgers
Dodger Stadium, Los Angeles, CA
Tue Jul 24 1984, 7:05 PM PDT
Att: 41,589 - Unknown

livebaseballscorecards.com



Batter	1	2	3	4	5	6	7	8	9	AB	R	H	RBI	BB	SO	LOB
Steve Sax, R OBP: 0.304, SLG: 0.315 (1, 4)	0-0 F5 ①		0-0 5-3 ②			0-3 K ①		0-0 FC2-6-5 2B ①		4	0	1	0	0	1	0
Franklin Stubbs, L OBP: 0.294, SLG: 0.386 (1, 3)	0-0 F6 ②		0-0 F9 ③			0-3 K ②		0-0 FC2-6-5 WP 5-6 2-3 ①		4	0	0	0	0	1	1
R.J. Reynolds, S OBP: 0.315, SLG: 0.371 (1, 9)	0-0 CS 1B			0-0 4-3 ①		0-0 4-3 ③		0-0 5-6 2-Hr ② ③		4	0	1	0	0	0	1
Mike Marshall, R OBP: 0.347, SLG: 0.500 (1, 7)	0-0 CS 1-2 ③	0-0 4-3 ①		0-0 F9 ②			0-0 BB BLK 1B ①		0-0 F8 ①	4	0	1	0	0	0	0
Ken Landreaux, L OBP: 0.323, SLG: 0.378 (1, 8)		0-0 SF8 3B ②		0-0 3-1 ③			0-0 F7 ①		0-0 6-3 ②	4	1	1	0	0	0	1
Mike Scioscia, L OBP: 0.397, SLG: 0.357 (1, 2)		0-0 SF8 3-H ②			4-0 BB BB BB BB ①	4-0 G6-4-3 BB ②		4-0 BB IBB 1-2 ①	0-0 6-3 ③	1	0	0	1	2	0	0
German Rivera, R OBP: 0.330, SLG: 0.461 (1, 5)		0-0 HR ③			0-0 G6-4-3 1-2f ① ②		4-0 BB BB BB BB ① ②	4-0 BB BB 1-2 2-3 ②		2	1	1	1	1	0	1
Dave Anderson, R OBP: 0.357, SLG: 0.348 (1, 6)		0-3 K ③			0-0 2B ③		0-0 2B ②	0-0 F8 ②		3	0	1	0	0	1	3
Orel Hershiser, R OBP: 0.160, SLG: 0.160 (1, 1)			0-3 K ①			0-3 K ③		0-3 K ③		3	0	0	0	0	3	4
Ken Howell, R (9, 1)										0	0	0	0	0	0	0

Inning Stats	R: 0	H: 1	E: 0	K: 0	S: 3	R: 2	H: 2	E: 0	K: 1	S: 7	R: 0	H: 0	E: 0	K: 1	S: 5	R: 0	H: 0	E: 0	K: 0	S: 3	R: 0	H: 1	E: 0	K: 1	S: 5	R: 0	H: 0	E: 0	K: 2	S: 7	R: 0	H: 1	E: 1	K: 0	S: 3	R: 0	H: 0	E: 0	K: 0	S: 3	R: 0	H: 0	E: 0	K: 0	S: 3	1B: 2	SF: 1	2B: 3	SAC: 0	3B: 1	DP: 2	HR: 1	HBP: 0	WP: 1	PA: 34
--------------	------	------	------	------	------	------	------	------	------	------	------	------	------	------	------	------	------	------	------	------	------	------	------	------	------	------	------	------	------	------	------	------	------	------	------	------	------	------	------	------	------	------	------	------	------	-------	-------	-------	--------	-------	-------	-------	--------	-------	--------

PITCHER	IP	WLS	BF	H	R	ER	SO	BB	IBB	HBP	BLK	WP	HR	S	P	ERA	WHIP
Pascual Perez, R ERA: 4.35 (1, 1)	7.0		27	5	2	2	6	2	1	0	1	0	1	36	48	2.57	1.000
Steve Bedrosian, R ERA: 2.59 (8, 1)	1.0	W	3	1	0	0	0	0	0	0	0	1	0	3	3	0.00	1.000
Donnie Moore, R ERA: 1.98 (9, 1)	1.0	S	3	0	0	0	0	0	0	0	0	0	0	3	3	0.00	0.000

BOTTOM

Atlanta Braves @ Los Angeles Dodgers
Dodger Stadium, Los Angeles, CA

Tue Jul 24 1984, 7:05 PM PDT
Att. 41,589 - Unknown

livebaseballscores.com

AB	29
R	2
H	6
RBI	2
BB	3
SO	6
LOB	11



Batter	1	2	3	4	5	6	7	8	9	AB R H RBI BB SO LOB	TOP										
Rafael Ramirez, R (1, 6) OBP: 0.308, SLG: 0.326	0-0 1-3		0-0 6-3			0-3 K		0-0 1B		4 0 1 0 0 1 1											
Ken Oberkfell, L (1, 5) OBP: 0.337, SLG: 0.376	0-0 4-3			4-0 FC4-6 BB		0-0 1B		0-0 F8		3 0 1 0 1 0 1											
Claudell Washington, L (1, 9) OBP: 0.417, SLG: 0.532	0-3 K			0-0 FC4-6 BB 1B 1-2f F5		0-0 L4		0-0 F8		4 0 0 0 0 1 3											
Dale Murphy, R (1, 8) OBP: 0.359, SLG: 0.512		0-3 K		0-0 BB 1-2 1B		0-0 F9		0-3 K		4 0 1 0 0 2 2											
Brad Komminsk, R (1, 7) OBP: 0.283, SLG: 0.353		0-0 F9		4-0 BB 1-2 2-3 BB		0-0 2B SF8 1B		0-0 G4-6-3 1B		3 1 2 0 1 0 0											
Gerald Perry, L (1, 3) OBP: 0.361, SLG: 0.343		0-3 K		0-0 F5 3-H		0-0 2B		0-0 G4-6-3 1-2f		4 0 1 0 0 1 4											
Glenn Hubbard, R (1, 4) OBP: 0.354, SLG: 0.405			4-0 6-3 BB		0-0 F9		0-0 SF8		0-0 F2	2 0 0 1 1 0 0											
Alex Trevino, R (1, 2) OBP: 0.294, SLG: 0.342			0-0 6-3 1-2		0-0 3-1		0-3 K			3 0 0 0 0 1 2											
Len Barker, R (1, 1) OBP: 0.182, SLG: 0.079			0-3 K		0-3 K		0-0 L5			2 0 0 0 0 2 1											
Bob Watson, R (7, PH) OBP: 0.271, SLG: 0.302										1 0 0 0 0 0 1											
Gene Garber, R (7, 1) OBP: 0.111, SLG: 0.111										0 0 0 0 0 0 0											
Inning Stats	R: 0 E: 0 K: 1 S: 5	H: 0 LOB: 0 BB: 0 P: 5	R: 0 E: 0 K: 2 S: 7	H: 0 LOB: 0 BB: 0 P: 7	R: 0 E: 0 K: 1 S: 5	H: 0 LOB: 1 BB: 1 P: 9	R: 0 E: 0 K: 1 S: 3	H: 1 LOB: 2 BB: 2 P: 11	R: 0 E: 0 K: 1 S: 5	H: 0 LOB: 0 BB: 0 P: 5	R: 0 E: 0 K: 1 S: 6	H: 1 LOB: 1 BB: 0 P: 6	R: 1 E: 0 K: 1 S: 7	H: 2 LOB: 1 BB: 0 P: 7	R: 0 E: 0 K: 1 S: 6	H: 1 LOB: 1 BB: 0 P: 6	R: 0 E: 0 K: 0 S: 3	H: 1 LOB: 0 BB: 0 P: 3	1B: 5 2B: 1 3B: 0 HR: 0	SF: 1 SAC: 0 DP: 1 HBP: 0	WP: 0 PA: 34
PITCHER Fernando Valenzuela, L (1, 1) ERA: 2.96	IP: 9.0 WLS: W BF: 34 H: 6 R: 1 ER: 1 SO: 8 BB: 3 IBB: 0 HBP: 0 BLK: 0 WP: 0 HR: 0 S: 47 P: 59 ERA: 1.00 WHIP: 1.000											PITCHER	IP: 9.0 WLS: W BF: 34 H: 6 R: 1 ER: 1 SO: 8 BB: 3 IBB: 0 HBP: 0 BLK: 0 WP: 0 HR: 0 S: 47 P: 59 ERA: 1.00 WHIP: 1.000								

Atlanta Braves @ Los Angeles Dodgers
Dodger Stadium, Los Angeles, CA
Wed Jul 25 1984, 7:05 PM PDT
Att: 32,293 - Unknown

livebaseballscorecards.com

AB	30
R	1
H	6
RBI	1
BB	3
SO	8
LOB	15



Batter	1	2	3	4	5	6	7	8	9	AB	R	H	RBI	BB	SO	LOB
Steve Sax, R OBP: 0.302, SLG: 0.311 (1, 4)	0-0 F7	0-0 6-3			0-3 K		4-0 BB BB BB		0-3 K	4	0	0	0	1	2	3
Dave Anderson, R OBP: 0.358, SLG: 0.342 (1, 6)	0-0 F3		0-0 F8		0-0 F4		4-0 BB BB BB		0-0 F8	4	0	0	0	1	0	1
Franklin Stubbs, L OBP: 0.303, SLG: 0.405 (1, 3)	0-0 HR		0-0 1B		0-0 F8		4-0 BB BB BB			3	1	2	1	1	0	1
Mike Marshall, R OBP: 0.345, SLG: 0.503 (1, 7)	0-0 FC6 1B		0-0 L3		0-0 F9		0-0 G5-4-3			4	0	1	0	0	0	4
Ken Landreaux, L OBP: 0.325, SLG: 0.377 (1, 8)	0-0 FC6 1-2f		0-0 F8		4-0 1B BB				0-0 F5	3	0	0	0	1	0	2
Mike Scioscia, L OBP: 0.398, SLG: 0.353 (1, 2)		0-3 K		0-3 K		0-0 FC6-4 1B		4-0 BB BB BB	4-0 BB	3	0	1	0	1	2	0
Candy Maldonado, R OBP: 0.339, SLG: 0.402 R.J. Reynolds, S OBP: 0.312, SLG: 0.366 (6, PH) (7, 9)		4-0 SH3-4 BB BB		0-0 5-3		0-3 K		0-0 F7		1	0	0	0	1	0	0
German Rivera, R OBP: 0.327, SLG: 0.442 (1, 5)		4-0 SH3-4 BB		0-0 F9		0-0 FC6-4 1-2f		0-0 F9		2	0	0	0	0	1	3
Rick Honeycutt, L OBP: 0.174, SLG: 0.136 Pat Zachry, R OBP: 0.287, SLG: 0.347 Terry Whitfield, L OBP: 0.156, SLG: 0.278 Burt Hooton, R OBP: 0.355, SLG: 0.273 Sid Bream, L OBP: 0.355, SLG: 0.273 Jerry Reuss, L OBP: 0.125, SLG: 0.067 (1, 1) (5, 1) (5, PH) (6, 1) (7, PH) (8, 1) (9, PH)		0-0 SH3-4		4-0 BB		0-0 F9		0-0 F9		0	0	0	0	0	0	0

BOTTOM

Atlanta Braves @ Los Angeles Dodgers
Dodger Stadium, Los Angeles, CA

Thu Jul 26 1984, 7:05 PM PDT
Att. 40,557 - Unknown

livebaseballscorecards.com

AB	29
R	1
H	4
RBI	1
BB	8
SO	6
LOB	17



Inning Stats	R: 1	H: 2	E: 0	K: 5	S: 5	H: 2	LOB: 1	BB: 0	P: 5	R: 0	H: 0	E: 0	K: 1	S: 5	H: 1	LOB: 1	BB: 0	P: 4	R: 0	H: 0	E: 0	K: 1	S: 5	H: 0	LOB: 0	BB: 0	P: 5	R: 0	H: 0	E: 0	K: 1	S: 5	H: 1	LOB: 1	BB: 1	P: 9	R: 0	H: 1	E: 0	K: 1	S: 6	H: 0	LOB: 2	BB: 1	P: 10	R: 0	H: 0	E: 0	K: 0	S: 2	H: 0	LOB: 2	BB: 3	P: 14	R: 0	H: 0	E: 0	K: 0	S: 3	H: 0	LOB: 1	BB: 1	P: 7	R: 0	H: 0	E: 0	K: 2	S: 7	H: 0	LOB: 0	BB: 0	P: 7	1B: 3	SF: 0	2B: 0	SAC: 1	3B: 0	DP: 1	HR: 1	HBP: 0	WP: 0	PA: 38	PB: 0	SB: 0	CS: 0
--------------	------	------	------	------	------	------	--------	-------	------	------	------	------	------	------	------	--------	-------	------	------	------	------	------	------	------	--------	-------	------	------	------	------	------	------	------	--------	-------	------	------	------	------	------	------	------	--------	-------	-------	------	------	------	------	------	------	--------	-------	-------	------	------	------	------	------	------	--------	-------	------	------	------	------	------	------	------	--------	-------	------	-------	-------	-------	--------	-------	-------	-------	--------	-------	--------	-------	-------	-------

PITCHER	IP	WLS	BF	H	R	ER	SO	BB	IBB	HBP	BLK	WP	HR	S	P	ERA	WHIP
Craig McMurry, R ERA: 4.73 (1, 1)	6.1	W	29	4	1	1	4	6	0	0	0	0	1	31	55	1.42	1.579
Steve Bedrosian, R ERA: 2.48 (7, 1)	2.2	S	9	0	0	0	2	2	0	0	0	0	0	11	19	0.00	0.750

Batter	1	2	3	4	5	6	7	8	9	AB R H RBI BB SO LOB	TOP												
Jerry Royster, R OBP: 0.271, SLG: 0.318 (1, 7) (8, 5)	0-3 K		0-0 1-H 2B			0-0 FC4-6 1B		0-0 1-3 1-2		4 0 2 0 0 1 1													
Ken Oberkfell, L OBP: 0.332, SLG: 0.370 Pete Falcone, L OBP: 0.219, SLG: 0.281 (1, 5) (8, 1)	0-0 F9			0-0 1-3		0-0 FC4-6 1B 1-2f		0-0 1-3		4 0 0 0 0 0 2 0 0 0 0 0 0 0													
Claudell Washington, L OBP: 0.413, SLG: 0.524 (1, 9)	0-3 K			0-0 F7		0-0 1-2 1B		0-0 4-3		4 0 1 0 0 1 1													
Chris Chambliss, L OBP: 0.355, SLG: 0.392 (1, 3)		0-0 F7		0-0 FC6-4 1B		0-0 4-3		0-0 4-3		4 0 1 0 0 0 2													
Brad Komminsk, R OBP: 0.286, SLG: 0.338 (1, 8)		0-0 6-3		0-0 FC6-4 1-2f			0-0 F8		H 1-0 1B HBP	3 0 0 0 0 0 1													
Rafael Ramirez, R OBP: 0.304, SLG: 0.321 (1, 6)		0-3 K			0-0 F3		0-0 F8		0-0 F3	4 0 0 0 0 1 1													
Glenn Hubbard, R OBP: 0.357, SLG: 0.409 (1, 4)			0-0 F9		0-3 K		0-0 2B		0-0 1-2 1B	4 0 2 0 0 1 0													
Bruce Benedict, R OBP: 0.286, SLG: 0.276 (1, 2)			0-0 2B 1B		0-0 F8		0-0 F5		0-0 F5	4 0 1 0 0 0 3													
Rick Camp, R OBP: 0.130, SLG: 0.091 Dale Murphy, R OBP: 0.361, SLG: 0.508 Jeff Dedmon, L Gerald Perry, L OBP: 0.364, SLG: 0.346 (1, 1) (6, PH) (6, 1) (8, PH) (8, 7)			0-3 K			0-0 5-3		0-0 1-3 1B		1 0 0 0 0 1 1 1 0 0 0 0 0 0 0 0 0 0 0 0 0 1 0 1 0 0 0 0													
Inning Stats	R: 0 E: 0 K: 2 S: 7	H: 0 LOB: 0 BB: 0 P: 7	R: 0 E: 0 K: 1 S: 5	H: 0 LOB: 0 BB: 0 P: 5	R: 0 E: 0 K: 1 S: 6	H: 2 LOB: 2 BB: 0 P: 6	R: 0 E: 0 K: 0 S: 4	H: 1 LOB: 1 BB: 0 P: 4	R: 0 E: 0 K: 1 S: 5	H: 0 LOB: 0 BB: 0 P: 5	R: 0 E: 0 K: 0 S: 5	H: 2 LOB: 2 BB: 0 P: 5	R: 0 E: 0 K: 0 S: 4	H: 1 LOB: 1 BB: 0 P: 4	R: 0 E: 0 K: 0 S: 4	H: 1 LOB: 1 BB: 0 P: 4	R: 0 E: 0 K: 0 S: 4	H: 1 LOB: 2 BB: 0 P: 5	1B: 6 2B: 2 3B: 0 HR: 0	SF: 0 SAC: 0 DP: 0 HBP: 1	WP: 0 PB: 0 SB: 0 CS: 0	PA: 35	
PITCHER Mike Krukow, R ERA: 4.48 (1, 1)	IP 9.0	WLS W	BF 35	H 8	R 0	ER 0	SO 5	BB 0	IBB 0	HBP 1	BLK 0	WP 0	HR 0	S 44	P 45	ERA 0.00	WHIP 0.889						PITCHER IP WLS BF H R ER SO BB IBB HBP BLK WP HR S P ERA WHIP

Atlanta Braves @ San Francisco Giants
Candlestick Park, San Francisco, CA

AB	34
R	0
H	8
RBI	0
BB	0
SO	5
LOB	12



Fri Jul 27 1984, 10:05 PM EDT
Att: 10,243 - Unknown

livebaseballscorecards.com

Batter	1	2	3	4	5	6	7	8	9	AB	R	H	RBI	BB	SO	LOB
Dan Gladden, R OBP: 0.419, SLG: 0.518 (1, 8)	0-0 HR	0-0 6-3			0-3 K		0-0 1B			4	1	2	1	0	1	0
Manny Trillo, R OBP: 0.344, SLG: 0.400 (1, 4)	0-0 5-3	0-3 K			0-0 F3		0-0 4-3			4	0	0	0	0	1	1
Chili Davis, S OBP: 0.336, SLG: 0.479 (1, 9)	0-0 4-3		0-0 1-3		0-0 3-1			0-0 F4		4	0	0	0	0	0	0
Jeffrey Leonard, R OBP: 0.367, SLG: 0.488 (1, 7)	0-0 BLK 2B 1B		0-0 5-3		0-0	0-0 1B 2B		0-0 HR		4	3	3	1	0	0	0
Scot Thompson, L OBP: 0.421, SLG: 0.393 (1, 3)	4-0 2B 1B BB		4-0		0-0	4-3		0-0 F4		2	1	0	0	2	0	1
Bob Brenly, R OBP: 0.386, SLG: 0.480 (1, 2)	0-0 1B 2B		0-0 F9		0-0	0-0 G4-6-3 1B		0-0 F8		4	1	2	2	0	0	1
Joel Youngblood, R OBP: 0.351, SLG: 0.391 (1, 5)	0-0 1B			0-0 G3-6 1B		0-0 G4-6-3				3	0	2	2	0	0	1
Brad Wellman, R OBP: 0.284, SLG: 0.297 (1, 6)	0-0 6-3		0-0 G3-6		0-0	0-0 4-3		0-0 4-3		3	0	0	0	0	0	2
Mike Krukow, R OBP: 0.191, SLG: 0.200 (1, 1)		0-3 K		0-0 F9		0-0 1-3				3	0	0	0	0	1	0

Inning Stats	R: 4	H: 4	E: 0	K: 0	S: 7	L: 1	BB: 1	P: 11	R: 0	H: 0	E: 0	K: 2	S: 7	R: 0	H: 0	E: 0	K: 0	S: 3	R: 0	H: 1	E: 0	K: 0	S: 3	R: 0	H: 0	E: 0	K: 1	S: 5	R: 1	H: 2	E: 0	K: 0	S: 4	R: 0	H: 1	E: 0	K: 0	S: 4	R: 1	H: 1	E: 0	K: 0	S: 4
	LOB: 1	BB: 1	P: 11	LOB: 0	BB: 0	P: 7	LOB: 0	BB: 0	LOB: 0	BB: 0	P: 5	LOB: 1	BB: 0	LOB: 0	BB: 0	P: 4	LOB: 1	BB: 0	LOB: 0	BB: 0	P: 4	LOB: 0	BB: 0	LOB: 0	BB: 0	LOB: 0	BB: 0	P: 4	LOB: 0	BB: 0	LOB: 0	BB: 0	P: 4	LOB: 0	BB: 0	LOB: 0	BB: 0	P: 4	LOB: 0	BB: 0	LOB: 0	BB: 0	P: 4

PITCHER	IP	WLS	BF	H	R	ER	SO	BB	IBB	HBP	BLK	WP	HR	S	P	ERA	WHIP
Rick Camp, R ERA: 3.92 (1, 1)	5.0	L	21	5	4	4	3	2	0	0	1	0	1	25	33	7.20	1.400
Jeff Dedmon, R ERA: 4.19 (6, 1)	2.0		8	3	1	1	0	0	0	0	0	0	0	8	8	4.50	1.500
Pete Falcone, L ERA: 4.44 (8, 1)	1.0		4	1	1	1	0	0	0	0	0	0	1	4	4	9.00	1.000

BOTTOM

Atlanta Braves @ San Francisco Giants
Candlestick Park, San Francisco, CA


Fri Jul 27 1984, 10:05 PM EDT
Att. 10,243 - Unknown

AB	31
R	6
H	9
RBI	6
BB	2
SO	3
LOB	6

livebaseballscorecards.com



WP	HR	S	P	ERA	WHIP
0	0	0	0	0	0

Batter	1	2	3	4	5	6	7	8	9	AB R H RBI BB SO LOB	TOP														
Jerry Royster, R (1, 7) OBP: 0.261, SLG: 0.305	0-0 5-3	0-0 F4		0-0 4-3			0-0 6-3			4 0 0 0 0 0 2	<p>Atlanta Braves @ San Francisco Giants Candlestick Park, San Francisco, CA</p> <p>Sun Jul 29 1984, 6:33 AM EDT Att. 14,262 - Unknown</p> <p>livebaseballscorecards.com</p> <table border="0"> <tr><td>AB</td><td>33</td></tr> <tr><td>R</td><td>4</td></tr> <tr><td>H</td><td>9</td></tr> <tr><td>RBI</td><td>4</td></tr> <tr><td>BB</td><td>2</td></tr> <tr><td>SO</td><td>6</td></tr> <tr><td>LOB</td><td>10</td></tr> </table> 	AB	33	R	4	H	9	RBI	4	BB	2	SO	6	LOB	10
AB	33																								
R	4																								
H	9																								
RBI	4																								
BB	2																								
SO	6																								
LOB	10																								
Rafael Ramirez, R (1, 6) OBP: 0.303, SLG: 0.320	0-0 F6	0-0 1-3 2-H 1B			0-0 5-3		0-0 6-3			4 0 1 1 0 0 0															
Claudell Washington, L (1, 9) OBP: 0.414, SLG: 0.522	4-0 HR BB	0-0 F6			0-0 S 1B			0-0 1-3		3 1 1 0 1 0 2															
Dale Murphy, R (1, 8) OBP: 0.365, SLG: 0.523	0-0 1-H HR		0-3 S K		0-3 S K			0-0 6-3		4 1 1 2 0 2 1															
Chris Chambliss, L (1, 3) OBP: 0.354, SLG: 0.390	0-0 1B		0-3 S K		0-3 S K 1-2			0-0 F8		4 0 1 0 0 2 1															
Ken Oberkfell, L (1, 5) OBP: 0.338, SLG: 0.374	0-0 6-3		0-0 CS 1B			0-0 CS 1B			4-0 BB FC2-6 BB	3 0 2 0 1 0 1															
Glenn Hubbard, R (1, 4) OBP: 0.349, SLG: 0.399		0-0 F8	0-0 CS	0-0 5-3		0-0 5-3 1-2		0-0 FC2-6 G4-6-3		4 0 0 0 0 0 2															
Bruce Benedict, R (1, 2) OBP: 0.299, SLG: 0.300		0-0 1B 1B		0-0 HR		0-0 5-3		0-0 G4-6-3 1-2f		4 2 2 1 0 0 1															
Pascual Perez, R (1, 1) OBP: 0.143, SLG: 0.150		0-0 1B 1B		0-3 K		0-3 K				2 0 1 0 0 1 0															
Gene Garber, R (6, 1) OBP: 0.100, SLG: 0.100										1 0 0 0 0 1 0															
Inning Stats	R: 2 E: 0 K: 0 S: 5	H: 2 LOB: 1 BB: 1 P: 9	R: 1 E: 0 K: 0 S: 6	H: 3 LOB: 2 BB: 0 P: 6	R: 0 E: 0 K: 2 S: 7	H: 1 LOB: 0 BB: 0 P: 7	R: 1 E: 0 K: 1 S: 6	H: 1 LOB: 0 BB: 0 P: 6	R: 0 E: 0 K: 2 S: 8	H: 1 LOB: 1 BB: 0 P: 8	R: 0 E: 0 K: 0 S: 3	H: 1 LOB: 0 BB: 0 P: 3	R: 0 E: 0 K: 1 S: 5	H: 0 LOB: 0 BB: 0 P: 5	R: 0 E: 0 K: 0 S: 3	H: 0 LOB: 0 BB: 0 P: 3	R: 0 E: 0 K: 0 S: 2	H: 0 LOB: 0 BB: 1 P: 6	1B: 7 2B: 0 3B: 0 HR: 2	SF: 0 SAC: 0 DP: 1 HBP: 0	WP: 0 PB: 0 SB: 1 CS: 2	PA: 36			
PITCHER	IP WLS BF H R ER SO BB IBB HBP BLK WP HR S P ERA WHIP																				PITCHER	IP WLS BF H R ER SO BB IBB HBP BLK WP HR S P ERA WHIP			
Mark Calvert, R (1, 1) ERA: 16.2	1.2 L 11 5 3 3 0 1 0 0 0 0 1 10 14 16.20 3.600																								
Bob Lacey, L (2, 1) ERA: 6.1	3.1 12 3 1 1 5 0 0 0 0 0 0 1 22 22 2.70 0.900																								
Greg Minton, R (6, 1) ERA: 3.49	1.0 3 1 0 0 0 0 0 0 0 0 0 0 3 3 0.00 1.000																								
Gary Lavelle, L (7, 1) ERA: 2.88	3.0 9 0 0 0 0 1 1 0 0 0 0 0 10 14 0.00 0.333																								

Batter	1	2	3	4	5	6	7	8	9	AB R H RBI BB SO LOB
Dan Gladden, R (1, 8) OBP: 0.425, SLG: 0.521	0-0 F8		0-0 1-3 1B		0-0 4-3 E 1B	0-0 FC3-2			0-0 WP S 1B	5 1 3 0 0 0 3
Manny Trillo, R (1, 4) OBP: 0.332, SLG: 0.384 Jeffrey Leonard, R (9, PH) OBP: 0.362, SLG: 0.481	0-3 K		0-0 1-3		0-0 4-3	0-0 F9			0-3 K	4 0 0 1 0 1 5 1 0 0 0 0 1 1
Chili Davis, S (1, 9) OBP: 0.331, SLG: 0.470	0-0 6-3		0-3 K		0-0 E6				0-0 F3	5 0 0 0 0 2 2
Dusty Baker Jr., R (1, 7) OBP: 0.402, SLG: 0.375		0-0 1B 1-3 1B	0-0 F8		0-0 F6				0-0 5-3	4 0 1 0 0 0 2
Scot Thompson, L (1, 3) OBP: 0.418, SLG: 0.387		0-0 1-3		0-0 3-1		0-0 BB FC6-4 1B			0-0 4-3	4 1 1 0 0 0 1
Bob Brenly, R (1, 2) OBP: 0.386, SLG: 0.488		0-0 F7		0-0 6-3		0-0 FC6-4 BB FC3-2 1B			0-0 F4	4 0 1 0 0 0 1
Joel Youngblood, R (1, 5) OBP: 0.354, SLG: 0.389		4-0 1B BB		0-0 6-3		4-0 1-2 2-3 BB FC6-4			0-3 K	2 0 0 0 2 1 0
Brad Wellman, R (1, 6) OBP: 0.292, SLG: 0.318		0-0 1-2 2-3 1B			0-0 1B 4-3 1B	0-0 FC6-4 FC3-2 S			0-0 4-3	4 1 2 1 0 0 2
Mark Calvert, R (1, 1) Bob Lacey, R (2, 1) John Rabb, R (5, PH) Greg Milton, S (6, 1) Gene Richards, L (6, PH) Gary Lavelle, S (7, 1) Tom O'Malley, L (9, PH) OBP: 0.185, SLG: 0.120		0-0 1-3		0-0 F8		4-0 FC3-2 IBB			0-0 F3	0 0 0 0 0 0 0 1 0 0 0 0 0 3 1 0 0 0 0 0 1 0 0 0 0 0 0 0 0 0 0 0 0 1 0 0 0 0 0 0 0 0 0 1 0 0 0 0 0 0

Inning Stats	R: 0 E: 0 K: 1 S: 5	H: 0 LOB: 0 BB: 0 P: 5	R: 0 E: 0 K: 0 S: 5	H: 2 LOB: 3 BB: 1 P: 9	R: 0 E: 0 K: 1 S: 6	H: 1 LOB: 1 BB: 0 P: 6	R: 0 E: 0 K: 0 S: 3	H: 0 LOB: 0 BB: 0 P: 3	R: 2 E: 1 K: 0 S: 6	H: 2 LOB: 1 BB: 0 P: 6	R: 1 E: 0 K: 0 S: 5	H: 2 LOB: 3 BB: 2 P: 13	R: 0 E: 0 K: 1 S: 5	H: 0 LOB: 0 BB: 0 P: 5	R: 0 E: 0 K: 1 S: 5	H: 0 LOB: 0 BB: 0 P: 5	R: 0 E: 0 K: 1 S: 6	H: 1 LOB: 1 BB: 0 P: 6	1B: 8 2B: 0 3B: 0 HR: 0	SF: 0 SAC: 0 DP: 0 HBP: 0	WP: 1 PB: 0 SB: 3 CS: 0	PA: 39
--------------	------------------------------	---------------------------------	------------------------------	---------------------------------	------------------------------	---------------------------------	------------------------------	---------------------------------	------------------------------	---------------------------------	------------------------------	----------------------------------	------------------------------	---------------------------------	------------------------------	---------------------------------	------------------------------	---------------------------------	----------------------------------	------------------------------------	----------------------------------	--------

PITCHER	IP	WLS	BF	H	R	ER	SO	BB	IBB	HBP	BLK	WP	HR	S	P	ERA	WHIP
Pascual Perez, R (1, 1) ERA: 4.32	5.0	W	25	7	3	2	2	2	0	0	0	0	0	27	35	3.60	1.800
Gene Garber, R (6, 1) ERA: 3.39	4.0	S	14	1	0	0	3	0	1	0	0	1	0	19	23	0.00	0.250

BOTTOM

Atlanta Braves @ San Francisco Giants
Candlestick Park, San Francisco, CA

Sun Jul 29 1984, 6:33 AM EDT
Att. 14,262 - Unknown

AB	36
R	3
H	8
RBI	2
BB	3
SO	5
LOB	21

livebaseballscorecards.com

Batter	1	2	3	4	5	6	7	8	9	AB R H RBI BB SO LOB	TOP												
Rafael Ramirez, R (1, 6) OBP: 0.300, SLG: 0.317	0-3 K2-3		0-0 5-3		0-0 6-3	0-0 6-3			0-0 SH1-4	4 0 0 0 0 1 2													
Ken Oberkfell, L (1, 5) OBP: 0.339, SLG: 0.374 Donnie Moore, L (9, 1)	0-0 F7		0-0 E SF9 1B		0-0 1B		0-3 K		0-0 1-3	5 1 2 0 0 1 1 0 0 0 0 0 0 0													
Claudell Washington, L (1, 9) OBP: 0.414, SLG: 0.516	4-0 1B 1B BB		0-0 E6 BLK 1-3		0-3 K		0-3 K		4-0 BB	3 1 0 0 2 2 2													
Dale Murphy, R (1, 8) OBP: 0.365, SLG: 0.523	0-0 1B 1-3 1B		0-0 SF9		0-3 K		0-0 FC4-6 1B		0-0 F8	4 0 2 1 0 1 3													
Chris Chambliss, L (1, 3) OBP: 0.356, SLG: 0.390	0-0 1-2 3-H 1B		4-0 1-2 IBB		0-0 4-3		0-0 FC4-6 1-2f		0-0 FC4-6	3 0 1 1 1 0 1													
Brad Komminsk, R (1, 7) OBP: 0.285, SLG: 0.336	0-3 K		0-3 K		0-0 S 1B		0-0 F6		0-0 F6	4 1 1 0 0 2 4													
Glenn Hubbard, R (1, 4) OBP: 0.348, SLG: 0.395		0-0 F4		0-0 6-3		4-0 1B 1-2 BB		0-3 K		3 0 0 0 1 1 0													
Bruce Benedict, R (1, 2) OBP: 0.298, SLG: 0.299		0-0 5-3		0-0 F5		0-0 1-3 2-H 1B		0-0 5-3		4 0 1 1 0 0 0													
Craig McMurtry, R (1, 1) Pete Falcone, L (4, 1) Gerald Perry, L (6, PH) Steve Bedrosian, R (6, 1) Jerry Royster, R (9, PH) OBP: 0.154, SLG: 0.162 OBP: 0.219, SLG: 0.281 OBP: 0.356, SLG: 0.343 OBP: 0.154, SLG: 0.154 OBP: 0.286, SLG: 0.305		0-3 K		0-3 K		0-0 F4		4-0 SH1-4 BB		2 0 0 0 0 2 0 0 0 0 0 0 0 0 1 0 0 0 0 0 2 0 0 0 0 0 0 0 0 0 0 0 1 0 0													
Inning Stats	R: 1 E: 0 K: 2 S: 9	H: 2 LOB: 2 BB: 1 P: 13	R: 0 E: 0 K: 1 S: 5	H: 0 LOB: 0 BB: 0 P: 5	R: 1 E: 1 K: 1 S: 7	H: 1 LOB: 2 BB: 1 P: 11	R: 0 E: 0 K: 1 S: 5	H: 0 LOB: 0 BB: 0 P: 5	R: 0 E: 0 K: 2 S: 8	H: 1 LOB: 1 BB: 0 P: 8	R: 1 E: 0 K: 0 S: 5	H: 2 LOB: 2 BB: 1 P: 9	R: 0 E: 0 K: 2 S: 8	H: 1 LOB: 1 BB: 0 P: 8	R: 0 E: 0 K: 1 S: 5	H: 0 LOB: 0 BB: 0 P: 5	R: 0 E: 0 K: 0 S: 3	H: 0 LOB: 2 BB: 2 P: 11	1B: 7 2B: 0 3B: 0 HR: 0	SF: 1 SAC: 1 DP: 0 HBP: 0	WP: 0 PB: 0 SB: 1 CS: 0	PA: 40	
PITCHER	IP WLS BF H R ER SO BB IBB HBP BLK WP HR S P ERA WHIP																						
Mike Scott, R (1, 1) ERA: 4.89	5.1		5 3 2 7 2 1 0 1 0 0 0 0 36 48 3.38 1.312																				
Bill Dawley, R (6, 1) ERA: 1.74	1.2	7	2 0 0 2 0 0 0 0 0 0 0 0 11 11 0.00 1.200																				
Dave Smith, R (8, 1) ERA: 2.49	2.0	W 8	0 0 0 1 2 0 0 0 0 0 0 0 8 16 0.00 1.000																				

Atlanta Braves @ Houston Astros
Astrodome, Houston, TX
Mon Jul 30 1984, 8:05 PM EDT
Att. 16,583 - Unknown

livebaseballscorecards.com

AB 33
R 3
H 7
RBI 3
BB 5
SO 10
LOB 15



BOTTOM

Atlanta Braves @ Houston Astros
Astrodome, Houston, TX
Mon Jul 30 1984, 8:05 PM EDT
Att. 16,583 - Unknown

livebaseballscorecards.com

AB 32
R 4
H 9
RBI 4
BB 10
SO 8
LOB 22



WP: 0 PA: 45
PB: 0
SB: 2
CS: 0

AB R H RBI BB SO LOB

5 2 3 1 0 1 2

3 0 1 1 1 1 1

4 0 1 1 1 1 2

2 0 0 0 3 0 2

4 1 2 0 1 0 4

4 0 0 0 0 0 5

2 0 0 0 3 1 0

4 1 1 0 1 2 3

2 0 0 0 0 1 3

0 0 0 0 0 0 0

1 0 0 0 0 1 0

0 0 0 0 0 0 0

1 0 1 1 0 0 0

1B: 8 SF: 1
2B: 0 SAC: 2
3B: 1 DP: 0
HR: 0 HBP: 0

Batter	1	2	3	4	5	6	7	8	9
Bill Doran, S (1, 4) OBP: 0.339, SLG: 0.344	0-0 SF8 3B	0-3 K		0-0 BB 1B		0-0 BB S 1B		0-0 F8	
Craig Reynolds, L (1, 6) OBP: 0.285, SLG: 0.367	0-0 SF8		0-3 K	4-0 1B BB		0-0 F8		0-0 1B	
Denny Walling, L (1, 5) OBP: 0.315, SLG: 0.354	4-0 FC4-6 BB		0-0 F7	0-0 BB 1B		0-3 K		0-0 F9	
Jose Cruz, L (1, 7) OBP: 0.386, SLG: 0.454	0-0 FC4-6		4-0 1B BB	4-0 BB		4-0 BB		0-0 F7	
Jerry Mumphrey, S (1, 8) OBP: 0.350, SLG: 0.379	0-0 1-3		0-0 FC6-4 1B	4-3		4-0 BB		0-0 SH3-4 1B	
Enos Cabell, R (1, 3) OBP: 0.326, SLG: 0.385		0-0 F9	0-0 FC6-4		0-0 F7	4-3		0-0 SH3-4	
Terry Puhl, L (1, 9) OBP: 0.371, SLG: 0.420		4-0 S BB		4-0 FC3-6 BB	0-0 F7		0-3 K	4-0 1B IBB	
Mark Bailey, S (1, 2) OBP: 0.303, SLG: 0.353		4-0 BB		0-0 FC3-6 SH1-4 1B	0-0 FC6-4 1B	0-3 K		0-3 K	
Mike Scott, R (1, 1) OBP: 0.167, SLG: 0.171		0-3 K		0-0 SH1-4	0-0 FC6-4	0-3 K		0-0 1B	
Bill Dawley, R (6, 1) OBP: 0.250, SLG: 0.750									
Kevin Bass, S (7, PH) OBP: 0.269, SLG: 0.333									
Dave Smith, R (8, 1)									
Phil Garner, R (9, PH) OBP: 0.317, SLG: 0.325								1-2 2-H 1B	

Inning Stats	R: 1	H: 1	E: 0	K: 0	S: 4	H: 1	LOB: 1	BB: 1	P: 8	R: 0	H: 0	E: 0	K: 2	S: 7	H: 0	LOB: 2	BB: 2	P: 15	R: 0	H: 1	E: 0	K: 1	S: 6	H: 2	LOB: 3	BB: 3	P: 17	R: 0	H: 1	E: 0	K: 0	S: 4	H: 1	LOB: 3	BB: 2	P: 14	R: 0	H: 0	E: 0	K: 3	S: 9	H: 0	LOB: 0	BB: 0	P: 9	R: 0	H: 1	E: 0	K: 0	S: 6	H: 2	LOB: 2	BB: 1	P: 10	1B: 8	SF: 1	2B: 0	SAC: 2	3B: 1	DP: 0	HR: 0	HBP: 0	WP: 0	PA: 45
--------------	------	------	------	------	------	------	--------	-------	------	------	------	------	------	------	------	--------	-------	-------	------	------	------	------	------	------	--------	-------	-------	------	------	------	------	------	------	--------	-------	-------	------	------	------	------	------	------	--------	-------	------	------	------	------	------	------	------	--------	-------	-------	-------	-------	-------	--------	-------	-------	-------	--------	-------	--------

PITCHER	IP	WLS	BF	H	R	ER	SO	BB	IBB	HBP	BLK	WP	HR	S	P	ERA	WHIP
Craig McMurtry, R (1, 1) ERA: 4.81	3.2		21	4	3	3	3	6	0	0	0	0	0	21	45	7.36	2.727
Pete Falcone, L (4, 1) ERA: 4.38	1.1		6	1	0	0	0	1	0	0	0	0	0	5	9	0.00	1.500
Steve Bedrosian, R (6, 1) ERA: 2.37	3.0		13	2	0	0	4	1	1	0	0	0	0	19	27	0.00	1.000
Donnie Moore, R (9, 1) ERA: 2.09	0.2	L	5	2	1	1	1	0	1	0	0	0	0	6	10	13.50	3.000

Batter	1	2	3	4	5	6	7	8	9	AB R H RBI BB SO LOB	TOP																
Claudell Washington, L (1, 9) OBP: 0.414, SLG: 0.514	0-3 K		0-0 F7		0-0 F8		0-0 1B		0-0 S FC1-5 1B	5 1 2 2 0 1 1																	
Alex Trevino, R (1, 2) OBP: 0.290, SLG: 0.335	0-3 K		0-3 K			0-0 F6	0-0 1B		0-0 FC1-5 1B	5 0 1 0 0 2 2																	
Dale Murphy, R (1, 8) OBP: 0.366, SLG: 0.528	0-3 K			0-3 K		0-0 HR	0-3 K		4-0 1B IBB	4 1 1 1 1 3 2																	
Bob Watson, R (1, 3) Chris Chambliss, L (9, PH) (9, 3)		0-0 1B 1B		4-0 FC6-4 BB		0-0 HR		0-0 5-3	0-0 1B	3 1 2 1 1 0 0 1 0 1 1 0 0 0																	
Brad Komminsk, R (1, 7) OBP: 0.276, SLG: 0.325		0-0 F4		0-0 FC6-4 1-2f		0-0 6-3		0-0 F8	0-0 F3	5 0 0 0 0 0 4																	
Rafael Ramirez, R (1, 6) OBP: 0.302, SLG: 0.321		0-0 1B 1B		0-0 5-3 1-2		0-0 2B		0-0 6-3		4 0 2 0 0 0 1																	
Glenn Hubbard, R (1, 4) OBP: 0.350, SLG: 0.399		0-0 G6-4-3 1-2f		0-0 G6-4-3 1B		0-0 6-3		0-0 SH 1B 2B		4 1 2 0 0 0 3																	
Randy Johnson, R (1, 5) OBP: 0.350, SLG: 0.422			0-0 HR		0-0 G6-4-3 1-2f		0-0 5-3		0-0 SH BB 1B	3 2 1 1 0 0 1																	
Rick Camp, R (1, 1) Jerry Royster, R (7, PH) Pete Falcone, L (7, 1) Jeff Dedmon, L (8, 1) Rufino Linares, R (9, PH) Donnie Moore, L (9, 1)			0-0 6-3		0-0 2B		0-0 F8		4-0 FC1-5 1B BB	2 0 1 0 0 0 0 1 0 1 0 0 0 0 0 0 0 0 0																	
Inning Stats	R: 0 E: 0 K: 3 S: 9	H: 0 LOB: 0 BB: 0 P: 9	R: 0 E: 0 K: 0 S: 4	H: 2 LOB: 1 BB: 0 P: 4	R: 1 E: 0 K: 1 S: 6	H: 1 LOB: 0 BB: 0 P: 6	R: 0 E: 0 K: 1 S: 5	H: 0 LOB: 1 BB: 1 P: 9	R: 0 E: 0 K: 0 S: 4	H: 2 LOB: 1 BB: 0 P: 4	R: 2 E: 0 K: 0 S: 6	H: 3 LOB: 1 BB: 0 P: 6	R: 0 E: 0 K: 1 S: 7	H: 2 LOB: 2 BB: 0 P: 7	R: 0 E: 0 K: 0 S: 3	H: 0 LOB: 0 BB: 0 P: 3	R: 3 E: 0 K: 0 S: 6	H: 3 LOB: 2 BB: 2 P: 14	1B: 7 2B: 3 3B: 0 HR: 3	SF: 0 SAC: 1 DP: 2 HBP: 0	WP: 0 PB: 0 SB: 3 CS: 0	PA: 41					
PITCHER	IP WLS BF H R ER SO BB IBB HBP BLK WP HR S P ERA WHIP																										
Bob Knepper, L (1, 1) ERA: 2.96	6.2		29	10	3	3	5	1	0	0	0	0	3	38	42	4.05	1.650										
Julio Solano, R (7, 1) ERA: 1.52	0.1		1	0	0	0	1	0	0	0	0	0	0	3	3	0.00	0.000										
Frank DiPino, L (8, 1) ERA: 3.66	1.1	L	9	2	3	3	0	1	1	0	0	0	0	7	15	20.25	2.250										
Dave Smith, R (9, 1) ERA: 2.45	0.2		2	1	0	0	0	0	0	0	0	0	0	2	2	0.00	1.500										

Atlanta Braves @ Houston Astros
Astrodome, Houston, TX
Tue Jul 31 1984, 8:05 PM EDT
Att. 15,528 - Unknown

livebaseballscorecards.com

AB	37
R	6
H	13
RBI	6
BB	3
SO	6
LOB	14



Batter	1	2	3	4	5	6	7	8	9	AB R H RBI BB SO LOB	TOP																
Claudell Washington, L OBP: 0.411, SLG: 0.507 (1, 9)	4-0 BB G6-4-3		0-0 4-3		0-0 F3		0-3 K		0-0 G4-6-3 1-2f	4 0 0 0 1 1 3	Atlanta Braves @ Houston Astros Astrodome, Houston, TX Wed Aug 01 1984, 8:05 PM EDT Att: 13,244 - Unknown																
Rafael Ramirez, R OBP: 0.302, SLG: 0.320 (1, 6)	0-0 G6-4-3 1-2f		0-0 F8		0-3 K2-3			0-0 HR 1B	4 1 1 0 0 1 1																		
Dale Murphy, R OBP: 0.365, SLG: 0.533 (1, 8)	0-3 K2-3		0-0 F8		0-0 5-3			0-0 HR 1-H	4 1 1 2 0 1 0																		
Chris Chambliss, L OBP: 0.362, SLG: 0.392 (1, 3)		4-0 WP E 1-3 BB		4-0 1B PB PB BB		0-0 G4-3 1B		0-3 K	2 2 1 0 2 1 0																		
Ken Oberkfell, L OBP: 0.334, SLG: 0.369 (1, 4)		0-0 1-3		0-0 F8		0-0 G4-3 1-2f		0-3 K	4 0 0 0 0 1 3																		
Steve Bedrosian, R OBP: 0.154, SLG: 0.154 (8, 1)		1-2							0 0 0 0 0 0 0																		
Brad Komminsk, R OBP: 0.262, SLG: 0.325 (1, 7)		4-0 E S SF8 BB		0-0 PB 2B 1B		0-0 F9		0-3 K	3 2 1 0 1 1 0																		
Randy Johnson, R OBP: 0.354, SLG: 0.424 (1, 5)		0-0 E6 SF8 1-3 3-H		0-0 F4		0-0 PB 4-3 1B		0-0 1B 1B	4 0 2 1 0 0 3																		
Alex Trevino, R OBP: 0.294, SLG: 0.345 (1, 2)		0-0 SF8 2-3 3-H		0-0 1-H 3-H 2B		0-0 4-3		0-0 G4-6-3 1B	3 0 2 2 0 0 1																		
Rick Mahler, R OBP: 0.333, SLG: 0.390 (1, 1)		0-0 5-3		0-0 6-3		0-0 6-3		0-3 K	3 0 0 0 0 0 3																		
Pete Falcone, L OBP: 0.219, SLG: 0.281 (7, 1)									0 0 0 0 0 0 0																		
Glenn Hubbard, R OBP: 0.349, SLG: 0.398 (8, 4)									1 0 0 0 0 1 2																		
Inning Stats	R: 0 E: 0 K: 1 S: 4	H: 0 LOB: 0 BB: 1 P: 8	R: 2 E: 1 K: 0 S: 4	H: 0 LOB: 1 BB: 2 P: 12	R: 0 E: 0 K: 0 S: 3	H: 0 LOB: 0 BB: 0 P: 3	R: 2 E: 0 K: 0 S: 5	H: 2 LOB: 1 BB: 1 P: 9	R: 0 E: 0 K: 1 S: 5	H: 0 LOB: 0 BB: 0 P: 5	R: 0 E: 0 K: 0 S: 3	H: 1 LOB: 0 BB: 0 P: 3	R: 0 E: 0 K: 1 S: 6	H: 1 LOB: 1 BB: 0 P: 6	R: 2 E: 0 K: 3 S: 11	H: 2 LOB: 0 BB: 0 P: 11	R: 0 E: 0 K: 1 S: 6	H: 2 LOB: 1 BB: 0 P: 6	1B: 6 2B: 1 3B: 0 HR: 1	SF: 1 SAC: 0 DP: 3 HBP: 0	WP: 1 PB: 3 SB: 1 CS: 0	PA: 37					
PITCHER	IP WLS BF H R ER SO BB IBB HBP BLK WP HR S P ERA WHIP																										
Joe Niekro, R ERA: 2.59 (1, 1)	7.0		28	4	4	2	3	4	0	0	0	1	0	30	46	2.57	1.143										
Julio Solano, R ERA: 2.19 (8, 1)	1.0	L	5	2	2	2	3	0	0	0	0	0	1	11	11	18.00	2.000										
Frank DiPino, L ERA: 3.59 (9, 1)	1.0		4	2	0	0	1	0	0	0	0	0	0	6	6	0.00	2.000										

livebaseballscorecards.com

AB	32
R	6
H	8
RBI	5
BB	4
SO	7
LOB	16



Batter	1	2	3	4	5	6	7	8	9	AB	R	H	RBI	BB	SO	LOB
Bill Doran, S (1, 4) OBP: 0.341, SLG: 0.351 Phil Garner, R (3, 4) OBP: 0.327, SLG: 0.330 (8, 5)	4-0 1B BB		0-0 F3 1B		4-0 1-2 BB		0-0 1-2 2-H 1B	4-0 1-2 2-3 BB		0	1	0	0	1	0	0
Craig Reynolds, L (1, 6) OBP: 0.281, SLG: 0.364	0-3 K 1B		0-0 4-3 1B		0-0 F7 1B		0-0 SH1-4 1-2 2-3 1B	0-0 F7 1B		4	0	0	0	0	1	6
Denny Walling, L (1, 5) OBP: 0.315, SLG: 0.359 Jim Pankovits, R (7, PH) OBP: 0.313, SLG: 0.391 (8, 4)	0-0 1-3 S E 1B		0-0 2B		0-0 4-3 1B		0-0 2-H 3-H 1B		0-0 2B	3	1	2	0	0	0	2
Jose Cruz, L (1, 7) OBP: 0.380, SLG: 0.448	0-0 SF8 1-2 3-H 1B		0-0 6-3 1B		0-0 1B		0-0 F8 1B		0-0 F6 1B	4	0	1	1	0	0	3
Jerry Mumphrey, S (1, 8) OBP: 0.350, SLG: 0.377	0-0 E5 2-H 1B			0-0 4-3 1B		0-0 1-2 G1-6-3 1B		0-0 6-3 1B		5	0	2	1	0	0	2
Enos Cabell, R (1, 3) OBP: 0.323, SLG: 0.390	0-0 1-3 1B			0-0 6-3 1B		0-0 F8 1B		0-0 FC1-4 1B		5	0	1	0	0	0	4
Terry Puhl, L (1, 9) OBP: 0.371, SLG: 0.417		0-0 4-3 1B		0-0 F8 1B		0-0 1-2f G1-6-3 1B		0-0 BB 1B		4	0	0	0	0	0	3
Alan Ashby, S (1, 2) OBP: 0.333, SLG: 0.324		0-0 5-3 1B			0-0 FC1-4 1B		0-0 1B		0-0 F7 1B	4	1	2	0	0	0	1
Joe Niekro, R (1, 1) OBP: 0.181, SLG: 0.145 Kevin Bass, S (7, PH) OBP: 0.276, SLG: 0.340 Julio Solano, R (8, 1) Ray Knight, R (8, PH) Frank DiPino, L (8, PR) (9, 1)		0-0 6-3 1B		0-0 FC1-4 BB		0-0 1-2 SH1-4 1B		0-0 BB		2	0	0	0	0	0	1

Inning Stats	R: 2	H: 2	E: 1	K: 1	S: 7	LOB: 1	BB: 1	P: 11	R: 0	H: 0	E: 0	K: 0	S: 3	R: 0	H: 1	E: 0	K: 0	S: 4	R: 0	H: 0	E: 0	K: 0	S: 3	R: 0	H: 1	E: 0	K: 0	S: 4	R: 0	H: 2	E: 0	K: 0	S: 4	R: 3	H: 4	E: 0	K: 0	S: 7	R: 0	H: 2	E: 0	K: 0	S: 5	R: 0	H: 1	E: 0	K: 0	S: 4	1B: 11	SF: 1	2B: 2	3B: 0	HR: 0
--------------	------	------	------	------	------	--------	-------	-------	------	------	------	------	------	------	------	------	------	------	------	------	------	------	------	------	------	------	------	------	------	------	------	------	------	------	------	------	------	------	------	------	------	------	------	------	------	------	------	------	--------	-------	-------	-------	-------

PITCHER	IP	WLS	BF	H	R	ER	SO	BB	IBB	HBP	BLK	WP	HR	S	P	ERA	WHIP
Rick Mahler, R (1, 1) ERA: 2.76	6.1		29	9	5	5	1	2	0	0	0	0	0	29	37	7.11	1.737
Pete Falcone, L (7, 1) ERA: 4.3	0.2	W	3	1	0	0	0	0	0	0	0	0	0	3	3	0.00	1.500
Steve Bedrosian, R (8, 1) ERA: 2.3	2.0	S	10	3	0	0	0	1	0	0	0	0	0	9	13	0.00	2.000

BOTTOM

Atlanta Braves @ Houston Astros
 Astrodome, Houston, TX

Wed Aug 01 1984, 8:05 PM EDT
 Att. 13,244 - Unknown

AB	37
R	5
H	13
RBI	5
BB	3
SO	1
LOB	22

WP	HR	S	P	ERA	WHIP
0	0	0	0	0	0
0	0	0	0	0	0
0	0	0	0	0	0
0	0	0	0	0	0
0	0	0	0	0	0

Batter	1	2	3	4	5	6	7	8	9	10	11	AB R H RBI BB SO LOB	TOP									
Dan Gladden, R (1.8) OBP: 0.390, SLG: 0.470	G3		F4		F4		K			2-3		5 0 0 0 0 1 1	San Francisco Giants @ Atlanta Braves Atlanta-Fulton County Stadium, Atlanta, GA Fri Aug 03 1984, 7:05 PM EDT Att. 24,750 - Unknown									
Chili Davis, S (1.9) OBP: 0.334, SLG: 0.474	1-3		BB		2B		G3			F9		4 1 1 0 1 0 1										
Dusty Baker Jr., R (1.7) OBP: 0.391, SLG: 0.366	5-3		BB		2B							4 0 1 1 1 1 0										
Scot Thompson, L (1.3) OBP: 0.404, SLG: 0.364		6-3	4-3		4-3							5 0 0 0 0 0 3										
Bob Brenly, R (1.2) OBP: 0.377, SLG: 0.482		G3 1B			6-3		5-3					5 0 1 0 0 0 0										
Joel Youngblood, R (1.5) OBP: 0.350, SLG: 0.381		G3 1B			E5		CS			6-3		4 0 1 0 1 1 1										
Johnnie LeMaster, R (1.6) OBP: 0.256, SLG: 0.286		G3			K		F8			4-3		4 0 0 0 0 1 4										
Brad Wellman, R (1.4) OBP: 0.277, SLG: 0.302		F3			FC4		K			1-3		4 0 0 0 0 1 3										
Greg Minton, S (9.1) OBP: 0.125, SLG: 0.067					1-2f							0 0 0 0 0 0 0										
Mark Davis, L (1.1) OBP: 0.175, SLG: 0.237			K				G3			5-3		2 0 0 0 0 1 0										
Frank Williams, R (6.1) OBP: 0.235, SLG: 0.133												0 0 0 0 1 0 0										
Duane Kuiper, L (9.4) OBP: 0.255, SLG: 0.163							BB					1 0 0 0 0 0 0										
Inning Stats	R: 0 E: 0 K: 3 S: 3	H: 0 LOB: 0 BB: 0 P: 3	R: 0 E: 0 K: 5 S: 5	H: 2 LOB: 2 BB: 0 P: 5	R: 0 E: 0 K: 1 S: 5	H: 0 LOB: 2 BB: 2 P: 13	R: 0 E: 1 K: 1 S: 6	H: 0 LOB: 1 BB: 0 P: 6	R: 1 E: 0 K: 0 S: 5	H: 2 LOB: 1 BB: 0 P: 5	R: 0 E: 0 K: 2 S: 7	H: 0 LOB: 1 BB: 1 P: 11	R: 0 E: 0 K: 3 S: 3	H: 0 LOB: 0 BB: 0 P: 3	R: 0 E: 0 K: 0 S: 3	H: 0 LOB: 0 BB: 0 P: 3	R: 0 E: 1 K: 2 S: 8	H: 0 LOB: 1 BB: 0 P: 8	1B: 2 2B: 2 3B: 0 HR: 0	SF: 0 SAC: 0 DP: 0 HBP: 0	WP: 0 PB: 0 SB: 0 CS: 1	PA: 42
PITCHER	IP WLS BF H R ER SO BB IBB HBP BLK WP HR S P ERA WHIP																					
Pascual Perez, R (1.1) ERA: 4.12	8.0		32	4	1	1	4	4	0	0	0	0	0	0	36	52	1.12	1.000				
Gene Garber, R (9.1) ERA: 3.28	2.0		6	0	0	0	0	0	0	0	0	0	0	6	6	0.00	0.000					
Donnie Moore, R (11.1) ERA: 2.0	1.0	W	4	0	0	0	2	0	0	0	0	0	0	8	8	0.00	0.000					

livebaseballscorecards.com

AB	38
R	1
H	4
RBI	1
BB	4
SO	6
LOB	13



Batter	1	2	3	4	5	6	7	8	9	10	11	AB	R	H	RBI	BB	SO	LOB
Claudell Washington, L OBP: 0.410, SLG: 0.503	4-0 G6-4-3 BB		0-0 F8		0-0			0-0 CS 1B		0-0 F7		4	0	1	1	1	0	4
Rafael Ramirez, R OBP: 0.300, SLG: 0.319	0-0 G6-4-3 1-2f			0-3 K		0-0 FC6-4 1B		0-0 4-3 1-2		0-0 FC6-4 1-2f		5	0	1	0	0	1	3
Dale Murphy, R OBP: 0.361, SLG: 0.526	0-3 K			0-0 F9		0-0 FC6-4 1-2f G4-6-3						5	0	0	0	0	2	1
Bob Watson, R OBP: 0.284, SLG: 0.350		0-0 F3		0-0 6-3		0-0 G4-6-3 1-2f						2	0	0	0	0	0	0
Gerald Perry, L OBP: 0.369, SLG: 0.349												2	1	1	0	1	0	1
Brad Komminsk, R OBP: 0.279, SLG: 0.321		0-3 K										5	0	1	0	0	2	1
Randy Johnson, R OBP: 0.369, SLG: 0.437		0-0 PB 2B										3	0	2	0	2	0	0
Glenn Hubbard, R OBP: 0.345, SLG: 0.393		0-3 K										4	0	0	0	0	2	4
Rufino Linares, R OBP: 0.318, SLG: 0.474												1	0	1	1	0	0	0
Bruce Benedict, R OBP: 0.303, SLG: 0.301			0-0 F7			4-0 BB 1-2 BB						2	0	1	0	1	0	0
Albert Hall, S OBP: 0.285, SLG: 0.283												0	1	0	0	0	0	0
Alex Trevino, R OBP: 0.292, SLG: 0.343												1	0	0	0	0	0	0
Pascual Perez, R OBP: 0.199, SLG: 0.146			0-3 K									1	0	0	0	1	1	0
Ken Oberkell, L OBP: 0.333, SLG: 0.367												1	0	0	0	0	0	1
Gene Garber, R OBP: 0.100, SLG: 0.100												0	0	0	0	0	0	0
Chris Chambliss, L OBP: 0.384, SLG: 0.392												0	0	0	0	1	0	0
Craig McMurtry, R OBP: 0.154, SLG: 0.162												0	0	0	0	0	0	0
Donnie Moore, L												0	0	0	0	0	0	0

Inning Stats	R: 0	H: 0	R: 0	H: 1	R: 0	H: 0	R: 0	H: 0	R: 0	H: 1	R: 0	H: 0	R: 1	H: 2	R: 0	H: 0	R: 0	H: 0	R: 1	H: 3	
E: 0	LOB: 0	E: 0	LOB: 1	E: 0	LOB: 0	E: 0	LOB: 0	E: 0	LOB: 0	E: 0	LOB: 0	E: 0	LOB: 1	E: 0	LOB: 2	E: 0	LOB: 1	E: 0	LOB: 3	E: 0	LOB: 3
K: 1	BB: 1	K: 2	BB: 0	K: 1	BB: 0	K: 1	BB: 0	K: 0	BB: 2	K: 0	BB: 0	K: 1	BB: 0	K: 1	BB: 0	K: 2	BB: 2	K: 0	BB: 1	K: 0	BB: 1
S: 4	P: 8	S: 8	P: 8	S: 5	P: 5	S: 5	P: 5	S: 4	P: 12	S: 3	P: 3	S: 5	P: 5	S: 6	P: 6	S: 7	P: 15	S: 3	P: 7	S: 4	P: 8

San Francisco Giants @ Atlanta Braves
 Atlanta-Fulton County Stadium, Atlanta, GA

livebaseballscores.com

AB	36
R	2
H	8
RBI	2
BB	7
SO	9
LOB	15



PITCHER	IP	WLS	BF	H	R	ER	SO	BB	IBB	HBP	BLK	WP	HR	S	P	ERA	WHIP
Mark Davis, L ERA: 5.23	5.0		20	3	0	0	5	3	0	0	0	0	0	27	39	0.00	1.200
Frank Williams, R ERA: 3.43	3.2		12	2	1	1	3	1	0	0	0	0	0	17	21	2.46	0.818
Greg Minton, R ERA: 3.46	1.2	L	11	3	1	1	1	1	2	0	0	0	0	10	22	5.40	2.400

BOTTOM

Fri Aug 03 1984, 7:05 PM EDT
 Atl. 24,750 - Unknown

Batter	1	2	3	4	5	6	7	8	9	AB R H RBI BB SO LOB	TOP											
Chili Davis, S OBP: 0.343, SLG: 0.481 (1, 8) (7, 9)	0-0 HR 1B		4-0 1B BB	0-0 1B			0-0 SH1-3 2B	4-0 2B IBB		3 3 3 0 2 0 0	San Francisco Giants @ Atlanta Braves Atlanta-Fulton County Stadium, Atlanta, GA Sat Aug 04 1984, 7:05 PM EDT Att: 40,114 - Unknown livebaseballscorecards.com											
Bob Brenly, R OBP: 0.384, SLG: 0.502 (1, 2) (8, 3)	0-0 HR		0-0 1B 1B	0-0 1B		0-0 SH1-3	0-0 2B 2B		4 2 4 4 0 0 0													
Dusty Baker Jr., R OBP: 0.383, SLG: 0.357 Dan Gladden, R OBP: 0.394, SLG: 0.481 (1, 9) (7, 8)	0-0 F4		0-3 K	0-0 6-3		0-0 F8	0-0 E 2B		4 0 0 0 0 1 5 1 1 1 2 0 0 0													
Jeffrey Leonard, R OBP: 0.354, SLG: 0.474 (1, 7)	0-0 5-3		0-0 F7		0-0 4-3	4-0 IBB	0-0 E6		4 0 0 0 1 0 2													
Scot Thompson, L OBP: 0.404, SLG: 0.361 Greg Minton, S OBP: 0.125, SLG: 0.067 (1, 3) (8, 1)	0-0 5-3		0-0 1B		4-0 G4-6-3 BB	0-0 6-3	0-0 6-3		4 0 1 1 1 0 3 0 0 0 0 0 0 0													
Joel Youngblood, R OBP: 0.349, SLG: 0.378 (1, 5)		0-0 6-3	0-0 G3		0-0 G4-6-3		0-0 5-3	0-0 G1-4-3 1B	5 0 1 0 0 0 3													
Johnnie LeMaster, R OBP: 0.255, SLG: 0.285 (1, 6)		0-0 6-3		0-0 F9		0-0 F8	0-0 2B 1B	0-0 G1-4-3	5 1 1 0 0 0 1													
Duane Kuiper, L OBP: 0.267, SLG: 0.180 Steve Nicosia, R OBP: 0.339, SLG: 0.478 (1, 4) (8, PH) (8, 2)		0-0 1B		0-0 1B 1B		0-0 F8	0-0 2B 2B	0-0 F2	3 1 2 0 0 0 0 2 1 1 1 0 0 0													
Mark Calvert, R Brad Wellman, R OBP: 0.275, SLG: 0.301 (1, 1) (8, PH) (8, 4)		0-0 F3		0-3 K		0-3 K			3 0 0 0 0 2 2 1 0 0 0 0 1 1													
Inning Stats	R: 2 E: 0 K: 0 S: 5	H: 2 LOB: 0 BB: 0 P: 5	R: 0 E: 0 K: 0 S: 4	H: 1 LOB: 1 BB: 0 P: 4	R: 1 E: 0 K: 1 S: 7	H: 2 LOB: 2 BB: 1 P: 11	R: 1 E: 0 K: 1 S: 8	H: 3 LOB: 2 BB: 0 P: 8	R: 0 E: 0 K: 0 S: 2	H: 0 LOB: 0 BB: 1 P: 6		R: 0 E: 0 K: 1 S: 5	H: 0 LOB: 0 BB: 0 P: 5	R: 0 E: 0 K: 0 S: 4	H: 1 LOB: 2 BB: 1 P: 8	R: 5 E: 1 K: 1 S: 10	H: 4 LOB: 1 BB: 1 P: 14	R: 0 E: 0 K: 0 S: 3	H: 1 LOB: 0 BB: 0 P: 3	1B: 9 2B: 4 3B: 0 HR: 1	SF: 0 SAC: 1 DP: 2 HBP: 0	WP: 0 PB: 0 SB: 0 CS: 0
PITCHER	IP WLS BF H R ER SO BB IBB HBP BLK WP HR S P ERA WHIP																					
Craig McMurtry, R ERA: 4.95 (1, 1)	3.2 L 19 7 4 4 2 1 0 0 0 0 0 1 22 26 9.82 2.182																					
Jeff Dedmon, R ERA: 4.05 (4, 1)	1.1 5 1 0 0 0 1 0 0 0 0 0 0 4 8 0.00 1.500																					
Pete Falcone, L ERA: 4.22 (6, 1)	2.0 8 1 0 0 1 0 1 0 0 0 0 0 9 13 0.00 0.500																					
Terry Forster, L ERA: 1.8 (8, 1)	0.1 3 2 2 2 0 0 0 0 0 0 0 0 3 3 54.00 6.000																					
Gene Garber, R ERA: 3.48 (8, 1)	1.2 9 3 3 2 1 0 1 0 0 0 0 0 10 14 10.80 1.800																					



Batter	1	2	3	4	5	6	7	8	9	AB R H RBI BB SO LOB	TOP																									
Dan Gladden, R (1, 8) OBP: 0.401, SLG: 0.482	4-0 FC5-4 BB		0-0 1B 1-4-3 1B	0-0 F8		0-3 K			0-0 2B HR 1B	4 2 2 0 1 1 2																										
Bob Brenly, R (1, 2) OBP: 0.387, SLG: 0.505	0-0 FC5-4 G5-4-3 1-2f		0-0 1-3 2B 1-4-3 1B		4-0 6-3 S BB		0-3 K		0-0 1-3 HR 2B	4 2 2 0 1 1 1																										
Chili Davis, S (1, 9) OBP: 0.341, SLG: 0.476	0-0 G5-4-3 1-2f		0-0 1-2 3-H 1-4-3		0-0 F8		0-3 K		4-0 HR IBB	4 1 0 1 1 1 3																										
Jeffrey Leonard, R (1, 7) OBP: 0.355, SLG: 0.484		0-0 F3	0-0 2-H 2B		0-0 6-3		0-0 6-3		0-0 1-H 2-H 3-H HR	5 1 2 5 0 0 1																										
Scot Thompson, L (1, 3) OBP: 0.410, SLG: 0.360		0-0 6-3	4-0 BB		4-0 IBB			0-0 F6	0-0 FC5-4 1B 1B	3 0 1 0 2 0 0																										
Manny Trillo, R (1, 4) OBP: 0.330, SLG: 0.370		4-0 2B BB	0-0 F4		0-0 G3			0-0 F9	0-0 1-2 FC5-4 1B	4 1 1 0 1 0 4																										
Joel Youngblood, R (1, 5) OBP: 0.352, SLG: 0.386		0-0 1-H 2B		0-0 2B		0-0 6-3		0-0 1B	0-0 FC5-4 1-2f 2-3	5 0 3 1 0 0 2																										
Johnnie LeMaster, R (1, 6) OBP: 0.253, SLG: 0.282		0-3 K		0-0 5-3		0-3 K		0-0 6-3	0-0 5-3	3 0 0 0 0 2 2																										
Dusty Baker Jr., R (8, PH) OBP: 0.381, SLG: 0.354										1 0 0 0 0 0 1																										
Brad Wellman, R (8, 6) OBP: 0.274, SLG: 0.299										1 0 0 0 0 0 2																										
Jeff Robinson, R (1, 1) OBP: 0.137, SLG: 0.102			0-0 5-3		0-3 K		0-0 1B		0-0 F8	3 0 1 0 0 1 1																										
Gary Lavelle, S (6, 1)										0 0 0 0 0 0 0																										
Gene Richards, L (9, PH) OBP: 0.345, SLG: 0.282										1 0 0 0 0 0 0																										
Greg Minton, S (9, 1) OBP: 0.125, SLG: 0.067										0 0 0 0 0 0 0																										
Inning Stats	R: 0 E: 0 K: 0 S: 2	H: 0 LOB: 0 BB: 1 P: 6	R: 1 E: 0 K: 1 S: 6	H: 1 LOB: 1 BB: 1 P: 10	R: 2 E: 0 K: 0 S: 6	H: 3 LOB: 2 BB: 1 P: 10	R: 0 E: 0 K: 1 S: 6	H: 1 LOB: 1 BB: 0 P: 6	R: 0 E: 0 K: 2 S: 8	H: 0 LOB: 0 BB: 0 P: 8	R: 0 E: 0 K: 2 S: 7	H: 0 LOB: 0 BB: 0 P: 7	R: 0 E: 0 K: 0 S: 4	H: 1 LOB: 1 BB: 0 P: 4	R: 4 E: 0 K: 0 S: 8	H: 5 LOB: 2 BB: 1 P: 12	1B: 7 2B: 4 3B: 0 HR: 1	SF: 0 SAC: 0 DP: 1 HBP: 0	WP: 0 PB: 0 SB: 1 CS: 0	PA: 44																
PITCHER	IP WLS BF H R ER SO BB IBB HBP BLK WP HR S P ERA WHIP																																			
Rick Camp, R (1, 1) ERA: 4.0	6.0		28	6	3	3	4	4	1	0	0	0	0	31	51	4.50	1.667																			
Gene Garber, R (7, 1) ERA: 3.64	2.1	L	10	3	2	2	2	0	0	0	0	0	0	14	14	7.71	1.286																			
Donnie Moore, R (9, 1) ERA: 2.4	0.0		4	3	2	2	0	0	1	0	0	0	1	3	7	∞	∞																			
Terry Forster, L (9, 1) ERA: 1.75	0.2		2	0	0	0	0	0	0	0	0	0	0	2	2	0.00	0.000																			

San Francisco Giants @ Atlanta Braves
Atlanta-Fulton County Stadium, Atlanta, GA

Sun Aug 05 1984, 3:33 AM EDT
Att: 18,710 - Unknown

AB	38
R	7
H	12
RBI	7
BB	6
SO	6
LOB	19



livebaseballscorecards.com

Batter	1	2	3	4	5	6	7	8	9	AB R H RBI BB SO LOB
Gerald Perry, L OBP: 0.376, SLG: 0.355 (1, 7) (8, 3)	0-0 SH1-3 S SF9 1B	4-0 FC6-4 1-2 BB		0-0 1-2 1B		0-0 F7			0-0 4-3	4 1 2 0 1 0 1
Jerry Royster, R OBP: 0.258, SLG: 0.295 (1, 6)	0-0 SH1-3 1-3	0-0 FC6-4 1-2f		0-3 K			0-0 F7		0-0 6-3	4 0 0 0 0 1 4
Claudell Washington, L OBP: 0.410, SLG: 0.515 (1, 9)	0-0 SF9 3-H		0-0 3-1		0-0 6-3		0-0 1-3			3 0 0 1 0 0 0
Dale Murphy, R OBP: 0.359, SLG: 0.522 (1, 8)	0-0 F7		0-0 6-3		0-0 5-3		0-0 2B			4 0 1 0 0 0 0
Chris Chambliss, L OBP: 0.364, SLG: 0.388 Albert Hall, S OBP: 0.285, SLG: 0.283 (1, 3) (8, 7)		0-0 2B 1B	4-0 S BB		0-0 F4		0-0 6-3			3 1 1 0 1 0 1 0 0 0 0 0 0 0
Ken Oberkfell, L OBP: 0.328, SLG: 0.364 (1, 5)		0-0 1B 2B	0-0 F8			0-0 4-3		0-0 F8		4 1 1 0 0 0 1
Glenn Hubbard, R OBP: 0.344, SLG: 0.393 (1, 4)		0-0 F7		0-0 F7		0-0 4-3 2B 1B		0-0 5-3		4 1 1 0 0 0 2
Alex Trevino, R OBP: 0.292, SLG: 0.338 (1, 2)		0-0 4-3		4-0 FC6-5 S BB		0-0 4-3		0-0 4-3		3 0 0 0 1 0 3
Rick Camp, R OBP: 0.186, SLG: 0.192 Bob Watson, R OBP: 0.294, SLG: 0.377 Craig McMurtry, R OBP: 0.150, SLG: 0.158 Gene Gardner, R OBP: 0.100, SLG: 0.100 Donnie Moore, L Terry Forster, L OBP: 0.067, SLG: 0.067 Rufino Linares, R OBP: 0.292, SLG: 0.429 (1, 1) (6, PH) (6, PR) (7, 1) (9, 1) (9, 1) (9, PH)		0-0 BB 1B 2-H 3-H		0-0 FC6-5 1B		0-0 2B 2-H		0-0 4-3		2 0 1 2 0 0 1 1 0 1 1 0 1 0 0 0 0 0 0

Inning Stats	R: 1	H: 1	E: 0	K: 0	S: 4	LOB: 0	BB: 0	P: 4	R: 2	H: 3	E: 0	K: 0	S: 6	LOB: 2	BB: 1	P: 10	R: 0	H: 0	E: 0	K: 0	S: 3	LOB: 0	BB: 0	P: 3	R: 0	H: 1	E: 0	K: 1	S: 6	LOB: 2	BB: 1	P: 10	R: 0	H: 0	E: 0	K: 0	S: 3	LOB: 0	BB: 0	P: 3	R: 1	H: 2	E: 0	K: 0	S: 5	LOB: 1	BB: 0	P: 5	R: 0	H: 1	E: 0	K: 0	S: 4	LOB: 1	BB: 0	P: 4	R: 0	H: 0	E: 0	K: 0	S: 3	LOB: 0	BB: 0	P: 3	R: 0	H: 0	E: 0	K: 0	S: 3	LOB: 0	BB: 0	P: 3
--------------	------	------	------	------	------	--------	-------	------	------	------	------	------	------	--------	-------	-------	------	------	------	------	------	--------	-------	------	------	------	------	------	------	--------	-------	-------	------	------	------	------	------	--------	-------	------	------	------	------	------	------	--------	-------	------	------	------	------	------	------	--------	-------	------	------	------	------	------	------	--------	-------	------	------	------	------	------	------	--------	-------	------

PITCHER	IP	WLS	BF	H	R	ER	SO	BB	IBB	HBP	BLK	WP	HR	S	P	ERA	WHIP
Jeff Robinson, R ERA: 4.21 (1, 1)	5.0		23	5	3	3	1	3	0	0	0	0	0	22	34	5.40	1.600
Gary Lavelle, L ERA: 2.94 (6, 1)	3.0	W	12	3	1	1	0	0	0	0	0	0	0	12	12	3.00	1.000
Greg Minton, R ERA: 3.34 (9, 1)	1.0	S	3	0	0	0	0	0	0	0	0	0	0	3	3	0.00	0.000

BOTTOM

San Francisco Giants @ Atlanta Braves
Atlanta-Fulton County Stadium, Atlanta, GA

Sun Aug 05 1984, 3:33 AM EDT
Att. 18,710 - Unknown

livebaseballscorecards.com

AB	33
R	4
H	8
RBI	4
BB	3
SO	1
LOB	13

Braves

WP: 0	PA: 38
PB: 0	
SB: 3	
CS: 0	

Batter	1	2	3	4	5	6	7	8	9
Rafael Ramirez, R OBP: 0.302, SLG: 0.320 (1, 6) X	0-0 1B G4-3 1B		0-0 5-3		0-0 FC4-6 1-2 1B 1B		0-3 K		
Randy Johnson, R OBP: 0.377, SLG: 0.443 (1, 5) X	0-0 1-3 G4-3 1B		0-0 6-3		0-0 1-2 2-3 FC4-6 1B		0-0 F9		
Claudell Washington, L OBP: 0.405, SLG: 0.508 (1, 9) X	0-0 1-2f 3-H G4-3		0-0 4-3		0-0 1-2f 2-3 3-H FC4-6 CS		0-3 K		
Dale Murphy, R OBP: 0.362, SLG: 0.522 (1, 8) B B B B	4-0 1B BB			4-0 S BB	0-0 1-2 F4		0-0 F7 1B		
Bob Watson, R OBP: 0.314, SLG: 0.387 Gerald Perry, L OBP: 0.377, SLG: 0.365 (1, 3) X (6, 3)	0-0 1-2 FC5-4 1B			4-0 1-2 BB		0-0 3B	0-0 1-2 F7		
Brad Komminsk, R OBP: 0.274, SLG: 0.310 (1, 7) X	0-0 1-2f FC5-4			0-0 F7		0-3 K			
Glenn Hubbard, R OBP: 0.343, SLG: 0.391 (1, 4) X		0-0 F3		0-0 F7		4-0 G4-6-3 IBB			
Alex Trevino, R OBP: 0.288, SLG: 0.333 (1, 2) X		0-0 F8		0-3 K		0-0 1-2f G4-6-3			
Rick Mahler, R OBP: 0.333, SLG: 0.386 (1, 1) X		0-0 5-3			0-0 1B FC4-6 1B		0-0 F9		

Inning Stats	R: 1	H: 3	E: 0	K: 0	S: 5	H: 3	LOB: 2	BB: 1	P: 9	R: 0	H: 0	E: 0	K: 0	S: 3	R: 0	H: 0	E: 0	K: 1	S: 5	R: 0	H: 1	E: 0	K: 1	S: 5	R: 0	H: 0	E: 0	K: 1	S: 5	R: 0	H: 1	E: 0	K: 1	S: 5
--------------	------	------	------	------	------	------	--------	-------	------	------	------	------	------	------	------	------	------	------	------	------	------	------	------	------	------	------	------	------	------	------	------	------	------	------

PITCHER	IP	WLS	BF	H	R	ER	SO	BB	IBB	HBP	BLK	WP	HR	S	P	ERA	WHIP
Rick Honeycutt, L ERA: 2.9 (1, 1)	4.1	L	21	6	2	2	1	3	0	0	0	0	0	20	32	4.15	2.077
Pat Zachry, R ERA: 3.59 (5, 1)	1.2		5	1	0	0	1	0	1	0	0	0	0	6	10	0.00	0.600
Burt Hooton, R ERA: 3.59 (7, 1)	2.0		6	1	0	0	2	0	0	0	0	0	0	10	10	0.00	0.500

BOTTOM

Los Angeles Dodgers @ Atlanta Braves
Atlanta-Fulton County Stadium, Atlanta, GA

Mon Aug 06 1984, 7:05 PM EDT
Att. 32,637 - Unknown

AB	R	H	RBI	BB	SO	LOB
4	1	2	0	0	1	0
4	0	2	0	0	0	0
4	0	0	1	0	1	3
2	0	1	0	2	0	2
1	0	1	0	1	0	0
2	0	1	0	0	0	1
3	0	0	0	0	1	5
2	0	0	0	1	0	2
3	0	0	0	0	1	4
3	1	1	0	0	0	0

AB 28
R 2
H 8
RBI 1
BB 4
SO 4
LOB 17

WP: 0 PA: 32
PB: 0
SB: 1
CS: 1



PITCHER	IP	WLS	BF	H	R	ER	SO	BB	IBB	HBP	BLK	WP	HR	S	P	ERA	WHIP
---------	----	-----	----	---	---	----	----	----	-----	-----	-----	----	----	---	---	-----	------

Batter	1	2	3	4	5	6	7	8	9	10	11	AB R H RBI BB SO LOB	TOP																	
Steve Sax, R (1.4) OBP: 0.292, SLG: 0.305	0-0 5-3		0-0 K			0-0 4-3			0-0 6-3		0-0 3-1	5 0 1 0 0 0 0	Los Angeles Dodgers @ Atlanta Braves Atlanta-Fulton County Stadium, Atlanta, GA Tue Aug 07 1984, 7:05 PM EDT Att. 26,975 - Unknown																	
Terry Whitfield, L (1.9) OBP: 0.303, SLG: 0.360	0-0 F8		0-3 K			0-0 1B			0-0 1B		0-0 1B	5 1 3 0 0 1 1																		
Ken Landreaux, L (1.8) OBP: 0.311, SLG: 0.370	0-0 4-3					0-0 G1			0-0 HR		0-0 1B	5 1 2 1 0 0 1																		
Mike Marshall, R (1.7) OBP: 0.327, SLG: 0.476		0-3 K				0-0 6-3			0-0 E5		0-0 F8	5 0 0 0 0 1 2																		
Mike Scioscia, L (1.2) OBP: 0.385, SLG: 0.356		0-0 3-1				0-0 4-3			0-0 L6-3		0-0 F9	3 0 0 0 0 0 1																		
Steve Yeager, R (10. PH) OBP: 0.302, SLG: 0.314									1-2		1-3 2-H	2 0 1 1 0 0 0																		
Greg Brock, L (1.3) OBP: 0.318, SLG: 0.420		4-0 FC6-4 BB				0-0 1-3			0-3 K		0-0 1B	3 0 1 0 2 1 0																		
Bob Bailor, R (1.5) OBP: 0.298, SLG: 0.281		0-0 FC6-4				0-0 5-3			0-0 6-3		0-0 1B	2 0 0 0 0 0 1																		
Ed Amelung, L (8. PH) OBP: 0.286, SLG: 0.231											0-3 K	1 0 0 0 0 0 0																		
Jerry Reuss, L (8.1) OBP: 0.385, SLG: 0.273		1-2							1-2			0 0 0 0 0 0 0																		
Pedro Guerrero, R (10. PH) OBP: 0.345, SLG: 0.412												1 0 1 0 0 0 0																		
Ken Howell, R (10.1)												1 0 0 0 0 1 3																		
Dave Anderson, R (1.6) OBP: 0.341, SLG: 0.319			0-0 5-3			0-3 K			0-0 F8		0-0 F5	4 0 0 0 0 1 2																		
Alejandro Pena, R (1.1) OBP: 0.153, SLG: 0.175			0-3 K						0-0 L4		0-3 K	2 0 0 0 0 1 0																		
Burt Hooton, R (7.1)												0 0 0 0 0 0 0																		
Franklin Stubbs, L (8. PH) OBP: 0.280, SLG: 0.364												1 0 0 0 0 0 0																		
German Rivera, R (8.5) OBP: 0.324, SLG: 0.405												1 0 0 0 0 1 2																		
Inning Stats	R: 0 H: 0 E: 0 K: 0 S: 3	H: 0 LOB: 0 BB: 0 P: 3	R: 0 H: 0 E: 0 K: 1 S: 5	H: 0 LOB: 1 BB: 1 P: 9	R: 0 H: 1 E: 0 K: 2 S: 8	H: 1 LOB: 1 BB: 0 P: 8	R: 0 H: 0 E: 0 K: 0 S: 3	H: 0 LOB: 0 BB: 0 P: 3	R: 0 H: 0 E: 0 K: 1 S: 5	H: 0 LOB: 0 BB: 0 P: 5	R: 0 H: 1 E: 0 K: 0 S: 4	H: 1 LOB: 1 BB: 0 P: 4	R: 0 H: 0 E: 0 K: 1 S: 5	H: 0 LOB: 0 BB: 0 P: 5	R: 0 H: 0 E: 0 K: 0 S: 3	H: 0 LOB: 0 BB: 0 P: 3	R: 1 H: 2 E: 0 K: 1 S: 7	H: 2 LOB: 2 BB: 0 P: 7	R: 0 H: 2 E: 0 K: 1 S: 8	H: 2 LOB: 0 BB: 0 P: 12	R: 1 H: 3 E: 0 K: 1 S: 8	H: 3 LOB: 3 BB: 1 P: 12	1B: 7 SF: 0 2B: 2 SAC: 0 3B: 0 DP: 1 HR: 1 HBP: 0	WP: 0 PA: 43 PB: 0 SB: 0 CS: 0						
PITCHER	IP WLS BF H R ER SO BB IBB HBP BLK WP HR S P ERA WHIP																													
Pascual Perez, R (1.1) ERA: 3.91	9.0	31	4	1	1	5	1	0	0	0	0	0	1	40	44	1.00	0.556													
Terry Forster, L (10.1) ERA: 1.73	0.1	3	2	0	0	0	0	0	0	0	0	0	0	3	3	0.00	6.000													
Donnie Moore, R (10.1) ERA: 2.51	1.2	L 9	3	1	1	2	0	1	0	0	0	0	0	12	16	5.40	1.800													

AB	41
R	2
H	9
RBI	2
BB	2
SO	7
LOB	13



Batter	1	2	3	4	5	6	7	8	9	10	11	AB R H RBI BB SO LOB
Gerald Perry, L (1, 7) OBP: 0.377, SLG: 0.363 (10, 3)	0-0 F7		0-0 FC6-4		0-0			4-0		0-3		4 0 1 0 1 1 1
Rafael Ramirez, R (1, 6) OBP: 0.298, SLG: 0.316	0-0 G3		0-3 K		0-0			0-0		0-3		5 0 0 0 0 2 3
Claudell Washington, L (1, 9) OBP: 0.408, SLG: 0.508	0-0			4-0				0-0		0-0		4 1 2 0 1 0 1
Dale Murphy, R (1, 8) OBP: 0.363, SLG: 0.522	0-0 F8			0-0				0-3		0-3		4 0 1 1 1 2 2
Chris Chambliss, L (1, 3) OBP: 0.380, SLG: 0.383 Brad Komminsk, R (10, 7) OBP: 0.273, SLG: 0.308		0-3	0-0	0-0				0-0			0-0	4 0 0 0 0 1 3 1 0 0 0 0 0 0
Ken Oberkfell, L (1, 5) OBP: 0.331, SLG: 0.363 Randy Johnson, R (9, PH) OBP: 0.378, SLG: 0.444 (10, 5)		4-0	4-0	4-0			0-0				0-0	1 0 0 0 2 0 0 2 0 1 0 0 0 0
Glenn Hubbard, R (1, 4) OBP: 0.339, SLG: 0.385		0-0	0-3	0-3			0-3				0-0	5 0 0 0 0 2 3
Bruce Benedict, R (1, 2) OBP: 0.315, SLG: 0.320 Albert Hall, S (9, PR) OBP: 0.285, SLG: 0.283 Alex Trevino, R (10, 2) OBP: 0.291, SLG: 0.341			0-0				0-0				0-0	4 0 4 0 0 0 0 0 0 0 0 0 0 0 1 0 1 0 0 0 0
Pascual Perez, R (1, 1) OBP: 0.149, SLG: 0.136 Bob Watson, R (9, PH) OBP: 0.310, SLG: 0.381 Terry Forster, L (10, 1) OBP: 0.667, SLG: 0.667 Donnie Moore, L (10, 1)			0-3				0-0				0-0	3 0 0 0 0 1 3 1 0 0 0 0 0 1 0 0 0 0 0 0 0 0 0 0 0 0 0 0

Inning Stats	R: 0	H: 1	R: 0	H: 0	R: 0	H: 1	R: 1	H: 1	R: 0	H: 2	R: 0	H: 1	R: 0	H: 0	R: 0	H: 1	R: 0	H: 1	R: 0	H: 2	1B: 7	SF: 0	WP: 0	PA: 44			
	E: 0	LOB: 1	E: 0	LOB: 0	E: 0	LOB: 1	E: 0	LOB: 1	E: 0	LOB: 1	E: 0	LOB: 1	E: 0	LOB: 2	E: 0	LOB: 1	E: 0	LOB: 1	E: 0	LOB: 2	2B: 3	SAC: 0	PB: 0				
	K: 0	BB: 0	K: 1	BB: 1	K: 2	BB: 0	K: 1	BB: 2	K: 0	BB: 0	K: 1	BB: 0	K: 1	BB: 2	K: 3	BB: 0	K: 0	BB: 0	K: 0	BB: 0	3B: 0	DP: 1	SB: 3				
	S: 4	P: 4	S: 4	P: 8	S: 8	P: 8	S: 5	P: 13	S: 4	P: 4	S: 5	P: 5	S: 6	P: 6	S: 10	P: 10	S: 4	P: 4	S: 4	P: 4	HR: 0	HBP: 0	CS: 1				
PITCHER	IP	WLS	BF	H	R	ER	SO	BB	IBB	HBP	BLK	WP	HR	S	P	ERA	WHIP										
Alejandro Pena, R (1, 1) ERA: 2.36	6.0		23	5	1	1	5	3	0	0	0	0	0	30	42	1.50	1.333										
Burt Hooton, R (7, 1) ERA: 3.54	1.0		4	1	0	0	1	0	0	0	0	0	0	6	6	0.00	1.000										
Jerry Reuss, L (8, 1) ERA: 5.7	2.0		9	1	0	0	0	1	1	0	0	0	0	7	15	0.00	1.000										
Ken Howell, R (10, 1) ERA: 3.27	2.0	W	8	3	0	0	3	0	0	0	0	0	0	14	14	0.00	1.500										

BOTTOM

Los Angeles Dodgers @ Atlanta Braves
Atlanta-Fulton County Stadium, Atlanta, GA
Tue Aug 07 1984, 7:05 PM EDT
Att. 26,975 - Unknown

livebaseballscores.com

AB	39
R	1
H	10
RBI	1
BB	5
SO	9
LOB	17



Batter	1	2	3	4	5	6	7	8	9	AB R H RBI BB SO LOB	TOP											
Steve Sax, R (1, 4) OBP: 0.291, SLG: 0.303	0-0 F9		0-0 1B	0-0 F8			0-3 K		0-0 5-3	5 0 1 0 0 1 1	Los Angeles Dodgers @ Atlanta Braves Atlanta-Fulton County Stadium, Atlanta, GA Wed Aug 08 1984, 7:05 PM EDT Att: 24,047 - Unknown livebaseballscorecards.com											
Terry Whitfield, L (1, 9) OBP: 0.306, SLG: 0.367	0-0 6-3		0-0 1B		0-0 4-3		0-0 F9		0-3 K	5 1 2 0 0 1 0												
Ken Landreaux, L (1, 8) Candy Maldonado, R (9, 8) OBP: 0.306, SLG: 0.364 OBP: 0.337, SLG: 0.389	0-0 F8		0-0 F7		0-0 G3		0-0 F9		0-0 4-3	5 0 0 0 0 0 3 0 0 0 0 0 0 0												
Mike Marshall, R (1, 7) OBP: 0.327, SLG: 0.476		0-0 F4	0-0 4-3		0-0 1B		0-0 E5			4 1 1 0 0 0 2												
Mike Scioscia, L (1, 2) OBP: 0.387, SLG: 0.364		0-0 E		0-0 F7	0-0 1B		0-0 6-3			4 1 2 1 0 0 1												
Greg Brock, L (1, 3) OBP: 0.311, SLG: 0.409		0-0 F3		0-0 3-1	0-0 F7			0-0 4-3		4 0 0 0 0 0 2												
German Rivera, R (1, 5) OBP: 0.329, SLG: 0.403		0-0 E5		4-0 E		0-0 4-3		0-0 FC5-4		3 1 1 0 1 0 0												
Dave Anderson, R (1, 6) OBP: 0.340, SLG: 0.322		0-0 FC6		0-0 E6		0-0 1-3		0-0 FC5-4		4 1 1 1 0 0 2												
Bob Welch, R (1, 1) Jerry Reuss, L (7, 1) Pat Zachry, R (7, 1) Ken Howell, R (9, 1) Ed Amelung, L (9, 9) OBP: 0.150, SLG: 0.105 OBP: 0.385, SLG: 0.273 OBP: 0.250, SLG: 0.250 OBP: 0.286, SLG: 0.231			0-0 1-5-3	0-0 1B		0-0 6-3		0-3 K		3 0 1 1 0 0 0 0 0 0 0 0 0 0 1 0 0 0 0 1 1 0 0 0 0 0 0 0 0 0 0 0 0 0 0												
Inning Stats	R: 0 E: 0 K: 0 S: 3	H: 0 LOB: 0 BB: 0 P: 3	R: 1 E: 1 K: 0 S: 5	H: 1 LOB: 1 BB: 0 P: 5	R: 0 E: 0 K: 0 S: 5	H: 2 LOB: 2 BB: 0 P: 5	R: 2 E: 1 K: 0 S: 5	H: 2 LOB: 1 BB: 1 P: 9	R: 1 E: 0 K: 0 S: 5	H: 2 LOB: 1 BB: 0 P: 5		R: 0 E: 0 K: 0 S: 3	H: 0 LOB: 0 BB: 0 P: 3	R: 1 E: 1 K: 1 S: 7	H: 1 LOB: 1 BB: 0 P: 7	R: 0 E: 0 K: 1 S: 6	H: 1 LOB: 1 BB: 0 P: 6	R: 0 E: 0 K: 1 S: 5	H: 0 LOB: 0 BB: 0 P: 5	1B: 5 2B: 4 3B: 0 HR: 0	SF: 0 SAC: 0 DP: 0 HBP: 0	WP: 1 PB: 0 SB: 0 CS: 0
PITCHER	IP WLS BF H R ER SO BB IBB HBP BLK WP HR S P ERA WHIP												PITCHER	IP WLS BF H R ER SO BB IBB HBP BLK WP HR S P ERA WHIP								
Tony Brizzolara, R (1, 1) ERA: 5.4	5.0 L 24 7 4 3 0 1 0 0 0 0 1 0 23 27 5.40 1.600																					
Craig McMurtry, R (6, 1) ERA: 4.88	2.0 8 1 1 0 1 0 0 0 0 0 0 0 10 10 0.00 0.500																					
Gene Garber, R (8, 1) ERA: 3.53	2.0 7 1 0 0 2 0 0 0 0 0 0 0 11 11 0.00 0.500																					

Los Angeles Dodgers @ Atlanta Braves
Atlanta-Fulton County Stadium, Atlanta, GA
Wed Aug 08 1984, 7:05 PM EDT
Att: 24,047 - Unknown

AB	38
R	5
H	9
RBI	3
BB	1
SO	3
LOB	12



BOTTOM

Los Angeles Dodgers @ Atlanta Braves
Atlanta-Fulton County Stadium, Atlanta, GA

Wed Aug 08 1984, 7:05 PM EDT
Att. 24,047 - Unknown

livebaseballscorecards.com

AB	34
R	1
H	8
RBI	1
BB	2
SO	4
LOB	16



WP:	0	PA:	36
PB:	0		
SB:	0		
CS:	0		

AB R H RBI BB SO LOB

4	0	0	0	0	0	3
3	0	1	0	0	0	0
1	0	0	0	0	0	2
4	0	0	0	0	0	1
4	0	0	0	0	0	1
4	0	1	0	0	1	1
3	0	0	0	1	0	1
4	1	3	0	0	0	1
3	0	2	0	1	1	1
1	0	0	0	0	1	3
1	0	0	0	0	1	1
0	0	0	0	0	0	0
1	0	1	1	0	0	0
0	0	0	0	0	0	0
1	0	0	0	0	0	1

1 2 3 4 5 6 7 8 9

Rafael Ramirez, R OBP: 0.296, SLG: 0.313 (1, 6)	0-0 F7 ①		0-0 5-3 ①		0-0 F7 ③		0-0 F8 ②		
Ken Oberkfell, L OBP: 0.331, SLG: 0.363 (1, 5)	0-0 1-3 ②		0-0 4-3 ②			0-0 1B	0-0 F8 ③		
Jerry Royster, R OBP: 0.256, SLG: 0.293 (7, PH)									
Gerald Perry, L OBP: 0.372, SLG: 0.357 (1, 7)	0-0 F6 ③		0-0 F8 ③		0-0 F7 ①		0-0 G3 ①		
Dale Murphy, R OBP: 0.360, SLG: 0.517 (1, 8)		0-0 6-3 ①		0-0 G3 ①	0-0 L4 ②		0-0 F9 ②		
Chris Chambliss, L OBP: 0.359, SLG: 0.382 (1, 3)		0-0 BB 1B 1B		0-0 3-1 ②	0-0 F7 ③		0-3 K ③		
Rufino Linares, R OBP: 0.286, SLG: 0.375 (1, 9)		0-0 F9 ②		0-0 F9 ③		0-0 F8 ①		4-0 BB BB BB BB G5-4-3 BB	
Glenn Hubbard, R OBP: 0.343, SLG: 0.392 (1, 4)		0-0 BB 1B 1-2			0-0 2B	0-0 1B 1B		0-0 G5-4-3 ① ②	
Bruce Benedict, R OBP: 0.323, SLG: 0.325 (1, 2)		4-0 BB 1-2 2-3			0-3 K ①	0-0 1B 1B		0-0 1B	
Tony Brizzolara, R OBP: 0.100, SLG: 0.100 (1, 1)		0-3 K ③			0-3 K ②	0-0 1B 1-3 2-H		0-0 F8 ③	
Randy Johnson, R OBP: 0.376, SLG: 0.441 (5, PH)									
Craig McMurtry, R OBP: 0.150, SLG: 0.158 (6, 1)									
Claudell Washington, L OBP: 0.409, SLG: 0.510 (7, PH)									
Gene Garber, R OBP: 0.100, SLG: 0.100 (8, 1)									
Bob Watson, R OBP: 0.306, SLG: 0.375 (9, PH)									

Inning Stats	R: 0 E: 0 K: 0 S: 3	H: 0 LOB: 0 BB: 0 P: 3	R: 0 E: 0 K: 1 S: 7	H: 2 LOB: 3 BB: 1 P: 11	R: 0 E: 0 K: 0 S: 3	H: 0 LOB: 0 BB: 0 P: 3	R: 0 E: 0 K: 0 S: 3	H: 0 LOB: 0 BB: 0 P: 3	R: 0 E: 0 K: 2 S: 8	H: 1 LOB: 1 BB: 0 P: 8	R: 0 E: 0 K: 0 S: 4	H: 1 LOB: 1 BB: 0 P: 4	R: 1 E: 0 K: 0 S: 6	H: 3 LOB: 2 BB: 0 P: 6	R: 0 E: 0 K: 1 S: 5	H: 0 LOB: 0 BB: 0 P: 5	R: 0 E: 0 K: 0 S: 3	H: 1 LOB: 1 BB: 1 P: 7	1B: 7 2B: 1 3B: 0 HR: 0	SF: 0 SAC: 0 DP: 1 HBP: 0
---------------------	------------------------------	---------------------------------	------------------------------	----------------------------------	------------------------------	---------------------------------	------------------------------	---------------------------------	------------------------------	---------------------------------	------------------------------	---------------------------------	------------------------------	---------------------------------	------------------------------	---------------------------------	------------------------------	---------------------------------	----------------------------------	------------------------------------

PITCHER	IP	WLS	BF	H	R	ER	SO	BB	IBB	HBP	BLK	WP	HR	S	P	ERA	WHIP
Bob Welch, R ERA: 3.56 (1, 1)	6.1	W	26	6	1	1	3	1	0	0	0	0	0	31	35	1.42	1.105
Jerry Reuss, L ERA: 5.7 (7, 1)	0.0		1	1	0	0	0	0	0	0	0	0	0	1	1	∞	∞
Pat Zachry, R ERA: 3.49 (7, 1)	1.2		6	0	0	0	1	1	0	0	0	0	0	7	11	0.00	0.600
Ken Howell, R ERA: 3.13 (9, 1)	1.0		3	1	0	0	0	0	0	0	0	0	0	3	3	0.00	1.000

PITCHER	IP	WLS	BF	H	R	ER	SO	BB	IBB	HBP	BLK	WP	HR	S	P	ERA	WHIP
----------------	----	-----	----	---	---	----	----	----	-----	-----	-----	----	----	---	---	-----	------

PITCHER	IP	WLS	BF	H	R	ER	SO	BB	IBB	HBP	BLK	WP	HR	S	P	ERA	WHIP
----------------	----	-----	----	---	---	----	----	----	-----	-----	-----	----	----	---	---	-----	------

Batter	1	2	3	4	5	6	7	8	9	AB R H RBI BB SO LOB	TOP
Steve Sax, R (1, 4) OBP: 0.291, SLG: 0.303	0-0 CS 1B		0-0 1-3		0-3 K		0-3 K			4 0 1 0 0 2 1	
Terry Whitfield, L (1, 9) OBP: 0.315, SLG: 0.376	0-0 BB BB 1-2 1B		0-0 1B		0-0 FC4-6 1-2f 1B			0-0 G6-4-3 1B		4 0 3 0 0 0 1	
Ken Landreaux, L (1, 8) OBP: 0.306, SLG: 0.363	0-0 F9		0-0 F6		0-0 1-2 1B			0-0 G6-4-3 1-2f		4 0 1 0 0 0 3	
Mike Marshall, R (1, 7) OBP: 0.326, SLG: 0.472	4-0 BB 1-2 BB		0-0 6-3		0-0 6-3			0-0 F8		3 0 0 0 1 0 3	
Mike Scioscia, L (1, 2) OBP: 0.386, SLG: 0.360	4-0 BB 1-2 2-3 BB			0-0 F4		0-0 3-1			0-0 5-3	2 0 0 0 1 0 0	
Steve Yeager, R (9, PH) OBP: 0.300, SLG: 0.312										1 0 0 0 0 0 0	
Greg Brock, L (1, 3) OBP: 0.310, SLG: 0.424	0-0 F9			0-0 HR		0-0 4-3			0-0 3-1	4 1 1 1 0 0 3	
German Rivera, R (1, 5) OBP: 0.326, SLG: 0.406		0-0 F9		0-3 K		0-0 G3			0-0 2B	4 0 1 0 0 1 0	
Dave Anderson, R (1, 6) OBP: 0.338, SLG: 0.318		0-0 F1		0-0 5-3			0-0 F7		4-0 IBB	3 0 0 0 1 0 0	
Orel Hershiser, R (1, 1) OBP: 0.242, SLG: 0.219		0-0 1B			0-0 FC4-6 1B		0-0 F9		0-0 5-3	4 0 2 0 0 0 2	
Ken Howell, R (9, 1)										0 0 0 0 0 0 0	
Jerry Reuss, L (9, 1) OBP: 0.385, SLG: 0.273										0 0 0 0 0 0 0	
Inning Stats	R: 0 H: 2 E: 0 LOB: 3 K: 0 BB: 2 S: 4 P: 12	R: 0 H: 1 E: 0 LOB: 1 K: 0 BB: 0 S: 3 P: 3	R: 0 H: 1 E: 0 LOB: 1 K: 0 BB: 0 S: 4 P: 4	R: 1 H: 1 E: 0 LOB: 0 K: 1 BB: 0 S: 6 P: 6	R: 0 H: 2 E: 0 LOB: 2 K: 1 BB: 0 S: 7 P: 7	R: 0 H: 0 E: 0 LOB: 0 K: 0 BB: 0 S: 3 P: 3	R: 0 H: 0 E: 0 LOB: 0 K: 1 BB: 0 S: 5 P: 5	R: 0 H: 1 E: 0 LOB: 0 K: 0 BB: 0 S: 3 P: 3	R: 0 H: 1 E: 0 LOB: 2 K: 0 BB: 1 S: 4 P: 8	1B: 7 SF: 0 2B: 1 SAC: 0 3B: 0 DP: 1 HR: 1 HBP: 0	WP: 0 PA: 36 PB: 0 SB: 0 CS: 1
PITCHER	IP WLS BF H R ER SO BB IBB HBP BLK WP HR S P ERA WHIP										
Rick Camp, R (1, 1) ERA: 3.74	8.0 L 31 8 1 1 3 2 0 0 0 0 0 1 35 43 1.12 1.250										
Terry Forster, L (9, 1) ERA: 1.69	0.2 3 1 0 0 0 0 0 0 0 0 0 0 3 3 0.00 1.500										
Gene Garber, R (9, 1) ERA: 3.51	0.1 2 0 0 0 0 0 0 0 1 0 0 0 0 1 5 0.00 0.000										

Los Angeles Dodgers @ Atlanta Braves
Atlanta-Fulton County Stadium, Atlanta, GA

AB	33
R	1
H	9
RBI	1
BB	3
SO	3
LOB	13



Thu Aug 09 1984, 7:05 PM EDT
Att: 23,828 - Unknown

livebaseballscorecards.com

Batter	1	2	3	4	5	6	7	8	9	AB R H RBI BB SO LOB
Gerald Perry, L (1, 7) OBP: 0.370, SLG: 0.352	0-0 1-3 		0-0 4-3 			0-3 K 			4-0 FC3-6 BB 	3 0 0 0 1 1 0
Rafael Ramirez, R (1, 6) OBP: 0.295, SLG: 0.313	0-0 G3 1B 			0-0 6-3 		0-0 6-3 			0-0 FC3-6 1B 	4 0 1 0 0 0 1
Claudell Washington, L (1, 9) OBP: 0.408, SLG: 0.506	0-0 G3 			0-0 F8 			0-0 6-3 		0-0 1-3 1B 	4 0 1 0 0 0 1
Dale Murphy, R (1, 8) OBP: 0.359, SLG: 0.514	0-3 K 			0-0 5-3 			0-0 G3 S 1B 		0-3 K 	4 0 1 0 0 2 3
Chris Chambliss, L (1, 3) OBP: 0.359, SLG: 0.384		0-0 4-3 			0-0 F9 2B 		0-0 G3 		0-0 4-3 	3 0 1 0 0 0 1 1 0 0 0 0 0 2
Rufino Linares, R (9, PH) OBP: 0.276, SLG: 0.360										
Randy Johnson, R (1, 5) OBP: 0.369, SLG: 0.432		0-3 K 			0-0 F9 		0-0 3-1 			3 0 0 0 0 1 2
Glenn Hubbard, R (1, 4) OBP: 0.341, SLG: 0.389		0-0 5-3 			0-0 5-3 			0-0 F3 		3 0 0 0 0 0 1
Bruce Benedict, R (1, 2) OBP: 0.319, SLG: 0.320			0-0 F1 		0-0 F9 			0-0 5-3 		3 0 0 0 0 0 1
Rick Camp, R (1, 1) OBP: 0.172, SLG: 0.179			0-3 K 			0-0 F3 		0-0 5-3 		2 0 0 0 0 1 0
Bob Watson, R (8, PH) OBP: 0.301, SLG: 0.369										1 0 0 0 0 0 0
Terry Forster, L (9, 1) OBP: 0.667, SLG: 0.667										0 0 0 0 0 0 0
Gene Garber, R (9, 1) OBP: 0.100, SLG: 0.100										0 0 0 0 0 0 0

Inning Stats	R: 0 E: 0 K: 1 S: 6	H: 1 LOB: 1 BB: 0 P: 6	R: 0 E: 0 K: 1 S: 5	H: 0 LOB: 0 BB: 0 P: 5	R: 0 E: 0 K: 1 S: 5	H: 0 LOB: 0 BB: 0 P: 5	R: 0 E: 0 K: 0 S: 3	H: 0 LOB: 0 BB: 0 P: 3	R: 0 E: 0 K: 0 S: 4	H: 1 LOB: 1 BB: 0 P: 4	R: 0 E: 0 K: 1 S: 5	H: 0 LOB: 0 BB: 0 P: 5	R: 0 E: 0 K: 0 S: 4	H: 1 LOB: 1 BB: 0 P: 4	R: 0 E: 0 K: 0 S: 3	H: 0 LOB: 0 BB: 0 P: 3	R: 0 E: 0 K: 1 S: 6	H: 1 LOB: 2 BB: 1 P: 10	1B: 3 2B: 1 3B: 0 HR: 0	SF: 0 SAC: 0 DP: 0 HBP: 0
--------------	------------------------------	---------------------------------	------------------------------	---------------------------------	------------------------------	---------------------------------	------------------------------	---------------------------------	------------------------------	---------------------------------	------------------------------	---------------------------------	------------------------------	---------------------------------	------------------------------	---------------------------------	------------------------------	----------------------------------	----------------------------------	------------------------------------

PITCHER	IP	WLS	BF	H	R	ER	SO	BB	IBB	HBP	BLK	WP	HR	S	P	ERA	WHIP
Orel Hershiser, R (1, 1) ERA: 2.61	8.1	W	30	4	0	0	4	1	0	0	0	0	0	37	41	0.00	0.600
Ken Howell, R (9, 1) ERA: 3.09	0.1		1	0	0	0	1	0	0	0	0	0	0	3	3	0.00	0.000
Jerry Reuss, L (9, 1) ERA: 5.65	0.1	S	1	0	0	0	0	0	0	0	0	0	0	1	1	0.00	0.000

BOTTOM


Los Angeles Dodgers @ Atlanta Braves
Atlanta-Fulton County Stadium, Atlanta, GA

Thu Aug 09 1984, 7:05 PM EDT
Att. 23,828 - Unknown

AB	31
R	0
H	4
RBI	0
BB	1
SO	5
LOB	12

WP: 0 PA: 32
PB: 0
SB: 1
CS: 0

WP	HR	S	P	ERA	WHIP
0	0	0	0	0.00	0.000

Batter	1	2	3	4	5	6	7	8	9	AB R H RBI BB SO LOB	TOP									
Alan Wiggins, S (1, 4) OBP: 0.331, SLG: 0.300 Carmelo Martinez, R (9, PH) OBP: 0.337, SLG: 0.404 Luis Salazar, R (9, PR) OBP: 0.274, SLG: 0.341	0-0 6-3		0-0 4-3		0-0 B5		0-0 SF8		4-0 BB 1-2	3 0 0 1 0 0 0 0 0 0 0 1 0 0 0 0 0 0 0 0 0										
Tony Gwynn, L (1, 9) OBP: 0.429, SLG: 0.481	0-0 E 1B		0-0 F7		0-0 F7		0-0 E9 2B		0-0 G3	5 0 2 0 0 0 2										
Steve Garvey, R (1, 3) OBP: 0.305, SLG: 0.384	0-0 E6 1-2		0-3 K		0-0 1B		0-0 5-3			4 0 1 0 0 1 2										
Graig Nettles, L (1, 5) OBP: 0.313, SLG: 0.356	0-0 F2			0-0 5-3 BB 1B	0-0 F2			0-3 K		4 0 1 0 0 1 3										
Terry Kennedy, L (1, 2) OBP: 0.290, SLG: 0.341	0-0 4-3			4-0 5-3 BB 1-2	0-0 F7			0-0 4-3		3 0 0 0 1 0 2										
Kevin McReynolds, R (1, 8) OBP: 0.319, SLG: 0.459		0-0 B1-3		0-0 5-3		0-0 5-3		0-0 F3		4 0 0 0 0 0 2										
Bobby Brown, S (1, 7) OBP: 0.292, SLG: 0.373			0-0 F8	0-3 K		0-0 6-3			0-3 K	4 0 0 0 0 2 2	AB 33 R 1 H 6 RBI 1 BB 4 SO 4 LOB 19									
Garry Templeton, S (1, 6) OBP: 0.327, SLG: 0.352				4-0 1B	4-0 IBB		0-0 SF8 3B		4-0 FC3-6 BB	2 1 2 0 2 0 0										
Dave Dravecky, R (1, 1) OBP: 0.188, SLG: 0.200 Tim Flannery, L (7, PH) OBP: 0.361, SLG: 0.413 Greg Booker, R (7, 1) Champ Summers, L (9, PH) OBP: 0.258, SLG: 0.414 Ed Whitson, R (9, PR) OBP: 0.093, SLG: 0.071			0-0 6-3		0-0 4-3		0-0 F7		0-0 FC3-6 BB 1-2f	2 0 0 0 0 0 4 1 0 0 0 0 0 1 0 0 0 0 0 0 0 1 0 0 0 0 0 1 0 0 0 0 0 0 0										
Inning Stats	R: 0 E: 1 K: 0 S: 5	H: 1 LOB: 2 BB: 0 P: 5	R: 0 E: 0 K: 0 S: 4	H: 1 LOB: 1 BB: 0 P: 4	R: 0 E: 0 K: 1 S: 5	H: 0 LOB: 0 BB: 0 P: 5	R: 0 E: 0 K: 1 S: 6	H: 1 LOB: 3 BB: 2 P: 14	R: 0 E: 0 K: 0 S: 4	H: 0 LOB: 0 BB: 0 P: 3	R: 1 E: 1 K: 0 S: 5	H: 2 LOB: 1 BB: 0 P: 5	R: 0 E: 0 K: 1 S: 5	H: 0 LOB: 0 BB: 0 P: 5	R: 0 E: 0 K: 1 S: 5	H: 0 LOB: 2 BB: 2 P: 13	1B: 4 2B: 1 3B: 1 HR: 0	SF: 1 SAC: 0 DP: 0 HBP: 0	WP: 0 PB: 0 SB: 0 CS: 0	PA: 38
Steve Bedrosian, R (1, 1) ERA: 2.17 Donnie Moore, R (9, 1) ERA: 2.47	IP: 8.1 WLS: W BF: 35 H: 6 R: 1 ER: 1 SO: 4 BB: 2 IBB: 1 HBP: 0 BLK: 0 WP: 0 HR: 0 S: 40 P: 52 ERA: 1.08 WHIP: 0.960	IP: 0.2 WLS: S BF: 3 H: 0 R: 0 ER: 0 SO: 0 BB: 1 IBB: 0 HBP: 0 BLK: 0 WP: 0 HR: 0 S: 2 P: 6 ERA: 0.00 WHIP: 1.500																		

San Diego Padres @ Atlanta Braves
 Atlanta-Fulton County Stadium, Atlanta, GA

Fri Aug 10 1984, 7:05 PM EDT
 Unknown

livebaseballscorecards.com

Batter	1	2	3	4	5	6	7	8	9	AB R H RBI BB SO LOB	TOP	
Alan Wiggins, S OBP: 0.333, SLG: 0.302 (1, 4) X	0-0 CS 1B		0-0 S 2B 1B	4-0 BB		0-0 4-3	0-0 3-1		0-0 3-1	5 1 2 1 1 0 3		
Tony Gwynn, L OBP: 0.427, SLG: 0.477 (1, 9) X	0-0 6-3 1-2		4-0 3-H 2B 1-2 SF7 BB	0-0 3-1		0-0 F8		4-0 CS BB	0-0 F8	4 1 0 0 2 0 5		
Steve Garvey, R OBP: 0.308, SLG: 0.390 (1, 3) X	0-0 F7		0-0 1-3 2-H 2B		0-0 6-3		0-0 2B 2B	0-0 1-2 1B 1B		5 2 3 1 0 0 0		
Kevin McReynolds, R OBP: 0.325, SLG: 0.505 (1, 8)		4-0 BB	0-0 2-4-3 BB SF7		0-0 CS 1B		0-0 3B 2B	0-0 1-3 1B 1B		3 1 3 2 1 0 0		
Carmelo Martinez, R OBP: 0.340, SLG: 0.413 (1, 7)	0-0 2-4-3 1-2f		0-0 3-H F6		0-0 1B E 1B		0-0 2-H 5-3 3B	0-0 1-3 1B		5 2 3 2 0 0 2		
Luis Salazar, R OBP: 0.271, SLG: 0.336 (1, 5)	0-0 6-3		0-0 F6		0-0 1B E 1B		0-0 2-H 5-3 3B	0-0 3-H 1B		5 0 1 0 0 0 3		
Garry Templeton, S OBP: 0.330, SLG: 0.354 (1, 6)			0-0 2B 1B		0-0 6-3		4-0 5-3 IBB	0-3 K		4 1 2 0 1 1 3		
Bruce Bochy, R OBP: 0.294, SLG: 0.438 (1, 2)			0-0 SH3-4 1-H 1B 2B		4-0 SH1-4 BB		0-0 SH1-4 1B		0-0 HR	4 2 3 3 1 0 1		
Andy Hawkins, R OBP: 0.257, SLG: 0.235 Rich Gossage, R OBP: 0.211, SLG: 0.167 (1, 1) (7, 1)			0-0 SH3-4 2-3		0-0 SH1-4 1-2 2-3		0-0 SH1-4 1-2	4-0 3-H BB	0-3 K	0 0 0 0 1 0 0 1 0 0 0 0 1 0		
Inning Stats	R: 0 E: 0 K: 0 S: 3 H: 1 LOB: 0 BB: 0 P: 3	R: 0 E: 0 K: 0 S: 2 H: 0 LOB: 0 BB: 1 P: 6	R: 4 E: 0 K: 0 S: 7 H: 4 LOB: 1 BB: 1 P: 11	R: 0 E: 0 K: 0 S: 4 H: 1 LOB: 3 BB: 2 P: 12	R: 1 E: 1 K: 0 S: 5 H: 3 LOB: 1 BB: 0 P: 5	R: 0 E: 0 K: 0 S: 4 H: 1 LOB: 1 BB: 0 P: 4	R: 3 E: 0 K: 0 S: 6 H: 3 LOB: 2 BB: 2 P: 14	R: 1 E: 0 K: 1 S: 7 H: 3 LOB: 2 BB: 1 P: 11	R: 1 E: 0 K: 1 S: 6 H: 1 LOB: 0 BB: 0 P: 6	1B: 11 2B: 5 3B: 1 HR: 1 SF: 1 SAC: 3 DP: 1 HBP: 0	WP: 0 PB: 0 SB: 1 CS: 3 PA: 47	
PITCHER	IP WLS BF H R ER SO BB IBB HBP BLK WP HR S P ERA WHIP	IP WLS BF H R ER SO BB IBB HBP BLK WP HR S P ERA WHIP	IP WLS BF H R ER SO BB IBB HBP BLK WP HR S P ERA WHIP	IP WLS BF H R ER SO BB IBB HBP BLK WP HR S P ERA WHIP	IP WLS BF H R ER SO BB IBB HBP BLK WP HR S P ERA WHIP	IP WLS BF H R ER SO BB IBB HBP BLK WP HR S P ERA WHIP	IP WLS BF H R ER SO BB IBB HBP BLK WP HR S P ERA WHIP	IP WLS BF H R ER SO BB IBB HBP BLK WP HR S P ERA WHIP	IP WLS BF H R ER SO BB IBB HBP BLK WP HR S P ERA WHIP	IP WLS BF H R ER SO BB IBB HBP BLK WP HR S P ERA WHIP	IP WLS BF H R ER SO BB IBB HBP BLK WP HR S P ERA WHIP	
Pete Falcone, L ERA: 4.46 (1, 1)	2.1 L											
Craig McMurtry, R ERA: 4.74 (3, 1)	3.2											
Terry Forster, L ERA: 2.7 (7, 1)	0.0											
Gene Garber, R ERA: 3.46 (7, 1)	1.0											
Tony Brizzolara, R ERA: 6.43 (8, 1)	2.0											

San Diego Padres @ Atlanta Braves
Atlanta-Fulton County Stadium, Atlanta, GA

Fri Aug 10 1984, 7:05 PM EDT
Att: 41,287 - Unknown

livebaseballscorecards.com

AB 36
R 10
H 17
RBI 9
BB 7
SO 2
LOB 17



Batter	1	2	3	4	5	6	7	8	9	AB	R	H	RBI	BB	SO	LOB
Jerry Royster, R (1, 7) OBP: 0.262, SLG: 0.292 Tony Brizzolara, R (8, 1)	0-0 6-3		0-0 F8			0-3 K	0-0 1B			4	0	1	2	0	1	1
Alex Trevino, R (1, 2) OBP: 0.290, SLG: 0.336	4-0 BB			0-0 F9		0-0 F4	0-0			3	0	0	0	0	1	0
Claudell Washington, L (1, 9) OBP: 0.407, SLG: 0.520	0-3 K			0-0 HR		0-0 F9		0-0 F5		4	1	1	1	0	1	2
Dale Murphy, R (1, 8) OBP: 0.355, SLG: 0.514	0-3 K			0-0 2-3			0-0 F7	0-0 F8		4	0	0	0	0	1	1
Chris Chambliss, L (1, 3) OBP: 0.359, SLG: 0.381		0-0 4-3		0-0 F8			4-0 E 1B BB	0-3 K		3	1	0	0	1	1	0
Rafael Ramirez, R (1, 6) OBP: 0.295, SLG: 0.312		0-3 K			0-0 6-3		0-0 BB E 1-2 1B	0-3 K		4	1	1	0	0	2	0
Glenn Hubbard, R (1, 4) OBP: 0.337, SLG: 0.383		0-3 K			0-0 F9		0-0 E7 BB 1-2 1B	0-0 5-3		4	1	0	0	0	1	2
Randy Johnson, R (1, 5) OBP: 0.360, SLG: 0.420			0-0 F2		0-0 4-3		0-0 F9	0-0 6-3		4	0	0	0	0	0	3
Pete Falcone, L (1, 1) OBP: 0.219, SLG: 0.281 Craig McMurtrey, R (3, 1) OBP: 0.146, SLG: 0.154 Albert Hill, S (6, PH) OBP: 0.290, SLG: 0.289 Terry Forster, L (7, 1) OBP: 0.667, SLG: 0.667 Gene Garber, R (7, 1) OBP: 0.100, SLG: 0.100 Gerald Perry, L (7, PH) OBP: 0.372, SLG: 0.352			0-3 K			0-0 1B	4-0 1B BB 1-2 2-3 3-H			0	0	0	0	0	0	0

Inning Stats	R: 0	H: 0	E: 0	K: 2	S: 7	R: 0	H: 0	E: 0	K: 2	S: 7	R: 0	H: 0	E: 0	K: 1	S: 5	R: 1	H: 1	E: 0	K: 0	S: 4	R: 0	H: 0	E: 0	K: 0	S: 3	R: 0	H: 1	E: 0	K: 1	S: 6	R: 3	H: 2	E: 1	K: 0	S: 6	R: 0	H: 0	E: 0	K: 1	S: 5	R: 0	H: 0	E: 0	K: 1	S: 5	R: 0	H: 0	E: 0	K: 1	S: 5	1B: 3	2B: 0	3B: 0	HR: 1	SF: 0	SAC: 0	DP: 0	HBP: 0	WP: 0	PA: 35
PITCHER	IP	WLS	BF	H	R	ER	SO	BB	IBB	HBP	BLK	WP	HR	S	P	ERA	WHIP																																											
Andy Hawkins, R (1, 1) ERA: 4.04	6.2	W	28	4	4	1	6	3	0	0	0	0	0	1	37	49	1.35	1.050																																										
Rich Gossage, R (7, 1) ERA: 2.89	2.1	S	7	0	0	0	2	0	0	0	0	0	0	0	11	11	0.00	0.000																																										

BOTTOM

San Diego Padres @ Atlanta Braves
Atlanta-Fulton County Stadium, Atlanta, GA

livebaseballscores.com

AB	32
R	4
H	4
RBI	4
BB	3
SO	8
LOB	12



WP: 0	PA: 35
PB: 0	CS: 0
SB: 0	
ERA	WHIP

Fri Aug 10 1984, 7:05 PM EDT
Att. 41,287 - Unknown

Batter	1	2	3	4	5	6	7	8	9	AB R H RBI BB SO LOB	TOP		
Alan Wiggins, S (1, 4) OBP: 0.334, SLG: 0.303	0-0 G6-3 1B		0-0 4-3			0-0 1B S G4-3-6 1B		0-0 F3		4 1 2 0 0 0 0			
Tony Gwynn, L (1, 9) OBP: 0.426, SLG: 0.475	0-0 G6-3 1-2f				0-0 F8	0-0 1-3 G4-3-6 1B		0-0 F7		4 0 1 0 0 0 1			
Steve Garvey, R (1, 3) OBP: 0.305, SLG: 0.387	0-0 F8				0-3 K	0-0 G4-3-6		0-0 4-3		4 0 0 0 0 1 1			
Graig Nettles, L (1, 5) OBP: 0.318, SLG: 0.369		0-0 1B			0-0 HR	4-0 BB		0-0 E3 F8 SF		3 1 2 1 1 0 0 0 1 0 0 0 0 0			
Tim Flannery, L (9, PR) OBP: 0.361, SLG: 0.413 (9, 5)													
Terry Kennedy, L (1, 2) OBP: 0.289, SLG: 0.340		0-0 1B			0-0 F7	0-0 1-3		0-0 F8 2-3		4 0 1 0 0 0 2			
Kevin McReynolds, R (1, 8) OBP: 0.322, SLG: 0.501		0-0 F7			0-0 5-3	0-0 5-3		0-0 SF		3 0 0 1 0 0 1			
Bobby Brown, S (1, 7) OBP: 0.301, SLG: 0.398		0-3 K			0-0 FC5-4 1B	0-0 None 3B		0-0 6-3		3 1 2 0 0 1 1 1 0 0 0 0 0 1			
Luis Salazar, R (7, 7) OBP: 0.270, SLG: 0.333													
Garry Templeton, S (1, 6) OBP: 0.328, SLG: 0.351			0-3 K		0-0 FC5-4 FC4	0-0 FC4		0-0 3-1		3 0 0 1 0 1 1			
Mark Thurmond, L (1, 1) OBP: 0.267, SLG: 0.256			0-0 F3		0-0 FC4	0-0 3-1				3 0 0 0 0 0 1			
Craig Lefferts, L (8, 1) OBP: 0.167, SLG: 0.250										0 0 0 0 0 0 0			
Inning Stats	R: 0 H: 1 E: 0 LOB: 0 K: 0 BB: 0 S: 3 P: 3	R: 0 H: 2 E: 0 LOB: 1 K: 1 BB: 0 S: 6 P: 6	R: 0 H: 0 E: 0 LOB: 0 K: 1 BB: 0 S: 5 P: 5	R: 1 H: 1 E: 0 LOB: 0 K: 1 BB: 0 S: 6 P: 6	R: 0 H: 1 E: 0 LOB: 1 K: 0 BB: 0 S: 4 P: 4	R: 1 H: 2 E: 0 LOB: 1 K: 0 BB: 1 S: 4 P: 8	R: 1 H: 1 E: 0 LOB: 0 K: 0 BB: 0 S: 4 P: 4	R: 0 H: 0 E: 0 LOB: 0 K: 0 BB: 0 S: 3 P: 3	R: 1 H: 0 E: 1 LOB: 1 K: 0 BB: 0 S: 4 P: 4	1B: 6 SF: 1 2B: 0 SAC: 0 3B: 1 DP: 2 HR: 1 HBP: 0	WP: 0 PA: 34 PB: 0 SB: 1 CS: 0		
PITCHER	IP WLS BF H R ER SO BB IBB HBP BLK WP HR S P ERA WHIP											PITCHER	IP WLS BF H R ER SO BB IBB HBP BLK WP HR S P ERA WHIP
Rick Mahler, R (1, 1) ERA: 2.64	7.0 L 27 8 3 3 3 1 0 0 0 0 0 1 32 36 3.86 1.286												
Gene Garber, R (8, 1) ERA: 3.36	2.0 7 0 1 0 0 0 0 0 0 0 0 0 7 7 0.00 0.000												

San Diego Padres @ Atlanta Braves
Atlanta-Fulton County Stadium, Atlanta, GA

Sat Aug 11 1984, 7:05 PM EDT
Att: 45,099 - Unknown

livebaseballscorecards.com

AB 32
R 4
H 8
RBI 3
BB 1
SO 3
LOB 9



Batter	1	2	3	4	5	6	7	8	9	AB R H RBI BB SO LOB	TOP			
Alan Wiggins, S (1, 4) OBP: 0.335, SLG: 0.304	1-0 G6-4-3 HBP		x 0-0 4-3			x 0-0 G4-6-3 1B		x 0-0 E1 FC3-6		3 0 1 0 0 0 1	San Diego Padres @ Atlanta Braves Atlanta-Fulton County Stadium, Atlanta, GA Sun Aug 12 1984, 3:33 AM EDT Att: 23,912 - Unknown livebaseballscorecards.com			
Tony Gwynn, L (1, 9) OBP: 0.423, SLG: 0.471	x 0-0 G6-4-3 1-2f		x 0-0 6-3			x 0-0 F9		x 0-0 FC3-6 PB		4 0 0 0 0 0 4				
Steve Garvey, R (1, 3) OBP: 0.305, SLG: 0.386	x 0-0 BB 1B			x 0-0 6-3		x 0-0 G4-6-3 1-2f		x 0-0 F3		4 0 1 0 0 0 3				
Graig Nettles, L (1, 5) OBP: 0.322, SLG: 0.379 Mario Ramirez, R (9, PR) OBP: 0.241, SLG: 0.423	B B B B 4-0 1-2 BB		S S S 0-3 K				x 0-0 HR		H 1-0 2B SF8 HBP	2 1 1 1 1 1 0 0 1 0 0 0 0 0				
Terry Kennedy, L (1, 2) OBP: 0.289, SLG: 0.342	x 0-0 4-3		x 0-0 F5				x 0-0 6-3		x 0-0 SF8 SF7 2B	4 1 1 0 0 0 2				
Kevin McReynolds, R (1, 8) OBP: 0.319, SLG: 0.497		x 0-0 5-3				x 0-0 F9			x 0-0 SF8	3 0 0 1 0 0 0				
Bobby Brown, S (1, 7) OBP: 0.294, SLG: 0.388 Carmelo Martinez, R (8, 7) OBP: 0.339, SLG: 0.413		x 0-0 F7				x 0-0 F8			x 0-0 SF7	3 0 0 0 0 0 0 0 0 0 1 0 0 0				
Garry Templeton, S (1, 6) OBP: 0.329, SLG: 0.353		x 0-0 6-3				x 0-0 1B		x 0-0 FC3-6 E 1B	x 0-0 F8	4 0 2 0 0 0 1				
Ed Whitson, R (1, 1) OBP: 0.091, SLG: 0.070 Greg Booker, R (4, 1) Greg Harris, S (6, 1) Tim Flannery, L (8, PH) OBP: 0.357, SLG: 0.408 Craig Lefferts, L (8, 1) OBP: 0.167, SLG: 0.250 Rich Cossaboe, R (8, 1) OBP: 0.211, SLG: 0.167			x 0-0 F8			x 0-0 F3		x 0-0 F8		1 0 0 0 0 0 0 1 0 0 0 0 0 1 0 0 0 0 0 0 0 1 0 0 0 0 0 1 0 0 0 0 0 0 0 0 0 0 0 0 0 0				
Inning Stats	R: 0 H: 1 E: 0 LOB: 2 K: 0 BB: 1 S: 3 P: 8	R: 0 H: 0 E: 0 LOB: 0 K: 0 BB: 0 S: 3 P: 3	R: 0 H: 0 E: 0 LOB: 0 K: 0 BB: 0 S: 3 P: 3	R: 0 H: 0 E: 0 LOB: 0 K: 1 BB: 0 S: 5 P: 5	R: 0 H: 1 E: 0 LOB: 1 K: 0 BB: 0 S: 4 P: 4	R: 0 H: 1 E: 0 LOB: 0 K: 0 BB: 0 S: 3 P: 3	R: 1 H: 1 E: 0 LOB: 0 K: 0 BB: 0 S: 4 P: 4	R: 0 H: 1 E: 1 LOB: 2 K: 0 BB: 0 S: 5 P: 5	R: 2 H: 1 E: 0 LOB: 1 K: 0 BB: 0 S: 4 P: 5	1B: 4 SF: 2 2B: 1 SAC: 0 3B: 0 DP: 2 HR: 1 HBP: 2	WP: 0 PA: 35 PB: 1 SB: 0 CS: 0			
PITCHER	IP WLS BF H R ER SO BB IBB HBP BLK WP HR S P ERA WHIP												PITCHER	IP WLS BF H R ER SO BB IBB HBP BLK WP HR S P ERA WHIP
Pascual Perez, R (1, 1) ERA: 3.76	8.0 W 30 5 1 1 1 1 1 0 1 0 0 1 30 35 1.12 0.750													
Donnie Moore, R (9, 1) ERA: 2.66	0.0 1 0 1 1 0 0 0 0 0 1 0 0 0 0 1 ∞ ∞													
Gene Garber, R (9, 1) ERA: 3.44	1.0 4 1 1 1 0 0 0 0 0 0 0 0 0 4 4 9.00 1.000													

San Diego Padres @ Atlanta Braves
Atlanta-Fulton County Stadium, Atlanta, GA

Sun Aug 12 1984, 3:33 AM EDT
Att: 23,912 - Unknown

AB 30
R 3
H 6
RBI 3
BB 1
SO 1
LOB 13



Batter	1	2	3	4	5	6	7	8	9
Jerry Royster, R OBP: 0.266, SLG: 0.301 (1, 5)	0-0 F5	0-0 2-H 1B		0-0 1-H 1B		0-3 K		0-3 K	
Glenn Hubbard, R OBP: 0.335, SLG: 0.378 (1, 4)	4-0 HR BB	0-3 K		0-0 F4		0-3 K		0-0 6-3	
Claudell Washington, L OBP: 0.404, SLG: 0.521 (1, 9)	0-0 1-H HR		0-0 F9	0-0 F7			0-3 K		
Dale Murphy, R OBP: 0.355, SLG: 0.509 (1, 8)	0-0 4-3 1B		4-0 1B BB		0-0 F9		0-3 K		
Chris Chambliss, L OBP: 0.361, SLG: 0.382 (1, 3)	0-0 4-3		0-0 1-2 1B		0-0 F7		0-0 WP 1B		
Rufino Linares, R OBP: 0.324, SLG: 0.452 (1, 7)	0-0 F7		0-3 K		4-0 2B BB		4-0 1-2 BB		
Rafael Ramirez, R OBP: 0.294, SLG: 0.313 (1, 6)		0-0 WP 1B	0-0 4-3		0-0 PB 1-H 2B		0-0 F7		
Bruce Benedict, R OBP: 0.314, SLG: 0.308 (1, 2)		0-0 F4		0-0 6-3	0-0 F6		0-0 F9		
Pascual Perez, R OBP: 0.176, SLG: 0.130 (1, 1)		0-3 K		4-0 WP 1B		0-0 1-3		1-0 S	
Brad Komminsk, R OBP: 0.266, SLG: 0.299 (8, PR)									
Donnie Moore, L (9, 1)									
Gene Garber, R OBP: 0.100, SLG: 0.100 (9, 1)									

Inning Stats	R: 2	H: 2	E: 0	K: 0	S: 5	LOB: 1	BB: 1	P: 9	R: 1	H: 2	E: 0	K: 2	S: 9	LOB: 1	BB: 0	P: 9	R: 0	H: 1	E: 0	K: 1	S: 6	LOB: 2	BB: 1	P: 10	R: 1	H: 1	E: 0	K: 0	S: 4	LOB: 1	BB: 1	P: 8	R: 0	H: 0	E: 0	K: 2	S: 7	LOB: 0	BB: 0	P: 7	R: 0	H: 1	E: 0	K: 2	S: 8	LOB: 2	BB: 1	P: 12	R: 0	H: 0	E: 0	K: 1	S: 5	LOB: 2	BB: 0	P: 6
--------------	------	------	------	------	------	--------	-------	------	------	------	------	------	------	--------	-------	------	------	------	------	------	------	--------	-------	-------	------	------	------	------	------	--------	-------	------	------	------	------	------	------	--------	-------	------	------	------	------	------	------	--------	-------	-------	------	------	------	------	------	--------	-------	------

AB	R	H	RBI	BB	SO	LOB
5	0	2	2	0	2	1
4	1	0	0	1	2	4
4	1	1	2	0	1	1
3	0	1	0	1	1	0
4	0	2	0	0	0	1
2	1	0	0	2	1	3
4	1	2	1	0	0	4
4	0	0	0	0	0	2
2	1	0	0	1	1	1
0	0	0	0	0	0	0
0	0	0	0	0	0	0
0	0	0	0	0	0	0

BOTTOM

San Diego Padres @ Atlanta Braves
Atlanta-Fulton County Stadium, Atlanta, GA

Sun Aug 12 1984, 3:33 AM EDT
Att. 23,912 - Unknown

AB	32
R	5
H	8
RBI	5
BB	5
SO	8
LOB	17

WP: 3 PA: 38
PB: 1
SB: 2
CS: 0

1B: 6 SF: 0
2B: 1 SAC: 0
3B: 0 DP: 0
HR: 1 HBP: 1

ERA: 10.80 WHIP: 2.400
ERA: 5.40 WHIP: 1.800
ERA: 0.00 WHIP: 1.000
ERA: 0.00 WHIP: 0.000
ERA: 0.00 WHIP: 0.000



PITCHER	IP	WLS	BF	H	R	ER	SO	BB	IBB	HBP	BLK	WP	HR	S	P	ERA	WHIP
Ed Whitson, R ERA: 3.81 (1, 1)	3.1	L	18	5	4	4	3	3	0	0	0	1	1	21	33	10.80	2.400
Greg Booker, R ERA: 2.45 (4, 1)	1.2		8	2	1	1	0	1	0	0	0	1	0	7	11	5.40	1.800
Greg Harris, R ERA: 2.08 (6, 1)	2.0		8	1	0	0	4	1	0	0	0	1	0	15	19	0.00	1.000
Craig Lefferts, L ERA: 1.82 (8, 1)	0.1		2	0	0	0	0	0	0	1	0	0	0	1	2	0.00	0.000
Rich Gossage, R ERA: 2.87 (8, 1)	0.2		2	0	0	0	1	0	0	0	0	0	0	4	4	0.00	0.000

Batter	1	2	3	4	5	6	7	8	9	AB R H RBI BB SO LOB	TOP		
Marvell Wynne, L (1, 8) OBP: 0.322, SLG: 0.342	0-0 1-3		0-0 4-3			0-0 F4			0-0 4-3	4 0 0 0 0 0 0	Pittsburgh Pirates @ Atlanta Braves Atlanta-Fulton County Stadium, Atlanta, GA Tue Aug 14 1984, 7:05 PM EDT Att: 14,243 - Unknown livebaseballscorecards.com		
Lee Mazzilli, S (1, 7) OBP: 0.344, SLG: 0.350	0-0 1B			0-0 4-3		0-0 F3			0-0 G3 1B	4 0 2 0 0 0 0			
Johnny Ray, S (1, 4) OBP: 0.369, SLG: 0.410	0-0 G4-6-3 1B			0-0 6-3			0-0 6-3		0-0 G3 1-2	4 0 1 0 0 0 1			
Jason Thompson, L (1, 3) OBP: 0.351, SLG: 0.388	0-0 G4-6-3 1-2f			0-0 1B			0-0 4-3		0-0 4-3	4 0 1 0 0 0 3			
Tony Peña, R (1, 2) OBP: 0.336, SLG: 0.418		0-0 L4		0-0 F7			0-0 5-3			3 0 0 0 0 0 1			
Denny Gonzalez, R (1, 5) OBP: 0.194, SLG: 0.200		0-3 K			0-0 1-3			0-0 F9		3 0 0 0 0 1 0			
Lee Lacy, R (1, 9) OBP: 0.350, SLG: 0.443		0-0 6-3			0-0 5-3			0-0 F9		3 0 0 0 0 0 0			
Dale Berra, R (1, 6) OBP: 0.291, SLG: 0.350			0-0 6-3		0-0 5-3			0-0 HR		3 1 1 1 0 0 0			
John Candelaria, L (1, 1) OBP: 0.182, SLG: 0.245			0-0 F1			0-0 4-3		0-0 L6		2 0 0 0 0 0 0			
Jim Winn, R (6, 1)										0 0 0 0 0 0 0			
Mitchell Page, L (8, PH) OBP: 0.500, SLG: 0.500										1 0 0 0 0 0 0			
Don Robinson, R (8, 1) OBP: 0.409, SLG: 0.474										0 0 0 0 0 0 0			
Inning Stats	R: 0 H: 2 E: 0 LOB: 1 K: 0 BB: 0 S: 4 P: 4	R: 0 H: 0 E: 0 LOB: 0 K: 1 BB: 0 S: 5 P: 5	R: 0 H: 0 E: 0 LOB: 0 K: 0 BB: 0 S: 3 P: 3	R: 0 H: 1 E: 0 LOB: 1 K: 0 BB: 0 S: 4 P: 4	R: 0 H: 0 E: 0 LOB: 0 K: 0 BB: 0 S: 3 P: 3	R: 0 H: 0 E: 0 LOB: 0 K: 0 BB: 0 S: 3 P: 3	R: 0 H: 0 E: 0 LOB: 0 K: 0 BB: 0 S: 3 P: 3	R: 1 H: 1 E: 0 LOB: 0 K: 0 BB: 0 S: 4 P: 4	R: 0 H: 1 E: 0 LOB: 1 K: 0 BB: 0 S: 4 P: 4	1B: 4 SF: 0 2B: 0 SAC: 0 3B: 0 DP: 1 HR: 1 HBP: 0	WP: 0 PA: 31 PB: 0 SB: 0 CS: 0		
PITCHER	IP WLS BF H R ER SO BB IBB HBP BLK WP HR S P ERA WHIP											PITCHER	IP WLS BF H R ER SO BB IBB HBP BLK WP HR S P ERA WHIP
Rick Camp, R (1, 1) ERA: 3.52	8.0 W 27 4 1 1 1 0 0 0 0 0 0 1 29 29 1.12 0.500												
Donnie Moore, R (9, 1) ERA: 2.61	1.0 S 4 1 0 0 0 0 0 0 0 0 0 0 4 4 0.00 1.000												

Pittsburgh Pirates @ Atlanta Braves
Atlanta-Fulton County Stadium, Atlanta, GA

Tue Aug 14 1984, 7:05 PM EDT
Att: 14,243 - Unknown

AB	31
R	1
H	5
RBI	1
BB	0
SO	1
LOB	5



Batter	1	2	3	4	5	6	7	8	9	AB R H RBI BB SO LOB	TOP	
Marvell Wynne, L (1, 8) OBP: 0.320, SLG: 0.339	0-3 K		0-0 F7		0-0 4-3		0-3 K			4 0 0 0 0 2 3		
Lee Mazzilli, S (1, 7) OBP: 0.346, SLG: 0.354 Kent Tekulve, R (7, 1)	4-0 L5-3 BB			0-0 1B 2B	0-0 F6		0-3 K			3 1 1 0 1 1 2 0 0 0 0 0 0 0		
Johnny Ray, S (1, 4) OBP: 0.368, SLG: 0.407	0-0 L5-3			0-0 1B E BB	0-0 F6			0-0 G3		3 1 0 0 1 0 2		
Jason Thompson, L (1, 3) OBP: 0.352, SLG: 0.386		4-0 G4-6-3 BB		0-3 K		4-0 SH1-3 BB		0-0 3-1		2 0 0 0 2 1 2		
Tony Peña, R (1, 2) OBP: 0.336, SLG: 0.418	0-3 K			0-0 S E 1B	0-0 SH1-3			0-0 5-3		3 1 1 1 0 1 1		
Denny Gonzalez, R (1, 5) OBP: 0.200, SLG: 0.206		0-0 G4-6-3		0-0 F9		0-3 K			0-0 1B	4 0 1 0 0 1 4		
Lee Lacy, R (1, 9) OBP: 0.348, SLG: 0.441			0-3 K	0-0 E7 1B	0-0 F9			0-3 K		4 0 1 2 0 2 1		
Dale Berra, R (1, 6) OBP: 0.291, SLG: 0.351			0-0 6-3	0-0 F3			0-0 4-3 2B		0-3 K	4 0 1 0 0 1 1		
Rick Rhoden, R (1, 1) OBP: 0.317, SLG: 0.377 Lee Tunnell, R (5, 1) OBP: 0.100, SLG: 0.100 Doug Frobel, L (7, PH) OBP: 0.246, SLG: 0.381			0-0 1B		0-0 4-3 2B		0-0 4-3			2 0 2 0 0 0 0 0 0 0 0 0 0 0 1 0 0 0 0 0 1		
Inning Stats	R: 0 H: 0 E: 0 LOB: 0 K: 1 BB: 1 S: 4 P: 8	R: 0 H: 0 E: 0 LOB: 0 K: 1 BB: 1 S: 4 P: 8	R: 0 H: 1 E: 0 LOB: 1 K: 1 BB: 0 S: 6 P: 6	R: 3 H: 3 E: 1 LOB: 1 K: 1 BB: 1 S: 8 P: 12	R: 0 H: 1 E: 0 LOB: 1 K: 0 BB: 0 S: 4 P: 4	R: 0 H: 0 E: 0 LOB: 1 K: 1 BB: 1 S: 5 P: 9	R: 0 H: 1 E: 0 LOB: 1 K: 2 BB: 0 S: 8 P: 8	R: 0 H: 0 E: 0 LOB: 0 K: 0 BB: 0 S: 3 P: 3	R: 0 H: 1 E: 0 LOB: 0 K: 2 BB: 0 S: 7 P: 7	1B: 4 SF: 0 2B: 4 SAC: 1 3B: 0 DP: 2 HR: 0 HBP: 0	WP: 0 PA: 35 PB: 0 SB: 1 CS: 0	
PITCHER Steve Bedrosian, R (1, 1) ERA: 2.37 Gene Garber, R (6, 1) ERA: 3.25	IP WLS BF H R ER SO BB IBB HBP BLK WP HR S P ERA WHIP	5.0 W 22 5 3 3 4 4 0 0 0 0 0 0 26 42 5.40 1.800	4.0 S 13 2 0 0 5 0 0 0 0 0 0 0 23 23 0.00 0.500									

Pittsburgh Pirates @ Atlanta Braves
Atlanta-Fulton County Stadium, Atlanta, GA

Wed Aug 15 1984, 7:05 PM EDT
Att: 12,957 - Unknown

livebaseballscorecards.com

AB 30
R 3
H 7
RBI 3
BB 4
SO 9
LOB 17



Batter	1	2	3	4	5	6	7	8	9	AB	R	H	RBI	BB	SO	LOB
Jerry Royster, R OBP: 0.265, SLG: 0.290 (1, 6)										3	1	0	0	1	1	1
Ken Oberkfell, L OBP: 0.333, SLG: 0.362 (1, 5)										3	2	1	0	1	0	0
Claudell Washington, L OBP: 0.407, SLG: 0.523 (1, 9)										3	1	2	0	1	0	0
Dale Murphy, R OBP: 0.355, SLG: 0.506 (1, 8)										4	1	2	3	0	2	1
Chris Chambliss, L OBP: 0.359, SLG: 0.378 (1, 3)										3	1	0	0	1	1	1
Rufino Linares, R OBP: 0.333, SLG: 0.436 (1, 7)										4	1	1	1	0	1	1
Glenn Hubbard, R OBP: 0.338, SLG: 0.388 (1, 4)										3	0	1	3	1	1	0
Bruce Benedict, R OBP: 0.310, SLG: 0.303 (1, 2)										3	0	0	0	0	0	2
Steve Bedrosian, R OBP: 0.118, SLG: 0.118 (1, 1)										2	0	0	0	0	2	1
Gene Garber, R OBP: 0.091, SLG: 0.091 (6, 1)										1	0	0	0	0	0	1

Inning Stats	R: 6	H: 4	E: 0	LOB: 1	K: 2	P: 11	R: 0	H: 0	E: 0	LOB: 0	K: 1	P: 5	R: 0	H: 0	E: 0	LOB: 0	K: 2	P: 7	R: 0	H: 0	E: 0	LOB: 0	K: 1	P: 5	R: 1	H: 2	E: 0	LOB: 1	K: 0	P: 8	R: 0	H: 0	E: 0	LOB: 0	K: 0	P: 6	R: 0	H: 1	E: 0	LOB: 1	K: 1	P: 6	R: 0	H: 0	E: 0	LOB: 0	K: 1	P: 5
	1B: 6	SF: 0	2B: 1	SAC: 0	3B: 0	DP: 1	HR: 0	HBP: 0	WP: 0	PA: 34																																						

PITCHER	IP	WLS	BF	H	R	ER	SO	BB	IBB	HBP	BLK	WP	HR	S	P	ERA	WHIP
Rick Rhoden, R ERA: 3.1 (1, 1)	4.1	L	22	6	7	7	6	4	0	0	0	0	0	30	46	14.54	2.308
Lee Tunnell, R ERA: 5.21 (5, 1)	1.2		5	0	0	0	0	1	0	0	0	0	0	4	8	0.00	0.600
Kent Tekulve, R ERA: 2.66 (7, 1)	2.0		7	1	0	0	2	0	0	0	0	0	0	11	11	0.00	0.500

BOTTOM

Pittsburgh Pirates @ Atlanta Braves
Atlanta-Fulton County Stadium, Atlanta, GA

Wed Aug 15 1984, 7:05 PM EDT
Att. 12,957 - Unknown

livebaseballscorecards.com

AB	29
R	7
H	7
RBI	7
BB	5
SO	8
LOB	8

Batter	1	2	3	4	5	6	7	8	9	AB R H RBI BB SO LOB	TOP																
Marvell Wynne, L (1, 8) <small>OBP: 0.321, SLG: 0.344</small>	0-0 6-3	0-0 FC1-6-4			0-0 1B	0-0 BB		0-0 4-3		5 1 2 0 0 0 3																	
Lee Mazzilli, S (1, 7) Doug Frobel, L (5, 9) <small>OBP: 0.346, SLG: 0.351</small> <small>OBP: 0.249, SLG: 0.379</small>	0-3 K		0-3 K		4-0 1B 1B FC4-6	4-0 BB		0-0 F7	2 1 0 0 1 2 0 1 0 0 0 1 0 0																		
Johnny Ray, S (1, 4) <small>OBP: 0.366, SLG: 0.405</small>	0-0 F9		0-0 1-3		0-0 1B E	0-0 BB		0-0 5-3	5 1 1 1 0 0 3																		
Jason Thompson, L (1, 3) <small>OBP: 0.353, SLG: 0.394</small>		0-0 3-1	0-0 HR		0-0 FC4-6 1B		0-0 4-3	0-0 F8	5 1 2 1 0 0 0																		
Tony Peña, R (1, 2) <small>OBP: 0.338, SLG: 0.418</small>		0-0 BB 1B	0-0 S 1B		0-0 FC4-6 FC1-6-5		0-0 5-3		4 1 2 1 0 0 1																		
Denny Gonzalez, R (1, 5) <small>OBP: 0.231, SLG: 0.194</small>		4-0 1B BB	0-3 K		0-0 FC1-6-5 CS		4-0 S BB		2 0 0 0 2 1 2																		
Lee Lacy, R (1, 9) <small>OBP: 0.347, SLG: 0.438</small>		0-0 S 1B		0-0 6-3	0-0 CS	0-0 4-3	0-0 G3		4 0 1 1 0 0 1																		
Dale Berra, R (1, 6) <small>OBP: 0.291, SLG: 0.349</small>		4-0 FC1-6-4 BB		0-0 3-1		0-0 F9		0-0 5-3	3 0 0 0 1 0 0																		
John Tudor, L (1, 1) <small>OBP: 0.279, SLG: 0.259</small>		0-3 K		0-0 3-1		0-0 BB 1B		0-3 K	4 0 1 0 0 2 3																		
Inning Stats	R: 0 E: 0 K: 1 S: 5	H: 0 LOB: 0 BB: 0 P: 5	R: 1 E: 0 K: 1 S: 7	H: 2 LOB: 3 BB: 2 P: 15	R: 1 E: 0 K: 2 S: 9	H: 2 LOB: 1 BB: 0 P: 9	R: 0 E: 0 K: 0 S: 3	H: 0 LOB: 0 BB: 0 P: 3	R: 3 E: 1 K: 0 S: 5	H: 3 LOB: 0 BB: 1 P: 9	R: 0 E: 0 K: 0 S: 5	H: 2 LOB: 3 BB: 1 P: 9	R: 0 E: 0 K: 0 S: 3	H: 0 LOB: 1 BB: 1 P: 7	R: 0 E: 0 K: 1 S: 5	H: 0 LOB: 0 BB: 0 P: 5	R: 0 E: 0 K: 0 S: 3	H: 0 LOB: 0 BB: 0 P: 3	1B: 7 2B: 0 3B: 1 HR: 1	SF: 0 SAC: 0 DP: 0 HBP: 0	WP: 0 PB: 0 SB: 3 CS: 1	PA: 41					
PITCHER	IP	WLS	BF	H	R	ER	SO	BB	IBB	HBP	BLK	WP	HR	S	P	ERA	WHIP										
Rick Mahler, R (1, 1) <small>ERA: 2.8</small>	5.0	L	24	7	5	4	4	3	0	0	0	0	1	29	41	7.20	2.000										
Craig McMurtry, R (6, 1) <small>ERA: 4.67</small>	2.0		10	2	0	0	0	2	0	0	0	0	0	8	16	0.00	2.000										
Jeff Dedmon, R (8, 1) <small>ERA: 3.92</small>	2.0		6	0	0	0	1	0	0	0	0	0	0	8	8	0.00	0.000										

Pittsburgh Pirates @ Atlanta Braves
Atlanta-Fulton County Stadium, Atlanta, GA

Thu Aug 16 1984, 7:05 PM EDT
Att: 16,829 - Unknown

livebaseballscorecards.com

AB	35
R	5
H	9
RBI	4
BB	5
SO	5
LOB	13



Batter	1	2	3	4	5	6	7	8	9	AB	R	H	RBI	BB	SO	LOB
Jerry Royster, R OBP: 0.270, SLG: 0.301 (1, 6)	0-0 SH1-3 4-3 2B		0-3 K		0-0 1-2 2-3 1B		0-3 K			4	1	2	0	0	2	0
Ken Oberkfell, L OBP: 0.330, SLG: 0.360 (1, 5)	0-0 SH1-3 2-3			0-0 6-3	0-0 SF7			0-0 F4		2	0	0	1	0	0	0
Claudell Washington, L OBP: 0.406, SLG: 0.519 (1, 9)	0-0 4-3			0-0 S 1B	0-0 4-3			0-0 F8		4	0	1	1	0	0	2
Dale Murphy, R OBP: 0.359, SLG: 0.509 (1, 8)	0-0 1-3			4-0 1-2 BB		0-0 2B		0-0 1B		3	0	2	0	1	0	0
Bob Watson, R OBP: 0.276, SLG: 0.329 (1, 3)		0-3 K		0-3 K		0-0 6-3		0-0 F8		4	0	0	0	0	2	4
Rufino Linares, R OBP: 0.306, SLG: 0.395 (1, 7)		0-0 F4		0-3 K		0-0 F8		0-0 F8		4	0	0	0	0	1	3
Glenn Hubbard, R OBP: 0.337, SLG: 0.386 (1, 4)		0-0 F9			0-0 1B SF7 1B	0-0 F7		0-0 F9		4	1	1	0	0	0	1
Alex Trevino, R OBP: 0.289, SLG: 0.333 (1, 2)			0-0 F8		0-0 1B 1B		0-0 F6		0-0 F4	4	0	1	0	0	0	0
Rick Mahler, R OBP: 0.313, SLG: 0.362 (1, 1)			0-0 5-3		0-0 F5		0-0 5-3			1	0	0	0	0	0	0
Randy Johnson, R OBP: 0.357, SLG: 0.410 (5, PH)										1	0	0	0	0	0	2
Craig McMurtry, R OBP: 0.146, SLG: 0.154 (6, 1)										0	0	0	0	0	0	0
Brad Komminsk, R OBP: 0.264, SLG: 0.292 (7, PH)										1	0	0	0	0	0	0
Jeff Dedmon, L (8, 1)										0	0	0	0	0	0	0

Inning Stats	R: 1	H: 1	E: 0	K: 0	S: 4	R: 0	H: 0	E: 0	K: 1	S: 5	R: 0	H: 0	E: 0	K: 1	S: 5	R: 0	H: 1	E: 0	K: 2	S: 8	R: 1	H: 3	E: 0	K: 0	S: 6	R: 0	H: 1	E: 0	K: 0	S: 4	R: 0	H: 0	E: 0	K: 1	S: 5	R: 0	H: 1	E: 0	K: 0	S: 4	R: 0	H: 0	E: 0	K: 0	S: 3	1B: 5	SF: 1	2B: 2	3B: 0	HR: 0
	LOB: 0	BB: 0	LOB: 0	BB: 0	P: 4	LOB: 0	BB: 0	LOB: 0	BB: 0	P: 5	LOB: 2	BB: 1	LOB: 2	BB: 0	P: 6	LOB: 1	BB: 0	LOB: 0	BB: 0	P: 4	LOB: 1	BB: 0	LOB: 0	BB: 0	P: 3	LOB: 0	BB: 0	LOB: 0	BB: 0	P: 4	LOB: 0	BB: 0	LOB: 0	BB: 0	P: 4	LOB: 0	BB: 0	LOB: 0	BB: 0	P: 3	LOB: 0	BB: 0	LOB: 0	BB: 0	P: 3	1B: 5 <td>SF: 1 <td>2B: 2 <td>3B: 0 <td>HR: 0</td> </td></td></td>	SF: 1 <td>2B: 2 <td>3B: 0 <td>HR: 0</td> </td></td>	2B: 2 <td>3B: 0 <td>HR: 0</td> </td>	3B: 0 <td>HR: 0</td>	HR: 0

PITCHER	IP	WLS	BF	H	R	ER	SO	BB	IBB	HBP	BLK	WP	HR	S	P	ERA	WHIP
John Tudor, L ERA: 3.26 (1, 1)	9.0	W	35	7	2	2	5	1	0	0	0	0	0	44	48	2.00	0.889

BOTTOM

Pittsburgh Pirates @ Atlanta Braves
Atlanta-Fulton County Stadium, Atlanta, GA

Thu Aug 16 1984, 7:05 PM EDT
Att. 16,829 - Unknown

livebaseballscorecards.com

AB	32
R	2
H	7
RBI	2
BB	1
SO	5
LOB	12

Braves

WP: 0	PA: 35
PB: 0	
SB: 1	
CS: 0	

Batter	1	2	3	4	5	6	7	8	9	AB R H RBI BB SO LOB	TOP		
Rafael Ramirez, R (1, 6) OBP: 0.296, SLG: 0.314	1-0 CS HBP		X 0-0 SH1-4 1-2 1B		X 0-0 F7			X 0-0 F8		3 0 1 0 0 0 1			
Ken Oberkfell, L (1, 5) OBP: 0.333, SLG: 0.361	4-0 1-2 3B BB		X 0-0 SH1-4 1-2 2-3			X 0-0 F8		X 0-0 1-3 1B		2 1 1 0 1 0 0			
Claudell Washington, L (1, 9) OBP: 0.402, SLG: 0.513	X 0-0 F6		X 0-0 F7			X 0-0 4-3		S S S S 0-3 K		4 0 0 0 0 1 5			
Dale Murphy, R (1, 8) OBP: 0.360, SLG: 0.516	X 0-0 1-H 3B		S S S 0-3 K			S S S 0-3 K		X 0-0 4-3 2B		4 0 2 1 0 2 2			
Chris Chambliss, L (1, 3) OBP: 0.355, SLG: 0.373	S S S 0-3 K		X 0-0 6-3			X 0-0 4-3		X 0-0 4-3		4 0 0 0 0 1 2			
Rufino Linares, R (1, 7) OBP: 0.283, SLG: 0.362		S S S 0-3 K	X 0-0 6-3			S S S 0-3 K		S S S 0-3 K		4 0 0 0 0 3 1			
Glenn Hubbard, R (1, 4) OBP: 0.334, SLG: 0.382		S S S 0-3 K	X 0-0 4-3			X 0-0 1-3		X 0-0 F8		4 0 0 0 0 1 1			
Bruce Benedict, R (1, 2) OBP: 0.306, SLG: 0.299		S S S 0-3 K			S S S 0-3 K		X 0-0 5-3			3 0 0 0 0 2 0			
Pascual Perez, R (1, 1) OBP: 0.189, SLG: 0.128			B B B 4-0 SH1-4 1B BB		X 0-0 F1		X 0-0 1B 1B			1 0 0 0 1 0 0			
Randy Johnson, R (8, PH) OBP: 0.360, SLG: 0.414										1 0 1 0 0 0 0			
Gene Garber, R (8, 1) OBP: 0.091, SLG: 0.091										0 0 0 0 0 0 0			
Inning Stats	R: 1 H: 1 E: 0 LOB: 1 K: 1 BB: 1 S: 5 P: 10	R: 0 H: 0 E: 0 LOB: 0 K: 3 BB: 0 S: 9 P: 9	R: 0 H: 1 E: 0 LOB: 2 K: 1 BB: 1 S: 6 P: 10	R: 0 H: 0 E: 0 LOB: 0 K: 0 BB: 0 S: 3 P: 3	R: 0 H: 0 E: 0 LOB: 0 K: 1 BB: 0 S: 5 P: 5	R: 0 H: 0 E: 0 LOB: 0 K: 1 BB: 0 S: 5 P: 5	R: 0 H: 0 E: 0 LOB: 0 K: 1 BB: 0 S: 5 P: 5	R: 0 H: 2 E: 0 LOB: 2 K: 1 BB: 0 S: 7 P: 7	R: 0 H: 1 E: 0 LOB: 1 K: 1 BB: 0 S: 6 P: 6	1B: 3 SF: 0 2B: 1 SAC: 1 3B: 1 DP: 0 HR: 0 HBP: 1	WP: 0 PA: 34 PB: 0 SB: 0 CS: 1		
PITCHER	IP WLS BF H R ER SO BB IBB HBP BLK WP HR S P ERA WHIP											PITCHER	IP WLS BF H R ER SO BB IBB HBP BLK WP HR S P ERA WHIP
Joaquin Andujar, R (1, 1) ERA: 3.22	7.0 W 25 2 1 1 8 2 0 1 0 0 0 0 38 47 1.29 0.571												
Bruce Sutter, R (8, 1) ERA: 1.43	2.0 S 9 3 0 0 2 0 0 0 0 0 0 0 13 13 0.00 1.500												

Atlanta Braves @ St. Louis Cardinals
 Busch Stadium, St. Louis, MO
 Fri Aug 17 1984, 7:05 PM CDT
 Att: 32,602 - Unknown

livebaseballscorecards.com

AB 30
R 1
H 5
RBI 1
BB 2
SO 10
LOB 12



Batter	1	2	3	4	5	6	7	8	9	AB	R	H	RBI	BB	SO	LOB
Willie McGee, S OBP: 0.320, SLG: 0.403 (1, 8)	0-3 K	0-0 1-3			0-0 G3		0-0 6-3			4	0	0	0	0	1	1
Tom Herr, S OBP: 0.317, SLG: 0.323 (1, 4)	0-0 1B		0-0 L6		0-0 L4		0-0 F6			4	0	1	0	0	0	0
Terry Pendleton, S OBP: 0.400, SLG: 0.441 (1, 5)	0-0 F5		0-0 F7		4-0 BB		0-0 6-3			3	0	0	0	1	0	1
Mike Jorgensen, L OBP: 0.348, SLG: 0.309 (1, 3)	0-0 1B		0-0 G3		0-0 F8		0-0 F6			4	0	1	0	0	0	1
Andy Van Slyke, L OBP: 0.343, SLG: 0.346 (1, 9)	0-0 G3			0-3 K		0-0 F7		4-0 BB		3	0	0	0	1	1	2
Lonnie Smith, R OBP: 0.360, SLG: 0.344 (1, 7)		0-0 BLK 1B		0-0 S 2B		0-0 5-3		0-0 4-3		4	2	2	0	0	0	1
Tito Landrum, R OBP: 0.340, SLG: 0.412 (9, 7)										0	0	0	0	0	0	0
Darrell Porter, L OBP: 0.340, SLG: 0.365 (1, 2)		0-3 K		0-3 K		0-3 K				3	0	0	0	0	3	2
Chris Speier, R OBP: 0.228, SLG: 0.296 (1, 6)			0-0 F7		0-0 2B		0-0 HR			3	1	2	2	0	0	1
Joaquin Andujar, S OBP: 0.233, SLG: 0.242 (1, 1)				0-3 K			0-3 K			2	0	1	1	0	1	1
Steve Braun, L OBP: 0.366, SLG: 0.288 (7, PH)										1	0	0	0	0	1	0
Bruce Sutter, R (8, 1)										0	0	0	0	0	0	0

Inning Stats	R: 0	H: 2	E: 0	K: 1	S: 7	R: 1	H: 2	E: 0	K: 1	S: 7	R: 0	H: 0	E: 0	K: 0	S: 3	R: 1	H: 2	E: 0	K: 3	S: 11	R: 0	H: 0	E: 0	K: 0	S: 3	R: 0	H: 0	E: 0	K: 1	S: 6	R: 0	H: 0	E: 0	K: 0	S: 3	R: 1	H: 1	E: 0	K: 1	S: 6	R: 0	H: 0	E: 0	K: 0	S: 3
	LOB: 2	BB: 0	P: 7	LOB: 1	BB: 0	P: 7	LOB: 0	BB: 0	P: 3	LOB: 1	BB: 0	LOB: 1	BB: 1	P: 7	LOB: 0	BB: 0	LOB: 0	BB: 0	P: 5	LOB: 0	BB: 0	LOB: 0	BB: 0	P: 6	LOB: 1	BB: 1	P: 7	LOB: 0	BB: 1	P: 7	LOB: 0	BB: 0	LOB: 1	BB: 1	P: 7	LOB: 0	BB: 0	LOB: 0	BB: 0	P: 7	LOB: 0	BB: 0	LOB: 0	BB: 0	P: 7

PITCHER	IP	WLS	BF	H	R	ER	SO	BB	IBB	HBP	BLK	WP	HR	S	P	ERA	WHIP
Pascual Perez, R (1, 1) ERA: 3.76	7.0	L	29	7	3	3	7	1	0	0	1	0	1	42	46	3.86	1.143
Gene Garber, R (8, 1) ERA: 3.21	1.0		4	0	0	0	0	1	0	0	0	0	0	3	7	0.00	1.000

BOTTOM

Atlanta Braves @ St. Louis Cardinals
 Busch Stadium, St. Louis, MO
 Fri Aug 17 1984, 7:05 PM CDT
 Att. 32,602 - Unknown

AB	31
R	3
H	7
RBI	3
BB	2
SO	7
LOB	10



WP	HR	S	P	ERA	WHIP
0	1	0	33	0	0

Batter	1	2	3	4	5	6	7	8	9	AB R H RBI BB SO LOB	TOP	
Jerry Royster, R (1, 7) OBP: 0.273, SLG: 0.305	0-3 K	0-0 2-H 2B		0-0 G3		0-0 5-3		4-0 CS BB		4 0 1 1 1 1 0		
Ken Oberkfell, L (1, 5) OBP: 0.334, SLG: 0.359	0-0 G6-4-3 1B	4-0 BB		0-0 6-3		0-0 F8		0-0 F4		4 0 1 0 1 0 1		
Claudell Washington, L (1, 9) OBP: 0.399, SLG: 0.507	0-0 G6-4-3 1-2f	0-0 G3		0-0 F5		0-0 F8		4-0 1B 1-2 BB		4 0 0 0 1 0 3		
Dale Murphy, R (1, 8) OBP: 0.366, SLG: 0.527		0-0 HR 2B	0-0 1B E 1B		0-0 1B FC4-6 2B		0-0 2B	0-0 1-3 1B		5 4 5 0 0 0 0		
Chris Chambliss, L (1, 3) OBP: 0.360, SLG: 0.380		4-0 HR BB	0-0 E 1B		0-0 FC4-6 1B		0-0 E 2B	0-0 4-3		4 2 3 1 1 0 2		
Rafael Ramirez, R (1, 6) OBP: 0.293, SLG: 0.310		0-0 F9	0-0 F8		0-0 FC4-6 1B 1-2f 3-H		0-0 6-3		0-3 K	5 0 0 1 0 1 6		
Glenn Hubbard, R (1, 4) OBP: 0.335, SLG: 0.390		0-0 HR	0-0 F9		0-0 1B		0-0 E7 1B		0-0 5-3	5 1 2 3 0 0 2		
Alex Trevino, R (1, 2) OBP: 0.291, SLG: 0.335		0-0 SH3-4 2B 1B	0-0 E5		0-0 F9		0-0 1B		0-0 6-3	5 1 2 0 0 0 3		
Tony Brizzolara, R (1, 1) Gene Garber, R (7, 1) OBP: 0.091, SLG: 0.091		0-0 SH3-4	0-0 G3		0-3 K		0-0 F7			3 0 0 0 0 1 5 0 0 0 0 0 0 0		
Inning Stats	R: 0 E: 0 K: 1 S: 5 H: 1 LOB: 0 BB: 0 P: 5	R: 4 E: 0 K: 0 S: 7 H: 4 LOB: 2 BB: 2 P: 15	R: 1 E: 1 K: 0 S: 6 H: 2 LOB: 2 BB: 0 P: 6	R: 0 E: 0 K: 0 S: 3 H: 0 LOB: 0 BB: 0 P: 3	R: 1 E: 0 K: 1 S: 8 H: 3 LOB: 2 BB: 0 P: 8	R: 0 E: 0 K: 0 S: 3 H: 0 LOB: 0 BB: 0 P: 3	R: 2 E: 1 K: 0 S: 6 H: 3 LOB: 1 BB: 0 P: 6	R: 0 E: 0 K: 0 S: 3 H: 1 LOB: 2 BB: 2 P: 11	R: 0 E: 0 K: 1 S: 5 H: 0 LOB: 0 BB: 0 P: 5	1B: 8 2B: 5 3B: 0 HR: 1 SF: 0 SAC: 1 DP: 1 HBP: 0	WP: 0 PB: 0 SB: 0 CS: 1 PA: 44	
PITCHER	IP WLS BF H R ER SO BB IBB HBP BLK WP HR S P ERA WHIP											
Danny Cox, R (1, 1) ERA: 4.33	1.2 L 10 5 4 4 1 1 0 0 0 0 0 1 11 15 21.60 3.600											
Neil Allen, R (2, 1) ERA: 3.79	1.1 8 2 1 0 0 1 0 0 0 0 0 0 7 11 0.00 2.250											
Dave Vonohlen, L (4, 1) ERA: 2.28	4.0 18 6 3 2 1 0 0 0 0 0 0 0 20 20 4.50 1.500											
Dave Rucker, L (8, 1) ERA: 1.81	2.0 8 1 0 0 1 2 0 0 0 0 0 0 8 16 0.00 1.500											

Atlanta Braves @ St. Louis Cardinals
 Busch Stadium, St. Louis, MO
 Sat Aug 18 1984, 3:33 AM CDT
 Att: 33,553 - Unknown

livebaseballscorecards.com

AB	39
R	8
H	14
RBI	6
BB	4
SO	3
LOB	22



Batter	1	2	3	4	5	6	7	8	9	AB R H RBI BB SO LOB
Willie McGee, S (1, 8) OBP: 0.321, SLG: 0.403	0-0 4-3 ①		0-0 F7 ②		0-0 1-2 1B		0-0 E S 1B		0-0 F7 ②	5 0 2 0 0 0 0
Tom Herr, S (1, 4) OBP: 0.316, SLG: 0.322	0-0 6-3 ②		0-0 1B		0-0 F7 ②		0-0 SF7 ①		0-0 6-3 ③	4 0 1 1 0 0 2
Terry Pendleton, S (1, 5) OBP: 0.387, SLG: 0.426	0-0 6-3 ③		0-0 5-3 ③		0-0 G3		0-3 K ②			4 0 0 0 0 1 4
George Hendrick, R (1, 9) OBP: 0.307, SLG: 0.386		0-0 3B 1B		0-0 2B		0-0 5-3 ①	0-0 F7 ③			4 1 2 0 0 0 1
Dave Rucker, L (8, 1) OBP: 0.200, SLG: 0.200							1-3			0 0 0 0 0 0 0
Lonnie Smith, R (1, 7) OBP: 0.361, SLG: 0.349		0-0 1-H 3B		0-0 F8 ①		B B B B 4-0 S 1B SF9 BB		0-0 1-3 ①		3 1 1 1 1 0 1
David Green, R (1, 3) OBP: 0.287, SLG: 0.403		0-3 K ①		0-3 K ②		0-0 1-2 S 1B		0-0 2B		4 0 2 0 0 2 2
Tom Nieto, R (1, 2) OBP: 0.322, SLG: 0.396		0-3 K ②		0-0 F2 ③		0-0 SF9 ②		0-3 K ②		2 0 0 1 0 1 2
Darrell Porter, L (8, PH) OBP: 0.340, SLG: 0.364		0-3 K ③				1-2 2-H				1 0 0 0 0 1 1
Chris Speier, R (1, 6) OBP: 0.224, SLG: 0.290		0-3 K ③				0-0 F8 ①	0-0 F3 ③			3 0 0 0 0 1 2
Andy Van Slyke, L (8, PH) OBP: 0.342, SLG: 0.345								0-0 4-3 ③		1 0 0 0 0 0 1
Bill Lyons, R (9, 6) OBP: 0.185, SLG: 0.087										0 0 0 0 0 0 0
Danny Cox, R (1, 1) OBP: 0.218, SLG: 0.147			0-0 3-1 ①		0-0 1B		0-0 1B SF7 2B		S S S 0-3 K ①	0 0 0 0 0 0 0
Neil Allen, S (2, 1) OBP: 0.222, SLG: 0.333										0 0 0 0 0 0 0
Steve Erwin, L (3, PH) OBP: 0.362, SLG: 0.284										1 0 0 0 0 0 0
Dave Vonohien, L (4, 1) OBP: 1.000, SLG: 1.000										1 0 1 0 0 0 0
Mike Jorgensen, L (7, PH) OBP: 0.391, SLG: 0.325										2 1 1 0 0 1 0

Inning Stats	R: 0	H: 0	E: 0	K: 0	S: 3	P: 3	R: 1	H: 2	E: 0	K: 3	S: 11	R: 0	H: 1	E: 0	K: 0	S: 4	R: 0	H: 1	E: 0	K: 1	S: 6	R: 0	H: 2	E: 0	K: 0	S: 5	R: 1	H: 1	E: 0	K: 0	S: 4	R: 0	H: 1	E: 0	K: 1	S: 7	R: 0	H: 1	E: 0	K: 1	S: 6	R: 0	H: 0	E: 0	K: 1	S: 5	1B: 6	2B: 3	3B: 1	HR: 0	SF: 2	SAC: 0	DP: 0	HBP: 0	WP: 0	PA: 38
--------------	------	------	------	------	------	------	------	------	------	------	-------	------	------	------	------	------	------	------	------	------	------	------	------	------	------	------	------	------	------	------	------	------	------	------	------	------	------	------	------	------	------	------	------	------	------	------	-------	-------	-------	-------	-------	--------	-------	--------	-------	--------

PITCHER	IP	WLS	BF	H	R	ER	SO	BB	IBB	HBP	BLK	WP	HR	S	P	ERA	WHIP
Tony Brizzolara, R (1, 1) ERA: 5.54	6.0	W	28	9	3	3	4	1	0	0	0	0	0	35	39	4.50	1.667
Gene Garber, R (7, 1) ERA: 3.09	3.0	S	10	1	0	0	3	0	0	0	0	0	0	16	16	0.00	0.333

BOTTOM

Atlanta Braves @ St. Louis Cardinals
 Busch Stadium, St. Louis, MO
 Sat Aug 18 1984, 3:33 AM CDT
 Att. 33,553 - Unknown

AB	35
R	3
H	10
RBI	3
BB	1
SO	7
LOB	16



WP	PA	ERA	WHIP
0	38		

Batter	1	2	3	4	5	6	7	8	9	AB R H RBI BB SO LOB	TOP											
Jerry Royster, R (1, 7) OBP: 0.278, SLG: 0.315	0-0 G3			0-0 5-3		0-0 S 1B		0-0 HR 2B		4 1 2 0 0 0 0												
Alex Trevino, R (1, 2) OBP: 0.290, SLG: 0.346	0-0 F9			0-0 F2		0-0 F9 1-2		0-0 2-H HR		4 1 1 2 0 0 1												
Claudell Washington, L (1, 9) OBP: 0.395, SLG: 0.501	0-0 G3			0-0 1-3		0-3 K		0-0 F7		4 0 0 0 0 1 1												
Dale Murphy, R (1, 8) OBP: 0.365, SLG: 0.524		4-0 BB BB BB BB			0-0 F7	0-0 F9		0-0 E5 FC3-8		3 0 0 0 1 0 1												
Chris Chambliss, L (1, 3) OBP: 0.362, SLG: 0.380		0-0 G4-6-3 1-2f			4-0 BB BB BB		0-0 BB 1B	0-0 FC3-6 1-2f		3 1 1 0 1 0 2												
Rafael Ramirez, R (1, 6) OBP: 0.292, SLG: 0.312		0-0 F3			0-0 E7 6-4 1-H		0-0 F5	0-0 6-3		4 0 1 0 0 0 2												
Glenn Hubbard, R (1, 4) OBP: 0.334, SLG: 0.387			0-0 F8		0-0 6-4 2-3f		4-0 1-2 BB	0-0 F4		3 0 0 0 1 0 1												
Ken Oberkfell, L (1, 5) OBP: 0.333, SLG: 0.358			0-0 4-3			0-0 HR 1B	0-0 F8	0-0 4-3		4 1 1 0 0 0 2												
Rick Camp, R (1, 1) OBP: 0.152, SLG: 0.156			0-0 F5			0-0 HR	0-0 F8	0-0 6-3		1 0 0 0 0 0 0												
Brad Komminsk, R (6, PH) OBP: 0.268, SLG: 0.313										1 1 1 2 0 0 0												
Jeff Dedmon, L (6, 1)										0 0 0 0 0 0 0												
Bob Watson, R (7, PH) OBP: 0.073, SLG: 0.325										1 0 0 0 0 0 2												
Craig McMurtry, R (7, 1) OBP: 0.146, SLG: 0.154										0 0 0 0 0 0 0												
Randy Johnson, R (8, PH) OBP: 0.358, SLG: 0.411										1 0 0 0 0 0 0												
Inning Stats	R: 0 E: 0 K: 0 S: 3	H: 0 LOB: 0 BB: 0 P: 3	R: 0 E: 0 K: 0 S: 2	H: 0 LOB: 0 BB: 1 P: 6	R: 0 E: 0 K: 0 S: 3	H: 0 LOB: 0 BB: 0 P: 3	R: 0 E: 0 K: 0 S: 3	H: 0 LOB: 0 BB: 0 P: 3	R: 1 E: 1 K: 0 S: 3	H: 1 LOB: 0 BB: 1 P: 7	R: 2 E: 0 K: 1 S: 8	H: 3 LOB: 1 BB: 0 P: 8	R: 0 E: 0 K: 0 S: 4	H: 1 LOB: 2 BB: 1 P: 8	R: 2 E: 1 K: 0 S: 6	H: 2 LOB: 1 BB: 0 P: 6	R: 0 E: 0 K: 0 S: 3	H: 0 LOB: 0 BB: 0 P: 3	1B: 3 2B: 3 3B: 0 HR: 2	SF: 0 SAC: 0 DP: 2 HBP: 0	WP: 0 PB: 0 SB: 1 CS: 0	PA: 36
PITCHER	IP WLS BF H R ER SO BB IBB HBP BLK WP HR S P ERA WHIP																					
Ricky Horton, L (1, 1) ERA: 3.13	5.2 W 21 4 3 2 1 2 0 0 0 0 0 1 21 29 3.18 1.059																					
Jeff Lahti, R (6, 1) ERA: 3.18	1.1 6 1 0 0 0 1 0 0 0 0 0 0 5 9 0.00 1.500																					
Neil Allen, R (8, 1) ERA: 3.97	0.1 4 2 2 2 0 0 0 0 0 0 0 1 4 4 54.00 6.000																					
Bruce Sutter, R (8, 1) ERA: 1.41	1.2 S 5 0 0 0 0 0 0 0 0 0 0 0 5 5 0.00 0.000																					

Atlanta Braves @ St. Louis Cardinals
 Busch Stadium, St. Louis, MO
 Sun Aug 19 1984, 3:33 AM CDT
 Att: 32,642 - Unknown

livebaseballscorecards.com

AB	33
R	5
H	7
RBI	4
BB	3
SO	1
LOB	12



Batter	1	2	3	4	5	6	7	8	9	AB R H RBI BB SO LOB	TOP														
Jerry Royster, R (1, 4) OBP: 0.275, SLG: 0.311	0-0 6-3		0-0 G3			0-0 2B HR 1B		0-3 K		4 1 1 0 0 1 0	Atlanta Braves @ Pittsburgh Pirates Three Rivers Stadium, Pittsburgh, PA Tue Aug 21 1984, 7:05 PM EDT Att. 6,400 - Unknown livebaseballscorecards.com														
Rafael Ramirez, R (1, 6) OBP: 0.293, SLG: 0.316	0-0 4-3			0-0 F8		0-0 HR 2B		0-0 6-3		4 1 1 1 0 0 0															
Gerald Perry, L (1, 3) OBP: 0.373, SLG: 0.353	0-0 1-3			0-0 CS 1B 1B		0-0 P4		0-3 K		4 0 1 0 0 1 2															
Dale Murphy, R (1, 8) OBP: 0.364, SLG: 0.527		0-0 F9		0-0 1B 1B		0-0 HR		0-3 K		4 1 2 3 0 1 0															
Brad Komminsk, R (1, 9) OBP: 0.275, SLG: 0.321		0-0 1B		0-3 K		4-0 CS BB		0-3 K		3 0 1 0 1 2 2															
Rufino Linares, R (1, 7) OBP: 0.274, SLG: 0.327		0-3 K		0-3 K		0-0 6-3		0-3 K		4 0 0 0 0 3 2															
Ken Oberkfell, L (1, 5) OBP: 0.331, SLG: 0.353		0-0 L5		0-3 K		0-0 K		0-0 L6		3 0 0 0 0 1 1															
Alex Trevino, R (1, 2) OBP: 0.285, SLG: 0.339			0-3 K		0-0 6-3		0-0 F9			3 0 0 0 0 1 0															
Pascual Perez, R (1, 1) OBP: 0.185, SLG: 0.125			0-3 K			0-0 1B 2B 1B		0-0 6-3		1 0 0 0 0 1 0															
Glenn Hubbard, R (6, PH) OBP: 0.335, SLG: 0.388										1 1 1 0 0 0 0															
Jeff Dedmon, L (6, 1)										1 0 0 0 0 0 0															
Gene Garber, R (9, 1) OBP: 0.083, SLG: 0.083										0 0 0 0 0 0 0															
Albert Hall, S (9, 7) OBP: 0.290, SLG: 0.289										0 0 0 0 0 0 0															
Inning Stats	R: 0 E: 0 K: 0 S: 3	H: 0 LOB: 0 BB: 0 P: 3	R: 0 E: 0 K: 1 S: 6	H: 1 LOB: 1 BB: 0 P: 6	R: 0 E: 0 K: 2 S: 7	H: 0 LOB: 0 BB: 0 P: 7	R: 0 E: 0 K: 1 S: 6	H: 2 LOB: 2 BB: 0 P: 6	R: 0 E: 0 K: 2 S: 7	H: 0 LOB: 0 BB: 0 P: 7	R: 4 E: 0 K: 0 S: 6	H: 4 LOB: 0 BB: 1 P: 10	R: 0 E: 0 K: 0 S: 3	H: 0 LOB: 0 BB: 0 P: 3	R: 0 E: 0 K: 2 S: 7	H: 0 LOB: 0 BB: 0 P: 7	R: 0 E: 0 K: 3 S: 9	H: 0 LOB: 0 BB: 0 P: 9	R: 0 E: 0 K: 3 S: 9	H: 0 LOB: 0 BB: 0 P: 9	1B: 5 2B: 2 3B: 0 HR: 1	SF: 0 SAC: 0 DP: 1 HBP: 0	WP: 0 PB: 0 SB: 0 CS: 2	PA: 33	
PITCHER	IP WLS BF H R ER SO BB IBB HBP BLK WP HR S P ERA WHIP																								
John Tudor, L (1, 1) ERA: 3.38	5.1		22	7	4	4	6	0	0	0	0	0	1	34	34	6.75	1.312								
Lee Tunnell, R (6, 1) ERA: 5.03	1.2		5	0	0	0	0	1	0	0	0	0	0	4	8	0.00	0.600								
Don Robinson, R (8, 1) ERA: 3.3	2.0	W	6	0	0	0	5	0	0	0	0	0	0	16	16	0.00	0.000								



Batter	1	2	3	4	5	6	7	8	9	AB R H RBI BB SO LOB
Marvell Wynne, L (1, 8) OBP: 0.317, SLG: 0.339	0-3 K		0-0 4-3		0-0 S 1B		0-0 1B 1-3 1B		0-0 1B 1-2 2-3 3-H	5 0 3 1 0 1 1
Lee Lacy, R (1, 7) OBP: 0.342, SLG: 0.433	0-0 F9			0-0 HR 2B	0-0 F9		0-0 1B 1-3 3-H			4 1 2 1 0 0 1
Johnny Ray, S (1, 4) OBP: 0.356, SLG: 0.397	0-0 F8			0-0 2-H HR	0-0 F8			0-0 L6		4 1 1 2 0 0 1
Jason Thompson, L (1, 3) OBP: 0.356, SLG: 0.396		4-0 BB BB BB BB		4-0 PB E BB		0-0 F7		4-0 BB BB BB BB		1 1 0 0 3 0 0
Tony Peña, R (1, 2) OBP: 0.332, SLG: 0.409		0-0 G4-6-3 1-2f		0-0 E6 S 1B 1-H		0-3 K		0-0 G6-4-3 1-2f		4 0 1 0 0 1 2
Denny Gonzalez, R (1, 5) OBP: 0.213, SLG: 0.205		0-0 F9		0-3 K 1-2		0-3 K			0-0 SH3 1B 2B	4 1 1 0 0 2 1
Doug Fobel, L (1, 9) OBP: 0.265, SLG: 0.417			4-0 BB BB BB	0-3 K 2		0-0 6-3		0-0 SH3 2-3	0-0 SH3 1B 2B	2 0 0 0 1 1 1
Dale Berra, R (1, 6) OBP: 0.289, SLG: 0.343			0-3 K 1	0-0 P6		0-0 4-3		4-0 1B IBB IBB		3 0 0 0 1 1 2
John Tudor, L (1, 1) OBP: 0.270, SLG: 0.250			0-0 3-1 2		0-0 F8		0-0 1B 1B 1B		4-0 1B IBB	2 0 0 0 0 0 1
Lee Tunnell, R (6, 1) OBP: 0.100, SLG: 0.100										0 0 0 0 0 0 0
Mitchell Page, L (7, PH) OBP: 0.400, SLG: 0.400										1 1 1 0 0 0 0
Don Robinson, R (8, 1) OBP: 0.409, SLG: 0.474										0 0 0 0 0 0 0
Lee Mazzilli, S (9, PH) OBP: 0.342, SLG: 0.341										0 0 0 0 1 0 0

Inning Stats	R: 0 E: 0 K: 1 S: 5	H: 0 LOB: 0 BB: 0 P: 5	R: 0 E: 0 K: 0 S: 2	H: 0 LOB: 0 BB: 1 P: 6	R: 0 E: 0 K: 1 S: 5	H: 0 LOB: 1 BB: 1 P: 9	R: 3 E: 1 K: 2 S: 10	H: 3 LOB: 1 BB: 1 P: 14	R: 0 E: 0 K: 0 S: 4	H: 1 LOB: 1 BB: 0 P: 4	R: 0 E: 0 K: 2 S: 7	H: 0 LOB: 0 BB: 0 P: 7	R: 1 E: 0 K: 0 S: 5	H: 3 LOB: 2 BB: 0 P: 5	R: 0 E: 0 K: 0 S: 2	H: 0 LOB: 0 BB: 1 P: 6	R: 1 E: 0 K: 0 S: 3	H: 2 LOB: 3 BB: 2 P: 11	1B: 6 2B: 2 3B: 0 HR: 1	SF: 0 SAC: 1 DP: 2 HBP: 0
--------------	------------------------------	---------------------------------	------------------------------	---------------------------------	------------------------------	---------------------------------	-------------------------------	----------------------------------	------------------------------	---------------------------------	------------------------------	---------------------------------	------------------------------	---------------------------------	------------------------------	---------------------------------	------------------------------	----------------------------------	----------------------------------	------------------------------------

PITCHER	IP	WLS	BF	H	R	ER	SO	BB	IBB	HBP	BLK	WP	HR	S	P	ERA	WHIP
Pascual Perez, R (1, 1) ERA: 3.76	5.0		21	4	3	2	4	3	0	0	0	0	1	26	38	3.60	1.400
Jeff Dedmon, R (6, 1) ERA: 4.09	3.0	L	12	4	2	2	2	1	0	0	0	0	0	15	19	6.00	1.667
Gene Garber, R (9, 1) ERA: 3.0	0.1		4	1	0	0	0	0	2	0	0	0	0	2	10	0.00	3.000

BOTTOM

Atlanta Braves @ Pittsburgh Pirates
Three Rivers Stadium, Pittsburgh, PA
 Tue Aug 21 1984, 7:05 PM EDT
 Att. 6,400 - Unknown

AB	30
R	5
H	9
RBI	4
BB	6
SO	6
LOB	10



WP: 0	PA: 37
PB: 1	
SB: 3	
CS: 0	

livebaseballscorecards.com

Batter	1	2	3	4	5	6	7	8	9	AB R H RBI BB SO LOB	TOP
Albert Hall, S (1, 7) OBP: 0.289, SLG: 0.314	0-0 HR		0-0 6-3		0-0 FC6-4			0-0 4-3		4 1 1 1 0 0 2	
Rafael Ramirez, R (1, 6) OBP: 0.293, SLG: 0.316	0-0 1B			0-0 6-3		0-0 F9		0-0 5-3		4 0 1 0 0 0 0	
Gerald Perry, L (1, 3) OBP: 0.369, SLG: 0.349 Rufino Linares, R (9, PH) OBP: 0.270, SLG: 0.321	0-0 G5-4-3			0-3 K		0-3 K			0-0 4-3	3 0 0 0 0 2 1 1 0 0 0 0 0 0	
Dale Murphy, R (1, 8) OBP: 0.362, SLG: 0.522	0-3 K			0-0 5-3		0-3 K			0-0 6-3	4 0 0 0 0 2 0	
Brad Komminsk, R (1, 9) OBP: 0.270, SLG: 0.314			0-3 K		0-3 K		0-0 F7		0-3 K	4 0 0 0 0 3 1	
Randy Johnson, R (1, 5) OBP: 0.358, SLG: 0.410			0-0 4-3		0-0 E9 1B		0-0 F9			3 1 1 0 0 0 0	
Jerry Royster, R (1, 4) OBP: 0.271, SLG: 0.306			0-0 5-3		0-0 6-3		0-0 6-3			3 0 0 0 0 0 1	
Bruce Benedict, R (1, 2) OBP: 0.306, SLG: 0.300				0-0 6-3		0-0 BLK 1B		0-0 F7		3 0 1 1 0 0 0	
Mike Payne, R (1, 1) Craig McMurtry, R (3, 1) Bob Watson, R (5, PH) Pascual Perez, R (5, PR) Pete Falcone, L (5, 1) Glenn Hubbard, R (8, PH) Donnie Moore, L (8, 1)			0-3 K		0-0 6-3		4-0 FC6-4 BB		0-0 F8	1 0 0 0 0 0 1 0 0 0 0 0 0 0 0 0 0 0 0 0 0 1 0 0 0 0 0 0 0 0 0 0 0 0 0 0 0 0 0 0 1 0 0 0 0 0 0 0 0 0 0 0 0 0 0 0	
Inning Stats	R: 1 H: 2 E: 0 LOB: 0 K: 1 BB: 0 S: 6 P: 6	R: 0 H: 0 E: 0 LOB: 0 K: 1 BB: 0 S: 5 P: 5	R: 0 H: 0 E: 0 LOB: 0 K: 1 BB: 0 S: 5 P: 5	R: 0 H: 0 E: 0 LOB: 0 K: 1 BB: 0 S: 5 P: 5	R: 1 H: 2 E: 1 LOB: 2 K: 1 BB: 1 S: 7 P: 11	R: 0 H: 0 E: 0 LOB: 1 K: 2 BB: 0 S: 8 P: 8	R: 0 H: 0 E: 0 LOB: 0 K: 0 BB: 0 S: 3 P: 3	R: 0 H: 0 E: 0 LOB: 0 K: 0 BB: 0 S: 3 P: 3	R: 0 H: 0 E: 0 LOB: 0 K: 1 BB: 0 S: 5 P: 5	1B: 3 SF: 0 2B: 0 SAC: 0 3B: 0 DP: 1 HR: 1 HBP: 0	WP: 1 PA: 32 PB: 0 SB: 0 CS: 0
PITCHER Larry McWilliams, L (1, 1) ERA: 2.52	IP WLS BF H R ER SO BB IBB HBP BLK WP HR S P ERA WHIP										
	9.0 W 32 4 2 1 8 1 0 0 1 1 1 47 51 1.00 0.556										

Atlanta Braves @ Pittsburgh Pirates
 Three Rivers Stadium, Pittsburgh, PA
 Wed Aug 22 1984, 7:05 PM EDT
 Att. 4,156 - Unknown

livebaseballscorecards.com

AB	31
R	2
H	4
RBI	2
BB	1
SO	8
LOB	5



Batter	1	2	3	4	5	6	7	8	9
Marvell Wynne, L (1, 8) OBP: 0.318, SLG: 0.338	0-0 G3		0-3 K	4-0 1B BB			0-0 G5-4-3 1B	0-0 P4	
Lee Lacy, R (1, 7) OBP: 0.345, SLG: 0.438	0-0 1B 2B		0-0 S 1B	0-0 1-2 2-3 1B			0-0 G5-4-3 1-2f	0-0 1-3	
Johnny Ray, S (1, 4) OBP: 0.357, SLG: 0.397	0-0 G4-6-3 2-H 1B		4-0 1-2 1B BB	0-0 6-3			0-0 P4		
Jason Thompson, L (1, 3) OBP: 0.357, SLG: 0.397	0-0 G4-6-3 1-2f		0-0 1-2 2-H 1B		0-0 F8			0-0 SH BB 1B	
Tony Peña, R (1, 2) OBP: 0.333, SLG: 0.410		0-0 P5	0-0 1-2 2-H 1B		0-0 F9			0-0 BB SH 1B	
Denny Gonzalez, R (1, 5) OBP: 0.200, SLG: 0.191		0-0 F8	0-3 K		0-0 F9			0-0 SH BB 1B	
Doug Frobel, L (1, 9) OBP: 0.260, SLG: 0.408		0-3 K		0-0 F7		0-3 K		0-3 K	
Dale Berra, R (1, 6) OBP: 0.291, SLG: 0.343			0-0 SH3-4 1B	0-0 6-3		0-0 4-3		4-0 1B BB	
Larry McWilliams, L (1, 1) OBP: 0.155, SLG: 0.155			0-0 SH3-4	0-0 1B BB		0-0 F7		0-0 1-3 2-H 3-H 1B	

Inning Stats	R: 1 E: 0 K: 0 S: 4	H: 2 LOB: 0 BB: 0 P: 4	R: 0 E: 0 K: 1 S: 5	H: 0 LOB: 0 BB: 0 P: 5	R: 3 E: 0 K: 2 S: 11	H: 4 LOB: 2 BB: 1 P: 15	R: 0 E: 0 K: 0 S: 5	H: 2 LOB: 3 BB: 1 P: 9	R: 0 E: 0 K: 0 S: 3	H: 0 LOB: 0 BB: 0 P: 3	R: 0 E: 0 K: 1 S: 5	H: 0 LOB: 0 BB: 0 P: 5	R: 0 E: 0 K: 0 S: 3	H: 1 LOB: 0 BB: 0 P: 3	R: 3 E: 1 K: 1 S: 9	H: 3 LOB: 2 BB: 1 P: 13
1B: 11 2B: 1 3B: 0 HR: 0	SF: 0 SAC: 2 DP: 2 HBP: 0	WP: 0 PB: 0 SB: 1 CS: 0	1B: 11 2B: 1 3B: 0 HR: 0	SF: 0 SAC: 2 DP: 2 HBP: 0	WP: 0 PB: 0 SB: 1 CS: 0	WP: 0 PB: 0 SB: 1 CS: 0	WP: 0 PB: 0 SB: 1 CS: 0	WP: 0 PB: 0 SB: 1 CS: 0	WP: 0 PB: 0 SB: 1 CS: 0	WP: 0 PB: 0 SB: 1 CS: 0	WP: 0 PB: 0 SB: 1 CS: 0	WP: 0 PB: 0 SB: 1 CS: 0	WP: 0 PB: 0 SB: 1 CS: 0	WP: 0 PB: 0 SB: 1 CS: 0	WP: 0 PB: 0 SB: 1 CS: 0	

PITCHER	IP	WLS	BF	H	R	ER	SO	BB	IBB	HBP	BLK	WP	HR	S	P	ERA	WHIP
Mike Payne, R (1, 1) ERA: 13.5	2.2	L	14	6	4	4	2	1	0	0	0	0	0	17	21	13.50	2.625
Craig McMurtry, R (3, 1) ERA: 4.75	1.1		7	2	0	0	1	1	0	0	0	0	0	8	12	0.00	2.250
Pete Falcone, L (5, 1) ERA: 4.34	3.0		9	1	0	0	1	0	0	0	0	0	0	11	11	0.00	0.333
Donnie Moore, R (8, 1) ERA: 2.81	1.0		8	3	3	2	1	1	0	0	0	0	0	9	13	18.00	4.000

BOTTOM

Atlanta Braves @ Pittsburgh Pirates
Three Rivers Stadium, Pittsburgh, PA

Wed Aug 22 1984, 7:05 PM EDT
 Att. 4,156 - Unknown

livebaseballscorecards.com

AB	33
R	7
H	12
RBI	7
BB	3
SO	5
LOB	15



WP: 0	PA: 38
PB: 0	
SB: 1	
CS: 0	

Batter	1	2	3	4	5	6	7	8	9	AB R H RBI BB SO LOB	TOP	
Claudell Washington, L OBP: 0.394, SLG: 0.499 (1, 9) X	0-0 PC 1B 1B		0-3 K			0-3 K			0-0 F7	4 0 1 0 0 2 0	Atlanta Braves @ Chicago Cubs Wrigley Field, Chicago, IL Fri Aug 24 1984, 3:33 AM CDT Att: 35,496 - Unknown livebaseballscorecards.com	
Rafael Ramirez, R OBP: 0.292, SLG: 0.315 (1, 6) X	0-0 F3			0-0 CS 1B		0-0 5-3		0-0 F7	4 0 1 0 0 0 1			
Dale Murphy, R OBP: 0.361, SLG: 0.522 (1, 8) S S S	0-3 K			0-0 5-3 1-2			0-0 2B	0-0 6-3	4 0 1 0 0 1 2			
Chris Chambliss, L OBP: 0.367, SLG: 0.385 (1, 3) X	0-0 1-2 1B			0-3 K			0-0 5-3		3 0 1 0 0 1 1			
Brad Komminsk, R OBP: 0.271, SLG: 0.320 (1, 7) X	0-0 PO 2-3	0-0 F9			0-0 G3 2B		0-0 5-3		3 0 1 0 0 0 1			
Ken Oberkfell, L OBP: 0.331, SLG: 0.351 (1, 5) B B B B		4-0 G6-4-3 BB			0-0 G3 2-3		0-0 4-3		2 0 0 0 1 0 2			
Jerry Royster, R OBP: 0.268, SLG: 0.301 (1, 4) X		0-0 G6-4-3 1-2f			0-3 K			0-0 F8	3 0 0 0 0 1 2			
Bruce Benedict, R OBP: 0.302, SLG: 0.295 (1, 2) X			0-0 P4		0-0 4-3			0-0 F7	3 0 0 0 0 0 1			
Rick Camp, R OBP: 0.147, SLG: 0.152 (1, 1) Albert Hall, S OBP: 0.287, SLG: 0.311 (8, PH) Jeff Dedmon, L OBP: 0.267, SLG: 0.311 (6, 1) Tony Brizzolara, R OBP: 0.356, SLG: 0.407 (7, 1) Randy Johnson, R OBP: 0.356, SLG: 0.407 (8, PH) Gene Gardner, R OBP: 0.083, SLG: 0.083 (8, 1)			0-3 K			0-0 6-3		0-0 F8	1 0 0 0 0 1 0 1 0 1 0 0 0 0 0 0 0 0 0 0 0 0 0			
Inning Stats	R: 0 E: 0 K: 1 S: 6 H: 2 LOB: 1 BB: 0 P: 6	R: 0 E: 0 K: 0 S: 2 H: 0 LOB: 0 BB: 1 P: 6	R: 0 E: 0 K: 2 S: 7 H: 0 LOB: 0 BB: 0 P: 7	R: 0 E: 0 K: 1 S: 5 H: 1 LOB: 0 BB: 0 P: 5	R: 0 E: 0 K: 1 S: 6 H: 1 LOB: 1 BB: 0 P: 6	R: 0 E: 0 K: 1 S: 5 H: 0 LOB: 0 BB: 0 P: 5	R: 0 E: 0 K: 0 S: 4 H: 1 LOB: 1 BB: 0 P: 4	R: 0 E: 0 K: 0 S: 3 H: 0 LOB: 0 BB: 0 P: 3	R: 0 E: 0 K: 0 S: 3 H: 0 LOB: 0 BB: 0 P: 3	1B: 3 SF: 0 2B: 2 SAC: 0 3B: 0 DP: 1 HR: 0 HBP: 0	WP: 0 PA: 31 PB: 0 SB: 0 CS: 1	
PITCHER Rick Sutcliffe, R ERA: 4.01 (1, 1)	IP WLS BF H R ER SO BB IBB HBP BLK WP HR S P ERA WHIP											

Atlanta Braves @ Chicago Cubs
Wrigley Field, Chicago, IL
 Fri Aug 24 1984, 3:33 AM CDT
 Att: 35,496 - Unknown

AB	29
R	0
H	5
RBI	0
BB	1
SO	6
LOB	10



Batter	1	2	3	4	5	6	7	8	9	AB	R	H	RBI	BB	SO	LOB
Bob Demier, R OBP: 0.373, SLG: 0.377 (1, 8)	F8	FC5-4 23 S			6-3		SH2-4			3	0	0	0	0	0	1
23 Ryne Sandberg, R OBP: 0.374, SLG: 0.536 (1, 4)	HR	K			F7		CS 1B			4	1	2	2	0	1	1
Gary Matthews, R OBP: 0.405, SLG: 0.419 (1, 7)	WP 3B				K		WP BB			3	1	2	0	1	1	0
Henry Cotto, R OBP: 0.343, SLG: 0.323 (8, 7)										0	0	0	0	0	0	0
Leon Durham, L OBP: 0.379, SLG: 0.508 (1, 3)	WP BB				6-3		K			2	0	0	0	2	1	3
Keith Moreland, R OBP: 0.337, SLG: 0.440 (1, 9)	WP BB				6-3		P4			3	0	0	0	1	0	2
Ron Cey, R OBP: 0.318, SLG: 0.437 (1, 5)	F3				6-3		IBB			3	0	0	0	1	0	3
Jody Davis, R OBP: 0.317, SLG: 0.443 (1, 2)	F8				6-3		F9			4	0	1	0	0	0	4
Larry Bowa, S OBP: 0.263, SLG: 0.262 (1, 6)					CS 1B		K			3	0	1	0	0	1	2
Rick Sutcliffe, L OBP: 0.250, SLG: 0.282 (1, 1)					4-3		SH2-4 23 1B			3	1	2	0	0	0	1


Inning Stats	R: 2	H: 2	E: 0	K: 0	S: 5	L: 21	P: 13	R: 0	H: 1	E: 0	K: 1	S: 6	R: 0	H: 1	E: 0	K: 0	S: 4	R: 0	H: 1	E: 0	K: 0	S: 3	R: 0	H: 0	E: 0	K: 1	S: 5	R: 1	H: 2	E: 0	K: 1	S: 6	R: 0	H: 1	E: 0	K: 0	S: 3
--------------	------	------	------	------	------	-------	-------	------	------	------	------	------	------	------	------	------	------	------	------	------	------	------	------	------	------	------	------	------	------	------	------	------	------	------	------	------	------

PITCHER	IP	WLS	BF	H	R	ER	SO	BB	IBB	HBP	BLK	WP	HR	S	P	ERA	WHIP
Rick Camp, R ERA: 3.7 (1, 1)	5.0	L	21	5	2	2	2	2	2	0	0	1	1	23	31	3.60	1.400
Jeff Dedmon, R ERA: 4.14 (6, 1)	1.1		8	2	1	1	1	1	1	0	0	0	0	8	16	6.75	2.250
Tony Brizzolara, R ERA: 5.27 (7, 1)	0.2		2	0	0	0	1	1	0	0	0	1	0	3	7	0.00	1.500
Gene Garber, R ERA: 2.96 (8, 1)	1.0		3	1	0	0	0	0	0	0	0	0	0	3	3	0.00	1.000

BOTTOM

Atlanta Braves @ Chicago Cubs
 Wrigley Field, Chicago, IL
 Fri Aug 24 1984, 3:33 AM CDT
 Att. 35,496 - Unknown

AB	28
R	3
H	8
RBI	2
BB	5
SO	4
LOB	17



1B: 6	SF: 0	WP: 2	PA: 35
2B: 0	SAC: 1	PB: 0	
3B: 1	DP: 0	SB: 2	
HR: 1	HBP: 0	CS: 3	

PITCHER	IP	WLS	BF	H	R	ER	SO	BB	IBB	HBP	BLK	WP	HR	S	P	ERA	WHIP
---------	----	-----	----	---	---	----	----	----	-----	-----	-----	----	----	---	---	-----	------

Batter	1	2	3	4	5	6	7	8	9	AB R H RBI BB SO LOB	TOP												
Claudell Washington, L OBP: 0.390, SLG: 0.493 (1, 9)	0-0 F8		0-0 4-3		0-0 G4-6-3			0-0 L6		4 0 0 0 0 0 1													
Ken Oberkfell, L OBP: 0.333, SLG: 0.351 (1, 4)	4-0 CS BB		0-0 3-1			0-0 F7		0-0 1B		3 0 1 0 1 0 0													
Dale Murphy, R OBP: 0.364, SLG: 0.523 (1, 8)	4-0 1-2 BB		0-0 1B			0-0 HR 1B		0-0 F8		3 1 2 0 1 0 1													
Chris Chambliss, L OBP: 0.363, SLG: 0.381 (1, 3)	0-3 K		0-0 P3			0-0 F8		0-3 K		4 0 0 0 0 2 4													
Brad Komminsk, R OBP: 0.275, SLG: 0.338 (1, 7)		0-0 1B G6-4-3 1B		0-0 P6		0-0 1-H HR		0-3 K		4 2 2 2 0 1 0													
Randy Johnson, R OBP: 0.354, SLG: 0.404 (1, 5)		0-0 1-3 1B		0-0 F8		0-0 F9		0-0 F8		4 0 1 0 0 0 0													
Jerry Royster, R OBP: 0.263, SLG: 0.295 (1, 6)		0-0 G6-4-3 1-2 3-H 1B		0-0 F8			0-0 1-3	0-0 6-3		4 0 0 0 0 0 1													
Bruce Benedict, R OBP: 0.303, SLG: 0.296 (1, 2)		0-0 1B		0-0 5-3			0-0 P6			3 0 1 0 0 0 0													
Rick Mahler, R OBP: 0.321, SLG: 0.365 (1, 1)		0-0 1-3		0-0 G4-6-3 1B			0-0 4-3			3 0 1 0 0 0 1													
Inning Stats	R: 0 E: 0 K: 1 S: 4	H: 0 LOB: 1 BB: 2 P: 12	R: 1 E: 0 K: 0 S: 5	H: 3 LOB: 1 BB: 0 P: 5	R: 0 E: 0 K: 0 S: 4	H: 1 LOB: 1 BB: 0 P: 4	R: 0 E: 0 K: 0 S: 3	H: 0 LOB: 0 BB: 0 P: 3	R: 0 E: 0 K: 0 S: 3	H: 1 LOB: 0 BB: 0 P: 3	R: 2 E: 0 K: 0 S: 5	H: 2 LOB: 0 BB: 0 P: 5	R: 0 E: 0 K: 0 S: 3	H: 0 LOB: 0 BB: 0 P: 3	R: 0 E: 0 K: 1 S: 6	H: 1 LOB: 1 BB: 0 P: 6	R: 0 E: 0 K: 1 S: 5	H: 0 LOB: 0 BB: 0 P: 5	1B: 7 2B: 0 3B: 0 HR: 1	SF: 0 SAC: 0 DP: 2 HBP: 0	WP: 0 PB: 0 SB: 0 CS: 1	PA: 34	
PITCHER Scott Sanderson, R ERA: 3.46 (1, 1)	IP: 7.0 WLS: L BF: 27 H: 7 R: 3 ER: 3 SO: 1 BB: 2 IBB: 0 HBP: 0 BLK: 0 WP: 0 HR: 1 S: 27 P: 35 ERA: 3.86 WHIP: 1.286											PITCHER George Frazier, R ERA: 3.61 (8, 1)	IP: 2.0 WLS: BF: 7 H: 1 R: 0 ER: 0 SO: 2 BB: 0 IBB: 0 HBP: 0 BLK: 0 WP: 0 HR: 0 S: 11 P: 11 ERA: 0.00 WHIP: 0.500										

Atlanta Braves @ Chicago Cubs
Wrigley Field, Chicago, IL
Sat Aug 25 1984, 3:33 AM CDT
Att: 36,614 - Unknown

livebaseballscorecards.com

AB	32
R	3
H	8
RBI	2
BB	2
SO	3
LOB	8



BOTTOM

Atlanta Braves @ Chicago Cubs
 Wrigley Field, Chicago, IL
 Sat Aug 25 1984, 3:33 AM CDT
 Att. 36,614 - Unknown

livebaseballscorecards.com

AB	30
R	2
H	5
RBI	1
BB	2
SO	3
LOB	12



WP: 1	PA: 34
PB: 0	
SB: 1	
CS: 0	

1B: 5	SF: 0
2B: 0	SAC: 1
3B: 0	DP: 1
HR: 0	HBP: 1

1B: 5	SF: 0
2B: 0	SAC: 1
3B: 0	DP: 1
HR: 0	HBP: 1

WP: 1	PA: 34
PB: 0	
SB: 1	
CS: 0	

AB	R	H	RBI	BB	SO	LOB
4	0	0	0	0	0	1
4	0	1	0	0	0	0
3	0	0	0	1	0	1
4	0	0	0	0	1	1
4	1	2	0	0	1	0
2	1	0	0	1	0	2
0	0	0	0	0	0	0
4	0	2	0	0	1	2
2	0	0	1	0	0	2
1	0	0	0	0	0	2
1	0	0	0	0	0	1
0	0	0	0	0	0	0

Batter	1	2	3	4	5	6	7	8	9
Bob Demier, R OBP: 0.370, SLG: 0.374 (1, 8)	0-0 5-3		0-0 5-3		0-0 F2			0-0 5-3	
23 Ryne Sandberg, R OBP: 0.373, SLG: 0.534 (1, 4)	0-0 P3		0-0 6-3			0-0 1-3		0-0 G1-6-3 1B	
Gary Matthews, R OBP: 0.404, SLG: 0.416 (1, 7)	4-0 BB			0-0 P6		0-0 6-3		0-0 G1-6-3 1-2f	
Leon Durham, L OBP: 0.376, SLG: 0.503 (1, 3)	0-0 5-3			0-3 K		0-0 F8		0-0 F9	
Thad Bosley, L OBP: 0.375, SLG: 0.400 (1, 9)		0-0 1B		0-0 F7			0-0 1-3 1B WP	0-3 K	
Ron Cey, R OBP: 0.320, SLG: 0.435 (1, 5)		0-0 P3			1-0 1B FC4-6 HBP		0-0 F5	4-0 FC6-4 BB	
Henry Cotto, R OBP: 0.343, SLG: 0.323 (9, PR)									
Jody Davis, R OBP: 0.319, SLG: 0.443 (1, 2)		0-3 K			0-0 FC4-6 1B		0-0 WP 1-3 1B	0-0 FC6-4 1-2f	
Larry Bowa, S OBP: 0.262, SLG: 0.260 (1, 6)		0-0 F2			0-0 FC4-6 SH1-4		0-0 1-3		
Dan Rohn, L OBP: 0.091, SLG: 0.364 (7, PH) (8, 6)					1-2f 3-H		1-2 2-3		
Scott Sanderson, R OBP: 0.243, SLG: 0.152 (1, 1)			0-0 5-3				0-0 1-3		
Jay Johnstone, L OBP: 0.354, SLG: 0.375 (7, PH)					0-0 SH1-4				
George Frazier, R OBP: 0.167, SLG: 0.167 (8, 1)					1-2		2-3 3-H		

Inning Stats	R	H	E	K	S	H	LOB	BB	P	R	H	E	K	S	H	LOB	BB	P
	0	0	0	0	3	0	1	0	7	0	0	0	0	3	0	0	0	6
	0	0	0	1	6	0	1	0	6	0	0	0	0	3	0	0	0	3
	0	0	0	0	3	0	0	0	5	0	0	0	0	5	0	0	0	5
	1	1	0	0	4	1	1	0	5	0	0	0	0	5	0	0	0	5
	0	0	0	0	3	0	0	0	3	0	0	0	0	3	0	0	0	3
	1	2	0	0	5	2	1	0	5	0	0	0	0	5	0	0	0	5
	0	0	0	0	3	0	0	0	3	0	0	0	0	3	0	0	0	3
	0	0	0	0	3	0	0	0	3	0	0	0	0	3	0	0	0	3

PITCHER	IP	WLS	BF	H	R	ER	SO	BB	IBB	HBP	BLK	WP	HR	S	P	ERA	WHIP
Rick Mahler, R ERA: 2.71 (1, 1)	9.0	W	34	5	2	2	3	2	0	1	0	1	0	37	46	2.00	0.778

PITCHER	IP	WLS	BF	H	R	ER	SO	BB	IBB	HBP	BLK	WP	HR	S	P	ERA	WHIP
----------------	----	-----	----	---	---	----	----	----	-----	-----	-----	----	----	---	---	-----	------

Batter	1	2	3	4	5	6	7	8	9	AB R H RBI BB SO LOB	TOP											
Albert Hall, S (1, 7) OBP: 0.301, SLG: 0.325	0-0 4-3		0-0 FC3-6 1-2 1B		0-0 CS 1-3 1B		0-0 WP 1B			4 0 3 0 0 0 0	<p>Atlanta Braves @ Chicago Cubs</p> <p>Wrigley Field, Chicago, IL</p> <p>Sun Aug 26 1984, 3:33 AM CDT</p> <p>Att: 35,002 - Unknown</p>											
Ken Oberkfell, L (1, 4) OBP: 0.331, SLG: 0.349	0-0 4-3		0-0 F7		0-0 1-3		0-0 F9			2 0 0 0 0 0 2												
Rafael Ramirez, R (5, PH) OBP: 0.291, SLG: 0.314	0-0 4-3		0-0 FC3-6 1-2f		4-0 CS IBB		0-0 G6-4-3 1B			2 0 0 0 0 0 2												
Dale Murphy, R (1, 8) OBP: 0.365, SLG: 0.522	0-0 4-3		0-0 FC3-6 1-2f		4-0 CS IBB		0-0 G6-4-3 1B			3 0 1 0 1 0 2												
Brad Komminsk, R (1, 9) OBP: 0.270, SLG: 0.332		0-0 3-1		0-3 K	0-0 6-3		0-0 G6-4-3 1-2f			4 0 0 0 0 1 3												
Gerald Perry, L (1, 3) OBP: 0.367, SLG: 0.347		0-0 1B		0-0 F8		0-0 F9		0-3 K		4 0 1 0 0 1 0												
Randy Johnson, R (1, 5) OBP: 0.351, SLG: 0.400		0-0 F9		0-0 BB 1B 1B		0-0 6-3		0-0 6-3		4 0 1 0 0 0 1												
Jerry Royster, R (1, 6) OBP: 0.267, SLG: 0.309		0-0 4-3		0-0 BB 1-2 1B		0-3 K		0-0 3B		4 0 2 0 0 1 1												
Alex Trevino, R (1, 2) OBP: 0.285, SLG: 0.335			0-3 K	4-0 1-2 2-3 BB		0-0 6-3		0-3 K		3 0 0 0 1 2 1												
Pascual Perez, R (1, 1) OBP: 0.179, SLG: 0.120			0-0 E6 1B	0-3 K		0-0 6-3		0-0 4-3		2 0 0 0 0 1 3												
Jeff Dedmon, L (6, 1)										0 0 0 0 0 0 0												
Rufino Linares, R (7, PH) OBP: 0.266, SLG: 0.316										1 0 0 0 0 0 0												
Gene Garber, R (7, 1) OBP: 0.083, SLG: 0.083										0 0 0 0 0 0 0												
Bob Watson, R (9, PH) OBP: 0.278, SLG: 0.321										1 0 0 0 0 0 1												
Inning Stats	R: 0 E: 0 K: 0 S: 3	H: 0 LOB: 0 BB: 0 P: 3	R: 0 E: 0 K: 0 S: 4	H: 1 LOB: 1 BB: 0 P: 4	R: 0 E: 1 K: 1 S: 7	H: 1 LOB: 2 BB: 0 P: 7	R: 0 E: 0 K: 2 S: 9	H: 2 LOB: 3 BB: 1 P: 13	R: 0 E: 0 K: 1 S: 3	H: 1 LOB: 1 BB: 1 P: 7	R: 0 E: 0 K: 1 S: 5	H: 0 LOB: 0 BB: 0 P: 5	R: 0 E: 0 K: 0 S: 4	H: 1 LOB: 1 BB: 0 P: 4	R: 0 E: 0 K: 1 S: 5	H: 1 LOB: 0 BB: 0 P: 5	R: 0 E: 0 K: 1 S: 6	H: 1 LOB: 1 BB: 0 P: 6	1B: 7 2B: 0 3B: 1 HR: 0	SF: 0 SAC: 0 DP: 1 HBP: 0	WP: 1 PB: 0 SB: 0 CS: 2	PA: 36
PITCHER Steve Trout, L (1, 1) ERA: 3.36	IP: 9.0 WLS: W BF: 36 H: 8 R: 0 ER: 0 SO: 6 BB: 1 IBB: 1 HBP: 0 BLK: 0 WP: 1 HR: 0 S: 46 P: 54 ERA: 0.00 WHIP: 1.000											PITCHER	IP: 9.0 WLS: W BF: 36 H: 8 R: 0 ER: 0 SO: 6 BB: 1 IBB: 1 HBP: 0 BLK: 0 WP: 1 HR: 0 S: 46 P: 54 ERA: 0.00 WHIP: 1.000									

livebaseballscorecards.com

AB	34
R	0
H	8
RBI	0
BB	2
SO	6
LOB	16



Batter	1	2	3	4	5	6	7	8	9
Bob Demier, R OBP: 0.367, SLG: 0.370 (1, 8)	0-0 5-3		0-0 L5-3			0-0 F8	0-0 4-3		
23 Ryne Sandberg, R OBP: 0.372, SLG: 0.532 (1, 4)	0-0 F8			0-3 K		0-0 1B HR		0-0 P5	
Gary Matthews, R OBP: 0.402, SLG: 0.414 (1, 7) Henry Cotto, R OBP: 0.343, SLG: 0.323 (9, 7)	0-3 K			0-3 K		0-0 1B HR		0-0 5-3	
Leon Durham, L OBP: 0.377, SLG: 0.519 (1, 3)		0-0 2-3		0-0 HR		0-0 HR		0-0 F8	
Thad Bosley, L OBP: 0.373, SLG: 0.397 (1, 9)		0-0 F8		0-0 1B		0-3 K			
Ron Cey, R OBP: 0.322, SLG: 0.444 (1, 5)		0-0 1B		0-3 K		0-0 HR			
Jody Davis, R OBP: 0.317, SLG: 0.440 (1, 2)		0-3 K			0-3 K	0-0 F9			
Tom Verzyer, R OBP: 0.255, SLG: 0.213 (1, 6)			0-0 F9		0-0 4-3		0-0 B2-6-4 1B		
Steve Trout, L OBP: 0.182, SLG: 0.151 (1, 1)			0-0 L5-3 1B		0-0 1-3		0-0 B2-6-4 1-2f		

Inning Stats	R: 0 E: 0 K: 1 S: 5	H: 0 LOB: 0 BB: 0 P: 5	R: 0 E: 0 K: 1 S: 6	H: 1 LOB: 1 BB: 0 P: 6	R: 0 E: 0 K: 0 S: 3	H: 1 LOB: 0 BB: 0 P: 3	R: 1 E: 0 K: 3 S: 11	H: 2 LOB: 1 BB: 0 P: 11	R: 0 E: 0 K: 1 S: 5	H: 0 LOB: 0 BB: 0 P: 5	R: 4 E: 0 K: 1 S: 9	H: 4 LOB: 0 BB: 0 P: 9	R: 0 E: 0 K: 0 S: 3	H: 1 LOB: 0 BB: 0 P: 3	R: 0 E: 0 K: 0 S: 3	H: 0 LOB: 0 BB: 0 P: 3
1B: 6 2B: 1 3B: 0 HR: 3	SF: 0 SAC: 0 DP: 2 HBP: 0	WP: 0 PB: 0 SB: 1 CS: 0	PA: 31													


PITCHER	IP	WLS	BF	H	R	ER	SO	BB	IBB	HBP	BLK	WP	HR	S	P	ERA	WHIP
Pascual Perez, R ERA: 3.9 (1, 1)	5.2	L	24	8	5	5	7	0	0	0	0	0	3	38	38	7.94	1.412
Jeff Dedmon, R ERA: 4.12 (6, 1)	0.1		1	0	0	0	0	0	0	0	0	0	0	1	1	0.00	0.000
Gene Garber, R ERA: 2.89 (7, 1)	2.0		6	1	0	0	0	0	0	0	0	0	0	6	6	0.00	0.500

BOTTOM

Atlanta Braves @ Chicago Cubs
Wrigley Field, Chicago, IL
Sun Aug 26 1984, 3:33 AM CDT
Att. 35,002 - Unknown

livebaseballscorecards.com

AB	31
R	5
H	9
RBI	5
BB	0
SO	7
LOB	4



Batter	1	2	3	4	5	6	7	8	9	AB	R	H	RBI	BB	SO	LOB	TOP								
Willie McGee, S OBP: 0.318, SLG: 0.396 (1, 8)	0-0 4-3		0-0 F7	0-0 2B		0-0 L6		0-0 SF9 SH1-3 1B		5	0	2	4	0	0	2									
Tom Herr, S OBP: 0.317, SLG: 0.319 (1, 4)	0-0 FC5-4 1B		0-0 6-3	0-0 6-3			0-3 K	0-0 SH1-3		4	0	1	0	0	1	1									
Terry Pendleton, S OBP: 0.353, SLG: 0.394 (1, 5)	0-0 FC5-4 S 1B 1-2f		0-0 6-3		0-3 K		0-0 1-3	4-0 SF9 IBB		4	1	0	0	1	1	1									
George Hendrick, R OBP: 0.318, SLG: 0.395 (1, 9)	0-0 1B 1-2 1B			4-0 1B 1B BB	0-0 1B		0-0 F7	0-0 SF9 1-2 2-3 3-H		3	1	2	1	1	0	0									
Lonnie Smith, R OBP: 0.359, SLG: 0.346 Bruce Sutter, R (8, 1)	0-0 1B 1-2 2-H 1B			0-0 F9	0-0 G6-4-3			1B 1B K		5	1	2	1	0	1	4									
David Green, R OBP: 0.301, SLG: 0.422 (1, 3)	0-0 F7			0-0 1B FC3-2 1B		0-3 K		0-0 SH 1B 1B E	0-3 K	5	1	2	0	0	2	2									
Darrell Porter, L OBP: 0.333, SLG: 0.364 (1, 2)		0-0 4-3		0-0 FC3-2 1-3 3-H 2B 1B		0-3 K		0-0 SH E 1B	0-0 E3 G6-4-3	5	2	2	2	0	1	0									
Ozzie Smith, S OBP: 0.340, SLG: 0.332 (1, 6)		0-0 F8		4-0 FC3-2 2B IBB		0-0 BB 1B		0-0 SH E 1B 1-2 2-3	0-0 G6-4-3	3	2	1	0	1	0	1									
Danny Cox, R OBP: 0.195, SLG: 0.132 Jeff Lahti, R OBP: 0.200, SLG: 0.200 Mike Jorgensen, L OBP: 0.249, SLG: 0.344 Neil Allen, R OBP: 0.222, SLG: 0.333 Steve Braun, L OBP: 0.324, SLG: 0.294 Andy Van Slyke, L OBP: 0.348, SLG: 0.340 (8, 7)		0-0 6-3		0-0 FC3-2 2B		4-0 BB 1B		0-0 SH1-3 1B E4 SF9 1-3 2-H 3-H		2	1	0	0	0	0	3									
Inning Stats	R: 1 E: 0 K: 0 S: 6	H: 3 LOB: 2 BB: 0 P: 6	R: 0 E: 0 K: 0 S: 3	H: 0 LOB: 0 BB: 0 P: 3	R: 0 E: 0 K: 0 S: 3	H: 0 LOB: 0 BB: 0 P: 3	R: 4 E: 0 K: 0 S: 6	H: 3 LOB: 1 BB: 2 P: 14	R: 0 E: 0 K: 1 S: 5	H: 1 LOB: 0 BB: 0 P: 5	R: 0 E: 0 K: 2 S: 8	H: 1 LOB: 2 BB: 1 P: 12	R: 0 E: 0 K: 1 S: 5	H: 0 LOB: 0 BB: 0 P: 5	R: 5 E: 2 K: 1 S: 11	H: 4 LOB: 2 BB: 1 P: 15	R: 0 E: 1 K: 1 S: 5	H: 0 LOB: 0 BB: 0 P: 5	1B: 11 2B: 1 3B: 0 HR: 0	SF: 1 SAC: 2 DP: 2 HBP: 0	WP: 0 PB: 0 SB: 1 CS: 0	PA: 44			
PITCHER	IP	WLS	BF	H	R	ER	SO	BB	IBB	HBP	BLK	WP	HR	S	P	ERA	WHIP								
Rick Mahler, R ERA: 2.91 (1, 1)	4.0		20	6	5	5	0	1	1	0	0	0	0	18	26	11.25	1.750								
Craig McMurtry, R ERA: 4.84 (5, 1)	3.0	L	14	5	3	3	4	1	0	0	0	0	0	21	25	9.00	2.000								
Donnie Moore, R ERA: 2.89 (8, 1)	1.0		7	1	2	0	1	0	1	0	0	0	0	8	12	0.00	1.000								
Jeff Dedmon, R ERA: 4.06 (9, 1)	1.0		3	0	0	0	1	0	0	0	0	0	0	5	5	0.00	0.000								

St. Louis Cardinals @ Atlanta Braves
Atlanta-Fulton County Stadium, Atlanta, GA

Wed Aug 29 1984, 7:05 PM EDT
Att. 6,032 - Unknown

livebaseballscorecards.com

AB 37
R 10
H 12
RBI 9
BB 4
SO 6
LOB 15



Batter	1	2	3	4	5	6	7	8	9	AB R H RBI BB SO LOB
Claudell Washington, L (1, 9) OBP: 0.388, SLG: 0.490	0-0 F8		0-0 F8	0-0 1B 2B		0-0 E7 1B		0-0 1B		5 1 2 1 0 0 1
Rafael Ramirez, R (1, 6) OBP: 0.289, SLG: 0.312	0-3 K		0-0 F7	0-0 1B		0-0 1B		0-0 5-3		5 0 2 2 0 1 2
Brad Komminsk, R (1, 7) OBP: 0.264, SLG: 0.319	0-0 4-3			1B BB		0-0 F7			0-3 K	4 1 0 0 1 1 3
Dale Murphy, R (1, 8) OBP: 0.362, SLG: 0.516		0-0 5-3		0-0 F8	0-0 1B		0-0 F9		0-0 F8	5 0 1 0 0 0 1
Gerald Perry, L (1, 3) OBP: 0.376, SLG: 0.358		0-0 1B		0-0 1B 5-3	0-0 F6		0-0 1B		0-3 K	5 1 3 0 0 1 1
Randy Johnson, R (1, 5) OBP: 0.358, SLG: 0.404		0-0 5-3		0-0 1B	0-0 6-3		0-0 1B			4 1 2 1 0 0 2
Jerry Royster, R (1, 4) OBP: 0.258, SLG: 0.297		0-0 F4		0-0 5-3	0-0 F7		0-0 G6-4-3			4 0 0 1 0 0 5
Bruce Benedict, R (1, 2) OBP: 0.305, SLG: 0.312			0-0 SH1-4 1B	0-0 1B 2B		0-0 F8		0-0 6-3		4 1 2 1 0 0 0
Rick Mahler, R (1, 1) OBP: 0.321, SLG: 0.365			0-0 SH1-4	0-0 2B 1B		0-3 K		0-0 F8		0 0 0 0 0 0 0
Bob Watson, R (4, PH) OBP: 0.286, SLG: 0.329				1-2 1B						1 0 1 0 0 0 0
Pascual Perez, R (4, PR) OBP: 0.179, SLG: 0.120										0 1 0 0 0 0 0
Craig McMurry, R (5, 1) OBP: 0.143, SLG: 0.150										1 0 0 0 0 1 0
Donnie Moore, L (8, 1)										0 0 0 0 0 0 0
Chris Chambliss, L (8, PH) OBP: 0.363, SLG: 0.380										1 0 0 0 0 0 0
Jeff Dedmon, L (9, 1)										0 0 0 0 0 0 0

Inning Stats	R: 0	H: 0	E: 0	K: 1	S: 5	P: 5	R: 0	H: 1	E: 0	K: 0	S: 4	P: 4	R: 0	H: 1	E: 0	K: 0	S: 4	P: 4	R: 6	H: 6	E: 0	K: 0	S: 9	P: 13	R: 0	H: 1	E: 0	K: 0	S: 4	P: 4	R: 0	H: 1	E: 1	K: 1	S: 7	P: 7	R: 0	H: 2	E: 0	K: 0	S: 4	P: 4	R: 0	H: 1	E: 0	K: 0	S: 4	P: 4	R: 0	H: 0	E: 0	K: 2	S: 7	P: 7	1B: 12	SF: 0	2B: 1	SAC: 1	3B: 0	DP: 1	HR: 0	HBP: 0	WP: 0	PA: 41
PITCHER	IP	WLS	BF	H	R	ER	SO	BB	IBB	HBP	BLK	WP	HR	S	P	ERA	WHIP																																															
Danny Cox, R (1, 1) ERA: 4.83	3.2		19	7	6	6	1	1	0	0	0	0	0	20	24	14.73	2.182																																															
Jeff Lahti, R (4, 1) ERA: 3.18	1.1		6	2	0	0	0	0	0	0	0	0	0	6	6	0.00	1.500																																															
Neil Allen, R (6, 1) ERA: 3.95	2.0	W	9	3	0	0	1	0	0	0	0	0	0	11	11	0.00	1.500																																															
Bruce Sutter, R (8, 1) ERA: 1.31	2.0		7	1	0	0	2	0	0	0	0	0	0	11	11	0.00	0.500																																															

BOTTOM

St. Louis Cardinals @ Atlanta Braves
Atlanta-Fulton County Stadium, Atlanta, GA

Wed Aug 29 1984, 7:05 PM EDT
Att. 6,032 - Unknown

livebaseballscores.com

AB 39
R 6
H 13
RBI 6
BB 1
SO 4
LOB 15



Batter	1	2	3	4	5	6	7	8	9	AB	R	H	RBI	BB	SO	LOB
Albert Hall, S OBP: 0.312, SLG: 0.344 (1, 7)	0-0 FC6-4 1B 1B	0-0 2-H 2B		0-0 5-3			0-0 F5		0-0 1B S 1B	5	2	3	1	0	0	1
Paul Runge, R OBP: 0.400, SLG: 0.429 (1, 6) (9, 4)	0-0 FC6-4 1-2 1B	0-3 K			0-0 F8		0-0 6-3		0-0 1B BB 1B	5	0	2	0	0	1	1
Brad Komminsk, R OBP: 0.266, SLG: 0.315 (1, 9)	0-0 FC6-4 1B 1B 1-2f 2-3	0-0 5-3			0-0 F8		0-0 6-3		4-0 1B BB	4	0	0	0	1	0	3
Dale Murphy, R OBP: 0.369, SLG: 0.519 (1, 8)	0-0 FC3-2 1-2 3-H 1B		4-0 BB BB BB FC3-6 BB		0-0 F8			0-0 E S 1B	0-0 1-2 2-3 3-H 1B	4	0	3	2	1	0	0
Gerald Perry, L OBP: 0.376, SLG: 0.360 (1, 3)	0-0 FC5 FC3-2 1-2 2-3 1B		0-0 FC3-6 CS		0-0 4-3			0-0 F6		4	0	1	0	0	0	2
Randy Johnson, R OBP: 0.355, SLG: 0.402 (1, 5)	0-0 FC3-2 1-2 2-3 3-Hf 1B		0-0 3-1		0-0 6-3			4-0 1-3 IBB		3	0	0	0	1	0	4
Jerry Royster, R OBP: 0.263, SLG: 0.307 (1, 4) Chris Chambliss, L (8, PH) Rafael Ramirez, R (9, 6) OBP: 0.362, SLG: 0.378 OBP: 0.290, SLG: 0.313	0-0 FC5 2-3f 1B			0-0 S 1B		0-0 2B		0-0 F5		3	0	2	0	0	0	3
Bruce Benedict, R OBP: 0.305, SLG: 0.308 (1, 2) Claudell Washington, L (8, PH) Alex Trevino, R (9, 2) OBP: 0.362, SLG: 0.482 OBP: 0.285, SLG: 0.335		0-0 SH2-4 2B 1B		0-0 F2 1-2 1B		4-0 IBB		0-0 4-3		2	1	1	0	1	0	1
Tony Brizzolara, R (1, 1) Donnie Moore, L (8, 1) Rufino Linares, R (9, PH) OBP: 0.262, SLG: 0.310		0-0 SH2-4 1-2 1B		0-0 6-3		0-0 4-3			0-3 K	2	0	0	0	0	0	3

Inning Stats	R: 1	H: 4	E: 0	K: 0	S: 7	H: 3	LOB: 3	BB: 0	P: 7	R: 1	H: 2	E: 0	K: 1	S: 7	H: 0	LOB: 1	BB: 0	P: 7	R: 0	H: 0	E: 0	K: 0	S: 2	H: 1	LOB: 1	BB: 1	P: 6	R: 0	H: 0	E: 0	K: 0	S: 3	H: 1	LOB: 2	BB: 1	P: 8	R: 0	H: 0	E: 0	K: 0	S: 3	H: 1	LOB: 0	BB: 0	P: 3	R: 0	H: 1	E: 0	K: 0	S: 4	H: 0	LOB: 2	BB: 1	P: 8	R: 0	H: 1	E: 0	K: 0	S: 4	H: 0	LOB: 2	BB: 1	P: 8	R: 1	H: 3	E: 0	K: 1	S: 6	H: 3	LOB: 3	BB: 1	P: 10	1B: 10	SF: 0	2B: 2	SAC: 1	3B: 0	DP: 0	HR: 0	HBP: 0	WP: 0	PA: 40
--------------	------	------	------	------	------	------	--------	-------	------	------	------	------	------	------	------	--------	-------	------	------	------	------	------	------	------	--------	-------	------	------	------	------	------	------	------	--------	-------	------	------	------	------	------	------	------	--------	-------	------	------	------	------	------	------	------	--------	-------	------	------	------	------	------	------	------	--------	-------	------	------	------	------	------	------	------	--------	-------	-------	--------	-------	-------	--------	-------	-------	-------	--------	-------	--------

PITCHER	IP	WLS	BF	H	R	ER	SO	BB	IBB	HBP	BLK	WP	HR	S	P	ERA	WHIP
Steve Trout, L ERA: 3.33 (1, 1)	7.0		30	8	2	2	1	1	1	0	0	0	0	30	38	2.57	1.286
George Frazier, R ERA: 3.49 (8, 1)	0.1		3	1	0	0	0	0	1	0	0	0	0	2	6	0.00	3.000
Lee Smith, R ERA: 3.47 (8, 1)	1.0	L	7	3	1	1	1	1	0	0	0	0	0	8	12	9.00	4.000

BOTTOM

Chicago Cubs @ Atlanta Braves
Atlanta-Fulton County Stadium, Atlanta, GA
Fri Aug 31 1984, 7:05 PM EDT
Att. 19,396 - Unknown

livebaseballscores.com

AB	35
R	3
H	12
RBI	3
BB	4
SO	2
LOB	22



Batter	1	2	3	4	5	6	7	8	9	AB R H RBI BB SO LOB	TOP														
Bob Dernier, R OBP: 0.364, SLG: 0.369 (1, 8) X	0-0 23 S 1B		0-0 F6		0-0 F5			4-0 23 CS BB		3 0 1 0 1 0 0															
23 Ryne Sandberg, R OBP: 0.378, SLG: 0.543 (1, 4) X	0-0 F8 1-2		4-0 S 1B BB			0-0 F7		0-0 CS 1-2	0-0 E4 2B 1B	3 2 1 0 1 0 1															
Gary Matthews, R OBP: 0.402, SLG: 0.414 Henry Cotto, R OBP: 0.338, SLG: 0.318 (1, 7) S (9, PR) S (9, 7)	0-3 K		0-0 1B			0-0 E5 FC6-4			0-0 BB SF9 2B	4 0 2 2 0 1 1 0 1 0 0 0 0 0															
Leon Durham, L OBP: 0.386, SLG: 0.522 (1, 3) B B B	4-0 BB		0-0 4-3			0-0 FC6-4 CS 1-2f			4-0 SF9 BB 1B IBB	2 1 0 0 2 0 2															
Keith Moreland, R OBP: 0.342, SLG: 0.454 (1, 9) X	0-0 F8			0-0 CS 1B		0-0 CS 1-2	0-0 4-3		4-0 1B 1-2 2-3 BB	3 0 1 0 1 0 2															
Ron Cey, R OBP: 0.322, SLG: 0.447 (1, 5) X		0-0 F4		0-3 K 1-2			0-0 6-3		0-3 K	4 0 0 0 0 2 4															
Jody Davis, R OBP: 0.316, SLG: 0.436 (1, 2) X		0-0 F9		0-0 F4			0-0 6-3		0-0 SF9 2-3 3-H	3 0 0 1 0 0 0															
Larry Bowa, S OBP: 0.258, SLG: 0.254 Thad Bosley, L OBP: 0.383, SLG: 0.451 Tom Verzyer, R OBP: 0.290, SLG: 0.232 (1, 6) S (8, PH) S (8, 6)		0-3 K			0-0 G3			0-0 4-3	0-0 1B 1-3 3-H	2 0 0 0 0 1 0 1 0 0 0 0 0 0 1 0 1 1 0 0 0															
Dennis Eckersley, R OBP: 0.152, SLG: 0.133 Richie Hebner, L OBP: 0.424, SLG: 0.467 Rich Bordi, R OBP: 0.105, SLG: 0.056 Dan Rohn, L OBP: 0.133, SLG: 0.357 Lee Smith, R OBP: 0.091, SLG: 0.091 (1, 1) S (8, PH) S (8, 1) S (9, PH) S (9, 1)			0-3 K		0-0 5-3			0-0 F8	0-0 4-3	2 0 0 0 0 1 0 1 0 0 0 0 0 0 0 0 0 0 0 0 0 1 0 0 0 0 0 3 0 0 0 0 0 0 0															
Inning Stats	R: 0 E: 0 K: 1 S: 6	H: 1 LOB: 2 BB: 1 P: 10	R: 0 E: 0 K: 1 S: 5	H: 0 LOB: 0 BB: 0 P: 5	R: 1 E: 0 K: 1 S: 6	H: 1 LOB: 1 BB: 1 P: 10	R: 0 E: 0 K: 1 S: 5	H: 1 LOB: 0 BB: 0 P: 5	R: 0 E: 0 K: 0 S: 3	H: 0 LOB: 0 BB: 0 P: 3	R: 0 E: 1 K: 0 S: 3	H: 0 LOB: 0 BB: 0 P: 3	R: 0 E: 0 K: 0 S: 3	H: 0 LOB: 0 BB: 0 P: 3	R: 0 E: 0 K: 0 S: 2	H: 0 LOB: 0 BB: 1 P: 6	R: 3 E: 1 K: 1 S: 8	H: 3 LOB: 3 BB: 2 P: 16	1B: 5 2B: 1 3B: 0 HR: 0	SF: 1 SAC: 0 DP: 0 HBP: 0	WP: 0 PB: 0 SB: 2 CS: 3	PA: 38			
PITCHER	IP	WLS	BF	H	R	ER	SO	BB	IBB	HBP	BLK	WP	HR	S	P	ERA	WHIP								
Rick Camp, R ERA: 3.43 (1, 1)	8.0		28	3	1	1	4	3	0	0	0	0	0	33	45	1.12	0.750								
Craig McMurtry, R ERA: 5.01 (9, 1)	0.2	L	7	3	3	3	1	1	1	0	0	0	0	7	15	40.50	6.000								
Jeff Dedmon, R ERA: 4.17 (9, 1)	0.1		1	0	0	0	0	0	0	0	0	0	0	1	1	0.00	0.000								

Chicago Cubs @ Atlanta Braves
Atlanta-Fulton County Stadium, Atlanta, GA

Sat Sep 01 1984, 3:33 AM EDT
Att: 28,821 - Unknown

livebaseballscorecards.com

AB	30
R	4
H	6
RBI	4
BB	5
SO	5
LOB	13



Batter	1	2	3	4	5	6	7	8	9	AB R H RBI BB SO LOB
Albert Hall, S OBP: 0.310, SLG: 0.341 (1, 7)	0-0 1-3 		0-0 1-2 G6-4-3 1B 		0-0 4-3 			0-3 K S S S 		4 0 1 0 0 1 0
Paul Runge, R OBP: 0.474, SLG: 0.556 (1, 6)	0-0 2B 		0-0 G6-4-3 1-2f 			0-0 G6-3 1B 		0-0 S 1B 		4 0 3 0 0 0 2
Claudell Washington, L OBP: 0.381, SLG: 0.480 (1, 9)	0-0 F5 			0-0 S 2B 1B 		0-0 G6-3 1-2f 		0-3 K 1-2 		4 1 1 0 0 1 3
Dale Murphy, R OBP: 0.366, SLG: 0.515 (1, 8)	0-0 F9 			0-3 K 1-2 		0-0 F9 			0-0 4-3 	4 0 0 0 0 1 2
Gerald Perry, L OBP: 0.371, SLG: 0.355 (1, 3)		0-3 K S S S 		0-0 F9 		0-0 4-3 			0-0 F7 	4 0 0 0 0 1 1
Randy Johnson, R OBP: 0.353, SLG: 0.404 (1, 5)		0-0 F8 		0-0 2B 2-H 		0-0 5-3 			0-0 E5 1B 	4 0 1 1 0 0 0
Jerry Royster, R OBP: 0.267, SLG: 0.307 (1, 4)		0-0 4-3 		0-0 F5 		4-0 BB BB 			0-0 1B 1-2 	3 0 1 0 1 0 1
Alex Trevino, R OBP: 0.281, SLG: 0.331 (1, 2)			0-0 6-3 		0-0 F9 		0-0 F8 		0-0 F3 	3 0 0 0 0 0 1
Chris Chambliss, L OBP: 0.361, SLG: 0.377 (9, PH)										1 0 0 0 0 0 2
Rick Camp, R OBP: 0.158, SLG: 0.162 (1, 1)			0-0 1B 		0-3 K S S S 			0-0 4-3 		2 0 1 0 0 1 0
Brad Komminsk, R OBP: 0.264, SLG: 0.314 (8, PH)										1 0 0 0 0 0 0
Craig McMurtry, R OBP: 0.143, SLG: 0.150 (9, 1)										0 0 0 0 0 0 0
Jeff Dedmon, L (9, 1)										0 0 0 0 0 0 0

Inning Stats	R: 0 E: 0 K: 0 S: 4	H: 1 LOB: 1 BB: 0 P: 4	R: 0 E: 0 K: 1 S: 5	H: 0 LOB: 0 BB: 0 P: 5	R: 0 E: 0 K: 0 S: 4	H: 2 LOB: 1 BB: 0 P: 4	R: 1 E: 0 K: 1 S: 7	H: 2 LOB: 1 BB: 0 P: 7	R: 0 E: 0 K: 1 S: 5	H: 0 LOB: 0 BB: 0 P: 5	R: 0 E: 0 K: 0 S: 3	H: 1 LOB: 0 BB: 0 P: 3	R: 0 E: 0 K: 0 S: 3	H: 0 LOB: 1 BB: 1 P: 7	R: 0 E: 0 K: 2 S: 8	H: 1 LOB: 1 BB: 0 P: 8	R: 0 E: 1 K: 0 S: 5	H: 1 LOB: 2 BB: 0 P: 5	1B: 6 2B: 2 3B: 0 HR: 0	SF: 0 SAC: 0 DP: 2 HBP: 0	WP: 0 PB: 0 SB: 2 CS: 0	PA: 35
--------------	------------------------------	---------------------------------	------------------------------	---------------------------------	------------------------------	---------------------------------	------------------------------	---------------------------------	------------------------------	---------------------------------	------------------------------	---------------------------------	------------------------------	---------------------------------	------------------------------	---------------------------------	------------------------------	---------------------------------	----------------------------------	------------------------------------	----------------------------------	--------

PITCHER	IP	WLS	BF	H	R	ER	SO	BB	IBB	HBP	BLK	WP	HR	S	P	ERA	WHIP
Dennis Eckersley, R ERA: 3.84 (1, 1)	7.0		26	6	1	1	3	1	0	0	0	0	0	31	35	1.29	1.000
Rich Bordi, R ERA: 2.81 (8, 1)	1.0	W	4	1	0	0	2	0	0	0	0	0	0	8	8	0.00	1.000
Lee Smith, R ERA: 3.43 (9, 1)	1.0	S	5	1	0	0	0	0	0	0	0	0	0	5	5	0.00	1.000

BOTTOM

Chicago Cubs @ Atlanta Braves
Atlanta-Fulton County Stadium, Atlanta, GA

Sat Sep 01 1984, 3:33 AM EDT
Att. 28,821 - Unknown

livebaseballscorecards.com

AB	34
R	1
H	8
RBI	1
BB	1
SO	5
LOB	12

Batter	1	2	3	4	5	6	7	8	9	AB R H RBI BB SO LOB	TOP		
Bob Dernier, R (1, 8) OBP: 0.362, SLG: 0.367	0-0 E6 23 G6-4-3		0-0 5-3		0-0 F3			0-0 SH 1B		3 1 0 0 0 0 0			
23 Ryne Sandberg, R (1, 4) OBP: 0.376, SLG: 0.539	0-0 G6-4-3 1-2f		0-0 F8			0-0 F7		0-0 F9		4 0 0 0 0 0 3			
Gary Matthews, R (1, 7) Henry Cotto, R (8, PR) OBP: 0.405, SLG: 0.415 OBP: 0.338, SLG: 0.318	4-0 BB			4-0 HR BB		0-3 K		0-0 1B 1B		2 1 1 2 2 1 0 0 0 0 0 0 0 0			
Leon Durham, L (1, 3) OBP: 0.387, SLG: 0.529	0-0 F8			0-0 1-H HR		0-3 K		0-0 1-2 1B		4 1 2 2 0 1 1			
Keith Moreland, R (1, 9) Lee Smith, R (8, 1) OBP: 0.339, SLG: 0.449 OBP: 0.091, SLG: 0.091		0-0 5-3		0-0 F9			0-0 6-3	0-0 F9		4 0 0 0 0 0 2 0 0 0 0 0 0 0			
Ron Cey, R (1, 5) OBP: 0.319, SLG: 0.443		0-3 K		0-3 K			0-0 1-3	0-0 F4		4 0 0 0 0 2 2			
Jody Davis, R (1, 2) OBP: 0.317, SLG: 0.437		0-0 FC4-6 1B		0-3 K			0-0 1B		0-0 4-3	4 0 2 0 0 1 0	AB 32 R 4 H 5 RBI 4 BB 3 SO 6 LOB 10		
Larry Bowa, S (1, 6) OBP: 0.255, SLG: 0.251	0-0 FC4-6 1-2f				0-0 1-3		0-0 F9		0-0 F9	4 0 0 0 0 0 2			
Dick Ruthven, R (1, 1) Thad Bosley, L (8, PH) OBP: 0.200, SLG: 0.256 OBP: 0.386, SLG: 0.444			0-0 5-3		0-0 4-3			4-0 SH 1B BB	0-3 K	2 0 0 0 0 0 0 1 1 0 0 1 1 0	WP: 0 PA: 36 PB: 0 SB: 0 CS: 0		
Inning Stats	R: 0 H: 0 E: 1 LOB: 1 K: 0 BB: 1 S: 3 P: 7	R: 0 H: 1 E: 0 LOB: 1 K: 1 BB: 0 S: 6 P: 6	R: 0 H: 0 E: 0 LOB: 0 K: 0 BB: 0 S: 3 P: 3	R: 2 H: 1 E: 0 LOB: 0 K: 2 BB: 1 S: 8 P: 12	R: 0 H: 0 E: 0 LOB: 0 K: 0 BB: 0 S: 3 P: 3	R: 0 H: 0 E: 0 LOB: 0 K: 2 BB: 0 S: 7 P: 7	R: 0 H: 1 E: 0 LOB: 1 K: 0 BB: 0 S: 4 P: 4	R: 2 H: 2 E: 1 LOB: 2 K: 0 BB: 1 S: 6 P: 10	R: 0 H: 0 E: 0 LOB: 0 K: 1 BB: 0 S: 5 P: 5	1B: 4 SF: 0 2B: 0 SAC: 1 3B: 0 DP: 1 HR: 1 HBP: 0			
PITCHER	IP WLS BF H R ER SO BB IBB HBP BLK WP HR S P ERA WHIP											PITCHER	IP WLS BF H R ER SO BB IBB HBP BLK WP HR S P ERA WHIP
Rick Mahler, R (1, 1) ERA: 2.94	7.1 L 31 5 4 3 5 3 0 0 0 0 0 1 38 50 3.68 1.091												
Donnie Moore, R (8, 1) ERA: 2.72	1.2 5 0 0 0 1 0 0 0 0 0 0 0 7 7 0.00 0.000												

Chicago Cubs @ Atlanta Braves
Atlanta-Fulton County Stadium, Atlanta, GA

Sun Sep 02 1984, 3:33 AM EDT
Att: 26,106 - Unknown

livebaseballscorecards.com



Batter	1	2	3	4	5	6	7	8	9	AB R H RBI BB SO LOB	TOP											
Bill Doran, S (1, 4) OBP: 0.360, SLG: 0.380	0-0 G1		0-0 F6		0-0 E 3B 1B		0-0 6-3 4-3 1B		0-0 F4	5 1 2 1 0 0 1	<p>Houston Astros @ Atlanta Braves</p> <p>Atlanta-Fulton County Stadium, Atlanta, GA</p> <p>Mon Sep 03 1984, 7:05 PM EDT</p> <p>Att. 5,331 - Unknown</p>											
Terry Puhl, L (1, 9) Phil Garner, R (9, PH) OBP: 0.400, SLG: 0.456 OBP: 0.345, SLG: 0.364	0-0 3B		0-0 4-3		4-0 3B BB		0-0 4-3		0-0 1B	3 1 1 0 1 0 2 1 0 1 0 0 0 0												
Denny Walling, L (1, 5) OBP: 0.319, SLG: 0.384	0-0 F6			0-0 4-3	0-0 E6 3B		0-0 6-3		0-0 1B	5 1 1 0 0 0 4												
Jose Cruz, L (1, 7) OBP: 0.380, SLG: 0.461	0-0 G3			0-0 4-3	0-0 3B		0-0 G3		0-0 4-3	5 0 1 3 0 0 4												
Jerry Mumphrey, S (1, 8) OBP: 0.352, SLG: 0.395		0-0 6-3		4-0 BB	0-0 F7			0-0 1B		3 0 1 0 1 0 1												
Enos Cabell, R (1, 3) OBP: 0.341, SLG: 0.428		0-0 6-3		0-3 K		0-0 1-3 1B		0-0 F2		4 0 1 0 0 1 2												
Craig Reynolds, L (1, 6) OBP: 0.292, SLG: 0.370		0-0 6-3			0-0 F7	0-0 1-3		0-0 F9		4 0 0 0 0 0 2												
Mark Bailey, S (1, 2) OBP: 0.326, SLG: 0.339			4-0 BB		0-0 F8	0-3 K		0-0 4-3		3 0 0 0 1 1 2												
Michael LaCoss, R (1, 1) Mark Ross, R (3, 1) Tim Tolman, R (5, PH) Vern Ruhle, R (5, 1) Kevin Bass, S (6, PH) Bill Dawley, R (6, 1) Alan Ashby, S (9, PH) OBP: 0.103, SLG: 0.143 OBP: 0.226, SLG: 0.333 OBP: 0.214, SLG: 0.083 OBP: 0.270, SLG: 0.333 OBP: 0.426, SLG: 0.714 OBP: 0.333, SLG: 0.326			0-3 K		0-0 1B 2B	0-3 K		0-0 G1		1 0 0 0 0 0 1 1 0 0 0 0 0 0 0 0 1 1 1 0 0 0 0 0 0 0 0 0 0 0 0 0 1 0 0 0 0 0 1 1 0 0 0 0 0 0 0 0 1 0 0 0 0 0 0 0												
Inning Stats	R: 0 E: 0 K: 0 S: 4	H: 1 LOB: 1 BB: 0 P: 4	R: 0 E: 0 K: 0 S: 3	H: 0 LOB: 0 BB: 0 P: 3	R: 0 E: 0 K: 1 S: 5	H: 0 LOB: 1 BB: 1 P: 9	R: 0 E: 0 K: 1 S: 5	H: 0 LOB: 1 BB: 1 P: 9	R: 4 E: 1 K: 0 S: 7	H: 3 LOB: 1 BB: 1 P: 11		R: 0 E: 0 K: 2 S: 8	H: 1 LOB: 1 BB: 0 P: 8	R: 0 E: 0 K: 0 S: 4	H: 1 LOB: 1 BB: 0 P: 4	R: 0 E: 0 K: 0 S: 4	H: 1 LOB: 1 BB: 0 P: 4	R: 0 E: 0 K: 0 S: 5	H: 2 LOB: 2 BB: 0 P: 5	1B: 6 2B: 1 3B: 2 HR: 0	SF: 0 SAC: 0 DP: 0 HBP: 0	WP: 0 PB: 0 SB: 0 CS: 0
PITCHER	IP WLS BF H R ER SO BB IBB HBP BLK WP HR S P ERA WHIP																					
Craig McMurtry, R (1, 1) Gene Garber, R (7, 1) ERA: 4.87 ERA: 3.32	6.0 W 27 5 4 1 4 3 0 0 0 0 0 0 32 44 1.50 1.333																					

livebaseballscorecards.com

AB	37
R	4
H	9
RBI	4
BB	3
SO	4
LOB	20



Houston Astros @ Atlanta Braves
 Atlanta-Fulton County Stadium, Atlanta, GA

Tue Sep 04 1984, 7:05 PM EDT
 Att. 3,822 - Unknown

livebaseballscorecards.com

AB	36
R	7
H	9
RBI	7
BB	3
SO	7
LOB	14



Batter	1	2	3	4	5	6	7	8	9	AB	R	H	RBI	BB	SO	LOB
Bill Doran, S (1, 4) OBP: 0.358, SLG: 0.378	0-0 G6-4-3 1B		0-3 K		0-0 E4 1B HR		0-0 F9		0-0 4-3	5	1	1	0	0	1	2
Enos Cabell, R (1, 3) OBP: 0.341, SLG: 0.427	0-0 G6-4-3 1-2f		0-0 FC4-6 1B		0-0 F2		0-0 F7		0-0 1B	5	0	2	0	0	0	4
Denny Walling, L (1, 5) OBP: 0.320, SLG: 0.385	0-0 F3		0-0 FC4-6 1-2f		0-0 HR 1B		0-0 1B 1B		0-3 K	5	1	2	1	0	1	2
Jose Cruz, L (1, 7) OBP: 0.382, SLG: 0.468		4-0 1B 2B BB	0-3 K		0-0 HR		0-0 1B			3	2	2	4	1	1	1
Jerry Mumphy, S (1, 8) OBP: 0.352, SLG: 0.394		0-0 2B 4-3 1B		0-3 K	0-0 F7		0-0 1-3			4	1	1	0	0	1	2
Kevin Bass, S (1, 9) OBP: 0.269, SLG: 0.336		0-0 4-3 1-3 2-H 2B		0-0 4-3		0-3 K		0-0 4-3		4	0	1	1	0	1	0
Alan Ashby, S (1, 2) OBP: 0.325, SLG: 0.316		0-0 4-3		0-0 F8		0-3 K		0-0 5-3		4	0	0	1	0	1	1
Craig Reynolds, L (1, 6) OBP: 0.290, SLG: 0.368		0-0 F8			0-0 F7		0-0 4-3		0-0 F8	3	0	0	0	0	0	1
Julio Solano, R (7, 1) OBP: 0.333, SLG: 0.333										0	0	0	0	0	0	0
Jim Pankovits, R (8, PH) OBP: 0.328, SLG: 0.443										1	0	0	0	0	0	0
Frank DiPino, L (8, 1)										0	0	0	0	0	0	0
Mike Scott, R (1, 1) OBP: 0.163, SLG: 0.146		0-3 K		4-0 E 1B BB			4-0 1B 1B BB		0-0 F9	1	1	0	0	1	1	1
Dave Smith, R (6, 1)										0	0	0	0	0	0	0
Bert Pena, R (6, 6) OBP: 0.276, SLG: 0.308										0	1	0	0	1	0	0
Phil Garner, R (9, PH) OBP: 0.344, SLG: 0.363										1	0	0	0	0	0	0

Inning Stats	R: 0	H: 1	E: 0	K: 0	S: 3	R: 2	H: 2	E: 0	K: 1	S: 7	R: 0	H: 1	E: 0	K: 2	S: 8	R: 0	H: 0	E: 0	K: 1	S: 5	R: 4	H: 2	E: 1	K: 0	S: 6	R: 0	H: 0	E: 0	K: 2	S: 7	R: 1	H: 2	E: 0	K: 0	S: 5	R: 0	H: 0	E: 0	K: 0	S: 3	R: 0	H: 1	E: 0	K: 1	S: 6	1B: 7	SF: 0	2B: 1	SAC: 0	3B: 0	DP: 1	HR: 1	HBP: 0	WP: 0	PA: 39
--------------	------	------	------	------	------	------	------	------	------	------	------	------	------	------	------	------	------	------	------	------	------	------	------	------	------	------	------	------	------	------	------	------	------	------	------	------	------	------	------	------	------	------	------	------	------	-------	-------	-------	--------	-------	-------	-------	--------	-------	--------

PITCHER	IP	WLS	BF	H	R	ER	SO	BB	IBB	HBP	BLK	WP	HR	S	P	ERA	WHIP
Tony Brizzolara, R (1, 1) ERA: 4.15	5.0		23	6	6	2	4	2	0	0	0	0	1	29	37	3.60	1.600
Pete Falcone, L (6, 1) ERA: 4.3	2.0		9	2	1	1	2	1	0	0	0	0	0	12	16	4.50	1.500
Donnie Moore, R (8, 1) ERA: 2.62	2.0	W	7	1	0	0	1	0	0	0	0	0	0	9	9	0.00	0.500

Batter	1	2	3	4	5	6	7	8	9
Claudell Washington, L (1, 9) OBP: 0.383, SLG: 0.486	0-0 F8		0-0 F3		0-0 G3	0-0 FC4-6		0-3 K	
Rafael Ramirez, R (1, 6) OBP: 0.296, SLG: 0.324	0-0 CS 1B		0-0 4-3		0-0 2B 1B		0-0 HR 1B	0-0 4-3	
Brad Komminsk, R (1, 7) OBP: 0.264, SLG: 0.316	0-0 E6 1B		0-0 6-3		0-0 2B		0-0 1-3		
Pete Falcone, L (6, 1) OBP: 0.219, SLG: 0.281					0-0 1-H		0-0 1-2		
Chris Chambliss, L (7, PH) OBP: 0.358, SLG: 0.374									
Dale Murphy, R (1, 8) OBP: 0.369, SLG: 0.528	0-0 1-H 1B			0-0 G3 1B	0-0 6-3		0-0 HR		
Gerald Perry, L (1, 3) OBP: 0.377, SLG: 0.357	0-0 F3			0-0 G3		0-0 4-3 1B	0-0 S 1B		
Donnie Moore, L (8, 1)				0-0 1-2		0-0 1B	0-0 S 1B		
Randy Johnson, R (1, 5) OBP: 0.343, SLG: 0.390		0-0 3B 1B		0-0 6-3		0-3 K	0-0 F9		
Paul Runge, R (1, 4) OBP: 0.484, SLG: 0.571		0-0 1-H CS 3B		0-3 K		0-0 4-3	0-3 K		
Bruce Benedict, R (1, 2) OBP: 0.304, SLG: 0.305		0-0 F6			0-0 5-3	0-0 1B 1B		0-0 HR	
Alex Trevino, R (6, PR) OBP: 0.286, SLG: 0.351		0-0 3-H				0-0 2-H 1B			
Tony Brizzolara, R (1, 1)		0-0 4-3			0-0 G3 1B 2B	0-0 1-3 1B		0-0 L6	
Milt Thompson, L (5, PH) OBP: 0.667, SLG: 1.000									

AB	R	H	RBI	BB	SO	LOB
5	0	0	0	0	1	3
5	2	3	1	0	0	0
3	1	1	1	0	0	1
0	0	0	0	0	0	0
1	0	0	0	0	0	1
4	1	3	3	0	0	1
4	1	2	0	0	0	2
0	0	0	0	0	0	0
4	1	1	0	0	1	3
4	0	1	1	0	2	3
3	0	1	1	0	0	1
1	1	1	1	0	0	0
1	0	0	0	0	0	0
3	1	2	0	0	0	0

WP	HR	S	P	ERA	WHIP
0	0	0	38	7.20	1.800
0	1	11	11	13.50	3.750
0	0	4	4	0.00	0.000
0	1	6	6	9.00	1.000


Inning	R	H	E	K	S	P	IP	WLS	BF	H	R	ER	SO	BB	IBB	HBP	BLK	WP	HR	S	P	ERA	WHIP
1	0	0	0	0	0	0	0.0																
2	0	0	0	0	0	0	0.0																
3	0	0	0	0	0	0	0.0																
4	0	1	0	1	0	0	0.0																
5	2	3	0	0	0	0	0.0																
6	1	3	0	0	0	0	0.0																
7	2	3	0	1	0	0	0.0																
8	1	1	0	1	0	0	0.0																
9	0	0	0	0	0	0	0.0																

Houston Astros @ Atlanta Braves
Atlanta-Fulton County Stadium, Atlanta, GA

Tue Sep 04 1984, 7:05 PM EDT
Att. 3,822 - Unknown

livebaseballscorecards.com

AB	38
R	8
H	15
RBI	8
BB	0
SO	4
LOB	15



Batter	1	2	3	4	5	6	7	8	9	AB R H RBI BB SO LOB	TOP			
Milt Thompson, L (1, 7) X OBP: 0.714, SLG: 0.833	0-0 S 1B		4-0 S WP BB		0-0 6-3 ①		0-0 1B 1B		0-0 CS 1-2 ③	3 1 2 0 1 0 0				
Rafael Ramirez, R (1, 6) S S S OBP: 0.298, SLG: 0.325	0-3 K 1-2 ①		0-0 E SF9 1B 1-H		0-0 F8 ②		0-0 1B 1B			4 1 2 0 0 1 1				
Claudell Washington, L (1, 9) X OBP: 0.379, SLG: 0.482	0-0 F9 ②		0-0 SF9 ② 1-H		0-0 6-3 ③		0-0 G3 ③			3 0 0 1 0 0 3				
Dale Murphy, R (1, 8) S S S OBP: 0.368, SLG: 0.526	0-3 K ③		0-0 S 1B			0-3 K ①		0-0 F9 ①		4 0 1 0 0 2 1				
Gerald Perry, L (1, 3) X OBP: 0.375, SLG: 0.359		0-0 E9 4-3 2B	0-0 F9 ③ 1-2		0-0 F7 ②		0-0 F7 ②			4 1 1 0 0 0 1				
Randy Johnson, R (1, 5) X OBP: 0.345, SLG: 0.392		0-0 4-3 ①		0-0 F7 ①		0-0 1B		0-0 CS 1B		4 0 2 1 0 0 0				
Paul Runge, R (1, 4) X OBP: 0.457, SLG: 0.531		0-0 3-H 6-3 ②		0-0 1B		0-3 K ③		0-0 CS 1-2 ③	0-0 F4 ①	4 0 1 0 0 1 1				
Bruce Benedict, R (1, 2) X OBP: 0.301, SLG: 0.301 Chris Chambliss, L (9, PH) OBP: 0.357, SLG: 0.373		0-0 6-3 ③		0-0 F2 ②		0-3 K ①		0-0 F6 ②		3 0 0 0 0 1 1 1 0 0 0 0 0 0				
Rick Camp, R (1, 1) S S S OBP: 0.150, SLG: 0.154 Terry Harper, R (7, PH) OBP: 0.204, SLG: 0.216 Jeff Dedmon, L (7, 1) Rufino Linares, R (9, PH) OBP: 0.273, SLG: 0.310 Albert Hall, S (9, PR) OBP: 0.308, SLG: 0.338			0-3 K ①	0-3 K ③		0-0 F7 ②		4-0 CS BB		2 0 0 0 0 2 1 1 0 0 0 0 0 0 0 0 0 0 0 0 0 0 0 0 0 1 0 0 0 0 0 0 0 0 0				
Inning Stats	R: 0 H: 1 E: 0 LOB: 1 K: 2 BB: 0 S: 8 P: 8	R: 1 H: 1 E: 1 LOB: 0 K: 0 BB: 0 S: 4 P: 4	R: 2 H: 2 E: 1 LOB: 1 K: 1 BB: 1 S: 7 P: 11	R: 0 H: 1 E: 0 LOB: 1 K: 1 BB: 0 S: 6 P: 6	R: 0 H: 0 E: 0 LOB: 0 K: 0 BB: 0 S: 3 P: 3	R: 0 H: 1 E: 0 LOB: 1 K: 2 BB: 0 S: 8 P: 8	R: 0 H: 2 E: 0 LOB: 2 K: 1 BB: 0 S: 7 P: 7	R: 0 H: 1 E: 0 LOB: 0 K: 0 BB: 0 S: 3 P: 3	R: 0 H: 0 E: 0 LOB: 1 K: 0 BB: 1 S: 2 P: 6	1B: 8 SF: 1 2B: 1 SAC: 0 3B: 0 DP: 0 HR: 0 HBP: 0	WP: 2 PA: 38 PB: 0 SB: 3 CS: 2			
PITCHER	IP WLS BF H R ER SO BB IBB HBP BLK WP HR S P ERA WHIP													
Larry White, R (1, 1) ERA: 2.57	4.0		5 3 2 4 1 0 0 0 1 0 25 29 4.50 1.500											
Pat Zachry, R (5, 1) ERA: 3.45	2.0		7 1 0 0 2 0 0 0 0 0 0 0 11 11 0.00 0.500											
Burt Hooton, R (7, 1) ERA: 3.83	2.0	W	8 3 0 0 1 0 0 0 0 0 0 0 10 10 0.00 1.500											
Ken Howell, R (9, 1) ERA: 3.63	1.0	S	3 0 0 0 0 1 0 0 0 0 0 0 2 6 0.00 1.000											

Atlanta Braves @ Los Angeles Dodgers
Dodger Stadium, Los Angeles, CA
Wed Sep 05 1984, 7:05 PM PDT
Att: 25,292 - Unknown

livebaseballscorecards.com

AB	33
R	3
H	9
RBI	2
BB	2
SO	7
LOB	9



Batter	1	2	3	4	5	6	7	8	9	AB	R	H	RBI	BB	SO	LOB
Dave Anderson, R OBP: 0.333, SLG: 0.326 (1, 6)	0-0 4-3 S 1B 1B		0-0 6-3	0-0 G6-4-3 1-2f			0-0 1-3			4	1	1	0	0	0	2
R.J. Reynolds, S OBP: 0.300, SLG: 0.349 German Rivera, R OBP: 0.330, SLG: 0.378 (1, 8) (8, 5)	0-0 4-3 1-3		0-0 2B SF8 1B			0-0 G3	0-3 K			4	1	1	0	0	1	1
Ken Landreaux, L OBP: 0.293, SLG: 0.367 (1, 9) (8, 8)	0-0 1B 3-H		0-0 2B 2B			0-0 F2	0-0 F7			4	1	2	1	0	0	0
Pedro Guerrero, R OBP: 0.339, SLG: 0.429 (1, 5) (8, 9)	0-0 F8		0-0 SF8			0-0 F3		0-0 E8 1B 1B		3	1	1	1	0	0	1
Greg Brock, L OBP: 0.315, SLG: 0.410 (1, 3)	0-0 4-3		0-0 2B 2-H			0-0 4-3		0-0 1B G4-6-3 1B 3-H		4	0	2	2	0	0	1
Mike Marshall, R OBP: 0.321, SLG: 0.449 Ken Howell, R (1, 7) (9, 1)		0-0 6-3	0-0 4-3			0-0 WP 2B		0-3 K		4	0	1	0	0	1	2
Mike Scioscia, L OBP: 0.387, SLG: 0.374 (1, 2)		4-0 BB BB		4-0 1B SH3-4 BB BB		4-0 FC4-6 IBB 2-3		0-0 G4-6-3 1-2f		1	0	0	0	3	0	1
Bill Russell, R OBP: 0.336, SLG: 0.325 Rafael Landestoy, S OBP: 0.176, SLG: 0.220 (1, 4) (9, 4)		0-0 F2		0-0 SH3-4 1-2		0-3 K				2	0	0	0	0	1	3
Larry White, R Franklin Stubbs, L OBP: 0.272, SLG: 0.351 Pat Zachry, R OBP: 0.250, SLG: 0.250 Sid Bream, L OBP: 0.179, SLG: 0.240 Burt Hooton, R Candy Maldonado, R OBP: 0.303, SLG: 0.372 (1, 1) (4, PH) (5, 1) (6, PH) (7, 1) (9, 7)		0-0 1-3		0-0 G6-4-3 1B 2-3		0-0 FC4-6 1-2f				1	0	0	0	0	0	1

Inning Stats	R: 1	H: 2	E: 0	K: 0	S: 5	H: 2	LOB: 1	BB: 0	P: 5	R: 0	H: 0	E: 0	K: 0	S: 3	R: 0	H: 3	E: 0	K: 0	S: 6	R: 0	H: 1	E: 0	K: 0	S: 3	R: 0	H: 0	E: 0	K: 0	S: 3	R: 0	H: 1	E: 0	K: 1	S: 6	R: 0	H: 0	E: 0	K: 1	S: 5	R: 1	H: 2	E: 1	K: 1	S: 6	H: 2	LOB: 0	BB: 0	P: 6	1B: 6	SF: 1	2B: 3	SAC: 1	3B: 0	DP: 2	HR: 0	HBP: 0	WP: 1	PA: 34	PB: 0	SB: 1	CS: 0
--------------	------	------	------	------	------	------	--------	-------	------	------	------	------	------	------	------	------	------	------	------	------	------	------	------	------	------	------	------	------	------	------	------	------	------	------	------	------	------	------	------	------	------	------	------	------	------	--------	-------	------	-------	-------	-------	--------	-------	-------	-------	--------	-------	--------	-------	-------	-------

PITCHER	IP	WLS	BF	H	R	ER	SO	BB	IBB	HBP	BLK	WP	HR	S	P	ERA	WHIP
Rick Camp, R ERA: 3.48 (1, 1)	6.0		27	7	3	3	1	2	1	0	0	1	0	26	38	4.50	1.500
Jeff Dedmon, R ERA: 4.06 (7, 1)	2.0	L	7	2	1	0	2	0	0	0	0	0	0	11	11	0.00	1.000

BOTTOM

Atlanta Braves @ Los Angeles Dodgers
Dodger Stadium, Los Angeles, CA
Wed Sep 05 1984, 7:05 PM PDT
Att. 25,292 - Unknown

livebaseballscorecards.com

AB	29
R	4
H	9
RBI	4
BB	3
SO	3
LOB	14



Batter	1	2	3	4	5	6	7	8	9	10	11	12	13	14	15	16	17	18	AB	R	H	RBI	BB	SO	LOB	TOP		
Albert Pujols Chip Caruso Darnell Moore Jerry Hairston Gene Carter Terry Haskins Jeff Overton Bob Watson Paul Fuld	K		F7		K			1B	F8			F8			6-3		F7	F8	2	1	1	0	0	2	3			
Rafael Ramirez, R OBP: 0.297, SLG: 0.322	E5		F7					K		F8		FC6-4			1B		K		8	0	1	0	1	2	4			
Brad Komminsk, R OBP: 0.267, SLG: 0.315	1-3			K				1B		K		FC6-4			1B				7	1	2	0	1	2	3			
Dale Murphy, R OBP: 0.368, SLG: 0.525	F9			5-3				FC5-4		F9				5-3					7	0	2	1	1	1	3			
Gerald Perry, L OBP: 0.359, SLG: 0.352		G3		F9				1-2		6-3				4-3					8	0	1	1	0	0	5			
Randy Johnson, R OBP: 0.346, SLG: 0.403		CS			4-0			FC5-4		F3				6-3			F8		7	1	2	1	1	0	2			
Paul Runge, R OBP: 0.395, SLG: 0.436		F8			G6-4-3			1-2		F8									7	0	0	0	1	1	4			
Bruce Benedict, R OBP: 0.300, SLG: 0.297			F7					E5		6-3					6-3				7	0	1	0	1	0	1			
Alex Trevino, R OBP: 0.286, SLG: 0.351								1B									F8		0	0	0	0	0	0	0			
Rick Mahler, R OBP: 0.322, SLG: 0.362								1B											4	0	2	0	0	0	1			
Milt Thompson, L OBP: 0.636, SLG: 0.700								1B		5-3					4-3				4	0	2	0	0	0	1			
												1B							4	0	2	0	0	0	1			
Inning Stats	R: 0 E: 1 K: 1 S: 6	H: 0 LOB: 1 BB: 0 P: 6	R: 0 E: 0 K: 0 S: 3	H: 1 LOB: 0 BB: 0 P: 3	R: 0 E: 0 K: 1 S: 4	H: 0 LOB: 0 BB: 0 P: 5	R: 0 E: 0 K: 1 S: 6	H: 2 LOB: 2 BB: 1 P: 10	R: 2 E: 0 K: 1 S: 9	H: 4 LOB: 2 BB: 0 P: 9	R: 0 E: 0 K: 0 S: 3	H: 0 LOB: 0 BB: 0 P: 3	R: 0 E: 0 K: 0 S: 5	H: 0 LOB: 0 BB: 0 P: 5	R: 0 E: 0 K: 0 S: 3	H: 0 LOB: 0 BB: 0 P: 3	R: 0 E: 0 K: 0 S: 3	H: 0 LOB: 2 BB: 1 P: 10	R: 0 E: 0 K: 1 S: 6	H: 0 LOB: 2 BB: 1 P: 10	R: 0 E: 0 K: 1 S: 5	H: 0 LOB: 2 BB: 2 P: 13	R: 1 E: 0 K: 1 S: 7	H: 2 LOB: 2 BB: 1 P: 11	1B: 12 2B: 1 3B: 0 HR: 1	SF: 0 SAC: 0 DP: 1 HBP: 0	WP: 0 PB: 0 SB: 2 CS: 1	PA: 74
PITCHER	IP	WLS	BF	H	R	ER	SO	BB	IBB	HBP	BLK	WP	HR	S	P	ERA	WHIP											
Fernando Valenzuela, L ERA: 3.07	(1, 1)	10.0	40	9	2	2	5	1	0	0	0	0	0	49	53	1.80	1.000											
Pat Zachry, R ERA: 3.27	(11, 1)	4.0	14	2	0	0	0	0	0	0	0	0	0	14	14	0.00	0.500											
Carlos Diaz, L ERA: 5.45	(15, 1)	2.0	9	1	0	0	1	2	0	0	0	0	0	9	17	0.00	1.500											
Larry White, R ERA: 3.0	(17, 1)	2.0	L 11	2	1	1	2	2	1	0	0	0	1	12	24	4.50	2.000											

Atlanta Braves @ Los Angeles Dodgers
 Dodger Stadium, Los Angeles, CA
 Thu Sep 06 1984, 7:05 PM PDT
 Att: 28,169 - Unknown

livebaseballscorecards.com

AB 68
 R 3
 H 14
 RBI 3
 BB 6
 SO 8
 LOB 30



Atlanta Braves @ San Francisco Giants
 Candlestick Park, San Francisco, CA

Fri Sep 07 1984, 10:05 PM EDT
 Att. 5,541 - Unknown

livebaseballscorecards.com

AB	33
R	4
H	10
RBI	3
BB	2
SO	7
LOB	13



AB	R	H	RBI	BB	SO	LOB
4	0	1	0	0	0	1
3	0	0	1	0	1	0
4	0	1	0	0	2	1
4	2	3	1	0	0	0
4	0	0	0	0	2	2
0	0	0	0	0	0	0
4	0	2	1	0	0	1
2	0	1	0	1	0	0
1	0	0	0	0	1	1
3	1	2	0	1	0	1
3	1	0	0	0	1	5
1	0	0	0	0	0	1

Batter	1	2	3	4	5	6	7	8	9
Milt Thompson, L (1, 7) OBP: 0.533, SLG: 0.571	0-0 5-3		0-0 6-3		0-0 1-2 2-3 S 1B		0-0 F5		
Rafael Ramirez, R (1, 6) OBP: 0.295, SLG: 0.320	0-0 F4		0-3 K		0-0 SF9			0-0 5-3	
Brad Komminsk, R (1, 9) OBP: 0.267, SLG: 0.314	0-0 CS 1B		0-3 K		0-3 K 1-2 3-H			0-0 F9	
Dale Murphy, R (1, 8) OBP: 0.371, SLG: 0.536	0-0 CS 1-2	0-0 1B 3B		0-0 CS 1B		0-0 5-3		0-0 HR	
Chris Chambliss, L (1, 3) OBP: 0.353, SLG: 0.368			0-3 K		0-3 K			0-0 6-3	
Gene Garber, R (8, 1) OBP: 0.083, SLG: 0.083									
Randy Johnson, R (1, 5) OBP: 0.349, SLG: 0.405				0-0 F4 1-2		0-0 F5			
Paul Zuvella, R (1, 4) OBP: 0.667, SLG: 1.000					0-0 FC1-5 2B		0-0 4-3		
Claudell Washington, L (9, PH) OBP: 0.378, SLG: 0.481		4-0 1B BB 1-2						0-3 K 1-2	
Alex Trevino, R (1, 2) OBP: 0.283, SLG: 0.355					4-0 1B FC1-5 SF9 BB		0-0 1B		
Pascual Perez, R (1, 1) OBP: 0.177, SLG: 0.143							0-0 F3		
Gerald Perry, L (8, 3) OBP: 0.368, SLG: 0.351			0-3 K		0-0 FC1-5 SF9 1B S 1-2 2-3f			0-0 6-3	

Inning Stats	R: 0	H: 1	E: 0	K: 0	S: 3	P: 3
	R: 1	H: 3	E: 0	K: 1	S: 7	P: 11
	R: 0	H: 0	E: 0	K: 2	S: 7	P: 7
	R: 0	H: 1	E: 0	K: 1	S: 5	P: 5
	R: 2	H: 2	E: 0	K: 1	S: 7	P: 11
	R: 0	H: 0	E: 0	K: 1	S: 5	P: 5
	R: 0	H: 1	E: 0	K: 0	S: 4	P: 4
	R: 1	H: 1	E: 0	K: 0	S: 4	P: 4
	R: 0	H: 1	E: 0	K: 1	S: 6	P: 6

PITCHER	IP	WLS	BF	H	R	ER	SO	BB	IBB	HBP	BLK	WP	HR	S	P	ERA	WHIP
Mark Grant, R (1, 1) ERA: 5.3	8.0	W	32	9	4	4	6	2	0	0	0	0	1	42	50	4.50	1.375
Greg Minton, R (9, 1) ERA: 3.82	1.0	S	4	1	0	0	1	0	0	0	0	0	0	6	6	0.00	1.000

WP: 0	PA: 37
PB: 0	
SB: 3	
CS: 3	

Batter	1	2	3	4	5	6	7	8	9
Dan Gladden, R (1, 8) OBP: 0.392, SLG: 0.459	0-0 SH5-3 CS 2B		0-0 F9			0-0 1-3		0-0 2B 1B	
Manny Trillo, R (1, 4) OBP: 0.297, SLG: 0.336	0-0 SH5-3 2-3		0-0 2-H 1B			0-3 K		0-0 1-H E 2B	
Joel Youngblood, R (1, 9) OBP: 0.331, SLG: 0.361	0-3 K					0-0 F4		0-0 E6 G6-4-3 2-H	
Scott Thompson, L (1, 3) OBP: 0.394, SLG: 0.368	0-0 CS 3-H	0-0 5-3 1B				0-0 F8		0-0 G6-4-3 1-2f	
Bob Brenly, R (1, 2) OBP: 0.366, SLG: 0.494		0-0 5-3 1-2f				0-0 F2		0-0 2B 1B	
Chris Brown, R (1, 5) OBP: 0.263, SLG: 0.368						0-0 FC1-6 1B		0-0 1B 2B	
Rob Deer, R (1, 7)						0-0 FC1-6 CS 1-2f		4-0 1B BB	
Johnnie LeMaster, R (1, 6) OBP: 0.270, SLG: 0.288						0-0 4-3 1-2		0-0 1-3 2-H 3-H 1B	
Duane Kuiper, L (7, PH) OBP: 0.262, SLG: 0.196									
Fran Mullins, R (8, 6) OBP: 0.292, SLG: 0.354									
Mark Grant, R (1, 1)									
Dusty Baker Jr., R (8, PH) OBP: 0.379, SLG: 0.346									
Greg Minton, S (9, 1) OBP: 0.105, SLG: 0.056									

Inning Stats	R: 0 E: 0 K: 1 S: 5	H: 1 LOB: 0 BB: 0 P: 5	R: 0 E: 0 K: 0 S: 4	H: 2 LOB: 1 BB: 0 P: 4	R: 1 E: 0 K: 0 S: 4	H: 2 LOB: 1 BB: 0 P: 4	R: 0 E: 0 K: 0 S: 3	H: 0 LOB: 0 BB: 0 P: 3	R: 0 E: 0 K: 0 S: 3	H: 1 LOB: 0 BB: 0 P: 3	R: 0 E: 0 K: 2 S: 7	H: 0 LOB: 0 BB: 0 P: 7	R: 2 E: 1 K: 0 S: 5	H: 3 LOB: 2 BB: 1 P: 9	R: 2 E: 1 K: 1 S: 8	H: 2 LOB: 2 BB: 1 P: 12
--------------	------------------------------	---------------------------------	------------------------------	---------------------------------	------------------------------	---------------------------------	------------------------------	---------------------------------	------------------------------	---------------------------------	------------------------------	---------------------------------	------------------------------	---------------------------------	------------------------------	----------------------------------

PITCHER	IP	WLS	BF	H	R	ER	SO	BB	IBB	HBP	BLK	WP	HR	S	P	ERA	WHIP
Pascual Perez, R (1, 1) ERA: 3.73	7.0		26	9	3	3	3	1	0	0	0	0	0	31	35	3.86	1.429
Gene Garber, R (8, 1) ERA: 3.31	1.0	L	7	2	2	1	1	0	1	0	0	0	0	8	12	9.00	2.000

BOTTOM

AB R H RBI BB SO LOB

4 1 2 0 0 0 1

3 1 2 2 0 1 0

4 0 0 0 0 1 1

4 0 1 0 0 0 2

3 1 1 0 1 0 1

4 1 3 0 0 0 2

2 0 0 0 1 0 2

2 1 1 0 0 0 1

1 0 1 2 0 0 0

0 0 0 0 0 0 0

1 0 0 0 0 1 0

1 0 0 0 0 1 0

0 0 0 0 0 0 0

1B: 7 SF: 0
2B: 5 SAC: 2
3B: 0 DP: 2
HR: 0 HBP: 0

WP: 0 PA: 34
PB: 0
SB: 0
CS: 2

Atlanta Braves @ San Francisco Giants
Candlestick Park, San Francisco, CA

livebaseballscorecards.com

GIANTS

Fri Sep 07 1984, 10:05 PM EDT
Att. 5,541 - Unknown

Batter	1	2	3	4	5	6	7	8	9	AB R H RBI BB SO LOB	TOP																
Milt Thompson, L (1, 7) OBP: 0.474, SLG: 0.471	0-0 6-3		0-0 FC6-4			0-0 F8		4-0 FC6-4 BB		3 0 0 0 1 0 1																	
Paul Zuvella, R (1, 6) OBP: 0.333, SLG: 0.400	0-3 K			0-0 6-3		0-0 F3		0-0 FC6-4		3 0 0 0 0 1 0																	
Chris Chambliss, L (8, PH) OBP: 0.352, SLG: 0.367										1 0 0 0 0 0 1																	
Paul Runge, R (8, 6) OBP: 0.395, SLG: 0.436										0 0 0 0 0 0 0																	
Brad Komminsk, R (1, 9) OBP: 0.263, SLG: 0.309	0-0 F8			0-3 K			0-0 F7		0-0 4-3	4 0 0 0 0 1 0																	
Dale Murphy, R (1, 8) OBP: 0.370, SLG: 0.534		0-0 6-3		0-0 5-3			0-0 1B 1B		0-0 6-3	4 0 1 0 0 0 0																	
Gerald Perry, L (1, 3) OBP: 0.364, SLG: 0.346		0-0 F8			0-0 F7		0-0 F7		0-0 1-3	4 0 0 0 0 0 1																	
Randy Johnson, R (1, 5) OBP: 0.357, SLG: 0.413		0-0 CS 1B			0-0 1B		0-0 1B			3 0 3 0 0 0 0																	
Glenn Hubbard, R (1, 4) OBP: 0.333, SLG: 0.383		0-0 CS	0-0 CS	0-0 5-3 1B	0-3 K		0-0 FC6-4			3 0 1 0 0 1 3																	
Bruce Benedict, R (1, 2) OBP: 0.297, SLG: 0.293			0-0 5-3	0-0 5-3				0-3 K		3 0 0 0 0 1 2																	
Craig McMurtry, R (1, 1) OBP: 0.152, SLG: 0.159			0-0 FC6-4 1B			0-0 4-3		0-0 4-3		2 0 1 0 0 0 0																	
Jeff Dedmon, L (7, 1)										0 0 0 0 0 0 0																	
Claudell Washington, L (8, PH) OBP: 0.377, SLG: 0.480										1 0 0 0 0 0 0																	
Mike Payne, R (8, 1)										0 0 0 0 0 0 0																	
Inning Stats	R: 0 E: 0 K: 1 S: 5	H: 0 LOB: 0 BB: 0 P: 5	R: 0 E: 0 K: 0 S: 3	H: 1 LOB: 0 BB: 0 P: 3	R: 0 E: 0 K: 0 S: 4	H: 2 LOB: 1 BB: 0 P: 4	R: 0 E: 0 K: 1 S: 5	H: 0 LOB: 0 BB: 0 P: 5	R: 0 E: 0 K: 1 S: 6	H: 1 LOB: 1 BB: 0 P: 6	R: 0 E: 0 K: 0 S: 3	H: 0 LOB: 0 BB: 0 P: 3	R: 0 E: 0 K: 0 S: 5	H: 2 LOB: 2 BB: 0 P: 5	R: 0 E: 0 K: 1 S: 5	H: 0 LOB: 1 BB: 1 P: 9	R: 0 E: 0 K: 0 S: 3	H: 0 LOB: 0 BB: 0 P: 3	1B: 6 2B: 1 3B: 0 HR: 0	SF: 0 SAC: 0 DP: 1 HBP: 0	WP: 0 PB: 0 SB: 0 CS: 1	PA: 33					
PITCHER	IP WLS BF H R ER SO BB IBB HBP BLK WP HR S P ERA WHIP																										
Jeff Robinson, R (1, 1) ERA: 4.41	6.0		20	4	0	0	3	0	0	0	0	0	0	26	26	0.00	0.667										
Bill Laskey, R (7, 1) ERA: 4.35	1.0	W	5	2	0	0	0	0	0	0	0	0	0	5	5	0.00	2.000										
Greg Minton, R (8, 1) ERA: 3.75	2.0		7	0	0	0	1	1	0	0	0	0	0	8	12	0.00	0.500										

Atlanta Braves @ San Francisco Giants
Candlestick Park, San Francisco, CA

AB	31
R	0
H	6
RBI	0
BB	1
SO	4
LOB	8



Sat Sep 08 1984, 6:33 AM EDT
Att: 19,648 - Unknown

livebaseballscorecards.com

Batter	1	2	3	4	5	6	7	8	9	AB R H RBI BB SO LOB	TOP																
Milt Thompson, L OBP: 0.391, SLG: 0.381 (1, 7) X	0-0 3-1		0-0 3-1		0-0 5-3		0-0 4-3			4 0 0 0 0 0 1																	
Rafael Ramirez, R OBP: 0.294, SLG: 0.319 (1, 6) X	0-0 F8		0-0 F9		0-0 2B 1B			0-0 F9		4 1 1 0 0 0 0																	
Brad Komminsk, R OBP: 0.267, SLG: 0.316 (1, 9) X	0-0 E5			0-0 WP 1B	0-0 1-H 3-H 2B			0-0 5-3		4 1 2 2 0 0 0																	
Dale Murphy, R OBP: 0.368, SLG: 0.530 (1, 8) S S S	0-3 K 1-2			0-0 F2 1-3	0-3 K			0-0 F4		4 0 0 0 0 2 3																	
Gerald Perry, L OBP: 0.365, SLG: 0.356 (1, 3) X		0-0 HR		4-0 CS 1B BB		0-0 F9			0-0 1-3	3 1 1 1 1 0 0																	
Randy Johnson, R OBP: 0.360, SLG: 0.414 (1, 5) X		0-0 F8		0-0 CS 1B		0-0 F7			0-0 1B	4 0 2 1 0 0 0																	
Glenn Hubbard, R OBP: 0.331, SLG: 0.380 Claudell Washington, L OBP: 0.377, SLG: 0.478 (9, PH)		0-3 K		0-0 F3 1-2 2-3		0-0 F4			0-3 K	3 0 0 0 0 1 2 1 0 0 0 0 1 1																	
Bruce Benedict, R OBP: 0.297, SLG: 0.294 Chris Chambliss, L OBP: 0.351, SLG: 0.366 (1, 2) (9, PH)		0-3 K			0-0 5-3 2B SH5-4 1B		0-0 F8		0-0 F7	3 1 1 0 0 1 0 1 0 0 0 0 0 1																	
Rick Camp, R OBP: 0.146, SLG: 0.150 Terry Harper, R OBP: 0.200, SLG: 0.212 Tony Brizzolara, R Gene Garber, R OBP: 0.083, SLG: 0.083 (1, 1) (7, PH) (7, 1) (7, 1)		0-3 K		0-0 SH5-4		0-0 K				1 0 0 0 0 1 0 1 0 0 0 0 1 0 0 0 0 0 0 0 0 0 0 0 0 0 0 0																	
Inning Stats	R: 0 E: 1 K: 1 S: 6	H: 0 LOB: 1 BB: 0 P: 6	R: 1 E: 0 K: 2 S: 8	H: 1 LOB: 0 BB: 0 P: 8	R: 0 E: 0 K: 1 S: 5	H: 0 LOB: 0 BB: 0 P: 5	R: 1 E: 0 K: 0 S: 4	H: 2 LOB: 1 BB: 1 P: 8	R: 2 E: 0 K: 1 S: 8	H: 3 LOB: 1 BB: 0 P: 8	R: 0 E: 0 K: 0 S: 3	H: 0 LOB: 0 BB: 0 P: 3	R: 0 E: 0 K: 1 S: 5	H: 0 LOB: 0 BB: 0 P: 5	R: 0 E: 0 K: 0 S: 3	H: 0 LOB: 0 BB: 0 P: 3	R: 0 E: 0 K: 1 S: 6	H: 1 LOB: 1 BB: 0 P: 6	1B: 5 2B: 1 3B: 0 HR: 1	SF: 0 SAC: 1 DP: 0 HBP: 0	WP: 1 PB: 0 SB: 2 CS: 2	PA: 35					
PITCHER	IP WLS BF H R ER SO BB IBB HBP BLK WP HR S P ERA WHIP																										
Mike Krukow, R ERA: 4.45 (1, 1)	5.0		22	6	4	4	5	1	0	0	0	1	1	31	35	7.20	1.400										
Mark Davis, L ERA: 5.5 (6, 1)	2.0	W	6	0	0	0	1	0	0	0	0	0	0	8	8	0.00	0.000										
Greg Minton, R ERA: 3.69 (8, 1)	2.0	S	7	1	0	0	1	0	0	0	0	0	0	9	9	0.00	0.500										

Atlanta Braves @ San Francisco Giants
Candlestick Park, San Francisco, CA
Sun Sep 09 1984, 6:33 AM EDT
Att. 8,680 - Unknown

AB	33
R	4
H	7
RBI	4
BB	1
SO	7
LOB	8



Batter	1	2	3	4	5	6	7	8	9	AB	R	H	RBI	BB	SO	LOB
Dan Gladden, R OBP: 0.391, SLG: 0.455 (1, 8)	0-0 6-3 1B		0-0 2B 1B		0-0 5-3		0-0 SH 1B	0-0 F7		4	2	1	0	0	0	0
Manny Trillo, R OBP: 0.294, SLG: 0.331 (1, 4)	0-0 F9		4-0 2B BB		0-3 K		0-0 SF8			2	1	0	1	1	1	0
Chris Brown, R OBP: 0.370, SLG: 0.417 (1, 5)	1-0 HBP		0-0 2B			4-0 1B BB	4-0 1B BB			1	1	1	2	2	0	0
Chili Davis, S OBP: 0.355, SLG: 0.493 (1, 9)	0-0 F3		0-0 F3			0-0 1B 1B	0-0 F9			4	0	1	0	0	0	4
Bob Brenly, R OBP: 0.366, SLG: 0.490 (1, 2)		0-0 F2		0-0 1B		0-0 F7	0-0 BB 1B			4	0	2	1	0	0	2
Rob Deer, R OBP: 0.500, SLG: 0.571 (1, 7)		0-3 K		0-0 HR		0-0 F7	4-0 FC6-4 BB			3	1	1	1	1	1	2
John Rabb, R OBP: 0.290, SLG: 0.323 (1, 3)		0-3 K		0-3 K		0-0 FC5 1B	0-0 FC6-4			4	0	1	1	0	2	3
Johnnie LeMaster, R OBP: 0.268, SLG: 0.285 (1, 6)			0-0 5-3	0-0 1-3		0-0 FC5		0-0 F5		4	0	0	0	0	0	2
Mike Krukow, R OBP: 0.157, SLG: 0.152 (1, 1)			0-0 6-3		0-3 K		0-0 SH SF8 2B	0-3 K		1	0	0	0	0	0	0
Alejandro Sanchez, R OBP: 0.167, SLG: 0.167 (5, PH)										1	0	0	0	0	0	1
Mark Davis, L OBP: 0.186, SLG: 0.244 (6, 1)										0	0	0	0	0	0	0
Duane Kuiper, L OBP: 0.259, SLG: 0.214 (7, PH)										1	0	1	0	0	0	0
Gene Richards, L OBP: 0.247, SLG: 0.296 (7, PR)										0	1	0	0	0	0	0
Greg Minton, S OBP: 0.100, SLG: 0.053 (8, 1)										1	0	0	0	0	1	0

Inning Stats	R: 0	H: 0	E: 0	K: 0	S: 3	H: 0	LOB: 1	BB: 0	P: 4	R: 0	H: 0	E: 0	K: 2	S: 7	H: 0	LOB: 0	BB: 0	P: 7	R: 2	H: 2	E: 0	K: 0	S: 5	H: 2	LOB: 1	BB: 1	P: 9	R: 1	H: 2	E: 0	K: 1	S: 6	H: 0	LOB: 0	BB: 0	P: 7	R: 0	H: 0	E: 0	K: 2	S: 7	H: 0	LOB: 0	BB: 0	P: 7	R: 1	H: 2	E: 0	K: 0	S: 5	H: 2	LOB: 2	BB: 1	P: 9	R: 2	H: 2	E: 0	K: 0	S: 6	H: 2	LOB: 3	BB: 2	P: 14	R: 0	H: 0	E: 0	K: 1	S: 5	H: 0	LOB: 0	BB: 0	P: 5
1B: 5	SF: 1	2B: 2	SAC: 1	3B: 0	DP: 0	HR: 1	HBP: 1	WP: 0	PA: 37	SB: 1	CS: 0																																																													

PITCHER	IP	WLS	BF	H	R	ER	SO	BB	IBB	HBP	BLK	WP	HR	S	P	ERA	WHIP
Rick Camp, R ERA: 3.6 (1, 1)	6.0		26	6	4	4	5	2	0	1	0	0	1	33	42	6.00	1.333
Tony Brizzolara, R ERA: 4.78 (7, 1)	0.1	L	4	1	2	2	0	1	0	0	1	0	0	3	7	54.00	6.000
Gene Garber, R ERA: 3.26 (7, 1)	1.2		7	1	0	0	1	1	0	0	0	0	0	8	12	0.00	1.200


BOTTOM

Atlanta Braves @ San Francisco Giants
Candlestick Park, San Francisco, CA

Sun Sep 09 1984, 6:33 AM EDT
Att. 8,680 - Unknown

livebaseballscorecards.com

AB 30
R 6
H 8
RBI 6
BB 4
SO 6
LOB 13



Batter	1	2	3	4	5	6	7	8	9	AB R H RBI BB SO LOB	TOP											
Milt Thompson, L (1, 7) OBP: 0.407, SLG: 0.375	0-3 K		4-0 FC5-4 BB		0-0 1B		0-0 4-3			3 1 1 0 1 1 0												
Rafael Ramirez, R (1, 6) OBP: 0.294, SLG: 0.318	0-0 4-3		0-0 FC5-4		4-0 1B		0-0 6-3			3 0 0 1 1 0 2												
Claudell Washington, L (1, 9) OBP: 0.375, SLG: 0.476	0-3 K		0-3 K		0-0 1B		0-0 F4			2 0 0 0 0 2 2												
Brad Komminsk, R (3, 9) OBP: 0.268, SLG: 0.317										2 0 1 1 0 0 0												
Dale Murphy, R (1, 8) OBP: 0.365, SLG: 0.526		0-3 K		0-3 K	0-3 K			0-0 4-3		4 0 0 0 0 3 2												
Gerald Perry, L (1, 3) OBP: 0.367, SLG: 0.356		4-0 BB		0-0 1B	0-0 6-3			0-0 4-3		3 0 1 0 1 0 2												
Randy Johnson, R (1, 5) OBP: 0.362, SLG: 0.420		0-0 9-3		0-0 1B		0-0 SH1-3 SF7 2B		0-0 F4		4 1 2 0 0 0 1												
Jerry Royster, R (1, 4) OBP: 0.261, SLG: 0.300			0-3 K	0-3 K		0-0 SH1-3			0-0 6-3	3 0 0 0 0 2 2	AB 30											
Bruce Benedict, R (1, 2) OBP: 0.296, SLG: 0.292			4-0 BB FC5-4 BB	0-0 F9		0-0 SF7			0-0 F8	2 1 0 1 1 0 2	R 3											
Zane Smith, L (1, 1) Pete Falcone, L (7, 1) OBP: 0.212, SLG: 0.273			0-0 E3 FC5-4 BB		0-0 6-3	0-3 K			0-3 K	3 0 0 0 0 1 1	H 5											
										1 0 0 0 0 1 0	RBI 3											
											BB 4											
											SO 10											
											LOB 14											
Inning Stats	R: 0 E: 0 K: 2 S: 7	H: 0 LOB: 0 BB: 0 P: 7	R: 0 E: 0 K: 1 S: 4	H: 0 LOB: 0 BB: 1 P: 8	R: 1 E: 1 K: 2 S: 8	H: 0 LOB: 2 BB: 2 P: 16	R: 0 E: 0 K: 2 S: 9	H: 2 LOB: 2 BB: 0 P: 9	R: 1 E: 0 K: 1 S: 7	H: 2 LOB: 2 BB: 1 P: 11	R: 1 E: 0 K: 1 S: 6	H: 1 LOB: 0 BB: 0 P: 6	R: 0 E: 0 K: 0 S: 3	H: 0 LOB: 0 BB: 0 P: 3	R: 0 E: 0 K: 0 S: 3	H: 0 LOB: 0 BB: 0 P: 3	R: 0 E: 0 K: 1 S: 5	H: 0 LOB: 0 BB: 0 P: 5	1B: 4 2B: 2 3B: 0 HR: 0	SF: 1 SAC: 1 DP: 1 HBP: 0	WP: 0 PB: 0 SB: 2 CS: 0	PA: 36
PITCHER	IP WLS BF H R ER SO BB IBB HBP BLK WP HR S P ERA WHIP																					
Nolan Ryan, R (1, 1) ERA: 3.07	6.0 L 27 5 3 2 9 4 0 0 0 0 0 0 41 57 3.00 1.500																					
Dave Smith, R (7, 1) ERA: 2.08	3.0 9 0 0 0 1 0 0 0 0 0 0 0 11 11 0.00 0.000																					

Atlanta Braves @ Houston Astros
Astrodome, Houston, TX
Mon Sep 10 1984, 8:05 PM EDT
Att. 6,208 - Unknown

livebaseballscorecards.com



Batter	1	2	3	4	5	6	7	8	9	AB	R	H	RBI	BB	SO	LOB
Bill Doran, S (1, 4) OBP: 0.358, SLG: 0.380	0-0 F3		0-0 6-3			0-0 1B S 1B		0-0 F5		4	0	1	0	0	0	0
Enos Cabell, R (1, 3) OBP: 0.343, SLG: 0.425	0-0 F3			0-0 5-3 2B 1B		0-0 F7		0-0 1B		4	1	2	0	0	0	1
Phil Gamet, R (1, 5) OBP: 0.348, SLG: 0.382	0-0 1B			0-0 5-3 1-2		0-3 K		0-0 F9		4	0	1	0	0	1	3
Jose Cruz, L (1, 7) OBP: 0.381, SLG: 0.466	0-0 F7			0-0 1B 2B		0-0 BB 1B		0-0 F9		4	0	2	1	0	0	2
Jerry Mumphy, S (1, 8) OBP: 0.355, SLG: 0.392		0-0 F9		0-0 1B		4-0 BB 1B			0-0 4-3	3	0	1	0	1	0	0
Terry Puhl, L (1, 9) OBP: 0.392, SLG: 0.444		0-3 K		0-0 1-3		0-0 F8			0-3 K	2	0	0	0	0	1	1
Jim Pankovits, R (6, PH) OBP: 0.318, SLG: 0.429										1	0	0	0	0	0	3
Dave Smith, R (7, 1)										0	0	0	0	0	0	0
Tim Tolman, R (9, PH) OBP: 0.154, SLG: 0.231										1	0	0	0	0	1	0
Mark Bailey, S (1, 2) OBP: 0.320, SLG: 0.329		0-0 6-3							0-0 F9	4	0	0	0	0	2	0
Craig Reynolds, L (1, 6) OBP: 0.290, SLG: 0.370			0-0 F9							2	0	0	0	0	0	0
Mike Richardt, R (7, PH) OBP: 0.188, SLG: 0.133						0-0 F6				1	0	0	0	0	0	0
Bert Pena, R (8, 6) OBP: 0.300, SLG: 0.333								0-0 F7		0	0	0	0	0	0	0
Nolan Ryan, R (1, 1) OBP: 0.127, SLG: 0.131			0-0 1-3							2	0	0	0	0	1	0
Kevin Bass, S (7, 9) OBP: 0.266, SLG: 0.330										1	0	0	0	0	1	0

Inning Stats	R: 0	H: 1	E: 0	K: 0	S: 4	R: 0	H: 0	E: 0	K: 1	S: 5	R: 0	H: 0	E: 0	K: 0	S: 3	R: 1	H: 3	E: 0	K: 0	S: 5	R: 0	H: 0	E: 0	K: 2	S: 7	R: 0	H: 2	E: 0	K: 1	S: 7	R: 0	H: 0	E: 0	K: 2	S: 7	R: 0	H: 1	E: 0	K: 0	S: 4	R: 0	H: 0	E: 0	K: 1	S: 5	R: 0	H: 0	E: 0	K: 0	S: 5	1B: 6	SF: 0	2B: 1	SAC: 0	3B: 0	DP: 0	HR: 0	HBP: 0	WP: 0	PA: 34
--------------	------	------	------	------	------	------	------	------	------	------	------	------	------	------	------	------	------	------	------	------	------	------	------	------	------	------	------	------	------	------	------	------	------	------	------	------	------	------	------	------	------	------	------	------	------	------	------	------	------	------	-------	-------	-------	--------	-------	-------	-------	--------	-------	--------

PITCHER	IP	WLS	BF	H	R	ER	SO	BB	IBB	HBP	BLK	WP	HR	S	P	ERA	WHIP
Zane Smith, L (1, 1) ERA: 1.5	6.0	W	24	6	1	1	4	1	0	0	0	0	0	31	35	1.50	1.167
Pete Falcone, L (7, 1) ERA: 4.16	3.0	S	10	1	0	0	3	0	0	0	0	0	0	16	16	0.00	0.333

BOTTOM

Atlanta Braves @ Houston Astros
Astrodome, Houston, TX

Mon Sep 10 1984, 8:05 PM EDT
Att. 6,208 - Unknown

AB	33
R	1
H	7
RBI	1
BB	1
SO	7
LOB	10



Batter	1	2	3	4	5	6	7	8	9	AB R H RBI BB SO LOB	TOP																
Milt Thompson, L OBP: 0.419, SLG: 0.370 (1, 7) X	0-0 1-3		0-0 4-3		0-0 E1 1B		0-0 SH SF9 SF7	4-0 BB		3 1 1 0 1 0 0																	
Rafael Ramirez, R OBP: 0.295, SLG: 0.319 (1, 6) X	0-0 HR 1B		0-0 3B 1B		0-0 F9		0-0 SF9	0-0 F8		4 2 2 1 0 0 3																	
Brad Komminsk, R OBP: 0.271, SLG: 0.316 (1, 9) X	0-0 F2		0-0 3B 1B		0-0 F9		4-0 BB BB		0-0 F7	4 1 1 0 1 0 2																	
Dale Murphy, R OBP: 0.370, SLG: 0.537 (1, 8) X	0-0 1-H HR		0-0 1-H 2-H 3B		4-0 IBB		4-0 1-2 BB		4-0 4-3 BB	2 1 2 4 3 0 0																	
Gerald Perry, L OBP: 0.362, SLG: 0.351 (1, 3) S S S	0-3 K		0-0 F9		0-0 F1		0-0 SF7		0-0 4-3	4 0 0 1 0 1 4																	
Randy Johnson, R OBP: 0.359, SLG: 0.413 (1, 5) X		0-0 6-3		4-0 F3 BB		0-3 K	0-0 F5		0-0 5-3	4 0 0 0 1 1 3																	
Jerry Royster, R OBP: 0.257, SLG: 0.295 (1, 4) X		0-0 F9		0-0 F3 1-2		0-3 K		0-0 6-3		4 0 0 0 0 1 1																	
Bruce Benedict, R OBP: 0.294, SLG: 0.289 (1, 2) X		0-0 6-3		0-0 6-3		0-0 F9		0-0 3-1		2 0 0 0 0 0 1																	
Alex Trevino, R OBP: 0.291, SLG: 0.352 (4, 2) X										2 0 0 0 0 0 0																	
Rick Mahler, R OBP: 0.311, SLG: 0.350 (1, 1) X			0-0 1-3		0-0 F9		0-0 E SF9 1B	0-0 BB 1B		2 0 0 0 0 0 1																	
Albert Hall, S OBP: 0.309, SLG: 0.338 (7, PH)										1 1 1 0 0 0 0																	
Gene Garber, R OBP: 0.154, SLG: 0.154 (7, 1) X										1 0 1 0 0 0 0																	
Inning Stats	R: 2 E: 0 K: 1 S: 7	H: 2 LOB: 0 BB: 0 P: 7	R: 0 E: 0 K: 0 S: 3	H: 0 LOB: 0 BB: 0 P: 3	R: 2 E: 0 K: 0 S: 6	H: 3 LOB: 1 BB: 0 P: 6	R: 0 E: 0 K: 0 S: 3	H: 0 LOB: 1 BB: 1 P: 7	R: 0 E: 1 K: 0 S: 4	H: 1 LOB: 2 BB: 1 P: 8	R: 0 E: 0 K: 2 S: 7	H: 0 LOB: 0 BB: 0 P: 7	R: 2 E: 1 K: 0 S: 5	H: 1 LOB: 2 BB: 2 P: 13	R: 0 E: 0 K: 0 S: 4	H: 1 LOB: 2 BB: 1 P: 8	R: 0 E: 0 K: 0 S: 3	H: 0 LOB: 1 BB: 1 P: 7	1B: 6 2B: 0 3B: 1 HR: 1	SF: 2 SAC: 1 DP: 0 HBP: 0	WP: 0 PB: 0 SB: 0 CS: 0	PA: 42					
PITCHER	IP WLS BF H R ER SO BB IBB HBP BLK WP HR S P ERA WHIP																										
Bob Knepper, L ERA: 3.12 (1, 1)	5.0		23	6	4	4	1	1	1	0	0	0	1	23	31	7.20	1.400										
Julio Solano, R ERA: 1.66 (6, 1)	1.1	L	7	1	2	0	2	1	0	0	0	0	0	10	14	0.00	1.500										
Bill Dawley, R ERA: 1.94 (7, 1)	1.2		8	1	0	0	0	2	0	0	0	0	0	6	14	0.00	1.800										
Frank DiPino, L ERA: 3.36 (9, 1)	1.0		4	0	0	0	0	1	0	0	0	0	0	3	7	0.00	1.000										

Atlanta Braves @ Houston Astros
Astrodome, Houston, TX
Tue Sep 11 1984, 8:05 PM EDT
Att. 7,389 - Unknown

livebaseballscorecards.com

AB	33
R	6
H	8
RBI	6
BB	6
SO	3
LOB	15



Batter	1	2	3	4	5	6	7	8	9
Bill Doran, S (1, 4) <small>OBP: 0.359, SLG: 0.380</small> Jim Pankovits, R (8, 4) <small>OBP: 0.313, SLG: 0.422</small>	0-0 4-3			0-0 1B 5-3 1B	0-0 SF8		1-0 FC4-6 HBP		0-0 F7
Terry Puhl, L (1, 9) <small>OBP: 0.388, SLG: 0.440</small>	0-0 4-3			0-0 5-3	0-0 FC5-4		0-0 FC4-6		
Phil Gamet, R (1, 5) <small>OBP: 0.347, SLG: 0.380</small>	0-0 F8			0-0 F3 1B 2-3 1B		0-3 K	0-0 5-3		
Jose Cruz, L (1, 7) <small>OBP: 0.380, SLG: 0.464</small>		0-0 F7		0-0 F3 1B 1-2		0-0 F7		0-0 4-3	
Jerry Mumphy, S (1, 8) <small>OBP: 0.356, SLG: 0.392</small>		0-3 K		0-0 F3 1-2 2-3		4-0 1B 3B BB		0-0 FC5-4 1B	
Enos Cabell, R (1, 3) <small>OBP: 0.342, SLG: 0.423</small> Frank DiPino, L (9, 1)		0-3 K		0-0 F3		0-0 3B 1B		0-0 FC5-4	
Craig Reynolds, L (1, 6) <small>OBP: 0.290, SLG: 0.373</small>			0-0 4-3		0-0 F3	0-0 1H 2H 3B		0-0 F3	
Mark Bailey, S (1, 2) <small>OBP: 0.320, SLG: 0.332</small> Bill Dawley, R (7, 1) <small>OBP: 0.429, SLG: 0.714</small> Tim Tolman, R (9, 3) <small>OBP: 0.143, SLG: 0.214</small>			0-3 K		0-0 1B SF8 2B	0-3 K		0-0 5-3	
Bob Knepper, L (1, 1) <small>OBP: 0.240, SLG: 0.246</small> Kevin Bass, S (5, PH) <small>OBP: 0.268, SLG: 0.332</small> Julio Solano, R (6, 1) <small>OBP: 0.333, SLG: 0.333</small> Alan Ashby, S (7, 2) <small>OBP: 0.323, SLG: 0.315</small>			0-0 4-3		0-0 FC5-4 1B		0-0 F3		0-0 F8

AB	R	H	RBI	BB	SO	LOB
2	1	1	1	0	0	0
1	0	0	0	0	0	0
4	0	0	0	0	0	3
4	0	1	0	0	1	1
4	0	1	1	0	0	0
3	1	1	0	1	1	2
4	1	1	0	0	1	3
0	0	0	0	0	0	0
4	0	1	2	0	0	1
3	1	1	0	0	2	1
0	0	0	0	0	0	0
1	0	0	0	0	0	0
1	0	1	0	0	0	0
0	0	0	0	0	0	0
2	0	0	0	0	0	0

BOTTOM

Atlanta Braves @ Houston Astros
Astrodome, Houston, TX
Tue Sep 11 1984, 8:05 PM EDT
Att. 7,389 - Unknown

livebaseballscorecards.com

AB	34
R	4
H	8
RBI	4
BB	1
SO	5
LOB	11



1B: 6	SF: 1
2B: 1	SAC: 0
3B: 1	DP: 0
HR: 0	HBP: 1

Inning	1	2	3	4	5	6	7	8	9
R : 0	H : 0	R : 0	H : 0	R : 1	H : 3	R : 2	H : 2	R : 0	H : 1
E : 0	LOB : 0	E : 0	LOB : 0	E : 0	LOB : 2	E : 0	LOB : 1	E : 0	LOB : 1
K : 0	BB : 0	K : 2	BB : 0	K : 0	BB : 0	K : 2	BB : 1	K : 0	BB : 0
S : 3	P : 3	S : 7	P : 7	S : 5	P : 5	S : 9	P : 13	S : 3	P : 4

PITCHER	IP	WLS	BF	H	R	ER	SO	BB	IBB	HBP	BLK	WP	HR	S	P	ERA	WHIP
Rick Mahler, R (1, 1) <small>ERA: 2.96</small>	6.0	W	26	7	4	4	5	1	0	0	0	0	0	35	39	6.00	1.333
Gene Garber, R (7, 1) <small>ERA: 3.15</small>	3.0	S	11	1	0	0	0	0	0	1	0	0	0	10	11	0.00	0.333

WP	PA	ERA	WHIP
0	37		
0			
0			

Batter	1	2	3	4	5	6	7	8	9	AB R H RBI BB SO LOB
Milt Thompson, L (1, 7) OBP: 0.417, SLG: 0.355	0-3 K		0-0 4-3			0-0 S 1B	4-0 FC6-4 IBB		0-3 K	4 1 1 0 1 2 2
Rafael Ramirez, R (1, 6) OBP: 0.294, SLG: 0.318	0-0 6-3			0-0 F9		0-0 PB 1B 1-H	0-0 FC6-4		0-0 FC5-4	5 0 1 2 0 0 2
Brad Komminsk, R (1, 9) OBP: 0.270, SLG: 0.314	0-0 F7			0-0 F7		0-0 PB 1B 1-2	0-0 F8		0-3 K	5 0 1 0 0 1 2
Dale Murphy, R (1, 8) OBP: 0.370, SLG: 0.535		0-3 K		0-0 6-3		0-0 F5		0-0 E S 1B		4 1 1 0 0 1 2
Chris Chambliss, L (1, 3) OBP: 0.353, SLG: 0.364		0-0 4-3			4-0 FC5-4 BB	4-0 1-2 2-3 IBB		0-3 K		2 0 0 0 2 1 1
Randy Johnson, R (1, 5) OBP: 0.353, SLG: 0.406		0-0 F3			0-0 FC5-4 CS 1-2f	0-0 F7		0-0 F9		4 0 0 0 0 0 5
Paul Runge, R (1, 4) OBP: 0.426, SLG: 0.452			0-0 F8		4-0 1-2 BB		0-0 SH1-4 FC6-4 1B	0-0 S 1B 1-H		3 1 2 1 1 0 0
Alex Trevino, R (1, 2) OBP: 0.294, SLG: 0.352			4-0 S BB		0-3 K		0-0 SH1-4 FC6-4 1B	0-0 1-3		3 1 1 0 1 1 2
Pascual Perez, R (1, 1) OBP: 0.185, SLG: 0.138			0-3 K 1-2			0-0 F7	0-0 SH1-4		4-0 FC5-4 BB	2 0 0 0 1 1 1

Atlanta Braves @ Houston Astros
Astrodome, Houston, TX
Wed Sep 12 1984, 8:05 PM EDT
Att. 8,515 - Unknown

livebaseballscorecards.com

AB	32
R	4
H	7
RBI	3
BB	6
SO	7
LOB	17



Inning Stats	R: 0 E: 0 K: 1 S: 5	H: 0 LOB: 0 BB: 0 P: 5	R: 0 E: 0 K: 1 S: 5	H: 0 LOB: 0 BB: 0 P: 5	R: 0 E: 0 K: 1 S: 5	H: 0 LOB: 1 BB: 1 P: 9	R: 0 E: 0 K: 0 S: 3	H: 0 LOB: 0 BB: 0 P: 3	R: 0 E: 0 K: 1 S: 4	H: 0 LOB: 1 BB: 2 P: 12	R: 1 E: 0 K: 0 S: 6	H: 3 LOB: 3 BB: 1 P: 10	R: 2 E: 0 K: 0 S: 5	H: 2 LOB: 1 BB: 1 P: 9	R: 1 E: 0 K: 1 S: 7	H: 2 LOB: 1 BB: 0 P: 7	R: 0 E: 0 K: 2 S: 7	H: 0 LOB: 1 BB: 1 P: 11	1B: 7 2B: 0 3B: 0 HR: 0	SF: 0 SAC: 1 DP: 0 HBP: 0	WP: 0 PB: 1 SB: 4 CS: 1	PA: 39
--------------	------------------------------	---------------------------------	------------------------------	---------------------------------	------------------------------	---------------------------------	------------------------------	---------------------------------	------------------------------	----------------------------------	------------------------------	----------------------------------	------------------------------	---------------------------------	------------------------------	---------------------------------	------------------------------	----------------------------------	----------------------------------	------------------------------------	----------------------------------	--------

PITCHER	IP	WLS	BF	H	R	ER	SO	BB	IBB	HBP	BLK	WP	HR	S	P	ERA	WHIP
Joe Niekro, R (1, 1) ERA: 2.86	6.0		24	3	1	1	4	3	1	0	0	0	0	28	44	1.50	1.000
Dave Smith, R (7, 1) ERA: 2.34	0.0	L	2	2	2	2	0	0	0	0	0	0	0	2	2	∞	∞
Bill Dawley, R (7, 1) ERA: 2.01	2.0		9	2	1	1	1	0	1	0	0	0	0	10	14	4.50	1.000
Frank DiPino, L (9, 1) ERA: 3.31	1.0		4	0	0	0	2	1	0	0	0	0	0	7	11	0.00	1.000

PITCHER	IP	WLS	BF	H	R	ER	SO	BB	IBB	HBP	BLK	WP	HR	S	P	ERA	WHIP
---------	----	-----	----	---	---	----	----	----	-----	-----	-----	----	----	---	---	-----	------

San Francisco Giants @ Atlanta Braves
 Atlanta-Fulton County Stadium, Atlanta, GA

Fri Sep 14 1984, 7:05 PM EDT
 Att. 9,857 - Unknown

livebaseballscorecards.com

AB	32
R	3
H	9
RBI	2
BB	3
SO	1
LOB	13



Batter	1	2	3	4	5	6	7	8	9	AB R H RBI BB SO LOB
Brad Wellman, R (1, 6) OBP: 0.277, SLG: 0.309 Scot Thompson, L (8, PH) OBP: 0.387, SLG: 0.361 (8, 3)	0-0 5-3		0-0 FC6-4			0-0 5-3		0-0 6-3		3 0 0 0 0 0 1 1 0 0 0 0 0 1
Manny Trillo, R (1, 4) OBP: 0.300, SLG: 0.339	0-0 1-3		0-0 F9			0-0 G4-6-3 1B		0-0 F8		4 0 1 0 0 0 2
Chili Davis, S (1, 8) OBP: 0.358, SLG: 0.498 (9, 9)	4-0 BB			0-0 1B		0-0 G4-6-3 1-2f		4-0 1B E BB		2 1 1 0 2 0 1
Dusty Baker Jr., R (1, 7) OBP: 0.376, SLG: 0.357 Dan Gladden, R (9, PR) OBP: 0.393, SLG: 0.449 (9, 8)	0-0 F8		0-0 F4		0-0 F3		0-0 5-3	0-0 E5 HR 1B		4 0 1 0 0 0 2 0 1 0 0 0 0 0
Bob Brenly, R (1, 2) OBP: 0.364, SLG: 0.490		0-0 F7		0-0 F3			0-0 6-3	0-0 HR 2-H		4 1 1 2 0 0 0
Alejandro Sanchez, R (1, 9) OBP: 0.300, SLG: 0.300 (9, 7)		0-0 CS 1B			0-0 G3		0-0 1B	0-3 K		4 0 2 0 0 1 1
Chris Brown, R (1, 5) OBP: 0.282, SLG: 0.333		0-0 F8			0-0 6-3		0-0 F9	0-0 2B		4 0 1 0 0 0 2
John Rabb, R (1, 3) OBP: 0.296, SLG: 0.317 Gene Richards, L (8, PH) OBP: 0.347, SLG: 0.287 Greg Minton, S (8, 1) OBP: 0.095, SLG: 0.050		0-0 CS 1-2	0-0 5-3		4-0 BB		0-0 SH1-3 1B	0-0 6-3		1 0 0 0 1 0 0 1 0 1 0 0 0 0 1 0 0 0 0 0 1
Jeff Robinson, R (1, 1) OBP: 0.148, SLG: 0.119 Duane Kuiper, L (8, PH) OBP: 0.283, SLG: 0.210 Fran Mullins, R (8, 6) OBP: 0.277, SLG: 0.333			0-0 FC6-4 1B		0-0 4-3		0-0 SH1-3 1-2	0-0 6-3		2 0 1 0 0 0 1 0 0 0 0 0 0 0 1 0 0 0 0 0 1

Inning Stats	R: 0 E: 0 K: 0 S: 3	H: 0 LOB: 1 BB: 1 P: 7	R: 0 E: 0 K: 0 S: 3	H: 1 LOB: 0 BB: 0 P: 3	R: 0 E: 0 K: 0 S: 4	H: 1 LOB: 1 BB: 0 P: 4	R: 0 E: 0 K: 0 S: 3	H: 1 LOB: 0 BB: 0 P: 3	R: 0 E: 0 K: 0 S: 3	H: 0 LOB: 1 BB: 1 P: 7	R: 0 E: 0 K: 0 S: 3	H: 1 LOB: 0 BB: 0 P: 3	R: 0 E: 0 K: 0 S: 4	H: 1 LOB: 1 BB: 0 P: 4	R: 3 E: 1 K: 1 S: 8	H: 3 LOB: 1 BB: 1 P: 12	1B: 7 2B: 1 3B: 0 HR: 1	SF: 0 SAC: 1 DP: 1 HBP: 0	WP: 0 PB: 0 SB: 0 CS: 2	PA: 37
--------------	------------------------------	---------------------------------	------------------------------	---------------------------------	------------------------------	---------------------------------	------------------------------	---------------------------------	------------------------------	---------------------------------	------------------------------	---------------------------------	------------------------------	---------------------------------	------------------------------	----------------------------------	----------------------------------	------------------------------------	----------------------------------	--------

PITCHER	IP	WLS	BF	H	R	ER	SO	BB	IBB	HBP	BLK	WP	HR	S	P	ERA	WHIP
Craig McMurtry, R (1, 1) ERA: 4.65	8.0		29	6	0	0	0	2	0	0	0	0	0	27	35	0.00	1.000
Donnie Moore, R (9, 1) ERA: 2.92	0.1	L	5	3	3	3	1	1	0	0	0	0	1	6	10	81.00	12.000
Jeff Dedmon, R (9, 1) ERA: 3.95	0.2		2	0	0	0	0	0	0	0	0	0	0	2	2	0.00	0.000

PITCHER	IP	WLS	BF	H	R	ER	SO	BB	IBB	HBP	BLK	WP	HR	S	P	ERA	WHIP
---------	----	-----	----	---	---	----	----	----	-----	-----	-----	----	----	---	---	-----	------

Batter	1	2	3	4	5	6	7	8	9	AB R H RBI BB SO LOB	TOP	
Brad Wellman, R (1, 6) OBP: 0.276, SLG: 0.305	4-0 G6-3 BB			x 0-0 5-3		x 0-0 5-3			0-3 K	3 0 0 0 1 1 0	San Francisco Giants @ Atlanta Braves Atlanta-Fulton County Stadium, Atlanta, GA Sat Sep 15 1984, 7:05 PM EDT Att: 16,119 - Unknown livebaseballscorecards.com	
Manny Trillo, R (1, 4) OBP: 0.299, SLG: 0.341	x 0-0 G6-3 1-2f		x 0-0 G3 2B			x 0-0 F8		x 0-0 L6	4 0 1 0 0 0 1			
Chili Davis, S (1, 8) OBP: 0.359, SLG: 0.498	x 0-0 4-3		x 0-0 G3 2-3			x 0-0 1B 1B		x 0-0 BLK 1B	4 1 2 0 0 0 1			
Jeffrey Leonard, R (1, 7) OBP: 0.361, SLG: 0.496		x 0-0 1-3	s s s 0-3 K			x 0-0 G4-6-3 1-2 1B		x 0-0 1B	4 0 2 1 0 1 1			
Bob Brenly, R (1, 2) OBP: 0.363, SLG: 0.488		x 0-0 L1		x 0-0 G6-3 1B		x 0-0 G4-6-3 1-2f		x 0-0 F9	4 0 1 0 0 0 3			
Scot Thompson, L (1, 3) OBP: 0.362, SLG: 0.356		x 0-0 F8		x 0-0 G6-3 1-2f			x 0-0 4-3		3 0 0 0 0 0 1			
Alejandro Sanchez, R (1, 9) OBP: 0.231, SLG: 0.231			x 0-0 1-3	s s s 0-3 K			x 0-0 L4		3 0 0 0 0 1 0			
Chris Brown, R (1, 5) OBP: 0.286, SLG: 0.359			s s s 0-3 K			x 0-0 6-3		x 0-0 2B	3 0 1 0 0 1 0			
Mike Krukow, R (1, 1) OBP: 0.145, SLG: 0.149 Bob Lacey, R (5, 1) OBP: 0.333, SLG: 0.333 Gene Richards, L (6, PH) OBP: 0.345, SLG: 0.285 Scott Garrelts, R (6, 1) OBP: 0.100, SLG: 0.100 Duane Kuiper, L (8, PH) OBP: 0.281, SLG: 0.208 Mark Calvert, R (8, 1)			x 0-0 6-3			x 0-0 F8		x 0-0 4-3	1 0 0 0 0 0 0 0 0 0 0 0 0 0 1 0 0 0 0 0 0 0 0 0 0 0 0 0 1 0 0 0 0 0 1 0 0 0 0 0 0 0			
Inning Stats	R: 0 H: 0 E: 0 LOB: 0 K: 0 BB: 1 S: 2 P: 6	R: 0 H: 0 E: 0 LOB: 0 K: 0 BB: 0 S: 3 P: 3	R: 0 H: 0 E: 0 LOB: 0 K: 1 BB: 0 S: 5 P: 5	R: 0 H: 1 E: 0 LOB: 1 K: 1 BB: 0 S: 6 P: 6	R: 0 H: 1 E: 0 LOB: 0 K: 1 BB: 0 S: 5 P: 5	R: 0 H: 0 E: 0 LOB: 0 K: 0 BB: 0 S: 3 P: 3	R: 0 H: 2 E: 0 LOB: 1 K: 0 BB: 0 S: 4 P: 4	R: 0 H: 1 E: 0 LOB: 1 K: 0 BB: 0 S: 4 P: 4	R: 1 H: 2 E: 0 LOB: 1 K: 1 BB: 0 S: 7 P: 7	1B: 5 SF: 0 2B: 2 SAC: 0 3B: 0 DP: 3 HR: 0 HBP: 0	WP: 0 PA: 32 PB: 0 SB: 0 CS: 0	
PITCHER Rick Camp, R (1, 1) ERA: 3.43	IP WLS BF H R ER SO BB IBB HBP BLK WP HR S P ERA WHIP	9.0 W 32 7 1 1 4 1 0 0 0 1 0 0 39 43 1.00 0.889										



Batter	1	2	3	4	5	6	7	8	9	AB	R	H	RBI	BB	SO	LOB
Milt Thompson, L (1, 7) OBP: 0.409, SLG: 0.324	0-0 4-3 S	0-3 K			0-0 G6-4-3 1B		4-0 E S BB			3	1	1	0	1	1	1
Rafael Ramirez, R (1, 6) OBP: 0.295, SLG: 0.321	0-0 F7		0-0 6-3		4-0 G6-4-3 BB		0-0 4-3			3	0	0	0	1	0	1
Brad Komminsk, R (1, 9) OBP: 0.266, SLG: 0.306	4-0 2B BB		0-3 K		0-0 G6-4-3 1-2f 2-3		0-0 5-3			3	1	0	0	1	1	2
Dale Murphy, R (1, 8) OBP: 0.371, SLG: 0.538	0-0 1-H 2B		0-0 HR 2B		0-0 CS 1B		0-0 BB 1B			4	1	4	2	0	0	0
Gerald Perry, L (1, 3) OBP: 0.373, SLG: 0.370	4-0 BB		0-0 HR		0-0 CS 1-2	0-0 6-3		0-0 BB 1B		3	1	2	2	1	0	0
Randy Johnson, R (1, 5) OBP: 0.342, SLG: 0.393	0-3 K		0-0 F7		0-0 5-3	0-0 5-3		0-0 F9		4	0	0	0	0	1	4
Paul Runge, R (1, 4) OBP: 0.407, SLG: 0.417		0-0 6-3		0-3 K		0-0 F5		4-0 1-2 2-3 FC6-4 BB		3	0	0	0	1	1	0
Alex Trevino, R (1, 2) OBP: 0.290, SLG: 0.346		0-0 1B		0-0 F8		0-0 5-3		0-0 FC6-4		4	0	1	0	0	0	3
Rick Camp, R (1, 1) OBP: 0.136, SLG: 0.140		0-0 P4		0-0 5-3		0-3 K				3	0	0	0	0	1	1

Inning Stats	R: 1	H: 1	E: 0	K: 1	S: 6	LOB: 2	BB: 2	P: 14	R: 0	H: 1	E: 0	K: 1	S: 6	LOB: 1	BB: 0	P: 6	R: 2	H: 2	E: 0	K: 1	S: 7	LOB: 0	BB: 0	P: 7	R: 0	H: 0	E: 0	K: 1	S: 5	LOB: 0	BB: 0	P: 5	R: 1	H: 2	E: 0	K: 0	S: 3	LOB: 0	BB: 1	P: 7	R: 0	H: 0	E: 0	K: 0	S: 3	LOB: 0	BB: 0	P: 3	R: 0	H: 0	E: 0	K: 1	S: 5	LOB: 1	BB: 1	P: 9	R: 0	H: 2	E: 0	K: 0	S: 5	LOB: 3	BB: 1	P: 9
--------------	------	------	------	------	------	--------	-------	-------	------	------	------	------	------	--------	-------	------	------	------	------	------	------	--------	-------	------	------	------	------	------	------	--------	-------	------	------	------	------	------	------	--------	-------	------	------	------	------	------	------	--------	-------	------	------	------	------	------	------	--------	-------	------	------	------	------	------	------	--------	-------	------

PITCHER	IP	WLS	BF	H	R	ER	SO	BB	IBB	HBP	BLK	WP	HR	S	P	ERA	WHIP
Mike Krukow, R (1, 1) ERA: 4.53	4.2	L	22	6	4	4	4	3	0	0	0	0	1	27	39	7.71	1.929
Bob Lacey, L (5, 1) ERA: 3.77	0.1		0	0	0	0	0	0	0	0	0	0	0	0	0	0.00	0.000
Scott Garrelts, R (6, 1) ERA: 5.65	2.0		7	0	0	0	1	1	0	0	0	0	0	8	12	0.00	0.500
Mark Calvert, R (8, 1) ERA: 5.67	1.0		6	2	0	0	0	1	0	0	0	0	0	5	9	0.00	3.000

BOTTOM

San Francisco Giants @ Atlanta Braves
Atlanta-Fulton County Stadium, Atlanta, GA

Sat Sep 15 1984, 7:05 PM EDT
Att. 16,119 - Unknown

AB	30
R	4
H	8
RBI	4
BB	5
SO	5
LOB	12

livebaseballscorecards.com

1B:	5	SF:	0	WP:	0	PA:	36
2B:	2	SAC:	0	PB:	0		
3B:	0	DP:	1	SB:	2		
HR:	1	HBP:	0	CS:	1		



Batter	1	2	3	4	5	6	7	8	9
Milt Thompson, L (1, 7) OBP: 0.408, SLG: 0.333	0-0 BB HR 1B		0-0 E 1B SF8 1B	0-0 4-3		0-0 F1		0-3 K	
Rafael Ramirez, R (1, 6) OBP: 0.298, SLG: 0.322	4-0 1-2 HR BB		0-0 F8		0-0 2B 2B 1B	0-0 F7		0-0 IBB 1B	
Brad Komminsk, R (1, 9) OBP: 0.264, SLG: 0.304	0-3 K		0-0 SF8 E 1-2 1B		0-0 F8	0-3 K		0-0 F5	
Dale Murphy, R (1, 8) OBP: 0.373, SLG: 0.545	0-0 1-H 2-H HR		0-0 E4 1-2 2-3		0-0 2B 2B		0-0 E8 WP FC5	4-0 1-2 IBB	
Gerald Perry, L (1, 3) OBP: 0.373, SLG: 0.368	0-3 K		0-0 SF8 2-3 3-H		4-0 2B IBB		4-0 FC5 2-3 4-3 BB	0-0 4-3	
Randy Johnson, R (1, 5) OBP: 0.341, SLG: 0.394	0-0 6-3		0-0 6-3		0-0 2B		0-0 FC5 1-3 3-H		
Paul Runge, R (1, 4) OBP: 0.386, SLG: 0.392		0-0 F8		0-0 F8	0-0 F9		0-0 4-3		
Chris Chambliss, L (7, PH) OBP: 0.352, SLG: 0.363									
Jerry Royster, R (8, 4) OBP: 0.257, SLG: 0.295									
Bruce Benedict, R (1, 2) OBP: 0.297, SLG: 0.287		0-0 6-3		0-0 F9	4-0 IBB		4-0 IBB		
Rick Mahler, R (1, 1) OBP: 0.313, SLG: 0.349		0-0 6-3		0-0 1B	0-0 6-3		0-0 4-3		
Gene Garber, R (7, 1) OBP: 0.143, SLG: 0.143									

Inning Stats	R: 3	H: 2	E: 0	K: 2	S: 9	LOB: 0	BB: 1	P: 13
	R: 0	H: 0	E: 0	K: 0	S: 3	LOB: 0	BB: 0	P: 3
	R: 1	H: 2	E: 1	K: 0	S: 6	LOB: 2	BB: 0	P: 6
	R: 0	H: 1	E: 0	K: 0	S: 4	LOB: 1	BB: 0	P: 4
	R: 2	H: 3	E: 0	K: 0	S: 6	LOB: 3	BB: 2	P: 14
	R: 0	H: 0	E: 0	K: 1	S: 5	LOB: 0	BB: 0	P: 5
	R: 1	H: 0	E: 1	K: 0	S: 4	LOB: 2	BB: 2	P: 12
	R: 0	H: 1	E: 0	K: 1	S: 6	LOB: 2	BB: 1	P: 10

PITCHER										PITCHER																									
IP	WLS	BF	H	R	ER	SO	BB	IBB	HBP	BLK	WP	HR	S	P	ERA	WHIP	IP	WLS	BF	H	R	ER	SO	BB	IBB	HBP	BLK	WP	HR	S	P	ERA	WHIP		
Bill Laskey, R (1, 1) ERA: 4.45	5.0	L	27	8	6	5	2	1	0	0	0	1	28	40	9.00	1.800																			
Scott Garrelts, R (6, 1) ERA: 5.5	1.0		5	0	1	0	1	0	0	0	1	0	6	10	0.00	1.000																			
Greg Minton, R (7, 1) ERA: 3.8	1.0		4	0	0	0	0	0	0	0	0	0	3	7	0.00	0.000																			
Gary Lavelle, L (8, 1) ERA: 2.87	1.0		5	1	0	0	1	0	0	0	0	0	6	10	0.00	1.000																			

BOTTOM

San Francisco Giants @ Atlanta Braves
Atlanta-Fulton County Stadium, Atlanta, GA

Sun Sep 16 1984, 3:33 AM EDT
Att. 9,526 - Unknown

AB	R	H	RBI	BB	SO	LOB
5	2	2	0	0	1	1
4	2	2	0	1	0	1
5	0	1	0	0	2	4
4	2	2	3	1	0	2
2	1	0	1	2	1	2
4	0	1	2	0	0	4
3	0	0	0	0	0	2
1	0	0	1	0	0	1
0	0	0	0	0	0	0
2	0	0	0	2	0	0
3	0	1	0	0	0	3
1	0	0	0	0	0	2

livebaseballscorecards.com

AB	34
R	7
H	9
RBI	7
BB	6
SO	4
LOB	22

Braves

WP: 1	PA: 41
PB: 0	
SB: 0	
CS: 0	

Batter	1	2	3	4	5	6	7	8	9	AB R H RBI BB SO LOB	TOP											
Steve Sax, R (1, 4) OBP: 0.292, SLG: 0.295	0-0 CS 1B		0-0 6-3		0-0 1B G4-6-3	4-0 1B FC5-4	0-0 1-3			4 1 2 0 1 0 1												
Dave Anderson, R (1, 5) OBP: 0.333, SLG: 0.324	0-0 6-3 1-2		0-0 5-3		0-0 1B G4-6-3	0-0 1B FC5-4		4-0 BB FC4-6		4 1 1 1 1 0 3												
Ken Landreaux, L (1, 9) OBP: 0.301, SLG: 0.383	0-0 E3 HR		0-0 WP 2B 1B		0-0 1-2f 3-H G4-6-3	0-0 1-2 1B		0-0 1-2f FC4-6		5 2 2 1 0 0 2 0 0 0 0 0 0 0												
Ed Amelung, L (8, PR) OBP: 0.250, SLG: 0.211																						
Pedro Guerrero, R (1, 8) OBP: 0.350, SLG: 0.456	0-0 1-H HR		0-0 1-H 2B		0-3 K BB	0-0 1-2 2-H 1B		4-0 BB G1-6-3		4 1 3 4 1 1 0 0 0 0 0 0 0 0												
Candy Maldonado, R (8, PR) OBP: 0.311, SLG: 0.378																						
Mike Marshall, R (1, 7) OBP: 0.322, SLG: 0.451	0-0 L4		0-3 K		4-0 1-2 BB	0-3 K		0-0 1-2f G1-6-3		2 0 0 0 0 1 1 1 0 0 0 1 1 2 1 0 0 0 0 0 2												
Terry Whitfield, L (4, 7) OBP: 0.311, SLG: 0.366																						
Pat Zachry, R (6, 1) OBP: 0.333, SLG: 0.333																						
Mike Scioscia, L (1, 2) OBP: 0.384, SLG: 0.388		0-0 1-3		0-0 HR	0-0 F4		0-0 3-1		0-3 K	4 1 1 1 0 0 2 1 0 0 0 0 1 0												
Jack Fimple, R (7, 2) OBP: 0.208, SLG: 0.174																						
Greg Brock, L (1, 3) OBP: 0.327, SLG: 0.404		4-0 BB		0-3 K		0-0 1B FC5-4	0-0 1-3		0-0 WP 1B	4 1 2 0 1 1 0												
Bill Russell, R (1, 6) OBP: 0.333, SLG: 0.319		0-3 K		0-0 F7		0-0 1B FC5-4	4-0 2B BB		0-0 6-3	3 1 1 0 0 1 1 1 1 0 0 1 0 1												
German Rivera, R (7, PH) OBP: 0.323, SLG: 0.365																						
Bob Welch, R (1, 1) OBP: 0.125, SLG: 0.087		0-3 K		0-3 K2-3		0-3 K	0-0 1-H 2B		0-0 L6	2 0 0 0 0 2 1 3 0 1 1 0 1 3												
R.J. Reynolds, S (6, PH) OBP: 0.295, SLG: 0.344																						
Inning Stats	R: 2 E: 1 K: 0 S: 5	H: 2 LOB: 0 BB: 0 P: 5	R: 0 E: 0 K: 2 S: 7	H: 0 LOB: 1 BB: 1 P: 11	R: 1 E: 0 K: 1 S: 7	H: 2 LOB: 1 BB: 0 P: 7	R: 1 E: 0 K: 2 S: 8	H: 1 LOB: 0 BB: 0 P: 8	R: 1 E: 0 K: 1 S: 7	H: 2 LOB: 2 BB: 1 P: 11	R: 3 E: 0 K: 2 S: 11	H: 4 LOB: 2 BB: 1 P: 15	R: 1 E: 0 K: 0 S: 4	H: 1 LOB: 1 BB: 1 P: 8	R: 0 E: 0 K: 0 S: 2	H: 0 LOB: 2 BB: 2 P: 10	R: 0 E: 0 K: 1 S: 6	H: 1 LOB: 1 BB: 0 P: 6	1B: 9 2B: 2 3B: 0 HR: 2	SF: 0 SAC: 0 DP: 2 HBP: 0	WP: 3 PB: 0 SB: 1 CS: 1	PA: 45
PITCHER	IP WLS BF H R ER SO BB IBB HBP BLK WP HR S P ERA WHIP																					
Pascual Perez, R (1, 1) ERA: 3.66	4.0 L 19 6 5 3 5 1 0 0 0 1 2 28 32 6.75 1.750																					
Pete Falcone, L (5, 1) ERA: 4.13	1.0 5 1 0 0 1 1 0 0 0 1 0 6 10 0.00 2.000																					
Tony Brizzolara, R (6, 1) ERA: 5.74	0.1 4 2 3 3 1 1 0 0 0 0 0 5 9 81.00 9.000																					
Jeff Dedmon, R (6, 1) ERA: 3.98	1.2 9 3 1 1 1 1 0 0 0 0 0 10 14 5.40 2.400																					
Mike Payne, R (8, 1) ERA: 6.35	2.0 8 1 0 0 1 2 0 0 0 1 0 8 16 0.00 1.500																					

Los Angeles Dodgers @ Atlanta Braves
Atlanta-Fulton County Stadium, Atlanta, GA
Mon Sep 17 1984, 7:05 PM EDT
Att: 11,243 - Unknown

livebaseballscorecards.com

AB	39
R	9
H	13
RBI	8
BB	6
SO	9
LOB	19



Batter	1	2	3	4	5	6	7	8	9
Milt Thompson, L (1, 7) OBP: 0.397, SLG: 0.320	0-3 K		0-0 E6 G3	4-0 BB 1-2 2-3		0-0 1B 1-H		0-0 1B 2-3	
Rafael Ramirez, R (1, 6) OBP: 0.293, SLG: 0.317	0-0 4-3		0-0 G3 2-3 3-H	0-0 F9			0-0 F3	0-0 6-3	
Brad Komminsk, R (1, 9) OBP: 0.261, SLG: 0.302	0-0 2B		0-0 F8		0-0 5-3		0-0 F8		
Dale Murphy, R (1, 8) OBP: 0.375, SLG: 0.548	0-3 K			0-0 2B 1B	0-0 HR		0-0 3-1		
Gerald Perry, L (1, 3) OBP: 0.371, SLG: 0.366		0-0 F5		0-0 WP 2B 1-H	0-0 F7		0-0 1-3		
Randy Johnson, R (1, 5) Albert Hall, S (8, PR) Alex Trevino, R (9, 2) OBP: 0.335, SLG: 0.386 OBP: 0.309, SLG: 0.338 OBP: 0.290, SLG: 0.346		0-0 1-3		0-0 G3 2-3	0-0 F8		0-0 PB 5-3 2B 1B		
Paul Runge, R (1, 4) OBP: 0.385, SLG: 0.407		0-0 F6		0-3 K		0-0 5-3	0-0 5-3 1-2		
Bruce Benedict, R (1, 2) Claudell Washington, L (8, PH) Donnie Moore, L (9, 1) OBP: 0.298, SLG: 0.286 OBP: 0.377, SLG: 0.476			0-3 K	0-0 BB 1B 3-H	0-0 5-3		4-0 2B BB 2-3		
Zane Smith, L (1, 1) Gene Garber, R (8, 1) Chris Chambliss, L (8, PH) Paul Zuvella, R (8, PR) OBP: 0.500, SLG: 0.500 OBP: 0.143, SLG: 0.143 OBP: 0.353, SLG: 0.367 OBP: 0.333, SLG: 0.400			0-0 E G3 1B	0-0 BB 1B 1-2		0-0 1B 1B	0-0 1B 2B 1-H 3-H		

Inning Stats	R: 0 E: 0 K: 2 S: 8	H: 1 LOB: 1 BB: 0 P: 8	R: 0 E: 0 K: 0 S: 3	H: 0 LOB: 0 BB: 0 P: 3	R: 1 E: 1 K: 1 S: 7	H: 1 LOB: 1 BB: 0 P: 7	R: 2 E: 0 K: 1 S: 9	H: 4 LOB: 3 BB: 1 P: 13	R: 1 E: 0 K: 0 S: 4	H: 1 LOB: 0 BB: 0 P: 4	R: 0 E: 0 K: 0 S: 4	H: 2 LOB: 2 BB: 0 P: 4	R: 0 E: 0 K: 0 S: 3	H: 0 LOB: 0 BB: 0 P: 3	R: 2 E: 0 K: 0 S: 6	H: 3 LOB: 3 BB: 1 P: 10
--------------	------------------------------	---------------------------------	------------------------------	---------------------------------	------------------------------	---------------------------------	------------------------------	----------------------------------	------------------------------	---------------------------------	------------------------------	---------------------------------	------------------------------	---------------------------------	------------------------------	----------------------------------

PITCHER	IP	WLS	BF	H	R	ER	SO	BB	IBB	HBP	BLK	WP	HR	S	P	ERA	WHIP
Alejandro Pena, R (1, 1) ERA: 2.48	4.0		20	6	3	2	4	1	0	0	0	1	0	27	31	4.50	1.750
Burt Hooton, R (5, 1) ERA: 3.44	3.2	L	15	4	3	3	0	1	0	0	0	0	1	14	18	7.36	1.364
Ken Howell, R (8, 1) ERA: 3.72	0.1		3	2	0	0	0	0	0	0	0	0	0	3	3	0.00	6.000

BOTTOM

Los Angeles Dodgers @ Atlanta Braves
Atlanta-Fulton County Stadium, Atlanta, GA

Tue Sep 18 1984, 7:05 PM EDT
Att. 10,005 - Unknown

AB	R	H	RBI	BB	SO	LOB
4	0	2	0	1	1	1
5	0	0	1	0	0	7
4	0	1	0	0	0	1
4	2	2	1	0	1	1
4	1	1	1	0	0	0
4	0	1	0	0	0	1
0	1	0	0	0	0	0
0	0	0	0	0	0	0
4	0	0	0	0	1	2
3	0	1	0	0	1	0
0	1	0	0	1	0	0
0	0	0	0	0	0	0
3	1	3	0	0	0	0
0	0	0	0	0	0	0
1	0	1	2	0	0	0
0	0	0	0	0	0	0
1B: 8	SF: 0	WP: 1	PA: 38			
2B: 3	SAC: 0	PB: 1				
3B: 0	DP: 0	SB: 0				
HR: 1	HBP: 0	CS: 0				

AB 36
R 6
H 12
RBI 5
BB 2
SO 4
LOB 13



PITCHER	IP	WLS	BF	H	R	ER	SO	BB	IBB	HBP	BLK	WP	HR	S	P	ERA	WHIP
---------	----	-----	----	---	---	----	----	----	-----	-----	-----	----	----	---	---	-----	------

Batter	1	2	3	4	5	6	7	8	9	AB R H RBI BB SO LOB	TOP									
Ron Oester, S (1, 4) OBP: 0.297, SLG: 0.323	0-0 L5-3 1B		0-0 2B		0-3 K			0-3 K		4 1 2 0 0 2 1										
Pete Rose, S (1, 3) OBP: 0.354, SLG: 0.333	0-0 L5-3 1-2		0-0 1B 2B			0-0 4-3		0-0 G3		4 0 1 1 0 0 1										
Ted Power, R (8, 1)										0 0 0 0 0 0 0										
Dave Parker, L (1, 9) OBP: 0.325, SLG: 0.413	0-3 K		0-0 1B			0-0 2B		0-0 G3		4 0 2 0 0 1 0										
Cesar Cedeno, R (1, 7) OBP: 0.307, SLG: 0.409		0-0 F9		0-0 1-3		0-3 K			0-0 E5 4-3 SF7	4 1 0 0 0 1 1										
Duane Walker, L (1, 8) OBP: 0.385, SLG: 0.533		0-0 HR		0-3 K		0-3 K			0-0 4-3 2-3	4 1 1 1 0 2 2										
Dave Concepcion, R (1, 6) OBP: 0.298, SLG: 0.307		0-3 K		0-0 6-3			0-0 1-3		0-0 SF7 3-H	3 0 0 1 0 1 0										
Wayne Krenchicki, L (1, 5) OBP: 0.356, SLG: 0.468		0-0 4-3			0-0 FC1-6 1B		4-0 CS BB		0-0 FC4-6 1B	3 0 2 0 1 0 0										
Brad Gulden, L (1, 2) OBP: 0.299, SLG: 0.305			0-0 F8		0-0 FC1-6 1-2f		0-0 1-3 1-2		0-0 FC4-6 1-2f	4 0 0 0 0 0 3										
Jay Tibbs, R (1, 1) OBP: 0.182, SLG: 0.156			0-0 1-3		0-3 K			0-0 HR		2 0 0 0 0 1 1										
Tom Foley, L (8, PH) OBP: 0.311, SLG: 0.359										1 1 1 1 0 0 0										
Gary Redus, R (8, 7) OBP: 0.344, SLG: 0.382										0 0 0 0 0 0 0										
Inning Stats	R: 0 E: 0 K: 1 S: 5	H: 1 LOB: 0 BB: 0 P: 5	R: 1 E: 0 K: 1 S: 6	H: 1 LOB: 0 BB: 0 P: 6	R: 1 E: 0 K: 0 S: 5	H: 3 LOB: 2 BB: 0 P: 5	R: 0 E: 0 K: 1 S: 5	H: 0 LOB: 0 BB: 0 P: 5	R: 0 E: 0 K: 2 S: 8	H: 1 LOB: 1 BB: 0 P: 8	R: 0 E: 0 K: 0 S: 2	H: 0 LOB: 0 BB: 1 P: 6	R: 1 E: 0 K: 1 S: 6	H: 1 LOB: 0 BB: 0 P: 6	R: 1 E: 1 K: 0 S: 5	H: 1 LOB: 1 BB: 0 P: 5	1B: 4 2B: 4 3B: 0 HR: 2	SF: 1 SAC: 0 DP: 1 HBP: 0	WP: 0 PB: 0 SB: 0 CS: 1	PA: 35
PITCHER	IP WLS BF H R ER SO BB IBB HBP BLK WP HR S P ERA WHIP																			
Craig McMurtry, R (1, 1) ERA: 4.56	7.0 L 26 7 2 2 7 1 0 0 0 0 0 1 39 43 2.57 1.143																			
Gene Garber, R (8, 1) ERA: 3.08	2.0 9 2 2 1 1 0 0 0 0 0 0 1 11 11 4.50 1.000																			

Cincinnati Reds @ Atlanta Braves
Atlanta-Fulton County Stadium, Atlanta, GA
Wed Sep 19 1984, 7:05 PM EDT
Att. 4,891 - Unknown

livebaseballscorecards.com

AB	33
R	4
H	9
RBI	4
BB	1
SO	8
LOB	9



Batter	1	2	3	4	5	6	7	8	9	AB	R	H	RBI	BB	SO	LOB
Milt Thompson, L (1, 7) OBP: 0.381, SLG: 0.309	0-0 6-3		0-0 5-3		0-0 1B 1-H 1B		0-0 4-3 1-2		0-0 5-3	5	0	1	1	0	0	1
Rafael Ramirez, R (1, 6) OBP: 0.295, SLG: 0.317	0-0 F8		0-0 4-3		0-0 1B 2-3 1B			4-0 BB FC6-4 BB		3	1	1	0	1	0	0
Brad Komminsk, R (1, 9) OBP: 0.261, SLG: 0.299	4-0 CS BB		0-3 K		0-0 F4			0-0 F5		3	0	0	0	1	1	3
Dale Murphy, R (1, 8) OBP: 0.375, SLG: 0.549	0-0 CS 1-2	0-0 4-3 2B		0-0 4-3		0-3 K		0-0 FC6-4 1-2 1B		4	0	2	0	0	1	0
Gerald Perry, L (1, 3) OBP: 0.369, SLG: 0.363		0-0 4-3 2-3		0-0 F8		0-0 F9		4-0 1-2 2-3 BB		3	0	0	0	1	0	1
Randy Johnson, R (1, 5) OBP: 0.330, SLG: 0.380		0-0 4-3		0-0 F8		0-0 5-3		0-0 FC6-4		4	0	0	1	0	0	3
Albert Hall, S (8, PR) OBP: 0.309, SLG: 0.338										0	0	0	0	0	0	0
Paul Zuvella, R (9, 4) OBP: 0.333, SLG: 0.400										0	0	0	0	0	0	0
Paul Runge, R (1, 4) OBP: 0.391, SLG: 0.393		4-0 BB BB		0-0 6-3		0-0 6-3		4-0 S BB		2	0	0	0	2	0	2
Alex Trevino, R (1, 2) OBP: 0.289, SLG: 0.342		4-0 BB		0-0 F7		0-0 F8		0-0 F8		3	0	0	0	1	0	1
Craig McMurtry, R (1, 1) OBP: 0.163, SLG: 0.170		0-3 K		0-0 1B S		0-0 F8				2	1	1	0	0	1	3
Claudell Washington, L (7, PH) OBP: 0.376, SLG: 0.475										1	0	0	0	0	0	1
Gene Garber, R (8, 1) OBP: 0.143, SLG: 0.143										0	0	0	0	0	0	0
Chris Chambliss, L (9, PH) OBP: 0.353, SLG: 0.366										1	0	0	0	0	0	0

Inning Stats	R: 0	H: 0	E: 0	K: 0	S: 2	R: 0	H: 1	E: 0	K: 1	S: 6	R: 0	H: 0	E: 0	K: 1	S: 5	R: 0	H: 0	E: 0	K: 0	S: 3	R: 1	H: 3	E: 0	K: 0	S: 6	R: 0	H: 0	E: 0	K: 1	S: 5	R: 0	H: 0	E: 0	K: 0	S: 3	R: 0	H: 0	E: 0	K: 0	S: 3	R: 1	H: 1	E: 0	K: 0	S: 4	R: 0	H: 0	E: 0	K: 0	S: 3	R: 0	H: 0	E: 0	K: 0	S: 3	R: 0	H: 0	E: 0	K: 0	S: 3	1B: 4	SF: 0	2B: 1	SAC: 0	3B: 0	DP: 0	HR: 0	HBP: 0	WP: 0	PA: 38
--------------	------	------	------	------	------	------	------	------	------	------	------	------	------	------	------	------	------	------	------	------	------	------	------	------	------	------	------	------	------	------	------	------	------	------	------	------	------	------	------	------	------	------	------	------	------	------	------	------	------	------	------	------	------	------	------	------	------	------	------	------	-------	-------	-------	--------	-------	-------	-------	--------	-------	--------

PITCHER	IP	WLS	BF	H	R	ER	SO	BB	IBB	HBP	BLK	WP	HR	S	P	ERA	WHIP
Jay Tibbs, R (1, 1) ERA: 3.04	7.0	W	28	4	1	1	3	4	0	0	0	0	0	30	46	1.29	1.143
Ted Power, R (8, 1) ERA: 2.99	2.0	S	9	1	1	1	0	2	0	0	0	0	0	7	15	4.50	1.500

BOTTOM

Cincinnati Reds @ Atlanta Braves
 Atlanta-Fulton County Stadium, Atlanta, GA
 Wed Sep 19 1984, 7:05 PM EDT
 Att. 4,891 - Unknown

AB	31
R	2
H	5
RBI	2
BB	6
SO	3
LOB	15



WP: 0	PA: 38
PB: 0	
SB: 2	
CS: 1	

livebaseballscorecards.com

Batter	1	2	3	4	5	6	7	8	9	AB R H RBI BB SO LOB	TOP	
Eric Davis, R (1, 8) OBP: 0.317, SLG: 0.466 Skeeter Barnes, R (8, 7) OBP: 0.178, SLG: 0.190	0-0 5-3		0-3 K		4-0 FC6-4 E BB		0-0 E7 1B		0-0 5-3	3 1 0 0 1 1 0 1 0 0 0 0 0 0		
Duane Walker, L (1, 7) OBP: 0.385, SLG: 0.527	0-0 4-3		4-0 FC5-4 1B BB		0-0 E4 FC6-4 1-2		0-0 G6-4-3 1B 2-H		0-0 F8	4 0 1 1 1 0 1		
Dave Parker, L (1, 9) OBP: 0.326, SLG: 0.414 Gary Redus, R (8, 9) OBP: 0.344, SLG: 0.382	0-0 1B		0-0 FC5-4 1-2 1B		0-0 FC6-4 FC4-6 1-2f 2-3		0-0 G6-4-3 1-2f			4 0 2 0 0 0 3 0 0 0 0 0 0 0		
Cesar Cedeno, R (1, 3) OBP: 0.304, SLG: 0.405	0-0 F3		0-0 FC5-4 1-2f 2-3		0-3 K			0-0 E7 HR		4 1 0 0 0 1 5		
Wayne Krenchicki, L (1, 5) OBP: 0.360, SLG: 0.487		0-0 G6-4-3 1B 1B	0-0 F8		0-0 FC4-6 1-2f			0-0 HR 2-H		4 1 2 2 0 0 4		
Dave Concepcion, R (1, 6) OBP: 0.298, SLG: 0.307		0-0 G6-4-3 1-2 1B		0-0 F8		0-0 4-3		0-0 5-3		4 0 1 0 0 0 0		
Ron Oester, S (1, 4) OBP: 0.295, SLG: 0.320		0-0 G6-4-3 1-2f 2-3		0-0 4-3		0-0 F3		0-0 6-3		4 0 0 0 0 0 2		
Brad Gulden, L (1, 2) OBP: 0.302, SLG: 0.307 Freddie Toliver, R (6, 1)		4-0 FC6-4 BB		0-0 1B		0-0 4-3		0-0 6-3		2 0 1 0 1 0 0 0 0 0 0 0 0 0		
Tom Foley, L (8, PH) OBP: 0.310, SLG: 0.358 Andy McGaffigan, R (8, 1)		0-0 FC6-4 1-2f		0-0 F5		0-0 5-3		0-0 5-3		1 0 0 0 0 0 2 1 0 0 0 0 0 1 0 0 0 0 0 0 0 2 0 0 0 0 0 0		
Jeff Russell, R (1, 1) OBP: 0.203, SLG: 0.185 Nick Esasky, R (4, PH) OBP: 0.290, SLG: 0.338 Tom Hume, R (4, 1) OBP: 0.174, SLG: 0.136 Dann Bilardello, R (6, 2) OBP: 0.302, SLG: 0.290												
Inning Stats	R: 0 H: 1 E: 0 LOB: 1 K: 0 BB: 0 S: 4 P: 4	R: 0 H: 2 E: 0 LOB: 2 K: 0 BB: 1 S: 4 P: 8	R: 0 H: 1 E: 0 LOB: 2 K: 1 BB: 1 S: 6 P: 10	R: 0 H: 1 E: 0 LOB: 1 K: 0 BB: 0 S: 4 P: 4	R: 0 H: 0 E: 1 LOB: 2 K: 1 BB: 1 S: 6 P: 10	R: 0 H: 0 E: 0 LOB: 0 K: 0 BB: 0 S: 3 P: 3	R: 1 H: 1 E: 1 LOB: 0 K: 0 BB: 0 S: 4 P: 4	R: 2 H: 1 E: 1 LOB: 0 K: 0 BB: 0 S: 5 P: 5	R: 0 H: 0 E: 0 LOB: 0 K: 0 BB: 0 S: 3 P: 3	1B: 6 SF: 0 2B: 0 SAC: 0 3B: 0 DP: 2 HR: 1 HBP: 0	WP: 0 PA: 38 PB: 0 SB: 0 CS: 0	
PITCHER	IP WLS BF H R ER SO BB IBB HBP BLK WP HR S P ERA WHIP											
Rick Camp, R (1, 1) ERA: 3.27 Jeff Dedmon, R (8, 1) ERA: 3.99	7.0 W 30 6 1 0 2 3 0 0 0 0 0 0 31 43 0.00 1.286											

Cincinnati Reds @ Atlanta Braves
Atlanta-Fulton County Stadium, Atlanta, GA

Thu Sep 20 1984, 7:05 PM EDT
Att. 4,466 - Unknown

livebaseballscorecards.com

AB 35
R 3
H 7
RBI 3
BB 3
SO 2
LOB 18



Batter	1	2	3	4	5	6	7	8	9
Milt Thompson, L (1, 7) OBP: 0.412, SLG: 0.339	0-0 1B		0-0 1B		0-0 F5	4-0 1B BB		0-0 FC5-4 1B	
Alex Trevino, R (1, 2) OBP: 0.291, SLG: 0.341	0-0 F8		4-0 1B HR 1-2 BB		0-0 E7 2B 1B	0-0 F6		0-0 FC5-4 1-2f	
Brad Komminsk, R (1, 9) OBP: 0.264, SLG: 0.299	0-0 1-3 1-2		0-3 K		4-0 2B BB	0-0			
Dale Murphy, R (1, 8) OBP: 0.375, SLG: 0.547	0-0 6-3		0-0 HR 1-3 2-H 1B		0-3 K		0-0 F4		
Gerald Perry, L (1, 3) OBP: 0.373, SLG: 0.378		4-0 BB	0-0 HR 1-H 3-H		0-0 HR 1-H 2-H 2B		0-0 F8		
Randy Johnson, R (1, 5) OBP: 0.332, SLG: 0.393		0-0 3 1-2f	0-3 K		0-0 HR 2-H HR		0-0 1B		
Paul Runge, R (1, 4) OBP: 0.384, SLG: 0.375		4-0 BB			0-0 F5	0-0 F3		0-0 F9	
Paul Zuvella, R (1, 6) OBP: 0.300, SLG: 0.250		0-3 K 1-2			0-0 4-3	4-0 PB SH3-4 1B BB		0-0 F8	
Rick Camp, R (1, 1) OBP: 0.130, SLG: 0.133 Jeff Dedmon, L (8, 1)			0-0 F8		0-0 5-3	0-0 SH3-4 1-2		0-0 4-3	

Inning Stats	R: 0 E: 0 K: 0 S: 4	H: 1 LOB: 1 BB: 0 P: 4	R: 0 E: 0 K: 1 S: 4	H: 0 LOB: 1 BB: 2 P: 12	R: 4 E: 0 K: 2 S: 10	H: 3 LOB: 0 BB: 1 P: 14	R: 0 E: 0 K: 0 S: 3	H: 0 LOB: 0 BB: 0 P: 3	R: 4 E: 1 K: 1 S: 8	H: 3 LOB: 0 BB: 1 P: 12	R: 1 E: 0 K: 0 S: 3	H: 1 LOB: 2 BB: 2 P: 11	R: 0 E: 0 K: 0 S: 4	H: 1 LOB: 1 BB: 0 P: 4	R: 0 E: 0 K: 0 S: 4	H: 1 LOB: 1 BB: 0 P: 4
--------------	------------------------------	---------------------------------	------------------------------	----------------------------------	-------------------------------	----------------------------------	------------------------------	---------------------------------	------------------------------	----------------------------------	------------------------------	----------------------------------	------------------------------	---------------------------------	------------------------------	---------------------------------

PITCHER	IP	WLS	BF	H	R	ER	SO	BB	IBB	HBP	BLK	WP	HR	S	P	ERA	WHIP
Jeff Russell, R (1, 1) ERA: 4.35	3.0	L	15	4	4	4	3	3	0	0	0	0	1	18	30	12.00	2.333
Tom Hume, R (4, 1) ERA: 5.69	2.0		10	3	4	4	1	1	0	0	0	0	1	11	15	18.00	2.000
Freddie Toliver, R (6, 1) ERA:	2.0		9	2	1	0	0	2	0	0	0	0	0	7	15	0.00	2.000
Andy McGaffigan, R (8, 1) ERA: 3.52	1.0		4	1	0	0	0	0	0	0	0	0	0	4	4	0.00	1.000

BOTTOM

Cincinnati Reds @ Atlanta Braves
 Atlanta-Fulton County Stadium, Atlanta, GA

Thu Sep 20 1984, 7:05 PM EDT
 Att. 4,466 - Unknown

AB	R	H	RBI	BB	SO	LOB
4	1	3	0	1	0	0
4	2	1	0	1	0	4
3	1	1	1	1	1	3
4	1	1	1	0	1	3
3	2	2	5	1	0	0
4	1	2	2	0	1	1
3	0	0	0	1	0	1
3	1	0	0	1	1	1
2	0	0	0	0	0	0
1	0	0	0	0	0	0

AB	31
R	9
H	10
RBI	9
BB	6
SO	4
LOB	13

livebaseballscorecards.com

Braves

WP	0	PA	38
PB	1		
SB	3		
CS	0		

Batter	1	2	3	4	5	6	7	8	9	AB R H RBI BB SO LOB	TOP		
Milt Thompson, L (1, 7) OBP: 0.384, SLG: 0.313	0-0 E4 5-3 1B		0-0 4-3		0-0 F7		0-0 1-3		0-0 F7	5 1 0 0 0 0 2			
Paul Zuvella, R (1, 6) OBP: 0.214, SLG: 0.167	0-0 5-3 1-3		0-0 4-3		0-0 6-3		0-0 4-3			4 0 0 0 0 0 3			
Brad Komminsk, R (1, 9) OBP: 0.267, SLG: 0.300	0-0 S 1B			0-0 F9		4-0 SH1-4 1B BB		0-0 6-3		3 0 1 1 1 0 0			
Dale Murphy, R (1, 8) OBP: 0.374, SLG: 0.545	0-3 3-H K 1-2			0-0 F8		0-0 SH1-4 1B		0-0 5-3		4 0 1 0 0 1 1			
Gerald Perry, L (1, 3) OBP: 0.373, SLG: 0.387	0-0 G3			0-0 F8		0-0 SH1-4 1-2 2-3		0-0 HR		3 1 1 1 0 0 1			
Randy Johnson, R (1, 5) OBP: 0.335, SLG: 0.395		0-0 4-3			0-0 S E 1B		0-0 1-3			4 1 2 0 0 0 2			
Paul Runge, R (1, 4) OBP: 0.390, SLG: 0.373		0-0 G4-6-3 1B			0-0 6-3 1-2		4-0 BB		0-0 F8 1-2	3 0 1 0 1 0 2			
Bruce Benedict, R (1, 2) OBP: 0.297, SLG: 0.283		0-0 G4-6-3 1-2f			4-0 E BB		0-0 F6		0-3 K	3 0 0 0 1 1 4			
Rick Mahler, R (1, 1) OBP: 0.309, SLG: 0.343			0-0 4-3		0-0 E8 1-3 2-H 1B		0-0 F8		0-0 6-3	4 0 1 1 0 0 0			
Inning Stats	R: 1 E: 1 K: 1 S: 7 H: 1 LOB: 1 BB: 0 P: 7	R: 0 E: 0 K: 0 S: 3 H: 1 LOB: 0 BB: 0 P: 3	R: 0 E: 0 K: 0 S: 3 H: 0 LOB: 0 BB: 0 P: 3	R: 0 E: 0 K: 0 S: 3 H: 0 LOB: 0 BB: 0 P: 3	R: 1 E: 1 K: 0 S: 5 H: 2 LOB: 2 BB: 1 P: 9	R: 0 E: 0 K: 0 S: 4 H: 1 LOB: 3 BB: 2 P: 12	R: 0 E: 0 K: 0 S: 3 H: 0 LOB: 0 BB: 0 P: 3	R: 1 E: 0 K: 0 S: 5 H: 2 LOB: 1 BB: 0 P: 5	R: 0 E: 0 K: 1 S: 5 H: 0 LOB: 0 BB: 0 P: 5	1B: 6 2B: 0 3B: 0 HR: 1 SF: 0 SAC: 1 DP: 1 HBP: 0	WP: 0 PB: 0 SB: 3 CS: 0 PA: 37		
PITCHER	IP WLS BF H R ER SO BB IBB HBP BLK WP HR S P ERA WHIP											PITCHER	IP WLS BF H R ER SO BB IBB HBP BLK WP HR S P ERA WHIP
Mark Thurmond, L (1, 1) ERA: 3.06	8.0 L 34 7 3 2 1 3 0 0 0 1 0 1 33 45 2.25 1.250												
Luis DeLeon, R (9, 1) ERA: 5.65	1.0 3 0 0 0 1 0 0 0 0 0 0 5 5 0.00 0.000												

Atlanta Braves @ San Diego Padres
 Jack Murphy Stadium, San Diego, CA
 Fri Sep 21 1984, 10:05 PM EDT
 Att: 46,137 - Unknown

livebaseballscorecards.com

AB	33
R	3
H	7
RBI	3
BB	3
SO	2
LOB	15



Batter	1	2	3	4	5	6	7	8	9	AB	R	H	RBI	BB	SO	LOB
Alan Wiggins, S (1, 4) Tim Flannery, L (2, 4) OBP: 0.337, SLG: 0.319 OBP: 0.345, SLG: 0.379	0-0 4-3		0-0 4-3			4-0 G3 BB		0-0 1B		1	0	0	0	0	0	0
Tony Gwynn, L (1, 9) Bobby Brown, S (2, 9) OBP: 0.413, SLG: 0.450 OBP: 0.287, SLG: 0.366	0-0 F7		0-0 E4 1B			0-0 F9		0-0 4-3		1	0	0	0	0	0	0
Steve Garvey, R (1, 3) Champ Summers, L (2, 3) OBP: 0.308, SLG: 0.374 OBP: 0.214, SLG: 0.325	0-0 1B		0-0 G3			0-0 G3 1-2		0-0 F9		1	0	1	0	0	0	0
Graig Nettles, L (1, 5) Kurt Bevacqua, R (2, 5) OBP: 0.324, SLG: 0.413 OBP: 0.324, SLG: 0.283	0-0 4-1			0-3 K		0-3 K		0-3 K		1	0	0	0	0	0	1
Terry Kennedy, L (1, 2) Bruce Bochy, R (3, 2) OBP: 0.284, SLG: 0.355 OBP: 0.260, SLG: 0.459		0-0 1-3		0-0 5-3			0-0 F7		0-3 K	1	0	0	0	0	0	0
Kevin McReynolds, R (1, 8) Luis Salazar, R (3, 8) OBP: 0.319, SLG: 0.471 OBP: 0.252, SLG: 0.321		0-0 5-3		0-0 F9			0-3 K		0-0 F8	1	0	0	0	0	0	0
Carmelo Martinez, R (1, 7) Ron Roenicke, S (3, 7) OBP: 0.341, SLG: 0.395		0-3 K			0-0 4-3			0-0 5-3		1	0	0	0	0	1	0
Garry Templeton, S (1, 6) Mario Ramirez, R (4, 6) OBP: 0.314, SLG: 0.324 OBP: 0.298, SLG: 0.283			0-0 4-3 S E 1B		0-3 K			0-0 K		1	1	1	0	0	0	0
Mark Thurmond, L (1, 1) Eddie Miller, S (8, PH) Luis DeLeon, R (9, 1) OBP: 0.237, SLG: 0.214 OBP: 0.333, SLG: 0.333			0-3 K		0-0 5-3			0-3 K		2	0	0	0	0	1	1

Inning Stats	R: 0	H: 1	R: 0	H: 0	R: 1	H: 2	R: 0	H: 0	R: 0	H: 0	R: 0	H: 0	R: 0	H: 1	R: 0	H: 0
	E: 0	LOB: 1	E: 0	LOB: 0	E: 1	LOB: 1	E: 0	LOB: 0	E: 0	LOB: 1	E: 0	LOB: 0	E: 0	LOB: 1	E: 0	LOB: 0
	K: 0	BB: 0	K: 1	BB: 0	K: 1	BB: 0	K: 1	BB: 0	K: 1	BB: 1	K: 1	BB: 0	K: 1	BB: 0	K: 2	BB: 0
	S: 4	P: 4	S: 5	P: 5	S: 7	P: 7	S: 5	P: 5	S: 5	P: 9	S: 5	P: 5	S: 5	P: 5	S: 6	P: 7

BOTTOM

Atlanta Braves @ San Diego Padres
Jack Murphy Stadium, San Diego, CA

Fri Sep 21 1984, 10:05 PM EDT
Att. 46,137 - Unknown

AB	31
R	1
H	4
RBI	1
BB	1
SO	9
LOB	8



WP: 0	PA: 32
PB: 0	
SB: 1	
CS: 0	

PITCHER	IP	WLS	BF	H	R	ER	SO	BB	IBB	HBP	BLK	WP	HR	S	P	ERA	WHIP
Rick Mahler, R (1, 1) ERA: 3.0	9.0	W	32	4	1	1	9	1	0	0	0	0	0	49	53	1.00	0.556

Batter	1	2	3	4	5	6	7	8	9	AB R H RBI BB SO LOB	TOP																	
Milt Thompson, L (1, 7) OBP: 0.410, SLG: 0.391	0-3 K		0-0 CS 1B			0-0 3B 1B		0-0 HR	0-0 1B	5 2 4 2 0 1 0																		
Alex Trevino, R (1, 2) OBP: 0.286, SLG: 0.335	0-0 4-3		0-0 CS 1-2	0-0 5-3		0-0 F3		0-0 F2	0-0 F4	5 0 0 0 0 0 3																		
Brad Komminsk, R (1, 9) OBP: 0.266, SLG: 0.297	0-3 K			0-0 F7		4-0 3B BB		0-0 F8		3 1 0 0 1 1 0																		
Dale Murphy, R (1, 8) OBP: 0.373, SLG: 0.547		0-0 5-3		0-0 F7		0-0 3B		0-3 K		4 0 1 2 0 1 0																		
Gerald Perry, L (1, 3) OBP: 0.374, SLG: 0.387		0-0 CS 1B			0-0 F8	0-0 4-3			4-0 FC4-6 BB	3 1 1 0 1 0 1																		
Randy Johnson, R (1, 5) OBP: 0.340, SLG: 0.398		0-0 1B		0-0 1B 1B		0-3 K			4-0 FC4-6 BB	3 0 2 0 1 1 1																		
Paul Runge, R (1, 4) OBP: 0.383, SLG: 0.366		0-0 4-3		0-0 1B 1B		0-3 K			0-0 FC4-6 BB	4 1 1 0 0 1 3																		
Paul Zuvella, R (1, 6) OBP: 0.235, SLG: 0.200			0-0 F9		0-0 1B		0-0 5-3		4-0 FC4-6 BB	3 0 1 0 0 0 0																		
Chris Chambliss, L (9, PH) OBP: 0.354, SLG: 0.366					1-2 2-H 1B				1-2 2-3 BB	0 0 0 0 1 0 0																		
Albert Hall, S (9, PR) OBP: 0.309, SLG: 0.338									1-2 2-3 BB	0 0 0 0 0 0 0																		
Rafael Ramirez, R (9, 6) OBP: 0.295, SLG: 0.317									0-0 FC4-6 1B S	0 0 0 0 0 0 0																		
Pascual Perez, R (1, 1) OBP: 0.174, SLG: 0.129			0-3 K		0-0 B2		0-3 K		1-2 2-3 3-H	3 0 0 0 0 2 2																		
Claudell Washington, L (9, PH) OBP: 0.375, SLG: 0.474										1 0 0 1 0 0 2																		
Gene Garber, R (9, 1) OBP: 0.143, SLG: 0.143										0 0 0 0 0 0 0																		
Inning Stats	R: 0 E: 0 K: 2 S: 7	H: 0 LOB: 0 BB: 0 P: 7	R: 0 E: 0 K: 0 S: 4	H: 2 LOB: 1 BB: 0 P: 4	R: 0 E: 0 K: 1 S: 5	H: 1 LOB: 0 BB: 0 P: 5	R: 0 E: 0 K: 0 S: 3	H: 0 LOB: 0 BB: 0 P: 3	R: 0 E: 0 K: 0 S: 5	H: 3 LOB: 2 BB: 0 P: 5	R: 2 E: 0 K: 1 S: 7	H: 2 LOB: 1 BB: 1 P: 11	R: 0 E: 0 K: 2 S: 7	H: 0 LOB: 0 BB: 0 P: 7	R: 1 E: 0 K: 1 S: 6	H: 1 LOB: 0 BB: 0 P: 6	R: 2 E: 0 K: 0 S: 4	H: 1 LOB: 2 BB: 3 P: 16	1B: 8 2B: 0 3B: 1 HR: 1	SF: 0 SAC: 0 DP: 0 HBP: 0	WP: 0 PB: 0 SB: 1 CS: 2	PA: 39						
PITCHER	IP WLS BF H R ER SO BB IBB HBP BLK WP HR S P ERA WHIP																											
Ed Whitson, R (1, 1) ERA: 3.34	6.0		24	8	2	2	4	1	0	0	0	0	0	31	35	3.00	1.500											
Luis DeLeon, R (7, 1) ERA: 6.05	2.0	L	9	1	3	3	3	2	0	0	0	0	1	13	21	13.50	1.500											
Greg Booker, R (9, 1) ERA: 3.42	1.0		5	1	0	0	0	1	0	0	0	0	0	4	8	0.00	2.000											

Atlanta Braves @ San Diego Padres
 Jack Murphy Stadium, San Diego, CA
 Sat Sep 22 1984, 10:05 PM EDT
 Att: 47,217 - Unknown

livebaseballscorecards.com

AB	34
R	5
H	10
RBI	5
BB	4
SO	7
LOB	12



Batter	1	2	3	4	5	6	7	8	9	10	11	AB R H RBI BB SO LOB	TOP														
Milt Thompson, L (1, 7) OBP: 0.410, SLG: 0.392	0-0 1-3		0-0 1B		0-0 1-3			0-0 1B			0-0 1B	5 0 2 0 0 0 1	<p>Atlanta Braves @ San Diego Padres</p> <p>Jack Murphy Stadium, San Diego, CA</p> <p>Sun Sep 23 1984, 6:33 AM EDT</p> <p>Att. 40,910 - Unknown</p>														
Rafael Ramirez, R (1, 6) OBP: 0.297, SLG: 0.324	0-0 HR		4-0 1B			0-0 F2			0-0 F6		0-0 1B	4 1 2 1 1 0 0															
Brad Komminsk, R (1, 9) OBP: 0.266, SLG: 0.294	0-0 F9		0-0 BB			4-0 BB			0-3 K		0-0 1B	3 0 0 0 1 1 2															
Chris Chambliss, L (11, PH) OBP: 0.353, SLG: 0.365			6-3			G4-6-3 BB					1-2 1B	1 0 0 0 0 0 2															
Terry Harper, R (11, 9) OBP: 0.198, SLG: 0.210											1-2	0 0 0 0 0 0 0															
Dale Murphy, R (1, 8) OBP: 0.371, SLG: 0.543	0-3 K				0-0 4-3			0-0 G4-6-3		0-0 F9		4 0 0 0 0 1 1															
Gerald Perry, L (1, 3) OBP: 0.373, SLG: 0.385		0-0 1B			0-0 4-3			0-0		0-0 F8		4 0 1 0 0 0 0															
Randy Johnson, R (1, 5) OBP: 0.339, SLG: 0.396		0-0 F9			0-3 K			0-0 F9		0-0 1B		4 0 1 0 0 1 1															
Paul Runge, R (1, 4) OBP: 0.368, SLG: 0.351		0-0 F9			0-0 F3			0-0 F8		0-0 4-3		3 0 0 0 0 0 0															
Claudell Washington, L (10, PH) OBP: 0.374, SLG: 0.473		0-0 F9								0-0 4-3		1 0 0 0 0 0 1															
Donnie Moore, L (10, 1)										1-2		0 0 0 0 0 0 0															
Bruce Benedict, R (1, 2) OBP: 0.297, SLG: 0.282			0-0 4-3			0-0 1B			0-0 F8		0-0 5-3	4 0 1 0 0 0 1															
Craig McMurtry, R (1, 1) OBP: 0.154, SLG: 0.160			0-3 K			0-0 1B			0-0 F8		0-0 F8	3 0 0 0 0 1 1															
Paul Zuvella, R (10, 4) OBP: 0.222, SLG: 0.188								0-0 4-3				1 0 0 0 0 0 0															
Inning Stats	R: 1 E: 0 K: 1 S: 6	H: 1 LOB: 0 BB: 0 P: 6	R: 0 E: 0 K: 0 S: 3	H: 1 LOB: 0 BB: 0 P: 3	R: 0 E: 0 K: 1 S: 6	H: 1 LOB: 2 BB: 1 P: 10	R: 0 E: 0 K: 1 S: 5	H: 0 LOB: 0 BB: 0 P: 5	R: 0 E: 0 K: 0 S: 4	H: 1 LOB: 1 BB: 0 P: 4	R: 0 E: 0 K: 0 S: 2	H: 0 LOB: 0 BB: 1 P: 6	R: 0 E: 0 K: 0 S: 3	H: 0 LOB: 0 BB: 0 P: 3	R: 0 E: 0 K: 0 S: 3	H: 0 LOB: 0 BB: 0 P: 3	R: 0 E: 0 K: 1 S: 5	H: 0 LOB: 0 BB: 0 P: 5	R: 0 E: 0 K: 0 S: 4	H: 1 LOB: 1 BB: 0 P: 4	R: 0 E: 0 K: 0 S: 4	H: 2 LOB: 1 BB: 0 P: 4	1B: 6 2B: 0 3B: 0 HR: 1	SF: 0 SAC: 0 DP: 2 HBP: 0	WP: 0 PB: 0 SB: 1 CS: 1	PA: 39	
PITCHER	IP	WLS	BF	H	R	ER	SO	BB	IBB	HBP	BLK	WP	HR	S	P	ERA	WHIP										
Andy Hawkins, R (1, 1) ERA: 4.66	8.0		28	4	1	1	3	2	0	0	0	0	1	32	40	1.12	0.750										
Rich Gossage, R (9, 1) ERA: 2.96	1.0		3	0	0	0	1	0	0	0	0	0	0	5	5	0.00	0.000										
Greg Booker, R (10, 1) ERA: 3.28	2.0	W	8	3	0	0	0	0	0	0	0	0	0	8	8	0.00	1.500										

AB	37
R	1
H	7
RBI	1
BB	2
SO	4
LOB	10



livebaseballscores.com

Batter	1	2	3	4	5	6	7	8	9	10	11	AB R H RBI BB SO LOB	BOTTOM	
Tim Flannery, L (1, 4) <small>OBP: 0.344, SLG: 0.369</small> (10, 6)												4 0 0 0 1 2 2	Atlanta Braves @ San Diego Padres Jack Murphy Stadium, San Diego, CA Sun Sep 23 1984, 6:33 AM EDT Att. 40,910 - Unknown	
Bobby Brown, S (1, 9) <small>OBP: 0.284, SLG: 0.358</small>												5 1 1 0 0 2 2		
Steve Garvey, R (1, 3) <small>OBP: 0.307, SLG: 0.373</small> Champ Summers, L (5, 3) <small>OBP: 0.208, SLG: 0.289</small> Alan Wiggins, S (9, PR) <small>OBP: 0.338, SLG: 0.320</small> (10, 4)												2 0 0 0 0 0 1 2 0 0 0 0 0 0 1 1 1 0 0 0 0		
Terry Kennedy, L (1, 2) <small>OBP: 0.283, SLG: 0.353</small> Bruce Bochy, R (8, 2) <small>OBP: 0.244, SLG: 0.430</small>												3 0 0 0 0 2 1 1 0 0 0 0 1 1		
Carmelo Martinez, R (1, 7) <small>OBP: 0.341, SLG: 0.396</small>												4 0 1 0 1 2 1		
Kurt Bevacqua, R (1, 5) <small>OBP: 0.338, SLG: 0.284</small> (10, 3)												3 0 1 1 2 2 1		
Luis Salazar, R (1, 8) <small>OBP: 0.252, SLG: 0.315</small> (9, 6) (10, 5)												3 0 0 0 1 0 4		
Mario Ramirez, R (1, 6) <small>OBP: 0.306, SLG: 0.265</small> Graig Nettles, L (8, PH) <small>OBP: 0.325, SLG: 0.413</small> Eddie Miller, S (8, PR) <small>OBP: 0.250, SLG: 0.250</small> (9, 8)												2 0 0 0 0 1 1 0 0 0 0 1 0 0 1 0 0 0 0 0 3		
Andy Hawkins, R (1, 1) <small>OBP: 0.214, SLG: 0.195</small> Tony Gwynn, L (8, PH) <small>OBP: 0.414, SLG: 0.451</small> Rich Gossage, R (9, 1) <small>OBP: 0.217, SLG: 0.182</small> Greg Booker, R (10, 1) <small>OBP: 0.200, SLG: 0.200</small>												2 0 0 0 0 1 0 1 0 1 0 0 0 0 0 0 0 0 0 0 0 1 0 1 0 0 0 0		
Inning Stats	R: 0 H: 0 E: 0 LOB: 0 K: 1 BB: 0 S: 5 P: 5	R: 0 H: 0 E: 0 LOB: 0 K: 1 BB: 0 S: 5 P: 5	R: 0 H: 0 E: 0 LOB: 0 K: 1 BB: 0 S: 5 P: 5	R: 0 H: 0 E: 0 LOB: 1 K: 2 BB: 1 S: 7 P: 11	R: 0 H: 0 E: 0 LOB: 1 K: 2 BB: 1 S: 7 P: 11	R: 0 H: 0 E: 0 LOB: 0 K: 1 BB: 0 S: 5 P: 5	R: 0 H: 1 E: 0 LOB: 1 K: 2 BB: 0 S: 8 P: 8	R: 0 H: 1 E: 0 LOB: 2 K: 1 BB: 2 S: 4 P: 12	R: 1 H: 1 E: 1 LOB: 3 K: 0 BB: 2 S: 5 P: 13	R: 0 H: 1 E: 0 LOB: 0 K: 0 BB: 0 S: 3 P: 3	R: 1 H: 2 E: 0 LOB: 1 K: 2 BB: 0 S: 8 P: 8	1B: 5 SF: 0 2B: 1 SAC: 1 3B: 0 DP: 1 HR: 0 HBP: 0		WP: 0 PA: 42 PB: 0 SB: 4 CS: 0
PITCHER Craig McMurtry, R (1, 1) <small>ERA: 4.33</small> Donnie Moore, R (10, 1) <small>ERA: 2.94</small>	IP WLS BF H R ER SO BB IBB HBP BLK WP HR S P ERA WHIP 9.0 3 35 3 1 0 11 5 1 0 1 0 0 51 75 0.00 0.889											PITCHER IP WLS BF H R ER SO BB IBB HBP BLK WP HR S P ERA WHIP 1.2 L 7 3 1 1 2 0 0 0 0 0 0 0 11 11 5.40 1.800		

AB	35
R	2
H	6
RBI	1
BB	6
SO	13
LOB	17



livebaseballscorecards.com

Batter	1	2	3	4	5	6	7	8	9	AB R H RBI BB SO LOB	TOP																
Milt Thompson, L (1, 7) OBP: 0.402, SLG: 0.385	0-0 4-3		0-0 F8			0-0 2B 1B	0-0 3-1			4 0 1 0 0 0 2	<p>Atlanta Braves @ Cincinnati Reds</p> <p>Riverfront Stadium, Cincinnati, OH</p> <p>Tue Sep 25 1984, 7:05 PM EDT</p> <p>Att. 7,103 - Unknown</p>																
Rafael Ramirez, R (1, 6) OBP: 0.295, SLG: 0.322	0-0 5-3			0-0 F7		0-0 F2		0-0 5-3		4 0 0 0 0 0 1																	
Brad Komminsk, R (1, 9) OBP: 0.272, SLG: 0.313	0-3 K			0-0 HR 1B		0-0 1-3 2B		0-0 IHR		4 2 3 1 0 1 0																	
Dale Murphy, R (1, 8) OBP: 0.370, SLG: 0.546		0-3 K		0-0 1-H HR		0-3 K		0-0 6-3		4 1 1 2 0 2 2																	
Gerald Perry, L (1, 3) OBP: 0.372, SLG: 0.381		0-0 F8		0-3 K		4-0 IBB		0-0 4-3		3 0 0 0 1 1 0																	
Randy Johnson, R (1, 5) OBP: 0.338, SLG: 0.391		0-0 F7		0-0 1-3		0-0 1-3			4-0 1B SF7 BB	3 1 0 0 1 0 3																	
Paul Runge, R (1, 4) OBP: 0.364, SLG: 0.346			0-0 F9		0-0 6-3		0-3 K		0-0 1-3 1B	4 0 1 0 0 1 0																	
Bruce Benedict, R (1, 2) OBP: 0.294, SLG: 0.279			0-0 4-3		0-0 F8		0-0 E5		0-0 SF7	3 0 0 0 0 0 0																	
Chris Chambliss, L (9, PH) OBP: 0.353, SLG: 0.365									0-0 3-H	0 0 0 1 0 0 0																	
Rick Mahler, R (1, 1) OBP: 0.310, SLG: 0.333			4-0 BB		0-0 F3		0-0 F8			2 0 0 0 1 0 1																	
Inning Stats	R: 0 E: 0 K: 1 S: 5	H: 0 LOB: 0 BB: 0 P: 5	R: 0 E: 0 K: 1 S: 5	H: 0 LOB: 0 BB: 0 P: 5	R: 0 E: 0 K: 0 S: 3	H: 0 LOB: 1 BB: 1 P: 7	R: 2 E: 0 K: 1 S: 7	H: 2 LOB: 0 BB: 0 P: 7	R: 0 E: 0 K: 0 S: 3	H: 0 LOB: 0 BB: 0 P: 3	R: 0 E: 0 K: 1 S: 7	H: 2 LOB: 3 BB: 1 P: 11	R: 0 E: 1 K: 1 S: 6	H: 0 LOB: 1 BB: 0 P: 6	R: 1 E: 0 K: 0 S: 4	H: 1 LOB: 0 BB: 0 P: 4	R: 1 E: 0 K: 0 S: 2	H: 1 LOB: 1 BB: 1 P: 6	1B: 3 2B: 1 3B: 0 HR: 2	SF: 1 SAC: 0 DP: 0 HBP: 0	WP: 0 PB: 0 SB: 0 CS: 0	PA: 35					
PITCHER	IP WLS BF H R ER SO BB IBB HBP BLK WP HR S P ERA WHIP																										
Ron Robinson, R (1, 1) ERA: 2.72	7.1		29	4	2	2	5	1	1	0	0	0	1	37	45	2.46	0.682										
Carl Willis, R (8, 1) ERA: 5.96	0.2	L	5	2	2	2	0	1	0	0	0	0	0	4	8	27.00	4.500										
Ted Power, R (9, 1) ERA: 2.9	0.1		1	0	0	0	0	0	0	0	0	0	0	1	1	0.00	0.000										

livebaseballscorecards.com

AB	31
R	4
H	6
RBI	4
BB	3
SO	5
LOB	9



Batter	1	2	3	4	5	6	7	8	9
Eddie Milner, L OBP: 0.336, SLG: 0.344 (1, 8)	0-0 F8			0-0 4-3	0-0 4-3			0-0 F6	
Pete Rose, S OBP: 0.355, SLG: 0.334 Gary Redus, R OBP: 0.340, SLG: 0.377 (8, PR) (9, 7)	0-0 4-3			0-0 1B 1B		0-0 6-3		0-0 1B	
Dave Parker, L OBP: 0.326, SLG: 0.413 (1, 9)	0-0 F5			0-0 1-2 G5-4-3 1B		0-0 3-1		0-3 K	
Cesar Cedeno, R OBP: 0.312, SLG: 0.423 (9, 3)		0-0 G6-3 1B		0-0 G5-4-3 1-2f		0-0 4-3			
Wayne Krenchicki, L OBP: 0.344, SLG: 0.467 (1, 5)		0-0 G6-3 1-2f			0-0 E8 1B 2B		0-3 K		
Dave Concepcion, R OBP: 0.299, SLG: 0.307 (1, 6)		0-0 F9			0-0 2B 1B		0-3 K		
Ron Oester, S OBP: 0.295, SLG: 0.323 (1, 4)			0-0 5-3		0-0 1-H 2B		4-0 BB		
Brad Gulden, L OBP: 0.299, SLG: 0.301 Carl Willis, L Ted Power, R (8, 1) (9, 1)			0-0 5-3		0-0 5-3		0-0 F9		
Ron Robinson, R Dann Bilardello, R Duane Walker, L Dave Vangorder, R OBP: 0.381, SLG: 0.516 OBP: 0.313, SLG: 0.250 (8, PH) (9, 2)			0-0 F8		0-3 K			0-0 6-3	

Inning Stats	R: 0	H: 0	E: 0	K: 0	S: 3	R: 0	H: 1	E: 0	K: 0	S: 3	R: 0	H: 0	E: 0	K: 0	S: 3	R: 0	H: 2	E: 0	K: 0	S: 4	R: 2	H: 3	E: 1	K: 1	S: 8	R: 0	H: 0	E: 0	K: 0	S: 3	R: 0	H: 0	E: 0	K: 2	S: 7	R: 0	H: 1	E: 0	K: 1	S: 6
	LOB: 0	BB: 0	P: 3	LOB: 0	BB: 0	P: 3	LOB: 0	BB: 0	P: 3	LOB: 1	BB: 0	P: 4	LOB: 1	BB: 0	P: 8	LOB: 0	BB: 0	P: 3	LOB: 1	BB: 0	P: 41	LOB: 1	BB: 0	P: 8	LOB: 1	BB: 1	P: 11	LOB: 1	BB: 0	P: 6	SF: 0	SAC: 0	DP: 2	HBP: 0	WP: 0	PA: 30				

PITCHER	IP	WLS	BF	H	R	ER	SO	BB	IBB	HBP	BLK	WP	HR	S	P	ERA	WHIP
Rick Mahler, R ERA: 2.97 (1, 1)	8.0	W	30	7	2	2	4	1	0	0	0	0	0	37	41	2.25	1.000

BOTTOM

Atlanta Braves @ Cincinnati Reds
Riverfront Stadium, Cincinnati, OH

Tue Sep 25 1984, 7:05 PM EDT
Att. 7,103 - Unknown

AB	R	H	RBI	BB	SO	LOB
4	0	0	0	0	0	1
4	0	2	0	0	0	0
0	0	0	0	0	0	0
4	0	1	0	0	1	1
3	0	1	0	0	0	2
3	1	1	0	0	1	1
3	1	1	1	0	1	0
2	0	1	1	1	0	0
3	0	0	0	0	0	2
0	0	0	0	0	0	0
0	0	0	0	0	0	0
2	0	0	0	0	1	1
0	0	0	0	0	0	0
1	0	0	0	0	0	0
0	0	0	0	0	0	0

livebaseballscorecards.com

AB	29
R	2
H	7
RBI	2
BB	1
SO	4
LOB	8



Batter	1	2	3	4	5	6	7	8	9	AB R H RBI BB SO LOB	TOP		
Milt Thompson, L (1, 7) X OBP: 0.402, SLG: 0.422	0-0 HR		0-0 F6		0-0 1B		0-3 K		0-3 K	5 1 2 1 0 2 1			
Rafael Ramirez, R (1, 6) X OBP: 0.295, SLG: 0.323	0-0 F2		0-0 2B		0-0 F6		0-3 K			4 1 1 0 0 1 1			
Brad Komminsk, R (1, 9) B B B OBP: 0.272, SLG: 0.310	4-0 BB		0-3 K		0-3 K			0-3 K		3 0 0 0 1 3 2			
Dale Murphy, R (1, 8) X OBP: 0.369, SLG: 0.546	0-0 F8		0-0 2B		0-3 K			0-0 F9		4 0 1 1 0 1 2			
Gerald Perry, L (1, 3) X OBP: 0.376, SLG: 0.380	4-0 1-2 IBB		4-0 FC6-4 IBB		0-0 4-3			4-0 BB		1 0 0 0 3 0 0			
Randy Johnson, R (1, 5) X OBP: 0.333, SLG: 0.386	0-0 1-3		0-0 FC6-4 1-2f		0-0 F9			0-0 F5		4 0 0 0 0 0 5			
Paul Runge, R (1, 4) X OBP: 0.359, SLG: 0.341		0-0 5-3		0-0 5-3		0-0 6-3			0-0 1B	4 0 1 0 0 0 0			
Bruce Benedict, R (1, 2) X OBP: 0.296, SLG: 0.293		0-0 1-3		0-0 1B			0-0 HR		0-0 F4	4 1 2 1 0 0 1			
Pascual Perez, R (1, 1) X OBP: 0.169, SLG: 0.125 Tony Brizzolara, R (6, 1) X Claudel Washington, L (7, PH) X OBP: 0.374, SLG: 0.471 Jeff Dedmon, L (7, 1) X Chris Chambliss, L (9, PH) X OBP: 0.352, SLG: 0.364		0-0 F5		0-0 1-3			0-3 K		0-3 K	2 0 0 0 0 0 0 0 0 0 0 0 0 0 1 0 0 0 0 1 0 0 0 0 0 0 0 0 1 0 0 0 0 1 1			
Inning Stats	R: 1 H: 1 E: 0 LOB: 2 K: 0 BB: 2 S: 4 P: 12	R: 0 H: 0 E: 0 LOB: 0 K: 0 BB: 0 S: 3 P: 3	R: 1 H: 2 E: 0 LOB: 2 K: 1 BB: 1 S: 7 P: 11	R: 0 H: 1 E: 0 LOB: 0 K: 0 BB: 0 S: 3 P: 3	R: 0 H: 1 E: 0 LOB: 1 K: 2 BB: 0 S: 8 P: 8	R: 0 H: 0 E: 0 LOB: 0 K: 0 BB: 0 S: 3 P: 3	R: 1 H: 1 E: 0 LOB: 0 K: 3 BB: 0 S: 10 P: 10	R: 0 H: 0 E: 0 LOB: 1 K: 1 BB: 1 S: 5 P: 9	R: 0 H: 1 E: 0 LOB: 1 K: 2 BB: 0 S: 8 P: 8	1B: 3 SF: 0 2B: 2 SAC: 0 3B: 0 DP: 0 HR: 2 HBP: 0	WP: 0 PA: 37 PB: 0 SB: 2 CS: 0		
PITCHER Mario Soto, R (1, 1) ERA: 3.43 Ted Power, R (8, 1) ERA: 2.84	IP WLS BF H R ER SO BB IBB HBP BLK WP HR S P ERA WHIP	7.0 W 29 6 3 3 6 1 2 0 0 0 2 38 50 3.86 1.000	2.0 S 8 1 0 0 3 1 0 0 0 0 0 0 13 17 0.00 1.000									PITCHER IP WLS BF H R ER SO BB IBB HBP BLK WP HR S P ERA WHIP	

Atlanta Braves @ Cincinnati Reds
Riverfront Stadium, Cincinnati, OH
Wed Sep 26 1984, 7:05 PM EDT
Att. 7,030 - Unknown

livebaseballscorecards.com

AB 33
R 3
H 7
RBI 3
BB 4
SO 9
LOB 13



BOTTOM

Atlanta Braves @ Cincinnati Reds
Riverfront Stadium, Cincinnati, OH
Thu Sep 27 1984, 7:05 PM EDT
Att. 5,835 - Unknown

livebaseballscorecards.com

AB	33
R	2
H	7
RBI	2
BB	5
SO	7
LOB	16



WP:	0	PA:	39
PB:	0		
SB:	0		
CS:	1		

AB R H RBI BB SO LOB

4 1 1 0 1 0 3

2 0 0 0 2 1 2
0 0 0 0 0 0 0
1 1 1 0 0 0 0

5 0 1 1 0 2 6

4 0 0 1 0 0 1

4 0 0 0 0 2 1

3 0 2 0 1 0 0

3 0 1 0 0 1 2
1 0 0 0 0 0 0

1 0 0 0 0 0 0
0 0 0 0 1 0 0
1 0 0 0 0 0 0

1B: 4 SF: 0
2B: 2 SAC: 1
3B: 1 DP: 0
HR: 0 HBP: 0

Batter	1	2	3	4	5	6	7	8	9	10
Gary Redus, R OBP: 0.341, SLG: 0.380 (1, 8) (8, 7)	0-0 FC4-6 3B	0-0 F7			4-0 BB BB		0-0 F1 1-2			0-0 5-3
Pete Rose, S OBP: 0.355, SLG: 0.331 John Franco, L (8, 1)	4-0 FC4-6 BB		0-3 K		4-0 BB BB		0-0 F9 2-3			0-0 2B 1B
Tom Foley, L OBP: 0.310, SLG: 0.357 (10, PH)	0-3 K		0-3 K		0-0 F6		0-0 F3			0-0 1-H 2B
Dave Parker, L OBP: 0.328, SLG: 0.415 (1, 9)	0-3 K		0-3 K		0-0 F4		0-0 E6 CS			0-0 F8
Cesar Cedeno, R OBP: 0.315, SLG: 0.422 (1, 7) (8, 3)	0-0 FC4-6 1-2f 3-H		0-0 F4		0-0 K		0-0 F8 1-2 2B			0-0 F7
Dave Concepcion, R OBP: 0.300, SLG: 0.312 (1, 6)	0-0 FC4-6 1-2f		0-3 K		0-0 K		0-0 F8 2-3			0-0 5-3
Dann Bilardello, R OBP: 0.297, SLG: 0.291 (1, 2)		0-3 K		0-3 K		0-0 F8				0-0 4-3
Ron Oester, S OBP: 0.296, SLG: 0.322 (1, 4)		0-0 SH1-4 1B		0-0 1B		4-0 BB				0-0 F8
Wade Rowdon, R OBP: 0.286, SLG: 0.286 Wayne Krenchicki, L OBP: 0.349, SLG: 0.466 (9, PH) (10, 5)		0-0 SH1-4 1B		0-0 K		0-3 K				0-0 F6
Freddie Toliver, R (1, 1) Tony Perez, R OBP: 0.299, SLG: 0.348 Eddie Milner, L OBP: 0.335, SLG: 0.343 (7, PR) (7, PR) (8, 8)		0-0 SH1-4 1-2 2-3		0-0 F8		4-0 F9 E BB				

Inning Stats	R: 1	H: 1	E: 0	K: 1	S: 6	P: 10	R: 0	H: 2	E: 0	K: 1	S: 7	P: 7	R: 0	H: 0	E: 0	K: 2	S: 7	P: 7	R: 0	H: 1	E: 0	K: 2	S: 7	P: 7	R: 0	H: 0	E: 0	K: 0	S: 3	P: 11	R: 0	H: 1	E: 1	K: 1	S: 6	P: 10	R: 0	H: 0	E: 1	K: 0	S: 3	P: 7	R: 0	H: 0	E: 0	K: 0	S: 3	P: 3	R: 0	H: 0	E: 0	K: 0	S: 3	P: 3	R: 1	H: 2	E: 0	K: 0	S: 3	P: 3	1B: 4	2B: 2	3B: 1	HR: 0	SF: 0	SAC: 1	DP: 0	HBP: 0	WP: 0	PA: 39
--------------	------	------	------	------	------	-------	------	------	------	------	------	------	------	------	------	------	------	------	------	------	------	------	------	------	------	------	------	------	------	-------	------	------	------	------	------	-------	------	------	------	------	------	------	------	------	------	------	------	------	------	------	------	------	------	------	------	------	------	------	------	------	-------	-------	-------	-------	-------	--------	-------	--------	-------	--------

PITCHER	IP	WLS	BF	H	R	ER	SO	BB	IBB	HBP	BLK	WP	HR	S	P	ERA	WHIP
Zane Smith, L ERA: 2.25 (1, 1)	7.0		30	5	1	1	7	5	0	0	0	0	0	39	59	1.29	1.429
Gene Garber, R ERA: 3.07 (8, 1)	2.1	L	9	2	1	1	0	0	0	0	0	0	0	9	9	3.86	0.857

Batter	1	2	3	4	5	6	7	8	9	AB	R	H	RBI	BB	SO	LOB
Milt Thompson, L (1, 7) OBP: 0.376, SLG: 0.385	0-0 F2		0-0 6-3		0-0 1-3		0-0 4-3			4	0	0	0	0	0	2
Rafael Ramirez, R (1, 6) OBP: 0.294, SLG: 0.325	4-0 FC5-4 BB		0-0 4-3		0-0 F7			0-0 HR		3	1	1	1	1	0	0
Claudell Washington, L (1, 9) OBP: 0.375, SLG: 0.473	0-0 FC5-4 1B 1-2f		0-0 1B		0-0 E4 G6-4-3			0-0 4-3		4	0	1	0	0	0	1
Dale Murphy, R (1, 8) OBP: 0.372, SLG: 0.549	0-0 1-3 1B		0-0 4-3		0-0 F7			0-0 HR		4	1	2	1	0	0	2
Gerald Perry, L (1, 3) OBP: 0.373, SLG: 0.374	0-0 1-3			0-0 4-3		0-0 G6-4-3 1-2f		0-0 4-3		4	0	0	0	0	0	3
Randy Johnson, R (1, 5) OBP: 0.334, SLG: 0.381		0-0 F4		0-0 1B 1B		0-0 2B BB		0-3 K		3	0	1	0	1	1	0
Paul Runge, R (1, 4) OBP: 0.340, SLG: 0.322		0-0 6-3		0-0 G5-4-3 1-2 1B		0-0 F9		0-0 F9		4	0	1	0	0	0	1
Bruce Benedict, R (1, 2) OBP: 0.298, SLG: 0.290		4-0 BB		0-0 G5-4-3 1-2f BB		0-0 F7		4-0 G6-4-3 BB		2	0	0	0	2	0	3
Albert Hall, S (9, PR) OBP: 0.309, SLG: 0.338										0	0	0	0	0	0	0
Craig McMurtry, R (1, 1) OBP: 0.148, SLG: 0.154		0-0 G3						0-0 G6-4-3		2	0	0	0	0	0	1
Jeff Dedmon, L (7, 1)										0	0	0	0	0	0	0
Brad Komminsk, R (7, PH) OBP: 0.274, SLG: 0.316										1	0	1	0	0	0	0
Tony Brizzolara, R (8, 1)										0	0	0	0	0	0	0
Terry Harper, R (9, PH) OBP: 0.196, SLG: 0.208										1	0	0	0	0	0	1

Inning Stats	R: 0	H: 1	E: 0	K: 0	S: 4	H: 0	LOB: 2	BB: 1	P: 8	R: 0	H: 0	E: 0	K: 0	S: 3	R: 0	H: 1	E: 0	K: 0	S: 4	R: 0	H: 2	E: 0	K: 0	S: 4	R: 0	H: 0	E: 1	K: 0	S: 3	R: 0	H: 1	E: 0	K: 0	S: 4	R: 2	H: 2	E: 0	K: 1	S: 7	R: 0	H: 0	E: 0	K: 0	S: 2	1B: 4	SF: 0	2B: 1	SAC: 0	3B: 0	DP: 3	HR: 2	HBP: 0	WP: 0	PA: 36
--------------	------	------	------	------	------	------	--------	-------	------	------	------	------	------	------	------	------	------	------	------	------	------	------	------	------	------	------	------	------	------	------	------	------	------	------	------	------	------	------	------	------	------	------	------	------	-------	-------	-------	--------	-------	-------	-------	--------	-------	--------

PITCHER	IP	WLS	BF	H	R	ER	SO	BB	IBB	HBP	BLK	WP	HR	S	P	ERA	WHIP
Mark Thurmond, L (1, 1) ERA: 2.97	5.0		20	4	0	0	0	2	0	0	0	0	0	18	26	0.00	1.200
Craig Lefferts, L (6, 1) ERA: 2.15	1.0		3	0	0	0	0	0	0	0	0	0	0	3	3	0.00	0.000
Rich Gossage, R (7, 1) ERA: 2.9	1.0		5	1	0	0	0	1	0	0	0	0	0	4	8	0.00	2.000
Dave Dravecky, L (8, 1) ERA: 2.95	2.0		8	2	2	2	1	1	0	0	0	0	2	9	13	9.00	1.500

BOTTOM

San Diego Padres @ Atlanta Braves
Atlanta-Fulton County Stadium, Atlanta, GA

Fri Sep 28 1984, 7:05 PM EDT
Att. 15,733 - Unknown

livebaseballscorecards.com

AB	32
R	2
H	7
RBI	2
BB	4
SO	1
LOB	14



Batter	1	2	3	4	5	6	7	8	9	AB R H RBI BB SO LOB
Milt Thompson, L (1, 7) OBP: 0.368, SLG: 0.375	0-0 F8		0-0 1B		0-0 F9		0-0		0-0 1-3	5 0 1 0 0 0 2
Paul Zuvella, R (1, 4) OBP: 0.217, SLG: 0.190	0-0 6-3		0-0 F4		0-3 K			0-0 5-3 BB 1B	0-0 5-3	5 1 1 0 0 1 4
Claudell Washington, L (1, 9) OBP: 0.376, SLG: 0.472	0-0 4-3		0-3 K			0-0 FC4-6 1B		4-0 1B 5-3 BB		3 1 1 0 1 1 2
Dale Murphy, R (1, 8) OBP: 0.371, SLG: 0.547		0-0 F9		0-0 F3		0-0 FC4-6 1B		0-0 5-3		4 0 1 0 0 0 2
Gerald Perry, L (1, 3) OBP: 0.372, SLG: 0.372		0-0 4-3		0-0 4-3		0-0 FC4-6 1B		0-0 BB 1B		4 0 1 2 0 0 2
Rafael Ramirez, R (1, 6) OBP: 0.295, SLG: 0.325		0-0 1B		0-0 F7		0-3 K		4-0 1B BB		3 0 1 0 1 1 2
Randy Johnson, R (1, 5) OBP: 0.333, SLG: 0.379		0-0 F4			0-0 F9 1B			0-0 F8		4 0 1 0 0 0 5
Bruce Benedict, R (1, 2) OBP: 0.298, SLG: 0.290			0-0 1B		0-0 F8		0-0 F5	0-0 F1		4 0 1 0 0 0 3
Rick Mahler, R (1, 1) OBP: 0.315, SLG: 0.338			0-3 K		0-0 1B		0-3 K		0-3 K	2 0 1 0 0 1 1
Terry Harper, R (7, PH) OBP: 0.194, SLG: 0.206										1 0 0 0 0 1 0
Jeff Dedmon, L (8, 1)										0 0 0 0 0 0 0
Chris Chambliss, L (9, PH) OBP: 0.350, SLG: 0.362					1-2 1B					1 0 0 0 0 1 0

Inning Stats	R: 0 E: 0 K: 0 S: 3	H: 0 LOB: 0 BB: 0 P: 3	R: 0 E: 0 K: 0 S: 4	H: 1 LOB: 1 BB: 0 P: 4	R: 0 E: 0 K: 2 S: 9	H: 2 LOB: 2 BB: 0 P: 9	R: 0 E: 0 K: 0 S: 3	H: 0 LOB: 0 BB: 0 P: 3	R: 0 E: 0 K: 1 S: 7	H: 2 LOB: 2 BB: 0 P: 7	R: 0 E: 0 K: 1 S: 5	H: 0 LOB: 0 BB: 0 P: 5	R: 2 E: 0 K: 0 S: 5	H: 2 LOB: 2 BB: 2 P: 13	R: 0 E: 0 K: 1 S: 5	H: 0 LOB: 0 BB: 0 P: 5	1B: 9 2B: 0 3B: 0 HR: 0	SF: 0 SAC: 0 DP: 0 HBP: 0	WP: 0 PB: 0 SB: 0 CS: 0	PA: 38
--------------	------------------------------	---------------------------------	------------------------------	---------------------------------	------------------------------	---------------------------------	------------------------------	---------------------------------	------------------------------	---------------------------------	------------------------------	---------------------------------	------------------------------	----------------------------------	------------------------------	---------------------------------	----------------------------------	------------------------------------	----------------------------------	--------

PITCHER	IP	WLS	BF	H	R	ER	SO	BB	IBB	HBP	BLK	WP	HR	S	P	ERA	WHIP
Ed Whitson, R (1, 1) ERA: 3.24	6.0	W	25	7	0	0	4	0	0	0	0	0	0	33	33	0.00	1.167
Greg Harris, R (7, 1) ERA: 2.53	1.0		3	0	0	0	1	0	0	0	0	0	0	5	5	0.00	0.000
Andy Hawkins, R (8, 1) ERA: 4.68	2.0		10	2	2	2	1	2	0	0	0	0	0	10	18	9.00	2.000


BOTTOM

San Diego Padres @ Atlanta Braves
Atlanta-Fulton County Stadium, Atlanta, GA

Sat Sep 29 1984, 3:33 AM EDT
Att. 30,131 - Unknown

livebaseballscorecards.com

AB 36
R 2
H 9
RBI 2
BB 2
SO 6
LOB 23



Batter	1	2	3	4	5	6	7	8	9	AB R H RBI BB SO LOB	TOP									
Alan Wiggins, S (1, 4) <small>OBP: 0.342, SLG: 0.329</small> Tim Flannery, L (5, 4) <small>OBP: 0.347, SLG: 0.391</small>	0-0 3-1		0-0 FC5-2 3B		0-0 K			0-0 1-3		3 0 1 1 0 1 0 1 0 0 0 0 0 0										
Tony Gwynn, L (1, 9) <small>OBP: 0.410, SLG: 0.444</small> Eddie Miller, S (3, 9) <small>OBP: 0.286, SLG: 0.643</small>	0-0 6-3		0-0 FC5-2			0-0 F9			0-0 HR	2 0 0 0 0 0 1 2 1 1 1 0 0 0										
Steve Garvey, R (1, 3) <small>OBP: 0.307, SLG: 0.373</small> Champ Summers, L (1, 3) <small>OBP: 0.254, SLG: 0.296</small>	0-0 F9		0-0 1-3			0-0 6-3			0-0 G5-4-3 1B	1 0 0 0 0 0 0 3 0 1 0 0 0 1										
Graig Nettles, L (1, 5) <small>OBP: 0.329, SLG: 0.413</small> Kurt Bevacqua, R (4, PR) <small>OBP: 0.326, SLG: 0.275</small> (4, 5)		0-0 4-3 1B		0-0 G6-4-3 1B		0-0 6-3			0-0 G5-4-3 1-2f	2 0 2 0 0 0 0 2 0 0 0 0 0 1										
Terry Kennedy, L (1, 2) <small>OBP: 0.284, SLG: 0.353</small> Bruce Bochy, R (2, 2) <small>OBP: 0.250, SLG: 0.435</small>		0-0 4-3 1-2		0-0 G6-4-3 1-2f			0-0 F7		0-0 1B 1B	1 0 0 0 0 0 1 3 1 1 0 0 0 1										
Kevin McReynolds, R (1, 8) <small>OBP: 0.317, SLG: 0.465</small> Luis Salazar, R (4, 8) <small>OBP: 0.261, SLG: 0.329</small>		0-0 5-3		0-0 1B			0-0 8-2 3B		0-0 1B 1B	2 0 1 0 0 0 1 2 0 2 0 0 0 0										
Carmelo Martinez, R (1, 7) <small>OBP: 0.340, SLG: 0.395</small> Ron Roenicke, S (5, 7) <small>OBP: 0.364, SLG: 0.500</small>		0-0 1-3		0-0 6-3			0-0 8-2 3-Hf		0-0 1-2 2-H 1B	2 0 0 0 0 0 2 2 0 1 1 0 0 1										
Garry Templeton, S (1, 6) <small>OBP: 0.312, SLG: 0.320</small> Mario Ramirez, R (5, 6) <small>OBP: 0.278, SLG: 0.237</small>			0-0 4-3		0-0 6-3			0-0 F7	0-0 F9	2 0 0 0 0 0 0 2 0 0 0 0 0 2										
Greg Booker, R (1, 1) <small>OBP: 0.286, SLG: 0.429</small> Craig Lefferts, L (6, 1) <small>OBP: 0.294, SLG: 0.353</small> Dave Dravecky, R (7, 1) <small>OBP: 0.159, SLG: 0.146</small> Bobby Brown, S (8, PH) <small>OBP: 0.292, SLG: 0.368</small> Greg Harris, S (8, 1) <small>OBP: 0.333, SLG: 0.444</small>			0-0 3B 2B		0-0 K			0-0 F4		2 1 1 0 0 1 0 0 0 0 0 0 0 0 0 0 0 0 0 0 0 1 0 0 0 0 0 0 0 0 0 0 0 0 0										
Inning Stats	R: 0 E: 0 K: 0 S: 3	H: 0 LOB: 0 BB: 0 P: 3	R: 0 E: 0 K: 0 S: 4	H: 1 LOB: 1 BB: 0 P: 4	R: 1 E: 0 K: 0 S: 5	H: 2 LOB: 1 BB: 0 P: 5	R: 0 E: 0 K: 0 S: 4	H: 2 LOB: 1 BB: 0 P: 4	R: 0 E: 0 K: 2 S: 7	H: 0 LOB: 0 BB: 0 P: 7	R: 0 E: 0 K: 0 S: 3	H: 1 LOB: 0 BB: 0 P: 3	R: 0 E: 0 K: 0 S: 3	H: 0 LOB: 0 BB: 0 P: 3	R: 2 E: 0 K: 0 S: 7	H: 5 LOB: 2 BB: 0 P: 7	1B: 7 2B: 2 3B: 2 HR: 1	SF: 0 SAC: 0 DP: 3 HBP: 0	WP: 0 PB: 0 SB: 0 CS: 0	PA: 35
PITCHER	IP WLS BF H R ER SO BB IBB HBP BLK WP HR S P ERA WHIP																			
Pascual Perez, R (1, 1) <small>ERA: 3.74</small> Gene Garber, R (9, 1) <small>ERA: 3.06</small>	8.2 W 32 9 3 3 2 0 0 0 0 0 0 1 36 36 3.12 1.038																			
	0.1 S 3 2 0 0 0 0 0 0 0 0 0 0 3 3 0.00 6.000																			

San Diego Padres @ Atlanta Braves
 Atlanta-Fulton County Stadium, Atlanta, GA

Sun Sep 30 1984, 3:33 AM EDT
 Att: 13,489 - Unknown

livebaseballscorecards.com

AB	35
R	3
H	11
RBI	3
BB	0
SO	2
LOB	11



Batter	1	2	3	4	5	6	7	8	9
Milt Thompson, L (1, 7) OBP: 0.373, SLG: 0.374	0-0 F8		0-0 FC6-4 1B 1-2 2-3 1B		4-0 1B S 1B BB	0-0 F8			
Paul Zuvella, R (1, 4) (9, 6) OBP: 0.259, SLG: 0.240	0-0 4-3		0-0 FC6-4 1-2 2-3 3-H 1B		0-0 6-3 1B 1-3 1B		0-0 1-3		
Bob Watson, R (1, 3) Gerald Perry, L (2, 3) OBP: 0.280, SLG: 0.321 OBP: 0.372, SLG: 0.372	0-0 6-3		0-0 FC6-4 1-2f 2-3 3-H 1B		0-0 6-3 1-2 3-H 1B		0-0 F6		
Dale Murphy, R (1, 8) OBP: 0.372, SLG: 0.547		0-0 G6-4-3 1B	0-0 FC6-4 1-2 3-H 1B		0-0 6-3 1-2 2-3		0-0 6-3		
Claudell Washington, L (1, 9) Brad Komminsk, R (8, 9) OBP: 0.374, SLG: 0.469 OBP: 0.276, SLG: 0.316		0-0 G6-4-3 1-2f	0-0 FC6-4 1-2f		0-3 K		4-0 CS BB		
Rafael Ramirez, R (1, 6) Paul Runge, R (9, 4) OBP: 0.295, SLG: 0.327 OBP: 0.340, SLG: 0.322		0-0 F4		0-0 4-3 2B	0-3 K		0-3 K 1-2		
Randy Johnson, R (1, 5) OBP: 0.329, SLG: 0.374			0-0 5-3	0-0 4-3 2-3		0-0 F8		0-0 F5	
Bruce Benedict, R (1, 2) OBP: 0.301, SLG: 0.297			0-0 1B SH 1B 1B	0-0 5-3		0-0 2B			
Pascual Perez, R (1, 1) Gene Garber, R (9, 1) OBP: 0.164, SLG: 0.121 OBP: 0.143, SLG: 0.143			0-0 SH 1B 1B 1-2 FC6-4	0-3 K		0-3 K			

Inning Stats	R: 0 E: 0 K: 0 S: 3	H: 0 LOB: 0 BB: 0 P: 3	R: 0 E: 0 K: 0 S: 3	H: 1 LOB: 0 BB: 0 P: 3	R: 3 E: 1 K: 0 S: 8	H: 4 LOB: 2 BB: 0 P: 8	R: 0 E: 0 K: 1 S: 6	H: 1 LOB: 1 BB: 0 P: 6	R: 1 E: 0 K: 2 S: 9	H: 2 LOB: 2 BB: 1 P: 13	R: 0 E: 0 K: 1 S: 6	H: 1 LOB: 1 BB: 0 P: 6	R: 0 E: 0 K: 0 S: 3	H: 0 LOB: 0 BB: 0 P: 3	R: 0 E: 0 K: 1 S: 4	H: 0 LOB: 0 BB: 1 P: 8
1B: 7 2B: 2 3B: 0 HR: 0	SF: 0 SAC: 1 DP: 1 HBP: 0	WP: 0 PB: 0 SB: 1 CS: 1	PA: 34													

PITCHER	IP	WLS	BF	H	R	ER	SO	BB	IBB	HBP	BLK	WP	HR	S	P	ERA	WHIP
Greg Booker, R (1, 1) ERA: 3.3	5.0	L	24	8	4	2	3	1	0	0	0	0	0	29	33	3.60	1.800
Craig Lefferts, L (6, 1) ERA: 2.13	1.0		4	1	0	0	1	0	0	0	0	0	0	6	6	0.00	1.000
Dave Dravecky, L (7, 1) ERA: 2.93	1.0		3	0	0	0	0	0	0	0	0	0	0	3	3	0.00	0.000
Greg Harris, R (8, 1) ERA: 2.48	1.0		3	0	0	0	1	1	0	0	0	0	0	4	8	0.00	1.000

BOTTOM

San Diego Padres @ Atlanta Braves
Atlanta-Fulton County Stadium, Atlanta, GA

Sun Sep 30 1984, 3:33 AM EDT
Att. 13,489 - Unknown

livebaseballscorecards.com

AB 31
R 4
H 9
RBI 4
BB 2
SO 5
LOB 17

