

Atlanta Braves - 1984

Batter	1	2	3	4	5	6	7	8	9	AB	R	H	RBI	BB	SO	LOB	TOP								
Juan Samuel, R OBP: 0.600, SLG: 0.500 (1, 4)	F3		F8		1B E HBP		1B		1B	4	1	2	0	0	0	0	Philadelphia Phillies @ Atlanta Braves Atlanta-Fulton County Stadium, Atlanta, GA Tue Apr 03 1984, 6:05 PM EST Att: 34,331 - Unknown livebaseballscorecards.com								
Len Matuszek, L OBP: 0.400, SLG: 0.250 (1, 3)	K		4-3		E9 1-H 2-H 1B		4-3		1B	4	0	1	1	1	1	1									
Mike Schmidt, R OBP: 0.600, SLG: 1.333 (1, 5)	HR		BB		K				1B SF8 BB	3	2	1	1	2	1	2									
Joe Lefebvre, L OBP: 0.250, SLG: 0.250 (1, 9)	K		K			F3			1B	4	0	1	0	0	2	1									
Glenn Wilson, R Bill Campbell, R (1, 7) (8, 1)		6-3		6-3		F2			K	4	0	0	0	0	1	2									
Von Hayes, L Garry Maddox, R (1, 8) (8, 8)		F8		4-3		2B 1B		SF8		3	1	1	0	0	0	0									
Bo Diaz, R OBP: 0.500, SLG: 0.750 (1, 2)		1B		F8		1B		5-3		4	0	2	1	0	0	1									
Ivan De Jesus, R OBP: 0.500, SLG: 0.500 (1, 6)		1B				SH1-4 1B 1B		6-3		4	1	2	0	0	0	0									
Steve Carlton, L Sixto Lezcano, R (1, 1) (8, 7)	F6			SH1-4		F8		5-3		2	0	0	0	0	0	2									
Inning Stats	R: 1 E: 0 K: 2 S: 8	H: 1 LOB: 0 BB: 0 P: 8	R: 0 E: 0 K: 0 S: 5	H: 2 LOB: 2 BB: 0 P: 5	R: 0 E: 0 K: 1 S: 5	H: 0 LOB: 1 BB: 1 P: 9	R: 0 E: 0 K: 0 S: 3	H: 0 LOB: 0 BB: 0 P: 3	R: 2 E: 1 K: 1 S: 6	H: 2 LOB: 0 BB: 0 P: 7	R: 1 E: 0 K: 0 S: 4	H: 2 LOB: 1 BB: 0 P: 4	R: 0 E: 0 K: 0 S: 4	H: 1 LOB: 1 BB: 0 P: 4	R: 1 E: 0 K: 1 S: 6	H: 1 LOB: 1 BB: 1 P: 10		R: 0 E: 0 K: 0 S: 4	H: 1 LOB: 2 BB: 1 P: 8	1B: 8 2B: 1 3B: 0 HR: 1	SF: 1 SAC: 1 DP: 0 HBP: 1	WP: 0 PB: 0 SB: 1 CS: 0	PA: 39		
PITCHER	IP	WLS	BF	H	R	ER	SO	BB	IBB	HBP	BLK	WP	HR	S	P	ERA	WHIP								
Len Barker, R ERA: 3.6 (1, 1)	5.0	L	21	5	3	2	4	1	0	1	0	0	1	27	32	3.60	1.200								
Donnie Moore, R ERA: 7.71 (8, 1)	2.1		11	4	2	2	1	1	0	0	0	0	0	12	16	7.71	2.143								
Pete Falcone, L ERA: (8, 1)	0.2		2	0	0	0	0	0	0	0	0	0	0	2	2	0.00	0.000								
Jeff Dedmon, R ERA: (9, 1)	1.0		5	1	0	0	0	1	0	0	0	0	0	4	8	0.00	2.000								

Batter	1	2	3	4	5	6	7	8	9	AB	R	H	RBI	BB	SO	LOB	BOTTOM								
Claudell Washington, L OBP: 0.250, SLG: 0.250 (1, 9)	K		F7			K		1B		4	0	1	0	0	2	0	Philadelphia Phillies @ Atlanta Braves Atlanta-Fulton County Stadium, Atlanta, GA Tue Apr 03 1984, 6:05 PM EST Att: 34,331 - Unknown livebaseballscorecards.com								
Jerry Royster, R (1, 7)	F8				5-3	F9		F1		4	0	0	0	0	2										
Dale Murphy, R OBP: 0.250, SLG: 0.250 (1, 8)	FC6-4 1B				K	6-3		5-3		4	0	1	0	0	1	0									
Bob Horner, R (1, 5)	FC6-4				K			F6		4	0	0	0	0	2	1									
Bob Watson, R (1, 3)		F8			F7			F9		4	0	0	0	0	1	0									
Rafael Ramirez, R OBP: 0.333, SLG: 0.333 (1, 6)		6-3			BLK 1B	6-3				3	0	1	0	0	0	0									
Glenn Hubbard, R (1, 4)		K			1B			F3		2	0	0	0	1	1	0									
Bruce Benedict, R OBP: 0.333, SLG: 0.333 (1, 2)					4-3			1B 1B		3	0	1	0	0	1	2									
Len Barker, R Chris Chambliss, L Donnie Moore, L Pete Falcone, L Mike Jorgensen, L Jeff Dedmon, L (1, 1) (5, PH) (8, 1) (8, PH) (9, 1)					G3			F9		1	0	0	0	0	0	0									
Inning Stats	R: 0 E: 0 K: 1 S: 6	H: 1 LOB: 1 BB: 0 P: 6	R: 0 E: 0 K: 1 S: 5	H: 0 LOB: 0 BB: 0 P: 5	R: 0 E: 0 K: 0 S: 3	H: 0 LOB: 0 BB: 0 P: 3	R: 0 E: 0 K: 2 S: 7	H: 0 LOB: 0 BB: 0 P: 7	R: 0 E: 0 K: 1 S: 6	H: 1 LOB: 2 BB: 1 P: 10	R: 0 E: 0 K: 1 S: 5	H: 0 LOB: 0 BB: 0 P: 5	R: 0 E: 0 K: 0 S: 3	H: 0 LOB: 0 BB: 0 P: 3	R: 0 E: 0 K: 0 S: 5	H: 2 LOB: 2 BB: 0 P: 5		R: 0 E: 0 K: 2 S: 7	H: 0 LOB: 0 BB: 0 P: 7	1B: 4 2B: 0 3B: 0 HR: 0	SF: 0 SAC: 0 DP: 0 HBP: 0	WP: 0 PB: 0 SB: 0 CS: 0	PA: 32		
PITCHER	IP	WLS	BF	H	R	ER	SO	BB	IBB	HBP	BLK	WP	HR	S	P	ERA	WHIP								
Steve Carlton, L ERA: (1, 1)	7.0	W	24	2	0	0	6	1	0	0	1	0	0	35	39	0.00	0.429								
Bill Campbell, R ERA: (8, 1)	2.0		8	2	0	0	2	0	0	0	0	0	0	12	12	0.00	1.000								

Batter	1	2	3	4	5	6	7	8	9	AB	R	H	RBI	BB	SO	LOB	TOP																					
Juan Samuel, R (1,4) OBP: 0.444, SLG: 0.286	4-0 S BB		G6-4-3 1-2			F7		FC1-4 BB		3	0	0	0	1	0	4	Philadelphia Phillies @ Atlanta Braves Atlanta-Fulton County Stadium, Atlanta, GA Wed Apr 04 1984, 3:33 AM EST Att: 11,152 - Unknown																					
Len Matuszek, L (1,3) Tug McGraw, R (8,1)	4-3 1-3			1-3		L4-3 1-2		BB BB BB BB BB BB		3	0	0	0	1	0	2																						
Mike Schmidt, R (1,5) OBP: 0.444, SLG: 0.667	0-3 K			4-0 BB			6-3	K		3	0	0	0	1	2	4																						
Joe Lefebvre, L (1,9) OBP: 0.250, SLG: 0.143	0-3 K			0-3 BB			F7		4-0 BB	3	0	0	0	1	2	2																						
Glenn Wilson, R (1,7) OBP: 0.125, SLG: 0.125		0-0 6-3		0-0 F9					0-0 BB	4	0	1	0	0	0	2																						
Von Hayes, L (1,8) OBP: 0.286, SLG: 0.286		0-0 G5-4-3 1B		0-0 4-3			4-3		0-0 F8	4	0	1	0	0	0	2																						
Bo Diaz, R (1,2) Tim Corcoran, L (9,PH)		0-0 G5-4-3 1-2		0-3 K				6-3	0-0 F8	3	0	0	0	0	1	1																						
Ivan De Jesus, R (1,6) OBP: 0.429, SLG: 0.429			0-0 5-3		0-3 K			FC1-4 1B		3	0	1	0	0	1	0																						
John Denny, R (1,1) Greg Gross, L (8,PH)			0-0 G6-4-3 1B		0-0 L4-3 1B			FC1-4 1-2 1B		2	0	2	0	0	0	0																						
Greg Gross, L (8,PH)										1	0	1	0	0	0	0																						
Inning Stats	R: 0 E: 0 K: 2 S: 7	H: 0 LOB: 1 BB: 1 P: 11	R: 0 E: 0 K: 0 S: 3	H: 1 LOB: 0 BB: 0 P: 3	R: 0 E: 0 K: 0 S: 3	H: 1 LOB: 0 BB: 0 P: 3	R: 0 E: 0 K: 1 S: 5	H: 0 LOB: 1 BB: 1 P: 9	R: 0 E: 0 K: 2 S: 7	H: 0 LOB: 0 BB: 0 P: 7	R: 0 E: 0 K: 0 S: 3	H: 1 LOB: 0 BB: 0 P: 3	R: 0 E: 0 K: 1 S: 4	H: 1 LOB: 1 BB: 0 P: 4	R: 0 E: 0 K: 1 S: 7	H: 2 LOB: 3 BB: 1 P: 11	R: 0 E: 0 K: 0 S: 3	H: 0 LOB: 1 BB: 1 P: 7	1B: 6 2B: 1 3B: 0 HR: 0	SF: 0 SAC: 0 DP: 3 HBP: 0	WP: 0 PB: 0 SB: 1 CS: 0	PA: 34																
PITCHER	IP	WLS	BF	H	R	ER	SO	BB	IBB	HBP	BLK	WP	HR	S	P	ERA	WHIP	PITCHER				IP	WLS	BF	H	R	ER	SO	BB	IBB	HBP	BLK	WP	HR	S	P	ERA	WHIP
Craig McMurtry, R (1,1) ERA	7.2	W	29	6	0	0	5	3	0	0	0	0	0	36	48	0.00	1.174																					
Steve Bedrosian, R (8,1) ERA	1.1	S	5	0	0	0	1	1	0	0	0	0	0	6	10	0.00	0.750																					

AB 30
R 0
H 6
RBI 0
BB 4
SO 6
LOB 18



Batter	1	2	3	4	5	6	7	8	9	AB	R	H	RBI	BB	SO	LOB	BOTTOM																					
Claudell Washington, L (1,9) OBP: 0.375, SLG: 0.875	0-0 HR		0-3 K			SH2-3 1B 2B	4-3			4	2	2	1	0	1	0	Philadelphia Phillies @ Atlanta Braves Atlanta-Fulton County Stadium, Atlanta, GA Wed Apr 04 1984, 3:33 AM EST Att: 11,152 - Unknown																					
Rafael Ramirez, R (1,6) OBP: 0.167, SLG: 0.167	0-3 K		4-3			SH2-3 2-3		6-3		3	0	0	0	0	1	0																						
Gerald Perry, L (1,7) Albert Hall, S (8,PH)	0-3 K		0-0 F3			E BB SF8 1B		K		3	1	1	1	0	1	0																						
Dale Murphy, R (1,8) OBP: 0.375, SLG: 0.286	0-0 1B			5-3		SF8 E BB		E4		3	0	1	0	1	0	0																						
Bob Horner, R (1,5)	0-0 F3			6-3		E5		F8		4	0	0	0	0	0	4																						
Chris Chambliss, L (1,3) OBP: 0.250, SLG: 1.333		0-0 HR		0-0 L3		SF8 2-3 3-H		K		2	1	1	2	0	0	0																						
Glenn Hubbard, R (1,4)		0-0 F3			0-0 F6	K				3	0	0	0	0	1	2																						
Bruce Benedict, R (1,2) OBP: 0.167, SLG: 0.167		0-3 K			0-3 K			K		3	0	0	0	0	3	0																						
Craig McMurtry, R (1,1) Steve Bedrosian, R (8,1)		0-0 1-3			0-0 4-3			F9		3	0	0	0	0	0	0																						
Inning Stats	R: 1 E: 0 K: 2 S: 9	H: 2 LOB: 1 BB: 0 P: 9	R: 1 E: 0 K: 1 S: 6	H: 1 LOB: 0 BB: 0 P: 6	R: 0 E: 0 K: 1 S: 5	H: 0 LOB: 0 BB: 0 P: 5	R: 0 E: 0 K: 0 S: 3	H: 0 LOB: 0 BB: 0 P: 3	R: 0 E: 0 K: 1 S: 5	H: 0 LOB: 0 BB: 0 P: 5	R: 2 E: 1 K: 1 S: 8	H: 2 LOB: 2 BB: 1 P: 12	R: 0 E: 0 K: 1 S: 5	H: 0 LOB: 0 BB: 0 P: 5	R: 0 E: 1 K: 1 S: 6	H: 0 LOB: 1 BB: 0 P: 6	1B: 2 2B: 1 3B: 0 HR: 2	SF: 1 SAC: 1 DP: 0 HBP: 0	WP: 0 PB: 0 SB: 0 CS: 0	PA: 32																		
PITCHER	IP	WLS	BF	H	R	ER	SO	BB	IBB	HBP	BLK	WP	HR	S	P	ERA	WHIP	PITCHER				IP	WLS	BF	H	R	ER	SO	BB	IBB	HBP	BLK	WP	HR	S	P	ERA	WHIP
John Denny, R (1,1) ERA: 3.86	7.0	L	28	5	4	3	7	1	0	0	0	0	0	2	41	45	3.86	0.857																				
Tug McGraw, L (8,1) ERA	1.0		4	0	0	0	1	0	0	0	0	0	0	6	6	0.00	0.000																					

AB 29
R 4
H 5
RBI 4
BB 1
SO 8
LOB 6



Batter	1	2	3	4	5	6	7	8	9	AB	R	H	RBI	BB	SO	LOB	TOP					
Pete Rose, S OBP: 0.261, SLG: 0.227 (1, 7)	0-0 6-3			0-0 G3		0-0 1B		0-0 F8		4	0	1	0	0	0	0	Montreal Expos @ Atlanta Braves Atlanta-Fulton County Stadium, Atlanta, GA Sun Apr 08 1984, 3:33 AM EST Att: 21,287 - Unknown AB 31 R 2 H 6 RBI 2 BB 4 SO 6 LOB 13					
Bryan Little, S OBP: 0.435, SLG: 0.591 (1, 4)	0-0 G3			0-0 E 1B		0-3 K		0-0 F6		4	0	1	0	0	1	1						
Tim Raines, S OBP: 0.522, SLG: 0.750 (1, 8)	0-0 6-3			4-0 G6-4-3 1-2 BB			4-0 1B BB	4-0 BB		1	1	0	0	3	0	0						
Andre Dawson, R OBP: 0.304, SLG: 0.381 (1, 9)		0-0 6-3		0-0 G6-4-3 1-2			0-0 1B BB	0-0 F6		4	1	1	0	0	0	3						
Gary Carter, R OBP: 0.455, SLG: 0.389 (1, 2)		0-0 6-3			4-0 G4-6-3 BB		0-3 K		0-0 6-3		3	0	0	0	1	2						
Tim Lincecum, R OBP: 0.238, SLG: 0.550 (1, 5)		0-0 4-3			0-0 F3		0-0 2B 1-2 2-H 1B		0-3 K		4	0	1	1	0	1						
Terry Francona, L OBP: 0.375, SLG: 0.467 (1, 3)			0-0 F7		0-0 G4-6-3 1-2		0-0 2B 1-3 2-H		0-0 1B		4	0	2	1	0	0						
Angel Salazar, R OBP: 0.214, SLG: 0.214 Derrel Thomas, S (6, PH) (6, 6)			0-3 K		0-3 K		0-3 K	0-0 P6	0-0 F8	1	0	0	0	0	1	0						
Charlie Lea, R Greg Harris, S Mike Stenhouse, L Bob James, R Dan Schatzeder, L (1, 1) (6, 1) (7, PH) (7, 1) (8, 1)			0-3 K		0-0 1-3 P4		0-0 1-3 P4			2	0	0	0	0	1	0						
Inning Stats	R: 0 E: 0 K: 0 S: 3	H: 0 LOB: 0 BB: 0 P: 3	R: 0 E: 0 K: 0 S: 3	H: 0 LOB: 0 BB: 0 P: 3	R: 0 E: 0 K: 2 S: 7	H: 0 LOB: 0 BB: 0 P: 7	R: 0 E: 1 K: 0 S: 3	H: 1 LOB: 1 BB: 1 P: 7	R: 0 E: 0 K: 2 S: 8	H: 1 LOB: 1 BB: 0 P: 8	R: 2 E: 0 K: 1 S: 8	H: 3 LOB: 2 BB: 1 P: 12	R: 0 E: 0 K: 1 S: 3	H: 0 LOB: 1 BB: 0 P: 7	R: 0 E: 0 K: 1 S: 6	H: 1 LOB: 1 BB: 0 P: 6		1B: 5 2B: 1 3B: 0 HR: 0	SF: 0 SAC: 0 DP: 2 HBP: 0	WP: 0 PB: 0 CS: 0	PA: 35	
PITCHER	IP WLS BF H R ER SO	IP WLS BF H R ER SO	IP WLS BF H R ER SO	IP WLS BF H R ER SO	IP WLS BF H R ER SO	IP WLS BF H R ER SO	IP WLS BF H R ER SO	IP WLS BF H R ER SO	IP WLS BF H R ER SO	IP WLS BF H R ER SO	IP WLS BF H R ER SO	IP WLS BF H R ER SO	IP WLS BF H R ER SO	IP WLS BF H R ER SO	IP WLS BF H R ER SO	IP WLS BF H R ER SO		ERA WHIP	ERA WHIP			
Len Barker, R ERA: 3.18	6.1	W	24	4	2	2	5	3	0	0	0	0	0	0	0	0		0	2.84	1.105		
Steve Bedrosian, R ERA:	2.2	S	11	2	0	0	1	1	0	0	0	0	0	0	0	0		0	0.00	1.125		

Batter	1	2	3	4	5	6	7	8	9	AB	R	H	RBI	BB	SO	LOB	BOTTOM			
Claudell Washington, L OBP: 0.435, SLG: 0.500 (1, 9)	4-0 F9 SF7 BB		0-0 L1		4-0 4-3 S BB		0-0 1-2 2-H 1B		0-0 5-3 1B		3	2	2	1	2	0	0			
Rafael Ramirez, R OBP: 0.250, SLG: 0.250 (1, 6)	0-0 F9 1-3		0-0 F9		0-0 4-3		0-0 F3		0-0 5-3		5	0	0	0	0	5				
Gerald Perry, L OBP: 0.405, SLG: 0.333 Albert Hall, S (1, 7) (8, 7)	0-0 SF7		0-0 3-1		0-0 4-3		0-0 E FC6 SF9 1B		0-0 6-3		3	1	1	2	0	0				
Dale Murphy, R OBP: 0.350, SLG: 0.235 (1, 8)	4-0 BB			4-0 WP BB BB		0-3 K		0-0 FC6 1B		2	1	0	0	2	1	1				
Bob Horner, R OBP: 0.200, SLG: 0.176 (1, 5)	0-0 F9			0-0 F7		0-0 P4		0-0 SF9		3	0	0	1	0	0	2				
Chris Chambliss, L OBP: 0.188, SLG: 0.467 (1, 3)		0-0 F5		0-0 F7		0-0 F8		0-0 BB 1B		4	0	1	1	0	0	1				
Glenn Hubbard, R OBP: 0.333, SLG: 0.429 (1, 4)		0-0 2B		4-0 WP BB		4-0 HR		4-0 G6-4-3 BB		2	1	2	1	2	0	0				
Bruce Benedict, R OBP: 0.333, SLG: 0.529 (1, 2)		0-0 5-6-3		4-0 1-2 2-3 BB		0-0 BB 1B		0-0 G6-4-3		3	1	1	0	1	0	3				
Len Barker, R Steve Bedrosian, R (1, 1) (7, 1)		0-0 F8		0-3 K		4-0 1B BB		0-3 K		2	0	0	0	1	1	4				
Inning Stats	R: 1 E: 0 K: 0 S: 3	H: 0 LOB: 1 BB: 2 P: 11	R: 0 E: 0 K: 0 S: 4	H: 1 LOB: 1 BB: 0 P: 4	R: 0 E: 0 K: 1 S: 5	H: 0 LOB: 3 BB: 3 P: 17	R: 1 E: 0 K: 1 S: 5	H: 0 LOB: 0 BB: 1 P: 9	R: 2 E: 0 K: 0 S: 6	H: 3 LOB: 2 BB: 1 P: 10	R: 2 E: 1 K: 0 S: 5	H: 2 LOB: 1 BB: 1 P: 9	R: 0 E: 0 K: 1 S: 6	H: 1 LOB: 1 BB: 0 P: 6	R: 0 E: 0 K: 1 S: 6	H: 1 LOB: 1 BB: 0 P: 6	1B: 5 2B: 1 3B: 0 HR: 1	SF: 2 SAC: 0 DP: 1 HBP: 0	WP: 1 PB: 0 CS: 0	PA: 39
PITCHER	IP WLS BF H R ER SO	IP WLS BF H R ER SO	IP WLS BF H R ER SO	IP WLS BF H R ER SO	IP WLS BF H R ER SO	IP WLS BF H R ER SO	IP WLS BF H R ER SO	IP WLS BF H R ER SO	IP WLS BF H R ER SO	IP WLS BF H R ER SO	IP WLS BF H R ER SO	IP WLS BF H R ER SO	IP WLS BF H R ER SO	IP WLS BF H R ER SO	IP WLS BF H R ER SO	IP WLS BF H R ER SO	ERA WHIP	ERA WHIP		
Charlie Lea, R ERA: 3.55	5.2	L	28	4	4	4	2	7	0	0	0	0	0	0	0	0	6.35	1.941		
Greg Harris, R ERA:	0.1		1	0	0	0	0	0	0	0	0	0	0	0	0	0	0.00	0.000		
Bob James, R ERA: 12.0	1.0		6	2	2	0	0	1	0	0	0	0	0	0	0	0	0.00	3.000		
Dan Schatzeder, L ERA: 6.75	1.0		4	1	0	0	1	0	0	0	0	0	0	0	0	0	0.00	1.000		



Batter	1	2	3	4	5	6	7	8	9	AB	R	H	RBI	BB	SO	LOB	TOP					
Wally Backman, S (1.4) Ron Gardenhire, R (6.4) OBP: 0.500, SLG: 0.429 OBP: 0.286, SLG: 0.231	1-3		4-3		F3			1B S 1B	5-3	3	0	0	0	0	0	2						
José Oquendo, S (1.6) OBP: 0.300, SLG: 0.263	6-3		6-3			5-3		1B SF7 1B		4	1	1	0	0	0	1						
Keith Hernandez, L (1.3) OBP: 0.200, SLG: 0.208	4-3			6-3			F8	1B 1-3 1B		4	0	1	1	0	0	0						
George Foster, R (1.7) OBP: 0.280, SLG: 0.542		K		5-3		4-3		SF7 3-H 1B		3	0	0	1	0	1	0						
Darryl Strawberry, L (1.9) OBP: 0.400, SLG: 0.792		HR		F7			4-3	1-3 1B		4	1	2	1	0	0	0						
Mookie Wilson, S (1.8) OBP: 0.375, SLG: 0.438		F9			F5			F6		4	0	1	0	0	0	2						
Hubie Brooks, R (1.5) OBP: 0.320, SLG: 0.364		F8			HR			1B		3	1	1	1	1	1	0						
Ron Hodges, L (1.2) OBP: 0.222, SLG: 0.125			4-3 SH1-4 BB				F8	1-2 BB	6-3	3	0	1	0	1	0	1						
Ron Darling, R (1.1) Craig Swan, R (7.1) Danny Heep, L (8. PH) Jesse Orosco, R (8.1)			SH1-4		L4			F8	BB	1	0	0	0	0	0	1						
Inning Stats	R: 0 E: 0 K: 0 S: 3	H: 0 LOB: 0 BB: 0 P: 3	R: 1 E: 0 K: 1 S: 6	H: 1 LOB: 0 BB: 0 P: 6	R: 0 E: 0 K: 0 S: 3	H: 0 LOB: 1 BB: 1 P: 7	R: 0 E: 0 K: 0 S: 3	H: 0 LOB: 0 BB: 0 P: 3	R: 1 E: 0 K: 0 S: 5	H: 2 LOB: 1 BB: 0 P: 5	R: 0 E: 0 K: 0 S: 3	H: 0 LOB: 0 BB: 0 P: 3	R: 0 E: 0 K: 0 S: 3	H: 1 LOB: 1 BB: 1 P: 7	R: 2 E: 0 K: 0 S: 7	H: 4 LOB: 2 BB: 0 P: 7	R: 0 E: 0 K: 1 S: 5	H: 0 LOB: 1 BB: 1 P: 9	1B: 6 2B: 0 3B: 0 HR: 2	SF: 1 SAC: 1 DP: 0 HBP: 0	WP: 0 PB: 0 SB: 1 CS: 0	PA: 37
PITCHER	IP	WLS	BF	H	R	ER	SO	BB	IBB	HBP	BLK	WP	HR	S	P	ERA	WHIP					
Craig Murtry, R (1.1) ERA: 2.4	7.1	L	30	7	4	4	1	2	0	0	0	0	2	30	38	4.91	1.227					
Donnie Moore, R (8.1) ERA: 6.0	0.2		3	1	0	0	0	0	0	0	0	0	0	3	3	0.00	1.500					
Gene Garber, R (9.1) ERA: 6.0	1.0		4	0	0	0	1	1	0	0	0	0	0	5	9	0.00	1.000					

New York Mets @ Atlanta Braves
Atlanta-Fulton County Stadium, Atlanta, GA
Tue Apr 10 1984, 6:05 PM EST
Att: 6,660 - Unknown

AB 32
R 4
H 8
RBI 4
BB 3
SO 2
LOB 8





Batter	1	2	3	4	5	6	7	8	9	AB	R	H	RBI	BB	SO	LOB	BOTTOM					
Claudell Washington, L (1.9) OBP: 0.444, SLG: 0.619	CS BB			F7		HR		L5		3	1	1	1	1	0	0						
Rafael Ramirez, R (1.6) OBP: 0.292, SLG: 0.261	1-3			F2		BB BB		FC1-4 1B		3	0	1	0	1	0	1						
Gerald Perry, L (1.7) Bob Watson, R (8. PH) Gene Garber, R (9.1)	6-3			F7		BB		FC1-4 1-2		2	0	0	0	1	0	0						
Dale Murphy, R (1.8) OBP: 0.292, SLG: 0.190		6-3			F8	K		K		4	0	0	0	0	2	2						
Bob Horner, R (1.5) OBP: 0.208, SLG: 0.190		K			1B 1B	F3		5-6-3		4	1	1	0	0	1	2						
Chris Chambliss, L (1.3) OBP: 0.200, SLG: 0.421		F5			1B 1-2 1B		F5	F3		4	0	1	0	0	0	0						
Glenn Hubbard, R (1.4) OBP: 0.333, SLG: 0.412			F9		1-3 2-H 1B		F8			3	0	1	1	0	0	0						
Bruce Benedict, R (1.2) OBP: 0.286, SLG: 0.450			6-3		4-3		F8			3	0	0	0	0	0	2						
Craig Murtry, R (1.1) Donnie Moore, L (8.1) Jerry Royster, R (8. PH) (9.7)			K			6-3		F7		2	0	0	0	0	1	0						
Inning Stats	R: 0 E: 0 K: 0 S: 2	H: 0 LOB: 1 BB: 1 P: 6	R: 0 E: 0 K: 1 S: 5	H: 0 LOB: 0 BB: 0 P: 5	R: 0 E: 0 K: 0 S: 3	H: 0 LOB: 0 BB: 0 P: 3	R: 1 E: 0 K: 0 S: 5	H: 3 LOB: 1 BB: 0 P: 5	R: 1 E: 0 K: 1 S: 6	H: 1 LOB: 2 BB: 2 P: 14	R: 0 E: 0 K: 0 S: 3	H: 0 LOB: 0 BB: 0 P: 3	R: 0 E: 0 K: 0 S: 4	H: 1 LOB: 1 BB: 0 P: 4	R: 0 E: 0 K: 1 S: 5	H: 0 LOB: 0 BB: 0 P: 5	1B: 4 2B: 1 3B: 0 HR: 1	SF: 0 SAC: 0 DP: 1 HBP: 0	WP: 0 PB: 0 SB: 0 CS: 1	PA: 33		
PITCHER	IP	WLS	BF	H	R	ER	SO	BB	IBB	HBP	BLK	WP	HR	S	P	ERA	WHIP					
Ron Darling, R (1.1) ERA: 1.5	6.0		23	4	2	2	3	3	0	0	0	0	0	26	38	3.00	1.167					
Craig Swan, R (7.1) ERA: 2.25	1.0	W	3	0	0	0	0	0	0	0	0	0	0	3	3	0.00	0.000					
Jesse Orosco, L (8.1) ERA:	2.0	S	7	1	0	0	1	0	0	0	0	0	0	9	9	0.00	0.500					


New York Mets @ Atlanta Braves
Atlanta-Fulton County Stadium, Atlanta, GA
Tue Apr 10 1984, 6:05 PM EST
Att: 6,660 - Unknown


AB 30
R 2
H 5
RBI 2
BB 3
SO 4
LOB 8





Batter	1	2	3	4	5	6	7	8	9	AB	R	H	RBI	BB	SO	LOB	TOP										
Ron Gardenhire, R OBP: 0.250, SLG: 0.211 (1, 4)	0-3 K	0-3 K		0-0 F9	0-3 K		0-3 K		0-0 6-3 1B	6	0	1	0	0	4	3	<p>New York Mets @ Atlanta Braves Atlanta-Fulton County Stadium, Atlanta, GA</p> <p>Wed Apr 11 1984, 6:05 PM EST Att: 8,569 - Unknown</p> <p>livebaseballscores.com</p> <p>AB 41 R 6 H 10 RBI 5 BB 5 SO 10 LOB 29</p> 										
José Oquendo, S OBP: 0.308, SLG: 0.217 (1, 6)	1-0 BB E 1B HBP	0-0 6-3		0-0 F9		0-0 F3	4-0 1-2 BB		0-0 6-3	4	1	0	0	1	0	2											
Keith Hernandez, L OBP: 0.307, SLG: 0.207 (1, 3)	0-0 E6 BB 1B		0-0 4-3	0-0 1B		1-0 1B 1B HBP	0-0 6-3		0-0 4-3	5	1	1	0	0	0	4											
George Foster, R OBP: 0.300, SLG: 0.517 (1, 7)	0-3 K		0-0 4-3	0-3 K		0-0 1B 1B			0-0 FC5-4 1B	5	0	2	0	0	2	4											
Darryl Strawberry, L OBP: 0.400, SLG: 0.704 (1, 9)	4-0 1B 1B BB		4-0 1B 1B BB		0-0 3-1	0-3 K			0-0 FC5-4 FC6-4 E 1-2	3	2	0	0	2	1	3											
Mookie Wilson, S OBP: 0.428, SLG: 0.476 (1, 8)	0-0 1B		0-0 1B	0-0 1B		0-0 E3 E 4-3	1-2 2-3 1B		0-0 E6 FC6-4	5	1	3	2	0	0	1											
Hubie Brooks, R OBP: 0.387, SLG: 0.385 (1, 5)	0-0 1B		0-0 1B	0-0 1B		4-0 1-3 E 4-3 IBB	0-3 K		0-0 FC6-4 1-2 2-3	4	1	2	2	1	1	5											
John Gibbons, R (1, 2)	0-0 F8		0-0 F9	0-0 4-3		0-0 4-3	0-3 K		0-0 4-3	5	0	0	1	0	1	7											
Walt Terrell, L OBP: 0.250, SLG: 0.143 Doug Sisk, R OBP: 0.333, SLG: 0.333 (8, 1)	0-0 F8		0-0 F8	4-0 1B BB		0-0 E6 2-H			0-3 K	3	0	1	0	1	0	0											
1B: 10 SF: 0 2B: 0 3B: 0 HR: 0	R: 3 E: 1 K: 2 S: 10	H: 2 LOB: 2 BB: 1 P: 15	R: 0 E: 0 K: 1 S: 5	H: 0 LOB: 0 BB: 0 P: 5	R: 1 E: 0 K: 0 S: 5	H: 2 LOB: 2 BB: 1 P: 9	R: 0 E: 0 K: 1 S: 6	H: 1 LOB: 2 BB: 1 P: 10	R: 2 E: 3 K: 1 S: 7	H: 0 LOB: 1 BB: 1 P: 11	R: 0 E: 0 K: 1 S: 9	H: 2 LOB: 3 BB: 0 P: 10	R: 0 E: 0 K: 1 S: 6	H: 1 LOB: 2 BB: 1 P: 10	R: 0 E: 1 K: 1 S: 7	H: 1 LOB: 2 BB: 0 P: 7		R: 0 E: 0 K: 1 S: 6	H: 1 LOB: 1 BB: 0 P: 6	1B: 10 SF: 0 2B: 0 3B: 0 HR: 0	SF: 0 SAC: 0 DP: 0 HBP: 2	WP: 0 PB: 0 CS: 0	PA: 48				
PITCHER	IP	WLS	BF	H	R	ER	SO	BB	IBB	HBP	BLK	WP	HR	S	P	ERA	WHIP										
Ken Dayley, L ERA: 4.7 (1, 1)	3.2	L	21	5	4	1	3	3	0	1	0	0	0	23	36	2.46	2.182										
Rick Mahler, R ERA: 2.7 (4, 1)	1.1		7	0	2	0	2	0	1	0	0	0	0	10	14	0.00	0.000										
Jeff Dedmon, R ERA: (6, 1)	3.0		16	4	0	0	4	1	0	1	0	0	0	22	27	0.00	1.667										
Gene Garber, R ERA: 4.5 (9, 1)	1.0		4	1	0	0	1	0	0	0	0	0	0	6	6	0.00	1.000										

Batter	1	2	3	4	5	6	7	8	9	AB	R	H	RBI	BB	SO	LOB	BOTTOM										
Claudell Washington, L OBP: 0.387, SLG: 0.520 (1, 9)	0-0 1-3		0-0 G3-6-1 1-2			0-0 F7		0-0 F7		4	0	0	0	0	0	3	<p>New York Mets @ Atlanta Braves Atlanta-Fulton County Stadium, Atlanta, GA</p> <p>Wed Apr 11 1984, 6:05 PM EST Att: 8,569 - Unknown</p> <p>livebaseballscores.com</p> <p>AB 30 R 1 H 5 RBI 1 BB 4 SO 4 LOB 13</p> 										
Rafael Ramirez, R OBP: 0.286, SLG: 0.231 (1, 6)	0-0 F9		0-0 6-3			0-3 K		4-0 1-2 2-3 BB		3	0	0	0	1	1	0											
Gerald Perry, L OBP: 0.409, SLG: 0.294 (1, 7)	0-0 FC6-4 1B			0-0 F8		0-0 F7		4-0 1-2 2-3 3-H BB		3	0	1	1	1	0	0											
Dale Murphy, R OBP: 0.250, SLG: 0.160 (1, 8)	0-0 FC6-4 1-2			0-0 F3		0-3 K		0-3 K		4	0	0	0	0	2	4											
Bob Horner, R OBP: 0.214, SLG: 0.167 (1, 5)		0-0 F9		0-0 6-3		0-0 6-3		4-0 BB G4-6-3		3	0	0	0	1	0	0											
Chris Chambliss, L OBP: 0.167, SLG: 0.348 (1, 3)		0-0 F7			0-0 6-3		0-0 F3		0-0 G4-6-3 1-2	4	0	0	0	0	0	1											
Glenn Hubbard, R OBP: 0.400, SLG: 0.450 (1, 4)		0-0 FC5-4 1B			0-0 1B			4-0 BB 1B BB		3	1	2	0	1	1	0											
Bruce Benedict, R OBP: 0.292, SLG: 0.435 (1, 2)		0-0 FC5-4 1-2			0-0 F3			0-0 BB BB 1B		3	0	1	0	0	0	2											
Ken Dayley, L OBP: 0.250, SLG: 0.500 (1, 1) Rick Mahler, R (4, 1) Biff Pocoroba, S (5, PH) Jeff Dedmon, L (6, 1) Mike Jorgensen, L OBP: 0.250, SLG: 0.500 (8, PH) Gene Garber, R (9, 1)			0-0 G3-6-1 1B		0-0 3-1			0-0 F3		1	0	1	0	0	0	0											
1B: 5 SF: 0 2B: 0 3B: 0 HR: 0	R: 0 E: 0 K: 0 S: 4	H: 1 LOB: 1 BB: 0 P: 4	R: 0 E: 0 K: 0 S: 3	H: 1 LOB: 0 BB: 0 P: 3	R: 0 E: 0 K: 0 S: 3	H: 0 LOB: 0 BB: 0 P: 3	R: 0 E: 0 K: 1 S: 5	H: 0 LOB: 0 BB: 0 P: 5	R: 0 E: 0 K: 1 S: 5	H: 0 LOB: 0 BB: 0 P: 5	R: 0 E: 0 K: 1 S: 6	H: 0 LOB: 3 BB: 3 P: 18	R: 1 E: 0 K: 1 S: 4	H: 1 LOB: 0 BB: 1 P: 8	R: 0 E: 0 K: 1 S: 4	H: 0 LOB: 0 BB: 1 P: 8		1B: 5 SF: 0 2B: 0 3B: 0 HR: 0	SF: 0 SAC: 0 DP: 2 HBP: 0	WP: 0 PB: 0 CS: 0	PA: 34						
PITCHER	IP	WLS	BF	H	R	ER	SO	BB	IBB	HBP	BLK	WP	HR	S	P	ERA	WHIP										
Walt Terrell, R ERA: 1.08 (1, 1)	7.2	W	29	5	1	1	2	2	0	0	0	0	0	31	39	1.17	0.913										
Doug Sisk, R ERA: (8, 1)	1.1		5	0	0	0	2	2	0	0	0	0	0	7	15	0.00	1.500										

Batter	1	2	3	4	5	6	7	8	9	AB	R	H	RBI	BB	SO	LOB	TOP										
Claudell Washington, L OBP: 0.400, SLG: 0.481	F9		F8					G5-4-3 BB		2	0	0	0	2	0	1	Atlanta Braves @ San Diego Padres Jack Murphy Stadium, San Diego, CA Thu Apr 12 1984, 9:05 PM EST Att: 12,419 - Unknown										
Rafael Ramirez, R OBP: 0.250, SLG: 0.200	1-3			F9	F8			G5-4-3 1-2		4	0	0	0	0	0	3											
Dale Murphy, R OBP: 0.250, SLG: 0.207	K				2B	6-3		4-3		4	0	1	0	0	1	0											
Chris Chambliss, L OBP: 0.143, SLG: 0.296		F8		K			F7		F6	4	0	0	0	0	1	1											
Bob Horner, R OBP: 0.219, SLG: 0.179		F8		6-3					F9	4	0	1	0	0	0	1											
Gerald Perry, L OBP: 0.385, SLG: 0.333		F8				F8 1B 2B			4-3	4	1	1	0	0	0	1											
Glenn Hubbard, R OBP: 0.393, SLG: 0.478			G3 2B		F8		F7			3	0	1	0	0	0	1											
Bruce Benedict, R OBP: 0.296, SLG: 0.423			G3			2-3 SH1-4 1B	F3			3	0	1	1	0	0	1											
Pete Falcone, L Donnie Moore, L Rick Mahler, R			K		SH1-4 1-2		1-3			2	0	0	0	0	0	1											
Inning Stats	R: 0 E: 0 K: 1 S: 5	H: 0 LOB: 0 BB: 0 P: 5	R: 0 E: 0 K: 0 S: 3	H: 0 LOB: 0 BB: 0 P: 3	R: 0 E: 0 K: 1 S: 6	H: 1 LOB: 1 BB: 0 P: 6	R: 0 E: 0 K: 1 S: 6	H: 1 LOB: 1 BB: 0 P: 6	R: 1 E: 0 K: 0 S: 5	H: 2 LOB: 2 BB: 1 P: 9	R: 0 E: 0 K: 0 S: 4	H: 1 LOB: 1 BB: 0 P: 4	R: 0 E: 0 K: 0 S: 3	H: 0 LOB: 0 BB: 0 P: 3	R: 0 E: 0 K: 0 S: 2	H: 0 LOB: 0 BB: 1 P: 6	R: 0 E: 0 K: 0 S: 3	H: 0 LOB: 0 BB: 0 P: 3	1B: 2 2B: 3 3B: 0 HR: 0	SF: 0 SAC: 1 DP: 1 HBP: 0	WP: 0 PB: 0 SB: 0 CS: 0	PA: 33					
PITCHER	IP	WLS	BF	H	R	ER	SO	BB	IBB	HBP	BLK	WP	HR	S	P	ERA	WHIP										
Ed Whitson, R ERA: 3.27	7.0	W	27	5	1	1	3	0	1	0	0	0	0	32	36	1.29	0.714										
Dave Dravecky, L ERA: 0.84	2.0	S	6	0	0	0	0	1	0	0	0	0	0	5	9	0.00	0.500										

Batter	1	2	3	4	5	6	7	8	9	AB	R	H	RBI	BB	SO	LOB	BOTTOM										
Garry Templeton, S OBP: 0.419, SLG: 0.433	F7		5-3		K					4	0	1	1	0	1	0	Atlanta Braves @ San Diego Padres Jack Murphy Stadium, San Diego, CA Thu Apr 12 1984, 9:05 PM EST Att: 12,419 - Unknown										
Alan Wiggins, S OBP: 0.223, SLG: 0.250	E6 S E		1-3			1B CS-2-6 2B	F8			4	1	1	0	0	0	1											
Tony Gwynn, L OBP: 0.471, SLG: 0.517	E1 F7 1-H				S 1B		CS		1B 2B 1B	4	1	3	0	0	0	0											
Steve Garvey, R OBP: 0.273, SLG: 0.375	F7		K2-3			FC5-2-6 1-2 3-H 1B			2B 1B	4	1	1	0	0	1	4											
Terry Kennedy, L OBP: 0.419, SLG: 0.481	F9				4-3		F4		1B WP 2B	4	1	1	2	0	0	3											
Carmelo Martinez, R OBP: 0.358, SLG: 0.517		K		F7		K			G6-4-3 1B	4	0	1	0	0	2	2											
Kevin McReynolds, R OBP: 0.400, SLG: 0.724				6-3					G6-4-3 1-2	4	1	2	1	0	0	1											
Luis Salazar, R OBP: 0.222, SLG: 0.222		F2			1-3				SH1-4 1B 1B	4	1	1	0	0	0	1											
Ed Whitson, R Dave Dravecky, R		FC6-4 1-2			F6		SH1-4 1-2			2	0	0	0	0	0	1											
Inning Stats	R: 1 E: 2 K: 0 S: 5	H: 0 LOB: 1 BB: 0 P: 5	R: 0 E: 0 K: 1 S: 6	H: 1 LOB: 1 BB: 0 P: 6	R: 0 E: 0 K: 1 S: 6	H: 1 LOB: 1 BB: 0 P: 6	R: 0 E: 0 K: 0 S: 3	H: 0 LOB: 0 BB: 0 P: 3	R: 0 E: 0 K: 1 S: 5	H: 0 LOB: 0 BB: 0 P: 5	R: 0 E: 0 K: 1 S: 7	H: 2 LOB: 2 BB: 0 P: 7	R: 2 E: 0 K: 0 S: 5	H: 3 LOB: 0 BB: 0 P: 5	R: 3 E: 0 K: 0 S: 6	H: 4 LOB: 0 BB: 0 P: 6	R: 3 E: 0 K: 0 S: 6	H: 4 LOB: 0 BB: 0 P: 6	1B: 8 2B: 2 3B: 0 HR: 1	SF: 0 SAC: 1 DP: 1 HBP: 0	WP: 1 PB: 0 SB: 0 CS: 1	PA: 36					
PITCHER	IP	WLS	BF	H	R	ER	SO	BB	IBB	HBP	BLK	WP	HR	S	P	ERA	WHIP										
Pete Falcone, L ERA: 5.02	7.0	L	30	8	4	3	4	0	0	0	0	0	1	38	38	3.86	1.143										
Donnie Moore, R ERA: 12.0	0.0		3	3	2	2	0	0	0	0	0	1	0	3	3	∞	∞										
Rick Mahler, R ERA: 2.08	1.0		2	0	0	0	0	0	0	0	0	0	0	2	2	0.00	0.000										

Batter	1	2	3	4	5	6	7	8	9	AB	R	H	RBI	BB	SO	LOB	TOP			
Claudell Washington, L OBP: 0.359, SLG: 0.419	(1, 9) 0-3 K		X 0-0 1-3		(0, 9) 0-3 K			(0, 9) 0-3 K		4	0	0	0	0	3	1	Atlanta Braves @ San Diego Padres Jack Murphy Stadium, San Diego, CA Fri Apr 13 1984, 9:05 PM EST Att: 22,614 - Unknown			
Rafael Ramirez, R OBP: 0.278, SLG: 0.235	(1, 6) X 0-0 5-3 1B			(0, 9) 0-3 K		X 0-0 WP 1B		X 0-0 4-3		4	0	2	0	0	1	0				
Dale Murphy, R OBP: 0.222, SLG: 0.182	(1, 8) X 0-0 5-3 1-2			X 0-0 1-3		X 0-0 F8		X 0-0 5-3		4	0	0	0	0	0	2				
Chris Chambliss, L OBP: 0.156, SLG: 0.267	(1, 3) X 0-0 G3			4-0 HR BB		(0, 9) 0-3 K			X 0-0 G3	3	1	0	0	1	1	2				
Bob Horner, R OBP: 0.250, SLG: 0.313	(1, 5) X 0-0 F8			X 0-0 1-H HR		X 0-0 F8			X 0-0 FC4-6 1B	4	1	2	2	0	0	1				
Gerald Perry, L OBP: 0.367, SLG: 0.292	(1, 7) X 0-0 6-3			X 0-0 4-3			B 4-0 G1-6-3 BB		X 0-0 FC4-6 1-2	3	0	0	0	1	0	1				
Glenn Hubbard, R OBP: 0.344, SLG: 0.407	(1, 4) X 0-3 K			X 0-0 F8		X 0-0 G1-6-3 1-2		X 0-0 4-3		4	0	0	0	0	1	2				
Bruce Benedict, R OBP: 0.333, SLG: 0.448	(1, 2) X 0-0 5-3			X 0-0 SH1-3 1B		X 0-0 1B				3	0	2	0	0	0	0				
Len Barker, R Steve Bedrosian, R	(1, 1) (8, 1) X 0-3 K			X 0-0 SH1-3 1-2		X 0-3 K				2	0	0	0	0	2	1				
Inning Stats	R: 0 E: 0 K: 1 S: 6	H: 1 LOB: 1 BB: 0 P: 6	R: 0 E: 0 K: 1 S: 5	H: 0 LOB: 0 BB: 0 P: 5	R: 0 E: 0 K: 1 S: 5	H: 0 LOB: 0 BB: 0 P: 5	R: 2 E: 0 K: 1 S: 6	H: 1 LOB: 1 BB: 0 P: 10	R: 0 E: 0 K: 1 S: 6	H: 1 LOB: 1 BB: 0 P: 6	R: 0 E: 0 K: 1 S: 5	H: 1 LOB: 1 BB: 1 P: 9	R: 0 E: 0 K: 1 S: 5	H: 0 LOB: 0 BB: 0 P: 5	R: 0 E: 0 K: 0 S: 4	H: 1 LOB: 1 BB: 0 P: 4		1B: 5 2B: 0 3B: 0 HR: 1	SF: 0 SAC: 1 DP: 1 HBP: 0	WP: 1 PB: 0 SB: 0 CS: 0
PITCHER	IP WLS BF H R ER SO BB IBB HBP BLK WP HR S P ERA WHIP																			
Eric Show, R ERA: 2.18	(1, 1) 7.0 W 27 5 2 2 7 2 0 0 0 0 1 1 39 47 2.57 1.000																			
Rich Gossage, R ERA: 4.5	(8, 1) 2.0 S 7 1 0 0 1 0 0 0 0 0 0 0 9 9 0.00 0.500																			

Batter	1	2	3	4	5	6	7	8	9	AB	R	H	RBI	BB	SO	LOB	BOTTOM			
Alan Wiggins, S OBP: 0.231, SLG: 0.250	(1, 4) X 0-0 6-3			X 0-0 1-3		X 0-0 1-3		X 0-0 S 1B		4	1	1	1	0	0	0	Atlanta Braves @ San Diego Padres Jack Murphy Stadium, San Diego, CA Fri Apr 13 1984, 9:05 PM EST Att: 22,614 - Unknown			
Tony Gwynn, L OBP: 0.474, SLG: 0.576	(1, 9) X 0-0 4-3			X 0-0 SF8 3B		X 0-0 1B SF8		X 0-3 2-H 1B K		4	2	2	0	0	1	1				
Graig Nettles, L OBP: 0.241, SLG: 0.280	(1, 5) X 0-0 G3			X 0-0 SF8 3-H		X 0-0 1B SF8 1-3		X 0-0 2-H 1B		2	0	1	1	0	0	0				
Luis Salazar, R OBP: 0.300, SLG: 0.300	(7, PR) (8, 5) X 0-0 G3			X 0-0 F9		X 0-0 SF8 3-H		X 0-0 F8		3	0	0	1	0	0	1				
Steve Garvey, R OBP: 0.243, SLG: 0.343	(1, 3) X 0-0 F7			X 0-0 1-3		X 0-0 1-3 1B				3	0	1	0	0	0	0				
Terry Kennedy, L OBP: 0.412, SLG: 0.467	(1, 2) X 0-0 F2			X 0-0 1-3		X 0-0 1B				3	0	1	0	0	0	0				
Carmelo Martinez, R OBP: 0.324, SLG: 0.484	(1, 7) X 0-0 F8			X 0-0 5-3		X 0-0 SF8 3-H		X 0-0 SF8		2	0	0	1	0	0	0				
Kevin McReynolds, R OBP: 0.364, SLG: 0.656	(1, 8) X 0-0 6-4-3			X 0-0 G3		X 0-0 F8				3	0	0	0	0	0	1				
Garry Templeton, S OBP: 0.412, SLG: 0.424	(1, 6) X 0-0 K			X 0-0 K		X 0-0 E3 B3-6-4		X 0-0 SH1-3 1B		3	1	1	0	0	1	0				
Eric Show, R Rich Gossage, R	(1, 1) (8, 1) X 0-3 K			X 0-3 K		X 0-0 B3-6-4 1-2		X 0-0 SH1-3 1-2		2	0	0	0	0	1	1				
Inning Stats	R: 0 E: 0 K: 0 S: 3	H: 0 LOB: 0 BB: 0 P: 3	R: 0 E: 0 K: 0 S: 3	H: 0 LOB: 0 BB: 0 P: 3	R: 0 E: 0 K: 2 S: 7	H: 0 LOB: 0 BB: 0 P: 7	R: 1 E: 0 K: 0 S: 4	H: 1 LOB: 0 BB: 0 P: 4	R: 0 E: 0 K: 0 S: 3	H: 0 LOB: 0 BB: 0 P: 3	R: 0 E: 0 K: 0 S: 3	H: 0 LOB: 0 BB: 0 P: 3	R: 2 E: 0 K: 0 S: 6	H: 3 LOB: 1 BB: 0 P: 6	R: 2 E: 0 K: 1 S: 8	H: 3 LOB: 1 BB: 0 P: 8		1B: 6 2B: 0 3B: 1 HR: 0	SF: 3 SAC: 1 DP: 1 HBP: 0	WP: 0 PB: 0 SB: 1 CS: 0
PITCHER	IP WLS BF H R ER SO BB IBB HBP BLK WP HR S P ERA WHIP																			
Len Barker, R ERA: 4.34	(1, 1) 7.1 L 28 6 5 5 2 0 0 0 0 0 0 0 5 5 6.14 0.818																			
Steve Bedrosian, R ERA:	(8, 1) 0.2 3 1 0 0 1 0 0 0 0 0 0 0 5 5 0.00 1.500																			

Batter	1	2	3	4	5	6	7	8	9	AB	R	H	RBI	BB	SO	LOB	TOP								
Claudell Washington, L OBP: 0.364, SLG: 0.417 (1.9)	0-0 S 1B		0-0 F7		0-0 G3		0-0 CS 1B		0-0 F7	5	0	2	0	0	0	1									
Rafael Ramirez, R OBP: 0.300, SLG: 0.263 (1.6)	0-0 6-3			0-0 BB E 1B	0-0 F8		0-0 CS 1-2	0-0 HR 3-1 1B		4	2	2	0	0	0	2									
Dale Murphy, R OBP: 0.250, SLG: 0.278 (1.8)	0-3 K2-3			4-0 G6-4-3 E BB 1-2		0-0 HR		0-0 3-1 1-2		3	1	1	1	1	1	2									
Bob Horner, R OBP: 0.275, SLG: 0.444 (1.5)	0-0 F3			0-0 E6 G6-4-3 BB 1-2 2H		0-0 F9 2B		0-0 HR		4	1	2	2	0	0	2									
Bob Watson, R (1.3)		0-0 1-3		0-0 G6-4-3 1-2 2-3		0-0 F8		0-3 K		4	0	0	0	0	1	3									
Mike Jorgensen, L OBP: 0.250, SLG: 0.500 (8.3)										0	0	0	0	0	0	0									
Glenn Hubbard, R OBP: 0.361, SLG: 0.500 (1.4)		0-0 F9		4-0 BB		0-0 F9		0-0 HR		3	1	1	1	1	0	1									
Gerald Perry, L OBP: 0.324, SLG: 0.250 Albert Hall, S (8.7)		0-0 6-3		0-0 4-1		0-0 F9		0-0 4-3		4	0	0	0	0	0	3									
Matt Sinatro, R (1.2)			0-0 F8		0-0 4-3		0-0 F7		0-0 F8	4	0	0	0	0	0	0									
Rick Camp, R OBP: 0.500, SLG: 0.500 Jeff Dedmon, L (6.1)			0-3 K		0-0 G3 1B		0-0 6-3		0-0 F7	2	0	1	0	0	1	0									
										2	0	0	0	0	0	0									
Inning Stats	R: 0 E: 0 K: 1 S: 6	H: 1 LOB: 1 BB: 0 P: 6	R: 0 E: 0 K: 0 S: 3	H: 0 LOB: 0 BB: 0 P: 3	R: 0 E: 0 K: 1 S: 5	H: 0 LOB: 0 BB: 0 P: 5	R: 1 E: 1 K: 0 S: 4	H: 1 LOB: 2 BB: 2 P: 12	R: 0 E: 0 K: 0 S: 4	H: 1 LOB: 1 BB: 0 P: 4	R: 1 E: 0 K: 0 S: 5	H: 2 LOB: 1 BB: 0 P: 5	R: 0 E: 0 K: 1 S: 3	H: 1 LOB: 0 BB: 0 P: 3	R: 3 E: 0 K: 1 S: 8	H: 3 LOB: 0 BB: 0 P: 8	R: 0 E: 0 K: 0 S: 3	H: 0 LOB: 0 BB: 0 P: 3	1B: 5 2B: 1 3B: 0 HR: 3	SF: 0 SAC: 0 DP: 1 HBP: 0	WP: 0 PB: 0 SB: 1 CS: 1	PA: 38			
PITCHER	IP	WLS	BF	H	R	ER	SO	BB	IBB	HBP	BLK	WP	HR	S	P	ERA	WHIP								
Mark Thurmond, L ERA: 1.04 (1.1)	6.0	L	25	5	2	1	2	2	0	0	0	0	1	27	35	1.50	1.167								
Craig Lefferts, L ERA: 2.25 (7.1)	1.0		4	2	1	1	0	0	0	0	0	0	0	4	4	9.00	2.000								
Luis DeLeon, R ERA: 7.94 (8.1)	1.0		5	2	2	2	1	0	0	0	0	0	2	7	7	18.00	2.000								
Sid Monge, L ERA: (9.1)	1.0		3	0	0	0	0	0	0	0	0	0	0	3	3	0.00	0.000								

Atlanta Braves @ San Diego Padres
Jack Murphy Stadium, San Diego, CA
Sat Apr 14 1984, 9:05 PM EST
Att: 46,322 - Unknown

AB 35
R 5
H 9
RBI 4
BB 2
SO 3
LOB 14





Batter	1	2	3	4	5	6	7	8	9	AB	R	H	RBI	BB	SO	LOB	BOTTOM								
Alan Wiggins, S OBP: 0.279, SLG: 0.282 (1.4)	0-0 6-3		0-0 S 1B			4-0 S BB 1B		0-0 1B		3	1	2	0	1	0	0									
Tony Gwynn, L OBP: 0.476, SLG: 0.568 (1.9)	0-0 G6-4-3 1B		0-0 F8 1-2			0-0 S 1B 1-H		0-0 4-3		4	0	2	1	0	0	2									
Graig Nettles, L OBP: 0.273, SLG: 0.259 (1.5)	0-0 G6-4-3 1-2			4-0 G4-6-3 BB		4-0 G1-4-3 BB 1-2		0-0 F4		2	0	0	0	2	0	1									
Steve Garvey, R OBP: 0.220, SLG: 0.308 (1.3)		0-0 F7		0-0 F8		0-0 G1-4-3 1-2		0-0 1-3		4	0	0	0	0	0	3									
Terry Kennedy, L OBP: 0.368, SLG: 0.412 (1.2)		0-0 6-3		0-0 G4-6-3 1-2			0-0 6-3		0-0 4-3	4	0	0	0	0	0	1									
Carmelo Martinez, R OBP: 0.324, SLG: 0.455 (1.7)		4-0 BB			0-0 F4		0-0 F3			2	0	0	0	1	0	0									
Kevin McReynolds, R OBP: 0.333, SLG: 0.600 (1.8)		0-0 F4			0-0 4-3		0-3 K			3	0	0	0	0	1	1									
Garry Templeton, S OBP: 0.378, SLG: 0.389 (1.6)			0-0 5-3		0-0 1-4-3			0-0 5-3		3	0	0	0	0	0	0									
Mark Thurmond, L ERA: 1.04 (1.1)			0-3 K			0-0 F5		0-0 4-3		1	0	0	0	0	1	0									
Tim Flannery, L OBP: 0.337, SLG: 0.333 (5.1)										1	0	0	0	0	0	0									
Craig Lefferts, L (7.1)										0	0	0	0	0	0	0									
Luis DeLeon, R (8.1)										0	0	0	0	0	0	0									
Champ Summers, L OBP: 0.300, SLG: 2.000 (8.1)										1	0	0	0	0	0	0									
Sid Monge, S (9.1)										0	0	0	0	0	0	0									
Inning Stats	R: 0 E: 0 K: 0 S: 3	H: 1 LOB: 0 BB: 0 P: 3	R: 0 E: 0 K: 0 S: 3	H: 0 LOB: 1 BB: 1 P: 7	R: 0 E: 0 K: 1 S: 6	H: 1 LOB: 0 BB: 0 P: 6	R: 0 E: 0 K: 0 S: 2	H: 0 LOB: 0 BB: 1 P: 6	R: 0 E: 0 K: 0 S: 3	H: 0 LOB: 0 BB: 0 P: 3	R: 1 E: 0 K: 0 S: 3	H: 1 LOB: 1 BB: 2 P: 11	R: 0 E: 0 K: 1 S: 5	H: 0 LOB: 0 BB: 0 P: 5	R: 0 E: 0 K: 0 S: 4	H: 1 LOB: 1 BB: 0 P: 4	R: 0 E: 0 K: 0 S: 3	H: 0 LOB: 0 BB: 0 P: 3	1B: 4 2B: 0 3B: 0 HR: 0	SF: 0 SAC: 0 DP: 3 HBP: 0	WP: 0 PB: 0 SB: 3 CS: 0	PA: 32			
PITCHER	IP	WLS	BF	H	R	ER	SO	BB	IBB	HBP	BLK	WP	HR	S	P	ERA	WHIP								
Rick Camp, R ERA: 1.35 (1.1)	5.1	W	20	3	1	1	1	3	0	0	0	0	0	19	31	1.69	1.125								
Jeff Dedmon, R ERA: (6.1)	3.2	S	12	1	0	0	1	1	0	0	0	0	0	13	17	0.00	0.545								

Atlanta Braves @ San Diego Padres
Jack Murphy Stadium, San Diego, CA
Sat Apr 14 1984, 9:05 PM EST
Att: 46,322 - Unknown

AB 28
R 1
H 4
RBI 1
BB 4
SO 2
LOB 8



Batter	1	2	3	4	5	6	7	8	9	AB	R	H	RBI	BB	SO	LOB	TOP																		
Claudell Washington, L OBP: 0.367, SLG: 0.488 (1, 9)	G3	HR	1B			K		K		5	1	2	4	0	2	2	Atlanta Braves @ San Diego Padres Jack Murphy Stadium, San Diego, CA Sun Apr 15 1984, 6:33 AM EST Att: 27,973 - Unknown AB 34 R 4 H 7 RBI 4 BB 5 SO 5 LOB 19 																		
Rafael Ramirez, R OBP: 0.289, SLG: 0.279 (1, 6)	2B	5-3	K			K		F3		5	0	1	0	0	2	2																			
Dale Murphy, R OBP: 0.289, SLG: 0.350 (1, 8)	BB	3B				6-3		F5		4	0	2	0	1	0	0																			
Chris Chambliss, L OBP: 0.162, SLG: 0.235 (1, 3)	E6	BB				F7		F6		4	0	0	0	1	0	2																			
Bob Horner, R OBP: 0.250, SLG: 0.400 (1, 5)	K	F6				F3		5-3		4	0	0	0	0	1	5																			
Gerald Perry, L OBP: 0.285, SLG: 0.219 (1, 7)	F5		G3			G3		F3		4	0	0	0	0	0	3																			
Glenn Hubbard, R OBP: 0.400, SLG: 0.500 (1, 4)		SH3-4 HR	1B			WP		4-3		2	2	1	0	2	0	0																			
Bruce Benedict, R OBP: 0.353, SLG: 0.438 Matt Sinatra, R (8, PR) (8, 2)		SH3-4 HR	BB			F7		1-3		3	1	1	0	1	0	2																			
Craig McMurry, R Rick Mahler, R Jerry Royster, R Donnie Moore, L Bob Watson, R Steve Bedrosian, R (1, 1) (3, 1) (5, PH) (5, 1) (8, PH) (8, 1)		SH3-4	BB			F9		1-3		1	0	0	0	0	0	1																			
		1-2 2-3	1-2			1-2				0	0	0	0	0	0	1																			
Inning Stats	R: 0 E: 1 K: 1 S: 7	H: 1 LOB: 3 BB: 1 P: 11	R: 3 E: 0 K: 0 S: 6	H: 3 LOB: 2 BB: 2 P: 14	R: 1 E: 1 K: 1 S: 7	H: 1 LOB: 2 BB: 1 P: 11	R: 0 E: 0 K: 0 S: 3	H: 1 LOB: 0 BB: 0 P: 3	R: 0 E: 0 K: 2 S: 7	H: 0 LOB: 1 BB: 0 P: 7	R: 0 E: 0 K: 0 S: 3	H: 0 LOB: 0 BB: 0 P: 3	R: 0 E: 0 K: 1 S: 6	H: 1 LOB: 2 BB: 0 P: 6	R: 0 E: 0 K: 0 S: 3	H: 0 LOB: 0 BB: 0 P: 3	1B: 4 2B: 1 3B: 1 HR: 1	SF: 0 SAC: 1 DP: 0 HBP: 0	WP: 1 PB: 0 SB: 1 CS: 0	PA: 40															
PITCHER	IP WLS BF H R ER SO BB IBB HBP BLK WP HR S P ERA WHIP																																		
Andy Hawkins, R ERA: 9.9 Sid Monge, L ERA	(1, 1) (3, 1)	2.0 3.0	W L	14 13	H R	4 2	R 1	ER 0	SO 1	BB 2	IBB 0	HBP 0	BLK 0	WP 1	HR 0	S 13	P 25	ERA 13.50	WHIP 3.500																
Dave Dravecky, L ERA: 0.66 Rich Gossage, R ERA: 4.0	(6, 1) (9, 1)	3.0 1.0	W S	10 3	H 0	2 0	R 0	ER 0	SO 3	BB 0	IBB 0	HBP 0	BLK 0	WP 0	HR 0	S 16	P 21	ERA 0.00	WHIP 0.333																


Batter	1	2	3	4	5	6	7	8	9	AB	R	H	RBI	BB	SO	LOB	BOTTOM																		
Alan Wiggins, S OBP: 0.271, SLG: 0.273 Rich Gossage, R (9, 1)	G3	3-1		4-3		CS		6-3		5	0	1	0	0	0	1	Atlanta Braves @ San Diego Padres Jack Murphy Stadium, San Diego, CA Sun Apr 15 1984, 6:33 AM EST Att: 27,973 - Unknown AB 34 R 6 H 11 RBI 5 BB 2 SO 7 LOB 10 																		
Tony Gwynn, L OBP: 0.478, SLG: 0.561 (1, 9)	E	1B		F7		4-3				4	1	2	1	0	0	1																			
Graig Nettles, L OBP: 0.297, SLG: 0.323 (1, 5)	1H	2B		BB		K		F3		4	1	2	1	0	1	0																			
Steve Garvey, R OBP: 0.200, SLG: 0.279 (1, 3)	F4			F9		6-3		F2		4	0	0	0	0	0	2																			
Terry Kennedy, L OBP: 0.381, SLG: 0.389 (1, 2)	BB			1B		K		E3		2	1	0	0	2	1	0																			
Carmelo Martinez, R OBP: 0.368, SLG: 0.486 (1, 7)	K			E				1B		4	1	3	1	0	1	2																			
Kevin McReynolds, R OBP: 0.300, SLG: 0.553 Luis Salazar, R OBP: 0.300, SLG: 0.300 (1, 8) (8, 8)				SF9		1B		F9		3	0	0	1	0	2	3																			
Garry Templeton, S OBP: 0.390, SLG: 0.425 (1, 6)		1B		1B				6-3		4	1	2	0	0	1	0																			
Andy Hawkins, R Bobby Brown, S Sid Monge, S Dave Dravecky, R Tim Flannery, L OBP: 0.250, SLG: 0.250 (1, 1) (2, PH) (3, 1) (8, 1) (8, PH) (9, 4)		3-1		1-3				4-3		0	0	0	0	0	0	0																			
		2H		1B						1	1	1	1	0	0	0																			
Inning Stats	R: 1 E: 0 K: 1 S: 7	H: 2 LOB: 2 BB: 1 P: 11	R: 2 E: 0 K: 1 S: 7	H: 3 LOB: 1 BB: 0 P: 7	R: 3 E: 1 K: 0 S: 6	H: 3 LOB: 1 BB: 1 P: 10	R: 0 E: 0 K: 1 S: 5	H: 0 LOB: 0 BB: 0 P: 5	R: 0 E: 0 K: 0 S: 4	H: 1 LOB: 1 BB: 0 P: 4	R: 0 E: 0 K: 1 S: 7	H: 1 LOB: 2 BB: 0 P: 7	R: 0 E: 0 K: 2 S: 7	H: 0 LOB: 0 BB: 0 P: 7	R: 0 E: 0 K: 0 S: 3	H: 0 LOB: 0 BB: 0 P: 3	1B: 9 2B: 2 3B: 0 HR: 0	SF: 1 SAC: 0 DP: 0 HBP: 0	WP: 0 PB: 0 SB: 1 CS: 1	PA: 37															
PITCHER	IP WLS BF H R ER SO BB IBB HBP BLK WP HR S P ERA WHIP																																		
Craig McMurry, R ERA: 4.15 Rick Mahler, R ERA: 1.5 Donnie Moore, R ERA: 6.0 Steve Bedrosian, R ERA	(1, 1) (3, 1) (5, 1) (8, 1)	2.1 1.2 3.0 1.0	L	15 6 13 3	H R	7 1 3 0	R 0	ER 4	SO 2	BB 4	IBB 2	HBP 0	BLK 0	WP 0	HR 0	S 17	P 25	ERA 15.43	WHIP 3.857																

Batter	1	2	3	4	5	6	7	8	9	AB	R	H	RBI	BB	SO	LOB	TOP								
Kevin Bass, S OBP: 0.419, SLG: 0.633										5	1	3	3	0	2	1	Houston Astros @ Atlanta Braves Atlanta-Fulton County Stadium, Atlanta, GA Fri Apr 20 1984, 6:05 PM EST Att: 12,810 - Unknown								
Enos Cabell, R OBP: 0.316, SLG: 0.353										2	0	1	1	1	0	0									
Dave Smith, R OBP: 0.500, SLG: 0.333										0	0	0	0	0	0	0									
Harry Spilman, L OBP: 0.500, SLG: 0.333										1	0	1	0	0	0	0									
Tony Scott, S OBP: 0.500, SLG: 0.333										0	0	0	0	0	0	0									
Vern Ruhle, R OBP: 0.339, SLG: 0.333										0	0	0	0	0	0	0									
Jose Cruz, L OBP: 0.339, SLG: 0.333										5	0	2	0	0	0	3									
Jerry Mumphy, S OBP: 0.404, SLG: 0.373										5	1	2	0	0	2	6									
Ray Knight, R OBP: 0.294, SLG: 0.354										5	1	1	0	0	0	4									
Phil Garner, R OBP: 0.325, SLG: 0.270										5	1	3	1	0	0	0									
Alan Ashby, S OBP: 0.239, SLG: 0.238										5	1	2	1	0	0	3									
Craig Reynolds, L OBP: 0.351, SLG: 0.514										4	1	0	1	0	0	4									
Nolan Ryan, R OBP: 0.250, SLG: 0.375										2	0	1	0	0	0	0									
Michael LaCoss, R OBP: 0.333, SLG: 0.267										0	0	0	0	0	0	0									
Denny Walling, L OBP: 0.333, SLG: 0.267										2	1	0	0	1	0	0									
Inning Stats	R: 3 E: 0 K: 0 S: 8	H: 5 LOB: 2 BB: 0 P: 8	R: 0 E: 0 K: 1 S: 7	H: 2 LOB: 2 BB: 0 P: 7	R: 0 E: 0 K: 0 S: 3	H: 1 LOB: 0 BB: 0 P: 3	R: 0 E: 0 K: 1 S: 6	H: 1 LOB: 2 BB: 1 P: 10	R: 0 E: 0 K: 0 S: 3	H: 1 LOB: 0 BB: 0 P: 3	R: 0 E: 2 K: 1 S: 8	H: 2 LOB: 1 BB: 1 P: 12	R: 0 E: 0 K: 0 S: 4	H: 1 LOB: 1 BB: 0 P: 4	R: 0 E: 0 K: 1 S: 8	H: 3 LOB: 3 BB: 0 P: 8	R: 1 E: 1 K: 0 S: 4	H: 0 LOB: 0 BB: 0 P: 4	1B: 14 2B: 1 3B: 0 HR: 1	SF: 2 SAC: 0 DP: 1 HBP: 0	WP: 0 PB: 1 SB: 0 CS: 1	PA: 46			
PITCHER	IP WLS BF H R ER SO BB IBB HBP BLK WP HR S P ERA WHIP	IP WLS BF H R ER SO BB IBB HBP BLK WP HR S P ERA WHIP	IP WLS BF H R ER SO BB IBB HBP BLK WP HR S P ERA WHIP	IP WLS BF H R ER SO BB IBB HBP BLK WP HR S P ERA WHIP	IP WLS BF H R ER SO BB IBB HBP BLK WP HR S P ERA WHIP	IP WLS BF H R ER SO BB IBB HBP BLK WP HR S P ERA WHIP	IP WLS BF H R ER SO BB IBB HBP BLK WP HR S P ERA WHIP	IP WLS BF H R ER SO BB IBB HBP BLK WP HR S P ERA WHIP	IP WLS BF H R ER SO BB IBB HBP BLK WP HR S P ERA WHIP	IP WLS BF H R ER SO BB IBB HBP BLK WP HR S P ERA WHIP	IP WLS BF H R ER SO BB IBB HBP BLK WP HR S P ERA WHIP	IP WLS BF H R ER SO BB IBB HBP BLK WP HR S P ERA WHIP	IP WLS BF H R ER SO BB IBB HBP BLK WP HR S P ERA WHIP	IP WLS BF H R ER SO BB IBB HBP BLK WP HR S P ERA WHIP	IP WLS BF H R ER SO BB IBB HBP BLK WP HR S P ERA WHIP	IP WLS BF H R ER SO BB IBB HBP BLK WP HR S P ERA WHIP	IP WLS BF H R ER SO BB IBB HBP BLK WP HR S P ERA WHIP	IP WLS BF H R ER SO BB IBB HBP BLK WP HR S P ERA WHIP	IP WLS BF H R ER SO BB IBB HBP BLK WP HR S P ERA WHIP	IP WLS BF H R ER SO BB IBB HBP BLK WP HR S P ERA WHIP	IP WLS BF H R ER SO BB IBB HBP BLK WP HR S P ERA WHIP	IP WLS BF H R ER SO BB IBB HBP BLK WP HR S P ERA WHIP	IP WLS BF H R ER SO BB IBB HBP BLK WP HR S P ERA WHIP	IP WLS BF H R ER SO BB IBB HBP BLK WP HR S P ERA WHIP	
Ken Dayley, L ERA: 5.91	3.0 16 8 3 3 1 0 0 0 0 0 1 18 18 9.00 2.667	2.0 12 4 3 1 1 2 0 0 0 0 0 12 20 4.50 3.000	2.1 10 3 0 0 1 0 0 0 0 0 0 0 12 0.00 1.286	0.1 2 1 0 0 1 0 0 0 0 0 0 4 4 0.00 3.000	1.1 W 5 0 1 0 0 0 0 0 0 0 0 0 5 5 0.00 0.000																				

AB	41
R	7
H	16
RBI	7
BB	2
SO	4
LOB	21



Batter	1	2	3	4	5	6	7	8	9	AB	R	H	RBI	BB	SO	LOB	BOTTOM							
Albert Hall, S OBP: 0.231, SLG: 0.250										4	1	1	0	1	0	2	Houston Astros @ Atlanta Braves Atlanta-Fulton County Stadium, Atlanta, GA Fri Apr 20 1984, 6:05 PM EST Att: 12,810 - Unknown							
Rafael Ramirez, R OBP: 0.273, SLG: 0.240										3	0	0	1	1	0	1								
Claudell Washington, L OBP: 0.356, SLG: 0.560										5	0	0	0	0	2	4								
Dale Murphy, R OBP: 0.345, SLG: 0.447											4	2	2	3	1	0								
Bob Horner, R OBP: 0.260, SLG: 0.391											5	1	2	0	0	1								
Chris Chambliss, L OBP: 0.213, SLG: 0.220										3	1	1	0	2	0	2								
Glenn Hubbard, R OBP: 0.380, SLG: 0.452										5	1	3	2	0	0	2								
Bruce Benedict, R OBP: 0.381, SLG: 0.421										2	1	1	1	2	0	0								
Ken Dayley, L OBP: 0.250, SLG: 0.500										0	0	0	0	0	0	0								
Bill Fiorino, S OBP: 0.260, SLG: 0.333										0	1	0	0	1	0	0								
Rick Camp, R OBP: 0.260, SLG: 0.333										1	0	0	0	0	1	3								
Jeff Dedmon, L OBP: 0.333, SLG: 0.267										0	0	0	0	0	0	0								
Terry Forster, L ERA: 3.48										0	0	0	0	0	0	0								
Gene Garber, R ERA: 3.38										1	0	0	0	0	0	0								
Inning Stats	R: 0 E: 0 K: 0 S: 3	H: 0 LOB: 0 BB: 0 P: 3	R: 0 E: 0 K: 1 S: 5	H: 0 LOB: 1 BB: 1 P: 9	R: 4 E: 0 K: 1 S: 7	H: 2 LOB: 2 BB: 2 P: 15	R: 2 E: 0 K: 0 S: 4	H: 2 LOB: 1 BB: 1 P: 9	R: 1 E: 1 K: 2 S: 10	H: 2 LOB: 3 BB: 1 P: 14	R: 0 E: 0 K: 0 S: 3	H: 0 LOB: 0 BB: 0 P: 3	R: 0 E: 0 K: 0 S: 4	H: 1 LOB: 1 BB: 0 P: 4	R: 0 E: 0 K: 0 S: 3	H: 0 LOB: 2 BB: 2 P: 11		R: 1 E: 0 K: 0 S: 3	H: 3 LOB: 3 BB: 1 P: 7	1B: 8 2B: 1 3B: 0 HR: 1	SF: 1 SAC: 0 DP: 1 HBP: 1	WP: 0 PB: 0 SB: 2 CS: 0	PA: 43	
PITCHER	IP WLS BF H R ER SO BB IBB HBP BLK WP HR S P ERA WHIP	IP WLS BF H R ER SO BB IBB HBP BLK WP HR S P ERA WHIP	IP WLS BF H R ER SO BB IBB HBP BLK WP HR S P ERA WHIP	IP WLS BF H R ER SO BB IBB HBP BLK WP HR S P ERA WHIP	IP WLS BF H R ER SO BB IBB HBP BLK WP HR S P ERA WHIP	IP WLS BF H R ER SO BB IBB HBP BLK WP HR S P ERA WHIP	IP WLS BF H R ER SO BB IBB HBP BLK WP HR S P ERA WHIP	IP WLS BF H R ER SO BB IBB HBP BLK WP HR S P ERA WHIP	IP WLS BF H R ER SO BB IBB HBP BLK WP HR S P ERA WHIP	IP WLS BF H R ER SO BB IBB HBP BLK WP HR S P ERA WHIP	IP WLS BF H R ER SO BB IBB HBP BLK WP HR S P ERA WHIP	IP WLS BF H R ER SO BB IBB HBP BLK WP HR S P ERA WHIP	IP WLS BF H R ER SO BB IBB HBP BLK WP HR S P ERA WHIP	IP WLS BF H R ER SO BB IBB HBP BLK WP HR S P ERA WHIP	IP WLS BF H R ER SO BB IBB HBP BLK WP HR S P ERA WHIP	IP WLS BF H R ER SO BB IBB HBP BLK WP HR S P ERA WHIP	IP WLS BF H R ER SO BB IBB HBP BLK WP HR S P ERA WHIP	IP WLS BF H R ER SO BB IBB HBP BLK WP HR S P ERA WHIP	IP WLS BF H R ER SO BB IBB HBP BLK WP HR S P ERA WHIP	IP WLS BF H R ER SO BB IBB HBP BLK WP HR S P ERA WHIP	IP WLS BF H R ER SO BB IBB HBP BLK WP HR S P ERA WHIP	IP WLS BF H R ER SO BB IBB HBP BLK WP HR S P ERA WHIP	IP WLS BF H R ER SO BB IBB HBP BLK WP HR S P ERA WHIP	IP WLS BF H R ER SO BB IBB HBP BLK WP HR S P ERA WHIP
Nolan Ryan, R ERA: 4.5	3.0 18 4 6 6 2 4 0 0 0 0 0 1 17 34 18.00 2.667	2.0 9 2 1 0 2 1 0 0 0 0 0 0 7 7 0.00 0.500	2.0 7 1 0 0 0 0 0 0 0 0 0 0 6 6 0.00 0.500	1.0 L 9 3 1 1 0 2 1 0 0 0 0 0 0 6 18 9.00 5.000																				



Batter	1	2	3	4	5	6	7	8	9	AB	R	H	RBI	BB	SO	LOB	TOP
Kevin Bass, S OBP: 0.375, SLG: 0.526 (1,9)	F8		F5		6-3		IBB		4-3	4	0	0	0	1	0	1	Houston Astros @ Atlanta Braves Atlanta-Fulton County Stadium, Atlanta, GA Sun Apr 22 1984, 3:33 AM EST Att: 6,891 - Unknown
Enos Cabell, R OBP: 0.333, SLG: 0.476 (1,3)	F8		HR		F7		F6		1B	4	1	1	1	1	0	2	
Jose Cruz, L OBP: 0.412, SLG: 0.464 (1,7)					FC6-4		CS		1-3	5	0	4	1	0	0	0	
Jerry Mumphy, S OBP: 0.379, SLG: 0.350 (1,8)	F9		FC6-4		CS		F9		1B	5	0	1	0	0	0	4	
Ray Knight, R OBP: 0.305, SLG: 0.357 (1,5)					F7		6-3			4	0	1	0	0	0	0	
Phil Garner, R OBP: 0.298, SLG: 0.233 Dave Smith, R (6,1)	F8						5-3			2	0	0	0	1	0	0	
Denny Walling, L OBP: 0.316, SLG: 0.250 Vern Ruhle, R (8,1)					FC4-6				K	1	0	0	0	0	1	2	
Frank DiPino, L (8,1)										0	0	0	0	0	0	0	
Alan Ashby, S OBP: 0.278, SLG: 0.250 (1,2)										3	0	1	0	1	0	2	
Craig Reynolds, L OBP: 0.349, SLG: 0.585 (1,6)										3	1	1	1	0	0	2	
Joe Niekro, R OBP: 0.111, SLG: 0.111 Bill Doran, S OBP: 0.200, SLG: 0.231 (6,4)										2	1	1	0	0	0	1	
Inning Stats	R: 0 E: 0 K: 0 S: 4	H: 1 LOB: 1 BB: 0 P: 4	R: 0 E: 0 K: 0 S: 3	H: 0 LOB: 0 BB: 0 P: 3	R: 2 E: 0 K: 1 S: 8	H: 3 LOB: 1 BB: 0 P: 8	R: 0 E: 0 K: 0 S: 3	H: 0 LOB: 0 BB: 2 P: 11	R: 0 E: 0 K: 0 S: 3	H: 1 LOB: 2 BB: 1 P: 8	R: 0 E: 0 K: 1 S: 7	H: 2 LOB: 2 BB: 1 P: 9	R: 1 E: 0 K: 0 S: 5	H: 2 LOB: 2 BB: 1 P: 9	1B: 8 2B: 0 3B: 0 HR: 2	SF: 0 SAC: 1 DP: 0 HBP: 0	WP: 0 PA: 41 PB: 0 SB: 1 CS: 1
PITCHER	IP WLS BF H R ER SO BB IBB HBP BLK WP HR S P ERA WHIP	5.0 L 21 5 2 2 1 2 2 0 0 0 0 2 21 29 3.60 1.400	2.1 11 3 0 0 0 0 0 1 0 0 0 0 10 14 0.00 1.286	0.2 2 0 0 0 1 0 0 0 0 0 0 0 4 4 0.00 0.000	1.0 6 2 1 1 0 1 0 0 0 0 0 0 5 9 9.00 3.000												

AB	35
R	3
H	10
RBI	3
BB	4
SO	2
LOB	16



Batter	1	2	3	4	5	6	7	8	9	AB	R	H	RBI	BB	SO	LOB	BOTTOM
Albert Hall, S OBP: 0.190, SLG: 0.158 (9,9)	4-3		1-3			4-3				4	0	0	0	0	1	1	Houston Astros @ Atlanta Braves Atlanta-Fulton County Stadium, Atlanta, GA Sun Apr 22 1984, 3:33 AM EST Att: 6,891 - Unknown
Rafael Ramirez, R OBP: 0.286, SLG: 0.224 (1,6)	6-3				F9		CS		E5	4	0	1	0	0	0	1	
Claudell Washington, L OBP: 0.359, SLG: 0.518 Bob Watson, R OBP: 0.083, SLG: 0.083 Gene Garber, R (9,1)					E4				1-3	2	0	1	0	1	0	0	
Dale Murphy, R OBP: 0.333, SLG: 0.407 (1,8)									1-3	0	0	0	0	0	0	0	
Bob Horner, R OBP: 0.259, SLG: 0.358 (1,5)										4	0	1	0	0	1	1	
Chris Chambliss, L OBP: 0.236, SLG: 0.306 (1,3)										4	1	1	1	0	0	1	
Jerry Royster, R OBP: 0.167, SLG: 0.167 (1,4)										4	0	0	0	0	1	1	
Bruce Benedict, R OBP: 0.327, SLG: 0.356 (1,2)										3	0	0	0	0	0	1	
Pete Falcone, L Mike Jorgensen, L Rick Mahler, R Terry Forster, L Gerald Perry, L OBP: 0.341, SLG: 0.285 (9,7)										1	0	0	0	0	0	0	
										1	0	0	0	0	1	0	
Inning Stats	R: 0 E: 0 K: 1 S: 6	H: 1 LOB: 1 BB: 0 P: 6	R: 0 E: 0 K: 0 S: 3	H: 0 LOB: 0 BB: 0 P: 3	R: 0 E: 1 K: 1 S: 6	H: 0 LOB: 1 BB: 0 P: 6	R: 1 E: 0 K: 0 S: 6	H: 1 LOB: 1 BB: 0 P: 6	R: 0 E: 0 K: 0 S: 4	H: 1 LOB: 1 BB: 0 P: 4	R: 0 E: 1 K: 2 S: 9	H: 1 LOB: 2 BB: 0 P: 9	R: 0 E: 0 K: 1 S: 5	H: 0 LOB: 0 BB: 0 P: 5	1B: 4 2B: 0 3B: 0 HR: 1	SF: 0 SAC: 0 DP: 0 HBP: 0	WP: 0 PA: 34 PB: 0 SB: 2 CS: 1
PITCHER	IP WLS BF H R ER SO BB IBB HBP BLK WP HR S P ERA WHIP	5.0 W 18 2 1 1 3 0 0 0 0 0 0 1 24 24 1.80 0.400	2.0 8 2 0 0 0 1 0 0 0 0 0 0 7 11 0.00 1.500	0.1 3 1 0 0 1 0 0 0 0 0 0 0 5 5 0.00 3.000	1.2 S 5 0 0 0 2 0 0 0 0 0 0 0 9 9 0.00 0.000												



Batter	1	2	3	4	5	6	7	8	9	AB	R	H	RBI	BB	SO	LOB	TOP																				
Gary Redus, R (1, 7) OBP: 0.294, SLG: 0.267	F9		S SF7 1B		F4		E6 2B		F3	5	2	1	0	0	0	0	Cincinnati Reds @ Atlanta Braves Atlanta-Fulton County Stadium, Atlanta, GA Tue Apr 24 1984, 6:05 PM EST Att: 10,969 - Unknown livebaseballscorecards.com																				
Eddie Milner, L (1, 8) OBP: 0.385, SLG: 0.436	F7		SF7 1-H		5-3 1B		2B 2-H		F9	4	0	2	2	0	0	0																					
Dave Concepcion, R (1, 6) OBP: 0.352, SLG: 0.371	1B		1B		5-3 1-2		K2-3		F9	5	0	2	0	0	1	2																					
Dave Parker, L (1, 9) OBP: 0.294, SLG: 0.313	F7		1-2 1B		F9				2B 1B	4	0	2	0	0	0	2																					
Dan Driessen, L (1, 3) OBP: 0.404, SLG: 0.385		F7	F7			2-3		K	4	0	0	0	0	1	3																						
Nick Esasky, R (1, 5) OBP: 0.313, SLG: 0.429										3	0	0	0	0	3	0																					
Duane Walker, L (8, PH) OBP: 0.600, SLG: 0.750	K				K					1	0	1	0	0	0	0																					
Tom Lawless, R (8, 5) OBP: 0.376, SLG: 0.231										0	0	0	0	0	0	0																					
Ron Oester, S (1, 4) OBP: 0.254, SLG: 0.333					6-3					3	0	1	0	1	0	0																					
Dann Bilardello, R (1, 2) OBP: 0.438, SLG: 0.375										3	0	1	0	0	0	1																					
Tony Perez, R (8, PH) OBP: 0.587, SLG: 0.552	5-3									1	0	0	0	0	1	3																					
John Franco, L (8, 1)										0	0	0	0	0	0	0																					
Bruce Berenyi, R (1, 1) Paul Householder, S (7, PH) Tom Hume, R (7, 1) Bob Owchinko, L (7, 1) Ted Power, R (7, 1) Brad Gulden, L (8, PH) ERA: 0.143, SLG: 0.143										2	0	0	0	0	1	1																					
										1	0	0	0	0	1	0																					
										0	0	0	0	0	0	0																					
										0	0	0	0	0	0	0																					
										0	0	0	0	0	0	0																					
										1	0	0	0	0	0	3																					
Inning Stats	R: 0 E: 0 K: 0 S: 4	H: 1 LOB: 1 BB: 0 P: 4	R: 0 E: 0 K: 1 S: 6	H: 1 LOB: 1 BB: 0 P: 6	R: 1 E: 0 K: 1 S: 8	H: 3 LOB: 2 BB: 0 P: 8	R: 0 E: 0 K: 1 S: 6	H: 1 LOB: 1 BB: 0 P: 6	R: 0 E: 0 K: 0 S: 4	H: 0 LOB: 0 BB: 0 P: 5	R: 1 E: 1 K: 2 S: 9	H: 1 LOB: 1 BB: 0 P: 9	R: 0 E: 0 K: 2 S: 9	H: 2 LOB: 3 BB: 1 P: 13	R: 0 E: 0 K: 0 S: 3	H: 0 LOB: 0 BB: 0 P: 3	1B: 7 2B: 3 3B: 0 HR: 0	SF: 1 SAC: 0 DP: 0 HBP: 0	WP: 0 PA: 39 SB: 0 CS: 0																		
PITCHER	IP	WLS	BF	H	R	ER	SO	BB	IBB	HBP	BLK	WP	HR	S	P	ERA	WHIP	PITCHER			IP	WLS	BF	H	R	ER	SO	BB	IBB	HBP	BLK	WP	HR	S	P	ERA	WHIP
Len Barker, R (1, 1) ERA: 4.3	7.0	W	30	8	2	1	6	0	0	0	0	0	0	42	42	1.29	1.143																				
Jeff Dedmon, R (8, 1) ERA	0.1		4	2	0	0	1	0	1	0	0	0	0	5	9	0.00	6.000																				
Steve Bedrosian, R (8, 1) ERA: 0.79	1.2	S	5	0	0	0	1	0	0	0	0	0	0	7	7	0.00	0.000																				

Batter	1	2	3	4	5	6	7	8	9	AB	R	H	RBI	BB	SO	LOB	BOTTOM																				
Claudell Washington, L (1, 9) OBP: 0.375, SLG: 0.533	4-3		2B		2B IBB		F8			4	0	2	1	1	0	1	Cincinnati Reds @ Atlanta Braves Atlanta-Fulton County Stadium, Atlanta, GA Tue Apr 24 1984, 6:05 PM EST Att: 10,969 - Unknown livebaseballscorecards.com																				
Rafael Ramirez, R (1, 6) OBP: 0.318, SLG: 0.290	S 1B		CS 1B		1-3 2-H 2B		1B BB		G6-4-3 BB	4	0	4	1	1	0	0																					
Dale Murphy, R (1, 8) OBP: 0.324, SLG: 0.379	K 1-2		F6		F7		1B BB		G6-4-3 1-2	4	0	0	0	1	1	7																					
Bob Horner, R (1, 5) OBP: 0.242, SLG: 0.339	K		CS 1-2		K		F9		SF8	3	0	0	1	0	2	1																					
Chris Chambliss, L (1, 3) OBP: 0.271, SLG: 0.358							F9			4	1	3	0	0	0	0																					
Terry Harper, R (1, 7) OBP: 0.250, SLG: 0.250										4	0	1	0	0	2	5																					
Glenn Hubbard, R (1, 4) OBP: 0.407, SLG: 0.477										2	1	1	1	2	0	0																					
Bruce Benedict, R (1, 2) OBP: 0.340, SLG: 0.354										3	1	1	0	1	0	3																					
Len Barker, R (1, 1) OBP: 0.200, SLG: 0.222										2	0	0	0	0	2	2																					
Gerald Perry, L (7, PH) OBP: 0.357, SLG: 0.286										1	1	1	0	0	0	0																					
Jeff Dedmon, L (8, 1) Steve Bedrosian, R (8, 1)										0	0	0	0	0	0	0																					
										1	0	0	0	0	1	2																					
Inning Stats	R: 0 E: 0 K: 2 S: 8	H: 1 LOB: 1 BB: 0 P: 8	R: 1 E: 0 K: 2 S: 9	H: 2 LOB: 0 BB: 0 P: 9	R: 0 E: 0 K: 1 S: 5	H: 1 LOB: 0 BB: 0 P: 5	R: 0 E: 0 K: 0 S: 4	H: 1 LOB: 2 BB: 1 P: 8	R: 1 E: 0 K: 1 S: 8	H: 3 LOB: 3 BB: 1 P: 12	R: 0 E: 0 K: 1 S: 6	H: 2 LOB: 2 BB: 2 P: 14	R: 1 E: 0 K: 1 S: 6	H: 2 LOB: 2 BB: 2 P: 14	1B: 9 2B: 4 3B: 0 HR: 0	SF: 1 SAC: 0 DP: 2 HBP: 0	WP: 0 PA: 40 SB: 1 CS: 1																				
PITCHER	IP	WLS	BF	H	R	ER	SO	BB	IBB	HBP	BLK	WP	HR	S	P	ERA	WHIP	PITCHER			IP	WLS	BF	H	R	ER	SO	BB	IBB	HBP	BLK	WP	HR	S	P	ERA	WHIP
Bruce Berenyi, R (1, 1) ERA: 4.71	6.0		26	8	2	2	6	2	1	0	0	0	0	4	8	3.00	1.667																				
Tom Hume, R (7, 1) ERA: 5.25	0.2	L	5	2	1	1	0	1	0	0	0	0	0	4	8	13.50	4.500																				
Bob Owchinko, L (7, 1) ERA: 4.5	0.0		1	1	0	0	0	0	0	0	0	0	0	1	1	∞	∞																				
Ted Power, R (7, 1) ERA: 4.86	0.1		1	0	0	0	1	0	0	0	0	0	0	3	3	0.00	0.000																				
John Franco, L (8, 1) ERA: 9.0	1.0		6	2	1	1	1	2	0	0	0	0	0	6	14	9.00	4.000																				



Batter	1	2	3	4	5	6	7	8	9	AB	R	H	RBI	BB	SO	LOB	TOP								
Gary Redus, R OBP: 0.339, SLG: 0.333 (1, 7)										3	1	2	0	2	0	0	Cincinnati Reds @ Atlanta Braves Atlanta-Fulton County Stadium, Atlanta, GA Wed Apr 25 1984, 6:05 PM EST Att: 13,886 - Unknown								
Eddie Milner, L OBP: 0.386, SLG: 0.424 (1, 8)										4	0	1	1	1	0	4									
Dave Concepcion, R OBP: 0.342, SLG: 0.493 (1, 6)										5	1	1	1	0	1	4									
Dave Parker, L OBP: 0.278, SLG: 0.294 (1, 9)										4	0	0	0	0	0	2									
Tony Perez, R OBP: 0.343, SLG: 0.485 Bob Owchinko, L Brad Lesley, R (8, 1)										4	0	0	0	0	1	1									
Nick Esasky, R OBP: 0.313, SLG: 0.414 Ron Oester, S OBP: 0.250, SLG: 0.328 (7, PR)										2	0	0	0	1	0	0									
Tom Lawless, R OBP: 0.368, SLG: 0.438 (7, 5)										3	1	1	1	0	0	0									
Dann Bilardello, R OBP: 0.442, SLG: 0.386 (1, 2)										4	0	2	1	0	1	0									
Mario Soto, R OBP: 0.083, SLG: 0.083 Ted Power, R Dan Driessen, L OBP: 0.417, SLG: 0.400 (8, 3)										2	0	0	0	0	1	1									
Inning Stats	R: 1 E: 0 K: 1 S: 7	H: 2 LOB: 1 BB: 0 P: 7	R: 1 E: 0 K: 0 S: 5	H: 2 LOB: 2 BB: 1 P: 9	R: 0 E: 1 K: 0 S: 3	H: 0 LOB: 0 BB: 0 P: 3	R: 0 E: 0 K: 0 S: 3	H: 0 LOB: 0 BB: 0 P: 3	R: 0 E: 0 K: 1 S: 5	H: 0 LOB: 0 BB: 0 P: 5	R: 0 E: 0 K: 0 S: 3	H: 0 LOB: 0 BB: 0 P: 3	R: 1 E: 0 K: 0 S: 4	H: 1 LOB: 2 BB: 2 P: 12	R: 1 E: 0 K: 0 S: 4	H: 1 LOB: 0 BB: 0 P: 4		R: 0 E: 0 K: 2 S: 9	H: 2 LOB: 3 BB: 1 P: 13	1B: 5 2B: 0 3B: 1 HR: 2	SF: 0 SAC: 2 DP: 1 HBP: 0	WP: 0 PB: 0 SB: 2 CS: 0	PA: 39		
PITCHER	IP	WLS	BF	H	R	ER	SO	BB	IBB	HBP	BLK	WP	HR	S	P	ERA	WHIP								
Ken Dayley, L ERA: 5.3 Jeff Dedmon, R ERA:	8.0	L	33	6	4	4	2	2	1	0	0	0	2	34	46	4.50	1.000								

AB	33
R	4
H	8
RBI	4
BB	4
SO	4
LOB	12



Batter	1	2	3	4	5	6	7	8	9	AB	R	H	RBI	BB	SO	LOB	BOTTOM									
Claudell Washington, L OBP: 0.390, SLG: 0.571 (1, 9)										3	1	1	2	2	0	1	Cincinnati Reds @ Atlanta Braves Atlanta-Fulton County Stadium, Atlanta, GA Wed Apr 25 1984, 6:05 PM EST Att: 13,886 - Unknown									
Rafael Ramirez, R OBP: 0.315, SLG: 0.288 (1, 6)										4	0	1	0	0	0	3										
Dale Murphy, R OBP: 0.319, SLG: 0.371 (1, 8)										4	0	1	1	0	2	2										
Bob Horner, R OBP: 0.242, SLG: 0.322 (1, 5)										3	0	0	0	1	0	1										
Chris Chambliss, L OBP: 0.254, SLG: 0.333 Jeff Dedmon, L (9, 1)										4	0	0	0	0	0	0										
Terry Harper, R OBP: 0.375, SLG: 0.375 (1, 7)										4	0	2	0	0	0	2										
Glenn Hubbard, R OBP: 0.397, SLG: 0.458 Albert Hall, S OBP: 0.190, SLG: 0.158 (9, PR)										4	0	1	0	0	0	2										
Bruce Benedict, R OBP: 0.321, SLG: 0.333 (1, 2)										3	0	0	0	0	0	1										
Ken Dayley, L OBP: 0.500, SLG: 0.500 Gerald Perry, L OBP: 0.364, SLG: 0.297 (8, PH)										2	1	1	0	0	1	0										
Inning Stats	R: 0 E: 0 K: 1 S: 5	H: 0 LOB: 1 BB: 1 P: 9	R: 0 E: 0 K: 0 S: 3	H: 0 LOB: 0 BB: 0 P: 3	R: 1 E: 0 K: 0 S: 4	H: 2 LOB: 1 BB: 1 P: 8	R: 0 E: 1 K: 0 S: 4	H: 1 LOB: 1 BB: 0 P: 4	R: 0 E: 0 K: 1 S: 5	H: 0 LOB: 0 BB: 0 P: 5	R: 0 E: 0 K: 0 S: 4	H: 1 LOB: 1 BB: 0 P: 4	R: 2 E: 0 K: 0 S: 6	H: 3 LOB: 2 BB: 1 P: 10	R: 0 E: 0 K: 0 S: 4	H: 1 LOB: 1 BB: 0 P: 4		1B: 7 2B: 0 3B: 0 HR: 1	SF: 0 SAC: 1 DP: 0 HBP: 0	WP: 0 PB: 0 SB: 1 CS: 1	PA: 38					
PITCHER	IP	WLS	BF	H	R	ER	SO	BB	IBB	HBP	BLK	WP	HR	S	P	ERA	WHIP									
Mario Soto, R ERA: 3.47 Ted Power, R ERA: 4.79 Bob Owchinko, L ERA: 4.15 Brad Lesley, R ERA:	7.0	W	29	7	3	3	3	2	0	0	0	0	0	1	33	41	3.86	1.286								
	0.1		2	0	0	0	0	1	0	0	0	0	0	1	5	0.00	3.000									
	0.1	S	1	0	0	0	0	0	0	0	0	0	0	1	1	0.00	0.000									
	1.1	S	5	1	0	0	0	0	0	0	0	0	0	5	5	0.00	0.750									



Batter	1	2	3	4	5	6	7	8	9	AB	R	H	RBI	BB	SO	LOB	TOP										
Claudell Washington, L OBP: 0.422, SLG: 0.616 Albert Hall, S OBP: 0.134, SLG: 0.143	0-3 K		0-0 HR 1B		4-0 FC5-4 BB		0-0 5-3		0-0 1-3	2	1	1	0	1	1	0											
Jerry Royster, R OBP: 0.175, SLG: 0.222	0-0 FC6-5 3B		0-0 F4		0-0 FC5-4 HR		0-0 6-3		0-3 K	5	1	1	0	0	1	2											
Dale Murphy, R OBP: 0.314, SLG: 0.427	0-0 FC6-2-5 BB		0-0 HR		0-0 HR				0-0 S 1B	5	3	3	4	0	0	1											
Bob Watson, R OBP: 0.188, SLG: 0.133 Mike Jorgensen, L OBP: 0.296, SLG: 0.429	4-0 1-2 BB		0-0 F9		0-0 G6-4-3 1B				0-0 F7	3	0	1	0	1	0	1											
Terry Harper, R OBP: 0.581, SLG: 0.278	0-3 K2-3		0-3 K		0-0 G6-4-3				0-0 E S 1B	4	0	1	1	0	2	3											
Rafael Ramirez, R OBP: 0.310, SLG: 0.291		0-0 5-3 1B		0-0 E6 FC5-4		0-0 4-3		0-0 E4 S	4	0	1	0	0	0	1												
Bruce Benedict, R OBP: 0.286, SLG: 0.293		0-0 5-3 1-2		0-0 FC5-4 5-3		0-0 6-3		0-0 F4	4	0	0	0	0	0	4												
Randy Johnson, R OBP: 0.188, SLG: 0.133		0-0 5-3		0-0 5-3 1-2		0-0 F7		4-0 1-2 IBB	3	0	0	0	1	0	2												
Rick Camp, R OBP: 0.286, SLG: 0.167 Gene Garber, R OBP: 0.134, SLG: 0.143		0-0 5-3		0-0 5-3		0-0 F9		0-3 K	3	0	0	0	0	0	2												
Inning Stats	R: 0 E: 0 K: 2 S: 8	H: 1 LOB: 2 BB: 1 P: 12	R: 0 E: 0 K: 0 S: 4	H: 1 LOB: 1 BB: 0 P: 4	R: 2 E: 1 K: 1 S: 7	H: 2 LOB: 0 BB: 0 P: 7	R: 0 E: 0 K: 0 S: 4	H: 0 LOB: 1 BB: 0 P: 4	R: 2 E: 0 K: 0 S: 4	H: 2 LOB: 0 BB: 1 P: 8	R: 0 E: 0 K: 0 S: 3	H: 0 LOB: 0 BB: 0 P: 3	R: 0 E: 0 K: 0 S: 3	H: 0 LOB: 0 BB: 0 P: 3	R: 1 E: 1 K: 1 S: 8	H: 2 LOB: 3 BB: 1 P: 12	R: 0 E: 0 K: 1 S: 5	H: 0 LOB: 0 BB: 0 P: 5	1B: 5 2B: 0 3B: 1 HR: 2	SF: 0 SAC: 0 DP: 1 HBP: 0	WP: 0 PA: 39 PB: 0 SB: 3 CS: 0						
PITCHER	IP WLS BF L	H R ER 4	SO 3	BB 2	IBB 0	HBP 0	BLK 0	WP 0	HR 2	S 33	P 41	ERA 5.14	WHIP 1.143	PITCHER	IP WLS BF L	H R ER 4	SO 3	BB 2	IBB 0	HBP 0	BLK 0	WP 0	HR 0	S 13	P 17	ERA 4.50	WHIP 1.000

Atlanta Braves @ Houston Astros
Astrodome, Houston, TX
Sat Apr 28 1984, 4:33 AM EST
Att: 18,899 - Unknown

AB 36
R 5
H 8
RBI 5
BB 3
SO 5
LOB 19

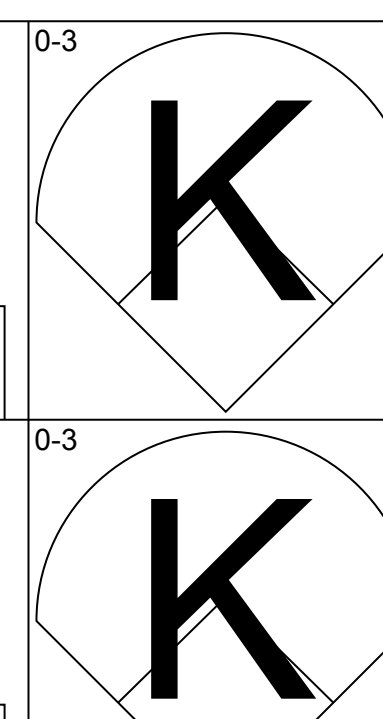
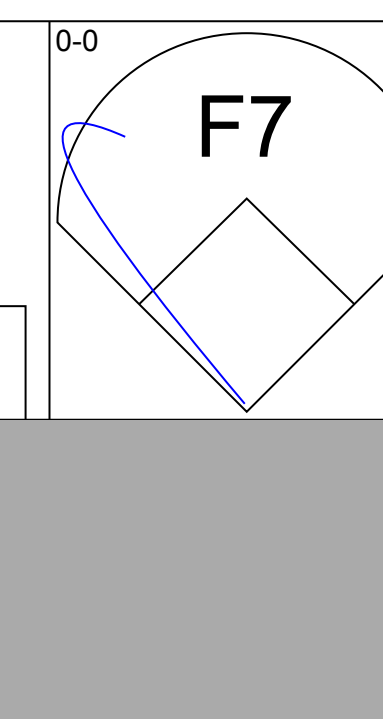
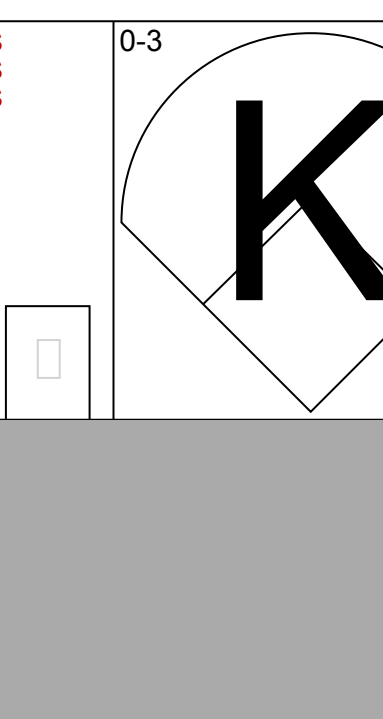
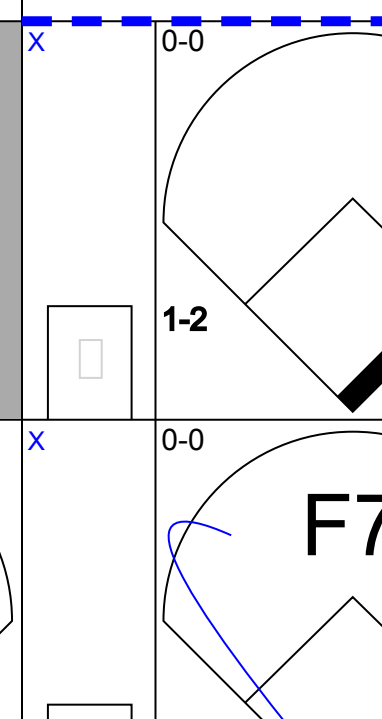
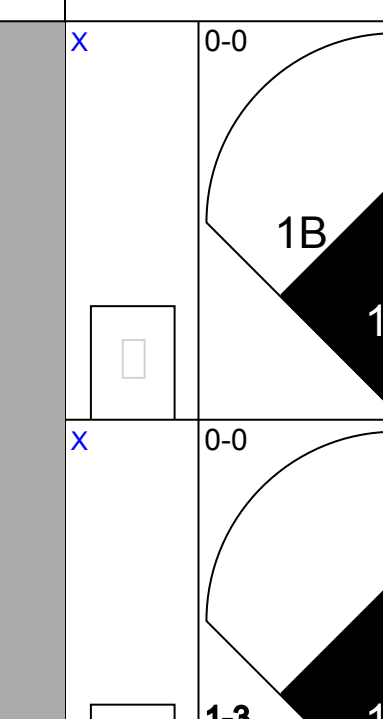
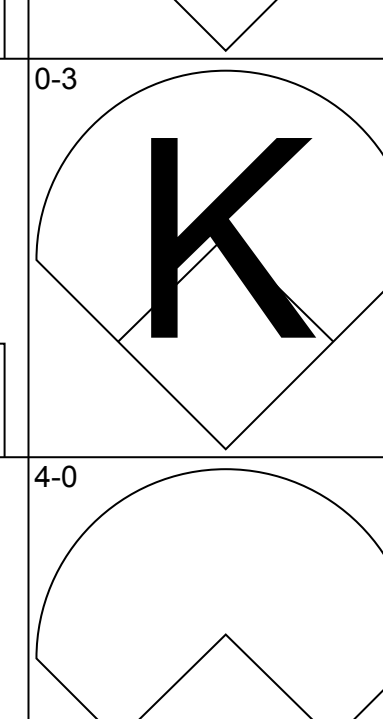
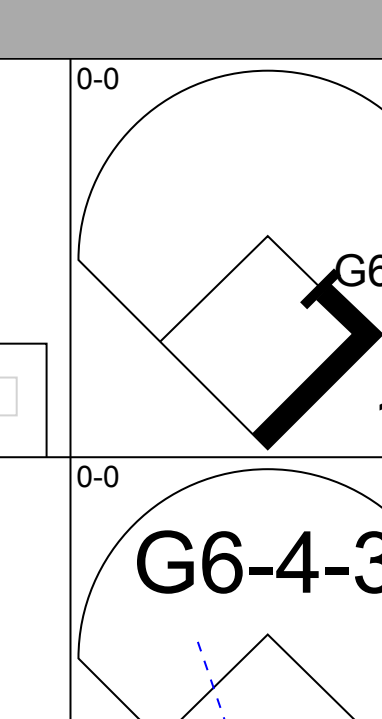
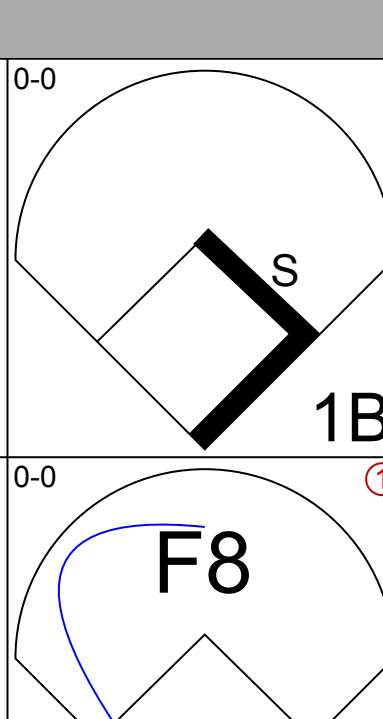
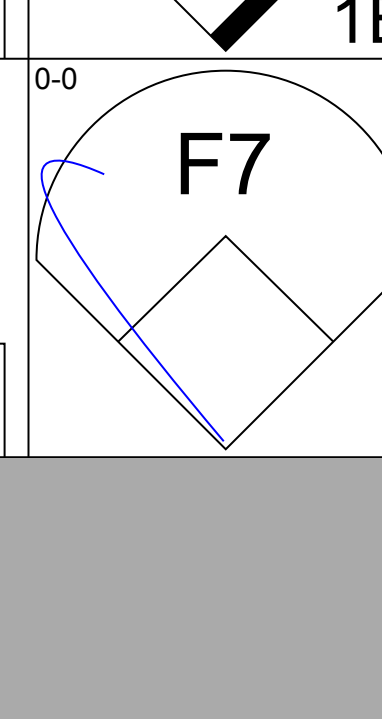
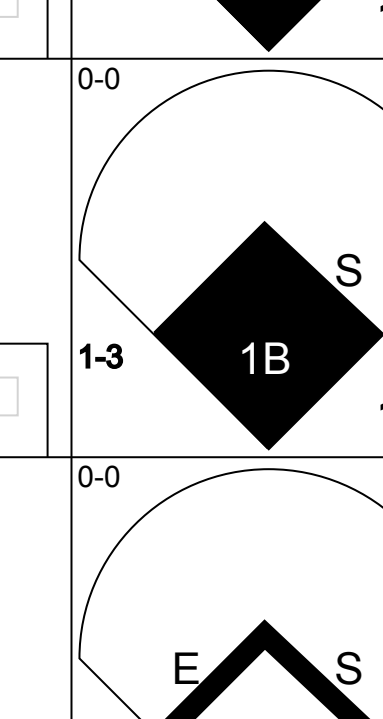
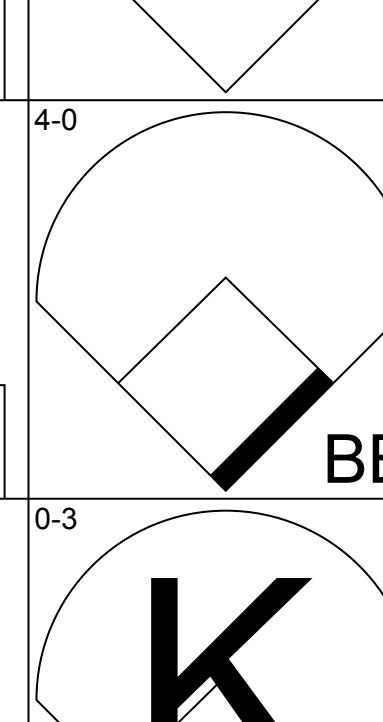
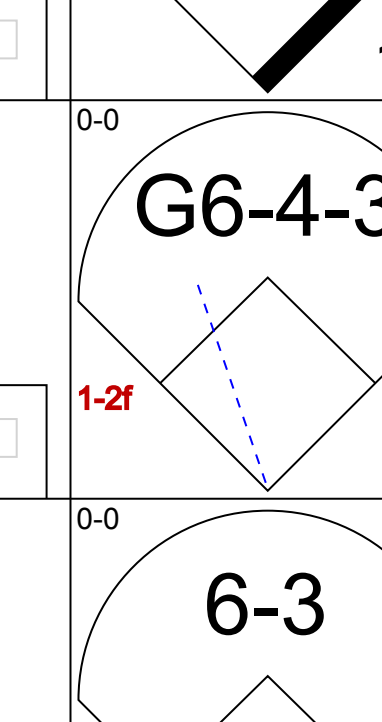
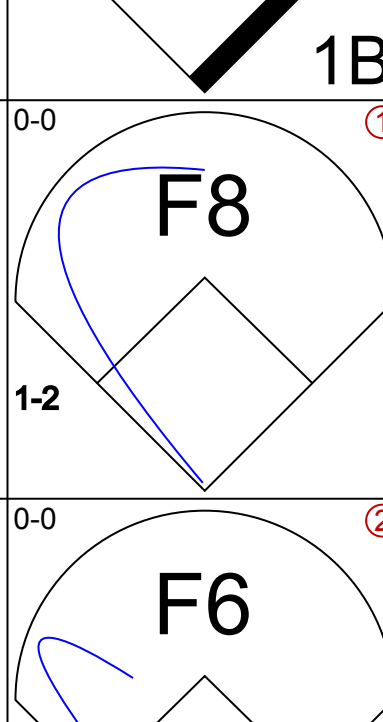
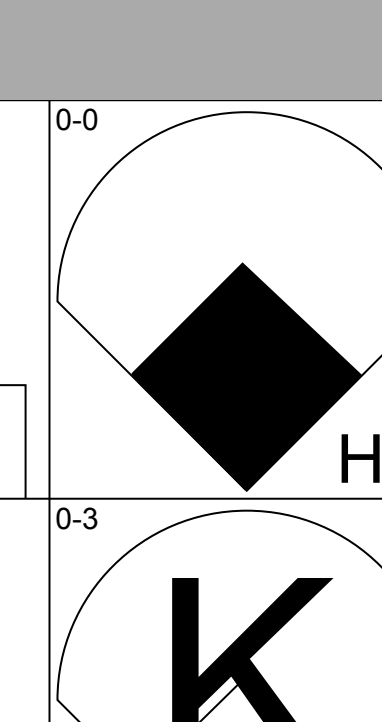
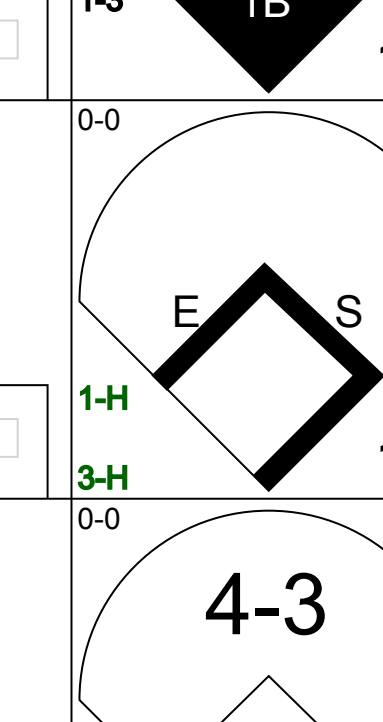
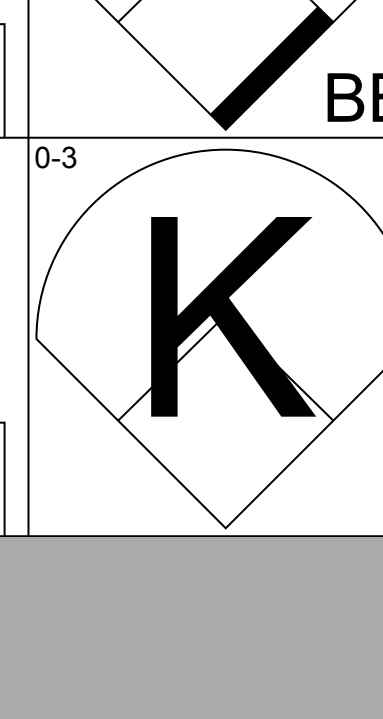
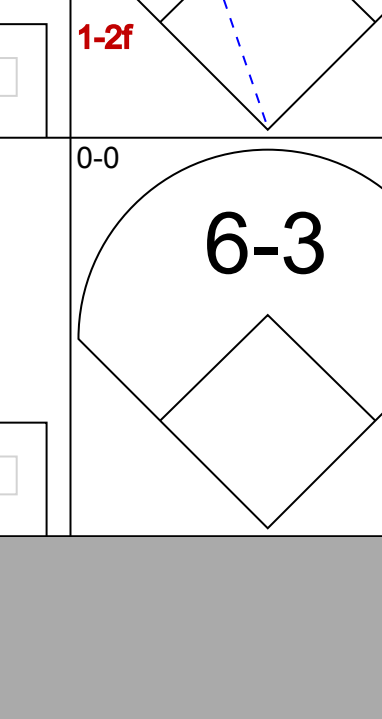
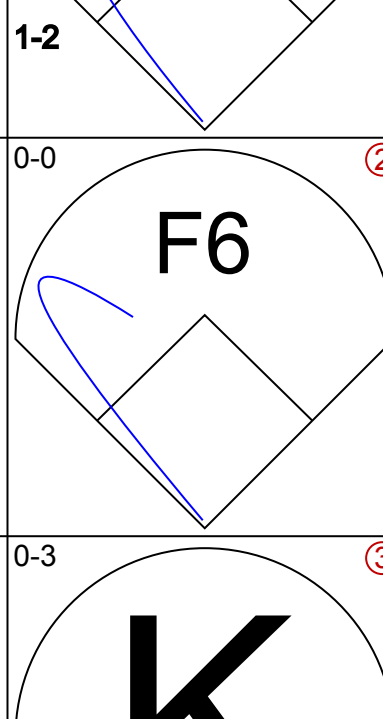
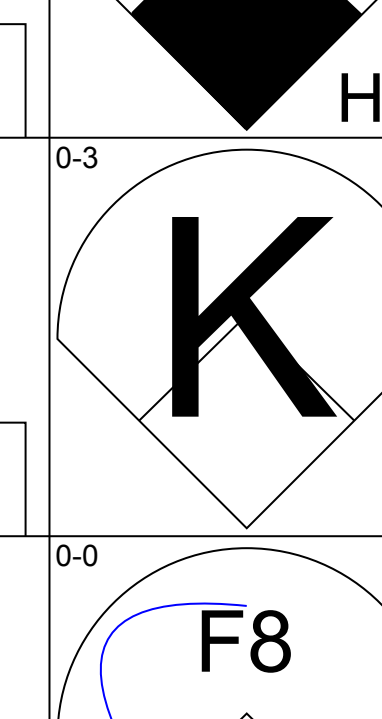
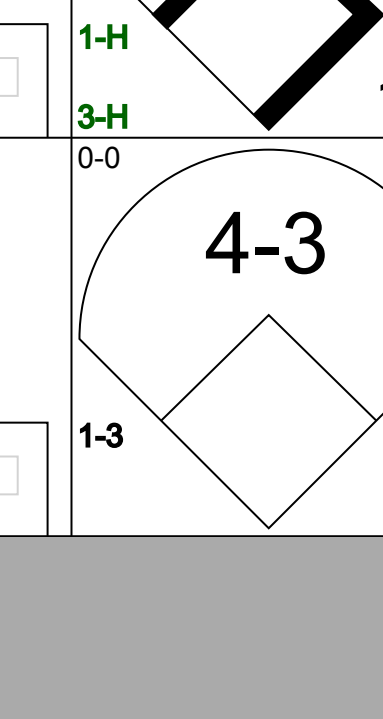
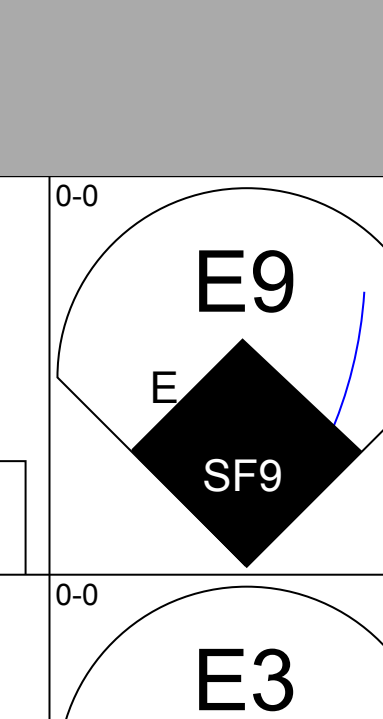
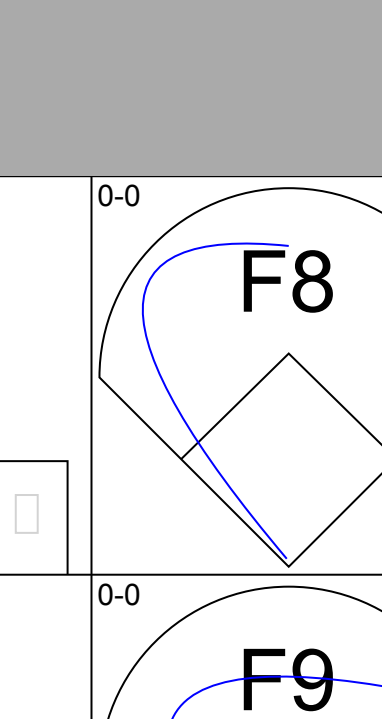
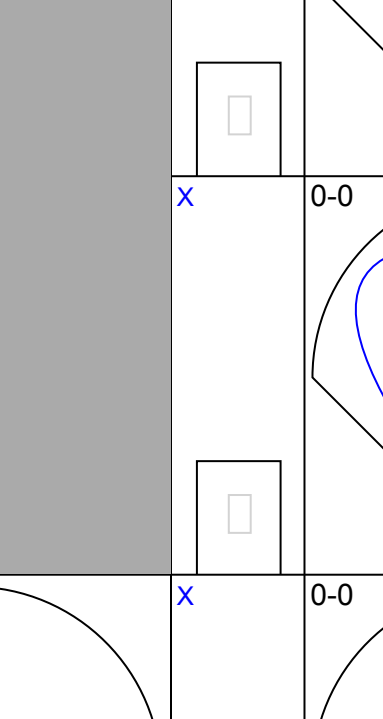
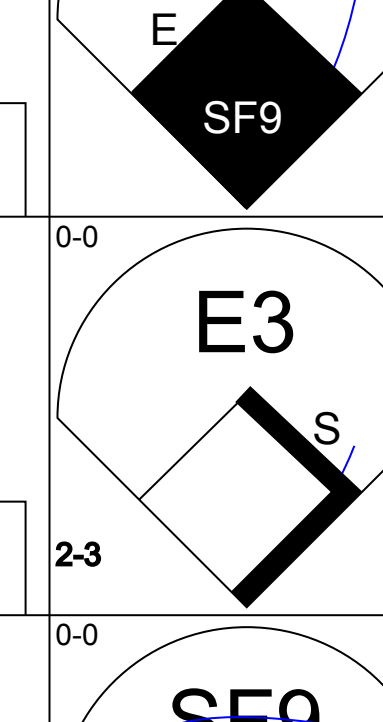
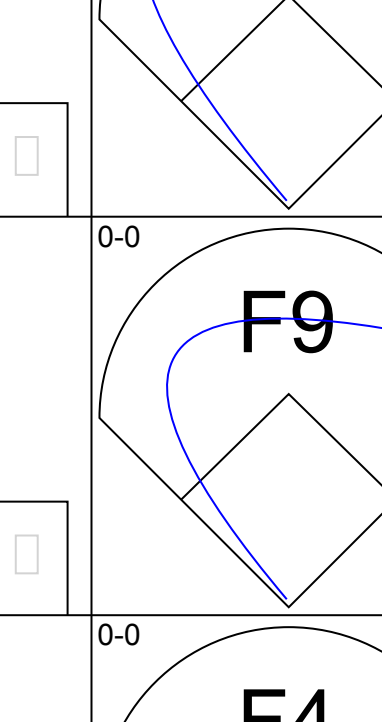
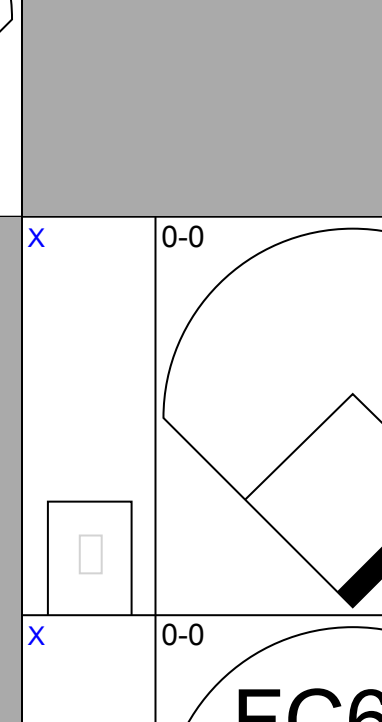
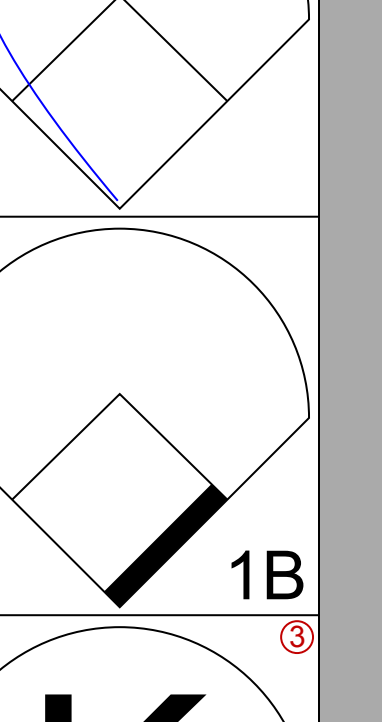
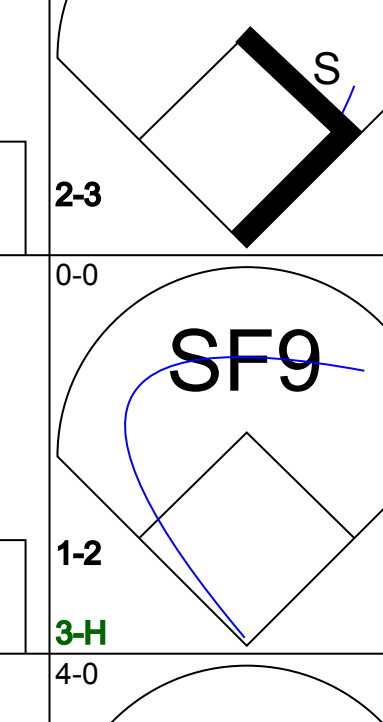
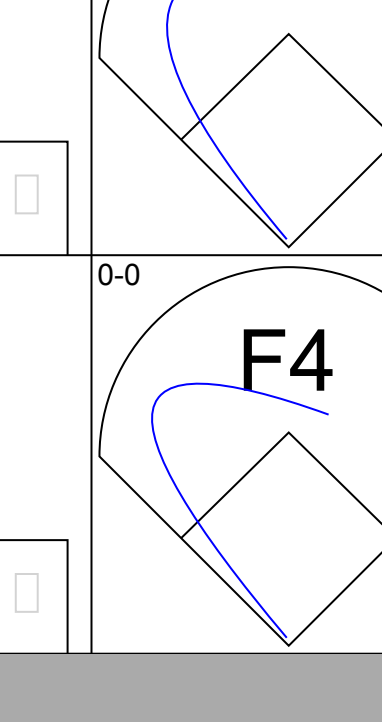
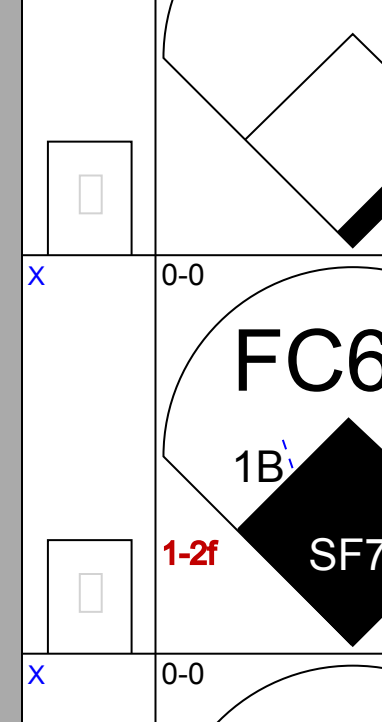
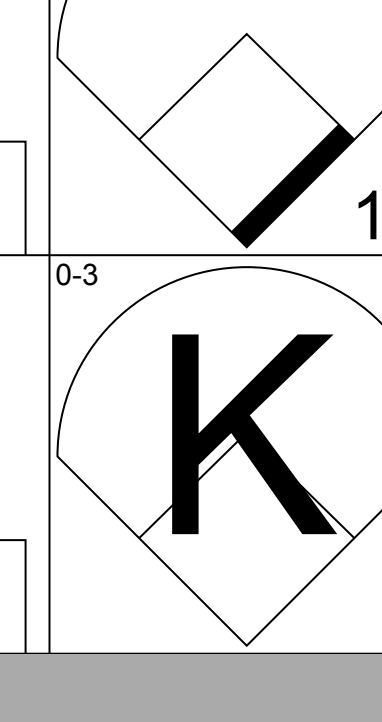
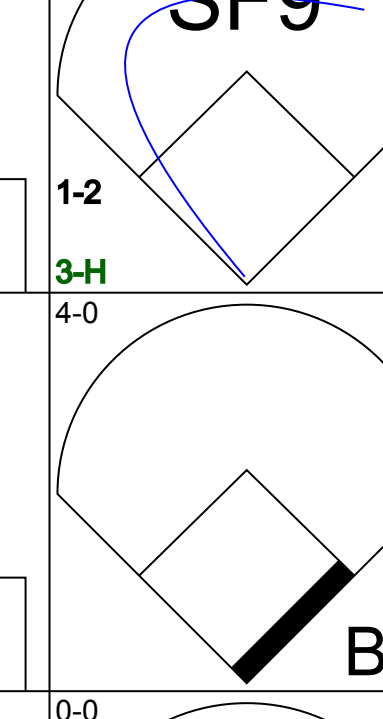
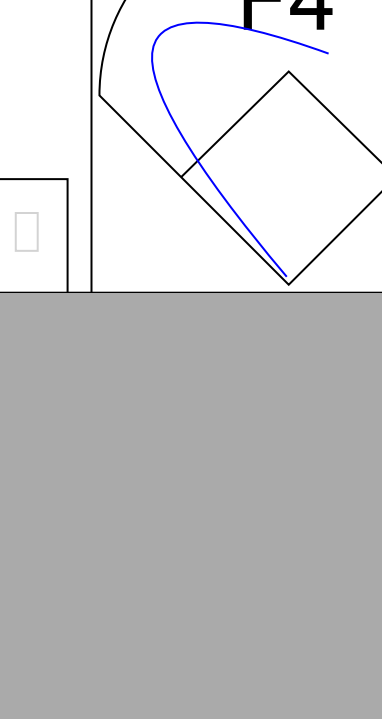
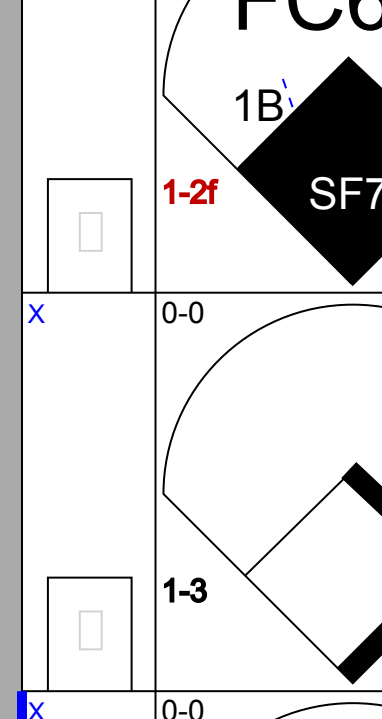
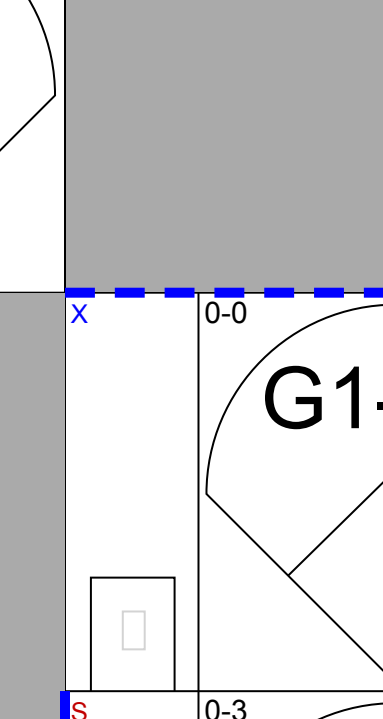
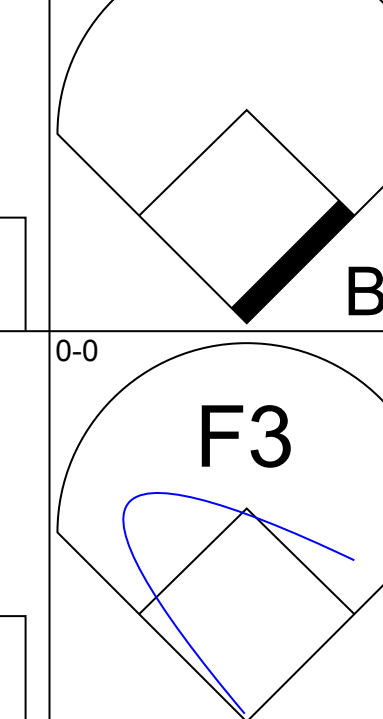

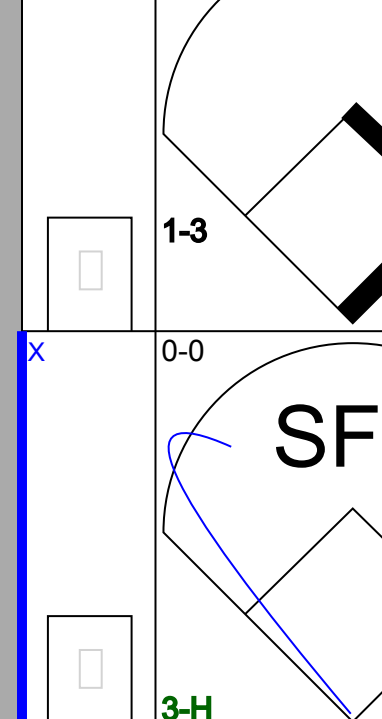
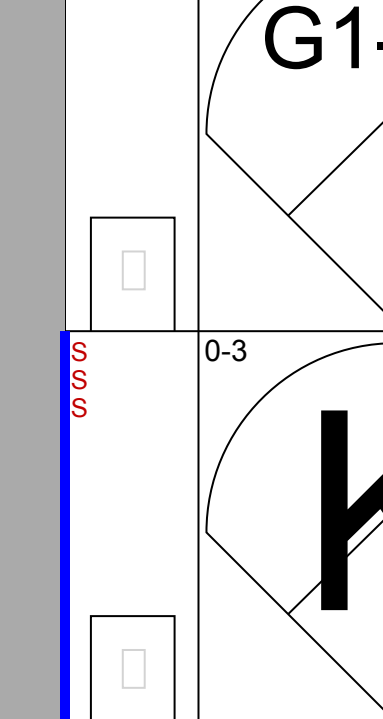


Batter	1	2	3	4	5	6	7	8	9	AB	R	H	RBI	BB	SO	LOB	BOTTOM										
Kevin Bass, S OBP: 0.361, SLG: 0.466	0-0 4-3		4-0 S BB		0-0 G5-4-3 1B		0-0 4-3 BLK 4-3 1B		0-0 4-3	3	1	2	0	1	0	0											
Bill Doran, S OBP: 0.191, SLG: 0.231	0-0 F7		0-3 K		0-0 G5-4-3		0-0 4-3		0-0 4-3	4	0	0	0	0	1	3											
Jose Cruz, L OBP: 0.393, SLG: 0.411	4-0 BB		0-0 F7		0-0 F8		0-0 4-3		0-0 4-3	3	0	0	1	1	0	1											
Jerry Mumphy, S OBP: 0.366, SLG: 0.324	0-0 4-3		0-0 4-3		0-0 4-3		0-0 F8 1B 1B		0-0 1-3	4	1	1	0	0	0	1											
Denny Walling, L OBP: 0.269, SLG: 0.217		0-0 4-3		0-0 4-3		0-0 1B SF9 1B		0-0 4-3	4	1	1	0	0	0	0												
Ray Knight, R OBP: 0.278, SLG: 0.320		4-0 FC3-6 BB		0-0 5-3		0-0 F8		0-0 5-3	3	0	0	0	1	0	2												
Harry Spilman, L OBP: 0.333, SLG: 0.250		0-0 FC3-6		0-0 4-3		0-0 FC6-4 1B		0-0 F7	4	0	1	1	0	0	1												
Craig Reynolds, L OBP: 0.319, SLG: 0.545		0-0 F9		0-0 G3		0-0 SF9		0-0 F7	2	0	0	1	0	0	1												
Bob Knepper, L OBP: 0.273, SLG: 0.367 Vern Rühle, R OBP: 0.134, SLG: 0.143		0-0 4-3		0-0 F8		0-0 FC6-4		0-0 FC6-4	2	0	0	0	0	0	0												
Inning Stats	R: 0 E: 0 K: 0 S: 3	H: 0 LOB: 1 BB: 1 P: 7	R: 0 E: 0 K: 0 S: 3	H: 0 LOB: 1 BB: 1 P: 7	R: 0 E: 0 K: 1 S: 5	H: 0 LOB: 1 BB: 1 P: 9	R: 0 E: 0 K: 0 S: 3	H: 0 LOB: 0 BB: 0 P: 3	R: 0 E: 0 K: 0 S: 3	H: 1 LOB: 1 BB: 0 P: 3	R: 2 E: 0 K: 0 S: 6	H: 3 LOB: 1 BB: 0 P: 6	R: 1 E: 0 K: 0 S: 4	H: 1 LOB: 0 BB: 0 P: 4	R: 0 E: 0 K: 0 S: 3	H: 0 LOB: 0 BB: 0 P: 3	1B: 5 2B: 0 3B: 0 HR: 0	SF: 1 SAC: 0 DP: 1 HBP: 0	WP: 0 PA: 34 PB: 0 SB: 1 CS: 0								
PITCHER	IP WLS BF S	H R ER 1	SO 2	BB 3	IBB 0	HBP 0	BLK 0	WP 0	HR 0	S 24	P 36	ERA 2.84	WHIP 1.105	PITCHER	IP WLS BF S	H R ER 1	SO 3	BB 3	IBB 0	HBP 0	BLK 0	WP 0	HR 0	S 9	P 9	ERA 3.38	WHIP 0.375

Atlanta Braves @ Houston Astros
Astrodome, Houston, TX
Sat Apr 28 1984, 4:33 AM EST
Att: 18,899 - Unknown

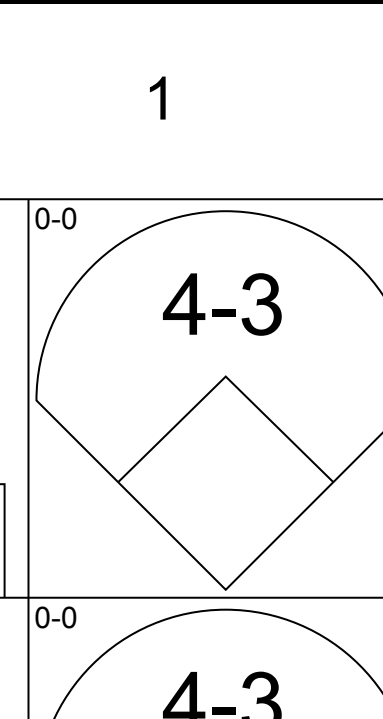
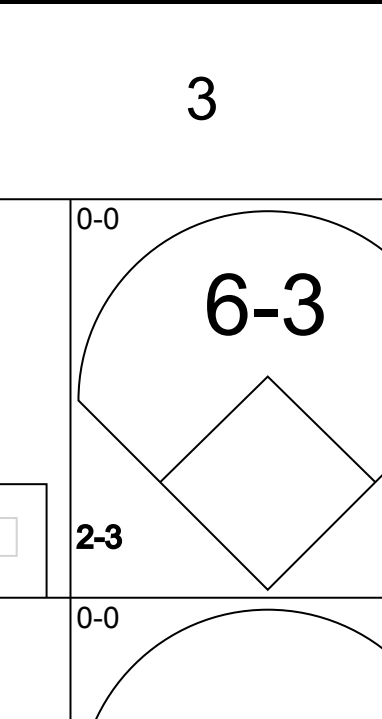
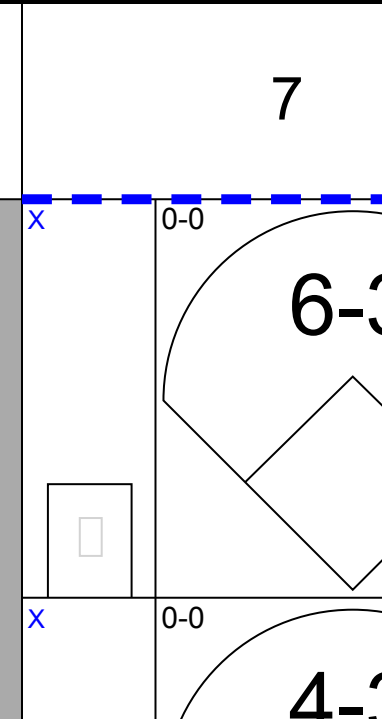
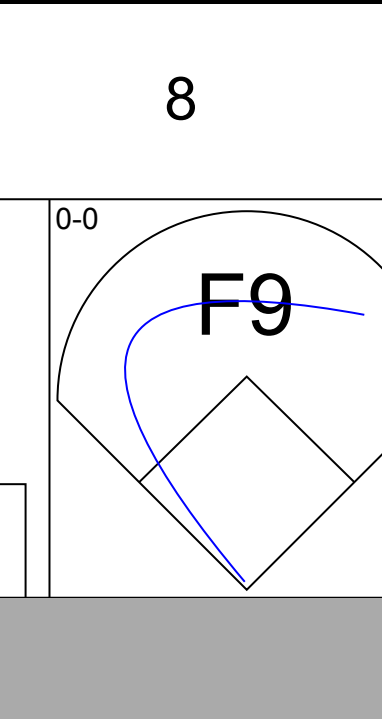
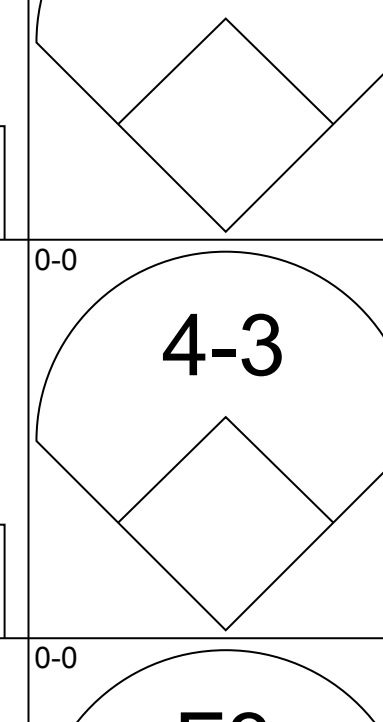
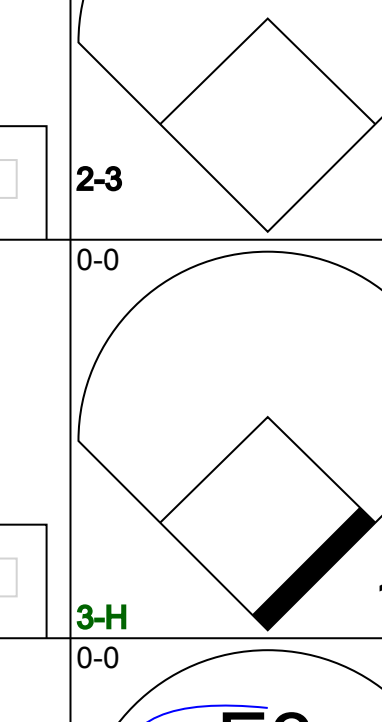
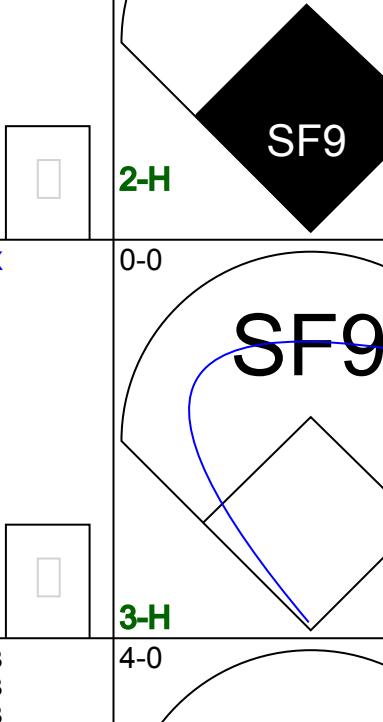
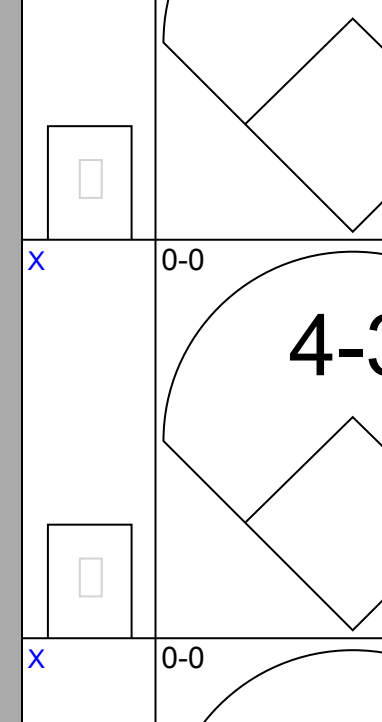
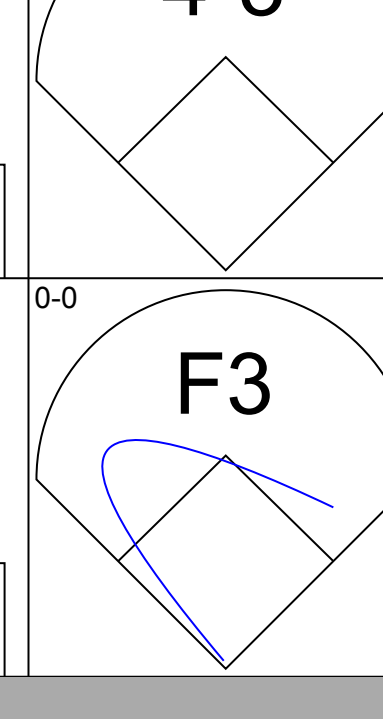
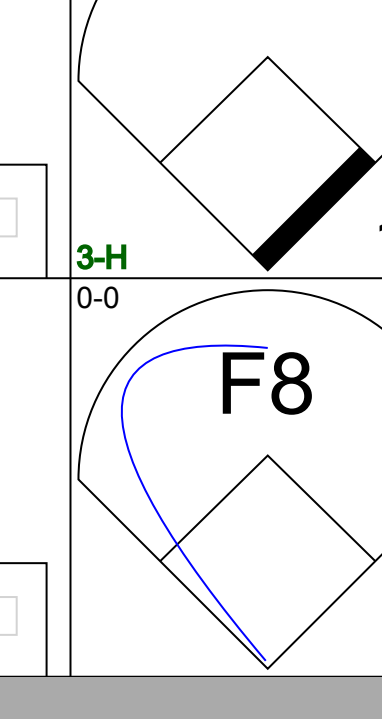
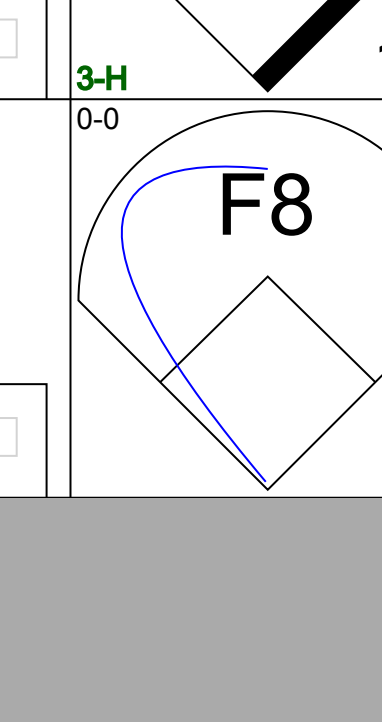
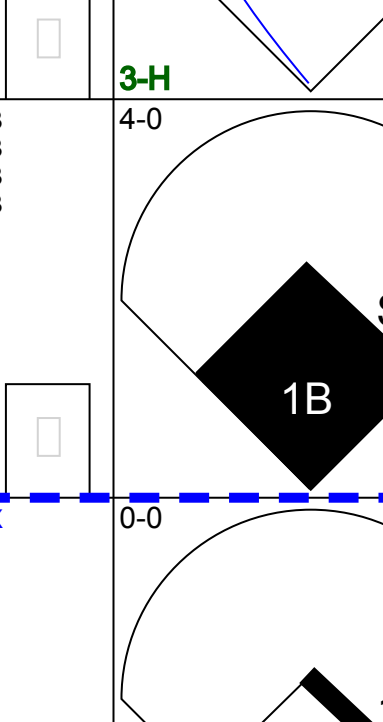
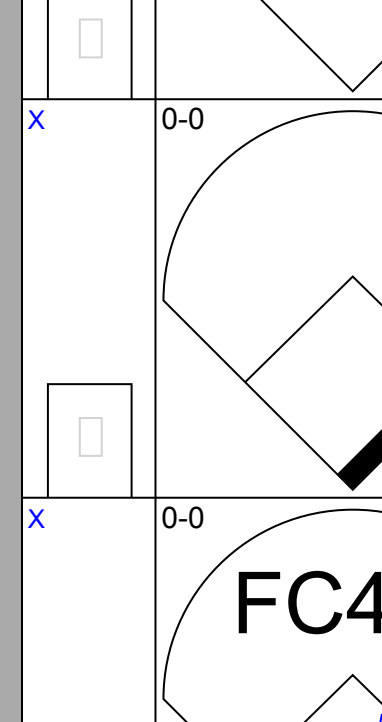

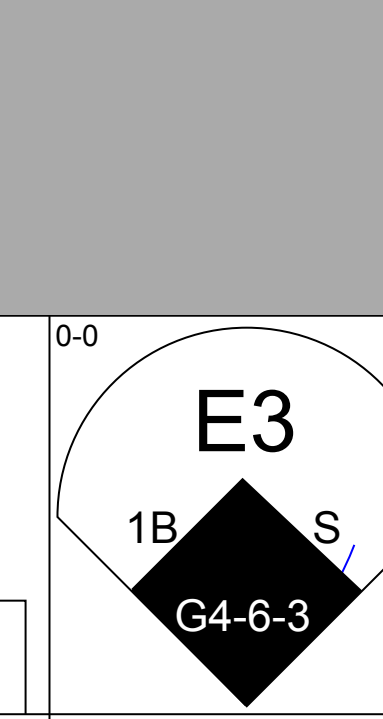
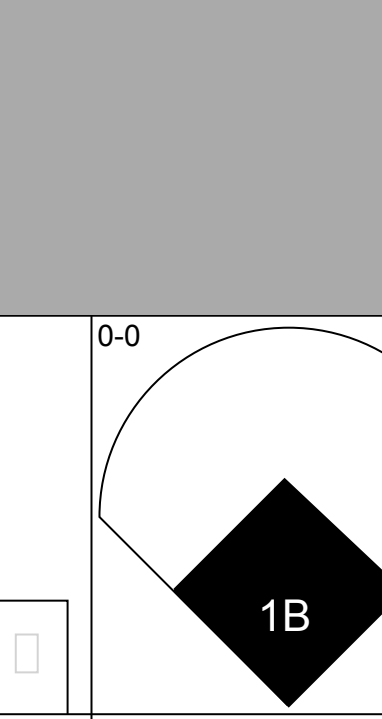
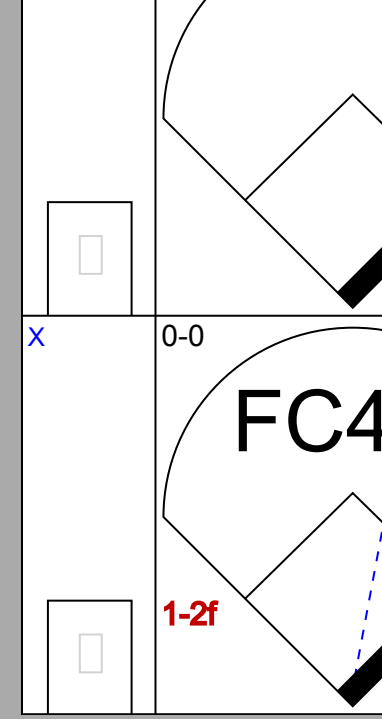

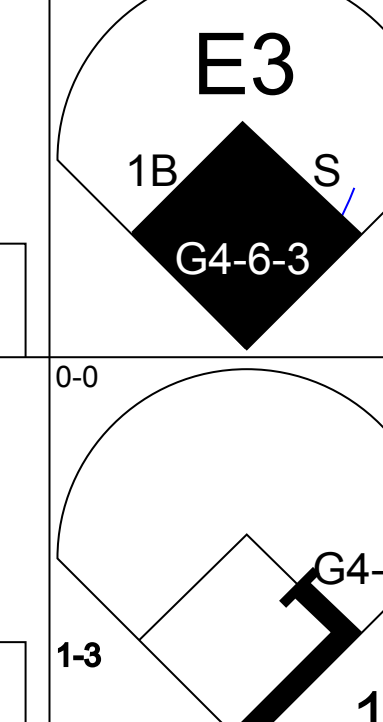
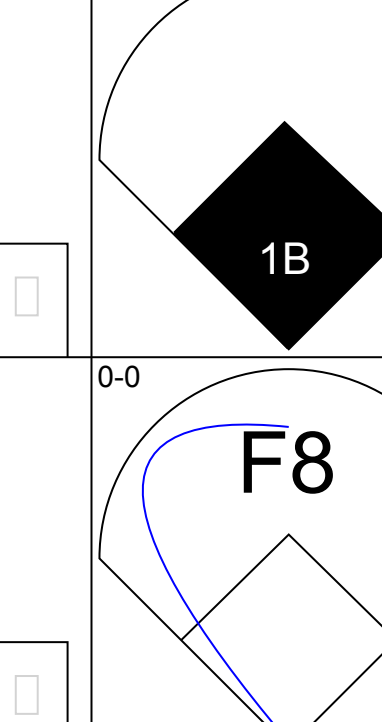
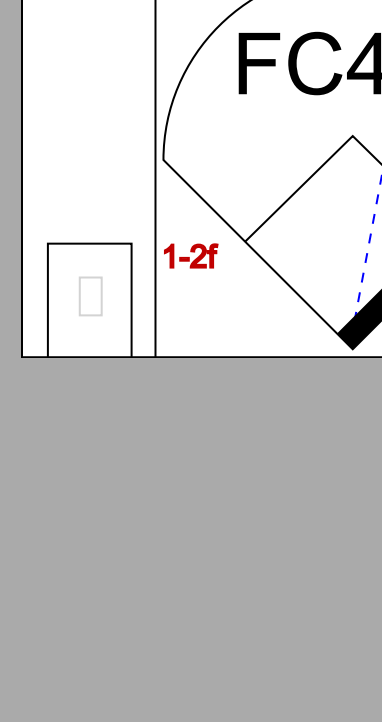
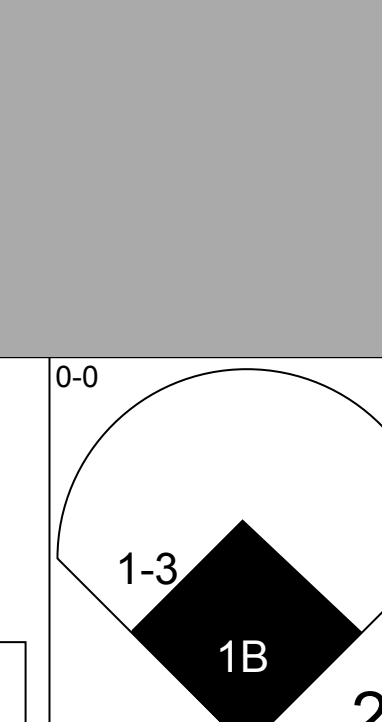
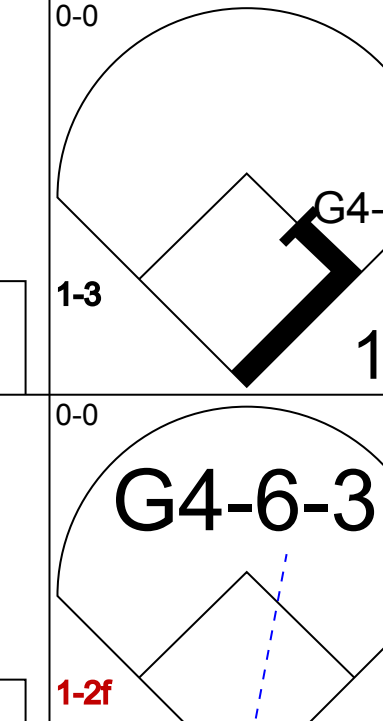
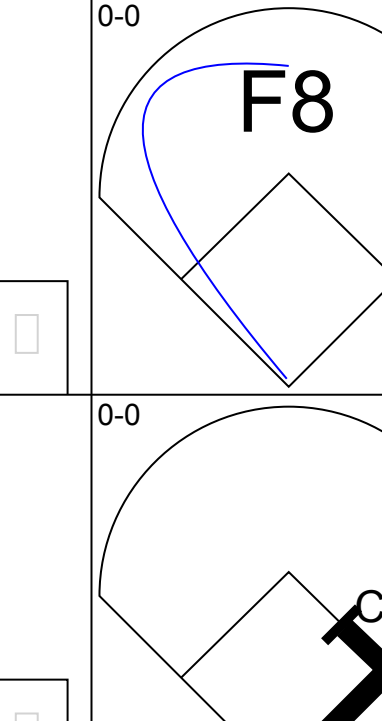
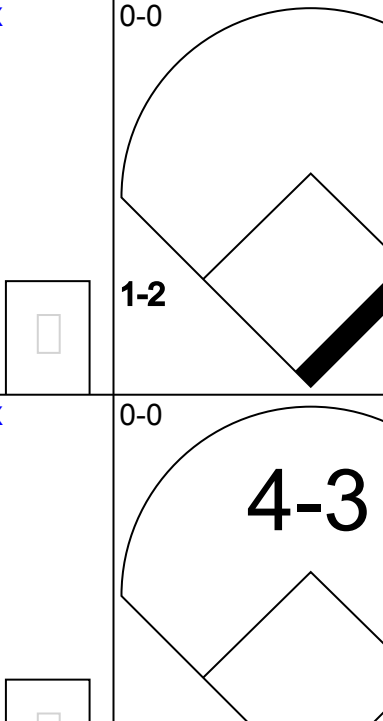

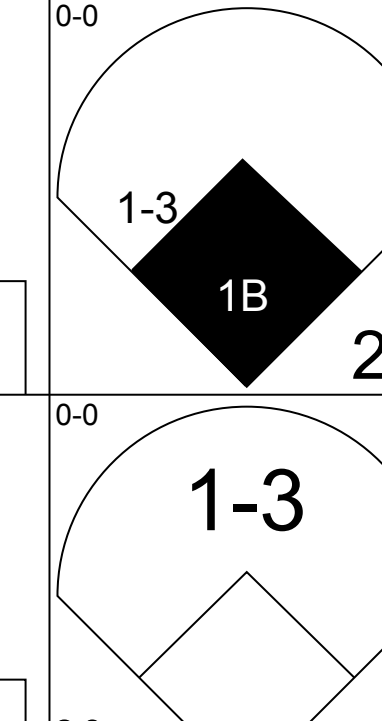
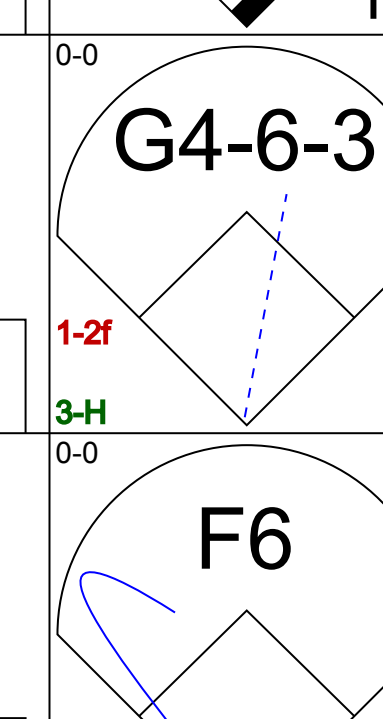
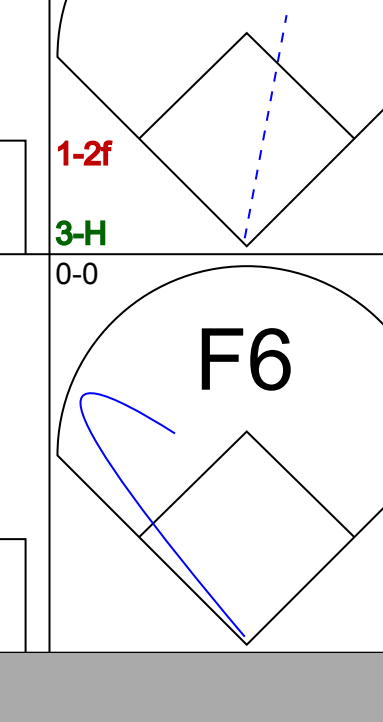
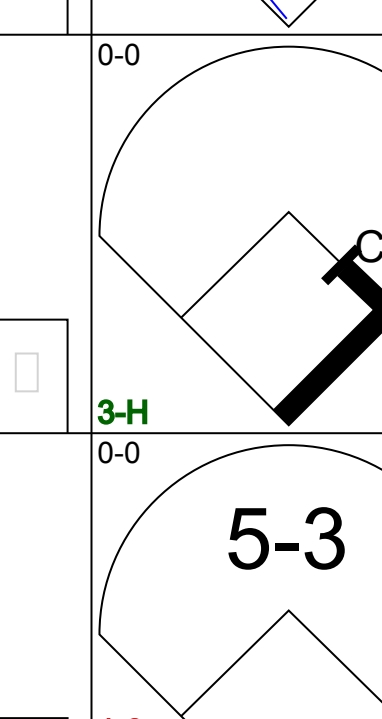
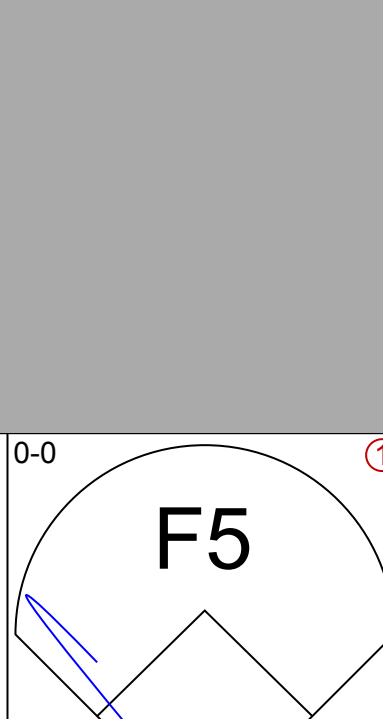
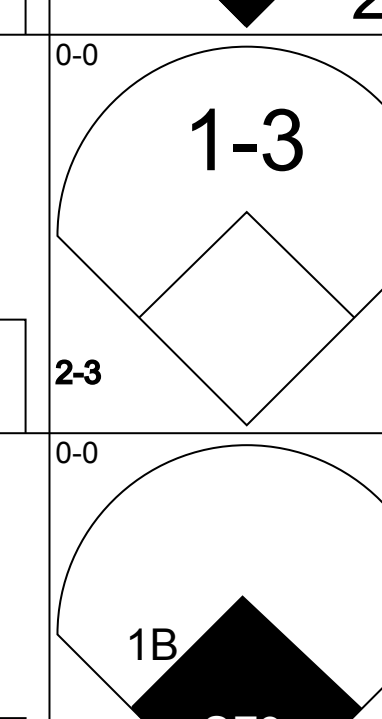
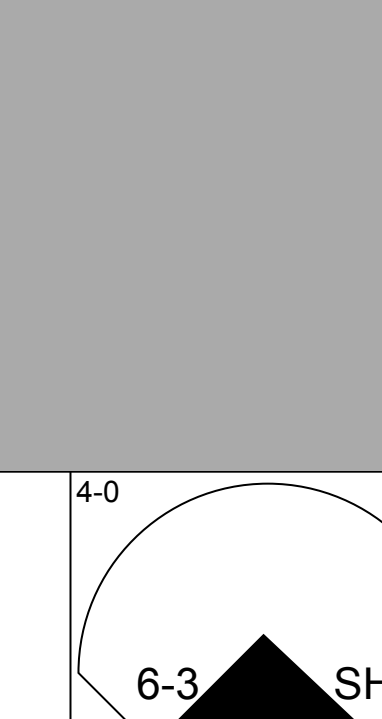
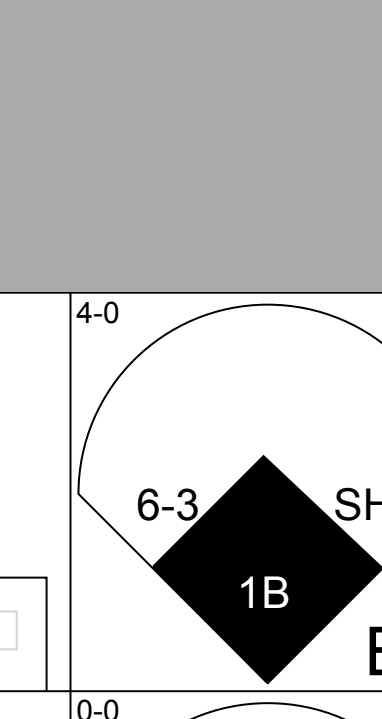
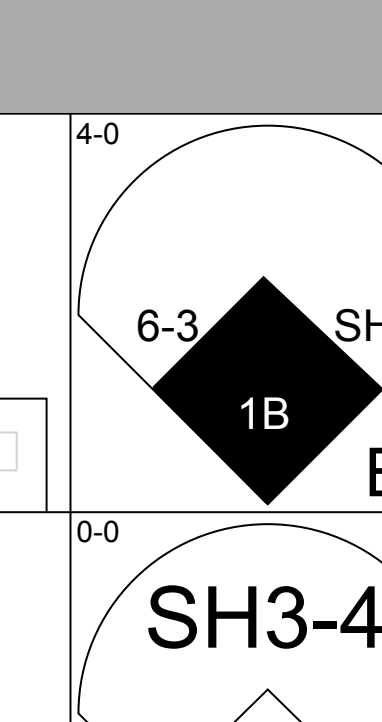
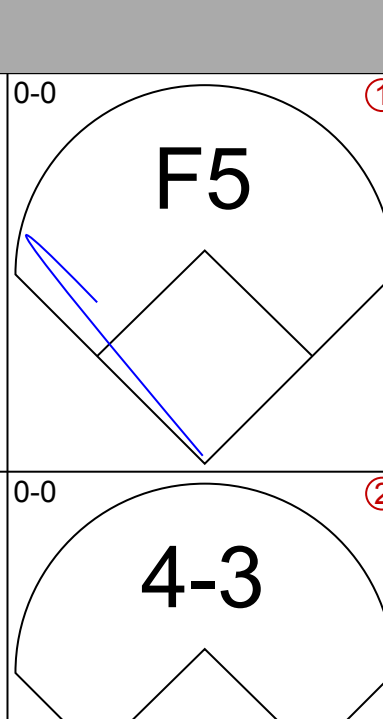
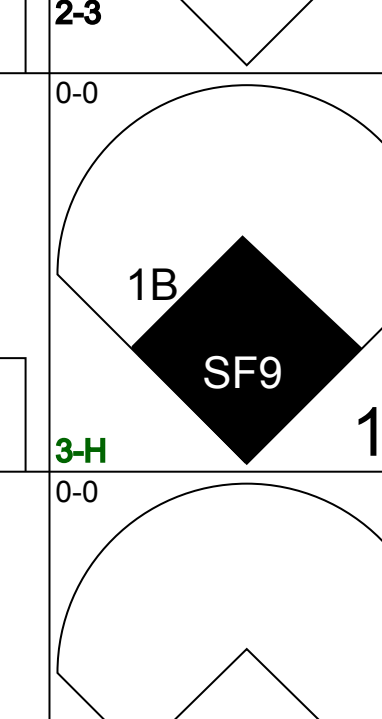
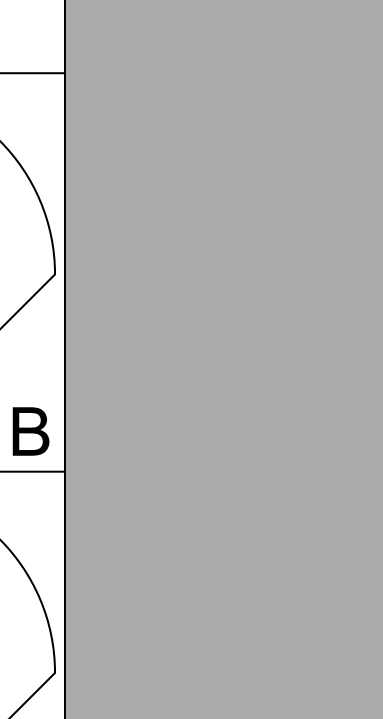
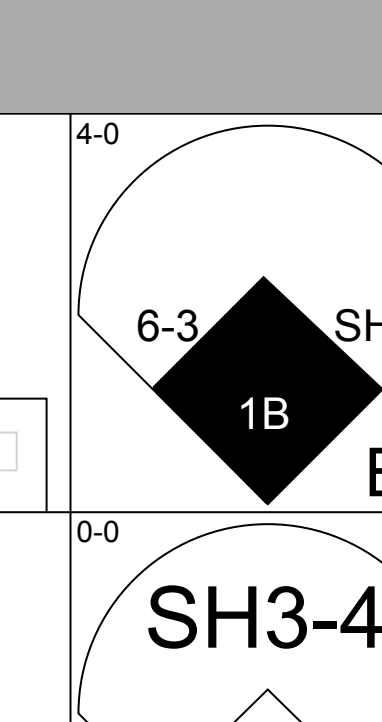
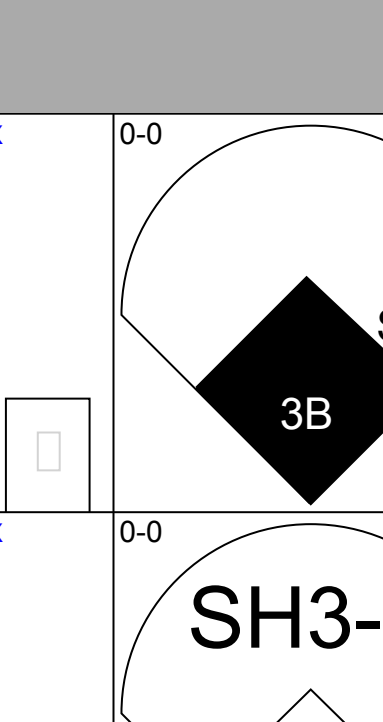
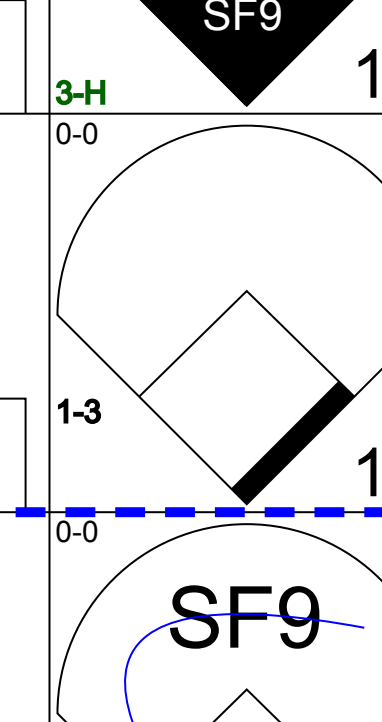
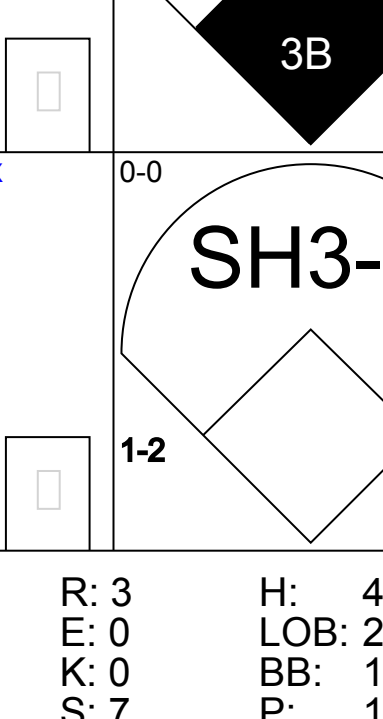
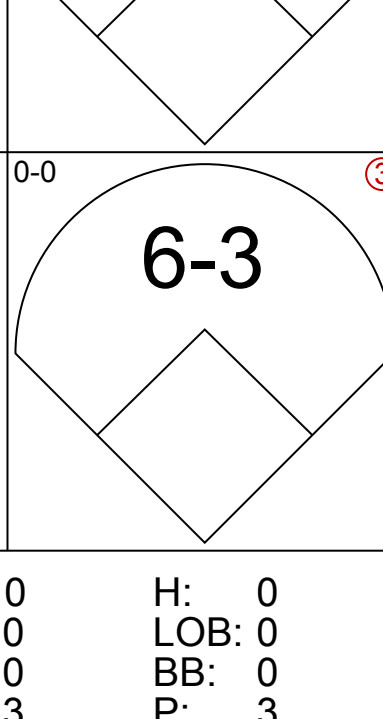
AB 30
R 3
H 5
RBI 3
BB 3
SO 1
LOB 10



Batter	1	2	3	4	5	6	7	8	9	AB	R	H	RBI	BB	SO	LOB	TOP		
Claudell Washington, L OBP: 0.421, SLG: 0.603 (1, 9)										5	1	2	0	0	2	2	Atlanta Braves @ Houston Astros Astrodome, Houston, TX Sun Apr 29 1984, 8:05 PM EDT Att: 22,363 - Unknown		
Rafael Ramirez, R OBP: 0.326, SLG: 0.310 (1, 6)										5	1	3	0	0	1	2			
Dale Murphy, R OBP: 0.330, SLG: 0.468 (1, 8)										4	1	2	3	1	0	2			
Chris Chambliss, L OBP: 0.273, SLG: 0.371 (1, 3)										5	0	0	0	0	2	3			
Terry Harper, R OBP: 0.520, SLG: 0.227 (1, 7)										4	1	0	0	0	1	1			
Glenn Hubbard, R OBP: 0.424, SLG: 0.473 (1, 4)										4	0	2	0	0	0	1			
Jerry Royster, R OBP: 0.156, SLG: 0.200 (1, 5)										3	1	0	1	0	1	2			
Bruce Benedict, R OBP: 0.299, SLG: 0.295 (1, 2)										3	0	1	0	1	0	0			
Len Barker, R OBP: 0.167, SLG: 0.182 (5, 1)										2	0	0	0	0	0	2			
Rick Mahler, R OBP: 0.356, SLG: 0.297 (7, 1)										0	0	0	0	0	0	0			
Gerald Perry, L OBP: 0.297, SLG: 0.297 (7, 1)										0	0	0	1	0	0	0			
Jeff Dedmon, L OBP: 0.297, SLG: 0.297 (7, 1)										0	0	0	0	0	0	0			
Terry Forster, L OBP: 0.176, SLG: 0.125 (8, 1)										1	0	0	0	0	0	0			
Bob Watson, R OBP: 0.176, SLG: 0.125 (8, 1)										0	0	0	0	0	1	0			
Inning Stats	R: 0 E: 0 K: 3 S: 9	H: 0 LOB: 1 BB: 1 P: 13	R: 1 E: 2 K: 0 S: 5	H: 0 LOB: 2 BB: 1 P: 9	R: 0 E: 0 K: 0 S: 3	H: 1 LOB: 0 BB: 0 P: 3	R: 0 E: 0 K: 0 S: 3	H: 0 LOB: 0 BB: 0 P: 3	R: 0 E: 0 K: 1 S: 5	H: 1 LOB: 1 BB: 0 P: 6	R: 1 E: 0 K: 0 S: 6	H: 3 LOB: 2 BB: 0 P: 6	R: 1 E: 0 K: 2 S: 9	H: 2 LOB: 1 BB: 0 P: 9	R: 2 E: 0 K: 1 S: 8	H: 3 LOB: 1 BB: 0 P: 8	1B: 9 2B: 0 3B: 0 HR: 1	SF: 2 2B: 0 SAC: 0 DP: 1 HBP: 0	WP: 0 PA: 40 PB: 0 SB: 4 CS: 0
PITCHER	IP	WLS	BF	H	R	ER	SO	BB	IBB	HBP	BLK	WP	HR	S	P	ERA	WHIP		
Mike Scott, R ERA: 5.63 (1, 1)	6.2	W	27	4	2	1	5	2	0	0	0	0	0	35	43	1.35	0.900		
Dave Smith, R ERA: 0.9 (7, 1)	1.1		7	3	1	1	2	0	0	0	0	0	1	11	11	6.75	2.250		
Frank DiPino, L ERA: 3.18 (9, 1)	1.0		6	3	2	2	1	0	0	0	0	0	0	8	8	18.00	3.000		

AB	36
R	5
H	10
RBI	5
BB	2
SO	8
LOB	15



Batter	1	2	3	4	5	6	7	8	9	AB	R	H	RBI	BB	SO	LOB	BOTTOM		
Kevin Bass, S OBP: 0.346, SLG: 0.476 (1, 9)										5	1	1	1	0	0	2	Atlanta Braves @ Houston Astros Astrodome, Houston, TX Sun Apr 29 1984, 8:05 PM EDT Att: 22,363 - Unknown		
Craig Reynolds, L OBP: 0.314, SLG: 0.532 (1, 6)										3	0	1	2	0	0	0			
Jose Cruz, L OBP: 0.398, SLG: 0.408 (1, 7)										3	1	1	0	1	0	1			
Jerry Mumphy, S OBP: 0.372, SLG: 0.359 (1, 8)										4	2	2	1	0	0	1			
Denny Walling, L OBP: 0.333, SLG: 0.333 (1, 3)										4	1	3	0	0	0	1			
Ray Knight, R OBP: 0.277, SLG: 0.316 (1, 5)										4	0	1	1	0	0	4			
Bill Doran, S OBP: 0.194, SLG: 0.232 (1, 4)										4	1	1	1	0	0	1			
Mark Bailey, S OBP: 0.750, SLG: 0.667 (1, 2)										3	2	2	0	1	0	0			
Mike Scott, R OBP: 0.167, SLG: 0.333 (1, 1)										1	0	0	0	0	0	0			
Dave Smith, R ERA: 5.03 (7, 1)										0	0	0	0	0	0	0			
Tony Scott, S OBP: 0.428, SLG: 0.200 (8, PH)										0	0	0	0	0	0	0			
Enos Cabell, R OBP: 0.265, SLG: 0.367 (8, PH)										0	0	0	1	0	0	0			
Frank DiPino, L ERA: 1.08 (9, 1)										0	0	0	0	0	0	0			
Inning Stats	R: 0 E: 0 K: 0 S: 3	H: 0 LOB: 0 BB: 0 P: 3	R: 1 E: 1 K: 0 S: 4	H: 1 LOB: 0 BB: 0 P: 4	R: 1 E: 0 K: 0 S: 4	H: 1 LOB: 1 BB: 1 P: 8	R: 1 E: 0 K: 0 S: 4	H: 2 LOB: 0 BB: 0 P: 4	R: 3 E: 0 K: 0 S: 7	H: 4 LOB: 2 BB: 1 P: 11	R: 0 E: 0 K: 0 S: 3	H: 0 LOB: 0 BB: 0 P: 3	R: 0 E: 0 K: 0 S: 4	H: 1 LOB: 1 BB: 0 P: 4	R: 2 E: 0 K: 0 S: 6	H: 3 LOB: 1 BB: 0 P: 6	1B: 9 2B: 1 3B: 2 HR: 0	SF: 2 SAC: 2 DP: 1 HBP: 0	WP: 0 PA: 37 PB: 0 SB: 2 CS: 1
PITCHER	IP	WLS	BF	H	R	ER	SO	BB	IBB	HBP	BLK	WP	HR	S	P	ERA	WHIP		
Len Barker, R ERA: 5.03 (1, 1)	4.2	L	21	6	6	5	0	2	0	0	0	0	0	6	6	0.00	1.714		
Rick Mahler, R ERA: 0.75 (5, 1)	1.1		6	2	0	0	0	0	0	0	0	0	0	6	6	0.00	1.500		
Jeff Dedmon, R ERA: 1.08 (7, 1)	1.1		8	4	2	2	0	0	0	0	0	0	0	8	8	13.50	3.000		
Terry Forster, L ERA: 0.2 (8, 1)	0.2		2	0	0	0	0	0	0	0	0	0	0	2	2	0.00	0.000		



Batter	1	2	3	4	5	6	7	8	9	AB	R	H	RBI	BB	SO	LOB	TOP						
Alan Wiggins, S OBP: 0.294, SLG: 0.242	1-3		6-3		1-3		FC6 1B		1-2 1B	5	0	2	0	0	0	1	San Diego Padres @ Atlanta Braves Atlanta-Fulton County Stadium, Atlanta, GA Tue May 01 1984, 7:05 PM EDT Att: 10,748 - Unknown						
Tony Gwynn, L OBP: 0.480, SLG: 0.552	4-3		F7		G3-6-3 BB		FC6 1-2		G3	4	0	0	0	1	0	5							
Graig Nettles, L OBP: 0.254, SLG: 0.262	F6			BB 1B	G3-6-3				K	3	1	0	0	1	1	1							
Steve Garvey, R OBP: 0.247, SLG: 0.322		F9 2B		1B 2B BB					4-3	3	1	1	0	1	0	0							
Terry Kennedy, L OBP: 0.297, SLG: 0.321	F9			2B FC1-5 1B			G6-4-3 1B			4	0	3	1	0	0	1							
Kevin McReynolds, R OBP: 0.352, SLG: 0.617	K			FC1-5 SF7 2B			G6-4-3		F9	4	1	1	1	0	1	3							
Carmelo Martinez, R OBP: 0.344, SLG: 0.362	5-3			2-3 3-H	FC1-5				K	4	0	0	0	0	2	3							
Garry Templeton, S OBP: 0.372, SLG: 0.405			SH3-4 BB	SF7					4-3	2	0	0	1	1	1	0							
Eric Show, R OBP: 0.091, SLG: 0.091			SH3-4							2	0	1	0	0	1	1							
Rich Gossage, R OBP: 0.500, SLG: 0.333									1B	1	0	1	0	0	0	0							
Inning Stats	R: 0 E: 0 K: 0 S: 3	H: 0 LOB: 0 BB: 0 P: 3	R: 0 E: 0 K: 1 S: 6	H: 1 LOB: 1 BB: 0 P: 6	R: 0 E: 0 K: 1 S: 3	H: 0 LOB: 1 BB: 1 P: 7	R: 3 E: 0 K: 1 S: 7	H: 2 LOB: 1 BB: 2 P: 15	R: 0 E: 0 K: 0 S: 2	H: 0 LOB: 0 BB: 1 P: 6	R: 0 E: 0 K: 0 S: 3	H: 1 LOB: 0 BB: 0 P: 3	R: 0 E: 0 K: 2 S: 9	H: 2 LOB: 2 BB: 0 P: 9	R: 0 E: 0 K: 1 S: 6	H: 1 LOB: 1 BB: 0 P: 6	R: 0 E: 0 K: 1 S: 7	H: 2 LOB: 2 BB: 0 P: 7	1B: 7 2B: 2 3B: 0 HR: 0	SF: 1 SAC: 1 DP: 2 HBP: 0	WP: 0 PB: 0 SB: 0 CS: 0	PA: 38	
PITCHER	IP WLS BF H R ER SO BB IBB HBP BLK WP HR S P ERA WHIP	IP WLS BF H R ER SO BB IBB HBP BLK WP HR S P ERA WHIP																					
Craig McMurtry, R ERA: 3.58	(1, 1)	5.0	L	21	3	3	3	2	4	0	0	0	0	0	0	0	0	0	0	21	37	5.40	1.400
Jeff Dedmon, R ERA: 0.92	(6, 1)	3.0		12	4	0	0	3	0	0	0	0	0	0	0	0	0	0	0	18	18	0.00	1.333
Steve Bedrosian, R ERA: 0.73	(9, 1)	1.0		5	2	0	0	1	0	0	0	0	0	0	0	0	0	0	0	7	7	0.00	2.000

AB 32
R 3
H 9
RBI 3
BB 4
SO 6
LOB 15



Batter	1	2	3	4	5	6	7	8	9	AB	R	H	RBI	BB	SO	LOB	BOTTOM						
Claudell Washington, L OBP: 0.434, SLG: 0.610	E BLK G4-6-3 1B		CS 1B			G3				4	2	3	0	0	0	0	San Diego Padres @ Atlanta Braves Atlanta-Fulton County Stadium, Atlanta, GA Tue May 01 1984, 7:05 PM EDT Att: 10,748 - Unknown						
Rafael Ramirez, R OBP: 0.323, SLG: 0.307	E4 G4-6-3		K			F9				4	0	1	0	0	1	2							
Gerald Perry, L OBP: 0.347, SLG: 0.293	G4-6-3					4-3				4	0	1	1	0	0	1							
Dale Murphy, R OBP: 0.326, SLG: 0.451	G3					F6				3	0	0	0	1	0	2							
Chris Chambliss, L OBP: 0.259, SLG: 0.351			6-3			F8				4	0	0	0	0	0	1							
Glenn Hubbard, R OBP: 0.414, SLG: 0.448		FC5-4 BB				5-3				3	0	0	0	1	0	1							
Jerry Royster, R OBP: 0.194, SLG: 0.265			K							4	0	2	0	0	1	1							
Bruce Benedict, R OBP: 0.286, SLG: 0.281		FC5-4				6-3				3	0	0	0	0	1	4							
Craig McMurtry, R OBP: 0.091, SLG: 0.091										1	0	0	0	0	0	0							
Mike Jorgensen, L OBP: 0.250, SLG: 0.375										1	0	0	0	0	0	1							
Jeff Dedmon, L OBP: 0.167, SLG: 0.136										0	0	0	0	0	0	0							
Steve Bedrosian, R ERA: 0.73										0	0	0	0	0	0	0							
Inning Stats	R: 1 E: 1 K: 0 S: 4	H: 1 LOB: 0 BB: 0 P: 4	R: 0 E: 0 K: 1 S: 5	H: 0 LOB: 1 BB: 1 P: 9	R: 0 E: 0 K: 1 S: 5	H: 1 LOB: 0 BB: 0 P: 5	R: 0 E: 0 K: 0 S: 3	H: 0 LOB: 0 BB: 0 P: 3	R: 0 E: 0 K: 0 S: 4	H: 1 LOB: 1 BB: 0 P: 4	R: 0 E: 0 K: 0 S: 3	H: 0 LOB: 0 BB: 0 P: 3	R: 0 E: 0 K: 1 S: 6	H: 1 LOB: 2 BB: 1 P: 10	R: 1 E: 0 K: 0 S: 5	H: 3 LOB: 1 BB: 0 P: 5	R: 0 E: 0 K: 0 S: 3	H: 0 LOB: 0 BB: 0 P: 3	1B: 6 2B: 1 3B: 0 HR: 0	SF: 0 SAC: 0 DP: 2 HBP: 0	WP: 0 PB: 0 SB: 1 CS: 1	PA: 34	
PITCHER	IP WLS BF H R ER SO BB IBB HBP BLK WP HR S P ERA WHIP	IP WLS BF H R ER SO BB IBB HBP BLK WP HR S P ERA WHIP																					
Eric Show, R ERA: 1.89	(1, 1)	6.2	W	25	4	1	1	2	2	0	0	0	1	1	1	0	0	0	0	27	35	1.35	0.900
Rich Gossage, R ERA: 2.5	(7, 1)	2.1	S	9	3	1	1	1	0	0	0	0	0	0	0	0	0	0	0	11	11	3.86	1.286



Batter	1	2	3	4	5	6	7	8	9	AB	R	H	RBI	BB	SO	LOB	TOP						
Luis Salazar, R OBP: 0.278, SLG: 0.306 Graig Nettles, L OBP: 0.274, SLG: 0.333 (6, PH) (6, 5)	G3		1B	K		BB		HR		3	0	1	0	0	1	1	San Diego Padres @ Atlanta Braves Atlanta-Fulton County Stadium, Atlanta, GA Thu May 03 1984, 7:05 PM EDT Att: 8,072 - Unknown						
Alan Wiggins, S OBP: 0.308, SLG: 0.245 (1, 4)	FC5-4 BB		1-2 1B	1-3		1-2 BB		6-3		3	0	1	0	2	0	1							
Tony Gwynn, L OBP: 0.466, SLG: 0.533 (1, 9)	F8		F7		4-3	4-3		FC5 5-3 1B		5	0	1	0	0	0	5							
Steve Garvey, R OBP: 0.265, SLG: 0.330 (1, 3)	FC5-4 1-2		HR 1B	FC1-6 1B		BB		5-3		4	1	2	0	1	0	2							
Terry Kennedy, L OBP: 0.292, SLG: 0.315 (1, 2)	G3		HR 1B	FC1-6 1B		K		K		5	1	1	0	0	2	3							
Kevin McReynolds, R OBP: 0.355, SLG: 0.640 (1, 8)	K		HR 1B	1-2 1B		F9		FC5		5	1	2	3	0	1	2							
Carmelo Martinez, R OBP: 0.340, SLG: 0.388 (1, 7)	K		6-3 1B 2B	F5		K				4	1	1	0	0	2	3							
Garry Templeton, S OBP: 0.356, SLG: 0.386 (1, 6)			F2	6-3		K		F4		4	0	0	0	0	1	1							
Tim Lollar, L OBP: 0.308, SLG: 0.583 Luis DeLeon, R (4, 1)			K			F7		1-6-3		2	0	1	1	0	1	0							
Tim Flannery, L OBP: 0.125, SLG: 0.125 Dave Dravecky, R (6, 1)			K							0	0	0	0	0	0	0							
Rich Gossage, R OBP: 0.500, SLG: 0.333 (8, 1)										0	0	0	0	0	0	0							
Inning Stats	R: 0 E: 0 K: 0 S: 3	H: 0 LOB: 1 BB: 1 P: 7	R: 0 E: 0 K: 2 S: 7	H: 0 LOB: 0 BB: 0 P: 7	R: 0 E: 0 K: 1 S: 7	H: 2 LOB: 2 BB: 0 P: 7	R: 4 E: 0 K: 1 S: 10	H: 5 LOB: 1 BB: 0 P: 10	R: 0 E: 0 K: 1 S: 6	H: 1 LOB: 2 BB: 1 P: 10	R: 0 E: 0 K: 2 S: 7	H: 0 LOB: 1 BB: 1 P: 11	R: 1 E: 0 K: 0 S: 4	H: 1 LOB: 0 BB: 0 P: 4	R: 0 E: 0 K: 1 S: 6	H: 1 LOB: 1 BB: 0 P: 6	1B: 9 2B: 1 3B: 0 HR: 2	SF: 0 SAC: 0 DP: 0 HBP: 0	WP: 0 PB: 0 SB: 0 CS: 0	PA: 42			
PITCHER	IP WLS BF H R ER SO BB IBB HBP BLK WP HR S P ERA WHIP	IP WLS BF H R ER SO BB IBB HBP BLK WP HR S P ERA WHIP	IP WLS BF H R ER SO BB IBB HBP BLK WP HR S P ERA WHIP	IP WLS BF H R ER SO BB IBB HBP BLK WP HR S P ERA WHIP	IP WLS BF H R ER SO BB IBB HBP BLK WP HR S P ERA WHIP	IP WLS BF H R ER SO BB IBB HBP BLK WP HR S P ERA WHIP	IP WLS BF H R ER SO BB IBB HBP BLK WP HR S P ERA WHIP	IP WLS BF H R ER SO BB IBB HBP BLK WP HR S P ERA WHIP	IP WLS BF H R ER SO BB IBB HBP BLK WP HR S P ERA WHIP	IP WLS BF H R ER SO BB IBB HBP BLK WP HR S P ERA WHIP	IP WLS BF H R ER SO BB IBB HBP BLK WP HR S P ERA WHIP	IP WLS BF H R ER SO BB IBB HBP BLK WP HR S P ERA WHIP	IP WLS BF H R ER SO BB IBB HBP BLK WP HR S P ERA WHIP	IP WLS BF H R ER SO BB IBB HBP BLK WP HR S P ERA WHIP	IP WLS BF H R ER SO BB IBB HBP BLK WP HR S P ERA WHIP	IP WLS BF H R ER SO BB IBB HBP BLK WP HR S P ERA WHIP	IP WLS BF H R ER SO BB IBB HBP BLK WP HR S P ERA WHIP	IP WLS BF H R ER SO BB IBB HBP BLK WP HR S P ERA WHIP	IP WLS BF H R ER SO BB IBB HBP BLK WP HR S P ERA WHIP	IP WLS BF H R ER SO BB IBB HBP BLK WP HR S P ERA WHIP	IP WLS BF H R ER SO BB IBB HBP BLK WP HR S P ERA WHIP	IP WLS BF H R ER SO BB IBB HBP BLK WP HR S P ERA WHIP	IP WLS BF H R ER SO BB IBB HBP BLK WP HR S P ERA WHIP
Pete Falcone, L ERA: 4.02 Rick Mahler, R ERA: 0.69 Jeff Dedmon, R ERA: 0.83 Steve Bedrosian, R ERA: 1.26 Terry Forster, L ERA:	3.0 1.0 2.0 2.0 1.0	WLS 4 10 W S	BF 16 3 8 4	H 6 1 1 1	R 4 0 1 0	ER 4 0 1 1 0	SO 3 1 2 1	BB 1 0 1 0	IBB 0 0 0 0	HBP 0 0 0 0	BLK 0 0 0 0	WP 0 0 0 0	HR 1 0 1 0	S 21 6 11 11	P 25 6 15 15	ERA 12.00 0.00 0.00 4.50 0.00	WHIP 2.333 1.000 2.000 2.000 1.000						
Claudell Washington, L OBP: 0.452, SLG: 0.635 (1, 9)	F5		2B	BB		G6-4-3 BB		1B 2B		3	1	2	2	2	0	0	San Diego Padres @ Atlanta Braves Atlanta-Fulton County Stadium, Atlanta, GA Thu May 03 1984, 7:05 PM EDT Att: 8,072 - Unknown						
Jerry Royster, R OBP: 0.175, SLG: 0.237 Steve Bedrosian, R (7, 1)	1-3		K					1B		4	0	0	0	0	2	6							
Mike Jorgensen, L OBP: 0.333, SLG: 0.444 Terry Forster, L (9, 1)								2B		1	0	1	1	0	0	0							
Dale Murphy, R OBP: 0.320, SLG: 0.448 (1, 8)	WP 2B		F8		K	G6-4-3		1-3		5	0	1	0	0	1	4							
Chris Chambliss, L OBP: 0.259, SLG: 0.346 (1, 3)	4-3		F7		1B			4-3		4	0	1	0	0	0	1							
Terry Harper, R OBP: 0.345, SLG: 0.269 (1, 7)			S 1B	CS 1B	F7			F2		4	1	2	0	0	0	1							
Rafael Ramirez, R OBP: 0.330, SLG: 0.308 (1, 6)	F8		CS	1B G3 BB		1-2 1B		F9		3	1	1	0	1	0	1							
Glenn Hubbard, R OBP: 0.419, SLG: 0.468 (1, 4)	SH1-4 2B 1B			K		6-3		SH1-4 SF9 2B		4	2	2	1	0	1	3							
Alex Trevino, R OBP: 0.357, SLG: 0.250 (1, 2)	SH1-4 2B BB			G3 1B		BB SH BB		SH1-4		1	1	1	0	2	0	0							
Pete Falcone, L OBP: 0.200, SLG: 0.400 Rick Mahler, R (4, 1) Bob Watson, R OBP: 0.119, SLG: 0.119 Jeff Dedmon, L (5, 1) Paul Runge, R (7, 5) Gerald Perry, L OBP: 0.260, SLG: 0.293 Randy Johnson, R (8, 5)	SH1-4			G3		SH BB		SF9		0	0	0	0	0	0	0							
Inning Stats	R: 0 E: 0 K: 0 S: 4	H: 1 LOB: 1 BB: 0 P: 4	R: 3 E: 0 K: 1 S: 8	H: 3 LOB: 1 BB: 1 P: 12	R: 0 E: 0 K: 0 S: 3	H: 1 LOB: 0 BB: 0 P: 3	R: 1 E: 0 K: 2 S: 8	H: 1 LOB: 2 BB: 2 P: 16	R: 0 E: 0 K: 0 S: 3	H: 0 LOB: 2 BB: 2 P: 11	R: 0 E: 0 K: 0 S: 3	H: 0 LOB: 0 BB: 0 P: 3	R: 2 E: 0 K: 0 S: 6	H: 3 LOB: 1 BB: 0 P: 6	R: 0 E: 0 K: 0 S: 6	H: 0 LOB: 0 BB: 0 P: 6	1B: 7 2B: 4 3B: 0 HR: 0	SF: 1 SAC: 3 DP: 1 HBP: 0	WP: 1 PB: 0 SB: 1 CS: 1	PA: 40			
PITCHER	IP WLS BF H R ER SO BB IBB HBP BLK WP HR S P ERA WHIP	IP WLS BF H R ER SO BB IBB HBP BLK WP HR S P ERA WHIP	IP WLS BF H R ER SO BB IBB HBP BLK WP HR S P ERA WHIP	IP WLS BF H R ER SO BB IBB HBP BLK WP HR S P ERA WHIP	IP WLS BF H R ER SO BB IBB HBP BLK WP HR S P ERA WHIP	IP WLS BF H R ER SO BB IBB HBP BLK WP HR S P ERA WHIP	IP WLS BF H R ER SO BB IBB HBP BLK WP HR S P ERA WHIP	IP WLS BF H R ER SO BB IBB HBP BLK WP HR S P ERA WHIP	IP WLS BF H R ER SO BB IBB HBP BLK WP HR S P ERA WHIP	IP WLS BF H R ER SO BB IBB HBP BLK WP HR S P ERA WHIP	IP WLS BF H R ER SO BB IBB HBP BLK WP HR S P ERA WHIP	IP WLS BF H R ER SO BB IBB HBP BLK WP HR S P ERA WHIP	IP WLS BF H R ER SO BB IBB HBP BLK WP HR S P ERA WHIP	IP WLS BF H R ER SO BB IBB HBP BLK WP HR S P ERA WHIP	IP WLS BF H R ER SO BB IBB HBP BLK WP HR S P ERA WHIP	IP WLS BF H R ER SO BB IBB HBP BLK WP HR S P ERA WHIP	IP WLS BF H R ER SO BB IBB HBP BLK WP HR S P ERA WHIP	IP WLS BF H R ER SO BB IBB HBP BLK WP HR S P ERA WHIP	IP WLS BF H R ER SO BB IBB HBP BLK WP HR S P ERA WHIP	IP WLS BF H R ER SO BB IBB HBP BLK WP HR S P ERA WHIP	IP WLS BF H R ER SO BB IBB HBP BLK WP HR S P ERA WHIP	IP WLS BF H R ER SO BB IBB HBP BLK WP HR S P ERA WHIP	IP WLS BF H R ER SO BB IBB HBP BLK WP HR S P ERA WHIP
Tim Lollar, L ERA: 5.46 Luis DeLeon, R ERA: 7.53 Dave Dravecky, L ERA: 4.12 Rich Gossage, R ERA: 2.84	3.2 1.1 2.0 1.0	WLS 6 9 L	BF 19 6 5	H 6 1 2	R 4 1 1	ER 4 1 1	SO 2 0 0	BB 3 0 2	IBB 0 0 0	HBP 0 0 0	BLK 0 0 0	WP 0 0 0	HR 0 0 7	S 20 10 7	P 32 10 15	ERA 9.82 0.00 4.50 9.00	WHIP 2.455 1.500 1.500 2.000						



Batter	1	2	3	4	5	6	7	8	9	10	AB	R	H	RBI	BB	SO	LOB	TOP	
Claudell Washington, L OBP: 0.459, SLG: 0.625	K		F7		IBB		FC5-4 IBB		1B 1B		3	0	1	0	2	1	1	Atlanta Braves @ Montreal Expos Olympic Stadium, Montreal, QB Sat May 05 1984, 3:33 AM EDT Att. 16,519 - Unknown	
Rafael Ramirez, R OBP: 0.333, SLG: 0.313	CS 1B		F8	1-3			FC5-4 1-2		1B		5	0	2	0	0	0	5		
Dale Murphy, R OBP: 0.324, SLG: 0.467	K 1-2		F5			1B FC6-4 1B		3B	F3		5	1	2	0	0	1	3		
Chris Chambliss, L OBP: 0.267, SLG: 0.341		F8		BB		1-3 FC6-4 1B		K	F7		4	0	1	0	1	1	1		
Terry Harper, R OBP: 0.294, SLG: 0.226		F8		K		FC6-4 G5-4-3 1-2r 3-H		F7	1-3		5	0	0	1	0	1	3		
Glenn Hubbard, R OBP: 0.405, SLG: 0.439		K			5-3	G5-4-3 1-2r		IBB	F6-3		4	0	0	0	1	1	1		
Bruce Benedict, R OBP: 0.284, SLG: 0.279			F4		5-3 1B 1B		K	5-3			4	0	1	0	0	1	2		
Jerry Royster, R OBP: 0.205, SLG: 0.244			1-3		5-3 1B		SH1-4 BB		F7		3	0	1	0	1	0	0		
Len Barker, R OBP: 0.200, SLG: 0.154				5-3			SH1-4		4-3		2	0	0	0	1	0	2		
Gene Garber, R (9, 1)				1-2 2-3			1-2				0	0	0	0	0	0	0		
Inning Stats	R: 0 E: 0 K: 2 S: 7	H: 1 LOB: 0 BB: 0 P: 7	R: 0 E: 0 K: 1 S: 5	H: 0 LOB: 0 BB: 0 P: 5	R: 0 E: 0 K: 0 S: 3	H: 0 LOB: 1 BB: 1 P: 7	R: 0 E: 0 K: 0 S: 5	H: 0 LOB: 1 BB: 1 P: 9	R: 1 E: 0 K: 0 S: 4	H: 2 LOB: 3 BB: 1 P: 4	R: 0 E: 0 K: 1 S: 5	H: 0 LOB: 2 BB: 2 P: 13	R: 0 E: 0 K: 0 S: 3	H: 2 LOB: 0 BB: 0 P: 5	R: 0 E: 0 K: 0 S: 3	H: 0 LOB: 0 BB: 0 P: 3	1B: 7 2B: 0 3B: 1 HR: 0	SF: 0 SAC: 1 DP: 1 HBP: 0	WP: 0 PA: 42
PITCHER	IP 8.0	WLS 34	H 6	R 1	ER 1	SO 6	BB 3	IBB 3	HBP 0	BLK 0	WP 0	HR 0	S 40	P 64	ERA 1.12	WHIP 1.125			
Bryn Smith, R ERA: 2.79	(1, 1)																		
Andy McGaffigan, R ERA: 1.13	(9, 1)	2.0	W 8	2	0	0	0	0	0	0	0	0	8	8	0.00	1.000			

Batter	1	2	3	4	5	6	7	8	9	10	AB	R	H	RBI	BB	SO	LOB	BOTTOM			
Miguel Dilone, S OBP: 0.333, SLG: 0.381	1-3				1-3			1-3			4	0	1	0	0	0	3	Atlanta Braves @ Montreal Expos Olympic Stadium, Montreal, QB Sat May 05 1984, 3:33 AM EDT Att. 16,519 - Unknown			
Bryan Little, S OBP: 0.384, SLG: 0.402	F8		1-3			F6		F7			4	0	0	0	0	0	2				
Tim Raines, S OBP: 0.434, SLG: 0.464	K			F5		4-3		5-3			4	0	0	0	0	1	0				
Andre Dawson, R OBP: 0.363, SLG: 0.448		K		K		6-3		HR			4	1	1	1	0	2	0				
Gary Carter, R OBP: 0.381, SLG: 0.500		E5		F3			F5	1-3			4	0	0	0	0	0	0				
Tim Wallach, R OBP: 0.355, SLG: 0.490		F8		FC4-6 1B 1B			F6	5-3			4	0	1	0	0	0	1				
Terry Francona, L OBP: 0.395, SLG: 0.450		K		FC4-6 1B			F5		1B 2B		4	1	2	0	0	1	1				
Angel Salazar, R OBP: 0.183, SLG: 0.246			1-3		FC4-6 1B			F6			2	0	0	0	0	0	2				
Pete Rose, S OBP: 0.373, SLG: 0.344					1-2 2-3			F8 2B			1	0	1	0	0	0	0				
Derrel Thomas, S OBP: 0.235, SLG: 0.333					2-3			F8 2B			1	0	0	0	0	0	1				
Bryn Smith, R OBP: 0.357, SLG: 0.273			6-3					F8			2	0	0	0	0	1	2				
Jim Wohlford, R OBP: 0.400, SLG: 0.444											1	0	0	0	0	0	1				
Doug Flynn, R OBP: 0.250, SLG: 0.250									2-H 1B		1	0	1	1	0	0	0				
Inning Stats	R: 0 E: 0 K: 1 S: 5	H: 0 LOB: 0 BB: 0 P: 5	R: 0 E: 1 K: 2 S: 8	H: 0 LOB: 1 BB: 0 P: 8	R: 0 E: 0 K: 0 S: 4	H: 1 LOB: 1 BB: 0 P: 4	R: 0 E: 0 K: 1 S: 5	H: 0 LOB: 0 BB: 0 P: 5	R: 0 E: 0 K: 1 S: 7	H: 2 LOB: 2 BB: 1 P: 7	R: 0 E: 0 K: 0 S: 3	H: 0 LOB: 0 BB: 0 P: 3	R: 0 E: 0 K: 0 S: 4	H: 1 LOB: 1 BB: 0 P: 4	R: 1 E: 0 K: 0 S: 4	H: 1 LOB: 0 BB: 0 P: 4	R: 1 E: 0 K: 0 S: 3	H: 2 LOB: 1 BB: 0 P: 3	1B: 4 2B: 2 3B: 0 HR: 1	SF: 0 SAC: 0 DP: 0 HBP: 0	WP: 0 PA: 36
PITCHER	IP 8.0	WLS 29	H 4	R 0	ER 0	SO 5	BB 0	IBB 0	HBP 0	BLK 0	WP 0	HR 0	S 39	P 39	ERA 0.00	WHIP 0.500					
Len Barker, R ERA: 4.07	(1, 1)																				
Gene Garber, R ERA: 5.23	(9, 1)	1.1	L 7	3	2	0	0	0	0	0	0	0	1	7	7	13.50	2.250				

Batter	1	2	3	4	5	6	7	8	9	AB	R	H	RBI	BB	SO	LOB	TOP										
Claudell Washington, L (1, 9) OBP: 0.451, SLG: 0.604	0-3 K		0-0 G3-6-3			0-3 K		4-0 CS BB		3	0	0	0	1	2	1											
Rafael Ramirez, R (1, 6) OBP: 0.330, SLG: 0.320	0-0 5-3			0-0 E6 3B		0-0 F8		0-0 CS	0-0 F7	4	1	1	0	0	0	0											
Gerald Perry, L (1, 7) OBP: 0.376, SLG: 0.378 Albert Hall, S (9, 7) OBP: 0.167, SLG: 0.136	0-0 1B			0-0 5-3 3B		0-0 5-3			0-0 1B 1B	4	1	3	1	0	0	0											
Dale Murphy, R (1, 8) OBP: 0.312, SLG: 0.448	0-0 F7			0-0 5-3			0-3 K		0-0 F8	4	0	0	1	0	1	2											
Chris Chambliss, L (1, 3) OBP: 0.277, SLG: 0.349		0-0 F7		0-0 F7			0-0 1B		0-0 1B	4	0	2	0	0	0	0											
Glenn Hubbard, R (1, 4) OBP: 0.386, SLG: 0.414		0-0 5-3		0-0 F9			0-0 F6		0-0 F8	4	0	0	0	0	0	3											
Randy Johnson, R (1, 5)		0-0 F4			0-0 F4		0-0 1-3			3	0	0	0	0	0	1											
Bruce Benedict, R (1, 2) OBP: 0.286, SLG: 0.282			0-0 G3-6-3 1B		0-0 F4			0-0 F4		3	0	1	0	0	0	0											
Craig McMurtry, R (1, 1) OBP: 0.071, SLG: 0.071 Steve Bedrosian, R (8, 1)			0-3 K		0-0 6-3			0-3 K		3	0	0	0	0	2	1											
Inning Stats	R: 0 E: 0 K: 1 S: 6	H: 1 LOB: 1 BB: 0 P: 6	R: 0 E: 0 K: 0 S: 3	H: 0 LOB: 0 BB: 0 P: 3	R: 0 E: 0 K: 1 S: 5	H: 1 LOB: 0 BB: 0 P: 5	R: 2 E: 1 K: 0 S: 5	H: 2 LOB: 0 BB: 0 P: 5	R: 0 E: 0 K: 0 S: 3	H: 0 LOB: 0 BB: 0 P: 3	R: 0 E: 0 K: 1 S: 6	H: 1 LOB: 1 BB: 0 P: 6	R: 0 E: 0 K: 1 S: 4	H: 0 LOB: 0 BB: 1 P: 8	R: 0 E: 0 K: 0 S: 5	H: 2 LOB: 2 BB: 0 P: 5	1B: 5 2B: 1 3B: 1 HR: 0	SF: 0 SAC: 0 DP: 1 HBP: 0	WP: 0 PB: 0 SB: 0 CS: 1	PA: 34							
PITCHER	IP	WLS	BF	H	R	ER	SO	BB	IBB	HBP	BLK	WP	HR	S	P	ERA	WHIP										
Charlie Lea, R (1, 1) ERA: 2.55	8.0	L	28	5	2	2	5	1	0	0	0	0	0	37	41	2.25	0.750										
Jeff Reardon, R (9, 1) ERA: 1.6	1.0	S	5	2	0	0	0	0	0	0	0	0	0	5	5	0.00	2.000										

Atlanta Braves @ Montreal Expos
Olympic Stadium, Montreal, QB
Sun May 06 1984, 3:33 AM EDT
Unknown

AB 32
R 2
H 7
RBI 2
BB 1
SO 5
LOB 8



Batter	1	2	3	4	5	6	7	8	9	AB	R	H	RBI	BB	SO	LOB	BOTTOM										
Miguel Dilone, S (1, 7) OBP: 0.360, SLG: 0.400	0-0 SH1-3 1B		0-0 F6		0-0 1-3			0-0 FC S 1B		4	0	2	0	0	0	0											
Bryan Little, S (1, 4) OBP: 0.398, SLG: 0.400	4-0 SH1-3 1-2 BB		0-0		0-0 F9			0-0 F6		3	0	1	0	1	0	1											
Tim Raines, S (1, 8) OBP: 0.422, SLG: 0.450	0-0 SH1-3 1-2 2-3		0-0 F8		0-0 6-3			0-0 FC		3	0	0	0	0	0	2											
Andre Dawson, R (1, 9) OBP: 0.358, SLG: 0.433	0-3 K		0-3 K		0-0 F6		4-0 L5-3 BB	0-3 K		3	0	0	0	1	3	5											
Gary Carter, R (1, 2) OBP: 0.376, SLG: 0.490	0-3 K			0-0 F6		0-0 L5-3			0-0 FC5-4 1B	4	0	1	0	0	1	3											
Tim Lincecum, R (1, 5) OBP: 0.351, SLG: 0.480		0-0 CS 1B		0-0 F8			0-0 F3		0-0 FC5-4 1B	4	0	1	0	0	0	1											
Terry Francona, L (1, 3) OBP: 0.411, SLG: 0.464		0-0 1-2 1B		0-0		0-0	0-0 3-1		0-0 1-2 1B	4	0	3	0	0	0	0											
Angel Salazar, R (1, 6) OBP: 0.178, SLG: 0.239 Derrel Thomas, S (7, PH) OBP: 0.211, SLG: 0.294		0-0 F7		0-0 F7			0-0 6-3		0-0 F5	2	0	0	0	0	0	2											
Charlie Lea, R (1, 1) Pete Rose, S (8, PH) Jeff Reardon, R (9, 1) Jim Wohlford, R (9, PH) OBP: 0.364, SLG: 0.400		0-3 K			0-3 K			0-0 4-3	0-0 4-3	2	0	0	0	0	2	1											
Inning Stats	R: 0 E: 0 K: 2 S: 8	H: 1 LOB: 2 BB: 1 P: 12	R: 0 E: 0 K: 1 S: 6	H: 2 LOB: 1 BB: 0 P: 6	R: 0 E: 0 K: 1 S: 6	H: 1 LOB: 1 BB: 0 P: 6	R: 0 E: 0 K: 0 S: 4	H: 1 LOB: 1 BB: 0 P: 4	R: 0 E: 0 K: 1 S: 5	H: 0 LOB: 0 BB: 0 P: 5	R: 0 E: 0 K: 0 S: 2	H: 0 LOB: 0 BB: 1 P: 6	R: 0 E: 0 K: 0 S: 3	H: 0 LOB: 0 BB: 0 P: 3	R: 0 E: 0 K: 1 S: 7	H: 1 LOB: 2 BB: 0 P: 7	R: 0 E: 0 K: 0 S: 5	H: 2 LOB: 2 BB: 0 P: 5	1B: 8 2B: 1 3B: 0 HR: 0	SF: 0 SAC: 1 DP: 1 HBP: 0	WP: 0 PB: 0 SB: 2 CS: 1	PA: 36					
PITCHER	IP	WLS	BF	H	R	ER	SO	BB	IBB	HBP	BLK	WP	HR	S	P	ERA	WHIP										
Craig McMurtry, R (1, 1) ERA: 3.0	7.1	W	28	6	0	0	5	2	0	0	0	0	0	36	44	0.00	1.091										
Steve Bedrosian, R (8, 1) ERA: 1.13	1.2	S	8	2	0	0	1	0	0	0	0	0	0	10	10	0.00	1.200										

Atlanta Braves @ Montreal Expos
Olympic Stadium, Montreal, QB
Sun May 06 1984, 3:33 AM EDT
Unknown

AB 33
R 0
H 8
RBI 0
BB 2
SO 6
LOB 19



Batter	1	2	3	4	5	6	7	8	9	AB	R	H	RBI	BB	SO	LOB	TOP			
Claudell Washington, L OBP: 0.455, SLG: 0.594	(1, 9) X 0-0 G3	X 0-0 BLK 1B		0-3 K		0-3 K		X 0-0 S 1B	5 0 2 2 0 2 1											
Rafael Ramirez, R OBP: 0.319, SLG: 0.303	(1, 6) X 0-0 6-3	X 0-0 6-3		X 0-0 F9		X 0-0 F8		X 0-0 5-3	5 0 0 0 0 0 3											
Gerald Perry, L Albert Hall, S OBP: 0.167, SLG: 0.136	(1, 7) X (9, 7) 0-0 6-3		4-0 HR	0-3 K		X 0-0 F7		X 0-0 1-3	4 1 0 0 1 1 1 0 0 0 0 0 0 0											
Dale Murphy, R OBP: 0.336, SLG: 0.515		X 0-0 1B 1B	X 0-0 1B HR		X 0-0 5-3		X 0-0 F8	X 4-0 IBB	4 2 2 2 1 0 0											
Chris Chambliss, L OBP: 0.288, SLG: 0.347	(1, 3) X 0-0 BB 1B	X 0-0 BB 1B	X 0-0 E E 1B		X 4-0 E BB		X 0-3 K	X 0-0 G3	4 2 2 0 1 1 2											
Glenn Hubbard, R OBP: 0.359, SLG: 0.392	(1, 4) X 0-0 F8	X 0-0 F8	X 0-0 E5 FC5-4		X 0-0 F9		X 0-0 F8		4 0 0 0 0 0 4											
Jerry Royster, R OBP: 0.208, SLG: 0.244	(1, 5) X 0-0 BB 1B	X 0-0 BB 1B	X 0-3 K		X 0-0 5-3		X 0-0 E7 SF7		4 2 1 1 0 1 3											
Bruce Benedict, R OBP: 0.296, SLG: 0.288	(1, 2) X 4-0 1B BLK BB	X 4-0 1B BLK BB	X 0-0 FC5-4		X 0-0 1B		X 0-0 SF7		2 1 1 1 1 0 1											
Pascual Perez, R Gene Garber, R (6, 1)	(1, 1) 0-3 K	X 0-3 K	X 0-0 L6		X 0-3 K		X 0-3 K		3 0 0 0 0 2 5 1 0 0 0 0 1 0											
Inning Stats	R: 0 E: 0 K: 0 S: 3	H: 0 LOB: 0 BB: 0 P: 3	R: 4 E: 1 K: 1 S: 9	H: 4 LOB: 1 BB: 1 P: 13	R: 3 E: 2 K: 1 S: 8	H: 2 LOB: 1 BB: 1 P: 12	R: 0 E: 0 K: 2 S: 7	H: 0 LOB: 0 BB: 0 P: 7	R: 0 E: 1 K: 0 S: 3	H: 0 LOB: 1 BB: 1 P: 7	R: 0 E: 0 K: 1 S: 5	H: 0 LOB: 0 BB: 0 P: 5	R: 1 E: 1 K: 1 S: 6	H: 0 LOB: 0 BB: 0 P: 6	R: 0 E: 0 K: 0 S: 4	H: 1 LOB: 2 BB: 1 P: 8	1B: 6 2B: 1 3B: 0 HR: 1	SF: 1 SAC: 0 DP: 0 HBP: 0	WP: 0 PB: 0 SB: 2 CS: 0	PA: 41
PITCHER	IP WLS BF H R ER SO BB IBB HBP BLK WP HR S P ERA WHIP																			
Marty Bystrom, R ERA: 10.13	(1, 1) 2.0 L 14 6 7 6 1 2 0 0 0 1 0 1 14 22 27.00 4.000																			
Kevin Gross, R ERA: 0.49	(3, 1) 4.0 15 1 0 0 5 1 0 0 0 0 0 0 24 28 0.00 0.500																			
Tug McGraw, L ERA: 2.61	(7, 1) 3.0 12 1 1 0 2 0 1 0 0 0 0 0 15 19 0.00 0.333																			

Atlanta Braves @ Philadelphia Phillies
Veterans Stadium, Philadelphia, PA
Mon May 07 1984, 7:05 PM EDT
Att: 17,739 - Unknown

AB 36
R 8
H 8
RBI 6
BB 4
SO 8
LOB 20



Batter	1	2	3	4	5	6	7	8	9	AB	R	H	RBI	BB	SO	LOB	BOTTOM			
Juan Samuel, R OBP: 0.344, SLG: 0.400	(1, 4) X 0-0 1B	X 1-0 HBP			X 0-0 F9	X 0-0 F8			X 0-3 K	4 1 1 0 0 1 2										
Greg Gross, L OBP: 0.538, SLG: 0.500	(1, 3) X 0-0 G4-6-3 1B	X 0-0 G3			X 0-0 F8		X 0-0 FC5-4 1B	X 1-3 FC1-4 1B	5 0 3 1 0 0 2											
Mike Schmidt, R OBP: 0.413, SLG: 0.614	(1, 5) X 0-0 L5		4-0 BB		X 4-0 BB		X 0-0 FC5-4 1-2	X 0-0 FC1-4 1-2 3-H	3 0 0 1 2 0 3											
Joe Lefebvre, L OBP: 0.385, SLG: 0.429	(1, 7) X 0-0 G4-6-3		X 0-0 F8		X 0-0 4-3		X 0-3 K	X 0-0 F7	5 0 0 0 0 1 5											
Sixto Lezcano, R OBP: 0.429, SLG: 0.707	(1, 9) X 0-0 E6 HR	X 0-0 E6 HR	X 0-3 K		X 0-0 HR		X 0-0 F8		4 2 1 1 0 1 2											
Von Hayes, L OBP: 0.388, SLG: 0.545	(1, 8) X 0-0 HR	X 0-0 HR	X 0-0 6-3		X 0-0 HR		X 0-0 4-3		4 2 2 3 0 0 1											
Ozzie Virgil, R OBP: 0.353, SLG: 0.771	(1, 2) X 0-0 5-3			0-3 K		X 0-0 L4		X 0-3 K	4 0 0 0 0 2 0											
Ivan De Jesus, R OBP: 0.267, SLG: 0.263	(1, 6) X 0-0 4-3			X 0-0 6-3		X 0-0 F9		X 0-0 5-3	4 0 0 0 0 0 0											
Marty Bystrom, R Kevin Gross, R Tim Corcoran, L Tug McGraw, R Len Matuszek, L	(1, 1) (3, 1) (6, PH) (7, 1) (9, PH)	0-0 HBP 1B		X 0-3 K		X 0-0 2B		X 0-0 1B FC1-4	1 0 1 0 0 0 0 1 0 0 0 0 1 0 1 0 1 0 0 0 0 0 0 0 0 0 0 0 1 1 1 0 0 0 0											
Inning Stats	R: 1 E: 0 K: 0 S: 4	H: 2 LOB: 0 BB: 0 P: 4	R: 2 E: 1 K: 0 S: 6	H: 2 LOB: 2 BB: 0 P: 7	R: 0 E: 0 K: 1 S: 5	H: 0 LOB: 1 BB: 1 P: 9	R: 0 E: 0 K: 2 S: 7	H: 0 LOB: 0 BB: 0 P: 7	R: 0 E: 0 K: 0 S: 3	H: 0 LOB: 1 BB: 1 P: 7	R: 0 E: 0 K: 0 S: 6	H: 1 LOB: 1 BB: 0 P: 6	R: 0 E: 0 K: 1 S: 5	H: 0 LOB: 0 BB: 0 P: 5	R: 1 E: 0 K: 1 S: 7	H: 2 LOB: 1 BB: 0 P: 7	1B: 5 2B: 1 3B: 1 HR: 3	SF: 0 SAC: 0 DP: 1 HBP: 1	WP: 0 PB: 0 SB: 0 CS: 0	PA: 40
PITCHER	IP WLS BF H R ER SO BB IBB HBP BLK WP HR S P ERA WHIP																			
Pascual Perez, R Gene Garber, R	(1, 1) 5.2 W 27 7 5 4 3 2 0 0 0 0 0 0 30 39 6.35 1.588																			
Gene Garber, R ERA: 4.61	(6, 1) 3.1 S 13 3 1 1 3 0 0 0 0 0 0 0 19 19 2.70 0.900																			

Atlanta Braves @ Philadelphia Phillies
Veterans Stadium, Philadelphia, PA
Mon May 07 1984, 7:05 PM EDT
Att: 17,739 - Unknown

AB 37
R 6
H 10
RBI 6
BB 2
SO 6
LOB 15



Batter	1	2	3	4	5	6	7	8	9	AB	R	H	RBI	BB	SO	LOB	TOP		
Claudell Washington, L OBP: 0.461, SLG: 0.600 (1, 9)	0-3 K	0-0 4-3			0-0 SH3-4 G3 2B		0-0 FC1-6 1B 1B		4-0 1B 1B BB	4	3	2	0	1	1	1	Atlanta Braves @ Philadelphia Phillies Veterans Stadium, Philadelphia, PA Tue May 08 1984, 7:05 PM EDT Att: 13,443 - Unknown		
Rafael Ramirez, R OBP: 0.333, SLG: 0.319 (1, 6)	0-3 K		0-0 FC6-4 1B		0-0 SH3-4		0-0 FC1-6 1B	0-0 1B BB	4	1	3	1	0	1	0				
Gerald Perry, L OBP: 0.343, SLG: 0.309 Albert Hall, S OBP: 0.160, SLG: 0.130 (7, 7)	0-0 E4 BB 1B		0-0 FC6-4 1-2		0-0 G3		0-0 FC1-6 1B	0-3 K	4	1	0	1	0	0	0	3			
Dale Murphy, R OBP: 0.347, SLG: 0.509 (1, 8)	4-0 1B 1-2 BB		0-0 F7		0-0 K		0-0 1B	4-0 1B 1B IBB	3	1	1	1	2	1	1				
Chris Chambliss, L OBP: 0.294, SLG: 0.350 Mike Jorgensen, L OBP: 0.400, SLG: 0.500 (9, 3)	0-0 1B		0-0 G3		0-0 F8		0-0 F7	0-0 1B 1B	5	1	2	3	0	0	0	3			
Glenn Hubbard, R OBP: 0.361, SLG: 0.393 (1, 4)	0-0 F7			0-0 L1		0-0 G4-6-3 1B		0-0 F8	0-0 1B 1B	5	0	2	1	0	0	2			
Randy Johnson, R OBP: 0.353, SLG: 0.467 (1, 5)		0-0 G3		0-0 2B		0-0 G4-6-3 1-2		0-0 2B	0-0 K	5	0	2	0	0	1	3			
Alex Trevino, R OBP: 0.391, SLG: 0.429 (1, 2)	0-3 K			0-0 1-3			0-0 1B 1B 2B	0-0 F9	0-0 1B	5	1	2	1	0	1	2			
Pete Falcone, L OBP: 0.214, SLG: 0.357 (1, 1)		0-0 1B		0-0 6-3			0-0 F2	0-0 4-3		4	0	1	0	0	0	3			
Inning Stats	R: 1 H: 1 E: 1 K: 2 S: 9	H: 1 LOB: 2 BB: 1 P: 13	R: 0 H: 1 E: 0 K: 1 S: 6	H: 1 LOB: 1 BB: 0 P: 6	R: 0 H: 1 E: 0 K: 0 S: 4	H: 1 LOB: 1 BB: 0 P: 4	R: 0 H: 1 E: 0 K: 1 S: 6	H: 1 LOB: 0 BB: 0 P: 6	R: 0 H: 1 E: 0 K: 0 S: 3	H: 1 LOB: 2 BB: 0 P: 7	R: 0 H: 1 E: 0 K: 0 S: 4	H: 1 LOB: 1 BB: 0 P: 4	R: 4 H: 4 E: 0 K: 2 S: 10	H: 4 LOB: 2 BB: 2 P: 18	1B: 11 2B: 4 3B: 0 HR: 0	SF: 0 SAC: 1 DP: 1 HBP: 0		WP: 0 PA: 44 PB: 0 SB: 1 CS: 0	
PITCHER	IP	WLS	BF	H	R	ER	SO	BB	IBB	HBP	BLK	WP	HR	S	P	ERA	WHIP		
John Denny, R ERA: 1.72 Bill Campbell, R ERA: 3.46 (9, 1)	8.0	L	36	11	4	3	4	1	0	0	0	0	0	43	47	3.38	1.500		
PITCHER	IP	WLS	BF	H	R	ER	SO	BB	IBB	HBP	BLK	WP	HR	S	P	ERA	WHIP		

AB 40
R 8
H 15
RBI 8
BB 3
SO 6
LOB 20



Batter	1	2	3	4	5	6	7	8	9	AB	R	H	RBI	BB	SO	LOB	BOTTOM			
Juan Samuel, R OBP: 0.349, SLG: 0.407 (1, 4)	0-0 F8		0-0 2B		4-0 G4-6-3 BB			0-0 F9		3	0	1	0	1	0	0	Atlanta Braves @ Philadelphia Phillies Veterans Stadium, Philadelphia, PA Tue May 08 1984, 7:05 PM EDT Att: 13,443 - Unknown			
Greg Gross, L OBP: 0.483, SLG: 0.440 John Wockenfuss, R OBP: 0.368, SLG: 0.364 (8, PH) (9, 3)	0-3 K2-3		0-0 1-3		0-0 G4-6-3 1-2			0-0 F7		3	0	0	0	0	1	2				
Mike Schmidt, R OBP: 0.408, SLG: 0.596 (1, 5)	0-3 K		0-3 K		4-0 CS BB			0-0 1-3		3	0	0	0	1	2	1				
Sixto Lezcano, R OBP: 0.434, SLG: 0.682 (1, 9)		4-0 G6-4-3 BB		0-0 1B		0-3 K		0-0 F9		3	0	1	0	1	1	1				
Glenn Wilson, R OBP: 0.295, SLG: 0.419 (1, 7)		0-0 G6-4-3 1-2		0-0 FC4 1B		0-0 6-3		0-0 6-3		4	0	1	0	0	0	1				
Gary Maddox, R OBP: 0.351, SLG: 0.412 (1, 8)		4-0 HR BB		0-3 K			0-0 F3			2	1	0	0	1	1	2				
Ozzie Virgil, R OBP: 0.346, SLG: 0.804 (1, 2)		0-0 HR		0-3 K			0-0 6-3			3	1	1	2	0	1	2				
Ivan De Jesus, R OBP: 0.260, SLG: 0.255 (1, 6)		0-0 F7		0-0 FC4 1-2			0-0 4-3			3	0	0	0	0	0	2				
John Denny, R OBP: 0.267, SLG: 0.267 Luis Aguayo, R OBP: 0.333, SLG: 0.143 Bill Campbell, R (9, 1)			0-0 5-3		0-3 K			0-3 K		2	0	0	0	0	1	0				
Inning Stats	R: 0 H: 0 E: 0 K: 2 S: 7	H: 1 LOB: 0 BB: 2 P: 7	R: 2 H: 1 E: 0 K: 0 S: 3	H: 1 LOB: 2 BB: 0 P: 11	R: 0 H: 1 E: 0 K: 1 S: 6	H: 1 LOB: 1 BB: 0 P: 6	R: 0 H: 2 E: 0 K: 2 S: 9	H: 2 LOB: 2 BB: 0 P: 9	R: 0 H: 0 E: 0 K: 1 S: 4	H: 0 LOB: 0 BB: 1 P: 8	R: 0 H: 0 E: 0 K: 1 S: 4	H: 0 LOB: 0 BB: 1 P: 8	R: 0 H: 0 E: 0 K: 0 S: 3	R: 0 H: 0 E: 0 K: 1 S: 5	H: 0 LOB: 0 BB: 0 P: 5	R: 0 H: 0 E: 0 K: 0 S: 3		H: 0 LOB: 0 BB: 0 P: 3	1B: 2 2B: 2 3B: 0 HR: 1	SF: 0 SAC: 0 DP: 3 HBP: 0
PITCHER	IP	WLS	BF	H	R	ER	SO	BB	IBB	HBP	BLK	WP	HR	S	P	ERA	WHIP			
Pete Falcone, L ERA: 3.57 (1, 1)	9.0	W	32	4	2	2	8	4	0	0	0	0	1	44	60	2.00	0.889			
PITCHER	IP	WLS	BF	H	R	ER	SO	BB	IBB	HBP	BLK	WP	HR	S	P	ERA	WHIP			

AB 28
R 2
H 4
RBI 2
BB 4
SO 8
LOB 11



Batter	1	2	3	4	5	6	7	8	9	AB	R	H	RBI	BB	SO	LOB	TOP										
Claudell Washington, L OBP: 0.474, SLG: 0.598	4-0 3-1 G3 BB	0-0 1B		0-0 4-3			4-0 6-3 BB BB		4-0 1-2 G5-4-3 BB	2	0	1	0	3	0	1	Atlanta Braves @ New York Mets Shea Stadium, Flushing, NY Wed May 09 1984, 7:05 PM EDT Att: 8,141 - Unknown										
Rafael Ramirez, R OBP: 0.344, SLG: 0.325	0-0 G3	0-0 1B			0-0 5-3 1B		4-0 6-3 BB		0-0 G5-4-3	4	0	2	1	1	0	3											
Gerald Perry, L OBP: 0.350, SLG: 0.288 Bob Watson, R OBP: 0.150, SLG: 0.105	0-0 3-1	0-3 K			0-0 5-3 1-2		0-0 6-3		0-0 F8	4	0	0	0	0	1	6											
Dale Murphy, R OBP: 0.344, SLG: 0.495	4-0 BB BB		0-3 K		0-0 F3		0-0 F9			3	0	0	0	1	1	3											
Chris Chambliss, L OBP: 0.292, SLG: 0.340	4-0 1-2 BB		0-0 4-3		0-3 K			0-0 F7		3	0	0	0	1	1	1											
Glenn Hubbard, R OBP: 0.356, SLG: 0.386	0-3 K		0-0 F9			0-0 6-3		0-0 1B		4	0	1	0	0	1	3											
Randy Johnson, R OBP: 0.350, SLG: 0.412 Jeff Dedmon, L (6, PH)		0-0 F9		4-0 G6-3 BB		0-0 F8		0-3 K		2	0	0	0	1	0	0											
Mike Jorgensen, L OBP: 0.364, SLG: 0.455 Terry Forster, L (8, PH)										0	0	0	0	0	0	0											
Bruce Benedict, R OBP: 0.282, SLG: 0.273		0-0 F7		0-0 G6-3		0-0 6-3		0-0 5-3		4	0	0	0	0	0	2											
Rick Mahler, R OBP: 1.000, SLG: 1.000 Jerry Royster, R OBP: 0.220, SLG: 0.255		0-0 1B 1B		0-0 1B			0-3 K		0-0 G5-4-3 BB 1B	2	1	2	0	0	0	0											
Inning Stats	R: 0 E: 0 K: 1 S: 5	H: 0 LOB: 3 BB: 3 P: 17	R: 1 E: 0 K: 1 S: 8	H: 3 LOB: 2 BB: 0 P: 8	R: 0 E: 0 K: 1 S: 5	H: 0 LOB: 0 BB: 0 P: 5	R: 0 E: 0 K: 0 S: 3	H: 1 LOB: 1 BB: 1 P: 7	R: 0 E: 0 K: 0 S: 6	H: 0 LOB: 0 BB: 0 P: 6	R: 0 E: 0 K: 0 S: 3	H: 0 LOB: 2 BB: 2 P: 13	R: 0 E: 0 K: 1 S: 6	H: 1 LOB: 1 BB: 0 P: 6	R: 0 E: 0 K: 0 S: 3	H: 1 LOB: 1 BB: 1 P: 7	1B: 7 2B: 0 3B: 0 HR: 0	SF: 0 SAC: 0 DP: 2 HBP: 0	WP: 0 PB: 0 SB: 0 CS: 0	PA: 39							
PITCHER	IP	WLS	BF	H	R	ER	SO	BB	IBB	HBP	BLK	WP	HR	S	P	ERA	WHIP										
Ron Darling, R ERA: 3.64	6.0	W	26	5	1	1	4	4	0	0	0	0	0	30	46	1.50	1.500										
Doug Sisk, R ERA: 0.97	2.0		11	2	0	0	2	3	0	0	0	0	0	12	24	0.00	2.500										
Jesse Orosco, L ERA: 2.57	1.0	S	2	0	0	0	0	0	0	0	0	0	0	2	2	0.00	0.000										

Batter	1	2	3	4	5	6	7	8	9	AB	R	H	RBI	BB	SO	LOB	BOTTOM										
Wally Backman, S OBP: 0.382, SLG: 0.307 Ron Gardenhire, R OBP: 0.246, SLG: 0.231	0-0 L3-6 G3 1B		0-0 S E 1B		0-0 1-3		0-0 1-3	0-0 F9		4	1	2	0	0	0	0	Atlanta Braves @ New York Mets Shea Stadium, Flushing, NY Wed May 09 1984, 7:05 PM EDT Att: 8,141 - Unknown										
José Oquendo, S OBP: 0.224, SLG: 0.169	0-0 G3		0-3 K		0-0 5-3		0-0 2B 1B			4	0	1	0	0	1	2											
Keith Hernandez, L OBP: 0.374, SLG: 0.443	0-0 L3-6		0-0 E7 1B		0-0 F8		0-0 2B			4	0	2	1	0	0	1											
George Foster, R OBP: 0.292, SLG: 0.449		0-0 6-3	0-0 5-3		0-0 5-3		0-3 K			4	0	0	0	0	1	3											
Darryl Strawberry, L OBP: 0.429, SLG: 0.567		0-0 1B SF7 1B	0-0 G3		0-0 G3		4-0 1B E 1B	4-0 FC6 IBB		3	2	2	0	1	0	1											
Mookie Wilson, S OBP: 0.275, SLG: 0.283		0-0 S 1B		0-0 F7		0-0 E9 1B	0-0 FC6			4	0	2	0	0	0	3											
Hubie Brooks, R OBP: 0.364, SLG: 0.463		4-0 1-2 BB		4-0 S 1B BB		4-0 IBB		0-0 SH5-4 1B		1	0	1	0	3	0	0											
Mike Fitzgerald, R OBP: 0.273, SLG: 0.214		0-0 SF7		0-0 F7		0-0 F8		0-0 F8		3	0	0	1	0	0	4											
Ron Darling, R OBP: 0.077, SLG: 0.077 Rusty Staub, L OBP: 0.429, SLG: 0.462 Doug Sisk, R OBP: 0.250, SLG: 0.250 Jesse Orosco, R OBP: 1.000, SLG: 1.000		3-H 4-3		0-0 2-H 1B		0-0 F7		0-0 SH5-4		2	0	1	0	0	0	2											
Inning Stats	R: 0 E: 0 K: 0 S: 3	H: 1 LOB: 0 BB: 0 P: 3	R: 1 E: 0 K: 0 S: 5	H: 2 LOB: 2 BB: 1 P: 9	R: 1 E: 1 K: 1 S: 7	H: 2 LOB: 1 BB: 0 P: 7	R: 0 E: 0 K: 0 S: 3	H: 1 LOB: 2 BB: 1 P: 7	R: 0 E: 0 K: 0 S: 3	H: 0 LOB: 0 BB: 0 P: 3	R: 1 E: 1 K: 0 S: 5	H: 2 LOB: 2 BB: 1 P: 9	R: 0 E: 0 K: 1 S: 7	H: 2 LOB: 3 BB: 1 P: 11	R: 0 E: 0 K: 0 S: 4	H: 1 LOB: 1 BB: 0 P: 4		1B: 10 2B: 2 3B: 0 HR: 0	SF: 1 SAC: 1 DP: 1 HBP: 0	WP: 0 PB: 0 SB: 3 CS: 0	PA: 37						
PITCHER	IP	WLS	BF	H	R	ER	SO	BB	IBB	HBP	BLK	WP	HR	S	P	ERA	WHIP										
Rick Mahler, R ERA: 2.11	5.1	L	25	8	3	3	1	0	0	0	0	0	0	24	36	5.06	1.875										
Jeff Dedmon, R ERA: 1.42	1.2		8	2	0	0	1	0	1	0	0	0	0	9	13	0.00	1.200										
Terry Forster, L ERA: 1.69	1.0		4	1	0	0	0	0	0	0	0	0	0	4	4	0.00	1.000										



Batter	1	2	3	4	5	6	7	8	9	AB	R	H	RBI	BB	SO	LOB	TOP					
Claudell Washington, L OBP: 0.471, SLG: 0.582										3	1	0	0	2	2	3						
Rafael Ramirez, R OBP: 0.348, SLG: 0.344										5	1	2	1	0	1	2						
Dale Murphy, R OBP: 0.346, SLG: 0.500										5	1	2	0	0	1	3						
Chris Chambliss, L OBP: 0.297, SLG: 0.330										3	0	0	0	2	1	3						
Mike Jorgensen, L OBP: 0.394, SLG: 0.455										0	0	0	0	0	0	0						
Terry Harper, R OBP: 0.500, SLG: 0.278										4	1	2	2	0	1	3						
Glenn Hubbard, R OBP: 0.358, SLG: 0.391										4	0	1	1	0	1	1						
Randy Johnson, R OBP: 0.375, SLG: 0.550										3	2	1	2	1	1	3						
Alex Trevino, R OBP: 0.429, SLG: 0.440										4	1	2	0	0	0	2						
Len Barker, R OBP: 0.176, SLG: 0.133										2	0	0	0	0	0	2						
Jeff Dedmon, L OBP: 0.176, SLG: 0.133										0	0	0	0	0	0	0						
Steve Bedrosian, R OBP: 0.176, SLG: 0.133										0	0	0	0	0	0	0						
Inning Stats	R: 0 E: 0 K: 1 S: 6	H: 1 LOB: 2 BB: 1 P: 10	R: 1 E: 0 K: 1 S: 7	H: 2 LOB: 1 BB: 0 P: 7	R: 1 E: 0 K: 2 S: 9	H: 2 LOB: 1 BB: 0 P: 9	R: 1 E: 1 K: 1 S: 6	H: 1 LOB: 1 BB: 1 P: 10	R: 0 E: 0 K: 0 S: 2	H: 0 LOB: 1 BB: 1 P: 6	R: 0 E: 1 K: 1 S: 6	H: 0 LOB: 1 BB: 0 P: 6	R: 2 E: 0 K: 0 S: 5	H: 2 LOB: 2 BB: 2 P: 13	R: 1 E: 0 K: 2 S: 8	H: 1 LOB: 1 BB: 0 P: 9	R: 1 E: 0 K: 0 S: 4	H: 1 LOB: 1 BB: 0 P: 5	1B: 5 2B: 3 3B: 1 HR: 1	SF: 1 SAC: 3 DP: 1 HBP: 2	WP: 1 PB: 0 SB: 1 CS: 0	PA: 44
PITCHER	IP WLS BF H R ER SO BB IBB HBP BLK WP HR S P ERA WHIP																					
Walt Terrell, R ERA: 4.12	(1, 1) 4.0 L 20 6 3 2 5 2 0 0 0 0 1 1 28 36 4.50 2.000																					
Brent Gaff, R ERA:	(5, 1) 2.0 7 0 0 0 1 1 0 0 0 0 0 0 8 12 0.00 0.500																					
Tom Gorman, L ERA: 13.5	(7, 1) 2.0 12 3 3 3 2 1 1 1 0 0 0 0 13 22 13.50 2.000																					
Doug Sisk, R ERA: 0.83	(9, 1) 1.0 5 1 1 0 0 0 0 0 1 0 0 0 4 5 0.00 1.000																					

Atlanta Braves @ New York Mets
Shea Stadium, Flushing, NY
Thu May 10 1984, 3:33 AM EDT
Att: 6,900 - Unknown

AB 33
R 7
H 10
RBI 6
BB 5
SO 8
LOB 22



Batter	1	2	3	4	5	6	7	8	9	AB	R	H	RBI	BB	SO	LOB	BOTTOM					
Wally Backman, S OBP: 0.366, SLG: 0.291										4	0	0	0	0	2	6						
Tom Gorman, L ERA:	(7, 1)									0	0	0	0	0	0	0						
Ross Jones, R OBP: 0.400, SLG: 0.286										0	1	0	0	1	0	0						
José Oquendo, S OBP: 0.238, SLG: 0.176										3	1	1	0	1	0	0						
Rusty Staub, L OBP: 0.467, SLG: 0.500										1	0	1	2	0	0	0						
Ron Darling, R OBP: 0.077, SLG: 0.077										0	0	0	0	0	0	0						
Doug Sisk, R OBP: 0.250, SLG: 0.250										0	0	0	0	0	0	0						
Keith Hernandez, L OBP: 0.375, SLG: 0.441										5	0	2	0	0	1	3						
George Foster, R OBP: 0.288, SLG: 0.432										4	0	0	0	1	1	5						
Darryl Strawberry, L OBP: 0.419, SLG: 0.549										5	0	1	1	0	1	2						
Mookie Wilson, S OBP: 0.280, SLG: 0.288										5	0	2	0	0	0	0						
Hubie Brooks, R OBP: 0.366, SLG: 0.455										4	0	1	0	1	1	4						
Ron Hodges, L OBP: 0.344, SLG: 0.125										4	0	1	0	1	0	5						
Walt Terrell, L OBP: 0.111, SLG: 0.059										1	0	0	0	0	1	2						
Danny Heep, L OBP: 0.296, SLG: 0.400										0	0	0	0	1	0	0						
Brent Gaff, R ERA: 1.65										0	0	0	0	0	0	0						
Kelvin Chapman, R OBP: 0.333, SLG: 0.333										3	1	1	0	0	1	2						
Inning Stats	R: 0 E: 0 K: 1 S: 6	H: 1 LOB: 2 BB: 1 P: 10	R: 0 E: 0 K: 2 S: 8	H: 1 LOB: 2 BB: 1 P: 12	R: 0 E: 0 K: 1 S: 5	H: 0 LOB: 0 BB: 0 P: 5	R: 0 E: 1 K: 1 S: 6	H: 0 LOB: 3 BB: 2 P: 14	R: 1 E: 0 K: 2 S: 10	H: 3 LOB: 3 BB: 1 P: 14	R: 0 E: 0 K: 0 S: 5	H: 2 LOB: 2 BB: 0 P: 5	R: 0 E: 1 K: 0 S: 3	H: 0 LOB: 0 BB: 0 P: 3	R: 2 E: 1 K: 0 S: 5	H: 1 LOB: 1 BB: 1 P: 9	R: 0 E: 0 K: 1 S: 7	H: 2 LOB: 2 BB: 0 P: 7	1B: 10 2B: 0 3B: 0 HR: 0	SF: 0 SAC: 0 DP: 1 HBP: 0	WP: 1 PB: 0 SB: 3 CS: 0	PA: 45
PITCHER	IP WLS BF H R ER SO BB IBB HBP BLK WP HR S P ERA WHIP																					
Len Barker, R ERA: 3.8	(1, 1) 5.1 W 29 7 1 1 7 5 0 0 0 0 0 0 7 58 1.69 2.250																					
Jeff Dedmon, R ERA: 1.65	(6, 1) 2.0 8 0 2 1 0 1 0 0 0 0 0 0 7 11 4.50 0.500																					
Steve Bedrosian, R ERA: 0.96	(8, 1) 1.2 8 3 0 0 1 0 0 0 0 0 1 0 10 10 0.00 1.800																					

Atlanta Braves @ New York Mets
Shea Stadium, Flushing, NY
Thu May 10 1984, 3:33 AM EDT
Att: 6,900 - Unknown

AB 39
R 3
H 10
RBI 3
BB 6
SO 8
LOB 29



Batter	1	2	3	4	5	6	7	8	9	AB	R	H	RBI	BB	SO	LOB	TOP								
Marvell Wynne, L OBP: 0.341, SLG: 0.417 (1, 8)	F7		F5		F9			E S BB		3	0	0	0	1	0	1	Pittsburgh Pirates @ Atlanta Braves Atlanta-Fulton County Stadium, Atlanta, GA Sat May 12 1984, 7:05 PM EDT Att: 41,319 - Unknown livebaseballscorecards.com								
Johnny Ray, S OBP: 0.412, SLG: 0.424 (1, 4)	4-3			F7		F6		BB		3	0	0	0	1	0	0									
Bill Madlock, R OBP: 0.287, SLG: 0.258 (1, 5)				F9		5-3		BB		4	0	1	0	0	0	2									
Jason Thompson, L OBP: 0.342, SLG: 0.416 (1, 3)	K			F7		4-3			4-3	4	0	0	0	0	1	1									
Tony Peña, R OBP: 0.324, SLG: 0.449 (1, 2)		6-3					4-3		6-3	4	1	1	0	0	0	0									
Brian Harper, R OBP: 0.286, SLG: 0.167 (7, PR)		K				1B 2B				2	1	1	1	0	1	0									
Joe Orsulak, L OBP: 0.190, SLG: 0.150 (7, 7)						F3			E6	0	0	0	0	0	0	0									
Lee Lacy, R OBP: 0.408, SLG: 0.457 (9, PH)						E		G4-6-3 HBP	3B	1	1	0	0	0	0	0									
Doug Frobel, L OBP: 0.250, SLG: 0.343 (9, PH)					F3					3	0	0	0	0	1	2									
Jim Morrison, R OBP: 0.263, SLG: 0.294 (9, PH)							G4-6-3			1	0	1	1	0	0	0									
Dale Berra, R OBP: 0.242, SLG: 0.226 (9, PH)			K		E2				6-3	3	0	1	1	0	1	0									
Milt May, L (9, PH)						1B				1	0	0	0	0	1	1									
Larry McWilliams, L (1, 1)										2	0	0	0	0	1	1									
Lee Mazzilli, S OBP: 0.230, SLG: 0.130 (8, 1)		4-3			K				K	1	0	0	0	0	1	0									
Cecilio Guante, R (8, 1)										0	0	0	0	0	0	0									
Inning Stats	R: 0 E: 0 K: 1 S: 6	H: 1 LOB: 1 BB: 0 P: 6	R: 0 E: 0 K: 2 S: 7	H: 0 LOB: 0 BB: 0 P: 7	R: 0 E: 0 K: 1 S: 5	H: 0 LOB: 0 BB: 0 P: 5	R: 0 E: 0 K: 0 S: 3	H: 0 LOB: 0 BB: 0 P: 3	R: 2 E: 1 K: 1 S: 8	H: 3 LOB: 1 BB: 0 P: 8	R: 0 E: 0 K: 0 S: 3	H: 0 LOB: 1 BB: 0 P: 3	R: 0 E: 0 K: 1 S: 2	H: 0 LOB: 1 BB: 0 P: 3	R: 0 E: 0 K: 1 S: 5	H: 0 LOB: 2 BB: 2 P: 13	R: 1 E: 1 K: 1 S: 7	H: 1 LOB: 1 BB: 0 P: 7	1B: 3 2B: 1 3B: 1 HR: 0	SF: 0 SAC: 0 DP: 1 HBP: 1	WP: 0 PB: 0 SB: 1 CS: 0	PA: 35			
PITCHER	IP	WLS	BF	H	R	ER	SO	BB	IBB	HBP	BLK	WP	HR	S	P	ERA	WHIP	PITCHER							
Pascual Perez, R ERA: 3.95 (1, 1)	8.0	W	30	4	2	2	6	2	0	1	0	0	0	39	48	2.25	0.750								
Terry Forster, L ERA: 1.29 (9, 1)	0.2		4	1	1	0	0	0	0	0	0	0	0	4	4	0.00	1.500								
Jeff Dedmon, R ERA: 1.63 (9, 1)	0.1	S	1	0	0	0	1	0	0	0	0	0	0	3	3	0.00	0.000								

Batter	1	2	3	4	5	6	7	8	9	AB	R	H	RBI	BB	SO	LOB	BOTTOM									
Claudell Washington, L OBP: 0.483, SLG: 0.626 (1, 9)			SH BB			6-3		2B 3B		3	2	2	2	2	0	0	Pittsburgh Pirates @ Atlanta Braves Atlanta-Fulton County Stadium, Atlanta, GA Sat May 12 1984, 7:05 PM EDT Att: 41,319 - Unknown livebaseballscorecards.com									
Paul Runge, R OBP: 0.286, SLG: 0.429 (1, 6)			SH BB							3	0	1	0	0	1	3										
Chris Chambliss, L OBP: 0.300, SLG: 0.343 (8, PH)			SH		F3					1	0	1	1	0	0	0										
Jerry Royster, R OBP: 0.216, SLG: 0.250 (9, 6)			FC5			1B				0	0	0	0	0	0	0										
Dale Murphy, R OBP: 0.336, SLG: 0.496 (1, 8)			6-3		FC5					4	0	0	0	1	1	6										
Bob Watson, R OBP: 0.241, SLG: 0.154 (1, 3)										4	0	0	0	1	2	2										
Terry Forster, L (9, 1)					6-3					0	0	0	0	0	0	0										
Jeff Dedmon, L (9, 1)										0	0	0	0	0	0	0										
Terry Harper, R OBP: 0.306, SLG: 0.333 (1, 7)										5	0	1	0	0	2	5										
Glenn Hubbard, R OBP: 0.342, SLG: 0.364 (1, 4)										4	0	0	0	0	3	5										
Randy Johnson, R OBP: 0.419, SLG: 0.542 (1, 5)										2	0	1	0	2	0	1										
Bruce Benedict, R OBP: 0.292, SLG: 0.284 (8, PR)										4	0	2	0	0	1	3										
Albert Hall, S OBP: 0.148, SLG: 0.120 (9, 3)										0	1	0	0	0	0	0										
Mike Jorgensen, L OBP: 0.364, SLG: 0.455 (9, 3)										0	0	0	0	0	0	0										
Pascual Perez, R OBP: 0.200, SLG: 0.200 (8, PH)										2	1	1	0	0	0	0										
Alex Trevino, R OBP: 0.394, SLG: 0.400 (9, 2)										1	0	0	0	0	0	1										
Inning Stats	R: 1 E: 0 K: 3 S: 10	H: 1 LOB: 0 BB: 0 P: 10	R: 0 E: 0 K: 2 S: 8	H: 1 LOB: 1 BB: 0 P: 8	R: 1 E: 1 K: 1 S: 7	H: 1 LOB: 3 BB: 2 P: 15	R: 0 E: 0 K: 0 S: 4	H: 1 LOB: 3 BB: 2 P: 12	R: 0 E: 0 K: 1 S: 6	H: 0 LOB: 2 BB: 1 P: 10	R: 0 E: 0 K: 0 S: 4	H: 1 LOB: 1 BB: 0 P: 4	R: 0 E: 0 K: 1 S: 6	H: 1 LOB: 1 BB: 0 P: 6	R: 2 E: 0 K: 2 S: 10	H: 3 LOB: 2 BB: 1 P: 14	R: 1 E: 1 K: 1 S: 7	H: 1 LOB: 1 BB: 0 P: 7	1B: 5 2B: 2 3B: 1 HR: 1	SF: 0 SAC: 2 DP: 0 HBP: 0	WP: 0 PB: 0 SB: 1 CS: 0	PA: 41				
PITCHER	IP	WLS	BF	H	R	ER	SO	BB	IBB	HBP	BLK	WP	HR	S	P	ERA	WHIP	PITCHER								
Larry McWilliams, L ERA: 3.23 (1, 1)	7.0		34	6	2	1	8	3	2	0	0	0	0	1	45	65	1.29	1.286								
Cecilio Guante, R ERA: 3.31 (8, 1)	1.0	L	7	3	2	2	2	0	1	0	0	0	0	10	14	18.00	3.000									

Batter	1	2	3	4	5	6	7	8	9	AB	R	H	RBI	BB	SO	LOB	TOP			
Claudell Washington, L OBP: 0.458, SLG: 0.592	(1, 9) X 0-0 F6		X 0-0 4-3		X 0-0 F8		X 0-3 K			4	0	0	0	0	1	1				
Rafael Ramirez, R OBP: 0.358, SLG: 0.357	(1, 6) X 0-0 BLK 1B		X 0-0 CS 1B		X 0-0 CS 1B		X 0-3 K			4	0	3	1	0	1	0				
Dale Murphy, R OBP: 0.342, SLG: 0.511	(1, 8) X 0-3 K 1-2		X 0-0 CS 1-2	X 0-0 F9		X 0-0 CS 1-2	X 0-0 F6		X 0-0 1B 1B	4	0	1	0	0	1	1				
Chris Chambliss, L OBP: 0.297, SLG: 0.339 Jerry Royster, R OBP: 0.245, SLG: 0.265	(1, 3) X (7, 5) 0-0 3-1		X 0-0 F9		X 0-0 F9		X 0-0 1B 1B		X 0-0 1B 1B	3	0	1	0	0	0	1				
Terry Harper, R OBP: 0.276, SLG: 0.296	(1, 7) X 0-3 K		X 0-0 F9		X 0-0 F9		X 0-3 K		X 0-0 F9	4	0	0	0	0	2	3				
Glenn Hubbard, R OBP: 0.341, SLG: 0.380	(1, 4) X 0-0 5-3		X 0-0 F8		X 0-0 F8		X 0-0 1B		X 0-0 F8	4	0	1	0	0	0	2				
Randy Johnson, R OBP: 0.338, SLG: 0.283 Gerald Perry, L OBP: 0.338, SLG: 0.283	(1, 5) X (7, PH) (7, 3) 0-0 F8		X 0-0 F8		X 0-0 F7		X 0-0 F7			2	0	0	0	0	0	0				
Alex Trevino, R OBP: 0.405, SLG: 0.462	(1, 2) X 0-0 4-3 SH1-4 1B 1B		X 0-0 F9		X 0-0 F9		X 0-0 F4			3	1	1	0	0	0	0				
Len Barker, R OBP: 0.167, SLG: 0.125 Gene Garber, R OBP: 0.172, SLG: 0.185 Albert Hall, S OBP: 0.172, SLG: 0.185 Jeff Dedmon, L OBP: 0.172, SLG: 0.185	(1, 1) X (7, 1) (8, PH) (8, 1) 0-0 SH1-4		X 0-0 F7		X 0-3 K					1	0	0	0	0	0	0				
Inning Stats	R: 0 E: 0 K: 1 S: 6	H: 1 LOB: 1 BB: 0 P: 6	R: 0 E: 0 K: 1 S: 5	H: 0 LOB: 0 BB: 0 P: 5	R: 1 E: 0 K: 0 S: 4	H: 2 LOB: 0 BB: 0 P: 4	R: 0 E: 0 K: 0 S: 3	H: 0 LOB: 0 BB: 0 P: 3	R: 0 E: 0 K: 0 S: 3	H: 1 LOB: 0 BB: 0 P: 3	R: 0 E: 0 K: 1 S: 7	H: 2 LOB: 2 BB: 0 P: 7	R: 0 E: 0 K: 2 S: 7	H: 0 LOB: 0 BB: 0 P: 7	R: 0 E: 0 K: 1 S: 7	H: 2 LOB: 2 BB: 0 P: 7	1B: 8 2B: 0 3B: 0 HR: 0	SF: 0 SAC: 1 DP: 0 HBP: 0	WP: 0 PB: 0 SB: 0 CS: 2	PA: 35
PITCHER Joaquin Andujar, R ERA: 2.51	(1, 1)	IP: 9.0 WLS: W BF: 33	H: 8 R: 1 ER: 1 SO: 6	BB: 0 IBB: 0 HBP: 0 BLK: 1	WP: 0 HR: 0 S: 45 P: 45	ERA: 1.00 WHIP: 0.889														

Atlanta Braves @ St. Louis Cardinals
Busch Stadium, St. Louis, MO
Tue May 15 1984, 7:05 PM CDT
Att: 34,595 - Unknown

AB 32
R 1
H 8
RBI 1
BB 0
SO 6
LOB 10



Batter	1	2	3	4	5	6	7	8	9	AB	R	H	RBI	BB	SO	LOB	BOTTOM			
Tom Herr, S OBP: 0.353, SLG: 0.306	(1, 4) X 0-0 BLK 2B 1B		X 0-3 K		X 0-0 F7		X 0-0 F7		X 0-0 1B	5	1	2	0	0	1	1				
Willie McGee, S OBP: 0.313, SLG: 0.369	(1, 8) X 0-0 WP CS 2B		X 0-0 5-3		X 0-0 4-3 1B 2B		X 0-0 1B 1B		X 1-4-3 WP FC6-4 1B	5	2	3	1	0	0	1				
Steve Braun, L OBP: 0.481, SLG: 0.409 Tito Landrum, R OBP: 0.394, SLG: 0.414	(1, 7) X (8, PR) (9, 7) 0-3 K		X 0-0 F4		X 0-0 4-3		X 0-0 WP FC6-4 1B		X 0-0 1-4-3 FC6-4	4	0	1	0	0	1	2				
George Hendrick, R OBP: 0.267, SLG: 0.333	(1, 9) X 0-0 F8		X 0-0 F7		X 0-0 FC6-4 1B		X 0-0 1-4-3		X 1-2 2-3	4	0	1	1	0	0	3				
Andy Van Slyke, L OBP: 0.392, SLG: 0.356	(1, 3) X 4-0 BB		X 0-0 4-3		X 0-0 FC6-4		X 0-0 FC6-4 HR IBB		X 2-1 0-0 FC6-4 WP IBB	2	1	0	0	2	0	1				
Ken Oberkfell, L OBP: 0.403, SLG: 0.348	(1, 5) X 0-0 CS	X 0-0 FC4-6 1B		X 0-3 K		X 0-0 1B 1B		X 1-2 2-3 3-H	X 0-0 FC6-4 IBB	3	1	2	0	1	1	0				
Ozzie Smith, S OBP: 0.328, SLG: 0.281	(1, 6) X 0-0 FC4-6 1-2		X 0-0 G3		X 0-0 4-3 PB 1B		X 0-0 FC6-4 HR		X 1-2 2-3 3-H	4	1	1	1	0	0	3				
Tom Nieto, R OBP: 0.400, SLG: 0.615	(1, 2) X 0-3 K		X 0-0 F8		X 0-0 4-3		X 1-2 HR IBB		X 4-0 HR IBB	3	1	0	0	1	1	2				
Joaquin Andujar, S OBP: 0.200, SLG: 0.391	(1, 1) X 0-3 K		X 0-0 K		X 0-0 K		X 0-0 K		X 1-1 HR	3	1	1	4	1	2	1				
Inning Stats	R: 1 E: 0 K: 1 S: 6	H: 2 LOB: 1 BB: 1 P: 10	R: 0 E: 0 K: 2 S: 8	H: 1 LOB: 1 BB: 0 P: 8	R: 0 E: 0 K: 1 S: 5	H: 0 LOB: 0 BB: 0 P: 5	R: 0 E: 0 K: 1 S: 5	H: 0 LOB: 0 BB: 0 P: 5	R: 0 E: 0 K: 0 S: 4	H: 2 LOB: 1 BB: 1 P: 8	R: 6 E: 0 K: 0 S: 7	H: 4 LOB: 1 BB: 3 P: 19	1B: 8 2B: 2 3B: 0 HR: 1	SF: 0 SAC: 0 DP: 0 HBP: 0	WP: 2 PB: 1 SB: 2 CS: 1	PA: 39				
PITCHER Len Barker, R ERA: 3.67 Gene Garber, R ERA: 4.0 Jeff Dedmon, R ERA: 3.94	(1, 1)	IP: 6.2 WLS: L BF: 27	H: 7 R: 3 ER: 2 SO: 6	BB: 2 IBB: 0 HBP: 0 BLK: 1	WP: 1 HR: 0 S: 37 P: 45	ERA: 2.70 WHIP: 1.350														

Atlanta Braves @ St. Louis Cardinals
Busch Stadium, St. Louis, MO
Tue May 15 1984, 7:05 PM CDT
Att: 34,595 - Unknown

AB 33
R 9
H 11
RBI 7
BB 5
SO 6
LOB 14



Batter	1	2	3	4	5	6	7	8	9	AB	R	H	RBI	BB	SO	LOB	TOP					
Albert Hall, S (1, 9) OBP: 0.242, SLG: 0.267										3	1	2	0	1	0	1	Atlanta Braves @ St. Louis Cardinals Busch Stadium, St. Louis, MO Wed May 16 1984, 7:05 PM CDT Att: 18,765 - Unknown					
Jerry Royster, R (1, 5) OBP: 0.291, SLG: 0.275										2	1	1	0	2	0	1						
Dale Murphy, R (1, 8) OBP: 0.333, SLG: 0.496										4	0	0	1	0	2	4						
Bob Watson, R (1, 3) OBP: 0.242, SLG: 0.167										4	0	1	1	0	0	0						
Glenn Hubbard, R (1, 4) OBP: 0.331, SLG: 0.366										4	0	0	0	0	1	1						
Rafael Ramirez, R (1, 6) OBP: 0.355, SLG: 0.354										4	0	1	0	0	1	1						
Terry Harper, R (1, 7) OBP: 0.262, SLG: 0.281										3	0	0	0	0	1	1						
Gerald Perry, L (9, PH) OBP: 0.333, SLG: 0.279										1	0	0	0	0	0	0						
Bruce Benedict, R (1, 2) OBP: 0.293, SLG: 0.277										2	0	0	0	1	0	0						
Craig McMurtry, R (1, 1) OBP: 0.111, SLG: 0.059										2	0	0	0	0	2	1						
Randy Johnson, R (7, PH) OBP: 0.385, SLG: 0.469										1	0	0	0	0	0	0						
Gene Garber, R (7, 1)										0	0	0	0	0	0	0						
Inning Stats	R: 0 E: 0 K: 1 S: 4	H: 1 LOB: 0 BB: 1 P: 8	R: 0 E: 0 K: 0 S: 4	H: 1 LOB: 1 BB: 0 P: 4	R: 0 E: 0 K: 2 S: 8	H: 1 LOB: 2 BB: 1 P: 12	R: 0 E: 0 K: 1 S: 5	H: 0 LOB: 0 BB: 0 P: 5	R: 0 E: 0 K: 1 S: 5	H: 0 LOB: 1 BB: 1 P: 9	R: 1 E: 0 K: 0 S: 4	H: 1 LOB: 1 BB: 1 P: 8	R: 0 E: 0 K: 1 S: 5	H: 0 LOB: 0 BB: 0 P: 5	R: 1 E: 0 K: 0 S: 4	H: 1 LOB: 0 BB: 0 P: 4	R: 0 E: 0 K: 1 S: 5	H: 0 LOB: 0 BB: 0 P: 5	1B: 4 2B: 1 3B: 0 HR: 0	SF: 0 SAC: 0 DP: 0 HBP: 0	WP: 1 PB: 0 SB: 0 CS: 2	PA: 34
PITCHER	IP WLS BF H R ER SO BB IBB HBP BLK WP HR S P ERA WHIP																					
Dave LaPoint, L (1, 1) ERA: 4.23	8.0 W 31 5 2 2 6 4 0 0 0 1 0 39 55 2.25 1.125																					
Bruce Sutter, R (9, 1) ERA: 1.09	1.0 S 3 0 0 0 1 0 0 0 0 0 0 5 5 0.00 0.000																					

AB 30
R 2
H 5
RBI 2
BB 4
SO 7
LOB 10



Batter	1	2	3	4	5	6	7	8	9	AB	R	H	RBI	BB	SO	LOB	BOTTOM			
Tom Herr, S (1, 4) OBP: 0.364, SLG: 0.320										4	2	3	1	0	0	0	Atlanta Braves @ St. Louis Cardinals Busch Stadium, St. Louis, MO Wed May 16 1984, 7:05 PM CDT Att: 18,765 - Unknown			
Willie McGee, S (1, 8) OBP: 0.319, SLG: 0.368										3	0	1	1	1	0	1				
Lonnie Smith, R (1, 7) OBP: 0.378, SLG: 0.385										4	0	0	1	0	1	3				
Bruce Sutter, R (9, 1)										0	0	0	0	0	0	0				
George Hendrick, R (1, 9) OBP: 0.267, SLG: 0.333										3	0	1	1	0	1	0				
Andy Van Slyke, L (1, 3) OBP: 0.397, SLG: 0.344										2	0	0	0	2	1	2				
Ken Oberkfell, L (1, 5) OBP: 0.383, SLG: 0.329										4	0	0	0	0	1	3				
Ozzie Smith, S (1, 6) OBP: 0.321, SLG: 0.274										3	0	0	0	0	0	2				
Glenn Brummer, R (1, 2) OBP: 0.323, SLG: 0.379										3	1	1	0	0	0	2				
Dave LaPoint, L (1, 1) OBP: 0.063, SLG: 0.063										2	1	0	0	0	0	0				
Tito Landrum, R (9, 7) OBP: 0.394, SLG: 0.414										0	0	0	0	0	0	0				
Inning Stats	R: 0 E: 0 K: 1 S: 5	H: 1 LOB: 0 BB: 0 P: 5	R: 0 E: 0 K: 2 S: 7	H: 0 LOB: 0 BB: 0 P: 7	R: 3 E: 2 K: 0 S: 7	H: 2 LOB: 2 BB: 1 P: 11	R: 0 E: 0 K: 0 S: 3	H: 0 LOB: 0 BB: 0 P: 3	R: 1 E: 0 K: 1 S: 4	H: 2 LOB: 0 BB: 0 P: 4	R: 0 E: 0 K: 1 S: 6	H: 1 LOB: 2 BB: 1 P: 10	R: 0 E: 0 K: 0 S: 3	H: 0 LOB: 0 BB: 0 P: 3	R: 0 E: 0 K: 0 S: 3	H: 0 LOB: 1 BB: 1 P: 7	1B: 6 2B: 0 3B: 0 HR: 0	SF: 1 SAC: 1 DP: 2 HBP: 0	WP: 0 PB: 0 SB: 1 CS: 0	PA: 33
PITCHER	IP WLS BF H R ER SO BB IBB HBP BLK WP HR S P ERA WHIP																			
Craig McMurtry, R (1, 1) ERA: 2.95	6.0 L 26 6 4 3 4 2 0 0 1 1 0 32 40 4.50 1.333																			
Gene Garber, R (7, 1) ERA: 3.6	2.0 7 0 0 0 0 1 0 0 0 0 0 6 10 0.00 0.500																			

AB 28
R 4
H 6
RBI 4
BB 3
SO 4
LOB 13



Batter	1	2	3	4	5	6	7	8	9	AB	R	H	RBI	BB	SO	LOB	TOP					
Claudell Washington, L (1.9) OBP: 0.463, SLG: 0.598	F7		1B		2B			L6		4	0	2	0	0	0	0	Atlanta Braves @ Pittsburgh Pirates Three Rivers Stadium, Pittsburgh, PA Fri May 18 1984, 7:05 PM EDT Att: 10,947 - Unknown					
Glenn Hubbard, R (1.4) OBP: 0.331, SLG: 0.397	6-3		4-1		K			F8		4	0	0	0	0	1	2						
Rafael Ramirez, R (1.6) OBP: 0.353, SLG: 0.377	K		L4					F9		4	0	1	0	0	1	0						
Bob Horner, R (1.5) OBP: 0.277, SLG: 0.338				4-3				F9		4	0	1	0	0	0	1						
Chris Chambliss, L (1.3) OBP: 0.321, SLG: 0.347										3	0	2	0	1	0	0						
Dale Murphy, R (1.8) OBP: 0.321, SLG: 0.472										4	0	1	0	0	1	4						
Terry Harper, R (1.7) OBP: 0.262, SLG: 0.267										3	0	0	0	1	1	3						
Alex Trevino, R (1.2) OBP: 0.408, SLG: 0.467										3	0	1	0	0	0	4						
Pete Falcone, L (1.1) OBP: 0.176, SLG: 0.294										2	0	0	0	0	2	4						
Bob Watson, R (7, PH) OBP: 0.235, SLG: 0.161										1	0	0	0	0	0	1						
Jeff Dedmon, L (7.1)										0	0	0	0	0	0	0						
Gene Garber, R (8.1)										0	0	0	0	0	0	0						
Inning Stats	R: 0 E: 0 K: 1 S: 5	H: 0 LOB: 0 BB: 0 P: 5	R: 0 E: 0 K: 2 S: 9	H: 2 LOB: 3 BB: 1 P: 13	R: 0 E: 0 K: 0 S: 3	H: 1 LOB: 0 BB: 0 P: 3	R: 0 E: 0 K: 0 S: 3	H: 0 LOB: 1 BB: 0 P: 7	R: 0 E: 0 K: 2 S: 8	H: 2 LOB: 1 BB: 0 P: 8	R: 0 E: 0 K: 0 S: 3	H: 1 LOB: 0 BB: 0 P: 3	R: 0 E: 0 K: 0 S: 4	H: 1 LOB: 1 BB: 0 P: 4	R: 0 E: 0 K: 0 S: 3	H: 0 LOB: 0 BB: 0 P: 3	R: 0 E: 0 K: 1 S: 6	H: 1 LOB: 1 BB: 0 P: 6	1B: 7 2B: 3 3B: 0 HR: 0	SF: 0 SAC: 0 DP: 3 HBP: 0	WP: 0 PB: 0 SB: 0 CS: 1	PA: 34
PITCHER Larry McWilliams, L (1.1) ERA: 2.63	IP: 9.0 WLS: W BF: 34 H: 8 R: 0 ER: 0 SO: 6 BB: 2 IBB: 0 HBP: 0 BLK: 0 WP: 0 HR: 0 S: 44 P: 52 ERA: 0.00 WHIP: 1.11															PITCHER	IP: 9.0 WLS: W BF: 34 H: 8 R: 0 ER: 0 SO: 6 BB: 2 IBB: 0 HBP: 0 BLK: 0 WP: 0 HR: 0 S: 44 P: 52 ERA: 0.00 WHIP: 1.11					

AB 32
R 0
H 8
RBI 0
BB 2
SO 6
LOB 19



Batter	1	2	3	4	5	6	7	8	9	AB	R	H	RBI	BB	SO	LOB	BOTTOM			
Marvell Wynne, L (1.8) OBP: 0.342, SLG: 0.404	6-3		6-3		F9			K		4	0	0	1	0	1	1	Atlanta Braves @ Pittsburgh Pirates Three Rivers Stadium, Pittsburgh, PA Fri May 18 1984, 7:05 PM EDT Att: 10,947 - Unknown			
Lee Lacy, R (1.9) OBP: 0.387, SLG: 0.404	6-3		CS					1B		3	1	1	0	1	0	0				
Bill Madlock, R (1.5) OBP: 0.298, SLG: 0.263	F7		CS		P4			F9		4	0	0	0	0	0	2				
Jim Morrison, R (1.4) OBP: 0.240, SLG: 0.261										3	0	1	0	0	1	0				
Johnny Ray, S (7.4) OBP: 0.392, SLG: 0.400					FC4-6			K		1	1	1	0	0	0	0				
Tony Peña, R (1.2) OBP: 0.339, SLG: 0.500								HR		3	1	1	4	1	0	0				
Jason Thompson, L (1.3) OBP: 0.321, SLG: 0.395								HR		4	0	0	0	0	1	3				
Amos Otis, R (1.7) OBP: 0.253, SLG: 0.261										0	0	0	0	0	0	0				
Benny Distefano, L (1.7) OBP: 0.667, SLG: 1.500										2	1	1	0	1	0	2				
Dale Berra, R (1.6) OBP: 0.248, SLG: 0.278										3	1	1	1	0	0	2				
Larry McWilliams, L (1.1) OBP: 0.083, SLG: 0.083										2	1	1	0	0	0	0				
Inning Stats	R: 0 E: 0 K: 0 S: 3	H: 0 LOB: 0 BB: 0 P: 3	R: 0 E: 0 K: 0 S: 3	H: 0 LOB: 0 BB: 0 P: 3	R: 2 E: 0 K: 0 S: 4	H: 2 LOB: 0 BB: 1 P: 8	R: 0 E: 0 K: 0 S: 4	H: 1 LOB: 2 BB: 1 P: 8	R: 0 E: 0 K: 1 S: 5	H: 0 LOB: 0 BB: 0 P: 5	R: 0 E: 0 K: 0 S: 3	H: 0 LOB: 0 BB: 1 P: 7	R: 4 E: 0 K: 2 S: 11	H: 4 LOB: 0 BB: 0 P: 11	R: 0 E: 0 K: 0 S: 3	H: 0 LOB: 0 BB: 0 P: 3	1B: 4 2B: 1 3B: 1 HR: 1	SF: 0 SAC: 1 DP: 1 HBP: 0	WP: 0 PB: 0 SB: 0 CS: 1	PA: 34
PITCHER Pete Falcone, L (1.1) ERA: 3.55	IP: 6.0 WLS: L BF: 22 H: 3 R: 2 ER: 2 SO: 2 BB: 3 IBB: 0 HBP: 0 BLK: 0 WP: 0 HR: 0 S: 22 P: 30 ERA: 3.00 WHIP: 0.833															PITCHER Jeff Dedmon, R (7.1) ERA: 4.5	IP: 1.2 WLS: 9 BF: 3 H: 3 R: 3 ER: 3 SO: 1 BB: 1 IBB: 0 HBP: 0 BLK: 0 WP: 0 HR: 10 S: 14 P: 14 ERA: 16.20 WHIP: 2.400			
PITCHER Gene Garber, R (8.1) ERA: 3.98	IP: 0.1 WLS: 2 BF: 1 H: 1 R: 1 ER: 1 SO: 1 BB: 0 IBB: 0 HBP: 0 BLK: 0 WP: 0 HR: 4 S: 4 P: 4 ERA: 27.00 WHIP: 3.000															PITCHER	IP: 0.1 WLS: 2 BF: 1 H: 1 R: 1 ER: 1 SO: 1 BB: 0 IBB: 0 HBP: 0 BLK: 0 WP: 0 HR: 4 S: 4 P: 4 ERA: 27.00 WHIP: 3.000			

AB 29
R 6
H 7
RBI 6
BB 3
SO 3
LOB 10



Batter	1	2	3	4	5	6	7	8	9	AB	R	H	RBI	BB	SO	LOB	TOP
Claudell Washington, L OBP: 0.470, SLG: 0.603										4	2	3	0	0	0	1	Atlanta Braves @ Pittsburgh Pirates Three Rivers Stadium, Pittsburgh, PA Sat May 19 1984, 7:05 PM EDT Att: 11,989 - Unknown
Albert Hall, S OBP: 0.283, SLG: 0.343										4	1	1	1	0	0	4	
Rafael Ramirez, R OBP: 0.351, SLG: 0.380										4	0	1	1	0	1	1	
Bob Horner, R OBP: 0.287, SLG: 0.329										2	0	0	0	2	0	1	
Chris Chambliss, L OBP: 0.326, SLG: 0.350										2	0	1	1	1	0	0	
Dale Murphy, R OBP: 0.320, SLG: 0.466										4	0	1	0	0	1	3	
Glenn Hubbard, R OBP: 0.321, SLG: 0.384										4	0	0	0	0	1	6	
Bruce Benedict, R OBP: 0.284, SLG: 0.267										3	0	0	0	0	0	0	
Rick Mahler, R OBP: 0.800, SLG: 0.800										3	1	2	0	0	0	0	
Inning Stats	R: 2 E: 0 K: 0 S: 6	H: 3 LOB: 2 BB: 1 P: 10	R: 0 E: 1 K: 0 S: 4	H: 1 LOB: 1 BB: 0 P: 4	R: 0 E: 0 K: 2 S: 8	H: 1 LOB: 2 BB: 1 P: 12	R: 0 E: 0 K: 0 S: 4	H: 0 LOB: 0 BB: 1 P: 8	R: 2 E: 1 K: 0 S: 6	H: 3 LOB: 1 BB: 0 P: 6	R: 0 E: 0 K: 1 S: 5	H: 0 LOB: 0 BB: 0 P: 5					
PITCHER John Tudor, L ERA: 3.05	IP: 7.0 WLS: L BF: 34	H: 9 R: 4 ER: 3 SO: 3	BB: 3 IBB: 0 HBP: 0 BLK: 0	WP: 0 HR: 0 S: 37 P: 49	ERA: 3.86 WHIP: 1.714												

AB 30
R 4
H 9
RBI 3
BB 3
SO 3
LOB 16



WP: 0 PA: 34
PB: 0
SB: 1
CS: 0

Batter	1	2	3	4	5	6	7	8	9	AB	R	H	RBI	BB	SO	LOB	BOTTOM
Marvell Wynne, L OBP: 0.347, SLG: 0.407										4	0	2	1	0	0	1	Atlanta Braves @ Pittsburgh Pirates Three Rivers Stadium, Pittsburgh, PA Sat May 19 1984, 7:05 PM EDT Att: 11,989 - Unknown
Johnny Ray, S OBP: 0.383, SLG: 0.390										3	0	0	0	0	0	2	
Bill Madlock, R OBP: 0.306, SLG: 0.273										3	0	2	0	0	0	0	
Jason Thompson, L OBP: 0.328, SLG: 0.397										2	0	1	0	1	0	2	
Tony Peña, R OBP: 0.331, SLG: 0.487										3	0	0	0	0	0	3	
Benny DiStefano, L OBP: 0.333, SLG: 0.600										3	0	0	0	0	1	1	
Doug Frobel, L OBP: 0.190, SLG: 0.329										3	0	0	0	0	1	0	
Dale Berra, R OBP: 0.250, SLG: 0.290										3	1	1	0	0	0	0	
John Tudor, L OBP: 0.421, SLG: 0.389										0	0	0	0	1	0	0	
Lee Mazzilli, S OBP: 0.250, SLG: 0.280										1	1	1	1	0	0	0	
Inning Stats	R: 0 E: 0 K: 0 S: 4	H: 1 LOB: 2 BB: 1 P: 8	R: 0 E: 0 K: 0 S: 3	H: 0 LOB: 0 BB: 0 P: 3	R: 0 E: 0 K: 2 S: 7	H: 0 LOB: 0 BB: 0 P: 7	R: 1 E: 0 K: 0 S: 4	H: 2 LOB: 0 BB: 0 P: 4	R: 0 E: 0 K: 0 S: 4	H: 1 LOB: 1 BB: 0 P: 4	R: 1 E: 0 K: 0 S: 4	H: 2 LOB: 1 BB: 0 P: 4					
PITCHER Rick Mahler, R ERA: 2.25	IP: 6.2 WLS: W BF: 28	H: 7 R: 2 ER: 2 SO: 2	BB: 2 IBB: 0 HBP: 0 BLK: 0	WP: 1 HR: 1 S: 30 P: 38	ERA: 2.70 WHIP: 1.350												

AB 25
R 2
H 7
RBI 2
BB 2
SO 2
LOB 9



WP: 1 PA: 28
PB: 0
SB: 0
CS: 0

Batter	1	2	3	4	5	6	7	8	9	AB	R	H	RBI	BB	SO	LOB	TOP		
Claudell Washington, L OBP: 0.468, SLG: 0.593 (1, 9)	G4-3 BB BB		P6		P6			4-3 1B	K 1B	4	0	1	0	1	1	2	Atlanta Braves @ Pittsburgh Pirates Three Rivers Stadium, Pittsburgh, PA Sun May 20 1984, 3:33 AM EDT Att: 16,412 - Unknown		
Rafael Ramirez, R OBP: 0.352, SLG: 0.377 (1, 6)	G4-3 BB		FC5-4 BLK			K		4-3 1B		4	0	1	2	1	1	2			
Gerald Perry, L OBP: 0.315, SLG: 0.261 Steve Bedrosian, R (8, 1)	G4-3		6-3		F9			F5	2-3	4	0	0	0	0	0	4			
Bob Horner, R OBP: 0.286, SLG: 0.338 Albert Hall, S OBP: 0.263, SLG: 0.343 (9, PR) (9, 7)	K			1-3		K			4-3 FC 2B	4	0	1	0	0	2	1			
Chris Chambliss, L OBP: 0.331, SLG: 0.344 (1, 3)		BB		BB		K			4-3	2	0	0	0	2	1	1			
Dale Murphy, R OBP: 0.318, SLG: 0.457 (1, 8)	K			F9		4-3			FC4-6 FC 2B IBB	3	1	0	0	1	1	2			
Glenn Hubbard, R OBP: 0.313, SLG: 0.372 (1, 4)	K			F8		F7			FC FC4-6	4	0	0	1	0	1	4			
Alex Trevino, R OBP: 0.396, SLG: 0.449 (1, 2)	1-3				F9			1B 4-3 1B	FC4-6 2B	4	2	1	0	0	0	3			
Len Barker, R OBP: 0.200, SLG: 0.119 Mike Jorgensen, L OBP: 0.308, SLG: 0.385 (8, PH) (8, 7)			FC5-4 BB		K			F9 1B	FC4-6 2B	1	0	0	0	1	1	0			
Bob Watson, R OBP: 0.251, SLG: 0.279 Randy Johnson, R OBP: 0.375, SLG: 0.455 (9, PH) (9, PR) (9, 5)								F9 1B	WP 1B 2B	1	0	1	2	0	0	0			
Inning Stats	R: 0 E: 0 K: 1 S: 4	H: 0 LOB: 1 BB: 2 P: 12	R: 0 E: 0 K: 2 S: 7	H: 0 LOB: 1 BB: 1 P: 11	R: 0 E: 0 K: 0 S: 3	H: 0 LOB: 1 BB: 1 P: 7	R: 0 E: 0 K: 0 S: 3	H: 0 LOB: 0 BB: 0 P: 7	R: 0 E: 0 K: 1 S: 5	H: 0 LOB: 0 BB: 0 P: 5	R: 0 E: 0 K: 1 S: 5	H: 0 LOB: 1 BB: 0 P: 5	R: 1 E: 0 K: 0 S: 5	H: 2 LOB: 1 BB: 0 P: 5	R: 4 E: 0 K: 1 S: 10	H: 3 LOB: 3 BB: 1 P: 14	1B: 3 2B: 2 3B: 0 HR: 0	SF: 0 SAC: 0 DP: 1 HBP: 0	WP: 1 PA: 39
PITCHER	IP	WLS	BF	H	R	ER	SO	BB	IBB	HBP	BLK	WP	HR	S	P	ERA	WHIP		
Jose DeLeon, R ERA: 4.5 (1, 1)	7.1		28	2	1	1	7	5	0	0	1	0	0	37	57	1.23	0.955		
Kent Tekulve, R ERA: 5.94 (8, 1)	1.1	L	7	1	4	4	0	0	1	0	0	0	0	6	10	27.00	0.750		
Rod Scurry, L ERA: 6.75 (9, 1)	0.1		4	2	0	0	1	0	0	0	0	1	0	6	6	0.00	6.000		

AB	33
R	5
H	5
RBI	5
BB	6
SO	8
LOB	23



Batter	1	2	3	4	5	6	7	8	9	AB	R	H	RBI	BB	SO	LOB	BOTTOM		
Marvell Wynne, L OBP: 0.344, SLG: 0.403 (1, 8)	4-3			K		K			1B	4	0	1	0	0	2	0	Atlanta Braves @ Pittsburgh Pirates Three Rivers Stadium, Pittsburgh, PA Sun May 20 1984, 3:33 AM EDT Att: 16,412 - Unknown		
Johnny Ray, S OBP: 0.372, SLG: 0.377 (1, 4)	F9			K		4-3			F8	4	0	0	0	0	1	1			
Bill Madlock, R OBP: 0.304, SLG: 0.272 (1, 5)	F7			F7				G5-3 1B	K	4	0	1	0	0	1	1			
Jason Thompson, L OBP: 0.326, SLG: 0.400 (1, 3)		P4			1B 2B			K	K	4	0	1	0	0	2	2			
Tony Peña, R OBP: 0.338, SLG: 0.492 (1, 2)	K			G6-3 1B						3	0	2	0	0	1	0			
Lee Mazzilli, S OBP: 0.233, SLG: 0.259 Lee Lacy, R OBP: 0.381, SLG: 0.397 (1, 7) (7, 7)	5-3			F8		G5-3				2	0	0	0	0	2	2			
Benny Distefano, L OBP: 0.222, SLG: 0.375 (1, 9)			P6		G6-3				F4	3	0	0	0	0	2	2			
Dale Berra, R OBP: 0.252, SLG: 0.320 (1, 6)			K			HR		K		3	1	1	1	0	2	0			
Jose DeLeon, R OBP: 0.111, SLG: 0.111 Kent Tekulve, R Rod Scurry, L (8, 1) (9, 1)			K			4-3		K		2	0	0	0	0	1	0			
Inning Stats	R: 0 E: 0 K: 0 S: 3	H: 0 LOB: 0 BB: 0 P: 3	R: 0 E: 0 K: 1 S: 5	H: 0 LOB: 0 BB: 0 P: 5	R: 0 E: 0 K: 2 S: 7	H: 0 LOB: 0 BB: 0 P: 7	R: 0 E: 0 K: 2 S: 7	H: 0 LOB: 0 BB: 0 P: 7	R: 1 E: 0 K: 1 S: 6	H: 1 LOB: 0 BB: 0 P: 6	R: 0 E: 0 K: 1 S: 6	H: 2 LOB: 1 BB: 0 P: 6	R: 0 E: 0 K: 2 S: 7	H: 0 LOB: 0 BB: 0 P: 7	R: 0 E: 0 K: 2 S: 8	H: 1 LOB: 1 BB: 0 P: 8		1B: 4 2B: 1 3B: 0 HR: 1	SF: 0 SAC: 0 DP: 2 HBP: 0
PITCHER	IP	WLS	BF	H	R	ER	SO	BB	IBB	HBP	BLK	WP	HR	S	P	ERA	WHIP		
Len Barker, R ERA: 3.39 (1, 1)	7.0		24	5	1	1	7	0	0	0	0	0	0	15	38	1.29	0.714		
Steve Bedrosian, R ERA: 0.87 (8, 1)	2.0	W	7	1	0	0	4	0	0	0	0	0	0	15	15	0.00	0.500		



Batter	1	2	3	4	5	6	7	8	9	AB	R	H	RBI	BB	SO	LOB	TOP				
Claude Washington, L (1.9)	3-1		E4 FC6-5 6-3		G3 BB		4-3		K	4	0	0	0	1	1	0					
Albert Hall, S (1.7)	BB BB		6-3		G3		1-3			3	0	0	0	1	0	2					
Rafael Ramirez, R (1.6)	G1-4-3 BB		FC6-5 1B 2-3		L4				K	3	0	0	0	1	1	2					
Bob Horner, R (1.5)	G1-4-3		1B		IBB				HR	3	1	2	1	1	0	2					
Chris Chambliss, L (1.3)		K	K		6-3				4-3	4	0	0	0	0	2	4					
Dale Murphy, R (1.8)	1B BB				1B				K	3	0	2	0	1	1	0					
Glenn Hubbard, R (1.4)	F9		F8		5-3				2B	4	0	0	0	0	0	3					
Alex Trevino, R (1.2)	1B		F9		6-3				6-3	4	0	1	0	0	0	1					
Craig McMurtry, R (1.1)			K		K				6-3	2	0	0	0	0	2	3					
Jerry Royster, R (7, PH)										1	0	0	0	0	0	0					
Jeff Dedmon, L (7.1)										0	0	0	0	0	0	0					
Terry Forster, L (7.1)										0	0	0	0	0	0	0					
Mike Jorgensen, L (9, PH)										1	0	0	0	0	1	0					
Inning Stats	R: 0 E: 0 K: 0 S: 2	H: 0 LOB: 1 BB: 2 P: 10	R: 0 E: 0 K: 2 S: 8	H: 1 LOB: 2 BB: 1 P: 12	R: 0 E: 1 K: 1 S: 7	H: 1 LOB: 2 BB: 0 P: 7	R: 0 E: 0 K: 1 S: 6	H: 0 LOB: 1 BB: 0 P: 6	R: 0 E: 0 K: 0 S: 3	H: 0 LOB: 2 BB: 2 P: 11	R: 0 E: 0 K: 0 S: 3	H: 0 LOB: 0 BB: 0 P: 3	R: 0 E: 0 K: 1 S: 7	H: 2 LOB: 1 BB: 0 P: 7	R: 0 E: 0 K: 2 S: 7	H: 0 LOB: 0 BB: 0 P: 7	1B: 3 2B: 1 3B: 0 HR: 1	SF: 0 SAC: 0 DP: 1 HBP: 0	WP: 0 PA: 37 PB: 0 SB: 0 CS: 0		
PITCHER	IP WLS BF H R ER SO BB IBB HBP BLK WP HR S P ERA WHIP	IP WLS BF H R ER SO BB IBB HBP BLK WP HR S P ERA WHIP	IP WLS BF H R ER SO BB IBB HBP BLK WP HR S P ERA WHIP	IP WLS BF H R ER SO BB IBB HBP BLK WP HR S P ERA WHIP	IP WLS BF H R ER SO BB IBB HBP BLK WP HR S P ERA WHIP	IP WLS BF H R ER SO BB IBB HBP BLK WP HR S P ERA WHIP	IP WLS BF H R ER SO BB IBB HBP BLK WP HR S P ERA WHIP	IP WLS BF H R ER SO BB IBB HBP BLK WP HR S P ERA WHIP	IP WLS BF H R ER SO BB IBB HBP BLK WP HR S P ERA WHIP	IP WLS BF H R ER SO BB IBB HBP BLK WP HR S P ERA WHIP	IP WLS BF H R ER SO BB IBB HBP BLK WP HR S P ERA WHIP	IP WLS BF H R ER SO BB IBB HBP BLK WP HR S P ERA WHIP	IP WLS BF H R ER SO BB IBB HBP BLK WP HR S P ERA WHIP	IP WLS BF H R ER SO BB IBB HBP BLK WP HR S P ERA WHIP	IP WLS BF H R ER SO BB IBB HBP BLK WP HR S P ERA WHIP	IP WLS BF H R ER SO BB IBB HBP BLK WP HR S P ERA WHIP	IP WLS BF H R ER SO BB IBB HBP BLK WP HR S P ERA WHIP	IP WLS BF H R ER SO BB IBB HBP BLK WP HR S P ERA WHIP	IP WLS BF H R ER SO BB IBB HBP BLK WP HR S P ERA WHIP		
Steve Trout, L (1.1)	7.0 W 29 3 0 0 5 4 1 0 0 0 0 0 34 54 0.00 1.000	7.0 W 29 3 0 0 5 4 1 0 0 0 0 0 34 54 0.00 1.000	7.0 W 29 3 0 0 5 4 1 0 0 0 0 0 34 54 0.00 1.000	7.0 W 29 3 0 0 5 4 1 0 0 0 0 0 34 54 0.00 1.000	7.0 W 29 3 0 0 5 4 1 0 0 0 0 0 34 54 0.00 1.000	7.0 W 29 3 0 0 5 4 1 0 0 0 0 0 34 54 0.00 1.000	7.0 W 29 3 0 0 5 4 1 0 0 0 0 0 34 54 0.00 1.000	7.0 W 29 3 0 0 5 4 1 0 0 0 0 0 34 54 0.00 1.000	7.0 W 29 3 0 0 5 4 1 0 0 0 0 0 34 54 0.00 1.000	7.0 W 29 3 0 0 5 4 1 0 0 0 0 0 34 54 0.00 1.000	7.0 W 29 3 0 0 5 4 1 0 0 0 0 0 34 54 0.00 1.000	7.0 W 29 3 0 0 5 4 1 0 0 0 0 0 34 54 0.00 1.000	7.0 W 29 3 0 0 5 4 1 0 0 0 0 0 34 54 0.00 1.000	7.0 W 29 3 0 0 5 4 1 0 0 0 0 0 34 54 0.00 1.000	7.0 W 29 3 0 0 5 4 1 0 0 0 0 0 34 54 0.00 1.000	7.0 W 29 3 0 0 5 4 1 0 0 0 0 0 34 54 0.00 1.000	7.0 W 29 3 0 0 5 4 1 0 0 0 0 0 34 54 0.00 1.000	7.0 W 29 3 0 0 5 4 1 0 0 0 0 0 34 54 0.00 1.000	7.0 W 29 3 0 0 5 4 1 0 0 0 0 0 34 54 0.00 1.000	7.0 W 29 3 0 0 5 4 1 0 0 0 0 0 34 54 0.00 1.000	7.0 W 29 3 0 0 5 4 1 0 0 0 0 0 34 54 0.00 1.000
Lee Smith, R (8.1)	2.0 S 8 2 1 1 3 0 0 0 0 0 0 1 14 14 4.50 1.000	2.0 S 8 2 1 1 3 0 0 0 0 0 0 0 1 14 14 4.50 1.000	2.0 S 8 2 1 1 3 0 0 0 0 0 0 0 1 14 14 4.50 1.000	2.0 S 8 2 1 1 3 0 0 0 0 0 0 0 1 14 14 4.50 1.000	2.0 S 8 2 1 1 3 0 0 0 0 0 0 0 1 14 14 4.50 1.000	2.0 S 8 2 1 1 3 0 0 0 0 0 0 0 1 14 14 4.50 1.000	2.0 S 8 2 1 1 3 0 0 0 0 0 0 0 1 14 14 4.50 1.000	2.0 S 8 2 1 1 3 0 0 0 0 0 0 0 1 14 14 4.50 1.000	2.0 S 8 2 1 1 3 0 0 0 0 0 0 0 1 14 14 4.50 1.000	2.0 S 8 2 1 1 3 0 0 0 0 0 0 0 1 14 14 4.50 1.000	2.0 S 8 2 1 1 3 0 0 0 0 0 0 0 1 14 14 4.50 1.000	2.0 S 8 2 1 1 3 0 0 0 0 0 0 0 1 14 14 4.50 1.000	2.0 S 8 2 1 1 3 0 0 0 0 0 0 0 1 14 14 4.50 1.000	2.0 S 8 2 1 1 3 0 0 0 0 0 0 0 1 14 14 4.50 1.000	2.0 S 8 2 1 1 3 0 0 0 0 0 0 0 1 14 14 4.50 1.000	2.0 S 8 2 1 1 3 0 0 0 0 0 0 0 1 14 14 4.50 1.000	2.0 S 8 2 1 1 3 0 0 0 0 0 0 0 1 14 14 4.50 1.000	2.0 S 8 2 1 1 3 0 0 0 0 0 0 0 1 14 14 4.50 1.000	2.0 S 8 2 1 1 3 0 0 0 0 0 0 0 1 14 14 4.50 1.000	2.0 S 8 2 1 1 3 0 0 0 0 0 0 0 1 14 14 4.50 1.000	2.0 S 8 2 1 1 3 0 0 0 0 0 0 0 1 14 14 4.50 1.000

Atlanta Braves @ Chicago Cubs
Wrigley Field, Chicago, IL
Wed May 23 1984, 3:33 AM CDT
Att: 15,860 - Unknown

AB 32
R 1
H 5
RBI 1
BB 5
SO 8
LOB 17



Batter	1	2	3	4	5	6	7	8	9	AB	R	H	RBI	BB	SO	LOB	BOTTOM			
Bob Dernier, R (1.8)	K		L6		L4		1B			4	0	1	1	0	1	0				
23 Ryne Sandberg, R (1.4)	5-3		E BB		4-3		4-3			3	0	0	0	1	0	1				
Gary Matthews, R (1.7)	E BB		E5		HR				4-3	3	1	1	1	1	0	1				
Gary Woods, R (9.7)	E BB		1-2		1B				2B	0	0	0	0	0	0	0				
Leon Durham, L (1.3)	E4		4-3		1B				1B 2B	4	1	2	0	0	0	3				
Mel Hall, L (1.9)	F7		3-1		3-1				1B	2	0	0	0	1	0	2				
Keith Moreland, R (8, PH)									WP 1B	1	0	1	1	0	0	0				
Ron Cey, R (1.5)			6-3		L3		G5-4-3 BB		F7	4	0	0	0	0	0	3				
Jody Davis, R (1.2)	4-3		4-3		4-3				1B IBB	3	1	1	0	1	0	0				
Larry Bowa, S (1.6)	G3				4-3		G6-3 2B		F8	3	0	0	0	1	0	2				
Steve Trout, L (1.1)			F7		4-3		G6-3 BB			2	0	0	0	0	0	0				
Henry Cotto, R (7, PH)										1	0	0	0	0	0	2				
Lee Smith, R (8.1)										0	0	0	0	0	0	0				
Inning Stats	R: 0 E: 1 K: 1 S: 6	H: 0 LOB: 2 BB: 1 P: 10	R: 0 E: 0 K: 0 S: 3	H: 0 LOB: 0 BB: 0 P: 3	R: 0 E: 1 K: 0 S: 4	H: 0 LOB: 2 BB: 1 P: 8	R: 0 E: 0 K: 0 S: 3	H: 0 LOB: 0 BB: 0 P: 3	R: 1 E: 0 K: 0 S: 4	H: 2 LOB: 1 BB: 1 P: 8	R: 1 E: 0 K: 0 S: 4	H: 2 LOB: 1 BB: 1 P: 8	R: 1 E: 0 K: 0 S: 5	H: 2 LOB: 2 BB: 1 P: 9	1B: 3 2B: 2 3B: 0 HR: 1	SF: 0 SAC: 0 DP: 2 HBP: 0	WP: 1 PA: 35 PB: 0 SB: 0 CS: 0			
PITCHER	IP WLS BF H R ER SO BB IBB HBP BLK WP HR S P ERA WHIP	IP WLS BF H R ER SO BB IBB HBP BLK WP HR S P ERA WHIP	IP WLS BF H R ER SO BB IBB HBP BLK WP HR S P ERA WHIP	IP WLS BF H R ER SO BB IBB HBP BLK WP HR S P ERA WHIP	IP WLS BF H R ER SO BB IBB HBP BLK WP HR S P ERA WHIP	IP WLS BF H R ER SO BB IBB HBP BLK WP HR S P ERA WHIP	IP WLS BF H R ER SO BB IBB HBP BLK WP HR S P ERA WHIP	IP WLS BF H R ER SO BB IBB HBP BLK WP HR S P ERA WHIP	IP WLS BF H R ER SO BB IBB HBP BLK WP HR S P ERA WHIP	IP WLS BF H R ER SO BB IBB HBP BLK WP HR S P ERA WHIP	IP WLS BF H R ER SO BB IBB HBP BLK WP HR S P ERA WHIP	IP WLS BF H R ER SO BB IBB HBP BLK WP HR S P ERA WHIP	IP WLS BF H R ER SO BB IBB HBP BLK WP HR S P ERA WHIP	IP WLS BF H R ER SO BB IBB HBP BLK WP HR S P ERA WHIP	IP WLS BF H R ER SO BB IBB HBP BLK WP HR S P ERA WHIP	IP WLS BF H R ER SO BB IBB HBP BLK WP HR S P ERA WHIP	IP WLS BF H R ER SO BB IBB HBP BLK WP HR S P ERA WHIP	IP WLS BF H R ER SO BB IBB HBP BLK WP HR S P ERA WHIP	IP WLS BF H R ER SO BB IBB HBP BLK WP HR S P ERA WHIP	
Craig McMurtry, R (1.1)	6.0 L 24 2 1 1 1 3 0 0 0 0 0 0 1 23 35 1.50 0.833	6.0 L 24 2 1 1 1 3 0 0 0 0 0 0 1 23 35 1.50 0.833	6.0 L 24 2 1 1 1 3 0 0 0 0 0 0 1 23 35 1.50 0.833	6.0 L 24 2 1 1 1 3 0 0 0 0 0 0 1 23 35 1.50 0.833	6.0 L 24 2 1 1 1 3 0 0 0 0 0 0 1 23 35 1.50 0.833	6.0 L 24 2 1 1 1 3 0 0 0 0 0 0 1 23 35 1.50 0.833	6.0 L 24 2 1 1 1 3 0 0 0 0 0 0 1 23 35 1.50 0.833	6.0 L 24 2 1 1 1 3 0 0 0 0 0 0 1 23 35 1.50 0.833	6.0 L 24 2 1 1 1 3 0 0 0 0 0 0 1 23 35 1.50 0.833	6.0 L 24 2 1 1 1 3 0 0 0 0 0 0 1 23 35 1.50 0.833	6.0 L 24 2 1 1 1 3 0 0 0 0 0 0 1 23 35 1.50 0.833	6.0 L 24 2 1 1 1 3 0 0 0 0 0 0 1 23 35 1.50 0.833	6.0 L 24 2 1 1 1 3 0 0 0 0 0 0 1 23 35 1.50 0.833	6.0 L 24 2 1 1 1 3 0 0 0 0 0 0 1 23 35 1.50 0.833	6.0 L 24 2 1 1 1 3 0 0 0 0 0 0 1 23 35 1.50 0.833	6.0 L 24 2 1 1 1 3 0 0 0 0 0 0 1 23 35 1.50 0.833	6.0 L 24 2 1 1 1 3 0 0 0 0 0 0 1 23 35 1.50 0.833	6.0 L 24 2 1 1 1 3 0 0 0 0 0 0 1 23 35 1.50 0.833	6.0 L 24 2 1 1 1 3 0 0 0 0 0 0 1 23 35 1.50 0.833	6.0 L 24 2 1 1 1 3 0 0 0 0 0 0 1 23 35 1.50 0.833
Jeff Dedmon, R (7.1)	0.0 2 1 1 1 0 1 0 0 0 0 0 0 1 5 ∞ ∞	0.0 2 1 1 1 0 1 0 0 0 0 0 0 1 5 ∞ ∞	0.0 2 1 1 1 0 1 0 0 0 0 0 0 1 5 ∞ ∞	0.0 2 1 1 1 0 1 0 0 0 0 0 0 1 5 ∞ ∞	0.0 2 1 1 1 0 1 0 0 0 0 0 0 1 5 ∞ ∞	0.0 2 1 1 1 0 1 0 0 0 0 0 0 1 5 ∞ ∞	0.0 2 1 1 1 0 1 0 0 0 0 0 0 1 5 ∞ ∞	0.0 2 1 1 1 0 1 0 0 0 0 0 0 1 5 ∞ ∞	0.0 2 1 1 1 0 1 0 0 0 0 0 0 1 5 ∞ ∞	0.0 2 1 1 1 0 1 0 0 0 0 0 0 1 5 ∞ ∞	0.0 2 1 1 1 0 1 0 0 0 0 0 0 1 5 ∞ ∞	0.0 2 1 1 1 0 1 0 0 0 0 0 0 1 5 ∞ ∞	0.0 2 1 1 1 0 1 0 0 0 0 0 0 1 5 ∞ ∞	0.0 2 1 1 1 0 1 0 0 0 0 0 0 1 5 ∞ ∞	0.0 2 1 1 1 0 1 0 0 0 0 0 0 1 5 ∞ ∞	0.0 2 1 1 1 0 1 0 0 0 0 0 0 1 5 ∞ ∞	0.0 2 1 1 1 0 1 0 0 0 0 0 0 1 5 ∞ ∞	0.0 2 1 1 1 0 1 0 0 0 0 0 0 1 5 ∞ ∞	0.0 2 1 1 1 0 1 0 0 0 0 0 0 1 5 ∞ ∞	
Terry Forster, L (7.1)	2.0 9 3 1 1 0 0 1 0 0 0 1 0 8 12 4.50 1.500	2.0 9 3 1 1 0 0 1 0 0 0 1 0 8 12 4.50 1.500	2.0 9 3 1 1 0 0 1 0 0 0 1 0 8 12 4.50 1.500	2.0 9 3 1 1 0 0 1 0 0 0 1 0 8 12 4.50 1.500	2.0 9 3 1 1 0 0 1 0 0 0 1 0 8 12 4.50 1.500	2.0 9 3 1 1 0 0 1 0 0 0 1 0 8 12 4.50 1.500	2.0 9 3 1 1 0 0 1 0 0 0 1 0 8 12 4.50 1.500	2.0 9 3 1 1 0 0 1 0 0 0 1 0 8 12 4.50 1.500	2.0 9 3 1 1 0 0 1 0 0 0 1 0 8 12 4.50 1.500	2.0 9 3 1 1 0 0 1 0 0 0 1 0 8 12 4.50 1.500	2.0 9 3 1 1 0 0 1 0 0 0 1 0 8 12 4.50 1.500	2.0 9 3 1 1 0 0 1 0 0 0 1 0 8 12 4.50 1.500	2.0 9 3 1 1 0 0 1 0 0 0 1 0 8 12 4.50 1.500	2.0 9 3 1 1 0 0 1 0 0 0 1 0 8 12 4.50 1.500	2.0 9 3 1 1 0 0 1 0 0 0 1 0 8 12 4.50 1.500	2.0 9 3 1 1 0 0 1 0 0 0 1 0 8 12 4.50 1.500	2.0 9 3 1 1 0 0 1 0 0 0 1 0 8 12 4.50 1.500	2.0 9 3 1 1 0 0 1 0 0 0 1 0 8 12 4.50 1.500	2.0 9 3 1 1 0 0 1 0 0 0 1 0 8 12 4.50 1.500	2.0 9 3 1 1 0 0 1 0 0 0 1 0 8 12 4.50 1.500

Atlanta Braves @ Chicago Cubs
Wrigley Field, Chicago, IL
Wed May 23 1984, 3:33 AM CDT
Att: 15,860 - Unknown

AB 30
R 3
H 6
RBI 3
BB 5
SO 1
LOB 14



Batter	1	2	3	4	5	6	7	8	9	AB	R	H	RBI	BB	SO	LOB	TOP				
Rafael Ramirez, R OBP: 0.351, SLG: 0.376 (1, 6)	6-3			L6-3 1B		4-3 SF7 2B	F9		F9	5	1	2	0	0	0	1					
Jerry Royster, R OBP: 0.262, SLG: 0.271 (1, 7)	F8			L6-3 1-2		4-3 2-3	F9			4	0	0	0	0	0	3					
Gerald Perry, L OBP: 0.330, SLG: 0.303 (1, 3)	6-3					SF7				3	0	2	1	0	0	0					
Dale Murphy, R OBP: 0.333, SLG: 0.463 (1, 8)				5-3		2B				4	1	2	0	0	1	2					
Bob Horner, R OBP: 0.308, SLG: 0.385 (1, 5)				G1-6-3 1B		1B				4	0	1	1	0	0	2					
Mike Jorgensen, L OBP: 0.300, SLG: 0.350 (1, 9)				G1-6-3 1-2		2B				4	1	2	0	0	0	1					
Glenn Hubbard, R OBP: 0.321, SLG: 0.400 (1, 4)				4-3		HR				4	1	2	0	0	0	1					
Alex Trevino, R OBP: 0.377, SLG: 0.421 (1, 2)				5-3		HR				3	2	1	2	1	0	2					
Pete Falcone, L OBP: 0.158, SLG: 0.263 Rick Camp, R OBP: 0.200, SLG: 0.111 Randy Johnson, R OBP: 0.390, SLG: 0.471 Gene Garber, R OBP: 0.316, SLG: 0.326 (9, PH)				K		HR				4	0	1	0	0	2	1					
Pete Falcone, L OBP: 0.158, SLG: 0.263 Rick Camp, R OBP: 0.200, SLG: 0.111 Randy Johnson, R OBP: 0.390, SLG: 0.471 Gene Garber, R OBP: 0.316, SLG: 0.326 (9, PH)				K		HR				2	0	0	0	0	1	0					
Pete Falcone, L OBP: 0.158, SLG: 0.263 Rick Camp, R OBP: 0.200, SLG: 0.111 Randy Johnson, R OBP: 0.390, SLG: 0.471 Gene Garber, R OBP: 0.316, SLG: 0.326 (9, PH)				K		HR				0	0	0	0	0	0	0					
Pete Falcone, L OBP: 0.158, SLG: 0.263 Rick Camp, R OBP: 0.200, SLG: 0.111 Randy Johnson, R OBP: 0.390, SLG: 0.471 Gene Garber, R OBP: 0.316, SLG: 0.326 (9, PH)				K		HR				1	0	1	1	0	0	0					
Pete Falcone, L OBP: 0.158, SLG: 0.263 Rick Camp, R OBP: 0.200, SLG: 0.111 Randy Johnson, R OBP: 0.390, SLG: 0.471 Gene Garber, R OBP: 0.316, SLG: 0.326 (9, PH)				K		HR				0	0	0	0	0	0	0					
Pete Falcone, L OBP: 0.158, SLG: 0.263 Rick Camp, R OBP: 0.200, SLG: 0.111 Randy Johnson, R OBP: 0.390, SLG: 0.471 Gene Garber, R OBP: 0.316, SLG: 0.326 (9, PH)				K		HR				1	0	0	0	0	0	1					
Inning Stats	R: 0 E: 0 K: 0 S: 3	H: 0 LOB: 0 BB: 0 P: 3	R: 0 E: 0 K: 0 S: 3	H: 1 LOB: 0 BB: 0 P: 3	R: 0 E: 0 K: 1 S: 5	H: 0 LOB: 0 BB: 0 P: 5	R: 0 E: 0 K: 0 S: 4	H: 2 LOB: 1 BB: 0 P: 4	R: 2 E: 0 K: 2 S: 9	H: 2 LOB: 1 BB: 0 P: 9	R: 2 E: 0 K: 0 S: 6	H: 3 LOB: 1 BB: 0 P: 6	R: 1 E: 0 K: 0 S: 4	H: 1 LOB: 1 BB: 1 P: 8	R: 0 E: 0 K: 1 S: 7	H: 2 LOB: 2 BB: 0 P: 7	R: 0 E: 0 K: 0 S: 3	H: 1 LOB: 0 BB: 0 P: 3	1B: 8 2B: 4 3B: 0 HR: 1	SF: 1 SAC: 0 DP: 3 HBP: 0	WP: 0 PA: 37 PB: 1 SB: 0 CS: 0
PITCHER	IP WLS BF H R ER SO BB IBB HBP BLK WP HR S P ERA WHIP	IP WLS BF H R ER SO BB IBB HBP BLK WP HR S P ERA WHIP	IP WLS BF H R ER SO BB IBB HBP BLK WP HR S P ERA WHIP	IP WLS BF H R ER SO BB IBB HBP BLK WP HR S P ERA WHIP	IP WLS BF H R ER SO BB IBB HBP BLK WP HR S P ERA WHIP	IP WLS BF H R ER SO BB IBB HBP BLK WP HR S P ERA WHIP	IP WLS BF H R ER SO BB IBB HBP BLK WP HR S P ERA WHIP	IP WLS BF H R ER SO BB IBB HBP BLK WP HR S P ERA WHIP	IP WLS BF H R ER SO BB IBB HBP BLK WP HR S P ERA WHIP	IP WLS BF H R ER SO BB IBB HBP BLK WP HR S P ERA WHIP	IP WLS BF H R ER SO BB IBB HBP BLK WP HR S P ERA WHIP	IP WLS BF H R ER SO BB IBB HBP BLK WP HR S P ERA WHIP	IP WLS BF H R ER SO BB IBB HBP BLK WP HR S P ERA WHIP	IP WLS BF H R ER SO BB IBB HBP BLK WP HR S P ERA WHIP	IP WLS BF H R ER SO BB IBB HBP BLK WP HR S P ERA WHIP	IP WLS BF H R ER SO BB IBB HBP BLK WP HR S P ERA WHIP	IP WLS BF H R ER SO BB IBB HBP BLK WP HR S P ERA WHIP	IP WLS BF H R ER SO BB IBB HBP BLK WP HR S P ERA WHIP	IP WLS BF H R ER SO BB IBB HBP BLK WP HR S P ERA WHIP	IP WLS BF H R ER SO BB IBB HBP BLK WP HR S P ERA WHIP	IP WLS BF H R ER SO BB IBB HBP BLK WP HR S P ERA WHIP

Atlanta Braves @ Chicago Cubs
Wrigley Field, Chicago, IL
Thu May 24 1984, 3:38 AM CDT
Att: 24,551 - Unknown

AB 35
R 5
H 12
RBI 5
BB 1
SO 4
LOB 13



Batter	1	2	3	4	5	6	7	8	9	AB	R	H	RBI	BB	SO	LOB	BOTTOM				
Henry Cotto, R OBP: 0.340, SLG: 0.279 Richie Hebner, L OBP: 0.581, SLG: 0.800 Bob Demler, R OBP: 0.415, SLG: 0.366 (8, PH)	K	L5				4-3 PB 23 5-3 1B		4-3		4	1	1	0	0	1	3					
23 Ryne Sandberg, R OBP: 0.391, SLG: 0.515						5-3 1B				4	1	3	1	0	0	1					
Gary Matthews, R OBP: 0.429, SLG: 0.426 Gary Woods, R OBP: 0.367, SLG: 0.481	F9					5-3 1-2				4	1	1	1	1	0	4					
Leon Durham, L OBP: 0.440, SLG: 0.649	1-3					4-3 2H				4	0	1	0	0	0	3					
Keith Moreland, R OBP: 0.333, SLG: 0.333						4-3 1-3				3	1	0	1	1	1	1					
Ron Cey, R OBP: 0.329, SLG: 0.461						4-3 1-2				4	1	1	3	0	2	1					
Jody Davis, R OBP: 0.377, SLG: 0.504						4-3 1-2				3	1	1	1	1	0	0					
Larry Bowa, S OBP: 0.301, SLG: 0.339						4-3 1-2				4	0	3	0	0	0	0					
Rick Reuschel, R OBP: 0.250, SLG: 0.455 Rich Bardi, R OBP: 0.377, SLG: 0.481						4-3 1-2				3	1	2	0	0	0	0					
Inning Stats	R: 0 E: 0 K: 1 S: 6	H: 1 LOB: 1 BB: 0 P: 6	R: 1 E: 0 K: 1 S: 8	H: 3 LOB: 2 BB: 0 P: 8	R: 1 E: 0 K: 1 S: 7	H: 2 LOB: 1 BB: 0 P: 7	R: 0 E: 0 K: 0 S: 3	H: 0 LOB: 0 BB: 0 P: 3	R: 4 E: 0 K: 0 S: 6	H: 4 LOB: 2 BB: 2 P: 14	R: 1 E: 0 K: 0 S: 4	H: 1 LOB: 1 BB: 1 P: 8	R: 0 E: 0 K: 1 S: 5	H: 0 LOB: 0 BB: 0 P: 5	R: 0 E: 0 K: 0 S: 5	H: 2 LOB: 2 BB: 0 P: 5	R: 0 E: 0 K: 0 S: 3	H: 1 LOB: 0 BB: 0 P: 3	1B: 10 2B: 1 3B: 0 HR: 2	SF: 1 SAC: 0 DP: 0 HBP: 0	WP: 1 PA: 39 PB: 1 SB: 1 CS: 0
PITCHER	IP WLS BF H R ER SO BB IBB HBP BLK WP HR S P ERA WHIP	IP WLS BF H R ER SO BB IBB HBP BLK WP HR S P ERA WHIP	IP WLS BF H R ER SO BB IBB HBP BLK WP HR S P ERA WHIP	IP WLS BF H R ER SO BB IBB HBP BLK WP HR S P ERA WHIP	IP WLS BF H R ER SO BB IBB HBP BLK WP HR S P ERA WHIP	IP WLS BF H R ER SO BB IBB HBP BLK WP HR S P ERA WHIP	IP WLS BF H R ER SO BB IBB HBP BLK WP HR S P ERA WHIP	IP WLS BF H R ER SO BB IBB HBP BLK WP HR S P ERA WHIP	IP WLS BF H R ER SO BB IBB HBP BLK WP HR S P ERA WHIP	IP WLS BF H R ER SO BB IBB HBP BLK WP HR S P ERA WHIP	IP WLS BF H R ER SO BB IBB HBP BLK WP HR S P ERA WHIP	IP WLS BF H R ER SO BB IBB HBP BLK WP HR S P ERA WHIP	IP WLS BF H R ER SO BB IBB HBP BLK WP HR S P ERA WHIP	IP WLS BF H R ER SO BB IBB HBP BLK WP HR S P ERA WHIP	IP WLS BF H R ER SO BB IBB HBP BLK WP HR S P ERA WHIP	IP WLS BF H R ER SO BB IBB HBP BLK WP HR S P ERA WHIP	IP WLS BF H R ER SO BB IBB HBP BLK WP HR S P ERA WHIP	IP WLS BF H R ER SO BB IBB HBP BLK WP HR S P ERA WHIP	IP WLS BF H R ER SO BB IBB HBP BLK WP HR S P ERA WHIP	IP WLS BF H R ER SO BB IBB HBP BLK WP HR S P ERA WHIP	IP WLS BF H R ER SO BB IBB HBP BLK WP HR S P ERA WHIP

Atlanta Braves @ Chicago Cubs
Wrigley Field, Chicago, IL
Thu May 24 1984, 3:38 AM CDT
Att: 24,551 - Unknown

AB 35
R 7
H 13
RBI 7
BB 3
SO 4
LOB 15



Batter	1	2	3	4	5	6	7	8	9	AB	R	H	RBI	BB	SO	LOB	TOP				
Tom Herr, S OBP: 0.348, SLG: 0.325 (1, 4)	F7		K		L4	1B		L3		5	0	1	1	0	1	2					
Willie McGee, S OBP: 0.313, SLG: 0.348 (1, 8)	F8		1B		1-3	1B				5	0	3	1	0	0	0					
Lonnie Smith, R OBP: 0.390, SLG: 0.442 Ricky Horton, L OBP: 0.333, SLG: 0.333 Tito Landrum, R OBP: 0.366, SLG: 0.405 (9, FH)	2B		5-3		HR			G6-3		4	1	2	1	0	0	4					
Darrell Porter, L OBP: 0.368, SLG: 0.529 (1, 2)	F2				K			F8		5	0	1	0	0	1	1					
George Hendrick, R OBP: 0.290, SLG: 0.361 (1, 9)		4-3			K			4-3		4	1	1	0	0	1	1					
Ken Oberkfell, L OBP: 0.388, SLG: 0.358 (1, 5)		4-3			E6					4	1	2	0	0	0	1					
Andy Van Slyke, L OBP: 0.394, SLG: 0.400 (1, 3)		1-3						G3		4	0	1	1	0	0	2					
Ozzie Smith, S OBP: 0.317, SLG: 0.290 (1, 6)					F8					3	1	1	0	1	0	5					
Dave LaPoint, L OBP: 0.296, SLG: 0.356 Jeff Lahti, R OBP: 0.301, SLG: 0.500 Gary Rajsich, L OBP: 0.376, SLG: 0.235 Danny Cox, R OBP: 0.448, SLG: 0.393 (8, 7)			SH1-6-3		F7			K		0	0	0	0	0	0	0					
Inning Stats	R: 0 E: 0 K: 0 S: 4	H: 1 LOB: 1 BB: 0 P: 4	R: 0 E: 0 K: 0 S: 3	H: 0 LOB: 0 BB: 0 P: 3	R: 1 E: 0 K: 1 S: 7	H: 2 LOB: 1 BB: 0 P: 7	R: 0 E: 1 K: 1 S: 8	H: 2 LOB: 3 BB: 0 P: 8	R: 1 E: 0 K: 1 S: 6	H: 1 LOB: 0 BB: 0 P: 6	R: 0 E: 0 K: 0 S: 4	H: 1 LOB: 1 BB: 0 P: 4	R: 0 E: 0 K: 1 S: 4	H: 0 LOB: 0 BB: 1 P: 8	R: 0 E: 0 K: 0 S: 3	H: 1 LOB: 0 BB: 0 P: 3	1B: 10 2B: 2 3B: 0 HR: 1	SF: 0 SAC: 1 DP: 2 HBP: 0	WP: 1 PB: 0 SB: 1 CS: 0	PA: 40	
PITCHER	IP	WLS	BF	H	R	ER	SO	BB	IBB	HBP	BLK	WP	HR	S	P	ERA	WHIP				
Len Barker, R ERA: 3.51 Donnie Moore, R ERA: 3.45	(1, 1) (6, 1)	5.2 3.1	W S	28 12	9 3	4 0	3 0	3 1	0 0	0 0	0 0	1 0	1 0	34 13	34 17	4.76 0.00	1.588 1.200				

St. Louis Cardinals @ Atlanta Braves
Atlanta-Fulton County Stadium, Atlanta, GA
Fri May 25 1984, 3:33 AM EDT
Att: 28,734 - Unknown

AB 38
R 4
H 12
RBI 4
BB 1
SO 4
LOB 23



Batter	1	2	3	4	5	6	7	8	9	AB	R	H	RBI	BB	SO	LOB	BOTTOM				
Albert Hall, S OBP: 0.255, SLG: 0.302 (1, 9)	K	5-3		4-3		1-3		F9		5	0	1	0	0	1	1					
Alex Trevino, R OBP: 0.379, SLG: 0.410 (1, 2)	E5			4-3		L5		FC4-6		4	1	1	0	1	1	1					
Rafael Ramirez, R OBP: 0.341, SLG: 0.364 (1, 6)	FC5-4			4-3		5-3		FC4-6		5	0	0	0	0	0	4					
Dale Murphy, R OBP: 0.330, SLG: 0.473 (1, 8)	5-3			5-3		5-3		L6		5	1	1	1	0	0	4					
Bob Horner, R OBP: 0.324, SLG: 0.394 (1, 5)										3	3	2	0	1	1	0					
Gerald Perry, L OBP: 0.356, SLG: 0.329 (1, 3)										3	3	3	1	1	0	0					
Glenn Hubbard, R OBP: 0.331, SLG: 0.413 (1, 4)										3	0	2	2	1	1	1					
Jerry Royster, R OBP: 0.275, SLG: 0.279 (1, 7)										2	0	1	3	1	0	1					
Len Barker, R OBP: 0.174, SLG: 0.100 Donnie Moore, L ERA: 1.37 (6, 1)										3	0	0	0	0	1	3					
Inning Stats	R: 0 E: 1 K: 1 S: 6	H: 0 LOB: 1 BB: 0 P: 6	R: 2 E: 0 K: 0 S: 6	H: 3 LOB: 1 BB: 0 P: 6	R: 3 E: 0 K: 1 S: 8	H: 3 LOB: 2 BB: 2 P: 16	R: 0 E: 0 K: 1 S: 6	H: 1 LOB: 1 BB: 0 P: 6	R: 2 E: 0 K: 0 S: 4	H: 2 LOB: 0 BB: 1 P: 8	R: 0 E: 0 K: 0 S: 3	H: 0 LOB: 0 BB: 0 P: 3	R: 1 E: 0 K: 2 S: 9	H: 2 LOB: 2 BB: 1 P: 13	R: 0 E: 0 K: 0 S: 3	H: 0 LOB: 1 BB: 1 P: 7	1B: 9 2B: 1 3B: 0 HR: 1	SF: 1 SAC: 0 DP: 1 HBP: 0	WP: 0 PB: 0 SB: 2 CS: 0	PA: 40	
PITCHER	IP	WLS	BF	H	R	ER	SO	BB	IBB	HBP	BLK	WP	HR	S	P	ERA	WHIP				
Dave LaPoint, L ERA: 4.57 Jeff Lahti, R ERA: 4.84 Danny Cox, R ERA: 3.95 Ricky Horton, L ERA: 1.37	(1, 1) (3, 1) (4, 1) (6, 1)	2.2 0.1 2.0 3.0	L	17	1	0	0	1	0	0	0	0	0	3	3	0.00	0.000				

St. Louis Cardinals @ Atlanta Braves
Atlanta-Fulton County Stadium, Atlanta, GA
Fri May 25 1984, 3:33 AM EDT
Att: 28,734 - Unknown

AB 34
R 8
H 11
RBI 7
BB 5
SO 5
LOB 17



Batter	1	2	3	4	5	6	7	8	9	AB	R	H	RBI	BB	SO	LOB	TOP			
Tom Herr, S OBP: 0.346, SLG: 0.329 (1, 4)										4	1	1	0	0	0	1				
Willie McGee, S OBP: 0.312, SLG: 0.342 (1, 8)										3	1	0	0	1	0	1				
Lonnie Smith, R OBP: 0.392, SLG: 0.444 Dave Rucker, L (7, 1)										4	1	2	1	0	1	3				
Darrell Porter, L OBP: 0.364, SLG: 0.519 (1, 2)										4	0	1	0	0	0	1				
George Hendrick, R OBP: 0.289, SLG: 0.358 (1, 9)										4	0	1	0	0	0	1				
Andy Van Slyke, L OBP: 0.398, SLG: 0.418 (1, 3)										4	0	2	0	0	0	1				
Ken Oberkfell, L OBP: 0.355, SLG: 0.343 (1, 5)										4	0	0	0	0	0	3				
Ozzie Smith, S OBP: 0.316, SLG: 0.289 (1, 6)										4	0	1	0	0	0	1				
John Stuper, R OBP: 0.143, SLG: 0.143 Neil Allen, R OBP: 0.222, SLG: 0.444 Jeff Lahti, R OBP: 0.500, SLG: 0.500 Steve Braun, L OBP: 0.486, SLG: 0.379 (7, 7)										0	0	0	0	0	0	0				
Inning Stats	R: 3 E: 1 K: 0 S: 7	H: 4 LOB: 1 BB: 0 P: 7	R: 0 E: 0 K: 1 S: 6	H: 1 LOB: 2 BB: 1 P: 10	R: 0 E: 0 K: 0 S: 3	H: 0 LOB: 0 BB: 0 P: 3	R: 0 E: 0 K: 1 S: 5	H: 0 LOB: 0 BB: 0 P: 5	R: 0 E: 0 K: 0 S: 4	H: 1 LOB: 1 BB: 0 P: 4	R: 0 E: 0 K: 0 S: 3	H: 0 LOB: 1 BB: 1 P: 7	R: 0 E: 0 K: 0 S: 4	H: 1 LOB: 1 BB: 0 P: 4	R: 0 E: 0 K: 1 S: 5	H: 0 LOB: 0 BB: 0 P: 5	1B: 6 2B: 2 3B: 0 HR: 0	SF: 0 SAC: 2 DP: 1 HBP: 0	WP: 0 PB: 0 SB: 2 CS: 0	PA: 37
PITCHER	IP WLS BF H R ER SO BB IBB HBP BLK WP HR S P ERA WHIP																			
Rick Mahler, R ERA: 2.18 Jeff Dedmon, R ERA: 4.33	(1, 1) (6, 1)	5.0 W S	22 15	6 2	3 0	1 0	2 1	1 1	0 0	0 0	0 0	0 0	0 0	25 16	29 20	1.80 0.00	1.400 0.750			

St. Louis Cardinals @ Atlanta Braves
Atlanta-Fulton County Stadium, Atlanta, GA
Sat May 26 1984, 3:33 AM EDT
Att: 39,170 - Unknown


AB 33
R 3
H 8
RBI 1
BB 2
SO 3
LOB 12



Batter	1	2	3	4	5	6	7	8	9	AB	R	H	RBI	BB	SO	LOB	BOTTOM					
Albert Hall, S OBP: 0.250, SLG: 0.277 (1, 9)										4	1	0	0	1	0	3						
Rafael Ramirez, R OBP: 0.331, SLG: 0.353 (1, 6)										5	1	0	0	0	1	2						
Dale Murphy, R OBP: 0.342, SLG: 0.491 (1, 8)										4	2	3	1	1	0	0						
Chris Chambliss, L OBP: 0.325, SLG: 0.326 (1, 3)										3	2	1	0	1	0	3						
Bob Horner, R OBP: 0.339, SLG: 0.402 (1, 5)										3	1	2	3	1	0	1						
Gerald Perry, L OBP: 0.364, SLG: 0.361 Terry Harper, R OBP: 0.262, SLG: 0.267 (8, 7)										4	0	2	3	0	0	1						
Glenn Hubbard, R OBP: 0.335, SLG: 0.407 (1, 4)										2	0	0	0	2	0	1						
Bruce Benedict, R OBP: 0.282, SLG: 0.258 (1, 2)										4	0	0	0	0	0	6						
Rick Mahler, R OBP: 0.800, SLG: 0.800 Jerry Royster, R OBP: 0.286, SLG: 0.290 Jeff Dedmon, L (6, 1)										0	0	0	0	0	0	0						
Inning Stats	R: 0 E: 0 K: 0 S: 4	H: 1 LOB: 2 BB: 0 P: 4	R: 1 E: 0 K: 0 S: 4	H: 1 LOB: 2 BB: 2 P: 12	R: 0 E: 0 K: 1 S: 6	H: 1 LOB: 1 BB: 0 P: 6	R: 0 E: 0 K: 0 S: 3	H: 0 LOB: 0 BB: 0 P: 3	R: 4 E: 1 K: 0 S: 7	H: 4 LOB: 2 BB: 2 P: 15	R: 0 E: 0 K: 1 S: 5	H: 0 LOB: 0 BB: 0 P: 5	R: 2 E: 0 K: 0 S: 5	H: 2 LOB: 1 BB: 0 P: 6	R: 0 E: 0 K: 0 S: 3	H: 0 LOB: 2 BB: 2 P: 11	1B: 5 2B: 4 3B: 0 HR: 0	SF: 0 SAC: 1 DP: 1 HBP: 1	WP: 0 PB: 0 SB: 0 CS: 0	PA: 40		
PITCHER	IP WLS BF H R ER SO BB IBB HBP BLK WP HR S P ERA WHIP																					
John Stuper, R ERA: 5.65 Neil Allen, R ERA: 3.57 Jeff Lahti, R ERA: 4.5 Dave Rucker, L ERA: 1.29	(1, 1) (2, 1) (5, 1) (7, 1)	1.0 L	17	5	4	3	1	0	1	0	0	0	0	0	0	18	22	8.10 0.00 0.00 9.00	4.000 1.500 0.000 1.500			

St. Louis Cardinals @ Atlanta Braves
Atlanta-Fulton County Stadium, Atlanta, GA
Sat May 26 1984, 3:33 AM EDT
Att: 39,170 - Unknown

AB 32
R 7
H 9
RBI 7
BB 6
SO 2
LOB 17



Batter	1	2	3	4	5	6	7	8	9	AB	R	H	RBI	BB	SO	LOB	TOP							
Lonnie Smith, R (1, 7) OBP: 0.405, SLG: 0.455 Tito Landrum, R (4, 7) OBP: 0.372, SLG: 0.395										3	2	3	1	1	0	0	0							
Tom Harr, S (1, 4) OBP: 0.353, SLG: 0.333										4	1	2	1	1	1	1	3							
Andy Van Slyke, L (1, 3) OBP: 0.359, SLG: 0.417 Bill Lyons, R (8, PH) (8, 5)										5	2	2	3	0	0	4								
George Hendrick, R (1, 9) OBP: 0.297, SLG: 0.364										6	1	3	1	0	1	3								
Darrell Porter, L (1, 2) OBP: 0.378, SLG: 0.514										3	1	1	1	3	1	1								
Willie McGee, S (1, 8) OBP: 0.313, SLG: 0.337										5	1	1	1	1	1	5								
Ken Oberkfell, L (1, 5) OBP: 0.374, SLG: 0.363										3	1	2	0	1	0	2								
Ozzie Smith, S (1, 6) OBP: 0.324, SLG: 0.318										5	2	3	4	0	0	4								
Joaquin Andujar, S (1, 1) OBP: 0.182, SLG: 0.323 Bruce Sutter, R (7, 1) Art Howe, R (7, 5) OBP: 0.306, SLG: 0.259										4	1	1	0	0	3	1								
Inning Stats	R: 7 E: 0 K: 1 S: 12	H: 7 LOB: 2 BB: 2 P: 20	R: 1 E: 0 K: 1 S: 6	H: 2 LOB: 2 BB: 1 P: 10	R: 3 E: 0 K: 0 S: 8	H: 5 LOB: 3 BB: 0 P: 9	R: 0 E: 0 K: 2 S: 7	H: 0 LOB: 2 BB: 2 P: 15	R: 0 E: 0 K: 1 S: 6	H: 1 LOB: 1 BB: 0 P: 6	R: 0 E: 0 K: 2 S: 6	H: 0 LOB: 0 BB: 1 P: 10	R: 0 E: 0 K: 0 S: 4	H: 1 LOB: 2 BB: 1 P: 8	R: 1 E: 0 K: 1 S: 7	H: 2 LOB: 1 BB: 0 P: 7	R: 0 E: 1 K: 1 S: 5	H: 1 LOB: 1 BB: 1 P: 9	1B: 15 2B: 4 HR: 0	SF: 0 2B: 4 3B: 0 HR: 0	WP: 2 PB: 2 SB: 4 CS: 2	PA: 52		
PITCHER	IP WLS BF H R ER SO BB IBB HBP BLK WP HR S P ERA WHIP	IP WLS BF H R ER SO BB IBB HBP BLK WP HR S P ERA WHIP	IP WLS BF H R ER SO BB IBB HBP BLK WP HR S P ERA WHIP	IP WLS BF H R ER SO BB IBB HBP BLK WP HR S P ERA WHIP	IP WLS BF H R ER SO BB IBB HBP BLK WP HR S P ERA WHIP	IP WLS BF H R ER SO BB IBB HBP BLK WP HR S P ERA WHIP	IP WLS BF H R ER SO BB IBB HBP BLK WP HR S P ERA WHIP	IP WLS BF H R ER SO BB IBB HBP BLK WP HR S P ERA WHIP	IP WLS BF H R ER SO BB IBB HBP BLK WP HR S P ERA WHIP	IP WLS BF H R ER SO BB IBB HBP BLK WP HR S P ERA WHIP	IP WLS BF H R ER SO BB IBB HBP BLK WP HR S P ERA WHIP	IP WLS BF H R ER SO BB IBB HBP BLK WP HR S P ERA WHIP	IP WLS BF H R ER SO BB IBB HBP BLK WP HR S P ERA WHIP	IP WLS BF H R ER SO BB IBB HBP BLK WP HR S P ERA WHIP	IP WLS BF H R ER SO BB IBB HBP BLK WP HR S P ERA WHIP	IP WLS BF H R ER SO BB IBB HBP BLK WP HR S P ERA WHIP	IP WLS BF H R ER SO BB IBB HBP BLK WP HR S P ERA WHIP	IP WLS BF H R ER SO BB IBB HBP BLK WP HR S P ERA WHIP	IP WLS BF H R ER SO BB IBB HBP BLK WP HR S P ERA WHIP	IP WLS BF H R ER SO BB IBB HBP BLK WP HR S P ERA WHIP	IP WLS BF H R ER SO BB IBB HBP BLK WP HR S P ERA WHIP	IP WLS BF H R ER SO BB IBB HBP BLK WP HR S P ERA WHIP	IP WLS BF H R ER SO BB IBB HBP BLK WP HR S P ERA WHIP	IP WLS BF H R ER SO BB IBB HBP BLK WP HR S P ERA WHIP
Craig McMurtry, R (1, 1) ERA: 3.78 Gene Garber, R (1, 1) ERA: 4.52 Steve Bedrosian, R (3, 1) ERA: 0.68 Terry Forster, L (8, 1) ERA: 2.45	0.1 L 8 5 7 7 0 1 1 0 0 0 0 0 6 14 189.00 18.000	2.0 13 7 4 4 2 1 0 0 0 0 0 16 20 18.00 4.000	4.2 22 4 0 0 5 4 0 1 0 1 0 27 44 0.00 1.714	2.0 9 3 1 1 2 1 0 0 0 1 0 12 16 4.50 2.000																				

St. Louis Cardinals @ Atlanta Braves
Atlanta-Fulton County Stadium, Atlanta, GA
Sun May 27 1984, 3:33 AM EDT
Att: 35,329 - Unknown

AB 42
R 12
H 19
RBI 12
BB 8
SO 9
LOB 28



Batter	1	2	3	4	5	6	7	8	9	AB	R	H	RBI	BB	SO	LOB	BOTTOM							
Albert Hall, S (1, 9) OBP: 0.286, SLG: 0.300 Claudel Washington, L (7, PH) OBP: 0.459, SLG: 0.571 Terry Forster, L (8, 1) Bob Watson, R (8, PH) OBP: 0.243, SLG: 0.206											3	2	2	0	1	0	2							
Alex Trevino, R (1, 2) OBP: 0.381, SLG: 0.388										6	1	1	1	0	0	4								
Dale Murphy, R (1, 8) OBP: 0.343, SLG: 0.523										5	2	2	4	0	1	2								
Chris Chambliss, L (1, 3) OBP: 0.333, SLG: 0.352										4	1	2	1	1	1	1								
Bob Horner, R (1, 5) OBP: 0.342, SLG: 0.412										5	1	2	0	0	0	2								
Gerald Perry, L (1, 7) OBP: 0.365, SLG: 0.356										4	0	1	1	1	0	2								
Glenn Hubbard, R (1, 4) OBP: 0.331, SLG: 0.400										5	1	1	0	0	0	5								
Jerry Royster, R (1, 6) OBP: 0.293, SLG: 0.288										4	0	1	0	0	0	2								
Craig McMurtry, R (1, 1) OBP: 0.100, SLG: 0.053 Gene Garber, R (1, 1) OBP: 0.250, SLG: 0.250 Steve Bedrosian, R (3, 1) OBP: 0.200, SLG: 0.200 Mike Jorgensen, L (7, PH) (8, 9)										0	0	0	0	0	0	0	0							
Inning Stats	R: 2 E: 0 K: 0 S: 4	H: 1 LOB: 2 BB: 3 P: 16	R: 4 E: 0 K: 0 S: 7	H: 4 LOB: 0 BB: 0 P: 7	R: 0 E: 1 K: 0 S: 5	H: 1 LOB: 2 BB: 0 P: 5	R: 0 E: 0 K: 2 S: 7	H: 0 LOB: 0 BB: 0 P: 7	R: 0 E: 0 K: 0 S: 4	H: 1 LOB: 2 BB: 0 P: 5	R: 0 E: 0 K: 0 S: 4	H: 1 LOB: 1 BB: 0 P: 4	R: 2 E: 0 K: 0 S: 6	H: 3 LOB: 2 BB: 1 P: 10	R: 1 E: 0 K: 0 S: 6	H: 3 LOB: 2 BB: 0 P: 6	R: 0 E: 0 K: 0 S: 3	H: 0 LOB: 0 BB: 0 P: 3	1B: 10 2B: 1 3B: 0 HR: 3	SF: 1 2B: 1 3B: 0 HR: 3	WP: 0 PB: 1 SB: 0 CS: 0	PA: 47		
PITCHER	IP WLS BF H R ER SO BB IBB HBP BLK WP HR S P ERA WHIP	IP WLS BF H R ER SO BB IBB HBP BLK WP HR S P ERA WHIP	IP WLS BF H R ER SO BB IBB HBP BLK WP HR S P ERA WHIP	IP WLS BF H R ER SO BB IBB HBP BLK WP HR S P ERA WHIP	IP WLS BF H R ER SO BB IBB HBP BLK WP HR S P ERA WHIP	IP WLS BF H R ER SO BB IBB HBP BLK WP HR S P ERA WHIP	IP WLS BF H R ER SO BB IBB HBP BLK WP HR S P ERA WHIP	IP WLS BF H R ER SO BB IBB HBP BLK WP HR S P ERA WHIP	IP WLS BF H R ER SO BB IBB HBP BLK WP HR S P ERA WHIP	IP WLS BF H R ER SO BB IBB HBP BLK WP HR S P ERA WHIP	IP WLS BF H R ER SO BB IBB HBP BLK WP HR S P ERA WHIP	IP WLS BF H R ER SO BB IBB HBP BLK WP HR S P ERA WHIP	IP WLS BF H R ER SO BB IBB HBP BLK WP HR S P ERA WHIP	IP WLS BF H R ER SO BB IBB HBP BLK WP HR S P ERA WHIP	IP WLS BF H R ER SO BB IBB HBP BLK WP HR S P ERA WHIP	IP WLS BF H R ER SO BB IBB HBP BLK WP HR S P ERA WHIP	IP WLS BF H R ER SO BB IBB HBP BLK WP HR S P ERA WHIP	IP WLS BF H R ER SO BB IBB HBP BLK WP HR S P ERA WHIP	IP WLS BF H R ER SO BB IBB HBP BLK WP HR S P ERA WHIP	IP WLS BF H R ER SO BB IBB HBP BLK WP HR S P ERA WHIP	IP WLS BF H R ER SO BB IBB HBP BLK WP HR S P ERA WHIP	IP WLS BF H R ER SO BB IBB HBP BLK WP HR S P ERA WHIP	IP WLS BF H R ER SO BB IBB HBP BLK WP HR S P ERA WHIP	IP WLS BF H R ER SO BB IBB HBP BLK WP HR S P ERA WHIP
Joaquin Andujar, R (1, 1) ERA: 3.14 Bruce Sutter, R (7, 1) ERA: 1.47	6.0 W 33 10 8 7 2 3 0 0 0 0 1 33 36 10.50 2.167	3.0 S 14 4 1 1 0 1 0 0 0 0 1 13 17 3.00 1.667																						

St. Louis Cardinals @ Atlanta Braves
Atlanta-Fulton County Stadium, Atlanta, GA
Sun May 27 1984, 3:33 AM EDT
Att: 35,329 - Unknown

AB 41
R 9
H 14
RBI 8
BB 4
SO 2
LOB 22



Batter	1	2	3	4	5	6	7	8	9	AB	R	H	RBI	BB	SO	LOB	TOP				
Bill Lyons, R (1,5) Ken Oberkfell, L (9,PH) OBP: 0.371, SLG: 0.359	0-0 4-3		0-0 2-3		0-0 F7		0-0 F3		0-0 F8	4	0	0	0	0	0	1	St. Louis Cardinals @ Atlanta Braves Atlanta-Fulton County Stadium, Atlanta, GA Mon May 28 1984, 7:05 PM EDT Att: 11,159 - Unknown				
Tom Herr, S (1,4) OBP: 0.344, SLG: 0.324	0-0 6-3		0-0 F9		0-0 F3		0-0 F7		0-0 6-3	5	0	0	0	0	0	1					
Lonnie Smith, R (1,7) OBP: 0.397, SLG: 0.443	0-3 K		0-0 F6		0-0 5-3				0-0 F8	4	0	0	0	0	1	0					
George Hendrick, R (1,9) OBP: 0.302, SLG: 0.363		4-0 BB SF7 BB		0-3 K2-3		0-0 5-3			0-0 BB 1B	3	2	1	0	1	1	0					
Art Howe, R (1,3) OBP: 0.333, SLG: 0.281		4-0 BB BB		0-0 BB E 1B		0-0 FC5-4 1B			0-0 F9	3	0	2	0	1	0	1					
Willie McGee, S (1,8) OBP: 0.313, SLG: 0.333		4-0 BB BB		0-0 E5 BB		0-0 FC5-4 1B			4-0 1B BB	2	0	0	0	1	0	2					
Darrell Porter, L (1,2) OBP: 0.382, SLG: 0.509		0-0 F3		4-0 1-2 2-3 BB		0-0 F9			0-0 1-3 2-H 1B	3	0	1	1	1	0	4					
Ozzie Smith, S (1,6) Gary Rajsich, L (8,PH) Mike Ramsey, S (8,6) OBP: 0.324, SLG: 0.327	0-0 SF7		0-0 F4		0-0 F9		0-0 2B		0-0 F9	2	0	1	1	0	0	3					
Danny Cox, R (1,1) Dave Ruckert, L (6,1) Jeff Lahti, R (6,1) Tilo Landrum, R (6,1) Andy Van Slyke, L (6,PH) Ricky Horton, L (6,1) Steve Braun, L (6,PH) OBP: 0.286, SLG: 0.211	0-0 F9		0-0 F8		0-0 K		0-3 K		0-0 1-4-3	2	0	0	0	0	0	5					
Inning Stats	R: 0 E: 0 K: 1 S: 5	H: 0 LOB: 0 BB: 0 P: 5	R: 1 E: 0 K: 0 S: 3	H: 0 LOB: 2 BB: 3 P: 15	R: 0 E: 0 K: 0 S: 3	H: 0 LOB: 0 BB: 0 P: 3	R: 0 E: 1 K: 1 S: 7	H: 1 LOB: 3 BB: 1 P: 11	R: 0 E: 0 K: 0 S: 4	H: 1 LOB: 0 BB: 0 P: 4	R: 0 E: 0 K: 1 S: 6	H: 1 LOB: 1 BB: 0 P: 6	R: 1 E: 0 K: 0 S: 5	H: 2 LOB: 2 BB: 1 P: 9	R: 0 E: 0 K: 0 S: 3	H: 0 LOB: 0 BB: 0 P: 3		1B: 4 2B: 1 3B: 0 HR: 0	SF: 1 SAC: 0 DP: 0 HBP: 0	WP: 0 PB: 0 SB: 0 CS: 0	PA: 38
PITCHER	IP WLS BF H R ER SO BB IBB HBP BLK WP HR S P ERA WHIP																				
Pete Falcone, L (1,1) Donnie Moore, R (8,1) ERA: 4.0	7.2 W 34 5 2 2 3 5 0 0 0 0 0 0 4 4 2.35 1.304																				
PITCHER	IP WLS BF H R ER SO BB IBB HBP BLK WP HR S P ERA WHIP																				

Batter	1	2	3	4	5	6	7	8	9	AB	R	H	RBI	BB	SO	LOB	BOTTOM				
Claudell Washington, L (1,9) Albert Hall, S (7,9) OBP: 0.457, SLG: 0.567	0-0 F8		0-0 E3 2B			0-0 SH1-4 1B		0-0 F9		3	2	1	0	0	0	0	St. Louis Cardinals @ Atlanta Braves Atlanta-Fulton County Stadium, Atlanta, GA Mon May 28 1984, 7:05 PM EDT Att: 11,159 - Unknown				
Alex Trevino, R (1,2) OBP: 0.373, SLG: 0.414	0-0 G6-4-3 1B		0-0 1-H 2B			0-0 SH1-4		0-0 F8		3	0	2	1	0	0	0					
Dale Murphy, R (1,8) OBP: 0.346, SLG: 0.522	0-0 G6-4-3 1-2			0-0 F8 PB 6-3 1B		0-0 BB 1B 2-H 1B		0-0 F7		4	2	2	1	0	0	1					
Chris Chambliss, L (1,3)		0-0 F8		0-0 F8 1-3		0-0 BB 1B		0-0 4-3		4	1	1	0	0	0	1					
Bob Horner, R (1,5) OBP: 0.339, SLG: 0.400		0-0 4-3		0-0 6-3		4-0 F9 1B		0-0 F9		3	0	0	1	1	0	0					
Gerald Perry, L (1,7) Terry Harper, R (9,7) OBP: 0.364, SLG: 0.356		0-0 F6		0-0 F7 3-H		0-0 1-2 2-3 1B				3	0	1	2	0	0	0					
Glenn Hubbard, R (1,4) OBP: 0.326, SLG: 0.392			0-0 5-3		0-0 F8		0-0 F9 2-3			3	0	0	0	0	0	2					
Jerry Royster, R (1,6) OBP: 0.295, SLG: 0.290			0-0 SH1-3 E 1B		0-0 5-3		0-3 K			3	1	1	0	0	1	2					
Pete Falcone, L (1,1) Donnie Moore, L (8,1) ERA: 3.9			0-0 SH1-3 1-2		0-0 6-3				0-0 6-3	2	0	0	0	0	0	0					
Inning Stats	R: 0 E: 0 K: 0 S: 3	H: 1 LOB: 0 BB: 0 P: 3	R: 0 E: 0 K: 0 S: 3	H: 0 LOB: 0 BB: 0 P: 3	R: 2 E: 1 K: 0 S: 5	H: 2 LOB: 1 BB: 0 P: 5	R: 1 E: 0 K: 0 S: 4	H: 1 LOB: 0 BB: 0 P: 4	R: 0 E: 0 K: 0 S: 3	H: 0 LOB: 0 BB: 0 P: 3	R: 3 E: 0 K: 1 S: 9	H: 4 LOB: 2 BB: 1 P: 13	R: 0 E: 0 K: 0 S: 3	H: 0 LOB: 0 BB: 0 P: 3	R: 0 E: 0 K: 0 S: 3	H: 0 LOB: 0 BB: 0 P: 3		1B: 7 2B: 1 3B: 0 HR: 0	SF: 0 SAC: 2 DP: 1 HBP: 0	WP: 0 PB: 1 SB: 0 CS: 0	PA: 32
PITCHER	IP WLS BF H R ER SO BB IBB HBP BLK WP HR S P ERA WHIP																				
Danny Cox, R (1,1) Dave Ruckert, L (6,1) Jeff Lahti, R (6,1) Ricky Horton, L (8,1) ERA: 1.71	0.0 L 3 2 1 1 0 1 0 0 0 0 0 0 2 6 .000 .000																				

AB 32
R 2
H 5
RBI 2
BB 5
SO 3
LOB 20

AB 29
R 6
H 8
RBI 5
BB 1
SO 1
LOB 6



Batter	1	2	3	4	5	6	7	8	9	AB	R	H	RBI	BB	SO	LOB	TOP										
Bob Dernier, R (1,8) OBP: 0.400, SLG: 0.344	4-0 1-3 1B BB	0-0 3-H	0-3 K			0-0 F6		0-0 FC6-4 1B		3	1	1	0	1	1	1											
23 Ryne Sandberg, R (1,4) OBP: 0.376, SLG: 0.489	0-0 1-2 1B 1B		0-3 K			0-0 K		0-0 F7		4	1	1	0	0	2	1											
Gary Matthews, R (1,7) OBP: 0.411, SLG: 0.396	0-0 1-3 1-2 2-3		0-0 1-3			4-0 BB		0-0 FC6-4 1-2		3	0	0	0	1	0	3											
Leon Durham, L (1,3) OBP: 0.432, SLG: 0.608	0-0 2H 3-H HR 1B		0-0 F9			0-0 F7		0-0 5-3		4	1	1	2	0	0	1											
Mel Hall, L (1,9) OBP: 0.310, SLG: 0.453 Keith Moreland, R (9,PH) OBP: 0.337, SLG: 0.326	0-3 K		0-3 K			0-0 F8		0-0 F9		3	0	0	0	0	2	2											
Ron Cey, R (1,5) OBP: 0.331, SLG: 0.468	0-0 1-H HR		0-0 5-3			0-0 6-3		4-0 1B BB		3	1	1	2	1	0	0											
Jody Davis, R (1,2) OBP: 0.375, SLG: 0.497	0-3 K		0-0 F6			0-0 4-3		0-0 1-2 1B		4	0	1	0	0	1	0											
Larry Bowa, S (1,6) OBP: 0.304, SLG: 0.336		0-0 SH1-4 CS 2B				0-0 F5		0-0 5-3		4	0	1	0	0	0	2											
Scott Sanderson, R (1,1) OBP: 0.158, SLG: 0.111 Rich Bardi, R (4,1) Jay Johnstone, L (8,PH) OBP: 0.222, SLG: 0.125 Warren Brusstar, R (8,1)		0-0 SH1-4 2-3				0-3 K		0-0 G3		0	0	0	0	0	0	0											
Inning Stats	R: 4 E: 0 K: 2 S: 10	H: 3 LOB: 0 BB: 1 P: 14	R: 0 E: 0 K: 1 S: 5	H: 1 LOB: 0 BB: 0 P: 5	R: 0 E: 0 K: 1 S: 5	H: 0 LOB: 0 BB: 0 P: 5	R: 0 E: 0 K: 1 S: 5	H: 0 LOB: 0 BB: 0 P: 5	R: 0 E: 0 K: 1 S: 5	H: 0 LOB: 1 BB: 1 P: 9	R: 0 E: 0 K: 0 S: 3	H: 0 LOB: 0 BB: 0 P: 3	R: 0 E: 0 K: 0 S: 4	H: 1 LOB: 1 BB: 0 P: 4	R: 0 E: 0 K: 0 S: 4	H: 1 LOB: 2 BB: 1 P: 8	1B: 4 2B: 1 3B: 0 HR: 1	SF: 0 SAC: 1 DP: 0 HBP: 0	WP: 0 PB: 0 SB: 0 CS: 1	PA: 35							
PITCHER	IP	WLS	BF	H	R	ER	SO	BB	IBB	HBP	BLK	WP	HR	S	P	ERA	WHIP										
Pascual Perez, R (1,1) ERA: 4.89	8.0	W	30	5	4	4	7	2	0	0	0	0	1	42	50	4.50	0.875										
Terry Forster, L (9,1) ERA: 2.25	1.0	S	5	1	0	0	0	1	0	0	0	0	0	4	8	0.00	2.000										

Chicago Cubs @ Atlanta Braves
Atlanta-Fulton County Stadium, Atlanta, GA
Tue May 29 1984, 7:05 PM EDT
Att: 15,156 - Unknown

AB 31
R 4
H 6
RBI 4
BB 3
SO 7
LOB 10



Batter	1	2	3	4	5	6	7	8	9	AB	R	H	RBI	BB	SO	LOB	BOTTOM										
Claudell Washington, L (1,9) OBP: 0.460, SLG: 0.569 Albert Hall, S (4,PH) OBP: 0.288, SLG: 0.288	0-0 1B 2B 1B		0-0 FC4-6 1B 1B	0-0 E4 FC5-4		0-3 K		4-0 1B 1-2 2-3 3-H BB		3	2	2	0	0	0	0											
Alex Trevino, R (1,2) OBP: 0.375, SLG: 0.413	0-0 1-2 2B 1B		0-0 F7	0-0 FC5-4 1-2		0-0 6-3		0-0 FC6-4 1B		5	1	2	2	0	0	2											
Dale Murphy, R (1,8) OBP: 0.348, SLG: 0.519	0-3 K		0-0 FC4-6 1-2 1B			0-0 1B 1B		0-0 F8 FC6-4 1-2		5	0	2	0	0	1	4											
Chris Chambliss, L (1,3) OBP: 0.324, SLG: 0.340	0-0 F9		0-0 FC4-6 1-2 2-3 1B			0-0 F8		0-0 F6		4	0	0	0	0	0	5											
Bob Horner, R (1,5) OBP: 0.360, SLG: 0.440	0-0 1-H 2-H 2B		0-0 1-2 3-H 1B			0-0 1B 1B		0-0 SH3-4 BB 2B		4	1	4	3	0	0	0											
Gerald Perry, L (1,7) OBP: 0.395, SLG: 0.344 Terry Harper, R (9,7) OBP: 0.262, SLG: 0.267	0-3 K		0-0 F9			0-3 K		0-0 SH3-4 2-3		3	0	0	0	0	2	5											
Glenn Hubbard, R (1,4) OBP: 0.330, SLG: 0.397		0-0 F7				0-0 6-3 E 2B		4-0 BB 1B IBB		3	2	1	0	1	0	2											
Jerry Royster, R (1,6) OBP: 0.284, SLG: 0.278 Mike Jorgensen, L (8,PH) OBP: 0.348, SLG: 0.333 Rafael Ramirez, R (9,6) OBP: 0.331, SLG: 0.353		0-3 K				0-0 6-3 2-3		4-0 F7 1-2 BB IBB		3	0	0	0	0	1	1											
Pascual Perez, R (1,1) OBP: 0.154, SLG: 0.154 Bob Watson, R (8,PH) OBP: 0.237, SLG: 0.200 Terry Forster, L (9,1) ERA: 4.08		0-0 4-3				0-0 1-3		0-3 K		3	0	0	0	0	0	1											
Inning Stats	R: 2 E: 0 K: 2 S: 10	H: 3 LOB: 1 BB: 0 P: 10	R: 0 E: 0 K: 1 S: 5	H: 0 LOB: 0 BB: 0 P: 5	R: 1 E: 0 K: 0 S: 6	H: 3 LOB: 2 BB: 0 P: 6	R: 1 E: 1 K: 0 S: 5	H: 1 LOB: 1 BB: 0 P: 5	R: 0 E: 0 K: 1 S: 7	H: 2 LOB: 2 BB: 0 P: 7	R: 0 E: 0 K: 1 S: 5	H: 0 LOB: 0 BB: 0 P: 5	R: 0 E: 0 K: 0 S: 3	H: 0 LOB: 0 BB: 0 P: 3	R: 3 E: 0 K: 1 S: 7	H: 2 LOB: 3 BB: 3 P: 19	1B: 8 2B: 3 3B: 0 HR: 0	SF: 0 SAC: 1 DP: 0 HBP: 0	WP: 0 PB: 0 SB: 0 CS: 0	PA: 39							
PITCHER	IP	WLS	BF	H	R	ER	SO	BB	IBB	HBP	BLK	WP	HR	S	P	ERA	WHIP										
Scott Sanderson, R (1,1) ERA: 2.72	3.0		15	6	3	3	3	0	0	0	0	0	0	21	21	9.00	2.000										
Rich Bardi, R (4,1) ERA: 2.35	4.0		16	3	1	0	2	0	0	0	0	0	0	20	20	0.00	0.750										
Warren Brusstar, R (8,1) ERA: 4.08	1.0	L	8	2	3	3	1	1	2	0	0	0	0	7	19	27.00	3.000										

Chicago Cubs @ Atlanta Braves
Atlanta-Fulton County Stadium, Atlanta, GA
Tue May 29 1984, 7:05 PM EDT
Att: 15,156 - Unknown

AB 35
R 7
H 11
RBI 6
BB 3
SO 6
LOB 23



Batter	1	2	3	4	5	6	7	8	9	AB	R	H	RBI	BB	SO	LOB	TOP					
Bob Dernier, R (1, 8) OBP: 0.420, SLG: 0.369										5	3	5	1	0	0	0	Chicago Cubs @ Atlanta Braves Atlanta-Fulton County Stadium, Atlanta, GA Wed May 30 1984, 7:05 PM EDT Att: 16,660 - Unknown					
23 Ryne Sandberg, R (1, 4) OBP: 0.377, SLG: 0.492										5	0	2	3	0	1	4						
Gary Matthews, R (1, 7) OBP: 0.411, SLG: 0.392 Gary Woods, R (9, 7) OBP: 0.412, SLG: 0.500										4	1	1	0	1	1	1						
Leon Durham, L (1, 3) OBP: 0.431, SLG: 0.608										5	0	2	2	0	2	0						
Mel Hall, L (1, 9) OBP: 0.314, SLG: 0.445										4	0	1	0	1	1	2						
Ron Cey, R (1, 5) OBP: 0.324, SLG: 0.456										4	0	0	0	0	1	3						
Jody Davis, R (1, 2) OBP: 0.372, SLG: 0.490										4	0	1	0	0	2	1						
Larry Bowa, S (1, 6) OBP: 0.303, SLG: 0.333										4	1	1	0	0	1	1						
Steve Trout, L (1, 1) OBP: 0.240, SLG: 0.208 Lee Smith, R (8, 1)										3	1	1	0	0	0	1						
										1	0	0	0	0	1	0						
Inning Stats	R: 2 E: 0 K: 0 S: 4	H: 2 LOB: 1 BB: 2 P: 12	R: 0 E: 0 K: 1 S: 7	H: 2 LOB: 2 BB: 0 P: 7	R: 0 E: 0 K: 2 S: 7	H: 0 LOB: 0 BB: 0 P: 7	R: 3 E: 0 K: 1 S: 9	H: 4 LOB: 1 BB: 0 P: 9	R: 0 E: 0 K: 3 S: 10	H: 1 LOB: 1 BB: 0 P: 10	R: 0 E: 0 K: 0 S: 3	H: 0 LOB: 0 BB: 0 P: 3	R: 0 E: 0 K: 0 S: 3	H: 0 LOB: 0 BB: 0 P: 3	R: 1 E: 0 K: 2 S: 10	H: 4 LOB: 2 BB: 0 P: 10	1B: 12 2B: 2 3B: 0 HR: 0	SF: 0 SAC: 0 DP: 1 HBP: 0	WP: 0 PB: 0 SB: 3 CS: 1	PA: 41		
PITCHER	IP WLS BF H R ER SO BB IBB HBP BLK WP HR S P ERA WHIP	5.0 L 25 9 5 5 7 2 0 0 0 0 0 0 37 45 9.00 2.200	3.0 10 1 0 0 1 0 0 0 0 0 0 0 12 12 0.00 0.333	1.0 6 4 1 1 2 0 0 0 0 0 0 0 10 10 9.00 4.000																		

AB	39
R	6
H	14
RBI	6
BB	2
SO	10
LOB	13



Batter	1	2	3	4	5	6	7	8	9	AB	R	H	RBI	BB	SO	LOB	BOTTOM				
Albert Hall, S (1, 9) OBP: 0.286, SLG: 0.286 Gene Garber, R (9, 1) OBP: 0.250, SLG: 0.250										4	0	1	1	0	0	1	Chicago Cubs @ Atlanta Braves Atlanta-Fulton County Stadium, Atlanta, GA Wed May 30 1984, 7:05 PM EDT Att: 16,660 - Unknown				
Rafael Ramirez, R (1, 6) OBP: 0.330, SLG: 0.351										4	0	1	1	0	0	0					
Dale Murphy, R (1, 8) OBP: 0.341, SLG: 0.508										4	0	0	0	0	0	2					
Bob Horner, R (1, 5) OBP: 0.349, SLG: 0.425										4	0	0	0	0	0	0					
Chris Chambliss, L (1, 3) OBP: 0.316, SLG: 0.331										4	0	0	0	0	3	0					
Terry Harper, R (1, 7) OBP: 0.246, SLG: 0.250										4	0	0	0	0	2	0					
Glenn Hubbard, R (1, 4) OBP: 0.326, SLG: 0.392 Jeff Dedmon, L (6, 1)										2	0	0	0	0	0	0					
Brad Komminsk, R (8, PH) (9, 9)										1	0	0	0	0	0	0					
Alex Trevino, R (1, 2) OBP: 0.373, SLG: 0.403										2	1	0	0	1	0	1					
Len Barker, R (1, 1) OBP: 0.208, SLG: 0.100 Jerry Royster, R (6, 4) OBP: 0.277, SLG: 0.270										0	0	0	0	1	0	0					
										2	1	0	0	0	0	1					
Inning Stats	R: 0 E: 0 K: 0 S: 3	H: 0 LOB: 0 BB: 0 P: 3	R: 0 E: 0 K: 0 S: 3	H: 0 LOB: 0 BB: 0 P: 3	R: 0 E: 0 K: 0 S: 3	H: 0 LOB: 1 BB: 1 P: 7	R: 0 E: 0 K: 0 S: 3	H: 0 LOB: 0 BB: 0 P: 3	R: 0 E: 0 K: 1 S: 5	H: 0 LOB: 0 BB: 0 P: 5	R: 2 E: 1 K: 0 S: 6	H: 2 LOB: 2 BB: 1 P: 10	R: 0 E: 0 K: 2 S: 7	H: 0 LOB: 0 BB: 0 P: 7	1B: 2 2B: 0 3B: 0 HR: 0	SF: 0 SAC: 0 DP: 0 HBP: 0	WP: 0 PB: 0 SB: 0 CS: 0	PA: 33			
PITCHER	IP WLS BF H R ER SO BB IBB HBP BLK WP HR S P ERA WHIP	7.2 W 29 2 2 0 3 2 0 0 0 0 0 0 33 41 0.00 0.522	1.1 S 4 0 0 0 2 0 0 0 0 0 0 0 8 8 0.00 0.000																		

AB	31
R	2
H	2
RBI	2
BB	2
SO	5
LOB	5



Batter	1	2	3	4	5	6	7	8	9	AB	R	H	RBI	BB	SO	LOB	TOP											
Rafael Ramirez, R OBP: 0.321, SLG: 0.341 (1, 6)	0-3 K		0-0 1-3		0-0 F9		0-0 F5		0-0 FC6-2 2B CS	5	0	0	0	0	1	2												
Jerry Royster, R OBP: 0.294, SLG: 0.282 (1, 5)	0-0 F8		0-0 F6			4-0 F8 1B BB		0-0 F8	0-0 1B 2B	4	2	1	1	1	0	0												
Gerald Perry, L OBP: 0.351, SLG: 0.333 Albert Hall, S OBP: 0.297, SLG: 0.298 (6, PR) (8, 7)	0-0 4-3		0-0 4-3			0-0 F8		4-0 1B BB	0-0 HR 1B	3	0	0	0	1	0	1												
Dale Murphy, R OBP: 0.338, SLG: 0.515 (1, 8)		0-0 6-3		0-0 F8		0-0 F8		0-3 K	0-0 HR	5	1	1	2	0	1	2												
Chris Chambliss, L OBP: 0.335, SLG: 0.344 (1, 3)		0-0 BB FC6-4 1B		4-0 FC4-6 BB		4-0 1B BB		0-0 1B	0-0 1B	3	1	3	0	2	0	0												
Brad Komminsk, R OBP: 0.333, SLG: 0.200 (1, 9)		4-0 FC6-4 BB		0-0 FC4-6 1-2		0-0 FC5-4 1B		0-0 F9	0-3 K	4	0	1	1	1	1	4												
Glenn Hubbard, R OBP: 0.330, SLG: 0.410 (1, 4)		4-0 FC6-4 BB		0-3 K		0-0 FC5-4 1-2			0-0 HR	3	1	1	1	1	1	3												
Bruce Benedict, R OBP: 0.280, SLG: 0.258 (1, 2)		0-0 FC6-4 1-2 2-3 3-H				0-0 5-3		0-0 F9	0-0 1B FC6-2 1B	4	0	1	1	0	0	2												
Rick Mahler, R OBP: 0.556, SLG: 0.556 (1, 1)		0-3 K		0-0 6-3		0-0 6-3		0-0 4-3	0-0 FC6-2 2B 1B	4	1	1	0	0	1	2												
Inning Stats	R: 0 E: 0 K: 1 S: 5	H: 0 LOB: 0 BB: 0 P: 5	R: 1 E: 0 K: 1 S: 6	H: 1 LOB: 2 BB: 2 P: 14	R: 0 E: 0 K: 0 S: 3	H: 0 LOB: 0 BB: 0 P: 3	R: 0 E: 0 K: 1 S: 5	H: 0 LOB: 1 BB: 0 P: 9	R: 0 E: 0 K: 0 S: 4	H: 0 LOB: 0 BB: 0 P: 3	R: 1 E: 0 K: 0 S: 4	H: 1 LOB: 0 BB: 2 P: 12	R: 0 E: 0 K: 0 S: 3	H: 0 LOB: 0 BB: 0 P: 3	R: 0 E: 0 K: 1 S: 6	H: 1 LOB: 2 BB: 2 P: 10	R: 5 E: 0 K: 1 S: 11	H: 7 LOB: 1 BB: 0 P: 11	1B: 7 2B: 1 3B: 0 HR: 2	SF: 0 SAC: 0 DP: 0 HBP: 0	WP: 0 PB: 0 SB: 1 CS: 1	PA: 42						
PITCHER	IP	WLS	BF	H	R	ER	SO	BB	IBB	HBP	BLK	WP	HR	S	P	ERA	WHIP											
Frank Pastore, R ERA: 4.68 Bill Scherrer, L ERA: 5.97	(1, 1)	8.0	L	33	3	2	2	4	6	0	0	0	0	0	35	59	2.25	1.125										
(9, 1)	1.0		9	7	5	5	1	0	0	0	0	0	0	2	11	11	45.00	7.000										

Atlanta Braves @ Cincinnati Reds
Riverfront Stadium, Cincinnati, OH
Thu May 31 1984, 7:05 PM EDT
Att: 2,472 - Unknown

AB 36
R 7
H 10
RBI 7
BB 6
SO 5
LOB 16



Batter	1	2	3	4	5	6	7	8	9	AB	R	H	RBI	BB	SO	LOB	BOTTOM											
Eddie Milner, L OBP: 0.370, SLG: 0.391 (1, 8)	0-3 K		0-0 6-3			0-3 K		0-0 S 1B		4	0	1	0	0	2	1												
Gary Redus, R OBP: 0.368, SLG: 0.443 (1, 7)	4-0 S BB		0-3 K			0-0 F7 2B		0-0 F4		3	0	1	0	1	1	2												
Dan Driessen, L OBP: 0.409, SLG: 0.486 (1, 3)	0-0 F8			0-0 4-3		0-0 F7		0-0 F8		4	0	0	0	0	0	2												
Dave Parker, L OBP: 0.323, SLG: 0.373 (1, 9)	0-0 F8			0-0 F7		0-0 F8		0-0 F7		4	0	0	0	0	0	2												
Brad Gulden, L OBP: 0.264, SLG: 0.312 (1, 2)		0-0 6-3		0-3 K		0-0 1-3		0-0 4-3		4	0	0	0	0	1	0												
Dave Concepcion, R OBP: 0.337, SLG: 0.371 (1, 5)		0-0 3-1			0-0 F3 SF7 2B	0-0 6-3				3	1	1	0	0	0	0												
Ron Oester, S OBP: 0.266, SLG: 0.282 (1, 4)		0-0 F7			0-0 F3	0-0 1-3				3	0	0	0	0	0	1												
Tom Foley, L OBP: 0.344, SLG: 0.423 (1, 6)			0-0 6-3 SH1-3 1B		0-0 SF7	0-0 4-3				2	0	1	1	0	0	0												
Frank Pastore, R OBP: 0.050, SLG: 0.050 Wayne Krenchicki, L OBP: 0.304, SLG: 0.500 Bill Scherrer, L (9, 1)	(1, 1)	0-0 SH1-3		0-0 SH1-3		0-0 K		0-0 6-3		1	0	0	0	0	1	0												
Inning Stats	R: 0 E: 0 K: 1 S: 5	H: 0 LOB: 1 BB: 1 P: 9	R: 0 E: 0 K: 0 S: 3	H: 0 LOB: 0 BB: 0 P: 3	R: 0 E: 0 K: 1 S: 6	H: 1 LOB: 1 BB: 0 P: 6	R: 0 E: 0 K: 1 S: 5	H: 0 LOB: 0 BB: 0 P: 5	R: 1 E: 0 K: 1 S: 6	H: 1 LOB: 0 BB: 0 P: 6	R: 0 E: 0 K: 0 S: 6	H: 1 LOB: 1 BB: 0 P: 6	R: 0 E: 0 K: 0 S: 3	H: 0 LOB: 0 BB: 0 P: 3	R: 0 E: 0 K: 0 S: 4	H: 1 LOB: 1 BB: 0 P: 4	R: 0 E: 0 K: 0 S: 3	H: 0 LOB: 0 BB: 0 P: 3	1B: 2 2B: 2 3B: 0 HR: 0	SF: 1 SAC: 1 DP: 0 HBP: 0	WP: 0 PB: 0 SB: 2 CS: 0	PA: 32						
PITCHER	IP	WLS	BF	H	R	ER	SO	BB	IBB	HBP	BLK	WP	HR	S	P	ERA	WHIP											
Rick Mahler, R ERA: 1.93	(1, 1)	9.0	W	32	4	1	1	5	1	0	0	0	0	0	41	45	1.00	0.556										

Atlanta Braves @ Cincinnati Reds
Riverfront Stadium, Cincinnati, OH
Thu May 31 1984, 7:05 PM EDT
Att: 2,472 - Unknown

AB 29
R 1
H 4
RBI 1
BB 1
SO 5
LOB 8



Batter	1	2	3	4	5	6	7	8	9	AB	R	H	RBI	BB	SO	LOB	TOP										
Rafael Ramirez, R OBP: 0.337, SLG: 0.353 (1, 6)	0-0 1-3 S 1B		0-0 6-3 1B		0-0 F1		0-0 2B 1B		0-0 G5-4-3 1B	5	1	4	1	0	0	1	Atlanta Braves @ Cincinnati Reds Riverfront Stadium, Cincinnati, OH Fri Jun 01 1984, 7:05 PM EDT Att: 29,650 - Unknown										
Alex Trevino, R OBP: 0.375, SLG: 0.427 (1, 2)	0-3 K		0-0 6-3				0-0 2B		0-0 G5-4-3	5	1	2	3	0	1	3											
Gerald Perry, L OBP: 0.331, SLG: 0.311 Bob Watson, R OBP: 0.231, SLG: 0.194 Steve Bedrosian, R OBP: 0.167, SLG: 0.167 (1, 7)	0-0 1-3		0-0 F8				0-0 F6		0-0 4-3	3	0	0	0	0	0	3											
Dale Murphy, R OBP: 0.325, SLG: 0.493 (1, 8)	0-0 F8				0-0 F9		0-0 F6		0-0 5-3	4	0	0	0	0	0	2											
Chris Chambliss, L OBP: 0.332, SLG: 0.358 (1, 3)		0-3 K		0-0 F8		0-0 F6		0-0 F3		4	0	0	0	0	1	1											
Brad Komminsk, R OBP: 0.286, SLG: 0.250 (1, 9)		0-0 2B		0-0 F8			0-3 K		0-0 F6	4	0	1	0	0	1	0											
Glenn Hubbard, R OBP: 0.342, SLG: 0.413 (1, 4)		0-0 F5			0-0 4-3		0-0 BB 1B		0-0 HR 1B	4	2	2	0	0	0	1											
Randy Johnson, R OBP: 0.400, SLG: 0.541 (1, 5)		0-0 F8			0-0 5-3		4-0 1B 2B BB		0-0 1-H HR	3	2	1	2	1	0	1											
Pete Falcone, L OBP: 0.174, SLG: 0.261 Mike Jorgensen, L OBP: 0.375, SLG: 0.333 Albert Hall, S OBP: 0.303, SLG: 0.305 (1, 1)			0-0 6-3				4-0 1-2 2-3 BB 1B		0-0 F9	2	0	1	0	0	0	0											
Inning Stats	R: 0 E: 0 K: 1 S: 6	H: 1 LOB: 1 BB: 0 P: 6	R: 0 E: 0 K: 1 S: 6	H: 1 LOB: 1 BB: 0 P: 6	R: 0 E: 0 K: 0 S: 4	H: 0 LOB: 0 BB: 0 P: 3	R: 0 E: 0 K: 0 S: 4	H: 1 LOB: 1 BB: 0 P: 4	R: 0 E: 0 K: 0 S: 4	H: 1 LOB: 1 BB: 0 P: 4	R: 5 E: 0 K: 1 S: 8	H: 3 LOB: 0 BB: 2 P: 16	R: 2 E: 0 K: 0 S: 5	H: 2 LOB: 2 BB: 0 P: 5	R: 0 E: 0 K: 1 S: 5	H: 1 LOB: 0 BB: 0 P: 5		1B: 7 2B: 3 3B: 0 HR: 1	SF: 0 SAC: 0 DP: 1 HBP: 0	WP: 0 PB: 0 SB: 1 CS: 0	PA: 39						
PITCHER	IP	WLS	BF	H	R	ER	SO	BB	IBB	HBP	BLK	WP	HR	S	P	ERA	WHIP										
Jeff Russell, R ERA: 4.4 (1, 1)	6.1		27	6	3	3	3	2	0	0	0	0	0	31	39	4.26	1.263										
Ted Power, R ERA: 3.27 (7, 1)	0.0	L	2	2	1	1	0	0	0	0	0	0	0	2	2	∞	∞										
John Franco, L ERA: 3.97 (7, 1)	2.2		10	3	3	3	1	0	0	0	0	0	1	12	12	10.12	1.125										

Batter	1	2	3	4	5	6	7	8	9	AB	R	H	RBI	BB	SO	LOB	BOTTOM											
Gary Redus, R OBP: 0.356, SLG: 0.422 (1, 7)	0-0 6-3		0-0 F7		0-0 6-3		0-3 K			4	0	0	0	0	1	1	Atlanta Braves @ Cincinnati Reds Riverfront Stadium, Cincinnati, OH Fri Jun 01 1984, 7:05 PM EDT Att: 29,650 - Unknown											
Tom Lawless, R OBP: 0.308, SLG: 0.304 Ron Oester, S OBP: 0.264, SLG: 0.280 (1, 4)	0-0 1-3		4-0 FC5-4 BB		0-0 F7				0-3 K	2	0	0	0	1	0	0												
Dave Concepcion, R OBP: 0.333, SLG: 0.371 (1, 6)	0-0 F3		0-0 FC5-4 S		0-0 F9				0-0 2B	4	0	1	0	0	0	1												
Dave Parker, L OBP: 0.335, SLG: 0.377 (1, 9)		0-0 HR 1B		0-0 F6		0-0 1B			0-0 E8	4	1	2	0	0	0	2												
Tony Perez, R OBP: 0.276, SLG: 0.352 (1, 3)		0-0 1-H HR		0-0 F3			0-0 F8		0-0 G6-4-3	4	1	1	2	0	0	4												
Nick Esasky, R OBP: 0.297, SLG: 0.360 Wayne Krenchicki, L OBP: 0.321, SLG: 0.583 (1, 5)		4-0 2B CS BB		0-0 F3		0-3 K			0-0 F3	2	0	0	0	1	1	1												
Dann Bilardello, R OBP: 0.354, SLG: 0.320 Ted Power, R (7, 1)		0-0 F7		0-3 K			0-0 6-3		0-0 1-3	3	0	0	0	0	1	2												
John Franco, L (9, PH)										0	0	0	0	0	0	0												
Eric Davis, R OBP: 0.269, SLG: 0.400 Eddie Milner, L OBP: 0.364, SLG: 0.383 (1, 8)		0-0 2B		0-0 FC5-4 1B			0-3 K		0-0 1B	2	1	2	0	0	0	0												
Jeff Russell, R OBP: 0.217, SLG: 0.273 Brad Gulden, L OBP: 0.250, SLG: 0.293 (1, 1)		0-0 2B		0-0 FC5-4			0-0 F7		0-0 F5	2	0	1	1	0	0	1												
Inning Stats	R: 0 E: 0 K: 0 S: 3	H: 0 LOB: 0 BB: 0 P: 3	R: 3 E: 0 K: 0 S: 6	H: 4 LOB: 1 BB: 1 P: 10	R: 0 E: 0 K: 0 S: 3	H: 0 LOB: 1 BB: 1 P: 7	R: 0 E: 0 K: 1 S: 6	H: 1 LOB: 0 BB: 0 P: 6	R: 0 E: 0 K: 2 S: 7	H: 0 LOB: 0 BB: 0 P: 7	R: 0 E: 1 K: 1 S: 6	H: 1 LOB: 1 BB: 0 P: 6	R: 0 E: 0 K: 0 S: 4	H: 1 LOB: 1 BB: 0 P: 4	R: 0 E: 0 K: 0 S: 4	H: 1 LOB: 1 BB: 0 P: 4	1B: 4 2B: 3 3B: 0 HR: 1	SF: 0 SAC: 0 DP: 1 HBP: 0	WP: 0 PB: 0 SB: 1 CS: 1	PA: 36								
PITCHER	IP	WLS	BF	H	R	ER	SO	BB	IBB	HBP	BLK	WP	HR	S	P	ERA	WHIP											
Pete Falcone, L ERA: 4.04 (1, 1)	6.0		25	6	3	3	2	2	0	0	0	0	0	1	27	35	4.50	1.333										
Steve Bedrosian, R ERA: 0.6 (7, 1)	3.0	S	11	2	0	0	3	0	0	0	0	0	0	17	17	0.00	0.667											



Batter	1	2	3	4	5	6	7	8	9	AB	R	H	RBI	BB	SO	LOB	TOP																					
Albert Hall, S OBP: 0.310, SLG: 0.328 (1, 7)	4-3		F8		6-3				SF8	5	2	2	1	0	0	3	Atlanta Braves @ Cincinnati Reds Riverfront Stadium, Cincinnati, OH Sat Jun 02 1984, 7:05 PM EDT Att: 24,814 - Unknown																					
Alex Trevino, R OBP: 0.363, SLG: 0.412 (1, 2)	F1		1-3		SH3-4		F4		SH	3	0	0	0	0	0	1																						
Rafael Ramirez, R OBP: 0.333, SLG: 0.351 (1, 6)	4-3				6-3		5-3		SF8	4	1	1	2	0	0	0																						
Dale Murphy, R OBP: 0.322, SLG: 0.486 (1, 8)		K			F6		K		F8	5	0	1	0	0	2	1																						
Bob Watson, R OBP: 0.238, SLG: 0.205 Mike Jorgensen, L (6, PR) OBP: 0.346, SLG: 0.304 (6, 3)	5-3		7-6-3-4-3						4-3	3	0	1	0	0	0	2																						
Brad Komminsk, R OBP: 0.389, SLG: 0.375 (1, 9)										2	0	0	0	0	0	1																						
Glenn Hubbard, R OBP: 0.342, SLG: 0.429 (1, 4)										4	2	3	1	0	0	0																						
Randy Johnson, R OBP: 0.429, SLG: 0.610 (1, 5)										3	1	1	2	0	0	1																						
Pascual Perez, R OBP: 0.200, SLG: 0.333 Terry Forster, L OBP: 1.000, SLG: 1.000 (8, 1)										4	2	3	0	0	0	3																						
										2	0	1	2	0	0	1																						
										1	1	1	0	0	0	0																						
Inning Stats	R: 0 E: 0 K: 0 S: 3	H: 0 LOB: 0 BB: 0 P: 3	R: 0 E: 0 K: 1 S: 6	H: 1 LOB: 1 BB: 0 P: 6	R: 0 E: 0 K: 0 S: 4	H: 1 LOB: 1 BB: 0 P: 4	R: 3 E: 0 K: 0 S: 7	H: 5 LOB: 1 BB: 0 P: 7	R: 1 E: 0 K: 0 S: 4	H: 1 LOB: 0 BB: 0 P: 4	R: 2 E: 0 K: 0 S: 6	H: 3 LOB: 2 BB: 0 P: 6	R: 0 E: 0 K: 1 S: 5	H: 0 LOB: 0 BB: 0 P: 5	R: 0 E: 0 K: 0 S: 3	H: 0 LOB: 0 BB: 0 P: 3	R: 3 E: 1 K: 0 S: 7	H: 3 LOB: 1 BB: 0 P: 7	1B: 9 2B: 4 3B: 1 HR: 1	SF: 1 SAC: 4 DP: 1 HBP: 0	WP: 1 PB: 0 SB: 0 CS: 0	PA: 41																
PITCHER	IP	WLS	BF	H	R	ER	SO	BB	IBB	HBP	BLK	WP	HR	S	P	ERA	WHIP	PITCHER				IP	WLS	BF	H	R	ER	SO	BB	IBB	HBP	BLK	WP	HR	S	P	ERA	WHIP
Bob Ovwchinko, L ERA: 3.25 (1, 1)	5.0	L	22	8	4	4	1	0	0	0	0	1	1	24	24	7.20	1.600																					
Tom Hume, R ERA: 5.13 (6, 1)	4.0		19	6	5	4	1	0	0	0	0	0	0	21	21	9.00	1.500																					

AB	36
R	9
H	14
RBI	8
BB	0
SO	2
LOB	13



Batter	1	2	3	4	5	6	7	8	9	AB	R	H	RBI	BB	SO	LOB	BOTTOM																					
Gary Redus, R OBP: 0.359, SLG: 0.424 (1, 7)	F8			F9		1B		E7		4	1	2	0	0	0	0	Atlanta Braves @ Cincinnati Reds Riverfront Stadium, Cincinnati, OH Sat Jun 02 1984, 7:05 PM EDT Att: 24,814 - Unknown																					
Eddie Milner, L OBP: 0.366, SLG: 0.404 (1, 8)	3-1			F6		1B		1B		4	1	2	3	0	0	0																						
Dan Driessen, L OBP: 0.412, SLG: 0.473 (1, 3)	4-3					1B				3	0	1	0	1	0	2																						
Dave Parker, L OBP: 0.329, SLG: 0.369 (1, 9)		4-3		F3			K	F6		4	0	0	0	0	1	2																						
Brad Gulden, L OBP: 0.242, SLG: 0.282 Eric Davis, R (9, PH) OBP: 0.259, SLG: 0.385 (1, 2)		6-3				F7		4-3		3	0	0	0	0	0	0																						
Dave Concepcion, R OBP: 0.327, SLG: 0.363 (1, 5)									K	1	0	0	0	0	1	0																						
Ron Oester, S OBP: 0.263, SLG: 0.279 (1, 4)			4-3			4-3				4	0	1	0	0	0	0																						
Tom Foley, L OBP: 0.323, SLG: 0.393 Nick Esasky, R (9, PH) OBP: 0.265, SLG: 0.356 (1, 6)				6-3				F9		3	0	0	0	0	0	0																						
Nick Esasky, R (9, PH) OBP: 0.265, SLG: 0.356 (1, 6)									4-3	1	0	0	0	0	0	1																						
Bob Ovwchinko, L (1, 1)										1	0	0	0	0	1	0																						
Tom Hume, R OBP: 0.286, SLG: 0.167 (6, 1)				K		K		E		1	1	0	0	1	1	0																						
Inning Stats	R: 0 E: 0 K: 0 S: 3	H: 0 LOB: 0 BB: 0 P: 3	R: 0 E: 0 K: 1 S: 5	H: 0 LOB: 0 BB: 0 P: 5	R: 0 E: 0 K: 0 S: 4	H: 1 LOB: 1 BB: 0 P: 4	R: 0 E: 0 K: 1 S: 5	H: 0 LOB: 0 BB: 0 P: 5	R: 0 E: 0 K: 1 S: 5	H: 0 LOB: 0 BB: 0 P: 5	R: 3 E: 1 K: 0 S: 5	H: 2 LOB: 2 BB: 2 P: 13	R: 0 E: 0 K: 1 S: 6	H: 1 LOB: 1 BB: 0 P: 6	1B: 5 2B: 0 3B: 0 HR: 1	SF: 0 SAC: 0 DP: 0 HBP: 0	WP: 0 PB: 0 SB: 0 CS: 0	PA: 35																				
PITCHER	IP	WLS	BF	H	R	ER	SO	BB	IBB	HBP	BLK	WP	HR	S	P	ERA	WHIP	PITCHER				IP	WLS	BF	H	R	ER	SO	BB	IBB	HBP	BLK	WP	HR	S	P	ERA	WHIP
Pascual Perez, R ERA: 4.64 (1, 1)	7.2		29	5	3	3	4	1	0	0	0	0	0	36	40	3.52	0.783																					
Terry Forster, L ERA: 2.03 (8, 1)	1.1	S	6	1	0	0	1	1	0	0	0	0	0	7	11	0.00	1.500																					



Batter	1	2	3	4	5	6	7	8	9	AB R H RBI BB SO LOB	TOP																							
Albert Hall, S OBP: 0.303, SLG: 0.309 (1, 7)										4 0 0 0 1 0 2	Atlanta Braves @ Cincinnati Reds Riverfront Stadium, Cincinnati, OH Sun Jun 03 1984, 3:33 AM EDT Att: 27,931 - Unknown																							
Alex Trevino, R OBP: 0.358, SLG: 0.404 (1, 2)										4 1 1 0 0 0 1																								
Rafael Ramirez, R OBP: 0.329, SLG: 0.346 (1, 6)										3 0 0 0 0 0 1																								
Dale Murphy, R OBP: 0.329, SLG: 0.490 (1, 8)										2 1 1 0 2 1 0																								
Brad Komminsk, R OBP: 0.381, SLG: 0.333 (1, 9)										2 1 0 0 1 1 2																								
Chris Chambliss, L OBP: 0.325, SLG: 0.351 (1, 3)										3 0 0 1 0 0 1																								
Glenn Hubbard, R OBP: 0.340, SLG: 0.422 (1, 4)										3 1 0 0 0 1 2																								
Randy Johnson, R OBP: 0.415, SLG: 0.578 (1, 5)										4 0 1 2 0 1 1																								
Len Barker, R OBP: 0.185, SLG: 0.087 Terry Forster, L OBP: 1.000, SLG: 1.000 (8, 1)										3 0 0 0 0 2 2 1 0 1 1 0 0 0																								
Inning Stats	R: 0 E: 0 K: 1 S: 5	H: 0 LOB: 2 BB: 2 P: 13	R: 0 E: 1 K: 2 S: 8	H: 0 LOB: 1 BB: 0 P: 8	R: 0 E: 0 K: 0 S: 3	H: 0 LOB: 0 BB: 0 P: 3	R: 0 E: 0 K: 1 S: 5	H: 0 LOB: 0 BB: 0 P: 5	R: 0 E: 0 K: 0 S: 3	H: 1 LOB: 1 BB: 0 P: 4	R: 0 E: 1 K: 0 S: 5	H: 0 LOB: 0 BB: 0 P: 5	R: 4 E: 0 K: 0 S: 6	H: 3 LOB: 2 BB: 2 P: 15	1B: 3 2B: 1 3B: 0 HR: 0	SF: 1 SAC: 2 DP: 0 HBP: 1	WP: 0 PB: 0 SB: 1 CS: 1	PA: 37																
PITCHER	IP WLS BF H R ER SO BB IBB HBP BLK WP HR S P ERA WHIP	IP WLS BF H R ER SO BB IBB HBP BLK WP HR S P ERA WHIP																																
Joe Price, L ERA: 5.26 (1, 1)	8.0	28	1	0	0	6	2	0	0	0	0	0	0	38	46	0.00	0.375																	
Ted Power, R ERA: 3.66 (9, 1)	0.1	L 4	1	3	3	0	1	1	0	0	0	0	0	2	10	81.00	6.000																	
John Franco, L ERA: 4.24 (9, 1)	0.2	5	2	1	1	0	0	0	1	0	0	0	0	4	5	13.50	3.000																	

AB	29
R	4
H	4
RBI	4
BB	4
SO	6
LOB	12



Batter	1	2	3	4	5	6	7	8	9	AB R H RBI BB SO LOB	BOTTOM																							
Gary Redus, R OBP: 0.371, SLG: 0.431 (1, 7)										2 0 2 0 1 0 0	Atlanta Braves @ Cincinnati Reds Riverfront Stadium, Cincinnati, OH Sun Jun 03 1984, 3:33 AM EDT Att: 27,931 - Unknown																							
Eddie Milner, L OBP: 0.361, SLG: 0.396 (1, 8)										3 0 0 0 0 1 3																								
Duane Walker, L OBP: 0.466, SLG: 0.750 Tony Perez, R OBP: 0.286, SLG: 0.352 Eric Davis, R OBP: 0.259, SLG: 0.385 (8, PH) (8, PR) (9, 9)										2 0 0 0 1 1 1 0 0 0 0 1 0 0 0 0 0 0 0 0 0																								
Dan Driessen, L OBP: 0.400, SLG: 0.457 (1, 3)										4 0 0 0 0 1 5																								
Dave Concepcion, R OBP: 0.320, SLG: 0.355 (1, 5)										4 0 0 0 0 2 1																								
Ron Oester, S OBP: 0.263, SLG: 0.274 (1, 4)										3 0 0 0 1 0 0																								
Dann Bilardello, R OBP: 0.350, SLG: 0.317 (1, 2)										4 0 1 0 0 0 2																								
Tom Foley, L OBP: 0.320, SLG: 0.386 (1, 6)										4 0 1 0 0 1 0																								
Joe Price, R OBP: 0.226, SLG: 0.290 Wally Pfister, L OBP: 0.345, SLG: 0.600 Tom Lawless, R OBP: 0.326, SLG: 0.304 Ted Power, R OBP: 1.000, SLG: 1.000 John Franco, L OBP: 0.327, SLG: 0.367 (1, 1) (8, PH) (8, PR) (9, 1) (9, PH)										2 0 0 0 0 0 0 1 0 1 0 1 0 0 0 0 0 2																								
Inning Stats	R: 0 E: 0 K: 1 S: 6	H: 1 LOB: 1 BB: 0 P: 6	R: 0 E: 0 K: 1 S: 5	H: 0 LOB: 0 BB: 0 P: 5	R: 0 E: 0 K: 2 S: 7	H: 0 LOB: 1 BB: 1 P: 11	R: 0 E: 0 K: 0 S: 3	H: 0 LOB: 2 BB: 2 P: 11	R: 0 E: 0 K: 0 S: 4	H: 1 LOB: 1 BB: 0 P: 4	R: 0 E: 0 K: 2 S: 7	H: 0 LOB: 0 BB: 0 P: 7	R: 0 E: 0 K: 0 S: 3	H: 0 LOB: 0 BB: 0 P: 3	R: 0 E: 0 K: 0 S: 4	H: 1 LOB: 2 BB: 1 P: 8	R: 0 E: 0 K: 0 S: 5	H: 2 LOB: 2 BB: 0 P: 5	1B: 5 2B: 0 3B: 0 HR: 0	SF: 0 SAC: 2 DP: 1 HBP: 0	WP: 0 PB: 0 SB: 5 CS: 0	PA: 36												
PITCHER	IP WLS BF H R ER SO BB IBB HBP BLK WP HR S P ERA WHIP	IP WLS BF H R ER SO BB IBB HBP BLK WP HR S P ERA WHIP																																
Len Barker, R ERA: 3.53 (1, 1)	7.1	29	3	0	0	6	3	0	0	0	0	0	0	38	50	0.00	0.818																	
Terry Forster, L ERA: 1.6 (8, 1)	1.2	W 7	2	0	0	0	0	1	0	0	0	0	0	6	10	0.00	1.200																	



Batter	1	2	3	4	5	6	7	8	9	AB	R	H	RBI	BB	SO	LOB	TOP											
Albert Hall, S OBP: 0.288, SLG: 0.292 (1, 7)	0-0 6-3		0-0 4-3		0-3 K		0-0 F8			4	0	0	0	0	1	2												
Randy Johnson, R OBP: 0.421, SLG: 0.571 (1, 5)	0-0 1B		0-0 1B		0-0 F3		0-0 6-3			4	0	2	1	0	0	0												
Rafael Ramirez, R OBP: 0.327, SLG: 0.344 (1, 6)	0-0 F7		0-0 6-3		0-3 K		0-0 5-3			4	0	1	0	0	1	2												
Dale Murphy, R OBP: 0.328, SLG: 0.486 (1, 8)	0-3 K		0-0 2B		0-0 F3		0-0 5-3			4	1	1	0	0	1	2												
Bob Watson, R OBP: 0.261, SLG: 0.238 Mike Jorgensen, L OBP: 0.346, SLG: 0.304 (8, PR) (8, 3)	0-0 F9		0-0 2B		0-0 5-3		0-0 IBB			3	0	1	0	1	0	0												
Brad Komminsk, R OBP: 0.320, SLG: 0.273 (1, 9)	0-0 6-3		0-0 5-3		0-0 5-3		0-3 K			4	0	0	0	0	1	4												
Glenn Hubbard, R OBP: 0.338, SLG: 0.415 (1, 4)	0-0 F3		0-0 BB		0-3 K		0-0 4-3			3	0	0	0	1	1	0												
Bruce Benedict, R OBP: 0.296, SLG: 0.301 (1, 2)			0-0 1B		0-0 SF7		0-0 5-3			2	1	1	1	1	0	0												
Rick Mahler, R OBP: 0.385, SLG: 0.385 Steve Bedrosian, R OBP: 0.167, SLG: 0.167 (9, 1)	0-0 6-3		0-0 6-3		0-3 K		0-0 1-3			4	0	0	0	0	1	4												
Inning Stats	R: 0 E: 0 K: 1 S: 6	H: 1 LOB: 1 BB: 0 P: 6	R: 0 E: 0 K: 0 S: 3	H: 0 LOB: 0 BB: 0 P: 3	R: 1 E: 0 K: 0 S: 5	H: 2 LOB: 1 BB: 0 P: 5	R: 1 E: 0 K: 1 S: 7	H: 2 LOB: 2 BB: 1 P: 11	R: 0 E: 0 K: 2 S: 3	H: 0 LOB: 0 BB: 0 P: 3	R: 0 E: 0 K: 1 S: 5	H: 0 LOB: 1 BB: 1 P: 9	R: 0 E: 0 K: 1 S: 6	H: 1 LOB: 2 BB: 1 P: 10	R: 0 E: 0 K: 0 S: 3	H: 0 LOB: 0 BB: 0 P: 3	1B: 4 2B: 1 3B: 1 HR: 0	SF: 1 SAC: 0 DP: 0 HBP: 0	WP: 0 PB: 0 SB: 1 CS: 0	PA: 36								
PITCHER	IP	WLS	BF	H	R	ER	SO	BB	IBB	HBP	BLK	WP	HR	S	P	ERA	WHIP											
Mark Davis, L ERA: 4.55 Greg Minton, R ERA: 4.99	(1, 1) (9, 1)	8.0 1.0	L 3	33	6	2	2	6	2	1	0	0	0	0	42	54	2.25	1.000										

Atlanta Braves @ San Francisco Giants
Candlestick Park, San Francisco, CA
Mon Jun 04 1984, 10:05 PM EDT
Att: 9,841 - Unknown

AB 32
R 2
H 6
RBI 2
BB 3
SO 6
LOB 14



Batter	1	2	3	4	5	6	7	8	9	AB	R	H	RBI	BB	SO	LOB	BOTTOM										
Chili Davis, S OBP: 0.338, SLG: 0.497 (1, 8)	0-0 4-3		0-0 G5-4-3		0-0 G4-6-3			0-0 HR		4	1	1	1	0	0	3											
Johnnie LeMaster, R OBP: 0.253, SLG: 0.233 Scot Thompson, L OBP: 0.375, SLG: 0.310 (8, PH) (9, 9)	0-0 F2		0-0 6-3		0-0 F9		0-0 4-3			3	0	0	0	0	0	0											
Jeffrey Leonard, R OBP: 0.343, SLG: 0.420 (1, 7)	0-0 6-3		0-0 4-3		0-3 K		0-0 F9			4	0	0	0	0	1	0											
Al Oliver, L OBP: 0.321, SLG: 0.360 (1, 3)			0-0 F7		0-0 2B		0-0 F5			4	0	1	0	0	0	0											
Joel Youngblood, R OBP: 0.320, SLG: 0.320 (9, 5)			0-0 5-3		0-0 5-3		0-3 K			4	0	0	0	0	1	1											
Bob Brenly, R OBP: 0.420, SLG: 0.473 (1, 2)			0-0 1B		0-0 6-3		0-0 PB			3	0	2	0	1	0	1											
Brad Wellman, R OBP: 0.500, SLG: 0.467 Dusty Baker Jr., R OBP: 0.413, SLG: 0.420 (9, PH)			0-0 FC4		0-0 1B		0-3 K			2	0	1	0	1	1	1											
Fran Mullins, R OBP: 0.367, SLG: 0.440 (9, 6)			0-0 FC4		0-0 1B		0-0 F9			3	0	1	0	0	0	3											
Mark Davis, L OBP: 0.118, SLG: 0.235 Duane Kuiper, L OBP: 0.216, SLG: 0.176 Greg Minton, S (9, 1)			0-0 G5-4-3		0-0 F3		0-0 6-3			2	0	1	0	0	0	2											
Inning Stats	R: 0 E: 0 K: 0 S: 3	H: 0 LOB: 0 BB: 0 P: 3	R: 0 E: 0 K: 0 S: 5	H: 2 LOB: 2 BB: 0 P: 5	R: 0 E: 0 K: 0 S: 3	H: 1 LOB: 0 BB: 0 P: 3	R: 0 E: 0 K: 0 S: 4	H: 1 LOB: 1 BB: 0 P: 4	R: 0 E: 0 K: 1 S: 5	H: 0 LOB: 0 BB: 0 P: 5	R: 0 E: 0 K: 2 S: 7	H: 0 LOB: 1 BB: 1 P: 11	R: 1 E: 0 K: 0 S: 4	H: 1 LOB: 0 BB: 0 P: 4	R: 0 E: 0 K: 1 S: 6	H: 1 LOB: 1 BB: 0 P: 6	1B: 5 2B: 1 3B: 0 HR: 1	SF: 0 SAC: 0 DP: 2 HBP: 0	WP: 0 PB: 1 SB: 0 CS: 0	PA: 34							
PITCHER	IP	WLS	BF	H	R	ER	SO	BB	IBB	HBP	BLK	WP	HR	S	P	ERA	WHIP										
Rick Mahler, R ERA: 1.78 Steve Bedrosian, R ERA: 0.99	(1, 1) (9, 1)	8.2 0.1	W S	33	7	1	1	3	0	0	0	0	0	3	3	1.04	1.038										

Atlanta Braves @ San Francisco Giants
Candlestick Park, San Francisco, CA
Mon Jun 04 1984, 10:05 PM EDT
Att: 9,841 - Unknown

AB 32
R 1
H 7
RBI 1
BB 2
SO 4
LOB 12



Batter	1	2	3	4	5	6	7	8	9	AB	R	H	RBI	BB	SO	LOB	TOP										
Rafael Ramirez, R OBP: 0.324, SLG: 0.345 (1, 6)										5	1	1	0	0	1	3	Atlanta Braves @ San Francisco Giants Candlestick Park, San Francisco, CA Tue Jun 05 1984, 10:05 PM EDT Att: 7,166 - Unknown livebaseballscorecards.com										
Randy Johnson, R OBP: 0.419, SLG: 0.556 (1, 5)										5	1	2	0	0	0	1											
Gerald Perry, L OBP: 0.349, SLG: 0.361 Albert Hall, S OBP: 0.288, SLG: 0.292 (1, 7) (9, 7)										5	3	4	2	0	0	1											
Dale Murphy, R OBP: 0.329, SLG: 0.489 (1, 8)										5	1	2	1	0	1	2											
Chris Chambliss, L OBP: 0.328, SLG: 0.351 (1, 3)										3	1	1	1	1	0	1											
Brad Komminsk, R OBP: 0.310, SLG: 0.385 (1, 9)										4	1	1	3	0	1	2											
Glenn Hubbard, R OBP: 0.337, SLG: 0.411 (1, 4)										4	0	1	0	0	1	0											
Bruce Benedict, R OBP: 0.303, SLG: 0.295 (1, 2)										2	0	0	0	2	0	1											
Craig McMurtry, R OBP: 0.130, SLG: 0.048 Gene Garber, R OBP: 0.200, SLG: 0.200 (1, 1) (6, 1)										1	0	0	0	0	1	1											
										1	0	0	0	0	1	0	Braves										
Inning Stats	R: 2 E: 0 K: 0 S: 6	H: 3 LOB: 1 BB: 0 P: 6	R: 0 E: 0 K: 0 S: 3	H: 0 LOB: 1 BB: 1 P: 7	R: 5 E: 0 K: 1 S: 9	H: 4 LOB: 1 BB: 2 P: 17	R: 1 E: 0 K: 0 S: 5	H: 2 LOB: 1 BB: 0 P: 5	R: 0 E: 0 K: 0 S: 6	H: 1 LOB: 1 BB: 0 P: 6	R: 0 E: 0 K: 0 S: 3	H: 0 LOB: 0 BB: 0 P: 3	R: 0 E: 0 K: 1 S: 5	H: 0 LOB: 0 BB: 0 P: 5	R: 0 E: 0 K: 1 S: 5	H: 1 LOB: 0 BB: 0 P: 5		1B: 8 2B: 2 3B: 0 HR: 2	SF: 0 SAC: 2 DP: 1 HBP: 0	WP: 1 PB: 0 SB: 0 CS: 1	PA: 41						
PITCHER	IP	WLS	BF	H	R	ER	SO	BB	IBB	HBP	BLK	WP	HR	S	P	ERA	WHIP										
Mike Krukow, R ERA: 5.37 (1, 1)	2.0	L	13	6	5	5	0	1	0	0	0	0	0	12	16	22.50	3.500										
Scott Garretts, R ERA: 5.03 (3, 1)	2.0		12	4	3	3	1	2	0	0	0	1	2	12	20	13.50	3.000										
Frank Williams, R ERA: 4.38 (5, 1)	3.0		9	1	0	0	3	0	0	0	0	0	0	15	15	0.00	0.333										
Jeff Cornell, R ERA: 8.31 (8, 1)	2.0		6	1	0	0	2	0	0	0	0	0	0	10	10	0.00	0.500										

Batter	1	2	3	4	5	6	7	8	9	AB	R	H	RBI	BB	SO	LOB	BOTTOM										
Johnnie LeMaster, R OBP: 0.298, SLG: 0.238 (1, 6)										5	1	2	0	0	0	1	Atlanta Braves @ San Francisco Giants Candlestick Park, San Francisco, CA Tue Jun 05 1984, 10:05 PM EDT Att: 7,166 - Unknown livebaseballscorecards.com										
Chili Davis, S OBP: 0.340, SLG: 0.495 (1, 8)										5	0	2	0	0	0	1											
Jeffrey Leonard, R OBP: 0.339, SLG: 0.414 (1, 7)										5	1	1	0	0	2	5											
Jack Clark, R OBP: 0.424, SLG: 0.573 Gene Richards, L OBP: 0.396, SLG: 0.293 (1, 9) (4, PH) (5, 9)										1	0	0	0	0	0	1											
Al Oliver, L OBP: 0.324, SLG: 0.365 (1, 3)										3	0	1	1	1	1	2											
Bob Brenly, R OBP: 0.416, SLG: 0.466 (1, 2)										2	0	0	1	1	0	2											
Fran Mullins, R OBP: 0.333, SLG: 0.393 Scott Thompson, L OBP: 0.364, SLG: 0.300 Duane Kuiper, L OBP: 0.218, SLG: 0.176 (1, 5) (6, PH) (9, 4)										3	0	0	0	0	3	3											
Brad Wellman, R OBP: 0.409, SLG: 0.368 (1, 4) (9, 5)										4	0	0	0	0	2	3											
Mike Krukow, R OBP: 0.200, SLG: 0.158 Scott Garretts, R OBP: 0.143, SLG: 0.143 Frank Williams, R OBP: 0.200, SLG: 0.111 John Rabe, R OBP: 0.000, SLG: 0.000 Jeff Cornell, S OBP: 0.316, SLG: 0.316 (1, 1) (3, 1) (5, 1) (7, PH) (8, 1) (9, PH)										0	0	0	0	0	0	0											
										1	0	0	0	0	0	0											
										1	0	0	0	0	0	0											
										1	0	0	0	0	0	0											
										1	0	0	0	0	0	0											
										1	0	0	0	0	0	0											
										1	0	0	0	0	0	0											
Inning Stats	R: 1 E: 1 K: 1 S: 7	H: 1 LOB: 1 BB: 0 P: 7	R: 0 E: 0 K: 2 S: 7	H: 0 LOB: 0 BB: 0 P: 7	R: 0 E: 0 K: 0 S: 3	H: 0 LOB: 0 BB: 0 P: 3	R: 2 E: 0 K: 1 S: 8	H: 3 LOB: 1 BB: 0 P: 8	R: 0 E: 0 K: 0 S: 4	H: 1 LOB: 1 BB: 0 P: 4	R: 0 E: 0 K: 1 S: 5	H: 0 LOB: 2 BB: 2 P: 13	R: 0 E: 0 K: 0 S: 4	H: 1 LOB: 1 BB: 0 P: 4	R: 0 E: 0 K: 1 S: 5	H: 1 LOB: 1 BB: 1 P: 9	R: 0 E: 0 K: 3 S: 11	H: 2 LOB: 2 BB: 0 P: 11	1B: 8 2B: 1 3B: 0 HR: 0	SF: 1 SAC: 0 DP: 1 HBP: 0	WP: 0 PB: 0 SB: 2 CS: 0	PA: 39					
PITCHER	IP	WLS	BF	H	R	ER	SO	BB	IBB	HBP	BLK	WP	HR	S	P	ERA	WHIP										
Craig McMurtry, R ERA: 3.59 (1, 1)	5.0	W	23	5	3	2	4	2	0	0	0	0	0	29	37	3.60	1.400										
Gene Garber, R ERA: 4.15 (6, 1)	4.0	S	16	4	0	0	5	1	0	0	0	0	0	25	29	0.00	1.250										


Batter	1	2	3	4	5	6	7	8	9	AB	R	H	RBI	BB	SO	LOB	TOP						
Rafael Ramirez, R OBP: 0.322, SLG: 0.341	0-0 FC4-6 1B	0-3 K		0-0 E6 1B		0-0 CS 2H 1B			0-0 F6	5	0	3	1	0	1	2	Atlanta Braves @ Los Angeles Dodgers Dodger Stadium, Los Angeles, CA Thu Jun 07 1984, 7:05 PM PDT Att: 35,168 - Unknown						
Alex Trevino, R OBP: 0.349, SLG: 0.394	0-0 FC4-6 1B 1-2 5-3	0-0 1H 2H 2B		0-0 F8		0-0 F9 1-2			4-0 2B 5-3 BB	4	2	1	2	1	0	3							
Gerald Perry, L OBP: 0.363, SLG: 0.393	0-0 5-3 2B 1-3 1B	0-3 K			0-0 F7				0-0 5-3 2B 1-3	5	1	3	0	0	1	1							
Dale Murphy, R OBP: 0.335, SLG: 0.480	0-0 5-3 1-2 3H			0-0 F5		0-0 S HR 1B			4-0 5-3 IBB	4	1	1	1	1	0	2							
Chris Chambliss, L OBP: 0.344, SLG: 0.376 Albert Hall, S OBP: 0.296, SLG: 0.301	0-0 2H 2B			0-0 1B		0-0 1H HR			0-0 5-3	5	1	3	4	0	1	3							
Brad Komminsk, R OBP: 0.225, SLG: 0.270	0-0 5-3			0-0 F8		0-0 F8			0-0 1-2 2-3 3H K	5	0	0	0	0	1	5							
Glenn Hubbard, R OBP: 0.336, SLG: 0.401		0-0 FC 2B 1B		0-0 F4		0-0 6-3			0-3 K	4	1	1	0	0	1	1							
Randy Johnson, R OBP: 0.400, SLG: 0.516		0-0 FC 2B 1-2		0-0 F8		0-0 SH5-4 1B 1B			0-0 6-3	4	2	1	0	0	0	1							
Pascual Perez, R OBP: 0.167, SLG: 0.278		0-3 K		0-3 K		0-0 SH5-4 1-2			0-3 K	3	0	0	0	0	3	2							
Inning Stats	R: 2 E: 0 K: 0 S: 6	H: 3 LOB: 1 BB: 0 P: 6	R: 2 E: 0 K: 3 S: 12	H: 2 LOB: 1 BB: 0 P: 12	R: 0 E: 0 K: 0 S: 4	H: 1 LOB: 1 BB: 0 P: 4	R: 0 E: 1 K: 1 S: 6	H: 1 LOB: 1 BB: 0 P: 6	R: 2 E: 0 K: 0 S: 5	H: 2 LOB: 0 BB: 0 P: 5	R: 0 E: 0 K: 1 S: 6	H: 1 LOB: 1 BB: 0 P: 6	R: 0 E: 0 K: 2 S: 7	H: 0 LOB: 0 BB: 0 P: 7	R: 1 E: 0 K: 1 S: 6	H: 1 LOB: 2 BB: 2 P: 14	1B: 9 2B: 3 3B: 0 HR: 1	SF: 0 SAC: 1 DP: 0 HBP: 0	WP: 0 PB: 0 SB: 1 CS: 1	PA: 42			
PITCHER	IP WLS BF H R ER SO BB IBB HBP BLK WP HR S P ERA WHIP	IP WLS BF H R ER SO BB IBB HBP BLK WP HR S P ERA WHIP																					
Orel Hershiser, R ERA: 5.5	(1, 1)	5.0	L	25	9	6	6	4	0	0	0	0	0	0	0	0	0	1	33	33	10.80	1.800	
Burt Hooton, R ERA: 3.7	(6, 1)	3.0		11	3	1	1	3	0	0	0	0	0	0	0	0	0	0	17	17	3.00	1.000	
Carlos Diaz, L ERA: 3.04	(9, 1)	1.0		6	1	1	1	1	1	1	0	0	0	0	0	0	0	0	6	14	9.00	2.000	
Batter	1	2	3	4	5	6	7	8	9	AB	R	H	RBI	BB	SO	LOB	BOTTOM						
Steve Sax, R OBP: 0.327, SLG: 0.349	0-0 4-3			0-0 6-3	0-3 K				0-0 6-3	4	0	0	0	0	1	2	Atlanta Braves @ Los Angeles Dodgers Dodger Stadium, Los Angeles, CA Thu Jun 07 1984, 7:05 PM PDT Att: 35,168 - Unknown						
R.J. Reynolds, S OBP: 0.333, SLG: 0.372	0-0 F8			0-0 4-3		0-0 FC5-4 1B			0-0 1B	4	0	2	0	0	0	0							
Greg Brock, L OBP: 0.283, SLG: 0.451	0-3 K			0-0 2B		0-3 K			0-0 F9	4	0	1	0	0	2	2							
Mike Marshall, R OBP: 0.331, SLG: 0.514		0-0 F7		0-0 6-3		0-0 FC5-4 1-2			0-3 K	4	0	0	0	0	1	2							
Ken Landreaux, L OBP: 0.320, SLG: 0.343		0-0 F5			0-0 4-3	0-0 F9			0-0 1B	4	0	1	0	0	0	1							
Pedro Guerrero, R OBP: 0.314, SLG: 0.369		0-3 K			4-0 1B 1B BB				0-3 K	3	1	1	0	1	2	1							
Mike Scioscia, L OBP: 0.381, SLG: 0.352				0-0 F2		0-0 1-3 1B 1B			0-3 K	4	0	1	0	0	1	2							
Dave Anderson, R OBP: 0.345, SLG: 0.317				0-0 1-3		0-0 1-2 3H 1B			0-0 5	3	0	1	1	0	0	1							
Orel Hershiser, R Franklin Stubbs, L OBP: 0.287, SLG: 0.381 Burt Hooton, R Terry Whitfield, L OBP: 0.278, SLG: 0.366 Carlos Diaz, R	(1, 1) (5, PH) (6, 1) (8, PH) (9, 1)	R: 0 E: 0 K: 1 S: 5	H: 0 LOB: 0 BB: 0 P: 5	R: 0 E: 0 K: 1 S: 5	H: 0 LOB: 0 BB: 0 P: 5	R: 0 E: 0 K: 0 S: 3	H: 0 LOB: 0 BB: 0 P: 3	R: 0 E: 0 K: 0 S: 4	H: 1 LOB: 1 BB: 0 P: 4	R: 1 E: 0 K: 2 S: 9	H: 2 LOB: 2 BB: 1 P: 13	R: 0 E: 0 K: 1 S: 6	H: 1 LOB: 1 BB: 0 P: 6	R: 0 E: 0 K: 0 S: 3	H: 1 LOB: 0 BB: 0 P: 3	R: 0 E: 0 K: 0 S: 4		H: 1 LOB: 1 BB: 0 P: 4	R: 0 E: 0 K: 3 S: 10	H: 1 LOB: 1 BB: 0 P: 10	1B: 5 2B: 2 3B: 1 HR: 0	SF: 0 SAC: 0 DP: 1 HBP: 0	WP: 0 PB: 0 SB: 0 CS: 0
PITCHER	IP WLS BF H R ER SO BB IBB HBP BLK WP HR S P ERA WHIP	IP WLS BF H R ER SO BB IBB HBP BLK WP HR S P ERA WHIP																					
Pascual Perez, R ERA: 4.01	(1, 1)	9.0	W	34	7	1	1	8	1	0	0	0	0	0	0	0	0	0	49	53	1.00	0.889	


Batter	1	2	3	4	5	6	7	8	9	AB	R	H	RBI	BB	SO	LOB	TOP			
Rafael Ramirez, R OBP: 0.333, SLG: 0.362										5	1	3	0	0	0	2	Atlanta Braves @ Los Angeles Dodgers Dodger Stadium, Los Angeles, CA Sat Jun 09 1984, 3:33 AM PDT Att: 38,394 - Unknown			
Randy Johnson, R OBP: 0.397, SLG: 0.514										4	2	2	0	0	0	1				
Gerald Perry, L OBP: 0.369, SLG: 0.426 Steve Bedrosian, R OBP: 0.286, SLG: 0.286										2	0	1	0	3	1	1				
Dale Murphy, R OBP: 0.338, SLG: 0.489										4	0	1	2	1	0	4				
Chris Chambliss, L OBP: 0.341, SLG: 0.364										4	0	0	0	0	2	6				
Glenn Hubbard, R OBP: 0.329, SLG: 0.395										4	0	0	0	0	1	3				
Brad Komminsk, R OBP: 0.208, SLG: 0.244										4	0	0	0	0	2	0				
Bruce Benedict, R OBP: 0.301, SLG: 0.294										4	0	1	0	0	1	0				
Rick Mahler, R OBP: 0.375, SLG: 0.375 Donnie Moore, L (6, 1)										3	0	1	0	0	2	0				
Jerry Royster, R OBP: 0.295, SLG: 0.289 Albert Hall, S OBP: 0.296, SLG: 0.301										1	0	0	0	0	0	0				
Inning Stats	R: 2 E: 0 K: 1 S: 7	H: 2 LOB: 1 BB: 1 P: 11	R: 0 E: 0 K: 1 S: 5	H: 0 LOB: 0 BB: 0 P: 5	R: 1 E: 0 K: 1 S: 7	H: 2 LOB: 2 BB: 1 P: 11	R: 0 E: 0 K: 3 S: 9	H: 0 LOB: 0 BB: 0 P: 9	R: 0 E: 0 K: 1 S: 6	H: 1 LOB: 2 BB: 1 P: 10	R: 0 E: 0 K: 0 S: 4	H: 1 LOB: 1 BB: 0 P: 4	R: 0 E: 0 K: 2 S: 7	H: 0 LOB: 0 BB: 0 P: 7	R: 0 E: 0 K: 0 S: 4	H: 1 LOB: 2 BB: 1 P: 8	1B: 6 2B: 3 3B: 0 HR: 0	SF: 0 SAC: 1 DP: 0 HBP: 0	WP: 0 PB: 0 SB: 3 CS: 0	PA: 40
PITCHER Fernando Valenzuela, L ERA: 2.4	IP: 9.0 WLS: W BF: 40	H: 9 R: 3 ER: 3 SO: 9	BB: 3 IBB: 1 HBP: 0 BLK: 1	WP: 0 HR: 0 S: 54 P: 70	ERA: 3.00 WHIP: 1.333	PITCHER IP: WLS: BF: H: R: ER: SO: BB: IBB: HBP: BLK: WP: HR: S: P: ERA: WHIP														

Batter	1	2	3	4	5	6	7	8	9	AB	R	H	RBI	BB	SO	LOB	BOTTOM	
R.J. Reynolds, S OBP: 0.323, SLG: 0.368										5	0	1	2	0	1	1	Atlanta Braves @ Los Angeles Dodgers Dodger Stadium, Los Angeles, CA Sat Jun 09 1984, 3:33 AM PDT Att: 38,394 - Unknown	
Bob Bailor, R OBP: 0.316, SLG: 0.284										3	0	1	0	1	0	0		
Greg Brock, L OBP: 0.290, SLG: 0.438										4	0	2	1	0	0	0		
Mike Marshall, R OBP: 0.333, SLG: 0.527										4	0	1	0	0	2	4		
Ken Landreaux, L OBP: 0.323, SLG: 0.386										4	1	2	1	0	0	0		
Pedro Guerrero, R OBP: 0.308, SLG: 0.360										4	0	0	0	0	2	2		
Mike Scioscia, L OBP: 0.351, SLG: 0.354 Steve Sax, R OBP: 0.323, SLG: 0.343										4	0	2	0	0	1	1		
Dave Anderson, R OBP: 0.344, SLG: 0.318 Terry Whitfield, L OBP: 0.289, SLG: 0.379										3	1	1	0	0	0	1		
Fernando Valenzuela, L OBP: 0.156, SLG: 0.188 Rick Monday, L OBP: 0.347, SLG: 0.341										2	0	0	0	0	1	0		
Inning Stats	R: 0 E: 0 K: 0 S: 3	H: 2 LOB: 1 BB: 0 P: 4	R: 1 E: 0 K: 1 S: 7	H: 2 LOB: 2 BB: 1 P: 11	R: 0 E: 0 K: 0 S: 4	H: 1 LOB: 1 BB: 0 P: 4	R: 0 E: 0 K: 2 S: 8	H: 1 LOB: 0 BB: 0 P: 8	R: 0 E: 0 K: 1 S: 5	H: 0 LOB: 0 BB: 0 P: 5	R: 0 E: 0 K: 1 S: 5	H: 0 LOB: 0 BB: 0 P: 5	R: 2 E: 0 K: 1 S: 6	H: 3 LOB: 3 BB: 1 P: 10	1B: 8 2B: 2 3B: 0 HR: 1	SF: 0 SAC: 1 DP: 1 HBP: 0		WP: 0 PB: 0 SB: 0 CS: 0
PITCHER Rick Mahler, R ERA: 1.94 Donnie Moore, R ERA: 2.04 Steve Bedrosian, R ERA: 1.07	IP: 5.0 WLS: 9 BF: 23	H: 8 R: 2 ER: 2 SO: 2	BB: 1 IBB: 0 HBP: 0 BLK: 0	WP: 0 HR: 1 S: 26 P: 30	ERA: 3.60 WHIP: 1.800	PITCHER IP: WLS: BF: H: R: ER: SO: BB: IBB: HBP: BLK: WP: HR: S: P: ERA: WHIP												

Batter	1	2	3	4	5	6	7	8	9	AB	R	H	RBI	BB	SO	LOB	TOP											
Albert Hall, S OBP: 0.302, SLG: 0.321 (1, 9)										5	0	2	0	0	0	2	<p>Atlanta Braves @ Los Angeles Dodgers Dodger Stadium, Los Angeles, CA Sun Jun 10 1984, 3:33 AM PDT Att: 41,182 - Unknown</p> <p>livebaseballscores.com</p> <p>AB 34 R 2 H 10 RBI 2 BB 2 SO 5 LOB 19</p>											
Alex Trevino, R OBP: 0.336, SLG: 0.377 (1, 2)										4	0	1	0	0	0	3												
Gerald Perry, L OBP: 0.392, SLG: 0.424 (1, 7) (8, 3)										3	0	1	0	1	1	3												
Dale Murphy, R OBP: 0.337, SLG: 0.483 (1, 8)										3	0	0	0	1	1	3												
Chris Chambliss, L OBP: 0.336, SLG: 0.358 (1, 3) (8, PH) Bob Watson, R OBP: 0.271, SLG: 0.273 Terry Forster, L OBP: 1.000, SLG: 1.000 (8, 1)										3	0	0	0	0	0	3												
Rafael Ramirez, R OBP: 0.336, SLG: 0.364 (1, 6)										4	2	2	0	0	0	0												
Randy Johnson, R OBP: 0.390, SLG: 0.500 (1, 5)										4	0	1	0	0	0	1												
Jerry Royster, R OBP: 0.296, SLG: 0.291 (1, 4) (8, 7) Mike Jorgensen, L OBP: 0.345, SLG: 0.320 (9, PH)										3	0	1	1	0	2	0												
Craig McMurtry, R OBP: 0.125, SLG: 0.045 (1, 1) Terry Harper, R OBP: 0.254, SLG: 0.258 (6, PH) Rick Camp, R OBP: 0.200, SLG: 0.111 Glenn Hubbard, R OBP: 0.330, SLG: 0.396 (8, 4)										1	0	0	0	0	1	0												
Inning Stats	R: 0 E: 0 K: 1 S: 5	H: 1 LOB: 0 BB: 0 P: 5	R: 0 E: 0 K: 1 S: 5	H: 0 LOB: 0 BB: 0 P: 5	R: 0 E: 0 K: 2 S: 7	H: 0 LOB: 1 BB: 0 P: 7	R: 1 E: 0 K: 0 S: 4	H: 2 LOB: 1 BB: 0 P: 4	R: 0 E: 0 K: 1 S: 5	H: 3 LOB: 3 BB: 1 P: 9	R: 0 E: 0 K: 1 S: 5	H: 0 LOB: 0 BB: 0 P: 5	R: 0 E: 1 K: 0 S: 6	H: 2 LOB: 3 BB: 0 P: 6	R: 1 E: 0 K: 0 S: 5	H: 2 LOB: 1 BB: 0 P: 5		1B: 9 2B: 2 3B: 0 HR: 0	SF: 1 SAC: 0 DP: 1 HBP: 0	WP: 0 PB: 0 SB: 1 CS: 1	PA: 37							
PITCHER	IP	WLS	BF	H	R	ER	SO	BB	IBB	HBP	BLK	WP	HR	S	P	ERA		WHIP										
Alejandro Pena, R ERA: 2.09 (1, 1)	5.2	W	21	6	1	1	4	1	0	0	0	0	0	28	32	1.59		1.235										
Orel Hershiser, R ERA: 5.5 (6, 1)	0.0		1	0	0	0	0	1	0	0	0	0	0	0	4	∞		∞										
Rich Rodas, L ERA: (6, 1)	2.0		8	2	0	0	1	0	0	0	0	0	0	10	10	0.00	1.000											
Pat Zachry, R ERA: 2.28 (8, 1)	0.0		1	0	0	0	0	0	0	0	0	0	0	1	1	∞	∞											
Carlos Diaz, L ERA: 3.39 (8, 1)	0.1		3	2	1	1	0	0	0	0	0	0	0	3	3	27.00	6.000											

Batter	1	2	3	4	5	6	7	8	9	AB	R	H	RBI	BB	SO	LOB	BOTTOM											
R.J. Reynolds, S OBP: 0.320, SLG: 0.363 (1, 9) (9, 8)										4	1	1	0	0	0	3	<p>Atlanta Braves @ Los Angeles Dodgers Dodger Stadium, Los Angeles, CA Sun Jun 10 1984, 3:33 AM PDT Att: 41,182 - Unknown</p> <p>livebaseballscores.com</p> <p>AB 30 R 3 H 7 RBI 3 BB 4 SO 3 LOB 17</p>											
Bob Bailor, R OBP: 0.313, SLG: 0.282 (1, 4)										4	0	1	0	0	0	1												
Greg Brock, L OBP: 0.279, SLG: 0.419 (1, 3)										4	0	0	1	0	1	2												
Mike Marshall, R OBP: 0.326, SLG: 0.513 (1, 7)										4	0	0	0	0	1	2												
Ken Landreaux, L OBP: 0.329, SLG: 0.408 (1, 8) (8, PH) Candy Maldonado, R OBP: 0.350, SLG: 0.404 (9, 9)										2	1	1	1	1	0	0												
Pedro Guerrero, R OBP: 0.311, SLG: 0.363 (1, 5)										4	1	2	0	0	1	0												
Mike Scioscia, L OBP: 0.393, SLG: 0.357 (1, 2)										2	0	1	0	2	0	2												
Dave Anderson, R OBP: 0.336, SLG: 0.310 (1, 6)										3	0	0	0	0	0	5												
Alejandro Pena, R OBP: 0.143, SLG: 0.111 (1, 1) Orel Hershiser, R ERA: 4.18 (8, 1) Rich Rodas, L ERA: 4.18 (8, 1) Pat Zachry, R ERA: 4.18 (8, 1) Carlos Diaz, R ERA: 4.18 (8, 1) Burt Hooton, R ERA: 4.18 (8, 1)										1	0	0	1	1	0	2												
Inning Stats	R: 0 E: 0 K: 1 S: 6	H: 1 LOB: 1 BB: 0 P: 6	R: 0 E: 0 K: 0 S: 4	H: 1 LOB: 2 BB: 2 P: 12	R: 0 E: 0 K: 1 S: 5	H: 0 LOB: 0 BB: 0 P: 5	R: 1 E: 0 K: 0 S: 4	H: 2 LOB: 2 BB: 0 P: 4	R: 1 E: 0 K: 0 S: 4	H: 1 LOB: 1 BB: 1 P: 8	R: 0 E: 0 K: 1 S: 5	H: 0 LOB: 0 BB: 0 P: 3	R: 0 E: 0 K: 0 S: 5	H: 2 LOB: 2 BB: 0 P: 5	R: 1 E: 0 K: 0 S: 5	H: 2 LOB: 1 BB: 0 P: 5		1B: 6 2B: 1 3B: 0 HR: 1	SF: 0 SAC: 0 DP: 1 HBP: 0	WP: 1 PB: 0 SB: 0 CS: 0	PA: 34							
PITCHER	IP	WLS	BF	H	R	ER	SO	BB	IBB	HBP	BLK	WP	HR	S	P	ERA		WHIP										
Craig McMurtry, R ERA: 3.7 (1, 1)	5.0	L	22	5	3	3	2	3	0	0	0	1	0	23	35	5.40		1.600										
Rick Camp, R ERA: 4.18 (6, 1)	2.0		7	0	0	0	1	1	0	0	0	1	0	8	12	0.00		0.500										
Terry Forster, L ERA: 1.69 (8, 1)	1.0		5	2	0	0	0	0	0	0	0	0	0	5	5	0.00	2.000											

Batter	1	2	3	4	5	6	7	8	9	AB	R	H	RBI	BB	SO	LOB	TOP			
Albert Hall, S OBP: 0.308, SLG: 0.325	6-3		G4-6-3 1B		G3	K			S	5	1	2	0	0	1	2	<p>Atlanta Braves @ San Diego Padres Jack Murphy Stadium, San Diego, CA</p> <p>Mon Jun 11 1984, 10:05 PM EDT Att: 9,271 - Unknown</p> <p>livebaseballscores.com</p> <p>AB 38 R 4 H 13 RBI 3 BB 0 SO 7 LOB 11</p> 			
Randy Johnson, R OBP: 0.379, SLG: 0.481	6-3		G4-6-3 1B		K		F4		F8	5	0	1	0	0	1	1				
Rafael Ramirez, R OBP: 0.335, SLG: 0.362	1B		G4-6-3		F8		F8			4	0	1	0	0	0	2				
Dale Murphy, R OBP: 0.343, SLG: 0.488	1B		1B			G4-6-3 HR			F7	4	1	3	1	0	0	0				
Gerald Perry, L OBP: 0.388, SLG: 0.419	K		1B		G4-6-3				K	4	0	1	0	0	2	3				
Brad Komminsk, R OBP: 0.212, SLG: 0.306		4-3	4-3			HR			F4	4	1	1	2	0	0	2				
Glenn Hubbard, R OBP: 0.329, SLG: 0.393	K					F4			F4	4	0	1	0	0	1	0				
Alex Trevino, R OBP: 0.333, SLG: 0.373	F8		G1-6-3			1B			5-3	4	0	1	0	0	0	1				
Pete Falcone, L OBP: 0.214, SLG: 0.286										4	1	2	0	0	2	0				
Steve Bedrosian, R OBP: 0.286, SLG: 0.286			G4-6-3 1B		K				K	0	0	0	0	0	0	0				
Inning Stats	R: 0 E: 0 K: 1 S: 7	H: 2 LOB: 2 BB: 0 P: 7	R: 0 E: 0 K: 1 S: 5	H: 0 LOB: 0 BB: 0 P: 5	R: 2 E: 0 K: 0 S: 7	H: 5 LOB: 2 BB: 0 P: 7	R: 0 E: 0 K: 1 S: 5	H: 1 LOB: 0 BB: 0 P: 5	R: 0 E: 0 K: 0 S: 5	H: 0 LOB: 0 BB: 0 P: 5	R: 2 E: 0 K: 1 S: 9	H: 4 LOB: 2 BB: 0 P: 9	R: 0 E: 0 K: 0 S: 3	H: 0 LOB: 0 BB: 0 P: 3	R: 0 E: 0 K: 1 S: 5	H: 1 LOB: 1 BB: 0 P: 6	1B: 12 2B: 0 3B: 0 HR: 1	SF: 0 SAC: 0 DP: 2 HBP: 0	WP: 0 PB: 0 SB: 1 CS: 0	PA: 38
PITCHER	IP WLS BF H R ER SO BB IBB HBP BLK WP HR S P ERA WHIP																			
Mark Thurmond, L ERA: 4.01	(1, 1) 5.2 27 12 4 4 4 0 0 0 0 0 1 35 35 6.35 2.118																			
Craig Lefferts, L ERA: 1.0	(6, 1) 2.1 7 0 0 0 2 0 0 0 0 0 0 11 11 0.00 0.000																			
Dave Dravecky, L ERA: 3.04	(9, 1) 1.0 W 4 1 0 0 1 0 0 0 0 0 0 6 6 0.00 1.000																			

Batter	1	2	3	4	5	6	7	8	9	AB	R	H	RBI	BB	SO	LOB	BOTTOM			
Alan Wiggins, S OBP: 0.341, SLG: 0.299	2B	5-3			2-3			5-3		4	1	1	0	0	0	0	<p>Atlanta Braves @ San Diego Padres Jack Murphy Stadium, San Diego, CA</p> <p>Mon Jun 11 1984, 10:05 PM EDT Att: 9,271 - Unknown</p> <p>livebaseballscores.com</p> <p>AB 31 R 5 H 7 RBI 5 BB 3 SO 2 LOB 12</p> 			
Tony Gwynn, L OBP: 0.438, SLG: 0.489	2B		E FC5-2		F8			G3		4	1	2	0	0	0	0				
Graig Nettles, L OBP: 0.340, SLG: 0.397	F3		2-3			G6-3 BB			4-3 BB	2	0	0	0	2	0	3				
Luis Salazar, R OBP: 0.244, SLG: 0.267	F3		2-3			F5			K	0	1	0	0	0	0	0				
Steve Garvey, R OBP: 0.284, SLG: 0.346	2B	FC5 IBB	FC5-2			F5			K	3	1	0	0	1	1	3				
Terry Kennedy, L OBP: 0.288, SLG: 0.366	FC5	FC5	F9			G6-3			4-3	4	0	1	2	0	0	3				
Kevin McReynolds, R OBP: 0.312, SLG: 0.505	FC5								1B	4	1	2	2	0	0	1				
Bobby Brown, S OBP: 0.320, SLG: 0.435	F6				K				1B	4	0	1	1	0	1	2				
Garry Templeton, S OBP: 0.307, SLG: 0.335			F8		F8				1B	3	0	0	0	0	0	0				
Mark Thurmond, L OBP: 0.333, SLG: 0.313					4-3				F6	2	0	0	0	0	0	0				
Craig Lefferts, L OBP: 0.250, SLG: 0.500										0	0	0	0	0	0	0				
Carmelo Martinez, R OBP: 0.330, SLG: 0.385										1	0	0	0	0	0	0				
Dave Dravecky, R ERA: 1.31										0	0	0	0	0	0	0				
Inning Stats	R: 3 E: 0 K: 0 S: 6	H: 3 LOB: 1 BB: 1 P: 10	R: 0 E: 0 K: 0 S: 3	H: 0 LOB: 0 BB: 0 P: 3	R: 0 E: 0 K: 1 S: 4	H: 1 LOB: 1 BB: 0 P: 4	R: 0 E: 0 K: 1 S: 5	H: 1 LOB: 0 BB: 0 P: 5	R: 0 E: 0 K: 0 S: 3	H: 0 LOB: 0 BB: 0 P: 3	R: 0 E: 0 K: 0 S: 2	H: 0 LOB: 0 BB: 1 P: 6	R: 0 E: 0 K: 0 S: 3	H: 0 LOB: 0 BB: 0 P: 3	R: 0 E: 0 K: 1 S: 6	H: 2 LOB: 1 BB: 1 P: 10	1B: 5 2B: 2 3B: 0 HR: 0	SF: 0 SAC: 0 DP: 1 HBP: 0	WP: 0 PB: 0 SB: 2 CS: 1	PA: 34
PITCHER	IP WLS BF H R ER SO BB IBB HBP BLK WP HR S P ERA WHIP																			
Pete Falcone, L ERA: 4.39	(1, 1) 8.0 30 5 4 4 1 2 1 0 0 0 0 29 41 4.50 0.875																			
Steve Bedrosian, R ERA: 1.31	(9, 1) 0.2 L 4 2 1 1 1 0 0 0 0 0 0 6 6 13.50 3.000																			

Batter	1	2	3	4	5	6	7	8	9	AB	R	H	RBI	BB	SO	LOB	TOP										
Duane Walker, L (1, 7) OBP: 0.446, SLG: 0.658	0-0 6-3		0-0 F8			0-0 F8		0-0 4-3		4	0	0	0	0	0	1	Cincinnati Reds @ Atlanta Braves Atlanta-Fulton County Stadium, Atlanta, GA Thu Jun 14 1984, 7:05 PM EDT Att: 24,549 - Unknown livebaseballscores.com										
Eddie Milner, L (1, 8) OBP: 0.346, SLG: 0.365	0-0 F7			0-0 CS 1B		4-0 BB		0-0 6-3		3	0	1	0	1	0	0											
Cesar Cedeno, R (1, 3) OBP: 0.404, SLG: 0.547	0-3 K		0-0 F9		0-0 F9		0-0 F9		0-0 4-3		4	0	0	0	0	2											
Dave Parker, L (1, 9) OBP: 0.315, SLG: 0.363		0-0 F8		0-0 4-3		0-0 F8		0-0 G3		4	0	0	0	0	0	2											
Dave Concepcion, R (1, 6) OBP: 0.313, SLG: 0.348		0-0 1-3			0-3 K		0-3 K				3	0	0	0	0	2											
Brad Gulden, L (1, 2) OBP: 0.243, SLG: 0.282		0-0 G3			0-0 E1 WP		0-0 4-3				3	0	0	0	0	0											
Nick Esasky, R (1, 5) OBP: 0.261, SLG: 0.342			0-0 F9		4-0 1-2 BB		0-3 K				2	0	0	0	1	1											
Ron Oester, S (1, 4) OBP: 0.253, SLG: 0.255			0-3 K		0-0 F8			0-0 F7		3	0	0	0	0	1	2											
Jeff Russell, R (1, 1) OBP: 0.222, SLG: 0.240			4-0 BB		0-0 1-3			0-0 4-3		1	0	0	0	1	0	2											
Dan Driessen, L (8, PH) OBP: 0.380, SLG: 0.406										1	0	0	0	0	0	0											
Tom Hume, R (8, 1) OBP: 0.273, SLG: 0.200										0	0	0	0	0	0	0											
Inning Stats	R: 0 E: 0 K: 1 S: 5	H: 0 LOB: 0 BB: 0 P: 5	R: 0 E: 0 K: 0 S: 3	H: 0 LOB: 0 BB: 0 P: 3	R: 0 E: 0 K: 1 S: 5	H: 0 LOB: 1 BB: 1 P: 9	R: 0 E: 0 K: 0 S: 3	H: 1 LOB: 0 BB: 0 P: 3	R: 0 E: 1 K: 1 S: 6	H: 0 LOB: 2 BB: 1 P: 10	R: 0 E: 0 K: 2 S: 7	H: 0 LOB: 0 BB: 0 P: 7	R: 0 E: 0 K: 0 S: 3	H: 0 LOB: 0 BB: 0 P: 3	R: 0 E: 0 K: 0 S: 3	H: 0 LOB: 0 BB: 0 P: 3	1B: 1 2B: 0 3B: 0 HR: 0	SF: 0 SAC: 0 DP: 0 HBP: 0	WP: 1 PB: 0 CS: 1	PA: 31							
PITCHER	IP	WLS	BF	H	R	ER	SO	BB	IBB	HBP	BLK	WP	HR	S	P	ERA	WHIP										
Len Barker, R (1, 1) ERA: 3.5	7.0	W	25	1	0	0	5	3	0	0	0	1	0	32	44	0.00	0.571										
Donnie Moore, R (8, 1) ERA: 1.83	2.0	S	6	0	0	0	0	0	0	0	0	0	0	6	6	0.00	0.000										

Batter	1	2	3	4	5	6	7	8	9	AB	R	H	RBI	BB	SO	LOB	BOTTOM										
Claudell Washington, L (1, 9) OBP: 0.461, SLG: 0.573	0-0 F7		0-0 5-3 1B			0-0 2B		0-3 K		4	0	2	0	0	1	0	Cincinnati Reds @ Atlanta Braves Atlanta-Fulton County Stadium, Atlanta, GA Thu Jun 14 1984, 7:05 PM EDT Att: 24,549 - Unknown livebaseballscores.com										
Alex Trevino, R (1, 2) OBP: 0.322, SLG: 0.360	0-3 K		0-0 5-3 1-2		0-0 F4		0-0 F8				4	0	0	0	1	2											
Dale Murphy, R (1, 8) OBP: 0.339, SLG: 0.484	0-3 K		0-0 5-3		0-0 F8		0-0 F8		0-0 6-3		4	0	0	0	1	1											
Chris Chambliss, L (1, 3) OBP: 0.344, SLG: 0.371		0-0 1B 2B	0-0 F8		0-0 F8		0-0 1B SF9 1B		0-0 4-3		4	1	2	0	0	1											
Brad Komminsk, R (1, 7) OBP: 0.262, SLG: 0.333		0-0 1B 2-3 1B		0-0 F9		0-0 SF9 1B IBB		0-0 E5 2B		4	1	2	0	0	0	0											
Rafael Ramirez, R (1, 6) OBP: 0.348, SLG: 0.378		0-0 1-2 1B		0-0 G5-4-3 1B		4-0 1-2 IBB		0-0 1B 2B		3	1	3	1	1	0	0											
Glenn Hubbard, R (1, 4) OBP: 0.329, SLG: 0.394		0-0 F6		0-0 G5-4-3 1-2		0-0 SF9 2-3 3-H		0-0 1B		3	0	1	2	0	0	4											
Randy Johnson, R (1, 5) OBP: 0.361, SLG: 0.443		0-0 F9			0-0 5-3		0-0 F8		0-0 F7		4	0	0	0	0	6											
Len Barker, R (1, 1) OBP: 0.156, SLG: 0.071		0-0 F4			0-0 6-3			0-0 F7		2	0	0	0	0	0	3											
Mike Jorgensen, L (7, PH) OBP: 0.333, SLG: 0.308										1	0	0	0	0	0	0											
Donnie Moore, L (8, 1) ERA: 5.7										0	0	0	0	0	0	0											
Inning Stats	R: 0 E: 0 K: 2 S: 7	H: 0 LOB: 0 BB: 0 P: 7	R: 0 E: 0 K: 0 S: 6	H: 3 LOB: 3 BB: 0 P: 6	R: 0 E: 0 K: 0 S: 4	H: 1 LOB: 1 BB: 0 P: 4	R: 0 E: 0 K: 0 S: 3	H: 1 LOB: 0 BB: 0 P: 3	R: 0 E: 0 K: 0 S: 4	H: 1 LOB: 1 BB: 0 P: 4	R: 1 E: 0 K: 0 S: 5	H: 2 LOB: 2 BB: 1 P: 9	R: 0 E: 0 K: 1 S: 5	H: 0 LOB: 0 BB: 0 P: 5	R: 2 E: 1 K: 0 S: 6	H: 2 LOB: 1 BB: 0 P: 6	1B: 7 2B: 3 3B: 0 HR: 0	SF: 1 SAC: 0 DP: 1 HBP: 0	WP: 0 PB: 0 CS: 0	PA: 35							
PITCHER	IP	WLS	BF	H	R	ER	SO	BB	IBB	HBP	BLK	WP	HR	S	P	ERA	WHIP										
Jeff Russell, R (1, 1) ERA: 4.31	7.0	L	29	8	1	1	3	0	0	0	0	0	0	34	38	1.29	1.143										
Tom Hume, R (8, 1) ERA: 5.7	1.0		6	2	2	0	0	0	0	0	0	0	0	6	6	0.00	2.000										

Batter	1	2	3	4	5	6	7	8	9	AB	R	H	RBI	BB	SO	LOB	TOP			
Eddie Milner, L (1, 8) John Franco, L (8, 1)										4	0	1	0	0	1	1	<p>Cincinnati Reds @ Atlanta Braves Atlanta-Fulton County Stadium, Atlanta, GA</p> <p>Fri Jun 15 1984, 7:05 PM EDT Att: 28,779 - Unknown</p> <p>livebaseballscores.com</p>			
Duane Walker, L (1, 7) OBP: 0.344, SLG: 0.363										4	0	0	0	0	1	1				
Dave Parker, L (1, 9) OBP: 0.314, SLG: 0.373										4	1	1	1	0	0	1				
Dan Driessen, L (1, 3) OBP: 0.376, SLG: 0.401										4	0	1	0	0	1	1				
Dave Concepcion, R (1, 6) OBP: 0.309, SLG: 0.344										3	0	0	0	0	1	1				
Wayne Krenchicki, L (1, 5) OBP: 0.390, SLG: 0.444										3	0	0	0	0	0	1				
Brad Gulden, L (1, 2) OBP: 0.246, SLG: 0.276										2	0	0	0	1	0	1				
Ron Oester, S (1, 4) OBP: 0.251, SLG: 0.252										2	0	0	0	0	0	1				
Tom Hume, R (6, 1) Cesar Cedeno, R (8, PH) OBP: 0.400, SLG: 0.540										0	0	0	0	0	0	0				
Frank Pastore, R (1, 1) Tom Foley, L (6, PH) OBP: 0.333, SLG: 0.398										1	0	0	0	0	0	0				
Inning Stats	R: 0 E: 0 K: 1 S: 6	H: 1 LOB: 1 BB: 0 P: 6	R: 0 E: 0 K: 0 S: 3	H: 0 LOB: 0 BB: 0 P: 3	R: 0 E: 0 K: 0 S: 3	H: 0 LOB: 0 BB: 0 P: 3	R: 0 E: 0 K: 1 S: 5	H: 0 LOB: 0 BB: 0 P: 5	R: 0 E: 0 K: 0 S: 3	H: 0 LOB: 0 BB: 0 P: 3	R: 1 E: 0 K: 0 S: 4	H: 2 LOB: 0 BB: 0 P: 4	R: 0 E: 0 K: 1 S: 5	H: 0 LOB: 1 BB: 0 P: 9	R: 0 E: 0 K: 0 S: 3	H: 0 LOB: 0 BB: 0 P: 3	1B: 2 2B: 0 3B: 0 HR: 1	SF: 0 SAC: 0 DP: 1 HBP: 0	WP: 0 PB: 0 CS: 0	PA: 31
PITCHER Rick Mahler, R (1, 1) ERA: 1.81	IP: 9.0 WLS: W BF: 31 H: 3 R: 1 ER: 1 SO: 4 BB: 1 IBB: 0 HBP: 0 BLK: 0 WP: 0 HR: 1 S: 38 P: 42 ERA: 1.00 WHIP: 0.444															PITCHER				

Batter	1	2	3	4	5	6	7	8	9	AB	R	H	RBI	BB	SO	LOB	BOTTOM			
Claudell Washington, L (1, 9) Albert Hall, S (9, 9) OBP: 0.449, SLG: 0.556										5	0	0	0	0	0	5	<p>Cincinnati Reds @ Atlanta Braves Atlanta-Fulton County Stadium, Atlanta, GA</p> <p>Fri Jun 15 1984, 7:05 PM EDT Att: 28,779 - Unknown</p> <p>livebaseballscores.com</p>			
Randy Johnson, R (1, 5) OBP: 0.376, SLG: 0.457										4	0	3	1	0	0	0				
Gerald Perry, L (1, 3) OBP: 0.377, SLG: 0.403										4	0	1	0	0	0	2				
Dale Murphy, R (1, 8) OBP: 0.334, SLG: 0.476										4	0	0	0	0	2	4				
Brad Komminsk, R (1, 7) OBP: 0.246, SLG: 0.311										4	0	0	0	0	3	2				
Rafael Ramirez, R (1, 6) OBP: 0.351, SLG: 0.380										4	2	2	0	0	0	0				
Glenn Hubbard, R (1, 4) OBP: 0.340, SLG: 0.408										3	2	3	1	1	0	0				
Bruce Benedict, R (1, 2) OBP: 0.303, SLG: 0.296										3	1	1	2	1	0	2				
Rick Mahler, R (1, 1) OBP: 0.450, SLG: 0.550										4	1	3	2	0	1	1				
Inning Stats	R: 0 E: 0 K: 0 S: 3	H: 0 LOB: 0 BB: 0 P: 3	R: 2 E: 0 K: 2 S: 10	H: 3 LOB: 2 BB: 1 P: 14	R: 0 E: 0 K: 0 S: 3	H: 1 LOB: 0 BB: 0 P: 3	R: 2 E: 0 K: 0 S: 5	H: 2 LOB: 1 BB: 1 P: 9	R: 0 E: 0 K: 1 S: 6	H: 1 LOB: 1 BB: 0 P: 6	R: 1 E: 0 K: 2 S: 10	H: 3 LOB: 2 BB: 0 P: 10	R: 1 E: 1 K: 1 S: 7	H: 2 LOB: 1 BB: 0 P: 7	R: 0 E: 0 K: 0 S: 3	H: 0 LOB: 0 BB: 0 P: 3		1B: 9 2B: 4 3B: 0 HR: 0	SF: 0 SAC: 0 DP: 2 HBP: 0	WP: 0 PB: 0 CS: 0
PITCHER Frank Pastore, R (1, 1) ERA: 4.48 Tom Hume, R (6, 1) ERA: 5.66 John Franco, L (8, 1) ERA: 4.11	IP: 5.0 WLS: L BF: 22 H: 7 R: 4 ER: 4 SO: 2 BB: 2 IBB: 0 HBP: 0 BLK: 0 WP: 0 HR: 0 S: 24 P: 32 ERA: 7.20 WHIP: 1.800															PITCHER				

Batter	1	2	3	4	5	6	7	8	9	AB	R	H	RBI	BB	SO	LOB	TOP								
Gary Redus, R OBP: 0.361, SLG: 0.389 (1, 7)										4	0	2	1	1	1	1	Cincinnati Reds @ Atlanta Braves Atlanta-Fulton County Stadium, Atlanta, GA Sat Jun 16 1984, 7:05 PM EDT Att: 47,547 - Unknown								
Eddie Milner, L OBP: 0.345, SLG: 0.361 (1, 8)										4	0	1	0	1	0	3									
Cesar Cedeno, R OBP: 0.368, SLG: 0.522 (7, PH)										3	0	0	0	0	1	2									
Dave Parker, L OBP: 0.312, SLG: 0.371 (7, 9)										2	0	0	0	0	1	4									
Tony Perez, R OBP: 0.277, SLG: 0.329 (8, 3)										3	0	0	0	1	0	4									
Dan Driessen, L OBP: 0.374, SLG: 0.399 (8, 3)										1	0	0	0	0	0	1									
Dave Concepcion, R OBP: 0.308, SLG: 0.346 (1, 6)										4	1	1	0	0	0	1									
Nick Esasky, R OBP: 0.275, SLG: 0.353 (1, 5)										2	0	1	1	2	0	1									
Dann Bilardello, R OBP: 0.315, SLG: 0.277 (1, 2)										3	0	0	0	1	1	2									
Ron Oester, S OBP: 0.251, SLG: 0.252 (1, 4)										4	1	1	0	0	1	3									
Mario Soto, R OBP: 0.189, SLG: 0.243 (5, 1)										2	0	1	0	0	1	0									
Bill Scherrer, L OBP: 0.308, SLG: 0.305 (7, PH)										0	0	0	0	0	0	0									
Tom Lawless, R OBP: 0.308, SLG: 0.305 (7, 1)										1	0	1	0	0	0	0									
Ted Power, R (7, 1)										1	0	0	0	0	1	1									
Inning Stats	R: 0 E: 0 K: 1 S: 5	H: 0 LOB: 1 BB: 1 P: 9	R: 0 E: 0 K: 0 S: 2	H: 0 LOB: 1 BB: 2 P: 10	R: 0 E: 0 K: 1 S: 6	H: 1 LOB: 1 BB: 0 P: 6	R: 0 E: 0 K: 0 S: 3	H: 0 LOB: 1 BB: 1 P: 7	R: 0 E: 0 K: 1 S: 6	H: 1 LOB: 2 BB: 0 P: 6	R: 0 E: 0 K: 0 S: 3	H: 0 LOB: 1 BB: 1 P: 7	R: 1 E: 0 K: 1 S: 8	H: 3 LOB: 3 BB: 1 P: 12	R: 1 E: 0 K: 2 S: 9	H: 2 LOB: 1 BB: 0 P: 9	R: 0 E: 0 K: 1 S: 6	H: 1 LOB: 1 BB: 0 P: 6	1B: 5 2B: 4 3B: 0 HR: 0	SF: 0 SAC: 0 DP: 1 HBP: 0	WP: 1 PB: 0 SB: 2 CS: 0	PA: 40			
PITCHER	IP	WLS	BF	H	R	ER	SO	BB	IBB	HBP	BLK	WP	HR	S	P	ERA	WHIP								
Pete Falcone, L ERA: 4.17 (1, 1)	6.1		28	5	1	1	3	5	0	0	0	1	0	29	49	1.42	1.579								
Donnie Moore, R ERA: 1.53 (7, 1)	0.0	1	0	0	0	0	0	0	1	0	0	0	0	0	4	∞	∞								
Terry Forster, L ERA: 1.19 (7, 1)	0.2	2	0	0	0	1	0	0	0	0	0	0	0	4	4	0.00	0.000								
Steve Bedrosian, R ERA: 1.73 (8, 1)	2.0	L	9	3	1	1	3	0	0	0	0	0	0	15	15	4.50	1.500								

Batter	1	2	3	4	5	6	7	8	9	AB	R	H	RBI	BB	SO	LOB	BOTTOM								
Claudell Washington, L OBP: 0.450, SLG: 0.573 (5, PH)										2	1	1	1	0	1	0	Cincinnati Reds @ Atlanta Braves Atlanta-Fulton County Stadium, Atlanta, GA Sat Jun 16 1984, 7:05 PM EDT Att: 47,547 - Unknown								
Albert Hall, S OBP: 0.238, SLG: 0.314 (6, 9)										4	0	2	0	0	0	0									
Randy Johnson, R OBP: 0.373, SLG: 0.452 (8, PH)										2	0	0	0	1	1	1									
Rafael Ramirez, R OBP: 0.354, SLG: 0.386 (1, 6)										4	0	2	0	0	0	0									
Gerald Perry, L OBP: 0.386, SLG: 0.397 (1, 7)										2	0	0	0	1	1	1									
Dale Murphy, R OBP: 0.337, SLG: 0.475 (1, 8)										3	0	1	0	1	2	1									
Chris Chambliss, L OBP: 0.338, SLG: 0.364 (1, 3)										4	0	0	0	0	1	6									
Ken Oberkfell, L OBP: 0.370, SLG: 0.385 (1, 5)										4	0	0	0	0	0	0									
Glenn Hubbard, R OBP: 0.347, SLG: 0.413 (1, 4)										2	0	1	0	2	0	0									
Alex Trevino, R OBP: 0.320, SLG: 0.356 (1, 2)										4	0	1	0	0	0	2									
Pete Falcone, L OBP: 0.200, SLG: 0.287 (7, 1)										2	0	0	0	0	1	1									
Donnie Moore, L OBP: 0.287, SLG: 0.467 (7, 1)										0	0	0	0	0	0	0									
Terry Forster, L OBP: 0.287, SLG: 0.467 (7, 1)										0	0	0	0	0	0	0									
Rafino Linares, R OBP: 0.287, SLG: 0.467 (7, PH)										1	0	0	0	0	0	0									
Steve Bedrosian, R OBP: 0.287, SLG: 0.467 (8, 1)										0	0	0	0	0	0	0									
Bob Watson, R OBP: 0.287, SLG: 0.467 (8, PH)										1	0	0	0	0	0	2									
Inning Stats	R: 1 E: 0 K: 2 S: 8	H: 1 LOB: 0 BB: 0 P: 9	R: 0 E: 0 K: 0 S: 2	H: 0 LOB: 0 BB: 1 P: 6	R: 0 E: 0 K: 2 S: 9	H: 2 LOB: 3 BB: 1 P: 13	R: 0 E: 0 K: 0 S: 3	H: 0 LOB: 1 BB: 1 P: 7	R: 0 E: 0 K: 1 S: 6	H: 1 LOB: 2 BB: 1 P: 10	R: 0 E: 0 K: 0 S: 3	H: 0 LOB: 0 BB: 0 P: 3	R: 0 E: 0 K: 0 S: 3	H: 0 LOB: 0 BB: 0 P: 3	R: 0 E: 0 K: 1 S: 5	H: 0 LOB: 0 BB: 0 P: 5	R: 0 E: 0 K: 0 S: 5	R: 0 E: 0 K: 1 S: 5	H: 2 LOB: 2 BB: 0 P: 5	1B: 3 2B: 2 3B: 0 HR: 1	SF: 0 SAC: 0 DP: 0 HBP: 1	WP: 1 PB: 0 SB: 1 CS: 1	PA: 37		
PITCHER	IP	WLS	BF	H	R	ER	SO	BB	IBB	HBP	BLK	WP	HR	S	P	ERA	WHIP								
Mario Soto, R ERA: 2.51 (1, 1)	4.0		18	3	1	1	4	3	0	1	0	0	0	22	35	2.25	1.500								
Bill Scherrer, L ERA: 4.62 (5, 1)	2.0	8	1	0	0	1	1	1	0	0	0	0	0	9	13	0.00	1.000								
Ted Power, R ERA: 3.52 (7, 1)	3.0	W	11	2	0	0	1	0	0	0	0	1	0	13	13	0.00	0.667								

AB 34
R 2
H 8
RBI 2
BB 6
SO 7
LOB 23



AB 32
R 1
H 6
RBI 1
BB 4
SO 6
LOB 15



Batter	1	2	3	4	5	6	7	8	9	AB	R	H	RBI	BB	SO	LOB	TOP										
Eddie Milner, L OBP: 0.340, SLG: 0.355	6-3		F9		F7			4-3		4	0	0	0	0	0	0	Cincinnati Reds @ Atlanta Braves Atlanta-Fulton County Stadium, Atlanta, GA Sun Jun 17 1984, 3:33 AM EDT Att: 25,456 - Unknown										
Ron Oester, S OBP: 0.251, SLG: 0.252	K		2-3			4-3		WP 4-3 1B		4	0	1	0	0	1	0											
Dan Driessen, L OBP: 0.371, SLG: 0.395	1B		1-3			1-3		4-3		4	0	1	0	0	0	1											
Dave Parker, L OBP: 0.311, SLG: 0.373	G3			BLK 2B		3-1		4-3		4	0	1	0	0	0	2											
Dave Concepcion, R OBP: 0.307, SLG: 0.345	6-3		F8				G3 1B 1B		1-3	4	1	1	0	0	0	1											
Duane Walker, L OBP: 0.430, SLG: 0.655	HR		K				G3			4	2	2	1	0	1	2											
Nick Esasky, R OBP: 0.275, SLG: 0.374	K		F9				K			4	1	1	2	0	2	2											
Brad Gulden, L OBP: 0.254, SLG: 0.312	HR					K				4	1	2	2	0	2	0											
Charlie Puleo, R John Franco, L Wayne Krenchicki, L Bob Ojchinko, L Tom Hume, R Cesar Cedeno, R	K				6-3		G3		F7	2	0	0	0	0	1	0											
Inning Stats	R: 0 E: 0 K: 1 S: 6	H: 1 LOB: 1 BB: 0 P: 6	R: 2 E: 0 K: 2 S: 9	H: 2 LOB: 0 BB: 0 P: 9	R: 0 E: 0 K: 0 S: 3	H: 0 LOB: 0 BB: 0 P: 3	R: 0 E: 0 K: 1 S: 6	H: 1 LOB: 1 BB: 0 P: 6	R: 0 E: 0 K: 0 S: 5	H: 0 LOB: 0 BB: 0 P: 5	R: 0 E: 0 K: 0 S: 3	H: 0 LOB: 0 BB: 0 P: 3	R: 1 E: 0 K: 1 S: 7	H: 2 LOB: 1 BB: 0 P: 7	R: 0 E: 0 K: 0 S: 4	H: 1 LOB: 1 BB: 0 P: 4	R: 2 E: 0 K: 1 S: 7	H: 2 LOB: 0 BB: 0 P: 7	1B: 5 2B: 1 3B: 0 HR: 3	SF: 0 SAC: 0 DP: 0 HBP: 0	WP: 1 PB: 0 SB: 0 CS: 0	PA: 36					
PITCHER	IP	WLS	BF	H	R	ER	SO	BB	IBB	HBP	BLK	WP	HR	S	P	ERA	WHIP										
Pascual Perez, R ERA: 4.57	8.1	W	34	9	5	5	6	0	0	0	1	1	3	46	46	5.40	1.080										
Donnie Moore, R ERA: 1.77	0.2	S	2	0	0	0	1	0	0	0	0	0	0	4	4	0.00	0.000										

Batter	1	2	3	4	5	6	7	8	9	AB	R	H	RBI	BB	SO	LOB	BOTTOM										
Claudell Washington, L OBP: 0.444, SLG: 0.560	E5 1B SF8		F7			F8		F7		4	1	0	0	1	0	0	Cincinnati Reds @ Atlanta Braves Atlanta-Fulton County Stadium, Atlanta, GA Sun Jun 17 1984, 3:33 AM EDT Att: 25,456 - Unknown										
Rafael Ramirez, R OBP: 0.351, SLG: 0.382	FC3-6 1B		5-3		FC5		K			5	0	1	0	0	1	3											
Gerald Perry, L OBP: 0.374, SLG: 0.389	SF8		6-3			F8				3	1	0	1	1	0	0											
Dale Murphy, R OBP: 0.339, SLG: 0.485	FC3-6 BB			F6		6-3				3	1	1	2	1	0	0											
Chris Chambliss, L Albert Hall, S	FC3-6			1B 2B BB		6-3				2	1	1	0	2	0	2											
Ken Oberkfell, L OBP: 0.375, SLG: 0.396	F7			1B 2B BB						0	1	0	0	0	0	0											
Glenn Hubbard, R OBP: 0.353, SLG: 0.414				2B 1B						3	1	2	0	0	0	2											
Bruce Benedict, R OBP: 0.309, SLG: 0.319	G6-3			2B BB						2	0	1	0	2	0	2											
Pascual Perez, R Donnie Moore, L	F8			FC5 2B						4	0	2	3	0	0	4											
Inning Stats	R: 1 E: 0 K: 0 S: 5	H: 1 LOB: 2 BB: 1 P: 9	R: 0 E: 0 K: 0 S: 3	H: 1 LOB: 0 BB: 0 P: 3	R: 0 E: 0 K: 0 S: 3	H: 0 LOB: 0 BB: 0 P: 3	R: 2 E: 0 K: 0 S: 5	H: 2 LOB: 3 BB: 3 P: 17	R: 0 E: 0 K: 0 S: 4	H: 1 LOB: 3 BB: 2 P: 12	R: 0 E: 0 K: 1 S: 5	H: 0 LOB: 0 BB: 0 P: 5	R: 3 E: 0 K: 1 S: 8	H: 3 LOB: 1 BB: 1 P: 12	R: 0 E: 0 K: 0 S: 3	H: 0 LOB: 0 BB: 0 P: 3	R: 0 E: 0 K: 0 S: 3	H: 0 LOB: 0 BB: 0 P: 3	1B: 3 2B: 4 3B: 0 HR: 1	SF: 1 SAC: 1 DP: 1 HBP: 0	WP: 0 PB: 0 SB: 1 CS: 0	PA: 39					
PITCHER	IP	WLS	BF	H	R	ER	SO	BB	IBB	HBP	BLK	WP	HR	S	P	ERA	WHIP										
Charlie Puleo, R ERA: 3.6	5.0		26	5	3	2	0	4	2	0	0	0	0	5	5	0.00	0.000										
John Franco, L ERA: 3.99	1.0	L	3	0	0	0	1	0	0	0	0	0	0	5	5	0.00	0.000										
Bob Ojchinko, L ERA: 3.13	0.1	L	4	2	3	3	0	1	0	0	0	0	1	3	7	81.00	9.000										
Tom Hume, R ERA: 5.47	1.2		6	1	0	0	1	0	0	0	0	0	0	8	8	0.00	0.600										

Batter	1	2	3	4	5	6	7	8	9	AB	R	H	RBI	BB	SO	LOB	TOP			
Johnnie LeMaster, R OBP: 0.290, SLG: 0.308 (1, 6)										5	1	2	2	0	3	1	San Francisco Giants @ Atlanta Braves Atlanta-Fulton County Stadium, Atlanta, GA Wed Jun 20 1984, 3:33 AM EDT Att: 17,665 - Unknown			
Chill Davis, S OBP: 0.322, SLG: 0.469 (1, 8)										5	0	1	0	0	1	2				
Joel Youngblood, R OBP: 0.338, SLG: 0.383 (1, 5)										4	0	0	0	0	2	1				
Jack Clark, R OBP: 0.437, SLG: 0.543 (1, 9)										1	1	1	0	3	0	0				
Jeffrey Leonard, R OBP: 0.357, SLG: 0.466 (1, 7)										4	1	1	0	0	2	3				
Scott Thompson, L OBP: 0.425, SLG: 0.385 (1, 3)										4	1	4	2	0	0	0				
Bob Brenly, R OBP: 0.423, SLG: 0.491 (1, 2)										4	1	1	0	0	1	4				
Brad Wellman, R OBP: 0.288, SLG: 0.297 Al Oliver, L OBP: 0.329, SLG: 0.351 (9, PH)										3	0	0	0	0	1	3				
Jeff Robinson, R OBP: 0.100, SLG: 0.069 Gary Lavelle, S OBP: 0.150, SLG: 0.172 Frank Williams, R OBP: 0.150, SLG: 0.172 Duane Kuiper, L OBP: 0.150, SLG: 0.172 Randy Lerch, L OBP: 0.150, SLG: 0.172 Steve Nicosia, R OBP: 0.150, SLG: 0.172 (1, 1)										1	0	0	0	1	1	0				
Inning Stats	R: 0 E: 0 K: 1 S: 5	H: 0 LOB: 0 BB: 0 P: 5	R: 0 E: 0 K: 2 S: 8	H: 1 LOB: 2 BB: 1 P: 12	R: 0 E: 0 K: 1 S: 4	H: 0 LOB: 0 BB: 1 P: 8	R: 2 E: 0 K: 1 S: 6	H: 2 LOB: 0 BB: 1 P: 10	R: 0 E: 0 K: 2 S: 7	H: 1 LOB: 1 BB: 0 P: 11	R: 0 E: 0 K: 1 S: 6	H: 1 LOB: 1 BB: 0 P: 6	R: 1 E: 0 K: 1 S: 7	H: 2 LOB: 1 BB: 0 P: 7	R: 2 E: 0 K: 0 S: 6	H: 3 LOB: 1 BB: 0 P: 6		1B: 7 2B: 2 3B: 0 HR: 1	SF: 0 SAC: 0 DP: 2 HBP: 0	WP: 0 PB: 0 SB: 0 CS: 1
PITCHER	IP	WLS	BF	H	R	ER	SO	BB	IBB	HBP	BLK	WP	HR	S	P	ERA	WHIP			
Len Barker, R ERA: 3.52	7.0	W	28	6	3	3	10	4	0	0	0	0	1	44	60	3.86	1.429			
Gene Garber, R ERA: 4.41	1.0		6	3	2	2	1	0	0	0	0	0	0	8	8	18.00	3.000			
Terry Forster, L ERA: 1.09	1.0	S	4	1	0	0	0	0	0	0	0	0	0	4	4	0.00	1.000			

AB 34
R 5
H 10
RBI 5
BB 4
SO 11
LOB 18



Batter	1	2	3	4	5	6	7	8	9	AB	R	H	RBI	BB	SO	LOB	BOTTOM			
Rafael Ramirez, R OBP: 0.354, SLG: 0.385 (1, 6)										5	1	1	0	0	0	5	San Francisco Giants @ Atlanta Braves Atlanta-Fulton County Stadium, Atlanta, GA Wed Jun 20 1984, 3:33 AM EDT Att: 17,665 - Unknown			
Ken Oberkfell, L OBP: 0.373, SLG: 0.393 (1, 5)										5	1	2	0	0	0	1				
Gerald Perry, L OBP: 0.381, SLG: 0.396 (7, 3)										4	2	2	1	0	0	0				
Dale Murphy, R OBP: 0.343, SLG: 0.483 (1, 8)										2	1	0	0	1	0	0				
Chris Chambliss, L OBP: 0.342, SLG: 0.366 Rufino Linares, R (6, PH)										2	0	0	0	0	0	0				
Albert Hall, S OBP: 0.298, SLG: 0.314 (9, 7)										2	1	0	1	0	0	5				
Brad Komminsk, R OBP: 0.260, SLG: 0.358 (1, 9)										0	0	0	0	0	0	0				
Glenn Hubbard, R OBP: 0.350, SLG: 0.403 (1, 4)										3	0	0	1	1	0	4				
Bruce Benedict, R OBP: 0.313, SLG: 0.312 (1, 2)										3	0	1	0	1	2	1				
Len Barker, R OBP: 0.200, SLG: 0.069 Gene Garber, R OBP: 0.167, SLG: 0.167 Terry Forster, L OBP: 0.667, SLG: 0.667 (1, 1)										1	0	0	1	2	1	0				
Inning Stats	R: 0 E: 0 K: 0 S: 3	H: 0 LOB: 0 BB: 0 P: 3	R: 0 E: 0 K: 1 S: 5	H: 0 LOB: 0 BB: 0 P: 5	R: 0 E: 0 K: 1 S: 5	H: 0 LOB: 1 BB: 1 P: 9	R: 0 E: 0 K: 0 S: 3	H: 0 LOB: 0 BB: 0 P: 3	R: 0 E: 0 K: 1 S: 5	H: 0 LOB: 1 BB: 1 P: 9	R: 5 E: 1 K: 1 S: 9	H: 3 LOB: 3 BB: 3 P: 22	R: 1 E: 0 K: 0 S: 5	H: 2 LOB: 2 BB: 1 P: 9	R: 0 E: 0 K: 0 S: 4	H: 1 LOB: 1 BB: 0 P: 4	1B: 6 2B: 0 3B: 0 HR: 0	SF: 1 SAC: 0 DP: 0 HBP: 1	WP: 0 PB: 0 SB: 0 CS: 0	PA: 38
PITCHER	IP	WLS	BF	H	R	ER	SO	BB	IBB	HBP	BLK	WP	HR	S	P	ERA	WHIP			
Jeff Robinson, R ERA: 4.19	5.1	L	22	3	4	2	4	2	0	1	0	0	0	1	5	∞	∞			
Gary Lavelle, L ERA: 3.02	0.0		2	0	0	0	0	1	0	0	0	0	0	1	5	∞	∞			
Frank Williams, R ERA: 3.67	0.2		4	0	1	0	0	2	0	0	0	0	0	2	10	0.00	3.000			
Randy Lerch, L ERA: 3.6	2.0		10	3	1	1	0	1	0	0	0	0	0	9	13	4.50	2.000			



Batter	1	2	3	4	5	6	7	8	9	AB	R	H	RBI	BB	SO	LOB	TOP								
Johnnie LeMaster, R OBP: 0.288, SLG: 0.310 (1, 6)										5	0	1	0	0	2	2	San Francisco Giants @ Atlanta Braves Atlanta-Fulton County Stadium, Atlanta, GA Thu Jun 21 1984, 7:05 PM EDT Att: 18,375 - Unknown								
Gene Richards, L OBP: 0.333, SLG: 0.274 (1, 9)										5	0	0	0	0	1	3									
Chili Davis, S OBP: 0.324, SLG: 0.465 (1, 8)										4	2	1	0	1	2	1									
Jeffrey Leonard, R OBP: 0.358, SLG: 0.462 (1, 7)										4	1	1	0	1	3	1									
Scot Thompson, L OBP: 0.447, SLG: 0.432 (1, 3)										5	1	3	2	0	0	2									
Joel Youngblood, R OBP: 0.340, SLG: 0.383 (1, 5)										5	1	2	1	0	1	2									
Bob Brenly, R OBP: 0.427, SLG: 0.494 (1, 2)										3	0	1	1	2	0	1									
Duane Kuiper, L OBP: 0.242, SLG: 0.183 (8, PR)										2	0	1	0	2	0	0									
Brad Wellman, R OBP: 0.294, SLG: 0.292 (8, 4)										1	0	0	0	0	0	2									
Bill Laskey, R OBP: 0.086, SLG: 0.059 (1, 1)										3	0	0	0	0	0	6									
Greg Minton, S OBP: 0.167, SLG: 0.091 (7, 1)										0	0	0	0	0	0	0									
Inning Stats	R: 0 E: 0 K: 1 S: 6	H: 1 LOB: 2 BB: 1 P: 10	R: 0 E: 0 K: 0 S: 4	H: 1 LOB: 1 BB: 0 P: 4	R: 0 E: 0 K: 0 S: 3	H: 0 LOB: 0 BB: 0 P: 3	R: 0 E: 0 K: 1 S: 6	H: 1 LOB: 3 BB: 2 P: 14	R: 4 E: 1 K: 0 S: 8	H: 5 LOB: 2 BB: 1 P: 12	R: 0 E: 0 K: 2 S: 7	H: 0 LOB: 0 BB: 0 P: 7	R: 0 E: 1 K: 2 S: 8	H: 1 LOB: 1 BB: 0 P: 8	R: 0 E: 1 K: 2 S: 8	H: 0 LOB: 2 BB: 2 P: 8	R: 1 E: 0 K: 1 S: 6	H: 1 LOB: 2 BB: 2 P: 14	1B: 7 2B: 3 3B: 0 HR: 0	SF: 0 SAC: 1 DP: 0 HBP: 0	WP: 1 PB: 0 CS: 0 SB: 0	PA: 44			
PITCHER	IP	WLS	BF	H	R	ER	SO	BB	IBB	HBP	BLK	WP	HR	S	P	ERA	WHIP								
Rick Mahler, R ERA: 2.2	5.0	L	27	8	4	4	2	3	1	0	1	1	0	27	43	7.20	2.200								
Steve Bedrosian, R ERA: 1.64	2.0		7	1	0	0	4	0	0	0	0	0	0	15	15	0.00	0.500								
Donnie Moore, R ERA: 2.25	2.0		10	1	1	1	3	1	1	0	0	0	0	14	22	4.50	1.000								

AB	37
R	5
H	10
RBI	4
BB	6
SO	9
LOB	20



Batter	1	2	3	4	5	6	7	8	9	AB	R	H	RBI	BB	SO	LOB	BOTTOM								
Claudell Washington, L OBP: 0.444, SLG: 0.565 (1, 9)										4	0	0	0	0	2	4	San Francisco Giants @ Atlanta Braves Atlanta-Fulton County Stadium, Atlanta, GA Thu Jun 21 1984, 7:05 PM EDT Att: 18,375 - Unknown								
Rafael Ramirez, R OBP: 0.348, SLG: 0.379 (1, 6)										4	0	0	0	0	0	0									
Gerald Perry, L OBP: 0.372, SLG: 0.386 (1, 7)										4	0	0	0	0	0	0									
Dale Murphy, R OBP: 0.345, SLG: 0.494 (1, 8)										4	1	2	1	0	0	0									
Chris Chambliss, L OBP: 0.344, SLG: 0.374 (1, 3)										4	1	2	0	0	0	1									
Albert Hall, S OBP: 0.298, SLG: 0.314 (8, PR)										0	0	0	0	0	0	0									
Ken Oberkfell, L OBP: 0.376, SLG: 0.401 (1, 5)										4	1	2	1	0	0	3									
Glenn Hubbard, R OBP: 0.345, SLG: 0.396 (1, 4)										4	0	0	0	0	0	3									
Bruce Benedict, R OBP: 0.313, SLG: 0.320 (1, 2)										3	0	1	1	0	0	1									
Alex Trevino, R OBP: 0.317, SLG: 0.353 (7, PR)										1	0	0	0	0	0	0									
Rick Mahler, R OBP: 0.426, SLG: 0.524 (5, PR)										1	0	0	0	0	0	0									
Brad Komminsk, R OBP: 0.270, SLG: 0.306 (8, 1)										0	0	0	0	0	0	0									
Steve Bedrosian, R OBP: 0.296, SLG: 0.286 (8, 1)										0	0	0	0	0	0	0									
Bob Watson, R OBP: 0.286, SLG: 0.286 (7, PR)										1	0	0	0	0	0	1									
Donnie Moore, L OBP: 0.324, SLG: 0.290 (8, 1)										0	0	0	0	0	0	0									
Rufino Linares, R (8, PR)										1	0	0	0	0	0	0									
Inning Stats	R: 0 E: 0 K: 1 S: 5	H: 0 LOB: 0 BB: 0 P: 5	R: 0 E: 0 K: 0 S: 4	H: 1 LOB: 1 BB: 0 P: 4	R: 0 E: 0 K: 0 S: 3	H: 0 LOB: 0 BB: 0 P: 3	R: 1 E: 0 K: 0 S: 4	H: 1 LOB: 0 BB: 0 P: 4	R: 0 E: 0 K: 0 S: 5	H: 2 LOB: 2 BB: 0 P: 5	R: 0 E: 0 K: 0 S: 3	H: 0 LOB: 0 BB: 0 P: 3	R: 2 E: 0 K: 1 S: 8	H: 3 LOB: 2 BB: 0 P: 8	R: 0 E: 1 K: 0 S: 5	H: 1 LOB: 2 BB: 0 P: 5	R: 0 E: 0 K: 0 S: 3	H: 0 LOB: 0 BB: 0 P: 3	1B: 4 2B: 3 3B: 0 HR: 1	SF: 0 SAC: 0 DP: 0 HBP: 0	WP: 0 PB: 0 CS: 0 SB: 0	PA: 36			
PITCHER	IP	WLS	BF	H	R	ER	SO	BB	IBB	HBP	BLK	WP	HR	S	P	ERA	WHIP								
Bill Laskey, R ERA: 3.46	6.0	W	24	6	3	3	1	0	0	0	0	0	0	26	26	4.50	1.000								
Greg Minton, R ERA: 4.02	3.0	S	12	2	0	0	1	0	0	0	0	0	0	14	14	0.00	0.667								




Batter	1	2	3	4	5	6	7	8	9	AB	R	H	RBI	BB	SO	LOB	TOP					
Steve Sax, R OBP: 0.314, SLG: 0.325 (1, 4)		6-3	K		F9		6-3		F8	6	1	1	0	0	1	4	Los Angeles Dodgers @ Atlanta Braves Atlanta-Fulton County Stadium, Atlanta, GA Fri Jun 22 1984, 7:05 PM EDT Att: 45,931 - Unknown					
Ken Landreaux, L OBP: 0.333, SLG: 0.390 (1, 8)	F9	6-3		3-1	HBP		F9			5	0	1	1	0	0	1						
R.J. Reynolds, S OBP: 0.333, SLG: 0.397 (1, 7)		6-3								4	1	2	2	0	0	0						
Franklin Stubbs, L OBP: 0.287, SLG: 0.381 (8, 9)	HR			1B						0	0	0	0	0	0	0						
Pedro Guerrero, R OBP: 0.333, SLG: 0.408 (8, PR)	1B		1B	G5-4-3					E8	5	2	4	0	0	1	3						
Bob Bailor, R OBP: 0.294, SLG: 0.256 (8, 5)	2B		G6-4-3	1B					1B	0	0	0	0	0	0	0						
Mike Marshall, R OBP: 0.350, SLG: 0.505 (1, 3)	1B		G6-4-3	BB					4-3	4	2	2	0	1	0	3						
Terry Whitfield, L OBP: 0.282, SLG: 0.358 (8, 7)	1B		1B						4-3	0	0	0	0	0	0	0						
Steve Yeager, R OBP: 0.313, SLG: 0.365 (1, 2)	1B		G6-4-3	BB					F8	3	1	1	1	2	0	1						
Candy Maldonado, R OBP: 0.333, SLG: 0.407 (8, PH)	2B		G6-4-3	1B					F7	4	2	2	2	0	0	4						
Greg Brock, L OBP: 0.289, SLG: 0.405 (8, 3)	1B		1-2 2-3 3-H							1	0	0	0	0	0	1						
Bill Russell, R OBP: 0.331, SLG: 0.342 (6, PR)				1B					K	2	1	2	2	2	0	0						
Dave Anderson, R OBP: 0.322, SLG: 0.295 (6, 6)	2B		1B	IBB					K	1	0	0	0	0	1	0						
Bob Welch, R OBP: 0.154, SLG: 0.083 (9, PH)	6-3								K	3	0	1	1	1	0	2						
Mike Vail, R (9, PH)									K	1	0	0	0	0	1	0						
Tom Niedenfuer, R (9, 1)			1B							0	0	0	0	0	0	0						
Inning Stats	R: 5 E: 0 K: 0 S: 8	H: 6 LOB: 1 BB: 1 P: 12	R: 0 E: 0 K: 0 S: 3	H: 0 LOB: 0 BB: 0 P: 3	R: 2 E: 0 K: 1 S: 7	H: 3 LOB: 2 BB: 2 P: 15	R: 0 E: 0 K: 0 S: 4	H: 2 LOB: 1 BB: 0 P: 4	R: 2 E: 0 K: 1 S: 7	H: 2 LOB: 3 BB: 2 P: 16	R: 1 E: 0 K: 0 S: 4	H: 2 LOB: 1 BB: 1 P: 8	R: 0 E: 0 K: 0 S: 3	H: 0 LOB: 0 BB: 0 P: 3	R: 0 E: 1 K: 0 S: 4	H: 1 LOB: 1 BB: 0 P: 4	R: 0 E: 0 K: 2 S: 7	H: 0 LOB: 0 BB: 0 P: 7	1B: 11 2B: 3 3B: 0 HR: 2	SF: 0 SAC: 0 DP: 3 HBP: 1	WP: 0 PB: 0 SB: 0 CS: 0	PA: 46
PITCHER	IP WLS BF H R ER SO BB IBB HBP BLK WP HR S P ERA WHIP	IP WLS BF H R ER SO BB IBB HBP BLK WP HR S P ERA WHIP	IP WLS BF H R ER SO BB IBB HBP BLK WP HR S P ERA WHIP	IP WLS BF H R ER SO BB IBB HBP BLK WP HR S P ERA WHIP	IP WLS BF H R ER SO BB IBB HBP BLK WP HR S P ERA WHIP	IP WLS BF H R ER SO BB IBB HBP BLK WP HR S P ERA WHIP	IP WLS BF H R ER SO BB IBB HBP BLK WP HR S P ERA WHIP	IP WLS BF H R ER SO BB IBB HBP BLK WP HR S P ERA WHIP	IP WLS BF H R ER SO BB IBB HBP BLK WP HR S P ERA WHIP	IP WLS BF H R ER SO BB IBB HBP BLK WP HR S P ERA WHIP	IP WLS BF H R ER SO BB IBB HBP BLK WP HR S P ERA WHIP	IP WLS BF H R ER SO BB IBB HBP BLK WP HR S P ERA WHIP	IP WLS BF H R ER SO BB IBB HBP BLK WP HR S P ERA WHIP	IP WLS BF H R ER SO BB IBB HBP BLK WP HR S P ERA WHIP	IP WLS BF H R ER SO BB IBB HBP BLK WP HR S P ERA WHIP	IP WLS BF H R ER SO BB IBB HBP BLK WP HR S P ERA WHIP						
Pete Falcone, L ERA: 4.66 (1, 1)	0.2	L	7	5	5	5	0	1	0	0	0	0	0	0	1	6	10	67.50	9.000			
Rick Camp, R ERA: 4.09 (1, 1)	3.2		20	7	4	4	1	3	1	0	0	0	0	1	18	34	9.82	2.727				
Gene Garber, R ERA: 4.33 (5, 1)	2.2		12	3	1	1	1	1	0	1	0	0	0	0	12	17	3.38	1.500				
Steve Bedrosian, R ERA: 1.56 (8, 1)	2.0		7	1	0	0	2	0	0	0	0	0	0	0	11	11	0.00	0.500				

AB	39
R	10
H	16
RBI	9
BB	6
SO	4
LOB	19



Batter	1	2	3	4	5	6	7	8	9	AB	R	H	RBI	BB	SO	LOB	BOTTOM					
Claudell Washington, L OBP: 0.443, SLG: 0.571 (1, 9)	F8		G3						5-3	5	0	2	1	0	0	0	Los Angeles Dodgers @ Atlanta Braves Atlanta-Fulton County Stadium, Atlanta, GA Fri Jun 22 1984, 7:05 PM EDT Att: 45,931 - Unknown					
Rafael Ramirez, R OBP: 0.344, SLG: 0.373 (1, 6)	6-3		F9		2H		3B			4	0	0	0	0	1	2						
Steve Bedrosian, R OBP: 0.286, SLG: 0.286 (8, 1)										0	0	0	0	0	0	0						
Gerald Perry, L OBP: 0.376, SLG: 0.390 (9, PH)					K				1B	1	0	1	0	0	0	0						
Dale Murphy, R OBP: 0.345, SLG: 0.500 (1, 8)				G5-3	1B					3	0	2	0	0	1	1						
Albert Hall, S OBP: 0.302, SLG: 0.310 (8, 8)	2B			1B					K	1	1	0	0	1	1	1						
Chris Chambliss, L OBP: 0.346, SLG: 0.374 (1, 3)	4-3			G5-3					K	5	0	2	0	0	1	3						
Brad Komminsk, R OBP: 0.269, SLG: 0.361 (1, 7)		6-3		G5-3					F9	4	0	1	0	0	0	3						
Ken Oberkfell, L OBP: 0.373, SLG: 0.398 (8, 4)				F7					F7	4	1	1	0	0	0	3						
Glenn Hubbard, R OBP: 0.348, SLG: 0.396 (1, 4)										2	1	1	0	1	0	1						
Jerry Royster, R OBP: 0.300, SLG: 0.295 (7, 4)									F9	1	0	1	1	0	0	0						
Alex Trevino, R OBP: 0.315, SLG: 0.358 (1, 2)		G6-4-3								4	1	1	1	0	0	3						
Pete Falcone, L OBP: 0.200, SLG: 0.267 (1, 1)										0	0	0	0	0	0	0						
Rick Camp, R OBP: 0.154, SLG: 0.083 (1, 1)										1	0	0	0	0	1	0						
Gene Garber, R OBP: 0.143, SLG: 0.143 (5, 1)										1	0	0	0	0	1	1						
Randy Johnson, R OBP: 0.365, SLG: 0.442 (7, PH)										2	0	0	0	0	0	2						
Inning Stats	R: 0 E: 0 K: 0 S: 4	H: 1 LOB: 0 BB: 0 P: 4	R: 0 E: 0 K: 0 S: 3	H: 1 LOB: 1 BB: 1 P: 7	R: 0 E: 0 K: 1 S: 5	H: 0 LOB: 0 BB: 0 P: 5	R: 0 E: 0 K: 0 S: 4	H: 2 LOB: 1 BB: 0 P: 4	R: 2 E: 0 K: 3 S: 12	H: 3 LOB: 1 BB: 0 P: 12	R: 0 E: 0 K: 0 S: 4	H: 1 LOB: 1 BB: 0 P: 4	R: 0 E: 0 K: 0 S: 4	H: 1 LOB: 0 BB: 0 P: 4	R: 2 E: 2 K: 0 S: 6	H: 2 LOB: 2 BB: 1 P: 10	R: 0 E: 0 K: 2 S: 8	H: 1 LOB: 1 BB: 0 P: 8	1B: 9 2B: 2 3B: 1 HR: 0	SF: 0 SAC: 0 DP: 2 HBP: 0	WP: 0 PB: 0 SB: 0 CS: 0	PA: 40
PITCHER	IP WLS BF H R ER SO BB IBB HBP BLK WP HR S P ERA WHIP	IP WLS BF H R ER SO BB IBB HBP BLK WP HR S P ERA WHIP	IP WLS BF H R ER SO BB IBB HBP BLK WP HR S P ERA WHIP	IP WLS BF H R ER SO BB IBB HBP BLK WP HR S P ERA WHIP	IP WLS BF H R ER SO BB IBB HBP BLK WP HR S P ERA WHIP	IP WLS BF H R ER SO BB IBB HBP BLK WP HR S P ERA WHIP	IP WLS BF H R ER SO BB IBB HBP BLK WP HR S P ERA WHIP	IP WLS BF H R ER SO BB IBB HBP BLK WP HR S P ERA WHIP	IP WLS BF H R ER SO BB IBB HBP BLK WP HR S P ERA WHIP	IP WLS BF H R ER SO BB IBB HBP BLK WP HR S P ERA WHIP	IP WLS BF H R ER SO BB IBB HBP BLK WP HR S P ERA WHIP	IP WLS BF H R ER SO BB IBB HBP BLK WP HR S P ERA WHIP	IP WLS BF H R ER SO BB IBB HBP BLK WP HR S P ERA WHIP	IP WLS BF H R ER SO BB IBB HBP BLK WP HR S P ERA WHIP	IP WLS BF H R ER SO BB IBB HBP BLK WP HR S P ERA WHIP	IP WLS BF H R ER SO BB IBB HBP BLK WP HR S P ERA WHIP						
Bob Welch, R ERA: 3.53 (9, 1)	8.0	W	36	11	4	3	4	2	0	0	0	0	0	0	8	8	0.00	1.000				
Tom Niedenfuer, R ERA: 1.83 (9, 1)	1.0		4	1	0	0	2	0	0	0	0	0	0	0	0	0	0.00	1.000				



Batter	1	2	3	4	5	6	7	8	9	AB	R	H	RBI	BB	SO	LOB	TOP			
Steve Sax, R (1,4) OBP: 0.313, SLG: 0.315										3	1	0	0	2	0	0	Los Angeles Dodgers @ Atlanta Braves Atlanta-Fulton County Stadium, Atlanta, GA Sun Jun 24 1984, 3:33 AM EDT Att: 43,475 - Unknown livebaseballscorecards.com			
Franklin Stubbs, L (1,9) OBP: 0.292, SLG: 0.409										5	1	1	2	0	0	1				
Ken Landreaux, L (1,8) OBP: 0.338, SLG: 0.390										3	0	2	0	1	0	0				
Candy Maldonado, R (8,8) OBP: 0.336, SLG: 0.416										1	0	0	0	0	0	0				
Pedro Guerrero, R (1,5) OBP: 0.333, SLG: 0.416										4	1	1	1	0	1	3				
Mike Marshall, R (1,7) OBP: 0.350, SLG: 0.512										4	1	2	1	0	0	1				
Mike Scioscia, L (1,2) OBP: 0.377, SLG: 0.344										4	0	1	0	0	0	0				
Greg Brock, L (1,3) OBP: 0.328, SLG: 0.474										3	1	2	1	1	0	2				
Bill Russell, R (1,6) OBP: 0.341, SLG: 0.361										4	0	1	0	0	0	1				
Alejandro Pena, R (1,1) OBP: 0.111, SLG: 0.086										4	0	0	0	0	2	3				
Tom Niedenfuer, R (8,1)										0	0	0	0	0	0	0				
Inning Stats	R: 3 E: 0 K: 0 S: 6	H: 4 LOB: 1 BB: 1 P: 10	R: 0 E: 0 K: 0 S: 3	H: 0 LOB: 0 BB: 0 P: 3	R: 0 E: 0 K: 0 S: 4	H: 1 LOB: 1 BB: 0 P: 4	R: 0 E: 0 K: 0 S: 4	H: 1 LOB: 1 BB: 0 P: 4	R: 0 E: 0 K: 1 S: 5	H: 2 LOB: 0 BB: 0 P: 7	R: 0 E: 0 K: 0 S: 3	H: 0 LOB: 1 BB: 1 P: 7	R: 0 E: 0 K: 1 S: 6	H: 1 LOB: 2 BB: 1 P: 10	R: 0 E: 0 K: 0 S: 3	H: 0 LOB: 0 BB: 0 P: 3	1B: 6 2B: 0 3B: 0 HR: 4	SF: 0 SAC: 0 DP: 1 HBP: 0	WP: 1 PB: 0 SB: 1 CS: 0	PA: 39
PITCHER	IP WLS BF H R ER SO BB IBB HBP BLK WP HR S P ERA WHIP																			
Craig McMurry, R (1,1) ERA: 4.47	5.1 L 25 9 5 5 1 2 0 0 0 0 1 4 25 33 8.44 2.062																			
Jeff Dedmon, R (8,1) ERA: 3.64	1.2 6 0 0 0 1 1 0 0 0 0 0 0 7 11 0.00 0.600																			
Donnie Moore, R (8,1) ERA: 3.04	2.0 8 1 0 0 1 1 0 0 0 0 0 0 9 13 0.00 1.000																			

Batter	1	2	3	4	5	6	7	8	9	AB	R	H	RBI	BB	SO	LOB	BOTTOM					
Claudell Washington, L (1,9) OBP: 0.432, SLG: 0.553										4	0	0	0	0	2	3	Los Angeles Dodgers @ Atlanta Braves Atlanta-Fulton County Stadium, Atlanta, GA Sun Jun 24 1984, 3:33 AM EDT Att: 43,475 - Unknown livebaseballscorecards.com					
Donnie Moore, L (8,1)										0	0	0	0	0	0	0						
Gerald Perry, L (9,PH) OBP: 0.371, SLG: 0.380										5	0	0	0	0	0	2						
Ken Oberkfell, L (1,5) OBP: 0.361, SLG: 0.384										5	0	1	0	0	0	2						
Rafael Ramirez, R (1,6) OBP: 0.337, SLG: 0.365										5	0	1	0	0	0	2						
Dale Murphy, R (1,8) OBP: 0.352, SLG: 0.505										4	1	2	0	0	2	1						
Chris Chambliss, L (1,3) OBP: 0.351, SLG: 0.377										3	1	2	0	1	1	1						
Brad Komminsk, R (1,7) OBP: 0.278, SLG: 0.354										4	0	2	1	0	1	2						
Glenn Hubbard, R (1,4) OBP: 0.343, SLG: 0.388										3	0	0	1	0	1	5						
Alex Trevino, R (1,2) OBP: 0.321, SLG: 0.369										4	0	2	0	0	1	4						
Craig McMurry, R (1,1) OBP: 0.115, SLG: 0.042										2	0	0	0	0	2	3						
Jeff Dedmon, L (6,1)										0	0	0	0	0	0	0						
Albert Hall, S (7,PH) OBP: 0.306, SLG: 0.315										2	0	1	0	0	0	0						
Inning Stats	R: 0 E: 0 K: 1 S: 5	H: 0 LOB: 0 BB: 0 P: 5	R: 2 E: 0 K: 1 S: 8	H: 3 LOB: 2 BB: 1 P: 12	R: 0 E: 0 K: 2 S: 8	H: 1 LOB: 1 BB: 0 P: 8	R: 0 E: 1 K: 2 S: 8	H: 1 LOB: 1 BB: 0 P: 8	R: 0 E: 0 K: 1 S: 5	H: 0 LOB: 0 BB: 0 P: 5	R: 0 E: 0 K: 2 S: 9	H: 2 LOB: 2 BB: 0 P: 9	R: 0 E: 0 K: 0 S: 4	H: 1 LOB: 1 BB: 0 P: 4	R: 0 E: 0 K: 1 S: 7	H: 2 LOB: 2 BB: 0 P: 7	R: 0 E: 0 K: 0 S: 3	H: 0 LOB: 1 BB: 1 P: 7	1B: 8 2B: 3 3B: 0 HR: 0	SF: 1 SAC: 0 DP: 1 HBP: 0	WP: 0 PB: 0 SB: 2 CS: 1	PA: 39
PITCHER	IP WLS BF H R ER SO BB IBB HBP BLK WP HR S P ERA WHIP																					
Alejandro Pena, R (1,1) ERA: 2.29	7.0 W 31 9 2 2 9 1 0 0 0 0 0 0 48 52 2.57 1.429																					
Tom Niedenfuer, R (8,1) ERA: 1.73	2.0 S 8 1 0 0 1 1 0 0 0 0 0 0 9 13 0.00 1.000																					

Batter	1	2	3	4	5	6	7	8	9	AB	R	H	RBI	BB	SO	LOB	TOP					
Bill Doran, S OBP: 0.318, SLG: 0.332 (1,4)										5	3	3	0	0	0	0						
Craig Reynolds, L OBP: 0.290, SLG: 0.394 (1,6)										4	2	2	2	0	0	0						
Harry Spilman, L OBP: 0.329, SLG: 0.339 (1,3)										4	0	1	1	0	2	2						
Jose Cruz, L OBP: 0.321, SLG: 0.366 (1,7)										5	1	3	1	0	0	1						
Jerry Mumphy, S OBP: 0.357, SLG: 0.376 (1,8)										4	0	2	1	0	0	2						
Ray Knight, R OBP: 0.281, SLG: 0.328 (1,5)										3	0	0	0	0	0	3						
Terry Puhl, L OBP: 0.370, SLG: 0.384 (1,9)										3	0	0	0	1	0	3						
Mark Bailey, S OBP: 0.292, SLG: 0.321 (1,2)										4	2	2	3	0	0	2						
Michael LaCoss, R (1,1)										2	0	0	0	0	1	2						
Kevin Bass, S (6,PH)										1	0	0	0	0	0	0						
Dave Smith, R (6,1)										0	0	0	0	0	0	0						
Frank DiPino, L (8,1)										1	0	0	0	0	0	0						
Inning Stats	R: 2 E: 0 K: 1 S: 8	H: 3 LOB: 1 BB: 0 P: 8	R: 0 E: 0 K: 1 S: 5	H: 0 LOB: 0 BB: 0 P: 5	R: 0 E: 0 K: 0 S: 3	H: 0 LOB: 0 BB: 0 P: 3	R: 1 E: 0 K: 0 S: 5	H: 2 LOB: 2 BB: 0 P: 6	R: 2 E: 0 K: 0 S: 6	H: 3 LOB: 1 BB: 0 P: 6	R: 1 E: 0 K: 0 S: 4	H: 1 LOB: 0 BB: 0 P: 4	R: 0 E: 0 K: 1 S: 5	H: 0 LOB: 0 BB: 0 P: 5	R: 0 E: 0 K: 0 S: 2	H: 1 LOB: 1 BB: 1 P: 6	R: 2 E: 0 K: 0 S: 6	H: 3 LOB: 1 BB: 0 P: 6	1B: 8 2B: 2 3B: 1 HR: 2	SF: 1 SAC: 1 DP: 0 HBP: 1	WP: 1 PB: 0 SB: 1 CS: 2	PA: 41
PITCHER	IP WLS BF H R ER SO BB IBB HBP BLK WP HR S P ERA WHIP																					
Len Barker, R (1,1)	4.0 L 20 7 5 5 2 0 0 0 1 0 0 0 23 24 11.25 1.750																					
Jeff Dedmon, R (5,1)	2.0 8 2 1 1 0 0 0 0 0 0 0 1 1 8 8 4.50 1.000																					
Gene Garber, R (7,1)	2.0 6 1 0 0 1 1 0 0 0 0 0 0 7 11 0.00 1.000																					
Steve Bedrosian, R (9,1)	0.2 5 3 2 2 0 0 0 0 0 0 0 1 5 5 27.00 4.500																					
Pete Falcone, L (9,1)	0.1 1 0 0 0 0 0 0 0 0 0 0 0 0 1 1 0.00 0.000																					

Houston Astros @ Atlanta Braves
Atlanta-Fulton County Stadium, Atlanta, GA
Mon Jun 25 1984, 7:05 PM EDT
Unknown

AB	36
R	8
H	13
RBI	8
BB	1
SO	3
LOB	15



Batter	1	2	3	4	5	6	7	8	9	AB	R	H	RBI	BB	SO	LOB	BOTTOM					
Rafael Ramirez, R OBP: 0.341, SLG: 0.369 (1,6)										5	0	3	2	0	0	0						
Ken Oberkfell, L OBP: 0.397, SLG: 0.383 (1,5)										3	2	1	0	2	0	2						
Gerald Perry, L OBP: 0.363, SLG: 0.370 (1,7)										4	0	0	0	0	1	4						
Dale Murphy, R OBP: 0.354, SLG: 0.507 (1,8)										3	1	1	1	1	1	0						
Chris Chambliss, L (1,3)										3	0	1	1	0	0	0						
Rufino Linares, R (8,PH)										1	0	0	1	0	0	1						
Brad Komminsk, R (1,9)										2	0	0	0	0	1	1						
Gene Garber, R (7,1)										0	0	0	0	0	0	0						
Bob Watson, R (8,PH)										1	0	0	0	0	1	0						
Steve Bedrosian, R (9,1)										0	0	0	0	0	0	0						
Pete Falcone, L (9,1)										0	0	0	0	0	0	0						
Glenn Hubbard, R (1,4)										3	1	1	0	1	0	0						
Alex Trevino, R (1,2)										4	1	0	0	0	1	2						
Len Barker, R (1,1)										1	0	0	0	0	1	0						
Jeff Dedmon, L (5,1)										0	0	0	0	0	0	0						
Albert Hall, S (5,9)										2	0	0	0	1	1	2						
Jerry Royster, R (6,PH)										1	0	0	0	1	1	0						
Inning Stats	R: 2 E: 0 K: 1 S: 7	H: 2 LOB: 1 BB: 1 P: 11	R: 0 E: 0 K: 2 S: 7	H: 0 LOB: 0 BB: 0 P: 7	R: 0 E: 0 K: 0 S: 3	H: 0 LOB: 0 BB: 0 P: 3	R: 0 E: 0 K: 1 S: 5	H: 0 LOB: 0 BB: 0 P: 5	R: 1 E: 0 K: 0 S: 6	H: 3 LOB: 2 BB: 0 P: 6	R: 0 E: 0 K: 2 S: 7	H: 0 LOB: 0 BB: 0 P: 7	R: 1 E: 1 K: 1 S: 5	H: 1 LOB: 0 BB: 1 P: 9	R: 1 E: 0 K: 0 S: 3	H: 0 LOB: 2 BB: 2 P: 11	R: 0 E: 0 K: 0 S: 4	H: 1 LOB: 1 BB: 1 P: 8	1B: 6 2B: 1 3B: 0 HR: 0	SF: 0 SAC: 0 DP: 0 HBP: 0	WP: 1 PB: 0 SB: 0 CS: 1	PA: 39
PITCHER	IP WLS BF H R ER SO BB IBB HBP BLK WP HR S P ERA WHIP																					
Michael LaCoss, R (1,1)	5.0 W 21 5 3 3 3 4 1 0 0 0 0 28 32 5.40 1.200																					
Dave Smith, R (6,1)	2.1 10 1 2 1 3 3 0 0 1 0 0 13 25 3.86 1.714																					
Frank DiPino, L (8,1)	1.2 S 7 1 0 0 0 1 0 0 0 0 0 6 10 0.00 1.200																					

Houston Astros @ Atlanta Braves
Atlanta-Fulton County Stadium, Atlanta, GA
Mon Jun 25 1984, 7:05 PM EDT
Unknown

AB	33
R	5
H	7
RBI	5
BB	5
SO	7
LOB	13



Batter	1	2	3	4	5	6	7	8	9	AB	R	H	RBI	BB	SO	LOB	TOP			
Bill Doran, S OBP: 0.325, SLG: 0.340 (1, 4)										4	2	3	0	0	0	0	Houston Astros @ Atlanta Braves Atlanta-Fulton County Stadium, Atlanta, GA Mon Jun 25 1984, 7:05 PM EDT Att: 22,705 - Unknown			
Craig Reynolds, L OBP: 0.290, SLG: 0.393 (1, 6)										3	0	1	1	0	0	1				
Enos Cabell, R OBP: 0.342, SLG: 0.422 (1, 3)										4	0	0	2	0	1	2				
Jose Cruz, L OBP: 0.317, SLG: 0.361 (1, 7)										4	0	0	0	0	0	1				
Kevin Bass, S OBP: 0.265, SLG: 0.315 (1, 8)										4	0	0	0	0	1	0				
Ray Knight, R OBP: 0.281, SLG: 0.324 (1, 5)										3	0	0	0	1	0	0				
Terry Puhl, L OBP: 0.373, SLG: 0.406 (1, 9)										4	1	2	1	0	0	1				
Alan Ashby, S OBP: 0.292, SLG: 0.256 (1, 2)										4	1	2	0	0	1	1				
Mike Madden, L OBP: 0.429, SLG: 0.333 (1, 1)										0	0	0	0	0	0	0				
Bill Dawley, R OBP: 0.285, SLG: 0.375 (5, PH)										1	0	0	0	0	0	1				
Julio Solano, R OBP: 0.346, SLG: 0.400 (5, 1)										0	0	0	0	0	0	0				
Denny Walling, L OBP: 0.346, SLG: 0.400 (8, PH)										1	0	0	0	0	0	1				
Joe Sambito, L OBP: 0.346, SLG: 0.400 (8, 1)										0	0	0	0	0	0	1				
Inning Stats	R: 1 E: 1 K: 0 S: 4	H: 1 LOB: 0 BB: 0 P: 4	R: 1 E: 0 K: 1 S: 6	H: 1 LOB: 1 BB: 0 P: 6	R: 0 E: 0 K: 1 S: 6	H: 1 LOB: 1 BB: 0 P: 6	R: 0 E: 0 K: 0 S: 3	H: 0 LOB: 0 BB: 1 P: 7	R: 0 E: 0 K: 0 S: 3	H: 0 LOB: 0 BB: 0 P: 3	R: 0 E: 0 K: 0 S: 3	H: 0 LOB: 0 BB: 0 P: 3	R: 0 E: 0 K: 0 S: 6	H: 3 LOB: 1 BB: 0 P: 6	R: 0 E: 0 K: 1 S: 6	H: 1 LOB: 1 BB: 0 P: 6	1B: 7 2B: 0 3B: 0 HR: 1	SF: 0 SAC: 1 DP: 1 HBP: 0	WP: 0 PB: 0 SB: 0 CS: 0	PA: 35
PITCHER	IP WLS BF H R ER SO BB IBB HBP BLK WP HR S P ERA WHIP																			
Rick Mahler, R ERA: 2.34 (1, 1)	7.1 W 29 7 4 3 2 1 0 0 0 0 1 32 36 3.68 1.091																			
Donnie Moore, R ERA: 2.95 (8, 1)	1.2 S 6 1 0 0 1 0 0 0 0 0 0 8 8 0.00 0.600																			

AB	33
R	4
H	8
RBI	4
BB	1
SO	3
LOB	8



Batter	1	2	3	4	5	6	7	8	9	AB	R	H	RBI	BB	SO	LOB	BOTTOM			
Albert Hall, S OBP: 0.311, SLG: 0.313 (1, 7)										5	0	2	1	0	0	0	Houston Astros @ Atlanta Braves Atlanta-Fulton County Stadium, Atlanta, GA Mon Jun 25 1984, 7:05 PM EDT Att: 22,705 - Unknown			
Jerry Royster, R OBP: 0.295, SLG: 0.301 (1, 4)										4	0	1	1	0	0	1				
Rafael Ramirez, R OBP: 0.340, SLG: 0.371 (1, 6)										4	0	1	0	0	0	2				
Dale Murphy, R OBP: 0.359, SLG: 0.518 (1, 8)										2	1	1	1	2	0	0				
Brad Komminsk, R OBP: 0.272, SLG: 0.333 (1, 9)										3	1	0	0	1	1	5				
Gerald Perry, L OBP: 0.361, SLG: 0.364 (1, 3)										3	1	0	0	1	0	0				
Randy Johnson, R OBP: 0.380, SLG: 0.449 (1, 5)										3	1	2	1	1	0	0				
Bruce Benedict, R OBP: 0.311, SLG: 0.318 (1, 2)										4	1	1	2	0	1	2				
Rick Mahler, R OBP: 0.417, SLG: 0.500 (1, 1)										3	1	1	0	0	0	2				
Donnie Moore, L ERA: 1.04 (8, 1)										1	0	0	0	0	1	0				
Inning Stats	R: 0 E: 0 K: 0 S: 3	H: 1 LOB: 0 BB: 0 P: 3	R: 5 E: 1 K: 0 S: 8	H: 5 LOB: 3 BB: 3 P: 20	R: 0 E: 0 K: 0 S: 3	H: 0 LOB: 1 BB: 1 P: 7	R: 0 E: 0 K: 1 S: 6	H: 1 LOB: 2 BB: 1 P: 10	R: 0 E: 0 K: 0 S: 3	H: 0 LOB: 0 BB: 0 P: 3	R: 1 E: 0 K: 0 S: 4	H: 1 LOB: 0 BB: 0 P: 4	R: 0 E: 0 K: 1 S: 5	H: 0 LOB: 0 BB: 0 P: 5	R: 0 E: 0 K: 0 S: 5	H: 0 LOB: 0 BB: 0 P: 5	1B: 6 2B: 2 3B: 0 HR: 1	SF: 0 SAC: 0 DP: 1 HBP: 0	WP: 0 PB: 0 SB: 0 CS: 0	PA: 37
PITCHER	IP WLS BF H R ER SO BB IBB HBP BLK WP HR S P ERA WHIP																			
Mike Madden, L ERA: 5.09 (1, 1)	1.1 L 8 3 4 1 1 1 1 2 0 0 0 0 14 26 3.38 1.875																			
Bill Dawley, R ERA: 2.41 (2, 1)	2.2 15 4 1 1 1 1 2 0 0 0 0 14 26 3.38 1.875																			
Julio Solano, R ERA: 4.5 (5, 1)	3.0 11 2 1 1 1 1 0 0 0 0 0 1 13 13 3.00 0.667																			
Joe Sambito, L ERA: 1.04 (8, 1)	1.0 3 0 0 0 0 1 0 0 0 0 0 0 5 5 0.00 0.000																			



Batter	1	2	3	4	5	6	7	8	9	AB	R	H	RBI	BB	SO	LOB	TOP					
Bill Doran, S OBP: 0.329, SLG: 0.338 (1, 4)	G3		F7						F9	5	0	2	2	0	0	2						
Craig Reynolds, L OBP: 0.291, SLG: 0.399 (1, 6)	HR		4-3		FC4-6 1B		FC6-4 1B		4-3	5	1	1	2	0	0	4						
Denny Walling, L OBP: 0.344, SLG: 0.434 (1, 3) (5, 8)	F7		K				G4-6-3 1B			4	0	1	0	0	1	1						
Jose Cruz, L OBP: 0.324, SLG: 0.372 (1, 7)	BLK 1B			F5				F7		3	0	1	0	1	0	0						
Jerry Mumphy, S OBP: 0.356, SLG: 0.388 Julio Solano, R (5, 1)				4-3	4-3			1-3		2	0	0	0	1	0	3						
Kevin Bass, S OBP: 0.262, SLG: 0.311 Bill Dawley, R (8, 1)	1-2 BB									0	0	0	0	0	0	0						
Ray Knight, R OBP: 0.274, SLG: 0.312 (1, 5)	1-3			F6				6-3		4	0	0	0	0	0	2						
Terry Puhl, L OBP: 0.366, SLG: 0.396 (1, 9)		4-3			F8				F5	4	0	0	0	0	0	0						
Mark Bailey, S OBP: 0.300, SLG: 0.320 (1, 2)		3-1			2B 1B BB				1B BB	2	1	0	0	2	1	0						
Mike Scott, R OBP: 0.192, SLG: 0.200 Jim Pankovits, R OBP: 0.367, SLG: 0.429 Enos Cabell, R OBP: 0.348, SLG: 0.429 (5, 3)			K		1B 2B				1B	1	0	0	0	0	1	0						
Inning Stats	R: 1 E: 0 K: 0 S: 5	H: 2 LOB: 2 BB: 1 P: 9	R: 0 E: 0 K: 1 S: 5	H: 0 LOB: 0 BB: 0 P: 5	R: 0 E: 0 K: 1 S: 5	H: 0 LOB: 0 BB: 0 P: 5	R: 0 E: 0 K: 0 S: 3	H: 0 LOB: 0 BB: 0 P: 3	R: 2 E: 0 K: 0 S: 6	H: 3 LOB: 3 BB: 2 P: 14	R: 0 E: 0 K: 1 S: 5	H: 0 LOB: 0 BB: 0 P: 5	R: 1 E: 0 K: 0 S: 4	H: 2 LOB: 0 BB: 0 P: 4	R: 0 E: 0 K: 0 S: 3	H: 0 LOB: 0 BB: 0 P: 3	R: 0 E: 0 K: 0 S: 4	H: 1 LOB: 2 BB: 1 P: 8	1B: 6 2B: 1 3B: 0 HR: 1	SF: 0 SAC: 0 DP: 1 HBP: 0	WP: 0 PB: 0 SB: 0 CS: 0	PA: 38
PITCHER	IP WLS BF H R ER SO BB IBB HBP BLK WP HR S P ERA WHIP	IP WLS BF H R ER SO BB IBB HBP BLK WP HR S P ERA WHIP															IP WLS BF H R ER SO BB IBB HBP BLK WP HR S P ERA WHIP					
Pascual Perez, R ERA: 4.76 Donnie Moore, R ERA: 2.79 (1, 1) (9, 1)	8.1 W 36 8 4 4 3 4 0 0 0 0 1 1 38 54 4.32 1.440	0.2 S 2 0 0 0 0 0 0 0 0 0 0 0 2 2 0.00 0.000																				

Houston Astros @ Atlanta Braves
Atlanta-Fulton County Stadium, Atlanta, GA
Wed Jun 27 1984, 7:05 PM EDT
Att: 13,414 - Unknown

AB	34
R	4
H	8
RBI	4
BB	4
SO	3
LOB	12




Batter	1	2	3	4	5	6	7	8	9	AB	R	H	RBI	BB	SO	LOB	BOTTOM			
Jerry Royster, R OBP: 0.289, SLG: 0.314 (1, 6)	F8								K	4	0	1	0	0	1	0				
Ken Oberkfell, L OBP: 0.383, SLG: 0.383 (1, 5)	1B 2B		F8		F4				G3 1B	4	1	2	0	0	0	1				
Gerald Perry, L OBP: 0.355, SLG: 0.374 Albert Hall, S OBP: 0.300, SLG: 0.300 (1, 7) (9, 7)	6-3				1-3				G3 1-2 1B	4	1	1	1	0	0	3				
Dale Murphy, R OBP: 0.362, SLG: 0.515 (1, 8)	1B E BB				2B 6-3 1B				F6 CS 1B	3	2	2	0	1	0	1				
Chris Chambliss, L OBP: 0.363, SLG: 0.391 (1, 3)	E 1B				6-3 2B				F7 1-2 1B	3	1	2	1	1	0	1				
Brad Komminsk, R OBP: 0.290, SLG: 0.359 (1, 9)	E9 1B				6-3				1-3 1B	4	1	1	1	0	0	3				
Glenn Hubbard, R OBP: 0.344, SLG: 0.385 (1, 4)	1B				K				F9	4	0	1	1	0	2	2				
Bruce Benedict, R OBP: 0.310, SLG: 0.312 (1, 2)	5-3				6-3				F3	4	0	0	0	0	1	2				
Pascual Perez, R OBP: 0.100, SLG: 0.167 Donnie Moore, L (1, 1) (9, 1)		6-3			4-3				3-1	4	0	0	0	0	1	0				
Inning Stats	R: 4 E: 1 K: 0 S: 7	H: 3 LOB: 1 BB: 1 P: 11	R: 0 E: 0 K: 0 S: 3	H: 0 LOB: 0 BB: 0 P: 3	R: 2 E: 0 K: 1 S: 8	H: 3 LOB: 1 BB: 0 P: 8	R: 0 E: 0 K: 0 S: 4	H: 1 LOB: 1 BB: 0 P: 4	R: 0 E: 0 K: 1 S: 6	H: 2 LOB: 1 BB: 0 P: 6	R: 0 E: 0 K: 1 S: 5	H: 0 LOB: 0 BB: 0 P: 5	R: 0 E: 0 K: 0 S: 4	H: 1 LOB: 2 BB: 1 P: 8	R: 0 E: 0 K: 2 S: 7	H: 0 LOB: 0 BB: 0 P: 7	1B: 6 2B: 3 3B: 0 HR: 1	SF: 0 SAC: 0 DP: 0 HBP: 0	WP: 0 PB: 0 SB: 0 CS: 1	PA: 36
PITCHER	IP WLS BF H R ER SO BB IBB HBP BLK WP HR S P ERA WHIP	IP WLS BF H R ER SO BB IBB HBP BLK WP HR S P ERA WHIP															IP WLS BF H R ER SO BB IBB HBP BLK WP HR S P ERA WHIP			
Mike Scott, R ERA: 4.82 Julio Solano, R ERA: 2.57 Bill Dawley, R ERA: 2.35 (1, 1) (5, 1) (8, 1)	4.0 L 21 3 0 0 2 0 1 0 0 0 0 15 19 0.00 1.000	3.0 12 3 0 0 2 0 0 0 0 0 0 0 7 7 0.00 0.000																		

Houston Astros @ Atlanta Braves
Atlanta-Fulton County Stadium, Atlanta, GA
Wed Jun 27 1984, 7:05 PM EDT
Att: 13,414 - Unknown

AB	34
R	6
H	10
RBI	4
BB	2
SO	5
LOB	13



Batter	1	2	3	4	5	6	7	8	9	AB	R	H	RBI	BB	SO	LOB	TOP					
Rafael Ramirez, R OBP: 0.333, SLG: 0.363	5-3		FC5-4		E5	6-3			F8	5	0	1	0	0	0	2	Atlanta Braves @ New York Mets Shea Stadium, Flushing, NY Thu Jun 28 1984, 7:05 PM EDT Att: 15,077 - Unknown					
Ken Oberkfell, L OBP: 0.394, SLG: 0.380			CS		F9			E6	F8	4	2	1	0	1	0	2						
Gerald Perry, L OBP: 0.355, SLG: 0.368					F7			4-3	F9	3	0	0	0	1	0	3						
Albert Hall, S OBP: 0.297, SLG: 0.297	FC6-4				1B					1	0	0	0	0	0	0						
Dale Murphy, R OBP: 0.364, SLG: 0.515	4-3				SF8			SF8		2	0	1	2	1	0	1						
Chris Chambliss, L OBP: 0.357, SLG: 0.386		4-3			SF8			P6		3	0	0	1	0	1	2						
Brad Komminsk, R OBP: 0.288, SLG: 0.347		6-3			P6					3	0	0	0	1	0	0						
Glenn Hubbard, R OBP: 0.346, SLG: 0.384		F8			P6					3	1	1	0	1	0	2						
Alex Trevino, R OBP: 0.308, SLG: 0.374			K							4	1	1	1	0	1	2						
Craig McMurtry, R OBP: 0.200, SLG: 0.214										4	1	3	1	0	1	1						
Jeff Dedmon, L (9, 1)										0	0	0	0	0	0	0						
Inning Stats	R: 0 E: 0 K: 0 S: 4	H: 1 LOB: 1 BB: 0 P: 4	R: 0 E: 0 K: 0 S: 3	H: 0 LOB: 0 BB: 0 P: 3	R: 0 E: 0 K: 1 S: 5	H: 1 LOB: 0 BB: 0 P: 5	R: 1 E: 0 K: 0 S: 3	H: 0 LOB: 2 BB: 3 P: 15	R: 2 E: 1 K: 0 S: 6	H: 4 LOB: 1 BB: 1 P: 10	R: 1 E: 0 K: 0 S: 4	H: 1 LOB: 1 BB: 1 P: 8	R: 1 E: 1 K: 1 S: 6	H: 0 LOB: 0 BB: 0 P: 6	R: 0 E: 0 K: 1 S: 6	H: 1 LOB: 1 BB: 0 P: 6	R: 0 E: 0 K: 0 S: 3	H: 0 LOB: 0 BB: 0 P: 3	1B: 6 2B: 0 3B: 1 HR: 1	SF: 2 SAC: 0 DP: 0 HBP: 0	WP: 0 PB: 1 CS: 2	PA: 40
PITCHER	IP WLS BF H R ER SO BB IBB HBP BLK WP HR S P ERA WHIP																					
Bruce Berenyi, R ERA: 5.29	(1, 1) 4.0 L 18 4 3 2 0 1 3 0 0 0 0 0 1 17 29 4.50 1.750																					
Tom Gorman, L ERA: 2.7	(5, 1) 1.0 5 2 0 0 0 1 0 0 0 0 0 0 4 8 0.00 3.000																					
Brent Gaff, R ERA: 2.19	(6, 1) 2.0 9 1 2 1 1 1 0 0 0 0 0 0 10 14 4.50 1.000																					
Tim Leary, R ERA: 3.88	(8, 1) 2.0 7 1 0 0 0 1 0 0 0 0 0 0 9 9 0.00 0.500																					

Batter	1	2	3	4	5	6	7	8	9	AB	R	H	RBI	BB	SO	LOB	BOTTOM					
Wally Backman, S OBP: 0.362, SLG: 0.333	1-3									5	1	3	1	0	0	0	Atlanta Braves @ New York Mets Shea Stadium, Flushing, NY Thu Jun 28 1984, 7:05 PM EDT Att: 15,077 - Unknown					
Mookie Wilson, S OBP: 0.303, SLG: 0.375			G1-4-3							5	0	1	0	0	0	4						
Keith Hernandez, L OBP: 0.391, SLG: 0.430										3	1	3	1	1	0	0						
George Foster, R OBP: 0.269, SLG: 0.390										3	0	0	0	0	2	4						
Danny Heep, L OBP: 0.338, SLG: 0.438										3	0	0	0	1	0	3						
Ron Hodges, L OBP: 0.308, SLG: 0.137										4	0	0	0	0	2	3						
Ron Gardenhire, R OBP: 0.238, SLG: 0.275										1	0	0	0	0	0	0						
Rusty Staub, L OBP: 0.424, SLG: 0.407										0	0	0	1	0	0	0						
Kelvin Chapman, R OBP: 0.379, SLG: 0.385										2	1	1	0	0	0	0						
José Oquendo, S OBP: 0.272, SLG: 0.237										4	0	1	0	0	0	2						
Bruce Berenyi, R OBP: 0.265, SLG: 0.050	(1, 1)									1	0	0	0	0	0	0						
Tom Gorman, L OBP: 0.238, SLG: 0.275	(5, PH)									0	0	0	0	0	0	0						
Jerry Martin, R OBP: 0.233, SLG: 0.233	(6, 1)									1	0	0	0	0	0	0						
Brent Gaff, R OBP: 0.219, SLG: 0.214	(7, PH)									1	0	0	0	0	0	0						
Junior Ortiz, R OBP: 0.275, SLG: 0.275	(8, 1)									1	0	0	0	0	0	0						
Tim Leary, R OBP: 0.200, SLG: 0.214	(9, PH)									1	0	0	0	0	0	0						
Danny Strawberry, L OBP: 0.307, SLG: 0.323	(9, PH)									1	0	0	0	0	1	2						
Inning Stats	R: 0 E: 1 K: 0 S: 4	H: 1 LOB: 2 BB: 1 P: 8	R: 0 E: 0 K: 0 S: 3	H: 0 LOB: 0 BB: 0 P: 3	R: 0 E: 0 K: 1 S: 3	H: 1 LOB: 0 BB: 0 P: 3	R: 1 E: 0 K: 1 S: 6	H: 1 LOB: 2 BB: 1 P: 11	R: 1 E: 0 K: 1 S: 7	H: 2 LOB: 1 BB: 0 P: 7	R: 0 E: 0 K: 1 S: 5	H: 0 LOB: 0 BB: 0 P: 5	R: 0 E: 0 K: 1 S: 3	H: 0 LOB: 0 BB: 0 P: 3	R: 0 E: 0 K: 1 S: 6	H: 1 LOB: 1 BB: 0 P: 6	R: 0 E: 0 K: 1 S: 8	H: 3 LOB: 2 BB: 0 P: 8	1B: 6 2B: 3 3B: 0 HR: 0	SF: 1 SAC: 0 DP: 1 HBP: 1	WP: 0 PB: 0 CS: 0	PA: 38
PITCHER	IP WLS BF H R ER SO BB IBB HBP BLK WP HR S P ERA WHIP																					
Craig McMurtry, R ERA: 4.36	(1, 1) 8.1 W 35 8 3 3 4 2 0 1 1 1 0 0 40 49 3.24 1.200																					
Jeff Dedmon, R ERA: 4.37	(9, 1) 0.2 S 3 1 0 0 1 0 0 0 0 0 0 5 5 0.00 1.500																					



Batter	1	2	3	4	5	6	7	8	9	AB	R	H	RBI	BB	SO	LOB	TOP							
Rafael Ramirez, R (1, 6) OBP: 0.335, SLG: 0.364	0-3 K		0-0 L4			0-0 5-3		0-3 K	0-0 F8	5	0	0	0	0	2	2								
Ken Oberkfell, L (1, 5) OBP: 0.384, SLG: 0.385	0-3 K		0-0 FC4-6			0-0 FC3-6 BB		0-3 K		3	0	1	0	0	1	1								
Randy Johnson, R (8, PH) OBP: 0.376, SLG: 0.444			1-2			1B				1	0	0	0	0	1	0								
Gerald Perry, L (1, 7) OBP: 0.366, SLG: 0.372	0-0 L6			4-0 G1-6-3 BB		4-0 FC3-6 BB		0-0 1B		2	1	1	0	2	0	0								
Dale Murphy, R (1, 8) OBP: 0.363, SLG: 0.508		0-0 F7		0-3 K		0-0 FC3-6 BB		0-0 1B		4	0	1	0	0	1	3								
Chris Chambliss, L (1, 3) OBP: 0.358, SLG: 0.385		0-0		0-0 G1-6-3		4-0 1-2 2-3 BB		0-0 1B		2	0	1	0	1	0	1								
Bob Watson, R (8, PH) OBP: 0.273, SLG: 0.260				1-2		1-2 BB		1-2 2-H		1	0	1	1	0	0	0								
Albert Hall, S (8, PR) OBP: 0.295, SLG: 0.294										0	0	0	0	0	0	0								
Brad Komminsk, R (1, 9) OBP: 0.292, SLG: 0.340	0-0 6-3				1-0 FC5-4 HBP		0-0 L4		0-0 P3	3	0	0	0	0	0	6								
Glenn Hubbard, R (1, 4) OBP: 0.353, SLG: 0.394	0-0 6-3				0-3 K		4-0 1-3 BB		0-0 2B	3	0	1	0	1	1	2								
Bruce Benedict, R (1, 2) OBP: 0.302, SLG: 0.303			0-0 L4		0-0 FC5-4		0-0 1-3		0-3 K	4	0	0	0	0	1	3								
Rick Mahler, R (1, 1) OBP: 0.407, SLG: 0.462			4-0 FC4-6 BB		0-0 FC6-4		0-0 4-3		0-0 2B	2	0	0	0	1	0	1								
Rufino Linares, R (9, PH) OBP: 0.250, SLG: 0.571					1-2				2-3	1	0	1	0	0	0	0								
Inning Stats	R: 0 E: 0 K: 2 S: 7	H: 0 LOB: 0 BB: 0 P: 7	R: 0 E: 0 K: 0 S: 4	H: 1 LOB: 1 BB: 0 P: 4	R: 0 E: 0 K: 0 S: 3	H: 0 LOB: 1 BB: 1 P: 7	R: 0 E: 0 K: 1 S: 4	H: 0 LOB: 0 BB: 1 P: 8	R: 0 E: 0 K: 1 S: 5	H: 0 LOB: 1 BB: 0 P: 6	R: 0 E: 0 K: 0 S: 4	H: 1 LOB: 3 BB: 2 P: 12	R: 0 E: 0 K: 0 S: 2	H: 0 LOB: 0 BB: 1 P: 6	R: 1 E: 0 K: 2 S: 10	H: 3 LOB: 2 BB: 0 P: 10	R: 0 E: 0 K: 1 S: 6	H: 2 LOB: 1 BB: 0 P: 6	1B: 4 2B: 4 3B: 0 HR: 0	SF: 0 SAC: 0 DP: 2 HBP: 1	WP: 0 PB: 0 CS: 0	PA: 37		
PITCHER	IP WLS BF H R ER SO BB IBB HBP BLK WP HR S P ERA WHIP											IP WLS BF H R ER SO BB IBB HBP BLK WP HR S P ERA WHIP												
Ron Darling, R (1, 1) ERA: 3.65	7.0	W	27	2	0	0	4	5	0	0	1	0	0	0	0	0	0	0	0	0	29	50	0.00	1.000
Jesse Orosco, L (8, 1) ERA: 2.08	2.0	S	10	5	1	1	3	0	0	0	0	0	0	0	0	0	0	0	0	0	16	16	4.50	2.500

Atlanta Braves @ New York Mets
Shea Stadium, Flushing, NY
Sun Jul 01 1984, 3:33 AM EDT
Unknown

AB 31
R 1
H 7
RBI 1
BB 5
SO 7
LOB 19



Batter	1	2	3	4	5	6	7	8	9	AB	R	H	RBI	BB	SO	LOB	BOTTOM							
Wally Backman, S (1, 4) OBP: 0.363, SLG: 0.325	0-0 4-3		0-0 4-3		4-0 4-3 BB		0-0 F8			3	0	0	0	1	0	1								
Mookie Wilson, S (1, 8) OBP: 0.301, SLG: 0.370	0-0 F8				0-0 4-3		4-0 1B BB			3	1	1	0	1	0	2								
Keith Hernandez, L (1, 3) OBP: 0.401, SLG: 0.443	4-0 BB		0-0 F8		4-0 BB		4-0 1B BB			1	0	0	0	3	0	1								
Darryl Strawberry, L (1, 9) OBP: 0.361, SLG: 0.435	0-0 4-3			4-0 4-3 BB		0-0 1-3		0-0 1B		3	0	1	2	1	0	4								
Hubie Brooks, R (1, 5) OBP: 0.376, SLG: 0.473		0-0 F7		0-0 4-3		0-0 F9		0-0 L5		4	0	0	0	0	0	3								
Danny Heep, L (1, 7) OBP: 0.318, SLG: 0.410		0-0 6-3		0-0 F9		0-0 P6		0-0 F8		4	0	0	0	0	0	1								
Mike Fitzgerald, R (1, 2) OBP: 0.274, SLG: 0.255				0-3 K		0-0 F2		0-0 P3		4	0	1	0	0	1	1								
Ron Gardenhire, R (1, 6) OBP: 0.243, SLG: 0.280		0-0 4-3			0-0 4-3 BB		0-0 E7 1B		0-0 F8	4	1	2	0	0	0	1								
Ron Darling, R (1, 1) OBP: 0.143, SLG: 0.152				0-0 5-3		0-3 K		0-0 3-1		2	0	0	0	0	1	1								
Rusty Staub, L (7, PH) OBP: 0.400, SLG: 0.379										1	0	0	0	0	0	1								
Jesse Orosco, R (8, 1) OBP: 0.667, SLG: 0.333										0	0	0	0	0	0	0								
Inning Stats	R: 0 E: 0 K: 0 S: 3	H: 0 LOB: 1 BB: 1 P: 7	R: 0 E: 0 K: 0 S: 4	H: 1 LOB: 1 BB: 0 P: 4	R: 0 E: 0 K: 0 S: 4	H: 1 LOB: 1 BB: 0 P: 4	R: 0 E: 0 K: 1 S: 5	H: 0 LOB: 1 BB: 1 P: 9	R: 0 E: 0 K: 1 S: 6	H: 1 LOB: 3 BB: 2 P: 14	R: 0 E: 0 K: 0 S: 3	H: 0 LOB: 0 BB: 0 P: 3	R: 2 E: 1 K: 0 S: 5	H: 2 LOB: 2 BB: 2 P: 13	R: 0 E: 0 K: 0 S: 3	H: 0 LOB: 0 BB: 0 P: 3	1B: 5 2B: 0 3B: 0 HR: 0	SF: 0 SAC: 0 DP: 0 HBP: 0	WP: 0 PB: 0 CS: 0	PA: 35				
PITCHER	IP WLS BF H R ER SO BB IBB HBP BLK WP HR S P ERA WHIP											IP WLS BF H R ER SO BB IBB HBP BLK WP HR S P ERA WHIP												
Rick Mahler, R (1, 1) ERA: 2.33	8.0	L	35	5	2	2	2	6	0	0	0	0	0	0	0	0	0	0	0	0	33	57	2.25	1.375

Atlanta Braves @ New York Mets
Shea Stadium, Flushing, NY
Sun Jul 01 1984, 3:33 AM EDT
Unknown

AB 29
R 2
H 5
RBI 2
BB 6
SO 2
LOB 16



Batter	1	2	3	4	5	6	7	8	9	AB	R	H	RBI	BB	SO	LOB	TOP																	
Claudell Washington, L (1, 9) OBP: 0.442, SLG: 0.557	4-0 BB 6-3 BB		0-0 1B 1B	4-0 1-2 BB			0-0 8-3 1B			2	1	2	0	2	0	0																		
Albert Hall, S (1, 7) OBP: 0.293, SLG: 0.292	0-0 F8		0-0 FC3-6 1B 1-2 E 1B	0-0 G3			0-0 8-3 1-2			4	1	1	0	0	0	4																		
Rafael Ramirez, R (1, 6) OBP: 0.337, SLG: 0.366	0-0 6-3 1-2		0-0 FC3-6 1-2 2-H 1B				0-0 FC6-4 1B		0-0 4-3	4	0	2	1	0	0	1																		
Dale Murphy, R (1, 8) OBP: 0.362, SLG: 0.503	4-0 BB BB		0-0 FC3-6 E 1-2 2-3				0-3 K		0-0 P4	3	0	0	0	1	1	3																		
Gerald Perry, L (1, 3) OBP: 0.364, SLG: 0.366	4-0 1-2 2-3 BB		0-0 E4 G4-6-3 1-3 3-H				0-0 FC6-4 CS 1-2		0-0 4-3	3	0	0	1	1	0	2																		
Ken Oberkfell, L (1, 5) OBP: 0.356, SLG: 0.377	0-0 F7		0-0 G4-6-3 1-2				0-0 CS 1-2		0-0 F8	4	0	0	0	0	0	5																		
Glenn Hubbard, R (1, 4) OBP: 0.348, SLG: 0.387		0-0 G3		0-0 5-3			0-0 F8		0-0 F8	4	0	0	0	0	0	0																		
Alex Trevino, R (1, 2) OBP: 0.310, SLG: 0.378		0-3 K		0-0 F7			0-0 5-3		0-0 1B	4	0	1	0	0	1	0																		
Rick Camp, R (1, 1) OBP: 0.188, SLG: 0.133		0-3 K		0-0 K					0-0 4-3	1	0	0	0	0	1	0																		
Pete Falcone, L (2, 1) OBP: 0.226, SLG: 0.290										1	0	1	0	0	0	0																		
Jerry Royster, R (7, PH) OBP: 0.287, SLG: 0.311										1	0	0	0	0	0	0																		
Jeff Dedmon, L (7, 1)										0	0	0	0	0	0	0																		
Chris Chambliss, L (9, PH)										1	0	0	0	0	0	1																		
Inning Stats	R: 0 E: 0 K: 0 S: 3	H: 0 LOB: 3 BB: 3 P: 15	R: 0 E: 0 K: 2 S: 7	H: 0 LOB: 0 BB: 0 P: 7	R: 2 E: 1 K: 0 S: 6	H: 3 LOB: 1 BB: 0 P: 6	R: 0 E: 0 K: 0 S: 4	H: 1 LOB: 2 BB: 1 P: 8	R: 0 E: 0 K: 1 S: 5	H: 0 LOB: 0 BB: 0 P: 5	R: 0 E: 0 K: 0 S: 3	H: 1 LOB: 0 BB: 0 P: 3	R: 0 E: 0 K: 0 S: 3	H: 0 LOB: 0 BB: 0 P: 3	R: 0 E: 0 K: 0 S: 4	H: 1 LOB: 1 BB: 0 P: 4	1B: 7 2B: 1 3B: 0 HR: 0	SF: 0 SAC: 0 DP: 2 HBP: 0	WP: 0 PB: 0 SB: 0 CS: 1	PA: 37														
PITCHER	IP WLS BF H R ER SO BB IBB HBP BLK WP HR S P ERA WHIP																																	
Walt Terrell, R (1, 1) ERA: 3.34	2.0		12	3	2	2	2	3	0	0	0	0	0	0	13	25	9.00	3.000																
Tim Leary, R (3, 1) ERA: 3.51	5.0	W	17	3	0	0	1	1	0	0	0	0	0	0	18	22	0.00	0.800																
Doug Sisk, R (8, 1) ERA: 0.5	2.0	S	7	1	0	0	0	0	0	0	0	0	0	0	7	7	0.00	0.500																

Atlanta Braves @ New York Mets
Shea Stadium, Flushing, NY
Sun Jul 01 1984, 3:38 AM EDT
Att: 8,949 - Unknown

AB 32
R 2
H 7
RBI 2
BB 4
SO 3
LOB 16



Batter	1	2	3	4	5	6	7	8	9	AB	R	H	RBI	BB	SO	LOB	BOTTOM																	
Mookie Wilson, S (1, 8) OBP: 0.298, SLG: 0.366	0-0 F7		0-0 FC4-6 1B 1-2 2-3				0-0 SH1-4			3	0	0	0	0	0	3																		
Kevin Chapman, R (1, 4) OBP: 0.393, SLG: 0.389	1-0		0-0				0-0 4-3			2	0	1	1	0	1	1																		
Rusty Staub, L (7, PH) OBP: 0.389, SLG: 0.367										1	0	0	0	0	0	2																		
Doug Sisk, R (8, 1) OBP: 0.125, SLG: 0.125										0	0	0	0	0	0	0																		
Keith Hernandez, L (1, 3) OBP: 0.399, SLG: 0.438	0-0 L1 1-2		0-0 K 1-2 2-3				0-0 F9 1B WP BB		4-0	3	0	0	0	1	1	3																		
Darryl Strawberry, L (1, 9) OBP: 0.360, SLG: 0.432		0-3 K		0-0 F8			0-0 1B S 1B		0-3 K 1-2 3-H	4	0	1	0	0	2	1																		
George Foster, R (1, 7) OBP: 0.269, SLG: 0.398		0-3 K		0-0 HR			0-0 F3 1-2		0-0 G3	4	1	1	1	0	1	1																		
Hubie Brooks, R (1, 5) OBP: 0.374, SLG: 0.467		0-0 5-3		0-0 F8			4-0 1B IBB		0-0 4-3	3	0	0	0	1	0	0																		
Ron Gardenhire, R (1, 6) OBP: 0.250, SLG: 0.286							0-0 F9 1-2 2-3 1B			4	0	2	0	0	0	0																		
Junior Ortiz, R (1, 2) OBP: 0.220, SLG: 0.200			0-0 E5 FC4-6 1B 1B				4-0 FC1-6 BB		0-0 F9	3	1	0	0	1	0	4																		
Walt Terrell, L (1, 1) OBP: 0.154, SLG: 0.184							0-0 FC1-6			0	0	0	0	0	0	0																		
Tim Leary, R (3, 1) OBP: 0.300, SLG: 0.600										2	0	1	0	0	0	1																		
Danny Heep, L (7, PH) OBP: 0.326, SLG: 0.410										0	0	0	0	1	0	0																		
José Oquendo, S (7, FR) OBP: 0.273, SLG: 0.239							1-2 1B		4-0 WP BB	0	1	0	0	0	0	0																		
Inning Stats	R: 0 E: 0 K: 0 S: 2	H: 0 LOB: 0 BB: 0 P: 3	R: 0 E: 0 K: 2 S: 7	H: 0 LOB: 0 BB: 0 P: 7	R: 1 E: 1 K: 1 S: 8	H: 2 LOB: 2 BB: 0 P: 8	R: 0 E: 0 K: 0 S: 4	H: 1 LOB: 0 BB: 0 P: 4	R: 0 E: 0 K: 1 S: 5	H: 0 LOB: 1 BB: 1 P: 9	R: 0 E: 0 K: 0 S: 5	H: 2 LOB: 3 BB: 1 P: 9	R: 1 E: 0 K: 1 S: 5	H: 0 LOB: 2 BB: 2 P: 13	R: 0 E: 0 K: 0 S: 4	H: 1 LOB: 1 BB: 0 P: 4	1B: 5 2B: 0 3B: 0 HR: 1	SF: 0 SAC: 1 DP: 0 HBP: 1	WP: 1 PB: 0 SB: 2 CS: 1	PA: 35														
PITCHER	IP WLS BF H R ER SO BB IBB HBP BLK WP HR S P ERA WHIP																																	
Rick Camp, R (1, 1) ERA: 4.17	1.1		4	0	0	0	1	0	0	0	0	0	0	1	26	34	1.93	1.286																
Pete Falcone, L (2, 1) ERA: 4.49	4.2		22	5	2	1	3	1	1	0	0	0	0	1	26	34	1.93	1.286																
Jeff Dedmon, R (7, 1) ERA: 4.37	2.0	L	9	1	1	1	1	2	0	0	0	0	1	0	9	17	4.50	1.500																

Atlanta Braves @ New York Mets
Shea Stadium, Flushing, NY
Sun Jul 01 1984, 3:38 AM EDT
Att: 8,949 - Unknown

AB 29
R 3
H 6
RBI 2
BB 4
SO 5
LOB 16



Batter	1	2	3	4	5	6	7	8	9	AB	R	H	RBI	BB	SO	LOB	TOP										
Tim Raines, S (1,8) OBP: 0.393, SLG: 0.432	0-0 HR		0-0 FC3-6 FC5-4			0-0 1B 2B 1B	0-0 F9			4	2	2	1	0	0	2											
Pete Rose, S (1,3) OBP: 0.344, SLG: 0.314	0-0 6-3		0-0 FC5-4			0-0 2B WP 1B	0-0 CS	0-0 1-3		4	1	1	1	0	0	1											
Andre Dawson, R (1,9) OBP: 0.283, SLG: 0.335	0-3 K			0-0 L1		0-0 WP SF8 2B		0-3 K		4	1	1	1	0	2	0											
Gary Carter, R (1,2) OBP: 0.359, SLG: 0.505	0-0 F5			0-0 5-3		0-0 SF8		0-0 6-3		3	0	0	1	0	0	0											
Tim Wallach, R (1,5) OBP: 0.337, SLG: 0.454		0-0 5-3			0-3 K				0-0 6-3	4	0	1	0	0	1	0											
Tony Scott, S (1,7) OBP: 0.282, SLG: 0.286		0-0 G3				0-0 6-3	0-3 K		0-3 K	4	0	0	0	0	2	1											
Bryan Little, S (1,4) Doug Flynn, R (9,4) OBP: 0.336, SLG: 0.302 OBP: 0.291, SLG: 0.313		0-0 F8				0-0 G3	0-0 4-3		0-3 K	4	0	0	0	0	1	1											
Angel Salazar, R (1,6) OBP: 0.171, SLG: 0.207			0-3 K		0-0 L5			4-0 CS BB		2	0	0	0	1	1	0											
David Palmer, R (1,1) Miguel Dilone, S (6,PH) Andy McGaffigan, R (6,1) Jeff Reardon, R (8,1) OBP: 0.105, SLG: 0.263 OBP: 0.324, SLG: 0.373 OBP: 0.291, SLG: 0.313			0-0 FC3-6 1B			0-0 1B 1B		0-3 K		1	0	1	0	0	0	0											
Inning Stats	R: 1 E: 0 K: 1 S: 6	H: 1 LOB: 0 BB: 0 P: 6	R: 0 E: 0 K: 0 S: 3	H: 0 LOB: 0 BB: 0 P: 3	R: 0 E: 0 K: 1 S: 6	H: 1 LOB: 1 BB: 0 P: 6	R: 0 E: 0 K: 1 S: 5	H: 0 LOB: 0 BB: 0 P: 5	R: 0 E: 0 K: 0 S: 3	H: 0 LOB: 0 BB: 0 P: 3	R: 4 E: 0 K: 1 S: 10	H: 5 LOB: 1 BB: 0 P: 10	R: 0 E: 0 K: 1 S: 4	H: 0 LOB: 0 BB: 1 P: 8	R: 0 E: 0 K: 2 S: 5	H: 0 LOB: 0 BB: 0 P: 5	R: 0 E: 0 K: 2 S: 7	H: 0 LOB: 0 BB: 0 P: 7	1B: 5 2B: 1 3B: 0 HR: 1	SF: 1 SAC: 0 DP: 0 HBP: 0	WP: 1 PB: 0 SB: 0 CS: 1	PA: 35					
PITCHER	IP	WLS	BF	H	R	ER	SO	BB	IBB	HBP	BLK	WP	HR	S	P	ERA	WHIP										
Pascual Perez, R (1,1) ERA: 5.0	5.1	L	23	7	5	5	3	0	0	0	0	1	1	29	29	8.44	1.312										
Gene Garber, R (6,1) ERA: 4.2	0.2		2	0	0	0	1	0	0	0	0	0	0	4	4	0.00	0.000										
Jeff Dedmon, R (7,1) ERA: 4.2	2.0		6	0	0	0	2	1	0	0	0	0	0	9	13	0.00	0.500										
Donnie Moore, R (9,1) ERA: 2.53	1.0		3	0	0	0	2	0	0	0	0	0	0	7	7	0.00	0.000										

Montreal Expos @ Atlanta Braves
Atlanta-Fulton County Stadium, Atlanta, GA
Mon Jul 02 1984, 3:33 AM EDT
Att: 15,062 - Unknown

AB	32
R	5
H	7
RBI	4
BB	1
SO	8
LOB	6



Batter	1	2	3	4	5	6	7	8	9	AB	R	H	RBI	BB	SO	LOB	BOTTOM										
Rafael Ramirez, R (1,6) OBP: 0.338, SLG: 0.366	0-0 L4		0-0 1B 1B	0-0 FC6-4 1B		0-3 K		0-0 F9		5	0	2	1	0	1	2											
Ken Oberkfell, L (1,5) Jerry Royster, R (4,5) OBP: 0.359, SLG: 0.379 OBP: 0.288, SLG: 0.311	0-0 4-3		0-0 BB 1B	0-0 FC6-4 1B			0-0 5-3		0-0 WP E 1B	2	0	1	0	0	0	0											
Claudell Washington, L (1,9) OBP: 0.441, SLG: 0.599	0-0 F3		0-3 K		0-0 HR		0-0 S 1B		0-0 F8	5	1	2	1	0	1	3											
Dale Murphy, R (1,8) OBP: 0.365, SLG: 0.503		0-0 S 1B	4-0 1B 1-2 BB		0-0 6-3		0-3 K		0-0 E9 CS 1B	4	0	2	1	1	1	1											
Chris Chambliss, L (1,3) Albert Hall, S (9,PR) OBP: 0.354, SLG: 0.377 OBP: 0.293, SLG: 0.292		0-3 K	0-0 L6		0-0 F9		0-0 F9		4-0 CS BB	4	0	0	0	1	1	5											
Gerald Perry, L (1,7) OBP: 0.360, SLG: 0.358		4-0 BB		0-0 G3		0-0 F9		0-0 6-3	0-0 F8	4	0	0	0	1	0	2											
Glenn Hubbard, R (1,4) OBP: 0.353, SLG: 0.401		0-3 K		0-0 1B 1B		0-0 G6-4-3 1B		0-0 BLK 3B		4	2	3	0	0	1	2											
Alex Trevino, R (1,2) OBP: 0.314, SLG: 0.382		0-3 K		0-0 1B 1B		0-0 G6-4-3 1B		0-0 F8		4	0	2	0	0	1	2											
Pascual Perez, R (1,1) Gene Garber, R (6,1) Ruffin L. Jarvis, R (6,PH) Jeff Dedmon, R (7,1) Brad Komminsk, R (8,PH) Donnie Moore, L (9,1) OBP: 0.104, SLG: 0.156 OBP: 0.143, SLG: 0.143 OBP: 0.222, SLG: 0.500 OBP: 0.291, SLG: 0.359			0-3 K	0-3 K		0-0 G6-4-3		0-0 2B		2	0	0	0	0	2	2											
Inning Stats	R: 0 E: 0 K: 0 S: 3	H: 0 LOB: 0 BB: 0 P: 3	R: 0 E: 0 K: 3 S: 10	H: 1 LOB: 2 BB: 1 P: 14	R: 0 E: 0 K: 2 S: 9	H: 2 LOB: 3 BB: 1 P: 13	R: 1 E: 0 K: 1 S: 8	H: 3 LOB: 2 BB: 0 P: 8	R: 1 E: 0 K: 0 S: 4	H: 1 LOB: 0 BB: 0 P: 4	R: 0 E: 0 K: 1 S: 6	H: 2 LOB: 1 BB: 0 P: 6	R: 0 E: 0 K: 1 S: 6	H: 1 LOB: 1 BB: 0 P: 6	R: 1 E: 0 K: 0 S: 5	H: 2 LOB: 1 BB: 0 P: 5	R: 1 E: 1 K: 0 S: 4	H: 2 LOB: 2 BB: 1 P: 8	1B: 11 2B: 1 3B: 1 HR: 1	SF: 0 SAC: 0 DP: 1 HBP: 0	WP: 1 PB: 0 SB: 2 CS: 2	PA: 42					
PITCHER	IP	WLS	BF	H	R	ER	SO	BB	IBB	HBP	BLK	WP	HR	S	P	ERA	WHIP										
David Palmer, R (1,1) ERA: 4.36	5.0	W	24	7	2	2	6	2	0	0	0	0	1	34	42	3.60	1.800										
Andy McGaffigan, R (6,1) ERA: 2.61	2.2		12	5	1	1	2	0	0	0	1	0	0	16	16	3.38	1.875										
Jeff Reardon, R (8,1) ERA: 1.83	1.1	S	6	2	1	1	0	1	0	0	0	1	0	5	9	6.75	2.250										

Montreal Expos @ Atlanta Braves
Atlanta-Fulton County Stadium, Atlanta, GA
Mon Jul 02 1984, 3:33 AM EDT
Att: 15,062 - Unknown

AB	39
R	4
H	14
RBI	3
BB	3
SO	8
LOB	23



Batter	1	2	3	4	5	6	7	8	9	AB	R	H	RBI	BB	SO	LOB	TOP					
Tim Raines, S (1,8) OBP: 0.393, SLG: 0.428	0-0 4-3		0-0 4-3		4-0 BB		4-0 FC6-4 BB	0-0 4-3		3	0	0	0	2	0	0	Montreal Expos @ Atlanta Braves Atlanta-Fulton County Stadium, Atlanta, GA Tue Jul 03 1984, 7:05 PM EDT Att: 27,402 - Unknown					
Doug Flynn, R (1,4) OBP: 0.286, SLG: 0.309	0-3 K		0-0 E6 1B		0-0 F5-3 1-2		0-0 FC6-4 1-2	0-3 K		5	0	1	0	0	2	4						
Andre Dawson, R (1,9) OBP: 0.279, SLG: 0.329	0-0 5-3		0-0 4-3		0-0 F7		0-0 5-3			4	0	0	0	0	0	1						
Gary Carter, R (1,3) OBP: 0.361, SLG: 0.503		4-0 1B SF8 BB		0-0 6-3		0-0 F7		0-0 HR 1B		3	2	1	0	1	0	0						
Tim Wallach, R (1,5) OBP: 0.339, SLG: 0.465		0-0 5-3 1B		0-0 5-3		0-3 K		0-0 HR		4	1	2	2	0	1	0						
Tony Scott, S (1,7) OBP: 0.302, SLG: 0.297		0-0 SF8		4-0 WP BB		0-0 F8		0-0 CS 1B		2	0	1	1	1	0	0						
Bobby Ramos, R (1,2) Pete Rose, S (7, PH) OBP: 0.351, SLG: 0.321	0-0 5-3		0-3 K		0-0 WP BB 1B		0-0 1B	0-0 1B		2	0	0	0	0	1	2						
Mike Ramsey, S (1,6) Mike Stenhouse, L (7, PH) Angel Salazar, R (7,6) Jim Wohlford, R (8, PH) Gary Lucas, L (8,1)	0-0 F1		0-0 3-4-1		4-0 BB		0-0 F8			2	0	0	0	0	0	1						
Bill Gullickson, R (1,1) Miguel Dilone, S (7, PH) Bob James, R (7,1) Derrel Thomas, S (8,6) OBP: 0.362, SLG: 0.333	0-3 K		0-3 K		0-0 F5		0-3 K			2	0	0	0	0	2	0						
Inning Stats	R: 0 E: 0 K: 1 S: 5	H: 0 LOB: 0 BB: 0 P: 5	R: 1 E: 0 K: 0 S: 4	H: 1 LOB: 1 BB: 1 P: 8	R: 0 E: 1 K: 1 S: 6	H: 1 LOB: 1 BB: 0 P: 6	R: 0 E: 0 K: 1 S: 5	H: 0 LOB: 1 BB: 1 P: 9	R: 0 E: 0 K: 1 S: 5	H: 0 LOB: 0 BB: 0 P: 5	R: 0 E: 0 K: 0 S: 4	H: 1 LOB: 3 BB: 2 P: 12	R: 2 E: 0 K: 0 S: 6	H: 4 LOB: 1 BB: 0 P: 6	R: 0 E: 0 K: 2 S: 7	H: 0 LOB: 0 BB: 0 P: 7		1B: 6 2B: 0 3B: 0 HR: 1	SF: 1 SAC: 0 DP: 0 HBP: 0	WP: 2 PB: 0 SB: 1 CS: 1	PA: 38	
PITCHER	IP WLS BF H R ER SO BB IBB HBP BLK WP HR S P ERA WHIP	7.1 W 32 5 3 3 5 5 0 0 0 2 1 37 57 3.68 1.364	1.2 S 6 2 0 0 2 0 0 0 0 0 0 10 10 0.00 1.200																			

AB 32
R 3
H 7
RBI 3
BB 5
SO 7
LOB 11



Batter	1	2	3	4	5	6	7	8	9	AB	R	H	RBI	BB	SO	LOB	BOTTOM				
Rafael Ramirez, R (1,6) OBP: 0.340, SLG: 0.368	0-0 F4-3		0-0 2B 1B		0-0 F8		0-0 S 1B			4	1	2	1	0	0	0	Montreal Expos @ Atlanta Braves Atlanta-Fulton County Stadium, Atlanta, GA Tue Jul 03 1984, 7:05 PM EDT Att: 27,402 - Unknown				
Randy Johnson, R (1,5) OBP: 0.381, SLG: 0.456	0-0 F5-4-3 1B		0-0 1H 2H 2B		0-0 6-3		0-0 6-3 1-2			4	0	2	2	0	0	1					
Claudell Washington, L (1,9) OBP: 0.439, SLG: 0.562	0-0 F5-4-3 1-2		0-0 G3		0-0 CS 1B		0-3 K			4	0	1	0	0	1	2					
Dale Murphy, R (1,8) OBP: 0.367, SLG: 0.519		0-0 6-3		0-0 5-3		0-0 1-2 3B		0-0 HR		4	1	2	1	0	0	0					
Chris Chambliss, L (1,3) OBP: 0.356, SLG: 0.376		0-0 F8		0-0 F8		4-0 IBB		0-0 BB 1B		3	0	1	0	1	0	0					
Brad Komminsk, R (1,7) OBP: 0.288, SLG: 0.343		0-0 F3		0-0 F8		0-0 F3		0-0 F8		4	0	0	0	0	0	3					
Glenn Hubbard, R (1,4) OBP: 0.359, SLG: 0.413			4-0 FC5-4 BB		0-0 HR		0-0 F6	4-0 FC6-4 BB		2	1	1	1	2	0	0					
Bruce Benedict, R (1,2) OBP: 0.295, SLG: 0.295			0-0 FC5-4 FC1-8 1-2		0-0 5-3		0-0 E5 SH3-4 1B	0-0 FC6-4 1-2		4	1	0	0	0	0	3					
Craig McMurtry, R (1,1) Donnie Moore, L (8,1)			0-0 FC1-6 1B 2B		0-0 F9		0-0 SH3-4			2	1	0	0	0	0	1					
Inning Stats	R: 0 E: 0 K: 0 S: 3	H: 1 LOB: 0 BB: 0 P: 3	R: 0 E: 0 K: 0 S: 3	H: 0 LOB: 0 BB: 0 P: 3	R: 2 E: 0 K: 0 S: 5	H: 2 LOB: 1 BB: 1 P: 9	R: 0 E: 0 K: 0 S: 3	H: 0 LOB: 0 BB: 0 P: 3	R: 1 E: 0 K: 0 S: 4	H: 1 LOB: 0 BB: 0 P: 4	R: 0 E: 0 K: 0 S: 4	H: 2 LOB: 2 BB: 1 P: 8	R: 1 E: 1 K: 0 S: 5	H: 1 LOB: 1 BB: 0 P: 5	R: 1 E: 0 K: 1 S: 7	H: 2 LOB: 2 BB: 1 P: 11		1B: 5 2B: 1 3B: 1 HR: 2	SF: 0 SAC: 1 DP: 1 HBP: 0	WP: 0 PB: 0 SB: 1 CS: 1	PA: 35
PITCHER	IP WLS BF H R ER SO BB IBB HBP BLK WP HR S P ERA WHIP	6.0 L 24 6 3 3 0 1 0 0 0 0 5 5 0.00 1.000	1.0 5 1 1 0 0 0 0 0 0 0 0 0 5 5 0.00 1.000	1.0 6 2 1 1 1 1 0 0 0 0 1 7 11 9.00 3.000																	



Batter	1	2	3	4	5	6	7	8	9	AB	R	H	RBI	BB	SO	LOB	TOP								
Tim Raines, S OBP: 0.396, SLG: 0.435 (1, 8)	L3		2B		K		1B E 2B	BB BB		4	2	2	0	1	1	0	Montreal Expos @ Atlanta Braves Atlanta-Fulton County Stadium, Atlanta, GA Wed Jul 04 1984, 7:05 PM EDT Att: 47,431 - Unknown								
Pete Rose, S OBP: 0.366, SLG: 0.342 (1, 3)	HR		2B			F8 2B 2B	1B E BB	G5-4-3 BB		3	3	3	1	2	0	0									
Andre Dawson, R OBP: 0.292, SLG: 0.344 Tony Scott, S OBP: 0.295, SLG: 0.289 (7, PR) (7, 7)	HR		F5			F8	BB E 1B	G5-4-3		4	1	2	2	0	0	2									
Gary Carter, R OBP: 0.358, SLG: 0.502 (1, 2)	F7		F4			1B 2B	E5 SF7 BB			5	0	1	2	0	0	2									
Tim Wallach, R OBP: 0.336, SLG: 0.459 (1, 5)	1-4-3				F8	1-3	FC6-4 BB			4	0	0	0	1	0	1									
Mike Stenhouse, L OBP: 0.349, SLG: 0.309 Derrel Thomas, S OBP: 0.366, SLG: 0.344 (7, PH) (7, 9)		G3			K	1B IBB	SF7			2	0	0	0	1	1	0									
Doug Flynn, R OBP: 0.286, SLG: 0.306 (1, 4)		F9			F5-3	1B	FC6-4			5	0	1	0	0	1	4									
Mike Ramsey, S OBP: 0.087, SLG: 0.091 (1, 6)		F7			G3	F7		E5 BB BB		5	0	0	0	0	0	5									
Charlie Lea, R OBP: 0.089, SLG: 0.068 (1, 1)			4-3		G3		K	K		4	0	0	0	0	2	1									
Inning Stats	R: 2 E: 0 K: 0 S: 5	H: 2 LOB: 0 BB: 0 P: 5	R: 0 E: 0 K: 0 S: 3	H: 0 LOB: 0 BB: 0 P: 3	R: 1 E: 0 K: 0 S: 5	H: 2 LOB: 1 BB: 0 P: 5	R: 0 E: 0 K: 1 S: 5	H: 0 LOB: 0 BB: 0 P: 5	R: 0 E: 0 K: 1 S: 5	H: 0 LOB: 0 BB: 0 P: 5	R: 1 E: 0 K: 0 S: 6	H: 3 LOB: 3 BB: 1 P: 10	R: 3 E: 1 K: 1 S: 8	H: 2 LOB: 2 BB: 2 P: 16	R: 0 E: 1 K: 1 S: 5	H: 0 LOB: 2 BB: 2 P: 13	R: 0 E: 1 K: 1 S: 7	H: 1 LOB: 2 BB: 0 P: 7	1B: 4 2B: 5 3B: 0 HR: 1	SF: 1 SAC: 0 DP: 1 HBP: 0	WP: 0 PB: 0 SB: 0 CS: 0	PA: 44			
PITCHER	IP	WLS	BF	H	R	ER	SO	BB	IBB	HBP	BLK	WP	HR	S	P	ERA	WHIP								
Steve Bedrosian, R ERA: 2.65 (1, 1)	5.1	L	22	6	4	4	2	0	0	0	0	0	1	26	26	6.75	1.125								
Gene Garber, R ERA: 4.14 (6, 1)	0.2		4	1	0	0	0	0	1	0	0	0	0	3	7	0.00	1.500								
Jeff Dedmon, R ERA: 4.35 (7, 1)	0.1		6	2	3	1	1	2	0	0	0	0	0	6	14	27.00	12.000								
Pete Falcone, L ERA: 4.4 (7, 1)	1.2		7	0	0	0	1	2	0	0	0	0	0	7	15	0.00	1.200								
Rick Camp, R ERA: 4.07 (9, 1)	1.0		5	1	0	0	1	0	0	0	0	0	0	7	7	0.00	1.000								

AB	38
R	7
H	10
RBI	6
BB	5
SO	5
LOB	18



Batter	1	2	3	4	5	6	7	8	9	AB	R	H	RBI	BB	SO	LOB	BOTTOM								
Rafael Ramirez, R OBP: 0.336, SLG: 0.363 (1, 6)	F8		F6			F7		F4-3		4	0	0	0	0	0	0	Montreal Expos @ Atlanta Braves Atlanta-Fulton County Stadium, Atlanta, GA Wed Jul 04 1984, 7:05 PM EDT Att: 47,431 - Unknown								
Randy Johnson, R OBP: 0.368, SLG: 0.439 (1, 5)	F4-3				6-3	F8			K	4	0	0	0	0	1	0									
Claudell Washington, L OBP: 0.434, SLG: 0.556 (1, 9)	F4-3				F7		FC6-4 1B		F7	4	0	1	0	0	0	0									
Dale Murphy, R OBP: 0.371, SLG: 0.530 (1, 8)		6-3 BB			HR		FC6-4 2B		HR 1B	3	3	2	1	1	0	1									
Chris Chambliss, L OBP: 0.358, SLG: 0.394 (1, 3)		K			K				K	4	1	2	3	0	2	1									
Brad Komminsk, R OBP: 0.279, SLG: 0.330 (1, 7)		6-3				F7		6-3		4	0	0	0	0	0	2									
Glenn Hubbard, R OBP: 0.355, SLG: 0.408 (1, 4)		G3				5-3		6-3		3	0	0	0	0	0	2									
Bruce Benedict, R OBP: 0.290, SLG: 0.289 (1, 2)			5-3			5-3			L5	3	0	0	0	0	0	0									
Steve Bedrosian, R ERA: 2.65 (1, 1)										1	0	0	0	0	1	0									
Gene Garber, R ERA: 4.14 (6, 1)										0	0	0	0	0	0	0									
Albert Pujols, S OBP: 0.329, SLG: 0.290 (6, PH)										1	0	0	0	0	1	0									
Jeff Dedmon, R ERA: 4.35 (7, 1)										0	0	0	0	0	0	0									
Pete Falcone, L ERA: 4.4 (7, 1)										0	0	0	0	0	0	0									
Gerald Perry, L OBP: 0.329, SLG: 0.356 (8, PH)										1	0	0	0	0	1	0									
Rick Camp, R ERA: 4.07 (9, 1)										0	0	0	0	0	0	0									
Inning Stats	R: 0 E: 0 K: 0 S: 3	H: 0 LOB: 0 BB: 0 P: 3	R: 0 E: 0 K: 1 S: 5	H: 0 LOB: 1 BB: 1 P: 9	R: 0 E: 0 K: 1 S: 5	H: 0 LOB: 0 BB: 0 P: 5	R: 1 E: 0 K: 1 S: 6	H: 1 LOB: 0 BB: 0 P: 6	R: 0 E: 0 K: 0 S: 3	H: 0 LOB: 0 BB: 0 P: 3	R: 0 E: 0 K: 1 S: 5	H: 0 LOB: 0 BB: 0 P: 5	R: 1 E: 0 K: 0 S: 5	H: 2 LOB: 1 BB: 0 P: 5	R: 0 E: 0 K: 1 S: 5	H: 0 LOB: 0 BB: 0 P: 5	R: 2 E: 0 K: 1 S: 7	H: 2 LOB: 0 BB: 0 P: 7	1B: 2 2B: 1 3B: 0 HR: 2	SF: 0 SAC: 0 DP: 0 HBP: 0	WP: 0 PB: 0 SB: 0 CS: 0	PA: 33			
PITCHER	IP	WLS	BF	H	R	ER	SO	BB	IBB	HBP	BLK	WP	HR	S	P	ERA	WHIP								
Charlie Lea, R ERA: 2.91 (1, 1)	9.0	W	33	5	4	4	6	1	0	0	0	0	2	44	48	4.00	0.667								



Batter	1	2	3	4	5	6	7	8	9	AB	R	H	RBI	BB	SO	LOB	TOP	
Rafael Ramirez, R OBP: 0.333, SLG: 0.360 (1, 6)										3	0	0	0	0	0	0	Atlanta Braves @ Philadelphia Phillies Veterans Stadium, Philadelphia, PA Thu Jul 05 1984, 7:05 PM EDT Att: 21,393 - Unknown livebaseballscorecards.com	
Ken Oberkfell, L OBP: 0.355, SLG: 0.378 (1, 5)										3	0	1	0	0	1	0		
Claudell Washington, L OBP: 0.433, SLG: 0.553 (1, 9)										3	0	1	0	0	1	1		
Dale Murphy, R OBP: 0.371, SLG: 0.527 (1, 8)										2	0	0	0	1	1	2		
Chris Chambliss, L OBP: 0.361, SLG: 0.398 (1, 3)										3	0	2	0	0	0	0		
Terry Harper, R OBP: 0.240, SLG: 0.243 (1, 7)										3	0	0	0	0	0	3		
Glenn Hubbard, R OBP: 0.355, SLG: 0.405 (1, 4)										2	0	0	0	1	1	0		
Bruce Benedict, R OBP: 0.291, SLG: 0.285 (1, 2)										2	0	0	0	1	0	0		
Rick Mahler, R OBP: 0.367, SLG: 0.414 (1, 1)										3	0	0	0	0	0	2		
Inning Stats	R: 0 E: 0 K: 2 S: 8	H: 1 LOB: 1 BB: 0 P: 8	R: 0 E: 0 K: 0 S: 3	H: 0 LOB: 2 BB: 2 P: 11	R: 0 E: 0 K: 0 S: 4	H: 1 LOB: 1 BB: 0 P: 4	R: 0 E: 0 K: 0 S: 3	H: 0 LOB: 0 BB: 0 P: 3	R: 0 E: 0 K: 1 S: 6	H: 1 LOB: 2 BB: 1 P: 10	R: 0 E: 0 K: 1 S: 5	H: 0 LOB: 0 BB: 0 P: 5						
PITCHER Charles Hudson, R ERA: 4.68 (1, 1)	IP: 7.0 WLS: W BF: 27 H: 4 R: 0 ER: 0 SO: 4 BB: 3 IBB: 0 HBP: 0 BLK: 0 WP: 0 HR: 0 S: 32 P: 44 ERA: 0.00 WHIP: 1.000																PITCHER IP: WLS: BF: H: R: ER: SO: BB: IBB: HBP: BLK: WP: HR: S: P: ERA: WHIP	

Batter	1	2	3	4	5	6	7	8	9	AB	R	H	RBI	BB	SO	LOB	BOTTOM	
Juan Samuel, R OBP: 0.346, SLG: 0.461 (1, 4)										3	0	0	0	0	2	2	Atlanta Braves @ Philadelphia Phillies Veterans Stadium, Philadelphia, PA Thu Jul 05 1984, 7:05 PM EDT Att: 21,393 - Unknown livebaseballscorecards.com	
Jeff Stone, L OBP: 0.450, SLG: 0.586 (1, 7)										3	0	0	0	0	1	0		
Tim Corcoran, L OBP: 0.438, SLG: 0.505 (1, 3)										2	0	0	0	1	1	0		
Mike Schmidt, R OBP: 0.407, SLG: 0.522 (1, 5)										3	0	0	0	0	0	1		
Ozzie Virgil, R OBP: 0.331, SLG: 0.524 (1, 2)										3	1	1	0	0	0	0		
Von Hayes, L OBP: 0.365, SLG: 0.417 (1, 8)										2	0	1	0	1	1	0		
Glenn Wilson, R OBP: 0.294, SLG: 0.439 (1, 9)										2	0	1	0	1	0	1		
Kiko Garcia, R OBP: 0.256, SLG: 0.250 (1, 6)										3	0	0	1	0	1	4		
Charles Hudson, S OBP: 0.118, SLG: 0.176 (1, 1)										3	0	0	0	0	2	3		
Inning Stats	R: 0 E: 0 K: 1 S: 5	H: 0 LOB: 1 BB: 1 P: 9	R: 1 E: 0 K: 1 S: 7	H: 2 LOB: 2 BB: 1 P: 11	R: 0 E: 0 K: 0 S: 5	H: 0 LOB: 0 BB: 0 P: 5	R: 0 E: 0 K: 0 S: 4	H: 1 LOB: 1 BB: 0 P: 4	R: 0 E: 0 K: 3 S: 9	H: 0 LOB: 0 BB: 0 P: 9	R: 0 E: 0 K: 2 S: 7	H: 0 LOB: 1 BB: 1 P: 11						
PITCHER Rick Mahler, R ERA: 2.25 (1, 1)	IP: 7.0 WLS: L BF: 27 H: 3 R: 1 ER: 1 SO: 8 BB: 3 IBB: 0 HBP: 0 BLK: 0 WP: 0 HR: 0 S: 40 P: 52 ERA: 1.29 WHIP: 0.857																PITCHER IP: WLS: BF: H: R: ER: SO: BB: IBB: HBP: BLK: WP: HR: S: P: ERA: WHIP	

Batter	1	2	3	4	5	6	7	8	9	AB	R	H	RBI	BB	SO	LOB	TOP								
Claudell Washington, L (1.9) OBP: 0.425, SLG: 0.540	0-3 K		0-0 P6		0-0 F7	0-0 F7			0-0 6-3	5	0	0	0	0	1	4	Atlanta Braves @ Philadelphia Phillies Veterans Stadium, Philadelphia, PA Fri Jul 06 1984, 7:05 PM EDT Att: 22,393 - Unknown								
Ken Oberkfell, L (1.5) OBP: 0.355, SLG: 0.378	0-0 F8			0-0 4-3	0-0 2B		0-0 F8	0-3 K	5	0	1	0	0	1	0										
Rafael Ramirez, R (1.6) OBP: 0.329, SLG: 0.356	0-0 6-3			0-3 K	0-0 1-3		0-0 6-3		4	0	0	0	0	1	1										
Dale Murphy, R (1.8) OBP: 0.372, SLG: 0.536		0-3 K		0-0 1B		0-0 4-3		0-0 HR	4	2	2	1	0	1	0										
Chris Chambliss, L (1.3) OBP: 0.363, SLG: 0.394	0-0 G3			4-0 1B	1-2 E	4-0 2B	0-3 K		2	2	0	0	2	1	0										
Terry Harper, R (1.7) OBP: 0.241, SLG: 0.243	0-0 6-3			0-0 E7	1-1 2B	0-0 F8		0-0 F9	4	1	1	1	0	0	1										
Glenn Hubbard, R (1.4) OBP: 0.360, SLG: 0.410			4-0 SH2-4	4-0 2B		0-0 BB	1-3 2B	0-0 F3	2	0	1	0	2	0	0										
Alex Trevino, R (1.2) OBP: 0.319, SLG: 0.387			0-0 F8	0-0 2B		4-0 BB		0-3 K	3	0	1	1	1	1	1										
Pascual Perez, R (1.1) OBP: 0.114, SLG: 0.147			0-0 SH2-4		0-0 4-3	4-0 1-2		0-0 F9	2	0	0	1	1	0	0										
Inning Stats	R: 0 E: 0 K: 1 S: 5	H: 0 LOB: 0 BB: 0 P: 5	R: 0 E: 0 K: 1 S: 5	H: 0 LOB: 0 BB: 0 P: 5	R: 0 E: 0 K: 0 S: 3	H: 0 LOB: 1 BB: 1 P: 7	R: 3 E: 1 K: 1 S: 7	H: 3 LOB: 2 BB: 2 P: 15	R: 0 E: 0 K: 0 S: 4	H: 1 LOB: 1 BB: 0 P: 4	R: 1 E: 0 K: 1 S: 6	H: 1 LOB: 0 BB: 0 P: 6	R: 0 E: 0 K: 1 S: 5	H: 0 LOB: 0 BB: 0 P: 5	R: 0 E: 0 K: 1 S: 5	H: 0 LOB: 0 BB: 0 P: 5	1B: 2 2B: 3 3B: 0 HR: 1	SF: 0 SAC: 1 DP: 0 HBP: 0	WP: 0 PB: 0 SB: 1 CS: 0	PA: 38					
PITCHER	IP	WLS	BF	H	R	ER	SO	BB	IBB	HBP	BLK	WP	HR	S	P	ERA	WHIP								
Kevin Gross, R (1.1) ERA: 3.7	7.0	L	32	6	5	5	4	5	1	0	0	0	1	34	58	6.43	1.571								
Don Carman, L (8.1) ERA:	1.0		3	0	0	0	1	0	0	0	0	0	0	5	5	0.00	0.000								
Bill Campbell, R (9.1) ERA: 3.58	1.0		3	0	0	0	1	0	0	0	0	0	0	5	5	0.00	0.000								

Batter	1	2	3	4	5	6	7	8	9	AB	R	H	RBI	BB	SO	LOB	BOTTOM								
Juan Samuel, R (1.4) OBP: 0.345, SLG: 0.459	0-3 K			0-0 6-3		0-3 K				4	0	1	0	0	2	0	Atlanta Braves @ Philadelphia Phillies Veterans Stadium, Philadelphia, PA Fri Jul 06 1984, 7:05 PM EDT Att: 22,393 - Unknown								
Jeff Stone, L (1.7) OBP: 0.452, SLG: 0.583	0-0 4-3			1B		0-0 5-3		0-0 FC6-4	2	0	1	0	0	0	0										
Sixto Lezcano, R (6.9) OBP: 0.361, SLG: 0.534				1B				1-2 FC6-4	2	0	0	0	0	0	1										
Tim Corcoran, L (1.3) OBP: 0.440, SLG: 0.505	0-0 3-1			F7		0-0 1B			4	0	2	0	0	0	1										
Mike Schmidt, R (1.5) OBP: 0.405, SLG: 0.518		0-0 6-3		1-2 1B		0-3 K			4	0	1	0	0	1	2										
Ozzie Virgil, R (1.2) OBP: 0.329, SLG: 0.518		0-0 P4		0-3 K			0-0 6-3		3	0	0	0	1	1	2										
Von Hayes, L (1.8) OBP: 0.360, SLG: 0.410		0-3 K			0-3 K				4	0	0	0	0	3	1										
Glenn Wilson, R (1.9) OBP: 0.290, SLG: 0.433			0-3 K		0-0 F8		0-0 6-3		3	0	0	0	0	1	0										
Kiko Garcia, R (1.6) OBP: 0.261, SLG: 0.256			0-0 1-3		0-0 1B			0-0 3-1	3	0	1	0	0	0	0										
Kevin Gross, R (1.1) OBP: 0.059, SLG: 0.059			0-0 F9		0-3 K			0-0 6-3	2	0	0	0	0	1	1										
Don Carman, L (8.1) ERA:									0	0	0	0	0	0	0										
Greg Gross, L (8. PH) OBP: 0.416, SLG: 0.354									1	0	0	0	0	0	0										
Bill Campbell, R (9.1) ERA:									0	0	0	0	0	0	0										
Inning Stats	R: 0 E: 0 K: 1 S: 5	H: 0 LOB: 0 BB: 0 P: 5	R: 0 E: 0 K: 1 S: 5	H: 0 LOB: 0 BB: 0 P: 5	R: 0 E: 0 K: 1 S: 7	H: 2 LOB: 2 BB: 0 P: 7	R: 0 E: 0 K: 2 S: 8	H: 1 LOB: 1 BB: 0 P: 8	R: 0 E: 0 K: 1 S: 5	H: 0 LOB: 0 BB: 0 P: 5	R: 0 E: 0 K: 0 S: 4	H: 1 LOB: 1 BB: 0 P: 4	R: 0 E: 0 K: 0 S: 3	H: 1 LOB: 1 BB: 1 P: 7	R: 0 E: 0 K: 0 S: 3	H: 1 LOB: 1 BB: 1 P: 7	1B: 6 2B: 0 3B: 0 HR: 0	SF: 0 SAC: 0 DP: 1 HBP: 0	WP: 0 PB: 0 SB: 0 CS: 0	PA: 33					
PITCHER	IP	WLS	BF	H	R	ER	SO	BB	IBB	HBP	BLK	WP	HR	S	P	ERA	WHIP								
Pascual Perez, R (1.1) ERA: 4.52	9.0	W	33	6	0	0	9	1	0	0	0	0	0	50	54	0.00	0.778								

AB	31
R	5
H	6
RBI	4
BB	6
SO	6
LOB	7



AB	32
R	0
H	6
RBI	0
BB	1
SO	9
LOB	8



Batter	1	2	3	4	5	6	7	8	9	AB	R	H	RBI	BB	SO	LOB	TOP			
Rafael Ramirez, R OBP: 0.328, SLG: 0.353	6-3																4 0 1 0 0 1 2			
Alex Trevino, R OBP: 0.316, SLG: 0.380	F7																4 0 0 0 0 0 3			
Terry Harper, R OBP: 0.218, SLG: 0.220	F8																4 0 0 0 0 0 2			
Dale Murphy, R OBP: 0.364, SLG: 0.523		K															4 0 0 0 0 2 1			
Brad Komminsk, R OBP: 0.278, SLG: 0.328		K															4 0 1 0 0 1 0			
Chris Chambliss, L OBP: 0.358, SLG: 0.388	F7																4 0 0 0 0 1 2			
Glenn Hubbard, R OBP: 0.358, SLG: 0.410																	3 0 0 0 0 0 1			
Ken Oberkfell, L OBP: 0.355, SLG: 0.378																	3 0 1 0 0 0 1			
Craig McMurtry, R Len Barker, R Pete Falcone, L Jerry Dedmon, R Jeff Dedmon, L Albert Hall, S Steve Bedrosian, R																	1 0 0 0 0 1 0 0 0 0 0 0 0 0 0 0 0 0 0 0 0 1 0 0 0 0 0 0 0 0 0 0 0 0 0 1 0 1 0 0 0 0 0 0 0 0 0 0 0			
Inning Stats	R: 0 E: 0 K: 0 S: 3	H: 0 LOB: 0 BB: 0 P: 3	R: 0 E: 0 K: 2 S: 7	H: 0 LOB: 0 BB: 0 P: 7	R: 0 E: 0 K: 1 S: 5	H: 0 LOB: 0 BB: 0 P: 5	R: 0 E: 0 K: 1 S: 6	H: 1 LOB: 1 BB: 0 P: 6	R: 0 E: 1 K: 0 S: 4	H: 0 LOB: 1 BB: 0 P: 4	R: 0 E: 0 K: 1 S: 5	H: 0 LOB: 0 BB: 0 P: 5	R: 0 E: 0 K: 1 S: 7	H: 2 LOB: 2 BB: 0 P: 7	R: 0 E: 0 K: 0 S: 4	H: 1 LOB: 1 BB: 0 P: 4	1B: 4 2B: 0 3B: 0 HR: 0	SF: 0 SAC: 0 DP: 0 HBP: 0	WP: 0 PB: 1 SB: 0 CS: 0	PA: 33
PITCHER Jerry Kosman, L ERA: 2.83	IP: 9.0 WLS: W BF: 33 H: 4 R: 0 ER: 0 SO: 6 BB: 0 IBB: 0 HBP: 0 BLK: 0 WP: 0 HR: 0 S: 45 P: 45 ERA: 0.00 WHIP: 0.444																			

Atlanta Braves @ Philadelphia Phillies
Veterans Stadium, Philadelphia, PA
Sun Jul 08 1984, 3:33 AM EDT
Att: 38,070 - Unknown

AB 33
R 0
H 4
RBI 0
BB 0
SO 6
LOB 12



Batter	1	2	3	4	5	6	7	8	9	AB	R	H	RBI	BB	SO	LOB	BOTTOM			
Garry Maddox, R OBP: 0.317, SLG: 0.402	F9																5 1 1 0 0 1 4			
Von Hayes, L OBP: 0.366, SLG: 0.430	S 3B BB																4 3 2 3 1 0 0			
Juan Samuel, R OBP: 0.342, SLG: 0.459	SF7 1H 3B																4 1 1 1 0 2 2			
Mike Schmidt, R OBP: 0.398, SLG: 0.512	SF7																3 0 1 2 0 0 1			
Ivan De Jesus, R OBP: 0.313, SLG: 0.307	SF7																0 0 0 0 0 0 0			
Tim Corcoran, L OBP: 0.444, SLG: 0.520	6-3																3 1 1 0 1 0 0			
Sixto Lezcano, R OBP: 0.382, SLG: 0.519																	3 0 0 0 1 2 3			
Ozzie Virgil, R OBP: 0.335, SLG: 0.515																	4 0 2 0 0 1 3			
Kiko Garcia, R OBP: 0.288, SLG: 0.271																	2 0 1 0 1 1 2			
Luis Aquayo, R OBP: 0.355, SLG: 0.346																	1 0 0 0 0 1 1			
Jerry Kosman, R OBP: 0.079, SLG: 0.054																	4 1 1 1 0 1 3			
Inning Stats	R: 2 E: 0 K: 0 S: 4	H: 1 LOB: 1 BB: 1 P: 8	R: 0 E: 0 K: 3 S: 10	H: 1 LOB: 2 BB: 1 P: 14	R: 1 E: 1 K: 3 S: 11	H: 1 LOB: 2 BB: 1 P: 15	R: 3 E: 0 K: 1 S: 8	H: 3 LOB: 0 BB: 0 P: 8	R: 1 E: 1 K: 0 S: 5	H: 2 LOB: 2 BB: 1 P: 9	R: 0 E: 0 K: 2 S: 8	H: 1 LOB: 1 BB: 0 P: 10	R: 0 E: 0 K: 0 S: 3	H: 0 LOB: 0 BB: 0 P: 3	R: 0 E: 0 K: 0 S: 3	H: 0 LOB: 0 BB: 0 P: 3	1B: 5 2B: 3 3B: 1 HR: 1	SF: 1 SAC: 0 DP: 1 HBP: 0	WP: 1 PB: 0 SB: 2 CS: 0	PA: 38
PITCHER Craig McMurtry, R ERA: 4.39 Len Barker, R ERA: 4.08 Pete Falcone, L ERA: 4.39 Jeff Dedmon, R ERA: 4.18 Steve Bedrosian, R ERA: 2.6	IP: 2.1 WLS: L BF: 14 H: 5 R: 4 ER: 4 SO: 3 BB: 0 IBB: 1 HBP: 0 BLK: 0 WP: 0 HR: 1 S: 19 P: 31 ERA: 7.71 WHIP: 2.571																			

Atlanta Braves @ Philadelphia Phillies
Veterans Stadium, Philadelphia, PA
Sun Jul 08 1984, 3:33 AM EDT
Att: 38,070 - Unknown

AB 33
R 7
H 10
RBI 7
BB 4
SO 9
LOB 19



Batter	1	2	3	4	5	6	7	8	9	AB	R	H	RBI	BB	SO	LOB	TOP					
Wally Backman, S (1.4) OBP: 0.370, SLG: 0.335	G3 2B		S 1B		FC5-2		4-3		E 1B BB	4	1	2	0	1	0	2	New York Mets @ Atlanta Braves Atlanta-Fulton County Stadium, Atlanta, GA Thu Jul 12 1984, 7:05 PM EDT Att: 19,468 - Unknown					
Mookie Wilson, S (1.8) OBP: 0.312, SLG: 0.391	K		1-2 BB		F8		1-3		E7 1B 1B	4	1	0	0	1	1	5						
Keith Hernandez, L (1.3) OBP: 0.399, SLG: 0.437	G3		F7				6-3		F7 1B 2B 1B	4	2	1	2	1	0	3						
Darryl Strawberry, L (1.9) OBP: 0.355, SLG: 0.456	K				F6				K	5	0	1	0	0	2	4						
George Foster, R (1.7) OBP: 0.279, SLG: 0.408		6-3								4	2	3	2	1	0	0						
Hubie Brooks, R (1.5) OBP: 0.385, SLG: 0.464					G6-4-3 1B				2B 1B	5	0	1	0	0	0	6						
Mike Fitzgerald, R (1.2) OBP: 0.296, SLG: 0.290										5	0	3	3	0	1	3						
Ron Gardenhire, R (1.6) OBP: 0.268, SLG: 0.292										2	0	1	0	0	0	0						
Danny Heep, L (6, PH) OBP: 0.394, SLG: 0.426										1	0	0	0	0	0	2						
Rafael Santana, R (6.6)										2	0	0	0	0	1	2						
Ron Darling, R (1.1) OBP: 0.128, SLG: 0.135										1	0	0	0	0	0	0						
Ron Hodges, L (7, PH) OBP: 0.279, SLG: 0.232										1	1	1	1	0	0	0						
Brent Gaff, R (7.1) OBP: 0.297, SLG: 0.333										0	0	0	0	0	0	0						
Jesse Orosco, R (8.1) OBP: 0.292, SLG: 0.400										0	0	0	0	0	0	0						
Rusty Staub, L (8, PH) OBP: 0.292, SLG: 0.400										1	0	1	0	0	0	0						
John Stearns, R (8, PH) OBP: 0.111, SLG: 0.111										0	1	0	0	0	0	0						
Doug Sisk, R (9.1) OBP: 0.111, SLG: 0.111										0	0	0	0	0	0	0						
Inning Stats	R: 0 E: 0 K: 2 S: 8	H: 1 LOB: 1 BB: 0 P: 8	R: 0 E: 0 K: 0 S: 3	H: 1 LOB: 0 BB: 0 P: 3	R: 0 E: 0 K: 0 S: 4	H: 1 LOB: 2 BB: 1 P: 8	R: 0 E: 0 K: 0 S: 2	H: 0 LOB: 0 BB: 1 P: 6	R: 0 E: 0 K: 0 S: 5	H: 2 LOB: 2 BB: 0 P: 5	R: 1 E: 0 K: 1 S: 7	H: 2 LOB: 2 BB: 1 P: 11	R: 1 E: 0 K: 0 S: 4	H: 1 LOB: 0 BB: 0 P: 4	R: 1 E: 0 K: 1 S: 7	H: 2 LOB: 1 BB: 0 P: 7	R: 5 E: 1 K: 1 S: 10	H: 4 LOB: 1 BB: 1 P: 14	1B: 7 2B: 8 3B: 0 HR: 1	SF: 0 SAC: 1 DP: 2 HBP: 0	WP: 0 PB: 0 SB: 1 CS: 0	PA: 44
PITCHER	IP WLS BF H R ER SO BB IBB HBP BLK WP HR S P ERA WHIP	PITCHER																				
Rick Mahler, R (1.1) ERA: 2.3	6.0 27 8 2 2 3 3 0 0 0 0 0 1 30 42 3.00 1.833																					
Gene Garber, R (7.1) ERA: 3.97	1.2 7 2 1 1 0 0 0 0 0 0 0 0 7 7 5.40 1.200																					
Steve Bedrosian, R (8.1) ERA: 2.91	0.1 3 1 2 2 1 1 0 0 0 0 0 0 4 8 54.00 6.000																					
Donnie Moore, R (9.1) ERA: 2.29	0.2 L 6 3 3 0 1 0 0 0 0 0 0 0 8 8 0.00 4.500																					
Jeff Dedmon, R (9.1) ERA: 4.15	0.1 1 0 0 0 0 0 0 0 0 0 0 0 1 1 0.00 0.000																					
Batter	1	2	3	4	5	6	7	8	9	AB	R	H	RBI	BB	SO	LOB	BOTTOM					
Claudell Washington, L (1.9) OBP: 0.420, SLG: 0.538	F7		F8		3-1		G3		F7	5	0	0	0	0	0	1	New York Mets @ Atlanta Braves Atlanta-Fulton County Stadium, Atlanta, GA Thu Jul 12 1984, 7:05 PM EDT Att: 19,468 - Unknown					
Rafael Ramirez, R (1.6) OBP: 0.329, SLG: 0.354	G3		4-3		E 1B				G6-3	5	0	2	0	0	0	1						
Gerald Perry, L (1.7) OBP: 0.359, SLG: 0.351	6-3				F5					2	1	0	0	2	0	0						
Dale Murphy, R (1.8) OBP: 0.366, SLG: 0.520										2	3	0	0	2	0	4						
Chris Chambliss, L (1.3) OBP: 0.361, SLG: 0.389										2	0	1	0	1	1	1						
Rufino Linares, R (8, PH) OBP: 0.273, SLG: 0.556										1	0	1	1	0	0	0						
Albert Hall, S (8, PH) OBP: 0.297, SLG: 0.296										0	1	0	0	0	0	0						
Ken Oberkfell, L (1.5) OBP: 0.353, SLG: 0.390										3	1	1	3	0	0	3						
Glenn Hubbard, R (1.4) OBP: 0.360, SLG: 0.413										3	0	1	2	1	1	0						
Bruce Benedict, R (1.2) OBP: 0.290, SLG: 0.284										4	0	1	0	0	0	4						
Jeff Dedmon, L (9.1) ERA: 4.15										0	0	0	0	0	0	0						
Rick Mahler, R (1.1) OBP: 0.344, SLG: 0.387										2	0	0	0	0	1	0						
Gene Garber, R (7.1) ERA: 3.97										1	0	0	0	0	0	1						
Steve Bedrosian, R (8.1) OBP: 0.167, SLG: 0.167										0	0	0	0	0	0	0						
Donnie Moore, L (9.1) ERA: 2.29										0	0	0	0	0	0	0						
Alex Trevino, R (9.2) OBP: 0.320, SLG: 0.380										0	0	0	0	1	0	0						
Inning Stats	R: 0 E: 0 K: 0 S: 3	H: 0 LOB: 0 BB: 0 P: 3	R: 2 E: 0 K: 2 S: 8	H: 1 LOB: 0 BB: 1 P: 12	R: 0 E: 0 K: 1 S: 5	H: 0 LOB: 0 BB: 0 P: 5	R: 1 E: 0 K: 0 S: 4	H: 1 LOB: 2 BB: 2 P: 12	R: 0 E: 1 K: 0 S: 4	H: 1 LOB: 2 BB: 1 P: 8	R: 0 E: 0 K: 0 S: 2	H: 0 LOB: 0 BB: 1 P: 6	R: 0 E: 0 K: 0 S: 3	H: 1 LOB: 0 BB: 0 P: 3	R: 3 E: 0 K: 0 S: 6	H: 3 LOB: 2 BB: 1 P: 10	R: 0 E: 0 K: 0 S: 2	H: 0 LOB: 0 BB: 1 P: 6	1B: 5 2B: 1 3B: 0 HR: 1	SF: 1 SAC: 0 DP: 2 HBP: 0	WP: 0 PB: 0 SB: 1 CS: 1	PA: 38
PITCHER	IP WLS BF H R ER SO BB IBB HBP BLK WP HR S P ERA WHIP	PITCHER																				
Ron Darling, R (1.1) ERA: 3.4	6.0 25 3 3 3 3 5 0 0 0 0 0 0 4 8 4.50 1.333																					
Brent Gaff, R (7.1) ERA: 2.56	1.0 5 2 2 2 0 1 0 0 0 0 0 0 4 8 18.00 3.000																					
Jesse Orosco, L (8.1) ERA: 1.96	1.0 W 5 2 1 1 0 0 0 0 0 0 0 0 5 5 9.00 2.000																					
Doug Sisk, R (9.1) ERA: 0.92	1.0 S 3 0 0 0 0 1 0 0 0 0 0 0 2 6 0.00 1.000																					

Batter	1	2	3	4	5	6	7	8	9	AB	R	H	RBI	BB	SO	LOB	TOP																					
Wally Backman, S OBP: 0.372, SLG: 0.346										4	2	2	0	0	0	0																						
Mookie Wilson, S OBP: 0.311, SLG: 0.389 Danny Heep, L OBP: 0.355, SLG: 0.417										1	0	0	1	0	0	0																						
Keith Hernandez, L OBP: 0.400, SLG: 0.436										3	1	1	0	1	2	0																						
Darryl Strawberry, L OBP: 0.350, SLG: 0.450										4	0	0	0	0	2	1																						
George Foster, R OBP: 0.282, SLG: 0.419										4	2	2	2	0	0	0																						
Hubie Brooks, R OBP: 0.383, SLG: 0.461										4	0	1	1	0	1	0																						
Mike Fitzgerald, R OBP: 0.295, SLG: 0.289										4	0	1	0	0	0	1																						
Ron Gardenhire, R OBP: 0.264, SLG: 0.287										3	0	0	0	0	2	1																						
Walt Terrell, L OBP: 0.136, SLG: 0.163 Doug Sisk, R OBP: 0.111, SLG: 0.111 Jesse Orosco, R OBP: 0.667, SLG: 0.333										3	0	0	0	0	1	0																						
Inning Stats	R: 3 E: 0 K: 0 S: 6	H: 3 LOB: 1 BB: 1 P: 10	R: 0 E: 0 K: 1 S: 5	H: 0 LOB: 0 BB: 0 P: 5	R: 0 E: 0 K: 1 S: 5	H: 0 LOB: 0 BB: 0 P: 5	R: 0 E: 0 K: 1 S: 6	H: 1 LOB: 1 BB: 0 P: 6	R: 1 E: 0 K: 0 S: 4	H: 2 LOB: 0 BB: 0 P: 4	R: 1 E: 0 K: 2 S: 8	H: 1 LOB: 0 BB: 0 P: 8	R: 0 E: 0 K: 1 S: 5	H: 0 LOB: 0 BB: 0 P: 5	R: 0 E: 0 K: 2 S: 7	H: 0 LOB: 0 BB: 0 P: 7	R: 0 E: 0 K: 0 S: 3	H: 0 LOB: 0 BB: 0 P: 3	1B: 5 2B: 0 3B: 1 HR: 1	SF: 1 SAC: 0 DP: 0 HBP: 0	WP: 0 PB: 0 SB: 1 CS: 1	PA: 35																
PITCHER	IP WLS BF H R ER SO BB IBB HBP BLK WP HR S P ERA WHIP																																					
Pascual Perez, R ERA: 4.65	(1, 1)	5.0	L	21	6	4	4	3	1	0	0	0	0	0	0	26	30	7.20	1.400																			
Jeff Dedmon, R ERA: 4.17	(6, 1)	2.0		7	1	1	1	3	0	0	0	0	0	0	1	13	13	4.50	0.500																			
Steve Bedrosian, R ERA: 2.81	(8, 1)	2.0		6	0	0	0	2	0	0	0	0	0	0	0	10	10	0.00	0.000																			

New York Mets @ Atlanta Braves
Atlanta-Fulton County Stadium, Atlanta, GA

Fri Jul 13 1984, 7:05 PM EDT
Att: 29,949 - Unknown

livebaseballscores.com

AB 32
R 5
H 7
RBI 5
BB 1
SO 8
LOB 3

Batter	1	2	3	4	5	6	7	8	9	AB	R	H	RBI	BB	SO	LOB	BOTTOM																					
Claudell Washington, L OBP: 0.416, SLG: 0.529										4	0	0	0	1	1	0																						
Ken Oberkfell, L OBP: 0.350, SLG: 0.386										5	1	1	0	0	1	1																						
Rafael Ramirez, R OBP: 0.328, SLG: 0.353										4	0	1	0	0	0	2																						
Dale Murphy, R OBP: 0.367, SLG: 0.518										3	0	1	0	1	1	1																						
Chris Chambliss, L OBP: 0.363, SLG: 0.391										4	1	2	1	0	0	2																						
Gerald Perry, L OBP: 0.363, SLG: 0.349 Rufino Linares, R OBP: 0.250, SLG: 0.500										1	1	0	0	2	0	1																						
Glenn Hubbard, R OBP: 0.365, SLG: 0.430										3	1	2	2	1	0	1																						
Alex Trevino, R OBP: 0.313, SLG: 0.371										4	0	0	1	0	0	4																						
Pascual Perez, R ERA: 4.65 Brad Komminsk, R ERA: 2.76 Jeff Dedmon, L ERA: 4.17 Terry Harper, R ERA: 2.16 Steve Bedrosian, R ERA: 2.81 Randy Johnson, R ERA: 3.01										1	0	0	0	0	1	1																						
Inning Stats	R: 0 E: 0 K: 1 S: 5	H: 0 LOB: 1 BB: 1 P: 9	R: 1 E: 0 K: 1 S: 7	H: 2 LOB: 1 BB: 0 P: 7	R: 0 E: 0 K: 0 S: 5	H: 2 LOB: 0 BB: 0 P: 5	R: 0 E: 0 K: 0 S: 2	H: 0 LOB: 0 BB: 1 P: 6	R: 0 E: 0 K: 3 S: 9	H: 0 LOB: 0 BB: 0 P: 9	R: 0 E: 0 K: 0 S: 3	H: 0 LOB: 0 BB: 0 P: 3	R: 2 E: 0 K: 0 S: 4	H: 1 LOB: 0 BB: 1 P: 8	R: 1 E: 0 K: 1 S: 7	H: 2 LOB: 2 BB: 2 P: 15	R: 0 E: 0 K: 0 S: 3	H: 0 LOB: 0 BB: 0 P: 3	1B: 5 2B: 1 3B: 0 HR: 1	SF: 0 SAC: 0 DP: 1 HBP: 0	WP: 0 PB: 0 SB: 0 CS: 0	PA: 38																
PITCHER	IP WLS BF H R ER SO BB IBB HBP BLK WP HR S P ERA WHIP																																					
Walt Terrell, R ERA: 3.43	(1, 1)	7.0	W	28	5	3	3	5	3	0	0	0	0	0	0	35	47	3.86	1.143																			
Doug Sisk, R ERA: 1.06	(8, 1)	0.1		4	2	1	1	0	1	0	0	0	0	0	3	7	27.00	9.000																				
Jesse Orosco, L ERA: 1.89	(8, 1)	1.2	S	6	0	0	0	1	1	0	0	0	0	0	7	11	0.00	0.600																				

New York Mets @ Atlanta Braves
Atlanta-Fulton County Stadium, Atlanta, GA

Fri Jul 13 1984, 7:05 PM EDT
Att: 29,949 - Unknown

livebaseballscores.com

AB 33
R 4
H 7
RBI 4
BB 5
SO 6
LOB 15

Batter	1	2	3	4	5	6	7	8	9	AB	R	H	RBI	BB	SO	LOB	TOP					
Wally Backman, S (1,4) OBP: 0.366, SLG: 0.339	4-3	G4-6-3			4-3		F7		F9	5	0	0	0	0	0	2						
Danny Heep, L (1,9) OBP: 0.365, SLG: 0.426	2B		F7		1B		HR		F8	5	3	3	0	0	0	0						
Keith Hernandez, L (1,3) OBP: 0.406, SLG: 0.454	1B		F9		FC5		HR		1B	4	3	3	3	1	0	0						
Darryl Strawberry, L (1,8) OBP: 0.354, SLG: 0.450	F7						3-1		E9	4	0	2	1	1	0	1						
George Foster, R (1,7) OBP: 0.281, SLG: 0.416			F8		FC5				K	5	0	1	1	0	2	4						
Hubie Brooks, R (1,5) OBP: 0.388, SLG: 0.465										4	1	3	0	0	0	0						
Ron Gardenhire, R (1,6) OBP: 0.269, SLG: 0.298			G6-4-3							4	0	2	0	0	0	1						
Junior Ortiz, R (1,2) OBP: 0.246, SLG: 0.250			6-3							4	0	1	1	0	0	2						
Bruce Berenyi, R (1,1) OBP: 0.069, SLG: 0.071										3	0	0	0	0	1	2						
Rusty Staub, L (8, PH) OBP: 0.381, SLG: 0.389										1	0	0	0	0	0	2						
Tom Gorman, L (8, 1)										0	0	0	0	0	0	0						
Inning Stats	R: 2 E: 0 K: 0 S: 5	H: 3 LOB: 1 BB: 0 P: 5	R: 1 E: 0 K: 1 S: 7	H: 3 LOB: 1 BB: 0 P: 7	R: 0 E: 0 K: 0 S: 3	H: 0 LOB: 1 BB: 1 P: 7	R: 0 E: 0 K: 0 S: 3	H: 1 LOB: 0 BB: 0 P: 3	R: 1 E: 0 K: 0 S: 5	H: 2 LOB: 2 BB: 1 P: 9	R: 0 E: 0 K: 0 S: 3	H: 0 LOB: 0 BB: 0 P: 3	R: 2 E: 0 K: 0 S: 5	H: 2 LOB: 0 BB: 0 P: 5	R: 0 E: 0 K: 1 S: 7	H: 2 LOB: 1 BB: 0 P: 7	R: 1 E: 1 K: 1 S: 7	H: 2 LOB: 1 BB: 0 P: 7	1B: 12 2B: 2 3B: 0 HR: 1	SF: 0 SAC: 0 DP: 2 HBP: 0	WP: 0 PB: 0 CS: 0	PA: 41
PITCHER	IP WLS BF H R ER SO BB IBB HBP BLK WP HR S P ERA WHIP																					
Craig McMurtry, R (1,1) ERA: 4.53	4.2 L 22 9 4 4 1 2 0 0 0 0 0 0 22 30 7.71 2.357																					
Jeff Dedmon, R (5,1) ERA: 4.14	0.1 1 0 0 0 0 0 0 0 0 0 0 0 1 1 0.00 0.000																					
Gene Garber, R (6,1) ERA: 4.1	3.0 13 4 2 2 1 0 0 0 0 0 0 1 15 15 6.00 1.333																					
Pete Falcone, L (9,1) ERA: 4.34	1.0 5 2 1 0 1 0 0 0 0 0 0 0 7 7 0.00 2.000																					

New York Mets @ Atlanta Braves
Atlanta-Fulton County Stadium, Atlanta, GA

Sat Jul 14 1984, 7:05 PM EDT
Att: 41,138 - Unknown

AB 39
R 7
H 15
RBI 6
BB 2
SO 3
LOB 14



Batter	1	2	3	4	5	6	7	8	9	AB	R	H	RBI	BB	SO	LOB	BOTTOM					
Rafael Ramirez, R (1,6) OBP: 0.324, SLG: 0.349	F8		6-3			F8		F9		4	0	0	0	0	0	0						
Ken Oberkfell, L (1,5) OBP: 0.345, SLG: 0.380	K		F7			6-3		4-3		4	0	0	0	0	1	0						
Claudell Washington, L (1,9) OBP: 0.413, SLG: 0.524	F3				3-1		1B		F7	4	0	1	0	0	0	0						
Dale Murphy, R (1,8) OBP: 0.363, SLG: 0.512		5-3			K		4-3		F4	4	0	0	0	0	1	1						
Chris Chambliss, L (1,3) OBP: 0.368, SLG: 0.392									F9	2	0	1	0	2	0	0						
Terry Harper, R (1,7) OBP: 0.209, SLG: 0.209										3	0	0	0	0	0	3						
Glenn Hubbard, R (1,4) OBP: 0.364, SLG: 0.427										2	0	0	0	1	1	1						
Alex Trevino, R (1,2) OBP: 0.313, SLG: 0.367										2	0	0	0	1	0	3						
Craig McMurtry, R (1,1) OBP: 0.176, SLG: 0.188										1	0	0	0	0	0	0						
Brad Komminsk, R (5, PH) OBP: 0.273, SLG: 0.322										0	0	0	0	0	0	0						
Gene Garber, R (8, 1) OBP: 0.381, SLG: 0.389										1	0	0	0	0	0	0						
Alben Hall, S (8, PH) OBP: 0.324, SLG: 0.294										1	0	0	0	0	0	0						
Pete Falcone, L (9, 1) OBP: 0.326, SLG: 0.290										0	0	0	0	0	0	0						
Inning Stats	R: 0 E: 0 K: 1 S: 5	H: 0 LOB: 0 BB: 0 P: 5	R: 0 E: 0 K: 0 S: 4	H: 1 LOB: 2 BB: 1 P: 8	R: 0 E: 0 K: 0 S: 3	H: 0 LOB: 0 BB: 0 P: 3	R: 0 E: 0 K: 1 S: 5	H: 0 LOB: 1 BB: 1 P: 9	R: 0 E: 0 K: 0 S: 2	H: 0 LOB: 0 BB: 1 P: 6	R: 0 E: 0 K: 0 S: 4	H: 1 LOB: 1 BB: 0 P: 4	R: 0 E: 0 K: 1 S: 5	H: 0 LOB: 0 BB: 0 P: 9	R: 0 E: 0 K: 0 S: 3	H: 0 LOB: 0 BB: 0 P: 3	R: 0 E: 0 K: 0 S: 3	H: 0 LOB: 0 BB: 0 P: 3	1B: 2 2B: 0 3B: 0 HR: 0	SF: 0 SAC: 0 DP: 1 HBP: 0	WP: 0 PB: 0 CS: 0	PA: 32
PITCHER	IP WLS BF H R ER SO BB IBB HBP BLK WP HR S P ERA WHIP																					
Bruce Berenyi, R (1,1) ERA: 4.36	7.0 W 26 2 0 0 0 4 0 0 0 0 0 0 28 44 0.00 0.857																					
Tom Gorman, L (8, 1) ERA: 2.59	2.0 6 0 0 0 0 0 0 0 0 0 0 0 6 6 0.00 0.000																					

New York Mets @ Atlanta Braves
Atlanta-Fulton County Stadium, Atlanta, GA

Sat Jul 14 1984, 7:05 PM EDT
Att: 41,138 - Unknown

AB 28
R 0
H 2
RBI 0
BB 4
SO 3
LOB 9



Batter	1	2	3	4	5	6	7	8	9	AB	R	H	RBI	BB	SO	LOB	TOP										
Wally Backman, S (1,4) OBP: 0.363, SLG: 0.333	1-3		BB						K	4	0	0	0	1	1	2											
Mookie Wilson, S (1,8) OBP: 0.397, SLG: 0.385	4-3		F8							4	0	0	0	0	0	1											
Keith Hernandez, L (1,3) OBP: 0.407, SLG: 0.453	6-3		BB							3	0	1	0	1	0	0											
Darryl Strawberry, L (1,9) OBP: 0.353, SLG: 0.458		HR	K							4	1	1	1	0	2	3											
Danny Heep, L (1,7) OBP: 0.361, SLG: 0.419	F7								K	4	1	1	0	0	1	0											
Hubie Brooks, R (1,5) OBP: 0.397, SLG: 0.462	E3								F8	4	1	1	0	0	0	0											
Mike Fitzgerald, R (1,2) OBP: 0.296, SLG: 0.290	1-3								6-3	3	0	1	0	0	0	1											
Ron Gardenhire, R (1,6) OBP: 0.271, SLG: 0.300									6-3	2	0	1	0	0	1	1											
Ron Hodges, L (6, PH) OBP: 0.336, SLG: 0.246										1	0	1	2	0	0	0											
Rafael Santana, R (6, PR) OBP: 0.366, SLG: 0.462	K									1	0	0	0	0	0	0											
Dwight Gooden, R (1,1) OBP: 0.146, SLG: 0.132									F8	2	0	0	0	0	0	2											
Brent Gaff, R (8,1) OBP: 0.372, SLG: 0.378			4-3							0	0	0	0	0	0	0											
Rusty Staub, L (9, PH) OBP: 0.372, SLG: 0.378										1	0	0	0	0	0	0											
Inning Stats	R: 0 E: 0 K: 0 S: 3	H: 0 LOB: 0 BB: 0 P: 3	R: 1 E: 1 K: 1 S: 7	H: 1 LOB: 1 BB: 0 P: 7	R: 0 E: 0 K: 1 S: 5	H: 0 LOB: 2 BB: 2 P: 13	R: 0 E: 0 K: 0 S: 5	H: 2 LOB: 2 BB: 0 P: 5	R: 0 E: 0 K: 1 S: 6	H: 1 LOB: 1 BB: 0 P: 6	R: 2 E: 0 K: 0 S: 6	H: 3 LOB: 2 BB: 0 P: 6	R: 0 E: 0 K: 0 S: 3	H: 0 LOB: 0 BB: 0 P: 3	R: 0 E: 0 K: 1 S: 5	H: 0 LOB: 0 BB: 0 P: 5	R: 0 E: 0 K: 1 S: 5	H: 0 LOB: 0 BB: 0 P: 5	1B: 6 2B: 0 3B: 0 HR: 1	SF: 0 SAC: 0 DP: 0 HBP: 0	WP: 0 PB: 0 SB: 1 CS: 0	PA: 37					
PITCHER	IP	WLS	BF	H	R	ER	SO	BB	IBB	HBP	BLK	WP	HR	S	P	ERA	WHIP										
Len Barker, R (1,1) ERA: 4.12	5.1		25	6	3	3	3	2	0	0	0	0	1	29	37	5.06	1.500										
Donnie Moore, R (6,1) ERA: 2.19	1.2	W	6	1	0	0	0	0	0	0	0	0	0	6	6	0.00	0.600										
Steve Bedrosian, R (8,1) ERA: 2.72	2.0	S	6	0	0	0	2	0	0	0	0	0	0	10	10	0.00	0.000										

New York Mets @ Atlanta Braves
Atlanta-Fulton County Stadium, Atlanta, GA
Sun Jul 15 1984, 3:33 AM EDT
Att: 21,447 - Unknown

AB 33
R 3
H 7
RBI 3
BB 2
SO 5
LOB 10



Batter	1	2	3	4	5	6	7	8	9	AB	R	H	RBI	BB	SO	LOB	BOTTOM										
Rafael Ramirez, R (1,6) OBP: 0.325, SLG: 0.347	K		2B						E4	4	2	1	1	1	1	1											
Ken Oberkfell, L (1,5) OBP: 0.342, SLG: 0.375	5-3		K						SF7	3	0	0	1	1	2	1											
Claudell Washington, L (1,9) OBP: 0.420, SLG: 0.543	HR		2B						BB	3	1	2	3	2	0	2											
Dale Murphy, R (1,8) OBP: 0.359, SLG: 0.504	K		K						K	5	0	0	0	0	4	7											
Chris Chambliss, L (1,3) OBP: 0.373, SLG: 0.406										3	1	2	2	1	0	0											
Steve Bedrosian, R (8,1) OBP: 0.167, SLG: 0.167										0	0	0	0	0	0	0											
Terry Harper, R (1,7) OBP: 0.200, SLG: 0.200	F9		K						1-3	4	0	0	0	0	1	2											
Glenn Hubbard, R (1,4) OBP: 0.363, SLG: 0.423	F8									3	0	0	0	1	1	0											
Jerry Royster, R (6, PR) OBP: 0.286, SLG: 0.308									BB	0	1	0	0	0	0	0											
Bruce Benedict, R (1,2) OBP: 0.294, SLG: 0.285										3	1	1	0	1	0	0											
Len Barker, R (1,1) OBP: 0.184, SLG: 0.063										2	0	0	0	0	2	1											
Donnie Moore, L (6,1) OBP: 0.305, SLG: 0.308										0	0	0	0	0	0	0											
Gerald Perry, L (7, PH) OBP: 0.368, SLG: 0.349										0	2	0	0	2	0	0											
Inning Stats	R: 1 E: 0 K: 2 S: 8	H: 1 LOB: 0 BB: 0 P: 8	R: 1 E: 0 K: 1 S: 6	H: 1 LOB: 1 BB: 1 P: 10	R: 1 E: 0 K: 3 S: 10	H: 1 LOB: 2 BB: 2 P: 18	R: 0 E: 0 K: 1 S: 5	H: 0 LOB: 0 BB: 0 P: 5	R: 0 E: 0 K: 1 S: 5	H: 0 LOB: 1 BB: 1 P: 9	R: 0 E: 0 K: 1 S: 5	H: 0 LOB: 0 BB: 0 P: 5	R: 2 E: 0 K: 1 S: 7	H: 2 LOB: 2 BB: 2 P: 15	R: 3 E: 1 K: 1 S: 7	H: 1 LOB: 3 BB: 3 P: 19	1B: 3 2B: 1 3B: 0 HR: 2	SF: 1 SAC: 0 DP: 0 HBP: 0	WP: 1 PB: 0 SB: 1 CS: 0	PA: 40							
PITCHER	IP	WLS	BF	H	R	ER	SO	BB	IBB	HBP	BLK	WP	HR	S	P	ERA	WHIP										
Dwight Gooden, R (1,1) ERA: 3.05	7.0	L	32	5	5	5	10	6	0	0	0	0	2	46	70	6.43	1.571										
Brent Gaff, R (8,1) ERA: 2.75	1.0		8	1	3	1	1	2	1	0	0	1	0	7	19	9.00	3.000										

New York Mets @ Atlanta Braves
Atlanta-Fulton County Stadium, Atlanta, GA
Sun Jul 15 1984, 3:33 AM EDT
Att: 21,447 - Unknown

AB 30
R 8
H 6
RBI 7
BB 9
SO 11
LOB 14



Batter	1	2	3	4	5	6	7	8	9	AB	R	H	RBI	BB	SO	LOB	TOP									
Rafael Ramirez, R OBP: 0.322, SLG: 0.344 (1, 6)	F9		K		1-3			K		4	0	0	0	0	2	0	Atlanta Braves @ Montreal Expos Olympic Stadium, Montreal, QB Mon Jul 16 1984, 7:05 PM EDT Att: 22,207 - Unknown									
Jerry Royster, R OBP: 0.265, SLG: 0.333 (1, 4)	6-3		F4			HR		F4		4	1	1	1	0	0	0										
Claudell Washington, L OBP: 0.421, SLG: 0.547 (1, 9)					F4-3			F4-3		4	0	2	0	0	0	0										
Dale Murphy, R OBP: 0.358, SLG: 0.500 (1, 8)	K			1B	BB			K		3	0	0	0	1	3	2										
Terry Harper, R OBP: 0.194, SLG: 0.194 Gerald Perry, L (9, PH) OBP: 0.371, SLG: 0.349 (1, 7)		5-3			F8			F6		3	0	0	0	0	0	1										
Chris Chambliss, L OBP: 0.371, SLG: 0.404 (1, 3)		F8								0	0	0	0	1	0	0										
Randy Johnson, R OBP: 0.360, SLG: 0.421 Ken Oberkfell, L (9, PH) OBP: 0.341, SLG: 0.373 (1, 5)			FC6-4	BB				F4		2	0	0	0	1	1	2										
Bruce Benedict, R OBP: 0.290, SLG: 0.280 (1, 2)			FC6-4					F6		3	0	0	0	0	0	1										
Rick Camp, R OBP: 0.150, SLG: 0.105 Albert Hall, S (8, PH) OBP: 0.292, SLG: 0.291 Gene Garber, R OBP: 0.111, SLG: 0.111 (1, 1)								F3		2	0	0	0	0	2	0										
Inning Stats	R: 0 E: 0 K: 1 S: 6	H: 1 LOB: 1 BB: 0 P: 6	R: 0 E: 0 K: 0 S: 3	H: 0 LOB: 1 BB: 1 P: 7	R: 0 E: 0 K: 2 S: 7	H: 0 LOB: 0 BB: 0 P: 7	R: 0 E: 0 K: 1 S: 6	H: 1 LOB: 2 BB: 1 P: 10	R: 0 E: 0 K: 1 S: 5	H: 0 LOB: 0 BB: 0 P: 5	R: 1 E: 0 K: 1 S: 6	H: 1 LOB: 0 BB: 0 P: 6	R: 0 E: 0 K: 0 S: 3	H: 0 LOB: 0 BB: 0 P: 3	R: 0 E: 0 K: 1 S: 5	H: 0 LOB: 0 BB: 1 P: 5		R: 0 E: 0 K: 2 S: 8	H: 1 LOB: 2 BB: 1 P: 12	1B: 2 2B: 1 3B: 0 HR: 1	SF: 0 SAC: 0 DP: 0 HBP: 0	WP: 0 PB: 0 SB: 0 CS: 0	PA: 34			
PITCHER	IP	WLS	BF	H	R	ER	SO	BB	IBB	HBP	BLK	WP	HR	S	P	ERA	WHIP									
Dan Schatzeder, L ERA: 2.24 Bob James, R ERA: 3.42	(1, 1)	8.0	W	30	4	1	1	7	2	0	0	0	0	1	42	50	1.12	0.750								
(9, 1)	1.0	S	4	0	0	0	2	1	0	0	0	0	0	0	7	11	0.00	1.000								

AB 31
R 1
H 4
RBI 1
BB 3
SO 9
LOB 10



Batter	1	2	3	4	5	6	7	8	9	AB	R	H	RBI	BB	SO	LOB	BOTTOM									
Tim Raines, S OBP: 0.405, SLG: 0.438 (1, 8)	6-3		4-3					F9		4	1	1	1	0	0	1	Atlanta Braves @ Montreal Expos Olympic Stadium, Montreal, QB Mon Jul 16 1984, 7:05 PM EDT Att: 22,207 - Unknown									
Pete Rose, S OBP: 0.345, SLG: 0.319 Angel Salazar, R OBP: 0.167, SLG: 0.201 (1, 3)	5-3		F8		FC1-5	2B		G3		4	0	0	0	0	0	3										
Andre Dawson, R OBP: 0.286, SLG: 0.355 (1, 9)	F9									0	0	0	0	0	0	0										
Gary Carter, R OBP: 0.360, SLG: 0.500 (1, 2)		5-3			F8	F7		L5		4	0	0	0	0	0	3										
Mike Stenhouse, L OBP: 0.353, SLG: 0.389 (1, 7)		F6						G3		4	0	1	1	0	0	0										
Tim Lincecum, R OBP: 0.323, SLG: 0.440 (1, 5)										3	0	1	0	1	2	1										
Derrel Thomas, S OBP: 0.382, SLG: 0.393 (1, 6)			SH1-4	1B				CS	BB	2	1	1	0	1	1	1										
Doug Flynn, R OBP: 0.284, SLG: 0.295 (1, 4)										3	0	1	0	0	0	2										
Dan Schatzeder, L OBP: 0.385, SLG: 0.462 Bob James, R OBP: 0.286, SLG: 0.286 (1, 1)			SH1-4							2	0	1	0	0	1	2										
Inning Stats	R: 0 E: 0 K: 0 S: 3	H: 0 LOB: 0 BB: 0 P: 3	R: 0 E: 0 K: 1 S: 5	H: 0 LOB: 0 BB: 0 P: 5	R: 1 E: 0 K: 0 S: 4	H: 1 LOB: 1 BB: 1 P: 8	R: 1 E: 0 K: 2 S: 9	H: 2 LOB: 1 BB: 0 P: 9	R: 1 E: 0 K: 0 S: 6	H: 3 LOB: 2 BB: 0 P: 6	R: 0 E: 0 K: 1 S: 7	H: 2 LOB: 2 BB: 0 P: 7	R: 0 E: 0 K: 0 S: 3	H: 0 LOB: 0 BB: 0 P: 3	R: 0 E: 0 K: 0 S: 2	H: 0 LOB: 0 BB: 1 P: 6		1B: 5 2B: 3 3B: 0 HR: 0	SF: 0 SAC: 1 DP: 0 HBP: 0	WP: 0 PB: 0 SB: 1 CS: 1	PA: 34					
PITCHER	IP	WLS	BF	H	R	ER	SO	BB	IBB	HBP	BLK	WP	HR	S	P	ERA	WHIP									
Rick Camp, R ERA: 3.79 Gene Garber, R ERA: 4.01	(1, 1)	7.0	L	30	8	3	3	4	1	0	0	0	0	0	37	41	3.86	1.286								
(8, 1)	1.0		3	0	0	0	0	1	0	0	0	0	0	2	6	0.00	1.000									

AB 30
R 3
H 8
RBI 3
BB 2
SO 4
LOB 13



Batter	1	2	3	4	5	6	7	8	9	AB	R	H	RBI	BB	SO	LOB	TOP					
Rafael Ramirez, R OBP: 0.321, SLG: 0.343 (1, 6)	F7		F4-1					6-3		4	0	1	0	0	0	1						
Jerry Royster, R OBP: 0.276, SLG: 0.322 (1, 4)	6-3		F5			K			F6	4	0	0	0	0	1	2						
Claudell Washington, L OBP: 0.423, SLG: 0.550 (1, 9)			K			1-3				4	0	2	0	0	1	2						
Chris Chambliss, L OBP: 0.366, SLG: 0.398 (1, 3)	CS		K		3-1			F7		4	0	0	0	0	2	1						
Brad Komminsk, R OBP: 0.267, SLG: 0.314 Gerald Perry, L (9, PH) OBP: 0.370, SLG: 0.347 (9, PH)		F6		F2		K			K	3	0	0	0	0	1	0						
Terry Harper, R OBP: 0.198, SLG: 0.189 (1, 7)				1-3						2	0	0	0	1	0	0						
Ken Oberkfell, L OBP: 0.337, SLG: 0.369 (1, 5)										3	0	0	0	0	0	1						
Bruce Benedict, R OBP: 0.285, SLG: 0.274 (1, 2)				6-3					5-3	3	0	0	0	0	0	0						
Rick Mahler, R OBP: 0.382, SLG: 0.455 Dale Murphy, R (8, PH) OBP: 0.357, SLG: 0.499 Donnie Moore, L (8, 1)									F4-3	2	0	2	0	0	0	0						
										1	0	0	0	0	0	0						
										0	0	0	0	0	0	0						
Inning Stats	R: 0 E: 0 K: 0 S: 3	H: 1 LOB: 0 BB: 0 P: 3	R: 0 E: 0 K: 1 S: 5	H: 0 LOB: 1 BB: 1 P: 9	R: 0 E: 0 K: 1 S: 7	H: 2 LOB: 2 BB: 0 P: 7	R: 0 E: 0 K: 0 S: 3	H: 0 LOB: 0 BB: 0 P: 3	R: 0 E: 0 K: 1 S: 4	H: 1 LOB: 1 BB: 0 P: 4	R: 0 E: 0 K: 1 S: 5	H: 0 LOB: 0 BB: 0 P: 5	R: 0 E: 0 K: 1 S: 5	H: 0 LOB: 0 BB: 0 P: 5	R: 0 E: 0 K: 0 S: 3	H: 0 LOB: 0 BB: 0 P: 3	R: 0 E: 0 K: 2 S: 8	H: 1 LOB: 1 BB: 0 P: 8	1B: 3 2B: 2 3B: 0 HR: 0	SF: 0 SAC: 0 DP: 0 HBP: 0	WP: 0 PB: 0 SB: 0 CS: 1	PA: 33
PITCHER Bryn Smith, R ERA: 2.66 (1, 1)	IP: 9.0 WLS: W BF: 32 H: 5 R: 0 ER: 0 SO: 6 BB: 1 IBB: 0 HBP: 0 BLK: 0 WP: 0 HR: 0 S: 43 P: 47 ERA: 0.00 WHIP: 0.667															PITCHER						

Atlanta Braves @ Montreal Expos
Olympic Stadium, Montreal, QB
Tue Jul 17 1984, 7:05 PM EDT
Att: 27,293 - Unknown

AB 31
R 0
H 5
RBI 0
BB 1
SO 6
LOB 8



Batter	1	2	3	4	5	6	7	8	9	AB	R	H	RBI	BB	SO	LOB	BOTTOM			
Tim Raines, S OBP: 0.406, SLG: 0.436 (1, 8)	4-3		SF7			1B S				1	1	0	1	2	0	0				
Pete Rose, S OBP: 0.344, SLG: 0.314 Angel Salazar, R (8, 6) OBP: 0.167, SLG: 0.201 (8, 6)	4-3		K			1B BB			4-3	3	0	0	0	1	1	3				
Andre Dawson, R OBP: 0.286, SLG: 0.354 (1, 9)	F8					1B BB				4	0	1	0	0	1	0				
Gary Carter, R OBP: 0.361, SLG: 0.500 (1, 2)		F8		4-3		1B				4	0	2	1	0	0	0				
Mike Stenhouse, L OBP: 0.350, SLG: 0.378 (1, 7) (8, 3)		F3				1B			L1-3	3	0	0	0	1	0	3				
Tim Lincecum, R OBP: 0.320, SLG: 0.436 (1, 5)		5-3				1B			L1-3	3	0	0	0	0	2	3				
Derrel Thomas, S OBP: 0.390, SLG: 0.402 (8, 7)						1B SF7			4-3	3	1	2	0	0	0	0				
Doug Flynn, R OBP: 0.285, SLG: 0.295 (1, 4)						1B SH1-4			F7	3	0	1	0	0	0	1				
Bryn Smith, R OBP: 0.189, SLG: 0.152 (1, 1)						1B SH1-4			F3	2	0	0	0	0	0	1				
									4-3	2	0	0	0	0	0	1				
Inning Stats	R: 0 E: 0 K: 0 S: 3	H: 0 LOB: 0 BB: 0 P: 3	R: 0 E: 0 K: 0 S: 3	H: 0 LOB: 0 BB: 0 P: 3	R: 1 E: 0 K: 1 S: 7	H: 2 LOB: 1 BB: 0 P: 7	R: 0 E: 0 K: 2 S: 7	H: 0 LOB: 1 BB: 1 P: 11	R: 0 E: 0 K: 0 S: 3	H: 0 LOB: 0 BB: 0 P: 3	R: 1 E: 0 K: 0 S: 6	H: 2 LOB: 2 BB: 2 P: 14	R: 0 E: 0 K: 0 S: 4	H: 1 LOB: 2 BB: 1 P: 8	R: 0 E: 0 K: 0 S: 3	H: 1 LOB: 0 BB: 0 P: 3	1B: 6 2B: 1 3B: 0 HR: 0	SF: 1 SAC: 1 DP: 1 HBP: 0	WP: 0 PB: 0 SB: 1 CS: 0	PA: 32
PITCHER Rick Mahler, R ERA: 2.31 Donnie Moore, R ERA: 2.13 (8, 1)	IP: 7.0 WLS: L BF: 29 H: 5 R: 2 ER: 2 SO: 4 BB: 4 IBB: 0 HBP: 0 BLK: 0 WP: 0 HR: 0 S: 33 P: 49 ERA: 2.57 WHIP: 1.286															PITCHER				

Atlanta Braves @ Montreal Expos
Olympic Stadium, Montreal, QB
Tue Jul 17 1984, 7:05 PM EDT
Att: 27,293 - Unknown


AB 26
R 2
H 6
RBI 2
BB 4
SO 4
LOB 11



Batter	1	2	3	4	5	6	7	8	9	10	AB	R	H	RBI	BB	SO	LOB	TOP					
Gerald Perry, L OBP: 0.368, SLG: 0.345 Albert Hall, S OBP: 0.232, SLG: 0.291	F7			L5			G3 1B		F4-3		4	1	1	0	0	0	0	4 1 1 0 0 0 0					
Rafael Ramirez, R OBP: 0.318, SLG: 0.339	F7			F8			G3		F3		4	0	0	0	0	0	0	4 0 0 0 0 0 1					
Claudell Washington, L OBP: 0.420, SLG: 0.545	F4-3			K						F4-3	4	0	1	1	0	1	0	4 0 1 1 0 1 0					
Chris Chambliss, L OBP: 0.362, SLG: 0.392		F4-3			F4				F7		4	0	0	0	0	0	0	4 0 0 0 0 0 0					
Dale Murphy, R OBP: 0.356, SLG: 0.501		F2			F4-3						4	2	2	0	0	0	0	4 2 2 0 0 0 0					
Ken Oberfell, L OBP: 0.336, SLG: 0.371					F8						4	0	1	0	0	0	1	4 0 1 0 0 0 1					
Alex Trevino, R OBP: 0.311, SLG: 0.364											4	0	1	1	0	0	1	4 0 1 1 0 0 1					
Jerry Royster, R OBP: 0.269, SLG: 0.314					F8						3	0	0	0	0	1	1	3 0 0 0 0 1 1					
Pascual Perez, R OBP: 0.105, SLG: 0.135 Rufino Linares, R OBP: 0.251, SLG: 0.455 Steve Bedrosian, R OBP: 0.167, SLG: 0.167											2	0	0	0	0	2	0	2 0 0 0 0 2 0					
											1	0	0	0	0	0	0	1 0 0 0 0 0 0					
											0	0	0	0	0	0	0	0 0 0 0 0 0 0					
Inning Stats	R: 0 E: 0 K: 0 S: 3	H: 0 LOB: 0 BB: 0 P: 3	R: 0 E: 0 K: 0 S: 3	H: 0 LOB: 0 BB: 0 P: 3	R: 0 E: 0 K: 1 S: 5	H: 0 LOB: 0 BB: 0 P: 5	R: 0 E: 0 K: 1 S: 5	H: 0 LOB: 0 BB: 0 P: 5	R: 0 E: 0 K: 2 S: 7	H: 0 LOB: 0 BB: 0 P: 7	R: 1 E: 0 K: 0 S: 4	H: 2 LOB: 0 BB: 0 P: 4	R: 1 E: 0 K: 0 S: 4	H: 2 LOB: 0 BB: 0 P: 4	R: 0 E: 0 K: 0 S: 3	H: 0 LOB: 0 BB: 0 P: 3	R: 1 E: 0 K: 0 S: 5	H: 2 LOB: 1 BB: 0 P: 5	1B: 4 2B: 2 3B: 0 HR: 0	SF: 0 SAC: 0 DP: 1 HBP: 0	WP: 0 PA: 34		
PITCHER Bill Gullickson, R ERA: 3.66	IP: 10.0 WLS: L BF: 34 H: 6 R: 3 ER: 3 SO: 4 BB: 0 IBB: 0 HBP: 0 BLK: 0 WP: 0 HR: 0 S: 42 P: 42 ERA: 2.70 WHIP: 0.600											PITCHER	IP: 10.0 WLS: L BF: 34 H: 6 R: 3 ER: 3 SO: 4 BB: 0 IBB: 0 HBP: 0 BLK: 0 WP: 0 HR: 0 S: 42 P: 42 ERA: 2.70 WHIP: 0.600										

Atlanta Braves @ Montreal Expos
Olympic Stadium, Montreal, QB
Wed Jul 18 1984, 7:05 PM EDT
Att: 25,711 - Unknown

AB 34
R 3
H 6
RBI 2
BB 0
SO 4
LOB 4



Batter	1	2	3	4	5	6	7	8	9	10	AB	R	H	RBI	BB	SO	LOB	BOTTOM					
Tim Raines, S OBP: 0.406, SLG: 0.434	F8			4-3							4	0	1	0	1	1	1	4 0 1 0 1 1 1					
Tony Scott, S OBP: 0.298, SLG: 0.265	4-3										5	0	1	0	0	2	5	5 0 1 0 0 2 5					
Andre Dawson, R OBP: 0.288, SLG: 0.352	HR										4	1	1	0	1	0	3	4 1 1 0 1 0 3					
Gary Carter, R OBP: 0.360, SLG: 0.506	HR										4	1	1	2	0	0	2	4 1 1 2 0 0 2					
Mike Stenhouse, L OBP: 0.339, SLG: 0.363	F8										4	0	0	0	0	1	0	4 0 0 0 0 1 0					
Tim Wallach, R OBP: 0.320, SLG: 0.433		6-3									4	0	1	0	0	0	0	4 0 1 0 0 0 0					
Derrel Thomas, S OBP: 0.380, SLG: 0.389 Angel Salazar, R OBP: 0.166, SLG: 0.200											3	0	0	0	0	0	1	3 0 0 0 0 0 1					
Doug Flynn, R OBP: 0.284, SLG: 0.299											4	0	1	0	0	1	1	4 0 1 0 0 1 1					
Bill Gullickson, R OBP: 0.122, SLG: 0.125 Pete Rose, S OBP: 0.346, SLG: 0.314 Miguel Dilone, S OBP: 0.328, SLG: 0.360											3	0	0	0	0	1	1	3 0 0 0 0 1 1					
											0	0	0	0	1	0	0	0 0 0 0 1 0 0					
											0	0	0	0	0	0	0	0 0 0 0 0 0 0					
Inning Stats	R: 2 E: 0 K: 0 S: 4	H: 1 LOB: 0 BB: 1 P: 8	R: 0 E: 0 K: 0 S: 3	H: 0 LOB: 0 BB: 0 P: 3	R: 0 E: 0 K: 1 S: 7	H: 2 LOB: 2 BB: 0 P: 7	R: 0 E: 0 K: 0 S: 4	H: 1 LOB: 1 BB: 0 P: 4	R: 0 E: 0 K: 0 S: 4	H: 1 LOB: 1 BB: 0 P: 4	R: 0 E: 0 K: 1 S: 5	H: 0 LOB: 0 BB: 0 P: 5	R: 0 E: 0 K: 0 S: 3	H: 0 LOB: 0 BB: 0 P: 3	R: 0 E: 0 K: 1 S: 5	H: 0 LOB: 0 BB: 0 P: 5	R: 0 E: 0 K: 2 S: 7	H: 0 LOB: 2 BB: 1 P: 11	1B: 4 2B: 1 3B: 0 HR: 1	SF: 0 SAC: 0 DP: 0 HBP: 0	WP: 0 PA: 39		
PITCHER Pascual Perez, R ERA: 4.47 Steve Bedrosian, R ERA: 2.63	IP: 8.0 WLS: W BF: 32 H: 6 R: 2 ER: 2 SO: 3 BB: 2 IBB: 0 HBP: 0 BLK: 0 WP: 0 HR: 1 S: 36 P: 44 ERA: 2.25 WHIP: 1.000											PITCHER	IP: 8.0 WLS: W BF: 32 H: 6 R: 2 ER: 2 SO: 3 BB: 2 IBB: 0 HBP: 0 BLK: 0 WP: 0 HR: 1 S: 36 P: 44 ERA: 2.25 WHIP: 1.000										

Atlanta Braves @ Montreal Expos
Olympic Stadium, Montreal, QB
Wed Jul 18 1984, 7:05 PM EDT
Att: 25,711 - Unknown

AB 36
R 2
H 6
RBI 2
BB 3
SO 6
LOB 14



Batter	1	2	3	4	5	6	7	8	9	AB	R	H	RBI	BB	SO	LOB	TOP
Garry Maddox, R OBP: 0.328, SLG: 0.412 Glenn Wilson, R OBP: 0.285, SLG: 0.409	4-0 BB G3-6-1		0-0 F7					0-0 4-3		2	0	1	0	1	0	0	Philadelphia Phillies @ Atlanta Braves Atlanta-Fulton County Stadium, Atlanta, GA Fri Jul 20 1984, 7:05 PM EDT Att: 29,162 - Unknown
Von Hayes, L OBP: 0.290, SLG: 0.417	0-0 G3-6-1 1-2		0-0 F7				0-0 4-3	0-0 6-3		4	0	0	0	0	0	2	
Juan Samuel, R OBP: 0.344, SLG: 0.462	0-3 K		0-0 1-3				0-0 F4	4-0 BB		3	0	0	0	1	1	0	
Mike Schmidt, R OBP: 0.391, SLG: 0.537 John Russell, R OBP: 0.364, SLG: 0.727		0-0 F8		0-0 HR			0-0 5-3	0-3 K		3	1	1	1	0	0	0	
Tim Corcoran, L OBP: 0.463, SLG: 0.552		0-0 1B 1B		0-0 F7			0-0 G3	0-3 K		4	0	1	0	0	1	1	
Sixto Lezcano, R OBP: 0.375, SLG: 0.546		0-0 G3 1B		0-0 CS 1B			0-0 F7	0-3 K		4	0	2	0	0	1	1	
Bo Diaz, R OBP: 0.357 Jim Kern, R		0-0 G3		0-0 G3			0-3 K2-3			3	0	0	0	0	1	3	
Ivan De Jesus, R OBP: 0.326, SLG: 0.312		4-0 BB		0-0 5-3			0-0 F9			2	0	0	0	1	0	0	
Charles Hudson, S OBP: 0.105, SLG: 0.158 Bill Campbell, R		0-3 K		0-3 K			0-3 K	0-0 F5		2	0	0	0	0	2	3	
Don Carman, L OBP: 0.400, SLG: 0.341										0	0	0	0	0	0	0	
Inning Stats	R: 0 E: 0 K: 1 S: 4	H: 0 LOB: 0 BB: 1 P: 8	R: 0 E: 0 K: 1 S: 7	H: 2 LOB: 3 BB: 1 P: 11	R: 0 E: 0 K: 0 S: 3	H: 0 LOB: 0 BB: 0 P: 3	R: 1 E: 0 K: 0 S: 4	H: 2 LOB: 1 BB: 0 P: 4	R: 0 E: 0 K: 1 S: 6	H: 0 LOB: 0 BB: 0 P: 3	R: 0 E: 0 K: 1 S: 5	H: 0 LOB: 0 BB: 0 P: 5	R: 0 E: 0 K: 0 S: 3	H: 0 LOB: 1 BB: 1 P: 13	1B: 4 2B: 0 3B: 0 HR: 1	SF: 0 SAC: 0 DP: 1 HBP: 0	WP: 0 PA: 33 CS: 1
PITCHER Len Barker, R ERA: 3.89	IP: 9.0 WLS: W BF: 33 H: 5 R: 1 ER: 1 SO: 7 BB: 3 IBB: 0 HBP: 0 BLK: 0 WP: 0 HR: 1 S: 44 P: 56 ERA: 1.00 WHIP: 0.889											PITCHER	IP: 9.0 WLS: W BF: 33 H: 5 R: 1 ER: 1 SO: 7 BB: 3 IBB: 0 HBP: 0 BLK: 0 WP: 0 HR: 1 S: 44 P: 56 ERA: 1.00 WHIP: 0.889				

AB	30
R	1
H	5
RBI	1
BB	3
SO	7
LOB	11



Batter	1	2	3	4	5	6	7	8	9	AB	R	H	RBI	BB	SO	LOB	BOTTOM		
Rafael Ramirez, R OBP: 0.316, SLG: 0.334	0-3 K		0-0 1-3					0-0 4-3		5	1	1	0	0	1	3	Philadelphia Phillies @ Atlanta Braves Atlanta-Fulton County Stadium, Atlanta, GA Fri Jul 20 1984, 7:05 PM EDT Att: 29,162 - Unknown		
Ken Oberkfell, L OBP: 0.341, SLG: 0.384	0-0 6-3		0-0 F8		4-0 1B 1B	0-0 BB 1B	0-0 3B	0-0 2B 1B		4	2	2	3	1	0	0			
Claudell Washington, L OBP: 0.416, SLG: 0.542	0-3 K		0-0 F8		0-0 1B 1B	0-0 S 1B	0-0 F7	0-0 1B 2B		5	1	2	3	0	1	1			
Dale Murphy, R OBP: 0.361, SLG: 0.513 Albert Hall, S OBP: 0.289, SLG: 0.288		0-3 K		0-0 HR	0-0 HR	0-0 S 1B	0-0 F5	0-0 F5		4	1	3	3	0	1	0			
Chris Chambliss, L OBP: 0.357, SLG: 0.386 Gerald Perry, L OBP: 0.364, SLG: 0.341		0-0 F7		0-0 1B	0-0 F9	0-0 F9	0-0 E6	0-0 FC6-4 1B		4	0	1	0	0	0	1			
Brad Komminsk, R OBP: 0.278, SLG: 0.368		0-0 HR		0-0 F3		4-0 1B 3B BB	0-0 HR	0-0 FC6-4		4	3	2	3	1	0	3			
Glenn Hubbard, R OBP: 0.357, SLG: 0.414 Jerry Royster, R OBP: 0.295, SLG: 0.308		0-3 K		0-0 E5 BB 1B 1B		0-0 6-3	0-3 K			4	1	0	0	0	2	3			
Alex Trevino, R OBP: 0.300, SLG: 0.350				0-0 5-3		0-0 F9	0-0 E6 1B 3B	0-0 F9		4	1	0	0	0	0	4			
Len Barker, R OBP: 0.190, SLG: 0.083				0-0 6-3		0-0 F1	0-0 3B 1B	0-3 K		4	1	1	0	0	1	3			
Inning Stats	R: 0 E: 0 K: 2 S: 7	H: 0 LOB: 0 BB: 0 P: 7	R: 1 E: 0 K: 2 S: 8	H: 1 LOB: 0 BB: 0 P: 8	R: 0 E: 0 K: 0 S: 3	H: 0 LOB: 0 BB: 0 P: 3	R: 1 E: 0 K: 0 S: 5	H: 2 LOB: 1 BB: 0 P: 5	R: 4 E: 1 K: 0 S: 7	H: 3 LOB: 1 BB: 1 P: 11	R: 3 E: 1 K: 0 S: 6	H: 2 LOB: 1 BB: 1 P: 10	R: 3 E: 1 K: 2 S: 10	H: 2 LOB: 2 BB: 0 P: 10	R: 1 E: 0 K: 0 S: 6	H: 3 LOB: 2 BB: 0 P: 6		1B: 8 2B: 1 3B: 1 HR: 3	SF: 0 SAC: 0 DP: 0 HBP: 0
PITCHER Charles Hudson, R ERA: 4.51 Bill Campbell, R ERA: 3.45 Don Carman, L ERA: 6.23 Jim Kern, R ERA: 10.13	IP: 4.2 WLS: L BF: 22 H: 6 R: 6 ER: 2 SO: 4 BB: 1 IBB: 0 HBP: 0 BLK: 1 WP: 0 HR: 2 S: 29 P: 33 ERA: 3.86 WHIP: 1.500											PITCHER	IP: 4.2 WLS: L BF: 22 H: 6 R: 6 ER: 2 SO: 4 BB: 1 IBB: 0 HBP: 0 BLK: 1 WP: 0 HR: 2 S: 29 P: 33 ERA: 3.86 WHIP: 1.500						



Batter	1	2	3	4	5	6	7	8	9	AB	R	H	RBI	BB	SO	LOB	TOP		
Greg Gross, L (1, 7) OBP: 0.422, SLG: 0.349										4	2	1	1	0	0	0	Philadelphia Phillies @ Atlanta Braves Atlanta-Fulton County Stadium, Atlanta, GA Sun Jul 22 1984, 3:33 AM EDT Att: 26,334 - Unknown		
Von Hayes, L (1, 8) OBP: 0.354, SLG: 0.413										5	0	1	1	0	1	3			
Juan Samuel, R (1, 4) OBP: 0.341, SLG: 0.463										5	1	1	1	0	2	1			
Mike Schmidt, R (1, 5) OBP: 0.385, SLG: 0.527										3	1	0	1	0	1	0			
Tim Corcoran, L (1, 3) OBP: 0.465, SLG: 0.542										3	0	1	0	1	0	0			
Glenn Wilson, R (1, 9) OBP: 0.280, SLG: 0.401										4	1	0	0	0	0	3			
Ozzie Virgil, R (1, 2) OBP: 0.333, SLG: 0.498										4	0	1	2	0	1	0			
Ivan De Jesus, R (1, 6) OBP: 0.331, SLG: 0.317										3	1	2	0	1	0	0			
Steve Carlton, L (1, 1) OBP: 0.214, SLG: 0.304										4	0	0	0	0	2	4			
Al Holland, R (9, 1)										0	0	0	0	0	0	0			
Inning Stats	R: 2 E: 0 K: 0 S: 6	H: 3 LOB: 1 BB: 0 P: 6	R: 2 E: 0 K: 2 S: 10	H: 3 LOB: 1 BB: 0 P: 10	R: 0 E: 0 K: 1 S: 5	H: 0 LOB: 0 BB: 0 P: 5	R: 0 E: 0 K: 0 S: 3	H: 0 LOB: 0 BB: 0 P: 3	R: 0 E: 0 K: 0 S: 3	H: 0 LOB: 0 BB: 0 P: 3	R: 0 E: 0 K: 0 S: 8	H: 1 LOB: 2 BB: 1 P: 12	R: 2 E: 1 K: 1 S: 7	H: 1 LOB: 2 BB: 2 P: 15	R: 0 E: 0 K: 1 S: 5	H: 0 LOB: 0 BB: 0 P: 5	1B: 4 2B: 3 3B: 1 HR: 0	SF: 1 SAC: 0 DP: 0 HBP: 0	WP: 0 PA: 39 CS: 1
PITCHER	IP WLS BF H R ER SO BB IBB HBP BLK WP HR S P ERA WHIP																		
Rick Mahler, R (1, 1) ERA: 2.47	8.0 L 36 8 6 4 6 1 2 0 0 0 0 0 45 57 4.50 1.125																		
Gene Garber, R (9, 1) ERA: 3.78	1.0 3 0 0 0 1 0 0 0 0 0 0 0 5 5 0.00 0.000																		

Batter	1	2	3	4	5	6	7	8	9	AB	R	H	RBI	BB	SO	LOB	BOTTOM		
Jerry Royster, R (1, 7) OBP: 0.264, SLG: 0.305										4	0	0	0	0	1	1	Philadelphia Phillies @ Atlanta Braves Atlanta-Fulton County Stadium, Atlanta, GA Sun Jul 22 1984, 3:33 AM EDT Att: 26,334 - Unknown		
Rafael Ramirez, R (1, 6) OBP: 0.312, SLG: 0.331										4	0	0	0	0	1	0			
Dale Murphy, R (1, 8) OBP: 0.359, SLG: 0.508										4	0	1	0	0	1	0			
Bob Watson, R (1, 3) OBP: 0.276, SLG: 0.308										3	1	1	1	1	0	0			
Brad Komminsk, R (1, 9) OBP: 0.271, SLG: 0.348										4	0	0	0	0	1	2			
Randy Johnson, R (1, 5) OBP: 0.355, SLG: 0.414										2	1	0	0	1	0	0			
Glenn Hubbard, R (1, 4) OBP: 0.356, SLG: 0.412										3	0	1	0	0	0	0			
Bruce Benedict, R (1, 2) OBP: 0.286, SLG: 0.276										3	0	0	0	0	0	2			
Rick Mahler, R (1, 1) OBP: 0.361, SLG: 0.429										2	0	0	0	0	0	0			
Rufino Linares, R (8, PH) OBP: 0.200, SLG: 0.385										1	0	0	0	0	0	1			
Gene Garber, R (9, 1) OBP: 0.111, SLG: 0.111										0	0	0	0	0	0	0			
Inning Stats	R: 0 E: 0 K: 2 S: 7	H: 0 LOB: 0 BB: 0 P: 7	R: 0 E: 0 K: 0 S: 3	H: 0 LOB: 0 BB: 0 P: 3	R: 0 E: 0 K: 1 S: 6	H: 1 LOB: 1 BB: 1 P: 10	R: 0 E: 0 K: 0 S: 3	H: 0 LOB: 0 BB: 0 P: 3	R: 0 E: 0 K: 0 S: 3	H: 0 LOB: 0 BB: 0 P: 3	R: 0 E: 0 K: 0 S: 6	H: 0 LOB: 0 BB: 1 P: 10	R: 1 E: 0 K: 0 S: 4	H: 1 LOB: 0 BB: 0 P: 4	R: 0 E: 0 K: 0 S: 4	H: 0 LOB: 0 BB: 0 P: 4	1B: 1 2B: 1 3B: 0 HR: 1	SF: 0 SAC: 0 DP: 0 HBP: 0	WP: 1 PA: 32 CS: 0
PITCHER	IP WLS BF H R ER SO BB IBB HBP BLK WP HR S P ERA WHIP																		
Steve Carlton, L (1, 1) ERA: 2.89	8.0 W 28 2 1 1 4 2 0 0 0 0 0 1 0 34 42 1.12 0.500																		
Al Holland, L (9, 1) ERA: 2.51	1.0 4 1 1 1 0 0 0 0 0 0 0 1 4 4 9.00 1.000																		



Batter	1	2	3	4	5	6	7	8	9	AB	R	H	RBI	BB	SO	LOB	TOP			
Rafael Ramirez, R OBP: 0.308, SLG: 0.326	F7		K		2-6	5-3		F9	4-3	5	0	0	0	0	1	4				
Ken Oberkfell, L OBP: 0.334, SLG: 0.376	4-3			K		4-3		6-3		4	0	0	0	0	1	0				
Claudell Washington, L OBP: 0.423, SLG: 0.541	K			HR		K			BB	3	2	1	0	1	2	0				
Dale Murphy, R OBP: 0.360, SLG: 0.515		L9		HR			K		BB	3	2	1	2	1	1	0				
Chris Chambliss, L OBP: 0.358, SLG: 0.396	6-3			5-3		E		K		4	0	1	0	0	1	2				
Brad Komminsk, R OBP: 0.270, SLG: 0.346	4-3			5-3		1B		F8		4	0	1	1	0	0	1				
Glenn Hubbard, R OBP: 0.355, SLG: 0.408			K		F6		E5		BB	3	0	0	0	1	1	1				
Alex Trevino, R OBP: 0.299, SLG: 0.348			WP		K		F8		K	4	0	1	0	0	2	5				
Pascual Perez, R OBP: 0.125, SLG: 0.132			K							1	0	0	0	1	1	1				
Gerald Perry, L OBP: 0.363, SLG: 0.340										1	0	0	0	0	0	0				
Steve Bedrosian, R OBP: 0.167, SLG: 0.167										0	0	0	0	0	0	0				
Rufino Linares, R OBP: 0.250, SLG: 0.429										1	0	1	1	0	0	0				
Donnie Moore, L OBP: 0.250, SLG: 0.429										0	0	0	0	0	0	0				
Inning Stats	R: 0 E: 0 K: 1 S: 5	H: 0 LOB: 0 BB: 0 P: 5	R: 0 E: 0 K: 0 S: 3	H: 0 LOB: 0 BB: 0 P: 3	R: 0 E: 0 K: 3 S: 10	H: 1 LOB: 1 BB: 0 P: 10	R: 2 E: 0 K: 1 S: 7	H: 2 LOB: 0 BB: 0 P: 7	R: 0 E: 0 K: 1 S: 4	H: 0 LOB: 1 BB: 1 P: 8	R: 0 E: 1 K: 1 S: 7	H: 1 LOB: 2 BB: 0 P: 7	R: 0 E: 0 K: 0 S: 3	H: 0 LOB: 0 BB: 0 P: 3	R: 2 E: 0 K: 2 S: 9	H: 2 LOB: 3 BB: 3 P: 21	1B: 5 2B: 0 3B: 0 HR: 1	SF: 0 SAC: 0 DP: 0 HBP: 0	WP: 1 PB: 0 SB: 1 CS: 0	PA: 37
PITCHER	IP	WLS	BF	H	R	ER	SO	BB	IBB	HBP	BLK	WP	HR	S	P	ERA	WHIP			
Orel Hershiser, R ERA: 2.95	8.1	L	35	5	4	4	9	3	1	0	0	1	1	48	64	4.32	0.960			
Ken Howell, R ERA: 5.14	0.2		3	1	0	0	1	0	0	0	0	0	0	5	5	0.00	1.500			

Atlanta Braves @ Los Angeles Dodgers
Dodger Stadium, Los Angeles, CA
Tue Jul 24 1984, 7:05 PM PDT
Att: 41,589 - Unknown

AB 33
R 4
H 6
RBI 4
BB 4
SO 10
LOB 14



Batter	1	2	3	4	5	6	7	8	9	AB	R	H	RBI	BB	SO	LOB	BOTTOM			
Steve Sax, R OBP: 0.304, SLG: 0.315	F5		5-3			K				4	0	1	0	0	1	0				
Franklin Stubbs, L OBP: 0.294, SLG: 0.386	F6		F9			K		FC2-6-5		4	0	0	0	0	1	1				
R.J. Reynolds, S OBP: 0.315, SLG: 0.371				4-3		4-3		5-6		4	0	1	0	0	0	1				
Mike Marshall, R OBP: 0.347, SLG: 0.500	CS	4-3		F9		BB	BLK		F8	4	0	1	0	0	0	0				
Ken Landreaux, L OBP: 0.323, SLG: 0.378			SF8	3B	3-1		F7		6-3	4	1	1	0	0	0	1				
Mike Scioscia, L OBP: 0.397, SLG: 0.357		SF8				G6-4-3	BB		6-3	1	0	0	1	2	0	0				
German Rivera, R OBP: 0.330, SLG: 0.461				HR		G6-4-3	BB			2	1	1	1	1	0	1				
Dave Anderson, R OBP: 0.357, SLG: 0.348				K				F8		3	0	1	0	0	1	3				
Orel Hershiser, R OBP: 0.160, SLG: 0.160										3	0	0	0	0	3	4				
Ken Howell, R			K			K		K		0	0	0	0	0	0	0				
Inning Stats	R: 0 E: 0 K: 0 S: 3	H: 1 LOB: 0 BB: 0 P: 3	R: 2 E: 0 K: 1 S: 7	H: 2 LOB: 0 BB: 0 P: 7	R: 0 E: 0 K: 1 S: 5	H: 0 LOB: 0 BB: 0 P: 5	R: 0 E: 0 K: 0 S: 3	H: 0 LOB: 0 BB: 0 P: 3	R: 0 E: 0 K: 2 S: 7	H: 0 LOB: 0 BB: 0 P: 7	R: 0 E: 1 K: 1 S: 6	H: 1 LOB: 3 BB: 2 P: 14	R: 0 E: 0 K: 0 S: 3	H: 1 LOB: 0 BB: 0 P: 3	R: 0 E: 0 K: 0 S: 3	H: 0 LOB: 0 BB: 0 P: 3	1B: 2 2B: 3 3B: 1 HR: 1	SF: 1 SAC: 0 DP: 2 HBP: 0	WP: 1 PB: 0 SB: 0 CS: 1	PA: 34
PITCHER	IP	WLS	BF	H	R	ER	SO	BB	IBB	HBP	BLK	WP	HR	S	P	ERA	WHIP			
Pascual Perez, R ERA: 4.35	7.0		27	5	2	2	6	2	1	0	1	1	36	48	2.57	1.000				
Steve Bedrosian, R ERA: 2.59	1.0	W	3	1	0	0	0	0	0	0	0	1	0	3	3	0.00	1.000			
Donnie Moore, R ERA: 1.98	1.0	S	3	0	0	0	0	0	0	0	0	0	0	3	3	0.00	0.000			

Atlanta Braves @ Los Angeles Dodgers
Dodger Stadium, Los Angeles, CA
Tue Jul 24 1984, 7:05 PM PDT
Att: 41,589 - Unknown

AB 29
R 2
H 6
RBI 2
BB 3
SO 6
LOB 11



Batter	1	2	3	4	5	6	7	8	9	AB	R	H	RBI	BB	SO	LOB	TOP					
Rafael Ramirez, R (1, 6) OBP: 0.308, SLG: 0.326	1-3		6-3			K		1B		4	0	1	0	0	1	1	<p>Atlanta Braves @ Los Angeles Dodgers Dodger Stadium, Los Angeles, CA Wed Jul 25 1984, 7:05 PM PDT Att: 32,293 - Unknown</p> <p>livebaseballscores.com</p>					
Ken Oberkfell, L (1, 5) OBP: 0.337, SLG: 0.376	4-3			FC4-6 BB		1B		F8		3	0	1	0	1	0	1						
Claudell Washington, L (1, 9) OBP: 0.417, SLG: 0.532	K			FC4-6 BB 1B F5 1-2		L4		F8		4	0	0	0	0	1	3						
Dale Murphy, R (1, 8) OBP: 0.359, SLG: 0.512		K			BB 1B	F9		K		4	0	1	0	0	2	2						
Brad Komminsk, R (1, 7) OBP: 0.283, SLG: 0.353	F9				BB 1B					3	1	2	0	1	0	0						
Gerald Perry, L (1, 3) OBP: 0.361, SLG: 0.343	K				BB 1B					4	0	1	0	0	1	4						
Glenn Hubbard, R (1, 4) OBP: 0.354, SLG: 0.405										2	0	0	1	1	0	0						
Alex Trevino, R (1, 2) OBP: 0.294, SLG: 0.342			6-3							3	0	0	0	0	1	2						
Len Barker, R (1, 1) OBP: 0.182, SLG: 0.079			K							2	0	0	0	0	2	1						
Bob Watson, R (7, PH) OBP: 0.271, SLG: 0.302										1	0	0	0	0	0	1						
Gene Garber, R (7, 1) OBP: 0.111, SLG: 0.111										0	0	0	0	0	0	0						
Inning Stats	R: 0 E: 0 K: 1 S: 5	H: 0 LOB: 0 BB: 0 P: 5	R: 0 E: 0 K: 2 S: 7	H: 0 LOB: 0 BB: 0 P: 7	R: 0 E: 0 K: 1 S: 5	H: 0 LOB: 1 BB: 1 P: 9	R: 0 E: 0 K: 0 S: 3	H: 1 LOB: 2 BB: 2 P: 11	R: 0 E: 0 K: 1 S: 5	H: 0 LOB: 0 BB: 0 P: 5	R: 0 E: 0 K: 1 S: 6	H: 1 LOB: 1 BB: 0 P: 6	R: 1 E: 0 K: 1 S: 7	H: 2 LOB: 1 BB: 0 P: 7	R: 0 E: 0 K: 1 S: 6	H: 1 LOB: 0 BB: 0 P: 6	R: 0 E: 0 K: 0 S: 3	H: 1 LOB: 0 BB: 0 P: 3	1B: 5 2B: 1 3B: 0 HR: 0	SF: 1 SAC: 0 DP: 1 HBP: 0	WP: 0 PB: 0 SB: 0 CS: 0	PA: 34
PITCHER Fernando Valenzuela, L (1, 1) ERA: 2.96	IP: 9.0 WLS: W BF: 34 H: 6 R: 1 ER: 1 SO: 8 BB: 3 IBB: 0 HBP: 0 BLK: 0 WP: 0 HR: 0 S: 47 P: 59 ERA: 1.00 WHIP: 1.000															PITCHER						

Batter	1	2	3	4	5	6	7	8	9	AB	R	H	RBI	BB	SO	LOB	BOTTOM			
Steve Sax, R (1, 4) OBP: 0.303, SLG: 0.314	F8		6-3		FC5-4-6			SH1-4 1B		4	0	1	0	0	0	1	<p>Atlanta Braves @ Los Angeles Dodgers Dodger Stadium, Los Angeles, CA Wed Jul 25 1984, 7:05 PM PDT Att: 32,293 - Unknown</p> <p>livebaseballscores.com</p>			
Dave Anderson, R (1, 6) OBP: 0.362, SLG: 0.349				F9 HR BB	5-3			SH1-4		2	1	1	0	1	0	1				
Franklin Stubbs, L (1, 3) OBP: 0.293, SLG: 0.382				F9				4-3		4	0	1	0	0	0	2				
Mike Marshall, R (1, 7) OBP: 0.346, SLG: 0.507	K			HR				4-3		4	1	1	2	0	1	2				
Ken Landreaux, L (1, 8) OBP: 0.326, SLG: 0.382		F8								3	0	2	0	0	0	0				
Mike Scioscia, L (1, 2) OBP: 0.396, SLG: 0.353		4-3						F8		2	0	0	0	1	0	1				
Candy Maldonado, R (1, 9) OBP: 0.337, SLG: 0.405		F3			F7			1-3		3	0	0	0	0	0	1				
German Rivera, R (1, 5) OBP: 0.330, SLG: 0.457				F6				5-3		3	0	1	0	0	0	0				
Fernando Valenzuela, L (1, 1) OBP: 0.180, SLG: 0.280		4-3			SH1-4			6-3		2	0	0	0	0	0	0				
Inning Stats	R: 0 E: 0 K: 1 S: 6	H: 2 LOB: 1 BB: 0 P: 6	R: 0 E: 0 K: 0 S: 3	H: 0 LOB: 0 BB: 0 P: 3	R: 0 E: 0 K: 0 S: 3	H: 0 LOB: 0 BB: 0 P: 3	R: 2 E: 0 K: 0 S: 4	H: 2 LOB: 1 BB: 2 P: 12	R: 0 E: 0 K: 0 S: 4	H: 1 LOB: 1 BB: 0 P: 4	R: 0 E: 0 K: 0 S: 4	H: 1 LOB: 1 BB: 0 P: 4	R: 0 E: 0 K: 0 S: 3	H: 0 LOB: 0 BB: 0 P: 3	R: 0 E: 0 K: 0 S: 4	H: 1 LOB: 1 BB: 0 P: 4		1B: 6 2B: 0 3B: 0 HR: 1	SF: 0 SAC: 2 DP: 0 HBP: 0	WP: 0 PB: 0 SB: 0 CS: 2
PITCHER Len Barker, R (1, 1) ERA: 3.85	IP: 6.0 WLS: L BF: 24 H: 6 R: 2 ER: 2 SO: 1 BB: 2 IBB: 0 HBP: 0 BLK: 0 WP: 0 HR: 1 S: 24 P: 32 ERA: 3.00 WHIP: 1.333															PITCHER				
Gene Garber, R (7, 1) ERA: 3.64	IP: 2.0 WLS: 7 BF: 1 H: 0 R: 0 ER: 0 SO: 0 BB: 0 IBB: 0 HBP: 0 BLK: 0 WP: 0 HR: 0 S: 7 P: 7 ERA: 0.00 WHIP: 0.500															PITCHER				

Batter	1	2	3	4	5	6	7	8	9	AB	R	H	RBI	BB	SO	LOB	TOP					
Rafael Ramirez, R OBP: 0.307, SLG: 0.324	6-3		1B	4-3		K		6-3		5	1	1	0	0	1	0						
Alex Trevino, R OBP: 0.292, SLG: 0.339	6-3		E			6-3		5-3	F8	5	1	1	1	0	0	0						
Claudell Washington, L Albert Hall, S OBP: 0.416, SLG: 0.528 OBP: 0.287, SLG: 0.286	K		E6			G4-1		6-3		4	2	1	0	0	1	1						
Dale Murphy, R OBP: 0.362, SLG: 0.509		5-3	E			6-3		3-1		2	0	0	0	3	0	1						
Brad Komminsk, R OBP: 0.287, SLG: 0.345	F8		E5			1B		3-1		3	0	0	0	2	1	3						
Chris Chambliss, L OBP: 0.357, SLG: 0.394	G3		E6			BB		3-1		4	0	1	1	0	0	4						
Glenn Hubbard, R OBP: 0.356, SLG: 0.405						BB		F8		3	1	1	0	1	0	5						
Randy Johnson, R OBP: 0.348, SLG: 0.400			F9		5-3	FC4-6		5-3		4	0	0	0	0	0	4						
Craig McMurtry, R Steve Bedrosian, R OBP: 0.162, SLG: 0.171 OBP: 0.154, SLG: 0.154	F3		K			K		F6		3	0	0	0	0	2	1						
Inning Stats	R: 0 E: 0 K: 1 S: 5	H: 0 LOB: 0 BB: 0 P: 5	R: 0 E: 0 K: 0 S: 3	H: 0 LOB: 0 BB: 0 P: 3	R: 4 E: 3 K: 0 S: 9	H: 3 LOB: 3 BB: 1 P: 13	R: 0 E: 0 K: 1 S: 5	H: 0 LOB: 0 BB: 0 P: 5	R: 1 E: 0 K: 0 S: 5	H: 2 LOB: 2 BB: 2 P: 13	R: 0 E: 0 K: 2 S: 7	H: 0 LOB: 0 BB: 0 P: 7	R: 0 E: 0 K: 0 S: 3	H: 0 LOB: 0 BB: 2 P: 11	R: 0 E: 0 K: 0 S: 3	H: 0 LOB: 0 BB: 0 P: 3	R: 0 E: 0 K: 1 S: 5	H: 0 LOB: 1 BB: 1 P: 9	1B: 5 2B: 0 3B: 0 HR: 0	SF: 0 SAC: 0 DP: 0 HBP: 0	WP: 0 PB: 0 SB: 0 CS: 0	PA: 41
PITCHER	IP	WLS	BF	H	R	ER	SO	BB	IBB	HBP	BLK	WP	HR	S	P	ERA	WHIP					
Rick Honeycutt, L ERA: 2.92	4.2	L	25	5	5	2	2	2	1	0	0	0	0	26	38	3.86	1.500					
Pat Zachry, R ERA: 3.53	0.1		1	0	0	0	0	0	0	0	0	0	0	1	1	0.00	0.000					
Burt Hooton, R ERA: 3.66	2.0		8	0	0	0	2	2	0	0	0	0	0	10	18	0.00	1.000					
Jerry Reuss, L ERA: 5.54	2.0		7	0	0	0	1	1	0	0	0	0	0	8	12	0.00	0.500					

Atlanta Braves @ Los Angeles Dodgers
 Dodger Stadium, Los Angeles, CA
 Thu Jul 26 1984, 7:05 PM PDT
 Att: 40,557 - Unknown

AB	35
R	5
H	5
RBI	2
BB	6
SO	5
LOB	19

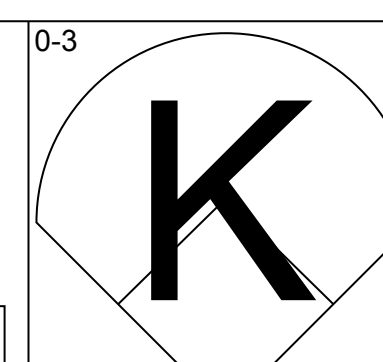
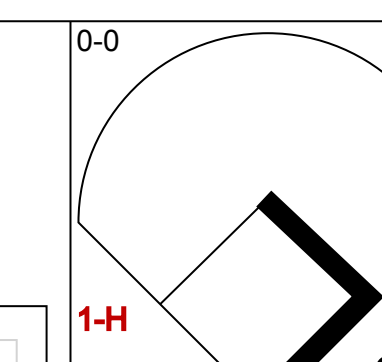
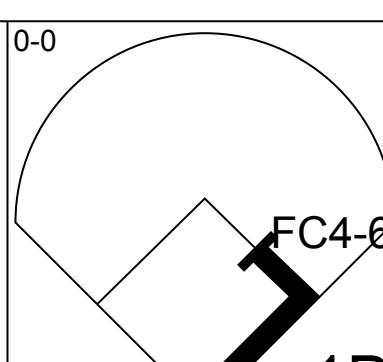
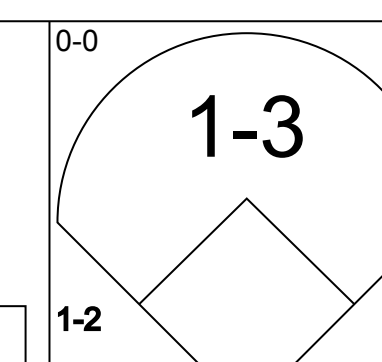
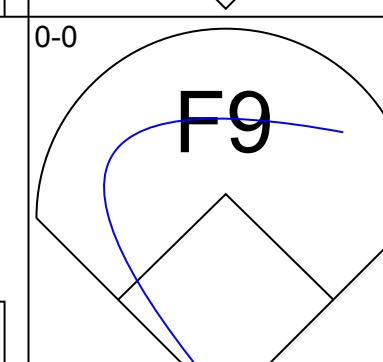
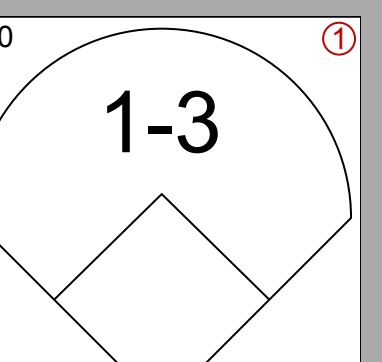
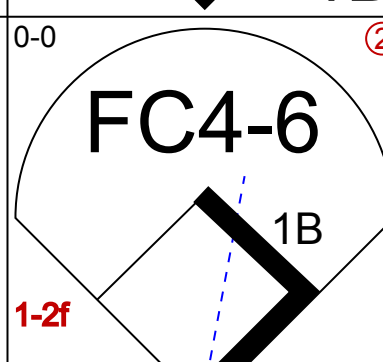
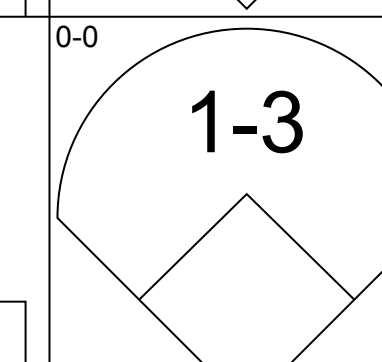
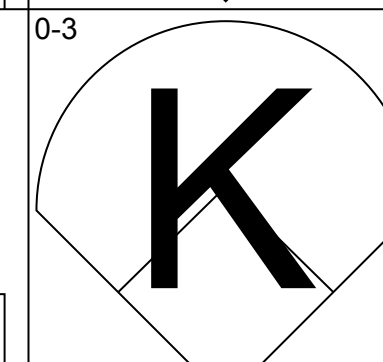
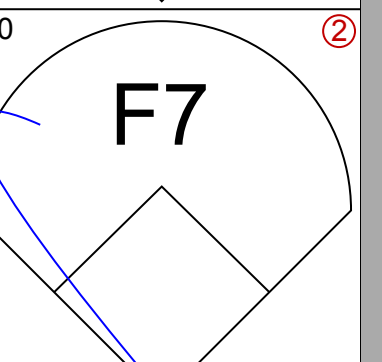
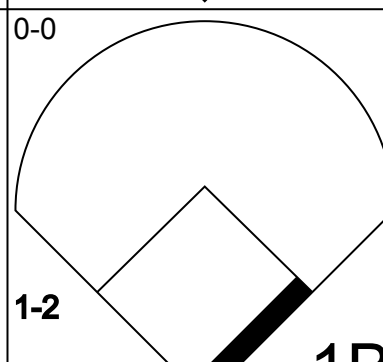
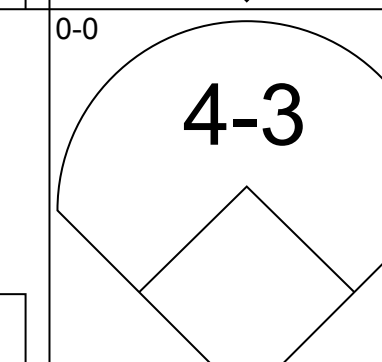
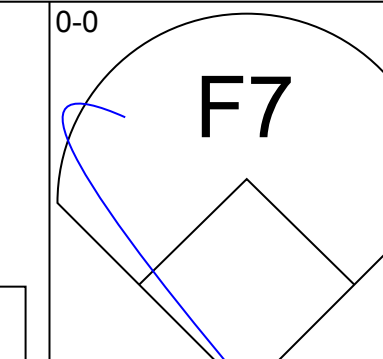
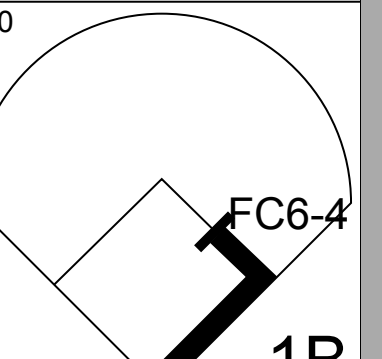
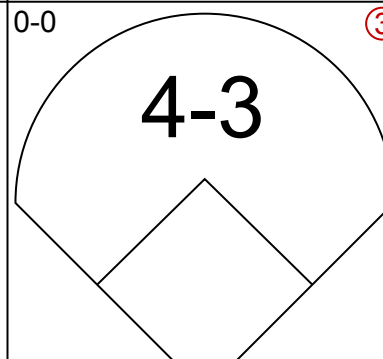

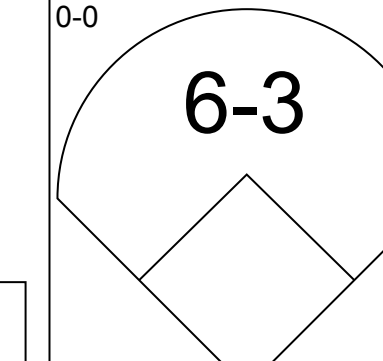
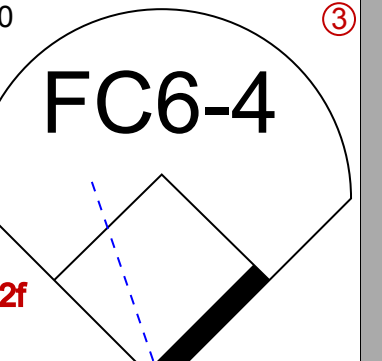


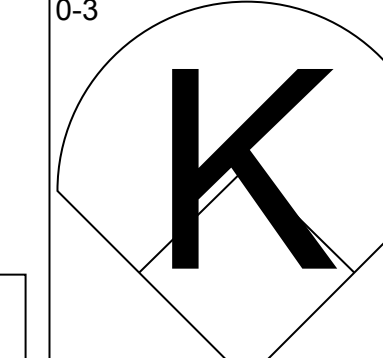



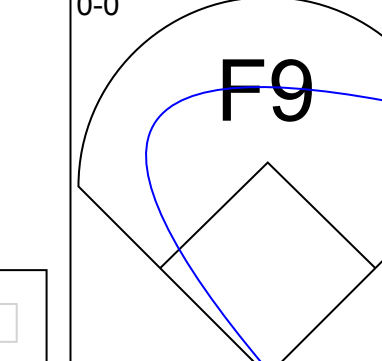
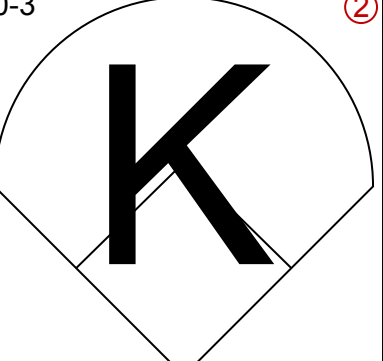
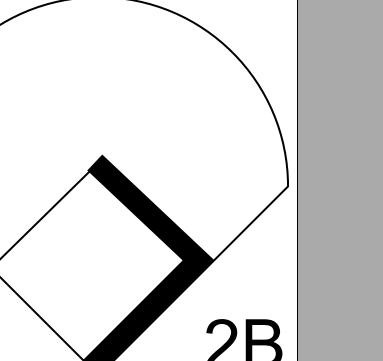
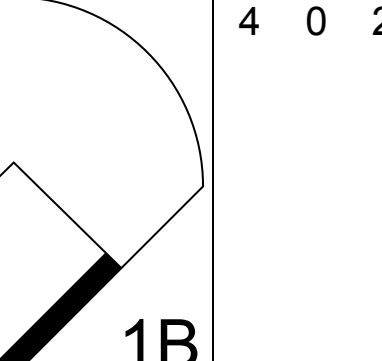
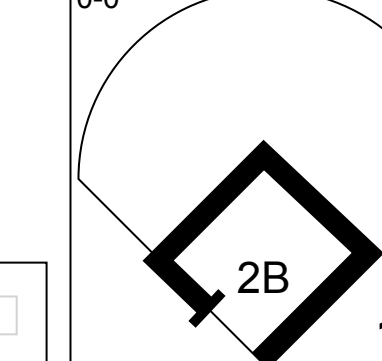
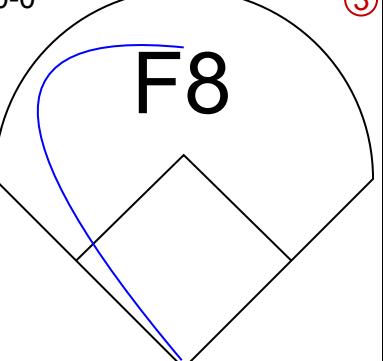
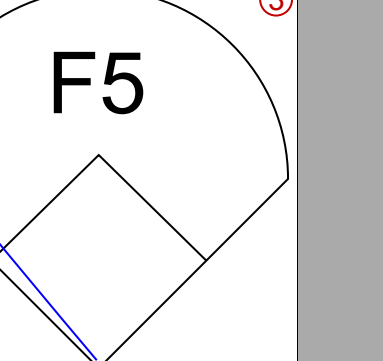
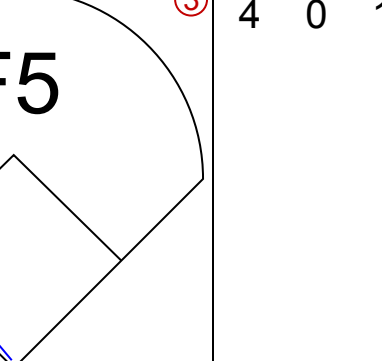
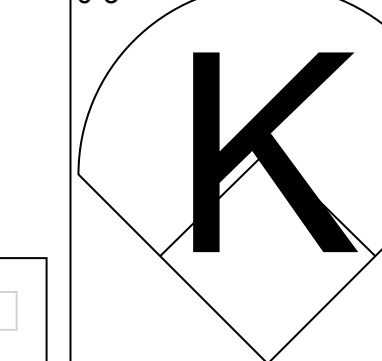

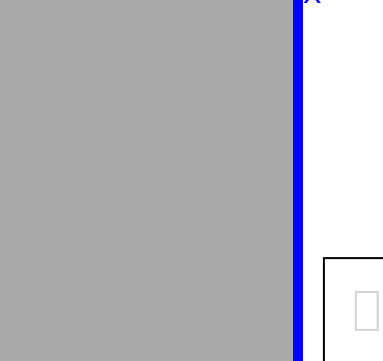


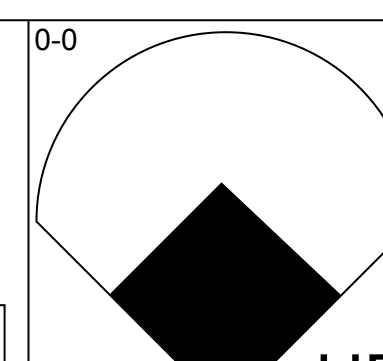
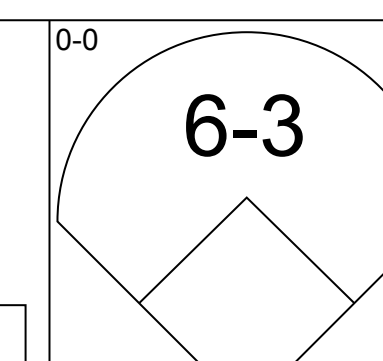
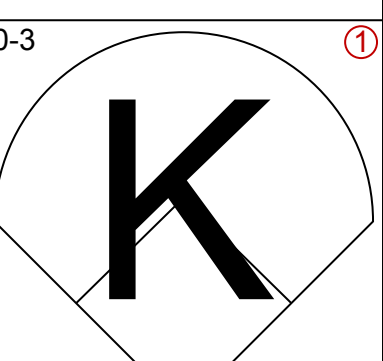
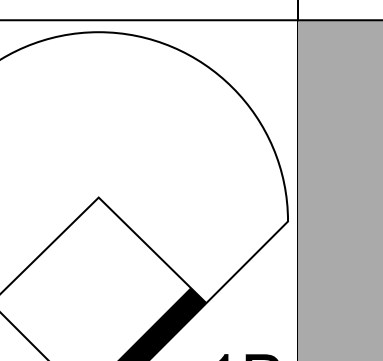
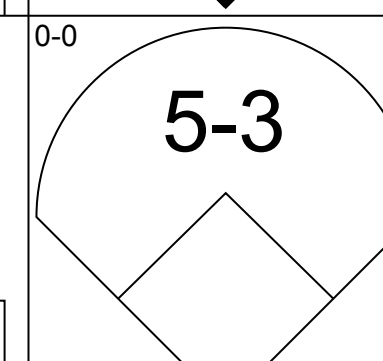
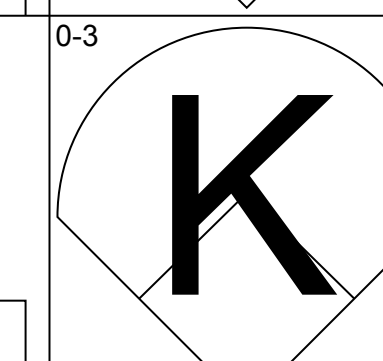
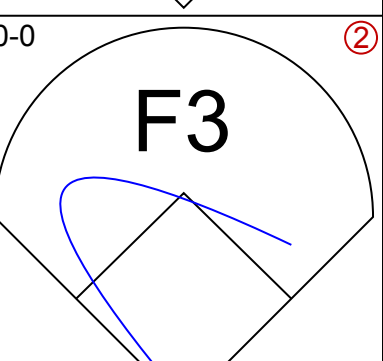
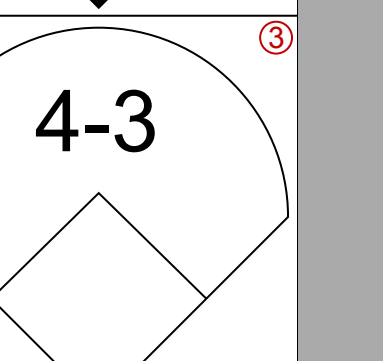
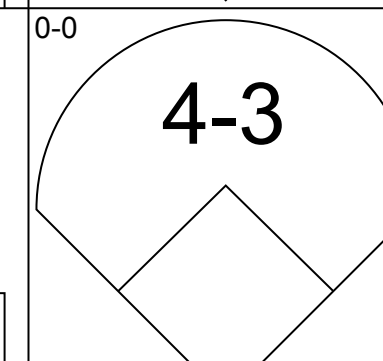
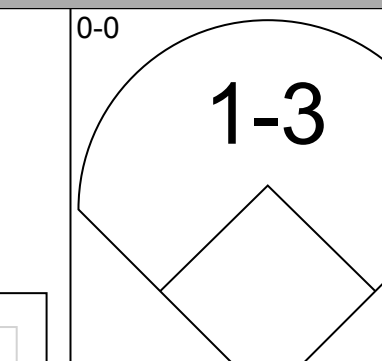
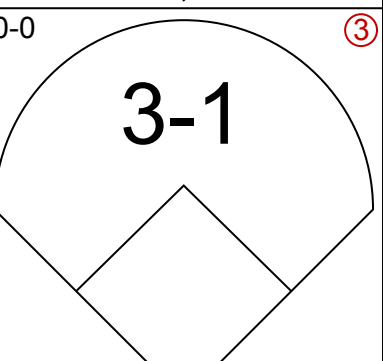
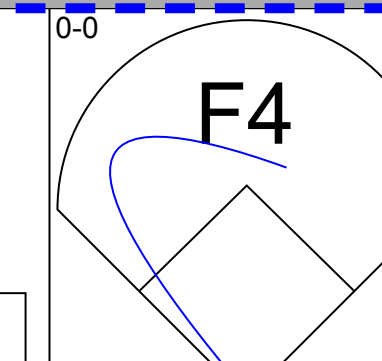
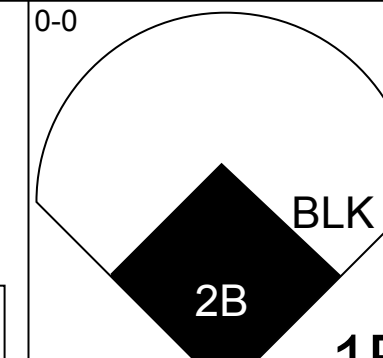
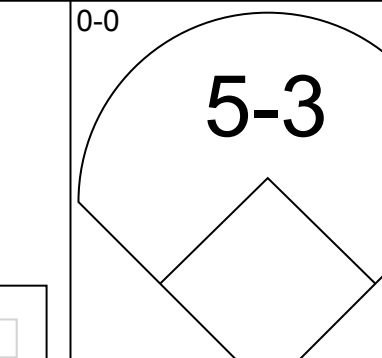



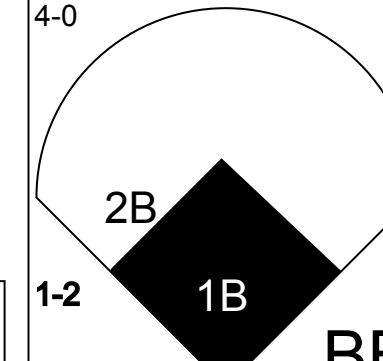
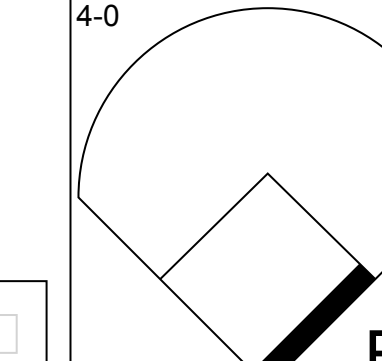


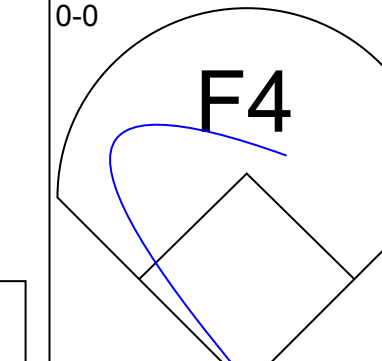
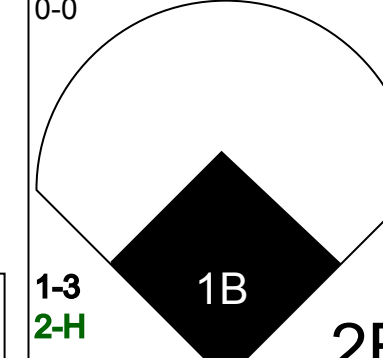
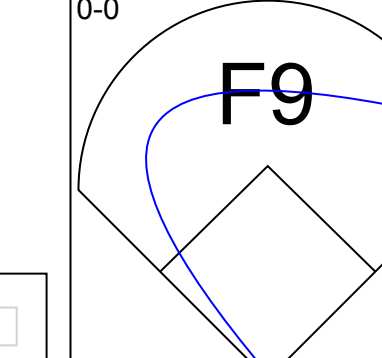


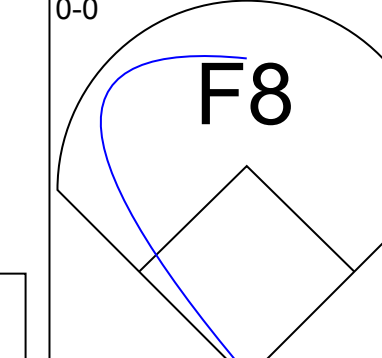
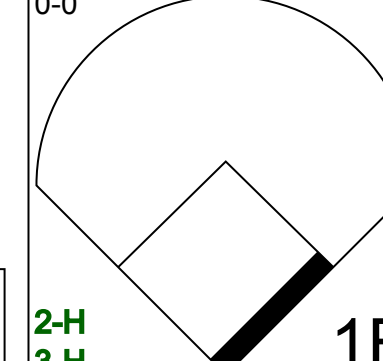
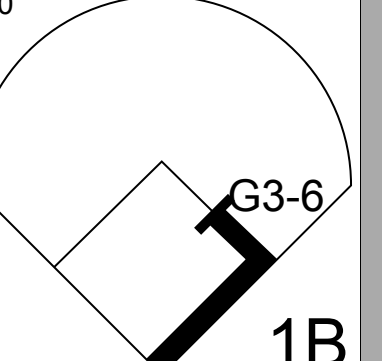
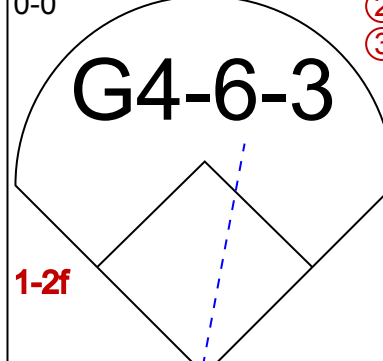

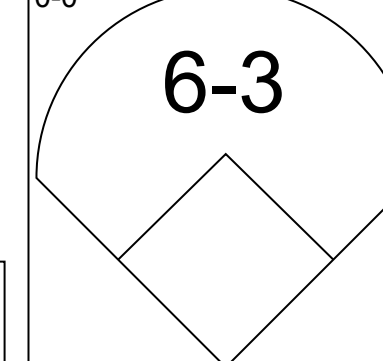
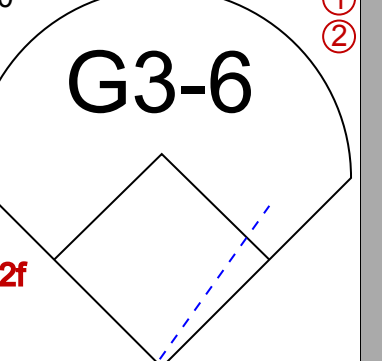


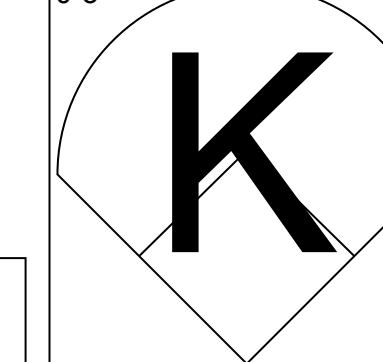
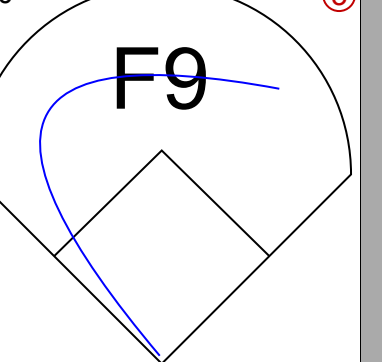


Batter	1	2	3	4	5	6	7	8	9	AB	R	H	RBI	BB	SO	LOB	BOTTOM					
Steve Sax, R OBP: 0.302, SLG: 0.311	F7	6-3			K		BB		K	4	0	0	0	1	2	3						
Dave Anderson, R OBP: 0.358, SLG: 0.342	F3		F8		F4		BB		F8	4	0	0	0	1	0	1						
Franklin Stubbs, L OBP: 0.303, SLG: 0.405	HR				F8		G5-4-3			3	1	2	1	1	0	1						
Mike Marshall, R OBP: 0.345, SLG: 0.503	FC6		L3		F9		G5-4-3			4	0	1	0	0	0	4						
Ken Landreaux, L OBP: 0.325, SLG: 0.377	FC6		F8			1B		F5		3	0	0	0	1	0	2						
Mike Scioscia, L OBP: 0.398, SLG: 0.353		K			K		FC6-4		BB	3	0	1	0	1	2	0						
Candy Maldonado, R R.J. Reynolds, S OBP: 0.339, SLG: 0.402 OBP: 0.312, SLG: 0.366		SH3-4			5-3		K		F7	1	0	0	0	1	0	0						
German Rivera, R OBP: 0.327, SLG: 0.442		SH3-4			F9		FC6-4		F9	3	0	0	0	1	0	3						
Rick Honeycutt, L Pat Zachry, R Terry Whitfield, L Burt Hooton, R Sid Bream, L Jerry Reuss, R Mike Vail, R OBP: 0.174, SLG: 0.136 OBP: 0.339, SLG: 0.402 OBP: 0.278, SLG: 0.278 OBP: 0.305, SLG: 0.273 OBP: 0.175, SLG: 0.087		SH3-4							F9	0	0	0	0	0	0	0						
Inning Stats	R: 1 E: 0 K: 0 S: 5	H: 2 LOB: 1 BB: 0 P: 5	R: 0 E: 0 K: 1 S: 5	H: 0 LOB: 2 BB: 2 P: 13	R: 0 E: 0 K: 0 S: 4	H: 1 LOB: 1 BB: 0 P: 4	R: 0 E: 0 K: 1 S: 5	H: 0 LOB: 0 BB: 0 P: 5	R: 0 E: 0 K: 1 S: 5	H: 0 LOB: 1 BB: 1 P: 9	R: 0 E: 0 K: 1 S: 6	H: 1 LOB: 2 BB: 1 P: 10	R: 0 E: 0 K: 0 S: 2	H: 0 LOB: 2 BB: 3 P: 14	R: 0 E: 0 K: 0 S: 3	H: 0 LOB: 1 BB: 1 P: 7	R: 0 E: 0 K: 2 S: 7	H: 0 LOB: 0 BB: 0 P: 7	1B: 3 2B: 0 3B: 0 HR: 1	SF: 0 SAC: 1 DP: 1 HBP: 0	WP: 0 PB: 0 SB: 0 CS: 0	PA: 38
PITCHER	IP	WLS	BF	H	R	ER	SO	BB	IBB	HBP	BLK	WP	HR	S	P	ERA	WHIP					
Craig McMurtry, R ERA: 4.73	6.1	W	29	4	1	1	4	6	0	0	0	0	0	1	31	55	1.42	1.579				
Steve Bedrosian, R ERA: 2.49	2.2	S	9	0	0	0	2	2	0	0	0	0	0	11	19	0.00	0.750					

Atlanta Braves @ Los Angeles Dodgers
 Dodger Stadium, Los Angeles, CA
 Thu Jul 26 1984, 7:05 PM PDT
 Att: 40,557 - Unknown

AB	29
R	1
H	4
RBI	1
BB	8
SO	6
LOB	17



Batter	1	2	3	4	5	6	7	8	9	AB	R	H	RBI	BB	SO	LOB	TOP			
Jerry Royster, R OBP: 0.271, SLG: 0.318 (1, 7)										4	0	2	0	0	1	1	Atlanta Braves @ San Francisco Giants Candlestick Park, San Francisco, CA Fri Jul 27 1984, 10:05 PM EDT Att: 10,243 - Unknown			
Ken Oberkfell, L OBP: 0.332, SLG: 0.370 Pete Falcone, L OBP: 0.219, SLG: 0.281 (1, 5)										4	0	0	0	0	0	2				
Claudell Washington, L OBP: 0.413, SLG: 0.524 (1, 9)										4	0	1	0	0	1	1				
Chris Chambliss, L OBP: 0.355, SLG: 0.392 (1, 3)										4	0	1	0	0	0	2				
Brad Komminsk, R OBP: 0.286, SLG: 0.338 (1, 8)										3	0	0	0	0	0	1				
Rafael Ramirez, R OBP: 0.304, SLG: 0.321 (1, 6)										4	0	0	0	0	1	1				
Glenn Hubbard, R OBP: 0.357, SLG: 0.409 (1, 4)											4	0	2	0	0	1		0		
Bruce Benedict, R OBP: 0.286, SLG: 0.276 (1, 2)											4	0	1	0	0	0		3		
Rick Camp, R OBP: 0.130, SLG: 0.091 Dale Murphy, R OBP: 0.361, SLG: 0.508 Jeff Dedmon, L OBP: 0.364, SLG: 0.346 (1, 1)										1	0	0	0	0	1	1				
Inning Stats	R: 0 E: 0 K: 2 S: 7	H: 0 LOB: 0 BB: 0 P: 7	R: 0 E: 0 K: 1 S: 5	H: 0 LOB: 0 BB: 0 P: 5	R: 0 E: 0 K: 1 S: 6	H: 2 LOB: 2 BB: 0 P: 6	R: 0 E: 0 K: 0 S: 4	H: 1 LOB: 1 BB: 0 P: 4	R: 0 E: 0 K: 1 S: 5	H: 0 LOB: 0 BB: 0 P: 5	R: 0 E: 0 K: 0 S: 4	H: 1 LOB: 1 BB: 0 P: 4	R: 0 E: 0 K: 0 S: 4	H: 1 LOB: 1 BB: 0 P: 4	R: 0 E: 0 K: 0 S: 4	H: 1 LOB: 2 BB: 0 P: 5		1B: 6 2B: 2 3B: 0 HR: 0	SF: 0 SAC: 0 DP: 0 HBP: 1	WP: 0 PB: 0 SB: 0 CS: 0
PITCHER Mike Krukow, R ERA: 4.48 (1, 1)	IP: 9.0 WLS: W BF: 35 H: 8 R: 0 ER: 0 SO: 5 BB: 0 IBB: 0 HBP: 1 BLK: 0 WP: 0 HR: 0 S: 44 P: 45 ERA: 0.00 WHIP: 0.889																			

Batter	1	2	3	4	5	6	7	8	9	AB	R	H	RBI	BB	SO	LOB	BOTTOM			
Dan Gladden, R OBP: 0.419, SLG: 0.518 (1, 8)										4	1	2	1	0	1	0	Atlanta Braves @ San Francisco Giants Candlestick Park, San Francisco, CA Fri Jul 27 1984, 10:05 PM EDT Att: 10,243 - Unknown			
Manny Trillo, R OBP: 0.344, SLG: 0.400 (1, 4)										4	0	0	0	0	1	1				
Chili Davis, S OBP: 0.336, SLG: 0.479 (1, 9)										4	0	0	0	0	0	0				
Jeffrey Leonard, R OBP: 0.367, SLG: 0.488 (1, 7)											4	3	3	1	0	0				
Scot Thompson, L OBP: 0.421, SLG: 0.393 (1, 3)											2	1	0	0	2	0		1		
Bob Brenly, R OBP: 0.386, SLG: 0.480 (1, 2)											4	1	2	2	0	0		1		
Joel Youngblood, R OBP: 0.351, SLG: 0.391 (1, 5)										3	0	2	2	0	0	1				
Brad Wellman, R OBP: 0.284, SLG: 0.297 (1, 6)										3	0	0	0	0	0	2				
Mike Krukow, R OBP: 0.191, SLG: 0.200 (1, 1)										3	0	0	0	0	1	0				
Inning Stats	R: 4 E: 0 K: 0 S: 7	H: 4 LOB: 1 BB: 1 P: 11	R: 0 E: 0 K: 2 S: 7	H: 0 LOB: 0 BB: 0 P: 7	R: 0 E: 0 K: 0 S: 3	H: 0 LOB: 1 BB: 1 P: 7	R: 0 E: 0 K: 0 S: 3	H: 1 LOB: 0 BB: 0 P: 3	R: 0 E: 0 K: 1 S: 5	H: 0 LOB: 0 BB: 0 P: 5	R: 1 E: 0 K: 0 S: 4	H: 2 LOB: 0 BB: 0 P: 4	R: 0 E: 0 K: 0 S: 4	H: 1 LOB: 1 BB: 0 P: 4	R: 1 E: 0 K: 0 S: 4	H: 1 LOB: 0 BB: 0 P: 4		1B: 5 2B: 2 3B: 0 HR: 2	SF: 0 SAC: 0 DP: 2 HBP: 0	WP: 0 PB: 0 SB: 0 CS: 0
PITCHER Rick Camp, R ERA: 3.92 Jeff Dedmon, R ERA: 4.19 Pete Falcone, L ERA: 4.44 (1, 1)	IP: 5.0 WLS: L BF: 21 H: 5 R: 4 ER: 4 SO: 3 BB: 2 IBB: 0 HBP: 0 BLK: 1 WP: 0 HR: 1 S: 25 P: 33 ERA: 7.20 WHIP: 1.400																			

Batter	1	2	3	4	5	6	7	8	9	AB	R	H	RBI	BB	SO	LOB	TOP				
Jerry Royster, R OBP: 0.268, SLG: 0.314 (1, 6)	F9	1B		6-3		K			6-3	5	0	1	0	0	1	1	Atlanta Braves @ San Francisco Giants Candlestick Park, San Francisco, CA Sat Jul 28 1984, 6:33 AM EDT Att: 12,942 - Unknown livebaseballscorecards.com				
Randy Johnson, R OBP: 0.350, SLG: 0.400 (1, 5)	K	1B			BB	6-3			F7	5	1	2	1	0	1	1					
Claudell Washington, L OBP: 0.413, SLG: 0.524 (1, 9)	HR	K			F6				BB	4	1	1	0	1	1	4					
Dale Murphy, R OBP: 0.366, SLG: 0.518 (1, 8)	HR			6-3	E				BB	4	1	3	2	1	0	0					
Bob Watson, R OBP: 0.262, SLG: 0.291 Gerald Perry, L OBP: 0.367, SLG: 0.344 (5, PH) (5, 3)	K		6-3		BB	FC6-4			BB	2	0	0	0	0	1	1					
Rufino Linares, R OBP: 0.250, SLG: 0.444 Albert Hall, S OBP: 0.285, SLG: 0.283 (8, 7)	F9		5-3		K				K	4	0	1	0	0	1	3					
Glenn Hubbard, R OBP: 0.353, SLG: 0.404 (1, 4)	F7		F9		FC6-4				F3	4	0	0	0	0	0	4					
Bruce Benedict, R OBP: 0.295, SLG: 0.278 (1, 2)	1B	1B		S6-3		SH3-4			4-3	2	1	1	0	2	0	1					
Rick Mahler, R OBP: 0.359, SLG: 0.421 Donnie Moore, L (8, 1)	1B	1B		G6-3		SH3-4			1-3	3	0	1	0	0	0	2					
Inning Stats	R: 2 E: 0 K: 2 S: 9	H: 2 LOB: 0 BB: 0 P: 9	R: 1 E: 0 K: 1 S: 8	H: 3 LOB: 3 BB: 1 P: 12	R: 0 E: 0 K: 0 S: 4	H: 1 LOB: 1 BB: 0 P: 4	R: 0 E: 0 K: 0 S: 3	H: 1 LOB: 0 BB: 0 P: 3	R: 1 E: 1 K: 1 S: 6	H: 1 LOB: 2 BB: 2 P: 14	R: 0 E: 0 K: 0 S: 3	H: 0 LOB: 0 BB: 0 P: 3	R: 0 E: 0 K: 0 S: 4	H: 1 LOB: 1 BB: 0 P: 4	R: 0 E: 0 K: 1 S: 6	H: 1 LOB: 3 BB: 2 P: 14		1B: 7 2B: 2 3B: 0 HR: 1	SF: 0 SAC: 1 DP: 1 HBP: 0	WP: 0 PB: 0 SB: 0 CS: 0	PA: 42
PITCHER	IP	WLS	BF	H	R	ER	SO	BB	IBB	HBP	BLK	WP	HR	S	P	ERA	WHIP				
Mark Davis, L ERA: 5.44 Frank Williams, R ERA: 3.49 Gary Lavelle, L ERA: 3.02	4.1	L	22	8	4	3	3	2	0	0	0	0	1	26	34	6.23	2.308				

Batter	1	2	3	4	5	6	7	8	9	AB	R	H	RBI	BB	SO	LOB	BOTTOM					
Dan Gladden, R OBP: 0.418, SLG: 0.518 (1, 8)	F8		SF8			S			F2	4	0	2	2	0	0	1	Atlanta Braves @ San Francisco Giants Candlestick Park, San Francisco, CA Sat Jul 28 1984, 6:33 AM EDT Att: 12,942 - Unknown livebaseballscorecards.com					
Manny Trillo, R OBP: 0.338, SLG: 0.392 (1, 4)	6-3		6-3			F7			K	4	0	0	0	0	1	3						
Dusty Baker Jr., R OBP: 0.406, SLG: 0.379 (1, 9)	F3				6-3				1B	4	0	1	0	0	0	1						
Jeffrey Leonard, R OBP: 0.363, SLG: 0.483 (1, 7)	6-3				6-3				4-3	4	0	0	0	0	0	2						
Scot Thompson, L OBP: 0.423, SLG: 0.391 (1, 3)	F7				BB				F8	3	0	1	0	1	0	0						
Bob Brenly, R OBP: 0.388, SLG: 0.491 (1, 2)	E	S			F9				F8	4	1	2	1	0	0	2						
Tom O'Malley, L OBP: 0.192, SLG: 0.125 (1, 5)	F8				F4				6-3	4	1	1	0	0	0	1						
Brad Wellman, R OBP: 0.287, SLG: 0.313 Gene Richards, L OBP: 0.342, SLG: 0.284 Johnnie LeMaster, R OBP: 0.259, SLG: 0.287 (7, PH) (8, 6)			SF8			F7			F9	2	1	1	0	0	0	0						
Mark Davis, L OBP: 0.184, SLG: 0.250 Frank Williams, R OBP: 0.188, SLG: 0.133 Chili Davis, S OBP: 0.335, SLG: 0.477 Gary Lavelle, S (8, PH) Joel Youngblood, R OBP: 0.352, SLG: 0.391 (8, PH)			K			5-3			BB	1	0	0	0	0	1	1						
Inning Stats	R: 0 E: 0 K: 0 S: 3	H: 0 LOB: 0 BB: 0 P: 3	R: 0 E: 0 K: 0 S: 4	H: 1 LOB: 1 BB: 0 P: 4	R: 1 E: 0 K: 1 S: 6	H: 1 LOB: 0 BB: 0 P: 6	R: 0 E: 0 K: 0 S: 3	H: 0 LOB: 1 BB: 1 P: 7	R: 0 E: 0 K: 0 S: 4	H: 0 LOB: 0 BB: 0 P: 3	R: 0 E: 0 K: 0 S: 4	H: 1 LOB: 1 BB: 0 P: 4	R: 2 E: 0 K: 1 S: 8	H: 3 LOB: 2 BB: 1 P: 12	R: 0 E: 0 K: 0 S: 4	H: 2 LOB: 1 BB: 0 P: 4		R: 0 E: 0 K: 0 S: 3	H: 0 LOB: 1 BB: 1 P: 7	1B: 6 2B: 0 3B: 1 HR: 1	SF: 1 SAC: 0 DP: 0 HBP: 0	WP: 0 PB: 0 SB: 2 CS: 0
PITCHER	IP	WLS	BF	H	R	ER	SO	BB	IBB	HBP	BLK	WP	HR	S	P	ERA	WHIP					
Rick Mahler, R ERA: 2.54 Donnie Moore, R ERA: 1.91	7.2	W	32	8	3	3	2	2	0	0	0	0	1	34	42	3.52	1.304					

Batter	1	2	3	4	5	6	7	8	9	AB	R	H	RBI	BB	SO	LOB	TOP										
Jerry Royster, R OBP: 0.291, SLG: 0.305 (1, 7)	5-3	F4		4-3			6-3			4	0	0	0	0	0	2	Atlanta Braves @ San Francisco Giants Candlestick Park, San Francisco, CA Sun Jul 29 1984, 6:33 AM EDT Att: 14,262 - Unknown livebaseballscorecards.com										
Rafael Ramirez, R OBP: 0.303, SLG: 0.320 (1, 6)	F6				5-3		6-3			4	0	1	1	0	0	0											
Claudell Washington, L OBP: 0.414, SLG: 0.522 (1, 9)	HR	F6						1-3		3	1	1	0	1	0	2											
Dale Murphy, R OBP: 0.365, SLG: 0.523 (1, 8)	HR			K				6-3		4	1	1	2	0	2	1											
Chris Chambliss, L OBP: 0.354, SLG: 0.390 (1, 3)				K				F8		4	0	1	0	0	2	1											
Ken Oberkfell, L OBP: 0.338, SLG: 0.374 (1, 5)	6-3									3	0	2	0	1	0	1											
Glenn Hubbard, R OBP: 0.349, SLG: 0.399 (1, 4)					5-3					4	0	0	0	0	0	2											
Bruce Benedict, R OBP: 0.299, SLG: 0.300 (1, 2)										4	2	2	1	0	0	1											
Pascual Perez, R OBP: 0.143, SLG: 0.150 Gene Garber, R OBP: 0.100, SLG: 0.100 (6, 1)										2	0	1	0	0	1	0											
Inning Stats	R: 2 E: 0 K: 0 S: 5	H: 2 LOB: 1 BB: 1 P: 9	R: 1 E: 0 K: 0 S: 6	H: 3 LOB: 2 BB: 0 P: 6	R: 0 E: 0 K: 2 S: 7	H: 1 LOB: 0 BB: 0 P: 7	R: 1 E: 0 K: 1 S: 6	H: 1 LOB: 0 BB: 0 P: 6	R: 0 E: 0 K: 2 S: 8	H: 1 LOB: 1 BB: 0 P: 8	R: 0 E: 0 K: 0 S: 3	H: 0 LOB: 0 BB: 0 P: 3	R: 0 E: 0 K: 0 S: 3	H: 0 LOB: 0 BB: 0 P: 3	R: 0 E: 0 K: 0 S: 2	H: 0 LOB: 0 BB: 1 P: 6	1B: 7 2B: 0 3B: 0 HR: 2	SF: 0 SAC: 0 DP: 1 HBP: 0	WP: 0 PB: 0 SB: 1 CS: 2	PA: 36							
PITCHER	IP	WLS	BF	H	R	ER	SO	BB	IBB	HBP	BLK	WP	HR	S	P	ERA	WHIP										
Mark Calvert, R ERA: 16.2 (1, 1)	1.2	L	11	5	3	3	0	1	0	0	0	0	1	10	14	16.20	3.600										
Bob Lacey, L ERA: 6.1 (2, 1)	3.1		12	3	1	1	5	0	0	0	0	0	1	22	22	2.70	0.900										
Greg Minton, R ERA: 3.49 (6, 1)	1.0		3	1	0	0	0	0	0	0	0	0	0	3	3	0.00	1.000										
Gary Lavelle, L ERA: 2.88 (7, 1)	3.0		9	0	0	0	1	1	0	0	0	0	0	10	14	0.00	0.333										

Batter	1	2	3	4	5	6	7	8	9	AB	R	H	RBI	BB	SO	LOB	BOTTOM										
Dan Gladden, R OBP: 0.425, SLG: 0.521 (1, 8)	F8					FC3-2				5	1	3	0	0	0	3	Atlanta Braves @ San Francisco Giants Candlestick Park, San Francisco, CA Sun Jul 29 1984, 6:33 AM EDT Att: 14,262 - Unknown livebaseballscorecards.com										
Manny Trillo, R OBP: 0.332, SLG: 0.384 Jeffrey Leonard, R OBP: 0.362, SLG: 0.481 (9, PH)	K									4	0	0	1	0	1	5											
Chili Davis, S OBP: 0.331, SLG: 0.470 (1, 9)	6-3									1	0	0	0	0	1	1											
Dusty Baker Jr., R OBP: 0.402, SLG: 0.375 (1, 7)										5	0	0	0	0	2	2											
Scot Thompson, L OBP: 0.418, SLG: 0.387 (1, 3)										4	1	1	0	0	0	1											
Bob Brenly, R OBP: 0.386, SLG: 0.488 (1, 2)										4	0	1	0	0	0	1											
Joel Youngblood, R OBP: 0.354, SLG: 0.389 (1, 5)										2	0	0	0	2	1	0											
Brad Wellman, R OBP: 0.292, SLG: 0.318 (1, 6)										4	1	2	1	0	0	2											
Mark Calvert, R Bob Lacey, R John Rabb, R Greg Minton, S Gene Richards, L Gary Lavelle, S Tom O'Malley, L (1, 1) (2, 1) (5, PH) (6, 1) (6, PH) (7, 1) (9, PH)										0	0	0	0	0	0	0											
Inning Stats	R: 0 E: 0 K: 1 S: 5	H: 0 LOB: 0 BB: 0 P: 5	R: 0 E: 0 K: 0 S: 5	H: 2 LOB: 3 BB: 1 P: 9	R: 0 E: 0 K: 1 S: 6	H: 1 LOB: 1 BB: 0 P: 6	R: 0 E: 0 K: 0 S: 3	H: 0 LOB: 0 BB: 0 P: 3	R: 2 E: 1 K: 0 S: 6	H: 2 LOB: 1 BB: 0 P: 6	R: 1 E: 0 K: 0 S: 5	H: 2 LOB: 3 BB: 2 P: 13	R: 0 E: 0 K: 1 S: 5	H: 0 LOB: 0 BB: 0 P: 5	R: 0 E: 0 K: 1 S: 5	H: 1 LOB: 1 BB: 0 P: 6	1B: 8 2B: 0 3B: 0 HR: 0	SF: 0 SAC: 0 DP: 0 HBP: 0	WP: 1 PB: 0 SB: 3 CS: 0	PA: 39							
PITCHER	IP	WLS	BF	H	R	ER	SO	BB	IBB	HBP	BLK	WP	HR	S	P	ERA	WHIP										
Pascual Perez, R ERA: 4.32 (1, 1)	5.0	W	25	7	3	2	2	2	0	0	0	1	0	19	23	0.00	0.250										
Gene Garber, R ERA: 3.39 (6, 1)	4.0	S	14	1	0	0	3	0	1	0	0	1	0	19	23	0.00	0.250										

Batter	1	2	3	4	5	6	7	8	9	AB	R	H	RBI	BB	SO	LOB	TOP
Rafael Ramirez, R OBP: 0.300, SLG: 0.317	K2-3		5-3		6-3	6-3			SH1-4	4	0	0	0	0	1	2	
Ken Oberkfell, L OBP: 0.339, SLG: 0.374 Donnie Moore, L	F7		SF9	1B					1-3	5	1	2	0	0	1	1	
Claudell Washington, L OBP: 0.414, SLG: 0.516	1B	BB	E6		K	K				3	1	0	0	2	2	2	
Dale Murphy, R OBP: 0.365, SLG: 0.523	1B		SF9		K				F8	4	0	2	1	0	1	3	
Chris Chambliss, L OBP: 0.356, SLG: 0.390	1B									3	0	1	1	1	0	1	
Brad Komminsk, R OBP: 0.285, SLG: 0.336	K									4	1	1	0	0	2	4	
Glenn Hubbard, R OBP: 0.348, SLG: 0.395			F4		6-3					3	0	0	0	1	1	0	
Bruce Benedict, R OBP: 0.298, SLG: 0.299			5-3		F5					4	0	1	1	0	0	0	
Craig McMurtry, R Pete Falcone, L Gerald Perry, R Steve Bedrosian, R Jerry Royster, R	K				K					2	0	0	0	0	2	0	
Inning Stats	R: 1 E: 0 K: 2 S: 9	H: 2 LOB: 2 BB: 1 P: 13	R: 0 E: 0 K: 1 S: 5	H: 0 LOB: 0 BB: 0 P: 5	R: 1 E: 1 K: 1 S: 7	H: 1 LOB: 2 BB: 1 P: 11	R: 0 E: 0 K: 1 S: 5	H: 0 LOB: 0 BB: 0 P: 5	R: 0 E: 0 K: 2 S: 8	H: 1 LOB: 1 BB: 0 P: 8	R: 0 E: 0 K: 2 S: 8	H: 1 LOB: 1 BB: 0 P: 8	R: 0 E: 0 K: 1 S: 5	H: 0 LOB: 2 BB: 2 P: 11	1B: 7 2B: 0 3B: 0 HR: 0	SF: 1 SAC: 1 DP: 0 HBP: 0	WP: 0 PA: 40 CS: 1
PITCHER	IP	WLS	BF	H	R	ER	SO	BB	IBB	HBP	BLK	WP	HR	S	P	ERA	WHIP
Mike Scott, R ERA: 4.89	5.1		25	5	3	2	7	2	1	0	1	0	0	36	48	3.38	1.312
Bill Dawley, R ERA: 1.74	1.2	W	7	2	0	0	2	0	0	0	0	0	0	11	11	0.00	1.200
Dave Smith, R ERA: 2.49	2.0		8	0	0	0	1	2	0	0	0	0	0	8	16	0.00	1.000

Atlanta Braves @ Houston Astros
Astrodome, Houston, TX
Mon Jul 30 1984, 8:05 PM EDT
Att: 16,583 - Unknown

AB 33
R 3
H 7
RBI 3
BB 5
SO 10
LOB 15



Batter	1	2	3	4	5	6	7	8	9	AB	R	H	RBI	BB	SO	LOB	BOTTOM				
Bill Doran, S OBP: 0.339, SLG: 0.344	SF8	K		BB						5	2	3	1	0	1	2					
Craig Reynolds, L OBP: 0.285, SLG: 0.367	SF8		K	BB						3	0	1	1	1	1	1					
Denny Walling, L OBP: 0.315, SLG: 0.354	FC4-6		F7	BB						4	0	1	1	1	1	2					
Jose Cruz, L OBP: 0.386, SLG: 0.454	FC4-6		1B	BB						2	0	0	0	3	0	2					
Jerry Mumphrey, S OBP: 0.350, SLG: 0.379	1-3		FC6-4	BB						4	1	2	0	1	0	4					
Enos Cabell, R OBP: 0.326, SLG: 0.385			F9	FC6-4						4	0	0	0	0	0	5					
Terry Puhl, L OBP: 0.371, SLG: 0.420				FC3-6						2	0	0	0	3	1	0					
Mark Bailey, S OBP: 0.303, SLG: 0.353				FC3-6						4	1	1	0	1	2	3					
Mike Scott, R OBP: 0.167, SLG: 0.171 Bill Dawley, R OBP: 0.250, SLG: 0.750 Kevin Bass, S OBP: 0.269, SLG: 0.333 Dave Smith, R Phil Garner, R OBP: 0.317, SLG: 0.325	K			SH1-4						2	0	0	0	0	1	3					
Inning Stats	R: 1 E: 0 K: 0 S: 4	H: 1 LOB: 1 BB: 1 P: 8	R: 0 E: 0 K: 2 S: 7	H: 0 LOB: 2 BB: 2 P: 15	R: 0 E: 0 K: 1 S: 6	H: 1 LOB: 2 BB: 1 P: 10	R: 2 E: 0 K: 0 S: 5	H: 2 LOB: 3 BB: 3 P: 17	R: 0 E: 0 K: 0 S: 4	H: 1 LOB: 1 BB: 0 P: 4	R: 0 E: 0 K: 1 S: 6	H: 1 LOB: 3 BB: 2 P: 14	R: 0 E: 0 K: 3 S: 9	H: 0 LOB: 0 BB: 0 P: 9	R: 0 E: 0 K: 0 S: 4	H: 1 LOB: 1 BB: 0 P: 4	R: 1 E: 0 K: 1 S: 6	H: 2 LOB: 2 BB: 1 P: 10	1B: 8 2B: 0 3B: 1 HR: 0	SF: 1 SAC: 2 DP: 0 HBP: 0	WP: 0 PA: 45 CS: 0
PITCHER	IP	WLS	BF	H	R	ER	SO	BB	IBB	HBP	BLK	WP	HR	S	P	ERA	WHIP				
Craig McMurtry, R ERA: 4.81	3.2		21	4	3	3	3	6	0	0	0	0	0	5	9	0.00	1.500				
Pete Falcone, L ERA: 4.39	1.1		6	1	0	0	0	1	0	0	0	0	0	9	9	0.00	1.500				
Steve Bedrosian, R ERA: 2.37	3.0		13	2	0	0	4	1	1	0	0	0	0	19	27	0.00	1.000				
Donnie Moore, R ERA: 2.09	0.2	L	5	2	1	1	1	0	1	0	0	0	0	6	10	13.50	3.000				

Atlanta Braves @ Houston Astros
Astrodome, Houston, TX
Mon Jul 30 1984, 8:05 PM EDT
Att: 16,583 - Unknown

AB 32
R 4
H 9
RBI 4
BB 10
SO 8
LOB 22



Batter	1	2	3	4	5	6	7	8	9	AB	R	H	RBI	BB	SO	LOB	TOP										
Claudell Washington, L OBP: 0.414, SLG: 0.514 (1, 9)										5	1	2	2	0	1	1											
Alex Trevino, R OBP: 0.290, SLG: 0.335 (1, 2)										5	0	1	0	0	2	2											
Dale Murphy, R OBP: 0.366, SLG: 0.528 (1, 8)										4	1	1	1	1	3	2											
Bob Watson, R OBP: 0.292, SLG: 0.362 Chris Chambliss, L OBP: 0.356, SLG: 0.392 (9, PH) (9, 3)										3	1	2	1	1	0	0											
Brad Komminsk, R OBP: 0.276, SLG: 0.325 (1, 7)										5	0	0	0	0	0	4											
Rafael Ramirez, R OBP: 0.302, SLG: 0.321 (1, 6)										4	0	2	0	0	0	1											
Glenn Hubbard, R OBP: 0.350, SLG: 0.399 (1, 4)										4	1	2	0	0	0	3											
Randy Johnson, R OBP: 0.350, SLG: 0.422 (1, 5)										3	2	1	1	0	0	1											
Rick Camp, R OBP: 0.160, SLG: 0.167 Jerry Royster, R OBP: 0.265, SLG: 0.300 Pete Falcone, L OBP: 0.216, SLG: 0.281 Jeff Dedmon, L OBP: 0.306, SLG: 0.444 Rufino Linares, R OBP: 0.273, SLG: 0.344 Donnie Moore, L (9, 1)										2	0	1	0	0	0	0											
Inning Stats	R: 0 E: 0 K: 3 S: 9	H: 0 LOB: 0 BB: 0 P: 9	R: 0 E: 0 K: 0 S: 4	H: 2 LOB: 1 BB: 0 P: 4	R: 1 E: 0 K: 1 S: 6	H: 1 LOB: 0 BB: 0 P: 6	R: 0 E: 0 K: 1 S: 5	H: 0 LOB: 1 BB: 1 P: 9	R: 0 E: 0 K: 0 S: 4	H: 2 LOB: 1 BB: 0 P: 4	R: 2 E: 0 K: 0 S: 6	H: 3 LOB: 1 BB: 0 P: 6	R: 0 E: 0 K: 1 S: 7	H: 2 LOB: 2 BB: 0 P: 7	R: 0 E: 0 K: 0 S: 3	H: 0 LOB: 0 BB: 0 P: 3	R: 3 E: 0 K: 0 S: 6	H: 3 LOB: 2 BB: 2 P: 14	1B: 7 2B: 3 3B: 0 HR: 3	SF: 0 SAC: 1 DP: 2 HBP: 0	WP: 0 PA: 41 PB: 0 SB: 3 CS: 0						
PITCHER	IP	WLS	BF	H	R	ER	SO	BB	IBB	HBP	BLK	WP	HR	S	P	ERA	WHIP										
Bob Knepper, L ERA: 2.96 Julio Solano, R ERA: 1.52 Frank DiPino, L ERA: 3.66 Dave Smith, R ERA: 2.45	6.2		29	10	3	3	5	1	0	0	0	0	3	38	42	4.05	1.650										
Batter	1	2	3	4	5	6	7	8	9	AB	R	H	RBI	BB	SO	LOB	BOTTOM										
Bill Doran, S OBP: 0.340, SLG: 0.351 (1, 4)										5	1	2	0	0	0	3											
Craig Reynolds, L OBP: 0.284, SLG: 0.368 (1, 6)										4	1	1	1	0	0	1											
Denny Walling, L OBP: 0.309, SLG: 0.347 Phil Garner, R OBP: 0.320, SLG: 0.329 (6, PH) (9, 5)										3	0	0	0	0	0	2											
Jose Cruz, L OBP: 0.382, SLG: 0.449 (1, 7)										4	0	0	1	0	0	2											
Jerry Mumphrey, S OBP: 0.349, SLG: 0.376 (1, 8)										3	0	0	0	1	0	0											
Enos Cabell, R OBP: 0.325, SLG: 0.393 (1, 3)										4	1	1	1	0	0	2											
Terry Puhl, L OBP: 0.376, SLG: 0.423 (1, 9)										3	0	2	0	1	0	0											
Mark Bailey, S OBP: 0.303, SLG: 0.349 (1, 2)										3	0	0	0	1	1	2											
Bob Knepper, L ERA: 3.96 Julio Solano, R ERA: 4.33 Jim Pankovits, R ERA: 4.14 Frank DiPino, L ERA: 4.14 Dave Smith, R ERA: 2.05 Kevin Bass, S ERA: 2.05	6.0		26	6	3	3	2	2	0	0	0	0	0	5	9	0.00	1.500										
PITCHER	IP	WLS	BF	H	R	ER	SO	BB	IBB	HBP	BLK	WP	HR	S	P	ERA	WHIP										
Rick Camp, R ERA: 3.96 Pete Falcone, L ERA: 4.33 Jeff Dedmon, R ERA: 4.14 Donnie Moore, R ERA: 2.05	1.1		6	1	0	0	0	1	0	0	0	0	0	5	9	0.00	1.500										
Inning Stats	R: 2 E: 0 K: 0 S: 5	H: 2 LOB: 0 BB: 0 P: 5	R: 0 E: 0 K: 0 S: 4	H: 1 LOB: 2 BB: 1 P: 8	R: 0 E: 0 K: 0 S: 3	H: 0 LOB: 0 BB: 0 P: 3	R: 1 E: 0 K: 1 S: 7	H: 2 LOB: 1 BB: 0 P: 7	R: 0 E: 0 K: 0 S: 4	H: 1 LOB: 1 BB: 0 P: 4	R: 0 E: 0 K: 1 S: 5	H: 0 LOB: 1 BB: 1 P: 9	R: 0 E: 0 K: 0 S: 3	H: 0 LOB: 0 BB: 0 P: 3	R: 0 E: 0 K: 0 S: 3	H: 1 LOB: 1 BB: 1 P: 7	R: 0 E: 0 K: 0 S: 4	H: 1 LOB: 1 BB: 0 P: 4	1B: 5 2B: 1 3B: 1 HR: 1	SF: 0 SAC: 0 DP: 1 HBP: 0	WP: 0 PA: 37 PB: 0 SB: 3 CS: 0						

Atlanta Braves @ Houston Astros
Astrodome, Houston, TX
Tue Jul 31 1984, 8:05 PM EDT
Att: 15,528 - Unknown

AB 37
R 6
H 13
RBI 6
BB 3
SO 6
LOB 14

Atlanta Braves @ Houston Astros
Astrodome, Houston, TX
Tue Jul 31 1984, 8:05 PM EDT
Att: 15,528 - Unknown

AB 34
R 3
H 8
RBI 3
BB 3
SO 2
LOB 15



Batter	1	2	3	4	5	6	7	8	9	AB	R	H	RBI	BB	SO	LOB	TOP										
Claudell Washington, L OBP: 0.411, SLG: 0.507 (1, 9)	4-0 G6-4-3 BB		0-0 4-3		0-0 F3		0-3 K		0-0 G4-6-3	4	0	0	0	1	1	3											
Rafael Ramirez, R OBP: 0.302, SLG: 0.320 (1, 6)	0-0 G6-4-3 1-2		0-0 F8		0-3 K2-3				0-0 HR	4	1	1	0	0	1	1											
Dale Murphy, R OBP: 0.365, SLG: 0.533 (1, 8)	0-3 K2-3		0-0 F8		0-0 5-3				0-0 HR	4	1	1	2	0	1	0											
Chris Chambliss, L OBP: 0.362, SLG: 0.392 (1, 3)		4-0 WP E 1-3 BB		4-0 1B PB BB		0-0 G4-3 1B			0-3 K	2	2	1	0	2	1	0											
Ken Oberkfell, L OBP: 0.334, SLG: 0.369 Steve Bedrosian, R OBP: 0.154, SLG: 0.154 (8, 1)	0-0 1-3		0-0 F8		0-0 G4-3				0-3 K	4	0	0	0	0	1	3											
Brad Komminsk, R OBP: 0.282, SLG: 0.325 (1, 7)	4-0 E S SF8 BB		0-0 2B		0-0 F9				0-3 K	3	2	1	0	1	1	0											
Randy Johnson, R OBP: 0.354, SLG: 0.424 (1, 5)	0-0 E6 SF8		0-0 F4		0-0 PB 4-3 1B				0-0 1B	4	0	2	1	0	0	3											
Alex Trevino, R OBP: 0.294, SLG: 0.345 (1, 2)	0-0 SF8		0-0 2B		0-0 4-3				0-0 G4-6-3 1B	3	0	2	2	0	0	1											
Rick Mahler, R OBP: 0.333, SLG: 0.390 Pete Falcone, L OBP: 0.219, SLG: 0.281 Glenn Hubbard, R OBP: 0.349, SLG: 0.398 (8, 4)	0-0 5-3		0-0 6-3		0-0 6-3				0-3 K	3	0	0	0	0	0	3											
Inning Stats	R: 0 E: 0 K: 1 S: 4	H: 0 LOB: 0 BB: 1 P: 8	R: 2 E: 1 K: 0 S: 4	H: 0 LOB: 1 BB: 2 P: 12	R: 0 E: 0 K: 0 S: 3	H: 0 LOB: 0 BB: 0 P: 3	R: 2 E: 0 K: 0 S: 5	H: 2 LOB: 1 BB: 1 P: 9	R: 0 E: 0 K: 1 S: 5	H: 1 LOB: 0 BB: 0 P: 3	R: 0 E: 0 K: 0 S: 6	H: 1 LOB: 1 BB: 0 P: 6	R: 2 E: 0 K: 3 S: 11	H: 2 LOB: 0 BB: 0 P: 11	R: 0 E: 0 K: 1 S: 6	H: 2 LOB: 1 BB: 0 P: 6	1B: 6 2B: 1 3B: 0 HR: 1	SF: 1 SAC: 0 DP: 3 HBP: 0	WP: 1 PA: 37 PB: 3 SB: 1 CS: 0								
PITCHER	IP	WLS	BF	H	R	ER	SO	BB	IBB	HBP	BLK	WP	HR	S	P	ERA	WHIP										
Joe Niekro, R ERA: 2.59 (1, 1)	7.0		28	4	4	2	3	4	0	0	0	1	0	30	46	2.57	1.143										
Julio Solano, R ERA: 2.19 (8, 1)	1.0	L	5	2	2	2	3	0	0	0	0	0	1	11	11	18.00	2.000										
Frank DiPino, L ERA: 3.59 (9, 1)	1.0		4	2	0	0	1	0	0	0	0	0	0	6	6	0.00	2.000										

Atlanta Braves @ Houston Astros
Astrodome, Houston, TX
Wed Aug 01 1984, 8:05 PM EDT
Att: 13,244 - Unknown

AB 32
R 6
H 8
RBI 5
BB 4
SO 7
LOB 16



Batter	1	2	3	4	5	6	7	8	9	AB	R	H	RBI	BB	SO	LOB	BOTTOM										
Bill Doran, S OBP: 0.341, SLG: 0.351 Phil Garner, R OBP: 0.327, SLG: 0.330 (8, 5)	4-0 1B SF8 BB		0-0 F3		4-0 1-2 BB		0-0 SH1-4 1B	4-0 1-2 2-3 BB		0	1	0	0	1	0	0											
Craig Reynolds, L OBP: 0.281, SLG: 0.364 (1, 6)	0-3 K		0-0 4-3		0-0 F7		0-0 SH1-4	0-0 F7		4	0	0	0	0	1	6											
Denny Walling, L OBP: 0.315, SLG: 0.359 Jim Pankovits, R OBP: 0.313, SLG: 0.391 (7, PH) (8, 4)	0-0 1-3 E 1B		0-0 2B		0-0 4-3		0-0 S 1B		0-0 2B	3	1	2	0	0	0	2											
Jose Cruz, L OBP: 0.380, SLG: 0.448 (1, 7)	0-0 SF8		0-0 6-3		0-0 1B		0-0 F8		0-0 F6	4	0	1	1	0	0	3											
Jerry Mumphrey, S OBP: 0.350, SLG: 0.377 (1, 8)	0-0 E5 2H 1B		0-0 4-3		0-0 6-3		0-0 6-3		0-0 F7	5	0	2	1	0	0	2											
Enos Cabell, R OBP: 0.323, SLG: 0.390 (1, 3)	0-0 1-3		0-0 6-3		0-0 F8		0-0 F8		0-0 F2	5	0	1	0	0	0	4											
Terry Puhl, L OBP: 0.371, SLG: 0.417 (1, 9)			0-0 4-3		0-0 F8		0-0 G1-6-3		0-0 FC1-4 BB 1B	4	0	0	0	0	0	3											
Alan Ashby, S OBP: 0.333, SLG: 0.324 (1, 2)	0-0 5-3		0-0 FC1-4 1B		0-0 FC1-4 BB		0-0 SH1-4 1B		0-0 F7	4	1	2	0	0	0	1											
Joe Niekro, R OBP: 0.181, SLG: 0.145 Kevin Barks, S OBP: 0.276, SLG: 0.340 Julio Solano, R OBP: 0.281, SLG: 0.364 Ray Knight, R OBP: 0.307, SLG: 0.285 Frank DiPino, L OBP: 0.349, SLG: 0.398 (8, PH) (9, 1)	0-0 6-3		0-0 FC1-4 BB		0-0 FC1-4 BB		0-0 SH1-4 1B		0-0 1B	2	0	0	0	0	0	1											
Inning Stats	R: 2 E: 1 K: 1 S: 7	H: 2 LOB: 1 BB: 1 P: 11	R: 0 E: 0 K: 0 S: 3	H: 0 LOB: 0 BB: 0 P: 3	R: 0 E: 0 K: 0 S: 4	H: 1 LOB: 1 BB: 0 P: 4	R: 0 E: 0 K: 0 S: 3	H: 0 LOB: 0 BB: 0 P: 3	R: 0 E: 0 K: 0 S: 4	H: 2 LOB: 1 BB: 0 P: 4	R: 3 E: 0 K: 0 S: 7	H: 4 LOB: 1 BB: 0 P: 7	R: 0 E: 0 K: 0 S: 5	H: 2 LOB: 3 BB: 1 P: 9	R: 0 E: 0 K: 0 S: 4	H: 1 LOB: 1 BB: 0 P: 4	1B: 11 2B: 2 3B: 0 HR: 0	SF: 1 SAC: 1 DP: 1 HBP: 0	WP: 0 PA: 42 PB: 0 SB: 2 CS: 0								
PITCHER	IP	WLS	BF	H	R	ER	SO	BB	IBB	HBP	BLK	WP	HR	S	P	ERA	WHIP										
Rick Mahler, R ERA: 2.76 (1, 1)	6.1		29	9	5	5	1	2	0	0	0	0	0	29	37	7.11	1.737										
Pete Falcone, L ERA: 4.3 (7, 1)	0.2	W	3	1	0	0	0	0	0	0	0	0	0	3	3	0.00	1.500										
Steve Bedrosian, R ERA: 2.3 (8, 1)	2.0	S	10	3	0	0	0	1	0	0	0	0	0	9	13	0.00	2.000										

Atlanta Braves @ Houston Astros
Astrodome, Houston, TX
Wed Aug 01 1984, 8:05 PM EDT
Att: 13,244 - Unknown

AB 37
R 5
H 13
RBI 5
BB 3
SO 1
LOB 22



Batter	1	2	3	4	5	6	7	8	9	AB	R	H	RBI	BB	SO	LOB	TOP					
Chili Davis, S OBP: 0.343, SLG: 0.481 (1, 8) (7, 9)	0-0 HR 1B		4-0 1B BB	0-0 1B 1-2			0-0 SH1-3 2B	4-0 2B IBB		3	3	3	0	2	0	0	San Francisco Giants @ Atlanta Braves Atlanta-Fulton County Stadium, Atlanta, GA Sat Aug 04 1984, 7:05 PM EDT Att: 40,114 - Unknown					
Bob Brenly, R OBP: 0.384, SLG: 0.502 (1, 2) (8, 3)	0-0 HR		0-0 1B	0-0 1B			0-0 SH1-3	0-0 2B		4	2	4	4	0	0	0						
Dusty Baker Jr., R OBP: 0.383, SLG: 0.357 Dan Gladden, R OBP: 0.394, SLG: 0.481 (1, 9) (7, 8)	0-0 F4		0-3 K	0-0 6-3			0-0 F8	0-0 E		4	0	0	0	0	1	5						
Jeffrey Leonard, R OBP: 0.354, SLG: 0.474 (1, 7)	0-0 5-3		0-0 F7				4-0 IBB	0-0 E6		4	0	0	0	1	0	2						
Scot Thompson, L OBP: 0.404, SLG: 0.361 Greg Minton, S OBP: 0.125, SLG: 0.067 (1, 3) (8, 1)	0-0 5-3		0-0 1B	4-0 G4-6-3 BB			0-0 6-3	0-0 6-3		4	0	1	1	1	0	3						
Joel Youngblood, R OBP: 0.348, SLG: 0.378 (1, 5)		0-0 6-3	0-0 G3	0-0 G4-6-3				0-0 5-3	0-0 G1-4-3 1B	5	0	1	0	0	0	3						
Johnnie LetMaster, R OBP: 0.253, SLG: 0.285 (1, 6)		0-0 6-3		0-0 F9			0-0 F8	0-0 2B 1B	0-0 G1-4-3	5	1	1	0	0	0	1						
Duane Kuiper, L OBP: 0.267, SLG: 0.180 Steve Nicosia, R OBP: 0.339, SLG: 0.478 (1, 4) (8, PH) (8, 2)		0-0 1B		0-0 1B 1B			0-0 F8	0-0 2B 1B	0-0 F2	3	1	2	0	0	0	0						
Mark Calvert, R Brad Wellman, R OBP: 0.275, SLG: 0.301 (1, 1) (8, PH) (8, 4)		0-0 F3		0-3 K			0-3 K	0-3 K		3	0	0	0	0	2	2						
Inning Stats	R: 2 E: 0 K: 0 S: 5	H: 2 LOB: 0 BB: 0 P: 5	R: 0 E: 0 K: 0 S: 4	H: 1 LOB: 1 BB: 0 P: 4	R: 1 E: 0 K: 1 S: 7	H: 2 LOB: 2 BB: 1 P: 11	R: 1 E: 0 K: 1 S: 8	H: 3 LOB: 2 BB: 0 P: 8	R: 0 E: 0 K: 0 S: 2	H: 0 LOB: 0 BB: 1 P: 6	R: 0 E: 0 K: 1 S: 5	H: 0 LOB: 0 BB: 0 P: 5	R: 0 E: 0 K: 0 S: 4	H: 1 LOB: 2 BB: 1 P: 8	R: 5 E: 1 K: 1 S: 10	H: 4 LOB: 1 BB: 1 P: 14		R: 0 E: 0 K: 0 S: 3	H: 1 LOB: 0 BB: 0 P: 3	1B: 9 2B: 4 3B: 0 HR: 1	SF: 0 SAC: 1 DP: 2 HBP: 0	WP: 0 PB: 0 SB: 0 CS: 0
PITCHER	IP WLS BF H R ER SO BB IBB HBP BLK WP HR S P ERA WHIP	IP WLS BF H R ER SO BB IBB HBP BLK WP HR S P ERA WHIP																				
Craig McMurry, R ERA: 4.95 Jeff Dedmon, R ERA: 4.05 Pete Falcone, L ERA: 4.22 Terry Forster, L ERA: 1.8 Gene Garber, R ERA: 3.48 (1, 1) (4, 1) (6, 1) (8, 1) (8, 1)	3.2 L 19 7 4 4 2 1 0 0 0 0 1 22 26 9.82 2.182	1.1 L 5 1 0 0 0 1 0 0 0 0 0 4 8 0.00 1.500	2.0 L 8 1 0 0 1 0 1 0 0 0 0 9 13 0.00 0.500	0.1 L 3 2 2 2 0 0 0 0 0 0 0 3 3 54.00 6.000	1.2 L 9 3 3 2 1 0 1 0 0 0 0 10 14 10.80 1.800																	

AB	39
R	9
H	14
RBI	8
BB	4
SO	4
LOB	17



Batter	1	2	3	4	5	6	7	8	9	AB	R	H	RBI	BB	SO	LOB	BOTTOM					
Claudell Washington, L OBP: 0.414, SLG: 0.520 (1, 9)	0-0 L4-6 2B		0-0 1B		0-0 G4-6-3 1-2 2-3		0-0 1-H HR			4	1	3	2	0	0	2	San Francisco Giants @ Atlanta Braves Atlanta-Fulton County Stadium, Atlanta, GA Sat Aug 04 1984, 7:05 PM EDT Att: 40,114 - Unknown					
Rafael Ramirez, R OBP: 0.300, SLG: 0.318 (1, 6)	0-0 L4-6		0-0 G6-4-3 1B		0-0 5-3		0-0 F8			4	0	1	0	0	0	2						
Dale Murphy, R OBP: 0.360, SLG: 0.522 (1, 8)	4-0 BB		0-0 G6-4-3		0-0 5-3		0-0 4-3			3	0	0	0	1	0	2						
Chris Chambliss, L OBP: 0.362, SLG: 0.389 (1, 3)	0-0 4-3		0-0 4-3		0-0 4-3		4-0 BB			3	0	0	0	1	0	1						
Brad Komminsk, R OBP: 0.279, SLG: 0.315 (1, 7)		4-0 S BB		0-0 E5		0-0 F4		0-3 K		3	0	0	0	1	1	1						
Ken Oberkfell, L OBP: 0.325, SLG: 0.362 (1, 5)		0-0 F7		0-0 F7		0-0 4-3		0-0 4-3		4	0	0	0	0	0	3						
Glenn Hubbard, R OBP: 0.344, SLG: 0.395 (1, 4)		0-0 F4		0-0 5-3		0-0 F7		0-0 2B		4	0	1	0	0	0	2						
Bruce Benedict, R OBP: 0.302, SLG: 0.300 (1, 2)		0-0 5-3		0-0 G4-6-3 1B		0-0 F7		0-0 F9		4	0	1	0	0	0	2						
Craig McMurry, R OBP: 0.156, SLG: 0.158 Jeff Dedmon, L Randy Johnson, R Pete Falcone, L Gerald Perry, L Terry Forster, L Gene Garber, R Rufino Linares, R (1, 1) (4, 1) (8, PH) (8, 1) (8, 1) (8, 1) (8, 1) (8, PH) (8, PH)	11.1 L 29 7 2 2 1 3 0 0 0 0 0 9 9 0.00 0.500	2.0 L 7 1 0 0 1 0 0 0 0 0 0 9 9 0.00 0.500																				
Inning Stats	R: 0 E: 0 K: 0 S: 3	H: 1 LOB: 1 BB: 1 P: 7	R: 0 E: 0 K: 0 S: 3	H: 0 LOB: 1 BB: 1 P: 7	R: 0 E: 0 K: 1 S: 6	H: 2 LOB: 1 BB: 0 P: 6	R: 0 E: 1 K: 0 S: 4	H: 0 LOB: 1 BB: 0 P: 4	R: 0 E: 0 K: 0 S: 4	H: 2 LOB: 1 BB: 0 P: 4	R: 0 E: 0 K: 0 S: 3	H: 0 LOB: 1 BB: 1 P: 7	R: 2 E: 0 K: 0 S: 5	H: 2 LOB: 0 BB: 0 P: 5	R: 0 E: 0 K: 1 S: 5	H: 0 LOB: 0 BB: 0 P: 5		R: 0 E: 0 K: 0 S: 4	H: 1 LOB: 0 BB: 0 P: 4	1B: 5 2B: 3 3B: 0 HR: 1	SF: 0 SAC: 0 DP: 3 HBP: 0	WP: 0 PB: 0 SB: 1 CS: 0
PITCHER	IP WLS BF H R ER SO BB IBB HBP BLK WP HR S P ERA WHIP	IP WLS BF H R ER SO BB IBB HBP BLK WP HR S P ERA WHIP																				
Mark Calvert, R ERA: 5.19 Greg Minton, R ERA: 3.39 (1, 1) (8, 1)	7.0 W 29 7 1 0 0 1 0 0 0 0 0 9 9 0.00 0.500	2.0 L 7 1 0 0 1 0 0 0 0 0 0 9 9 0.00 0.500																				



Batter	1	2	3	4	5	6	7	8	9	AB	R	H	RBI	BB	SO	LOB	TOP					
Steve Sax, R OBP: 0.293, SLG: 0.303 (1, 4)	0-0 4-3 ①		0-0 4-3 1B		0-0 G6-4-3 1-2 1B		0-3 K ②		0-0 L3 ③	5	0	2	0	0	1	2	Los Angeles Dodgers @ Atlanta Braves Atlanta-Fulton County Stadium, Atlanta, GA Mon Aug 06 1984, 7:05 PM EDT Att: 32,637 - Unknown livebaseballscorecards.com					
Ed Amelung, L OBP: 0.296, SLG: 0.240 (1, 9)	0-0 1B 1B		0-0 4-3 1-2		0-0 G6-4-3 1-2		4-0 BB			3	0	1	0	1	0	3						
Ken Landreaux, L OBP: 0.310, SLG: 0.360 (1, 8)	0-0 1B 1-2 1B		0-0 F7 ②		0-0 3-1 ①		0-0 4-3 ③			4	0	1	0	0	0	3						
Mike Marshall, R OBP: 0.332, SLG: 0.483 (1, 7)	0-3 K ②		0-3 K ③		0-0 5-3 ②				0-0 F8 ①	4	0	0	0	0	2	3						
Mike Scioscia, L OBP: 0.390, SLG: 0.362 (1, 2)	0-0 1-2 2H 1B		0-0 4-3 ①		0-0 4-3 ②		0-0 2B		0-0 4-3 ②	4	0	2	0	0	0	0						
Greg Brock, L OBP: 0.310, SLG: 0.422 (1, 3)		0-0 L6 ①		0-0 4-3 ②		4-0 FC6-4 BB		0-0 G3 ③		3	0	0	0	1	0	0						
Bob Bailor, R OBP: 0.303, SLG: 0.286 (1, 5)		0-0 5-3 ②		0-0 G3 ③		0-0 FC6-4 1-2		0-0 E5 F8		2	0	0	0	0	0	0						
Terry Whitfield, L OBP: 0.294, SLG: 0.353 (6, PH)										1	0	0	0	0	2							
German Rivera, R OBP: 0.326, SLG: 0.408 (9, PH)										0	0	0	0	0	0	0						
Candy Maldonado, R OBP: 0.337, SLG: 0.389 (9, PH)										1	0	0	0	0	0	0						
Dave Anderson, R OBP: 0.346, SLG: 0.324 (1, 6)		0-0 1B		0-3 K ①		0-0 K S 1B		0-0 6-3 ①		4	0	2	0	0	1	1						
Rick Honeycutt, L OBP: 0.200, SLG: 0.167 (1, 1)		0-0 F8 ③		0-0 K S 1B		0-0 F9 ①		0-0 F8 2-3		2	0	1	0	0	0	1						
Pat Zachry, R OBP: 0.333, SLG: 0.333 (5, 1)										0	0	0	0	0	0	0						
Pedro Guerrero, R OBP: 0.343, SLG: 0.410 (7, PH)										1	0	0	0	0	0	1						
Burt Hooton, R OBP: 0.337, SLG: 0.366 (9, PH)										1	0	0	0	0	0	1						
Inning Stats	R: 0 E: 0 K: 1 S: 7	H: 3 LOB: 2 BB: 0 P: 7	R: 0 E: 0 K: 0 S: 4	H: 1 LOB: 1 BB: 0 P: 4	R: 0 E: 0 K: 1 S: 6	H: 1 LOB: 0 BB: 0 P: 6	R: 0 E: 0 K: 0 S: 3	H: 0 LOB: 0 BB: 0 P: 3	R: 0 E: 0 K: 1 S: 6	H: 2 LOB: 1 BB: 0 P: 6	R: 0 E: 0 K: 0 S: 4	H: 1 LOB: 2 BB: 1 P: 8	R: 0 E: 0 K: 1 S: 6	H: 1 LOB: 2 BB: 1 P: 10	R: 0 E: 0 K: 0 S: 3	H: 0 LOB: 0 BB: 0 P: 3	R: 0 E: 1 K: 0 S: 4	H: 0 LOB: 1 BB: 0 P: 4	1B: 8 2B: 1 3B: 0 HR: 0	SF: 0 SAC: 0 DP: 1 HBP: 0	WP: 0 PB: 0 SB: 2 CS: 0	PA: 37
PITCHER Rick Mahler, R ERA: 2.88 (1, 1)	IP: 9.0 WLS: W BF: 37 H: 9 R: 0 ER: 0 SO: 4 BB: 2 IBB: 0 HBP: 0 BLK: 0 WP: 0 HR: 0 S: 43 P: 51 ERA: 0.00 WHIP: 1.222															PITCHER						

Batter	1	2	3	4	5	6	7	8	9	AB	R	H	RBI	BB	SO	LOB	BOTTOM				
Rafael Ramirez, R OBP: 0.302, SLG: 0.320 (1, 6)	0-0 1B G4-3 1B		0-0 5-3 ①		0-0 FC4-6 1-2 1B		0-3 K ②			4	1	2	0	0	1	0	Los Angeles Dodgers @ Atlanta Braves Atlanta-Fulton County Stadium, Atlanta, GA Mon Aug 06 1984, 7:05 PM EDT Att: 32,637 - Unknown livebaseballscorecards.com				
Randy Johnson, R OBP: 0.377, SLG: 0.443 (1, 5)	0-0 G4-3 1-3 1B		0-0 6-3 ②		0-0 FC4-6 1-2 2-3 1B		0-0 F9 ③			4	0	2	0	0	0	0					
Claudell Washington, L OBP: 0.465, SLG: 0.596 (1, 9)	0-0 G4-3 1-2 3H		0-0 4-3 ③		0-0 FC4-6 1-2 2-3 3H CS		0-3 K ①			4	0	0	1	0	1	3					
Dale Murphy, R OBP: 0.362, SLG: 0.522 (1, 8)	4-0 1B BB			4-0 S BB		0-0 F4 1-2		0-0 F7 1B		2	0	1	0	2	0	2					
Bob Watson, R OBP: 0.314, SLG: 0.387 (1, 3)	0-0 FC5-4 1-2 1B			4-0 BB		0-0 K 3B		0-0 F7 1-2		1	0	1	0	1	0	0					
Gerald Perry, L OBP: 0.377, SLG: 0.365 (6, 3)				1-2 BB				0-0 F7 ②		2	0	1	0	0	0	1					
Brad Komminsk, R OBP: 0.274, SLG: 0.310 (1, 7)	0-0 FC5-4 1-2			0-0 F7 ①		0-3 K ①				3	0	0	0	0	1	5					
Glenn Hubbard, R OBP: 0.343, SLG: 0.391 (1, 4)		0-0 F3 ①		0-0 F7 ②		4-0 G4-6-3 IBB		0-0 G4-6-3 ②		2	0	0	0	1	0	2					
Alex Trevino, R OBP: 0.288, SLG: 0.333 (1, 2)		0-0 F8 ②		0-3 K ③		0-0 G4-6-3 1-2				3	0	0	0	0	1	4					
Rick Mahler, R OBP: 0.333, SLG: 0.386 (1, 1)		0-0 5-3 ③			0-0 1B FC4-6 1B				0-0 F9 ①	3	1	1	0	0	0	0					
Inning Stats	R: 1 E: 0 K: 0 S: 5	H: 3 LOB: 2 BB: 1 P: 9	R: 0 E: 0 K: 0 S: 3	H: 0 LOB: 0 BB: 0 P: 3	R: 0 E: 0 K: 1 S: 5	H: 0 LOB: 2 BB: 2 P: 13	R: 1 E: 0 K: 0 S: 5	H: 3 LOB: 1 BB: 0 P: 5	R: 0 E: 0 K: 1 S: 5	H: 1 LOB: 1 BB: 1 P: 9	R: 0 E: 0 K: 1 S: 5	H: 0 LOB: 0 BB: 0 P: 5	R: 0 E: 0 K: 1 S: 5	H: 1 LOB: 0 BB: 0 P: 5	R: 0 E: 0 K: 1 S: 5	H: 0 LOB: 0 BB: 0 P: 5		1B: 7 2B: 0 3B: 1 HR: 0	SF: 0 SAC: 0 DP: 2 HBP: 0	WP: 0 PB: 0 SB: 1 CS: 1	PA: 32
PITCHER Rick Honeycutt, L ERA: 2.9 (1, 1)	IP: 4.1 WLS: L BF: 21 H: 6 R: 2 ER: 2 SO: 1 BB: 3 IBB: 0 HBP: 0 BLK: 0 WP: 0 HR: 0 S: 20 P: 32 ERA: 4.15 WHIP: 2.077															PITCHER					
Pat Zachry, R ERA: 3.59 (5, 1)	1.2 5 1 0 0 1 0 1 0 0 0 0 6 10 0.00 0.600																				
Burt Hooton, R ERA: 3.59 (7, 1)	2.0 6 1 0 0 2 0 0 0 0 0 0 10 10 0.00 0.500																				

Batter	1	2	3	4	5	6	7	8	9	AB	R	H	RBI	BB	SO	LOB	TOP										
Steve Sax, R OBP: 0.291, SLG: 0.303 (1, 4)	F9		F8				K		5-3	5	0	1	0	0	1	1	Los Angeles Dodgers @ Atlanta Braves Atlanta-Fulton County Stadium, Atlanta, GA Wed Aug 08 1984, 7:05 PM EDT Att: 24,047 - Unknown										
Terry Whitfield, L OBP: 0.306, SLG: 0.367 (1, 9)	6-3		1B		4-3		F9 E		K	5	1	2	0	0	1	0											
Ken Landreaux, L OBP: 0.306, SLG: 0.364 Candy Maldonado, R OBP: 0.337, SLG: 0.389 (1, 8) (9, 8)	F8		F7		G3		F9		4-3	5	0	0	0	0	0	3											
Mike Marshall, R OBP: 0.327, SLG: 0.476 (1, 7)		F4	4-3				E5			4	1	1	0	0	0	2											
Mike Scioscia, L OBP: 0.387, SLG: 0.364 (1, 2)		E			F7		6-3			4	1	2	1	0	0	1											
Greg Brock, L OBP: 0.311, SLG: 0.409 (1, 3)		F3			3-1		F7		4-3	4	0	0	0	0	0	2											
German Rivera, R OBP: 0.329, SLG: 0.403 (1, 5)		E5 FC6			E		4-3		FC5-4 1B	3	1	1	0	1	0	0											
Dave Anderson, R OBP: 0.340, SLG: 0.322 (1, 6)		FC6			E6 1B		1-3		FC5-4	4	1	1	1	0	0	2											
Bob Welch, R OBP: 0.150, SLG: 0.105 Jerry Reuss, L OBP: 0.385, SLG: 0.273 Pat Zachry, R OBP: 0.250, SLG: 0.250 Ken Howell, R OBP: 0.286, SLG: 0.231 (1, 1) (7, 1) (7, 1) (9, 1) (9, 9)			1-5-3				6-3		K	3	0	1	1	0	0	0											
Inning Stats	R: 0 E: 0 K: 0 S: 3	H: 0 LOB: 0 BB: 0 P: 3	R: 1 E: 1 K: 0 S: 5	H: 1 LOB: 1 BB: 0 P: 5	R: 0 E: 0 K: 0 S: 5	H: 2 LOB: 2 BB: 0 P: 5	R: 2 E: 1 K: 0 S: 5	H: 2 LOB: 1 BB: 1 P: 9	R: 1 E: 0 K: 0 S: 5	H: 2 LOB: 1 BB: 0 P: 5	R: 0 E: 0 K: 0 S: 3	H: 0 LOB: 0 BB: 0 P: 3	R: 1 E: 1 K: 1 S: 7	H: 1 LOB: 1 BB: 0 P: 7	R: 0 E: 0 K: 1 S: 6	H: 1 LOB: 1 BB: 0 P: 6		R: 0 E: 0 K: 1 S: 5	H: 0 LOB: 0 BB: 0 P: 5	1B: 5 2B: 4 3B: 0 HR: 0	SF: 0 SAC: 0 DP: 0 HBP: 0	WP: 1 PB: 0 SB: 0 CS: 0	PA: 39				
PITCHER	IP	WLS	BF	H	R	ER	SO	BB	IBB	HBP	BLK	WP	HR	S	P	ERA	WHIP										
Tony Brizzolara, R ERA: 5.4 (1, 1)	5.0	L	24	7	4	3	0	1	0	0	0	1	0	23	27	5.40	1.600										
Craig McMurtry, R ERA: 4.88 (6, 1)	2.0		8	1	1	0	1	0	0	0	0	0	0	10	10	0.00	0.500										
Gene Garber, R ERA: 3.53 (8, 1)	2.0		7	1	0	0	2	0	0	0	0	0	0	11	11	0.00	0.500										

Batter	1	2	3	4	5	6	7	8	9	AB	R	H	RBI	BB	SO	LOB	BOTTOM										
Rafael Ramirez, R OBP: 0.296, SLG: 0.313 (1, 6)	F7		5-3				F7			4	0	0	0	0	0	3	Los Angeles Dodgers @ Atlanta Braves Atlanta-Fulton County Stadium, Atlanta, GA Wed Aug 08 1984, 7:05 PM EDT Att: 24,047 - Unknown										
Ken Oberkfell, L OBP: 0.331, SLG: 0.363 Jerry Royster, R OBP: 0.256, SLG: 0.293 (1, 5) (7, PH) (8, 5)	1-3		4-3				F8			3	0	1	0	0	0	0											
Gerald Perry, L OBP: 0.372, SLG: 0.357 (1, 7)	F6		F8				F7		G3	4	0	0	0	0	0	1											
Dale Murphy, R OBP: 0.360, SLG: 0.517 (1, 8)		6-3			G3		L4		F9	4	0	0	0	0	0	1											
Chris Chambliss, L OBP: 0.359, SLG: 0.382 (1, 3)		BB			3-1		F7		K	4	0	1	0	0	1	1											
Rufino Linares, R OBP: 0.286, SLG: 0.375 (1, 9)		F9			F9		F8		G5-4-3 BB	3	0	0	0	1	0	1											
Glenn Hubbard, R OBP: 0.343, SLG: 0.392 (1, 4)		BB					1B		G5-4-3 1B	4	1	3	0	0	0	1											
Bruce Benedict, R OBP: 0.323, SLG: 0.325 (1, 2)							K		1B	3	0	2	0	1	1	1											
Tony Brizzolara, R Randy Johnson, R Craig McMurtry, R Claude Washington, L Gene Garber, R Bob Watson, R (1, 1) (5, PH) (8, 1) (7, PH) (9, 1) (9, PH)							K		F8	1	0	0	0	0	1	3											
Inning Stats	R: 0 E: 0 K: 0 S: 3	H: 0 LOB: 0 BB: 0 P: 3	R: 0 E: 0 K: 1 S: 7	H: 2 LOB: 3 BB: 1 P: 11	R: 0 E: 0 K: 0 S: 3	H: 0 LOB: 0 BB: 0 P: 3	R: 0 E: 0 K: 2 S: 8	H: 1 LOB: 1 BB: 0 P: 8	R: 0 E: 0 K: 0 S: 4	H: 1 LOB: 1 BB: 0 P: 4	R: 1 E: 0 K: 0 S: 6	H: 3 LOB: 2 BB: 0 P: 6	R: 0 E: 0 K: 1 S: 5	H: 0 LOB: 0 BB: 0 P: 5	R: 0 E: 0 K: 0 S: 3	H: 1 LOB: 1 BB: 1 P: 7		1B: 7 2B: 1 3B: 0 HR: 0	SF: 0 SAC: 0 DP: 1 HBP: 0	WP: 0 PB: 0 SB: 0 CS: 0	PA: 36						
PITCHER	IP	WLS	BF	H	R	ER	SO	BB	IBB	HBP	BLK	WP	HR	S	P	ERA	WHIP										
Bob Welch, R ERA: 3.56 (1, 1)	6.1	W	26	6	1	1	3	0	0	0	0	0	0	31	35	1.42	1.105										
Jerry Reuss, L ERA: 5.1 (7, 1)	0.0		1	1	0	0	0	0	0	0	0	0	0	1	1	∞	∞										
Pat Zachry, R ERA: 3.49 (7, 1)	1.2		6	0	0	0	1	1	0	0	0	0	0	7	11	0.00	0.600										
Ken Howell, R ERA: 3.13 (9, 1)	1.0		3	1	0	0	0	0	0	0	0	0	0	3	3	0.00	1.000										

Batter	1	2	3	4	5	6	7	8	9	AB	R	H	RBI	BB	SO	LOB	TOP		
Alan Wiggins, S (1, 4) <small>OBP: 0.331, SLG: 0.300</small> Carmelo Martinez, R (9, PH) <small>OBP: 0.337, SLG: 0.404</small> Luis Salazar, R (9, PR) <small>OBP: 0.274, SLG: 0.341</small>										3	0	0	1	0	0	0	San Diego Padres @ Atlanta Braves Atlanta-Fulton County Stadium, Atlanta, GA Fri Aug 10 1984, 7:05 PM EDT Unknown		
Tony Gwynn, L (1, 9) <small>OBP: 0.429, SLG: 0.481</small>										5	0	2	0	0	0	2			
Steve Garvey, R (1, 3) <small>OBP: 0.305, SLG: 0.384</small>										4	0	1	0	0	1	2			
Graig Nettles, L (1, 5) <small>OBP: 0.313, SLG: 0.356</small>										4	0	1	0	0	1	3			
Terry Kennedy, L (1, 2) <small>OBP: 0.290, SLG: 0.341</small>										3	0	0	0	1	0	2			
Kevin McReynolds, R (1, 8) <small>OBP: 0.319, SLG: 0.499</small>										4	0	0	0	0	0	2			
Bobby Brown, S (1, 7) <small>OBP: 0.292, SLG: 0.373</small>										4	0	0	0	0	2	2			
Garry Templeton, S (1, 6) <small>OBP: 0.327, SLG: 0.352</small>										2	1	2	0	2	0	0			
Dave Dravecky, R (1, 1) <small>OBP: 0.188, SLG: 0.200</small> Tim Flannery, L (7, PH) <small>OBP: 0.361, SLG: 0.413</small> Greg Booker, R (7, 1) <small>OBP: 0.258, SLG: 0.414</small> Ed Whitson, R (9, PR) <small>OBP: 0.093, SLG: 0.071</small>										2	0	0	0	0	0	4			
Inning Stats	R: 0 E: 1 K: 0 S: 5	H: 1 LOB: 2 BB: 0 P: 5	R: 0 E: 0 K: 0 S: 4	H: 1 LOB: 1 BB: 0 P: 4	R: 0 E: 0 K: 1 S: 5	H: 0 LOB: 0 BB: 0 P: 5	R: 0 E: 0 K: 1 S: 6	H: 1 LOB: 2 BB: 0 P: 14	R: 0 E: 0 K: 0 S: 3	H: 0 LOB: 0 BB: 0 P: 3	R: 1 E: 1 K: 0 S: 5	H: 2 LOB: 1 BB: 0 P: 5	R: 0 E: 0 K: 1 S: 5	H: 0 LOB: 0 BB: 0 P: 5	R: 0 E: 0 K: 1 S: 5	H: 0 LOB: 2 BB: 2 P: 13		1B: 4 2B: 1 3B: 1 HR: 0	SF: 1 SAC: 0 DP: 0 HBP: 0
PITCHER	IP: 8.1 WLS: W BF: 35 ERA: 2.17	H: 6 R: 1 ER: 1 SO: 4	BB: 2 IBB: 1 HBP: 0 BLK: 0	WP: 0 HR: 0 S: 40 P: 52	ERA: 1.08 WHIP: 0.960	PITCHER	IP: 0.2 WLS: S BF: 3 ERA: 2.47	H: 0 R: 0 ER: 0 SO: 0	BB: 1 IBB: 0 HBP: 0 BLK: 0	WP: 0 HR: 0 S: 2 P: 6	ERA: 0.00 WHIP: 1.500								

Batter	1	2	3	4	5	6	7	8	9	AB	R	H	RBI	BB	SO	LOB	BOTTOM
Jerry Royster, R (1, 5) <small>OBP: 0.262, SLG: 0.293</small>										3	0	1	0	1	0	2	San Diego Padres @ Atlanta Braves Atlanta-Fulton County Stadium, Atlanta, GA Fri Aug 10 1984, 7:05 PM EDT Unknown
Rafael Ramirez, R (1, 6) <small>OBP: 0.295, SLG: 0.313</small>										3	0	1	1	0	0	1	
Claudell Washington, L (1, 9) <small>OBP: 0.409, SLG: 0.514</small>									3	1	1	1	1	0	1		
Dale Murphy, R (1, 8) <small>OBP: 0.358, SLG: 0.519</small>									4	1	1	1	0	0	2		
Bob Watson, R (1, 3) <small>OBP: 0.303, SLG: 0.368</small> Chris Chambliss, L (8, PH) <small>OBP: 0.360, SLG: 0.384</small> <small>(9, 3)</small>									3	0	1	0	0	0	2		
Brad Komminck, R (1, 7) <small>OBP: 0.267, SLG: 0.301</small>									4	0	0	0	0	1	2		
Glenn Hubbard, R (1, 4) <small>OBP: 0.340, SLG: 0.387</small>									4	0	1	0	0	1	2		
Bruce Benedict, R (1, 2) <small>OBP: 0.323, SLG: 0.318</small>									1	1	0	0	1	0	0		
Steve Bedrosian, R (1, 1) <small>OBP: 0.133, SLG: 0.133</small> Donnie Moore, L (9, 1)									2	0	0	0	0	1	1		
Inning Stats	R: 0 E: 0 K: 0 S: 3	H: 0 LOB: 2 BB: 2 P: 11	R: 0 E: 0 K: 0 S: 4	H: 1 LOB: 2 BB: 0 P: 5	R: 2 E: 0 K: 1 S: 8	H: 3 LOB: 1 BB: 0 P: 8	R: 1 E: 0 K: 0 S: 3	H: 1 LOB: 0 BB: 1 P: 7	R: 0 E: 0 K: 0 S: 3	H: 0 LOB: 0 BB: 0 P: 3	R: 0 E: 0 K: 1 S: 6	H: 1 LOB: 1 BB: 0 P: 6	R: 0 E: 0 K: 1 S: 5	H: 0 LOB: 1 BB: 1 P: 9	1B: 4 2B: 0 3B: 0 HR: 2	SF: 1 SAC: 1 DP: 0 HBP: 1	
PITCHER	IP: 6.0 WLS: L BF: 26 ERA: 2.51	H: 5 R: 3 ER: 3 SO: 3	BB: 3 IBB: 0 HBP: 1 BLK: 0	WP: 1 HR: 0 S: 24 P: 37	ERA: 4.50 WHIP: 1.333	PITCHER	IP: 2.0 WLS: 8 BF: 8 ERA: 2.25	H: 1 R: 0 ER: 0 SO: 2	BB: 1 IBB: 0 HBP: 0 BLK: 0	WP: 0 HR: 0 S: 11 P: 15	ERA: 0.00 WHIP: 1.000						



Batter	1	2	3	4	5	6	7	8	9	AB	R	H	RBI	BB	SO	LOB	TOP				
Alan Wiggins, S OBP: 0.334, SLG: 0.303 (1, 4)										4	1	2	0	0	0	0	San Diego Padres @ Atlanta Braves Atlanta-Fulton County Stadium, Atlanta, GA Sat Aug 11 1984, 7:05 PM EDT Att: 45,099 - Unknown				
Tony Gwynn, L OBP: 0.426, SLG: 0.475 (1, 9)										4	0	1	0	0	0	1					
Steve Garvey, R OBP: 0.305, SLG: 0.387 (1, 3)										4	0	0	0	0	1	1					
Graig Nettles, L OBP: 0.318, SLG: 0.369 Tim Flannery, L OBP: 0.361, SLG: 0.413 (9, PR)										3	1	2	1	1	0	0					
Terry Kennedy, L OBP: 0.289, SLG: 0.340 (1, 2)										4	0	1	0	0	0	2					
Kevin McReynolds, R OBP: 0.322, SLG: 0.501 (1, 8)											3	0	0	1	0	0					
Bobby Brown, S OBP: 0.398, SLG: 0.398 Luis Salazar, R OBP: 0.270, SLG: 0.333 (7, 7)										3	1	2	0	0	1	1					
Garry Templeton, S OBP: 0.328, SLG: 0.351 (1, 6)											3	0	0	1	0	1					
Mark Thurmond, L OBP: 0.267, SLG: 0.256 Craig Lefferts, L OBP: 0.167, SLG: 0.250 (8, 1)											3	0	0	0	0	1					
											0	0	0	0	0	0					
Inning Stats	R: 0 E: 0 K: 0 S: 3	H: 1 LOB: 0 BB: 0 P: 3	R: 0 E: 0 K: 1 S: 6	H: 2 LOB: 1 BB: 0 P: 6	R: 0 E: 0 K: 1 S: 5	H: 0 LOB: 0 BB: 0 P: 5	R: 1 E: 0 K: 1 S: 6	H: 1 LOB: 0 BB: 0 P: 6	R: 0 E: 0 K: 0 S: 4	H: 1 LOB: 1 BB: 0 P: 4	R: 1 E: 0 K: 0 S: 4	H: 1 LOB: 0 BB: 0 P: 4	R: 0 E: 0 K: 0 S: 3	H: 0 LOB: 0 BB: 0 P: 3	R: 1 E: 1 K: 0 S: 4	H: 0 LOB: 1 BB: 0 P: 4	1B: 6 2B: 0 3B: 1 HR: 1	SF: 1 SAC: 0 DP: 2 HBP: 0	WP: 0 PB: 0 SB: 1 CS: 0	PA: 34	
PITCHER	IP	WLS	BF	H	R	ER	SO	BB	IBB	HBP	BLK	WP	HR	S	P	ERA	WHIP				
Rick Mahler, R ERA: 2.64 Gene Garber, R ERA: 3.36	(1, 1) (8, 1)	7.0 2.0	L 7	27 0	8 0	3 1	3 0	3 0	0 0	0 0	0 0	0 0	1 0	32 7	36 7	3.86 0.00	1.286 0.000				

AB	32
R	4
H	8
RBI	3
BB	1
SO	3
LOB	9



Batter	1	2	3	4	5	6	7	8	9	AB	R	H	RBI	BB	SO	LOB	BOTTOM				
Jerry Royster, R OBP: 0.262, SLG: 0.297 (1, 4)										4	0	1	0	0	0	0	San Diego Padres @ Atlanta Braves Atlanta-Fulton County Stadium, Atlanta, GA Sat Aug 11 1984, 7:05 PM EDT Att: 45,099 - Unknown				
Rafael Ramirez, R OBP: 0.292, SLG: 0.310 (1, 6)										4	0	0	0	0	0	1					
Claudell Washington, L OBP: 0.465, SLG: 0.515 (1, 9)										3	0	0	0	1	0	1					
Dale Murphy, R OBP: 0.354, SLG: 0.510 (1, 8)										3	0	0	0	1	1	1					
Bob Watson, R OBP: 0.288, SLG: 0.347 (1, 3)										4	0	0	0	0	0	2					
Rufino Linares, R OBP: 0.303, SLG: 0.483 (1, 7)										4	1	2	1	0	0	0					
Randy Johnson, R OBP: 0.359, SLG: 0.418 (1, 5)										3	0	1	0	0	0	0					
Bruce Benedict, R OBP: 0.319, SLG: 0.314 (1, 2)										3	0	0	0	0	0	3					
Rick Mahler, R OBP: 0.319, SLG: 0.370 Brad Komminsk, R OBP: 0.266, SLG: 0.299 Gene Garber, R OBP: 0.100, SLG: 0.100 (7, PH)										2	0	0	0	0	0	1					
											1	0	0	0	0	0					
											0	0	0	0	0	0					
Inning Stats	R: 0 E: 0 K: 0 S: 4	H: 1 LOB: 2 BB: 1 P: 8	R: 0 E: 1 K: 0 S: 4	H: 0 LOB: 1 BB: 0 P: 4	R: 0 E: 0 K: 1 S: 5	H: 0 LOB: 1 BB: 1 P: 9	R: 0 E: 0 K: 0 S: 4	H: 2 LOB: 1 BB: 0 P: 4	R: 0 E: 0 K: 0 S: 3	H: 0 LOB: 0 BB: 0 P: 3	R: 1 E: 0 K: 0 S: 4	H: 1 LOB: 0 BB: 0 P: 4	R: 0 E: 0 K: 0 S: 3	H: 0 LOB: 0 BB: 0 P: 3	R: 0 E: 0 K: 0 S: 3	H: 0 LOB: 0 BB: 0 P: 3	1B: 2 2B: 1 3B: 0 HR: 1	SF: 0 SAC: 0 DP: 1 HBP: 0	WP: 0 PB: 0 SB: 0 CS: 0	PA: 33	
PITCHER	IP	WLS	BF	H	R	ER	SO	BB	IBB	HBP	BLK	WP	HR	S	P	ERA	WHIP				
Mark Thurmond, L ERA: 2.95 Craig Lefferts, L ERA: 1.82	(1, 1) (8, 1)	7.0 2.0	W S	27 6	4 0	1 0	1 0	0 0	0 0	0 0	0 0	0 0	1 6	27 6	35 6	1.29 0.00	0.857 0.000				

AB	31
R	1
H	4
RBI	1
BB	2
SO	1
LOB	9



Batter	1	2	3	4	5	6	7	8	9	AB	R	H	RBI	BB	SO	LOB	TOP								
Alan Wiggins, S OBP: 0.335, SLG: 0.304	1-0 HBP		0-0 4-3			0-0 1B		0-0 E1		3	0	1	0	0	0	1	San Diego Padres @ Atlanta Braves Atlanta-Fulton County Stadium, Atlanta, GA Sun Aug 12 1984, 3:33 AM EDT Att: 23,912 - Unknown								
Tony Gwynn, L OBP: 0.423, SLG: 0.471	0-0 G6-4-3		0-0 6-3			0-0 F9		0-0 FC3-6		4	0	0	0	0	0	4									
Steve Garvey, R OBP: 0.305, SLG: 0.386	0-0 1B			0-0 6-3		0-0 G4-6-3		0-0 F3		4	0	1	0	0	0	3									
Graig Nettles, L OBP: 0.322, SLG: 0.379	4-0 1-2			K					1-0 2B	2	1	1	1	1	1	0									
Mario Ramirez, R OBP: 0.241, SLG: 0.423	0-0 BB								0-0 HBP	0	1	0	0	0	0	0									
Terry Kennedy, L OBP: 0.289, SLG: 0.342	0-0 4-3			0-0 F5					0-0 SF8	4	1	1	0	0	0	2									
Kevin McReynolds, R OBP: 0.319, SLG: 0.497		0-0 5-3				0-0 F9			0-0 SF8	3	0	0	1	0	0	0									
Bobby Brown, S OBP: 0.294, SLG: 0.388		0-0 F7				0-0 F8			2-3 3-H	3	0	0	0	0	0	0									
Camelo Martinez, R OBP: 0.339, SLG: 0.413									0-0 SF7	0	0	0	1	0	0	0									
Garry Templeton, S OBP: 0.329, SLG: 0.353		0-0 6-3							0-0 F8	4	0	2	0	0	0	1									
Ed Whitson, R OBP: 0.291, SLG: 0.070			0-0 F8						0-0 F8	1	0	0	0	0	0	0									
Greg Booker, R OBP: 0.287, SLG: 0.070										1	0	0	0	0	0	1									
Greg Harris, S OBP: 0.287, SLG: 0.070										0	0	0	0	0	0	0									
Tim Flannery, L OBP: 0.287, SLG: 0.070										1	0	0	0	0	0	1									
Craig Lefferts, L OBP: 0.287, SLG: 0.070										0	0	0	0	0	0	0									
Rich Gossage, R OBP: 0.287, SLG: 0.070										0	0	0	0	0	0	0									
Inning Stats	R: 0 E: 0 K: 0 S: 3	H: 1 LOB: 2 BB: 1 P: 8	R: 0 E: 0 K: 0 S: 3	H: 0 LOB: 0 BB: 0 P: 3	R: 0 E: 0 K: 1 S: 3	H: 0 LOB: 0 BB: 0 P: 3	R: 0 E: 0 K: 1 S: 5	H: 0 LOB: 0 BB: 0 P: 5	R: 0 E: 0 K: 0 S: 4	H: 1 LOB: 1 BB: 0 P: 4	R: 0 E: 0 K: 0 S: 3	H: 1 LOB: 0 BB: 0 P: 3	R: 1 E: 0 K: 0 S: 4	H: 1 LOB: 0 BB: 0 P: 4	R: 0 E: 1 K: 0 S: 5	H: 1 LOB: 2 BB: 0 P: 5	R: 2 E: 0 K: 0 S: 4	H: 1 LOB: 1 BB: 0 P: 5	1B: 4 2B: 1 3B: 0 HR: 1	SF: 2 SAC: 0 DP: 2 HBP: 2	WP: 0 PB: 1 SB: 0 CS: 0	PA: 35			
PITCHER	IP	WLS	BF	H	R	ER	SO	BB	IBB	HBP	BLK	WP	HR	S	P	ERA	WHIP								
Pascual Perez, R ERA: 3.76	(1, 1)	8.0	W	30	5	1	1	1	1	1	0	0	1	30	35	1.12	0.750								
Donnie Moore, R ERA: 2.99	(9, 1)	0.0		1	0	1	1	0	0	0	1	0	0	0	1	∞	∞								
Gene Garber, R ERA: 3.44	(9, 1)	1.0		4	1	1	1	0	0	0	0	0	0	4	4	9.00	1.000								

AB	30
R	3
H	6
RBI	3
BB	1
SO	1
LOB	13



Batter	1	2	3	4	5	6	7	8	9	AB	R	H	RBI	BB	SO	LOB	BOTTOM									
Jerry Royster, R OBP: 0.266, SLG: 0.301	0-0 F5			0-0 S		0-3 K		0-3 K		5	0	2	2	0	2	1	San Diego Padres @ Atlanta Braves Atlanta-Fulton County Stadium, Atlanta, GA Sun Aug 12 1984, 3:33 AM EDT Att: 23,912 - Unknown									
Glenn Hubbard, R OBP: 0.335, SLG: 0.378	4-0 HR	2-H 1B		0-0 F4		0-3 K		0-0 6-3		4	1	0	0	1	2	4										
Claudell Washington, L OBP: 0.404, SLG: 0.521	0-0 1-H			0-0 F9		0-0 F7				4	1	1	2	0	1	1										
Dale Murphy, R OBP: 0.355, SLG: 0.509	0-0 4-3			4-0 1B		0-0 F9		0-3 K		3	0	1	0	1	1	0										
Chris Chambliss, L OBP: 0.361, SLG: 0.382	0-0 1-2			0-0 1-2		0-0 F7				4	0	2	0	0	0	1										
Rufino Linares, R OBP: 0.324, SLG: 0.452	0-0 F7			0-3 K		4-0 2B		4-0 1-2		2	1	0	0	2	1	3										
Rafael Ramirez, R OBP: 0.294, SLG: 0.313				0-0 4-3		0-0 2B		0-0 F7		4	1	2	1	0	0	4										
Bruce Benedict, R OBP: 0.314, SLG: 0.308				0-0 F4		0-0 6-3		0-0 F6		4	0	0	0	0	0	2										
Pascual Perez, R OBP: 0.176, SLG: 0.130				0-3 K		4-0 1-3		1-0 S		2	1	0	0	1	1	1										
Brad Komminsk, R OBP: 0.266, SLG: 0.299				0-0 K						0	0	0	0	0	0	0										
Donnie Moore, L OBP: 0.266, SLG: 0.299										0	0	0	0	0	0	0										
Gene Garber, R OBP: 0.100, SLG: 0.100				1-2 K		0-0 1B				0	0	0	0	0	0	0										
Inning Stats	R: 2 E: 0 K: 0 S: 5	H: 2 LOB: 1 BB: 1 P: 9	R: 1 E: 0 K: 2 S: 9	H: 2 LOB: 0 BB: 0 P: 9	R: 0 E: 0 K: 1 S: 6	H: 1 LOB: 2 BB: 1 P: 10	R: 1 E: 0 K: 0 S: 4	H: 1 LOB: 1 BB: 1 P: 8	R: 1 E: 0 K: 0 S: 4	H: 1 LOB: 1 BB: 1 P: 8	R: 0 E: 0 K: 2 S: 7	H: 0 LOB: 0 BB: 0 P: 7	R: 0 E: 0 K: 2 S: 8	H: 1 LOB: 2 BB: 1 P: 12	R: 0 E: 0 K: 1 S: 5	H: 0 LOB: 2 BB: 0 P: 6	1B: 6 2B: 1 3B: 0 HR: 1	SF: 0 SAC: 0 DP: 0 HBP: 1	WP: 3 PB: 1 SB: 2 CS: 0	PA: 38						
PITCHER	IP	WLS	BF	H	R	ER	SO	BB	IBB	HBP	BLK	WP	HR	S	P	ERA	WHIP									
Ed Whitson, R ERA: 3.81	(1, 1)	3.1	L	18	5	4	4	3	3	0	0	0	1	0	7	11	5.40	1.800								
Greg Booker, R ERA: 2.45	(4, 1)	1.2		8	2	1	1	0	1	0	0	0	1	0	7	11	5.40	1.800								
Greg Harris, R ERA: 2.08	(6, 1)	2.0		8	1	0	0	4	1	0	0	0	1	0	15	19	0.00	1.000								
Craig Lefferts, L ERA: 1.82	(8, 1)	0.1		2	0	0	0	0	0	0	1	0	0	0	1	2	0.00	0.000								
Rich Gossage, R ERA: 2.97	(8, 1)	0.2		2	0	0	0	1	0	0	0	0	0	0	4	4	0.00	0.000								



Batter	1	2	3	4	5	6	7	8	9	AB	R	H	RBI	BB	SO	LOB	TOP										
Marvell Wynne, L OBP: 0.322, SLG: 0.342	1-3		4-3			F4			4-3	4	0	0	0	0	0	0											
Lee Mazzilli, S OBP: 0.344, SLG: 0.350	1B			4-3		F3			G3 1B	4	0	2	0	0	0	0											
Johnny Ray, S OBP: 0.369, SLG: 0.410	G4-6-3 1B			6-3					G3	4	0	1	0	0	0	1											
Jason Thompson, L OBP: 0.351, SLG: 0.388	G4-6-3 1-2								4-3	4	0	1	0	0	0	3											
Tony Peña, R OBP: 0.336, SLG: 0.418		L4		F7					5-3	3	0	0	0	0	0	1											
Denny Gonzalez, R OBP: 0.194, SLG: 0.200	K				1-3				F9	3	0	0	0	0	1	0											
Lee Lacy, R OBP: 0.350, SLG: 0.443					5-3				F9	3	0	0	0	0	0	0											
Dale Berra, R OBP: 0.291, SLG: 0.350				6-3		5-3			HR	3	1	1	1	0	0	0											
John Candelaria, L OBP: 0.182, SLG: 0.245						4-3			L6	2	0	0	0	0	0	0											
Jim Winn, R OBP: 0.500, SLG: 0.500			F1							0	0	0	0	0	0	0											
Mitchell Page, L OBP: 0.409, SLG: 0.474										0	0	0	0	0	0	0											
Don Robinson, R										0	0	0	0	0	0	0											
Inning Stats	R: 0 E: 0 K: 0 S: 4	H: 2 LOB: 1 BB: 0 P: 4	R: 0 E: 0 K: 1 S: 5	H: 0 LOB: 0 BB: 0 P: 5	R: 0 E: 0 K: 0 S: 3	H: 0 LOB: 0 BB: 0 P: 3	R: 0 E: 0 K: 0 S: 4	H: 1 LOB: 1 BB: 0 P: 4	R: 0 E: 0 K: 0 S: 3	H: 0 LOB: 0 BB: 0 P: 3	R: 0 E: 0 K: 0 S: 3	H: 0 LOB: 0 BB: 0 P: 3	R: 0 E: 0 K: 0 S: 4	H: 1 LOB: 0 BB: 0 P: 4	R: 0 E: 0 K: 0 S: 4	H: 1 LOB: 1 BB: 0 P: 4	1B: 4 2B: 0 3B: 0 HR: 1	SF: 0 SAC: 0 DP: 1 HBP: 0	WP: 0 PB: 0 SB: 0 CS: 0	PA: 31							
PITCHER	IP	WLS	BF	H	R	ER	SO	BB	IBB	HBP	BLK	WP	HR	S	P	ERA	WHIP										
Rick Camp, R ERA: 3.52	8.0	W	27	4	1	1	1	0	0	0	0	0	1	29	29	1.12	0.500										
Donnie Moore, R ERA: 2.61	1.0	S	4	1	0	0	0	0	0	0	0	0	0	4	4	0.00	1.000										

Pittsburgh Pirates @ Atlanta Braves
Atlanta-Fulton County Stadium, Atlanta, GA
Tue Aug 14 1984, 7:05 PM EDT
Att: 14,243 - Unknown

AB	31
R	1
H	5
RBI	1
BB	0
SO	1
LOB	5



Batter	1	2	3	4	5	6	7	8	9	AB	R	H	RBI	BB	SO	LOB	BOTTOM										
Jerry Royster, R OBP: 0.265, SLG: 0.295	L6		4-0 BB		FC5		F4			3	0	0	0	1	0	1											
Alex Trevino, R OBP: 0.289, SLG: 0.335	L6		F8			1B BLK BB 1B	F9			4	1	1	0	0	0	1											
Rufino Linares, R OBP: 0.341, SLG: 0.457	FC5-4 1B			2-3		5-3				4	0	2	0	0	0	1											
Dale Murphy, R OBP: 0.354, SLG: 0.506	FC5-4 1-2			1-4-3		BB 1B 1B IBB	F8			3	1	0	0	1	0	2											
Bob Watson, R OBP: 0.289, SLG: 0.347		5-3					F7			3	0	1	0	0	1	0											
Chris Chambliss, L OBP: 0.360, SLG: 0.381				K		1-2 2-3 1B 1B				1	0	0	0	0	0	0											
Brad Komminsk, R OBP: 0.265, SLG: 0.294	K				K	1-2 2-3 3-H 1B BB				3	0	0	1	1	3	0											
Glenn Hubbard, R OBP: 0.336, SLG: 0.385	F9					1-3 2-H 3-H 4-0 1B				4	1	2	1	0	1	0											
Randy Johnson, R OBP: 0.359, SLG: 0.413			F9		E4 FC5 S					2	0	0	0	1	0	0											
Rick Camp, R OBP: 0.156, SLG: 0.161			F9		2-3					3	0	0	0	0	1	4											
Donnie Moore, L										0	0	0	0	0	0	0											
Inning Stats	R: 0 E: 0 K: 0 S: 4	H: 1 LOB: 1 BB: 0 P: 4	R: 0 E: 0 K: 1 S: 5	H: 0 LOB: 0 BB: 0 P: 5	R: 0 E: 0 K: 1 S: 5	H: 0 LOB: 0 BB: 0 P: 5	R: 1 E: 1 K: 1 S: 7	H: 1 LOB: 1 BB: 0 P: 7	R: 2 E: 0 K: 1 S: 7	H: 3 LOB: 3 BB: 3 P: 19	R: 0 E: 0 K: 0 S: 4	H: 1 LOB: 1 BB: 0 P: 4	R: 0 E: 0 K: 2 S: 7	H: 0 LOB: 0 BB: 0 P: 7	1B: 5 2B: 0 3B: 1 HR: 0	SF: 0 SAC: 0 DP: 0 HBP: 0	WP: 0 PB: 0 SB: 1 CS: 0	PA: 34									
PITCHER	IP	WLS	BF	H	R	ER	SO	BB	IBB	HBP	BLK	WP	HR	S	P	ERA	WHIP										
John Candelaria, L ERA: 2.61	5.2	L	25	5	3	2	3	2	1	0	1	0	0	7	11	0.00	0.750										
Jim Winn, R ERA: 4.15	1.1		6	1	0	0	1	0	1	0	0	0	0	7	7	0.00	0.000										
Don Robinson, R ERA: 3.42	1.0		3	0	0	0	2	0	0	0	0	0	0	7	7	0.00	0.000										

Pittsburgh Pirates @ Atlanta Braves
Atlanta-Fulton County Stadium, Atlanta, GA
Tue Aug 14 1984, 7:05 PM EDT
Att: 14,243 - Unknown

AB	30
R	3
H	6
RBI	2
BB	4
SO	6
LOB	9



Batter	1	2	3	4	5	6	7	8	9	AB	R	H	RBI	BB	SO	LOB	TOP								
Marvell Wynne, L OBP: 0.320, SLG: 0.339	0-3 K		0-0 F7		0-0 4-3		0-3 K			4	0	0	0	0	2	3	Pittsburgh Pirates @ Atlanta Braves Atlanta-Fulton County Stadium, Atlanta, GA Wed Aug 15 1984, 7:05 PM EDT Att: 12,957 - Unknown								
Lee Mazzilli, S OBP: 0.346, SLG: 0.354 Kent Tekulve, R (7.1)	4-0 L5-3 BB			0-0 1B 2B	0-0 F6		0-3 K			3	1	1	0	1	1	2									
Johnny Ray, S OBP: 0.368, SLG: 0.407	0-0 L5-3			4-0 1B E BB	0-0 F6			0-0 G3		3	1	0	0	1	0	2									
Jason Thompson, L OBP: 0.352, SLG: 0.386		4-0 G4-6-3 BB		0-3 K		4-0 SH1-3 BB		0-0 3-1		2	0	0	0	2	1	2									
Tony Peña, R OBP: 0.336, SLG: 0.418	0-3 K			0-0 S E 1B	0-0 SH1-3		0-0 5-3			3	1	1	1	0	1	1									
Denny Gonzalez, R OBP: 0.200, SLG: 0.206	0-0 G4-6-3			0-0 F9	0-3 K			0-0 1B		4	0	1	0	0	1	4									
Lee Lacy, R OBP: 0.348, SLG: 0.441			0-3 K	0-0 E7 1B	0-0 F9			0-3 K		4	0	1	2	0	2	1									
Dale Berra, R OBP: 0.291, SLG: 0.351			0-0 6-3	0-0 F3			0-0 4-3 2B		0-3 K	4	0	1	0	0	1	1									
Rick Rhoden, R OBP: 0.317, SLG: 0.377					0-0 4-3 2B					2	0	2	0	0	0	0									
Lee Tunnell, R OBP: 0.100, SLG: 0.100 Doug Frobel, L OBP: 0.246, SLG: 0.381					0-0 1B					0	0	0	0	0	0	0									
Inning Stats	R: 0 E: 0 K: 1 S: 4	H: 0 LOB: 0 BB: 1 P: 8	R: 0 E: 0 K: 1 S: 4	H: 0 LOB: 0 BB: 1 P: 8	R: 0 E: 0 K: 1 S: 6	H: 1 LOB: 1 BB: 0 P: 6	R: 3 E: 1 K: 1 S: 8	H: 3 LOB: 1 BB: 0 P: 12	R: 0 E: 0 K: 0 S: 4	H: 1 LOB: 1 BB: 0 P: 4	R: 0 E: 0 K: 1 S: 5	H: 0 LOB: 1 BB: 1 P: 9	R: 0 E: 0 K: 2 S: 8	H: 1 LOB: 0 BB: 0 P: 8	R: 0 E: 0 K: 0 S: 3	H: 0 LOB: 0 BB: 0 P: 3	R: 0 E: 0 K: 2 S: 7	H: 1 LOB: 0 BB: 0 P: 7	1B: 4 2B: 4 3B: 0 HR: 0	SF: 0 SAC: 1 DP: 2 HBP: 0	WP: 0 PB: 0 SB: 1 CS: 1	PA: 35			
PITCHER	IP	WLS	BF	H	R	ER	SO	BB	IBB	HBP	BLK	WP	HR	S	P	ERA	WHIP								
Steve Bedrosian, R ERA: 2.37	(1.1)	5.0	W	22	5	3	3	4	4	0	0	0	0	26	42	5.40	1.800								
Gene Garber, R ERA: 3.25	(6.1)	4.0	S	13	2	0	0	5	0	0	0	0	0	23	23	0.00	0.500								

AB 30
R 3
H 7
RBI 3
BB 4
SO 9
LOB 17



Batter	1	2	3	4	5	6	7	8	9	AB	R	H	RBI	BB	SO	LOB	BOTTOM								
Jerry Royster, R OBP: 0.265, SLG: 0.290				0-0 F7			0-0 6-3			3	1	0	0	1	1	1	Pittsburgh Pirates @ Atlanta Braves Atlanta-Fulton County Stadium, Atlanta, GA Wed Aug 15 1984, 7:05 PM EDT Att: 12,957 - Unknown								
Ken Oberkfell, L OBP: 0.333, SLG: 0.362	0-0 BB	0-0 F9		1-2 1B 1B	4-0 1B BB		0-0 F8			3	2	1	0	1	0	0									
Claudell Washington, L OBP: 0.497, SLG: 0.523	4-0 1B 1B	0-0 F7		1-2 2-3 1B	0-0 CS 1B		0-0 S 1B			3	1	2	0	1	0	0									
Dale Murphy, R OBP: 0.355, SLG: 0.506	0-0 1B 2B 1B	0-3 K		1-3 2-H 3-H 1B	0-0 1-3 1B		0-3 K			4	1	2	3	0	2	1									
Chris Chambliss, L OBP: 0.359, SLG: 0.378	4-0 1-2 2B BB		0-3 K		1-3 1B			0-0 4-3		3	1	0	0	1	1	1									
Rufino Linares, R OBP: 0.333, SLG: 0.436	0-0 1-2 2-3 3-H 1B		0-3 K		6-3			0-0 4-3		4	1	1	1	0	1	1									
Glenn Hubbard, R OBP: 0.338, SLG: 0.388	0-0 1-H 2-H 3-H 2B		0-0 6-3			4-0 G4-6-3 BB		0-3 K		3	0	1	3	1	1	0									
Bruce Benedict, R OBP: 0.310, SLG: 0.303	0-0 F4			0-0 6-3		0-0 F7				3	0	0	0	0	0	2									
Steve Bedrosian, R OBP: 0.118, SLG: 0.118 Gene Garber, R OBP: 0.091, SLG: 0.091	0-3 K			0-3 K		0-0 G4-6-3				2	0	0	0	0	2	1									
Inning Stats	R: 6 E: 0 K: 2 S: 11	H: 4 LOB: 1 BB: 3 P: 23	R: 0 E: 0 K: 1 S: 5	H: 0 LOB: 0 BB: 0 P: 5	R: 0 E: 0 K: 2 S: 7	H: 0 LOB: 0 BB: 0 P: 7	R: 0 E: 0 K: 1 S: 5	H: 0 LOB: 0 BB: 0 P: 5	R: 1 E: 0 K: 0 S: 4	H: 2 LOB: 1 BB: 1 P: 8	R: 0 E: 0 K: 0 S: 2	H: 0 LOB: 0 BB: 1 P: 6	R: 0 E: 0 K: 1 S: 6	H: 1 LOB: 1 BB: 0 P: 6	R: 0 E: 0 K: 1 S: 5	H: 0 LOB: 0 BB: 0 P: 5		1B: 6 2B: 1 3B: 0 HR: 0	SF: 0 SAC: 0 DP: 1 HBP: 0	WP: 0 PB: 0 SB: 1 CS: 1	PA: 34				
PITCHER	IP	WLS	BF	H	R	ER	SO	BB	IBB	HBP	BLK	WP	HR	S	P	ERA	WHIP								
Rick Rhoden, R ERA: 3.1	(1.1)	4.1	L	22	6	7	7	6	4	0	0	0	0	30	46	14.54	2.308								
Lee Tunnell, R ERA: 5.21	(5.1)	1.2		5	0	0	0	0	1	0	0	0	0	4	8	0.00	0.600								
Kent Tekulve, R ERA: 2.66	(7.1)	2.0		7	1	0	0	2	0	0	0	0	0	11	11	0.00	0.500								



Batter	1	2	3	4	5	6	7	8	9	AB	R	H	RBI	BB	SO	LOB	TOP								
Marvell Wynne, L OBP: 0.321, SLG: 0.344 (1, 8)	6-3	FC1-6-4						4-3		5	1	2	0	0	0	3									
Lee Mazzilli, S OBP: 0.346, SLG: 0.351 Doug Frobel, L OBP: 0.249, SLG: 0.379 (1, 7) (5, 9)	K		K					F7		2	1	0	0	1	2	0									
Johnny Ray, S OBP: 0.366, SLG: 0.405 (1, 4)	F9		1-3					5-3		5	1	1	1	0	0	3									
Jason Thompson, L OBP: 0.353, SLG: 0.394 (1, 3)		3-1						F8		5	1	2	1	0	0	0									
Tony Peña, R OBP: 0.338, SLG: 0.418 (1, 2)										4	1	2	1	0	0	1									
Denny Gonzalez, R OBP: 0.231, SLG: 0.194 (1, 5)										2	0	0	0	2	1	2									
Lee Lacy, R OBP: 0.347, SLG: 0.438 (5, 7)										4	0	1	1	0	0	1									
Dale Berra, R OBP: 0.291, SLG: 0.349 (1, 6)										3	0	0	0	1	0	0									
John Tudor, L OBP: 0.279, SLG: 0.259 (1, 1)										4	0	1	0	0	2	3									
Inning Stats	R: 0 E: 0 K: 1 S: 5	H: 0 LOB: 0 BB: 0 P: 5	R: 1 E: 0 K: 1 S: 7	H: 2 LOB: 3 BB: 2 P: 15	R: 1 E: 0 K: 2 S: 9	H: 2 LOB: 1 BB: 0 P: 9	R: 0 E: 0 K: 0 S: 3	H: 0 LOB: 0 BB: 0 P: 3	R: 3 E: 1 K: 0 S: 5	H: 3 LOB: 0 BB: 1 P: 9	R: 0 E: 0 K: 0 S: 5	H: 2 LOB: 3 BB: 1 P: 9	R: 0 E: 0 K: 0 S: 3	H: 0 LOB: 1 BB: 1 P: 7	R: 0 E: 0 K: 1 S: 5	H: 0 LOB: 0 BB: 0 P: 5	R: 0 E: 0 K: 0 S: 3	H: 0 LOB: 0 BB: 0 P: 3	1B: 7 2B: 0 3B: 1 HR: 1	SF: 0 SAC: 0 DP: 0 HBP: 0	WP: 0 PB: 0 SB: 3 CS: 1	PA: 41			
PITCHER	IP	WLS	BF	H	R	ER	SO	BB	IBB	HBP	BLK	WP	HR	S	P	ERA	WHIP	PITCHER							
Rick Mahler, R ERA: 2.8 (1, 1)	5.0	L	24	7	5	4	4	3	0	0	0	0	1	29	41	7.20	2.000								
Craig McMurtry, R ERA: 4.57 (6, 1)	2.0		10	2	0	0	0	2	0	0	0	0	0	8	16	0.00	2.000								
Jeff Dedmon, R ERA: 3.92 (8, 1)	2.0		6	0	0	0	1	0	0	0	0	0	0	8	8	0.00	0.000								

Pittsburgh Pirates @ Atlanta Braves
Atlanta-Fulton County Stadium, Atlanta, GA
Thu Aug 16 1984, 7:05 PM EDT
Att: 16,829 - Unknown

AB 35
R 5
H 9
RBI 4
BB 5
SO 5
LOB 13



Batter	1	2	3	4	5	6	7	8	9	AB	R	H	RBI	BB	SO	LOB	BOTTOM								
Jerry Royster, R OBP: 0.270, SLG: 0.301 (1, 6)	SH1-3 4-3 2B		K					K		4	1	2	0	0	2	0									
Ken Oberkfell, L OBP: 0.330, SLG: 0.360 (1, 5)	SH1-3 2-3							F4		2	0	0	1	0	0	0									
Claudell Washington, L OBP: 0.406, SLG: 0.519 (1, 9)	4-3							F8		4	0	1	1	0	0	2									
Dale Murphy, R OBP: 0.359, SLG: 0.509 (1, 8)	1-3									3	0	2	0	1	0	0									
Bob Watson, R OBP: 0.276, SLG: 0.329 (1, 3)			K					F8		4	0	0	0	0	2	4									
Rufino Linares, R OBP: 0.306, SLG: 0.395 (1, 7)	F4							F8		4	0	0	0	0	1	3									
Glenn Hubbard, R OBP: 0.337, SLG: 0.386 (1, 4)	F9							F9		4	1	1	0	0	0	1									
Alex Trevino, R OBP: 0.289, SLG: 0.333 (1, 2)			F8					F6		4	0	1	0	0	0	0									
Rick Mahler, R OBP: 0.313, SLG: 0.362 Randy Johnson, R OBP: 0.357, SLG: 0.410 Craig McMurtry, R OBP: 0.146, SLG: 0.154 Brad Komminsk, R OBP: 0.264, SLG: 0.292 Jeff Dedmon, L (1, 1) (5, PH) (6, 1) (7, PH) (8, 1)			5-3					5-3		1	0	0	0	0	0	0									
Inning Stats	R: 1 E: 0 K: 0 S: 4	H: 1 LOB: 0 BB: 0 P: 4	R: 0 E: 0 K: 1 S: 5	H: 0 LOB: 0 BB: 0 P: 5	R: 0 E: 0 K: 1 S: 5	H: 0 LOB: 0 BB: 0 P: 5	R: 0 E: 0 K: 2 S: 8	H: 1 LOB: 2 BB: 1 P: 12	R: 1 E: 0 K: 0 S: 6	H: 3 LOB: 2 BB: 0 P: 6	R: 0 E: 0 K: 0 S: 4	H: 1 LOB: 1 BB: 0 P: 4	R: 0 E: 0 K: 1 S: 5	H: 0 LOB: 0 BB: 0 P: 5	R: 0 E: 0 K: 0 S: 4	H: 1 LOB: 1 BB: 0 P: 4	R: 0 E: 0 K: 0 S: 3	H: 0 LOB: 0 BB: 0 P: 3	1B: 5 2B: 2 3B: 0 HR: 0	SF: 1 SAC: 1 DP: 0 HBP: 0	WP: 0 PB: 0 SB: 1 CS: 0	PA: 35			
PITCHER	IP	WLS	BF	H	R	ER	SO	BB	IBB	HBP	BLK	WP	HR	S	P	ERA	WHIP	PITCHER							
John Tudor, L ERA: 3.26 (1, 1)	9.0	W	35	7	2	2	5	1	0	0	0	0	0	44	48	2.00	0.889								

Pittsburgh Pirates @ Atlanta Braves
Atlanta-Fulton County Stadium, Atlanta, GA
Thu Aug 16 1984, 7:05 PM EDT
Att: 16,829 - Unknown

AB 32
R 2
H 7
RBI 2
BB 1
SO 5
LOB 12



Batter	1	2	3	4	5	6	7	8	9	AB	R	H	RBI	BB	SO	LOB	TOP										
Rafael Ramirez, R (1, 6) OBP: 0.296, SLG: 0.314	1-0 CS HBP		0-0 SH1-4 1B		0-0 F7			0-0 F8		3	0	1	0	0	0	1											
Ken Oberkfell, L (1, 5) OBP: 0.333, SLG: 0.361	4-0 3B BB		0-0 SH1-4					0-0 F8		2	1	1	0	1	0	0											
Claudell Washington, L (1, 9) OBP: 0.492, SLG: 0.513	0-0 F6		0-0 F7					0-3 K		4	0	0	0	0	1	5											
Dale Murphy, R (1, 8) OBP: 0.360, SLG: 0.516	0-0 1-H 3B		0-3 K					0-3 K		4	0	2	1	0	2	2											
Chris Chambliss, L (1, 3) OBP: 0.355, SLG: 0.373	0-3 K							0-0 4-3		4	0	0	0	0	1	2											
Rufino Linares, R (1, 7) OBP: 0.283, SLG: 0.362			0-3 K					0-3 K		4	0	0	0	0	3	1											
Glenn Hubbard, R (1, 4) OBP: 0.334, SLG: 0.382			0-3 K					0-0 1-3		4	0	0	0	0	1	1											
Bruce Benedict, R (1, 2) OBP: 0.306, SLG: 0.299			0-3 K					0-0 5-3		3	0	0	0	0	2	0											
Pascual Perez, R (1, 1) OBP: 0.189, SLG: 0.128			4-0 SH1-4 1B BB					0-0 F1		1	0	0	0	1	0	0											
Randy Johnson, R (8, PH) OBP: 0.360, SLG: 0.414										1	0	1	0	0	0	0											
Gene Garber, R (8, 1) OBP: 0.091, SLG: 0.091										0	0	0	0	0	0	0											
Inning Stats	R: 1 E: 0 K: 1 S: 5	H: 1 LOB: 1 BB: 1 P: 10	R: 0 E: 0 K: 3 S: 9	H: 0 LOB: 0 BB: 0 P: 9	R: 0 E: 0 K: 1 S: 6	H: 1 LOB: 2 BB: 1 P: 10	R: 0 E: 0 K: 0 S: 3	H: 0 LOB: 0 BB: 0 P: 3	R: 0 E: 0 K: 1 S: 5	H: 0 LOB: 0 BB: 0 P: 5	R: 0 E: 0 K: 1 S: 5	H: 0 LOB: 0 BB: 0 P: 5	R: 0 E: 0 K: 1 S: 5	H: 0 LOB: 0 BB: 0 P: 5	R: 0 E: 0 K: 1 S: 7	H: 2 LOB: 2 BB: 0 P: 7	R: 0 E: 0 K: 1 S: 6	H: 1 LOB: 1 BB: 0 P: 6	1B: 3 2B: 1 3B: 1 HR: 0	SF: 0 SAC: 1 DP: 0 HBP: 1	WP: 0 PB: 0 SB: 0 CS: 1	PA: 34					
PITCHER	IP	WLS	BF	H	R	ER	SO	BB	IBB	HBP	BLK	WP	HR	S	P	ERA	WHIP	PITCHER									
Joaquin Andujar, R (1, 1) ERA: 3.22	7.0	W	25	2	1	1	8	2	0	1	0	0	0	38	47	1.29	0.571										
Bruce Sutter, R (8, 1) ERA: 1.43	2.0	S	9	3	0	0	2	0	0	0	0	0	0	13	13	0.00	1.500										

Atlanta Braves @ St. Louis Cardinals
Busch Stadium, St. Louis, MO
Fri Aug 17 1984, 7:05 PM CDT
Att: 32,602 - Unknown

AB 30
R 1
H 5
RBI 1
BB 2
SO 10
LOB 12



Batter	1	2	3	4	5	6	7	8	9	AB	R	H	RBI	BB	SO	LOB	BOTTOM										
Willie McGee, S (1, 8) OBP: 0.320, SLG: 0.403	0-3 K		0-0 1-3					0-0 G3		4	0	0	0	0	1	1											
Tom Herr, S (1, 4) OBP: 0.317, SLG: 0.323	0-0 1B		0-0 L6					0-0 L4		4	0	1	0	0	0	0											
Terry Pendleton, S (1, 5) OBP: 0.400, SLG: 0.441	0-0 F5		0-0 F7					4-0 BB		3	0	0	0	1	0	1											
Mike Jorgensen, L (1, 3) OBP: 0.348, SLG: 0.309	0-0 1B		0-0 G3					0-0 F8		4	0	1	0	0	0	1											
Andy Van Slyke, L (1, 9) OBP: 0.343, SLG: 0.346	0-0 G3							0-0 F7		3	0	0	0	1	1	2											
Lonnie Smith, R (1, 7) OBP: 0.380, SLG: 0.344			0-0 BLK 1B					0-0 5-3		4	2	2	0	0	0	1											
Tito Landrum, R (9, 7) OBP: 0.340, SLG: 0.412			0-0 S 2B 1B					0-0 4-3		0	0	0	0	0	0	0											
Darrell Porter, L (1, 2) OBP: 0.340, SLG: 0.365			0-3 K					0-3 K		3	0	0	0	0	3	2											
Chris Speier, R (1, 6) OBP: 0.228, SLG: 0.296			0-0 F7							3	1	2	2	0	0	1											
Joaquin Andujar, S (1, 1) OBP: 0.233, SLG: 0.242			0-0 2H 2B							2	0	1	1	0	1	1											
Steve Braun, L (7, PH) OBP: 0.366, SLG: 0.288										1	0	0	0	0	1	0											
Bruce Sutter, R (8, 1) ERA: 3.21			2H 1B							0	0	0	0	0	0	0											
Inning Stats	R: 0 E: 0 K: 1 S: 7	H: 2 LOB: 2 BB: 0 P: 7	R: 1 E: 0 K: 1 S: 7	H: 2 LOB: 1 BB: 0 P: 7	R: 0 E: 0 K: 0 S: 3	H: 0 LOB: 0 BB: 0 P: 3	R: 1 E: 0 K: 3 S: 11	H: 2 LOB: 1 BB: 0 P: 11	R: 0 E: 0 K: 0 S: 3	H: 0 LOB: 1 BB: 1 P: 7	R: 0 E: 0 K: 1 S: 5	H: 0 LOB: 0 BB: 0 P: 5	R: 1 E: 0 K: 1 S: 6	H: 1 LOB: 0 BB: 0 P: 6	R: 0 E: 0 K: 0 S: 3	H: 0 LOB: 1 BB: 1 P: 7	R: 0 E: 0 K: 0 S: 3	H: 0 LOB: 1 BB: 1 P: 7	1B: 5 2B: 1 3B: 0 HR: 1	SF: 0 SAC: 0 DP: 0 HBP: 0	WP: 0 PB: 0 SB: 1 CS: 0	PA: 33					
PITCHER	IP	WLS	BF	H	R	ER	SO	BB	IBB	HBP	BLK	WP	HR	S	P	ERA	WHIP	PITCHER									
Pascual Perez, R (1, 1) ERA: 3.76	7.0	L	29	7	3	3	7	1	0	0	1	1	42	46	3.86	1.143											
Gene Garber, R (8, 1) ERA: 3.21	1.0		4	0	0	0	0	1	0	0	0	0	0	3	7	0.00	1.000										

Atlanta Braves @ St. Louis Cardinals
Busch Stadium, St. Louis, MO
Fri Aug 17 1984, 7:05 PM CDT
Att: 32,602 - Unknown

AB 31
R 3
H 7
RBI 3
BB 2
SO 7
LOB 10



Batter	1	2	3	4	5	6	7	8	9	10	AB	R	H	RBI	BB	SO	LOB	TOP			
Jerry Royster, R OBP: 0.276, SLG: 0.312 (1, 4)	P2		4-3				CS	6-3	L4		5	0	1	0	0	0	1				
Rafael Ramirez, R OBP: 0.293, SLG: 0.315 (1, 6)	K							K		FC6-4 1B	5	0	2	0	0	2	2				
Rufino Linares, R OBP: 0.293, SLG: 0.353 (1, 7)			4-3					BB 1B	FC6-4 FC4-6		4	0	1	0	1	0	2				
Dale Murphy, R OBP: 0.363, SLG: 0.521 (1, 8)	4-3							BB 1B	FC4-6 1B 2B		5	1	1	0	0	1	2				
Chris Chambliss, L OBP: 0.367, SLG: 0.385 (1, 3)								BB 1B		3	1	2	0	2	0	0					
Brad Komminsk, R OBP: 0.271, SLG: 0.321 (1, 9)		5-3						BB 1B		5	2	2	1	0	2	5					
Ken Oberkfell, L OBP: 0.334, SLG: 0.357 (1, 5)								BB 1B		4	0	1	0	1	2	2					
Alex Trevino, R OBP: 0.289, SLG: 0.343 (1, 2)		5-3						BB 1B		5	0	1	2	0	0	3					
Rick Mahler, R OBP: 0.320, SLG: 0.387 Gerald Perry, L OBP: 0.375, SLG: 0.355 Donnie Moore, L (7, 1) Glenn Hubbard, R OBP: 0.333, SLG: 0.386 Gene Garber, R OBP: 0.083, SLG: 0.083 (9, 1)			6-3					CS 1B		2	0	1	0	0	0	0					
Inning Stats	R: 0 E: 0 K: 1 S: 6	H: 1 LOB: 1 BB: 0 P: 6	R: 0 E: 0 K: 1 S: 6	H: 1 LOB: 1 BB: 0 P: 6	R: 0 E: 0 K: 0 S: 4	H: 0 LOB: 1 BB: 1 P: 10	R: 0 E: 0 K: 1 S: 7	H: 2 LOB: 2 BB: 0 P: 7	R: 0 E: 0 K: 0 S: 3	H: 0 LOB: 0 BB: 0 P: 3	R: 1 E: 0 K: 0 S: 4	H: 2 LOB: 0 BB: 0 P: 4	R: 0 E: 0 K: 2 S: 8	H: 1 LOB: 3 BB: 2 P: 16	R: 0 E: 0 K: 1 S: 6	H: 1 LOB: 1 BB: 0 P: 6	R: 3 E: 0 K: 0 S: 7	H: 4 LOB: 2 BB: 1 P: 11	1B: 10 2B: 4 3B: 0 HR: 0	SF: 0 SAC: 0 DP: 1 HBP: 0	WP: 0 PA: 46
PITCHER	IP 8.0	WLS 33	BF 8	H 1	R 1	ER 1	SO 7	BB 3	IBB 0	HBP 0	BLK 0	WP 0	HR 0	S 44	P 56	ERA 1.12	WHIP 1.375				
PITCHER	IP 2.0	WLS L	BF 12	H 5	R 3	ER 3	SO 1	BB 0	IBB 1	HBP 0	BLK 0	WP 0	HR 0	S 13	P 17	ERA 13.50	WHIP 2.500				

Atlanta Braves @ Pittsburgh Pirates
Three Rivers Stadium, Pittsburgh, PA
Mon Aug 20 1984, 7:05 PM EDT
Att: 7,613 - Unknown

AB	41
R	4
H	13
RBI	4
BB	4
SO	8
LOB	20



Batter	1	2	3	4	5	6	7	8	9	10	AB	R	H	RBI	BB	SO	LOB	BOTTOM			
Marvell Wynne, L OBP: 0.314, SLG: 0.336 (1, 8)	F8			1-3							4	0	0	0	0	2	1				
Lee Lacy, R OBP: 0.340, SLG: 0.429 (1, 7)	6-3			5-3				FC5-4			4	0	0	0	0	1					
Johnny Ray, S OBP: 0.357, SLG: 0.391 (1, 4)	F8			F7				4-3			4	0	0	0	0	0					
Jason Thompson, L OBP: 0.353, SLG: 0.397 (1, 3)								K			4	0	0	0	0	3	0				
Tony Peña, R OBP: 0.333, SLG: 0.411 (1, 2)		P2		6-3				P3			4	0	0	0	0	0					
Jim Morrison, R OBP: 0.292, SLG: 0.424 (1, 5)		5-3									4	0	1	0	0	0					
Doug Frobel, L OBP: 0.264, SLG: 0.422 (1, 9)											3	1	2	1	0	1	1				
Dale Berra, R OBP: 0.290, SLG: 0.346 (1, 6)				G6-4-3 1B				HR			3	0	0	0	0	1	2				
Rick Rhoden, R OBP: 0.323, SLG: 0.381 Mitchell Page, L OBP: 0.259, SLG: 0.250 Kent Tekulve, R (9, 1)				G6-4-3 1-2r				F8			2	0	1	0	0	0					
				L6							1	0	0	0	0	1	1				
								FC5-4 1B			0	0	0	0	0	0	0				
Inning Stats	R: 0 E: 0 K: 0 S: 3	H: 0 LOB: 0 BB: 0 P: 3	R: 0 E: 0 K: 1 S: 5	H: 0 LOB: 0 BB: 0 P: 5	R: 0 E: 0 K: 0 S: 3	H: 1 LOB: 0 BB: 0 P: 3	R: 0 E: 0 K: 0 S: 3	H: 0 LOB: 0 BB: 0 P: 3	R: 0 E: 0 K: 1 S: 5	H: 0 LOB: 0 BB: 0 P: 5	R: 1 E: 0 K: 1 S: 7	H: 2 LOB: 1 BB: 0 P: 7	R: 0 E: 0 K: 3 S: 10	H: 1 LOB: 1 BB: 0 P: 10	R: 0 E: 0 K: 1 S: 5	H: 0 LOB: 0 BB: 0 P: 5	R: 0 E: 0 K: 0 S: 3	H: 0 LOB: 0 BB: 0 P: 3	1B: 3 2B: 0 3B: 0 HR: 1	SF: 0 SAC: 0 DP: 1 HBP: 0	WP: 0 PA: 33
PITCHER	IP 6.0	WLS 3	BF 20	H 3	R 1	ER 1	SO 3	BB 0	IBB 0	HBP 0	BLK 0	WP 0	HR 1	S 26	P 26	ERA 1.50	WHIP 0.500				
PITCHER	IP 2.0	WLS 7	BF 7	H 1	R 0	ER 0	SO 4	BB 0	IBB 0	HBP 0	BLK 0	WP 0	HR 0	S 15	P 15	ERA 0.00	WHIP 0.500				
PITCHER	IP 2.0	WLS W	BF 6	H 0	R 0	ER 0	SO 1	BB 0	IBB 0	HBP 0	BLK 0	WP 0	HR 0	S 8	P 8	ERA 0.00	WHIP 0.000				

Atlanta Braves @ Pittsburgh Pirates
Three Rivers Stadium, Pittsburgh, PA
Mon Aug 20 1984, 7:05 PM EDT
Att: 7,613 - Unknown

AB	33
R	1
H	4
RBI	1
BB	0
SO	8
LOB	6



Batter	1	2	3	4	5	6	7	8	9	AB	R	H	RBI	BB	SO	LOB	TOP										
Jerry Royster, R OBP: 0.275, SLG: 0.311	0-0 6-3		0-0 G3			0-0 2B HR 1B		0-3 K		4	1	1	0	0	1	0	Atlanta Braves @ Pittsburgh Pirates Three Rivers Stadium, Pittsburgh, PA Tue Aug 21 1984, 7:05 PM EDT Att: 6,400 - Unknown										
Rafael Ramirez, R OBP: 0.293, SLG: 0.316	0-0 4-3			0-0 F8		0-0 HR 2B		0-0 6-3		4	1	1	1	0	0	0											
Gerald Perry, L OBP: 0.373, SLG: 0.353	0-0 1-3			0-0 CS 1B 1B		0-0 P4		0-3 K		4	0	1	0	0	1	2											
Dale Murphy, R OBP: 0.364, SLG: 0.527		0-0 F9		0-0 1B		0-0 HR		0-3 K		4	1	2	3	0	1	0											
Brad Komminsk, R OBP: 0.275, SLG: 0.321		0-0 1B		0-3 K		0-0 CS BB		0-3 K		3	0	1	0	1	2	2											
Rufino Linares, R OBP: 0.274, SLG: 0.327		0-3 K		0-3 K		0-0 6-3		0-3 K		4	0	0	0	0	3	2											
Ken Oberkfell, L OBP: 0.331, SLG: 0.353		0-0 L5		0-3 K		0-3 K		0-0 L6		3	0	0	0	0	1	1											
Alex Trevino, R OBP: 0.285, SLG: 0.339			0-3 K		0-0 6-3		0-0 F9			3	0	0	0	0	1	0											
Pascual Perez, R OBP: 0.185, SLG: 0.125			0-3 K		0-0 6-3		0-0 6-3			1	0	0	0	0	1	0											
Glenn Hubbard, R OBP: 0.335, SLG: 0.388						0-0 1B 2B 1B		0-0 6-3		1	1	1	0	0	0	0											
Jeff Dedmon, L (6, PH)										1	0	0	0	0	0	0											
Gene Garber, R OBP: 0.083, SLG: 0.083										0	0	0	0	0	0	0											
Albert Hall, S OBP: 0.289, SLG: 0.289										0	0	0	0	0	0	0											
Inning Stats	R: 0 E: 0 K: 0 S: 3	H: 0 LOB: 0 BB: 0 P: 3	R: 0 E: 0 K: 1 S: 6	H: 1 LOB: 1 BB: 0 P: 6	R: 0 E: 0 K: 2 S: 7	H: 0 LOB: 0 BB: 0 P: 7	R: 0 E: 0 K: 1 S: 6	H: 2 LOB: 2 BB: 0 P: 6	R: 0 E: 0 K: 2 S: 7	H: 0 LOB: 0 BB: 0 P: 7	R: 4 E: 0 K: 0 S: 6	H: 4 LOB: 0 BB: 1 P: 10	R: 0 E: 0 K: 0 S: 3	H: 0 LOB: 0 BB: 0 P: 3	R: 0 E: 0 K: 3 S: 9	H: 0 LOB: 0 BB: 0 P: 9	1B: 5 2B: 2 3B: 0 HR: 1	SF: 0 SAC: 0 DP: 1 HBP: 0	WP: 0 PB: 0 SB: 0 CS: 2	PA: 33							
PITCHER	IP	WLS	BF	H	R	ER	SO	BB	IBB	HBP	BLK	WP	HR	S	P	ERA	WHIP										
John Tudor, L ERA: 3.38	5.1		22	7	4	4	6	0	0	0	0	0	1	34	34	6.75	1.312										
Lee Tunnel, R ERA: 5.03	1.2		5	0	0	0	0	1	0	0	0	0	0	4	8	0.00	0.600										
Don Robinson, R ERA: 3.3	2.0	W	6	0	0	0	5	0	0	0	0	0	0	16	16	0.00	0.000										

AB 32
R 4
H 7
RBI 4
BB 1
SO 11
LOB 7



Batter	1	2	3	4	5	6	7	8	9	AB	R	H	RBI	BB	SO	LOB	BOTTOM										
Marvell Wynne, L OBP: 0.317, SLG: 0.339	0-3 K		0-0 4-3		0-0 S 1B		0-0 1B 1B		0-0 1B	5	0	3	1	0	1	1	Atlanta Braves @ Pittsburgh Pirates Three Rivers Stadium, Pittsburgh, PA Tue Aug 21 1984, 7:05 PM EDT Att: 6,400 - Unknown										
Lee Lacy, R OBP: 0.342, SLG: 0.433	0-0 F9			0-0 HR 2B	0-0 F9		0-0 1B 1B		0-0 1B	4	1	2	1	0	0	1											
Johnny Ray, S OBP: 0.356, SLG: 0.397	0-0 F8			0-0 HR	0-0 F8		0-0 L6			4	1	1	2	0	0	1											
Jason Thompson, L OBP: 0.356, SLG: 0.396		4-0 G4-6-3 BB		4-0 PB E BB		0-0 F7		4-0 G6-4-3 BB		1	1	0	0	3	0	0											
Tony Peña, R OBP: 0.332, SLG: 0.409		0-0 G4-6-3		0-0 E6 S 1B		0-3 K		0-0 G6-4-3		4	0	1	0	0	1	2											
Denny Gonzalez, R OBP: 0.213, SLG: 0.205		0-0 F9		0-3 K		0-3 K			0-0 SH3 1B 2B	4	1	1	0	0	2	1											
Doug Frobel, L OBP: 0.265, SLG: 0.417			4-0 3-1 S BB	0-3 K		0-0 6-3		0-0 SH3		2	0	0	0	1	1	1											
Dale Berra, R OBP: 0.289, SLG: 0.343		0-3 K		0-0 P6		0-0 4-3		4-0 1B IBB IBB		3	0	0	0	1	1	2											
John Tudor, L OBP: 0.270, SLG: 0.250			0-0 3-1		0-0 F8		0-0 1B 1B		4-0 1B IBB	2	0	0	0	0	0	1											
Lee Tunnel, R OBP: 0.100, SLG: 0.100										0	0	0	0	0	0	0											
Mitchell Page, L OBP: 0.400, SLG: 0.400										1	1	1	0	0	0	0											
Don Robinson, R OBP: 0.409, SLG: 0.474										0	0	0	0	0	0	0											
Lee Mazzilli, S OBP: 0.342, SLG: 0.341										0	0	0	0	1	0	0											
Inning Stats	R: 0 E: 0 K: 1 S: 5	H: 0 LOB: 0 BB: 0 P: 5	R: 0 E: 0 K: 0 S: 2	H: 0 LOB: 0 BB: 1 P: 6	R: 0 E: 0 K: 1 S: 5	H: 0 LOB: 1 BB: 1 P: 9	R: 3 E: 1 K: 2 S: 10	H: 3 LOB: 1 BB: 1 P: 14	R: 0 E: 0 K: 0 S: 4	H: 1 LOB: 0 BB: 0 P: 4	R: 0 E: 0 K: 2 S: 7	H: 0 LOB: 0 BB: 0 P: 7	R: 1 E: 0 K: 0 S: 5	H: 3 LOB: 2 BB: 0 P: 5	R: 0 E: 0 K: 0 S: 2	H: 0 LOB: 0 BB: 1 P: 6	R: 1 E: 0 K: 0 S: 3	H: 2 LOB: 3 BB: 2 P: 11	1B: 6 2B: 2 3B: 0 HR: 1	SF: 0 SAC: 1 DP: 2 HBP: 0	WP: 0 PB: 1 SB: 3 CS: 0	PA: 37					
PITCHER	IP	WLS	BF	H	R	ER	SO	BB	IBB	HBP	BLK	WP	HR	S	P	ERA	WHIP										
Pascual Perez, R ERA: 3.76	5.0		21	4	3	2	4	3	0	0	0	0	1	26	38	3.60	1.400										
Jeff Dedmon, R ERA: 4.09	3.0	L	12	4	2	2	2	1	0	0	0	0	0	15	19	6.00	1.667										
Gene Garber, R ERA: 3.0	0.1		4	1	0	0	0	0	2	0	0	0	0	2	10	0.00	3.000										



Batter	1	2	3	4	5	6	7	8	9	AB	R	H	RBI	BB	SO	LOB	TOP
Albert Hall, S OBP: 0.289, SLG: 0.314 (1, 7)										4	1	1	1	0	0	2	Atlanta Braves @ Pittsburgh Pirates Three Rivers Stadium, Pittsburgh, PA Wed Aug 22 1984, 7:05 PM EDT Att: 4,156 - Unknown livebaseballscores.com AB 31 R 2 H 4 RBI 2 BB 1 SO 8 LOB 5
Rafael Ramirez, R OBP: 0.293, SLG: 0.316 (1, 6)										4	0	1	0	0	0	0	
Gerald Perry, L OBP: 0.369, SLG: 0.349 Rufino Linares, R OBP: 0.270, SLG: 0.321 (9, PH)										3	0	0	0	0	2	1	
Dale Murphy, R OBP: 0.362, SLG: 0.522 (1, 8)										4	0	0	0	0	2	0	
Brad Komminsk, R OBP: 0.270, SLG: 0.314 (1, 9)										4	0	0	0	0	3	1	
Randy Johnson, R OBP: 0.358, SLG: 0.410 (1, 5)										3	1	1	0	0	0	0	
Jerry Royster, R OBP: 0.271, SLG: 0.306 (1, 4)										3	0	0	0	0	0	1	
Bruce Benedict, R OBP: 0.306, SLG: 0.300 (1, 2)										3	0	1	1	0	0	0	
Mike Payne, R OBP: 0.146, SLG: 0.154 Craig McMurtry, R OBP: 0.281, SLG: 0.325 Bob Watson, R OBP: 0.185, SLG: 0.125 Pascual Perez, R OBP: 0.185, SLG: 0.125 Pete Falcone, L OBP: 0.185, SLG: 0.281 Glenn Hubbard, R OBP: 0.338, SLG: 0.387 Donnie Moore, L OBP: 0.185, SLG: 0.125 (1, 1)										1	0	0	0	0	1	0	
Inning Stats	R: 1 E: 0 K: 1 S: 6	H: 2 LOB: 0 BB: 0 P: 6	R: 0 E: 0 K: 1 S: 5	H: 0 LOB: 0 BB: 0 P: 5	R: 0 E: 0 K: 1 S: 5	H: 0 LOB: 0 BB: 0 P: 5	R: 0 E: 0 K: 1 S: 5	H: 2 LOB: 1 BB: 0 P: 11	R: 0 E: 0 K: 0 S: 3	H: 0 LOB: 0 BB: 0 P: 3	R: 0 E: 0 K: 1 S: 5	H: 0 LOB: 0 BB: 0 P: 5	R: 0 E: 0 K: 1 S: 5	H: 0 LOB: 0 BB: 0 P: 5	1B: 3 2B: 0 3B: 0 HR: 1	SF: 0 SAC: 0 DP: 1 HBP: 0	
PITCHER Larry McWilliams, L ERA: 2.52 (1, 1)	IP: 9.0 WLS: W BF: 32 H: 4 R: 2 ER: 1 SO: 8 BB: 1 IBB: 0 HBP: 0 BLK: 1 WP: 1 HR: 1 S: 47 P: 51 ERA: 1.00 WHIP: 0.556																

Batter	1	2	3	4	5	6	7	8	9	AB	R	H	RBI	BB	SO	LOB	BOTTOM
Marvell Wynne, L OBP: 0.318, SLG: 0.338 (1, 8)										4	0	1	0	1	1	3	Atlanta Braves @ Pittsburgh Pirates Three Rivers Stadium, Pittsburgh, PA Wed Aug 22 1984, 7:05 PM EDT Att: 4,156 - Unknown livebaseballscores.com AB 33 R 7 H 12 RBI 7 BB 3 SO 5 LOB 15
Lee Lacy, R OBP: 0.345, SLG: 0.438 (1, 7)										5	2	3	1	0	0	3	
Johnny Ray, S OBP: 0.357, SLG: 0.397 (1, 4)										3	1	1	1	1	0	3	
Jason Thompson, L OBP: 0.357, SLG: 0.397 (1, 3)										4	1	2	1	0	0	1	
Tony Peña, R OBP: 0.333, SLG: 0.410 (1, 2)										4	1	2	1	0	0	0	
Denny Gonzalez, R OBP: 0.200, SLG: 0.191 (1, 5)										3	1	0	0	0	1	2	
Doug Frobel, L OBP: 0.260, SLG: 0.408 (1, 9)										4	0	0	0	0	3	3	
Dale Berra, R OBP: 0.291, SLG: 0.343 (1, 6)										3	1	1	1	1	0	0	
Larry McWilliams, L OBP: 0.155, SLG: 0.155 (1, 1)										3	0	2	2	0	0	0	
Inning Stats	R: 1 E: 0 K: 0 S: 4	H: 2 LOB: 0 BB: 0 P: 4	R: 0 E: 0 K: 1 S: 5	H: 0 LOB: 0 BB: 0 P: 5	R: 3 E: 0 K: 2 S: 11	H: 4 LOB: 2 BB: 1 P: 15	R: 0 E: 0 K: 0 S: 5	H: 2 LOB: 3 BB: 1 P: 9	R: 0 E: 0 K: 1 S: 5	H: 0 LOB: 0 BB: 0 P: 5	R: 0 E: 0 K: 0 S: 3	H: 1 LOB: 0 BB: 0 P: 3	R: 3 E: 1 K: 1 S: 9	H: 3 LOB: 2 BB: 1 P: 13	1B: 11 2B: 1 3B: 0 HR: 0	SF: 0 SAC: 2 DP: 2 HBP: 0	
PITCHER Mike Payne, R ERA: 13.5 Craig McMurtry, R ERA: 4.75 Pete Falcone, L ERA: 4.34 Donnie Moore, R ERA: 2.81 (1, 1)	IP: 2.2 WLS: L BF: 14 H: 6 R: 4 ER: 4 SO: 2 BB: 1 IBB: 0 HBP: 0 BLK: 0 WP: 0 HR: 0 S: 17 P: 21 ERA: 13.50 WHIP: 2.625																


Batter	1	2	3	4	5	6	7	8	9	AB	R	H	RBI	BB	SO	LOB	TOP							
Claudel Washington, L OBP: 0.394, SLG: 0.499 (1, 9)	 1B		 K			 K			 F7	4	0	1	0	0	2	0	Atlanta Braves @ Chicago Cubs Wrigley Field, Chicago, IL Fri Aug 24 1984, 3:33 AM CDT Att: 35,496 - Unknown							
Rafael Ramirez, R OBP: 0.292, SLG: 0.315 (1, 6)	 F3			 CS 1B		 5-3			 F7	4	0	1	0	0	0	1								
Dale Murphy, R OBP: 0.361, SLG: 0.522 (1, 8)	 K			 5-3					 6-3	4	0	1	0	0	1	2								
Chris Chambliss, L OBP: 0.367, SLG: 0.385 (1, 3)	 1-2 1B			 K					 5-3	3	0	1	0	0	1	1								
Brad Komminsk, R OBP: 0.271, SLG: 0.320 (1, 7)	 PO	 F9				 G3 2B			 5-3	3	0	1	0	0	0	1								
Ken Oberkfell, L OBP: 0.331, SLG: 0.351 (1, 5)		 G6-4-3 BB				 G3			 4-3	2	0	0	0	1	0	2								
Jerry Royster, R OBP: 0.268, SLG: 0.301 (1, 4)		 G6-4-3				 K			 F8	3	0	0	0	0	1	2								
Bruce Benedict, R OBP: 0.302, SLG: 0.295 (1, 2)				 P4		 4-3			 F7	3	0	0	0	0	0	1								
Rick Camp, R OBP: 0.147, SLG: 0.152 (5, PH) Albert Hall, S OBP: 0.287, SLG: 0.311 (6, 1) Jeff Dedmon, L OBP: 0.156, SLG: 0.167 (7, 1) Tony Brizzolara, R OBP: 0.359, SLG: 0.427 (8, PH) Randy Johnson, R OBP: 0.193, SLG: 0.283 (8, 1)			 K			 6-3			 F8	1	0	0	0	0	1	0								
Inning Stats	R: 0 E: 0 K: 1 S: 6	H: 2 LOB: 1 BB: 0 P: 6	R: 0 E: 0 K: 0 S: 2	H: 0 LOB: 0 BB: 1 P: 6	R: 0 E: 0 K: 2 S: 7	H: 0 LOB: 0 BB: 0 P: 7	R: 0 E: 0 K: 1 S: 5	H: 1 LOB: 0 BB: 0 P: 5	R: 0 E: 0 K: 1 S: 6	H: 1 LOB: 1 BB: 0 P: 6	R: 0 E: 0 K: 1 S: 5	H: 0 LOB: 0 BB: 0 P: 5	R: 0 E: 0 K: 0 S: 4	H: 1 LOB: 1 BB: 0 P: 4	R: 0 E: 0 K: 0 S: 3	H: 0 LOB: 0 BB: 0 P: 3		R: 0 E: 0 K: 0 S: 3	H: 0 LOB: 0 BB: 0 P: 3	1B: 3 2B: 2 3B: 0 HR: 0	SF: 0 SAC: 0 DP: 1 HBP: 0	WP: 0 PB: 0 SB: 0 CS: 1	PA: 31	
PITCHER Rick Sutcliffe, R ERA: 4.01 (1, 1)	IP: 9.0 WLS: W BF: 30	H: 5 R: 0 ER: 0 SO: 6	BB: 1 IBB: 0 HBP: 0 BLK: 0	WP: 0 HR: 0 S: 41 P: 45	ERA: 0.00 WHIP: 0.667	PITCHER														IP: 9.0 WLS: W BF: 30	H: 5 R: 0 ER: 0 SO: 6	BB: 1 IBB: 0 HBP: 0 BLK: 0	WP: 0 HR: 0 S: 41 P: 45	ERA: 0.00 WHIP: 0.667

Batter	1	2	3	4	5	6	7	8	9	AB	R	H	RBI	BB	SO	LOB	BOTTOM							
Bob Dernier, R OBP: 0.373, SLG: 0.377 (1, 8)	 F8	 FC5-4 2B 3B S				 6-3			 SH2-4	3	0	0	0	0	0	1	Atlanta Braves @ Chicago Cubs Wrigley Field, Chicago, IL Fri Aug 24 1984, 3:33 AM CDT Att: 35,496 - Unknown							
23 Ryne Sandberg, R OBP: 0.374, SLG: 0.536 (1, 4)	 HR	 K				 F7			 CS 1B	4	1	2	2	0	1	1								
Gary Matthews, R OBP: 0.405, SLG: 0.419 (1, 7) Henry Cotto, R OBP: 0.343, SLG: 0.323 (8, 7)	 WP 3B					 K			 WP BB	3	1	2	0	1	1	0								
Leon Durham, L OBP: 0.379, SLG: 0.508 (1, 3)	 WP BB					 6-3			 K	2	0	0	0	2	1	3								
Keith Moreland, R OBP: 0.337, SLG: 0.440 (1, 9)	 WP BB					 6-3			 P4	3	0	0	0	1	0	2								
Ron Cey, R OBP: 0.318, SLG: 0.437 (1, 5)	 F3					 6-3			 IBB	3	0	0	0	1	0	3								
Jody Davis, R OBP: 0.317, SLG: 0.443 (1, 2)	 F8					 6-3			 F9	4	0	1	0	0	0	4								
Larry Bowa, S OBP: 0.263, SLG: 0.262 (1, 6)		 P5				 CS 1B			 K	3	0	1	0	0	1	2								
Rick Sutcliffe, L OBP: 0.250, SLG: 0.282 (1, 1)		 FC5-4 1B				 4-3			 SH2-4 1B	3	1	2	0	0	0	1								
Inning Stats	R: 2 E: 0 K: 0 S: 5	H: 2 LOB: 2 BB: 2 P: 13	R: 0 E: 0 K: 1 S: 6	H: 1 LOB: 1 BB: 0 P: 6	R: 0 E: 0 K: 0 S: 4	H: 1 LOB: 1 BB: 0 P: 4	R: 0 E: 0 K: 0 S: 3	H: 1 LOB: 0 BB: 0 P: 3	R: 0 E: 0 K: 1 S: 5	H: 0 LOB: 0 BB: 0 P: 5	R: 0 E: 0 K: 1 S: 5	H: 0 LOB: 2 BB: 2 P: 13	R: 1 E: 0 K: 1 S: 6	H: 2 LOB: 1 BB: 1 P: 10	R: 0 E: 0 K: 0 S: 3	H: 1 LOB: 0 BB: 0 P: 3		1B: 6 2B: 0 3B: 1 HR: 1	SF: 0 SAC: 1 DP: 0 HBP: 0	WP: 2 PB: 0 SB: 2 CS: 3	PA: 35			
PITCHER Rick Camp, R ERA: 3.7 Jeff Dedmon, R ERA: 4.14 Tony Brizzolara, R ERA: 5.27 Gene Garber, R ERA: 2.96	IP: 5.0 WLS: L BF: 21	H: 5 R: 2 ER: 2 SO: 2	BB: 2 IBB: 0 HBP: 0 BLK: 0	WP: 1 HR: 1 S: 23 P: 31	ERA: 3.60 WHIP: 1.400	PITCHER														IP: 5.0 WLS: L BF: 21	H: 5 R: 2 ER: 2 SO: 2	BB: 2 IBB: 0 HBP: 0 BLK: 0	WP: 1 HR: 1 S: 23 P: 31	ERA: 6.75 WHIP: 2.250



Batter	1	2	3	4	5	6	7	8	9	AB	R	H	RBI	BB	SO	LOB	TOP		
Claudell Washington, L OBP: 0.390, SLG: 0.493 (1.9)	F8		4-3		G4-6-3			L6		4	0	0	0	0	0	1	Atlanta Braves @ Chicago Cubs Wrigley Field, Chicago, IL Sat Aug 25 1984, 3:33 AM CDT Att: 36,614 - Unknown		
Ken Oberkfell, L OBP: 0.333, SLG: 0.351 (1.4)	CS BB		3-1			F7		1B		3	0	1	0	1	0				
Dale Murphy, R OBP: 0.364, SLG: 0.523 (1.8)	1-2 BB					HR 1B		F8		3	1	2	0	1	0	1			
Chris Chambliss, L OBP: 0.363, SLG: 0.381 (1.3)	K		P3			F8		K		4	0	0	0	0	2	4			
Brad Komminsk, R OBP: 0.275, SLG: 0.338 (1.7)		1B G6-4-3 1B			P6	HR 1-H		K		4	2	2	2	0	1	0			
Randy Johnson, R OBP: 0.354, SLG: 0.404 (1.5)		G6-4-3 1-3 1B			F8	F9		F8		4	0	1	0	0	0	0			
Jerry Royster, R OBP: 0.263, SLG: 0.295 (1.6)		G6-4-3 1-2 3-H 1B			F8			6-3		4	0	0	0	0	0	1			
Bruce Benedict, R OBP: 0.303, SLG: 0.296 (1.2)		1B			5-3			P6		3	0	1	0	0	0	0			
Rick Mahler, R OBP: 0.321, SLG: 0.365 (1.1)		1-3				G4-6-3 1B		4-3		3	0	1	0	0	0	1			
Inning Stats	R: 0 E: 0 K: 1 S: 4	H: 0 LOB: 1 BB: 2 P: 12	R: 1 E: 0 K: 0 S: 5	H: 3 LOB: 1 BB: 0 P: 5	R: 0 E: 0 K: 0 S: 4	H: 1 LOB: 0 BB: 0 P: 4	R: 0 E: 0 K: 0 S: 3	H: 0 LOB: 0 BB: 0 P: 3	R: 0 E: 0 K: 0 S: 3	H: 0 LOB: 0 BB: 0 P: 3	R: 0 E: 0 K: 1 S: 6	H: 1 LOB: 0 BB: 0 P: 6	R: 0 E: 0 K: 1 S: 5	H: 0 LOB: 0 BB: 0 P: 5	R: 0 E: 0 K: 1 S: 5	H: 0 LOB: 0 BB: 0 P: 5	1B: 7 2B: 0 3B: 0 HR: 1	SF: 0 SAC: 0 DP: 2 HBP: 0	WP: 0 PA: 34 PB: 0 SB: 0 CS: 1
PITCHER	IP	WLS	BF	H	R	ER	SO	BB	IBB	HBP	BLK	WP	HR	S	P	ERA	WHIP		
Scott Sanderson, R ERA: 3.46 (1.1)	7.0	L	27	7	3	3	1	2	0	0	0	0	1	27	35	3.86	1.286		
George Frazier, R ERA: 3.61 (8.1)	2.0		7	1	0	0	2	0	0	0	0	0	0	11	11	0.00	0.500		

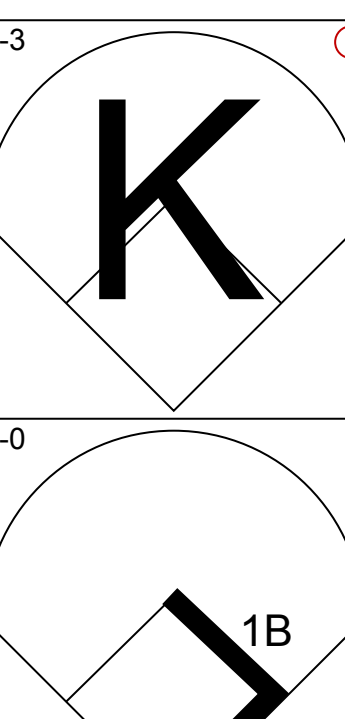
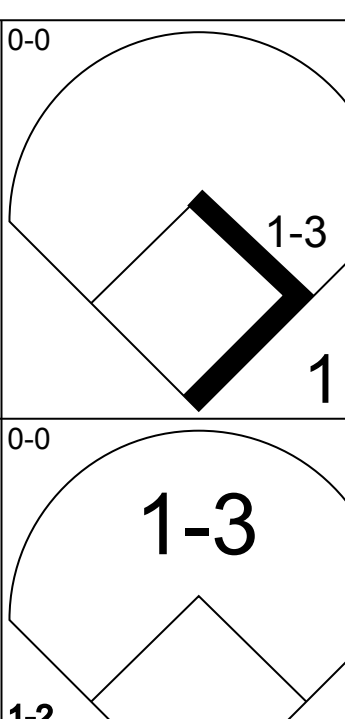
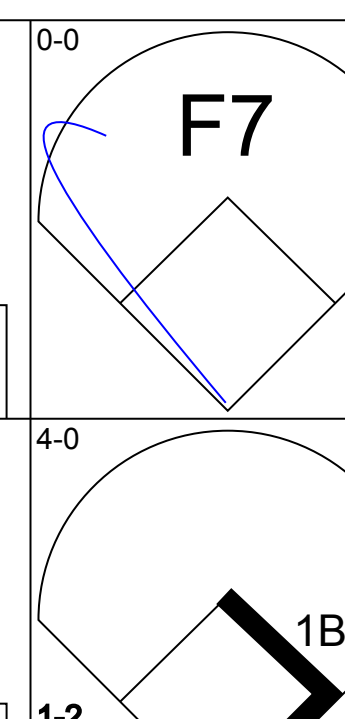
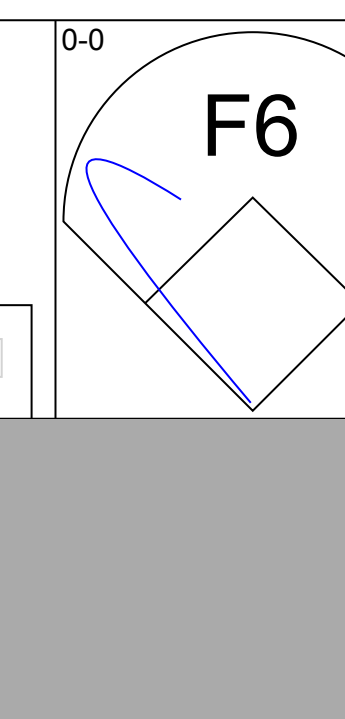
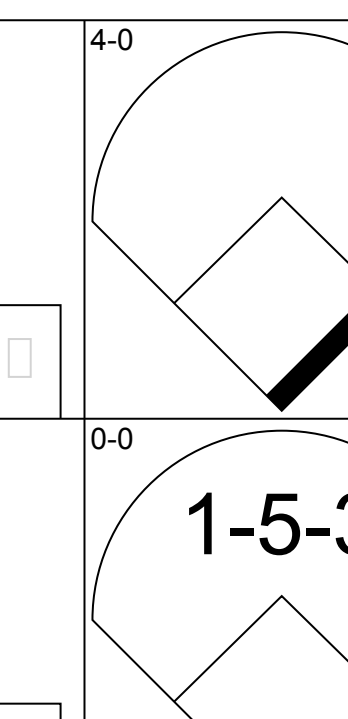
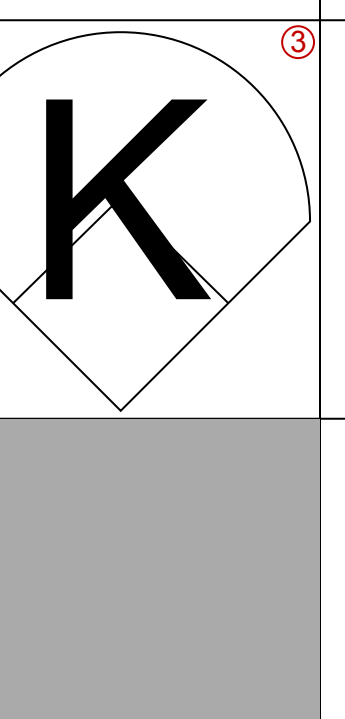
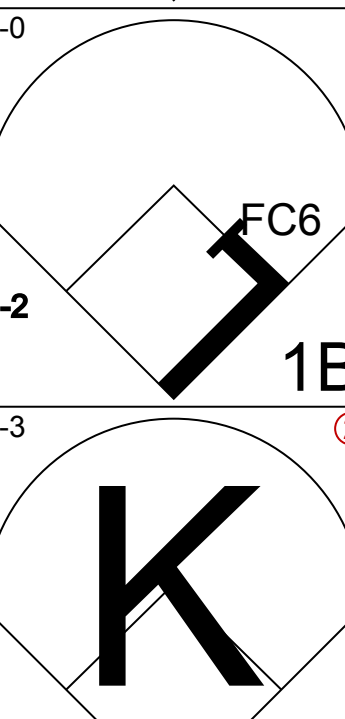
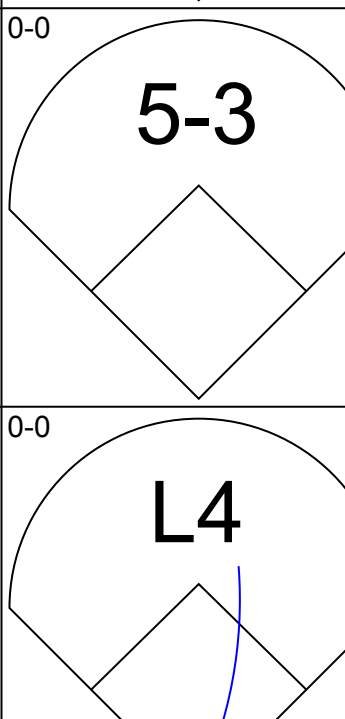
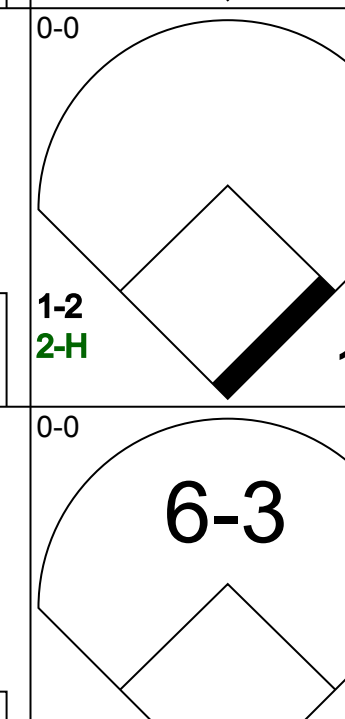


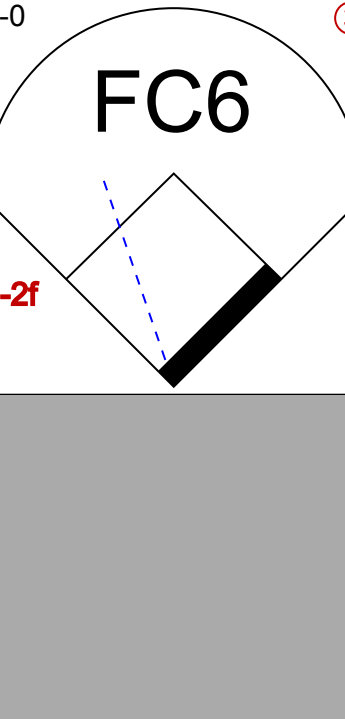






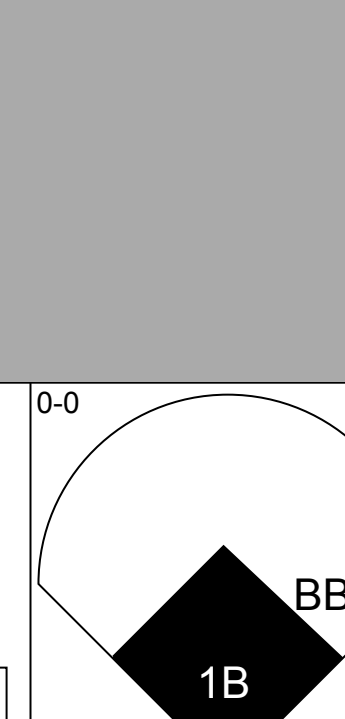
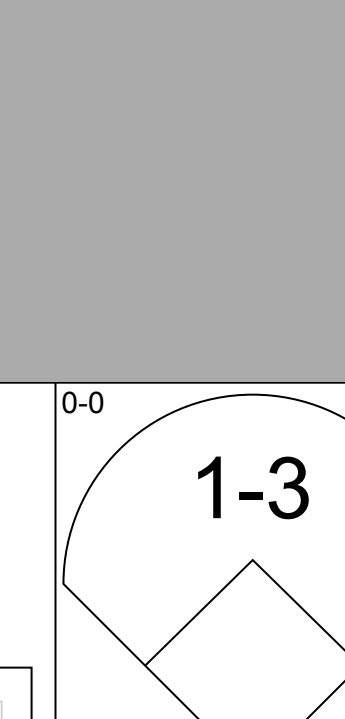
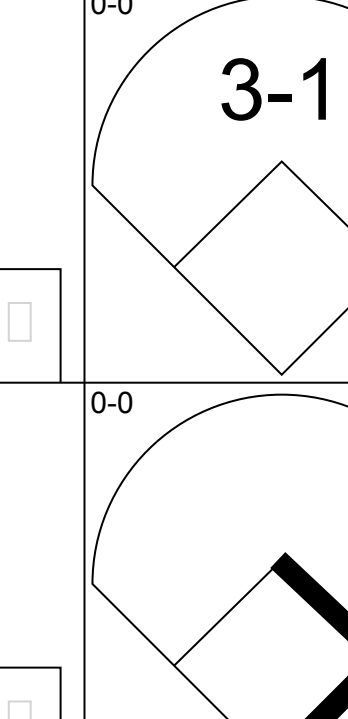
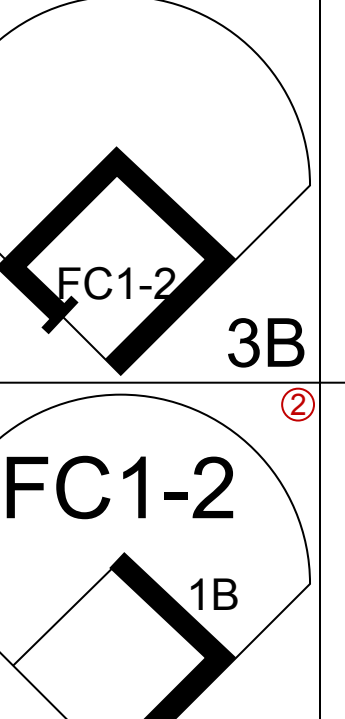
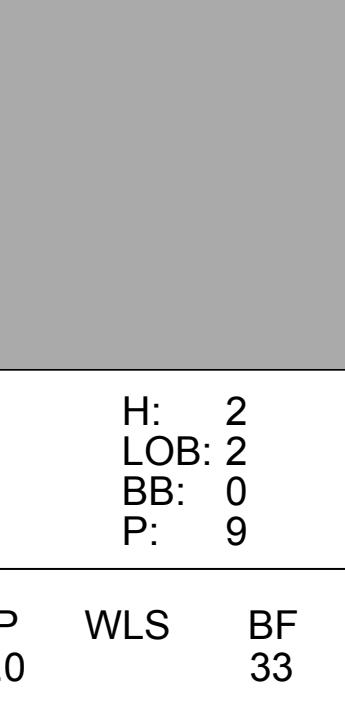

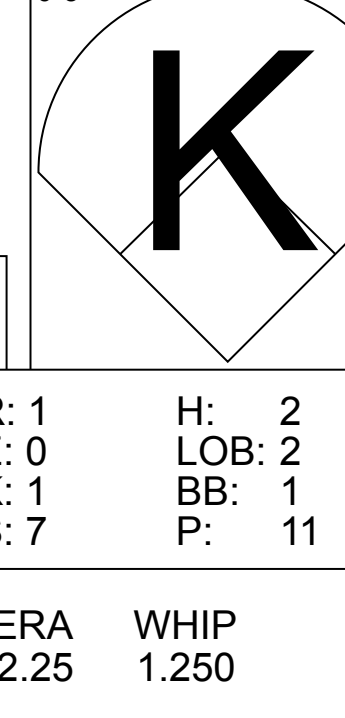
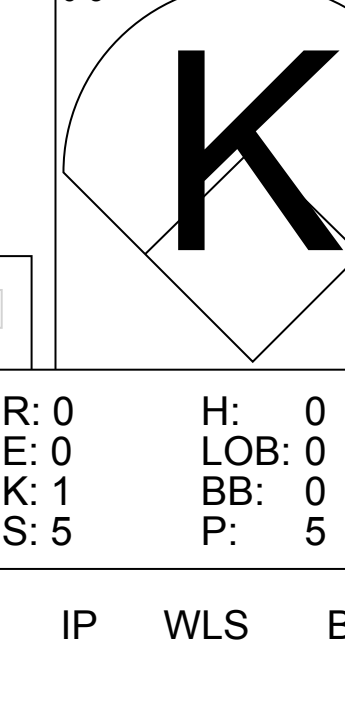
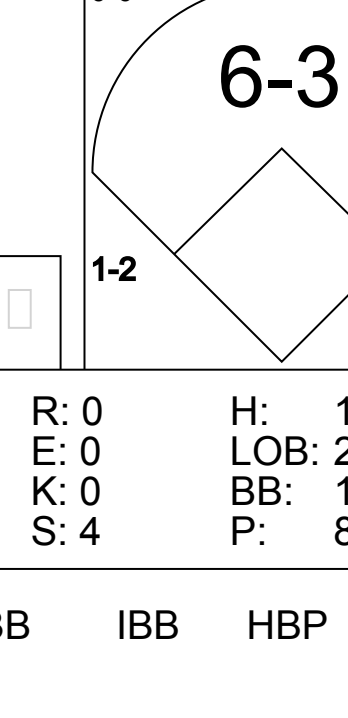
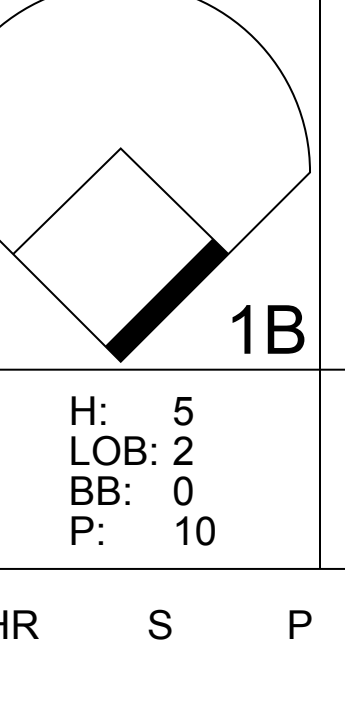
Batter	1	2	3	4	5	6	7	8	9	AB	R	H	RBI	BB	SO	LOB	BOTTOM		
Bob Dernier, R OBP: 0.370, SLG: 0.374 (1.8)	5-3		5-3		F2			5-3		4	0	0	0	0	0	1	Atlanta Braves @ Chicago Cubs Wrigley Field, Chicago, IL Sat Aug 25 1984, 3:33 AM CDT Att: 36,614 - Unknown		
23 Ryne Sandberg, R OBP: 0.373, SLG: 0.534 (1.4)	P3		6-3			1-3		G1-6-3 1B		4	0	1	0	0	0	0			
Gary Matthews, R OBP: 0.404, SLG: 0.416 (1.7)	BB				P6	6-3		G1-6-3 1-2		3	0	0	0	1	0	1			
Leon Durham, L OBP: 0.376, SLG: 0.503 (1.3)	5-3		K		F8			F9		4	0	0	0	0	1	1			
Thad Bosley, L OBP: 0.375, SLG: 0.400 (1.9)		S 1B			F7			K		4	1	2	0	0	1	0			
Ron Cey, R OBP: 0.320, SLG: 0.435 (1.5)		P3			1B FC4-6 HBP			F5		2	1	0	0	1	0	2			
Henry Cotto, R OBP: 0.343, SLG: 0.323 (8. FR)								FC6-4 BB		0	0	0	0	0	0	0			
Jody Davis, R OBP: 0.319, SLG: 0.443 (1.2)		K			FC4-6 1B			FC6-4 1-2		4	0	2	0	0	1	2			
Larry Bowa, S OBP: 0.262, SLG: 0.260 (1.6)		F2			FC4-6 SH1-4 1-2			1-3		2	0	0	1	0	0	2			
Dan Rohr, L OBP: 0.091, SLG: 0.364 (7. PH) (8.6)					1-2 3-H SH1-4			1-3		1	0	0	0	0	0	2			
Scott Sanderson, R OBP: 0.243, SLG: 0.152 (1.1)					5-3			1-3		1	0	0	0	0	0	0			
Jay Johnstone, L OBP: 0.354, SLG: 0.375 (7. PH)								1-3		1	0	0	0	0	0	1			
George Frazier, R OBP: 0.167, SLG: 0.167 (8.1)								2-3 3-H		0	0	0	0	0	0	0			
Inning Stats	R: 0 E: 0 K: 0 S: 3	H: 0 LOB: 1 BB: 1 P: 7	R: 0 E: 0 K: 1 S: 6	H: 1 LOB: 0 BB: 0 P: 6	R: 0 E: 0 K: 0 S: 3	H: 0 LOB: 0 BB: 0 P: 3	R: 0 E: 0 K: 1 S: 5	H: 0 LOB: 0 BB: 0 P: 5	R: 1 E: 0 K: 0 S: 4	H: 1 LOB: 1 BB: 0 P: 5	R: 0 E: 0 K: 0 S: 3	H: 2 LOB: 1 BB: 0 P: 3	R: 0 E: 0 K: 1 S: 5	H: 1 LOB: 0 BB: 1 P: 9	R: 0 E: 0 K: 1 S: 5	H: 0 LOB: 1 BB: 1 P: 9	1B: 5 2B: 0 3B: 0 HR: 0	SF: 0 SAC: 1 DP: 1 HBP: 1	WP: 1 PA: 34 PB: 0 SB: 1 CS: 0
PITCHER	IP	WLS	BF	H	R	ER	SO	BB	IBB	HBP	BLK	WP	HR	S	P	ERA	WHIP		
Rick Mahler, R ERA: 2.71 (1.1)	9.0	W	34	5	2	2	3	2	0	1	0	1	0	37	46	2.00	0.778		



Batter	1	2	3	4	5	6	7	8	9	AB	R	H	RBI	BB	SO	LOB	TOP				
Albert Hall, S OBP: 0.301, SLG: 0.325 (1, 7)	4-3		FC3-6 1-2 1B		CS 1-3 1B		WP 1B			4	0	3	0	0	0	0	Atlanta Braves @ Chicago Cubs Wrigley Field, Chicago, IL Sun Aug 26 1984, 3:33 AM CDT Att: 35,002 - Unknown				
Ken Oberkfell, L OBP: 0.331, SLG: 0.349 Rafael Ramirez, R OBP: 0.291, SLG: 0.314 (5, 6)	4-3		F7		1-3 1-2		F9			2	0	0	0	0	0	2					
Dale Murphy, R OBP: 0.365, SLG: 0.522 (1, 8)	4-3		FC3-6 1-2		CS IBB			G6-4-3 1B		3	0	1	0	1	0	2					
Brad Komminsk, R OBP: 0.270, SLG: 0.332 (1, 9)		3-1		K	6-3 1-2 2-3			G6-4-3 1-2		4	0	0	0	0	1	3					
Gerald Perry, L OBP: 0.367, SLG: 0.347 (1, 3)						F8		F9		4	0	1	0	0	1	0					
Randy Johnson, R OBP: 0.351, SLG: 0.400 (1, 5)										4	0	1	0	0	0	1					
Jerry Royster, R OBP: 0.267, SLG: 0.309 (5, 4)										4	0	2	0	0	1	1					
Alex Trevino, R OBP: 0.285, SLG: 0.335 (1, 2)										3	0	0	0	1	2	1					
Pascual Perez, R OBP: 0.179, SLG: 0.120 Jeff Dedmon, L (6, 1)										2	0	0	0	0	1	3					
Rufino Linares, R OBP: 0.266, SLG: 0.316 Gene Garber, R OBP: 0.083, SLG: 0.083 Bob Watson, R OBP: 0.276, SLG: 0.321 (9, PH)										1	0	0	0	0	0	0					
										1	0	0	0	0	0	1					
Inning Stats	R: 0 E: 0 K: 0 S: 3	H: 0 LOB: 0 BB: 0 P: 3	R: 0 E: 0 K: 0 S: 4	H: 1 LOB: 1 BB: 0 P: 4	R: 0 E: 1 K: 1 S: 7	H: 1 LOB: 2 BB: 0 P: 7	R: 0 E: 0 K: 2 S: 9	H: 2 LOB: 3 BB: 1 P: 13	R: 0 E: 0 K: 0 S: 5	H: 0 LOB: 0 BB: 0 P: 5	R: 0 E: 0 K: 1 S: 4	H: 1 LOB: 1 BB: 0 P: 4	R: 0 E: 0 K: 1 S: 5	H: 1 LOB: 1 BB: 0 P: 5	R: 0 E: 0 K: 1 S: 6	H: 1 LOB: 1 BB: 0 P: 6		1B: 7 2B: 0 3B: 1 HR: 0	SF: 0 SAC: 0 DP: 1 HBP: 0	WP: 1 PB: 0 SB: 0 CS: 2	PA: 36
PITCHER Steve Trout, L ERA: 3.36 (1, 1)	IP: 9.0 WLS: W BF: 36 H: 8 R: 0 ER: 0 SO: 6 BB: 1 IBB: 1 HBP: 0 BLK: 0 WP: 1 HR: 0 S: 46 P: 54 ERA: 0.00 WHIP: 1.000															PITCHER					

Batter	1	2	3	4	5	6	7	8	9	AB	R	H	RBI	BB	SO	LOB	BOTTOM				
Bob Dernier, R OBP: 0.367, SLG: 0.370 (1, 8)	5-3		L5-3 1-2							4	0	0	0	0	0	1	Atlanta Braves @ Chicago Cubs Wrigley Field, Chicago, IL Sun Aug 26 1984, 3:33 AM CDT Att: 35,002 - Unknown				
23 Ryne Sandberg, R OBP: 0.372, SLG: 0.532 (1, 4)	F8									4	1	1	0	0	1	0					
Gary Matthews, R OBP: 0.402, SLG: 0.414 Henry Cotto, R OBP: 0.343, SLG: 0.323 (9, 7)										4	1	1	0	0	2	0					
Leon Durham, L OBP: 0.377, SLG: 0.519 (1, 3)										4	2	2	4	0	0	0					
Thad Bosley, L OBP: 0.373, SLG: 0.397 (1, 9)										3	0	1	0	0	1	0					
Ron Cey, R OBP: 0.322, SLG: 0.444 (1, 5)										3	1	2	1	0	1	1					
Jody Davis, R OBP: 0.317, SLG: 0.440 (1, 2)										3	0	0	0	0	2	1					
Tom Verzyer, R OBP: 0.255, SLG: 0.213 (1, 6)										3	0	1	0	0	0	0					
Steve Trout, L OBP: 0.182, SLG: 0.151 (1, 1)										3	0	1	0	0	0	1					
										3	0	1	0	0	0	1					
Inning Stats	R: 0 E: 0 K: 1 S: 5	H: 0 LOB: 0 BB: 0 P: 5	R: 0 E: 0 K: 1 S: 6	H: 1 LOB: 1 BB: 0 P: 6	R: 0 E: 0 K: 0 S: 3	H: 1 LOB: 0 BB: 0 P: 3	R: 1 E: 0 K: 3 S: 11	H: 2 LOB: 1 BB: 0 P: 11	R: 0 E: 0 K: 1 S: 5	H: 0 LOB: 0 BB: 0 P: 5	R: 4 E: 0 K: 1 S: 9	H: 4 LOB: 0 BB: 0 P: 9	R: 0 E: 0 K: 0 S: 3	H: 1 LOB: 0 BB: 0 P: 3	R: 0 E: 0 K: 0 S: 3	H: 0 LOB: 0 BB: 0 P: 3		1B: 6 2B: 1 3B: 0 HR: 3	SF: 0 SAC: 0 DP: 2 HBP: 0	WP: 0 PB: 0 SB: 1 CS: 0	PA: 31
PITCHER Pascual Perez, R ERA: 3.9 (1, 1) Jeff Dedmon, R ERA: 4.12 (6, 1) Gene Garber, R ERA: 2.89 (7, 1)	IP: 0.1 WLS: L BF: 1 H: 0 R: 0 ER: 0 SO: 0 BB: 0 IBB: 0 HBP: 0 BLK: 0 WP: 0 HR: 0 S: 3 P: 1 ERA: 0.00 WHIP: 0.000															PITCHER					

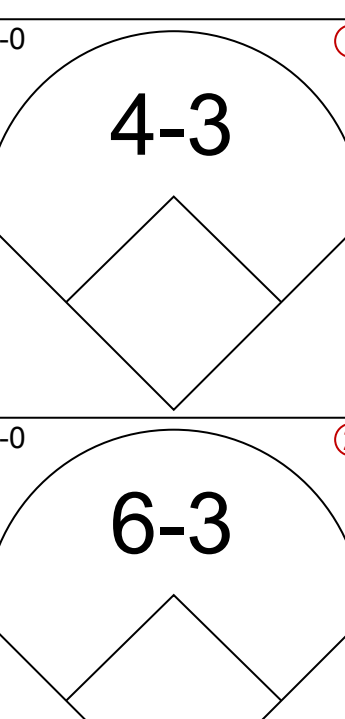
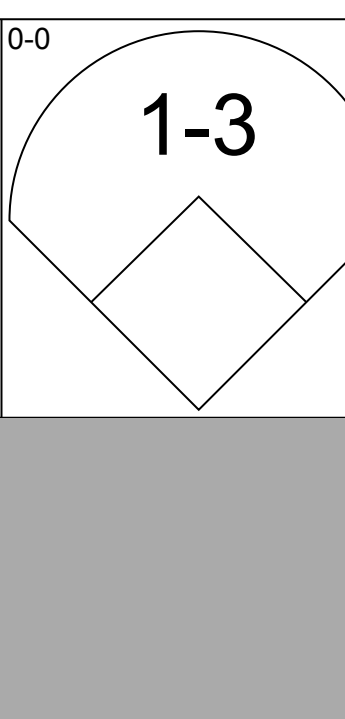
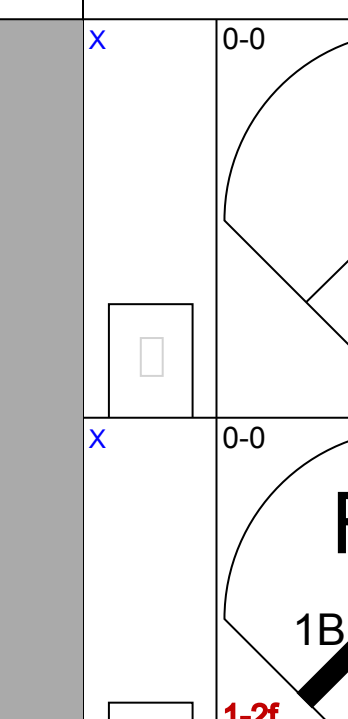
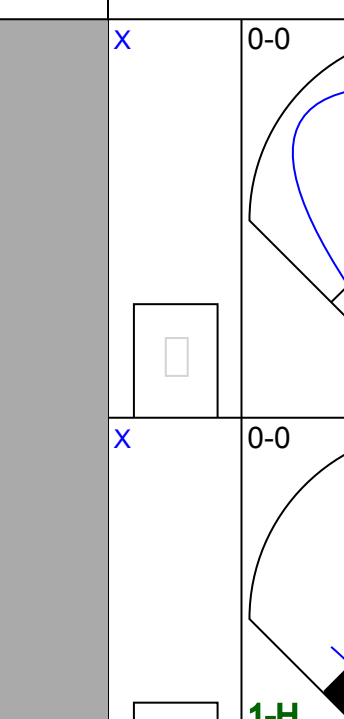
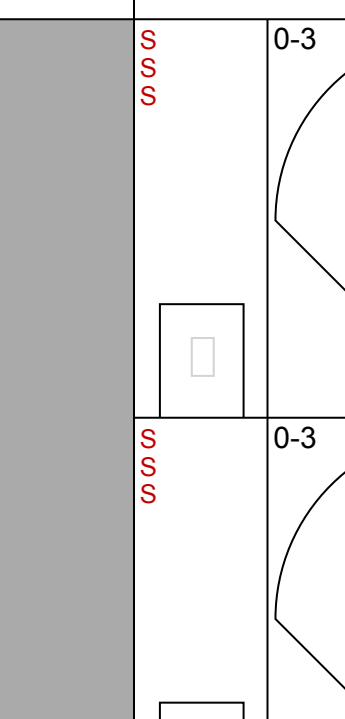

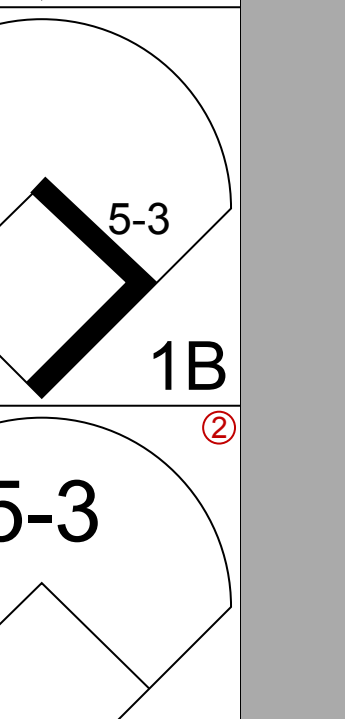
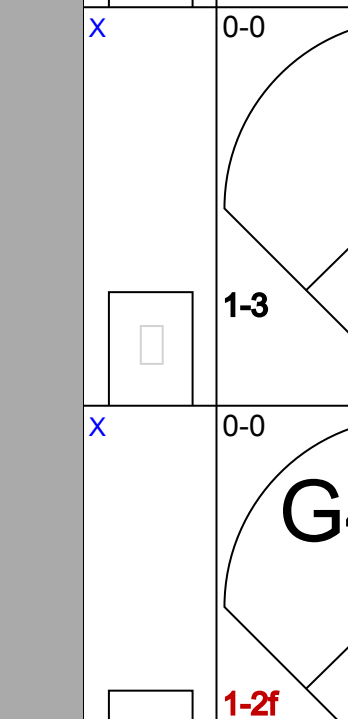
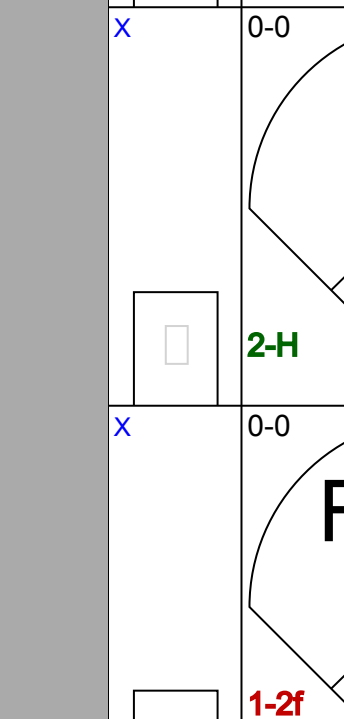


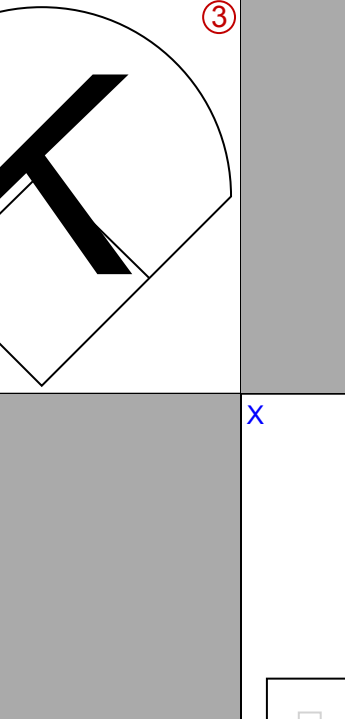

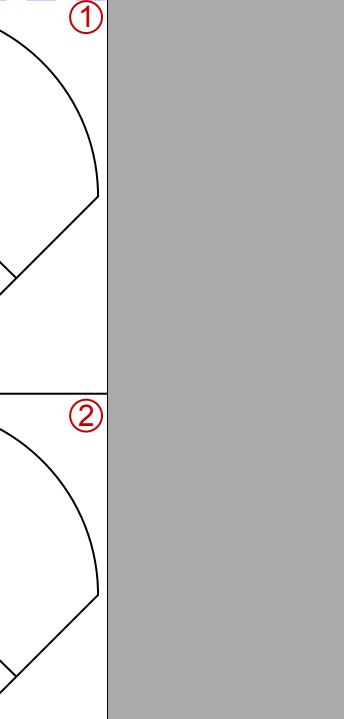

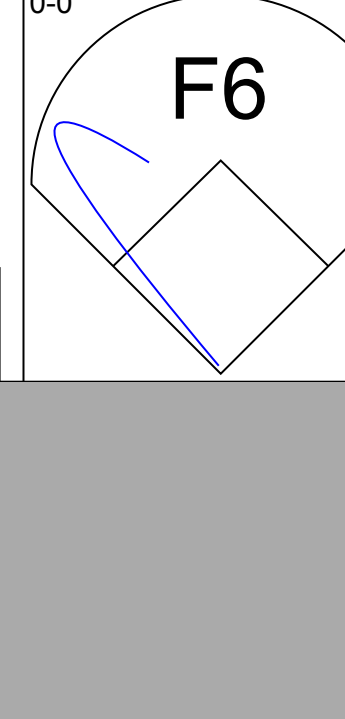

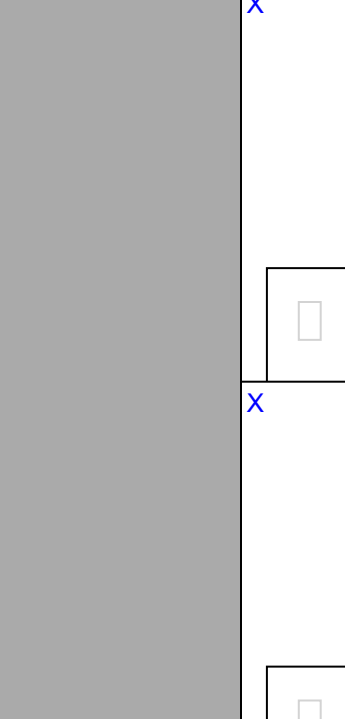
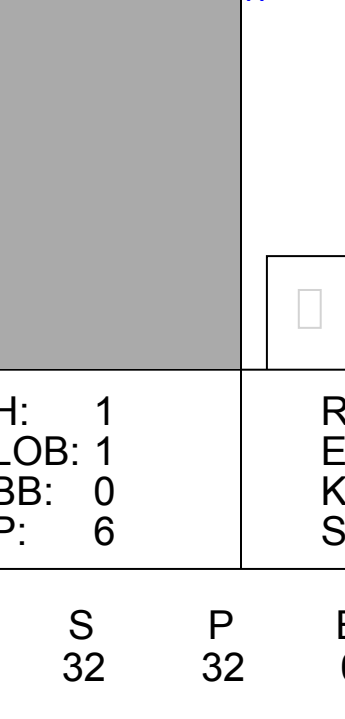
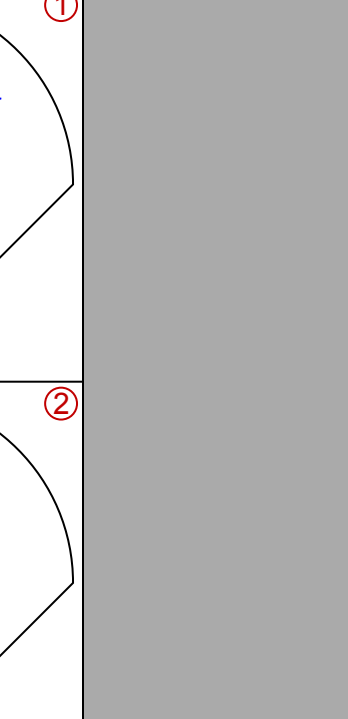

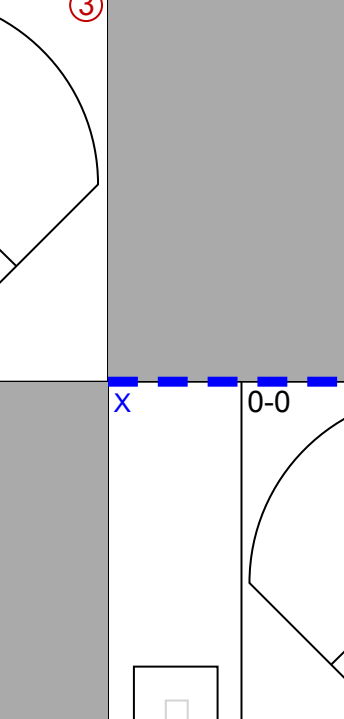
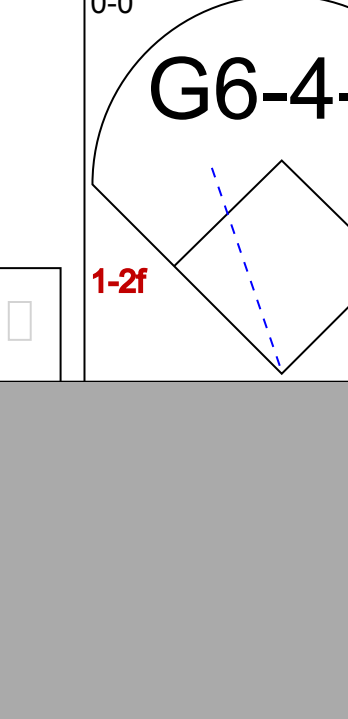
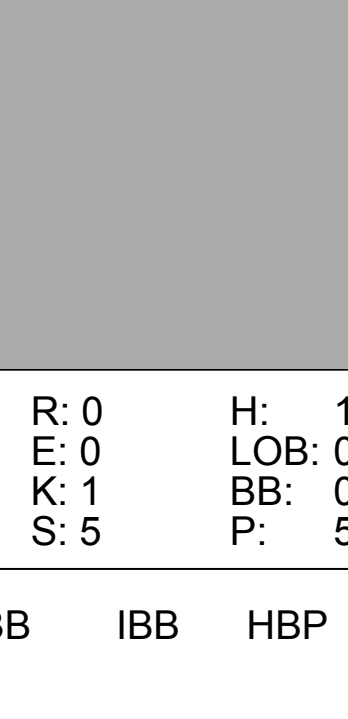


Batter	1	2	3	4	5	6	7	8	9	10	AB	R	H	RBI	BB	SO	LOB	TOP
Willie McGee, S OBP: 0.317, SLG: 0.394 (1, 8)											5	0	1	0	1	2	3	
Tom Herr, S OBP: 0.317, SLG: 0.320 (1, 4)											4	0	1	0	1	0	3	
Terry Pendleton, S OBP: 0.358, SLG: 0.404 (1, 5)											5	0	2	1	0	0	1	
George Hendrick, R OBP: 0.315, SLG: 0.393 (1, 9)											5	2	2	0	0	1	5	
Lonnie Smith, R Bruce Sutter, R Steve Braun, L Bill Lyons, R Ricky Horton, L David Green, R Darrell Porter, L Ozzie Smith, S Joaquin Andujar, S Jeff Lahti, R Andy Van Slyke, L											4	0	1	1	0	0	2	
Inning Stats	R: 0 E: 0 K: 2 S: 9	H: 2 LOB: 2 BB: 0 P: 9	R: 0 E: 0 K: 0 S: 4	H: 2 LOB: 1 BB: 0 P: 4	R: 0 E: 0 K: 0 S: 4	H: 1 LOB: 1 BB: 0 P: 4	R: 0 E: 0 K: 1 S: 5	H: 0 LOB: 0 BB: 0 P: 5	R: 0 E: 0 K: 1 S: 5	H: 0 LOB: 0 BB: 0 P: 5	R: 0 E: 0 K: 0 S: 4	H: 1 LOB: 2 BB: 1 P: 8	R: 3 E: 0 K: 1 S: 10	H: 5 LOB: 2 BB: 0 P: 10	1B: 13 2B: 1 3B: 1 HR: 0	SF: 0 SAC: 0 DP: 0 HBP: 0	WP: 0 PA: 46	
PITCHER	IP WLS BF H R ER SO BB IBB HBP BLK WP HR S P ERA WHIP	IP WLS BF H R ER SO BB IBB HBP BLK WP HR S P ERA WHIP	IP WLS BF H R ER SO BB IBB HBP BLK WP HR S P ERA WHIP	IP WLS BF H R ER SO BB IBB HBP BLK WP HR S P ERA WHIP	IP WLS BF H R ER SO BB IBB HBP BLK WP HR S P ERA WHIP	IP WLS BF H R ER SO BB IBB HBP BLK WP HR S P ERA WHIP	IP WLS BF H R ER SO BB IBB HBP BLK WP HR S P ERA WHIP	IP WLS BF H R ER SO BB IBB HBP BLK WP HR S P ERA WHIP	IP WLS BF H R ER SO BB IBB HBP BLK WP HR S P ERA WHIP	IP WLS BF H R ER SO BB IBB HBP BLK WP HR S P ERA WHIP	IP WLS BF H R ER SO BB IBB HBP BLK WP HR S P ERA WHIP	IP WLS BF H R ER SO BB IBB HBP BLK WP HR S P ERA WHIP	IP WLS BF H R ER SO BB IBB HBP BLK WP HR S P ERA WHIP	IP WLS BF H R ER SO BB IBB HBP BLK WP HR S P ERA WHIP	IP WLS BF H R ER SO BB IBB HBP BLK WP HR S P ERA WHIP	IP WLS BF H R ER SO BB IBB HBP BLK WP HR S P ERA WHIP	IP WLS BF H R ER SO BB IBB HBP BLK WP HR S P ERA WHIP	IP WLS BF H R ER SO BB IBB HBP BLK WP HR S P ERA WHIP
Rick Camp, R Gene Garber, R Donnie Moore, R	8.0 L 0.2	33 8 5	9 3 3	2 2 1	2 0 1	5 0 0	5 0 0	42 7 7	46 11 7	2.25 13.50 13.50	1.250 3.000 4.500							

St. Louis Cardinals @ Atlanta Braves
Atlanta-Fulton County Stadium, Atlanta, GA
Tue Aug 28 1984, 7:05 PM EDT
Att: 8,552 - Unknown

AB 44
R 5
H 15
RBI 5
BB 2
SO 6
LOB 21





Batter	1	2	3	4	5	6	7	8	9	10	AB	R	H	RBI	BB	SO	LOB	BOTTOM				
Claudell Washington, L OBP: 0.388, SLG: 0.489 (1, 9)											5	0	1	0	0	1	1					
Rafael Ramirez, R OBP: 0.288, SLG: 0.311 (1, 6)											5	1	0	0	0	1	1					
Gerald Perry, L Gene Garber, R Donnie Moore, L											4	0	3	1	0	1	0					
Dale Murphy, R Brad Komminsk, R Randy Johnson, R Jerry Royster, R Bruce Benedict, R Rick Camp, R Chris Chambliss, L											4	0	1	0	0	0	4					
Inning Stats	R: 0 E: 0 K: 1 S: 5	H: 0 LOB: 0 BB: 0 P: 5	R: 0 E: 0 K: 1 S: 6	H: 1 LOB: 1 BB: 0 P: 6	R: 0 E: 0 K: 2 S: 7	H: 0 LOB: 0 BB: 0 P: 7	R: 0 E: 0 K: 1 S: 6	H: 1 LOB: 1 BB: 0 P: 6	R: 0 E: 0 K: 0 S: 4	H: 2 LOB: 1 BB: 0 P: 4	R: 0 E: 0 K: 1 S: 5	H: 0 LOB: 0 BB: 0 P: 5	R: 2 E: 1 K: 0 S: 6	H: 2 LOB: 1 BB: 0 P: 6	R: 0 E: 0 K: 1 S: 5	H: 1 LOB: 0 BB: 0 P: 5	R: 1 E: 0 K: 2 S: 8	H: 1 LOB: 0 BB: 0 P: 8	1B: 8 2B: 0 3B: 0 HR: 1	SF: 0 SAC: 0 DP: 2 HBP: 0	WP: 0 PA: 38	
PITCHER	IP WLS BF H R ER SO BB IBB HBP BLK WP HR S P ERA WHIP	IP WLS BF H R ER SO BB IBB HBP BLK WP HR S P ERA WHIP	IP WLS BF H R ER SO BB IBB HBP BLK WP HR S P ERA WHIP	IP WLS BF H R ER SO BB IBB HBP BLK WP HR S P ERA WHIP	IP WLS BF H R ER SO BB IBB HBP BLK WP HR S P ERA WHIP	IP WLS BF H R ER SO BB IBB HBP BLK WP HR S P ERA WHIP	IP WLS BF H R ER SO BB IBB HBP BLK WP HR S P ERA WHIP	IP WLS BF H R ER SO BB IBB HBP BLK WP HR S P ERA WHIP	IP WLS BF H R ER SO BB IBB HBP BLK WP HR S P ERA WHIP	IP WLS BF H R ER SO BB IBB HBP BLK WP HR S P ERA WHIP	IP WLS BF H R ER SO BB IBB HBP BLK WP HR S P ERA WHIP	IP WLS BF H R ER SO BB IBB HBP BLK WP HR S P ERA WHIP	IP WLS BF H R ER SO BB IBB HBP BLK WP HR S P ERA WHIP	IP WLS BF H R ER SO BB IBB HBP BLK WP HR S P ERA WHIP	IP WLS BF H R ER SO BB IBB HBP BLK WP HR S P ERA WHIP	IP WLS BF H R ER SO BB IBB HBP BLK WP HR S P ERA WHIP	IP WLS BF H R ER SO BB IBB HBP BLK WP HR S P ERA WHIP	IP WLS BF H R ER SO BB IBB HBP BLK WP HR S P ERA WHIP				
Joaquin Andujar, R Jeff Lahti, R Bruce Sutter, R Ricky Horton, L	6.0 1.0 2.0 1.0	22 3 9 4	5 0 3 1	0 0 2 1	0 0 0 1	5 0 0 2	0 0 0 0	0 0 0 1	32 5 11 8	0.00 0.00 0.00 9.00	0.833 0.000 1.500 1.000											

St. Louis Cardinals @ Atlanta Braves
Atlanta-Fulton County Stadium, Atlanta, GA
Tue Aug 28 1984, 7:05 PM EDT
Att: 8,552 - Unknown

AB 38
R 3
H 9
RBI 2
BB 0
SO 9
LOB 14



Batter	1	2	3	4	5	6	7	8	9	AB	R	H	RBI	BB	SO	LOB	TOP				
Willie McGee, S OBP: 0.318, SLG: 0.396 (1, 8)	4-3		F7			L6		SF9 SH1-3 1-2 3-H 1B		5	0	2	4	0	0	2	St. Louis Cardinals @ Atlanta Braves Atlanta-Fulton County Stadium, Atlanta, GA Wed Aug 29 1984, 7:05 PM EDT Att: 6,032 - Unknown livebaseballscores.com AB 37 R 10 H 12 RBI 9 BB 4 SO 6 LOB 15 				
Tom Herr, S OBP: 0.317, SLG: 0.319 (1, 4)	FC5-4 1B		6-3				K	SH1-3 1-2 2-3		4	0	1	0	0	1	1					
Terry Pendleton, S OBP: 0.353, SLG: 0.394 (1, 5)	FC5-4 1B		6-3				1-3	SF9 IBB		4	1	0	0	1	1	1					
George Hendrick, R OBP: 0.318, SLG: 0.395 (1, 9)	1B			1B BB			F7	SF9 1-2 2-3 3-H		3	1	2	1	1	0	0					
Lonnie Smith, R OBP: 0.359, SLG: 0.346 Bruce Sutter, R (8, 1)	1B		F9				G6-4-3	1B		5	1	2	1	0	1	4					
David Green, R OBP: 0.301, SLG: 0.422 (1, 3)	F7							K		0	0	0	0	0	0	0					
Darrell Porter, L OBP: 0.333, SLG: 0.364 (1, 2)	4-3		FC3-2 1-3 3-H 1B				K	SH E 1B		5	2	2	2	0	1	0					
Ozzie Smith, S OBP: 0.340, SLG: 0.332 (1, 6)	F8		FC3-2 2B IBB					SH E 1B		3	2	1	0	1	0	1					
Danny Cox, R OBP: 0.295, SLG: 0.132 Jeff Latli, R OBP: 0.200, SLG: 0.200 Mike Montgomery, R OBP: 0.252, SLG: 0.330 Neil Allen, R OBP: 0.252, SLG: 0.330 Steve Braun, L OBP: 0.252, SLG: 0.330 Andy Van Slyke, L OBP: 0.252, SLG: 0.330 (1, 1) (4, 1) (6, PH) (6, PH) (8, PH) (8, PH)	6-3		FC3-2 2B					E4 SH1-3 1B		2	1	0	0	0	0	3					
Inning Stats	R: 1 E: 0 K: 0 S: 6	H: 3 LOB: 2 BB: 0 P: 6	R: 0 E: 0 K: 0 S: 3	H: 0 LOB: 0 BB: 0 P: 3	R: 0 E: 0 K: 0 S: 3	H: 0 LOB: 0 BB: 0 P: 3	R: 4 E: 0 K: 0 S: 6	H: 3 LOB: 1 BB: 2 P: 14	R: 0 E: 0 K: 2 S: 8	H: 1 LOB: 2 BB: 1 P: 12	R: 0 E: 0 K: 1 S: 5	H: 0 LOB: 0 BB: 0 P: 5	R: 5 E: 2 K: 1 S: 11	H: 4 LOB: 2 BB: 1 P: 15	R: 0 E: 1 K: 1 S: 5	H: 0 LOB: 0 BB: 0 P: 5	1B: 11 2B: 1 3B: 0 HR: 0	SF: 1 SAC: 2 DP: 2 HBP: 0	WP: 0 PB: 0 SB: 1 CS: 0	PA: 44	
PITCHER	IP WLS BF H R ER SO BB IBB HBP BLK WP HR S P ERA WHIP	IP WLS BF H R ER SO BB IBB HBP BLK WP HR S P ERA WHIP	IP WLS BF H R ER SO BB IBB HBP BLK WP HR S P ERA WHIP	IP WLS BF H R ER SO BB IBB HBP BLK WP HR S P ERA WHIP	IP WLS BF H R ER SO BB IBB HBP BLK WP HR S P ERA WHIP	IP WLS BF H R ER SO BB IBB HBP BLK WP HR S P ERA WHIP	IP WLS BF H R ER SO BB IBB HBP BLK WP HR S P ERA WHIP	IP WLS BF H R ER SO BB IBB HBP BLK WP HR S P ERA WHIP	IP WLS BF H R ER SO BB IBB HBP BLK WP HR S P ERA WHIP	IP WLS BF H R ER SO BB IBB HBP BLK WP HR S P ERA WHIP	IP WLS BF H R ER SO BB IBB HBP BLK WP HR S P ERA WHIP	IP WLS BF H R ER SO BB IBB HBP BLK WP HR S P ERA WHIP	IP WLS BF H R ER SO BB IBB HBP BLK WP HR S P ERA WHIP	IP WLS BF H R ER SO BB IBB HBP BLK WP HR S P ERA WHIP	IP WLS BF H R ER SO BB IBB HBP BLK WP HR S P ERA WHIP	IP WLS BF H R ER SO BB IBB HBP BLK WP HR S P ERA WHIP	IP WLS BF H R ER SO BB IBB HBP BLK WP HR S P ERA WHIP	IP WLS BF H R ER SO BB IBB HBP BLK WP HR S P ERA WHIP	IP WLS BF H R ER SO BB IBB HBP BLK WP HR S P ERA WHIP	IP WLS BF H R ER SO BB IBB HBP BLK WP HR S P ERA WHIP	IP WLS BF H R ER SO BB IBB HBP BLK WP HR S P ERA WHIP
Rick Mahler, R ERA: 2.91 (1, 1)	4.0	20	6	5	5	0	1	1	0	0	0	0	0	0	18	26	11.25	1.750			
Craig McMurtry, R ERA: 4.94 (5, 1)	3.0	14	5	3	3	4	1	0	0	0	0	0	0	0	21	25	9.00	2.000			
Donnie Moore, R ERA: 2.89 (8, 1)	1.0	7	1	2	0	1	0	1	0	0	0	0	0	8	12	0.00	1.000				
Jeff Dedmon, R ERA: 4.06 (9, 1)	1.0	3	0	0	0	1	0	0	0	0	0	0	0	5	5	0.00	0.000				

Batter	1	2	3	4	5	6	7	8	9	AB	R	H	RBI	BB	SO	LOB	BOTTOM			
Claudell Washington, L OBP: 0.388, SLG: 0.490 (1, 9)	F8		F8			E7 1B				5	1	2	1	0	0	1	St. Louis Cardinals @ Atlanta Braves Atlanta-Fulton County Stadium, Atlanta, GA Wed Aug 29 1984, 7:05 PM EDT Att: 6,032 - Unknown livebaseballscores.com AB 39 R 6 H 13 RBI 6 BB 1 SO 4 LOB 15 			
Rafael Ramirez, R OBP: 0.288, SLG: 0.312 (1, 6)	K		F7					5-3		5	0	2	2	0	1	2				
Brad Komminsk, R OBP: 0.264, SLG: 0.319 (1, 7)	4-3									4	1	0	0	1	1	3				
Dale Murphy, R OBP: 0.362, SLG: 0.516 (1, 8)	5-3		F8					F9		5	0	1	0	0	0	1				
Gerald Perry, L OBP: 0.376, SLG: 0.358 (1, 3)	5-3 1B									5	1	3	0	0	1	1				
Randy Johnson, R OBP: 0.358, SLG: 0.404 (1, 5)	5-3									4	1	2	1	0	0	2				
Jerry Royster, R OBP: 0.258, SLG: 0.297 (1, 4)	F4									4	0	0	1	0	0	5				
Bruce Benedict, R OBP: 0.305, SLG: 0.312 (1, 2)										4	1	2	1	0	0	0				
Rick Mahler, R OBP: 0.291, SLG: 0.365 Bob Watson, R OBP: 0.296, SLG: 0.320 Pascual Perez, R OBP: 0.175, SLG: 0.120 Craig McMurtry, R OBP: 0.252, SLG: 0.330 Donnie Moore, L OBP: 0.252, SLG: 0.330 Chris Chambliss, L OBP: 0.252, SLG: 0.330 Jeff Dedmon, L OBP: 0.252, SLG: 0.330 (1, 1) (4, PH) (4, PH) (5, 1) (8, 1) (8, PH) (8, PH)	SH1-4 1B		SH1-4 1B							0	0	0	0	0	0	0				
Inning Stats	R: 0 E: 0 K: 1 S: 5	H: 0 LOB: 0 BB: 0 P: 5	R: 0 E: 0 K: 0 S: 4	H: 1 LOB: 1 BB: 0 P: 4	R: 0 E: 0 K: 0 S: 4	H: 1 LOB: 1 BB: 0 P: 4	R: 6 E: 0 K: 0 S: 9	H: 6 LOB: 1 BB: 1 P: 13	R: 0 E: 1 K: 1 S: 7	H: 1 LOB: 2 BB: 0 P: 7	R: 0 E: 0 K: 0 S: 4	H: 2 LOB: 1 BB: 0 P: 4	R: 0 E: 0 K: 0 S: 4	H: 1 LOB: 1 BB: 0 P: 4	R: 0 E: 0 K: 2 S: 7	H: 0 LOB: 0 BB: 0 P: 7	1B: 12 2B: 1 3B: 0 HR: 0	SF: 0 SAC: 1 DP: 1 HBP: 0	WP: 0 PB: 0 SB: 1 CS: 0	PA: 41
PITCHER	IP WLS BF H R ER SO BB IBB HBP BLK WP HR S P ERA WHIP	IP WLS BF H R ER SO BB IBB HBP BLK WP HR S P ERA WHIP	IP WLS BF H R ER SO BB IBB HBP BLK WP HR S P ERA WHIP	IP WLS BF H R ER SO BB IBB HBP BLK WP HR S P ERA WHIP	IP WLS BF H R ER SO BB IBB HBP BLK WP HR S P ERA WHIP	IP WLS BF H R ER SO BB IBB HBP BLK WP HR S P ERA WHIP	IP WLS BF H R ER SO BB IBB HBP BLK WP HR S P ERA WHIP	IP WLS BF H R ER SO BB IBB HBP BLK WP HR S P ERA WHIP	IP WLS BF H R ER SO BB IBB HBP BLK WP HR S P ERA WHIP	IP WLS BF H R ER SO BB IBB HBP BLK WP HR S P ERA WHIP	IP WLS BF H R ER SO BB IBB HBP BLK WP HR S P ERA WHIP	IP WLS BF H R ER SO BB IBB HBP BLK WP HR S P ERA WHIP	IP WLS BF H R ER SO BB IBB HBP BLK WP HR S P ERA WHIP	IP WLS BF H R ER SO BB IBB HBP BLK WP HR S P ERA WHIP	IP WLS BF H R ER SO BB IBB HBP BLK WP HR S P ERA WHIP	IP WLS BF H R ER SO BB IBB HBP BLK WP HR S P ERA WHIP	IP WLS BF H R ER SO BB IBB HBP BLK WP HR S P ERA WHIP	IP WLS BF H R ER SO BB IBB HBP BLK WP HR S P ERA WHIP	IP WLS BF H R ER SO BB IBB HBP BLK WP HR S P ERA WHIP	IP WLS BF H R ER SO BB IBB HBP BLK WP HR S P ERA WHIP
Danny Cox, R ERA: 4.83 (1, 1)	3.2	19	7	6	6	1	1	0	0	0	0	0	0	0	6	6	0.00	1.500		
Jeff Latli, R ERA: 3.18 (4, 1)	1.1	6	2	0	0	0	0	0	0	0	0	0	0	6	6	0.00	1.500			
Neil Allen, R ERA: 3.95 (6, 1)	2.0	9	3	0	0	1	0	0	0	0	0	0	0	11	11	0.00	1.500			
Bruce Sutter, R ERA: 1.31 (8, 1)	2.0	7	1	0	0	2	0	0	0	0	0	0	0	11	11	0.00	0.500			

Batter	1	2	3	4	5	6	7	8	9	10	AB	R	H	RBI	BB	SO	LOB	TOP	
Bob Dernier, R OBP: 0.366, SLG: 0.373 (1, 8)	F7		5-3			FC5-4 BB	5-3					4	1	1	0	2	0	1	
23 Ryne Sandberg, R OBP: 0.377, SLG: 0.540 (1, 4)	6-3			F8		K		K			6	1	1	0	0	2	4		
Gary Matthews, R OBP: 0.403, SLG: 0.414 (1, 7)				4-3 2B		F6		CS BB		SH	3	1	2	0	1	0	1		
Keith Moreland, R OBP: 0.342, SLG: 0.457 (1, 3)	K			4-3 2B		FC5-4 1-2		K			5	1	1	2	0	2	4		
Ron Cey, R OBP: 0.325, SLG: 0.446 (1, 5)				K		K		E5 BB 1B FC4		5-3	5	2	1	2	0	2	1		
Thad Bosley, L OBP: 0.408, SLG: 0.485 (1, 9)		G3				F6		FC4 BB SF9 1B			5	2	3	1	0	0	0		
Steve Lake, R OBP: 0.257, SLG: 0.471 Jody Davis, R OBP: 0.318, SLG: 0.439 (7, PH) (7, 2)						5-3		FC4 BB 1-2 2-3		F5	2	0	0	0	0	1	0		
Tom Veryzer, R OBP: 0.279, SLG: 0.218 Jay Johnstone, L OBP: 0.359, SLG: 0.370 Tim Stoddard, R OBP: 0.091, SLG: 0.091 Gary Woods, R OBP: 0.333, SLG: 0.417 Larry Bowa, S OBP: 0.259, SLG: 0.257 Scott Sanderson, R OBP: 0.231, SLG: 0.143 Dan Rohn, L OBP: 0.143, SLG: 0.385 Lee Smith, R OBP: 0.091, SLG: 0.091 (1, 6) (7, PH) (7, 1) (9, PH) (9, 6) (1, 1) (7, PH) (7, 6) (9, 1)				K				FC4 BB 1-2 2-3 3-H			2	0	0	0	0	1	0		
				K				SF9		F6	2	1	0	0	1	0	2		
				K		F9				1B	1	0	0	0	0	0	1		
										K	1	0	0	0	0	0	2		
Inning Stats	R: 0 E: 0 K: 1 S: 6	H: 1 LOB: 1 BB: 0 P: 6	R: 0 E: 0 K: 2 S: 7	H: 0 LOB: 0 BB: 0 P: 7	R: 0 E: 0 K: 2 S: 7	H: 0 LOB: 0 BB: 0 P: 7	R: 0 E: 0 K: 1 S: 6	H: 1 LOB: 1 BB: 0 P: 6	R: 0 E: 0 K: 0 S: 4	H: 1 LOB: 1 BB: 1 P: 4	R: 0 E: 0 K: 2 S: 6	H: 0 LOB: 0 BB: 1 P: 10	R: 1 E: 0 K: 1 S: 7	H: 2 LOB: 1 BB: 0 P: 7	R: 5 E: 1 K: 0 S: 10	H: 6 LOB: 3 BB: 1 P: 14	1B: 9 2B: 2 3B: 0 HR: 1	SF: 1 SAC: 1 DP: 0 HBP: 0	WP: 0 PA: 47
PITCHER	IP 8.0	WLS L	BF 31	H 4	R 2	ER 0	SO 9	BB 3	IBB 0	HBP 0	BLK 0	WP 0	HR 0	S 46	P 58	ERA 0.00	WHIP 0.875		
Pascual Perez, R ERA: 3.72 Gene Garber, R ERA: 3.44 Jeff Dedmon, R ERA: 4.19 Pete Falcone, L ERA: 4.3	1.0	9	5	5	5	1	0	0	0	0	0	0	1	11	11	45.00	5.000		
	0.0	3	3	1	0	0	0	0	0	0	0	0	0	3	3	∞	∞		
	1.0	4	0	0	0	0	1	0	0	0	0	0	0	3	7	0.00	1.000		
PITCHER	IP 6.0	WLS L	BF 25	H 7	R 3	ER 3	SO 1	BB 2	IBB 0	HBP 0	BLK 0	WP 0	HR 0	S 25	P 33	ERA 4.50	WHIP 1.500		
Scott Sanderson, R ERA: 3.52 Tim Stoddard, R ERA: 3.57 Lee Smith, R ERA: 3.4	2.0	6	0	0	0	2	1	0	0	0	0	0	0	9	13	0.00	0.500		
	2.0	W	8	1	0	0	2	1	0	0	0	0	0	11	15	0.00	1.000		
Batter	1	2	3	4	5	6	7	8	9	10	AB	R	H	RBI	BB	SO	LOB	BOTTOM	
Claudell Washington, L OBP: 0.383, SLG: 0.484 (1, 9)	G3		F7		F8		F8				5	0	0	0	0	1	1		
Rafael Ramirez, R OBP: 0.290, SLG: 0.313 (1, 6)	4-3		5-3		F9			CS BB			4	0	1	0	1	0	1		
Brad Komminsk, R OBP: 0.267, SLG: 0.321 (1, 7)	5-3			1B 2B 1B	CS 1B						5	1	2	0	0	1	2		
Dale Murphy, R OBP: 0.365, SLG: 0.517 (1, 8)		1-3 4-3 BB		1-3 2B 1B	CS 1-2		5-3 1B				3	1	2	0	1	1	0		
Gerald Perry, L OBP: 0.376, SLG: 0.362 (1, 3)		4-3		1-3 2B 2B		K				SH1-4 BB	3	1	1	1	1	1	2		
Randy Johnson, R OBP: 0.357, SLG: 0.409 (1, 5)		1-3		1-3 3-H 3-H	G6-4-3 2B	5-3				SH1-4	3	0	1	2	0	0	2		
Glenn Hubbard, R OBP: 0.333, SLG: 0.384 (1, 4)		F9		1-2 2-3	G6-4-3 BB	F9				K	3	0	0	0	1	1	3		
Bruce Benedict, R OBP: 0.300, SLG: 0.306 (1, 2)			F7		G6-4-3 1-2 2-3	F7				F8	4	0	0	0	0	0	3		
Pascual Perez, R OBP: 0.186, SLG: 0.151 Gene Garber, R OBP: 0.083, SLG: 0.083 Jeff Dedmon, L Pete Falcone, L OBP: 0.219, SLG: 0.281 Chris Chambliss, L OBP: 0.362, SLG: 0.379 (1, 1) (9, 1) (10, 1) (10, PH)					5-3	1-3				F7	3	0	1	0	0	0	1		
											0	0	0	0	0	0	0		
											0	0	0	0	0	0	0		
											1	0	0	0	0	0	0		
Inning Stats	R: 0 E: 0 K: 0 S: 3	H: 0 LOB: 0 BB: 0 P: 3	R: 0 E: 0 K: 0 S: 3	H: 0 LOB: 1 BB: 1 P: 7	R: 0 E: 0 K: 0 S: 4	H: 1 LOB: 1 BB: 1 P: 4	R: 3 E: 0 K: 0 S: 6	H: 4 LOB: 1 BB: 1 P: 10	R: 0 E: 0 K: 0 S: 3	H: 1 LOB: 0 BB: 0 P: 3	R: 0 E: 0 K: 1 S: 6	H: 0 LOB: 0 BB: 1 P: 10	R: 0 E: 0 K: 1 S: 5	H: 0 LOB: 1 BB: 1 P: 9	R: 0 E: 0 K: 1 S: 6	H: 1 LOB: 1 BB: 0 P: 6	1B: 4 2B: 4 3B: 0 HR: 0	SF: 0 SAC: 1 DP: 1 HBP: 0	WP: 0 PA: 40
PITCHER	IP 6.0	WLS L	BF 25	H 7	R 3	ER 3	SO 1	BB 2	IBB 0	HBP 0	BLK 0	WP 0	HR 0	S 25	P 33	ERA 4.50	WHIP 1.500		
Scott Sanderson, R ERA: 3.52 Tim Stoddard, R ERA: 3.57 Lee Smith, R ERA: 3.4	2.0	6	0	0	0	2	1	0	0	0	0	0	0	9	13	0.00	0.500		
	2.0	W	8	1	0	0	2	1	0	0	0	0	0	11	15	0.00	1.000		

Chicago Cubs @ Atlanta Braves
Atlanta-Fulton County Stadium, Atlanta, GA
Thu Aug 30 1984, 7:05 PM EDT
Att: 10,876 - Unknown

AB	41
R	8
H	12
RBI	8
BB	4
SO	10
LOB	19



Chicago Cubs @ Atlanta Braves
Atlanta-Fulton County Stadium, Atlanta, GA
Thu Aug 30 1984, 7:05 PM EDT
Att: 10,876 - Unknown

AB	34
R	3
H	8
RBI	3
BB	4
SO	5
LOB	15



Batter	1	2	3	4	5	6	7	8	9	AB	R	H	RBI	BB	SO	LOB	TOP										
Bob Dernier, R (1, 8) OBP: 0.363, SLG: 0.370	F6		F8			6-3		5-3		4	0	0	0	0	0	2	Chicago Cubs @ Atlanta Braves Atlanta-Fulton County Stadium, Atlanta, GA Fri Aug 31 1984, 7:05 PM EDT Att: 19,396 - Unknown										
23 Ryne Sandberg, R (1, 4) OBP: 0.378, SLG: 0.544	HR		5-3			5-3		4-3 IBB		3	1	1	1	1	0	0											
Gary Matthews, R (1, 7) OBP: 0.402, SLG: 0.411 Lee Smith, R (8, 1) OBP: 0.091, SLG: 0.091	G6-4-3 BB				F8	1-4-3		L4-3		3	0	0	0	1	0	3											
Keith Moreland, R (1, 3) OBP: 0.341, SLG: 0.455	G6-4-3				4-3			1B		4	0	1	0	0	0	1											
Ron Cey, R (1, 5) OBP: 0.324, SLG: 0.451	HR				F8			F9		4	1	1	1	0	0	1											
Thad Bosley, L (1, 9) OBP: 0.388, SLG: 0.457	K				F6			F8		4	0	0	0	0	2	1											
Steve Lake, R (1, 2) OBP: 0.263, SLG: 0.459	5-3				6-3 1B			F3		3	0	1	0	0	0	1											
Larry Bowa, S (1, 6) OBP: 0.259, SLG: 0.255	4-3				6-3			5-3 BB BB		2	0	0	0	1	0	1											
Steve Trout, L (1, 1) OBP: 0.190, SLG: 0.145 Dick Ruthven, R (8, PR) OBP: 0.211, SLG: 0.270 George Frazier, R (8, 1) OBP: 0.286, SLG: 0.286 Henry Colto, R (8, 7) OBP: 0.338, SLG: 0.318			K		6-3			5-3 BB		2	0	0	0	1	1	1											
Inning Stats	R: 1 E: 0 K: 0 S: 3	H: 1 LOB: 0 BB: 1 P: 7	R: 1 E: 0 K: 1 S: 6	H: 1 LOB: 0 BB: 0 P: 6	R: 0 E: 0 K: 1 S: 5	H: 0 LOB: 0 BB: 0 P: 5	R: 0 E: 0 K: 0 S: 3	H: 0 LOB: 0 BB: 0 P: 3	R: 0 E: 0 K: 0 S: 4	H: 1 LOB: 1 BB: 0 P: 4	R: 0 E: 0 K: 0 S: 3	H: 0 LOB: 0 BB: 0 P: 3	R: 0 E: 0 K: 0 S: 4	H: 1 LOB: 1 BB: 0 P: 4	R: 0 E: 0 K: 0 S: 2	H: 0 LOB: 3 BB: 3 P: 14		R: 0 E: 0 K: 1 S: 5	H: 0 LOB: 0 BB: 0 P: 5	1B: 2 2B: 1 3B: 0 HR: 2	SF: 0 SAC: 0 DP: 2 HBP: 0	WP: 0 PB: 0 SB: 0 CS: 0	PA: 33				
PITCHER	IP	WLS	BF	H	R	ER	SO	BB	IBB	HBP	BLK	WP	HR	S	P	ERA	WHIP										
Tony Brizzolara, R (1, 1) ERA: 4.29	7.1		29	4	2	2	2	3	1	0	0	0	2	29	45	2.46	0.955										
Donnie Moore, R (8, 1) ERA: 2.6	1.2	W	4	0	0	0	1	0	0	0	0	0	0	6	6	0.00	0.000										

AB	29
R	2
H	4
RBI	2
BB	4
SO	3
LOB	11



Batter	1	2	3	4	5	6	7	8	9	AB	R	H	RBI	BB	SO	LOB	BOTTOM										
Albert Hall, S (1, 7) OBP: 0.312, SLG: 0.344	FC6-4 1B 1B				5-3			F5		5	2	3	1	0	0	1	Chicago Cubs @ Atlanta Braves Atlanta-Fulton County Stadium, Atlanta, GA Fri Aug 31 1984, 7:05 PM EDT Att: 19,396 - Unknown										
Paul Runge, R (1, 6) OBP: 0.400, SLG: 0.429	FC6-4 1B	2H			F8			6-3		5	0	2	0	0	1	1											
Brad Komminsk, R (1, 9) OBP: 0.266, SLG: 0.315	FC6-4 1B 1B				F8			6-3		4	0	0	0	1	0	3											
Dale Murphy, R (1, 8) OBP: 0.369, SLG: 0.519	FC3-2 1B				F8			F8		4	0	3	2	1	0	0											
Gerald Perry, L (1, 3) OBP: 0.376, SLG: 0.360	FC5 FC3-2 1B				FC3-6 CS			4-3		4	0	1	0	0	0	2											
Randy Johnson, R (1, 5) OBP: 0.355, SLG: 0.402	FC3-2				3-1			6-3		3	0	0	0	1	0	4											
Jerry Royster, R (1, 4) OBP: 0.305, SLG: 0.307 Chris Chambliss, L (8, PH) OBP: 0.362, SLG: 0.378 Rafael Ramirez, R (9, 6) OBP: 0.290, SLG: 0.313	FC5							F5		3	0	2	0	0	0	3											
Bruce Benedict, R (1, 2) OBP: 0.305, SLG: 0.308 Claudell Washington, L (8, PH) OBP: 0.382, SLG: 0.482 Alex Trevino, R (9, 2) OBP: 0.285, SLG: 0.335	SH2-4 2B 1B				F2			4-3		2	1	1	0	1	0	1											
Tony Brizzolara, R (1, 1) Donnie Moore, L (8, 1) Rufino Linares, R (9, PH) OBP: 0.262, SLG: 0.310	SH2-4				6-3			4-3		2	0	0	0	0	0	3											
Inning Stats	R: 1 E: 0 K: 0 S: 7	H: 4 LOB: 3 BB: 0 P: 7	R: 1 E: 0 K: 1 S: 7	H: 2 LOB: 1 BB: 0 P: 7	R: 0 E: 0 K: 0 S: 2	H: 0 LOB: 0 BB: 1 P: 6	R: 0 E: 0 K: 0 S: 4	H: 1 LOB: 1 BB: 0 P: 4	R: 0 E: 0 K: 0 S: 3	H: 0 LOB: 0 BB: 0 P: 3	R: 0 E: 0 K: 0 S: 4	H: 1 LOB: 2 BB: 1 P: 8	R: 0 E: 0 K: 0 S: 3	H: 0 LOB: 0 BB: 0 P: 3	R: 0 E: 0 K: 0 S: 4	H: 1 LOB: 2 BB: 1 P: 8		R: 1 E: 0 K: 1 S: 6	H: 3 LOB: 3 BB: 1 P: 10	1B: 10 2B: 2 3B: 0 HR: 0	SF: 0 SAC: 1 DP: 0 HBP: 0	WP: 0 PB: 0 SB: 3 CS: 1	PA: 40				
PITCHER	IP	WLS	BF	H	R	ER	SO	BB	IBB	HBP	BLK	WP	HR	S	P	ERA	WHIP										
Steve Trout, L (1, 1) ERA: 3.33	7.0		30	8	2	2	2	1	1	0	0	0	0	30	38	2.57	1.286										
George Frazier, R (8, 1) ERA: 3.49	0.1		3	1	0	0	0	0	1	0	0	0	0	2	6	0.00	3.000										
Lee Smith, R (8, 1) ERA: 3.47	1.0	L	7	3	1	1	1	1	0	0	0	0	0	8	12	9.00	4.000										

AB	35
R	3
H	12
RBI	3
BB	4
SO	2
LOB	22



Batter	1	2	3	4	5	6	7	8	9	AB	R	H	RBI	BB	SO	LOB	TOP				
Bob Dernier, R OBP: 0.362, SLG: 0.367 (1, 8)	E6 23 G6-4-3		5-3		F3			SH 1B		3	1	0	0	0	0	0					
23 Ryne Sandberg, R OBP: 0.376, SLG: 0.539 (1, 4)	G6-4-3 1-2		F8			F7		F9		4	0	0	0	0	0	3					
Gary Matthews, R OBP: 0.405, SLG: 0.415 Henry Cotto, R OBP: 0.338, SLG: 0.318 (8, PR) (8, 9)				HR BB		K		1B 1B		2	1	1	2	2	1	0					
Leon Durham, L OBP: 0.387, SLG: 0.529 (1, 3)	F8			HR BB		K		1B 1B		4	1	2	2	0	1	1					
Keith Moreland, R OBP: 0.339, SLG: 0.449 Lee Smith, R OBP: 0.091, SLG: 0.091 (8, 1)		5-3			F9			F9		4	0	0	0	0	0	2					
Ron Cey, R OBP: 0.319, SLG: 0.443 (1, 5)		K			K			F4		4	0	0	0	0	2	2					
Jody Davis, R OBP: 0.317, SLG: 0.437 (1, 2)					K			1B		4	0	2	0	0	1	0					
Larry Bowa, S OBP: 0.255, SLG: 0.251 (1, 6)	FC4-6 1B							F9		4	0	0	0	0	0	2					
Dick Ruthven, R OBP: 0.200, SLG: 0.256 Thad Bosley, L OBP: 0.386, SLG: 0.444 (8, PH) (8, 7)			5-3					SH 1B BB		2	0	0	0	0	0	0					
Inning Stats	R: 0 E: 1 K: 0 S: 3	H: 0 LOB: 1 BB: 1 P: 7	R: 0 E: 0 K: 1 S: 6	H: 1 LOB: 1 BB: 0 P: 6	R: 0 E: 0 K: 0 S: 3	H: 0 LOB: 0 BB: 0 P: 3	R: 2 E: 0 K: 2 S: 8	H: 1 LOB: 0 BB: 1 P: 12	R: 0 E: 0 K: 0 S: 3	H: 0 LOB: 0 BB: 0 P: 3	R: 0 E: 0 K: 0 S: 4	H: 1 LOB: 1 BB: 0 P: 4	R: 2 E: 1 K: 0 S: 6	H: 2 LOB: 2 BB: 1 P: 10	R: 0 E: 0 K: 1 S: 5	H: 0 LOB: 0 BB: 0 P: 5	1B: 4 2B: 0 3B: 0 HR: 1	SF: 0 SAC: 1 DP: 1 HBP: 0	WP: 0 PB: 0 SB: 0 CS: 0	PA: 36	
PITCHER	IP	WLS	BF	H	R	ER	SO	BB	IBB	HBP	BLK	WP	HR	S	P	ERA	WHIP				
Rick Mahler, R ERA: 2.94 Donnie Moore, R ERA: 2.72	7.1	L	31	5	4	3	5	3	0	0	0	0	1	38	50	3.68	1.091				

Chicago Cubs @ Atlanta Braves
Atlanta-Fulton County Stadium, Atlanta, GA
Sun Sep 02 1984, 3:33 AM EDT
Att: 26,106 - Unknown

AB	32
R	4
H	5
RBI	4
BB	3
SO	6
LOB	10



Batter	1	2	3	4	5	6	7	8	9	AB	R	H	RBI	BB	SO	LOB	BOTTOM				
Albert Hall, S OBP: 0.308, SLG: 0.338 (1, 7)	K			G6-3 1B		K		4-3		4	0	1	1	0	2	0					
Rafael Ramirez, R OBP: 0.290, SLG: 0.313 (1, 6)				G6-3 1B		K		F8		4	0	1	0	0	1	1					
Claudell Washington, L OBP: 0.384, SLG: 0.492 (1, 9)	G6-4-3 1-2			S BB				HR 1B 2B		3	1	2	1	1	0	1					
Dale Murphy, R OBP: 0.367, SLG: 0.517 (1, 8)		5-3			F9			4-3 2B 1B		4	0	2	0	0	0	1					
Chris Chambliss, L OBP: 0.360, SLG: 0.376 (1, 3)				FC6-4 1B		4-3		F7 F6		4	0	1	0	0	0	3					
Randy Johnson, R OBP: 0.346, SLG: 0.396 (1, 5)		FC6-4 CS			1-3			4-3		4	0	0	0	0	0	2					
Paul Runge, R OBP: 0.476, SLG: 0.500 (1, 4)		CS			F8			6-3		2	0	0	0	2	0	0					
Bruce Benedict, R OBP: 0.305, SLG: 0.308 Donnie Moore, L (8, 1) Gerald Perry, L OBP: 0.373, SLG: 0.355 (9, PH)					F8			6-3		3	0	1	0	0	0	2					
Rick Mahler, R OBP: 0.309, SLG: 0.352 Alex Trevino, R OBP: 0.283, SLG: 0.336 (8, 2)					K			WP 4-3 2B		2	0	0	0	0	1	0					
Inning Stats	R: 0 E: 0 K: 1 S: 5	H: 1 LOB: 0 BB: 0 P: 5	R: 0 E: 0 K: 0 S: 3	H: 1 LOB: 0 BB: 0 P: 3	R: 0 E: 0 K: 1 S: 5	H: 0 LOB: 0 BB: 0 P: 5	R: 0 E: 0 K: 0 S: 3	H: 1 LOB: 1 BB: 1 P: 7	R: 0 E: 0 K: 2 S: 7	H: 0 LOB: 0 BB: 0 P: 7	R: 1 E: 0 K: 0 S: 5	H: 2 LOB: 2 BB: 1 P: 9	R: 1 E: 0 K: 0 S: 6	H: 3 LOB: 3 BB: 0 P: 6	R: 0 E: 0 K: 0 S: 3	H: 0 LOB: 1 BB: 1 P: 7	1B: 5 2B: 3 3B: 0 HR: 1	SF: 0 SAC: 0 DP: 2 HBP: 0	WP: 1 PB: 0 SB: 1 CS: 1	PA: 37	
PITCHER	IP	WLS	BF	H	R	ER	SO	BB	IBB	HBP	BLK	WP	HR	S	P	ERA	WHIP				
Dick Ruthven, R ERA: 4.67 Lee Smith, R ERA: 3.45	7.0	W	26	6	1	1	4	3	0	0	0	1	0	31	43	1.29	1.286				

Chicago Cubs @ Atlanta Braves
Atlanta-Fulton County Stadium, Atlanta, GA
Sun Sep 02 1984, 3:33 AM EDT
Att: 26,106 - Unknown

AB	32
R	2
H	9
RBI	2
BB	4
SO	4
LOB	11



Batter	1	2	3	4	5	6	7	8	9	AB	R	H	RBI	BB	SO	LOB	TOP								
Bill Doran, S OBP: 0.358, SLG: 0.378 (1, 4)										5	1	1	0	0	1	2									
Enos Cabell, R OBP: 0.341, SLG: 0.427 (1, 3)										5	0	2	0	0	0	4									
Denny Walling, L OBP: 0.320, SLG: 0.385 (1, 5)										5	1	2	1	0	1	2									
Jose Cruz, L OBP: 0.382, SLG: 0.468 (1, 7)										3	2	2	4	1	1	1									
Jerry Mumphy, S OBP: 0.352, SLG: 0.394 (1, 8)										4	1	1	0	0	1	2									
Kevin Bass, S OBP: 0.289, SLG: 0.336 (1, 9)										4	0	1	1	0	1	0									
Alan Ashby, S OBP: 0.325, SLG: 0.316 (1, 2)										4	0	0	1	0	1	1									
Craig Reynolds, L OBP: 0.290, SLG: 0.368 (1, 6)										3	0	0	0	0	0	1									
Julio Solano, R OBP: 0.333, SLG: 0.333 (7, 1)										0	0	0	0	0	0	0									
Jim Pankovits, R OBP: 0.328, SLG: 0.443 (8, PH)										1	0	0	0	0	0	0									
Frank DiPino, L (8, 1)										0	0	0	0	0	0	0									
Mike Scott, R OBP: 0.163, SLG: 0.146 (6, 1)										1	1	0	0	1	1	1									
Dave Smith, R (6, 1)										0	0	0	0	0	0	0									
Bert Pena, R OBP: 0.276, SLG: 0.308 (6, 6)										0	1	0	0	1	0	0									
Phil Garner, R OBP: 0.344, SLG: 0.363 (9, PH)										1	0	0	0	0	0	0									
Inning Stats	R: 0 E: 0 K: 0 S: 3	H: 1 LOB: 0 BB: 0 P: 3	R: 2 E: 0 K: 1 S: 7	H: 2 LOB: 1 BB: 1 P: 11	R: 0 E: 0 K: 2 S: 8	H: 1 LOB: 1 BB: 0 P: 8	R: 0 E: 0 K: 1 S: 5	H: 0 LOB: 0 BB: 0 P: 5	R: 4 E: 1 K: 0 S: 6	H: 2 LOB: 0 BB: 1 P: 10	R: 0 E: 0 K: 2 S: 7	H: 0 LOB: 0 BB: 0 P: 7	R: 1 E: 0 K: 0 S: 5	H: 2 LOB: 2 BB: 1 P: 9	R: 0 E: 0 K: 0 S: 3	H: 0 LOB: 0 BB: 0 P: 3	R: 0 E: 0 K: 1 S: 6	H: 1 LOB: 1 BB: 0 P: 6	1B: 7 2B: 1 3B: 0 HR: 1	SF: 0 SAC: 0 DP: 1 HBP: 0	WP: 0 PB: 0 SB: 0 CS: 0	PA: 39			
PITCHER	IP	WLS	BF	H	R	ER	SO	BB	IBB	HBP	BLK	WP	HR	S	P	ERA	WHIP								
Tony Brizzolara, R ERA: 4.15 (1, 1)	5.0		23	6	6	2	4	2	0	0	0	0	1	29	37	3.60	1.600								
Pete Falcone, L ERA: 4.3 (6, 1)	2.0		9	2	1	1	2	1	0	0	0	0	0	12	16	4.50	1.500								
Donnie Moore, R ERA: 2.62 (8, 1)	2.0	W	7	1	0	0	1	0	0	0	0	0	0	9	9	0.00	0.500								

Houston Astros @ Atlanta Braves
Atlanta-Fulton County Stadium, Atlanta, GA
Tue Sep 04 1984, 7:05 PM EDT
Att: 3,822 - Unknown

AB 36
R 7
H 9
RBI 7
BB 3
SO 7
LOB 14



Batter	1	2	3	4	5	6	7	8	9	AB	R	H	RBI	BB	SO	LOB	BOTTOM								
Claudell Washington, L OBP: 0.383, SLG: 0.496 (1, 9)										5	0	0	0	0	1	3									
Rafael Ramirez, R OBP: 0.296, SLG: 0.324 (1, 6)										5	2	3	1	0	0	0									
Brad Komminsk, R OBP: 0.254, SLG: 0.316 (1, 7)										3	1	1	1	0	0	1									
Pete Falcone, L OBP: 0.219, SLG: 0.281 (6, 1)										0	0	0	0	0	0	0									
Chris Chambliss, L OBP: 0.358, SLG: 0.374 (7, PH)										1	0	0	0	0	0	1									
Dale Murphy, R OBP: 0.369, SLG: 0.528 (1, 8)										4	1	3	3	0	0	1									
Gerald Perry, L OBP: 0.377, SLG: 0.357 (1, 3)										4	1	2	0	0	0	2									
Donnie Moore, L (8, 1)										0	0	0	0	0	0	0									
Randy Johnson, R OBP: 0.343, SLG: 0.390 (1, 5)										4	1	1	0	0	1	3									
Paul Runge, R OBP: 0.364, SLG: 0.571 (1, 4)										4	0	1	1	0	2	3									
Bruce Benedict, R OBP: 0.304, SLG: 0.305 (6, PR)										3	0	1	1	0	0	1									
Alex Trevino, R OBP: 0.296, SLG: 0.351 (7, 2)										1	1	1	1	0	0	0									
Tony Brizzolara, R (1, 1)										1	0	0	0	0	0	0									
Milt Thompson, L OBP: 0.667, SLG: 1.000 (5, PH)										3	1	2	0	0	0	0									
Inning Stats	R: 1 E: 1 K: 0 S: 5	H: 2 LOB: 1 BB: 0 P: 5	R: 1 E: 0 K: 0 S: 4	H: 2 LOB: 0 BB: 0 P: 4	R: 0 E: 0 K: 0 S: 3	H: 0 LOB: 0 BB: 0 P: 3	R: 0 E: 0 K: 1 S: 6	H: 1 LOB: 1 BB: 0 P: 6	R: 2 E: 0 K: 0 S: 6	H: 3 LOB: 1 BB: 0 P: 6	R: 1 E: 0 K: 1 S: 8	H: 3 LOB: 2 BB: 0 P: 8	R: 2 E: 0 K: 1 S: 8	H: 3 LOB: 1 BB: 0 P: 8	R: 1 E: 0 K: 1 S: 6	H: 1 LOB: 0 BB: 0 P: 6	1B: 10 2B: 2 3B: 1 HR: 2	SF: 0 SAC: 0 DP: 0 HBP: 0	WP: 0 PB: 0 SB: 2 CS: 2	PA: 38					
PITCHER	IP	WLS	BF	H	R	ER	SO	BB	IBB	HBP	BLK	WP	HR	S	P	ERA	WHIP								
Mike Scott, R ERA: 4.93 (1, 1)	5.0		23	9	5	4	1	0	0	0	0	0	1	11	11	7.20	1.800								
Dave Smith, R ERA: 2.17 (6, 1)	1.1		9	5	2	2	1	0	0	0	0	0	0	4	4	13.50	3.750								
Julio Solano, R ERA: 1.8 (7, 1)	0.2		2	0	0	0	1	0	0	0	0	0	0	4	4	0.00	0.000								
Frank DiPino, L ERA: 3.48 (8, 1)	1.0	L	4	1	1	1	1	0	0	0	0	0	1	6	6	9.00	1.000								

Houston Astros @ Atlanta Braves
Atlanta-Fulton County Stadium, Atlanta, GA
Tue Sep 04 1984, 7:05 PM EDT
Att: 3,822 - Unknown

AB 38
R 8
H 15
RBI 8
BB 0
SO 4
LOB 15



Batter	1	2	3	4	5	6	7	8	9	AB	R	H	RBI	BB	SO	LOB	TOP																
Milt Thompson, L (1, 7) OBP: 0.714, SLG: 0.833										3	1	2	0	1	0	0	Atlanta Braves @ Los Angeles Dodgers Dodger Stadium, Los Angeles, CA Wed Sep 05 1984, 7:05 PM PDT Att: 25,292 - Unknown																
Rafael Ramirez, R (1, 6) OBP: 0.298, SLG: 0.325										4	1	2	0	0	1	1																	
Claudell Washington, L (1, 9) OBP: 0.379, SLG: 0.482										3	0	0	1	0	0	3																	
Dale Murphy, R (1, 8) OBP: 0.368, SLG: 0.526										4	0	1	0	0	2	1																	
Gerald Perry, L (1, 3)										4	1	1	0	0	0	1																	
Randy Johnson, R (1, 5) OBP: 0.345, SLG: 0.392										4	0	2	1	0	0	0																	
Paul Runge, R (1, 4) OBP: 0.357, SLG: 0.531										4	0	1	0	0	1	1																	
Bruce Benedict, R (1, 2) Chris Chambliss, L (9, PH) OBP: 0.357, SLG: 0.373										3	0	0	0	0	1	1																	
Rick Camp, R (1, 1) Terry Harper, R (7, PH) Jeff Dedmon, L (7, 1) Rufino Linares, R (9, PH) Albert Hall, S (9, PR) OBP: 0.273, SLG: 0.310										2	0	0	0	0	2	1																	
Inning Stats	R: 0 E: 0 K: 2 S: 8	H: 1 LOB: 1 BB: 0 P: 8	R: 1 E: 1 K: 0 S: 4	H: 1 LOB: 0 BB: 0 P: 4	R: 2 E: 1 K: 1 S: 7	H: 2 LOB: 1 BB: 1 P: 11	R: 0 E: 0 K: 1 S: 6	H: 1 LOB: 1 BB: 0 P: 6	R: 0 E: 0 K: 2 S: 3	H: 0 LOB: 0 BB: 0 P: 3	R: 0 E: 0 K: 1 S: 7	H: 2 LOB: 2 BB: 0 P: 7	R: 0 E: 0 K: 0 S: 3	H: 1 LOB: 0 BB: 0 P: 3	R: 0 E: 0 K: 0 S: 2	H: 0 LOB: 1 BB: 1 P: 6		1B: 8 2B: 1 3B: 0 HR: 0	SF: 1 SAC: 0 DP: 0 HBP: 0	WP: 2 PB: 0 SB: 3 CS: 2	PA: 38												
PITCHER	IP WLS BF H R ER SO BB IBB HBP BLK WP HR S P ERA WHIP																																
Larry White, R (1, 1) ERA: 2.57	4.0	18	5	3	2	4	1	0	0	0	0	1	0	25	29	4.50		1.500															
Pat Zachry, R (5, 1) ERA: 3.45	2.0	7	1	0	0	2	0	0	0	0	0	0	0	11	11	0.00	0.500																
Burt Hooton, R (7, 1) ERA: 3.83	2.0	W	8	3	0	1	0	0	0	0	0	0	0	11	10	0.00	1.500																
Ken Howell, R (9, 1) ERA: 3.63	1.0	S	3	0	0	0	1	0	0	0	0	0	0	2	6	0.00	1.000																

Batter	1	2	3	4	5	6	7	8	9	AB	R	H	RBI	BB	SO	LOB	BOTTOM																
Dave Anderson, R (1, 6) OBP: 0.333, SLG: 0.326										4	1	1	0	0	0	2	Atlanta Braves @ Los Angeles Dodgers Dodger Stadium, Los Angeles, CA Wed Sep 05 1984, 7:05 PM PDT Att: 25,292 - Unknown																
R.J. Reynolds, S (1, 8) German Rivera, R (8, 5) OBP: 0.300, SLG: 0.349										4	1	1	0	0	1	1																	
Ken Landreaux, L (1, 9) OBP: 0.293, SLG: 0.367										4	1	2	1	0	0	0																	
Pedro Guerrero, R (1, 5) OBP: 0.339, SLG: 0.429										3	1	1	1	0	0	1																	
Greg Brock, L (1, 3) OBP: 0.315, SLG: 0.410										4	0	2	2	0	0	1																	
Mike Marshall, R (1, 7) Ken Howell, R (9, 1) OBP: 0.321, SLG: 0.449										4	0	1	0	0	1	2																	
Mike Scioscia, L (1, 2) OBP: 0.387, SLG: 0.374										1	0	0	0	3	0	1																	
Bill Russell, R (1, 4) Rafael Landestoy, S (9, 4) OBP: 0.336, SLG: 0.325										2	0	0	0	0	1	3																	
Larry White, R (1, 1) Franklin Stubbs, L (4, PH) Pat Zachry, R (5, 1) Sid Bream, R (6, PH) Burt Hooton, R (7, 1) Candy Maldonado, R (9, 7) OBP: 0.300, SLG: 0.372										1	0	0	0	0	0	1																	
Inning Stats	R: 1 E: 0 K: 0 S: 5	H: 2 LOB: 1 BB: 0 P: 5	R: 0 E: 0 K: 0 S: 3	H: 0 LOB: 1 BB: 1 P: 7	R: 2 E: 0 K: 0 S: 6	H: 3 LOB: 1 BB: 0 P: 6	R: 0 E: 0 K: 0 S: 3	H: 1 LOB: 1 BB: 1 P: 7	R: 0 E: 0 K: 1 S: 6	H: 0 LOB: 0 BB: 0 P: 3	R: 0 E: 0 K: 1 S: 5	H: 1 LOB: 2 BB: 1 P: 10	R: 0 E: 0 K: 1 S: 5	H: 0 LOB: 0 BB: 0 P: 5	R: 1 E: 1 K: 1 S: 6	H: 2 LOB: 0 BB: 0 P: 6		1B: 6 2B: 3 3B: 0 HR: 0	SF: 1 SAC: 1 DP: 2 HBP: 0	WP: 1 PB: 0 SB: 1 CS: 0	PA: 34												
PITCHER	IP WLS BF H R ER SO BB IBB HBP BLK WP HR S P ERA WHIP																																
Rick Camp, R (1, 1) ERA: 3.48	6.0	L	27	7	3	3	1	0	0	0	0	0	0	26	38	4.50		1.500															
Jeff Dedmon, R (7, 1) ERA: 4.06	2.0	L	7	2	1	0	2	0	0	0	0	0	0	11	11	0.00	1.000																

AB	33
R	3
H	9
RBI	2
BB	2
SO	7
LOB	9



AB	29
R	4
H	9
RBI	4
BB	3
SO	3
LOB	14



Batter	1	2	3	4	5	6	7	8	9	11	12	13	14	15	16	17	18	AB	R	H	RBI	BB	SO	LOB	TOP					
Rafael Ramirez, R OBP: 0.297, SLG: 0.322	K		F7		K			1B	F8		F8			6-3		F7	F8	8	0	1	0	1	2	4						
Brad Komminsk, R OBP: 0.287, SLG: 0.315	E5		F7				F9	K		F8				BB		K		7	1	2	0	1	2	3						
Dale Murphy, R OBP: 0.525	1-3			K			F9	1B		K				1B		S		7	0	2	1	1	1	3						
Dale Murphy, R OBP: 0.525	F9			5-3				1B		F9				1B		BB		7	0	2	1	1	1	3						
Gerald Perry, L OBP: 0.369, SLG: 0.352		G3		F9			F7							G3		G3		8	0	1	1	0	0	5						
Randy Johnson, R OBP: 0.346, SLG: 0.403								1B		F3								7	1	2	1	1	0	2						
Paul Runge, R OBP: 0.395, SLG: 0.436								1B		F8								7	0	0	0	1	1	4						
Bruce Benedict, R OBP: 0.290, SLG: 0.297			F7															7	0	1	0	1	0	1						
Alex Trevino, R OBP: 0.286, SLG: 0.351								1B										0	0	0	0	0	0	0						
Rick Mahler, R OBP: 0.322, SLG: 0.362																		4	0	2	0	0	0	1						
Milt Thompson, L OBP: 0.536, SLG: 0.700								1B										4	0	2	0	0	0	1						
Inning Stats	R: 0 E: 1 S: 6	H: 0 LOB: 1 K: 1 P: 6	R: 0 E: 0 S: 3	H: 1 LOB: 0 BB: 0 P: 3	R: 0 E: 0 S: 4	H: 1 LOB: 1 BB: 0 P: 4	R: 0 E: 0 S: 5	H: 0 LOB: 0 BB: 0 P: 5	R: 0 E: 0 S: 4	H: 2 LOB: 2 BB: 1 P: 10	R: 0 E: 0 S: 4	H: 1 LOB: 1 BB: 0 P: 4	R: 0 E: 1 S: 4	H: 0 LOB: 1 BB: 0 P: 4	R: 0 E: 0 S: 3	H: 0 LOB: 0 BB: 0 P: 3	R: 0 E: 0 S: 3	H: 0 LOB: 0 BB: 0 P: 3	R: 0 E: 0 S: 6	H: 1 LOB: 2 BB: 1 P: 10	R: 0 E: 0 S: 5	H: 0 LOB: 2 BB: 0 P: 7	R: 0 E: 0 S: 7	H: 0 LOB: 2 BB: 1 P: 11	R: 1 E: 0 S: 7	H: 2 LOB: 2 BB: 1 P: 11	18: 12 2B: 3 HR: 1	SF: 0 SAC: 0 HBP: 0	WP: 0 PB: 0 CS: 1	PA: 74
PITCHER	IP 10.0	WLS 40	BF 9	H 2	R 2	ER 2	SO 5	BB 1	IBB 0	HBP 0	BLK 0	WP 0	HR 0	S 14	P 14	ERA 0.00	WHIP 0.500													
Fernando Valenzuela, L ERA: 3.07	4.0	19	2	2	2	5	1	0	0	0	0	0	0	14	14	0.00	0.500													
Pat Zachry, R ERA: 3.57	2.0	9	1	0	0	1	2	0	0	0	0	0	0	9	17	0.00	1.500													
Carlos Diaz, L ERA: 4.42	2.0	L	11	2	1	1	2	2	1	0	0	0	1	12	24	4.50	2.000													
Larry White, R ERA: 3.0																														

Atlanta Braves @ Los Angeles Dodgers
 Dodger Stadium, Los Angeles, CA
 Thu Sep 06 1984, 7:05 PM PDT
 Alt: 28,169 - Unknown

AB 68
 R 3
 H 14
 RBI 3
 BB 6
 SO 8
 LOB 30

Braves

Batter	1	2	3	4	5	6	7	8	9	10	11	12	13	14	15	16	17	18	AB	R	H	RBI	BB	SO	LOB	BOTTOM								
Dave Anderson, R OBP: 0.332, SLG: 0.322	1-3		K					6-3		F9					4-3		4-6		7	0	1	0	1	1	2									
R.J. Reynolds, S OBP: 0.290, SLG: 0.337	K							F9		K					6-3		SH1-4		7	1	0	0	0	3	3									
Ken Landreaux, L OBP: 0.292, SLG: 0.365																			7	0	2	0	0	0	0									
Terry Whitfield, L OBP: 0.299, SLG: 0.368																			0	0	0	0	0	0	0									
Tony Brewer, R OBP: 0.130, SLG: 0.095																			0	0	0	0	1	0	0									
Pedro Guerrerro, R OBP: 0.340, SLG: 0.428																			8	0	3	1	0	2	3									
Greg Brock, L OBP: 0.216, SLG: 0.412																			4	0	1	0	1	0	2									
Ed Adelung, L OBP: 0.236, SLG: 0.216																			2	0	0	0	0	0	2									
Gilberto Reyes, R OBP: 0.216																			1	0	0	0	0	1	0									
Mike Marshall, R ERA: 2.87																			3	1	1	0	0	0	0									
German Rivera, R ERA: 2.87																			1	0	0	0	0	0	0									
Pat Zachry, R ERA: 3.57																			1	0	0	0	0	0	0									
Carney Corbin, R ERA: 3.25																			3	0	0	0	0	1	0									
Sid Bream, L ERA: 3.25																			0	0	0	0	0	0	0									
Mike Scioscia, L OBP: 0.383, SLG: 0.368																			7	0	1	1	1	0	4									
Bob Valen, R OBP: 0.130, SLG: 0.095																			0	0	0	0	0	0	0									
Steve Sax, R OBP: 0.292, SLG: 0.299																			7	0	2	0	1	0	1									
Fernando Valenzuela, L ERA: 3.07																			3	0	0	0	0	1	0									
Pat Zachry, R ERA: 3.57																			1	0	0	0	0	0	0									
Carney Corbin, R ERA: 3.25																			1	0	0	0	0	0	0									
Steve Yeager, R ERA: 3.25																			1	0	0	0	0	1	1									
Larry White, R ERA: 3.0																			0	0	0	0	0	0	0									
Inning Stats	R: 0 E: 0 S: 6	H: 1 LOB: 1 K: 1 P: 6	R: 0 E: 0 S: 3	H: 0 LOB: 0 BB: 0 P: 3	R: 0 E: 0 S: 5	H: 0 LOB: 0 BB: 0 P: 5	R: 1 E: 0 S: 8	H: 3 LOB: 2 BB: 0 P: 8	R: 0 E: 0 S: 3	H: 0 LOB: 0 BB: 0 P: 3	R: 0 E: 0 S: 4	H: 1 LOB: 2 BB: 1 P: 8	R: 0 E: 0 S: 6	H: 1 LOB: 1 BB: 0 P: 6	R: 0 E: 0 S: 3	H: 0 LOB: 0 BB: 0 P: 3	R: 0 E: 0 S: 4	H: 1 LOB: 1 BB: 0 P: 4	R: 0 E: 1 S: 5	H: 1 LOB: 2 BB: 1 P: 10	R: 0 E: 0 S: 6	H: 1 LOB: 1 BB: 0 P: 6	R: 0 E: 0 S: 3	H: 0 LOB: 0 BB: 0 P: 3	R: 0 E: 0 S: 4	H: 1 LOB: 1 BB: 0 P: 4	R: 0 E: 0 S: 5	H: 0 LOB: 1 BB: 1 P: 9	R: 0 E: 0 S: 2	H: 0 LOB: 1 BB: 1 P: 10	18: 10 2B: 3 HR: 0	SF: 0 SAC: 2 HBP: 0	WP: 0 PB: 0 CS: 0	PA: 71
PITCHER	IP 11.0	WLS 43	BF 9	H 2	R 2	ER 2	SO 6	BB 2	IBB 0	HBP 0	BLK 0	WP 0	HR 0	S 13	P 13	ERA 0.00	WHIP 0.667																	
Rick Mahler, R ERA: 2.87	3.0	11	2	0	0	1	0	0	0	0	0	0	0	13	13	0.00	0.667																	
Donnie Moore, R ERA: 2.49	2.0	9	1	0	0	1	1	0	0	0	0	0	0	10	14	0.00	1.000																	
Gene Garber, R ERA: 3.25	1.0	W	4	0	0	0	2	0	0	0	0	0	2	10	0.00	2.000																		
Jeff Dedmon, R ERA: 4.0	1.0	S	4	0	0	0	1	1	0	0	0	0	0	5	9	0.00	1.000																	
Pete Falcone, L ERA: 4.27																																		

Atlanta Braves @ Los Angeles Dodgers
 Dodger Stadium, Los Angeles, CA
 Thu Sep 06 1984, 7:05 PM PDT
 Alt: 28,169 - Unknown

AB 63
 R 2
 H 12
 RBI 2
 BB 6
 SO 9
 LOB 21

Dodgers

Batter	1	2	3	4	5	6	7	8	9	AB	R	H	RBI	BB	SO	LOB	TOP					
Milt Thompson, L (1,7) OBP: 0.533, SLG: 0.571	5-3		6-3				F5			4	0	1	0	0	0	1	Atlanta Braves @ San Francisco Giants Candlestick Park, San Francisco, CA Fri Sep 07 1984, 10:05 PM EDT Att: 5,541 - Unknown					
Rafael Ramirez, R (1,6) OBP: 0.295, SLG: 0.320	F4		K			SF9		5-3	3	0	0	1	0	1	0							
Brad Komminsk, R (1,9) OBP: 0.267, SLG: 0.314			K					F9	4	0	1	0	0	2	1							
Dale Murphy, R (1,8) OBP: 0.371, SLG: 0.536	CS					5-3			4	2	3	1	0	0	0							
Chris Chambliss, L (1,3) OBP: 0.353, SLG: 0.368 Gene Garber, R (8,1) OBP: 0.083, SLG: 0.083		F6		K		K		6-3	4	0	0	0	0	2	2							
Randy Johnson, R (1,5) OBP: 0.343, SLG: 0.405				F4		F5			4	0	2	1	0	0	1							
Paul Zuvella, R (1,4) OBP: 0.667, SLG: 1.000 Claudell Washington, L (9,PH) OBP: 0.378, SLG: 0.481						FC1-5		4-3	2	0	1	0	1	0	0							
Alex Trevino, R (1,2) OBP: 0.293, SLG: 0.355								6-3	3	1	2	0	1	0	1							
Pascual Perez, R (1,1) OBP: 0.177, SLG: 0.143 Gerald Perry, L (8,3) OBP: 0.368, SLG: 0.351			K			FC1-5		6-3	3	1	0	0	0	1	5							
Inning Stats	R: 0 E: 0 K: 0 S: 3	H: 1 LOB: 0 BB: 0 P: 3	R: 1 E: 0 K: 1 S: 7	H: 3 LOB: 2 BB: 1 P: 11	R: 0 E: 0 K: 2 S: 7	H: 0 LOB: 0 BB: 0 P: 7	R: 0 E: 0 K: 1 S: 5	H: 1 LOB: 0 BB: 0 P: 5	R: 2 E: 0 K: 1 S: 7	H: 2 LOB: 1 BB: 1 P: 11	R: 0 E: 0 K: 1 S: 5	H: 0 LOB: 0 BB: 0 P: 5	R: 0 E: 0 K: 0 S: 4	H: 1 LOB: 1 BB: 0 P: 4	R: 1 E: 0 K: 0 S: 4	H: 1 LOB: 0 BB: 0 P: 4		R: 0 E: 0 K: 1 S: 6	H: 1 LOB: 1 BB: 0 P: 6	1B: 7 2B: 1 3B: 1 HR: 1	SF: 1 SAC: 0 DP: 0 HBP: 0	WP: 0 PB: 0 SB: 3 CS: 3
PITCHER	IP	WLS	BF	H	R	ER	SO	BB	IBB	HBP	BLK	WP	HR	S	P	ERA	WHIP					
Mark Grant, R (1,1) ERA: 5.3	8.0	W	32	9	4	4	6	2	0	0	0	0	1	42	50	4.50	1.375					
Greg Minton, R (9,1) ERA: 3.92	1.0	S	4	1	0	0	1	0	0	0	0	0	0	6	6	0.00	1.000					

Batter	1	2	3	4	5	6	7	8	9	AB	R	H	RBI	BB	SO	LOB	BOTTOM				
Dan Gladden, R (1,8) OBP: 0.392, SLG: 0.459			F9			1-3				4	1	2	0	0	0	1	Atlanta Braves @ San Francisco Giants Candlestick Park, San Francisco, CA Fri Sep 07 1984, 10:05 PM EDT Att: 5,541 - Unknown				
Manny Trillo, R (1,4) OBP: 0.297, SLG: 0.336	SH5-3					K			3	1	2	2	0	1	0						
Joel Youngblood, R (1,9) OBP: 0.331, SLG: 0.361					F4		E6	E6	4	0	0	0	0	1	1						
Scot Thompson, L (1,3) OBP: 0.394, SLG: 0.368	CS				F8		G6-4-3	4-3	4	0	1	0	0	0	2						
Bob Brenly, R (1,2) OBP: 0.368, SLG: 0.494					F2				3	1	1	0	1	0	1						
Chris Brown, R (1,5) OBP: 0.283, SLG: 0.368									4	1	3	0	0	0	2						
Rob Deer, R (1,7)						FC1-6			2	0	0	0	1	0	2						
Johnnie LeMaster, R (1,6) OBP: 0.270, SLG: 0.288 Duane Kuiper, L (7,PH) OBP: 0.282, SLG: 0.196 Fran Mullins, R (8,6) OBP: 0.262, SLG: 0.354									2	1	1	0	0	0	1						
Mark Grant, R (1,1) Dusty Baker Jr., R (8,PH) OBP: 0.379, SLG: 0.346 Greg Minton, S (9,1) OBP: 0.105, SLG: 0.056									1	0	0	0	0	1	0						
Inning Stats	R: 0 E: 0 K: 1 S: 5	H: 1 LOB: 0 BB: 0 P: 5	R: 0 E: 0 K: 0 S: 4	H: 2 LOB: 1 BB: 0 P: 4	R: 1 E: 0 K: 0 S: 4	H: 2 LOB: 1 BB: 0 P: 4	R: 0 E: 0 K: 0 S: 3	H: 0 LOB: 0 BB: 0 P: 3	R: 0 E: 0 K: 2 S: 7	H: 1 LOB: 0 BB: 0 P: 7	R: 2 E: 1 K: 0 S: 5	H: 3 LOB: 2 BB: 1 P: 9	R: 2 E: 1 K: 1 S: 8	H: 2 LOB: 2 BB: 1 P: 12	1B: 7 2B: 5 3B: 0 HR: 0	SF: 0 SAC: 2 DP: 2 HBP: 0		WP: 0 PB: 0 SB: 0 CS: 2	PA: 34		
PITCHER	IP	WLS	BF	H	R	ER	SO	BB	IBB	HBP	BLK	WP	HR	S	P	ERA	WHIP				
Pascual Perez, R (1,1) ERA: 3.73	7.0	L	26	9	3	3	3	1	0	0	0	0	0	31	35	3.86	1.429				
Gene Garber, R (8,1) ERA: 3.31	1.0	L	7	2	2	1	1	0	1	0	0	0	0	8	12	9.00	2.000				

Batter	1	2	3	4	5	6	7	8	9	AB	R	H	RBI	BB	SO	LOB	TOP										
Milt Thompson, L (1, 7) OBP: 0.474, SLG: 0.471	6-3		FC6-4			F8		FC6-4 BB		3	0	0	0	1	0	1	Atlanta Braves @ San Francisco Giants Candlestick Park, San Francisco, CA Sat Sep 08 1984, 6:33 AM EDT Att: 19,648 - Unknown										
Paul Zivella, R (1, 6) OBP: 0.333, SLG: 0.400	K			6-3		F3		FC6-4		3	0	0	0	0	1	0											
Chris Chambliss, L (8, PH) OBP: 0.352, SLG: 0.367										1	0	0	0	0	0	1											
Paul Runge, R (8, 6) OBP: 0.395, SLG: 0.436										0	0	0	0	0	0	0											
Brad Komminsk, R (1, 9) OBP: 0.263, SLG: 0.309	F8			K			F7		4-3	4	0	0	0	0	1	0											
Dale Murphy, R (1, 8) OBP: 0.370, SLG: 0.534		6-3		5-3			1B		6-3	4	0	1	0	0	0	0											
Gerald Perry, L (1, 3) OBP: 0.364, SLG: 0.346		F8				F7		F7	1-3	4	0	0	0	0	0	1											
Randy Johnson, R (1, 5) OBP: 0.357, SLG: 0.413										3	0	3	0	0	0	0											
Glenn Hubbard, R (1, 4) OBP: 0.333, SLG: 0.383		CS					1B		FC6-4	3	0	1	0	0	1	3											
Bruce Benedict, R (1, 2) OBP: 0.297, SLG: 0.293				5-3		5-3			K	3	0	0	0	0	1	2											
Craig McMurtry, R (1, 1) OBP: 0.152, SLG: 0.159						4-3			4-3	2	0	1	0	0	0	0											
Jeff Dedmon, L (7, 1) OBP: 0.377, SLG: 0.480										0	0	0	0	0	0	0											
Claudell Washington, L (8, PH) OBP: 0.377, SLG: 0.480										1	0	0	0	0	0	0											
Mike Payne, R (8, 1)										0	0	0	0	0	0	0											
Inning Stats	R: 0 E: 0 K: 1 S: 5	H: 0 LOB: 0 BB: 0 P: 5	R: 0 E: 0 K: 0 S: 3	H: 1 LOB: 0 BB: 0 P: 3	R: 0 E: 0 K: 0 S: 4	H: 2 LOB: 1 BB: 0 P: 4	R: 0 E: 0 K: 1 S: 5	H: 0 LOB: 0 BB: 0 P: 5	R: 0 E: 0 K: 1 S: 6	H: 1 LOB: 1 BB: 0 P: 6	R: 0 E: 0 K: 0 S: 3	H: 0 LOB: 2 BB: 0 P: 5	R: 0 E: 0 K: 1 S: 5	H: 0 LOB: 1 BB: 1 P: 9	R: 0 E: 0 K: 0 S: 3	H: 0 LOB: 0 BB: 0 P: 3	1B: 6 2B: 1 3B: 0 HR: 0	SF: 0 SAC: 0 DP: 1 HBP: 0	WP: 0 PB: 0 SB: 0 CS: 1	PA: 33							
PITCHER	IP	WLS	BF	H	R	ER	SO	BB	IBB	HBP	BLK	WP	HR	S	P	ERA	WHIP										
Jeff Robinson, R (1, 1) ERA: 4.41	6.0		20	4	0	0	3	0	0	0	0	0	0	26	26	0.00	0.667										
Bill Laskey, R (7, 1) ERA: 4.35	1.0	W	5	2	0	0	0	0	0	0	0	0	0	5	5	0.00	2.000										
Greg Minton, R (8, 1) ERA: 3.75	2.0		7	0	0	0	1	1	0	0	0	0	0	8	12	0.00	0.500										

Batter	1	2	3	4	5	6	7	8	9	AB	R	H	RBI	BB	SO	LOB	BOTTOM										
Dan Gladden, R (1, 8) OBP: 0.393, SLG: 0.458	1-3			F9		S				3	0	1	0	1	0	0	Atlanta Braves @ San Francisco Giants Candlestick Park, San Francisco, CA Sat Sep 08 1984, 6:33 AM EDT Att: 19,648 - Unknown										
Manny Trillo, R (1, 4) OBP: 0.294, SLG: 0.332	F3			F8		F2		K		4	0	0	0	0	1	2											
Chris Brown, R (1, 5) OBP: 0.261, SLG: 0.348	F3			FC6-4 1B		K			6-3	4	0	1	0	0	1	1											
Bob Brenly, R (1, 3) OBP: 0.365, SLG: 0.490		F5		FC6-4		F6		F8		4	0	0	0	0	0	1											
Joel Youngblood, R (1, 9) OBP: 0.328, SLG: 0.358		K			5-3		1-3	4-3		4	0	0	0	0	1	0											
Brad Wellman, R (1, 6) OBP: 0.277, SLG: 0.310		5-3			F8		BB			2	1	0	0	1	0	0											
Fran Mullins, R (8, 6) OBP: 0.292, SLG: 0.354							BB			0	0	0	0	0	0	0											
Rob Deer, R (1, 7)				G4-6-3 BB			BB			0	1	0	0	3	0	0											
Randy Gomez, R (1, 2) OBP: 0.360, SLG: 0.250										2	0	0	0	0	1	2											
Chili Davis, S (7, PH) OBP: 0.355, SLG: 0.496				G4-6-3						1	1	1	1	0	0	0											
John Rabb, R (8, 3) OBP: 0.292, SLG: 0.328										0	0	0	0	0	0	0											
Jeff Robinson, R (1, 1) OBP: 0.136, SLG: 0.105										1	0	0	0	0	0	0											
Gene Richards, L (6, PH) OBP: 0.347, SLG: 0.286										1	0	0	0	0	1	0											
Bill Laskey, R (7, 1) OBP: 0.098, SLG: 0.052										0	0	0	0	0	0	0											
Dusty Baker Jr., R (7, PH) OBP: 0.382, SLG: 0.363										1	1	1	3	0	0	0											
Greg Minton, S (8, 1) OBP: 0.105, SLG: 0.056										0	0	0	0	0	0	0											
Inning Stats	R: 0 E: 0 K: 0 S: 3	H: 0 LOB: 0 BB: 0 P: 3	R: 0 E: 0 K: 1 S: 5	H: 0 LOB: 0 BB: 0 P: 5	R: 0 E: 0 K: 0 S: 2	H: 0 LOB: 0 BB: 1 P: 6	R: 0 E: 0 K: 0 S: 4	H: 1 LOB: 1 BB: 0 P: 4	R: 0 E: 0 K: 1 S: 5	H: 0 LOB: 1 BB: 1 P: 9	R: 0 E: 0 K: 2 S: 8	H: 1 LOB: 1 BB: 0 P: 8	R: 4 E: 0 K: 1 S: 7	H: 2 LOB: 1 BB: 3 P: 19	R: 0 E: 0 K: 0 S: 3	H: 0 LOB: 0 BB: 0 P: 3	1B: 3 2B: 0 3B: 0 HR: 1	SF: 0 SAC: 0 DP: 1 HBP: 0	WP: 0 PB: 0 SB: 2 CS: 0	PA: 32							
PITCHER	IP	WLS	BF	H	R	ER	SO	BB	IBB	HBP	BLK	WP	HR	S	P	ERA	WHIP										
Craig McMurtry, R (1, 1) ERA: 4.89	6.2	L	27	4	4	4	4	4	0	0	0	0	0	31	47	5.40	1.200										
Jeff Dedmon, R (7, 1) ERA: 3.99	0.1		2	0	0	0	1	1	0	0	0	0	0	3	7	0.00	3.000										
Mike Payne, R (8, 1) ERA: 9.82	1.0		3	0	0	0	0	0	0	0	0	0	0	3	3	0.00	0.000										

AB	31
R	0
H	6
RBI	0
BB	1
SO	4
LOB	8



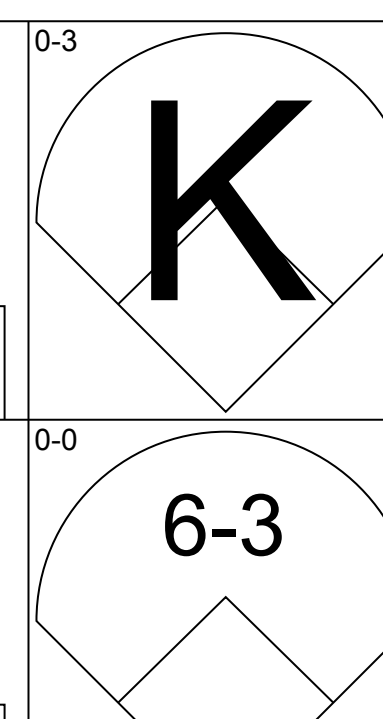
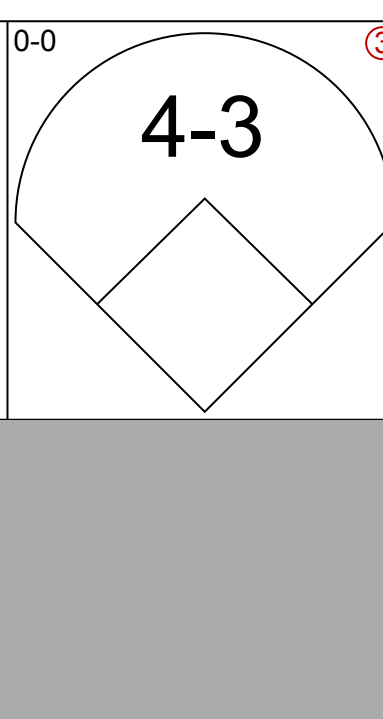
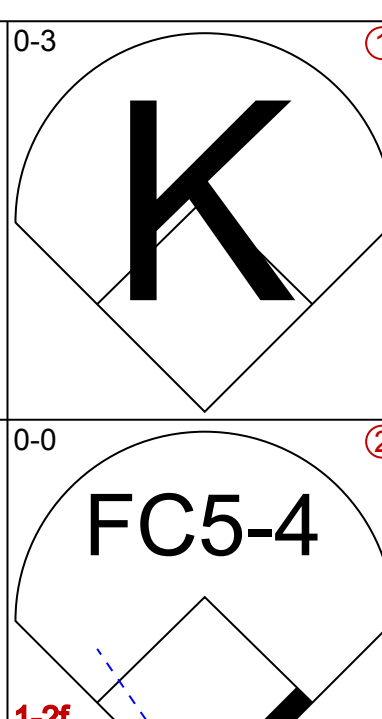
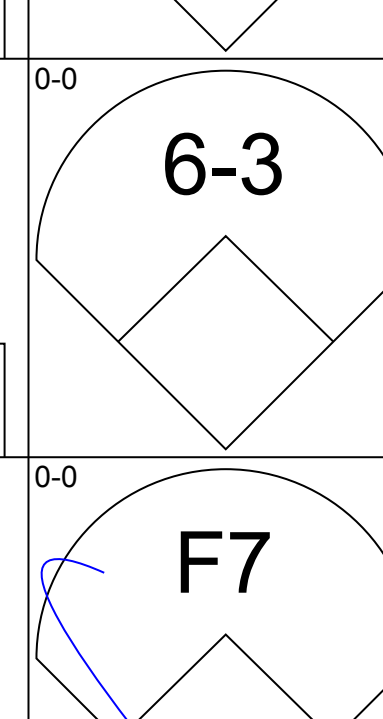
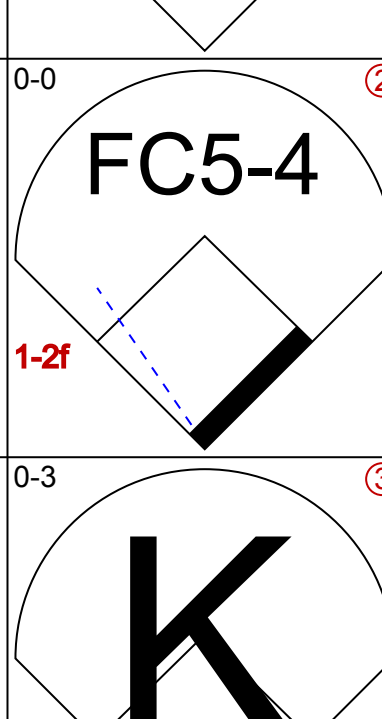
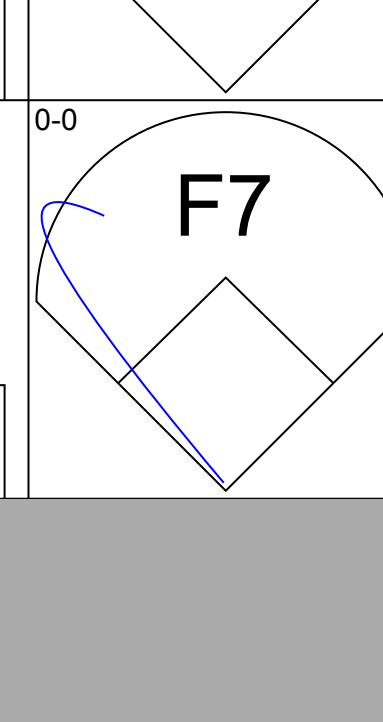
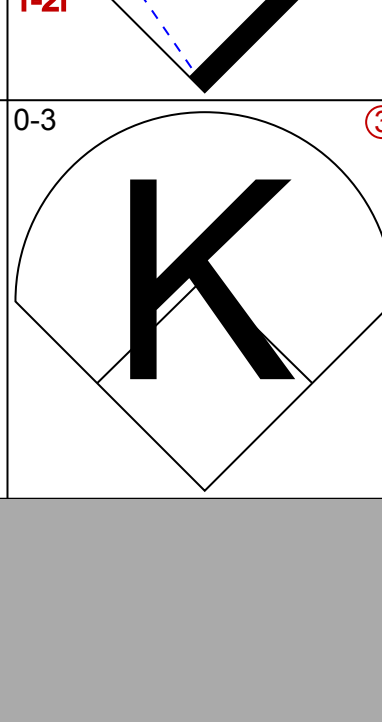
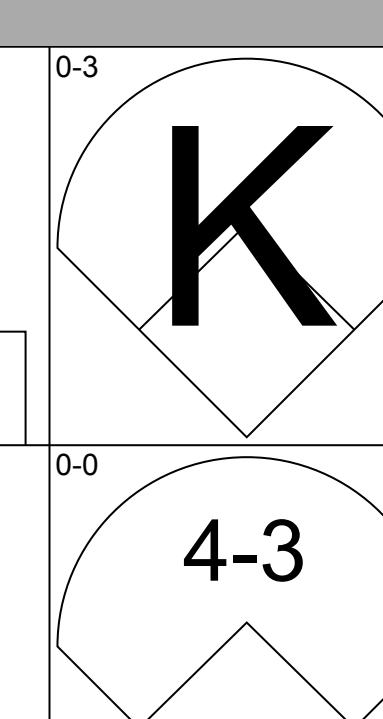
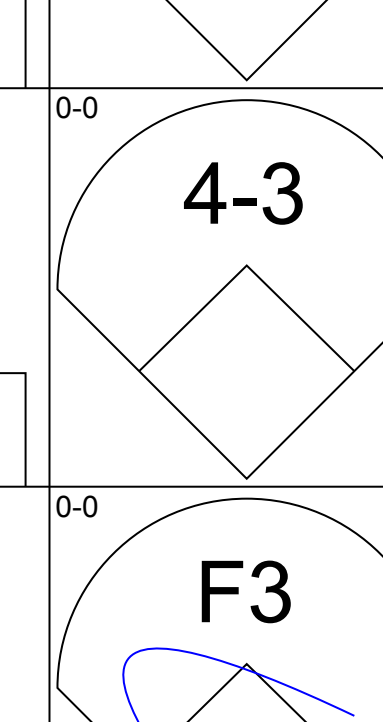
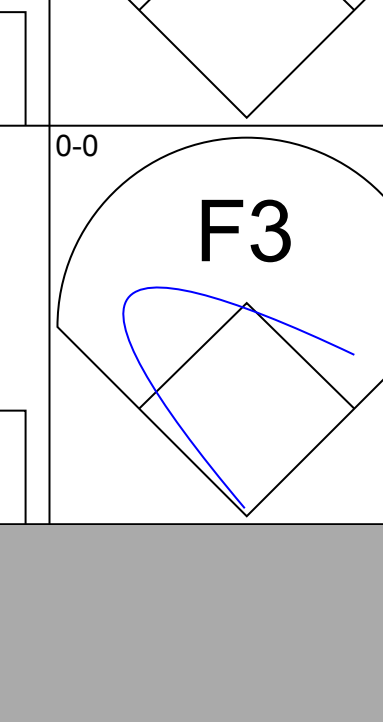
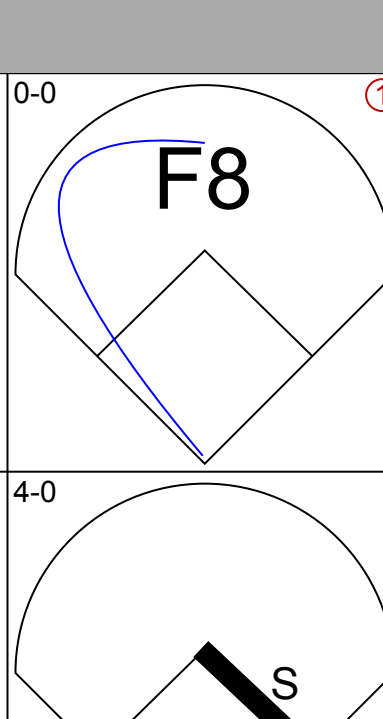
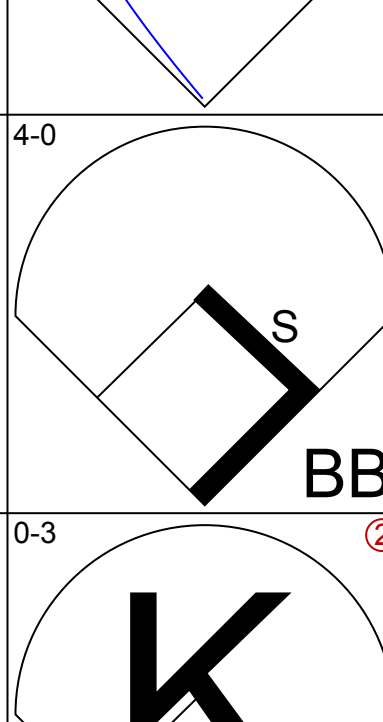
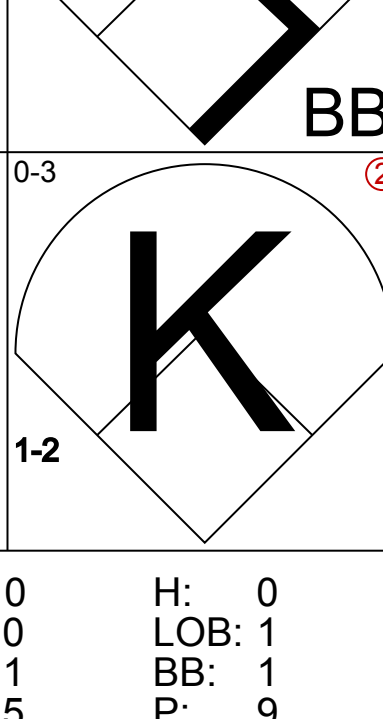
Batter	1	2	3	4	5	6	7	8	9	AB	R	H	RBI	BB	SO	LOB	TOP																
Milt Thompson, L (1,7) OBP: 0.391, SLG: 0.381	3-1		3-1		5-3		4-3			4	0	0	0	0	0	1	Atlanta Braves @ San Francisco Giants Candlestick Park, San Francisco, CA Sun Sep 09 1984, 6:33 AM EDT Att: 8,680 - Unknown																
Rafael Ramirez, R (1,6) OBP: 0.294, SLG: 0.319	F8		F9		2B			F9		4	1	1	0	0	0	0																	
Brad Komminsk, R (1,9) OBP: 0.267, SLG: 0.316	E5			WP	1B			5-3		4	1	2	2	0	0	0																	
Dale Murphy, R (1,8) OBP: 0.368, SLG: 0.530	K			F2	K			F4		4	0	0	0	0	2	3																	
Gerald Perry, L (1,3)		HR		CS	1B			F9		3	1	1	1	1	0	0																	
Randy Johnson, R (1,5) OBP: 0.380, SLG: 0.414	F8			CS	1B			F7		4	0	2	1	0	0	0																	
Glenn Hubbard, R (1,4) OBP: 0.331, SLG: 0.380 Claudell Washington, L (9, PH) OBP: 0.377, SLG: 0.478	K			1-2	3-H			F4		3	0	0	0	0	1	2																	
Bruce Benedict, R (1,2) OBP: 0.297, SLG: 0.294 Chris Chambliss, L (9, PH) OBP: 0.351, SLG: 0.366	K				5-3			F8		3	1	1	0	0	1	0																	
Rick Camp, R (1,1) OBP: 0.146, SLG: 0.150 Terry Harper, R (7, PH) OBP: 0.200, SLG: 0.212 Tony Brizzolara, R (7,1) Gene Garber, R (7,1) OBP: 0.083, SLG: 0.083			K		SH5-4			K		1	0	0	0	0	1	0																	
					1-2					1	0	0	0	0	1	0																	
										0	0	0	0	0	0	0																	
										0	0	0	0	0	0	0																	
Inning Stats	R: 0 E: 1 K: 1 S: 6	H: 0 LOB: 1 BB: 0 P: 6	R: 1 E: 0 K: 2 S: 8	H: 1 LOB: 0 BB: 0 P: 8	R: 0 E: 0 K: 1 S: 5	H: 0 LOB: 0 BB: 0 P: 5	R: 1 E: 0 K: 0 S: 4	H: 2 LOB: 1 BB: 1 P: 8	R: 2 E: 0 K: 1 S: 8	H: 3 LOB: 1 BB: 0 P: 8	R: 0 E: 0 K: 0 S: 3	H: 0 LOB: 0 BB: 0 P: 3	R: 0 E: 0 K: 1 S: 5	H: 0 LOB: 0 BB: 0 P: 5	R: 0 E: 0 K: 1 S: 6	H: 1 LOB: 1 BB: 0 P: 6	1B: 5 2B: 1 3B: 0 HR: 1	SF: 0 SAC: 1 DP: 0 HBP: 0	WP: 1 PB: 0 SB: 2 CS: 2	PA: 35													
PITCHER	IP WLS BF H R ER SO BB IBB HBP BLK WP HR S P ERA WHIP																																
Mike Krukow, R (1,1) ERA: 4.45	5.0	22	6	4	4	5	1	0	0	0	0	1	1	31	35	7.20	1.400																
Mark Davis, L (6,1) ERA: 5.5	2.0	W	6	0	0	0	1	0	0	0	0	0	0	8	8	0.00	0.000																
Greg Minton, R (8,1) ERA: 3.69	2.0	S	7	1	0	0	1	0	0	0	0	0	0	9	9	0.00	0.500																

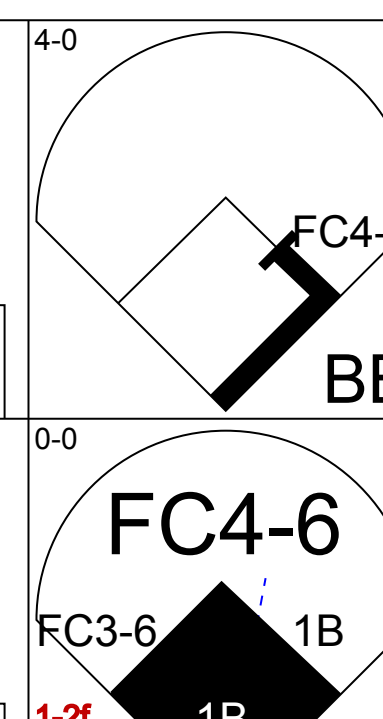
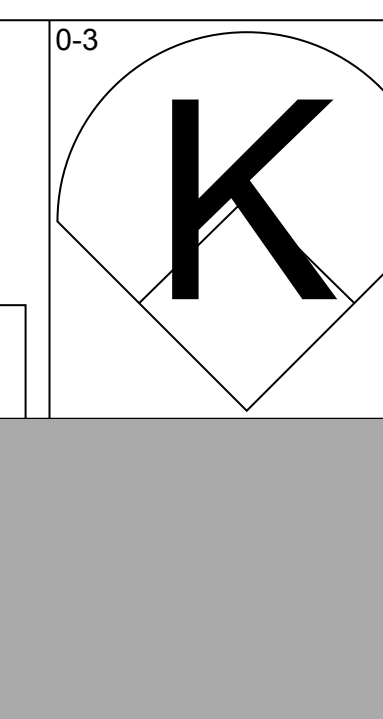
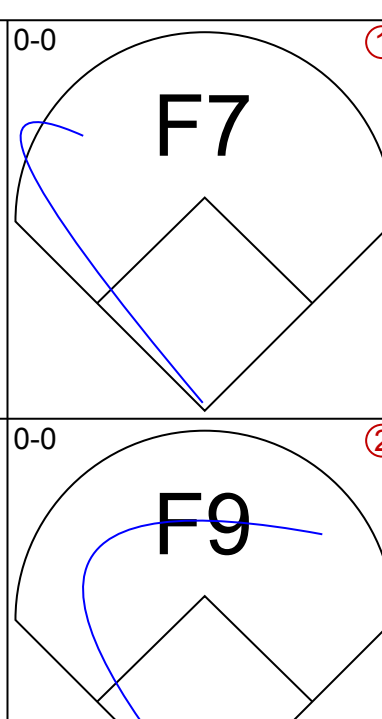
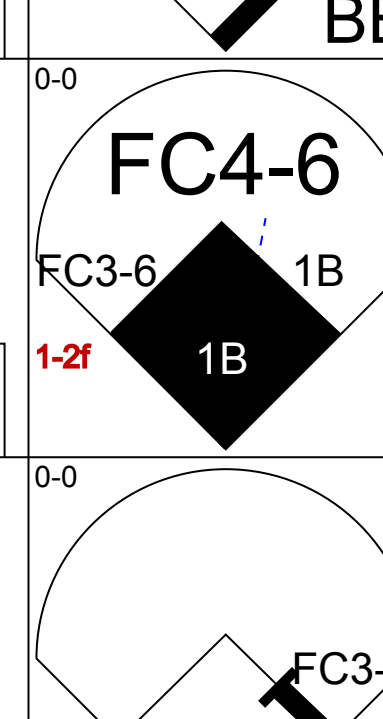
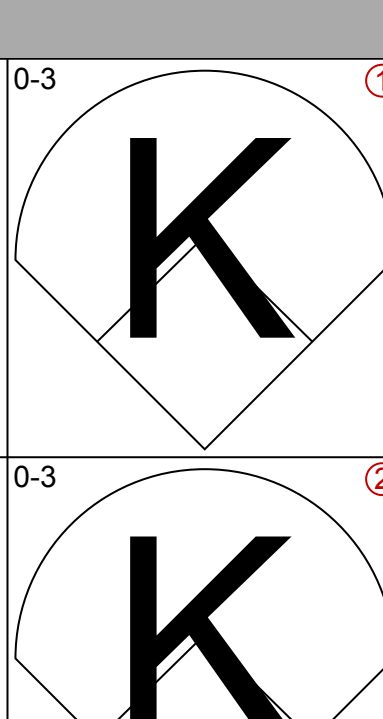
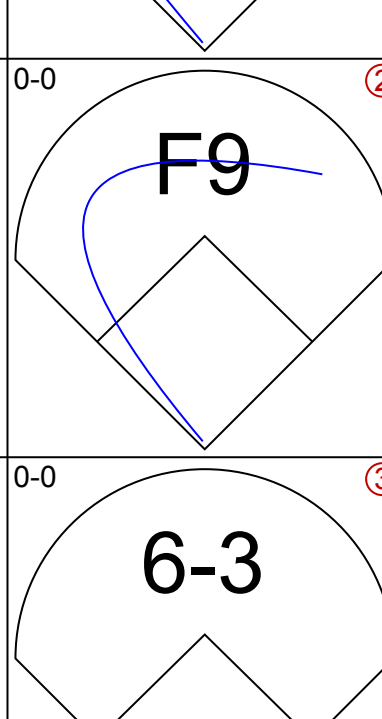
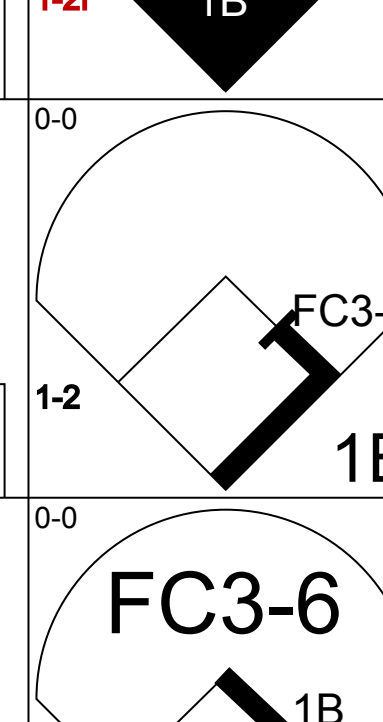
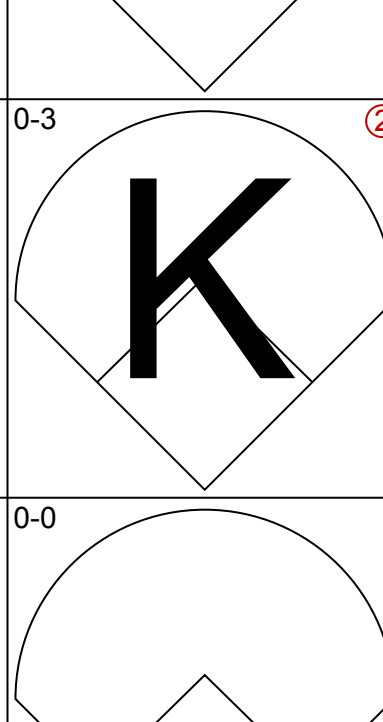
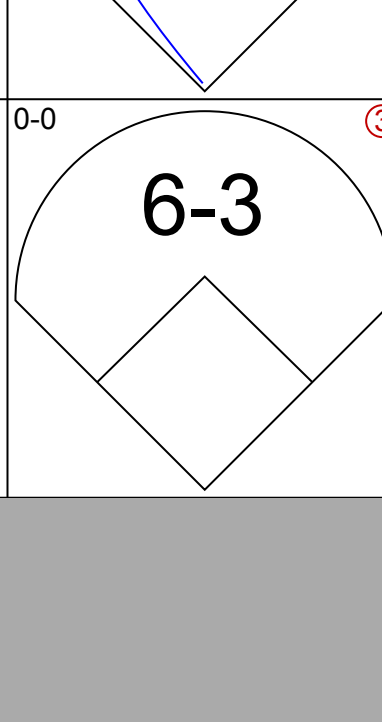
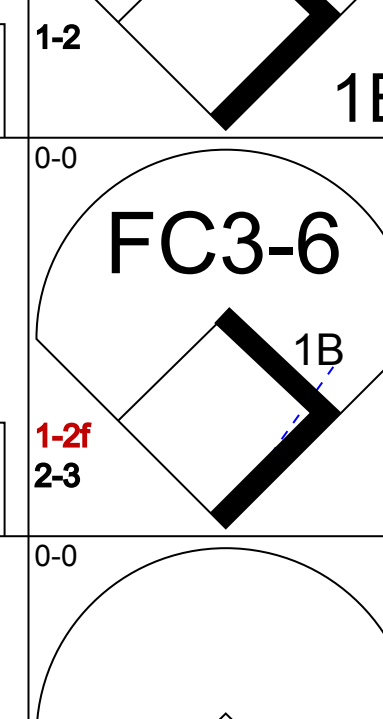
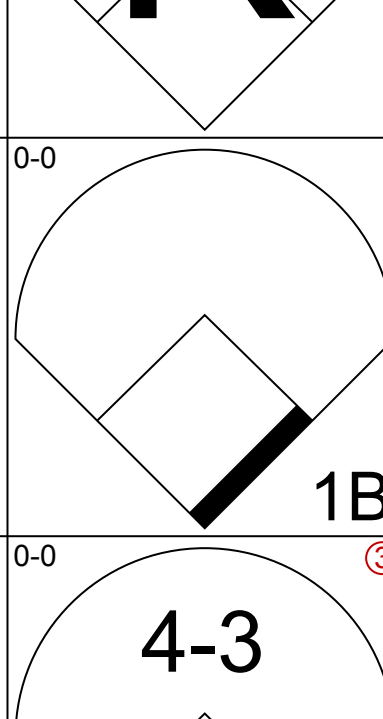
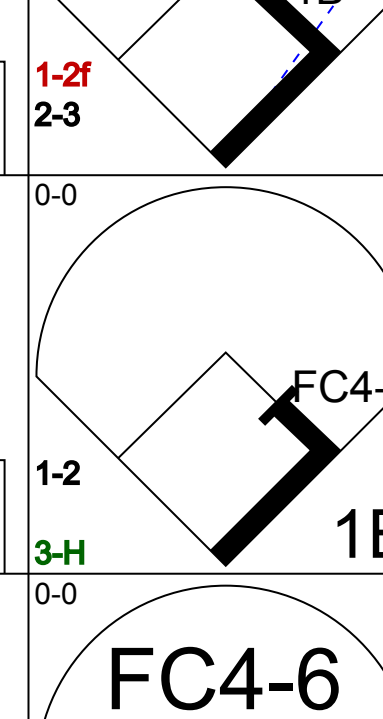
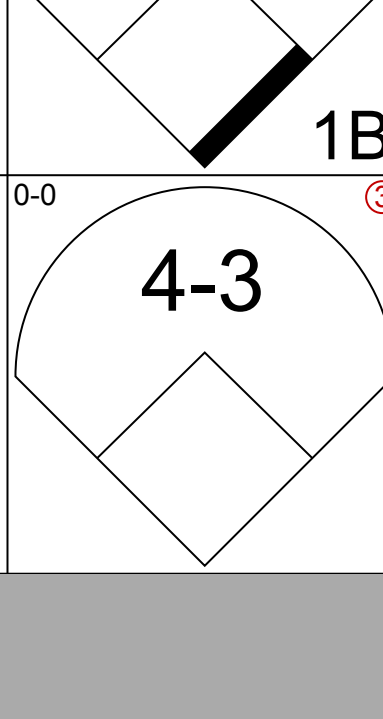
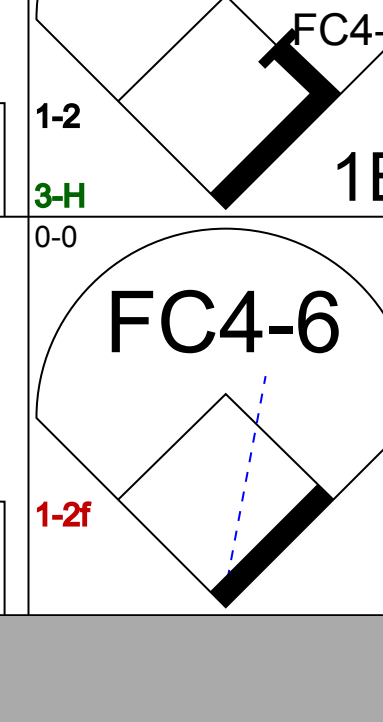
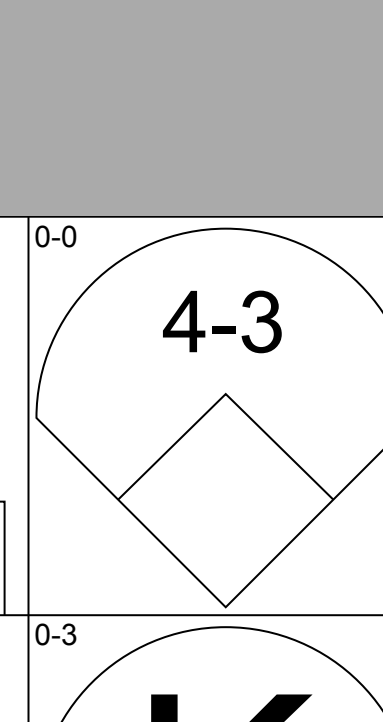
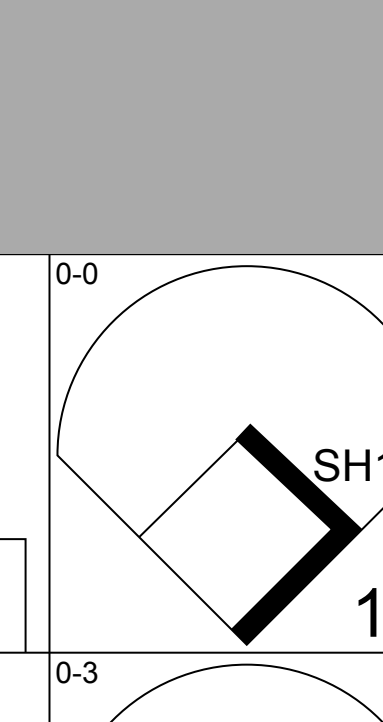
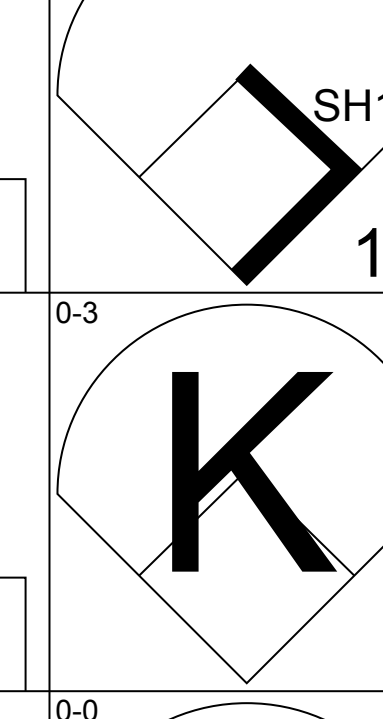
Batter	1	2	3	4	5	6	7	8	9	AB	R	H	RBI	BB	SO	LOB	BOTTOM														
Dan Gladden, R (1,8) OBP: 0.391, SLG: 0.455	6-3				5-3		SH	F7		4	2	1	0	0	0	0	Atlanta Braves @ San Francisco Giants Candlestick Park, San Francisco, CA Sun Sep 09 1984, 6:33 AM EDT Att: 8,680 - Unknown														
Manny Trillo, R (1,4) OBP: 0.294, SLG: 0.331	F9				K		SF8			2	1	0	1	1	1	0															
Chris Brown, R (1,5) OBP: 0.370, SLG: 0.417							1B	1B		1	1	1	2	2	0	0															
Chili Davis, S (1,9) OBP: 0.355, SLG: 0.493	F3				F3		F9			4	0	1	0	0	0	4															
Bob Brenly, R (1,2) OBP: 0.366, SLG: 0.490							F7	BB		4	0	2	1	0	0	2															
Rob Deer, R (1,7) OBP: 0.500, SLG: 0.571	K				HR		F7	FC6-4		3	1	1	1	1	1	2															
John Rabb, R (1,3) OBP: 0.290, SLG: 0.323	K				K		FC5	FC6-4		4	0	1	1	0	2	3															
Johnnie LeMaster, R (1,6) OBP: 0.268, SLG: 0.285					5-3		FC5	F5		4	0	0	0	0	0	2															
Mike Krukow, R (1,1) OBP: 0.147, SLG: 0.150 Alejandro Sanchez, R (5, PH) OBP: 0.167, SLG: 0.167 Mark Davis, L (8,1) OBP: 0.196, SLG: 0.244 Duane Kuiper, L (7, PH) OBP: 0.265, SLG: 0.274 Gene Richards, L (5, PH) OBP: 0.347, SLG: 0.286 Greg Minton, S (8,1) OBP: 0.100, SLG: 0.093					6-3		SH	K		1	0	0	0	0	0	0															
										1	0	0	0	0	1	0															
										0	0	0	0	0	0	0															
										0	0	0	0	0	0	0															
										0	0	0	0	0	0	0															
Inning Stats	R: 0 E: 0 K: 0 S: 3	H: 0 LOB: 1 BB: 0 P: 4	R: 0 E: 0 K: 2 S: 7	H: 0 LOB: 0 BB: 0 P: 7	R: 2 E: 0 K: 0 S: 5	H: 2 LOB: 1 BB: 1 P: 9	R: 1 E: 0 K: 1 S: 6	H: 2 LOB: 0 BB: 0 P: 6	R: 0 E: 0 K: 2 S: 7	H: 0 LOB: 0 BB: 0 P: 7	R: 1 E: 0 K: 0 S: 5	H: 2 LOB: 2 BB: 1 P: 9	R: 2 E: 0 K: 0 S: 6	H: 2 LOB: 3 BB: 2 P: 14	R: 0 E: 0 K: 1 S: 5	H: 0 LOB: 0 BB: 0 P: 5	1B: 5 2B: 2 3B: 0 HR: 1	SF: 1 SAC: 1 DP: 0 HBP: 1	WP: 0 PB: 0 SB: 1 CS: 0	PA: 37											
PITCHER	IP WLS BF H R ER SO BB IBB HBP BLK WP HR S P ERA WHIP																														
Rick Camp, R (1,1) ERA: 3.6	6.0	L	4	1	2	2	0	1	0	0	0	3	7	54.00	6.000																
Tony Brizzolara, R (7,1) ERA: 4.78	0.1	L	4	1	2	2	0	1	0	0	0	3	7	54.00	6.000																
Gene Garber, R (7,1) ERA: 3.26	1.2		7	1	0	0	1	1	0	0	0	8	12	0.00	1.200																

Batter	1	2	3	4	5	6	7	8	9	AB	R	H	RBI	BB	SO	LOB	TOP		
Milt Thompson, L (1,7) OBP: 0.419, SLG: 0.370	1-3		4-3		E1		SH			3	1	1	0	1	0	0	Atlanta Braves @ Houston Astros Astrodome, Houston, TX Tue Sep 11 1984, 8:05 PM EDT Att: 7,389 - Unknown		
Rafael Ramirez, R (1,6) OBP: 0.295, SLG: 0.319	HR		3B		F9		SF9			4	2	2	1	0	0	3			
Brad Komminsk, R (1,9) OBP: 0.271, SLG: 0.316	F2		3B		F9		BB			4	1	1	0	1	0	2			
Dale Murphy, R (1,8) OBP: 0.370, SLG: 0.537	HR		3B				BB			2	1	2	4	3	0	0			
Gerald Perry, L (1,3) OBP: 0.362, SLG: 0.351	K		F9		F1		SF7			4	0	0	1	0	1	4			
Randy Johnson, R (1,5) OBP: 0.355, SLG: 0.413		6-3					F5			4	0	0	0	1	1	3			
Jerry Royster, R (1,4) OBP: 0.257, SLG: 0.295		F9			F3		K			4	0	0	0	0	1	1			
Bruce Benedict, R (1,2) OBP: 0.294, SLG: 0.289		6-3			6-3		F9			2	0	0	0	0	0	1			
Alex Trevino, R (4,2) OBP: 0.291, SLG: 0.352		6-3			6-3		F9			2	0	0	0	0	0	0			
Rick Mahler, R (1,1) OBP: 0.311, SLG: 0.350			1-3		F9					2	0	0	0	0	0	1			
Albert Hall, S (7, PH) OBP: 0.309, SLG: 0.338										1	1	1	0	0	0	0			
Gene Garber, R (7,1) OBP: 0.154, SLG: 0.154							SF9			1	0	1	0	0	0	0			
Inning Stats	R: 2 E: 0 K: 1 S: 7	H: 2 LOB: 0 BB: 0 P: 7	R: 0 E: 0 K: 0 S: 3	H: 0 LOB: 0 BB: 0 P: 3	R: 2 E: 0 K: 0 S: 6	H: 3 LOB: 1 BB: 0 P: 6	R: 0 E: 0 K: 0 S: 3	H: 0 LOB: 1 BB: 1 P: 7	R: 0 E: 1 K: 2 S: 4	H: 0 LOB: 0 BB: 0 P: 7	R: 2 E: 1 K: 0 S: 5	H: 1 LOB: 2 BB: 2 P: 13	R: 0 E: 0 K: 0 S: 4	H: 1 LOB: 2 BB: 1 P: 8	R: 0 E: 0 K: 0 S: 3	H: 0 LOB: 1 BB: 1 P: 7	1B: 6 2B: 0 3B: 1 HR: 1	SF: 2 SAC: 1 DP: 0 HBP: 0	WP: 0 PA: 42 PB: 0 SB: 0 CS: 0
PITCHER	IP WLS BF H R ER SO BB IBB HBP BLK WP HR S P ERA WHIP																		
Bob Knepper, L (1,1) ERA: 3.12	5.0		23	6	4	4	1	1	1	0	0	0	0	0	1	23	31	7.20	1.400
Julio Solano, R (6,1) ERA: 1.99	1.1	L	7	1	2	0	2	1	0	0	0	0	0	0	10	14	0.00	1.500	
Bill Dawley, R (7,1) ERA: 1.94	1.2		8	1	0	0	2	0	0	0	0	0	0	6	14	0.00	1.800		
Frank DiPino, L (9,1) ERA: 3.36	1.0		4	0	0	0	0	1	0	0	0	0	0	3	7	0.00	1.000		

Batter	1	2	3	4	5	6	7	8	9	AB	R	H	RBI	BB	SO	LOB	BOTTOM				
Bill Doran, S (1,4) OBP: 0.359, SLG: 0.380	4-3									2	1	1	1	0	0	0	Atlanta Braves @ Houston Astros Astrodome, Houston, TX Tue Sep 11 1984, 8:05 PM EDT Att: 7,389 - Unknown				
Jim Pankovits, R (8,4) OBP: 0.313, SLG: 0.422										1	0	0	0	0	0	0					
Terry Puhl, L (1,9) OBP: 0.388, SLG: 0.440	4-3									4	0	0	0	0	0	3					
Phil Garner, R (1,5) OBP: 0.347, SLG: 0.380	F8									4	0	1	0	0	1	1					
Jose Cruz, L (1,7) OBP: 0.380, SLG: 0.464		F7								4	0	1	1	0	0	0					
Jerry Mumphrey, S (1,8) OBP: 0.356, SLG: 0.392		K								3	1	1	0	1	1	2					
Enos Cabell, R (1,3) OBP: 0.342, SLG: 0.423		K								4	1	1	0	0	1	3					
Frank DiPino, L (9,1)		K								0	0	0	0	0	0	0					
Craig Reynolds, L (1,6) OBP: 0.290, SLG: 0.373			4-3							4	0	1	2	0	0	1					
Mark Bailey, S (1,2) OBP: 0.320, SLG: 0.332										3	1	1	0	0	2	1					
Bill Dawley, R (7,1) OBP: 0.429, SLG: 0.714										0	0	0	0	0	0	0					
Tim Tolman, R (9,3) OBP: 0.143, SLG: 0.214										1	0	0	0	0	0	0					
Bob Knepper, L (1,1) OBP: 0.240, SLG: 0.246										1	0	0	0	0	0	0					
Kevin Bass, S (5, PH) OBP: 0.268, SLG: 0.332										1	0	1	0	0	0	0					
Julio Solano, R (6,1) OBP: 0.333, SLG: 0.333										0	0	0	0	0	0	0					
Alan Ashby, S (7,2) OBP: 0.323, SLG: 0.315										2	0	0	0	0	0	0					
Inning Stats	R: 0 E: 0 K: 0 S: 3	H: 0 LOB: 0 BB: 0 P: 3	R: 0 E: 0 K: 2 S: 7	H: 0 LOB: 0 BB: 0 P: 7	R: 0 E: 0 K: 1 S: 5	H: 0 LOB: 0 BB: 0 P: 5	R: 1 E: 0 K: 0 S: 6	H: 3 LOB: 2 BB: 0 P: 6	R: 1 E: 0 K: 0 S: 5	H: 2 LOB: 1 BB: 0 P: 5	R: 2 E: 0 K: 2 S: 9	H: 2 LOB: 1 BB: 1 P: 13	R: 0 E: 0 K: 0 S: 3	H: 0 LOB: 1 BB: 0 P: 4	R: 0 E: 0 K: 0 S: 4	H: 1 LOB: 1 BB: 0 P: 4	R: 0 E: 0 K: 0 S: 3	H: 0 LOB: 0 BB: 0 P: 3	1B: 6 2B: 1 3B: 1 HR: 0	SF: 1 SAC: 0 DP: 0 HBP: 1	WP: 0 PA: 37 PB: 0 SB: 0 CS: 0
PITCHER	IP WLS BF H R ER SO BB IBB HBP BLK WP HR S P ERA WHIP																				
Rick Mahler, R (1,1) ERA: 2.96	6.0	W	26	7	4	4	5	1	0	0	0	0	0	10	11	0.00	0.333				
Gene Garber, R (7,1) ERA: 3.15	3.0	S	11	1	0	0	0	0	0	1	0	0	0	0	0	0	0				



Batter	1	2	3	4	5	6	7	8	9	AB	R	H	RBI	BB	SO	LOB	TOP					
Milt Thompson, L (1, 7) OBP: 0.417, SLG: 0.355										4	1	1	0	1	2	2	Atlanta Braves @ Houston Astros Astrodome, Houston, TX Wed Sep 12 1984, 8:05 PM EDT Att: 8,515 - Unknown					
Rafael Ramirez, R (1, 6) OBP: 0.294, SLG: 0.318										5	0	1	2	0	0	2						
Brad Komminsk, R (1, 9) OBP: 0.270, SLG: 0.314										5	0	1	0	0	1	2						
Dale Murphy, R (1, 8) OBP: 0.370, SLG: 0.535										4	1	1	0	0	1	2						
Chris Chambliss, L (1, 3) OBP: 0.353, SLG: 0.364										2	0	0	0	2	1	1						
Randy Johnson, R (1, 5) OBP: 0.353, SLG: 0.406										4	0	0	0	0	0	5						
Paul Runge, R (1, 4) OBP: 0.426, SLG: 0.452										3	1	2	1	1	0	0						
Alex Trevino, R (1, 2) OBP: 0.294, SLG: 0.352										3	1	1	0	1	1	2						
Pascual Perez, R (1, 1) OBP: 0.185, SLG: 0.138										2	0	0	0	1	1	1						
Inning Stats	R: 0 E: 0 K: 1 S: 5	H: 0 LOB: 0 BB: 0 P: 5	R: 0 E: 0 K: 1 S: 5	H: 0 LOB: 0 BB: 0 P: 5	R: 0 E: 0 K: 1 S: 5	H: 0 LOB: 1 BB: 1 P: 9	R: 0 E: 0 K: 0 S: 3	H: 0 LOB: 0 BB: 0 P: 3	R: 0 E: 0 K: 1 S: 4	H: 0 LOB: 1 BB: 2 P: 12	R: 1 E: 0 K: 0 S: 6	H: 3 LOB: 3 BB: 1 P: 10	R: 2 E: 0 K: 0 S: 5	H: 2 LOB: 1 BB: 1 P: 9	R: 1 E: 0 K: 1 S: 7	H: 2 LOB: 1 BB: 0 P: 7	R: 0 E: 0 K: 2 S: 7	H: 0 LOB: 1 BB: 1 P: 11	1B: 7 2B: 0 3B: 0 HR: 0	SF: 0 SAC: 1 DP: 0 HBP: 0	WP: 0 PB: 1 CS: 4	PA: 39
PITCHER	IP	WLS	BF	H	R	ER	SO	BB	IBB	HBP	BLK	WP	HR	S	P	ERA	WHIP					
Joe Niekro, R (1, 1) ERA: 2.86	6.0		24	3	1	1	4	3	1	0	0	0	0	28	44	1.50	1.000					
Dave Smith, R (7, 1) ERA: 2.34	0.0	L	2	2	2	2	0	0	0	0	0	0	0	2	2	∞	∞					
Bill Dawley, R (7, 1) ERA: 2.01	2.0		9	2	1	1	1	0	1	0	0	0	0	10	14	4.50	1.000					
Frank DiPino, L (9, 1) ERA: 3.31	1.0		4	0	0	0	2	1	0	0	0	0	0	7	11	0.00	1.000					

Batter	1	2	3	4	5	6	7	8	9	AB	R	H	RBI	BB	SO	LOB	BOTTOM				
Bill Doran, S (1, 4) OBP: 0.360, SLG: 0.379										4	0	1	0	1	2	1	Atlanta Braves @ Houston Astros Astrodome, Houston, TX Wed Sep 12 1984, 8:05 PM EDT Att: 8,515 - Unknown				
Terry Puhl, L (1, 9) OBP: 0.386, SLG: 0.437										5	1	1	0	0	1	2					
Phil Garner, R (1, 5) OBP: 0.345, SLG: 0.377										5	0	1	0	0	2	2					
Jose Cruz, L (1, 7) OBP: 0.380, SLG: 0.462										4	0	1	0	0	0	3					
Jerry Mumphy, S (1, 8) OBP: 0.357, SLG: 0.395										4	0	2	1	0	0	1					
Enos Cabell, R (1, 3) OBP: 0.342, SLG: 0.420										3	0	0	0	1	0	2					
Alan Ashby, S (1, 2) OBP: 0.327, SLG: 0.327										4	0	2	0	0	1	2					
Craig Reynolds, L (1, 6) OBP: 0.294, SLG: 0.375										3	0	2	0	1	1	1					
Joe Niekro, R (1, 1) OBP: 0.147, SLG: 0.123										1	0	0	0	0	0	1					
Kevin Bass, S (5, PH) OBP: 0.287, SLG: 0.331										1	0	0	0	0	0	3					
Dave Smith, R (7, 1) OBP: 0.327, SLG: 0.331										0	0	0	0	0	0	0					
Bill Dawley, R (7, 1) OBP: 0.249, SLG: 0.714										0	0	0	0	0	0	0					
Jim Pankovits, R (8, PH) OBP: 0.300, SLG: 0.415										1	0	0	0	0	0	2					
Frank DiPino, L (9, 1) ERA: 3.31										0	0	0	0	0	0	0					
Inning Stats	R: 1 E: 0 K: 0 S: 5	H: 2 LOB: 2 BB: 1 P: 9	R: 0 E: 0 K: 2 S: 8	H: 1 LOB: 1 BB: 0 P: 8	R: 0 E: 0 K: 1 S: 6	H: 1 LOB: 1 BB: 0 P: 6	R: 0 E: 0 K: 2 S: 7	H: 1 LOB: 0 BB: 0 P: 7	R: 0 E: 0 K: 0 S: 4	H: 1 LOB: 3 BB: 2 P: 12	R: 0 E: 0 K: 0 S: 4	H: 1 LOB: 1 BB: 0 P: 4	R: 0 E: 0 K: 0 S: 5	H: 2 LOB: 2 BB: 0 P: 5	R: 0 E: 0 K: 0 S: 3	H: 0 LOB: 0 BB: 0 P: 3	1B: 8 2B: 2 3B: 0 HR: 0	SF: 0 SAC: 1 DP: 0 HBP: 0	WP: 0 PB: 0 SB: 0 CS: 1	PA: 39	
PITCHER	IP	WLS	BF	H	R	ER	SO	BB	IBB	HBP	BLK	WP	HR	S	P	ERA	WHIP				
Pascual Perez, R (1, 1) ERA: 3.59	9.0	W	39	10	1	1	7	2	1	0	0	0	0	50	62	1.00	1.333				



Batter	1	2	3	4	5	6	7	8	9	AB	R	H	RBI	BB	SO	LOB	TOP										
Brad Wellman, R (1,6) OBP: 0.277, SLG: 0.309 Scot Thompson, L (8, PH) OBP: 0.387, SLG: 0.361	5-3		FC6-4			5-3		6-3		3	0	0	0	0	0	1	San Francisco Giants @ Atlanta Braves Atlanta-Fulton County Stadium, Atlanta, GA Fri Sep 14 1984, 7:05 PM EDT Att: 9,857 - Unknown										
Manny Trillo, R (1,4) OBP: 0.300, SLG: 0.339	1-3		F9					F8		4	0	1	0	0	0	2											
Chili Davis, S (1,8) OBP: 0.358, SLG: 0.498										2	1	1	0	2	0	1											
Dusty Baker Jr., R (1,7) OBP: 0.376, SLG: 0.357 Dan Gladden, R (9, PR) OBP: 0.393, SLG: 0.449	F8									4	0	1	0	0	0	2											
Bob Brently, R (1,2) OBP: 0.364, SLG: 0.490										4	1	1	2	0	0	0											
Alejandro Sanchez, R (1,9) OBP: 0.300, SLG: 0.300										4	0	2	0	0	1	1											
Chris Brown, R (1,5) OBP: 0.282, SLG: 0.333										4	0	1	0	0	0	2											
John Rabb, R (1,3) OBP: 0.296, SLG: 0.317 Gene Richards, L (8, PH) OBP: 0.247, SLG: 0.287 Greg Minton, S (8, PH) OBP: 0.095, SLG: 0.050										1	0	0	0	1	0	0											
Jeff Robinson, R (1,1) OBP: 0.148, SLG: 0.119 Duane Kuiper, L (8, PH) OBP: 0.283, SLG: 0.210 Fran Mullins, R (8,6) OBP: 0.277, SLG: 0.333										2	0	1	0	0	0	1											
Inning Stats	R: 0 E: 0 K: 0 S: 3	H: 0 LOB: 1 BB: 1 P: 7	R: 0 E: 0 K: 0 S: 3	H: 1 LOB: 0 BB: 0 P: 3	R: 0 E: 0 K: 0 S: 4	H: 1 LOB: 1 BB: 0 P: 4	R: 0 E: 0 K: 0 S: 3	H: 1 LOB: 0 BB: 0 P: 3	R: 0 E: 0 K: 0 S: 3	H: 1 LOB: 1 BB: 0 P: 3	R: 0 E: 0 K: 0 S: 4	H: 1 LOB: 1 BB: 0 P: 4	R: 3 E: 1 K: 1 S: 8	H: 3 LOB: 1 BB: 1 P: 12	1B: 7 2B: 1 3B: 0 HR: 1	SF: 0 SAC: 1 DP: 1 HBP: 0		WP: 0 PA: 37 PB: 0 SB: 0 CS: 2									
PITCHER	IP	WLS	BF	H	R	ER	SO	BB	IBB	HBP	BLK	WP	HR	S	P	ERA	WHIP										
Craig McMurtry, R (1,1) ERA: 4.65	8.0		29	6	0	0	0	2	0	0	0	0	0	27	35	0.00	1.000										
Donnie Moore, R (9,1) ERA: 2.92	0.1	L	5	3	3	3	1	1	0	0	0	0	1	6	10	81.00	12.000										
Jeff Dedmon, R (9,1) ERA: 3.95	0.2		2	0	0	0	0	0	0	0	0	0	0	2	2	0.00	0.000										

Batter	1	2	3	4	5	6	7	8	9	AB	R	H	RBI	BB	SO	LOB	BOTTOM										
Milt Thompson, L (1,7) OBP: 0.400, SLG: 0.324										3	0	0	0	1	0	2	San Francisco Giants @ Atlanta Braves Atlanta-Fulton County Stadium, Atlanta, GA Fri Sep 14 1984, 7:05 PM EDT Att: 9,857 - Unknown										
Rafael Ramirez, R (1,6) OBP: 0.295, SLG: 0.323										4	0	2	0	0	0	1											
Brad Komminsk, R (1,9) OBP: 0.266, SLG: 0.309										4	0	0	0	0	1	2											
Dale Murphy, R (1,8) OBP: 0.367, SLG: 0.531										4	0	0	0	0	0	1											
Gerald Perry, L (1,3) OBP: 0.369, SLG: 0.358										3	0	3	0	1	0	0											
Randy Johnson, R (1,5) OBP: 0.348, SLG: 0.399										4	0	0	0	0	0	3											
Paul Runge, R (1,4) OBP: 0.420, SLG: 0.444										3	0	1	0	0	0	2											
Alex Trevino, R (1,2) OBP: 0.290, SLG: 0.348										3	0	0	0	0	1	2											
Craig McMurtry, R (1,1) OBP: 0.148, SLG: 0.156 Claudell Washington, L (8, PH) OBP: 0.376, SLG: 0.477 Donnie Moore, L (9,1) Jeff Dedmon, L (9,1)										1	0	0	0	0	0	0											
Inning Stats	R: 0 E: 0 K: 1 S: 5	H: 1 LOB: 1 BB: 1 P: 9	R: 0 E: 0 K: 1 S: 6	H: 1 LOB: 1 BB: 0 P: 6	R: 0 E: 0 K: 0 S: 4	H: 1 LOB: 1 BB: 0 P: 4	R: 0 E: 0 K: 0 S: 4	H: 1 LOB: 1 BB: 0 P: 4	R: 0 E: 0 K: 0 S: 3	H: 1 LOB: 0 BB: 0 P: 3	R: 0 E: 0 K: 0 S: 3	H: 1 LOB: 0 BB: 0 P: 3	R: 0 E: 0 K: 0 S: 3	H: 1 LOB: 1 BB: 1 P: 7	1B: 6 2B: 0 3B: 1 HR: 0	SF: 0 SAC: 1 DP: 1 HBP: 0		WP: 0 PA: 34 PB: 0 SB: 1 CS: 3									
PITCHER	IP	WLS	BF	H	R	ER	SO	BB	IBB	HBP	BLK	WP	HR	S	P	ERA	WHIP										
Jeff Robinson, R (1,1) ERA: 4.23	7.0		26	6	0	0	2	1	0	0	0	0	0	29	33	0.00	1.000										
Greg Minton, R (8,1) ERA: 3.64	2.0	W	7	1	0	0	0	1	0	0	0	0	0	6	10	0.00	1.000										




Batter	1	2	3	4	5	6	7	8	9	AB	R	H	RBI	BB	SO	LOB	TOP			
Brad Wellman, R (1, 6) OBP: 0.276, SLG: 0.305	4-0 BB G6-3			5-3 K		5-3 K			0-3 K	3	0	0	0	1	1	0	San Francisco Giants @ Atlanta Braves Atlanta-Fulton County Stadium, Atlanta, GA Sat Sep 15 1984, 7:05 PM EDT Att: 16,119 - Unknown			
Manny Trillo, R (1, 4) OBP: 0.299, SLG: 0.341	0-0 G6-3 1-2			G3 2B			0-0 F8		0-0 L6	4	0	1	0	0	0	1				
Chili Davis, S (1, 8) OBP: 0.359, SLG: 0.498	0-0 4-3			G3 2-3			0-0 1B		0-0 BLK 1B	4	1	2	0	0	0	1				
Jeffrey Leonard, R (1, 7) OBP: 0.361, SLG: 0.496		0-0 1-3		K			0-0 1B		0-0 1B	4	0	2	1	0	1	1				
Bob Brently, R (1, 2) OBP: 0.363, SLG: 0.488		0-0 L1			0-0 G6-3 1B		0-0 G4-6-3 1B		0-0 F9	4	0	1	0	0	0	3				
Scot Thompson, L (1, 3) OBP: 0.382, SLG: 0.356		0-0 F8			0-0 G6-3 1-2				0-0 4-3	3	0	0	0	0	0	1				
Alejandro Sanchez, R (1, 9) OBP: 0.231, SLG: 0.231			0-0 1-3		0-3 K				0-0 L4	3	0	0	0	0	1	0				
Chris Brown, R (1, 5) OBP: 0.286, SLG: 0.359			0-3 K			0-0 6-3			0-0 2B	3	0	1	0	0	1	0				
Mike Krukow, R (1, 1) OBP: 0.145, SLG: 0.149			0-0 6-3			0-0 F8			0-0 4-3	1	0	0	0	0	0	0				
Bob Lacey, L (5, 1) OBP: 0.333, SLG: 0.333										0	0	0	0	0	0	0				
Gene Richards, L (6, PH) OBP: 0.345, SLG: 0.285										0	0	0	0	0	0	0				
Scott Garrelts, R (6, PH) OBP: 0.331, SLG: 0.100										0	0	0	0	0	0	0				
Duane Kuiper, L (8, PH) OBP: 0.291, SLG: 0.228										0	0	0	0	0	1	0				
Mark Calvert, L (8, 1) OBP: 0.291, SLG: 0.228										0	0	0	0	0	0	0				
Inning Stats	R: 0 E: 0 K: 0 S: 2	H: 0 LOB: 0 BB: 1 P: 6	R: 0 E: 0 K: 0 S: 3	H: 0 LOB: 0 BB: 0 P: 3	R: 0 E: 0 K: 1 S: 5	H: 0 LOB: 0 BB: 0 P: 5	R: 0 E: 0 K: 1 S: 6	H: 1 LOB: 1 BB: 0 P: 6	R: 0 E: 0 K: 0 S: 3	H: 0 LOB: 0 BB: 0 P: 3	R: 0 E: 0 K: 0 S: 4	H: 2 LOB: 1 BB: 0 P: 4	R: 0 E: 0 K: 0 S: 4	H: 1 LOB: 1 BB: 0 P: 4	R: 1 E: 0 K: 1 S: 7	H: 2 LOB: 1 BB: 0 P: 7	1B: 5 2B: 2 3B: 0 HR: 0	SF: 0 SAC: 0 DP: 3 HBP: 0	WP: 0 PB: 0 SB: 0 CS: 0	PA: 32
PITCHER Rick Camp, R (1, 1) ERA: 3.43	IP: 9.0 WLS: W BF: 32 H: 7 R: 1 ER: 1 SO: 4 BB: 1 IBB: 0 HBP: 0 BLK: 1 WP: 0 HR: 0 S: 39 P: 43 ERA: 1.00 WHIP: 0.889															PITCHER				

AB	31
R	1
H	7
RBI	1
BB	1
SO	4
LOB	8



Batter	1	2	3	4	5	6	7	8	9	AB	R	H	RBI	BB	SO	LOB	BOTTOM			
Milt Thompson, L (1, 7) OBP: 0.409, SLG: 0.324	0-0 4-3	0-3 K			0-0 G6-4-3 1B		4-0 E S BB		0-0 K	3	1	1	0	1	1	1	San Francisco Giants @ Atlanta Braves Atlanta-Fulton County Stadium, Atlanta, GA Sat Sep 15 1984, 7:05 PM EDT Att: 16,119 - Unknown			
Rafael Ramirez, R (1, 6) OBP: 0.295, SLG: 0.321	0-0 F7		0-0 6-3		4-0 G6-4-3 BB		0-0 4-3		0-0 K	3	0	0	0	1	0	1				
Brad Komminsk, R (1, 9) OBP: 0.266, SLG: 0.306	4-0 2B BB		0-3 K		0-0 G6-4-3 1-2 2-3		0-0 5-3		0-0 K	3	1	0	0	1	1	2				
Dale Murphy, R (1, 8) OBP: 0.371, SLG: 0.538	0-0 1-H 2B		0-0 HR 2B		0-0 CS 1B		0-0 BB 1B		0-0 BB 1B	4	1	4	2	0	0	0				
Gerald Perry, L (1, 3) OBP: 0.373, SLG: 0.370	4-0 BB		0-0 HR		0-0 CS 1-2		0-0 6-3		0-0 BB 1B	3	1	2	2	1	0	0				
Randy Johnson, R (1, 5) OBP: 0.342, SLG: 0.393	0-3 K		0-0 F7		0-0 5-3		0-0 5-3		0-0 F9	4	0	0	0	0	1	4				
Paul Runge, R (1, 4) OBP: 0.407, SLG: 0.417		0-0 6-3		0-3 K		0-0 F5		4-0 FC6-4 BB	3	0	0	0	1	1	0					
Alex Trevino, R (1, 2) OBP: 0.290, SLG: 0.346		0-0 1B		0-0 F8		0-0 5-3		0-0 FC6-4	4	0	1	0	0	0	3					
Rick Camp, R (1, 1) OBP: 0.136, SLG: 0.140		0-0 P4		0-0 5-3		0-3 K		0-0 K	3	0	0	0	0	1	1					
Inning Stats	R: 1 E: 0 K: 1 S: 6	H: 1 LOB: 2 BB: 2 P: 14	R: 0 E: 0 K: 1 S: 6	H: 1 LOB: 0 BB: 0 P: 6	R: 2 E: 0 K: 1 S: 7	H: 2 LOB: 0 BB: 0 P: 7	R: 0 E: 0 K: 1 S: 5	H: 0 LOB: 0 BB: 0 P: 5	R: 1 E: 0 K: 0 S: 3	H: 2 LOB: 0 BB: 1 P: 7	R: 0 E: 0 K: 0 S: 3	H: 0 LOB: 0 BB: 0 P: 3	R: 0 E: 0 K: 1 S: 5	H: 0 LOB: 1 BB: 1 P: 9	R: 0 E: 0 K: 0 S: 5	H: 2 LOB: 3 BB: 1 P: 9	1B: 5 2B: 2 3B: 0 HR: 1	SF: 0 SAC: 0 DP: 1 HBP: 0	WP: 0 PB: 0 SB: 2 CS: 1	PA: 36
PITCHER Mike Krukow, R (1, 1) ERA: 4.53	IP: 4.2 WLS: L BF: 22 H: 6 R: 4 ER: 4 SO: 4 BB: 3 IBB: 0 HBP: 0 BLK: 0 WP: 0 HR: 1 S: 27 P: 39 ERA: 7.71 WHIP: 1.929															PITCHER				
Bob Lacey, L (5, 1) ERA: 3.77	0.1	0	0	0	0	0	0	0	0	0	0	0	0	0	0	0	0.00	0.000		
Scott Garrelts, R (6, 1) ERA: 5.65	2.0	7	0	0	0	1	1	0	0	0	0	8	12	0.00	0.500					
Mark Calvert, R (8, 1) ERA: 5.67	1.0	6	2	0	0	0	1	0	0	0	0	5	9	0.00	3.000					



Batter	1	2	3	4	5	6	7	8	9	AB	R	H	RBI	BB	SO	LOB	TOP					
Dan Gladden, R OBP: 0.393, SLG: 0.446 (1, 8)	L4		1B HR	FC6-4 BB		F3			L3	4	1	1	0	1	0	1	San Francisco Giants @ Atlanta Braves Atlanta-Fulton County Stadium, Atlanta, GA Sun Sep 16 1984, 3:33 AM EDT Att: 9,526 - Unknown livebaseballscorecards.com					
Manny Trillo, R OBP: 0.298, SLG: 0.339 (1, 4)	6-3		HR	FC6-4			5-3		5-3	5	1	1	0	0	0	2						
Chili Davis, S OBP: 0.363, SLG: 0.514 (1, 9)	1B		HR	1-2 2-3					1B	5	2	4	4	0	0	2						
Jeffrey Leonard, R OBP: 0.361, SLG: 0.495 (1, 7)	FC6 1-2		F8		K		F9		1B	5	0	2	0	0	1	0						
Bob Brently, R OBP: 0.363, SLG: 0.489 (1, 2)	FC6 1-2		1B		F8				F7	5	1	2	0	0	0	4						
Scot Thompson, L OBP: 0.380, SLG: 0.354 (1, 3)		4-3			F9					4	0	1	1	0	0	1						
Chris Brown, R OBP: 0.304, SLG: 0.357 (1, 5)			F8			BB			K	3	0	1	0	1	1	1						
Johnnie LeMaster, R OBP: 0.266, SLG: 0.283 (1, 6)	G5-4-3 1-2			FC6-4 SH1-4		L4			6-3	4	0	1	0	0	0	2						
Bill Laskey, R Gene Richards, L Scott Garretts, R Greg Minton, R Duane Kuiper, L Gary Lavelle, S (1, 1) (5, PH) (6, 1) (7, 1) (8, PH) (8, 1)			K	SH1-4		K			1-3	1	0	0	0	0	1	0						
Inning Stats	R: 0 E: 0 K: 0 S: 5	H: 2 LOB: 2 BB: 0 P: 5	R: 0 E: 0 K: 0 S: 3	H: 1 LOB: 0 BB: 0 P: 3	R: 4 E: 0 K: 1 S: 10	H: 5 LOB: 1 BB: 0 P: 10	R: 0 E: 0 K: 0 S: 4	H: 1 LOB: 2 BB: 1 P: 8	R: 0 E: 0 K: 1 S: 5	H: 0 LOB: 0 BB: 0 P: 5	R: 0 E: 0 K: 1 S: 5	H: 0 LOB: 1 BB: 1 P: 9	R: 1 E: 0 K: 0 S: 5	H: 2 LOB: 1 BB: 0 P: 5	R: 0 E: 0 K: 1 S: 5	H: 0 LOB: 0 BB: 0 P: 5	R: 0 E: 0 K: 0 S: 5	H: 2 LOB: 2 BB: 0 P: 5	1B: 10 2B: 1 3B: 0 HR: 2	SF: 0 SAC: 1 DP: 1 HBP: 0	WP: 0 PB: 0 SB: 0 CS: 0	PA: 41
PITCHER	IP WLS BF H R ER SO BB IBB HBP BLK WP HR S P ERA WHIP	6.2 W 32 11 5 5 3 2 0 0 0 0 2 36 44 6.75 1.950	2.1 S 9 2 0 0 1 0 0 0 0 0 0 11 11 0.00 0.857	PITCHER																		

Batter	1	2	3	4	5	6	7	8	9	AB	R	H	RBI	BB	SO	LOB	BOTTOM					
Milt Thompson, L OBP: 0.408, SLG: 0.333 (1, 7)	BB HR		E 1B SF8	4-3		F1			K	5	2	2	0	0	1	1	San Francisco Giants @ Atlanta Braves Atlanta-Fulton County Stadium, Atlanta, GA Sun Sep 16 1984, 3:33 AM EDT Att: 9,526 - Unknown livebaseballscorecards.com					
Rafael Ramirez, R OBP: 0.298, SLG: 0.322 (1, 6)	HR		F8		2B	F7			IBB 1B	4	2	2	0	1	0	1						
Brad Komminsk, R OBP: 0.264, SLG: 0.304 (1, 9)	K		SF8 E 1-2		F8	K			F5	5	0	1	0	0	2	4						
Dale Murphy, R OBP: 0.373, SLG: 0.545 (1, 8)	HR		E4		2B	E8 FC5			IBB	4	2	2	3	1	0	2						
Gerald Perry, L OBP: 0.373, SLG: 0.368 (1, 3)	K		SF8		2B	FC5 4-3 BB			4-3	2	1	0	1	2	1	2						
Randy Johnson, R OBP: 0.341, SLG: 0.394 (1, 5)	6-3		6-3		2B	FC5				4	0	1	2	0	0	4						
Paul Runge, R Chris Chambliss, L Jerry Royster, R OBP: 0.366, SLG: 0.392 OBP: 0.352, SLG: 0.363 OBP: 0.257, SLG: 0.295 (1, 4) (7, PH) (8, 4)		F8		F8	F9	4-3				3	0	0	0	0	0	2						
Bruce Benedict, R OBP: 0.297, SLG: 0.287 (1, 2)	6-3			F9					IBB	2	0	0	0	2	0	0						
Rick Mahler, R Gene Garber, R OBP: 0.313, SLG: 0.349 OBP: 0.143, SLG: 0.143 (1, 1) (7, 1)	6-3				6-3	4-3				3	0	1	0	0	0	3						
Inning Stats	R: 3 E: 0 K: 2 S: 9	H: 2 LOB: 1 BB: 1 P: 13	R: 0 E: 0 K: 0 S: 3	H: 0 LOB: 0 BB: 0 P: 3	R: 1 E: 1 K: 0 S: 6	H: 2 LOB: 2 BB: 0 P: 6	R: 0 E: 0 K: 0 S: 4	H: 1 LOB: 1 BB: 0 P: 4	R: 2 E: 0 K: 0 S: 6	H: 3 LOB: 3 BB: 2 P: 14	R: 0 E: 0 K: 1 S: 5	H: 0 LOB: 0 BB: 0 P: 5	R: 1 E: 1 K: 0 S: 4	H: 0 LOB: 2 BB: 2 P: 12	R: 0 E: 0 K: 1 S: 6	H: 1 LOB: 2 BB: 1 P: 10	R: 0 E: 0 K: 0 S: 6	H: 1 LOB: 2 BB: 1 P: 10	1B: 6 2B: 2 3B: 0 HR: 1	SF: 1 SAC: 0 DP: 0 HBP: 0	WP: 1 PB: 0 SB: 0 CS: 0	PA: 41
PITCHER	IP WLS BF H R ER SO BB IBB HBP BLK WP HR S P ERA WHIP	5.0 L 27 8 6 5 2 1 0 0 0 1 1 28 40 9.00 1.800	1.0 5 0 1 0 1 1 0 0 0 0 1 0 6 10 0.00 1.000	1.0 4 0 0 0 0 0 1 0 0 0 0 0 3 7 0.00 0.000	1.0 5 1 0 0 1 0 1 0 0 0 0 0 6 10 0.00 1.000	PITCHER																

Batter	1	2	3	4	5	6	7	8	9	AB	R	H	RBI	BB	SO	LOB	TOP					
Steve Sax, R OBP: 0.292, SLG: 0.295 (1, 4)										4	1	2	0	1	0	1	Los Angeles Dodgers @ Atlanta Braves Atlanta-Fulton County Stadium, Atlanta, GA Mon Sep 17 1984, 7:05 PM EDT Att: 11,243 - Unknown					
Dave Anderson, R OBP: 0.333, SLG: 0.324 (1, 5) (7, 6)										4	1	1	1	1	0	3						
Ken Landreaux, L OBP: 0.301, SLG: 0.383 Ed Amelung, L OBP: 0.290, SLG: 0.211 (8, PR) (8, 8)										5	2	2	1	0	0	2						
Pedro Guerrero, R OBP: 0.350, SLG: 0.456 Candy Maldonado, R OBP: 0.311, SLG: 0.378 (8, PR) (8, 9)										4	1	3	4	1	1	0						
Mike Marshall, R OBP: 0.322, SLG: 0.451 Terry Whitfield, L OBP: 0.311, SLG: 0.366 Pat Zachry, R OBP: 0.333, SLG: 0.333 (1, 7) (4, 7) (6, 1)										2	0	0	0	0	1	1						
Mike Scioscia, L OBP: 0.384, SLG: 0.388 Jack Fimple, R OBP: 0.208, SLG: 0.174 (1, 2) (7, 2)										4	1	1	1	0	0	2						
Greg Brock, L OBP: 0.327, SLG: 0.404 (1, 3)										4	1	2	0	1	1	0						
Bill Russell, R OBP: 0.333, SLG: 0.319 German Rivera, R OBP: 0.323, SLG: 0.365 (1, 6) (7, PH) (7, 5)										3	1	1	0	0	1	1						
Bob Welch, R OBP: 0.125, SLG: 0.087 R.J. Reynolds, S OBP: 0.295, SLG: 0.344 (1, 1) (6, PH) (6, 7)										2	0	0	0	0	2	1						
Inning Stats	R: 2 E: 1 K: 0 S: 5	H: 2 LOB: 0 BB: 0 P: 5	R: 0 E: 0 K: 2 S: 7	H: 0 LOB: 1 BB: 1 P: 11	R: 1 E: 0 K: 1 S: 7	H: 2 LOB: 0 BB: 0 P: 7	R: 1 E: 0 K: 2 S: 8	H: 1 LOB: 0 BB: 0 P: 8	R: 1 E: 0 K: 1 S: 7	H: 2 LOB: 2 BB: 1 P: 11	R: 3 E: 0 K: 2 S: 11	H: 4 LOB: 2 BB: 1 P: 15	R: 1 E: 0 K: 0 S: 4	H: 1 LOB: 1 BB: 1 P: 8	R: 0 E: 0 K: 0 S: 2	H: 0 LOB: 2 BB: 2 P: 10		R: 0 E: 0 K: 1 S: 6	H: 1 LOB: 1 BB: 0 P: 6	1B: 9 2B: 2 3B: 0 HR: 2	SF: 0 SAC: 0 DP: 2 HBP: 0	WP: 3 PB: 0 SB: 1 CS: 1
PITCHER	IP WLS BF H R ER SO BB IBB HBP BLK WP HR S P ERA WHIP																					
Pascual Perez, R ERA: 3.66 (1, 1)	4.0 L 19 6 5 3 5 1 0 0 0 0 1 2 28 32 6.75 1.750																					
Pete Falcone, L ERA: 4.13 (5, 1)	1.0 5 1 0 0 1 1 0 0 0 0 1 0 6 10 0.00 2.000																					
Tony Brizzolara, R ERA: 5.74 (6, 1)	0.1 4 2 3 3 1 1 0 0 0 0 0 0 5 9 81.00 9.000																					
Jeff Dedmon, R ERA: 3.98 (6, 1)	1.2 9 3 1 1 1 1 0 0 0 0 0 0 10 14 5.40 2.400																					
Mike Payne, R ERA: 6.35 (8, 1)	2.0 8 1 0 0 1 2 0 0 0 0 1 0 8 16 0.00 1.500																					
Batter	1	2	3	4	5	6	7	8	9	AB	R	H	RBI	BB	SO	LOB	BOTTOM					
Milt Thompson, L OBP: 0.377, SLG: 0.304 (1, 7)										4	0	0	0	0	2	2	Los Angeles Dodgers @ Atlanta Braves Atlanta-Fulton County Stadium, Atlanta, GA Mon Sep 17 1984, 7:05 PM EDT Att: 11,243 - Unknown					
Rafael Ramirez, R OBP: 0.296, SLG: 0.320 Paul Zuvella, R OBP: 0.333, SLG: 0.400 (1, 6) (9, 6)										4	0	0	0	0	1	3						
Brad Komminsk, R OBP: 0.261, SLG: 0.299 (1, 9)											4	0	0	0	2	1						
Dale Murphy, R OBP: 0.374, SLG: 0.543 (1, 8)											2	0	0	0	2	0						
Gerald Perry, L OBP: 0.372, SLG: 0.365 (1, 3)											3	0	0	0	1	0						
Randy Johnson, R OBP: 0.336, SLG: 0.388 (1, 5)											4	0	0	0	0	2						
Paul Runge, R OBP: 0.410, SLG: 0.436 (1, 4)											4	0	3	0	0	1						
Bruce Benedict, R OBP: 0.297, SLG: 0.285 (1, 2)											2	0	0	0	1	2						
Pascual Perez, R ERA: 3.66 Pete Falcone, L ERA: 4.13 Claude Washington, L OBP: 0.276, SLG: 0.277 Tony Brizzolara, R ERA: 5.74 Jeff Dedmon, L ERA: 3.98 Terry Harper, R OBP: 0.185, SLG: 0.210 Mike Payne, R ERA: 6.35 (1, 1) (5, 1) (5, PH) (6, 1) (6, 1) (7, PH) (8, 1)											1	0	0	0	0	0						
Inning Stats	R: 0 E: 1 K: 2 S: 8	H: 0 LOB: 2 BB: 1 P: 12	R: 0 E: 0 K: 1 S: 5	H: 1 LOB: 0 BB: 0 P: 5	R: 0 E: 0 K: 1 S: 5	H: 0 LOB: 0 BB: 0 P: 5	R: 0 E: 0 K: 0 S: 3	H: 0 LOB: 1 BB: 1 P: 7	R: 0 E: 0 K: 2 S: 8	H: 1 LOB: 2 BB: 1 P: 12	R: 0 E: 0 K: 0 S: 3	H: 0 LOB: 0 BB: 0 P: 3	R: 0 E: 0 K: 0 S: 4	H: 1 LOB: 1 BB: 0 P: 4	R: 0 E: 0 K: 1 S: 5	H: 0 LOB: 0 BB: 0 P: 5		R: 0 E: 0 K: 1 S: 5	H: 0 LOB: 1 BB: 1 P: 9	1B: 2 2B: 2 3B: 0 HR: 0	SF: 0 SAC: 0 DP: 1 HBP: 0	WP: 0 PB: 0 SB: 1 CS: 1
PITCHER	IP WLS BF H R ER SO BB IBB HBP BLK WP HR S P ERA WHIP																					
Bob Welch, R ERA: 3.69 (1, 1)	5.0 W 20 2 0 0 6 3 0 0 0 0 0 0 29 41 0.00 1.000																					
Pat Zachry, R ERA: 3.07 (6, 1)	4.0 S 14 1 0 0 2 1 0 0 0 0 0 0 17 21 0.00 0.500																					

Batter	1	2	3	4	5	6	7	8	9	AB	R	H	RBI	BB	SO	LOB	TOP			
Ron Oester, S (1,4) OBP: 0.297, SLG: 0.323										4	1	2	0	0	2	1	Cincinnati Reds @ Atlanta Braves Atlanta-Fulton County Stadium, Atlanta, GA Wed Sep 19 1984, 7:05 PM EDT Att: 4,891 - Unknown			
Pete Rose, S (1,3) OBP: 0.354, SLG: 0.333 Ted Power, R (8,1)										4	0	1	1	0	0	1				
Dave Parker, L (1,9) OBP: 0.325, SLG: 0.413										4	0	2	0	0	1	0				
Cesar Cedeno, R (1,7) OBP: 0.307, SLG: 0.409										4	1	0	0	0	1	1				
Duane Walker, L (1,8) OBP: 0.385, SLG: 0.533										4	1	1	1	0	2	2				
Dave Concepcion, R (1,6) OBP: 0.298, SLG: 0.307										3	0	0	1	0	1	0				
Wayne Krenchicki, L (1,5) OBP: 0.359, SLG: 0.468										3	0	2	0	1	0	0				
Brad Gulden, L (1,2) OBP: 0.299, SLG: 0.305										4	0	0	0	0	0	3				
Jay Tibbs, R (1,1) OBP: 0.182, SLG: 0.156 Tom Foley, L (8, PH) OBP: 0.311, SLG: 0.359 Gary Redus, R (8,7) OBP: 0.344, SLG: 0.382										2	0	0	0	0	1	1				
Inning Stats	R: 0 E: 0 K: 1 S: 5	H: 1 LOB: 0 BB: 0 P: 5	R: 1 E: 0 K: 1 S: 6	H: 1 LOB: 0 BB: 0 P: 6	R: 1 E: 0 K: 0 S: 5	H: 3 LOB: 2 BB: 0 P: 5	R: 0 E: 0 K: 1 S: 5	H: 0 LOB: 0 BB: 0 P: 5	R: 0 E: 0 K: 2 S: 8	H: 1 LOB: 1 BB: 0 P: 8	R: 0 E: 0 K: 0 S: 2	H: 0 LOB: 0 BB: 1 P: 6	R: 1 E: 0 K: 0 S: 6	H: 1 LOB: 1 BB: 0 P: 6	R: 1 E: 1 K: 0 S: 5	H: 1 LOB: 1 BB: 0 P: 5	1B: 4 2B: 4 3B: 0 HR: 2	SF: 1 SAC: 0 DP: 1 HBP: 0	WP: 0 PB: 0 SB: 0 CS: 1	PA: 35
PITCHER	IP WLS BF H R ER SO BB IBB HBP BLK WP HR S P ERA WHIP																			
Craig McMurtry, R (1,1) ERA: 4.56	7.0 L 26 7 2 2 7 1 0 0 0 0 1 39 43 2.57 1.143																			
Gene Garber, R (8,1) ERA: 3.09	2.0 9 2 2 1 1 0 0 0 0 0 1 11 11 4.50 1.000																			

AB	33
R	4
H	9
RBI	4
BB	1
SO	8
LOB	9

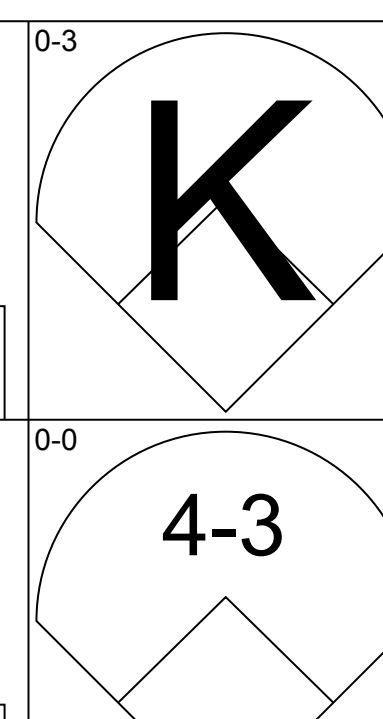
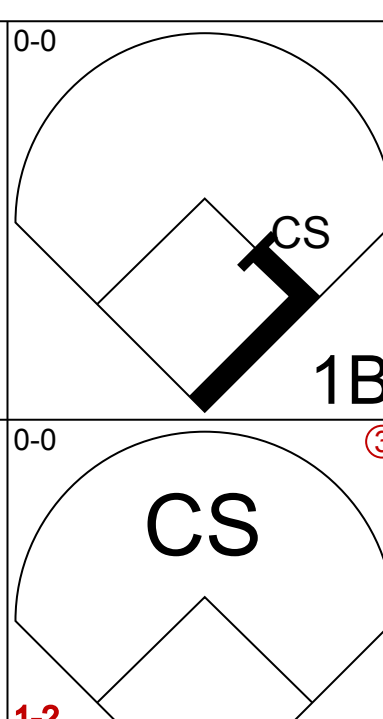
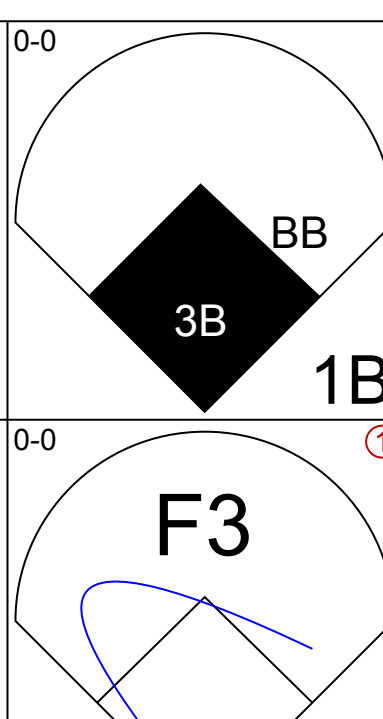
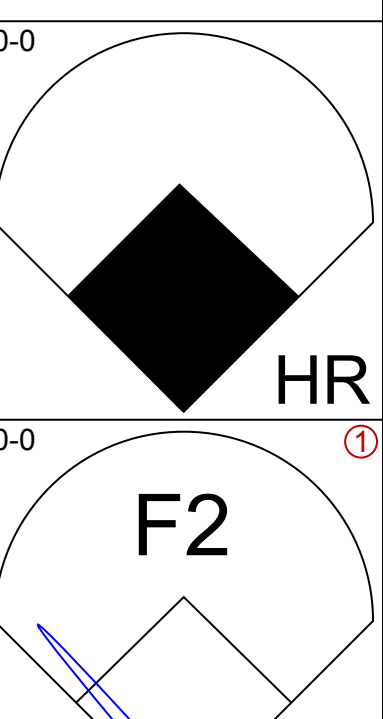
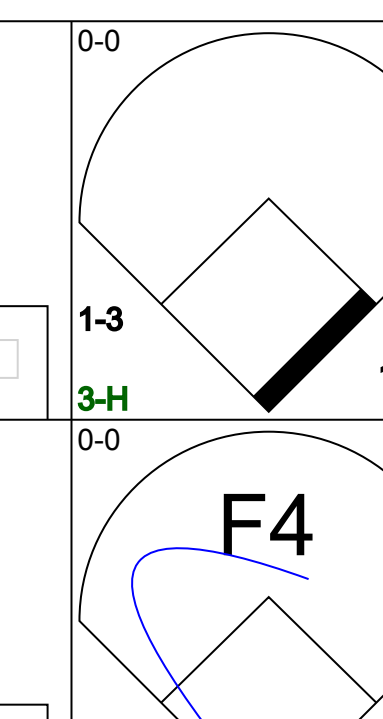
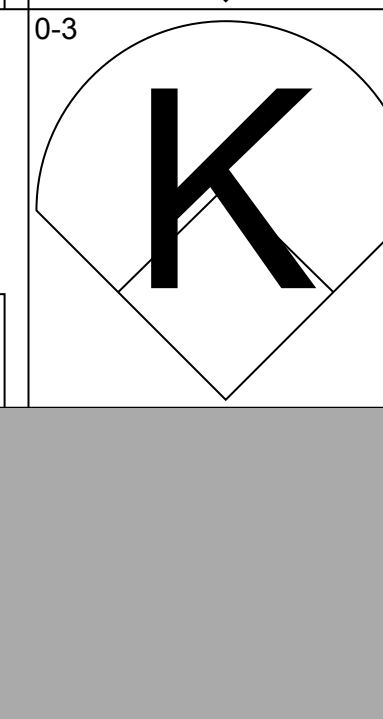

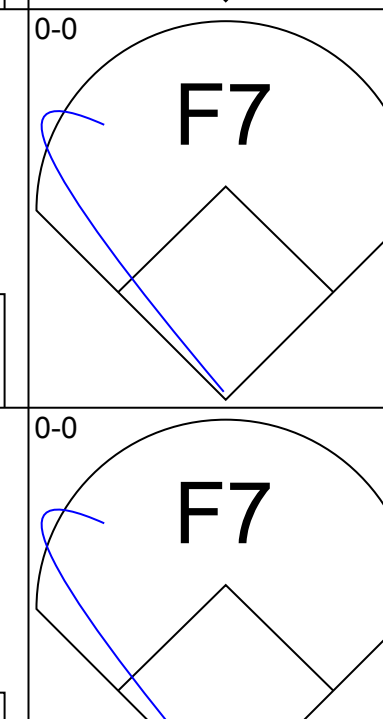
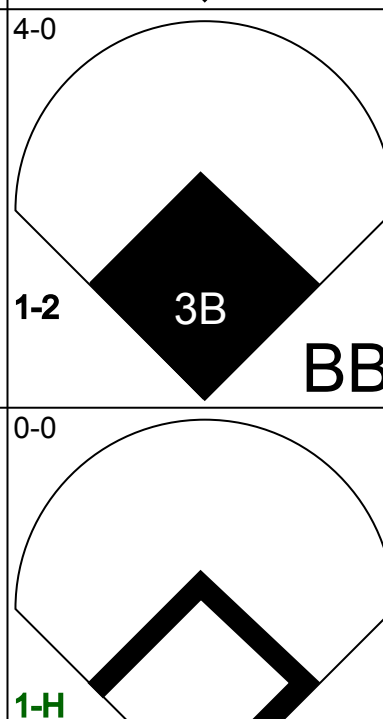
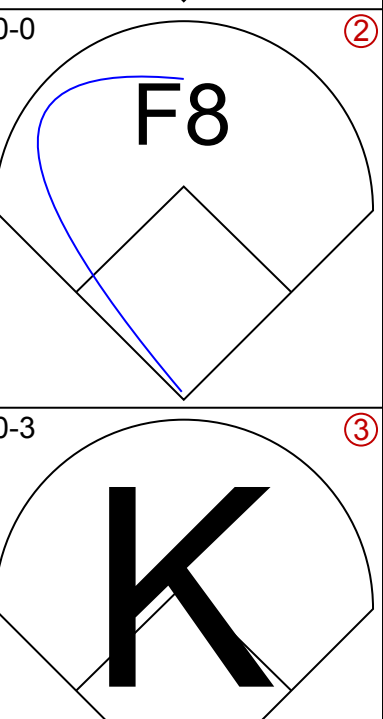



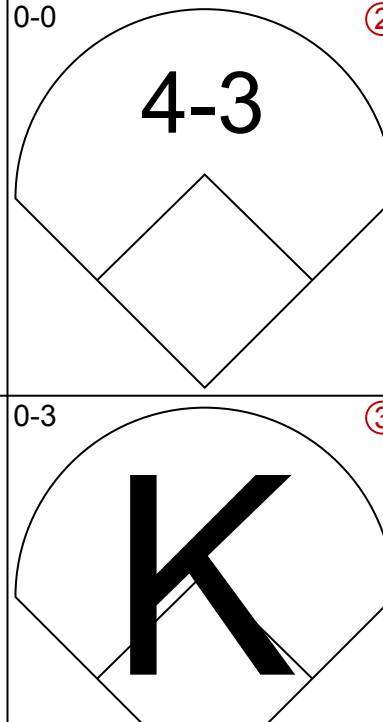

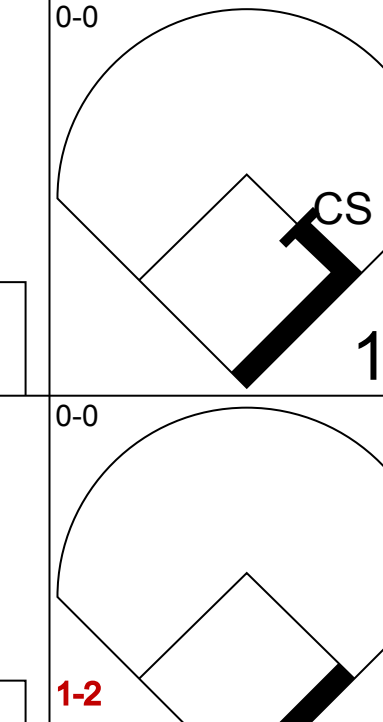

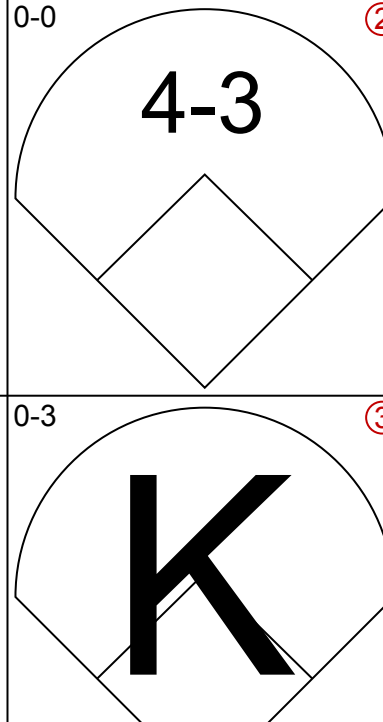

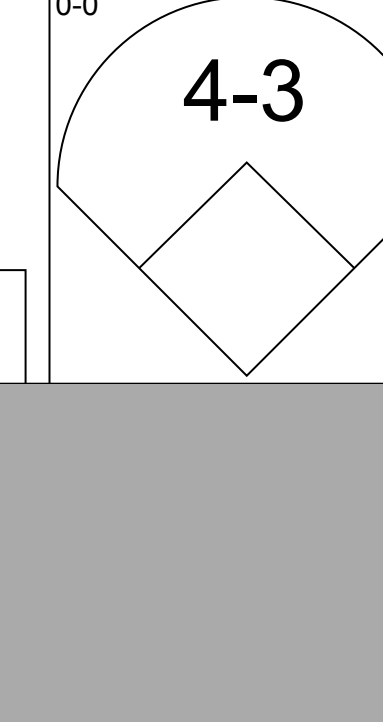
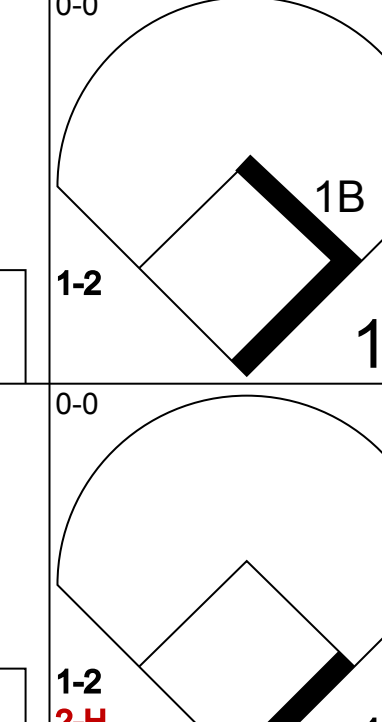

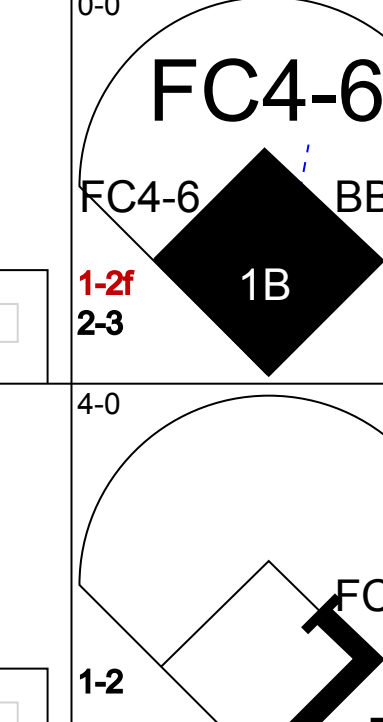

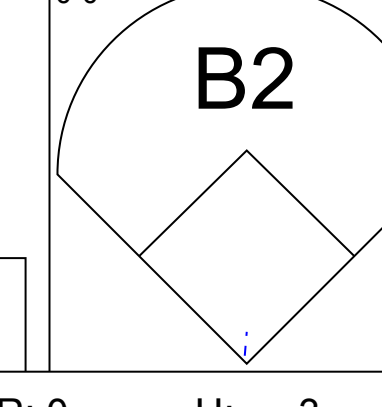

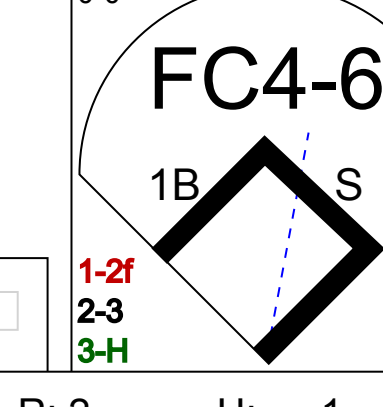
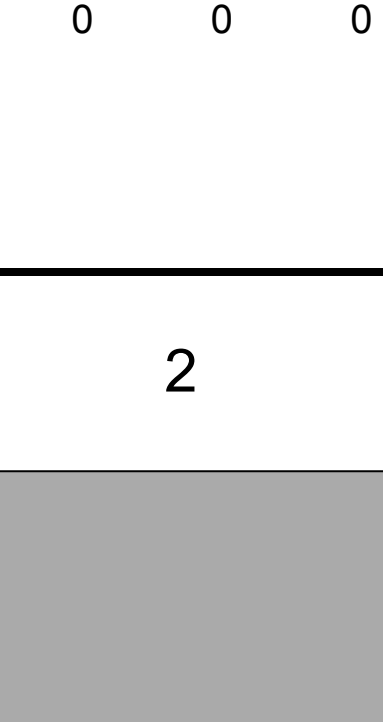
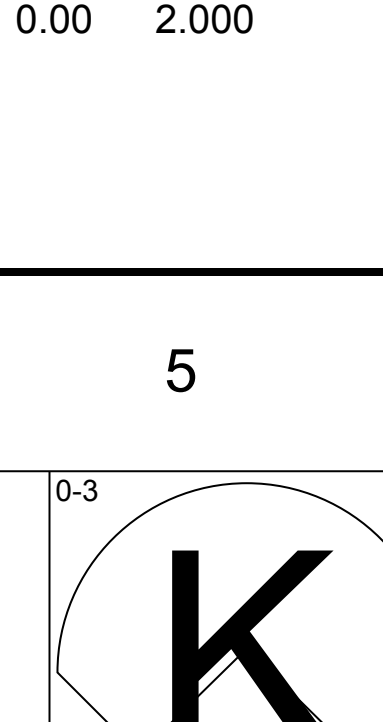
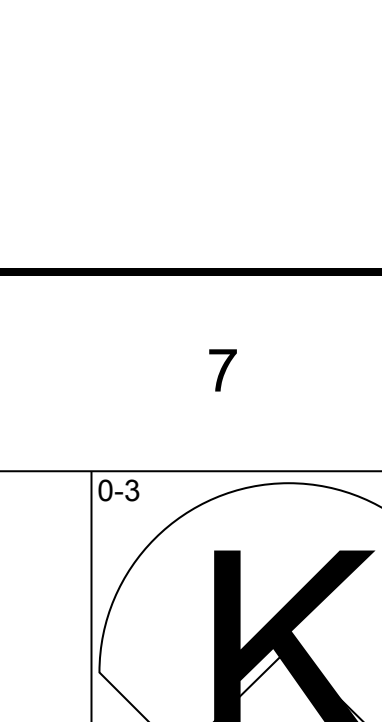
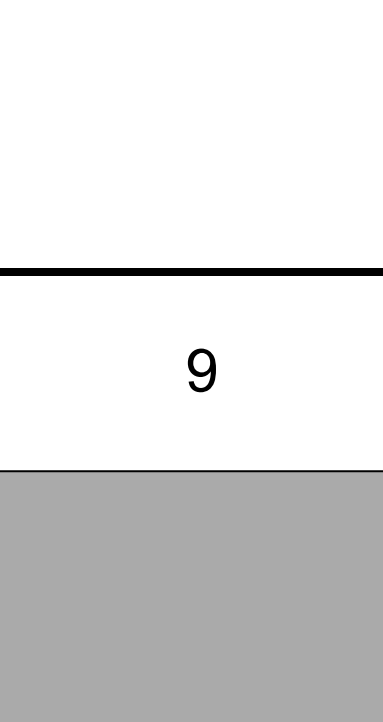
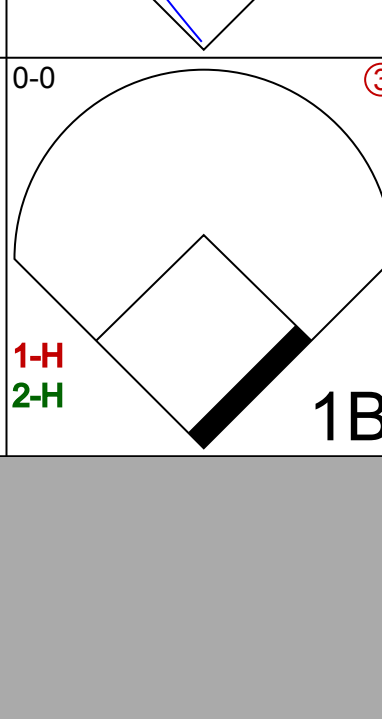


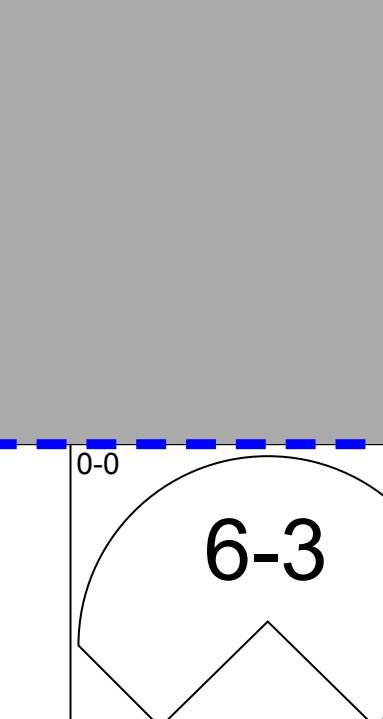
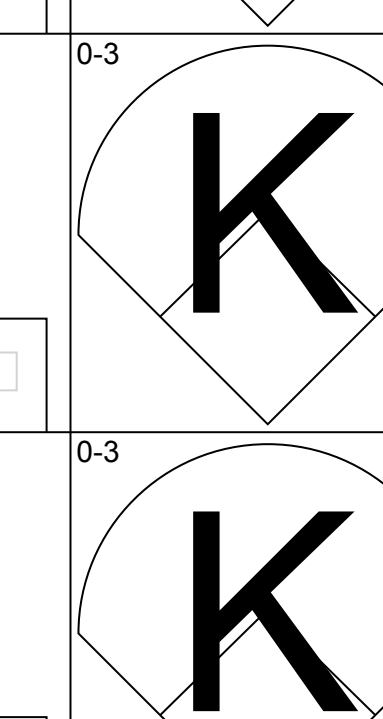


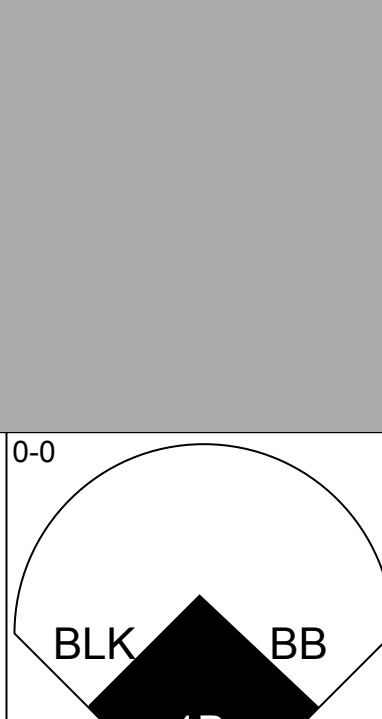
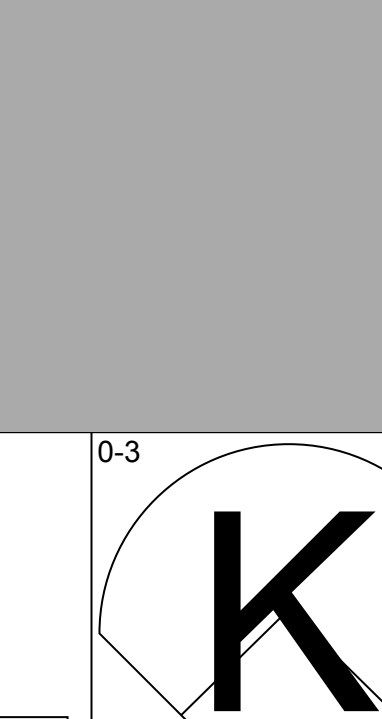
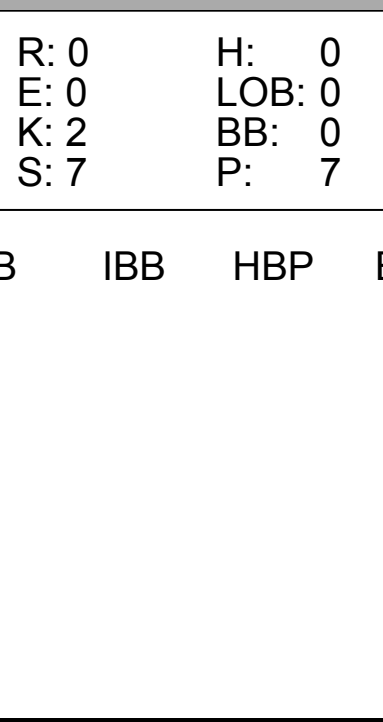
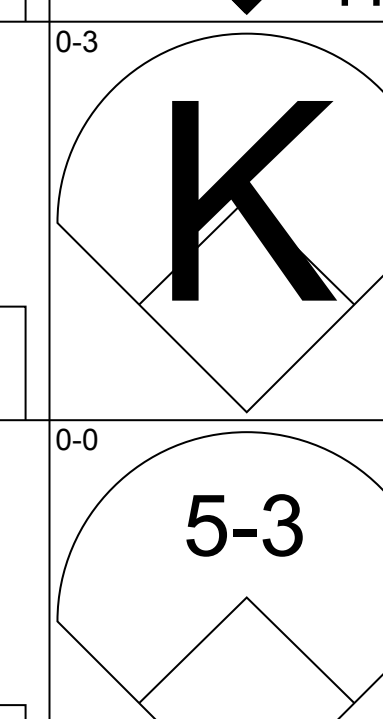




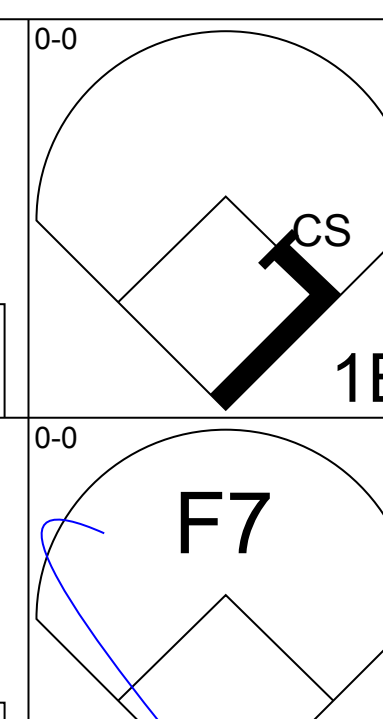
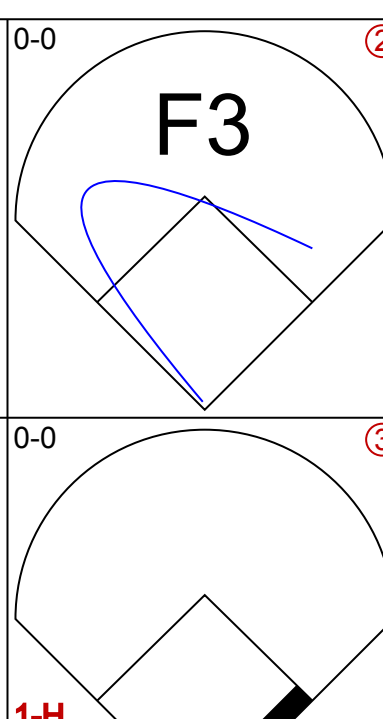
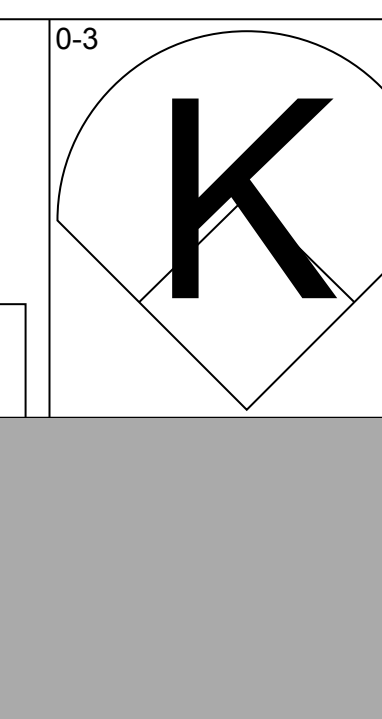
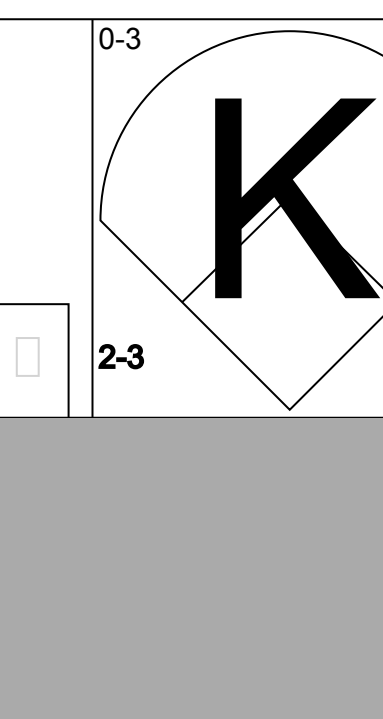
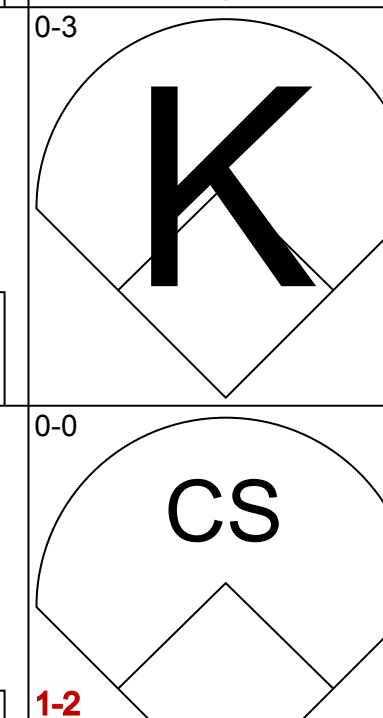

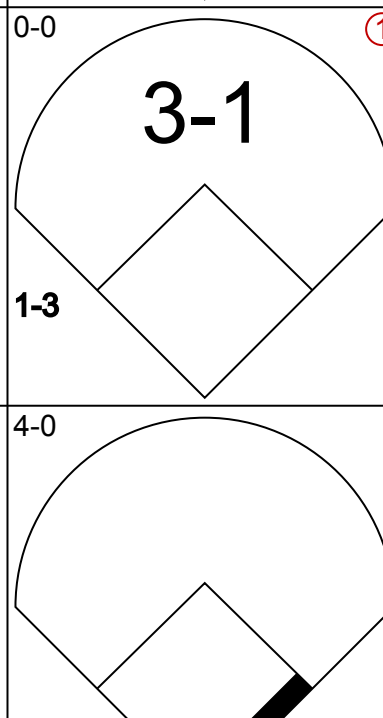
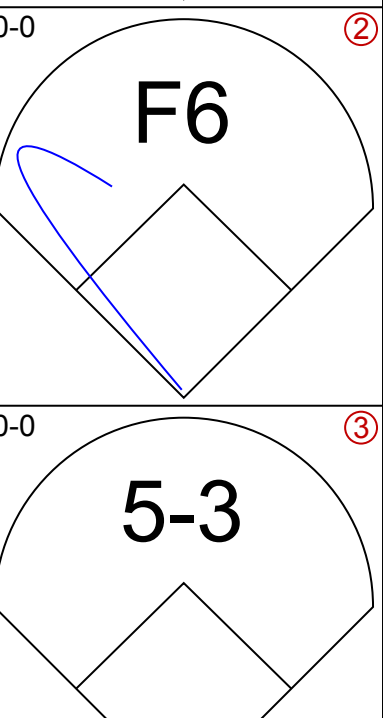

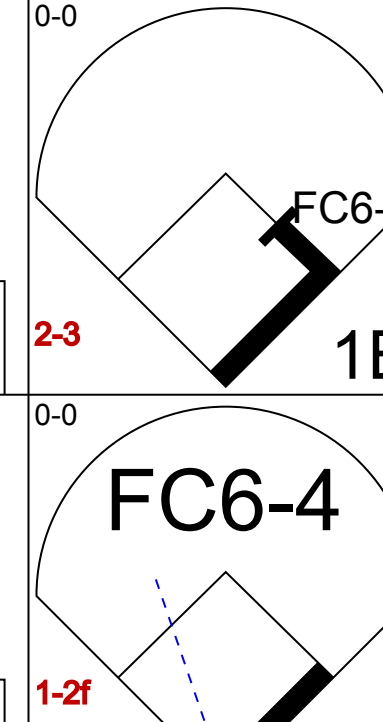
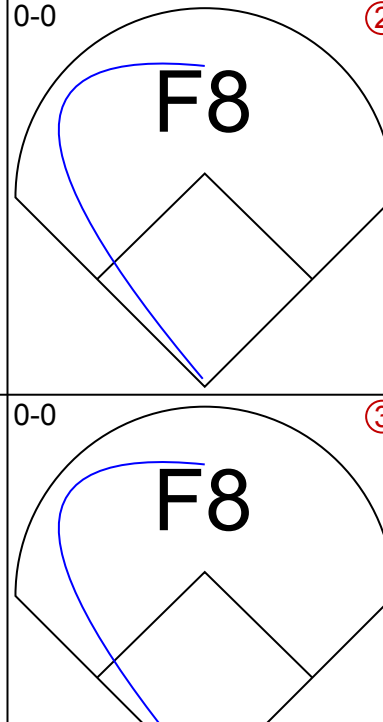






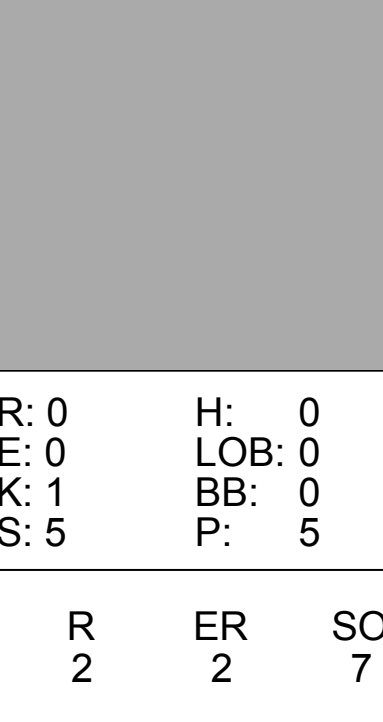

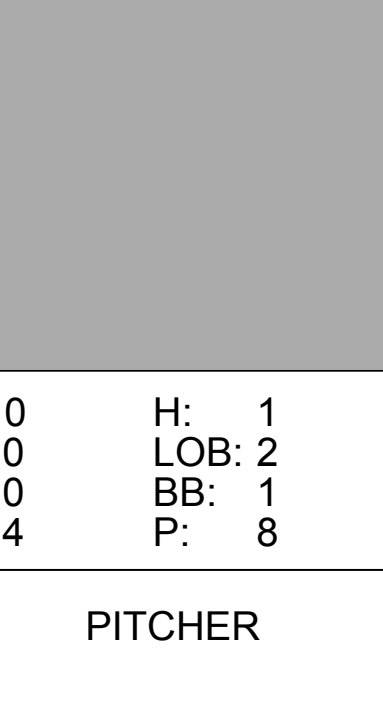
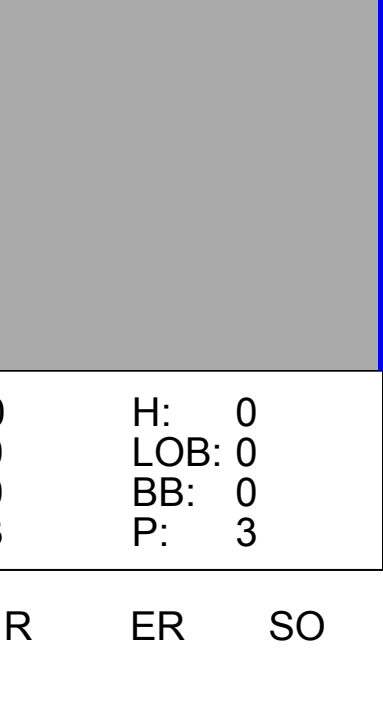




Batter	1	2	3	4	5	6	7	8	9	AB	R	H	RBI	BB	SO	LOB	BOTTOM					
Milt Thompson, L (1,7) OBP: 0.381, SLG: 0.309										5	0	1	1	0	0	1	Cincinnati Reds @ Atlanta Braves Atlanta-Fulton County Stadium, Atlanta, GA Wed Sep 19 1984, 7:05 PM EDT Att: 4,891 - Unknown					
Rafael Ramirez, R (1,6) OBP: 0.295, SLG: 0.317										3	1	1	0	1	0	0						
Brad Komminsk, R (1,9) OBP: 0.261, SLG: 0.299										3	0	0	0	1	1	3						
Dale Murphy, R (1,8) OBP: 0.375, SLG: 0.549										4	0	2	0	0	1	0						
Gerald Perry, L (1,3) OBP: 0.369, SLG: 0.363										3	0	0	0	1	0	1						
Randy Johnson, R (1,5) OBP: 0.330, SLG: 0.380 Albert Hall, S (8, PR) OBP: 0.309, SLG: 0.338 Paul Zuvella, R (9,4) OBP: 0.333, SLG: 0.400										4	0	0	1	0	0	3						
Paul Runge, R (1,4) OBP: 0.391, SLG: 0.393										2	0	0	0	2	0	2						
Alex Trevino, R (1,2) OBP: 0.289, SLG: 0.342										3	0	0	0	1	0	1						
Craig McMurtry, R (1,1) OBP: 0.183, SLG: 0.170 Claudell Washington, L (7, PH) OBP: 0.376, SLG: 0.475 Gene Garber, R (8,1) OBP: 0.343, SLG: 0.443 Chris Chambliss, L (9, PH) OBP: 0.353, SLG: 0.366										2	1	1	0	0	1	3						
Inning Stats	R: 0 E: 0 K: 0 S: 2	H: 0 LOB: 0 BB: 1 P: 6	R: 0 E: 0 K: 1 S: 6	H: 1 LOB: 3 BB: 2 P: 14	R: 0 E: 0 K: 1 S: 5	H: 0 LOB: 0 BB: 0 P: 5	R: 0 E: 0 K: 0 S: 3	H: 0 LOB: 0 BB: 0 P: 3	R: 1 E: 0 K: 0 S: 6	H: 3 LOB: 2 BB: 0 P: 6	R: 0 E: 0 K: 1 S: 5	H: 0 LOB: 1 BB: 1 P: 5	R: 0 E: 0 K: 0 S: 3	H: 0 LOB: 2 BB: 1 P: 7	R: 1 E: 0 K: 0 S: 4	H: 1 LOB: 2 BB: 2 P: 12	R: 0 E: 0 K: 0 S: 3	H: 0 LOB: 0 BB: 0 P: 3	1B: 4 2B: 1 3B: 0 HR: 0	SF: 0 SAC: 0 DP: 0 HBP: 0	WP: 0 PB: 0 SB: 2 CS: 1	PA: 38
PITCHER	IP WLS BF H R ER SO BB IBB HBP BLK WP HR S P ERA WHIP																					
Jay Tibbs, R (1,1) ERA: 3.04	7.0 W 28 4 1 1 3 0 4 0 0 0 0 30 46 1.29 1.143																					
Ted Power, R (8,1) ERA: 2.99	2.0 S 9 1 1 1 0 2 0 0 0 0 0 0 7 15 4.50 1.500																					



Batter	1	2	3	4	5	6	7	8	9	AB	R	H	RBI	BB	SO	LOB	TOP				
Milt Thompson, L (1,7) OBP: 0.384, SLG: 0.313	E4 5-3 1B		4-3		F7		1-3		F7	5	1	0	0	0	0	2	<p>Atlanta Braves @ San Diego Padres</p> <p>Jack Murphy Stadium, San Diego, CA</p> <p>Fri Sep 21 1984, 10:05 PM EDT</p> <p>Att: 46,137 - Unknown</p>				
Paul Zivella, R (1,6) OBP: 0.214, SLG: 0.167	5-3		4-3		6-3		4-3			4	0	0	0	0	0	3					
Brad Komminsk, R (1,9) OBP: 0.267, SLG: 0.300					F9	SH1-4 1B BB		6-3		3	0	1	1	1	0	0					
Dale Murphy, R (1,8) OBP: 0.374, SLG: 0.545	K				F8	SH1-4 1B		5-3		4	0	1	0	0	1	1					
Gerald Perry, L (1,3) OBP: 0.373, SLG: 0.387	G3				F8	SH1-4				3	1	1	1	0	0	1					
Randy Johnson, R (1,5) OBP: 0.335, SLG: 0.395		4-3				1-3				4	1	2	0	0	0	2					
Paul Runge, R (1,4) OBP: 0.390, SLG: 0.373					6-3			F8		3	0	1	0	1	0	2					
Bruce Benedict, R (1,2) OBP: 0.297, SLG: 0.283		G4-6-3 1B								3	0	1	0	1	0	2					
Rick Mahler, R (1,1) OBP: 0.309, SLG: 0.343			4-3		E8			F8		4	0	1	1	0	0	0	<p>Braves</p>				
Inning Stats	R: 1 E: 1 K: 1 S: 7	H: 1 LOB: 1 BB: 0 P: 7	R: 0 E: 0 K: 0 S: 3	H: 1 LOB: 0 BB: 0 P: 3	R: 0 E: 0 K: 0 S: 3	H: 0 LOB: 0 BB: 0 P: 3	R: 0 E: 0 K: 0 S: 3	H: 0 LOB: 0 BB: 0 P: 3	R: 1 E: 1 K: 0 S: 5	H: 2 LOB: 2 BB: 1 P: 9	R: 0 E: 0 K: 0 S: 4	H: 1 LOB: 3 BB: 2 P: 12	R: 0 E: 0 K: 0 S: 3	H: 0 LOB: 0 BB: 0 P: 3	R: 1 E: 0 K: 0 S: 5	H: 2 LOB: 1 BB: 0 P: 5		R: 0 E: 0 K: 1 S: 5	H: 0 LOB: 0 BB: 0 P: 5	1B: 6 2B: 0 3B: 0 HR: 1	SF: 0 SAC: 1 DP: 1 HBP: 0
PITCHER	IP	WLS	BF	H	R	ER	SO	BB	IBB	HBP	BLK	WP	HR	S	P	ERA	WHIP			WP: 0 PA: 37 ERA: 5.65 WHIP: 0.000	
Mark Thurmond, L (1,1) ERA: 3.06	8.0	L	34	7	3	2	1	3	0	0	1	0	1	33	45	2.25	1.250				
Luis DeLeon, R (9,1) ERA: 5.65	1.0		3	0	0	0	1	0	0	0	0	0	0	5	5	0.00	0.000				

Batter	1	2	3	4	5	6	7	8	9	AB	R	H	RBI	BB	SO	LOB	BOTTOM			
Alan Wiggins, S (1,4) OBP: 0.337, SLG: 0.319	4-3									1	0	0	0	0	0	0	<p>Atlanta Braves @ San Diego Padres</p> <p>Jack Murphy Stadium, San Diego, CA</p> <p>Fri Sep 21 1984, 10:05 PM EDT</p> <p>Att: 46,137 - Unknown</p>			
Tim Flannery, L (2,4) OBP: 0.345, SLG: 0.379			4-3			G3 BB				2	0	1	0	1	0	1				
Tony Gwynn, L (1,9) OBP: 0.413, SLG: 0.450	F7		E4			F9				1	0	0	0	0	0	0				
Bobby Brown, S (2,9) OBP: 0.287, SLG: 0.366			1B					4-3		3	0	1	1	0	0	2				
Steve Garvey, R (1,3) OBP: 0.308, SLG: 0.374										1	0	1	0	0	0	0				
Champ Summers, L (2,3) OBP: 0.214, SLG: 0.325			G3			G3				3	0	0	0	0	0	2				
Graig Nettles, L (1,5) OBP: 0.324, SLG: 0.413	4-1									1	0	0	0	0	0	1				
Kurt Bevacqua, R (2,5) OBP: 0.324, SLG: 0.283						K				3	0	0	0	0	3	1				
Terry Kennedy, L (1,2) OBP: 0.284, SLG: 0.355		1-3								1	0	0	0	0	0	0				
Bruce Bochy, R (3,2) OBP: 0.260, SLG: 0.459					5-3			F7		3	0	0	0	0	1	0				
Kevin McReynolds, R (1,8) OBP: 0.319, SLG: 0.471										1	0	0	0	0	0	0				
Luis Salazar, R (3,8) OBP: 0.252, SLG: 0.321		5-3								2	0	0	0	0	1	0				
Carmelo Martinez, R (1,7) OBP: 0.341, SLG: 0.395										1	0	0	0	0	1	0				
Ron Roenicke, S (3,7)										2	0	0	0	0	0	0				
Garry Templeton, S (1,6) OBP: 0.314, SLG: 0.324										1	1	1	0	0	0	0				
Mario Ramirez, R (4,6) OBP: 0.333, SLG: 0.283										2	0	0	0	0	1	0				
Mark Thurmond, L (1,1) OBP: 0.237, SLG: 0.214			4-3 E 1B							2	0	0	0	0	1	1				
Eddie Miller, S (8,PH)										1	0	0	0	0	1	0				
Luis DeLeon, R (9,1)										0	0	0	0	0	0	0				
Inning Stats	R: 0 E: 0 K: 0 S: 4	H: 1 LOB: 1 BB: 0 P: 4	R: 0 E: 0 K: 1 S: 5	H: 0 LOB: 0 BB: 0 P: 5	R: 1 E: 1 K: 1 S: 7	H: 2 LOB: 1 BB: 0 P: 7	R: 0 E: 0 K: 1 S: 5	H: 0 LOB: 0 BB: 0 P: 5	R: 0 E: 0 K: 1 S: 5	H: 0 LOB: 0 BB: 1 P: 9	R: 0 E: 0 K: 1 S: 5	H: 0 LOB: 0 BB: 0 P: 5	R: 0 E: 0 K: 1 S: 6	H: 1 LOB: 1 BB: 0 P: 6	R: 0 E: 0 K: 2 S: 7	H: 0 LOB: 0 BB: 0 P: 7	1B: 4 2B: 0 3B: 0 HR: 0	SF: 0 SAC: 0 DP: 0 HBP: 0	WP: 0 PA: 32 ERA: 3.0 WHIP: 0.556	
PITCHER	IP	WLS	BF	H	R	ER	SO	BB	IBB	HBP	BLK	WP	HR	S	P	ERA	WHIP			WP: 0 PA: 32 ERA: 3.0 WHIP: 0.556
Rick Mahler, R (1,1) ERA: 3.0	9.0	W	32	4	1	1	9	1	0	0	0	0	0	49	53	1.00	0.556			

Batter	1	2	3	4	5	6	7	8	9	AB	R	H	RBI	BB	SO	LOB	TOP																		
Milt Thompson, L (1, 7) OBP: 0.410, SLG: 0.391										5	2	4	2	0	1	0	Atlanta Braves @ San Diego Padres Jack Murphy Stadium, San Diego, CA Sat Sep 22 1984, 10:05 PM EDT Att: 47,217 - Unknown																		
Alex Trevino, R (1, 2) OBP: 0.286, SLG: 0.335										5	0	0	0	0	0	3																			
Brad Komminsk, R (1, 9) OBP: 0.266, SLG: 0.297										3	1	0	0	1	1	0																			
Dale Murphy, R (1, 8) OBP: 0.373, SLG: 0.547										4	0	1	2	0	1	0																			
Gerald Perry, L (1, 3) OBP: 0.374, SLG: 0.387										3	1	1	0	1	0	1																			
Randy Johnson, R (1, 5) OBP: 0.340, SLG: 0.398										3	0	2	0	1	1	1																			
Paul Runge, R (1, 4) OBP: 0.363, SLG: 0.366										4	1	1	0	0	1	3																			
Paul Zuvella, R (1, 6) OBP: 0.235, SLG: 0.200										3	0	1	0	0	0	0																			
Chris Chambliss, L (9, PH) OBP: 0.354, SLG: 0.366										0	0	0	0	1	0	0																			
Albert Hall, S (9, FR) OBP: 0.309, SLG: 0.338										0	0	0	0	0	0	0																			
Rafael Ramirez, R (9, 6) OBP: 0.295, SLG: 0.317										0	0	0	0	0	0	0																			
Pascual Perez, R (1, 1) OBP: 0.174, SLG: 0.129										3	0	0	0	0	2	2																			
Claudel Washington, L (9, PH) OBP: 0.375, SLG: 0.474										1	0	0	1	0	0	2																			
Gene Garber, R (9, 1) OBP: 0.143, SLG: 0.143										0	0	0	0	0	0	0																			
Inning Stats	R: 0 E: 0 K: 2 S: 7	H: 0 LOB: 0 BB: 0 P: 7	R: 0 E: 0 K: 0 S: 4	H: 2 LOB: 1 BB: 0 P: 4	R: 0 E: 0 K: 1 S: 5	H: 1 LOB: 0 BB: 0 P: 5	R: 0 E: 0 K: 0 S: 3	H: 0 LOB: 0 BB: 0 P: 3	R: 0 E: 0 K: 0 S: 5	H: 3 LOB: 2 BB: 0 P: 5	R: 2 E: 0 K: 1 S: 7	H: 2 LOB: 1 BB: 1 P: 11	R: 0 E: 0 K: 2 S: 7	H: 0 LOB: 0 BB: 0 P: 7	R: 1 E: 0 K: 1 S: 6	H: 1 LOB: 0 BB: 0 P: 6	R: 2 E: 0 K: 0 S: 4	H: 1 LOB: 2 BB: 3 P: 16	1B: 8 2B: 0 3B: 1 HR: 1	SF: 0 SAC: 0 DP: 0 HBP: 0	WP: 0 PB: 0 SB: 1 CS: 2	PA: 39													
PITCHER	IP WLS BF H R ER SO BB IBB HBP BLK WP HR S P ERA WHIP																																		
Ed Whitson, R (1, 1) ERA: 3.34	6.0	L	24	8	2	2	4	1	0	0	0	0	0	0	0	31	35	3.00	1.500																
Luis DeLeon, R (7, 1) ERA: 6.05	2.0	L	9	1	3	3	3	2	0	0	0	0	0	1	13	21	13.50	1.500																	
Greg Booker, R (9, 1) ERA: 3.42	1.0	S	5	1	0	0	0	1	0	0	0	0	0	0	4	8	0.00	2.000																	

Batter	1	2	3	4	5	6	7	8	9	AB	R	H	RBI	BB	SO	LOB	BOTTOM															
Luis Salazar, R (1, 8) OBP: 0.252, SLG: 0.319										4	0	1	0	0	2	3	Atlanta Braves @ San Diego Padres Jack Murphy Stadium, San Diego, CA Sat Sep 22 1984, 10:05 PM EDT Att: 47,217 - Unknown															
Tim Flannery, L (1, 4) OBP: 0.350, SLG: 0.383										4	0	2	1	0	0	1																
Bobby Brown, S (1, 9) OBP: 0.287, SLG: 0.363										4	0	1	0	0	1	2																
Champ Summers, L (1, 3) OBP: 0.217, SLG: 0.302										3	0	0	0	1	0	1																
Kurt Bevacqua, R (1, 5) OBP: 0.320, SLG: 0.281										4	0	1	0	0	1	2																
Bruce Bochy, R (1, 2) OBP: 0.247, SLG: 0.436										4	0	0	0	0	1	3																
Ron Roenicke, S (1, 7) OBP: 0.200, SLG: 0.500										4	2	2	1	0	2	0																
Mario Ramirez, R (1, 6) OBP: 0.317, SLG: 0.277										1	0	0	0	2	1	0																
Ed Whitson, R (1, 1) OBP: 0.068, SLG: 0.052										2	0	0	0	0	1	2																
Luis DeLeon, R (7, 1) ERA: 3.6										0	0	0	0	0	0	0																
Greg Booker, R (9, 1) ERA: 3.05										0	0	0	0	0	0	0																
Inning Stats	R: 0 E: 0 K: 1 S: 5	H: 1 LOB: 0 BB: 0 P: 5	R: 0 E: 0 K: 1 S: 5	H: 0 LOB: 0 BB: 0 P: 5	R: 1 E: 0 K: 1 S: 6	H: 2 LOB: 1 BB: 1 P: 10	R: 0 E: 0 K: 0 S: 4	H: 2 LOB: 1 BB: 0 P: 4	R: 1 E: 0 K: 2 S: 8	H: 1 LOB: 0 BB: 0 P: 8	R: 0 E: 0 K: 0 S: 4	H: 1 LOB: 2 BB: 1 P: 8	R: 0 E: 0 K: 2 S: 7	H: 0 LOB: 1 BB: 1 P: 11	R: 0 E: 0 K: 0 S: 3	H: 0 LOB: 0 BB: 0 P: 3	R: 0 E: 0 K: 2 S: 7	H: 0 LOB: 0 BB: 0 P: 7	1B: 6 2B: 0 3B: 0 HR: 1	SF: 0 SAC: 1 DP: 0 HBP: 0	WP: 1 PB: 0 SB: 1 CS: 2	PA: 35										
PITCHER	IP WLS BF H R ER SO BB IBB HBP BLK WP HR S P ERA WHIP																															
Pascual Perez, R (1, 1) ERA: 3.6	8.0	W	31	7	2	2	7	2	1	0	1	1	42	54	2.25	1.125																
Gene Garber, R (9, 1) ERA: 3.05	1.0	S	3	0	0	0	2	0	0	0	0	0	7	7	0.00	0.000																



Batter	1	2	3	4	5	6	7	8	9	10	11	AB R H RBI BB SO LOB	TOP														
Mitt Thompson, L OBP: 0.410, SLG: 0.392	1-3		1B		1-3						1B	5 0 2 0 0 0 1	Atlanta Braves @ San Diego Padres Jack Murphy Stadium, San Diego, CA Sun Sep 23 1984, 6:33 AM EDT Att: 40,910 - Unknown														
Rafael Ramirez, R OBP: 0.297, SLG: 0.324	HR		BB		F2				F6		1B	4 1 2 1 1 0 0															
Brad Komminsk, R OBP: 0.266, SLG: 0.294 Chris Chambliss, L OBP: 0.353, SLG: 0.365 Terry Harper, R OBP: 0.198, SLG: 0.210	F9		BB		6-3				K		1B	3 0 0 0 0 1 1 2 1 0 0 0 0 0 0 2 0 0 0 0 0 0 0 0															
Dale Murphy, R OBP: 0.371, SLG: 0.543	K				4-3				G4-6-3		1-2	4 0 0 0 0 0 1 1															
Gerald Perry, L OBP: 0.373, SLG: 0.385					4-3							4 0 1 0 0 0 0 0															
Randy Johnson, R OBP: 0.339, SLG: 0.396	F9				K				F9		1B	4 0 1 0 0 0 1 1															
Paul Runge, R OBP: 0.369, SLG: 0.351 Claudell Washington, L OBP: 0.374, SLG: 0.473 Donnie Moore, L OBP: 0.100, SLG: 0.100	F9				F3				F8		1B	3 0 0 0 0 0 0 0 1 0 0 0 0 0 0 1 0 0 0 0 0 0 0 0															
Bruce Benedict, R OBP: 0.297, SLG: 0.282					4-3				F8			4 0 1 0 0 0 0 1															
Craig McMurtry, R OBP: 0.154, SLG: 0.160 Paul Zuvella, R OBP: 0.222, SLG: 0.188					K				4-3		F8	3 0 0 0 0 0 1 1 1 0 0 0 0 0 0 0															
Inning Stats	R: 1 E: 0 K: 1 S: 6	H: 1 LOB: 0 BB: 0 P: 6	R: 0 E: 0 K: 0 S: 3	H: 1 LOB: 0 BB: 0 P: 3	R: 0 E: 0 K: 1 S: 6	H: 1 LOB: 2 BB: 1 P: 10	R: 0 E: 0 K: 1 S: 5	H: 0 LOB: 0 BB: 0 P: 5	R: 0 E: 0 K: 0 S: 4	H: 1 LOB: 1 BB: 0 P: 4	R: 0 E: 0 K: 0 S: 2	H: 0 LOB: 0 BB: 1 P: 6		R: 0 E: 0 K: 0 S: 3	H: 0 LOB: 0 BB: 0 P: 3	R: 0 E: 0 K: 1 S: 5	H: 0 LOB: 0 BB: 0 P: 5	R: 0 E: 0 K: 0 S: 4	H: 1 LOB: 1 BB: 0 P: 4	R: 0 E: 0 K: 0 S: 4	H: 2 LOB: 1 BB: 0 P: 4	1B: 6 2B: 0 3B: 0 HR: 1	SF: 0 SAC: 0 DP: 2 HBP: 0	WP: 0 PB: 0 SB: 1 CS: 1	PA: 39		
PITCHER	IP 8.0	WLS 1.0	BF 28	H 4	R 1	ER 1	SO 3	BB 2	IBB 0	HBP 0	BLK 0	WP 0	HR 1	S 32	P 40	ERA 4.66	WHIP 0.750										
Andy Hawkins, R ERA: 4.66	(1, 1)																										
Rich Gossage, R ERA: 2.96	(9, 1)																										
Greg Booker, R ERA: 3.25	(10, 1)	2.0 W	8	3	0	0	0	0	0	0	0	0	0	8	8	0.00	1.500										

Batter	1	2	3	4	5	6	7	8	9	10	11	AB R H RBI BB SO LOB	BOTTOM														
Tim Flannery, L OBP: 0.344, SLG: 0.369	K			BB		F7					FC5-6	4 0 0 0 1 2 2	Atlanta Braves @ San Diego Padres Jack Murphy Stadium, San Diego, CA Sun Sep 23 1984, 6:33 AM EDT Att: 40,910 - Unknown														
Bobby Brown, S OBP: 0.294, SLG: 0.358	4-3			BB		K				G4-6-3	1-2	5 1 1 0 0 2 2															
Steve Garvey, R OBP: 0.307, SLG: 0.373 Champ Summers, L OBP: 0.208, SLG: 0.289 Alan Wiggins, S OBP: 0.338, SLG: 0.320	F8					6-3			E6		1B	2 0 0 0 0 0 0 1 2 0 0 0 0 0 0 0 1 1 1 0 0 0 0 0															
Terry Kennedy, L OBP: 0.283, SLG: 0.353 Bruce Bochy, R OBP: 0.244, SLG: 0.430	F7					K			SH2-3		1B	3 0 0 0 0 0 2 1 1 0 0 0 0 0 1 1															
Carmelo Martinez, R OBP: 0.341, SLG: 0.398	F3					K			FC1-2		1B	4 0 1 0 1 2 1															
Kurt Bevacqua, R OBP: 0.338, SLG: 0.284	K					2B			FC1-2		1B	3 0 1 1 2 2 1															
Luis Salazar, R OBP: 0.252, SLG: 0.315						BB			FC1-2		1B	3 0 0 0 1 0 4															
Mario Ramirez, R OBP: 0.306, SLG: 0.265 Graig Nettles, L OBP: 0.325, SLG: 0.413 Eddie Miller, S OBP: 0.250, SLG: 0.250						F9			BB		1B	2 0 0 0 0 0 1 1 0 0 0 0 1 0 0 0 1 0 0 0 0 0 0 3															
Andy Hawkins, R ERA: 4.33 Tony Gwynn, L OBP: 0.414, SLG: 0.451 Rich Gossage, R OBP: 0.217, SLG: 0.182 Greg Booker, R OBP: 0.200, SLG: 0.200	K					K			BLK		1B	2 0 0 0 0 0 1 0 1 0 1 0 0 0 0 0 0 0 0 0 0 0 0 0 1 0 1 0 0 0 0 0															
Inning Stats	R: 0 E: 0 K: 1 S: 5	H: 0 LOB: 0 BB: 0 P: 5	R: 0 E: 0 K: 1 S: 5	H: 0 LOB: 0 BB: 0 P: 5	R: 0 E: 0 K: 1 S: 5	H: 0 LOB: 0 BB: 0 P: 5	R: 0 E: 0 K: 2 S: 7	H: 1 LOB: 1 BB: 1 P: 11	R: 0 E: 0 K: 2 S: 7	H: 1 LOB: 1 BB: 0 P: 8	R: 0 E: 0 K: 1 S: 4	H: 1 LOB: 2 BB: 2 P: 12		R: 1 E: 1 K: 0 S: 5	H: 1 LOB: 3 BB: 2 P: 13	R: 0 E: 0 K: 0 S: 3	H: 1 LOB: 0 BB: 0 P: 3	R: 1 E: 0 K: 2 S: 8	H: 2 LOB: 1 BB: 0 P: 8	1B: 5 2B: 1 3B: 0 HR: 0	SF: 0 SAC: 1 DP: 1 HBP: 0	WP: 0 PB: 0 SB: 4 CS: 0	PA: 42				
PITCHER	IP 9.0	WLS 1.2	BF 35	H 3	R 1	ER 1	SO 11	BB 5	IBB 1	HBP 0	BLK 1	WP 0	HR 0	S 51	P 75	ERA 0.00	WHIP 0.889										
Craig McMurtry, R ERA: 4.33	(1, 1)																										
Donnie Moore, R ERA: 2.94	(10, 1)	1.2 L	7	3	1	1	2	0	0	0	0	0	0	11	11	5.40	1.800										



Batter	1	2	3	4	5	6	7	8	9	AB	R	H	RBI	BB	SO	LOB	TOP		
Milt Thompson, L (1,7) OBP: 0.402, SLG: 0.422										5	1	2	1	0	2	1	Atlanta Braves @ Cincinnati Reds Riverfront Stadium, Cincinnati, OH Wed Sep 26 1984, 7:05 PM EDT Att: 7,030 - Unknown		
Rafael Ramirez, R (1,6) OBP: 0.295, SLG: 0.323										4	1	1	0	0	1	1			
Brad Komminsk, R (1,9) OBP: 0.272, SLG: 0.310										3	0	0	0	1	3	2			
Dale Murphy, R (1,8) OBP: 0.369, SLG: 0.546										4	0	1	1	0	1	2			
Gerald Perry, L (1,3) OBP: 0.376, SLG: 0.380										1	0	0	0	3	0	0			
Randy Johnson, R (1,5) OBP: 0.333, SLG: 0.386										4	0	0	0	0	0	5			
Paul Runge, R (1,4) OBP: 0.359, SLG: 0.341										4	0	1	0	0	0	0			
Bruce Benedict, R (1,2) OBP: 0.296, SLG: 0.293										4	1	2	1	0	0	1			
Pascual Perez, R (1,1) OBP: 0.169, SLG: 0.125										2	0	0	0	0	0	0			
Tony Brizzolara, R (6,1) Clayton Kershaw, L (7,PH) Jeff Dedmon, L (7,1) Chris Chambliss, L (9,PH)										0	0	0	0	0	0	0			
Inning Stats	R: 1 E: 0 K: 0 S: 4	H: 1 LOB: 2 BB: 2 P: 12	R: 0 E: 0 K: 0 S: 3	H: 0 LOB: 0 BB: 0 P: 3	R: 1 E: 0 K: 1 S: 7	H: 2 LOB: 2 BB: 1 P: 11	R: 0 E: 0 K: 0 S: 3	H: 1 LOB: 1 BB: 0 P: 3	R: 0 E: 0 K: 2 S: 8	H: 0 LOB: 0 BB: 0 P: 3	R: 1 E: 0 K: 3 S: 10	H: 1 LOB: 0 BB: 0 P: 10	R: 0 E: 0 K: 1 S: 5	H: 0 LOB: 1 BB: 1 P: 9	R: 0 E: 0 K: 2 S: 8	H: 1 LOB: 1 BB: 0 P: 8	1B: 3 2B: 2 3B: 0 HR: 2	SF: 0 SAC: 0 DP: 0 HBP: 0	WP: 0 PA: 37 PB: 0 SB: 2 CS: 0
PITCHER	IP WLS BF H R ER SO BB IBB HBP BLK WP HR S P ERA WHIP																		
Mario Soto, R (1,1) ERA: 3.43	7.0 W 29 6 3 3 6 1 2 0 0 0 2 38 50 3.86 1.000																		
Ted Power, R (8,1) ERA: 2.64	2.0 S 8 1 0 0 3 1 0 0 0 0 0 0 13 17 0.00 1.000																		

Batter	1	2	3	4	5	6	7	8	9	AB	R	H	RBI	BB	SO	LOB	BOTTOM		
Ron Oester, S (1,4) OBP: 0.293, SLG: 0.320										5	0	0	0	0	1	7	Atlanta Braves @ Cincinnati Reds Riverfront Stadium, Cincinnati, OH Wed Sep 26 1984, 7:05 PM EDT Att: 7,030 - Unknown		
Pete Rose, S (1,3) OBP: 0.353, SLG: 0.332									5	0	1	0	0	1	1				
Eddie Milner, L (9,8) OBP: 0.336, SLG: 0.344									0	0	0	0	0	0	0				
Dave Parker, L (1,9) OBP: 0.329, SLG: 0.415									5	2	3	0	0	0	1				
Cesar Cedeno, R (1,7) OBP: 0.318, SLG: 0.427									4	2	3	0	1	0	0				
Duane Walker, L (1,8) OBP: 0.386, SLG: 0.513									3	0	1	0	2	0	2				
Wayne Krenchicki, L (1,5) OBP: 0.351, SLG: 0.468									4	1	2	2	1	0	4				
Dave Concepcion, R (1,6) OBP: 0.300, SLG: 0.311									4	1	2	3	0	1	4				
Brad Gulden, L (1,2) OBP: 0.305, SLG: 0.304									3	0	2	0	1	0	0				
Mario Soto, R (1,1) OBP: 0.214, SLG: 0.313									4	0	2	1	0	2	4				
Ted Power, R (8,1) ERA: 3.89									0	0	0	0	0	0	0				
Inning Stats	R: 0 E: 0 K: 0 S: 3	H: 0 LOB: 0 BB: 0 P: 3	R: 2 E: 0 K: 0 S: 7	H: 4 LOB: 2 BB: 0 P: 7	R: 1 E: 0 K: 1 S: 7	H: 2 LOB: 2 BB: 1 P: 11	R: 0 E: 0 K: 0 S: 4	H: 1 LOB: 1 BB: 0 P: 4	R: 2 E: 0 K: 2 S: 9	H: 2 LOB: 3 BB: 3 P: 21	R: 1 E: 0 K: 1 S: 8	H: 4 LOB: 2 BB: 0 P: 8	R: 0 E: 0 K: 0 S: 5	H: 2 LOB: 2 BB: 1 P: 8	R: 0 E: 0 K: 0 S: 4	H: 2 LOB: 2 BB: 1 P: 8	1B: 15 2B: 2 3B: 0 HR: 0	SF: 0 SAC: 0 DP: 2 HBP: 0	WP: 1 PA: 42 PB: 0 SB: 5 CS: 0
PITCHER	IP WLS BF H R ER SO BB IBB HBP BLK WP HR S P ERA WHIP																		
Pascual Perez, R (1,1) ERA: 3.77	0.1 L 1 0 0 0 1 0 0 0 0 0 1 0 3 3 0.00 0.000																		
Tony Brizzolara, R (6,1) ERA: 5.67	2.0 8 3 0 0 1 1 0 0 0 0 0 0 9 13 0.00 2.000																		
Jeff Dedmon, R (7,1) ERA: 3.89																			

Batter	1	2	3	4	5	6	7	8	9	10	AB	R	H	RBI	BB	SO	LOB	TOP			
Milt Thompson, L OBP: 0.392, SLG: 0.492 (1, 7)	F5		F8		F3 2B BB		F8			F4	4	1	0	0	1	0	2				
Rafael Ramirez, R OBP: 0.292, SLG: 0.320 (1, 6)	F2		F4		F3		FC6-4			K	5	0	0	0	0	1	3				
Claudell Washington, L OBP: 0.376, SLG: 0.475 (1, 9)	4-3			F3 1B	F3 2B				F7	FC5-4 1B	5	0	3	1	0	0	0				
Dale Murphy, R OBP: 0.371, SLG: 0.545 (1, 8)		FC5-4 1B		F3 BB	K				CS BB	FC5-4	3	0	1	0	2	1	2				
Gerald Perry, L OBP: 0.377, SLG: 0.376 Gene Garber, R OBP: 0.143, SLG: 0.143 (1, 3) (8, 1)	F8			F3		CS BB			CS BB		2	0	0	0	2	0	3				
Randy Johnson, R OBP: 0.332, SLG: 0.382 (1, 5)	K			BB		F4			CS BB	4-3	3	0	0	0	1	1	2				
Paul Runge, R OBP: 0.344, SLG: 0.326 (1, 4)	FC5-4			K		F3				6-3	4	0	0	0	0	1	5				
Bruce Benedict, R OBP: 0.296, SLG: 0.292 (1, 2)			K	F7		CS	F8			1B	4	0	1	0	0	1	3				
Zane Smith, L OBP: 0.556, SLG: 0.556 Chris Chambliss, L OBP: 0.351, SLG: 0.363 (1, 1) (8, 3)					F3					4-3	3	0	2	0	0	0	0				
											1	0	0	0	0	0	1				
Inning Stats	R: 0 E: 0 K: 0 S: 3	H: 0 LOB: 0 BB: 0 P: 3	R: 0 E: 0 K: 1 S: 6	H: 1 LOB: 1 BB: 0 P: 6	R: 0 E: 0 K: 1 S: 6	H: 1 LOB: 3 BB: 2 P: 14	R: 1 E: 0 K: 1 S: 6	H: 1 LOB: 1 BB: 1 P: 10	R: 0 E: 0 K: 0 S: 2	H: 0 LOB: 0 BB: 1 P: 6	R: 0 E: 0 K: 0 S: 4	H: 1 LOB: 1 BB: 0 P: 4	R: 0 E: 0 K: 0 S: 1	H: 0 LOB: 0 BB: 2 P: 9	R: 0 E: 0 K: 0 S: 4	H: 1 LOB: 1 BB: 0 P: 4	R: 0 E: 0 K: 1 S: 6	H: 1 LOB: 1 BB: 0 P: 6	1B: 6 2B: 1 3B: 0 HR: 0	SF: 0 SAC: 0 DP: 0 HBP: 0	WP: 0 PA: 42
PITCHER	IP 7.0	WLS 29	H 5	R 1	ER 1	SO 4	BB 4	IBB 0	HBP 0	BLK 0	WP 0	HR 0	S 33	P 49	ERA 1.29	WHIP 1.286					
Freddie Toliver, R ERA: 0.9 John Franco, L ERA: 2.61 (1, 1) (8, 1)	3.0	W	11	2	0	0	1	2	0	0	0	0	0	11	19	0.00	1.333				

Atlanta Braves @ Cincinnati Reds
Riverfront Stadium, Cincinnati, OH
Thu Sep 27 1984, 7:05 PM EDT
Att: 5,835 - Unknown

AB	34
R	1
H	7
RBI	1
BB	6
SO	5
LOB	21



Batter	1	2	3	4	5	6	7	8	9	10	AB	R	H	RBI	BB	SO	LOB	BOTTOM			
Gary Redus, R OBP: 0.341, SLG: 0.380 (1, 8) (8, 7)	FC4-6 3B	F7			BB BB		F1			5-3	4	1	1	0	1	0	3				
Pete Rose, S OBP: 0.355, SLG: 0.331 John Franco, L OBP: 0.310, SLG: 0.357 (1, 3) (8, 1) (10, PH)	FC4-6 BB		K		BB BB		F9			2B 1B	2	0	0	0	2	1	2				
Dave Parker, L OBP: 0.328, SLG: 0.415 (1, 9)	K		K		F6		F3			2B	5	0	1	1	0	2	6				
Cesar Cedeno, R OBP: 0.315, SLG: 0.422 (1, 7) (8, 3)	FC4-6		F4			E6 CS		F8			4	0	0	1	0	0	1				
Dave Concepcion, R OBP: 0.300, SLG: 0.312 (1, 6)	FC4-6			K		F8 2B		F7			4	0	1	0	0	1	1				
Dann Bilardello, R OBP: 0.297, SLG: 0.291 (1, 2)		K		K		F8		5-3			4	0	0	0	0	2	1				
Ron Oester, S OBP: 0.296, SLG: 0.322 (1, 4)		SH1-4 1B			1B			4-3			3	0	2	0	1	0	0				
Wade Rowdon, R OBP: 0.286, SLG: 0.286 Wayne Krenchicki, L OBP: 0.349, SLG: 0.466 (1, 5) (9, PH) (10, 5)		SH1-4 1B			F8		K		F8		3	0	1	0	0	1	2				
Freddie Toliver, R OBP: 0.299, SLG: 0.348 Eddie Milner, L OBP: 0.335, SLG: 0.343 (1, 1) (7, PH) (7, PR) (8, 8)	SH1-4				F8		F9 E BB		F6		1	0	0	0	0	0	0				
											0	0	0	0	1	0	0				
											1	0	0	0	0	0	0				
Inning Stats	R: 1 E: 0 K: 1 S: 6	H: 1 LOB: 2 BB: 1 P: 10	R: 0 E: 0 K: 1 S: 7	H: 2 LOB: 2 BB: 0 P: 7	R: 0 E: 0 K: 2 S: 7	H: 1 LOB: 1 BB: 0 P: 7	R: 0 E: 0 K: 0 S: 3	H: 0 LOB: 2 BB: 1 P: 11	R: 0 E: 1 K: 0 S: 3	H: 0 LOB: 2 BB: 1 P: 7	R: 0 E: 0 K: 0 S: 3	H: 0 LOB: 0 BB: 0 P: 3	R: 0 E: 0 K: 0 S: 3	H: 0 LOB: 0 BB: 0 P: 3	R: 1 E: 0 K: 0 S: 3	H: 2 LOB: 1 BB: 0 P: 3	R: 0 E: 0 K: 0 S: 3	H: 1 LOB: 1 BB: 0 P: 6	1B: 4 2B: 2 3B: 1 HR: 0	SF: 0 SAC: 1 DP: 0 HBP: 0	WP: 0 PA: 39
PITCHER	IP 7.0	WLS 30	H 5	R 1	ER 1	SO 7	BB 5	IBB 0	HBP 0	BLK 0	WP 0	HR 0	S 39	P 59	ERA 1.29	WHIP 1.429					
Zane Smith, L ERA: 2.25 Gene Garber, R ERA: 3.07 (1, 1) (8, 1)	2.1	L	9	2	1	0	0	0	0	0	0	0	9	9	3.86	0.857					

Atlanta Braves @ Cincinnati Reds
Riverfront Stadium, Cincinnati, OH
Thu Sep 27 1984, 7:05 PM EDT
Att: 5,835 - Unknown

AB	33
R	2
H	7
RBI	2
BB	5
SO	7
LOB	16



Batter	1	2	3	4	5	6	7	8	9	AB	R	H	RBI	BB	SO	LOB	TOP					
Alan Wiggins, S (1,4) OBP: 0.342, SLG: 0.325 Tim Flannery, L (4,4) OBP: 0.350, SLG: 0.394	F7	1B		6-3			3-1		6-3	3	1	1	1	0	0	0	San Diego Padres @ Atlanta Braves Atlanta-Fulton County Stadium, Atlanta, GA Sat Sep 29 1984, 3:33 AM EDT Att: 30,131 - Unknown					
Tony Gwynn, L (1,9) OBP: 0.411, SLG: 0.445 Luis Salazar, R (5,5) OBP: 0.254, SLG: 0.314	F7	1B			F7		3-1			3	1	1	2	0	0	0						
Steve Garvey, R (1,3) OBP: 0.307, SLG: 0.373 Bobby Brown, S (5,9) OBP: 0.293, SLG: 0.371					1-3				1-3	3	0	2	1	0	0	0						
Graig Nettles, L (1,5) OBP: 0.326, SLG: 0.410 Kurt Bevacqua, R (5,3) OBP: 0.333, SLG: 0.282	6-3	F9							1-3	3	0	1	0	0	0	2						
Terry Kennedy, L (1,2) OBP: 0.285, SLG: 0.353 Bruce Bochy, R (3,2) OBP: 0.247, SLG: 0.438			3-4-1						1-3	2	1	1	0	0	0	0						
Kevin McReynolds, R (1,8) OBP: 0.316, SLG: 0.465 Andy Hawkins, R (8,1) OBP: 0.214, SLG: 0.195		1B		F8			F6		6-3	4	1	1	0	0	0	0						
Carmelo Martinez, R (1,7) OBP: 0.342, SLG: 0.397 Ron Roenicke, S (6,7) OBP: 0.350, SLG: 0.500		F9		F7			3-1		F9	3	0	1	0	0	0	2						
Garry Templeton, S (1,6) OBP: 0.313, SLG: 0.322 Mario Ramirez, R (6,6) OBP: 0.286, SLG: 0.246		1B			6-3		3-1		F9	3	1	1	1	0	0	1						
Ed Whitson, R (1,1) OBP: 0.065, SLG: 0.049 Greg Harris, S (7,1) OBP: 0.333, SLG: 0.444 Eddie Miller, S (6,8) OBP: 0.250, SLG: 0.417		1B			6-3					3	0	0	0	0	1	3						
Inning Stats	R: 0 E: 0 K: 0 S: 4	H: 1 LOB: 1 BB: 0 P: 4	R: 5 E: 0 K: 1 S: 11	H: 6 LOB: 1 BB: 0 P: 11	R: 0 E: 0 K: 0 S: 3	H: 0 LOB: 0 BB: 0 P: 3	R: 0 E: 0 K: 0 S: 3	H: 0 LOB: 0 BB: 0 P: 3	R: 0 E: 0 K: 1 S: 6	H: 1 LOB: 1 BB: 0 P: 6	R: 0 E: 0 K: 0 S: 4	H: 1 LOB: 1 BB: 0 P: 4	R: 1 E: 0 K: 0 S: 5	H: 2 LOB: 1 BB: 0 P: 5	R: 0 E: 0 K: 0 S: 3	H: 0 LOB: 0 BB: 0 P: 3		R: 0 E: 0 K: 1 S: 6	H: 1 LOB: 1 BB: 0 P: 6	1B: 8 2B: 4 3B: 0 HR: 0	SF: 0 SAC: 0 DP: 0 HBP: 0	WP: 0 PB: 0 SB: 1 CS: 0
PITCHER	IP WLS BF H R ER SO BB IBB HBP BLK WP HR S P ERA WHIP																					
Rick Mahler, R (1,1) ERA: 3.12 Jeff Dedmon, R (8,1) ERA: 3.75	7.0 L 32 11 6 6 2 0 0 0 0 0 0 0 0 36 36 7.71 1.571																					

AB	39
R	6
H	12
RBI	6
BB	0
SO	3
LOB	13



Batter	1	2	3	4	5	6	7	8	9	AB	R	H	RBI	BB	SO	LOB	BOTTOM					
Milt Thompson, L (1,7) OBP: 0.368, SLG: 0.375	F8				F9				1-3	5	0	1	0	0	0	2	San Diego Padres @ Atlanta Braves Atlanta-Fulton County Stadium, Atlanta, GA Sat Sep 29 1984, 3:33 AM EDT Att: 30,131 - Unknown					
Paul Zivella, R (1,4) OBP: 0.217, SLG: 0.190	6-3			F4					5-3	5	1	1	0	0	1	4						
Claudell Washington, L (1,9) OBP: 0.376, SLG: 0.472	4-3						FC4-6		5-3	3	1	1	0	1	1	2						
Dale Murphy, R (1,8) OBP: 0.371, SLG: 0.547		F9			F3				5-3	4	0	1	0	0	0	2						
Gerald Perry, L (1,3) OBP: 0.372, SLG: 0.372		4-3			4-3		FC4-6			4	0	1	2	0	0	2						
Rafael Ramirez, R (1,6) OBP: 0.295, SLG: 0.325					F7					3	0	1	0	1	1	2						
Randy Johnson, R (1,5) OBP: 0.333, SLG: 0.379		F4					F9		F8	4	0	1	0	0	0	5						
Bruce Benedict, R (1,2) OBP: 0.298, SLG: 0.290							F8		F5	4	0	1	0	0	0	3						
Rick Mahler, R (1,1) OBP: 0.315, SLG: 0.338 Terry Harper, R (7, PH) OBP: 0.194, SLG: 0.206 Jeff Dedmon, L (8,1) OBP: 0.350, SLG: 0.362										2	0	1	0	0	1	1						
Inning Stats	R: 0 E: 0 K: 0 S: 3	H: 0 LOB: 0 BB: 0 P: 3	R: 0 E: 0 K: 0 S: 4	H: 1 LOB: 1 BB: 0 P: 4	R: 0 E: 0 K: 2 S: 9	H: 2 LOB: 2 BB: 0 P: 9	R: 0 E: 0 K: 0 S: 3	H: 0 LOB: 0 BB: 0 P: 3	R: 0 E: 0 K: 1 S: 7	H: 2 LOB: 2 BB: 0 P: 7	R: 0 E: 0 K: 1 S: 7	H: 2 LOB: 2 BB: 0 P: 7	R: 0 E: 0 K: 1 S: 5	H: 0 LOB: 0 BB: 0 P: 5	R: 2 E: 0 K: 0 S: 5	H: 2 LOB: 2 BB: 2 P: 13		R: 0 E: 0 K: 1 S: 5	H: 0 LOB: 0 BB: 0 P: 5	1B: 9 2B: 0 3B: 0 HR: 0	SF: 0 SAC: 0 DP: 0 HBP: 0	WP: 0 PB: 0 SB: 0 CS: 0
PITCHER	IP WLS BF H R ER SO BB IBB HBP BLK WP HR S P ERA WHIP																					
Ed Whitson, R (1,1) ERA: 3.24 Greg Harris, R (7,1) ERA: 2.53 Andy Hawkins, R (8,1) ERA: 4.68	6.0 W 25 7 0 0 0 4 0 0 0 0 0 0 0 33 33 0.00 1.167																					



Batter	1	2	3	4	5	6	7	8	9	AB	R	H	RBI	BB	SO	LOB	TOP			
Alan Wiggins, S (1,4) Tim Flannery, L (5,4) OBP: 0.342, SLG: 0.329 OBP: 0.347, SLG: 0.391	3-1		FC5-2 2H 3B		K			1-3		3	0	1	1	0	1	0				
Tony Gwynn, L (1,9) Eddie Miller, S (3,9) OBP: 0.410, SLG: 0.444 OBP: 0.286, SLG: 0.643	6-3		FC5-2			F9			HR	2	0	0	0	0	0	1				
Steve Garvey, R (1,3) Champ Summers, L (1,3) OBP: 0.307, SLG: 0.373 OBP: 0.254, SLG: 0.296	F9		1-3			6-3			1B	1	0	0	0	0	0	0				
Graig Nettles, L (1,5) Kurt Bevacqua, R (4, PR) (4,5) OBP: 0.329, SLG: 0.413 OBP: 0.326, SLG: 0.275		4-3 1B		G6-4-3 1B		6-3			G5-4-3 1B	2	0	2	0	0	0	0				
Terry Kennedy, L (1,2) Bruce Bochy, R (2,2) OBP: 0.284, SLG: 0.353 OBP: 0.250, SLG: 0.435	4-3		G6-4-3			F7			1B 1B	1	0	0	0	0	0	1				
Kevin McReynolds, R (1,8) Luis Salazar, R (4,8) OBP: 0.317, SLG: 0.465 OBP: 0.281, SLG: 0.329	5-3					8-2 3B			1B 1B	2	0	1	0	0	0	1				
Carmelo Martinez, R (1,7) Ron Roenicke, S (5,7) OBP: 0.364, SLG: 0.500	1-3					6-3			1B	2	0	0	0	0	0	2				
Garry Templeton, S (1,6) Mario Ramirez, R (5,6) OBP: 0.312, SLG: 0.320 OBP: 0.276, SLG: 0.237			4-3			6-3		F7	F9	2	0	0	0	0	0	0				
Greg Booker, R (1,1) Craig Lefferts, L (6,1) Dave Dravecky, R (7,1) Bobby Brown, S (8, PH) Greg Harris, S (8,1) OBP: 0.286, SLG: 0.429 OBP: 0.294, SLG: 0.353 OBP: 0.159, SLG: 0.146 OBP: 0.292, SLG: 0.368 OBP: 0.333, SLG: 0.444						K		F4		2	1	1	0	0	1	0				
Inning Stats	R: 0 E: 0 K: 0 S: 3	H: 0 LOB: 0 BB: 0 P: 3	R: 0 E: 0 K: 0 S: 4	H: 1 LOB: 1 BB: 0 P: 4	R: 1 E: 0 K: 0 S: 5	H: 2 LOB: 1 BB: 0 P: 5	R: 0 E: 0 K: 0 S: 4	H: 2 LOB: 1 BB: 0 P: 4	R: 0 E: 0 K: 2 S: 7	H: 0 LOB: 0 BB: 0 P: 7	R: 0 E: 0 K: 0 S: 3	H: 1 LOB: 0 BB: 0 P: 3	R: 0 E: 0 K: 0 S: 3	H: 0 LOB: 0 BB: 0 P: 3	R: 2 E: 0 K: 0 S: 7	H: 5 LOB: 2 BB: 0 P: 7	1B: 7 2B: 2 3B: 2 HR: 1	SF: 0 SAC: 0 DP: 3 HBP: 0	WP: 0 PB: 0 SB: 0 CS: 0	PA: 35
PITCHER	IP WLS BF H R ER SO BB IBB HBP BLK WP HR S P ERA WHIP																			
Pascual Perez, R (1,1) Gene Garber, R (9,1) ERA: 3.74 ERA: 3.06	8.2 W 32 9 3 3 2 0 0 0 0 0 0 1 36 36 3.12 1.038																			

San Diego Padres @ Atlanta Braves
Atlanta-Fulton County Stadium, Atlanta, GA
Sun Sep 30 1984, 3:33 AM EDT
Att: 13,489 - Unknown

AB 35
R 3
H 11
RBI 3
BB 0
SO 2
LOB 11



Batter	1	2	3	4	5	6	7	8	9	AB	R	H	RBI	BB	SO	LOB	BOTTOM			
Milt Thompson, L (1,7) OBP: 0.373, SLG: 0.374	F8		FC6-4 1B 1-2 2-3 1B		1B S 1B BB	F8				3	2	1	0	1	0	1				
Paul Zuvella, R (1,4) OBP: 0.259, SLG: 0.240	4-3		FC6-4 1B 1-2 2-3 3-H 1B		6-3 1B 1-3 1B		1-3			4	0	2	1	0	0	0				
Bob Watson, R (1,3) Gerald Perry, L (2,3) OBP: 0.280, SLG: 0.321 OBP: 0.372, SLG: 0.372	6-3		FC6-4 1B 1-2 2-3 3-H 1B		6-3 1B 1-2 2-3 3-H 1B		F6			1	0	0	0	0	0	0				
Dale Murphy, R (1,8) OBP: 0.372, SLG: 0.547		G6-4-3 1B	FC6-4 1B 1-2 2-3 3-H 1B		6-3 1B 1-2 2-3 1B		6-3			4	0	2	1	0	0	2				
Claudell Washington, L (1,9) Brad Komminsk, R (8,9) OBP: 0.374, SLG: 0.469 OBP: 0.276, SLG: 0.316	G6-4-3		FC6-4 1B 1-2 1B		K			CS BB		3	0	0	0	0	1	5				
Rafael Ramirez, R (1,6) Paul Runge, R (9,4) OBP: 0.295, SLG: 0.327 OBP: 0.340, SLG: 0.322	F4			4-3 2B	K			K		4	0	1	0	0	2	3				
Randy Johnson, R (1,5) OBP: 0.329, SLG: 0.374			5-3		4-3			F8	F5	4	0	0	0	0	1					
Bruce Benedict, R (1,2) OBP: 0.301, SLG: 0.297			1B SH 1B 1B		5-3					3	1	2	0	0	1					
Pascual Perez, R (1,1) Gene Garber, R (9,1) OBP: 0.164, SLG: 0.121 OBP: 0.143, SLG: 0.143			SH 1B FC6-4		K			K		2	1	0	0	0	2	2				
Inning Stats	R: 0 E: 0 K: 0 S: 3	H: 0 LOB: 0 BB: 0 P: 3	R: 0 E: 0 K: 0 S: 3	H: 1 LOB: 0 BB: 0 P: 3	R: 3 E: 1 K: 0 S: 8	H: 4 LOB: 2 BB: 0 P: 8	R: 0 E: 0 K: 1 S: 6	H: 1 LOB: 1 BB: 0 P: 6	R: 1 E: 0 K: 2 S: 9	H: 2 LOB: 2 BB: 1 P: 13	R: 0 E: 0 K: 1 S: 6	H: 1 LOB: 1 BB: 0 P: 6	R: 0 E: 0 K: 0 S: 3	H: 0 LOB: 0 BB: 0 P: 3	R: 0 E: 0 K: 1 S: 4	H: 0 LOB: 0 BB: 1 P: 8	1B: 7 2B: 2 3B: 0 HR: 0	SF: 0 SAC: 1 DP: 1 HBP: 0	WP: 0 PB: 0 SB: 1 CS: 1	PA: 34
PITCHER	IP WLS BF H R ER SO BB IBB HBP BLK WP HR S P ERA WHIP																			
Greg Booker, R (1,1) Craig Lefferts, L (6,1) Dave Dravecky, L (7,1) Greg Harris, R (8,1) ERA: 3.3 ERA: 2.13 ERA: 2.93 ERA: 2.48	5.0 L 24 8 4 2 3 1 0 0 0 0 0 0 0 6 6 0.00 1.000																			

San Diego Padres @ Atlanta Braves
Atlanta-Fulton County Stadium, Atlanta, GA
Sun Sep 30 1984, 3:33 AM EDT
Att: 13,489 - Unknown

AB 31
R 4
H 9
RBI 4
BB 2
SO 5
LOB 17

