Atlanta Braves - 1985

Batter	1	2	3	4	5	6	7	8	9	AB	R	H	RBI	BB	SO	LOB
Rafael Ramirez, R (1, 6)	BBBB 4-0 BB		BBBB 4-0 BB 1B		x 0-0 ① F9	x 0-0 ② FC1-6 1-2f 3-H		x 0-0 E6 FC6-4 BB 1B	x 0-0 ③ 5-3	4	2	0	1	2	0	2
Terry Harper, R (1, 9)	x 0-0 ① F5		x 0-0 ① F8		x 0-0 ② F8	SSS 0-3 ③ K		BBBB 4-0 FC6-4 1-2 BB		4	0	0	0	1	1	3
Brad Komminsk, R (1, 7) OBP: 0.600, SLG: 0.333	x 0-0 ② F9		BBBB 4-0 1B 1-2 BB		x 0-0 BB 1B		BBBB 4-0 E S E BB	x 0-0 ② FC6-4 1B 1-2f 2-3		3	1	1	0	2	0	3
Dale Murphy, R (1, 8) OBP: 0.800, SLG: 0.667	BBBB 4-0 1-2 BB		x 0-0 G5-4-3 1-2 2-H 1B		BBBB 4-0 FC6-4 1-2 BB		SSS 0-3 ① K 1-3	x 0-0 1-2 3-H 1B		3	0	2	2	2	1	1
Bob Horner, R (1, 5)	x 0-0 ③ F8		x 0-0 ② ③ G5-4-3 1-2f		x 0-0 ③ FC6-4 1-2f		BBBB 4-0 1B E BB	x 0-0 ③ 4-3		3	0	0	0	1	0	6
Ken Oberkfell, L (7, 5)										1	0	0	0	0	0	2
Chris Chambliss, L (1, 3) OBP: 0.400, SLG: 0.250		SSS 0-3 ① K		BBBB 4-0 BB		x 0-0 E3 SH2-4 1B E	x 0-0 E1 1B 1-2 3-H		x 0-0 2B 1B	4	2	1	1	1	1	1
Rick Cerone, R (1, 2) OBP: 0.400, SLG: 0.400		x 0-0 ② F8		x 0-0 ① F9		x 0-0 E SH2-4 FC1-6 1-2 1B	x 0-0 G6-3 1-2 2-3 1B		x 0-0 ① F3	5	1	2	0	0	0	2
Glenn Hubbard, R (1, 4) OBP: 0.500, SLG: 1.000		x 0-0 2B		x 0-0 ② F7		x 0-0 ① SH2-4 1-2 2-3	x 0-0 ② ③ G6-3 1-2f		x 0-0 1-H 2B	4	0	2	1	0	0	4
Rick Mahler, R (1, 1)	SSS 0-3 ③ K		x 0-0 ③ F6			x 0-0 E6 FC1-6 2-3 3-H		x 0-0 ① 4-3	x 0-0 ② 4-3	3	0	0	0	0	1	3
Albert Hall, S (8, PH)										1	0	0	0	0	0	0
Bruce Sutter, R (8, 1)										1	0	0	0	0	0	1
Inning Stats	R: 0 E: 0 K: 0 S: 3 H: 0 LOB: 2 BB: 2 P: 11	R: 0 E: 0 K: 2 S: 8 H: 1 LOB: 1 BB: 0 P: 8	R: 1 E: 0 K: 0 S: 3 H: 1 LOB: 1 BB: 2 P: 11	R: 0 E: 0 K: 0 S: 3 H: 0 LOB: 1 BB: 1 P: 7	R: 0 E: 0 K: 0 S: 4 H: 1 LOB: 2 BB: 1 P: 8	R: 2 E: 2 K: 1 S: 8 H: 1 LOB: 1 BB: 0 P: 8	R: 1 E: 1 K: 1 S: 6 H: 1 LOB: 2 BB: 2 P: 14	R: 1 E: 1 K: 0 S: 5 H: 1 LOB: 2 BB: 1 P: 9	R: 1 E: 0 K: 0 S: 5 H: 2 LOB: 1 BB: 0 P: 5	1B: 6 2B: 2 3B: 0 HR: 0	SF: 0 SAC: 1 DP: 2 HBP: 0						

TOP

Atlanta Braves @ Philadelphia Phillies

Veterans Stadium, Philadelphia, PA

Tue Apr 09 1985, 6:05 PM EST

Att. 35,361 - Unknown

livebaseballscorecards.com

AB	36
R	6
H	8
RBI	5
BB	9
SO	4
LOB	28

PITCHER		IP	WLS	BF	H	R	ER	SO	BB	IBB	HBP	BLK	WP	HR	S	P	ERA	WHIP
Steve Carlton, L	(1, 1)	6.0	L	29	4	3	1	3	6	0	0	0	0	0	29	53	1.50	1.667
ERA: 1.5																		
Pat Zachry, R	(7, 1)	0.1		3	0	1	1	1	2	0	0	0	0	0	3	11	27.00	6.000
ERA: 27.0																		
Don Carman, L	(7, 1)	1.0		6	1	1	0	0	1	0	0	0	0	0	5	9	0.00	2.000
ERA:																		
Charles Hudson, R	(8, 1)	1.2		8	3	1	1	0	0	0	0	0	0	0	8	8	5.40	1.800
ERA: 5.4																		

PITCHER	IP	WLS	BF	H	R	ER	SO	BB	IBB	HBP	BLK	WP	HR	S	P	ERA	WHIP

Batter	1	2	3	4	5	6	7	8	9	AB	R	H	RBI	BB	SO	LOB
Jeff Stone, L (1, 7) OBP: 0.250, SLG: 0.750	F9			1-5 3B		3-1			K	4	0	1	0	0	1	0
Juan Samuel, R (1, 4)	K			1-5 3-Hf		K			K	4	0	0	0	0	3	1
Von Hayes, L (1, 8) OBP: 0.250, SLG: 0.250	F7			WP 1B		K			F8	4	0	1	0	0	1	0
Mike Schmidt, R (1, 5)		G1-4-3 BB		FC6-4 BB 1-2			F6			1	0	0	0	2	0	0
Ozzie Virgil, R (1, 2)		K		FC6-4 1-2f			5-3			3	0	0	0	0	1	3
Glenn Wilson, R (1, 9) OBP: 0.333, SLG: 0.333		G1-4-3 1-2f			G4-1 1B		F7			3	0	1	0	0	0	1
Charles Hudson, S (8, 1)										0	0	0	0	0	0	0
John Russell, R (1, 3)			F6		G4-1 1-2			K		3	0	0	0	0	1	1
Steve Jeltz, S (1, 6)			F9		K			F6		2	0	0	0	0	1	1
Greg Gross, L (8, PH)										1	0	0	0	0	0	0
(9, 9)																
Steve Carlton, L (1, 1)			4-3		4-3			3-1		2	0	0	0	0	0	1
Pat Zachry, R (7, 1)										0	0	0	0	0	0	0
Don Carman, L (7, 1)										0	0	0	0	0	0	0
Tim Corcoran, L (8, 9)										1	0	0	0	0	0	0
Luis Aguayo, R (9, 6)										0	0	0	0	0	0	0
Inning Stats	R: 0 E: 0 K: 1 S: 5 H: 0 LOB: 0 BB: 0 P: 5	R: 0 E: 0 K: 1 S: 4 H: 0 LOB: 0 BB: 1 P: 8	R: 0 E: 0 K: 0 S: 3 H: 0 LOB: 0 BB: 0 P: 3	R: 0 E: 0 K: 0 S: 4 H: 2 LOB: 2 BB: 1 P: 8	R: 0 E: 0 K: 1 S: 6 H: 1 LOB: 1 BB: 0 P: 6	R: 0 E: 0 K: 2 S: 7 H: 0 LOB: 0 BB: 0 P: 7	R: 0 E: 0 K: 0 S: 3 H: 0 LOB: 0 BB: 0 P: 3	R: 0 E: 0 K: 1 S: 5 H: 0 LOB: 0 BB: 0 P: 5	R: 0 E: 0 K: 2 S: 7 H: 0 LOB: 0 BB: 0 P: 7	1B: 2 2B: 1 3B: 1 HR: 0	SF: 0 SAC: 0 DP: 2 HBP: 0						

PITCHER		IP	WLS	BF	H	R	ER	SO	BB	IBB	HBP	BLK	WP	HR	S	P	ERA	WHIP
Rick Mahler, R ERA:	(1, 1)	7.0	W	24	3	0	0	5	2	0	0	0	1	0	32	40	0.00	0.714
Bruce Sutter, R ERA:	(8, 1)	2.0		6	0	0	0	3	0	0	0	0	0	0	12	12	0.00	0.000

PITCHER	IP	WLS	BF	H	R	ER	SO	BB	IBB	HBP	BLK	WP	HR	S	P	ERA	WHIP

BOTTOM

Atlanta Braves @ Philadelphia Phillies

Veterans Stadium, Philadelphia, PA

Tue Apr 09 1985, 6:05 PM EST

Att. 35,361 - Unknown

livebaseballscorecards.com

AB	28
R	0
H	3
RBI	0
BB	2
SO	8
LOB	8

WP: 1 PA: 30
PB: 0
SB: 0
CS: 0

Atlanta Braves @ Philadelphia Phillies

Veterans Stadium, Philadelphia, PA

Thu Apr 11 1985, 6:05 PM EST

Att. 17,987 - Unknown

TOP

livebaseballscorecards.com

Batter	1	2	3	4	5	6	7	8	9	AB	R	H	RBI	BB	SO	LOB
Claudell Washington, L (1, 9) OBP: 0.400, SLG: 0.600	0-0 1B 1B 2B	0-0 1-2 1B	0-0 F8 ③			0-0 6-3 ①		0-0 FC4-6 S ② 1-2f 2-3		5	1	2	0	0	0	4
Rafael Ramirez, R (1, 6) OBP: 0.364, SLG: 0.222	0-0 CS 1B ③ 2-3	0-0 F4 ③		0-0 FC6-4 1B		0-0 F8 ②		0-0 F9 ③ 1-2		5	0	2	0	0	0	4
Brad Komminsk, R (1, 7) OBP: 0.500, SLG: 0.286	B B B B 4-0 1B ① 1-2 BB		0-0 E5 1B 5-3	0-0 FC6-4 ① FC5-4 1-2f		S S S 0-3 K ③			0-0 HR 1B	4	2	1	0	1	1	1
Dale Murphy, R (1, 8) OBP: 0.700, SLG: 1.000	0-0 1-2 3-H 1B		0-0 5-3 2B ② 1-3 1B	0-0 FC5-4 1B ② 1-2f			0-0 F9 ①		0-0 1-H HR	5	2	3	3	0	0	1
Bob Horner, R (1, 5) OBP: 0.250, SLG: 0.143 Ken Oberkfell, L (8, 5)	S S S 0-3 K ②		0-0 5-3 ① 1-2 3-H	0-0 1-2 1B			0-0 5-3 ②		0-0 F8 ①	4 1	0 0	1 0	1 0	0 0	1 0	3 0
Chris Chambliss, L (1, 3) OBP: 0.400, SLG: 0.444	0-0 F9 ③		0-0 4-3 1B ② 2-H 2B	0-0 4-3 ③			0-0 F8 ③		0-0 1B	5	1	2	1	0	0	4
Rick Cerone, R (1, 2) OBP: 0.200, SLG: 0.200		0-0 5-3 ①	0-0 4-3 ② 2-3		0-0 F3 ①			0-0 F7 ①	0-0 F7 ②	5	0	0	0	0	0	2
Glenn Hubbard, R (1, 4) OBP: 0.556, SLG: 0.714		0-0 1B 1B	4-0 1B IBB		S S S 0-3 K ②			B B B B 4-0 FC4-6 1B BB	0-0 F5 ③	3	0	1	0	2	1	1
Pascual Perez, R (1, 1) OBP: 0.500, SLG: 0.500 Zane Smith, L (4, 1) Gerald Perry, L (8, PH) OBP: 1.000, SLG: 1.000 Bruce Sutter, R (8, 1)		S S S 0-3 K ②	0-0 1-2 3-H 1B		0-0 1-3 ③			0-0 FC4-6 1-2 1B		2 1 1 0	0 0 0 0	1 0 1 0	1 0 0 0	0 0 0 0	1 0 0 0	1 0 0 0
Inning Stats	R: 1 H: 3 E: 0 LOB: 2 K: 1 BB: 1 S: 7 P: 11	R: 0 H: 2 E: 0 LOB: 2 K: 1 BB: 0 S: 7 P: 7	R: 3 H: 3 E: 1 LOB: 2 K: 0 BB: 1 S: 7 P: 11	R: 0 H: 2 E: 0 LOB: 2 K: 0 BB: 0 S: 5 P: 5	R: 0 H: 0 E: 0 LOB: 0 K: 1 BB: 0 S: 5 P: 5	R: 0 H: 0 E: 0 LOB: 0 K: 1 BB: 0 S: 5 P: 5	R: 0 H: 0 E: 0 LOB: 0 K: 0 BB: 0 S: 3 P: 3	R: 0 H: 1 E: 0 LOB: 2 K: 0 BB: 1 S: 4 P: 8	R: 2 H: 3 E: 0 LOB: 1 K: 0 BB: 0 S: 6 P: 6	1B: 11 SF: 0 2B: 2 SAC: 0 3B: 0 DP: 0 HR: 1 HBP: 0						

	AB	41
	R	6
	H	14
	RBI	6
	BB	3
	SO	4
	LOB	21

WP: 0 PB: 0 SB: 1 CS: 1 PA: 44

PITCHER		IP	WLS	BF	H	R	ER	SO	BB	IBB	HBP	BLK	WP	HR	S	P	ERA	WHIP
John Denny, R ERA: 4.5	(1, 1)	4.0	L	24	10	4	2	2	1	1	0	0	0	0	26	34	4.50	2.750
Kevin Gross, R ERA:	(5, 1)	2.0		6	0	0	0	2	0	0	0	0	0	0	10	10	0.00	0.000
Charles Hudson, R ERA: 5.79	(7, 1)	3.0		14	4	2	2	0	1	0	0	0	0	1	13	17	6.00	1.667

PITCHER	IP	WLS	BF	H	R	ER	SO	BB	IBB	HBP	BLK	WP	HR	S	P	ERA	WHIP

Atlanta Braves @ Philadelphia Phillies

Veterans Stadium, Philadelphia, PA

Thu Apr 11 1985, 6:05 PM EST

Att. 17,987 - Unknown

livebaseballscorecards.com

Batter	1	2	3	4	5	6	7	8	9	AB	R	H	RBI	BB	SO	LOB
Jeff Stone, L (1, 7) OBP: 0.222, SLG: 0.444	0-0 1B S SF7 1B	0-0 5-3		0-0 G4-6-3 1-2f		0-3 K			0-3 K	5	1	1	0	0	2	6
Juan Samuel, R (1, 4) OBP: 0.250, SLG: 0.250	0-0 SF7 S 1-3 1B 1B		0-0 8-6-4 1B		0-0 F3		0-3 K			4	1	2	0	0	1	0
Von Hayes, L (1, 8) OBP: 0.375, SLG: 0.286	BBBB 4-0 SF7 1-2 1B BB		0-0 8-6-4 1-2f		0-0 1B		0-0 4-3			3	1	1	0	1	0	1
Mike Schmidt, R (1, 5)	0-0 SF7 1-2 2-3 3-H		BBBB 4-0 FC6 BB		0-0 F9		0-0 6-3			2	0	0	1	1	0	1
Bo Diaz, R (1, 2) OBP: 0.250, SLG: 0.250	0-0 G6-4-3 2-H 3-H 1B		0-0 FC6 1-2f		0-0 5-3			0-0 F5		4	0	1	2	0	0	2
Glenn Wilson, R (1, 9) OBP: 0.286, SLG: 0.286	0-0 G6-4-3 1-2f			0-0 SH5-4 BB 1B		0-0 G3		0-0 6-3		4	0	1	0	0	0	1
John Russell, R (1, 3)		0-3 K		BBBB 4-0 SH5-4 1-2 BB		0-0 6-3		0-3 K		3	0	0	0	1	2	0
Steve Jeltz, S (1, 6) Greg Gross, L (9, PH)		0-3 K		0-0 SH5-4 1-2 2-3		BBBB 4-0 1B BB			0-0 F6	1 1	0 0	0 0	0 0	1 0	1 0	0 0
John Denny, R (1, 1) Tim Corcoran, L (4, PH) Kevin Gross, R (5, 1) Ozzie Virgil, R (6, PH) OBP: 0.250, SLG: 0.250 Charles Hudson, S (7, 1) Garry Maddox, R (9, PH)		BBBB 4-0 BB		BBBB 4-0 G4-6-3 BB		0-0 1-3 1B			0-0 F7	0 0 0 1 0 1	0 0 0 0 0 0	0 0 0 0 0 0	0 1 0 0 0 0	1 1 0 0 0 0	0 0 0 0 0 0	0 0 0 0 0 0
Inning Stats	R: 3 H: 3 E: 0 LOB: 0 K: 0 BB: 1 S: 5 P: 9	R: 0 H: 0 E: 0 LOB: 1 K: 2 BB: 1 S: 7 P: 11	R: 0 H: 1 E: 0 LOB: 1 K: 0 BB: 1 S: 3 P: 7	R: 0 H: 1 E: 0 LOB: 2 K: 0 BB: 2 S: 3 P: 11	R: 0 H: 1 E: 0 LOB: 1 K: 0 BB: 0 S: 4 P: 4	R: 0 H: 1 E: 0 LOB: 2 K: 1 BB: 1 S: 6 P: 10	R: 0 H: 0 E: 0 LOB: 0 K: 1 BB: 0 S: 5 P: 5	R: 0 H: 0 E: 0 LOB: 0 K: 1 BB: 0 S: 5 P: 5	R: 0 H: 0 E: 0 LOB: 0 K: 1 BB: 0 S: 5 P: 5							

PITCHER		IP	WLS	BF	H	R	ER	SO	BB	IBB	HBP	BLK	WP	HR	S	P	ERA	WHIP
Pascual Perez, R	(1, 1)	3.1		18	5	3	3	2	5	0	0	0	0	0	17	37	8.10	3.000
ERA: 8.1																		
Zane Smith, L	(4, 1)	3.2	W	13	2	0	0	2	1	0	0	0	0	0	16	20	0.00	0.818
ERA:																		
Bruce Sutter, R	(8, 1)	2.0	S	6	0	0	0	2	0	0	0	0	0	0	10	10	0.00	0.000
ERA:																		

PITCHER	IP	WLS	BF	H	R	ER	SO	BB	IBB	HBP	BLK	WP	HR	S	P	ERA	WHIP

AB	29
R	3
H	7
RBI	3
BB	6
SO	6
LOB	11

1B: 7	SF: 1	WP: 0	PA: 37
2B: 1	SAC: 1	PB: 0	
3B: 0	DP: 3	SB: 2	
HR: 0	HBP: 0	CS: 0	

Batter	1	2	3	4	5	6	7	8	9	AB	R	H	RBI	BB	SO	LOB
Al Bumbry, L (1, 7) OBP: 0.333, SLG: 0.500	E7 G3 1B	6 2-3f		3-1	2-H 3-H 2B		6-3 1-2		6-3	6	0	2	2	0	0	6
Tony Gwynn, L (1, 9) OBP: 0.231, SLG: 0.308	G3 2-3		BB 2B 2B	4-3	1-3			F7		5	1	1	0	0	0	2
Steve Garvey, R (1, 3) OBP: 0.462, SLG: 0.923	F9		BB 2B 1B	HR		6-3		HR		5	3	3	2	0	0	1
Terry Kennedy, L (1, 2) OBP: 0.154, SLG: 0.167	K		F5	2B		BB		F8		4	0	1	0	1	1	3
Graig Nettles, L (1, 5) OBP: 0.400, SLG: 0.250		FC6-4 1B	2B 1-2 2-3 BB	3-1		K		K		4	0	1	0	1	2	2
Kevin McReynolds, R (1, 8) OBP: 0.385, SLG: 0.462		FC6-4 E BB 1B 1-2f	1-3 2-H 3-H 2B		F9	F8			5-3	5	1	1	2	0	0	2
Tim Flannery, L (1, 4) OBP: 0.600, SLG: 0.333		1B E 1-2 BB	6-3		SH3-4 1B 2B BB		4-3		S 1B	3	1	1	0	2	0	2
Garry Templeton, S (1, 6) OBP: 0.417, SLG: 0.222	E5 6 1B 1-2 2-3		IBB		SH3-4 1-2 2B 1B		S BB	K 1-2		3	1	1	0	2	1	3
Andy Hawkins, R (1, 1) OBP: 0.333, SLG: 0.333 Rich Gossage, R (8, 1)	1-2 2-3 3-H 1B	K		SH3-4 1-2 2-3		F1		BB		3 0	0 0	1 0	1 0	0 1	1 0	4 0
Inning Stats	R: 0 E: 1 K: 1 S: 6 H: 1 LOB: 1 BB: 0 P: 6	R: 1 E: 1 K: 0 S: 5 H: 2 LOB: 2 BB: 1 P: 9	R: 2 E: 0 K: 1 S: 8 H: 3 LOB: 3 BB: 2 P: 16	R: 1 E: 0 K: 0 S: 5 H: 2 LOB: 1 BB: 0 P: 5	R: 2 E: 0 K: 0 S: 5 H: 2 LOB: 1 BB: 1 P: 9	R: 0 E: 0 K: 1 S: 5 H: 0 LOB: 1 BB: 1 P: 9	R: 0 E: 0 K: 0 S: 3 H: 0 LOB: 1 BB: 1 P: 7	R: 1 E: 0 K: 1 S: 6 H: 1 LOB: 0 BB: 0 P: 6	R: 0 E: 0 K: 1 S: 6 H: 1 LOB: 2 BB: 1 P: 10	1B: 6 2B: 5 3B: 0 HR: 2 SF: 0 SAC: 1 DP: 1 HBP: 0	WP: 0 PB: 0 SB: 2 CS: 0 PA: 46					

PITCHER	IP	WLS	BF	H	R	ER	SO	BB	IBB	HBP	BLK	WP	HR	S	P	ERA	WHIP
Rick Camp, R (1, 1) ERA: 9.0	4.0	L	23	8	4	4	2	2	1	0	0	0	1	24	36	9.00	2.500
Craig McMurtry, R (5, 1) ERA: 18.0	1.0		6	2	2	2	0	1	0	0	0	0	0	5	9	18.00	3.000
Terry Forster, L (6, 1) ERA:	2.0		8	0	0	0	1	2	0	0	0	0	0	8	16	0.00	1.000
Gene Garber, R (8, 1) ERA: 4.5	2.0		9	2	1	1	2	1	0	0	0	0	1	12	16	4.50	1.500

PITCHER	IP	WLS	BF	H	R	ER	SO	BB	IBB	HBP	BLK	WP	HR	S	P	ERA	WHIP

TOP

San Diego Padres @ Atlanta Braves

Atlanta-Fulton County Stadium, Atlanta, GA

Fri Apr 12 1985, 6:05 PM EST
Att. 45,389 - Unknown

livebaseballscorecards.com

AB	38
R	7
H	12
RBI	7
BB	7
SO	5
LOB	25

Batter	1	2	3	4	5	6	7	8	9	AB	R	H	RBI	BB	SO	LOB
Claudell Washington, L (1, 9) OBP: 0.333, SLG: 0.444	F7			F8	4-3			1B 1B 1B		4	1	1	0	0	0	3
Rafael Ramirez, R (1, 6) OBP: 0.333, SLG: 0.231	K			F8		6-3		1B 1-2 1B		4	0	1	0	0	1	0
Brad Komminsk, R (1, 7) OBP: 0.429, SLG: 0.273	6-3			F8		K		G5-4-3 1-3 2-H 1B		4	0	1	1	0	1	0
Dale Murphy, R (1, 8) OBP: 0.643, SLG: 1.167		5-3			4-3 1B 2B	HR		G5-4-3 1-2f		4	2	2	1	0	0	2
Bob Horner, R (1, 5) OBP: 0.167, SLG: 0.091		4-3			4-3 2-3	5-3			E6 G3-6	4	0	0	0	0	0	1
Chris Chambliss, L (1, 3) OBP: 0.357, SLG: 0.385		F8			BB BB 3-H 1B		F6		G3-6 1-2f	4	0	1	1	0	0	1
Rick Cerone, R (1, 2) OBP: 0.214, SLG: 0.154			L4	BB 1-2 BB			F7		6-3	3	0	0	0	1	0	0
Glenn Hubbard, R (1, 4) OBP: 0.500, SLG: 0.556 Gene Garber, R (8, 1)			F9	BB 1-2 2-3 BB			F6			2 0	0 0	0 0	0 0	1 0	0 0	0 0
Rick Camp, R (1, 1) Craig McMurtry, R (5, 1) Gerald Perry, L (5, PH) OBP: 0.500, SLG: 0.500 Terry Forster, L (6, 1) Ken Oberkfell, L (8, 4)			K	F8				F9		1 0 1 0 1	0 0 0 0 0	0 0 0 0 0	0 0 0 0 0	1 0 0 0 0	0 0 3 0 0	0 0 0 0 0
Inning Stats	R: 0 H: 0 E: 0 LOB: 0 K: 1 BB: 0 S: 5 P: 5	R: 0 H: 0 E: 0 LOB: 0 K: 0 BB: 0 S: 3 P: 3	R: 0 H: 0 E: 0 LOB: 0 K: 1 BB: 0 S: 5 P: 5	R: 0 H: 0 E: 0 LOB: 0 K: 0 BB: 0 S: 3 P: 3	R: 1 H: 2 E: 0 LOB: 3 K: 0 BB: 2 S: 5 P: 13	R: 1 H: 1 E: 0 LOB: 0 K: 1 BB: 0 S: 6 P: 6	R: 0 H: 0 E: 0 LOB: 0 K: 0 BB: 0 S: 3 P: 3	R: 1 H: 3 E: 0 LOB: 1 K: 0 BB: 0 S: 5 P: 5	R: 0 H: 0 E: 1 LOB: 0 K: 0 BB: 0 S: 3 P: 3	1B: 4 SF: 0 2B: 1 SAC: 0 3B: 0 DP: 2 HR: 1 HBP: 0						WP: 0 PA: 34 PB: 0 SB: 0 CS: 0

PITCHER		IP	WLS	BF	H	R	ER	SO	BB	IBB	HBP	BLK	WP	HR	S	P	ERA	WHIP
Andy Hawkins, R ERA: 2.57	(1, 1)	7.0	W	26	3	2	2	3	2	0	0	0	0	1	30	38	2.57	0.714
Rich Gossage, R ERA: 4.5	(8, 1)	2.0		8	3	1	1	0	0	0	0	0	0	0	8	8	4.50	1.500

PITCHER	IP	WLS	BF	H	R	ER	SO	BB	IBB	HBP	BLK	WP	HR	S	P	ERA	WHIP

BOTTOM

San Diego Padres @ Atlanta Braves

Atlanta-Fulton County Stadium, Atlanta, GA

Fri Apr 12 1985, 6:05 PM EST
Att. 45,389 - Unknown

livebaseballscorecards.com

AB	32
R	3
H	6
RBI	3
BB	2
SO	3
LOB	10

Batter	1	2	3	4	5	6	7	8	9	10	AB	R	H	RBI	BB	SO	LOB
Al Bumbry, L (1, 7) OBP: 0.444, SLG: 0.500	BBBB 4-0 G4-6-3 BB		x 0-0 ② F5		x 0-0 S 3-H 1B		x 0-0 ③ F8		x 0-0 4-3 1B		2	0	1	1	1	0	0
Gerry Davis, R (7, PH) OBP: 0.455, SLG: 0.455											2	0	1	0	0	0	1
(7, 7)																	
Tony Gwynn, L (1, 9) OBP: 0.167, SLG: 0.222	x 0-0 ①② G4-6-3 1-2f		x 0-0 ③ F9		x 0-0 ③ 4-3 1-2			x 0-0 ① 4-3	x 0-0 ② 4-3 1-2		5	0	0	0	0	0	3
Steve Garvey, R (1, 3) OBP: 0.333, SLG: 0.667	x 0-0 ③ 4-3			x 0-0 ① 6-3		x 0-0 ① 6-3		x 0-0 ② F7	x 0-0 ③ 5-3		5	0	0	0	0	0	1
Terry Kennedy, L (1, 2) OBP: 0.278, SLG: 0.438		x 0-0 2B 1B		x 0-0 ② 4-3		SSS 0-3 ② K		x 0-0 HR		BBBB 4-0 SH1-4 BB	4	1	2	1	1	1	0
Bobby Brown, S (10, PR) (10, 8)											0	0	0	0	0	0	0
Graig Nettles, L (1, 5) OBP: 0.375, SLG: 0.167		x 0-0 ① F8		x 0-0 ③ F4		BBBB 4-0 FC5-4 BB		x 0-0 HR 1B		x 0-0 ① SH1-4 1-2	2	0	0	0	1	0	1
Luis DeLeon, R (6, 1) OBP: 1.000, SLG: 1.000											1	1	1	0	0	0	0
Dave Dravecky, R (8, 1)											0	0	0	0	0	0	0
Rich Gossage, R (9, 1)											0	0	0	0	0	0	0
Craig Lefferts, L (9, 1)											0	0	0	0	0	0	0
Greg Booker, R (9, 1)											0	0	0	0	0	0	0
Alan Wiggins, S (10, PH)											0	0	0	0	0	0	0
Bruce Bochy, R (10, 2)											0	0	0	0	0	0	0
Kevin McReynolds, R (1, 8) OBP: 0.333, SLG: 0.556		x 0-0 ② F9			x 0-0 ① F7	x 0-0 ③ FC5-4 1-2f		x 0-0 1-H HR		x 0-0 ② F7	5	1	1	2	0	0	4
Tim Stoddard, R (10, 1)											0	0	0	0	0	0	0
Tim Flannery, L (1, 4) OBP: 0.700, SLG: 0.714		x 0-0 1-3 2B			x 0-0 E SF6 1B		x 0-0 ① 4-3	x 0-0 1B		H 1-0 HBP	4	1	3	0	0	0	0
Garry Templeton, S (1, 6) OBP: 0.294, SLG: 0.143		x 0-0 ③ F8			x 0-0 E7 SF6 1-3 1B		x 0-0 E5 4-3	x 0-0 1-3		x 0-0 ③ G4-1	5	1	0	0	0	0	6
Mark Thurmond, L (1, 1)			x 0-0 ① F9		x 0-0 ② SF6 2-3 3-H		x 0-0 ② 4-3 1-2		x 0-0 ① 1-3		1	0	0	1	0	0	0
Jerry Royster, R (6, 5) OBP: 0.222, SLG: 0.333											2	0	0	0	0	0	1
Inning Stats	R: 0 E: 0 K: 0 S: 2 H: 0 LOB: 0 BB: 1 P: 6	R: 0 E: 0 K: 0 S: 5 H: 2 LOB: 2 BB: 0 P: 5	R: 0 E: 0 K: 0 S: 3 H: 0 LOB: 0 BB: 0 P: 3	R: 0 E: 0 K: 0 S: 3 H: 0 LOB: 0 BB: 0 P: 3	R: 2 E: 1 K: 0 S: 6 H: 2 LOB: 1 BB: 0 P: 6	R: 0 E: 0 K: 1 S: 5 H: 0 LOB: 1 BB: 1 P: 9	R: 0 E: 1 K: 0 S: 4 H: 0 LOB: 1 BB: 0 P: 4	R: 3 E: 0 K: 0 S: 7 H: 4 LOB: 1 BB: 0 P: 7	R: 0 E: 0 K: 0 S: 4 H: 1 LOB: 1 BB: 0 P: 4	R: 0 E: 0 K: 0 S: 3 H: 0 LOB: 2 BB: 1 P: 8	1B: 6 2B: 1 3B: 0 HR: 2	SF: 1 SAC: 1 DP: 1 HBP: 1						

PITCHER		IP	WLS	BF	H	R	ER	SO	BB	IBB	HBP	BLK	WP	HR	S	P	ERA	WHIP
Steve Bedrosian, R ERA:	(1, 1)	5.0		20	4	2	0	0	1	0	0	0	0	0	19	23	0.00	1.000
Zane Smith, L ERA:	(6, 1)	2.0		8	0	0	0	1	1	0	0	0	0	0	9	13	0.00	0.500
Gene Garber, R ERA: 9.0	(8, 1)	2.0		11	5	3	3	0	0	0	0	0	0	2	11	11	13.50	2.500
Bruce Sutter, R ERA:	(10, 1)	1.0	W	5	0	0	0	0	1	0	1	0	0	0	3	8	0.00	1.000

PITCHER	IP	WLS	BF	H	R	ER	SO	BB	IBB	HBP	BLK	WP	HR	S	P	ERA	WHIP

TOP

San Diego Padres @ Atlanta Braves

Atlanta-Fulton County Stadium, Atlanta, GA

Sat Apr 13 1985, 3:33 AM EST
Att. 23,294 - Unknown

livebaseballscorecards.com

AB	38
R	5
H	9
RBI	5
BB	3
SO	1
LOB	17

1B: 6	SF: 1	WP: 0	PA: 44
2B: 1	SAC: 1	PB: 0	
3B: 0	DP: 1	SB: 1	
HR: 2	HBP: 1	CS: 0	

Batter	1	2	3	4	5	6	7	8	9	10	AB	R	H	RBI	BB	SO	LOB
Claudell Washington, L (1, 9) OBP: 0.500, SLG: 0.692	G6-3 1B		G4-6-3 1-2f		1-H 2-H 2B			2B	IBB		4	0	3	2	1	0	2
Rafael Ramirez, R (1, 6) Bruce Sutter, R (10, 1)	G6-3 1-2f			F6	L5			6-3	F9		5 0	0 0	0 0	0 0	0 0	0 0	5 0
Brad Komminsk, R (1, 7) OBP: 0.368, SLG: 0.250	5-3			6-3		K		4-3		HR 1B	5	1	1	0	0	1	1
Dale Murphy, R (1, 8) OBP: 0.632, SLG: 1.200		5-3		FC5-4 BB		5-3			HR BB	1-H HR	3	2	1	2	2	0	0
Bob Horner, R (1, 5) OBP: 0.188, SLG: 0.333		F9		FC5-4 1-2f		K			1-H HR		4	1	1	2	0	1	1
Chris Chambliss, L (1, 3) OBP: 0.412, SLG: 0.438 Albert Hall, S (7, PR) Gene Garber, R (8, 1) Rick Cerone, R (9, PH) OBP: 0.267, SLG: 0.214 Paul Runge, R (9, PR) (10, 6)		F8			BB 2B 1B		CS SH1-4 1B			SH1-4 1B	3 0 0 1 0	1 0 0 0 1	2 0 0 1 0	0 0 0 0 0	0 0 0 0 0	0 0 0 0 0	0 0 0 0 0
Bruce Benedict, R (1, 2)			5-3		L5		SH1-4 1-2		SH1-4 1-2		2	0	0	0	0	0	1
Glenn Hubbard, R (1, 4) OBP: 0.500, SLG: 0.500			SH 1B		1-2 2B BB		F3 2-3			F4	3	1	1	0	1	0	4
Steve Bedrosian, R (1, 1) Terry Harper, R (5, PH) Zane Smith, L (6, 1) Gerald Perry, L (8, 3) OBP: 0.500, SLG: 0.500			SH G4-6-3 1-2		F6			F2		2-H 1B	0 1 0 2	0 0 0 0	0 0 0 1	0 0 0 1	0 0 0 0	0 0 0 0	0 2 0 0
Inning Stats	R: 0 E: 0 K: 0 S: 3 H: 1 LOB: 0 BB: 0 P: 3	R: 0 E: 0 K: 0 S: 3 H: 0 LOB: 0 BB: 0 P: 3	R: 0 E: 1 K: 0 S: 4 H: 1 LOB: 1 BB: 0 P: 4	R: 0 E: 0 K: 0 S: 3 H: 0 LOB: 1 BB: 1 P: 7	R: 2 E: 0 K: 0 S: 5 H: 2 LOB: 1 BB: 1 P: 9	R: 0 E: 0 K: 2 S: 7 H: 0 LOB: 0 BB: 0 P: 7	R: 0 E: 0 K: 0 S: 3 H: 1 LOB: 1 BB: 0 P: 3	R: 0 E: 0 K: 0 S: 4 H: 1 LOB: 1 BB: 0 P: 4	R: 3 E: 0 K: 0 S: 6 H: 3 LOB: 2 BB: 2 P: 14	R: 2 E: 0 K: 0 S: 2 H: 2 LOB: 0 BB: 0 P: 2	1B: 7 2B: 2 3B: 0 HR: 2	SF: 0 SAC: 3 DP: 2 HBP: 0						

PITCHER		IP	WLS	BF	H	R	ER	SO	BB	IBB	HBP	BLK	WP	HR	S	P	ERA	WHIP
Mark Thurmond, L ERA: 3.6	(1, 1)	5.0		20	4	2	2	0	2	0	0	0	0	0	18	26	3.60	1.200
Luis DeLeon, R ERA: 2.7	(6, 1)	2.0		6	1	0	0	2	0	0	0	0	0	0	10	10	0.00	0.500
Dave Dravecky, L ERA: 18.0	(8, 1)	1.0		6	2	2	2	0	1	0	0	0	0	1	5	9	18.00	3.000
Rich Gossage, R ERA: 6.75	(9, 1)	0.2		3	1	0	0	0	0	0	0	0	0	0	3	3	0.00	1.500
Craig Lefferts, L ERA:	(9, 1)	0.0		2	1	1	1	0	0	1	0	0	0	0	1	5	∞	∞

PITCHER		IP	WLS	BF	H	R	ER	SO	BB	IBB	HBP	BLK	WP	HR	S	P	ERA	WHIP
Greg Booker, R ERA:	(9, 1)	0.1		1	0	0	0	0	0	0	0	0	0	0	1	1	0.00	0.000
Tim Stoddard, R ERA:	(10, 1)	0.0	L	2	2	2	2	0	0	0	0	0	0	1	2	2	∞	∞

BOTTOM

San Diego Padres @ Atlanta Braves

Atlanta-Fulton County Stadium, Atlanta, GA

Sat Apr 13 1985, 3:33 AM EST

Att. 23,294 - Unknown

livebaseballscorecards.com

AB	33
R	7
H	11
RBI	7
BB	4
SO	2
LOB	16

1B: 7	SF: 0	WP: 0	PA: 40
2B: 2	SAC: 3	PB: 0	
3B: 0	DP: 2	SB: 0	
HR: 2	HBP: 0	CS: 1	

Batter	1	2	3	4	5	6	7	8	9	AB	R	H	RBI	BB	SO	LOB
Al Bumbry, L (1, 7) OBP: 0.385, SLG: 0.417	x 0-0 ① 4-3			x 0-0 ① F7		x 0-0 ① 4-3		x 0-0 1B		4	0	1	0	0	0	0
Tony Gwynn, L (1, 9) OBP: 0.136, SLG: 0.182	x 0-0 ② 6-3			x 0-0 ② F6		x 0-0 ② 6-3		x 0-0 ③ 4-3		4	0	0	0	0	0	1
Steve Garvey, R (1, 3) OBP: 0.364, SLG: 0.636	S S S 0-3 ③ K			x 0-0 1B		x 0-0 1B			x 0-0 ① F4	4	0	2	0	0	1	0
Terry Kennedy, L (1, 2) OBP: 0.273, SLG: 0.400 Mario Ramirez, R (9, PR) OBP: 0.286, SLG: 0.286		x 0-0 ① 4-3		x 0-0 ③ F7		S S S 0-3 ③ K			x 0-0 BB 1B	4 0	0 0	1 0	0 0	0 0	1 0	2 0
Graig Nettles, L (1, 5) OBP: 0.364, SLG: 0.125 Kurt Bevacqua, R (9, PH) OBP: 1.000, SLG: 1.000		B B B B 4-0 G5-4-3 BB			x 0-0 ① 4-3		x 0-0 ① 4-3		B B B B 4-0 1-2 BB	2 0	0 0	0 0	0 0	1 1	0 0	0 0
Kevin McReynolds, R (1, 8) OBP: 0.273, SLG: 0.455		x 0-0 ② ③ G5-4-3 1-2f			x 0-0 ② F8		x 0-0 ② 5-3		x 0-0 ② F7	4	0	0	0	0	0	3
Tim Flannery, L (1, 4) OBP: 0.571, SLG: 0.545			x 0-0 ① 4-3		x 0-0 2B 1B		x 0-0 ③ 6-3		x 0-0 ③ 4-3	4	1	1	0	0	0	2
Garry Templeton, S (1, 6) OBP: 0.300, SLG: 0.235			x 0-0 ② 4-3		x 0-0 1-H 2B			x 0-0 ① F7		3	0	1	1	0	0	0
LaMarr Hoyt, R (1, 1)			x 0-0 ③ 4-3		x 0-0 ③ 4-3			x 0-0 ② 6-3		1	0	0	0	0	0	0
Bobby Brown, S (5, PH)										1	0	0	0	0	0	1
Greg Booker, R (5, 1)										0	0	0	0	0	0	0
Gerry Davis, R (8, PH) OBP: 0.417, SLG: 0.417										1	0	0	0	0	0	0
Luis DeLeon, R (8, 1) OBP: 1.000, SLG: 1.000										0	0	0	0	0	0	0
Inning Stats	R: 0 E: 0 K: 1 S: 5 H: 0 LOB: 0 BB: 0 P: 5	R: 0 E: 0 K: 0 S: 2 H: 0 LOB: 0 BB: 1 P: 6	R: 0 E: 0 K: 0 S: 3 H: 0 LOB: 0 BB: 0 P: 3	R: 0 E: 0 K: 0 S: 4 H: 1 LOB: 1 BB: 0 P: 4	R: 1 E: 0 K: 0 S: 5 H: 2 LOB: 1 BB: 0 P: 5	R: 0 E: 0 K: 1 S: 6 H: 1 LOB: 1 BB: 0 P: 6	R: 0 E: 0 K: 0 S: 3 H: 0 LOB: 0 BB: 0 P: 3	R: 0 E: 0 K: 0 S: 4 H: 1 LOB: 1 BB: 0 P: 4	R: 0 E: 0 K: 0 S: 4 H: 1 LOB: 2 BB: 1 P: 8	1B: 5 2B: 1 3B: 0 HR: 0	SF: 0 SAC: 0 DP: 1 HBP: 0						

San Diego Padres @ Atlanta Braves

Atlanta-Fulton County Stadium, Atlanta, GA

Sun Apr 14 1985, 3:33 AM EST

Att. 19,519 - Unknown

TOP

livebaseballscorecards.com

AB	32
R	1
H	6
RBI	1
BB	2
SO	2
LOB	9

PITCHER		IP	WLS	BF	H	R	ER	SO	BB	IBB	HBP	BLK	WP	HR	S	P	ERA	WHIP
Rick Mahler, R ERA: 0.59	(1, 1)	8.1	W	31	6	1	1	2	1	0	0	0	0	0	34	38	1.08	0.840
Terry Forster, L ERA:	(9, 1)	0.0		1	0	0	0	0	1	0	0	0	0	0	0	4	∞	∞
Bruce Sutter, R ERA:	(9, 1)	0.2	S	2	0	0	0	0	0	0	0	0	0	0	2	2	0.00	0.000

PITCHER	IP	WLS	BF	H	R	ER	SO	BB	IBB	HBP	BLK	WP	HR	S	P	ERA	WHIP

WP: 0	PB: 0	SB: 0	CS: 0	PA: 34													

Batter	1	2	3	4	5	6	7	8	9	AB	R	H	RBI	BB	SO	LOB
Claudell Washington, L (1, 9) OBP: 0.471, SLG: 0.688	G3 1B 2B		F8			L5				3	1	1	0	0	0	0
Rafael Ramirez, R (1, 6) OBP: 0.217, SLG: 0.143	G3 2-3			F8		5-3				3	0	0	0	0	0	1
Brad Komminsk, R (1, 7) OBP: 0.409, SLG: 0.316	CS 1B 3-H			HR 1B		6-3				3	1	2	1	0	0	0
Dale Murphy, R (1, 8) OBP: 0.591, SLG: 1.222	F7 1-2			1-H HR			1-3			3	1	1	2	0	0	1
Gerald Perry, L (1, 3) OBP: 0.286, SLG: 0.286		F7		F8			4-3			3	0	0	0	0	0	0
Ken Oberkfell, L (1, 5)		F7		4-3			F8			3	0	0	0	0	0	0
Bruce Benedict, R (1, 2) OBP: 0.200, SLG: 0.200		F9			G6-3 1B			L5		3	0	1	0	0	0	0
Glenn Hubbard, R (1, 4) OBP: 0.421, SLG: 0.400			F7		G6-3 1-2f			F7		3	0	0	0	0	0	1
Rick Mahler, R (1, 1) OBP: 0.167, SLG: 0.167 Terry Forster, L (9, 1) Bruce Sutter, R (9, 1)			1B		K			1-3		3 0 0	0 0 0	1 0 0	0 0 0	0 0 0	1 0 0	0 0 0
Inning Stats	R: 1 H: 2 E: 0 LOB: 0 K: 0 BB: 0 S: 4 P: 4	R: 0 H: 0 E: 0 LOB: 0 K: 0 BB: 0 S: 3 P: 3	R: 0 H: 2 E: 0 LOB: 0 K: 0 BB: 0 S: 3 P: 3	R: 2 H: 2 E: 0 LOB: 0 K: 0 BB: 0 S: 5 P: 5	R: 0 H: 1 E: 0 LOB: 0 K: 1 BB: 0 S: 5 P: 5	R: 0 H: 0 E: 0 LOB: 0 K: 0 BB: 0 S: 3 P: 3	R: 0 H: 0 E: 0 LOB: 0 K: 0 BB: 0 S: 3 P: 3	R: 0 H: 0 E: 0 LOB: 0 K: 0 BB: 0 S: 3 P: 3		1B: 4 SF: 0 2B: 1 SAC: 0 3B: 0 DP: 1 HR: 1 HBP: 0						

PITCHER		IP	WLS	BF	H	R	ER	SO	BB	IBB	HBP	BLK	WP	HR	S	P	ERA	WHIP
LaMarr Hoyt, R ERA: 4.91	(1, 1)	4.0	L	15	5	3	3	0	0	0	0	0	0	1	15	15	6.75	1.250
Greg Booker, R ERA:	(5, 1)	3.0		9	1	0	0	1	0	0	0	0	0	0	11	11	0.00	0.333
Luis DeLeon, R ERA: 2.08	(8, 1)	1.0		3	0	0	0	0	0	0	0	0	0	0	3	3	0.00	0.000

PITCHER	IP	WLS	BF	H	R	ER	SO	BB	IBB	HBP	BLK	WP	HR	S	P	ERA	WHIP

BOTTOM

San Diego Padres @ Atlanta Braves

Atlanta-Fulton County Stadium, Atlanta, GA

Sun Apr 14 1985, 3:33 AM EST

Att. 19,519 - Unknown

livebaseballscorecards.com

AB	27
R	3
H	6
RBI	3
BB	0
SO	1
LOB	3

Cincinnati Reds @ Atlanta Braves

Atlanta-Fulton County Stadium, Atlanta, GA

Mon Apr 15 1985, 6:05 PM EST

Att. 7,404 - Unknown

TOP

livebaseballscorecards.com

Batter	1	2	3	4	5	6	7	8	9	AB	R	H	RBI	BB	SO	LOB
Eric Davis, R (1, 8) (8, 7) OBP: 0.136, SLG: 0.143	1B F6		K		6-3		FC6-4 1-2f		K	6	1	1	0	0	2	6
Pete Rose, S (1, 3) OBP: 0.400, SLG: 0.391	1B	1-3	BB		6-3			F2		4	1	1	0	1	0	0
Eddie Milner, L (8, 8) OBP: 0.286, SLG: 0.429	1B									0	0	0	0	0	0	0
Dave Parker, L (1, 9) OBP: 0.360, SLG: 0.273	FC6-5 1-2 3-H	F9	F6			K		4-3		5	0	1	1	0	1	3
Cesar Cedeno, R (1, 7) (8, 3) OBP: 0.333, SLG: 0.348	BB 1-2 2-H	F9		HR HBP		F7		1B		4	2	2	1	0	0	0
Nick Esasky, R (1, 5) OBP: 0.278, SLG: 0.529	FC6-5 1-2 2-3f		BB	1-H HR		2B		FC6-4 1-3		4	3	3	2	1	0	2
Dave Concepcion, R (1, 6) OBP: 0.318, SLG: 0.263	BB 1-2 2-3		1B 1-3	6-3		6-3		FC6-4 1-2f		4	2	1	0	1	0	3
Ron Oester, S (1, 4) OBP: 0.143, SLG: 0.053	1B 1-2 2-3 3-H		SH1-4 1-2 3-H	K			6-3		K	4	0	1	2	1	2	0
Dave Vangorder, R (1, 2) OBP: 0.600, SLG: 0.600	1-3 2-H 3-H		SH1-4 1-2 2-H	F3			F7		SH2-4	5	0	3	3	0	0	0
John Stuper, R (1, 1) Joe Price, R (6, 1) Carl Willis, L (6, 1) Ted Power, R (9, 1)	K		SH1-4 1-2 2-3		K		FC6-4 BB		SH2-4 1-2	2	0	0	0	0	2	2
										0	0	0	0	0	0	0
										0	0	0	0	1	0	0
										0	0	0	0	0	0	0
Inning Stats	R: 5 E: 0 K: 1 S: 10 H: 5 LOB: 2 BB: 2 P: 18	R: 0 E: 0 K: 0 S: 3 H: 0 LOB: 0 BB: 0 P: 3	R: 2 E: 0 K: 1 S: 8 H: 3 LOB: 3 BB: 2 P: 16	R: 2 E: 0 K: 1 S: 6 H: 1 LOB: 0 BB: 0 P: 7	R: 0 E: 0 K: 1 S: 5 H: 0 LOB: 0 BB: 0 P: 5	R: 0 E: 0 K: 1 S: 6 H: 1 LOB: 1 BB: 0 P: 6	R: 0 E: 0 K: 0 S: 3 H: 0 LOB: 1 BB: 1 P: 7	R: 0 E: 0 K: 0 S: 5 H: 2 LOB: 2 BB: 0 P: 5	R: 0 E: 0 K: 2 S: 8 H: 1 LOB: 1 BB: 0 P: 8	1B: 11 2B: 1 3B: 0 HR: 1 SF: 0 SAC: 2 DP: 0 HBP: 1	WP: 0 PB: 0 SB: 0 CS: 0 PA: 46					

	AB	38
	R	9
	H	13
	RBI	9
	BB	5
	SO	7
	LOB	16

PITCHER		IP	WLS	BF	H	R	ER	SO	BB	IBB	HBP	BLK	WP	HR	S	P	ERA	WHIP
Pascual Perez, R ERA: 19.64	(1, 1)	0.1	L	7	4	5	5	0	2	0	0	0	0	0	5	13	135.00	18.000
Craig McMurtry, R ERA: 14.73	(1, 1)	2.2		16	5	4	4	2	2	0	1	0	0	1	17	26	13.50	2.625
Zane Smith, L ERA:	(4, 1)	3.0		10	1	0	0	3	0	0	0	0	0	0	16	16	0.00	0.333
Terry Forster, L ERA:	(7, 1)	2.0		9	2	0	0	0	1	0	0	0	0	0	8	12	0.00	1.500
Gene Garber, R ERA: 7.2	(9, 1)	1.0		4	1	0	0	2	0	0	0	0	0	0	8	8	0.00	1.000

PITCHER	IP	WLS	BF	H	R	ER	SO	BB	IBB	HBP	BLK	WP	HR	S	P	ERA	WHIP

Batter	1	2	3	4	5	6	7	8	9	AB	R	H	RBI	BB	SO	LOB
Claudell Washington, L (1, 9) OBP: 0.455, SLG: 0.600	4-3 1B		K	1-3		1-2 BB			F8	4	1	1	0	1	1	0
Rafael Ramirez, R (1, 6) OBP: 0.250, SLG: 0.160	4-3 1-2		1B 2B BB		1B	5-3			F8	4	1	1	0	1	0	4
Brad Komminsk, R (1, 7) OBP: 0.407, SLG: 0.333	6-3 2-H 1B		1-2 2B 1B		F8		K		E5 2B	5	2	2	1	0	1	1
Dale Murphy, R (1, 8) OBP: 0.556, SLG: 1.130	6-3 2-3		1-H 2-H 2B 2B		F8		5-3		1-H E 2B	5	2	2	3	0	0	2
Bob Horner, R (1, 5) OBP: 0.190, SLG: 0.350	F8		2-H 2B		K		F9		E6 1B 1B 2-H	5	1	1	1	0	1	2
Gerald Perry, L (1, 3) OBP: 0.250, SLG: 0.250		1-3	F7			4-3		4-3	1B 1-2 1B	5	0	1	0	0	0	1
Rick Cerone, R (1, 2) OBP: 0.400, SLG: 0.526		F8		HR		E 1B 1B		1B	1-3 2-H 1B	5	1	4	2	0	0	0
Glenn Hubbard, R (1, 4) OBP: 0.375, SLG: 0.350		F9		F8		BB 1-2 1B		F3	K	5	0	1	0	0	1	3
Pascual Perez, R (1, 1) OBP: 0.500, SLG: 0.500			1-3	F8		F9 2-3		F7		0	0	0	0	0	0	0
Craig McMurtry, R (1, 1)										1	0	0	0	0	0	0
Zane Smith, L (4, 1)										1	0	0	0	0	0	0
Chris Chambliss, L (6, PH) OBP: 0.389, SLG: 0.412										1	0	0	0	0	0	2
Terry Forster, L (7, 1)										0	0	0	0	0	0	0
Ken Oberkfell, L (8, PH)										1	0	0	0	0	0	1
Gene Garber, R (9, 1)										0	0	0	0	0	0	0
Inning Stats	R: 1 E: 0 K: 0 S: 5 H: 2 LOB: 1 BB: 0 P: 5	R: 0 E: 0 K: 0 S: 3 H: 0 LOB: 0 BB: 0 P: 3	R: 3 E: 0 K: 1 S: 8 H: 3 LOB: 1 BB: 1 P: 12	R: 1 E: 0 K: 0 S: 4 H: 1 LOB: 0 BB: 0 P: 4	R: 0 E: 0 K: 1 S: 6 H: 1 LOB: 1 BB: 0 P: 6	R: 0 E: 1 K: 0 S: 5 H: 2 LOB: 3 BB: 1 P: 9	R: 0 E: 0 K: 1 S: 5 H: 0 LOB: 0 BB: 0 P: 5	R: 0 E: 0 K: 0 S: 4 H: 1 LOB: 1 BB: 0 P: 4	R: 3 E: 2 K: 1 S: 10 H: 3 LOB: 2 BB: 0 P: 10	1B: 9 2B: 3 3B: 0 HR: 1 SF: 0 SAC: 0 DP: 0 HBP: 0							

PITCHER		IP	WLS	BF	H	R	ER	SO	BB	IBB	HBP	BLK	WP	HR	S	P	ERA	WHIP
John Stuper, R ERA: 8.44	(1, 1)	5.1	W	26	9	5	5	2	1	0	0	0	0	1	29	33	8.44	1.875
Joe Price, L ERA:	(6, 1)	0.1		2	0	0	0	0	1	0	0	0	0	0	1	5	0.00	3.000
Carl Willis, R ERA:	(6, 1)	3.0		14	3	3	0	1	0	0	0	0	0	0	16	16	0.00	1.000
Ted Power, R ERA:	(9, 1)	0.1	S	2	1	0	0	1	0	0	0	0	0	0	4	4	0.00	3.000

PITCHER	IP	WLS	BF	H	R	ER	SO	BB	IBB	HBP	BLK	WP	HR	S	P	ERA	WHIP

BOTTOM

Cincinnati Reds @ Atlanta Braves

Atlanta-Fulton County Stadium, Atlanta, GA

Mon Apr 15 1985, 6:05 PM EST

Att. 7,404 - Unknown

livebaseballscorecards.com

AB	42
R	8
H	13
RBI	7
BB	2
SO	4
LOB	16

Cincinnati Reds @ Atlanta Braves

Atlanta-Fulton County Stadium, Atlanta, GA

Tue Apr 16 1985, 6:05 PM EST

Att. 15,175 - Unknown

TOP

livebaseballscorecards.com

Batter	1	2	3	4	5	6	7	8	9	AB	R	H	RBI	BB	SO	LOB
Eric Davis, R (1, 8) (9, 7) OBP: 0.154, SLG: 0.280	K		K			HR		4-3		4	1	1	1	0	2	0
Pete Rose, S (1, 3) OBP: 0.345, SLG: 0.333	4-3		6-3			4-3			6-3	4	0	0	0	0	0	0
Eddie Milner, L (9, 8) OBP: 0.286, SLG: 0.429										0	0	0	0	0	0	0
Dave Parker, L (1, 9) OBP: 0.310, SLG: 0.231	G3			G3		F7			F8	4	0	0	0	0	0	0
Cesar Cedeno, R (1, 7) (9, 3) OBP: 0.321, SLG: 0.308		K		F9		F8			BB	3	0	0	0	1	1	0
Nick Esasky, R (1, 5) OBP: 0.273, SLG: 0.476		FC4-6 1B		K			K		5-3	4	0	1	0	0	2	1
Dave Concepcion, R (1, 6) OBP: 0.320, SLG: 0.273		FC4-6 2B 1-2f			G3 1B		F2			3	1	1	0	0	0	1
Ron Oester, S (1, 4) OBP: 0.167, SLG: 0.136		2B 1-H			G3 1-2		4-3			3	0	1	1	0	0	1
Dave Vangorder, R (1, 2) OBP: 0.375, SLG: 0.375		K			F9			F7		3	0	0	0	0	1	2
Mario Soto, R (1, 1) OBP: 0.375, SLG: 0.286			6-3		K			4-3		3	0	0	0	0	1	1
Inning Stats	R: 0 E: 0 K: 1 S: 5 H: 0 LOB: 0 BB: 0 P: 5	R: 1 E: 0 K: 2 S: 9 H: 2 LOB: 1 BB: 0 P: 9	R: 0 E: 0 K: 1 S: 5 H: 0 LOB: 0 BB: 0 P: 5	R: 0 E: 0 K: 1 S: 5 H: 0 LOB: 0 BB: 0 P: 5	R: 0 E: 0 K: 1 S: 6 H: 1 LOB: 1 BB: 0 P: 6	R: 1 E: 0 K: 0 S: 4 H: 1 LOB: 0 BB: 0 P: 4	R: 0 E: 0 K: 1 S: 5 H: 0 LOB: 0 BB: 0 P: 5	R: 0 E: 0 K: 0 S: 3 H: 0 LOB: 0 BB: 0 P: 3	R: 0 E: 0 K: 0 S: 3 H: 0 LOB: 1 BB: 1 P: 7	1B: 2 2B: 1 3B: 0 HR: 1 SF: 0 SAC: 0 DP: 0 HBP: 0							

AB	31
R	2
H	4
RBI	2
BB	1
SO	7
LOB	6

WP: 0 PB: 0 SB: 0 CS: 0 PA: 32

PITCHER		IP	WLS	BF	H	R	ER	SO	BB	IBB	HBP	BLK	WP	HR	S	P	ERA	WHIP
Len Barker, R ERA: 1.8	(1, 1)	5.0		18	3	1	1	6	0	0	0	0	0	0	30	30	1.80	0.600
Rick Camp, R ERA: 7.5	(6, 1)	2.0	L	7	1	1	1	1	0	0	0	0	0	1	9	9	4.50	0.500
Terry Forster, L ERA:	(8, 1)	2.0		7	0	0	0	0	1	0	0	0	0	0	6	10	0.00	0.500

PITCHER	IP	WLS	BF	H	R	ER	SO	BB	IBB	HBP	BLK	WP	HR	S	P	ERA	WHIP

Batter	1	2	3	4	5	6	7	8	9	AB	R	H	RBI	BB	SO	LOB
Claudell Washington, L (1, 9) OBP: 0.423, SLG: 0.522	K		BB G6-4-3			K	FC6-4 1-2f			3	0	0	0	1	2	3
Rafael Ramirez, R (1, 6) OBP: 0.250, SLG: 0.172	F4		G6-4-3 1-2f			F7		G6-4-3 1B		4	0	1	0	0	0	1
Brad Komminsk, R (1, 7) OBP: 0.387, SLG: 0.321	K			K		1B		F8		4	0	1	0	0	2	1
Dale Murphy, R (1, 8) OBP: 0.548, SLG: 1.148		HR		G3 1B		K		G6-4-3 1-2f		4	1	2	1	0	1	2
Chris Chambliss, L (1, 3) OBP: 0.318, SLG: 0.333		K		G3 1-2			K		6-3	4	0	0	0	0	2	1
Ken Oberkfell, L (1, 5) OBP: 0.091, SLG: 0.091		1-3		6-3			BB 1B FC1-2 1B		F7	4	0	1	0	0	0	1
Rick Cerone, R (1, 2) OBP: 0.417, SLG: 0.522		1B			F6		FC1-2 BB 1-2 1B		1-3	4	0	2	0	0	0	0
Glenn Hubbard, R (1, 4) OBP: 0.370, SLG: 0.318		1-3			F7		BB FC1-2 1-2 2-3 BB			2	0	0	0	1	0	1
Len Barker, R (1, 1)			K		1-3		FC1-2 FC6-4 1-2 2-3 3-Hf			1	0	0	0	0	1	0
Albert Hall, S (5, PH)										1	0	0	0	0	0	0
Rick Camp, R (6, 1)										0	0	0	0	0	0	0
Gerald Perry, L (7, PH) OBP: 0.231, SLG: 0.231										1	0	0	0	0	0	3
Terry Forster, L (8, 1)										0	0	0	0	0	0	0
Inning Stats	R: 0 E: 0 K: 2 S: 7 H: 0 LOB: 0 BB: 0 P: 7	R: 1 E: 0 K: 1 S: 7 H: 2 LOB: 1 BB: 0 P: 7	R: 0 E: 0 K: 1 S: 4 H: 0 LOB: 0 BB: 1 P: 8	R: 0 E: 0 K: 1 S: 6 H: 1 LOB: 1 BB: 0 P: 6	R: 0 E: 0 K: 0 S: 3 H: 0 LOB: 0 BB: 0 P: 3	R: 0 E: 0 K: 2 S: 8 H: 1 LOB: 1 BB: 0 P: 8	R: 0 E: 0 K: 1 S: 7 H: 2 LOB: 3 BB: 1 P: 11	R: 0 E: 0 K: 0 S: 3 H: 1 LOB: 0 BB: 0 P: 3	R: 0 E: 0 K: 0 S: 3 H: 0 LOB: 0 BB: 0 P: 3	1B: 6 2B: 0 3B: 0 HR: 1	SF: 0 SAC: 0 DP: 2 HBP: 0						

PITCHER	IP	WLS	BF	H	R	ER	SO	BB	IBB	HBP	BLK	WP	HR	S	P	ERA	WHIP
Mario Soto, R (1, 1) ERA: 1.17	9.0	W	34	7	1	1	8	2	0	0	0	0	1	48	56	1.00	1.000

PITCHER	IP	WLS	BF	H	R	ER	SO	BB	IBB	HBP	BLK	WP	HR	S	P	ERA	WHIP

Cincinnati Reds @ Atlanta Braves

Atlanta-Fulton County Stadium, Atlanta, GA

Tue Apr 16 1985, 6:05 PM EST

Att. 15,175 - Unknown

BOTTOM

livebaseballscorecards.com

AB	32
R	1
H	7
RBI	1
BB	2
SO	8
LOB	13

PA: 34

WP: 0 PB: 0 SB: 0 CS: 0

Batter	1	2	3	4	5	6	7	8	9	AB	R	H	RBI	BB	SO	LOB
Eric Davis, R (1, 8) (7, 9) OBP: 0.161, SLG: 0.367	F9		F8		F3		F8		HR	5	1	1	1	0	0	1
Pete Rose, S (1, 3) OBP: 0.324, SLG: 0.313	6-3		1B 1B		F8		5-3		6-3	5	1	1	0	0	0	0
Dave Parker, L (1, 9) OBP: 0.344, SLG: 0.310	F7		E 1B 1-2 FC4-2 1B			1B 1B 2B	1B		4-3	3	1	2	0	0	0	0
Eddie Milner, L (7, PH) (7, 8) OBP: 0.333, SLG: 0.444										2	0	1	0	0	0	0
Cesar Cedeno, R (1, 7) OBP: 0.303, SLG: 0.290		K	K			1B 1B 2-3 1B	F4		4-3	5	1	1	0	0	2	3
Nick Esasky, R (1, 5) OBP: 0.346, SLG: 0.520		K	E5 FC4-2 WP 1-3 2-H 1B			SH1-3 1B SF8 2-3 3-H 1B		G5-4-3 1B		4	2	3	2	0	1	0
Dave Concepcion, R (1, 6) OBP: 0.310, SLG: 0.269		G3	FC4-2 WP 2-3 3-H			SH1-3 1-2 3-H 1B		G5-4-3 1-2f		4	0	1	1	0	0	3
Ron Oester, S (1, 4) OBP: 0.222, SLG: 0.167			4-3	BBB 4-0 1-2 3-H BB		SH1-3 1-2 2-3		BB 1B		2	0	1	0	1	0	0
Dave Vangorder, R (1, 2) OBP: 0.417, SLG: 0.400			1B	G3		SF8 3-H		BBBB 4-0 1-2 BB		2	0	1	1	1	0	2
Tom Browning, L (1, 1)					6-3					4	0	0	0	0	2	4
Inning Stats	R: 0 E: 0 K: 0 S: 3 H: 0 LOB: 0 BB: 0 P: 3	R: 0 E: 0 K: 2 S: 7 H: 0 LOB: 0 BB: 0 P: 7	R: 0 E: 0 K: 1 S: 6 H: 1 LOB: 1 BB: 0 P: 6	R: 2 E: 1 K: 1 S: 8 H: 3 LOB: 2 BB: 1 P: 12	R: 0 E: 0 K: 0 S: 3 H: 0 LOB: 0 BB: 0 P: 3	R: 3 E: 0 K: 1 S: 9 H: 4 LOB: 1 BB: 0 P: 9	R: 0 E: 0 K: 0 S: 4 H: 1 LOB: 1 BB: 0 P: 4	R: 0 E: 0 K: 0 S: 4 H: 2 LOB: 2 BB: 1 P: 8	R: 1 E: 0 K: 0 S: 4 H: 1 LOB: 0 BB: 0 P: 4	1B: 10 2B: 1 3B: 0 HR: 1	SF: 1 SAC: 1 DP: 1 HBP: 0						

TOP

Cincinnati Reds @ Atlanta Braves

Atlanta-Fulton County Stadium, Atlanta, GA

Wed Apr 17 1985, 3:33 AM EST

Att. 13,513 - Unknown

livebaseballscorecards.com

AB	36
R	6
H	12
RBI	5
BB	2
SO	5
LOB	13

| | | | | | | | | | |

Cincinnati Reds @ Atlanta Braves

Atlanta-Fulton County Stadium, Atlanta, GA

Wed Apr 17 1985, 3:33 AM EST

Att. 13,513 - Unknown

BOTTOM

Batter	1	2	3	4	5	6	7	8	9	AB	R	H	RBI	BB	SO	LOB
Claudell Washington, L (1, 9) OBP: 0.367, SLG: 0.444	G3		F9		K			G3		4	0	0	0	0	1	0
Rafael Ramirez, R (1, 6) OBP: 0.250, SLG: 0.182	1B		5-3		F8			F7		4	0	1	0	0	0	0
Brad Komminsk, R (1, 7) OBP: 0.343, SLG: 0.281	K		1-3			6-3			F9	4	0	0	0	0	1	1
Dale Murphy, R (1, 8) OBP: 0.543, SLG: 1.097	F9			F8 1B 2B		6-3			1B	4	1	2	0	0	0	1
Bob Horner, R (1, 5) OBP: 0.160, SLG: 0.292		6-3		F8 2-3		F4			F8	4	0	0	0	0	0	2
Chris Chambliss, L (1, 3) OBP: 0.308, SLG: 0.320		1B FC1-5 1B		F6			F9		F8	4	0	1	0	0	0	2
Rick Cerone, R (1, 2) OBP: 0.444, SLG: 0.538		1-3 FC1-5 1B		3-H 1B			F7			3	0	2	1	0	0	0
Glenn Hubbard, R (1, 4) OBP: 0.333, SLG: 0.280		1-2 FC1-5 3-H		F7			F3			3	0	0	0	0	0	3
Steve Bedrosian, R (1, 1)		F9			K			G3		2	0	0	0	0	1	2
Zane Smith, L (6, 1)										0	0	0	0	0	0	0
Terry Harper, R (8, PH)										1	0	0	0	0	0	0
Craig McMurtry, R (9, 1)										0	0	0	0	0	0	0

	AB	33
	R	1
	H	6
	RBI	1
	BB	0
	SO	3
	LOB	11

livebaseballscorecards.com

Inning Stats									
	R: 0 H: 1 E: 0 LOB: 1 K: 1 BB: 0 S: 6 P: 6	R: 0 H: 2 E: 0 LOB: 2 K: 0 BB: 0 S: 5 P: 5	R: 0 H: 0 E: 0 LOB: 0 K: 0 BB: 0 S: 3 P: 3	R: 1 H: 2 E: 0 LOB: 1 K: 0 BB: 0 S: 5 P: 5	R: 0 H: 0 E: 0 LOB: 0 K: 2 BB: 0 S: 7 P: 7	R: 0 H: 0 E: 0 LOB: 0 K: 0 BB: 0 S: 3 P: 3	R: 0 H: 0 E: 0 LOB: 0 K: 0 BB: 0 S: 3 P: 3	R: 0 H: 0 E: 0 LOB: 0 K: 0 BB: 0 S: 3 P: 3	R: 0 H: 1 E: 0 LOB: 1 K: 0 BB: 0 S: 4 P: 4	1B: 5 SF: 0 2B: 1 SAC: 0 3B: 0 DP: 0 HR: 0 HBP: 0	WP: 0 PA: 33 PB: 0 SB: 0 CS: 0

PITCHER	IP	WLS	BF	H	R	ER	SO	BB	IBB	HBP	BLK	WP	HR	S	P	ERA	WHIP
Tom Browning, L (1, 1) ERA: 0.56	9.0	W	33	6	1	1	3	0	0	0	0	0	0	39	39	1.00	0.667

PITCHER	IP	WLS	BF	H	R	ER	SO	BB	IBB	HBP	BLK	WP	HR	S	P	ERA	WHIP

Batter	1	2	3	4	5	6	7	8	9	AB	R	H	RBI	BB	SO	LOB
Terry Puhl, L (1, 9) OBP: 0.500, SLG: 0.440	E5 4-3		BB		4-3		E 1-2 1B 1B		G3 1B BB	3	2	1	0	2	0	0
Craig Reynolds, L (1, 6) OBP: 0.143, SLG: 0.143	4-3 1-2		L4		F7		E3 1B 1-2 2-3		G3 1-2	5	0	0	0	0	0	5
Denny Walling, L (1, 5) OBP: 0.381, SLG: 0.450	F8			1B 1B 1B		3-1 4-3 1B	1-2 2-H 3-H 1B		2-H 1B	5	1	4	3	0	0	1
Jose Cruz, L (1, 7) OBP: 0.364, SLG: 0.366	F6			1B 1-2 G1-2-3 1B	4-3 1-2		G3		F9	5	0	1	0	0	0	5
Jerry Mumphrey, S (1, 8) OBP: 0.390, SLG: 0.429		6-3		FC3 1-3 2-H 1B	3-1 2-3			G3		4	0	1	1	0	0	1
Harry Spilman, L (1, 3) OBP: 0.091, SLG: 0.091		F7		F7	4-3			L3		4	0	0	0	0	0	3
Alan Ashby, S (1, 2) OBP: 0.375, SLG: 0.500		K		FC3 1-2			F5	HR		4	1	1	1	0	1	2
Bill Doran, S (1, 4) OBP: 0.297, SLG: 0.294			F7	G1-2-3 3-Hf			G3	F5		4	0	0	0	0	0	3
Nolan Ryan, R (1, 1)			4-3		K		E 1B 1B 1B		4-3	2	0	0	0	0	1	0
Ron Mathis, R (5, 1)										0	0	0	0	0	0	0
Jim Pankovits, R (7, PH) OBP: 0.667, SLG: 0.600										1	1	1	0	0	0	0
Julio Solano, R (7, 1)										0	0	0	0	0	0	0
Kevin Bass, S (9, PH) OBP: 0.308, SLG: 0.333										1	0	0	0	0	0	0
Inning Stats	R: 0 E: 1 K: 0 S: 4 H: 0 LOB: 1 BB: 0 P: 4	R: 0 E: 0 K: 1 S: 5 H: 0 LOB: 0 BB: 0 P: 5	R: 0 E: 0 K: 0 S: 3 H: 0 LOB: 1 BB: 1 P: 7	R: 1 E: 0 K: 0 S: 6 H: 3 LOB: 2 BB: 0 P: 6	R: 0 E: 0 K: 1 S: 5 H: 0 LOB: 0 BB: 0 P: 5	R: 0 E: 0 K: 0 S: 4 H: 1 LOB: 1 BB: 0 P: 4	R: 2 E: 1 K: 0 S: 7 H: 3 LOB: 2 BB: 0 P: 7	R: 1 E: 0 K: 0 S: 4 H: 1 LOB: 0 BB: 0 P: 4	R: 1 E: 0 K: 0 S: 4 H: 1 LOB: 1 BB: 1 P: 8	1B: 8 2B: 0 3B: 0 HR: 1 SF: 0 SAC: 0 DP: 1 HBP: 0						

PITCHER	IP	WLS	BF	H	R	ER	SO	BB	IBB	HBP	BLK	WP	HR	S	P	ERA	WHIP
Rick Mahler, R (1, 1) ERA: 1.16	8.0	W	35	8	4	2	2	1	0	0	0	0	1	38	42	2.25	1.125
Bruce Sutter, R (9, 1) ERA: 1.35	1.0		5	1	1	1	0	1	0	0	0	0	0	4	8	9.00	2.000

PITCHER	IP	WLS	BF	H	R	ER	SO	BB	IBB	HBP	BLK	WP	HR	S	P	ERA	WHIP

TOP

Houston Astros @ Atlanta Braves

Atlanta-Fulton County Stadium, Atlanta, GA

Fri Apr 19 1985, 6:05 PM EST
Att. 22,067 - Unknown

livebaseballscorecards.com

AB	38
R	5
H	9
RBI	5
BB	2
SO	2
LOB	20

Houston Astros @ Atlanta Braves

Atlanta-Fulton County Stadium, Atlanta, GA

Fri Apr 19 1985, 6:05 PM EST

Att. 22,067 - Unknown

BOTTOM

Batter	1	2	3	4	5	6	7	8	9	AB	R	H	RBI	BB	SO	LOB
Claudell Washington, L (1, 9) OBP: 0.371, SLG: 0.438	G6-4-3 1B 1B	4-3			F7	1-2 HR 1B		1-3		5	1	2	0	0	0	1
Rafael Ramirez, R (1, 6) OBP: 0.293, SLG: 0.342	1-2 G6-4-3 1B		WP 1B 2B		HR	K		4-3		5	2	3	1	0	1	2
Brad Komminsk, R (1, 7) OBP: 0.350, SLG: 0.278	G6-4-3 1-2f 2-3		F9 S FC5-2 2-H 1B		2B BB	K		5-3		4	1	1	1	1	1	4
Dale Murphy, R (1, 8) OBP: 0.538, SLG: 1.143	F9		F9 1-3		1-H 2B 2B	1-H 2-H HR				4	2	2	4	0	0	2
Bob Horner, R (1, 5) OBP: 0.241, SLG: 0.429 Ken Oberkfell, L (9, 5) OBP: 0.091, SLG: 0.091		HR 1B	FC5-2 3-H		F8 2-H 2B	2B				4 0	1 0	3 0	1 0	0 0	0 0	1 0
Gerald Perry, L (1, 3) OBP: 0.235, SLG: 0.188		K	G3		BB	K				3	0	0	0	1	2	3
Rick Cerone, R (1, 2) OBP: 0.452, SLG: 0.633		1-H HR	G6-4-3 1B		F8 2-3		5-3			4	1	2	2	0	0	2
Glenn Hubbard, R (1, 4) OBP: 0.324, SLG: 0.276		1B	G6-4-3 1-2f		K		F4			4	0	1	0	0	1	3
Rick Mahler, R (1, 1) OBP: 0.200, SLG: 0.200 Bruce Sutter, R (9, 1)		F2-3	1-3			1B HR 1B	6-3			4 0	1 0	1 0	0 0	0 0	0 0	1 0
Inning Stats	R: 0 E: 0 K: 0 S: 4 H: 2 LOB: 1 BB: 0 P: 4	R: 2 E: 0 K: 1 S: 8 H: 3 LOB: 1 BB: 0 P: 8	R: 1 E: 0 K: 0 S: 5 H: 2 LOB: 1 BB: 0 P: 5	R: 0 E: 0 K: 0 S: 3 H: 1 LOB: 0 BB: 0 P: 3	R: 3 E: 0 K: 1 S: 8 H: 3 LOB: 2 BB: 2 P: 16	R: 3 E: 0 K: 3 S: 13 H: 4 LOB: 1 BB: 0 P: 13	R: 0 E: 0 K: 0 S: 3 H: 0 LOB: 0 BB: 0 P: 3	R: 0 E: 0 K: 0 S: 3 H: 0 LOB: 0 BB: 0 P: 3		1B: 8 2B: 4 3B: 0 HR: 3	SF: 0 SAC: 0 DP: 2 HBP: 0						

livebaseballscorecards.com

AB	37
R	9
H	15
RBI	9
BB	2
SO	5
LOB	19

WP: 1 PB: 0 SB: 1 CS: 0 PA: 39

PITCHER		IP	WLS	BF	H	R	ER	SO	BB	IBB	HBP	BLK	WP	HR	S	P	ERA	WHIP
Nolan Ryan, R ERA: 3.54	(1, 1)	4.1	L	22	10	6	6	1	1	0	0	0	1	2	23	27	12.46	2.538
Ron Mathis, R ERA: 7.71	(5, 1)	1.2		11	5	3	3	4	1	0	0	0	0	1	18	22	16.20	3.600
Julio Solano, R ERA: 7.71	(7, 1)	2.0		6	0	0	0	0	0	0	0	0	0	0	6	6	0.00	0.000

PITCHER	IP	WLS	BF	H	R	ER	SO	BB	IBB	HBP	BLK	WP	HR	S	P	ERA	WHIP

Houston Astros @ Atlanta Braves

Atlanta-Fulton County Stadium, Atlanta, GA

Sat Apr 20 1985, 6:05 PM EST

Att. 32,887 - Unknown

livebaseballscorecards.com

Batter	1	2	3	4	5	6	7	8	9	AB	R	H	RBI	BB	SO	LOB
Bill Doran, S (1, 4) OBP: 0.310, SLG: 0.289	S S S 0-3 ① K		x 0-0 ① FC3-6 CS 1-2f			x 0-0 BB 1-2 2B 1B	B B B B 4-0 2B BB		x 0-0 ② 4-3	4	2	1	0	1	1	1
Terry Puhl, L (1, 9) OBP: 0.487, SLG: 0.467	x 0-0 ② 4-3		x 0-0 ② ③ 3-1 1-2			x 0-0 ① F8	x 0-0 1-H 2-H 1B 2B		x 0-0 1B 1B 1B	5	2	2	2	0	0	3
Denny Walling, L (1, 5) OBP: 0.423, SLG: 0.458	x 0-0 ③ F7			x 0-0 ① 4-3		B B B B 4-0 1-2 2-3 2B BB	x 0-0 2-H 1B		x 0-0 1-3 1B 1B	4	1	2	1	1	0	0
Jose Cruz, L (1, 7) OBP: 0.388, SLG: 0.400		B B B B 4-0 BB		x 0-0 ② L5		x 0-0 S S S G3 1-H 2-H 3-H 2B	S S S 0-3 ③ K		x 0-0 1-2 3-H 1B	4	0	2	4	1	1	1
Jerry Mumphrey, S (1, 8) OBP: 0.348, SLG: 0.375		S S S 0-3 ① K		x 0-0 ③ 3-1		x 0-0 ② G3 2-3		x 0-0 ① 4-3	S S S 0-3 ③ K	5	0	0	0	0	2	4
Enos Cabell, R (1, 3) OBP: 0.324, SLG: 0.405		x 0-0 ② F7			x 0-0 ① F6	x 0-0 ③ 5-3		x 0-0 ② 5-3		4	0	0	0	0	0	2
Alan Ashby, S (1, 2) OBP: 0.357, SLG: 0.500		x 0-0 ③ F8			S S S 0-3 ② K		x 0-0 ① 6-3	x 0-0 2B		4	0	1	0	0	1	1
Craig Reynolds, L (1, 6) OBP: 0.273, SLG: 0.545			x 0-0 HR		x 0-0 ③ F8		x 0-0 SH3-4 2B 1B	x 0-0 ③ 4-3		4	2	2	1	0	0	1
Joe Niekro, R (1, 1) OBP: 0.429, SLG: 0.429 Frank DiPino, L (7, 1)			x 0-0 FC3-6 1B			x 0-0 BB 1B 2B 1B	x 0-0 ② SH3-4 1-2		x 0-0 ① F8	2	1	2	0	0	0	0
										1	0	0	0	0	0	0

	AB	37
	R	8
	H	12
	RBI	8
	BB	3
	SO	5
	LOB	13

Inning Stats																																		
	R: 0	E: 0	K: 1	S: 5	H: 0	LOB: 0	BB: 0	P: 5	R: 0	E: 0	K: 1	S: 5	H: 0	LOB: 1	BB: 1	P: 9	R: 1	E: 0	K: 0	S: 4	H: 2	LOB: 0	BB: 0	P: 4	R: 0	E: 0	K: 0	S: 3	H: 0	LOB: 0	BB: 0	P: 3	R: 0	E: 0	K: 1	S: 5	H: 0	LOB: 0	BB: 0	P: 5
	R: 3	E: 0	K: 0	S: 6	H: 3	LOB: 1	BB: 1	P: 10	R: 3	E: 0	K: 1	S: 8	H: 3	LOB: 1	BB: 1	P: 12	R: 0	E: 0	K: 0	S: 4	H: 1	LOB: 1	BB: 0	P: 4	R: 1	E: 0	K: 1	S: 8	H: 3	LOB: 2	BB: 0	P: 8	1B: 8	2B: 3	3B: 0	HR: 1	SF: 0	SAC: 1	DP: 0	HBP: 0	WP: 0	PB: 0	SB: 0	CS: 1	PA: 41

PITCHER		IP	WLS	BF	H	R	ER	SO	BB	IBB	HBP	BLK	WP	HR	S	P	ERA	WHIP
Pascual Perez, R ERA: 12.0	(1, 1)	5.1	L	21	4	4	4	3	2	0	0	0	0	1	25	33	6.75	1.125
Zane Smith, L ERA: 2.03	(6, 1)	1.2		10	4	3	3	1	1	0	0	0	0	0	11	15	16.20	3.000
Rick Camp, R ERA: 6.75	(8, 1)	2.0		10	4	1	1	1	0	0	0	0	0	0	12	12	4.50	2.000

PITCHER	IP	WLS	BF	H	R	ER	SO	BB	IBB	HBP	BLK	WP	HR	S	P	ERA	WHIP

BOTTOM

Houston Astros @ Atlanta Braves

Atlanta-Fulton County Stadium, Atlanta, GA

Sat Apr 20 1985, 6:05 PM EST

Att. 32,887 - Unknown

Batter	1	2	3	4	5	6	7	8	9	AB	R	H	RBI	BB	SO	LOB
Claudell Washington, L (1, 9) OBP: 0.333, SLG: 0.389	6-3		G4-6-3 1-2f			F9		K		4	0	0	0	0	1	3
Rafael Ramirez, R (1, 6) OBP: 0.267, SLG: 0.310	F9			F8		F8		6-3		4	0	0	0	0	0	1
Brad Komminsk, R (1, 7) OBP: 0.341, SLG: 0.256	F4			6-3		4-0 BBBB 1-2 BB		F4		3	0	0	0	1	0	0
Dale Murphy, R (1, 8) OBP: 0.512, SLG: 1.053		F7		4-0 BBBB BB		F8			6-3	3	0	0	0	1	0	2
Bob Horner, R (1, 5) OBP: 0.212, SLG: 0.375		1-3		0-3 SSS K			E5 1B G6-4-3		L6	4	1	0	0	0	1	1
Chris Chambliss, L (1, 3) OBP: 0.300, SLG: 0.286		4-3			L4		4-0 BBBB G6-4-3 1B BB		4-3	3	0	0	0	1	0	0
Rick Cerone, R (1, 2) OBP: 0.471, SLG: 0.625			4-0 BBBB FC5-4 BB BB		5-3		0-0 G6-4-3 1-2 2-3 1B			2	0	1	0	1	0	0
Glenn Hubbard, R (1, 4) OBP: 0.333, SLG: 0.267			4-0 BBBB FC5-4 1-2 BB		6-3		G6-4-3 1-2f 2-3 3-H			1	0	0	0	1	0	0
Zane Smith, L (6, 1)										0	0	0	0	0	0	0
Gerald Perry, L (7, PH) OBP: 0.222, SLG: 0.176										1	0	0	0	0	0	2
Rick Camp, R (8, 1)										0	0	0	0	0	0	0
Pascual Perez, R (1, 1) OBP: 0.333, SLG: 0.333			FC5-4 1-2f 2-3 G4-6-3			BB 1B	F8			1	0	0	0	0	0	2
Ken Oberkfell, L (6, 4) OBP: 0.154, SLG: 0.154										2	0	1	0	0	0	1

Inning Stats	1	2	3	4	5	6	7	8	9
	R: 0 E: 0 K: 0 S: 3	H: 0 LOB: 0 BB: 0 P: 3	R: 0 E: 0 K: 0 S: 3	H: 0 LOB: 0 BB: 0 P: 3	R: 0 E: 0 K: 0 S: 2	H: 0 LOB: 1 BB: 2 P: 10	R: 0 E: 0 K: 1 S: 5	H: 0 LOB: 1 BB: 1 P: 9	R: 0 E: 0 K: 0 S: 3	H: 0 LOB: 0 BB: 0 P: 3
	R: 0 E: 0 K: 0 S: 4	H: 1 LOB: 2 BB: 1 P: 8	R: 1 E: 1 K: 0 S: 4	H: 1 LOB: 1 BB: 1 P: 8	R: 0 E: 0 K: 1 S: 5	H: 0 LOB: 0 BB: 0 P: 5	R: 0 E: 0 K: 0 S: 3	H: 0 LOB: 0 BB: 0 P: 3	1B: 2 2B: 0 3B: 0 HR: 0	SF: 0 SAC: 0 DP: 2 HBP: 0	WP: 0 PB: 0 SB: 0 CS: 0	PA: 33

PITCHER	IP	WLS	BF	H	R	ER	SO	BB	IBB	HBP	BLK	WP	HR	S	P	ERA	WHIP
Joe Niekro, R (1, 1) ERA: 2.45	6.0	W	25	2	1	0	1	5	0	0	0	0	0	22	42	0.00	1.167
Frank DiPino, L (7, 1) ERA: 1.17	3.0	S	8	0	0	0	1	0	0	0	0	0	0	10	10	0.00	0.000

PITCHER	IP	WLS	BF	H	R	ER	SO	BB	IBB	HBP	BLK	WP	HR	S	P	ERA	WHIP

AB	28
R	1
H	2
RBI	0
BB	5
SO	2
LOB	12

livebaseballscorecards.com

Batter	1	2	3	4	5	6	7	8	9	AB	R	H	RBI	BB	SO	LOB
Bill Doran, S (1, 4) OBP: 0.298, SLG: 0.279	F8		F7 1-3	F3		F8			1B	5	0	1	0	0	0	4
Kevin Bass, S (1, 9) OBP: 0.278, SLG: 0.294	3-1		S 2B 3-H 1B	4-3			F9		5-3	5	1	1	1	0	0	3
Denny Walling, L (1, 5) OBP: 0.433, SLG: 0.500	1B WP 1B		1-H 1B 2B		3-1		G3			4	2	2	1	0	0	0
Jose Cruz, L (1, 7) OBP: 0.415, SLG: 0.469	WP 1-3 1B		G3 2-H 1B		3B		F7			4	0	3	1	0	0	0
Jerry Mumphrey, S (1, 8) OBP: 0.340, SLG: 0.349	4-3 1-2 3-H		G3 1-2		B B B 4-0 CS BB			F7		3	0	0	0	1	0	2
Enos Cabell, R (1, 3) OBP: 0.293, SLG: 0.366		F3	F8		5-3 1-2			L6		4	0	0	0	0	0	3
Alan Ashby, S (1, 2) OBP: 0.313, SLG: 0.433 Dave Smith, R (8, 1)		F7		E6 E		E4 FC6-4		F6		4 0	0 0	0 0	0 0	0 0	0 0	0 0
Craig Reynolds, L (1, 6) OBP: 0.200, SLG: 0.400		4-3		FC4 1-2		FC6-4 1-2f			6-3	4	0	0	0	0	0	2
Bob Knepper, L (1, 1) Bill Dawley, R (7, 1) Mark Bailey, S (8, 2) OBP: 0.353, SLG: 0.308			B B B 4-0 E 1B BB	F8	S S S	K			4-3	2 0 1	1 0 0	0 0 0	0 0 0	1 0 0	1 0 0	3 0 0
Inning Stats	R: 1 E: 0 K: 0 S: 5 H: 2 LOB: 1 BB: 0 P: 5	R: 0 E: 0 K: 0 S: 3 H: 0 LOB: 0 BB: 0 P: 3	R: 3 E: 1 K: 0 S: 6 H: 3 LOB: 1 BB: 1 P: 10	R: 0 E: 2 K: 0 S: 5 H: 0 LOB: 2 BB: 0 P: 5	R: 0 E: 0 K: 0 S: 3 H: 1 LOB: 1 BB: 1 P: 7	R: 0 E: 1 K: 1 S: 6 H: 0 LOB: 1 BB: 0 P: 6	R: 0 E: 0 K: 0 S: 3 H: 0 LOB: 0 BB: 0 P: 3	R: 0 E: 0 K: 0 S: 3 H: 0 LOB: 0 BB: 0 P: 3	R: 0 E: 0 K: 0 S: 4 H: 1 LOB: 1 BB: 0 P: 4	1B: 5 2B: 1 3B: 1 HR: 0 SF: 0 SAC: 0 DP: 0 HBP: 0						

PITCHER		IP	WLS	BF	H	R	ER	SO	BB	IBB	HBP	BLK	WP	HR	S	P	ERA	WHIP
Len Barker, R ERA: 6.14	(1, 1)	2.1	L	13	5	4	4	0	1	0	0	0	1	0	12	16	15.43	2.571
Craig McMurtry, R ERA: 7.56	(3, 1)	3.2		15	1	0	0	1	1	0	0	0	0	0	16	20	0.00	0.545
Rick Camp, R ERA: 5.4	(7, 1)	2.0		6	0	0	0	0	0	0	0	0	0	0	6	6	0.00	0.000
Terry Forster, L ERA:	(9, 1)	1.0		4	1	0	0	0	0	0	0	0	0	0	4	4	0.00	1.000

PITCHER	IP	WLS	BF	H	R	ER	SO	BB	IBB	HBP	BLK	WP	HR	S	P	ERA	WHIP

TOP

Houston Astros @ Atlanta Braves

Atlanta-Fulton County Stadium, Atlanta, GA

Sun Apr 21 1985, 3:33 AM EST

Att. 23,453 - Unknown

livebaseballscorecards.com

AB	36
R	4
H	7
RBI	3
BB	2
SO	1
LOB	17

WP: 1	PA: 38
PB: 0	
SB: 1	
CS: 1	

BOTTOM

Houston Astros @ Atlanta Braves

Atlanta-Fulton County Stadium, Atlanta, GA

Sun Apr 21 1985, 3:33 AM EST

Att. 23,453 - Unknown

livebaseballscorecards.com

Batter	1	2	3	4	5	6	7	8	9	AB	R	H	RBI	BB	SO	LOB
Claudell Washington, L (1, 9) OBP: 0.326, SLG: 0.375	F7		F8			G3		SH5-4, 1B 1B		4	0	1	0	0	0	0
Rafael Ramirez, R (1, 6) OBP: 0.286, SLG: 0.326	5-3			1-3		G5-4-3 1B		G5-3, SH5-4 1-2 1B		4	0	2	0	0	0	0
Brad Komminsk, R (1, 7) OBP: 0.319, SLG: 0.238	K			F8		G5-4-3 1-2f		SH5-4 1-2 2-3		3	0	0	0	0	1	1
Rick Camp, R (7, 1)										0	0	0	0	0	0	0
Albert Hall, S (8, PH)										0	0	0	0	0	0	0
Terry Forster, L (9, 1)										0	0	0	0	0	0	0
Dale Murphy, R (1, 8) OBP: 0.511, SLG: 1.000		K		K			BB 4-3 1B	IBB		3	0	1	0	1	2	0
Rick Cerone, R (1, 2) OBP: 0.421, SLG: 0.556		F7			6-3		4-3 1-2	G5-3 2-3f		4	0	0	0	0	0	4
Chris Chambliss, L (1, 3) OBP: 0.324, SLG: 0.323		2B			4-3		BB BB	BB	G3	3	0	1	0	1	0	0
Paul Zuvella, R (1, 5)		4-3			6-3		F7		F8	2	0	0	0	0	0	1
Ken Oberkfell, L (7, PH) OBP: 0.133, SLG: 0.133										2	0	0	0	0	0	2
(8, 5)																
Glenn Hubbard, R (1, 4) OBP: 0.375, SLG: 0.281			G6-4-3 BB			HR 1B	BB		F3	2	1	1	0	2	0	0
Len Barker, R (1, 1)										0	0	0	0	0	0	0
Craig McMurtry, R (3, 1)										1	0	0	0	0	0	1
Terry Harper, R (6, PH) OBP: 0.222, SLG: 0.500			G6-4-3 1-2f			HR 1-H	F9			2	1	1	2	0	0	3
(7, 7)																

Inning Stats						
	R: 0 H: 0	R: 0 H: 1	R: 0 H: 0	R: 0 H: 0	R: 0 H: 0	R: 2 H: 3
	E: 0 LOB: 0	E: 0 LOB: 1	E: 0 LOB: 0	E: 0 LOB: 0	E: 0 LOB: 0	E: 0 LOB: 0
	K: 1 BB: 0	K: 1 BB: 0	K: 0 BB: 1	K: 1 BB: 0	K: 0 BB: 0	K: 0 BB: 2
	S: 5 P: 5	S: 6 P: 6	S: 2 P: 6	S: 5 P: 5	S: 3 P: 3	S: 5 P: 5

Inning Stats						
	R: 0 H: 1	R: 0 H: 2	R: 0 H: 0	1B: 5 SF: 0	WP: 0 PA: 35	
	E: 0 LOB: 3	E: 0 LOB: 2	E: 0 LOB: 0	2B: 1 SAC: 1	PB: 0	
	K: 0 BB: 2	K: 0 BB: 1	K: 0 BB: 0	3B: 0 DP: 3	SB: 0	
	S: 4 P: 12	S: 4 P: 8	S: 3 P: 3	HR: 1 HBP: 0	CS: 0	

PITCHER		IP	WLS	BF	H	R	ER	SO	BB	IBB	HBP	BLK	WP	HR	S	P	ERA	WHIP
Bob Knepper, L ERA: 3.0	(1, 1)	6.0	W	21	4	2	2	3	1	0	0	0	0	1	26	30	3.00	0.833
Bill Dawley, R ERA: 6.0	(7, 1)	1.1		10	3	0	0	0	2	1	0	0	0	0	7	19	0.00	3.750
Dave Smith, R ERA:	(8, 1)	1.2	S	4	0	0	0	0	0	0	0	0	0	0	4	4	0.00	0.000

PITCHER		IP	WLS	BF	H	R	ER	SO	BB	IBB	HBP	BLK	WP	HR	S	P	ERA	WHIP

Batter	1	2	3	4	5	6	7	8	9	AB	R	H	RBI	BB	SO	LOB
Claudell Washington, L (1, 9) OBP: 0.319, SLG: 0.386	0-0 FC1-2 1B 2B	0-0 ③ F7			0-0 ③ G3			0-0 ③ F8		4	0	1	0	0	0	1
Rafael Ramirez, R (1, 6) OBP: 0.283, SLG: 0.320	0-0 FC1-2 HR 1B 2-3		0-0 ① F9			0-0 ① 5-3			0-0 ① F9	4	1	1	0	0	0	0
Gerald Perry, L (1, 3) OBP: 0.182, SLG: 0.143	0-0 ① FC1-2 HR 1-2 3-H		0-0 ② F4			0-0 ② G3			S S S 0-3 ② K	4	1	0	0	0	1	2
Dale Murphy, R (1, 8) OBP: 0.490, SLG: 1.000	0-0 HR 1-H 2-H		S S S 0-3 ③ K			0-0 ③ 1-3			S S S 0-3 ③ K	4	1	1	3	0	2	0
Bob Horner, R (1, 5) OBP: 0.194, SLG: 0.343	0-0 ② F3			0-0 ① 5-3			0-0 ① F4			3	0	0	0	0	0	0
Rick Cerone, R (1, 2) OBP: 0.390, SLG: 0.513	0-0 ③ F9			0-0 ② L5			0-0 ② F5			3	0	0	0	0	0	0
Terry Harper, R (1, 7) OBP: 0.250, SLG: 0.636		0-0 3B		0-0 ③ F7			0-0 ③ F8			3	0	1	0	0	0	0
Paul Zuvella, R (1, 4) Ken Oberkfell, L (8, PH) OBP: 0.125, SLG: 0.125 (8, 4)		0-0 ① F8			0-0 ① F6			S S S 0-3 ① K		2 1	0 0	0 0	0 0	0 0	0 1	1 0
Steve Bedrosian, R (1, 1) Zane Smith, L (6, 1) Rick Camp, R (7, 1) Chris Chambliss, L (8, PH) OBP: 0.314, SLG: 0.313 Gene Garber, R (8, 1)		0-0 ② 6-3			0-0 ② 6-3			0-0 ② F8		2 0 0 1 0	0 0 0 0 0	0 0 0 0 0	0 0 0 0 0	0 0 0 0 0	0 0 0 0 0	1 0 0 0 0
Inning Stats	R: 3 H: 3 E: 0 LOB: 0 K: 0 BB: 0 S: 6 P: 6	R: 0 H: 1 E: 0 LOB: 1 K: 0 BB: 0 S: 4 P: 4	R: 0 H: 0 E: 0 LOB: 0 K: 1 BB: 0 S: 5 P: 5	R: 0 H: 0 E: 0 LOB: 0 K: 0 BB: 0 S: 3 P: 3	R: 0 H: 0 E: 0 LOB: 0 K: 0 BB: 0 S: 3 P: 3	R: 0 H: 0 E: 0 LOB: 0 K: 0 BB: 0 S: 3 P: 3	R: 0 H: 0 E: 0 LOB: 0 K: 0 BB: 0 S: 3 P: 3	R: 0 H: 0 E: 0 LOB: 0 K: 1 BB: 0 S: 5 P: 5	R: 0 H: 0 E: 0 LOB: 0 K: 2 BB: 0 S: 7 P: 7	1B: 1 SF: 0 2B: 1 SAC: 0 3B: 1 DP: 0 HR: 1 HBP: 0						

PITCHER		IP	WLS	BF	H	R	ER	SO	BB	IBB	HBP	BLK	WP	HR	S	P	ERA	WHIP
Andy Hawkins, R ERA: 2.61	(1, 1)	7.0	W	25	4	3	3	1	0	0	0	0	0	1	27	27	3.86	0.571
Rich Gossage, R ERA: 3.12	(8, 1)	2.0	S	6	0	0	0	3	0	0	0	0	0	0	12	12	0.00	0.000

PITCHER	IP	WLS	BF	H	R	ER	SO	BB	IBB	HBP	BLK	WP	HR	S	P	ERA	WHIP

TOP

Atlanta Braves @ San Diego Padres

Jack Murphy Stadium, San Diego, CA

Mon Apr 22 1985, 9:05 PM EST

Att. 33,430 - Unknown

livebaseballscorecards.com

AB	31
R	3
H	4
RBI	3
BB	0
SO	4
LOB	5

PA: 31

WP: 0
PB: 0
SB: 0
CS: 0

Atlanta Braves @ San Diego Padres

Jack Murphy Stadium, San Diego, CA

Mon Apr 22 1985, 9:05 PM EST

Att. 33,430 - Unknown

BOTTOM

Batter	1	2	3	4	5	6	7	8	9	AB	R	H	RBI	BB	SO	LOB
Alan Wiggins, S (1, 4) OBP: 0.097, SLG: 0.100	G3		G3		L6		F9 2-3			4	0	0	0	0	0	2
Tony Gwynn, L (1, 9) OBP: 0.365, SLG: 0.469	WP HR 1B		4-3			G3 6-3 1B	1B 1-2 3-H			4	1	3	1	0	0	0
Steve Garvey, R (1, 3) OBP: 0.321, SLG: 0.481	F5 1-2		F6			6-3 1-2	1B 1-2 2-H			4	0	1	1	0	0	2
Terry Kennedy, L (1, 2) OBP: 0.255, SLG: 0.489	2-H HR			G3		G3 2-3	4-3			4	1	1	2	0	0	3
Kevin McReynolds, R (1, 8) OBP: 0.294, SLG: 0.318	F9			4-3		B B B B 4-0 BB		5-3		3	0	0	0	1	0	0
Graig Nettles, L (1, 5) OBP: 0.500, SLG: 0.286 Jerry Royster, R (6, PH) OBP: 0.208, SLG: 0.250 (7, 5)	B B B B 4-0 2B G3 BB			0-0 1B		0-0 L1		S S S 0-3 K		1 2	1 0	1 0	0 0	1 0	0 1	0 2
Carmelo Martinez, R (1, 7) OBP: 0.519, SLG: 0.762	G3 1-3 CS 2B			F8			B B B B 4-0 F9 SH3 1B BB	S S S 0-3 K		3	1	1	0	1	1	1
Garry Templeton, S (1, 6) OBP: 0.318, SLG: 0.375	G3 2-3 3-H				F7		SH3 1-2			2	0	0	1	0	0	1
Andy Hawkins, R (1, 1) OBP: 0.250, SLG: 0.250 Kurt Bevacqua, R (7, PH) OBP: 1.000, SLG: 1.000 Rich Gossage, R (8, 1)	6-3 3-H				S S S 0-3 K		4-0 1B 1B IBB			2 0 0	0 1 0	0 0 0	0 0 0	1 1 0	1 0 0	1 0 0
Inning Stats	R: 2 H: 2 E: 0 LOB: 0 K: 0 BB: 0 S: 5 P: 5	R: 1 H: 1 E: 0 LOB: 0 K: 0 BB: 1 S: 3 P: 7	R: 0 H: 0 E: 0 LOB: 0 K: 0 BB: 0 S: 3 P: 3	R: 0 H: 1 E: 0 LOB: 1 K: 0 BB: 0 S: 4 P: 4	R: 0 H: 0 E: 0 LOB: 0 K: 1 BB: 0 S: 5 P: 5	R: 0 H: 1 E: 0 LOB: 2 K: 0 BB: 1 S: 4 P: 8	R: 2 H: 2 E: 0 LOB: 2 K: 0 BB: 2 S: 5 P: 13	R: 0 H: 0 E: 0 LOB: 0 K: 2 BB: 0 S: 7 P: 7		1B: 5 SF: 0 2B: 1 SAC: 1 3B: 0 DP: 0 HR: 1 HBP: 0						

livebaseballscorecards.com

AB	29
R	5
H	7
RBI	5
BB	4
SO	3
LOB	12

WP: 1 PA: 34
PB: 0
SB: 0
CS: 1

PITCHER		IP	WLS	BF	H	R	ER	SO	BB	IBB	HBP	BLK	WP	HR	S	P	ERA	WHIP
Steve Bedrosian, R ERA: 4.02	(1, 1)	5.2		23	5	3	3	1	2	0	0	0	1	1	23	31	4.76	1.235
Zane Smith, L ERA: 3.14	(6, 1)	1.0	L	6	1	2	2	0	1	1	0	0	0	0	4	12	18.00	2.000
Rick Camp, R ERA: 5.23	(7, 1)	0.1		2	1	0	0	0	0	0	0	0	0	0	2	2	0.00	3.000
Gene Garber, R ERA: 6.0	(8, 1)	1.0		3	0	0	0	2	0	0	0	0	0	0	7	7	0.00	0.000

PITCHER	IP	WLS	BF	H	R	ER	SO	BB	IBB	HBP	BLK	WP	HR	S	P	ERA	WHIP

Batter	1	2	3	4	5	6	7	8	9	AB	R	H	RBI	BB	SO	LOB
Rafael Ramirez, R (1, 6) OBP: 0.276, SLG: 0.309	4-3		1B FC1-6 2B 1B 1-2	6-3			5-3		6-3	5	1	1	0	0	0	1
Glenn Hubbard, R (1, 4) OBP: 0.378, SLG: 0.297	K		FC1-6 1B 2B 1-2 2-3f	L5			1B		FC4 1B	5	1	2	0	0	1	3
Brad Komminsk, R (1, 7) OBP: 0.327, SLG: 0.255	2B 1B		2B 1B 1-2 2-3		6-3		4-3		FC4 1-2f	5	2	2	0	0	0	2
Dale Murphy, R (1, 8) OBP: 0.491, SLG: 0.979	2B 1-H		F9		BBB G5-4-3 BB			F8		3	0	1	1	1	0	3
Terry Harper, R (1, 9) OBP: 0.313, SLG: 0.667	4-3		2B 1-H 2-H 3-H		G5-4-3 1-2f			4-3 1B		4	0	2	3	0	0	2
Rick Cerone, R (1, 2) OBP: 0.378, SLG: 0.476		6-3	BBBB BB			F2		4-3 1-2		3	0	0	0	1	0	1
Chris Chambliss, L (1, 3) OBP: 0.308, SLG: 0.286		F8	4-3			F8		IBB		3	0	0	0	1	0	2
Paul Zuvella, R (1, 5) OBP: 0.125, SLG: 0.250		5-3	SH3 2B			SSS K		F8		4	0	1	0	0	1	2
Rick Mahler, R (1, 1) OBP: 0.250, SLG: 0.250 Bruce Sutter, R (8, 1)			FC1-6 1B 1B	SH3 2-3			F7		6-3	2 1	0 0	1 0	0 0	0 0	0 0	0 0
Inning Stats	R: 1 E: 0 K: 1 S: 7 H: 2 LOB: 1 BB: 0 P: 7	R: 0 E: 0 K: 0 S: 3 H: 0 LOB: 0 BB: 0 P: 3	R: 3 E: 0 K: 0 S: 7 H: 4 LOB: 2 BB: 1 P: 11	R: 0 E: 0 K: 0 S: 4 H: 1 LOB: 1 BB: 0 P: 4	R: 0 E: 0 K: 0 S: 2 H: 0 LOB: 0 BB: 1 P: 6	R: 0 E: 0 K: 1 S: 5 H: 0 LOB: 0 BB: 0 P: 5	R: 0 E: 0 K: 0 S: 4 H: 1 LOB: 1 BB: 0 P: 4	R: 0 E: 0 K: 0 S: 4 H: 1 LOB: 2 BB: 1 P: 8	R: 0 E: 0 K: 0 S: 4 H: 1 LOB: 1 BB: 0 P: 4	1B: 7 2B: 3 3B: 0 HR: 0 SF: 0 SAC: 1 DP: 1 HBP: 0						

TOP

Atlanta Braves @ San Diego Padres

Jack Murphy Stadium, San Diego, CA

Tue Apr 23 1985, 9:05 PM EST

Att. 24,188 - Unknown

livebaseballscorecards.com

AB	35
R	4
H	10
RBI	4
BB	3
SO	2
LOB	16

WP: 0 PB: 0 SB: 0 CS: 0 PA: 39

PITCHER		IP	WLS	BF	H	R	ER	SO	BB	IBB	HBP	BLK	WP	HR	S	P	ERA	WHIP
Mark Thurmond, L ERA: 5.06	(1, 1)	3.0	L	16	6	4	4	1	1	0	0	0	0	0	17	21	12.00	2.333
Tim Stoddard, R ERA: 6.0	(4, 1)	2.0		7	1	0	0	0	1	0	0	0	0	0	6	10	0.00	1.000
Luis DeLeon, R ERA: 1.08	(6, 1)	2.0		7	1	0	0	1	0	0	0	0	0	0	9	9	0.00	0.500
Greg Booker, R ERA:	(8, 1)	2.0		9	2	0	0	0	0	1	0	0	0	0	8	12	0.00	1.000

PITCHER		IP	WLS	BF	H	R	ER	SO	BB	IBB	HBP	BLK	WP	HR	S	P	ERA	WHIP

Batter	1	2	3	4	5	6	7	8	9	AB	R	H	RBI	BB	SO	LOB
Alan Wiggins, S (1, 4) OBP: 0.086, SLG: 0.088	F6		6-3		K		6-3			4	0	0	0	0	1	0
Tony Gwynn, L (1, 9) OBP: 0.357, SLG: 0.491	4-3		G3			4-3 3B		2-3		4	1	1	0	0	0	0
Steve Garvey, R (1, 3) OBP: 0.333, SLG: 0.536	HR			2B FC1-5-2 1B		4-3 3-H		F7		4	1	2	2	0	0	0
Terry Kennedy, L (1, 2) OBP: 0.255, SLG: 0.460	K			F7		BB BB		F8		3	0	0	0	1	1	1
Kevin McReynolds, R (1, 8) OBP: 0.327, SLG: 0.383		1B BB		FC1-5-2 1-3 2B		F9			2B	3	0	2	0	1	0	1
Graig Nettles, L (1, 5) OBP: 0.458, SLG: 0.235		F7		FC1-5-2 2-3 3-H		4-3 1-2 BB			L4	3	0	0	0	1	0	4
Carmelo Martinez, R (1, 7) OBP: 0.484, SLG: 0.680		G6-4-3 1-3 1B		1-3		4-3			F8	4	0	1	0	0	0	5
Garry Templeton, S (1, 6) OBP: 0.292, SLG: 0.341		G6-4-3 1-2f			4-3		1-3		G3	4	0	0	0	0	0	3
Mark Thurmond, L (1, 1)			K		F7		B1-3			0	0	0	0	0	0	0
Gerry Davis, R (3, PH) OBP: 0.385, SLG: 0.385										1	0	0	0	0	1	0
Tim Stoddard, R (4, 1)										0	0	0	0	0	0	0
Al Bumbry, L (5, PH) OBP: 0.333, SLG: 0.357										1	0	0	0	0	0	0
Luis DeLeon, R (6, 1) OBP: 1.000, SLG: 1.000										0	0	0	0	0	0	0
Bobby Brown, S (7, PH)										1	0	0	0	0	0	0
Greg Booker, R (8, 1)										0	0	0	0	0	0	0
Inning Stats	R: 1 H: 1 E: 0 LOB: 0 K: 1 BB: 0 S: 6 P: 6	R: 0 H: 1 E: 0 LOB: 1 K: 0 BB: 1 S: 3 P: 7	R: 0 H: 0 E: 0 LOB: 0 K: 1 BB: 0 S: 5 P: 5	R: 0 H: 2 E: 0 LOB: 2 K: 0 BB: 0 S: 5 P: 5	R: 0 H: 0 E: 0 LOB: 0 K: 1 BB: 0 S: 5 P: 5	R: 1 H: 1 E: 0 LOB: 2 K: 0 BB: 2 S: 4 P: 12	R: 0 H: 0 E: 0 LOB: 0 K: 0 BB: 0 S: 3 P: 3	R: 0 H: 0 E: 0 LOB: 0 K: 0 BB: 0 S: 3 P: 3	R: 0 H: 1 E: 0 LOB: 1 K: 0 BB: 0 S: 4 P: 4	1B: 2 SF: 0 2B: 2 SAC: 0 3B: 1 DP: 1 HR: 1 HBP: 0						

BOTTOM

Atlanta Braves @ San Diego Padres

Jack Murphy Stadium, San Diego, CA

Tue Apr 23 1985, 9:05 PM EST

Att. 24,188 - Unknown

livebaseballscorecards.com

AB	32
R	2
H	6
RBI	2
BB	3
SO	3
LOB	14

WP: 0 PB: 0 SB: 0 CS: 0 PA: 35

PITCHER		IP	WLS	BF	H	R	ER	SO	BB	IBB	HBP	BLK	WP	HR	S	P	ERA	WHIP
Rick Mahler, R ERA: 1.48	(1, 1)	7.0	W	28	5	2	2	3	3	0	0	0	0	1	31	43	2.57	1.143
Bruce Sutter, R ERA: 1.04	(8, 1)	2.0	S	7	1	0	0	0	0	0	0	0	0	0	7	7	0.00	0.500

PITCHER	IP	WLS	BF	H	R	ER	SO	BB	IBB	HBP	BLK	WP	HR	S	P	ERA	WHIP

Batter	1	2	3	4	5	6	7	8	9	AB	R	H	RBI	BB	SO	LOB
Claudell Washington, L (1, 9) OBP: 0.314, SLG: 0.375	S S S 0-3 ① K			x 0-0 FC6-4 1B		x 0-0 ① 4-3		x 0-0 ② G3		4	0	1	0	0	1	0
Rafael Ramirez, R (1, 6) OBP: 0.274, SLG: 0.305	x 0-0 ② 5-3			S S S 0-3 ① K		x 0-0 G3-6 1B		x 0-0 ③ 6-3		4	0	1	0	0	1	1
Gerald Perry, L (1, 3) OBP: 0.154, SLG: 0.120	x 0-0 ③ 6-3			x 0-0 ② F8		x 0-0 ② ③ G3-6 1-2f			x 0-0 ① F7	4	0	0	0	0	0	2
Dale Murphy, R (1, 8) OBP: 0.458, SLG: 0.904		x 0-0 ① 6-3		x 0-0 ③ FC6-4 1-2f			x 0-0 ① 6-3		x 0-0 ② F9	4	0	0	0	0	0	1
Terry Harper, R (1, 7) OBP: 0.300, SLG: 0.579		S S S 0-3 ② K			x 0-0 ① 6-3		x 0-0 FC5 1B		x 0-0 ③ 6-3	4	0	1	0	0	1	0
Ken Oberkfell, L (1, 5) OBP: 0.211, SLG: 0.316		x 0-0 ③ F5			x 0-0 E 3B		x 0-0 FC5 1-2 1B			3	1	2	0	0	0	0
Glenn Hubbard, R (1, 4) OBP: 0.354, SLG: 0.275 Terry Forster, L (7, 1)			x 0-0 ① 6-3		x 0-0 E6 3-H		x 0-0 ② FC5 1-2 2-3f			3 0	0 0	0 0	1 0	0 0	0 0	2 0
Bruce Benedict, R (1, 2) OBP: 0.125, SLG: 0.125			x 0-0 ② 5-3		x 0-0 ② F9		x 0-0 ③ L5			3	0	0	0	0	0	3
Pascual Perez, R (1, 1) OBP: 0.200, SLG: 0.200 Paul Zuvella, R (7, 4) OBP: 0.125, SLG: 0.250 Chris Chambliss, L (8, PH) OBP: 0.300, SLG: 0.278 Paul Runge, R (8, 4)			x 0-0 ③ 1-3		S S S 0-3 ③ K			x 0-0 ① F7		2 0 0 1 0	0 0 0 0 0	0 0 0 0 0	0 0 0 0 0	1 0 0 0 0	1 0 0 0 0	1 0 0 0 0
Inning Stats	R: 0 E: 0 K: 1 S: 5 H: 0 LOB: 0 BB: 0 P: 5	R: 0 E: 0 K: 1 S: 5 H: 0 LOB: 0 BB: 0 P: 5	R: 0 E: 0 K: 0 S: 3 H: 0 LOB: 0 BB: 0 P: 3	R: 0 E: 0 K: 1 S: 6 H: 1 LOB: 1 BB: 0 P: 6	R: 1 E: 1 K: 1 S: 7 H: 1 LOB: 1 BB: 0 P: 7	R: 0 E: 0 K: 0 S: 3 H: 1 LOB: 0 BB: 0 P: 3	R: 0 E: 0 K: 0 S: 5 H: 2 LOB: 2 BB: 0 P: 5	R: 0 E: 0 K: 0 S: 3 H: 0 LOB: 0 BB: 0 P: 3	R: 0 E: 0 K: 0 S: 3 H: 0 LOB: 0 BB: 0 P: 3	1B: 4 2B: 0 3B: 1 HR: 0	SF: 0 SAC: 0 DP: 1 HBP: 0				WP: 0 PB: 0 SB: 0 CS: 0	PA: 32	

PITCHER		IP	WLS	BF	H	R	ER	SO	BB	IBB	HBP	BLK	WP	HR	S	P	ERA	WHIP
LaMarr Hoyt, R ERA: 3.0	(1, 1)	7.0	W	26	5	1	1	4	0	0	0	0	0	0	34	34	1.29	0.714
Rich Gossage, R ERA: 2.53	(8, 1)	2.0	S	6	0	0	0	0	0	0	0	0	0	0	6	6	0.00	0.000

PITCHER	IP	WLS	BF	H	R	ER	SO	BB	IBB	HBP	BLK	WP	HR	S	P	ERA	WHIP

TOP

Atlanta Braves @ San Diego Padres

Jack Murphy Stadium, San Diego, CA

Wed Apr 24 1985, 9:05 PM EST

Att. 28,742 - Unknown

livebaseballscorecards.com

AB	32
R	1
H	5
RBI	1
BB	0
SO	4
LOB	10

Atlanta Braves @ San Diego Padres

Jack Murphy Stadium, San Diego, CA

Wed Apr 24 1985, 9:05 PM EST

Att. 28,742 - Unknown

livebaseballscorecards.com

BOTTOM

Batter	1	2	3	4	5	6	7	8	9	AB	R	H	RBI	BB	SO	LOB
Alan Wiggins, S (1, 4) OBP: 0.103, SLG: 0.081	1-3		F5		BBB 4-0 CS BB		5-3			3	0	0	0	1	0	0
Tony Gwynn, L (1, 9) OBP: 0.367, SLG: 0.491	E3 F8 S		G5-4-3 1B		1-2 1B		1-3			4	0	2	0	0	0	0
Steve Garvey, R (1, 3) OBP: 0.311, SLG: 0.500	F8 1-3		G5-4-3 1-2f		F7		1-3			4	0	0	0	0	0	3
Terry Kennedy, L (1, 2) OBP: 0.237, SLG: 0.426	G3			SSS K		4-3		G3		4	0	0	0	0	1	1
Kevin McReynolds, R (1, 8) OBP: 0.305, SLG: 0.353		F9		6-3		SSS K		5-3		4	0	0	0	0	1	0
Graig Nettles, L (1, 5) OBP: 0.536, SLG: 0.500		1B 1B		HR 1B		BBBB 4-0 1B BB		HR		3	2	3	1	1	0	0
Carmelo Martinez, R (1, 7) OBP: 0.514, SLG: 0.793		1-2 1B		1-H HR		1-3 BB 1B		6-3		4	1	3	2	0	0	0
Garry Templeton, S (1, 6) OBP: 0.294, SLG: 0.326		SSS K		4-3		BBBB 4-0 1-2 BB				2	0	0	0	1	1	2
LaMarr Hoyt, R (1, 1) Rich Gossage, R (8, 1)		SSS K			F8	5-3				3 0	0 0	0 0	0 0	0 0	1 0	5 0
Inning Stats	R: 0 H: 0 E: 1 LOB: 1 K: 0 BB: 0 S: 4 P: 4	R: 0 H: 2 E: 0 LOB: 2 K: 2 BB: 0 S: 9 P: 9	R: 0 H: 1 E: 0 LOB: 0 K: 0 BB: 0 S: 3 P: 3	R: 2 H: 2 E: 0 LOB: 0 K: 1 BB: 0 S: 7 P: 7	R: 0 H: 1 E: 0 LOB: 1 K: 0 BB: 1 S: 3 P: 7	R: 0 H: 1 E: 0 LOB: 3 K: 1 BB: 2 S: 6 P: 14	R: 0 H: 0 E: 0 LOB: 0 K: 0 BB: 0 S: 3 P: 3	R: 1 H: 1 E: 0 LOB: 0 K: 0 BB: 0 S: 4 P: 4		1B: 6 SF: 0 2B: 0 SAC: 0 3B: 0 DP: 1 HR: 2 HBP: 0						

	AB	31
	R	3
	H	8
	RBI	3
	BB	3
	SO	4
	LOB	11

WP: 0 PA: 34
PB: 0
SB: 1
CS: 1

PITCHER		IP	WLS	BF	H	R	ER	SO	BB	IBB	HBP	BLK	WP	HR	S	P	ERA	WHIP
Pascual Perez, R ERA: 8.4	(1, 1)	6.0	L	27	7	2	2	4	3	0	0	0	0	1	32	44	3.00	1.667
Terry Forster, L ERA: 1.0	(7, 1)	2.0		7	1	1	1	0	0	0	0	0	0	1	7	7	4.50	0.500

PITCHER		IP	WLS	BF	H	R	ER	SO	BB	IBB	HBP	BLK	WP	HR	S	P	ERA	WHIP

Batter	1	2	3	4	5	6	7	8	9	10	AB	R	H	RBI	BB	SO	LOB
Claudell Washington, L (1, 9) OBP: 0.357, SLG: 0.404	BBBBB 4-0 S BB		x 0-0 PB S 1B		x 0-0 ③ 4-3			x 0-0 S 1B 1B		x 0-0 FC3-6 1B	4	1	3	0	1	0	0
Rafael Ramirez, R (1, 6) OBP: 0.284, SLG: 0.313	x 0-0 ① 5-3 1-2		SSS 0-3 ② K 1-3			x 0-0 5-3 1B		x 0-0 WP 4-3 1-H 1B		x 0-0 ① FC3-6 FC6-4 1-2f	5	0	2	1	0	1	3
Brad Komminsk, R (1, 7) OBP: 0.298, SLG: 0.231	SSS 0-3 ② K		x 0-0 ③ F6			x 0-0 ① F8		x 0-0 ② 4-3 1-2		x 0-0 ② FC6-4 1B 1-2f E	5	1	0	0	0	1	5
Dale Murphy, R (1, 8) OBP: 0.469, SLG: 0.875	SSS 0-3 ③ K			x 0-0 G4-6-3 E 1B		x 0-0 ② 5-3 1-2		III 4-0 WP IBB		x 0-0 E6 1B 1-H 1B	4	1	2	0	1	1	2
Bob Horner, R (1, 5) OBP: 0.200, SLG: 0.316 Zane Smith, L (8, 1) Terry Harper, R (10, PH) OBP: 0.333, SLG: 0.600 Bruce Sutter, R (10, 1)		SSS 0-3 ① K		x 0-0 E6 G4-6-3 1-2		x 0-0 ③ F5		BBBB 4-0 1-2 2-3 BB		x 0-0 3-H 1B	3 0 1 0	0 0 0 0	0 0 1 0	0 0 1 0	1 0 1 0	1 0 0 0	2 0 0 0
Chris Chambliss, L (1, 3) OBP: 0.289, SLG: 0.268		x 0-0 1B		x 0-0 ① ② G4-6-3 1-2f 2-3			x 0-0 4-3	SSS 0-3 ③ K		x 0-0 ③ F7	5	0	1	0	0	1	6
Ken Oberkfell, L (1, 4) OBP: 0.217, SLG: 0.273 (8, 5)		x 0-0 ② F9		x 0-0 ③ F8			BBBB 4-0 G1-6-3 BB		x 0-0 ① F9		3	0	0	0	1	0	2
Bruce Benedict, R (1, 2) OBP: 0.083, SLG: 0.083		x 0-0 ③ F4			x 0-0 ① F6		x 0-0 ② ③ G1-6-3 1-2f		x 0-0 ② F8		4	0	0	0	0	0	2
Len Barker, R (1, 1) Gerald Perry, L (8, PH) OBP: 0.148, SLG: 0.115 Glenn Hubbard, R (8, 4) OBP: 0.347, SLG: 0.268			x 0-0 ① F9		SSS 0-3 ② K			x 0-0 ① 6-3	x 0-0 ③ F8		2 1 1	0 0 0	0 0 0	0 0 0	0 0 0	1 0 0	0 0 0
Inning Stats	R: 0 E: 0 K: 2 S: 7 H: 0 LOB: 1 BB: 1 P: 11	R: 0 E: 0 K: 1 S: 6 H: 1 LOB: 1 BB: 0 P: 6	R: 0 E: 0 K: 1 S: 6 H: 1 LOB: 1 BB: 0 P: 6	R: 0 E: 1 K: 0 S: 4 H: 1 LOB: 1 BB: 0 P: 4	R: 0 E: 0 K: 1 S: 5 H: 0 LOB: 0 BB: 0 P: 5	R: 0 E: 0 K: 0 S: 4 H: 1 LOB: 1 BB: 0 P: 4	R: 0 E: 0 K: 0 S: 2 H: 0 LOB: 0 BB: 1 P: 6	R: 1 E: 0 K: 1 S: 7 H: 2 LOB: 3 BB: 2 P: 15	R: 0 E: 0 K: 0 S: 3 H: 0 LOB: 0 BB: 0 P: 3	R: 2 E: 1 K: 0 S: 6 H: 3 LOB: 1 BB: 0 P: 6	1B: 9 2B: 0 3B: 0 HR: 0	SF: 0 SAC: 0 DP: 2 HBP: 0						

PITCHER	IP	WLS	BF	H	R	ER	SO	BB	IBB	HBP	BLK	WP	HR	S	P	ERA	WHIP
Joe Niekro, R (1, 1) ERA: 2.08	7.2		32	6	1	1	5	3	1	0	0	1	0	38	54	1.17	1.174
Dave Smith, R (8, 1) ERA: 0.73	2.0	L	9	3	2	1	1	0	0	0	0	0	0	11	11	4.50	1.500
Frank DiPino, L (10, 1) ERA: 3.86	0.1		1	0	0	0	0	0	0	0	0	0	0	1	1	0.00	0.000

PITCHER	IP	WLS	BF	H	R	ER	SO	BB	IBB	HBP	BLK	WP	HR	S	P	ERA	WHIP

TOP

Atlanta Braves @ Houston Astros

Astrodome, Houston, TX

Thu Apr 25 1985, 7:05 PM EST

Att. 9,336 - Unknown

livebaseballscorecards.com

AB	38
R	3
H	9
RBI	2
BB	4
SO	6
LOB	22

WP: 1 PB: 1 SB: 3 CS: 0 PA: 42

Atlanta Braves @ Houston Astros

Astrodome, Houston, TX

Thu Apr 25 1985, 7:05 PM EST

Att. 9,336 - Unknown

BOTTOM

livebaseballscorecards.com

Batter	1	2	3	4	5	6	7	8	9	10	AB	R	H	RBI	BB	SO	LOB
Bill Doran, S (1, 4) OBP: 0.344, SLG: 0.321	BBBB 4-0 6-3 CS BB		BBBB 4-0 BB			x 0-0 3-1 2B		x 0-0 ③ F9			2	0	1	0	2	0	0
Kevin Bass, S (1, 9) OBP: 0.286, SLG: 0.455	SSS 0-3 ① K		x 0-0 ③ F8			x 0-0 ① F6			x 0-0 ① 6-3		4	0	0	0	0	1	3
Denny Walling, L (1, 3) OBP: 0.422, SLG: 0.476 Enos Cabell, R (9, PH) OBP: 0.286, SLG: 0.357 (10, 3) Frank DiPino, L (10, 1)	x 0-0 ② 6-3 1-3			x 0-0 1B 2B		x 0-0 ② 3-1 2-3			x 0-0 ② F7		3 1 0	1 0 0	1 0 0	0 0 0	0 0 0	0 0 0	2 0 0
Jose Cruz, L (1, 7) OBP: 0.377, SLG: 0.415	SSS 0-3 ③ K			x 0-0 ① F5		x 0-0 ③ 6-3			x 0-0 ③ 4-3		4	0	0	0	0	1	3
Jerry Mumphrey, S (1, 8) OBP: 0.338, SLG: 0.379		SSS 0-3 ① K		x 0-0 5-3 2-H 1B			x 0-0 ① 6-3			x 0-0 ① 4-3	4	0	1	1	0	1	0
Phil Garner, R (1, 5) OBP: 0.311, SLG: 0.429		x 0-0 ② F8		x 0-0 ②③ 5-3 1-2f			x 0-0 ② 5-3			x 0-0 HR	4	1	1	1	0	0	1
Alan Ashby, S (1, 2) OBP: 0.310, SLG: 0.395 Dave Smith, R (8, 1) Harry Spilman, L (10, 3) OBP: 0.077, SLG: 0.077		SSS 0-3 ③ K	x 0-0 ① F8				x 0-0 ③ G3			x 0-0 ② 4-3	3 0 1	0 0 0	0 0 0	0 0 0	1 0 0	0 0 0	0 0 0
Craig Reynolds, L (1, 6) OBP: 0.333, SLG: 0.440 Dickie Thon, R (8, PH) OBP: 0.256, SLG: 0.200 (9, 6)			x 0-0 ① F8		x 0-0 ② F9			SSS 0-3 ① K		x 0-0 ③ F3	2 2	0 0	0 0	0 0	0 1	0 0	0 0
Joe Niekro, R (1, 1) OBP: 0.333, SLG: 0.333 Mark Bailey, S (8, 2) OBP: 0.318, SLG: 0.235			SSS 0-3 ② K		SSS 0-3 ③ K			x 0-0 ② 6-3			2 1	0 0	0 0	0 0	0 0	2 0	0 0

Inning Stats	1	2	3	4	5	6	7	8	9	10
	R: 0 H: 0 E: 0 LOB: 1 K: 2 BB: 1 S: 7 P: 11	R: 0 H: 0 E: 0 LOB: 0 K: 2 BB: 0 S: 7 P: 7	R: 0 H: 0 E: 0 LOB: 1 K: 1 BB: 1 S: 5 P: 9	R: 1 H: 2 E: 0 LOB: 0 K: 0 BB: 0 S: 4 P: 4	R: 0 H: 0 E: 0 LOB: 0 K: 1 BB: 0 S: 5 P: 5	R: 0 H: 1 E: 0 LOB: 1 K: 0 BB: 0 S: 4 P: 4	R: 0 H: 0 E: 0 LOB: 0 K: 0 BB: 0 S: 3 P: 3	R: 0 H: 0 E: 0 LOB: 0 K: 1 BB: 0 S: 5 P: 5	R: 0 H: 0 E: 0 LOB: 0 K: 0 BB: 0 S: 3 P: 3	R: 1 H: 1 E: 0 LOB: 0 K: 0 BB: 0 S: 4 P: 4

	AB	33
	R	2
	H	4
	RBI	2
	BB	2
	SO	7
	LOB	9

1B: 1 SF: 0 WP: 0 PA: 35
2B: 3 SAC: 0 PB: 0
3B: 0 DP: 1 SB: 0
HR: 1 HBP: 0 CS: 1

PITCHER	IP	WLS	BF	H	R	ER	SO	BB	IBB	HBP	BLK	WP	HR	S	P	ERA	WHIP
Len Barker, R (1, 1) ERA: 3.77	7.0		25	3	1	1	6	2	0	0	0	0	0	35	43	1.29	0.714
Zane Smith, L (8, 1) ERA: 2.76	2.0	W	6	0	0	0	1	0	0	0	0	0	0	8	8	0.00	0.000
Bruce Sutter, R (10, 1) ERA: 1.86	1.0	S	4	1	1	1	0	0	0	0	0	0	1	4	4	9.00	1.000

PITCHER	IP	WLS	BF	H	R	ER	SO	BB	IBB	HBP	BLK	WP	HR	S	P	ERA	WHIP

Batter	1	2	3	4	5	6	7	8	9	AB	R	H	RBI	BB	SO	LOB
Rafael Ramirez, R (1, 6) OBP: 0.296, SLG: 0.353	S 1B		6-3			F6		1-H 1B 3B		4	1	2	1	0	0	0
Glenn Hubbard, R (1, 4) OBP: 0.358, SLG: 0.273	F9		4-3			BB 1B		BBBB 6-4 1B BB		3	0	1	0	1	0	1
Terry Harper, R (1, 7) OBP: 0.280, SLG: 0.500	SSS 1-2 K			F8		F8		F7		4	0	0	0	0	1	4
Dale Murphy, R (1, 8) OBP: 0.485, SLG: 0.862	IIII IBB			SSS K		BBBB 1-2 BB		1-2 3-H 1B		2	0	1	1	2	1	0
Bob Horner, R (1, 5) OBP: 0.205, SLG: 0.333	F8			2B		F8		6-4 2-3f		4	0	1	0	0	0	6
Ken Oberkfell, L (8, 5) OBP: 0.217, SLG: 0.273										0	0	0	0	0	0	0
Rick Cerone, R (1, 2) OBP: 0.347, SLG: 0.435		SSS K		F3			F3		F8	4	0	0	0	0	1	1
Brad Komminsk, R (1, 9) OBP: 0.300, SLG: 0.236		CS 1B			F9		SSS K		F9	3	0	1	0	0	1	0
Terry Forster, L (7, 1)										0	0	0	0	0	0	0
Claudell Washington, L (9, PH) OBP: 0.351, SLG: 0.396										1	0	0	0	0	0	0
Rick Camp, R (9, 1)										0	0	0	0	0	0	0
Gerald Perry, L (1, 3) OBP: 0.129, SLG: 0.100		SSS 1-2 K			F6		F7		F7	4	0	0	0	0	1	1
Steve Bedrosian, R (1, 1)			5-3		SSS K			3B 1B		2	0	0	0	0	1	0
Albert Hall, S (7, 9) OBP: 0.333, SLG: 0.333										1	1	1	0	0	0	0
Inning Stats	R: 0 E: 0 K: 1 S: 6 H: 1 LOB: 2 BB: 1 P: 10	R: 0 E: 0 K: 2 S: 7 H: 1 LOB: 0 BB: 0 P: 7	R: 0 E: 0 K: 0 S: 3 H: 0 LOB: 0 BB: 0 P: 3	R: 0 E: 0 K: 1 S: 6 H: 1 LOB: 1 BB: 0 P: 6	R: 0 E: 0 K: 1 S: 5 H: 0 LOB: 0 BB: 0 P: 5	R: 0 E: 0 K: 0 S: 4 H: 1 LOB: 2 BB: 1 P: 8	R: 0 E: 0 K: 1 S: 5 H: 0 LOB: 0 BB: 0 P: 5	R: 2 E: 0 K: 0 S: 5 H: 3 LOB: 1 BB: 1 P: 9	R: 0 E: 0 K: 0 S: 3 H: 0 LOB: 0 BB: 0 P: 3	1B: 5 2B: 2 3B: 1 HR: 0	SF: 0 SAC: 0 DP: 1 HBP: 0						

TOP

Atlanta Braves @ Houston Astros

Astrodome, Houston, TX

Fri Apr 26 1985, 7:05 PM EST

Att. 13,059 - Unknown

livebaseballscorecards.com

AB	32
R	2
H	7
RBI	2
BB	3
SO	6
LOB	13

WP: 0 PB: 0 SB: 1 CS: 1 PA: 35

PITCHER		IP	WLS	BF	H	R	ER	SO	BB	IBB	HBP	BLK	WP	HR	S	P	ERA	WHIP
Bob Knepper, L ERA: 2.88	(1, 1)	7.0		29	6	2	2	6	2	1	0	0	0	0	38	50	2.57	1.143
Dave Smith, R ERA: 0.68	(8, 1)	1.0		3	1	0	0	0	0	0	0	0	0	0	3	3	0.00	1.000
Frank DiPino, L ERA: 3.48	(9, 1)	1.0	W	3	0	0	0	0	0	0	0	0	0	0	3	3	0.00	0.000

PITCHER	IP	WLS	BF	H	R	ER	SO	BB	IBB	HBP	BLK	WP	HR	S	P	ERA	WHIP

Atlanta Braves @ Houston Astros

Astrodome, Houston, TX

Fri Apr 26 1985, 7:05 PM EST

Att. 13,059 - Unknown

BOTTOM

Batter	1	2	3	4	5	6	7	8	9	AB	R	H	RBI	BB	SO	LOB
Bill Doran, S (1, 4) OBP: 0.362, SLG: 0.350	F9 BB 1B		K		4-3 E 2B	S BB		FC5-4 2-3f		4	1	2	0	1	1	2
Kevin Bass, S (1, 9) OBP: 0.300, SLG: 0.432	1-2 BB		F9		4-3 2-3	4-3 1-2			G5-4-3 1B	4	0	1	0	1	0	2
Denny Walling, L (1, 3) OBP: 0.417, SLG: 0.489	F7		2B		E3 1B BB 3-H	1-3			G5-4-3 1-2f	3	1	1	0	0	0	2
Enos Cabell, R (7, PH) OBP: 0.273, SLG: 0.341 (8, 3)										2	0	0	0	0	0	1
Jose Cruz, L (1, 7) OBP: 0.378, SLG: 0.414	F9 2-3			F9	BB BB 1-3 1B	G3			E9 1B 1B	5	1	2	0	0	0	2
Jerry Mumphrey, S (1, 8) OBP: 0.343, SLG: 0.361	4-3			3-1	1-2 BB	F9			1B IBB	3	0	0	0	2	0	2
Phil Garner, R (1, 5) OBP: 0.340, SLG: 0.457		F9		2B	1-2 2-3 3-H BB			K	1-2 3-H 1B	4	0	2	2	1	1	0
Mark Bailey, S (1, 2) OBP: 0.308, SLG: 0.200		K		IBB	K			F9		3	0	0	0	1	2	3
Craig Reynolds, L (1, 6) OBP: 0.355, SLG: 0.429		BB		3-1		F8		FC5-4 1B 1B		3	0	1	0	1	0	2
Bob Knepper, L (1, 1)		F4			K	K		1-2 1B		3	0	0	0	0	2	1
Dave Smith, R (8, 1)										0	0	0	0	0	0	0
Jim Pankovits, R (8, PH) OBP: 0.750, SLG: 0.667										1	0	1	0	0	0	0
Frank DiPino, L (9, 1)										0	0	0	0	0	0	0

livebaseballscorecards.com

	AB	35
	R	3
	H	10
	RBI	2
	BB	7
	SO	6
	LOB	17

Inning Stats																				
	R: 0	H: 1	R: 0	H: 0	R: 0	H: 1	R: 0	H: 1	R: 2	H: 2	R: 0	H: 0	R: 0	H: 0	R: 0	H: 2	R: 1	H: 3	1B: 7	SF: 0	WP: 0	PA: 42
	E: 0	LOB: 2	E: 0	LOB: 1	E: 0	LOB: 1	E: 0	LOB: 2	E: 1	LOB: 3	E: 0	LOB: 1	E: 0	LOB: 0	E: 0	LOB: 2	E: 1	LOB: 2	2B: 3	SAC: 0	PB: 0	
	K: 0	BB: 1	K: 1	BB: 1	K: 1	BB: 0	K: 0	BB: 1	K: 2	BB: 2	K: 1	BB: 1	K: 0	BB: 0	K: 1	BB: 0	K: 0	BB: 1	3B: 0	DP: 1	SB: 1	
	S: 4	P: 8	S: 5	P: 9	S: 5	P: 5	S: 4	P: 8	S: 10	P: 18	S: 5	P: 9	S: 3	P: 3	S: 7	P: 7	S: 4	P: 8	HR: 0	HBP: 0	CS: 0	

PITCHER		IP	WLS	BF	H	R	ER	SO	BB	IBB	HBP	BLK	WP	HR	S	P	ERA	WHIP
Steve Bedrosian, R ERA: 2.91	(1, 1)	6.0		29	5	2	0	5	5	1	0	0	0	0	33	57	0.00	1.667
Terry Forster, L ERA: 0.82	(7, 1)	2.0		8	2	0	0	1	0	0	0	0	0	0	10	10	0.00	1.000
Rick Camp, R ERA: 5.73	(9, 1)	0.2	L	5	3	1	1	0	0	1	0	0	0	0	4	8	13.50	4.500

PITCHER	IP	WLS	BF	H	R	ER	SO	BB	IBB	HBP	BLK	WP	HR	S	P	ERA	WHIP

Atlanta Braves @ Houston Astros

Astrodome, Houston, TX

Sat Apr 27 1985, 7:05 PM EST

Att. 34,686 - Unknown

TOP

livebaseballscorecards.com

Batter	1	2	3	4	5	6	7	8	9	AB	R	H	RBI	BB	SO	LOB
Claudell Washington, L (1, 9) OBP: 0.323, SLG: 0.362	6-3	G3		F7		F7			K	5	0	0	0	0	1	1
Rafael Ramirez, R (1, 6) OBP: 0.289, SLG: 0.342	E5 FC5-4		BB BB E 1B	F8		K			4-3	5	1	1	0	0	1	0
Brad Komminsk, R (1, 7) OBP: 0.308, SLG: 0.237	FC5-4 CS 1-2f		BBBB 4-0 BB E 1-2 BB	6-3			F7		HR 1B	4	2	1	0	1	0	1
Dale Murphy, R (1, 8) OBP: 0.479, SLG: 0.921	CS 1-2	K	F8		HR		K		1-H HR	5	2	2	3	0	2	2
Bob Horner, R (1, 5) OBP: 0.229, SLG: 0.333 Paul Zuvella, R (7, 4) OBP: 0.222, SLG: 0.333		1B 1B	BBBB 4-0 E 1-2 2-3 BB		3-1		F8		BB BB 1B	3 1	1 0	1 1	0 0	1 0	0 0	0 0
Chris Chambliss, L (1, 3) OBP: 0.320, SLG: 0.311		1B E 1B 1-2	0-0 E3 1-3 2-H 3-H		2B			F8	4-0 BB 1-2 BB	4	1	2	1	1	0	1
Rick Cerone, R (1, 2) OBP: 0.370, SLG: 0.429		E FC4-6 1B 1-3 2-H	0-0 F4		F8			4-0 PB BB BB	4-0 1-2 2-3 BB	3	1	1	1	2	0	3
Ken Oberkfell, L (1, 4) OBP: 0.250, SLG: 0.240 (7, 5)		E3 FC4-6 1-3 3-H	IIII 4-0 IBB		G3			4-0 G6-4-3 1-2 BB	G3	3	0	0	1	2	0	5
Rick Mahler, R (1, 1) OBP: 0.188, SLG: 0.188 Bruce Sutter, R (9, 1)		FC4-6 1-2f 3-H	F9			F4		G6-4-3 1-2f 2-3		4 0	0 0	0 0	1 0	0 0	0 0	6 0

Inning Stats									
	R: 0 H: 0 E: 1 LOB: 0 K: 0 BB: 0 S: 3 P: 3	R: 3 H: 3 E: 1 LOB: 1 K: 1 BB: 0 S: 9 P: 9	R: 2 H: 1 E: 1 LOB: 3 K: 0 BB: 3 S: 5 P: 17	R: 0 H: 0 E: 0 LOB: 0 K: 0 BB: 0 S: 3 P: 3	R: 1 H: 2 E: 0 LOB: 1 K: 0 BB: 0 S: 5 P: 5	R: 0 H: 0 E: 0 LOB: 0 K: 1 BB: 0 S: 5 P: 5	R: 0 H: 0 E: 0 LOB: 0 K: 1 BB: 0 S: 5 P: 5	R: 0 H: 0 E: 0 LOB: 1 K: 0 BB: 2 S: 2 P: 10	R: 2 H: 3 E: 0 LOB: 3 K: 1 BB: 2 S: 8 P: 16

PITCHER		IP	WLS	BF	H	R	ER	SO	BB	IBB	HBP	BLK	WP	HR	S	P	ERA	WHIP	PITCHER	IP	WLS	BF	H	R	ER	SO	BB	IBB	HBP	BLK	WP	HR	S	P	ERA	WHIP
Mike Scott, R ERA: 2.39	(1, 1)	4.1	L	24	6	6	4	1	2	1	0	0	0	1	23	35	8.31	1.846																	
Julio Solano, R ERA: 4.5	(5, 1)	1.2		5	0	0	0	1	0	0	0	0	0	0	7	7	0.00	0.000																	
Bill Dawley, R ERA: 6.75	(7, 1)	2.0		7	0	0	0	1	2	0	0	0	0	0	7	15	0.00	1.000																	
Jeff Calhoun, L ERA: 5.14	(9, 1)	1.0		8	3	2	2	1	2	0	0	0	0	1	8	16	18.00	5.000																	

AB	37
R	8
H	9
RBI	7
BB	7
SO	4
LOB	19

1B: 6	SF: 0	WP: 0	PA: 45
2B: 1	SAC: 0	PB: 1	
3B: 0	DP: 1	SB: 0	
HR: 2	HBP: 0	CS: 1	

Atlanta Braves @ Houston Astros

Astrodome, Houston, TX

Sat Apr 27 1985, 7:05 PM EST

Att. 34,686 - Unknown

livebaseballscorecards.com

BOTTOM

Batter	1	2	3	4	5	6	7	8	9	AB	R	H	RBI	BB	SO	LOB
Bill Doran, S (1, 4) OBP: 0.356, SLG: 0.344	1B 1B 1B		4-3		4-3			G3		4	1	1	0	0	0	0
Kevin Bass, S (1, 9) OBP: 0.318, SLG: 0.439	1B G4-6-3 1B 1-3		4-3 1B			K		F7		4	1	2	0	0	1	0
Denny Walling, L (1, 3) OBP: 0.423, SLG: 0.490	G4-6-3 1B 1-3 3-H		4-3 1-2f			FC6-4 1B		F7		4	0	2	1	0	0	1
Jeff Calhoun, L (9, 1)										0	0	0	0	0	0	0
Jose Cruz, L (1, 7) OBP: 0.372, SLG: 0.405	G4-6-3 1-2f 3-H			FC4-6 1B		FC6-4 1B 1-2f			4-3	4	0	1	0	0	0	2
Jerry Mumphrey, S (1, 8) OBP: 0.342, SLG: 0.359	3-1			FC4-6 1-2f		1B 1-2			F9	3	0	1	0	0	0	1
Bill Dawley, R (7, 1)										0	0	0	0	0	0	0
Harry Spilman, L (9, 3) OBP: 0.071, SLG: 0.071										1	0	0	0	0	0	0
Phil Garner, R (1, 5) OBP: 0.315, SLG: 0.420		4-3		F2		F8			5-3	4	0	0	0	0	0	3
Alan Ashby, S (1, 2) OBP: 0.318, SLG: 0.425		FC1-5-4 2B		1-6-3			4-3			2	0	1	0	0	0	1
Julio Solano, R (5, 1)										0	0	0	0	0	0	0
Ty Gainey, L (7, 8)										1	0	0	0	0	0	0
Craig Reynolds, L (1, 6) OBP: 0.353, SLG: 0.400		BBBB FC1-5-4 BB			F8		F6			2	0	0	0	1	0	0
Mike Scott, R (1, 1)		FC1-5-4 1-2 2-3			F8		F6			1	0	0	0	0	0	2
Mark Bailey, S (5, 2) OBP: 0.286, SLG: 0.182										2	0	0	0	0	0	0
Inning Stats	R: 2 H: 3 E: 0 LOB: 0 K: 0 BB: 0 S: 5 P: 5	R: 0 H: 1 E: 0 LOB: 1 K: 0 BB: 1 S: 3 P: 7	R: 0 H: 1 E: 0 LOB: 0 K: 0 BB: 0 S: 3 P: 3	R: 0 H: 1 E: 0 LOB: 1 K: 0 BB: 0 S: 4 P: 4	R: 0 H: 0 E: 0 LOB: 0 K: 0 BB: 0 S: 3 P: 3	R: 0 H: 2 E: 0 LOB: 2 K: 1 BB: 0 S: 7 P: 7	R: 0 H: 0 E: 0 LOB: 0 K: 0 BB: 0 S: 3 P: 3	R: 0 H: 0 E: 0 LOB: 0 K: 0 BB: 0 S: 3 P: 3	R: 0 H: 0 E: 0 LOB: 0 K: 0 BB: 0 S: 3 P: 3							

	AB	32
	R	2
	H	8
	RBI	1
	BB	1
	SO	1
	LOB	10

1B: 7 SF: 0
2B: 2 SAC: 0
3B: 0 DP: 3
HR: 0 HBP: 0

WP: 0 PA: 33
PB: 0
SB: 0
CS: 0

PITCHER		IP	WLS	BF	H	R	ER	SO	BB	IBB	HBP	BLK	WP	HR	S	P	ERA	WHIP
Rick Mahler, R ERA: 1.64	(1, 1)	8.0	W	30	8	2	2	1	1	0	0	0	0	0	31	35	2.25	1.125
Bruce Sutter, R ERA: 1.69	(9, 1)	1.0		3	0	0	0	0	0	0	0	0	0	0	3	3	0.00	0.000

PITCHER		IP	WLS	BF	H	R	ER	SO	BB	IBB	HBP	BLK	WP	HR	S	P	ERA	WHIP

Batter	1	2	3	4	5	6	7	8	9	AB	R	H	RBI	BB	SO	LOB
Claudell Washington, L (1, 9) OBP: 0.318, SLG: 0.344	0-0 ① 6-3		4-0 ② BB		0-3 ② K			0-0 ② F4		3	0	0	0	1	1	1
Rafael Ramirez, R (1, 6) OBP: 0.288, SLG: 0.338	0-0 ③ 1B		0-0 ③ G3		0-0 ③ FC6-4 1-2f			0-3 ③ K		4	0	1	0	0	1	2
Brad Komminsk, R (1, 7) OBP: 0.304, SLG: 0.254	0-3 ② K			0-0 ① WP SF8 2B		0-0 ① F8			0-0 ① 6-3	4	1	1	0	0	1	1
Dale Murphy, R (1, 8) OBP: 0.468, SLG: 0.909	0-0 ③ F9			0-0 ① SF8 2-H		0-0 ② F9			0-0 ② 2B	3	0	1	1	0	0	1
Bob Horner, R (1, 5) OBP: 0.231, SLG: 0.327		0-0 ① F9		0-0 ② FC6-4 1B		0-0 ③ 6-3			0-0 ② 6-3	4	0	1	0	0	0	1
Paul Zuvella, R (9, 4) OBP: 0.222, SLG: 0.333										0	0	0	0	0	0	0
Chris Chambliss, L (1, 3) OBP: 0.296, SLG: 0.286		0-3 ② K		0-0 ② FC6-4 1-2f			0-3 ① K		0-0 ③ 3-1	4	0	0	0	0	2	2
Rick Cerone, R (1, 2) OBP: 0.351, SLG: 0.404		0-3 ③ K		0-0 ③ F3			0-0 ② 6-3			3	0	0	0	0	1	1
Ken Oberkfell, L (1, 4) (9, 5) OBP: 0.226, SLG: 0.214			0-0 ① 4-3		0-0 ① F9		0-3 ③ K			3	0	0	0	0	1	0
Pascual Perez, R (1, 1) OBP: 0.286, SLG: 0.286			0-3 ② K		0-0 FC6-4 1B			0-3 ① K		2	0	1	0	0	1	0
Zane Smith, L (7, 1)										0	0	0	0	0	0	0
Gerald Perry, L (8, PH) OBP: 0.125, SLG: 0.097										1	0	0	0	0	1	0
Terry Forster, L (8, 1)										0	0	0	0	0	0	0

TOP

Atlanta Braves @ Houston Astros

Astrodome, Houston, TX

Sun Apr 28 1985, 8:05 PM EDT

Att. 14,455 - Unknown

livebaseballscorecards.com

AB	31
R	1
H	5
RBI	1
BB	1
SO	9
LOB	9

Inning Stats	1	2	3	4	5	6	7	8	9
	R: 0 E: 0 K: 1 S: 6	H: 1 LOB: 1 BB: 0 P: 6	R: 0 E: 0 K: 2 S: 7	H: 0 LOB: 0 BB: 0 P: 7	R: 0 E: 0 K: 1 S: 5	H: 0 LOB: 1 BB: 1 P: 9	R: 1 E: 0 K: 0 S: 5	H: 2 LOB: 1 BB: 0 P: 5	R: 0 E: 0 K: 1 S: 6	H: 1 LOB: 1 BB: 0 P: 6	R: 0 E: 0 K: 0 S: 3	H: 0 LOB: 0 BB: 0 P: 3	R: 0 E: 0 K: 2 S: 7	H: 0 LOB: 0 BB: 0 P: 7	R: 0 E: 0 K: 2 S: 7	H: 0 LOB: 0 BB: 0 P: 7	R: 0 E: 0 K: 0 S: 4	H: 1 LOB: 1 BB: 0 P: 4

1B: 3	SF: 1	WP: 1	PA: 33
2B: 2	SAC: 0	PB: 0	
3B: 0	DP: 0	SB: 0	
HR: 0	HBP: 0	CS: 0	

PITCHER		IP	WLS	BF	H	R	ER	SO	BB	IBB	HBP	BLK	WP	HR	S	P	ERA	WHIP
Nolan Ryan, R ERA: 2.8	(1, 1)	7.0		26	4	1	1	7	1	0	0	0	1	0	39	43	1.29	0.714
Dave Smith, R ERA: 0.59	(8, 1)	2.0	W	7	1	0	0	2	0	0	0	0	0	0	11	11	0.00	0.500

PITCHER		IP	WLS	BF	H	R	ER	SO	BB	IBB	HBP	BLK	WP	HR	S	P	ERA	WHIP

Atlanta Braves @ Houston Astros

Astrodome, Houston, TX

Sun Apr 28 1985, 8:05 PM EDT

Att. 14,455 - Unknown

BOTTOM

Batter	1	2	3	4	5	6	7	8	9	AB	R	H	RBI	BB	SO	LOB
Bill Doran, S (1, 4) OBP: 0.351, SLG: 0.328	F8		4-3		S BB		G1-6-3 1-2f			3	0	0	0	1	0	2
Kevin Bass, S (1, 9) OBP: 0.292, SLG: 0.400	F7		K		F7 1-2			6-3		4	0	0	0	0	1	1
Denny Walling, L (1, 3) OBP: 0.429, SLG: 0.481	BB			6-3		3-1		FC6-4 1B		3	0	1	0	1	0	0
Jose Cruz, L (1, 7) OBP: 0.366, SLG: 0.397	G3			F9 1B		E1 S		F7		4	0	1	0	0	0	2
Jerry Mumphrey, S (1, 8) OBP: 0.338, SLG: 0.353		F6		1-2 1B		F7		FC6-4 1-2f		4	0	1	0	0	0	2
Phil Garner, R (1, 5) OBP: 0.293, SLG: 0.389		5-3		F9 2-3		K 1-2			K	4	0	0	0	0	2	3
Mark Bailey, S (1, 2) OBP: 0.290, SLG: 0.200		4-3		F6			SH5-4 1B		2B 1B	3	0	1	0	0	0	2
Dickie Thon, R (7, PR) OBP: 0.256, SLG: 0.200										0	0	0	0	0	0	0
Alan Ashby, S (8, 2) OBP: 0.333, SLG: 0.439										1	1	1	0	0	0	0
Craig Reynolds, L (1, 6) OBP: 0.351, SLG: 0.485			HR		6-3		SH5-4 1-2		K	3	1	1	1	0	1	1
Nolan Ryan, R (1, 1)			F7		K		G1-6-3 IBB		2B 1-H	2	0	0	0	0	1	0
Harry Spilman, L (7, PH) OBP: 0.071, SLG: 0.071										0	0	0	0	0	0	0
Jim Pankovits, R (7, PH) OBP: 0.778, SLG: 0.667										0	0	0	0	1	0	0
Dave Smith, R (8, 1)										0	0	0	0	0	0	0
Enos Cabell, R (9, PH) OBP: 0.289, SLG: 0.378										1	0	1	1	0	0	0
Inning Stats	R: 0 E: 0 K: 0 S: 3 H: 0 LOB: 1 BB: 1 P: 7	R: 0 E: 0 K: 0 S: 3 H: 0 LOB: 0 BB: 0 P: 3	R: 1 E: 0 K: 1 S: 6 H: 1 LOB: 0 BB: 0 P: 6	R: 0 E: 0 K: 0 S: 5 H: 2 LOB: 2 BB: 0 P: 5	R: 0 E: 0 K: 1 S: 5 H: 0 LOB: 1 BB: 1 P: 9	R: 0 E: 1 K: 1 S: 6 H: 0 LOB: 1 BB: 0 P: 6	R: 0 E: 0 K: 0 S: 3 H: 1 LOB: 2 BB: 1 P: 7	R: 0 E: 0 K: 0 S: 4 H: 1 LOB: 1 BB: 0 P: 4	R: 1 E: 0 K: 2 S: 8 H: 2 LOB: 1 BB: 0 P: 8	1B: 5 2B: 1 3B: 0 HR: 1	SF: 0 SAC: 1 DP: 1 HBP: 0						

livebaseballscorecards.com

AB	32
R	2
H	7
RBI	2
BB	3
SO	5
LOB	13

WP: 0 PB: 0 SB: 2 CS: 0 PA: 36

PITCHER		IP	WLS	BF	H	R	ER	SO	BB	IBB	HBP	BLK	WP	HR	S	P	ERA	WHIP
Pascual Perez, R ERA: 6.33	(1, 1)	6.1		26	4	1	1	3	2	0	0	0	0	1	30	38	1.42	0.947
Zane Smith, L ERA: 2.65	(7, 1)	0.2		2	0	0	0	0	0	1	0	0	0	0	1	5	0.00	0.000
Terry Forster, L ERA: 1.42	(8, 1)	1.2	L	8	3	1	1	2	0	0	0	0	0	0	12	12	5.40	1.800

PITCHER	IP	WLS	BF	H	R	ER	SO	BB	IBB	HBP	BLK	WP	HR	S	P	ERA	WHIP

Batter	1	2	3	4	5	6	7	8	9	AB	R	H	RBI	BB	SO	LOB
Claudell Washington, L (1, 9) OBP: 0.352, SLG: 0.391	G1-6-3 1B		IBB		E4 1-H 3-H 3B		E 1B IBB	FC6-4 1-2f		3	2	2	2	2	0	1
Rafael Ramirez, R (1, 6) OBP: 0.271, SLG: 0.317	G1-6-3 1-2f		K		F7		E1 1B 1-3 2-H 2B		F8	5	1	0	0	0	1	5
Brad Komminsk, R (1, 7) OBP: 0.297, SLG: 0.250	1-3		F8		F4		2B 2-3 3-H 1B		F7	5	1	1	1	0	0	3
Dale Murphy, R (1, 8) OBP: 0.451, SLG: 0.873		6-3	K	K	K	K	2B 2-H 3-H		K	5	0	1	2	0	3	0
Chris Chambliss, L (1, 3) OBP: 0.276, SLG: 0.264		K		F7	F8	F8	5-3			4	0	0	0	0	1	1
Rick Cerone, R (1, 2) OBP: 0.328, SLG: 0.375		5-3		K	6-3	6-3	6-3			4	0	0	0	0	1	1
Ken Oberkfell, L (1, 5) OBP: 0.257, SLG: 0.281			SH1-4 BB 1B		1B E 2B		G3	4-3		4	1	2	0	0	0	0
Glenn Hubbard, R (1, 4) OBP: 0.368, SLG: 0.298			SH1-4 1-2 BB		F9		E 2B	K		3	1	1	0	1	1	1
Steve Bedrosian, R (1, 1) OBP: 0.143, SLG: 0.143			SH1-4 1-2 2-3		E 2-3 1B		E9 2-H E 1B	FC6-4 BB		1	1	1	0	0	0	0
Gene Garber, R (6, 1)										0	0	0	0	0	0	0
Gerald Perry, L (7, PH) OBP: 0.152, SLG: 0.125										1	1	1	1	0	0	0
Zane Smith, L (7, 1)										0	0	0	0	0	0	0
Paul Runge, R (8, PH)										0	0	0	0	1	0	0
Bruce Sutter, R (8, 1)										0	0	0	0	0	0	0
Inning Stats	R: 0 E: 0 K: 0 S: 3 H: 1 LOB: 0 BB: 0 P: 3	R: 0 E: 0 K: 1 S: 5 H: 0 LOB: 0 BB: 0 P: 5	R: 0 E: 0 K: 1 S: 6 H: 1 LOB: 3 BB: 2 P: 14	R: 0 E: 0 K: 2 S: 7 H: 0 LOB: 0 BB: 0 P: 7	R: 3 E: 1 K: 0 S: 6 H: 3 LOB: 0 BB: 0 P: 6	R: 0 E: 0 K: 1 S: 5 H: 0 LOB: 0 BB: 0 P: 5	R: 5 E: 2 K: 0 S: 8 H: 4 LOB: 1 BB: 1 P: 12	R: 0 E: 0 K: 1 S: 5 H: 0 LOB: 1 BB: 1 P: 9	R: 0 E: 0 K: 1 S: 5 H: 0 LOB: 0 BB: 0 P: 5	1B: 5 2B: 3 3B: 1 HR: 0 SF: 0 SAC: 1 DP: 1 HBP: 0						

PITCHER	IP	WLS	BF	H	R	ER	SO	BB	IBB	HBP	BLK	WP	HR	S	P	ERA	WHIP
Jay Tibbs, R (1, 1) ERA: 4.35	6.1	L	28	7	6	6	5	1	2	0	0	0	0	35	47	8.53	1.263
Carl Willis, R (7, 1) ERA: 5.4	0.2		5	2	2	1	0	0	0	0	0	0	0	5	5	13.50	3.000
John Franco, L (8, 1) ERA: 3.38	1.0		4	0	0	0	1	1	0	0	0	0	0	5	9	0.00	1.000
Joe Price, L (9, 1) ERA: 2.7	1.0		3	0	0	0	1	0	0	0	0	0	0	5	5	0.00	0.000

PITCHER	IP	WLS	BF	H	R	ER	SO	BB	IBB	HBP	BLK	WP	HR	S	P	ERA	WHIP

TOP

Atlanta Braves @ Cincinnati Reds

Riverfront Stadium, Cincinnati, OH

Tue Apr 30 1985, 7:05 PM EDT

Att. 14,356 - Unknown

livebaseballscorecards.com

AB	35
R	8
H	9
RBI	6
BB	4
SO	7
LOB	12

WP: 0 PA: 40
PB: 0
SB: 0
CS: 0

Atlanta Braves @ Cincinnati Reds

Riverfront Stadium, Cincinnati, OH

Tue Apr 30 1985, 7:05 PM EDT

Att. 14,356 - Unknown

BOTTOM

Batter	1	2	3	4	5	6	7	8	9	AB	R	H	RBI	BB	SO	LOB
Eddie Milner, L (1, 8) OBP: 0.361, SLG: 0.364	4-3		BB, 1B			BBBB, 1B, BB	6-3, 1B 1-2		FC4-6, G4-6-3 1-2f	4	1	2	0	1	0	1
Pete Rose, S (1, 3) OBP: 0.333, SLG: 0.288	G4-6-3, 1B		BBBB, 1-2, BB			SSS, E, 1B, WP 1-3	K		G4-6-3 1-2f	4	1	2	0	1	1	3
Dave Parker, L (1, 9) OBP: 0.316, SLG: 0.333	G4-6-3 1-2f		4-3			F6	6-3 1-2 2-H			4	0	1	1	0	0	5
Cesar Cedeno, R (1, 7) OBP: 0.338, SLG: 0.324		SSS, K		F7		E9, WP, 1B 1-3 3-H	6-3 1-2 2-3			4	1	1	1	0	1	2
Nick Esasky, R (1, 5) OBP: 0.338, SLG: 0.500		FC9-6, 1B		F9		BBBB, S, 1B, BB 2-3 3-H	1-3			3	0	1	0	1	0	2
Dave Concepcion, R (1, 6) OBP: 0.289, SLG: 0.380		FC9-6 1-2f		SSS, K		S, 1B 1-2 3-H		5-3		4	0	1	1	0	1	1
Ron Oester, S (1, 4) OBP: 0.273, SLG: 0.265		SSS, K			3-1	SSS, K 1-2 2-3		SSS, K		4	0	0	0	0	3	3
Dann Bilardello, R (1, 2) OBP: 0.152, SLG: 0.125			5-3		F2	5-3		SSS, K		3	0	0	0	0	0	2
Carl Willis, L (7, 1)										0	0	0	0	0	0	0
John Franco, L (8, 1)										0	0	0	0	0	0	0
Wayne Krenchicki, L (8, PH) OBP: 0.357, SLG: 0.182										1	0	0	0	0	1	0
Joe Price, R (9, 1)										0	0	0	0	0	0	0
Jay Tibbs, R (1, 1) OBP: 0.167, SLG: 0.167			6-3		SSS, K		1B, 1B		FC4-6	2	0	0	0	0	1	0
Dave Vangorder, R (7, 2) OBP: 0.250, SLG: 0.188										2	1	2	0	0	0	0
Inning Stats	R: 0 E: 0 K: 0 S: 3 H: 1 LOB: 0 BB: 0 P: 3	R: 0 E: 0 K: 2 S: 8 H: 1 LOB: 1 BB: 0 P: 8	R: 0 E: 0 K: 0 S: 4 H: 1 LOB: 2 BB: 1 P: 8	R: 0 E: 0 K: 1 S: 5 H: 0 LOB: 0 BB: 0 P: 5	R: 0 E: 0 K: 1 S: 5 H: 0 LOB: 0 BB: 0 P: 5	R: 3 E: 1 K: 1 S: 8 H: 3 LOB: 2 BB: 2 P: 16	R: 1 E: 0 K: 1 S: 8 H: 3 LOB: 2 BB: 0 P: 8	R: 0 E: 0 K: 2 S: 7 H: 0 LOB: 0 BB: 0 P: 7	R: 0 E: 0 K: 0 S: 3 H: 1 LOB: 0 BB: 0 P: 3	1B: 10 2B: 0 3B: 0 HR: 0 SF: 0 SAC: 0 DP: 2 HBP: 0						

livebaseballscorecards.com

AB	35
R	4
H	10
RBI	3
BB	3
SO	8
LOB	19

WP: 1 PB: 0 SB: 2 CS: 0 PA: 38

PITCHER		IP	WLS	BF	H	R	ER	SO	BB	IBB	HBP	BLK	WP	HR	S	P	ERA	WHIP
Steve Bedrosian, R ERA: 3.33	(1, 1)	5.1		24	6	3	3	4	3	0	0	0	1	0	29	41	5.06	1.688
Gene Garber, R ERA: 5.4	(6, 1)	0.2	W	2	0	0	0	1	0	0	0	0	0	0	4	4	0.00	0.000
Zane Smith, L ERA: 3.0	(7, 1)	1.0		6	3	1	1	1	0	0	0	0	0	0	8	8	9.00	3.000
Bruce Sutter, R ERA: 1.42	(8, 1)	2.0		6	1	0	0	2	0	0	0	0	0	0	10	10	0.00	0.500

PITCHER	IP	WLS	BF	H	R	ER	SO	BB	IBB	HBP	BLK	WP	HR	S	P	ERA	WHIP

Atlanta Braves @ Cincinnati Reds

Riverfront Stadium, Cincinnati, OH

Wed May 01 1985, 3:33 AM EDT

Att. 6,412 - Unknown

TOP

livebaseballscorecards.com

Batter	1	2	3	4	5	6	7	8	9	AB	R	H	RBI	BB	SO	LOB
Claudell Washington, L (1, 9) OBP: 0.351, SLG: 0.400	6-3 F7	2B 1-3 2-H 3-H 2B		6-3		F8		G1-6-3 1-2 2-H 1B		6	1	2	3	0	0	2
Rafael Ramirez, R (1, 6) OBP: 0.286, SLG: 0.341	1B 1B FC6-4 1-2f	2-H 3-H 2B		1B		5-3		G1-6-3 1-2f 2-3		6	1	3	2	0	0	4
Brad Komminsk, R (1, 7) OBP: 0.313, SLG: 0.270	1B 1-3 2B 1B	K K		S S S K			HR 1B	3-H 1B		6	2	3	1	0	3	2
Dale Murphy, R (1, 8) OBP: 0.466, SLG: 0.895 Albert Hall, S (8, 8) OBP: 0.333, SLG: 0.333	2B 1-3 1B 3-H 1B	1B 1B 1B	B B B 2B SF7 BB		6-3		1-H HR	S S S K		5 0	4 0	3 0	3 0	1 0	1 0	1 0
Chris Chambliss, L (1, 3) OBP: 0.313, SLG: 0.339	1B 1-3 1B 3-H 2B	F7 1-3 2B			E 1B 1B		F9		3-1 1B	6	1	4	1	0	0	1
Rick Cerone, R (1, 2) OBP: 0.343, SLG: 0.387	1B 2B 2-3 3-H 1B	1B 1-2 1B 1B	F4		E7 1-3 1B		F2		F1	6	2	3	1	0	0	3
Ken Oberkfell, L (1, 5) OBP: 0.268, SLG: 0.297	2B 1-2 1B 3-H 1B	1B 1B 1-3 2-H 2B 1B	SF7 3-H		L1		F8		3-1 1-2	5	2	2	3	0	0	3
Glenn Hubbard, R (1, 4) OBP: 0.381, SLG: 0.327	1B 1-3 2-H 2B	1B 1-2 2B 3-H 1B	S S S K		5-3			B B B 1B 1B BB	F4	5	2	2	2	1	1	4
Rick Mahler, R (1, 1) OBP: 0.250, SLG: 0.250 Gene Garber, R (6, 1) OBP: 1.000, SLG: 1.000	FC6-4 2-3 3-H 1B	2B 1-2 2-3 2B 1B		S S S K		4-3		G1-6-3 1-2 1B 1B 1B		4 1	1 1	2 1	1 0	0 0	1 0	0 0
Inning Stats	R: 6 E: 0 K: 0 S: 11 H: 8 LOB: 2 BB: 0 P: 11	R: 6 E: 0 K: 2 S: 14 H: 7 LOB: 1 BB: 0 P: 14	R: 1 E: 0 K: 1 S: 6 H: 1 LOB: 1 BB: 1 P: 10	R: 0 E: 0 K: 2 S: 8 H: 1 LOB: 1 BB: 0 P: 8	R: 0 E: 1 K: 0 S: 5 H: 2 LOB: 2 BB: 0 P: 5	R: 0 E: 0 K: 0 S: 3 H: 0 LOB: 0 BB: 0 P: 3	R: 2 E: 0 K: 0 S: 5 H: 2 LOB: 0 BB: 0 P: 5	R: 2 E: 0 K: 1 S: 7 H: 3 LOB: 1 BB: 1 P: 11	R: 0 E: 0 K: 0 S: 4 H: 1 LOB: 1 BB: 0 P: 4	1B: 19 2B: 5 3B: 0 HR: 1 SF: 1 SAC: 0 DP: 1 HBP: 0						

	AB	50
	R	17
	H	25
	RBI	17
	BB	2
	SO	6
	LOB	20

WP: 0 PB: 0 SB: 0 CS: 0 PA: 53

PITCHER		IP	WLS	BF	H	R	ER	SO	BB	IBB	HBP	BLK	WP	HR	S	P	ERA	WHIP
John Stuper, R ERA: 6.04	(1, 1)	0.1	L	6	5	5	5	0	0	0	0	0	0	0	6	6	135.00	15.000
Frank Pastore, R ERA: 10.38	(1, 1)	1.1		14	10	7	7	1	0	0	0	0	0	0	16	16	47.25	7.500
Joe Price, L ERA: 3.86	(2, 1)	1.1		6	1	1	1	2	1	0	0	0	0	0	9	13	6.75	1.500
Tom Hume, R ERA: 1.86	(4, 1)	2.0		9	3	0	0	2	0	0	0	0	0	0	13	13	0.00	1.500
Carl Willis, R ERA: 6.0	(6, 1)	2.0		8	2	2	2	0	0	0	0	0	0	1	8	8	9.00	1.000

PITCHER		IP	WLS	BF	H	R	ER	SO	BB	IBB	HBP	BLK	WP	HR	S	P	ERA	WHIP
John Franco, L ERA: 5.79	(8, 1)	2.0		10	4	2	2	1	1	0	0	0	0	0	11	15	9.00	2.500

Atlanta Braves @ Cincinnati Reds

Riverfront Stadium, Cincinnati, OH

Wed May 01 1985, 3:33 AM EDT

Att. 6,412 - Unknown

BOTTOM

Batter	1	2	3	4	5	6	7	8	9	AB	R	H	RBI	BB	SO	LOB
Eddie Milner, L (1, 8) OBP: 0.366, SLG: 0.351	4-3		BB 4-3 2B 1-2		6-3		F7		HR 1B	4	2	1	0	1	0	1
Pete Rose, S (1, 3) OBP: 0.333, SLG: 0.279 Carl Willis, L (6, 1) Eric Davis, R (7, PH) OBP: 0.200, SLG: 0.418 Ron Oester, S (8, 4) OBP: 0.268, SLG: 0.260	5-3		4-3 1-2 2-3		BB		HR		L5	2 0 1 1	0 0 1 0	0 0 1 0	0 0 1 0	1 0 0 0	0 0 0 0	2 0 0 1
Dave Parker, L (1, 9) OBP: 0.333, SLG: 0.413	F7		2B 2-H 3-H		F8		1B 2B		HR 1-H	5	2	3	4	0	0	2
Duane Walker, L (1, 7) OBP: 0.278, SLG: 0.611		F7	F9			1B 3B	WP 2-H 1B		4-3	5	1	2	1	0	0	1
Nick Esasky, R (1, 5) OBP: 0.329, SLG: 0.477 (6, 3)		F6		6-3		E 3-H 1B	F8		K	5	1	1	1	0	1	1
Dave Concepcion, R (1, 6) OBP: 0.300, SLG: 0.413 John Franco, L (8, 1)		2B		K		E3 1-H 1B 2B	5-3 1-2			4 0	1 0	2 0	1 0	0 0	1 0	1 0
Tom Foley, L (1, 4) OBP: 0.083, SLG: 0.083 (8, 6)	4-3			L1		F8		4-3		4	0	0	0	0	0	2
Dave Vangorder, R (1, 2) OBP: 0.275, SLG: 0.250			5-3		G3 2B	G4-6-3 3-H 1B		F4		4	0	2	1	0	0	0
John Stuper, R (1, 1) OBP: 0.250, SLG: 0.143 Frank Pastore, R (1, 1) OBP: 0.500, SLG: 1.000 Joe Price, R (2, 1) Gary Redus, R (3, PH) OBP: 0.733, SLG: 0.556 Tom Hume, R (4, 1) Wayne Krenchicki, L (5, PH) OBP: 0.294, SLG: 0.143 (6, 5)			4-3 BB 2B 1B		G3 2-3	G4-6-3 1-2f		F7		0 0 0 1 0 3	0 0 0 1 0 0	0 0 0 1 0 0	0 0 0 1 0 0	0 0 0 0 0 0	0 0 0 0 0 0	0 0 0 0 0 2
Inning Stats	R: 0 E: 0 K: 0 S: 3 H: 0 LOB: 0 BB: 0 P: 3	R: 0 E: 0 K: 0 S: 4 H: 1 LOB: 1 BB: 0 P: 4	R: 2 E: 0 K: 0 S: 5 H: 2 LOB: 1 BB: 1 P: 9	R: 0 E: 0 K: 1 S: 5 H: 0 LOB: 0 BB: 0 P: 5	R: 0 E: 0 K: 0 S: 4 H: 1 LOB: 2 BB: 1 P: 8	R: 3 E: 1 K: 0 S: 6 H: 4 LOB: 0 BB: 0 P: 6	R: 2 E: 0 K: 0 S: 6 H: 3 LOB: 1 BB: 0 P: 6	R: 0 E: 0 K: 0 S: 3 H: 0 LOB: 0 BB: 0 P: 3	R: 2 E: 0 K: 1 S: 7 H: 2 LOB: 0 BB: 0 P: 7							

PITCHER		IP	WLS	BF	H	R	ER	SO	BB	IBB	HBP	BLK	WP	HR	S	P	ERA	WHIP
Rick Mahler, R ERA: 2.27	(1, 1)	5.1	W	26	8	5	4	1	2	0	0	0	0	0	26	34	6.75	1.875
Gene Garber, R ERA: 6.97	(6, 1)	3.2		15	5	4	4	1	0	0	0	0	1	2	17	17	9.82	1.364

PITCHER	IP	WLS	BF	H	R	ER	SO	BB	IBB	HBP	BLK	WP	HR	S	P	ERA	WHIP

AB	39
R	9
H	13
RBI	9
BB	2
SO	2
LOB	13

1B: 5	SF: 0	WP: 1	PA: 41
2B: 5	SAC: 0	PB: 0	
3B: 1	DP: 1	SB: 0	
HR: 2	HBP: 0	CS: 0	

livebaseballscorecards.com

Montreal Expos @ Atlanta Braves

Atlanta-Fulton County Stadium, Atlanta, GA

Fri May 03 1985, 7:05 PM EDT

Att. 14,364 - Unknown

TOP

livebaseballscorecards.com

Batter	1	2	3	4	5	6	7	8	9	AB	R	H	RBI	BB	SO	LOB
Tim Raines, S (1, 7) OBP: 0.307, SLG: 0.366	B B B B 4-0 4-3 BB		x 0-0 ② F7 1-2		x 0-0 FC4 2-H 1B		x 0-0 ① 4-3	x 0-0 ② F8		4	0	1	1	1	0	3
U L Washington, S (1, 4) OBP: 0.353, SLG: 0.394	x 0-0 ① 4-3 1-2		x 0-0 ③ 4-3		x 0-0 ② FC4 S 1-2f 2B		x 0-0 ② L6	x 0-0 E 2-H 3-H 3B		5	2	1	2	0	0	3
Andre Dawson, R (1, 9) OBP: 0.381, SLG: 0.608	x 0-0 ② 6-3			x 0-0 ① 6-3	x 0-0 1-H 2B	B B B B 4-0 1B 1B BB	x 0-0 E9 3-H 2B			4	1	2	2	1	0	1
Dan Driessen, L (1, 3) OBP: 0.355, SLG: 0.464	x 0-0 ③ F6			x 0-0 ② 4-3	x 0-0 ③ 1-3		x 0-0 1B 1-3 1B	S S S 0-3 ③ K		5	0	1	0	0	1	3
Hubie Brooks, R (1, 6) OBP: 0.344, SLG: 0.457		x 0-0 ① F9		x 0-0 ③ F3		x 0-0 HR	x 0-0 1-2 3-H 1B		x 0-0 ① F8	5	1	2	2	0	0	0
Tim Wallach, R (1, 5) OBP: 0.368, SLG: 0.500		x 0-0 ② F4			x 0-0 1B S 1B 1B	B B B B 4-0 FC4-6 BB	x 0-0 ③ L6		x 0-0 ② G3	4	1	1	0	1	0	2
Herm Winningham, L (1, 8) OBP: 0.320, SLG: 0.311		B B B B 4-0 CS BB			x 0-0 S 1-3 1B 1B	x 0-0 ① FC4-6 CS S 1-2f		x 0-0 SH1-4 1B 3B 1B	S S S 0-3 ③ K	4	2	2	0	1	1	1
Mike Fitzgerald, R (1, 2) OBP: 0.437, SLG: 0.362		0-0 ③ CS 1-2	x 0-0 S 1B		x 0-0 SH5-4 1-H 3-H 1B 1B	B B B B 4-0 CS 1-2 BB		x 0-0 SH1-4 1-2 3B 1B		3	2	3	2	1	0	0
Joe Hesketh, R (1, 1) OBP: 0.250, SLG: 0.250			S S S 0-3 ① K		x 0-0 ① SH5-4 1-2	S S S 0-3 ②③ K 1-2 2-3		x 0-0 ① SH1-4 1-2 2-3		2	0	0	0	0	2	3

	AB	R	H	RBI	BB	SO	LOB
	36	9	13	9	5	4	16

Inning Stats																																
	R: 0	H: 0		R: 0	H: 0		R: 0	H: 1		R: 0	H: 0		R: 4	H: 5		R: 1	H: 1		R: 1	H: 2		R: 3	H: 4		R: 0	H: 0		1B: 9	SF: 0		WP: 0	PA: 44	
	E: 0	LOB: 1		E: 0	LOB: 0		E: 0	LOB: 1		E: 0	LOB: 0		E: 0	LOB: 1		E: 0	LOB: 2		E: 0	LOB: 2		E: 1	LOB: 1		E: 0	LOB: 0		2B: 2	SAC: 2		PB: 0		
	K: 0	BB: 1		K: 0	BB: 1		K: 1	BB: 0		K: 0	BB: 0		K: 0	BB: 1		K: 1	BB: 2		K: 0	BB: 1		K: 1	BB: 0		K: 1	BB: 0		3B: 1	DP: 0		SB: 5		
	S: 3	P: 7		S: 2	P: 6		S: 6	P: 6		S: 3	P: 3		S: 8	P: 8		S: 5	P: 13		S: 5	P: 9		S: 9	P: 9		S: 5	P: 5		HR: 1	HBP: 0		CS: 3		

PITCHER		IP	WLS	BF	H	R	ER	SO	BB	IBB	HBP	BLK	WP	HR	S	P	ERA	WHIP
Len Barker, R ERA: 4.74	(1, 1)	4.2	L	21	6	4	4	1	2	0	0	0	0	0	21	29	7.71	1.714
Craig McMurtry, R ERA: 7.27	(5, 1)	0.1		1	0	0	0	0	0	0	0	0	0	0	1	1	0.00	0.000
Rick Camp, R ERA: 6.23	(6, 1)	2.0		11	3	2	2	1	3	0	0	0	0	1	10	22	9.00	3.000
Zane Smith, L ERA: 4.05	(8, 1)	2.0		10	4	3	3	2	0	0	0	0	0	0	14	14	13.50	2.000

PITCHER	IP	WLS	BF	H	R	ER	SO	BB	IBB	HBP	BLK	WP	HR	S	P	ERA	WHIP

Batter	1	2	3	4	5	6	7	8	9	AB	R	H	RBI	BB	SO	LOB
Claudell Washington, L (1, 9) OBP: 0.346, SLG: 0.392	6-3		S 1B (1-2)		K			F9		4	0	1	0	0	1	1
Rafael Ramirez, R (1, 6) OBP: 0.284, SLG: 0.348	6-3		K (2-3)		E9 2B (1-H)			K		4	0	1	0	0	2	2
Terry Harper, R (1, 7) OBP: 0.276, SLG: 0.464	1B		K2-3 (1-2)		F3			5-3		4	0	1	0	0	1	2
Dale Murphy, R (1, 8) OBP: 0.457, SLG: 0.863	K		K			F9			2B 1B	4	0	1	0	0	2	1
Bob Horner, R (1, 5) OBP: 0.214, SLG: 0.302		F7		5-3		L6			F8	4	0	0	0	0	0	1
Chris Chambliss, L (1, 3) OBP: 0.294, SLG: 0.317		E4		L5		K			F8	4	0	0	0	0	1	1
Rick Cerone, R (1, 2) OBP: 0.338, SLG: 0.394		F9			F8		K		2B (1-3)	4	0	1	0	0	1	1
Glenn Hubbard, R (1, 4) OBP: 0.373, SLG: 0.375		5-3			HR		6-3		F7	4	1	1	1	0	0	3
Len Barker, R (1, 1) Craig McMurtry, R (5, 1) Albert Hall, S (5, PH) OBP: 0.500, SLG: 0.333 Rick Camp, R (6, 1) Brad Komminsk, R (7, PH) OBP: 0.309, SLG: 0.267 Zane Smith, L (8, 1)			CI CS 1B		2B E BB		K			0 0 0 0 0 0 0 0 0 0 0 0 0 0 0 1 0 0 1 0 0 0 0 0 0 0 0 0 1 0 0 0 0 1 0 0 0 0 0 0 0 0						
Inning Stats	R: 0 H: 1 E: 0 LOB: 1 K: 1 BB: 0 S: 6 P: 6	R: 0 H: 0 E: 1 LOB: 1 K: 0 BB: 0 S: 4 P: 4	R: 0 H: 1 E: 1 LOB: 1 K: 2 BB: 0 S: 8 P: 8	R: 0 H: 0 E: 0 LOB: 0 K: 1 BB: 0 S: 5 P: 5	R: 2 H: 2 E: 1 LOB: 1 K: 1 BB: 1 S: 7 P: 11	R: 0 H: 0 E: 0 LOB: 0 K: 1 BB: 0 S: 5 P: 5	R: 0 H: 0 E: 0 LOB: 0 K: 2 BB: 0 S: 7 P: 7	R: 0 H: 0 E: 0 LOB: 0 K: 1 BB: 0 S: 5 P: 5	R: 0 H: 2 E: 0 LOB: 2 K: 0 BB: 0 S: 5 P: 5	1B: 3 SF: 0 2B: 2 SAC: 0 3B: 0 DP: 0 HR: 1 HBP: 0						

PITCHER	IP	WLS	BF	H	R	ER	SO	BB	IBB	HBP	BLK	WP	HR	S	P	ERA	WHIP
Joe Hesketh, L (1, 1) ERA: 2.25	9.0	W	35	6	2	1	9	1	0	0	0	0	1	52	56	1.00	0.778

PITCHER	IP	WLS	BF	H	R	ER	SO	BB	IBB	HBP	BLK	WP	HR	S	P	ERA	WHIP

BOTTOM

Montreal Expos @ Atlanta Braves

Atlanta-Fulton County Stadium, Atlanta, GA

Fri May 03 1985, 7:05 PM EDT

Att. 14,364 - Unknown

livebaseballscorecards.com

AB	33
R	2
H	6
RBI	1
BB	1
SO	9
LOB	12

WP: 0	PA: 35		
PB: 0			
SB: 1			
CS: 1			

Batter	1	2	3	4	5	6	7	8	9	AB	R	H	RBI	BB	SO	LOB
Tim Raines, S (1, 7) OBP: 0.301, SLG: 0.349	4-3		G3	BB 2B			1-3		4-3 2-3	4	0	0	0	1	0	1
U L Washington, S (1, 4) OBP: 0.385, SLG: 0.447 (8, 6)	6-3		G3	2B 1-3 2-H 3-H			FC6-4 1B		HR 1B 3-H	5	1	3	3	0	0	0
Andre Dawson, R (1, 9) OBP: 0.371, SLG: 0.619	6-3			K FC6-4 BB BB F9			FC6-4 FC6 1-2f		HR 1-H	5	2	1	2	0	1	3
Dan Driessen, L (1, 3) OBP: 0.358, SLG: 0.493		HR		BB FC6-4 1-2	F6		FC6 1-2f		4-3	4	1	1	1	1	0	1
Hubie Brooks, R (1, 6) OBP: 0.330, SLG: 0.435 Doug Flynn, R (8, 4)		1-3		FC6-4 BB BB 1B 1-2f 2-3	K			K		4 0	1 0	0 0	0 0	0 0	2 0	2 0
Tim Wallach, R (1, 5) OBP: 0.374, SLG: 0.488		BB		BB 1B 1-2	F7			F9		2	1	0	0	2	0	0
Herm Winningham, L (1, 8) OBP: 0.315, SLG: 0.292		F7		SH3-4 1B 2B 1-2 2-3 3-H		4-3		K		3	1	0	1	1	1	1
Mike Fitzgerald, R (1, 2) OBP: 0.427, SLG: 0.355		F8		SH3-4 2B 1B 1-2 2-H 3-H		K			E5 4-3 SH2-4 1B	4	2	1	2	0	1	1
Bryn Smith, R (1, 1) OBP: 0.182, SLG: 0.273 Jeff Reardon, R (8, 1) OBP: 0.500, SLG: 0.500			6-3	SH3-4 1-2 2-3		K			SH2-4 1-2	2 0	0 0	0 0	0 0	0 0	1 0	0 0
Inning Stats	R: 0 E: 0 K: 0 S: 3 H: 0 LOB: 0 BB: 0 P: 3	R: 1 E: 0 K: 0 S: 4 H: 1 LOB: 1 BB: 1 P: 8	R: 0 E: 0 K: 0 S: 3 H: 0 LOB: 0 BB: 0 P: 3	R: 5 E: 0 K: 1 S: 8 H: 2 LOB: 2 BB: 4 P: 24	R: 0 E: 0 K: 1 S: 5 H: 0 LOB: 0 BB: 0 P: 5	R: 0 E: 0 K: 2 S: 7 H: 0 LOB: 0 BB: 0 P: 7	R: 0 E: 0 K: 0 S: 4 H: 1 LOB: 1 BB: 0 P: 4	R: 0 E: 0 K: 2 S: 7 H: 0 LOB: 0 BB: 0 P: 7	R: 3 E: 1 K: 0 S: 6 H: 2 LOB: 0 BB: 0 P: 6	1B: 3 2B: 1 3B: 0 HR: 2 SF: 0 SAC: 2 DP: 0 HBP: 0						

TOP

Montreal Expos @ Atlanta Braves

Atlanta-Fulton County Stadium, Atlanta, GA

Sat May 04 1985, 7:05 PM EDT

Att. 35,362 - Unknown

livebaseballscorecards.com

AB	33
R	9
H	6
RBI	9
BB	5
SO	6
LOB	9

WP: 0 PB: 1 SB: 0 CS: 0 PA: 40

PITCHER		IP	WLS	BF	H	R	ER	SO	BB	IBB	HBP	BLK	WP	HR	S	P	ERA	WHIP
Pascual Perez, R ERA: 6.48	(1, 1)	3.2	L	19	2	6	3	1	5	0	0	0	0	1	16	36	7.36	1.909
Craig McMurtry, R ERA: 6.3	(4, 1)	1.1		5	1	0	0	1	0	0	0	0	0	0	7	7	0.00	0.750
Gene Garber, R ERA: 5.84	(6, 1)	2.0		7	1	0	0	2	0	0	0	0	0	0	11	11	0.00	0.500
Terry Forster, L ERA: 1.23	(8, 1)	2.0		9	2	3	0	2	0	0	0	0	0	1	13	13	0.00	1.000

PITCHER	IP	WLS	BF	H	R	ER	SO	BB	IBB	HBP	BLK	WP	HR	S	P	ERA	WHIP

Batter	1	2	3	4	5	6	7	8	9	AB	R	H	RBI	BB	SO	LOB
Claudell Washington, L (1, 9) OBP: 0.349, SLG: 0.392	K		FC4-6 1B 1-2f 3-H		3-1			F4-3 1B 1B	1B 1-3	5	1	2	1	0	1	1
Rafael Ramirez, R (1, 6) OBP: 0.290, SLG: 0.351	L3		1B 1-2			K		F4-3 1-2	1B 1-2 3-H	5	0	2	1	0	1	1
Terry Harper, R (1, 7) OBP: 0.265, SLG: 0.424	K		K			5-3		2B 2-H 1B	K	5	0	1	1	0	3	4
Dale Murphy, R (1, 8) OBP: 0.448, SLG: 0.833		4-3	K			1B		F8		4	0	1	0	0	1	3
Bob Horner, R (1, 5) OBP: 0.250, SLG: 0.351		4-3 1B		G4-3 1B		F9		1-3 2B		4	0	3	0	0	0	1
Chris Chambliss, L (1, 3) OBP: 0.278, SLG: 0.299		4-3 1-2		G4-3 1-2f			K	G3		4	0	0	0	0	1	4
Rick Cerone, R (1, 2) OBP: 0.333, SLG: 0.386		K		1-3			1B		F3	4	0	1	0	0	1	1
Ken Oberkfell, L (1, 4) OBP: 0.311, SLG: 0.341			SH FC4-6 1B		G4-6-3 1B		F9		1B 1B	4	2	3	0	0	0	1
Pascal Perez, R (1, 1) OBP: 0.286, SLG: 0.286			SH FC4-6 1-3		G4-6-3 1-2f		F5		K	0	0	0	0	0	0	0
Craig McMurtry, R (4, 1)										0	0	0	0	0	0	0
Albert Hall, S (5, PH) OBP: 0.400, SLG: 0.250										1	0	0	0	0	0	1
Gene Garber, R (6, 1) OBP: 1.000, SLG: 1.000										0	0	0	0	0	0	0
Gerald Perry, L (7, PH) OBP: 0.147, SLG: 0.121										1	0	0	0	0	0	1
Terry Forster, L (8, 1)										0	0	0	0	0	0	0
Brad Komminsk, R (9, PH) OBP: 0.305, SLG: 0.263										1	0	0	0	0	1	1
Inning Stats	R: 0 E: 0 K: 2 S: 7 H: 0 LOB: 0 BB: 0 P: 7	R: 0 E: 0 K: 1 S: 6 H: 1 LOB: 1 BB: 0 P: 6	R: 1 E: 1 K: 2 S: 10 H: 2 LOB: 2 BB: 0 P: 10	R: 0 E: 0 K: 0 S: 3 H: 1 LOB: 0 BB: 0 P: 3	R: 0 E: 0 K: 0 S: 3 H: 1 LOB: 0 BB: 0 P: 3	R: 0 E: 0 K: 1 S: 6 H: 1 LOB: 1 BB: 0 P: 6	R: 0 E: 0 K: 1 S: 6 H: 1 LOB: 1 BB: 0 P: 6	R: 1 E: 0 K: 0 S: 6 H: 3 LOB: 2 BB: 0 P: 6	R: 1 E: 0 K: 2 S: 10 H: 3 LOB: 2 BB: 0 P: 10	1B: 12 2B: 1 3B: 0 HR: 0	SF: 0 SAC: 1 DP: 2 HBP: 0						WP: 0 PB: 0 SB: 0 CS: 0	PA: 39

PITCHER		IP	WLS	BF	H	R	ER	SO	BB	IBB	HBP	BLK	WP	HR	S	P	ERA	WHIP
Bryn Smith, R ERA: 2.52	(1, 1)	7.2	W	32	10	2	2	7	0	0	0	0	0	0	46	46	2.35	1.304
Jeff Reardon, R ERA: 1.5	(8, 1)	1.1	S	7	3	1	1	2	0	0	0	0	0	0	11	11	6.75	2.250

PITCHER	IP	WLS	BF	H	R	ER	SO	BB	IBB	HBP	BLK	WP	HR	S	P	ERA	WHIP

BOTTOM

Montreal Expos @ Atlanta Braves

Atlanta-Fulton County Stadium, Atlanta, GA

Sat May 04 1985, 7:05 PM EDT

Att. 35,362 - Unknown

livebaseballscorecards.com

AB	38
R	3
H	13
RBI	3
BB	0
SO	9
LOB	19

Batter	1	2	3	4	5	6	7	8	9	AB	R	H	RBI	BB	SO	LOB
Miguel Dilone, S (1, 7) OBP: 0.257, SLG: 0.250	4-3	FC3-6 1-2f			5-3		FC3-6 1-2f			4	0	0	0	0	0	4
U L Washington, S (1, 4) OBP: 0.372, SLG: 0.429	1-3		G5-4-3 1B		F8		F8			4	0	1	0	0	0	1
Andre Dawson, R (1, 9) OBP: 0.355, SLG: 0.591	5-3		G5-4-3 1-2f			5-3		1-3		4	0	0	0	0	0	1
Dan Driessen, L (1, 3) OBP: 0.376, SLG: 0.558		HR	2B			F8		G5-4-3 1B		4	1	3	1	0	0	0
Hubie Brooks, R (1, 6) OBP: 0.327, SLG: 0.427		5-3	L1			1B 1B		G5-4-3 1-2f		4	0	1	0	0	0	2
Tim Wallach, R (1, 5) OBP: 0.379, SLG: 0.489		BB E 1B		F8		1-3 1B			L7	4	0	2	0	0	0	0
Herm Winningham, L (1, 8) OBP: 0.310, SLG: 0.288		E4 BB 1-2		CS 1B		F8			4-3	4	0	1	0	0	0	3
Mike Fitzgerald, R (1, 2) OBP: 0.430, SLG: 0.344		FC3-6 1-2 2-3 BB		K 1-2			FC3-6 BB		1-3	2	0	0	0	2	1	1
Bill Gullickson, R (1, 1) OBP: 0.182, SLG: 0.182		F6			6-3		K			2	0	0	0	0	0	3
Tim Burke, R (5, 1)										0	0	0	0	0	0	0
Tim Raines, S (7, PH) OBP: 0.298, SLG: 0.345										1	0	0	0	0	1	1
Steve Rogers, R (7, 1) OBP: 0.091, SLG: 0.091										0	0	0	0	0	0	0
Inning Stats	R: 0 E: 0 K: 0 S: 3 H: 0 LOB: 0 BB: 0 P: 3	R: 1 E: 1 K: 0 S: 6 H: 2 LOB: 3 BB: 1 P: 10	R: 0 E: 0 K: 0 S: 4 H: 2 LOB: 1 BB: 0 P: 4	R: 0 E: 0 K: 1 S: 5 H: 1 LOB: 0 BB: 0 P: 5	R: 0 E: 0 K: 0 S: 3 H: 0 LOB: 0 BB: 0 P: 3	R: 0 E: 0 K: 0 S: 5 H: 2 LOB: 2 BB: 0 P: 5	R: 0 E: 0 K: 1 S: 5 H: 0 LOB: 1 BB: 1 P: 9	R: 0 E: 0 K: 0 S: 3 H: 1 LOB: 0 BB: 0 P: 3	R: 0 E: 0 K: 0 S: 3 H: 0 LOB: 0 BB: 0 P: 3	1B: 6 2B: 1 3B: 0 HR: 1 SF: 0 SAC: 0 DP: 2 HBP: 0						

PITCHER		IP	WLS	BF	H	R	ER	SO	BB	IBB	HBP	BLK	WP	HR	S	P	ERA	WHIP
Rick Mahler, R ERA: 2.09	(1, 1)	8.0	W	32	8	1	1	2	2	0	0	0	0	1	34	42	1.12	1.250
Bruce Sutter, R ERA: 1.32	(9, 1)	1.0		3	0	0	0	0	0	0	0	0	0	0	3	3	0.00	0.000

PITCHER	IP	WLS	BF	H	R	ER	SO	BB	IBB	HBP	BLK	WP	HR	S	P	ERA	WHIP

Montreal Expos @ Atlanta Braves

Atlanta-Fulton County Stadium, Atlanta, GA

Sun May 05 1985, 3:33 AM EDT

Att. 23,535 - Unknown

TOP

livebaseballscorecards.com

AB	33
R	1
H	8
RBI	1
BB	2
SO	2
LOB	16

Montreal Expos @ Atlanta Braves

Atlanta-Fulton County Stadium, Atlanta, GA

Sun May 05 1985, 3:33 AM EDT

Att. 23,535 - Unknown

BOTTOM

Batter	1	2	3	4	5	6	7	8	9	AB	R	H	RBI	BB	SO	LOB
Claudell Washington, L (1, 9) OBP: 0.330, SLG: 0.369	F7	L7		K		L6		1-3 1-2 2-3 3-H		5	0	0	1	0	1	3
Rafael Ramirez, R (1, 6) OBP: 0.286, SLG: 0.353	F3	2-H 2B			6-3		4-3	6-3		5	0	1	1	0	0	2
Gerald Perry, L (1, 3) OBP: 0.205, SLG: 0.189	E 2B	F7			E6 2B 1B		BB 1B	1-3		4	2	2	0	1	0	3
Dale Murphy, R (1, 8) OBP: 0.450, SLG: 0.816	E5 1B 2-H 1B		BB G5-4-3		L7		F3			3	1	1	0	1	0	2
Bob Horner, R (1, 5) OBP: 0.281, SLG: 0.356 Paul Zuvella, R (7, PR) OBP: 0.222, SLG: 0.333 (8, 5)	BB 1B		G5-4-3 1-2f		BB 2B		1B 1-2			2 0	1 0	1 0	0 0	2 0	0 0	1 0
Terry Harper, R (1, 7) OBP: 0.316, SLG: 0.472	1B 1-2 2-H		HBP 1-0		2B 0-0 1-H 2-H		F6			3	0	2	3	0	0	2
Ken Oberkfell, L (1, 4) OBP: 0.304, SLG: 0.333 Glenn Hubbard, R (3, PH) OBP: 0.371, SLG: 0.373 (4, 4)	F4		F3		6-3			1B 1B 1-3 1B		1 3	0 1	0 1	0 0	0 0	0 0	2 2
Bruce Benedict, R (1, 2) OBP: 0.188, SLG: 0.188		2B SH3-4 1B		F7		L7		1-3 1B 1-2 1B		4	1	2	0	0	0	0
Rick Mahler, R (1, 1) OBP: 0.227, SLG: 0.227 Chris Chambliss, L (8, PH) OBP: 0.288, SLG: 0.309 Bruce Sutter, R (9, 1)		SH3-4 1-2		1-3		K		1-3 1-2 2-3 1B		2 1 0	0 0 0	0 1 0	0 0 0	0 0 0	1 0 0	0 0 0
Inning Stats	R: 2 E: 1 K: 0 S: 6 H: 3 LOB: 2 BB: 1 P: 10	R: 1 E: 0 K: 0 S: 5 H: 2 LOB: 1 BB: 0 P: 5	R: 0 E: 0 K: 0 S: 2 H: 0 LOB: 1 BB: 1 P: 7	R: 0 E: 0 K: 1 S: 5 H: 0 LOB: 0 BB: 0 P: 5	R: 2 E: 1 K: 0 S: 5 H: 2 LOB: 1 BB: 1 P: 9	R: 0 E: 0 K: 1 S: 5 H: 0 LOB: 0 BB: 0 P: 5	R: 0 E: 0 K: 0 S: 4 H: 1 LOB: 2 BB: 1 P: 8	R: 1 E: 0 K: 0 S: 6 H: 3 LOB: 2 BB: 0 P: 6		1B: 8 2B: 3 3B: 0 HR: 0 SF: 0 SAC: 1 DP: 1 HBP: 1						

livebaseballscorecards.com

AB	33
R	6
H	11
RBI	5
BB	4
SO	2
LOB	17

PITCHER		IP	WLS	BF	H	R	ER	SO	BB	IBB	HBP	BLK	WP	HR	S	P	ERA	WHIP
Bill Gullickson, R ERA: 4.59	(1, 1)	4.2	L	24	7	5	4	1	3	0	1	0	0	0	22	35	7.71	2.143
Tim Burke, R ERA: 2.7	(5, 1)	1.1		4	0	0	0	1	0	0	0	0	0	0	6	6	0.00	0.000
Steve Rogers, R ERA: 4.11	(7, 1)	2.0		11	4	1	1	0	1	0	0	0	0	0	10	14	4.50	2.500

PITCHER	IP	WLS	BF	H	R	ER	SO	BB	IBB	HBP	BLK	WP	HR	S	P	ERA	WHIP

Batter	1	2	3	4	5	6	7	8	9	AB	R	H	RBI	BB	SO	LOB
Claudell Washington, L (1, 9) OBP: 0.344, SLG: 0.416	G4-6-3 1B		K		HR		1-2 1B		K	5	1	3	1	0	2	2
Rafael Ramirez, R (1, 6) OBP: 0.291, SLG: 0.355	G4-6-3 1-2f		FC4-6 1B		4-3		F6		1B 1-2 2-H 1B	5	0	2	1	0	0	3
Gerald Perry, L (1, 3) OBP: 0.250, SLG: 0.220	1B BB		FC4-6 1-2f			3-1		S 1B	1-2 2-3 1B	4	0	2	0	1	0	1
Dale Murphy, R (1, 8) OBP: 0.438, SLG: 0.783	1-3 1B			K		F9		F9 1-2	K	5	0	1	0	0	2	4
Bob Horner, R (1, 5) OBP: 0.279, SLG: 0.349 Paul Zuvella, R (8, 4) OBP: 0.200, SLG: 0.300	K			6-3		1B		K	F6	4 1	0 0	1 0	0 0	0 0	2 0	3 3
Terry Harper, R (1, 7) OBP: 0.310, SLG: 0.500 Bruce Sutter, R (8, 1)		K		3B		K		K		4 0	0 0	1 0	0 0	0 0	3 0	2 0
Ken Oberkfell, L (1, 4) OBP: 0.320, SLG: 0.333 (8, 5)		G4-6-3 BB		F6			F8		1B 1B	3	1	1	0	1	0	1
Rick Cerone, R (1, 2) OBP: 0.342, SLG: 0.392		G4-6-3 1-2f			6-3		1B		1B 1-3 1B	4	1	2	0	0	0	1
Steve Bedrosian, R (1, 1) OBP: 0.111, SLG: 0.111 Chris Chambliss, L (7, PH) OBP: 0.284, SLG: 0.304 Jeff Dedmon, L (7, 1) Zane Smith, L (7, 1) Brad Komminsk, R (8, 7) OBP: 0.313, SLG: 0.273			K		F8		K		1B 1B 1-2 3-H 1B	2 1 0 0 1	0 0 0 0 0	0 0 0 0 1	0 0 0 0 1	0 0 0 0 0	1 0 0 0 0	0 1 0 0 0
Inning Stats	R: 0 E: 0 K: 1 S: 6 H: 2 LOB: 2 BB: 1 P: 10	R: 0 E: 0 K: 1 S: 4 H: 0 LOB: 0 BB: 1 P: 8	R: 0 E: 0 K: 2 S: 8 H: 1 LOB: 1 BB: 0 P: 8	R: 0 E: 0 K: 1 S: 6 H: 1 LOB: 1 BB: 0 P: 6	R: 1 E: 0 K: 0 S: 4 H: 1 LOB: 0 BB: 0 P: 4	R: 0 E: 0 K: 1 S: 6 H: 1 LOB: 1 BB: 0 P: 6	R: 0 E: 0 K: 1 S: 7 H: 2 LOB: 2 BB: 0 P: 7	R: 0 E: 0 K: 2 S: 8 H: 1 LOB: 1 BB: 0 P: 8	R: 2 E: 0 K: 2 S: 12 H: 5 LOB: 3 BB: 0 P: 12	1B: 12 2B: 0 3B: 1 HR: 1 SF: 0 SAC: 0 DP: 2 HBP: 0						

PITCHER	IP	WLS	BF	H	R	ER	SO	BB	IBB	HBP	BLK	WP	HR	S	P	ERA	WHIP
Ron Darling, R (1, 1) ERA: 2.34	8.0	W	33	9	1	1	9	2	0	0	0	0	1	49	57	1.12	1.375
Jesse Orosco, L (9, 1) ERA: 2.81	1.0		8	5	2	2	2	0	0	0	0	0	0	12	12	18.00	5.000

PITCHER	IP	WLS	BF	H	R	ER	SO	BB	IBB	HBP	BLK	WP	HR	S	P	ERA	WHIP

TOP

Atlanta Braves @ New York Mets

Shea Stadium, Flushing, NY

Tue May 07 1985, 7:05 PM EDT

Att. 21,342 - Unknown

livebaseballscorecards.com

AB	39
R	3
H	14
RBI	3
BB	2
SO	11
LOB	21

WP: 0 PB: 0 SB: 1 CS: 0 PA: 41

Atlanta Braves @ New York Mets

Shea Stadium, Flushing, NY

Tue May 07 1985, 7:05 PM EDT

Att. 21,342 - Unknown

BOTTOM

Batter	1	2	3	4	5	6	7	8	9	AB	R	H	RBI	BB	SO	LOB
Wally Backman, S (1, 4) (8, 6) OBP: 0.348, SLG: 0.355	F8			F8		B1		SH, SH3-4, HR 1-2		3	1	0	0	0	0	0
Howard Johnson, S (1, 5) OBP: 0.258, SLG: 0.224	K			4-3, 1B		HR		SH3-4 1-2 2-3		3	1	2	1	0	1	0
Keith Hernandez, L (1, 3) OBP: 0.385, SLG: 0.360	4-3			4-3 1-2		F9		HR, IBB		3	1	0	0	1	0	1
Gary Carter, R (1, 2) OBP: 0.370, SLG: 0.513		G4-6-3, 1B		F7			FC6, 1B	1-H 2-H 3-H HR		4	1	3	4	0	0	1
Darryl Strawberry, L (1, 8) (8, 9) OBP: 0.295, SLG: 0.477		G4-6-3 1-2f			F8		FC6 FC5, S 1-2f	6-3		4	0	0	0	0	0	2
George Foster, R (1, 7) OBP: 0.339, SLG: 0.500 Lenny Dykstra, L (7, PR) (8, 8) OBP: 0.385, SLG: 0.615		F3			1B		FC5, S 1-3	F7		3 1	0 0	1 0	0 0	0 0	0 0	1 0
Danny Heep, L (1, 9) (8, 7) OBP: 0.349, SLG: 0.368			F2		F3		BBBB 1-2 BB			2	0	0	0	1	0	1
Rafael Santana, R (1, 6) OBP: 0.237, SLG: 0.243 Rusty Staub, L (7, PH) OBP: 0.273, SLG: 0.400 Kelvin Chapman, R (8, 4) OBP: 0.179, SLG: 0.135			F7		1-3		SSS K			2 1 0	0 0 0	0 0 0	0 0 0	0 0 0	0 1 0	1 2 0
Ron Darling, R (1, 1) OBP: 0.143, SLG: 0.214 Mookie Wilson, S (8, PH) OBP: 0.318, SLG: 0.410 Jesse Orosco, R (9, 1)			SSS K			SSS K		BBBB SH3-4, SH, HR BB		2 0 0	0 1 0	0 0 0	0 0 0	0 1 0	2 0 0	0 0 0
Inning Stats	R: 0 E: 0 K: 1 S: 5 H: 0 LOB: 0 BB: 0 P: 5	R: 0 E: 0 K: 0 S: 3 H: 1 LOB: 0 BB: 0 P: 3	R: 0 E: 0 K: 1 S: 5 H: 0 LOB: 0 BB: 0 P: 5	R: 0 E: 0 K: 0 S: 4 H: 1 LOB: 1 BB: 0 P: 4	R: 0 E: 0 K: 0 S: 4 H: 1 LOB: 1 BB: 0 P: 4	R: 1 E: 0 K: 1 S: 6 H: 1 LOB: 0 BB: 0 P: 6	R: 0 E: 0 K: 1 S: 6 H: 1 LOB: 2 BB: 1 P: 10	R: 4 E: 1 K: 0 S: 5 H: 1 LOB: 0 BB: 2 P: 13		1B: 4 2B: 0 3B: 0 HR: 2	SF: 0 SAC: 2 DP: 1 HBP: 0						

livebaseballscorecards.com

AB	28
R	5
H	6
RBI	5
BB	3
SO	4
LOB	9

PITCHER		IP	WLS	BF	H	R	ER	SO	BB	IBB	HBP	BLK	WP	HR	S	P	ERA	WHIP
Steve Bedrosian, R ERA: 3.0	(1, 1)	6.0		21	4	1	1	3	0	0	0	0	0	1	27	27	1.50	0.667
Jeff Dedmon, R ERA:	(7, 1)	0.2		4	1	0	0	0	1	0	0	0	0	0	3	7	0.00	3.000
Zane Smith, L ERA: 4.35	(7, 1)	0.2	L	4	0	2	2	1	1	0	0	0	0	0	5	9	27.00	1.500
Bruce Sutter, R ERA: 2.51	(8, 1)	0.2		4	1	2	1	0	0	1	0	0	0	1	3	7	13.50	1.500

PITCHER	IP	WLS	BF	H	R	ER	SO	BB	IBB	HBP	BLK	WP	HR	S	P	ERA	WHIP

WP: 0 PB: 0 SB: 2 CS: 0 PA: 33

Batter	1	2	3	4	5	6	7	8	9	AB	R	H	RBI	BB	SO	LOB
Claudell Washington, L (1, 9) OBP: 0.340, SLG: 0.409	F5		G5-4-3, 1B		F6			F7		4	0	1	0	0	0	0
Rafael Ramirez, R (1, 6) OBP: 0.281, SLG: 0.342	F3		G5-4-3 1-2f			F7		F4		4	0	0	0	0	0	1
Gerald Perry, L (1, 3) OBP: 0.250, SLG: 0.244	4-3			F8, 2B		4-3			F6	4	0	1	0	0	0	0
Dale Murphy, R (1, 8) OBP: 0.431, SLG: 0.760		1B, 1B		F8 2-3		6-3			F6	4	0	1	0	0	0	1
Bob Horner, R (1, 5) OBP: 0.278, SLG: 0.333		F3		B B B B, FC3-6, BB			F7		6-3	3	0	0	0	1	0	1
Terry Harper, R (1, 7) OBP: 0.289, SLG: 0.465		S S S, K		F4			F7			3	0	0	0	0	1	3
Ken Oberkfell, L (1, 4) OBP: 0.340, SLG: 0.354		FC5-4, 1-3, 1B		FC3-6 1-2f			FC6-4, 1B			3	0	2	0	0	0	2
Terry Forster, L (7, 1)										0	0	0	0	0	0	0
Jeff Dedmon, L (8, 1)										0	0	0	0	0	0	0
Rick Cerone, R (1, 2) OBP: 0.329, SLG: 0.377		FC5-4 1-2f			F2		FC6-4 1-2f			3	0	0	0	0	0	3
Len Barker, R (1, 1)			6-3		F9			F7		1	0	0	0	0	0	0
Albert Hall, S (5, PH) OBP: 0.333, SLG: 0.200										1	0	0	0	0	0	0
Zane Smith, L (5, 1)										0	0	0	0	0	0	0
Paul Zuvella, R (7, 4) OBP: 0.182, SLG: 0.273										1	0	0	0	0	0	0
Inning Stats	R: 0 E: 0 K: 0 S: 3 H: 0 LOB: 0 BB: 0 P: 3	R: 0 E: 0 K: 1 S: 7 H: 2 LOB: 2 BB: 0 P: 7	R: 0 E: 0 K: 0 S: 3 H: 1 LOB: 0 BB: 0 P: 3	R: 0 E: 0 K: 0 S: 4 H: 1 LOB: 2 BB: 1 P: 8	R: 0 E: 0 K: 0 S: 3 H: 0 LOB: 0 BB: 0 P: 3	R: 0 E: 0 K: 0 S: 3 H: 0 LOB: 0 BB: 0 P: 3	R: 0 E: 0 K: 0 S: 4 H: 1 LOB: 1 BB: 0 P: 4	R: 0 E: 0 K: 0 S: 3 H: 0 LOB: 0 BB: 0 P: 3	R: 0 E: 0 K: 0 S: 3 H: 0 LOB: 0 BB: 0 P: 3	1B: 4 2B: 1 3B: 0 HR: 0	SF: 0 SAC: 0 DP: 1 HBP: 0						

TOP

Atlanta Braves @ New York Mets

Shea Stadium, Flushing, NY

Wed May 08 1985, 7:05 PM EDT

Att. 20,905 - Unknown

livebaseballscorecards.com

AB	31
R	0
H	5
RBI	0
BB	1
SO	1
LOB	11

WP: 0 PB: 0 SB: 0 CS: 0 PA: 32

PITCHER	IP	WLS	BF	H	R	ER	SO	BB	IBB	HBP	BLK	WP	HR	S	P	ERA	WHIP
Ed Lynch, R (1, 1) ERA: 3.03	9.0	W	32	5	0	0	1	1	0	0	0	0	0	33	37	0.00	0.667

Atlanta Braves @ New York Mets

Shea Stadium, Flushing, NY

Wed May 08 1985, 7:05 PM EDT

Att. 20,905 - Unknown

livebaseballscorecards.com

BOTTOM

Batter	1	2	3	4	5	6	7	8	9	AB	R	H	RBI	BB	SO	LOB
Wally Backman, S (1, 4) OBP: 0.347, SLG: 0.344	BBBB 4-0 S HR BB	x 0-0 ② 4-3 2-3			SSS 0-3 ① K	x 0-0 ③ 1-3 2-H 1B				2	1	0	0	1	1	1
Kelvin Chapman, R (6, PH) OBP: 0.200, SLG: 0.158 (7, 4)										1	0	1	1	0	0	0
Mookie Wilson, S (1, 8) OBP: 0.314, SLG: 0.400	SSS 0-3 ① K 1-2	x 0-0 ③ 1-3			x 0-0 S 1B 1B		x 0-0 ① 4-3			4	1	1	0	0	1	2
Keith Hernandez, L (1, 3) OBP: 0.407, SLG: 0.402	x 0-0 2-H HR		BBBB 4-0 FC6-4 BB		BBBB 4-0 1B 1-2 BB		BBBB 4-0 FC6-4 BB			1	1	1	2	3	0	0
Gary Carter, R (1, 2) OBP: 0.375, SLG: 0.506	BBBB 4-0 2B BB		x 0-0 ① F7		x 0-0 L3 1-3 2-H 1B		x 0-0 ② FC6-4 1-2f			3	0	1	1	1	0	2
Darryl Strawberry, L (1, 9) OBP: 0.283, SLG: 0.456	x 0-0 ② F8		SSS 0-3 ② K		x 0-0 ②③ L3 1-2		x 0-0 ③ F7			4	0	0	0	0	1	5
George Foster, R (1, 7) OBP: 0.333, SLG: 0.500	x 0-0 1-3 2B		x 0-0 ③ FC6-4 1-2f			x 0-0 ① 1-3		x 0-0 ① 4-3		4	0	1	0	0	0	1
Howard Johnson, S (1, 5) OBP: 0.250, SLG: 0.217	x 0-0 ③ F6			x 0-0 ① 1-3		x 0-0 ② F9		x 0-0 ② F8		2	0	0	0	0	0	2
Ray Knight, R (6, PH) OBP: 0.250, SLG: 0.222 (7, 5)										2	0	0	0	0	0	0
Rafael Santana, R (1, 6) OBP: 0.250, SLG: 0.257		x 0-0 4-3 SH3-4 1B		x 0-0 ② F9		x 0-0 BB 1B 1B		x 0-0 ③ F9		4	1	2	0	0	0	0
Ed Lynch, R (1, 1) OBP: 0.182, SLG: 0.100		x 0-0 ① SH3-4 1-2		x 0-0 ③ F3		BBBB 4-0 1B 1-2 BB				1	0	0	0	1	0	0
Inning Stats	R: 2 E: 0 K: 1 S: 7 H: 2 LOB: 2 BB: 2 P: 15	R: 0 E: 0 K: 0 S: 4 H: 1 LOB: 1 BB: 0 P: 4	R: 0 E: 0 K: 1 S: 5 H: 0 LOB: 1 BB: 1 P: 9	R: 0 E: 0 K: 0 S: 3 H: 0 LOB: 0 BB: 0 P: 3	R: 1 E: 0 K: 1 S: 6 H: 2 LOB: 1 BB: 1 P: 10	R: 1 E: 0 K: 0 S: 4 H: 2 LOB: 2 BB: 1 P: 8	R: 0 E: 0 K: 0 S: 3 H: 0 LOB: 1 BB: 1 P: 7	R: 0 E: 0 K: 0 S: 3 H: 0 LOB: 0 BB: 0 P: 3		1B: 5 2B: 2 3B: 0 HR: 1 SF: 0 SAC: 1 DP: 1 HBP: 0						

	AB	28
	R	4
	H	7
	RBI	4
	BB	6
	SO	3
	LOB	13

PITCHER	IP	WLS	BF	H	R	ER	SO	BB	IBB	HBP	BLK	WP	HR	S	P	ERA	WHIP
Len Barker, R (1, 1) ERA: 4.7	4.0	L	18	3	2	2	2	3	0	0	0	0	1	19	31	4.50	1.500
Zane Smith, L (5, 1) ERA: 4.76	2.0		10	4	2	2	1	2	0	0	0	0	0	10	18	9.00	3.000
Terry Forster, L (7, 1) ERA: 1.15	1.0		4	0	0	0	0	1	0	0	0	0	0	3	7	0.00	1.000
Jeff Dedmon, R (8, 1) ERA:	1.0		3	0	0	0	0	0	0	0	0	0	0	3	3	0.00	0.000

PITCHER	IP	WLS	BF	H	R	ER	SO	BB	IBB	HBP	BLK	WP	HR	S	P	ERA	WHIP

Batter	1	2	3	4	5	6	7	8	9	AB	R	H	RBI	BB	SO	LOB
Claudell Washington, L (1, 9) OBP: 0.337, SLG: 0.402	3-1		1-2 1B			G3		G6-4-3 1-2f		4	0	1	0	0	0	1
Rafael Ramirez, R (1, 6) OBP: 0.280, SLG: 0.348	F4		F6			2B			F7	4	0	1	0	0	0	2
Gerald Perry, L (1, 3) OBP: 0.250, SLG: 0.245	K			4-3		1-3			1B	4	0	1	0	0	1	1
Dale Murphy, R (1, 8) OBP: 0.425, SLG: 0.740		5-3		F8			1B 1B		F7	4	0	1	0	0	0	1
Bob Horner, R (1, 5) OBP: 0.276, SLG: 0.329		4-3		6-3			G6-4-3 1-2 1B		F8	4	0	1	0	0	0	1
Terry Harper, R (1, 7) OBP: 0.271, SLG: 0.435		F7			5-3		K			3	0	0	0	0	1	2
Ken Oberkfell, L (1, 4) OBP: 0.321, SLG: 0.333			5-3		F7		G6-4-3 1-2f			3	0	0	0	0	0	2
Bruce Benedict, R (1, 2) OBP: 0.263, SLG: 0.222			1B 1B		F2			G6-4-3 BB		2	0	1	0	1	0	0
Rick Mahler, R (1, 1) OBP: 0.217, SLG: 0.217 Gene Garber, R (5, 1) OBP: 1.000, SLG: 1.000 Albert Hall, S (6, PH) OBP: 0.286, SLG: 0.167 Rick Camp, R (6, 1) Chris Chambliss, L (8, PH) OBP: 0.280, SLG: 0.300 Jeff Dedmon, L (8, 1)			F9			F3		F8		1 0 1 0 1 0	0 0 0 0 0 0	0 0 0 0 0 0	0 0 0 0 0 0	0 0 0 0 0 0	0 0 0 0 0 0	1 0 0 0 1 0
Inning Stats	R: 0 E: 0 K: 1 S: 5 H: 0 LOB: 0 BB: 0 P: 5	R: 0 E: 0 K: 0 S: 3 H: 0 LOB: 0 BB: 0 P: 3	R: 0 E: 0 K: 0 S: 5 H: 2 LOB: 2 BB: 0 P: 5	R: 0 E: 0 K: 0 S: 3 H: 0 LOB: 0 BB: 0 P: 3	R: 0 E: 0 K: 0 S: 3 H: 0 LOB: 0 BB: 0 P: 3	R: 0 E: 0 K: 0 S: 4 H: 1 LOB: 1 BB: 0 P: 4	R: 0 E: 0 K: 1 S: 6 H: 2 LOB: 1 BB: 0 P: 6	R: 0 E: 0 K: 0 S: 2 H: 0 LOB: 0 BB: 1 P: 6	R: 0 E: 0 K: 0 S: 4 H: 1 LOB: 1 BB: 0 P: 4	1B: 5 2B: 1 3B: 0 HR: 0 SF: 0 SAC: 0 DP: 2 HBP: 0						

TOP

Atlanta Braves @ Montreal Expos

Olympic Stadium, Montreal, QB

Fri May 10 1985, 7:05 PM EDT

Att. 11,320 - Unknown

livebaseballscorecards.com

AB	31
R	0
H	6
RBI	0
BB	1
SO	2
LOB	12

PITCHER		IP	W/L/S	BF	H	R	ER	SO	BB	IBB	HBP	BLK	WP	HR	S	P	ERA	WHIP
Bryn Smith, R ERA: 2.01	(1, 1)	9.0	W	32	6	0	0	2	1	0	0	0	0	0	35	39	0.00	0.778

PITCHER	IP	W/L/S	BF	H	R	ER	SO	BB	IBB	HBP	BLK	WP	HR	S	P	ERA	WHIP

Batter	1	2	3	4	5	6	7	8	9	AB	R	H	RBI	BB	SO	LOB
Tim Raines, S (1, 7) OBP: 0.283, SLG: 0.309	L6	2B BB			6-3	FC4				3	1	0	0	1	0	2
Vance Law, R (1, 4) OBP: 0.389, SLG: 0.355	1B 5-3	2B			1B E BB		4-3			3	2	2	3	1	0	0
Andre Dawson, R (1, 9) OBP: 0.333, SLG: 0.535	5-3	L3			E 1B		5-3			4	0	1	0	0	0	2
Dan Driessen, L (1, 3) OBP: 0.379, SLG: 0.529	FC6-4 1B		5-3		E3 G1-4-3		4-3			4	0	1	2	0	0	1
Hubie Brooks, R (1, 6) OBP: 0.327, SLG: 0.420	FC6-4		F4		G1-4-3			6-3		4	0	0	0	0	0	3
Tim Wallach, R (1, 5) OBP: 0.368, SLG: 0.464		4-3	F4			F8		F1		4	0	0	0	0	0	0
Herm Winningham, L (1, 8) OBP: 0.323, SLG: 0.281		BB 1B 2B 1B		3-1		1B BB		1-3		3	1	1	0	1	0	0
Mike Fitzgerald, R (1, 2) OBP: 0.420, SLG: 0.324		F9		K		F7				3	0	0	0	0	1	2
Bryn Smith, R (1, 1) OBP: 0.286, SLG: 0.357		BB 2B 1B		6-3		FC4 1B				3	1	2	0	0	0	0
Inning Stats	R: 1 E: 0 K: 0 S: 5 H: 2 LOB: 1 BB: 0 P: 5	R: 3 E: 0 K: 0 S: 6 H: 3 LOB: 1 BB: 1 P: 10	R: 0 E: 0 K: 0 S: 3 H: 0 LOB: 0 BB: 0 P: 3	R: 0 E: 0 K: 1 S: 5 H: 0 LOB: 0 BB: 0 P: 5	R: 1 E: 1 K: 0 S: 4 H: 1 LOB: 1 BB: 1 P: 8	R: 0 E: 0 K: 0 S: 4 H: 1 LOB: 2 BB: 1 P: 8	R: 0 E: 0 K: 0 S: 3 H: 0 LOB: 0 BB: 0 P: 3	R: 0 E: 0 K: 0 S: 3 H: 0 LOB: 0 BB: 0 P: 3		1B: 6 2B: 1 3B: 0 HR: 0	SF: 0 SAC: 0 DP: 1 HBP: 0					

PITCHER		IP	WLS	BF	H	R	ER	SO	BB	IBB	HBP	BLK	WP	HR	S	P	ERA	WHIP
Rick Mahler, R ERA: 2.73	(1, 1)	4.1	L	22	6	5	5	1	2	0	0	0	0	0	22	30	10.38	1.846
Gene Garber, R ERA: 5.54	(5, 1)	0.2		1	0	0	0	0	0	0	0	0	0	0	1	1	0.00	0.000
Rick Camp, R ERA: 5.4	(6, 1)	2.0		8	1	0	0	0	1	0	0	0	0	0	7	11	0.00	1.000
Jeff Dedmon, R ERA:	(8, 1)	1.0		3	0	0	0	0	0	0	0	0	0	0	3	3	0.00	0.000

PITCHER	IP	WLS	BF	H	R	ER	SO	BB	IBB	HBP	BLK	WP	HR	S	P	ERA	WHIP

BOTTOM

Atlanta Braves @ Montreal Expos

Olympic Stadium, Montreal, QB

Fri May 10 1985, 7:05 PM EDT

Att. 11,320 - Unknown

livebaseballscorecards.com

AB	31
R	5
H	7
RBI	5
BB	3
SO	1
LOB	10

Batter	1	2	3	4	5	6	7	8	9	AB	R	H	RBI	BB	SO	LOB
Claudell Washington, L (1, 9) OBP: 0.333, SLG: 0.396	F5		F8			4-3			FC3-6, 1B	4	0	1	0	0	0	0
Ken Oberkfell, L (1, 4) OBP: 0.300, SLG: 0.309	F8			K		L3			FC3-6, G4-6-3, 1-2f	4	0	0	0	0	1	1
Dale Murphy, R (1, 8) OBP: 0.419, SLG: 0.721	6-3			G6-4-3, 1B			F8		G4-6-3, 1-2f	4	0	1	0	0	0	1
Bob Horner, R (1, 5) OBP: 0.291, SLG: 0.356		FC4-5, 2B		G6-4-3, 1-2f			1B			3	0	2	0	0	0	1
Terry Harper, R (1, 7) OBP: 0.275, SLG: 0.449		FC4-5, S, 2-3			L5-4, 2B		F3			3	0	1	0	0	0	2
Gerald Perry, L (1, 3) OBP: 0.255, SLG: 0.235		K, 1-2			BB		F7			2	0	0	0	1	1	2
Rafael Ramirez, R (1, 6) OBP: 0.273, SLG: 0.339		L1			L5-4, 2-3			1-3		3	0	0	0	0	0	3
Bruce Benedict, R (1, 2) OBP: 0.227, SLG: 0.190			5-3		L8, 1-2			1-3		3	0	0	0	0	0	1
Steve Bedrosian, R (1, 1) OBP: 0.091, SLG: 0.091			F8			6-3		F7		2	0	0	0	0	0	0
Chris Chambliss, L (8, PH) OBP: 0.276, SLG: 0.296										1	0	0	0	0	0	0
Bruce Sutter, R (8, 1)										0	0	0	0	0	0	0
Inning Stats	R: 0 E: 0 K: 0 S: 3 H: 0 LOB: 0 BB: 0 P: 3	R: 0 E: 0 K: 1 S: 6 H: 1 LOB: 1 BB: 0 P: 6	R: 0 E: 0 K: 0 S: 3 H: 0 LOB: 0 BB: 0 P: 3	R: 0 E: 0 K: 1 S: 5 H: 1 LOB: 0 BB: 0 P: 5	R: 0 E: 0 K: 0 S: 3 H: 1 LOB: 1 BB: 1 P: 7	R: 0 E: 0 K: 0 S: 3 H: 0 LOB: 0 BB: 0 P: 3	R: 0 E: 0 K: 0 S: 4 H: 1 LOB: 1 BB: 0 P: 4	R: 0 E: 0 K: 0 S: 3 H: 0 LOB: 0 BB: 0 P: 3	R: 0 E: 0 K: 0 S: 3 H: 1 LOB: 0 BB: 0 P: 3	1B: 3 2B: 3 3B: 0 HR: 0	SF: 0 SAC: 0 DP: 3 HBP: 0						

Atlanta Braves @ Montreal Expos

Olympic Stadium, Montreal, QB

Sat May 11 1985, 3:33 AM EDT

Att. 15,135 - Unknown

TOP

livebaseballscorecards.com

AB	29
R	0
H	5
RBI	0
BB	1
SO	2
LOB	11

PITCHER	IP	WLS	BF	H	R	ER	SO	BB	IBB	HBP	BLK	WP	HR	S	P	ERA	WHIP
Bill Gullickson, R (1, 1) ERA: 3.61	9.0	W	30	5	0	0	2	1	0	0	0	0	0	33	37	0.00	0.667

PITCHER	IP	WLS	BF	H	R	ER	SO	BB	IBB	HBP	BLK	WP	HR	S	P	ERA	WHIP

Atlanta Braves @ Montreal Expos

Olympic Stadium, Montreal, QB

Sat May 11 1985, 3:33 AM EDT

Att. 15,135 - Unknown

livebaseballscorecards.com

BOTTOM

Batter	1	2	3	4	5	6	7	8	9	AB	R	H	RBI	BB	SO	LOB
Tim Raines, S (1, 7) OBP: 0.291, SLG: 0.337	F7		F8			3B	1B			4	0	2	2	0	0	0
Vance Law, R (1, 4) OBP: 0.395, SLG: 0.369	2B			BB		F9	S			4	1	1	0	1	0	2
Andre Dawson, R (1, 9) OBP: 0.330, SLG: 0.524	1B			K		F3		6-3		4	0	1	1	0	1	2
Dan Driessen, L (1, 3) OBP: 0.374, SLG: 0.511	K			F2		IBB		L7		3	0	0	0	1	1	2
Hubie Brooks, R (1, 6) OBP: 0.319, SLG: 0.408		F9		K		F9		4-3		3	0	0	0	0	1	3
Tim Wallach, R (1, 5) OBP: 0.367, SLG: 0.455		K			5-3		1B BB			2	1	0	0	1	1	0
Herm Winningham, L (1, 8) OBP: 0.338, SLG: 0.300		4-3			S 1B		1B			3	1	2	0	0	0	0
Mike Fitzgerald, R (1, 2) OBP: 0.407, SLG: 0.311			6-3		K		F7			3	0	0	0	0	1	3
Bill Gullickson, R (1, 1) OBP: 0.143, SLG: 0.143			K		F3		5-3			3	0	0	0	0	1	3
Inning Stats	R: 1 H: 2 E: 0 LOB: 0 K: 1 BB: 0 S: 6 P: 6	R: 0 H: 0 E: 0 LOB: 0 K: 1 BB: 0 S: 5 P: 5	R: 0 H: 0 E: 0 LOB: 0 K: 1 BB: 0 S: 5 P: 5	R: 0 H: 0 E: 0 LOB: 1 K: 2 BB: 1 S: 7 P: 11	R: 0 H: 1 E: 0 LOB: 1 K: 1 BB: 0 S: 6 P: 6	R: 0 H: 1 E: 0 LOB: 2 K: 0 BB: 1 S: 4 P: 8	R: 2 H: 2 E: 0 LOB: 1 K: 0 BB: 1 S: 4 P: 8	R: 0 H: 0 E: 0 LOB: 0 K: 0 BB: 0 S: 3 P: 3		1B: 4 SF: 0 2B: 1 SAC: 0 3B: 1 DP: 0 HR: 0 HBP: 0						

AB	29
R	3
H	6
RBI	3
BB	3
SO	6
LOB	15

WP: 0 PA: 32
PB: 0
SB: 3
CS: 0

PITCHER		IP	WLS	BF	H	R	ER	SO	BB	IBB	HBP	BLK	WP	HR	S	P	ERA	WHIP
Steve Bedrosian, R ERA: 3.15	(1, 1)	7.0	L	29	6	3	3	6	2	1	0	0	0	0	37	49	3.86	1.143
Bruce Sutter, R ERA: 2.35	(8, 1)	1.0		3	0	0	0	0	0	0	0	0	0	0	3	3	0.00	0.000

PITCHER	IP	WLS	BF	H	R	ER	SO	BB	IBB	HBP	BLK	WP	HR	S	P	ERA	WHIP

Batter	1	2	3	4	5	6	7	8	9	AB	R	H	RBI	BB	SO	LOB
Claudell Washington, L (1, 9) OBP: 0.321, SLG: 0.381	3-1		K 1-2		3-1		6-3			4	0	0	0	0	1	3
Ken Oberkfell, L (1, 4) OBP: 0.281, SLG: 0.288	K			F8		5-3		4-3		4	0	0	0	0	1	0
Dale Murphy, R (1, 8) OBP: 0.413, SLG: 0.704	K			WP 1B 1B		F3		5-3		4	0	1	0	0	1	0
Bob Horner, R (1, 5) OBP: 0.289, SLG: 0.351		F7		L7		1B		K		4	0	1	0	0	1	1
Terry Harper, R (1, 7) OBP: 0.291, SLG: 0.472		6-3		WP 1-2 1B		1-3			2B	4	0	2	0	0	0	1
Gerald Perry, L (1, 3) OBP: 0.271, SLG: 0.226		G3		BB 1-2 2-3			1B BB		L6	2	0	0	0	2	0	1
Rafael Ramirez, R (1, 6) OBP: 0.280, SLG: 0.344			PB 1B	K			2-3 1-3 1B		6-3	4	0	2	0	0	1	4
Bruce Benedict, R (1, 2) OBP: 0.231, SLG: 0.167			F8		G6-3 BB		2-3 1-2		K	3	0	0	0	1	1	4
Craig McMurtry, R (1, 1) Jeff Dedmon, L (2, 1) Albert Hall, S (5, PH) OBP: 0.250, SLG: 0.143 Rick Camp, R (5, 1) Chris Chambliss, L (7, PH) OBP: 0.273, SLG: 0.292 Zane Smith, L (7, 1)			K		G6-3 1-2f		F8			0 1 1 0 1 0	0 0 0 0 0 0	0 1 0 0 0 0	0 1 0 0 0 0	0 0 0 0 0 0	0 1 0 0 1 0	0 1 1 0 2 0
Inning Stats	R: 0 E: 0 K: 2 S: 7 H: 0 LOB: 0 BB: 0 P: 7	R: 0 E: 0 K: 0 S: 3 H: 0 LOB: 0 BB: 0 P: 3	R: 0 E: 0 K: 2 S: 8 H: 1 LOB: 1 BB: 0 P: 8	R: 0 E: 0 K: 1 S: 7 H: 2 LOB: 3 BB: 1 P: 11	R: 0 E: 0 K: 0 S: 2 H: 0 LOB: 0 BB: 1 P: 6	R: 0 E: 0 K: 0 S: 4 H: 1 LOB: 1 BB: 0 P: 4	R: 0 E: 0 K: 0 S: 4 H: 1 LOB: 2 BB: 1 P: 8	R: 0 E: 0 K: 1 S: 5 H: 0 LOB: 0 BB: 0 P: 5	R: 0 E: 0 K: 1 S: 6 H: 1 LOB: 1 BB: 0 P: 6	1B: 5 2B: 1 3B: 0 HR: 0 SF: 0 SAC: 0 DP: 1 HBP: 0						

PITCHER		IP	W/L/S	BF	H	R	ER	SO	BB	IBB	HBP	BLK	WP	HR	S	P	ERA	WHIP
David Palmer, R ERA: 3.09	(1, 1)	8.0	W	31	5	0	0	6	3	0	0	0	1	0	40	52	0.00	1.000
Jeff Reardon, R ERA: 1.33	(9, 1)	1.0		4	1	0	0	1	0	0	0	0	0	0	6	6	0.00	1.000

PITCHER	IP	W/L/S	BF	H	R	ER	SO	BB	IBB	HBP	BLK	WP	HR	S	P	ERA	WHIP

TOP

Atlanta Braves @ Montreal Expos

Olympic Stadium, Montreal, QB

Sun May 12 1985, 3:33 AM EDT

Att. 14,180 - Unknown

livebaseballscorecards.com

AB	32
R	0
H	6
RBI	0
BB	3
SO	7
LOB	18

Batter	1	2	3	4	5	6	7	8	9	AB	R	H	RBI	BB	SO	LOB
Tim Raines, S (1, 7) OBP: 0.316, SLG: 0.385	0-0 WP SF8 2B	0-0 3B			0-0 S 1B		BBBB 4-0 G4-6-3 BB			3	1	3	1	1	0	0
Vance Law, R (1, 4) OBP: 0.375, SLG: 0.353	0-0 ① SF8 2-H	0-0 ③ 4-3			SSS 0-3 ① K 1-2		0-0 ②③ G4-6-3 1-2f			3	0	0	1	0	1	4
Terry Francona, L (1, 9) OBP: 0.458, SLG: 0.545 Jim Wohlford, R (8, 9) OBP: 0.294, SLG: 0.310	0-0 3B		0-0 ① 3-1		0-0 ② L3			0-0 G3 2B		3 1	0 0	1 1	0 0	0 0	0 0	1 0
Dan Driessen, L (1, 3) OBP: 0.369, SLG: 0.533	0-0 ② 4-3		0-0 HR		0-0 ③ F8			SSS 0-3 ① K		4	1	1	1	0	1	3
Hubie Brooks, R (1, 6) OBP: 0.308, SLG: 0.393	SSS 0-3 ③ K		0-0 ② 6-3			0-0 ① 4-3		0-0 ② G3 2-3		4	0	0	0	0	1	2
Tim Wallach, R (1, 5) OBP: 0.372, SLG: 0.451		0-0 BB 1B 1B	SSS 0-3 ③ K			0-0 ② F7		BBBB 4-0 BB		3	1	1	0	1	1	0
Herm Winningham, L (1, 8) OBP: 0.333, SLG: 0.286		BBBB 4-0 1B 3B 1-2 BB		0-0 ① 1-3		0-0 ③ F8		0-0 ③ F4		3	1	0	0	1	0	2
Sal Butera, R (1, 2) OBP: 0.429, SLG: 0.571		0-0 K 1-3 2-H 1B		0-0 ② 5-3			0-0 2B			3	0	2	1	0	0	0
David Palmer, R (1, 1) OBP: 0.182, SLG: 0.273 Jeff Reardon, R (9, 1) OBP: 0.500, SLG: 0.500	SSS 0-3 ①② K 1-2			0-0 ③ F3			SSS 0-3 ① K			3 0	0 0	0 0	0 0	0 0	2 0	3 0
Inning Stats	R: 1 H: 2 E: 0 LOB: 1 K: 1 BB: 0 S: 7 P: 7	R: 2 H: 3 E: 0 LOB: 1 K: 1 BB: 1 S: 7 P: 11	R: 1 H: 1 E: 0 LOB: 0 K: 1 BB: 0 S: 6 P: 6	R: 0 H: 0 E: 0 LOB: 0 K: 0 BB: 0 S: 3 P: 3	R: 0 H: 1 E: 0 LOB: 1 K: 1 BB: 0 S: 6 P: 6	R: 0 H: 0 E: 0 LOB: 0 K: 0 BB: 0 S: 3 P: 3	R: 0 H: 1 E: 0 LOB: 1 K: 1 BB: 1 S: 5 P: 9	R: 0 H: 1 E: 0 LOB: 2 K: 1 BB: 1 S: 6 P: 10		1B: 3 SF: 1 2B: 3 SAC: 0 3B: 2 DP: 1 HR: 1 HBP: 0						

PITCHER		IP	WLS	BF	H	R	ER	SO	BB	IBB	HBP	BLK	WP	HR	S	P	ERA	WHIP
Craig McMurtry, R ERA: 7.71	(1, 1)	1.2	L	10	5	3	3	2	1	0	0	0	1	0	13	17	16.20	3.600
Jeff Dedmon, R ERA: 1.8	(2, 1)	2.1		8	1	1	1	1	0	0	0	0	0	1	10	10	3.86	0.429
Rick Camp, R ERA: 4.76	(5, 1)	2.0		7	1	0	0	1	0	0	0	0	0	0	9	9	0.00	0.500
Zane Smith, L ERA: 4.38	(7, 1)	2.0		9	2	0	0	2	2	0	0	0	0	0	11	19	0.00	2.000

PITCHER	IP	WLS	BF	H	R	ER	SO	BB	IBB	HBP	BLK	WP	HR	S	P	ERA	WHIP

Atlanta Braves @ Montreal Expos

Olympic Stadium, Montreal, QB

Sun May 12 1985, 3:33 AM EDT

Att. 14,180 - Unknown

BOTTOM

livebaseballscorecards.com

AB	30
R	4
H	9
RBI	4
BB	3
SO	6
LOB	15

WP: 1 PA: 34
PB: 0
SB: 1
CS: 0

New York Mets @ Atlanta Braves

Atlanta-Fulton County Stadium, Atlanta, GA

Mon May 13 1985, 7:05 PM EDT

Att. 15,160 - Unknown

TOP

livebaseballscorecards.com

Batter	1	2	3	4	5	6	7	8	9	AB	R	H	RBI	BB	SO	LOB
Wally Backman, S (1, 4) OBP: 0.358, SLG: 0.347	4-3		1B			F8		F9		3	0	1	0	0	0	0
Clint Hurdle, L (8, PH) OBP: 0.231, SLG: 0.308										1	0	0	0	0	0	1
Kelvin Chapman, R (8, 4) OBP: 0.188, SLG: 0.156										0	0	0	0	0	0	0
Mookie Wilson, S (1, 8) OBP: 0.330, SLG: 0.415	5-3		5-3			K			K	4	0	0	0	0	2	1
Keith Hernandez, L (1, 3) OBP: 0.395, SLG: 0.412	1B			4-3		F5			FC5-4 1B	4	0	2	0	0	0	0
Gary Carter, R (1, 2) OBP: 0.357, SLG: 0.457	L6			F5			5-3		FC5-4 FC6-4 1-2f	4	0	0	0	0	0	2
George Foster, R (1, 7) OBP: 0.319, SLG: 0.492		F8		1-3			K		FC6-4 1-2f	4	0	0	0	0	1	1
Danny Heep, L (1, 9) OBP: 0.340, SLG: 0.362		K			F8		G3			3	0	0	0	0	1	0
Howard Johnson, S (1, 5) OBP: 0.253, SLG: 0.212		F7			F5			F4		3	0	0	0	0	0	0
Rafael Santana, R (1, 6) OBP: 0.266, SLG: 0.276			B3-6-4 1B		2B			K		3	0	2	0	0	1	0
Ed Lynch, R (1, 1) OBP: 0.154, SLG: 0.083			B3-6-4 1-2f		1-3			1B		2	0	0	0	0	0	2
Rusty Staub, L (8, PH) OBP: 0.308, SLG: 0.417										1	0	1	0	0	0	0
Terry Blocker, L (8, PR)										0	0	0	0	0	0	0
Wes Gardner, R (8, 1)										0	0	0	0	0	0	0
Inning Stats	R: 0 E: 0 K: 0 S: 4 H: 1 LOB: 1 BB: 0 P: 4	R: 0 E: 0 K: 1 S: 5 H: 0 LOB: 0 BB: 0 P: 5	R: 0 E: 0 K: 0 S: 4 H: 2 LOB: 1 BB: 0 P: 4	R: 0 E: 0 K: 0 S: 3 H: 0 LOB: 0 BB: 0 P: 3	R: 0 E: 0 K: 0 S: 4 H: 1 LOB: 1 BB: 0 P: 4	R: 0 E: 0 K: 1 S: 5 H: 0 LOB: 0 BB: 0 P: 5	R: 0 E: 0 K: 1 S: 5 H: 0 LOB: 0 BB: 0 P: 5	R: 0 E: 0 K: 1 S: 6 H: 1 LOB: 1 BB: 0 P: 6	R: 0 E: 0 K: 1 S: 6 H: 1 LOB: 1 BB: 0 P: 6	1B: 5 2B: 1 3B: 0 HR: 0	SF: 0 SAC: 0 DP: 1 HBP: 0						

	AB	32
	R	0
	H	6
	RBI	0
	BB	0
	SO	5
	LOB	7

WP: 0 PB: 0 SB: 0 CS: 0 PA: 32

PITCHER	IP	WLS	BF	H	R	ER	SO	BB	IBB	HBP	BLK	WP	HR	S	P	ERA	WHIP
Len Barker, R (1, 1) ERA: 3.6	7.0	W	24	4	0	0	3	0	0	0	0	0	0	30	30	0.00	0.571
Bruce Sutter, R (8, 1) ERA: 2.08	2.0	S	8	2	0	0	2	0	0	0	0	0	0	12	12	0.00	1.000

PITCHER	IP	WLS	BF	H	R	ER	SO	BB	IBB	HBP	BLK	WP	HR	S	P	ERA	WHIP

BOTTOM

New York Mets @ Atlanta Braves

Atlanta-Fulton County Stadium, Atlanta, GA

Mon May 13 1985, 7:05 PM EDT

Att. 15,160 - Unknown

Batter	1	2	3	4	5	6	7	8	9	AB	R	H	RBI	BB	SO	LOB
Claudell Washington, L (1, 9) OBP: 0.319, SLG: 0.376	F8		1B		F8		5-3			4	0	1	0	0	0	0
Rafael Ramirez, R (1, 6) OBP: 0.279, SLG: 0.341	F9		F8		F9			CS 1B		4	0	1	0	0	0	1
Brad Komminsk, R (1, 7) OBP: 0.310, SLG: 0.263	L5		K		F7			1-2 BB		3	0	0	0	1	1	1
Dale Murphy, R (1, 8) OBP: 0.408, SLG: 0.688		1-3 1B 1B	F7			6-3		F9		4	1	1	0	0	0	2
Bob Horner, R (1, 5) OBP: 0.276, SLG: 0.333 Ken Oberkfell, L (9, 5) OBP: 0.281, SLG: 0.288		F8		F7		4-3		F8		4 0	0 0	0 0	0 0	0 0	0 0	2 0
Gerald Perry, L (1, 3) OBP: 0.274, SLG: 0.232	1-3 1-2			F5		S 1B				3	0	1	0	0	0	1
Rick Cerone, R (1, 2) OBP: 0.341, SLG: 0.380		E 1B BB		1B 1B		4-3 1-2				2	0	1	0	1	0	1
Glenn Hubbard, R (1, 4) OBP: 0.384, SLG: 0.387		E8 1-3 2-H 1B		1-2 1B			5-3			3	0	2	1	0	0	0
Len Barker, R (1, 1) Chris Chambliss, L (7, PH) OBP: 0.269, SLG: 0.288 Bruce Sutter, R (8, 1)		K		G3			G3			2 1 0	0 0 0	0 0 0	0 0 0	0 0 0	1 0 0	4 0 0
Inning Stats	R: 0 E: 0 K: 0 S: 3 H: 0 LOB: 0 BB: 0 P: 3	R: 1 E: 1 K: 1 S: 7 H: 2 LOB: 2 BB: 1 P: 11	R: 0 E: 0 K: 1 S: 6 H: 1 LOB: 1 BB: 0 P: 6	R: 0 E: 0 K: 0 S: 5 H: 2 LOB: 2 BB: 0 P: 5	R: 0 E: 0 K: 0 S: 3 H: 0 LOB: 0 BB: 0 P: 3	R: 0 E: 0 K: 0 S: 4 H: 1 LOB: 1 BB: 0 P: 4	R: 0 E: 0 K: 0 S: 3 H: 0 LOB: 0 BB: 0 P: 3	R: 0 E: 0 K: 0 S: 3 H: 1 LOB: 1 BB: 1 P: 7		1B: 7 2B: 0 3B: 0 HR: 0 SF: 0 SAC: 0 DP: 0 HBP: 0					WP: 0 PB: 0 SB: 1 CS: 1 PA: 32	

PITCHER	IP	WLS	BF	H	R	ER	SO	BB	IBB	HBP	BLK	WP	HR	S	P	ERA	WHIP
Ed Lynch, R (1, 1) ERA: 2.76	7.0	L	28	6	1	1	2	1	0	0	0	0	0	31	35	1.29	1.000
Wes Gardner, R (8, 1) ERA:	1.0		4	1	0	0	0	1	0	0	0	0	0	3	7	0.00	2.000

PITCHER	IP	WLS	BF	H	R	ER	SO	BB	IBB	HBP	BLK	WP	HR	S	P	ERA	WHIP

AB	30
R	1
H	7
RBI	1
BB	2
SO	2
LOB	12

livebaseballscorecards.com

Batter	1	2	3	4	5	6	7	8	9	AB	R	H	RBI	BB	SO	LOB
Wally Backman, S (1, 4) OBP: 0.349, SLG: 0.338	K	1-3			FC4-6 1B		K		K	5	0	1	0	0	3	3
Mookie Wilson, S (1, 8) OBP: 0.326, SLG: 0.407	FC6-4 1B		4-3		FC4-6 4-3 S 1B 1-2f		L3			4	1	1	0	0	0	1
Keith Hernandez, L (1, 3) OBP: 0.391, SLG: 0.415	FC6-4 FC5-4 1-2f		4-3 2B		4-3 1-3		4-3			4	0	1	0	0	0	2
Gary Carter, R (1, 2) OBP: 0.362, SLG: 0.453	FC5-4 1-2f		4-3 2-3		2B 1B 3-H			G3-6 HBP		3	1	1	1	0	0	2
George Foster, R (1, 7) OBP: 0.316, SLG: 0.493		6-3	6-3		2B 1-H			F3		4	0	1	1	0	0	2
Danny Heep, L (1, 9) OBP: 0.333, SLG: 0.373		1B E 2B		3-1	4-3			G3-6 1-2f		4	1	1	0	0	0	2
Howard Johnson, S (1, 5) OBP: 0.241, SLG: 0.200		K		F8		B3			G3	4	0	0	0	0	1	1
Rafael Santana, R (1, 6) OBP: 0.276, SLG: 0.278		E IBB		1B		F8			6-3	3	0	1	0	1	0	0
Calvin Schiraldi, R (1, 1) OBP: 0.200, SLG: 0.200		E6 1-3 2-H 1B		4-3		K			1B	2	0	1	0	0	0	1
Roger McDowell, R (5, 1) OBP: 0.333, SLG: 0.200										2	0	1	0	0	1	0
Inning Stats	R: 0 E: 0 K: 1 S: 6 H: 1 LOB: 1 BB: 0 P: 6	R: 1 E: 1 K: 1 S: 7 H: 2 LOB: 2 BB: 1 P: 11	R: 0 E: 0 K: 0 S: 4 H: 1 LOB: 1 BB: 0 P: 4	R: 0 E: 0 K: 0 S: 4 H: 1 LOB: 1 BB: 0 P: 4	R: 2 E: 0 K: 0 S: 6 H: 3 LOB: 1 BB: 0 P: 6	R: 0 E: 0 K: 1 S: 5 H: 0 LOB: 0 BB: 0 P: 5	R: 0 E: 0 K: 1 S: 5 H: 0 LOB: 0 BB: 0 P: 5	R: 0 E: 0 K: 0 S: 2 H: 0 LOB: 0 BB: 0 P: 3	R: 0 E: 0 K: 1 S: 6 H: 1 LOB: 1 BB: 0 P: 6	1B: 6 2B: 3 3B: 0 HR: 0	SF: 0 SAC: 0 DP: 1 HBP: 1						

New York Mets @ Atlanta Braves

Atlanta-Fulton County Stadium, Atlanta, GA

Tue May 14 1985, 3:33 AM EDT

Att. 14,212 - Unknown

TOP

livebaseballscorecards.com

AB	35
R	3
H	9
RBI	2
BB	1
SO	5
LOB	14

PITCHER		IP	WLS	BF	H	R	ER	SO	BB	IBB	HBP	BLK	WP	HR	S	P	ERA	WHIP
Rick Mahler, R ERA: 2.71	(1, 1)	7.0	L	30	8	3	2	4	0	1	0	0	0	0	37	41	2.57	1.143
Gene Garber, R ERA: 4.8	(8, 1)	2.0		7	1	0	0	1	0	0	1	0	0	0	8	9	0.00	0.500

PITCHER	IP	WLS	BF	H	R	ER	SO	BB	IBB	HBP	BLK	WP	HR	S	P	ERA	WHIP

New York Mets @ Atlanta Braves

Atlanta-Fulton County Stadium, Atlanta, GA

Tue May 14 1985, 3:33 AM EDT

Att. 14,212 - Unknown

BOTTOM

Batter	1	2	3	4	5	6	7	8	9	AB	R	H	RBI	BB	SO	LOB
Claudell Washington, L (1, 9) OBP: 0.325, SLG: 0.407	BB, BB, 1B		F7		HR		K			4	1	2	1	0	1	0
Rafael Ramirez, R (1, 6) OBP: 0.271, SLG: 0.331	F9		1-3		G3		K			4	0	0	0	0	1	1
Brad Komminsk, R (1, 7) OBP: 0.330, SLG: 0.259	BB, 1-2		CS, BB		BB			5-3		1	0	0	0	3	0	0
Dale Murphy, R (1, 8) OBP: 0.395, SLG: 0.664	K		CS, 1-2	F8	K			5-3		4	0	0	0	0	2	3
Bob Horner, R (1, 5) OBP: 0.286, SLG: 0.345	BB, 1-2, 2-3			4-3	F2			1-3		3	0	1	0	1	0	1
Gerald Perry, L (1, 3) OBP: 0.258, SLG: 0.217	K			4-3, 2-3	4-3				F7	4	0	0	0	0	1	4
Rick Cerone, R (1, 2) OBP: 0.337, SLG: 0.366		F9		BB	6-3				F4	3	0	0	0	1	0	0
Glenn Hubbard, R (1, 4) OBP: 0.377, SLG: 0.369		F9		1-2, BB	1-3				6-3	3	0	0	0	1	0	0
Rick Mahler, R (1, 1) OBP: 0.200, SLG: 0.200		6-3		K		F8				2	0	0	0	0	1	3
Ken Oberkfell, L (7, PH) OBP: 0.277, SLG: 0.283										1	0	0	0	0	0	0
Gene Garber, R (8, 1) OBP: 1.000, SLG: 1.000										0	0	0	0	0	0	0
Inning Stats	R: 0 E: 0 K: 2 S: 8 H: 1 LOB: 3 BB: 2 P: 16	R: 0 E: 0 K: 0 S: 3 H: 0 LOB: 0 BB: 0 P: 3	R: 0 E: 0 K: 0 S: 2 H: 0 LOB: 0 BB: 1 P: 6	R: 0 E: 0 K: 1 S: 6 H: 1 LOB: 3 BB: 2 P: 14	R: 1 E: 0 K: 1 S: 6 H: 1 LOB: 1 BB: 1 P: 10	R: 0 E: 0 K: 0 S: 3 H: 0 LOB: 0 BB: 0 P: 3	R: 0 E: 0 K: 2 S: 7 H: 0 LOB: 0 BB: 0 P: 7	R: 0 E: 0 K: 0 S: 3 H: 0 LOB: 0 BB: 0 P: 3	R: 0 E: 0 K: 0 S: 3 H: 0 LOB: 0 BB: 0 P: 3	1B: 1 2B: 1 3B: 0 HR: 1	SF: 0 SAC: 0 DP: 0 HBP: 0					

livebaseballscorecards.com

	AB	29
	R	1
	H	3
	RBI	1
	BB	6
	SO	6
	LOB	12

WP: 0 PB: 0 SB: 0 CS: 1 PA: 36

PITCHER		IP	WLS	BF	H	R	ER	SO	BB	IBB	HBP	BLK	WP	HR	S	P	ERA	WHIP
Calvin Schiraldi, R ERA: 5.27	(1, 1)	4.1		21	3	1	1	3	6	0	0	0	0	1	21	45	2.08	2.077
Roger McDowell, R ERA: 4.32	(5, 1)	4.2	W	14	0	0	0	3	0	0	0	0	0	0	20	20	0.00	0.000

PITCHER	IP	WLS	BF	H	R	ER	SO	BB	IBB	HBP	BLK	WP	HR	S	P	ERA	WHIP

Batter	1	2	3	4	5	6	7	8	9	10	AB	R	H	RBI	BB	SO	LOB
Juan Samuel, R (1, 4) OBP: 0.261, SLG: 0.341	6-3		6-3			E5 1-3		1B 2-3 1B		F4	5	0	1	0	0	0	2
Jeff Stone, L (1, 7) OBP: 0.301, SLG: 0.354	K			L7		4-3		F8		F6	3	0	0	0	0	1	1
Garry Maddox, R (8, PH) OBP: 0.378, SLG: 0.406 (8, 8)											2	0	0	0	0	0	3
Mike Schmidt, R (1, 5) OBP: 0.298, SLG: 0.346	K			6-3			CS 1B 1B	1-2 3-H 1B			4	0	2	1	0	1	0
Von Hayes, L (1, 8) OBP: 0.436, SLG: 0.482 (8, 7) (9, 9)		4-3 PB 1B		4-3			1-2 CS 2B 1B	G3			4	1	2	0	0	0	2
Tim Corcoran, L (1, 3) OBP: 0.367, SLG: 0.333		4-3 1-3			F8		1-H 2-3 2B		F8		4	0	1	1	0	0	1
Glenn Wilson, R (1, 9) OBP: 0.265, SLG: 0.415		K			5-3		K		5-3		4	0	0	0	0	2	2
Kent Tekulve, R (9, 1)											0	0	0	0	0	0	0
Ozzie Virgil, R (1, 2) OBP: 0.358, SLG: 0.477		6-3			K		F2		K		4	0	0	0	0	2	2
Luis Aguayo, R (1, 6) OBP: 0.333, SLG: 0.405			F4			6-3		BBBB 4-0 1B SH3-4 1B BB		SH3-4 1B	3	1	1	0	1	0	0
Steve Carlton, L (1, 1) OBP: 0.214, SLG: 0.286			K			E5 E 1B		SH3-4 1-2		SH3-4 1-2	2	0	1	0	0	1	0
Don Carman, L (7, 1)											0	0	0	0	0	0	0
Larry Andersen, R (7, 1)											0	0	0	0	0	0	0
Dave Rucker, L (9, 1)											0	0	0	0	0	0	0
Greg Gross, L (9, 7) OBP: 0.268, SLG: 0.243											0	0	0	0	0	0	0
Inning Stats	R: 0 E: 0 K: 2 S: 7 H: 0 LOB: 0 BB: 0 P: 7	R: 0 E: 0 K: 1 S: 6 H: 1 LOB: 1 BB: 0 P: 6	R: 0 E: 0 K: 1 S: 5 H: 0 LOB: 0 BB: 0 P: 5	R: 0 E: 0 K: 0 S: 3 H: 0 LOB: 0 BB: 0 P: 3	R: 0 E: 0 K: 1 S: 5 H: 0 LOB: 0 BB: 0 P: 5	R: 0 E: 1 K: 0 S: 4 H: 1 LOB: 1 BB: 0 P: 4	R: 1 E: 0 K: 1 S: 7 H: 3 LOB: 1 BB: 0 P: 7	R: 1 E: 0 K: 0 S: 5 H: 2 LOB: 2 BB: 1 P: 9	R: 0 E: 0 K: 1 S: 5 H: 0 LOB: 0 BB: 0 P: 5	R: 0 E: 0 K: 0 S: 4 H: 1 LOB: 1 BB: 0 P: 4	1B: 7 2B: 1 3B: 0 HR: 0	SF: 0 SAC: 2 DP: 0 HBP: 0						

PITCHER	IP	WLS	BF	H	R	ER	SO	BB	IBB	HBP	BLK	WP	HR	S	P	ERA	WHIP
Steve Bedrosian, R (1, 1) ERA: 2.91	6.1		23	5	1	1	5	0	0	0	0	0	0	33	33	1.42	0.789
Jeff Dedmon, R (7, 1) ERA: 1.59	0.2		2	0	0	0	1	0	0	0	0	0	0	4	4	0.00	0.000
Gene Garber, R (8, 1) ERA: 5.28	0.1		3	1	1	1	0	1	0	0	0	0	0	2	6	27.00	6.000
Terry Forster, L (8, 1) ERA: 1.04	1.2		6	1	0	0	1	0	0	0	0	0	0	8	8	0.00	0.600
Bruce Sutter, R (10, 1) ERA: 1.96	1.0	W	4	1	0	0	0	0	0	0	0	0	0	4	4	0.00	1.000

PITCHER	IP	WLS	BF	H	R	ER	SO	BB	IBB	HBP	BLK	WP	HR	S	P	ERA	WHIP

TOP

Philadelphia Phillies @ Atlanta Braves

Atlanta-Fulton County Stadium, Atlanta, GA

Wed May 15 1985, 7:05 PM EDT
Att. 10,292 - Unknown

livebaseballscorecards.com

AB	35
R	2
H	8
RBI	2
BB	1
SO	7
LOB	13

1B: 7	SF: 0	WP: 0	PA: 38
2B: 1	SAC: 2	PB: 1	
3B: 0	DP: 0	SB: 0	
HR: 0	HBP: 0	CS: 2	

Philadelphia Phillies @ Atlanta Braves

Atlanta-Fulton County Stadium, Atlanta, GA

Wed May 15 1985, 7:05 PM EDT

Att. 10,292 - Unknown

livebaseballscorecards.com

BOTTOM

Batter	1	2	3	4	5	6	7	8	9	10	AB	R	H	RBI	BB	SO	LOB
Rafael Ramirez, R (1, 6) OBP: 0.277, SLG: 0.338	L6		BB, 1B, BB		1-3, 2B		5-3 1-2		SH3-4 1-2		3	0	1	0	1	0	1
Brad Komminsk, R (1, 9) OBP: 0.340, SLG: 0.265 Claudell Washington, L (7, PH) OBP: 0.320, SLG: 0.400 (8, 9)	6-3		BB 1-2		G4-6-3, BB		L9		K		2 2	0 0	1 0	0 0	1 0	0 1	0 3
Dale Murphy, R (1, 8) OBP: 0.396, SLG: 0.647	L1		BB 1-2 2-3		G4-6-3 1-2f			5-3	IBB		3	0	0	0	2	0	3
Bob Horner, R (1, 5) OBP: 0.292, SLG: 0.333 Bruce Sutter, R (10, 1)		BB	F7			FC6-4, BB		5-3	3-1		3 0	0 0	0 0	0 0	2 0	0 0	5 0
Terry Harper, R (1, 7) OBP: 0.300, SLG: 0.509	F9			6-3		F3		BB		HR	4	1	1	1	1	0	2
Rick Cerone, R (1, 2) OBP: 0.323, SLG: 0.349	F8			6-3		F8		K			4	0	0	0	0	1	3
Paul Zuvella, R (1, 4) OBP: 0.143, SLG: 0.214 Ken Oberkfell, L (9, PH) OBP: 0.288, SLG: 0.295 (10, 5)	K			K		FC6-4 1-2f			HR	1B	3 1	0 1	0 1	0 0	0 0	2 0	2 0
Gerald Perry, L (1, 3) OBP: 0.271, SLG: 0.281			G3		2B, 1B		L6		1-H, HR		4	1	2	2	0	0	0
Steve Bedrosian, R (1, 1) OBP: 0.077, SLG: 0.077 Jeff Dedmon, L (7, 1) Albert Hall, S (7, PH) OBP: 0.333, SLG: 0.250 Gene Garber, R (8, 1) OBP: 1.000, SLG: 1.000 Terry Forster, L (8, 1) Chris Chambliss, L (9, PH) OBP: 0.276, SLG: 0.288 Zane Smith, L (9, PR) Glenn Hubbard, R (10, 4) OBP: 0.377, SLG: 0.369			4-3		K		5-3		SH3-4		2 0 1 0 0 0 0 0 0 0	0 0 0 0 0 0 0 0 0 0	0 0 1 0 0 0 0 0 0 0	0 0 0 0 0 0 0 0 0 0	1 0 0 0 0 0 1 0 0 0	1 0 0 0 0 0 0 0 0 0	1 0 0 0 0 0 0 0 0 0
Inning Stats	R: 0 H: 0 E: 0 LOB: 0 K: 0 BB: 0 S: 3 P: 3	R: 0 H: 0 E: 0 LOB: 1 K: 1 BB: 1 S: 5 P: 9	R: 0 H: 1 E: 0 LOB: 3 K: 0 BB: 2 S: 4 P: 12	R: 0 H: 0 E: 0 LOB: 0 K: 1 BB: 0 S: 5 P: 5	R: 0 H: 2 E: 0 LOB: 2 K: 1 BB: 1 S: 6 P: 10	R: 0 H: 0 E: 0 LOB: 1 K: 0 BB: 1 S: 3 P: 7	R: 0 H: 1 E: 0 LOB: 1 K: 0 BB: 0 S: 4 P: 4	R: 0 H: 0 E: 0 LOB: 1 K: 1 BB: 1 S: 5 P: 9	R: 2 H: 2 E: 0 LOB: 2 K: 1 BB: 2 S: 7 P: 15	R: 1 H: 1 E: 0 LOB: 0 K: 0 BB: 0 S: 1 P: 1	1B: 4 SF: 0 2B: 1 SAC: 1 3B: 0 DP: 1 HR: 2 HBP: 0						

AB	32
R	3
H	7
RBI	3
BB	8
SO	5
LOB	20

WP: 0 PA: 41
PB: 0
SB: 0
CS: 0

PITCHER		IP	WLS	BF	H	R	ER	SO	BB	IBB	HBP	BLK	WP	HR	S	P	ERA	WHIP
Steve Carlton, L	(1, 1)	6.0		25	3	0	0	3	5	0	0	0	0	0	26	46	0.00	1.333
ERA: 2.41																		
Don Carman, L	(7, 1)	0.1		2	1	0	0	0	0	0	0	0	0	0	2	2	0.00	3.000
ERA: 0.79																		
Larry Andersen, R	(7, 1)	1.2		8	2	2	2	1	1	0	0	0	0	1	9	13	10.80	1.800
ERA: 3.6																		
Dave Rucker, L	(9, 1)	0.2		3	0	0	0	1	1	0	0	0	0	0	4	8	0.00	1.500
ERA: 3.0																		
Kent Tekulve, R	(9, 1)	0.1	L	3	1	1	1	0	0	1	0	0	0	1	2	6	27.00	3.000
ERA: 5.28																		

PITCHER	IP	WLS	BF	H	R	ER	SO	BB	IBB	HBP	BLK	WP	HR	S	P	ERA	WHIP

Philadelphia Phillies @ Atlanta Braves

Atlanta-Fulton County Stadium, Atlanta, GA

Thu May 16 1985, 7:05 PM EDT

Att. 10,116 - Unknown

TOP

livebaseballscorecards.com

Batter	1	2	3	4	5	6	7	8	9	AB	R	H	RBI	BB	SO	LOB
Juan Samuel, R (1, 4) OBP: 0.259, SLG: 0.350	6-3 3B		G1-4-3 1-2f		F4		K		K	5	1	1	0	0	2	1
Garry Maddox, R (1, 8) OBP: 0.366, SLG: 0.389	6-3 3-H		1B 1B		G3		P4			4	0	1	1	0	0	0
Kent Tekulve, R (7, 1)										0	0	0	0	0	0	0
Von Hayes, L (1, 7) OBP: 0.438, SLG: 0.483 (7, 8)	2-3 S 1B		BB 1-3 1B		4-3		K			4	0	2	0	0	1	0
John Wockenfuss, R (1, 3) OBP: 0.278, SLG: 0.133	2-3 1-3		FC6-4 1-2 BB			1B E SF8 BB		5-3		2	1	0	0	2	0	1
Ozzie Virgil, R (1, 2) OBP: 0.354, SLG: 0.462	6-3		FC6-4 1-2f			E5 SF8 1B 1-2 4-3		BB		3	1	0	0	1	0	5
Glenn Wilson, R (1, 9) OBP: 0.282, SLG: 0.427		G4-6-3 1B		1B		4-3 1-2 2-3 1B		K		4	0	3	0	0	1	1
Luis Aguayo, R (1, 5) OBP: 0.304, SLG: 0.375		G4-6-3 1-2f		K		SF8 2-3 3-H		F9		3	0	0	1	0	1	3
Steve Jeltz, S (1, 6) OBP: 0.233, SLG: 0.191		5-3		K		4-3 1-2 3-H			L6	2	0	0	0	0	1	1
Derrel Thomas, S (6, PH) (6, 6)										2	0	0	1	0	0	1
Shane Rawley, R (1, 1) OBP: 0.118, SLG: 0.063										1	0	1	0	0	0	0
Pat Zachry, R (3, 1)										1	0	0	0	0	1	1
Dave Rucker, L (4, 1)										0	0	0	0	0	0	0
Greg Gross, L (6, PH) OBP: 0.262, SLG: 0.237										1	0	0	0	0	0	1
Larry Andersen, R (6, 1)										0	0	0	0	0	0	0
Jeff Stone, L (7, 7) OBP: 0.298, SLG: 0.351			G1-4-3 1B	K		5-3			4-3	1	0	0	0	0	0	0

	AB	33
	R	3
	H	8
	RBI	3
	BB	3
	SO	7
	LOB	15

Inning Stats	1	2	3	4	5	6	7	8	9
	R: 1 H: 2 E: 0 LOB: 1 K: 0 BB: 0 S: 5 P: 5	R: 0 H: 1 E: 0 LOB: 0 K: 0 BB: 0 S: 3 P: 3	R: 0 H: 3 E: 0 LOB: 3 K: 0 BB: 1 S: 5 P: 9	R: 0 H: 1 E: 0 LOB: 1 K: 3 BB: 0 S: 10 P: 10	R: 0 H: 0 E: 0 LOB: 0 K: 0 BB: 0 S: 3 P: 3	R: 2 H: 1 E: 1 LOB: 1 K: 0 BB: 1 S: 5 P: 9	R: 0 H: 0 E: 0 LOB: 0 K: 2 BB: 0 S: 7 P: 7	R: 0 H: 0 E: 0 LOB: 1 K: 1 BB: 1 S: 5 P: 9	R: 0 H: 0 E: 0 LOB: 0 K: 1 BB: 0 S: 5 P: 5

1B: 7	SF: 1	WP: 0	PA: 37
2B: 0	SAC: 0	PB: 0	
3B: 1	DP: 2	SB: 1	
HR: 0	HBP: 0	CS: 0	

PITCHER		IP	WLS	BF	H	R	ER	SO	BB	IBB	HBP	BLK	WP	HR	S	P	ERA	WHIP
Zane Smith, L ERA: 4.08	(1, 1)	4.0		18	7	1	1	3	1	0	0	0	0	0	23	27	2.25	2.000
Jeff Dedmon, R ERA: 2.08	(5, 1)	3.0	W	12	1	2	1	2	1	0	0	0	0	0	15	19	3.00	0.667
Bruce Sutter, R ERA: 1.77	(8, 1)	2.0	S	7	0	0	0	2	1	0	0	0	0	0	10	14	0.00	0.500

PITCHER	IP	WLS	BF	H	R	ER	SO	BB	IBB	HBP	BLK	WP	HR	S	P	ERA	WHIP

Batter	1	2	3	4	5	6	7	8	9	AB	R	H	RBI	BB	SO	LOB
Rafael Ramirez, R (1, 6) OBP: 0.275, SLG: 0.333	6-3		K	G1-4-3 1-2f			E 1B	F9		5	1	1	0	0	1	2
Brad Komminsk, R (1, 9) OBP: 0.347, SLG: 0.279	K		BB		1B 2B		K			3	1	1	0	1	2	1
Dale Murphy, R (1, 8) OBP: 0.406, SLG: 0.648	1-3		FC5-4 1-2		G5-3 1B 2-3		E 1-2			3	1	2	0	1	0	0
Bob Horner, R (1, 5) OBP: 0.290, SLG: 0.330		F8	FC5-4 1-2f		G5-3 1-2 3-H		E6 E 1-2 2-H			4	1	1	1	0	0	3
Bruce Sutter, R (8, 1)							SF9			0	0	0	0	0	0	0
Terry Harper, R (1, 7) OBP: 0.328, SLG: 0.541		4-3 BB 1B		1B 2B	G5-3 1-2 2-3f		E7 SF9 1-3 2-H			4	1	3	1	0	0	2
Rick Cerone, R (1, 2) OBP: 0.330, SLG: 0.352		4-3 1-2 BB		BB 1B SF9 2-3 1B	5-3		SF9 2-3 3-H			2	1	1	1	1	0	1
Glenn Hubbard, R (1, 4) OBP: 0.370, SLG: 0.362	4-3 1-2 2-3			BB 1-2 3-H 1B		4-3	K			4	0	1	1	0	1	3
Gerald Perry, L (1, 3) OBP: 0.284, SLG: 0.284	1-3			G1-4-3 1-2 2-3 BB		4-3		CS 1B		3	0	1	0	1	0	2
Zane Smith, L (1, 1)			K	SF9		1-3		1-3 1-2		1	0	0	0	0	1	0
Chris Chambliss, L (4, PH) OBP: 0.275, SLG: 0.288										0	0	0	1	0	0	0
Jeff Dedmon, L (5, 1)										1	0	0	0	0	0	0
Ken Oberkfell, L (8, 5) OBP: 0.284, SLG: 0.290										1	0	0	0	0	0	1
Inning Stats	R: 0 E: 0 K: 1 S: 5 H: 0 LOB: 0 BB: 0 P: 5	R: 0 E: 0 K: 0 S: 4 H: 1 LOB: 2 BB: 1 P: 8	R: 0 E: 0 K: 2 S: 7 H: 0 LOB: 2 BB: 2 P: 15	R: 2 E: 0 K: 0 S: 5 H: 3 LOB: 1 BB: 1 P: 9	R: 1 E: 0 K: 0 S: 5 H: 3 LOB: 1 BB: 0 P: 5	R: 0 E: 0 K: 0 S: 3 H: 0 LOB: 0 BB: 0 P: 3	R: 3 E: 2 K: 2 S: 11 H: 3 LOB: 1 BB: 0 P: 11	R: 0 E: 0 K: 0 S: 3 H: 1 LOB: 0 BB: 0 P: 3		1B: 9 2B: 2 3B: 0 HR: 0 SF: 2 SAC: 0 DP: 2 HBP: 0						

PITCHER		IP	WLS	BF	H	R	ER	SO	BB	IBB	HBP	BLK	WP	HR	S	P	ERA	WHIP
Shane Rawley, L ERA: 3.0	(1, 1)	2.2		11	1	0	0	3	2	0	0	0	0	0	15	23	0.00	1.125
Pat Zachry, R ERA: 5.4	(3, 1)	0.1		6	3	2	2	0	2	0	0	0	0	0	4	12	54.00	15.000
Dave Rucker, L ERA: 3.38	(4, 1)	2.0		7	3	1	1	0	0	0	0	0	0	0	7	7	4.50	1.500
Larry Andersen, R ERA: 3.8	(6, 1)	1.1	L	8	3	3	1	1	0	0	0	0	0	0	10	10	6.75	2.250
Kent Tekulve, R ERA: 4.76	(7, 1)	1.2		5	1	0	0	1	0	0	0	0	0	0	7	7	0.00	0.600

PITCHER	IP	WLS	BF	H	R	ER	SO	BB	IBB	HBP	BLK	WP	HR	S	P	ERA	WHIP

BOTTOM

Philadelphia Phillies @ Atlanta Braves

Atlanta-Fulton County Stadium, Atlanta, GA

Thu May 16 1985, 7:05 PM EDT

Att. 10,116 - Unknown

livebaseballscorecards.com

AB	31
R	6
H	11
RBI	5
BB	4
SO	5
LOB	15

WP: 0 PA: 37
PB: 0
SB: 0
CS: 1

Chicago Cubs @ Atlanta Braves

Atlanta-Fulton County Stadium, Atlanta, GA

Fri May 17 1985, 3:33 AM EDT

Att. 20,901 - Unknown

TOP

livebaseballscorecards.com

Batter	1	2	3	4	5	6	7	8	9	AB	R	H	RBI	BB	SO	LOB
Bob Dernier, R (1, 8) OBP: 0.316, SLG: 0.269	6-3	2-H 3-H 1B		1-2 BB		F9		5-3	1-3	5	0	1	2	1	0	5
23 Ryne Sandberg, R (1, 4) OBP: 0.266, SLG: 0.424	6-3	F8		F8			F9 5-3 WP 1B		K	5	1	1	0	0	1	3
Gary Matthews, R (1, 7) OBP: 0.357, SLG: 0.363 Gary Woods, R (8, 7) OBP: 0.300, SLG: 0.125 Richie Hebner, L (9, PH) OBP: 0.375, SLG: 0.533 Davey Lopes, R (9, PR) OBP: 0.379, SLG: 0.396 (9, 7)	1B		5-3		F9		5-3 1-2		1B 1B	4 0 1 0	0 0 0 1	1 0 1 0	0 0 0 0	0 0 0 0	0 0 0 0	1 0 0 0
Leon Durham, L (1, 3) OBP: 0.321, SLG: 0.422	4-3		F8	K			WP BB IBB		1B 1-3 E 1B	4	1	1	0	1	1	1
Keith Moreland, R (1, 9) OBP: 0.405, SLG: 0.415		FC6-4 BB	BB		1-4-3		F9 2-3		HBP 1-3 3-H E 1B	3	1	1	1	2	0	2
Ron Cey, R (1, 5) OBP: 0.285, SLG: 0.340		FC6-4 1-2f BB 2B	5-3			E6 SH1-4 1B	WP 1-2 BB		E 1-2 HBP	3	1	0	0	1	0	2
Jody Davis, R (1, 2) OBP: 0.301, SLG: 0.398		2B 1-2 1B BB		BB BB		SH1-4 1-2 1B	1-2 2-3 3-H		E8 1-3 2-H 3-H 1B	3	1	2	2	2	1	2
Larry Bowa, S (1, 6) OBP: 0.233, SLG: 0.333		1-3 2-H 1B 2B		F6		F8		4-3	G3	5	1	1	1	0	0	6
Steve Trout, L (1, 1) George Frazier, R (6, 1) Thad Bosley, L (8, PH) OBP: 0.316, SLG: 0.438 Lee Smith, R (8, 1)		K		K		SH1-4 1-2 2-3		F8	BB	2 0 1 0	0 0 0 0	0 0 0 0	0 0 0 0	2 0 0 1	0 0 0 0	3 0 0 0

AB	36	1B: 8	SF: 0	WP: 1	PA: 46
R	7	2B: 1	SAC: 1	PB: 0	
H	9	3B: 0	DP: 0	SB: 0	
RBI	6	HR: 0	HBP: 1	CS: 0	
BB	8				
SO	5				
LOB	25				

Inning Stats	1	2	3	4	5	6	7	8	9
	R: 0 E: 0 K: 0 S: 4	R: 3 E: 0 K: 1 S: 7	R: 0 E: 0 K: 0 S: 3	R: 0 E: 0 K: 1 S: 5	R: 0 E: 0 K: 1 S: 5	R: 0 E: 1 K: 0 S: 5	R: 1 E: 0 K: 1 S: 6	R: 0 E: 0 K: 0 S: 3	R: 3 E: 1 K: 1 S: 9
	H: 1 LOB: 1 BB: 0 P: 4	H: 2 LOB: 1 BB: 2 P: 15	H: 0 LOB: 1 BB: 1 P: 7	H: 0 LOB: 2 BB: 2 P: 13	H: 0 LOB: 0 BB: 0 P: 5	H: 1 LOB: 2 BB: 0 P: 5	H: 1 LOB: 2 BB: 2 P: 14	H: 0 LOB: 0 BB: 0 P: 3	H: 4 LOB: 3 BB: 1 P: 14

PITCHER		IP	WLS	BF	H	R	ER	SO	BB	IBB	HBP	BLK	WP	HR	S	P	ERA	WHIP
Len Barker, R ERA: 3.75	(1, 1)	6.0		28	4	3	3	3	5	0	0	0	0	0	29	49	4.50	1.500
Rick Camp, R ERA: 5.0	(7, 1)	1.0		6	1	1	1	1	1	1	0	0	1	0	6	14	9.00	2.000
Gene Garber, R ERA: 4.96	(8, 1)	1.0		3	0	0	0	0	0	0	0	0	0	0	3	3	0.00	0.000
Bruce Sutter, R ERA: 2.95	(9, 1)	1.0	L	9	4	3	3	1	1	0	1	0	0	0	9	14	27.00	5.000

PITCHER		IP	WLS	BF	H	R	ER	SO	BB	IBB	HBP	BLK	WP	HR	S	P	ERA	WHIP

Batter	1	2	3	4	5	6	7	8	9	AB	R	H	RBI	BB	SO	LOB
Rafael Ramirez, R (1, 6) OBP: 0.279, SLG: 0.350	4-3			6-3		SF9 1-3 1B 2B	2B		G3	5	1	2	0	0	0	0
Brad Komminsk, R (1, 9) OBP: 0.333, SLG: 0.270	4-3			G3		SF9 2-3 3-H	K		E 1B	3	0	0	1	0	1	1
Gene Garber, R (8, 1) OBP: 1.000, SLG: 1.000										0	0	0	0	0	0	0
Chris Chambliss, L (9, 3) OBP: 0.284, SLG: 0.297										1	0	1	0	0	0	0
Dale Murphy, R (1, 8) OBP: 0.406, SLG: 0.635	4-3			BBBB FC6-4 BB		1B 1B	K		E5 1-2	4	1	1	0	1	1	2
Bob Horner, R (1, 5) OBP: 0.286, SLG: 0.323		5-3		FC6-4 1-2f		BB 1B FC1-2 1-2 3-H 1B		4-3	F8	5	0	1	1	0	0	3
Terry Harper, R (1, 7) OBP: 0.333, SLG: 0.530		4-3			4-3	FC1-2 BB 1-2 2-H 1B		1B 1B	F9	5	1	2	1	0	0	2
Rick Cerone, R (1, 2) OBP: 0.327, SLG: 0.341		1-3			5-3	BBB FC1-2 1-2 2-3 BB		F8		3	0	0	0	1	0	1
Glenn Hubbard, R (1, 4) OBP: 0.369, SLG: 0.361	4-3					FC1-2 1-2 2-3 3-Hf		1B 1-3 1B		3	0	1	0	0	0	3
Ken Oberkfell, L (8, PH) OBP: 0.294, SLG: 0.302					1B					1	1	1	0	0	0	0
(9, 4)																
Gerald Perry, L (1, 3) OBP: 0.282, SLG: 0.282	4-3					4-3				4	0	1	1	0	0	4
Bruce Sutter, R (9, 1)					6-3			1B 1-3 1B 3-H 1B		0	0	0	0	0	0	0
Len Barker, R (1, 1)	6-3					2B SF9 1B	K			1	0	0	0	0	0	0
Paul Runge, R (6, PH) OBP: 1.000, SLG: 1.000										1	1	1	0	0	0	0
Rick Camp, R (7, 1)										0	0	0	0	0	0	0
Claudell Washington, L (7, PH) OBP: 0.323, SLG: 0.402								1-H 3-H 1B		2	0	1	1	0	1	0
(8, 9)																
Inning Stats	R: 0 E: 0 K: 0 S: 3 H: 0 LOB: 0 BB: 0 P: 3	R: 0 E: 0 K: 0 S: 3 H: 0 LOB: 0 BB: 0 P: 3	R: 0 E: 0 K: 0 S: 3 H: 0 LOB: 0 BB: 0 P: 3	R: 0 E: 0 K: 0 S: 3 H: 0 LOB: 1 BB: 1 P: 7	R: 0 E: 0 K: 0 S: 4 H: 1 LOB: 1 BB: 0 P: 4	R: 3 E: 0 K: 0 S: 8 H: 5 LOB: 3 BB: 1 P: 12	R: 0 E: 0 K: 3 S: 10 H: 1 LOB: 1 BB: 0 P: 10	R: 2 E: 0 K: 0 S: 6 H: 4 LOB: 2 BB: 0 P: 6	R: 0 E: 1 K: 0 S: 5 H: 1 LOB: 2 BB: 0 P: 5	1B: 10 2B: 2 3B: 0 HR: 0 SF: 1 SAC: 0 DP: 0 HBP: 0						

PITCHER		IP	WLS	BF	H	R	ER	SO	BB	IBB	HBP	BLK	WP	HR	S	P	ERA	WHIP
Steve Trout, L ERA: 2.03	(1, 1)	5.1		22	5	3	3	0	1	0	0	0	0	0	21	25	5.06	1.125
George Frazier, R ERA: 4.76	(6, 1)	1.2		8	2	0	0	3	1	0	0	0	0	0	13	17	0.00	1.800
Lee Smith, R ERA: 2.55	(8, 1)	2.0	W	11	5	2	2	0	0	0	0	0	0	0	11	11	9.00	2.500

PITCHER	IP	WLS	BF	H	R	ER	SO	BB	IBB	HBP	BLK	WP	HR	S	P	ERA	WHIP

BOTTOM

Chicago Cubs @ Atlanta Braves

Atlanta-Fulton County Stadium, Atlanta, GA

Fri May 17 1985, 3:33 AM EDT

Att. 20,901 - Unknown

livebaseballscorecards.com

AB	38
R	5
H	12
RBI	5
BB	2
SO	3
LOB	16

WP: 0 PB: 0 SB: 0 CS: 0 PA: 41

Batter	1	2	3	4	5	6	7	8	9	AB	R	H	RBI	BB	SO	LOB
Bob Dernier, R (1, 8) OBP: 0.312, SLG: 0.266	F5		1-2 1B		5-3			F7	1-3	5	0	1	0	0	0	3
23 Ryne Sandberg, R (1, 4) OBP: 0.273, SLG: 0.426	6-3		F7			G6-4-3 1B		HR 1B		4	1	2	0	0	0	2
Gary Matthews, R (1, 7) OBP: 0.363, SLG: 0.398	BB		F3			G6-4-3 1-2f		1-H HR		3	1	1	2	1	0	3
Leon Durham, L (1, 3) OBP: 0.319, SLG: 0.415	F7			G6-4-3 1B		F7		5-3		4	0	1	0	0	0	1
Keith Moreland, R (1, 9) OBP: 0.400, SLG: 0.409		F8		G6-4-3 1-2f			6-3		1B 2B 1B	4	1	1	0	0	0	1
Ron Cey, R (1, 5) OBP: 0.299, SLG: 0.364 Gary Woods, R (9, PR) OBP: 0.300, SLG: 0.125		SSS K		1B			2B		2B 1-2 1B	4 0	0 0	3 0	0 0	0 0	1 0	0 0
Jody Davis, R (1, 2) OBP: 0.291, SLG: 0.383		6-3		F4			5-3		F9	4	0	0	0	0	0	4
Larry Bowa, S (1, 6) OBP: 0.219, SLG: 0.313 Richie Hebner, L (7, PH) OBP: 0.353, SLG: 0.500 Ray Fontenot, L (7, 1) Davey Lopes, R (9, PH) OBP: 0.390, SLG: 0.429			4-3		4-3		F6		1-3 2-H 2B	2 1 0 1	0 0 0 0	0 0 0 1	0 0 0 1	0 0 0 0	0 1 0 0	0 1 0 0
Dennis Eckersley, R (1, 1) OBP: 0.211, SLG: 0.118 Thad Bosley, L (5, PH) OBP: 0.300, SLG: 0.412 Lary Sorensen, R (5, 1) Chris Speier, R (7, 6) OBP: 0.391, SLG: 0.200			BB 1B		F8			SSS K	SSS K	0 1 0 2	0 0 0 0	0 0 0 0	0 0 0 0	1 0 0 2	0 0 0 2	0 0 0 3
Inning Stats	R: 0 E: 0 K: 0 S: 3 H: 0 LOB: 1 BB: 1 P: 7	R: 0 E: 0 K: 1 S: 5 H: 0 LOB: 0 BB: 0 P: 5	R: 0 E: 0 K: 0 S: 4 H: 1 LOB: 2 BB: 1 P: 8	R: 0 E: 0 K: 0 S: 4 H: 2 LOB: 1 BB: 0 P: 4	R: 0 E: 0 K: 0 S: 3 H: 0 LOB: 0 BB: 0 P: 3	R: 0 E: 0 K: 0 S: 3 H: 1 LOB: 0 BB: 0 P: 3	R: 0 E: 0 K: 0 S: 4 H: 1 LOB: 1 BB: 0 P: 4	R: 2 E: 0 K: 1 S: 7 H: 2 LOB: 0 BB: 0 P: 7	R: 1 E: 0 K: 1 S: 8 H: 3 LOB: 3 BB: 0 P: 8	1B: 7 2B: 2 3B: 0 HR: 1	SF: 0 SAC: 0 DP: 2 HBP: 0					

PITCHER	IP	WLS	BF	H	R	ER	SO	BB	IBB	HBP	BLK	WP	HR	S	P	ERA	WHIP
Rick Mahler, R (1, 1) ERA: 2.66	8.0	W	31	7	2	2	2	2	0	0	0	0	1	33	41	2.25	1.125
Bruce Sutter, R (9, 1) ERA: 3.22	1.0	S	6	3	1	1	1	0	0	0	0	0	0	8	8	9.00	3.000

PITCHER	IP	WLS	BF	H	R	ER	SO	BB	IBB	HBP	BLK	WP	HR	S	P	ERA	WHIP

Chicago Cubs @ Atlanta Braves

Atlanta-Fulton County Stadium, Atlanta, GA

Sat May 18 1985, 3:33 AM EDT

Att. 39,136 - Unknown

TOP

livebaseballscorecards.com

AB	35
R	3
H	10
RBI	3
BB	2
SO	3
LOB	18

WP: 0 PB: 0 SB: 0 CS: 0 PA: 37

Batter	1	2	3	4	5	6	7	8	9	AB	R	H	RBI	BB	SO	LOB
Claudell Washington, L (1, 9) OBP: 0.328, SLG: 0.400	4-3	F6			1-3 1B		BBBB 4-0 S BB			3	0	1	0	1	0	1
Ken Oberkfell, L (1, 5) OBP: 0.292, SLG: 0.299	F7		E9 PB 1B		1-3 1-2		SSS 0-3 K			4	0	1	0	0	1	2
Gerald Perry, L (1, 3) OBP: 0.268, SLG: 0.267	F6		F5		4-3		SSS 0-3 K 1-2			4	0	0	0	0	1	3
Dale Murphy, R (1, 8) OBP: 0.408, SLG: 0.628		0-0 BB 1B 2B 1B	F9			4-3	4-0 IBB			3	1	1	0	1	0	1
Terry Harper, R (1, 7) OBP: 0.329, SLG: 0.507		F8	SSS 0-3 K 2-3			BBBB 4-0 1B 1B BB	2-3			3	1	0	0	1	1	4
Rafael Ramirez, R (1, 6) OBP: 0.285, SLG: 0.354		0-0 BB 1-2 2B 1B		F8		1-2 1B		F8		4	1	2	0	0	0	0
Glenn Hubbard, R (1, 4) OBP: 0.364, SLG: 0.347 Bruce Sutter, R (9, 1)	BBBB 4-0 1-2 2-3 2B BB			6-3	SSS 0-3 K			F7		3 0	1 0	0 0	0 0	1 0	1 0	2 0
Bruce Benedict, R (1, 2) OBP: 0.233, SLG: 0.179		F3		F8		1-2 2-H 1B		6-3		4	0	1	1	0	0	3
Rick Mahler, R (1, 1) OBP: 0.214, SLG: 0.250 Paul Zuvella, R (9, 4) OBP: 0.143, SLG: 0.214		1-H 2-H 3-H 2B			6-3	1-3				3 0	0 0	1 0	3 0	0 0	0 0	2 0
Inning Stats	R: 0 E: 0 K: 0 S: 3 H: 0 LOB: 0 BB: 0 P: 3	R: 3 E: 0 K: 0 S: 6 H: 3 LOB: 1 BB: 1 P: 10	R: 0 E: 1 K: 1 S: 6 H: 1 LOB: 1 BB: 0 P: 6	R: 0 E: 0 K: 0 S: 3 H: 0 LOB: 0 BB: 0 P: 3	R: 0 E: 0 K: 0 S: 4 H: 1 LOB: 1 BB: 0 P: 4	R: 1 E: 0 K: 1 S: 7 H: 2 LOB: 2 BB: 1 P: 11	R: 0 E: 0 K: 2 S: 7 H: 0 LOB: 2 BB: 2 P: 15	R: 0 E: 0 K: 0 S: 3 H: 0 LOB: 0 BB: 0 P: 3		1B: 6 2B: 1 3B: 0 HR: 0 SF: 0 SAC: 0 DP: 0 HBP: 0				WP: 0 PB: 1 SB: 1 CS: 0 PA: 35		

BOTTOM

Chicago Cubs @ Atlanta Braves

Atlanta-Fulton County Stadium, Atlanta, GA

Sat May 18 1985, 3:33 AM EDT

Att. 39,136 - Unknown

livebaseballscorecards.com

AB	31
R	4
H	7
RBI	4
BB	4
SO	4
LOB	18

PITCHER		IP	WLS	BF	H	R	ER	SO	BB	IBB	HBP	BLK	WP	HR	S	P	ERA	WHIP
Dennis Eckersley, R ERA: 2.36	(1, 1)	4.0	L	17	4	3	3	1	1	0	0	0	0	0	18	22	6.75	1.250
Lary Sorensen, R ERA: 6.48	(5, 1)	2.0		10	3	1	1	1	1	0	0	0	0	0	11	15	4.50	2.000
Ray Fontenot, L ERA: 2.92	(7, 1)	2.0		8	0	0	0	2	1	1	0	0	0	0	10	18	0.00	0.500

PITCHER	IP	WLS	BF	H	R	ER	SO	BB	IBB	HBP	BLK	WP	HR	S	P	ERA	WHIP

Batter	1	2	3	4	5	6	7	8	9	AB	R	H	RBI	BB	SO	LOB
Davey Lopes, R (1, 8) OBP: 0.391, SLG: 0.404	B B B B 4-0 23 CS BB		B B B B 4-0 23 1B 1-2 BB		x 0-0 ② 6-3		x 0-0 ① 4-3		x 0-0 ① F7	3	0	0	0	2	0	0
23 Ryne Sandberg, R (1, 4) OBP: 0.291, SLG: 0.447	x 0-0 ① CS 1-2 1B		x 0-0 1-2 2-3 1B		x 0-0 2B		x 0-0 BB 1B		S S S 0-3 ② K	5	0	4	0	0	1	0
Gary Matthews, R (1, 7) OBP: 0.355, SLG: 0.379	S S S 0-3 ② K		S S S 0-3 ③ K		B B B B 4-0 BB		S S S 0-3 ② K		x 0-0 ③ 1-3	4	0	0	0	1	3	5
Richie Hebner, L (1, 3) OBP: 0.381, SLG: 0.474	0-0 ③ CS 1-2	x 0-0 ① F5		x 0-0 FC3-6 1B	x 0-0 ③ 4-3		B B B B 4-0 FC6-4 1-2 BB			3	0	1	0	1	0	2
Keith Moreland, R (1, 9) OBP: 0.388, SLG: 0.395		x 0-0 ② 1-3		x 0-0 ① FC3-6 BB BB 1-2f		x 0-0 ① F5	x 0-0 ③ FC6-4 1-2f			4	0	0	0	0	0	3
Ron Cey, R (1, 5) OBP: 0.305, SLG: 0.357		S S S 0-3 ③ K		B B B B 4-0 BB 1-2 BB		x 0-0 ② F2		B B B B 4-0 BB		2	0	0	0	2	1	0
Jody Davis, R (1, 2) OBP: 0.298, SLG: 0.376			S S S 0-3 ① K	B B B B 4-0 G4-6-3 1-2 2-3 BB		B B B B 4-0 2B BB		S S S 0-3 ① K		2	0	0	0	2	2	1
Chris Speier, R (1, 6) OBP: 0.407, SLG: 0.316			x 0-0 FC3-6 1B	x 0-0 ② ③ G4-6-3 1-2f		x 0-0 1-3 2B		x 0-0 ② F6		4	0	2	0	0	0	4
Rick Sutcliffe, L (1, 1) OBP: 0.304, SLG: 0.381 Dennis Eckersley, R (3, PR) OBP: 0.211, SLG: 0.118 Dick Ruthven, R (3, 1) OBP: 0.200, SLG: 0.200 Thad Bosley, L (6, PH) OBP: 0.286, SLG: 0.389 Warren Brusstar, R (6, 1) Leon Durham, L (8, PH) OBP: 0.316, SLG: 0.411 George Frazier, R (8, 1)		x 0-0 ② FC3-6 23 1B BB 1-2f		S S S 0-3 ① K	x 0-0 ③ 4-3		x 0-0 ③ 4-3			1 0 1 1 0 1 0	0 0 0 0 0 0 0	0 0 0 0 0 0 0	0 0 0 0 0 0 0	0 0 1 0 0 0 0	0 0 0 0 1 0 0	1 0 0 2 0 1 0
Inning Stats	R: 0 E: 0 K: 1 S: 4 H: 1 LOB: 0 BB: 1 P: 8	R: 0 E: 0 K: 1 S: 5 H: 0 LOB: 0 BB: 0 P: 5	R: 0 E: 0 K: 2 S: 9 H: 2 LOB: 3 BB: 1 P: 13	R: 0 E: 0 K: 0 S: 3 H: 1 LOB: 2 BB: 2 P: 11	R: 0 E: 0 K: 1 S: 6 H: 1 LOB: 2 BB: 1 P: 10	R: 0 E: 0 K: 0 S: 4 H: 1 LOB: 2 BB: 1 P: 8	R: 0 E: 0 K: 1 S: 6 H: 1 LOB: 2 BB: 1 P: 10	R: 0 E: 0 K: 1 S: 5 H: 0 LOB: 1 BB: 1 P: 9	R: 0 E: 0 K: 1 S: 5 H: 0 LOB: 0 BB: 0 P: 5	1B: 5 2B: 2 3B: 0 HR: 0 SF: 0 SAC: 0 DP: 1 HBP: 0						

PITCHER		IP	WLS	BF	H	R	ER	SO	BB	IBB	HBP	BLK	WP	HR	S	P	ERA	WHIP
Steve Bedrosian, R ERA: 2.6	(1, 1)	5.2	W	26	6	0	0	5	6	0	0	0	0	0	30	54	0.00	2.118
Jeff Dedmon, R ERA: 1.64	(6, 1)	2.1		10	1	0	0	2	2	0	0	0	0	0	12	20	0.00	1.286
Bruce Sutter, R ERA: 3.09	(9, 1)	1.0	S	3	0	0	0	1	0	0	0	0	0	0	5	5	0.00	0.000

PITCHER	IP	WLS	BF	H	R	ER	SO	BB	IBB	HBP	BLK	WP	HR	S	P	ERA	WHIP

TOP

Chicago Cubs @ Atlanta Braves

Atlanta-Fulton County Stadium, Atlanta, GA

Sun May 19 1985, 3:33 AM EDT

Att. 30,389 - Unknown

livebaseballscorecards.com

AB	31
R	0
H	7
RBI	0
BB	8
SO	8
LOB	19

WP: 0	PA: 40		
PB: 0			
SB: 0			
CS: 2			

Batter	1	2	3	4	5	6	7	8	9	AB	R	H	RBI	BB	SO	LOB
Claudell Washington, L (1, 9) OBP: 0.341, SLG: 0.444	HR 2B		FC6-5 1B 1B		HR		G3-6-3 1-2f			4	2	3	1	0	0	1
Gerald Perry, L (1, 3) OBP: 0.267, SLG: 0.266	F2		FC6-5 1-2 1B		F8			G3		4	0	1	0	0	0	1
Dale Murphy, R (1, 8) OBP: 0.411, SLG: 0.647	2-H HR		FC6-5 G5-4-3 1-2 2-3f		G4-6-3 1B			5-3		4	1	2	2	0	0	2
Bob Horner, R (1, 5) OBP: 0.284, SLG: 0.320	4-3		G5-4-3 1-2f		G4-6-3 1-2f			S 1B		4	0	1	0	0	0	3
Albert Hall, S (8, PR) OBP: 0.333, SLG: 0.250										0	0	0	0	0	0	0
Bruce Sutter, R (9, 1)										0	0	0	0	0	0	0
Terry Harper, R (1, 7) OBP: 0.325, SLG: 0.486	K			BB 1B		5-3		K 1-2		3	0	0	0	1	2	1
Glenn Hubbard, R (1, 4) OBP: 0.363, SLG: 0.346		K		1-2 1B		F7				3	0	1	0	0	1	0
Paul Zuvella, R (1, 6) OBP: 0.118, SLG: 0.176		4-3		F4		6-3				3	0	0	0	0	0	2
Bruce Benedict, R (1, 2) OBP: 0.242, SLG: 0.167		BB		F2			F7			2	0	0	0	1	0	2
Steve Bedrosian, R (1, 1) OBP: 0.067, SLG: 0.067		F9		K			G3-6-3 1B			2	0	0	0	0	1	3
Jeff Dedmon, L (6, 1) OBP: 0.333, SLG: 0.333										1	0	1	0	0	0	0
Ken Oberkfell, L (9, 5) OBP: 0.292, SLG: 0.299										0	0	0	0	0	0	0
Inning Stats	R: 2 E: 0 K: 1 S: 7 H: 2 LOB: 0 BB: 0 P: 7	R: 0 E: 0 K: 1 S: 5 H: 0 LOB: 1 BB: 1 P: 9	R: 0 E: 0 K: 0 S: 4 H: 2 LOB: 1 BB: 0 P: 4	R: 0 E: 0 K: 1 S: 6 H: 1 LOB: 2 BB: 1 P: 10	R: 1 E: 0 K: 0 S: 4 H: 2 LOB: 0 BB: 0 P: 4	R: 0 E: 0 K: 0 S: 3 H: 0 LOB: 0 BB: 0 P: 3	R: 0 E: 0 K: 0 S: 3 H: 1 LOB: 0 BB: 0 P: 3	R: 0 E: 0 K: 1 S: 6 H: 1 LOB: 2 BB: 0 P: 6		1B: 6 2B: 1 3B: 0 HR: 2 SF: 0 SAC: 0 DP: 3 HBP: 0						

PITCHER		IP	WLS	BF	H	R	ER	SO	BB	IBB	HBP	BLK	WP	HR	S	P	ERA	WHIP
Rick Sutcliffe, R ERA: 2.32	(1, 1)	2.0	L	9	2	2	2	2	1	0	0	0	0	1	12	16	9.00	1.500
Dick Ruthven, R ERA: 3.72	(3, 1)	3.0		13	5	1	1	1	1	0	0	0	0	1	14	18	3.00	2.000
Warren Brusstar, R ERA: 1.29	(6, 1)	2.0		6	1	0	0	0	0	0	0	0	0	0	6	6	0.00	0.500
George Frazier, R ERA: 4.38	(8, 1)	1.0		4	1	0	0	1	0	0	0	0	0	0	6	6	0.00	1.000

PITCHER	IP	WLS	BF	H	R	ER	SO	BB	IBB	HBP	BLK	WP	HR	S	P	ERA	WHIP

BOTTOM

Chicago Cubs @ Atlanta Braves

Atlanta-Fulton County Stadium, Atlanta, GA

Sun May 19 1985, 3:33 AM EDT

Att. 30,389 - Unknown

livebaseballscorecards.com

AB	30
R	3
H	9
RBI	3
BB	2
SO	4
LOB	15

PA: 32

WP: 0
PB: 0
SB: 1
CS: 0

Batter	1	2	3	4	5	6	7	8	9	AB	R	H	RBI	BB	SO	LOB
Claudell Washington, L (1, 9) OBP: 0.331, SLG: 0.430	6-3			F5		F8		4-3		4	0	0	0	0	0	1
Rafael Ramirez, R (1, 6) OBP: 0.277, SLG: 0.344	F4			K		F5			F2	4	0	0	0	0	1	0
Dale Murphy, R (1, 8) OBP: 0.416, SLG: 0.647	PO 1B			K			FC6-4 1B		FC6-4 1B	3	0	2	0	0	1	0
Brad Komminsk, R (7, 8) OBP: 0.340, SLG: 0.278										1	0	1	0	0	0	0
Bob Horner, R (1, 5) OBP: 0.277, SLG: 0.311	PO 1-2	6-3			F7		F8		F9	3	0	0	0	0	0	1
Paul Runge, R (7, 5) OBP: 0.667, SLG: 0.500										1	0	0	0	0	0	1
Terry Harper, R (1, 7) OBP: 0.321, SLG: 0.474		K			1B		FC6-4 1-2f		FC6-4 1-2f	4	0	1	0	0	1	2
Gerald Perry, L (1, 3) OBP: 0.270, SLG: 0.268		F8			1-2 1B		4-3			3	0	1	0	0	0	1
Rick Cerone, R (1, 2) OBP: 0.317, SLG: 0.330			K		F5			5-3		3	0	0	0	0	1	2
Glenn Hubbard, R (1, 4) OBP: 0.351, SLG: 0.333			5-3		F4			F7		3	0	0	0	0	0	2
Zane Smith, L (1, 1)			1-3			6-3		1B		1	0	0	0	0	0	0
Craig McMurtry, R (3, 1)										0	0	0	0	0	0	0
Rick Camp, R (4, 1)										1	0	0	0	0	0	0
Albert Hall, S (8, PH) OBP: 0.400, SLG: 0.333										1	0	1	0	0	0	0
Terry Forster, L (8, 1)										0	0	0	0	0	0	0
Inning Stats	R: 0 E: 0 K: 0 S: 3 H: 1 LOB: 0 BB: 0 P: 3	R: 0 E: 0 K: 1 S: 5 H: 0 LOB: 0 BB: 0 P: 5	R: 0 E: 0 K: 1 S: 5 H: 0 LOB: 0 BB: 0 P: 5	R: 0 E: 0 K: 2 S: 7 H: 0 LOB: 0 BB: 0 P: 7	R: 0 E: 0 K: 0 S: 5 H: 2 LOB: 2 BB: 0 P: 5	R: 0 E: 0 K: 0 S: 3 H: 0 LOB: 0 BB: 0 P: 3	R: 0 E: 0 K: 0 S: 4 H: 1 LOB: 1 BB: 0 P: 4	R: 0 E: 0 K: 0 S: 4 H: 1 LOB: 1 BB: 0 P: 4	R: 0 E: 0 K: 0 S: 4 H: 1 LOB: 1 BB: 0 P: 4	1B: 6 2B: 0 3B: 0 HR: 0 SF: 0 SAC: 0 DP: 0 HBP: 0						

PITCHER	IP	WLS	BF	H	R	ER	SO	BB	IBB	HBP	BLK	WP	HR	S	P	ERA	WHIP
Joaquin Andujar, R (1, 1) ERA: 2.95	9.0	W	32	6	0	0	4	0	0	0	0	0	0	40	40	0.00	0.667

PITCHER	IP	WLS	BF	H	R	ER	SO	BB	IBB	HBP	BLK	WP	HR	S	P	ERA	WHIP

TOP

Atlanta Braves @ St. Louis Cardinals

Busch Stadium, St. Louis, MO

Mon May 20 1985, 7:05 PM CDT

Att. 25,112 - Unknown

livebaseballscorecards.com

AB	32
R	0
H	6
RBI	0
BB	0
SO	4
LOB	10

PA: 33

WP: 0
PB: 0
SB: 0
CS: 0

Batter	1	2	3	4	5	6	7	8	9	AB	R	H	RBI	BB	SO	LOB
Vince Coleman, S (1, 7) OBP: 0.325, SLG: 0.362	0-0 S 5-3 1B		0-0 ① 6-3	0-0 E SH1-3 1B	0-0 ② 1-3		0-0 ② 2-3			5	2	2	0	0	0	0
Ozzie Smith, S (1, 6) OBP: 0.343, SLG: 0.350	B B B B 4-0 5-3 S 1-3 BB		0-0 1B 2B 1B	0-0 ② SH1-3 1-H	0-0 ③ 6-3		0-0 FC6-4 1B			2	1	1	1	1	0	0
Ivan De Jesus, R (7, 6) OBP: 0.500, SLG: 0.556										1	0	1	0	0	0	0
Tom Herr, S (1, 4) OBP: 0.449, SLG: 0.453	S S S 0-3 ① K 1-2		0-0 2B HR 1-3 1B	0-0 S 1B 1B		0-0 ① 6-3	0-0 ③ FC6-4 1-2f			2	1	1	0	0	1	2
Tom Lawless, R (4, 4) OBP: 0.500, SLG: 0.750										3	1	1	0	0	0	1
Jack Clark, R (1, 3) OBP: 0.439, SLG: 0.609	B B B B 4-0 5-3 BB		0-0 HR 1-3 3-H 2B	B B B B 4-0 1B 2B 1-2 BB		0-0 ② F2		0-0 FC6-4 1B 1B		2	2	1	1	2	0	0
Mike Jorgensen, L (7, 3) OBP: 0.375, SLG: 0.308										1	1	1	0	0	0	0
Willie McGee, S (1, 8) OBP: 0.357, SLG: 0.454	0-0 ② 5-3 1-2 2-3 3-H		0-0 HR 2-H 3-H	0-0 2B 1-2 2-H 1B		0-0 E5 2B		0-0 FC6-4 1-2 1B		5	3	3	5	0	0	2
Terry Pendleton, S (1, 5) OBP: 0.286, SLG: 0.317	0-0 ③ 6-3		B B B B 4-0 S BB	0-0 HR 1-H 2-H 2B		0-0 1B 1-H 2B		0-0 ① FC6-4 1B 1-2f 2-3		4	2	2	3	1	0	4
Andy Van Slyke, L (1, 9) OBP: 0.411, SLG: 0.541		0-0 ① G3	B B B B 4-0 G6-4-3 1-2 BB	0-0 2-H HR		0-0 2-H 1B	S S S 0-3 ② K			4	1	2	3	1	1	2
Tom Nieto, R (1, 2) OBP: 0.341, SLG: 0.257	S S S 0-3 ② K	0-0 ②③ G6-4-3 1-2f	0-0 ③ 5-3		0-0 ③ 4-3		0-0 1-2 3-H 1B			5	0	1	1	0	1	3
Joaquin Andujar, S (1, 1) OBP: 0.154, SLG: 0.192	S S S 0-3 ③ K2-3	S S S 0-3 ① K	0-0 ① F7			S S S 0-3 ① K	S S S 0-3 ③ K			5	0	0	0	0	4	2
Inning Stats	R: 1 H: 1 E: 0 LOB: 2 K: 1 BB: 2 S: 6 P: 14	R: 0 H: 0 E: 0 LOB: 0 K: 2 BB: 0 S: 7 P: 7	R: 4 H: 4 E: 0 LOB: 1 K: 0 BB: 2 S: 6 P: 14	R: 6 H: 5 E: 1 LOB: 0 K: 1 BB: 1 S: 10 P: 14	R: 0 H: 0 E: 0 LOB: 0 K: 0 BB: 0 S: 3 P: 3	R: 2 H: 2 E: 1 LOB: 1 K: 0 BB: 0 S: 6 P: 6	R: 0 H: 1 E: 0 LOB: 1 K: 1 BB: 0 S: 6 P: 6	R: 1 H: 3 E: 0 LOB: 2 K: 2 BB: 0 S: 10 P: 10		1B: 11 SF: 0 2B: 3 SAC: 1 3B: 0 DP: 1 HR: 2 HBP: 0						

PITCHER		IP	WLS	BF	H	R	ER	SO	BB	IBB	HBP	BLK	WP	HR	S	P	ERA	WHIP
Zane Smith, L ERA: 5.23	(1, 1)	2.1	L	14	5	5	5	3	2	0	0	0	0	1	18	26	19.29	3.000
Craig McMurtry, R ERA: 11.08	(3, 1)	1.1		11	5	6	6	1	3	0	0	0	0	1	10	22	40.50	6.000
Rick Camp, R ERA: 4.22	(4, 1)	3.1		14	3	2	0	1	0	0	0	0	0	0	16	16	0.00	0.900
Terry Forster, L ERA: 1.47	(8, 1)	1.0		6	3	1	1	2	0	0	0	0	0	0	10	10	9.00	3.000

PITCHER	IP	WLS	BF	H	R	ER	SO	BB	IBB	HBP	BLK	WP	HR	S	P	ERA	WHIP

BOTTOM

Atlanta Braves @ St. Louis Cardinals

Busch Stadium, St. Louis, MO

Mon May 20 1985, 7:05 PM CDT

Att. 25,112 - Unknown

livebaseballscorecards.com

AB	39
R	14
H	16
RBI	14
BB	5
SO	7
LOB	16

Atlanta Braves @ St. Louis Cardinals

Busch Stadium, St. Louis, MO

Tue May 21 1985, 7:05 PM CDT

Att. 27,541 - Unknown

TOP

livebaseballscorecards.com

Batter	1	2	3	4	5	6	7	8	9	AB	R	H	RBI	BB	SO	LOB
Claudell Washington, L (1, 9) OBP: 0.333, SLG: 0.429	CS 1B		K		FC6-4 1B	FC6			6-3	5	0	2	0	0	1	3
Rafael Ramirez, R (1, 6) OBP: 0.281, SLG: 0.346	1B		5-3		FC6-4		L1		1B	5	0	2	0	0	0	3
Gerald Perry, L (1, 3) OBP: 0.277, SLG: 0.276	F9			6-3		HR 1B	1B		4-3	5	1	2	0	0	0	2
Dale Murphy, R (1, 8) OBP: 0.405, SLG: 0.629	K			6-3		K	K			4	0	0	0	0	3	3
Bob Horner, R (1, 5) OBP: 0.284, SLG: 0.374		HR		5-3		HR	F2			4	2	2	3	0	0	1
Terry Harper, R (1, 7) OBP: 0.318, SLG: 0.463		K			F5	BB BB 1B		5-3		4	0	1	0	0	1	0
Glenn Hubbard, R (1, 4) OBP: 0.357, SLG: 0.325		G4-6-3 BB			F4	BB		F5		2	0	0	0	2	0	0
Bruce Benedict, R (1, 2) OBP: 0.270, SLG: 0.156		G4-6-3			1B FC BB	FC6		F8		2	0	0	0	2	0	1
Len Barker, R (1, 1)			6-3		FC 1B	K			K	2	0	0	0	0	0	1
Albert Hall, S (6, PH) OBP: 0.364, SLG: 0.300										1	0	0	0	0	1	3
Gene Garber, R (6, 1) OBP: 1.000, SLG: 1.000										0	0	0	0	0	0	0
Terry Forster, L (7, 1)										0	0	0	0	0	0	0
Brad Komminsk, R (9, PH) OBP: 0.337, SLG: 0.275										1	0	0	0	0	1	0
Inning Stats	R: 0 E: 0 K: 1 S: 6 H: 2 LOB: 1 BB: 0 P: 6	R: 1 E: 0 K: 1 S: 5 H: 1 LOB: 0 BB: 1 P: 9	R: 0 E: 0 K: 1 S: 5 H: 0 LOB: 0 BB: 0 P: 5	R: 0 E: 0 K: 0 S: 3 H: 0 LOB: 0 BB: 0 P: 3	R: 0 E: 0 K: 0 S: 5 H: 1 LOB: 3 BB: 1 P: 9	R: 2 E: 0 K: 2 S: 10 H: 3 LOB: 3 BB: 2 P: 18	R: 0 E: 0 K: 1 S: 6 H: 1 LOB: 1 BB: 0 P: 6	R: 0 E: 0 K: 0 S: 3 H: 0 LOB: 0 BB: 0 P: 3	R: 0 E: 0 K: 1 S: 6 H: 1 LOB: 1 BB: 0 P: 6	1B: 7 2B: 0 3B: 0 HR: 2 SF: 0 SAC: 0 DP: 1 HBP: 0							

	AB	35
	R	3
	H	9
	RBI	3
	BB	4
	SO	7
	LOB	17

WP: 0 PB: 0 SB: 0 CS: 1 PA: 39

PITCHER		IP	WLS	BF	H	R	ER	SO	BB	IBB	HBP	BLK	WP	HR	S	P	ERA	WHIP
Danny Cox, R ERA: 3.27	(1, 1)	5.1	W	25	7	3	3	4	3	0	0	0	0	2	30	42	5.06	1.875
Ricky Horton, L ERA: 0.45	(6, 1)	3.2	S	14	2	0	0	3	1	0	0	0	0	0	19	23	0.00	0.818

PITCHER	IP	WLS	BF	H	R	ER	SO	BB	IBB	HBP	BLK	WP	HR	S	P	ERA	WHIP

Batter	1	2	3	4	5	6	7	8	9	AB	R	H	RBI	BB	SO	LOB
Vince Coleman, S (1, 7) OBP: 0.328, SLG: 0.383	BBBB 4-0 1B G3 BB		x 0-0 IHR	x 0-0 ③ FC6-4 1-2f			SSS 0-3 ② K	x 0-0 ③ FC6-4 1-2f		4	2	1	1	1	1	3
Ozzie Smith, S (1, 6) OBP: 0.355, SLG: 0.364	x 0-0 G3 S SF8 1-3 1B		x 0-0 ② 4-3		x 0-0 FC4-6 1B		x 0-0 1B 1B 1B			4	2	3	0	0	0	0
Willie McGee, S (1, 8) OBP: 0.361, SLG: 0.455	x 0-0 ① G3 1-3 3-H		x 0-0 E S 1B		x 0-0 ① FC4-6 S 1-2f		x 0-0 S 1B 1-3 1B			4	1	2	1	0	0	2
Jack Clark, R (1, 3) (8, 9) OBP: 0.435, SLG: 0.600	x 0-0 ② SF8 3-H		x 0-0 ③ 5-3 1-3		SSS 0-3 ② K 1-2		4-0 1B 1-2 IBB			2	0	0	1	1	1	2
Andy Van Slyke, L (1, 9) Tom Herr, S (7, PH) Mike Jorgensen, L (7, PR) (8, 3) OBP: 0.409, SLG: 0.530 OBP: 0.453, SLG: 0.457 OBP: 0.375, SLG: 0.308	x 0-0 ③ F7			BBBB 4-0 1B 1B BB	x 0-0 ③ 4-3		x 0-0 1-2 2-H 3-H 1B			2 1 0	1 0 0	0 1 0	0 2 0	1 0 0	0 0 0	1 0 0
Terry Pendleton, S (1, 5) OBP: 0.285, SLG: 0.315		x 0-0 ① 6-3	x 0-0 1B 1-2 FC2 1B		x 0-0 ① 4-3	x 0-0 ③ L6				4	0	1	0	0	0	2
Tom Lawless, R (1, 4) OBP: 0.250, SLG: 0.375		x 0-0 ② F3	x 0-0 ① F4		x 0-0 ② 5-3			SSS 0-3 ① K		4	0	0	0	0	1	2
Tom Nieto, R (1, 2) OBP: 0.333, SLG: 0.256		x 0-0 ③ F8	x 0-0 1-3 2-H FC2 1B		x 0-0 ③ 3-1			x 0-0 ② F3		4	0	1	1	0	0	0
Danny Cox, R (1, 1) Ricky Horton, L (6, 1) OBP: 0.100, SLG: 0.150			SSS 0-3 ① K	x 0-0 ② FC2 FC6-4 1-2 3-H			x 0-0 ① 5-3	BBBB 4-0 FC6-4 BB		2 1	0 0	0 0	0 0	0 1	1 0	2 0
Inning Stats	R: 2 H: 1 E: 0 LOB: 0 K: 0 BB: 1 S: 4 P: 8	R: 0 H: 0 E: 0 LOB: 0 K: 0 BB: 0 S: 3 P: 3	R: 1 H: 2 E: 0 LOB: 1 K: 1 BB: 0 S: 7 P: 7	R: 1 H: 2 E: 0 LOB: 2 K: 0 BB: 1 S: 5 P: 9	R: 0 H: 1 E: 0 LOB: 1 K: 1 BB: 0 S: 6 P: 6	R: 0 H: 0 E: 0 LOB: 0 K: 0 BB: 0 S: 3 P: 3	R: 2 H: 3 E: 0 LOB: 2 K: 1 BB: 1 S: 8 P: 12	R: 0 H: 0 E: 0 LOB: 1 K: 1 BB: 1 S: 5 P: 9		1B: 8 SF: 1 2B: 0 SAC: 0 3B: 0 DP: 0 HR: 1 HBP: 0						

BOTTOM

Atlanta Braves @ St. Louis Cardinals

Busch Stadium, St. Louis, MO

Tue May 21 1985, 7:05 PM CDT

Att. 27,541 - Unknown

livebaseballscorecards.com

AB	32
R	6
H	9
RBI	6
BB	4
SO	4
LOB	14

WP: 0 PA: 37
PB: 0
SB: 4
CS: 0

PITCHER		IP	WLS	BF	H	R	ER	SO	BB	IBB	HBP	BLK	WP	HR	S	P	ERA	WHIP
Len Barker, R ERA: 4.17	(1, 1)	5.0	L	23	6	4	4	2	2	0	0	0	0	0	25	33	7.20	1.600
Gene Garber, R ERA: 5.5	(6, 1)	1.2		8	2	2	2	1	0	1	0	0	0	0	9	13	10.80	1.200
Terry Forster, L ERA: 1.37	(7, 1)	1.1		6	1	0	0	1	1	0	0	0	0	0	7	11	0.00	1.500

PITCHER	IP	WLS	BF	H	R	ER	SO	BB	IBB	HBP	BLK	WP	HR	S	P	ERA	WHIP

Batter	1	2	3	4	5	6	7	8	9	AB	R	H	RBI	BB	SO	LOB
Albert Hall, S (1, 8) OBP: 0.375, SLG: 0.286	4-3	E 1B 1-2 1B		1B BB		F8		K		4	0	1	0	1	1	2
Rafael Ramirez, R (1, 6) OBP: 0.279, SLG: 0.342	F3	F8		1-2 1B		5-3		G6-3 1-2f		5	0	1	0	0	0	4
Brad Komminsk, R (1, 9) OBP: 0.339, SLG: 0.274	1B E BB	FC6-4 1-2 2-3 1B		F3		F7			F7	4	1	1	0	1	0	2
Bob Horner, R (1, 5) OBP: 0.298, SLG: 0.384	E8 BB 1-H BB 1B	FC6-4 1-2f 2-3 3-H		F8			WP 1B		1B 1B	5	1	3	0	0	0	4
Gerald Perry, L (1, 3) OBP: 0.283, SLG: 0.275	BB BB BB	F7		4-3			F8		G6-4-3 1-2 1B	4	0	1	0	1	0	5
Terry Harper, R (1, 7) OBP: 0.311, SLG: 0.440	FC5 BB 1-2 2-3 BB	F2			F6		6-3 1-2		G6-4-3 1-2f	4	0	0	0	1	0	3
Ken Oberkfell, L (1, 4) OBP: 0.303, SLG: 0.300	1-2 2-3 3-H BB	1B			F3		4-3			3	0	1	1	1	0	1
Bruce Benedict, R (1, 2) OBP: 0.293, SLG: 0.171	FC5 2-3f	K			BB			BB 1B		3	0	1	0	1	1	4
Rick Mahler, R (1, 1) OBP: 0.226, SLG: 0.258		1B 1B E 1B			5-3			G6-3 1-2 BB		3	1	1	0	0	0	2
Dale Murphy, R (8, PH) OBP: 0.409, SLG: 0.629										0	0	0	0	1	0	0
Jeff Dedmon, L (8, 1) OBP: 0.333, SLG: 0.333										0	0	0	0	0	0	0
Inning Stats	R: 2 E: 1 K: 0 S: 4 H: 1 LOB: 3 BB: 4 P: 20	R: 1 E: 1 K: 0 S: 6 H: 3 LOB: 2 BB: 0 P: 6	R: 0 E: 0 K: 1 S: 6 H: 1 LOB: 1 BB: 0 P: 6	R: 0 E: 0 K: 0 S: 4 H: 1 LOB: 2 BB: 1 P: 8	R: 0 E: 0 K: 0 S: 3 H: 0 LOB: 1 BB: 1 P: 7	R: 0 E: 0 K: 0 S: 3 H: 0 LOB: 0 BB: 0 P: 3	R: 0 E: 0 K: 0 S: 4 H: 1 LOB: 1 BB: 0 P: 4	R: 0 E: 0 K: 1 S: 5 H: 1 LOB: 1 BB: 1 P: 9	R: 0 E: 0 K: 0 S: 4 H: 2 LOB: 1 BB: 0 P: 4	1B: 10 2B: 0 3B: 0 HR: 0 SF: 0 SAC: 0 DP: 2 HBP: 0						

PITCHER		IP	WLS	BF	H	R	ER	SO	BB	IBB	HBP	BLK	WP	HR	S	P	ERA	WHIP
Kurt Kepshire, R ERA: 6.1	(1, 1)	0.2		7	1	2	2	0	4	0	0	0	0	0	3	19	27.00	7.500
Bob Forsch, R ERA: 3.63	(1, 1)	6.1	W	27	6	1	0	1	2	0	0	0	1	0	27	35	0.00	1.263
Ken Dayley, L ERA: 0.48	(8, 1)	2.0	S	8	3	0	0	1	1	0	0	0	0	0	9	13	0.00	2.000

PITCHER	IP	WLS	BF	H	R	ER	SO	BB	IBB	HBP	BLK	WP	HR	S	P	ERA	WHIP

TOP

Atlanta Braves @ St. Louis Cardinals

Busch Stadium, St. Louis, MO

Wed May 22 1985, 3:33 AM CDT

Att. 28,729 - Unknown

livebaseballscorecards.com

AB	35
R	3
H	10
RBI	1
BB	7
SO	2
LOB	27

WP: 1	PA: 42																	
PB: 0																		
SB: 0																		
CS: 0																		

Batter	1	2	3	4	5	6	7	8	9	AB	R	H	RBI	BB	SO	LOB
Vince Coleman, S (1, 7) OBP: 0.318, SLG: 0.371	F7		G3		K		F8			4	0	0	0	0	1	0
Ozzie Smith, S (1, 6) OBP: 0.345, SLG: 0.352	F4			4-3	F5		G3			4	0	0	0	0	0	0
Willie McGee, S (1, 8) OBP: 0.366, SLG: 0.470	G3			1B 3B	S E BB		5-3			3	2	1	0	1	0	0
Jack Clark, R (1, 3) OBP: 0.436, SLG: 0.594		6-4 1B BB		1B 1B 1B 3-H	E5 BB 1-H			F9		3	1	1	1	1	0	0
Andy Van Slyke, L (1, 9) OBP: 0.412, SLG: 0.524		1-2 1B		F7	1-2 BB			4-3		3	0	1	0	1	0	1
Terry Pendleton, S (1, 5) OBP: 0.284, SLG: 0.314		F7		1B 1B 1B 1-2	F6			F7		4	1	1	0	0	0	4
Tom Lawless, R (1, 4) OBP: 0.273, SLG: 0.364		6-4 2-3f		1B 1B 1-2 2-H			5-3			3	0	1	1	0	0	2
Tom Nieto, R (1, 2) OBP: 0.333, SLG: 0.262			B2	1B 1-3 2-H			F9			3	0	1	1	0	0	0
Kurt Kepshire, L (1, 1) OBP: 0.083, SLG: 0.091										0	0	0	0	0	0	0
Bob Forsch, R (1, 1) OBP: 0.167, SLG: 0.417			F9		HR		5-3			3	1	1	1	0	0	0
Ken Dayley, L (8, 1) OBP: 0.500, SLG: 0.500										0	0	0	0	0	0	0
Inning Stats	R: 0 E: 0 K: 0 S: 3 H: 0 LOB: 0 BB: 0 P: 3	R: 0 E: 0 K: 0 S: 3 H: 1 LOB: 1 BB: 1 P: 7	R: 0 E: 0 K: 0 S: 3 H: 0 LOB: 0 BB: 0 P: 3	R: 3 E: 0 K: 0 S: 7 H: 5 LOB: 2 BB: 0 P: 7	R: 2 E: 1 K: 1 S: 7 H: 1 LOB: 2 BB: 2 P: 15	R: 0 E: 0 K: 0 S: 3 H: 0 LOB: 0 BB: 0 P: 3	R: 0 E: 0 K: 0 S: 3 H: 0 LOB: 0 BB: 0 P: 3	R: 0 E: 0 K: 0 S: 3 H: 0 LOB: 0 BB: 0 P: 3		1B: 5 2B: 1 3B: 1 HR: 1	SF: 0 SAC: 0 DP: 1 HBP: 0			WP: 0 PB: 0 SB: 1 CS: 0	PA: 33	

PITCHER	IP	WLS	BF	H	R	ER	SO	BB	IBB	HBP	BLK	WP	HR	S	P	ERA	WHIP
Rick Mahler, R (1, 1) ERA: 2.88	7.0	L	30	7	5	4	1	3	0	0	0	0	1	29	41	5.14	1.429
Jeff Dedmon, R (8, 1) ERA: 1.5	1.0		3	0	0	0	0	0	0	0	0	0	0	3	3	0.00	0.000

PITCHER	IP	WLS	BF	H	R	ER	SO	BB	IBB	HBP	BLK	WP	HR	S	P	ERA	WHIP

BOTTOM

Atlanta Braves @ St. Louis Cardinals

Busch Stadium, St. Louis, MO

Wed May 22 1985, 3:33 AM CDT

Att. 28,729 - Unknown

livebaseballscorecards.com

AB	30
R	5
H	7
RBI	4
BB	3
SO	1
LOB	7

Batter	1	2	3	4	5	6	7	8	9	AB	R	H	RBI	BB	SO	LOB
Johnny Ray, S (1, 4) OBP: 0.311, SLG: 0.375	F7	4-3			2B 1B		G3		FC4-6 1B	5	0	2	0	0	0	0
Steve Kemp, L (1, 7) OBP: 0.378, SLG: 0.344	2B HR BB	F8			K		BB S 1B		FC4-6 S 1B 1-2f	3	1	1	0	1	1	1
Doug Frobel, L (7, PR) (7, 7) OBP: 0.308, SLG: 0.298										1	1	0	0	0	0	1
Bill Madlock, R (1, 5) OBP: 0.296, SLG: 0.344	HR 1-3 2B		F4		2B 1-3		BB 1-2 BB		K 1-2	4	1	2	0	1	1	1
Jason Thompson, L (1, 3) OBP: 0.347, SLG: 0.433	HR 2-H 3-H		F9		IBB		G6-4-3 1-2 2-3 BB		1B 2-H	3	1	2	4	2	0	0
George Hendrick, R (1, 9) OBP: 0.283, SLG: 0.294	1B 1B		F2		K		G6-4-3 1-2f		F9	5	0	1	0	0	1	7
Tony Peña, R (1, 2) OBP: 0.257, SLG: 0.286	F8			6-3		3-1		4-3		4	0	0	0	0	0	1
Marvell Wynne, L (1, 8) OBP: 0.250, SLG: 0.305	1B 1-2			6-3		F9		4 1B BB		3	0	1	0	1	0	0
Bill Almon, R (1, 6) OBP: 0.340, SLG: 0.330	K			K		1B		1B 1-2		4	0	2	0	0	2	2
Jim Winn, R (1, 1)		F7			K	F9		4 2-3f		3	0	0	0	0	1	1
Lee Mazzilli, S (8, PH) OBP: 0.517, SLG: 0.571										1	0	0	0	0	0	2
John Candelaria, L (8, 1)										0	0	0	0	0	0	0
Inning Stats	R: 3 E: 0 K: 1 S: 9 H: 4 LOB: 2 BB: 1 P: 13	R: 0 E: 0 K: 0 S: 3 H: 0 LOB: 0 BB: 0 P: 3	R: 0 E: 0 K: 0 S: 3 H: 0 LOB: 0 BB: 0 P: 3	R: 0 E: 0 K: 1 S: 5 H: 0 LOB: 0 BB: 0 P: 5	R: 0 E: 0 K: 3 S: 11 H: 2 LOB: 3 BB: 1 P: 15	R: 0 E: 0 K: 0 S: 4 H: 1 LOB: 1 BB: 0 P: 4	R: 0 E: 0 K: 0 S: 3 H: 1 LOB: 3 BB: 2 P: 11	R: 0 E: 0 K: 0 S: 3 H: 1 LOB: 1 BB: 1 P: 7	R: 1 E: 0 K: 1 S: 7 H: 2 LOB: 1 BB: 0 P: 7	1B: 8 2B: 3 3B: 0 HR: 1 SF: 0 SAC: 0 DP: 2 HBP: 0							

TOP

Pittsburgh Pirates @ Atlanta Braves

Atlanta-Fulton County Stadium, Atlanta, GA

Fri May 24 1985, 7:05 PM EDT

Att. 18,490 - Unknown

livebaseballscorecards.com

AB	36
R	4
H	11
RBI	4
BB	5
SO	6
LOB	16

PITCHER		IP	WLS	BF	H	R	ER	SO	BB	IBB	HBP	BLK	WP	HR	S	P	ERA	WHIP
Steve Bedrosian, R ERA: 2.78	(1, 1)	6.1	L	30	8	3	3	5	2	1	0	0	0	1	37	49	4.26	1.579
Zane Smith, L ERA: 5.23	(7, 1)	0.0		1	0	0	0	0	1	0	0	0	0	0	0	4	∞	∞
Jeff Dedmon, R ERA: 1.98	(7, 1)	1.2		6	2	1	1	0	1	0	0	0	0	0	5	9	5.40	1.800
Terry Forster, L ERA: 1.31	(9, 1)	1.0		4	1	0	0	1	0	0	0	0	0	0	6	6	0.00	1.000

PITCHER	IP	WLS	BF	H	R	ER	SO	BB	IBB	HBP	BLK	WP	HR	S	P	ERA	WHIP

WP: 0	PB: 0	SB: 2	CS: 0	PA: 41													

BOTTOM

Pittsburgh Pirates @ Atlanta Braves

Atlanta-Fulton County Stadium, Atlanta, GA

Fri May 24 1985, 7:05 PM EDT

Att. 18,490 - Unknown

Batter	1	2	3	4	5	6	7	8	9	AB	R	H	RBI	BB	SO	LOB
Claudell Washington, L (1, 9) OBP: 0.324, SLG: 0.416	x 0-0 ① 4-3		x 0-0 ② 4-3			x 0-0 ① 4-3		x 0-0 ② 1-3		4	0	0	0	0	0	0
Gerald Perry, L (1, 3) OBP: 0.282, SLG: 0.266	x 0-0 ② 2-3		x 0-0 ③ F8			BBBB 4-0 HR BB		x 0-0 ③ F2		3	1	0	0	1	0	0
Dale Murphy, R (1, 8) OBP: 0.399, SLG: 0.611	x 0-0 ③ F8			x 0-0 ① 5-3		SSS 0-3 ② K			x 0-0 ① L4	4	0	0	0	0	1	1
Bob Horner, R (1, 5) OBP: 0.296, SLG: 0.405		x 0-0 ① F8		x 0-0 ② 5-3		x 0-0 1-H HR			SSS 0-3 ② K	4	1	1	2	0	1	0
Terry Harper, R (1, 7) OBP: 0.312, SLG: 0.430		BBBB 4-0 1B BB		x 0-0 ③ 5-3		x 0-0 ③ F8			x 0-0 ③ 1-3	2	0	0	0	1	0	0
Rafael Ramirez, R (1, 6) OBP: 0.280, SLG: 0.341		x 0-0 1-2 1B			x 0-0 ① F8		x 0-0 ① 1-3			3	0	1	0	0	0	0
Rick Cerone, R (1, 2) OBP: 0.308, SLG: 0.320		x 0-0 ② F9			x 0-0 ② 6-3		x 0-0 ② 5-3			3	0	0	0	0	0	2
Glenn Hubbard, R (1, 4) OBP: 0.356, SLG: 0.326		x 0-0 ③ F7			x 0-0 1B		x 0-0 ③ F9			3	0	1	0	0	0	2
Steve Bedrosian, R (1, 1) OBP: 0.059, SLG: 0.059 Zane Smith, L (7, 1) Jeff Dedmon, L (7, 1) OBP: 0.333, SLG: 0.333 Brad Komminsk, R (7, 7) OBP: 0.336, SLG: 0.271 Terry Forster, L (9, 1) Paul Runge, R (9, PH) OBP: 0.500, SLG: 0.333			x 0-0 ① 1-3		SSS 0-3 ③ K2-3			SSS 0-3 ① K		2 0 0 1 0 1	0 0 0 0 0 0	0 0 0 0 0 0	0 0 0 0 0 0	0 0 0 0 0 0	1 0 0 1 0 0	1 0 0 0 0 0
Inning Stats	R: 0 H: 0 E: 0 LOB: 0 K: 0 BB: 0 S: 3 P: 3	R: 0 H: 1 E: 0 LOB: 2 K: 0 BB: 1 S: 4 P: 8	R: 0 H: 0 E: 0 LOB: 0 K: 0 BB: 0 S: 3 P: 3	R: 0 H: 0 E: 0 LOB: 0 K: 0 BB: 0 S: 3 P: 3	R: 0 H: 1 E: 0 LOB: 1 K: 1 BB: 0 S: 6 P: 6	R: 2 H: 1 E: 0 LOB: 0 K: 1 BB: 1 S: 6 P: 10	R: 0 H: 0 E: 0 LOB: 0 K: 0 BB: 0 S: 3 P: 3	R: 0 H: 0 E: 0 LOB: 0 K: 1 BB: 0 S: 5 P: 5	R: 0 H: 0 E: 0 LOB: 0 K: 1 BB: 0 S: 5 P: 5	1B: 2 SF: 0 2B: 0 SAC: 0 3B: 0 DP: 0 HR: 1 HBP: 0						

livebaseballscorecards.com

AB	30
R	2
H	3
RBI	2
BB	2
SO	4
LOB	6

PITCHER		IP	WLS	BF	H	R	ER	SO	BB	IBB	HBP	BLK	WP	HR	S	P	ERA	WHIP
Jim Winn, R ERA: 2.57	(1, 1)	7.0	W	26	3	2	2	2	2	0	0	0	0	1	28	36	2.57	0.714
John Candelaria, L ERA: 3.38	(8, 1)	2.0	S	6	0	0	0	2	0	0	0	0	0	0	10	10	0.00	0.000

PITCHER	IP	WLS	BF	H	R	ER	SO	BB	IBB	HBP	BLK	WP	HR	S	P	ERA	WHIP

Batter	1	2	3	4	5	6	7	8	9	AB	R	H	RBI	BB	SO	LOB
Johnny Ray, S (1, 4) OBP: 0.314, SLG: 0.376	5-3		6-3	FC6-4 1B		1-3 1-2		E 1B		5	0	2	0	0	0	2
Marvell Wynne, L (1, 8) OBP: 0.236, SLG: 0.287	F4		6-3	FC6-4 1-2f		FC3 2-3 3-H		K		5	0	0	1	0	1	3
Bill Madlock, R (1, 5) OBP: 0.286, SLG: 0.331	5-3		F5		6-3	F7		E6 1-2		5	0	0	0	0	0	3
Jason Thompson, L (1, 3) OBP: 0.354, SLG: 0.447		1B BB 2B		2B HR 1B	F7	3-1		K		3	2	2	0	0	0	0
Lee Mazzilli, S (6, PH) (6, 3) OBP: 0.484, SLG: 0.522										2	0	0	0	0	1	4
Steve Kemp, L (1, 7) OBP: 0.380, SLG: 0.353		BB 1B BB		1-3 HR 2B	F7		4-3		K	4	1	1	0	1	1	0
Tony Peña, R (1, 2) OBP: 0.255, SLG: 0.283		1-2 2-3 BB 1B		K		E6 1B 2B	F8		5-3	5	1	1	0	0	1	2
Doug Frobel, L (1, 9) OBP: 0.351, SLG: 0.320		1-2 2-3 3-H G6-4-3 BB		HR IBB		2B 1B 1-3 1B	FC5-4 1B		1-3	3	2	2	1	2	0	0
Bill Almon, R (1, 6) OBP: 0.345, SLG: 0.376		K		1-H 2-H 3-H HR		1B FC3 1-3 3-H 2B	1-2f FC5-4			4	2	2	5	0	1	4
Rick Rhoden, R (1, 1) OBP: 0.200, SLG: 0.200		1-2f G6-4-3		G3		FC3 1-3 2-3 3-H 1B		6-3		4	0	1	1	0	0	3
Inning Stats	R: 0 H: 0 E: 0 LOB: 0 K: 0 BB: 0 S: 3 P: 3	R: 1 H: 2 E: 0 LOB: 2 K: 1 BB: 2 S: 6 P: 14	R: 0 H: 0 E: 0 LOB: 0 K: 0 BB: 0 S: 3 P: 3	R: 4 H: 4 E: 0 LOB: 1 K: 1 BB: 1 S: 9 P: 13	R: 0 H: 0 E: 0 LOB: 0 K: 0 BB: 0 S: 3 P: 3	R: 3 H: 3 E: 1 LOB: 2 K: 0 BB: 0 S: 8 P: 8	R: 0 H: 1 E: 0 LOB: 1 K: 0 BB: 0 S: 4 P: 4	R: 0 H: 1 E: 1 LOB: 2 K: 2 BB: 0 S: 9 P: 9	R: 0 H: 0 E: 0 LOB: 0 K: 1 BB: 0 S: 5 P: 5	1B: 7 SF: 0 2B: 3 SAC: 0 3B: 0 DP: 1 HR: 1 HBP: 0						

TOP

Pittsburgh Pirates @ Atlanta Braves

Atlanta-Fulton County Stadium, Atlanta, GA

Sat May 25 1985, 7:05 PM EDT

Att. 31,177 - Unknown

livebaseballscorecards.com

AB	40
R	8
H	11
RBI	8
BB	3
SO	5
LOB	21

WP: 0 PA: 43
PB: 0
SB: 0
CS: 0

PITCHER		IP	WLS	BF	H	R	ER	SO	BB	IBB	HBP	BLK	WP	HR	S	P	ERA	WHIP
Pascual Perez, R ERA: 7.31	(1, 1)	3.1	L	17	5	5	5	2	2	1	0	0	0	1	18	30	13.50	2.100
Rick Camp, R ERA: 3.91	(4, 1)	1.2		6	1	0	0	0	0	0	0	0	0	0	6	6	0.00	0.600
Gene Garber, R ERA: 5.57	(6, 1)	3.0		17	5	3	2	2	0	0	0	0	0	0	21	21	6.00	1.667
Zane Smith, L ERA: 5.06	(9, 1)	1.0		3	0	0	0	1	0	0	0	0	0	0	5	5	0.00	0.000

PITCHER	IP	WLS	BF	H	R	ER	SO	BB	IBB	HBP	BLK	WP	HR	S	P	ERA	WHIP

BOTTOM

Pittsburgh Pirates @ Atlanta Braves

Atlanta-Fulton County Stadium, Atlanta, GA

Sat May 25 1985, 7:05 PM EDT

Att. 31,177 - Unknown

livebaseballscorecards.com

Batter	1	2	3	4	5	6	7	8	9	AB	R	H	RBI	BB	SO	LOB
Claudell Washington, L (1, 9) OBP: 0.322, SLG: 0.407	4-3		BB		F5			G4-6-3 1-2f		3	0	0	0	1	0	2
Rafael Ramirez, R (1, 6) OBP: 0.273, SLG: 0.333	F9		FC5 2-3f			6-3			F6	4	0	0	0	0	0	2
Gerald Perry, L (1, 3) OBP: 0.290, SLG: 0.286	5-3			1-3		G6-4-3 1B			2B	4	1	2	0	0	0	0
Dale Murphy, R (1, 8) OBP: 0.389, SLG: 0.595		5-3		F3		G6-4-3 1-2f			K	4	0	0	0	0	1	2
Terry Harper, R (1, 7) OBP: 0.320, SLG: 0.444		4-3		1B			5-3		3B 2-H 2B	4	1	2	1	0	0	0
Ken Oberkfell, L (1, 5) OBP: 0.300, SLG: 0.324		6-3		K			3-1		3B 2-H	4	0	1	1	0	1	1
Bruce Benedict, R (1, 2) OBP: 0.311, SLG: 0.205			FC5 SH2-4 1B		FC5-4 1B		6-3		3-1	4	0	2	0	0	0	1
Glenn Hubbard, R (1, 4) OBP: 0.346, SLG: 0.315			K		F4			E6 FC6-4		3	0	0	0	0	1	2
Pascual Perez, R (1, 1) OBP: 0.286, SLG: 0.286 Rick Camp, R (4, 1) Chris Chambliss, L (5, PH) OBP: 0.280, SLG: 0.293 Gene Garber, R (6, 1) OBP: 1.000, SLG: 1.000 Albert Hall, S (8, PH) OBP: 0.353, SLG: 0.267 Zane Smith, L (9, 1)			SH2-4 1-2		FC5-4 1-2f			FC6-4 G4-6-3 1-2f		0 0 1 0 1 0	0 0 0 0 0 0	0 0 0 0 0 0	0 0 0 0 0 0	0 0 0 0 0 0	0 0 0 0 0 0	0 0 1 0 1 0
Inning Stats	R: 0 E: 0 K: 0 S: 3 H: 0 LOB: 0 BB: 0 P: 3	R: 0 E: 0 K: 0 S: 3 H: 0 LOB: 0 BB: 0 P: 3	R: 0 E: 0 K: 1 S: 6 H: 1 LOB: 2 BB: 1 P: 10	R: 0 E: 0 K: 1 S: 6 H: 1 LOB: 1 BB: 0 P: 6	R: 0 E: 0 K: 0 S: 4 H: 1 LOB: 1 BB: 0 P: 4	R: 0 E: 0 K: 0 S: 3 H: 1 LOB: 0 BB: 0 P: 3	R: 0 E: 0 K: 0 S: 3 H: 0 LOB: 0 BB: 0 P: 3	R: 0 E: 1 K: 0 S: 3 H: 0 LOB: 0 BB: 0 P: 3	R: 2 E: 0 K: 1 S: 8 H: 3 LOB: 1 BB: 0 P: 8	1B: 4 2B: 2 3B: 1 HR: 0	SF: 0 SAC: 1 DP: 2 HBP: 0						

	AB	32
	R	2
	H	7
	RBI	2
	BB	1
	SO	3
	LOB	12

PITCHER		IP	WLS	BF	H	R	ER	SO	BB	IBB	HBP	BLK	WP	HR	S	P	ERA	WHIP
Rick Rhoden, R ERA: 3.12	(1, 1)	9.0	W	34	7	2	2	3	1	0	0	0	0	0	39	43	2.00	0.889

PITCHER	IP	WLS	BF	H	R	ER	SO	BB	IBB	HBP	BLK	WP	HR	S	P	ERA	WHIP

Batter	1	2	3	4	5	6	7	8	9	10	AB	R	H	RBI	BB	SO	LOB
Johnny Ray, S (1, 4) OBP: 0.313, SLG: 0.373	6-3			G3		L3		2B 1B		SH1-4 2-3	4	1	1	0	0	0	0
Lee Mazzilli, S (1, 3) OBP: 0.472, SLG: 0.519	F2			E4 G6-3		4-3		1-H 2B		1B IBB	4	0	1	1	1	0	0
Steve Kemp, L (1, 7) OBP: 0.366, SLG: 0.338 Cecilio Guante, R (7, 1) Jason Thompson, L (8, PH) OBP: 0.351, SLG: 0.444 John Candelaria, L (8, 1) Tim Foli, R (10, PH) OBP: 0.303, SLG: 0.207 Ray Krawczyk, R (10, 1) Al Holland, R (10, 1)	F7			G6-3 1-2f	K			F7		1-H 3-H 1B	3 0 1 0 1 0 0	0 0 0 0 0 0 0	0 0 0 0 1 0 0	0 0 0 0 1 0 0	0 0 0 0 0 0 0	1 0 0 0 0 0 0	1 0 1 0 0 0 0
Bill Madlock, R (1, 5) OBP: 0.289, SLG: 0.350	F9				SH3 1B SF7 BB		HR		K	1-3	4	2	1	1	1	1	1
Tony Peña, R (1, 2) OBP: 0.261, SLG: 0.289	6-3				SH3 1-2	F8			1B		4	0	2	0	0	0	0
Marvell Wynne, L (1, 8) OBP: 0.228, SLG: 0.278	4-3				SH3 1-2 2-3	4-3			F8		3	0	0	0	0	0	1
Doug Frobel, L (1, 9) OBP: 0.361, SLG: 0.321		G3			FC5-4 BB		F9		FC5-4 1-2 1B		3	0	1	0	1	0	0
Bill Almon, R (1, 6) OBP: 0.333, SLG: 0.365		K			SF7 3-H		K	K	FC5-4 1-2f		3	0	0	1	0	2	2
Rick Reuschel, R (1, 1) Scott Loucks, R (7, 7) OBP: 0.500, SLG: 1.000		1-6-3			FC5-4 1-2f			K		SH1-4 1B 2B	2 2	0 1	0 1	0 0	0 0	0 1	2 0
Inning Stats	R: 0 E: 0 K: 0 S: 3 H: 0 LOB: 0 BB: 0 P: 3	R: 0 E: 0 K: 0 S: 3 H: 0 LOB: 0 BB: 0 P: 3	R: 0 E: 0 K: 1 S: 5 H: 0 LOB: 0 BB: 0 P: 5	R: 0 E: 1 K: 0 S: 3 H: 0 LOB: 0 BB: 0 P: 3	R: 1 E: 0 K: 0 S: 4 H: 1 LOB: 2 BB: 2 P: 12	R: 0 E: 0 K: 1 S: 5 H: 0 LOB: 0 BB: 0 P: 5	R: 1 E: 0 K: 0 S: 4 H: 1 LOB: 0 BB: 0 P: 4	R: 1 E: 0 K: 2 S: 9 H: 2 LOB: 1 BB: 0 P: 9	R: 0 E: 0 K: 1 S: 7 H: 2 LOB: 2 BB: 0 P: 7	R: 1 E: 0 K: 0 S: 4 H: 2 LOB: 1 BB: 1 P: 8	1B: 5 2B: 2 3B: 0 HR: 1 SF: 1 SAC: 2 DP: 1 HBP: 0						

PITCHER		IP	WLS	BF	H	R	ER	SO	BB	IBB	HBP	BLK	WP	HR	S	P	ERA	WHIP
Rick Mahler, R ERA: 2.86	(1, 1)	7.0		25	2	2	2	2	2	0	0	0	0	1	27	35	2.57	0.571
Bruce Sutter, R ERA: 3.2	(8, 1)	2.0		10	4	1	1	3	0	0	0	0	0	0	16	16	4.50	2.000
Jeff Dedmon, R ERA: 2.45	(10, 1)	1.0	W	5	2	1	1	0	0	1	0	0	0	0	4	8	9.00	2.000

PITCHER	IP	WLS	BF	H	R	ER	SO	BB	IBB	HBP	BLK	WP	HR	S	P	ERA	WHIP

TOP

Pittsburgh Pirates @ Atlanta Braves

Atlanta-Fulton County Stadium, Atlanta, GA

Sun May 26 1985, 3:33 AM EDT
Att. 21,723 - Unknown

livebaseballscorecards.com

AB	34
R	4
H	8
RBI	4
BB	3
SO	5
LOB	8

Batter	1	2	3	4	5	6	7	8	9	10	AB	R	H	RBI	BB	SO	LOB
Claudell Washington, L (1, 9) OBP: 0.325, SLG: 0.403	4-3		1B		BB			K	6-3		4	0	1	0	1	1	1
Paul Zuvella, R (1, 4) OBP: 0.136, SLG: 0.182	K		4-3		K			4-3		E 1B	5	1	1	0	0	2	3
Gerald Perry, L (1, 3) OBP: 0.295, SLG: 0.291	5-3			1B		G3		F9		E9	5	1	2	0	0	0	0
Dale Murphy, R (1, 8) OBP: 0.401, SLG: 0.603		G6-3		F3		BB			BB 1B 2B	IBB	3	1	2	0	2	0	1
Terry Harper, R (1, 7) OBP: 0.343, SLG: 0.452		G6-3 HBP		G6-4-3 1B		K			BB	1B IBB	3	1	2	0	1	1	1
Ken Oberkfell, L (1, 5) OBP: 0.289, SLG: 0.312 Brad Komminsk, R (9, PH) OBP: 0.342, SLG: 0.271 Jeff Dedmon, L (10, 1) OBP: 0.333, SLG: 0.333 Chris Chambliss, L (10, PH) OBP: 0.289, SLG: 0.303	G6-3			G6-4-3		F8			BB		3 0 0 1	0 1 0 0	0 0 0 1	0 0 0 1	0 1 0 0	0 0 0 0	5 0 0 0
Rafael Ramirez, R (1, 6) OBP: 0.284, SLG: 0.345	G3		2-3 1-3 1B				G4-6-3 BB		G3 2B		3	0	2	3	1	0	1
Bruce Benedict, R (1, 2) OBP: 0.286, SLG: 0.186		5-3		1-3		G4-6-3			G3		4	0	0	0	0	0	3
Rick Mahler, R (1, 1) OBP: 0.212, SLG: 0.242 Albert Hall, S (7, PH) OBP: 0.333, SLG: 0.250 Bruce Sutter, R (8, 1) Paul Runge, R (9, PH) OBP: 0.400, SLG: 0.250 (10, 5)		1-6-3		2-3			6-3		K		2 1 0 1	0 0 0 0	0 0 0 0	0 0 0 0	0 0 0 1	0 0 0 1	1 0 0 1
Inning Stats	R: 0 E: 0 K: 1 S: 5 H: 0 LOB: 0 BB: 0 P: 5	R: 0 E: 0 K: 0 S: 3 H: 1 LOB: 1 BB: 0 P: 4	R: 0 E: 0 K: 0 S: 4 H: 1 LOB: 1 BB: 0 P: 4	R: 0 E: 0 K: 0 S: 4 H: 2 LOB: 1 BB: 0 P: 4	R: 0 E: 0 K: 1 S: 6 H: 1 LOB: 2 BB: 1 P: 10	R: 0 E: 0 K: 1 S: 5 H: 0 LOB: 1 BB: 1 P: 9	R: 0 E: 0 K: 0 S: 2 H: 0 LOB: 0 BB: 1 P: 6	R: 0 E: 0 K: 1 S: 5 H: 0 LOB: 0 BB: 0 P: 5	R: 3 E: 0 K: 1 S: 8 H: 3 LOB: 1 BB: 1 P: 12	R: 2 E: 1 K: 0 S: 3 H: 3 LOB: 3 BB: 2 P: 11	1B: 9 2B: 2 3B: 0 HR: 0	SF: 0 SAC: 0 DP: 3 HBP: 1						

PITCHER		IP	WLS	BF	H	R	ER	SO	BB	IBB	HBP	BLK	WP	HR	S	P	ERA	WHIP
Rick Reuschel, R ERA: 0.66	(1, 1)	6.0		24	5	0	0	3	2	0	1	0	0	0	27	36	0.00	1.167
Cecilio Guante, R ERA: 2.4	(7, 1)	1.0		3	0	0	0	0	1	0	0	0	0	0	2	6	0.00	1.000
John Candelaria, L ERA: 4.24	(8, 1)	2.0		10	3	3	3	2	1	0	0	0	0	0	13	17	13.50	2.000
Ray Krawczyk, R ERA:	(10, 1)	0.0	L	4	2	2	2	0	0	2	0	0	0	0	2	10	∞	∞
Al Holland, L ERA: 1.71	(10, 1)	0.0		1	1	0	0	0	0	0	0	0	0	0	1	1	∞	∞

PITCHER	IP	WLS	BF	H	R	ER	SO	BB	IBB	HBP	BLK	WP	HR	S	P	ERA	WHIP

BOTTOM

Pittsburgh Pirates @ Atlanta Braves

Atlanta-Fulton County Stadium, Atlanta, GA

Sun May 26 1985, 3:33 AM EDT

Att. 21,723 - Unknown

livebaseballscorecards.com

AB	35
R	5
H	11
RBI	4
BB	6
SO	5
LOB	17

WP: 0 PB: 0 SB: 0 CS: 0 PA: 42

Batter	1	2	3	4	5	6	7	8	9	AB	R	H	RBI	BB	SO	LOB
Vince Coleman, S (1, 7) OBP: 0.331, SLG: 0.369	0-0 CS 2B		0-0 4-3 ①	0-0 1-3 2-H 2B	0-0 FC4 1B 1-2f 2-3 ②		0-0 3-1 ①		0-0 4-3 ③	6	1	2	1	0	0	2
Willie McGee, S (1, 8) OBP: 0.375, SLG: 0.515	0-3 K 2-3 ①②		0-0 4-3 ②	0-0 4-3 1B 2-H 3-H 2B	0-0 1-2 3-H 1B		0-0 3-1 ②			5	1	2	3	0	1	1
Tom Herr, S (1, 4) OBP: 0.450, SLG: 0.464	0-0 2B		0-0 6-3 ③	0-0 4-3 ② 2-3	0-0 4-3 ③		0-0 F9 ③			5	0	1	0	0	0	3
Jack Clark, R (1, 3) (6, 9) OBP: 0.419, SLG: 0.559	0-0 5-3 ③			0-0 HR 1B 0-0 1B 3-H 1B		0-0 FC3-6 BB 1B 1B		0-0 1B ①		5	2	4	1	0	0	1
Andy Van Slyke, L (1, 9) OBP: 0.394, SLG: 0.509 Tito Landrum, R (3, 9) OBP: 0.333, SLG: 0.625 Mike Jorgensen, L (6, PH) OBP: 0.421, SLG: 0.286 (6, 3)		0-0 6-3 ①		0-0 1-H HR 0-0 1-2 1B		B B B B 4-0 FC3-6 1-2 BB		0-0 F8 ②		1 2 1	0 1 0	0 2 0	0 2 0	0 0 1	0 0 0	0 0 0
Terry Pendleton, S (1, 5) OBP: 0.288, SLG: 0.317 Tom Lawless, R (7, 5) OBP: 0.333, SLG: 0.417		0-0 1B CS 1B		1-3 SH 2B 0-0 4-3 ③		0-0 FC3-6 ① 1B 1-2f 2-3		0-0 1B		4 1	1 0	2 1	0 0	0 0	0 0	4 0
Ozzie Smith, S (1, 6) OBP: 0.338, SLG: 0.343		0-0 CS 1-3 1B		0-0 1-3 ① 2-3	0-0 6-3 ①	0-0 1-2 3-H 1B		0-0 F4 ③		5	0	2	1	0	0	2
Tom Nieto, R (1, 2) OBP: 0.356, SLG: 0.288	B B B B 4-0 1-2 3-H BB ②			0-0 SH 1B 2B 3-H	0-0 FC4 1B 1B 1B	S S S 0-3 K ②			S S S 0-3 K ①	3	2	1	1	1	2	2
Bob Forsch, R (1, 1) OBP: 0.250, SLG: 0.438 Jeff Lahti, R (7, 1)	S S S 0-3 K ③			0-0 2B 1-2 2B 1B	0-0 FC4 1-2 1B	0-0 F7 ③			S S S 0-3 K ②	4 1	1 0	2 0	0 0	0 0	1 1	4 0
Inning Stats	R: 0 E: 0 K: 1 S: 6 H: 2 LOB: 1 BB: 0 P: 6	R: 0 E: 0 K: 1 S: 6 H: 2 LOB: 2 BB: 1 P: 10	R: 0 E: 0 K: 0 S: 3 H: 0 LOB: 0 BB: 0 P: 3	R: 7 E: 1 K: 0 S: 12 H: 8 LOB: 2 BB: 0 P: 12	R: 1 E: 0 K: 0 S: 6 H: 3 LOB: 2 BB: 0 P: 6	R: 1 E: 0 K: 1 S: 7 H: 2 LOB: 2 BB: 1 P: 11	R: 0 E: 0 K: 0 S: 3 H: 0 LOB: 0 BB: 0 P: 3	R: 0 E: 0 K: 0 S: 4 H: 2 LOB: 1 BB: 0 P: 4	R: 0 E: 0 K: 2 S: 7 H: 0 LOB: 0 BB: 0 P: 7	1B: 13 2B: 5 3B: 0 HR: 1 SF: 0 SAC: 1 DP: 0 HBP: 0						

TOP

St. Louis Cardinals @ Atlanta Braves

Atlanta-Fulton County Stadium, Atlanta, GA

Tue May 28 1985, 7:05 PM EDT

Att. 9,856 - Unknown

livebaseballscorecards.com

AB	43
R	9
H	19
RBI	9
BB	2
SO	5
LOB	19

WP: 0 PB: 0 SB: 0 CS: 3 PA: 46

PITCHER		IP	WLS	BF	H	R	ER	SO	BB	IBB	HBP	BLK	WP	HR	S	P	ERA	WHIP
Len Barker, R ERA: 3.98	(1, 1)	2.0		9	4	0	0	2	1	0	0	0	0	0	12	16	0.00	2.500
Zane Smith, L ERA: 6.21	(3, 1)	1.1	L	11	6	7	5	0	0	0	0	0	0	1	11	11	33.75	4.500
Rick Camp, R ERA: 4.21	(4, 1)	2.2		16	7	2	2	1	1	0	0	0	0	0	17	21	6.75	3.000
Gene Garber, R ERA: 5.09	(7, 1)	2.0		7	2	0	0	0	0	0	0	0	0	0	7	7	0.00	1.000
Terry Forster, L ERA: 1.25	(9, 1)	1.0		3	0	0	0	2	0	0	0	0	0	0	7	7	0.00	0.000

PITCHER	IP	WLS	BF	H	R	ER	SO	BB	IBB	HBP	BLK	WP	HR	S	P	ERA	WHIP

BOTTOM

St. Louis Cardinals @ Atlanta Braves

Atlanta-Fulton County Stadium, Atlanta, GA

Tue May 28 1985, 7:05 PM EDT

Att. 9,856 - Unknown

Batter	1	2	3	4	5	6	7	8	9	AB	R	H	RBI	BB	SO	LOB
Claudell Washington, L (1, 9) OBP: 0.323, SLG: 0.399	3-1			F9		FC4-6 1B		F9		4	0	1	0	0	0	1
Paul Zuvella, R (1, 6) OBP: 0.154, SLG: 0.160	1-3			K		FC4-6 1-2f		BBBB 4-0 G4-6-3 1-2 BB		3	0	0	0	1	1	1
Gerald Perry, L (1, 3) OBP: 0.284, SLG: 0.280 Terry Forster, L (9, 1)	6-3			F7		F7		G4-6-3 1-2f		4 0	0 0	0 0	0 0	0 0	0 0	3 0
Dale Murphy, R (1, 8) OBP: 0.403, SLG: 0.619		F4			HR		HR 1B		F9	4	2	2	1	0	0	0
Terry Harper, R (1, 7) OBP: 0.349, SLG: 0.479		BBBB 4-0 6-3 BB			6-3		1-H HR		4-3	3	1	1	2	1	0	0
Ken Oberkfell, L (1, 5) OBP: 0.287, SLG: 0.309		6-3 1-2f			F7		G5-4-3 1B		F7	4	0	1	0	0	0	1
Glenn Hubbard, R (1, 4) OBP: 0.346, SLG: 0.315			5-3		1B		F5			3	0	1	0	0	0	1
Bruce Benedict, R (1, 2) OBP: 0.269, SLG: 0.174			6-3		5-3		G5-4-3 1-2f			3	0	0	0	0	0	2
Len Barker, R (1, 1) Zane Smith, L (3, 1) Rick Camp, R (4, 1) Albert Hall, S (6, PH) OBP: 0.316, SLG: 0.235 Gene Garber, R (7, 1) OBP: 1.000, SLG: 1.000 Chris Chambliss, L (8, PH) OBP: 0.298, SLG: 0.312 (9, 3)			4-3			F3		BB 1B		0 1 0 1 0 0 1	0 0 0 0 0 0 0	0 0 0 0 0 0 1	0 0 0 0 0 0 0	0 0 0 0 0 0 0	0 0 0 0 0 0 0	0 0 0 0 0 0 0
Inning Stats	R: 0 E: 0 K: 0 S: 3 H: 0 LOB: 0 BB: 0 P: 3	R: 0 E: 0 K: 0 S: 2 H: 0 LOB: 0 BB: 1 P: 6	R: 0 E: 0 K: 0 S: 3 H: 0 LOB: 0 BB: 0 P: 3	R: 0 E: 0 K: 1 S: 5 H: 0 LOB: 0 BB: 0 P: 5	R: 1 E: 0 K: 0 S: 5 H: 2 LOB: 1 BB: 0 P: 5	R: 0 E: 0 K: 0 S: 4 H: 1 LOB: 1 BB: 0 P: 4	R: 2 E: 0 K: 0 S: 5 H: 3 LOB: 0 BB: 0 P: 5	R: 0 E: 0 K: 0 S: 3 H: 1 LOB: 1 BB: 1 P: 7	R: 0 E: 0 K: 0 S: 3 H: 0 LOB: 0 BB: 0 P: 3	1B: 5 2B: 1 3B: 0 HR: 2 SF: 0 SAC: 0 DP: 3 HBP: 0			WP: 0 PB: 0 SB: 0 CS: 0		PA: 33	

livebaseballscorecards.com

	AB	31
	R	3
	H	7
	RBI	3
	BB	2
	SO	1
	LOB	9

PITCHER		IP	WLS	BF	H	R	ER	SO	BB	IBB	HBP	BLK	WP	HR	S	P	ERA	WHIP
Bob Forsch, R ERA: 3.76	(1, 1)	6.0	W	24	6	3	3	1	1	0	0	0	0	2	25	29	4.50	1.167
Jeff Lahti, R ERA: 3.29	(7, 1)	3.0	S	9	1	0	0	0	1	0	0	0	0	0	8	12	0.00	0.667

PITCHER	IP	WLS	BF	H	R	ER	SO	BB	IBB	HBP	BLK	WP	HR	S	P	ERA	WHIP

St. Louis Cardinals @ Atlanta Braves

Atlanta-Fulton County Stadium, Atlanta, GA

Wed May 29 1985, 7:05 PM EDT

Att. 8,557 - Unknown

TOP

livebaseballscorecards.com

Batter	1	2	3	4	5	6	7	8	9	AB	R	H	RBI	BB	SO	LOB
Vince Coleman, S (1, 7) OBP: 0.329, SLG: 0.366	L1-6-4 1B 1B		6-3		FC5-2 1-2 2-3 3-Hf		6-3			4	0	1	0	0	0	3
Willie McGee, S (1, 8) OBP: 0.372, SLG: 0.507	1-2 1B		F7		K		4-3			4	0	1	0	0	1	3
Tom Herr, S (1, 4) OBP: 0.446, SLG: 0.478	F7			K		HR		L6		4	1	1	1	0	1	2
Jack Clark, R (1, 3) OBP: 0.411, SLG: 0.545	L1-6-4 2-3			F9		5-3		5-3		4	0	0	0	0	0	2
Andy Van Slyke, L (1, 9) OBP: 0.390, SLG: 0.525		HR		F8		F8		4-3		4	1	1	1	0	0	0
Terry Pendleton, S (1, 5) OBP: 0.293, SLG: 0.318		G3			E 1B FC5-2 1B	BB			K	3	0	1	0	1	1	0
Ozzie Smith, S (1, 6) OBP: 0.335, SLG: 0.340		E3 CS			FC5-2 E 1-2 1B	F7			1-3	4	0	1	0	0	0	1
Tom Nieto, R (1, 2) OBP: 0.355, SLG: 0.278 Steve Braun, L (9, PH) OBP: 0.280, SLG: 0.227 Tom Lawless, R (9, PR) OBP: 0.333, SLG: 0.417		F9 1-2			FC5-2 1-2 2-3 BB		F8		BB	2 0 0	0 0 0	0 0 0	0 0 0	1 1 0	0 0 0	1 0 0
John Tudor, L (1, 1) OBP: 0.053, SLG: 0.053 Tito Landrum, R (7, PH) OBP: 0.400, SLG: 1.000 Neil Allen, R (7, 1) Darrell Porter, L (9, PH) OBP: 0.257, SLG: 0.288			1-3		K	HR			F8	2 1 0 1	0 1 0 0	0 1 0 0	0 1 0 0	1 0 0 0	3 0 0 1	3 0 0 1
Inning Stats	R: 0 E: 0 K: 0 S: 4 H: 2 LOB: 1 BB: 0 P: 4	R: 1 E: 1 K: 0 S: 4 H: 1 LOB: 0 BB: 0 P: 4	R: 0 E: 0 K: 0 S: 3 H: 0 LOB: 0 BB: 0 P: 3	R: 0 E: 0 K: 1 S: 5 H: 0 LOB: 0 BB: 0 P: 5	R: 0 E: 1 K: 2 S: 9 H: 2 LOB: 3 BB: 1 P: 13	R: 1 E: 0 K: 0 S: 4 H: 1 LOB: 1 BB: 1 P: 8	R: 1 E: 0 K: 0 S: 4 H: 1 LOB: 0 BB: 0 P: 4	R: 0 E: 0 K: 0 S: 3 H: 0 LOB: 0 BB: 0 P: 3	R: 0 E: 0 K: 1 S: 5 H: 0 LOB: 1 BB: 1 P: 9	1B: 4 2B: 1 3B: 0 HR: 3 SF: 0 SAC: 0 DP: 1 HBP: 0						

	AB	33
	R	3
	H	7
	RBI	3
	BB	3
	SO	4
	LOB	16

WP: 0 PB: 0 SB: 0 CS: 1 PA: 36

PITCHER		IP	WLS	BF	H	R	ER	SO	BB	IBB	HBP	BLK	WP	HR	S	P	ERA	WHIP
Steve Bedrosian, R ERA: 2.8	(1, 1)	6.0	W	25	6	2	2	3	2	0	0	0	0	2	29	37	3.00	1.333
Terry Forster, L ERA: 1.59	(7, 1)	1.0		4	1	1	1	0	0	0	0	0	0	1	4	4	9.00	1.000
Bruce Sutter, R ERA: 2.96	(8, 1)	2.0	S	7	0	0	0	1	1	0	0	0	0	0	8	12	0.00	0.500

PITCHER		IP	WLS	BF	H	R	ER	SO	BB	IBB	HBP	BLK	WP	HR	S	P	ERA	WHIP

Batter	1	2	3	4	5	6	7	8	9	AB	R	H	RBI	BB	SO	LOB
Gerald Perry, L (1, 3) OBP: 0.275, SLG: 0.270	F8		K		3-1	6-3				4	0	0	0	0	1	4
Glenn Hubbard, R (1, 4) OBP: 0.342, SLG: 0.313	F7		4-3		1B		F7			4	0	1	2	0	0	0
Brad Komminsk, R (1, 9) OBP: 0.330, SLG: 0.260	6-3			F7	F7		5-3			4	0	0	0	0	0	1
Dale Murphy, R (1, 8) OBP: 0.400, SLG: 0.629		6-3		HR		F9	F8			4	1	1	1	0	0	0
Terry Harper, R (1, 7) OBP: 0.345, SLG: 0.470		1B		F5		F6		L3		4	0	1	0	0	0	0
Ken Oberkfell, L (1, 5) OBP: 0.297, SLG: 0.329		BB		F6		2B		F8		4	1	2	0	0	0	0
Bruce Benedict, R (1, 2) OBP: 0.304, SLG: 0.208		FC4-6			FC5-6	1B		6-3		2	1	1	1	2	0	0
Paul Zuvella, R (1, 6) OBP: 0.207, SLG: 0.185		FC4-6			3-1 FC5-6	1B				2	1	1	0	1	0	2
Steve Bedrosian, R (1, 1) OBP: 0.053, SLG: 0.053			K		FC5-6	1B				2	1	0	0	0	1	2
Rafael Ramirez, R (6, PH) OBP: 0.288, SLG: 0.349										1	0	1	1	0	0	0
Terry Forster, L (7, 1)										0	0	0	0	0	0	0
Bruce Sutter, R (8, 1)										0	0	0	0	0	0	0
Inning Stats	R: 0 E: 0 K: 0 S: 3 H: 0 LOB: 0 BB: 0 P: 3	R: 0 E: 0 K: 0 S: 4 H: 2 LOB: 2 BB: 1 P: 8	R: 0 E: 0 K: 2 S: 7 H: 0 LOB: 0 BB: 0 P: 7	R: 1 E: 0 K: 0 S: 4 H: 1 LOB: 0 BB: 0 P: 4	R: 2 E: 0 K: 0 S: 5 H: 2 LOB: 1 BB: 1 P: 9	R: 2 E: 0 K: 0 S: 6 H: 3 LOB: 2 BB: 1 P: 10	R: 0 E: 0 K: 0 S: 3 H: 0 LOB: 0 BB: 0 P: 3	R: 0 E: 0 K: 0 S: 3 H: 0 LOB: 0 BB: 0 P: 3		1B: 5 2B: 2 3B: 0 HR: 1	SF: 0 SAC: 0 DP: 0 HBP: 0					

PITCHER		IP	WLS	BF	H	R	ER	SO	BB	IBB	HBP	BLK	WP	HR	S	P	ERA	WHIP
John Tudor, L ERA: 3.74	(1, 1)	6.0	L	28	8	5	5	2	2	1	0	0	0	1	29	41	7.50	1.667
Neil Allen, R ERA: 5.4	(7, 1)	2.0		6	0	0	0	0	0	0	0	0	0	0	6	6	0.00	0.000

PITCHER	IP	WLS	BF	H	R	ER	SO	BB	IBB	HBP	BLK	WP	HR	S	P	ERA	WHIP

BOTTOM

St. Louis Cardinals @ Atlanta Braves

Atlanta-Fulton County Stadium, Atlanta, GA

Wed May 29 1985, 7:05 PM EDT

Att. 8,557 - Unknown

livebaseballscorecards.com

AB	31
R	5
H	8
RBI	5
BB	3
SO	2
LOB	9

Batter	1	2	3	4	5	6	7	8	9	AB	R	H	RBI	BB	SO	LOB
Vince Coleman, S (1, 7) OBP: 0.319, SLG: 0.353	S S S 0-3 ① K	x 0-0 ③ F5			x 0-0 ① ② 4-3 1-2f			x 0-0 E5 E E	S S S 0-3 ② K	5	1	0	0	0	2	4
Willie McGee, S (1, 8) OBP: 0.366, SLG: 0.497	x 0-0 CS 1B		x 0-0 ① 4-3		S S S 0-3 ③ K			x 0-0 ① F7 1-3	x 0-0 ③ FC4 1-2f	5	0	1	0	0	1	3
Tom Herr, S (1, 4) OBP: 0.441, SLG: 0.469	x 0-0 ② ③ F9 1-2		B B B B 4-0 FC5-4 BB			x 0-0 ① 4-3		x 0-0 FC 3-H		3	0	0	0	1	0	1
Jack Clark, R (1, 3) OBP: 0.418, SLG: 0.563		B B B B 4-0 2B 1B BB	x 0-0 ② FC5-4 1-2f			x 0-0 HR		B B B B 4-0 G4-6-3 BB		2	2	1	1	2	0	1
Andy Van Slyke, L (1, 9) OBP: 0.393, SLG: 0.533		x 0-0 1-3 1B 2B	x 0-0 ③ F7			x 0-0 G6-3 1B		x 0-0 ② ③ G4-6-3 1-2f		4	1	2	0	0	0	3
Terry Pendleton, S (1, 5) OBP: 0.297, SLG: 0.318		x 0-0 G3 2-H 3-H 1B	S S S 0-3 ① K			x 0-0 ② ③ G6-3 1-2f			B B B B 4-0 1B 1B BB	3	2	1	2	1	1	1
Ozzie Smith, S (1, 6) OBP: 0.333, SLG: 0.338		x 0-0 ① G3 1-2	x 0-0 ② 5-3				x 0-0 ① G3		x 0-0 1B 1-3 1B	4	0	1	0	0	0	1
Tom Nieto, R (1, 2) OBP: 0.348, SLG: 0.276		x 0-0 ② F8	x 0-0 ③ 6-3				x 0-0 ② 6-3		x 0-0 FC4 1-3 3-H 1B	4	0	1	1	0	0	1
Joaquin Andujar, S (1, 1) OBP: 0.219, SLG: 0.226 Bill Campbell, R (6, 1)		x 0-0 2-H 1B			x 0-0 4-3 1B		S S S 0-3 ③ K		S S S 0-3 ① K	2 2	0 0	2 0	1 0	0 0	0 2	0 2
Inning Stats	R: 0 E: 0 K: 1 S: 5 H: 1 LOB: 0 BB: 0 P: 5	R: 3 E: 0 K: 0 S: 6 H: 3 LOB: 1 BB: 1 P: 10	R: 0 E: 0 K: 0 S: 3 H: 0 LOB: 1 BB: 1 P: 7	R: 0 E: 0 K: 1 S: 5 H: 0 LOB: 0 BB: 0 P: 5	R: 0 E: 0 K: 1 S: 5 H: 1 LOB: 0 BB: 0 P: 5	R: 1 E: 0 K: 0 S: 4 H: 2 LOB: 0 BB: 0 P: 4	R: 0 E: 0 K: 1 S: 5 H: 0 LOB: 0 BB: 0 P: 5	R: 1 E: 3 K: 0 S: 4 H: 0 LOB: 1 BB: 1 P: 8	R: 1 E: 0 K: 2 S: 9 H: 2 LOB: 2 BB: 1 P: 13	1B: 7 2B: 2 3B: 0 HR: 1	SF: 0 SAC: 0 DP: 3 HBP: 0						

PITCHER		IP	WLS	BF	H	R	ER	SO	BB	IBB	HBP	BLK	WP	HR	S	P	ERA	WHIP
Rick Mahler, R ERA: 3.0	(1, 1)	5.0	L	20	5	3	3	3	2	0	0	0	0	0	24	32	5.40	1.400
Jeff Dedmon, R ERA: 2.7	(6, 1)	2.0		7	2	1	1	1	0	0	0	0	0	1	9	9	4.50	1.000
Rick Camp, R ERA: 4.23	(8, 1)	2.0		11	2	2	1	2	2	0	0	0	0	0	13	21	4.50	2.000

PITCHER	IP	WLS	BF	H	R	ER	SO	BB	IBB	HBP	BLK	WP	HR	S	P	ERA	WHIP

TOP

St. Louis Cardinals @ Atlanta Braves

Atlanta-Fulton County Stadium, Atlanta, GA

Thu May 30 1985, 7:05 PM EDT

Att. 13,503 - Unknown

livebaseballscorecards.com

AB	34
R	6
H	9
RBI	5
BB	4
SO	6
LOB	17

1B: 7	SF: 0	WP: 0	PA: 38
2B: 2	SAC: 0	PB: 0	
3B: 0	DP: 3	SB: 0	
HR: 1	HBP: 0	CS: 1	

Batter	1	2	3	4	5	6	7	8	9	AB	R	H	RBI	BB	SO	LOB
Claudell Washington, L (1, 9) OBP: 0.321, SLG: 0.395	F8		F8		FC4 1B			4-3		4	0	1	0	0	0	1
Paul Zuvella, R (1, 6) OBP: 0.212, SLG: 0.194	5-3		2-3 1B		FC4 1-2f			6-3		4	0	1	0	0	0	1
Gerald Perry, L (1, 3) OBP: 0.274, SLG: 0.270	1B		F8			F6		F5		4	0	1	0	0	0	2
Dale Murphy, R (1, 8) OBP: 0.391, SLG: 0.613	K			K		5-3			F7	4	0	0	0	0	2	1
Terry Harper, R (1, 7) OBP: 0.333, SLG: 0.452		G1-4-3		F8		L6			4-3	4	0	0	0	0	0	0
Ken Oberkfell, L (1, 5) OBP: 0.305, SLG: 0.330		G1-4-3 1B		BB			6-3		6-3	3	0	1	0	1	0	0
Rick Cerone, R (1, 2) OBP: 0.309, SLG: 0.313		G1-4-3 1-2f		G3			BB			2	0	0	0	1	0	2
Glenn Hubbard, R (1, 4) OBP: 0.342, SLG: 0.323			1B 2B		6-3		F8			3	0	1	0	0	0	1
Rick Mahler, R (1, 1) OBP: 0.206, SLG: 0.235			K		1-3		4-3			1	0	0	0	0	1	1
Albert Hall, S (5, PH) OBP: 0.300, SLG: 0.222										1	0	0	0	0	0	0
Jeff Dedmon, L (6, 1) OBP: 0.333, SLG: 0.333										0	0	0	0	0	0	0
Chris Chambliss, L (7, PH) OBP: 0.294, SLG: 0.308										1	0	0	0	0	0	1
Rick Camp, R (8, 1)										0	0	0	0	0	0	0
Inning Stats	R: 0 E: 0 K: 1 S: 6 H: 1 LOB: 1 BB: 0 P: 6	R: 0 E: 0 K: 0 S: 3 H: 1 LOB: 0 BB: 0 P: 3	R: 0 E: 0 K: 1 S: 7 H: 2 LOB: 2 BB: 0 P: 7	R: 0 E: 0 K: 1 S: 5 H: 0 LOB: 1 BB: 1 P: 9	R: 0 E: 0 K: 0 S: 4 H: 1 LOB: 1 BB: 0 P: 4	R: 0 E: 0 K: 0 S: 3 H: 0 LOB: 0 BB: 0 P: 3	R: 0 E: 0 K: 0 S: 3 H: 0 LOB: 1 BB: 1 P: 7	R: 0 E: 0 K: 0 S: 3 H: 0 LOB: 0 BB: 0 P: 3	R: 0 E: 0 K: 0 S: 3 H: 0 LOB: 0 BB: 0 P: 3	1B: 4 2B: 1 3B: 0 HR: 0	SF: 0 SAC: 0 DP: 1 HBP: 0					

PITCHER	IP	WLS	BF	H	R	ER	SO	BB	IBB	HBP	BLK	WP	HR	S	P	ERA	WHIP
Joaquin Andujar, R (1, 1) ERA: 2.9	5.0	W	20	5	0	0	3	1	0	0	0	0	0	25	29	0.00	1.200
Bill Campbell, R (6, 1) ERA: 2.42	4.0	S	13	0	0	0	0	1	0	0	0	0	0	12	16	0.00	0.250

PITCHER	IP	WLS	BF	H	R	ER	SO	BB	IBB	HBP	BLK	WP	HR	S	P	ERA	WHIP

BOTTOM

St. Louis Cardinals @ Atlanta Braves

Atlanta-Fulton County Stadium, Atlanta, GA

Thu May 30 1985, 7:05 PM EDT

Att. 13,503 - Unknown

livebaseballscorecards.com

AB	31
R	0
H	5
RBI	0
BB	2
SO	3
LOB	10

WP: 0 PB: 0 SB: 0 CS: 0 PA: 33

Batter	1	2	3	4	5	6	7	8	9	AB	R	H	RBI	BB	SO	LOB
Claudell Washington, L (1, 9) OBP: 0.329, SLG: 0.413	HR		6-3	F8 1B BB IBB	IBB			F4		3	2	1	1	2	0	0
Rafael Ramirez, R (1, 6) OBP: 0.291, SLG: 0.347	BB 1B		L4	BB BB 1-2 2-H 3-H 1B	K			6-3		4	0	1	2	1	1	2
Gerald Perry, L (1, 3) OBP: 0.271, SLG: 0.267	F7		S 2B 1B	F8 2-3		F5			K	5	1	1	0	0	1	3
Dale Murphy, R (1, 8) OBP: 0.402, SLG: 0.623	G6-4-3 1-2 1B		1-H 2B	BB 1-2 BB		F8			HR 1B	4	1	3	1	1	0	0
Bob Horner, R (1, 5) OBP: 0.295, SLG: 0.395 Ken Oberkfell, L (8, 5) OBP: 0.302, SLG: 0.326	G6-4-3 1-2f		5-3	1-2 2-3 3-H BB		4-3			F9	3 1	0 0	0 0	1 0	1 0	0 0	3 1
Terry Harper, R (1, 7) OBP: 0.336, SLG: 0.477		6-3		1B G3 1B 1B F7			6-3		1-H HR	5	2	2	2	0	0	3
Rick Cerone, R (1, 2) OBP: 0.304, SLG: 0.308		1-3		G3 1B 1-2 1B	F4		K		F7	5	1	1	0	0	1	0
Glenn Hubbard, R (1, 4) OBP: 0.347, SLG: 0.330		E3 FC6		G3 1-2 2-3 1B	SH1-3 1B		F6			4	1	2	0	0	0	0
Pascual Perez, R (1, 1) OBP: 0.250, SLG: 0.250 Chris Chambliss, L (4, PH) OBP: 0.291, SLG: 0.304 Rick Camp, R (4, 1) Bruce Sutter, R (9, 1)		FC6 1-2f		G3 1-2 2-3 3-H	SH1-3 1-2			K		1 1 1 0	0 0 0 0	0 0 0 0	0 1 0 0	0 0 0 0	0 0 1 0	1 2 0 0
Inning Stats	R: 1 E: 0 K: 0 S: 4 H: 2 LOB: 1 BB: 1 P: 8	R: 0 E: 1 K: 0 S: 4 H: 0 LOB: 1 BB: 0 P: 4	R: 1 E: 0 K: 0 S: 5 H: 2 LOB: 1 BB: 0 P: 5	R: 4 E: 0 K: 0 S: 7 H: 4 LOB: 3 BB: 3 P: 19	R: 0 E: 0 K: 1 S: 6 H: 1 LOB: 2 BB: 1 P: 10	R: 0 E: 0 K: 0 S: 3 H: 0 LOB: 0 BB: 0 P: 3	R: 0 E: 0 K: 1 S: 5 H: 0 LOB: 0 BB: 0 P: 5	R: 0 E: 0 K: 1 S: 5 H: 0 LOB: 0 BB: 0 P: 5	R: 2 E: 0 K: 1 S: 7 H: 2 LOB: 0 BB: 0 P: 7	1B: 8 2B: 1 3B: 0 HR: 2 SF: 0 SAC: 1 DP: 1 HBP: 0						

TOP

Atlanta Braves @ Pittsburgh Pirates

Three Rivers Stadium, Pittsburgh, PA

Fri May 31 1985, 7:05 PM EDT

Att. 7,822 - Unknown

livebaseballscorecards.com

AB	37
R	8
H	11
RBI	8
BB	5
SO	4
LOB	15

WP: 0 PB: 0 SB: 1 CS: 0 PA: 43

PITCHER		IP	WLS	BF	H	R	ER	SO	BB	IBB	HBP	BLK	WP	HR	S	P	ERA	WHIP
Rick Rhoden, R ERA: 3.73	(1, 1)	3.2	L	23	8	6	6	0	3	1	0	0	0	1	19	35	14.73	3.000
Cecilio Guante, R ERA: 1.98	(4, 1)	2.1		9	1	0	0	1	0	1	0	0	0	0	10	14	0.00	0.429
Ray Krawczyk, R ERA: 21.0	(7, 1)	3.0		11	2	2	2	3	0	0	0	0	0	1	17	17	6.00	0.667

PITCHER	IP	WLS	BF	H	R	ER	SO	BB	IBB	HBP	BLK	WP	HR	S	P	ERA	WHIP

Atlanta Braves @ Pittsburgh Pirates

Three Rivers Stadium, Pittsburgh, PA

Fri May 31 1985, 7:05 PM EDT

Att. 7,822 - Unknown

BOTTOM

Batter	1	2	3	4	5	6	7	8	9	AB	R	H	RBI	BB	SO	LOB
Johnny Ray, S (1, 4) OBP: 0.313, SLG: 0.374	F7	F7		4-3			4-3		4-3	5	0	0	0	0	0	2
Lee Mazzilli, S (1, 3) OBP: 0.500, SLG: 0.472	BB	F8		4-3			1B			3	0	1	0	1	0	2
Steve Kemp, L (1, 7) OBP: 0.344, SLG: 0.325	K 1-2		BB BB		6-3		L6			3	0	0	0	1	1	2
George Hendrick, R (1, 9) OBP: 0.284, SLG: 0.296	5-3		F6		FC6-4 BB		K			3	0	0	0	1	1	3
Tony Peña, R (1, 2) OBP: 0.270, SLG: 0.309		SH3-4 E 2B	L6		FC6-4 FC6-4 1-2f			F4		4	1	1	0	0	0	2
Bill Madlock, R (1, 5) OBP: 0.292, SLG: 0.345		SH3-4 E 1B	BB 1-2 BB		FC6-4 1-2f			5-3		3	1	1	0	1	0	1
Marvell Wynne, L (1, 8) OBP: 0.229, SLG: 0.257		SH3-4 1-2 2-3	BB 1-2 2-3 BB				G4-6-3 BB	6-3		1	0	0	0	2	0	0
Johnnie LeMaster, R (1, 6) OBP: 0.122, SLG: 0.077		E IBB	F7				G4-6-3 1-2f		4-3	3	0	0	0	1	0	4
Rick Rhoden, R (1, 1) OBP: 0.192, SLG: 0.192		E3 1-2 2-H 3-H		3-1			K		5-3	1	0	0	1	0	0	1
Cecilio Guante, R (4, 1)										1	0	0	0	0	0	0
Jim Morrison, R (6, PH) OBP: 0.308, SLG: 0.301										1	0	0	0	0	1	0
Ray Krawczyk, R (7, 1)										0	0	0	0	0	0	0
Tim Foli, R (9, PH) OBP: 0.270, SLG: 0.182										1	0	0	0	0	0	0
Inning Stats	R: 0 E: 0 K: 1 S: 5 H: 0 LOB: 1 BB: 1 P: 9	R: 2 E: 1 K: 0 S: 6 H: 2 LOB: 2 BB: 1 P: 10	R: 0 E: 0 K: 0 S: 3 H: 0 LOB: 3 BB: 3 P: 15	R: 0 E: 0 K: 0 S: 3 H: 0 LOB: 0 BB: 0 P: 3	R: 0 E: 0 K: 0 S: 3 H: 0 LOB: 1 BB: 1 P: 7	R: 0 E: 0 K: 1 S: 4 H: 0 LOB: 0 BB: 1 P: 8	R: 0 E: 0 K: 1 S: 6 H: 1 LOB: 1 BB: 0 P: 6	R: 0 E: 0 K: 0 S: 3 H: 0 LOB: 0 BB: 0 P: 3	R: 0 E: 0 K: 0 S: 3 H: 0 LOB: 0 BB: 0 P: 3	1B: 2 2B: 1 3B: 0 HR: 0 SF: 0 SAC: 1 DP: 1 HBP: 0							

livebaseballscorecards.com

AB	29
R	2
H	3
RBI	1
BB	7
SO	3
LOB	17

WP: 0 PB: 0 SB: 1 CS: 0 PA: 37

PITCHER		IP	WLS	BF	H	R	ER	SO	BB	IBB	HBP	BLK	WP	HR	S	P	ERA	WHIP
Pascual Perez, R ERA: 6.89	(1, 1)	3.0		17	2	2	1	1	4	1	0	0	0	0	14	34	3.00	2.000
Rick Camp, R ERA: 3.58	(4, 1)	5.0	W	17	1	0	0	2	2	0	0	0	0	0	19	27	0.00	0.600
Bruce Sutter, R ERA: 2.86	(9, 1)	1.0		3	0	0	0	0	0	0	0	0	0	0	3	3	0.00	0.000

PITCHER	IP	WLS	BF	H	R	ER	SO	BB	IBB	HBP	BLK	WP	HR	S	P	ERA	WHIP

Atlanta Braves @ Pittsburgh Pirates

Three Rivers Stadium, Pittsburgh, PA

Sat Jun 01 1985, 7:05 PM EDT

Att. 14,579 - Unknown

TOP

livebaseballscorecards.com

Batter	1	2	3	4	5	6	7	8	9	AB	R	H	RBI	BB	SO	LOB
Claudell Washington, L (1, 9) OBP: 0.327, SLG: 0.428 Brad Komminsk, R (9, PH) OBP: 0.328, SLG: 0.257	F7	HR			6-3		K		F7	4 1	1 0	1 0	1 0	0 0	1 0	0 0
Rafael Ramirez, R (1, 6) OBP: 0.290, SLG: 0.344 Paul Zuvella, R (7, 6) OBP: 0.212, SLG: 0.194	K	6-3			1B		K			4 0	0 0	1 0	0 0	0 0	2 0	0 0
Gerald Perry, L (1, 3) OBP: 0.278, SLG: 0.268	S 2B BB		F8		FC5-4 1-3 1B		4-3			3	1	1	0	1	0	0
Dale Murphy, R (1, 8) OBP: 0.404, SLG: 0.624	1B 1-H 2B		G6-4-3 BB		FC5-4 1-2f			4-3		3	1	1	1	1	0	2
Bob Horner, R (1, 5) OBP: 0.308, SLG: 0.402	BB 2-H 1B		G6-4-3 1-2f			4-3 1B		BB		3	0	2	1	1	0	1
Terry Harper, R (1, 7) OBP: 0.333, SLG: 0.464	1-2 BB			6-3		4-3 1-2		K		3	0	0	0	1	1	2
Rick Cerone, R (1, 2) OBP: 0.303, SLG: 0.306	K2-3			CS 1B		K		1-3		4	0	1	0	0	2	4
Glenn Hubbard, R (1, 4) OBP: 0.344, SLG: 0.321		6-3		F8 1-2		FC6-4 BB			6-3	3	0	0	0	1	0	1
Steve Shields, R (1, 1) Jeff Dedmon, L (5, 1) OBP: 0.333, SLG: 0.333 Chris Chambliss, L (6, PH) OBP: 0.287, SLG: 0.300 Gene Garber, R (6, 1) OBP: 1.000, SLG: 1.000 Terry Forster, L (7, 1) Albert Hall, S (9, PH) OBP: 0.286, SLG: 0.211		6-3			K	FC6-4 1-2f			K	2 0 1 0 0 1	0 0 0 0 0 0	0 0 0 0 0 0	0 0 0 0 0 0	0 0 0 0 0 1	1 0 0 0 0 0	0 0 2 0 0 0
Inning Stats	R: 2 E: 0 K: 2 S: 9 H: 2 LOB: 2 BB: 2 P: 17	R: 1 E: 0 K: 0 S: 4 H: 1 LOB: 0 BB: 0 P: 4	R: 0 E: 0 K: 0 S: 2 H: 0 LOB: 0 BB: 1 P: 6	R: 0 E: 0 K: 0 S: 3 H: 1 LOB: 0 BB: 0 P: 3	R: 0 E: 0 K: 1 S: 7 H: 2 LOB: 2 BB: 0 P: 7	R: 0 E: 0 K: 1 S: 6 H: 1 LOB: 2 BB: 1 P: 10	R: 0 E: 0 K: 2 S: 7 H: 0 LOB: 0 BB: 0 P: 7	R: 0 E: 0 K: 1 S: 5 H: 0 LOB: 1 BB: 1 P: 9	R: 0 E: 0 K: 1 S: 5 H: 0 LOB: 0 BB: 0 P: 5	1B: 5 2B: 1 3B: 0 HR: 1	SF: 0 SAC: 0 DP: 1 HBP: 0			WP: 0 PB: 0 SB: 1 CS: 1	PA: 37	

	AB	32
	R	3
	H	7
	RBI	3
	BB	5
	SO	8
	LOB	12

PITCHER	IP	WLS	BF	H	R	ER	SO	BB	IBB	HBP	BLK	WP	HR	S	P	ERA	WHIP
Rick Reuschel, R (1, 1) ERA: 1.83	6.0	W	27	7	3	3	4	4	0	0	0	0	1	31	47	4.50	1.833
Rod Scurry, L (7, 1) ERA: 3.92	3.0	S	10	0	0	0	4	1	0	0	0	0	0	17	21	0.00	0.333

PITCHER	IP	WLS	BF	H	R	ER	SO	BB	IBB	HBP	BLK	WP	HR	S	P	ERA	WHIP

Batter	1	2	3	4	5	6	7	8	9	AB	R	H	RBI	BB	SO	LOB
Johnny Ray, S (1, 4) OBP: 0.315, SLG: 0.375	F7		G4-6-3 1B		1B 1B 2-H	CS 1-2	1-3	SSS K		5	1	2	1	0	1	0
Lee Mazzilli, S (1, 3) OBP: 0.500, SLG: 0.475	G3		G4-6-3 1-2f		1B 1B 1-3		1B BB SF8			4	2	2	0	0	0	1
Steve Kemp, L (1, 7) OBP: 0.351, SLG: 0.325	4-3		L6		1B 1B 1-3 3-H		BBBB 1B 1B 1-2 BB			3	1	1	1	1	0	0
Sixto Lezcano, R (8, 7) OBP: 0.339, SLG: 0.255										0	0	0	0	0	0	0
George Hendrick, R (1, 9) OBP: 0.289, SLG: 0.302		4-3		F3	1-3 3-H		1B 1-2 2-3			4	0	2	1	0	0	0
Tony Peña, R (1, 2) OBP: 0.269, SLG: 0.305		BBBB 1B BB BB		SSS K	4-3		SF8 3-H			2	0	0	1	1	1	2
Bill Madlock, R (1, 5) OBP: 0.303, SLG: 0.358		BBBB 1B 1-2 BB		5-3	3-1 1B 2B		FC6-4 1-3 2-H 1B			3	1	2	1	1	0	0
Marvell Wynne, L (1, 8) OBP: 0.230, SLG: 0.257		1-2 2-3 1B			3-1	3-1 2-3	FC6-4 1-2f			4	0	1	0	0	0	3
Johnnie LeMaster, R (1, 6) OBP: 0.133, SLG: 0.093		SSS K			SH1-4 1B 1B	F8		F3		4	1	1	0	0	1	4
Rick Reuschel, R (1, 1)		1-3			SH1-4 1-2	CS 3-H 1B		4-3		1	0	0	0	0	0	3
Doug Frobel, L (6, PH) OBP: 0.388, SLG: 0.321										1	0	1	1	0	0	0
Rod Scurry, L (7, 1)										1	0	0	0	0	0	0
Inning Stats	R: 0 E: 0 K: 0 S: 3 H: 0 LOB: 0 BB: 0 P: 3	R: 0 E: 0 K: 1 S: 6 H: 1 LOB: 3 BB: 2 P: 14	R: 0 E: 0 K: 0 S: 3 H: 1 LOB: 0 BB: 0 P: 3	R: 0 E: 0 K: 1 S: 5 H: 0 LOB: 0 BB: 0 P: 5	R: 3 E: 0 K: 0 S: 8 H: 5 LOB: 2 BB: 0 P: 8	R: 1 E: 0 K: 0 S: 4 H: 2 LOB: 0 BB: 0 P: 4	R: 2 E: 0 K: 0 S: 6 H: 3 LOB: 2 BB: 1 P: 10	R: 0 E: 0 K: 1 S: 5 H: 0 LOB: 0 BB: 0 P: 5		1B: 11 2B: 1 3B: 0 HR: 0 SF: 1 SAC: 1 DP: 1 HBP: 0						

BOTTOM

Atlanta Braves @ Pittsburgh Pirates

Three Rivers Stadium, Pittsburgh, PA

Sat Jun 01 1985, 7:05 PM EDT

Att. 14,579 - Unknown

livebaseballscorecards.com

AB	32
R	6
H	12
RBI	6
BB	3
SO	3
LOB	13

PITCHER		IP	WLS	BF	H	R	ER	SO	BB	IBB	HBP	BLK	WP	HR	S	P	ERA	WHIP
Steve Shields, R ERA: 5.79	(1, 1)	4.2		21	6	3	3	2	2	0	0	0	0	0	23	31	5.79	1.714
Jeff Dedmon, R ERA: 2.65	(5, 1)	0.1		2	1	0	0	0	0	0	0	0	0	0	2	2	0.00	3.000
Gene Garber, R ERA: 5.84	(6, 1)	1.2	L	10	5	3	3	0	1	0	0	0	0	0	9	13	16.20	3.600
Terry Forster, L ERA: 1.5	(7, 1)	1.1		4	0	0	0	1	0	0	0	0	0	0	6	6	0.00	0.000

PITCHER	IP	WLS	BF	H	R	ER	SO	BB	IBB	HBP	BLK	WP	HR	S	P	ERA	WHIP

Batter	1	2	3	4	5	6	7	8	9	AB	R	H	RBI	BB	SO	LOB
Claudell Washington, L (1, 9) OBP: 0.320, SLG: 0.417	S S S 0-3 ① K		x 0-0 ② 4-3			x 0-0 ② F6			S S S 0-3 ① K	4	0	0	0	0	2	1
Paul Zuvella, R (1, 6) OBP: 0.216, SLG: 0.176	x 0-0 ② F3		x 0-0 ③ F6			x 0-0 ③ 6-3			B B B B 4-0 BB 1B BB	3	0	0	0	1	0	1
Gerald Perry, L (1, 3) OBP: 0.277, SLG: 0.268	S S S 0-3 ③ K			x 0-0 ① F9			x 0-0 ① F7		x 0-0 BB 1B 1-2	4	0	1	0	0	1	0
Dale Murphy, R (1, 8) OBP: 0.396, SLG: 0.609		S S S 0-3 ① K		S S S 0-3 ② K			x 0-0 ② F7		x 0-0 ② F7	4	0	0	0	0	2	2
Bob Horner, R (1, 5) OBP: 0.307, SLG: 0.392		S S S 0-3 ② K		x 0-0 ③ F8			x 0-0 ③ F3		B B B B 4-0 BB 1-2 2-3	3	0	0	0	1	1	0
Terry Harper, R (1, 7) OBP: 0.331, SLG: 0.452		B B B B 4-0 S BB			x 0-0 ① 6-3			x 0-0 ① F3	S S S 0-3 ③ K	3	0	0	0	1	1	3
Rick Cerone, R (1, 2) OBP: 0.295, SLG: 0.297		x 0-0 ③ F7 1-2			x 0-0 ② 3-1			x 0-0 ② F7		3	0	0	0	0	0	1
Glenn Hubbard, R (1, 4) OBP: 0.352, SLG: 0.333			x 0-0 B1-4 2B		x 0-0 ③ F8			B B B B 4-0 BB		2	0	1	0	1	0	0
Steve Bedrosian, R (1, 1) OBP: 0.050, SLG: 0.050 Jeff Dedmon, L (4, 1) OBP: 0.333, SLG: 0.333 Albert Hall, S (6, PH) OBP: 0.273, SLG: 0.200 Zane Smith, L (6, 1) Brad Komminsk, R (8, PH) OBP: 0.325, SLG: 0.255 Rick Camp, R (8, 1)			x 0-0 ① B1-4 2-3			S S S 0-3 ① K		S S S 0-3 ③ K		1 0 1 0 1 0	0 0 0 0 0 0	0 0 0 0 1 0	0 0 0 0 0 1	0 0 1 0 0 1	0 0 0 0 0 1	1 0 0 0 1 0
Inning Stats	R: 0 H: 0 E: 0 LOB: 0 K: 2 BB: 0 S: 7 P: 7	R: 0 H: 0 E: 0 LOB: 1 K: 2 BB: 1 S: 7 P: 11	R: 0 H: 1 E: 0 LOB: 1 K: 0 BB: 0 S: 4 P: 4	R: 0 H: 0 E: 0 LOB: 0 K: 1 BB: 0 S: 5 P: 5	R: 0 H: 0 E: 0 LOB: 0 K: 0 BB: 0 S: 3 P: 3	R: 0 H: 0 E: 0 LOB: 0 K: 1 BB: 0 S: 5 P: 5	R: 0 H: 0 E: 0 LOB: 0 K: 0 BB: 0 S: 3 P: 3	R: 0 H: 0 E: 0 LOB: 1 K: 1 BB: 1 S: 5 P: 9	R: 0 H: 1 E: 0 LOB: 3 K: 2 BB: 2 S: 8 P: 16	1B: 1 SF: 0 2B: 1 SAC: 0 3B: 0 DP: 0 HR: 0 HBP: 0						WP: 0 PA: 33 PB: 0 SB: 1 CS: 0

PITCHER		IP	WLS	BF	H	R	ER	SO	BB	IBB	HBP	BLK	WP	HR	S	P	ERA	WHIP
Jose DeLeon, R ERA: 5.12	(1, 1)	5.0	W	17	1	0	0	5	1	0	0	0	0	0	26	30	0.00	0.400
Al Holland, L ERA: 1.57	(6, 1)	4.0	S	16	1	0	0	4	3	0	0	0	0	0	21	33	0.00	1.000

PITCHER		IP	WLS	BF	H	R	ER	SO	BB	IBB	HBP	BLK	WP	HR	S	P	ERA	WHIP

Atlanta Braves @ Pittsburgh Pirates

Three Rivers Stadium, Pittsburgh, PA

Sun Jun 02 1985, 3:33 AM EDT

Att. 15,034 - Unknown

TOP

livebaseballscorecards.com

AB	29
R	0
H	2
RBI	0
BB	4
SO	9
LOB	10

Atlanta Braves @ Pittsburgh Pirates

Three Rivers Stadium, Pittsburgh, PA

Sun Jun 02 1985, 3:33 AM EDT

Att. 15,034 - Unknown

BOTTOM

Batter	1	2	3	4	5	6	7	8	9	AB	R	H	RBI	BB	SO	LOB
Johnny Ray, S (1, 4) OBP: 0.323, SLG: 0.381	E3						4-3			5	2	3	2	0	0	1
Lee Mazzilli, S (1, 3) OBP: 0.508, SLG: 0.452	BB	BB		F7	G4-6-3		BB			2	0	0	0	3	0	3
Steve Kemp, L (1, 7) OBP: 0.353, SLG: 0.314	BB	BB		K		1-3	K			3	0	0	0	2	2	3
George Hendrick, R (1, 9) OBP: 0.287, SLG: 0.299	F8	F7		E7		F9		L5		5	1	1	1	0	0	6
Tony Peña, R (1, 2) OBP: 0.279, SLG: 0.318	SF8		1B	PB		BB		4-3		3	0	2	2	1	0	0
Bill Madlock, R (1, 5) OBP: 0.302, SLG: 0.355	F4		F8	F7		1B		1B		4	0	1	0	0	0	4
Jim Morrison, R (7, 5) OBP: 0.316, SLG: 0.311										1	0	1	0	0	0	0
Marvell Wynne, L (1, 8) OBP: 0.250, SLG: 0.295		1B	1B		SH1-4	1-3		K		3	1	3	0	0	0	0
Bill Almon, R (5, PR) OBP: 0.326, SLG: 0.345 (6, 8)		2B	1B		1B					2	1	0	0	0	1	3
Johnnie LeMaster, R (1, 6) OBP: 0.146, SLG: 0.109		5-3	F6		SH1-4		4-3 SH1-4			3	0	1	0	0	0	3
					1B		1B									
Jose DeLeon, R (1, 1) OBP: 0.167, SLG: 0.063		K	1-3		BB		SH1-4			2	0	0	0	0	1	3
Doug Frobel, L (5, PH) OBP: 0.397, SLG: 0.321					1B					0	0	0	0	1	0	0
Al Holland, R (6, 1)							1-2			0	0	0	0	0	0	0
Inning Stats	R: 1 E: 1 K: 0 S: 4 H: 0 LOB: 2 BB: 2 P: 12	R: 1 E: 0 K: 1 S: 7 H: 2 LOB: 3 BB: 2 P: 15	R: 0 E: 0 K: 0 S: 5 H: 2 LOB: 2 BB: 0 P: 5	R: 2 E: 1 K: 1 S: 8 H: 3 LOB: 1 BB: 0 P: 8	R: 1 E: 0 K: 0 S: 4 H: 2 LOB: 1 BB: 1 P: 8	R: 0 E: 0 K: 0 S: 4 H: 1 LOB: 2 BB: 1 P: 8	R: 0 E: 0 K: 1 S: 6 H: 1 LOB: 2 BB: 1 P: 10	R: 0 E: 0 K: 1 S: 6 H: 1 LOB: 1 BB: 0 P: 6		1B: 9 2B: 3 3B: 0 HR: 0 SF: 1 SAC: 2 DP: 1 HBP: 0						

livebaseballscorecards.com

AB	33
R	5
H	12
RBI	5
BB	7
SO	4
LOB	26

PITCHER		IP	WLS	BF	H	R	ER	SO	BB	IBB	HBP	BLK	WP	HR	S	P	ERA	WHIP
Steve Bedrosian, R ERA: 2.91	(1, 1)	3.2	L	23	7	4	2	2	4	0	0	0	0	0	23	39	4.91	3.000
Jeff Dedmon, R ERA: 2.95	(4, 1)	1.1		6	2	1	1	0	1	0	0	0	0	0	5	9	6.75	2.250
Zane Smith, L ERA: 5.86	(6, 1)	2.0		10	2	0	0	1	2	0	0	0	0	0	10	18	0.00	2.000
Rick Camp, R ERA: 3.48	(8, 1)	1.0		4	1	0	0	1	0	0	0	0	0	0	6	6	0.00	1.000

PITCHER	IP	WLS	BF	H	R	ER	SO	BB	IBB	HBP	BLK	WP	HR	S	P	ERA	WHIP

WP: 0 PA: 43
PB: 1
SB: 2
CS: 0

Batter	1	2	3	4	5	6	7	8	9	AB	R	H	RBI	BB	SO	LOB
Claudell Washington, L (1, 9) OBP: 0.318, SLG: 0.431	HR	F7	2-3		3-1					4	1	1	1	0	0	0
Rafael Ramirez, R (1, 6) OBP: 0.289, SLG: 0.342	1B 5-3 1B	F8			5-3		F8			4	1	1	0	0	0	0
Dale Murphy, R (1, 8) OBP: 0.403, SLG: 0.608	5-3 BB 1B 1-3 1B	B B B FC5-4 BB			F7			B B B S BB		2	1	1	0	2	0	0
Bob Horner, R (1, 5) OBP: 0.305, SLG: 0.383	B B B 1B 5-3 1-2 BB	FC5-4 1-2f			4-3			F8		3	0	0	0	1	0	2
Terry Harper, R (1, 7) OBP: 0.328, SLG: 0.441	5-3 1-2 2-3 3-H	6-3				B B B FC6-4 BB		F7 1-2		3	0	0	1	1	0	3
Chris Chambliss, L (1, 3) OBP: 0.297, SLG: 0.293	I I I 1B IBB	B B B G1-4-3 BB				S S S K		F7		2	0	0	0	2	1	2
Rick Cerone, R (1, 2) OBP: 0.302, SLG: 0.304	1-2 2-3 3-H 1B	G1-4-3 1-2f				F9			G1-6-3 1B	4	0	2	1	0	0	2
Glenn Hubbard, R (1, 4) OBP: 0.344, SLG: 0.324 Albert Hall, S (9, PH) OBP: 0.261, SLG: 0.190	F8			S S S K		FC6-4 1-2f			G1-6-3 1-2f	3 1	0 0	0 0	0 0	0 0	1 0	4 1
Rick Mahler, R (1, 1) OBP: 0.194, SLG: 0.222 Gerald Perry, L (7, PH) OBP: 0.275, SLG: 0.266 Rick Camp, R (7, 1) Ken Oberkfell, L (9, PH) OBP: 0.299, SLG: 0.322	1-3			6-3			F7		6-3	2 1 0 1	0 0 0 0	0 0 0 0	0 0 0 0	0 0 0 0	0 0 0 0	3 0 0 0
Inning Stats	R: 3 E: 0 K: 0 S: 7 H: 4 LOB: 3 BB: 2 P: 15	R: 0 E: 0 K: 0 S: 3 H: 0 LOB: 1 BB: 1 P: 7	R: 0 E: 0 K: 0 S: 2 H: 0 LOB: 1 BB: 1 P: 6	R: 0 E: 0 K: 1 S: 5 H: 0 LOB: 0 BB: 0 P: 5	R: 0 E: 0 K: 0 S: 3 H: 0 LOB: 0 BB: 0 P: 3	R: 0 E: 0 K: 1 S: 5 H: 0 LOB: 1 BB: 1 P: 9	R: 0 E: 0 K: 0 S: 3 H: 0 LOB: 0 BB: 0 P: 3	R: 0 E: 0 K: 0 S: 3 H: 0 LOB: 1 BB: 1 P: 7	R: 0 E: 0 K: 0 S: 3 H: 1 LOB: 0 BB: 0 P: 3	1B: 4 2B: 0 3B: 0 HR: 1 SF: 0 SAC: 0 DP: 2 HBP: 0						

PITCHER		IP	WLS	BF	H	R	ER	SO	BB	IBB	HBP	BLK	WP	HR	S	P	ERA	WHIP
Dick Ruthven, R ERA: 3.66	(1, 1)	7.0	W	30	4	3	3	2	5	1	0	0	0	1	28	52	3.86	1.286
Lee Smith, R ERA: 2.04	(8, 1)	2.0	S	6	1	0	0	0	0	0	0	0	0	0	6	6	0.00	0.500

PITCHER		IP	WLS	BF	H	R	ER	SO	BB	IBB	HBP	BLK	WP	HR	S	P	ERA	WHIP

Atlanta Braves @ Chicago Cubs

Wrigley Field, Chicago, IL

Tue Jun 04 1985, 3:33 AM CDT

Att. 23,502 - Unknown

TOP

livebaseballscorecards.com

AB	30
R	3
H	5
RBI	3
BB	6
SO	2
LOB	17

WP: 0	PA: 36
PB: 0	
SB: 1	
CS: 0	

Batter	1	2	3	4	5	6	7	8	9	AB	R	H	RBI	BB	SO	LOB
Thad Bosley, L (1, 7) OBP: 0.297, SLG: 0.364	F7		G4-6-3 1-2f		F7		2B 1B			4	0	1	0	0	0	2
Gary Woods, R (8, 7) OBP: 0.286, SLG: 0.091										0	0	0	0	0	0	0
Chris Speier, R (1, 4) OBP: 0.328, SLG: 0.400	K		4-3		F3		1-H 2B			4	0	1	0	0	1	1
Davey Lopes, R (1, 8) OBP: 0.450, SLG: 0.483	1B			F7		BBBB S 1B BB		6-3 1B		3	2	2	0	1	0	0
Leon Durham, L (1, 3) OBP: 0.321, SLG: 0.421	K			CS 1B		F7		F7		4	0	1	0	0	1	3
Keith Moreland, R (1, 9) OBP: 0.365, SLG: 0.405		HR		F7		1-3 1-2		6-3 1-2		4	1	1	1	0	0	3
Jody Davis, R (1, 2) OBP: 0.315, SLG: 0.384		K		CS 1-2		HR 1B 2-H		E 1B 2-H		4	1	3	2	0	1	0
Ron Cey, R (1, 5) OBP: 0.311, SLG: 0.468		F4				HR 1-H		E 1-2		4	1	2	2	0	0	1
Larry Bowa, S (1, 6) OBP: 0.210, SLG: 0.246		F9				F9		E4 1-2 2-3		4	0	1	0	0	0	2
Dick Ruthven, R (1, 1) OBP: 0.182, SLG: 0.182										2	0	1	0	0	0	0
Lee Smith, R (8, 1)			G4-6-3 1B		SH1-4 1-2					1	0	0	0	0	1	3
Inning Stats	R: 0 E: 0 K: 2 S: 8 H: 1 LOB: 1 BB: 0 P: 8	R: 1 E: 0 K: 1 S: 6 H: 1 LOB: 0 BB: 0 P: 6	R: 0 E: 0 K: 0 S: 3 H: 1 LOB: 0 BB: 0 P: 3	R: 0 E: 0 K: 0 S: 3 H: 1 LOB: 0 BB: 0 P: 3	R: 2 E: 0 K: 0 S: 6 H: 3 LOB: 1 BB: 0 P: 6	R: 1 E: 0 K: 0 S: 4 H: 1 LOB: 1 BB: 1 P: 8	R: 0 E: 0 K: 0 S: 4 H: 2 LOB: 2 BB: 0 P: 4	R: 1 E: 1 K: 1 S: 9 H: 3 LOB: 3 BB: 0 P: 9		1B: 10 2B: 1 3B: 0 HR: 2 SF: 0 SAC: 1 DP: 1 HBP: 0						

PITCHER		IP	WLS	BF	H	R	ER	SO	BB	IBB	HBP	BLK	WP	HR	S	P	ERA	WHIP
Rick Mahler, R ERA: 3.19	(1, 1)	6.0	L	25	8	4	4	3	1	0	0	0	0	2	30	34	6.00	1.500
Rick Camp, R ERA: 3.53	(7, 1)	2.0		11	5	1	1	1	0	0	0	0	0	0	13	13	4.50	2.500

PITCHER	IP	WLS	BF	H	R	ER	SO	BB	IBB	HBP	BLK	WP	HR	S	P	ERA	WHIP

BOTTOM

Atlanta Braves @ Chicago Cubs

Wrigley Field, Chicago, IL

Tue Jun 04 1985, 3:33 AM CDT

Att. 23,502 - Unknown

livebaseballscorecards.com

AB	34
R	5
H	13
RBI	5
BB	1
SO	4
LOB	15

Batter	1	2	3	4	5	6	7	8	9	10	11	AB	R	H	RBI	BB	SO	LOB
Claudell Washington, L (1, 9) OBP: 0.315, SLG: 0.421	F8		F6		IBB			K			F7	4	0	0	0	1	1	3
Rafael Ramirez, R (1, 6) OBP: 0.292, SLG: 0.365	K		1-H 2-H 2B		F8			F8			1-H HR	5	1	2	4	0	1	2
Dale Murphy, R (1, 8) OBP: 0.393, SLG: 0.591	K		K			5-3			K		K	5	0	0	0	0	4	1
Bob Horner, R (1, 5) OBP: 0.295, SLG: 0.368		6-3		K		F8			6-3		6-3	5	0	0	0	0	1	0
Terry Harper, R (1, 7) OBP: 0.319, SLG: 0.426		6-3		F9		F9			F4			4	0	0	0	0	0	0
Chris Chambliss, L (1, 3) OBP: 0.284, SLG: 0.279		G3		F8			4-3			3-1		4	0	0	0	0	0	0
Ken Oberkfell, L (1, 4) OBP: 0.310, SLG: 0.344			2B		1-3		G3			K		3	1	2	0	0	0	0
Bruce Sutter, R (7, 1)			2B		1B							0	0	0	0	0	0	0
Brad Komminsk, R (10, PH) OBP: 0.322, SLG: 0.252												1	0	0	0	0	1	0
Jeff Dedmon, L (10, 1) OBP: 0.333, SLG: 0.333												0	0	0	0	0	0	0
Bruce Benedict, R (1, 2) OBP: 0.300, SLG: 0.196			BB		1-3 1-2		K			K		3	1	0	0	1	2	1
Steve Shields, R (1, 1)			F3		K			F6			HR 1B	2	0	0	0	0	1	3
Glenn Hubbard, R (7, 4) OBP: 0.344, SLG: 0.324												0	0	0	0	0	0	0
Gerald Perry, L (8, PH) OBP: 0.273, SLG: 0.264												1	0	0	0	0	0	0
Paul Zuvella, R (8, 4) OBP: 0.237, SLG: 0.200												1	1	1	0	0	0	0
Inning Stats	R: 0 E: 0 K: 2 S: 7 H: 0 LOB: 0 BB: 0 P: 7	R: 0 E: 0 K: 0 S: 3 H: 0 LOB: 0 BB: 0 P: 3	R: 2 E: 0 K: 1 S: 7 H: 2 LOB: 1 BB: 1 P: 11	R: 0 E: 0 K: 1 S: 5 H: 0 LOB: 0 BB: 0 P: 5	R: 0 E: 0 K: 1 S: 6 H: 1 LOB: 2 BB: 1 P: 10	R: 0 E: 0 K: 0 S: 3 H: 0 LOB: 0 BB: 0 P: 3	R: 0 E: 0 K: 1 S: 5 H: 0 LOB: 0 BB: 0 P: 5	R: 0 E: 0 K: 1 S: 5 H: 0 LOB: 0 BB: 0 P: 5	R: 0 E: 0 K: 1 S: 5 H: 0 LOB: 0 BB: 0 P: 5	R: 0 E: 0 K: 2 S: 7 H: 0 LOB: 0 BB: 0 P: 7	R: 2 E: 0 K: 1 S: 7 H: 2 LOB: 0 BB: 0 P: 7	1B: 2 2B: 2 3B: 0 HR: 1 SF: 0 SAC: 0 DP: 0 HBP: 0						

PITCHER		IP	WLS	BF	H	R	ER	SO	BB	IBB	HBP	BLK	WP	HR	S	P	ERA	WHIP
Scott Sanderson, R ERA: 2.14	(1, 1)	10.0		35	3	2	2	10	1	1	0	0	0	0	53	61	1.80	0.400
Lee Smith, R ERA: 2.48	(11, 1)	1.0	L	5	2	2	2	1	0	0	0	0	0	1	7	7	18.00	2.000

PITCHER	IP	WLS	BF	H	R	ER	SO	BB	IBB	HBP	BLK	WP	HR	S	P	ERA	WHIP

TOP

Atlanta Braves @ Chicago Cubs

Wrigley Field, Chicago, IL

Wed Jun 05 1985, 3:33 AM CDT

Att. 25,557 - Unknown

livebaseballscorecards.com

AB	38
R	4
H	5
RBI	4
BB	2
SO	11
LOB	10

PA: 40

WP: 0
PB: 0
SB: 0
CS: 0

Batter	1	2	3	4	5	6	7	8	9	10	11	AB	R	H	RBI	BB	SO	LOB
Bob Dernier, R (1, 8) OBP: 0.320, SLG: 0.319	5-3		5-3		6-3			G3		6-3 1-2 2-3		5	0	0	0	0	0	2
Chris Speier, R (1, 4) OBP: 0.317, SLG: 0.382 (11, 5)	F8			FC4-6 1B		6-3		K		F8		5	0	1	0	0	1	3
Davey Lopes, R (1, 7) OBP: 0.440, SLG: 0.462	F7			F8		BB		6-3			F9	4	0	0	0	1	0	1
Leon Durham, L (1, 3) OBP: 0.318, SLG: 0.410		4-3		FC4-6 1-2f		IBB 1-2			G3		6-3	4	0	0	0	1	0	1
Keith Moreland, R (1, 9) OBP: 0.361, SLG: 0.395		4-3		K		K 1-2 2-3			F9		BB	4	0	0	0	1	2	3
Jody Davis, R (1, 2) OBP: 0.317, SLG: 0.380		BB			HR 1B	6-3			F6		F7	4	1	1	0	1	0	3
Ron Cey, R (1, 5) OBP: 0.320, SLG: 0.491 Chico Walker, S (10, PR) (11, 4)	5-3			HR 1-H		CS 1B				6-3 S BB		3 0	1 0	2 0	2 0	1 0	0 0	1 0
Larry Bowa, S (1, 6) OBP: 0.227, SLG: 0.262			3-6 S 1B	SH5-4-2 1B		G3 1-2				K 1-2		4	0	2	0	0	1	2
Scott Sanderson, R (1, 1) OBP: 0.105, SLG: 0.056 Thad Bosley, L (10, PH) OBP: 0.316, SLG: 0.364 Lee Smith, R (10, 1)			3-6 1-3f	SH5-4-2 1-3f		K				6-3 IBB		2 0 0	0 0 0	0 0 0	0 0 0	1 1 0	1 0 0	1 0 0
Inning Stats	R: 0 H: 0 E: 0 LOB: 0 K: 0 BB: 0 S: 3 P: 3	R: 0 H: 0 E: 0 LOB: 1 K: 0 BB: 1 S: 3 P: 7	R: 0 H: 1 E: 0 LOB: 0 K: 0 BB: 0 S: 3 P: 3	R: 0 H: 1 E: 0 LOB: 1 K: 1 BB: 0 S: 6 P: 6	R: 2 H: 3 E: 0 LOB: 0 K: 0 BB: 0 S: 5 P: 5	R: 0 H: 0 E: 0 LOB: 2 K: 1 BB: 2 S: 5 P: 13	R: 0 H: 1 E: 0 LOB: 0 K: 1 BB: 0 S: 5 P: 5	R: 0 H: 0 E: 0 LOB: 0 K: 1 BB: 0 S: 5 P: 5	R: 0 H: 0 E: 0 LOB: 0 K: 0 BB: 0 S: 3 P: 3	R: 0 H: 0 E: 0 LOB: 3 K: 1 BB: 2 S: 5 P: 13	R: 0 H: 0 E: 0 LOB: 1 K: 0 BB: 1 S: 3 P: 7	1B: 5 2B: 2 3B: 0 HR: 1	SF: 0 SAC: 1 DP: 2 HBP: 0					

PITCHER	IP	WLS	BF	H	R	ER	SO	BB	IBB	HBP	BLK	WP	HR	S	P	ERA	WHIP
Steve Shields, R (1, 1) ERA: 4.22	6.0		24	5	2	2	2	2	1	0	0	0	1	25	37	3.00	1.167
Bruce Sutter, R (7, 1) ERA: 2.59	3.0		9	1	0	0	2	0	0	0	0	0	0	13	13	0.00	0.333
Jeff Dedmon, R (10, 1) ERA: 2.66	2.0	W	9	0	0	0	1	2	1	0	0	0	0	8	20	0.00	1.000

PITCHER	IP	WLS	BF	H	R	ER	SO	BB	IBB	HBP	BLK	WP	HR	S	P	ERA	WHIP

BOTTOM

Atlanta Braves @ Chicago Cubs

Wrigley Field, Chicago, IL

Wed Jun 05 1985, 3:33 AM CDT

Att. 25,557 - Unknown

livebaseballscorecards.com

AB	35
R	2
H	6
RBI	2
BB	6
SO	5
LOB	17

WP: 0	PA: 42		
PB: 0			
SB: 5			
CS: 1			

Batter	1	2	3	4	5	6	7	8	9	AB	R	H	RBI	BB	SO	LOB
Steve Sax, R (1, 4) OBP: 0.370, SLG: 0.303	SH5-3 E, SF8, 1B		E9 CS, 2-H, 1B		6-3		K		F8	5	1	2	0	0	1	1
Mariano Duncan, R (1, 6) OBP: 0.308, SLG: 0.347	SH5-3, 1-3		4-3, 1-2			BBB, G4-6-3, BB	G3		G6-4-3, 1-2f	3	0	0	0	1	0	2
Ken Landreaux, L (1, 7) OBP: 0.243, SLG: 0.361	SF8, 3-H			6-3, 1B		G4-6-3, 1-2f		K		3	0	1	1	0	1	1
Pedro Guerrero, R (1, 8) OBP: 0.367, SLG: 0.435	K			6-3, 1-2		BBBB, BB, 1B			HR	3	2	1	1	1	1	1
Candy Maldonado, R (8, 8) OBP: 0.221, SLG: 0.266										0	0	0	0	0	0	0
Greg Brock, L (1, 3) OBP: 0.281, SLG: 0.410		4-3		F9		BBBBB, 1B, 1-2, 1B, BB			HR	3	2	1	1	1	0	1
Mike Marshall, R (1, 9) OBP: 0.315, SLG: 0.424		K		6-3		1B, 1-2, 2-H, 1B		K		4	0	1	1	0	2	1
Mike Scioscia, L (1, 2) OBP: 0.321, SLG: 0.363		G3			HR	1-2, 2-H, 1B		FC5-4, 1B		4	1	3	2	0	0	0
Bobby Castillo, R (8, 1) OBP: 0.333, SLG: 0.200										0	0	0	0	0	0	0
Ken Howell, R (9, 1)										0	0	0	0	0	0	0
Dave Anderson, R (1, 5) OBP: 0.286, SLG: 0.217			BBBB, SH1-4, E, BB		F9	F7		FC5-4, 1-2f		3	1	0	0	1	0	3
Jerry Reuss, L (1, 1) OBP: 0.185, SLG: 0.154			SH1-4, 1-2		K		5-3		BBBB, G6-4-3, BB	1	0	0	0	0	1	0
Tom Niedenfuer, R (5, 1) OBP: 0.250, SLG: 0.250										1	0	0	0	0	0	0
Steve Yeager, R (8, 2) OBP: 0.208, SLG: 0.222										0	0	0	0	1	0	0
Inning Stats	R: 1 E: 1 K: 1 S: 6 H: 1 LOB: 0 BB: 0 P: 6	R: 0 E: 0 K: 1 S: 5 H: 0 LOB: 0 BB: 0 P: 5	R: 1 E: 1 K: 0 S: 3 H: 1 LOB: 0 BB: 1 P: 7	R: 0 E: 0 K: 0 S: 4 H: 1 LOB: 1 BB: 0 P: 4	R: 1 E: 0 K: 1 S: 6 H: 1 LOB: 0 BB: 0 P: 6	R: 2 E: 0 K: 0 S: 4 H: 2 LOB: 2 BB: 3 P: 16	R: 0 E: 0 K: 1 S: 5 H: 0 LOB: 0 BB: 0 P: 5	R: 2 E: 0 K: 2 S: 10 H: 3 LOB: 1 BB: 0 P: 10	R: 0 E: 0 K: 0 S: 2 H: 0 LOB: 0 BB: 1 P: 6	1B: 6 2B: 0 3B: 0 HR: 3	SF: 1 SAC: 2 DP: 2 HBP: 0						

TOP

Los Angeles Dodgers @ Atlanta Braves

Atlanta-Fulton County Stadium, Atlanta, GA

Fri Jun 07 1985, 7:05 PM EDT

Att. 24,612 - Unknown

livebaseballscorecards.com

AB	30
R	7
H	9
RBI	6
BB	5
SO	6
LOB	10

WP: 0 PB: 0 SB: 0 CS: 1 PA: 38

PITCHER		IP	WLS	BF	H	R	ER	SO	BB	IBB	HBP	BLK	WP	HR	S	P	ERA	WHIP
Steve Bedrosian, R ERA: 2.84	(1, 1)	5.0	L	19	4	3	1	3	1	0	0	0	0	1	24	28	1.80	1.000
Rick Camp, R ERA: 3.82	(6, 1)	2.0		10	2	2	2	1	3	0	0	0	0	0	9	21	9.00	2.500
Dave Schuler, L ERA: 9.0	(8, 1)	2.0		9	3	2	2	2	1	0	0	0	0	2	12	16	9.00	2.000

PITCHER	IP	WLS	BF	H	R	ER	SO	BB	IBB	HBP	BLK	WP	HR	S	P	ERA	WHIP

BOTTOM

Batter	1	2	3	4	5	6	7	8	9	AB	R	H	RBI	BB	SO	LOB
Rafael Ramirez, R (1, 6) OBP: 0.295, SLG: 0.371	SH5-3 1B		K		2B		K		K	5	0	2	1	0	3	2
Brad Komminsk, R (1, 9) OBP: 0.322, SLG: 0.274	SH5-3 1-2		5-3 3B		K			K		3	1	1	0	0	2	1
Dale Murphy, R (1, 8) OBP: 0.390, SLG: 0.582	K		5-3 3-H		K			1B BB FC6-4-5		3	0	0	1	1	2	2
Bob Horner, R (1, 5) OBP: 0.293, SLG: 0.365	F7		6-3			F9		FC6-4-5 1B 1-2		4	0	1	0	0	0	1
Terry Harper, R (1, 7) OBP: 0.317, SLG: 0.421		K		5-3		PB 1B		FC6-4-5 1-2 2-3		4	0	1	0	0	1	2
Chris Chambliss, L (1, 3) OBP: 0.283, SLG: 0.270		1-3		K		F7 1-2			6-3 BB	3	0	0	0	1	1	1
Glenn Hubbard, R (1, 4) OBP: 0.348, SLG: 0.325		1B 1B		F8		K			6-3 BB 1-2	3	0	1	0	1	1	1
Larry Owen, R (1, 2) OBP: 0.500, SLG: 0.750		1-2 1B			4-3 2B		F2		6-3 1-2 2-3	4	1	2	0	0	0	2
Steve Bedrosian, R (1, 1) OBP: 0.048, SLG: 0.048 Paul Runge, R (5, PH) OBP: 0.333, SLG: 0.200 Rick Camp, R (6, 1) Gerald Perry, L (7, PH) OBP: 0.271, SLG: 0.262 Dave Schuler, R (8, 1) Albert Hall, S (9, PH) OBP: 0.250, SLG: 0.182		F3			4-3 2-3		6-3		K	1 0 0 0 0 0 2 1 0 0 0 0 0 1 0 0 0 0 0 0 0 1 0 0 0 0 0 0 0 0 0 0 0 0 0 1 0 0 0 0 1 2							
Inning Stats	R: 0 H: 1 E: 0 LOB: 1 K: 1 BB: 0 S: 6 P: 6	R: 0 H: 2 E: 0 LOB: 2 K: 1 BB: 0 S: 7 P: 7	R: 1 H: 1 E: 0 LOB: 0 K: 1 BB: 0 S: 6 P: 6	R: 0 H: 0 E: 0 LOB: 0 K: 1 BB: 0 S: 5 P: 5	R: 1 H: 2 E: 0 LOB: 1 K: 2 BB: 0 S: 9 P: 9	R: 0 H: 1 E: 0 LOB: 1 K: 1 BB: 0 S: 6 P: 6	R: 0 H: 0 E: 0 LOB: 0 K: 1 BB: 0 S: 5 P: 5	R: 0 H: 1 E: 0 LOB: 1 K: 1 BB: 1 S: 5 P: 9	R: 0 H: 0 E: 0 LOB: 2 K: 2 BB: 2 S: 7 P: 15	1B: 5 SF: 0 2B: 2 SAC: 1 3B: 1 DP: 1 HR: 0 HBP: 0						

PITCHER		IP	WLS	BF	H	R	ER	SO	BB	IBB	HBP	BLK	WP	HR	S	P	ERA	WHIP
Jerry Reuss, L ERA: 3.42	(1, 1)	4.1		19	6	2	2	4	0	0	0	0	0	0	27	27	4.15	1.385
Tom Niedenfuer, R ERA: 3.06	(5, 1)	3.0	W	12	2	0	0	5	1	0	0	0	0	0	21	25	0.00	1.000
Bobby Castillo, R ERA: 5.2	(8, 1)	0.2		3	0	0	0	0	2	0	0	0	0	0	1	9	0.00	3.000
Ken Howell, R ERA: 3.74	(9, 1)	1.0		3	0	0	0	2	0	0	0	0	0	0	7	7	0.00	0.000

PITCHER	IP	WLS	BF	H	R	ER	SO	BB	IBB	HBP	BLK	WP	HR	S	P	ERA	WHIP

Los Angeles Dodgers @ Atlanta Braves

Atlanta-Fulton County Stadium, Atlanta, GA

Fri Jun 07 1985, 7:05 PM EDT

Att. 24,612 - Unknown

livebaseballscorecards.com

AB	33
R	2
H	8
RBI	2
BB	3
SO	11
LOB	17

WP: 0	PA: 37
PB: 1	
SB: 0	
CS: 0	

Batter	1	2	3	4	5	6	7	8	9	AB	R	H	RBI	BB	SO	LOB
Steve Sax, R (1, 4) OBP: 0.364, SLG: 0.298	FC4-6 1B	4-3			6-3		K		FC5-4 1-2f	5	0	1	0	0	1	3
Mariano Duncan, R (1, 6) OBP: 0.300, SLG: 0.338	F3		B1-3		4-3			4-3		4	0	0	0	0	0	1
Ken Landreaux, L (1, 7) OBP: 0.243, SLG: 0.365	FC4-6 HR 1-2f		4-3		1-3			E8 SF8 2B		4	2	1	0	0	0	1
Pedro Guerrero, R (1, 8) OBP: 0.370, SLG: 0.454	HR 1-H		1B			6-3		SF8 3-H		3	1	2	3	0	0	0
Greg Brock, L (1, 3) OBP: 0.288, SLG: 0.417	BB		K			F8		2B		3	0	1	0	1	1	1
Mike Marshall, R (1, 9) OBP: 0.309, SLG: 0.415	F8			K		6-3		6-3		4	0	0	0	0	1	2
Mike Scioscia, L (1, 2) OBP: 0.325, SLG: 0.362		FC5-4 BB		1B			5-3		B1-3	3	0	1	0	1	0	0
Dave Anderson, R (1, 5) OBP: 0.297, SLG: 0.234		FC5-4 SH1-4 1-2f		F9			1B		FC4-6 1B	4	0	2	0	0	0	2
Orel Hershiser, R (1, 1) OBP: 0.167, SLG: 0.174 Bobby Castillo, R (2, 1) OBP: 0.286, SLG: 0.167 Al Oliver, L (7, PH) OBP: 0.293, SLG: 0.333 Carlos Diaz, R (7, 1) R.J. Reynolds, S (9, PH) OBP: 0.312, SLG: 0.390 Bob Welch, R (9, PR)		SH1-4 1-2		K			F7		FC4-6 FC5-4 1-2f	0 1 1 0 1 0	0 0 0 0 0 0	0 0 0 0 0 0	0 0 0 0 0 0	0 1 0 0 0 0	0 1 0 0 0 0	0 1 1 0 1 0
Inning Stats	R: 2 E: 0 K: 0 S: 5 H: 2 LOB: 1 BB: 1 P: 9	R: 0 E: 0 K: 0 S: 3 H: 0 LOB: 1 BB: 1 P: 7	R: 0 E: 0 K: 1 S: 6 H: 1 LOB: 1 BB: 0 P: 6	R: 0 E: 0 K: 2 S: 8 H: 1 LOB: 1 BB: 0 P: 8	R: 0 E: 0 K: 0 S: 3 H: 0 LOB: 0 BB: 0 P: 3	R: 0 E: 0 K: 0 S: 3 H: 0 LOB: 0 BB: 0 P: 3	R: 0 E: 0 K: 1 S: 6 H: 1 LOB: 1 BB: 0 P: 6	R: 1 E: 1 K: 0 S: 5 H: 2 LOB: 1 BB: 0 P: 5	R: 0 E: 0 K: 0 S: 4 H: 1 LOB: 1 BB: 0 P: 4	1B: 5 2B: 2 3B: 0 HR: 1	SF: 1 SAC: 1 DP: 0 HBP: 0						

TOP

Los Angeles Dodgers @ Atlanta Braves

Atlanta-Fulton County Stadium, Atlanta, GA

Sat Jun 08 1985, 3:33 AM EDT

Att. 36,477 - Unknown

livebaseballscorecards.com

AB	33
R	3
H	8
RBI	3
BB	2
SO	4
LOB	13

PITCHER		IP	WLS	BF	H	R	ER	SO	BB	IBB	HBP	BLK	WP	HR	S	P	ERA	WHIP
Rick Mahler, R ERA: 3.2	(1, 1)	8.0	W	33	7	3	3	4	2	0	0	0	0	1	39	47	3.38	1.125
Bruce Sutter, R ERA: 2.51	(9, 1)	1.0		4	1	0	0	0	0	0	0	0	0	0	4	4	0.00	1.000

PITCHER	IP	WLS	BF	H	R	ER	SO	BB	IBB	HBP	BLK	WP	HR	S	P	ERA	WHIP

BOTTOM

Los Angeles Dodgers @ Atlanta Braves

Atlanta-Fulton County Stadium, Atlanta, GA

Sat Jun 08 1985, 3:33 AM EDT

Att. 36,477 - Unknown

livebaseballscorecards.com

Batter	1	2	3	4	5	6	7	8	9	AB	R	H	RBI	BB	SO	LOB
Claudell Washington, L (1, 9) OBP: 0.324, SLG: 0.425	2B 1B 1B	S HR 1-3 2-H 1B	F9		BBBB 4-0 1-2 BB			SSS 0-3 K		3	2	2	0	1	0	2
Brad Komminsk, R (8, 9) OBP: 0.320, SLG: 0.271										1	0	0	0	0	1	0
Rafael Ramirez, R (1, 6) OBP: 0.302, SLG: 0.397	1B 1-3 2B	1-H 3-H HR		E6 5-3 1B	1-3			1B		5	2	3	3	0	0	2
Dale Murphy, R (1, 8) OBP: 0.395, SLG: 0.580	SSS 0-3 K	1B		F8		BBBB 4-0 FC6-4 BB		1-2 1B		4	0	2	0	1	1	3
Terry Harper, R (1, 7) OBP: 0.319, SLG: 0.420	G4-6-3 2-H 3-H 1B	F7		5-3 1-2 1B		FC6-4 1-2f G4-6-3		SSS 0-3 K		5	0	2	2	0	1	4
Chris Chambliss, L (1, 3) OBP: 0.282, SLG: 0.269	G4-6-3 1-2f		2B SF9 1B	5-3 1-2 2-3		G4-6-3 1-2f				4	1	1	0	0	0	4
Ken Oberkfell, L (1, 5) OBP: 0.308, SLG: 0.351		3-1	1-3 2B	F8			0-0 G3			4	0	1	0	0	0	2
Glenn Hubbard, R (1, 4) OBP: 0.346, SLG: 0.322		1B 1B 1B	4-3		F7		F7			4	1	1	0	0	0	2
Larry Owen, R (1, 2) OBP: 0.625, SLG: 0.667		1B 1-3 1B 1B	IIII 4-0 IBB		BBBB 4-0 BB BB		SSS 0-3 K			2	0	1	0	2	1	0
Rick Mahler, R (1, 1) OBP: 0.205, SLG: 0.237		1B 1-2 HR 3-H 1B	SF9 3-H		SSS 0-3 K			SSS 0-3 K		2	1	1	2	0	1	1
Paul Runge, R (8, PH) OBP: 0.286, SLG: 0.167										1	0	0	0	0	1	0
Bruce Sutter, R (9, 1)										0	0	0	0	0	0	0
Inning Stats	R: 2 E: 0 K: 1 S: 7 H: 3 LOB: 0 BB: 0 P: 7	R: 4 E: 0 K: 0 S: 8 H: 6 LOB: 1 BB: 0 P: 8	R: 1 E: 0 K: 0 S: 5 H: 2 LOB: 2 BB: 1 P: 9	R: 0 E: 1 K: 0 S: 5 H: 1 LOB: 2 BB: 0 P: 5	R: 0 E: 0 K: 1 S: 5 H: 0 LOB: 2 BB: 2 P: 13	R: 0 E: 0 K: 0 S: 2 H: 0 LOB: 0 BB: 1 P: 6	R: 0 E: 0 K: 1 S: 5 H: 0 LOB: 0 BB: 0 P: 5	R: 0 E: 0 K: 3 S: 11 H: 2 LOB: 2 BB: 0 P: 11		1B: 11 2B: 2 3B: 0 HR: 1 SF: 1 SAC: 0 DP: 2 HBP: 0					

	AB	35
	R	7
	H	14
	RBI	7
	BB	4
	SO	6
	LOB	20

WP: 0 PB: 0 SB: 1 CS: 0 PA: 40

PITCHER		IP	WLS	BF	H	R	ER	SO	BB	IBB	HBP	BLK	WP	HR	S	P	ERA	WHIP
Orel Hershiser, R ERA: 2.41	(1, 1)	1.2	L	11	8	6	6	1	0	0	0	0	0	1	13	13	32.40	4.800
Bobby Castillo, R ERA: 4.78	(2, 1)	4.1		21	4	1	1	1	3	1	0	0	0	0	19	35	2.08	1.615
Carlos Diaz, L ERA: 2.52	(7, 1)	2.0		8	2	0	0	4	0	0	0	0	0	0	16	16	0.00	1.000

PITCHER	IP	WLS	BF	H	R	ER	SO	BB	IBB	HBP	BLK	WP	HR	S	P	ERA	WHIP

Los Angeles Dodgers @ Atlanta Braves

Atlanta-Fulton County Stadium, Atlanta, GA

Sun Jun 09 1985, 3:33 AM EDT

Att. 29,340 - Unknown

TOP

livebaseballscorecards.com

Batter	1	2	3	4	5	6	7	8	9	AB	R	H	RBI	BB	SO	LOB
Steve Sax, R (1, 4) OBP: 0.353, SLG: 0.288	F9		F8		K		K			4	0	0	0	0	2	1
Mariano Duncan, R (1, 6) OBP: 0.299, SLG: 0.336	F3		FC4 FC6-4 1-2f			1B	6-3			4	0	1	0	0	0	1
Ken Landreaux, L (1, 7) OBP: 0.245, SLG: 0.360	G3		BB FC6-4			F9		G6-4-3 1B		2	0	0	0	1	0	1
Candy Maldonado, R (8, PH) OBP: 0.230, SLG: 0.275 (8, 7)										1	0	1	0	0	0	0
Pedro Guerrero, R (1, 8) OBP: 0.368, SLG: 0.450		G3-6-3 1B	FC6-4 1-2f 2-3			F9		G6-4-3 1-2f		4	0	1	0	0	0	4
Greg Brock, L (1, 3) OBP: 0.287, SLG: 0.411		G3-6-3 1-2f		K		1-3 1B		1-3		4	0	1	0	0	1	1
Mike Marshall, R (1, 9) OBP: 0.308, SLG: 0.427		HR		K		K			K	4	1	1	1	0	3	2
Mike Scioscia, L (1, 2) OBP: 0.331, SLG: 0.375		2B	G3				HR 1B		K	3	1	2	0	0	0	0
Steve Yeager, R (9, PH) OBP: 0.204, SLG: 0.217										1	0	0	0	0	1	0
Dave Anderson, R (1, 5) OBP: 0.295, SLG: 0.279		K			E5 CS		1-H HR		F9	4	1	1	2	0	1	1
Fernando Valenzuela, L (1, 1) OBP: 0.200, SLG: 0.229			FC4 1B		F7 1-2		K			2	0	1	0	0	0	1
Carlos Diaz, R (6, 1)										0	0	0	0	0	0	0
Terry Whitfield, L (7, PH) OBP: 0.264, SLG: 0.415										0	0	0	0	0	0	0
R.J. Reynolds, S (7, PH) OBP: 0.310, SLG: 0.387										1	0	0	0	0	1	0
Steve Howe, L (7, 1)										0	0	0	0	0	0	0
Inning Stats	R: 0 E: 0 K: 0 S: 3 H: 0 LOB: 0 BB: 0 P: 3	R: 1 E: 0 K: 1 S: 7 H: 3 LOB: 1 BB: 0 P: 7	R: 0 E: 1 K: 0 S: 4 H: 1 LOB: 2 BB: 1 P: 8	R: 0 E: 0 K: 2 S: 7 H: 0 LOB: 0 BB: 0 P: 7	R: 0 E: 1 K: 1 S: 5 H: 0 LOB: 0 BB: 0 P: 5	R: 0 E: 0 K: 1 S: 7 H: 2 LOB: 2 BB: 0 P: 7	R: 2 E: 0 K: 2 S: 9 H: 2 LOB: 0 BB: 0 P: 9	R: 0 E: 0 K: 0 S: 3 H: 1 LOB: 0 BB: 0 P: 3	R: 0 E: 0 K: 2 S: 7 H: 0 LOB: 0 BB: 0 P: 7	1B: 6 2B: 1 3B: 0 HR: 2 SF: 0 SAC: 0 DP: 2 HBP: 0						

	AB	34
	R	3
	H	9
	RBI	3
	BB	1
	SO	9
	LOB	12

WP: 0 PB: 0 SB: 0 CS: 1 PA: 35

PITCHER		IP	W/L/S	BF	H	R	ER	SO	BB	IBB	HBP	BLK	WP	HR	S	P	ERA	WHIP
Steve Shields, R ERA: 4.32	(1, 1)	6.0	W	26	8	3	3	5	1	0	0	0	0	2	35	39	4.50	1.500
Terry Forster, L ERA: 1.33	(7, 1)	3.0	S	9	1	0	0	4	0	0	0	0	0	0	17	17	0.00	0.333

PITCHER	IP	W/L	BF	H	R	ER	SO	BB	IBB	HBP	BLK	WP	HR	S	P	ERA	WHIP

BOTTOM

Batter	1	2	3	4	5	6	7	8	9	AB	R	H	RBI	BB	SO	LOB
Rafael Ramirez, R (1, 6) OBP: 0.299, SLG: 0.390	F9	F8		K		1B	FC6-4 (FC5, 1B) 1-2f 2-3	F8		6	0	1	0	0	1	6
Brad Komminsk, R (1, 9) OBP: 0.323, SLG: 0.277	HR		3-1	F7		F9	1B 3-H			5	1	2	1	0	0	2
Dale Murphy, R (1, 8) OBP: 0.405, SLG: 0.597	HR 1-H		BB		2B 6-3 BB	1B 1-2 2-H	FC5 2-3f			3	3	2	3	2	0	2
Bob Horner, R (1, 5) OBP: 0.299, SLG: 0.383 Ken Oberkfell, L (7, 5) OBP: 0.314, SLG: 0.357	F7	E 1-H	2B	6-3 1-3	2B	K		FC4-6	1B	4 1	0 0	2 1	1 0	0 0	1 0	2 0
Terry Harper, R (1, 7) OBP: 0.315, SLG: 0.407	5-3		5-3	6-3 2-3 3-H			E SF8 BB	FC4-6 1-2f		4	2	0	1	1	0	3
Chris Chambliss, L (1, 3) OBP: 0.287, SLG: 0.268		1-3	E BB	F5			E6 SF8 1-3	E 2-H		4	2	1	1	1	0	2
Glenn Hubbard, R (1, 4) OBP: 0.333, SLG: 0.311		F8	E4 1-2 2-3	F8			SF8 2-3 3-H	E6 1-3		4	0	0	1	0	0	4
Larry Owen, R (1, 2) OBP: 0.692, SLG: 0.700		1B BB	K			1B	FC6-4 SH 3-H	1-2 3-H		4	2	3	2	1	1	3
Steve Shields, R (1, 1) OBP: 0.143, SLG: 0.143 Terry Forster, L (7, 1)	1-2			5-3		K	SH 1-2 FC6-4	F6		3 1	0 0	1 0	0 0	0 0	1 0	1 2
Inning Stats	R: 2 E: 0 K: 0 S: 5 H: 2 LOB: 0 BB: 0 P: 5	R: 0 E: 0 K: 0 S: 4 H: 1 LOB: 2 BB: 1 P: 8	R: 1 E: 1 K: 1 S: 7 H: 1 LOB: 3 BB: 2 P: 15	R: 0 E: 0 K: 1 S: 5 H: 0 LOB: 0 BB: 0 P: 5	R: 1 E: 0 K: 0 S: 4 H: 1 LOB: 1 BB: 1 P: 8	R: 1 E: 0 K: 2 S: 10 H: 3 LOB: 2 BB: 0 P: 10	R: 3 E: 2 K: 0 S: 7 H: 2 LOB: 2 BB: 1 P: 11	R: 2 E: 2 K: 0 S: 7 H: 3 LOB: 2 BB: 0 P: 7								

PITCHER		IP	WLS	BF	H	R	ER	SO	BB	IBB	HBP	BLK	WP	HR	S	P	ERA	WHIP
Fernando Valenzuela, L ERA: 2.39	(1, 1)	5.2	L	30	8	5	5	3	4	0	0	0	0	1	32	48	7.94	2.118
Carlos Diaz, L ERA: 2.49	(6, 1)	0.1		1	0	0	0	1	0	0	0	0	0	0	3	3	0.00	0.000
Steve Howe, L ERA: 3.32	(7, 1)	2.0		15	5	5	1	0	1	0	0	0	0	0	14	18	4.50	3.000

PITCHER	IP	WLS	BF	H	R	ER	SO	BB	IBB	HBP	BLK	WP	HR	S	P	ERA	WHIP

Los Angeles Dodgers @ Atlanta Braves

Atlanta-Fulton County Stadium, Atlanta, GA

Sun Jun 09 1985, 3:33 AM EDT

Att. 29,340 - Unknown

livebaseballscorecards.com

AB	39
R	10
H	13
RBI	10
BB	5
SO	4
LOB	27

1B: 10	SF: 1	WP: 0	PA: 46
2B: 2	SAC: 1	PB: 0	
3B: 0	DP: 0	SB: 0	
HR: 1	HBP: 0	CS: 0	

Batter	1	2	3	4	5	6	7	8	9	AB	R	H	RBI	BB	SO	LOB
Dan Gladden, R (1, 8) OBP: 0.291, SLG: 0.317	S S S 0-3 ① K		x 0-0 ② 4-3		x 0-0 ② 6-3		x 0-0 ③ 6-3			4	0	0	0	0	1	0
Manny Trillo, R (1, 4) OBP: 0.284, SLG: 0.261	x 0-0 G6-4-3 1B		x 0-0 E5		x 0-0 ③ F9			x 0-0 ① F9		4	0	1	0	0	0	0
Chili Davis, S (1, 9) OBP: 0.348, SLG: 0.443	x 0-0 ②③ G6-4-3 1-2f		S S S 0-3 ③ K		B B B B 4-0 1B BB			x 0-0 G5-4-3 1B		3	0	1	0	1	1	2
Jeffrey Leonard, R (1, 7) OBP: 0.227, SLG: 0.293		x 0-0 ① 5-3		x 0-0 SH2-3 2B		x 0-0 ① F4		x 0-0 ②③ G5-4-3 1-2f		4	0	1	0	0	0	2
Bob Brenly, R (1, 5) OBP: 0.273, SLG: 0.333		x 0-0 ② 5-3		x 0-0 ① 5-3		x 0-0 1-2 1B			x 0-0 G6-4-3 1B	4	0	2	0	0	0	1
Rob Deer, R (1, 3) OBP: 0.325, SLG: 0.472		x 0-0 BB 1B		B B B B 4-0 SH2-3 BB		S S S 0-3 ② K			x 0-0 1-2 G6-4-3 1B	3	0	2	0	1	1	2
Alex Trevino, R (1, 2) OBP: 0.260, SLG: 0.319		B B B B 4-0 1-2 BB		x 0-0 ② SH2-3 1-2 2-3		S S S 0-3 ③ K			x 0-0 ①② G6-4-3 1-2f 2-3	2	0	0	0	1	1	4
Jose Uribe, S (1, 6) OBP: 0.254, SLG: 0.304 Joel Youngblood, R (9, PH) OBP: 0.245, SLG: 0.188		x 0-0 ③ F9		x 0-0 ③ 6-3			x 0-0 ① 5-3		S S S 0-3 ③ K	3	0	0	0	0	0	4
										1	0	0	0	0	1	1
Jim Gott, R (1, 1) OBP: 0.182, SLG: 0.455 Vida Blue, S (1, 1) David Green, R (5, PH) OBP: 0.233, SLG: 0.223 Frank Williams, R (5, 1) Chris Brown, R (7, PH) OBP: 0.283, SLG: 0.315 Mark Davis, L (7, 1) OBP: 0.200, SLG: 0.600 Scott Garrelts, R (8, 1)			x 0-0 ① 5-3		S S S 0-3 ① K		x 0-0 ② 4-3			0	0	0	0	0	0	0
										1	0	0	0	0	0	0
										1	0	0	0	0	1	0
										0	0	0	0	0	0	0
										1	0	0	0	0	0	0
										0	0	0	0	0	0	0
										0	0	0	0	0	0	0

San Francisco Giants @ Atlanta Braves

Atlanta-Fulton County Stadium, Atlanta, GA

Mon Jun 10 1985, 7:05 PM EDT

Att. 9,193 - Cloudy - 90 F

TOP

livebaseballscorecards.com

AB	31
R	0
H	7
RBI	0
BB	3
SO	6
LOB	16

Inning Stats	1	2	3	4	5	6	7	8	9
	R: 0 E: 0 K: 1 S: 5	R: 0 E: 0 K: 0 S: 4	R: 0 E: 1 K: 1 S: 6	R: 0 E: 0 K: 0 S: 4	R: 0 E: 0 K: 1 S: 5	R: 0 E: 0 K: 2 S: 8	R: 0 E: 0 K: 0 S: 3	R: 0 E: 0 K: 0 S: 3	R: 0 E: 0 K: 1 S: 6
	H: 1 LOB: 0 BB: 0 P: 5	H: 1 LOB: 2 BB: 1 P: 8	H: 0 LOB: 1 BB: 0 P: 6	H: 1 LOB: 2 BB: 1 P: 8	H: 0 LOB: 0 BB: 0 P: 5	H: 1 LOB: 2 BB: 1 P: 12	H: 0 LOB: 0 BB: 0 P: 3	H: 1 LOB: 0 BB: 0 P: 3	H: 2 LOB: 1 BB: 0 P: 6

PITCHER		IP	W/L/S	BF	H	R	ER	SO	BB	IBB	HBP	BLK	WP	HR	S	P	ERA	WHIP	PITCHER		IP	W/L/S	BF	H	R	ER	SO	BB	IBB	HBP	BLK	WP	HR	S	P	ERA	WHIP
Zane Smith, L ERA: 4.67	(1, 1)	9.0	W	35	7	0	0	6	3	0	0	0	0	0	44	56	0.00	1.111																			

1B: 6 SF: 0 WP: 0 PA: 35
2B: 1 SAC: 1 PB: 0
3B: 0 DP: 3 SB: 0
HR: 0 HBP: 0 CS: 0

Batter	1	2	3	4	5	6	7	8	9	AB	R	H	RBI	BB	SO	LOB
Claudell Washington, L (1, 9) OBP: 0.332, SLG: 0.436	0-0 1B G3 2B 1B	0-0 ① G3		0-0 ② F7		0-0 1B 2B		0-0 G6-4-3 1B		5	2	3	0	0	0	1
Rafael Ramirez, R (1, 6) OBP: 0.296, SLG: 0.386	0-0 ① G3 1-2	0-0 ② F2		0-0 ③ F7		0-0 1B SF8 2-H 1B		0-0 ①② G6-4-3 1-2f		5	1	1	1	0	0	3
Dale Murphy, R (1, 8) OBP: 0.404, SLG: 0.592	0-0 2B 1B 2-3 1B	0-0 ③ F4			0-0 ① F7	0-0 2-3 1B		0-3 S S S ③ K		5	1	2	0	0	1	0
Bob Horner, R (1, 3) OBP: 0.304, SLG: 0.396 Chris Chambliss, L (7, 3) OBP: 0.287, SLG: 0.268	0-0 1B SF7 1-3 3-H 2B		0-3 S S S ① K		0-0 1B BB 1B	0-0 ② SF8 3-H				3 0	1 0	2 0	2 0	0 0	1 0	0 0
Terry Harper, R (1, 7) OBP: 0.314, SLG: 0.403	0-0 1B 2B 2-3 3-H 1B		0-3 S S S ② K		0-3 S S S ② K	0-3 S S S ③ K				4	1	1	1	0	3	2
Ken Oberkfell, L (1, 5) OBP: 0.321, SLG: 0.360	0-0 ② SF7 3-H		0-0 1B		4-0 B B B B 1B 1-2 BB		0-3 S S S ① K			2	0	1	1	1	1	0
Glenn Hubbard, R (1, 4) OBP: 0.338, SLG: 0.317	0-0 1-3 2B 1B		0-3 S S S ③ K		0-0 1-2 2-3 1B		0-0 ② 6-3			4	1	2	0	0	1	1
Larry Owen, R (1, 2) OBP: 0.706, SLG: 0.769	0-0 1-H 3-H 2B			4-0 B B B B FC1-6 BB	0-0 ③ F6		0-0 1B			3	0	2	2	1	0	3
Zane Smith, L (1, 1)	0-0 ③ 4-3			0-0 ① FC1-6 1-2f		0-0 ① G3	0-3 S S S ③ K			4	0	0	0	0	1	3
Inning Stats	R: 5 E: 0 K: 0 S: 9 H: 6 LOB: 1 BB: 0 P: 9	R: 0 E: 0 K: 0 S: 3 H: 0 LOB: 0 BB: 0 P: 3	R: 0 E: 0 K: 3 S: 10 H: 1 LOB: 1 BB: 0 P: 10	R: 0 E: 0 K: 0 S: 3 H: 0 LOB: 1 BB: 1 P: 7	R: 0 E: 0 K: 1 S: 7 H: 2 LOB: 3 BB: 1 P: 11	R: 2 E: 0 K: 1 S: 8 H: 3 LOB: 1 BB: 0 P: 8	R: 0 E: 0 K: 2 S: 8 H: 1 LOB: 1 BB: 0 P: 8	R: 0 E: 0 K: 1 S: 5 H: 1 LOB: 0 BB: 0 P: 5		1B: 11 2B: 3 3B: 0 HR: 0	SF: 2 SAC: 0 DP: 1 HBP: 0					

BOTTOM

San Francisco Giants @ Atlanta Braves

Atlanta-Fulton County Stadium, Atlanta, GA

Mon Jun 10 1985, 7:05 PM EDT

Att. 9,193 - Cloudy - 90 F

livebaseballscorecards.com

AB	35
R	7
H	14
RBI	7
BB	2
SO	8
LOB	13

PITCHER		IP	WLS	BF	H	R	ER	SO	BB	IBB	HBP	BLK	WP	HR	S	P	ERA	WHIP
Jim Gott, R ERA: 2.92	(1, 1)	0.2	L	8	6	5	5	0	0	0	0	0	0	0	8	8	67.50	9.000
Vida Blue, L ERA: 4.0	(1, 1)	3.1		12	1	0	0	3	1	0	0	0	0	0	17	21	0.00	0.600
Frank Williams, R ERA: 4.43	(5, 1)	2.0		12	5	2	2	2	1	0	0	0	0	0	15	19	9.00	3.000
Mark Davis, L ERA: 1.95	(7, 1)	1.0		4	1	0	0	2	0	0	0	0	0	0	8	8	0.00	1.000
Scott Garrelts, R ERA: 1.45	(8, 1)	1.0		3	1	0	0	1	0	0	0	0	0	0	5	5	0.00	1.000

PITCHER	IP	WLS	BF	H	R	ER	SO	BB	IBB	HBP	BLK	WP	HR	S	P	ERA	WHIP

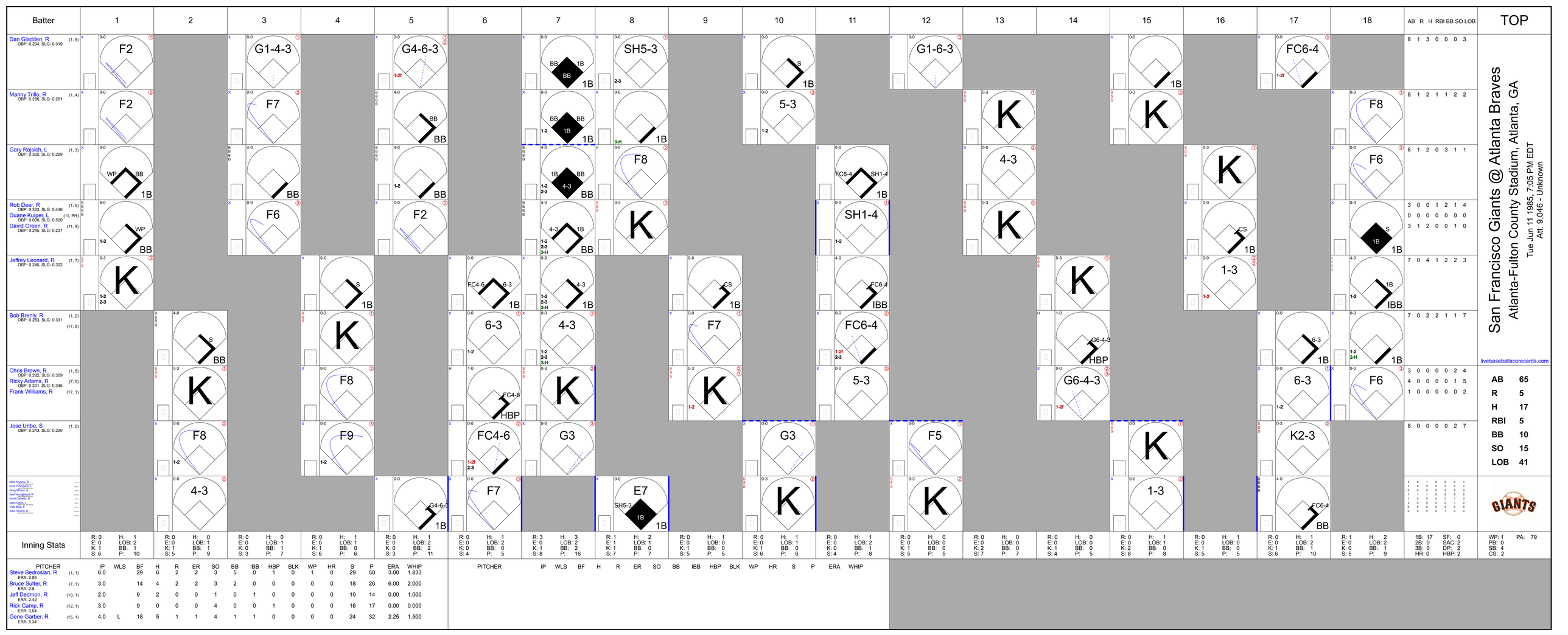
Batter
1
2
3
4
5
6
7
8
9
10
11
12
13
14
15
16
17
18
AB R H RBI BB SO LOB
TOP
Dan Gladden, R (1, 8) OBP: 0.294, SLG: 0.319
F2
G1-4-3
G4-6-3
1-2f
BB 1B
SH5-3
2-3
S
1B
G1-6-3
K
FC6-4
8 1 3 0 0 0 3
Manny Trillo, R (1, 4) OBP: 0.286, SLG: 0.261
F2
F7
BB
BB BB
1-2
1B
5-3
3-H
F8
8 1 2 1 1 2 2
Gary Rajsich, L (1, 3) OBP: 0.325, SLG: 0.269
WP BB
4-3
F6
6 1 2 0 3 1 1
Rob Deer, R (1, 9) OBP: 0.333, SLG: 0.436
Duane Kuiper, L (11, PH) OBP: 0.600, SLG: 0.500
David Green, R (11, 9) OBP: 0.245, SLG: 0.237
WP
F6
F2
SH1-4
CS
S
3 0 0 1 2 1 4
0 0 0 0 0 0 0
3 1 2 0 0 1 0
Jeffrey Leonard, R (1, 7) OBP: 0.245, SLG: 0.302
FC4-6 6-3
4-3
CS
FC6-4
1B
7 0 4 1 2 2 3
Bob Brenly, R (1, 2) (17, 5) OBP: 0.283, SLG: 0.331
S
6-3
F7
FC6-4
G6-4-3
HBP
7 0 2 2 1 1 7
Chris Brown, R (1, 5) OBP: 0.282, SLG: 0.309
Ricky Adams, R (7, 5) OBP: 0.231, SLG: 0.346
Frank Williams, R (17, 1)
FC4-6
HBP
G6-4-3
3 0 0 0 0 2 4
4 0 0 0 0 1 5
1 0 0 0 0 0 2
Jose Uribe, S (1, 6) OBP: 0.243, SLG: 0.290
F8
F9
FC4-6
G3
F5
K2-3
8 0 0 0 0 2 7
4-3
G4-6-3
F7
E7
SH5-3
1-3
FC6-4
Mike Krukow, R (13,) ERA: 3.60
Scot Thompson, L (14,) ERA: 4.50
Greg Minton, R (15,) ERA: 4.50
Joe Youngblood, R (16,) ERA: 4.50
Scott Garrelts, R (17,) ERA: 4.50
Mark Davis, L (18,) ERA: 4.50
Vida Blue, S (19,) ERA: 4.50
Alex Trevino, R (20,) ERA: 4.50
Inning Stats
R: 0 E: 0 K: 1 S: 6
H: 1 LOB: 2 BB: 1 P: 10
R: 0 E: 0 K: 1 S: 5
H: 0 LOB: 1 BB: 1 P: 9
R: 0 E: 0 K: 0 S: 3
H: 0 LOB: 1 BB: 1 P: 7
R: 0 E: 0 K: 1 S: 6
H: 1 LOB: 1 BB: 0 P: 6
R: 0 E: 0 K: 0 S: 3
H: 1 LOB: 2 BB: 2 P: 11
R: 0 E: 0 K: 0 S: 4
H: 1 LOB: 2 BB: 0 P: 5
R: 3 E: 0 K: 1 S: 8
H: 3 LOB: 2 BB: 2 P: 16
R: 1 E: 1 K: 1 S: 7
H: 2 LOB: 1 BB: 0 P: 7
R: 0 E: 0 K: 1 S: 5
H: 1 LOB: 0 BB: 0 P: 5
R: 0 E: 0 K: 1 S: 6
H: 1 LOB: 1 BB: 0 P: 6
R: 0 E: 0 K: 0 S: 4
H: 1 LOB: 2 BB: 1 P: 8
R: 0 E: 0 K: 1 S: 5
H: 0 LOB: 0 BB: 0 P: 5
R: 0 E: 0 K: 1 S: 7
H: 0 LOB: 0 BB: 0 P: 7
R: 0 E: 0 K: 2 S: 4
H: 0 LOB: 0 BB: 0 P: 5
R: 0 E: 0 K: 2 S: 8
H: 1 LOB: 1 BB: 0 P: 8
R: 0 E: 0 K: 1 S: 5
H: 1 LOB: 0 BB: 0 P: 5
R: 0 E: 0 K: 1 S: 6
H: 1 LOB: 2 BB: 1 P: 10
R: 1 E: 0 K: 0 S: 5
H: 2 LOB: 2 BB: 1 P: 9
1B: 17 2B: 0 3B: 0 HR: 0
SF: 0 SAC: 2 DP: 2 HBP: 2
WP: 1 PB: 0 SB: 4 CS: 2
PA: 79
PITCHER
IP WLS BF H R ER SO BB IBB HBP BLK WP HR S P ERA WHIP
Steve Bedrosian, R (1, 1) ERA: 2.85
6.0 29 6 2 2 3 5 0 1 0 1 0 0 29 50 3.00 1.833
Bruce Sutter, R (7, 1) ERA: 2.8
3.0 14 4 2 2 3 2 0 0 0 0 0 0 18 26 6.00 2.000
Jeff Dedmon, R (10, 1) ERA: 2.42
2.0 9 2 0 0 1 0 1 0 0 0 0 0 10 14 0.00 1.000
Rick Camp, R (12, 1) ERA: 3.54
3.0 9 0 0 0 4 0 0 1 0 0 0 0 16 17 0.00 0.000
Gene Garber, R (15, 1) ERA: 5.34
4.0 L 18 5 1 1 4 1 1 0 0 0 0 24 32 2.25 1.500
PITCHER
IP WLS BF H R ER SO BB IBB HBP BLK WP HR S P ERA WHIP
San Francisco Giants @ Atlanta Braves
Atlanta-Fulton County Stadium, Atlanta, GA
Tue Jun 11 1985, 7:05 PM EDT
Att. 9,046 - Unknown
livebaseballscorecards.com
AB 65
R 5
H 17
RBI 5
BB 10
SO 15
LOB 41
GIANTS

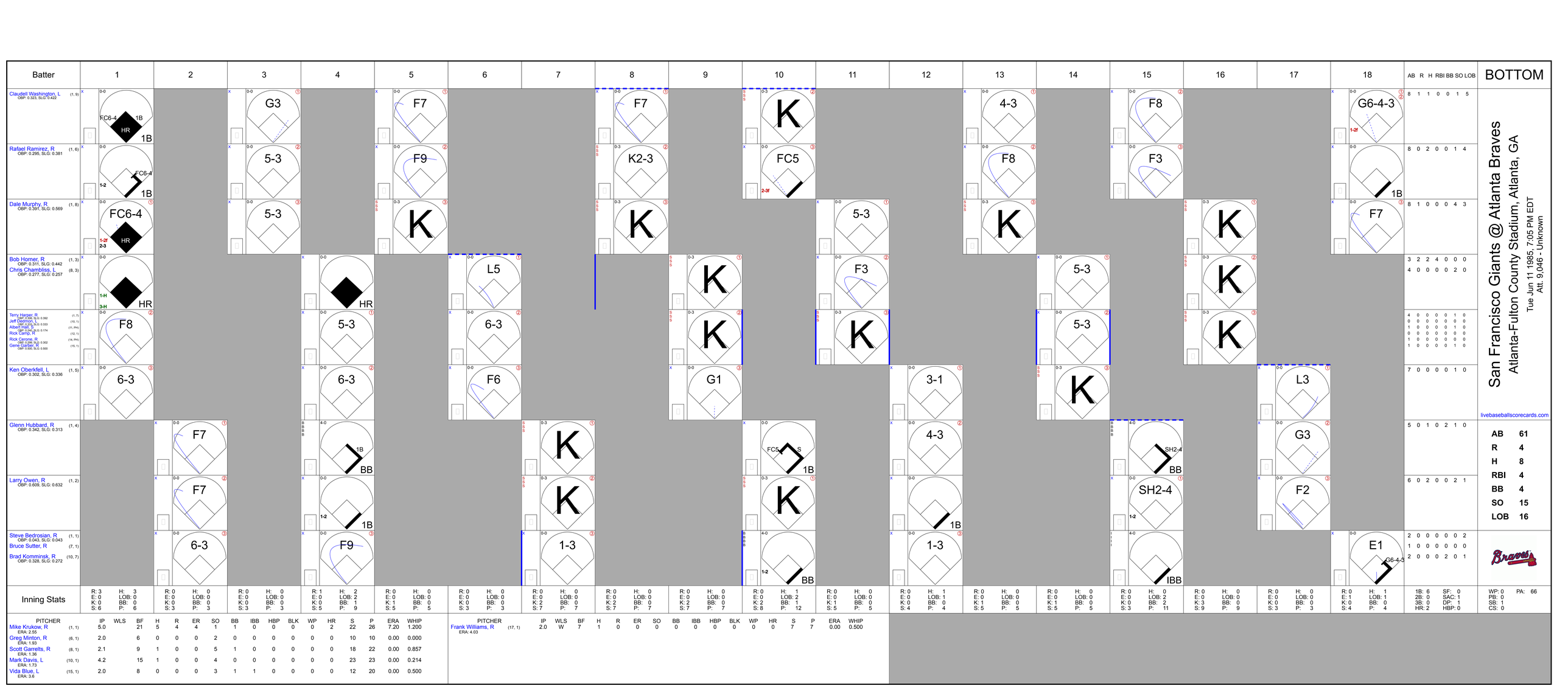
Batter
1
2
3
4
5
6
7
8
9
10
11
12
13
14
15
16
17
18
AB R H RBI BB SO LOB
BOTTOM
Claudell Washington, L (1, 9)
OBP: 0.323, SLG: 0.422
8 1 1 0 0 1 5
Rafael Ramirez, R (1, 6)
OBP: 0.295, SLG: 0.381
8 0 2 0 0 1 4
Dale Murphy, R (1, 8)
OBP: 0.397, SLG: 0.569
8 1 0 0 0 4 3
Bob Horner, R (1, 3)
OBP: 0.311, SLG: 0.442
Chris Chambliss, L (8, 3)
OBP: 0.277, SLG: 0.257
3 2 2 4 0 0 0
4 0 0 0 0 2 0
Terry Harper, R (1, 7)
OBP: 0.000, SLG: 0.000
Jeff Dedmon, L (10, 1)
OBP: 0.375, SLG: 0.333
Albert Hall, R (11, PH)
OBP: 0.242, SLG: 0.174
Rick Camp, R (12, 1)
Rick Cerone, R (14, PH)
OBP: 0.296, SLG: 0.302
Gene Garber, R (15, 1)
OBP: 0.000, SLG: 0.000
4 0 0 0 0 1 0
0 0 0 0 0 0 0
1 0 0 0 0 1 0
0 0 0 0 0 0 0
1 0 0 0 0 0 0
1 0 0 0 0 1 0
Ken Oberkfell, L (1, 5)
OBP: 0.302, SLG: 0.336
7 0 0 0 0 1 0
Glenn Hubbard, R (1, 4)
OBP: 0.342, SLG: 0.313
5 0 1 0 2 1 0
Larry Owen, R (1, 2)
OBP: 0.609, SLG: 0.632
6 0 2 0 0 2 1
Steve Bedrosian, R (1, 1)
OBP: 0.043, SLG: 0.043
Bruce Sutter, R (7, 1)
Brad Komminsk, R (10, 7)
OBP: 0.328, SLG: 0.272
2 0 0 0 0 0 2
1 0 0 0 0 0 0
2 0 0 0 2 0 1
Inning Stats
R: 3 H: 3 E: 0 LOB: 0 K: 0 BB: 0 S: 6 P: 6
R: 0 H: 0 E: 0 LOB: 0 K: 0 BB: 0 S: 3 P: 3
R: 0 H: 0 E: 0 LOB: 0 K: 0 BB: 0 S: 3 P: 3
R: 1 H: 2 E: 0 LOB: 2 K: 0 BB: 1 S: 5 P: 9
R: 0 H: 0 E: 0 LOB: 0 K: 1 BB: 0 S: 5 P: 5
R: 0 H: 0 E: 0 LOB: 0 K: 2 BB: 0 S: 3 P: 3
R: 0 H: 0 E: 0 LOB: 0 K: 2 BB: 0 S: 7 P: 7
R: 0 H: 0 E: 0 LOB: 0 K: 2 BB: 0 S: 7 P: 7
R: 0 H: 0 E: 0 LOB: 0 K: 2 BB: 0 S: 7 P: 7
R: 0 H: 1 E: 0 LOB: 2 K: 2 BB: 1 S: 8 P: 12
R: 0 H: 0 E: 0 LOB: 0 K: 1 BB: 0 S: 5 P: 5
R: 0 H: 1 E: 0 LOB: 1 K: 0 BB: 0 S: 4 P: 4
R: 0 H: 0 E: 0 LOB: 0 K: 1 BB: 0 S: 5 P: 5
R: 0 H: 0 E: 0 LOB: 0 K: 1 BB: 0 S: 5 P: 5
R: 0 H: 0 E: 0 LOB: 0 K: 1 BB: 0 S: 5 P: 5
R: 0 H: 0 E: 0 LOB: 2 K: 0 BB: 2 S: 3 P: 11
R: 0 H: 0 E: 0 LOB: 0 K: 3 BB: 0 S: 9 P: 9
R: 0 H: 0 E: 0 LOB: 0 K: 0 BB: 0 S: 3 P: 3
R: 0 H: 1 E: 1 LOB: 1 K: 0 BB: 0 S: 4 P: 4
1B: 6 2B: 0 3B: 0 HR: 2
SF: 0 SAC: 1 DP: 1 HBP: 0
WP: 0 PB: 0 SB: 1 CS: 0
PA: 66
AB 61
R 4
H 8
RBI 4
BB 4
SO 15
LOB 16
PITCHER IP WLS BF H R ER SO BB IBB HBP BLK WP HR S P ERA WHIP
Mike Krukow, R (1, 1) ERA: 2.55 5.0 21 5 4 4 1 1 0 0 0 0 0 2 22 26 7.20 1.200
Greg Minton, R (6, 1) ERA: 1.93 2.0 6 0 0 0 2 0 0 0 0 0 0 0 10 10 0.00 0.000
Scott Garrelts, R (8, 1) ERA: 1.36 2.1 9 1 0 0 5 1 0 0 0 0 0 0 18 22 0.00 0.857
Mark Davis, L (10, 1) ERA: 1.73 4.2 15 1 0 0 4 0 0 0 0 0 0 0 23 23 0.00 0.214
Vida Blue, L (15, 1) ERA: 3.6 2.0 8 0 0 0 3 1 1 0 0 0 0 0 12 20 0.00 0.500
PITCHER IP WLS BF H R ER SO BB IBB HBP BLK WP HR S P ERA WHIP
Frank Williams, R (17, 1) ERA: 4.03 2.0 W 7 1 0 0 0 0 0 0 0 0 0 0 5 7 0.00 0.500
San Francisco Giants @ Atlanta Braves
Atlanta-Fulton County Stadium, Atlanta, GA
Tue Jun 11 1985, 7:05 PM EDT
Att. 9,046 - Unknown
livebaseballscorecards.com

San Francisco Giants @ Atlanta Braves

Atlanta-Fulton County Stadium, Atlanta, GA

Wed Jun 12 1985, 7:05 PM EDT
Att. 10,981 - Unknown

livebaseballscorecards.com

Batter	1	2	3	4	5	6	7	8	9	AB	R	H	RBI	BB	SO	LOB
Dan Gladden, R (1, 8) OBP: 0.294, SLG: 0.315	B2-3		BB BB		4-3		G4-6-3 1-2f			3	0	0	0	1	0	1
Manny Trillo, R (1, 4) OBP: 0.290, SLG: 0.267	F8		BB 1-2 2-3		2B			L9		3	0	1	0	1	0	0
Gary Rajsich, L (1, 3) OBP: 0.310, SLG: 0.254	K		4-3		4-3			F9		4	0	0	0	0	1	4
Rob Deer, R (1, 9) OBP: 0.347, SLG: 0.429		F8		HR 1B		G6-4-3 BB		6-3		3	1	1	0	1	0	0
Jeffrey Leonard, R (1, 7) OBP: 0.245, SLG: 0.301		L1-3 1B		K		G6-4-3 1-2f			F9	4	0	1	0	0	1	2
Bob Brenly, R (1, 2) OBP: 0.288, SLG: 0.353		L1-3 1-1		HR 1-H		BB			5-3	3	1	1	2	1	0	1
Chris Brown, R (1, 5) OBP: 0.281, SLG: 0.307			K	F8		K			1B 1B	4	0	1	0	0	2	1
Jose Uribe, S (1, 6) OBP: 0.254, SLG: 0.301			BB SH3-4 1B	F1			G4-6-3 1B		1-2 1B	4	0	3	0	0	0	0
Atlee Hammaker, S (1, 1)			SH3-4 1-2		4-3		K		1-3	1	0	0	0	0	0	0
Greg Minton, S (6, 1)										1	0	0	0	0	1	1
Scot Thompson, L (9, PH) OBP: 0.172, SLG: 0.188										1	0	0	0	0	0	2

Inning Stats	1	2	3	4	5	6	7	8	9		
	R: 0 E: 0 K: 1 S: 5	H: 0 LOB: 0 BB: 0 P: 5	R: 0 E: 0 K: 0 S: 3	H: 1 LOB: 0 BB: 0 P: 3	R: 0 E: 0 K: 1 S: 6	H: 1 LOB: 3 BB: 2 P: 14	R: 2 E: 0 K: 1 S: 7	H: 2 LOB: 0 BB: 0 P: 7	R: 0 E: 0 K: 0 S: 4	H: 1 LOB: 1 BB: 0 P: 4	R: 0 E: 0 K: 1 S: 4	H: 0 LOB: 1 BB: 2 P: 12
	R: 0 E: 0 K: 1 S: 5	H: 1 LOB: 0 BB: 0 P: 5	R: 0 E: 0 K: 0 S: 3	H: 0 LOB: 0 BB: 0 P: 3	R: 0 E: 0 K: 0 S: 5	H: 2 LOB: 2 BB: 0 P: 5	1B: 6 2B: 2 3B: 0 HR: 1	SF: 0 SAC: 1 DP: 3 HBP: 0	WP: 0 PB: 0 SB: 0 CS: 0	PA: 36		

PITCHER	IP	WLS	BF	H	R	ER	SO	BB	IBB	HBP	BLK	WP	HR	S	P	ERA	WHIP
Rick Mahler, R (1, 1) ERA: 3.11	9.0	W	36	8	2	2	5	4	0	0	0	0	1	42	58	2.00	1.333

PITCHER	IP	WLS	BF	H	R	ER	SO	BB	IBB	HBP	BLK	WP	HR	S	P	ERA	WHIP

AB	31
R	2
H	8
RBI	2
BB	4
SO	5
LOB	12

San Francisco Giants @ Atlanta Braves

Atlanta-Fulton County Stadium, Atlanta, GA

Wed Jun 12 1985, 7:05 PM EDT

Att. 10,981 - Unknown

livebaseballscorecards.com

BOTTOM

Batter	1	2	3	4	5	6	7	8	9	AB	R	H	RBI	BB	SO	LOB
Rafael Ramirez, R (1, 6) OBP: 0.291, SLG: 0.376	F9		5-3			SH 1-2	6-3			3	1	0	0	0	0	1
Brad Komminsk, R (1, 9) OBP: 0.333, SLG: 0.288	6-3		6-3			1-3 2-H		S S 1B		4	2	2	1	0	0	0
Dale Murphy, R (1, 8) OBP: 0.397, SLG: 0.589	HR			L7		WP 2-H 3-H		B B B S 1-2		3	1	2	3	1	0	0
Bob Horner, R (1, 3) OBP: 0.309, SLG: 0.433	6-3			F8		B B B 2-3		S S S 1-2 2-3		3	0	0	0	1	1	2
Terry Harper, R (1, 7) OBP: 0.304, SLG: 0.384		S S S		S S S		FC5-2-5 1-2 3-H		I I I 1B		3	0	0	0	1	2	2
Ken Oberkfell, L (1, 5) OBP: 0.308, SLG: 0.342		4-3			E9 4-3 L6-5	G1-6-3 1-2f		1-2 2-H 3-H		4	0	2	1	0	0	2
Glenn Hubbard, R (1, 4) OBP: 0.346, SLG: 0.308	B B B BB				4-3 2-3		B B B SH1-4 BB		F2	2	0	0	0	2	0	3
Larry Owen, R (1, 2) OBP: 0.538, SLG: 0.545		F5			L6-5 3-3		S S S			3	0	0	0	0	1	3
Rick Mahler, R (1, 1) OBP: 0.220, SLG: 0.250			1-3			SH 1-2	SH1-4 1-2			2	1	1	0	0	0	0

	AB	27
	R	5
	H	7
	RBI	5
	BB	5
	SO	4
	LOB	13

Inning Stats	1	2	3	4	5	6	7	8	9
	R: 1 E: 0 K: 0 S: 4	R: 0 E: 0 K: 1 S: 5	R: 0 E: 0 K: 0 S: 3	R: 0 E: 0 K: 1 S: 5	R: 0 E: 1 K: 0 S: 3	R: 3 E: 0 K: 0 S: 6	R: 0 E: 0 K: 1 S: 5	R: 1 E: 0 K: 1 S: 6	
	H: 1 LOB: 0 BB: 0 P: 4	H: 0 LOB: 1 BB: 1 P: 9	H: 0 LOB: 0 BB: 0 P: 3	H: 0 LOB: 0 BB: 0 P: 5	H: 1 LOB: 0 BB: 0 P: 3	H: 3 LOB: 1 BB: 1 P: 10	H: 0 LOB: 1 BB: 1 P: 9	H: 2 LOB: 2 BB: 2 P: 14	

	1B: 4	SF: 0	WP: 1	PA: 34
	2B: 3	SAC: 2	PB: 0	
	3B: 0	DP: 2	SB: 3	
	HR: 1	HBP: 0	CS: 0	

PITCHER		IP	WLS	BF	H	R	ER	SO	BB	IBB	HBP	BLK	WP	HR	S	P	ERA	WHIP
Atlee Hammaker, L ERA: 3.34	(1, 1)	5.0	L	21	5	4	4	2	1	0	0	0	0	1	24	28	7.20	1.200
Greg Minton, R ERA: 2.02	(6, 1)	3.0		13	2	1	1	2	3	1	0	0	1	0	13	29	3.00	1.667

PITCHER	IP	WLS	BF	H	R	ER	SO	BB	IBB	HBP	BLK	WP	HR	S	P	ERA	WHIP

Batter	1	2	3	4	5	6	7	8	9	10	11	AB	R	H	RBI	BB	SO	LOB
Gary Redus, R (1, 7) OBP: 0.411, SLG: 0.479	F8			4-3 S HR BB		F4			F8		SH1-3 1B	4	1	1	2	1	0	1
Eddie Milner, L (1, 8) OBP: 0.309, SLG: 0.248	K			4-3 1-3		1-3			F5		1B 1B	6	1	1	1	0	1	4
Pete Rose, S (1, 3) OBP: 0.400, SLG: 0.375	6-3			L4			E6 G4-6-3		4-3		1B 1B 1-2 1B BB	4	1	0	0	1	0	2
Dave Parker, L (1, 9) OBP: 0.361, SLG: 0.532 Duane Walker, L (11, 9) OBP: 0.316, SLG: 0.469		K		HR 3-H			G4-6-3 1-2f			F8 1-2 BB 2-3 1B	1B 1B 1-2 BB 2-3 1B	5 0	2 0	2 0	2 0	0 0	1 0	1 0
Alan Knicely, R (1, 2) OBP: 0.383, SLG: 0.568 Max Venable, L (10, PR) OBP: 0.500, SLG: 0.600 Dave Vangorder, R (10, 2) OBP: 0.272, SLG: 0.294		5-3		F8			3-1			S BB	BB 1B 1-2 2-3 3-H 1B	3 0 1	0 0 1	0 0 1	0 0 1	1 0 0	0 0 0	0 0 0
Ron Oester, S (1, 4) OBP: 0.341, SLG: 0.380		6-3			K	F7				F9	1B BB 1-2 1B 2-3 3-H 1B	5	1	1	1	0	1	1
Wayne Krenchicki, L (1, 5) OBP: 0.346, SLG: 0.380 Nick Esasky, R (10, PH) OBP: 0.315, SLG: 0.364 (10, 5)			K		L8	6-3				IBB	BB	3 0	0 1	0 0	0 1	0 2	1 0	0 0
Tom Foley, L (1, 6) OBP: 0.174, SLG: 0.206 Ted Power, R (8, 1) Tony Perez, R (10, PH) OBP: 0.500, SLG: 0.778 John Franco, L (10, 1) OBP: 0.500, SLG: 0.500			5-3		4-3		F6			K	1B 1-2 2-3 3-H 1B	3 0 1 1	0 0 0 0	0 0 0 1	0 0 0 1	0 0 1 0	0 0 2 0	0 0 0 0
Jay Tibbs, R (1, 1) OBP: 0.125, SLG: 0.067 Dave Concepcion, R (8, 6) OBP: 0.329, SLG: 0.416			K			6-3			1B	SH1-3 1B K	2 3	0 1	0 2	0 0	1 1	0 3	
Inning Stats	R: 0 H: 0 E: 0 LOB: 0 K: 1 BB: 0 S: 5 P: 5	R: 0 H: 0 E: 0 LOB: 0 K: 1 BB: 0 S: 5 P: 5	R: 0 H: 0 E: 0 LOB: 0 K: 2 BB: 0 S: 7 P: 7	R: 2 H: 1 E: 0 LOB: 0 K: 0 BB: 1 S: 4 P: 8	R: 0 H: 0 E: 0 LOB: 0 K: 1 BB: 0 S: 5 P: 5	R: 0 H: 0 E: 0 LOB: 0 K: 0 BB: 0 S: 3 P: 3	R: 0 H: 0 E: 1 LOB: 0 K: 0 BB: 0 S: 3 P: 3	R: 0 H: 0 E: 0 LOB: 0 K: 0 BB: 0 S: 3 P: 3	R: 0 H: 1 E: 0 LOB: 1 K: 0 BB: 0 S: 4 P: 4	R: 0 H: 0 E: 0 LOB: 2 K: 1 BB: 2 S: 5 P: 13	R: 7 H: 7 E: 0 LOB: 2 K: 1 BB: 2 S: 12 P: 20	1B: 8 2B: 0 3B: 0 HR: 1	SF: 0 SAC: 1 DP: 1 HBP: 0				WP: 0 PB: 0 SB: 3 CS: 0	PA: 47	

PITCHER		IP	WLS	BF	H	R	ER	SO	BB	IBB	HBP	BLK	WP	HR	S	P	ERA	WHIP
Steve Shields, R ERA: 3.65	(1, 1)	8.0		26	1	2	2	5	1	0	0	0	0	1	35	39	2.25	0.250
Rick Camp, R ERA: 3.46	(9, 1)	1.0		4	1	0	0	0	0	0	0	0	0	0	4	4	0.00	1.000
Terry Forster, L ERA: 1.3	(10, 1)	0.2		4	0	0	0	0	1	1	0	0	0	0	2	10	0.00	1.500
Jeff Dedmon, R ERA: 2.38	(10, 1)	0.1		1	0	0	0	1	0	0	0	0	0	0	3	3	0.00	0.000
Gene Garber, R ERA: 6.21	(11, 1)	0.1	L	4	2	3	3	0	1	0	0	0	0	0	3	7	81.00	9.000

PITCHER		IP	WLS	BF	H	R	ER	SO	BB	IBB	HBP	BLK	WP	HR	S	P	ERA	WHIP
Dave Schuler, L ERA: 20.25	(11, 1)	0.2		8	5	4	4	1	1	0	0	0	0	0	9	13	54.00	9.000

Cincinnati Reds @ Atlanta Braves

Atlanta-Fulton County Stadium, Atlanta, GA

Thu Jun 13 1985, 7:05 PM EDT

Att. 15,814 - Unknown

TOP

livebaseballscorecards.com

AB	41
R	9
H	9
RBI	9
BB	5
SO	7
LOB	14

Batter	1	2	3	4	5	6	7	8	9	10	11	AB	R	H	RBI	BB	SO	LOB
Claudell Washington, L (1, 9) OBP: 0.320, SLG: 0.417	L9			F8		G3		BB, 1B, 2-H		K		5	0	1	1	0	1	0
Brad Komminsk, R (1, 7) OBP: 0.336, SLG: 0.287	G3			6-3		CS, 1B		BB, 1-2			F4	4	0	1	0	1	0	0
Dale Murphy, R (1, 8) OBP: 0.388, SLG: 0.575	F9			F9		CS, 1-2	K	K			K	5	0	0	0	0	3	2
Bob Horner, R (1, 3) OBP: 0.312, SLG: 0.425		6-3			6-3		FC4-6, BB		FC6-4, BB		F7	3	0	0	0	2	0	0
Ken Oberkfell, L (1, 5) OBP: 0.306, SLG: 0.339		L3			WP, WP, 1B, 1B		FC4-6, 1-2f		K			4	1	1	0	0	1	2
Rafael Ramirez, R (1, 6) OBP: 0.286, SLG: 0.369		K			F8, 1-2		F8		F8			4	0	0	0	0	1	3
Glenn Hubbard, R (1, 4) OBP: 0.344, SLG: 0.307			E6, CS		F8, 2-H, 1B			E6, SH1-4, 1B	FC6-4, 1-2f			4	1	1	1	0	0	1
Larry Owen, R (1, 2) OBP: 0.483, SLG: 0.480			K, 1-2		F8			SH1-4, 1-2		6-3		3	0	0	0	0	1	2
Steve Shields, R (1, 1) OBP: 0.111, SLG: 0.111			4-3			1-3		F9		L7		2	0	0	0	0	0	0
Gerald Perry, L (8, PH) OBP: 0.270, SLG: 0.260												1	0	0	0	0	0	1
Rick Camp, R (9, 1)												0	0	0	0	0	0	0
Terry Forster, L (10, 1)												0	0	0	0	0	0	0
Jeff Dedmon, L (10, 1) OBP: 0.333, SLG: 0.333												0	0	0	0	0	0	0
Terry Harper, R (10, PH) OBP: 0.302, SLG: 0.381												1	0	0	0	0	0	0
Gene Garber, R (11, 1) OBP: 0.500, SLG: 0.500												0	0	0	0	0	0	0
Dave Schuler, R (11, 1)												0	0	0	0	0	0	0
Inning Stats	R: 0 E: 0 K: 0 S: 3 / H: 0 LOB: 0 BB: 0 P: 3	R: 0 E: 0 K: 1 S: 5 / H: 0 LOB: 0 BB: 0 P: 5	R: 0 E: 1 K: 1 S: 5 / H: 0 LOB: 0 BB: 0 P: 5	R: 0 E: 0 K: 0 S: 3 / H: 0 LOB: 0 BB: 0 P: 3	R: 1 E: 0 K: 0 S: 5 / H: 2 LOB: 1 BB: 0 P: 5	R: 0 E: 0 K: 0 S: 3 / H: 1 LOB: 0 BB: 0 P: 3	R: 0 E: 0 K: 1 S: 5 / H: 0 LOB: 1 BB: 1 P: 9	R: 1 E: 1 K: 1 S: 7 / H: 1 LOB: 2 BB: 1 P: 11	R: 0 E: 0 K: 1 S: 5 / H: 0 LOB: 1 BB: 1 P: 9	R: 0 E: 0 K: 1 S: 5 / H: 0 LOB: 0 BB: 0 P: 5	R: 0 E: 0 K: 1 S: 5 / H: 0 LOB: 0 BB: 0 P: 5	1B: 4 2B: 1 3B: 0 HR: 0	SF: 0 SAC: 1 DP: 1 HBP: 0					

PITCHER	IP	WLS	BF	H	R	ER	SO	BB	IBB	HBP	BLK	WP	HR	S	P	ERA	WHIP
Jay Tibbs, R (1, 1) ERA: 4.4	7.2		29	4	2	1	3	2	0	0	0	2	0	33	41	1.17	0.783
Ted Power, R (8, 1) ERA: 2.59	1.1		5	0	0	0	2	1	0	0	0	0	0	8	12	0.00	0.750
John Franco, L (10, 1) ERA: 2.77	2.0	W	6	0	0	0	2	0	0	0	0	0	0	10	10	0.00	0.000

PITCHER	IP	WLS	BF	H	R	ER	SO	BB	IBB	HBP	BLK	WP	HR	S	P	ERA	WHIP

BOTTOM

Cincinnati Reds @ Atlanta Braves

Atlanta-Fulton County Stadium, Atlanta, GA

Thu Jun 13 1985, 7:05 PM EDT

Att. 15,814 - Unknown

livebaseballscorecards.com

AB	36
R	2
H	4
RBI	2
BB	3
SO	7
LOB	11

WP: 2	PA: 41		
PB: 0			
SB: 0			
CS: 2			

Batter	1	2	3	4	5	6	7	8	9	AB	R	H	RBI	BB	SO	LOB
Gary Redus, R (1, 8) (8, 7) OBP: 0.402, SLG: 0.475	F9		F4		K		F9		1-3, 2-H, 2B	5	0	1	1	0	1	0
Dave Concepcion, R (1, 6) OBP: 0.335, SLG: 0.429	5-3		HR		BB		S, BB		L4	3	1	1	1	2	0	1
Dave Parker, L (1, 9) OBP: 0.358, SLG: 0.522	F9		CS, BB		K		4-3, 1-2		1-3, 2-3	4	0	0	0	1	1	3
Tony Perez, R (1, 3) OBP: 0.500, SLG: 0.769		2B, 2B	F9, 1-2		K			BB, SH1-3	F5	3	1	1	0	1	1	2
Eddie Milner, L (8, PR) (8, 8) OBP: 0.307, SLG: 0.247										1	0	0	0	0	0	1
Alan Knicely, R (1, 2) OBP: 0.381, SLG: 0.571		4-3, 1B, 2-H, 2B		5-3		5-3		SH1-3, 1-2		3	1	1	1	0	0	0
Dave Vangorder, R (8, 2) OBP: 0.272, SLG: 0.294										0	0	0	0	0	0	0
Cesar Cedeno, R (1, 7) (8, 3) OBP: 0.318, SLG: 0.331		4-3, 2-3		FC4-6, 1B, BB		3-1		F7		3	0	0	0	1	0	3
Nick Esasky, R (1, 5) OBP: 0.331, SLG: 0.372		S, 1B, 3-H		FC4-6, 1-2		FC4, BB		BB		2	0	2	1	2	0	0
Ron Oester, S (1, 4) OBP: 0.333, SLG: 0.370		K, 1-2		FC4-6, FC6-4, 1-2f, 2-3		FC4, 1-2f		F8		4	0	0	0	0	1	6
Mario Soto, R (1, 1) OBP: 0.195, SLG: 0.225		F2		FC6-4, 1-2f			6-3		2B, 2B	3	0	0	0	0	0	3
Max Venable, L (9, PH) OBP: 0.571, SLG: 0.833										1	1	1	0	0	0	0
Inning Stats	R: 0 E: 0 K: 0 S: 3 H: 0 LOB: 0 BB: 0 P: 3	R: 2 E: 0 K: 1 S: 8 H: 3 LOB: 1 BB: 0 P: 8	R: 1 E: 0 K: 0 S: 3 H: 1 LOB: 0 BB: 1 P: 7	R: 0 E: 0 K: 0 S: 4 H: 1 LOB: 2 BB: 1 P: 8	R: 0 E: 0 K: 3 S: 9 H: 0 LOB: 1 BB: 1 P: 13	R: 0 E: 0 K: 0 S: 3 H: 0 LOB: 1 BB: 1 P: 7	R: 0 E: 0 K: 0 S: 3 H: 0 LOB: 1 BB: 1 P: 7	R: 0 E: 0 K: 0 S: 3 H: 0 LOB: 2 BB: 2 P: 11	R: 1 E: 0 K: 0 S: 5 H: 2 LOB: 1 BB: 0 P: 5	1B: 2 2B: 4 3B: 0 HR: 1	SF: 0 SAC: 1 DP: 0 HBP: 0					

TOP

Cincinnati Reds @ Atlanta Braves

Atlanta-Fulton County Stadium, Atlanta, GA

Fri Jun 14 1985, 7:05 PM EDT

Att. 26,322 - Unknown

livebaseballscorecards.com

AB	32
R	4
H	7
RBI	4
BB	7
SO	4
LOB	19

PITCHER		IP	WLS	BF	H	R	ER	SO	BB	IBB	HBP	BLK	WP	HR	S	P	ERA	WHIP
Zane Smith, L ERA: 4.56	(1, 1)	7.0		30	5	3	3	4	5	0	0	0	0	1	33	53	3.86	1.429
Bruce Sutter, R ERA: 2.89	(8, 1)	2.0	W	10	2	1	1	0	2	0	0	0	0	0	8	16	4.50	2.000

PITCHER	IP	WLS	BF	H	R	ER	SO	BB	IBB	HBP	BLK	WP	HR	S	P	ERA	WHIP

1B: 2	SF: 0	WP: 0	PA: 40
2B: 4	SAC: 1	PB: 0	
3B: 0	DP: 0	SB: 2	
HR: 1	HBP: 0	CS: 1	

Cincinnati Reds @ Atlanta Braves

Atlanta-Fulton County Stadium, Atlanta, GA

Fri Jun 14 1985, 7:05 PM EDT

Att. 26,322 - Unknown

BOTTOM

Batter	1	2	3	4	5	6	7	8	9	AB	R	H	RBI	BB	SO	LOB
Brad Komminsk, R (1, 9) OBP: 0.333, SLG: 0.294	HR 2B		F9			F4		F4		4	1	1	0	0	0	0
Ken Oberkfell, L (1, 5) OBP: 0.313, SLG: 0.370	2-H HR		L9			L9		E 1B		4	2	2	2	0	0	0
Dale Murphy, R (1, 8) OBP: 0.382, SLG: 0.565	5-3		SSS K			L7		E5 1-H HR		4	1	0	0	0	1	0
Bob Horner, R (1, 3) OBP: 0.316, SLG: 0.452	F7			F8			WP SF7 2B	3-H HR		4	2	2	2	0	0	0
Terry Harper, R (1, 7) OBP: 0.307, SLG: 0.376	BBBB S BB			F9			BBBB 2-3 BB	SSS K		2	0	0	0	2	1	0
Paul Runge, R (1, 6) OBP: 0.273, SLG: 0.111	5-3 1-2			F7			F4	BBB 2B BB		3	0	0	0	1	0	3
Glenn Hubbard, R (1, 4) OBP: 0.348, SLG: 0.314		6-3			5-3		BBBB 1-2 BB	1-3 2B		3	0	1	0	1	0	0
Larry Owen, R (1, 2) OBP: 0.452, SLG: 0.444		F8			SSS K		SF7 3-H			2	0	0	0	0	1	0
Gerald Perry, L (7, PH) OBP: 0.268, SLG: 0.260										0	0	0	1	0	0	0
Rick Cerone, R (8, 2) OBP: 0.299, SLG: 0.302										0	0	0	0	0	0	0
Zane Smith, L (1, 1)		F5			4-3		L8			2	0	0	0	0	0	0
Chris Chambliss, L (7, PH) OBP: 0.274, SLG: 0.255										1	0	0	0	0	0	2
Bruce Sutter, R (8, 1)										0	0	0	0	0	0	0
Inning Stats	R: 2 E: 0 K: 0 S: 5 H: 2 LOB: 1 BB: 1 P: 9	R: 0 E: 0 K: 0 S: 3 H: 0 LOB: 0 BB: 0 P: 3	R: 0 E: 0 K: 1 S: 5 H: 0 LOB: 0 BB: 0 P: 5	R: 0 E: 0 K: 0 S: 3 H: 0 LOB: 0 BB: 0 P: 3	R: 0 E: 0 K: 1 S: 5 H: 0 LOB: 0 BB: 0 P: 5	R: 0 E: 0 K: 0 S: 3 H: 0 LOB: 0 BB: 0 P: 3	R: 1 E: 0 K: 0 S: 4 H: 1 LOB: 2 BB: 2 P: 12	R: 3 E: 1 K: 1 S: 8 H: 3 LOB: 2 BB: 1 P: 12		1B: 1 2B: 3 3B: 0 HR: 2	SF: 1 SAC: 0 DP: 0 HBP: 0						

PITCHER	IP	WLS	BF	H	R	ER	SO	BB	IBB	HBP	BLK	WP	HR	S	P	ERA	WHIP
Mario Soto, R (1, 1) ERA: 2.93	8.0	L	34	6	6	5	3	4	0	0	0	1	2	36	52	5.62	1.250

PITCHER	IP	WLS	BF	H	R	ER	SO	BB	IBB	HBP	BLK	WP	HR	S	P	ERA	WHIP

AB	29
R	6
H	6
RBI	5
BB	4
SO	3
LOB	5

WP: 1 PA: 34
PB: 0
SB: 1
CS: 0

livebaseballscorecards.com

Cincinnati Reds @ Atlanta Braves

Atlanta-Fulton County Stadium, Atlanta, GA

Sat Jun 15 1985, 7:05 PM EDT

Att. 29,635 - Unknown

TOP

livebaseballscorecards.com

Batter	1	2	3	4	5	6	7	8	9	AB	R	H	RBI	BB	SO	LOB
Eddie Milner, L (1, 8) OBP: 0.300, SLG: 0.241	F5		5-3 1-2		F2		FC6-4 1-2f			4	0	0	0	0	0	5
Pete Rose, S (1, 3) OBP: 0.397, SLG: 0.368	F8		FC6 BB		F8			1-3		3	0	0	0	1	0	2
Dave Parker, L (1, 9) OBP: 0.356, SLG: 0.515	F8		FC6 1-2f			G6-4-3 BB		K		3	0	0	0	1	1	2
Alan Knicely, R (1, 2) OBP: 0.366, SLG: 0.545		6-3		F9		G6-4-3 1-2f		F3		4	0	0	0	0	0	1
Duane Walker, L (1, 7) OBP: 0.286, SLG: 0.417		F9		K		K			K	4	0	0	0	0	3	0
Dave Concepcion, R (1, 6) OBP: 0.338, SLG: 0.431		FC6-4 1B		6-3			K		BB WP 1B	4	0	2	0	0	1	0
Ron Oester, S (1, 4) OBP: 0.337, SLG: 0.376		FC6-4 1-2f			3-1			2B	BB 1-2	3	0	1	0	1	0	1
Wayne Krenchicki, L (1, 5) OBP: 0.353, SLG: 0.370			F9		1B				G3-6-1 1-2 2-3	2	0	0	0	2	1	1
Joe Price, R (1, 1) Cesar Cedeno, R (5, PH) OBP: 0.323, SLG: 0.336 Ron Robinson, R (5, 1) Nick Esasky, R (7, PH) OBP: 0.335, SLG: 0.372 John Stuper, R (7, 1) OBP: 0.235, SLG: 0.071 Max Venable, L (9, PH) OBP: 0.500, SLG: 0.714			E6 5-3		1B		FC6-4 HBP		G3-6-1 1-2f	1 1 0 0 0 1	0 0 0 0 0 0	0 1 0 0 0 0	0 0 0 0 0 0	0 0 0 0 0 0	0 0 0 0 0 0	0 0 0 0 0 3
Inning Stats	R: 0 E: 0 K: 0 S: 3 H: 0 LOB: 0 BB: 0 P: 3	R: 0 E: 0 K: 0 S: 4 H: 1 LOB: 1 BB: 0 P: 4	R: 0 E: 1 K: 0 S: 4 H: 0 LOB: 2 BB: 1 P: 8	R: 0 E: 0 K: 1 S: 5 H: 0 LOB: 0 BB: 0 P: 5	R: 0 E: 0 K: 0 S: 4 H: 1 LOB: 2 BB: 1 P: 8	R: 0 E: 0 K: 1 S: 4 H: 0 LOB: 0 BB: 1 P: 8	R: 0 E: 0 K: 2 S: 8 H: 1 LOB: 2 BB: 0 P: 9	R: 0 E: 0 K: 1 S: 5 H: 0 LOB: 0 BB: 0 P: 5	R: 0 E: 0 K: 1 S: 5 H: 1 LOB: 2 BB: 2 P: 13	1B: 3 2B: 1 3B: 0 HR: 0 SF: 0 SAC: 0 DP: 2 HBP: 1						

	AB	30
	R	0
	H	4
	RBI	0
	BB	5
	SO	6
	LOB	15

WP: 1 PB: 0 SB: 0 CS: 0 PA: 36

PITCHER		IP	WLS	BF	H	R	ER	SO	BB	IBB	HBP	BLK	WP	HR	S	P	ERA	WHIP
Steve Bedrosian, R ERA: 2.62	(1, 1)	7.0	W	28	3	0	0	4	3	0	1	0	0	0	32	45	0.00	0.857
Jeff Dedmon, R ERA: 2.19	(8, 1)	2.0		8	1	0	0	2	2	0	0	0	1	0	10	18	0.00	1.500

PITCHER		IP	WLS	BF	H	R	ER	SO	BB	IBB	HBP	BLK	WP	HR	S	P	ERA	WHIP

Cincinnati Reds @ Atlanta Braves

Atlanta-Fulton County Stadium, Atlanta, GA

Sat Jun 15 1985, 7:05 PM EDT

Att. 29,635 - Unknown

livebaseballscorecards.com

Batter	1	2	3	4	5	6	7	8	9	AB	R	H	RBI	BB	SO	LOB
Brad Komminsk, R (1, 9) OBP: 0.324, SLG: 0.285	K		E5 2B SF7 1-2	K			FC1-6 FC4-6 1-2f 2-3			4	1	0	0	0	2	3
Glenn Hubbard, R (1, 4) OBP: 0.345, SLG: 0.322	K		HR 2B 1-3 2-H		6-3		SF8 3-H			3	1	1	2	0	1	0
Dale Murphy, R (1, 8) OBP: 0.380, SLG: 0.557	K		HR IBB		3-1		FC4-6 1-2f			3	1	0	0	1	1	1
Bob Horner, R (1, 3) OBP: 0.309, SLG: 0.444		F3	SF7 3-H		K			6-3		3	0	0	1	0	1	0
Terry Harper, R (1, 7) OBP: 0.318, SLG: 0.405		1B	HR 1-H 2-H			6-3		1B SF8		4	2	3	3	0	0	0
Ken Oberkfell, L (1, 5) OBP: 0.326, SLG: 0.377		F4	1B			G1-6-3 BB		BB 1-3		3	0	2	0	1	0	1
Larry Owen, R (1, 2) OBP: 0.400, SLG: 0.400	K	F4				G1-6-3 1-2f		SF8 3-H		3	0	0	1	0	1	3
Paul Runge, R (1, 6) OBP: 0.400, SLG: 0.182			WP BB	6-3			FC1-6 1B SF8	BB 1-2		2	2	1	0	2	0	0
Steve Bedrosian, R (1, 1) OBP: 0.040, SLG: 0.040			K	5-3			FC1-6 1-2	4-3		2	0	0	0	0	1	1
Gerald Perry, L (7, PH) OBP: 0.273, SLG: 0.265										1	0	1	0	0	0	0
Jeff Dedmon, L (8, 1) OBP: 0.250, SLG: 0.250										1	0	0	0	0	0	2
Inning Stats	R: 0 E: 0 K: 3 S: 9 H: 0 LOB: 0 BB: 0 P: 9	R: 0 E: 0 K: 1 S: 6 H: 1 LOB: 1 BB: 0 P: 6	R: 5 E: 1 K: 1 S: 9 H: 3 LOB: 1 BB: 2 P: 17	R: 0 E: 0 K: 1 S: 5 H: 0 LOB: 0 BB: 0 P: 5	R: 0 E: 0 K: 1 S: 5 H: 0 LOB: 0 BB: 0 P: 5	R: 0 E: 0 K: 0 S: 2 H: 0 LOB: 0 BB: 1 P: 6	R: 1 E: 0 K: 0 S: 5 H: 2 LOB: 1 BB: 0 P: 5	R: 1 E: 0 K: 0 S: 5 H: 2 LOB: 2 BB: 1 P: 9		1B: 6 2B: 1 3B: 0 HR: 1	SF: 3 SAC: 0 DP: 1 HBP: 0					

PITCHER	IP	WLS	BF	H	R	ER	SO	BB	IBB	HBP	BLK	WP	HR	S	P	ERA	WHIP
Joe Price, L (1, 1) ERA: 3.0	4.0	L	19	4	5	1	6	1	1	0	0	1	1	29	37	2.25	1.250
Ron Robinson, R (5, 1) ERA: 2.45	2.0		6	0	0	0	1	1	0	0	0	0	0	7	11	0.00	0.500
John Stuper, R (7, 1) ERA: 5.45	2.0		11	4	2	2	0	1	0	0	0	0	0	10	14	9.00	2.500

PITCHER	IP	WLS	BF	H	R	ER	SO	BB	IBB	HBP	BLK	WP	HR	S	P	ERA	WHIP

AB	29
R	7
H	8
RBI	7
BB	4
SO	7
LOB	11

WP: 1 PB: 0 SB: 0 CS: 0 PA: 36

Batter	1	2	3	4	5	6	7	8	9	10	AB	R	H	RBI	BB	SO	LOB
Gary Redus, R (1, 7) OBP: 0.410, SLG: 0.519	F5	2-H, 3-H: HR		1-2: 1B		1-2f: FC6-4			2-H: 1-3, 1B: 2B		5	2	3	4	0	0	1
Max Venable, L (1, 8) OBP: 0.385, SLG: 0.455	F8	BBB, CS: BB		F8			B1-3		2-3: 1-3		4	0	0	0	1	0	3
Pete Rose, S (1, 3) OBP: 0.402, SLG: 0.371	BB: 1B	CS 1-2	BBB, 4-3: BLK, BB		F7		4-3		1B: 1B 3-H		4	0	2	1	1	0	0
Ted Power, R (9, 1)											0	0	0	0	0	0	0
John Franco, L (10, 1) OBP: 0.500, SLG: 0.500											0	0	0	0	0	0	0
Dave Parker, L (1, 9) OBP: 0.357, SLG: 0.511	BBB, 1-2: BB			L4	4-3		2-3		FC5-4 1-3		4	0	1	0	1	0	1
Alan Knicely, R (1, 2) OBP: 0.358, SLG: 0.527	SSS, K		4-3 1-3		1B			SSS, K	FC5-4 1-2f		5	0	1	0	0	2	5
Dave Concepcion, R (1, 6) OBP: 0.335, SLG: 0.425		4-3, 1B: HR 1B	3-1		F6			6-3		F9	5	1	1	0	0	0	2
Ron Oester, S (1, 4) OBP: 0.335, SLG: 0.373		4-3 1-2: HR 1B		L3		F4		4-3		F5	4	1	1	0	0	0	0
Tom Foley, L (8, 4) OBP: 0.171, SLG: 0.203											1	0	0	0	0	0	0
Wayne Krenchicki, L (1, 5) OBP: 0.345, SLG: 0.360	4-3 1-2 2-3			F5		BBBB, FC6-4: BB			BBBB, 5-3: 2B BB	HR	2	0	0	0	0	0	2
Nick Esasky, R (6, PH) OBP: 0.347, SLG: 0.397											1	2	1	1	2	0	0
(6, 5)																	
Tom Browning, L (1, 1) OBP: 0.160, SLG: 0.045	SSS, K			E6 1B		F4			1-2: 5-3	F7	1	0	0	0	0	1	2
Ron Robinson, R (3, 1)											1	0	0	0	0	0	0
Cesar Cedeno, R (6, PH) OBP: 0.321, SLG: 0.333											1	0	0	0	0	0	1
Tom Hume, R (6, 1)											0	0	0	0	0	0	0
Tony Perez, R (9, PH) OBP: 0.480, SLG: 0.732											2	0	0	0	0	0	1
(9, 3)																	

Inning Stats										
	R: 0 E: 0 K: 1 S: 6	H: 1 LOB: 2 BB: 1 P: 10	R: 3 E: 0 K: 1 S: 7	H: 3 LOB: 0 BB: 1 P: 11	R: 0 E: 0 K: 0 S: 3	H: 0 LOB: 1 BB: 1 P: 7	R: 0 E: 1 K: 0 S: 5	H: 1 LOB: 2 BB: 0 P: 5	R: 0 E: 0 K: 0 S: 4	H: 1 LOB: 1 BB: 0 P: 4
	R: 0 E: 0 K: 0 S: 3	H: 0 LOB: 1 BB: 1 P: 7	R: 0 E: 0 K: 0 S: 3	H: 0 LOB: 0 BB: 0 P: 3	R: 0 E: 0 K: 1 S: 5	H: 0 LOB: 0 BB: 0 P: 5	R: 2 E: 0 K: 0 S: 6	H: 3 LOB: 2 BB: 1 P: 10	R: 1 E: 0 K: 0 S: 4	H: 1 LOB: 0 BB: 0 P: 4

PITCHER	IP	WLS	BF	H	R	ER	SO	BB	IBB	HBP	BLK	WP	HR	S	P	ERA	WHIP
Rick Mahler, R (1, 1) ERA: 3.2	5.0		24	6	3	3	2	3	0	0	1	0	1	25	37	5.40	1.800
Terry Forster, L (6, 1) ERA: 1.21	2.0		7	0	0	0	0	1	0	0	0	0	0	6	10	0.00	0.500
Bruce Sutter, R (8, 1) ERA: 3.35	3.0	L	14	4	3	3	1	1	0	0	0	0	1	15	19	9.00	1.667

PITCHER	IP	WLS	BF	H	R	ER	SO	BB	IBB	HBP	BLK	WP	HR	S	P	ERA	WHIP

TOP

Cincinnati Reds @ Atlanta Braves

Atlanta-Fulton County Stadium, Atlanta, GA

Sun Jun 16 1985, 3:33 AM EDT

Att. 24,863 - Unknown

livebaseballscorecards.com

AB	40
R	6
H	10
RBI	6
BB	5
SO	3
LOB	18

1B: 7	SF: 0	WP: 0	PA: 46
2B: 1	SAC: 0	PB: 0	
3B: 0	DP: 0	SB: 0	
HR: 2	HBP: 0	CS: 1	

Batter	1	2	3	4	5	6	7	8	9	10	AB	R	H	RBI	BB	SO	LOB
Brad Komminsk, R (1, 9) OBP: 0.314, SLG: 0.274	F4		E6 1B SH1-4 2B 1-2	4-3 1-2		5-3			5-3		5	1	0	0	0	0	2
Glenn Hubbard, R (1, 4) OBP: 0.349, SLG: 0.322	K		SH1-4 1-2 2-3	5-3			G5-4-3 1B			2B FC3-2 BB	3	0	1	0	1	1	1
Dale Murphy, R (1, 8) OBP: 0.376, SLG: 0.549	K		2B 1B 2-3 3-H	K			G5-4-3 1-2f			F3	5	1	1	1	0	2	3
Bob Horner, R (1, 3) OBP: 0.317, SLG: 0.461 Albert Hall, S (10, PR) OBP: 0.240, SLG: 0.174		G3 1B 1B	BB SF7 2B 1-H 3-H		5-3		F9			FC3-2 2B 1-3	5 0	2 0	3 0	2 0	0 0	0 0	0 0
Terry Harper, R (1, 7) OBP: 0.326, SLG: 0.404		G3 1-2	BB BB		G3 S 1B			K		FC3-2 IBB	3	0	1	0	2	1	1
Ken Oberkfell, L (1, 5) OBP: 0.321, SLG: 0.365		K	BB 1-2 2-3		G3 1-3			4-3		FC3-2 1-2 2-3 3-Hf	4	0	0	0	1	1	5
Rick Cerone, R (1, 2) OBP: 0.295, SLG: 0.300		1B 2-H	SF7 3-H		F9			F4		F8	4	0	1	2	0	0	4
Paul Runge, R (1, 6) OBP: 0.316, SLG: 0.133		K	F7			K			F8		4	0	0	0	0	2	3
Rick Mahler, R (1, 1) OBP: 0.256, SLG: 0.250 Terry Forster, L (6, 1) Bruce Sutter, R (8, 1)			SH1-4 E 1B BB	4-3 BB		6-3			K		0 1 1	1 0 0	0 0 0	0 0 0	2 0 1	0 0 0	0 0 0
Inning Stats	R: 0 E: 0 K: 2 S: 7 H: 0 LOB: 0 BB: 0 P: 7	R: 1 E: 0 K: 2 S: 9 H: 2 LOB: 1 BB: 0 P: 9	R: 4 E: 1 K: 0 S: 6 H: 2 LOB: 2 BB: 3 P: 18	R: 0 E: 0 K: 1 S: 5 H: 0 LOB: 1 BB: 1 P: 9	R: 0 E: 0 K: 0 S: 4 H: 1 LOB: 1 BB: 0 P: 4	R: 0 E: 0 K: 1 S: 5 H: 0 LOB: 0 BB: 0 P: 5	R: 0 E: 0 K: 0 S: 3 H: 1 LOB: 0 BB: 0 P: 3	R: 0 E: 0 K: 1 S: 5 H: 0 LOB: 0 BB: 0 P: 5	R: 0 E: 0 K: 1 S: 5 H: 0 LOB: 0 BB: 0 P: 5	R: 0 E: 0 K: 0 S: 4 H: 1 LOB: 3 BB: 2 P: 12	1B: 5 2B: 2 3B: 0 HR: 0	SF: 1 SAC: 1 DP: 1 HBP: 0					WP: 0 PB: 0 SB: 1 CS: 0	PA: 43

PITCHER		IP	WLS	BF	H	R	ER	SO	BB	IBB	HBP	BLK	WP	HR	S	P	ERA	WHIP
Tom Browning, L ERA: 3.78	(1, 1)	2.1		15	4	5	3	4	3	0	0	0	0	0	20	32	11.57	3.000
Ron Robinson, R ERA: 2.08	(3, 1)	2.2		10	1	0	0	1	1	0	0	0	0	0	11	15	0.00	0.750
Tom Hume, R ERA: 3.0	(6, 1)	3.0		9	1	0	0	2	0	0	0	0	0	0	13	13	0.00	0.333
Ted Power, R ERA: 2.45	(9, 1)	1.1	W	7	1	0	0	1	1	1	0	0	0	0	7	15	0.00	1.500
John Franco, L ERA: 2.7	(10, 1)	0.2	S	2	0	0	0	0	0	0	0	0	0	0	2	2	0.00	0.000

PITCHER	IP	WLS	BF	H	R	ER	SO	BB	IBB	HBP	BLK	WP	HR	S	P	ERA	WHIP

BOTTOM

Cincinnati Reds @ Atlanta Braves

Atlanta-Fulton County Stadium, Atlanta, GA

Sun Jun 16 1985, 3:33 AM EDT
Att. 24,863 - Unknown

livebaseballscorecards.com

AB	35
R	5
H	7
RBI	5
BB	6
SO	8
LOB	19

Houston Astros @ Atlanta Braves

Atlanta-Fulton County Stadium, Atlanta, GA

Mon Jun 17 1985, 7:05 PM EDT

Att. 11,346 - Unknown

TOP

livebaseballscorecards.com

Batter	1	2	3	4	5	6	7	8	9	AB	R	H	RBI	BB	SO	LOB
Bill Doran, S (1, 4) OBP: 0.354, SLG: 0.412	F8		1B 2-3 1B		G3 2-H 2B		5-3		F7	5	0	2	1	0	0	0
Craig Reynolds, L (1, 6) OBP: 0.317, SLG: 0.414	K		1-2 3-H 1B		G3 2-3		6-3			4	0	1	1	0	1	1
Kevin Bass, S (1, 8) (8, 9) OBP: 0.266, SLG: 0.404	F7		G3		4-3		1B			4	0	1	0	0	0	3
Jose Cruz, L (1, 7) OBP: 0.354, SLG: 0.462		F9		4-3		G4-6-3 1B	4-3			4	0	1	0	0	0	1
Denny Walling, L (1, 3) OBP: 0.318, SLG: 0.394		G5-4-3 1B		4-3		G4-6-3 1-2f		G3-6-3 1B		3	0	1	0	0	0	1
Enos Cabell, R (8, PH) (8, 3) OBP: 0.328, SLG: 0.357										1	0	1	0	0	0	0
Phil Garner, R (1, 5) OBP: 0.298, SLG: 0.362		G5-4-3 1-2f		HR		1B 2B 1B		K		4	2	2	1	0	1	2
Glenn Davis, R (1, 9) OBP: 0.267, SLG: 0.267			5-3	F8		2B 1-2 1B		G3-6-3 1-2f		4	0	1	0	0	0	1
Chris Jones, L (8, 8)										0	0	0	0	0	0	0
Alan Ashby, S (1, 2) OBP: 0.376, SLG: 0.438			1B SH3-4 1B		SH3-4 2B 1B	1-3 2-H 2B			F4	4	2	3	1	0	0	0
Nolan Ryan, R (1, 1) OBP: 0.091, SLG: 0.063			SH3-4 1-2		SH3-4 1-2	4-3			K	1	0	0	0	0	0	2
Dave Smith, R (7, 1)										1	0	0	0	0	1	0

	AB	35
	R	4
	H	13
	RBI	4
	BB	0
	SO	3
	LOB	11

Inning Stats	1	2	3	4	5	6	7	8	9
	R: 0 E: 0 K: 1 S: 5	R: 0 E: 0 K: 0 S: 3	R: 1 E: 0 K: 0 S: 6	R: 1 E: 0 K: 0 S: 4	R: 1 E: 0 K: 0 S: 5	R: 1 E: 0 K: 0 S: 6	R: 0 E: 0 K: 0 S: 4	R: 0 E: 0 K: 1 S: 5	R: 0 E: 0 K: 1 S: 5
	H: 0 LOB: 0 BB: 0 P: 5	H: 1 LOB: 0 BB: 0 P: 3	H: 3 LOB: 2 BB: 0 P: 6	H: 1 LOB: 0 BB: 0 P: 4	H: 2 LOB: 1 BB: 0 P: 5	H: 4 LOB: 2 BB: 0 P: 6	H: 1 LOB: 1 BB: 0 P: 4	H: 1 LOB: 0 BB: 0 P: 5	H: 0 LOB: 0 BB: 0 P: 5

	1B: 10	SF: 0	WP: 0	PA: 37
	2B: 2	SAC: 2	PB: 0	
	3B: 0	DP: 3	SB: 0	
	HR: 1	HBP: 0	CS: 0	

PITCHER		IP	WLS	BF	H	R	ER	SO	BB	IBB	HBP	BLK	WP	HR	S	P	ERA	WHIP
Steve Shields, R ERA: 4.15	(1, 1)	5.2	L	25	10	4	4	1	0	0	0	0	0	1	27	27	6.35	1.765
Jeff Dedmon, R ERA: 2.16	(6, 1)	0.1		2	1	0	0	0	0	0	0	0	0	0	2	2	0.00	3.000
Terry Forster, L ERA: 1.1	(7, 1)	3.0		10	2	0	0	2	0	0	0	0	0	0	14	14	0.00	0.667

PITCHER	IP	WLS	BF	H	R	ER	SO	BB	IBB	HBP	BLK	WP	HR	S	P	ERA	WHIP

Houston Astros @ Atlanta Braves

Atlanta-Fulton County Stadium, Atlanta, GA

Mon Jun 17 1985, 7:05 PM EDT

Att. 11,346 - Unknown

BOTTOM

Batter	1	2	3	4	5	6	7	8	9	AB	R	H	RBI	BB	SO	LOB
Brad Komminsk, R (1, 9) OBP: 0.323, SLG: 0.295	2B 3B		CS BB	K			FC3-6 1B		F2	4	1	2	0	1	1	0
Glenn Hubbard, R (1, 4) OBP: 0.345, SLG: 0.325	K		1-2 1B 2B		F3		1-2f FC3-6 1B		F7	5	1	1	0	0	1	2
Dale Murphy, R (1, 8) OBP: 0.375, SLG: 0.544	F8		K		3B 1B		F3			4	1	1	0	0	1	3
Bob Horner, R (1, 3) OBP: 0.332, SLG: 0.488	3-H 2B		BB 1B IBB		1-H 3B		1-2 1B			3	0	3	2	1	0	0
Terry Harper, R (1, 7) OBP: 0.324, SLG: 0.400	K		1-2 2-H BB 1B		5-3		4-3			4	0	1	1	0	1	4
Ken Oberkfell, L (1, 5) OBP: 0.319, SLG: 0.357		6-3	1-2 2-3 BB		K			F9		3	0	0	0	1	1	1
Larry Owen, R (1, 2) OBP: 0.359, SLG: 0.353		K	K			6-3		F8		4	0	0	0	0	2	3
Paul Zuvella, R (1, 6) OBP: 0.238, SLG: 0.205		1B		6-3		6-3		L4		4	0	1	0	0	0	0
Steve Shields, R (1, 1) OBP: 0.091, SLG: 0.091 Jeff Dedmon, L (6, 1) OBP: 0.250, SLG: 0.250 Gerald Perry, L (6, PH) OBP: 0.271, SLG: 0.263 Terry Forster, L (7, 1) Chris Chambliss, L (9, PH) OBP: 0.272, SLG: 0.252		K		G3			F7		F6	2 0 1 0 1	0 0 0 0 0	0 0 0 0 0	0 0 0 0 0	0 0 0 0 0	1 0 0 0 0	1 0 0 0 0
Inning Stats	R: 1 H: 2 E: 0 LOB: 1 K: 2 BB: 0 S: 9 P: 9	R: 0 H: 1 E: 0 LOB: 1 K: 2 BB: 0 S: 8 P: 8	R: 1 H: 2 E: 0 LOB: 3 K: 2 BB: 3 S: 8 P: 20	R: 0 H: 0 E: 0 LOB: 0 K: 1 BB: 0 S: 5 P: 5	R: 1 H: 2 E: 0 LOB: 1 K: 1 BB: 0 S: 7 P: 7	R: 0 H: 0 E: 0 LOB: 0 K: 0 BB: 0 S: 3 P: 3	R: 0 H: 2 E: 0 LOB: 2 K: 0 BB: 0 S: 5 P: 5	R: 0 H: 0 E: 0 LOB: 0 K: 0 BB: 0 S: 3 P: 3	R: 0 H: 0 E: 0 LOB: 0 K: 0 BB: 0 S: 3 P: 3	1B: 5 2B: 2 3B: 2 HR: 0	SF: 0 SAC: 0 DP: 0 HBP: 0			WP: 0 PB: 0 SB: 0 CS: 1	PA: 38		

livebaseballscorecards.com

AB	35
R	3
H	9
RBI	3
BB	3
SO	8
LOB	14

PITCHER		IP	WLS	BF	H	R	ER	SO	BB	IBB	HBP	BLK	WP	HR	S	P	ERA	WHIP
Nolan Ryan, R ERA: 3.07	(1, 1)	6.2	W	31	9	3	3	8	2	1	0	0	0	0	44	56	4.05	1.650
Dave Smith, R ERA: 1.49	(7, 1)	2.1	S	7	0	0	0	0	0	0	0	0	0	0	7	7	0.00	0.000

PITCHER	IP	WLS	BF	H	R	ER	SO	BB	IBB	HBP	BLK	WP	HR	S	P	ERA	WHIP

Batter	1	2	3	4	5	6	7	8	9	AB	R	H	RBI	BB	SO	LOB
Bill Doran, S (1, 4) OBP: 0.360, SLG: 0.427	6-3		BB			BB		HR		2	2	1	1	2	0	0
Enos Cabell, R (1, 3) OBP: 0.320, SLG: 0.348	5-3		4-3			F8		4-3		3	0	0	0	0	0	2
Denny Walling, L (8, PH) OBP: 0.316, SLG: 0.392 (8, 3)			1-2							1	0	0	0	0	0	0
Jim Pankovits, R (1, 6) OBP: 0.372, SLG: 0.414	6-3			F9		1B 1-3 1B		K		1	0	0	0	0	0	0
Dickie Thon, R (3, 6) OBP: 0.227, SLG: 0.197										3	0	1	0	0	1	0
Jose Cruz, L (1, 7) OBP: 0.352, SLG: 0.457		F9		K		1-3 3-H 1B			F9	4	0	1	1	0	1	0
Kevin Bass, S (1, 8) OBP: 0.260, SLG: 0.394		5-3		K		4-3			4-3	4	0	0	0	0	1	2
Phil Garner, R (1, 5) OBP: 0.297, SLG: 0.357		BB			1-3		4-3		5-3	3	0	0	0	1	0	0
Glenn Davis, R (1, 9) OBP: 0.222, SLG: 0.222		4-3			1-3		4-3			3	0	0	0	0	0	1
Alan Ashby, S (1, 2) OBP: 0.366, SLG: 0.424			F9		4-3		K			3	0	0	0	0	1	0
Ron Mathis, R (1, 1)			1-3			4-3		G3		2	0	0	0	0	0	0
Mark Ross, R (7, 1)										0	0	0	0	0	0	0
Chris Jones, L (8, PH)										1	0	0	0	0	0	0
Julio Solano, R (8, 1)										0	0	0	0	0	0	0
Inning Stats	R: 0 E: 0 K: 0 S: 3 H: 0 LOB: 0 BB: 0 P: 3	R: 0 E: 0 K: 0 S: 3 H: 0 LOB: 1 BB: 1 P: 7	R: 0 E: 0 K: 0 S: 3 H: 0 LOB: 1 BB: 1 P: 7	R: 0 E: 0 K: 2 S: 7 H: 0 LOB: 0 BB: 0 P: 7	R: 0 E: 0 K: 0 S: 3 H: 0 LOB: 0 BB: 0 P: 3	R: 1 E: 0 K: 0 S: 5 H: 2 LOB: 2 BB: 1 P: 9	R: 0 E: 0 K: 1 S: 5 H: 0 LOB: 0 BB: 0 P: 5	R: 1 E: 0 K: 1 S: 6 H: 1 LOB: 0 BB: 0 P: 6	R: 0 E: 0 K: 0 S: 3 H: 0 LOB: 0 BB: 0 P: 3	1B: 2 2B: 0 3B: 0 HR: 1	SF: 0 SAC: 0 DP: 0 HBP: 0			WP: 0 PB: 0 SB: 1 CS: 0	PA: 33		

TOP

Houston Astros @ Atlanta Braves

Atlanta-Fulton County Stadium, Atlanta, GA

Tue Jun 18 1985, 7:05 PM EDT

Att. 10,551 - Unknown

livebaseballscorecards.com

AB	30
R	2
H	3
RBI	2
BB	3
SO	4
LOB	5

PITCHER		IP	WLS	BF	H	R	ER	SO	BB	IBB	HBP	BLK	WP	HR	S	P	ERA	WHIP
Zane Smith, L ERA: 4.17	(1, 1)	7.0		26	2	1	1	3	3	0	0	0	0	0	29	41	1.29	0.714
Bruce Sutter, R ERA: 3.4	(8, 1)	2.0	W	7	1	1	1	1	0	0	0	0	0	1	9	9	4.50	0.500

PITCHER	IP	WLS	BF	H	R	ER	SO	BB	IBB	HBP	BLK	WP	HR	S	P	ERA	WHIP

Batter	1	2	3	4	5	6	7	8	9	AB	R	H	RBI	BB	SO	LOB
Brad Komminsk, R (1, 9) OBP: 0.321, SLG: 0.294	1-4-3		F9 1B		6-3		FC6-4 1-2f			4	0	1	0	0	0	2
Glenn Hubbard, R (1, 4) OBP: 0.343, SLG: 0.342	F8		F9 1-2			6-3		HR		4	1	1	1	0	0	1
Dale Murphy, R (1, 8) OBP: 0.376, SLG: 0.554	HR			BB BB		6-3		6-3		3	1	1	1	1	0	0
Bob Horner, R (1, 3) OBP: 0.325, SLG: 0.477	6-3			K		F8		F3		4	0	0	0	0	1	1
Terry Harper, R (1, 7) OBP: 0.328, SLG: 0.405		E6 CS		BB 1-2			4-3 1B 2B	F8		3	1	1	0	1	0	0
Ken Oberkfell, L (1, 5) OBP: 0.319, SLG: 0.356		1-2 1B		F8			4-3 2-3			3	0	1	0	0	0	3
Larry Owen, R (1, 2) OBP: 0.357, SLG: 0.333		F9		F9			BB 1B			2	0	0	0	1	0	3
Paul Zuvella, R (1, 6) OBP: 0.250, SLG: 0.220		F3			G6-4-3 1B		FC6-4 1-2 3-H 1B			2	0	1	0	0	0	1
Claudell Washington, L (7, PH) OBP: 0.324, SLG: 0.420										1	0	1	1	0	0	0
Rafael Ramirez, R (8, 6) OBP: 0.286, SLG: 0.369										0	0	0	0	0	0	0
Zane Smith, L (1, 1)			4-3		G6-4-3 1-2f		F5			2	0	0	0	0	0	1
Gerald Perry, L (7, PH) OBP: 0.269, SLG: 0.261										1	0	0	0	0	0	2
Bruce Sutter, R (8, 1)										0	0	0	0	0	0	0
Inning Stats	R: 1 E: 0 K: 0 S: 4 H: 1 LOB: 0 BB: 0 P: 4	R: 0 E: 1 K: 0 S: 4 H: 1 LOB: 1 BB: 0 P: 4	R: 0 E: 0 K: 0 S: 3 H: 1 LOB: 0 BB: 0 P: 3	R: 0 E: 0 K: 1 S: 5 H: 0 LOB: 2 BB: 2 P: 13	R: 0 E: 0 K: 0 S: 3 H: 1 LOB: 0 BB: 0 P: 3	R: 0 E: 0 K: 0 S: 3 H: 0 LOB: 0 BB: 0 P: 3	R: 1 E: 0 K: 0 S: 5 H: 2 LOB: 2 BB: 1 P: 9	R: 1 E: 0 K: 0 S: 4 H: 1 LOB: 0 BB: 0 P: 4		1B: 4 2B: 1 3B: 0 HR: 2	SF: 0 SAC: 0 DP: 1 HBP: 0						

PITCHER		IP	WLS	BF	H	R	ER	SO	BB	IBB	HBP	BLK	WP	HR	S	P	ERA	WHIP
Ron Mathis, R ERA: 3.74	(1, 1)	6.1		25	5	2	2	1	3	0	0	0	0	1	24	36	2.84	1.263
Mark Ross, R ERA: 4.85	(7, 1)	0.2		3	1	0	0	0	0	0	0	0	0	0	3	3	0.00	1.500
Julio Solano, R ERA: 5.06	(8, 1)	1.0	L	4	1	1	1	0	0	0	0	0	0	1	4	4	9.00	1.000

PITCHER	IP	WLS	BF	H	R	ER	SO	BB	IBB	HBP	BLK	WP	HR	S	P	ERA	WHIP

BOTTOM

Houston Astros @ Atlanta Braves

Atlanta-Fulton County Stadium, Atlanta, GA

Tue Jun 18 1985, 7:05 PM EDT

Att. 10,551 - Unknown

livebaseballscorecards.com

AB	29
R	3
H	7
RBI	3
BB	3
SO	1
LOB	14

Batter	1	2	3	4	5	6	7	8	9	AB	R	H	RBI	BB	SO	LOB
Bill Doran, S (1, 4) OBP: 0.357, SLG: 0.422	F3	G4-1		F5		S 1B 1B 3-H		4-3		5	1	1	1	0	0	4
Craig Reynolds, L (1, 6) OBP: 0.326, SLG: 0.444	HR		G3 2B		4-3	1-H 1B			K	5	1	3	2	0	1	0
Denny Walling, L (1, 3) OBP: 0.313, SLG: 0.392	F8		G3 2-3		4-3 2B	F8			L1	5	0	1	0	0	0	2
Jose Cruz, L (1, 7) OBP: 0.353, SLG: 0.471	4-3		K		4-3 2-3		FC3-6 1B		HR	5	1	2	1	0	1	2
Kevin Bass, S (1, 8) (7, 9) OBP: 0.258, SLG: 0.394		1B 2B	4-3		6-3		FC3-6 CS 1-2f		F8	5	1	1	0	0	0	3
Phil Garner, R (1, 5) OBP: 0.300, SLG: 0.365		K		1B 2B		1B G6-4-3 1B	F9			4	2	2	0	0	1	2
Glenn Davis, R (1, 9) OBP: 0.286, SLG: 0.286		SH2-4 BB 1B 2-H		K		G6-4-3 FC3 1B 1-3	CS 1-2	SH1-4 1B		3	1	2	1	0	1	1
Chris Jones, L (7, PH) OBP: 0.400, SLG: 0.250										1	0	1	0	0	0	0
Alan Ashby, S (1, 2) OBP: 0.371, SLG: 0.422		SH2-4 BB 1-2		SH1-4 1B 2-H		FC3 G6-4-3 1-2		F8		3	0	1	1	1	0	3
Joe Niekro, R (1, 1) OBP: 0.200, SLG: 0.241		SH2-4 1-2 2-3		SH1-4 1-2		G6-4-3 1-2f 2-3 3-H		SH1-4 1-2		1	0	0	0	0	0	2
Frank DiPino, L (8, 1) OBP: 0.333, SLG: 0.333										0	0	0	0	0	0	0
Inning Stats	R: 1 E: 0 K: 0 S: 4 H: 1 LOB: 0 BB: 0 P: 4	R: 1 E: 0 K: 1 S: 7 H: 2 LOB: 2 BB: 1 P: 11	R: 0 E: 0 K: 1 S: 6 H: 1 LOB: 1 BB: 0 P: 6	R: 1 E: 0 K: 1 S: 7 H: 2 LOB: 1 BB: 0 P: 7	R: 0 E: 0 K: 0 S: 4 H: 1 LOB: 1 BB: 0 P: 4	R: 3 E: 0 K: 0 S: 7 H: 4 LOB: 1 BB: 0 P: 7	R: 0 E: 0 K: 0 S: 3 H: 1 LOB: 0 BB: 0 P: 3	R: 0 E: 0 K: 0 S: 4 H: 1 LOB: 1 BB: 0 P: 4	R: 1 E: 0 K: 1 S: 6 H: 1 LOB: 0 BB: 0 P: 6	1B: 8 2B: 4 3B: 0 HR: 2 SF: 0 SAC: 3 DP: 1 HBP: 0						

PITCHER		IP	WLS	BF	H	R	ER	SO	BB	IBB	HBP	BLK	WP	HR	S	P	ERA	WHIP
Steve Bedrosian, R ERA: 2.97	(1, 1)	5.0	L	25	9	5	5	3	1	0	0	0	0	1	30	34	9.00	2.000
Rick Camp, R ERA: 3.59	(6, 1)	1.0		5	2	1	1	0	0	0	0	0	0	0	5	5	9.00	2.000
Gene Garber, R ERA: 5.81	(7, 1)	2.0		7	2	0	0	0	0	0	0	0	0	0	7	7	0.00	1.000
Dave Schuler, L ERA: 17.18	(9, 1)	1.0		4	1	1	1	1	0	0	0	0	0	1	6	6	9.00	1.000

PITCHER	IP	WLS	BF	H	R	ER	SO	BB	IBB	HBP	BLK	WP	HR	S	P	ERA	WHIP

TOP

Houston Astros @ Atlanta Braves

Atlanta-Fulton County Stadium, Atlanta, GA

Wed Jun 19 1985, 7:05 PM EDT

Att. 10,420 - Unknown

livebaseballscorecards.com

AB	37
R	7
H	14
RBI	6
BB	1
SO	4
LOB	19

Batter	1	2	3	4	5	6	7	8	9	AB	R	H	RBI	BB	SO	LOB
Claudell Washington, L (1, 9) OBP: 0.316, SLG: 0.409	S S S 0-3 ① K	x 0-0 ③ F9		x 0-0 ③ 4-3			S S S 0-3 ② K		S S S 0-3 ② K	5	0	0	0	0	3	5
Rafael Ramirez, R (1, 6) OBP: 0.297, SLG: 0.380	x 0-0 1B 1B		B B B B 4-0 F8 PB FC3-2 BB		x 0-0 ① 1B		x 0-0 ③ F8		x 0-0 1-H 2B	4	0	3	1	1	0	1
Dale Murphy, R (1, 8) OBP: 0.373, SLG: 0.547	x 0-0 ② BB 1-2 1B		x 0-0 ① F8 1-3		S S S 0-3 ② K			x 0-0 ① F8	S S S 0-3 ③ K	5	0	1	0	0	2	2
Chris Chambliss, L (1, 3) OBP: 0.271, SLG: 0.245	B B B B 4-0 1-2 BB		x 0-0 ② FC3-2 FC4 3-H		x 0-0 ③ F8			x 0-0 ② F8		3	0	0	0	1	0	1
Terry Harper, R (1, 7) OBP: 0.326, SLG: 0.401	S S S 0-3 ③ K		x 0-0 ③ FC4 1-2f			x 0-0 ① F6		x 0-0 2B 1B		4	1	1	0	0	1	3
Ken Oberkfell, L (1, 5) OBP: 0.338, SLG: 0.382		x 0-0 FC3-6 1B 1B		x 0-0 FC4-6 1B		x 0-0 G5-4-3 1B		x 0-0 1-H 2B		4	0	4	1	0	0	0
Glenn Hubbard, R (1, 4) OBP: 0.337, SLG: 0.335 Gene Garber, R (7, 1) OBP: 0.500, SLG: 0.500 Gerald Perry, L (8, PH) OBP: 0.269, SLG: 0.261 Brad Komminsk, R (8, PH) OBP: 0.319, SLG: 0.292 Dave Schuler, R (9, 1)		x 0-0 ① F4		x 0-0 ① FC4-6 1B 1-2f		x 0-0 ② ③ G5-4-3 1-2f		x 0-0 ③ F9		3 0 0 1 0	0 0 0 0 0	0 0 0 0 0	0 0 0 0 0	0 0 0 0 0	0 0 0 0 0	3 0 0 1 0
Bruce Benedict, R (1, 2) OBP: 0.328, SLG: 0.222		x 0-0 FC3-6 1-2 1B		x 0-0 ② 1-3 1B 1B			x 0-0 ① F8		B B B B 4-0 2B BB	3	2	2	0	1	0	0
Steve Bedrosian, R (1, 1) OBP: 0.074, SLG: 0.074 Rick Camp, R (6, 1) Paul Zuvella, R (7, 4) OBP: 0.261, SLG: 0.233		x 0-0 ② FC3-6 1-2f 2-3		x 0-0 2-H 1B			x 0-0 1B		x 0-0 ① F8	2 0 2	0 0 0	1 0 1	1 0 0	0 0 0	0 0 1	2 0 0
Inning Stats	R: 0 E: 0 K: 2 S: 8 H: 2 LOB: 2 BB: 1 P: 12	R: 0 E: 0 K: 0 S: 5 H: 2 LOB: 2 BB: 0 P: 5	R: 0 E: 0 K: 0 S: 3 H: 0 LOB: 1 BB: 1 P: 7	R: 1 E: 0 K: 0 S: 5 H: 3 LOB: 1 BB: 0 P: 5	R: 0 E: 0 K: 1 S: 5 H: 1 LOB: 0 BB: 0 P: 5	R: 0 E: 0 K: 0 S: 3 H: 1 LOB: 0 BB: 0 P: 3	R: 0 E: 0 K: 1 S: 6 H: 1 LOB: 1 BB: 0 P: 6	R: 1 E: 0 K: 0 S: 5 H: 2 LOB: 1 BB: 0 P: 5	R: 1 E: 0 K: 2 S: 8 H: 1 LOB: 1 BB: 1 P: 12	1B: 11 2B: 2 3B: 0 HR: 0	SF: 0 SAC: 0 DP: 1 HBP: 0						

PITCHER	IP	WLS	BF	H	R	ER	SO	BB	IBB	HBP	BLK	WP	HR	S	P	ERA	WHIP
Joe Niekro, R (1, 1) ERA: 3.23	7.2	W	33	12	2	2	4	2	0	0	0	0	0	39	47	2.35	1.826
Frank DiPino, L (8, 1) ERA: 4.26	1.1		6	1	1	1	2	1	0	0	0	0	0	9	13	6.75	1.500

PITCHER	IP	WLS	BF	H	R	ER	SO	BB	IBB	HBP	BLK	WP	HR	S	P	ERA	WHIP

BOTTOM

Houston Astros @ Atlanta Braves

Atlanta-Fulton County Stadium, Atlanta, GA

Wed Jun 19 1985, 7:05 PM EDT

Att. 10,420 - Unknown

livebaseballscorecards.com

AB	36
R	3
H	13
RBI	3
BB	3
SO	6
LOB	19

1B: 11 SF: 0
2B: 2 SAC: 0
3B: 0 DP: 1
HR: 0 HBP: 0

WP: 0 PA: 39
PB: 1
SB: 0
CS: 0

Houston Astros @ Atlanta Braves

Atlanta-Fulton County Stadium, Atlanta, GA

Thu Jun 20 1985, 7:05 PM EDT

Att. 13,799 - Unknown

livebaseballscorecards.com

Batter	1	2	3	4	5	6	7	8	9	AB	R	H	RBI	BB	SO	LOB
Bill Doran, S (1, 4) OBP: 0.355, SLG: 0.419	F8		K2-3			G3			S, SH2-3, 1B	4	0	1	0	0	1	0
Kevin Bass, S (1, 8) (8, 9) OBP: 0.254, SLG: 0.388	F7			6-3			6-3		SH2-3, 1-2	3	0	0	0	0	0	0
Denny Walling, L (1, 3) OBP: 0.319, SLG: 0.397	1B			G1			G4-6-3, 1B		BB, S	3	0	2	0	0	0	0
Enos Cabell, R (9, PH) (9, 3) OBP: 0.326, SLG: 0.348										0	0	0	0	1	0	0
Jose Cruz, L (1, 7) OBP: 0.346, SLG: 0.462	L3			F8			G4-6-3, 1-2f		K, 1-2, 2-3	4	0	0	0	0	1	4
Alan Ashby, S (1, 2) OBP: 0.375, SLG: 0.413		K			G1-6-3, BB			HR, BB	4-3	2	1	0	0	2	1	2
Phil Garner, R (1, 5) OBP: 0.301, SLG: 0.379		F8			G1-6-3, 1-2f			1-H, HR		3	1	1	2	0	0	1
Glenn Davis, R (1, 9) OBP: 0.250, SLG: 0.250								G3		3	0	0	0	0	0	0
Chris Jones, L (8, 8) OBP: 0.400, SLG: 0.250		4-3			G3					0	0	0	0	0	0	0
Dickie Thon, R (1, 6) OBP: 0.218, SLG: 0.189			4-3			K		5-3		3	0	0	0	0	1	0
Bob Knepper, L (1, 1)			F5			K		K		3	0	0	0	0	2	0
Dave Smith, R (9, 1)										0	0	0	0	0	0	0
Inning Stats	R: 0 E: 0 K: 0 S: 4 H: 1 LOB: 1 BB: 0 P: 4	R: 0 E: 0 K: 1 S: 5 H: 0 LOB: 0 BB: 0 P: 5	R: 0 E: 0 K: 1 S: 5 H: 0 LOB: 0 BB: 0 P: 5	R: 0 E: 0 K: 0 S: 3 H: 0 LOB: 0 BB: 0 P: 3	R: 0 E: 0 K: 0 S: 2 H: 0 LOB: 0 BB: 1 P: 6	R: 0 E: 0 K: 2 S: 7 H: 0 LOB: 0 BB: 0 P: 7	R: 0 E: 0 K: 0 S: 3 H: 1 LOB: 0 BB: 0 P: 3	R: 2 E: 0 K: 1 S: 6 H: 1 LOB: 0 BB: 1 P: 10	R: 0 E: 0 K: 1 S: 6 H: 1 LOB: 2 BB: 1 P: 10	1B: 3 2B: 0 3B: 0 HR: 1 SF: 0 SAC: 1 DP: 2 HBP: 0							

TOP	
AB	28
R	2
H	4
RBI	2
BB	3
SO	6
LOB	7

WP: 0 PB: 0 SB: 2 CS: 0 PA: 32

PITCHER		IP	WLS	BF	H	R	ER	SO	BB	IBB	HBP	BLK	WP	HR	S	P	ERA	WHIP
Rick Mahler, R ERA: 3.13	(1, 1)	8.1	L	29	4	2	2	5	2	0	0	0	0	1	37	45	2.16	0.720
Terry Forster, L ERA: 1.08	(9, 1)	0.2		3	0	0	0	1	1	0	0	0	0	0	4	8	0.00	1.500

PITCHER	IP	WLS	BF	H	R	ER	SO	BB	IBB	HBP	BLK	WP	HR	S	P	ERA	WHIP

Houston Astros @ Atlanta Braves

Atlanta-Fulton County Stadium, Atlanta, GA

Thu Jun 20 1985, 7:05 PM EDT

Att. 13,799 - Unknown

BOTTOM

Batter	1	2	3	4	5	6	7	8	9	AB	R	H	RBI	BB	SO	LOB
Brad Komminsk, R (1, 9) OBP: 0.323, SLG: 0.288 Claudell Washington, L (9, PH) OBP: 0.315, SLG: 0.407	4-3		G6-4-3 HBP		FC5-4 BB		F6		FC4 1-2f	2 1	0 0	0 0	0 0	1 0	0 0	0 2
Rafael Ramirez, R (1, 6) OBP: 0.292, SLG: 0.373	6-3		G6-4-3 1-2f		FC5-4 1-2f 2-3		L3			4	0	0	0	0	0	3
Dale Murphy, R (1, 8) OBP: 0.375, SLG: 0.544	BB		FC5-4 1B		F6			F7		3	0	1	0	1	0	2
Bob Horner, R (1, 3) OBP: 0.318, SLG: 0.466	F7		FC5-4 1-2f			5-3		F8		4	0	0	0	0	0	2
Terry Harper, R (1, 7) OBP: 0.325, SLG: 0.398		K		K		BB 1B		F1		4	0	1	0	0	2	0
Ken Oberkfell, L (1, 5) OBP: 0.342, SLG: 0.381		5-3 1B 1B		F4		BB 1-2			F9	3	0	1	0	1	0	0
Glenn Hubbard, R (1, 4) OBP: 0.335, SLG: 0.333		5-3 1-2 1B		6-3		F7			F6	4	0	1	0	0	0	2
Bruce Benedict, R (1, 2) OBP: 0.338, SLG: 0.241		5-3 1-2 2-3			FC5-4 SH5-3 1B	F5			BB 1B	4	0	2	0	0	0	4
Rick Mahler, R (1, 1) OBP: 0.244, SLG: 0.238 Terry Forster, L (9, 1) Paul Runge, R (9, PH) OBP: 0.350, SLG: 0.133 Albert Hall, S (9, PR) OBP: 0.240, SLG: 0.174		L3			SH5-3 1-2		4-3		FC4 1-2 BB	2 0 0 0	0 0 0 0	0 0 0 0	0 0 0 0	0 0 1 0	0 0 0 0	2 0 0 0

Inning Stats	1	2	3	4	5	6	7	8	9
	R: 0 H: 0 E: 0 LOB: 1 K: 0 BB: 1 S: 3 P: 7	R: 0 H: 2 E: 0 LOB: 2 K: 1 BB: 0 S: 7 P: 7	R: 0 H: 1 E: 0 LOB: 1 K: 0 BB: 0 S: 3 P: 4	R: 0 H: 0 E: 0 LOB: 0 K: 1 BB: 0 S: 5 P: 5	R: 0 H: 1 E: 0 LOB: 2 K: 0 BB: 1 S: 4 P: 8	R: 0 H: 1 E: 0 LOB: 2 K: 0 BB: 1 S: 4 P: 8	R: 0 H: 0 E: 0 LOB: 0 K: 0 BB: 0 S: 3 P: 3	R: 0 H: 0 E: 0 LOB: 0 K: 0 BB: 0 S: 3 P: 3	R: 0 H: 1 E: 0 LOB: 2 K: 0 BB: 1 S: 4 P: 8

1B: 6 SF: 0 WP: 0 PA: 37
2B: 0 SAC: 1 PB: 0
3B: 0 DP: 1 SB: 0
HR: 0 HBP: 1 CS: 0

livebaseballscorecards.com

AB	31
R	0
H	6
RBI	0
BB	4
SO	2
LOB	17

PITCHER	IP	WLS	BF	H	R	ER	SO	BB	IBB	HBP	BLK	WP	HR	S	P	ERA	WHIP
Bob Knepper, L (1, 1) ERA: 3.75	8.2	W	36	6	0	0	2	4	0	1	0	0	0	35	52	0.00	1.154
Dave Smith, R (9, 1) ERA: 1.47	0.1	S	1	0	0	0	0	0	0	0	0	0	0	1	1	0.00	0.000

PITCHER	IP	WLS	BF	H	R	ER	SO	BB	IBB	HBP	BLK	WP	HR	S	P	ERA	WHIP

Batter	1	2	3	4	5	6	7	8	9	AB	R	H	RBI	BB	SO	LOB
Brad Komminsk, R (1, 9) OBP: 0.322, SLG: 0.287 Claudell Washington, L (9, PH) OBP: 0.313, SLG: 0.405	F8		4-3		F3			BB, BB, BB — 1B	K	4 1	1 0	1 0	0 0	0 0	0 1	0 1
Rafael Ramirez, R (1, 6) OBP: 0.290, SLG: 0.367	F3		6-3		F8			BB, BB — 1-2 — 1B — BB	F9	4	1	0	0	1	0	1
Dale Murphy, R (1, 8) OBP: 0.383, SLG: 0.551	BB — 1B		2B			K		1B, BB — 1-2, 2-3 — BB	1-3 — 1B	4	0	3	0	1	1	0
Bob Horner, R (1, 3) OBP: 0.320, SLG: 0.461	1-2 — BB		F2			1B		F8	F8	4	0	1	0	1	0	6
Terry Harper, R (1, 7) OBP: 0.328, SLG: 0.397	F8			CS — 1B		F9		1B — 1-2, 2-3, 3-H — BB		3	0	1	1	1	0	3
Ken Oberkfell, L (1, 5) OBP: 0.340, SLG: 0.378		F7		1-2 — 1B		K		F8		4	0	1	0	0	1	4
Glenn Hubbard, R (1, 4) OBP: 0.339, SLG: 0.333		BB		F4			F3	1B — 1-2, 2-3, 3-H		3	0	1	1	1	0	1
Larry Owen, R (1, 2) OBP: 0.326, SLG: 0.300		F3		F3			K	K		4	0	0	0	0	2	5
Steve Shields, R (1, 1) OBP: 0.077, SLG: 0.077 Jeff Dedmon, L (6, 1) OBP: 0.250, SLG: 0.250 Paul Runge, R (7, PH) OBP: 0.333, SLG: 0.125 Gene Garber, R (7, 1) OBP: 0.500, SLG: 0.500 Gerald Perry, L (9, PH) OBP: 0.274, SLG: 0.261		K			K		K		1B — BB	2 0 1 0 0	0 0 0 0 0	0 0 0 0 0	0 0 0 0 0	0 0 0 0 1	2 0 1 0 0	1 0 0 0 0
Inning Stats	R: 0 E: 0 K: 0 S: 4 H: 1 LOB: 2 BB: 1 P: 8	R: 0 E: 0 K: 1 S: 5 H: 0 LOB: 1 BB: 1 P: 9	R: 0 E: 0 K: 0 S: 4 H: 1 LOB: 1 BB: 0 P: 4	R: 0 E: 0 K: 0 S: 4 H: 2 LOB: 1 BB: 0 P: 4	R: 0 E: 0 K: 1 S: 5 H: 0 LOB: 0 BB: 0 P: 5	R: 0 E: 0 K: 2 S: 8 H: 1 LOB: 1 BB: 0 P: 8	R: 0 E: 0 K: 2 S: 7 H: 0 LOB: 0 BB: 0 P: 7	R: 2 E: 0 K: 1 S: 7 H: 2 LOB: 3 BB: 3 P: 19	R: 0 E: 0 K: 1 S: 6 H: 1 LOB: 2 BB: 1 P: 10	1B: 7 2B: 1 3B: 0 HR: 0	SF: 0 SAC: 0 DP: 0 HBP: 0						

PITCHER		IP	WLS	BF	H	R	ER	SO	BB	IBB	HBP	BLK	WP	HR	S	P	ERA	WHIP
Tom Browning, L ERA: 3.68	(1, 1)	7.0	W	30	6	2	2	6	4	0	0	0	0	0	38	54	2.57	1.429
Ted Power, R ERA: 2.28	(8, 1)	2.0	S	10	2	0	0	2	2	0	0	0	0	0	12	20	0.00	2.000

PITCHER	IP	WLS	BF	H	R	ER	SO	BB	IBB	HBP	BLK	WP	HR	S	P	ERA	WHIP

Atlanta Braves @ Cincinnati Reds

Riverfront Stadium, Cincinnati, OH

Fri Jun 21 1985, 3:33 AM EDT

Unknown

TOP

livebaseballscorecards.com

AB	34
R	2
H	8
RBI	2
BB	6
SO	8
LOB	22

1B: 7	SF: 0	WP: 0	PA: 40
2B: 1	SAC: 0	PB: 0	
3B: 0	DP: 0	SB: 0	
HR: 0	HBP: 0	CS: 1	

Atlanta Braves @ Cincinnati Reds

Riverfront Stadium, Cincinnati, OH

Fri Jun 21 1985, 3:33 AM EDT

Unknown

BOTTOM

Batter	1	2	3	4	5	6	7	8	9	AB	R	H	RBI	BB	SO	LOB
Gary Redus, R (1, 7) OBP: 0.364, SLG: 0.463	F5		F8		F8	FC6-4 1-2f		FC6-4 1-2f		5	0	0	0	0	0	5
Eddie Milner, L (1, 8) OBP: 0.312, SLG: 0.269	3-1			HR S 1B	6-3 2B		3-1			4	1	2	0	0	0	0
Pete Rose, S (1, 3) OBP: 0.399, SLG: 0.358	F8			HR 1-2 BB	6-3 2-3		G3			3	1	0	0	1	0	1
Dave Parker, L (1, 9) OBP: 0.364, SLG: 0.520		K		HR 1-H 2-H	FC6-4 IBB		3-1			3	1	1	3	1	1	0
Alan Knicely, R (1, 2) OBP: 0.336, SLG: 0.481		G6-4-3 1B		6-3	FC6-4 1-2f			K		4	0	1	0	0	1	2
Dave Concepcion, R (1, 6) OBP: 0.325, SLG: 0.406		G6-4-3 1-2f		BB 1B BB		S 1-3 1B 1B		6-3		3	1	1	0	1	0	1
Ron Oester, S (1, 4) OBP: 0.337, SLG: 0.370			6-3	6 BB 1-2 1B		1-3 1-2		BB 2B		4	0	2	0	0	0	1
Wayne Krenchicki, L (1, 5) OBP: 0.379, SLG: 0.367			BB	1-2 2-3 BB		FC6-4 2-H 1B		BB IBB		1	0	1	1	3	0	0
Tom Browning, L (1, 1) OBP: 0.143, SLG: 0.040			K	6 2-3f		K		FC6-4 1-2 2-3 BB		3	0	0	0	0	2	5
Ted Power, R (8, 1)										0	0	0	0	1	0	0
Inning Stats	R: 0 E: 0 K: 0 S: 3 H: 0 LOB: 0 BB: 0 P: 3	R: 0 E: 0 K: 1 S: 5 H: 1 LOB: 0 BB: 0 P: 5	R: 0 E: 0 K: 1 S: 5 H: 0 LOB: 1 BB: 1 P: 9	R: 3 E: 0 K: 0 S: 5 H: 3 LOB: 2 BB: 3 P: 17	R: 0 E: 0 K: 0 S: 4 H: 1 LOB: 2 BB: 1 P: 8	R: 1 E: 0 K: 1 S: 7 H: 2 LOB: 1 BB: 0 P: 7	R: 0 E: 0 K: 0 S: 3 H: 0 LOB: 0 BB: 0 P: 3	R: 0 E: 0 K: 1 S: 6 H: 1 LOB: 3 BB: 2 P: 14		1B: 5 2B: 3 3B: 0 HR: 1		SF: 0 SAC: 0 DP: 2 HBP: 0				

livebaseballscorecards.com

AB	30
R	4
H	8
RBI	4
BB	7
SO	4
LOB	15

PITCHER		IP	WLS	BF	H	R	ER	SO	BB	IBB	HBP	BLK	WP	HR	S	P	ERA	WHIP
Steve Shields, R (1, 1) ERA: 4.54		5.1	L	26	7	4	4	2	4	1	0	0	0	1	25	45	6.75	2.062
Jeff Dedmon, R (6, 1) ERA: 2.1		0.2		2	0	0	0	1	0	0	0	0	0	0	4	4	0.00	0.000
Gene Garber, R (7, 1) ERA: 5.45		2.0		9	1	0	0	1	1	1	0	0	0	0	9	17	0.00	1.000

PITCHER	IP	WLS	BF	H	R	ER	SO	BB	IBB	HBP	BLK	WP	HR	S	P	ERA	WHIP

WP: 0 PB: 0 SB: 2 CS: 0 PA: 37

Atlanta Braves @ Cincinnati Reds

Riverfront Stadium, Cincinnati, OH

Fri Jun 21 1985, 7:05 PM EDT

Att. 33,248 - Unknown

TOP

livebaseballscorecards.com

Batter	1	2	3	4	5	6	7	8	9	AB	R	H	RBI	BB	SO	LOB
Claudell Washington, L (1, 9) OBP: 0.324, SLG: 0.433	B B B B 4-0 CS BB	x 0-0 ③ F7		B B B 4-0 1-3 BB		x 0-0 SF7 3B		x 0-0 1-H HR		3	2	2	2	2	0	3
Rafael Ramirez, R (1, 6) OBP: 0.288, SLG: 0.365	x 0-0 ① ② 5-3 1-2		x 0-0 ① F6	x 0-0 ③ 6-3		x 0-0 ② SF7 3-H		x 0-0 FC5-4 1B		4	0	1	1	0	0	3
Dale Murphy, R (1, 8) OBP: 0.383, SLG: 0.560	S S S 0-3 ③ K		x 0-0 BB 1B		x 0-0 HR	x 0-0 ③ F9		x 0-0 ① FC5-4 1-2f		5	1	2	1	0	1	1
Bob Horner, R (1, 3) OBP: 0.317, SLG: 0.454		x 0-0 ② 2B BB 1B	x 0-0 ② F8		x 0-0 ① F9		x 0-0 ① 6-3	x 0-0 ② F8		5	1	1	0	0	0	2
Terry Harper, R (1, 7) OBP: 0.335, SLG: 0.395		x 0-0 ① F9	B B B B 4-0 1-2 BB		B B B B 4-0 FC4-6 BB		x 0-0 1B 1B 1B	x 0-0 ③ F4		3	0	1	0	2	0	2
Ken Oberkfell, L (1, 5) OBP: 0.342, SLG: 0.385		x 0-0 BB 1-3 2B	x 0-0 ③ G3		x 0-0 ② FC4-6 1B 1-2f		x 0-0 1B 1-2 1B		x 0-0 ① 4-3	5	0	2	0	0	0	3
Paul Zuvella, R (1, 4) OBP: 0.294, SLG: 0.271		x 0-0 ② F5		x 0-0 WP E 1B	x 0-0 1-2 1B		x 0-0 G4-6-3 1-2 2-3 1B		x 0-0 ② F2	5	0	3	0	0	0	2
Bruce Benedict, R (1, 2) OBP: 0.329, SLG: 0.226	B B S I 4-0 BB IBB			x 0-0 ① F7	x 0-0 ③ F8		x 0-0 ② ③ G4-6-3 1-2f		x 0-0 ③ F5	4	0	0	0	1	0	6
Rick Camp, R (1, 1) Gerald Perry, L (6, PH) OBP: 0.272, SLG: 0.259 Terry Forster, L (6, 1) Chris Chambliss, L (8, PH) OBP: 0.277, SLG: 0.252 Albert Hall, S (8, PR) OBP: 0.240, SLG: 0.174 Bruce Sutter, R (8, 1)	B B B B 4-0 1-2 2-3 3-H BB	S S S 0-3 ② K			x 0-0 ① F6		x 0-0 HR 1B			1 1 0 1 0 0	0 0 0 0 1 0	0 0 0 1 0 0	1 0 0 0 0 0	1 0 0 0 0 0	1 0 0 0 0 0	1 0 0 0 0 0
Inning Stats	R: 0 E: 0 K: 1 S: 4 H: 0 LOB: 0 BB: 1 P: 8	R: 1 E: 0 K: 0 S: 5 H: 2 LOB: 3 BB: 2 P: 13	R: 0 E: 0 K: 0 S: 4 H: 1 LOB: 2 BB: 1 P: 8	R: 0 E: 1 K: 1 S: 6 H: 1 LOB: 2 BB: 1 P: 10	R: 1 E: 0 K: 0 S: 5 H: 2 LOB: 2 BB: 1 P: 9	R: 1 E: 0 K: 0 S: 4 H: 1 LOB: 0 BB: 0 P: 4	R: 0 E: 0 K: 0 S: 5 H: 3 LOB: 2 BB: 0 P: 5	R: 2 E: 0 K: 0 S: 6 H: 3 LOB: 1 BB: 0 P: 6	R: 0 E: 0 K: 0 S: 3 H: 0 LOB: 0 BB: 0 P: 3	1B: 9 2B: 1 3B: 1 HR: 2 SF: 1 SAC: 0 DP: 1 HBP: 0						

AB	37
R	5
H	13
RBI	5
BB	6
SO	2
LOB	23

WP: 1 PB: 0 SB: 0 CS: 1 PA: 44

PITCHER		IP	WLS	BF	H	R	ER	SO	BB	IBB	HBP	BLK	WP	HR	S	P	ERA	WHIP
Jay Tibbs, R ERA: 4.49	(1, 1)	6.0	L	30	7	3	3	2	5	1	0	0	1	1	28	52	4.50	2.000
Tom Hume, R ERA: 3.44	(7, 1)	2.0		11	6	2	2	0	0	0	0	0	0	1	11	11	9.00	3.000
John Franco, L ERA: 2.6	(9, 1)	1.0		3	0	0	0	0	0	0	0	0	0	0	3	3	0.00	0.000

PITCHER	IP	WLS	BF	H	R	ER	SO	BB	IBB	HBP	BLK	WP	HR	S	P	ERA	WHIP

Atlanta Braves @ Cincinnati Reds

Riverfront Stadium, Cincinnati, OH

Fri Jun 21 1985, 7:05 PM EDT

Att. 33,248 - Unknown

BOTTOM

livebaseballscorecards.com

Batter	1	2	3	4	5	6	7	8	9	AB	R	H	RBI	BB	SO	LOB
Eddie Milner, L (1, 8) OBP: 0.314, SLG: 0.269	G3	1B		BB			6-3		F9	4	0	1	0	1	0	0
Max Venable, L (1, 7) OBP: 0.353, SLG: 0.467	2B	F8		F8			E S BB		3B	3	1	1	0	0	0	3
Gary Redus, R (7, PH) OBP: 0.373, SLG: 0.484 (8, 7)										1	1	1	0	1	0	0
Pete Rose, S (1, 3) OBP: 0.404, SLG: 0.358	BB 1B FC6-5 BB		K		G1-6-3 BB		4-3		FC5-4 1B	3	1	1	1	2	1	1
Dave Parker, L (1, 9) OBP: 0.365, SLG: 0.522	FC6-5 BB 1B		6-3 2B		G1-6-3		G3		FC5-4	5	0	2	1	0	0	3
Wayne Krenchicki, L (1, 5) OBP: 0.380, SLG: 0.361	FC6-5 BB		6-3		1-3			2B SF8 1B	G3	4	1	1	0	1	0	2
Ron Oester, S (1, 4) OBP: 0.335, SLG: 0.373	FC6-5		K			F5		2B		4	0	1	1	0	1	3
Tom Foley, L (1, 6) OBP: 0.167, SLG: 0.197	F8			4-3		FC5 S BB		SF8		2	0	0	0	0	0	2
Dave Concepcion, R (6, PH) OBP: 0.327, SLG: 0.406 (7, 6)										0	0	0	1	1	0	0
Dave Vangorder, R (1, 2) OBP: 0.265, SLG: 0.286		F3		K		FC5 FC6-4		F8		3	0	0	0	0	1	1
Alan Knicely, R (8, PH) OBP: 0.333, SLG: 0.477 (9, 2)										1	0	0	0	0	0	1
Jay Tibbs, R (1, 1) OBP: 0.143, SLG: 0.091		F6		BB 1B		FC6-4		6-3		2	0	1	0	0	0	0
Cesar Cedeno, R (6, PH) OBP: 0.315, SLG: 0.322										1	0	0	0	0	0	1
Tom Hume, R (7, 1)										0	0	0	0	0	0	0
Tony Perez, R (8, PH) OBP: 0.424, SLG: 0.620										1	0	0	0	0	0	1
John Franco, L (9, 1) OBP: 0.500, SLG: 0.500										0	0	0	0	0	0	0
Inning Stats	R: 2 E: 0 K: 0 S: 5 H: 2 LOB: 2 BB: 2 P: 13	R: 0 E: 0 K: 0 S: 4 H: 1 LOB: 1 BB: 0 P: 4	R: 0 E: 0 K: 2 S: 8 H: 1 LOB: 1 BB: 0 P: 8	R: 0 E: 0 K: 1 S: 6 H: 1 LOB: 2 BB: 1 P: 10	R: 0 E: 0 K: 0 S: 2 H: 0 LOB: 0 BB: 1 P: 6	R: 0 E: 0 K: 0 S: 3 H: 0 LOB: 1 BB: 1 P: 7	R: 0 E: 0 K: 0 S: 3 H: 0 LOB: 1 BB: 1 P: 7	R: 1 E: 0 K: 0 S: 5 H: 2 LOB: 1 BB: 0 P: 5	R: 1 E: 1 K: 0 S: 5 H: 2 LOB: 1 BB: 0 P: 5	1B: 5 2B: 3 3B: 1 HR: 0	SF: 1 SAC: 0 DP: 1 HBP: 0						

	AB	34
	R	4
	H	9
	RBI	4
	BB	6
	SO	3
	LOB	18

WP: 0 PB: 0 SB: 2 CS: 0 PA: 41

PITCHER		IP	WLS	BF	H	R	ER	SO	BB	IBB	HBP	BLK	WP	HR	S	P	ERA	WHIP
Rick Camp, R ERA: 3.59	(1, 1)	5.0	W	23	5	2	2	3	4	0	0	0	0	0	25	41	3.60	1.800
Terry Forster, L ERA: 1.02	(6, 1)	2.0		8	0	0	0	0	2	0	0	0	0	0	6	14	0.00	1.000
Bruce Sutter, R ERA: 3.65	(8, 1)	2.0	S	10	4	2	2	0	0	0	0	0	0	0	10	10	9.00	2.000

PITCHER	IP	WLS	BF	H	R	ER	SO	BB	IBB	HBP	BLK	WP	HR	S	P	ERA	WHIP

Batter	1	2	3	4	5	6	7	8	9	AB	R	H	RBI	BB	SO	LOB
Brad Komminsk, R (1, 9) OBP: 0.320, SLG: 0.281	B B B B 4-0 BB	x 0-0 ③ F8			x 0-0 ① F7		x 0-0 ② 6-3			3	0	0	0	1	0	5
Rafael Ramirez, R (1, 6) OBP: 0.287, SLG: 0.363	S S S 0-3 ① K		x 0-0 ① 4-3		x 0-0 ② F8		x 0-0 2-H PB 1B			4	0	1	1	0	1	2
Dale Murphy, R (1, 8) OBP: 0.378, SLG: 0.552	x 0-0 ② F9		x 0-0 ② 6-3		x 0-0 ③ F8		x 0-0 ③ 1-2 F4			4	0	0	0	0	0	3
Bob Horner, R (1, 3) OBP: 0.321, SLG: 0.487	x 0-0 ③ F4		x 0-0 HR			x 0-0 HR		x 0-0 ① 5-3		4	2	2	2	0	0	1
Terry Harper, R (1, 7) OBP: 0.328, SLG: 0.387		x 0-0 ① 5-3	x 0-0 ③ 5-3			x 0-0 ① F4		x 0-0 ② F8		4	0	0	0	0	0	0
Ken Oberkfell, L (1, 5) OBP: 0.339, SLG: 0.382		x 0-0 1B BB 1B		x 0-0 ① F9		x 0-0 ② 4-3		x 0-0 ③ F7		4	0	1	0	0	0	0
Glenn Hubbard, R (1, 4) OBP: 0.338, SLG: 0.329 Gerald Perry, L (9, PH) OBP: 0.270, SLG: 0.257 Paul Zuvella, R (9, 4) OBP: 0.294, SLG: 0.271		B B B 4-0 1-2 1B BB		x 0-0 ② F3		x 0-0 ③ F4			x 0-0 ① F7	2 1 0	0 0 0	0 0 0	0 0 0	1 0 0	0 0 0	0 0 0
Bruce Benedict, R (1, 2) OBP: 0.329, SLG: 0.219 Chris Chambliss, L (9, PH) OBP: 0.275, SLG: 0.250 Larry Owen, R (9, 2) OBP: 0.326, SLG: 0.300		x 0-0 ② F7		x 0-0 ③ F6			B B B B 4-0 SH1-4 1B BB		x 0-0 ② F9	2 1 0	1 0 0	0 0 0	0 0 0	1 0 0	0 0 0	2 0 0
Zane Smith, L (1, 1) OBP: 0.133, SLG: 0.133 Jeff Dedmon, L (7, 1) OBP: 0.250, SLG: 0.250 Claudell Washington, L (9, PH) OBP: 0.323, SLG: 0.431 Terry Forster, L (9, 1)		x 0-0 1-2 2-3 1B			x 0-0 1B		x 0-0 ① SH1-4 1-2		x 0-0 ③ 6-3	2 0 1 0	0 0 0 0	2 0 0 0	0 0 0 0	0 0 0 0	0 0 0 0	0 0 0 0
Inning Stats	R: 0 E: 0 K: 1 S: 5 H: 0 LOB: 1 BB: 1 P: 9	R: 0 E: 0 K: 0 S: 5 H: 2 LOB: 3 BB: 1 P: 9	R: 1 E: 0 K: 0 S: 4 H: 1 LOB: 0 BB: 0 P: 4	R: 0 E: 0 K: 0 S: 3 H: 0 LOB: 0 BB: 0 P: 3	R: 0 E: 0 K: 0 S: 4 H: 1 LOB: 1 BB: 0 P: 4	R: 1 E: 0 K: 0 S: 4 H: 1 LOB: 0 BB: 0 P: 4	R: 1 E: 0 K: 0 S: 4 H: 1 LOB: 1 BB: 1 P: 8	R: 0 E: 0 K: 0 S: 3 H: 0 LOB: 0 BB: 0 P: 3	R: 0 E: 0 K: 0 S: 3 H: 0 LOB: 0 BB: 0 P: 3	1B: 4 2B: 0 3B: 0 HR: 2	SF: 0 SAC: 1 DP: 0 HBP: 0			WP: 0 PB: 1 SB: 0 CS: 0	PA: 36		

Atlanta Braves @ Cincinnati Reds

Riverfront Stadium, Cincinnati, OH

Sat Jun 22 1985, 3:33 AM EDT

Att. 20,428 - Unknown

TOP

livebaseballscorecards.com

AB	32
R	3
H	6
RBI	3
BB	3
SO	1
LOB	13

PITCHER		IP	WLS	BF	H	R	ER	SO	BB	IBB	HBP	BLK	WP	HR	S	P	ERA	WHIP
Joe Price, L ERA: 3.15	(1, 1)	7.0		30	6	3	3	1	3	0	0	0	0	2	29	41	3.86	1.286
Ron Robinson, R ERA: 1.86	(8, 1)	2.0	W	6	0	0	0	0	0	0	0	0	0	0	6	6	0.00	0.000

PITCHER		IP	WLS	BF	H	R	ER	SO	BB	IBB	HBP	BLK	WP	HR	S	P	ERA	WHIP

Atlanta Braves @ Cincinnati Reds

Riverfront Stadium, Cincinnati, OH

Sat Jun 22 1985, 3:33 AM EDT

Att. 20,428 - Unknown

livebaseballscorecards.com

BOTTOM

Batter	1	2	3	4	5	6	7	8	9	AB	R	H	RBI	BB	SO	LOB
Gary Redus, R (1, 8)	BBB FC6-4 S BB		x 0-0 ① F3	x 0-0 ③ FC6-4 1-2f			x 0-0 ② 5-3 2-3		x 0-0 1B BB 1-3 1B	3	0	0	0	1	0	2
Ron Robinson, R (8, 1)										0	0	0	0	0	0	0
Pete Rose, S (9, PH)										1	0	1	0	0	0	0
OBP: 0.407, SLG: 0.362																
Dave Concepcion, R (1, 6)	x 0-0 ① FC6-4 1B 1-3		x 0-0 E E 1B		x 0-0 G4-6-3 1B		x 0-0 3-H 1B		BBBB 4-0 1B BB 1-2 1B	4	1	3	1	1	0	1
OBP: 0.336, SLG: 0.412																
Dave Parker, L (1, 9)	x 0-0 ② BB 1B 2-H 1B		x 0-0 E8 1B 1-H 1B		x 0-0 ① ② G4-6-3 1-2f		x 0-0 ③ F7		x 0-0 1-2 2-3 3-H 1B	5	1	3	1	0	0	2
OBP: 0.369, SLG: 0.524																
Tony Perez, R (1, 3)	x 0-0 BB 1B 1-2		x 0-0 ② F4		x 0-0 ③ 6-3			x 0-0 ① 4-3		4	0	1	0	0	0	1
OBP: 0.413, SLG: 0.593																
Alan Knicely, R (1, 2)	BBBB 4-0 BB 1-2 2-3		x 0-0 FC5-4 1B 2-H			SSS 0-3 ① K		x 0-0 ② F8		3	0	1	1	1	1	0
OBP: 0.339, SLG: 0.473																
Nick Esasky, R (1, 5)	SSS 0-3 ③ K		x 0-0 ③ FC5-4 1-2f			x 0-0 ② 1-3		x 0-0 2B		4	0	1	0	0	1	4
OBP: 0.335, SLG: 0.386																
Cesar Cedeno, R (1, 7)		SSS 0-3 ① K	x 0-0 ① 4-3			x 0-0 ③ F7		x 0-0 ③ 5-3		4	0	0	0	0	1	1
OBP: 0.308, SLG: 0.314																
Ron Oester, S (1, 4)		x 0-0 ② F9	x 0-0 FC6-4 1B				BBBB 4-0 5-3 SH1-3 1B BB		x 0-0 ① 6-3	3	1	1	0	1	0	0
OBP: 0.338, SLG: 0.372																
Joe Price, R (1, 1)		SSS 0-3 ③ K	SSS 0-3 ② K				x 0-0 ① SH1-3 1-2		x 0-0 1B S 1B 1B	2	0	0	0	0	2	1
Eddie Milner, L (7, PH)										1	1	1	0	0	0	0
OBP: 0.318, SLG: 0.273 (8, 8)																

Inning Stats	1	2	3	4	5	6	7	8	9
	R: 0 H: 2 E: 0 LOB: 3 K: 1 BB: 2 S: 6 P: 14	R: 0 H: 0 E: 0 LOB: 0 K: 2 BB: 0 S: 7 P: 7	R: 2 H: 3 E: 1 LOB: 1 K: 0 BB: 0 S: 6 P: 6	R: 0 H: 1 E: 0 LOB: 1 K: 1 BB: 0 S: 6 P: 6	R: 0 H: 1 E: 0 LOB: 0 K: 0 BB: 0 S: 3 P: 3	R: 0 H: 0 E: 0 LOB: 0 K: 1 BB: 0 S: 5 P: 5	R: 1 H: 1 E: 0 LOB: 1 K: 0 BB: 1 S: 4 P: 8	R: 0 H: 1 E: 0 LOB: 1 K: 0 BB: 0 S: 4 P: 4	R: 1 H: 3 E: 0 LOB: 3 K: 0 BB: 1 S: 4 P: 8

1B: 11	SF: 0	WP: 0 PA: 39
2B: 1	SAC: 1	PB: 0
3B: 0	DP: 1	SB: 2
HR: 0	HBP: 0	CS: 0

PITCHER		IP	WLS	BF	H	R	ER	SO	BB	IBB	HBP	BLK	WP	HR	S	P	ERA	WHIP
Zane Smith, L	(1, 1)	6.1		27	7	3	2	5	3	0	0	0	0	0	34	46	2.84	1.579
ERA: 4.04																		
Jeff Dedmon, R	(7, 1)	1.2		7	2	0	0	0	0	0	0	0	0	0	7	7	0.00	1.200
ERA: 1.98																		
Terry Forster, L	(9, 1)	0.1	L	5	3	1	1	0	1	0	0	0	0	0	4	8	27.00	12.000
ERA: 1.26																		

PITCHER	IP	WLS	BF	H	R	ER	SO	BB	IBB	HBP	BLK	WP	HR	S	P	ERA	WHIP

Batter	1	2	3	4	5	6	7	8	9	AB	R	H	RBI	BB	SO	LOB
Rafael Ramirez, R (1, 6) OBP: 0.290, SLG: 0.368	6-3		4-3 SF8 2B	F8			S 1B		E1 SH5-3 1-2	5	1	2	0	0	0	2
Ken Oberkfell, L (1, 5) OBP: 0.343, SLG: 0.377	BB		4-3 2-3		G6-4-3 BB		F6		SH5-3 1-2 2-3	2	0	0	0	2	0	2
Dale Murphy, R (1, 8) OBP: 0.375, SLG: 0.545	K		SF8 3-H		K		F6		FC6-4 IBB	3	0	0	1	1	2	3
Bob Horner, R (1, 3) OBP: 0.318, SLG: 0.479	F2		1B		G6-4-3 1-2f		5-3 1-2		F7	5	0	1	0	0	0	6
Terry Harper, R (1, 7) OBP: 0.321, SLG: 0.376		4-3	F9			4-3		K	FC6-4 1-2f	5	0	0	0	0	1	4
Brad Komminsk, R (1, 9) OBP: 0.330, SLG: 0.288		E S 1B		6-3		S 1B		BB		3	0	2	0	1	0	0
Glenn Hubbard, R (1, 4) OBP: 0.337, SLG: 0.324		E1 1-3		BB 2B		F9		F8 1-2		3	1	0	0	1	0	3
Bruce Sutter, R (8, 1)										0	0	0	0	0	0	0
Larry Owen, R (1, 2) OBP: 0.340, SLG: 0.326		F4		1-H 2B		IBB 1-2		F6		3	0	1	1	1	0	3
Steve Bedrosian, R (1, 1) OBP: 0.067, SLG: 0.067		1-3		F9		4-3			SH5-3 E 1B	3	0	0	0	0	0	5
Rick Camp, R (7, 1)										0	0	0	0	0	0	0
Paul Zuvella, R (8, 4) OBP: 0.308, SLG: 0.286										1	0	1	0	0	0	0
Inning Stats	R: 0 E: 0 K: 1 S: 5 H: 0 LOB: 1 BB: 1 P: 9	R: 0 E: 1 K: 0 S: 5 H: 1 LOB: 2 BB: 0 P: 5	R: 1 E: 0 K: 0 S: 5 H: 2 LOB: 1 BB: 0 P: 5	R: 1 E: 0 K: 0 S: 4 H: 1 LOB: 1 BB: 1 P: 8	R: 0 E: 0 K: 1 S: 4 H: 0 LOB: 0 BB: 1 P: 8	R: 0 E: 0 K: 0 S: 4 H: 1 LOB: 2 BB: 1 P: 8	R: 0 E: 0 K: 0 S: 4 H: 1 LOB: 1 BB: 0 P: 4	R: 0 E: 0 K: 1 S: 5 H: 0 LOB: 1 BB: 1 P: 9	R: 0 E: 1 K: 0 S: 5 H: 1 LOB: 3 BB: 1 P: 9	1B: 5 2B: 2 3B: 0 HR: 0	SF: 1 SAC: 1 DP: 1 HBP: 0						

TOP

Atlanta Braves @ Cincinnati Reds

Riverfront Stadium, Cincinnati, OH

Sun Jun 23 1985, 3:33 AM EDT

Att. 24,538 - Unknown

livebaseballscorecards.com

AB	33
R	2
H	7
RBI	2
BB	6
SO	3
LOB	28

WP: 0 PB: 0 SB: 4 CS: 0 PA: 41

PITCHER		IP	WLS	BF	H	R	ER	SO	BB	IBB	HBP	BLK	WP	HR	S	P	ERA	WHIP
Frank Pastore, R ERA: 3.52	(1, 1)	6.0	L	28	6	2	2	2	3	1	0	0	0	0	28	44	3.00	1.500
Tom Hume, R ERA: 3.25	(7, 1)	2.0		7	0	0	0	1	1	0	0	0	0	0	8	12	0.00	0.500
John Franco, L ERA: 2.57	(9, 1)	0.1		4	1	0	0	0	0	1	0	0	0	0	3	7	0.00	3.000
Ted Power, R ERA: 2.22	(9, 1)	0.2		2	0	0	0	0	0	0	0	0	0	0	2	2	0.00	0.000

Atlanta Braves @ Cincinnati Reds

Riverfront Stadium, Cincinnati, OH

Sun Jun 23 1985, 3:33 AM EDT

Att. 24,538 - Unknown

BOTTOM

Batter	1	2	3	4	5	6	7	8	9	AB	R	H	RBI	BB	SO	LOB
Gary Redus, R (1, 7) OBP: 0.367, SLG: 0.461	F7		F8			BBBB S S G3-2-3 BB	F4			3	0	0	0	1	0	3
Eddie Milner, L (1, 8) OBP: 0.317, SLG: 0.269	SSS K		F7			F7 1-2		BBBB E 1B 3-1 BB		3	1	0	0	1	1	2
Pete Rose, S (1, 3) OBP: 0.413, SLG: 0.363	F8			BBBB G4-6-3 BB		BBBB S BB		E2 3-1 1-3 1B		2	0	1	0	2	0	0
Dave Parker, L (1, 9) OBP: 0.367, SLG: 0.518		4-3		G4-6-3 1-2f		III 1-2 2-3 IBB		3-1 2-3 3-H		3	0	0	1	1	0	2
Alan Knicely, R (1, 2) OBP: 0.346, SLG: 0.468 John Franco, L (9, 1) OBP: 0.500, SLG: 0.500 Ted Power, R (9, 1)		BBBB BB		BBBB BB		G3-2-3 3-Hf		F4		1 0 0	0 0 0	0 0 0	0 0 0	2 0 0	0 0 0	3 0 0
Dave Concepcion, R (1, 6) OBP: 0.331, SLG: 0.405		F9		5-3			6-3	5-3		4	0	0	0	0	0	3
Ron Oester, S (1, 4) OBP: 0.336, SLG: 0.370		F8			5-3		1B 1B		F7	4	0	1	0	0	0	1
Wayne Krenchicki, L (1, 5) OBP: 0.388, SLG: 0.384 Nick Esasky, R (7, PR) OBP: 0.333, SLG: 0.384 (8, 5)			2B		SSS K		1-3 1B		6-3	3 1	0 0	2 0	0 0	0 0	1 0	0 0
Frank Pastore, R (1, 1) OBP: 0.111, SLG: 0.222 Tom Hume, R (7, 1) Dave Vangorder, R (7, 2) OBP: 0.263, SLG: 0.283 Tony Perez, R (8, PH) OBP: 0.406, SLG: 0.582 Duane Walker, L (9, PH) OBP: 0.273, SLG: 0.395			SSS K		SSS K		F9		4-3	2 0 1 1 1	0 0 0 0 0	0 0 0 0 0	0 0 0 0 0	0 0 0 0 0	2 0 0 0 0	1 0 2 1 0
Inning Stats	R: 0 H: 0 E: 0 LOB: 0 K: 1 BB: 0 S: 5 P: 5	R: 0 H: 0 E: 0 LOB: 1 K: 0 BB: 1 S: 3 P: 7	R: 0 H: 1 E: 0 LOB: 1 K: 1 BB: 0 S: 6 P: 6	R: 0 H: 0 E: 0 LOB: 1 K: 0 BB: 2 S: 2 P: 10	R: 0 H: 0 E: 0 LOB: 0 K: 2 BB: 0 S: 7 P: 7	R: 0 H: 0 E: 0 LOB: 2 K: 0 BB: 3 S: 2 P: 14	R: 0 H: 2 E: 0 LOB: 2 K: 0 BB: 0 S: 5 P: 5	R: 1 H: 1 E: 1 LOB: 1 K: 0 BB: 1 S: 4 P: 8	R: 0 H: 0 E: 0 LOB: 0 K: 0 BB: 0 S: 3 P: 3	1B: 3 2B: 1 3B: 0 HR: 0	SF: 0 SAC: 0 DP: 2 HBP: 0			WP: 0 PB: 0 SB: 3 CS: 0		PA: 36	

livebaseballscorecards.com

AB	29
R	1
H	4
RBI	1
BB	7
SO	4
LOB	18

PITCHER		IP	WLS	BF	H	R	ER	SO	BB	IBB	HBP	BLK	WP	HR	S	P	ERA	WHIP
Steve Bedrosian, R ERA: 2.77	(1, 1)	6.1	W	26	3	0	0	4	5	1	0	0	0	0	28	52	0.00	1.263
Rick Camp, R ERA: 3.54	(7, 1)	0.2		2	0	0	0	0	0	0	0	0	0	0	2	2	0.00	0.000
Bruce Sutter, R ERA: 3.5	(8, 1)	2.0	S	8	1	1	0	0	1	0	0	0	0	0	7	11	0.00	1.000

PITCHER	IP	WLS	BF	H	R	ER	SO	BB	IBB	HBP	BLK	WP	HR	S	P	ERA	WHIP

Batter	1	2	3	4	5	6	7	8	9	AB	R	H	RBI	BB	SO	LOB
Brad Komminsk, R (1, 9) OBP: 0.326, SLG: 0.286	6-3		6-3		3B 1B 1-2	E5 1-2 2-H 3-H		K		5	1	1	0	0	1	3
Rafael Ramirez, R (1, 6) OBP: 0.288, SLG: 0.373	L5		6-3		3B 1-H 2-H	K			6-3	5	0	1	2	0	1	2
Dale Murphy, R (1, 8) OBP: 0.372, SLG: 0.537	1-3		1-3		K		K		1B BB	4	0	0	0	1	2	1
Bob Horner, R (1, 3) OBP: 0.317, SLG: 0.475 Chris Chambliss, L (7, 3) OBP: 0.273, SLG: 0.248		FC3-6 1B E 1B		F8		E6 E 1B FC3-2-5-2-6	F7		K	4 1	1 0	1 0	0 0	0 0	0 1	0 1
Terry Harper, R (1, 7) OBP: 0.327, SLG: 0.382		FC3-6 1-2 1B		6-3		E6 FC3-2-5-2-6 1-3 E 1B	6-3		1-2 1B	5	1	3	0	0	0	0
Ken Oberkfell, L (1, 5) OBP: 0.333, SLG: 0.365		FC3-6 E 1-2f 2-3		3-1		FC3-2-5-2-6 E 1-3 E 3-H		6-3	3-1	5	1	0	0	0	0	6
Glenn Hubbard, R (1, 4) OBP: 0.340, SLG: 0.320		L5			E6 G5-4-3	E E IBB		1B BB		2	1	0	0	2	0	2
Larry Owen, R (1, 2) OBP: 0.333, SLG: 0.319		E5 1-2 3-H			G5-4-3 1-2f	E5 E 1-2 2-3 3-H		1-3 1B		4	0	1	1	0	0	4
Rick Mahler, R (1, 1) OBP: 0.245, SLG: 0.239 Terry Forster, L (8, 1) Bruce Sutter, R (9, 1)		K			1B 3B 1B	K		K		4 0 0	1 0 0	1 0 0	0 0 0	0 0 0	3 0 0	7 0 0
Inning Stats	R: 0 E: 0 K: 0 S: 3 H: 0 LOB: 0 BB: 0 P: 3	R: 1 E: 1 K: 1 S: 8 H: 2 LOB: 2 BB: 0 P: 8	R: 0 E: 0 K: 0 S: 3 H: 0 LOB: 0 BB: 0 P: 3	R: 0 E: 0 K: 0 S: 3 H: 0 LOB: 0 BB: 0 P: 3	R: 2 E: 1 K: 1 S: 8 H: 3 LOB: 1 BB: 0 P: 8	R: 3 E: 4 K: 2 S: 11 H: 1 LOB: 2 BB: 1 P: 15	R: 0 E: 0 K: 1 S: 5 H: 0 LOB: 0 BB: 0 P: 5	R: 0 E: 0 K: 2 S: 8 H: 1 LOB: 2 BB: 1 P: 12	R: 0 E: 0 K: 1 S: 6 H: 1 LOB: 2 BB: 1 P: 10	1B: 7 2B: 0 3B: 1 HR: 0 SF: 0 SAC: 0 DP: 1 HBP: 0						

TOP

Atlanta Braves @ Houston Astros

Astrodome, Houston, TX

Tue Jun 25 1985, 8:05 PM EDT

Att. 13,440 - Unknown

livebaseballscorecards.com

AB	39
R	6
H	8
RBI	3
BB	3
SO	8
LOB	26

WP: 0 PB: 0 SB: 0 CS: 0 PA: 42

PITCHER	IP	WLS	BF	H	R	ER	SO	BB	IBB	HBP	BLK	WP	HR	S	P	ERA	WHIP
Bob Knepper, L (1, 1) ERA: 3.7	6.0	L	29	6	6	2	4	0	1	0	0	0	0	36	40	3.00	1.000
Bill Dawley, R (7, 1) ERA: 4.66	2.0		8	1	0	0	3	1	0	0	0	0	0	13	17	0.00	1.000
Jeff Calhoun, L (9, 1) ERA: 3.32	1.0		5	1	0	0	1	1	0	0	0	0	0	6	10	0.00	2.000

PITCHER	IP	WLS	BF	H	R	ER	SO	BB	IBB	HBP	BLK	WP	HR	S	P	ERA	WHIP

Atlanta Braves @ Houston Astros

Astrodome, Houston, TX

Tue Jun 25 1985, 8:05 PM EDT

Att. 13,440 - Unknown

BOTTOM

Batter	1	2	3	4	5	6	7	8	9	AB	R	H	RBI	BB	SO	LOB
Bill Doran, S (1, 4) OBP: 0.355, SLG: 0.409	SH1-3 4-3 2B		BBBB G5-4-3 BB		F7		G4-6-3 1-2f		1B	4	1	2	0	1	0	2
Kevin Bass, S (1, 8) OBP: 0.262, SLG: 0.397	SH1-3 2-3		G5-4-3 1-2f		1B 2-3			4-3	F7	4	0	1	0	0	0	2
Denny Walling, L (1, 3) OBP: 0.308, SLG: 0.377	4-3 3-H		4-3		6-3			F7	4-3	5	0	0	1	0	0	3
Jose Cruz, L (1, 7) OBP: 0.350, SLG: 0.458	1B 1B			F3		SSS K		S HR 1B		4	1	2	0	0	1	0
Jerry Mumphrey, S (1, 9) OBP: 0.323, SLG: 0.400	1-2 1B			F8		2B		1-H HR		4	1	3	2	0	0	0
Alan Ashby, S (1, 2) OBP: 0.366, SLG: 0.426	F6			1B		SSS K		HR		4	1	2	1	0	1	3
Phil Garner, R (1, 5) OBP: 0.297, SLG: 0.366		5-3		G3		5-3		2B		3	0	0	0	0	0	2
Bill Dawley, R (7, 1)										0	0	0	0	0	0	0
Harry Spilman, L (8, PH) OBP: 0.200, SLG: 0.256										1	0	1	0	0	0	0
Dickie Thon, R (9, 6) OBP: 0.228, SLG: 0.216										0	0	0	0	0	0	0
Craig Reynolds, L (1, 6) OBP: 0.320, SLG: 0.436		3-1			4-3		6-3	F8		3	0	0	0	0	0	0
Glenn Davis, R (8, PH) OBP: 0.281, SLG: 0.355										1	0	0	0	0	0	1
Jeff Calhoun, L (9, 1)										0	0	0	0	0	0	0
Bob Knepper, L (1, 1) OBP: 0.061, SLG: 0.063		SSS K			1B 2B		BBBB G4-6-3 BB		5-3	2	0	1	0	0	1	0
Jim Pankovits, R (7, 5) OBP: 0.370, SLG: 0.403										1	0	0	0	1	0	0

livebaseballscorecards.com

AB	36
R	4
H	12
RBI	4
BB	2
SO	3
LOB	13

Inning Stats	1	2	3	4	5	6	7	8	9
	R: 1 E: 0 K: 0 S: 6	H: 3 LOB: 2 BB: 0 P: 6	R: 0 E: 0 K: 1 S: 5	H: 0 LOB: 0 BB: 0 P: 5	R: 0 E: 0 K: 0 S: 2	H: 0 LOB: 0 BB: 1 P: 6	R: 0 E: 0 K: 0 S: 4	H: 1 LOB: 1 BB: 0 P: 4	R: 0 E: 0 K: 0 S: 5	H: 2 LOB: 2 BB: 0 P: 5	R: 0 E: 0 K: 2 S: 8	H: 1 LOB: 1 BB: 0 P: 8	R: 0 E: 0 K: 0 S: 2	H: 0 LOB: 0 BB: 1 P: 6	R: 3 E: 0 K: 0 S: 7	H: 4 LOB: 1 BB: 0 P: 7	R: 0 E: 0 K: 0 S: 4	H: 1 LOB: 1 BB: 0 P: 4

| | | | | | | | | | |

Batter	1	2	3	4	5	6	7	8	9	10	11	AB	R	H	RBI	BB	SO	LOB
Claudell Washington, L (1, 9) OBP: 0.316, SLG: 0.423	K		4-3			4-3			1-3		SF8 3-H	4	0	0	1	0	1	0
Rafael Ramirez, R (1, 6) OBP: 0.286, SLG: 0.369	G6-4-3 1B			6-3			F4		6-3		K	5	0	1	0	0	1	0
Dale Murphy, R (1, 8) OBP: 0.370, SLG: 0.531	G6-4-3 1-2f			K			4-3			7-6-4 F8 BB		3	0	0	0	1	1	1
Bob Horner, R (1, 3) OBP: 0.315, SLG: 0.485		HR		F8			4-3			F8 1-2		4	1	1	1	0	0	1
Terry Harper, R (1, 7) OBP: 0.326, SLG: 0.376		F9			5-3			4-3				3	0	0	0	1	0	0
Ken Oberkfell, L (1, 5) OBP: 0.337, SLG: 0.364		F8			CS 1B			FC6-4 BB		7-6-4 2-3f		3	0	1	0	1	0	2
Glenn Hubbard, R (1, 4) OBP: 0.338, SLG: 0.318		F8			K 1-2			F8			3B 1B	4	1	1	0	0	1	2
Larry Owen, R (1, 2) OBP: 0.310, SLG: 0.294			F9			F8		FC6-4 1-2f			F2	4	0	0	0	0	0	2
Pascual Perez, R (1, 1) OBP: 0.222, SLG: 0.222 Steve Shields, R (4, 1) OBP: 0.077, SLG: 0.077 Gerald Perry, L (6, PH) OBP: 0.268, SLG: 0.255 Rick Camp, R (6, 1) Chris Chambliss, L (9, PH) OBP: 0.270, SLG: 0.245 Jeff Dedmon, L (9, 1) OBP: 0.259, SLG: 0.250 Albert Hall, S (11, PH) OBP: 0.269, SLG: 0.292 Bruce Sutter, R (11, 1)			K			F4			4-3		SF8 1-H 3B	1 0 1 0 1 0 1 1	0 0 0 0 0 0 0 1	0 0 0 0 0 0 0 1	0 0 0 0 0 0 0 1	0 0 0 0 0 0 0 0	1 0 0 0 0 0 0 0	0 0 0 0 0 0 0 1
Inning Stats	R: 0 E: 0 K: 1 S: 5 H: 1 LOB: 0 BB: 0 P: 5	R: 1 E: 0 K: 0 S: 4 H: 1 LOB: 0 BB: 0 P: 4	R: 0 E: 0 K: 1 S: 5 H: 0 LOB: 0 BB: 0 P: 5	R: 0 E: 0 K: 1 S: 5 H: 0 LOB: 0 BB: 0 P: 5	R: 0 E: 0 K: 1 S: 5 H: 1 LOB: 0 BB: 0 P: 5	R: 0 E: 0 K: 0 S: 3 H: 0 LOB: 0 BB: 0 P: 3	R: 0 E: 0 K: 0 S: 3 H: 0 LOB: 0 BB: 0 P: 3	R: 0 E: 0 K: 0 S: 3 H: 0 LOB: 1 BB: 1 P: 7	R: 0 E: 0 K: 0 S: 3 H: 0 LOB: 0 BB: 0 P: 3	R: 0 E: 0 K: 0 S: 2 H: 0 LOB: 1 BB: 2 P: 10	R: 2 E: 0 K: 1 S: 7 H: 2 LOB: 0 BB: 0 P: 7	1B: 3 2B: 1 3B: 1 HR: 1 SF: 1 SAC: 0 DP: 2 HBP: 0			WP: 0 PB: 0 SB: 0 CS: 1	PA: 38		

PITCHER		IP	WLS	BF	H	R	ER	SO	BB	IBB	HBP	BLK	WP	HR	S	P	ERA	WHIP
Mike Scott, R ERA: 3.1	(1, 1)	9.0		29	3	1	1	4	1	0	0	0	0	1	36	40	1.00	0.444
Dave Smith, R ERA: 1.89	(10, 1)	1.1	L	7	2	2	2	0	2	0	0	0	0	0	5	13	13.50	3.000
Jeff Calhoun, L ERA: 3.22	(11, 1)	0.2		2	0	0	0	1	0	0	0	0	0	0	4	4	0.00	0.000

PITCHER IP WLS BF H R ER SO BB IBB HBP BLK WP HR S P ERA WHIP

Atlanta Braves @ Houston Astros

Astrodome, Houston, TX

Wed Jun 26 1985, 8:05 PM EDT

Att. 12,243 - Unknown

TOP

livebaseballscorecards.com

AB	34
R	3
H	5
RBI	3
BB	3
SO	5
LOB	8

Atlanta Braves @ Houston Astros

Astrodome, Houston, TX

Wed Jun 26 1985, 8:05 PM EDT

Att. 12,243 - Unknown

BOTTOM

livebaseballscorecards.com

Batter	1	2	3	4	5	6	7	8	9	10	11	AB	R	H	RBI	BB	SO	LOB
Bill Doran, S (1, 4) OBP: 0.359, SLG: 0.408	0-0 1B 5-3 1B	4-0 1-2 1B BB		4-0 1-2 BB			0-0 4-3			0-3 K		3	0	1	0	2	1	0
Craig Reynolds, L (1, 6) OBP: 0.322, SLG: 0.432	0-0 F7	0-0 1-2 2-3 3-H 1B		0-0 F8			0-0 4-3			4-0 3-1 BB		4	0	1	1	1	0	3
Denny Walling, L (1, 3) OBP: 0.300, SLG: 0.367	0-0 5-3 1-2	0-0 F8			0-0 6-3		0-0 4-3			0-0 3-1 1-2		5	0	0	0	0	0	5
Jose Cruz, L (1, 7) OBP: 0.355, SLG: 0.459	0-0 2-3 1B		0-3 K		0-0 3-1			0-0 G4-6-3 1B		4-0 IBB		4	0	2	0	1	1	0
Jerry Mumphrey, S (1, 9) OBP: 0.315, SLG: 0.389 Jeff Calhoun, L (11, 1)	0-0 5-3		0-0 F7		0-0 6-3			0-0 G4-6-3 1-2f		0-0 4-3		5 0	0 0	0 0	0 0	0 0	0 0	5 0
Kevin Bass, S (1, 8) OBP: 0.261, SLG: 0.392 (11, 9)		0-3 K	0-0 F2			0-0 4-3		0-0 F9			0-0 G6-4-3 1B	5	0	1	0	0	1	0
Phil Garner, R (1, 5) OBP: 0.299, SLG: 0.371		0-0 1B 1B 2B		0-0 6-3			0-0 F7		0-0 G1-6-3 1B		0-0 G6-4-3 1-2f	5	1	2	0	0	0	1
Mark Bailey, S (1, 2) OBP: 0.361, SLG: 0.390		0-0 1B BB 2-3 1B		0-0 4-3			4-0 FC6-4 BB		0-0 F2		0-3 K	4	0	1	0	1	1	1
Mike Scott, R (1, 1) OBP: 0.138, SLG: 0.080 Harry Spilman, L (9, PH) OBP: 0.196, SLG: 0.250 Dave Smith, R (10, 1) Chris Jones, L (11, 8) OBP: 0.286, SLG: 0.167		0-3 K		4-0 S BB			0-0 FC6-4 1-2f		0-0 G1-6-3 1-2f			2 1 0 0	0 0 0 0	0 0 0 0	0 0 0 0	1 0 0 0	1 0 0 0	3 1 0 0
Inning Stats	R: 0 H: 2 E: 0 LOB: 2 K: 0 BB: 0 S: 5 P: 5	R: 1 H: 3 E: 0 LOB: 3 K: 2 BB: 1 S: 10 P: 14	R: 0 H: 0 E: 0 LOB: 0 K: 1 BB: 0 S: 5 P: 5	R: 0 H: 0 E: 0 LOB: 2 K: 0 BB: 2 S: 3 P: 11	R: 0 H: 0 E: 0 LOB: 0 K: 0 BB: 0 S: 3 P: 3		R: 0 H: 0 E: 0 LOB: 1 K: 0 BB: 1 S: 3 P: 7	R: 0 H: 0 E: 0 LOB: 0 K: 0 BB: 0 S: 3 P: 3	R: 0 H: 1 E: 0 LOB: 0 K: 0 BB: 0 S: 3 P: 3	R: 0 H: 1 E: 0 LOB: 0 K: 0 BB: 0 S: 3 P: 3	R: 0 H: 0 E: 0 LOB: 2 K: 1 BB: 2 S: 5 P: 13	R: 0 H: 1 E: 0 LOB: 0 K: 1 BB: 0 S: 5 P: 5	1B: 7 SF: 0 2B: 1 SAC: 0 3B: 0 DP: 3 HR: 0 HBP: 0						WP: 0 PA: 44 PB: 0 SB: 1 CS: 0

	AB	38
	R	1
	H	8
	RBI	1
	BB	6
	SO	5
	LOB	19

PITCHER		IP	WLS	BF	H	R	ER	SO	BB	IBB	HBP	BLK	WP	HR	S	P	ERA	WHIP
Pascual Perez, R ERA: 6.55	(1, 1)	3.0		15	5	1	1	3	1	0	0	0	0	0	20	24	3.00	2.000
Steve Shields, R ERA: 4.3	(4, 1)	2.0		8	0	0	0	0	2	0	0	0	0	0	6	14	0.00	1.000
Rick Camp, R ERA: 3.33	(6, 1)	3.0		10	1	0	0	0	1	0	0	0	0	0	9	13	0.00	0.667
Jeff Dedmon, R ERA: 1.84	(9, 1)	2.0	W	8	1	0	0	1	1	1	0	0	0	0	8	16	0.00	1.000
Bruce Sutter, R ERA: 3.35	(11, 1)	1.0	S	3	1	0	0	1	0	0	0	0	0	0	5	5	0.00	1.000

PITCHER	IP	WLS	BF	H	R	ER	SO	BB	IBB	HBP	BLK	WP	HR	S	P	ERA	WHIP

Batter	1	2	3	4	5	6	7	8	9	AB	R	H	RBI	BB	SO	LOB
Claudell Washington, L (1, 9) OBP: 0.317, SLG: 0.437	6-3	K		1B		K			HR	5	1	2	1	0	2	4
Rafael Ramirez, R (1, 6) OBP: 0.285, SLG: 0.366	5-3		2B SF9 1B	K		FC6-4			1-3	5	1	1	0	0	1	3
Dale Murphy, R (1, 8) OBP: 0.370, SLG: 0.530	BB		SF9 FC4-6 2B		6-3		K		F4	4	1	1	0	1	1	0
Bob Horner, R (1, 3) OBP: 0.308, SLG: 0.476	K		SF9		5-3		F3		F8	4	0	0	1	0	1	1
Terry Harper, R (1, 7) OBP: 0.333, SLG: 0.381		FC5-4 FC6-4 1B	BB		S 1B		K			3	1	2	0	1	1	0
Ken Oberkfell, L (1, 5) OBP: 0.341, SLG: 0.367		FC5-4 1B	FC4-6		4-3			SH3-4 1B		4	0	2	1	0	0	2
Glenn Hubbard, R (1, 4) OBP: 0.338, SLG: 0.318		FC5-4 FC6-4 BB	K			SH1-4 1B		SH3-4		3	0	1	0	0	1	3
Bruce Benedict, R (1, 2) OBP: 0.342, SLG: 0.227		FC6-4 BB		1B SH5-4 1B		SH1-4		F8		2	0	1	0	1	0	1
Zane Smith, L (1, 1) OBP: 0.125, SLG: 0.125		FC6-4		SH5-4		FC6-4 BB		F7		1	0	0	1	0	0	2
Gerald Perry, L (6, PH) OBP: 0.273, SLG: 0.255										0	0	0	0	1	0	0
Jeff Dedmon, L (6, 1) OBP: 0.250, SLG: 0.250										0	0	0	0	0	0	0
Chris Chambliss, L (8, PH) OBP: 0.268, SLG: 0.243										1	0	0	0	0	0	1
Bruce Sutter, R (8, 1)										0	0	0	0	0	0	0
Inning Stats	R: 0 E: 0 K: 1 S: 5 H: 0 LOB: 1 BB: 1 P: 9	R: 1 E: 0 K: 1 S: 7 H: 2 LOB: 2 BB: 1 P: 11	R: 2 E: 0 K: 1 S: 7 H: 2 LOB: 1 BB: 1 P: 11	R: 0 E: 0 K: 1 S: 6 H: 2 LOB: 1 BB: 0 P: 6	R: 0 E: 0 K: 0 S: 4 H: 1 LOB: 1 BB: 0 P: 4	R: 0 E: 0 K: 1 S: 6 H: 1 LOB: 2 BB: 1 P: 10	R: 0 E: 0 K: 2 S: 7 H: 0 LOB: 0 BB: 0 P: 7	R: 0 E: 0 K: 0 S: 4 H: 1 LOB: 1 BB: 0 P: 4	R: 1 E: 0 K: 0 S: 4 H: 1 LOB: 0 BB: 0 P: 4	1B: 8 2B: 1 3B: 0 HR: 1 SF: 1 SAC: 3 DP: 0 HBP: 0						

TOP

Atlanta Braves @ Houston Astros

Astrodome, Houston, TX

Thu Jun 27 1985, 8:05 PM EDT

Att. 15,828 - Unknown

livebaseballscorecards.com

AB	32
R	4
H	10
RBI	4
BB	4
SO	7
LOB	17

PITCHER		IP	WLS	BF	H	R	ER	SO	BB	IBB	HBP	BLK	WP	HR	S	P	ERA	WHIP
Nolan Ryan, R ERA: 3.19	(1, 1)	7.0	L	32	8	3	3	7	4	0	0	0	0	0	42	58	3.86	1.714
Bill Dawley, R ERA: 4.65	(8, 1)	2.0		8	2	1	1	0	0	0	0	0	0	1	8	8	4.50	1.000

PITCHER		IP	WLS	BF	H	R	ER	SO	BB	IBB	HBP	BLK	WP	HR	S	P	ERA	WHIP

BOTTOM

Atlanta Braves @ Houston Astros

Astrodome, Houston, TX

Thu Jun 27 1985, 8:05 PM EDT

Att. 15,828 - Unknown

Batter	1	2	3	4	5	6	7	8	9	AB	R	H	RBI	BB	SO	LOB
Bill Doran, S (1, 4) OBP: 0.361, SLG: 0.407	4-3		K		1B			BB		3	0	1	1	1	1	0
Jim Pankovits, R (1, 9) Denny Walling, L (8, PH) (9, 5) OBP: 0.381, SLG: 0.405 OBP: 0.299, SLG: 0.365	1B		BB		F8			FC4-6		2 1	0 0	1 0	0 0	1 0	0 0	2 1
Phil Garner, R (1, 5) Jerry Mumphrey, S (8, PH) (9, 9) OBP: 0.295, SLG: 0.366 OBP: 0.313, SLG: 0.387	F8		K		K			F8		3 1	0 0	0 0	0 0	0 0	2 0	4 1
Jose Cruz, L (1, 7) OBP: 0.349, SLG: 0.451	K			4-3		K		F6		4	0	0	0	0	2	2
Kevin Bass, S (1, 8) OBP: 0.270, SLG: 0.396		G6-4-3 BB		8-3 1B		F8			E 1B	3	0	2	0	1	0	0
Glenn Davis, R (1, 3) OBP: 0.250, SLG: 0.314		G6-4-3 1-2f		8-3 1-2f		5-3			K	4	0	0	0	0	1	3
Mark Bailey, S (1, 2) OBP: 0.372, SLG: 0.400		1B BB			6-3 1B 2B			G6-4-3 BB	K	2	1	1	0	2	1	1
Dickie Thon, R (1, 6) Craig Reynolds, L (7, PH) (8, 6) OBP: 0.234, SLG: 0.222 OBP: 0.319, SLG: 0.427		1-3 1B			6-3 2-3			G6-4-3 1-2f	E6 1-2	2 2	0 0	1 0	0 0	0 0	0 0	1 2
Nolan Ryan, R (1, 1) Chris Jones, L (7, PH) Bill Dawley, R (8, 1) Alan Ashby, S (9, PH) OBP: 0.114, SLG: 0.061 OBP: 0.250, SLG: 0.143 OBP: 0.364, SLG: 0.422			K		BB			F8	G3	1 1 0 1	0 0 0 0	0 0 0 0	0 0 0 0	1 0 0 0	1 0 0 0	0 0 0 2
Inning Stats	R: 0 H: 1 E: 0 LOB: 1 K: 1 BB: 0 S: 6 P: 6	R: 0 H: 1 E: 0 LOB: 2 K: 0 BB: 2 S: 2 P: 10	R: 0 H: 0 E: 0 LOB: 1 K: 3 BB: 1 S: 9 P: 13	R: 0 H: 1 E: 0 LOB: 0 K: 0 BB: 0 S: 3 P: 3	R: 1 H: 2 E: 0 LOB: 2 K: 1 BB: 1 S: 7 P: 11	R: 0 H: 0 E: 0 LOB: 0 K: 1 BB: 0 S: 5 P: 5	R: 0 H: 0 E: 0 LOB: 0 K: 0 BB: 1 S: 2 P: 6	R: 0 H: 0 E: 0 LOB: 1 K: 0 BB: 1 S: 3 P: 7	R: 0 H: 1 E: 1 LOB: 2 K: 2 BB: 0 S: 9 P: 9	1B: 5 SF: 0 2B: 2 SAC: 0 3B: 0 DP: 3 HR: 0 HBP: 0						WP: 0 PA: 36 PB: 0 SB: 0 CS: 0	

livebaseballscorecards.com

	AB	30
	R	1
	H	6
	RBI	1
	BB	6
	SO	8
	LOB	19

PITCHER		IP	WLS	BF	H	R	ER	SO	BB	IBB	HBP	BLK	WP	HR	S	P	ERA	WHIP
Zane Smith, L ERA: 3.88	(1, 1)	5.0	W	21	5	1	1	5	4	0	0	0	0	0	27	43	1.80	1.800
Jeff Dedmon, R ERA: 1.72	(6, 1)	2.0		6	0	0	0	1	1	0	0	0	0	0	7	11	0.00	0.500
Bruce Sutter, R ERA: 3.22	(8, 1)	2.0	S	9	1	0	0	2	1	0	0	0	0	0	12	16	0.00	1.000

PITCHER	IP	WLS	BF	H	R	ER	SO	BB	IBB	HBP	BLK	WP	HR	S	P	ERA	WHIP

Batter	1	2	3	4	5	6	7	8	9	AB	R	H	RBI	BB	SO	LOB
Brad Komminsk, R (1, 9) OBP: 0.323, SLG: 0.283	F9		K			K	F7		BB, 1B	5	1	1	0	0	2	0
Rafael Ramirez, R (1, 6) OBP: 0.283, SLG: 0.363	6-3			5-3		F9		FC6-4	L4	5	0	1	0	0	0	1
Dale Murphy, R (1, 8) OBP: 0.377, SLG: 0.530	FC5-4, BB			S, BB		1B		FC6-4 FC4-6, BB 1-2f	1B 1-2 HR, BB	2	3	1	0	3	0	1
Bob Horner, R (1, 3) OBP: 0.315, SLG: 0.476	FC5-4 1-2f			1-3 1-2		E, 1B 3B 1-2		FC4-6 1-2	HR 1-3 2-H	4	2	2	1	1	0	2
Terry Harper, R (1, 7) OBP: 0.335, SLG: 0.396		F9		F3		E9 3B 1-3 2-H		FC4-6 HR 1-2f 2-3	1B 1-H 3-H HR	5	3	2	4	0	0	3
Ken Oberkfell, L (1, 5) OBP: 0.342, SLG: 0.380		F6			K	3B 2-H 3-H		HR 1-2 3-H, 1B	F8	5	1	2	3	0	1	0
Glenn Hubbard, R (1, 4) OBP: 0.336, SLG: 0.333		L4			F8	F4		1-H 2-H HR		4	1	1	3	0	0	1
Larry Owen, R (1, 2) OBP: 0.306, SLG: 0.291			F8		1B		6-3	5-3		4	0	1	0	0	0	0
Steve Bedrosian, R (1, 1) OBP: 0.061, SLG: 0.061			1-3		6-3		G3		3-1	3	0	0	0	0	0	1
Jeff Dedmon, L (7, 1) OBP: 0.250, SLG: 0.250										0	0	0	0	0	0	0
Gerald Perry, L (9, PH) OBP: 0.272, SLG: 0.254										1	0	0	0	0	0	0
Rick Camp, R (9, 1)										0	0	0	0	0	0	0
Inning Stats	R: 0 E: 0 K: 0 S: 3 H: 0 LOB: 1 BB: 1 P: 7	R: 0 E: 0 K: 0 S: 3 H: 0 LOB: 0 BB: 0 P: 3	R: 0 E: 0 K: 1 S: 5 H: 0 LOB: 0 BB: 0 P: 5	R: 0 E: 0 K: 0 S: 3 H: 0 LOB: 1 BB: 1 P: 7	R: 0 E: 0 K: 1 S: 6 H: 1 LOB: 1 BB: 0 P: 6	R: 3 E: 1 K: 1 S: 9 H: 4 LOB: 1 BB: 0 P: 9	R: 0 E: 0 K: 0 S: 3 H: 0 LOB: 0 BB: 0 P: 3	R: 4 E: 0 K: 0 S: 6 H: 3 LOB: 0 BB: 1 P: 10	R: 4 E: 0 K: 0 S: 6 H: 3 LOB: 0 BB: 1 P: 10	1B: 8 2B: 0 3B: 1 HR: 2 SF: 0 SAC: 0 DP: 0 HBP: 0						

PITCHER	IP	WLS	BF	H	R	ER	SO	BB	IBB	HBP	BLK	WP	HR	S	P	ERA	WHIP
Rick Honeycutt, L (1, 1) ERA: 2.71	7.0	L	28	5	3	3	3	2	0	0	0	0	0	32	40	3.86	1.000
Bobby Castillo, R (8, 1) ERA: 5.93	1.2		12	5	7	7	0	2	0	0	0	0	1	10	18	37.80	4.200
Steve Howe, L (9, 1) ERA: 4.91	0.1		2	1	1	1	0	0	0	0	0	0	1	2	2	27.00	3.000

PITCHER	IP	WLS	BF	H	R	ER	SO	BB	IBB	HBP	BLK	WP	HR	S	P	ERA	WHIP

TOP

Atlanta Braves @ Los Angeles Dodgers

Dodger Stadium, Los Angeles, CA

Fri Jun 28 1985, 7:05 PM PDT

Att. 40,546 - Unknown

livebaseballscorecards.com

AB	38
R	11
H	11
RBI	11
BB	4
SO	3
LOB	9

Batter	1	2	3	4	5	6	7	8	9	AB	R	H	RBI	BB	SO	LOB
Dave Anderson, R (1, 5) OBP: 0.304, SLG: 0.256	5-3		K		S WP 1B 2-3		FC1-4 1B 1-2f		G4-6-3 1-2f	4	0	1	0	0	1	1
Jay Johnstone, L (9, PH) OBP: 0.125, SLG: 0.250										1	0	0	0	0	0	2
Mariano Duncan, R (1, 6) OBP: 0.291, SLG: 0.321	K		K		SF9 3-H		G6-4-3 1-2 1B			3	0	1	1	0	2	0
Al Oliver, L (1, 7) OBP: 0.293, SLG: 0.316	BB		6-3		BB 1-3		G6-4-3 1-2f			2	0	0	0	2	0	2
Bobby Castillo, R (8, 1) OBP: 0.222, SLG: 0.125										0	0	0	0	0	0	0
Steve Howe, L (9, 1)										0	0	0	0	0	0	0
Pedro Guerrero, R (1, 8) OBP: 0.397, SLG: 0.561	F8			4-3	K			F3		4	0	0	0	0	1	3
Greg Brock, L (1, 3) OBP: 0.311, SLG: 0.446		F5		4-3	G3			4-3		4	0	0	0	0	0	2
Ken Landreaux, L (1, 9) OBP: 0.274, SLG: 0.363		4-3		S 1B BB		4-3		1-3		3	1	0	0	1	0	0
Mike Scioscia, L (1, 2) OBP: 0.372, SLG: 0.369		BB BB		1-H 1B		1-3			BB BB	2	0	1	1	2	0	0
Steve Sax, R (1, 4) OBP: 0.308, SLG: 0.243		FC4-6 1-2 BB		5-3		K			K	2	0	0	0	1	1	1
Sid Bream, L (9, PH) OBP: 0.233, SLG: 0.308										1	0	0	0	0	1	1
Rick Honeycutt, L (1, 1) OBP: 0.125, SLG: 0.130		FC4-6 1-2f			1B SF9 2B		FC1-4 BB		G4-6-3 1-2 BB	2	1	1	0	0	0	2
R.J. Reynolds, S (7, PH) OBP: 0.312, SLG: 0.354 (8, 7)										0	0	0	0	2	0	0
Inning Stats	R: 0 H: 0 E: 0 LOB: 1 K: 1 BB: 1 S: 5 P: 9	R: 0 H: 0 E: 0 LOB: 2 K: 0 BB: 2 S: 3 P: 11	R: 0 H: 0 E: 0 LOB: 0 K: 2 BB: 0 S: 7 P: 7	R: 1 H: 1 E: 0 LOB: 1 K: 0 BB: 1 S: 4 P: 8	R: 1 H: 2 E: 0 LOB: 2 K: 1 BB: 1 S: 7 P: 11	R: 0 H: 0 E: 0 LOB: 0 K: 1 BB: 0 S: 5 P: 5	R: 0 H: 1 E: 0 LOB: 1 K: 0 BB: 1 S: 3 P: 7	R: 0 H: 0 E: 0 LOB: 0 K: 0 BB: 0 S: 3 P: 3	R: 0 H: 0 E: 0 LOB: 1 K: 1 BB: 2 S: 4 P: 12	1B: 3 SF: 1 2B: 1 SAC: 0 3B: 0 DP: 2 HR: 0 HBP: 0						

PITCHER		IP	WLS	BF	H	R	ER	SO	BB	IBB	HBP	BLK	WP	HR	S	P	ERA	WHIP
Steve Bedrosian, R ERA: 2.78	(1, 1)	6.1	W	29	4	2	2	5	6	0	0	0	1	0	33	57	2.84	1.579
Jeff Dedmon, R ERA: 1.64	(7, 1)	1.2		4	0	0	0	0	0	0	0	0	0	0	4	4	0.00	0.000
Rick Camp, R ERA: 3.27	(9, 1)	1.0		4	0	0	0	1	2	0	0	0	0	0	4	12	0.00	2.000

PITCHER	IP	WLS	BF	H	R	ER	SO	BB	IBB	HBP	BLK	WP	HR	S	P	ERA	WHIP

BOTTOM

Atlanta Braves @ Los Angeles Dodgers

Dodger Stadium, Los Angeles, CA

Fri Jun 28 1985, 7:05 PM PDT

Att. 40,546 - Unknown

livebaseballscorecards.com

AB	28
R	2
H	4
RBI	2
BB	8
SO	6
LOB	14

WP: 1 PA: 37
PB: 0
SB: 2
CS: 0

Atlanta Braves @ Los Angeles Dodgers

Dodger Stadium, Los Angeles, CA

Sat Jun 29 1985, 3:33 AM PDT

Att. 39,141 - Unknown

TOP

livebaseballscorecards.com

Batter	1	2	3	4	5	6	7	8	9	AB	R	H	RBI	BB	SO	LOB
Brad Komminsk, R (1, 9) OBP: 0.316, SLG: 0.276	S S S 0-3 ① K		x 0-0 ② F8			x 0-0 ② F7			x 0-0 ① F7	4	0	0	0	0	1	0
Rafael Ramirez, R (1, 6) OBP: 0.283, SLG: 0.359	B B B B 4-0 2B BB		x 0-0 ③ 5-3			x 0-0 ③ F4			x 0-0 ② 5-3	3	0	0	0	1	0	0
Dale Murphy, R (1, 8) OBP: 0.379, SLG: 0.533	x 0-0 1-3 2B			x 0-0 ① F7			x 0-0 ① 5-3		x 0-0 HR 1B	4	1	2	0	0	0	0
Bob Horner, R (1, 3) OBP: 0.318, SLG: 0.491	x 0-0 ② F8			x 0-0 G4-6-3 1B			x 0-0 ② F8		x 0-0 1-H HR	4	1	2	2	0	0	2
Terry Harper, R (1, 7) OBP: 0.333, SLG: 0.393	x 0-0 ③ F8			x 0-0 ② ③ G4-6-3 1-2f			x 0-0 1B		x 0-0 ③ G3	4	0	1	0	0	0	3
Ken Oberkfell, L (1, 5) OBP: 0.337, SLG: 0.374		x 0-0 ① F8			x 0-0 ① 4-3		x 0-0 ③ 4-3			3	0	0	0	0	0	1
Glenn Hubbard, R (1, 4) OBP: 0.332, SLG: 0.328		x 0-0 ② F8			x 0-0 ② G3			x 0-0 ① 6-3		3	0	0	0	0	0	0
Bruce Benedict, R (1, 2) OBP: 0.329, SLG: 0.217		x 0-0 ③ 6-3			x 0-0 ③ 5-3			x 0-0 ② 5-3		3	0	0	0	0	0	0
Rick Mahler, R (1, 1) OBP: 0.235, SLG: 0.229			x 0-0 ① G3			x 0-0 ① 3-1		x 0-0 ③ 2-3		2	0	0	0	0	0	0
Albert Hall, S (8, PH) OBP: 0.259, SLG: 0.280										1	0	0	0	0	0	0
Steve Shields, R (8, 1) OBP: 0.077, SLG: 0.077										0	0	0	0	0	0	0

Inning Stats	1	2	3	4	5	6	7	8	9
	R: 0 H: 1 E: 0 LOB: 2 K: 1 BB: 1 S: 6 P: 10	R: 0 H: 0 E: 0 LOB: 0 K: 0 BB: 0 S: 3 P: 3	R: 0 H: 0 E: 0 LOB: 0 K: 0 BB: 0 S: 3 P: 3	R: 0 H: 1 E: 0 LOB: 0 K: 0 BB: 0 S: 3 P: 3	R: 0 H: 0 E: 0 LOB: 0 K: 0 BB: 0 S: 3 P: 3	R: 0 H: 0 E: 0 LOB: 0 K: 0 BB: 0 S: 3 P: 3	R: 0 H: 1 E: 0 LOB: 1 K: 0 BB: 0 S: 4 P: 4	R: 0 H: 0 E: 0 LOB: 0 K: 0 BB: 0 S: 3 P: 3	R: 2 H: 2 E: 0 LOB: 0 K: 0 BB: 0 S: 5 P: 5

	AB	31
	R	2
	H	5
	RBI	2
	BB	1
	SO	1
	LOB	6

	1B: 3	SF: 0	WP: 0	PA: 32
	2B: 1	SAC: 0	PB: 0	
	3B: 0	DP: 1	SB: 0	
	HR: 1	HBP: 0	CS: 0	

PITCHER		IP	WLS	BF	H	R	ER	SO	BB	IBB	HBP	BLK	WP	HR	S	P	ERA	WHIP
Jerry Reuss, L ERA: 3.13	(1, 1)	8.2	W	31	5	2	2	1	1	0	0	0	0	1	32	36	2.08	0.692
Tom Niedenfuer, R ERA: 2.31	(9, 1)	0.1	S	1	0	0	0	0	0	0	0	0	0	0	1	1	0.00	0.000

PITCHER	IP	WLS	BF	H	R	ER	SO	BB	IBB	HBP	BLK	WP	HR	S	P	ERA	WHIP

Batter	1	2	3	4	5	6	7	8	9	AB	R	H	RBI	BB	SO	LOB
Dave Anderson, R (1, 5) OBP: 0.317, SLG: 0.269	SH1-3 SF9 2B	BB		K			FC6-4 BB			2	1	1	0	2	1	1
Mariano Duncan, R (1, 6) OBP: 0.292, SLG: 0.321	SH1-3 2-3	F9			CS 1B		FC6-4 1-2f			3	0	1	0	0	0	4
Ken Landreaux, L (1, 8) OBP: 0.269, SLG: 0.358	SF9 3-H		3-1		6-3 1-2		F7			3	0	0	1	0	0	2
Pedro Guerrero, R (1, 7) OBP: 0.391, SLG: 0.553	F9		K		F9			5-3		4	0	0	0	0	1	0
Greg Brock, L (1, 3) OBP: 0.320, SLG: 0.455		1B 1B 1B	S 2B			F6		BB G6-4-3		3	1	2	0	1	0	0
R.J. Reynolds, S (1, 9) OBP: 0.317, SLG: 0.358		E 1B 1-2 1B	4-3 2-3			E 1B 1B		G6-4-3 1-2f		4	1	2	0	0	0	2
Mike Scioscia, L (1, 2) OBP: 0.372, SLG: 0.368		K		F7		G6-4-3 1-H 1B				3	0	1	1	0	1	2
Steve Sax, R (1, 4) OBP: 0.313, SLG: 0.250		E9 1-3 2-H 1B		E 1B		G6-4-3 1-2f				3	0	2	1	0	0	1
Jerry Reuss, L (1, 1) OBP: 0.194, SLG: 0.171 Tom Niedenfuer, R (9, 1) OBP: 0.200, SLG: 0.200		K		F1 1-2			4-3			3 0	0 0	0 0	0 0	0 0	1 0	3 0
Inning Stats	R: 1 H: 1 E: 0 LOB: 0 K: 0 BB: 0 S: 4 P: 4	R: 1 H: 3 E: 1 LOB: 3 K: 2 BB: 1 S: 10 P: 14	R: 0 H: 1 E: 0 LOB: 1 K: 1 BB: 0 S: 6 P: 6	R: 0 H: 1 E: 1 LOB: 1 K: 1 BB: 0 S: 6 P: 6	R: 0 H: 1 E: 0 LOB: 0 K: 0 BB: 0 S: 3 P: 3	R: 1 H: 2 E: 1 LOB: 0 K: 0 BB: 0 S: 4 P: 4	R: 0 H: 0 E: 0 LOB: 1 K: 0 BB: 1 S: 3 P: 7	R: 0 H: 0 E: 0 LOB: 0 K: 0 BB: 1 S: 2 P: 6		1B: 7 SF: 1 2B: 2 SAC: 1 3B: 0 DP: 2 HR: 0 HBP: 0						

PITCHER		IP	WLS	BF	H	R	ER	SO	BB	IBB	HBP	BLK	WP	HR	S	P	ERA	WHIP
Rick Mahler, R ERA: 3.19	(1, 1)	7.0	L	30	9	3	2	4	2	0	0	0	0	0	36	44	2.57	1.571
Steve Shields, R ERA: 4.19	(8, 1)	1.0		3	0	0	0	0	1	0	0	0	0	0	2	6	0.00	1.000

PITCHER	IP	WLS	BF	H	R	ER	SO	BB	IBB	HBP	BLK	WP	HR	S	P	ERA	WHIP

BOTTOM

Atlanta Braves @ Los Angeles Dodgers

Dodger Stadium, Los Angeles, CA

Sat Jun 29 1985, 3:33 AM PDT

Att. 39,141 - Unknown

livebaseballscorecards.com

AB	28
R	3
H	9
RBI	3
BB	3
SO	4
LOB	15

Batter	1	2	3	4	5	6	7	8	9	AB	R	H	RBI	BB	SO	LOB
Claudell Washington, L (1, 9) OBP: 0.325, SLG: 0.456 Brad Komminsk, R (7, 9) OBP: 0.316, SLG: 0.276	S S S 0-3 ① K		x 0-0 4-3 WP 1B		x 0-0 HR		x 0-0 1B			4 1 3 1 0 1 0 0 0 0 0 0 0 0						
Rafael Ramirez, R (1, 6) OBP: 0.282, SLG: 0.357	x 0-0 ② F3		x 0-0 ② 4-3 1-3		x 0-0 HR 1B		x 0-0 ② F9			4 1 1 0 0 0 2						
Dale Murphy, R (1, 8) OBP: 0.377, SLG: 0.540	S S S 0-3 ③ K		x 0-0 ③ F2		x 0-0 1-H HR		x 0-0 ③ F5			4 1 1 2 0 1 2						
Bob Horner, R (1, 3) OBP: 0.317, SLG: 0.486		x 0-0 ① F9		x 0-0 E 1B	x 0-0 ② L6			S S S 0-3 ① K		4 0 1 0 0 1 0						
Terry Harper, R (1, 7) OBP: 0.328, SLG: 0.386 Bruce Sutter, R (8, 1)		x 0-0 ② 5-3		x 0-0 ① F2	x 0-0 ③ 5-3			x 0-0 ② F4		4 0 0 0 0 0 1 0 0 0 0 0 0 0						
Ken Oberkfell, L (1, 5) OBP: 0.335, SLG: 0.376		x 0-0 PB 2B		x 0-0 E9 1-2		x 0-0 ① F4		x 0-0 ③ 4-3		4 0 1 0 0 0 1						
Glenn Hubbard, R (1, 4) OBP: 0.332, SLG: 0.324 Gerald Perry, L (9, PH) OBP: 0.276, SLG: 0.254		B B B B 4-0 2-3 BB		x 0-0 ② F6		x 0-0 ② 5-3			B B B B 4-0 7-4 S BB	2 0 0 0 1 0 2 0 0 0 0 1 0 0						
Bruce Benedict, R (1, 2) OBP: 0.318, SLG: 0.208 Chris Chambliss, L (9, PH) OBP: 0.266, SLG: 0.241		x 0-0 ③ F2		x 0-0 ③ F7		x 0-0 ③ F5			S S S 0-3 ① K 1-2	3 0 0 0 0 0 4 1 0 0 0 0 1 1						
Pascual Perez, R (1, 1) OBP: 0.182, SLG: 0.182 Rick Camp, R (6, 1) Albert Hall, S (8, 7) OBP: 0.250, SLG: 0.269			x 0-0 ① 1-3		x 0-0 ① 2-3		x 0-0 ① F7		x 0-0 ② ③ 7-4 2-3f	2 0 0 0 0 0 0 1 0 0 0 0 0 0 1 0 0 0 0 0 1						
Inning Stats	R: 0 E: 0 K: 2 S: 7 H: 0 LOB: 0 BB: 0 P: 7	R: 0 E: 0 K: 0 S: 4 H: 1 LOB: 2 BB: 1 P: 8	R: 0 E: 0 K: 0 S: 4 H: 1 LOB: 1 BB: 0 P: 4	R: 0 E: 1 K: 0 S: 5 H: 1 LOB: 2 BB: 0 P: 5	R: 3 E: 0 K: 0 S: 6 H: 3 LOB: 0 BB: 0 P: 6	R: 0 E: 0 K: 0 S: 3 H: 0 LOB: 0 BB: 0 P: 3	R: 0 E: 0 K: 0 S: 4 H: 1 LOB: 1 BB: 0 P: 4	R: 0 E: 0 K: 1 S: 5 H: 0 LOB: 0 BB: 0 P: 5	R: 0 E: 0 K: 1 S: 4 H: 0 LOB: 0 BB: 1 P: 8	1B: 4 2B: 2 3B: 0 HR: 2 SF: 0 SAC: 0 DP: 1 HBP: 0							WP: 1 PB: 1 SB: 1 CS: 0 PA: 36

PITCHER		IP	WLS	BF	H	R	ER	SO	BB	IBB	HBP	BLK	WP	HR	S	P	ERA	WHIP
Bob Welch, R ERA: 3.03	(1, 1)	7.0		30	7	3	3	2	1	0	0	0	1	2	33	37	3.86	1.143
Ken Howell, R ERA: 3.02	(8, 1)	2.0	W	6	0	0	0	2	1	0	0	0	0	0	9	13	0.00	0.500

PITCHER	IP	WLS	BF	H	R	ER	SO	BB	IBB	HBP	BLK	WP	HR	S	P	ERA	WHIP

TOP

Atlanta Braves @ Los Angeles Dodgers

Dodger Stadium, Los Angeles, CA

Sun Jun 30 1985, 3:33 AM PDT

Att. 36,804 - Unknown

livebaseballscorecards.com

AB	34
R	3
H	7
RBI	3
BB	2
SO	4
LOB	14

Batter	1	2	3	4	5	6	7	8	9	AB	R	H	RBI	BB	SO	LOB
Dave Anderson, R (1, 5) OBP: 0.308, SLG: 0.260	K	F7 1-2			4-3		G6-4-3 1-2f			4	0	0	0	0	1	4
Mariano Duncan, R (1, 6) OBP: 0.291, SLG: 0.320	4-3		1B		4-3			2-3		4	0	1	0	0	0	0
Ken Landreaux, L (1, 8) OBP: 0.273, SLG: 0.365	BLK 2B		F8			4-3		HR 1B		4	1	2	0	0	0	1
Pedro Guerrero, R (1, 7) OBP: 0.390, SLG: 0.559	6-3 2-3		F9			F8		1-H HR		4	1	1	2	0	0	2
Greg Brock, L (1, 3) OBP: 0.324, SLG: 0.456		2B 1B 1B	F4			4-3		K 1B		4	1	2	0	0	0	1
R.J. Reynolds, S (1, 9) OBP: 0.309, SLG: 0.349 Candy Maldonado, R (9, 9) OBP: 0.237, SLG: 0.270	K			K			G3	K 1-2		4 0	0 0	0 0	0 0	0 0	3 0	2 0
Mike Scioscia, L (1, 2) OBP: 0.376, SLG: 0.375		1B 1-3 2B		1-3			E 1B BB			2	1	1	0	1	0	0
Steve Sax, R (1, 4) OBP: 0.313, SLG: 0.251		S 2-3 3-H 1B		4-3			E4 1B 1-2			3	0	1	1	0	0	1
Bob Welch, R (1, 1) OBP: 0.333, SLG: 0.333 Al Oliver, L (7, PH) OBP: 0.301, SLG: 0.325 Ken Howell, R (8, 1)	K				K		G6-4-3 1-3 2-H 1B			2 1 0	0 0 0	0 1 0	0 1 0	0 0 0	2 0 0	2 0 0
Inning Stats	R: 0 H: 1 E: 0 LOB: 1 K: 1 BB: 0 S: 6 P: 6	R: 1 H: 3 E: 0 LOB: 2 K: 2 BB: 0 S: 10 P: 10	R: 0 H: 1 E: 0 LOB: 1 K: 0 BB: 0 S: 4 P: 4	R: 0 H: 0 E: 0 LOB: 0 K: 1 BB: 0 S: 5 P: 5	R: 0 H: 0 E: 0 LOB: 0 K: 1 BB: 0 S: 5 P: 5	R: 0 H: 0 E: 0 LOB: 0 K: 0 BB: 0 S: 3 P: 3	R: 1 H: 1 E: 1 LOB: 1 K: 0 BB: 1 S: 4 P: 8	R: 2 H: 3 E: 0 LOB: 1 K: 1 BB: 0 S: 7 P: 7		1B: 6 SF: 0 2B: 2 SAC: 0 3B: 0 DP: 1 HR: 1 HBP: 0						

PITCHER		IP	WLS	BF	H	R	ER	SO	BB	IBB	HBP	BLK	WP	HR	S	P	ERA	WHIP
Pascual Perez, R ERA: 5.95	(1, 1)	5.0		20	5	1	1	5	0	0	0	1	0	0	30	30	1.80	1.000
Rick Camp, R ERA: 3.15	(6, 1)	2.0		8	1	1	0	0	1	0	0	0	0	0	7	11	0.00	1.000
Bruce Sutter, R ERA: 3.51	(8, 1)	1.0	L	5	3	2	2	1	0	0	0	0	0	1	7	7	18.00	3.000

PITCHER	IP	WLS	BF	H	R	ER	SO	BB	IBB	HBP	BLK	WP	HR	S	P	ERA	WHIP

BOTTOM

Atlanta Braves @ Los Angeles Dodgers

Dodger Stadium, Los Angeles, CA

Sun Jun 30 1985, 3:33 AM PDT

Att. 36,804 - Unknown

livebaseballscorecards.com

AB	32
R	4
H	9
RBI	4
BB	1
SO	6
LOB	13

WP: 0 PA: 33
PB: 0
SB: 1
CS: 0

Batter	1	2	3	4	5	6	7	8	9	AB	R	H	RBI	BB	SO	LOB
Claudell Washington, L (1, 9) OBP: 0.322, SLG: 0.450	K		S HR 1B		K		F6		K	5	1	1	0	0	3	2
Rafael Ramirez, R (1, 6) OBP: 0.282, SLG: 0.356	6-3		F2		BB WP 1B		F9			4	0	1	0	0	0	1
Dale Murphy, R (1, 8) OBP: 0.382, SLG: 0.552	1B		1-H HR		BB IBB		6-3			3	1	2	2	1	0	0
Bob Horner, R (1, 3) OBP: 0.316, SLG: 0.480	F9		5-3		G6-4-3 BB			F2		3	0	0	1	1	0	1
Terry Harper, R (1, 7) OBP: 0.326, SLG: 0.397		6-3		HR	G6-4-3			F7		4	1	1	1	0	0	3
Ken Oberkfell, L (1, 5) OBP: 0.333, SLG: 0.379		2B		K		F8		1-3		4	0	1	0	0	1	0
Glenn Hubbard, R (1, 4) OBP: 0.330, SLG: 0.323		K		6-3		F7			4-3 5-3 1B	4	0	1	0	0	1	1
Bruce Benedict, R (1, 2) OBP: 0.315, SLG: 0.211		F7		F7		1B			5-3	4	0	1	0	0	0	2
Zane Smith, L (1, 1) OBP: 0.158, SLG: 0.158 Jeff Dedmon, L (8, 1) OBP: 0.250, SLG: 0.250 Albert Hall, S (9, PH) OBP: 0.241, SLG: 0.259 Bruce Sutter, R (9, 1)			5-3		WP 1B BB 1B		F6		4-3	3	1	1	0	0	0	1
										0	0	0	0	0	0	0
										1	0	0	0	0	0	1
										0	0	0	0	0	0	0
Inning Stats	R: 0 E: 0 K: 1 S: 6 H: 1 LOB: 1 BB: 0 P: 6	R: 0 E: 0 K: 1 S: 6 H: 1 LOB: 1 BB: 0 P: 6	R: 2 E: 0 K: 0 S: 5 H: 2 LOB: 0 BB: 0 P: 5	R: 1 E: 0 K: 1 S: 6 H: 1 LOB: 0 BB: 0 P: 6	R: 1 E: 0 K: 1 S: 6 H: 2 LOB: 2 BB: 2 P: 14	R: 0 E: 0 K: 0 S: 4 H: 1 LOB: 1 BB: 0 P: 4	R: 0 E: 0 K: 0 S: 3 H: 0 LOB: 0 BB: 0 P: 3	R: 0 E: 0 K: 0 S: 3 H: 0 LOB: 0 BB: 0 P: 3	R: 0 E: 0 K: 1 S: 6 H: 1 LOB: 1 BB: 0 P: 6	1B: 6 2B: 1 3B: 0 HR: 2	SF: 0 SAC: 0 DP: 1 HBP: 0					

PITCHER	IP	WLS	BF	H	R	ER	SO	BB	IBB	HBP	BLK	WP	HR	S	P	ERA	WHIP
Mike Krukow, R (1, 1) ERA: 3.1	8.0	L	33	8	4	4	4	1	1	0	0	1	2	39	47	4.50	1.125
Mike Jeffcoat, L (9, 1) ERA: 2.53	1.0		4	1	0	0	1	0	0	0	0	0	0	6	6	0.00	1.000

PITCHER	IP	WLS	BF	H	R	ER	SO	BB	IBB	HBP	BLK	WP	HR	S	P	ERA	WHIP

TOP

Atlanta Braves @ San Francisco Giants

Candlestick Park, San Francisco, CA

Mon Jul 01 1985, 6:33 AM EDT

Att. 4,369 - Unknown

livebaseballscorecards.com

AB	35
R	4
H	9
RBI	4
BB	2
SO	5
LOB	12

WP: 1 PA: 37
PB: 0
SB: 1
CS: 0

Batter	1	2	3	4	5	6	7	8	9	AB	R	H	RBI	BB	SO	LOB
Dan Gladden, R (1, 8) OBP: 0.277, SLG: 0.303	H 1-0 4-3 HBP		B B B B 4-0 CS BB		x 0-0 ③ F7			x 0-0 ② F7		2	0	0	0	1	0	1
Manny Trillo, R (1, 4) OBP: 0.288, SLG: 0.269	x 0-0 ① 4-3 1-2		x 0-0 ② F9			x 0-0 ① F8		x 0-0 2-H 1B		4	0	1	1	0	0	2
Chili Davis, S (1, 9) OBP: 0.326, SLG: 0.413	x 0-0 ② F7		x 0-0 ③ CS 1-2	S S S 0-3 ① K		x 0-0 ② 6-3		x 0-0 ③ F2		4	0	0	0	0	1	2
Jeffrey Leonard, R (1, 7) OBP: 0.272, SLG: 0.386	x 0-0 ③ F8			x 0-0 ② 6-3		x 0-0 ③ F9			x 0-0 BB 1B	4	0	1	0	0	0	1
Bob Brenly, R (1, 3) OBP: 0.319, SLG: 0.414		x 0-0 ① L5		x 0-0 2B 1B			B B B B 4-0 G5-4-3 BB		x 0-0 ① F7	3	0	1	0	1	0	1
Chris Brown, R (1, 5) OBP: 0.323, SLG: 0.410		x 0-0 ② 5-3		x 0-0 1-3 2B			x 0-0 ① ② G5-4-3 1-2f		B B B B 4-0 1-2 BB	3	0	1	0	1	0	1
Alex Trevino, R (1, 2) OBP: 0.286, SLG: 0.286	B B B B 4-0 BB			x 0-0 ③ 4-3			x 0-0 ③ F8		x 0-0 ② F8	3	0	0	0	1	0	4
Jose Uribe, S (1, 6) OBP: 0.242, SLG: 0.306 Gary Rajsich, L (9, PH) OBP: 0.296, SLG: 0.231	x 0-0 ③ F9				x 0-0 ① F4			x 0-0 E5 WP 1B	S S S 0-3 ③ K	3 1	1 0	0 0	0 0	0 0	0 1	1 2
Mike Krukow, R (1, 1) OBP: 0.250, SLG: 0.300 Rob Deer, R (8, PH) OBP: 0.275, SLG: 0.371 Mike Jeffcoat, L (9, 1)			x 0-0 ① 5-3		x 0-0 ② 4-3			x 0-0 ① 5-3 1-2		2 1 0	0 0 0	0 0 0	0 0 0	0 0 0	0 0 0	0 1 0
Inning Stats	R: 0 E: 0 K: 0 S: 3 H: 0 LOB: 1 BB: 0 P: 4	R: 0 E: 0 K: 0 S: 3 H: 0 LOB: 1 BB: 1 P: 7	R: 0 E: 0 K: 0 S: 2 H: 0 LOB: 0 BB: 1 P: 6	R: 0 E: 0 K: 1 S: 7 H: 2 LOB: 2 BB: 0 P: 7	R: 0 E: 0 K: 0 S: 3 H: 0 LOB: 0 BB: 0 P: 3	R: 0 E: 0 K: 0 S: 3 H: 0 LOB: 0 BB: 0 P: 3	R: 0 E: 0 K: 0 S: 2 H: 0 LOB: 0 BB: 1 P: 6	R: 1 E: 1 K: 0 S: 5 H: 1 LOB: 1 BB: 0 P: 5	R: 0 E: 0 K: 1 S: 6 H: 1 LOB: 2 BB: 1 P: 10	1B: 3 2B: 1 3B: 0 HR: 0 SF: 0 SAC: 0 DP: 1 HBP: 1						

PITCHER		IP	WLS	BF	H	R	ER	SO	BB	IBB	HBP	BLK	WP	HR	S	P	ERA	WHIP
Zane Smith, L ERA: 3.49	(1, 1)	7.2	W	29	3	1	0	1	3	0	1	0	1	0	27	40	0.00	0.783
Jeff Dedmon, R ERA: 1.62	(8, 1)	0.1		1	0	0	0	0	0	0	0	0	0	0	1	1	0.00	0.000
Bruce Sutter, R ERA: 3.44	(9, 1)	1.0	S	5	1	0	0	1	1	0	0	0	0	0	6	10	0.00	2.000

PITCHER	IP	WLS	BF	H	R	ER	SO	BB	IBB	HBP	BLK	WP	HR	S	P	ERA	WHIP

BOTTOM

Atlanta Braves @ San Francisco Giants

Candlestick Park, San Francisco, CA

Mon Jul 01 1985, 6:33 AM EDT

Att. 4,369 - Unknown

livebaseballscorecards.com

AB	30
R	1
H	4
RBI	1
BB	4
SO	2
LOB	16

WP: 1	PA: 36					
PB: 0						
SB: 0						
CS: 1						

Batter	1	2	3	4	5	6	7	8	9	AB	R	H	RBI	BB	SO	LOB
Claudell Washington, L (1, 9) OBP: 0.320, SLG: 0.442	0-0 1-3		0-3 K		0-0 F8		4-0 BB		0-3 K	4	0	0	0	1	2	3
Rafael Ramirez, R (1, 6) OBP: 0.284, SLG: 0.357	0-0 F9			0-0 1B		0-0 HR 1B	0-0 F7		0-3 K	5	1	2	0	0	1	2
Dale Murphy, R (1, 8) OBP: 0.383, SLG: 0.560	0-0 6-3			0-3 K		0-0 1-H HR		4-0 BB E BB		3	2	1	2	1	1	1
Terry Harper, R (1, 7) OBP: 0.325, SLG: 0.392		0-0 1-3		0-0 F1		0-0 F8		4-0 E 1-2 BB		3	0	0	0	1	0	1
Ken Oberkfell, L (1, 5) OBP: 0.327, SLG: 0.371		0-3 K		0-0 F9		0-0 4-3		0-0 E1 1-3 2-H		4	0	0	0	0	1	2
Gerald Perry, L (1, 3) OBP: 0.271, SLG: 0.248		0-0 4-3			0-0 F7	0-0 F6		0-3 K		3	0	0	0	0	0	0
Jeff Dedmon, L (6, 1) OBP: 0.250, SLG: 0.250										0	0	0	0	0	0	0
Bob Horner, R (8, PH) OBP: 0.314, SLG: 0.477										1	0	0	0	0	1	2
Rick Camp, R (8, 1)										0	0	0	0	0	0	0
Glenn Hubbard, R (1, 4) OBP: 0.325, SLG: 0.316			0-0 F9		0-0 6-3		0-0 5-3	0-3 K		4	0	0	0	0	1	2
Bruce Benedict, R (1, 2) OBP: 0.312, SLG: 0.213			0-0 FC3-6 1B		0-0 E6 1B		0-0 5-3	0-0 5-3		4	0	1	0	0	0	2
Steve Bedrosian, R (1, 1) OBP: 0.086, SLG: 0.086			0-0 FC3-6 1-2f		0-0 1-2 1B		0-0 2B		0-3 K	2	0	1	0	0	0	1
Chris Chambliss, L (6, 3) OBP: 0.270, SLG: 0.254										2	0	1	0	0	1	0
Inning Stats	R: 0 E: 0 K: 0 S: 3 H: 0 LOB: 0 BB: 0 P: 3	R: 0 E: 0 K: 1 S: 5 H: 0 LOB: 0 BB: 0 P: 5	R: 0 E: 0 K: 1 S: 6 H: 1 LOB: 1 BB: 0 P: 6	R: 0 E: 0 K: 1 S: 6 H: 1 LOB: 1 BB: 0 P: 6	R: 0 E: 1 K: 0 S: 5 H: 1 LOB: 2 BB: 0 P: 5	R: 2 E: 0 K: 0 S: 5 H: 2 LOB: 0 BB: 0 P: 5	R: 0 E: 0 K: 0 S: 4 H: 1 LOB: 2 BB: 1 P: 8	R: 1 E: 1 K: 2 S: 8 H: 0 LOB: 2 BB: 2 P: 16	R: 0 E: 0 K: 3 S: 9 H: 0 LOB: 0 BB: 0 P: 9	1B: 4 2B: 1 3B: 0 HR: 1	SF: 0 SAC: 0 DP: 0 HBP: 0						

TOP

Atlanta Braves @ San Francisco Giants

Candlestick Park, San Francisco, CA

Tue Jul 02 1985, 6:33 AM EDT

Att. 5,660 - Sunny

livebaseballscorecards.com

AB	35
R	3
H	6
RBI	2
BB	3
SO	8
LOB	16

WP: 0 PB: 0 SB: 0 CS: 0 PA: 38

PITCHER		IP	WLS	BF	H	R	ER	SO	BB	IBB	HBP	BLK	WP	HR	S	P	ERA	WHIP
Jim Gott, R ERA: 3.35	(1, 1)	6.2	W	28	6	2	2	3	1	0	0	0	0	1	33	37	2.70	1.050
Scott Garrelts, R ERA: 1.08	(7, 1)	2.1	S	10	0	1	0	5	2	0	0	0	0	0	18	26	0.00	0.857

PITCHER	IP	WLS	BF	H	R	ER	SO	BB	IBB	HBP	BLK	WP	HR	S	P	ERA	WHIP

BOTTOM

Atlanta Braves @ San Francisco Giants

Candlestick Park, San Francisco, CA

Tue Jul 02 1985, 6:33 AM EDT

Att. 5,660 - Sunny

livebaseballscorecards.com

Batter	1	2	3	4	5	6	7	8	9	AB	R	H	RBI	BB	SO	LOB
Dan Gladden, R (1, 8) OBP: 0.283, SLG: 0.309	6-3		5-3		CS 1B		6-3 1B	E9 1-H 1B		5	2	3	1	0	0	0
Manny Trillo, R (1, 4) OBP: 0.290, SLG: 0.283	F7		HR		F7 1-2		6-3 1-2	1B 3-H		5	1	2	2	0	0	2
Chili Davis, S (1, 9) OBP: 0.331, SLG: 0.412	E8 1B		1B BB		F3		1B IBB	F5		3	2	1	0	2	0	1
Jeffrey Leonard, R (1, 7) OBP: 0.279, SLG: 0.391	2-H 1B		1B 1-3 1B			F4	1-3 2-H 1B			4	0	3	2	0	0	0
Bob Brenly, R (1, 2) OBP: 0.322, SLG: 0.420	F7		G4-6-3 1-2 3-H 1B			E 2B	F5			4	1	2	1	0	0	2
Chris Brown, R (1, 5) OBP: 0.323, SLG: 0.406 Ricky Adams, R (7, 5) OBP: 0.218, SLG: 0.352		F9	G4-6-3 1-2f			BB FC1-6		F8		2 1	0 0	0 0	0 0	1 0	0 0	2 0
Scot Thompson, L (1, 3) OBP: 0.193, SLG: 0.210		6-3		4-3		FC1-6 1-2f 2-H		4-3		4	0	0	0	0	0	1
Jose Uribe, S (1, 6) OBP: 0.250, SLG: 0.319		2B		K		IBB		E 2B		3	1	2	0	1	1	0
Jim Gott, R (1, 1) OBP: 0.143, SLG: 0.357 Scott Garrelts, R (7, 1)		K		K		K		E6 E E 2-H		3 1	0 1	0 0	0 0	0 0	3 0	3 0
Inning Stats	R: 1 E: 1 K: 0 S: 5 H: 2 LOB: 1 BB: 0 P: 5	R: 0 E: 0 K: 1 S: 6 H: 1 LOB: 1 BB: 0 P: 6	R: 2 E: 0 K: 0 S: 5 H: 3 LOB: 1 BB: 1 P: 9	R: 0 E: 0 K: 2 S: 7 H: 0 LOB: 0 BB: 0 P: 7	R: 0 E: 0 K: 0 S: 3 H: 1 LOB: 0 BB: 0 P: 3	R: 1 E: 1 K: 1 S: 6 H: 1 LOB: 2 BB: 2 P: 14	R: 1 E: 0 K: 0 S: 4 H: 2 LOB: 1 BB: 1 P: 8	R: 3 E: 2 K: 0 S: 7 H: 3 LOB: 1 BB: 0 P: 7		1B: 9 2B: 3 3B: 0 HR: 1	SF: 0 SAC: 0 DP: 1 HBP: 0					

	AB	35
	R	8
	H	13
	RBI	6
	BB	4
	SO	4
	LOB	11

WP: 0 PB: 0 SB: 0 CS: 1 PA: 39

PITCHER		IP	WLS	BF	H	R	ER	SO	BB	IBB	HBP	BLK	WP	HR	S	P	ERA	WHIP
Steve Bedrosian, R ERA: 2.81	(1, 1)	5.1	L	24	8	4	2	3	2	0	0	0	0	1	28	36	3.38	1.875
Jeff Dedmon, R ERA: 1.8	(6, 1)	1.2		8	2	1	1	1	0	2	0	0	0	0	8	16	5.40	1.200
Rick Camp, R ERA: 3.09	(8, 1)	1.0		7	3	3	0	0	0	0	0	0	0	0	7	7	0.00	3.000

PITCHER	IP	WLS	BF	H	R	ER	SO	BB	IBB	HBP	BLK	WP	HR	S	P	ERA	WHIP

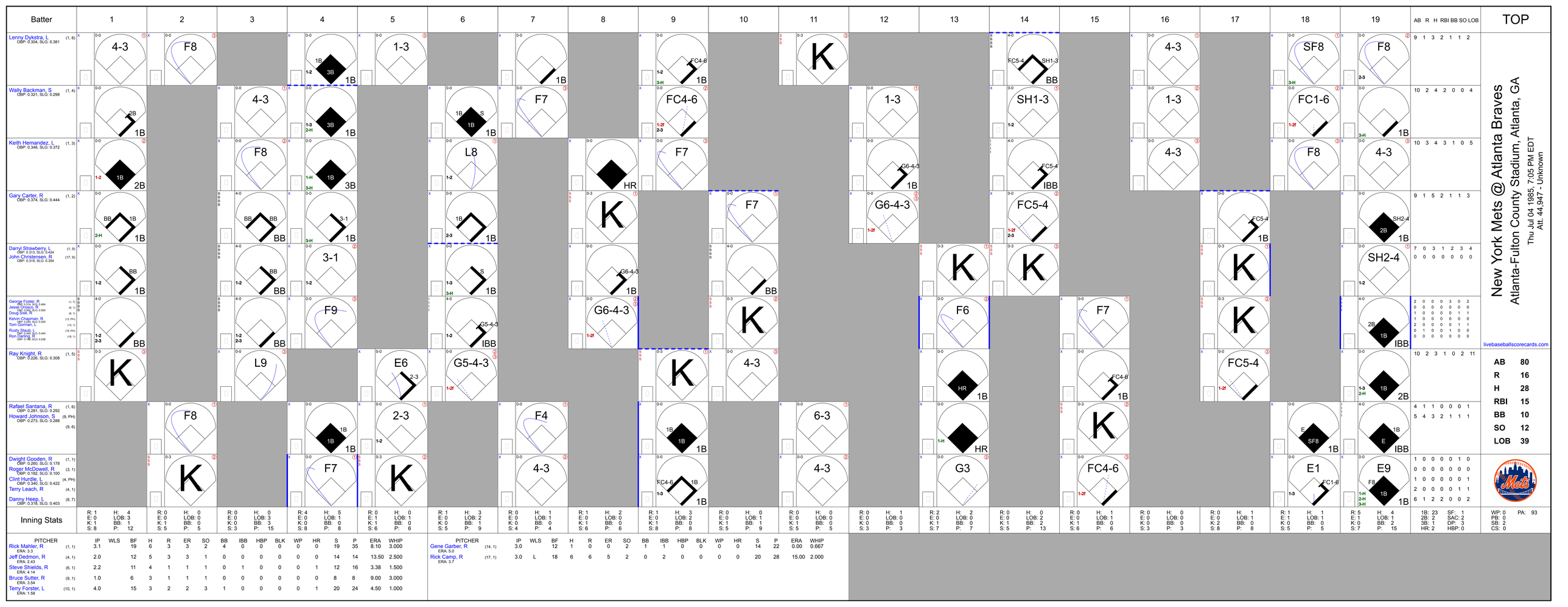

New York Mets @ Atlanta Braves

Atlanta-Fulton County Stadium, Atlanta, GA

Thu Jul 04 1985, 7:05 PM EDT

Att. 44,947 - Unknown

livebaseballscorecards.com

Batter	1	2	3	4	5	6	7	8	9	10	11	12	13	14	15	16	17	18	19	AB	R	H	RBI	BB	SO	LOB
Lenny Dykstra, L (1, 8) OBP: 0.304, SLG: 0.381	4-3	F8		1B 3B 1B 1-2	1-3		1B		FC4-6 1B 1-2 3-H		K			FC5-4 SH1-3 BB		4-3		SF8 3-H	F8 2-3	9	1	3	2	1	1	2
Wally Backman, S (1, 4) OBP: 0.321, SLG: 0.298	2B 1B		4-3	3B 1B 1-3 2-H		1B S 1B 1B	F7		FC4-6 1-2f 2-3			1-3		SH1-3 1-2		1-3		FC1-6 1-2f	1B 3-H	10	2	4	2	0	0	4
Keith Hernandez, L (1, 3) OBP: 0.348, SLG: 0.372	1B 2B 1-2		F8	1B 3B 1-H 3-H		L8 1-2		HR	F7			G6-4-3 1B		FC5-4 IBB		4-3		F8	4-3	10	3	4	3	1	0	5
Gary Carter, R (1, 2) OBP: 0.374, SLG: 0.444	BB 1B 1B 2-H		BB BB BB	3-1 1B 3-H		1B 1B 2-3		K		F7		G6-4-3 1-2f		FC5-4 1-2f 2-3			FC5-4 1B		SH2-4 2B 1B	9	1	5	2	1	1	3
Darryl Strawberry, L (1, 9) OBP: 0.313, SLG: 0.424	BB 1B 1-2		BB BB 1-2	3-1 1-2		S 1B 1-3 3-H		G6-4-3 1B		BB			K	K			K		SH2-4 1-2	7	0	3	1	2	3	4
John Christensen, R (17, 9) OBP: 0.319, SLG: 0.354																				0	0	0	0	0	0	0
George Foster, R (1, 7) OBP: 0.374, SLG: 0.444	BB BB BB 1-2 2-3		BB BB BB 1-2 2-3	F9		G5-4-3 1-2 IBB		G6-4-3 1-2f		K			F6		F7		K		2B 1B IBB	2	0	0	0	3	0	2
Jesse Orosco, R (8, 1) OBP: 0.209, SLG: 0.500																				0	0	0	0	0	0	0
Doug Sisk, R (8, 1)																				1	0	0	0	0	1	1
Kelvin Chapman, R (13, PH) OBP: 0.244, SLG: 0.200																				1	0	0	0	0	0	0
Tom Gorman, L (13, 1)																				2	0	0	0	0	1	1
Rusty Staub, L (18, PH) OBP: 0.240, SLG: 0.440																				0	1	0	0	1	0	0
Ron Darling, R (19, 1) OBP: 0.186, SLG: 0.238																				0	0	0	0	0	0	0
Ray Knight, R (1, 5) OBP: 0.226, SLG: 0.308	K		L9		E6 2-3	G5-4-3 1-2f			K	4-3			HR 1B		FC4-6 1B		FC5-4 1-2f		1B 2B 1-3 2-H	10	2	3	1	0	2	11
Rafael Santana, R (1, 6) OBP: 0.281, SLG: 0.292		F8		1B 1B 1B	2-3 1-2		F4		1B 1B 1B		6-3		HR 1-H		K			E SF8 1B	E 1B IBB	4	1	1	0	0	0	1
Howard Johnson, S (9, PH) OBP: 0.273, SLG: 0.288 (9, 6)																				5	4	3	2	1	1	1
Dwight Gooden, R (1, 1) OBP: 0.260, SLG: 0.178		K		F7	K		4-3		FC4-6 1B 1-3		4-3		G3		FC4-6 1-2f			E1 FC1-6 1-3	E9 F8 1B 1-H 2-H 3-H	1	0	0	0	0	1	0
Roger McDowell, R (3, 1) OBP: 0.182, SLG: 0.100																				0	0	0	0	0	0	0
Clint Hurdle, L (4, PH) OBP: 0.340, SLG: 0.422																				1	0	0	0	0	0	1
Terry Leach, R (4, 1)																				2	0	0	0	0	1	1
Danny Heep, L (8, 7) OBP: 0.318, SLG: 0.403																				6	1	2	2	0	0	2

Inning Stats	1	2	3	4	5	6	7	8	9	10	11	12	13	14	15	16	17	18	19	AB	R	H	RBI	BB	SO	LOB
	R: 1 E: 0 K: 1 S: 8	H: 4 LOB: 3 BB: 1 P: 12	R: 0 E: 0 K: 1 S: 5	H: 0 LOB: 0 BB: 0 P: 5	R: 0 E: 0 K: 0 S: 3	H: 0 LOB: 3 BB: 3 P: 15	R: 4 E: 0 K: 0 S: 8	H: 5 LOB: 1 BB: 0 P: 8	R: 0 E: 1 K: 1 S: 6	H: 0 LOB: 1 BB: 0 P: 6	R: 1 E: 0 K: 0 S: 5	H: 3 LOB: 2 BB: 1 P: 9	R: 0 E: 0 K: 0 S: 4	H: 1 LOB: 1 BB: 0 P: 4	R: 1 E: 0 K: 1 S: 6	H: 2 LOB: 0 BB: 0 P: 6	R: 1 E: 0 K: 1 S: 8	H: 3 LOB: 2 BB: 0 P: 8	R: 0 E: 0 K: 1 S: 5	H: 0 LOB: 1 BB: 1 P: 9	R: 0 E: 0 K: 1 S: 5	H: 0 LOB: 0 BB: 0 P: 5	R: 0 E: 0 K: 0 S: 3	H: 1 LOB: 0 BB: 0 P: 3	R: 2 E: 0 K: 1 S: 7	H: 2 LOB: 0 BB: 0 P: 7	R: 0 E: 0 K: 1 S: 5	H: 0 LOB: 2 BB: 2 P: 13	R: 0 E: 0 K: 1 S: 6	H: 1 LOB: 1 BB: 0 P: 6	R: 0 E: 0 K: 0 S: 3	H: 0 LOB: 0 BB: 0 P: 3	R: 0 E: 0 K: 2 S: 8	H: 1 LOB: 1 BB: 0 P: 8	R: 1 E: 1 K: 0 S: 5	H: 1 LOB: 1 BB: 0 P: 5	R: 5 E: 1 K: 0 S: 7	H: 4 LOB: 1 BB: 2 P: 15	1B: 23 2B: 2 3B: 1 HR: 2	SF: 1 SAC: 2 DP: 3 HBP: 0	WP: 0 PB: 0 SB: 2 CS: 0	PA: 93

PITCHER	IP	WLS	BF	H	R	ER	SO	BB	IBB	HBP	BLK	WP	HR	S	P	ERA	WHIP
Rick Mahler, R (1, 1) ERA: 3.3	3.1		19	6	3	3	2	4	0	0	0	0	0	19	35	8.10	3.000
Jeff Dedmon, R (4, 1) ERA: 2.43	2.0		12	5	3	3	1	0	0	0	0	0	0	14	14	13.50	2.500
Steve Shields, R (6, 1) ERA: 4.14	2.2		11	4	1	1	1	0	1	0	0	0	1	12	16	3.38	1.500
Bruce Sutter, R (9, 1) ERA: 3.54	1.0		6	3	1	1	1	0	0	0	0	0	0	8	8	9.00	3.000
Terry Forster, L (10, 1) ERA: 1.58	4.0		15	3	2	2	3	1	0	0	0	0	1	20	24	4.50	1.000

PITCHER	IP	WLS	BF	H	R	ER	SO	BB	IBB	HBP	BLK	WP	HR	S	P	ERA	WHIP
Gene Garber, R (14, 1) ERA: 5.0	3.0		12	1	0	0	2	1	1	0	0	0	0	14	22	0.00	0.667
Rick Camp, R (17, 1) ERA: 3.7	3.0	L	18	6	6	5	2	0	2	0	0	0	0	20	28	15.00	2.000

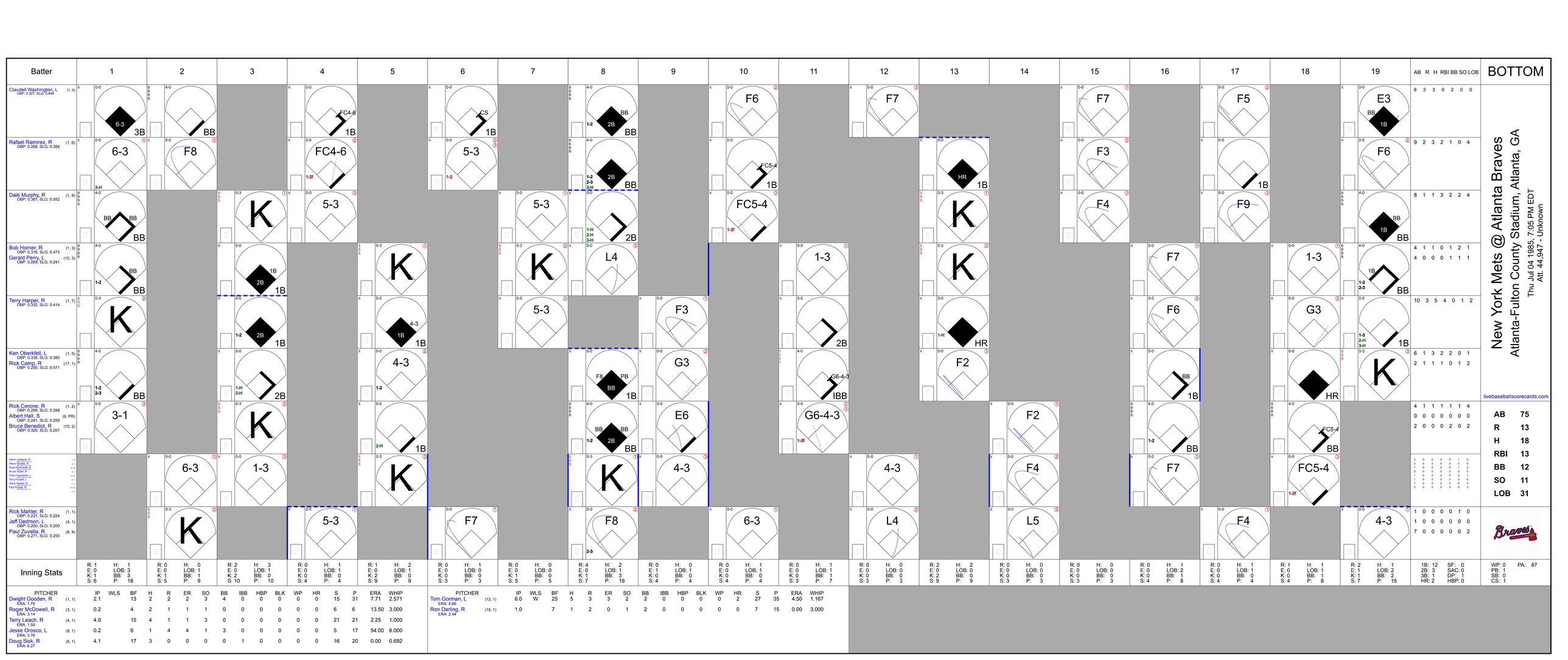
Batter
1
2
3
4
5
6
7
8
9
10
11
12
13
14
15
16
17
18
19
AB R H RBI BB SO LOB
BOTTOM
Claudell Washington, L (1, 9) OBP: 0.327, SLG: 0.449
8 3 3 0 2 0 0
6-3 3B
BB
FC4-6 1B
CS 1B
2B BB
F6
F7
F7
E3 BB 1B
Rafael Ramirez, R (1, 6) OBP: 0.288, SLG: 0.356
9 2 3 2 1 0 4
6-3 3-H
F8
FC4-6 1-2f
5-3 1-2
2B BB 1-2 2-3 3-H
FC5-4 1B
HR 1B
F3
1B
F6
Dale Murphy, R (1, 8) OBP: 0.387, SLG: 0.552
8 1 1 3 2 2 4
BB BB BB
K
5-3
5-3
2B 1-H 2-H 3-H
FC5-4 1-2f
K
F4
F9
BB 1B BB
Bob Horner, R (1, 3) OBP: 0.316, SLG: 0.473
4 1 1 0 1 2 1
Gerald Perry, L (10, 3) OBP: 0.269, SLG: 0.241
4 0 0 0 1 1 1
BB 1-2 BB
1B 2B 1B
K
K
L4
1-3
K
F7
1-3
1B 1-2 2-3 BB
Terry Harper, R (1, 7) OBP: 0.332, SLG: 0.414
10 3 5 4 0 1 2
K
2B 1B 1-2
4-3 1B 1B
5-3
F3
2B
1-H HR
F6
G3
1B 1-3 2-H 3-H 1B
Ken Oberkfell, L (1, 5) OBP: 0.338, SLG: 0.380
6 1 3 2 2 0 1
Rick Camp, R (17, 1) OBP: 0.250, SLG: 0.571
2 1 1 1 0 1 2
BB 1-2 2-3 BB
2B 1-H 2-H 2B
4-3 1-2
F8 PB BB 1B
G3
G6-4-3 IBB
F2
BB 1B
HR
Rick Cerone, R (1, 2) OBP: 0.299, SLG: 0.298
4 1 1 1 1 1 4
Albert Hall, S (9, PR) OBP: 0.241, SLG: 0.259
0 0 0 0 0 0 0
Bruce Benedict, R (10, 2) OBP: 0.320, SLG: 0.207
2 0 0 0 2 0 2
3-1
K
2-H 1B
BB BB 1-2 2B BB
E6
G6-4-3 1-2f
F2
F4
BB 1-2 BB
FC5-4 BB
Glenn Hubbard, R
Steve Bedrosian, R
Brad Komminsk, R
Bruce Sutter, R
Chris Chambliss, L
Terry Forster, L
Gene Garber, R
Paul Runge, R
4-3
6-3
1-3
K
K
4-3
4-3
F7
F4
FC5-4 1-2f
Rick Mahler, R (1, 1) OBP: 0.231, SLG: 0.224
1 0 0 0 0 1 0
Jeff Dedmon, L (4, 1) OBP: 0.200, SLG: 0.200
1 0 0 0 0 0 0
Paul Zuvella, R (6, 4) OBP: 0.271, SLG: 0.250
7 0 0 0 0 0 2
K
5-3
F7
F8 2-3
6-3
L4
L5
F4
4-3
Braves
Inning Stats
R: 1 E: 0 K: 1 S: 6
H: 1 LOB: 3 BB: 3 P: 18
R: 0 E: 0 K: 1 S: 5
H: 0 LOB: 1 BB: 1 P: 9
R: 2 E: 0 K: 2 S: 10
H: 3 LOB: 1 BB: 0 P: 10
R: 0 E: 0 K: 0 S: 4
H: 1 LOB: 0 BB: 0 P: 4
R: 1 E: 0 K: 2 S: 9
H: 2 LOB: 1 BB: 0 P: 9
R: 0 E: 0 K: 0 S: 3
H: 1 LOB: 0 BB: 0 P: 3
R: 0 E: 0 K: 1 S: 5
H: 0 LOB: 0 BB: 0 P: 5
R: 4 E: 0 K: 1 S: 7
H: 2 LOB: 1 BB: 3 P: 19
R: 0 E: 1 K: 0 S: 4
H: 0 LOB: 1 BB: 0 P: 4
R: 0 E: 0 K: 0 S: 4
H: 1 LOB: 1 BB: 0 P: 4
R: 0 E: 0 K: 0 S: 3
H: 1 LOB: 1 BB: 1 P: 7
R: 0 E: 0 K: 0 S: 3
H: 1 LOB: 1 BB: 0 P: 3
R: 2 E: 0 K: 2 S: 9
H: 2 LOB: 0 BB: 0 P: 9
R: 0 E: 0 K: 0 S: 3
H: 0 LOB: 0 BB: 0 P: 3
R: 0 E: 0 K: 0 S: 3
H: 0 LOB: 0 BB: 0 P: 3
R: 0 E: 0 K: 0 S: 4
H: 1 LOB: 2 BB: 1 P: 8
R: 0 E: 0 K: 0 S: 4
H: 1 LOB: 1 BB: 0 P: 4
R: 1 E: 0 K: 0 S: 4
H: 1 LOB: 1 BB: 1 P: 8
R: 2 E: 1 K: 1 S: 7
H: 1 LOB: 2 BB: 2 P: 15
1B: 12 2B: 3 3B: 1 HR: 2
SF: 0 SAC: 0 DP: 1 HBP: 0
WP: 0 PB: 1 SB: 0 CS: 1
PA: 87
New York Mets @ Atlanta Braves
Atlanta-Fulton County Stadium, Atlanta, GA
Thu Jul 04 1985, 7:05 PM EDT
Att. 44,947 - Unknown
livebaseballscorecards.com
AB 75
R 13
H 18
RBI 13
BB 12
SO 11
LOB 31
PITCHER
IP WLS BF H R ER SO BB IBB HBP BLK WP HR S P ERA WHIP
Dwight Gooden, R (1, 1) ERA: 1.75
2.1 13 2 2 2 3 4 0 0 0 0 0 0 15 31 7.71 2.571
Roger McDowell, R (3, 1) ERA: 3.14
0.2 4 2 1 1 1 0 0 0 0 0 0 0 6 6 13.50 3.000
Terry Leach, R (4, 1) ERA: 1.59
4.0 15 4 1 1 3 0 0 0 0 0 0 0 21 21 2.25 1.000
Jesse Orosco, L (8, 1) ERA: 3.75
0.2 6 1 4 4 1 3 0 0 0 0 0 0 5 17 54.00 6.000
Doug Sisk, R (8, 1) ERA: 6.27
4.1 17 3 0 0 0 0 1 0 0 0 0 0 16 20 0.00 0.692
PITCHER
IP WLS BF H R ER SO BB IBB HBP BLK WP HR S P ERA WHIP
Tom Gorman, L (13, 1) ERA: 4.66
6.0 W 25 5 3 3 2 2 0 0 0 0 0 0 27 35 4.50 1.167
Ron Darling, R (19, 1) ERA: 2.44
1.0 7 1 2 0 1 2 0 0 0 0 0 0 7 15 0.00 3.000

Batter	1	2	3	4	5	6	7	8	9	AB	R	H	RBI	BB	SO	LOB
Lenny Dykstra, L (1, 8) OBP: 0.333, SLG: 0.413	HR 2B	PB 1B; WP; 2-H 1B	4-3; 2-3			BBBB 4-0 BB		F6		4	2	2	1	1	0	3
Wally Backman, S (1, 4) OBP: 0.323, SLG: 0.315	2-H HR	PB; 1-2 1B		G3		F6			F7	5	1	2	2	0	0	1
Keith Hernandez, L (1, 3) OBP: 0.348, SLG: 0.370	1B SF7 1B	SSS 0-3 K		F6			BBBB 4-0 3-1 BB		G3	4	1	1	0	1	1	2
Darryl Strawberry, L (1, 9) OBP: 0.317, SLG: 0.418	SF7 S; 1-3 1B	BBBB 4-0; 1-2 2-H BB		SSS 0-3 K			0-0 3-1; 1-2		SSS 0-3 K	4	0	1	0	1	2	1
Danny Heep, L (1, 7) OBP: 0.312, SLG: 0.397	SF7; 1-3; 3-H	F7			6-3		G3			3	0	0	1	0	0	2
Ray Knight, R (1, 5) OBP: 0.220, SLG: 0.299	5-3		F4		F4			5-3		4	0	0	0	0	0	1
Clint Hurdle, L (1, 2) OBP: 0.351, SLG: 0.417	4-3		BBBB 4-0 2B BB		3-1			1B		3	1	1	0	1	0	1
Rafael Santana, R (1, 6) OBP: 0.285, SLG: 0.296		SH3 1B	F9			5-3		1-2 1B		4	1	2	0	0	0	1
Rick Aguilera, R (1, 1) OBP: 0.429, SLG: 0.500		SH3; 1-2	WP; 1-H 2B			4-3		SSS 0-3 K		3	0	1	1	0	1	2
Inning Stats	R: 3 E: 0 K: 0 S: 7 / H: 4 LOB: 1 BB: 0 P: 7	R: 2 E: 0 K: 1 S: 8 / H: 3 LOB: 2 BB: 1 P: 12	R: 1 E: 0 K: 0 S: 4 / H: 1 LOB: 1 BB: 1 P: 8	R: 0 E: 0 K: 1 S: 5 / H: 0 LOB: 0 BB: 0 P: 5	R: 0 E: 0 K: 0 S: 3 / H: 0 LOB: 0 BB: 0 P: 3	R: 0 E: 0 K: 0 S: 3 / H: 0 LOB: 1 BB: 1 P: 7	R: 0 E: 0 K: 0 S: 2 / H: 0 LOB: 0 BB: 1 P: 6	R: 0 E: 0 K: 1 S: 7 / H: 2 LOB: 2 BB: 0 P: 7	R: 0 E: 0 K: 1 S: 5 / H: 0 LOB: 0 BB: 0 P: 5							

TOP

New York Mets @ Atlanta Braves

Atlanta-Fulton County Stadium, Atlanta, GA

Fri Jul 05 1985, 7:05 PM EDT

Att. 28,085 - Unknown

livebaseballscorecards.com

AB	34
R	6
H	10
RBI	5
BB	4
SO	4
LOB	14

1B: 7 SF: 1
2B: 2 SAC: 1
3B: 0 DP: 0
HR: 1 HBP: 0

WP: 2 PA: 40
PB: 1
SB: 1
CS: 0

PITCHER		IP	WLS	BF	H	R	ER	SO	BB	IBB	HBP	BLK	WP	HR	S	P	ERA	WHIP
Pascual Perez, R ERA: 6.64	(1, 1)	1.1	L	11	7	5	4	0	0	0	0	0	0	1	11	11	27.00	5.250
Steve Shields, R ERA: 4.0	(2, 1)	3.2		14	1	1	1	2	2	0	0	0	2	0	16	24	2.46	0.818
Jeff Dedmon, R ERA: 2.31	(6, 1)	2.0		7	0	0	0	0	2	0	0	0	0	0	5	13	0.00	1.000
Gene Garber, R ERA: 4.74	(8, 1)	2.0		8	2	0	0	2	0	0	0	0	0	0	12	12	0.00	1.000

PITCHER	IP	WLS	BF	H	R	ER	SO	BB	IBB	HBP	BLK	WP	HR	S	P	ERA	WHIP

BOTTOM

New York Mets @ Atlanta Braves

Atlanta-Fulton County Stadium, Atlanta, GA

Fri Jul 05 1985, 7:05 PM EDT

Att. 28,085 - Unknown

livebaseballscorecards.com

Batter	1	2	3	4	5	6	7	8	9	AB	R	H	RBI	BB	SO	LOB
Claudell Washington, L (1, 9) OBP: 0.325, SLG: 0.447 Brad Komminsk, R (2, 9) OBP: 0.310, SLG: 0.270	F9		5-3		K			1-3		1 3	0 0	0 0	0 0	0 0	0 1	0 2
Rafael Ramirez, R (1, 6) OBP: 0.287, SLG: 0.355	6-3			6-3		G5-4-3 1B		F9		4	0	1	0	0	0	0
Dale Murphy, R (1, 8) OBP: 0.376, SLG: 0.544	K			F9		G5-4-3 1-2f		F8		4	0	0	0	0	1	1
Terry Harper, R (1, 7) OBP: 0.335, SLG: 0.416		5-3		F7		2B 1B			G4-6-3 BB 1B	4	0	2	0	0	0	0
Ken Oberkfell, L (1, 5) OBP: 0.341, SLG: 0.385		1-3			F2	1-3 2B			BBBB 4-0 G4-6-3 1-2 BB	3	0	1	0	1	0	0
Gerald Perry, L (1, 3) OBP: 0.268, SLG: 0.236		BBBB 4-0 BB			0-0 E6 PB 1B	F4			0-0 G4-6-3 1-2f 2-3	3	1	0	0	1	0	4
Rick Cerone, R (1, 2) OBP: 0.291, SLG: 0.289		F4			F9 1-2				3-1	4	0	0	0	0	1	3
Paul Zuvella, R (1, 4) OBP: 0.274, SLG: 0.254			6-3		2-H BB 1B					3	0	1	1	0	0	0
Pascual Perez, R (1, 1) OBP: 0.182, SLG: 0.182 Steve Shields, R (2, 1) OBP: 0.071, SLG: 0.071 Chris Chambliss, L (5, PH) OBP: 0.273, SLG: 0.252 Jeff Dedmon, L (6, 1) OBP: 0.200, SLG: 0.200 Albert Hall, S (7, PH) OBP: 0.233, SLG: 0.250 Gene Garber, R (8, 1) OBP: 0.333, SLG: 0.333			4-3		BBBB 1-2 BB					0 1 0 0 1 0	0 0 0 0 0 0	0 0 0 0 0 0	0 0 1 0 0 0	0 0 0 0 0 0	0 0 0 0 1 0	0 0 0 0 0 0
Inning Stats	R: 0 E: 0 K: 1 S: 5 H: 0 LOB: 0 BB: 0 P: 5	R: 0 E: 0 K: 0 S: 3 H: 0 LOB: 1 BB: 1 P: 7	R: 0 E: 0 K: 0 S: 3 H: 0 LOB: 0 BB: 0 P: 3	R: 0 E: 0 K: 0 S: 3 H: 0 LOB: 0 BB: 0 P: 3	R: 1 E: 1 K: 1 S: 7 H: 1 LOB: 2 BB: 1 P: 11	R: 0 E: 0 K: 0 S: 5 H: 3 LOB: 2 BB: 0 P: 5	R: 0 E: 0 K: 2 S: 7 H: 0 LOB: 0 BB: 0 P: 7	R: 0 E: 0 K: 0 S: 3 H: 0 LOB: 0 BB: 0 P: 3	R: 0 E: 0 K: 0 S: 3 H: 1 LOB: 1 BB: 1 P: 7	1B: 4 2B: 1 3B: 0 HR: 0	SF: 0 SAC: 0 DP: 2 HBP: 0			WP: 0 PB: 1 SB: 0 CS: 0	PA: 34		

	AB	31
	R	1
	H	5
	RBI	1
	BB	3
	SO	4
	LOB	10

PITCHER	IP	WLS	BF	H	R	ER	SO	BB	IBB	HBP	BLK	WP	HR	S	P	ERA	WHIP
Rick Aguilera, R (1, 1) ERA: 2.82	9.0	W	34	5	1	0	4	3	0	0	0	0	0	39	51	0.00	0.889

PITCHER	IP	WLS	BF	H	R	ER	SO	BB	IBB	HBP	BLK	WP	HR	S	P	ERA	WHIP

Batter	1	2	3	4	5	6	7	8	9	AB	R	H	RBI	BB	SO	LOB
Lenny Dykstra, L (1, 8) OBP: 0.357, SLG: 0.408	1-3		BB		E1		G6-4-3 BB		2B 1B	3	1	1	1	2	0	1
Kelvin Chapman, R (1, 4) OBP: 0.243, SLG: 0.208	6-3		K 1-2		E6 1B 1-3		G6-4-3 1-2f		1-H 2B	5	1	1	1	0	1	3
Ray Knight, R (1, 5) OBP: 0.227, SLG: 0.305	G3			FC6-4 1B	1B 1-3 3-H 1B		F8			4	0	2	1	0	0	0
Gary Carter, R (1, 3) OBP: 0.371, SLG: 0.439 Keith Hernandez, L (7, 3) OBP: 0.347, SLG: 0.369		5-3		F4	F3			G3		3 1	0 0	0 0	0 0	0 0	0 0	3 0
George Foster, R (1, 7) OBP: 0.313, SLG: 0.460		F6		L9	1-2 3-H 1B			K		4	0	1	1	0	1	1
John Christensen, R (1, 9) OBP: 0.325, SLG: 0.347		BB		FC6-4 1-2f	F9			FC5-4 BB		2	0	0	0	2	0	3
Ronn Reynolds, R (1, 2) OBP: 0.316, SLG: 0.421		K			1B E 2B	L4		FC5-4 1-2f		4	1	1	0	0	1	2
Rafael Santana, R (1, 6) OBP: 0.284, SLG: 0.295			4-3		E SH3 E 2-3 1B	6-3			4-3	4	1	1	0	0	0	0
Sid Fernandez, L (1, 1) OBP: 0.182, SLG: 0.182 Roger McDowell, R (7, 1) OBP: 0.167, SLG: 0.091			K		SH3 1-2	K			K	2 1	0 0	0 0	0 0	0 0	2 1	0 0
Inning Stats	R: 0 E: 0 K: 0 S: 3 H: 0 LOB: 0 BB: 0 P: 3	R: 0 E: 0 K: 1 S: 5 H: 0 LOB: 1 BB: 1 P: 9	R: 0 E: 1 K: 2 S: 7 H: 0 LOB: 1 BB: 1 P: 11	R: 0 E: 0 K: 0 S: 4 H: 1 LOB: 1 BB: 0 P: 4	R: 4 E: 2 K: 0 S: 9 H: 4 LOB: 2 BB: 0 P: 9	R: 0 E: 0 K: 1 S: 5 H: 0 LOB: 0 BB: 0 P: 5	R: 0 E: 0 K: 0 S: 2 H: 0 LOB: 0 BB: 1 P: 6	R: 0 E: 0 K: 1 S: 5 H: 0 LOB: 1 BB: 1 P: 9	R: 0 E: 0 K: 1 S: 6 H: 2 LOB: 2 BB: 0 P: 6	1B: 5 2B: 2 3B: 0 HR: 0 SF: 0 SAC: 1 DP: 1 HBP: 0						

PITCHER		IP	WLS	BF	H	R	ER	SO	BB	IBB	HBP	BLK	WP	HR	S	P	ERA	WHIP
Zane Smith, L ERA: 3.39	(1, 1)	5.0	L	24	5	4	1	3	2	0	0	0	0	0	28	36	1.80	1.400
Rick Camp, R ERA: 3.58	(6, 1)	2.0		6	0	0	0	1	1	0	0	0	0	0	7	11	0.00	0.500
Gene Garber, R ERA: 4.5	(8, 1)	2.0		8	2	0	0	2	1	0	0	0	0	0	11	15	0.00	1.500

PITCHER	IP	WLS	BF	H	R	ER	SO	BB	IBB	HBP	BLK	WP	HR	S	P	ERA	WHIP

TOP

New York Mets @ Atlanta Braves

Atlanta-Fulton County Stadium, Atlanta, GA

Sun Jul 07 1985, 3:33 AM EDT

Unknown

AB	33
R	4
H	7
RBI	4
BB	4
SO	6
LOB	13

1B: 5	SF: 0	WP: 0	PA: 38
2B: 2	SAC: 1	PB: 0	
3B: 0	DP: 1	SB: 1	
HR: 0	HBP: 0	CS: 0	

livebaseballscorecards.com

New York Mets @ Atlanta Braves

Atlanta-Fulton County Stadium, Atlanta, GA

Sun Jul 07 1985, 3:33 AM EDT

Unknown

BOTTOM

livebaseballscorecards.com

Batter	1	2	3	4	5	6	7	8	9	AB	R	H	RBI	BB	SO	LOB
Rafael Ramirez, R (1, 6) OBP: 0.287, SLG: 0.353	5-3		L8		FC6-4 1-2f		1B			4	0	1	0	0	0	1
Glenn Hubbard, R (1, 4) OBP: 0.323, SLG: 0.308	F7		BBBB FC6-4 BB			BBBB WP 1B BB	F8			2	0	0	0	2	0	1
Dale Murphy, R (1, 8) OBP: 0.378, SLG: 0.542	BBBB BB BB		FC6-4 CS 1-2f			SSS K		1B		3	0	1	0	1	1	2
Terry Harper, R (1, 7) OBP: 0.333, SLG: 0.410	BBBB FC5-4 1-2 BB		CS 1-2	F5		F8		SSS K		3	0	0	0	1	1	2
Brad Komminsk, R (1, 9) OBP: 0.308, SLG: 0.270	FC5-4 1-2f			L5		WP 1-2 1B		SSS K		4	0	1	0	0	1	3
Ken Oberkfell, L (1, 5) OBP: 0.344, SLG: 0.381		BBBB BB		SSS K		BBBB 1-2 2-3 BB		G3		2	0	0	0	2	1	1
Gerald Perry, L (1, 3) OBP: 0.268, SLG: 0.232		SSS K			BBBB FC6-4 BB	F7			4-3	3	0	0	0	1	1	4
Rick Cerone, R (1, 2) OBP: 0.283, SLG: 0.280		F8			L7		G1-5-3		6-3	4	0	0	0	0	0	2
Zane Smith, L (1, 1) OBP: 0.150, SLG: 0.150 Paul Zuvella, R (5, PH) OBP: 0.270, SLG: 0.250 Rick Camp, R (6, 1) OBP: 0.250, SLG: 0.571 Milt Thompson, L (7, PH) Gene Garber, R (8, 1) OBP: 0.333, SLG: 0.333 Chris Chambliss, L (9, PH) OBP: 0.271, SLG: 0.250		L8			F3		SSS K		4-3	1 1 0 1 0 1	0 0 0 0 0 0	0 0 0 0 0 0	0 0 0 0 0 0	0 0 0 1 0 0	0 0 0 0 0 0	1 1 0 0 0 0
Inning Stats	R: 0 H: 0 E: 0 LOB: 2 K: 0 BB: 2 S: 3 P: 11	R: 0 H: 0 E: 0 LOB: 1 K: 1 BB: 1 S: 5 P: 9	R: 0 H: 0 E: 0 LOB: 0 K: 0 BB: 1 S: 2 P: 6	R: 0 H: 0 E: 0 LOB: 0 K: 1 BB: 0 S: 5 P: 5	R: 0 H: 0 E: 0 LOB: 1 K: 0 BB: 1 S: 3 P: 7	R: 0 H: 1 E: 0 LOB: 3 K: 1 BB: 2 S: 6 P: 14	R: 0 H: 1 E: 0 LOB: 1 K: 1 BB: 0 S: 6 P: 6	R: 0 H: 1 E: 0 LOB: 1 K: 2 BB: 0 S: 8 P: 8	R: 0 H: 0 E: 0 LOB: 0 K: 0 BB: 0 S: 3 P: 3	1B: 3 SF: 0 2B: 0 SAC: 0 3B: 0 DP: 0 HR: 0 HBP: 0						WP: 1 PA: 37 PB: 0 SB: 0 CS: 1

	AB	29
	R	0
	H	3
	RBI	0
	BB	7
	SO	6
	LOB	18

PITCHER		IP	WLS	BF	H	R	ER	SO	BB	IBB	HBP	BLK	WP	HR	S	P	ERA	WHIP
Sid Fernandez, L ERA: 2.36	(1, 1)	6.0	W	25	1	0	0	3	7	0	0	0	1	0	24	52	0.00	1.333
Roger McDowell, R ERA: 2.98	(7, 1)	3.0	S	11	2	0	0	3	0	0	0	0	0	0	17	17	0.00	0.667

PITCHER	IP	WLS	BF	H	R	ER	SO	BB	IBB	HBP	BLK	WP	HR	S	P	ERA	WHIP

New York Mets @ Atlanta Braves

Atlanta-Fulton County Stadium, Atlanta, GA

Sun Jul 07 1985, 3:38 AM EDT

Att. 26,757 - Unknown

TOP

livebaseballscorecards.com

Batter	1	2	3	4	5	6	7	8	9	AB	R	H	RBI	BB	SO	LOB
Lenny Dykstra, L (1, 8) OBP: 0.371, SLG: 0.385	BBBB 4-0 F8 S BB		BBBB 4-0 S BB		x 0-0 ① 4-3	BBBB 4-0 BB 1B 1B 1-2 BB		x 0-0 ② 4-3	x 0-0 ③ G3	3	1	0	0	3	0	3
Wally Backman, S (1, 4) OBP: 0.325, SLG: 0.322	SSS 0-3 ① K		SSS 0-3 ② K 1-2		x 0-0 ② F7	x 0-0 BB 1B 1-2 2-3 1B		x 0-0 2B 2B		5	2	2	0	0	2	2
Keith Hernandez, L (1, 3) OBP: 0.351, SLG: 0.372	x 0-0 ② F8 1-3		BBBB 4-0 FC6-4 BB		SSS 0-3 ③ K	BBBB 4-0 1B 1-2 2-3 3-H BB		x 0-0 WP 1B 2-H 2B		3	1	1	2	2	1	1
Gary Carter, R (1, 2) OBP: 0.371, SLG: 0.436	x 0-0 ③ F7		x 0-0 ③ FC6-4 1-2f			x 0-0 ① F7		BBBB 4-0 1B 2-3 BB		4	0	1	2	1	0	3
Darryl Strawberry, L (1, 9) OBP: 0.326, SLG: 0.416		BBBB 4-0 G3-6-1 BB		SSS 0-3 ① K		BBBB 4-0 2B BB SSS 0-3 ③ K		x 0-0 ③ 1-3 3-H 1B		3	1	1	1	2	2	2
Danny Heep, L (1, 7) OBP: 0.319, SLG: 0.401		x 0-0 ① ② G3-6-1 1-2f		BBBB 4-0 1B 1B BB		BBBB 4-0 2B 1-2 BB	x 0-0 ① F7		x 0-0 1B 2B	3	1	1	0	2	0	1
Ray Knight, R (1, 5) OBP: 0.244, SLG: 0.323 Kelvin Chapman, R (9, PR) OBP: 0.243, SLG: 0.208 (9, 5)		BBBB 4-0 BB	x 0-0 1B 1-2 1B		x 0-0 E 1-H 2-H 2B	x 0-0 ② 6-3		x 0-0 S 2-3 1B		4 0	1 0	3 0	2 0	1 0	0 0	0 0
Howard Johnson, S (1, 6) OBP: 0.267, SLG: 0.282 Rafael Santana, R (7, 6) OBP: 0.283, SLG: 0.294		x 0-0 ③ F5	x 0-0 ② F5			SSS 0-3 ② K	SSS 0-3 ③ K		SSS 0-3 ① K 1-2	4 1	0 0	0 0	0 0	0 0	2 1	4 2
Ron Darling, R (1, 1) OBP: 0.196, SLG: 0.244 Doug Sisk, R (6, 1) Jesse Orosco, R (9, 1) OBP: 0.500, SLG: 0.500		SSS 0-3 ① K	x 0-0 ③ 1-2 2-H 1B			x 0-0 E6 1B S BB 2-H		x 0-0 ① 6-3	SSS 0-3 ② K	3 2 0	1 0 0	1 0 0	0 0 0	0 0 0	1 1 0	0 3 0
Inning Stats	R: 0 H: 0 E: 0 LOB: 1 K: 1 BB: 1 S: 5 P: 9	R: 0 H: 0 E: 0 LOB: 1 K: 0 BB: 2 S: 2 P: 10	R: 0 H: 0 E: 0 LOB: 2 K: 2 BB: 2 S: 7 P: 15	R: 0 H: 2 E: 0 LOB: 2 K: 1 BB: 1 S: 6 P: 10	R: 0 H: 0 E: 0 LOB: 0 K: 1 BB: 0 S: 5 P: 5	R: 6 H: 3 E: 1 LOB: 2 K: 2 BB: 4 S: 11 P: 27	R: 0 H: 0 E: 0 LOB: 0 K: 1 BB: 0 S: 5 P: 5	R: 2 H: 3 E: 0 LOB: 2 K: 0 BB: 1 S: 5 P: 9	R: 0 H: 2 E: 0 LOB: 3 K: 2 BB: 0 S: 9 P: 9	1B: 6 SF: 0 2B: 4 SAC: 0 3B: 0 DP: 1 HR: 0 HBP: 0						

	AB	35
	R	8
	H	10
	RBI	7
	BB	11
	SO	10
	LOB	21

WP: 1 PA: 46
PB: 0
SB: 5
CS: 0

PITCHER		IP	WLS	BF	H	R	ER	SO	BB	IBB	HBP	BLK	WP	HR	S	P	ERA	WHIP
Steve Bedrosian, R ERA: 2.76	(1, 1)	5.1		23	2	1	1	5	7	0	0	0	0	0	26	54	1.69	1.688
Jeff Dedmon, R ERA: 2.52	(6, 1)	0.1	L	6	2	2	1	1	2	0	0	0	0	0	6	14	27.00	12.000
Terry Forster, L ERA: 1.56	(6, 1)	0.1		3	1	3	0	1	1	0	0	0	0	0	4	8	0.00	6.000
Steve Shields, R ERA: 4.21	(7, 1)	2.0		9	3	2	2	1	1	0	0	0	1	0	10	14	9.00	2.000
Gene Garber, R ERA: 4.39	(9, 1)	1.0		5	2	0	0	2	0	0	0	0	0	0	9	9	0.00	2.000

PITCHER	IP	WLS	BF	H	R	ER	SO	BB	IBB	HBP	BLK	WP	HR	S	P	ERA	WHIP

Batter	1	2	3	4	5	6	7	8	9	AB	R	H	RBI	BB	SO	LOB
Milt Thompson, L (1, 9) OBP: 0.429, SLG: 0.714	S S S 0-3 ① K		x 0-0 2B 3B		x 0-0 ① 1-3	x 0-0 1-2 2-3 3-H 1B	x 0-0 ③ 4-3		x 0-0 2-3 1B	6	1	3	1	0	1	3
Paul Zuvella, R (1, 6) OBP: 0.275, SLG: 0.258	x 0-0 1B 1B		x 0-0 ② F4		x 0-0 BB 1B 1B	x 0-0 ① L9		S S S 0-3 ① K	x 0-0 ③ F9	6	1	2	0	0	1	6
Dale Murphy, R (1, 8) OBP: 0.378, SLG: 0.542	S S S 0-3 ② K		x 0-0 3-H 2B		B B B 4-0 1-2 1B BB	x 0-0 ② F9		x 0-0 ② F3		4	0	1	1	1	1	4
Terry Harper, R (1, 7) OBP: 0.336, SLG: 0.412 Steve Shields, R (7, 1) OBP: 0.071, SLG: 0.071 Rafael Ramirez, R (8, PH) OBP: 0.289, SLG: 0.353 Gene Garber, R (9, 1) OBP: 0.333, SLG: 0.333	x 0-0 1-3 FC3-6 1B		S S S 0-3 ③ K		x 0-0 G6-4-3 1-2 2-H 1B	x 0-0 ③ F8		B B B B 4-0 BB		4 0 0 0	0 0 0 0	2 0 0 0	1 0 0 0	0 0 1 0	1 0 0 0	4 0 0 0
Ken Oberkfell, L (1, 5) OBP: 0.336, SLG: 0.371	x 0-0 ③ FC3-6 1-2f			x 0-0 ① F8	x 0-0 ② ③ G6-4-3 1-2f		x 0-0 ① G3	x 0-0 ③ G3		5	0	0	0	0	0	5
Chris Chambliss, L (1, 3) OBP: 0.291, SLG: 0.306		x 0-0 ① 1-3		x 0-0 1B 1B		x 0-0 HR	x 0-0 1B BB 1B		x 0-0 F9 2B 2B	5	2	4	1	0	0	0
Glenn Hubbard, R (1, 4) OBP: 0.321, SLG: 0.302		x 0-0 ② 5-3		S S S 0-3 ② K		x 0-0 E6 BB 1B 1B	B B B B 4-0 1-2 1B BB		x 0-0 ① F9 2-3	4	1	0	0	1	1	2
Bruce Benedict, R (1, 2) OBP: 0.343, SLG: 0.253		x 0-0 ③ 6-3		x 0-0 1-3 1B		x 0-0 1B BB 1-2 1B	x 0-0 1-2 2-3 1B		x 0-0 1B 3-H 2B	5	0	4	1	0	0	0
Steve Bedrosian, R (1, 1) OBP: 0.081, SLG: 0.081 Jeff Dedmon, L (6, 1) OBP: 0.200, SLG: 0.200 Terry Forster, L (6, 1) Gerald Perry, L (6, PH) OBP: 0.272, SLG: 0.232 Brad Komminsk, R (7, 7) OBP: 0.305, SLG: 0.267			S S S 0-3 ① K	x 0-0 ③ L1		B B B B 4-0 1-2 2-3 1B BB	S S S 0-3 ② K		S S S 0-3 ② K	2 0 0 0 2	0 0 0 0 0	0 0 0 0 0	0 0 0 1 0	0 0 0 0 2	1 0 0 0 2	2 0 0 0 4
Inning Stats	R: 0 E: 0 K: 2 S: 9 H: 2 LOB: 2 BB: 0 P: 9	R: 0 E: 0 K: 0 S: 3 H: 0 LOB: 0 BB: 0 P: 3	R: 1 E: 0 K: 2 S: 9 H: 2 LOB: 1 BB: 0 P: 9	R: 0 E: 0 K: 1 S: 7 H: 2 LOB: 2 BB: 0 P: 7	R: 1 E: 0 K: 0 S: 4 H: 2 LOB: 1 BB: 1 P: 8	R: 2 E: 1 K: 0 S: 7 H: 3 LOB: 3 BB: 1 P: 11	R: 0 E: 0 K: 1 S: 7 H: 2 LOB: 3 BB: 1 P: 11	R: 0 E: 0 K: 1 S: 5 H: 0 LOB: 1 BB: 1 P: 9	R: 1 E: 0 K: 1 S: 8 H: 3 LOB: 2 BB: 0 P: 8	1B: 11 2B: 3 3B: 1 HR: 1 SF: 0 SAC: 0 DP: 1 HBP: 0						

PITCHER		IP	WLS	BF	H	R	ER	SO	BB	IBB	HBP	BLK	WP	HR	S	P	ERA	WHIP
Ron Darling, R ERA: 2.55	(1, 1)	5.0	W	27	10	4	3	5	2	0	0	0	0	1	35	43	5.40	2.400
Doug Sisk, R ERA: 6.0	(6, 1)	3.2		19	6	1	1	3	2	0	0	0	0	0	23	31	2.46	2.182
Jesse Orosco, L ERA: 3.72	(9, 1)	0.1	S	1	0	0	0	0	0	0	0	0	0	0	1	1	0.00	0.000

PITCHER	IP	WLS	BF	H	R	ER	SO	BB	IBB	HBP	BLK	WP	HR	S	P	ERA	WHIP

BOTTOM

New York Mets @ Atlanta Braves

Atlanta-Fulton County Stadium, Atlanta, GA

Sun Jul 07 1985, 3:38 AM EDT

Att. 26,757 - Unknown

livebaseballscorecards.com

AB	43
R	5
H	16
RBI	5
BB	4
SO	8
LOB	30

WP: 0 PA: 47
PB: 0
SB: 0
CS: 0

Montreal Expos @ Atlanta Braves

Atlanta-Fulton County Stadium, Atlanta, GA

Mon Jul 08 1985, 7:05 PM EDT

Att. 9,217 - Unknown

TOP

livebaseballscorecards.com

Batter	1	2	3	4	5	6	7	8	9	AB	R	H	RBI	BB	SO	LOB
Tim Raines, S (1, 7) OBP: 0.356, SLG: 0.426	F9		1-3			F7		4-3 2-3		4	0	0	0	0	0	1
Vance Law, R (1, 4) (7, 5) OBP: 0.349, SLG: 0.376	5-3		4-3			1B 1B		3B 3-H		4	0	2	1	0	0	0
Andre Dawson, R (1, 9) OBP: 0.300, SLG: 0.424	4-3		6-3			G4-6-3 1-2		1-3		3	0	1	0	0	0	0
Jim Wohlford, R (7, 9) OBP: 0.255, SLG: 0.239						1B				1	0	0	0	0	0	1
Dan Driessen, L (1, 3) OBP: 0.320, SLG: 0.377		F8		1B		G4-6-3 1-2f			4-3	4	0	1	0	0	0	2
Hubie Brooks, R (1, 6) OBP: 0.301, SLG: 0.375		F4		1-2 1B			4-3		E1 FC3-6	4	0	1	0	0	0	0
Tim Wallach, R (1, 5) OBP: 0.325, SLG: 0.452				K			F9		FC3-6 1-2f	3	0	1	0	0	1	2
Jeff Reardon, R (7, 1) OBP: 0.250, SLG: 0.250		1B								0	0	0	0	0	0	0
Gary Lucas, L (8, 1)										0	0	0	0	0	0	0
Terry Francona, L (9, PH) OBP: 0.288, SLG: 0.291										1	0	0	0	0	0	1
Mitch Webster, S (1, 8) OBP: 0.250, SLG: 0.472		F9			K		F9		F7	4	0	0	0	0	1	2
Steve Nicosia, R (1, 2) OBP: 0.269, SLG: 0.234			F9		4-3			4-3 3B 2B		3	1	1	0	0	0	0
Bill Gullickson, R (1, 1) OBP: 0.160, SLG: 0.200										1	0	0	0	0	0	0
Skeeter Barnes, R (5, PH) OBP: 0.150, SLG: 0.200			F9		K			L5		1	0	0	0	0	1	0
Bert Roberge, R (5, 1)										0	0	0	0	0	0	0
Al Newman, S (7, 4) OBP: 0.118, SLG: 0.176										1	0	0	0	0	0	1
Inning Stats	R: 0 E: 0 K: 0 S: 3 H: 0 LOB: 0 BB: 0 P: 3	R: 0 E: 0 K: 0 S: 4 H: 1 LOB: 1 BB: 0 P: 4	R: 0 E: 0 K: 0 S: 3 H: 0 LOB: 0 BB: 0 P: 3	R: 0 E: 0 K: 1 S: 7 H: 2 LOB: 2 BB: 0 P: 7	R: 0 E: 0 K: 2 S: 7 H: 0 LOB: 0 BB: 0 P: 7	R: 0 E: 0 K: 0 S: 4 H: 2 LOB: 1 BB: 0 P: 4	R: 0 E: 0 K: 0 S: 3 H: 0 LOB: 0 BB: 0 P: 3	R: 1 E: 0 K: 0 S: 5 H: 2 LOB: 1 BB: 0 P: 5	R: 0 E: 1 K: 0 S: 4 H: 0 LOB: 1 BB: 0 P: 4	1B: 5 2B: 1 3B: 1 HR: 0 SF: 0 SAC: 0 DP: 1 HBP: 0						

AB	34
R	1
H	7
RBI	1
BB	0
SO	3
LOB	10

PITCHER		IP	WLS	BF	H	R	ER	SO	BB	IBB	HBP	BLK	WP	HR	S	P	ERA	WHIP
Rick Mahler, R ERA: 3.17	(1, 1)	9.0	W	34	7	1	1	3	0	0	0	0	0	0	40	40	1.00	0.778

PITCHER	IP	WLS	BF	H	R	ER	SO	BB	IBB	HBP	BLK	WP	HR	S	P	ERA	WHIP

WP: 0 PB: 0 SB: 0 CS: 0 PA: 34

Montreal Expos @ Atlanta Braves

Atlanta-Fulton County Stadium, Atlanta, GA

Mon Jul 08 1985, 7:05 PM EDT

Att. 9,217 - Unknown

livebaseballscorecards.com

BOTTOM

Batter	1	2	3	4	5	6	7	8	9	AB	R	H	RBI	BB	SO	LOB
Milt Thompson, L (1, 9) (8, 8) OBP: 0.417, SLG: 0.583	F9 S HR 1B	6-3 1B 1-2 1B	F7		F9			F8 1B		5	1	2	0	0	0	3
Rafael Ramirez, R (1, 6) OBP: 0.294, SLG: 0.357	F9 1-3	6-3 1-2 2-3 1B		FC6-4 1B	1-3					5	0	3	0	0	0	2
Dale Murphy, R (1, 8) OBP: 0.377, SLG: 0.548	HR 3-H	F3		FC6-4 6-3 1B 1-2f		F8		F4		4	2	1	2	0	0	4
Brad Komminsk, R (8, 9) OBP: 0.304, SLG: 0.265										1	0	0	0	0	0	1
Terry Harper, R (1, 7) OBP: 0.330, SLG: 0.403	K	6-3 1-2 2-3 3-H		6-3 1-2		4-3		K		5	0	0	1	0	2	4
Chris Chambliss, L (1, 3) OBP: 0.297, SLG: 0.312	1B 2B 1B	F8		2B 1B 2-H		6-3				4	2	2	1	0	0	2
Ken Oberkfell, L (1, 5) OBP: 0.344, SLG: 0.380	2B 1B 1-2		BBBB SH5-4 1B BB	2B 2B 2-H			F3			3	1	2	1	1	0	0
Glenn Hubbard, R (1, 4) OBP: 0.320, SLG: 0.306	2B 1-H 2-H		F8	6-3			F6			4	0	1	2	0	0	2
Bruce Benedict, R (1, 2) OBP: 0.358, SLG: 0.275	5-3		SH5-4 1B 1-2		SH1-4 1B		1B			4	0	3	0	0	0	1
Rick Mahler, R (1, 1) OBP: 0.241, SLG: 0.235		1B 1B 6-3 1B	SH5-4 1-2 2-3		SH1-4 1-2		K			2	1	1	0	0	1	1
Inning Stats	R: 4 H: 5 E: 0 LOB: 1 K: 1 BB: 0 S: 10 P: 10	R: 1 H: 3 E: 0 LOB: 2 K: 0 BB: 0 S: 6 P: 6	R: 0 H: 1 E: 0 LOB: 2 K: 0 BB: 1 S: 4 P: 8	R: 2 H: 3 E: 0 LOB: 1 K: 0 BB: 0 S: 6 P: 6	R: 0 H: 1 E: 0 LOB: 1 K: 0 BB: 0 S: 4 P: 4	R: 0 H: 0 E: 0 LOB: 0 K: 0 BB: 0 S: 3 P: 3	R: 0 H: 1 E: 0 LOB: 1 K: 1 BB: 0 S: 6 P: 6	R: 0 H: 1 E: 0 LOB: 1 K: 1 BB: 0 S: 6 P: 6		1B: 12 SF: 0 2B: 2 SAC: 2 3B: 0 DP: 0 HR: 1 HBP: 0						

	AB	37
	R	7
	H	15
	RBI	7
	BB	1
	SO	3
	LOB	20

WP: 0 PA: 40
PB: 0
SB: 1
CS: 0

PITCHER		IP	WLS	BF	H	R	ER	SO	BB	IBB	HBP	BLK	WP	HR	S	P	ERA	WHIP
Bill Gullickson, R ERA: 3.98	(1, 1)	4.0	L	25	12	7	7	1	1	0	0	0	0	1	26	30	15.75	3.250
Bert Roberge, R ERA: 2.19	(5, 1)	2.0		7	1	0	0	0	0	0	0	0	0	0	7	7	0.00	0.500
Jeff Reardon, R ERA: 2.19	(7, 1)	1.0		4	1	0	0	1	0	0	0	0	0	0	6	6	0.00	1.000
Gary Lucas, L ERA: 3.04	(8, 1)	1.0		4	1	0	0	1	0	0	0	0	0	0	6	6	0.00	1.000

PITCHER	IP	WLS	BF	H	R	ER	SO	BB	IBB	HBP	BLK	WP	HR	S	P	ERA	WHIP

Batter	1	2	3	4	5	6	7	8	9	AB	R	H	RBI	BB	SO	LOB
Tim Raines, S (1, 7) OBP: 0.362, SLG: 0.432	K		2B 1B		E7 1B		1B S SF8 1B	1-2 2-H 1B		5	2	4	1	0	1	0
Vance Law, R (1, 4) OBP: 0.346, SLG: 0.373	K		F9		K		1B 1-3 1B	F9 2-3		5	0	1	0	0	2	4
Andre Dawson, R (1, 9) OBP: 0.299, SLG: 0.425	5-3		1-H 2B		K		SF8 3-H	K		4	0	1	2	0	2	3
Dan Driessen, L (1, 3) OBP: 0.329, SLG: 0.385		4-3 WP 1B	4-3			G3 6-3 1B	1-2 G6-4-3 1B		G1-4-3 1B	5	0	4	0	0	0	1
Hubie Brooks, R (1, 6) OBP: 0.296, SLG: 0.369		4-3 1-3		1-3		6-3 1-2	G6-4-3 1-2f		G1-4-3 1-2f	5	0	0	0	0	0	5
Tim Wallach, R (1, 5) OBP: 0.329, SLG: 0.452		K		FC6-4 1B		G3 IBB		F7	BLK 1B	4	0	2	0	1	1	1
Mitch Webster, S (1, 8) OBP: 0.230, SLG: 0.431		3-1		K		G3 1-2 2-3		E1 S CS 1B	F8 1-2	5	1	0	0	0	1	5
Mike Fitzgerald, R (1, 2) OBP: 0.303, SLG: 0.277			HR	FC6-4 1-2f		IBB		BB 1-3		2	2	1	1	2	0	1
Bryn Smith, R (1, 1) OBP: 0.214, SLG: 0.220 Tim Burke, R (9, 1) OBP: 0.333, SLG: 0.333			1-3		K	K		F9 1B 1-2 3-H 1B		4 0	0 0	1 0	1 0	0 0	2 0	3 0
Inning Stats	R: 0 H: 0 E: 0 LOB: 0 K: 2 BB: 0 S: 7 P: 7	R: 0 H: 1 E: 0 LOB: 1 K: 1 BB: 0 S: 6 P: 6	R: 2 H: 3 E: 0 LOB: 1 K: 0 BB: 0 S: 6 P: 6	R: 0 H: 1 E: 0 LOB: 1 K: 1 BB: 0 S: 6 P: 6	R: 0 H: 1 E: 1 LOB: 1 K: 3 BB: 0 S: 10 P: 10	R: 0 H: 1 E: 0 LOB: 3 K: 1 BB: 2 S: 6 P: 14	R: 1 H: 3 E: 0 LOB: 1 K: 0 BB: 0 S: 5 P: 5	R: 2 H: 2 E: 1 LOB: 2 K: 1 BB: 1 S: 8 P: 12	R: 0 H: 2 E: 0 LOB: 1 K: 0 BB: 0 S: 4 P: 4	1B: 12 SF: 1 2B: 1 SAC: 0 3B: 0 DP: 2 HR: 1 HBP: 0						

PITCHER		IP	WLS	BF	H	R	ER	SO	BB	IBB	HBP	BLK	WP	HR	S	P	ERA	WHIP
Pascual Perez, R ERA: 6.17	(1, 1)	6.0	L	27	7	2	2	8	0	2	0	0	1	1	41	49	3.00	1.167
Steve Shields, R ERA: 4.47	(7, 1)	1.1		9	4	3	2	0	1	0	0	0	0	0	8	12	13.50	3.750
Gene Garber, R ERA: 4.32	(8, 1)	0.2		3	1	0	0	1	0	0	0	0	0	0	5	5	0.00	1.500
Jeff Dedmon, R ERA: 2.45	(9, 1)	1.0		4	2	0	0	0	0	0	0	1	0	0	4	4	0.00	2.000

PITCHER	IP	WLS	BF	H	R	ER	SO	BB	IBB	HBP	BLK	WP	HR	S	P	ERA	WHIP

Montreal Expos @ Atlanta Braves

Atlanta-Fulton County Stadium, Atlanta, GA

Tue Jul 09 1985, 7:05 PM EDT

Att. 9,927 - Unknown

TOP

AB	39
R	5
H	14
RBI	5
BB	3
SO	9
LOB	23

1B: 12	SF: 1																	
2B: 1	SAC: 0																	
3B: 0	DP: 2																	
HR: 1	HBP: 0																	

WP: 1	PA: 43																	
PB: 0																		
SB: 2																		
CS: 1																		

livebaseballscorecards.com

Batter	1	2	3	4	5	6	7	8	9	AB	R	H	RBI	BB	SO	LOB
Milt Thompson, L (1, 9) OBP: 0.313, SLG: 0.438	K		K			6-3			K	4	0	0	0	0	3	0
Rafael Ramirez, R (1, 6) OBP: 0.296, SLG: 0.359	CS 1B			K			4-3		BB 1B	4	1	2	0	0	1	0
Dale Murphy, R (1, 8) OBP: 0.375, SLG: 0.550	1-2 3B			K			5-3		K	4	0	1	0	0	2	1
Bob Horner, R (1, 3) OBP: 0.319, SLG: 0.469	6-3			K			BB		1-2 1B BB	2	0	0	0	2	1	1
Terry Harper, R (1, 7) OBP: 0.332, SLG: 0.405		L5			G6-4-3 1B		F8		1-2 2-H 1B	4	0	2	1	0	0	1
Ken Oberkfell, L (1, 5) OBP: 0.342, SLG: 0.375		F8			G6-4-3 1-2f			BB	F5	3	0	0	0	1	0	3
Glenn Hubbard, R (1, 4) OBP: 0.316, SLG: 0.302		F4			F8			F8		3	0	0	0	0	0	1
Bruce Benedict, R (1, 2) OBP: 0.349, SLG: 0.266			K			6-3		F7		3	0	0	0	0	1	1
Pascual Perez, R (1, 1) OBP: 0.167, SLG: 0.167 Gerald Perry, L (6, PH) OBP: 0.217, SLG: 0.230 Steve Shields, R (7, 1) OBP: 0.071, SLG: 0.071 Gene Garber, R (8, 1) OBP: 0.333, SLG: 0.333 Chris Chambliss, L (8, PH) OBP: 0.286, SLG: 0.310 Jeff Dedmon, L (9, 1) OBP: 0.200, SLG: 0.200			K			F9		K		1 1 0 0 1 0	0 0 0 0 0 0	0 0 0 0 0 0	0 0 0 0 0 0	1 0 0 0 0 0	0 0 0 0 1 0	0 0 0 0 1 0
Inning Stats	R: 0 E: 0 K: 1 S: 6 H: 2 LOB: 1 BB: 0 P: 6	R: 0 E: 0 K: 0 S: 3 H: 0 LOB: 0 BB: 0 P: 3	R: 0 E: 0 K: 3 S: 9 H: 0 LOB: 0 BB: 0 P: 9	R: 0 E: 0 K: 3 S: 9 H: 0 LOB: 0 BB: 0 P: 9	R: 0 E: 0 K: 0 S: 3 H: 1 LOB: 0 BB: 0 P: 3	R: 0 E: 0 K: 0 S: 3 H: 0 LOB: 0 BB: 0 P: 3	R: 0 E: 0 K: 0 S: 3 H: 0 LOB: 1 BB: 1 P: 7	R: 0 E: 0 K: 1 S: 5 H: 0 LOB: 1 BB: 1 P: 9	R: 1 E: 0 K: 2 S: 9 H: 2 LOB: 2 BB: 1 P: 13	1B: 4 2B: 0 3B: 1 HR: 0	SF: 0 SAC: 0 DP: 1 HBP: 0						

PITCHER	IP	WLS	BF	H	R	ER	SO	BB	IBB	HBP	BLK	WP	HR	S	P	ERA	WHIP
Bryn Smith, R (1, 1) ERA: 2.92	8.2	W	32	5	1	1	10	3	0	0	0	0	0	49	61	1.04	0.923
Tim Burke, R (9, 1) ERA: 1.58	0.1	S	1	0	0	0	0	0	0	0	0	0	0	1	1	0.00	0.000

PITCHER	IP	WLS	BF	H	R	ER	SO	BB	IBB	HBP	BLK	WP	HR	S	P	ERA	WHIP

Montreal Expos @ Atlanta Braves

Atlanta-Fulton County Stadium, Atlanta, GA

Tue Jul 09 1985, 7:05 PM EDT

Att. 9,927 - Unknown

BOTTOM

livebaseballscorecards.com

AB	30
R	1
H	5
RBI	1
BB	3
SO	10
LOB	9

Montreal Expos @ Atlanta Braves

Atlanta-Fulton County Stadium, Atlanta, GA

Wed Jul 10 1985, 7:05 PM EDT

Att. 9,936 - Unknown

livebaseballscorecards.com

TOP

Batter	1	2	3	4	5	6	7	8	9	10	11	AB	R	H	RBI	BB	SO	LOB
Tim Raines, S (1, 7) OBP: 0.368, SLG: 0.433	BBBB 4-0 G6-3 BB		x 0-0 2B 1B	x 0-0 ③ 4-3		BBBB 4-0 1-2 2-3 BB			x 0-0 ① 4-3		x 0-0 1B	4	1	2	0	2	0	0
Vance Law, R (1, 4) OBP: 0.343, SLG: 0.372	x 0-0 ①② G6-3 1-2f		x 0-0 1-H 1B 2B		x 0-0 ① F6	x 0-0 ②③ G5-3 2-3f			x 0-0 ② 6-3		x 0-0 ② L9	6	1	1	1	0	0	5
Andre Dawson, R (1, 9) OBP: 0.303, SLG: 0.426 Skeeter Barnes, R (11, 9) OBP: 0.150, SLG: 0.200	x 0-0 1B		x 0-0 2-H G3 SF7 BB 1B		x 0-0 1B 1B 1B		x 0-0 ① 4-3		x 0-0 ③ 4-3		x 0-0 ③ F7	6 0	2 0	3 0	1 0	0 0	0 0	1 0
Dan Driessen, L (1, 3) OBP: 0.333, SLG: 0.387	x 0-0 ③ F5		BBBB 4-0 1-2 E CS G3 BB		x 0-0 1-3 1B 1B		x 0-0 G6-4-3 1B			x 0-0 ① L9		4	0	2	0	1	0	1
Hubie Brooks, R (1, 6) OBP: 0.298, SLG: 0.369		x 0-0 CS BB 1B	x 0-0 ① G3 1-2 2-3		x 0-0 G5-4-3 1-2 3-H 1B		x 0-0 ②③ G6-4-3 1-2f			x 0-0 ② F8		5	0	2	1	0	0	3
Tim Wallach, R (1, 5) OBP: 0.330, SLG: 0.449	BBBB 4-0 G3 CS 1-2 1B BB		x 0-0 ② SF7 3-H		x 0-0 ②③ G5-4-3 1-2f			x 0-0 ① F2		BBBB 4-0 BB		2	1	0	1	2	0	2
Mitch Webster, S (1, 8) OBP: 0.227, SLG: 0.413		x 0-0 ①② G3 1-3 2-3	x 0-0 E6 2-3			x 0-0 BB SH 1B		x 0-0 ② 4-3		SSS 0-3 ③ K		5	0	1	0	0	1	4
Mike Fitzgerald, R (1, 2) OBP: 0.310, SLG: 0.297		x 0-0 FC6-4 3-H 1B	x 0-0 ③ CS 3-H	x 0-0 ① 5-3		x 0-0 ① F7		BBBB 4-0 S BB			x 0-0 HR	4	1	2	2	1	0	1
Mickey Mahler, S (1, 1) OBP: 0.133, SLG: 0.133 Randy St. Claire, R (5, 1) OBP: 0.400, SLG: 0.250 Jeff Reardon, R (8, 1) OBP: 0.250, SLG: 0.250 Tim Burke, R (9, 1) OBP: 0.250, SLG: 0.250		x 0-0 ③ FC6-4 1-2f		SSS 0-3 ② K		x 0-0 SH G5-3 BB 1-2		SSS 0-3 ③ K 1-2			SSS 0-3 ① K	2 1 0 1	0 0 0 0	0 0 0 0	0 0 0 0	0 1 0 0	1 1 0 1	1 1 0 0
Inning Stats	R: 0 E: 0 K: 0 S: 3 H: 1 LOB: 1 BB: 1 P: 7	R: 1 E: 0 K: 0 S: 4 H: 2 LOB: 1 BB: 1 P: 8	R: 3 E: 1 K: 0 S: 6 H: 3 LOB: 1 BB: 1 P: 10	R: 0 E: 0 K: 1 S: 5 H: 0 LOB: 0 BB: 0 P: 5	R: 1 E: 0 K: 0 S: 5 H: 3 LOB: 1 BB: 0 P: 5	R: 0 E: 1 K: 0 S: 4 H: 1 LOB: 2 BB: 1 P: 8	R: 0 E: 0 K: 0 S: 3 H: 1 LOB: 0 BB: 0 P: 3	R: 0 E: 0 K: 1 S: 5 H: 0 LOB: 1 BB: 1 P: 9	R: 0 E: 0 K: 0 S: 3 H: 0 LOB: 0 BB: 0 P: 3	R: 0 E: 0 K: 1 S: 5 H: 0 LOB: 1 BB: 1 P: 9	R: 1 E: 0 K: 1 S: 7 H: 2 LOB: 1 BB: 0 P: 7							

	AB	40
	R	6
	H	13
	RBI	6
	BB	6
	SO	4
	LOB	19

1B: 11	SF: 1	WP: 0	PA: 49
2B: 1	SAC: 1	PB: 0	
3B: 0	DP: 4	SB: 1	
HR: 1	HBP: 0	CS: 3	

PITCHER		IP	WLS	BF	H	R	ER	SO	BB	IBB	HBP	BLK	WP	HR	S	P	ERA	WHIP
Len Barker, R ERA: 4.4	(1, 1)	4.0		19	6	4	4	1	3	0	0	0	0	0	18	30	9.00	2.250
Rick Camp, R ERA: 3.55	(5, 1)	3.0		13	5	1	1	0	1	0	0	0	0	0	12	16	3.00	2.000
Gene Garber, R ERA: 4.12	(8, 1)	2.0		7	0	0	0	1	1	0	0	0	0	0	8	12	0.00	0.500
Bruce Sutter, R ERA: 3.58	(10, 1)	2.0	L	9	2	1	1	2	1	0	0	0	0	1	12	16	4.50	1.500

PITCHER	IP	WLS	BF	H	R	ER	SO	BB	IBB	HBP	BLK	WP	HR	S	P	ERA	WHIP

Batter	1	2	3	4	5	6	7	8	9	10	11	AB	R	H	RBI	BB	SO	LOB
Brad Komminsk, R (1, 9) OBP: 0.301, SLG: 0.259	6-3	1-3			BB		G1-4-3		L4		4-3	4	0	0	0	1	0	3
Bruce Sutter, R (10, 1)												0	0	0	0	0	0	0
Gerald Perry, L (11, PH) OBP: 0.269, SLG: 0.229												1	0	0	0	0	0	0
Rafael Ramirez, R (1, 6) OBP: 0.295, SLG: 0.363	FC6-4 3B	F8			F3			5-3		2-3		5	1	1	0	0	0	1
Dale Murphy, R (1, 8) OBP: 0.378, SLG: 0.547	FC6-4 BB	5-3			G1-4-3 BB			HR BB		6-3		2	1	0	0	3	0	0
Bob Horner, R (1, 3) OBP: 0.324, SLG: 0.487	FC6-4	1B 2B			G1-4-3			1-H HR		1B BB		4	2	2	3	1	0	3
Terry Harper, R (1, 7) OBP: 0.337, SLG: 0.409	K	2-H 1B				G3		FC4-6 1B		BB		5	0	3	1	0	1	1
Ken Oberkfell, L (1, 5) OBP: 0.343, SLG: 0.370		1B BB	F8			1-3		FC4-6		1-2 BB		3	1	0	0	2	0	2
Paul Zuvella, R (1, 4) OBP: 0.274, SLG: 0.257	1B 1B					6-3		F7		F8		4	0	1	0	0	0	1
Chris Chambliss, L (10, PH) OBP: 0.293, SLG: 0.307												1	0	0	0	0	0	3
Paul Runge, R (11, 4) OBP: 0.304, SLG: 0.111												0	0	0	0	0	0	0
Rick Cerone, R (1, 2) OBP: 0.280, SLG: 0.277	1-3 1B	F7					6-3		F4		1-3	5	0	1	1	0	0	0
Len Barker, R (1, 1)	K	4-3					G1-4-3 1B		2-3		5-3	1	0	0	0	0	1	2
Glenn Hubbard, R (4, PH) OBP: 0.315, SLG: 0.300												1	0	0	0	0	0	0
Rick Camp, R (5, 1) OBP: 0.250, SLG: 0.571												0	0	0	0	0	0	0
Claudell Washington, L (7, PH) OBP: 0.328, SLG: 0.449												1	0	1	0	0	0	0
Gene Garber, R (8, 1) OBP: 0.333, SLG: 0.333												0	0	0	0	0	0	0
Milt Thompson, L (9, PH) OBP: 0.278, SLG: 0.389												2	0	0	0	0	0	0
												0	0	0	0	0	0	0
Inning Stats	R: 1 H: 1 E: 0 LOB: 1 K: 1 BB: 1 S: 6 P: 10	R: 1 H: 2 E: 0 LOB: 1 K: 1 BB: 1 S: 6 P: 10	R: 1 H: 2 E: 0 LOB: 1 K: 0 BB: 0 S: 5 P: 5	R: 0 H: 0 E: 0 LOB: 0 K: 0 BB: 0 S: 3 P: 3	R: 0 H: 0 E: 0 LOB: 1 K: 0 BB: 2 S: 2 P: 10	R: 0 H: 0 E: 0 LOB: 0 K: 0 BB: 0 S: 3 P: 3	R: 0 H: 1 E: 0 LOB: 0 K: 0 BB: 0 S: 3 P: 3	R: 2 H: 2 E: 0 LOB: 1 K: 0 BB: 1 S: 5 P: 9	R: 0 H: 0 E: 0 LOB: 0 K: 0 BB: 0 S: 3 P: 3	R: 0 H: 1 E: 0 LOB: 3 K: 0 BB: 2 S: 4 P: 12	R: 0 H: 0 E: 0 LOB: 0 K: 0 BB: 0 S: 3 P: 3	1B: 6 SF: 0 2B: 2 SAC: 0 3B: 1 DP: 3 HR: 1 HBP: 0						

PITCHER		IP	WLS	BF	H	R	ER	SO	BB	IBB	HBP	BLK	WP	HR	S	P	ERA	WHIP
Mickey Mahler, L ERA: 3.25	(1, 1)	4.1		21	5	3	3	2	4	0	0	0	0	0	21	37	6.23	2.077
Randy St. Claire, R ERA: 2.25	(5, 1)	3.0		9	1	1	1	0	1	0	0	0	0	0	8	12	3.00	0.667
Jeff Reardon, R ERA: 2.34	(8, 1)	0.2		4	2	1	1	0	0	0	0	0	0	1	4	4	13.50	3.000
Tim Burke, R ERA: 1.49	(9, 1)	3.0	W	12	1	0	0	0	2	0	0	0	0	0	10	18	0.00	1.000

PITCHER	IP	WLS	BF	H	R	ER	SO	BB	IBB	HBP	BLK	WP	HR	S	P	ERA	WHIP

BOTTOM

Montreal Expos @ Atlanta Braves

Atlanta-Fulton County Stadium, Atlanta, GA

Wed Jul 10 1985, 7:05 PM EDT

Att. 9,936 - Unknown

livebaseballscorecards.com

AB	39
R	5
H	9
RBI	5
BB	7
SO	2
LOB	16

WP: 0 PA: 46
PB: 0
SB: 0
CS: 0

Batter	1	2	3	4	5	6	7	8	9	AB	R	H	RBI	BB	SO	LOB
Juan Samuel, R (1, 4) OBP: 0.296, SLG: 0.411	G1-4-3		HR		K		K			4	1	1	1	0	2	1
Rick Schu, R (1, 5) Luis Aguayo, R (3, 5) OBP: 0.358, SLG: 0.390 (9, 6) OBP: 0.313, SLG: 0.350	K		F8		1B			F8		2 2	0 0	0 1	0 0	0 0	1 0	0 0
Von Hayes, L (1, 8) OBP: 0.362, SLG: 0.432 (8, 7)	1-3		K		L7			E 2B		4	1	1	0	0	1	2
Glenn Wilson, R (1, 9) OBP: 0.301, SLG: 0.441		K	L4			5-3 2B		E8 2-H 1B		4	0	2	1	0	1	0
Mike Schmidt, R (1, 3) OBP: 0.318, SLG: 0.411 (9, 5)		BB 2B		L6		5-3		G6-4-3 IBB		3	0	1	0	1	0	1
Ozzie Virgil, R (1, 2) OBP: 0.365, SLG: 0.470		BB BB		F7		5-3 2-3		G6-4-3 1-2f		3	0	0	0	1	0	3
John Russell, R (1, 7) OBP: 0.303, SLG: 0.316 Garry Maddox, R (8, 8) OBP: 0.315, SLG: 0.377		K		G3		K			5-3	3 1	0 0	0 0	0 0	0 0	2 0	3 0
Steve Jeltz, S (1, 6) OBP: 0.266, SLG: 0.224 Greg Gross, L (9, PH) OBP: 0.367, SLG: 0.324 (9, 3)	1-2 2-3 BB				1B 1B		F9		F5	2 1	0 0	1 0	0 0	1 0	0 0	0 0
John Denny, R (1, 1) OBP: 0.188, SLG: 0.156 Don Carman, L (8, 1) Derrel Thomas, S (9, PH) OBP: 0.254, SLG: 0.309 Larry Andersen, R (9, 1)	4-3				K		F8		F8	3 0 1 0	0 0 0 0	0 0 0 0	0 0 0 0	0 0 0 0	1 0 0 0	4 0 0 0

Inning Stats									
	R: 0 E: 0 K: 1 S: 5	H: 0 LOB: 0 BB: 0 P: 5	R: 0 E: 0 K: 2 S: 8	H: 1 LOB: 3 BB: 2 P: 16	R: 1 E: 0 K: 1 S: 6	H: 1 LOB: 0 BB: 0 P: 6	R: 0 E: 0 K: 0 S: 3	H: 0 LOB: 0 BB: 0 P: 3	R: 0 E: 0 K: 2 S: 9	H: 2 LOB: 2 BB: 0 P: 9
	R: 0 E: 0 K: 1 S: 6	H: 1 LOB: 1 BB: 0 P: 6	R: 0 E: 0 K: 1 S: 5	H: 0 LOB: 0 BB: 0 P: 5	R: 1 E: 1 K: 0 S: 4	H: 2 LOB: 1 BB: 1 P: 8	R: 0 E: 0 K: 0 S: 3	H: 0 LOB: 0 BB: 0 P: 3	1B: 3 2B: 3 3B: 0 HR: 1	SF: 0 SAC: 0 DP: 1 HBP: 0

PITCHER		IP	WLS	BF	H	R	ER	SO	BB	IBB	HBP	BLK	WP	HR	S	P	ERA	WHIP
Zane Smith, L (1, 1) ERA: 3.22		7.0		28	5	1	1	8	2	0	0	0	0	1	42	50	1.29	1.000
Jeff Dedmon, R (8, 1) ERA: 2.61		1.0		5	2	1	1	0	0	1	0	0	0	0	4	8	9.00	2.000
Bruce Sutter, R (9, 1) ERA: 3.51		1.0	W	3	0	0	0	0	0	0	0	0	0	0	3	3	0.00	0.000

PITCHER	IP	WLS	BF	H	R	ER	SO	BB	IBB	HBP	BLK	WP	HR	S	P	ERA	WHIP

TOP

Philadelphia Phillies @ Atlanta Braves

Atlanta-Fulton County Stadium, Atlanta, GA

Thu Jul 11 1985, 7:05 PM EDT

Att. 10,316 - Unknown

livebaseballscorecards.com

AB	33
R	2
H	7
RBI	2
BB	3
SO	8
LOB	14

BOTTOM

Philadelphia Phillies @ Atlanta Braves

Atlanta-Fulton County Stadium, Atlanta, GA

Thu Jul 11 1985, 7:05 PM EDT

Att. 10,316 - Unknown

livebaseballscorecards.com

Batter	1	2	3	4	5	6	7	8	9	AB	R	H	RBI	BB	SO	LOB
Claudell Washington, L (1, 9) OBP: 0.330, SLG: 0.446	1B 1B 1B		4-3		L4		K		1B IBB	4	0	1	0	1	1	1
Rafael Ramirez, R (1, 6) OBP: 0.299, SLG: 0.366	1-2 1B		F8			6-3 1B		F4	1-2 2-3 3-H 1B	5	0	3	1	0	0	0
Dale Murphy, R (1, 8) OBP: 0.380, SLG: 0.545	1-2 2-3 1B		5-3			F9		BBB E 1B BB		3	1	1	0	1	0	1
Bob Horner, R (1, 3) OBP: 0.319, SLG: 0.479	K			6-3		6-3 1-2		E6 1B 1-2		4	0	0	0	0	1	5
Terry Harper, R (1, 7) OBP: 0.332, SLG: 0.402	K			5-3		F3		K		4	0	0	0	0	2	6
Ken Oberkfell, L (1, 5) OBP: 0.350, SLG: 0.377	G3			1B			FC6-5 PB 1B	FC4-6 1-2 2-H 1B		4	0	3	1	0	0	3
Paul Zuvella, R (1, 4) OBP: 0.260, SLG: 0.243 Bruce Sutter, R (9, 1)		1-3	5-3				FC6-5 3-1 1-3 1B	FC4-6 1-2f		4 0	1 0	0 0	0 0	0 0	0 0	4 0
Rick Cerone, R (1, 2) OBP: 0.279, SLG: 0.284 Milt Thompson, L (9, PR) OBP: 0.278, SLG: 0.389		6-3			6-3		3-1 1-2		SH 1B 2B	4 0	0 1	1 0	0 0	0 0	0 0	1 0
Zane Smith, L (1, 1) OBP: 0.136, SLG: 0.136 Chris Chambliss, L (7, PH) OBP: 0.298, SLG: 0.313 Jeff Dedmon, L (8, 1) OBP: 0.200, SLG: 0.200 Glenn Hubbard, R (9, 4) OBP: 0.315, SLG: 0.300		4-3			K		2-H 1B		SH 1B IBB 2-3	2 1 0 0	0 0 0 0	0 1 0 0	0 1 0 0	0 0 0 0	1 0 0 0	0 0 0 0
Inning Stats	R: 0 E: 0 K: 2 S: 10 H: 3 LOB: 3 BB: 0 P: 10	R: 0 E: 0 K: 0 S: 3 H: 0 LOB: 0 BB: 0 P: 3	R: 0 E: 0 K: 0 S: 3 H: 0 LOB: 0 BB: 0 P: 3	R: 0 E: 0 K: 0 S: 4 H: 1 LOB: 1 BB: 0 P: 4	R: 0 E: 0 K: 1 S: 5 H: 0 LOB: 0 BB: 0 P: 5	R: 0 E: 0 K: 0 S: 4 H: 1 LOB: 1 BB: 0 P: 4	R: 1 E: 0 K: 1 S: 7 H: 2 LOB: 1 BB: 0 P: 7	R: 1 E: 1 K: 1 S: 7 H: 1 LOB: 2 BB: 1 P: 11	R: 1 E: 0 K: 0 S: 3 H: 2 LOB: 3 BB: 1 P: 7	1B: 9 2B: 1 3B: 0 HR: 0	SF: 0 SAC: 1 DP: 0 HBP: 0						

	AB	35
	R	3
	H	10
	RBI	3
	BB	2
	SO	5
	LOB	21

PITCHER		IP	WLS	BF	H	R	ER	SO	BB	IBB	HBP	BLK	WP	HR	S	P	ERA	WHIP
John Denny, R ERA: 3.68	(1, 1)	7.2		32	7	2	1	5	1	0	0	0	0	0	41	45	1.17	1.043
Don Carman, L ERA: 2.56	(8, 1)	0.1		2	1	0	0	0	0	0	0	0	0	0	2	2	0.00	3.000
Larry Andersen, R ERA: 3.59	(9, 1)	0.0	L	4	2	1	1	0	0	1	0	0	0	0	3	7	∞	∞

PITCHER		IP	WLS	BF	H	R	ER	SO	BB	IBB	HBP	BLK	WP	HR	S	P	ERA	WHIP

Philadelphia Phillies @ Atlanta Braves

Atlanta-Fulton County Stadium, Atlanta, GA

Fri Jul 12 1985, 7:05 PM EDT

Att. 23,345 - Unknown

TOP

livebaseballscorecards.com

Batter	1	2	3	4	5	6	7	8	9	AB	R	H	RBI	BB	SO	LOB
Juan Samuel, R (1, 4) OBP: 0.296, SLG: 0.407	BBBB 4-0 G3 S SF8 BB		SSS 0-3 ③ K	SSS 0-3 ③ K			x 0-0 ② F9			3	1	0	0	1	2	4
Greg Gross, L (1, 7) OBP: 0.364, SLG: 0.321	x 0-0 ① G3 1-3			x 0-0 2B 1B 1B	x 0-0 ① F8		x 0-0 ③ G3			4	1	1	0	0	0	2
Von Hayes, L (1, 8) OBP: 0.360, SLG: 0.435	x 0-0 ② SF8 3-H			x 0-0 1-3 1B 2B	x 0-0 ② 3-1			x 0-0 ① 6-3		3	1	1	1	0	0	0
Glenn Wilson, R (1, 9) OBP: 0.298, SLG: 0.435	x 0-0 ③ F7			x 0-0 ① 5-3	SSS 0-3 ③ K			x 0-0 ② L1		4	0	0	0	0	1	2
Mike Schmidt, R (1, 5) OBP: 0.323, SLG: 0.417		x 0-0 ① F8		BBBB 4-0 1B 1B E BB		x 0-0 FC4-6 1B		x 0-0 2B		3	1	2	0	1	0	0
Tim Corcoran, L (1, 3) OBP: 0.316, SLG: 0.273		x 0-0 ② F8		x 0-0 ② L3		x 0-0 ① FC4-6 G4-6-3 1-2f		SSS 0-3 ③ K		4	0	0	0	0	1	5
Ozzie Virgil, R (1, 2) OBP: 0.363, SLG: 0.466		x 0-0 ③ F9		x 0-0 E 1B 1B 1-2 2-H 3-H		x 0-0 ② ③ G4-6-3 1-2f			x 0-0 ① 5-3	4	0	1	2	0	0	1
Steve Jeltz, S (1, 6) OBP: 0.272, SLG: 0.226			SSS 0-3 ① K	x 0-0 E 1B 1-2 2-3			BBBB 4-0 FC3-6 BB		x 0-0 ② 5-3	3	0	1	0	1	1	0
Shane Rawley, R (1, 1) OBP: 0.152, SLG: 0.067			SSS 0-3 ② K	x 0-0 E6 1-2 2-3 3-H			x 0-0 ① FC3-6 1-2f		SSS 0-3 ③ K	3	0	0	0	0	1	3
Kent Tekulve, R (8, 1)										1	0	0	0	0	1	0
Don Carman, L (9, 1)										0	0	0	0	0	0	0
Larry Andersen, R (9, 1)										0	0	0	0	0	0	0

	AB	R	H	RBI	BB	SO	LOB
	32	4	6	3	3	7	17

Inning Stats	1	2	3	4	5	6	7	8	9
R	1	0	0	3	0	0	0	0	0
E	0	0	0	1	0	0	0	0	0
K	0	0	3	1	1	0	0	1	1
S	3	3	9	10	5	3	3	6	5
H	0	0	0	4	0	1	0	1	0
LOB	0	0	0	3	0	0	1	1	0
BB	1	0	0	1	0	0	1	0	0
P	7	3	9	14	5	3	7	6	5

	1B	SF	2B	SAC	3B	DP	HR	HBP
	4	1	2	0	0	1	0	0

	WP	PB	SB	CS	PA
	0	0	1	0	36

PITCHER		IP	WLS	BF	H	R	ER	SO	BB	IBB	HBP	BLK	WP	HR	S	P	ERA	WHIP
Steve Bedrosian, R ERA: 2.87	(1, 1)	5.0		22	4	4	3	5	2	0	0	0	0	0	30	38	5.40	1.200
Rick Camp, R ERA: 3.44	(6, 1)	2.0		7	1	0	0	0	1	0	0	0	0	0	6	10	0.00	1.000
Terry Forster, L ERA: 1.49	(8, 1)	2.0	W	7	1	0	0	2	0	0	0	0	0	0	11	11	0.00	0.500

PITCHER		IP	WLS	BF	H	R	ER	SO	BB	IBB	HBP	BLK	WP	HR	S	P	ERA	WHIP

BOTTOM

Batter	1	2	3	4	5	6	7	8	9	AB	R	H	RBI	BB	SO	LOB
Brad Komminsk, R (1, 9) OBP: 0.304, SLG: 0.259	0-0 WP S 1B 1B		0-0 6-3 ①		0-3 K ③			0-0 5-3 ①	4-0 1B HR BB	4	2	1	0	1	1	0
Rafael Ramirez, R (1, 6) OBP: 0.304, SLG: 0.373	0-0 E5 WP 1B 1-2		0-0 6-3 ②			0-0 F8 FC5-2 2B		0-0 1B 1B	0-0 HR 1B 1-2 3-H	5	2	3	1	0	0	1
Dale Murphy, R (1, 8) OBP: 0.383, SLG: 0.555	0-0 G3 1B 1-H 2-H		0-0 F7 ③			0-0 F8 ① 2-3		0-0 1B 1-2	0-0 HR 1-H 2-H	5	1	3	5	0	0	1
Bob Horner, R (1, 3) OBP: 0.318, SLG: 0.473	0-0 F9 ①			0-0 6-3 ①		BBBB 4-0 FC5-2 BB		0-0 F8 ②		3	0	0	0	1	0	3
Terry Harper, R (1, 7) OBP: 0.331, SLG: 0.398	0-0 G3 ② 1-2			BBBB 4-0 FC3-6 BB		0-0 FC5-2 ② 1-2 3-H		SSS 0-3 K ③		3	0	0	0	1	1	5
Ken Oberkfell, L (1, 5) OBP: 0.348, SLG: 0.372	SSS 0-3 K ③			0-0 FC3-6 ② FC6-4 1-2f		0-0 F4 ③			H 1-0 SH5-3 1B 4-3 HBP	3	1	0	0	0	1	4
Paul Zuvella, R (1, 4) OBP: 0.250, SLG: 0.234 Milt Thompson, L (9, PH) OBP: 0.316, SLG: 0.421		0-0 F8 ①		0-0 FC6-4 ③ 1-2f			0-0 F8 ①		0-0 4-3 SH5-3 1B 1-2 1B	3 1	0 1	0 1	0 0	0 0	0 0	1 0
Bruce Benedict, R (1, 2) OBP: 0.339, SLG: 0.258		0-0 6-3 ②			0-0 L7 ①		0-0 5-3 ②		0-0 SH5-3 ① 1-2 2-3	3	0	0	0	0	0	0
Steve Bedrosian, R (1, 1) OBP: 0.079, SLG: 0.079 Paul Runge, R (5, PH) OBP: 0.262, SLG: 0.105 Rick Camp, R (6, 1) OBP: 0.250, SLG: 0.571 Claudell Washington, L (7, PH) OBP: 0.328, SLG: 0.444 Terry Forster, L (8, 1) Chris Chambliss, L (9, PH) OBP: 0.296, SLG: 0.310		SSS 0-3 K ③			0-0 L9 ②		SSS 0-3 K ③		0-0 4-3 ② 2-3 3-H	1 1 0 1 0 1	0 0 0 0 0 0	0 0 0 0 0 1	0 0 0 0 0 0	1 0 0 0 0 0	0 0 0 1 0 0	0 0 0 0 0 1
Inning Stats	R: 2 E: 1 K: 1 S: 8 H: 2 LOB: 1 BB: 0 P: 8	R: 0 E: 0 K: 1 S: 5 H: 0 LOB: 0 BB: 0 P: 5	R: 0 E: 0 K: 0 S: 3 H: 0 LOB: 0 BB: 0 P: 3	R: 0 E: 0 K: 0 S: 3 H: 0 LOB: 1 BB: 1 P: 7	R: 0 E: 0 K: 0 S: 5 H: 0 LOB: 0 BB: 0 P: 5	R: 0 E: 0 K: 0 S: 4 H: 1 LOB: 2 BB: 1 P: 8	R: 0 E: 0 K: 1 S: 5 H: 0 LOB: 0 BB: 0 P: 5	R: 0 E: 0 K: 1 S: 7 H: 2 LOB: 2 BB: 0 P: 7	R: 5 E: 0 K: 0 S: 5 H: 3 LOB: 0 BB: 1 P: 10	1B: 6 2B: 1 3B: 0 HR: 1	SF: 0 SAC: 1 DP: 0 HBP: 1						

PITCHER		IP	WLS	BF	H	R	ER	SO	BB	IBB	HBP	BLK	WP	HR	S	P	ERA	WHIP
Shane Rawley, L ERA: 3.16	(1, 1)	7.1		29	4	2	1	4	2	0	0	0	1	0	35	43	1.23	0.818
Kent Tekulve, R ERA: 3.98	(8, 1)	1.0		6	2	2	2	1	0	0	1	0	0	0	7	8	18.00	2.000
Don Carman, L ERA: 2.74	(9, 1)	0.1	L	2	0	0	0	0	1	0	0	0	0	0	1	5	0.00	3.000
Larry Andersen, R ERA: 3.97	(9, 1)	0.0		2	2	3	3	0	0	0	0	0	0	1	2	2	∞	∞

PITCHER	IP	WLS	BF	H	R	ER	SO	BB	IBB	HBP	BLK	WP	HR	S	P	ERA	WHIP

Philadelphia Phillies @ Atlanta Braves

Atlanta-Fulton County Stadium, Atlanta, GA

Fri Jul 12 1985, 7:05 PM EDT

Att. 23,345 - Unknown

livebaseballscorecards.com

AB	34
R	7
H	8
RBI	7
BB	3
SO	5
LOB	16

WP: 1 PB: 0 SB: 1 CS: 0 PA: 39

Batter	1	2	3	4	5	6	7	8	9	AB	R	H	RBI	BB	SO	LOB
Juan Samuel, R (1, 4) OBP: 0.294, SLG: 0.404	F9		F7		F9		G3 2-3 1B		F3	3	0	0	0	0	0	0
Luis Aguayo, R (5, 4) OBP: 0.361, SLG: 0.392										2	0	1	0	0	0	0
Greg Gross, L (1, 7) OBP: 0.372, SLG: 0.333	K S S S		1B 1B			E 1B	G3 1-2 3-H		1B	5	1	3	1	0	1	1
(7, 9)																
Von Hayes, L (1, 8) OBP: 0.361, SLG: 0.438	F7		1-2 1B			E8 1-H 1B 2B	K S S S		F7	5	1	2	1	0	1	2
Glenn Wilson, R (1, 9) OBP: 0.297, SLG: 0.433		L9	G3			G3 4-3 3-H 1B 1B	4-3			4	1	1	1	0	0	3
Dave Rucker, L (7, 1) OBP: 0.600, SLG: 0.800										0	0	0	0	0	0	0
Mike Schmidt, R (1, 5) OBP: 0.322, SLG: 0.425		F8		L7		4-3 1-2		HR		4	1	1	1	0	0	1
Tim Corcoran, L (1, 3) OBP: 0.321, SLG: 0.287		1B 2B		G4-6-3 1B		G3 2-3		6-3		4	0	2	0	0	0	1
Bo Diaz, R (1, 2) OBP: 0.258, SLG: 0.263		2-3 1B		G4-6-3 1-2f		FC6 3-H 1B		6-3		4	0	2	1	0	0	1
Steve Jeltz, S (1, 6) OBP: 0.266, SLG: 0.220		6-3			4-3	FC6 1-2f		5-3		4	0	0	0	0	0	3
Charles Hudson, S (1, 1) OBP: 0.120, SLG: 0.120			F8		6-3		1B G3 2B		F4	0	0	0	0	0	0	0
Rocky Childress, R (2, 1)										2	0	0	0	0	0	0
John Russell, R (7, PH) OBP: 0.308, SLG: 0.333										2	1	1	0	0	0	0
(7, 7)																
Inning Stats	R: 0 E: 0 K: 1 S: 5 H: 0 LOB: 0 BB: 0 P: 5	R: 0 E: 0 K: 0 S: 5 H: 2 LOB: 2 BB: 0 P: 5	R: 0 E: 0 K: 0 S: 5 H: 2 LOB: 2 BB: 0 P: 5	R: 0 E: 0 K: 0 S: 3 H: 1 LOB: 0 BB: 0 P: 3	R: 0 E: 0 K: 0 S: 3 H: 0 LOB: 0 BB: 0 P: 3	R: 3 E: 1 K: 0 S: 7 H: 4 LOB: 1 BB: 0 P: 7	R: 1 E: 0 K: 1 S: 7 H: 2 LOB: 1 BB: 0 P: 7	R: 1 E: 0 K: 0 S: 4 H: 1 LOB: 0 BB: 0 P: 4	R: 0 E: 0 K: 0 S: 4 H: 1 LOB: 1 BB: 0 P: 4	1B: 9 2B: 3 3B: 0 HR: 1 SF: 0 SAC: 0 DP: 1 HBP: 0						

PITCHER	IP	WLS	BF	H	R	ER	SO	BB	IBB	HBP	BLK	WP	HR	S	P	ERA	WHIP
Rick Mahler, R (1, 1) ERA: 3.27	9.0	W	39	13	5	5	2	0	0	0	0	0	1	43	43	5.00	1.444

PITCHER	IP	WLS	BF	H	R	ER	SO	BB	IBB	HBP	BLK	WP	HR	S	P	ERA	WHIP

TOP

Philadelphia Phillies @ Atlanta Braves

Atlanta-Fulton County Stadium, Atlanta, GA

Sat Jul 13 1985, 7:05 PM EDT

Att. 31,257 - Unknown

livebaseballscorecards.com

AB	39
R	5
H	13
RBI	5
BB	0
SO	2
LOB	12

WP: 0 PA: 39
PB: 0
SB: 0
CS: 0

Batter	1	2	3	4	5	6	7	8	9	AB	R	H	RBI	BB	SO	LOB
Milt Thompson, L (1, 7) (9, 8) OBP: 0.333, SLG: 0.458	0-0 FC1-6-5-4-1 S 1B	0-0 ① 1-3 1-2	0-0 ② 6-3		0-0 2B		0-0 ② 4-3			5	0	2	0	0	0	1
Rafael Ramirez, R (1, 6) OBP: 0.302, SLG: 0.370	0-0 ① FC1-6-5-4-1 1-3 2B	0-0 HR 2-3 1B	0-0 ③ 6-3		0-0 ① F3		0-0 ③ 4-3			5	2	1	0	0	0	2
Dale Murphy, R (1, 8) OBP: 0.383, SLG: 0.562 Brad Komminsk, R (9, 7) OBP: 0.304, SLG: 0.259	S S S 0-3 ② K	0-0 1-H 3-H HR		0-0 ① F8	S S S 0-3 ② K			0-0 2B 1B		5 0	2 0	2 0	3 0	0 0	2 0	2 0
Bob Horner, R (1, 3) OBP: 0.327, SLG: 0.508 Chris Chambliss, L (9, 3) OBP: 0.296, SLG: 0.310	0-0 E 1-H 3B 2B	0-0 1B 3B		0-0 HR	0-0 ③ 1-3			0-0 1-H 1B 2B		5 0	4 0	4 0	3 0	0 0	0 0	1 0
Claudell Washington, L (1, 9) OBP: 0.330, SLG: 0.447	0-0 E6 2-3 3B	0-0 1B SF9 3-H 1B		0-0 1B 2B		0-0 ① G3		0-0 ① 1-3		5	3	2	1	0	0	2
Ken Oberkfell, L (1, 5) OBP: 0.353, SLG: 0.386	0-0 1-H 1B 3-H 3B	0-0 1-3 1B		0-0 ② L5		0-0 ② F6		0-0 FC6-4 2-H 1B		5	1	3	3	0	0	1
Glenn Hubbard, R (1, 4) OBP: 0.320, SLG: 0.309	0-0 FC6-4 3-H 1B	0-0 ② SF9 3-H		0-0 2B 2-H 1B		0-0 FC5-6 1B		0-0 ② F8		4	0	3	3	0	0	1
Rick Cerone, R (1, 2) OBP: 0.277, SLG: 0.288	0-0 ③ FC6-4 1-2f	0-0 ③ F8		0-0 1-3 2B		0-0 ③ FC5-6 1-2f		0-0 ③ FC6-4 1-2f		5	0	1	0	0	0	4
Rick Mahler, R (1, 1) OBP: 0.241, SLG: 0.236		0-0 1B 1-3 HR 1B	0-0 ① L9	0-0 ③ 1-3			0-0 ① 6-3			4	1	1	0	0	0	2
Inning Stats	R: 4 E: 1 K: 1 S: 10 H: 4 LOB: 1 BB: 0 P: 10	R: 5 E: 0 K: 0 S: 9 H: 6 LOB: 1 BB: 0 P: 9	R: 0 E: 0 K: 0 S: 3 H: 0 LOB: 0 BB: 0 P: 3	R: 2 E: 0 K: 0 S: 7 H: 4 LOB: 2 BB: 0 P: 7	R: 0 E: 0 K: 1 S: 6 H: 1 LOB: 1 BB: 0 P: 6	R: 0 E: 0 K: 0 S: 4 H: 1 LOB: 1 BB: 0 P: 4	R: 0 E: 0 K: 0 S: 3 H: 0 LOB: 0 BB: 0 P: 3	R: 2 E: 0 K: 0 S: 6 H: 3 LOB: 1 BB: 0 P: 6		1B: 10 2B: 5 3B: 2 HR: 2	SF: 1 SAC: 0 DP: 0 HBP: 0					

PITCHER		IP	WLS	BF	H	R	ER	SO	BB	IBB	HBP	BLK	WP	HR	S	P	ERA	WHIP
Charles Hudson, R ERA: 3.73	(1, 1)	1.1	L	15	10	9	6	1	0	0	0	0	0	1	17	17	40.50	7.500
Rocky Childress, R ERA: 7.53	(2, 1)	4.2		20	6	2	2	1	0	0	0	0	0	1	22	22	3.86	1.286
Dave Rucker, L ERA: 3.79	(7, 1)	2.0		9	3	2	2	0	0	0	0	0	0	0	9	9	9.00	1.500

PITCHER	IP	WLS	BF	H	R	ER	SO	BB	IBB	HBP	BLK	WP	HR	S	P	ERA	WHIP

BOTTOM

Philadelphia Phillies @ Atlanta Braves

Atlanta-Fulton County Stadium, Atlanta, GA

Sat Jul 13 1985, 7:05 PM EDT

Att. 31,257 - Unknown

livebaseballscorecards.com

AB	43
R	13
H	19
RBI	13
BB	0
SO	2
LOB	16

WP: 0	PA: 44		
PB: 0			
SB: 1			
CS: 0			

Philadelphia Phillies @ Atlanta Braves

Atlanta-Fulton County Stadium, Atlanta, GA

Sun Jul 14 1985, 3:33 AM EDT

Att. 17,313 - Unknown

livebaseballscorecards.com

Batter	1	2	3	4	5	6	7	8	9	AB	R	H	RBI	BB	SO	LOB
Juan Samuel, R (1, 4) OBP: 0.293, SLG: 0.405	S S S 0-3 ① K		x 0-0 ① 1B 2B		x 0-0 ② F7		x 0-0 ② G3 1-2			4	1	1	0	0	1	1
Greg Gross, L (1, 7) OBP: 0.362, SLG: 0.322	x 0-0 ② 4-3		x 0-0 ② 6-3		x 0-0 ③ 4-3		x 0-0 ③ 6-3			4	0	0	0	0	0	2
Von Hayes, L (1, 8) OBP: 0.363, SLG: 0.437	x 0-0 ③ 6-3		x 0-0 FC5 1B 2-H 1B			B B B B 4-0 1B WP SF7 BB		x 0-0 ① 5-3		3	1	1	1	1	0	0
Glenn Wilson, R (1, 9) OBP: 0.299, SLG: 0.434		x 0-0 E G3 1B	x 0-0 1-2 1B			x 0-0 ① F9		x 0-0 ② L3		4	1	2	0	0	0	1
Mike Schmidt, R (1, 5) OBP: 0.322, SLG: 0.423		x 0-0 E5 G3 1-3	x 0-0 ③ FC5 2-3f			x 0-0 WP 1-3 1B		S S S 0-3 ③ K		4	0	1	0	0	1	3
Tim Corcoran, L (1, 3) OBP: 0.319, SLG: 0.283		x 0-0 ① G3 1-2 3-H		x 0-0 ① G3		x 0-0 ② SF7 3-H			B B B B 4-0 1B BB	2	0	0	2	1	0	1
Ozzie Virgil, R (1, 2) OBP: 0.358, SLG: 0.459		x 0-0 ② F7		x 0-0 ② F9		x 0-0 ③ 5-3 1-2			x 0-0 ① F9	4	0	0	0	0	0	3
Derrel Thomas, S (1, 6) OBP: 0.254, SLG: 0.305		S S S 0-3 ③ K		x 0-0 ③ G3			x 0-0 ① F4		x 0-0 G1-4-3 1-2 1B	4	0	1	0	0	1	1
Kevin Gross, R (1, 1) OBP: 0.171, SLG: 0.147 John Russell, R (7, PH) OBP: 0.315, SLG: 0.333 Dave Rucker, L (7, 1) OBP: 0.600, SLG: 0.800 John Wockenfuss, R (9, PH) OBP: 0.317, SLG: 0.152			x 0-0 ① 6-3		x 0-0 ① F8		B B B B 4-0 G3 BB		x 0-0 ② ③ G1-4-3 1-2f	2 0 0 1	0 0 0 0	0 0 0 0	0 0 0 0	0 1 0 0	0 0 0 0	0 0 0 2
Inning Stats	R: 0 E: 0 K: 1 S: 5 H: 0 LOB: 0 BB: 0 P: 5	R: 1 E: 1 K: 1 S: 7 H: 1 LOB: 1 BB: 0 P: 7	R: 1 E: 0 K: 0 S: 6 H: 3 LOB: 2 BB: 0 P: 6	R: 0 E: 0 K: 0 S: 3 H: 0 LOB: 0 BB: 0 P: 3	R: 0 E: 0 K: 0 S: 3 H: 0 LOB: 0 BB: 0 P: 3	R: 1 E: 0 K: 0 S: 4 H: 1 LOB: 1 BB: 1 P: 8	R: 0 E: 0 K: 0 S: 3 H: 0 LOB: 1 BB: 1 P: 7	R: 0 E: 0 K: 1 S: 5 H: 0 LOB: 0 BB: 0 P: 5	R: 0 E: 0 K: 0 S: 3 H: 1 LOB: 1 BB: 1 P: 7	1B: 5 2B: 1 3B: 0 HR: 0 SF: 1 SAC: 0 DP: 1 HBP: 0						

	AB	32
	R	3
	H	6
	RBI	3
	BB	3
	SO	3
	LOB	14

WP: 2 PB: 0 SB: 0 CS: 0 PA: 36

PITCHER		IP	WLS	BF	H	R	ER	SO	BB	IBB	HBP	BLK	WP	HR	S	P	ERA	WHIP
Pascual Perez, R ERA: 5.88	(1, 1)	5.1	W	23	5	3	2	2	1	0	0	0	1	0	26	30	3.38	1.125
Rick Camp, R ERA: 3.26	(6, 1)	3.2	S	13	1	0	0	1	2	0	0	0	1	0	13	21	0.00	0.818

PITCHER	IP	WLS	BF	H	R	ER	SO	BB	IBB	HBP	BLK	WP	HR	S	P	ERA	WHIP

BOTTOM

Philadelphia Phillies @ Atlanta Braves

Atlanta-Fulton County Stadium, Atlanta, GA

Sun Jul 14 1985, 3:33 AM EDT

Att. 17,313 - Unknown

livebaseballscorecards.com

Batter	1	2	3	4	5	6	7	8	9	AB	R	H	RBI	BB	SO	LOB
Milt Thompson, L (1, 7) OBP: 0.286, SLG: 0.393	K		K	K		6-3	G5-4-3 1-2f			4	0	0	0	0	3	2
Terry Harper, R (7, PH) (8, 7) OBP: 0.330, SLG: 0.396										1	0	0	0	0	0	3
Rafael Ramirez, R (1, 6) OBP: 0.309, SLG: 0.384	L6		HR		BB, 1B	WP, HR		1B, HR		4	4	3	1	1	0	0
Dale Murphy, R (1, 8) OBP: 0.383, SLG: 0.558	K		K		BB, 1B 1-2	1-3 1-2		HR 1-2		4	2	1	0	1	2	1
Bob Horner, R (1, 3) OBP: 0.332, SLG: 0.534		1B	K		F8	HR 2-H		HR 1-H 2-H		5	3	3	5	0	1	2
Chris Chambliss, L (9, 3) OBP: 0.296, SLG: 0.310										0	0	0	0	0	0	0
Claudell Washington, L (1, 9) OBP: 0.335, SLG: 0.456		K		BB, 1B HBP	BB, 1B 1-2 2-H	K		SF9 3B		4	3	2	1	0	2	1
Ken Oberkfell, L (1, 5) OBP: 0.362, SLG: 0.387		1B 1-2		FC1-5, 1B 1-2	1B 1-2 2-3		FC5, 1B BB	F2		2	0	1	0	3	0	1
Glenn Hubbard, R (1, 4) OBP: 0.326, SLG: 0.317	F8			FC1-5 1-2 2-H			1B, FC5 1-2	SF9 3-H		4	0	3	4	0	0	2
Bruce Benedict, R (1, 2) OBP: 0.342, SLG: 0.257	1B 1-3 2-H			F7	F8		FC5 1-2 2-3f	HBP		4	0	1	1	0	0	6
Pascual Perez, R (1, 1) OBP: 0.133, SLG: 0.133	K			FC1-5 1-2 2-3f	6-3		G5-4-3 1-2 2-3	F8		3	0	0	0	0	1	6
Rick Camp, R (6, 1) OBP: 0.300, SLG: 0.556										2	0	1	0	0	0	1

	AB	37
	R	12
	H	15
	RBI	12
	BB	5
	SO	9
	LOB	25

Inning Stats	1	2	3	4	5	6	7	8	9
	R: 0 E: 0 K: 2 S: 7	H: 0 LOB: 0 BB: 0 P: 7	R: 1 E: 0 K: 2 S: 10	H: 3 LOB: 2 BB: 0 P: 10	R: 1 E: 0 K: 3 S: 10	H: 1 LOB: 0 BB: 0 P: 10	R: 1 E: 0 K: 1 S: 6	H: 1 LOB: 2 BB: 1 P: 11	R: 3 E: 0 K: 0 S: 6	H: 3 LOB: 2 BB: 2 P: 14	R: 2 E: 0 K: 1 S: 6	H: 1 LOB: 0 BB: 1 P: 10	R: 0 E: 0 K: 0 S: 4	H: 2 LOB: 2 BB: 1 P: 8	R: 4 E: 0 K: 0 S: 7	H: 4 LOB: 1 BB: 0 P: 8	

	1B: 11	SF: 1	WP: 1	PA: 45
	2B: 0	SAC: 0	PB: 0	
	3B: 1	DP: 1	SB: 0	
	HR: 3	HBP: 2	CS: 0	

PITCHER		IP	WLS	BF	H	R	ER	SO	BB	IBB	HBP	BLK	WP	HR	S	P	ERA	WHIP
Kevin Gross, R ERA: 3.4	(1, 1)	6.0	L	32	9	8	8	9	4	0	1	0	1	2	45	62	12.00	2.167
Dave Rucker, L ERA: 4.54	(7, 1)	2.0		13	6	4	4	0	1	0	1	0	0	1	11	16	18.00	3.500

PITCHER	IP	WLS	BF	H	R	ER	SO	BB	IBB	HBP	BLK	WP	HR	S	P	ERA	WHIP

Atlanta Braves @ New York Mets

Shea Stadium, Flushing, NY

Thu Jul 18 1985, 7:05 PM EDT

Att. 30,496 - Unknown

TOP

livebaseballscorecards.com

Batter	1	2	3	4	5	6	7	8	9	AB	R	H	RBI	BB	SO	LOB
Claudell Washington, L (1, 9) OBP: 0.336, SLG: 0.461	4-3 2B 2B	SF8 2-3 3-H		4-3		FC4-6 1-2 1B		4-3		4	1	2	1	0	0	1
Rafael Ramirez, R (1, 6) OBP: 0.310, SLG: 0.382 Chris Chambliss, L (6, PH) OBP: 0.294, SLG: 0.308 Rick Camp, R (6, 1) OBP: 0.300, SLG: 0.556 Milt Thompson, L (9, PH) OBP: 0.310, SLG: 0.414	4-3 2-3 BBBB	 1-2 BB			E5 2B	FC4-6 1-2f			HR 1B	2 1 0 1	0 0 0 1	0 0 0 1	0 0 0 1	1 0 0 0	0 0 0 0	1 2 0 0
Dale Murphy, R (1, 8) OBP: 0.383, SLG: 0.562	1B 3-H 2B	F6			E 1-H 2B		5-3		K SSS	5	2	2	1	0	1	4
Bob Horner, R (1, 3) OBP: 0.333, SLG: 0.543	K SSS	E5			F3		1B 1B		 1-H HR	5	1	2	2	0	1	2
Terry Harper, R (1, 7) OBP: 0.334, SLG: 0.400	CS 2-H 1B	F8			E5 3-H		G4-6-3 1-2 1B		WP 1B	5	0	3	1	0	0	1
Ken Oberkfell, L (1, 5) OBP: 0.359, SLG: 0.380	CS 1-2	FC3-6 HBP SF8 BB			F8		G4-6-3 1-2f		K SSS	4	1	0	0	1	1	5
Glenn Hubbard, R (1, 4) OBP: 0.323, SLG: 0.311		 1-2 FC3-6 HBP	5-3			F7		F9	F4 1-2	4	0	0	0	0	0	2
Rick Cerone, R (1, 2) OBP: 0.276, SLG: 0.287		FC3-6 E BB 1-2f 2-3		B3-6-4 1B		6-3		4-3		4	0	1	0	0	0	2
Rick Mahler, R (1, 1) OBP: 0.250, SLG: 0.232 Gerald Perry, L (6, PH) OBP: 0.273, SLG: 0.229 Paul Zuvella, R (6, 6) OBP: 0.259, SLG: 0.234		 1-2 BB		B3-6-4 1-2f		1B BB		 BB		1 0 0	0 0 0	0 0 0	0 0 0	1 1 1	0 0 0	1 0 0
Inning Stats	R: 2 E: 0 K: 1 S: 7 H: 3 LOB: 0 BB: 0 P: 7	R: 1 E: 1 K: 0 S: 3 H: 0 LOB: 3 BB: 3 P: 16	R: 0 E: 1 K: 0 S: 4 H: 0 LOB: 1 BB: 0 P: 4	R: 0 E: 0 K: 0 S: 3 H: 1 LOB: 0 BB: 0 P: 3	R: 1 E: 2 K: 0 S: 5 H: 1 LOB: 1 BB: 0 P: 5	R: 0 E: 0 K: 0 S: 4 H: 1 LOB: 2 BB: 1 P: 8	R: 0 E: 0 K: 0 S: 4 H: 2 LOB: 1 BB: 0 P: 4	R: 0 E: 0 K: 0 S: 3 H: 0 LOB: 1 BB: 1 P: 7	R: 2 E: 0 K: 2 S: 10 H: 3 LOB: 1 BB: 0 P: 10	1B: 7 2B: 3 3B: 0 HR: 1 SF: 1 SAC: 0 DP: 2 HBP: 1						

	AB	36
	R	6
	H	11
	RBI	5
	BB	5
	SO	3
	LOB	21

WP: 1 PB: 0 SB: 0 CS: 1 PA: 44

PITCHER	IP	WLS	BF	H	R	ER	SO	BB	IBB	HBP	BLK	WP	HR	S	P	ERA	WHIP
Ron Darling, R (1, 1) ERA: 2.62	5.0	W	24	5	4	3	1	3	0	1	0	0	0	22	35	5.40	1.600
Roger McDowell, R (6, 1) ERA: 2.93	3.1		17	6	2	2	1	2	0	0	0	0	1	17	25	5.40	2.400
Jesse Orosco, L (9, 1) ERA: 3.32	0.2	S	2	0	0	0	1	0	0	0	0	1	0	4	4	0.00	0.000

PITCHER	IP	WLS	BF	H	R	ER	SO	BB	IBB	HBP	BLK	WP	HR	S	P	ERA	WHIP

Atlanta Braves @ New York Mets

Shea Stadium, Flushing, NY

Thu Jul 18 1985, 7:05 PM EDT

Att. 30,496 - Unknown

BOTTOM

livebaseballscorecards.com

Batter	1	2	3	4	5	6	7	8	9	AB	R	H	RBI	BB	SO	LOB
Lenny Dykstra, L (1, 8) OBP: 0.327, SLG: 0.322	E6 1B SF7		F4		SF9 3-H	6-3 2-3		3-1		4	1	0	1	0	0	2
Wally Backman, S (1, 4) OBP: 0.335, SLG: 0.330	CS 1-3 1B		1-2 1B		BB 1-2 1B	4-3		4-3		5	1	3	0	0	0	1
Keith Hernandez, L (1, 3) OBP: 0.374, SLG: 0.411	SF7 3-H		F6		BBBB BB 1B E 1-2 2-3 BB		4-3			2	1	0	1	1	0	2
Darryl Strawberry, L (1, 9) OBP: 0.360, SLG: 0.446	SSS K			SSS K	BB E 1-2 2-H 3-H 1B		6-3 1B 2B			4	2	2	2	0	2	1
George Foster, R (1, 7) OBP: 0.314, SLG: 0.474	CS 1-2	F7		SSS K	BBBB E 1-2 2-3 BB		6-3 2-3			3	0	0	0	1	1	1
Howard Johnson, S (1, 5) OBP: 0.273, SLG: 0.316		3-1	6-3	E5 1-2 2-H 3-H			E 3-H 1B			4	0	1	1	0	0	1
Rafael Santana, R (1, 6) OBP: 0.284, SLG: 0.292		5-3		E6 FC1-6 1B SF9 F6			E5 1-2			4	1	0	0	0	0	3
Ronn Reynolds, R (1, 2) OBP: 0.333, SLG: 0.385			6-3		FC1-6 1-2 1B	6-3 SH3-4 HBP	F8			3	0	1	0	0	0	2
Ron Darling, R (1, 1) OBP: 0.196, SLG: 0.240 Roger McDowell, R (6, 1) OBP: 0.154, SLG: 0.083 Jesse Orosco, R (9, 1) OBP: 0.500, SLG: 0.500			1B 1B		FC1-6 BB 1B 1B 1-2f 2-3	SH3-4 1-2		F8		2 1 0	1 0 0	1 0 0	0 0 0	0 0 0	0 0 0	2 0 0
Inning Stats	R: 1 E: 1 K: 1 S: 6 H: 1 LOB: 0 BB: 0 P: 6	R: 0 E: 0 K: 0 S: 3 H: 0 LOB: 0 BB: 0 P: 3	R: 0 E: 0 K: 0 S: 5 H: 2 LOB: 2 BB: 0 P: 5	R: 0 E: 0 K: 2 S: 7 H: 0 LOB: 0 BB: 0 P: 7	R: 5 E: 2 K: 0 S: 8 H: 3 LOB: 2 BB: 2 P: 16	R: 0 E: 0 K: 0 S: 3 H: 0 LOB: 1 BB: 0 P: 4	R: 1 E: 1 K: 0 S: 6 H: 2 LOB: 2 BB: 0 P: 6	R: 0 E: 0 K: 0 S: 3 H: 0 LOB: 0 BB: 0 P: 3		1B: 7 2B: 1 3B: 0 HR: 0 SF: 2 SAC: 1 DP: 0 HBP: 1						

	AB	32
	R	7
	H	8
	RBI	5
	BB	2
	SO	3
	LOB	15

WP: 0 PB: 0 SB: 0 CS: 1 PA: 39

PITCHER		IP	WLS	BF	H	R	ER	SO	BB	IBB	HBP	BLK	WP	HR	S	P	ERA	WHIP
Rick Mahler, R ERA: 3.17	(1, 1)	5.0	L	25	6	6	0	3	2	0	0	0	0	0	29	37	0.00	1.600
Rick Camp, R ERA: 3.25	(6, 1)	3.0		13	2	1	1	0	0	0	1	0	0	0	12	13	3.00	0.667

PITCHER	IP	WLS	BF	H	R	ER	SO	BB	IBB	HBP	BLK	WP	HR	S	P	ERA	WHIP

Atlanta Braves @ New York Mets

Shea Stadium, Flushing, NY

Fri Jul 19 1985, 7:05 PM EDT

Att. 36,572 - Unknown

TOP

livebaseballscorecards.com

Batter	1	2	3	4	5	6	7	8	9	AB	R	H	RBI	BB	SO	LOB
Claudell Washington, L (1, 9) OBP: 0.331, SLG: 0.453	F6		K			4-3		F8		4	0	0	0	0	1	1
Glenn Hubbard, R (1, 4) OBP: 0.330, SLG: 0.323	CS 1B			2B		F7			G3-6-3 1B	4	0	3	0	0	0	0
Dale Murphy, R (1, 8) OBP: 0.382, SLG: 0.557	K 1-2			K			BB 1B 1B		G3-6-3 1-2f	3	1	0	0	1	2	3
Bob Horner, R (1, 3) OBP: 0.336, SLG: 0.543		G5-4-3 1B		5-3			1-3 1B		F7	4	0	2	0	0	0	1
Terry Harper, R (1, 7) OBP: 0.334, SLG: 0.399		G5-4-3 1-2f		K			1-2 3-H G5-4-3 1B			3	0	1	1	0	1	2
Ken Oberkfell, L (1, 5) OBP: 0.355, SLG: 0.375		K			F7		K			3	0	0	0	0	2	2
Rick Cerone, R (1, 2) OBP: 0.277, SLG: 0.288			FC6-4 1B		F7		G5-4-3 1-2f			3	0	1	0	0	0	2
Paul Zuvella, R (1, 6) OBP: 0.250, SLG: 0.225			FC6-4 SH3-4 1-2f		4-3			1-3		3	0	0	0	0	0	1
Zane Smith, L (1, 1) OBP: 0.125, SLG: 0.125						5-3		1-3		2	0	0	0	0	0	0
Bruce Sutter, R (8, 1)			SH3-4 1-2							0	0	0	0	0	0	0
Inning Stats	R: 0 E: 0 K: 1 S: 5 H: 1 LOB: 1 BB: 0 P: 5	R: 0 E: 0 K: 1 S: 5 H: 1 LOB: 0 BB: 0 P: 5	R: 0 E: 0 K: 1 S: 6 H: 1 LOB: 1 BB: 0 P: 6	R: 0 E: 0 K: 2 S: 8 H: 1 LOB: 1 BB: 0 P: 8	R: 0 E: 0 K: 0 S: 3 H: 0 LOB: 0 BB: 0 P: 3	R: 0 E: 0 K: 0 S: 3 H: 0 LOB: 0 BB: 0 P: 3	R: 1 E: 0 K: 1 S: 6 H: 2 LOB: 1 BB: 1 P: 10	R: 0 E: 0 K: 0 S: 3 H: 0 LOB: 0 BB: 0 P: 3	R: 0 E: 0 K: 0 S: 3 H: 1 LOB: 0 BB: 0 P: 3	1B: 6 2B: 2 3B: 0 HR: 0	SF: 0 SAC: 1 DP: 4 HBP: 0						

	AB	29
	R	1
	H	7
	RBI	1
	BB	1
	SO	6
	LOB	12

WP: 0 PB: 0 SB: 0 CS: 1 PA: 31

PITCHER		IP	WLS	BF	H	R	ER	SO	BB	IBB	HBP	BLK	WP	HR	S	P	ERA	WHIP
Rick Aguilera, R ERA: 2.06	(1, 1)	8.0	L	28	6	1	1	6	1	0	0	0	0	0	39	43	1.12	0.875
Terry Leach, R ERA: 1.42	(9, 1)	1.0		3	1	0	0	0	0	0	0	0	0	0	3	3	0.00	1.000

PITCHER		IP	WLS	BF	H	R	ER	SO	BB	IBB	HBP	BLK	WP	HR	S	P	ERA	WHIP

Atlanta Braves @ New York Mets

Shea Stadium, Flushing, NY

Fri Jul 19 1985, 7:05 PM EDT

Att. 36,572 - Unknown

BOTTOM

Batter	1	2	3	4	5	6	7	8	9	AB	R	H	RBI	BB	SO	LOB
Kelvin Chapman, R (1, 4) OBP: 0.233, SLG: 0.196	6-3		F9			F6		4-3		3	0	0	0	0	0	1
Rusty Staub, L (8, PH) OBP: 0.364, SLG: 0.407										1	0	0	0	0	0	2
Terry Leach, R (9, 1)										0	0	0	0	0	0	0
Rafael Santana, R (1, 6) OBP: 0.281, SLG: 0.288	F4		5-3			F9			F7	4	0	0	0	0	0	1
Keith Hernandez, L (1, 3) OBP: 0.376, SLG: 0.410	K			6-3			FC6-4 1B		1B BB	3	0	1	0	1	1	0
Gary Carter, R (1, 2) OBP: 0.362, SLG: 0.411		1B BB		4-3			FC6-4 1-2f		F7	4	0	1	0	0	0	2
George Foster, R (1, 7) OBP: 0.317, SLG: 0.472		G4-6-3 1-2 BB		K			F4		FC4-6 1-2 1B	3	0	1	0	1	1	1
Darryl Strawberry, L (1, 8) OBP: 0.352, SLG: 0.434		F7			F6		G3		FC4-6 1-2f	4	0	0	0	0	0	5
(9, 9)																
Tom Paciorek, R (1, 9) OBP: 0.294, SLG: 0.264		G4-6-3 1-2f			6-3			4-3 1B		3	0	1	0	0	0	2
Lenny Dykstra, L (8, PR) OBP: 0.327, SLG: 0.322										0	0	0	0	0	0	0
(9, 8)																
Howard Johnson, S (1, 5) OBP: 0.274, SLG: 0.313			SH1-4 BB		6-3			K		2	0	0	0	1	1	1
Rick Aguilera, R (1, 1) OBP: 0.250, SLG: 0.273			SH1-4 1-2			F8		4-3 1-2		1	0	0	0	0	0	0
Ray Knight, R (8, PH) OBP: 0.244, SLG: 0.323										0	0	0	0	0	0	0
Danny Heep, L (8, PH) OBP: 0.316, SLG: 0.396										1	0	0	0	0	0	1
Wally Backman, S (9, 4) OBP: 0.335, SLG: 0.330										0	0	0	0	0	0	0
Inning Stats	R: 0 E: 0 K: 1 S: 5 H: 0 LOB: 0 BB: 0 P: 5	R: 0 E: 0 K: 0 S: 3 H: 1 LOB: 1 BB: 1 P: 7	R: 0 E: 0 K: 0 S: 3 H: 0 LOB: 1 BB: 1 P: 7	R: 0 E: 0 K: 1 S: 5 H: 0 LOB: 0 BB: 0 P: 5	R: 0 E: 0 K: 0 S: 3 H: 0 LOB: 0 BB: 0 P: 3	R: 0 E: 0 K: 0 S: 3 H: 0 LOB: 0 BB: 0 P: 3	R: 0 E: 0 K: 0 S: 4 H: 1 LOB: 1 BB: 0 P: 4	R: 0 E: 0 K: 1 S: 6 H: 1 LOB: 2 BB: 0 P: 6	R: 0 E: 0 K: 0 S: 4 H: 1 LOB: 2 BB: 1 P: 8	1B: 4 2B: 0 3B: 0 HR: 0 SF: 0 SAC: 1 DP: 1 HBP: 0						

PITCHER		IP	WLS	BF	H	R	ER	SO	BB	IBB	HBP	BLK	WP	HR	S	P	ERA	WHIP
Zane Smith, L ERA: 2.98	(1, 1)	7.1	W	26	3	0	0	3	2	0	0	0	0	0	30	38	0.00	0.682
Bruce Sutter, R ERA: 3.41	(8, 1)	1.2	S	7	1	0	0	0	1	0	0	0	0	0	6	10	0.00	1.200

PITCHER	IP	WLS	BF	H	R	ER	SO	BB	IBB	HBP	BLK	WP	HR	S	P	ERA	WHIP

AB	29
R	0
H	4
RBI	0
BB	3
SO	3
LOB	16

WP: 0 PA: 33
PB: 0
SB: 0
CS: 0

livebaseballscorecards.com

Atlanta Braves @ New York Mets

Shea Stadium, Flushing, NY

Sat Jul 20 1985, 3:33 AM EDT

Att. 35,650 - Unknown

TOP

livebaseballscorecards.com

Batter	1	2	3	4	5	6	7	8	9	AB	R	H	RBI	BB	SO	LOB
Claudell Washington, L (1, 9) OBP: 0.332, SLG: 0.452	S 1B		3-1			1-3		2B G3 1B 1-2	K	5	1	2	0	0	1	2
Glenn Hubbard, R (1, 4) OBP: 0.332, SLG: 0.343	F1 1-2			HR		6-3		G3 2B 1-3 2-H		4	1	2	2	0	0	1
Dale Murphy, R (1, 8) OBP: 0.379, SLG: 0.552	K			6-3			5-3	G3 2-3 3-H		3	0	0	0	0	1	1
Gene Garber, R (7, 1) OBP: 0.250, SLG: 0.250										1	0	0	1	0	0	1
Bob Horner, R (1, 5) OBP: 0.336, SLG: 0.538	K			6-3			6-3 1B HBP	FC6-4 BB		2	0	0	0	0	1	1
Paul Runge, R (7, PR) OBP: 0.320, SLG: 0.105										0	1	0	0	1	0	0
(7, 5)																
Terry Harper, R (1, 7) OBP: 0.330, SLG: 0.393		F9		6-3			6-3 1-2	FC6-4 1-2f		4	0	0	0	0	0	3
Chris Chambliss, L (1, 3) OBP: 0.293, SLG: 0.306		F8			F8		1B 2-H		F8	4	0	1	1	0	0	0
Bruce Benedict, R (1, 2) OBP: 0.339, SLG: 0.250		F4			4-3		5-3		1B BB	3	0	0	0	1	0	1
Paul Zuvella, R (1, 6) OBP: 0.239, SLG: 0.214			6-3		K			5-3	F9	4	0	0	0	0	1	1
Steve Bedrosian, R (1, 1) OBP: 0.077, SLG: 0.077			4-3			K		1B 2B 1B	1B	1	0	0	0	0	0	0
Len Barker, R (4, 1)										0	0	0	0	0	0	0
Jeff Dedmon, L (4, 1) OBP: 0.167, SLG: 0.167										1	0	0	0	0	1	0
Milt Thompson, L (7, 8) OBP: 0.355, SLG: 0.452										2	1	2	0	0	0	0
Inning Stats	R: 0 E: 0 K: 2 S: 8 H: 1 LOB: 1 BB: 0 P: 8	R: 0 E: 0 K: 0 S: 3 H: 0 LOB: 0 BB: 0 P: 3	R: 0 E: 0 K: 0 S: 3 H: 0 LOB: 0 BB: 0 P: 3	R: 1 E: 0 K: 0 S: 4 H: 1 LOB: 0 BB: 0 P: 4	R: 0 E: 0 K: 1 S: 5 H: 0 LOB: 0 BB: 0 P: 5	R: 0 E: 0 K: 1 S: 5 H: 0 LOB: 0 BB: 0 P: 5	R: 1 E: 0 K: 0 S: 4 H: 1 LOB: 1 BB: 0 P: 5	R: 2 E: 0 K: 0 S: 6 H: 3 LOB: 2 BB: 1 P: 10	R: 0 E: 0 K: 1 S: 6 H: 1 LOB: 2 BB: 1 P: 10	1B: 5 2B: 1 3B: 0 HR: 1 SF: 0 SAC: 0 DP: 0 HBP: 1	WP: 0 PB: 0 SB: 1 CS: 0 PA: 37					

	AB	34
	R	4
	H	7
	RBI	4
	BB	2
	SO	5
	LOB	11

PITCHER		IP	WLS	BF	H	R	ER	SO	BB	IBB	HBP	BLK	WP	HR	S	P	ERA	WHIP
Dwight Gooden, R ERA: 1.67	(1, 1)	6.0	W	20	2	1	1	4	0	0	0	0	0	1	28	28	1.50	0.333
Doug Sisk, R ERA: 6.17	(7, 1)	3.0		17	5	3	3	1	2	0	1	0	0	0	16	25	9.00	2.333

PITCHER	IP	WLS	BF	H	R	ER	SO	BB	IBB	HBP	BLK	WP	HR	S	P	ERA	WHIP

Atlanta Braves @ New York Mets

Shea Stadium, Flushing, NY

Sat Jul 20 1985, 3:33 AM EDT

Att. 35,650 - Unknown

BOTTOM

Batter	1	2	3	4	5	6	7	8	9	AB	R	H	RBI	BB	SO	LOB
Lenny Dykstra, L (1, 8) OBP: 0.345, SLG: 0.337	BBBB 4-0 SH S HR BB	0-0 1B 1B		0-0 ① FC3-6 1-2f 1B 1B	0-0 3-1 2B 1B	0-0 ② 3-1 1-2 2-3 3-H		0-0 3-H 1B		5	3	3	2	1	0	3
Wally Backman, S (1, 4) OBP: 0.332, SLG: 0.328	0-0 SH S HR 1-3	0-0 1-2 1B		0-0 ② F7	0-0 ② 3-1 1-2	0-0 ③ G3		0-0 ③ F8		5	1	1	0	0	0	5
Keith Hernandez, L (1, 3) OBP: 0.377, SLG: 0.414 Tom Paciorek, R (7, 3) OBP: 0.292, SLG: 0.262	SSS 0-3 ① K 1-2	0-0 ③ F7		0-0 1B HR 1-H 1B	0-0 2-H 2B	SSS 0-3 ① K				4 1	1 0	2 0	2 0	0 0	1 1	4 0
Gary Carter, R (1, 2) OBP: 0.363, SLG: 0.410 Clint Hurdle, L (6, 2) OBP: 0.362, SLG: 0.490	BBBB 4-0 HR BB	0-0 ① F4		0-0 1-2 HR 1B	0-0 ③ F8		0-0 HR			3 1	2 1	1 1	0 1	1 0	0 0	1 0
Darryl Strawberry, L (1, 9) OBP: 0.358, SLG: 0.490	0-0 1-H 2-H 3-H HR	0-0 ② F7		0-0 1-H 2-H HR		0-0 1B 3B	0-0 ② 4-3			5	3	3	7	0	0	0
Danny Heep, L (1, 7) OBP: 0.318, SLG: 0.411	0-0 ② F6	0-0 HR 1B		0-0 HR		0-0 ① G3	0-0 ③ F9			5	2	2	1	0	0	1
Howard Johnson, S (1, 5) OBP: 0.285, SLG: 0.340	0-0 ③ F9	0-0 1-H HR		0-0 1B		BBBB 4-0 BB 1B 3-1 BB		0-0 6-3 1B 2B		4	3	3	2	1	0	0
Rafael Santana, R (1, 6) OBP: 0.279, SLG: 0.287	0-0 ① F4	0-0 ③ 6-3		0-0 ③ 2-3		0-0 3-1 BB 1-2 3-H 1B		0-0 ① F7		5	0	1	1	0	0	2
Dwight Gooden, R (1, 1) OBP: 0.254, SLG: 0.185 Rusty Staub, L (6, PH) OBP: 0.382, SLG: 0.407 Doug Sisk, R (7, 1)	0-0 ② F9			0-0 FC3-6 1B	0-0 ① 6-3	BBBB 4-0 3-1 1-2 2-3 BB		0-0 ② 6-3 2-3		3 0 1	0 0 0	1 0 0	0 0 0	0 1 0	0 0 0	0 0 1
Inning Stats	R: 4 E: 1 K: 1 S: 7 H: 1 LOB: 0 BB: 2 P: 15	R: 0 E: 0 K: 0 S: 5 H: 2 LOB: 2 BB: 0 P: 5	R: 2 E: 0 K: 0 S: 5 H: 2 LOB: 0 BB: 0 P: 5	R: 5 E: 0 K: 0 S: 9 H: 6 LOB: 1 BB: 0 P: 9	R: 1 E: 0 K: 0 S: 5 H: 2 LOB: 1 BB: 0 P: 5	R: 2 E: 0 K: 0 S: 5 H: 2 LOB: 2 BB: 2 P: 13	R: 1 E: 0 K: 1 S: 6 H: 1 LOB: 0 BB: 0 P: 6	R: 1 E: 0 K: 0 S: 5 H: 2 LOB: 1 BB: 0 P: 5		1B: 10 2B: 2 3B: 1 HR: 5 SF: 0 SAC: 1 DP: 0 HBP: 0					WP: 0 PB: 0 SB: 2 CS: 0 PA: 47	

livebaseballscorecards.com

AB	42
R	16
H	18
RBI	16
BB	4
SO	2
LOB	17

PITCHER		IP	WLS	BF	H	R	ER	SO	BB	IBB	HBP	BLK	WP	HR	S	P	ERA	WHIP
Steve Bedrosian, R ERA: 3.16	(1, 1)	3.0	L	17	5	6	5	1	2	0	0	0	0	2	17	25	15.00	2.333
Len Barker, R ERA: 5.29	(4, 1)	0.2		7	5	5	5	0	0	0	0	0	0	2	7	7	67.50	7.500
Jeff Dedmon, R ERA: 3.09	(4, 1)	2.1		14	5	3	3	0	2	0	0	0	0	0	12	20	11.57	3.000
Gene Garber, R ERA: 4.34	(7, 1)	2.0		9	3	2	2	1	0	0	0	0	0	1	11	11	9.00	1.500

PITCHER	IP	WLS	BF	H	R	ER	SO	BB	IBB	HBP	BLK	WP	HR	S	P	ERA	WHIP

Atlanta Braves @ New York Mets

Shea Stadium, Flushing, NY

Sun Jul 21 1985, 3:33 AM EDT

Att. 50,876 - Unknown

TOP

livebaseballscorecards.com

Batter	1	2	3	4	5	6	7	8	9	AB	R	H	RBI	BB	SO	LOB
Claudell Washington, L (1, 9) OBP: 0.337, SLG: 0.474	4-3		G6-4-3, 1B		F5		1B, 3B	2-H, HR		5	2	3	2	0	0	1
Glenn Hubbard, R (1, 4) OBP: 0.333, SLG: 0.349	S, 6-3, 2B		G6-4-3, 1-2f			F6	HR, 1B, 3-H	E6		5	2	2	1	0	0	1
Dale Murphy, R (1, 8) OBP: 0.377, SLG: 0.555	6-3, 2-H			F3		HR	F9	6-3		5	1	1	2	0	0	2
Bob Horner, R (1, 5) OBP: 0.340, SLG: 0.543	5-3			6-3		BB, SF8, 2B	1-2, HR, 1B		FC6-4, 1B	5	2	3	0	0	0	0
Terry Harper, R (1, 7) OBP: 0.334, SLG: 0.408		FC2-6, 1B		1B		E5, SF8, BB	1-H, 2-H, HR		F9	5	1	3	3	0	0	2
Chris Chambliss, L (1, 3) OBP: 0.291, SLG: 0.299		FC2-6, 1-2f		G3		BBBB, 4-0, 1-2, 2-3, BB	F8		FC6-4, 1-2f, 2B	3	0	0	0	1	0	2
Terry Forster, L (7, 1)										0	0	0	0	0	0	0
Milt Thompson, L (9, PH) OBP: 0.344, SLG: 0.438										1	1	0	0	0	0	1
Rick Cerone, R (1, 2) OBP: 0.275, SLG: 0.293		F7			F5	SF8, 2-3, 3-H		E6, WP, 5-3, HR	1-H, 2B	4	1	1	2	0	0	1
Paul Zuvella, R (1, 6) OBP: 0.226, SLG: 0.202		F6			F4	F8		5-3, 1-2	F6	5	0	0	0	0	0	5
Pascual Perez, R (1, 1) OBP: 0.176, SLG: 0.125			1-3		BBBB, 4-0, BB		SSS, 0-3, K, SSS	0-3, K		1	0	0	0	1	0	0
Rick Camp, R (5, 1) OBP: 0.300, SLG: 0.556										0	0	0	0	0	0	0
Brad Komminsk, R (7, PH) OBP: 0.302, SLG: 0.258										1	0	0	0	0	1	0
Gerald Perry, L (7, 3) OBP: 0.272, SLG: 0.227										1	0	0	0	0	1	1

	AB	41
	R	10
	H	13
	RBI	10
	BB	2
	SO	2
	LOB	16

Inning Stats	1	2	3	4	5	6	7	8	9
	R: 1 E: 0 K: 0 S: 4	R: 0 E: 0 K: 0 S: 4	R: 0 E: 0 K: 0 S: 3	R: 0 E: 0 K: 0 S: 4	R: 0 E: 0 K: 0 S: 3	R: 2 E: 1 K: 0 S: 6	R: 4 E: 0 K: 1 S: 9	R: 2 E: 2 K: 1 S: 8	R: 1 E: 0 K: 0 S: 5
	H: 1 LOB: 0 BB: 0 P: 4	H: 1 LOB: 1 BB: 0 P: 4	H: 1 LOB: 0 BB: 0 P: 3	H: 1 LOB: 1 BB: 0 P: 4	H: 0 LOB: 1 BB: 1 P: 7	H: 2 LOB: 2 BB: 1 P: 10	H: 4 LOB: 0 BB: 0 P: 9	H: 1 LOB: 1 BB: 0 P: 8	H: 2 LOB: 1 BB: 0 P: 5

	1B: 6	SF: 1	WP: 1	PA: 44
	2B: 3	SAC: 0	PB: 0	
	3B: 1	DP: 1	SB: 1	
	HR: 3	HBP: 0	CS: 0	

PITCHER		IP	WLS	BF	H	R	ER	SO	BB	IBB	HBP	BLK	WP	HR	S	P	ERA	WHIP
Terry Leach, R ERA: 1.93	(1, 1)	6.0	W	26	6	3	2	0	2	0	0	0	0	1	24	32	3.00	1.333
Tom Gorman, L ERA: 5.67	(7, 1)	1.0		7	4	4	4	1	0	0	0	0	0	1	9	9	36.00	4.000
Roger McDowell, R ERA: 2.97	(8, 1)	2.0		11	3	3	1	1	0	0	0	0	1	1	13	13	4.50	1.500

PITCHER		IP	WLS	BF	H	R	ER	SO	BB	IBB	HBP	BLK	WP	HR	S	P	ERA	WHIP

Atlanta Braves @ New York Mets

Shea Stadium, Flushing, NY

Sun Jul 21 1985, 3:33 AM EDT

Att. 50,876 - Unknown

BOTTOM

Batter	1	2	3	4	5	6	7	8	9	AB	R	H	RBI	BB	SO	LOB
Lenny Dykstra, L (1, 8) OBP: 0.339, SLG: 0.330	6-3		FC3-6 1-2f 3B		FC3-5-6-5 2-3 1B	1B	FC6-4 1-2f			5	2	1	0	0	0	3
Wally Backman, S (1, 4) OBP: 0.330, SLG: 0.333	F8		2B 1-H 3B		F8	F7		E6 E 1B		5	2	1	1	0	0	2
Keith Hernandez, L (1, 3) OBP: 0.381, SLG: 0.425 Tom Paciorek, R (8, 3) OBP: 0.290, SLG: 0.260	4-3		2B 3-H		HBP 1B 2-H 1B		1B FC3-5-2 2B	E5 BB 1B 1-2 SF8		4 1	1 1	3 0	2 0	0 0	0 0	0 1
Gary Carter, R (1, 2) OBP: 0.367, SLG: 0.411 Ronn Reynolds, R (8, PR) OBP: 0.333, SLG: 0.385 (9, 2)		F7	F6		1B HR 1-2 HBP		FC3-5-2 2B 2-3 1B	BB 1-2 2-H 1B		4 0	2 0	2 0	1 0	0 0	0 0	1 0
Darryl Strawberry, L (1, 9) OBP: 0.354, SLG: 0.481		6-3	F7		HR 1-2 2-H 1B		FC3-5-2 1-2 3-H 2B	K		5	2	1	1	0	1	5
George Foster, R (1, 7) OBP: 0.329, SLG: 0.494		HR BB		L4-3 1B	HR 1-H 2-H HR		WP E 1-H 2-H 2B	BB 1-2 2-3 BB		3	3	3	5	2	0	0
Howard Johnson, S (1, 5) OBP: 0.283, SLG: 0.352		HR 1-H	K	G3			E6 1B 2-H	SF8 3-H		4	2	1	3	0	1	1
Rafael Santana, R (1, 6) OBP: 0.278, SLG: 0.285		F3	L4-3 1-2			G4-6-3 1B	F6	F7		5	0	1	0	0	0	4
Terry Leach, R (1, 1) OBP: 0.500, SLG: 0.750 Rusty Staub, L (6, PH) OBP: 0.371, SLG: 0.393 Tom Gorman, L (7, 1) Kelvin Chapman, R (7, PH) OBP: 0.238, SLG: 0.201 Roger McDowell, R (8, 1) OBP: 0.154, SLG: 0.083			FC3-6 1B		2B	G4-6-3 1-2f	FC6-4 2-H 1B			2 1 0 1 0	0 0 0 0 0	2 0 0 1 0	0 0 0 0 0	0 0 0 0 0	0 0 0 0 0	0 1 0 0 0
Inning Stats	R: 0 E: 0 K: 0 S: 3 H: 0 LOB: 0 BB: 0 P: 3	R: 2 E: 0 K: 0 S: 4 H: 1 LOB: 0 BB: 1 P: 8	R: 2 E: 0 K: 0 S: 6 H: 3 LOB: 1 BB: 0 P: 6	R: 0 E: 0 K: 1 S: 5 H: 1 LOB: 0 BB: 0 P: 5	R: 5 E: 0 K: 0 S: 7 H: 4 LOB: 0 BB: 0 P: 8	R: 0 E: 0 K: 0 S: 4 H: 2 LOB: 1 BB: 0 P: 4	R: 4 E: 1 K: 0 S: 8 H: 4 LOB: 1 BB: 0 P: 8	R: 2 E: 2 K: 1 S: 8 H: 1 LOB: 2 BB: 1 P: 12		1B: 9 2B: 5 3B: 1 HR: 2 SF: 1 SAC: 0 DP: 2 HBP: 1				WP: 1 PB: 0 SB: 0 CS: 0 PA: 44		

livebaseballscorecards.com

	AB	R	H	RBI	BB	SO	LOB
	40	15	16	14	2	2	18

PITCHER		IP	WLS	BF	H	R	ER	SO	BB	IBB	HBP	BLK	WP	HR	S	P	ERA	WHIP
Pascual Perez, R ERA: 6.51	(1, 1)	4.2	L	22	7	7	7	1	1	0	1	0	0	1	22	27	13.50	1.714
Rick Camp, R ERA: 3.44	(5, 1)	1.1		7	4	2	2	0	0	0	0	0	0	1	7	7	13.50	3.000
Terry Forster, L ERA: 1.83	(7, 1)	2.0		15	5	6	2	1	1	0	0	0	1	0	16	20	9.00	3.000

PITCHER		IP	WLS	BF	H	R	ER	SO	BB	IBB	HBP	BLK	WP	HR	S	P	ERA	WHIP

Batter	1	2	3	4	5	6	7	8	9	AB	R	H	RBI	BB	SO	LOB
Claudell Washington, L (1, 9) OBP: 0.336, SLG: 0.469 Brad Komminsk, R (7, 9) OBP: 0.301, SLG: 0.257	F7		BB: S, 1B	K		F9		F7		3 1	1 0	0 0	0 0	1 0	1 0	1 0
Glenn Hubbard, R (1, 4) OBP: 0.331, SLG: 0.343	K		F7		BB: E, 1B	F7			G3	4	1	0	0	1	1	1
Dale Murphy, R (1, 8) OBP: 0.380, SLG: 0.562	1B		1-H: 1B		K		1B		K	5	2	3	1	0	2	1
Bob Horner, R (1, 3) OBP: 0.342, SLG: 0.543 Chris Chambliss, L (7, 3) OBP: 0.296, SLG: 0.304	6-3		2-H: HR, 1B		F3		F9, WP 3-H: 1B		1B, 1B	4 1	1 0	2 1	2 0	0 0	0 0	2 0
Terry Harper, R (1, 7) OBP: 0.339, SLG: 0.422		F8	1-H: HR	E5 1-3: 1B			K 1-2		FC5, 1B 1-2: 1B	5	2	3	2	0	1	1
Ken Oberkfell, L (1, 5) OBP: 0.356, SLG: 0.373		6-3	G3	IBB: 1B			F9 2-3		1-2 2-3: 1B	4	0	1	0	1	0	1
Bruce Benedict, R (1, 2) OBP: 0.341, SLG: 0.250	BB	6-3	FC6-4 1-2 2-H 3-H: 1B		5-3		FC5 2-3f		4	0	1	2	1	0	4	
Paul Zuvella, R (1, 6) OBP: 0.227, SLG: 0.196	K	SH1-4 BB	FC6-4 1-2f		6-3					3	0	0	0	1	1	3
Rick Mahler, R (1, 1) OBP: 0.238, SLG: 0.220		K	SH1-4 1-2		K		5-3			3	0	0	0	0	2	0
Inning Stats	R: 0 E: 0 K: 1 S: 6 H: 1 LOB: 1 BB: 0 P: 6	R: 0 E: 0 K: 1 S: 5 H: 0 LOB: 1 BB: 1 P: 9	R: 4 E: 0 K: 1 S: 8 H: 3 LOB: 0 BB: 1 P: 12	R: 0 E: 0 K: 1 S: 5 H: 0 LOB: 1 BB: 1 P: 9	R: 2 E: 1 K: 1 S: 7 H: 2 LOB: 2 BB: 2 P: 15	R: 0 E: 0 K: 1 S: 5 H: 0 LOB: 0 BB: 0 P: 5	R: 1 E: 0 K: 1 S: 7 H: 2 LOB: 1 BB: 0 P: 7	R: 0 E: 0 K: 0 S: 3 H: 0 LOB: 0 BB: 0 P: 3	R: 0 E: 0 K: 1 S: 8 H: 3 LOB: 3 BB: 0 P: 8	1B: 9 2B: 0 3B: 1 HR: 1 SF: 0 SAC: 1 DP: 0 HBP: 0						

PITCHER		IP	WLS	BF	H	R	ER	SO	BB	IBB	HBP	BLK	WP	HR	S	P	ERA	WHIP
David Palmer, R ERA: 3.36	(1, 1)	4.2	L	25	6	6	6	5	4	1	0	0	0	1	30	50	11.57	2.143
Gary Lucas, L ERA: 3.34	(5, 1)	3.1		12	2	1	1	2	0	0	0	0	1	0	16	16	2.70	0.600
Bert Roberge, R ERA: 2.03	(9, 1)	1.0		6	3	0	0	1	0	0	0	0	0	0	8	8	0.00	3.000

PITCHER	IP	WLS	BF	H	R	ER	SO	BB	IBB	HBP	BLK	WP	HR	S	P	ERA	WHIP

TOP

Atlanta Braves @ Montreal Expos

Olympic Stadium, Montreal, QB

Mon Jul 22 1985, 7:05 PM EDT

Att. 20,755 - Unknown

livebaseballscorecards.com

AB	37
R	7
H	11
RBI	7
BB	5
SO	8
LOB	14

WP: 1 PB: 0 SB: 1 CS: 0 PA: 43

Atlanta Braves @ Montreal Expos

Olympic Stadium, Montreal, QB

Mon Jul 22 1985, 7:05 PM EDT

Att. 20,755 - Unknown

BOTTOM

livebaseballscorecards.com

Batter	1	2	3	4	5	6	7	8	9	AB	R	H	RBI	BB	SO	LOB
Tim Raines, S (1, 7) OBP: 0.371, SLG: 0.416	K		K		1B			2B BB		3	1	1	0	1	2	0
Vance Law, R (1, 4) OBP: 0.353, SLG: 0.390	L4		BB 1B		F8			1-H 2B		4	0	2	1	0	0	1
Andre Dawson, R (1, 9) OBP: 0.305, SLG: 0.416	F8		1-2 BB			G6-4-3 1B		F4		3	0	1	0	1	0	1
Hubie Brooks, R (1, 6) OBP: 0.299, SLG: 0.374		5-3	F4			G6-4-3 1-2f		F9		4	0	0	0	0	0	4
Dan Driessen, L (1, 3) OBP: 0.323, SLG: 0.373		K		F7		4-3			G3	4	0	0	0	0	1	0
Tim Wallach, R (1, 5) OBP: 0.326, SLG: 0.443		1B 1B		F3			6-3		4-3	4	0	1	0	0	0	0
Herm Winningham, L (1, 8) OBP: 0.333, SLG: 0.357		1-3 1B		G3			F8		F8	4	0	1	0	0	0	0
Mike Fitzgerald, R (1, 2) OBP: 0.303, SLG: 0.295		F7			F6		5-3			3	0	0	0	0	0	2
Bert Roberge, R (9, 1)										0	0	0	0	0	0	0
David Palmer, R (1, 1) OBP: 0.094, SLG: 0.125			K		K			F8		1	0	0	0	0	1	0
Gary Lucas, L (5, 1)										1	0	0	0	0	1	0
Steve Nicosia, R (8, PH) OBP: 0.259, SLG: 0.224										1	0	0	0	0	0	0
(9, 2)																

	AB	32
	R	1
	H	6
	RBI	1
	BB	2
	SO	5
	LOB	8

Inning Stats	1	2	3	4	5	6	7	8	9
	R: 0 H: 0 E: 0 LOB: 0 K: 1 BB: 0 S: 5 P: 5	R: 0 H: 2 E: 0 LOB: 2 K: 1 BB: 0 S: 7 P: 7	R: 0 H: 1 E: 0 LOB: 2 K: 2 BB: 1 S: 8 P: 12	R: 0 H: 0 E: 0 LOB: 0 K: 0 BB: 0 S: 3 P: 3	R: 0 H: 1 E: 0 LOB: 1 K: 1 BB: 0 S: 6 P: 6	R: 0 H: 1 E: 0 LOB: 0 K: 0 BB: 0 S: 3 P: 3	R: 0 H: 0 E: 0 LOB: 0 K: 0 BB: 0 S: 3 P: 3	R: 1 H: 1 E: 0 LOB: 1 K: 0 BB: 1 S: 4 P: 8	R: 0 H: 0 E: 0 LOB: 0 K: 0 BB: 0 S: 3 P: 3

	1B: 5	SF: 0	WP: 0	PA: 34
	2B: 1	SAC: 0	PB: 0	
	3B: 0	DP: 1	SB: 0	
	HR: 0	HBP: 0	CS: 0	

PITCHER		IP	WLS	BF	H	R	ER	SO	BB	IBB	HBP	BLK	WP	HR	S	P	ERA	WHIP
Rick Mahler, R ERA: 3.06	(1, 1)	9.0	W	34	6	1	1	5	2	0	0	0	0	0	42	50	1.00	0.889

PITCHER		IP	WLS	BF	H	R	ER	SO	BB	IBB	HBP	BLK	WP	HR	S	P	ERA	WHIP

Batter	1	2	3	4	5	6	7	8	9	AB	R	H	RBI	BB	SO	LOB
Brad Komminsk, R (1, 9) OBP: 0.306, SLG: 0.259	0-0 5-3 2B 1B	0-0 F8 ③			B B B 4-0 G5-4-3 1-2 BB		0-0 F9 ②		0-0 F6 ③	2	1	1	0	1	0	2
Claudell Washington, L (7, PH) OBP: 0.334, SLG: 0.467										1	0	0	0	0	0	0
Rick Camp, R (7, 1) OBP: 0.300, SLG: 0.556										0	0	0	0	0	0	0
Gerald Perry, L (9, PH) OBP: 0.270, SLG: 0.226										1	0	0	0	0	0	0
Rafael Ramirez, R (1, 6) OBP: 0.306, SLG: 0.377	0-0 ① 5-3 1-2	0-0 ① F8			0-0 ②③ G5-4-3 1-2f		0-0 ③ 6-3			4	0	0	0	0	0	3
Dale Murphy, R (1, 8) OBP: 0.378, SLG: 0.567	S S S 0-3 ② K	0-0 ② F9				0-0 HR		S S S 0-3 ① K		4	1	1	1	0	2	1
Bob Horner, R (1, 3) OBP: 0.344, SLG: 0.546	0-0 2-H 2B	0-0 ③ F2				S S S 0-3 ① K		0-0 HBP 1B		4	0	2	1	0	1	0
Terry Harper, R (1, 7) OBP: 0.338, SLG: 0.418	S S S 0-3 ③ K			0-0 ① F8		S S S 0-3 ② K		H 1-0 1-2 HBP		3	0	0	0	0	2	1
Ken Oberkfell, L (1, 5) OBP: 0.354, SLG: 0.371		0-0 ① 4-3		S S S 0-3 ② K		0-0 BB 1B		0-0 ② F4		4	0	1	0	0	1	2
Glenn Hubbard, R (1, 4) OBP: 0.335, SLG: 0.342	B B B 4-0 1B BB		S S S 0-3 ③ K			B B B 4-0 FC5-4 1-2 BB		S S S 0-3 ③ K		1	0	0	0	2	1	0
Chris Chambliss, L (8, PH) OBP: 0.294, SLG: 0.302										1	0	0	0	0	1	2
Paul Zuvella, R (8, 4) OBP: 0.227, SLG: 0.196										0	0	0	0	0	0	0
Rick Cerone, R (1, 2) OBP: 0.274, SLG: 0.292	0-0 1-2 1B				0-0 ① F8	0-0 ③ FC5-4 1-2f			0-0 ① F9	4	0	1	0	0	0	2
Zane Smith, L (1, 1) OBP: 0.154, SLG: 0.154	S S S 0-3 ② K				0-0 BB 1B		0-0 ① 5-3		0-0 ② F8	2	0	1	0	0	1	2
Milt Thompson, L (7, PH) (7, 9) OBP: 0.324, SLG: 0.412										2	0	0	0	0	0	0
Inning Stats	R: 1 E: 0 K: 2 S: 9 H: 2 LOB: 1 BB: 0 P: 9	R: 0 E: 0 K: 1 S: 6 H: 1 LOB: 2 BB: 1 P: 10	R: 0 E: 0 K: 0 S: 3 H: 0 LOB: 0 BB: 0 P: 3	R: 0 E: 0 K: 2 S: 7 H: 0 LOB: 0 BB: 0 P: 7	R: 0 E: 0 K: 0 S: 3 H: 1 LOB: 1 BB: 1 P: 7	R: 1 E: 0 K: 2 S: 9 H: 2 LOB: 2 BB: 1 P: 13	R: 0 E: 0 K: 0 S: 3 H: 0 LOB: 0 BB: 0 P: 3	R: 0 E: 0 K: 2 S: 8 H: 1 LOB: 2 BB: 0 P: 9	R: 0 E: 0 K: 0 S: 3 H: 0 LOB: 0 BB: 0 P: 3	1B: 5 2B: 1 3B: 0 HR: 1 SF: 0 SAC: 0 DP: 1 HBP: 1							

PITCHER	IP	WLS	BF	H	R	ER	SO	BB	IBB	HBP	BLK	WP	HR	S	P	ERA	WHIP
Joe Hesketh, L (1, 1) ERA: 2.41	5.2	W	25	6	2	2	7	3	0	0	0	0	1	36	48	3.18	1.588
Tim Burke, R (6, 1) ERA: 1.44	1.2		7	1	0	0	1	0	0	1	0	0	0	8	9	0.00	0.600
Jeff Reardon, R (8, 1) ERA: 2.42	1.2	S	5	0	0	0	1	0	0	0	0	0	0	7	7	0.00	0.000

PITCHER	IP	WLS	BF	H	R	ER	SO	BB	IBB	HBP	BLK	WP	HR	S	P	ERA	WHIP

Atlanta Braves @ Montreal Expos

Olympic Stadium, Montreal, QB

Tue Jul 23 1985, 7:05 PM EDT

Att. 27,728 - Unknown

TOP

livebaseballscorecards.com

AB	33
R	2
H	7
RBI	2
BB	3
SO	9
LOB	15

WP	0
PB	0
SB	0
CS	0
PA	37

Atlanta Braves @ Montreal Expos

Olympic Stadium, Montreal, QB

Tue Jul 23 1985, 7:05 PM EDT

Att. 27,728 - Unknown

livebaseballscorecards.com

BOTTOM

Batter	1	2	3	4	5	6	7	8	9	AB	R	H	RBI	BB	SO	LOB
Tim Raines, S (1, 7) OBP: 0.375, SLG: 0.418	0-0 4-3 WP 2B 1B	4-0 BB			0-3 ① K		0-0 WP S FC6 1B			3	2	2	0	1	1	0
U L Washington, S (1, 4) OBP: 0.366, SLG: 0.433	0-0 ① 4-3 1-3	0-0 ③ 4-3			0-0 ② 6-3		0-0 ① 5-3 1-2			4	0	0	0	0	0	3
Andre Dawson, R (1, 9) OBP: 0.310, SLG: 0.417	4-0 S 2B BB		0-0 ① 5-3		0-0 1B		4-0 FC6 2-3 BB			2	1	1	0	2	0	0
Hubie Brooks, R (1, 6) OBP: 0.298, SLG: 0.370	4-0 1-2 2B BB		0-0 ② 5-3		0-0 ③ F6		0-0 ② FC6 1-2f 3-H			3	1	0	1	1	0	2
Tim Wallach, R (1, 5) OBP: 0.325, SLG: 0.444	0-0 CS 1-H 2-H 3-H 2B		0-3 ③ K			0-0 ① L4	0-0 ③ F4			4	0	1	3	0	1	1
Vance Law, R (1, 3) OBP: 0.352, SLG: 0.386	4-0 ② FC6-4 2-3 BB			0-0 ① F8		0-0 ② F8		0-0 E6 CS		3	0	0	0	1	0	0
Mitch Webster, S (1, 8) OBP: 0.258, SLG: 0.465	0-0 ③ FC6-4 1-2f			0-0 S 1B		0-0 3B		0-0 ① ② 4-3 1-2		4	0	2	0	0	0	2
Mike Fitzgerald, R (1, 2) OBP: 0.302, SLG: 0.291		0-0 ① 4-3		0-0 ② F3 1-2		4-0 IBB		0-0 ③ F2		3	0	0	0	1	0	1
Joe Hesketh, R (1, 1) OBP: 0.162, SLG: 0.114		0-0 ② 5-3		0-3 ③ K		0-3 ③ K				2	0	0	0	0	1	1
Tim Burke, R (6, 1) OBP: 0.200, SLG: 0.200										1	0	0	0	0	1	2
Jeff Reardon, R (8, 1) OBP: 0.250, SLG: 0.250										0	0	0	0	0	0	0
Inning Stats	R: 3 E: 0 K: 0 S: 4 H: 2 LOB: 1 BB: 3 P: 16	R: 0 E: 0 K: 0 S: 3 H: 0 LOB: 1 BB: 1 P: 7	R: 0 E: 0 K: 1 S: 5 H: 0 LOB: 0 BB: 0 P: 5	R: 0 E: 0 K: 1 S: 6 H: 1 LOB: 1 BB: 0 P: 6	R: 0 E: 0 K: 1 S: 6 H: 1 LOB: 1 BB: 0 P: 6	R: 0 E: 0 K: 1 S: 6 H: 1 LOB: 2 BB: 1 P: 10	R: 1 E: 1 K: 0 S: 4 H: 1 LOB: 1 BB: 1 P: 8	R: 0 E: 1 K: 0 S: 3 H: 0 LOB: 0 BB: 0 P: 3		1B: 4 2B: 1 3B: 1 HR: 0	SF: 0 SAC: 0 DP: 0 HBP: 0					

PITCHER	IP	WLS	BF	H	R	ER	SO	BB	IBB	HBP	BLK	WP	HR	S	P	ERA	WHIP
Zane Smith, L (1, 1) ERA: 3.07	6.0	L	27	5	3	3	4	4	1	0	0	1	0	30	50	4.50	1.500
Rick Camp, R (7, 1) ERA: 3.46	2.0		8	1	1	1	0	1	0	0	0	1	0	7	11	4.50	1.000

PITCHER	IP	WLS	BF	H	R	ER	SO	BB	IBB	HBP	BLK	WP	HR	S	P	ERA	WHIP

AB	29
R	4
H	6
RBI	4
BB	6
SO	4
LOB	12

WP: 2 PB: 0 SB: 3 CS: 2 PA: 35

Batter	1	2	3	4	5	6	7	8	9	AB	R	H	RBI	BB	SO	LOB
Claudell Washington, L (1, 9) OBP: 0.333, SLG: 0.464	4-3		K			F7			G6-4-3, 1B	4	0	1	0	0	1	0
Rafael Ramirez, R (1, 6) OBP: 0.303, SLG: 0.373	F8			K		F7			G6-4-3, 1-2f	4	0	0	0	0	1	1
Dale Murphy, R (1, 8) OBP: 0.375, SLG: 0.560	6-3			K		F8			K	4	0	0	0	0	2	0
Bob Horner, R (1, 3) OBP: 0.341, SLG: 0.540		K		6-3			6-3			3	0	0	0	0	1	0
Terry Harper, R (1, 7) OBP: 0.338, SLG: 0.427		HR			6-3		4-3			3	1	1	1	0	0	0
Ken Oberkfell, L (1, 5) OBP: 0.354, SLG: 0.374		3-1			2B		F8			3	0	1	0	0	0	0
Glenn Hubbard, R (1, 4) OBP: 0.331, SLG: 0.337		F7			E1			6-3		3	0	0	0	0	0	1
Bruce Benedict, R (1, 2) OBP: 0.333, SLG: 0.243			F7		F7			5-3		3	0	0	0	0	0	2
Steve Bedrosian, R (1, 1) OBP: 0.073, SLG: 0.073			5-3		K			K		2	0	0	0	0	1	2
Milt Thompson, L (8, PH) OBP: 0.314, SLG: 0.400										1	0	0	0	0	1	0
Jeff Dedmon, L (8, 1) OBP: 0.167, SLG: 0.167										0	0	0	0	0	0	0
Inning Stats	R: 0 E: 0 K: 0 S: 3 H: 0 LOB: 0 BB: 0 P: 3	R: 1 E: 0 K: 1 S: 6 H: 1 LOB: 0 BB: 0 P: 6	R: 0 E: 0 K: 1 S: 5 H: 0 LOB: 0 BB: 0 P: 5	R: 0 E: 0 K: 2 S: 7 H: 0 LOB: 0 BB: 0 P: 7	R: 0 E: 1 K: 1 S: 7 H: 1 LOB: 2 BB: 0 P: 7	R: 0 E: 0 K: 0 S: 3 H: 0 LOB: 0 BB: 0 P: 3	R: 0 E: 0 K: 0 S: 3 H: 0 LOB: 0 BB: 0 P: 3	R: 0 E: 0 K: 1 S: 5 H: 0 LOB: 0 BB: 0 P: 5	R: 0 E: 0 K: 1 S: 5 H: 1 LOB: 0 BB: 0 P: 5	1B: 1 2B: 1 3B: 0 HR: 1 SF: 0 SAC: 0 DP: 1 HBP: 0						

PITCHER	IP	WLS	BF	H	R	ER	SO	BB	IBB	HBP	BLK	WP	HR	S	P	ERA	WHIP
Bryn Smith, R (1, 1) ERA: 2.68	9.0	W	30	3	1	1	7	0	0	0	0	0	1	44	44	1.00	0.333

PITCHER	IP	WLS	BF	H	R	ER	SO	BB	IBB	HBP	BLK	WP	HR	S	P	ERA	WHIP

TOP

Atlanta Braves @ Montreal Expos

Olympic Stadium, Montreal, QB

Wed Jul 24 1985, 7:05 PM EDT

Att. 16,706 - Unknown

livebaseballscorecards.com

AB	30
R	1
H	3
RBI	1
BB	0
SO	7
LOB	6

Atlanta Braves @ Montreal Expos

Olympic Stadium, Montreal, QB

Wed Jul 24 1985, 7:05 PM EDT

Att. 16,706 - Unknown

BOTTOM

livebaseballscorecards.com

Batter	1	2	3	4	5	6	7	8	9	AB	R	H	RBI	BB	SO	LOB
Tim Raines, S (1, 7) OBP: 0.377, SLG: 0.418	S 1B 1B	F8		G3			F8 S HBP			3	1	1	0	0	0	1
Vance Law, R (1, 4) OBP: 0.357, SLG: 0.397	BB 1B 1-2 BB		BB 1B BB		HR		F8 1-3			2	2	1	1	2	0	1
Andre Dawson, R (1, 9) OBP: 0.310, SLG: 0.415	FC5-4 BB 1-2 2-H 1B		F8		5-3		4-3			4	0	1	1	0	0	2
Hubie Brooks, R (1, 6) OBP: 0.295, SLG: 0.366	K		K		K			6-3		4	0	0	0	0	3	3
Dan Driessen, L (1, 3) OBP: 0.328, SLG: 0.374	FC5-4 1-2 2-3 BB		1B 1-2 BB		G3			FC6 1B		2	0	1	0	2	0	0
Tim Wallach, R (1, 5) OBP: 0.324, SLG: 0.441	FC5-4 1-2 2-3		1-2 2-H 1B			K		FC6 1B 1-2f		4	0	1	1	0	1	4
Herm Winningham, L (1, 8) OBP: 0.332, SLG: 0.354		4-3	4-3			3-1		1-2 1B		4	0	1	0	0	0	2
Mike Fitzgerald, R (1, 2) OBP: 0.298, SLG: 0.286		F9		F7		6-3		5-3		4	0	0	0	0	0	2
Bryn Smith, R (1, 1) OBP: 0.240, SLG: 0.245		1B		K			B1-3			3	0	1	0	0	1	0
Inning Stats	R: 1 H: 2 E: 0 LOB: 2 K: 1 BB: 2 S: 6 P: 14	R: 0 H: 1 E: 0 LOB: 1 K: 0 BB: 0 S: 4 P: 4	R: 1 H: 1 E: 0 LOB: 2 K: 1 BB: 2 S: 6 P: 14	R: 0 H: 0 E: 0 LOB: 0 K: 1 BB: 0 S: 5 P: 5	R: 1 H: 1 E: 0 LOB: 0 K: 1 BB: 0 S: 6 P: 6	R: 0 H: 0 E: 0 LOB: 0 K: 1 BB: 0 S: 5 P: 5	R: 0 H: 0 E: 0 LOB: 1 K: 0 BB: 0 S: 3 P: 4	R: 0 H: 2 E: 0 LOB: 2 K: 0 BB: 0 S: 5 P: 5		1B: 6 SF: 0 2B: 0 SAC: 0 3B: 0 DP: 1 HR: 1 HBP: 1						

	AB	30
	R	3
	H	7
	RBI	3
	BB	4
	SO	5
	LOB	15

WP: 0 PA: 35
PB: 0
SB: 2
CS: 0

PITCHER		IP	WLS	BF	H	R	ER	SO	BB	IBB	HBP	BLK	WP	HR	S	P	ERA	WHIP
Steve Bedrosian, R ERA: 3.2	(1, 1)	7.0	L	30	5	3	3	5	4	0	1	0	0	1	35	52	3.86	1.286
Jeff Dedmon, R ERA: 3.02	(8, 1)	1.0		5	2	0	0	0	0	0	0	0	0	0	5	5	0.00	2.000

PITCHER	IP	WLS	BF	H	R	ER	SO	BB	IBB	HBP	BLK	WP	HR	S	P	ERA	WHIP

Atlanta Braves @ Philadelphia Phillies

Veterans Stadium, Philadelphia, PA

Thu Jul 25 1985, 7:05 PM EDT

Att. 18,318 - Unknown

TOP

livebaseballscorecards.com

Batter	1	2	3	4	5	6	7	8	9	AB	R	H	RBI	BB	SO	LOB
Brad Komminsk, R (1, 9) OBP: 0.300, SLG: 0.254	1-3		6-3		L9			K		4	0	0	0	0	1	0
Rafael Ramirez, R (1, 6) OBP: 0.305, SLG: 0.374	3-1		4-3			G5-4-3 1B			BB E 1B	4	1	2	0	0	0	0
Dale Murphy, R (1, 8) OBP: 0.376, SLG: 0.558	HR BB		1B			K			K	3	1	1	0	1	2	2
Bob Horner, R (1, 3) OBP: 0.343, SLG: 0.548	1-H HR		F8			G5-4-3 1-2f			FC6-4 1-2 BB	3	1	1	2	1	0	2
Terry Harper, R (1, 7) OBP: 0.333, SLG: 0.421	K			6-3			F8		FC6-4 1B S 1-2f 2-H	4	0	0	0	0	1	1
Ken Oberkfell, L (1, 5) OBP: 0.356, SLG: 0.374		HBP		L4			5-3		1-3 1B	0	0	0	0	0	0	0
Paul Runge, R (3, 5) OBP: 0.321, SLG: 0.136										3	0	1	0	0	0	0
Rick Cerone, R (1, 2) OBP: 0.268, SLG: 0.285		K		4-3			5-3		5-3	4	0	0	0	0	1	3
Glenn Hubbard, R (1, 4) OBP: 0.331, SLG: 0.335		F9			6-3			BB G4-6-3		2	0	0	0	1	0	1
Joe Johnson, R (1, 1)		K			6-3			G4-6-3 1-2f		2	0	0	0	0	1	1
Claudell Washington, L (8, PH) OBP: 0.332, SLG: 0.462										1	0	0	0	0	0	1
Bruce Sutter, R (8, 1)										0	0	0	0	0	0	0
Inning Stats	R: 2 E: 0 K: 1 S: 6 H: 1 LOB: 0 BB: 1 P: 10	R: 0 E: 0 K: 2 S: 7 H: 0 LOB: 1 BB: 0 P: 8	R: 0 E: 0 K: 0 S: 4 H: 1 LOB: 1 BB: 0 P: 4	R: 0 E: 0 K: 0 S: 3 H: 0 LOB: 0 BB: 0 P: 3	R: 0 E: 0 K: 0 S: 3 H: 0 LOB: 0 BB: 0 P: 3	R: 0 E: 0 K: 1 S: 5 H: 1 LOB: 0 BB: 0 P: 5	R: 0 E: 0 K: 0 S: 3 H: 0 LOB: 0 BB: 0 P: 3	R: 0 E: 0 K: 1 S: 4 H: 0 LOB: 0 BB: 1 P: 8	R: 1 E: 1 K: 1 S: 7 H: 2 LOB: 2 BB: 1 P: 11	1B: 4 2B: 0 3B: 0 HR: 1	SF: 0 SAC: 0 DP: 2 HBP: 1					

	AB	30
	R	3
	H	5
	RBI	2
	BB	3
	SO	6
	LOB	11

WP: 0 PB: 0 SB: 1 CS: 0 PA: 34

PITCHER		IP	WLS	BF	H	R	ER	SO	BB	IBB	HBP	BLK	WP	HR	S	P	ERA	WHIP
Shane Rawley, L ERA: 3.14	(1, 1)	8.0		28	3	2	2	5	2	0	1	0	0	1	35	44	2.25	0.625
Kent Tekulve, R ERA: 3.86	(9, 1)	1.0	L	6	2	1	1	1	1	0	0	0	0	0	7	11	9.00	3.000

PITCHER	IP	WLS	BF	H	R	ER	SO	BB	IBB	HBP	BLK	WP	HR	S	P	ERA	WHIP

Batter	1	2	3	4	5	6	7	8	9	AB	R	H	RBI	BB	SO	LOB
Luis Aguayo, R (1, 4) OBP: 0.359, SLG: 0.388	G4-6-3 1B		F8 ②			5-3 ①		BBBB 1B BB		3	0	1	0	0	0	2
Greg Gross, L (8, PH) OBP: 0.370, SLG: 0.322										0	0	0	0	1	0	0
Juan Samuel, R (8, PR) OBP: 0.299, SLG: 0.427										0	0	0	0	0	0	0
Kent Tekulve, R (9, 1)										0	0	0	0	0	0	0
Von Hayes, L (1, 8) OBP: 0.358, SLG: 0.434	G4-6-3 ①② 1-2f		FC6-4 1B 1-2 2-H			F6 ②		1B 1-2 3-H		4	0	2	2	0	0	1
Mike Schmidt, R (1, 3) OBP: 0.327, SLG: 0.436	1-3 ③		FC6-4 ③ 1-2f			5-3 ③		F8 ③		4	0	0	0	0	0	4
(9, 6)																
Glenn Wilson, R (1, 9) OBP: 0.303, SLG: 0.433		F9 ①		F9 ①			F9 ①		SSS K ①	4	0	0	0	0	1	0
Ozzie Virgil, R (1, 2) OBP: 0.360, SLG: 0.451		F8 ②		5-3 ②			6-3 ②		BBBB FC5-4 BB	3	0	0	0	1	0	0
Dave Rucker, L (9, PR) OBP: 0.600, SLG: 0.800										0	0	0	0	0	0	0
John Russell, R (1, 7) OBP: 0.319, SLG: 0.364		SSS K ③		5-3 ③			3-1 ③		FC5-4 ② 1-2f	4	0	0	0	0	1	1
Rick Schu, R (1, 5) OBP: 0.341, SLG: 0.380			F8 ①			6-3 ①		G3 1B 2B	F8 ③	4	1	1	0	0	0	1
Steve Jeltz, S (1, 6) OBP: 0.276, SLG: 0.216			SH 1B 1B			5-3 ②		G3 ① 2-3		2	1	1	0	0	0	0
Derrel Thomas, S (8, PH) OBP: 0.284, SLG: 0.311										1	0	0	0	0	0	1
(9, 4)																
Shane Rawley, R (1, 1) OBP: 0.167, SLG: 0.091			SH 1B 1-2			F8 ③		4-3 ②		1	0	0	0	0	0	0
Tim Corcoran, L (8, PH) OBP: 0.313, SLG: 0.279										1	0	0	0	0	0	1
(9, 3)																
Inning Stats	R: 0 E: 0 K: 0 S: 3 H: 1 LOB: 0 BB: 0 P: 3	R: 0 E: 0 K: 1 S: 5 H: 0 LOB: 0 BB: 0 P: 5	R: 1 E: 0 K: 0 S: 6 H: 2 LOB: 2 BB: 0 P: 6	R: 0 E: 0 K: 0 S: 3 H: 0 LOB: 0 BB: 0 P: 3		R: 0 E: 0 K: 0 S: 3 H: 0 LOB: 0 BB: 0 P: 3	R: 0 E: 0 K: 0 S: 3 H: 0 LOB: 0 BB: 0 P: 3	R: 1 E: 0 K: 0 S: 5 H: 2 LOB: 2 BB: 1 P: 9	R: 0 E: 0 K: 1 S: 5 H: 0 LOB: 1 BB: 1 P: 9	1B: 4 2B: 1 3B: 0 HR: 0 SF: 0 SAC: 1 DP: 1 HBP: 0	WP: 0 PB: 0 SB: 0 CS: 0 PA: 34					

PITCHER		IP	WLS	BF	H	R	ER	SO	BB	IBB	HBP	BLK	WP	HR	S	P	ERA	WHIP
Joe Johnson, R ERA: 1.29	(1, 1)	7.0		24	3	1	1	1	0	0	0	0	0	0	26	26	1.29	0.429
Bruce Sutter, R ERA: 3.45	(8, 1)	2.0	W	10	2	1	1	1	2	0	0	0	0	0	10	18	4.50	2.000

PITCHER	IP	WLS	BF	H	R	ER	SO	BB	IBB	HBP	BLK	WP	HR	S	P	ERA	WHIP

BOTTOM

Atlanta Braves @ Philadelphia Phillies

Veterans Stadium, Philadelphia, PA

Thu Jul 25 1985, 7:05 PM EDT

Att. 18,318 - Unknown

livebaseballscorecards.com

AB	31
R	2
H	5
RBI	2
BB	2
SO	2
LOB	11

Batter	1	2	3	4	5	6	7	8	9	AB	R	H	RBI	BB	SO	LOB
Claudell Washington, L (1, 9) OBP: 0.340, SLG: 0.464	BBBB 4-0 G4-6-3 BB		x 0-0 FC6 E 1B 1B		x 0-0 2B SF8 1B		x 0-0 ① G3		I I I 4-0 FC5-4 IBB	3	2	2	0	2	0	0
Rafael Ramirez, R (1, 6) OBP: 0.304, SLG: 0.375	x 0-0 ① ② G4-6-3 1-2f		x 0-0 E6 FC6 1-2		x 0-0 SF8 HR 1-3 2B		x 0-0 ② 6-3		x 0-0 ② FC5-4 2B 1-2f 2-3	5	1	1	0	0	0	4
Dale Murphy, R (1, 8) OBP: 0.376, SLG: 0.563	x 0-0 1B 2B		x 0-0 ① FC6 FC6-4 1B 1-2f 2-3		x 0-0 ① SF8 2-3 3-H		x 0-0 ③ 6-3		x 0-0 1-3 3-H 2B	4	1	2	2	0	0	2
Bob Horner, R (1, 3) OBP: 0.350, SLG: 0.562	x 0-0 2-H 1B		x 0-0 FC6-4 1-2 3-H 1B		x 0-0 3-H HR			x 0-0 ① F8	I I I 4-0 IBB	4	1	3	4	1	0	0
Terry Harper, R (1, 7) OBP: 0.331, SLG: 0.416	x 0-0 ③ 1-3		x 0-0 ② FC6-4 1-2f 2-3		BBBB 4-0 CS BB			x 0-0 ② 4-3	x 0-0 ③ P4	4	0	0	0	1	0	6
Rick Cerone, R (1, 2) OBP: 0.273, SLG: 0.290		x 0-0 FC5-4 1B	x 0-0 ③ F8		SSS 0-3 ② ③ K 1-2			x 0-0 1B		4	0	2	0	0	1	3
Glenn Hubbard, R (1, 4) OBP: 0.330, SLG: 0.331 Bruce Sutter, R (8, 1)		x 0-0 ① FC5-4 E S 1-2f		x 0-0 ① L8		BBBB 4-0 G5-4-3 BB		x 0-0 ③ F2		3 0	0 0	0 0	0 0	1 0	0 0	2 0
Paul Runge, R (1, 5) OBP: 0.313, SLG: 0.154		SSS 0-3 ② K		SSS 0-3 ② K		x 0-0 ① ② G5-4-3 1-2f			x 0-0 FC5-4 SH3-4 2B 1B	4	1	1	0	0	2	2
Rick Mahler, R (1, 1) OBP: 0.227, SLG: 0.210 Jeff Dedmon, L (7, 1) OBP: 0.167, SLG: 0.167 Paul Zuvella, R (8, 4) OBP: 0.227, SLG: 0.196		x 0-0 ③ F9 1-3		x 0-0 ③ 4-3		x 0-0 ③ 4-3			x 0-0 ① SH3-4 1-2	3 0 0	0 0 0	0 0 0	0 0 0	0 0 0	0 0 0	1 0 0
Inning Stats	R: 1 H: 2 E: 0 LOB: 1 K: 0 BB: 1 S: 4 P: 8	R: 0 H: 1 E: 0 LOB: 1 K: 1 BB: 0 S: 6 P: 6	R: 1 H: 2 E: 1 LOB: 2 K: 0 BB: 0 S: 6 P: 6	R: 0 H: 0 E: 0 LOB: 0 K: 1 BB: 0 S: 5 P: 5	R: 3 H: 3 E: 0 LOB: 0 K: 1 BB: 1 S: 7 P: 11	R: 0 H: 0 E: 0 LOB: 0 K: 0 BB: 1 S: 2 P: 6	R: 0 H: 0 E: 0 LOB: 0 K: 0 BB: 0 S: 3 P: 3	R: 0 H: 1 E: 0 LOB: 1 K: 0 BB: 0 S: 4 P: 4	R: 1 H: 2 E: 0 LOB: 3 K: 0 BB: 2 S: 5 P: 13	1B: 7 SF: 1 2B: 3 SAC: 1 3B: 0 DP: 2 HR: 1 HBP: 0						

PITCHER		IP	WLS	BF	H	R	ER	SO	BB	IBB	HBP	BLK	WP	HR	S	P	ERA	WHIP
John Denny, R ERA: 3.91	(1, 1)	7.0	L	30	8	5	4	3	3	0	0	0	0	1	33	45	5.14	1.571
Rocky Childress, R ERA: 6.63	(8, 1)	2.0		11	3	1	1	0	0	2	0	0	0	0	9	17	4.50	1.500

PITCHER	IP	WLS	BF	H	R	ER	SO	BB	IBB	HBP	BLK	WP	HR	S	P	ERA	WHIP

TOP

Atlanta Braves @ Philadelphia Phillies

Veterans Stadium, Philadelphia, PA

Fri Jul 26 1985, 7:05 PM EDT

Att. 22,212 - Unknown

livebaseballscorecards.com

AB	34
R	6
H	11
RBI	6
BB	5
SO	3
LOB	20

BOTTOM

Atlanta Braves @ Philadelphia Phillies

Veterans Stadium, Philadelphia, PA

Fri Jul 26 1985, 7:05 PM EDT

Att. 22,212 - Unknown

livebaseballscorecards.com

Batter	1	2	3	4	5	6	7	8	9	AB	R	H	RBI	BB	SO	LOB
Luis Aguayo, R (1, 4) OBP: 0.343, SLG: 0.367	P6		4-3	5-3			K		K	5	0	0	0	0	2	2
Von Hayes, L (1, 8) (9, 7) OBP: 0.356, SLG: 0.435	HR 2B		F8		G3			K		4	1	1	0	0	1	0
Mike Schmidt, R (1, 3) OBP: 0.334, SLG: 0.450	2-H HR		BBB 1B 1B BB		G6-4-3 1B			E 1B		3	2	3	2	1	0	0
Glenn Wilson, R (1, 9) OBP: 0.302, SLG: 0.431	4-3		1B 1-2 1B		G6-4-3 1-2f			E1 1-2		4	0	1	0	0	0	2
Bo Diaz, R (1, 2) OBP: 0.293, SLG: 0.420	5-3		1-3 2-H 1B			K		K		4	0	1	1	0	2	2
John Russell, R (1, 7) OBP: 0.328, SLG: 0.402		HR	K			G6-4-3 1B		5-3		3	1	2	1	0	1	2
Tim Corcoran, L (8, PH) OBP: 0.311, SLG: 0.277										1	0	0	0	0	0	2
Garry Maddox, R (9, 8) OBP: 0.301, SLG: 0.355										0	0	0	0	0	0	0
Rick Schu, R (1, 5) OBP: 0.339, SLG: 0.376		K		1B 1B		G6-4-3 1-2f			5-3	4	0	1	0	0	1	1
Steve Jeltz, S (1, 6) OBP: 0.282, SLG: 0.223		9-3 1B		CS 1-2 1B			F9		K	3	0	2	0	0	0	0
Derrel Thomas, S (9, PH) OBP: 0.279, SLG: 0.306										1	0	0	0	0	1	0
John Denny, R (1, 1) OBP: 0.189, SLG: 0.160		9-3 1-2f		K 1-3			4-3		2B	2	0	0	0	0	1	2
Greg Gross, L (7, PH) OBP: 0.367, SLG: 0.320										1	0	0	0	0	0	0
Rocky Childress, R (8, 1)										0	0	0	0	0	0	0
Ozzie Virgil, R (9, PH) OBP: 0.362, SLG: 0.457										1	0	1	0	0	0	0
Inning Stats	R: 2 H: 2 E: 0 LOB: 0 K: 0 BB: 0 S: 5 P: 5	R: 1 H: 2 E: 0 LOB: 0 K: 1 BB: 0 S: 6 P: 6	R: 1 H: 2 E: 0 LOB: 2 K: 1 BB: 1 S: 7 P: 11	R: 0 H: 2 E: 0 LOB: 1 K: 1 BB: 0 S: 6 P: 6	R: 0 H: 1 E: 0 LOB: 0 K: 0 BB: 0 S: 3 P: 3	R: 0 H: 1 E: 0 LOB: 0 K: 1 BB: 0 S: 5 P: 5	R: 0 H: 0 E: 0 LOB: 0 K: 1 BB: 0 S: 5 P: 5	R: 0 H: 1 E: 1 LOB: 2 K: 2 BB: 0 S: 9 P: 9	R: 0 H: 1 E: 0 LOB: 1 K: 2 BB: 0 S: 8 P: 8	1B: 8 SF: 0 2B: 3 SAC: 0 3B: 0 DP: 3 HR: 2 HBP: 0						

	AB	36
	R	4
	H	12
	RBI	4
	BB	1
	SO	9
	LOB	13

WP: 0 PA: 37
PB: 0
SB: 0
CS: 1

PITCHER		IP	WLS	BF	H	R	ER	SO	BB	IBB	HBP	BLK	WP	HR	S	P	ERA	WHIP
Rick Mahler, R ERA: 3.16	(1, 1)	6.0	W	25	10	4	4	4	1	0	0	0	0	2	32	36	6.00	1.833
Jeff Dedmon, R ERA: 2.93	(7, 1)	1.1		6	1	0	0	2	0	0	0	0	0	0	10	10	0.00	0.750
Bruce Sutter, R ERA: 3.36	(8, 1)	1.2	S	6	1	0	0	3	0	0	0	0	0	0	12	12	0.00	0.600

PITCHER	IP	WLS	BF	H	R	ER	SO	BB	IBB	HBP	BLK	WP	HR	S	P	ERA	WHIP

Batter	1	2	3	4	5	6	7	8	9	AB	R	H	RBI	BB	SO	LOB
Claudell Washington, L (1, 9) OBP: 0.342, SLG: 0.466	F8		BB		2B		G3			3	0	1	0	1	0	0
Rafael Ramirez, R (1, 6) OBP: 0.300, SLG: 0.370	K		F3 1-2		F9			F4		4	0	0	0	0	1	2
Dale Murphy, R (1, 8) OBP: 0.380, SLG: 0.572	HR		BB			F2		HR 1B		3	2	2	1	1	0	0
Bob Horner, R (1, 3) OBP: 0.352, SLG: 0.582	F4		K			HR		1-H HR		4	2	2	3	0	1	2
Terry Harper, R (1, 7) OBP: 0.327, SLG: 0.410		K		K		K		F4		4	0	0	0	0	3	0
Ken Oberkfell, L (1, 5) OBP: 0.358, SLG: 0.374		FC5-4 BB		F3		1B		F4		3	0	1	0	1	0	0
Glenn Hubbard, R (1, 4) OBP: 0.326, SLG: 0.325		K		6-3		K			F4	4	0	0	0	0	2	2
Bruce Benedict, R (1, 2) OBP: 0.326, SLG: 0.237		FC5-4 1-2f		F7			F9		F8	3	0	0	0	0	0	1
Gerald Perry, L (9, PH) OBP: 0.269, SLG: 0.224										1	0	0	0	0	0	0
Zane Smith, L (1, 1) OBP: 0.143, SLG: 0.143			F8	1-3			F6		1-3	2	0	0	0	0	0	0
Rick Camp, R (5, 1) OBP: 0.300, SLG: 0.556										0	0	0	0	0	0	0
Milt Thompson, L (7, PH) OBP: 0.306, SLG: 0.389										1	0	0	0	0	0	0
Gene Garber, R (7, 1) OBP: 0.250, SLG: 0.250										0	0	0	0	0	0	0
Chris Chambliss, L (9, PH) OBP: 0.292, SLG: 0.300										1	0	0	0	0	0	0
Inning Stats	R: 1 E: 0 K: 1 S: 6 H: 1 LOB: 0 BB: 0 P: 6	R: 0 E: 0 K: 2 S: 7 H: 0 LOB: 1 BB: 1 P: 11	R: 0 E: 0 K: 1 S: 5 H: 0 LOB: 2 BB: 2 P: 13	R: 0 E: 0 K: 1 S: 5 H: 0 LOB: 0 BB: 0 P: 5	R: 0 E: 0 K: 0 S: 4 H: 1 LOB: 1 BB: 0 P: 4	R: 1 E: 0 K: 2 S: 9 H: 2 LOB: 1 BB: 0 P: 9	R: 0 E: 0 K: 0 S: 3 H: 0 LOB: 0 BB: 0 P: 3	R: 2 E: 0 K: 0 S: 5 H: 2 LOB: 0 BB: 0 P: 5	R: 0 E: 0 K: 0 S: 3 H: 0 LOB: 0 BB: 0 P: 3	1B: 2 2B: 1 3B: 0 HR: 3 SF: 0 SAC: 0 DP: 0 HBP: 0						

PITCHER	IP	WLS	BF	H	R	ER	SO	BB	IBB	HBP	BLK	WP	HR	S	P	ERA	WHIP
Charles Hudson, R (1, 1) ERA: 3.94	9.0	W	36	6	4	4	7	3	0	0	0	0	3	47	59	4.00	1.000

PITCHER	IP	WLS	BF	H	R	ER	SO	BB	IBB	HBP	BLK	WP	HR	S	P	ERA	WHIP

TOP

Atlanta Braves @ Philadelphia Phillies

Veterans Stadium, Philadelphia, PA

Sat Jul 27 1985, 3:33 AM EDT

Att. 23,027 - Unknown

livebaseballscorecards.com

AB	33
R	4
H	6
RBI	4
BB	3
SO	7
LOB	7

WP: 0 PB: 0 SB: 1 CS: 0 PA: 36

Batter	1	2	3	4	5	6	7	8	9	AB	R	H	RBI	BB	SO	LOB
Juan Samuel, R (1, 4) OBP: 0.301, SLG: 0.427	0-0 G3 S 6-3 1B		BBB 4-0 CS BB	0-0 ② 5-3		0-0 ② 6-3				3	1	1	0	1	0	1
Von Hayes, L (1, 8) (9, 7) OBP: 0.355, SLG: 0.433	0-0 ① G3 1-3		0-0 ① SSS BB BB 2B 1B 1-2	0-3 ③ K		0-0 ③ 4-3				4	1	1	0	0	1	2
Mike Schmidt, R (1, 3) OBP: 0.333, SLG: 0.446	0-0 ② 6-3 3-H		BBBB 4-0 BB 2B BB 1-2		0-0 ① 6-3		SSS 0-3 ① K			3	1	0	1	1	1	0
Glenn Wilson, R (1, 9) OBP: 0.304, SLG: 0.433	0-0 ③ F1		BBBB 4-0 2B BB 1-2 2-3		0-0 3B 2B		0-0 ② F8			3	1	1	0	1	0	0
Ozzie Virgil, R (1, 2) OBP: 0.361, SLG: 0.461		0-0 ① SSS F6	0-3 ② K		0-0 2B 3B 2-H		SSS 0-3 ③ K			4	1	1	1	0	2	3
John Russell, R (1, 7) OBP: 0.333, SLG: 0.425 Garry Maddox, R (9, 8) OBP: 0.301, SLG: 0.355		0-0 ② 5-3	0-0 1-3 2-H 3-H 2B		0-0 2B 3-H			0-0 ① F3		4 0	0 0	2 0	3 0	0 0	0 0	0 0
Rick Schu, R (1, 5) OBP: 0.347, SLG: 0.378		BBBB 4-0 BB BB	0-0 ③ F8		BBBB 4-0 G6-3 BB			0-0 G5-4-3 1B		2	0	1	0	2	0	2
Steve Jeltz, S (1, 6) OBP: 0.286, SLG: 0.221		BBBB 4-0 1-2 BB	BBBB 4-0 SH1-4 BB		0-0 ② ③ G6-3 1-2f			0-0 ② ③ G5-4-3 1-2f		2	0	0	0	2	0	3
Charles Hudson, S (1, 1) OBP: 0.103, SLG: 0.103		SSS 0-3 ③ K	0-0 ① SH1-4 1-2			0-0 ① 6-3				2	0	0	0	0	1	2
Inning Stats	R: 1 H: 1 E: 0 LOB: 0 K: 0 BB: 0 S: 4 P: 4	R: 0 H: 0 E: 0 LOB: 2 K: 1 BB: 2 S: 5 P: 13	R: 2 H: 2 E: 0 LOB: 2 K: 1 BB: 3 S: 6 P: 18	R: 0 H: 0 E: 0 LOB: 1 K: 1 BB: 1 S: 5 P: 9	R: 2 H: 3 E: 0 LOB: 1 K: 0 BB: 1 S: 5 P: 9	R: 0 H: 0 E: 0 LOB: 0 K: 0 BB: 0 S: 3 P: 3	R: 0 H: 0 E: 0 LOB: 0 K: 2 BB: 0 S: 7 P: 7	R: 0 H: 1 E: 0 LOB: 0 K: 0 BB: 0 S: 3 P: 3		1B: 3 SF: 0 2B: 3 SAC: 1 3B: 1 DP: 2 HR: 0 HBP: 0						

PITCHER		IP	WLS	BF	H	R	ER	SO	BB	IBB	HBP	BLK	WP	HR	S	P	ERA	WHIP
Zane Smith, L ERA: 3.36	(1, 1)	4.1	L	24	6	5	5	3	6	0	0	0	0	0	24	48	10.38	2.769
Rick Camp, R ERA: 3.39	(5, 1)	1.2		5	0	0	0	0	1	0	0	0	0	0	4	8	0.00	0.600
Gene Garber, R ERA: 4.15	(7, 1)	2.0		6	1	0	0	2	0	0	0	0	0	0	10	10	0.00	0.500

PITCHER	IP	WLS	BF	H	R	ER	SO	BB	IBB	HBP	BLK	WP	HR	S	P	ERA	WHIP

BOTTOM

Atlanta Braves @ Philadelphia Phillies

Veterans Stadium, Philadelphia, PA

Sat Jul 27 1985, 3:33 AM EDT

Att. 23,027 - Unknown

livebaseballscorecards.com

AB	27
R	5
H	7
RBI	5
BB	7
SO	5
LOB	13

Batter	1	2	3	4	5	6	7	8	9	AB	R	H	RBI	BB	SO	LOB
Brad Komminsk, R (1, 9) OBP: 0.303, SLG: 0.259	BBBB 4-0 1B BB SF9 BB		x 0-0 G3 FC5-2 2B		SSS 0-3 ① K		x 0-0 ② P3		x 0-0 ③ F8	4	1	1	0	1	1	1
Rafael Ramirez, R (1, 6) OBP: 0.300, SLG: 0.367	BBBB 4-0 1-2 1B BB		x 0-0 ① G3 2-3		x 0-0 ② F9		x 0-0 ③ F8			3	0	0	0	1	0	1
Dale Murphy, R (1, 8) OBP: 0.379, SLG: 0.568	x 0-0 ① P3		x 0-0 ② FC5-2 3-H		SSS 0-3 ③ K			BBBB 4-0 BB		3	0	0	0	1	1	3
Bob Horner, R (1, 3) OBP: 0.351, SLG: 0.577	x 0-0 1-2 2-3 1B		x 0-0 ③ 5-3			x 0-0 ① P6		x 0-0 ① F8		4	0	1	0	0	0	2
Terry Harper, R (1, 7) OBP: 0.326, SLG: 0.419	x 0-0 ② SF9 3-H			x 0-0 HR		x 0-0 ② P5		SSS 0-3 ② K		3	1	1	2	0	1	1
Rick Cerone, R (1, 2) OBP: 0.273, SLG: 0.285	SSS 0-3 ③ K			BBBB 4-0 BB		x 0-0 E5		x 0-0 ③ F9		3	0	0	0	1	1	3
Glenn Hubbard, R (1, 4) OBP: 0.325, SLG: 0.328		x 0-0 ① F8		x 0-0 ① F8		x 0-0 ③ P2			x 0-0 2B	4	0	1	0	0	0	2
Paul Runge, R (1, 5) OBP: 0.306, SLG: 0.267		x 0-0 ② 6-3		x 0-0 ② P5			x 0-0 HR		SSS 0-3 ① K	4	1	1	1	0	1	2
Steve Bedrosian, R (1, 1) OBP: 0.070, SLG: 0.070 Rick Camp, R (4, 1) OBP: 0.300, SLG: 0.556 Milt Thompson, L (7, PH) OBP: 0.297, SLG: 0.378 Len Barker, R (7, 1) Paul Zuvella, R (9, PH) OBP: 0.224, SLG: 0.194		SSS 0-3 ③ K2-3		SSS 0-3 ③ K			SSS 0-3 ① K		x 0-0 ② F9	2 0 1 0 1	0 0 0 0 0	0 0 0 0 0	0 0 0 0 0	2 0 1 0 0	1 0 0 0 1	
Inning Stats	R: 1 H: 1 E: 0 LOB: 2 K: 1 BB: 2 S: 6 P: 14	R: 0 H: 0 E: 0 LOB: 0 K: 1 BB: 0 S: 5 P: 5	R: 0 H: 1 E: 0 LOB: 1 K: 0 BB: 0 S: 4 P: 4	R: 1 H: 1 E: 0 LOB: 1 K: 1 BB: 1 S: 6 P: 10	R: 0 H: 0 E: 0 LOB: 0 K: 2 BB: 0 S: 7 P: 7	R: 0 H: 0 E: 1 LOB: 1 K: 0 BB: 0 S: 4 P: 4	R: 1 H: 1 E: 0 LOB: 0 K: 1 BB: 0 S: 6 P: 6	R: 0 H: 0 E: 0 LOB: 1 K: 1 BB: 1 S: 5 P: 9	R: 0 H: 1 E: 0 LOB: 1 K: 1 BB: 0 S: 6 P: 6	1B: 1 SF: 1 2B: 2 SAC: 0 3B: 0 DP: 0 HR: 2 HBP: 0						WP: 0 PA: 37 PB: 0 SB: 0 CS: 0	

PITCHER	IP	WLS	BF	H	R	ER	SO	BB	IBB	HBP	BLK	WP	HR	S	P	ERA	WHIP
Jerry Koosman, L (1, 1) ERA: 3.72	9.0	W	37	5	3	3	8	4	0	0	0	0	2	49	65	3.00	1.000

PITCHER	IP	WLS	BF	H	R	ER	SO	BB	IBB	HBP	BLK	WP	HR	S	P	ERA	WHIP

TOP

Atlanta Braves @ Philadelphia Phillies

Veterans Stadium, Philadelphia, PA

Sun Jul 28 1985, 3:33 AM EDT

Att. 30,160 - Unknown

livebaseballscorecards.com

AB	32
R	3
H	5
RBI	3
BB	4
SO	8
LOB	17

Batter	1	2	3	4	5	6	7	8	9	AB	R	H	RBI	BB	SO	LOB
Juan Samuel, R (1, 4) OBP: 0.303, SLG: 0.431	4-3		BB	3B		5-3				3	1	1	3	1	0	0
Von Hayes, L (1, 8) OBP: 0.354, SLG: 0.437	G3		1B	K			F8			4	1	1	2	0	1	1
Tim Corcoran, L (1, 3) OBP: 0.316, SLG: 0.283	1B		F7		F7		G6-4-3 1B			4	0	2	0	0	0	1
Glenn Wilson, R (1, 9) OBP: 0.304, SLG: 0.431	K		CS 1B		F9		G6-4-3			4	0	1	1	0	1	2
Ozzie Virgil, R (1, 2) OBP: 0.363, SLG: 0.463		F9	CS	BB BB 3B BB	2B			6-3		3	1	1	0	1	0	0
John Russell, R (1, 7) OBP: 0.331, SLG: 0.413		P5		BB 3B BB	6-3			4-3		3	1	0	0	1	0	1
Rick Schu, R (1, 5) OBP: 0.345, SLG: 0.392		6-3		K		HR		K		4	1	1	1	0	2	2
Steve Jeltz, S (1, 6) OBP: 0.292, SLG: 0.230			2B	3B BB		E6 G1-6-3				2	2	1	0	1	0	0
Jerry Koosman, R (1, 1) OBP: 0.067, SLG: 0.069			F2	P6		G1-6-3				3	0	0	0	0	0	5
Inning Stats	R: 0 H: 1 E: 0 LOB: 1 K: 1 BB: 0 S: 6 P: 6	R: 0 H: 0 E: 0 LOB: 0 K: 0 BB: 0 S: 3 P: 3	R: 3 H: 3 E: 0 LOB: 0 K: 0 BB: 1 S: 5 P: 9	R: 3 H: 1 E: 0 LOB: 1 K: 2 BB: 3 S: 8 P: 20	R: 0 H: 1 E: 0 LOB: 1 K: 0 BB: 0 S: 4 P: 4	R: 1 H: 1 E: 1 LOB: 0 K: 0 BB: 0 S: 4 P: 4	R: 0 H: 1 E: 0 LOB: 0 K: 0 BB: 0 S: 3 P: 3	R: 0 H: 0 E: 0 LOB: 0 K: 1 BB: 0 S: 5 P: 5		1B: 3 SF: 0 2B: 2 SAC: 0 3B: 2 DP: 2 HR: 1 HBP: 0						

PITCHER		IP	WLS	BF	H	R	ER	SO	BB	IBB	HBP	BLK	WP	HR	S	P	ERA	WHIP
Steve Bedrosian, R ERA: 3.52	(1, 1)	3.2	L	19	5	6	6	2	4	0	0	0	0	0	19	35	14.73	2.455
Rick Camp, R ERA: 3.4	(4, 1)	2.1		9	2	1	1	1	0	0	0	0	0	1	11	11	3.86	0.857
Len Barker, R ERA: 5.07	(7, 1)	2.0		6	1	0	0	1	0	0	0	0	0	0	8	8	0.00	0.500

PITCHER	IP	WLS	BF	H	R	ER	SO	BB	IBB	HBP	BLK	WP	HR	S	P	ERA	WHIP

BOTTOM

Atlanta Braves @ Philadelphia Phillies

Veterans Stadium, Philadelphia, PA

Sun Jul 28 1985, 3:33 AM EDT

Att. 30,160 - Unknown

livebaseballscorecards.com

AB	30
R	7
H	8
RBI	7
BB	4
SO	4
LOB	12

Batter	1	2	3	4	5	6	7	8	9	10	11	12	AB	R	H	RBI	BB	SO	LOB
Tim Flannery, L (1, 4) OBP: 0.380, SLG: 0.357	4-3	4-3			1-3		K		FC5-4 1B			1B SF7 1B	6	1	2	0	0	1	2
Tony Gwynn, L (1, 9) OBP: 0.340, SLG: 0.411	CS 1B		G1-5-3		2B		4-3		F9			SF7 1-3 1B	6	0	3	0	0	0	1
Steve Garvey, R (1, 3) OBP: 0.287, SLG: 0.421	4-3 1-2		5-3		F6			2B 4-3 1B	FC5-4 1-2f			K	6	1	1	0	0	1	5
Graig Nettles, L (1, 5) OBP: 0.394, SLG: 0.435 Jerry Royster, R (8, PR) OBP: 0.364, SLG: 0.389 (8, 5)		4-3	4-3		1-3			4-3 1-3 1B 2B		5-3		SF7 1-2 3-H	4 1	0 1	1 0	0 1	0 0	0 0	1 0
Terry Kennedy, L (1, 2) OBP: 0.297, SLG: 0.406	2B 2B			6-3 1B		G3		4-3 2-3 3-H		5-3		IBB	5	1	2	1	1	0	1
Carmelo Martinez, R (1, 7) OBP: 0.341, SLG: 0.433	1B 2-H 2B			6-3 1-2		B B B B FC5-4 BB		3-H 1B		K		F8	5	1	2	2	1	1	3
Kevin McReynolds, R (1, 8) OBP: 0.287, SLG: 0.379	1B HBP			K		FC5-4 1-2f		F8			F9		4	0	0	0	0	1	4
Garry Templeton, S (1, 6) OBP: 0.358, SLG: 0.407	1-2 2-H 1B			IBB		K		F8			5-3		4	0	1	1	1	1	3
Eric Show, R (1, 1) OBP: 0.109, SLG: 0.109 Bobby Brown, S (9, PH) OBP: 0.215, SLG: 0.197 Rich Gossage, R (9, 1) Al Bumbry, L (11, PH) OBP: 0.250, SLG: 0.209 Craig Lefferts, L (11, 1) OBP: 0.333, SLG: 0.333 Roy Lee Jackson, R (12, 1)		K		3-1			1-3		K		K		3 1 0 1 0 0	0 0 0 0 0 0	0 0 0 0 0 0	0 0 0 0 0 0	0 0 0 1 0 0	1 1 0 0 0 0	4 0 0 0 0 0
Inning Stats	R: 0 E: 0 K: 0 S: 3 H: 1 LOB: 0 BB: 0 P: 3	R: 2 E: 0 K: 1 S: 8 H: 3 LOB: 2 BB: 0 P: 9	R: 0 E: 0 K: 0 S: 3 H: 0 LOB: 0 BB: 0 P: 3	R: 0 E: 0 K: 1 S: 6 H: 1 LOB: 2 BB: 1 P: 10	R: 0 E: 0 K: 0 S: 4 H: 1 LOB: 1 BB: 0 P: 4	R: 0 E: 0 K: 1 S: 5 H: 0 LOB: 1 BB: 1 P: 9	R: 0 E: 0 K: 1 S: 5 H: 0 LOB: 0 BB: 0 P: 5	R: 2 E: 0 K: 0 S: 6 H: 3 LOB: 2 BB: 0 P: 6	R: 0 E: 0 K: 1 S: 6 H: 1 LOB: 1 BB: 0 P: 6	R: 0 E: 0 K: 1 S: 5 H: 0 LOB: 0 BB: 0 P: 5	R: 0 E: 0 K: 1 S: 5 H: 0 LOB: 0 BB: 0 P: 5	R: 1 E: 0 K: 1 S: 7 H: 2 LOB: 2 BB: 1 P: 11	1B: 8 2B: 4 3B: 0 HR: 0	SF: 1 SAC: 0 DP: 0 HBP: 1	WP: 0 PB: 0 SB: 0 CS: 1	PA: 51			

PITCHER		IP	WLS	BF	H	R	ER	SO	BB	IBB	HBP	BLK	WP	HR	S	P	ERA	WHIP
Rick Mahler, R ERA: 3.18	(1, 1)	7.0		30	7	3	3	4	1	1	1	0	0	0	35	44	3.86	1.143
Terry Forster, L ERA: 2.01	(8, 1)	0.1		2	1	0	0	0	0	0	0	0	0	0	2	2	0.00	3.000
Bruce Sutter, R ERA: 3.27	(8, 1)	1.2		7	2	1	1	1	0	0	0	0	0	0	9	9	5.40	1.200
Jeff Dedmon, R ERA: 2.81	(10, 1)	2.0		6	0	0	0	2	0	0	0	0	0	0	10	10	0.00	0.000
Rick Camp, R ERA: 3.47	(12, 1)	1.0	L	6	2	1	1	1	0	1	0	0	0	0	7	11	9.00	2.000

PITCHER	IP	WLS	BF	H	R	ER	SO	BB	IBB	HBP	BLK	WP	HR	S	P	ERA	WHIP

TOP

San Diego Padres @ Atlanta Braves

Atlanta-Fulton County Stadium, Atlanta, GA

Tue Jul 30 1985, 7:05 PM EDT

Att. 19,763 - Unknown

livebaseballscorecards.com

AB	46
R	5
H	12
RBI	5
BB	3
SO	8
LOB	24

San Diego Padres @ Atlanta Braves

Atlanta-Fulton County Stadium, Atlanta, GA

Tue Jul 30 1985, 7:05 PM EDT

Att. 19,763 - Unknown

livebaseballscorecards.com

Batter	1	2	3	4	5	6	7	8	9	10	11	12	AB	R	H	RBI	BB	SO	LOB
Claudell Washington, L (1, 9) OBP: 0.335, SLG: 0.457	K		F8		6-3		6-3		F4			F7	6	0	0	0	0	1	1
Rafael Ramirez, R (1, 6) OBP: 0.298, SLG: 0.362	G1-6-3		1B SF8 BB		K		F7		F8 1-2			5-3	5	1	0	0	1	1	1
Dale Murphy, R (1, 8) OBP: 0.385, SLG: 0.568	1B		1-3 S 1B			1B S BB		1B 4-3 BB		K		BB BB	3	2	2	0	3	1	0
Bob Horner, R (1, 3) OBP: 0.351, SLG: 0.573	K		SF8 3-H			K		4-3 1-3 1B		5-3		BB 1-2 BB	4	0	1	1	1	2	2
Terry Harper, R (1, 7) OBP: 0.326, SLG: 0.427		HR	F8 1-2			K		4-3 2-3 3-H		1B		5-3	6	1	2	2	0	1	5
Ken Oberkfell, L (1, 5) OBP: 0.356, SLG: 0.368		F5		L4		1B 1-2 IBB		4-3		5-3			4	0	0	0	1	0	2
Rick Cerone, R (1, 2) OBP: 0.274, SLG: 0.286		F5		K		1-2 2-H 1B		F5				F7	3	0	1	1	0	1	0
Chris Chambliss, L (8, PH) OBP: 0.290, SLG: 0.298													1	0	0	0	0	0	1
Bruce Benedict, R (9, 2) OBP: 0.323, SLG: 0.235													1	0	0	0	0	0	0
Glenn Hubbard, R (1, 4) OBP: 0.322, SLG: 0.326	1B			5-3		F8			F5			F7	5	0	1	0	0	0	2
Rick Mahler, R (1, 1) OBP: 0.217, SLG: 0.200	F4				F8		F9		F5 1B			F9	3	0	0	0	0	0	1
Terry Forster, L (8, 1) OBP: 0.000, SLG: 0.000													0	0	0	0	0	0	0
Bruce Sutter, R (8, 1) OBP: 0.000, SLG: 0.000													0	0	0	0	0	0	0
Milt Thompson, L (9, PH) OBP: 0.316, SLG: 0.395													1	0	1	0	0	0	0
Jeff Dedmon, L (10, 1) OBP: 0.167, SLG: 0.167													0	0	0	0	0	0	0
Brad Komminsk, R (11, PH) OBP: 0.301, SLG: 0.257													1	0	0	0	0	0	0
Rick Camp, R (12, 1) OBP: 0.300, SLG: 0.556													0	0	0	0	0	0	0
Inning Stats	R: 0 E: 0 K: 2 S: 8 H: 1 LOB: 1 BB: 0 P: 8	R: 1 E: 0 K: 0 S: 5 H: 2 LOB: 1 BB: 0 P: 5	R: 1 E: 0 K: 0 S: 4 H: 1 LOB: 1 BB: 1 P: 8	R: 0 E: 0 K: 1 S: 5 H: 0 LOB: 0 BB: 0 P: 5	R: 0 E: 0 K: 1 S: 5 H: 0 LOB: 0 BB: 0 P: 5	R: 1 E: 0 K: 2 S: 8 H: 1 LOB: 2 BB: 2 P: 16	R: 0 E: 0 K: 0 S: 3 H: 0 LOB: 0 BB: 0 P: 3	R: 1 E: 0 K: 0 S: 4 H: 1 LOB: 1 BB: 1 P: 8	R: 0 E: 0 K: 0 S: 4 H: 1 LOB: 1 BB: 0 P: 4	R: 0 E: 0 K: 1 S: 6 H: 1 LOB: 1 BB: 0 P: 6	R: 0 E: 0 K: 0 S: 3 H: 0 LOB: 0 BB: 0 P: 3	R: 0 E: 0 K: 0 S: 3 H: 0 LOB: 2 BB: 2 P: 11	1B: 7 2B: 0 3B: 0 HR: 1	SF: 1 SAC: 0 DP: 0 HBP: 0	WP: 0 PB: 0 SB: 3 CS: 0	PA: 50			

BOTTOM

AB	43
R	4
H	8
RBI	4
BB	6
SO	7
LOB	15

PITCHER		IP	WLS	BF	H	R	ER	SO	BB	IBB	HBP	BLK	WP	HR	S	P	ERA	WHIP
Eric Show, R ERA: 3.48	(1, 1)	8.0		34	6	4	4	6	3	1	0	0	0	1	42	58	4.50	1.125
Rich Gossage, R ERA: 1.77	(9, 1)	2.0		8	2	0	0	1	0	0	0	0	0	0	10	10	0.00	1.000
Craig Lefferts, L ERA: 3.48	(11, 1)	1.2	W	6	0	0	0	0	1	0	0	0	0	0	5	9	0.00	0.600
Roy Lee Jackson, R ERA: 3.24	(12, 1)	0.1	S	2	0	0	0	0	1	0	0	0	0	0	1	5	0.00	3.000

PITCHER	IP	WLS	BF	H	R	ER	SO	BB	IBB	HBP	BLK	WP	HR	S	P	ERA	WHIP

Batter	1	2	3	4	5	6	7	8	9	10	AB	R	H	RBI	BB	SO	LOB
Tim Flannery, L (1, 4) OBP: 0.383, SLG: 0.361	6-3 1B		1B 2-H 1B		FC7-4 1B 1-2f 1B		6-3		1B 5-3 1B		3	1	2	1	0	0	1
Jerry Royster, R (7, PH) OBP: 0.365, SLG: 0.390 (7, 4)											2	1	1	0	0	0	0
Tony Gwynn, L (1, 9) OBP: 0.343, SLG: 0.413	6-3 1-2f		FC6-4 2-3 1B		E 1B 1-2 1B		B3		FC5 5-3 1-3 1B		5	1	3	0	0	0	1
Steve Garvey, R (1, 3) OBP: 0.286, SLG: 0.419	E5		FC6-4 1-2f		E2 1-H 2-H 1B		F7		5-3 1-2 3-H		5	0	1	2	0	0	3
Graig Nettles, L (1, 5) OBP: 0.391, SLG: 0.429		4-3		4-3	F6			K	IBB		4	0	0	0	1	1	1
Terry Kennedy, L (1, 2) OBP: 0.299, SLG: 0.407 Gerry Davis, R (8, PR) OBP: 0.359, SLG: 0.405 Roy Lee Jackson, R (8, 1) Craig Lefferts, L (8, 1) OBP: 0.333, SLG: 0.333 Kurt Bevacqua, R (9, PH) OBP: 0.360, SLG: 0.371 Tim Stoddard, R (9, 1)		F6	6-3 1B	G3				1B	FC5 2-3f		4 0 0 0 1 0	0 0 0 0 0 0	2 0 0 0 0 0	0 0 0 0 0 0	0 0 0 0 0 0	0 0 0 0 0 0	0 0 0 0 2 0
Carmelo Martinez, R (1, 7) OBP: 0.341, SLG: 0.436		F7	6-3 1-2	2B				1-3 1B		1-3	5	0	2	0	0	0	1
Kevin McReynolds, R (1, 8) OBP: 0.286, SLG: 0.377			FC4-6 1B	5-3	K			F9	5-3		5	0	1	0	0	1	4
Garry Templeton, S (1, 6) OBP: 0.356, SLG: 0.402			FC4-6 5-3 1-2f 1B		3-1	IBB		1-3	4-3		4	1	0	0	1	0	3
Dave Dravecky, R (1, 1) OBP: 0.152, SLG: 0.116 Bruce Bochy, R (8, 2) OBP: 0.310, SLG: 0.455		5-3 1-2		FC7-4 BB	K				1B		2 1	0 0	0 1	0 0	1 0	1 0	3 0
Inning Stats	R: 0 E: 1 K: 0 S: 3 H: 1 LOB: 1 BB: 0 P: 3	R: 0 E: 0 K: 0 S: 3 H: 0 LOB: 0 BB: 0 P: 3	R: 1 E: 0 K: 0 S: 6 H: 3 LOB: 2 BB: 0 P: 6	R: 0 E: 0 K: 0 S: 4 H: 1 LOB: 1 BB: 0 P: 4	R: 2 E: 1 K: 0 S: 5 H: 2 LOB: 1 BB: 1 P: 9	R: 0 E: 0 K: 2 S: 8 H: 1 LOB: 2 BB: 1 P: 12	R: 0 E: 0 K: 0 S: 3 H: 0 LOB: 0 BB: 0 P: 3	R: 0 E: 0 K: 1 S: 7 H: 2 LOB: 2 BB: 0 P: 7	R: 1 E: 0 K: 0 S: 5 H: 3 LOB: 2 BB: 1 P: 9	R: 0 E: 0 K: 0 S: 3 H: 0 LOB: 0 BB: 0 P: 3	1B: 12 2B: 2 3B: 0 HR: 0 SF: 0 SAC: 0 DP: 1 HBP: 0						

PITCHER	IP	WLS	BF	H	R	ER	SO	BB	IBB	HBP	BLK	WP	HR	S	P	ERA	WHIP
Joe Johnson, R (1, 1) ERA: 2.08	6.0		27	8	3	2	2	1	1	0	0	0	0	29	37	3.00	1.500
Terry Forster, L (7, 1) ERA: 1.96	1.1		6	2	0	0	1	0	0	0	0	0	0	8	8	0.00	1.500
Jeff Dedmon, R (8, 1) ERA: 2.77	0.2		2	0	0	0	0	0	0	0	0	0	0	2	2	0.00	0.000
Bruce Sutter, R (9, 1) ERA: 3.31	2.0	W	9	3	1	1	0	0	1	0	0	0	0	8	12	4.50	1.500

PITCHER	IP	WLS	BF	H	R	ER	SO	BB	IBB	HBP	BLK	WP	HR	S	P	ERA	WHIP

TOP

San Diego Padres @ Atlanta Braves

Atlanta-Fulton County Stadium, Atlanta, GA

Wed Jul 31 1985, 7:05 PM EDT

Att. 14,873 - Unknown

livebaseballscorecards.com

AB	41
R	4
H	13
RBI	3
BB	3
SO	3
LOB	19

PA: 44

WP: 0 PB: 0 SB: 0 CS: 0

Batter	1	2	3	4	5	6	7	8	9	10	AB	R	H	RBI	BB	SO	LOB
Brad Komminsk, R (1, 9) OBP: 0.305, SLG: 0.259	6-3		L6-3 1B		BBBB 4-0 FC6-4 2-3 BB		L8		S 1B		3	0	1	0	1	0	1
Milt Thompson, L (9, PH) OBP: 0.333, SLG: 0.410 (10, 9)											1	0	1	0	0	0	0
Rafael Ramirez, R (1, 6) OBP: 0.296, SLG: 0.361	2B E 1B		L6-3 1-2		SF7 3-H		5-3		SSS K 1-2		4	1	1	1	0	1	3
Dale Murphy, R (1, 8) OBP: 0.387, SLG: 0.578	E SF9 1-3 2B		6-3		FC6-4 1-2f			HR	FC6-4 IBB		4	2	2	1	1	0	1
Bob Horner, R (1, 3) OBP: 0.351, SLG: 0.573	FC5 2-3 3-H			5-3		6-3 2B		1B	FC6-4 1-2f		5	0	2	0	0	0	3
Terry Harper, R (1, 7) OBP: 0.328, SLG: 0.431	SF9 3-H			6-3		6-3 2-3		1-3 1B		1B 2B	4	1	2	1	0	0	1
Ken Oberkfell, L (1, 5) OBP: 0.356, SLG: 0.368	SSS K			FC5-4 1B		5-3		F7		2-H 1B	3	0	1	0	0	1	2
Terry Forster, L (7, 1) Jeff Dedmon, L (8, 1) OBP: 0.167, SLG: 0.167											0	0	0	0	0	0	0
Claudell Washington, L (8, PH) OBP: 0.334, SLG: 0.455											0	0	0	0	0	0	0
Bruce Sutter, R (9, 1) Gerald Perry, L (10, PH) OBP: 0.273, SLG: 0.229											1	0	0	0	0	0	2
											0	0	0	0	0	0	0
											1	0	1	1	0	0	0
Rick Cerone, R (1, 2) OBP: 0.268, SLG: 0.279		4-3		FC5-4 1-2f		F6		F9			4	0	0	0	0	0	4
Glenn Hubbard, R (1, 4) OBP: 0.322, SLG: 0.322		6-3			E5 PB SH2-4 SF7		BBBB 4-0 SH1-4 BB	F7			3	1	0	0	1	0	2
Joe Johnson, R (1, 1)		SSS K			SH2-4 1-2		SH1-4 1-2		1-3		1	0	0	0	0	1	0
Paul Runge, R (7, 5) OBP: 0.297, SLG: 0.258											1	0	0	0	0	0	0
Inning Stats	R: 2 H: 2 E: 1 LOB: 1 K: 1 BB: 0 S: 8 P: 8	R: 0 H: 0 E: 0 LOB: 0 K: 1 BB: 0 S: 5 P: 5	R: 0 H: 1 E: 0 LOB: 0 K: 0 BB: 0 S: 3 P: 3	R: 0 H: 1 E: 0 LOB: 1 K: 0 BB: 0 S: 4 P: 4	R: 1 H: 0 E: 1 LOB: 1 K: 0 BB: 1 S: 4 P: 8	R: 0 H: 1 E: 0 LOB: 1 K: 0 BB: 0 S: 4 P: 4	R: 0 H: 0 E: 0 LOB: 1 K: 0 BB: 1 S: 3 P: 7	R: 1 H: 3 E: 0 LOB: 2 K: 0 BB: 0 S: 6 P: 6	R: 0 H: 1 E: 0 LOB: 2 K: 1 BB: 1 S: 6 P: 10	R: 1 H: 2 E: 0 LOB: 1 K: 0 BB: 0 S: 2 P: 2	1B: 7 SF: 2 2B: 4 SAC: 2 3B: 0 DP: 1 HR: 1 HBP: 0						

PITCHER		IP	WLS	BF	H	R	ER	SO	BB	IBB	HBP	BLK	WP	HR	S	P	ERA	WHIP
Dave Dravecky, L	(1, 1)	7.0		29	5	3	0	2	2	0	0	0	0	0	31	39	0.00	1.000
ERA: 2.14																		
Roy Lee Jackson, R	(8, 1)	0.0		3	3	1	1	0	0	0	0	0	0	1	3	3	∞	∞
ERA: 4.32																		
Craig Lefferts, L	(8, 1)	1.0		3	0	0	0	0	0	0	0	0	0	0	3	3	0.00	0.000
ERA: 3.42																		
Tim Stoddard, R	(9, 1)	1.0	L	7	3	1	1	1	0	1	0	0	0	0	8	12	9.00	3.000
ERA: 3.77																		

PITCHER	IP	WLS	BF	H	R	ER	SO	BB	IBB	HBP	BLK	WP	HR	S	P	ERA	WHIP

BOTTOM

San Diego Padres @ Atlanta Braves

Atlanta-Fulton County Stadium, Atlanta, GA

Wed Jul 31 1985, 7:05 PM EDT

Att. 14,873 - Unknown

livebaseballscorecards.com

AB	35
R	5
H	11
RBI	4
BB	3
SO	3
LOB	19

WP: 0 PA: 42
PB: 1
SB: 1
CS: 0

Batter	1	2	3	4	5	6	7	8	9	AB	R	H	RBI	BB	SO	LOB
Jerry Royster, R (1, 4) OBP: 0.355, SLG: 0.377	5-3		4-3		G6-3 1-2f		F3		G6-4-3 1-2f	5	0	0	0	0	0	2
Garry Templeton, S (1, 6) OBP: 0.351, SLG: 0.396	K		F8			6-3	L7		F4	5	0	0	0	0	1	0
Tony Gwynn, L (1, 9) OBP: 0.347, SLG: 0.414	BB, 1B BB		6-3			1B 2B 1B		BB 1B 1B		2	2	1	0	2	0	0
Steve Garvey, R (1, 3) OBP: 0.293, SLG: 0.429	BB 1-2 1B			1B 3B		2B 1-3 1B		G6-4-3 1B 1-2 1B		4	3	4	0	0	0	0
Carmelo Martinez, R (1, 7) OBP: 0.349, SLG: 0.444	1-2 2-3 BB			G6-4-3 3-H 1B		L4-6 1-H 3-H 2B		G6-4-3 1-2 2-H 1B		3	0	3	4	1	0	0
Kevin McReynolds, R (1, 8) OBP: 0.285, SLG: 0.374	F6			G6-4-3 1-2f		BB		G6-4-3 1-2f 2-3		3	0	0	0	1	0	6
Kurt Bevacqua, R (1, 5) OBP: 0.356, SLG: 0.365		6-3	5-3			L4-6 2-3		3-H 1B		4	0	1	1	0	0	2
Bruce Bochy, R (1, 2) OBP: 0.306, SLG: 0.492		6-3			4-3		HR	K		4	1	1	1	0	1	1
Andy Hawkins, R (1, 1) OBP: 0.151, SLG: 0.118		K			G6-3 BB		K		G6-4-3 1B	3	0	1	0	1	2	0
Inning Stats	R: 0 E: 0 K: 1 S: 6 / H: 1 LOB: 3 BB: 2 P: 14	R: 0 E: 0 K: 1 S: 5 / H: 0 LOB: 0 BB: 0 P: 5	R: 0 E: 0 K: 0 S: 3 / H: 0 LOB: 0 BB: 0 P: 3	R: 1 E: 0 K: 0 S: 4 / H: 2 LOB: 0 BB: 0 P: 4	R: 0 E: 0 K: 0 S: 2 / H: 0 LOB: 0 BB: 1 P: 6	R: 2 E: 0 K: 0 S: 5 / H: 3 LOB: 1 BB: 1 P: 9	R: 1 E: 0 K: 1 S: 6 / H: 1 LOB: 0 BB: 0 P: 6	R: 2 E: 0 K: 1 S: 7 / H: 3 LOB: 1 BB: 1 P: 11	R: 0 E: 0 K: 0 S: 3 / H: 1 LOB: 0 BB: 0 P: 3	1B: 8 2B: 2 3B: 1 HR: 1	SF: 0 SAC: 0 DP: 5 HBP: 0					

TOP

San Diego Padres @ Atlanta Braves

Atlanta-Fulton County Stadium, Atlanta, GA

Thu Aug 01 1985, 7:05 PM EDT

Att. 13,243 - Unknown

livebaseballscorecards.com

AB	33
R	6
H	11
RBI	6
BB	5
SO	4
LOB	11

WP: 0 PB: 0 SB: 0 CS: 0 PA: 38

PITCHER		IP	WLS	BF	H	R	ER	SO	BB	IBB	HBP	BLK	WP	HR	S	P	ERA	WHIP
Zane Smith, L ERA: 3.45	(1, 1)	5.1	L	24	6	3	3	2	4	0	0	0	0	0	24	40	5.06	1.875
Rick Camp, R ERA: 3.69	(6, 1)	2.2		11	4	3	3	2	1	0	0	0	0	1	14	18	10.12	1.875
Gene Garber, R ERA: 4.07	(9, 1)	1.0		3	1	0	0	0	0	0	0	0	0	0	3	3	0.00	1.000

PITCHER	IP	WLS	BF	H	R	ER	SO	BB	IBB	HBP	BLK	WP	HR	S	P	ERA	WHIP

Batter	1	2	3	4	5	6	7	8	9	AB	R	H	RBI	BB	SO	LOB
Claudell Washington, L (1, 9) OBP: 0.333, SLG: 0.452 Gene Garber, R (9, 1) OBP: 0.250, SLG: 0.250	4-3		G6-4-3 1B			F7		F7		4	0	1	0	0	0	1
										0	0	0	0	0	0	0
Rafael Ramirez, R (1, 6) OBP: 0.296, SLG: 0.360	1B 1B		G6-4-3 1-2f			L8			6-3	4	0	1	0	0	0	1
Dale Murphy, R (1, 8) OBP: 0.388, SLG: 0.577	1-2 1B		6-3			K			5-3 1B	4	0	2	0	0	1	0
Bob Horner, R (1, 3) OBP: 0.347, SLG: 0.566	K			F4			F8		5-3 1-2	4	0	0	0	0	1	3
Terry Harper, R (1, 7) OBP: 0.324, SLG: 0.426	L8			L8			F6		6-3	4	0	0	0	0	0	3
Ken Oberkfell, L (1, 5) OBP: 0.355, SLG: 0.367		6-3 1B		4-3			4-3			3	0	1	0	0	0	0
Rick Cerone, R (1, 2) OBP: 0.264, SLG: 0.275		6-3 1-2			F3			F3		3	0	0	0	0	0	1
Glenn Hubbard, R (1, 4) OBP: 0.319, SLG: 0.320		F8			K			FC4-6 1B		2	0	0	0	0	1	1
Milt Thompson, L (8, PH) OBP: 0.350, SLG: 0.425										1	0	1	0	0	0	0
(9, 9)																
Zane Smith, L (1, 1) OBP: 0.133, SLG: 0.133		4-3			6-3			FC4-6 1-2f		2	0	0	0	0	0	1
Rick Camp, R (6, 1) OBP: 0.300, SLG: 0.556										0	0	0	0	0	0	0
Gerald Perry, L (8, PH) OBP: 0.271, SLG: 0.228										1	0	0	0	0	0	1
Paul Zuvella, R (9, 4) OBP: 0.224, SLG: 0.194										0	0	0	0	0	0	0
Inning Stats	R: 0 E: 0 K: 1 S: 7 H: 2 LOB: 2 BB: 0 P: 7	R: 0 E: 0 K: 0 S: 4 H: 1 LOB: 1 BB: 0 P: 4	R: 0 E: 0 K: 0 S: 3 H: 1 LOB: 0 BB: 0 P: 3	R: 0 E: 0 K: 0 S: 3 H: 0 LOB: 0 BB: 0 P: 3	R: 0 E: 0 K: 1 S: 5 H: 0 LOB: 0 BB: 0 P: 5	R: 0 E: 0 K: 1 S: 5 H: 0 LOB: 0 BB: 0 P: 5	R: 0 E: 0 K: 0 S: 3 H: 0 LOB: 0 BB: 0 P: 3	R: 0 E: 0 K: 0 S: 4 H: 1 LOB: 1 BB: 0 P: 4	R: 0 E: 0 K: 0 S: 4 H: 1 LOB: 1 BB: 0 P: 4	1B: 6 2B: 0 3B: 0 HR: 0	SF: 0 SAC: 0 DP: 1 HBP: 0					

PITCHER	IP	WLS	BF	H	R	ER	SO	BB	IBB	HBP	BLK	WP	HR	S	P	ERA	WHIP
Andy Hawkins, R (1, 1) ERA: 2.92	9.0	W	32	6	0	0	3	0	0	0	0	0	0	38	38	0.00	0.667

PITCHER	IP	WLS	BF	H	R	ER	SO	BB	IBB	HBP	BLK	WP	HR	S	P	ERA	WHIP

BOTTOM

San Diego Padres @ Atlanta Braves

Atlanta-Fulton County Stadium, Atlanta, GA

Thu Aug 01 1985, 7:05 PM EDT

Att. 13,243 - Unknown

livebaseballscorecards.com

AB	32
R	0
H	6
RBI	0
BB	0
SO	3
LOB	12

San Francisco Giants @ Atlanta Braves

Atlanta-Fulton County Stadium, Atlanta, GA

Fri Aug 02 1985, 7:05 PM EDT

Att. 25,188 - Unknown

TOP

livebaseballscorecards.com

Batter	1	2	3	4	5	6	7	8	9	AB	R	H	RBI	BB	SO	LOB
Jose Uribe, S (1, 6) OBP: 0.273, SLG: 0.312	S S S 0-3 K	x 0-0 F7		x 0-0 F8			x 0-0 2B 1-3 1B	x 0-0 SH1-4 1-2		4	1	1	0	0	1	4
Manny Trillo, R (1, 4) OBP: 0.301, SLG: 0.304	x 0-0 F2		S S S 0-3 K		x 0-0 HR 1B		x 0-0 1-3 1-2	S S S 0-3 K		5	1	1	0	0	2	2
Chili Davis, S (1, 8) OBP: 0.343, SLG: 0.414	x 0-0 BB 1B		x 0-0 3-1		x 0-0 1-H HR		B B B B 4-0 2B BB	x 0-0 G3		4	2	2	2	1	0	1
Jeffrey Leonard, R (1, 7) OBP: 0.280, SLG: 0.407	B B B B 4-0 1-2 BB		x 0-0 F9		S S S 0-3 K		x 0-0 1-H 2-H 1B 2B		x 0-0 F8	4	1	1	2	1	1	0
Dan Driessen, L (1, 3) OBP: 0.325, SLG: 0.367	x 0-0 F5			x 0-0 F9 1B 2B	x 0-0 F7		4-0 1B 1B IBB		x 0-0 F5	4	2	1	0	1	0	2
Chris Brown, R (1, 5) OBP: 0.343, SLG: 0.449		x 0-0 B2-3		x 0-0 F9 2-3	S S S 0-3 K		x 0-0 1B 1-2 2-H 1B		H 1-0 FC6-4 HBP	4	0	1	1	0	1	1
David Green, R (1, 9) OBP: 0.293, SLG: 0.346		x 0-0 CS 1B		x 0-0 1-3 3-H 1B		x 0-0 F9	x 0-0 G6-4-3 1-2 2-H 1B		x 0-0 FC6-4 1-2f	5	0	3	2	0	0	1
Alex Trevino, R (1, 2) OBP: 0.292, SLG: 0.309		B B B B 4-0 1-2 1B BB		x 0-0 1-3 1-2		x 0-0 F3	x 0-0 G6-4-3 1-2f			3	0	0	0	1	0	3
Dave LaPoint, L (1, 1) OBP: 0.341, SLG: 0.282 Greg Minton, S (7, 1) Scott Garrelts, R (7, 1) OBP: 0.222, SLG: 0.125 Ron Roenicke, S (8, PH) OBP: 0.433, SLG: 0.391 Frank Williams, R (8, 1) Mike Jeffcoat, L (8, 1)		x 0-0 1-2 1B		B B B B 4-0 BB		x 0-0 4-3		x 0-0 SH1-4 1B		2 0 0 1 0 0	0 0 0 0 0 0	1 0 0 1 0 0	0 0 0 0 0 0	1 0 0 0 0 0	0 0 0 0 0 0	0 0 0 0 0 0
Inning Stats	R: 0 E: 0 K: 1 S: 6 H: 1 LOB: 2 BB: 1 P: 10	R: 0 E: 0 K: 0 S: 4 H: 2 LOB: 2 BB: 1 P: 8	R: 0 E: 0 K: 1 S: 5 H: 0 LOB: 0 BB: 0 P: 5	R: 1 E: 0 K: 0 S: 5 H: 2 LOB: 2 BB: 1 P: 9	R: 2 E: 0 K: 2 S: 9 H: 2 LOB: 0 BB: 0 P: 9	R: 0 E: 0 K: 0 S: 3 H: 0 LOB: 0 BB: 0 P: 3	R: 4 E: 0 K: 0 S: 6 H: 4 LOB: 1 BB: 2 P: 14	R: 0 E: 0 K: 1 S: 6 H: 1 LOB: 1 BB: 0 P: 6	R: 0 E: 0 K: 0 S: 3 H: 0 LOB: 1 BB: 0 P: 4	1B: 9 2B: 2 3B: 0 HR: 1 SF: 0 SAC: 1 DP: 1 HBP: 1						

	AB	36
	R	7
	H	12
	RBI	7
	BB	5
	SO	5
	LOB	14

WP: 0 PB: 0 SB: 0 CS: 1 PA: 43

PITCHER		IP	WLS	BF	H	R	ER	SO	BB	IBB	HBP	BLK	WP	HR	S	P	ERA	WHIP
Steve Bedrosian, R ERA: 3.63	(1, 1)	6.0		28	8	4	4	4	3	0	0	0	0	1	33	45	6.00	1.833
Jeff Dedmon, R ERA: 3.31	(7, 1)	0.1		5	2	2	2	0	1	1	0	0	0	0	3	11	54.00	9.000
Gene Garber, R ERA: 3.93	(7, 1)	1.2	W	6	2	1	1	1	0	0	0	0	0	0	8	8	5.40	1.200
Bruce Sutter, R ERA: 3.26	(9, 1)	1.0		4	0	0	0	0	0	0	1	0	0	0	3	4	0.00	0.000

PITCHER	IP	WLS	BF	H	R	ER	SO	BB	IBB	HBP	BLK	WP	HR	S	P	ERA	WHIP

BOTTOM

Batter	1	2	3	4	5	6	7	8	9	AB	R	H	RBI	BB	SO	LOB
Brad Komminsk, R (1, 9) OBP: 0.312, SLG: 0.287 Claudell Washington, L (8, PH) OBP: 0.335, SLG: 0.454 (9, 9)	0-0 1B 2B	0-0 1-3 1B 2B		0-0 F8 ③			0-0 1B 3B	0-0 BB 2-3 1-2 BB 1B		4 1	3 1	3 1	0 0	0 0	0 0	0 0
Rafael Ramirez, R (1, 6) OBP: 0.297, SLG: 0.361	0-0 FC5-4 2-H 1B	0-0 2-H 3-H 1B			S S S 0-3 K ①		0-0 6-3 ①	0-0 2-3 ② 1-2 2-3		5	0	2	3	0	1	3
Dale Murphy, R (1, 8) OBP: 0.388, SLG: 0.574	0-0 FC5-4 ① 1-2f 2B	0-0 4-3 ③			0-0 4-3 ②		0-0 6-3 1B 1B 1B	4-0 BB BB WP IBB		4	3	1	0	1	0	2
Bob Horner, R (1, 3) OBP: 0.351, SLG: 0.568	0-0 1-H 2B		0-0 F8 ①		0-0 5-3 ③		0-0 6-3 1-2 1B 3-H 1B	B B B B 4-0 WP BB 1-2 2-3 3-H 1B BB		4	2	2	3	1	0	0
Terry Harper, R (1, 7) OBP: 0.325, SLG: 0.424	0-0 F3 ②		0-0 G5-3 S 1B			0-0 F4 ①	0-0 6-3 ② 1-2 2-3	B B B B 4-0 WP 1B 1-2 2-3 3-H BB		4	1	1	1	1	0	3
Ken Oberkfell, L (1, 5) OBP: 0.359, SLG: 0.369	0-0 F6 ③		B B B 4-0 1-2 BB			0-0 4-3 ②	0-0 2-H 3-H 1B	0-0 1B 1-H 2-H 3-H 1B		4	0	2	4	1	0	1
Rick Cerone, R (1, 2) OBP: 0.267, SLG: 0.278		0-0 G3 ①	0-0 G5-3 ② ③ 2-3f			0-0 1B 1B	0-0 F4 ③	0-0 2-3 1B		5	0	2	0	0	0	3
Glenn Hubbard, R (1, 4) OBP: 0.323, SLG: 0.321 Milt Thompson, L (8, PH) OBP: 0.357, SLG: 0.429 Bruce Sutter, R (9, 1)		B B B 4-0 2B 1B BB		0-0 F9 ①		0-0 1-2 1B		2-3 1B BB 1B S S S 0-3 K		2 2 0	1 1 0	1 1 0	0 0 0	1 0 0	0 1 0	0 2 0
Steve Bedrosian, R (1, 1) OBP: 0.065, SLG: 0.065 Jeff Dedmon, L (7, 1) OBP: 0.167, SLG: 0.167 Gene Garber, R (7, 1) OBP: 0.250, SLG: 0.250 Paul Zuvella, R (8, PH) OBP: 0.222, SLG: 0.191 (9, 4)	S S S 0-3 K ②			S S S 0-3 K ②		0-0 F8 ③		S S S 0-3 K ①		3 0 0 1	0 0 0 0	0 0 0 0	0 0 0 0	0 0 0 0	2 0 0 1	3 0 0 1
Inning Stats	R: 2 E: 0 K: 0 S: 6 H: 3 LOB: 1 BB: 0 P: 6	R: 2 E: 0 K: 1 S: 7 H: 2 LOB: 1 BB: 1 P: 11	R: 0 E: 0 K: 0 S: 3 H: 1 LOB: 1 BB: 1 P: 7	R: 0 E: 0 K: 1 S: 5 H: 0 LOB: 0 BB: 0 P: 5	R: 0 E: 0 K: 1 S: 5 H: 0 LOB: 0 BB: 0 P: 5	R: 0 E: 0 K: 0 S: 5 H: 2 LOB: 2 BB: 0 P: 5	R: 3 E: 0 K: 0 S: 7 H: 4 LOB: 1 BB: 0 P: 7	R: 5 E: 0 K: 2 S: 11 H: 4 LOB: 2 BB: 3 P: 23		1B: 12 2B: 3 3B: 1 HR: 0 SF: 0 SAC: 0 DP: 1 HBP: 0						

PITCHER		IP	WLS	BF	H	R	ER	SO	BB	IBB	HBP	BLK	WP	HR	S	P	ERA	WHIP
Dave LaPoint, L ERA: 3.09	(1, 1)	6.0		28	9	5	5	3	2	0	0	0	0	0	32	40	7.50	1.833
Greg Minton, R ERA: 3.14	(7, 1)	0.1		3	2	0	0	0	0	0	0	0	0	0	3	3	0.00	6.000
Scott Garrelts, R ERA: 1.52	(7, 1)	0.2		3	1	2	2	0	0	0	0	0	0	0	3	3	27.00	1.500
Frank Williams, R ERA: 5.74	(8, 1)	0.2	L	6	2	4	4	1	1	1	0	0	0	0	6	14	54.00	4.500
Mike Jeffcoat, L ERA: 1.8	(8, 1)	0.1		4	2	1	1	1	1	0	0	0	1	0	5	9	27.00	9.000

PITCHER	IP	WLS	BF	H	R	ER	SO	BB	IBB	HBP	BLK	WP	HR	S	P	ERA	WHIP

San Francisco Giants @ Atlanta Braves

Atlanta-Fulton County Stadium, Atlanta, GA

Fri Aug 02 1985, 7:05 PM EDT

Att. 25,188 - Unknown

livebaseballscorecards.com

AB	39
R	12
H	16
RBI	11
BB	5
SO	5
LOB	18

WP: 1 PA: 44
PB: 0
SB: 1
CS: 0

San Francisco Giants @ Atlanta Braves

Atlanta-Fulton County Stadium, Atlanta, GA

Sat Aug 03 1985, 7:05 PM EDT

Att. 29,709 - Unknown

TOP

livebaseballscorecards.com

Batter	1	2	3	4	5	6	7	8	9	AB	R	H	RBI	BB	SO	LOB
Jose Uribe, S (1, 6) OBP: 0.275, SLG: 0.312	S S S 0-3 ① K		B B B B 4-0 1B 4-3 BB	x 0-0 G3 2-3 1B		x 0-0 ② 6-3		S S S 0-3 ② K		3	1	1	0	1	1	0
Ron Roenicke, S (8, PH) OBP: 0.419, SLG: 0.375										1	0	0	0	0	1	3
Scott Garrelts, R (8, 1) OBP: 0.222, SLG: 0.125										0	0	0	0	0	0	0
Manny Trillo, R (1, 4) OBP: 0.302, SLG: 0.305	x 0-0 E S 1B 1B		x 0-0 4-3 BB 1-3 HR 1B	x 0-0 ① F8 3-H		x 0-0 ③ 6-3		x 0-0 ③ FC5-4 1-2f		5	2	2	0	0	0	4
Chili Davis, S (1, 8) OBP: 0.341, SLG: 0.409	S S S 0-3 ② K 1-3		B B B B 4-0 4-3 1-2 HR BB	x 0-0 ② G3 1-2			x 0-0 ① G3		x 0-0 ① 6-3	4	1	0	0	1	1	2
Jeffrey Leonard, R (1, 7) OBP: 0.279, SLG: 0.404	x 0-0 FC5-4 3-H 1B		x 0-0 ① 4-3 1-2 2-3 3-H	x 0-0 ③ 5-3			x 0-0 ② F3		x 0-0 ② F7	5	0	1	2	0	0	3
Dan Driessen, L (1, 3) OBP: 0.323, SLG: 0.363	x 0-0 ③ FC5-4 1-2f		B B B B 4-0 HR BB		S S S 0-3 ① K		x 0-0 ③ G3		S S S 0-3 ③ K	4	1	0	0	1	2	1
Chris Brown, R (1, 5) OBP: 0.347, SLG: 0.462		x 0-0 ① 5-3	x 0-0 1-H 2-H 3-H HR		B B B B 4-0 1-3 BB			x 0-0 WP 1B 1B		3	1	2	4	1	0	0
David Green, R (1, 9) OBP: 0.297, SLG: 0.348		x 0-0 FC6-4 1B	x 0-0 ② 1-4-3		x 0-0 ② 1-3 1-2			x 0-0 WP 1-2 1B		4	0	2	0	0	0	1
Alex Trevino, R (1, 2) OBP: 0.282, SLG: 0.297		x 0-0 ② F2	x 0-0 ③ F9		x 0-0 ③ 6-3			S S S 0-3 ① K 1-2 2-3		4	0	0	0	0	1	4
Mike Krukow, R (1, 1) OBP: 0.250, SLG: 0.310		x 0-0 ③ FC6-4 1-2f		x 0-0 1B E 2B		x 0-0 ① 5-3		4-0 FC5-4 IBB		2	1	1	0	0	0	1
Dan Gladden, R (6, PH) OBP: 0.288, SLG: 0.302										1	0	0	0	0	0	0
Mark Davis, L (6, 1) OBP: 0.200, SLG: 0.400										0	0	0	0	0	0	0
Joel Youngblood, R (8, PH) OBP: 0.333, SLG: 0.298										0	0	0	0	1	0	0
Ricky Adams, R (8, 6) OBP: 0.224, SLG: 0.324										0	0	0	0	0	0	0
Inning Stats	R: 1 H: 2 E: 0 LOB: 1 K: 2 BB: 0 S: 9 P: 9	R: 0 H: 1 E: 0 LOB: 1 K: 0 BB: 0 S: 4 P: 4	R: 5 H: 2 E: 0 LOB: 0 K: 0 BB: 3 S: 5 P: 17	R: 1 H: 2 E: 1 LOB: 1 K: 0 BB: 0 S: 5 P: 5	R: 0 H: 0 E: 0 LOB: 1 K: 1 BB: 1 S: 5 P: 9	R: 0 H: 0 E: 0 LOB: 0 K: 0 BB: 0 S: 3 P: 3	R: 0 H: 0 E: 0 LOB: 0 K: 0 BB: 0 S: 3 P: 3	R: 0 H: 2 E: 0 LOB: 3 K: 2 BB: 1 S: 9 P: 13	R: 0 H: 0 E: 0 LOB: 0 K: 1 BB: 0 S: 5 P: 5	1B: 7 SF: 0 2B: 1 SAC: 0 3B: 0 DP: 0 HR: 1 HBP: 0						WP: 1 PA: 41 PB: 0 SB: 1 CS: 0	

	AB	36
	R	7
	H	9
	RBI	6
	BB	5
	SO	6
	LOB	19

PITCHER		IP	WLS	BF	H	R	ER	SO	BB	IBB	HBP	BLK	WP	HR	S	P	ERA	WHIP
Rick Mahler, R ERA: 3.42	(1, 1)	3.0	L	19	7	7	6	2	3	0	0	0	0	1	20	32	18.00	3.333
Rick Camp, R ERA: 3.6	(4, 1)	2.0		7	0	0	0	1	1	0	0	0	0	0	8	12	0.00	0.500
Joe Johnson, R ERA: 1.69	(6, 1)	3.0		12	2	0	0	2	0	1	0	0	1	0	15	19	0.00	0.667
Gene Garber, R ERA: 3.86	(9, 1)	1.0		3	0	0	0	1	0	0	0	0	0	0	5	5	0.00	0.000

PITCHER		IP	WLS	BF	H	R	ER	SO	BB	IBB	HBP	BLK	WP	HR	S	P	ERA	WHIP

Batter	1	2	3	4	5	6	7	8	9	AB	R	H	RBI	BB	SO	LOB
Claudell Washington, L (1, 9) OBP: 0.336, SLG: 0.463	HR		F8 ①		WP 2B 1B		K ①		4-3 2-3 ①	5	2	2	1	0	1	2
Rafael Ramirez, R (1, 6) OBP: 0.299, SLG: 0.364	F8 ①		G5-3 1B 1B		F8 1B 1-H 2B		F4 ②		E6 WP 3-H	5	1	2	2	0	0	1
Dale Murphy, R (1, 8) OBP: 0.389, SLG: 0.572	K ②		1-2 1B		F8 ② 2-3		1-2 1B		K ② S S S	5	0	2	0	0	2	2
Bob Horner, R (1, 3) OBP: 0.352, SLG: 0.564	BB		G5-3 ② ③ 2-3f		1B 3-H		F8 ③		1-3 1-2 ③	4	0	1	1	1	0	5
Terry Harper, R (1, 7) OBP: 0.322, SLG: 0.420	6-3 ③			6-3 ①	F3 ③			G4-3 1B 1B		3	0	0	0	0	0	2
Joe Johnson, R (6, 1)										0	0	0	0	0	0	0
Milt Thompson, L (8, PH) OBP: 0.372, SLG: 0.442										1	0	1	0	0	0	0
Rick Cerone, R (9, 2) OBP: 0.267, SLG: 0.278										0	0	0	0	0	0	0
Ken Oberkfell, L (1, 5) OBP: 0.365, SLG: 0.390		2B		HR		F6 ①		1-2 G4-3 1B		4	1	3	1	0	0	0
Glenn Hubbard, R (1, 4) OBP: 0.319, SLG: 0.316		K ①		F8 ②		K ② S S S		1-2f 2-3 G4-3 ① ②		4	0	0	0	0	2	3
Bruce Benedict, R (1, 2) OBP: 0.316, SLG: 0.229		K ②		F8 ③		6-3 ③		K ③ S S S		3	0	0	0	0	1	1
Chris Chambliss, L (8, PH) OBP: 0.288, SLG: 0.296										1	0	0	0	0	1	1
Gene Garber, R (9, 1) OBP: 0.250, SLG: 0.250										0	0	0	0	0	0	0
Rick Mahler, R (1, 1) OBP: 0.214, SLG: 0.197		F9 ③			F9 ①		1B BB B B B		4-3 E 2B	1	0	0	0	0	0	1
Rick Camp, R (4, 1) OBP: 0.300, SLG: 0.556										0	0	0	0	0	0	0
Gerald Perry, L (5, PH) OBP: 0.270, SLG: 0.226										1	0	0	0	0	0	0
Brad Komminsk, R (6, 7) OBP: 0.318, SLG: 0.295										1	1	1	0	1	0	0
Inning Stats	R: 1 E: 0 K: 1 S: 6 H: 1 LOB: 1 BB: 1 P: 10	R: 0 E: 0 K: 2 S: 8 H: 1 LOB: 1 BB: 0 P: 8	R: 0 E: 0 K: 0 S: 4 H: 2 LOB: 1 BB: 0 P: 4	R: 1 E: 0 K: 0 S: 4 H: 1 LOB: 0 BB: 0 P: 4	R: 2 E: 0 K: 0 S: 6 H: 3 LOB: 1 BB: 0 P: 6	R: 0 E: 0 K: 1 S: 5 H: 0 LOB: 0 BB: 0 P: 5	R: 0 E: 0 K: 1 S: 6 H: 1 LOB: 2 BB: 1 P: 10	R: 0 E: 0 K: 1 S: 6 H: 2 LOB: 1 BB: 0 P: 6	R: 1 E: 1 K: 1 S: 7 H: 1 LOB: 1 BB: 0 P: 7	1B: 7 2B: 3 3B: 0 HR: 2 SF: 0 SAC: 0 DP: 2 HBP: 0						WP: 2 PB: 0 SB: 0 CS: 0 PA: 40	

PITCHER	IP	WLS	BF	H	R	ER	SO	BB	IBB	HBP	BLK	WP	HR	S	P	ERA	WHIP
Mike Krukow, R (1, 1) ERA: 3.55	5.0	W	23	8	4	4	3	1	0	0	0	1	2	28	32	7.20	1.800
Mark Davis, L (6, 1) ERA: 2.51	2.0		8	1	0	0	2	1	0	0	0	0	0	11	15	0.00	1.000
Scott Garrelts, R (8, 1) ERA: 1.59	2.0	S	9	3	1	1	2	0	0	0	0	1	0	13	13	4.50	1.500

PITCHER	IP	WLS	BF	H	R	ER	SO	BB	IBB	HBP	BLK	WP	HR	S	P	ERA	WHIP

BOTTOM

San Francisco Giants @ Atlanta Braves

Atlanta-Fulton County Stadium, Atlanta, GA

Sat Aug 03 1985, 7:05 PM EDT

Att. 29,709 - Unknown

livebaseballscorecards.com

AB	38
R	5
H	12
RBI	5
BB	2
SO	7
LOB	18

TOP

San Francisco Giants @ Atlanta Braves

Atlanta-Fulton County Stadium, Atlanta, GA

Sun Aug 04 1985, 3:33 AM EDT

Att. 20,025 - Unknown

livebaseballscorecards.com

Batter	1	2	3	4	5	6	7	8	9	10	AB	R	H	RBI	BB	SO	LOB
Dan Gladden, R (1, 8) OBP: 0.285, SLG: 0.299 Greg Minton, S (6, 1) Joel Youngblood, R (8, PH) OBP: 0.308, SLG: 0.328 Scott Garrelts, R (8, 1) OBP: 0.222, SLG: 0.125 David Green, R (10, PH) OBP: 0.295, SLG: 0.347 Mike Jeffcoat, L (10, 1)	F8	FC6 1-2f		6-3		FC5-4 1B 1-2f 2-3		2-H HR		G4-6-3 1-2f	4 0 1 0 1 0	0 0 1 0 0 0	0 0 1 0 0 0	0 0 2 0 0 0	0 0 0 0 0 0	0 0 0 0 0 0	4 0 0 0 2 0
Manny Trillo, R (1, 4) OBP: 0.303, SLG: 0.309	6-3		F8 1B 2B	5-3		1-3 3-H 1B		F9			5	1	2	1	0	0	0
Chili Davis, S (1, 9) OBP: 0.344, SLG: 0.408	1B BB		BB 1B BB		1B S 1B	L4			F6		3	0	1	0	2	0	2
Jeffrey Leonard, R (1, 7) OBP: 0.281, SLG: 0.404	1-3 1B		F8 2-3		G4-6-3 1-3 1B		4-3		K		5	0	2	0	0	1	2
Dan Driessen, L (1, 3) OBP: 0.324, SLG: 0.366	4-3		K		K		G6-4-3 1B		2B		5	0	2	0	0	2	6
Chris Brown, R (1, 5) OBP: 0.345, SLG: 0.457		F9	BB 1-2 3-H 1B		G4-6-3 1-2f		G6-4-3 1-2f		L4		5	0	1	1	0	0	4
Bob Brenly, R (1, 2) OBP: 0.314, SLG: 0.410		1B BB	1-2 2-3 BB			F4		SH3-4 HR BB		6-3	2	1	0	0	3	0	0
Jose Uribe, S (1, 6) OBP: 0.275, SLG: 0.311		K	3-1			FC5-4 BB 1B 1B		SH3-4 1-2		E4 BB	4	1	1	0	0	1	4
Vida Blue, S (1, 1) OBP: 0.077, SLG: 0.077 Ron Roenicke, S (6, PH) OBP: 0.441, SLG: 0.360 (6, 8)		FC6 1-2 1B		B1		FC5-4 1-2 BB		F9		G4-6-3 1-2 BB	2 1	0 0	1 0	0 0	0 2	0 0	0 1
Inning Stats	R: 0 E: 0 K: 0 S: 4 H: 1 LOB: 2 BB: 1 P: 8	R: 0 E: 0 K: 1 S: 6 H: 1 LOB: 2 BB: 1 P: 10	R: 1 E: 0 K: 1 S: 7 H: 2 LOB: 3 BB: 2 P: 15	R: 0 E: 0 K: 0 S: 3 H: 0 LOB: 0 BB: 0 P: 3	R: 0 E: 0 K: 1 S: 6 H: 2 LOB: 1 BB: 0 P: 6	R: 1 E: 0 K: 0 S: 5 H: 2 LOB: 2 BB: 1 P: 9	R: 0 E: 0 K: 0 S: 3 H: 1 LOB: 0 BB: 0 P: 3	R: 2 E: 0 K: 0 S: 4 H: 1 LOB: 0 BB: 1 P: 8	R: 0 E: 0 K: 1 S: 6 H: 1 LOB: 1 BB: 0 P: 6	R: 0 E: 1 K: 0 S: 3 H: 0 LOB: 1 BB: 1 P: 7	1B: 8 2B: 2 3B: 0 HR: 1 SF: 0 SAC: 1 DP: 3 HBP: 0	WP: 0 PB: 0 SB: 1 CS: 0 PA: 46					

PITCHER		IP	WLS	BF	H	R	ER	SO	BB	IBB	HBP	BLK	WP	HR	S	P	ERA	WHIP
Pascual Perez, R ERA: 6.24	(1, 1)	5.1		27	7	2	2	3	5	0	0	0	0	0	28	48	3.38	2.250
Jeff Dedmon, R ERA: 3.2	(6, 1)	1.2		6	2	0	0	0	0	0	0	0	0	0	6	6	0.00	1.200
Bruce Sutter, R ERA: 3.42	(8, 1)	2.0		9	2	2	2	1	1	0	0	0	0	1	10	14	9.00	1.500
Gene Garber, R ERA: 3.78	(10, 1)	1.0	W	4	0	0	0	0	1	0	0	0	0	0	3	7	0.00	1.000

PITCHER	IP	WLS	BF	H	R	ER	SO	BB	IBB	HBP	BLK	WP	HR	S	P	ERA	WHIP

AB	38
R	4
H	11
RBI	4
BB	7
SO	4
LOB	25

Batter	1	2	3	4	5	6	7	8	9	10	AB	R	H	RBI	BB	SO	LOB
Brad Komminsk, R (1, 9) OBP: 0.318, SLG: 0.300	x 0-0 E 2B	S S S 0-3 ② K		S S S 0-3 ③ K			B B B B 4-0 ① 1B 1-2 BB	x 0-0 ② F7			3	1	1	0	0	2	3
Claudell Washington, L (7, PH) OBP: 0.338, SLG: 0.463											0	0	0	0	1	0	0
Bruce Sutter, R (8, 1)											0	0	0	0	0	0	0
Chris Chambliss, L (9, PH) OBP: 0.287, SLG: 0.294											1	0	0	0	0	0	1
Gene Garber, R (10, 1) OBP: 0.250, SLG: 0.250											0	0	0	0	0	0	0
Rafael Ramirez, R (1, 6) OBP: 0.305, SLG: 0.372	x 0-0 E9 WP 2-H 1B	x 0-0 WP 1-2 3-H 1B			x 0-0 ① 6-3		x 0-0 FC6-4 1-3 1B		x 0-0 1-H 2B		5	0	4	3	0	0	0
Dale Murphy, R (1, 8) OBP: 0.389, SLG: 0.567	S S S 0-3 ① K	S S S 0-3 ③ K 1-2 2-3			B B B B 4-0 E S SF7 BB		x 0-0 ② F6		I I I I 4-0 FC6-4 IBB		3	1	0	0	2	2	5
Bob Horner, R (1, 3) OBP: 0.349, SLG: 0.559	x 0-0 ② 6-3		B B B B 4-0 G4-6-3 BB		x 0-0 ② SF7 1-H		x 0-0 ③ FC6-4 1-2f		x 0-0 ③ FC6-4 1-2f		3	0	0	1	1	0	5
Terry Harper, R (1, 7) OBP: 0.323, SLG: 0.427	B B B B 4-0 2-3 BB		x 0-0 ① ② G4-6-3 1-2f		x 0-0 ③ 5-3			x 0-0 ① F8		x 0-0 HR	4	1	1	1	1	0	1
Ken Oberkfell, L (1, 5) OBP: 0.363, SLG: 0.388	x 0-0 ③ 4-3		S S S 0-3 ③ K			x 0-0 FC1-6 1B		x 0-0 ② 4-3			4	0	1	0	0	1	2
Rick Cerone, R (1, 2) OBP: 0.262, SLG: 0.272		x 0-0 ① F6		x 0-0 ① F2		x 0-0 ① FC1-6 CS 1-2f		S S S 0-3 ③ K			4	0	0	0	0	1	1
Paul Zuvella, R (1, 4) OBP: 0.225, SLG: 0.188		B B B B 4-0 1B WP 1B BB		S S S 0-3 ② K		x 0-0 ② ③ 1-3 1-2			B B B B 4-0 FC5-4 BB		2	1	0	0	1	1	1
Gerald Perry, L (9, PH) OBP: 0.274, SLG: 0.226											0	0	0	0	1	0	0
Glenn Hubbard, R (10, 4) OBP: 0.319, SLG: 0.316											0	0	0	0	0	0	0
Pascual Perez, R (1, 1) OBP: 0.263, SLG: 0.176		x 0-0 WP 1B 1-3 1B		B B B B 4-0 BB			x 0-0 CS 1B		x 0-0 ① FC5-4 1-2f 2B		1	0	1	0	1	0	0
Jeff Dedmon, L (6, 1) OBP: 0.167, SLG: 0.167											0	0	0	0	0	0	0
Milt Thompson, L (7, PH) OBP: 0.378, SLG: 0.444											2	1	1	0	0	0	1
(8, 9)																	
Inning Stats	R: 1 E: 1 K: 1 S: 7 H: 2 LOB: 2 BB: 1 P: 11	R: 1 E: 0 K: 2 S: 9 H: 2 LOB: 2 BB: 1 P: 13	R: 0 E: 0 K: 1 S: 4 H: 0 LOB: 0 BB: 1 P: 8	R: 0 E: 0 K: 2 S: 7 H: 0 LOB: 1 BB: 1 P: 11	R: 1 E: 0 K: 0 S: 3 H: 0 LOB: 1 BB: 1 P: 7	R: 0 E: 0 K: 0 S: 3 H: 1 LOB: 0 BB: 0 P: 3	R: 0 E: 0 K: 0 S: 4 H: 2 LOB: 2 BB: 1 P: 8	R: 0 E: 0 K: 1 S: 5 H: 0 LOB: 0 BB: 0 P: 5	R: 1 E: 0 K: 0 S: 4 H: 1 LOB: 2 BB: 2 P: 12	R: 1 E: 0 K: 0 S: 1 H: 1 LOB: 0 BB: 0 P: 1	1B: 6 2B: 2 3B: 0 HR: 1	SF: 1 SAC: 0 DP: 1 HBP: 0						

PITCHER		IP	WLS	BF	H	R	ER	SO	BB	IBB	HBP	BLK	WP	HR	S	P	ERA	WHIP
Vida Blue, L ERA: 4.12	(1, 1)	5.0		23	4	3	2	6	5	0	0	0	3	0	30	50	3.60	1.800
Greg Minton, R ERA: 3.05	(6, 1)	2.0		8	3	0	0	0	1	0	0	0	0	0	7	11	0.00	2.000
Scott Garrelts, R ERA: 1.67	(8, 1)	2.0		9	1	1	1	1	1	1	0	0	0	0	9	17	4.50	1.000
Mike Jeffcoat, L ERA: 2.25	(10, 1)	0.0	L	1	1	1	1	0	0	0	0	0	0	1	1	1	∞	∞

PITCHER	IP	WLS	BF	H	R	ER	SO	BB	IBB	HBP	BLK	WP	HR	S	P	ERA	WHIP

BOTTOM

San Francisco Giants @ Atlanta Braves

Atlanta-Fulton County Stadium, Atlanta, GA

Sun Aug 04 1985, 3:33 AM EDT

Att. 20,025 - Unknown

livebaseballscorecards.com

AB	32
R	5
H	9
RBI	5
BB	8
SO	7
LOB	20

1B: 6	SF: 1	WP: 3	PA: 41
2B: 2	SAC: 0	PB: 0	
3B: 0	DP: 1	SB: 1	
HR: 1	HBP: 0	CS: 2	

Batter	1	2	3	4	5	6	7	8	9	AB	R	H	RBI	BB	SO	LOB
Mariano Duncan, R (1, 6) OBP: 0.278, SLG: 0.319	K		1-3		2-H 1B		K		K	5	0	1	1	0	3	0
Enos Cabell, R (1, 5) OBP: 0.311, SLG: 0.326 Len Matuszek, L (9, PH) OBP: 0.253, SLG: 0.325 Bill Russell, R (9, 4) OBP: 0.346, SLG: 0.322	1-3		5-3		L7		FC4-6 BB		K	3 1 0	0 0 0	0 0 0	0 0 0	1 0 0	0 1 0	1 0 0
Ken Landreaux, L (1, 8) OBP: 0.303, SLG: 0.425	HR			4-3		L8	FC4-6 1-2f 2B			4	2	1	1	0	0	1
Pedro Guerrero, R (1, 7) OBP: 0.427, SLG: 0.634	1B			K		2B 1B 2B	1-H 2B			4	1	3	1	0	1	0
Greg Brock, L (1, 3) OBP: 0.337, SLG: 0.468	K			F8		1B 2-3 2B	G3			4	1	1	0	0	1	2
Mike Marshall, R (1, 9) OBP: 0.335, SLG: 0.466		K			5-3 1B 1B	F6		1-3		4	1	1	0	0	1	2
Mike Scioscia, L (1, 2) OBP: 0.380, SLG: 0.398		4-3			5-3 1-2	1B IBB		G5-4-3 1B		3	0	1	0	1	0	1
Steve Sax, R (1, 4) OBP: 0.339, SLG: 0.304 Tom Niedenfuer, R (8, 1) OBP: 0.125, SLG: 0.125		1-3			1B 2-H 1B	1-3 2-H 3-H 1B		G5-4-3 1-2f		4 0	1 0	2 0	3 0	0 0	0 0	1 0
Jerry Reuss, L (1, 1) OBP: 0.200, SLG: 0.184 Bob Bailor, R (8, 4) OBP: 0.246, SLG: 0.271 (9, 5)			K		6-3	6-3			5-3	3 1	0 0	0 0	0 0	0 0	1 0	3 0
Inning Stats	R: 1 E: 0 K: 2 S: 9 H: 2 LOB: 1 BB: 0 P: 9	R: 0 E: 0 K: 1 S: 5 H: 0 LOB: 0 BB: 0 P: 5	R: 0 E: 0 K: 1 S: 5 H: 0 LOB: 0 BB: 0 P: 5	R: 0 E: 0 K: 1 S: 5 H: 0 LOB: 0 BB: 0 P: 5	R: 2 E: 0 K: 0 S: 6 H: 3 LOB: 1 BB: 0 P: 6	R: 2 E: 0 K: 0 S: 6 H: 3 LOB: 2 BB: 1 P: 10	R: 1 E: 0 K: 1 S: 6 H: 1 LOB: 1 BB: 1 P: 10	R: 0 E: 0 K: 0 S: 3 H: 1 LOB: 0 BB: 0 P: 3	R: 0 E: 0 K: 2 S: 7 H: 0 LOB: 0 BB: 0 P: 7	1B: 6 2B: 3 3B: 0 HR: 1 SF: 0 SAC: 0 DP: 1 HBP: 0						

PITCHER		IP	WLS	BF	H	R	ER	SO	BB	IBB	HBP	BLK	WP	HR	S	P	ERA	WHIP
Len Barker, R ERA: 5.1	(1, 1)	5.0	L	20	5	3	3	5	0	0	0	0	0	1	30	30	5.40	1.000
Rick Camp, R ERA: 3.84	(6, 1)	1.2		11	4	3	3	1	1	1	0	0	0	0	11	19	16.20	3.000
Terry Forster, L ERA: 1.9	(7, 1)	1.1		4	1	0	0	0	0	0	0	0	0	0	4	4	0.00	0.750
Jeff Dedmon, R ERA: 3.14	(9, 1)	1.0		3	0	0	0	2	0	0	0	0	0	0	7	7	0.00	0.000

PITCHER	IP	WLS	BF	H	R	ER	SO	BB	IBB	HBP	BLK	WP	HR	S	P	ERA	WHIP

TOP

Los Angeles Dodgers @ Atlanta Braves

Atlanta-Fulton County Stadium, Atlanta, GA

Mon Aug 05 1985, 7:05 PM EDT
Att. 24,536 - Unknown

livebaseballscorecards.com

AB	36
R	6
H	10
RBI	6
BB	2
SO	8
LOB	11

WP: 0	PB: 0	SB: 0	CS: 0
PA: 38			

BOTTOM

Los Angeles Dodgers @ Atlanta Braves

Atlanta-Fulton County Stadium, Atlanta, GA

Mon Aug 05 1985, 7:05 PM EDT

Att. 24,536 - Unknown

livebaseballscorecards.com

Batter	1	2	3	4	5	6	7	8	9	AB	R	H	RBI	BB	SO	LOB
Brad Komminsk, R (1, 9) OBP: 0.313, SLG: 0.295	S S S 0-3 ① K		x 0-0 ② 1-3		x 0-0 ③ F7			x 0-0 ② F6		4	0	0	0	0	1	1
Rafael Ramirez, R (1, 6) OBP: 0.304, SLG: 0.371	x 0-0 5-3 2B 1B		x 0-0 E5			x 0-0 ① 6-3		S S S 0-3 K 1-2		4	1	1	0	0	1	1
Dale Murphy, R (1, 8) OBP: 0.385, SLG: 0.562	x 0-0 ② 5-3 1-2		S S S 0-3 ③ K			x 0-0 ② L9		x 0-0 ③ L8		4	0	0	0	0	1	4
Bob Horner, R (1, 3) OBP: 0.351, SLG: 0.561	x 0-0 2-H 2B			x 0-0 FC6-4 1B		x 0-0 ③ F6			x 0-0 ① 6-3	4	0	2	1	0	0	0
Terry Harper, R (1, 7) OBP: 0.320, SLG: 0.422	x 0-0 ③ F8			x 0-0 ① FC6-4 CS 1-2f			x 0-0 ① 5-3		S S S 0-3 ② K	4	0	0	0	0	1	2
Ken Oberkfell, L (1, 5) OBP: 0.362, SLG: 0.386		x 0-0 ① 1-3		x 0-0 ② FC5-4 1-2 1B			x 0-0 ② L9		x 0-0 ③ 3-1	4	0	1	0	0	0	0
Rick Cerone, R (1, 2) OBP: 0.258, SLG: 0.268		S S S 0-3 ② K		x 0-0 ③ FC5-4 1-2f			x 0-0 ③ 6-3			3	0	0	0	0	1	1
Paul Zuvella, R (1, 4) OBP: 0.238, SLG: 0.194		x 0-0 ③ F8			x 0-0 G6-4-3 1B			B B B B 4-0 FC6-4 BB		2	0	1	0	1	0	0
Len Barker, R (1, 1) Glenn Hubbard, R (5, PH) OBP: 0.318, SLG: 0.315 Rick Camp, R (6, 1) OBP: 0.300, SLG: 0.556 Terry Forster, L (7, 1) Milt Thompson, L (8, PH) OBP: 0.370, SLG: 0.435 Jeff Dedmon, L (9, 1) OBP: 0.167, SLG: 0.167			S S S 0-3 ① K		x 0-0 ① ② G6-4-3 1-2f			x 0-0 ① FC6-4 WP 1-2f		1 1 0 0 1 0	0 0 0 0 0 0	0 0 0 0 0 0	0 0 0 0 0 0	0 0 0 0 0 0	1 0 0 0 0 0	0 1 0 0 1 0
Inning Stats	R: 1 E: 0 K: 1 S: 7 H: 2 LOB: 1 BB: 0 P: 7	R: 0 E: 0 K: 1 S: 5 H: 0 LOB: 0 BB: 0 P: 5	R: 0 E: 1 K: 2 S: 8 H: 0 LOB: 1 BB: 0 P: 8	R: 0 E: 0 K: 0 S: 4 H: 2 LOB: 1 BB: 0 P: 4	R: 0 E: 0 K: 0 S: 3 H: 1 LOB: 0 BB: 0 P: 3	R: 0 E: 0 K: 0 S: 3 H: 0 LOB: 0 BB: 0 P: 3	R: 0 E: 0 K: 0 S: 3 H: 0 LOB: 0 BB: 0 P: 3	R: 0 E: 0 K: 1 S: 6 H: 0 LOB: 2 BB: 1 P: 10	R: 0 E: 0 K: 1 S: 5 H: 0 LOB: 0 BB: 0 P: 5	1B: 4 2B: 1 3B: 0 HR: 0	SF: 0 SAC: 0 DP: 1 HBP: 0			WP: 1 PB: 0 SB: 0 CS: 1	PA: 33		

	AB	32
	R	1
	H	5
	RBI	1
	BB	1
	SO	6
	LOB	11

PITCHER		IP	WLS	BF	H	R	ER	SO	BB	IBB	HBP	BLK	WP	HR	S	P	ERA	WHIP
Jerry Reuss, L ERA: 3.17	(1, 1)	7.2	W	29	5	1	1	5	1	0	0	0	1	0	38	42	1.17	0.783
Tom Niedenfuer, R ERA: 2.14	(8, 1)	1.1		4	0	0	0	1	0	0	0	0	0	0	6	6	0.00	0.000

PITCHER		IP	WLS	BF	H	R	ER	SO	BB	IBB	HBP	BLK	WP	HR	S	P	ERA	WHIP

Batter	1	2	3	4	5	6	7	8	9	AB	R	H	RBI	BB	SO	LOB
Claudell Washington, L (1, 9) OBP: 0.336, SLG: 0.457	BBBB 4-0 CS BB		x 0-0 ① 1-3		x 0-0 ② F8		SSS 0-3 ③ K		x 0-0 ③ 4-3	4	0	0	0	1	1	2
Rafael Ramirez, R (1, 6) OBP: 0.304, SLG: 0.372	x 0-0 ① 1-2 2B		x 0-0 ② F2		x 0-0 ③ F8			SSS 0-3 ① K		4	0	1	0	0	1	0
Dale Murphy, R (1, 8) OBP: 0.386, SLG: 0.559	x 0-0 ② F5		BBBB 4-0 BB			BBBB 4-0 1B 1B BB		SSS 0-3 ② K		2	1	0	0	2	1	1
Bob Horner, R (1, 3) OBP: 0.350, SLG: 0.557	SSS 0-3 ③ K		x 0-0 ③ F8			x 0-0 1B 1-2 1B		SSS 0-3 ③ K		4	0	1	0	0	2	2
Terry Harper, R (1, 7) OBP: 0.322, SLG: 0.421		x 0-0 ① F3		x 0-0 ① F4		x 0-0 G5-4-3 1-3 2-H 1B			BBBB 4-0 SH1-3 1B 1B BB	3	1	1	1	1	0	0
Rick Cerone, R (1, 2) OBP: 0.254, SLG: 0.263		SSS 0-3 ② K		x 0-0 ② F7		x 0-0 ①② G5-4-3 1-2f			x 0-0 ① F8	4	0	0	0	0	1	3
Glenn Hubbard, R (1, 4) OBP: 0.323, SLG: 0.319		BBBB 4-0 BB BB		x 0-0 1B		x 0-0 ③ F7			x 0-0 1B SH1-3 1-2 1B	3	0	2	0	1	0	1
Paul Runge, R (1, 5) OBP: 0.300, SLG: 0.242 Milt Thompson, L (9, PH) OBP: 0.370, SLG: 0.435 Paul Zuvella, R (9, 5) OBP: 0.238, SLG: 0.194		BBBB 4-0 1-2 BB		x 0-0 ③ F9			x 0-0 ① 5-3		x 0-0 ② SH1-3 1-2 2-3	2 0 0	0 0 0	0 0 0	0 0 0	1 0 0	0 0 0	1 0 0
Rick Mahler, R (1, 1) OBP: 0.216, SLG: 0.200		x 0-0 ③ 3-1			x 0-0 ① 5-3		x 0-0 ② F4		x 0-0 2-3 3-H 1B	4	0	1	1	0	0	2
Inning Stats	R: 0 H: 1 E: 0 LOB: 1 K: 1 BB: 1 S: 5 P: 9	R: 0 H: 0 E: 0 LOB: 2 K: 1 BB: 2 S: 5 P: 13	R: 0 H: 0 E: 0 LOB: 1 K: 0 BB: 1 S: 3 P: 7	R: 0 H: 1 E: 0 LOB: 1 K: 0 BB: 0 S: 4 P: 4	R: 0 H: 0 E: 0 LOB: 0 K: 0 BB: 0 S: 3 P: 3	R: 1 H: 2 E: 0 LOB: 1 K: 0 BB: 1 S: 4 P: 8	R: 0 H: 0 E: 0 LOB: 0 K: 1 BB: 0 S: 5 P: 5	R: 0 H: 0 E: 0 LOB: 0 K: 3 BB: 0 S: 9 P: 9	R: 1 H: 2 E: 0 LOB: 2 K: 0 BB: 1 S: 5 P: 9	1B: 5 SF: 0 2B: 1 SAC: 1 3B: 0 DP: 1 HR: 0 HBP: 0						WP: 0 PA: 37 PB: 0 SB: 0 CS: 1

PITCHER		IP	WLS	BF	H	R	ER	SO	BB	IBB	HBP	BLK	WP	HR	S	P	ERA	WHIP
Jim Gott, R ERA: 3.52	(1, 1)	5.0		20	2	0	0	2	4	0	0	0	0	0	20	36	0.00	1.200
Greg Minton, R ERA: 3.14	(6, 1)	1.0	L	5	2	1	1	0	1	0	0	0	0	0	4	8	9.00	3.000
Frank Williams, R ERA: 5.71	(7, 1)	2.1		9	1	1	1	4	1	0	0	0	0	0	16	20	3.86	0.857
Mike Jeffcoat, L ERA: 2.18	(9, 1)	0.2		3	1	0	0	0	0	0	0	0	0	0	3	3	0.00	1.500

PITCHER	IP	WLS	BF	H	R	ER	SO	BB	IBB	HBP	BLK	WP	HR	S	P	ERA	WHIP

TOP

Atlanta Braves @ San Francisco Giants

Candlestick Park, San Francisco, CA

Thu Aug 08 1985, 6:33 AM EDT

Att. 3,557 - Sunny

livebaseballscorecards.com

AB	30
R	2
H	6
RBI	2
BB	6
SO	6
LOB	12

Batter	1	2	3	4	5	6	7	8	9	AB	R	H	RBI	BB	SO	LOB
Joel Youngblood, R (1, 9) OBP: 0.345, SLG: 0.359	5-3			5-3		F8			BB, 1B	4	0	1	0	0	0	1
Manny Trillo, R (1, 4) OBP: 0.297, SLG: 0.302	K			F7			1-3		F7	4	0	0	0	0	1	1
Chili Davis, S (1, 8) OBP: 0.344, SLG: 0.405	F7			3-1			F7		BB, 1-2	3	0	0	0	1	0	0
Jeffrey Leonard, R (1, 7) OBP: 0.282, SLG: 0.403		G6-4-3, 1B			5-3		F9		F7	4	0	1	0	0	0	2
Chris Brown, R (1, 5) OBP: 0.344, SLG: 0.463		G6-4-3, 1-2f			G1-6-3, 1B			6-3		3	0	1	0	0	0	1
David Green, R (1, 3) OBP: 0.295, SLG: 0.342		5-3			G1-6-3, 1-2f			1B		3	0	1	0	0	0	1
Bob Brenly, R (1, 2) OBP: 0.310, SLG: 0.414			6-3			6-3		F7		3	0	0	0	0	0	1
Jose Uribe, S (1, 6) OBP: 0.275, SLG: 0.311			4-3			F7		4-3		3	0	0	0	0	0	1
Jim Gott, R (1, 1) OBP: 0.171, SLG: 0.324 Greg Minton, S (6, 1) Ron Roenicke, S (6, PH) OBP: 0.472, SLG: 0.360 Frank Williams, R (7, 1) Mike Jeffcoat, L (9, 1) Dan Driessen, L (9, PH) OBP: 0.325, SLG: 0.365			5-3			BB			F3	1 0 0 0 0 1	0 0 0 0 0 0	0 0 0 0 0 0	0 0 0 0 0 0	0 0 1 0 0 0	0 0 0 0 0 0	0 0 0 0 0 0
Inning Stats	R: 0 E: 0 K: 1 S: 5 H: 0 LOB: 0 BB: 0 P: 5	R: 0 E: 0 K: 0 S: 3 H: 1 LOB: 0 BB: 0 P: 3	R: 0 E: 0 K: 0 S: 3 H: 0 LOB: 0 BB: 0 P: 3	R: 0 E: 0 K: 0 S: 3 H: 0 LOB: 0 BB: 0 P: 3	R: 0 E: 0 K: 0 S: 3 H: 1 LOB: 0 BB: 0 P: 3	R: 0 E: 0 K: 0 S: 3 H: 0 LOB: 1 BB: 1 P: 7	R: 0 E: 0 K: 0 S: 3 H: 0 LOB: 0 BB: 0 P: 3	R: 0 E: 0 K: 0 S: 4 H: 1 LOB: 1 BB: 0 P: 4	R: 0 E: 0 K: 0 S: 4 H: 1 LOB: 2 BB: 1 P: 8	1B: 4 2B: 0 3B: 0 HR: 0 SF: 0 SAC: 0 DP: 2 HBP: 0						

PITCHER	IP	WLS	BF	H	R	ER	SO	BB	IBB	HBP	BLK	WP	HR	S	P	ERA	WHIP
Rick Mahler, R (1, 1) ERA: 3.26	9.0	W	31	4	0	0	1	2	0	0	0	0	0	31	39	0.00	0.667

PITCHER	IP	WLS	BF	H	R	ER	SO	BB	IBB	HBP	BLK	WP	HR	S	P	ERA	WHIP

BOTTOM

Atlanta Braves @ San Francisco Giants

Candlestick Park, San Francisco, CA

Thu Aug 08 1985, 6:33 AM EDT

Att. 3,557 - Sunny

livebaseballscorecards.com

AB	29
R	0
H	4
RBI	0
BB	2
SO	1
LOB	8

Atlanta Braves @ San Francisco Giants

Candlestick Park, San Francisco, CA

Fri Aug 09 1985, 10:05 PM EDT

Att. 5,782 - Sunny

TOP

livebaseballscorecards.com

Batter	1	2	3	4	5	6	7	8	9	AB	R	H	RBI	BB	SO	LOB
Brad Komminsk, R (1, 9) OBP: 0.315, SLG: 0.295	F4		K		SF9 2-3 3-H			2B 1B BB		3	1	1	2	1	1	0
Rafael Ramirez, R (1, 6) OBP: 0.302, SLG: 0.372	E9		F3		4-3			E 1B 2B F8		5	1	1	1	0	0	4
Dale Murphy, R (1, 8) OBP: 0.382, SLG: 0.552	F9		4-3			K		E6 BLK 1B FC4 2-3	F9	5	1	0	0	0	1	2
Bob Horner, R (1, 3) OBP: 0.348, SLG: 0.552	F8			6-3		K		K	FC5-4 1B	5	0	1	0	0	2	3
Terry Harper, R (1, 7) OBP: 0.323, SLG: 0.419		K		F8		S BB		FC4 BLK BB 1-2 3-H 1B	K	4	1	1	1	1	2	1
Rick Cerone, R (1, 2) OBP: 0.257, SLG: 0.262		BB 1B		6-3		5-3 1-2		BB E BB 1-2 2-3 IBB	FC5-4 1-2f	4	1	1	0	1	0	2
Glenn Hubbard, R (1, 4) OBP: 0.328, SLG: 0.323		4-0 1-2 BB			SH5-4 1B SF9 1B		CS 1B	FC4 BB BB 1-2 2-3 3-H		3	1	2	1	1	0	2
Paul Runge, R (1, 5) OBP: 0.295, SLG: 0.243	K		SF9 SH5-4 1-2 1B		K	K		K		4	0	1	0	0	3	6
Steve Bedrosian, R (1, 1) OBP: 0.064, SLG: 0.064	F9		SH5-4		K 1-2	BB 1-2 2-3 3-H				1	0	0	0	0	0	2
Milt Thompson, L (7, PH) OBP: 0.362, SLG: 0.426										1	0	0	0	0	1	1
Jeff Dedmon, L (7, 1) OBP: 0.286, SLG: 0.167										0	0	0	1	1	0	0
Bruce Sutter, R (8, 1)										0	0	0	0	0	0	0

| Inning Stats | | | | | | | | | |

BOTTOM

Atlanta Braves @ San Francisco Giants

Candlestick Park, San Francisco, CA

Fri Aug 09 1985, 10:05 PM EDT

Att. 5,782 - Sunny

livebaseballscorecards.com

Batter	1	2	3	4	5	6	7	8	9	AB	R	H	RBI	BB	SO	LOB
Joel Youngblood, R (1, 9) OBP: 0.336, SLG: 0.348	F7		6-3			F3		K		4	0	0	0	0	1	0
Manny Trillo, R (1, 4) OBP: 0.294, SLG: 0.299	K		6-3			F9		1-3		4	0	0	0	0	1	0
Chili Davis, S (1, 8) OBP: 0.348, SLG: 0.408	HR 2B			6-3		BB		BB		2	1	1	0	2	0	0
Jeffrey Leonard, R (1, 7) OBP: 0.282, SLG: 0.409	HR (2-H)			K		K (1-2)		F9		4	1	1	2	0	2	2
Dan Driessen, L (1, 3) Mark Davis, L (8, 1) OBP: 0.200, SLG: 0.400 Ron Roenicke, S (9, PH) OBP: 0.486, SLG: 0.423	1-3			G3			F7		1B 2B	3 0 1	0 0 1	0 0 1	0 0 1	0 0 0	0 0 0	0 0 0
Chris Brown, R (1, 5) OBP: 0.343, SLG: 0.460		5-3			6-3 1B		6-3		K	4	0	1	0	0	1	1
Bob Brenly, R (1, 2) OBP: 0.310, SLG: 0.412		6-3			L5		1-3		FC6-4 1B (2-H)	4	0	1	1	0	0	1
Jose Uribe, S (1, 6) OBP: 0.275, SLG: 0.308		G3			6-3 (1-2)			HR BB	FC6-4 (1-2f)	3	1	0	0	1	0	2
Dave LaPoint, L (1, 1) OBP: 0.326, SLG: 0.268 Scott Garrelts, R (8, 1) OBP: 0.222, SLG: 0.125 David Green, R (8, 3) OBP: 0.297, SLG: 0.357			K		F8			HR (1-H)	K	2 0 2	0 0 1	0 0 1	0 0 2	0 0 0	1 0 1	1 0 1
Inning Stats	R: 2 E: 0 K: 1 S: 7 H: 2 LOB: 0 BB: 0 P: 7	R: 0 E: 0 K: 0 S: 3 H: 0 LOB: 0 BB: 0 P: 3	R: 0 E: 0 K: 1 S: 5 H: 0 LOB: 0 BB: 0 P: 5	R: 0 E: 0 K: 1 S: 5 H: 0 LOB: 0 BB: 0 P: 5	R: 0 E: 0 K: 0 S: 4 H: 1 LOB: 1 BB: 0 P: 4	R: 0 E: 0 K: 1 S: 5 H: 0 LOB: 1 BB: 1 P: 9	R: 0 E: 0 K: 0 S: 3 H: 0 LOB: 0 BB: 0 P: 3	R: 2 E: 0 K: 1 S: 6 H: 1 LOB: 1 BB: 2 P: 14	R: 1 E: 0 K: 2 S: 9 H: 2 LOB: 1 BB: 0 P: 9							

	AB	33
	R	5
	H	6
	RBI	5
	BB	3
	SO	7
	LOB	8

PITCHER		IP	WLS	BF	H	R	ER	SO	BB	IBB	HBP	BLK	WP	HR	S	P	ERA	WHIP	PITCHER	IP	WLS	BF	H	R	ER	SO	BB	IBB	HBP	BLK	WP	HR	S	P	ERA	WHIP
Steve Bedrosian, R ERA: 3.6	(1, 1)	6.0		22	3	2	2	4	1	0	0	0	0	1	29	33	3.00	0.667																	
Jeff Dedmon, R ERA: 3.38	(7, 1)	1.2	W	8	1	2	2	1	2	0	0	0	0	1	8	16	10.80	1.800																	
Bruce Sutter, R ERA: 3.49	(8, 1)	1.1	S	6	2	1	1	2	0	0	0	0	0	0	10	10	6.75	1.500																	

1B: 2	SF: 0	WP: 0	PA: 36
2B: 2	SAC: 0	PB: 0	
3B: 0	DP: 0	SB: 1	
HR: 2	HBP: 0	CS: 0	

Batter	1	2	3	4	5	6	7	8	9	AB	R	H	RBI	BB	SO	LOB
Brad Komminsk, R (1, 9) OBP: 0.313, SLG: 0.293	F9		5-3		1B 1-3 1B		K		4-3 2-3	5	0	1	0	0	1	2
Rafael Ramirez, R (1, 6) OBP: 0.306, SLG: 0.375	5-3		1B		FC5-4 1-2 3-H 1B		HR 1-2 1B		F4	5	1	3	1	0	0	1
Dale Murphy, R (1, 8) OBP: 0.382, SLG: 0.565	HR		K		FC5-4 1-2f		1-H 2-H HR		K	5	2	2	4	0	2	4
Bob Horner, R (1, 3) OBP: 0.344, SLG: 0.545	F8			5-3		F3	5-3			4	0	0	0	0	0	0
Terry Harper, R (1, 7) OBP: 0.319, SLG: 0.414		F3		K		5-3		1-3		4	0	0	0	0	1	0
Rick Cerone, R (1, 2) OBP: 0.261, SLG: 0.263		F4		5-3		1B		FC6-4 HBP		3	0	1	0	0	0	0
Glenn Hubbard, R (1, 4) OBP: 0.330, SLG: 0.320		BB			1B 1B BB	K		FC6-4 1-2f		2	1	0	0	2	1	2
Paul Runge, R (1, 5) OBP: 0.298, SLG: 0.231 Ken Oberkfell, L (8, PH) OBP: 0.360, SLG: 0.385 (8, 5)		F9			F9		1B HR BB		F8	2 1	1 0	0 0	0 0	1 0	0 0	2 1
Len Barker, R (1, 1) Rick Camp, R (1, 1) OBP: 0.273, SLG: 0.500 Claudell Washington, L (5, PH) OBP: 0.335, SLG: 0.456 Gene Garber, R (5, 1) OBP: 0.250, SLG: 0.250 Gerald Perry, L (7, PH) OBP: 0.272, SLG: 0.225 Terry Forster, L (7, 1) Milt Thompson, L (9, PH) OBP: 0.375, SLG: 0.458 Jeff Dedmon, L (9, 1) OBP: 0.286, SLG: 0.167			K		K		K		4-3 2B	0 1 1 0 1 0 0 1 0	0 0 0 0 0 0 0 0 0	0 0 0 0 0 0 0 1 0	0 0 0 0 0 0 0 0 0	0 1 1 0 1 0 0 1 0	0 0 0 0 0 0 0 0 0	0 1 1 0 1 0 0 1 0
Inning Stats	R: 1 E: 0 K: 0 S: 4 H: 1 LOB: 0 BB: 0 P: 4	R: 0 E: 0 K: 0 S: 3 H: 0 LOB: 1 BB: 1 P: 7	R: 0 E: 0 K: 2 S: 8 H: 1 LOB: 1 BB: 0 P: 8	R: 0 E: 0 K: 1 S: 5 H: 0 LOB: 0 BB: 0 P: 5	R: 1 E: 0 K: 1 S: 7 H: 2 LOB: 2 BB: 1 P: 11	R: 0 E: 0 K: 1 S: 6 H: 1 LOB: 1 BB: 0 P: 6	R: 3 E: 0 K: 2 S: 9 H: 2 LOB: 0 BB: 1 P: 13	R: 0 E: 0 K: 0 S: 3 H: 0 LOB: 1 BB: 0 P: 4	R: 0 E: 0 K: 1 S: 6 H: 1 LOB: 1 BB: 0 P: 6	1B: 5 2B: 1 3B: 0 HR: 2 SF: 0 SAC: 0 DP: 0 HBP: 1						WP: 0 PB: 0 SB: 0 CS: 0 PA: 39

PITCHER		IP	WLS	BF	H	R	ER	SO	BB	IBB	HBP	BLK	WP	HR	S	P	ERA	WHIP
Vida Blue, L ERA: 4.36	(1, 1)	7.0		31	7	5	5	7	3	0	0	0	0	2	42	54	6.43	1.429
Frank Williams, R ERA: 5.55	(8, 1)	1.0		4	0	0	0	0	0	0	1	0	0	0	3	4	0.00	0.000
Scott Garrelts, R ERA: 1.63	(9, 1)	1.0	W	4	1	0	0	1	0	0	0	0	0	0	6	6	0.00	1.000

PITCHER	IP	WLS	BF	H	R	ER	SO	BB	IBB	HBP	BLK	WP	HR	S	P	ERA	WHIP

TOP

Atlanta Braves @ San Francisco Giants

Candlestick Park, San Francisco, CA

Sat Aug 10 1985, 6:33 AM EDT

Att. 6,676 - Overcast

livebaseballscorecards.com

AB	35
R	5
H	8
RBI	5
BB	3
SO	8
LOB	14

Batter	1	2	3	4	5	6	7	8	9	AB	R	H	RBI	BB	SO	LOB
Dan Gladden, R (1, 7) OBP: 0.292, SLG: 0.302	BBBB 4-0 1B 2B BB	x 0-0 ① 6-3		x 0-0 1-2 1B			BBBB 4-0 SH2-4 BB		x 0-0 ① SH1-4 1-2	2	1	1	0	2	0	0
Brad Wellman, R (1, 4) (8, 5) OBP: 0.311, SLG: 0.353	x 0-0 1-3 2B 1B	x 0-0 ② F2		x 0-0 ② F7			x 0-0 ① SH2-4 1-2		x 0-0 2-H 1B	4	1	2	1	0	0	2
Chili Davis, S (1, 8) OBP: 0.349, SLG: 0.410	x 0-0 1-H 3-H 1B 2B	x 0-0 ③ G3		x 0-0 ③ F8			IIII 4-0 IBB			3	1	1	2	1	0	2
Dan Driessen, L (1, 3) OBP: 0.323, SLG: 0.361	x 0-0 2-H WP HR 1B		x 0-0 ① 4-3		x 0-0 ① 6-3		SSS 0-3 ② K			3	1	1	1	0	0	0
Joel Youngblood, R (7, PH) (8, 9) OBP: 0.333, SLG: 0.346										1	0	0	0	0	1	2
Chris Brown, R (1, 5) OBP: 0.340, SLG: 0.456	SSS 0-3 ① K 1-3		x 0-0 ② 4-3		x 0-0 ② 6-3		x 0-0 ③ F8			3	0	0	0	0	1	1
Manny Trillo, R (7, PH) (8, 4) OBP: 0.293, SLG: 0.298										1	0	0	0	0	0	2
David Green, R (1, 9) OBP: 0.296, SLG: 0.352	SSS 0-3 ② K		BBBB 4-0 S BB		x 0-0 ③ 5-3			x 0-0 ① 5-3		3	0	0	0	1	1	1
(8, 3)																
Alex Trevino, R (1, 2) OBP: 0.289, SLG: 0.333	x 0-0 3-H HR		x 0-0 ③ 1-3 1-2			SSS 0-3 ① K		x 0-0 G5-4-3 1B		4	1	2	2	0	1	1
Ricky Adams, R (8, PR) (9, 6) OBP: 0.224, SLG: 0.324										0	0	0	0	0	0	0
Jose Uribe, S (1, 6) OBP: 0.276, SLG: 0.306	BBBB 4-0 BB			x 0-0 ① F7		x 0-0 ② F3		x 0-0 ② ③ G5-4-3 1-2f		2	0	0	0	1	0	0
Jeffrey Leonard, R (8, PH) OBP: 0.281, SLG: 0.408										1	0	0	0	0	0	1
Scott Garrelts, R (9, 1) OBP: 0.222, SLG: 0.125										0	0	0	0	0	0	0
Vida Blue, S (1, 1) OBP: 0.125, SLG: 0.125	x 0-0 ③ 4-3			x 0-0 1B 1B		SSS 0-3 ③ K			BBBB 4-0 SH1-4 1B BB	3	0	1	0	0	1	1
Frank Williams, R (8, 1)										0	0	0	0	0	0	0
Bob Brenly, R (9, 2) OBP: 0.312, SLG: 0.412										0	1	0	0	1	0	0
Inning Stats	R: 5 E: 0 K: 2 S: 11 H: 4 LOB: 1 BB: 2 P: 19	R: 0 E: 0 K: 0 S: 3 H: 0 LOB: 0 BB: 0 P: 3	R: 0 E: 0 K: 0 S: 3 H: 0 LOB: 1 BB: 1 P: 7	R: 0 E: 0 K: 0 S: 5 H: 2 LOB: 2 BB: 0 P: 5	R: 0 E: 0 K: 0 S: 3 H: 0 LOB: 0 BB: 0 P: 3	R: 0 E: 0 K: 2 S: 7 H: 0 LOB: 0 BB: 0 P: 7	R: 0 E: 0 K: 1 S: 5 H: 0 LOB: 2 BB: 2 P: 13	R: 0 E: 0 K: 0 S: 3 H: 1 LOB: 1 BB: 0 P: 3	R: 1 E: 0 K: 0 S: 2 H: 1 LOB: 1 BB: 1 P: 6	1B: 6 2B: 1 3B: 0 HR: 1	SF: 0 SAC: 2 DP: 1 HBP: 0						

PITCHER		IP	WLS	BF	H	R	ER	SO	BB	IBB	HBP	BLK	WP	HR	S	P	ERA	WHIP
Len Barker, R ERA: 5.86	(1, 1)	0.2		8	4	5	5	2	2	0	0	0	1	1	10	18	67.50	9.000
Rick Camp, R ERA: 3.7	(1, 1)	3.1		13	2	0	0	0	1	0	0	0	0	0	12	16	0.00	0.900
Gene Garber, R ERA: 3.64	(5, 1)	2.0		6	0	0	0	2	0	0	0	0	0	0	10	10	0.00	0.000
Terry Forster, L ERA: 1.82	(7, 1)	2.0		8	1	0	0	1	1	1	0	0	0	0	8	16	0.00	1.000
Jeff Dedmon, R ERA: 3.52	(9, 1)	0.1	L	3	1	1	1	0	1	0	0	0	0	0	2	6	27.00	6.000

PITCHER	IP	WLS	BF	H	R	ER	SO	BB	IBB	HBP	BLK	WP	HR	S	P	ERA	WHIP

BOTTOM

Atlanta Braves @ San Francisco Giants

Candlestick Park, San Francisco, CA

Sat Aug 10 1985, 6:33 AM EDT

Att. 6,676 - Overcast

livebaseballscorecards.com

AB	30
R	6
H	8
RBI	6
BB	6
SO	5
LOB	13

1B: 6	SF: 0	WP: 2	PA: 38
2B: 1	SAC: 2	PB: 0	
3B: 0	DP: 1	SB: 1	
HR: 1	HBP: 0	CS: 0	

Atlanta Braves @ San Francisco Giants

Candlestick Park, San Francisco, CA

Sun Aug 11 1985, 6:33 AM EDT

Att. 10,205 - Sunny

livebaseballscorecards.com

Batter	1	2	3	4	5	6	7	8	9	AB	R	H	RBI	BB	SO	LOB
Brad Komminsk, R (1, 9) OBP: 0.313, SLG: 0.307	K		HR		F8		5-3 1B	1B 2-3 3-H 1B		3	1	1	1	0	1	0
Milt Thompson, L (7, PH) OBP: 0.400, SLG: 0.480										2	0	2	1	0	0	0
(7, 9)																
Rafael Ramirez, R (1, 6) OBP: 0.305, SLG: 0.373	1-3		K		F7		5-3 1-2	1B 1-2 3-H 1B		5	0	1	1	0	1	1
Dale Murphy, R (1, 8) OBP: 0.385, SLG: 0.572	1B			F8 SF9 1B 1B	HR		K	K		5	2	3	1	0	2	3
Bob Horner, R (1, 3) OBP: 0.347, SLG: 0.546	K			1B 1-2 1B 1B	1B		F8		K	3	1	2	0	0	1	1
Chris Chambliss, L (7, PH) OBP: 0.283, SLG: 0.290										2	0	0	0	0	1	1
(7, 3)																
Terry Harper, R (1, 7) OBP: 0.318, SLG: 0.411		5-3		F8 2-3	4-3			1B	K 5-3	5	0	1	0	0	0	3
Glenn Hubbard, R (1, 4) OBP: 0.328, SLG: 0.317		F8		SF9 3-H		F5		1B SF8 BB	K	3	1	0	1	1	1	0
Paul Runge, R (1, 5) OBP: 0.333, SLG: 0.262		K		1B 1-2 1B		BB		2B 1-3 1B		3	1	2	0	1	1	0
Bruce Benedict, R (1, 2) OBP: 0.317, SLG: 0.231			5-3	1-2 2-H 1B		F8		SF8 3-H		3	0	1	1	0	0	1
Gerald Perry, L (8, PH) OBP: 0.272, SLG: 0.225										0	0	0	0	0	0	0
Rick Cerone, R (8, PH) OBP: 0.260, SLG: 0.263										0	0	0	1	0	0	0
(8, 2)																
Joe Johnson, R (1, 1)			4-3	6-3		5-3		1B 1-3 1B 2B		3	0	0	0	0	0	3
Paul Zuvella, R (8, PH) OBP: 0.245, SLG: 0.212										1	1	1	0	0	0	0
Bruce Sutter, R (8, 1)										0	0	0	0	0	0	0

TOP	
AB	38
R	7
H	14
RBI	7
BB	2
SO	8
LOB	13

Inning Stats	1	2	3	4	5	6	7	8	9
	R: 0 E: 0 K: 2 S: 8	R: 0 E: 0 K: 1 S: 5	R: 1 E: 0 K: 1 S: 6	R: 2 E: 0 K: 0 S: 7	R: 1 E: 0 K: 0 S: 5	R: 0 E: 0 K: 0 S: 3	R: 0 E: 0 K: 1 S: 6	R: 3 E: 0 K: 1 S: 9	R: 0 E: 0 K: 2 S: 7
	H: 1 LOB: 1 BB: 0 P: 8	H: 0 LOB: 0 BB: 0 P: 5	H: 1 LOB: 0 BB: 0 P: 6	H: 4 LOB: 2 BB: 0 P: 7	H: 2 LOB: 1 BB: 0 P: 5	H: 0 LOB: 1 BB: 1 P: 7	H: 1 LOB: 1 BB: 0 P: 6	H: 5 LOB: 2 BB: 1 P: 13	H: 0 LOB: 0 BB: 0 P: 7

	1B	SF	WP	PA
	2B: 1	SAC: 0	PB: 0	
	3B: 0	DP: 0	SB: 0	
	HR: 2	HBP: 0	CS: 0	

PITCHER		IP	WLS	BF	H	R	ER	SO	BB	IBB	HBP	BLK	WP	HR	S	P	ERA	WHIP
Atlee Hammaker, L ERA: 3.6	(1, 1)	6.0		27	8	4	4	4	1	0	0	0	0	2	34	38	6.00	1.500
Frank Williams, R ERA: 5.84	(7, 1)	1.1	L	7	3	2	2	1	1	0	0	0	0	0	8	12	13.50	3.000
Mike Jeffcoat, L ERA: 2.53	(8, 1)	0.2		5	3	1	1	1	0	0	0	0	0	0	7	7	13.50	4.500
Mark Davis, L ERA: 2.6	(9, 1)	1.0		3	0	0	0	2	0	0	0	0	0	0	7	7	0.00	0.000

PITCHER	IP	WLS	BF	H	R	ER	SO	BB	IBB	HBP	BLK	WP	HR	S	P	ERA	WHIP

BOTTOM

Atlanta Braves @ San Francisco Giants

Candlestick Park, San Francisco, CA

Sun Aug 11 1985, 6:33 AM EDT

Att. 10,205 - Sunny

livebaseballscorecards.com

Batter	1	2	3	4	5	6	7	8	9	AB	R	H	RBI	BB	SO	LOB
Dan Gladden, R (1, 7) OBP: 0.293, SLG: 0.306	E9 1B		2-3 1B 2B		F7 ①	5-3 ③			K ②	5	1	2	0	0	1	1
Manny Trillo, R (1, 4) OBP: 0.292, SLG: 0.297	1-3 ①		2-3 ② 2-3		F7 ②		G4-6-3 1B		4-3 ③	5	0	1	0	0	0	2
Chili Davis, S (1, 8) OBP: 0.348, SLG: 0.407	K ②		BB 1B BB		L6 ③		G4-6-3 ①② 1-2f			3	0	0	0	1	1	2
Dan Driessen, L (1, 3) OBP: 0.324, SLG: 0.366	F9 ③		BB 1-2 3-H 1B			1B 2B	F7 ③			4	1	2	1	0	0	1
Joel Youngblood, R (1, 9) OBP: 0.344, SLG: 0.348		L6 BB	FC5-4 1-2 2-3 BB			SH3-4 BB E 2-H 1B		K ①		2	1	1	1	2	1	0
Bob Brenly, R (1, 2) OBP: 0.311, SLG: 0.407		L6 ①② 1-2	FC5-4 ③ 1-2f			4-3 SH3-4 E 1-2 BB		F7 ②		3	1	0	0	1	0	4
Brad Wellman, R (1, 5) OBP: 0.323, SLG: 0.368		S HBP	5-3 ①			SH3-4 ① 1-2 2-3		2B		2	0	1	0	0	0	0
Ricky Adams, R (1, 6) OBP: 0.218, SLG: 0.316 Ron Roenicke, S (6, PH) OBP: 0.474, SLG: 0.407 Frank Williams, R (7, 1) Mike Jeffcoat, L (8, 1) Rob Deer, R (8, PH) OBP: 0.280, SLG: 0.347 Mark Davis, L (9, 1) OBP: 0.200, SLG: 0.400		K ③ 1-2	6-3 ②			F4 ②		K ③		2 1 0 0 1 0	0 0 0 0 0 0	0 0 0 0 0 0	0 0 0 0 0 0	0 0 0 0 1 0	1 0 0 0 1 0	1 2 0 0 1 0
Atlee Hammaker, S (1, 1) OBP: 0.059, SLG: 0.059 Jose Uribe, S (6, PH) OBP: 0.274, SLG: 0.304 (7, 6)			K ① F9 ③			E9 2-H 3-H			4-3 ①	2 2	0 0	0 0	0 0	0 0	1 0	0 0

Inning Stats	1	2	3	4	5	6	7	8	9
	R: 0 H: 1 E: 1 LOB: 1 K: 1 BB: 0 S: 6 P: 6	R: 0 H: 0 E: 0 LOB: 1 K: 1 BB: 1 S: 4 P: 9	R: 1 H: 2 E: 0 LOB: 3 K: 1 BB: 2 S: 7 P: 15	R: 0 H: 0 E: 0 LOB: 0 K: 0 BB: 0 S: 3 P: 3	R: 0 H: 0 E: 0 LOB: 0 K: 0 BB: 0 S: 3 P: 3	R: 3 H: 2 E: 1 LOB: 1 K: 0 BB: 1 S: 6 P: 10	R: 0 H: 1 E: 0 LOB: 0 K: 0 BB: 0 S: 3 P: 3	R: 0 H: 1 E: 0 LOB: 1 K: 2 BB: 0 S: 8 P: 8	R: 0 H: 0 E: 0 LOB: 0 K: 1 BB: 0 S: 5 P: 5

	AB	
1B:	4	
2B:	4	
3B:	0	
HR:	0	
SF:	0	
SAC:	1	
DP:	2	
HBP:	1	
WP:	0	
PB:	0	
SB:	1	
CS:	0	
PA:	38	

PITCHER		IP	WLS	BF	H	R	ER	SO	BB	IBB	HBP	BLK	WP	HR	S	P	ERA	WHIP
Joe Johnson, R ERA: 1.96	(1, 1)	7.0	W	31	6	4	2	3	4	0	1	0	0	0	32	49	2.57	1.429
Bruce Sutter, R ERA: 3.39	(8, 1)	2.0	S	7	1	0	0	3	0	0	0	0	0	0	13	13	0.00	0.500

PITCHER	IP	WLS	BF	H	R	ER	SO	BB	IBB	HBP	BLK	WP	HR	S	P	ERA	WHIP

Atlanta Braves @ Los Angeles Dodgers

Dodger Stadium, Los Angeles, CA

Mon Aug 12 1985, 7:05 PM PDT

Att. 36,741 - Unknown

TOP

livebaseballscorecards.com

Batter	1	2	3	4	5	6	7	8	9	AB	R	H	RBI	BB	SO	LOB
Brad Komminsk, R (1, 9) OBP: 0.308, SLG: 0.302	6-3		F7			1-3			F7	4	0	0	0	0	0	0
Rafael Ramirez, R (1, 6) OBP: 0.306, SLG: 0.374	F9			CS 1B		K			1B	4	0	2	0	0	1	0
Dale Murphy, R (1, 8) OBP: 0.381, SLG: 0.567	6-3			K 1-2			K		K	4	0	0	0	0	3	2
Bob Horner, R (1, 3) OBP: 0.347, SLG: 0.543		FC3-6 BB		5-3			4-3			2	0	0	0	1	0	0
Terry Harper, R (1, 7) OBP: 0.315, SLG: 0.407		L8			G3		L7			3	0	0	0	0	0	1
Ken Oberkfell, L (1, 5) OBP: 0.357, SLG: 0.380		FC3-6 1-2f			F9			F5		3	0	0	0	0	0	1
Glenn Hubbard, R (1, 4) OBP: 0.329, SLG: 0.318		L9			FC5-4 1B			K		2	0	1	0	0	0	1
Milt Thompson, L (8, PH) OBP: 0.392, SLG: 0.471										1	0	0	0	0	1	0
Paul Zuvella, R (8, 4) OBP: 0.245, SLG: 0.212										0	0	0	0	0	0	0
Bruce Benedict, R (1, 2) OBP: 0.312, SLG: 0.228			6-3		FC5-4 1-2f			F2		2	0	0	0	0	0	1
Gerald Perry, L (8, PH) OBP: 0.271, SLG: 0.224										1	0	0	0	0	0	0
Rick Cerone, R (8, 2) OBP: 0.260, SLG: 0.263										0	0	0	0	0	0	0
Rick Mahler, R (1, 1) OBP: 0.211, SLG: 0.194			L9			6-3			F9	2	0	0	0	0	0	0
Rick Camp, R (6, 1) OBP: 0.273, SLG: 0.500										0	0	0	0	0	0	0
Claudell Washington, L (9, PH) OBP: 0.334, SLG: 0.454										1	0	0	0	0	0	0

	AB	29
	R	0
	H	3
	RBI	0
	BB	1
	SO	5
	LOB	6

Inning Stats										
	R: 0 E: 0 K: 0 S: 3	H: 0 LOB: 0 BB: 0 P: 3	R: 0 E: 0 K: 0 S: 3	H: 0 LOB: 1 BB: 1 P: 7	R: 0 E: 0 K: 0 S: 3	H: 0 LOB: 0 BB: 0 P: 3	R: 0 E: 0 K: 1 S: 5	H: 1 LOB: 0 BB: 0 P: 5	R: 0 E: 0 K: 0 S: 4	H: 1 LOB: 1 BB: 0 P: 4
	R: 0 E: 0 K: 1 S: 5	H: 0 LOB: 0 BB: 0 P: 5	R: 0 E: 0 K: 1 S: 5	H: 0 LOB: 0 BB: 0 P: 5	R: 0 E: 0 K: 1 S: 5	H: 0 LOB: 0 BB: 0 P: 5	R: 0 E: 0 K: 1 S: 6	H: 1 LOB: 1 BB: 0 P: 6	1B: 3 2B: 0 3B: 0 HR: 0	SF: 0 SAC: 0 DP: 0 HBP: 0
	WP: 0 PB: 0 SB: 0 CS: 1	PA: 30								

PITCHER		IP	WLS	BF	H	R	ER	SO	BB	IBB	HBP	BLK	WP	HR	S	P	ERA	WHIP
Rick Honeycutt, L ERA: 3.41	(1, 1)	6.0	W	20	2	0	0	2	1	0	0	0	0	0	23	27	0.00	0.500
Tom Niedenfuer, R ERA: 1.96	(7, 1)	3.0	S	10	1	0	0	3	0	0	0	0	0	0	16	16	0.00	0.333

PITCHER	IP	WLS	BF	H	R	ER	SO	BB	IBB	HBP	BLK	WP	HR	S	P	ERA	WHIP

Batter	1	2	3	4	5	6	7	8	9	AB	R	H	RBI	BB	SO	LOB
Mariano Duncan, R (1, 6) OBP: 0.285, SLG: 0.327	F3		5-3-6 1B		FC3-2 S 1B 2-3 3-H		F6			4	1	1	0	0	0	2
Enos Cabell, R (1, 5) OBP: 0.328, SLG: 0.353	L4		5-3-6 1-3f		1-H 3-H		F7			4	0	1	2	0	0	1
Ken Landreaux, L (1, 8) OBP: 0.302, SLG: 0.416	K		4-3		F9		F7			4	0	0	0	0	1	1
Pedro Guerrero, R (1, 7) OBP: 0.430, SLG: 0.632		BBBB 6-3 1B BB		F8	1B 1B			BBBB FC1-6 BB		2	1	1	0	2	0	0
Greg Brock, L (1, 3) OBP: 0.329, SLG: 0.449 Tom Niedenfuer, R (7, 1) OBP: 0.111, SLG: 0.111		6-3 1-2 1B		F7	FC6-4 1B 1-2 1B			FC1-6 1-2f		3 1	0 0	2 0	0 0	0 0	0 0	0 1
Mike Marshall, R (1, 9) OBP: 0.332, SLG: 0.450	F4			K	K			K		4	0	0	0	0	3	5
Mike Scioscia, L (1, 2) OBP: 0.381, SLG: 0.395	6-3 1-2 2-3				SH3-4 HBP FC3-2 BB		FC6-4 1B 1-2 2-H	4-3		3	0	1	1	1	0	3
Steve Sax, R (1, 4) OBP: 0.336, SLG: 0.295	IIII IBB				FC3-2 SH3-4 1B HBP 1-2		FC6-4 1-2f 2-3			1	1	0	0	1	0	2
Rick Honeycutt, L (1, 1) OBP: 0.133, SLG: 0.107 Len Matuszek, L (6, PH) OBP: 0.258, SLG: 0.325 (7, 3)	SSS K				SH3-4 1-2 2-3		4-3			1 1	0 0	0 0	0 0	0 0	1 0	3 2
Inning Stats	R: 0 H: 0 E: 0 LOB: 0 K: 1 BB: 0 S: 5 P: 5	R: 0 H: 1 E: 0 LOB: 3 K: 1 BB: 2 S: 6 P: 14	R: 0 H: 1 E: 0 LOB: 0 K: 0 BB: 0 S: 3 P: 3	R: 0 H: 0 E: 0 LOB: 0 K: 1 BB: 0 S: 5 P: 5	R: 2 H: 1 E: 0 LOB: 1 K: 0 BB: 1 S: 4 P: 9	R: 1 H: 3 E: 0 LOB: 2 K: 1 BB: 0 S: 8 P: 8	R: 0 H: 0 E: 0 LOB: 0 K: 0 BB: 0 S: 3 P: 3	R: 0 H: 0 E: 0 LOB: 1 K: 1 BB: 1 S: 5 P: 9		1B: 6 SF: 0 2B: 1 SAC: 1 3B: 0 DP: 1 HR: 0 HBP: 1						WP: 0 PA: 34 PB: 0 SB: 1 CS: 0

PITCHER		IP	WLS	BF	H	R	ER	SO	BB	IBB	HBP	BLK	WP	HR	S	P	ERA	WHIP
Rick Mahler, R ERA: 3.31	(1, 1)	5.1	L	25	6	3	3	4	2	1	1	0	0	0	29	42	5.06	1.500
Rick Camp, R ERA: 3.59	(6, 1)	2.2		9	0	0	0	1	1	0	0	0	0	0	10	14	0.00	0.375

PITCHER	IP	WLS	BF	H	R	ER	SO	BB	IBB	HBP	BLK	WP	HR	S	P	ERA	WHIP

BOTTOM

Atlanta Braves @ Los Angeles Dodgers

Dodger Stadium, Los Angeles, CA

Mon Aug 12 1985, 7:05 PM PDT

Att. 36,741 - Unknown

livebaseballscorecards.com

AB	28
R	3
H	6
RBI	3
BB	4
SO	5
LOB	20

Batter	1	2	3	4	5	6	7	8	9	AB	R	H	RBI	BB	SO	LOB
Milt Thompson, L (1, 7) OBP: 0.382, SLG: 0.444	H 1-0 1-4-3 G3 HBP		S S S 0-3 ① K		x 0-0 ① 5-3 1-2		x 0-0 ③ FC5 2-3			3	0	0	0	0	1	2
Rafael Ramirez, R (1, 6) OBP: 0.306, SLG: 0.373	x 0-0 ① G3 1-2		x 0-0 E E 1B		x 0-0 ② FC5-4 2-3			x 0-0 ① 5-3		4	1	1	0	0	0	2
Dale Murphy, R (1, 8) OBP: 0.378, SLG: 0.562	x 0-0 ② 1-4-3 2-3		x 0-0 E1 FC6-4 1-2		x 0-0 ③ F7			S S S 0-3 ② K		4	0	0	0	0	1	3
Bob Horner, R (1, 3) OBP: 0.348, SLG: 0.541	B B B B 4-0 BB BB		x 0-0 ② FC6-4 1-2f 2-H			x 0-0 FC4-6 1B		x 0-0 F7		3	0	1	0	1	0	1
Claudell Washington, L (1, 9) OBP: 0.336, SLG: 0.453	B B B B 4-0 1-2 BB		x 0-0 ③ F8			x 0-0 ① FC4-6 G4-6-3 1-2f			x 0-0 S 1B 1B	3	0	1	0	1	0	2
Ken Oberkfell, L (1, 5) OBP: 0.359, SLG: 0.380	x 0-0 ③ F7			x 0-0 G5-4-3 1B		x 0-0 ②③ G4-6-3 1-2f			B B B B 4-0 1B 1-2 BB	3	0	1	0	1	0	4
Rick Cerone, R (1, 2) OBP: 0.261, SLG: 0.261		S S S 0-3 ① K		x 0-0 ① ② G5-4-3 1-2f			B B B B 4-0 FC2-4 BB		x 0-0 ① 1-2 2-H 1B	2	0	0	0	1	1	1
Gerald Perry, L (9, PH) OBP: 0.275, SLG: 0.228										1	0	1	0	0	0	0
Glenn Hubbard, R (1, 4) OBP: 0.327, SLG: 0.315		S S S 0-3 ② K		x 0-0 ③ 6-3			x 0-0 ① FC2-4 FC5 1-3 1-2f		x 0-0 ② F4	3	0	0	0	0	1	1
Terry Harper, R (9, PH) OBP: 0.314, SLG: 0.406										1	0	0	0	0	0	2
Steve Bedrosian, R (1, 1) OBP: 0.082, SLG: 0.082		S S S 0-3 ③ K			x 0-0 FC5-4 5-3 1B		x 0-0 ② 1-3 1-2		S S S 0-3 ③ K	2	0	1	0	0	1	0
Chris Chambliss, L (7, PH) OBP: 0.281, SLG: 0.288										1	0	0	0	0	0	1
Gene Garber, R (7, 1) OBP: 0.250, SLG: 0.250										0	0	0	0	0	0	0
Terry Forster, L (8, 1)										0	0	0	0	0	0	0
Brad Komminsk, R (9, PH) OBP: 0.307, SLG: 0.300										1	0	0	0	0	1	2
Inning Stats	R: 0 E: 0 K: 0 S: 3 H: 0 LOB: 3 BB: 2 P: 12	R: 0 E: 0 K: 3 S: 9 H: 0 LOB: 0 BB: 0 P: 9	R: 1 E: 2 K: 1 S: 7 H: 1 LOB: 1 BB: 0 P: 7	R: 0 E: 0 K: 0 S: 3 H: 1 LOB: 0 BB: 0 P: 3	R: 0 E: 0 K: 0 S: 4 H: 1 LOB: 1 BB: 0 P: 4	R: 0 E: 0 K: 0 S: 3 H: 1 LOB: 0 BB: 0 P: 3	R: 0 E: 0 K: 0 S: 3 H: 0 LOB: 1 BB: 1 P: 7	R: 0 E: 0 K: 1 S: 5 H: 0 LOB: 0 BB: 0 P: 5	R: 0 E: 0 K: 1 S: 6 H: 2 LOB: 2 BB: 1 P: 10	1B: 6 2B: 0 3B: 0 HR: 0 SF: 0 SAC: 0 DP: 2 HBP: 1						

PITCHER		IP	WLS	BF	H	R	ER	SO	BB	IBB	HBP	BLK	WP	HR	S	P	ERA	WHIP
Orel Hershiser, R ERA: 2.33	(1, 1)	7.0		28	4	1	0	4	3	0	1	0	0	0	32	45	0.00	1.000
Carlos Diaz, L ERA: 1.8	(8, 1)	1.0	W	4	1	0	0	1	0	0	0	0	0	0	6	6	0.00	1.000
Ken Howell, R ERA: 3.12	(9, 1)	0.1		2	1	0	0	0	1	0	0	0	0	0	1	5	0.00	6.000
Tom Niedenfuer, R ERA: 1.95	(9, 1)	0.2	S	2	0	0	0	1	0	0	0	0	0	0	4	4	0.00	0.000

PITCHER	IP	WLS	BF	H	R	ER	SO	BB	IBB	HBP	BLK	WP	HR	S	P	ERA	WHIP

TOP

Atlanta Braves @ Los Angeles Dodgers

Dodger Stadium, Los Angeles, CA

Tue Aug 13 1985, 7:05 PM PDT

Att. 38,924 - Unknown

livebaseballscorecards.com

AB	31
R	1
H	6
RBI	0
BB	4
SO	6
LOB	21

WP: 0 PA: 36
PB: 0
SB: 1
CS: 0

Batter	1	2	3	4	5	6	7	8	9	AB	R	H	RBI	BB	SO	LOB
Mariano Duncan, R (1, 6) OBP: 0.282, SLG: 0.323	3-1		F8		4-3		K			4	0	0	0	0	1	0
Enos Cabell, R (1, 5) OBP: 0.327, SLG: 0.351	K		F3		BB, 1B		F4			4	0	1	0	0	1	0
Bob Bailor, R (8, 5) OBP: 0.234, SLG: 0.258										0	0	0	0	0	0	0
Ken Landreaux, L (1, 8) OBP: 0.310, SLG: 0.420	1B, 1B		BBB, S, BB		BBB, FC6-4, BB			HR, 4-3, 1B		2	1	2	0	2	0	0
Pedro Guerrero, R (1, 7) OBP: 0.428, SLG: 0.628 (9, 3)	1-2, 1B		F8, 1-2		FC6-4, 1-2f			F8		4	0	1	0	0	0	4
Len Matuszek, L (1, 3) OBP: 0.254, SLG: 0.320	K			6-3	4-3			4-3, 1-2		3	0	0	0	0	1	2
Candy Maldonado, R (8, PH) (9, 7) OBP: 0.261, SLG: 0.290										1	0	0	0	0	0	1
Mike Marshall, R (1, 9) OBP: 0.337, SLG: 0.465		2B		1-3	BBB, CS, BB			2-H, HR		3	1	2	2	1	0	0
Mike Scioscia, L (1, 2) OBP: 0.383, SLG: 0.398		F6		2B	BBB, 1-2, BB			L8		3	0	1	0	1	0	1
Tom Niedenfuer, R (9, 1) OBP: 0.111, SLG: 0.111										0	0	0	0	0	0	0
Steve Sax, R (1, 4) OBP: 0.333, SLG: 0.293		F8		4-3		1-3				3	0	0	0	0	0	3
Orel Hershiser, R (1, 1) OBP: 0.231, SLG: 0.204		F3			K		5-3			2	0	0	0	0	1	1
R.J. Reynolds, S (7, PH) OBP: 0.307, SLG: 0.349										1	0	0	0	0	0	0
Carlos Diaz, R (8, 1)										0	0	0	0	0	0	0
Ken Howell, R (9, 1)										0	0	0	0	0	0	0
Steve Yeager, R (9, 2) OBP: 0.267, SLG: 0.260										0	0	0	0	0	0	0
Inning Stats	R: 0 E: 0 K: 2 S: 9 H: 2 LOB: 2 BB: 0 P: 9	R: 0 E: 0 K: 0 S: 4 H: 1 LOB: 1 BB: 0 P: 4	R: 0 E: 0 K: 0 S: 3 H: 0 LOB: 1 BB: 1 P: 7	R: 0 E: 0 K: 0 S: 4 H: 1 LOB: 1 BB: 0 P: 4	R: 0 E: 0 K: 1 S: 6 H: 1 LOB: 2 BB: 1 P: 10	R: 0 E: 0 K: 0 S: 2 H: 0 LOB: 1 BB: 2 P: 10	R: 0 E: 0 K: 1 S: 5 H: 0 LOB: 0 BB: 0 P: 5	R: 2 E: 0 K: 0 S: 5 H: 2 LOB: 0 BB: 0 P: 5		1B: 4 2B: 2 3B: 0 HR: 1	SF: 0 SAC: 0 DP: 0 HBP: 0						

BOTTOM

Atlanta Braves @ Los Angeles Dodgers

Dodger Stadium, Los Angeles, CA

Tue Aug 13 1985, 7:05 PM PDT

Att. 38,924 - Unknown

livebaseballscorecards.com

AB	30
R	2
H	7
RBI	2
BB	4
SO	4
LOB	12

WP: 0 PB: 0 SB: 1 CS: 1 PA: 34

PITCHER		IP	WLS	BF	H	R	ER	SO	BB	IBB	HBP	BLK	WP	HR	S	P	ERA	WHIP
Steve Bedrosian, R ERA: 3.46	(1, 1)	6.0		26	5	0	0	3	4	0	0	0	0	0	28	44	0.00	1.500
Gene Garber, R ERA: 3.72	(7, 1)	1.1		5	1	1	1	1	0	0	0	0	0	0	7	7	6.75	0.750
Terry Forster, L ERA: 1.98	(8, 1)	0.2	L	3	1	1	1	0	0	0	0	0	0	1	3	3	13.50	1.500

PITCHER	IP	WLS	BF	H	R	ER	SO	BB	IBB	HBP	BLK	WP	HR	S	P	ERA	WHIP

Batter	1	2	3	4	5	6	7	8	9	AB	R	H	RBI	BB	SO	LOB
Milt Thompson, L (1, 7) OBP: 0.356, SLG: 0.414	6-3		5-3		K			L6		4	0	0	0	0	1	2
Rafael Ramirez, R (1, 6) OBP: 0.305, SLG: 0.374	BLK FC1-2 2B		5-3			F6		L8		4	0	1	0	0	0	0
Dale Murphy, R (1, 8) OBP: 0.377, SLG: 0.559	FC1-2 2-H			F4		L6			1B	4	0	1	0	0	0	1
Bob Horner, R (1, 3) OBP: 0.345, SLG: 0.535	F4			F4		F8			F4	4	0	0	0	0	0	2
Claudell Washington, L (1, 9) OBP: 0.332, SLG: 0.447		K		F7			F3		F7	4	0	0	0	0	1	1
Ken Oberkfell, L (1, 5) OBP: 0.357, SLG: 0.378		K			4-3 BLK 1B		4-3		K	4	0	1	0	0	2	1
Rick Cerone, R (1, 2) OBP: 0.266, SLG: 0.268		2B			4-3 1-3		BB			2	0	1	0	1	0	1
Glenn Hubbard, R (1, 4) OBP: 0.327, SLG: 0.315		K			1B		K			3	0	1	0	0	2	2
Craig McMurtry, R (1, 1)			K		K			4-3		2	0	0	0	0	2	2
Jeff Dedmon, L (5, 1) OBP: 0.286, SLG: 0.167										0	0	0	0	0	0	0
Gerald Perry, L (8, PH) OBP: 0.273, SLG: 0.227										1	0	0	0	0	0	0
Rick Camp, R (8, 1) OBP: 0.273, SLG: 0.500										0	0	0	0	0	0	0
Inning Stats	R: 0 E: 0 K: 0 S: 4 H: 1 LOB: 1 BB: 0 P: 4	R: 0 E: 0 K: 3 S: 10 H: 1 LOB: 1 BB: 0 P: 10	R: 0 E: 0 K: 1 S: 5 H: 0 LOB: 0 BB: 0 P: 5	R: 0 E: 0 K: 0 S: 3 H: 0 LOB: 0 BB: 0 P: 3	R: 0 E: 0 K: 2 S: 9 H: 2 LOB: 2 BB: 0 P: 9	R: 0 E: 0 K: 0 S: 3 H: 0 LOB: 0 BB: 0 P: 3	R: 0 E: 0 K: 1 S: 5 H: 0 LOB: 1 BB: 1 P: 9	R: 0 E: 0 K: 0 S: 3 H: 0 LOB: 0 BB: 0 P: 3	R: 0 E: 0 K: 1 S: 6 H: 1 LOB: 1 BB: 0 P: 6	1B: 3 2B: 2 3B: 0 HR: 0 SF: 0 SAC: 0 DP: 0 HBP: 0	WP: 0 PB: 0 SB: 0 CS: 0 PA: 33					

PITCHER		IP	WLS	BF	H	R	ER	SO	BB	IBB	HBP	BLK	WP	HR	S	P	ERA	WHIP
Bob Welch, R ERA: 1.67	(1, 1)	9.0	W	33	5	0	0	8	1	0	0	2	0	0	48	52	0.00	0.667

PITCHER		IP	WLS	BF	H	R	ER	SO	BB	IBB	HBP	BLK	WP	HR	S	P	ERA	WHIP

TOP

Atlanta Braves @ Los Angeles Dodgers

Dodger Stadium, Los Angeles, CA

Wed Aug 14 1985, 7:05 PM PDT

Att. 39,627 - Unknown

livebaseballscorecards.com

AB	32
R	0
H	5
RBI	0
BB	1
SO	8
LOB	12

Batter	1	2	3	4	5	6	7	8	9	AB	R	H	RBI	BB	SO	LOB
Mariano Duncan, R (1, 6) OBP: 0.281, SLG: 0.325	L7		SH SH1-4 SF8 2-H		WP 1-3 L8-2 2B		E5 SH1-3 1B	G6-4-3 1-2f		4	2	1	0	0	0	2
Bob Bailor, R (1, 5) OBP: 0.227, SLG: 0.250	6-3		SH1-4 2-3		L8-2 2-H 3-H		SH1-3 2-3			2	0	0	0	0	0	1
Ken Landreaux, L (1, 8) OBP: 0.315, SLG: 0.423	BB		SF8 3-H		BB S 1B		1B FC6-4 3-H 1B			2	1	2	2	1	0	0
Pedro Guerrero, R (1, 7) OBP: 0.429, SLG: 0.625 Candy Maldonado, R (7, PR) OBP: 0.261, SLG: 0.290 (8, 7)	1-3		F9		BB 1-2 BB		FC6-4 1-3 1B			3 0	0 0	1 0	0 0	1 0	0 0	1 0
Greg Brock, L (1, 3) OBP: 0.330, SLG: 0.451		K		4-3 2B	FC6-4 1-2 2-3 BB		FC6-4 1-2f 3-H			3	0	1	1	1	1	1
Mike Marshall, R (1, 9) OBP: 0.333, SLG: 0.459		6-3	K		FC6-4 1-2f		5-3			4	0	0	0	0	1	6
Mike Scioscia, L (1, 2) OBP: 0.384, SLG: 0.397		BB	4-3 2-3			B5-3		FC5-4 1B		3	0	1	0	1	0	1
Steve Sax, R (1, 4) OBP: 0.330, SLG: 0.289		6-3	L9			K		FC5-4 1B 1-2f		4	0	0	0	0	1	3
Bob Welch, R (1, 1) OBP: 0.310, SLG: 0.269			SH 2B		2B WP BB	K		G6-4-3 1-3 1B		3	2	2	0	1	1	0
Inning Stats	R: 0 H: 0 E: 0 LOB: 1 K: 0 BB: 1 S: 3 P: 7	R: 0 H: 0 E: 0 LOB: 1 K: 1 BB: 1 S: 5 P: 9	R: 2 H: 1 E: 1 LOB: 0 K: 0 BB: 0 S: 5 P: 5	R: 0 H: 1 E: 0 LOB: 1 K: 1 BB: 0 S: 6 P: 6	R: 1 H: 2 E: 0 LOB: 3 K: 0 BB: 3 S: 4 P: 16	R: 0 H: 0 E: 0 LOB: 0 K: 2 BB: 0 S: 7 P: 7	R: 2 H: 2 E: 2 LOB: 2 K: 0 BB: 0 S: 6 P: 6	R: 0 H: 2 E: 0 LOB: 1 K: 0 BB: 0 S: 4 P: 4		1B: 5 SF: 1 2B: 4 SAC: 3 3B: 0 DP: 2 HR: 0 HBP: 0						

PITCHER		IP	WLS	BF	H	R	ER	SO	BB	IBB	HBP	BLK	WP	HR	S	P	ERA	WHIP
Craig McMurtry, R ERA: 9.17	(1, 1)	4.2	L	23	4	3	2	2	5	0	0	0	1	0	22	42	3.86	1.929
Jeff Dedmon, R ERA: 3.38	(5, 1)	2.1		10	2	2	0	2	0	0	0	0	0	0	14	14	0.00	0.857
Rick Camp, R ERA: 3.56	(8, 1)	1.0		4	2	0	0	0	0	0	0	0	0	0	4	4	0.00	2.000

PITCHER	IP	WLS	BF	H	R	ER	SO	BB	IBB	HBP	BLK	WP	HR	S	P	ERA	WHIP

BOTTOM

Atlanta Braves @ Los Angeles Dodgers

Dodger Stadium, Los Angeles, CA

Wed Aug 14 1985, 7:05 PM PDT

Att. 39,627 - Unknown

livebaseballscorecards.com

AB	28
R	5
H	8
RBI	3
BB	5
SO	4
LOB	15

WP: 1	PA: 37		
PB: 0			
SB: 1			
CS: 0			

Atlanta Braves @ Los Angeles Dodgers

Dodger Stadium, Los Angeles, CA

Thu Aug 15 1985, 3:33 AM PDT

Att. 42,169 - Unknown

TOP

livebaseballscorecards.com

Batter	1	2	3	4	5	6	7	8	9	AB	R	H	RBI	BB	SO	LOB
Brad Komminsk, R (1, 9) OBP: 0.306, SLG: 0.300	0-0 5-3 S 1B 1B		0-0 L9		0-0 5-3		0-0 F3		0-0 F7	4	1	1	0	0	0	1
Chris Chambliss, L (9, PH) OBP: 0.280, SLG: 0.286										1	0	0	0	0	0	2
Rafael Ramirez, R (1, 6) OBP: 0.305, SLG: 0.373	0-0 F9 1-2		0-0 1-6-3		0-0 WP HR 2-3 1B		0-3 K			4	1	1	0	0	1	1
Dale Murphy, R (1, 8) OBP: 0.376, SLG: 0.563	0-0 5-3 2-3			0-0 F5	0-0 1-H 3-H HR			0-3 K		4	1	1	2	0	1	1
Bob Horner, R (1, 3) OBP: 0.349, SLG: 0.536	0-0 3-H 1B			4-0 1B BB	0-0 1B			0-0 F7		3	0	2	1	1	0	0
Terry Harper, R (1, 7) OBP: 0.311, SLG: 0.402	0-0 5-3			0-0 F4	0-0 6-3			0-0 L1		4	0	0	0	0	0	3
Ken Oberkfell, L (1, 5) OBP: 0.359, SLG: 0.383		0-0 F7		0-0 1-3 1B		0-0 L9			0-0 2B	4	0	2	0	0	0	0
Glenn Hubbard, R (1, 4) OBP: 0.324, SLG: 0.312		0-3 K		0-0 L7		0-0 4-3			0-0 F2	3	0	0	0	0	1	2
Milt Thompson, L (9, PH) OBP: 0.350, SLG: 0.407										1	0	0	0	0	0	1
Bruce Benedict, R (1, 2) OBP: 0.313, SLG: 0.230		0-0 L7			0-0 1B BLK WP 1B	0-0 4-3			0-3 K	3	1	1	0	0	0	0
Gerald Perry, L (9, PH) OBP: 0.272, SLG: 0.226										1	0	0	0	0	1	1
Joe Johnson, R (1, 1)										2	0	0	0	0	1	1
Terry Forster, L (5, 1)										0	0	0	0	0	0	0
Jeff Dedmon, L (5, 1) OBP: 0.250, SLG: 0.143										1	0	0	0	0	0	0
Bruce Sutter, R (7, 1)										0	0	0	0	0	0	0
Claudell Washington, L (9, PH) OBP: 0.334, SLG: 0.447			0-3 K		0-0 B1-4 1-2		0-0 6-3		4-0 BB	0	0	0	0	1	0	0

Inning Stats	1	2	3	4	5	6	7	8	9
	R: 1 H: 2 E: 0 LOB: 1 K: 0 BB: 0 S: 5 P: 5	R: 0 H: 0 E: 0 LOB: 0 K: 1 BB: 0 S: 5 P: 5	R: 0 H: 0 E: 0 LOB: 0 K: 1 BB: 0 S: 5 P: 5	R: 0 H: 1 E: 0 LOB: 2 K: 0 BB: 1 S: 4 P: 8	R: 3 H: 4 E: 0 LOB: 1 K: 0 BB: 0 S: 7 P: 7	R: 0 H: 0 E: 0 LOB: 0 K: 0 BB: 0 S: 3 P: 3	R: 0 H: 0 E: 0 LOB: 0 K: 1 BB: 0 S: 5 P: 5	R: 0 H: 0 E: 0 LOB: 0 K: 1 BB: 0 S: 5 P: 5	R: 0 H: 1 E: 0 LOB: 2 K: 1 BB: 1 S: 6 P: 10

1B: 6 SF: 0
2B: 1 SAC: 0
3B: 0 DP: 0
HR: 1 HBP: 0

WP: 1 PA: 37
PB: 0
SB: 1
CS: 0

AB	35
R	4
H	8
RBI	3
BB	2
SO	5
LOB	13

PITCHER		IP	WLS	BF	H	R	ER	SO	BB	IBB	HBP	BLK	WP	HR	S	P	ERA	WHIP
Fernando Valenzuela, L ERA: 2.25	(1, 1)	8.0	W	32	7	4	4	4	1	0	0	1	1	1	39	43	4.50	1.000
Tom Niedenfuer, R ERA: 1.92	(9, 1)	1.0	S	5	1	0	0	1	1	0	0	0	0	0	6	10	0.00	2.000

PITCHER		IP	WLS	BF	H	R	ER	SO	BB	IBB	HBP	BLK	WP	HR	S	P	ERA	WHIP

BOTTOM

Atlanta Braves @ Los Angeles Dodgers

Dodger Stadium, Los Angeles, CA

Thu Aug 15 1985, 3:33 AM PDT

Att. 42,169 - Unknown

livebaseballscorecards.com

Batter	1	2	3	4	5	6	7	8	9	AB	R	H	RBI	BB	SO	LOB
Steve Sax, R (1, 4) OBP: 0.331, SLG: 0.291	F2		6-3		BB S SF9 1B		SH1-4 1B	5-3		5	1	2	0	0	0	1
Bill Russell, R (1, 6) (9, 5) OBP: 0.349, SLG: 0.329	9-5 2B		1B		SF9 BB 1-2 BB		SH1-4 1-2			2	0	2	0	1	0	0
Ken Landreaux, L (1, 8) OBP: 0.314, SLG: 0.419	9-5 2-3f		6-3		1-2 2-3 BB		F8			3	0	0	0	1	0	3
Greg Brock, L (1, 3) OBP: 0.332, SLG: 0.453		S 1B 2B		6-3	K		BB			3	1	1	0	1	1	3
Mike Marshall, R (1, 9) OBP: 0.332, SLG: 0.458		F4		1B 1B	SF9 2-3 3-H		F3			3	1	1	1	0	0	3
Len Matuszek, L (1, 7) OBP: 0.262, SLG: 0.328										2	0	2	1	0	0	0
Pedro Guerrero, R (5, PH) (6, 7) OBP: 0.429, SLG: 0.624		1-4-3 2-H 1B		5-3 1B 1-3 1B	F3			SH1-3 HR BB		1	0	0	0	1	0	2
Mariano Duncan, R (8, PR) (9, 6) OBP: 0.281, SLG: 0.325										0	1	0	0	0	0	0
Mike Scioscia, L (1, 2) OBP: 0.383, SLG: 0.396		1-4-3 1-2		5-3 1-2 3-H 1B		K		SH1-3 1-2		3	0	1	1	0	1	1
Bob Bailor, R (1, 5) OBP: 0.217, SLG: 0.239		F2		5-3 1-2 2-3		G3		F7		3	0	0	0	0	0	3
R.J. Reynolds, S (8, PH) OBP: 0.305, SLG: 0.348										1	0	0	0	0	0	2
Candy Maldonado, R (9, 7) OBP: 0.261, SLG: 0.290										0	0	0	0	0	0	0
Fernando Valenzuela, L (1, 1) OBP: 0.197, SLG: 0.211			F4	F8		F9		2-H HR		3	0	0	0	0	0	2
Terry Whitfield, L (8, PH) OBP: 0.321, SLG: 0.463										1	1	1	2	0	0	0
Tom Niedenfuer, R (9, 1) OBP: 0.111, SLG: 0.111										0	0	0	0	0	0	0
Inning Stats	R: 0 E: 0 K: 0 S: 3 H: 1 LOB: 0 BB: 0 P: 3	R: 1 E: 0 K: 0 S: 5 H: 2 LOB: 1 BB: 0 P: 5	R: 0 E: 0 K: 0 S: 4 H: 1 LOB: 1 BB: 0 P: 4	R: 1 E: 0 K: 0 S: 6 H: 3 LOB: 2 BB: 0 P: 6	R: 1 E: 0 K: 1 S: 6 H: 1 LOB: 2 BB: 2 P: 14	R: 0 E: 0 K: 1 S: 5 H: 0 LOB: 0 BB: 0 P: 5	R: 0 E: 0 K: 0 S: 4 H: 1 LOB: 2 BB: 1 P: 8	R: 2 E: 0 K: 0 S: 4 H: 1 LOB: 1 BB: 1 P: 8		1B: 7 2B: 3 3B: 0 HR: 1 SF: 1 SAC: 2 DP: 1 HBP: 0							

	AB	30
	R	5
	H	10
	RBI	5
	BB	4
	SO	2
	LOB	20

WP: 0 PB: 0 SB: 2 CS: 0 PA: 37

PITCHER		IP	WLS	BF	H	R	ER	SO	BB	IBB	HBP	BLK	WP	HR	S	P	ERA	WHIP
Joe Johnson, R ERA: 2.67	(1, 1)	4.0		20	8	3	3	0	1	0	0	0	0	0	19	23	6.75	2.250
Terry Forster, L ERA: 1.95	(5, 1)	0.2		3	0	0	0	1	1	0	0	0	0	0	4	8	0.00	1.500
Jeff Dedmon, R ERA: 3.28	(5, 1)	1.2		6	1	0	0	1	0	0	0	0	0	0	8	8	0.00	0.600
Bruce Sutter, R ERA: 3.56	(7, 1)	1.2	L	8	1	2	2	0	2	0	0	0	0	1	6	14	10.80	1.800

PITCHER	IP	WLS	BF	H	R	ER	SO	BB	IBB	HBP	BLK	WP	HR	S	P	ERA	WHIP

Atlanta Braves @ San Diego Padres

Jack Murphy Stadium, San Diego, CA

Fri Aug 16 1985, 10:05 PM EDT

Att. 22,154 - Unknown

TOP

livebaseballscorecards.com

Batter	1	2	3	4	5	6	7	8	9	AB	R	H	RBI	BB	SO	LOB
Claudell Washington, L (1, 9) OBP: 0.338, SLG: 0.449	BBBB 4-0 S BB		x 0-0 4-3 2B 2B	x 0-0 ③ 5-3		BBBB 4-0 G5-4-3 1-2 2-3 BB			x 0-0 ① P6	3	1	1	0	2	0	1
Rafael Ramirez, R (1, 6) OBP: 0.302, SLG: 0.369	x 0-0 ① L7		x 0-0 ① 4-3 2-3		x 0-0 ① 4-3	x 0-0 ②③ G5-4-3 1-2f			SSS 0-3 ② K	5	0	0	0	0	1	5
Dale Murphy, R (1, 8) OBP: 0.376, SLG: 0.563	SSS 0-3 ② K 1-2		x 0-0 1B 2B 3-H		x 0-0 E6 FC6-4		x 0-0 1B 1B		x 0-0 ③ F9	5	1	2	1	0	1	1
Bob Horner, R (1, 3) OBP: 0.350, SLG: 0.536	x 0-0 ③ F9		x 0-0 1B 2-H		x 0-0 ② F8		x 0-0 ① 1B 1-2			4	0	2	1	0	0	2
Terry Harper, R (1, 7) OBP: 0.308, SLG: 0.397		x 0-0 ① 6-3	x 0-0 ② F3		x 0-0 ③ FC6-4 1-2f		SSS 0-3 ② K			4	0	0	0	0	1	3
Ken Oberkfell, L (1, 5) OBP: 0.361, SLG: 0.388		x 0-0 2B	x 0-0 ③ P2			x 0-0 E 1B 1B	x 0-0 ③ 1-3			4	1	2	0	0	0	2
Glenn Hubbard, R (1, 4) OBP: 0.326, SLG: 0.312		x 0-0 ② P4		x 0-0 SH1-4 1B		x 0-0 ① P4		BBBB 4-0 G3-6 BB		3	0	1	0	1	0	2
Rick Cerone, R (1, 2) OBP: 0.267, SLG: 0.265	BBBB 4-0 BB			x 0-0 ① F8		x 0-0 E1 BB 1B 1-3		x 0-0 ①② G3-6 1-2f		2	0	0	0	1	0	2
Gerald Perry, L (8, PH) OBP: 0.270, SLG: 0.224										1	0	0	0	0	0	1
Bruce Benedict, R (8, 2) OBP: 0.313, SLG: 0.230										0	0	0	0	0	0	0
Rick Mahler, R (1, 1) OBP: 0.208, SLG: 0.192		x 0-0 ③ F9		x 0-0 ② SH1-4 1-2		x 0-0 BB 1-2 3-H 1B		x 0-0 ③ 6-3		1	0	0	0	0	0	2
Milt Thompson, L (6, PH) OBP: 0.361, SLG: 0.417										1	0	1	1	0	0	0
Rick Camp, R (6, 1) OBP: 0.273, SLG: 0.500										0	0	0	0	0	0	0
Chris Chambliss, L (8, PH) OBP: 0.278, SLG: 0.284										1	0	0	0	0	0	0
Gene Garber, R (8, 1) OBP: 0.250, SLG: 0.250										0	0	0	0	0	0	0
Inning Stats	R: 0 E: 0 K: 1 S: 5 H: 0 LOB: 1 BB: 1 P: 9	R: 0 E: 0 K: 0 S: 4 H: 1 LOB: 2 BB: 1 P: 8	R: 2 E: 0 K: 0 S: 6 H: 3 LOB: 1 BB: 0 P: 6	R: 0 E: 0 K: 0 S: 4 H: 1 LOB: 1 BB: 0 P: 4	R: 0 E: 1 K: 0 S: 4 H: 0 LOB: 1 BB: 0 P: 4	R: 1 E: 1 K: 0 S: 5 H: 2 LOB: 2 BB: 1 P: 9	R: 0 E: 0 K: 1 S: 6 H: 2 LOB: 1 BB: 0 P: 6	R: 0 E: 0 K: 0 S: 2 H: 0 LOB: 0 BB: 1 P: 6	R: 0 E: 0 K: 1 S: 5 H: 0 LOB: 0 BB: 0 P: 5	1B: 6 2B: 3 3B: 0 HR: 0	SF: 0 SAC: 1 DP: 2 HBP: 0						

	AB	34
	R	3
	H	9
	RBI	3
	BB	4
	SO	3
	LOB	21

WP: 0 PB: 0 SB: 1 CS: 0 PA: 39

PITCHER		IP	WLS	BF	H	R	ER	SO	BB	IBB	HBP	BLK	WP	HR	S	P	ERA	WHIP
Andy Hawkins, R ERA: 3.15	(1, 1)	5.1	W	27	7	3	2	1	2	0	0	0	0	0	27	35	3.38	1.688
Lance McCullers, R ERA:	(6, 1)	3.2	S	12	2	0	0	2	2	0	0	0	0	0	14	22	0.00	1.091

PITCHER		IP	WLS	BF	H	R	ER	SO	BB	IBB	HBP	BLK	WP	HR	S	P	ERA	WHIP

BOTTOM

Atlanta Braves @ San Diego Padres

Jack Murphy Stadium, San Diego, CA

Fri Aug 16 1985, 10:05 PM EDT

Att. 22,154 - Unknown

Batter	1	2	3	4	5	6	7	8	9	AB	R	H	RBI	BB	SO	LOB
Garry Templeton, S (1, 6) OBP: 0.344, SLG: 0.385	4-3	1B 1-2 2-H 3-H		5-3 1-2			F7	G3		5	0	1	1	0	0	1
Tony Gwynn, L (1, 9) OBP: 0.349, SLG: 0.403	4-3		G3 6-3 2B	G1-4-3			G3 1B BB 1B			4	2	2	0	0	0	1
Steve Garvey, R (1, 3) OBP: 0.298, SLG: 0.426	5-3		G3 2-3		F8		BB G3 1-2 WP 1B			4	1	1	0	0	0	1
Terry Kennedy, L (1, 2) OBP: 0.295, SLG: 0.393		G3 3-H	6-3		G3		G3 1-2 2-3			4	0	0	1	0	0	2
Graig Nettles, L (1, 5) OBP: 0.379, SLG: 0.428		1B BB 1B 1B	1B		FC6-4 1B		WP BB IBB			3	1	3	0	1	0	0
Carmelo Martinez, R (1, 7) OBP: 0.351, SLG: 0.437	1B 1B 1B 1-2 BB	F9		FC6-4 1-2f			WP 1-2 2-3 3-H BB			2	1	0	1	2	0	2
Kevin McReynolds, R (1, 8) OBP: 0.290, SLG: 0.381 Miguel Dilone, S (7, 8) OBP: 0.270, SLG: 0.267	1B 1B 1-2 2-3 1B		HR	F9			5-3 1-2 2-3 3-H			3 1	1 0	2 0	1 0	0 0	0 0	0 2
Tim Flannery, L (1, 4) OBP: 0.385, SLG: 0.352	1B 1-2 2-3 3-H 1B		WP 1B	G3			6-3			4	0	2	1	0	0	0
Andy Hawkins, R (1, 1) OBP: 0.138, SLG: 0.107 Lance McCullers, S (6, 1)	K		K	K		K				2 2	0 0	0 0	0 0	0 0	2 2	4 0
Inning Stats	R: 0 E: 0 K: 0 S: 3 H: 0 LOB: 0 BB: 0 P: 3	R: 2 E: 0 K: 1 S: 8 H: 4 LOB: 2 BB: 1 P: 12	R: 1 E: 0 K: 0 S: 5 H: 2 LOB: 1 BB: 0 P: 5	R: 1 E: 0 K: 1 S: 7 H: 2 LOB: 1 BB: 0 P: 7	R: 0 E: 0 K: 0 S: 4 H: 1 LOB: 1 BB: 0 P: 4	R: 0 E: 0 K: 1 S: 5 H: 0 LOB: 0 BB: 0 P: 5	R: 2 E: 0 K: 0 S: 5 H: 2 LOB: 2 BB: 2 P: 13	R: 0 E: 0 K: 1 S: 5 H: 0 LOB: 0 BB: 0 P: 5		1B: 9 2B: 1 3B: 0 HR: 1 SF: 0 SAC: 0 DP: 0 HBP: 0				WP: 2 PB: 0 SB: 0 CS: 0 PA: 37	

livebaseballscorecards.com

	AB	34
	R	6
	H	11
	RBI	5
	BB	3
	SO	4
	LOB	13

PITCHER		IP	WLS	BF	H	R	ER	SO	BB	IBB	HBP	BLK	WP	HR	S	P	ERA	WHIP
Rick Mahler, R ERA: 3.4	(1, 1)	5.0	L	24	9	4	4	2	1	0	0	0	1	1	27	31	7.20	2.000
Rick Camp, R ERA: 3.67	(6, 1)	2.0		10	2	2	2	1	1	1	0	0	1	0	10	18	9.00	1.500
Gene Garber, R ERA: 3.65	(8, 1)	1.0		3	0	0	0	1	0	0	0	0	0	0	5	5	0.00	0.000

PITCHER		IP	WLS	BF	H	R	ER	SO	BB	IBB	HBP	BLK	WP	HR	S	P	ERA	WHIP

Atlanta Braves @ San Diego Padres

Jack Murphy Stadium, San Diego, CA

Sun Aug 18 1985, 6:33 AM EDT

Unknown

TOP

livebaseballscorecards.com

Batter	1	2	3	4	5	6	7	8	9	AB	R	H	RBI	BB	SO	LOB
Brad Komminsk, R (1, 9) OBP: 0.315, SLG: 0.301	4-0 FC6-4 1B BB		0-0 G4-6-3 1B		4-0 BB		4-0 1-2 BB		0-3 K	2	0	1	0	3	1	1
Rafael Ramirez, R (1, 6) OBP: 0.299, SLG: 0.365	0-3 K		0-0 G4-6-3 1-2f		0-0 9-2 3-Hf		0-0 F7			4	0	0	0	0	1	7
Dale Murphy, R (1, 8) OBP: 0.379, SLG: 0.572	0-0 FC6-4 1-2 1B			0-0 HR		0-0 6-3		0-0 E 1B		4	1	3	1	0	0	0
Bob Horner, R (1, 3) OBP: 0.347, SLG: 0.530	0-0 FC6-4 FC4-6 1-2f 2-3			0-0 F9		0-0 6-3		0-0 F9		4	0	0	0	0	0	3
Terry Harper, R (1, 7) OBP: 0.310, SLG: 0.397	0-0 FC4-6 1-2f			0-0 CS 1B		4-0 BB		0-3 K		3	0	1	0	1	1	3
Ken Oberkfell, L (1, 5) OBP: 0.360, SLG: 0.386		0-0 G5-4-3 1B		0-0 P5 1-2		0-0 G3		0-0 4-3 1-2		4	0	1	0	0	0	3
Glenn Hubbard, R (1, 4) OBP: 0.326, SLG: 0.313		0-0 G5-4-3 1-2f			0-0 SH3-1 BB 9-2 1B		0-0 F7		0-3 K	3	0	1	0	0	0	1
Milt Thompson, L (9, PH) OBP: 0.355, SLG: 0.410										1	0	0	0	0	1	0
Bruce Benedict, R (1, 2) OBP: 0.313, SLG: 0.227		0-0 5-3			4-0 SH3-1 1-2 BB		0-3 K		0-0 F9	2	0	0	0	1	1	0
Gerald Perry, L (9, PH) OBP: 0.269, SLG: 0.223										1	0	0	0	0	0	0
Steve Bedrosian, R (1, 1) OBP: 0.080, SLG: 0.080			0-3 K		0-0 SH3-1 1-2 2-3		0-0 S 1B		4-0 BB	1	0	0	0	0	1	0
Claudell Washington, L (7, PH) OBP: 0.340, SLG: 0.451										1	0	1	0	0	0	0
Gene Garber, R (7, 1) OBP: 0.250, SLG: 0.250										0	0	0	0	0	0	0
Chris Chambliss, L (9, PH) OBP: 0.282, SLG: 0.284										0	0	0	0	1	0	0
Paul Zuvella, R (9, PR) OBP: 0.245, SLG: 0.212										0	0	0	0	0	0	0

	AB	30
	R	1
	H	8
	RBI	1
	BB	6
	SO	6
	LOB	18

Inning Stats	1	2	3	4	5	6	7	8	9
	R: 0 E: 0 K: 1 S: 6	H: 1 LOB: 2 BB: 1 P: 10	R: 0 E: 0 K: 0 S: 3	H: 1 LOB: 0 BB: 0 P: 3	R: 0 E: 0 K: 1 S: 5	H: 1 LOB: 0 BB: 0 P: 5	R: 1 E: 0 K: 0 S: 4	H: 2 LOB: 0 BB: 0 P: 4	R: 0 E: 0 K: 0 S: 3	H: 1 LOB: 2 BB: 2 P: 11	R: 0 E: 0 K: 0 S: 3	H: 0 LOB: 1 BB: 1 P: 7	R: 0 E: 0 K: 1 S: 6	H: 1 LOB: 2 BB: 1 P: 10	R: 0 E: 1 K: 1 S: 6	H: 1 LOB: 1 BB: 0 P: 6	R: 0 E: 0 K: 2 S: 7	H: 0 LOB: 1 BB: 1 P: 11

1B: 7	SF: 0	WP: 0	PA: 37
2B: 1	SAC: 1	PB: 0	
3B: 0	DP: 3	SB: 1	
HR: 1	HBP: 0	CS: 1	

PITCHER		IP	WLS	BF	H	R	ER	SO	BB	IBB	HBP	BLK	WP	HR	S	P	ERA	WHIP
Mark Thurmond, L ERA: 4.35	(1, 1)	4.1		19	6	1	1	2	3	0	0	0	0	1	20	32	2.08	2.077
Roy Lee Jackson, R ERA: 2.33	(5, 1)	2.1	W	9	1	0	0	1	2	0	0	0	0	0	9	17	0.00	1.286
Lance McCullers, R ERA:	(7, 1)	2.1	S	9	1	0	0	3	1	0	0	0	0	0	14	18	0.00	0.857

PITCHER		IP	WLS	BF	H	R	ER	SO	BB	IBB	HBP	BLK	WP	HR	S	P	ERA	WHIP

Batter	1	2	3	4	5	6	7	8	9	AB	R	H	RBI	BB	SO	LOB
Garry Templeton, S (1, 6) OBP: 0.342, SLG: 0.382	x 0-0 ① L3		x 0-0 ① F7		x 0-0 ③ 4-3		x 0-0 ③ F7			3	0	0	0	0	0	0
Mario Ramirez, R (6, 6) OBP: 0.281, SLG: 0.333										1	0	0	0	0	0	1
Tony Gwynn, L (1, 9) OBP: 0.346, SLG: 0.400	x 0-0 ② 4-3		x 0-0 ② F8			x 0-0 ① G3		x 0-0 ① 4-3		4	0	0	0	0	0	0
Steve Garvey, R (1, 3) OBP: 0.301, SLG: 0.426	B B B B 4-0 HR BB		x 0-0 1B			B B B B 4-0 1B FC1-2 BB		x 0-0 ② F8		2	1	1	0	2	0	0
Graig Nettles, L (1, 5) OBP: 0.377, SLG: 0.435	x 0-0 1-H HR		x 0-0 ③ P5			x 0-0 ② F8		x 0-0 ③ 4-3		4	1	1	2	0	0	2
Terry Kennedy, L (1, 2) OBP: 0.295, SLG: 0.392	x 0-0 ③ 1-3			x 0-0 ① F7		x 0-0 1-3 FC1-2 1B				3	0	1	0	0	0	0
Carmelo Martinez, R (1, 7) OBP: 0.348, SLG: 0.434		S S S 0-3 ① K		x 0-0 ② 4-3		x 0-0 ③ FC1-2 1-2 3-H				3	0	0	0	0	1	2
Kevin McReynolds, R (1, 8) OBP: 0.288, SLG: 0.378		S S S 0-3 ② K		S S S 0-3 ③ K			S S S 0-3 ① K			3	0	0	0	0	3	0
Tim Flannery, L (1, 4) OBP: 0.387, SLG: 0.351		B B B B 4-0 BB			x 0-0 ① F7		H 1-0 SH3-4 HBP			1	0	0	0	1	0	0
Mark Thurmond, L (1, 1) OBP: 0.095, SLG: 0.053		x 0-0 ③ F7			S S S 0-3 ② K		x 0-0 ② SH3-4 1-2			1	0	0	0	0	0	1
Roy Lee Jackson, R (5, 1)										1	0	0	0	0	1	0
Lance McCullers, S (7, 1)										0	0	0	0	0	0	0
Inning Stats	R: 2 H: 1 E: 0 LOB: 0 K: 0 BB: 1 S: 4 P: 8	R: 0 H: 0 E: 0 LOB: 1 K: 2 BB: 1 S: 7 P: 11	R: 0 H: 1 E: 0 LOB: 1 K: 0 BB: 0 S: 4 P: 4	R: 0 H: 0 E: 0 LOB: 0 K: 1 BB: 0 S: 5 P: 5	R: 0 H: 0 E: 0 LOB: 0 K: 1 BB: 0 S: 5 P: 5	R: 0 H: 1 E: 0 LOB: 2 K: 0 BB: 1 S: 4 P: 8	R: 0 H: 0 E: 0 LOB: 1 K: 1 BB: 0 S: 5 P: 6	R: 0 H: 0 E: 0 LOB: 0 K: 0 BB: 0 S: 3 P: 3		1B: 2 SF: 0 2B: 0 SAC: 1 3B: 0 DP: 0 HR: 1 HBP: 1						

PITCHER		IP	WLS	BF	H	R	ER	SO	BB	IBB	HBP	BLK	WP	HR	S	P	ERA	WHIP
Steve Bedrosian, R ERA: 3.44	(1, 1)	6.0	L	24	3	2	2	4	3	0	0	0	0	1	29	41	3.00	1.000
Gene Garber, R ERA: 3.53	(7, 1)	2.0		7	0	0	0	1	0	0	1	0	0	0	8	9	0.00	0.000

PITCHER	IP	WLS	BF	H	R	ER	SO	BB	IBB	HBP	BLK	WP	HR	S	P	ERA	WHIP

BOTTOM

Atlanta Braves @ San Diego Padres

Jack Murphy Stadium, San Diego, CA

Sun Aug 18 1985, 6:33 AM EDT

Unknown

livebaseballscorecards.com

AB	26
R	2
H	3
RBI	2
BB	3
SO	5
LOB	6

Atlanta Braves @ San Diego Padres

Jack Murphy Stadium, San Diego, CA

Sun Aug 18 1985, 6:38 AM EDT

Att. 32,531 - Unknown

TOP

livebaseballscorecards.com

Batter	1	2	3	4	5	6	7	8	9	AB	R	H	RBI	BB	SO	LOB
Milt Thompson, L (1, 9) OBP: 0.348, SLG: 0.400	G4-6-3 1B		F7		6-3	6-3			6-3	4	0	1	0	0	0	1
Brad Komminsk, R (9, PH) OBP: 0.314, SLG: 0.300										1	0	0	0	0	0	1
(9, 9)																
Rafael Ramirez, R (1, 6) OBP: 0.298, SLG: 0.363	G4-6-3 1-2f		CS 1B		F3		6-3		6-3	5	0	1	0	0	0	2
Dale Murphy, R (1, 8) OBP: 0.378, SLG: 0.576	K		6-3 1-2			HR	F9			4	1	1	1	0	1	1
Terry Harper, R (1, 7) OBP: 0.309, SLG: 0.395		1B E 1B		1-3		4-3	F8			4	1	1	0	0	0	0
Gerald Perry, L (1, 3) OBP: 0.279, SLG: 0.235		S 1-3 1B 1B		CS 1B		HR 1B		4-3		4	2	3	0	0	0	0
Ken Oberkfell, L (1, 5) OBP: 0.364, SLG: 0.399		FC5-4 1-H 3-H 1B		1B 1-2 BB		1-H HR		K		3	1	2	3	1	1	0
Rick Cerone, R (1, 2) OBP: 0.271, SLG: 0.270	FC5-4 FC6-4 1-2f			1-2 1B		3B 1B		K		4	1	2	0	0	1	1
Paul Zuvella, R (1, 4) OBP: 0.255, SLG: 0.243	FC6-4 1-2f			F5		1-H 3B			SH1 1B	4	0	2	1	0	0	3
Bruce Sutter, R (9, 1)										0	0	0	0	0	0	0
Craig McMurtry, R (1, 1)					1-3	L6			SH1 1-2	2	0	0	0	0	1	1
Terry Forster, L (5, 1)										1	0	0	0	0	0	1
Gene Garber, R (7, 1) OBP: 0.250, SLG: 0.250										0	0	0	0	0	0	0
Glenn Hubbard, R (9, PH) OBP: 0.326, SLG: 0.313										0	0	0	0	0	0	0
(9, 4)																

	AB	36
	R	6
	H	13
	RBI	5
	BB	1
	SO	4
	LOB	11

Inning Stats										
	R: 0 E: 0 K: 1 S: 5	H: 1 LOB: 0 BB: 0 P: 5	R: 2 E: 0 K: 1 S: 8	H: 3 LOB: 1 BB: 0 P: 8	R: 0 E: 0 K: 0 S: 3	H: 1 LOB: 0 BB: 0 P: 3	R: 0 E: 0 K: 0 S: 4	H: 2 LOB: 2 BB: 1 P: 8	R: 0 E: 0 K: 0 S: 3	H: 0 LOB: 0 BB: 0 P: 3
	R: 4 E: 0 K: 0 S: 8	H: 5 LOB: 1 BB: 0 P: 8	R: 0 E: 0 K: 0 S: 3	H: 0 LOB: 0 BB: 0 P: 3	R: 0 E: 0 K: 2 S: 7	H: 0 LOB: 0 BB: 0 P: 7	R: 0 E: 0 K: 0 S: 4	H: 1 LOB: 1 BB: 0 P: 4	1B: 10 2B: 0 3B: 1 HR: 2	SF: 0 SAC: 1 DP: 1 HBP: 0

WP: 0 PB: 0 SB: 1 CS: 2 PA: 38

PITCHER		IP	WLS	BF	H	R	ER	SO	BB	IBB	HBP	BLK	WP	HR	S	P	ERA	WHIP
LaMarr Hoyt, R ERA: 3.71	(1, 1)	5.1	L	25	11	6	6	2	1	0	0	0	0	2	28	32	10.12	2.250
Tim Stoddard, R ERA: 4.25	(6, 1)	1.2		6	1	0	0	0	0	0	0	0	0	0	6	6	0.00	0.600
Craig Lefferts, L ERA: 3.18	(8, 1)	2.0		7	1	0	0	2	0	0	0	0	0	0	11	11	0.00	0.500

PITCHER	IP	WLS	BF	H	R	ER	SO	BB	IBB	HBP	BLK	WP	HR	S	P	ERA	WHIP

BOTTOM

Atlanta Braves @ San Diego Padres

Jack Murphy Stadium, San Diego, CA

Sun Aug 18 1985, 6:38 AM EDT

Att. 32,531 - Unknown

Batter	1	2	3	4	5	6	7	8	9	AB	R	H	RBI	BB	SO	LOB
Jerry Royster, R (1, 6) OBP: 0.358, SLG: 0.400	HR		K		G6-4-3, 2-3, 1B		3-1			4	1	2	1	0	1	1
Tony Gwynn, L (1, 9) OBP: 0.347, SLG: 0.400	1-3		CS, 1B		G6-4-3, 1-2f			G5-4-3, 1B		4	0	2	0	0	0	2
Steve Garvey, R (1, 3) OBP: 0.299, SLG: 0.422	F9		K, 1-2			6-3		G5-4-3, 1-2f		4	0	0	0	0	1	2
Graig Nettles, L (1, 5) OBP: 0.373, SLG: 0.430	K			F8		G3		6-3		4	0	0	0	0	1	0
Terry Kennedy, L (1, 2) OBP: 0.295, SLG: 0.389		BB, FC4-6		K		4-3			F5	3	0	0	0	1	1	0
Carmelo Martinez, R (1, 7) OBP: 0.347, SLG: 0.432		FC4-6, 1B, 1-2f		F7			FC5-4, 1B		P6	4	0	1	0	0	0	1
Kevin McReynolds, R (1, 8) OBP: 0.288, SLG: 0.377		K			2B, 1B		FC5-4, 1-2f, E		K	4	2	1	0	0	2	2
Tim Flannery, L (1, 4) OBP: 0.393, SLG: 0.365		1-2, 1B			1B, 1-H, 2B		E9, 1-H, 2B			3	0	3	2	0	0	0
LaMarr Hoyt, R (1, 1) OBP: 0.091, SLG: 0.074		4-3			G3		F9			2	0	0	0	0	0	3
Tim Stoddard, R (6, 1)										0	0	0	0	0	0	0
Bobby Brown, S (7, PH) OBP: 0.214, SLG: 0.200										1	0	0	0	0	0	1
Craig Lefferts, L (8, 1) OBP: 0.333, SLG: 0.333										0	0	0	0	0	0	0
Inning Stats	R: 1 E: 0 K: 1 S: 6 H: 1 LOB: 0 BB: 0 P: 6	R: 0 E: 0 K: 1 S: 6 H: 1 LOB: 2 BB: 1 P: 10	R: 0 E: 0 K: 2 S: 7 H: 1 LOB: 0 BB: 0 P: 7	R: 0 E: 0 K: 1 S: 5 H: 0 LOB: 0 BB: 0 P: 5	R: 1 E: 0 K: 0 S: 5 H: 3 LOB: 1 BB: 0 P: 5	R: 0 E: 0 K: 0 S: 3 H: 0 LOB: 0 BB: 0 P: 3	R: 1 E: 1 K: 0 S: 5 H: 2 LOB: 1 BB: 0 P: 5	R: 0 E: 0 K: 0 S: 3 H: 1 LOB: 0 BB: 0 P: 3	R: 0 E: 0 K: 1 S: 5 H: 0 LOB: 0 BB: 0 P: 5	1B: 6 2B: 2 3B: 0 HR: 1 SF: 0 SAC: 0 DP: 2 HBP: 0						

PITCHER	IP	WLS	BF	H	R	ER	SO	BB	IBB	HBP	BLK	WP	HR	S	P	ERA	WHIP
Craig McMurtry, R (1, 1) ERA: 8.18	4.1		19	6	2	2	5	1	0	0	0	0	1	28	32	4.15	1.615
Terry Forster, L (5, 1) ERA: 1.89	1.2	W	4	0	0	0	0	0	0	0	0	0	0	4	4	0.00	0.000
Gene Garber, R (7, 1) ERA: 3.56	2.0		8	3	1	1	0	0	0	0	0	0	0	8	8	4.50	1.500
Bruce Sutter, R (9, 1) ERA: 3.51	1.0	S	3	0	0	0	1	0	0	0	0	0	0	5	5	0.00	0.000

PITCHER	IP	WLS	BF	H	R	ER	SO	BB	IBB	HBP	BLK	WP	HR	S	P	ERA	WHIP

livebaseballscorecards.com

AB	33
R	3
H	9
RBI	3
BB	1
SO	6
LOB	12

WP: 0 PB: 0 SB: 0 CS: 1 PA: 34

Chicago Cubs @ Atlanta Braves

Atlanta-Fulton County Stadium, Atlanta, GA

Tue Aug 20 1985, 7:05 PM EDT

Att. 13,006 - Unknown

TOP

livebaseballscorecards.com

Batter	1	2	3	4	5	6	7	8	9	AB	R	H	RBI	BB	SO	LOB
Bob Dernier, R (1, 8) OBP: 0.300, SLG: 0.311	6-3		4-3			F8		23 HR 2B 1-3		4	1	1	0	0	0	0
Gary Matthews, R (1, 7) OBP: 0.359, SLG: 0.384	F9		5-3			6-3		SF8 3-H		3	0	0	1	0	0	0
Lee Smith, R (8, 1)										0	0	0	0	0	0	0
23 Ryne Sandberg, R (1, 4) OBP: 0.342, SLG: 0.473	K			F4			F7	HR 2-H		4	1	1	2	0	1	0
Keith Moreland, R (1, 9) OBP: 0.376, SLG: 0.437		BB 2B 1B		K			5-3 2B			4	1	3	0	0	1	0
Gary Woods, R (8, PR) OBP: 0.316, SLG: 0.235								1B		0	0	0	0	0	0	0
(8, 9)																
Ron Cey, R (1, 5) OBP: 0.317, SLG: 0.395		BBBB 2B 8-2 BB 1-2		F4			5-3 2-3	4-3		3	0	0	0	1	0	2
Leon Durham, L (1, 3) OBP: 0.356, SLG: 0.452		2B 1-3 2-H			K		FC6-4 IBB		HR	3	1	2	2	1	1	0
Jody Davis, R (1, 2) OBP: 0.288, SLG: 0.388		8-2 3-Hf			6-3		FC6-4 1-2f		K2-3	4	0	0	0	0	1	4
Shawon Dunston, R (1, 6) OBP: 0.250, SLG: 0.323		F8			3-1			2B SF8 1B	3-1	2	0	0	0	0	0	1
Thad Bosley, L (8, PH) OBP: 0.372, SLG: 0.491										2	1	1	0	0	0	0
(8, 7)																
Ray Fontenot, L (1, 1) OBP: 0.032, SLG: 0.032			6-3			6-3		F8	4-3	2	0	0	0	0	0	0
Richie Hebner, L (8, PH) OBP: 0.295, SLG: 0.316										1	0	0	0	0	0	1
Chris Speier, R (8, 6) OBP: 0.295, SLG: 0.344										1	0	0	0	0	0	0
Inning Stats	R: 0 E: 0 K: 1 S: 5 H: 0 LOB: 0 BB: 0 P: 5	R: 1 E: 0 K: 0 S: 4 H: 2 LOB: 1 BB: 1 P: 8	R: 0 E: 0 K: 0 S: 3 H: 0 LOB: 0 BB: 0 P: 3	R: 0 E: 0 K: 1 S: 5 H: 0 LOB: 0 BB: 0 P: 5	R: 0 E: 0 K: 1 S: 5 H: 0 LOB: 0 BB: 0 P: 5	R: 0 E: 0 K: 0 S: 3 H: 0 LOB: 0 BB: 0 P: 3	R: 0 E: 0 K: 0 S: 4 H: 1 LOB: 2 BB: 1 P: 8	R: 3 E: 0 K: 0 S: 7 H: 4 LOB: 1 BB: 0 P: 7	R: 1 E: 0 K: 1 S: 6 H: 1 LOB: 0 BB: 0 P: 6	1B: 3 2B: 4 3B: 0 HR: 2 SF: 1 SAC: 0 DP: 1 HBP: 0						

	AB	33
	R	5
	H	8
	RBI	5
	BB	2
	SO	4
	LOB	8

WP: 0 PB: 0 SB: 0 CS: 0 PA: 36

PITCHER		IP	WLS	BF	H	R	ER	SO	BB	IBB	HBP	BLK	WP	HR	S	P	ERA	WHIP
Rick Mahler, R ERA: 3.33	(1, 1)	7.0		25	3	1	1	3	1	1	0	0	0	0	29	37	1.29	0.571
Bruce Sutter, R ERA: 3.89	(8, 1)	2.0	L	11	5	4	4	1	0	0	0	0	0	2	13	13	18.00	2.500

PITCHER		IP	WLS	BF	H	R	ER	SO	BB	IBB	HBP	BLK	WP	HR	S	P	ERA	WHIP

Chicago Cubs @ Atlanta Braves

Atlanta-Fulton County Stadium, Atlanta, GA

Tue Aug 20 1985, 7:05 PM EDT

Att. 13,006 - Unknown

BOTTOM

Batter	1	2	3	4	5	6	7	8	9	AB	R	H	RBI	BB	SO	LOB
Brad Komminsk, R (1, 9) OBP: 0.310, SLG: 0.296	SSS 0-3 K ①			x 0-0 5-3 ①		x 0-0 E6 CS		x 0-0 4-3 2B		3	0	0	0	0	1	0
Milt Thompson, L (8, PH) OBP: 0.358, SLG: 0.424 (9, 9)										1	0	1	0	0	0	0
Paul Zuvella, R (1, 6) OBP: 0.246, SLG: 0.234	x 0-0 4-3 ②			x 0-0 4-3 ②		x 0-0 F8 ②③ 1-2		x 0-0 4-3 ① 2-3		4	0	0	0	0	0	2
Dale Murphy, R (1, 8) OBP: 0.375, SLG: 0.570	x 0-0 4-3 ③			x 0-0 5-3 ③			x 0-0 6-3 ①	SSS 0-3 K ②		4	0	0	0	0	1	1
Bob Horner, R (1, 3) OBP: 0.348, SLG: 0.529		x 0-0 F9 ①			x 0-0 FC5 1B 1B		x 0-0 BB 2B 1B	x 0-0 F8 ③		4	1	2	0	0	0	1
Terry Harper, R (1, 7) OBP: 0.311, SLG: 0.395		x 0-0 5-3 ②			x 0-0 1-2 1B		BBBB 4-0 1-2 2B BB		x 0-0 F7 ①	3	1	1	0	1	0	0
Rick Cerone, R (1, 2) OBP: 0.275, SLG: 0.275		x 0-0 6-3 ③			x 0-0 F3 ①		x 0-0 FC6-5-4 1-H 2-H 2B		BBBB 4-0 FC4-6 BB	3	0	1	2	1	0	2
Paul Runge, R (1, 5) OBP: 0.315, SLG: 0.244			x 0-0 5-3 ①		x 0-0 F9 ②		x 0-0 FC6-5-6 1B 2-3		x 0-0 FC4-6 ② 1-2f	3	0	0	0	0	0	3
Gerald Perry, L (9, PH) OBP: 0.277, SLG: 0.234										1	0	0	0	0	0	1
Glenn Hubbard, R (1, 4) OBP: 0.326, SLG: 0.313			x 0-0 F8 ②		x 0-0 FC5 ③ 2-3f		x 0-0 1-3 1B		x 0-0 F5 ③	3	0	1	0	0	0	2
Claudell Washington, L (9, PH) OBP: 0.339, SLG: 0.450										1	0	0	0	0	0	1
Rick Mahler, R (1, 1) OBP: 0.200, SLG: 0.184			x 0-0 1-3 ③			x 0-0 5-3 ①	x 0-0 3-1 ③			3	0	0	0	0	0	2
Bruce Sutter, R (8, 1)										0	0	0	0	0	0	0

	AB	33
	R	2
	H	6
	RBI	2
	BB	2
	SO	2
	LOB	15

livebaseballscorecards.com

Inning Stats	1	2	3	4	5	6	7	8	9	1B: 4	SF: 0	WP: 0	PA: 35
R:	0	0	0	0	0	0	2	0	0	2B: 2	SAC: 0	PB: 0	
E:	0	0	0	0	0	1	0	0	0	3B: 0	DP: 0	SB: 0	
K:	1	0	0	0	0	0	0	1	0	HR: 0	HBP: 0	CS: 1	
S:	5	3	3	3	5	3	6	6	3				
H:	0	0	0	0	2	0	3	1	0				
LOB:	0	0	0	0	2	0	2	1	1				
BB:	0	0	0	0	0	0	1	0	1				
P:	5	3	3	3	5	3	10	6	7				

PITCHER		IP	WLS	BF	H	R	ER	SO	BB	IBB	HBP	BLK	WP	HR	S	P	ERA	WHIP
Ray Fontenot, L ERA: 3.34	(1, 1)	7.0	W	27	5	2	2	1	1	0	0	0	0	0	28	32	2.57	0.857
Lee Smith, R ERA: 3.0	(8, 1)	2.0	S	8	1	0	0	1	1	0	0	0	0	0	9	13	0.00	1.000

Chicago Cubs @ Atlanta Braves

Atlanta-Fulton County Stadium, Atlanta, GA

Wed Aug 21 1985, 7:05 PM EDT

Att. 12,245 - Unknown

TOP

livebaseballscorecards.com

Batter	1	2	3	4	5	6	7	8	9	AB	R	H	RBI	BB	SO	LOB
Bob Dernier, R (1, 8) OBP: 0.302, SLG: 0.310	4-3		BBB 4-0 23 HR 1B BB	F8			E6 2B 1B	SSS 0-3 K		4	2	1	0	1	1	2
Gary Matthews, R (1, 7) OBP: 0.364, SLG: 0.395	F9		1-2 23 HR 1B		6-3		2-H 23 E 2B		23 HR 1B	5	3	3	1	0	0	0
Gary Woods, R (9, 7) OBP: 0.316, SLG: 0.235										0	0	0	0	0	0	0
23 Ryne Sandberg, R (1, 4) OBP: 0.346, SLG: 0.490	E 1B		1-H 2-H HR		F9		E7 2-H 1B		1-H HR	5	2	4	6	0	0	0
Keith Moreland, R (1, 9) OBP: 0.373, SLG: 0.433	SSS 0-3 K 1-3		F6		F4		F9		6-4 1B 1B	4	0	0	0	0	1	2
Warren Brusstar, R (7, 1) OBP: 0.250, SLG: 0.143										1	0	1	0	0	0	0
Lee Smith, R (9, 1)										0	0	0	0	0	0	0
Ron Cey, R (1, 5) OBP: 0.315, SLG: 0.392		F8	5-3			F9	4-3		1-2 1B	5	0	1	0	0	0	1
Leon Durham, L (1, 3) OBP: 0.356, SLG: 0.451		1B		6-3		4-3		HR SH3-4 1B	2-3f 6-4	5	1	2	0	0	0	2
Jody Davis, R (1, 2) OBP: 0.291, SLG: 0.395		F8		1B 2B		2B		1-2 SH3-4	F9	4	0	2	0	0	0	2
Shawon Dunston, R (1, 6) OBP: 0.243, SLG: 0.313		G3		F3		6-3		2-H HR		3	0	0	0	0	0	3
Richie Hebner, L (8, PH) OBP: 0.295, SLG: 0.316										0	0	0	0	0	0	0
Chris Speier, R (8, PH) OBP: 0.299, SLG: 0.364										1	1	1	2	0	0	0
(8, 6)																
Steve Engel, R (1, 1) OBP: 0.400, SLG: 0.250			6-3	2-3 1B			4-3		G3	2	0	1	0	0	0	0
Lary Sorensen, R (4, 1)										0	0	0	0	0	0	0
Thad Bosley, L (7, PH) OBP: 0.366, SLG: 0.483										2	0	0	0	0	0	0
(7, 9)																

Inning Stats										
	R: 0 E: 1 K: 1 S: 6	H: 1 LOB: 1 BB: 0 P: 6	R: 0 E: 0 K: 0 S: 4	H: 1 LOB: 1 BB: 0 P: 4	R: 3 E: 0 K: 0 S: 5	H: 2 LOB: 0 BB: 1 P: 9	R: 0 E: 0 K: 0 S: 5	H: 2 LOB: 2 BB: 0 P: 5	R: 0 E: 0 K: 0 S: 3	H: 0 LOB: 0 BB: 0 P: 3
	R: 0 E: 0 K: 0 S: 4	H: 1 LOB: 1 BB: 0 P: 4	R: 2 E: 2 K: 0 S: 6	H: 3 LOB: 1 BB: 0 P: 6	R: 2 E: 0 K: 1 S: 7	H: 2 LOB: 0 BB: 0 P: 7	R: 2 E: 0 K: 0 S: 6	H: 4 LOB: 1 BB: 0 P: 6	1B: 10 2B: 4 3B: 0 HR: 3	SF: 0 SAC: 1 DP: 1 HBP: 0
	WP: 0 PB: 0 SB: 0 CS: 0	PA: 43								

PITCHER		IP	WLS	BF	H	R	ER	SO	BB	IBB	HBP	BLK	WP	HR	S	P	ERA	WHIP
Joe Johnson, R ERA: 3.0	(1, 1)	6.0		26	7	3	3	1	1	0	0	0	0	1	27	31	4.50	1.333
Gene Garber, R ERA: 3.92	(7, 1)	1.1	L	8	4	3	3	0	0	0	0	0	0	0	8	8	20.25	3.000
Terry Forster, L ERA: 2.04	(8, 1)	0.2		3	1	1	1	1	0	0	0	0	0	1	5	5	13.50	1.500
Jeff Dedmon, R ERA: 3.53	(9, 1)	1.0		6	4	2	2	0	0	0	0	0	0	1	6	6	18.00	4.000

PITCHER		IP	WLS	BF	H	R	ER	SO	BB	IBB	HBP	BLK	WP	HR	S	P	ERA	WHIP

AB	41
R	9
H	16
RBI	9
BB	1
SO	2
LOB	12

BOTTOM

Chicago Cubs @ Atlanta Braves

Atlanta-Fulton County Stadium, Atlanta, GA

Wed Aug 21 1985, 7:05 PM EDT

Att. 12,245 - Unknown

livebaseballscorecards.com

Batter	1	2	3	4	5	6	7	8	9	AB	R	H	RBI	BB	SO	LOB
Brad Komminsk, R (1, 9) OBP: 0.310, SLG: 0.293	BBBB 4-0 WP 4-3 2B BB	SSS 0-3 ③ K		x 0-0 ① F6		x 0-0 ① B5-3 1-3		x 0-0 ③ 4-3		3	1	0	0	1	1	2
Gene Garber, R (7, 1) OBP: 0.250, SLG: 0.250										0	0	0	0	0	0	0
Terry Forster, L (8, 1)										0	0	0	0	0	0	0
Claudell Washington, L (8, PH) OBP: 0.338, SLG: 0.448										1	0	0	0	0	0	0
Jeff Dedmon, L (9, 1) OBP: 0.250, SLG: 0.143										0	0	0	0	0	0	0
Rafael Ramirez, R (1, 6) OBP: 0.297, SLG: 0.362	x 0-0 ① 4-3 1-2		SSS 0-3 K FC6-4 1B HR	x 0-0 G5-3 1B 1B		x 0-0 ② SF7 3-H			x 0-0 ① 4-3	4	1	1	1	0	1	1
Dale Murphy, R (1, 8) OBP: 0.378, SLG: 0.570	BBBB 4-0 2B 2-3 BB		x 0-0 FC6-4 1-2 1B	x 0-0 1-2 1B		x 0-0 E5			x 0-0 E5 BB 1B	4	0	2	0	1	0	0
Bob Horner, R (1, 3) OBP: 0.344, SLG: 0.522	SSS 0-3 ② K		x 0-0 ① F7	x 0-0 ② ③ G5-3 2-3f		x 0-0 ③ 6-3			x 0-0 ② F6	5	0	0	0	0	1	8
Terry Harper, R (1, 7) OBP: 0.312, SLG: 0.397	x 0-0 1-3 3-H 2B		x 0-0 ② FC6-4 1-2f 2-3 HR		x 0-0 ① 5-3		x 0-0 ① 3-1		x 0-0 BB 1-2 1B	5	1	2	1	0	0	2
Rick Cerone, R (1, 2) OBP: 0.282, SLG: 0.290	x 0-0 ③ F7		x 0-0 1-H 3-H HR		BBBB 4-0 G3 BB		x 0-0 ② 6-3		BBBB 4-0 1-2 2-3 BB	3	1	1	3	2	0	2
Paul Runge, R (1, 5) OBP: 0.328, SLG: 0.250		x 0-0 SH1-4 1B	BBBB 4-0 1B BB		x 0-0 ② G3 1-2		x 0-0 ③ F9		x 0-0 ③ F7	3	0	1	0	1	0	1
Ken Oberkfell, L (9, PH) OBP: 0.363, SLG: 0.398										1	0	0	0	0	0	3
Paul Zuvella, R (1, 4) OBP: 0.248, SLG: 0.236		SSS 0-3 ① K	x 0-0 1-2 1B		x 0-0 ③ 1-3			SSS 0-3 ① K		3	0	1	0	0	1	2
Gerald Perry, L (8, PH) OBP: 0.276, SLG: 0.233										1	0	0	0	0	1	0
Glenn Hubbard, R (9, 4) OBP: 0.326, SLG: 0.313										0	0	0	0	0	0	0
Joe Johnson, R (1, 1)		x 0-0 ② SH1-4 1-2	SSS 0-3 ③ K			x 0-0 B5-3 S SF7 1B		x 0-0 ② 6-3		1	0	0	0	0	1	2
Milt Thompson, L (6, PH) OBP: 0.362, SLG: 0.426										2	1	1	0	0	0	0
(7, 9)																
Inning Stats	R: 1 E: 0 K: 1 S: 6 H: 1 LOB: 2 BB: 2 P: 14	R: 0 E: 0 K: 2 S: 8 H: 1 LOB: 1 BB: 0 P: 8	R: 3 E: 0 K: 2 S: 11 H: 3 LOB: 2 BB: 1 P: 15	R: 0 E: 0 K: 0 S: 4 H: 2 LOB: 1 BB: 0 P: 4	R: 0 E: 0 K: 0 S: 3 H: 0 LOB: 1 BB: 1 P: 7	R: 1 E: 1 K: 0 S: 5 H: 1 LOB: 1 BB: 0 P: 5	R: 0 E: 0 K: 0 S: 3 H: 0 LOB: 0 BB: 0 P: 3	R: 0 E: 0 K: 1 S: 5 H: 0 LOB: 0 BB: 0 P: 5	R: 0 E: 1 K: 0 S: 5 H: 1 LOB: 3 BB: 1 P: 9	1B: 7 2B: 1 3B: 0 HR: 1	SF: 1 SAC: 1 DP: 1 HBP: 0						

	AB	36
	R	5
	H	9
	RBI	5
	BB	5
	SO	6
	LOB	23

WP: 1 PB: 1 SB: 1 CS: 0 PA: 43

PITCHER	IP	WLS	BF	H	R	ER	SO	BB	IBB	HBP	BLK	WP	HR	S	P	ERA	WHIP
Steve Engel, L (1, 1) ERA: 8.1	3.1		20	6	4	1	5	3	0	0	0	1	1	27	39	2.70	2.700
Lary Sorensen, R (4, 1) ERA: 5.02	2.2		11	2	1	1	0	1	0	0	0	0	0	10	14	3.38	1.125
Warren Brusstar, R (7, 1) ERA: 5.18	2.2	W	10	1	0	0	1	0	0	0	0	0	0	12	12	0.00	0.375
Lee Smith, R (9, 1) ERA: 2.99	0.1	S	2	0	0	0	0	1	0	0	0	0	0	1	5	0.00	3.000

PITCHER	IP	WLS	BF	H	R	ER	SO	BB	IBB	HBP	BLK	WP	HR	S	P	ERA	WHIP

Batter	1	2	3	4	5	6	7	8	9	AB	R	H	RBI	BB	SO	LOB
Bob Dernier, R (1, 8) OBP: 0.303, SLG: 0.311	6-3		BB, 1B		F8		23 F9, 1B		F8	5	0	2	0	0	0	0
Gary Matthews, R (1, 7) OBP: 0.377, SLG: 0.404	23 FC4-6, BB		1-2, BB		23 G6-3, 1B		1-2, 1B		23 G6-4-3, 1B	3	0	3	0	2	0	0
Gary Woods, R (9, PR) OBP: 0.316, SLG: 0.235 (9, 7)										0	0	0	0	0	0	0
23 Ryne Sandberg, R (1, 4) OBP: 0.343, SLG: 0.485	FC4-6, 1-2f		F8		G6-3, 1-2f		F9, 2-3		G6-4-3, 1-2f	5	0	0	0	0	0	7
Keith Moreland, R (1, 9) OBP: 0.372, SLG: 0.431	6-3		K			HR, 1B	F7			4	1	1	0	0	1	5
Ron Cey, R (1, 5) OBP: 0.317, SLG: 0.402		BB, 1B		F3		1-H, HR		F7		4	1	2	2	0	0	0
Leon Durham, L (1, 3) OBP: 0.360, SLG: 0.457		F8		2B		CS, 1B		5-3, 1B		4	0	3	0	0	0	1
Jody Davis, R (1, 2) OBP: 0.293, SLG: 0.393		BBB, 4-0, G6-3, 1-2, BB		BBB, 4-0, BB		F4, 1-2		5-3, 1-2		2	0	0	0	2	0	2
Shawon Dunston, R (1, 6) OBP: 0.236, SLG: 0.303		G6-3, 1-2f		F8		5-3		F6		3	0	0	0	0	0	4
Richie Hebner, L (8, PH) OBP: 0.292, SLG: 0.313										1	0	0	0	0	0	1
Chris Speier, R (8, 6) OBP: 0.299, SLG: 0.364										0	0	0	0	0	0	0
Derek Botelho, R (1, 1) OBP: 0.125, SLG: 0.125			SSS, K	SSS, K			SSS, K		HR	3	0	0	0	0	3	2
Warren Brusstar, R (7, 1) OBP: 0.250, SLG: 0.143										0	0	0	0	0	0	0
Ron Meridith, L (8, 1)										0	0	0	0	0	0	0
Thad Bosley, L (9, PH) OBP: 0.371, SLG: 0.513										1	1	1	1	0	0	0
Lee Smith, R (9, 1)										0	0	0	0	0	0	0
Inning Stats	R: 0 E: 0 K: 0 S: 3 H: 0 LOB: 1 BB: 1 P: 7	R: 0 E: 0 K: 0 S: 3 H: 1 LOB: 1 BB: 1 P: 7	R: 0 E: 0 K: 2 S: 8 H: 1 LOB: 2 BB: 1 P: 12	R: 0 E: 0 K: 1 S: 6 H: 1 LOB: 2 BB: 1 P: 10	R: 0 E: 0 K: 0 S: 3 H: 1 LOB: 0 BB: 0 P: 3	R: 2 E: 0 K: 0 S: 5 H: 3 LOB: 0 BB: 0 P: 5	R: 0 E: 0 K: 1 S: 7 H: 2 LOB: 2 BB: 0 P: 7	R: 0 E: 0 K: 0 S: 4 H: 1 LOB: 1 BB: 0 P: 4	R: 1 E: 0 K: 0 S: 4 H: 2 LOB: 1 BB: 0 P: 4	1B: 9 2B: 1 3B: 0 HR: 2 SF: 0 SAC: 0 DP: 3 HBP: 0						

PITCHER		IP	WLS	BF	H	R	ER	SO	BB	IBB	HBP	BLK	WP	HR	S	P	ERA	WHIP
Steve Bedrosian, R ERA: 3.4	(1, 1)	7.0		31	9	2	2	4	4	0	0	0	0	1	35	51	2.57	1.857
Rick Camp, R ERA: 3.69	(8, 1)	2.0	L	8	3	1	1	0	0	0	0	0	0	1	8	8	4.50	1.500

PITCHER	IP	WLS	BF	H	R	ER	SO	BB	IBB	HBP	BLK	WP	HR	S	P	ERA	WHIP

TOP

Chicago Cubs @ Atlanta Braves

Atlanta-Fulton County Stadium, Atlanta, GA

Thu Aug 22 1985, 7:05 PM EDT

Att. 11,273 - Unknown

livebaseballscorecards.com

AB	35
R	3
H	12
RBI	3
BB	4
SO	4
LOB	22

Batter	1	2	3	4	5	6	7	8	9	AB	R	H	RBI	BB	SO	LOB
Milt Thompson, L (1, 9) (8, 7) OBP: 0.351, SLG: 0.411	S S S 0-3 ① K		x 0-0 ① 4-3		S S S 0-3 ② K		x 0-0 FC5-4 1B 1-2	x 0-0 ③ 5-3		5	0	1	0	0	2	2
Rafael Ramirez, R (1, 6) OBP: 0.300, SLG: 0.362	B B B B 4-0 BB BB		x 0-0 ② 6-3		x 0-0 1B 1B		x 0-0 ① FC5-4 E 2B 1-2f 2-3		B B B B 4-0 G6-4-3 BB	3	1	1	0	2	0	2
Dale Murphy, R (1, 8) OBP: 0.380, SLG: 0.571	B B B B 4-0 1-2 BB		x 0-0 2B		x 0-0 1-2 1B		x 0-0 E1 2B 1-2 3-H		x 0-0 ① F4	4	0	2	1	1	0	2
Bob Horner, R (1, 3) OBP: 0.342, SLG: 0.520	x 0-0 ② F6		x 0-0 ③ F8		x 0-0 ③ F6		x 0-0 ② 2B 1-H 2-H		x 0-0 ② ③ G6-4-3 1-2f	5	0	1	1	0	0	6
Terry Harper, R (1, 7) OBP: 0.309, SLG: 0.393 Rick Camp, R (8, 1) OBP: 0.273, SLG: 0.500	x 0-0 ③ F3			x 0-0 ① F3		x 0-0 ① F3	x 0-0 ③ F2			4 0	0 0	0 0	0 0	0 0	0 0	3 0
Ken Oberkfell, L (1, 5) OBP: 0.365, SLG: 0.395		x 0-0 ① G3	H 1-0 HBP			x 0-0 ② 4-3		B B B B 4-0 1B BB		2	0	0	0	1	0	0
Rick Cerone, R (1, 2) OBP: 0.281, SLG: 0.286		S S S 0-3 ② K	x 0-0 ② F8			B B B B 4-0 BB		x 0-0 ① F9		3	0	0	0	1	1	2
Paul Zuvella, R (1, 4) OBP: 0.250, SLG: 0.239 Chris Chambliss, L (8, PH) OBP: 0.282, SLG: 0.284 Glenn Hubbard, R (8, PH) OBP: 0.328, SLG: 0.315 (9, 4)		x 0-0 1B	x 0-0 ③ F8			x 0-0 ③ F9		x 0-0 1-2 1B		3 0 1	0 0 0	1 0 1	0 0 0	0 0 0	0 0 0	2 0 0
Steve Bedrosian, R (1, 1) OBP: 0.077, SLG: 0.077 Gerald Perry, L (7, PH) OBP: 0.280, SLG: 0.233 Claudell Washington, L (8, 9) OBP: 0.337, SLG: 0.447		x 0-0 ③ 4-3			S S S 0-3 ① K		B B B B 4-0 FC5-4 E 1B BB		x 0-0 ② F7	2 0 1	0 1 0	0 0 0	0 0 0	0 1 0	1 0 0	1 0 2
Inning Stats	R: 0 H: 0 E: 0 LOB: 2 K: 1 BB: 2 S: 5 P: 13	R: 0 H: 1 E: 0 LOB: 1 K: 1 BB: 0 S: 6 P: 6	R: 0 H: 1 E: 0 LOB: 1 K: 0 BB: 0 S: 4 P: 4	R: 0 H: 0 E: 0 LOB: 1 K: 0 BB: 0 S: 3 P: 4	R: 0 H: 2 E: 0 LOB: 2 K: 2 BB: 0 S: 9 P: 9	R: 0 H: 0 E: 0 LOB: 1 K: 0 BB: 1 S: 3 P: 7	R: 2 H: 2 E: 1 LOB: 1 K: 0 BB: 1 S: 5 P: 9	R: 0 H: 1 E: 0 LOB: 2 K: 0 BB: 1 S: 4 P: 8	R: 0 H: 0 E: 0 LOB: 0 K: 0 BB: 1 S: 2 P: 6	1B: 5 2B: 2 3B: 0 HR: 0	SF: 0 SAC: 0 DP: 1 HBP: 1			WP: 0 PB: 0 SB: 0 CS: 0	PA: 40		

PITCHER		IP	WLS	BF	H	R	ER	SO	BB	IBB	HBP	BLK	WP	HR	S	P	ERA	WHIP
Derek Botelho, R ERA: 6.04	(1, 1)	6.0		28	5	2	2	4	4	0	1	0	0	0	31	48	3.00	1.500
Warren Brusstar, R ERA: 5.07	(7, 1)	1.1		6	1	0	0	0	1	0	0	0	0	0	5	9	0.00	1.500
Ron Meridith, L ERA: 2.97	(8, 1)	0.2	W	3	1	0	0	0	0	0	0	0	0	0	3	3	0.00	1.500
Lee Smith, R ERA: 2.95	(9, 1)	1.0	S	3	0	0	0	0	1	0	0	0	0	0	2	6	0.00	1.000

PITCHER	IP	WLS	BF	H	R	ER	SO	BB	IBB	HBP	BLK	WP	HR	S	P	ERA	WHIP

BOTTOM

Chicago Cubs @ Atlanta Braves

Atlanta-Fulton County Stadium, Atlanta, GA

Thu Aug 22 1985, 7:05 PM EDT

Att. 11,273 - Unknown

livebaseballscorecards.com

AB	33
R	2
H	7
RBI	2
BB	6
SO	4
LOB	22

Batter	1	2	3	4	5	6	7	8	9	AB	R	H	RBI	BB	SO	LOB
Vince Coleman, S (1, 7) OBP: 0.320, SLG: 0.352	0-0 4-3 BB 1B		0-0 S 3B 1B	0-3 K		0-3 K		0-0 5-3		5	1	2	0	0	2	4
Willie McGee, S (1, 8) OBP: 0.393, SLG: 0.527	BBBB 4-0 4-3 1-2 BB		0-0 G3 1-H 3B		0-0 1B G3 1B		0-0 2B 1B		0-0 F7	4	2	3	1	1	0	0
Tom Herr, S (1, 4) OBP: 0.394, SLG: 0.431	0-0 4-3 1-2 2-3		0-0 G3 3-H		0-0 G3 1-2		0-0 1-H 2B		0-0 S 2B 1B	5	1	2	2	0	0	3
Jack Clark, R (1, 3) OBP: 0.393, SLG: 0.510 Mike Jorgensen, L (1, PH) OBP: 0.424, SLG: 0.333 (1, 3)	SSS 0-3 K		0-0 HR 1B		0-0 G6-3 2-3 1B		0-0 4-3		0-0 F9	0 5	0 1	0 2	0 0	0 0	0 1	0 4
Andy Van Slyke, L (1, 9) OBP: 0.331, SLG: 0.444	0-0 F7		0-0 1-H HR		0-0 G6-3 1-2f		SSS 0-3 K		0-0 1-H 2B	5	1	2	3	0	1	5
Darrell Porter, L (1, 2) OBP: 0.301, SLG: 0.407		0-0 4-3	0-0 L8			BBBB 4-0 PB 1B BB	SSS 0-3 K		0-0 G3	4	0	0	0	1	1	2
Terry Pendleton, S (1, 5) OBP: 0.264, SLG: 0.285		0-0 4-3		0-0 F5		0-0 PB 1-2 1B		0-0 G3 1-2		4	0	2	0	0	0	0
Ozzie Smith, S (1, 6) OBP: 0.333, SLG: 0.348		0-0 F4		0-0 SH1-4 1B		0-0 5-3 1-2 2-3		0-0 G3 1-2		4	0	1	0	0	0	3
Joaquin Andujar, S (1, 1) OBP: 0.165, SLG: 0.138 Jeff Lahti, R (8, 1)			0-0 F3	0-0 SH1-4 1-2		SSS 0-3 K		0-0 F8		3 0	0 0	0 0	0 0	1 0	3 0	
Inning Stats	R: 0 H: 1 E: 0 LOB: 2 K: 1 BB: 1 S: 6 P: 10	R: 0 H: 0 E: 0 LOB: 0 K: 0 BB: 0 S: 3 P: 3	R: 4 H: 4 E: 0 LOB: 0 K: 0 BB: 0 S: 7 P: 7	R: 0 H: 1 E: 0 LOB: 1 K: 1 BB: 0 S: 6 P: 6	R: 0 H: 2 E: 0 LOB: 1 K: 0 BB: 0 S: 4 P: 4	R: 0 H: 1 E: 0 LOB: 2 K: 2 BB: 1 S: 8 P: 12	R: 1 H: 2 E: 0 LOB: 1 K: 2 BB: 0 S: 9 P: 9	R: 0 H: 1 E: 0 LOB: 1 K: 0 BB: 0 S: 4 P: 4	R: 1 H: 2 E: 0 LOB: 1 K: 0 BB: 0 S: 5 P: 5	1B: 10 SF: 0 2B: 2 SAC: 1 3B: 1 DP: 1 HR: 1 HBP: 0						

TOP

St. Louis Cardinals @ Atlanta Braves

Atlanta-Fulton County Stadium, Atlanta, GA

Fri Aug 23 1985, 7:05 PM EDT
Att. 19,958 - Unknown

livebaseballscorecards.com

AB	39
R	6
H	14
RBI	6
BB	2
SO	6
LOB	24

PITCHER		IP	WLS	BF	H	R	ER	SO	BB	IBB	HBP	BLK	WP	HR	S	P	ERA	WHIP
Craig McMurtry, R ERA: 8.2	(1, 1)	4.1	L	22	8	4	4	2	1	0	0	0	0	1	25	29	8.31	2.077
Jeff Dedmon, R ERA: 3.43	(5, 1)	1.2		6	1	0	0	2	1	0	0	0	0	0	9	13	0.00	1.200
Gene Garber, R ERA: 4.04	(7, 1)	2.2		13	5	2	2	2	0	0	0	0	0	0	17	17	6.75	1.875
Terry Forster, L ERA: 2.03	(9, 1)	0.1		1	0	0	0	0	0	0	0	0	0	0	1	1	0.00	0.000

PITCHER	IP	WLS	BF	H	R	ER	SO	BB	IBB	HBP	BLK	WP	HR	S	P	ERA	WHIP

WP: 0	PA: 42		
PB: 1			
SB: 2			
CS: 0			

Batter	1	2	3	4	5	6	7	8	9	AB	R	H	RBI	BB	SO	LOB
Milt Thompson, L (1, 9) OBP: 0.367, SLG: 0.462	6-3 2B		4-3		SF8 3B		1B		6-3	5	1	3	0	0	0	0
Rafael Ramirez, R (1, 6) OBP: 0.297, SLG: 0.358	1-3		F4		5-3		K		5-3	5	0	0	0	0	1	3
Dale Murphy, R (1, 8) OBP: 0.379, SLG: 0.570	6-3 2-3		1B		SF8 3-H		F5			3	0	1	1	0	0	2
Terry Harper, R (1, 7) OBP: 0.309, SLG: 0.392	5-3		K		1B		1-3			4	0	1	0	0	1	3
Gerald Perry, L (1, 3) OBP: 0.284, SLG: 0.239		S 1B 1B		1B G6-4-3 1B	F7			4-3		4	1	2	0	0	0	1
Ken Oberkfell, L (1, 5) OBP: 0.366, SLG: 0.395		L6 1-2		G6-4-3 1-3 1B		F7		1B BB		3	0	1	0	1	0	1
Rick Cerone, R (1, 2) OBP: 0.289, SLG: 0.288		1B BB		G6-4-3 1-2f 3-H		1-3 BB		G4-6-3 1-2 1B		2	0	1	0	2	0	1
Paul Zuvella, R (1, 4) OBP: 0.260, SLG: 0.243 Claudell Washington, L (8, PH) OBP: 0.336, SLG: 0.445 Glenn Hubbard, R (9, 4) OBP: 0.328, SLG: 0.315		1-2 2-H 1B		BB		1-3 1-2		G4-6-3 1-2f		2 1 0	0 0 0	1 0 0	0 0 0	1 0 0	0 0 0	1 2 0
Craig McMurtry, R (1, 1) Jeff Dedmon, L (5, 1) OBP: 0.250, SLG: 0.143 Chris Chambliss, L (6, PH) OBP: 0.280, SLG: 0.282 Gene Garber, R (7, 1) OBP: 0.250, SLG: 0.250 Terry Forster, L (9, 1) Brad Komminsk, R (9, PH) OBP: 0.309, SLG: 0.291		4-3		K		4-3			K	2 0 1 0 0 1	0 0 0 0 0 0	0 0 0 0 0 0	0 0 0 0 0 0	0 0 0 0 0 0	1 0 0 0 0 1	3 0 1 0 0 0
Inning Stats	R: 0 E: 0 K: 0 S: 4 H: 1 LOB: 1 BB: 0 P: 4	R: 0 E: 0 K: 0 S: 4 H: 2 LOB: 2 BB: 1 P: 8	R: 0 E: 0 K: 1 S: 6 H: 1 LOB: 1 BB: 0 P: 6	R: 1 E: 0 K: 1 S: 6 H: 2 LOB: 1 BB: 1 P: 10	R: 1 E: 0 K: 0 S: 5 H: 2 LOB: 1 BB: 0 P: 5	R: 0 E: 0 K: 0 S: 3 H: 0 LOB: 1 BB: 1 P: 7	R: 0 E: 0 K: 1 S: 6 H: 1 LOB: 1 BB: 0 P: 6	R: 0 E: 0 K: 0 S: 3 H: 1 LOB: 1 BB: 1 P: 7	R: 0 E: 0 K: 1 S: 5 H: 0 LOB: 0 BB: 0 P: 5	1B: 8 2B: 1 3B: 1 HR: 0	SF: 1 SAC: 0 DP: 2 HBP: 0			WP: 0 PB: 0 SB: 1 CS: 0		PA: 38	

PITCHER	IP	WLS	BF	H	R	ER	SO	BB	IBB	HBP	BLK	WP	HR	S	P	ERA	WHIP
Joaquin Andujar, R (1, 1) ERA: 2.75	7.1	W	34	10	2	2	3	4	0	0	0	0	0	36	52	2.46	1.909
Jeff Lahti, R (8, 1) ERA: 2.09	1.2	S	4	0	0	0	1	0	0	0	0	0	0	6	6	0.00	0.000

PITCHER	IP	WLS	BF	H	R	ER	SO	BB	IBB	HBP	BLK	WP	HR	S	P	ERA	WHIP

BOTTOM

St. Louis Cardinals @ Atlanta Braves

Atlanta-Fulton County Stadium, Atlanta, GA

Fri Aug 23 1985, 7:05 PM EDT

Att. 19,958 - Unknown

livebaseballscorecards.com

AB	33
R	2
H	10
RBI	1
BB	4
SO	4
LOB	18

Batter	1	2	3	4	5	6	7	8	9	AB	R	H	RBI	BB	SO	LOB
Vince Coleman, S (1, 7) OBP: 0.324, SLG: 0.356	S S 1B	K ②		6-3 E FC1-5-2-6-3 1B	2-H 1B					4	0	3	1	0	1	1
Willie McGee, S (1, 8) OBP: 0.389, SLG: 0.522	F7 ①	K ③		6-3 1-3 ①	G3 ③					4	0	0	0	0	1	4
Tom Herr, S (1, 4) OBP: 0.395, SLG: 0.430	K ② 1-2		F8 BB 1B 1B	FC1-5-2-6-3 1B ② 3-H		2-3 BB				3	2	1	0	1	1	2
Darrell Porter, L (1, 2) OBP: 0.311, SLG: 0.408	2-3 BB		1B E BB 1-2	2-H 1B		2-3 1-2 ①				2	1	1	1	2	0	1
Andy Van Slyke, L (1, 9) OBP: 0.330, SLG: 0.439	F8 ③		F8 ① 2-3	4-3 ③		BB				3	0	0	0	1	0	5
Mike Jorgensen, L (1, 3) OBP: 0.435, SLG: 0.326		WP 2B BB	L7 ②		6-3 S 1B BB					1	2	0	0	2	0	2
Terry Pendleton, S (1, 5) OBP: 0.267, SLG: 0.291		S E 1-H 2B	E 1-3 3-H 1B		6-3 1-3 ①					3	1	2	2	0	0	1
Ozzie Smith, S (1, 6) OBP: 0.335, SLG: 0.351		L8 ①	E6 1-3 3-H 1B		G3 1B 3-H 1B					3	1	2	2	0	0	1
Bob Forsch, R (1, 1) OBP: 0.296, SLG: 0.444		2-H 1B			G3 1-2 ②					2	0	1	0	0	0	2
Steve Braun, L (5, PH) OBP: 0.322, SLG: 0.340										1	0	0	0	0	0	1
Bill Campbell, R (5, 1) OBP: 0.625, SLG: 0.400										0	0	0	0	0	0	0
Inning Stats	R: 0 H: 1 E: 0 LOB: 2 K: 1 BB: 1 S: 6 P: 10	R: 2 H: 2 E: 0 LOB: 1 K: 2 BB: 1 S: 9 P: 13	R: 2 H: 3 E: 1 LOB: 2 K: 0 BB: 1 S: 6 P: 10	R: 1 H: 2 E: 1 LOB: 1 K: 0 BB: 0 S: 5 P: 5	R: 2 H: 2 E: 0 LOB: 1 K: 0 BB: 1 S: 5 P: 9	R: 0 H: 0 E: 0 LOB: 2 K: 0 BB: 2 S: 1 P: 9				1B: 9 SF: 0 2B: 1 SAC: 0 3B: 0 DP: 0 HR: 0 HBP: 0						

PITCHER	IP	WLS	BF	H	R	ER	SO	BB	IBB	HBP	BLK	WP	HR	S	P	ERA	WHIP
Len Barker, R (1, 1) ERA: 6.21	2.2	L	17	6	4	4	3	3	0	0	0	1	0	20	32	13.50	3.375
Rick Camp, R (3, 1) ERA: 3.86	2.2		15	4	3	3	0	3	0	0	0	0	0	12	24	10.12	2.625

PITCHER	IP	WLS	BF	H	R	ER	SO	BB	IBB	HBP	BLK	WP	HR	S	P	ERA	WHIP

TOP

St. Louis Cardinals @ Atlanta Braves

Atlanta-Fulton County Stadium, Atlanta, GA

Sat Aug 24 1985, 7:05 PM EDT

Att. 31,109 - Unknown

livebaseballscorecards.com

AB	26
R	7
H	10
RBI	6
BB	6
SO	3
LOB	20

WP: 1 PA: 32
PB: 0
SB: 4
CS: 0

Batter	1	2	3	4	5	6	7	8	9	AB	R	H	RBI	BB	SO	LOB
Milt Thompson, L (1, 9) OBP: 0.366, SLG: 0.457	6-3		FC5-4 1B		4-3					3	0	1	0	0	0	0
Rafael Ramirez, R (1, 6) OBP: 0.296, SLG: 0.357	L6		FC5-4 FC6-4 1-2f							2	0	0	0	0	0	1
Dale Murphy, R (1, 8) OBP: 0.379, SLG: 0.569	S BB		FC6-4 1-2f							1	0	0	0	1	0	1
Terry Harper, R (1, 7) OBP: 0.310, SLG: 0.391	1-2 BB		5-3							1	0	0	0	1	0	1
Gerald Perry, L (1, 3) OBP: 0.281, SLG: 0.236	F7			4-3						2	0	0	0	0	0	2
Ken Oberkfell, L (1, 5) OBP: 0.367, SLG: 0.395		6-3		G5-4-3 1B						2	0	1	0	0	0	0
Rick Cerone, R (1, 2) OBP: 0.290, SLG: 0.289		4-3 1B		G5-4-3 1-2f						2	0	1	0	0	0	1
Paul Zuvella, R (1, 4) OBP: 0.256, SLG: 0.239		4-3 1-2			5-3					2	0	0	0	0	0	1
Len Barker, R (1, 1) Rick Camp, R (3, 1) OBP: 0.250, SLG: 0.455		F4			5-3					1 1	0 0	0 0	0 0	0 0	0 0	1 0
Inning Stats	R: 0 E: 0 K: 0 S: 3 H: 0 LOB: 2 BB: 2 P: 11	R: 0 E: 0 K: 0 S: 4 H: 1 LOB: 1 BB: 0 P: 4	R: 0 E: 0 K: 0 S: 4 H: 1 LOB: 1 BB: 0 P: 4	R: 0 E: 0 K: 0 S: 3 H: 1 LOB: 0 BB: 0 P: 3	R: 0 E: 0 K: 0 S: 3 H: 0 LOB: 0 BB: 0 P: 3					1B: 3 2B: 0 3B: 0 HR: 0		SF: 0 SAC: 0 DP: 1 HBP: 0				

PITCHER		IP	WLS	BF	H	R	ER	SO	BB	IBB	HBP	BLK	WP	HR	S	P	ERA	WHIP
Bob Forsch, R ERA: 4.23	(1, 1)	4.0	W	16	3	0	0	0	2	0	0	0	0	0	14	22	0.00	1.250
Bill Campbell, R ERA: 4.01	(5, 1)	1.0		3	0	0	0	0	0	0	0	0	0	0	3	3	0.00	0.000

PITCHER	IP	WLS	BF	H	R	ER	SO	BB	IBB	HBP	BLK	WP	HR	S	P	ERA	WHIP

BOTTOM

St. Louis Cardinals @ Atlanta Braves

Atlanta-Fulton County Stadium, Atlanta, GA

Sat Aug 24 1985, 7:05 PM EDT

Att. 31,109 - Unknown

livebaseballscorecards.com

AB	17
R	0
H	3
RBI	0
BB	2
SO	0
LOB	8

WP: 0 PA: 19
PB: 0
SB: 1
CS: 0

Batter	1	2	3	4	5	6	7	8	9	AB	R	H	RBI	BB	SO	LOB
Vince Coleman, S (1, 7) OBP: 0.325, SLG: 0.356	SSS 0-3 ① K		x 0-0 1B G3 1B 1B		x 0-0 ① F7		x 0-0 BB 3B 1B		SSS 0-3 ① K	5	2	2	0	0	2	0
Willie McGee, S (1, 8) OBP: 0.389, SLG: 0.519	x 0-0 ② L5		x 0-0 G3 1B 1-2 1B		x 0-0 ② F8		BBBB 4-0 3B 1-2 BB		x 0-0 ② 4-3	4	1	1	0	1	0	0
Tom Herr, S (1, 4) OBP: 0.397, SLG: 0.438	x 0-0 2B		x 0-0 G3 1-2 2-3 1B		x 0-0 ③ F7		x 0-0 1-H 2-H 3B		x 0-0 ③ 6-3	5	0	3	2	0	0	0
Darrell Porter, L (1, 2) OBP: 0.310, SLG: 0.411	SSS 0-3 ③ K		x 0-0 ② G3 1-2 2-3 3-H			x 0-0 1B 2B	x 0-0 ② 4-3			4	1	1	1	0	1	4
Andy Van Slyke, L (1, 9) OBP: 0.330, SLG: 0.447		x 0-0 HR	x 0-0 ③ 5-3			x 0-0 ① 6-3	x 0-0 ③ 4-3			4	1	1	1	0	0	4
Mike Jorgensen, L (1, 3) OBP: 0.424, SLG: 0.320		x 0-0 ① 4-3		x 0-0 ① F8		x 0-0 2-H BB 1B		x 0-0 ① F7		4	0	1	1	0	0	0
Terry Pendleton, S (1, 5) OBP: 0.269, SLG: 0.291		x 0-0 ② 6-3		x 0-0 FC4 1B		BBBB 4-0 4-3 1-2 BB		x 0-0 ② 6-3		3	0	1	0	1	0	0
Ozzie Smith, S (1, 6) OBP: 0.334, SLG: 0.348		x 0-0 ③ 4-3		x 0-0 ② FC4 FC5-4 1-2f		x 0-0 ②③ 4-3 1-2f		BBBB 4-0 BB		3	0	0	0	1	0	3
Kurt Kepshire, L (1, 1) OBP: 0.137, SLG: 0.184			SSS 0-3 ① K	x 0-0 ③ FC5-4 1-2f			x 0-0 ① F7	x 0-0 ③ 2-3		4	0	0	0	0	1	2
Jeff Lahti, R (8, 1)										0	0	0	0	0	0	0
Ken Dayley, L (9, 1) OBP: 0.250, SLG: 0.250										0	0	0	0	0	0	0
Bill Campbell, R (9, 1) OBP: 0.625, SLG: 0.400										0	0	0	0	0	0	0
Inning Stats	R: 0 H: 1 E: 0 LOB: 1 K: 2 BB: 0 S: 8 P: 8	R: 1 H: 1 E: 0 LOB: 0 K: 0 BB: 0 S: 4 P: 4	R: 1 H: 3 E: 0 LOB: 2 K: 1 BB: 0 S: 8 P: 8	R: 0 H: 1 E: 0 LOB: 1 K: 0 BB: 0 S: 4 P: 4	R: 0 H: 0 E: 0 LOB: 0 K: 0 BB: 0 S: 3 P: 3	R: 1 H: 2 E: 0 LOB: 1 K: 0 BB: 1 S: 4 P: 8	R: 2 H: 2 E: 0 LOB: 1 K: 0 BB: 1 S: 5 P: 9	R: 0 H: 0 E: 0 LOB: 1 K: 0 BB: 1 S: 3 P: 7	R: 0 H: 0 E: 0 LOB: 0 K: 1 BB: 0 S: 5 P: 5	1B: 6 SF: 0 2B: 3 SAC: 0 3B: 1 DP: 1 HR: 1 HBP: 0						

St. Louis Cardinals @ Atlanta Braves

Atlanta-Fulton County Stadium, Atlanta, GA

Sun Aug 25 1985, 3:33 AM EDT

Att. 14,711 - Unknown

TOP

livebaseballscorecards.com

AB	36
R	5
H	10
RBI	5
BB	3
SO	4
LOB	13

WP: 0 PA: 39
PB: 0
SB: 0
CS: 0

PITCHER		IP	WLS	BF	H	R	ER	SO	BB	IBB	HBP	BLK	WP	HR	S	P	ERA	WHIP
Rick Mahler, R ERA: 3.44	(1, 1)	6.1	L	30	10	5	5	3	2	0	0	0	0	1	34	42	7.11	1.895
Terry Forster, L ERA: 1.96	(7, 1)	1.2		6	0	0	0	0	1	0	0	0	0	0	5	9	0.00	0.600
Jeff Dedmon, R ERA: 3.38	(9, 1)	1.0		3	0	0	0	1	0	0	0	0	0	0	5	5	0.00	0.000

PITCHER	IP	WLS	BF	H	R	ER	SO	BB	IBB	HBP	BLK	WP	HR	S	P	ERA	WHIP

St. Louis Cardinals @ Atlanta Braves

Atlanta-Fulton County Stadium, Atlanta, GA

Sun Aug 25 1985, 3:33 AM EDT

Att. 14,711 - Unknown

livebaseballscorecards.com

BOTTOM

Batter	1	2	3	4	5	6	7	8	9	AB	R	H	RBI	BB	SO	LOB
Milt Thompson, L (1, 9) OBP: 0.349, SLG: 0.435	K		1-3			F7		K	FC5-4 1-2f	4	0	0	0	0	2	1
Rick Cerone, R (9, PH) OBP: 0.289, SLG: 0.288										1	0	0	0	0	0	3
Rafael Ramirez, R (1, 6) OBP: 0.295, SLG: 0.356	4-3			F9		6-3		1-2 1B		4	0	1	0	0	0	0
Dale Murphy, R (1, 8) OBP: 0.378, SLG: 0.566	FC1-4 1B			F9		6-3		K		4	0	1	0	0	1	2
Terry Harper, R (1, 7) OBP: 0.314, SLG: 0.410	FC1-4 1-2f			1B			HR		HR	4	2	3	2	0	0	1
Gerald Perry, L (1, 3) OBP: 0.276, SLG: 0.231		L6		F4			4-3		1-3	4	0	0	0	0	0	1
Ken Oberkfell, L (1, 5) OBP: 0.369, SLG: 0.393		F9			G3-6-3 BB		G3		2B BB	2	0	0	0	2	0	0
Paul Zuvella, R (1, 4) OBP: 0.256, SLG: 0.248		1-3			G3-6-3 1-2f		4-3		1-3 2B	4	0	1	0	0	0	1
Bruce Benedict, R (1, 2) OBP: 0.313, SLG: 0.229			F3		1B			F9	K	3	0	1	0	0	0	0
Brad Komminsk, R (9, PH) OBP: 0.307, SLG: 0.290										1	0	0	0	0	1	2
Rick Mahler, R (1, 1)			F9		K			1B BB	FC5-4 IBB	2	0	0	0	0	1	1
Terry Forster, L (7, 1)										0	0	0	0	0	0	0
Claudell Washington, L (8, PH) OBP: 0.338, SLG: 0.445										0	0	0	0	1	0	0
Jeff Dedmon, L (9, 1) OBP: 0.250, SLG: 0.143										0	0	0	0	0	0	0
Chris Chambliss, L (9, PH) OBP: 0.280, SLG: 0.282										0	0	0	0	0	0	0
Bob Horner, R (9, PH) OBP: 0.344, SLG: 0.520										0	0	0	0	1	0	0
Paul Runge, R (9, PR) OBP: 0.328, SLG: 0.250										0	0	0	0	0	0	0

Inning Stats	1	2	3	4	5	6	7	8	9
	R: 0 E: 0 K: 1 S: 6	H: 1 LOB: 1 BB: 0 P: 6	R: 0 E: 0 K: 0 S: 3	H: 0 LOB: 0 BB: 0 P: 3	R: 0 E: 0 K: 0 S: 3	H: 0 LOB: 0 BB: 0 P: 3	R: 0 E: 0 K: 0 S: 4	H: 1 LOB: 1 BB: 0 P: 4	R: 0 E: 0 K: 1 S: 5	H: 1 LOB: 1 BB: 1 P: 9	R: 0 E: 0 K: 0 S: 3	H: 0 LOB: 0 BB: 0 P: 3	R: 1 E: 0 K: 0 S: 4	H: 1 LOB: 0 BB: 0 P: 4	R: 0 E: 0 K: 2 S: 8	H: 1 LOB: 2 BB: 1 P: 12	R: 1 E: 0 K: 1 S: 7	H: 2 LOB: 3 BB: 2 P: 15

	AB	33
	R	2
	H	7
	RBI	2
	BB	4
	SO	5
	LOB	12

	1B: 4	SF: 0	WP: 0	PA: 37
	2B: 1	SAC: 0	PB: 0	
	3B: 0	DP: 1	SB: 0	
	HR: 2	HBP: 0	CS: 0	

PITCHER		IP	WLS	BF	H	R	ER	SO	BB	IBB	HBP	BLK	WP	HR	S	P	ERA	WHIP
Kurt Kepshire, R	(1, 1)	7.2	W	29	5	1	1	3	2	0	0	0	0	1	33	41	1.17	0.913
ERA: 4.31																		
Jeff Lahti, R	(8, 1)	1.0		6	2	1	1	2	1	0	0	0	0	1	9	13	9.00	3.000
ERA: 2.23																		
Ken Dayley, L	(9, 1)	0.0		1	0	0	0	0	0	1	0	0	0	0	0	4	∞	∞
ERA: 2.32																		
Bill Campbell, R	(9, 1)	0.1	S	1	0	0	0	0	0	0	0	0	0	0	1	1	0.00	0.000
ERA: 3.99																		

PITCHER	IP	WLS	BF	H	R	ER	SO	BB	IBB	HBP	BLK	WP	HR	S	P	ERA	WHIP

Pittsburgh Pirates @ Atlanta Braves

Atlanta-Fulton County Stadium, Atlanta, GA

Mon Aug 26 1985, 7:05 PM EDT

Att. 4,125 - Unknown

TOP

livebaseballscorecards.com

Batter	1	2	3	4	5	6	7	8	9	AB	R	H	RBI	BB	SO	LOB
Joe Orsulak, L (1, 8) OBP: 0.331, SLG: 0.355	4-3 S 1B 1B		4-3			4-3			K	4	1	1	0	0	1	0
Johnny Ray, S (1, 4) OBP: 0.298, SLG: 0.360	4-3 1-3			6-3			4-3		6-3	4	0	0	0	0	0	1
Bill Madlock, R (1, 5) OBP: 0.328, SLG: 0.395	G6-3 3-H 1B			5-3			F7		5-3	4	0	1	1	0	0	0
Jason Thompson, L (1, 3) OBP: 0.379, SLG: 0.397	G6-3 1-2f			F5			4-3			3	0	0	0	0	0	1
Mike Brown, R (1, 9) OBP: 0.325, SLG: 0.443		F6			G6-4-3 1B			SH1-4 1B		3	0	2	0	0	0	0
Tony Peña, R (1, 2) OBP: 0.288, SLG: 0.344		CS 1B			G6-4-3 1-2f			SH1-4 1-2		2	0	1	0	0	0	1
Denny Gonzalez, R (1, 7) OBP: 0.255, SLG: 0.455		1-3 1-2			G3			IBB		2	0	0	0	1	0	1
Sam Khalifa, R (1, 6) OBP: 0.290, SLG: 0.335			4-3			5-3		K		3	0	0	0	0	1	2
Bob Walk, R (1, 1)			K			K		F7		2	0	0	0	0	2	0
Steve Kemp, L (8, PH) OBP: 0.308, SLG: 0.340										1	0	0	0	0	0	2
Don Robinson, R (8, 1) OBP: 0.250, SLG: 0.316										0	0	0	0	0	0	0

Inning Stats	1	2	3	4	5	6	7	8	9
R	1	0	0	0	0	0	0	0	0
H	2	1	0	0	1	0	0	1	0
E	0	0	0	0	0	0	0	0	0
LOB	0	0	0	0	0	0	0	1	0
K	0	0	1	0	0	1	0	0	1
BB	0	0	0	0	0	0	0	1	0
S	4	3	5	3	3	5	3	6	5
P	4	3	5	3	3	5	3	10	5

	AB	28
	R	1
	H	5
	RBI	1
	BB	1
	SO	4
	LOB	8

	1B	5	SF	0	WP	0	PA	30
	2B	0	SAC	1	PB	0		
	3B	0	DP	2	SB	1		
	HR	0	HBP	0	CS	1		

PITCHER	IP	WLS	BF	H	R	ER	SO	BB	IBB	HBP	BLK	WP	HR	S	P	ERA	WHIP
Joe Johnson, R (1, 1) ERA: 2.63	8.0		27	5	1	1	3	0	1	0	0	0	0	32	36	1.12	0.625
Gene Garber, R (9, 1) ERA: 3.97	1.0	W	3	0	0	0	1	0	0	0	0	0	0	5	5	0.00	0.000

Batter	1	2	3	4	5	6	7	8	9	AB	R	H	RBI	BB	SO	LOB
Milt Thompson, L (1, 9)	K		K			6-3		K		4	0	0	0	0	3	0
Gene Garber, R (9, 1)										0	0	0	0	0	0	0
Rafael Ramirez, R (1, 6)	6-3			5-3		FC5-4 1B		F4		4	0	1	0	0	0	0
Dale Murphy, R (1, 8)	5-3			F3		FC5-4 1-2f			SH2-3 1B BB	3	1	0	0	1	0	1
Terry Harper, R (1, 7)		K2-3		5-3			3-1 1B		SH2-3 1-2	3	1	1	0	0	1	0
Gerald Perry, L (1, 3)		CS 1B			CS 1B		F3		2-H 1B	4	0	3	1	0	0	1
Ken Oberkfell, L (1, 5)		1-2 2B			1-2 1B		3-1 1-2			3	0	2	0	0	0	1
Glenn Hubbard, R (1, 4)		6-3			L6		2-H 1B			3	0	1	1	0	0	2
Bruce Benedict, R (1, 2)			6-3		5-3		6-3			3	0	0	0	0	0	2
Joe Johnson, R (1, 1)			4-3			K		K		2	0	0	0	0	1	0
Claudell Washington, L (8, PH) (9, 9)										1	0	0	0	0	1	0
Inning Stats	R: 0 E: 0 K: 1 S: 5 H: 0 LOB: 0 BB: 0 P: 5	R: 0 E: 0 K: 1 S: 6 H: 2 LOB: 1 BB: 0 P: 6	R: 0 E: 0 K: 1 S: 5 H: 0 LOB: 0 BB: 0 P: 5	R: 0 E: 0 K: 0 S: 3 H: 0 LOB: 0 BB: 0 P: 3	R: 0 E: 0 K: 0 S: 4 H: 2 LOB: 1 BB: 0 P: 4	R: 0 E: 0 K: 1 S: 6 H: 1 LOB: 1 BB: 0 P: 6	R: 1 E: 0 K: 0 S: 5 H: 2 LOB: 1 BB: 0 P: 5	R: 0 E: 0 K: 2 S: 7 H: 0 LOB: 0 BB: 0 P: 7	R: 1 E: 0 K: 0 S: 2 H: 1 LOB: 1 BB: 1 P: 6	1B: 7 2B: 1 3B: 0 HR: 0	SF: 0 SAC: 1 DP: 0 HBP: 0						

PITCHER	IP	WLS	BF	H	R	ER	SO	BB	IBB	HBP	BLK	WP	HR	S	P	ERA	WHIP
Bob Walk, R (1, 1) ERA: 4.24	7.0		26	7	1	1	4	0	0	0	0	0	0	34	34	1.29	1.000
Don Robinson, R (8, 1) ERA: 4.13	1.1	L	6	1	1	1	2	1	0	0	0	0	0	9	13	6.75	1.500

PITCHER	IP	WLS	BF	H	R	ER	SO	BB	IBB	HBP	BLK	WP	HR	S	P	ERA	WHIP

BOTTOM

Pittsburgh Pirates @ Atlanta Braves

Atlanta-Fulton County Stadium, Atlanta, GA

Mon Aug 26 1985, 7:05 PM EDT

Att. 4,125 - Unknown

livebaseballscorecards.com

AB	30
R	2
H	8
RBI	2
BB	1
SO	6
LOB	7

WP: 0 PB: 0 SB: 0 CS: 2 PA: 32

Batter	1	2	3	4	5	6	7	8	9	AB	R	H	RBI	BB	SO	LOB
Joe Orsulak, L (1, 8) (8, 7) OBP: 0.329, SLG: 0.352	K		1-3 S SF8 1B		F7			4-3	FC6-4 1-2f S 1B	5	2	1	0	0	1	2
Johnny Ray, S (1, 4) OBP: 0.301, SLG: 0.365	1B 1B 1B		1-3 1-3		4-3			1B HR 2B	1-H 1B	5	2	3	1	0	0	2
Bill Madlock, R (1, 5) OBP: 0.326, SLG: 0.394	F8		SF8 3-H			F6		HR 2-3 1B	K	4	1	1	1	0	1	2
Jason Thompson, L (1, 3) OBP: 0.380, SLG: 0.407	1B 1-2 1B		F7			F8		1-H 3-H HR		4	1	2	3	0	0	0
Mike Brown, R (1, 9) OBP: 0.323, SLG: 0.439	1-2 2-H 1B			5-3		F8		E6 1B		4	0	1	1	0	0	0
Tony Peña, R (1, 2) OBP: 0.288, SLG: 0.343	K			4-3			5-3	1-2 1B		4	0	1	0	0	1	2
Denny Gonzalez, R (1, 7) OBP: 0.240, SLG: 0.426		K		6-3			F3	4-3		3	0	0	0	0	1	0
Lee Mazzilli, S (8, PH) OBP: 0.419, SLG: 0.375										1	0	0	0	0	0	2
Marvell Wynne, L (8, 8) OBP: 0.252, SLG: 0.264										0	0	0	0	0	0	0
Sam Khalifa, R (1, 6) OBP: 0.285, SLG: 0.328		6-3			K		F9		6-3	4	0	0	0	0	1	0
Rick Rhoden, R (1, 1) OBP: 0.246, SLG: 0.271		F6			1B			4-3	FC6-4 1B	4	0	2	0	0	0	0
Don Robinson, R (9, 1) OBP: 0.250, SLG: 0.316										0	0	0	0	0	0	0
Inning Stats	R: 1 E: 0 K: 2 S: 10 H: 3 LOB: 2 BB: 0 P: 10	R: 0 E: 0 K: 1 S: 5 H: 0 LOB: 0 BB: 0 P: 5	R: 1 E: 0 K: 0 S: 4 H: 1 LOB: 0 BB: 0 P: 4	R: 0 E: 0 K: 0 S: 3 H: 0 LOB: 0 BB: 0 P: 3	R: 0 E: 0 K: 1 S: 6 H: 1 LOB: 1 BB: 0 P: 6	R: 0 E: 0 K: 0 S: 3 H: 0 LOB: 0 BB: 0 P: 3	R: 0 E: 0 K: 0 S: 3 H: 0 LOB: 0 BB: 0 P: 3	R: 3 E: 1 K: 0 S: 8 H: 4 LOB: 2 BB: 0 P: 8	R: 1 E: 0 K: 1 S: 7 H: 2 LOB: 1 BB: 0 P: 7	1B: 9 2B: 1 3B: 0 HR: 1	SF: 1 SAC: 0 DP: 0 HBP: 0						

TOP

Pittsburgh Pirates @ Atlanta Braves

Atlanta-Fulton County Stadium, Atlanta, GA

Tue Aug 27 1985, 7:05 PM EDT
Att. 4,580 - Unknown

livebaseballscorecards.com

AB	38
R	6
H	11
RBI	6
BB	0
SO	5
LOB	10

WP: 0 PB: 0 SB: 2 CS: 0 PA: 39

PITCHER		IP	WLS	BF	H	R	ER	SO	BB	IBB	HBP	BLK	WP	HR	S	P	ERA	WHIP
Steve Bedrosian, R ERA: 3.37	(1, 1)	7.0		26	5	2	2	4	0	0	0	0	0	0	34	34	2.57	0.714
Rick Camp, R ERA: 4.01	(8, 1)	0.2		4	2	2	2	0	0	0	0	0	0	0	4	4	27.00	3.000
Terry Forster, L ERA: 2.13	(8, 1)	0.0		3	2	1	1	0	0	0	0	0	0	1	3	3	∞	∞
Gene Garber, R ERA: 4.03	(8, 1)	1.1	W	6	2	1	1	1	0	0	0	0	0	0	8	8	6.75	1.500

PITCHER	IP	WLS	BF	H	R	ER	SO	BB	IBB	HBP	BLK	WP	HR	S	P	ERA	WHIP

BOTTOM

Pittsburgh Pirates @ Atlanta Braves

Atlanta-Fulton County Stadium, Atlanta, GA

Tue Aug 27 1985, 7:05 PM EDT

Att. 4,580 - Unknown

Batter	1	2	3	4	5	6	7	8	9	AB	R	H	RBI	BB	SO	LOB
Milt Thompson, L (1, 9) OBP: 0.330, SLG: 0.409	1-3		E8 6-3 1B		K		F7		K	4	0	1	0	0	1	2
Rick Camp, R (8, 1) OBP: 0.250, SLG: 0.455										0	0	0	0	0	0	0
Terry Forster, L (8, 1)										0	0	0	0	0	0	0
Gene Garber, R (8, 1) OBP: 0.250, SLG: 0.250										0	0	0	0	0	0	0
Gerald Perry, L (9, PH) OBP: 0.284, SLG: 0.241										1	0	0	0	0	1	1
Rafael Ramirez, R (1, 6) OBP: 0.294, SLG: 0.353	F8		6-3 2-3		F9		K		1B HR 1B 2-H	5	1	1	1	0	1	3
Dale Murphy, R (1, 8) OBP: 0.379, SLG: 0.571	WP 2B		6-3		K			HR	HR 1B 1-3	5	2	3	1	0	1	1
Bob Horner, R (1, 3) OBP: 0.345, SLG: 0.525	BB 2-3			F8		F7		K	HR 1-H 3-H	4	1	1	3	1	1	0
Terry Harper, R (1, 7) OBP: 0.311, SLG: 0.405	F7			E6 FC5-4 1B 1B		F7		F9		4	1	0	0	0	0	2
Ken Oberkfell, L (1, 5) OBP: 0.370, SLG: 0.397		6-3		FC5-4 1-2 1B		6-3		L6		4	0	1	0	0	0	0
Glenn Hubbard, R (1, 4) OBP: 0.330, SLG: 0.321		F8		FC5-4 1B 1-2f 2-3			FC1-6 1B		F9 E 2B	4	1	2	0	0	0	2
Bruce Benedict, R (1, 2) OBP: 0.308, SLG: 0.226		4-3					FC1-6 BB 1-2f		F9 2-3	3	0	1	1	0	0	1
Paul Runge, R (7, PR) OBP: 0.328, SLG: 0.250										0	0	0	0	0	0	0
Rick Cerone, R (8, 2) OBP: 0.288, SLG: 0.287				1-2 1B 3-H						1	0	0	0	0	0	1
Steve Bedrosian, R (1, 1) OBP: 0.074, SLG: 0.074			K	K			BB 1-2		E6 1B 1B 3-H	2	0	0	0	0	2	2
Claudell Washington, L (7, PH) OBP: 0.341, SLG: 0.446										1	1	1	1	1	0	0
(8, 9)																
Inning Stats	R: 0 E: 0 K: 0 S: 4 H: 1 LOB: 2 BB: 1 P: 8	R: 0 E: 0 K: 0 S: 3 H: 0 LOB: 0 BB: 0 P: 3	R: 0 E: 1 K: 1 S: 6 H: 1 LOB: 1 BB: 0 P: 6	R: 1 E: 1 K: 1 S: 8 H: 2 LOB: 2 BB: 0 P: 8	R: 0 E: 0 K: 2 S: 7 H: 0 LOB: 0 BB: 0 P: 7	R: 0 E: 0 K: 0 S: 3 H: 0 LOB: 0 BB: 0 P: 3	R: 0 E: 0 K: 1 S: 6 H: 1 LOB: 2 BB: 1 P: 10	R: 1 E: 0 K: 1 S: 6 H: 1 LOB: 0 BB: 0 P: 6	R: 5 E: 1 K: 1 S: 9 H: 5 LOB: 0 BB: 0 P: 9	1B: 7 2B: 2 3B: 0 HR: 2 SF: 0 SAC: 0 DP: 0 HBP: 0							

livebaseballscorecards.com

AB	38
R	7
H	11
RBI	7
BB	2
SO	7
LOB	15

WP: 1 PB: 0 SB: 0 CS: 0 PA: 40

PITCHER		IP	WLS	BF	H	R	ER	SO	BB	IBB	HBP	BLK	WP	HR	S	P	ERA	WHIP
Rick Rhoden, R ERA: 4.12	(1, 1)	8.2		38	9	5	4	7	2	0	0	0	1	1	50	58	4.15	1.269
Don Robinson, R ERA: 4.34	(9, 1)	0.0	L	2	2	2	2	0	0	0	0	0	0	1	2	2	∞	∞

Batter	1	2	3	4	5	6	7	8	9	AB	R	H	RBI	BB	SO	LOB
Joe Orsulak, L (1, 8) OBP: 0.324, SLG: 0.347	G3		4-3		F6		4-3			4	0	0	0	0	0	0
Johnny Ray, S (1, 4) OBP: 0.301, SLG: 0.364	F4		5-3 1B		F5		F5			4	0	1	0	0	0	0
Bill Madlock, R (1, 5) OBP: 0.326, SLG: 0.392	BB 1B		5-3 1-2			E6 1B		5-3		4	1	1	0	0	0	1
Jason Thompson, L (1, 3) OBP: 0.381, SLG: 0.404	1-2 BB		4-3			K		4-0 BB		2	0	0	0	2	1	2
Mike Brown, R (1, 9) OBP: 0.318, SLG: 0.432	K			K		E5 1B		F3		4	0	0	0	0	2	4
Tony Peña, R (1, 2) OBP: 0.287, SLG: 0.344		F9		S CS 2B		K		F9		4	0	1	0	0	1	3
Denny Gonzalez, R (1, 7) OBP: 0.259, SLG: 0.420		BB		K 2-3		1-3 2-H 1B			K	3	0	1	1	1	2	1
Sam Khalifa, R (1, 6) OBP: 0.284, SLG: 0.323		K		IBB		1-3			4-3	3	0	0	0	1	1	3
Lee Tunnell, R (1, 1) OBP: 0.088, SLG: 0.061		F9		CS 3-H			K		G3	1	0	0	0	0	0	1
Cecilio Guante, R (4, 1) OBP: 0.077, SLG: 0.077										1	0	0	0	0	1	0
Steve Kemp, L (7, PH) OBP: 0.306, SLG: 0.338										1	0	0	0	0	1	0
Rod Scurry, L (7, 1)										0	0	0	0	0	0	0
Lee Mazzilli, S (9, PH) OBP: 0.415, SLG: 0.371										1	0	0	0	0	0	0
Inning Stats	R: 0 H: 1 E: 0 LOB: 2 K: 1 BB: 1 S: 6 P: 10	R: 0 H: 0 E: 0 LOB: 1 K: 1 BB: 1 S: 5 P: 9	R: 0 H: 1 E: 0 LOB: 1 K: 0 BB: 0 S: 4 P: 4	R: 0 H: 1 E: 0 LOB: 1 K: 2 BB: 1 S: 7 P: 11	R: 0 H: 0 E: 0 LOB: 0 K: 1 BB: 0 S: 5 P: 5	R: 1 H: 1 E: 2 LOB: 2 K: 2 BB: 0 S: 10 P: 10	R: 0 H: 0 E: 0 LOB: 0 K: 1 BB: 0 S: 5 P: 5	R: 0 H: 0 E: 0 LOB: 1 K: 0 BB: 1 S: 3 P: 7	R: 0 H: 0 E: 0 LOB: 0 K: 1 BB: 0 S: 5 P: 5	1B: 3 SF: 0 2B: 1 SAC: 0 3B: 0 DP: 0 HR: 0 HBP: 0						

TOP

Pittsburgh Pirates @ Atlanta Braves

Atlanta-Fulton County Stadium, Atlanta, GA

Wed Aug 28 1985, 7:05 PM EDT

Att. 5,187 - Unknown

livebaseballscorecards.com

AB	32
R	1
H	4
RBI	1
BB	4
SO	9
LOB	15

WP: 0 PB: 0 SB: 1 CS: 1 PA: 37

PITCHER		IP	WLS	BF	H	R	ER	SO	BB	IBB	HBP	BLK	WP	HR	S	P	ERA	WHIP
Len Barker, R ERA: 5.71	(1, 1)	5.0	W	20	3	0	0	5	2	1	0	0	0	0	27	39	0.00	1.000
Craig McMurtry, R ERA: 7.12	(6, 1)	4.0	S	16	1	1	0	4	1	0	0	0	0	0	23	27	0.00	0.500

PITCHER	IP	WLS	BF	H	R	ER	SO	BB	IBB	HBP	BLK	WP	HR	S	P	ERA	WHIP

Pittsburgh Pirates @ Atlanta Braves

Atlanta-Fulton County Stadium, Atlanta, GA

Wed Aug 28 1985, 7:05 PM EDT

Att. 5,187 - Unknown

livebaseballscorecards.com

Batter	1	2	3	4	5	6	7	8	9	AB	R	H	RBI	BB	SO	LOB
Milt Thompson, L (1, 9) OBP: 0.343, SLG: 0.412	CS 1B		E5 FC6-4 1-2 3-H	1B 1B 3-H		HBP		FC4-6 BB BB 1-2f 2-3		4	0	2	1	0	0	3
Rafael Ramirez, R (1, 6) OBP: 0.295, SLG: 0.352	6-3 1-2		F7	1-2 1B		4-3		BB BB 1-2		4	0	1	0	1	0	4
Dale Murphy, R (1, 8) OBP: 0.378, SLG: 0.566	K		FC6-4 1-2f	6-3			5-3	BB 1-2 2-3 3-H		4	0	0	1	1	1	4
Bob Horner, R (1, 3) OBP: 0.343, SLG: 0.529		K		HR	K		K	K		5	1	1	1	0	4	3
Terry Harper, R (1, 7) OBP: 0.313, SLG: 0.406		6-3		1B 2B 1B	F4		1B			4	1	2	0	0	0	0
Ken Oberkfell, L (1, 5) OBP: 0.371, SLG: 0.396		K		FC1-6 1-3 1B	HBP		F4			3	0	1	0	0	1	1
Glenn Hubbard, R (1, 4) OBP: 0.329, SLG: 0.320			E S E 1B	FC1-6 1-2f 2B	4-3			K		4	2	1	0	0	1	3
Bruce Benedict, R (1, 2) OBP: 0.313, SLG: 0.236			FC2-6 1-3 BB	G1-4-3 1-H 3-H 1B 2B		F6		E5 FC4-6 1B BB		3	2	1	2	1	0	0
Len Barker, R (1, 1) Craig McMurtry, R (6, 1) OBP: 0.100, SLG: 0.100			FC2-6 E 1-2f	G1-4-3 2-3		K		FC4-6 1-2 1B		2 2	0 0	0 1	0 0	0 0	0 1	3 0
Inning Stats	R: 0 H: 1 E: 0 LOB: 0 K: 1 BB: 0 S: 5 P: 5	R: 0 H: 0 E: 0 LOB: 0 K: 2 BB: 0 S: 7 P: 7	R: 1 H: 1 E: 1 LOB: 2 K: 0 BB: 1 S: 5 P: 9	R: 4 H: 6 E: 0 LOB: 2 K: 0 BB: 0 S: 9 P: 9	R: 0 H: 0 E: 0 LOB: 1 K: 1 BB: 0 S: 5 P: 6	R: 0 H: 0 E: 0 LOB: 1 K: 1 BB: 0 S: 5 P: 6	R: 0 H: 1 E: 0 LOB: 1 K: 1 BB: 0 S: 6 P: 6	R: 1 H: 1 E: 1 LOB: 3 K: 2 BB: 2 S: 9 P: 17		1B: 8 SF: 0 2B: 1 SAC: 0 3B: 0 DP: 0 HR: 1 HBP: 2				WP: 0 PA: 40 PB: 0 SB: 1 CS: 1		

| | | | |

Batter	1	2	3	4	5	6	7	8	9	AB	R	H	RBI	BB	SO	LOB
Rafael Ramirez, R (1, 6) OBP: 0.296, SLG: 0.355	6-3		6-3		F8		1B	2B 1-3 2-H 3-H		5	0	2	2	0	0	1
Paul Zuvella, R (9, 6) OBP: 0.256, SLG: 0.248										0	0	0	0	0	0	0
Glenn Hubbard, R (1, 4) OBP: 0.327, SLG: 0.317	BB 1B 1B		4-3		F9		F8	SF9 3-H		3	1	0	1	1	0	2
Dale Murphy, R (1, 8) OBP: 0.380, SLG: 0.567	1B 1-3 1B			G6-4-3 1B		3-1 BB 1B 1B	5-3	K		5	1	3	0	0	1	2
Bob Horner, R (1, 3) OBP: 0.344, SLG: 0.527	G6-4-3 1-3 3-H 1B			G6-4-3 1-2f	F6			G3 BB E 1B	6-3	5	1	2	1	0	0	2
Terry Harper, R (1, 7) OBP: 0.316, SLG: 0.404	G6-4-3 1-2f			BB BB	3-1 1-2 1B BB			E G3 BB 1-2 BB	F5	2	2	0	0	3	0	2
Ken Oberkfell, L (1, 5) OBP: 0.369, SLG: 0.391		F8		1-2 BB	3-1 1-2 2-3			G3 1-2 2-3	K	4	0	0	0	1	1	4
Brad Komminsk, R (1, 9) OBP: 0.305, SLG: 0.288		K		K	1B 1B IBB			BB E 2B IBB		2	0	0	0	0	2	2
Claudell Washington, L (6, PH) (6, 9) OBP: 0.344, SLG: 0.446										0	2	0	0	2	0	0
Bruce Benedict, R (1, 2) OBP: 0.317, SLG: 0.238		4-3			SH3-4 BB	1-H 2-H 3-H 1B		E5 BB 2B 1-2 2-3 3-H		3	1	1	4	1	0	2
Rick Mahler, R (1, 1) OBP: 0.193, SLG: 0.177			4-3		SH3-4 1-2		6-3	2B SF9 1-2 2-3 3-H BB		1	0	0	0	0	0	0
Terry Forster, L (6, 1)										0	0	0	0	0	0	0
Jeff Dedmon, L (6, 1) OBP: 0.222, SLG: 0.125										1	0	0	0	0	0	0
Gene Garber, R (7, 1) OBP: 0.250, SLG: 0.250										0	0	0	0	0	0	0
Chris Chambliss, L (8, PH) OBP: 0.285, SLG: 0.282										0	1	0	1	1	0	0
Bruce Sutter, R (8, 1)										0	0	0	0	0	0	0
Rick Camp, R (9, 1) OBP: 0.250, SLG: 0.455										0	0	0	0	0	0	0
Inning Stats	R: 1 E: 0 K: 0 S: 4 H: 2 LOB: 1 BB: 1 P: 8	R: 0 E: 0 K: 1 S: 5 H: 0 LOB: 0 BB: 0 P: 5	R: 0 E: 0 K: 0 S: 3 H: 0 LOB: 0 BB: 0 P: 3	R: 0 E: 0 K: 1 S: 5 H: 1 LOB: 2 BB: 2 P: 13	R: 0 E: 0 K: 0 S: 3 H: 0 LOB: 1 BB: 1 P: 7	R: 3 E: 0 K: 0 S: 4 H: 2 LOB: 1 BB: 2 P: 12	R: 0 E: 0 K: 0 S: 4 H: 1 LOB: 1 BB: 0 P: 4	R: 5 E: 1 K: 1 S: 8 H: 2 LOB: 1 BB: 3 P: 20	R: 0 E: 0 K: 1 S: 5 H: 0 LOB: 0 BB: 0 P: 5	1B: 7 2B: 1 3B: 0 HR: 0 SF: 1 SAC: 1 DP: 2 HBP: 0						

TOP

Atlanta Braves @ Chicago Cubs

Wrigley Field, Chicago, IL

Thu Aug 29 1985, 3:33 AM CDT

Att. 16,965 - Unknown

livebaseballscorecards.com

AB	31
R	9
H	8
RBI	9
BB	9
SO	4
LOB	17

WP: 0 PB: 0 SB: 0 CS: 0 PA: 42

PITCHER		IP	WLS	BF	H	R	ER	SO	BB	IBB	HBP	BLK	WP	HR	S	P	ERA	WHIP
Steve Trout, L ERA: 2.67	(1, 1)	5.0		20	3	1	1	2	4	0	0	0	0	0	20	36	1.80	1.400
Lary Sorensen, R ERA: 5.37	(6, 1)	0.2	L	5	1	3	3	0	1	1	0	0	0	0	3	11	40.50	3.000
Warren Brusstar, R ERA: 5.14	(6, 1)	1.1		5	2	0	0	0	0	0	0	0	0	0	5	5	0.00	1.500
George Frazier, R ERA: 5.76	(8, 1)	0.1		5	1	4	4	0	1	1	0	0	0	0	3	11	108.00	6.000
Ron Meridith, L ERA: 4.81	(8, 1)	0.2		4	1	1	0	1	1	0	0	0	0	0	5	9	0.00	3.000

PITCHER		IP	WLS	BF	H	R	ER	SO	BB	IBB	HBP	BLK	WP	HR	S	P	ERA	WHIP
Lee Smith, R ERA: 2.82	(9, 1)	1.0		3	0	0	0	1	0	0	0	0	0	0	5	5	0.00	0.000

Batter	1	2	3	4	5	6	7	8	9	AB	R	H	RBI	BB	SO	LOB
Bob Dernier, R (1, 8) OBP: 0.302, SLG: 0.310	F6		4-3 2-3			6-3	FC1-4 1-2f BB	F7		5	0	0	0	0	0	3
Gary Matthews, R (1, 7) OBP: 0.355, SLG: 0.366	4-3		4-3			23 FC6-4 1B	BBB 4-0 23 FC4 1-2 BB		4-3	3	0	1	0	1	0	1
George Frazier, R (8, 1)										0	0	0	0	0	0	0
Ron Meridith, L (8, 1)										0	0	0	0	0	0	0
Chris Speier, R (9, 6) OBP: 0.290, SLG: 0.352										1	0	0	0	0	0	0
23 Ryne Sandberg, R (1, 4) OBP: 0.348, SLG: 0.483	1B			CS 1B		FC6-4 BB BB 1B 1-2f	FC4 1-2f		F9 1B 2B	5	2	3	0	0	0	3
Keith Moreland, R (1, 9) OBP: 0.368, SLG: 0.427	F9			4-3 1-2		BB BB 1-2 1B		HR 2B	F9 2-3	5	1	2	0	0	0	3
Ron Cey, R (1, 5) OBP: 0.334, SLG: 0.429		G4-6-3 1B		F9		BBBB 4-0 BB 1-2 2-3 BB		E6 HR	FC4-6 3-H 1B	4	1	2	1	1	0	1
Leon Durham, L (1, 3) OBP: 0.359, SLG: 0.465		F7			HR	BBBB 4-0 1-2 2-3 3-H BB		1-H 2-H HR	FC4-6 1-2f	4	2	2	5	1	0	2
Jody Davis, R (1, 2) OBP: 0.290, SLG: 0.386		G4-6-3 1-2f			6-3	F8		5-3		4	0	0	0	0	0	4
Shawon Dunston, R (1, 6) OBP: 0.238, SLG: 0.296			4-3 SH5-4 1B		G1-6-3 1B		5-3	SSS 0-3 K		3	0	2	0	0	0	0
Richie Hebner, L (8, PH) OBP: 0.284, SLG: 0.304										1	0	0	0	0	1	0
Lee Smith, R (9, 1)										0	0	0	0	0	0	0
Steve Trout, L (1, 1) OBP: 0.189, SLG: 0.171										0	0	0	0	0	0	0
Lary Sorensen, R (5, PH)										1	0	0	0	0	0	1
(6, 1)																
Warren Brusstar, R (6, 1) OBP: 0.250, SLG: 0.143										0	0	0	0	0	0	0
Thad Bosley, L (7, PH) OBP: 0.384, SLG: 0.537			SH5-4 1-2		G1-6-3 1-2f	BBBB 4-0 FC1-4 BB		1B		1	0	1	0	1	0	0
(8, 7)																
Inning Stats	R: 0 E: 0 K: 0 S: 4 H: 1 LOB: 1 BB: 0 P: 4	R: 0 E: 0 K: 0 S: 3 H: 1 LOB: 0 BB: 0 P: 3	R: 0 E: 0 K: 0 S: 4 H: 1 LOB: 1 BB: 0 P: 4	R: 0 E: 0 K: 0 S: 3 H: 1 LOB: 0 BB: 0 P: 3	R: 1 E: 0 K: 0 S: 4 H: 2 LOB: 0 BB: 0 P: 4	R: 1 E: 0 K: 0 S: 5 H: 2 LOB: 3 BB: 2 P: 13	R: 0 E: 0 K: 0 S: 3 H: 0 LOB: 2 BB: 2 P: 11	R: 3 E: 1 K: 1 S: 9 H: 3 LOB: 1 BB: 0 P: 9	R: 1 E: 0 K: 0 S: 5 H: 2 LOB: 1 BB: 0 P: 5	1B: 9 2B: 2 3B: 0 HR: 2 SF: 0 SAC: 1 DP: 2 HBP: 0						

PITCHER		IP	WLS	BF	H	R	ER	SO	BB	IBB	HBP	BLK	WP	HR	S	P	ERA	WHIP
Rick Mahler, R ERA: 3.43	(1, 1)	5.2	W	23	8	2	2	0	1	0	0	0	0	1	22	26	3.18	1.588
Terry Forster, L ERA: 2.13	(6, 1)	0.0		1	0	0	0	0	1	0	0	0	0	0	0	4	∞	∞
Jeff Dedmon, R ERA: 3.32	(6, 1)	1.0		5	0	0	0	0	2	0	0	0	0	0	3	11	0.00	2.000
Gene Garber, R ERA: 4.01	(7, 1)	0.1		1	0	0	0	0	0	0	0	0	0	0	1	1	0.00	0.000
Bruce Sutter, R ERA: 4.15	(8, 1)	1.2		11	5	4	3	1	0	0	0	0	0	1	13	13	16.20	3.000

PITCHER		IP	WLS	BF	H	R	ER	SO	BB	IBB	HBP	BLK	WP	HR	S	P	ERA	WHIP
Rick Camp, R ERA: 4.0	(9, 1)	0.1	S	1	0	0	0	0	0	0	0	0	0	0	1	1	0.00	0.000

BOTTOM

Atlanta Braves @ Chicago Cubs

Wrigley Field, Chicago, IL

Thu Aug 29 1985, 3:33 AM CDT

Att. 16,965 - Unknown

livebaseballscorecards.com

AB	37
R	6
H	13
RBI	6
BB	4
SO	1
LOB	18

Atlanta Braves @ Chicago Cubs

Wrigley Field, Chicago, IL

Fri Aug 30 1985, 3:33 AM CDT

Att. 15,920 - Unknown

TOP

livebaseballscorecards.com

Batter	1	2	3	4	5	6	7	8	9	AB	R	H	RBI	BB	SO	LOB
Rafael Ramirez, R (1, 6) OBP: 0.293, SLG: 0.351	S S S 0-3 ① K		x 0-0 ①②③ G5-4-3 1-2f 2-3		x 0-0 E5 CS		x 0-0 6-3 ①	x 0-0 ② F9 2-3		5	0	0	0	0	1	4
Glenn Hubbard, R (1, 4) OBP: 0.325, SLG: 0.315 Paul Zuvella, R (4, 4) OBP: 0.258, SLG: 0.258	x 0-0 ② 6-3			x 0-0 ① 5-3	x 0-0 ②③ 4-3 1-2		S S S 0-3 ② K	x 0-0 1-3 3-H 2B		2	0	0	0	0	0	0
										3	0	1	1	0	1	1
Dale Murphy, R (1, 8) OBP: 0.380, SLG: 0.565	S S S 0-3 ③ K			x 0-0 S HR 1B		x 0-0 ① F8	x 0-0 BLK 1B	x 0-0 ③ F8		5	1	2	0	0	1	2
Bob Horner, R (1, 3) OBP: 0.349, SLG: 0.536		x 0-0 FC5-4 1B		B B B 4-0 1-2 HR BB		x 0-0 HR	x 0-0 ③ F3 1-2		B B B 4-0 BB 1B BB	3	2	2	1	2	0	1
Terry Harper, R (1, 7) OBP: 0.315, SLG: 0.410 Milt Thompson, L (8, 7) OBP: 0.350, SLG: 0.418		x 0-0 ① FC5-4 FC4-6 1-2f		x 0-0 1-H 2-H HR		x 0-0 ② 6-3		S S S 0-3 ① K	x 0-0 BB 1-2 1B	4	1	1	3	0	1	1
										1	0	1	0	0	0	0
Ken Oberkfell, L (1, 5) OBP: 0.372, SLG: 0.393		x 0-0 ② FC4-6 1-2f		x 0-0 FC6-4 1B		B B B 4-0 1B 1B BB		x 0-0 S S S 2B 1B	0-3 ① K	4	2	2	0	1	1	3
Brad Komminsk, R (1, 9) OBP: 0.310, SLG: 0.295		x 0-0 ③ 5-3		x 0-0 ② F9		x 0-0 1B 1-3 1B		x 0-0 B B B 1B 1-H SH 2B	B B B 4-0 1-2 2-3 BB	4	1	2	1	1	0	2
Bruce Benedict, R (1, 2) OBP: 0.325, SLG: 0.250			x 0-0 CS BB 1B	x 0-0 ③ FC6-4 1-2f		x 0-0 FC6-4 1-3 3-H 1B		x 0-0 F9 SH 2B 2-3 1B	x 0-0 ② F4	5	1	3	1	0	0	4
Joe Johnson, R (1, 1)			B B B 4-0 G5-4-3 1-2 BB		x 0-0 ① 4-3	x 0-0 ③ FC6-4 1-2f		x 0-0 SH 2B 1-2 3-H	S S S 0-3 ③ K	3	0	0	1	1	1	5

Inning Stats	1	2	3	4	5	6	7	8	9
	R: 0 E: 0 K: 2 S: 7	H: 0 LOB: 0 BB: 0 P: 7	R: 0 E: 0 K: 0 S: 4	H: 1 LOB: 1 BB: 0 P: 4	R: 0 E: 0 K: 0 S: 2	H: 1 LOB: 0 BB: 1 P: 6	R: 3 E: 0 K: 0 S: 6	H: 3 LOB: 1 BB: 1 P: 10	R: 0 E: 1 K: 0 S: 3	H: 0 LOB: 0 BB: 0 P: 3
	R: 2 E: 0 K: 0 S: 6	H: 3 LOB: 2 BB: 1 P: 10	R: 0 E: 0 K: 1 S: 6	H: 1 LOB: 1 BB: 0 P: 6	R: 3 E: 0 K: 1 S: 10	H: 4 LOB: 2 BB: 0 P: 10	R: 0 E: 0 K: 2 S: 8	H: 1 LOB: 3 BB: 2 P: 16	1B: 10 2B: 2 3B: 0 HR: 2	SF: 0 SAC: 1 DP: 1 HBP: 0

AB	39
R	8
H	14
RBI	8
BB	5
SO	6
LOB	23

WP: 0 PB: 0 SB: 1 CS: 2 PA: 45

PITCHER		IP	WLS	BF	H	R	ER	SO	BB	IBB	HBP	BLK	WP	HR	S	P	ERA	WHIP
Ray Fontenot, L ERA: 3.61	(1, 1)	6.0	L	27	8	5	5	2	3	0	0	0	0	2	28	40	7.50	1.833
George Frazier, R ERA: 5.67	(7, 1)	1.0		4	1	0	0	1	0	0	0	1	0	0	6	6	0.00	1.000
Warren Brusstar, R ERA: 5.37	(8, 1)	2.0		14	5	3	3	3	2	0	0	0	0	0	18	26	13.50	3.500

PITCHER	IP	WLS	BF	H	R	ER	SO	BB	IBB	HBP	BLK	WP	HR	S	P	ERA	WHIP

Atlanta Braves @ Chicago Cubs

Wrigley Field, Chicago, IL

Fri Aug 30 1985, 3:33 AM CDT

Att. 15,920 - Unknown

BOTTOM

Batter	1	2	3	4	5	6	7	8	9	AB	R	H	RBI	BB	SO	LOB
Bob Dernier, R (1, 8) OBP: 0.301, SLG: 0.309	4-3		1B		5-3		6-3		6-3	5	0	1	0	0	0	1
Gary Matthews, R (1, 7) OBP: 0.357, SLG: 0.373	F8		F9		23 2B		1B			4	1	2	0	0	0	0
Warren Brusstar, R (8, 1) OBP: 0.250, SLG: 0.143										0	0	0	0	0	0	0
23 Ryne Sandberg, R (1, 4) OBP: 0.351, SLG: 0.488	1B 1B		1B		2-H 2B		S S S 0-3 K			4	0	3	1	0	1	1
Keith Moreland, R (1, 9) OBP: 0.367, SLG: 0.425	1-2 1B		L5		F9			5-3		4	0	1	0	0	0	2
Ron Cey, R (1, 5) OBP: 0.331, SLG: 0.425	F7			6-3		F9		F3		4	0	0	0	0	0	2
Leon Durham, L (1, 3) OBP: 0.363, SLG: 0.466		B B B 4-0 1B BB		1B		1B		5-3		3	0	2	0	1	0	0
Jody Davis, R (1, 2) OBP: 0.290, SLG: 0.384		G6-4-3 1-3 1B		F8		F2			F7	4	0	1	0	0	0	2
Shawon Dunston, R (1, 6) OBP: 0.232, SLG: 0.288		F9		5-3		6-3			4-3 1B	3	0	0	0	0	0	4
George Frazier, R (7, 1)										0	0	0	0	0	0	0
Thad Bosley, L (8, 7) OBP: 0.388, SLG: 0.540										1	0	1	0	0	0	0
Ray Fontenot, L (1, 1) OBP: 0.057, SLG: 0.057		G6-4-3 1-2f			S S S 0-3 K		6-3		4-3 1-2	2	0	0	0	0	1	2
Chris Speier, R (7, 6) OBP: 0.288, SLG: 0.349										2	0	0	0	0	0	1

Inning Stats	1	2	3	4	5	6	7	8	9
	R: 0 H: 2 E: 0 LOB: 2 K: 0 BB: 0 S: 5 P: 5	R: 0 H: 1 E: 0 LOB: 1 K: 0 BB: 1 S: 3 P: 7	R: 0 H: 2 E: 0 LOB: 1 K: 0 BB: 0 S: 4 P: 4	R: 0 H: 1 E: 0 LOB: 1 K: 0 BB: 0 S: 4 P: 4	R: 1 H: 2 E: 0 LOB: 1 K: 1 BB: 0 S: 7 P: 7	R: 0 H: 1 E: 0 LOB: 1 K: 0 BB: 0 S: 4 P: 4	R: 0 H: 1 E: 0 LOB: 1 K: 1 BB: 0 S: 6 P: 6	R: 0 H: 0 E: 0 LOB: 0 K: 0 BB: 0 S: 3 P: 3	R: 0 H: 1 E: 0 LOB: 1 K: 0 BB: 0 S: 4 P: 4

1B: 9 SF: 0 WP: 0 PA: 37
2B: 2 SAC: 0 PB: 0
3B: 0 DP: 1 SB: 0
HR: 0 HBP: 0 CS: 0

livebaseballscorecards.com

AB	36
R	1
H	11
RBI	1
BB	1
SO	2
LOB	15

PITCHER	IP	WLS	BF	H	R	ER	SO	BB	IBB	HBP	BLK	WP	HR	S	P	ERA	WHIP
Joe Johnson, R (1, 1) ERA: 2.34	9.0	W	37	11	1	1	2	1	0	0	0	0	0	40	44	1.00	1.333

PITCHER	IP	WLS	BF	H	R	ER	SO	BB	IBB	HBP	BLK	WP	HR	S	P	ERA	WHIP

Atlanta Braves @ Chicago Cubs

Wrigley Field, Chicago, IL

Sat Aug 31 1985, 3:33 AM CDT

Att. 31,876 - Unknown

TOP

Batter	1	2	3	4	5	6	7	8	9	10	11	AB	R	H	RBI	BB	SO	LOB
Rafael Ramirez, R (1, 6) OBP: 0.294, SLG: 0.352	F8		K		F8		2B		K		IBB	5	0	1	1	1	2	0
Glenn Hubbard, R (1, 4) OBP: 0.323, SLG: 0.310	G6-4-3 BB		5-3		F9		K		6-3		F5	5	0	0	0	1	1	5
Dale Murphy, R (1, 8) OBP: 0.379, SLG: 0.562	G6-4-3		E5 1B			G6-4-3 1B		K		F8	F8	6	0	2	0	0	1	4
Bob Horner, R (1, 3) OBP: 0.350, SLG: 0.535 Gerald Perry, L (8, PR) OBP: 0.282, SLG: 0.239 (8, 3)		1B E E BB	5-3			G6-4-3		1B		1-3		3 1	1 0	1 0	0 0	1 0	0 0	2 0
Terry Harper, R (1, 7) OBP: 0.314, SLG: 0.406	E5 G3 E			K		F3		F4		BB		4	0	0	0	1	1	2
Ken Oberkfell, L (1, 5) OBP: 0.370, SLG: 0.390	K			F9			F8	1B		K		5	0	1	0	0	2	3
Brad Komminsk, R (1, 9) OBP: 0.317, SLG: 0.315 Claudell Washington, L (8, PH) OBP: 0.345, SLG: 0.446 (8, 9)	E8 G3 1B			HR			BB 2B 1B	F9			SH3 1B	3 2	2 0	3 1	1 0	0 0	0 0	0 2
Bruce Benedict, R (1, 2) OBP: 0.320, SLG: 0.245 Milt Thompson, L (9, PH) OBP: 0.347, SLG: 0.414 Rick Cerone, R (9, 2) OBP: 0.291, SLG: 0.290	G3			6-3			F9		K		SH3 1B	3 1 1	0 0 0	0 0 1	0 0 0	0 0 0	0 1 0	3 0 0
Craig McMurtry, R (1, 1) OBP: 0.083, SLG: 0.083 Paul Runge, R (7, PH) OBP: 0.339, SLG: 0.250 Rick Camp, R (7, 1) OBP: 0.250, SLG: 0.455 Chris Chambliss, L (9, PH) OBP: 0.289, SLG: 0.307 Gene Garber, R (9, 1) OBP: 0.250, SLG: 0.250	F9				K		2B BB		HR		SH3	2 0 0 1 0	0 0 0 1 0	0 0 0 1 0	0 1 0 1 0	0 0 0 0 0	1 0 0 0 0	2 0 0 0 0
Inning Stats	R: 0 H: 0 E: 0 LOB: 0 K: 0 BB: 1 S: 2 P: 6	R: 1 H: 1 E: 2 LOB: 2 K: 1 BB: 1 S: 7 P: 11	R: 0 H: 1 E: 1 LOB: 1 K: 1 BB: 0 S: 6 P: 6	R: 1 H: 1 E: 0 LOB: 0 K: 1 BB: 0 S: 6 P: 6	R: 0 H: 0 E: 0 LOB: 0 K: 1 BB: 0 S: 5 P: 5	R: 0 H: 1 E: 0 LOB: 0 K: 0 BB: 0 S: 3 P: 3	R: 1 H: 2 E: 0 LOB: 2 K: 1 BB: 1 S: 7 P: 11	R: 0 H: 2 E: 0 LOB: 2 K: 1 BB: 0 S: 7 P: 7	R: 1 H: 1 E: 0 LOB: 0 K: 2 BB: 0 S: 8 P: 8	R: 0 H: 0 E: 0 LOB: 1 K: 1 BB: 1 S: 5 P: 9	R: 0 H: 2 E: 0 LOB: 3 K: 0 BB: 1 S: 5 P: 9	1B: 8 SF: 0 2B: 1 SAC: 1 3B: 0 DP: 2 HR: 2 HBP: 0						

PITCHER		IP	WLS	BF	H	R	ER	SO	BB	IBB	HBP	BLK	WP	HR	S	P	ERA	WHIP
Steve Engel, L ERA: 5.52	(1, 1)	7.0		29	6	3	2	5	3	0	0	0	0	1	36	48	2.57	1.286
Lee Smith, R ERA: 2.86	(8, 1)	2.0		9	3	1	1	3	0	0	0	0	0	1	15	15	4.50	1.500
Ron Meridith, L ERA: 4.63	(10, 1)	1.1		7	2	0	0	1	1	0	0	0	0	0	8	12	0.00	2.250
Warren Brusstar, R ERA: 5.32	(11, 1)	0.2	W	3	0	0	0	0	0	1	0	0	0	0	2	6	0.00	0.000

PITCHER	IP	WLS	BF	H	R	ER	SO	BB	IBB	HBP	BLK	WP	HR	S	P	ERA	WHIP

AB	42
R	4
H	11
RBI	3
BB	5
SO	9
LOB	23

WP: 0	PA: 48		
PB: 0			
SB: 0			
CS: 0			

livebaseballscorecards.com

Atlanta Braves @ Chicago Cubs

Wrigley Field, Chicago, IL

Sat Aug 31 1985, 3:33 AM CDT

Att. 31,876 - Unknown

livebaseballscorecards.com

Batter	1	2	3	4	5	6	7	8	9	10	11	AB	R	H	RBI	BB	SO	LOB
Bob Dernier, R (1, 8) OBP: 0.304, SLG: 0.310	E 23 G6-4-3 1B	4-3			FC5-4 1B 2B 1B	5-3			K		1B G3 1-2 BB	5	2	2	0	1	1	1
Thad Bosley, L (1, 9) (8, 7) OBP: 0.393, SLG: 0.538	E6 23 G6-4-3 1-3		1B		FC5-4 1-2 1B	K			23 1B 1B		G3 1-2 2-3	6	0	3	0	0	1	3
23 Ryne Sandberg, R (1, 4) OBP: 0.351, SLG: 0.485	G6-4-3 1-2f 3-H		K		F6		6-3		K 1-3		1B IBB	5	0	1	0	1	1	4
Davey Lopes, R (1, 7) OBP: 0.380, SLG: 0.420 Lee Smith, R (8, 1) Richie Hebner, L (9, PH) OBP: 0.282, SLG: 0.301 Ron Meridith, L (10, 1) Warren Brusstar, R (11, 1) OBP: 0.250, SLG: 0.143 Ron Cey, R (11, PH) OBP: 0.333, SLG: 0.426	BB		F8		FC5-4 S 2B 1-2f 2-3		F9		K 1-2		1B	3 0 1 0 0 1	1 0 0 0 0 0	0 0 0 0 0 0	0 0 0 0 0 0	1 0 0 0 0 0	0 0 1 0 0 0	3 0 2 0 0 0
Keith Moreland, R (1, 5) (8, 9) OBP: 0.365, SLG: 0.425	F9		F7		BB 1-H 3-H 2B		K			6-3		5	0	1	2	0	1	2
Leon Durham, L (1, 3) OBP: 0.363, SLG: 0.464		6-3 1B 1B		3-1	BB IBB			1-3		4-3		4	1	1	0	1	0	0
Chris Speier, R (1, 6) (8, 5) OBP: 0.290, SLG: 0.352		6-3 1-2		2B	1-2 2-3 BB			4-3		1-3		4	0	1	0	1	0	1
Steve Lake, R (1, 2) OBP: 0.162, SLG: 0.189 Jody Davis, R (11, PH) OBP: 0.289, SLG: 0.383		FC1-6 2-H 1B		6-3	F5		F7				1-3	4 1	0 0	1 0	1 0	0 0	0 0	4 0
Steve Engel, R (1, 1) OBP: 0.308, SLG: 0.500 Dave Owen, S (8, 6) Gary Matthews, R (9, PH) OBP: 0.356, SLG: 0.371 Shawon Dunston, R (10, 6) OBP: 0.238, SLG: 0.294		FC1-6 1-2f		F4		5-3			F4		G3 S 1B 1B	3 0 1 1	0 0 0 1	0 0 0 1	0 0 0 0	0 0 0 0	0 0 0 0	2 0 0 0
Inning Stats	R: 1 E: 1 K: 0 S: 4 H: 1 LOB: 1 BB: 1 P: 8	R: 1 E: 0 K: 0 S: 5 H: 2 LOB: 1 BB: 0 P: 5	R: 0 E: 0 K: 1 S: 6 H: 1 LOB: 1 BB: 0 P: 6	R: 0 E: 0 K: 0 S: 4 H: 1 LOB: 1 BB: 0 P: 4	R: 2 E: 0 K: 0 S: 6 H: 3 LOB: 3 BB: 2 P: 14	R: 0 E: 0 K: 1 S: 5 H: 0 LOB: 0 BB: 0 P: 5	R: 0 E: 0 K: 1 S: 5 H: 0 LOB: 0 BB: 0 P: 5	R: 0 E: 0 K: 0 S: 3 H: 0 LOB: 0 BB: 0 P: 3	R: 0 E: 0 K: 2 S: 9 H: 2 LOB: 2 BB: 0 P: 9	R: 0 E: 0 K: 0 S: 3 H: 0 LOB: 0 BB: 0 P: 3	R: 1 E: 0 K: 0 S: 4 H: 2 LOB: 3 BB: 2 P: 12	1B: 10 2B: 2 3B: 0 HR: 0 SF: 0 SAC: 0 DP: 1 HBP: 0						

PITCHER		IP	WLS	BF	H	R	ER	SO	BB	IBB	HBP	BLK	WP	HR	S	P	ERA	WHIP
Craig McMurtry, R ERA: 6.69	(1, 1)	6.0		29	8	4	3	2	2	1	0	0	0	0	30	42	4.50	1.667
Rick Camp, R ERA: 3.92	(7, 1)	2.0		6	0	0	0	1	0	0	0	0	0	0	8	8	0.00	0.000
Gene Garber, R ERA: 3.99	(9, 1)	2.2	L	14	4	1	1	2	1	1	0	0	0	0	16	24	3.38	1.875

PITCHER	IP	WLS	BF	H	R	ER	SO	BB	IBB	HBP	BLK	WP	HR	S	P	ERA	WHIP

AB	44
R	5
H	12
RBI	4
BB	5
SO	5
LOB	22

WP: 0 PA: 49
PB: 0
SB: 2
CS: 0

Batter	1	2	3	4	5	6	7	8	9	AB	R	H	RBI	BB	SO	LOB
Milt Thompson, L (1, 9) (7, 8) OBP: 0.343, SLG: 0.408	4-3		1-2 1B		1-3		K 1-2			4	0	1	0	0	1	1
Rafael Ramirez, R (1, 6) OBP: 0.292, SLG: 0.350	F8		4-3			F9		F7		3	0	0	0	0	0	2
Paul Zuvella, R (8, PH) (8, 6) OBP: 0.256, SLG: 0.256										1	0	0	0	0	0	0
Dale Murphy, R (1, 8) OBP: 0.381, SLG: 0.561	BB CS			5-3		1B BB		F8		1	0	0	0	2	0	0
Brad Komminsk, R (7, 9) OBP: 0.316, SLG: 0.314										1	0	0	0	0	0	0
Terry Harper, R (1, 7) OBP: 0.316, SLG: 0.407	CS 1-2	G6-4-3 1B		HR 1B		K		F9		4	1	2	0	0	1	1
Chris Chambliss, L (1, 3) OBP: 0.294, SLG: 0.331		F7		1-H HR		FC5-4 1-3 1B			F7	4	1	2	2	0	0	1
Ken Oberkfell, L (1, 5) OBP: 0.367, SLG: 0.386		G6-4-3 1-2f		4-3		FC5-4 1-2f			F9	3	0	0	0	0	0	3
Paul Runge, R (6, 5) OBP: 0.333, SLG: 0.245										1	0	0	0	0	0	0
Glenn Hubbard, R (1, 4) OBP: 0.320, SLG: 0.306			4-3	K			F9		F8	4	0	0	0	0	1	0
Rick Cerone, R (1, 2) OBP: 0.291, SLG: 0.288			BB FC1-4		F8		F9			2	0	0	0	1	0	0
Len Barker, R (1, 1) Jeff Dedmon, L (3, 1) OBP: 0.200, SLG: 0.111 Rick Camp, R (5, 1) OBP: 0.308, SLG: 0.500			1-2f FC1-4 1B		K		PB 1B			1	0	0	0	0	0	1
										1	0	0	0	0	1	0
										1	0	1	0	0	0	0
Inning Stats	R: 0 E: 0 K: 0 S: 2 H: 0 LOB: 0 BB: 1 P: 6	R: 0 E: 0 K: 0 S: 3 H: 1 LOB: 0 BB: 0 P: 3	R: 0 E: 0 K: 0 S: 4 H: 1 LOB: 2 BB: 1 P: 8	R: 2 E: 0 K: 1 S: 7 H: 2 LOB: 0 BB: 0 P: 7	R: 0 E: 0 K: 1 S: 5 H: 0 LOB: 0 BB: 0 P: 5	R: 0 E: 0 K: 1 S: 6 H: 1 LOB: 2 BB: 1 P: 10	R: 0 E: 0 K: 1 S: 6 H: 1 LOB: 1 BB: 0 P: 6	R: 0 E: 0 K: 0 S: 3 H: 0 LOB: 0 BB: 0 P: 3	R: 0 E: 0 K: 0 S: 3 H: 0 LOB: 0 BB: 0 P: 3	1B: 5 2B: 0 3B: 0 HR: 1	SF: 0 SAC: 0 DP: 1 HBP: 0						

TOP

Atlanta Braves @ Chicago Cubs

Wrigley Field, Chicago, IL

Sun Sep 01 1985, 3:33 AM CDT

Att. 31,427 - Unknown

livebaseballscorecards.com

AB	31
R	2
H	6
RBI	2
BB	3
SO	4
LOB	9

WP: 0 PB: 1 SB: 0 CS: 1 PA: 35

PITCHER	IP	WLS	BF	H	R	ER	SO	BB	IBB	HBP	BLK	WP	HR	S	P	ERA	WHIP
Derek Botelho, R (1, 1) ERA: 4.82	9.0	W	34	6	2	2	4	3	0	0	0	0	1	39	51	2.00	1.000

PITCHER	IP	WLS	BF	H	R	ER	SO	BB	IBB	HBP	BLK	WP	HR	S	P	ERA	WHIP

Batter	1	2	3	4	5	6	7	8	9	AB	R	H	RBI	BB	SO	LOB
Bob Dernier, R (1, 8) OBP: 0.304, SLG: 0.313	F2		BB BB BB 1B 1-2	B3	E6 BB 1B 1-2	4-3	1B 2B			6	3	2	0	0	0	2
Shawon Dunston, R (1, 6) OBP: 0.250, SLG: 0.293	L6		BB BB BB BB 1-2 2-3	1B BB 1B 1-2	1B 1B BB 1-2 2-3	4-3	E5 1B			4	3	1	0	2	0	1
Thad Bosley, L (1, 9) OBP: 0.404, SLG: 0.537	F6		BB BB BB 1-2 2-3 3-H	1B 1B BB 1-2 2-3	1B 2B 1B 1-3 2-H 3-H	1B 1B 1B	F8			4	2	2	3	2	0	2
Davey Lopes, R (1, 7) OBP: 0.384, SLG: 0.435 Gary Woods, R (7, 7) OBP: 0.341, SLG: 0.257		HR	F7	F8	2B 4-3 1B 1-2 3-H	BB 1B 1B 1-3	FC6-4 1B 1-3 2-H			5 1	3 0	3 1	2 1	0 0	0 0	6 0
Keith Moreland, R (1, 5) OBP: 0.367, SLG: 0.428 Dave Owen, S (8, 4)	F8	F3	1B 1-3 2-H 3-H	4-3 2B 1-3 2-H	BB 1B 1-2 3-H	FC6-4 1-2f				6 0	1 0	3 0	4 0	0 0	0 0	5 0
Leon Durham, L (1, 3) OBP: 0.369, SLG: 0.467	S 2B	BB BB 1-2 2-3 3-H	IBB 1-2	4-3 IBB 1-2	1B BB 1-2 2-3		F8			2	0	1	1	4	0	0
Chris Speier, R (1, 4) OBP: 0.291, SLG: 0.348 (8, 5)	L6 2-3	BB BB 1-2 2-3 3-H	F8 1-2	4-3 1-2 2-3 3-H	1B 1B 1B 1-2 2-H 3-H	6-3				5	0	1	4	1	0	6
Steve Lake, R (1, 2) OBP: 0.171, SLG: 0.190	5-3	1-3	BB E 1B 1B	IBB	3-1	F8				5	1	1	0	1	0	6
Derek Botelho, R (1, 1) OBP: 0.200, SLG: 0.143		E1 BB 1B BB	BB 1B BB 1B	K F4			1-3			4	2	0	0	1	1	4
Inning Stats	R: 0 E: 0 K: 0 S: 3 H: 0 LOB: 0 BB: 0 P: 3	R: 1 E: 0 K: 0 S: 5 H: 2 LOB: 1 BB: 0 P: 5	R: 3 E: 1 K: 0 S: 5 H: 1 LOB: 3 BB: 4 P: 21	R: 2 E: 0 K: 0 S: 5 H: 2 LOB: 3 BB: 3 P: 17	R: 5 E: 1 K: 1 S: 10 H: 4 LOB: 3 BB: 3 P: 22	R: 3 E: 0 K: 0 S: 7 H: 4 LOB: 2 BB: 1 P: 11	R: 1 E: 1 K: 0 S: 6 H: 2 LOB: 2 BB: 0 P: 6	R: 0 E: 0 K: 0 S: 3 H: 0 LOB: 0 BB: 0 P: 3		1B: 11 2B: 3 3B: 0 HR: 1 SF: 0 SAC: 0 DP: 0 HBP: 0						

Atlanta Braves @ Chicago Cubs

Wrigley Field, Chicago, IL

Sun Sep 01 1985, 3:33 AM CDT

Att. 31,427 - Unknown

BOTTOM

livebaseballscorecards.com

AB	42
R	15
H	15
RBI	15
BB	11
SO	1
LOB	32

WP: 0 PB: 0 SB: 1 CS: 0 — PA: 53

PITCHER		IP	WLS	BF	H	R	ER	SO	BB	IBB	HBP	BLK	WP	HR	S	P	ERA	WHIP
Len Barker, R ERA: 5.62	(1, 1)	2.2	L	15	3	4	1	0	3	0	0	0	0	1	12	24	3.38	2.250
Jeff Dedmon, R ERA: 3.94	(3, 1)	1.2		18	6	7	5	1	4	2	0	0	0	0	14	38	27.00	6.000
Rick Camp, R ERA: 4.04	(5, 1)	3.2		20	6	4	3	0	1	1	0	0	0	0	18	26	7.36	1.909

PITCHER	IP	WLS	BF	H	R	ER	SO	BB	IBB	HBP	BLK	WP	HR	S	P	ERA	WHIP

Atlanta Braves @ Pittsburgh Pirates

Three Rivers Stadium, Pittsburgh, PA

Mon Sep 02 1985, 3:33 AM EDT

Att. 5,378 - Unknown

TOP

livebaseballscorecards.com

Batter	1	2	3	4	5	6	7	8	9	AB	R	H	RBI	BB	SO	LOB
Milt Thompson, L (1, 9) OBP: 0.358, SLG: 0.410	BBBB 4-0 2B BB	x 0-0 ③ 6-3			x 0-0 FC6-4 1B		BBBB 4-0 BB			2	1	1	0	2	0	0
Zane Smith, L (7, 1) OBP: 0.133, SLG: 0.133										0	0	0	0	0	0	0
Steve Shields, R (8, 1) OBP: 0.071, SLG: 0.071										0	0	0	0	0	0	0
Rafael Ramirez, R (1, 6) OBP: 0.292, SLG: 0.351	x 0-0 F9 1-H 1B 2B		x 0-0 ① 6-3		SSS 0-3 ① K		x 0-0 ② F3			4	1	1	1	0	1	2
Dale Murphy, R (1, 8) OBP: 0.378, SLG: 0.556	x 0-0 ① F9 2-3		SSS 0-3 ② K		x 0-0 ② F9		x 0-0 ③ 6-3			4	0	0	0	0	1	3
Bob Horner, R (1, 3) OBP: 0.349, SLG: 0.531	BBBB 4-0 3-1 1B BB		x 0-0 ③ F9		x 0-0 FC6-4 1-2f			x 0-0 ① F8		3	0	0	0	1	0	1
Terry Harper, R (1, 7) OBP: 0.317, SLG: 0.408	x 0-0 3-1 1-2 3-H 1B			x 0-0 1B SF7 1B		x 0-0 ① L3		x 0-0 ② 6-3		4	1	2	1	0	0	0
Ken Oberkfell, L (1, 5) OBP: 0.366, SLG: 0.385	x 0-0 ② 3-1 1-2 2-3			x 0-0 1-3 1B		x 0-0 ② F8		x 0-0 ③ F7		4	0	1	0	0	0	2
Glenn Hubbard, R (1, 4) OBP: 0.316, SLG: 0.303	SSS 0-3 ③ K			x 0-0 ① P5		x 0-0 ③ F8			x 0-0 ① L4	4	0	0	0	0	1	4
Bruce Benedict, R (1, 2) OBP: 0.314, SLG: 0.242		x 0-0 ① 6-3		x 0-0 ② SF7 3-H			x 0-0 ① 6-3		x 0-0 ② F7	2	0	0	1	0	0	0
Gerald Perry, L (9, PH) OBP: 0.281, SLG: 0.238										1	0	0	0	0	0	0
Rick Mahler, R (1, 1) OBP: 0.188, SLG: 0.173		x 0-0 ② 6-3		SSS 0-3 ③ K			x 0-0 HR		x 0-0 ③ 4-3	2	0	0	0	0	1	1
Claudell Washington, L (7, PH) (7, 9) OBP: 0.346, SLG: 0.456										2	1	1	1	0	0	0

Inning Stats																							
	R: 2	H: 2	R: 0	H: 0	R: 0	H: 0	R: 1	H: 2	R: 0	H: 1	R: 0	H: 0	R: 1	H: 1	R: 0	H: 0	R: 0	H: 0	1B: 4	SF: 1	WP: 0	PA: 36	
	E: 0	LOB: 2	E: 0	LOB: 0	E: 0	LOB: 0	E: 0	LOB: 1	E: 0	LOB: 1	E: 0	LOB: 0	E: 0	LOB: 1	E: 0	LOB: 0	E: 0	LOB: 0	2B: 1	SAC: 0	PB: 0		
	K: 1	BB: 2	K: 0	BB: 0	K: 1	BB: 0	K: 1	BB: 0	K: 1	BB: 0	K: 0	BB: 0	K: 0	BB: 1	K: 0	BB: 0	K: 0	BB: 0	3B: 0	DP: 0	SB: 0		
	S: 7	P: 15	S: 3	P: 3	S: 5	P: 5	S: 7	P: 7	S: 6	P: 6	S: 3	P: 3	S: 4	P: 8	S: 3	P: 3	S: 3	P: 3	HR: 1	HBP: 0	CS: 0		

PITCHER		IP	WLS	BF	H	R	ER	SO	BB	IBB	HBP	BLK	WP	HR	S	P	ERA	WHIP
Lee Tunnell, R ERA: 4.13	(1, 1)	6.1	W	28	6	4	4	4	3	0	0	0	0	1	33	45	5.68	1.421
Cecilio Guante, R ERA: 2.66	(7, 1)	2.2	S	8	0	0	0	0	0	0	0	0	0	0	8	8	0.00	0.000

PITCHER	IP	WLS	BF	H	R	ER	SO	BB	IBB	HBP	BLK	WP	HR	S	P	ERA	WHIP

AB	32
R	4
H	6
RBI	4
BB	3
SO	4
LOB	13

Atlanta Braves @ Pittsburgh Pirates

Three Rivers Stadium, Pittsburgh, PA

Mon Sep 02 1985, 3:33 AM EDT

Att. 5,378 - Unknown

BOTTOM

Batter	1	2	3	4	5	6	7	8	9	AB	R	H	RBI	BB	SO	LOB
Joe Orsulak, L (1, 8) (8, 7) OBP: 0.323, SLG: 0.343	F9 1B 1B 1B	6-3		G4-3 2-3 1B			6-3			4	1	2	0	0	0	1
Steve Kemp, L (1, 7) OBP: 0.312, SLG: 0.342	1B 1-2 HR 1B	FC4-6 3-H 1B		G4-3 1-2f			6-3 1B			4	1	3	1	0	0	1
Marvell Wynne, L (7, PR) (8, 8) OBP: 0.252, SLG: 0.264										0	0	0	0	0	0	0
Johnny Ray, S (1, 4) OBP: 0.297, SLG: 0.361	F9 2-3	FC4-6 FC5 BB 1-2f			5-3		6-3 1-2			4	0	0	0	0	0	4
Jason Thompson, L (1, 3) OBP: 0.376, SLG: 0.393	1-2 HR 3-H 1B	B B B B 4-0 1-2 BB			F9		S S S 0-3 K			3	1	1	1	1	1	2
Mike Brown, R (1, 9) OBP: 0.326, SLG: 0.443	1-H 2-H HR	FC5 2-3f			F3			L4		4	1	1	3	0	0	2
Tony Peña, R (1, 2) OBP: 0.286, SLG: 0.350	4-3	6-3				F4		F8		4	0	0	0	0	0	0
Jim Morrison, R (1, 5) OBP: 0.281, SLG: 0.328	1B	F5				F6		S 1B		4	0	2	0	0	0	0
Sam Khalifa, R (1, 6) OBP: 0.274, SLG: 0.303	F9	S S S 0-3 K				1B		I I I I 4-0 1-2 IBB		3	0	1	0	1	1	1
Lee Tunnell, R (1, 1) OBP: 0.135, SLG: 0.167		1B 3B		E1 CS 1B		1-3		S S S 0-3 K		3	1	2	0	0	0	1
Cecilio Guante, R (7, 1) OBP: 0.071, SLG: 0.071										1	0	0	0	0	1	2
Inning Stats	R: 4 H: 5 E: 0 LOB: 1 K: 0 BB: 0 S: 8 P: 8	R: 1 H: 2 E: 0 LOB: 2 K: 0 BB: 1 S: 5 P: 9	R: 0 H: 0 E: 0 LOB: 0 K: 1 BB: 0 S: 5 P: 5	R: 0 H: 2 E: 1 LOB: 0 K: 0 BB: 0 S: 3 P: 3	R: 0 H: 0 E: 0 LOB: 0 K: 0 BB: 0 S: 3 P: 3	R: 0 H: 1 E: 0 LOB: 1 K: 0 BB: 0 S: 4 P: 4	R: 0 H: 1 E: 0 LOB: 2 K: 1 BB: 0 S: 6 P: 6	R: 0 H: 1 E: 0 LOB: 2 K: 1 BB: 1 S: 6 P: 10		1B: 10 SF: 0 2B: 0 SAC: 0 3B: 1 DP: 1 HR: 1 HBP: 0						

PITCHER	IP	WLS	BF	H	R	ER	SO	BB	IBB	HBP	BLK	WP	HR	S	P	ERA	WHIP
Rick Mahler, R (1, 1) ERA: 3.54	6.0	L	27	10	5	5	1	1	0	0	0	0	1	28	32	7.50	1.833
Zane Smith, L (7, 1) ERA: 3.41	1.0		4	1	0	0	1	0	0	0	0	0	0	6	6	0.00	1.000
Steve Shields, R (8, 1) ERA: 4.38	1.0		5	1	0	0	1	0	1	0	0	0	0	6	10	0.00	1.000

PITCHER	IP	WLS	BF	H	R	ER	SO	BB	IBB	HBP	BLK	WP	HR	S	P	ERA	WHIP

livebaseballscorecards.com

AB	34
R	5
H	12
RBI	5
BB	2
SO	3
LOB	14

WP: 0 PA: 36
PB: 0
SB: 1
CS: 1

Batter	1	2	3	4	5	6	7	8	9	AB	R	H	RBI	BB	SO	LOB
Milt Thompson, L (1, 9) OBP: 0.363, SLG: 0.413	6-3		FC1-5 1-2 1B		K2-3		PB 1-3 SF8 1B			4	1	2	0	0	1	0
Rafael Ramirez, R (1, 6) OBP: 0.289, SLG: 0.349	K		FC1-5 1-2 2-3f		K		SF8 2-H 3-H			3	0	0	1	0	2	2
Dale Murphy, R (1, 8) OBP: 0.377, SLG: 0.553	BB		K			K	K			3	0	0	0	1	3	3
Bob Horner, R (1, 3) OBP: 0.351, SLG: 0.529	F3		F4			5-3 BB		CS 1B		3	0	1	0	1	0	3
Terry Harper, R (1, 7) OBP: 0.319, SLG: 0.411		FC5-4 2B		FC4-6 1B		5-3 1-2		K		4	0	2	0	0	1	2
Bruce Sutter, R (8, 1)										0	0	0	0	0	0	0
Ken Oberkfell, L (1, 5) OBP: 0.367, SLG: 0.382		HBP		FC4-6 1-2f		IBB		F7		2	0	0	0	1	0	2
Glenn Hubbard, R (1, 4) OBP: 0.313, SLG: 0.299		FC5-4 1-2 2-3		K		K		CS 1-2	5-3	4	0	0	0	0	2	5
Bruce Benedict, R (1, 2) OBP: 0.315, SLG: 0.244		F8		F8			1B PB 1B		F6	3	0	1	0	0	0	2
Andres Thomas, R (7, PR)										0	1	0	0	0	0	0
Rick Cerone, R (7, 2) OBP: 0.290, SLG: 0.286										1	0	0	0	0	0	0
Joe Johnson, R (1, 1)			FC1-5 1B BB		F8		K		F9	2	0	0	0	1	1	1
Zane Smith, L (7, 1) OBP: 0.133, SLG: 0.133										0	0	0	0	0	0	0
Albert Hall, S (8, 7) OBP: 0.226, SLG: 0.241										1	0	0	0	0	0	0
Inning Stats	R: 0 E: 0 K: 1 S: 5 H: 0 LOB: 1 BB: 1 P: 9	R: 0 E: 0 K: 0 S: 3 H: 1 LOB: 1 BB: 0 P: 4	R: 0 E: 0 K: 1 S: 6 H: 1 LOB: 2 BB: 1 P: 10	R: 0 E: 0 K: 1 S: 6 H: 1 LOB: 1 BB: 0 P: 6	R: 0 E: 0 K: 2 S: 7 H: 0 LOB: 0 BB: 0 P: 7	R: 0 E: 0 K: 2 S: 7 H: 0 LOB: 2 BB: 2 P: 15	R: 2 E: 0 K: 2 S: 9 H: 2 LOB: 1 BB: 0 P: 9	R: 0 E: 0 K: 1 S: 5 H: 1 LOB: 0 BB: 0 P: 5	R: 0 E: 0 K: 0 S: 3 H: 0 LOB: 0 BB: 0 P: 3	1B: 5 2B: 1 3B: 0 HR: 0 SF: 1 SAC: 0 DP: 1 HBP: 1	WP: 0 PB: 1 SB: 0 CS: 1 PA: 37					

PITCHER	IP	WLS	BF	H	R	ER	SO	BB	IBB	HBP	BLK	WP	HR	S	P	ERA	WHIP
Jose DeLeon, R (1, 1) ERA: 4.74	9.0	L	36	6	2	1	10	3	1	1	0	0	0	51	68	1.00	1.000

PITCHER	IP	WLS	BF	H	R	ER	SO	BB	IBB	HBP	BLK	WP	HR	S	P	ERA	WHIP

Atlanta Braves @ Pittsburgh Pirates

Three Rivers Stadium, Pittsburgh, PA

Tue Sep 03 1985, 7:05 PM EDT

Att. 3,019 - Unknown

TOP

livebaseballscorecards.com

AB	30
R	2
H	6
RBI	1
BB	4
SO	10
LOB	20

BOTTOM

Atlanta Braves @ Pittsburgh Pirates

Three Rivers Stadium, Pittsburgh, PA

Tue Sep 03 1985, 7:05 PM EDT

Att. 3,019 - Unknown

Batter	1	2	3	4	5	6	7	8	9	AB	R	H	RBI	BB	SO	LOB
Joe Orsulak, L (1, 8) OBP: 0.322, SLG: 0.341	S S S 0-3 ① K			x 0-0 CS 1B		x 0-0 ③ F5			x 0-0 ② F7	4	0	1	0	0	1	0
R.J. Reynolds, S (1, 7) OBP: 0.311, SLG: 0.355	x 0-0 ② 6-3			x 0-0 ①② F4 1-2			x 0-0 G6-4-3 1B		x 0-0 1B	4	0	2	0	0	0	1
Johnny Ray, S (1, 4) OBP: 0.297, SLG: 0.359	S S S 0-3 ③ K			B B B B 4-0 S BB			x 0-0 ① F9		x 0-0 ③ 6-3	3	0	0	0	1	1	2
Jason Thompson, L (1, 3) OBP: 0.374, SLG: 0.389		x 0-0 ① F5		x 0-0 ③ 4-3 1-2			x 0-0 ②③ G6-4-3 1-2f			3	0	0	0	0	0	2
Mike Brown, R (1, 9) OBP: 0.326, SLG: 0.441		x 0-0 ② 6-3			x 0-0 ① F9			x 0-0 FC1-5 1B 1B		3	0	1	0	0	0	0
Tony Peña, R (1, 2) OBP: 0.287, SLG: 0.350		x 0-0 ③ 4-3			x 0-0 ② F9			x 0-0 FC1-5 1-2 1B		3	0	1	0	0	0	0
Denny Gonzalez, R (1, 5) OBP: 0.279, SLG: 0.438			x 0-0 ① 5-3		S S S 0-3 ③ K			x 0-0 ① FC1-5 G5-3 1-2 2-3f		3	0	0	0	0	1	2
Sam Khalifa, R (1, 6) OBP: 0.271, SLG: 0.299			x 0-0 ② 1-3			x 0-0 ① 6-3		x 0-0 ②③ G5-3 1-2f		3	0	0	0	0	0	2
Jose DeLeon, R (1, 1) OBP: 0.132, SLG: 0.057 Lee Mazzilli, S (9, PH) OBP: 0.417, SLG: 0.368			x 0-0 ③ 4-3			S S S 0-3 ② K			x 0-0 ① F6	2 1	0 0	0 0	0 0	0 0	1 0	0 0
Inning Stats	R: 0 H: 0 E: 0 LOB: 0 K: 2 BB: 0 S: 7 P: 7	R: 0 H: 0 E: 0 LOB: 0 K: 0 BB: 0 S: 3 P: 3	R: 0 H: 0 E: 0 LOB: 0 K: 0 BB: 0 S: 3 P: 3	R: 0 H: 1 E: 0 LOB: 1 K: 0 BB: 1 S: 3 P: 7	R: 0 H: 0 E: 0 LOB: 0 K: 1 BB: 0 S: 5 P: 5	R: 0 H: 0 E: 0 LOB: 0 K: 1 BB: 0 S: 5 P: 5	R: 0 H: 1 E: 0 LOB: 0 K: 0 BB: 0 S: 3 P: 3	R: 0 H: 2 E: 0 LOB: 1 K: 0 BB: 0 S: 4 P: 4	R: 0 H: 1 E: 0 LOB: 1 K: 0 BB: 0 S: 4 P: 4	1B: 5 SF: 0 2B: 0 SAC: 0 3B: 0 DP: 2 HR: 0 HBP: 0						WP: 0 PA: 30 PB: 0 SB: 1 CS: 1	

livebaseballscorecards.com

	AB	29
	R	0
	H	5
	RBI	0
	BB	1
	SO	4
	LOB	9

PITCHER		IP	WLS	BF	H	R	ER	SO	BB	IBB	HBP	BLK	WP	HR	S	P	ERA	WHIP
Joe Johnson, R ERA: 2.08	(1, 1)	6.1	W	21	2	0	0	4	1	0	0	0	0	0	28	32	0.00	0.474
Zane Smith, L ERA: 3.39	(7, 1)	0.2		1	0	0	0	0	0	0	0	0	0	0	1	1	0.00	0.000
Bruce Sutter, R ERA: 4.05	(8, 1)	2.0	S	8	3	0	0	0	0	0	0	0	0	0	8	8	0.00	1.500

PITCHER		IP	WLS	BF	H	R	ER	SO	BB	IBB	HBP	BLK	WP	HR	S	P	ERA	WHIP

Atlanta Braves @ Pittsburgh Pirates

Three Rivers Stadium, Pittsburgh, PA

Wed Sep 04 1985, 7:05 PM EDT

Att. 4,613 - Unknown

TOP

livebaseballscorecards.com

Batter	1	2	3	4	5	6	7	8	9	AB	R	H	RBI	BB	SO	LOB
Milt Thompson, L (1, 9) OBP: 0.350, SLG: 0.398	4-3			K		1-3			4-3	4	0	0	0	0	1	0
Rafael Ramirez, R (1, 6) OBP: 0.287, SLG: 0.346	K			6-3			F9		4-3	4	0	0	0	0	1	0
Dale Murphy, R (1, 8) OBP: 0.377, SLG: 0.551	K			5-3			BB			2	0	0	0	1	1	0
Bob Horner, R (1, 3) OBP: 0.348, SLG: 0.525		F9			K		K			3	0	0	0	0	2	1
Terry Harper, R (1, 7) OBP: 0.319, SLG: 0.410		F7 1B			1-3		1-3			3	0	1	0	0	0	1
Ken Oberkfell, L (1, 5) OBP: 0.367, SLG: 0.382		F7			1B			P6		3	0	1	0	0	0	1
Glenn Hubbard, R (1, 4) OBP: 0.314, SLG: 0.300			G5-4-3 1B		5-3			4-3		2	0	1	0	0	0	1
Gerald Perry, L (8, PH) OBP: 0.280, SLG: 0.237										1	0	0	0	0	0	0
Rick Cerone, R (8, 2) OBP: 0.290, SLG: 0.286										0	0	0	0	0	0	0
Bruce Benedict, R (1, 2) OBP: 0.311, SLG: 0.241			G5-4-3			5-3		6-3		2	0	0	0	0	0	1
John Rabb, R (8, PH)										1	0	0	0	0	0	0
Paul Zuvella, R (8, 4) OBP: 0.256, SLG: 0.256										0	0	0	0	0	0	0
Pascual Perez, R (1, 1) OBP: 0.250, SLG: 0.167			K			P5			F7	1	0	0	0	0	1	0
Dave Schuler, R (5, 1)										0	0	0	0	0	0	0
Albert Hall, S (6, PH) OBP: 0.219, SLG: 0.233										1	0	0	0	0	0	0
Rick Camp, R (6, 1) OBP: 0.308, SLG: 0.500										0	0	0	0	0	0	0
Gene Garber, R (8, 1) OBP: 0.250, SLG: 0.250										0	0	0	0	0	0	0
Claudell Washington, L (9, PH) OBP: 0.345, SLG: 0.454										1	0	0	0	0	0	0

	AB	28
	R	0
	H	3
	RBI	0
	BB	1
	SO	6
	LOB	5

Inning Stats	1	2	3	4	5	6	7	8	9	1B: 3	SF: 0	WP: 0	PA: 29
	R: 0 E: 0 K: 2 S: 7	R: 0 E: 0 K: 0 S: 3	R: 0 E: 0 K: 1 S: 5	R: 0 E: 0 K: 1 S: 5	R: 0 E: 0 K: 1 S: 6	R: 0 E: 0 K: 0 S: 3	R: 0 E: 0 K: 1 S: 5	R: 0 E: 0 K: 0 S: 3	R: 0 E: 0 K: 0 S: 3	2B: 0	SAC: 0	PB: 0	
	H: 0 LOB: 0 BB: 0 P: 7	H: 1 LOB: 1 BB: 0 P: 3	H: 1 LOB: 0 BB: 0 P: 5	H: 0 LOB: 0 BB: 0 P: 5	H: 1 LOB: 1 BB: 0 P: 6	H: 0 LOB: 0 BB: 0 P: 3	H: 0 LOB: 1 BB: 1 P: 9	H: 0 LOB: 0 BB: 0 P: 3	H: 0 LOB: 0 BB: 0 P: 3	3B: 0	DP: 1	SB: 2	
										HR: 0	HBP: 0	CS: 0	

PITCHER		IP	WLS	BF	H	R	ER	SO	BB	IBB	HBP	BLK	WP	HR	S	P	ERA	WHIP
Rick Reuschel, R ERA: 2.37	(1, 1)	9.0	W	29	3	0	0	6	1	0	0	0	0	0	40	44	0.00	0.444

PITCHER	IP	WLS	BF	H	R	ER	SO	BB	IBB	HBP	BLK	WP	HR	S	P	ERA	WHIP

Atlanta Braves @ Pittsburgh Pirates

Three Rivers Stadium, Pittsburgh, PA

Wed Sep 04 1985, 7:05 PM EDT

Att. 4,613 - Unknown

BOTTOM

Batter	1	2	3	4	5	6	7	8	9	AB	R	H	RBI	BB	SO	LOB
Joe Orsulak, L (1, 8) OBP: 0.323, SLG: 0.339	F7		5-3		BBB 4-0 S 3B BB		SH3-4 1-2			2	1	0	0	1	0	0
R.J. Reynolds, S (1, 7) OBP: 0.319, SLG: 0.374	1-3		2B		1-H 3B		1B IBB			3	0	2	1	1	0	0
Johnny Ray, S (1, 4) OBP: 0.299, SLG: 0.360	1B		G3		SSS K		1-3 2-H 1B			4	0	2	1	0	1	2
Jason Thompson, L (1, 3) OBP: 0.375, SLG: 0.392	SSS K			2B	F2		IBB			3	0	1	0	1	1	2
Mike Brown, R (1, 9) OBP: 0.328, SLG: 0.450		2B		F8	S 2B		SSS K2-3			4	0	2	0	0	1	3
Tony Peña, R (1, 2) OBP: 0.284, SLG: 0.347		SSS K		SSS K	P3			5-3		4	0	0	0	0	2	3
Denny Gonzalez, R (1, 5) OBP: 0.278, SLG: 0.418		F8		IBB	SSS K 2-3			6-3		3	0	0	0	1	1	2
Sam Khalifa, R (1, 6) OBP: 0.266, SLG: 0.293		F9		F8		F7		SSS K		4	0	0	0	0	1	4
Rick Reuschel, R (1, 1) OBP: 0.229, SLG: 0.304			F7		SSS K		BBB 4-0 SH3-4 1B BB			2	1	0	0	1	1	0

	AB	29
	R	2
	H	7
	RBI	2
	BB	5
	SO	8
	LOB	16

livebaseballscorecards.com

Inning Stats																						
	R: 0	H: 1	R: 0	H: 1	R: 0	H: 1	R: 0	H: 1	R: 1	H: 1	R: 0	H: 1	R: 1	H: 1	R: 0	H: 0	1B: 2	SF: 0	WP: 0	PA: 35		
	E: 0	LOB: 1	E: 0	LOB: 1	E: 0	LOB: 1	E: 0	LOB: 2	E: 0	LOB: 1	E: 0	LOB: 1	E: 0	LOB: 2	E: 0	LOB: 0	2B: 4	SAC: 1	PB: 0			
	K: 1	BB: 0	K: 1	BB: 0	K: 0	BB: 1	K: 1	BB: 1	K: 2	BB: 1	K: 1	BB: 0	K: 1	BB: 3	K: 1	BB: 0	3B: 1	DP: 0	SB: 2			
	S: 6	P: 6	S: 6	P: 6	S: 4	P: 4	S: 6	P: 10	S: 8	P: 12	S: 6	P: 6	S: 5	P: 17	S: 5	P: 5	HR: 0	HBP: 0	CS: 0			

PITCHER		IP	WLS	BF	H	R	ER	SO	BB	IBB	HBP	BLK	WP	HR	S	P	ERA	WHIP
Pascual Perez, R ERA: 5.97	(1, 1)	4.1	L	19	4	1	1	4	1	1	0	0	0	0	25	33	2.08	1.154
Dave Schuler, L ERA: 14.54	(5, 1)	0.2		3	1	0	0	1	0	0	0	0	0	0	5	5	0.00	1.500
Rick Camp, R ERA: 4.05	(6, 1)	2.0		10	2	1	1	2	1	2	0	0	0	0	11	23	4.50	1.500
Gene Garber, R ERA: 3.93	(8, 1)	1.0		3	0	0	0	1	0	0	0	0	0	0	5	5	0.00	0.000

PITCHER	IP	WLS	BF	H	R	ER	SO	BB	IBB	HBP	BLK	WP	HR	S	P	ERA	WHIP

Atlanta Braves @ St. Louis Cardinals

Busch Stadium, St. Louis, MO

Fri Sep 06 1985, 7:05 PM CDT

Att. 25,821 - Unknown

TOP

livebaseballscorecards.com

Batter	1	2	3	4	5	6	7	8	9	AB	R	H	RBI	BB	SO	LOB
Rafael Ramirez, R (1, 6) OBP: 0.285, SLG: 0.343	1-3		1-3		F5		F7			4	0	0	0	0	0	3
Jeff Dedmon, L (7, 1) OBP: 0.200, SLG: 0.111										0	0	0	0	0	0	0
John Rabb, R (8, 7)										0	0	0	0	0	0	0
Glenn Hubbard, R (1, 4) OBP: 0.316, SLG: 0.303	FC1-6 1B		2-3 1B		6-3			F9		4	0	2	0	0	0	0
Dale Murphy, R (1, 8) OBP: 0.375, SLG: 0.547	FC1-6 BB 1-2f		K			K		6-3		4	0	0	0	0	2	3
Steve Shields, R (8, 1) OBP: 0.071, SLG: 0.071										0	0	0	0	0	0	0
Bob Horner, R (1, 3) OBP: 0.350, SLG: 0.524	BB 1-2		5-3			1-3		FC6-4 1B		3	0	1	0	1	0	2
Terry Harper, R (1, 7) OBP: 0.317, SLG: 0.407	L5			E6 FC6-4		F8		FC6-4 1-2f		3	0	0	0	0	0	2
Albert Hall, S (6, 7) OBP: 0.212, SLG: 0.226 (8, 8)										1	0	0	0	0	0	1
Ken Oberkfell, L (1, 5) OBP: 0.365, SLG: 0.383		K		FC6-4 1-2f			1B 2B		G3	4	0	1	0	0	1	1
Brad Komminsk, R (1, 9) OBP: 0.312, SLG: 0.309		K		F8			K		K	4	0	0	0	0	3	2
Bruce Benedict, R (1, 2) OBP: 0.315, SLG: 0.253		F7		F7			2-3 1B		2B	4	0	2	0	0	0	1
Rick Mahler, R (1, 1) OBP: 0.195, SLG: 0.181			1B 1-3 1B		1-3		K		5-3	2	0	1	0	0	0	0
Zane Smith, L (6, 1) OBP: 0.133, SLG: 0.133										0	0	0	0	0	0	0
Gene Garber, R (6, 1) OBP: 0.250, SLG: 0.250										0	0	0	0	0	0	0
Paul Runge, R (7, PH) OBP: 0.323, SLG: 0.235 (7, 6)										2	0	0	0	0	1	3
Inning Stats	R: 0 E: 0 K: 0 S: 4 H: 1 LOB: 2 BB: 1 P: 8	R: 0 E: 0 K: 2 S: 7 H: 0 LOB: 0 BB: 0 P: 7	R: 0 E: 0 K: 1 S: 7 H: 2 LOB: 2 BB: 0 P: 7	R: 0 E: 1 K: 0 S: 4 H: 0 LOB: 1 BB: 0 P: 4	R: 0 E: 0 K: 0 S: 3 H: 0 LOB: 0 BB: 0 P: 3	R: 0 E: 0 K: 1 S: 5 H: 0 LOB: 0 BB: 0 P: 5	R: 0 E: 0 K: 2 S: 9 H: 2 LOB: 2 BB: 0 P: 9	R: 0 E: 0 K: 0 S: 4 H: 1 LOB: 1 BB: 0 P: 4	R: 0 E: 0 K: 1 S: 6 H: 1 LOB: 1 BB: 0 P: 6	1B: 5 2B: 2 3B: 0 HR: 0 SF: 0 SAC: 0 DP: 0 HBP: 0	WP: 0 PB: 0 SB: 0 CS: 0 PA: 36					

PITCHER	IP	WLS	BF	H	R	ER	SO	BB	IBB	HBP	BLK	WP	HR	S	P	ERA	WHIP
John Tudor, L (1, 1) ERA: 1.95	9.0	W	36	7	0	0	7	1	0	0	0	0	0	49	53	0.00	0.889

PITCHER	IP	WLS	BF	H	R	ER	SO	BB	IBB	HBP	BLK	WP	HR	S	P	ERA	WHIP

AB	35
R	0
H	7
RBI	0
BB	1
SO	7
LOB	18

Atlanta Braves @ St. Louis Cardinals

Busch Stadium, St. Louis, MO

Fri Sep 06 1985, 7:05 PM CDT

Att. 25,821 - Unknown

BOTTOM

livebaseballscorecards.com

Batter	1	2	3	4	5	6	7	8	9	AB	R	H	RBI	BB	SO	LOB
Vince Coleman, S (1, 7) OBP: 0.323, SLG: 0.350	FC4-6 1B	CS 1B 3-H			F7	F9		FC6-4 1-2f		5	0	2	1	0	0	3
Willie McGee, S (1, 8) OBP: 0.391, SLG: 0.529	FC4-6 1B 1B 1-2f	CS 1-2	4-3		F9	FC6 1-2f				4	1	0	0	0	0	2
Tom Herr, S (1, 4) OBP: 0.391, SLG: 0.420	1B S 1-3 1B		4-3			S 1B 1B BB	5-3			3	1	1	0	1	0	0
Darrell Porter, L (1, 2) OBP: 0.325, SLG: 0.413	K 1-2		HR			1B BB HR 1-2 1B	F5			4	2	2	1	0	1	2
Andy Van Slyke, L (1, 9) OBP: 0.340, SLG: 0.465 Tito Landrum, R (6, PH) OBP: 0.368, SLG: 0.478 (7, 9)	2-3 3-H 1B		F7			1B HR 1-2 2-3 BB	G3			2 1	0 1	1 1	1 0	0 0	0 1	0 0
Terry Pendleton, S (1, 5) OBP: 0.270, SLG: 0.291	5-3			G3		HR 1-2 2-3 3-H 1B		K 1B		4	1	1	1	0	1	2
Mike Jorgensen, L (1, 3) OBP: 0.415, SLG: 0.311 Cesar Cedeno, R (6, PH) OBP: 0.319, SLG: 0.381 (7, 3)	4-3		K			HR 1-H 2-H 3-H		F6		2 2	0 1	0 1	0 4	0 0	1 0	0 0
Ozzie Smith, S (1, 6) OBP: 0.333, SLG: 0.343	K		4-3			FC6 BB		1B BB		2	0	0	0	2	1	0
John Tudor, L (1, 1) OBP: 0.195, SLG: 0.244	1B 3B				F8	K		FC6-4 1-2 1B		4	1	2	0	0	1	1
Inning Stats	R: 1 H: 3 E: 0 LOB: 2 K: 1 BB: 0 S: 8 P: 8	R: 1 H: 2 E: 0 LOB: 0 K: 1 BB: 0 S: 6 P: 6	R: 1 H: 1 E: 0 LOB: 0 K: 0 BB: 0 S: 4 P: 4	R: 0 H: 0 E: 0 LOB: 0 K: 1 BB: 0 S: 5 P: 5	R: 0 H: 0 E: 0 LOB: 0 K: 0 BB: 0 S: 3 P: 3	R: 5 H: 3 E: 0 LOB: 1 K: 1 BB: 3 S: 8 P: 20	R: 0 H: 0 E: 0 LOB: 0 K: 0 BB: 0 S: 3 P: 3	R: 0 H: 1 E: 0 LOB: 2 K: 1 BB: 1 S: 6 P: 10		1B: 7 SF: 0 2B: 0 SAC: 0 3B: 1 DP: 0 HR: 2 HBP: 0						

	AB	33
	R	8
	H	10
	RBI	8
	BB	4
	SO	5
	LOB	10

PITCHER		IP	WLS	BF	H	R	ER	SO	BB	IBB	HBP	BLK	WP	HR	S	P	ERA	WHIP
Rick Mahler, R ERA: 3.65	(1, 1)	5.0	L	22	7	5	5	3	1	0	0	0	0	1	27	31	9.00	1.600
Zane Smith, L ERA: 3.55	(6, 1)	0.0		2	1	0	0	0	1	0	0	0	0	0	1	5	∞	∞
Gene Garber, R ERA: 4.0	(6, 1)	1.0		5	1	3	3	1	1	0	0	0	0	1	6	10	27.00	2.000
Jeff Dedmon, R ERA: 3.88	(7, 1)	1.0		3	0	0	0	0	0	0	0	0	0	0	3	3	0.00	0.000
Steve Shields, R ERA: 4.29	(8, 1)	1.0		5	1	0	0	1	1	0	0	0	0	0	6	10	0.00	2.000

PITCHER	IP	WLS	BF	H	R	ER	SO	BB	IBB	HBP	BLK	WP	HR	S	P	ERA	WHIP

Atlanta Braves @ St. Louis Cardinals

Busch Stadium, St. Louis, MO

Sat Sep 07 1985, 7:05 PM CDT

Att. 38,091 - Unknown

TOP

livebaseballscorecards.com

Batter	1	2	3	4	5	6	7	8	9	AB	R	H	RBI	BB	SO	LOB
Milt Thompson, L (1, 7) OBP: 0.347, SLG: 0.393	6-3		4-3 2-3		2B 1-2 1B		4-3			4	0	1	0	0	0	1
Rafael Ramirez, R (1, 6) OBP: 0.285, SLG: 0.344	F2		5-3		1-3 2-H 2B		6-3			4	0	1	1	0	0	1
Dale Murphy, R (1, 8) OBP: 0.375, SLG: 0.545	F2			G6-3 1B 1B 1B	IBB			5-3		3	1	1	0	1	0	0
Gerald Perry, L (1, 3) OBP: 0.279, SLG: 0.237		4-3		G6-3 1-2 1B	F7			F8		4	0	1	0	0	0	3
Claudell Washington, L (1, 9) OBP: 0.344, SLG: 0.452		G4-6-3 1B		G6-3 1-2f 2-3		6-3		K		4	0	1	0	0	1	2
Ken Oberkfell, L (1, 5) OBP: 0.367, SLG: 0.385		G4-6-3 1-2f		CS 3-H 1B		FC5 S 1B			6-3	4	0	2	1	0	0	1
Glenn Hubbard, R (1, 4) OBP: 0.315, SLG: 0.305			2B 2B	CS 1-2	5-3	F5			F8	4	1	1	0	0	0	1
Bruce Benedict, R (1, 2) OBP: 0.321, SLG: 0.262 Zane Smith, L (6, 1) OBP: 0.133, SLG: 0.133 Chris Chambliss, L (9, PH) OBP: 0.292, SLG: 0.329 Bruce Sutter, R (9, 1)			4-3 2-H 2B		B B B B FC3-6 BB	FC5 1-3			F7	2 0 1 0	0 0 0 0	1 0 0 0	1 0 0 0	1 0 0 0	0 0 0 0	1 0 0 0
Steve Bedrosian, R (1, 1) OBP: 0.071, SLG: 0.071 Rick Cerone, R (6, 2) OBP: 0.289, SLG: 0.285			B1-4		FC3-6 1-2f 1B 2B		F7			2 1	1 0	0 0	0 0	0 0	0 0	2 0

	AB	33
	R	3
	H	9
	RBI	3
	BB	2
	SO	1
	LOB	12

Inning Stats	1	2	3	4	5	6	7	8	9
	R: 0 E: 0 K: 0 S: 3 H: 0 LOB: 0 BB: 0 P: 3	R: 0 E: 0 K: 0 S: 3 H: 1 LOB: 0 BB: 0 P: 3	R: 1 E: 0 K: 0 S: 5 H: 2 LOB: 0 BB: 0 P: 5	R: 1 E: 0 K: 0 S: 4 H: 3 LOB: 0 BB: 0 P: 4	R: 1 E: 0 K: 0 S: 5 H: 2 LOB: 3 BB: 2 P: 13	R: 0 E: 0 K: 0 S: 4 H: 1 LOB: 1 BB: 0 P: 4	R: 0 E: 0 K: 0 S: 3 H: 0 LOB: 0 BB: 0 P: 3	R: 0 E: 0 K: 1 S: 5 H: 0 LOB: 0 BB: 0 P: 5	R: 0 E: 0 K: 0 S: 3 H: 0 LOB: 0 BB: 0 P: 3

1B: 6 SF: 0
2B: 3 SAC: 0
3B: 0 DP: 2
HR: 0 HBP: 0

WP: 0 PA: 36
PB: 0
SB: 1
CS: 1

PITCHER		IP	WLS	BF	H	R	ER	SO	BB	IBB	HBP	BLK	WP	HR	S	P	ERA	WHIP
Joaquin Andujar, R ERA: 3.0	(1, 1)	7.0	L	29	9	3	3	0	1	1	0	0	0	0	27	35	3.86	1.429
Bill Campbell, R ERA: 3.62	(8, 1)	2.0		6	0	0	0	1	0	0	0	0	0	0	8	8	0.00	0.000

PITCHER	IP	WLS	BF	H	R	ER	SO	BB	IBB	HBP	BLK	WP	HR	S	P	ERA	WHIP

Atlanta Braves @ St. Louis Cardinals

Busch Stadium, St. Louis, MO

Sat Sep 07 1985, 7:05 PM CDT

Att. 38,091 - Unknown

BOTTOM

Batter	1	2	3	4	5	6	7	8	9	AB	R	H	RBI	BB	SO	LOB
Vince Coleman, S (1, 7) OBP: 0.322, SLG: 0.348	G3		6-3 S 1B	G3			FC5-4 5-3 1-2f		G3	5	0	1	0	0	0	3
Willie McGee, S (1, 8) OBP: 0.392, SLG: 0.527	G3 E 1B		BBBB 6-3 1-2 BB		6-3		5-3 1-2			3	0	1	0	1	0	1
Tom Herr, S (1, 4) OBP: 0.388, SLG: 0.417	G3 1-3		6-3 1-2 2-3		3-1		1-3			4	0	0	0	0	0	4
Darrell Porter, L (1, 2) OBP: 0.320, SLG: 0.406 Brian Harper, R (8, PH) OBP: 0.333, SLG: 0.395 (9, 2)	F4		SSS K2-3		4-3			1-3		3 1	0 0	0 0	0 0	0 0	1 0	3 0
Andy Van Slyke, L (1, 9) OBP: 0.343, SLG: 0.464 Tito Landrum, R (8, PH) OBP: 0.366, SLG: 0.475 (9, 9)		BBBB 1B S BB	IIII IBB			F6		F8		1 1	1 0	0 0	0 0	2 0	0 0	0 0
Terry Pendleton, S (1, 5) OBP: 0.270, SLG: 0.290		F7	F7			S 1B		6-3		4	0	1	0	0	0	4
Mike Jorgensen, L (1, 3) OBP: 0.418, SLG: 0.303		SSS K 1-2		BBBB FC3-6 BB		BBBB G6-4-3 1-2 BB			E6 3	2	0	0	0	2	1	1
Ozzie Smith, S (1, 6) OBP: 0.333, SLG: 0.342		2-H 1B		FC3-6 1-2f		G6-4-3 1-2f			3 1-2f	4	0	1	1	0	0	4
Joaquin Andujar, S (1, 1) OBP: 0.167, SLG: 0.141 Ivan De Jesus, R (7, PH) OBP: 0.284, SLG: 0.317 Bill Campbell, R (8, 1) OBP: 0.625, SLG: 0.400 Steve Braun, L (9, PH) OBP: 0.333, SLG: 0.358 Tom Lawless, R (9, PR) OBP: 0.228, SLG: 0.208		4-3		F3			FC5-4 1B		BBBB BB	2 1 0 0 0	0 0 0 0 0	0 1 0 0 0	0 0 0 0 0	0 0 0 1 0	0 0 0 0 0	2 0 0 0 0
Inning Stats	R: 0 H: 1 E: 1 LOB: 1 K: 0 BB: 0 S: 4 P: 4	R: 1 H: 1 E: 0 LOB: 1 K: 1 BB: 1 S: 6 P: 10	R: 0 H: 1 E: 0 LOB: 3 K: 1 BB: 2 S: 6 P: 14	R: 0 H: 0 E: 0 LOB: 1 K: 0 BB: 1 S: 3 P: 7	R: 0 H: 0 E: 0 LOB: 0 K: 0 BB: 0 S: 3 P: 3	R: 0 H: 1 E: 0 LOB: 1 K: 0 BB: 1 S: 3 P: 7	R: 0 H: 1 E: 0 LOB: 1 K: 0 BB: 0 S: 4 P: 4	R: 0 H: 0 E: 0 LOB: 0 K: 0 BB: 0 S: 3 P: 3	R: 0 H: 0 E: 1 LOB: 1 K: 0 BB: 1 S: 3 P: 7	1B: 5 2B: 1 3B: 0 HR: 0	SF: 0 SAC: 0 DP: 2 HBP: 0			WP: 0 PB: 0 SB: 3 CS: 0	PA: 37		

livebaseballscorecards.com

	AB	31
	R	1
	H	5
	RBI	1
	BB	6
	SO	2
	LOB	22

PITCHER		IP	WLS	BF	H	R	ER	SO	BB	IBB	HBP	BLK	WP	HR	S	P	ERA	WHIP
Steve Bedrosian, R ERA: 3.32	(1, 1)	5.1	W	25	4	1	1	2	4	1	0	0	0	0	24	44	1.69	1.500
Zane Smith, L ERA: 3.47	(6, 1)	2.2		8	1	0	0	0	0	0	0	0	0	0	8	8	0.00	0.375
Bruce Sutter, R ERA: 4.0	(9, 1)	1.0	S	4	0	0	0	0	1	0	0	0	0	0	3	7	0.00	1.000

PITCHER	IP	WLS	BF	H	R	ER	SO	BB	IBB	HBP	BLK	WP	HR	S	P	ERA	WHIP

Atlanta Braves @ St. Louis Cardinals

Busch Stadium, St. Louis, MO

Sun Sep 08 1985, 3:33 AM CDT

Att. 24,930 - Unknown

TOP

livebaseballscorecards.com

Batter	1	2	3	4	5	6	7	8	9	AB	R	H	RBI	BB	SO	LOB
Milt Thompson, L (1, 7) OBP: 0.336, SLG: 0.380	4-3		F8		G3		K		BB / G5-4-3	4	0	0	0	0	1	4
Jeff Dedmon, L (7, 1) OBP: 0.200, SLG: 0.111										0	0	0	0	0	0	0
Paul Runge, R (9, PH) OBP: 0.333, SLG: 0.235										0	0	0	0	1	0	0
Bruce Sutter, R (9, 1)										0	0	0	0	0	0	0
Rafael Ramirez, R (1, 6) OBP: 0.282, SLG: 0.341	F3		F7			4-3	K		G5-4-3 / 1-2f	5	0	0	0	0	1	4
Dale Murphy, R (1, 8) OBP: 0.376, SLG: 0.545	2B			4-3		F9		BB	F3	4	1	1	0	1	0	0
Gerald Perry, L (1, 3) OBP: 0.280, SLG: 0.239	6-3			6-3 / 1B		4-3		1B / 1B / 1-3		3	0	1	0	0	0	1
Terry Harper, R (7, 7) OBP: 0.318, SLG: 0.409										1	1	1	0	0	0	0
Claudell Washington, L (1, 9) OBP: 0.343, SLG: 0.449		F7		6-3 / 1-2f			F8	1B / 1B / 1-2 / 3-H		4	1	1	1	0	0	1
Ken Oberkfell, L (1, 5) OBP: 0.366, SLG: 0.381		G3			F8		WP HBP 3B / BB		K	3	1	0	0	1	1	2
Glenn Hubbard, R (1, 4) OBP: 0.317, SLG: 0.308		4-3			2B / 2B		WP 3B / HBP / 1-2		F9	3	2	1	0	0	0	2
Bruce Benedict, R (1, 2) OBP: 0.317, SLG: 0.259			5-3		F6		3B / IBB / 1-2 / 2-3		1B / 1-H / 2-H	2	0	0	0	0	0	1
Chris Chambliss, L (7, PH) OBP: 0.297, SLG: 0.329										0	0	0	0	1	0	0
Andres Thomas, R (7, PR)										0	1	0	0	0	0	0
Larry Owen, R (7, 2) OBP: 0.317, SLG: 0.304										1	0	1	2	0	0	0
Joe Johnson, R (1, 1) OBP: 0.200, SLG: 0.118			BB		2B / 2-H		3B / 1-H / 2-H / 3-H		F4	1	0	1	1	1	0	0
Bob Horner, R (7, PH) OBP: 0.350, SLG: 0.529										2	0	1	3	0	0	1
(7, 3)																

Inning Stats	1	2	3	4	5	6	7	8	9
	R: 0 H: 1 E: 0 LOB: 1 K: 0 BB: 0 S: 4 P: 4	R: 0 H: 0 E: 0 LOB: 0 K: 0 BB: 0 S: 3 P: 3	R: 0 H: 0 E: 0 LOB: 1 K: 0 BB: 1 S: 3 P: 7	R: 0 H: 1 E: 0 LOB: 0 K: 0 BB: 0 S: 3 P: 3	R: 1 H: 2 E: 0 LOB: 1 K: 0 BB: 0 S: 5 P: 5	R: 0 H: 0 E: 0 LOB: 0 K: 0 BB: 0 S: 3 P: 3	R: 3 H: 1 E: 0 LOB: 2 K: 2 BB: 2 S: 8 P: 17	R: 3 H: 3 E: 0 LOB: 1 K: 1 BB: 1 S: 8 P: 12	R: 0 H: 0 E: 0 LOB: 0 K: 0 BB: 1 S: 2 P: 6

1B: 4	SF: 0	WP: 1
2B: 4	SAC: 0	PB: 0
3B: 1	DP: 2	SB: 0
HR: 0	HBP: 1	CS: 0
		PA: 39

AB	33
R	7
H	8
RBI	7
BB	5
SO	3
LOB	16

PITCHER		IP	WLS	BF	H	R	ER	SO	BB	IBB	HBP	BLK	WP	HR	S	P	ERA	WHIP
Bob Forsch, R ERA: 4.28	(1, 1)	6.1	L	25	4	3	3	0	2	0	1	0	0	0	22	31	4.26	0.947
Todd Worrell, R ERA: 5.68	(7, 1)	0.2		6	2	3	3	2	1	1	0	0	1	0	8	16	40.50	4.500
Ken Dayley, L ERA: 2.62	(8, 1)	0.1		2	1	0	0	1	0	0	0	0	0	0	4	4	0.00	3.000
Bill Campbell, R ERA: 3.58	(8, 1)	0.2		3	1	1	1	0	0	0	0	0	0	0	3	3	13.50	1.500
Doug Bair, R ERA: 6.12	(9, 1)	1.0		3	0	0	0	0	1	0	0	0	0	0	2	6	0.00	1.000

PITCHER	IP	WLS	BF	H	R	ER	SO	BB	IBB	HBP	BLK	WP	HR	S	P	ERA	WHIP

Atlanta Braves @ St. Louis Cardinals

Busch Stadium, St. Louis, MO

Sun Sep 08 1985, 3:33 AM CDT

Att. 24,930 - Unknown

BOTTOM

Batter	1	2	3	4	5	6	7	8	9	AB	R	H	RBI	BB	SO	LOB
Vince Coleman, S (1, 7) OBP: 0.321, SLG: 0.347	S S S 0-3 K ①		x 0-0 F8 ③		x 0-0 4-3 ③			x 0-0 G6-3 1B 1-2		4	0	1	0	0	1	1
Willie McGee, S (1, 8) OBP: 0.389, SLG: 0.523	x 0-0 F8 ②			x 0-0 F9 ①		x 0-0 4-3 ①		x 0-0 G6-3 ① ② 1-2f 2-3		4	0	0	0	0	0	2
Tom Herr, S (1, 4) OBP: 0.389, SLG: 0.417	x 0-0 1B			x 0-0 F4 ②		x 0-0 4-3 ②		x 0-0 S 1B 3-H		4	0	2	1	0	0	0
Darrell Porter, L (1, 2) OBP: 0.324, SLG: 0.421	x 0-0 F5 ③			x 0-0 HR		B B B B 4-0 S BB		x 0-0 F8 ③ 1-2		3	1	1	1	1	0	2
Andy Van Slyke, L (1, 9) OBP: 0.339, SLG: 0.458		x 0-0 F8 ①		x 0-0 F9 ③		x 0-0 3-1 ③ 1-2			x 0-0 G3 ①	4	0	0	0	0	0	1
Terry Pendleton, S (1, 5) OBP: 0.268, SLG: 0.288		x 0-0 6-3 ②			S S S 0-3 K ①		x 0-0 F9 ①		x 0-0 3-1 ②	4	0	0	0	0	1	0
Mike Jorgensen, L (1, 3) OBP: 0.406, SLG: 0.291 Bill Campbell, R (8, 1) OBP: 0.625, SLG: 0.400 Doug Bair, R (9, 1) Steve Braun, L (9, PH) OBP: 0.328, SLG: 0.352		S S S 0-3 K ③			S S S 0-3 K ②		x 0-0 1-3 ②		x 0-0 G3 ③	3 0 0 1	0 0 0 0	0 0 0 0	0 0 0 0	0 0 0 0	2 0 0 0	0 0 0 0
Ozzie Smith, S (1, 6) OBP: 0.333, SLG: 0.342			x 0-0 F8 ①		x 0-0 3B 1B		x 0-0 G3 ③			3	1	1	0	0	0	0
Bob Forsch, R (1, 1) OBP: 0.323, SLG: 0.516 Todd Worrell, R (7, 1) Ken Dayley, L (8, 1) OBP: 0.250, SLG: 0.250 Cesar Cedeno, R (8, 3) OBP: 0.322, SLG: 0.384			x 0-0 5-3 ②		x 0-0 1-H 3B			x 0-0 G6-3 1B 1B 1B		2 0 0 1	0 0 0 1	1 0 0 1	1 0 0 1	0 0 0 0	0 0 0 0	0 0 0 0
Inning Stats	R: 0 H: 1 E: 0 LOB: 1 K: 1 BB: 0 S: 6 P: 6	R: 0 H: 0 E: 0 LOB: 0 K: 1 BB: 0 S: 5 P: 5	R: 0 H: 0 E: 0 LOB: 0 K: 0 BB: 0 S: 3 P: 3	R: 1 H: 1 E: 0 LOB: 0 K: 0 BB: 0 S: 4 P: 4	R: 1 H: 2 E: 0 LOB: 1 K: 2 BB: 0 S: 9 P: 9	R: 0 H: 0 E: 0 LOB: 1 K: 0 BB: 1 S: 3 P: 7	R: 0 H: 0 E: 0 LOB: 0 K: 0 BB: 0 S: 3 P: 3	R: 1 H: 3 E: 0 LOB: 1 K: 0 BB: 0 S: 5 P: 5	R: 0 H: 0 E: 0 LOB: 0 K: 0 BB: 0 S: 3 P: 3	1B: 5 2B: 0 3B: 1 HR: 1	SF: 0 SAC: 0 DP: 1 HBP: 0						

livebaseballscorecards.com

	AB	33
	R	3
	H	7
	RBI	3
	BB	1
	SO	4
	LOB	6

WP: 0 PB: 0 SB: 2 CS: 0 PA: 34

PITCHER		IP	WLS	BF	H	R	ER	SO	BB	IBB	HBP	BLK	WP	HR	S	P	ERA	WHIP
Joe Johnson, R ERA: 2.17	(1, 1)	6.0	W	23	4	2	2	4	1	0	0	0	0	1	30	34	3.00	0.833
Jeff Dedmon, R ERA: 3.9	(7, 1)	2.0		8	3	1	1	0	0	0	0	0	0	0	8	8	4.50	1.500
Bruce Sutter, R ERA: 3.95	(9, 1)	1.0		3	0	0	0	0	0	0	0	0	0	0	3	3	0.00	0.000

PITCHER	IP	WLS	BF	H	R	ER	SO	BB	IBB	HBP	BLK	WP	HR	S	P	ERA	WHIP

Batter	1	2	3	4	5	6	7	8	9	AB	R	H	RBI	BB	SO	LOB
Mariano Duncan, R (1, 6) OBP: 0.283, SLG: 0.331	4-3		S 1B		FC3-6 1B		BB	G3-4	L3	5	0	2	0	1	0	4
Ken Landreaux, L (1, 8) OBP: 0.304, SLG: 0.404	F8		F9		FC3-6 HR		F9	1B IBB		4	1	0	0	1	0	3
Mike Marshall, R (1, 9) OBP: 0.327, SLG: 0.470	F8		F3		HR		K	1B		5	1	2	4	0	1	1
Greg Brock, L (1, 3) OBP: 0.325, SLG: 0.432 Enos Cabell, R (8, PH) OBP: 0.307, SLG: 0.326 Dennis Powell, R (8, 1)		6-3	BB		G3			5-3 5-3		2 2 0	0 0 0	0 0 0	0 0 0	1 0 0	0 0 0	0 2 0
Bill Madlock, R (1, 5) OBP: 0.333, SLG: 0.393 Bob Bailor, R (8, PR) OBP: 0.261, SLG: 0.280 (8, 5)		HBP 1B	L6		F4			BB 1B 1B	CI 1B	4 1	0 2	2 1	0 0	0 0	0 0	2 0
Mike Scioscia, L (1, 2) OBP: 0.414, SLG: 0.426		HBP 1B		HR		G3 BB		1B BB 1B	CI 1B	3	2	3	1	1	0	0
Terry Whitfield, L (1, 7) OBP: 0.286, SLG: 0.415 Reggie Williams, R (6, 7) Candy Maldonado, R (8, PH) OBP: 0.270, SLG: 0.314 Len Matuszek, L (8, PH) OBP: 0.263, SLG: 0.317 (8, 3)		K		4-3		G3		1B BB	K	3 0 0 1	0 0 0 1	0 0 0 1	0 0 0 1	0 0 0 1	1 0 0 1	3 0 0 2
Steve Sax, R (1, 4) OBP: 0.346, SLG: 0.302		HBP		G4-6-3 BB		F9		1B 1B	S 1B	3	1	2	2	1	0	1
Bob Welch, R (1, 1) OBP: 0.231, SLG: 0.154 Ken Howell, R (8, 1) Tom Niedenfuer, R (7, 1) OBP: 0.000, SLG: 0.000 Brian Holton, R (7, 1) Franklin Stubbs, L (8, PH) OBP: 0.000, SLG: 0.000 Jose Gonzalez, R (8, PR) (8, 7) Jay Johnstone, L (9, PH) OBP: 0.000, SLG: 0.273 Stu Pederson, L (9, 7)		K		G4-6-3		6-3		G3-4	K	3 0 0 0 1 0 1 0	0 0 0 0 0 0 0 0	0 0 0 0 1 0 2 0	0 0 0 0 2 1 0 0	1 0 0 0 0 0 1 0	5 0 0 0 0 0 2 0	0 0 0 0 0 0 0 0
Inning Stats	R: 0 E: 0 K: 0 S: 3 H: 0 LOB: 0 BB: 0 P: 3	R: 0 E: 0 K: 2 S: 9 H: 2 LOB: 3 BB: 0 P: 10	R: 0 E: 0 K: 0 S: 4 H: 1 LOB: 2 BB: 1 P: 8	R: 1 E: 0 K: 0 S: 3 H: 1 LOB: 0 BB: 1 P: 7	R: 2 E: 1 K: 0 S: 5 H: 2 LOB: 0 BB: 0 P: 5	R: 0 E: 0 K: 0 S: 3 H: 0 LOB: 1 BB: 1 P: 7	R: 0 E: 0 K: 1 S: 4 H: 0 LOB: 0 BB: 1 P: 8	R: 5 E: 0 K: 0 S: 8 H: 5 LOB: 2 BB: 2 P: 16	R: 1 E: 1 K: 2 S: 10 H: 2 LOB: 2 BB: 0 P: 10	1B: 11 2B: 0 3B: 0 HR: 2 SF: 0 SAC: 0 DP: 1 HBP: 1						

PITCHER		IP	WLS	BF	H	R	ER	SO	BB	IBB	HBP	BLK	WP	HR	S	P	ERA	WHIP
Len Barker, R ERA: 5.6	(1, 1)	5.0		23	6	3	3	2	2	0	1	0	0	2	24	33	5.40	1.600
Rick Camp, R ERA: 3.97	(6, 1)	2.0		7	0	0	0	1	2	0	0	0	0	0	7	15	0.00	1.000
Zane Smith, L ERA: 3.62	(8, 1)	0.1		3	2	2	2	0	0	0	0	0	0	0	3	3	54.00	6.000
Bruce Sutter, R ERA: 4.25	(8, 1)	0.2	L	7	3	3	3	0	1	1	0	0	0	0	5	13	40.50	6.000
Gene Garber, R ERA: 3.95	(9, 1)	1.0		6	2	1	0	2	0	0	0	0	0	0	10	10	0.00	2.000

PITCHER	IP	WLS	BF	H	R	ER	SO	BB	IBB	HBP	BLK	WP	HR	S	P	ERA	WHIP

TOP

Los Angeles Dodgers @ Atlanta Braves

Atlanta-Fulton County Stadium, Atlanta, GA

Mon Sep 09 1985, 7:05 PM EDT

Att. 3,137 - Unknown

livebaseballscorecards.com

AB	38
R	9
H	13
RBI	9
BB	6
SO	5
LOB	25

WP: 0 PB: 0 SB: 2 CS: 1 PA: 46

BOTTOM

Los Angeles Dodgers @ Atlanta Braves

Atlanta-Fulton County Stadium, Atlanta, GA

Mon Sep 09 1985, 7:05 PM EDT

Att. 3,137 - Unknown

livebaseballscorecards.com

Batter	1	2	3	4	5	6	7	8	9	AB	R	H	RBI	BB	SO	LOB
Claudell Washington, L (1, 9) OBP: 0.342, SLG: 0.445	K			HBP, 1B, BB	G3		K		G3	3	1	0	0	1	2	1
Zane Smith, L (8, 1) OBP: 0.133, SLG: 0.133										0	0	0	0	0	0	0
Bruce Sutter, R (8, 1)										0	0	0	0	0	0	0
Rafael Ramirez, R (9, 6) OBP: 0.281, SLG: 0.340										1	0	0	0	0	0	0
Glenn Hubbard, R (1, 4) OBP: 0.320, SLG: 0.318	F7			FC3-6, 1B, HBP (1-2)		HR	BB, 2B, 1B (1-2)		F4	4	2	2	1	0	0	0
Dale Murphy, R (1, 8) OBP: 0.379, SLG: 0.547	4-3			FC3-6, 1B (1-2, 2-H)		BB, 6-3, 1B	2B, 1B, BB (1-2, 2-3)		1B, E, WP, 1B	4	2	3	1	1	0	0
Gerald Perry, L (1, 3) OBP: 0.279, SLG: 0.244		F5		FC3-6, S (1-2f, 2-3)		6-3 (1-2)	1B, 2B (1-3, 2-H, 3-H)		E5, WP, 1B (1-2)	4	1	1	2	0	0	3
Bob Horner, R (9, PH) OBP: 0.350, SLG: 0.527										1	0	0	0	0	0	1
Terry Harper, R (1, 7) OBP: 0.324, SLG: 0.412		6-3-5, 1B		F3 (1-2)		BB, BB	CS, 1B (2-H, 3-H)		WP, 1B (1-2, 2-3)	4	0	3	2	1	0	2
Ken Oberkfell, L (1, 5) OBP: 0.366, SLG: 0.378		6-3-5 (1-3f)		IBB		G6-4-3, BB (1-2, 2-3)	CS (1-2)	E4, FC6-4	L4 (1-2, 2-3, 3-H)	3	0	0	0	2	0	3
Paul Zuvella, R (1, 6) OBP: 0.248, SLG: 0.248	4-3			F6		G6-4-3 (1-2f)		FC6-4, FC4-6 (1-2f)		4	0	0	0	0	0	7
Brad Komminsk, R (9, 9) OBP: 0.312, SLG: 0.309										0	0	0	0	0	0	0
Bruce Benedict, R (1, 2) OBP: 0.318, SLG: 0.260	F3				4-3		BB, 1B, 2B, 1B	FC4-6 (1-2f)		3	0	1	0	0	0	0
Andres Thomas, R (7, PR)										0	1	0	0	0	0	0
Rick Cerone, R (8, 2) OBP: 0.288, SLG: 0.284										1	0	0	0	0	0	1
Len Barker, R (1, 1)	K				4-3		F8	K		1	0	0	0	0	1	0
Albert Hall, S (5, PH) OBP: 0.206, SLG: 0.219										1	0	0	0	0	0	0
Rick Camp, R (6, 1) OBP: 0.308, SLG: 0.500										0	0	0	0	0	0	0
Milt Thompson, L (7, PH) OBP: 0.333, SLG: 0.377										1	0	0	0	0	0	1
(8, 9)																
John Rabb, R (8, PH)										1	0	0	0	0	1	1
Gene Garber, R (9, 1) OBP: 0.250, SLG: 0.250										0	0	0	0	0	0	0
Inning Stats	R: 0 E: 0 K: 1 S: 5 H: 0 LOB: 0 BB: 0 P: 5	R: 0 E: 0 K: 0 S: 3 H: 1 LOB: 0 BB: 0 P: 3	R: 0 E: 0 K: 1 S: 5 H: 0 LOB: 0 BB: 0 P: 5	R: 1 E: 0 K: 0 S: 4 H: 1 LOB: 3 BB: 2 P: 13	R: 0 E: 0 K: 0 S: 3 H: 0 LOB: 0 BB: 0 P: 3	R: 1 E: 0 K: 0 S: 4 H: 2 LOB: 2 BB: 2 P: 12	R: 4 E: 0 K: 1 S: 8 H: 4 LOB: 1 BB: 1 P: 12	R: 0 E: 1 K: 1 S: 6 H: 0 LOB: 1 BB: 0 P: 6	R: 1 E: 1 K: 0 S: 6 H: 2 LOB: 2 BB: 0 P: 6	1B: 8 2B: 2 3B: 0 HR: 1 SF: 0 SAC: 0 DP: 2 HBP: 1	WP: 1 PB: 0 SB: 1 CS: 1 PA: 43					

PITCHER		IP	WLS	BF	H	R	ER	SO	BB	IBB	HBP	BLK	WP	HR	S	P	ERA	WHIP
Bob Welch, R ERA: 2.33	(1, 1)	5.1		23	4	2	2	2	2	1	1	0	0	1	23	36	3.38	1.125
Ken Howell, R ERA: 3.13	(6, 1)	1.1		7	2	3	3	1	2	0	0	0	0	0	7	15	20.25	3.000
Tom Niedenfuer, R ERA: 2.37	(7, 1)	0.0		1	1	0	0	0	0	0	0	0	0	0	1	1	∞	∞
Brian Holton, R ERA:	(7, 1)	0.1	W	1	1	1	1	0	0	0	0	0	0	0	1	1	27.00	3.000
Dennis Powell, L ERA: 4.34	(8, 1)	2.0	S	10	2	1	0	1	0	0	0	0	1	0	12	12	0.00	1.000

PITCHER	IP	WLS	BF	H	R	ER	SO	BB	IBB	HBP	BLK	WP	HR	S	P	ERA	WHIP

AB	36
R	7
H	10
RBI	6
BB	5
SO	4
LOB	20

Los Angeles Dodgers @ Atlanta Braves

Atlanta-Fulton County Stadium, Atlanta, GA

Tue Sep 10 1985, 7:05 PM EDT

Unknown

TOP

livebaseballscorecards.com

Batter	1	2	3	4	5	6	7	8	9	AB	R	H	RBI	BB	SO	LOB
Mariano Duncan, R (1, 6) OBP: 0.288, SLG: 0.339	BBBB 4-0 1B BB	0-0 FC4-6 1-2 2-H 3-H 1B	0-0 2-H 3-H 3B			0-0 ② F5		0-0 G3 1-3 2-H 1B		4	0	3	5	1	0	0
Ken Landreaux, L (1, 8) OBP: 0.303, SLG: 0.401 Reggie Williams, R (8, 8)	0-0 G6-4-3 1-2 1B	0-0 ② FC4-6 1-2f 2-3 BB 1B	0-0 ③ G3			0-0 ③ 5-3		0-0 ② G3 1-2 3-H		5 0	1 0	1 0	1 0	0 0	0 0	4 0
Mike Marshall, R (1, 9) OBP: 0.328, SLG: 0.467 Franklin Stubbs, L (8, 3) OBP: 0.500, SLG: 0.500	0-0 ① F9	BBBB 4-0 1B 1-2 BB	H 1-0 G5-4-3 HBP				0-0 ① 5-3	0-0 ③ F9		3 0	0 0	0 0	0 0	1 0	0 0	3 0
Greg Brock, L (1, 3) OBP: 0.324, SLG: 0.430 Jose Gonzalez, R (8, 9)	0-0 ②③ G6-4-3 1-2f	0-0 FC5-4 1-3 2-H 3-H 1B	SSS 0-3 ① K				0-0 ② 4-3		SSS 0-3 ① K	4 1	0 0	1 0	2 0	0 0	1 1	3 0
Bill Madlock, R (1, 5) OBP: 0.333, SLG: 0.393 Ralph Bryant, L (7, PH) Bob Bailor, R (7, 5) OBP: 0.259, SLG: 0.278		1B 1B FC5-4 1-2f	0-0 ②③ G5-4-3 1-2f				SSS 0-3 ③ K		0-0 ② F7	3 1 1	1 0 0	1 0 0	0 0 0	0 0 0	0 1 0	3 0 0
Mike Scioscia, L (1, 2) OBP: 0.414, SLG: 0.426 Gilberto Reyes, R (9, PH) (9, 2)	0-0 1B BB 1-3 1B 1B	0-0 ① 4-3			0-0 ① F8			BBBB 4-0 E S FC6-4 BB	SSS 0-3 ③ K	3 1	2 0	1 0	0 0	1 0	0 1	0 0
Len Matuszek, L (1, 7) OBP: 0.263, SLG: 0.312 Stu Pederson, L (9, 7)	SSS 0-3 ① K	BBBB 4-0 SH1-4 1B 3B BB	SSS 0-3 ② K					0-0 E6 FC6-4 1-3		3 0	1 0	0 0	0 0	1 0	2 0	3 0
Steve Sax, R (1, 4) OBP: 0.347, SLG: 0.302	BBBB 4-0 1B 1-2 1B BB	0-0 SH1-4 1-2 3B 1B	0-0 ③ 5-3					0-0 ① FC6-4 1B 1-2f 3-H 1B		3	3	1	1	1	0	1
Rick Honeycutt, L (1, 1) OBP: 0.216, SLG: 0.176	0-0 FC4-6 1B 1-2 2-3 3-H 1B	0-0 ② SH1-4 1-2 2-3				0-0 ① 4-3		0-0 1B 1-2 G3 1B		3	2	2	1	0	0	0
Inning Stats	R: 0 E: 0 K: 0 S: 3 H: 1 LOB: 1 BB: 1 P: 7	R: 5 E: 0 K: 1 S: 10 H: 5 LOB: 2 BB: 2 P: 18	R: 2 E: 0 K: 0 S: 5 H: 2 LOB: 1 BB: 1 P: 9	R: 0 E: 0 K: 1 S: 4 H: 0 LOB: 0 BB: 0 P: 5	R: 0 E: 0 K: 1 S: 5 H: 0 LOB: 0 BB: 0 P: 5	R: 0 E: 0 K: 0 S: 3 H: 0 LOB: 0 BB: 0 P: 3	R: 0 E: 0 K: 1 S: 5 H: 0 LOB: 0 BB: 0 P: 5	R: 3 E: 1 K: 0 S: 6 H: 2 LOB: 1 BB: 1 P: 10	R: 0 E: 0 K: 2 S: 7 H: 0 LOB: 0 BB: 0 P: 7	1B: 9 2B: 0 3B: 1 HR: 0 SF: 0 SAC: 1 DP: 2 HBP: 1						

	AB	35
	R	10
	H	10
	RBI	10
	BB	5
	SO	6
	LOB	17

WP: 0 PB: 0 SB: 1 CS: 0 PA: 42

PITCHER		IP	WLS	BF	H	R	ER	SO	BB	IBB	HBP	BLK	WP	HR	S	P	ERA	WHIP
Pascual Perez, R ERA: 6.49	(1, 1)	1.2	L	12	5	5	5	1	3	0	0	0	0	0	11	23	27.00	4.800
Jeff Dedmon, R ERA: 3.91	(2, 1)	4.1		17	3	2	2	2	1	0	1	0	0	0	19	24	4.15	0.923
Rick Camp, R ERA: 3.98	(7, 1)	2.0		10	2	3	1	1	1	0	0	0	0	0	11	15	4.50	1.500
Dave Schuler, L ERA: 11.81	(9, 1)	1.0		3	0	0	0	2	0	0	0	0	0	0	7	7	0.00	0.000

PITCHER	IP	WLS	BF	H	R	ER	SO	BB	IBB	HBP	BLK	WP	HR	S	P	ERA	WHIP

BOTTOM

Batter	1	2	3	4	5	6	7	8	9	AB	R	H	RBI	BB	SO	LOB
Rafael Ramirez, R (1, 6) OBP: 0.281, SLG: 0.340	4-3		SF9			G3		1B		3	0	1	1	0	0	1
Dave Schuler, R (9, 1)										0	0	0	0	0	0	0
Glenn Hubbard, R (1, 4) OBP: 0.320, SLG: 0.316	BB G6-4-3		1-3			F3		F2		3	0	0	0	1	0	3
Dale Murphy, R (1, 8) OBP: 0.380, SLG: 0.545	G6-4-3 1-2f			F9		BB			G5-4-3 1B	3	0	1	0	1	0	1
Bob Horner, R (1, 3) OBP: 0.346, SLG: 0.522		K		5-3		F3			G5-4-3 1-2f	4	0	0	0	0	1	3
Terry Harper, R (1, 7) OBP: 0.323, SLG: 0.411		5-3		F3			F7		1B	4	0	1	0	0	0	0
Ken Oberkfell, L (1, 5) OBP: 0.363, SLG: 0.374		F7			F7		4-3		1-3	4	0	0	0	0	0	1
Brad Komminsk, R (1, 9) OBP: 0.312, SLG: 0.307			BB SH5-4 1B SF9		F3		K			2	1	0	0	1	1	0
Bruce Benedict, R (1, 2) OBP: 0.318, SLG: 0.262			1B SH5-4 1-2		F5			F8		3	0	1	0	0	0	0
Pascual Perez, R (1, 1) OBP: 0.250, SLG: 0.167			SH5-4 1-2 2-3			G3 2B		6-3		0	0	0	0	0	0	0
Jeff Dedmon, L (2, 1) OBP: 0.200, SLG: 0.111										0	0	0	0	0	0	0
Paul Runge, R (6, PH) OBP: 0.344, SLG: 0.269										1	0	1	0	0	0	0
Rick Camp, R (7, 1) OBP: 0.308, SLG: 0.500										0	0	0	0	0	0	0
Rick Cerone, R (8, PH) OBP: 0.287, SLG: 0.283										1	0	0	0	0	0	0
Andres Thomas, R (9, 6)										0	0	0	0	0	0	0
Inning Stats	R: 0 E: 0 K: 0 S: 2 H: 0 LOB: 0 BB: 1 P: 6	R: 0 E: 0 K: 1 S: 5 H: 0 LOB: 0 BB: 0 P: 5	R: 1 E: 0 K: 0 S: 4 H: 1 LOB: 1 BB: 1 P: 8	R: 0 E: 0 K: 0 S: 3 H: 0 LOB: 0 BB: 0 P: 3	R: 0 E: 0 K: 0 S: 3 H: 0 LOB: 0 BB: 0 P: 3	R: 0 E: 0 K: 0 S: 4 H: 1 LOB: 2 BB: 1 P: 8	R: 0 E: 0 K: 1 S: 5 H: 0 LOB: 0 BB: 0 P: 5	R: 0 E: 0 K: 0 S: 4 H: 1 LOB: 1 BB: 0 P: 4	R: 0 E: 0 K: 0 S: 4 H: 2 LOB: 1 BB: 0 P: 4	1B: 4 2B: 1 3B: 0 HR: 0 SF: 1 SAC: 1 DP: 2 HBP: 0						

PITCHER	IP	WLS	BF	H	R	ER	SO	BB	IBB	HBP	BLK	WP	HR	S	P	ERA	WHIP
Rick Honeycutt, L (1, 1) ERA: 3.35	9.0	W	33	5	1	1	2	3	0	0	0	0	0	34	46	1.00	0.889

PITCHER	IP	WLS	BF	H	R	ER	SO	BB	IBB	HBP	BLK	WP	HR	S	P	ERA	WHIP

Los Angeles Dodgers @ Atlanta Braves

Atlanta-Fulton County Stadium, Atlanta, GA

Tue Sep 10 1985, 7:05 PM EDT

Unknown

livebaseballscorecards.com

AB	28
R	1
H	5
RBI	1
BB	3
SO	2
LOB	9

WP: 0 PB: 0 SB: 0 CS: 0 PA: 33

Batter	1	2	3	4	5	6	7	8	9	AB	R	H	RBI	BB	SO	LOB
Mariano Duncan, R (1, 6) OBP: 0.289, SLG: 0.338	E9 WP 1B 1B	K 1-2		4-3			BB 1B S BB 4-3		F8	4	2	1	0	1	1	3
Dave Anderson, R (9, PH) OBP: 0.315, SLG: 0.296 (9, 6)										1	0	0	0	0	0	2
Enos Cabell, R (1, 5) OBP: 0.311, SLG: 0.329	S 1B 2-H 1B	6-3			1B 1B		BB 1B HR 1-2 BB	F8	K	4	3	2	1	1	0	1
Carlos Diaz, R (8, 1)										1	0	0	0	0	1	2
Ken Landreaux, L (1, 8) OBP: 0.306, SLG: 0.404	CS 1-H 1B		G3		1B 1-3 1B		BB HR 1-2 2-3 1B	G3		5	1	3	1	0	0	0
Mike Marshall, R (1, 9) OBP: 0.333, SLG: 0.469	F4		BB 1B		G4-6-3 1-2 3-H 1B		HR 1-2 2-3 3-H BB	1B		4	1	3	2	1	0	1
Greg Brock, L (1, 3) OBP: 0.327, SLG: 0.437	1-2 BB		1-2 BB		K		1-H 2-H 3-H HR	K		3	1	1	4	2	2	3
Mike Scioscia, L (1, 2) OBP: 0.414, SLG: 0.432	K		F7		G4-6-3 1-2f		1B HBP		HR	4	1	1	1	0	1	5
Len Matuszek, L (1, 7) OBP: 0.265, SLG: 0.330		HR	K			5-3	SH5-4 1-3 1B		K	2	1	1	1	0	1	2
Candy Maldonado, R (6, PH) OBP: 0.271, SLG: 0.314 (6, 7)										3	0	1	0	0	1	0
Steve Sax, R (1, 4) OBP: 0.348, SLG: 0.303	S 1B			F7		F9	L4		1B 1B	5	0	2	0	0	0	2
Bobby Castillo, R (1, 1) OBP: 0.182, SLG: 0.100	K			G3		4-3	SH5-4 1-2		1-2 1B	1	0	0	0	0	1	1
Stu Pederson, L (4, PH)										1	0	0	0	0	0	0
Dennis Powell, R (4, 1)										1	0	0	0	0	0	0
Bob Bailor, R (8, 5) OBP: 0.265, SLG: 0.284										1	0	1	0	0	0	0
Inning Stats	R: 2 E: 1 K: 1 S: 7 H: 3 LOB: 1 BB: 1 P: 11	R: 1 E: 0 K: 2 S: 9 H: 2 LOB: 1 BB: 0 P: 9	R: 0 E: 0 K: 1 S: 6 H: 1 LOB: 2 BB: 1 P: 10	R: 0 E: 0 K: 0 S: 3 H: 0 LOB: 0 BB: 0 P: 3	R: 1 E: 0 K: 1 S: 7 H: 3 LOB: 1 BB: 0 P: 7	R: 0 E: 0 K: 0 S: 3 H: 0 LOB: 0 BB: 0 P: 3	R: 5 E: 0 K: 0 S: 6 H: 3 LOB: 2 BB: 3 P: 19	R: 0 E: 0 K: 1 S: 6 H: 1 LOB: 1 BB: 0 P: 6	R: 1 E: 0 K: 2 S: 10 H: 3 LOB: 2 BB: 0 P: 10	1B: 13 2B: 0 3B: 0 HR: 3 SF: 0 SAC: 1 DP: 1 HBP: 1						

PITCHER		IP	WLS	BF	H	R	ER	SO	BB	IBB	HBP	BLK	WP	HR	S	P	ERA	WHIP
Craig McMurtry, R ERA: 6.92	(1, 1)	4.0		22	9	4	4	4	2	0	0	0	1	1	28	36	9.00	2.750
Zane Smith, L ERA: 3.78	(5, 1)	2.0	L	8	1	3	3	1	2	0	0	0	0	0	8	16	13.50	1.500
Steve Shields, R ERA: 4.47	(7, 1)	2.0		11	3	2	2	1	1	0	1	0	0	1	11	16	9.00	2.000
Dave Schuler, L ERA: 11.37	(9, 1)	1.0		6	3	1	1	2	0	0	0	0	0	1	10	10	9.00	3.000

PITCHER	IP	WLS	BF	H	R	ER	SO	BB	IBB	HBP	BLK	WP	HR	S	P	ERA	WHIP

Los Angeles Dodgers @ Atlanta Braves

Atlanta-Fulton County Stadium, Atlanta, GA

Tue Sep 10 1985, 7:05 PM EDT

Att. 10,300 - Unknown

TOP

livebaseballscorecards.com

AB	40
R	10
H	16
RBI	10
BB	5
SO	8
LOB	22

WP: 1	PA: 47
PB: 0	
SB: 3	
CS: 1	

Los Angeles Dodgers @ Atlanta Braves

Atlanta-Fulton County Stadium, Atlanta, GA

Tue Sep 10 1985, 7:05 PM EDT

Att. 10,300 - Unknown

livebaseballscorecards.com

BOTTOM

Batter	1	2	3	4	5	6	7	8	9	AB	R	H	RBI	BB	SO	LOB
Milt Thompson, L (1, 7) OBP: 0.336, SLG: 0.378	CS 1B		F8 ①	1B 1B		4-3 ② 2-3			4-3 ①	5	0	2	0	0	0	1
Glenn Hubbard, R (1, 4) OBP: 0.321, SLG: 0.318	1-2 HR ① 2B		BBBB 4-0 BB 1B BB	F8 ② 2-3		F9 ③			SSS 0-3 K ②	4	2	1	0	1	1	3
Dale Murphy, R (1, 8) OBP: 0.385, SLG: 0.554	2-H HR		BBBB 4-0 1B 1-2 BB	1B 1-3 3-H 1B			BBBB 4-0 FC4-6 BB		1B	3	1	3	3	2	0	0
Gerald Perry, L (1, 3) OBP: 0.278, SLG: 0.239	BBBB 4-0 G3-6 BB		SSS 0-3 ② K	SSS 0-3 ③ K			0-0 ① FC4-6 1-2f		SSS 0-3 ③ K	4	0	0	0	1	3	6
Claudell Washington, L (1, 9) OBP: 0.341, SLG: 0.443	0-0 ②③ G3-6 1-2f		0-0 BB 1-3 2-H 1B		0-0 ① 6-3		0-0 ② F4			4	0	1	1	0	0	2
Ken Oberkfell, L (1, 5) OBP: 0.361, SLG: 0.371		0-0 ① G3	BBB 4-0 1-2 BB		0-0 E6 G1-4-3		0-0 ③ 4-3			3	0	0	0	1	0	1
Rick Cerone, R (1, 2) OBP: 0.283, SLG: 0.278		0-0 ② F4	0-0 ③ 6-3		0-0 ②③ G1-4-3 1-2f			0-0 ① 4-3		4	0	0	0	0	0	4
Paul Zuvella, R (1, 6) OBP: 0.262, SLG: 0.263		0-0 WP 1B		0-0 F8 SH2-4 1B 1B		0-0 4-3 SH1-4 1B		0-0 ② 6-3		4	1	3	0	0	0	0
Craig McMurtry, R (1, 1) OBP: 0.077, SLG: 0.077	SSS 0-3 ③ K 1-2			0-0 ① SH2-4 1-2		0-0 ① SH1-4 1-2		0-0 ③ F9		1	0	0	0	1	1	
Zane Smith, L (5, 1) OBP: 0.133, SLG: 0.133										0	0	0	0	0	0	
Steve Shields, R (7, 1) OBP: 0.071, SLG: 0.071										0	0	0	0	0	0	
Paul Runge, R (8, PH) OBP: 0.338, SLG: 0.264										1	0	0	0	0	0	
Dave Schuler, R (9, 1)										0	0	0	0	0	0	
Inning Stats	R: 2 E: 0 K: 0 S: 4 H: 3 LOB: 0 BB: 1 P: 8	R: 0 E: 0 K: 1 S: 6 H: 1 LOB: 1 BB: 0 P: 6	R: 1 E: 0 K: 1 S: 6 H: 1 LOB: 3 BB: 3 P: 18	R: 1 E: 0 K: 1 S: 8 H: 3 LOB: 2 BB: 0 P: 8	R: 0 E: 1 K: 0 S: 3 H: 0 LOB: 0 BB: 0 P: 3	R: 0 E: 0 K: 0 S: 4 H: 1 LOB: 1 BB: 0 P: 4	R: 0 E: 0 K: 0 S: 3 H: 0 LOB: 1 BB: 1 P: 7	R: 0 E: 0 K: 0 S: 3 H: 0 LOB: 0 BB: 0 P: 3	R: 0 E: 0 K: 2 S: 8 H: 1 LOB: 1 BB: 0 P: 8	1B: 8 2B: 1 3B: 0 HR: 1	SF: 0 SAC: 2 DP: 2 HBP: 0						

AB	33
R	4
H	10
RBI	4
BB	5
SO	5
LOB	18

WP: 1 PB: 0 SB: 0 CS: 1 PA: 40

PITCHER		IP	WLS	BF	H	R	ER	SO	BB	IBB	HBP	BLK	WP	HR	S	P	ERA	WHIP
Bobby Castillo, R ERA: 5.61	(1, 1)	3.0		16	5	3	3	2	4	0	0	0	1	1	16	32	9.00	3.000
Dennis Powell, L ERA: 3.97	(4, 1)	4.0	W	17	4	1	1	1	1	0	0	0	0	0	18	22	2.25	1.250
Carlos Diaz, L ERA: 2.36	(8, 1)	2.0		7	1	0	0	2	0	0	0	0	0	0	11	11	0.00	0.500

PITCHER	IP	WLS	BF	H	R	ER	SO	BB	IBB	HBP	BLK	WP	HR	S	P	ERA	WHIP

Los Angeles Dodgers @ Atlanta Braves

Atlanta-Fulton County Stadium, Atlanta, GA

Wed Sep 11 1985, 7:05 PM EDT

Att. 6,205 - Unknown

TOP

livebaseballscorecards.com

Batter	1	2	3	4	5	6	7	8	9	AB	R	H	RBI	BB	SO	LOB
Steve Sax, R (1, 4) OBP: 0.347, SLG: 0.304	6-3		1B	1B 1B 1B 5-3			6-3		F6	6	2	2	0	0	0	2
Ken Landreaux, L (1, 8) OBP: 0.312, SLG: 0.408 Reggie Williams, R (8, 8)	F2		1B 1-3 WP	1-3 1B	E7 2B		1B		K	5 1	3 0	4 0	0 0	0 0	0 1	0 0
Mike Marshall, R (1, 9) OBP: 0.338, SLG: 0.475 Brian Holton, R (7, 1) Ralph Bryant, L (9, PH) Carlos Diaz, R (9, 1)	K		WP HR 1-3 3-H 1B	1B 1B E 2-H 3-H 1B	2-H 2B		1-3 1B		K	5 0 1 0	2 0 0 0	4 0 0 0	4 0 0 0	0 0 0 0	1 0 1 0	0 0 1 0
Greg Brock, L (1, 3) OBP: 0.329, SLG: 0.445 Franklin Stubbs, L (7, PH) OBP: 0.400, SLG: 0.400 (7, 3)		4-3	1-H 3-H HR	E 1B 1-2 BB 1B	F5		4-3			4 1	2 0	2 0	2 0	0 0	0 0	1 1
Bill Madlock, R (1, 5) OBP: 0.332, SLG: 0.390 Bob Bailor, R (8, 5) OBP: 0.265, SLG: 0.284	K		1B SF7 1B	F4	F9			5-3		5 0	1 0	1 0	0 0	0 0	1 0	3 0
Mike Scioscia, L (1, 2) OBP: 0.417, SLG: 0.434 Gilberto Reyes, R (7, 2)	BB		1B 1-3 1B	BB E 5-3 1-2 2-3 1B	1-3			BB		3 0	1 0	2 0	0 0	1 1	0 0	1 0
Len Matuszek, L (1, 7) OBP: 0.262, SLG: 0.326 Candy Maldonado, R (6, PH) OBP: 0.273, SLG: 0.316 (6, 7)	K2-3		SF7 3-H	E6 5-3 BB 1-2 2-3 3-H		G4-3 1B		K		2 2	0 0	0 1	2 0	0 0	1 1	3 1
Dave Anderson, R (1, 6) OBP: 0.316, SLG: 0.296			F8 1-2 1B	5-3 1-2 2-3 3-H BB		F4		F9		4	0	1	1	1	0	2
Fernando Valenzuela, L (1, 1) OBP: 0.193, SLG: 0.253 Jose Gonzalez, R (7, 9)			HR 3-4-1	5-3 1-2 2-3 3-H		G4-3 1-2f			1-3	4 1	1 0	1 0	2 0	0 0	0 0	5 0

	AB	R	H	RBI	BB	SO	LOB
	44	12	18	11	3	6	20

Inning Stats																												
	R: 0	H: 0	R: 0	H: 0	R: 6	H: 8	R: 5	H: 5	R: 1	H: 2	R: 0	H: 1	R: 0	H: 2	R: 0	H: 0	R: 0	H: 0	1B: 15	SF: 1	WP: 1	PA: 48
	E: 0	LOB: 0	E: 0	LOB: 1	E: 0	LOB: 2	E: 1	LOB: 2	E: 1	LOB: 1	E: 0	LOB: 0	E: 0	LOB: 1	E: 0	LOB: 1	E: 0	LOB: 1	2B: 1	SAC: 0	PB: 0	
	K: 1	BB: 0	K: 2	BB: 1	K: 0	BB: 0	K: 0	BB: 1	K: 0	BB: 0	K: 0	BB: 0	K: 0	BB: 0	K: 1	BB: 1	K: 2	BB: 0	3B: 0	DP: 1	SB: 0	
	S: 5	P: 5	S: 7	P: 11	S: 11	P: 11	S: 9	P: 13	S: 5	P: 5	S: 3	P: 3	S: 4	P: 4	S: 5	P: 9	S: 8	P: 8	HR: 2	HBP: 0	CS: 0	

PITCHER		IP	WLS	BF	H	R	ER	SO	BB	IBB	HBP	BLK	WP	HR	S	P	ERA	WHIP
Steve Bedrosian, R ERA: 3.57	(1, 1)	2.2	L	17	8	6	6	3	1	0	0	0	1	2	22	26	20.25	3.375
Steve Shields, R ERA: 4.92	(3, 1)	0.2		7	5	5	3	0	0	0	0	0	0	0	7	7	40.50	7.500
Rick Camp, R ERA: 4.0	(4, 1)	1.2		9	2	1	1	0	1	0	0	0	0	0	8	12	5.40	1.800
Dave Schuler, L ERA: 8.64	(6, 1)	2.0		7	3	0	0	0	0	0	0	0	0	0	7	7	0.00	1.500
Terry Forster, L ERA: 2.09	(8, 1)	1.0		4	0	0	0	1	1	0	0	0	0	0	5	9	0.00	1.000

PITCHER		IP	WLS	BF	H	R	ER	SO	BB	IBB	HBP	BLK	WP	HR	S	P	ERA	WHIP
Gene Garber, R ERA: 3.89	(9, 1)	1.0		4	0	0	0	2	0	0	0	0	0	0	8	8	0.00	0.000

Los Angeles Dodgers @ Atlanta Braves

Atlanta-Fulton County Stadium, Atlanta, GA

Wed Sep 11 1985, 7:05 PM EDT

Att. 6,205 - Unknown

BOTTOM

Batter	1	2	3	4	5	6	7	8	9	AB	R	H	RBI	BB	SO	LOB
Rafael Ramirez, R (1, 6) OBP: 0.279, SLG: 0.338	S S S 0-3 ① K	x 0-0 ③ 6-3			x 0-0 ① F3		x 0-0 ① F9		x 0-0 1B	4	0	0	0	0	1	3
Paul Zuvella, R (8, 6) OBP: 0.268, SLG: 0.269 (9, 4)										1	0	1	0	0	0	0
Glenn Hubbard, R (1, 4) OBP: 0.318, SLG: 0.314	x 0-0 ② F9		x 0-0 ① F9		x 0-0 ② F6		x 0-0 ② F9		x 0-0 ① F7	4	0	0	0	0	0	1
Andres Thomas, R (9, 6)										1	0	0	0	0	0	1
Dale Murphy, R (1, 8) OBP: 0.387, SLG: 0.553	B B B B 4-0 BB		B B B B 4-0 1B BB		x 0-0 ③ 4-3		x 0-0 ③ 4-3		x 0-0 ② F7	1	0	0	0	2	0	0
Dave Schuler, R (6, 1)										0	0	0	0	0	0	0
Chris Chambliss, L (7, PH) OBP: 0.295, SLG: 0.327										1	0	0	0	0	0	1
Terry Forster, L (8, 1)										0	0	0	0	0	0	0
Gene Garber, R (9, 1) OBP: 0.250, SLG: 0.250										0	0	0	0	0	0	0
Rick Cerone, R (9, PH) OBP: 0.281, SLG: 0.277										1	0	0	0	0	0	1
Bob Horner, R (1, 3) OBP: 0.345, SLG: 0.518	x 0-0 ③ F8		x 0-0 1-2 G6-4-3 1B			x 0-0 ① F9		x 0-0 ① F9	x 0-0 ③ F7	5	0	1	0	0	0	2
Terry Harper, R (1, 7) OBP: 0.324, SLG: 0.411		x 0-0 1B PB WP 1B	x 0-0 ② ③ G6-4-3 1-2f			x 0-0 ② F9		x 0-0 1B 2B 1B		4	2	2	0	0	0	2
Ken Oberkfell, L (1, 5) OBP: 0.364, SLG: 0.372		B B B B 4-0 WP 1B 1-2 BB		x 0-0 ① F5		x 0-0 BB 1B		x 0-0 2B 4-3 1-2 1B		2	0	1	0	1	0	0
Paul Runge, R (8, 5) OBP: 0.348, SLG: 0.278										1	1	1	0	0	0	0
Brad Komminsk, R (1, 9) OBP: 0.321, SLG: 0.322		x 0-0 WP 1-2 2-3 1B		x 0-0 2B		B B B B 4-0 1-2 BB		x 0-0 1-3 2-H 2B		3	0	3	1	1	0	0
Bruce Benedict, R (1, 2) OBP: 0.312, SLG: 0.256		x 0-0 ① F4 1-2 2-3 3-H		x 0-0 ② 5-3		x 0-0 ③ F9		x 0-0 ② 4-3 3-H		4	0	0	1	0	0	6
Steve Bedrosian, R (1, 1) OBP: 0.070, SLG: 0.070		x 0-0 ② 4-3		x 0-0 ③ F3			B B B B 4-0 BB	x 0-0 ③ F7		1	0	0	0	0	0	2
Steve Shields, R (3, 1) OBP: 0.071, SLG: 0.071										0	0	0	0	0	0	0
Rick Camp, R (4, 1) OBP: 0.286, SLG: 0.462										1	0	0	0	0	0	1
Albert Hall, S (6, 8) OBP: 0.222, SLG: 0.212										1	0	0	0	1	0	1
Inning Stats	R: 0 H: 0 E: 0 LOB: 1 K: 1 BB: 1 S: 5 P: 9	R: 1 H: 2 E: 0 LOB: 2 K: 0 BB: 1 S: 5 P: 9	R: 0 H: 1 E: 0 LOB: 1 K: 0 BB: 1 S: 3 P: 7	R: 0 H: 1 E: 0 LOB: 1 K: 0 BB: 0 S: 4 P: 4	R: 0 H: 0 E: 0 LOB: 0 K: 0 BB: 0 S: 3 P: 3	R: 0 H: 1 E: 0 LOB: 2 K: 0 BB: 1 S: 4 P: 8	R: 0 H: 0 E: 0 LOB: 1 K: 0 BB: 1 S: 3 P: 7	R: 2 H: 3 E: 0 LOB: 1 K: 0 BB: 0 S: 6 P: 6	R: 0 H: 1 E: 0 LOB: 1 K: 0 BB: 0 S: 4 P: 4	1B: 7 SF: 0 2B: 2 SAC: 0 3B: 0 DP: 1 HR: 0 HBP: 0						

livebaseballscorecards.com

AB	35
R	3
H	9
RBI	2
BB	5
SO	1
LOB	21

PITCHER		IP	WLS	BF	H	R	ER	SO	BB	IBB	HBP	BLK	WP	HR	S	P	ERA	WHIP
Fernando Valenzuela, L ERA: 2.24	(1, 1)	6.0	W	26	5	1	1	1	4	0	0	0	1	0	24	40	1.50	1.500
Brian Holton, R ERA: 7.71	(7, 1)	2.0		10	3	2	2	0	1	0	0	0	0	0	9	13	9.00	2.000
Carlos Diaz, L ERA: 2.32	(9, 1)	1.0		4	1	0	0	0	0	0	0	0	0	0	4	4	0.00	1.000

PITCHER	IP	WLS	BF	H	R	ER	SO	BB	IBB	HBP	BLK	WP	HR	S	P	ERA	WHIP

Los Angeles Dodgers @ Atlanta Braves

Atlanta-Fulton County Stadium, Atlanta, GA

Thu Sep 12 1985, 7:05 PM EDT

Att. 5,064 - Unknown

livebaseballscorecards.com

Batter	1	2	3	4	5	6	7	8	9	AB	R	H	RBI	BB	SO	LOB
Mariano Duncan, R (1, 6) OBP: 0.288, SLG: 0.335	5-3		B5	4-3 (2-3)		K			BB (1B, 1B)	4	1	0	0	1	1	3
Ken Landreaux, L (1, 8) OBP: 0.315, SLG: 0.418	HR		1B (1B, SF7)	1-3			3-1		1B (1-2)	5	2	3	1	0	0	1
Mike Marshall, R (1, 9) OBP: 0.343, SLG: 0.477	BB (2B, 4-3)		1B (1-3, SF7, HR)		BB (G4-6-3)		K		1B (1-2, 2-H)	3	2	2	1	2	1	0
Greg Brock, L (1, 3) OBP: 0.327, SLG: 0.446	2B (4-3, 1-3)		SF7 (1-2, 3-H)		G4-6-3 (1-2f)		G3		F8	4	0	1	1	0	0	3
Bill Madlock, R (1, 5) OBP: 0.331, SLG: 0.395	4-3 (2-3, 3-H)		HR (2-H)		1-3			K	L7	5	1	1	3	0	1	3
Mike Scioscia, L (1, 2) OBP: 0.416, SLG: 0.438	F7		3B			1-3		4-3		4	0	1	0	0	0	1
Len Matuszek, L (1, 7) OBP: 0.259, SLG: 0.323		F8	4-3			FC6-4 (1B)		1B (2B)		2	0	0	0	0	0	1
Candy Maldonado, R (6, PH) OBP: 0.277, SLG: 0.320 (6, 7)										1	0	1	0	0	0	0
Terry Whitfield, L (8, PH) OBP: 0.293, SLG: 0.432 (8, 7)										1	0	1	0	0	0	0
Steve Sax, R (1, 4) OBP: 0.351, SLG: 0.311		CS (3B)		BB (S, SH1-4)		FC6-4 (1B, 1-2f)		1B (2-H)		3	0	2	0	1	0	1
Jerry Reuss, L (1, 1) OBP: 0.167, SLG: 0.141		K (3-H)		SH1-4 (1-2)		1B (1-3)			K	1	0	0	0	0	1	1
Bobby Castillo, R (3, 1) OBP: 0.182, SLG: 0.100										0	0	0	0	0	0	0
Enos Cabell, R (6, PH) OBP: 0.314, SLG: 0.331										1	0	1	0	0	0	0
Carlos Diaz, R (6, 1)										0	0	0	0	0	0	0
Stu Pederson, L (9, PH)										1	0	0	0	0	1	0
Inning Stats	R: 2 E: 0 K: 0 S: 5 H: 2 LOB: 1 BB: 1 P: 9	R: 0 E: 0 K: 1 S: 5 H: 1 LOB: 0 BB: 0 P: 5	R: 3 E: 0 K: 0 S: 7 H: 4 LOB: 1 BB: 0 P: 7	R: 0 E: 0 K: 0 S: 3 H: 0 LOB: 1 BB: 1 P: 7	R: 0 E: 0 K: 0 S: 2 H: 0 LOB: 0 BB: 1 P: 6	R: 0 E: 0 K: 1 S: 7 H: 2 LOB: 2 BB: 0 P: 7	R: 0 E: 0 K: 1 S: 5 H: 0 LOB: 0 BB: 0 P: 5	R: 0 E: 0 K: 1 S: 6 H: 2 LOB: 2 BB: 0 P: 6	R: 1 E: 0 K: 1 S: 7 H: 2 LOB: 2 BB: 1 P: 11	1B: 7 2B: 2 3B: 2 HR: 2	SF: 1 SAC: 1 DP: 1 HBP: 0					

TOP

AB	35
R	6
H	13
RBI	6
BB	4
SO	5
LOB	14

WP: 0 PB: 0 SB: 1 CS: 1 PA: 41

PITCHER		IP	WLS	BF	H	R	ER	SO	BB	IBB	HBP	BLK	WP	HR	S	P	ERA	WHIP
Joe Johnson, R ERA: 2.76	(1, 1)	3.0		16	7	5	5	1	1	0	0	0	0	2	17	21	15.00	2.667
Zane Smith, L ERA: 3.69	(4, 1)	3.0	W	12	2	0	0	1	2	0	0	0	0	0	12	20	0.00	1.333
Gene Garber, R ERA: 3.79	(7, 1)	2.0		7	2	0	0	2	0	0	0	0	0	0	11	11	0.00	1.000
Bruce Sutter, R ERA: 4.3	(9, 1)	1.0		6	2	1	1	1	1	0	0	0	0	0	7	11	9.00	3.000

PITCHER	IP	WLS	BF	H	R	ER	SO	BB	IBB	HBP	BLK	WP	HR	S	P	ERA	WHIP

Batter	1	2	3	4	5	6	7	8	9	AB	R	H	RBI	BB	SO	LOB
Paul Zuvella, R (1, 6) OBP: 0.272, SLG: 0.275	6-3		BB 1-2	F6		6-3		E 2B		4	2	1	0	1	0	0
Glenn Hubbard, R (1, 4) OBP: 0.323, SLG: 0.321	1B		BB FC6-4 1B 1-2 2-H	F8		E 1B 1B		E7 HR 2-H		5	2	4	1	0	0	0
Dale Murphy, R (1, 8) OBP: 0.390, SLG: 0.554	F8		FC6-4 BB HR 1-2 2-H		1B FC3-6 1B	E8 1-3 1B		HR IBB		4	3	3	1	1	0	1
Bob Horner, R (1, 3) OBP: 0.348, SLG: 0.524	L7		BB FC6-4 1-2 2-3		F6	FC5-4 IBB		HR 1-H 2-H		3	1	1	3	2	0	2
Terry Harper, R (1, 7) OBP: 0.325, SLG: 0.410 Bruce Sutter, R (9, 1)		BB BB	FC6-4 HR 1-2f 2-3 3-H		FC3-6 1-3 1B	FC5-4 1-2f		E7 4-3		4 0	1 0	1 0	1 0	1 0	0 0	5 0
Ken Oberkfell, L (1, 5) OBP: 0.359, SLG: 0.367		F5	F4		FC3-6 BB 1-2f 3-H		F2	4-3 2-3		5	0	0	1	0	0	5
Brad Komminsk, R (1, 9) OBP: 0.326, SLG: 0.333		G6-4-3 BB 1-2	HR 1-H 3-H		BB 1-2	K	K			3	1	1	3	2	2	1
Rick Cerone, R (1, 2) OBP: 0.277, SLG: 0.272		G6-4-3 1-2f	F8		6-3	L4				4	0	0	0	0	0	4
Joe Johnson, R (1, 1) OBP: 0.200, SLG: 0.118 Albert Hall, S (3, PH) OBP: 0.243, SLG: 0.212 Zane Smith, L (4, 1) OBP: 0.129, SLG: 0.129 Paul Runge, R (6, PH) OBP: 0.343, SLG: 0.273 Gene Garber, R (7, 1) OBP: 0.250, SLG: 0.250 Rafael Ramirez, R (8, PH) OBP: 0.279, SLG: 0.337 Milt Thompson, L (9, 7) OBP: 0.336, SLG: 0.378			BB 1B BB	4-3		1-3		F5		0 0 1 1 0 1 0	0 1 0 0 0 0 0	0 0 0 0 0 0 0	0 0 0 0 0 0 0	0 1 0 0 0 0 0	0 0 0 0 0 0 0	0 0 0 0 0 0 0
Inning Stats	R: 0 E: 0 K: 0 S: 4 H: 1 LOB: 1 BB: 0 P: 4	R: 0 E: 0 K: 0 S: 2 H: 0 LOB: 1 BB: 2 P: 10	R: 6 E: 0 K: 0 S: 6 H: 3 LOB: 0 BB: 3 P: 18	R: 0 E: 0 K: 0 S: 3 H: 0 LOB: 0 BB: 0 P: 3	R: 1 E: 0 K: 0 S: 5 H: 2 LOB: 2 BB: 1 P: 9	R: 0 E: 1 K: 0 S: 5 H: 2 LOB: 3 BB: 1 P: 9	R: 0 E: 0 K: 1 S: 5 H: 0 LOB: 0 BB: 0 P: 5	R: 4 E: 2 K: 1 S: 9 H: 3 LOB: 1 BB: 1 P: 13		1B: 8 2B: 1 3B: 0 HR: 2 SF: 0 SAC: 0 DP: 1 HBP: 0						

PITCHER		IP	WLS	BF	H	R	ER	SO	BB	IBB	HBP	BLK	WP	HR	S	P	ERA	WHIP
Jerry Reuss, L ERA: 3.05	(1, 1)	2.0		12	3	4	4	0	4	0	0	0	0	0	8	24	18.00	3.500
Bobby Castillo, R ERA: 5.77	(3, 1)	3.0	L	14	3	3	3	0	2	0	0	0	0	1	12	20	9.00	1.667
Carlos Diaz, L ERA: 2.77	(6, 1)	3.0		17	5	4	4	2	0	2	0	0	0	1	19	27	12.00	1.667

PITCHER	IP	WLS	BF	H	R	ER	SO	BB	IBB	HBP	BLK	WP	HR	S	P	ERA	WHIP

BOTTOM

Los Angeles Dodgers @ Atlanta Braves

Atlanta-Fulton County Stadium, Atlanta, GA

Thu Sep 12 1985, 7:05 PM EDT

Att. 5,064 - Unknown

livebaseballscorecards.com

AB	35
R	11
H	11
RBI	10
BB	8
SO	2
LOB	18

San Francisco Giants @ Atlanta Braves

Atlanta-Fulton County Stadium, Atlanta, GA

Fri Sep 13 1985, 7:05 PM EDT

Att. 5,461 - Unknown

TOP

livebaseballscorecards.com

Batter	1	2	3	4	5	6	7	8	9	AB	R	H	RBI	BB	SO	LOB
Mike Woodard, L (1, 4) OBP: 0.400, SLG: 0.357	BB S FC6-4 1B	HR BB		4-3		FC6-4 F9 S 1-2f 2-H HBP		4-3	FC6-4 1-2f 3-H	5	3	1	2	1	0	2
Ron Roenicke, S (1, 9) OBP: 0.455, SLG: 0.449	K 1-2	1-H HR		BB		F9 1-3		1B	G3	5	1	2	2	1	1	3
Chili Davis, S (1, 8) OBP: 0.351, SLG: 0.414	FC6-4 BB 1B BB	1B		F9		HBP BB BB		F7		3	1	1	0	2	0	2
Dan Driessen, L (1, 3) OBP: 0.316, SLG: 0.360	FC6-4 1-2 2-3 BB	F9			BB	HBP 1-2 BB		3-1		2	0	0	0	3	0	2
Jeffrey Leonard, R (1, 7) OBP: 0.278, SLG: 0.403	FC6-4 1B 1-2f 2-3 3-H	F9			F9	1-2 2-3 3-H HBP			FC6-4 1B	4	0	1	2	0	0	3
Chris Brown, R (1, 5) OBP: 0.354, SLG: 0.456	1-2 3-H 1B	L9			F3	F4			FC6-4 1B E 1-2f	5	1	1	1	0	0	5
Matt Nokes, L (1, 2) OBP: 0.261, SLG: 0.435	K	2B			F8		K		E 1-2 1B 1B	5	1	2	0	0	2	3
Ricky Adams, R (1, 6) OBP: 0.223, SLG: 0.300		6-3	L9			S SH FC6-4 BB	F9		E1 1B 1-3 2-H FC6-4	4	2	0	0	1	0	2
Vida Blue, S (1, 1) OBP: 0.154, SLG: 0.120		K		6-3		SH 1-2 FC6-4	5-3		FC6-4 2-3 3-H 1B	2	0	0	0	0	1	0
Joel Youngblood, R (7, PH) OBP: 0.340, SLG: 0.333										1	0	0	0	0	0	0
Frank Williams, R (7, 1)										0	0	0	0	0	0	0
Dan Gladden, R (9, PH) OBP: 0.296, SLG: 0.315										1	0	1	1	0	0	0
Scott Garrelts, R (9, 1) OBP: 0.300, SLG: 0.333										0	0	0	0	0	0	0
Inning Stats	R: 2 E: 0 K: 2 S: 9 H: 2 LOB: 2 BB: 2 P: 17	R: 2 E: 0 K: 1 S: 7 H: 2 LOB: 1 BB: 1 P: 11	R: 0 E: 0 K: 0 S: 4 H: 1 LOB: 1 BB: 0 P: 4	R: 0 E: 0 K: 0 S: 3 H: 0 LOB: 1 BB: 1 P: 7	R: 0 E: 0 K: 0 S: 3 H: 0 LOB: 1 BB: 1 P: 7	R: 2 E: 0 K: 0 S: 4 H: 0 LOB: 3 BB: 3 P: 17	R: 0 E: 0 K: 1 S: 5 H: 0 LOB: 0 BB: 0 P: 5	R: 0 E: 0 K: 0 S: 4 H: 1 LOB: 1 BB: 0 P: 4	R: 3 E: 1 K: 0 S: 7 H: 3 LOB: 1 BB: 0 P: 7	1B: 7 2B: 1 3B: 0 HR: 1 SF: 0 SAC: 1 DP: 0 HBP: 1							

AB	37
R	9
H	9
RBI	8
BB	8
SO	4
LOB	22

WP: 0 PB: 0 SB: 3 CS: 0 PA: 47

PITCHER	IP	WLS	BF	H	R	ER	SO	BB	IBB	HBP	BLK	WP	HR	S	P	ERA	WHIP
Len Barker, R (1, 1) ERA: 5.86	3.0	L	17	5	4	4	3	3	0	0	0	0	1	20	32	12.00	2.667
Craig McMurtry, R (4, 1) ERA: 6.91	2.2		14	0	2	2	0	5	0	0	0	0	0	9	29	6.75	1.875
Rick Camp, R (6, 1) ERA: 3.96	1.1		5	0	0	0	1	0	0	1	0	0	0	6	7	0.00	0.000
Jeff Dedmon, R (8, 1) ERA: 3.93	2.0		11	4	3	1	0	0	0	0	0	0	0	11	11	4.50	2.000

PITCHER	IP	WLS	BF	H	R	ER	SO	BB	IBB	HBP	BLK	WP	HR	S	P	ERA	WHIP

BOTTOM

San Francisco Giants @ Atlanta Braves

Atlanta-Fulton County Stadium, Atlanta, GA

Fri Sep 13 1985, 7:05 PM EDT

Att. 5,461 - Unknown

livebaseballscorecards.com

Batter	1	2	3	4	5	6	7	8	9	AB	R	H	RBI	BB	SO	LOB
Paul Zuvella, R (1, 6) OBP: 0.265, SLG: 0.268 Chris Chambliss, L (9, PH) OBP: 0.293, SLG: 0.325	F4	5-3		F5			6-3		F9	4 1	0 0	0 0	0 0	0 0	0 0	3 0
Glenn Hubbard, R (1, 4) OBP: 0.327, SLG: 0.322 Claudell Washington, L (9, PH) OBP: 0.340, SLG: 0.442	F8, BLK, 1B, BB		G4-6-3, 1B		K		HBP, HBP		F5	2 1	1 0	1 0	0 0	1 0	1 0	0 0
Dale Murphy, R (1, 8) OBP: 0.388, SLG: 0.550	F8		G4-6-3		K		FC4-6, HBP		K	4	0	0	0	0	2	2
Bob Horner, R (1, 3) OBP: 0.349, SLG: 0.523	S, 1B		FC6-4, BB		K		FC4-6			3	0	1	1	1	1	2
Terry Harper, R (1, 7) OBP: 0.323, SLG: 0.406	L5		FC6-4		K				F9	4	0	0	0	0	1	2
Ken Oberkfell, L (1, 5) OBP: 0.365, SLG: 0.368		2B, BB		BLK, 2B, HBP			BB		1B	1	1	1	0	2	0	0
Brad Komminsk, R (1, 9) OBP: 0.323, SLG: 0.330 Albert Hall, S (8, PH) OBP: 0.237, SLG: 0.206 (9, 9)	K		K	K	K		K		F7	3 1	0 0	0 0	0 0	0 0	3 0	3 1
Rick Cerone, R (1, 2) OBP: 0.281, SLG: 0.284		2B		G3-4-1, 2B			K		F5	4	0	2	1	0	1	2
Len Barker, R (1, 1) Craig McMurtry, R (4, 1) OBP: 0.071, SLG: 0.071 Rick Camp, R (6, 1) OBP: 0.286, SLG: 0.462 Milt Thompson, L (7, PH) OBP: 0.333, SLG: 0.375 Jeff Dedmon, L (8, 1) OBP: 0.200, SLG: 0.111 Gerald Perry, L (9, PH) OBP: 0.281, SLG: 0.257	K	G3-4-1					4-3		HR	1 1 0 1 0 0 1	0 0 0 0 0 0 1	0 0 0 0 0 0 1	0 0 0 0 0 0 1	0 0 0 0 0 0 0	1 0 0 0 0 0 0	2 1 0 0 0 0 0
Inning Stats	R: 1 E: 0 K: 0 S: 4 H: 1 LOB: 1 BB: 1 P: 8	R: 0 E: 0 K: 2 S: 8 H: 1 LOB: 2 BB: 1 P: 12	R: 0 E: 0 K: 0 S: 3 H: 1 LOB: 1 BB: 1 P: 7	R: 1 E: 0 K: 1 S: 6 H: 1 LOB: 1 BB: 0 P: 7	R: 0 E: 0 K: 3 S: 9 H: 0 LOB: 0 BB: 0 P: 9	R: 0 E: 0 K: 3 S: 9 H: 0 LOB: 1 BB: 1 P: 13	R: 0 E: 0 K: 0 S: 3 H: 0 LOB: 2 BB: 0 P: 5	R: 0 E: 0 K: 0 S: 4 H: 1 LOB: 1 BB: 0 P: 4	R: 1 E: 0 K: 1 S: 6 H: 1 LOB: 0 BB: 0 P: 6							

AB	32
R	3
H	6
RBI	3
BB	4
SO	10
LOB	18

PITCHER		IP	WLS	BF	H	R	ER	SO	BB	IBB	HBP	BLK	WP	HR	S	P	ERA	WHIP	PITCHER	IP	WLS	BF	H	R	ER	SO	BB	IBB	HBP	BLK	WP	HR	S	P	ERA	WHIP
Vida Blue, L ERA: 4.62	(1, 1)	6.0	W	26	4	2	2	9	4	0	1	2	0	0	39	56	3.00	1.333																	
Frank Williams, R ERA: 4.76	(7, 1)	2.0		9	1	0	0	0	0	0	2	0	0	0	7	9	0.00	0.500																	
Scott Garrelts, R ERA: 2.09	(9, 1)	1.0		4	1	1	1	1	0	0	0	0	0	1	6	6	9.00	1.000																	

1B: 3	SF: 0	WP: 0	PA: 39
2B: 2	SAC: 0	PB: 0	
3B: 0	DP: 1	SB: 1	
HR: 1	HBP: 3	CS: 0	

San Francisco Giants @ Atlanta Braves

Atlanta-Fulton County Stadium, Atlanta, GA

Sat Sep 14 1985, 3:33 AM EDT

Att. 7,552 - Unknown

TOP

livebaseballscorecards.com

Batter	1	2	3	4	5	6	7	8	9	AB	R	H	RBI	BB	SO	LOB
Mike Woodard, L (1, 4) OBP: 0.368, SLG: 0.333	G3			F7		4-3		1-3 1B		4	0	1	0	0	0	0
Ron Roenicke, S (1, 9) OBP: 0.448, SLG: 0.457	F8			2B		F7		SF9 3-H		3	0	1	1	0	0	0
Chili Davis, S (1, 8) OBP: 0.348, SLG: 0.411	1-3			L7	SSS K			F7		4	0	0	0	0	1	2
Dan Driessen, L (1, 3) OBP: 0.316, SLG: 0.359		5-3		4-3			SSS K		2B 1B	4	1	1	0	0	1	1
Jeffrey Leonard, R (1, 7) OBP: 0.278, SLG: 0.404		4-3			SSS K		F6		G3 1-H 2B	4	1	1	1	0	1	0
Chris Brown, R (1, 5) OBP: 0.353, SLG: 0.454		F6			4-3		1B		SSS K	4	0	1	0	0	1	1
Matt Nokes, L (1, 2) OBP: 0.259, SLG: 0.444			F9		2B		4-3		G3 2-3	4	0	1	0	0	0	2
Ricky Adams, R (1, 6) OBP: 0.243, SLG: 0.320			F8		IBB			1B SF9 1B	3-H 2B	3	1	2	1	1	0	0
Atlee Hammaker, S (1, 1)			4-3		1-3			SSS K	SSS K	2	0	0	0	0	0	2
Joel Youngblood, R (8, PH) OBP: 0.339, SLG: 0.332										1	0	0	0	0	1	1
Greg Minton, S (8, 1)										1	0	0	0	0	1	1

	AB	34
	R	3
	H	8
	RBI	3
	BB	1
	SO	6
	LOB	10

Inning Stats	1	2	3	4	5	6	7	8	9	1B: 4	SF: 1	WP: 0	PA: 36
R	0	0	0	0	0	0	0	1	2	2B: 4	SAC: 0	PB: 0	
E	0	0	0	0	0	0	0	0	0	3B: 0	DP: 0	SB: 0	
K	0	0	0	0	1	1	1	1	2	HR: 0	HBP: 0	CS: 0	
S	3	3	3	4	6	5	6	7	10				
H	0	0	0	1	1	0	1	2	3				
LOB	0	0	0	1	2	0	1	1	1				
BB	0	0	0	0	1	0	0	0	0				
P	3	3	3	4	10	5	6	7	10				

PITCHER		IP	WLS	BF	H	R	ER	SO	BB	IBB	HBP	BLK	WP	HR	S	P	ERA	WHIP
Pascual Perez, R	(1, 1)	8.0		30	5	1	1	4	0	1	0	0	0	0	37	41	1.12	0.625
ERA: 5.92																		
Gene Garber, R	(9, 1)	1.0	L	6	3	2	2	2	0	0	0	0	0	0	10	10	18.00	3.000
ERA: 3.97																		

PITCHER	IP	WLS	BF	H	R	ER	SO	BB	IBB	HBP	BLK	WP	HR	S	P	ERA	WHIP

BOTTOM

San Francisco Giants @ Atlanta Braves

Atlanta-Fulton County Stadium, Atlanta, GA

Sat Sep 14 1985, 3:33 AM EDT

Att. 7,552 - Unknown

livebaseballscorecards.com

Batter	1	2	3	4	5	6	7	8	9	AB	R	H	RBI	BB	SO	LOB
Paul Zuvella, R (1, 6) OBP: 0.260, SLG: 0.262	5-3		6-3		6-3			G4-3 1-2f		3	0	0	0	0	0	0
Gerald Perry, L (8, PH) OBP: 0.279, SLG: 0.256										1	0	0	0	0	0	1
Gene Garber, R (9, 1) OBP: 0.250, SLG: 0.250										0	0	0	0	0	0	0
Glenn Hubbard, R (1, 4) OBP: 0.327, SLG: 0.322	K		FC6-4 1B			5-3			K	3	0	1	0	0	1	0
Milt Thompson, L (9, PH) OBP: 0.331, SLG: 0.372										1	0	0	0	0	1	0
Dale Murphy, R (1, 8) OBP: 0.387, SLG: 0.548	1B		FC6-4 1-2f			6-3			K	4	0	1	0	0	1	1
Bob Horner, R (1, 3) OBP: 0.348, SLG: 0.520	F9			5-3		5-3			FC6-4 1B	4	0	1	0	0	0	1
Terry Harper, R (1, 7) OBP: 0.324, SLG: 0.408		6-3		1B 2B			BBBBB 5-3 BB		FC6-4 1-2f	3	1	1	0	1	0	1
Ken Oberkfell, L (1, 5) OBP: 0.367, SLG: 0.371		1B		G5-4-3 2-H 1B			5-3 1-2f			3	0	2	1	0	0	1
Brad Komminsk, R (1, 9) OBP: 0.320, SLG: 0.326		F8		G5-4-3 1-2f			SSS K			3	0	0	0	0	1	2
Rick Cerone, R (1, 2) OBP: 0.278, SLG: 0.281		L8			F5			F6		3	0	0	0	0	0	1
Pascual Perez, R (1, 1) OBP: 0.227, SLG: 0.150			4-3		SSS K			BBBB G4-3 BB		2	0	0	0	0	1	0
Chris Chambliss, L (8, PH) OBP: 0.297, SLG: 0.325										0	0	0	0	1	0	0
Andres Thomas, R (8, PR) (9, 6)										0	0	0	0	0	0	0
Inning Stats	R: 0 E: 0 K: 1 S: 6 H: 1 LOB: 1 BB: 0 P: 6	R: 0 E: 0 K: 0 S: 4 H: 1 LOB: 1 BB: 0 P: 4	R: 0 E: 0 K: 0 S: 4 H: 1 LOB: 1 BB: 0 P: 4	R: 1 E: 0 K: 0 S: 4 H: 2 LOB: 0 BB: 0 P: 4	R: 0 E: 0 K: 1 S: 5 H: 0 LOB: 0 BB: 0 P: 5	R: 0 E: 0 K: 0 S: 3 H: 0 LOB: 0 BB: 0 P: 3	R: 0 E: 0 K: 1 S: 4 H: 0 LOB: 0 BB: 1 P: 8	R: 0 E: 0 K: 0 S: 2 H: 0 LOB: 1 BB: 1 P: 6	R: 0 E: 0 K: 2 S: 8 H: 1 LOB: 1 BB: 0 P: 8	1B: 5 2B: 2 3B: 0 HR: 0	SF: 0 SAC: 0 DP: 3 HBP: 0						

	AB	30
	R	1
	H	6
	RBI	1
	BB	2
	SO	5
	LOB	8

WP: 0 PB: 0 SB: 0 CS: 0 PA: 32

PITCHER		IP	WLS	BF	H	R	ER	SO	BB	IBB	HBP	BLK	WP	HR	S	P	ERA	WHIP
Atlee Hammaker, L ERA: 3.51	(1, 1)	7.0		25	5	1	1	3	1	0	0	0	0	0	30	34	1.29	0.857
Greg Minton, R ERA: 3.23	(8, 1)	2.0	W	7	1	0	0	2	1	0	0	0	0	0	10	14	0.00	1.000

PITCHER	IP	WLS	BF	H	R	ER	SO	BB	IBB	HBP	BLK	WP	HR	S	P	ERA	WHIP

San Francisco Giants @ Atlanta Braves

Atlanta-Fulton County Stadium, Atlanta, GA

Sun Sep 15 1985, 3:33 AM EDT

Att. 6,101 - Unknown

TOP

livebaseballscorecards.com

Batter	1	2	3	4	5	6	7	8	9	AB	R	H	RBI	BB	SO	LOB
Mike Woodard, L (1, 4) OBP: 0.391, SLG: 0.364	G3 1B 1B		G3			HBP 1B	4-3			4	1	2	0	0	0	1
Ron Roenicke, S (1, 9) OBP: 0.431, SLG: 0.435	F6		K			F9		4-3		4	0	0	0	0	1	2
Chili Davis, S (1, 8) OBP: 0.349, SLG: 0.412	G3 1-2 1B			G4-6-3 BB 1B		F9		4-3		4	0	2	0	0	0	1
Dan Driessen, L (1, 3) OBP: 0.319, SLG: 0.358	G3 1-2 2-3			B B B G4-6-3 1-2 BB		H 1B 1-2 HBP		B B B BB		1	0	0	0	2	0	2
Jeffrey Leonard, R (1, 7) OBP: 0.278, SLG: 0.402	S S S K			G4-6-3 1-2f 2-3		1-2 2-H 1B		F9		4	0	1	1	0	1	5
Chris Brown, R (1, 5) OBP: 0.353, SLG: 0.452		4-3		S S S K		F3			1B	4	0	1	0	0	1	3
Bob Brenly, R (1, 2) OBP: 0.311, SLG: 0.401		S S S K			4-3		F7		F6	4	0	0	0	0	1	1
Ricky Adams, R (1, 6) OBP: 0.236, SLG: 0.311 Dan Gladden, R (9, PH) OBP: 0.295, SLG: 0.314		S S S K			F9		5-3		S S S K	3 1	0 0	0 0	0 0	0 0	1 1	0 1
Roger Mason, R (1, 1) Mark Davis, L (6, 1) OBP: 0.182, SLG: 0.364 Joel Youngblood, R (7, PH) OBP: 0.341, SLG: 0.332 Bobby Moore, R (7, 1) Rob Deer, R (9, PH) OBP: 0.256, SLG: 0.327			F9		S S S K		B B B B BB		S S S K	2 0 0 0 1	0 0 0 0 0	0 0 0 0 0	0 0 0 0 0	0 0 1 0 1	1 0 0 0 1	0 0 0 0 1

Inning Stats										
	R: 0 E: 0 K: 1 S: 7	H: 2 LOB: 2 BB: 0 P: 7	R: 0 E: 0 K: 2 S: 7	H: 0 LOB: 0 BB: 0 P: 7	R: 0 E: 0 K: 1 S: 5	H: 0 LOB: 0 BB: 0 P: 5	R: 0 E: 0 K: 1 S: 5	H: 1 LOB: 1 BB: 1 P: 9	R: 0 E: 0 K: 1 S: 5	H: 0 LOB: 0 BB: 0 P: 5
	R: 1 E: 0 K: 0 S: 5	H: 2 LOB: 2 BB: 0 P: 6	R: 0 E: 0 K: 0 S: 3	H: 0 LOB: 1 BB: 1 P: 7	R: 0 E: 0 K: 0 S: 3	H: 0 LOB: 1 BB: 1 P: 7	R: 0 E: 0 K: 2 S: 8	H: 1 LOB: 1 BB: 0 P: 8	1B: 6 2B: 0 3B: 0 HR: 0	SF: 0 SAC: 0 DP: 1 HBP: 1

	AB	32
	R	1
	H	6
	RBI	1
	BB	3
	SO	8
	LOB	17

WP: 0 PA: 36
PB: 0
SB: 0
CS: 0

PITCHER		IP	WLS	BF	H	R	ER	SO	BB	IBB	HBP	BLK	WP	HR	S	P	ERA	WHIP
Steve Bedrosian, R ERA: 3.5	(1, 1)	6.0	W	24	5	1	1	6	1	0	1	0	0	0	34	39	1.50	1.000
Rick Camp, R ERA: 3.92	(7, 1)	1.0		4	0	0	0	0	1	0	0	0	0	0	3	7	0.00	1.000
Bruce Sutter, R ERA: 4.2	(8, 1)	2.0	S	8	1	0	0	2	1	0	0	0	0	0	11	15	0.00	1.000

PITCHER	IP	WLS	BF	H	R	ER	SO	BB	IBB	HBP	BLK	WP	HR	S	P	ERA	WHIP

Batter	1	2	3	4	5	6	7	8	9	AB	R	H	RBI	BB	SO	LOB
Milt Thompson, L (1, 7) OBP: 0.331, SLG: 0.371	5-3		1B	G4-3 1-2f		K2-3		F9		3	0	1	0	0	0	3
Terry Harper, R (6, PH) OBP: 0.323, SLG: 0.407										1	0	0	0	0	1	2
Rick Camp, R (7, 1) OBP: 0.286, SLG: 0.462										0	0	0	0	0	0	0
Chris Chambliss, L (8, 3) OBP: 0.295, SLG: 0.323										1	0	0	0	0	0	1
Glenn Hubbard, R (1, 4) OBP: 0.324, SLG: 0.319	6-3		F7		6-3		F6			4	0	0	0	0	0	1
Dale Murphy, R (1, 8) OBP: 0.388, SLG: 0.546	1B			1B 1B BB	F9		K			3	1	1	0	1	1	0
Gerald Perry, L (1, 3) OBP: 0.288, SLG: 0.270	F9			1B 1-3 2B 1B	1B		1B 2B			4	2	3	0	0	0	1
Bruce Sutter, R (8, 1)										0	0	0	0	0	0	0
Claudell Washington, L (1, 9) OBP: 0.342, SLG: 0.443		G3		2B 1-2 3-H 1-3 1B	F9		2-H 1B			4	1	2	2	0	0	1
Ken Oberkfell, L (1, 5) OBP: 0.366, SLG: 0.372		1-3		1-3 1-3 2-H 2B		3-1	K			4	0	1	1	0	1	1
Paul Zuvella, R (1, 6) OBP: 0.266, SLG: 0.264		4-3		1-3 BB		BB 1B		F9		3	0	1	0	1	0	0
Bruce Benedict, R (1, 2) OBP: 0.310, SLG: 0.256			F4	1-3 1-2 2-3 3-H		F2		FC6-4 1B		4	0	1	1	0	0	3
Steve Bedrosian, R (1, 1) OBP: 0.085, SLG: 0.069			L4	G4-3 BB		1-2 BB		FC6-4 1-2f		1	0	0	0	1	0	0
Albert Hall, S (6, PH) OBP: 0.250, SLG: 0.200										1	0	0	0	1	0	1
(7, 7)																
Inning Stats	R: 0 E: 0 K: 0 S: 4 H: 1 LOB: 1 BB: 0 P: 4	R: 0 E: 0 K: 0 S: 3 H: 0 LOB: 0 BB: 0 P: 3	R: 0 E: 0 K: 0 S: 4 H: 1 LOB: 1 BB: 0 P: 4	R: 3 E: 0 K: 0 S: 5 H: 3 LOB: 2 BB: 3 P: 17	R: 0 E: 0 K: 0 S: 4 H: 1 LOB: 1 BB: 0 P: 4	R: 0 E: 0 K: 1 S: 6 H: 1 LOB: 2 BB: 1 P: 10	R: 1 E: 0 K: 2 S: 9 H: 2 LOB: 1 BB: 0 P: 9	R: 0 E: 0 K: 0 S: 4 H: 1 LOB: 1 BB: 0 P: 4		1B: 8 2B: 2 3B: 0 HR: 0 SF: 0 SAC: 0 DP: 1 HBP: 0						

BOTTOM

San Francisco Giants @ Atlanta Braves

Atlanta-Fulton County Stadium, Atlanta, GA

Sun Sep 15 1985, 3:33 AM EDT

Att. 6,101 - Unknown

livebaseballscorecards.com

AB	33
R	4
H	10
RBI	4
BB	4
SO	3
LOB	14

PITCHER		IP	WLS	BF	H	R	ER	SO	BB	IBB	HBP	BLK	WP	HR	S	P	ERA	WHIP
Roger Mason, R ERA: 4.76	(1, 1)	5.2	L	27	7	3	3	0	4	0	0	0	0	0	23	39	4.76	1.941
Mark Davis, L ERA: 2.77	(6, 1)	0.1		1	0	0	0	1	0	0	0	0	0	0	3	3	0.00	0.000
Bobby Moore, R ERA: 11.57	(7, 1)	2.0		9	3	1	1	2	0	0	0	0	0	0	13	13	4.50	1.500

PITCHER	IP	WLS	BF	H	R	ER	SO	BB	IBB	HBP	BLK	WP	HR	S	P	ERA	WHIP

Houston Astros @ Atlanta Braves

Atlanta-Fulton County Stadium, Atlanta, GA

Mon Sep 16 1985, 7:05 PM EDT

Att. 2,400 - Unknown

TOP

livebaseballscorecards.com

Batter	1	2	3	4	5	6	7	8	9	AB	R	H	RBI	BB	SO	LOB
Bill Doran, S (1, 4) OBP: 0.365, SLG: 0.440	SF7 3B		4-3		5-3		HR 1B		F8	5	2	2	0	0	0	0
Craig Reynolds, L (1, 6) OBP: 0.292, SLG: 0.384	F5		K		F6		F7		G3	5	0	0	0	0	1	2
Denny Walling, L (1, 5) (8, 3) OBP: 0.322, SLG: 0.402	SF7 3-H		F5		6-3		1-H HR		1B	4	1	2	3	0	0	0
Jose Cruz, L (1, 7) OBP: 0.348, SLG: 0.419	HR			1B SF8 2B		BBB HR BB	L8		K	4	3	2	1	1	1	1
Jerry Mumphrey, S (1, 9) OBP: 0.324, SLG: 0.392	SSS K			G3 2-3 1B		1-H HR		F8		4	1	2	2	0	1	0
Glenn Davis, R (1, 3) OBP: 0.321, SLG: 0.455		4-3		SF8 3-H		F9		2B		3	0	1	1	0	0	0
Bert Pena, R (8, PR) (8, 5) OBP: 0.294, SLG: 0.353										0	0	0	0	0	0	0
Kevin Bass, S (1, 8) OBP: 0.298, SLG: 0.403		S 1B		G3 1-2		4-3		SSS K		4	0	1	0	0	1	2
Mark Bailey, S (1, 2) OBP: 0.395, SLG: 0.418		SSS K 1-2		IBB		F8		IBB		2	0	0	0	2	1	1
Jeff Heathcock, R (1, 1)		SSS K		SSS K			4-3	SSS K		4	0	0	0	0	3	5

	AB	35
	R	7
	H	10
	RBI	7
	BB	3
	SO	8
	LOB	11

Inning Stats										
	R: 2 E: 0 K: 1 S: 7	H: 2 LOB: 0 BB: 0 P: 7	R: 0 E: 0 K: 2 S: 8	H: 1 LOB: 1 BB: 0 P: 8	R: 0 E: 0 K: 1 S: 5	H: 0 LOB: 0 BB: 0 P: 5	R: 1 E: 0 K: 1 S: 7	H: 2 LOB: 2 BB: 1 P: 11	R: 0 E: 0 K: 0 S: 3	H: 0 LOB: 0 BB: 0 P: 3
	R: 2 E: 0 K: 0 S: 4	H: 1 LOB: 0 BB: 1 P: 8	R: 2 E: 0 K: 0 S: 5	H: 2 LOB: 0 BB: 0 P: 5	R: 0 E: 0 K: 2 S: 8	H: 1 LOB: 2 BB: 1 P: 12	R: 0 E: 0 K: 1 S: 6	H: 1 LOB: 1 BB: 0 P: 6	1B: 4 2B: 2 3B: 1 HR: 3	SF: 2 SAC: 0 DP: 0 HBP: 0

	WP: 0	PA: 40
	PB: 0	
	SB: 1	
	CS: 0	

PITCHER		IP	WLS	BF	H	R	ER	SO	BB	IBB	HBP	BLK	WP	HR	S	P	ERA	WHIP
Joe Johnson, R ERA: 3.36	(1, 1)	7.0	L	31	8	7	7	5	1	1	0	0	0	3	39	47	9.00	1.286
Terry Forster, L ERA: 2.05	(8, 1)	1.0		5	1	0	0	2	0	1	0	0	0	0	8	12	0.00	1.000
Jeff Dedmon, R ERA: 3.87	(9, 1)	1.0		4	1	0	0	1	0	0	0	0	0	0	6	6	0.00	1.000

PITCHER	IP	WLS	BF	H	R	ER	SO	BB	IBB	HBP	BLK	WP	HR	S	P	ERA	WHIP

Houston Astros @ Atlanta Braves

Atlanta-Fulton County Stadium, Atlanta, GA

Mon Sep 16 1985, 7:05 PM EDT

Att. 2,400 - Unknown

BOTTOM

livebaseballscorecards.com

Batter	1	2	3	4	5	6	7	8	9	AB	R	H	RBI	BB	SO	LOB
Rafael Ramirez, R (1, 6) OBP: 0.278, SLG: 0.340	HR 3B		L8		L8			F7		4	1	1	0	0	0	1
Glenn Hubbard, R (1, 4) OBP: 0.324, SLG: 0.320	1-3		F8			L9			WP 2B	4	0	1	0	0	0	1
Dale Murphy, R (1, 8) OBP: 0.387, SLG: 0.550	3-H HR			F9		6-3			SSS 2-3 K	4	1	1	2	0	1	1
Gerald Perry, L (1, 3) OBP: 0.283, SLG: 0.265	4-3			1-3		4-3			F4	4	0	0	0	0	0	1
Claudell Washington, L (1, 9) OBP: 0.341, SLG: 0.439	F5			BBBB 4-0 BB			G3		1-3	3	0	0	0	1	0	1
Terry Harper, R (1, 7) OBP: 0.321, SLG: 0.404		6-3		SSS 0-3 K			5-3			3	0	0	0	0	1	1
Ken Oberkfell, L (1, 5) OBP: 0.366, SLG: 0.372		4-3			6-3 1B		6-3			3	0	1	0	0	0	0
Bruce Benedict, R (1, 2) OBP: 0.306, SLG: 0.251		6-3			6-3 1-2			F5		3	0	0	0	0	0	1
Joe Johnson, R (1, 1) OBP: 0.182, SLG: 0.105			5-3		L8			4-3		2	0	0	0	0	0	1
Terry Forster, L (8, 1)										0	0	0	0	0	0	0
Milt Thompson, L (8, PH) OBP: 0.328, SLG: 0.368										1	0	0	0	0	0	0
Jeff Dedmon, L (9, 1) OBP: 0.200, SLG: 0.111										0	0	0	0	0	0	0
Inning Stats	R: 2 E: 0 K: 0 S: 5 H: 2 LOB: 0 BB: 0 P: 5	R: 0 E: 0 K: 0 S: 3 H: 0 LOB: 0 BB: 0 P: 3	R: 0 E: 0 K: 0 S: 3 H: 0 LOB: 0 BB: 0 P: 3	R: 0 E: 0 K: 1 S: 5 H: 0 LOB: 1 BB: 1 P: 9	R: 0 E: 0 K: 0 S: 4 H: 1 LOB: 1 BB: 0 P: 4	R: 0 E: 0 K: 0 S: 3 H: 0 LOB: 0 BB: 0 P: 3	R: 0 E: 0 K: 0 S: 3 H: 0 LOB: 0 BB: 0 P: 3	R: 0 E: 0 K: 0 S: 3 H: 0 LOB: 0 BB: 0 P: 3	R: 0 E: 0 K: 1 S: 6 H: 1 LOB: 1 BB: 0 P: 6	1B: 1 2B: 1 3B: 1 HR: 1	SF: 0 SAC: 0 DP: 0 HBP: 0						

	AB	31
	R	2
	H	4
	RBI	2
	BB	1
	SO	2
	LOB	8

WP: 1 PB: 0 SB: 0 CS: 0 PA: 32

PITCHER	IP	WLS	BF	H	R	ER	SO	BB	IBB	HBP	BLK	WP	HR	S	P	ERA	WHIP
Jeff Heathcock, R (1, 1) ERA: 3.44	9.0	W	32	4	2	2	2	1	0	0	0	1	1	35	39	2.00	0.556

PITCHER	IP	WLS	BF	H	R	ER	SO	BB	IBB	HBP	BLK	WP	HR	S	P	ERA	WHIP

Houston Astros @ Atlanta Braves

Atlanta-Fulton County Stadium, Atlanta, GA

Tue Sep 17 1985, 7:05 PM EDT

Att. 2,484 - Unknown

TOP

livebaseballscorecards.com

Batter	1	2	3	4	5	6	7	8	9	AB	R	H	RBI	BB	SO	LOB
Bill Doran, S (1, 4) OBP: 0.367, SLG: 0.440	G3 1B	1B BB 1-2 3-H		F5		BB 1B 1B	4-3		F8	4	1	2	0	1	0	0
Bert Pena, R (7, 5) OBP: 0.278, SLG: 0.333										1	0	0	0	0	0	1
Jim Pankovits, R (1, 9) OBP: 0.340, SLG: 0.351	G3 1-2	1B 1-2 2-H		5-3		BB 1B HBP 1-2 BB	1B			4	1	2	1	1	0	1
Kevin Bass, S (1, 7) OBP: 0.297, SLG: 0.401	L5	K		F7		HBP BB 5-3 1-2 2-H 1B	L7			5	1	1	1	0	1	4
Jose Cruz, L (1, 8) OBP: 0.349, SLG: 0.417	K		2B BB		4-3	5-3 HBP 1-2 2-3 BB		4-3		3	1	0	0	2	1	1
Glenn Davis, R (1, 3) OBP: 0.327, SLG: 0.471		F9	2B 1-H 2B		HR	5-3 1-2 2-3 3-H HBP		F8		3	2	2	3	0	0	0
Denny Walling, L (6, 3) OBP: 0.321, SLG: 0.401										1	0	0	0	0	0	0
Phil Garner, R (1, 5) (7, 4) OBP: 0.314, SLG: 0.388		1B 2B	4-3 SF7 2-H 2B		E5 BB	5-3 1-2 2-3 3-H		6-3		5	2	2	2	0	0	2
Mark Bailey, S (1, 2) OBP: 0.397, SLG: 0.415		1B E BB	4-3 2-3		1-2 BB	G6-4-3 IBB			K	2	1	0	0	3	1	1
Dickie Thon, R (1, 6) OBP: 0.279, SLG: 0.338		S 1B 1-3 2-H 1B	SF7 3-H		L7	G6-4-3 1-2f			L7	4	1	1	2	0	0	5
Charlie Kerfeld, R (1, 1)		K	K		K		4-3		E5	2	0	0	0	0	2	2
Frank DiPino, L (4, 1) OBP: 0.200, SLG: 0.200										2	0	0	0	0	1	2
Bill Dawley, R (8, 1) OBP: 0.222, SLG: 0.125										1	0	0	0	0	0	0
Inning Stats	R: 0 E: 0 K: 1 S: 6 H: 1 LOB: 1 BB: 0 P: 6	R: 3 E: 0 K: 2 S: 10 H: 3 LOB: 2 BB: 2 P: 18	R: 3 E: 0 K: 1 S: 7 H: 2 LOB: 0 BB: 1 P: 11	R: 0 E: 0 K: 0 S: 3 H: 0 LOB: 0 BB: 0 P: 3	R: 1 E: 1 K: 1 S: 7 H: 1 LOB: 2 BB: 1 P: 11	R: 3 E: 0 K: 0 S: 4 H: 2 LOB: 2 BB: 3 P: 17	R: 0 E: 0 K: 0 S: 4 H: 1 LOB: 1 BB: 0 P: 4	R: 0 E: 0 K: 0 S: 3 H: 0 LOB: 0 BB: 0 P: 3	R: 0 E: 1 K: 1 S: 6 H: 0 LOB: 1 BB: 0 P: 6	1B: 6 2B: 3 3B: 0 HR: 1 SF: 1 SAC: 0 DP: 1 HBP: 1							

	AB	37
	R	10
	H	10
	RBI	9
	BB	7
	SO	6
	LOB	19

WP: 0 PB: 0 SB: 1 CS: 0 PA: 46

PITCHER		IP	WLS	BF	H	R	ER	SO	BB	IBB	HBP	BLK	WP	HR	S	P	ERA	WHIP
Zane Smith, L ERA: 4.06	(1, 1)	2.0	L	15	6	6	6	3	3	0	0	0	0	0	18	30	27.00	4.500
Steve Shields, R ERA: 4.75	(3, 1)	2.0		6	0	0	0	1	0	0	0	0	0	0	8	8	0.00	0.000
Rick Camp, R ERA: 4.19	(5, 1)	1.0		11	3	4	4	1	3	0	1	0	0	1	9	22	36.00	6.000
Jeff Dedmon, R ERA: 3.82	(6, 1)	1.0		3	0	0	0	0	0	1	0	0	0	0	2	6	0.00	0.000
Gene Garber, R ERA: 3.83	(7, 1)	3.0		11	1	0	0	1	0	0	0	0	0	0	13	13	0.00	0.333

PITCHER	IP	WLS	BF	H	R	ER	SO	BB	IBB	HBP	BLK	WP	HR	S	P	ERA	WHIP

BOTTOM

Houston Astros @ Atlanta Braves

Atlanta-Fulton County Stadium, Atlanta, GA

Tue Sep 17 1985, 7:05 PM EDT

Att. 2,484 - Unknown

Batter	1	2	3	4	5	6	7	8	9	AB	R	H	RBI	BB	SO	LOB
Milt Thompson, L (1, 7) OBP: 0.324, SLG: 0.363	L5		FC3-6 2-3 1-2f	K			6-3		1B	2	0	0	0	0	0	1
Terry Harper, R (4, PH) (5, 7) OBP: 0.321, SLG: 0.404										3	0	1	0	0	1	3
Rafael Ramirez, R (1, 6) OBP: 0.276, SLG: 0.337	K		2-3 1-2		K		5-3		K	5	0	0	0	0	3	2
Dale Murphy, R (1, 8) OBP: 0.387, SLG: 0.549	F9		BB		K		HR 2B		F4	4	1	1	0	1	1	1
Gerald Perry, L (1, 3) OBP: 0.286, SLG: 0.283		HR 1B	4-3		4-3		2-H HR			4	2	2	2	0	0	2
Claudell Washington, L (1, 9) OBP: 0.345, SLG: 0.454		1-H HR		BB BB 1B		2B 2B	F7			4	2	3	2	0	0	0
Glenn Hubbard, R (1, 4) OBP: 0.321, SLG: 0.317		K		K		L7			F3	4	0	0	0	0	2	2
Paul Runge, R (1, 5) OBP: 0.352, SLG: 0.293		6-3		BB 1-2 BB		PB SF8 2-H 2B			F8	3	1	1	1	1	0	0
Bruce Benedict, R (1, 2) OBP: 0.305, SLG: 0.249		5-3		1-2 2-3 BB		SF8 2-H			F5	2	0	0	1	1	0	0
Zane Smith, L (1, 1) OBP: 0.129, SLG: 0.129			FC3-6 1B	K		L8			F8	0	0	0	0	0	0	0
Steve Shields, R (3, 1) OBP: 0.133, SLG: 0.133										1	0	1	0	0	0	0
Ken Oberkfell, L (4, PH) OBP: 0.365, SLG: 0.371										1	0	0	0	0	1	3
Rick Camp, R (5, 1) OBP: 0.286, SLG: 0.462										0	0	0	0	0	0	0
Jeff Dedmon, L (6, 1) OBP: 0.200, SLG: 0.111										0	0	0	0	0	0	0
Rick Cerone, R (6, PH) OBP: 0.277, SLG: 0.280										1	0	0	0	0	0	0
Gene Garber, R (7, 1) OBP: 0.250, SLG: 0.250										0	0	0	0	0	0	0
Chris Chambliss, L (9, PH) OBP: 0.294, SLG: 0.321										1	0	0	0	0	0	0
Inning Stats	R: 0 E: 0 K: 1 S: 5 H: 0 LOB: 0 BB: 0 P: 5	R: 2 E: 0 K: 1 S: 7 H: 2 LOB: 0 BB: 0 P: 7	R: 0 E: 0 K: 0 S: 4 H: 1 LOB: 2 BB: 1 P: 8	R: 0 E: 0 K: 3 S: 10 H: 1 LOB: 3 BB: 2 P: 18	R: 0 E: 0 K: 2 S: 7 H: 0 LOB: 0 BB: 0 P: 7	R: 2 E: 0 K: 0 S: 5 H: 2 LOB: 0 BB: 0 P: 5	R: 2 E: 0 K: 0 S: 5 H: 2 LOB: 0 BB: 0 P: 5	R: 0 E: 0 K: 0 S: 3 H: 0 LOB: 0 BB: 0 P: 3	R: 0 E: 0 K: 1 S: 6 H: 1 LOB: 1 BB: 0 P: 6	1B: 4 2B: 3 3B: 0 HR: 2	SF: 1 SAC: 0 DP: 0 HBP: 0						

PITCHER	IP	WLS	BF	H	R	ER	SO	BB	IBB	HBP	BLK	WP	HR	S	P	ERA	WHIP
Charlie Kerfeld, R (1, 1) ERA: 5.68	3.2		18	4	2	2	4	3	0	0	0	0	1	23	35	4.91	1.909
Frank DiPino, L (4, 1) ERA: 3.86	3.1	W	14	4	4	3	3	0	0	0	0	0	1	20	20	8.10	1.200
Bill Dawley, R (8, 1) ERA: 3.97	2.0		7	1	0	0	1	0	0	0	0	0	0	9	9	0.00	0.500

PITCHER	IP	WLS	BF	H	R	ER	SO	BB	IBB	HBP	BLK	WP	HR	S	P	ERA	WHIP

AB	35
R	6
H	9
RBI	6
BB	3
SO	8
LOB	14

WP: 0 PB: 1 SB: 0 CS: 0 PA: 39

livebaseballscorecards.com

Batter	1	2	3	4	5	6	7	8	9	AB	R	H	RBI	BB	SO	LOB
Eddie Milner, L (1, 8) OBP: 0.344, SLG: 0.346	BBBB 4-0 1B S 2B BB	x 0-0 ① 4-3	x 0-0 G4-6-3 1-2 2-3 1B		BBB 4-0 1B BB		x 0-0 2-3 1B		IIII 4-0 IBB	3	1	2	0	3	0	0
Pete Rose, S (1, 3) OBP: 0.393, SLG: 0.326	BBBBB 4-0 1B 1-2 2B BB	x 0-0 1B 1B 1B	x 0-0 ② ③ G4-6-3 1-2f		x 0-0 G4-6-3 1-2 2-3 1B		x 0-0 ③ L4		x 0-0 ② F6	5	2	2	0	1	0	8
Dave Parker, L (1, 9) OBP: 0.363, SLG: 0.535	x 0-0 2B 1-2 2-3 5-3 1B	x 0-0 ② 1-3 1B		x 0-0 WP 1B	x 0-0 ② ③ G4-6-3 1-2f			SSS 0-3 ① K	x 0-0 ③ 1-3	6	1	3	0	0	1	6
Nick Esasky, R (1, 7) OBP: 0.317, SLG: 0.446 Eric Davis, R (8, 7) OBP: 0.225, SLG: 0.414	x 0-0 5-3 1-3 2-H 3-H 2B	x 0-0 3-H 1B		x 0-0 ① F8		x 0-0 ① 5-3		x 0-0 HR		5 0	2 0	3 0	4 0	0 0	0 0	1 0
Buddy Bell, R (1, 5) OBP: 0.302, SLG: 0.333	x 0-0 ① F9	x 0-0 ③ F9		BBBB 4-0 FC6-4 1-2 BB		x 0-0 ② 4-3		x 0-0 G5-4-3 1B		4	0	1	0	1	0	3
Dave Concepcion, R (1, 6) OBP: 0.313, SLG: 0.333	x 0-0 ② 5-3 2-3 3-H		x 0-0 E6 1B 1B FC5	x 0-0 ② F9		x 0-0 ③ 6-3		x 0-0 ② ③ G5-4-3 1-2f		5	1	0	1	0	0	4
Bo Diaz, R (1, 2) OBP: 0.307, SLG: 0.378 Max Venable, L (9, PR) OBP: 0.328, SLG: 0.407 Dave Vangorder, R (9, 2) OBP: 0.273, SLG: 0.318	x 0-0 3-H 2B	x 0-0 FC5 1B 1-2 1B	x 0-0 ③ FC6-4 1-2f				x 0-0 1B 2B		x 0-0 SH3-4 BB 1B	5 0 0	0 0 0	4 0 0	1 0 0	0 0 0	0 0 0	2 0 0
Ron Oester, S (1, 4) OBP: 0.361, SLG: 0.378	IIII 4-0 IBB	x 0-0 1B FC5 1-2 2-3 1B			x 0-0 1B SH1-4 1B		x 0-0 ① 6-3		BBBB 4-0 SH3-4 1-2 BB	3	0	2	0	2	0	1
Ron Robinson, R (1, 1) OBP: 0.059, SLG: 0.059 Tom Runnells, S (9, PH) OBP: 0.222, SLG: 0.160 Ted Power, R (9, 1)	x 0-0 ③ F4	x 0-0 ① FC5 1B 1-2 2-3f 3-H			x 0-0 ① SH1-4 1-2		x 0-0 ② 1-3		x 0-0 ① SH3-4 1-2 2-3	3 0 0	0 0 0	0 0 0	1 0 0	0 0 0	0 0 0	5 0 0
Inning Stats	R: 4 E: 0 K: 0 S: 6 H: 3 LOB: 2 BB: 3 P: 18	R: 1 E: 0 K: 0 S: 5 H: 3 LOB: 1 BB: 0 P: 5	R: 1 E: 1 K: 0 S: 6 H: 3 LOB: 2 BB: 0 P: 6	R: 0 E: 0 K: 0 S: 4 H: 1 LOB: 2 BB: 1 P: 8	R: 0 E: 0 K: 0 S: 4 H: 2 LOB: 2 BB: 1 P: 8	R: 0 E: 0 K: 0 S: 3 H: 0 LOB: 0 BB: 0 P: 3	R: 0 E: 0 K: 0 S: 5 H: 2 LOB: 2 BB: 0 P: 5	R: 1 E: 0 K: 1 S: 6 H: 2 LOB: 0 BB: 0 P: 6	R: 0 E: 0 K: 0 S: 4 H: 1 LOB: 3 BB: 2 P: 12	1B: 13 2B: 3 3B: 0 HR: 1 SF: 0 SAC: 2 DP: 3 HBP: 0	WP: 1 PB: 0 SB: 1 CS: 0 PA: 48					

PITCHER		IP	WLS	BF	H	R	ER	SO	BB	IBB	HBP	BLK	WP	HR	S	P	ERA	WHIP
Len Barker, R ERA: 6.35	(1, 1)	0.0	L	4	2	4	4	0	2	0	0	0	0	0	2	10	∞	∞
Steve Shields, R ERA: 4.5	(1, 1)	5.0		26	10	2	1	0	2	1	0	0	1	0	23	35	1.80	2.400
Jeff Dedmon, R ERA: 3.72	(6, 1)	2.0		8	2	0	0	0	0	0	0	0	0	0	8	8	0.00	1.000
Bruce Sutter, R ERA: 4.21	(8, 1)	2.0		10	3	1	1	1	1	1	0	0	0	1	10	18	4.50	2.000

PITCHER	IP	WLS	BF	H	R	ER	SO	BB	IBB	HBP	BLK	WP	HR	S	P	ERA	WHIP

TOP

Cincinnati Reds @ Atlanta Braves

Atlanta-Fulton County Stadium, Atlanta, GA

Wed Sep 18 1985, 7:05 PM EDT

Att. 6,581 - Unknown

livebaseballscorecards.com

AB	39
R	7
H	17
RBI	7
BB	7
SO	1
LOB	30

Cincinnati Reds @ Atlanta Braves

Atlanta-Fulton County Stadium, Atlanta, GA

Wed Sep 18 1985, 7:05 PM EDT

Att. 6,581 - Unknown

livebaseballscorecards.com

BOTTOM

Batter	1	2	3	4	5	6	7	8	9	AB	R	H	RBI	BB	SO	LOB
Milt Thompson, L (1, 7) OBP: 0.317, SLG: 0.355	6-3	FC6-4 1-2f			6-3		F8			3	0	0	0	0	0	2
Jeff Dedmon, L (6, 1) OBP: 0.200, SLG: 0.111										0	0	0	0	0	0	0
Chris Chambliss, L (7, PH) OBP: 0.292, SLG: 0.319										1	0	0	0	0	0	0
Bruce Sutter, R (8, 1)										0	0	0	0	0	0	0
Rafael Ramirez, R (1, 6) OBP: 0.276, SLG: 0.342	K		F9		HR			5-3		4	1	1	1	0	1	0
Dale Murphy, R (1, 8) OBP: 0.387, SLG: 0.553	HR		4-3		K			6-3		4	1	1	1	0	1	0
Bob Horner, R (1, 3) OBP: 0.345, SLG: 0.515	F8		4-3			F2		L6		4	0	0	0	0	0	0
Claudell Washington, L (1, 9) OBP: 0.347, SLG: 0.454		E6 2B		1B		E9 1B			6-3	4	1	2	0	0	0	0
Glenn Hubbard, R (1, 4) OBP: 0.320, SLG: 0.319		WP 1-H 2B		F9		F7			K	4	0	1	1	0	1	2
Paul Runge, R (1, 5) OBP: 0.347, SLG: 0.279		K		K		F8			BB	3	0	0	0	1	2	3
Bruce Benedict, R (1, 2) OBP: 0.299, SLG: 0.243		K		F9			F8		F4	4	0	0	0	0	1	3
Len Barker, R (1, 1)		FC6-4 2-3 BB			K		K			0	0	0	0	0	0	0
Steve Shields, R (1, 1) OBP: 0.188, SLG: 0.133										0	0	0	0	1	0	0
Albert Hall, S (5, PH) OBP: 0.238, SLG: 0.189										2	0	0	0	0	2	0
(6, 7)																

Inning Stats	1	2	3	4	5	6	7	8	9
	R: 1 E: 0 K: 1 S: 6	H: 1 LOB: 0 BB: 0 P: 6	R: 1 E: 1 K: 2 S: 9	H: 1 LOB: 2 BB: 1 P: 13	R: 0 E: 0 K: 0 S: 3	H: 0 LOB: 0 BB: 0 P: 3	R: 0 E: 0 K: 1 S: 6	H: 1 LOB: 1 BB: 0 P: 6	R: 1 E: 0 K: 2 S: 8	H: 1 LOB: 0 BB: 0 P: 8	R: 0 E: 1 K: 0 S: 4	H: 1 LOB: 1 BB: 0 P: 4	R: 0 E: 0 K: 1 S: 5	H: 0 LOB: 0 BB: 0 P: 5	R: 0 E: 0 K: 0 S: 3	H: 0 LOB: 0 BB: 0 P: 3	R: 0 E: 0 K: 1 S: 5	H: 0 LOB: 1 BB: 1 P: 9

	1B: 2	SF: 0	WP: 1	PA: 35
	2B: 1	SAC: 0	PB: 0	
	3B: 0	DP: 0	SB: 0	
	HR: 2	HBP: 0	CS: 0	

PITCHER		IP	WLS	BF	H	R	ER	SO	BB	IBB	HBP	BLK	WP	HR	S	P	ERA	WHIP
Ron Robinson, R ERA: 3.89	(1, 1)	8.0	W	31	5	3	2	7	1	0	0	0	1	2	44	48	2.25	0.750
Ted Power, R ERA: 2.58	(9, 1)	1.0		4	0	0	0	1	1	0	0	0	0	0	5	9	0.00	1.000

PITCHER	IP	WLS	BF	H	R	ER	SO	BB	IBB	HBP	BLK	WP	HR	S	P	ERA	WHIP

AB	33
R	3
H	5
RBI	3
BB	2
SO	8
LOB	10

Cincinnati Reds @ Atlanta Braves

Atlanta-Fulton County Stadium, Atlanta, GA

Thu Sep 19 1985, 3:33 AM EDT

Att. 5,160 - Unknown

TOP

livebaseballscorecards.com

Batter	1	2	3	4	5	6	7	8	9	AB	R	H	RBI	BB	SO	LOB
Eddie Milner, L (1, 8) OBP: 0.344, SLG: 0.344	4-3		L8		1B BLK FC6-4 1B	6-3		IBB	FC4 CI HR 1-2 2-3 3-H	5	2	1	0	1	0	3
Pete Rose, S (1, 3) OBP: 0.397, SLG: 0.331	G3		BB		FC6-4 S 1B 1-3		2B HR 1B	1B 1-2 2-H	CI HR 1-2 2-3 3-H	4	2	3	2	1	0	0
Dave Parker, L (1, 9) OBP: 0.363, SLG: 0.539 Max Venable, L (9, 9) OBP: 0.328, SLG: 0.407	1-3		K		K 1-2		HR 2B 1-3	L9	HR 1-H 2-H 3-H	6 0	2 0	2 0	4 0	0 0	2 0	5 0
Nick Esasky, R (1, 7) OBP: 0.321, SLG: 0.455 Eric Davis, R (8, 7) OBP: 0.233, SLG: 0.440		E 1B	4-3		FC6-4 IBB		HR 2-H 3-H	K	1B 3B	4 1	2 1	2 1	3 0	1 0	1 0	3 0
Buddy Bell, R (1, 5) OBP: 0.304, SLG: 0.337		K		K	FC6-4 FC6-4 1-2f 2-3 3-H		G5-4-3 1B		SH 1B 2B 1B 1B 3-H	6	2	3	2	0	2	3
Dave Concepcion, R (1, 6) OBP: 0.317, SLG: 0.336		E 1B 1-2		FC6-4 1B	FC6-4 1-2f		F9		1B SH FC4-2 BB 1-2 1B	5	0	3	0	1	0	3
Bo Diaz, R (1, 2) OBP: 0.309, SLG: 0.383		E5 1-2 2-H		FC6-4 1-2f		G4-3 2B	G5-4-3 1-2f		SH FC4-2 1B E 1-2 2-3 1B 1-2 2-H	5	1	2	1	0	0	3
Ron Oester, S (1, 4) OBP: 0.364, SLG: 0.380		K		FC6-4 IBB		G4-3 BB		SH3-4 1B	E FC4-2 CI 1B 1-2 2-3 3-H K	4	2	2	1	2	2	4
Tom Browning, L (1, 1) OBP: 0.198, SLG: 0.205 Wayne Krenchicki, L (9, PH) OBP: 0.363, SLG: 0.390 John Franco, L (9, 1) OBP: 0.333, SLG: 0.333		K		FC6-4 1-2f		G4-3 1-2f 2-3		SH3-4 1-2	FC4-2 CI E HR 1-2 2-3 3-Hr F8	3 2 0	0 1 0	0 0 0	0 0 0	0 0 0	1 0 0	6 5 0
Inning Stats	R: 0 H: 0 E: 0 LOB: 0 K: 0 BB: 0 S: 3 P: 3	R: 1 H: 2 E: 1 LOB: 2 K: 3 BB: 0 S: 12 P: 12	R: 0 H: 0 E: 0 LOB: 1 K: 1 BB: 1 S: 5 P: 9	R: 0 H: 1 E: 1 LOB: 2 K: 1 BB: 1 S: 6 P: 10	R: 1 H: 2 E: 0 LOB: 2 K: 1 BB: 1 S: 7 P: 11	R: 0 H: 1 E: 0 LOB: 1 K: 0 BB: 1 S: 3 P: 7	R: 3 H: 4 E: 0 LOB: 0 K: 0 BB: 0 S: 6 P: 6	R: 1 H: 2 E: 0 LOB: 2 K: 1 BB: 1 S: 7 P: 11	R: 9 H: 7 E: 3 LOB: 2 K: 1 BB: 1 S: 15 P: 19	1B: 13 SF: 0 2B: 3 SAC: 2 3B: 1 DP: 2 HR: 2 HBP: 0						

	AB	45
	R	15
	H	19
	RBI	13
	BB	6
	SO	8
	LOB	35

WP: 0 PA: 54
PB: 0
SB: 1
CS: 0

PITCHER		IP	WLS	BF	H	R	ER	SO	BB	IBB	HBP	BLK	WP	HR	S	P	ERA	WHIP
Pascual Perez, R ERA: 5.82	(1, 1)	6.0	L	30	8	4	3	6	2	2	0	1	0	0	38	54	4.50	1.667
Gene Garber, R ERA: 3.95	(7, 1)	2.0		10	4	2	2	1	0	1	0	0	0	1	11	15	9.00	2.000
Rick Camp, R ERA: 4.26	(9, 1)	0.1		7	2	6	4	0	1	0	0	0	0	0	6	10	108.00	9.000
Bruce Sutter, R ERA: 4.48	(9, 1)	0.2		7	5	3	0	1	0	0	0	0	0	1	9	9	0.00	7.500

PITCHER		IP	WLS	BF	H	R	ER	SO	BB	IBB	HBP	BLK	WP	HR	S	P	ERA	WHIP

Cincinnati Reds @ Atlanta Braves

Atlanta-Fulton County Stadium, Atlanta, GA

Thu Sep 19 1985, 3:33 AM EDT

Att. 5,160 - Unknown

livebaseballscorecards.com

BOTTOM

Batter	1	2	3	4	5	6	7	8	9	AB	R	H	RBI	BB	SO	LOB
Rafael Ramirez, R (1, 6) OBP: 0.277, SLG: 0.343	F8		1B		1B		F8		6-3	5	0	2	0	0	0	0
Glenn Hubbard, R (1, 4) OBP: 0.319, SLG: 0.318	F9		1-2 1B		F6		5-3		6-3	5	0	1	0	0	0	1
Dale Murphy, R (1, 8) OBP: 0.386, SLG: 0.551	1B		F8		F5		F4			4	0	1	0	0	0	3
Bob Horner, R (1, 3) OBP: 0.346, SLG: 0.522	K			E8 2B 1B	F9			HR		4	2	2	1	0	1	2
Terry Harper, R (1, 7) OBP: 0.323, SLG: 0.407		F6		SH1 2-H 2B		F9 SH1-4 HR 1B		F3		4	1	2	1	0	0	0
Paul Runge, R (1, 5) OBP: 0.338, SLG: 0.270		4-3		SH1 2-3		SH1-4 1-2		F6		2	0	0	0	0	0	0
Brad Komminsk, R (1, 9) OBP: 0.316, SLG: 0.321		F9		F9		F9 2-3		F3		4	0	0	0	0	0	2
Bruce Sutter, R (9, 1)										0	0	0	0	0	0	0
Larry Owen, R (1, 2) OBP: 0.343, SLG: 0.424			F7	IBB		3-H HR			HR	3	2	2	3	1	0	0
Pascual Perez, R (1, 1) OBP: 0.200, SLG: 0.130			K	K		K			4-3	3	0	0	0	0	3	2
Gene Garber, R (7, 1) OBP: 0.250, SLG: 0.250										0	0	0	0	0	0	0
Rick Camp, R (9, 1) OBP: 0.286, SLG: 0.462										0	0	0	0	0	0	0
Albert Hall, S (9, 9) OBP: 0.233, SLG: 0.184										1	0	0	0	0	0	0
Inning Stats	R: 0 E: 0 K: 1 S: 6 H: 1 LOB: 1 BB: 0 P: 6	R: 0 E: 0 K: 0 S: 3 H: 0 LOB: 0 BB: 0 P: 3	R: 0 E: 0 K: 1 S: 7 H: 2 LOB: 2 BB: 0 P: 7	R: 1 E: 1 K: 1 S: 7 H: 2 LOB: 2 BB: 1 P: 11	R: 0 E: 0 K: 0 S: 4 H: 1 LOB: 1 BB: 0 P: 4	R: 2 E: 0 K: 1 S: 7 H: 2 LOB: 0 BB: 0 P: 7	R: 0 E: 0 K: 0 S: 3 H: 0 LOB: 0 BB: 0 P: 3	R: 1 E: 0 K: 0 S: 4 H: 1 LOB: 0 BB: 0 P: 4	R: 1 E: 0 K: 0 S: 4 H: 1 LOB: 0 BB: 0 P: 4	1B: 6 2B: 1 3B: 0 HR: 3	SF: 0 SAC: 2 DP: 0 HBP: 0						

	AB	35
	R	5
	H	10
	RBI	5
	BB	1
	SO	4
	LOB	10

WP: 0 PB: 0 SB: 0 CS: 0 PA: 38

PITCHER		IP	WLS	BF	H	R	ER	SO	BB	IBB	HBP	BLK	WP	HR	S	P	ERA	WHIP
Tom Browning, L ERA: 3.49	(1, 1)	8.0	W	34	9	4	4	4	0	1	0	0	0	2	41	45	4.50	1.125
John Franco, L ERA: 1.94	(9, 1)	1.0		4	1	1	1	0	0	0	0	0	0	1	4	4	9.00	1.000

PITCHER	IP	WLS	BF	H	R	ER	SO	BB	IBB	HBP	BLK	WP	HR	S	P	ERA	WHIP

Atlanta Braves @ San Diego Padres

Jack Murphy Stadium, San Diego, CA

Fri Sep 20 1985, 10:05 PM EDT

Att. 12,758 - Unknown

TOP

livebaseballscorecards.com

Batter	1	2	3	4	5	6	7	8	9	AB	R	H	RBI	BB	SO	LOB
Milt Thompson, L (1, 7) OBP: 0.308, SLG: 0.345	F7		G1-4-3			E4 G6-4-3		4-3		4	0	0	0	0	0	0
Rafael Ramirez, R (1, 6) OBP: 0.275, SLG: 0.341	F3			P4		G6-4-3 1-2f			K	3	0	0	0	0	0	1
Albert Hall, S (6, 8) OBP: 0.227, SLG: 0.179										1	0	0	0	0	1	0
Dale Murphy, R (1, 8) OBP: 0.385, SLG: 0.549	K			1B		K			1-3	3	0	1	0	0	2	0
Andres Thomas, R (6, 6)										1	0	0	0	0	0	0
Bob Horner, R (1, 3) OBP: 0.346, SLG: 0.520		P4		F7			F7		E BB E 1B	4	1	1	0	0	0	1
Claudell Washington, L (1, 9) OBP: 0.348, SLG: 0.453		F5		1-2 1B			K		E E 1-2 BB	3	0	1	0	1	1	0
Ken Oberkfell, L (1, 5) OBP: 0.367, SLG: 0.375		1B		G3			2B		E6 1-2 2-3	4	0	2	0	0	0	4
Glenn Hubbard, R (1, 4) OBP: 0.317, SLG: 0.316		F9			5-3		F8		E6 1-2 2-3 3-H	2	0	0	0	0	0	1
Paul Zuvella, R (6, 4) OBP: 0.263, SLG: 0.260										2	0	0	0	0	0	3
Larry Owen, R (1, 2) OBP: 0.324, SLG: 0.397			K		6-3			F7	F8	4	0	0	0	0	1	3
Steve Bedrosian, R (1, 1) OBP: 0.083, SLG: 0.068			6-3		6-3			6-3		1	0	0	0	0	0	0
Steve Shields, R (4, 1) OBP: 0.176, SLG: 0.125										1	0	0	0	0	0	0
Jeff Dedmon, L (5, 1) OBP: 0.200, SLG: 0.111										0	0	0	0	0	0	0
Terry Harper, R (8, PH) OBP: 0.322, SLG: 0.406										1	0	0	0	0	0	0
Gene Garber, R (8, 1) OBP: 0.250, SLG: 0.250										0	0	0	0	0	0	0
Inning Stats	R: 0 E: 0 K: 1 S: 5 H: 0 LOB: 0 BB: 0 P: 5	R: 0 E: 0 K: 0 S: 4 H: 1 LOB: 1 BB: 0 P: 4	R: 0 E: 0 K: 1 S: 5 H: 0 LOB: 0 BB: 0 P: 5	R: 0 E: 0 K: 0 S: 5 H: 2 LOB: 2 BB: 0 P: 5	R: 0 E: 0 K: 0 S: 3 H: 0 LOB: 0 BB: 0 P: 3	R: 0 E: 1 K: 1 S: 5 H: 0 LOB: 0 BB: 0 P: 5	R: 0 E: 0 K: 1 S: 6 H: 1 LOB: 1 BB: 0 P: 6	R: 0 E: 0 K: 0 S: 3 H: 0 LOB: 0 BB: 0 P: 3	R: 1 E: 2 K: 1 S: 8 H: 1 LOB: 3 BB: 1 P: 12	1B: 4 2B: 1 3B: 0 HR: 0 SF: 0 SAC: 0 DP: 1 HBP: 0						

	AB	34
	R	1
	H	5
	RBI	0
	BB	1
	SO	5
	LOB	13

WP: 0 PB: 0 SB: 0 CS: 0 PA: 35

PITCHER		IP	WLS	BF	H	R	ER	SO	BB	IBB	HBP	BLK	WP	HR	S	P	ERA	WHIP
LaMarr Hoyt, R ERA: 3.48	(1, 1)	5.0	W	18	3	0	0	2	0	0	0	0	0	0	22	22	0.00	0.600
Gene Walter, L ERA: 2.0	(6, 1)	4.0	S	17	2	1	0	3	1	0	0	0	0	0	22	26	0.00	0.750

PITCHER		IP	WLS	BF	H	R	ER	SO	BB	IBB	HBP	BLK	WP	HR	S	P	ERA	WHIP

BOTTOM

Atlanta Braves @ San Diego Padres

Jack Murphy Stadium, San Diego, CA

Fri Sep 20 1985, 10:05 PM EDT

Att. 12,758 - Unknown

Batter	1	2	3	4	5	6	7	8	9	AB	R	H	RBI	BB	SO	LOB
Garry Templeton, S (1, 6) OBP: 0.331, SLG: 0.375	F9 S 4-3 1B		1B 1B 1B	BB 1B 1B 2-3 3-H	E7 1B 1B 1-H		FC5 PB 1B			4	4	4	2	0	0	0
Mario Ramirez, R (6, 6) OBP: 0.310, SLG: 0.333										1	0	1	0	0	0	0
Jerry Royster, R (1, 5) OBP: 0.368, SLG: 0.431	F9 ① 1-3		1B 1B 1B 1-3	BBB E 1B BB 1-2	G6-4-3 1B 1B 3-H		SSS K ① 1-2			3	1	2	1	1	0	1
Bruce Bochy, R (7, 2) OBP: 0.303, SLG: 0.447										1	0	0	0	0	1	1
Tony Gwynn, L (1, 9) OBP: 0.351, SLG: 0.398	4-3 ② 3-H		1B 1B 1-2 3-H	E5 WP 1B 1B 1-H 2-H 3-H	G6-4-3 1B 1-2		BBB 4-0 BB			4	1	3	4	0	0	0
Bobby Brown, S (5, PR) OBP: 0.213, SLG: 0.189										0	0	0	0	1	0	0
(6, 9)																
Terry Kennedy, L (1, 2) OBP: 0.295, SLG: 0.373	BBB 4-0 FC6-4 BB		0-0 G6-4-3 1B 1-2 2-3	0-0 ② 5-3 2-3	0-0 ① G6-4-3 ② 1-2f 2-3		SSS 0-3 K ②			4	0	1	0	1	1	5
(7, 3)																
Carmelo Martinez, R (1, 7) OBP: 0.355, SLG: 0.435	0-0 ③ FC6-4 1-2f		0-0 ②③ G6-4-3 1-2f	BBB 4-0 1B E BB	BBB 4-0 BB		0-0 ③ FC5 2-3f			2	1	0	0	2	0	4
Al Bumbry, L (6, 7) OBP: 0.265, SLG: 0.275										1	0	0	0	0	0	2
Steve Garvey, R (1, 3) OBP: 0.306, SLG: 0.419	0-0 ① F9		4-0 1B 1B BB 0-0 E 1B 1-3 3-H	0-0 ③ 1-3			0-0 ① 4-3			3	1	1	1	1	0	2
Gene Walter, L (6, 1)										1	0	0	0	0	0	0
Kevin McReynolds, R (1, 8) OBP: 0.286, SLG: 0.369	0-0 ② F9		0-0 SH5-4 1B 1B 1B 1-2 0-0 E2 1-3 3-H		SSS 0-3 ① K		0-0 FC6-4 1B			3	1	1	0	0	0	1
Miguel Dilone, S (6, 8) OBP: 0.261, SLG: 0.252										2	0	1	0	0	1	0
Tim Flannery, L (1, 4) OBP: 0.382, SLG: 0.350	0-0 ③ P6		0-0 1B SH5-4 1B 1B 1-2 2-H 0-3 K ③		SSS 0-3 ② K		0-0 ② FC6-4 1-2f			5	1	1	1	0	2	3
LaMarr Hoyt, R (1, 1) OBP: 0.083, SLG: 0.068		0-0 ① 6-3	0-0 ① SH5-4 1-2 2-3	0-0 E5 WP E	SSS 0-3 ③ K		0-0 ③ 4-3			2	1	0	0	0	0	0
Kurt Bevacqua, R (6, 3) OBP: 0.358, SLG: 0.342										2	0	0	0	0	1	1
(7, 5)																
Inning Stats	R: 1 H: 1 E: 0 LOB: 1 K: 0 BB: 1 S: 4 P: 8	R: 0 H: 0 E: 0 LOB: 0 K: 0 BB: 0 S: 3 P: 3	R: 1 H: 4 E: 0 LOB: 2 K: 0 BB: 0 S: 6 P: 6	R: 7 H: 5 E: 2 LOB: 2 K: 1 BB: 3 S: 11 P: 23	R: 2 H: 3 E: 2 LOB: 2 K: 0 BB: 1 S: 6 P: 10	R: 0 H: 0 E: 0 LOB: 0 K: 3 BB: 0 S: 9 P: 9	R: 0 H: 1 E: 0 LOB: 2 K: 2 BB: 1 S: 8 P: 12	R: 0 H: 1 E: 0 LOB: 1 K: 0 BB: 0 S: 4 P: 4		1B: 15 SF: 0 2B: 0 SAC: 1 3B: 0 DP: 2 HR: 0 HBP: 0						

livebaseballscorecards.com

AB	38
R	11
H	15
RBI	9
BB	6
SO	6
LOB	20

WP: 2 PA: 45
PB: 1
SB: 1
CS: 0

PITCHER		IP	WLS	BF	H	R	ER	SO	BB	IBB	HBP	BLK	WP	HR	S	P	ERA	WHIP
Steve Bedrosian, R ERA: 3.73	(1, 1)	3.1	L	19	8	6	6	0	2	0	0	0	0	0	17	25	16.20	3.000
Steve Shields, R ERA: 4.9	(4, 1)	0.2		11	5	5	3	1	2	0	0	0	2	0	11	19	40.50	10.500
Jeff Dedmon, R ERA: 3.59	(5, 1)	3.0		11	1	0	0	5	2	0	0	0	0	0	19	27	0.00	1.000
Gene Garber, R ERA: 3.9	(8, 1)	1.0		4	1	0	0	0	0	0	0	0	0	0	4	4	0.00	1.000

PITCHER	IP	WLS	BF	H	R	ER	SO	BB	IBB	HBP	BLK	WP	HR	S	P	ERA	WHIP

Batter	1	2	3	4	5	6	7	8	9	AB	R	H	RBI	BB	SO	LOB
Milt Thompson, L (1, 7) OBP: 0.307, SLG: 0.342	E 1B		3-1			6-3			4-3	4	0	1	0	0	0	0
Rafael Ramirez, R (1, 6) OBP: 0.274, SLG: 0.338	F9		F8			5-3			F9	4	0	0	0	0	0	1
Dale Murphy, R (1, 8) OBP: 0.383, SLG: 0.545	E6 1-2		F8			6-3			F9	4	0	0	0	0	0	1
Bob Horner, R (1, 3) OBP: 0.346, SLG: 0.521	F9			2B			5-3			3	0	1	0	0	0	2
Claudell Washington, L (1, 9) OBP: 0.346, SLG: 0.449	P4			K			F7			3	0	0	0	0	1	2
Ken Oberkfell, L (1, 5) OBP: 0.366, SLG: 0.374		1B		K			6-3			3	0	1	0	0	1	0
Glenn Hubbard, R (1, 4) OBP: 0.316, SLG: 0.314		K			P6			G3		2	0	0	0	0	1	1
Albert Hall, S (8, PH) OBP: 0.222, SLG: 0.175										1	0	0	0	0	0	0
Rick Cerone, R (8, 2) OBP: 0.277, SLG: 0.280										0	0	0	0	0	0	0
Bruce Benedict, R (1, 2) OBP: 0.296, SLG: 0.241		L5			L6			K		2	0	0	0	0	0	1
Gerald Perry, L (8, PH) OBP: 0.285, SLG: 0.282										1	0	0	0	0	1	0
Paul Zuvella, R (8, 4) OBP: 0.263, SLG: 0.260										0	0	0	0	0	0	0
Joe Johnson, R (1, 1) OBP: 0.167, SLG: 0.095		4-3			4-3			F8		2	0	0	0	0	0	1
Chris Chambliss, L (8, PH) OBP: 0.291, SLG: 0.317										1	0	0	0	0	0	0
Rick Camp, R (8, 1) OBP: 0.286, SLG: 0.462										0	0	0	0	0	0	0
Inning Stats	R: 0 E: 1 K: 0 S: 5 H: 1 LOB: 2 BB: 0 P: 5	R: 0 E: 0 K: 1 S: 6 H: 1 LOB: 1 BB: 0 P: 6	R: 0 E: 0 K: 0 S: 3 H: 0 LOB: 0 BB: 0 P: 3	R: 0 E: 0 K: 2 S: 7 H: 1 LOB: 0 BB: 0 P: 7	R: 0 E: 0 K: 0 S: 3 H: 0 LOB: 0 BB: 0 P: 3	R: 0 E: 0 K: 0 S: 3 H: 0 LOB: 0 BB: 0 P: 3	R: 0 E: 0 K: 0 S: 3 H: 0 LOB: 0 BB: 0 P: 3	R: 0 E: 0 K: 1 S: 5 H: 0 LOB: 0 BB: 0 P: 5	R: 0 E: 0 K: 0 S: 3 H: 0 LOB: 0 BB: 0 P: 3	1B: 2 2B: 1 3B: 0 HR: 0 SF: 0 SAC: 0 DP: 0 HBP: 0						

PITCHER	IP	WLS	BF	H	R	ER	SO	BB	IBB	HBP	BLK	WP	HR	S	P	ERA	WHIP
Eric Show, R (1, 1) ERA: 3.01	9.0	W	30	3	0	0	4	0	0	0	0	0	0	38	38	0.00	0.333

PITCHER	IP	WLS	BF	H	R	ER	SO	BB	IBB	HBP	BLK	WP	HR	S	P	ERA	WHIP

Atlanta Braves @ San Diego Padres

Jack Murphy Stadium, San Diego, CA

Sat Sep 21 1985, 10:05 PM EDT

Att. 24,265 - Unknown

TOP

livebaseballscorecards.com

AB	30
R	0
H	3
RBI	0
BB	0
SO	4
LOB	9

WP: 0 PB: 0 SB: 0 CS: 0 PA: 30

Batter	1	2	3	4	5	6	7	8	9	AB	R	H	RBI	BB	SO	LOB
Garry Templeton, S (1, 6) OBP: 0.330, SLG: 0.374	SSS 0-3 ① K		x 0-0 1-2 BB 1B	x 0-0 ② F7		x 0-0 ① P1				4	0	1	0	0	1	3
Tony Gwynn, L (1, 9) OBP: 0.350, SLG: 0.396	BBBB 4-0 G6-3 BB		x 0-0 ① F8	x 0-0 ③ F8		x 0-0 ②③ G4-6-3 1-2f				3	0	0	0	1	0	5
Steve Garvey, R (1, 3) OBP: 0.308, SLG: 0.418	x 0-0 ②③ G6-3 1-2f		x 0-0 ② P4		BBBB 4-0 1B 1B BB		x 0-0 G3-6-3 1B			3	0	1	0	1	0	3
Terry Kennedy, L (1, 2) OBP: 0.294, SLG: 0.370		x 0-0 ① 6-3	BBBB 4-0 1-2 2-3 BB		x 0-0 ① F7		x 0-0 ①② G3-6-3 1-2f			3	0	0	0	1	0	2
Carmelo Martinez, R (1, 7) OBP: 0.356, SLG: 0.435		BBBB 4-0 1B BB	x 0-0 ③ 4-3		x 0-0 1B 1-2 1B		x 0-0 ③ F7			3	0	1	0	1	0	3
Graig Nettles, L (1, 5) OBP: 0.356, SLG: 0.405		x 0-0 1-2 1B	x 0-0 1B 1B 1B		x 0-0 ② F7			x 0-0 ① 3-1		4	1	2	0	0	0	2
Kevin McReynolds, R (1, 8) OBP: 0.287, SLG: 0.370		x 0-0 ② F9	x 0-0 1-2 1B		x 0-0 1-2 2-3 1B			x 0-0 ② F7		4	0	2	0	0	0	2
Tim Flannery, L (1, 4) OBP: 0.383, SLG: 0.352		SSS 0-3 ③ K	x 0-0 1-2 2-H 1B		SSS 0-3 ③ K			x 0-0 1B		4	0	2	1	0	2	5
Eric Show, R (1, 1) OBP: 0.114, SLG: 0.101			x 0-0 E6 BB 1B	SSS 0-3 ① K		x 0-0 G4-6-3 1B		SSS 0-3 ③ K		4	0	1	0	0	2	3
Inning Stats	R: 0 E: 0 K: 1 S: 4 H: 0 LOB: 0 BB: 1 P: 8	R: 0 E: 0 K: 1 S: 6 H: 1 LOB: 2 BB: 1 P: 10	R: 0 E: 1 K: 0 S: 5 H: 1 LOB: 3 BB: 1 P: 9	R: 1 E: 0 K: 1 S: 8 H: 3 LOB: 2 BB: 0 P: 8	R: 0 E: 0 K: 1 S: 7 H: 2 LOB: 3 BB: 1 P: 11	R: 0 E: 0 K: 0 S: 3 H: 1 LOB: 0 BB: 0 P: 3	R: 0 E: 0 K: 0 S: 3 H: 1 LOB: 0 BB: 0 P: 3	R: 0 E: 0 K: 1 S: 6 H: 1 LOB: 1 BB: 0 P: 6		1B: 10 2B: 0 3B: 0 HR: 0	SF: 0 SAC: 0 DP: 3 HBP: 0					

BOTTOM

Atlanta Braves @ San Diego Padres

Jack Murphy Stadium, San Diego, CA

Sat Sep 21 1985, 10:05 PM EDT

Att. 24,265 - Unknown

livebaseballscorecards.com

AB	32
R	1
H	10
RBI	1
BB	4
SO	5
LOB	28

WP: 0 PB: 0 SB: 0 CS: 0 PA: 36

PITCHER		IP	WLS	BF	H	R	ER	SO	BB	IBB	HBP	BLK	WP	HR	S	P	ERA	WHIP
Joe Johnson, R ERA: 3.18	(1, 1)	7.0	L	32	9	1	1	4	4	0	0	0	0	0	36	52	1.29	1.857
Rick Camp, R ERA: 4.22	(8, 1)	1.0		4	1	0	0	1	0	0	0	0	0	0	6	6	0.00	1.000

PITCHER	IP	WLS	BF	H	R	ER	SO	BB	IBB	HBP	BLK	WP	HR	S	P	ERA	WHIP

Atlanta Braves @ San Diego Padres

Jack Murphy Stadium, San Diego, CA

Sun Sep 22 1985, 6:33 AM EDT

Att. 12,212 - Unknown

TOP

Batter	1	2	3	4	5	6	7	8	9	AB	R	H	RBI	BB	SO	LOB
Milt Thompson, L (1, 7) OBP: 0.316, SLG: 0.347	G6-4-3, BB, 1B		BBB, S, BB		4-3		2-H, 1B		6-3	4	0	2	1	1	0	0
Ken Oberkfell, L (1, 5) OBP: 0.364, SLG: 0.371	BBBB, 1-2, G6-4-3, BB		1-2, 6-3		4-3		4-3		F7	4	0	0	0	1	0	2
Dale Murphy, R (1, 8) OBP: 0.382, SLG: 0.542	G6-4-3, 1-2f, 2-3		6-3			5-3		BB, 1B, 1B	E5, BB, 1B	5	2	1	0	0	0	3
Bob Horner, R (1, 3) OBP: 0.348, SLG: 0.526	4-3			HR		6-3		BBBB, 1B, 1-2, BB	BBBB, 1B, 1-2, BB	3	2	1	1	2	0	1
Claudell Washington, L (1, 9) OBP: 0.349, SLG: 0.458		HR	SSS, K		BBBB, BB			SSS, K	1-2, 2-H, 1B	4	1	2	2	1	2	2
Rafael Ramirez, R (1, 6) OBP: 0.273, SLG: 0.337		F9	F9		F6			1-2, 2-H, 1B, 1B	SSS, K	5	1	1	1	0	1	3
Rick Cerone, R (1, 2) OBP: 0.283, SLG: 0.284		G6-4-3, 1B	FC6-4, 1B				BBBB, FC4-6, BB	L4		3	0	2	0	1	0	2
Glenn Hubbard, R (1, 4) OBP: 0.316, SLG: 0.314		G6-4-3, 1-2f	FC6-4, 1-2f				FC4-6, SH1-4, 1B, 1-2f	1-H, 2-H, 1B		4	1	1	2	0	0	3
Zane Smith, L (1, 1) OBP: 0.121, SLG: 0.121			SSS, K		F7		SH1-4, 1-2	SSS, K		2	0	0	0	0	1	0
Gerald Perry, L (8, PH) OBP: 0.284, SLG: 0.281										1	0	0	0	0	1	1
Gene Garber, R (8, 1) OBP: 0.250, SLG: 0.250										0	0	0	0	0	0	0
Inning Stats	R: 0 E: 0 K: 0 S: 3 H: 1 LOB: 1 BB: 1 P: 7	R: 1 E: 0 K: 0 S: 4 H: 2 LOB: 0 BB: 0 P: 4	R: 0 E: 0 K: 1 S: 5 H: 0 LOB: 1 BB: 1 P: 9	R: 1 E: 0 K: 1 S: 7 H: 2 LOB: 1 BB: 0 P: 7	R: 0 E: 0 K: 0 S: 3 H: 0 LOB: 0 BB: 0 P: 3	R: 0 E: 0 K: 0 S: 3 H: 0 LOB: 1 BB: 1 P: 7	R: 1 E: 0 K: 0 S: 4 H: 1 LOB: 1 BB: 1 P: 8	R: 3 E: 0 K: 2 S: 10 H: 3 LOB: 1 BB: 1 P: 14	R: 1 E: 1 K: 1 S: 7 H: 1 LOB: 2 BB: 1 P: 11	1B: 8 2B: 0 3B: 0 HR: 2 SF: 0 SAC: 1 DP: 2 HBP: 0						

	AB	35
	R	7
	H	10
	RBI	7
	BB	6
	SO	5
	LOB	17

WP: 0 PB: 0 SB: 1 CS: 0 PA: 42

livebaseballscorecards.com

PITCHER		IP	WLS	BF	H	R	ER	SO	BB	IBB	HBP	BLK	WP	HR	S	P	ERA	WHIP
Andy Hawkins, R ERA: 3.12	(1, 1)	7.0	L	31	7	5	5	2	5	0	0	0	0	2	30	50	6.43	1.714
Craig Lefferts, L ERA: 3.12	(8, 1)	0.1		1	0	0	0	1	0	0	0	0	0	0	3	3	0.00	0.000
Lance McCullers, R ERA: 1.93	(8, 1)	0.2		4	2	1	1	1	0	0	0	0	0	0	6	6	13.50	3.000
Tim Stoddard, R ERA: 4.45	(9, 1)	1.0		6	1	1	0	1	1	0	0	0	0	0	7	11	0.00	2.000

PITCHER		IP	WLS	BF	H	R	ER	SO	BB	IBB	HBP	BLK	WP	HR	S	P	ERA	WHIP

Atlanta Braves @ San Diego Padres

Jack Murphy Stadium, San Diego, CA

Sun Sep 22 1985, 6:33 AM EDT

Att. 12,212 - Unknown

BOTTOM

livebaseballscorecards.com

Batter	1	2	3	4	5	6	7	8	9	AB	R	H	RBI	BB	SO	LOB
Garry Templeton, S (1, 6) OBP: 0.329, SLG: 0.375	K2-3		4-3		5-3			6-3 1B 2B	K	5	1	1	0	0	2	3
Gerry Davis, R (1, 9) OBP: 0.327, SLG: 0.373	G6-4-3 BB		SH1-3 3B		G3			6-3 2-3	4-3	3	1	1	0	1	0	2
Tony Gwynn, L (9, PH) OBP: 0.350, SLG: 0.395										1	0	0	0	0	0	2
Jerry Royster, R (1, 4) (8, 5) OBP: 0.368, SLG: 0.429	G6-4-3 1-2f		SH1-3 3-H			F7		3-H 1B		3	0	1	2	0	0	1
Steve Garvey, R (1, 3) OBP: 0.307, SLG: 0.419		F7 1B 2B	L9			F9		F7		4	1	1	0	0	0	1
Carmelo Martinez, R (1, 7) OBP: 0.355, SLG: 0.432		F9		CS BB		F9			K	3	0	0	0	1	1	1
Kurt Bevacqua, R (1, 5) OBP: 0.358, SLG: 0.342		F7 2-3		6-3 1-2			G5-4-3 1B		BB 1B BB	3	0	1	0	0	0	2
Miguel Dilone, S (7, PR) OBP: 0.261, SLG: 0.252										0	0	0	0	0	0	0
Tim Flannery, L (8, 4) OBP: 0.385, SLG: 0.352										0	1	0	0	1	0	0
Kevin McReynolds, R (1, 8) OBP: 0.289, SLG: 0.369		PB 3-H 1B	K				G5-4-3 1-2f		1B 1-2 1B BB	3	1	1	1	1	1	1
Bruce Bochy, R (1, 2) OBP: 0.314, SLG: 0.448		1-2 IBB			SH2-4 1B		K		1B 1-3 2-H 1B	2	0	1	0	1	1	1
Terry Kennedy, L (9, PH) OBP: 0.296, SLG: 0.372										1	0	1	1	0	0	0
Andy Hawkins, R (1, 1) OBP: 0.110, SLG: 0.085		4-3			SH2-4 1-2			G3	1-2 3-H 1B	1	0	0	0	0	0	2
Craig Lefferts, L (8, 1) OBP: 0.250, SLG: 0.250										0	0	0	0	0	0	0
Lance McCullers, S (8, 1)										0	0	0	0	0	0	0
Al Bumbry, L (8, PH) OBP: 0.263, SLG: 0.272										1	0	0	0	0	0	0
Tim Stoddard, R (9, 1)										0	0	0	0	0	0	0
Graig Nettles, L (9, PH) OBP: 0.358, SLG: 0.407										1	0	1	1	0	0	0
Bobby Brown, S (9, PR) OBP: 0.213, SLG: 0.189										0	0	0	0	0	0	0

Inning Stats	1	2	3	4	5	6	7	8	9
	R: 0 E: 0 K: 1 S: 4	H: 0 LOB: 0 BB: 1 P: 8	R: 1 E: 0 K: 0 S: 5	H: 2 LOB: 2 BB: 1 P: 9	R: 1 E: 0 K: 0 S: 4	H: 1 LOB: 0 BB: 0 P: 4	R: 0 E: 0 K: 1 S: 4	H: 0 LOB: 0 BB: 1 P: 8	R: 0 E: 0 K: 0 S: 4	H: 1 LOB: 1 BB: 0 P: 4	R: 0 E: 0 K: 0 S: 3	H: 0 LOB: 0 BB: 0 P: 3	R: 0 E: 0 K: 1 S: 5	H: 1 LOB: 1 BB: 0 P: 5	R: 1 E: 0 K: 0 S: 5	H: 2 LOB: 1 BB: 0 P: 5	R: 2 E: 0 K: 2 S: 9	H: 2 LOB: 2 BB: 2 P: 17

PITCHER		IP	WLS	BF	H	R	ER	SO	BB	IBB	HBP	BLK	WP	HR	S	P	ERA	WHIP	PITCHER		IP	WLS	BF	H	R	ER	SO	BB	IBB	HBP	BLK	WP	HR	S	P	ERA	WHIP
Zane Smith, L (1, 1) ERA: 3.98		7.0	W	26	5	2	2	3	2	1	0	0	0	0	29	41	2.57	1.000																			
Gene Garber, R (8, 1) ERA: 4.13		2.0		12	4	3	3	2	2	0	0	0	0	0	14	22	13.50	3.000																			

1B:	6
2B:	2
3B:	1
HR:	0
SF:	0
SAC:	2
DP:	2
HBP:	0
WP:	0
PB:	1
SB:	0
CS:	1
PA:	38

AB	31
R	5
H	9
RBI	5
BB	5
SO	5
LOB	16

Batter	1	2	3	4	5	6	7	8	9	AB	R	H	RBI	BB	SO	LOB
Rafael Ramirez, R (1, 6) OBP: 0.271, SLG: 0.335	S S S 0-3 ① K	x 0-0 ③ F8		x 0-0 ③ F8			x 0-0 ① F3	S S S 0-3 ③ K		4	0	0	0	0	1	2
Claudell Washington, L (8, PH) OBP: 0.348, SLG: 0.457										1	0	0	0	0	1	1
Gene Garber, R (8, 1) OBP: 0.250, SLG: 0.250										0	0	0	0	0	0	0
Glenn Hubbard, R (1, 4) OBP: 0.319, SLG: 0.319	x 0-0 FC6-4 1B		x 0-0 ① 4-3		x 0-0 2B 2B		B B B B 4-0 1B 1B BB		x 0-0 1B 1B	3	2	2	0	1	0	0
Chris Chambliss, L (9, PH) OBP: 0.294, SLG: 0.321										1	0	1	0	0	0	0
Andres Thomas, R (9, PR)										0	0	0	0	0	0	0
Dale Murphy, R (1, 8) OBP: 0.383, SLG: 0.545	S S S 0-3 ② K		x 0-0 E5 HR		x 0-0 2-H 2B		x 0-0 1-2 1B		x 0-0 1-3 G4-3 1B	5	1	3	1	0	1	1
Bob Horner, R (1, 3) OBP: 0.347, SLG: 0.529	x 0-0 ③ FC6-4 1-2f		x 0-0 1-H HR		S S S 0-3 ① K		x 0-0 ② F3		x 0-0 ① F7	5	1	1	2	0	1	6
Terry Harper, R (1, 7) OBP: 0.323, SLG: 0.406		S S S 0-3 ① K	x 0-0 1B		x 0-0 ② F9		x 0-0 1-2 2-H 1B		x 0-0 ② ③ G4-3 1-2f	5	0	2	1	0	1	3
Ken Oberkfell, L (1, 5) OBP: 0.363, SLG: 0.369		x 0-0 BB 1B 1B	S S S 0-3 ② K		x 0-0 ③ F7		x 0-0 ③ 1-3			4	1	1	0	0	1	4
Rick Cerone, R (1, 2) OBP: 0.283, SLG: 0.281		B B B B 4-0 SH3-4 1B 1-2 BB	x 0-0 ③ F5			x 0-0 ① 5-3		x 0-0 ① 5-3		3	0	0	0	1	0	1
Brad Komminsk, R (1, 9) OBP: 0.316, SLG: 0.322	x 0-0 SH3-4 1-2 2-H 1B		x 0-0 ① F9		x 0-0 ② F9		B B B B 4-0 BB			3	0	1	1	0	0	0
Milt Thompson, L (8, PH) OBP: 0.321, SLG: 0.347										0	0	0	0	1	0	0
(8, 9)																
Pascual Perez, R (1, 1) OBP: 0.200, SLG: 0.130	x 0-0 ② SH3-4 1-2 2-3		x 0-0 ② 4-3		x 0-0 ③ 4-3		x 0-0 ② F8			0	0	0	0	0	0	0
Steve Shields, R (2, 1) OBP: 0.158, SLG: 0.111										2	0	0	0	0	0	0
Rick Camp, R (6, 1) OBP: 0.286, SLG: 0.462										0	0	0	0	0	0	0
Gerald Perry, L (8, PH) OBP: 0.283, SLG: 0.279										1	0	0	0	0	0	1
Paul Zuvella, R (8, 6) OBP: 0.263, SLG: 0.260										0	0	0	0	0	0	0
Inning Stats	R: 0 E: 0 K: 2 S: 8 H: 1 LOB: 1 BB: 0 P: 8	R: 1 E: 0 K: 1 S: 7 H: 2 LOB: 2 BB: 1 P: 11	R: 2 E: 1 K: 1 S: 8 H: 2 LOB: 1 BB: 0 P: 8	R: 0 E: 0 K: 0 S: 3 H: 0 LOB: 0 BB: 0 P: 3	R: 1 E: 0 K: 1 S: 7 H: 2 LOB: 1 BB: 0 P: 7	R: 0 E: 0 K: 0 S: 3 H: 0 LOB: 0 BB: 0 P: 3	R: 1 E: 0 K: 0 S: 5 H: 2 LOB: 2 BB: 1 P: 9	R: 0 E: 0 K: 1 S: 5 H: 0 LOB: 1 BB: 1 P: 9	R: 0 E: 0 K: 0 S: 4 H: 2 LOB: 2 BB: 0 P: 4	1B: 8 2B: 2 3B: 0 HR: 1		SF: 0 SAC: 1 DP: 1 HBP: 0		WP: 0 PB: 0 SB: 0 CS: 0		PA: 41	

PITCHER		IP	WLS	BF	H	R	ER	SO	BB	IBB	HBP	BLK	WP	HR	S	P	ERA	WHIP
Tom Browning, L ERA: 3.55	(1, 1)	6.1	W	30	8	5	4	5	2	0	0	0	0	1	38	46	5.68	1.579
Tom Hume, R ERA: 3.38	(7, 1)	0.1		2	1	0	0	0	0	0	0	0	0	0	2	2	0.00	3.000
John Franco, L ERA: 2.3	(7, 1)	0.1		1	0	0	0	0	0	0	0	0	0	0	1	1	0.00	0.000
Ted Power, R ERA: 2.41	(8, 1)	2.0	S	8	2	0	0	1	1	0	0	0	0	0	9	13	0.00	1.500

PITCHER	IP	WLS	BF	H	R	ER	SO	BB	IBB	HBP	BLK	WP	HR	S	P	ERA	WHIP

TOP

Atlanta Braves @ Cincinnati Reds

Riverfront Stadium, Cincinnati, OH

Tue Sep 24 1985, 7:05 PM EDT

Att. 14,947 - Unknown

livebaseballscorecards.com

AB	37
R	5
H	11
RBI	5
BB	3
SO	6
LOB	19

Atlanta Braves @ Cincinnati Reds

Riverfront Stadium, Cincinnati, OH

Tue Sep 24 1985, 7:05 PM EDT

Att. 14,947 - Unknown

BOTTOM

Batter	1	2	3	4	5	6	7	8	9	AB	R	H	RBI	BB	SO	LOB
Eddie Milner, L (1, 8) OBP: 0.348, SLG: 0.362	G3	HR	2B			BB		4-3		4	2	2	2	1	0	0
Max Venable, L (1, 7) OBP: 0.331, SLG: 0.431	F9	6-3	K			G6-4-3		1-3		5	2	2	0	0	1	1
Pete Rose, S (1, 3) OBP: 0.394, SLG: 0.324	BB	6-3		4-3		G6-4-3		F8		3	1	1	1	2	0	0
Dave Parker, L (1, 9) OBP: 0.364, SLG: 0.542	1B	2B		4-3		G6-4-3				3	1	1	0	1	0	2
Buddy Bell, R (1, 5) OBP: 0.310, SLG: 0.348	BB	2B		F8		F3				3	0	1	1	1	0	1
Dave Concepcion, R (1, 6) OBP: 0.318, SLG: 0.335	1B	IBB		6-3			F8			3	0	1	1	1	0	1
Bo Diaz, R (1, 2) OBP: 0.296, SLG: 0.359	F3	F8			6-3		K2-3			4	0	0	0	0	1	5
Ron Oester, S (1, 4) OBP: 0.363, SLG: 0.377		4-3	G3		F7		2B			4	0	1	0	0	0	0
Tom Browning, L (1, 1) OBP: 0.202, SLG: 0.222		HR	6-3		F7		6-3			3	1	1	0	0	0	0
Tom Hume, R (7, 1)										0	0	0	0	0	0	0
John Franco, L (7, 1) OBP: 0.333, SLG: 0.333										0	0	0	0	0	0	0
Wayne Krenchicki, L (7, PH) OBP: 0.359, SLG: 0.385										1	0	0	0	0	0	1
Ted Power, R (8, 1)										0	0	0	0	0	0	0
Inning Stats	R: 1 E: 0 K: 0 S: 5 H: 2 LOB: 3 BB: 2 P: 13	R: 4 E: 0 K: 0 S: 7 H: 4 LOB: 2 BB: 2 P: 15	R: 0 E: 0 K: 1 S: 6 H: 1 LOB: 1 BB: 0 P: 6	R: 0 E: 0 K: 0 S: 4 H: 1 LOB: 1 BB: 0 P: 4	R: 0 E: 0 K: 0 S: 3 H: 0 LOB: 0 BB: 0 P: 3	R: 2 E: 0 K: 0 S: 3 H: 1 LOB: 0 BB: 2 P: 11	R: 0 E: 0 K: 1 S: 6 H: 1 LOB: 1 BB: 0 P: 6	R: 0 E: 0 K: 0 S: 3 H: 0 LOB: 0 BB: 0 P: 3		1B: 4 2B: 4 3B: 1 HR: 1 SF: 0 SAC: 0 DP: 1 HBP: 0						

livebaseballscorecards.com

AB	33
R	7
H	10
RBI	5
BB	6
SO	2
LOB	11

WP: 0 PB: 0 SB: 3 CS: 0 PA: 39

PITCHER		IP	WLS	BF	H	R	ER	SO	BB	IBB	HBP	BLK	WP	HR	S	P	ERA	WHIP
Pascual Perez, R ERA: 6.24	(1, 1)	1.2	L	14	6	5	5	0	3	0	0	0	0	1	11	23	27.00	5.400
Steve Shields, R ERA: 4.78	(2, 1)	3.1		16	3	2	1	1	2	1	0	0	0	0	15	27	2.70	1.500
Rick Camp, R ERA: 4.15	(6, 1)	2.0		6	1	0	0	1	0	0	0	0	0	0	8	8	0.00	0.500
Gene Garber, R ERA: 4.08	(8, 1)	1.0		3	0	0	0	0	0	0	0	0	0	0	3	3	0.00	0.000

PITCHER	IP	WLS	BF	H	R	ER	SO	BB	IBB	HBP	BLK	WP	HR	S	P	ERA	WHIP

Atlanta Braves @ Cincinnati Reds

Riverfront Stadium, Cincinnati, OH

Wed Sep 25 1985, 7:05 PM EDT

Att. 14,981 - Unknown

TOP

livebaseballscorecards.com

Batter	1	2	3	4	5	6	7	8	9	10	11	AB	R	H	RBI	BB	SO	LOB
Milt Thompson, L (1, 7) OBP: 0.319, SLG: 0.344	K		3-1 1B 1B		K		F7		3-1		1B BB	4	1	1	0	0	2	2
Rick Cerone, R (9, PH) OBP: 0.284, SLG: 0.280 (9, 2)												1	0	0	0	1	0	2
Ken Oberkfell, L (1, 5) OBP: 0.361, SLG: 0.366	K		3-1		F7		G3			6-3	1B	6	0	1	1	0	1	4
Dale Murphy, R (1, 8) OBP: 0.383, SLG: 0.545	2B		1B			L4		F8		F9		5	0	2	2	0	0	0
Bob Horner, R (1, 3) OBP: 0.345, SLG: 0.524	K		K			FC5-4 1B BB		F3		6-3		4	0	0	0	1	2	2
Claudell Washington, L (1, 9) OBP: 0.346, SLG: 0.453		4-3		F7		1B		F6			E5 SH	5	1	1	0	0	0	0
Glenn Hubbard, R (1, 4) OBP: 0.319, SLG: 0.316		4-3		5-3		FC5-4			FC1-4 BB		SH BB 1B	3	1	0	0	1	0	2
Bruce Benedict, R (1, 2) OBP: 0.291, SLG: 0.236		F3		F6		K			FC1-4 BB		K	4	0	0	0	0	1	3
Andres Thomas, R (9, PR) (9, 6)												1	0	0	0	0	1	1
Paul Zuvella, R (1, 6) OBP: 0.276, SLG: 0.270			3-1 1B 1B		SH1-4		1B		K		BB 1B IBB	2	1	2	0	1	0	0
Gerald Perry, L (9, PH) OBP: 0.282, SLG: 0.278					BB							1	0	0	0	0	1	1
Gene Garber, R (9, 1) OBP: 0.250, SLG: 0.250												0	0	0	0	0	0	0
Chris Chambliss, L (11, PH) OBP: 0.298, SLG: 0.321												0	0	0	0	1	0	0
Rick Camp, R (11, 1) OBP: 0.286, SLG: 0.462												0	0	0	0	0	0	0
Rick Mahler, R (1, 1) OBP: 0.191, SLG: 0.176			F3		SH1-4		F3					2	0	0	0	0	0	2
Terry Harper, R (9, PH) OBP: 0.324, SLG: 0.405 (9, 7)									BB			1	0	0	0	1	1	2
Inning Stats	R: 0 E: 0 K: 3 S: 10 H: 1 LOB: 1 BB: 0 P: 10	R: 0 E: 0 K: 0 S: 3 H: 0 LOB: 0 BB: 0 P: 3	R: 2 E: 0 K: 1 S: 8 H: 3 LOB: 1 BB: 0 P: 8	R: 0 E: 0 K: 0 S: 3 H: 0 LOB: 0 BB: 0 P: 3	R: 0 E: 0 K: 1 S: 5 H: 0 LOB: 1 BB: 1 P: 9	R: 0 E: 0 K: 1 S: 6 H: 1 LOB: 2 BB: 1 P: 10	R: 0 E: 0 K: 0 S: 4 H: 1 LOB: 1 BB: 0 P: 4	R: 0 E: 0 K: 0 S: 3 H: 0 LOB: 0 BB: 0 P: 3	R: 0 E: 0 K: 1 S: 5 H: 0 LOB: 2 BB: 2 P: 13	R: 0 E: 0 K: 0 S: 3 H: 0 LOB: 0 BB: 0 P: 3	R: 2 E: 2 K: 2 S: 9 H: 1 LOB: 2 BB: 2 P: 17							

	AB	39
	R	4
	H	7
	RBI	3
	BB	6
	SO	9
	LOB	21

	1B: 6	SF: 0	WP: 0	PA: 47
	2B: 1	SAC: 2	PB: 0	
	3B: 0	DP: 0	SB: 0	
	HR: 0	HBP: 0	CS: 0	

PITCHER		IP	WLS	BF	H	R	ER	SO	BB	IBB	HBP	BLK	WP	HR	S	P	ERA	WHIP
Jay Tibbs, R ERA: 4.08	(1, 1)	7.0		29	6	2	2	6	2	0	0	0	0	0	39	47	2.57	1.143
Tom Hume, R ERA: 3.32	(8, 1)	1.1		5	0	0	0	0	1	0	0	0	0	0	4	8	0.00	0.750
John Franco, L ERA: 2.27	(9, 1)	1.0		4	0	0	0	1	1	0	0	0	0	0	5	9	0.00	1.000
Ted Power, R ERA: 2.35	(10, 1)	1.2	L	9	1	2	0	2	1	1	0	0	0	0	11	19	0.00	1.200

PITCHER	IP	WLS	BF	H	R	ER	SO	BB	IBB	HBP	BLK	WP	HR	S	P	ERA	WHIP

Atlanta Braves @ Cincinnati Reds

Riverfront Stadium, Cincinnati, OH

Wed Sep 25 1985, 7:05 PM EDT

Att. 14,981 - Unknown

livebaseballscorecards.com

BOTTOM

Batter	1	2	3	4	5	6	7	8	9	10	11	AB	R	H	RBI	BB	SO	LOB
Eddie Milner, L (1, 8) OBP: 0.344, SLG: 0.357	6-3		1-3		K			F8		G1		5	0	0	0	0	1	0
Max Venable, L (1, 7) OBP: 0.333, SLG: 0.455	F7 2B			4-3		G3		F8		3B		5	0	2	0	0	0	0
Pete Rose, S (1, 3) OBP: 0.392, SLG: 0.321	F7 2-3			4-3		6-3		4-3		FC5 IBB IBB		4	0	0	0	1	0	1
Dave Parker, L (1, 9) OBP: 0.365, SLG: 0.541	4-3			1B 2B		F8			K	1-2 IBB		4	1	1	0	1	1	1
Wayne Krenchicki, L (1, 5) OBP: 0.364, SLG: 0.382 Gary Redus, R (7, PR) OBP: 0.368, SLG: 0.416 Wade Rowdon, R (8, 5)		3-1		BB 1B			1B BB 1B		F9	FC5 2-3f		1 0 2	0 1 0	0 0 0	0 0 0	2 0 0	0 0 0	0 0 3
Dave Concepcion, R (1, 6) OBP: 0.319, SLG: 0.334	6-3			1-2 2-H 1B			F4		BB BB		K	4	0	1	1	1	1	1
Bo Diaz, R (1, 2) OBP: 0.296, SLG: 0.359 Eric Davis, R (7, PR) OBP: 0.231, SLG: 0.436 Dave Vangorder, R (8, 2) OBP: 0.278, SLG: 0.318 Ted Power, R (10, 1) Tom Runnells, S (11, PH) OBP: 0.250, SLG: 0.231	F6			F4			1B 1-3 1B		BB 1-2 BB		F8 2B	3 0 0 0 1	0 0 0 0 0	1 0 0 0 1	0 0 0 0 0	0 0 1 0 0	0 0 0 0 0	2 0 0 0 0
Ron Oester, S (1, 4) OBP: 0.361, SLG: 0.375			1-4-3		F7		G4-3 1-2 1B 3-H		G3		F8 2-3	5	0	1	1	0	0	3
Jay Tibbs, R (1, 1) OBP: 0.097, SLG: 0.067 Tony Perez, R (7, PH) OBP: 0.413, SLG: 0.475 Tom Hume, R (8, 1) John Franco, L (9, 1) OBP: 0.333, SLG: 0.333 Dann Bilardello, R (10, 2) OBP: 0.208, SLG: 0.198 Nick Esasky, R (11, PH) OBP: 0.324, SLG: 0.452			5-3		4-3		G4-3 1-2f			6-3	K	2 1 0 0 1 1	0 0 0 0 0 0	0 0 0 0 0 1	0 0 0 0 0 1	0 0 0 0 0 1	0 0 0 0 0 1	0 2 0 0 0 1
Inning Stats	R: 0 H: 1 E: 0 LOB: 1 K: 0 BB: 0 S: 4 P: 4	R: 0 H: 0 E: 0 LOB: 0 K: 0 BB: 0 S: 3 P: 3	R: 0 H: 0 E: 0 LOB: 0 K: 0 BB: 0 S: 3 P: 3	R: 1 H: 2 E: 0 LOB: 2 K: 0 BB: 1 S: 5 P: 9	R: 0 H: 0 E: 0 LOB: 0 K: 1 BB: 0 S: 5 P: 5	R: 0 H: 0 E: 0 LOB: 0 K: 0 BB: 0 S: 3 P: 3	R: 1 H: 2 E: 0 LOB: 2 K: 0 BB: 1 S: 4 P: 8	R: 0 H: 0 E: 0 LOB: 0 K: 0 BB: 0 S: 3 P: 3	R: 0 H: 0 E: 0 LOB: 2 K: 1 BB: 2 S: 5 P: 13	R: 0 H: 1 E: 0 LOB: 3 K: 0 BB: 2 S: 4 P: 12	R: 0 H: 1 E: 0 LOB: 1 K: 2 BB: 0 S: 8 P: 8	1B: 3 SF: 0 2B: 3 SAC: 0 3B: 1 DP: 1 HR: 0 HBP: 0						

	AB	39
	R	2
	H	7
	RBI	2
	BB	6
	SO	4
	LOB	14

WP: 0 PA: 45
PB: 0
SB: 0
CS: 0

PITCHER		IP	WLS	BF	H	R	ER	SO	BB	IBB	HBP	BLK	WP	HR	S	P	ERA	WHIP
Rick Mahler, R ERA: 3.6	(1, 1)	8.0		30	5	2	2	1	2	0	0	0	0	0	30	38	2.25	0.875
Gene Garber, R ERA: 3.99	(9, 1)	2.0	W	11	1	0	0	1	2	2	0	0	0	0	9	25	0.00	1.500
Rick Camp, R ERA: 4.12	(11, 1)	1.0	S	4	1	0	0	2	0	0	0	0	0	0	8	8	0.00	1.000

PITCHER	IP	WLS	BF	H	R	ER	SO	BB	IBB	HBP	BLK	WP	HR	S	P	ERA	WHIP

Atlanta Braves @ Cincinnati Reds

Riverfront Stadium, Cincinnati, OH

Thu Sep 26 1985, 3:33 AM EDT

Att. 10,454 - Unknown

TOP

livebaseballscorecards.com

Batter	1	2	3	4	5	6	7	8	9	AB	R	H	RBI	BB	SO	LOB
Milt Thompson, L (1, 9) OBP: 0.325, SLG: 0.346	S 1B		BB 1-2 BB		F7			F8		2	0	1	0	1	0	0
Brad Komminsk, R (8, PH) OBP: 0.315, SLG: 0.320 (8, 9)										1	0	0	0	0	0	2
Ken Oberkfell, L (1, 5) OBP: 0.360, SLG: 0.364	F8		1-2 2-3 BB			F7		3-1 1-2 2-3		3	0	0	0	1	0	3
Dale Murphy, R (1, 8) OBP: 0.383, SLG: 0.543	K 1-2		K			K		2-3 3-H 1B		4	0	1	1	0	3	4
Bob Horner, R (1, 3) OBP: 0.343, SLG: 0.520	K		F8			5-3		F5		4	0	0	0	0	1	6
Gene Garber, R (8, 1) OBP: 0.250, SLG: 0.250										0	0	0	0	0	0	0
Terry Harper, R (1, 7) OBP: 0.323, SLG: 0.404		G5-4-3 1B		6-3			F6		F8	4	0	1	0	0	0	0
Glenn Hubbard, R (1, 4) OBP: 0.316, SLG: 0.313		G5-4-3 1-2f		6-3			F8		F3	4	0	0	0	0	0	1
Bruce Benedict, R (1, 2) OBP: 0.287, SLG: 0.232		L3		K			K		K	3	0	0	0	0	2	0
Jeff Dedmon, L (7, 1)										0	0	0	0	0	0	0
Terry Forster, L (8, 1)										0	0	0	0	0	0	0
Gerald Perry, L (8, 3) OBP: 0.280, SLG: 0.277										1	0	0	0	0	1	0
Paul Zuvella, R (1, 6) OBP: 0.279, SLG: 0.273			BB S 1B		F7			3-1 BB 1B 1B		2	0	1	0	0	0	0
Chris Chambliss, L (8, PH) OBP: 0.302, SLG: 0.325										1	0	1	0	0	0	0
Andres Thomas, R (8, PR) (8, 6)										0	1	0	0	0	0	0
Steve Bedrosian, R (1, 1) OBP: 0.081, SLG: 0.066			K		6-3			1B 1-2 3-1 BB		2	0	0	0	0	1	1
Rick Cerone, R (7, 2) OBP: 0.287, SLG: 0.280										0	0	0	0	1	0	0
Inning Stats	R: 0 E: 0 K: 2 S: 8 H: 1 LOB: 1 BB: 0 P: 8	R: 0 E: 0 K: 0 S: 3 H: 1 LOB: 0 BB: 0 P: 3	R: 0 E: 0 K: 2 S: 8 H: 1 LOB: 3 BB: 2 P: 16	R: 0 E: 0 K: 1 S: 5 H: 0 LOB: 0 BB: 0 P: 5	R: 0 E: 0 K: 0 S: 3 H: 0 LOB: 0 BB: 0 P: 3	R: 0 E: 0 K: 1 S: 5 H: 0 LOB: 0 BB: 0 P: 5	R: 0 E: 0 K: 1 S: 5 H: 0 LOB: 0 BB: 0 P: 5	R: 1 E: 0 K: 0 S: 5 H: 2 LOB: 2 BB: 1 P: 9	R: 0 E: 0 K: 1 S: 5 H: 0 LOB: 0 BB: 0 P: 5	1B: 5 2B: 0 3B: 0 HR: 0 SF: 0 SAC: 0 DP: 1 HBP: 0	WP: 0 PB: 0 SB: 2 CS: 0 PA: 34					

PITCHER	IP	WLS	BF	H	R	ER	SO	BB	IBB	HBP	BLK	WP	HR	S	P	ERA	WHIP
Andy McGaffigan, R (1, 1) ERA: 3.38	7.0	W	27	4	1	1	7	3	0	0	0	0	0	38	50	1.29	1.000
John Franco, L (8, 1) ERA: 2.26	0.2		3	1	0	0	0	0	0	0	0	0	0	3	3	0.00	1.500
Ted Power, R (8, 1) ERA: 2.31	1.1	S	4	0	0	0	1	0	0	0	0	0	0	6	6	0.00	0.000

PITCHER	IP	WLS	BF	H	R	ER	SO	BB	IBB	HBP	BLK	WP	HR	S	P	ERA	WHIP

AB	31
R	1
H	5
RBI	1
BB	3
SO	8
LOB	17

Batter	1	2	3	4	5	6	7	8	9	AB	R	H	RBI	BB	SO	LOB
Eddie Milner, L (1, 8) OBP: 0.347, SLG: 0.357	E6 4-3 S FC1-2	S 2-3 1B			BBB 4-0 S 1B BB	0-0 ② F9		I I I 4-0 S 1B IBB		3	2	1	0	2	0	0
Max Venable, L (1, 7) OBP: 0.323, SLG: 0.440 Tony Perez, R (8, PH) OBP: 0.411, SLG: 0.472 Eric Davis, R (9, 7) OBP: 0.231, SLG: 0.436	0-0 ① 4-3 1-3	SSS 0-3 ③ K 1-2			0-0 ① F6	0-0 ③ F9		SSS 0-3 ② K 1-2 2-3		4 1 0	0 0 0	0 0 0	0 0 0	0 1 0	1 2 0	4 2 0
Pete Rose, S (1, 3) OBP: 0.392, SLG: 0.318	BBBB 4-0 FC1-2 BB		0-0 ① 4-3		SSS 0-3 ② K 1-2		0-0 ① 4-3	I I I 4-0 BB 1B IBB		3	0	0	0	2	1	1
Dave Parker, L (1, 9) OBP: 0.367, SLG: 0.541	0-0 ② FC1-2 FC4-6 1-2 3-H		0-0 ② 4-3		I I I 4-0 1B HBP IBB		0-0 1B 1B	0-0 BB 1-2 2-H 3-H 1B		4	2	2	2	1	0	2
Wayne Krenchicki, L (1, 5) OBP: 0.376, SLG: 0.388	0-0 ③ FC4-6 1-2f		BBBB 4-0 BB		0-0 HBP BB 1-3 2-H 1B		0-0 1B 1-2 1B	BBBB 4-0 FC5-4 1-2 2-3 BB		3	0	2	1	2	0	2
Dave Concepcion, R (1, 6) OBP: 0.320, SLG: 0.333		0-0 ① 6-3	0-0 ③ F8		BBBB 4-0 HBP 1-2 BB		0-0 G6-4-3 1-2 2-H 1B	0-0 ③ FC5-4 1-2f		4	0	1	1	1	0	4
Bo Diaz, R (1, 2) OBP: 0.296, SLG: 0.354 Ted Power, R (8, 1)		0-0 ② 4-3		0-0 ① F7	H 1-0 1-2 2-3 3-H HBP		0-0 ②③ G6-4-3 1-2f			3 0	0 0	0 0	1 0	0 0	0 0	2 0
Ron Oester, S (1, 4) OBP: 0.362, SLG: 0.375		BBBB 4-0 2B BB		0-0 ② F8	SSS 0-3 ③ K			0-0 S SH1-4 1B 1B		3	2	1	0	1	1	3
Andy McGaffigan, R (1, 1) OBP: 0.071, SLG: 0.074 John Franco, L (8, 1) OBP: 0.333, SLG: 0.333 Dave Vangorder, R (8, 2) OBP: 0.278, SLG: 0.318		0-0 1B 1-H 2B	0-0 ③ 1-3			0-0 ① F8		0-0 ① SH1-4 1-2		3 0 0	0 0 0	1 0 0	1 0 0	0 0 0	0 0 0	0 0 0
Inning Stats	R: 0 H: 0 E: 1 LOB: 2 K: 0 BB: 1 S: 4 P: 8	R: 1 H: 2 E: 0 LOB: 2 K: 1 BB: 1 S: 7 P: 11	R: 0 H: 0 E: 0 LOB: 1 K: 0 BB: 1 S: 3 P: 7	R: 0 H: 0 E: 0 LOB: 0 K: 0 BB: 0 S: 3 P: 3	R: 2 H: 1 E: 0 LOB: 3 K: 2 BB: 3 S: 8 P: 21	R: 0 H: 0 E: 0 LOB: 0 K: 0 BB: 0 S: 3 P: 3	R: 1 H: 3 E: 0 LOB: 1 K: 0 BB: 0 S: 5 P: 5	R: 2 H: 2 E: 0 LOB: 3 K: 1 BB: 3 S: 7 P: 19		1B: 7 SF: 0 2B: 1 SAC: 1 3B: 0 DP: 1 HR: 0 HBP: 1						

PITCHER		IP	WLS	BF	H	R	ER	SO	BB	IBB	HBP	BLK	WP	HR	S	P	ERA	WHIP
Steve Bedrosian, R ERA: 3.79	(1, 1)	6.1	L	33	6	4	4	3	5	1	1	0	0	0	32	57	5.68	1.737
Jeff Dedmon, R ERA: 3.76	(7, 1)	1.0		4	1	2	2	0	0	1	0	0	0	0	3	7	18.00	1.000
Terry Forster, L ERA: 2.04	(8, 1)	0.1		4	1	0	0	1	1	1	0	0	0	0	4	12	0.00	6.000
Gene Garber, R ERA: 3.97	(8, 1)	0.1		1	0	0	0	0	0	0	0	0	0	0	1	1	0.00	0.000

PITCHER	IP	WLS	BF	H	R	ER	SO	BB	IBB	HBP	BLK	WP	HR	S	P	ERA	WHIP

BOTTOM

Atlanta Braves @ Cincinnati Reds

Riverfront Stadium, Cincinnati, OH

Thu Sep 26 1985, 3:33 AM EDT

Att. 10,454 - Unknown

livebaseballscorecards.com

AB	31
R	6
H	8
RBI	6
BB	9
SO	4
LOB	20

San Diego Padres @ Atlanta Braves

Atlanta-Fulton County Stadium, Atlanta, GA

Fri Sep 27 1985, 7:05 PM EDT

Att. 6,785 - Unknown

TOP

livebaseballscorecards.com

Batter	1	2	3	4	5	6	7	8	9	AB	R	H	RBI	BB	SO	LOB
Garry Templeton, S (1, 6) OBP: 0.329, SLG: 0.373	SSS 0-3 ① K	x 0-0 1B 2B	x 0-0 ③ 1-3		SSS 0-3 ③ K			x 0-0 BB 1B		5	1	2	0	0	2	2
Mario Ramirez, R (8, PR) OBP: 0.310, SLG: 0.333										0	0	0	0	0	0	0
(8, 6)																
Tony Gwynn, L (1, 9) OBP: 0.358, SLG: 0.403	x 0-0 E7 4-3 1B	x 0-0 2-H 1B		x 0-0 ① L8		x 0-0 3 1B		BBBB 4-0 1-2 G4-6-3 BB		4	1	3	1	1	0	0
Gerry Davis, R (8, PR) OBP: 0.327, SLG: 0.373										0	0	0	0	0	0	0
(8, 9)																
Steve Garvey, R (1, 3) OBP: 0.308, SLG: 0.416	x 0-0 ② 4-3 3-H	x 0-0 ③ F5		x 0-0 ② F4		SSS 0-3 ① K		x 0-0 ②③ G4-6-3 1-2f		5	0	0	1	0	1	4
Kurt Bevacqua, R (8, 3) OBP: 0.361, SLG: 0.361										0	0	0	0	0	0	0
Graig Nettles, L (1, 5) OBP: 0.360, SLG: 0.420	x 0-0 ③ F7		x 0-0 HBP 1B 1B	x 0-0 HR		x 0-0 ②③ 3 1-2f			x 0-0 2B 2B	5	3	3	1	0	0	1
Terry Kennedy, L (1, 2) OBP: 0.299, SLG: 0.375		x 0-0 ① 4-3	x 0-0 ① F5	x 0-0 BB 1B			x 0-0 G3 2B		x 0-0 2-H 2B 2B	5	1	3	1	0	0	1
Carmelo Martinez, R (1, 7) OBP: 0.364, SLG: 0.432		BBBB 4-0 1B HR BB	H 1-0 1-2 1B 1B HBP	BBBB 4-0 1-2 BB			x 0-0 ① G3 2-3		SSS 0-3 ① K	2	2	0	0	2	1	2
Kevin McReynolds, R (1, 8) OBP: 0.292, SLG: 0.375		x 0-0 1-2 HR 1B	x 0-0 ② F7	x 0-0 ③ F4			x 0-0 ② 4-3		x 0-0 2-H 2B	5	1	2	1	0	0	5
Tim Flannery, L (1, 4) OBP: 0.380, SLG: 0.347		x 0-0 ② F7	x 0-0 1-2 2-H 1B 1B		x 0-0 ① 4-3		x 0-0 ③ F6		x 0-0 ② 5-3	5	0	1	1	0	0	4
Eric Show, R (1, 1) OBP: 0.133, SLG: 0.162		x 0-0 1-H 2-H HR	x 0-0 1-2 2-H 1B		x 0-0 ② 4-3			x 0-0 ① 5-3	x 0-0 ③ 4-3	5	1	2	4	0	0	1
Inning Stats	R: 1 E: 1 K: 1 S: 6 / H: 1 LOB: 0 BB: 0 P: 6	R: 4 E: 0 K: 0 S: 7 / H: 4 LOB: 1 BB: 1 P: 11	R: 2 E: 0 K: 0 S: 6 / H: 3 LOB: 2 BB: 0 P: 7	R: 1 E: 0 K: 0 S: 5 / H: 2 LOB: 2 BB: 1 P: 9	R: 0 E: 0 K: 1 S: 5 / H: 0 LOB: 0 BB: 0 P: 5	R: 0 E: 0 K: 1 S: 5 / H: 1 LOB: 0 BB: 0 P: 5	R: 0 E: 0 K: 0 S: 4 / H: 1 LOB: 1 BB: 0 P: 4	R: 0 E: 0 K: 0 S: 3 / H: 1 LOB: 2 BB: 1 P: 7	R: 2 E: 0 K: 1 S: 8 / H: 3 LOB: 1 BB: 0 P: 8	1B: 9 2B: 6 3B: 0 HR: 2 / SF: 0 SAC: 0 DP: 2 HBP: 1							

	AB	41
	R	10
	H	16
	RBI	10
	BB	3
	SO	4
	LOB	20

WP: 0 PB: 0 SB: 0 CS: 0 / PA: 45

PITCHER		IP	WLS	BF	H	R	ER	SO	BB	IBB	HBP	BLK	WP	HR	S	P	ERA	WHIP
Joe Johnson, R ERA: 3.73	(1, 1)	2.2	L	17	7	7	6	1	1	0	1	0	0	1	17	22	20.25	3.000
Steve Shields, R ERA: 4.75	(3, 1)	2.1		11	3	1	1	1	1	0	0	0	0	1	12	16	3.86	1.714
Dave Schuler, L ERA: 6.97	(6, 1)	2.0		7	2	0	0	1	0	0	0	0	0	0	9	9	0.00	1.000
Terry Forster, L ERA: 2.28	(8, 1)	2.0		10	4	2	2	1	1	0	0	0	0	0	11	15	9.00	2.500

PITCHER	IP	WLS	BF	H	R	ER	SO	BB	IBB	HBP	BLK	WP	HR	S	P	ERA	WHIP

BOTTOM

San Diego Padres @ Atlanta Braves

Atlanta-Fulton County Stadium, Atlanta, GA

Fri Sep 27 1985, 7:05 PM EDT

Att. 6,785 - Unknown

livebaseballscorecards.com

Batter	1	2	3	4	5	6	7	8	9	AB	R	H	RBI	BB	SO	LOB
Milt Thompson, L (1, 7) OBP: 0.329, SLG: 0.346 Terry Forster, L (8, 1)	x 0-0 CS 1B		BBB 4-0 G6-4-3 BB		x 0-0 ② L7		x 0-0 ③ FC6-4 1-2f			3 0	0 0	1 0	0 0	1 0	0 0	3 0
Ken Oberkfell, L (1, 5) OBP: 0.357, SLG: 0.360	x 0-0 ①② 4-3 1-2		x 0-0 ① L7		x 0-0 ③ 4-3			x 0-0 ① L9		4	0	0	0	0	0	3
Dale Murphy, R (1, 8) OBP: 0.383, SLG: 0.542	x 0-0 1B 1B		x 0-0 ②③ G6-4-3 1-2f			x 0-0 ① F9		BBBB 4-0 G4-6-3 BB		3	0	1	0	1	0	1
Gerald Perry, L (1, 3) OBP: 0.284, SLG: 0.281 (8, 7)	x 0-0 1-3 1B			x 0-0 E6 E 1B		SSS 0-3 ② K		x 0-0 ②③ G4-6-3 1-2f		4	0	2	0	0	1	1
Claudell Washington, L (1, 9) OBP: 0.343, SLG: 0.449	SSS 0-3 ③ K			x 0-0 ① F5		SSS 0-3 ③ K			x 0-0 ① 4-3	4	0	0	0	0	2	3
Glenn Hubbard, R (1, 4) OBP: 0.318, SLG: 0.314		BBBB 4-0 G6-4-3 BB BB		SSS 0-3 ② K			x 0-0 ① 6-3		x 0-0 ① 6-3 1B 1B	3	1	1	0	1	1	1
Paul Zuvella, R (1, 6) OBP: 0.278, SLG: 0.268		BBBB 4-0 G6-4-3 1-2 BB		x 0-0 ③ E6 1-3			x 0-0 ② 4-3		x 0-0 ② 6-3 1-2	3	0	0	0	1	0	2
Bruce Benedict, R (1, 2) OBP: 0.287, SLG: 0.232 Rick Cerone, R (2, 2) OBP: 0.290, SLG: 0.283		x 0-0 ①② G6-4-3 1-2f 2-3			x 0-0 ① F4		x 0-0 1B 1B		x 0-0 2-H 1B	0 4	0 0	0 2	0 1	0 0	0 0	0 2
Joe Johnson, R (1, 1) OBP: 0.160, SLG: 0.091 Steve Shields, R (3, 1) OBP: 0.158, SLG: 0.111 Albert Hall, S (5, PH) OBP: 0.239, SLG: 0.175 Dave Schuler, R (6, 1) Chris Chambliss, L (7, PH) OBP: 0.304, SLG: 0.327 (8, 3)		x 0-0 ③ 6-3			BBBB 4-0 BB		x 0-0 1-2 FC6-4 1B		x 0-0 ③ F7	1 0 0 0 2	0 0 0 0 0	0 0 0 0 1	0 0 0 0 0	0 0 1 0 0	0 0 0 0 0	1 0 0 0 1
Inning Stats	R: 0 E: 0 K: 1 S: 7 H: 3 LOB: 2 BB: 0 P: 7	R: 0 E: 0 K: 0 S: 2 H: 0 LOB: 1 BB: 2 P: 10	R: 0 E: 0 K: 0 S: 2 H: 0 LOB: 0 BB: 1 P: 6	R: 0 E: 1 K: 1 S: 6 H: 1 LOB: 2 BB: 0 P: 6	R: 0 E: 0 K: 0 S: 3 H: 0 LOB: 1 BB: 1 P: 7	R: 0 E: 0 K: 2 S: 7 H: 0 LOB: 0 BB: 0 P: 7	R: 0 E: 0 K: 0 S: 5 H: 2 LOB: 2 BB: 0 P: 5	R: 0 E: 0 K: 0 S: 2 H: 0 LOB: 0 BB: 1 P: 6	R: 1 E: 0 K: 0 S: 5 H: 2 LOB: 1 BB: 0 P: 5	1B: 8 2B: 0 3B: 0 HR: 0	SF: 0 SAC: 0 DP: 3 HBP: 0						

AB	31
R	1
H	8
RBI	1
BB	5
SO	4
LOB	18

WP: 0 PB: 0 SB: 0 CS: 1 PA: 36

PITCHER		IP	WLS	BF	H	R	ER	SO	BB	IBB	HBP	BLK	WP	HR	S	P	ERA	WHIP
Eric Show, R ERA: 2.93	(1, 1)	9.0	W	36	8	1	1	4	5	0	0	0	0	0	39	59	1.00	1.444

PITCHER	IP	WLS	BF	H	R	ER	SO	BB	IBB	HBP	BLK	WP	HR	S	P	ERA	WHIP

Batter	1	2	3	4	5	6	7	8	9	10	11	12	13	AB	R	H	RBI	BB	SO	LOB
Garry Templeton, S (1, 6) OBP: 0.331, SLG: 0.375	0-0 3-1 2B 1B	0-0 1B 1-2 2-H 1B		0-0 CS 1B		4-3		E1		F7			5-3	5	1	3	1	0	0	0
Mario Ramirez, R (9, 6) OBP: 0.295, SLG: 0.317														2	0	0	0	0	0	0
Jerry Royster, R (1, 4) OBP: 0.369, SLG: 0.422	0-0 3-1 1-2	0-0 1-3 2-H 1B		0-0 1-3 1-2		4-0 1B BB		0-0 F6			0-0 G3		0-0 BB E BB 1B	4	0	1	1	1	0	3
Tim Flannery, L (11, PH) OBP: 0.380, SLG: 0.348 (11, 4)														2	1	1	0	0	0	0
Tony Gwynn, L (1, 9) OBP: 0.361, SLG: 0.403	4-0 2B BB	0-3 K		0-0 HBP 1B		0-0 FC6-4 1-2 1B			0-0 L7		0-0 4-3		4-0 E BB 1-2 BB	5	2	2	0	2	1	2
Steve Garvey, R (1, 3) OBP: 0.312, SLG: 0.418	0-0 4-3 1-H 2-H 2B	4-0 IBB		1-0 FC6-4 1-2 HBP		0-0 FC6-4 1-2f			0-0 2B 1B		0-0 5-3		4-0 E 1-2 2-3 BB	4	0	2	2	2	0	2
Kurt Bevacqua, R (1, 5) OBP: 0.353, SLG: 0.360	0-0 4-3 2-3	0-0 F7		0-0 FC6-4 1-2f			0-0 B2-3		0-0 F7			0-0 CS 2B	0-0 F6	6	0	1	0	0	0	7
Miguel Dilone, S (12, PR) OBP: 0.259, SLG: 0.250														0	0	0	0	0	0	0
Ed Wojna, R (12, 1) OBP: 0.167, SLG: 0.167														0	0	0	0	0	0	0
Al Bumbry, L (13, PH) OBP: 0.267, SLG: 0.266														1	0	0	0	0	0	3
Tim Stoddard, R (13, 1)														0	0	0	0	0	0	0
Luis DeLeon, R (13, 1) OBP: 0.200, SLG: 0.200														0	0	0	0	0	0	0
Carmelo Martinez, R (1, 7) OBP: 0.365, SLG: 0.433	0-0 6-3		0-0 1B		4-0 G6-4-3 BB		0-0 1-3		0-0 1-3 2B			0-0 F7 2-3	0-0 E6 1-3 2-H 3-H	6	0	2	0	1	0	3
Kevin McReynolds, R (1, 8) OBP: 0.292, SLG: 0.375		4-0 FC2-6 1B BB	0-0 F7	0-0 G6-4-3 1-2f			0-0 4-3		0-3 K			0-0 2B	0-0 F8	6	0	1	0	1	1	6
Bruce Bochy, R (1, 2) OBP: 0.308, SLG: 0.436	0-0 FC2-6 1-2 1B 1B	0-0 F7		0-0 F9				0-0 6-3		0-0 L8		4-0 IBB		5	1	1	0	0	0	1
Terry Kennedy, L (12, PH) OBP: 0.300, SLG: 0.375 (12, 2)														0	0	0	0	1	0	0
Andy Hawkins, R (1, 1) OBP: 0.105, SLG: 0.081	0-0 FC2-6 1-2 2-3H 1B 1B	0-0 F8				0-0 6-3		0-0 2-3		0-0 6-3		0-0 F8		3	1	0	0	0	0	3
Lance McCullers, S (7, 1)														0	0	0	0	0	0	0
Bobby Brown, S (8, PH) OBP: 0.207, SLG: 0.184														1	0	0	0	0	0	0
Gene Walter, L (8, 1)														0	0	0	0	0	0	0
Rich Gossage, R (9, 1)														1	0	0	0	0	0	0
Roy Lee Jackson, R (11, 1)														0	0	0	0	0	0	0
Graig Nettles, L (12, PH) OBP: 0.360, SLG: 0.419 (12, 5)														1	0	0	0	0	0	2
Inning Stats	R: 2 E: 0 K: 0 S: 5 H: 2 LOB: 1 BB: 1 P: 9	R: 2 E: 0 K: 1 S: 8 H: 3 LOB: 3 BB: 2 P: 16	R: 0 E: 0 K: 0 S: 4 H: 1 LOB: 1 BB: 0 P: 4	R: 0 E: 0 K: 0 S: 4 H: 2 LOB: 2 BB: 0 P: 5	R: 0 E: 0 K: 0 S: 2 H: 0 LOB: 0 BB: 1 P: 6	R: 0 E: 0 K: 0 S: 4 H: 1 LOB: 2 BB: 1 P: 8	R: 0 E: 0 K: 0 S: 3 H: 0 LOB: 0 BB: 0 P: 3	R: 0 E: 1 K: 0 S: 4 H: 0 LOB: 1 BB: 0 P: 4	R: 0 E: 0 K: 1 S: 7 H: 2 LOB: 2 BB: 0 P: 7	R: 0 E: 0 K: 0 S: 3 H: 0 LOB: 0 BB: 0 P: 3	R: 0 E: 0 K: 0 S: 3 H: 0 LOB: 0 BB: 0 P: 3	R: 0 E: 0 K: 0 S: 4 H: 2 LOB: 2 BB: 1 P: 8	R: 2 E: 1 K: 0 S: 5 H: 1 LOB: 2 BB: 2 P: 13	1B: 10 2B: 4 3B: 0 HR: 0	SF: 0 SAC: 0 DP: 1 HBP: 1	WP: 0 PB: 0 SB: 0 CS: 2	PA: 61			

PITCHER		IP	WLS	BF	H	R	ER	SO	BB	IBB	HBP	BLK	WP	HR	S	P	ERA	WHIP
Zane Smith, L ERA: 4.04	(1, 1)	7.0		34	9	4	4	1	4	1	1	0	0	0	30	51	5.14	1.857
Rick Camp, R ERA: 4.05	(8, 1)	2.0		9	2	0	0	1	0	0	0	0	0	0	11	11	0.00	1.000
Gene Garber, R ERA: 3.89	(10, 1)	2.0		6	0	0	0	0	0	0	0	0	0	0	6	6	0.00	0.000
Jeff Dedmon, R ERA: 3.67	(12, 1)	2.0	L	12	3	2	0	0	2	1	0	0	0	0	9	21	0.00	2.500

PITCHER	IP	WLS	BF	H	R	ER	SO	BB	IBB	HBP	BLK	WP	HR	S	P	ERA	WHIP

TOP

San Diego Padres @ Atlanta Braves

Atlanta-Fulton County Stadium, Atlanta, GA

Sat Sep 28 1985, 7:05 PM EDT

Att. 18,021 - Unknown

livebaseballscorecards.com

AB	52
R	6
H	14
RBI	4
BB	8
SO	2
LOB	32

San Diego Padres @ Atlanta Braves

Atlanta-Fulton County Stadium, Atlanta, GA

Sat Sep 28 1985, 7:05 PM EDT

Att. 18,021 - Unknown

livebaseballscorecards.com

BOTTOM

Batter	1	2	3	4	5	6	7	8	9	10	11	12	13	AB	R	H	RBI	BB	SO	LOB
Milt Thompson, L (1, 7) (9, 9) OBP: 0.339, SLG: 0.364	4-3		S 1B 2-3 3-H		F8		4-3 2B		BB 1B 1-2 1B		4-3 2-3		2B	6	2	3	1	1	0	1
Ken Oberkfell, L (1, 5) OBP: 0.359, SLG: 0.359	4-3		BB 1-2		2B BB		4-3 2-3		1B 1-2 2-3		IBB BB		F4	1	0	0	0	2	0	0
Paul Runge, R (6, 5) OBP: 0.294, SLG: 0.270														0	0	0	0	0	0	0
Albert Hall, S (7, PH) OBP: 0.234, SLG: 0.171														1	0	0	0	0	0	1
Rick Camp, R (8, 1) OBP: 0.286, SLG: 0.462														0	0	0	0	0	0	0
Rafael Ramirez, R (9, PH) OBP: 0.272, SLG: 0.336														1	0	1	0	0	0	0
Gene Garber, R (10, 1) OBP: 0.250, SLG: 0.250														0	0	0	0	0	0	0
Brad Komminsk, R (11, PH) OBP: 0.316, SLG: 0.319														1	0	0	0	1	0	1
Dale Murphy, R (1, 8) OBP: 0.385, SLG: 0.546	F5		SF9 3-H		1-H 2B		4-3		1B 1-2 2-H 3-H		IBB 1-2		4-3 2-H 2B	5	0	3	4	1	0	1
Gerald Perry, L (1, 3) OBP: 0.281, SLG: 0.277	F9	G3			F9			5-3	F5		K		4-3 2-3	3	0	0	0	0	0	3
Terry Harper, R (8, PH) OBP: 0.321, SLG: 0.401 (9, 7)														3	0	0	0	0	1	5
Jeff Dedmon, L (12, 1) OBP: 0.200, SLG: 0.111														0	0	0	0	0	0	0
Larry Owen, R (13, PH) OBP: 0.319, SLG: 0.391														1	0	0	0	0	0	1
Claudell Washington, L (1, 9) OBP: 0.343, SLG: 0.446		BB G4-6-3		K		1-3		F8		5-3		SH BB FC4-2 1B	6-3	2	0	0	0	1	1	0
Bob Horner, R (8, PH) OBP: 0.342, SLG: 0.517 (9, 3)														4	0	1	0	0	0	1
Rick Cerone, R (1, 2) OBP: 0.290, SLG: 0.281	G4-6-3 1-2f			6-3		1B		F9		F4		FC4-2 SH G4-2-3 1-2 BB		5	0	1	0	1	0	1
Glenn Hubbard, R (1, 4) OBP: 0.320, SLG: 0.315			SH1-4 1B 1B BB	1B		G5-4-3 1-2 1B			L9			SH FC4-2 1-2 2-3		4	1	2	0	1	1	0
Paul Zuvella, R (1, 6) (8, 5) OBP: 0.286, SLG: 0.272			1B SH1-4 SF9 1-2 1B	1B		G5-4-3 1-2f			6-3		4-3 SH3 BB		FC4-2 1-2 2-3 3-Hf	5	1	2	0	1	0	5
Zane Smith, L (1, 1) OBP: 0.118, SLG: 0.118			SH1-4 1-2 2-3	1-3			3-1		1B BB 1B 1B		SH3 1-2		G4-2-3 3-Hf	1	0	0	0	0	0	2
Chris Chambliss, L (7, PH) OBP: 0.303, SLG: 0.325														1	0	0	0	0	0	0
Andres Thomas, R (8, 6) OBP: 0.200, SLG: 0.200														2	1	1	0	0	0	3
Inning Stats	R: 0 E: 0 K: 0 S: 3 H: 0 LOB: 0 BB: 0 P: 3	R: 0 E: 0 K: 0 S: 2 H: 0 LOB: 0 BB: 1 P: 6	R: 2 E: 0 K: 0 S: 5 H: 2 LOB: 2 BB: 2 P: 13	R: 0 E: 0 K: 1 S: 7 H: 2 LOB: 2 BB: 0 P: 7	R: 0 E: 0 K: 0 S: 3 H: 1 LOB: 1 BB: 1 P: 7	R: 0 E: 0 K: 0 S: 4 H: 2 LOB: 1 BB: 0 P: 4	R: 0 E: 0 K: 0 S: 4 H: 1 LOB: 1 BB: 0 P: 4	R: 0 E: 0 K: 0 S: 3 H: 0 LOB: 0 BB: 0 P: 3	R: 2 E: 0 K: 0 S: 6 H: 3 LOB: 2 BB: 1 P: 10	R: 0 E: 0 K: 1 S: 5 H: 0 LOB: 0 BB: 0 P: 5	R: 0 E: 0 K: 1 S: 5 H: 0 LOB: 3 BB: 3 P: 17	R: 0 E: 1 K: 0 S: 4 H: 1 LOB: 2 BB: 1 P: 8	R: 1 E: 0 K: 0 S: 5 H: 2 LOB: 1 BB: 0 P: 5	1B: 10 2B: 4 3B: 0 HR: 0	SF: 1 SAC: 3 DP: 3 HBP: 0	WP: 0 PB: 0 SB: 1 CS: 0	PA: 59			

	AB	46
	R	5
	H	14
	RBI	5
	BB	9
	SO	3
	LOB	25

PITCHER		IP	WLS	BF	H	R	ER	SO	BB	IBB	HBP	BLK	WP	HR	S	P	ERA	WHIP
Andy Hawkins, R ERA: 3.11	(1, 1)	6.1		28	8	2	2	1	4	0	0	0	0	0	26	42	2.84	1.895
Lance McCullers, R ERA: 1.82	(7, 1)	0.2		2	0	0	0	0	0	0	0	0	0	0	2	2	0.00	0.000
Gene Walter, L ERA: 1.89	(8, 1)	1.0		3	0	0	0	0	0	0	0	0	0	0	3	3	0.00	0.000
Rich Gossage, R ERA: 1.84	(9, 1)	2.0		10	3	2	2	1	1	0	0	0	0	0	11	15	9.00	2.000
Roy Lee Jackson, R ERA: 2.84	(11, 1)	1.0		6	0	0	0	1	2	1	0	0	0	0	5	17	0.00	2.000

PITCHER		IP	WLS	BF	H	R	ER	SO	BB	IBB	HBP	BLK	WP	HR	S	P	ERA	WHIP
Ed Wojna, R ERA: 5.03	(12, 1)	1.0	W	5	1	0	0	0	1	0	0	0	0	0	4	8	0.00	2.000
Tim Stoddard, R ERA: 4.58	(13, 1)	0.1		3	2	1	1	0	0	0	0	0	0	0	3	3	27.00	6.000
Luis DeLeon, R ERA: 4.42		0.2	S	2	0	0	0	0	0	0	0	0	0	0	2	2	0.00	0.000

Batter	1	2	3	4	5	6	7	8	9	AB	R	H	RBI	BB	SO	LOB
Jerry Royster, R (1, 6) OBP: 0.365, SLG: 0.417	4-3		K		F9			4-3	BB, 1-2, 1B	5	0	1	0	0	1	1
Tony Gwynn, L (1, 9) OBP: 0.361, SLG: 0.402	F8		4-3			4-3		S, 1B, 1B	BB, 1-2, 2-3	4	1	1	0	1	0	1
Steve Garvey, R (1, 3) OBP: 0.313, SLG: 0.419	K			B2		2B		5-3, WP, 1-H, 1B	L6	5	0	2	1	0	1	3
Graig Nettles, L (1, 5) OBP: 0.357, SLG: 0.415		1-3		G3		G3		5-3, 1-3		4	0	0	0	0	0	2
Terry Kennedy, L (1, 2) OBP: 0.303, SLG: 0.379		2B		1B		K		IBB		3	0	2	0	1	1	1
Carmelo Martinez, R (1, 7) OBP: 0.364, SLG: 0.431		5-3		F8			G4-6-3, BB	K		2	0	0	0	1	0	2
Miguel Dilone, S (7, PR) OBP: 0.259, SLG: 0.250										0	0	0	0	0	0	0
Gerry Davis, R (7, 7) OBP: 0.321, SLG: 0.365										1	0	0	0	0	1	2
Lance McCullers, S (8, 1)										0	0	0	0	0	0	0
Gene Walter, L (9, 1)										0	0	0	0	0	0	0
Kevin McReynolds, R (1, 8) OBP: 0.295, SLG: 0.382		5-3			HR		G4-6-3, BB		FC1-6, 1B	3	1	2	1	1	0	1
Tim Flannery, L (1, 4) OBP: 0.379, SLG: 0.347			SH1-4, 1B		4-3		G4-6-3		FC1-6, BB, 1B, 1-2f	4	0	1	0	0	0	3
Mark Thurmond, L (1, 1) OBP: 0.118, SLG: 0.094			SH1-4		1-3		K		F7	2	0	0	0	0	1	2
Bobby Brown, S (8, 7) OBP: 0.205, SLG: 0.182										1	0	0	0	0	0	1
Inning Stats	R: 0 E: 0 K: 1 S: 5 H: 0 LOB: 0 BB: 0 P: 5	R: 0 E: 0 K: 0 S: 4 H: 1 LOB: 1 BB: 0 P: 4	R: 0 E: 0 K: 1 S: 6 H: 1 LOB: 1 BB: 0 P: 6	R: 0 E: 0 K: 0 S: 4 H: 1 LOB: 1 BB: 0 P: 4	R: 1 E: 0 K: 0 S: 4 H: 1 LOB: 0 BB: 0 P: 4	R: 0 E: 0 K: 1 S: 6 H: 1 LOB: 1 BB: 0 P: 6	R: 0 E: 0 K: 1 S: 4 H: 0 LOB: 2 BB: 2 P: 12	R: 1 E: 0 K: 1 S: 7 H: 2 LOB: 2 BB: 1 P: 11	R: 0 E: 0 K: 0 S: 5 H: 2 LOB: 3 BB: 1 P: 9	1B: 6 2B: 2 3B: 0 HR: 1 SF: 0 SAC: 1 DP: 1 HBP: 0	WP: 1 PB: 0 SB: 1 CS: 0 PA: 39					

PITCHER	IP	WLS	BF	H	R	ER	SO	BB	IBB	HBP	BLK	WP	HR	S	P	ERA	WHIP
Rick Mahler, R (1, 1) ERA: 3.55	8.2		37	9	2	2	5	2	1	0	0	1	1	44	56	2.08	1.269
Terry Forster, L (9, 1) ERA: 2.28	0.0		1	0	0	0	0	1	0	0	0	0	0	0	4	∞	∞
Rick Camp, R (9, 1) ERA: 4.04	0.1	W	1	0	0	0	0	0	0	0	0	0	0	1	1	0.00	0.000

PITCHER	IP	WLS	BF	H	R	ER	SO	BB	IBB	HBP	BLK	WP	HR	S	P	ERA	WHIP

TOP

San Diego Padres @ Atlanta Braves

Atlanta-Fulton County Stadium, Atlanta, GA

Sun Sep 29 1985, 3:33 AM EDT

Att. 8,292 - Unknown

livebaseballscorecards.com

AB	34
R	2
H	9
RBI	2
BB	4
SO	5
LOB	19

BOTTOM

Batter	1	2	3	4	5	6	7	8	9	AB	R	H	RBI	BB	SO	LOB
Paul Zuvella, R (1, 6) OBP: 0.291, SLG: 0.279 Chris Chambliss, L (9, PH) OBP: 0.303, SLG: 0.325 Rafael Ramirez, R (9, PH) OBP: 0.274, SLG: 0.336	0-0: 1B, FC6-4, 2B		0-0: 4-3 ①		4-0: FC5-4, BB		0-3: K ②		4-0: 1-2, 2-3, 3-H, BB	3 0 0	1 0 0	1 0 0	0 0 1	1 0 1	1 0 1	1 0 0
Glenn Hubbard, R (1, 4) OBP: 0.320, SLG: 0.315	0-0: FC6-4, 2-3, 1B		0-0: F8 ②		0-0: FC5-4 ③, 1-2f		0-3: K2-3 ③			4	0	1	0	0	1	3
Dale Murphy, R (1, 8) OBP: 0.386, SLG: 0.545	0-0: FC6-4 ①, E, 1-2f, 3-H		0-3: K ③			0-0: FC5-4, 1B		4-0: CS, BB		3	0	1	1	1	1	1
Bob Horner, R (1, 3) OBP: 0.339, SLG: 0.513	0-0: E7, 1-3			0-3: K ①		0-0: FC5-4 ①, 1-2f		0-0: F8 ①		4	0	0	0	0	1	3
Terry Harper, R (1, 7) OBP: 0.323, SLG: 0.401	4-0: G6-4-3, IBB			0-0: CS, 1B		0-0: F9 ②		0-3: K ②③, 1-2		3	0	1	0	1	1	2
Rick Cerone, R (1, 2) OBP: 0.291, SLG: 0.279 Milt Thompson, L (9, PH) OBP: 0.343, SLG: 0.364	0-0: G6-4-3 ②③, 1-2f			4-0: CS ②, 1-2, BB		0-0: F9 ③			1-0: SH3-4, SH, BB, HBP	2 0	0 1	0 0	0 0	1 0	0 0	4 0
Brad Komminsk, R (1, 9) OBP: 0.316, SLG: 0.319		0-0: L9 ①	0-0: CS ③, 1-2	0-0: F8 ①		0-0: 2B, 1B			0-0: SH, BB, SH3-4, 1-2	3	1	1	0	0	0	0
Paul Runge, R (1, 5) OBP: 0.350, SLG: 0.303		0-0: 6-3 ②		0-0: SH1-4, 1B		0-0: 1-H, 2B			0-0: SH3-4 ①, 1-2, 2-3	3	0	2	1	0	0	0
Rick Mahler, R (1, 1) OBP: 0.187, SLG: 0.172 Terry Forster, L (9, 1) Rick Camp, R (9, 1) OBP: 0.286, SLG: 0.462 Albert Hall, S (9, 7) OBP: 0.250, SLG: 0.171		0-0: 6-3 ③		0-0: SH1-4 ②, 1-2			0-3: K ①		4-0: BB, IBB	2 0 0 0	0 0 0 0	0 0 0 0	0 0 0 1	1 0 0 0	1 0 0 0	1 0 0 0
Inning Stats	R: 1 E: 1 K: 0 S: 5 H: 2 LOB: 2 BB: 1 P: 9	R: 0 E: 0 K: 0 S: 3 H: 0 LOB: 0 BB: 0 P: 3	R: 0 E: 0 K: 1 S: 5 H: 0 LOB: 0 BB: 0 P: 5	R: 0 E: 0 K: 1 S: 4 H: 1 LOB: 0 BB: 1 P: 8	R: 0 E: 0 K: 0 S: 4 H: 1 LOB: 2 BB: 1 P: 8	R: 0 E: 0 K: 0 S: 4 H: 1 LOB: 1 BB: 0 P: 4	R: 1 E: 0 K: 3 S: 11 H: 2 LOB: 1 BB: 0 P: 11	R: 0 E: 0 K: 1 S: 4 H: 0 LOB: 1 BB: 1 P: 8	R: 1 E: 1 K: 0 S: 2 H: 0 LOB: 3 BB: 2 P: 11	1B: 5 2B: 3 3B: 0 HR: 0	SF: 0 SAC: 3 DP: 2 HBP: 1						

PITCHER		IP	WLS	BF	H	R	ER	SO	BB	IBB	HBP	BLK	WP	HR	S	P	ERA	WHIP
Mark Thurmond, L ERA: 4.17	(1, 1)	7.0		29	7	2	2	5	2	1	0	0	0	0	36	48	2.57	1.286
Lance McCullers, R ERA: 1.74	(8, 1)	1.1	L	7	0	1	0	1	1	1	1	0	0	0	6	15	0.00	0.750
Gene Walter, L ERA: 1.89	(9, 1)	0.0		1	0	0	0	0	1	0	0	0	0	0	0	4	∞	∞

PITCHER	IP	WLS	BF	H	R	ER	SO	BB	IBB	HBP	BLK	WP	HR	S	P	ERA	WHIP

San Diego Padres @ Atlanta Braves

Atlanta-Fulton County Stadium, Atlanta, GA

Sun Sep 29 1985, 3:33 AM EDT

Att. 8,292 - Unknown

livebaseballscorecards.com

AB	27
R	3
H	7
RBI	3
BB	6
SO	6
LOB	15

Atlanta Braves @ Houston Astros

Astrodome, Houston, TX

Mon Sep 30 1985, 8:05 PM EDT

Att. 9,973 - Unknown

TOP

livebaseballscorecards.com

Batter	1	2	3	4	5	6	7	8	9	10	11	AB	R	H	RBI	BB	SO	LOB
Milt Thompson, L (1, 7) OBP: 0.344, SLG: 0.365	S 1B	4-3		2-3 1B		6-3		F7			1B 2B	5	0	2	0	0	0	4
Terry Harper, R (11, PH) OBP: 0.324, SLG: 0.404 (11, 7)												1	1	1	0	0	0	0
Glenn Hubbard, R (1, 4) OBP: 0.322, SLG: 0.316	1-2 BB		G5-4-3 1B 1B	K			F8		G6-4-3 1B 1B		F3	5	0	2	0	1	1	3
Dale Murphy, R (1, 8) OBP: 0.388, SLG: 0.545	K		1-2 G5-4-3 1B		3B BB		5-3		1-2 G6-4-3 1B		2-H HR 1B	5	2	3	1	1	1	2
Bob Horner, R (1, 3) OBP: 0.337, SLG: 0.509	K		G5-4-3 1-2f 2-3		F6		1B		G6-4-3 1-2f 2-3		F5	6	0	1	0	0	1	8
Claudell Washington, L (1, 9) OBP: 0.345, SLG: 0.459	3-1		K		1-H 6-3 3B		F8		IBB		1-H HR	5	2	2	3	1	1	4
Rick Cerone, R (1, 2) OBP: 0.294, SLG: 0.286		F9		1B SF8 2B	3-H 6-3			6-3 SH1-3 1B	F4		F9	4	1	2	1	0	0	0
Andres Thomas, R (8, PR) OBP: 0.143, SLG: 0.143 (8, 6)												2	0	0	0	0	0	2
Paul Zuvella, R (1, 6) OBP: 0.290, SLG: 0.278 (8, 5)		6-3		1B SH3-4 2-3 1B	5-3			SH1-3 1-2		5-3		4	0	1	0	0	0	0
Paul Runge, R (1, 5) OBP: 0.349, SLG: 0.309	BB 1B			SF8 3-H		F8		6-3 2-3		5-3		2	0	1	1	0	0	0
Chris Chambliss, L (8, PH) OBP: 0.301, SLG: 0.323												1	0	0	0	0	0	2
Larry Owen, R (8, 2) OBP: 0.315, SLG: 0.385												1	0	0	0	0	0	0
Pascual Perez, R (1, 1) OBP: 0.222, SLG: 0.125	1-2 BB			SH3-4 1-2		K		BB		K		1	0	0	0	1	1	0
Gerald Perry, L (8, PH) OBP: 0.283, SLG: 0.277												0	0	0	0	1	0	0
Gene Garber, R (8, 1) OBP: 0.250, SLG: 0.250												0	0	0	0	0	0	0
Albert Hall, S (10, PH) OBP: 0.245, SLG: 0.167												1	0	0	0	0	1	0
Rick Camp, R (10, 1) OBP: 0.286, SLG: 0.462												0	0	0	0	0	0	0
Inning Stats	R: 0 E: 0 K: 2 S: 8 H: 1 LOB: 2 BB: 1 P: 12	R: 0 E: 0 K: 0 S: 4 H: 1 LOB: 2 BB: 1 P: 8	R: 0 E: 0 K: 1 S: 6 H: 2 LOB: 1 BB: 0 P: 6	R: 1 E: 0 K: 1 S: 8 H: 3 LOB: 2 BB: 0 P: 8	R: 2 E: 0 K: 0 S: 4 H: 1 LOB: 0 BB: 1 P: 8	R: 0 E: 0 K: 1 S: 5 H: 0 LOB: 0 BB: 0 P: 5	R: 0 E: 0 K: 0 S: 4 H: 1 LOB: 1 BB: 0 P: 4	R: 0 E: 0 K: 0 S: 4 H: 1 LOB: 2 BB: 1 P: 8	R: 0 E: 0 K: 0 S: 4 H: 2 LOB: 2 BB: 1 P: 8	R: 0 E: 0 K: 1 S: 5 H: 0 LOB: 0 BB: 0 P: 5	R: 3 E: 0 K: 0 S: 6 H: 3 LOB: 0 BB: 0 P: 6	1B: 11 2B: 2 3B: 1 HR: 1 SF: 1 SAC: 2 DP: 2 HBP: 0						

PITCHER		IP	WLS	BF	H	R	ER	SO	BB	IBB	HBP	BLK	WP	HR	S	P	ERA	WHIP
Nolan Ryan, R ERA: 3.84	(1, 1)	7.0		32	9	3	1	5	3	0	0	0	0	0	39	51	1.29	1.714
Bill Dawley, R ERA: 3.66	(8, 1)	1.0		6	2	0	0	0	1	0	0	0	0	0	5	9	0.00	3.000
Dave Smith, R ERA: 2.32	(9, 1)	2.0		7	1	0	0	1	0	1	0	0	0	0	8	12	0.00	0.500
Frank DiPino, L ERA: 4.17	(11, 1)	1.0	L	6	3	3	3	0	0	0	0	0	0	1	6	6	27.00	3.000

PITCHER	IP	WLS	BF	H	R	ER	SO	BB	IBB	HBP	BLK	WP	HR	S	P	ERA	WHIP

AB	43
R	6
H	15
RBI	6
BB	5
SO	6
LOB	25

WP: 0 PB: 0 SB: 1 CS: 0 PA: 51

Atlanta Braves @ Houston Astros

Astrodome, Houston, TX

Mon Sep 30 1985, 8:05 PM EDT

Att. 9,973 - Unknown

livebaseballscorecards.com

BOTTOM

Batter	1	2	3	4	5	6	7	8	9	10	11	AB	R	H	RBI	BB	SO	LOB
Eric Bullock, L (1, 7) OBP: 0.286, SLG: 0.300	0-0 1B FC3-6 1B	0-0 ② G3			0-0 ① F4			0-0 ① 4-3		0-0 FC3-6 1B		5	1	2	0	0	0	0
Bill Doran, S (1, 4) OBP: 0.363, SLG: 0.438	0-0 FC3-6 1-3 1B	0-0 ③ 3-1			0-0 ② F6			0-0 E6 CS		0-0 ② FC3-6 1-2f		5	0	1	0	0	0	1
Kevin Bass, S (1, 8) OBP: 0.312, SLG: 0.409	0-0 ① FC3-6 2B 4-3 1-2f 3-H		0-0 ① G3		S S S 0-3 ③ K			0-0 ②③ G3 1-2		S S S 0-3 ③ K		5	1	0	1	0	2	3
Glenn Davis, R (1, 3) OBP: 0.333, SLG: 0.480	0-0 4-3 1-3 2B		0-0 ② 5-3			S S S 0-3 ① K			0-0 G3-6-3 BB 1B		0-0 ① 4-3	5	1	2	0	0	1	0
Jerry Mumphrey, S (1, 9) OBP: 0.326, SLG: 0.397	0-0 ② 4-3 2-3 3-H		0-0 ③ F7			0-0 ② F6			B B B B 4-0 G3-6-3 1-2 BB		0-0 HBP 1B	4	0	1	1	1	0	1
Phil Garner, R (1, 5) OBP: 0.312, SLG: 0.380	0-0 2B 3-H			0-0 ① F8		0-0 CS 1B			S S S 0-3 ① K		H 1-0 G4-6-3 1-2 HBP	4	0	2	1	0	1	2
Mark Bailey, S (1, 2) OBP: 0.388, SLG: 0.398	4-0 IBB			S S S 0-3 ② K		0-0 ③ CS 1-2		x 0-0 ① F7	x 0-0 ② G3-6-3 1-2 2-3		x 0-0 ②③ G4-6-3 1-2f	4	0	0	0	1	1	4
Dickie Thon, R (1, 6) OBP: 0.287, SLG: 0.353 Craig Reynolds, L (9, PH) OBP: 0.293, SLG: 0.393 (10, 6)	0-0 ③ F7			B B B B 4-0 BB				x 0-0 ② F6	x 0-0 ③ F4			2	0	0	0	1	0	2
												1	0	0	0	0	0	2
Nolan Ryan, R (1, 1) OBP: 0.136, SLG: 0.115 Harry Spilman, L (7, PH) OBP: 0.176, SLG: 0.200 Bill Dawley, R (8, 1) OBP: 0.000, SLG: 0.111 Dave Smith, R (9, 1) Denny Walling, L (10, PH) OBP: 0.316, SLG: 0.395 Frank DiPino, L (11, 1) OBP: 0.182, SLG: 0.182		0-0 ① F6		0-0 ③ F8				x 0-0 ③ G3		x 0-0 ① F7		2 1 0 0 1 0	0 0 0 0 0 0	0 0 0 0 0 0	0 0 0 0 0 0	0 0 0 0 0 0	0 0 0 0 0 0	1 0 0 0 0 0
Inning Stats	R: 3 H: 4 E: 0 LOB: 2 K: 0 BB: 1 S: 7 P: 11	R: 0 H: 0 E: 0 LOB: 0 K: 0 BB: 0 S: 3 P: 3	R: 0 H: 0 E: 0 LOB: 0 K: 0 BB: 0 S: 3 P: 3	R: 0 H: 0 E: 0 LOB: 1 K: 1 BB: 1 S: 5 P: 9	R: 0 H: 0 E: 0 LOB: 0 K: 1 BB: 0 S: 5 P: 5	R: 0 H: 1 E: 0 LOB: 0 K: 1 BB: 0 S: 5 P: 5	R: 0 H: 0 E: 0 LOB: 0 K: 0 BB: 0 S: 3 P: 3	R: 0 H: 0 E: 1 LOB: 0 K: 0 BB: 0 S: 3 P: 3	R: 0 H: 1 E: 0 LOB: 2 K: 1 BB: 1 S: 6 P: 10	R: 0 H: 1 E: 0 LOB: 1 K: 1 BB: 0 S: 6 P: 6	R: 0 H: 1 E: 0 LOB: 1 K: 0 BB: 0 S: 3 P: 4	1B: 6 SF: 0 2B: 2 SAC: 0 3B: 0 DP: 1 HR: 0 HBP: 1						

PITCHER		IP	WLS	BF	H	R	ER	SO	BB	IBB	HBP	BLK	WP	HR	S	P	ERA	WHIP
Pascual Perez, R ERA: 6.06	(1, 1)	7.0		27	5	3	3	3	1	1	0	0	0	0	31	39	3.86	0.857
Gene Garber, R ERA: 3.8	(8, 1)	2.0		8	1	0	0	1	1	0	0	0	0	0	9	13	0.00	1.000
Rick Camp, R ERA: 3.98	(10, 1)	2.0	W	8	2	0	0	1	0	0	1	0	0	0	9	10	0.00	1.000

PITCHER	IP	WLS	BF	H	R	ER	SO	BB	IBB	HBP	BLK	WP	HR	S	P	ERA	WHIP

AB	39
R	3
H	8
RBI	3
BB	3
SO	5
LOB	16

Batter	1	2	3	4	5	6	7	8	9	AB	R	H	RBI	BB	SO	LOB
Milt Thompson, L (1, 7) OBP: 0.337, SLG: 0.356	6-3		K			6-3			4-3	4	0	0	0	0	1	1
Glenn Hubbard, R (1, 4) OBP: 0.320, SLG: 0.314	F4			K		6-3			F9 WP BB	3	0	0	0	0	1	0
Albert Hall, S (9, PH) OBP: 0.260, SLG: 0.167										0	0	0	0	1	0	0
Dale Murphy, R (1, 8) OBP: 0.388, SLG: 0.543	F3			6-3			G4-6-3 BB		F9 1-3	3	0	0	0	1	0	1
Gerald Perry, L (1, 3) OBP: 0.279, SLG: 0.272		F7		G3			K		4-3	4	0	0	0	0	1	2
Claudell Washington, L (1, 9) OBP: 0.345, SLG: 0.458		4-3			FC6-4 1B		G4-6-3 1-2f			3	0	1	0	0	0	1
Rick Cerone, R (1, 2) OBP: 0.291, SLG: 0.283		6-3			K			F8		3	0	0	0	0	1	1
Paul Zuvella, R (1, 6) OBP: 0.290, SLG: 0.279			G1-6-3 1B		FC6-4 S 1-2f			F4		3	0	1	0	0	0	1
Paul Runge, R (1, 5) OBP: 0.349, SLG: 0.310			G1-6-3 1-2f		K 1-2			1B		3	0	1	0	0	1	2
Steve Bedrosian, R (1, 1) OBP: 0.094, SLG: 0.079			1B			4-3		K		2	0	1	0	0	0	0
Chris Chambliss, L (8, PH) OBP: 0.299, SLG: 0.321										1	0	0	0	0	1	1
Craig McMurtry, R (8, 1) OBP: 0.071, SLG: 0.071										0	0	0	0	0	0	0
Inning Stats	R: 0 E: 0 K: 0 S: 3 H: 0 LOB: 0 BB: 0 P: 3	R: 0 E: 0 K: 0 S: 3 H: 0 LOB: 0 BB: 0 P: 3	R: 0 E: 0 K: 1 S: 6 H: 2 LOB: 1 BB: 0 P: 6	R: 0 E: 0 K: 1 S: 5 H: 0 LOB: 0 BB: 0 P: 5	R: 0 E: 0 K: 2 S: 8 H: 1 LOB: 1 BB: 0 P: 8	R: 0 E: 0 K: 0 S: 3 H: 0 LOB: 0 BB: 0 P: 3	R: 0 E: 0 K: 1 S: 4 H: 0 LOB: 0 BB: 1 P: 8	R: 0 E: 0 K: 1 S: 6 H: 1 LOB: 1 BB: 0 P: 6	R: 0 E: 0 K: 0 S: 3 H: 0 LOB: 1 BB: 1 P: 7	1B: 4 2B: 0 3B: 0 HR: 0 SF: 0 SAC: 0 DP: 2 HBP: 0						WP: 1 PB: 0 SB: 1 CS: 0	PA: 31

PITCHER		IP	WLS	BF	H	R	ER	SO	BB	IBB	HBP	BLK	WP	HR	S	P	ERA	WHIP
Charlie Kerfeld, R ERA: 4.7	(1, 1)	8.1	W	29	4	0	0	6	2	0	0	0	0	0	39	47	0.00	0.720
Dave Smith, R ERA: 2.3	(9, 1)	0.2	S	2	0	0	0	0	0	0	0	0	1	0	2	2	0.00	0.000

PITCHER	IP	WLS	BF	H	R	ER	SO	BB	IBB	HBP	BLK	WP	HR	S	P	ERA	WHIP

Atlanta Braves @ Houston Astros

Astrodome, Houston, TX

Tue Oct 01 1985, 4:33 AM EDT

Att. 2,600 - Unknown

TOP

livebaseballscorecards.com

AB	29
R	0
H	4
RBI	0
BB	2
SO	6
LOB	10

Atlanta Braves @ Houston Astros

Astrodome, Houston, TX

Tue Oct 01 1985, 4:33 AM EDT

Att. 2,600 - Unknown

BOTTOM

livebaseballscorecards.com

Batter	1	2	3	4	5	6	7	8	9	AB	R	H	RBI	BB	SO	LOB
Eric Bullock, L (1, 7) OBP: 0.320, SLG: 0.375	CS 1B		1-3			G4-6-3 2B		4-3		4	0	2	0	0	0	0
Bill Doran, S (1, 4) OBP: 0.363, SLG: 0.437	F8 1-2		K			BB G4-6-3				2	0	0	0	1	1	1
Kevin Bass, S (1, 8) OBP: 0.310, SLG: 0.407	G3		F7			G4-6-3 1-2f 2-3				3	0	0	0	0	0	2
Glenn Davis, R (1, 3) OBP: 0.333, SLG: 0.479		K		G3-6-1 1B		K				3	0	1	0	0	2	1
Alan Ashby, S (1, 2) OBP: 0.359, SLG: 0.409		2B BB		G3-6-1 1-2f			G3			2	1	0	0	1	0	1
Phil Garner, R (1, 5) OBP: 0.312, SLG: 0.382		1-H 1B 2B		K			F4			3	1	1	1	0	1	0
Jim Pankovits, R (1, 9) OBP: 0.322, SLG: 0.320		K2-6-2 1B BB			F7		K			2	0	0	0	1	1	0
Dickie Thon, R (1, 6) OBP: 0.287, SLG: 0.353		1-2 2-H 1B			6-3			6-3		3	0	1	1	0	0	0
Charlie Kerfeld, R (1, 1) Dave Smith, R (9, 1)		K2-6-2 2-2			F8			1-3		3 0	0 0	0 0	0 0	0 0	1 0	2 0
Inning Stats	R: 0 E: 0 K: 0 S: 3 H: 1 LOB: 0 BB: 0 P: 3	R: 2 E: 0 K: 2 S: 8 H: 2 LOB: 2 BB: 2 P: 16	R: 0 E: 0 K: 1 S: 5 H: 0 LOB: 0 BB: 0 P: 5	R: 0 E: 0 K: 1 S: 5 H: 1 LOB: 0 BB: 0 P: 5	R: 0 E: 0 K: 0 S: 3 H: 0 LOB: 0 BB: 0 P: 3	R: 0 E: 0 K: 1 S: 5 H: 1 LOB: 1 BB: 1 P: 9	R: 0 E: 0 K: 1 S: 5 H: 0 LOB: 0 BB: 0 P: 5	R: 0 E: 0 K: 0 S: 3 H: 0 LOB: 0 BB: 0 P: 3		1B: 3 2B: 3 3B: 0 HR: 0 SF: 0 SAC: 0 DP: 3 HBP: 0						

	AB	25
	R	2
	H	5
	RBI	2
	BB	3
	SO	6
	LOB	7

PITCHER		IP	WLS	BF	H	R	ER	SO	BB	IBB	HBP	BLK	WP	HR	S	P	ERA	WHIP
Steve Bedrosian, R ERA: 3.75	(1, 1)	7.0	L	25	5	2	2	6	3	0	0	0	0	0	34	46	2.57	1.143
Craig McMurtry, R ERA: 6.75	(8, 1)	1.0		3	0	0	0	0	0	0	0	0	0	0	3	3	0.00	0.000

PITCHER	IP	WLS	BF	H	R	ER	SO	BB	IBB	HBP	BLK	WP	HR	S	P	ERA	WHIP

Atlanta Braves @ Los Angeles Dodgers

Dodger Stadium, Los Angeles, CA

Wed Oct 02 1985, 7:05 PM PDT

Att. 32,042 - Unknown

livebaseballscorecards.com

TOP

Batter	1	2	3	4	5	6	7	8	9	AB	R	H	RBI	BB	SO	LOB
Milt Thompson, L (1, 7) (8, 8) OBP: 0.330, SLG: 0.348	K		1-3			K	6-3			4	0	0	0	0	2	1
Glenn Hubbard, R (1, 4) OBP: 0.321, SLG: 0.314	1B SF8 1B		F4			FC6-4 1B		1B		2	1	1	0	0	0	0
Andres Thomas, R (6, PH) (6, 6) OBP: 0.333, SLG: 0.333										2	0	2	0	0	0	0
Dale Murphy, R (1, 8) OBP: 0.387, SLG: 0.541	2B 1-3 1B		F7			FC6-4 FC5-4 1-2f		K		4	0	1	0	0	1	2
Brad Komminsk, R (8, 7) OBP: 0.316, SLG: 0.319										0	0	0	0	0	0	0
Bob Horner, R (1, 3) OBP: 0.335, SLG: 0.505	SF8 3-H			K		FC5-4 1-2f		F8		3	0	0	1	0	1	2
Claudell Washington, L (1, 9) OBP: 0.344, SLG: 0.458	2B 1-3			4-3			3-1	5-3		4	0	1	0	0	0	1
Rick Cerone, R (1, 2) OBP: 0.288, SLG: 0.280	K2-3			F7			6-3		K	3	0	0	0	0	1	2
Larry Owen, R (7, 2) OBP: 0.311, SLG: 0.379										1	0	0	0	0	1	0
Paul Runge, R (1, 5) OBP: 0.344, SLG: 0.297		F9			K		BB 2B 1B		4-3	3	1	0	0	1	1	0
Paul Zuvella, R (1, 6) (6, 4) OBP: 0.289, SLG: 0.284		L8			G3		1-3 1B 2B		F8	4	1	1	0	0	0	0
Joe Johnson, R (1, 1) OBP: 0.154, SLG: 0.087		K			K		2-H 3-H 1B			1	0	0	0	0	1	0
Dave Schuler, R (4, 1)										0	0	0	0	0	0	0
Albert Hall, S (5, PH) OBP: 0.255, SLG: 0.163										1	0	0	0	0	1	0
Jeff Dedmon, L (5, 1) OBP: 0.200, SLG: 0.111										0	0	0	0	0	0	0
Steve Shields, R (6, 1) OBP: 0.158, SLG: 0.111										0	0	0	0	0	0	0
Chris Chambliss, L (7, PH) OBP: 0.303, SLG: 0.325										1	0	1	2	0	0	0
Gene Garber, R (7, 1) OBP: 0.250, SLG: 0.250										0	0	0	0	0	0	0
Inning Stats	R: 1 E: 0 K: 2 S: 10 H: 3 LOB: 2 BB: 0 P: 10	R: 0 E: 0 K: 1 S: 5 H: 0 LOB: 0 BB: 0 P: 5	R: 0 E: 0 K: 0 S: 3 H: 0 LOB: 0 BB: 0 P: 3	R: 0 E: 0 K: 1 S: 5 H: 0 LOB: 0 BB: 0 P: 5	R: 0 E: 0 K: 2 S: 7 H: 0 LOB: 0 BB: 0 P: 7	R: 0 E: 0 K: 1 S: 6 H: 1 LOB: 1 BB: 0 P: 6	R: 2 E: 0 K: 0 S: 5 H: 2 LOB: 1 BB: 1 P: 9	R: 0 E: 0 K: 1 S: 6 H: 1 LOB: 1 BB: 0 P: 6	R: 0 E: 0 K: 1 S: 5 H: 0 LOB: 0 BB: 0 P: 5	1B: 5 2B: 2 3B: 0 HR: 0	SF: 1 SAC: 0 DP: 0 HBP: 0						

AB	33
R	3
H	7
RBI	3
BB	1
SO	9
LOB	8

WP: 0 PB: 0 SB: 0 CS: 0 PA: 35

PITCHER		IP	WLS	BF	H	R	ER	SO	BB	IBB	HBP	BLK	WP	HR	S	P	ERA	WHIP
Orel Hershiser, R ERA: 2.04	(1, 1)	6.0	W	22	4	1	1	7	0	0	0	0	0	0	36	36	1.50	0.667
Ken Howell, R ERA: 3.71	(7, 1)	2.0		10	3	2	2	1	1	0	0	0	0	0	11	15	9.00	2.000
Tom Niedenfuer, R ERA: 2.67	(9, 1)	1.0		3	0	0	0	1	0	0	0	0	0	0	5	5	0.00	0.000

PITCHER	IP	WLS	BF	H	R	ER	SO	BB	IBB	HBP	BLK	WP	HR	S	P	ERA	WHIP

Atlanta Braves @ Los Angeles Dodgers

Dodger Stadium, Los Angeles, CA

Wed Oct 02 1985, 7:05 PM PDT

Att. 32,042 - Unknown

livebaseballscorecards.com

BOTTOM

Batter	1	2	3	4	5	6	7	8	9	AB	R	H	RBI	BB	SO	LOB
Mariano Duncan, R (1, 6) OBP: 0.296, SLG: 0.344	BBBB 4-0 S S BB	x 0-0 F7 ③		x 0-0 SH5-3 ① 1-2	x 0-0 F3 ①		SSS 0-3 K ①			3	0	0	0	1	1	3
Ken Landreaux, L (1, 8) OBP: 0.311, SLG: 0.406 Ralph Bryant, L (7, 9) OBP: 0.400, SLG: 0.400	x 0-0 F7 ① 1-2		x 0-0 E6 1B 2B	x 0-0 1B WP 2B 2-H	x 0-0 G6-4-3 ②③ 1-2f		x 0-0 FC5-4 1B			4 1	2 0	1 1	1 0	0 0	0 0	2 0
Bill Madlock, R (1, 5) OBP: 0.346, SLG: 0.403 Dave Anderson, R (6, 5) OBP: 0.312, SLG: 0.288 (7, 4)	H 1-0 G5-4-3 2-3 HBP		x 0-0 2B 1B 2-3	x 0-0 WP HR 1B 2-3		x 0-0 6-3 ①	x 0-0 FC5-4 ② 1-2f			2 2	1 0	2 0	0 0	0 0	0 0	0 1
Pedro Guerrero, R (1, 7) OBP: 0.424, SLG: 0.587 Stu Pederson, L (6, PR) (7, 7)	x 0-0 G5-4-3 ②③ 1-2f		x 0-0 F9 ① SSS	0-3 K ② 1-2 3-H		x 0-0 1B 1B 1B SSS	0-3 K ③			4 1	0 1	1 1	0 0	0 0	1 1	5 1
Mike Marshall, R (1, 9) OBP: 0.342, SLG: 0.510 Jose Gonzalez, R (6, PR) OBP: 0.167, SLG: 0.333 (7, 8)		x 0-0 5-3 ①	x 0-0 2B 1-3 3-H	x 0-0 HR 2-H		x 0-0 1B 4-3 1B 1-2		SSS 0-3 K ①		4 1	1 1	3 0	3 0	0 0	0 1	0 0
Mike Scioscia, L (1, 2) OBP: 0.412, SLG: 0.424 Steve Yeager, R (7, 2) OBP: 0.244, SLG: 0.254		x 0-0 1-3 ②	BBBB 4-0 BB	x 0-0 BB 1B		x 0-0 4-3 1B 1-3 2-H 1B		x 0-0 1B 1B		3 1	1 0	2 1	1 0	1 0	0 0	0 0
Greg Brock, L (1, 3) OBP: 0.329, SLG: 0.436 Franklin Stubbs, L (8, 3) OBP: 0.250, SLG: 0.250		x 0-0 1B 2B	x 0-0 F7 ②	BBBB 4-0 1-2 BB		x 0-0 4-3 ② 1-2 3-H		x 0-0 L7 ②		3 1	1 0	1 0	1 0	1 0	0 0	4 1
Steve Sax, R (1, 4) OBP: 0.356, SLG: 0.324 (7, 5)	III 4-0 1B IBB		x 0-0 6-3 ③	x 0-0 F8 ③		x 0-0 2-H 1B		x 0-0 FC4-6 1-2 1B		4	0	2	1	1	0	5
Orel Hershiser, R (1, 1) OBP: 0.247, SLG: 0.211 Terry Whitfield, L (6, PH) OBP: 0.296, SLG: 0.412 Ken Howell, R (7, 1) Len Matuszek, L (8, PH) OBP: 0.275, SLG: 0.350 Tom Niedenfuer, R (9, 1) OBP: 0.111, SLG: 0.111		x 0-0 1B 1-3 2-H		x 0-0 SH5-3 2B 1B	x 0-0 G6-4-3 1B		x 0-0 4-3 ③		x 0-0 FC4-6 ③ 1-2f	3 1 0 1 0	1 0 0 0 0	3 0 0 0 0	1 0 0 0 0	0 0 0 0 0	0 0 0 0 0	0 1 0 2 0
Inning Stats	R: 0 E: 0 K: 0 S: 2 H: 0 LOB: 1 BB: 1 P: 7	R: 1 E: 0 K: 0 S: 5 H: 2 LOB: 2 BB: 1 P: 9	R: 1 E: 1 K: 0 S: 6 H: 2 LOB: 3 BB: 1 P: 10	R: 4 E: 0 K: 1 S: 10 H: 5 LOB: 2 BB: 1 P: 14	R: 0 E: 0 K: 0 S: 3 H: 1 LOB: 0 BB: 0 P: 3	R: 3 E: 0 K: 0 S: 7 H: 4 LOB: 1 BB: 0 P: 7	R: 0 E: 0 K: 2 S: 8 H: 1 LOB: 1 BB: 0 P: 8	R: 0 E: 0 K: 1 S: 7 H: 2 LOB: 2 BB: 0 P: 7		1B: 13 2B: 3 3B: 0 HR: 1 SF: 0 SAC: 1 DP: 2 HBP: 1					

	AB	39
	R	9
	H	17
	RBI	8
	BB	4
	SO	4
	LOB	25

WP: 1 PA: 45
PB: 0
SB: 2
CS: 0

PITCHER		IP	WLS	BF	H	R	ER	SO	BB	IBB	HBP	BLK	WP	HR	S	P	ERA	WHIP
Joe Johnson, R ERA: 4.1	(1, 1)	3.2	L	23	8	6	5	1	2	1	1	0	1	1	21	34	12.27	2.727
Dave Schuler, L ERA: 6.75	(4, 1)	0.1		3	1	0	0	0	1	0	0	0	0	0	2	6	0.00	6.000
Jeff Dedmon, R ERA: 3.83	(5, 1)	1.1		6	3	2	2	0	0	0	0	0	0	0	6	6	13.50	2.250
Steve Shields, R ERA: 4.84	(6, 1)	0.2		4	2	1	1	0	0	0	0	0	0	0	4	4	13.50	3.000
Gene Garber, R ERA: 3.72	(7, 1)	2.0		9	3	0	0	3	0	0	0	0	0	0	15	15	0.00	1.500

PITCHER	IP	WLS	BF	H	R	ER	SO	BB	IBB	HBP	BLK	WP	HR	S	P	ERA	WHIP

Batter	1	2	3	4	5	6	7	8	9	AB	R	H	RBI	BB	SO	LOB
Andres Thomas, R (1, 6) OBP: 0.286, SLG: 0.286	6-3		L6-3 1-2		1B 1-2		1-3		K	5	0	1	0	0	1	1
Paul Zuvella, R (1, 4) OBP: 0.292, SLG: 0.287	1B 1B 1B		5-3		F4			2B 1B	5-3	5	1	2	0	0	0	2
Dale Murphy, R (1, 8) OBP: 0.390, SLG: 0.544	1B 1-2 1B			4-3		BB 1B		1B 1-H 2B	1B	5	1	4	1	0	0	0
Bob Horner, R (1, 3) OBP: 0.335, SLG: 0.503	G5-4-3 1-2 2-3 1B			1-3	2B	BB 1-2 BB	F8	P2	K	4	0	1	0	1	1	2
Terry Harper, R (1, 7) OBP: 0.325, SLG: 0.407	G5-4-3 1-2f			F9		K		WP CS 2-H 1B 1B		4	1	2	1	0	0	5
Brad Komminsk, R (1, 9) OBP: 0.312, SLG: 0.315		K				F4	5-3	K 1-3		4	0	0	0	0	3	4
Paul Runge, R (1, 5) OBP: 0.362, SLG: 0.312		CS 1B			G5-4-3 BB			2B 1B 3-H 1B		3	1	2	1	1	0	2
Bruce Benedict, R (1, 2) OBP: 0.286, SLG: 0.238 Larry Owen, R (8, 2) OBP: 0.311, SLG: 0.379	6-3 1-2				G5-4-3 1-2f		5-3	1B 1-3 2B		4 0	1 0	1 0	0 0	0 0	0 0	2 0
Zane Smith, L (1, 1) OBP: 0.184, SLG: 0.162			L6-3 BB		1B		F8	1B 2-H 3-H		3	0	2	2	1	0	0
Inning Stats	R: 0 H: 3 E: 0 LOB: 2 K: 0 BB: 0 S: 5 P: 5	R: 0 H: 1 E: 0 LOB: 0 K: 1 BB: 0 S: 5 P: 5	R: 0 H: 0 E: 0 LOB: 0 K: 0 BB: 1 S: 2 P: 6	R: 0 H: 1 E: 0 LOB: 1 K: 0 BB: 0 S: 4 P: 4	R: 0 H: 2 E: 0 LOB: 2 K: 0 BB: 1 S: 4 P: 8	R: 0 H: 1 E: 0 LOB: 2 K: 1 BB: 1 S: 6 P: 10	R: 0 H: 0 E: 0 LOB: 0 K: 0 BB: 0 S: 3 P: 3	R: 5 H: 6 E: 0 LOB: 1 K: 1 BB: 0 S: 10 P: 10	R: 0 H: 1 E: 0 LOB: 1 K: 2 BB: 0 S: 8 P: 8	1B: 12 SF: 0 2B: 4 SAC: 0 3B: 0 DP: 3 HR: 0 HBP: 0						

TOP

Atlanta Braves @ Los Angeles Dodgers

Dodger Stadium, Los Angeles, CA

Thu Oct 03 1985, 7:05 PM PDT

Att. 23,486 - Unknown

livebaseballscorecards.com

AB	37
R	5
H	15
RBI	5
BB	3
SO	5
LOB	18

WP: 1 PA: 40
PB: 0
SB: 0
CS: 2

PITCHER		IP	WLS	BF	H	R	ER	SO	BB	IBB	HBP	BLK	WP	HR	S	P	ERA	WHIP
Jerry Reuss, L ERA: 2.92	(1, 1)	6.0		25	8	0	0	2	3	0	0	0	0	0	26	38	0.00	1.833
Brian Holton, R ERA: 9.0	(7, 1)	1.2	L	10	5	5	2	1	0	0	0	0	1	0	12	12	10.80	3.000
Bobby Castillo, R ERA: 5.51	(8, 1)	1.1		5	2	0	0	2	0	0	0	0	0	0	9	9	0.00	1.500

PITCHER	IP	WLS	BF	H	R	ER	SO	BB	IBB	HBP	BLK	WP	HR	S	P	ERA	WHIP

Batter	1	2	3	4	5	6	7	8	9	AB	R	H	RBI	BB	SO	LOB
Steve Sax, R (1, 4) OBP: 0.356, SLG: 0.322	B B B B 4-0 G6-3 BB		x 0-0 ③ F9			x 0-0 ① F9		x 0-0 ② FC4-6 FC5-4 1-2f 2-3		3	0	0	0	1	0	2
Jose Gonzalez, R (1, 8) OBP: 0.200, SLG: 0.300	x 0-0 ①② G6-3 1-2f			S S S 0-3 ① K		x 0-0 CS 1B		x 0-0 ③ FC5-4 1-2f		4	0	1	0	0	1	3
Enos Cabell, R (1, 3) OBP: 0.331, SLG: 0.352 Brian Holton, R (7, 1) Bobby Castillo, R (8, 1) OBP: 0.182, SLG: 0.100 Mariano Duncan, R (9, PH) OBP: 0.295, SLG: 0.343	x 0-0 ③ L8			x 0-0 6-3 2B		x 0-0 ②③ 1-3 1-2			x 0-0 ① 1-3	3 0 0 1	0 0 0 0	1 0 0 0	0 0 0 0	0 0 0 0	0 0 0 0	1 0 0 0
Pedro Guerrero, R (1, 7) OBP: 0.425, SLG: 0.585		B B B B 4-0 BB		x 0-0 ② 6-3 2-3			x 0-0 ① 5-3		B B B B 4-0 FC6-4 BB	2	0	0	0	2	0	1
Candy Maldonado, R (1, 9) OBP: 0.287, SLG: 0.338		x 0-0 ① L9		x 0-0 ③ 6-3			S S S 0-3 ② K		x 0-0 ② FC6-4 HBP 1-2f	4	0	0	0	0	1	3
Steve Yeager, R (1, 2) OBP: 0.246, SLG: 0.256 Gilberto Reyes, R (8, 2)		S S S 0-3 ② K	x 0-0 SH5-3 1B				x 0-0 ③ F6		H 1-0 HBP 1-2	3 0	0 0	1 0	0 0	0 0	1 0	1 0
Dave Anderson, R (1, 6) OBP: 0.312, SLG: 0.285		x 0-0 ③ 4-3	x 0-0 ① SH5-3 1-2					B B B B 4-0 FC4-6 1B BB	x 0-0 ③ F9	2	0	0	0	1	0	3
Bob Bailor, R (1, 5) OBP: 0.269, SLG: 0.287			x 0-0 ① L9		x 0-0 ② 5-3			x 0-0 FC4-6 1-2 1B		3	0	1	0	0	0	1
Jerry Reuss, L (1, 1) OBP: 0.156, SLG: 0.135 Franklin Stubbs, L (7, 3) OBP: 0.222, SLG: 0.222			x 0-0 ② 6-3		x 0-0 ③ 1-3			S S S 0-3 ① K		2 1	0 0	0 0	0 0	0 1	0 2	1 2
Inning Stats	R: 0 H: 0 E: 0 LOB: 0 K: 0 BB: 1 S: 2 P: 6	R: 0 H: 0 E: 0 LOB: 1 K: 1 BB: 1 S: 5 P: 9	R: 0 H: 0 E: 0 LOB: 0 K: 0 BB: 0 S: 3 P: 3	R: 0 H: 1 E: 0 LOB: 1 K: 1 BB: 0 S: 6 P: 6	R: 0 H: 1 E: 0 LOB: 1 K: 0 BB: 0 S: 4 P: 4	R: 0 H: 1 E: 0 LOB: 0 K: 0 BB: 0 S: 3 P: 3	R: 0 H: 0 E: 0 LOB: 0 K: 1 BB: 0 S: 5 P: 5	R: 0 H: 1 E: 0 LOB: 2 K: 1 BB: 1 S: 6 P: 10	R: 0 H: 0 E: 0 LOB: 2 K: 0 BB: 1 S: 3 P: 8	1B: 3 2B: 1 3B: 0 HR: 0	SF: 0 SAC: 1 DP: 1 HBP: 1					

PITCHER	IP	WLS	BF	H	R	ER	SO	BB	IBB	HBP	BLK	WP	HR	S	P	ERA	WHIP
Zane Smith, L (1, 1) ERA: 3.8	9.0	W	34	4	0	0	4	4	0	1	0	0	0	37	54	0.00	0.889

PITCHER	IP	WLS	BF	H	R	ER	SO	BB	IBB	HBP	BLK	WP	HR	S	P	ERA	WHIP

BOTTOM

Atlanta Braves @ Los Angeles Dodgers

Dodger Stadium, Los Angeles, CA

Thu Oct 03 1985, 7:05 PM PDT

Att. 23,486 - Unknown

livebaseballscorecards.com

AB	28
R	0
H	4
RBI	0
BB	4
SO	4
LOB	18

Batter	1	2	3	4	5	6	7	8	9	AB	R	H	RBI	BB	SO	LOB
Milt Thompson, L (1, 7) OBP: 0.339, SLG: 0.363	SH1 2B		1B			K			FC6-5 SH3 1B	4	0	3	0	0	1	0
Paul Zuvella, R (1, 4) OBP: 0.294, SLG: 0.286	SH1		F5			BB			SH3	1	0	0	0	1	0	1
Dale Murphy, R (1, 8) OBP: 0.388, SLG: 0.541	K			4-3		6-3			FC6-5	4	0	0	0	0	1	3
Gerald Perry, L (1, 3) OBP: 0.282, SLG: 0.273	F3			F9			CS 1B		IBB	3	0	1	0	1	0	1
Claudell Washington, L (1, 9) OBP: 0.341, SLG: 0.453		3-1		F2			K		K	4	0	0	0	0	2	3
Rafael Ramirez, R (1, 6) OBP: 0.272, SLG: 0.334		K			K		K			3	0	0	0	0	3	0
Paul Runge, R (1, 5) OBP: 0.351, SLG: 0.300		F9			K			F8		3	0	0	0	0	1	0
Bruce Benedict, R (1, 2) OBP: 0.283, SLG: 0.234			F9		K			F7		3	0	0	0	0	1	0
Rick Mahler, R (1, 1) OBP: 0.181, SLG: 0.167			K			F2		F3		3	0	0	0	0	1	0
Inning Stats	R: 0 H: 1 E: 0 LOB: 1 K: 1 BB: 0 S: 6 P: 6	R: 0 H: 0 E: 0 LOB: 0 K: 1 BB: 0 S: 5 P: 5	R: 0 H: 1 E: 0 LOB: 1 K: 1 BB: 0 S: 6 P: 6	R: 0 H: 0 E: 0 LOB: 0 K: 0 BB: 0 S: 3 P: 3	R: 0 H: 0 E: 0 LOB: 0 K: 3 BB: 0 S: 9 P: 9	R: 0 H: 0 E: 0 LOB: 1 K: 1 BB: 1 S: 5 P: 9	R: 0 H: 1 E: 0 LOB: 0 K: 2 BB: 0 S: 7 P: 7	R: 0 H: 0 E: 0 LOB: 0 K: 0 BB: 0 S: 3 P: 3	R: 0 H: 1 E: 0 LOB: 2 K: 1 BB: 1 S: 6 P: 10	1B: 3 SF: 0 2B: 1 SAC: 2 3B: 0 DP: 0 HR: 0 HBP: 0						WP: 0 PA: 32 PB: 0 SB: 0 CS: 1	

TOP

Atlanta Braves @ San Francisco Giants

Candlestick Park, San Francisco, CA

Fri Oct 04 1985, 10:05 PM EDT

Att. 4,051 - Unknown

livebaseballscorecards.com

AB	28
R	0
H	4
RBI	0
BB	2
SO	10
LOB	8

PITCHER		IP	WLS	BF	H	R	ER	SO	BB	IBB	HBP	BLK	WP	HR	S	P	ERA	WHIP
Roger Mason, R ERA: 2.12	(1, 1)	9.0	W	32	4	0	0	10	1	1	0	0	0	0	50	58	0.00	0.556

PITCHER	IP	WLS	BF	H	R	ER	SO	BB	IBB	HBP	BLK	WP	HR	S	P	ERA	WHIP

BOTTOM

Atlanta Braves @ San Francisco Giants

Candlestick Park, San Francisco, CA

Fri Oct 04 1985, 10:05 PM EDT

Att. 4,051 - Unknown

livebaseballscorecards.com

Batter	1	2	3	4	5	6	7	8	9	AB	R	H	RBI	BB	SO	LOB
Dan Gladden, R (1, 8) OBP: 0.301, SLG: 0.337	BBBB 4-0 6-3 BB		x 0-0 ① F7		x 0-0 ① 6-3		x 0-0 E5 CS			3	0	0	0	1	0	0
Mike Woodard, L (1, 4) OBP: 0.282, SLG: 0.259	x 0-0 ① F8		x 0-0 ② G3		x 0-0 ② 4-3		0-0 ③ CS 1-2	x 0-0 ① 5-3		4	0	0	0	0	0	1
Jeffrey Leonard, R (1, 7) OBP: 0.271, SLG: 0.392	x 0-0 ② 6-3 1-2		x 0-0 ③ F7		x 0-0 ③ F4			x 0-0 ② 6-3		4	0	0	0	0	0	1
Bob Brenly, R (1, 5) OBP: 0.309, SLG: 0.389	SSS 0-3 ③ K			BBBB 4-0 6-3 BB BB		x 0-0 4-3 2B		BBBB 4-0 FC4-6 BB		2	0	1	0	2	1	1
Dan Driessen, L (1, 3) OBP: 0.317, SLG: 0.356		x 0-0 2B 1B		x 0-0 ① F7		x 0-0 ① 4-3 2-3		x 0-0 ③ FC4-6 1-2f		4	0	1	0	0	0	3
Rob Deer, R (1, 9) OBP: 0.283, SLG: 0.365		x 0-0 ① L6		BBB 4-0 6-3 1-2 BB	SSS 0-3 ② K				x 0-0 ① 5-3	3	0	0	0	1	1	2
Alex Trevino, R (1, 2) OBP: 0.308, SLG: 0.392 Jose Uribe, S (9, PR) OBP: 0.285, SLG: 0.316		x 0-0 1-3 2B		x 0-0 ② 6-3 1-2 2-3		x 0-0 ③ 6-3			x 0-0 2B 2B	4 0	0 1	2 0	0 0	0 0	0 0	3 0
Ricky Adams, R (1, 6) OBP: 0.236, SLG: 0.291 David Green, R (9, PH) OBP: 0.302, SLG: 0.348		4-0 G4-6-3 IBB		4-0 IBB			x 0-0 ① F8		4-0 2B IBB	1 0	0 0	0 0	0 0	2 1	0 0	0 0
Roger Mason, R (1, 1) OBP: 0.167, SLG: 0.091 Chris Brown, R (9, PH) OBP: 0.346, SLG: 0.443		x 0-0 ②③ G4-6-3 1-2f		SSS 0-3 ③ K			SSS 0-3 ② K		x 0-0 1-3 2-H 2B	3 1	0 0	0 1	0 1	0 0	2 0	6 0
Inning Stats	R: 0 H: 0 E: 0 LOB: 1 K: 1 BB: 1 S: 5 P: 9	R: 0 H: 2 E: 0 LOB: 2 K: 0 BB: 1 S: 4 P: 8	R: 0 H: 0 E: 0 LOB: 0 K: 0 BB: 0 S: 3 P: 3	R: 0 H: 0 E: 0 LOB: 3 K: 1 BB: 3 S: 5 P: 17	R: 0 H: 0 E: 0 LOB: 0 K: 0 BB: 0 S: 3 P: 3	R: 0 H: 1 E: 0 LOB: 1 K: 1 BB: 0 S: 6 P: 6	R: 0 H: 0 E: 1 LOB: 0 K: 1 BB: 0 S: 5 P: 5	R: 0 H: 0 E: 0 LOB: 1 K: 0 BB: 1 S: 3 P: 7	R: 1 H: 2 E: 0 LOB: 2 K: 0 BB: 1 S: 3 P: 7	1B: 1 SF: 0 2B: 4 SAC: 0 3B: 0 DP: 1 HR: 0 HBP: 0						

	AB	29
	R	1
	H	5
	RBI	1
	BB	7
	SO	4
	LOB	17

PITCHER	IP	WLS	BF	H	R	ER	SO	BB	IBB	HBP	BLK	WP	HR	S	P	ERA	WHIP
Rick Mahler, R (1, 1) ERA: 3.48	8.1	L	36	5	1	1	4	4	3	0	0	0	0	37	65	1.08	1.080

PITCHER	IP	WLS	BF	H	R	ER	SO	BB	IBB	HBP	BLK	WP	HR	S	P	ERA	WHIP

WP: 0 PA: 37
PB: 0
SB: 0
CS: 1

Atlanta Braves @ San Francisco Giants

Candlestick Park, San Francisco, CA

Sat Oct 05 1985, 6:33 AM EDT

Att. 3,817 - Unknown

TOP

livebaseballscorecards.com

Batter	1	2	3	4	5	6	7	8	9	AB	R	H	RBI	BB	SO	LOB
Paul Zuvella, R (1, 4) OBP: 0.303, SLG: 0.292	4-3			BBBB 4-0 FC3-6 BB		x 0-0 1-2 1B		x 0-0 1B		3	0	2	0	1	0	0
Rafael Ramirez, R (1, 6) OBP: 0.270, SLG: 0.332	5-3			x 0-0 FC3-6 WP 1-2f		x 0-0 G5-3 2-3f		x 0-0 F3		4	0	0	0	0	0	4
Dale Murphy, R (1, 8) OBP: 0.387, SLG: 0.539	1-3			SSS 0-3 K 1-2			x 0-0 PB 1B		x 0-0 E5 BB	4	0	1	0	0	1	1
Bob Horner, R (1, 3) OBP: 0.333, SLG: 0.499		x 0-0 F7		x 0-0 L1			x 0-0 F6 1-2		x 0-0 F7	4	0	0	0	0	0	3
Terry Harper, R (1, 7) OBP: 0.325, SLG: 0.405		x 0-0 4-3			x 0-0 6-3		x 0-0 F8		BBBB 4-0 1-2 4-3 BB	3	0	0	0	1	0	1
Paul Runge, R (1, 5) OBP: 0.337, SLG: 0.286		x 0-0 5-3			x 0-0 5-3		x 0-0 F8		x 0-0 1-2f 4-3	4	0	0	0	0	0	3
Brad Komminsk, R (1, 9) OBP: 0.313, SLG: 0.325			x 0-0 6-3		x 0-0 4-3			x 0-0 HR		3	1	1	1	0	0	0
Bruce Benedict, R (1, 2) OBP: 0.279, SLG: 0.231 Rick Camp, R (8, 1) OBP: 0.286, SLG: 0.462			x 0-0 F9			x 0-0 F8		x 0-0 F8		3 0	0 0	0 0	0 0	0 0	0 0	0 0
Pascual Perez, R (1, 1) OBP: 0.214, SLG: 0.120 Jeff Dedmon, L (5, 1) OBP: 0.200, SLG: 0.111 Albert Hall, S (6, PH) OBP: 0.289, SLG: 0.182 Steve Shields, R (6, 1) OBP: 0.158, SLG: 0.111 Craig McMurtry, R (7, 1) OBP: 0.071, SLG: 0.071 Larry Owen, R (8, PH) OBP: 0.307, SLG: 0.373 (8, 2)			SSS 0-3 K			x 0-0 G5-3 1B 1B		SSS 0-3 K		1 0 1 0 0 1	0 0 0 0 0 0	0 0 1 0 0 1	0 0 0 0 0 0	1 0 0 0 0 1	0 0 0 0 0 0	0 0 0 0 0 0
Inning Stats	R: 0 E: 0 K: 0 S: 3 H: 0 LOB: 0 BB: 0 P: 3	R: 0 E: 0 K: 0 S: 3 H: 0 LOB: 0 BB: 0 P: 3	R: 0 E: 0 K: 1 S: 5 H: 0 LOB: 0 BB: 0 P: 5	R: 0 E: 0 K: 1 S: 5 H: 0 LOB: 1 BB: 1 P: 9	R: 0 E: 0 K: 0 S: 3 H: 0 LOB: 0 BB: 0 P: 3	R: 0 E: 0 K: 0 S: 4 H: 2 LOB: 1 BB: 0 P: 4	R: 0 E: 0 K: 0 S: 4 H: 1 LOB: 1 BB: 0 P: 4	R: 1 E: 0 K: 1 S: 7 H: 2 LOB: 1 BB: 0 P: 7	R: 0 E: 1 K: 0 S: 3 H: 0 LOB: 1 BB: 1 P: 7	1B: 4 2B: 1 3B: 0 HR: 1	SF: 0 SAC: 0 DP: 2 HBP: 0						

AB	31
R	1
H	5
RBI	1
BB	2
SO	3
LOB	12

WP: 1 PB: 1 SB: 0 CS: 0 PA: 33

PITCHER	IP	WLS	BF	H	R	ER	SO	BB	IBB	HBP	BLK	WP	HR	S	P	ERA	WHIP
Vida Blue, L (1, 1) ERA: 4.47	9.0	W	33	5	1	1	3	2	0	0	0	1	1	37	45	1.00	0.778

PITCHER	IP	WLS	BF	H	R	ER	SO	BB	IBB	HBP	BLK	WP	HR	S	P	ERA	WHIP

Batter	1	2	3	4	5	6	7	8	9	AB	R	H	RBI	BB	SO	LOB
Dan Gladden, R (1, 8) OBP: 0.305, SLG: 0.347	HR	1-2 2-3 1B			BBBB FC6 BB	E S 2B 1B	SSS K			4	2	3	1	1	1	1
Manny Trillo, R (1, 4) OBP: 0.289, SLG: 0.290	F7	F7			FC6 1-2f 2B	1B 1-H 1B 2B		F8		5	2	1	1	0	0	4
Jeffrey Leonard, R (1, 7) OBP: 0.272, SLG: 0.394	SSS K	F7			1-H 2B 2B	1B SF9 2-3 1B		F8		5	2	2	1	0	1	0
Bob Brenly, R (1, 5) OBP: 0.312, SLG: 0.394	2B	6-3			F9	1-3 3-H 1B		1B		5	0	3	1	0	0	1
Dan Driessen, L (1, 3) OBP: 0.316, SLG: 0.354	6-3	4-3			2B IBB	SF9 3-H		F4		3	1	0	1	1	0	2
Alex Trevino, R (1, 2) OBP: 0.306, SLG: 0.395		5-3		5-3	1-H 2-H 2B	4-3				4	0	1	2	0	0	1
Ron Roenicke, S (1, 9) OBP: 0.410, SLG: 0.412	BBBB 1B BB BB			BBBB 2B BB	FC6-4 IBB		BBBB BB			0	0	0	0	4	0	0
Ricky Adams, R (1, 6) OBP: 0.228, SLG: 0.281		F3		L5	FC6-4 1-2f		SSS K			4	0	0	0	0	1	5
Vida Blue, S (1, 1) OBP: 0.212, SLG: 0.167		BBBB 1B 1-2 BB		1-H 2B		SSS K	F8			3	0	1	0	1	1	1
Inning Stats	R: 1 H: 2 E: 0 LOB: 1 K: 1 BB: 0 S: 7 P: 7	R: 0 H: 1 E: 0 LOB: 3 K: 0 BB: 2 S: 4 P: 12	R: 0 H: 0 E: 0 LOB: 0 K: 0 BB: 0 S: 3 P: 3	R: 0 H: 1 E: 0 LOB: 2 K: 0 BB: 1 S: 3 P: 7	R: 3 H: 2 E: 0 LOB: 2 K: 0 BB: 3 S: 5 P: 17	R: 3 H: 4 E: 0 LOB: 1 K: 1 BB: 0 S: 9 P: 9	R: 0 H: 0 E: 0 LOB: 1 K: 2 BB: 1 S: 7 P: 11	R: 0 H: 1 E: 0 LOB: 1 K: 0 BB: 0 S: 4 P: 4		1B: 5 SF: 1 2B: 5 SAC: 0 3B: 0 DP: 0 HR: 1 HBP: 0						WP: 0 PA: 41 PB: 0 SB: 1 CS: 0

BOTTOM

Atlanta Braves @ San Francisco Giants

Candlestick Park, San Francisco, CA

Sat Oct 05 1985, 6:33 AM EDT

Att. 3,817 - Unknown

livebaseballscorecards.com

AB	33
R	7
H	11
RBI	7
BB	7
SO	4
LOB	15

PITCHER		IP	WLS	BF	H	R	ER	SO	BB	IBB	HBP	BLK	WP	HR	S	P	ERA	WHIP
Pascual Perez, R ERA: 6.14	(1, 1)	4.2	L	24	6	4	4	1	4	1	0	0	0	1	21	41	7.71	2.143
Jeff Dedmon, R ERA: 3.81	(5, 1)	0.1		2	0	0	0	0	0	1	0	0	0	0	1	5	0.00	0.000
Steve Shields, R ERA: 5.16	(6, 1)	1.0		7	4	3	3	1	0	0	0	0	0	0	9	9	27.00	4.000
Craig McMurtry, R ERA: 6.6	(7, 1)	1.0		4	0	0	0	2	1	0	0	0	0	0	7	11	0.00	1.000
Rick Camp, R ERA: 3.95	(8, 1)	1.0		4	1	0	0	0	0	0	0	0	0	0	4	4	0.00	1.000

PITCHER	IP	WLS	BF	H	R	ER	SO	BB	IBB	HBP	BLK	WP	HR	S	P	ERA	WHIP

Atlanta Braves @ San Francisco Giants

Candlestick Park, San Francisco, CA

Sun Oct 06 1985, 6:33 AM EDT

Att. 14,537 - Unknown

TOP

livebaseballscorecards.com

Batter	1	2	3	4	5	6	7	8	9	AB	R	H	RBI	BB	SO	LOB
Andres Thomas, R (1, 6) OBP: 0.278, SLG: 0.278 Claudell Washington, L (7, PH) OBP: 0.342, SLG: 0.455 Gene Garber, R (7, 1) OBP: 0.200, SLG: 0.200	F8	2B 1B 2-H 3-H 1B		F6		F3	1-2 2-H 1B		1-3	4 1 1	1 0 0	1 1 0	2 1 0	0 0 0	0 0 0	1 0 1
Paul Zuvella, R (1, 4) OBP: 0.311, SLG: 0.305	F8	1-3 1B 2B		E 2-H 1B		6-3 1B	F7			5	1	3	1	0	0	2
Dale Murphy, R (1, 8) OBP: 0.388, SLG: 0.539 Albert Hall, S (2, PH) OBP: 0.286, SLG: 0.191 (2, 8)	B B B B 2B 1B BB	2-H 3-H 1B		B B B B 1-3 BB		6-3 1-2	F3			0 3	1 0	0 1	0 2	1 1	0 0	0 3
Bob Horner, R (1, 3) OBP: 0.333, SLG: 0.499	1-3 1B 2B	F8		F3		B B B B BB		S S S K		4	0	1	0	1	1	3
Terry Harper, R (1, 7) OBP: 0.327, SLG: 0.407	2-H 3-H 1B		G5-4-3 1B		WP 1B 1B	S S S K		1-3		5	0	3	1	0	1	2
Brad Komminsk, R (1, 9) OBP: 0.314, SLG: 0.327		F8	F8		F8		S 1B 1B	CS 1B		5	1	2	0	0	0	2
Paul Runge, R (1, 5) OBP: 0.349, SLG: 0.287		B B B B SH1-4 1B 1B BB	G5-4-3 1-2f		WP 1-2 1B		B B B B 1B 1-2 BB	CS 1-2	6-3	3	2	1	0	2	0	1
Larry Owen, R (1, 2) OBP: 0.313, SLG: 0.366	SH1-4 1-2 1B 1B			B B B B SH1-4 1B BB	S S S K		S S S K		F7	4	2	1	0	1	2	4
Steve Bedrosian, R (1, 1) OBP: 0.092, SLG: 0.078 Jeff Dedmon, L (6, 1) OBP: 0.200, SLG: 0.111 Chris Chambliss, L (7, PH) OBP: 0.307, SLG: 0.329 Rafael Ramirez, R (7, PR) OBP: 0.272, SLG: 0.333 (7, 6)	SH1-4 1-2 2-3		SH1-4 1-2	S S S K 1-2 2-3		1B 1-2 2-H 1B				1 0 1 1	0 0 0 0	0 0 1 0	0 0 1 0	0 0 0 0	1 0 0 0	2 0 0 0

Inning Stats									
R: 1	H: 2	R: 4	H: 4	R: 0	H: 1	R: 1	H: 1	R: 0	H: 2
E: 0	LOB: 2	E: 0	LOB: 1	E: 0	LOB: 0	E: 1	LOB: 2	E: 0	LOB: 2
K: 0	BB: 1	K: 0	BB: 1	K: 0	BB: 0	K: 0	BB: 2	K: 2	BB: 0
S: 4	P: 8	S: 7	P: 11	S: 3	P: 3	S: 4	P: 12	S: 9	P: 9

Inning Stats									
R: 0	H: 1	R: 2	H: 3	R: 0	H: 1	R: 0	H: 1	1B: 14	SF: 0
E: 0	LOB: 2	E: 0	LOB: 2	E: 0	LOB: 0	E: 0	LOB: 1	2B: 2	SAC: 2
K: 1	BB: 1	K: 1	BB: 1	K: 1	BB: 0	K: 0	BB: 0	3B: 0	DP: 1
S: 6	P: 10	S: 8	P: 12	S: 5	P: 5	S: 4	P: 4	HR: 0	HBP: 0

	WP: 1	PA: 47
	PB: 0	
	SB: 1	
	CS: 1	

PITCHER		IP	WLS	BF	H	R	ER	SO	BB	IBB	HBP	BLK	WP	HR	S	P	ERA	WHIP
Colin Ward, L ERA: 4.38	(1, 1)	1.2		11	5	5	5	0	2	0	0	0	0	0	9	17	27.00	4.200
Frank Williams, R ERA: 4.19	(2, 1)	1.1		5	2	0	0	0	0	0	0	0	0	0	5	5	0.00	1.500
Bobby Moore, R ERA: 3.24	(4, 1)	0.2		5	1	1	1	0	2	0	0	0	0	0	3	11	13.50	4.500
Jeff Robinson, R ERA: 5.11	(4, 1)	2.1		11	3	0	0	3	1	0	0	0	1	0	16	20	0.00	1.714
Scott Garrelts, R ERA: 2.3	(7, 1)	0.1	L	4	2	2	2	1	1	0	0	0	0	0	5	9	54.00	9.000

PITCHER		IP	WLS	BF	H	R	ER	SO	BB	IBB	HBP	BLK	WP	HR	S	P	ERA	WHIP
Mark Davis, L ERA: 3.54	(7, 1)	1.2		6	2	0	0	1	0	0	0	0	0	0	8	8	0.00	1.200
Greg Minton, R ERA: 3.54	(9, 1)	1.0		4	1	0	0	0	0	0	0	0	0	0	4	4	0.00	1.000

AB	38
R	8
H	16
RBI	8
BB	6
SO	5
LOB	21

BOTTOM

Batter	1	2	3	4	5	6	7	8	9	AB	R	H	RBI	BB	SO	LOB
Dan Gladden, R (1, 8) OBP: 0.307, SLG: 0.347	F8		F9			BB, 1B; 1-2, 2-3, BB	E S, 1B			3	1	1	0	1	0	0
Manny Trillo, R (1, 4) OBP: 0.287, SLG: 0.288	K			K		BB, 1B, WP; 1-2, 2-3, 3-H, BB	1-3			2	0	0	0	0	2	0
Mike Woodard, L (5, 4) OBP: 0.287, SLG: 0.256										1	1	0	1	1	0	1
Jeffrey Leonard, R (1, 7) OBP: 0.272, SLG: 0.393	F9			K		6-3, WP, HR; 1-3, 2-H, 3-H, 1B	1-3			4	1	1	2	0	1	1
Bob Brenly, R (1, 5) OBP: 0.311, SLG: 0.391		K		6-3		BB, 6-3, HR; 1-2, 3-H, BB		5-3		3	1	0	0	1	1	0
Dan Driessen, L (1, 3) OBP: 0.314, SLG: 0.351		F8			F9	6-3; 1-2, 2-3		F9		4	0	0	0	0	0	2
Rob Deer, R (1, 9) OBP: 0.283, SLG: 0.377		3B			K	K; 2-H, 3-H		6-3		3	0	1	0	0	2	2
Scott Garrelts, R (7, 1) OBP: 0.300, SLG: 0.333										0	0	0	0	0	0	0
Mark Davis, L (7, 1) OBP: 0.250, SLG: 0.417										0	0	0	0	0	0	0
Chris Brown, R (8, PH) OBP: 0.345, SLG: 0.442										1	0	0	0	0	0	0
Greg Minton, S (9, 1)										0	0	0	0	0	0	0
Alex Trevino, R (1, 2) OBP: 0.305, SLG: 0.410	F5		F8			HR; 2-H, 3-H	5-3			4	1	1	3	0	0	1
Jose Uribe, S (1, 6) OBP: 0.285, SLG: 0.315		F9		BB, BB, BB	6-3		K			2	1	0	0	1	0	0
David Green, R (9, PH) OBP: 0.301, SLG: 0.347										1	0	0	0	0	1	0
Colin Ward, L (1, 1)										0	0	0	0	0	0	0
Frank Williams, R (2, 1)										0	0	0	0	0	0	0
Matt Nokes, L (3, PH) OBP: 0.236, SLG: 0.358		F7				BB, BB, 1B; 1-2, BB	F5	K		1	0	0	0	0	0	0
Bobby Moore, R (4, 1)										0	0	0	0	0	0	0
Jeff Robinson, R (4, 1)										0	0	0	0	0	0	0
Ron Roenicke, S (6, PH) OBP: 0.408, SLG: 0.406										2	1	0	0	1	1	0
(7, 9)																

Inning Stats	1	2	3	4	5	6	7	8	9
	R: 0 H: 0 E: 0 LOB: 0 K: 1 BB: 0 S: 5 P: 5	R: 0 H: 1 E: 0 LOB: 1 K: 1 BB: 0 S: 6 P: 6	R: 0 H: 0 E: 0 LOB: 0 K: 0 BB: 0 S: 3 P: 3	R: 0 H: 0 E: 0 LOB: 0 K: 2 BB: 0 S: 7 P: 7	R: 0 H: 0 E: 0 LOB: 0 K: 1 BB: 0 S: 5 P: 5	R: 7 H: 2 E: 0 LOB: 0 K: 1 BB: 5 S: 7 P: 27	R: 0 H: 1 E: 0 LOB: 1 K: 0 BB: 0 S: 4 P: 4	R: 0 H: 0 E: 0 LOB: 0 K: 0 BB: 0 S: 3 P: 3	R: 0 H: 0 E: 0 LOB: 0 K: 2 BB: 0 S: 7 P: 7

	1B: 2	SF: 0	WP: 1	PA: 36
	2B: 0	SAC: 0	PB: 0	
	3B: 1	DP: 0	SB: 1	
	HR: 1	HBP: 0	CS: 0	

PITCHER		IP	WLS	BF	H	R	ER	SO	BB	IBB	HBP	BLK	WP	HR	S	P	ERA	WHIP
Steve Bedrosian, R ERA: 3.83	(1, 1)	5.0		20	1	4	4	5	4	0	0	0	0	0	26	42	7.20	1.000
Jeff Dedmon, R ERA: 4.08	(6, 1)	1.0	W	6	2	3	3	1	1	0	0	0	1	1	7	11	27.00	3.000
Gene Garber, R ERA: 3.61	(7, 1)	3.0	S	10	1	0	0	2	0	0	0	0	0	0	14	14	0.00	0.333

PITCHER	IP	WLS	BF	H	R	ER	SO	BB	IBB	HBP	BLK	WP	HR	S	P	ERA	WHIP

Atlanta Braves @ San Francisco Giants

Candlestick Park, San Francisco, CA

Sun Oct 06 1985, 6:33 AM EDT

Att. 14,537 - Unknown

livebaseballscorecards.com

AB	31
R	7
H	4
RBI	6
BB	5
SO	8
LOB	7