


Atlanta Braves - 1986

Batter	1	2	3	4	5	6	7	8	9	AB R H RBI BB SO LOB	TOP														
Tim Raines, S (1, 7) X	0-0 4-3		0-0 1-3			0-0 4-3		4-0 1-2 BB		3 0 0 0 1 0 1	<p>Montreal Expos @ Atlanta Braves Atlanta-Fulton County Stadium, Atlanta, GA</p> <p>Tue Apr 08 1986, 6:05 PM EST Att. 37,858 - Unknown</p> <p>livebaseballscorecards.com</p> <table border="1"> <tr><td>AB</td><td>29</td></tr> <tr><td>R</td><td>0</td></tr> <tr><td>H</td><td>5</td></tr> <tr><td>RBI</td><td>0</td></tr> <tr><td>BB</td><td>2</td></tr> <tr><td>SO</td><td>1</td></tr> <tr><td>LOB</td><td>8</td></tr> </table> 	AB	29	R	0	H	5	RBI	0	BB	2	SO	1	LOB	8
AB	29																								
R	0																								
H	5																								
RBI	0																								
BB	2																								
SO	1																								
LOB	8																								
Vance Law, R (1, 4) X OBP: 0.250, SLG: 0.250	0-0 G6-4-3 1B		0-0 5-3			0-0 F8		0-0 F9		4 0 1 0 0 0 2															
Andre Dawson, R (1, 9) X	0-0 G6-4-3 1-2f		0-0 5-3			0-0 F2		0-0 F4		4 0 0 0 0 0 1															
Jason Thompson, L (1, 3) X		0-0 F8		4-0 2B BB		0-0 3-1		0-0 5-3		3 0 0 0 1 0 0															
Hubie Brooks, R (1, 6) X OBP: 0.500, SLG: 0.750		0-0 F9		0-0 1-H 2B		0-0 1B		0-0 6-3		4 0 2 0 0 0 0															
Tim Wallach, R (1, 5)		0-0 1-3			0-0 6-3		0-0 5-3			3 0 0 0 0 0 1															
Tim Burke, R (7, 1)										0 0 0 0 0 0 0															
Andy McGaffigan, R (8, 1)										0 0 0 0 0 0 0															
George Riley, L (8, 1)										0 0 0 0 0 0 0															
Mitch Webster, S (1, 8) X OBP: 0.667, SLG: 0.667			0-0 SH5-4 1B		0-0 5-3		0-0 FC6-4 1B			3 0 2 0 0 0 0															
Dann Bilardello, R (1, 2) X			0-0 F8		0-0 F8		0-0 FC6-4 1-2f BB			3 0 0 0 0 0 2															
Bryn Smith, R (1, 1) X			0-0 SH5-4 1-2			0-0 6-3		0-3 K		1 0 0 0 0 0 0															
Wayne Krenchicki, L (7, 5)										1 0 0 0 0 1 1															
Inning Stats	R: 0 H: 1 E: 0 LOB: 0 K: 0 BB: 0 S: 3 P: 3	R: 0 H: 0 E: 0 LOB: 0 K: 0 BB: 0 S: 3 P: 3	R: 0 H: 1 E: 0 LOB: 1 K: 0 BB: 0 S: 4 P: 4	R: 0 H: 1 E: 0 LOB: 2 K: 0 BB: 1 S: 3 P: 7	R: 0 H: 0 E: 0 LOB: 0 K: 0 BB: 0 S: 3 P: 3	R: 0 H: 0 E: 0 LOB: 0 K: 0 BB: 0 S: 3 P: 3	R: 0 H: 1 E: 0 LOB: 1 K: 0 BB: 0 S: 4 P: 4	R: 0 H: 1 E: 0 LOB: 2 K: 1 BB: 1 S: 6 P: 10	R: 0 H: 0 E: 0 LOB: 0 K: 0 BB: 0 S: 3 P: 3	1B: 4 SF: 0 2B: 1 SAC: 1 3B: 0 DP: 1 HR: 0 HBP: 0	WP: 0 PA: 32 PB: 0 SB: 0 CS: 0														
PITCHER Rick Mahler, R (1, 1) ERA:	IP WLS BF H R ER SO BB IBB HBP BLK WP HR S P ERA WHIP																								
	9.0 W 32 5 0 0 1 2 0 0 0 0 0 0 32 40 0.00 0.778																								

Batter	1	2	3	4	5	6	7	8	9
Claudell Washington, L (1, 9) OBP: 0.200, SLG: 0.250	0-0 F7		0-0 4-3		0-0 F7		0-0 SH1-4 HR	0-0 SF7	
Rafael Ramirez, R (1, 6) OBP: 0.500, SLG: 0.333	0-0 F9		4-0 FC4 BB			0-0 E S FC4-6 1B	0-0 SH1-4	0-0 L9	
Dale Murphy, R (1, 8) OBP: 0.750, SLG: 2.000	0-0 2B		0-0 FC4			4-0 FC4-6 BB	0-0 HR		
Bob Horner, R (1, 3)	0-0 L9			0-0 1-3		0-0 E5 FC4-6	0-3 K		
Terry Harper, R (1, 7)		0-0 2-3		4-0 CS BB		0-0 FC4-6	1-0 HBP		
Ozzie Virgil, R (1, 2)	0-0 F7		0-3 FC		0-0 FC1-4-6 1B PB	0-0 6-3			
Ken Oberkfell, L (1, 5) OBP: 0.500, SLG: 0.333		4-0 BB		0-0 4-3		0-0 PB S 1B		0-0 4-3	
Glenn Hubbard, R (1, 4) OBP: 0.500, SLG: 0.667		0-0 4-3			0-3 K	4-0 PB IBB		0-0 1B SF7 2B	
Rick Mahler, R (1, 1) OBP: 0.250, SLG: 0.250			0-0 5-3		0-0 4-3	0-0 5-3		0-0 1B	

Inning Stats	R: 0 E: 0 K: 0 S: 4	H: 1 LOB: 1 BB: 0 P: 4	R: 0 E: 0 K: 0 S: 3	H: 0 LOB: 1 BB: 1 P: 7	R: 0 E: 0 K: 0 S: 3	H: 0 LOB: 1 BB: 1 P: 7	R: 0 E: 0 K: 0 S: 5	H: 0 LOB: 1 BB: 1 P: 9	R: 0 E: 0 K: 1 S: 5	H: 0 LOB: 0 BB: 0 P: 5	R: 3 E: 1 K: 0 S: 6	H: 2 LOB: 2 BB: 2 P: 14	R: 2 E: 0 K: 1 S: 7	H: 2 LOB: 1 BB: 0 P: 8	R: 1 E: 0 K: 0 S: 5	H: 2 LOB: 1 BB: 0 P: 5
--------------	------------------------------	---------------------------------	------------------------------	---------------------------------	------------------------------	---------------------------------	------------------------------	---------------------------------	------------------------------	---------------------------------	------------------------------	----------------------------------	------------------------------	---------------------------------	------------------------------	---------------------------------

PITCHER	IP	WLS	BF	H	R	ER	SO	BB	IBB	HBP	BLK	WP	HR	S	P	ERA	WHIP
Bryn Smith, R (1, 1) ERA: 4.26	6.1	L	30	5	5	3	2	4	1	0	0	1	1	29	49	4.26	1.421
Tim Burke, R (7, 1) ERA:	0.2		3	0	0	0	1	0	0	1	0	0	0	4	5	0.00	0.000
Andy McGaffigan, R (8, 1) ERA: 27.0	0.1		3	2	1	1	0	0	0	0	0	0	0	3	3	27.00	6.000
George Riley, L (8, 1) ERA:	0.2		2	0	0	0	0	0	0	0	0	0	0	2	2	0.00	0.000

AB	R	H	RBI	BB	SO	LOB
4	1	1	1	1	0	0
3	1	1	0	1	0	1
3	2	2	2	1	0	1
4	0	0	0	0	1	3
2	0	0	1	1	0	2
4	1	0	1	0	0	3
3	0	1	0	1	0	1
3	1	1	0	1	1	1
4	0	1	0	0	0	2

WP	PA
1	38

AB	30
R	6
H	7
RBI	5
BB	5
SO	2
LOB	14



Montreal Expos @ Atlanta Braves
Atlanta-Fulton County Stadium, Atlanta, GA
Tue Apr 08 1986, 6:05 PM EST
Att. 37,858 - Unknown

livebaseballscorecards.com

Batter	1	2	3	4	5	6	7	8	9	AB R H RBI BB SO LOB	TOP																									
Tim Raines, S (1, 7) OBP: 0.222, SLG: 0.125	0-0 F9		0-0 G3		0-0 6-3		0-0 1B		0-0 1-3	5 0 1 0 0 0 1	Montreal Expos @ Atlanta Braves Atlanta-Fulton County Stadium, Atlanta, GA Thu Apr 10 1986, 6:05 PM EST Att: 11,401 - Unknown livebaseballscorecards.com																									
Vance Law, R (1, 4) OBP: 0.333, SLG: 0.250	0-0 5-3		0-0 F7			4-0 1B	0-0 1B	0-0 F4	4 0 1 1 1 0 0																											
Andre Dawson, R (1, 9) Tim Burke, R (7, 1)	0-3 K			0-0 5-3		0-0 F9	0-0 FC6-4	0-0 4-3	4 0 0 0 0 1 3 1 0 0 0 0 0 0																											
Hubie Brooks, R (1, 6) OBP: 0.625, SLG: 0.857		0-0 6-3		4-0 G1-4-3		0-0 1B		0-0 HR	3 1 2 0 1 0 0																											
Tim Wallach, R (1, 5)		4-0 2B		0-0 G1-4-3		0-0 G4-3		0-0 5-3	3 0 0 0 1 0 4																											
Mitch Webster, S (1, 8) (7, 9)		0-0 1-3			0-0 1B		0-0 4-3	4-0 HR	3 2 2 0 1 0 0																											
Andres Galarraga, R (1, 3) OBP: 1.000, SLG: 2.333		4-0 G6-4-3		0-0 1B		0-0 4-3	0-0 HR		3 2 3 4 1 0 0																											
Tom Nieto, R (1, 2) Wayne Krenchicki, L (7, PH) Herm Winningham, L (7, 8)		0-0 G6-4-3		0-3 K		0-3 K	0-0 4-3	0-0 4-3	2 0 0 0 0 1 4 1 0 0 0 0 0 1 1 0 0 0 0 0 0																											
Jay Tibbs, R (1, 1) Jason Thompson, L (7, PH) Dann Bilardello, R (7, 2)			0-3 K		0-3 K		0-0 1B	0-0 F5	2 0 0 0 0 2 1 1 1 1 1 0 0 0 1 0 0 0 0 0 0																											
Inning Stats	R: 0 E: 0 K: 1 S: 5	H: 0 LOB: 0 BB: 0 P: 5	R: 0 E: 0 K: 0 S: 3	H: 1 LOB: 2 BB: 2 P: 11	R: 0 E: 0 K: 1 S: 5	H: 0 LOB: 0 BB: 0 P: 5	R: 0 E: 0 K: 0 S: 2	H: 0 LOB: 0 BB: 1 P: 6	R: 1 E: 0 K: 2 S: 9	H: 2 LOB: 1 BB: 0 P: 9		R: 0 E: 0 K: 0 S: 3	H: 1 LOB: 1 BB: 1 P: 7	R: 2 E: 0 K: 0 S: 7	H: 4 LOB: 2 BB: 0 P: 7	R: 3 E: 0 K: 0 S: 5	H: 2 LOB: 0 BB: 1 P: 9	R: 0 E: 0 K: 0 S: 3	H: 0 LOB: 0 BB: 0 P: 3	1B: 5 2B: 4 3B: 0 HR: 1	SF: 0 SAC: 0 DP: 3 HBP: 0	WP: 0 PB: 0 SB: 0 CS: 0	PA: 39													
PITCHER	IP WLS BF H R ER SO BB IBB HBP BLK WP HR S P ERA WHIP																																			
Zane Smith, L (1, 1) ERA: 1.5	6.0		23	4	1	1	4	4	0	0	0	0	0	27	43	1.50	1.333																			
Gene Garber, R (7, 1) ERA: 27.0	0.2	L	6	4	2	2	0	0	0	0	0	0	0	6	6	27.00	6.000																			
Jeff Dedmon, R (7, 1) ERA: 27.0	0.2		4	1	2	2	0	0	1	0	0	0	0	3	7	27.00	1.500																			
Bruce Sutter, R (8, 1) ERA: 5.4	1.2		6	1	1	1	0	0	0	0	0	0	1	6	6	5.40	0.600																			

AB	34
R	6
H	10
RBI	6
BB	5
SO	4
LOB	14



Batter	1	2	3	4	5	6	7	8	9	AB	R	H	RBI	BB	SO	LOB
Claudell Washington, L (1, 9) OBP: 0.200, SLG: 0.222	0-3 K		0-0 G3 1B	0-0 G1-2-3 3-Hf			0-3 K		0-3 K	5	0	1	0	0	3	3
Rafael Ramirez, R (1, 6) OBP: 0.222, SLG: 0.125	0-0 F7		0-0 G3 1-2		0-0 5-3		0-0 F9		0-0 6-3	5	0	0	0	0	0	1
Dale Murphy, R (1, 8) OBP: 0.625, SLG: 1.333	0-0 2B		4-0 G6-4-3 BB		0-0 5-3		0-3 K			3	0	1	0	1	1	0
Bob Horner, R (1, 3) BBB	4-0 BB		0-0 G6-4-3 1-2f		0-0 5-3			0-0 F4		3	0	0	0	1	0	2
Terry Harper, R (1, 7) X	0-0 G3			4-0 1B BB		0-0 6-3		0-0 5-3		3	1	0	0	1	0	2
Ozzie Virgil, R (1, 2) OBP: 0.125, SLG: 0.125		0-0 E5 BB		0-0 1B FC5-2 1B		0-0 E6 BB		0-0 F5		4	0	1	0	0	0	0
Ken Oberkfell, L (1, 5) OBP: 0.625, SLG: 0.500		4-0 4-3 BB 1-2		0-0 FC5-2 G1-2-3 1B 1-3 2-H		0-0 F7			0-0 FC6-4 1B	3	0	2	1	1	0	1
Glenn Hubbard, R (1, 4) OBP: 0.571, SLG: 0.500		0-0 4-3		4-0 FC5-2 BB		4-0 BB			0-0 FC6-4 HR 1-2f	1	0	0	0	2	0	1
Omar Moreno, L (9, PH)		1-2 4-3		0-0 FC5-2 BB		1-2 BB			0-0 HR 1-H	1	1	0	0	0	0	1
Zane Smith, L (1, 1)		0-0 4-3		0-0 FC5-2		0-0 4-3			0-0 HR	2	0	0	0	0	0	4
Ted Simmons, S (6, PH)				1-2 2-3 3-Hf						1	0	0	0	0	0	2
Gene Garber, R (7, 1)										0	0	0	0	0	0	0
Jeff Dedmon, L (7, 1)										0	0	0	0	0	0	0
Bruce Sutter, R (8, 1)										0	0	0	0	0	0	0
Chris Chambliss, L (9, PH)										1	1	1	2	0	0	0

Inning Stats	R: 0	H: 1	E: 0	K: 1	S: 6	LOB: 2	BB: 1	P: 10	R: 0	H: 0	E: 1	K: 0	S: 3	LOB: 1	BB: 1	P: 7	R: 0	H: 1	E: 0	K: 0	S: 3	LOB: 1	BB: 1	P: 7	R: 1	H: 2	E: 0	K: 0	S: 4	LOB: 2	BB: 2	P: 12	R: 0	H: 0	E: 0	K: 0	S: 3	LOB: 0	BB: 0	P: 3	R: 0	H: 0	E: 1	K: 0	S: 4	LOB: 2	BB: 1	P: 8	R: 0	H: 0	E: 0	K: 2	S: 7	LOB: 0	BB: 0	P: 7	R: 0	H: 0	E: 0	K: 0	S: 3	LOB: 0	BB: 0	P: 3	R: 2	H: 2	E: 0	K: 1	S: 7	LOB: 0	BB: 0	P: 7	1B: 4	SF: 0	2B: 1	SAC: 0	3B: 0	DP: 2	HR: 1	HBP: 0	WP: 0	PA: 38
--------------	------	------	------	------	------	--------	-------	-------	------	------	------	------	------	--------	-------	------	------	------	------	------	------	--------	-------	------	------	------	------	------	------	--------	-------	-------	------	------	------	------	------	--------	-------	------	------	------	------	------	------	--------	-------	------	------	------	------	------	------	--------	-------	------	------	------	------	------	------	--------	-------	------	------	------	------	------	------	--------	-------	------	-------	-------	-------	--------	-------	-------	-------	--------	-------	--------

PITCHER	IP	WLS	BF	H	R	ER	SO	BB	IBB	HBP	BLK	WP	HR	S	P	ERA	WHIP
Jay Tibbs, R (1, 1) ERA: 1.5	6.0	W	27	4	1	1	1	6	0	0	0	0	0	23	47	1.50	1.667
Tim Burke, R (7, 1) ERA: 4.91	3.0	S	11	2	2	2	3	0	0	0	0	0	1	17	17	6.00	0.667

BOTTOM

Montreal Expos @ Atlanta Braves
Atlanta-Fulton County Stadium, Atlanta, GA

Thu Apr 10 1986, 6:05 PM EST
Att. 11,401 - Unknown

livebaseballscorecards.com

AB	32
R	3
H	6
RBI	3
BB	6
SO	4
LOB	17




Batter	1	2	3	4	5	6	7	8	9	AB R H RBI BB SO LOB	TOP	
Claudell Washington, L OBP: 0.214, SLG: 0.231 (1, 9) X	0-0 F8 ①		0-0 CS 1B			0-3 K ②		0-0 4-3 ③		4 0 1 0 0 1 0		
Rafael Ramirez, R OBP: 0.231, SLG: 0.417 (1, 6) X	0-0 L4 ②		0-3 K ⑤			0-0 HR		0-0 5-3 ①		4 1 1 1 0 1 1		
Dale Murphy, R OBP: 0.583, SLG: 1.000 (1, 8) B B B	4-0 FC6-4 BB				0-3 K ①	0-0 1B		0-0 3-1 ②		3 0 1 0 1 1 0		
Bob Homer, R (1, 3) X	0-0 FC6-4 ③				0-0 5-3 ②	0-0 F8 ③		0-3 K ③		4 0 0 0 0 1 2		
Terry Harper, R (1, 7) X		0-0 6-3 ①			0-3 K ③		0-0 F9 ①			3 0 0 0 0 1 0		
Ozzie Virgil, R OBP: 0.091, SLG: 0.091 (1, 2) X		0-0 F5 ②			0-0 F9 ①		0-3 K ②			3 0 0 0 0 1 0		
Ken Oberkfell, L OBP: 0.545, SLG: 0.444 (1, 5) X		0-0 S 1B			0-3 K ②		0-0 F7 ③			3 0 1 0 0 1 0		
Glenn Hubbard, R OBP: 0.400, SLG: 0.286 (1, 4) X	0-0 F8 ③				0-0 F4 ③			0-3 K ①		3 0 0 0 0 1 1		
David Palmer, R (1, 1) X			0-0 F2 ①			0-0 F4 ①		0-0 4-3 ②		2 0 0 0 0 0 0		
Ted Simmons, S (8, PH)										1 0 0 0 0 0 0		
Bruce Sutter, R (8, 1)										0 0 0 0 0 0 0		
Inning Stats	R: 0 H: 0 E: 0 LOB: 1 K: 0 BB: 1 S: 3 P: 7	R: 0 H: 1 E: 0 LOB: 1 K: 0 BB: 0 S: 4 P: 4	R: 0 H: 1 E: 0 LOB: 0 K: 1 BB: 0 S: 5 P: 5	R: 0 H: 0 E: 0 LOB: 0 K: 2 BB: 0 S: 7 P: 7	R: 0 H: 0 E: 0 LOB: 0 K: 1 BB: 0 S: 5 P: 5	R: 1 H: 2 E: 0 LOB: 1 K: 1 BB: 0 S: 7 P: 7	R: 0 H: 0 E: 0 LOB: 0 K: 1 BB: 0 S: 5 P: 5	R: 0 H: 0 E: 0 LOB: 0 K: 1 BB: 0 S: 5 P: 5	R: 0 H: 0 E: 0 LOB: 0 K: 1 BB: 0 S: 5 P: 5	R: 0 H: 0 E: 0 LOB: 0 K: 1 BB: 0 S: 5 P: 5	1B: 3 SF: 0 2B: 0 SAC: 0 3B: 0 DP: 0 HR: 1 HBP: 0	WP: 0 PA: 31 PB: 0 SB: 1 CS: 1
PITCHER	IP WLS BF H R ER SO BB IBB HBP BLK WP HR S P ERA WHIP											
Jim Deshaies, L (1, 1) ERA: 1.5	6.0 22 4 1 1 5 1 0 0 0 0 0 1 31 35 1.50 0.833											
Charlie Kerfeld, R (7, 1) ERA:	2.0 W 6 0 0 0 2 0 0 0 0 0 0 0 10 10 0.00 0.000											
Dave Smith, R (9, 1) ERA:	1.0 S 3 0 0 0 1 0 0 0 0 0 0 0 5 5 0.00 0.000											

Atlanta Braves @ Houston Astros
Astrodome, Houston, TX
Fri Apr 11 1986, 7:05 PM EST
Att. 9,357 - Unknown

livebaseballscorecards.com

AB 30
R 1
H 4
RBI 1
BB 1
SO 8
LOB 4



Batter	1	2	3	4	5	6	7	8	9	AB R H RBI BB SO LOB	TOP									
Claudell Washington, L (1, 9) OBP: 0.222, SLG: 0.294	0-3 K		0-0 FC4-6			0-0 G3 2B		0-3 K		4 1 1 0 0 2 1	Atlanta Braves @ Houston Astros Astrodome, Houston, TX Sat Apr 12 1986, 7:05 PM EST Att. 19,803 - Unknown									
Rafael Ramirez, R (1, 6) OBP: 0.294, SLG: 0.438	0-0 F7			0-0 SF8 1B		0-0 G3		0-0 1B		4 1 2 0 0 0 1										
Dale Murphy, R (1, 8) OBP: 0.500, SLG: 0.846	0-3 K			0-3 K 1-3		0-0 2B		0-3 K		4 0 1 1 0 3 2										
Bob Homer, R (1, 3)		0-0 6-3		4-0 CS BB		0-0 F8			0-0 F5	3 0 0 0 1 0 1										
Terry Harper, R (1, 7) OBP: 0.267, SLG: 0.091		0-0 5-3		0-0 SF8			0-0 F5		0-0 FC4-6 1B 1B	3 1 1 1 0 0 0										
Ozzie Virgil, R (1, 2) OBP: 0.071, SLG: 0.071		0-0 1-3		0-0 CS	0-0 F9		0-0 F3		0-0 FC4-6 1B	3 0 0 0 0 0 0 1 0 1 0 0 0 0										
Chris Chambliss, L (9, PH) OBP: 1.000, SLG: 2.500				0-0 1-2																
Ken Oberkfell, L (1, 5) OBP: 0.467, SLG: 0.333			0-0 F8		0-0 G3		4-0 BB		0-0 FC4-6 FC6-4 1B	3 0 0 0 1 0 2										
Glenn Hubbard, R (1, 4) OBP: 0.385, SLG: 0.300			0-0 FC4-6 1B		0-0 5-3		0-0 F2		0-0 1B	3 0 1 0 0 0 1 1 0 1 1 0 0 0 0 0 0 0 0 0 0										
Ted Simmons, S (9, PH) OBP: 0.333, SLG: 0.333									0-0 1B											
Andres Thomas, R (9, PR)									0-0 1B											
Rick Mahler, R (1, 1) OBP: 0.167, SLG: 0.167			0-3 K			0-3 K		0-0 3-1	0-0 FC6-4	2 0 0 0 0 2 1 0 0 0 0 0 0 0 1 0 0 0 0 0 0 0 0 0 0 0 0 0 1 0 0 0 0 0 2										
Paul Assenmacher, L (6, 1)																				
Omar Moreno, L (8, PH)											WP: 0 PA: 37 PB: 0 SB: 1 CS: 1									
Duane Ward, R (8, 1)																				
Bill Sample, R (9, PH)																				
Inning Stats	R: 0 E: 0 K: 2 S: 7	H: 0 LOB: 0 BB: 0 P: 7	R: 0 E: 0 K: 0 S: 3	H: 0 LOB: 0 BB: 0 P: 3	R: 0 E: 0 K: 1 S: 6	H: 1 LOB: 1 BB: 0 P: 6	R: 1 E: 0 K: 1 S: 5	H: 1 LOB: 0 BB: 1 P: 9	R: 0 E: 0 K: 0 S: 3	H: 0 LOB: 0 BB: 0 P: 3	R: 1 E: 0 K: 1 S: 7	H: 2 LOB: 1 BB: 0 P: 7	R: 0 E: 0 K: 0 S: 3	H: 0 LOB: 1 BB: 1 P: 7	R: 0 E: 0 K: 2 S: 8	H: 1 LOB: 1 BB: 0 P: 8	R: 1 E: 0 K: 0 S: 6	H: 3 LOB: 2 BB: 0 P: 6	1B: 6 2B: 2 3B: 0 HR: 0	SF: 1 SAC: 0 DP: 0 HBP: 0
PITCHER	IP WLS BF H R ER SO BB IBB HBP BLK WP HR S P ERA WHIP																			
Nolan Ryan, R (1, 1) ERA: 4.73	7.0 W 26 4 2 1 5 2 0 0 0 0 0 0 0 34 42 1.29 0.857																			
Dave Smith, R (8, 1) ERA: 3.0	2.0 S 10 4 1 1 2 0 0 0 0 0 0 0 0 14 14 4.50 2.000																			

Batter	1	2	3	4	5	6	7	8	9	AB	R	H	RBI	BB	SO	LOB
Bill Doran, S OBP: 0.550, SLG: 0.462 (1, 4)	0-0 6-3 G3 1B		0-0 F8		0-0 G3	0-0 2B				4	0	2	0	0	0	0
Eric Bullock, L OBP: 0.056, SLG: 0.056 Dave Smith, R (8, 1)	0-0 G3 1-2		0-0 F9		0-0 F2	0-0 1-3				4	0	0	0	0	0	4
Denny Walling, L OBP: 0.313, SLG: 0.214 (1, 5) (7, 9)	4-0 6-3 BB		0-0 1B			0-0 BB 1B HR 1B	0-3 K			3	1	2	0	1	1	0
Glenn Davis, R OBP: 0.211, SLG: 0.579 (1, 3)	0-0 6-3 1-2 2-3		0-0 F6			0-3 K	0-0 F7			4	0	0	0	0	1	4
Kevin Bass, S OBP: 0.421, SLG: 0.471 (1, 8) (8, 7)	0-0 F8			0-0 CS 1B		0-0 F9	0-0 5-3			4	0	1	0	0	0	3
Alan Ashby, S OBP: 0.200, SLG: 0.200 (1, 2) Jim Pankovits, R (6, PR) Mark Bailey, S OBP: 0.063, SLG: 0.063 (7, 2)		0-0 1-3		0-0 F8 1-2		0-0 BB HR 1B		0-3 K		3	0	1	0	0	0	1
Dickie Thon, R OBP: 0.647, SLG: 0.846 (1, 6)		0-0 5-3 2B		0-0 1B		4-0 HR BB		0-0 4-3 2B		3	1	3	0	1	0	0
Billy Hatcher, R OBP: 0.091, SLG: 0.091 (1, 9) Craig Reynolds, L OBP: 0.667, SLG: 1.200 (6, PH) (7, 5)		0-0 5-3 2-3		0-0 G3		0-0 HR		0-0 4-3		2	0	0	0	0	0	2
Nolan Ryan, R OBP: 0.167, SLG: 0.167 (1, 1) Tony Walker, R OBP: 0.250, SLG: 0.500 (8, 8)		0-0 4-3			0-3 K	0-0 2B 1B		0-0 G3		3	0	1	0	0	1	1

Inning Stats	R: 0	H: 1	E: 0	LOB: 2	K: 0	BB: 1	S: 4	P: 8	R: 0	H: 1	E: 0	LOB: 1	K: 0	BB: 0	S: 4	P: 4	R: 0	H: 2	E: 0	LOB: 1	K: 0	BB: 0	S: 4	P: 4	R: 0	H: 0	E: 0	LOB: 0	K: 1	BB: 0	S: 5	P: 5	R: 4	H: 5	E: 0	LOB: 3	K: 1	BB: 1	S: 10	P: 14	R: 0	H: 0	E: 0	LOB: 0	K: 1	BB: 0	S: 5	P: 5	R: 0	H: 1	E: 0	LOB: 1	K: 1	BB: 0	S: 6	P: 6
1B: 7	SF: 0	2B: 3	SAC: 0	3B: 0	DP: 0	HR: 1	HBP: 0	WP: 0	PA: 36	CS: 1																																														

PITCHER	IP	WLS	BF	H	R	ER	SO	BB	IBB	HBP	BLK	WP	HR	S	P	ERA	WHIP
Rick Mahler, R ERA: 2.45 (1, 1)	5.2	L	27	9	4	4	2	2	0	0	0	0	1	29	37	6.35	1.941
Paul Assenmacher, L ERA: (6, 1)	1.1		5	1	0	0	1	0	0	0	0	0	0	7	7	0.00	0.750
Duane Ward, R ERA: (8, 1)	1.0		4	1	0	0	1	0	0	0	0	0	0	6	6	0.00	1.000

BOTTOM


Atlanta Braves @ Houston Astros
Astrodome, Houston, TX

Sat Apr 12 1986, 7:05 PM EST
Att. 19,803 - Unknown

livebaseballscorecards.com

AB	34
R	4
H	11
RBI	4
BB	2
SO	4
LOB	17



Batter	1	2	3	4	5	6	7	8	9	AB R H RBI BB SO LOB	TOP	
Eric Davis, R (1, 8) OBP: 0.160, SLG: 0.375	0-0 E4 SF9	0-0 F9			0-3 K			4-0 FC6 HR BB	0-0 6-3	4 2 0 0 1 1 2		
Buddy Bell, R (1, 5) OBP: 0.091, SLG: 0.143 Kurt Stillwell, S (8, PR) OBP: 0.400, SLG: 0.250 (8, 6)	0-0 SF9		0-0 G3 2B		0-0 4-3			0-0 FC6 HR		3 0 1 1 0 0 1 0 1 0 0 0 0 0		
Dave Parker, L (1, 9) OBP: 0.519, SLG: 1.120	0-0 F9		0-0 G3			0-0 G4-6-3 1B		0-0 HR		4 1 2 3 0 0 1		
Nick Esasky, R (1, 7) OBP: 0.385, SLG: 0.545 (8, 3)	0-0 3B		0-3 K			0-0 F8		0-3 K		4 0 1 0 0 2 3		
Tony Perez, R (1, 3) OBP: 0.167, SLG: 0.167 Max Venable, L (8, 7) OBP: 0.667, SLG: 1.000	0-3 K		0-0 6-3			0-0 G4-6-3 1-2f		0-3 K		4 0 0 0 0 2 4 0 0 0 0 0 0 0		
Dave Concepcion, R (1, 6) OBP: 0.259, SLG: 0.240 (8, 5)			0-3 K		0-0 6-3		0-0 F8	0-0 4-3		4 0 0 0 0 1 1		
Bo Diaz, R (1, 2) OBP: 0.400, SLG: 0.478 Eddie Milner, L (7, PR) OBP: 0.429, SLG: 0.500 Sal Butera, R (7, 2) OBP: 1.000, SLG: 4.000			4-0 FC2-5 BB		0-0 5-3		0-0 1B		0-0 HR	2 0 1 0 1 0 0 0 0 0 0 0 0 0 1 1 1 1 0 0 0	AB 33 R 5 H 6 RBI 5 BB 3 SO 7 LOB 16	
Ron Oester, S (1, 4) OBP: 0.280, SLG: 0.217			4-0 FC2-5 BB		0-0 1-3		0-3 K		0-0 4-3	3 0 0 0 1 1 1		
Bill Gullickson, R (1, 1) Tracy Jones, R (7, PH) OBP: 0.417, SLG: 0.400 Ron Robinson, R (7, 1) John Franco, L (9, 1)			0-0 FC2-5		0-0 4-3		0-0 1-3		0-0 1-3	2 0 0 0 0 0 2 1 0 0 0 0 0 1 1 0 0 0 0 0 0 0 0 0 0 0 0 0		
Inning Stats	R: 1 H: 1 E: 1 LOB: 1 K: 1 BB: 0 S: 7 P: 7	R: 0 H: 0 E: 0 LOB: 2 K: 1 BB: 2 S: 5 P: 13	R: 0 H: 1 E: 0 LOB: 1 K: 1 BB: 0 S: 6 P: 6	R: 0 H: 0 E: 0 LOB: 0 K: 0 BB: 0 S: 3 P: 3	R: 0 H: 0 E: 0 LOB: 0 K: 1 BB: 0 S: 5 P: 5	R: 0 H: 1 E: 0 LOB: 0 K: 0 BB: 0 S: 3 P: 3	R: 0 H: 1 E: 0 LOB: 1 K: 1 BB: 0 S: 6 P: 6	R: 3 H: 1 E: 0 LOB: 1 K: 2 BB: 1 S: 9 P: 13	R: 1 H: 1 E: 0 LOB: 0 K: 0 BB: 0 S: 4 P: 4	1B: 2 SF: 1 2B: 1 SAC: 0 3B: 1 DP: 1 HR: 2 HBP: 0	WP: 0 PA: 37 PB: 0 SB: 2 CS: 0	
PITCHER Zane Smith, L (1, 1) ERA: 1.38 Jeff Dedmon, R (8, 1) ERA: 11.25	IP WLS BF H R ER SO BB IBB HBP BLK WP HR S P ERA WHIP	7.0 0 28 4 2 1 5 3 0 0 0 0 0 0 35 47 1.29 1.000	2.0 L 9 2 3 3 2 0 0 0 0 0 0 2 13 13 13.50 1.000	PITCHER IP WLS BF H R ER SO BB IBB HBP BLK WP HR S P ERA WHIP								

Cincinnati Reds @ Atlanta Braves
Atlanta-Fulton County Stadium, Atlanta, GA

Tue Apr 15 1986, 6:05 PM EST
Att: 12,981 - Unknown

livebaseballscorecards.com

Batter	1	2	3	4	5	6	7	8	9	AB	R	H	RBI	BB	SO	LOB
Claudell Washington, L (1, 9) OBP: 0.261, SLG: 0.318	0-0 4-3 1B		0-0 CS 1B		0-0 4-3		0-0 1B		0-3 K	5	0	2	0	0	1	1
Ken Oberkfell, L (1, 5) OBP: 0.500, SLG: 0.389 Ted Simmons, S (9, PH) OBP: 0.375, SLG: 0.375	4-0 FC6-4 BB		4-0 1-2 BB		0-0 G3		0-0 1-3		0-0 F9	2	0	0	0	2	0	1
Dale Murphy, R (1, 8) OBP: 0.400, SLG: 0.714	0-0 FC6-4 1-2f		0-3 K		0-0 4-3		0-0 HR		0-0 K	4	1	1	1	0	1	2
Bob Horner, R (1, 3)	0-0 F7		0-0 F9		0-0 4-3		4-0 5-3 BB		0-3 K	3	0	0	0	1	1	1
Terry Harper, R (1, 7) OBP: 0.263, SLG: 0.200		0-0 6-3		0-0 4-3		0-0 5-3		0-0 2B		4	0	1	0	0	0	1
Glenn Hubbard, R (1, 4) OBP: 0.429, SLG: 0.313		4-0 5-3 BB		4-0 HR BB		0-0 1B		0-0 1B		2	1	2	0	2	0	0
Ozzie Virgil, R (1, 2) OBP: 0.105, SLG: 0.263		0-0 5-3 1-2		0-0 1-H HR		0-0 F8		0-3 K		4	1	1	2	0	1	4
Andres Thomas, R (1, 6) Omar Moreno, L (9, PH) OBP: 0.250, SLG: 0.429		0-0 4-3		0-0 5-3		0-0 F4		0-0 F6		3	0	0	0	0	0	1
Zane Smith, L (1, 1) Jeff Dedmon, L (8, 1) Chris Chambliss, L (9, PH) OBP: 0.875, SLG: 1.286 Rafael Ramirez, R (9, PR) OBP: 0.227, SLG: 0.333			0-0 G3		0-0 F8		0-0 3-1		0-0 1B	1	0	0	0	0	0	0

Inning Stats	R: 0	H: 0	E: 1	LOB: 1	K: 0	BB: 1	S: 3	R: 0	H: 0	E: 0	LOB: 1	K: 0	BB: 1	S: 3	R: 0	H: 1	E: 0	LOB: 0	K: 0	BB: 1	S: 4	R: 0	H: 0	E: 0	LOB: 0	K: 0	BB: 0	S: 3	R: 0	H: 1	E: 0	LOB: 2	K: 0	BB: 1	S: 4	R: 0	H: 1	E: 0	LOB: 1	K: 0	BB: 0	S: 4	R: 1	H: 3	E: 0	LOB: 1	K: 2	BB: 0	S: 9	R: 0	H: 1	E: 0	LOB: 1	K: 1	BB: 0	S: 6	R: 0	H: 1	E: 0	LOB: 1	K: 1	BB: 0	S: 6	1B: 5	SF: 0	2B: 1	SAC: 0	3B: 0	DP: 0	HR: 2	HBP: 0	WP: 0	PA: 38
--------------	------	------	------	--------	------	-------	------	------	------	------	--------	------	-------	------	------	------	------	--------	------	-------	------	------	------	------	--------	------	-------	------	------	------	------	--------	------	-------	------	------	------	------	--------	------	-------	------	------	------	------	--------	------	-------	------	------	------	------	--------	------	-------	------	------	------	------	--------	------	-------	------	-------	-------	-------	--------	-------	-------	-------	--------	-------	--------

PITCHER	IP	WLS	BF	H	R	ER	SO	BB	IBB	HBP	BLK	WP	HR	S	P	ERA	WHIP
Bill Gullickson, R (1, 1) ERA: 3.0	6.0		25	3	2	2	1	5	0	0	0	0	1	22	42	3.00	1.333
Ron Robinson, R (7, 1) ERA: 1.17	2.1	W	11	5	1	1	2	0	0	0	0	0	1	15	15	3.86	2.143
John Franco, L (9, 1) ERA: 1.5	0.2	S	2	0	0	0	1	0	0	0	0	0	0	4	4	0.00	0.000


BOTTOM

Cincinnati Reds @ Atlanta Braves
 Atlanta-Fulton County Stadium, Atlanta, GA
 Tue Apr 15 1986, 6:05 PM EST
 Att. 12,981 - Unknown

livebaseballscorecards.com

AB	33
R	3
H	8
RBI	3
BB	5
SO	4
LOB	12



Batter	1	2	3	4	5	6	7	8	9	AB R H RBI BB SO LOB	TOP														
Kal Daniels, L (1, 7) OBP: 0.429, SLG: 0.667	0-3 K		0-0 F8		0-0 F8		0-0 1B		0-3 K	5 0 1 0 0 2 2	<p>Cincinnati Reds @ Atlanta Braves</p> <p>Atlanta-Fulton County Stadium, Atlanta, GA</p> <p>Wed Apr 16 1986, 6:05 PM EST</p> <p>Att. 7,927 - Unknown</p> <p>livebaseballscorecards.com</p> <table border="1"> <tr><td>AB</td><td>33</td></tr> <tr><td>R</td><td>5</td></tr> <tr><td>H</td><td>10</td></tr> <tr><td>RBI</td><td>4</td></tr> <tr><td>BB</td><td>2</td></tr> <tr><td>SO</td><td>10</td></tr> <tr><td>LOB</td><td>14</td></tr> </table> 	AB	33	R	5	H	10	RBI	4	BB	2	SO	10	LOB	14
AB	33																								
R	5																								
H	10																								
RBI	4																								
BB	2																								
SO	10																								
LOB	14																								
Eddie Milner, L (1, 8) OBP: 0.364, SLG: 0.400 Scott Terry, R (7, 1) John Franco, L (9, 1)	0-3 K			0-0 6-3	0-0 CS	0-0 1B	0-0 F8			4 0 1 0 0 1 2 0 0 0 0 0 0 0 0 0 0 0 0 0 0															
Dave Parker, L (1, 9) OBP: 0.484, SLG: 1.000	0-0 4-3			0-0 BB E 1B		0-3 K	0-3 K			4 1 1 0 0 2 3															
Nick Esasky, R (1, 3) OBP: 0.400, SLG: 0.520		0-0 F8		4-0 E 1-2 6-3 BB		0-0 G6-4-3 1B		0-3 K		3 1 1 0 1 1 0															
Buddy Bell, R (1, 5) OBP: 0.115, SLG: 0.160		0-0 CS 1B		0-0 E7 1-3 2-H		0-0 G6-4-3 1-2f		0-3 K		4 0 1 0 0 1 3															
Dave Concepcion, R (1, 6) OBP: 0.290, SLG: 0.483		0-0 5-3 1-2		0-0 6-3 3-H			0-0 HR	0-0 HR		4 2 2 3 0 0 2															
Bo Diaz, R (1, 2) OBP: 0.429, SLG: 0.500 Eric Davis, R (7, PR) (7, 8)			0-0 FC1-6 1B	0-0 P6		0-0 1B SF8 1B		0-3 K		3 0 2 0 0 0 1 1 1 0 0 0 1 0															
Ron Oester, S (1, 4) OBP: 0.276, SLG: 0.222			0-0 FC1-6 SH2-4 1-2f		0-3 K		0-0 1B 1B		0-3 K	4 0 1 0 0 2 1															
John Denny, R (1, 1) Max Venable, L (7, PH) Tracy Jones, R (7, PH) Sal Butera, R (7, 2) OBP: 0.500, SLG: 2.000			0-0 SH2-4	0-0 CS BB		0-0 SF8 3-H		0-0 F7		0 0 0 0 1 0 0 0 0 0 0 0 0 0 0 0 0 1 0 0 0 1 0 0 0 0 0 0															
Inning Stats	R: 0 E: 0 K: 2 S: 7 H: 0 LOB: 0 BB: 0 P: 7	R: 0 E: 0 K: 0 S: 3 H: 1 LOB: 0 BB: 0 P: 3	R: 0 E: 0 K: 0 S: 4 H: 1 LOB: 1 BB: 0 P: 4	R: 2 E: 1 K: 0 S: 5 H: 1 LOB: 1 BB: 1 P: 9	R: 0 E: 0 K: 1 S: 4 H: 0 LOB: 0 BB: 1 P: 8	R: 0 E: 0 K: 1 S: 6 H: 2 LOB: 1 BB: 0 P: 6	R: 2 E: 0 K: 1 S: 9 H: 4 LOB: 2 BB: 0 P: 9	R: 1 E: 0 K: 3 S: 10 H: 1 LOB: 0 BB: 0 P: 10	R: 0 E: 0 K: 2 S: 7 H: 0 LOB: 0 BB: 0 P: 7	1B: 8 2B: 0 3B: 0 HR: 2 SF: 1 SAC: 1 DP: 1 HBP: 0	WP: 0 PB: 0 SB: 0 CS: 2 PA: 38														
PITCHER	IP WLS BF H R ER SO BB IBB HBP BLK WP HR S P ERA WHIP												PITCHER	IP WLS BF H R ER SO BB IBB HBP BLK WP HR S P ERA WHIP											
Rick Mahler, R (1, 1) ERA: 2.61	6.0 L 26 8 4 2 4 2 0 0 0 0 0 1 32 40 3.00 1.667																								
Paul Assenmacher, L (7, 1) ERA:	1.0 4 1 0 0 1 0 0 0 0 0 0 0 6 6 0.00 1.000																								
Bruce Sutter, R (8, 1) ERA: 7.2	2.0 7 1 1 1 5 0 0 0 0 0 0 1 17 17 4.50 0.500																								

Batter	1	2	3	4	5	6	7	8	9	AB	R	H	RBI	BB	SO	LOB
Claudell Washington, L (1, 9) OBP: 0.259, SLG: 0.308	0-0 G1-4-3 1B 1B	0-0 G4-6-3 1-2f			0-0 F7		0-3 K 1-3			4	0	1	0	0	1	2
Rafael Ramirez, R (1, 6) OBP: 0.231, SLG: 0.320	0-0 G1-4-3 1-2 1B		0-0 4-3		0-0 P6		0-0 6-3			4	0	1	0	0	0	1
Dale Murphy, R (1, 8) OBP: 0.414, SLG: 0.652	0-0 G1-4-3 1-2f 2-3		0-0 1-3		4-0 BB			4-0 BB BB		2	0	0	0	2	0	2
Bob Horner, R (1, 3)	0-0 F9		0-0 6-3		0-0 6-3			0-0 F3		4	0	0	0	0	0	3
Terry Harper, R (1, 7) OBP: 0.261, SLG: 0.167		0-0 E3 2B		0-3 K		0-3 K		4-0 L3 BB		3	1	0	0	1	2	0
Ozzie Virgil, R (1, 2) OBP: 0.130, SLG: 0.227		4-0 2B SH3 BB		0-0 1-3		0-3 K		0-0 L3 1-2		3	1	0	0	1	1	2
Ken Oberkfell, L (1, 5) OBP: 0.500, SLG: 0.455		0-0 SH3 1-3 2-H 1B 2B		0-0 1B 1B		0-0 3-1			0-0 G1-4-3	4	1	2	1	0	0	0
Glenn Hubbard, R (1, 4) OBP: 0.458, SLG: 0.368		0-0 SH3 2-3 3-H		0-0 1-2 1B			0-0 FC4-6 1B		0-0 F8	3	0	2	1	0	0	0
Rick Mahler, R (1, 1) OBP: 0.250, SLG: 0.250		0-0 G4-6-3 1B 3-H		0-3 K			0-0 FC4-6 WP S 1-2f		0-0 4-3	2	0	1	1	0	1	2
Paul Assenmacher, L (7, 1)										0	0	0	0	0	0	0
Omar Moreno, L (7, PH) OBP: 0.222, SLG: 0.375										1	0	0	0	0	0	1
Bruce Sutter, R (8, 1)										0	0	0	0	0	0	0
Bill Sample, R (9, PH) OBP: 0.429, SLG: 0.857										1	0	0	0	0	0	0

Inning Stats	R: 0	H: 2	E: 0	K: 0	S: 4	H: 2	LOB: 1	BB: 0	P: 4	R: 3	H: 2	E: 1	K: 0	S: 5	R: 0	H: 0	E: 0	K: 0	S: 3	R: 0	H: 2	E: 0	K: 2	S: 9	R: 0	H: 0	E: 0	K: 0	S: 3	R: 0	H: 0	E: 0	K: 1	S: 6	R: 0	H: 0	E: 0	K: 0	S: 2	R: 0	H: 0	E: 0	K: 0	S: 3	R: 0	H: 0	E: 0	K: 0	S: 3	1B: 6	SF: 0	2B: 2	SAC: 1	3B: 0	DP: 3	HR: 0	HBP: 0	WP: 1	PA: 36
--------------	------	------	------	------	------	------	--------	-------	------	------	------	------	------	------	------	------	------	------	------	------	------	------	------	------	------	------	------	------	------	------	------	------	------	------	------	------	------	------	------	------	------	------	------	------	------	------	------	------	------	-------	-------	-------	--------	-------	-------	-------	--------	-------	--------

PITCHER	IP	WLS	BF	H	R	ER	SO	BB	IBB	HBP	BLK	WP	HR	S	P	ERA	WHIP
John Denny, R (1, 1) ERA: 2.51	6.0	W	25	6	3	2	4	2	0	0	0	0	0	31	39	3.00	1.333
Scott Terry, R (7, 1) ERA:	2.0		8	1	0	0	1	2	0	0	0	1	0	8	16	0.00	1.500
John Franco, L (9, 1) ERA: 1.29	1.0	S	3	0	0	0	0	0	0	0	0	0	0	3	3	0.00	0.000

BOTTOM

Cincinnati Reds @ Atlanta Braves
 Atlanta-Fulton County Stadium, Atlanta, GA
 Wed Apr 16 1986, 6:05 PM EST
 Att. 7,927 - Unknown

livebaseballscores.com

AB	31
R	3
H	7
RBI	3
BB	4
SO	5
LOB	13



Los Angeles Dodgers @ Atlanta Braves
Atlanta-Fulton County Stadium, Atlanta, GA

Fri Apr 18 1986, 6:05 PM EST
Att. 28,181 - Unknown

livebaseballscorecards.com

AB	34
R	3
H	6
RBI	2
BB	3
SO	6
LOB	10



Batter	1	2	3	4	5	6	7	8	9	AB	R	H	RBI	BB	SO	LOB
Mariano Duncan, R (1, 6) OBP: 0.196, SLG: 0.224	0-0 F6		0-0 FC4-6 1B		0-0 4-3		4-0 E BB		0-0 L6	4	1	1	0	1	0	2
Ken Landreaux, L (1, 8) OBP: 0.278, SLG: 0.333	0-3 K		0-0 FC4-6 1-2f			0-0 G3 1B WP	0-0 E3 1-H			4	1	1	0	0	1	1
Franklin Stubbs, L (1, 7) OBP: 0.310, SLG: 0.600 Steve Sax, R (7, PH) OBP: 0.424, SLG: 0.419 Ed Vande Berg, R (7, 1)	0-3 K			0-0 F9		0-3 K 1-2	0-0 F8			3	0	0	0	0	2	1
Mike Marshall, R (1, 9) OBP: 0.283, SLG: 0.429		0-3 K		0-0 HR		0-0 G3 2-3		0-0 1-3		4	1	1	1	0	1	1
Greg Brock, L (1, 3) OBP: 0.262, SLG: 0.231		0-0 G5-3 2B		0-0 4-3		0-0 1B 3-H		0-0 4-3		4	0	2	1	0	0	0
Mike Scioscia, L (1, 2) OBP: 0.342, SLG: 0.226		4-0 BB		0-0 G3		0-0 1B 1-3		0-3 K		3	0	1	0	1	1	0
Enos Cabell, R (1, 5)		0-0 G5-3 2-3f		0-0 6-3		0-0 F9		0-3 K		4	0	0	0	0	1	4
Bill Russell, R (1, 4) OBP: 0.227, SLG: 0.250 Terry Whitfield, L (9, PH)			0-0 5-3		0-0 F8		0-0 5-3		0-0 F7	3	0	0	0	0	0	0
Fernando Valenzuela, L (1, 1) OBP: 0.250, SLG: 0.250 Cesar Cedeño, R (7, PH) OBP: 0.368, SLG: 0.353			0-0 6-3		0-0 E6		0-0 L5		4-0 BB	2	0	0	0	0	0	0
										1	0	0	0	1	0	0

Inning Stats	R: 0	H: 0	E: 0	K: 2	S: 7	P: 7	R: 0	H: 1	E: 0	K: 1	S: 5	P: 9	R: 0	H: 1	E: 0	K: 0	S: 4	P: 4	R: 1	H: 1	E: 0	K: 0	S: 4	P: 4	R: 0	H: 0	E: 1	K: 0	S: 4	P: 4	R: 1	H: 3	E: 0	K: 1	S: 8	P: 8	R: 1	H: 0	E: 1	K: 0	S: 4	P: 8	R: 0	H: 0	E: 0	K: 1	S: 5	P: 5	R: 0	H: 0	E: 0	K: 1	S: 5	P: 9	1B: 4	2B: 1	3B: 0	HR: 1	SF: 0	SAC: 0	DP: 1	HBP: 0	WP: 1	PB: 0	SB: 0	CS: 0	PA: 37
--------------	------	------	------	------	------	------	------	------	------	------	------	------	------	------	------	------	------	------	------	------	------	------	------	------	------	------	------	------	------	------	------	------	------	------	------	------	------	------	------	------	------	------	------	------	------	------	------	------	------	------	------	------	------	------	-------	-------	-------	-------	-------	--------	-------	--------	-------	-------	-------	-------	--------

PITCHER	IP	WLS	BF	H	R	ER	SO	BB	IBB	HBP	BLK	WP	HR	S	P	ERA	WHIP
David Palmer, R (1, 1) ERA: 2.63	6.2	W	29	6	3	2	4	2	0	0	0	1	1	35	43	2.70	1.200
Paul Assenmacher, L (7, 1) ERA:	1.1		4	0	0	0	1	0	0	0	0	0	0	6	6	0.00	0.000
Bruce Sutter, R (9, 1) ERA: 6.0	1.0	S	4	0	0	0	1	1	0	0	0	0	0	5	9	0.00	1.000

Batter	1	2	3	4	5	6	7	8	9	AB	R	H	RBI	BB	SO	LOB				
Claudell Washington, L OBP: 0.250, SLG: 0.267 (1, 9)	0-0 1-3 ①		0-3 K ①	0-0 F4 ③		0-0 6-3 ③		4-0 BB		4	0	0	0	1	1	3				
Rafael Ramirez, R OBP: 0.226, SLG: 0.300 (1, 6)	0-0 HR 1B		0-0 L1 ②		0-0 E6 FC6-4 1B		0-0 6-3 ①	0-0 F7 ③		5	2	1	0	0	0	2				
Dale Murphy, R OBP: 0.455, SLG: 0.769 (1, 8)	0-0 HR 1B		4-0 HR BB		0-0 E8 FC6-4 1B		0-0 5-3 ②			3	2	2	2	1	0	0				
Bob Horner, R OBP: 0.241, SLG: 0.208 (1, 3)	0-0 1B SF6-5-4 1B		0-0 HR 1B		0-0 FC6-4 1-2f 3-H		4-0 PB BB			3	2	2	3	1	0	1				
Terry Harper, R OBP: 0.296, SLG: 0.190 (1, 7)	0-0 1B SF6-5-4 1-3		0-0 6-3 ③		0-0 F4 ②		4-0 1-2 IBB			3	0	1	0	1	0	1				
Ken Oberkfell, L OBP: 0.469, SLG: 0.417 (1, 5)	0-0 SF6-5-4 ③ ③ 1-3 3-H			4-0 SH1-4 BB BB		0-0 4-3 ③		0-0 F8 ③		2	0	0	1	1	0	3				
Bruce Benedict, R OBP: 0.750, SLG: 0.667 (1, 2)		0-0 F5 ①		4-0 SH1-4 BB 1-2		0-0 FC1-4 1B		0-0 SH2-3 1B		3	0	2	0	1	0	0				
Glenn Hubbard, R OBP: 0.407, SLG: 0.318 (1, 4)		0-0 6-3 ②		0-3 K ①		0-0 FC1-4 ① 1-2		0-0 SH2-3 ① 1-2		3	0	0	0	0	1	3				
David Palmer, R Paul Assenmacher, L Bill Sample, R Bruce Sutter, R (1, 1) (7, 1) (8, PH) (9, 1)		0-0 6-3 ③		0-0 SH1-4 ② 1-2 2-3		0-0 F2 ②		0-0 5-3 ②		2	0	0	0	0	0	1				
Inning Stats	R: 3 E: 0 K: 0 S: 6	H: 4 LOB: 0 BB: 0 P: 6	R: 0 E: 0 K: 0 S: 3	H: 0 LOB: 0 BB: 0 P: 3	R: 2 E: 0 K: 1 S: 6	H: 1 LOB: 0 BB: 1 P: 10	R: 0 E: 0 K: 1 S: 5	H: 0 LOB: 2 BB: 2 P: 13	R: 1 E: 2 K: 0 S: 5	H: 1 LOB: 1 BB: 0 P: 5	R: 0 E: 0 K: 0 S: 4	H: 1 LOB: 1 BB: 0 P: 4	R: 0 E: 0 K: 0 S: 3	H: 0 LOB: 2 BB: 2 P: 11	R: 0 E: 0 K: 0 S: 4	H: 1 LOB: 2 BB: 1 P: 8	1B: 6 2B: 1 3B: 0 HR: 2	SF: 1 SAC: 2 DP: 1 HBP: 0	WP: 0 PB: 1 SB: 0 CS: 0	PA: 38

BOTTOM

Los Angeles Dodgers @ Atlanta Braves
Atlanta-Fulton County Stadium, Atlanta, GA
Fri Apr 18 1986, 6:05 PM EST
Att. 28,181 - Unknown

livebaseballscorecards.com

AB	29
R	6
H	8
RBI	6
BB	6
SO	2
LOB	15



PITCHER	IP	WLS	BF	H	R	ER	SO	BB	IBB	HBP	BLK	WP	HR	S	P	ERA	WHIP
Fernando Valenzuela, L ERA: 2.74 (1, 1)	6.0	L	28	7	6	5	2	3	0	0	0	0	2	29	41	7.50	1.667
Ed Vande Berg, L ERA: 5.79 (7, 1)	2.0		10	1	0	0	0	2	1	0	0	0	0	7	19	0.00	1.500

Batter	1	2	3	4	5	6	7	8	9	AB R H RBI BB SO LOB	TOP
Mariano Duncan, R (1, 6) OBP: 0.182, SLG: 0.208	0-0 4-3		0-3 K		0-0 G4-6-3			0-3 K		4 0 0 0 0 2 1	Los Angeles Dodgers @ Atlanta Braves Atlanta-Fulton County Stadium, Atlanta, GA Sat Apr 19 1986, 3:33 AM EST Att. 29,794 - Unknown livebaseballscorecards.com
Ken Landreaux, L (1, 8) OBP: 0.275, SLG: 0.306	4-0 BB		0-0 F7			0-0 4-3		0-0 L8	3 0 0 0 1 0 0		
Enos Cabell, R (1, 5) OBP: 0.125, SLG: 0.067	0-0 F9		0-0 L6			0-0 6-3		0-0 E9 4-3 1B	4 0 1 0 0 0 1		
Mike Marshall, R (1, 9) OBP: 0.260, SLG: 0.391	0-0 L1			0-0 F4		0-0 L5		0-0 4-3	4 0 0 0 0 0 2		
Cesar Cedeno, R (1, 7) OBP: 0.348, SLG: 0.300		0-0 F9		4-0 BB		0-0 5-3		0-0 L5	3 0 0 0 1 0 1		
Greg Brock, L (1, 3) OBP: 0.267, SLG: 0.220		4-0 1-3 1B BB		0-0 F4		0-3 K			2 0 0 0 1 1 1		
Bill Russell, R (1, 4) OBP: 0.240, SLG: 0.261		0-0 1-3 1B		0-0 5-3		0-0 F8			3 0 1 0 0 0 1		
Mike Scioscia, L (1, 2) OBP: 0.317, SLG: 0.206		0-0 1-3		0-3 K		0-3 K			3 0 0 0 0 2 2		
Orel Hershiser, R (1, 1) Ken Howell, R (7, 1) Alex Trevino, R (8, PH) Ed Vande Berg, R (8, 1)		0-0 6-3		4-0 G4-6-3 BB		0-0 6-3			1 0 0 0 1 0 2 0 0 0 0 0 0 0 1 0 0 0 0 0 0 0 0 0 0 0 0 0		
Inning Stats	R: 0 E: 0 K: 0 S: 3 H: 0 LOB: 1 BB: 1 P: 7	R: 0 E: 0 K: 0 S: 4 H: 1 LOB: 2 BB: 1 P: 8	R: 0 E: 0 K: 1 S: 5 H: 0 LOB: 0 BB: 0 P: 5	R: 0 E: 0 K: 0 S: 3 H: 0 LOB: 1 BB: 1 P: 7	R: 0 E: 0 K: 1 S: 4 H: 0 LOB: 0 BB: 1 P: 8	R: 0 E: 0 K: 0 S: 3 H: 0 LOB: 0 BB: 0 P: 3	R: 0 E: 0 K: 1 S: 5 H: 0 LOB: 0 BB: 0 P: 5	R: 0 E: 0 K: 2 S: 7 H: 0 LOB: 0 BB: 0 P: 7	R: 0 E: 1 K: 0 S: 4 H: 1 LOB: 1 BB: 0 P: 4	1B: 2 SF: 0 2B: 0 SAC: 0 3B: 0 DP: 1 HR: 0 HBP: 0	
PITCHER Zane Smith, L (1, 1) ERA: 0.82	IP WLS BF H R ER SO BB IBB HBP BLK WP HR S P ERA WHIP										
	9.0 W 32 2 0 0 5 4 0 0 0 0 0 0 38 54 0.00 0.667										

AB	28
R	0
H	2
RBI	0
BB	4
SO	5
LOB	11



Batter	1	2	3	4	5	6	7	8	9
Claudell Washington, L <small>(1, 9) OBP: 0.243, SLG: 0.286</small>	0-0 4-3	0-0 2B		0-0 6-3		0-3 K		0-0 F8	
Rafael Ramirez, R <small>(1, 6) OBP: 0.222, SLG: 0.286</small>	0-0 3-1	0-0 6-3		0-0 6-3			0-0 1B SF8 1B	0-3 K2-3	
Dale Murphy, R <small>(1, 8) OBP: 0.486, SLG: 0.793</small>	4-0 BB 1B BB		0-0 4-3		0-0 BLK 2B		0-0 1B 5-3 1B		
Bob Horner, R <small>(1, 3) OBP: 0.242, SLG: 0.222</small>	0-0 1-2 1B BB		0-0 5-3		0-0 6-3		0-0 SF8		
Ted Simmons, S <small>(1, 2) OBP: 0.500, SLG: 0.333</small>	4-0 E 1B BB		4-0 E WP BB		4-0 2-3 B1-6-3 IBB		0-0 3-H 5-3		
Terry Harper, R <small>(1, 7) OBP: 0.323, SLG: 0.240</small>	0-0 E7 1B		0-3 K E		0-0 B1-6-3		0-0 2-3 1B		
Ken Oberkfell, L <small>(1, 5) OBP: 0.444, SLG: 0.393</small>	0-0 5-3		0-0 E5			0-0 E 1B	0-0 G3		
Glenn Hubbard, R <small>(1, 4) OBP: 0.387, SLG: 0.280</small>		0-0 6-3	0-0 F9			0-0 F7	4-0 F8 G1 BB		
Zane Smith, L <small>(1, 1)</small>		0-0 G3		0-0 1-3		0-3 K	0-0 G1		

Inning Stats	R: 2	H: 2	E: 1	K: 0	S: 5	LOB: 2	BB: 2	P: 13
	R: 0	H: 1	E: 0	K: 0	S: 4	LOB: 1	BB: 0	P: 4
	R: 0	H: 0	E: 1	K: 1	S: 7	LOB: 3	BB: 1	P: 11
	R: 0	H: 0	E: 0	K: 0	S: 3	LOB: 0	BB: 0	P: 3
	R: 0	H: 1	E: 0	K: 0	S: 3	LOB: 1	BB: 1	P: 7
	R: 1	H: 3	E: 0	K: 0	S: 6	LOB: 2	BB: 0	P: 6
	R: 0	H: 0	E: 0	K: 1	S: 5	LOB: 1	BB: 1	P: 9

PITCHER	IP	WLS	BF	H	R	ER	SO	BB	IBB	HBP	BLK	WP	HR	S	P	ERA	WHIP
Orel Hershiser, R <small>(1, 1) ERA: 1.88</small>	6.0	L	30	7	3	3	3	3	3	1	1	1	0	32	48	4.50	1.667
Ken Howell, R <small>(7, 1) ERA: 1.17</small>	1.0		4	1	0	0	0	0	0	0	0	0	0	4	4	0.00	1.000
Ed Vande Berg, L <small>(8, 1) ERA: 4.76</small>	1.0		4	0	0	0	1	1	0	0	0	0	0	5	9	0.00	1.000

BOTTOM

Los Angeles Dodgers @ Atlanta Braves
Atlanta-Fulton County Stadium, Atlanta, GA

Sat Apr 19 1986, 3:33 AM EST
Att. 29,794 - Unknown

AB	R	H	RBI	BB	SO	LOB
5	0	1	0	0	1	2
5	1	1	0	0	1	2
3	1	2	0	1	0	0
3	1	1	1	0	0	1
1	0	0	0	3	0	1
4	0	2	2	0	1	3
4	0	1	0	0	0	6
3	0	0	0	1	0	4
4	0	0	0	0	1	2

AB	32
R	3
H	8
RBI	3
BB	5
SO	4
LOB	21

WP: 1 PA: 38
PB: 0
SB: 0
CS: 0



Batter	1	2	3	4	5	6	7	8	9	AB	R	H	RBI	BB	SO	LOB	TOP										
Mariano Duncan, R OBP: 0.200, SLG: 0.196 (1, 6)	0-0 5-3	4-0 2B BB	0-0 F6			4-0 S BB		0-3 K		3	0	0	0	2	1	2											
Enos Cabell, R OBP: 0.190, SLG: 0.105 Bill Russell, R OBP: 0.240, SLG: 0.261 (8, PR) (8, 4)	4-0 S 2B BB	0-0 F8		0-0 1-3		0-0 G1-4-3		0-0 S 1B		4	1	1	0	1	0	3											
Ken Landreaux, L OBP: 0.356, SLG: 0.425 (1, 8)	0-0 1-H HR 2B	0-0 1-3 2B		0-0 CS 1B			0-0 S 1B 1B	4-0 1-2 BB		4	2	4	2	1	0	0											
Greg Brock, L OBP: 0.280, SLG: 0.289 (1, 3)	0-0 2-H HR	0-3 K		0-0 F6			4-0 6-3 1-2 1B BB	0-0 L5		4	1	1	2	1	1	5											
Mike Marshall, R OBP: 0.255, SLG: 0.373 (1, 9)	0-0 2-3		0-0 6-3		0-0 CS 1-2	0-3 K		0-0 8-4 6-3 1-2 2-H 1B	0-0 F8	5	0	1	1	0	1	0											
Mike Scioscia, L OBP: 0.348, SLG: 0.316 (1, 2)	0-0 HR		1-0 G3 E HBP		0-0 F9		0-0 6-3 1-2 2-3	0-0 BB 1B		4	2	2	1	0	0	2											
Franklin Stubbs, L OBP: 0.303, SLG: 0.536 Cesar Cedeno, R OBP: 0.375, SLG: 0.300 (8, 7)	0-3 K		0-0 G3 1-2		0-0 F9		4-0 IBB	4-0 G6-3 1-2 BB		3	0	0	0	1	1	1											
Dave Anderson, R OBP: 0.348, SLG: 0.250 (8, 5)		0-0 F8 SH1-4 2B 1B	0-0 E5 2-H		0-0 F4		0-0 8-4 2-3f	0-0 G6-3 1-2f		5	1	1	0	0	0	5											
Bob Welch, R (1, 1)		0-0 SH1-4 1-2	4-0 BB		0-0 5-3			0-3 K		2	0	0	0	1	1	0											
Inning Stats	R: 4 E: 0 K: 1 S: 8	H: 3 LOB: 0 BB: 1 P: 12	R: 1 E: 0 K: 1 S: 7	H: 2 LOB: 2 BB: 1 P: 11	R: 1 E: 1 K: 0 S: 4	H: 0 LOB: 2 BB: 1 P: 9	R: 0 E: 0 K: 0 S: 3	H: 1 LOB: 0 BB: 0 P: 3	R: 0 E: 0 K: 1 S: 5	H: 0 LOB: 0 BB: 0 P: 5	R: 0 E: 0 K: 0 S: 3	H: 0 LOB: 1 BB: 1 P: 7	R: 1 E: 0 K: 0 S: 4	H: 2 LOB: 2 BB: 2 P: 12	R: 0 E: 0 K: 2 S: 8	H: 1 LOB: 2 BB: 1 P: 12	R: 0 E: 0 K: 0 S: 3	H: 1 LOB: 1 BB: 1 P: 7	1B: 6 2B: 3 3B: 0 HR: 2	SF: 0 SAC: 1 DP: 2 HBP: 1	WP: 0 PB: 0 SB: 4 CS: 1	PA: 45					
PITCHER	IP	WLS	BF	H	R	ER	SO	BB	IBB	HBP	BLK	WP	HR	S	P	ERA	WHIP										
Rick Mahler, R ERA: 4.43 (1, 1)	1.2	L	12	5	5	5	1	2	0	0	0	0	2	12	20	27.00	4.200										
Craig McMurtry, R ERA: 4.76 (2, 1)	4.1		19	2	2	1	2	3	0	1	0	0	0	19	32	2.08	1.154										
Gene Garber, R ERA: 6.0 (7, 1)	1.2		8	2	0	0	2	1	1	0	0	0	0	10	18	0.00	1.800										
Paul Assenmacher, L ERA: (8, 1)	0.2		4	1	0	0	0	1	0	0	0	0	0	3	7	0.00	3.000										
Duane Ward, R ERA: (9, 1)	0.2		1	0	0	0	0	0	0	0	0	0	0	1	1	0.00	0.000										

Los Angeles Dodgers @ Atlanta Braves
Atlanta-Fulton County Stadium, Atlanta, GA

livebaseballscorecards.com

AB	34
R	7
H	10
RBI	6
BB	8
SO	5
LOB	18



Sun Apr 20 1986, 3:33 AM EST
Att: 26,570 - Unknown

Batter	1	2	3	4	5	6	7	8	9	AB R H RBI BB SO LOB
Omar Moreno, L OBP: 0.214, SLG: 0.250 (1, 8) X	0-0 F8 BB	4-0 BB			X 0-0 4-3 1		X 0-0 4-3 1		X 0-0 4-3 3	4 0 0 0 1 0 1
Rafael Ramirez, R OBP: 0.275, SLG: 0.333 (1, 6) X (7, 5)	0-0 E5 1B	0-3 K 1-2			X 0-0 S K 1B		X 0-0 S K 1B		X 0-0 S K 1B	4 1 3 1 0 1 1
Dale Murphy, R OBP: 0.463, SLG: 0.727 (1, 9) X	0-0 2-H K 1B		S S S 0-3 K 1		S S S 0-3 K 2		X 0-0 S K 1B		X 0-0 S K 1B	4 1 1 1 0 2 2
Bob Horner, R OBP: 0.216, SLG: 0.194 Paul Assenmacher, L (8, 1) Bill Sample, R OBP: 0.375, SLG: 0.750 (9, 4)	0-0 F3 1B		X 0-0 4-3 2		S S S 0-3 K 3		X 0-0 5-3 3			4 0 0 0 0 1 3 0 0 0 0 0 0 0 0 0 0 0 0 0 0
Ted Simmons, S OBP: 0.438, SLG: 0.308 (1, 2) X	0-0 1-2 K 1B		X 0-0 3-1 3		X 0-0 5-3 1		X 0-0 G3 1			4 0 1 0 0 0 0
Terry Harper, R OBP: 0.343, SLG: 0.276 (1, 7) X	0-0 1-3 2-H K 1B			X 0-0 S K 1B		X 0-3 S K 2B		X 0-0 F4 2		4 0 2 1 0 1 0
Ken Oberkfell, L OBP: 0.425, SLG: 0.406 (1, 5) X (7, 4) Duane Ward, R (9, 1)	0-0 L6 1B			X 0-0 S K 1B		X 0-0 S K 2B		X 0-3 S K 3		4 0 1 0 0 1 3 0 0 0 0 0 0 0
Glenn Hubbard, R OBP: 0.353, SLG: 0.250 Chris Chambliss, L OBP: 0.778, SLG: 1.125 (1, 4) (8, 3)		X 0-0 1-3 1		S S S 0-3 K 2		X 0-0 6-3 3		X 0-0 6-3 1		3 0 0 0 0 1 2 1 0 0 0 0 0 0
Rick Mahler, R OBP: 0.250, SLG: 0.250 Craig McMurtry, R (2, 1) Gene Garber, R (7, 1) Andres Thomas, R OBP: 0.200, SLG: 0.400 (7, 6)		S S S 0-3 K 2		X 0-0 4-3 3		X 0-0 S K 1B 2B		X 0-0 7-1-6-3 2		0 0 0 0 0 0 0 2 0 0 0 0 1 1 0 0 0 0 0 0 0 2 1 1 0 0 0 0

Inning Stats	R: 2 E: 1 K: 0 S: 7	H: 4 LOB: 2 BB: 0 P: 7	R: 0 E: 0 K: 2 S: 7	H: 0 LOB: 1 BB: 1 P: 11	R: 0 E: 0 K: 1 S: 5	H: 0 LOB: 0 BB: 0 P: 5	R: 0 E: 0 K: 1 S: 6	H: 1 LOB: 1 BB: 0 P: 6	R: 0 E: 0 K: 2 S: 8	H: 1 LOB: 1 BB: 0 P: 8	R: 0 E: 0 K: 1 S: 6	H: 1 LOB: 1 BB: 0 P: 6	R: 1 E: 0 K: 0 S: 5	H: 2 LOB: 1 BB: 0 P: 5	R: 0 E: 0 K: 1 S: 5	H: 0 LOB: 0 BB: 0 P: 5	R: 0 E: 0 K: 0 S: 3	H: 0 LOB: 0 BB: 0 P: 3	1B: 7 2B: 2 3B: 0 HR: 0	SF: 0 SAC: 0 DP: 0 HBP: 0	WP: 0 PB: 0 SB: 2 CS: 0	PA: 37
--------------	------------------------------	---------------------------------	------------------------------	----------------------------------	------------------------------	---------------------------------	------------------------------	---------------------------------	------------------------------	---------------------------------	------------------------------	---------------------------------	------------------------------	---------------------------------	------------------------------	---------------------------------	------------------------------	---------------------------------	----------------------------------	------------------------------------	----------------------------------	--------

PITCHER	IP	WLS	BF	H	R	ER	SO	BB	IBB	HBP	BLK	WP	HR	S	P	ERA	WHIP
Bob Welch, R ERA: 1.63 (1, 1)	9.0	W	37	9	3	3	8	1	0	0	0	0	0	52	56	3.00	1.111

BOTTOM

Los Angeles Dodgers @ Atlanta Braves
Atlanta-Fulton County Stadium, Atlanta, GA

Sun Apr 20 1986, 3:33 AM EST
Att. 26,570 - Unknown

AB	36
R	3
H	9
RBI	3
BB	1
SO	8
LOB	13

livebaseballscorecards.com



Batter	1	2	3	4	5	6	7	8	9	AB R H RBI BB SO LOB	TOP
Bill Doran, S (1, 4) <small>OBP: 0.491, SLG: 0.429</small> Julio Solano, R (8, 1)	0-0 1B		0-0 F8		0-3 K			0-0 6-3		4 0 1 0 0 1 0 0 0 0 0 0 0 0	Houston Astros @ Atlanta Braves Atlanta-Fulton County Stadium, Atlanta, GA Mon Apr 21 1986, 6:05 PM EST Att. 5,361 - Unknown
Terry Puhl, L (1, 9) <small>OBP: 0.267, SLG: 0.182</small>	4-0 BB		0-0 2B			0-0 6-3		0-0 1-3		3 0 1 0 1 0 0	
Phil Garner, R (1, 5) <small>OBP: 0.515, SLG: 1.033</small>	0-0 1-3		0-3 K			0-0 6-3		0-0 1B		4 0 1 0 0 1 3	
Jose Cruz, L (1, 7) <small>OBP: 0.167, SLG: 0.333</small> Billy Hatcher, R (6, 7) <small>OBP: 0.261, SLG: 0.227</small>	0-3 K		0-0 4-3			0-0 4-3		0-0 3-1		3 0 0 0 0 1 3 1 0 0 0 0 0 1	
Glenn Davis, R (1, 3) <small>OBP: 0.180, SLG: 0.391</small>	0-0 5-3			0-0 6-3			0-0 E 2B	0-0 G1-4-3		4 1 1 0 0 0 2	
Kevin Bass, S (1, 8) <small>OBP: 0.404, SLG: 0.581</small>		0-0 1B		0-0 5-3		0-0 4-3		0-0 F9		4 0 1 0 0 0 1	
Alan Ashby, S (1, 2) <small>OBP: 0.348, SLG: 0.619</small>		4-0 FC5-4 BB		0-0 4-3		0-0 E9 6-3 1B		0-0 2B		3 1 2 1 1 0 0	
Dickie Thon, R (1, 6) <small>OBP: 0.366, SLG: 0.389</small>		0-0 FC5-4 FC6-4			0-0 G6-4-3 1B		0-0 6-3	0-0 6-3		4 0 1 1 0 0 2	
Nolan Ryan, R (1, 1) <small>OBP: 0.200, SLG: 0.200</small> Frank DiPino, L (4, 1) <small>OBP: 0.448, SLG: 0.480</small> Denny Walling, L (7, PH) <small>OBP: 0.448, SLG: 0.480</small> Jeff Calhoun, L (7, 1) <small>OBP: 0.448, SLG: 0.480</small> Jim Pankovits, R (8, 4) <small>OBP: 0.667, SLG: 0.500</small>		0-0 FC6-4		0-0 G6-4-3		0-0 F8				1 0 0 0 0 0 1 1 0 0 0 0 0 1 1 0	
Inning Stats	R: 0 H: 1 E: 0 LOB: 2 K: 1 BB: 1 S: 6 P: 10	R: 0 H: 1 E: 0 LOB: 1 K: 0 BB: 1 S: 3 P: 7	R: 0 H: 1 E: 0 LOB: 1 K: 1 BB: 0 S: 6 P: 6	R: 0 H: 0 E: 0 LOB: 0 K: 0 BB: 0 S: 3 P: 3	R: 0 H: 1 E: 0 LOB: 0 K: 1 BB: 0 S: 5 P: 5	R: 0 H: 0 E: 0 LOB: 0 K: 0 BB: 0 S: 3 P: 3	R: 2 H: 2 E: 1 LOB: 0 K: 0 BB: 0 S: 5 P: 5	R: 0 H: 1 E: 0 LOB: 1 K: 0 BB: 0 S: 4 P: 4	R: 0 H: 1 E: 0 LOB: 1 K: 0 BB: 0 S: 4 P: 4	1B: 5 SF: 0 2B: 3 SAC: 0 3B: 0 DP: 1 HR: 0 HBP: 0	
PITCHER Joe Johnson, R (1, 1) <small>ERA: 1.88</small>	IP: 9.0 WLS: W BF: 35 H: 8 R: 2 ER: 1 SO: 3 BB: 2 IBB: 0 HBP: 0 BLK: 0 WP: 0 HR: 0 S: 39 P: 47 ERA: 1.00 WHIP: 1.111						PITCHER IP: WLS: BF: H: R: ER: SO: BB: IBB: HBP: BLK: WP: HR: S: P: ERA: WHIP				

livebaseballscorecards.com

AB	33
R	2
H	8
RBI	2
BB	2
SO	3
LOB	14



Batter	1	2	3	4	5	6	7	8	9
Omar Moreno, L OBP: 0.263, SLG: 0.412 (1, 8)	0-3 K	0-0 3B		0-0 2B 1B		0-3 K		0-0 F7	
Rafael Ramirez, R OBP: 0.289, SLG: 0.386 (1, 6)	0-0 5-3	0-3 K		0-0 2B		0-0 F4		0-0 2B	
Dale Murphy, R OBP: 0.478, SLG: 0.763 (1, 9)	0-0 1B		0-0 HR 3B	0-0 6-3		0-0 1B		0-3 K	
Bob Horner, R OBP: 0.220, SLG: 0.286 (1, 3)	0-0 F6		0-0 HR	0-3 K		0-3 K			
Terry Harper, R OBP: 0.359, SLG: 0.313 (1, 7)		4-0 CS BB	0-0 2B	0-0 5-3			0-0 6-3		
Ken Oberkfell, L OBP: 0.432, SLG: 0.417 (1, 5)		0-0 HR 1B	0-0 F3		0-0 F7		0-0 CS 1B		
Bruce Benedict, R OBP: 0.500, SLG: 0.333 (1, 2)		1-0 HR HBP	0-0 4-3		0-0 F6		0-0 F5		
Glenn Hubbard, R OBP: 0.342, SLG: 0.344 (1, 4)		0-0 HR	0-3 K		0-0 E4		0-0 F5		
Joe Johnson, R OBP: 0.500, SLG: 0.400 (1, 1)		0-3 K		4-0 1B 2B BB		0-0 G3		0-0 2B 1B	

Inning Stats	R: 0	H: 1	E: 0	LOB: 1	K: 1	BB: 0	S: 6	P: 6
	R: 3	H: 3	E: 0	LOB: 1	K: 2	BB: 1	S: 9	P: 14
	R: 2	H: 3	E: 0	LOB: 1	K: 1	BB: 0	S: 8	P: 8
	R: 2	H: 2	E: 1	LOB: 1	K: 1	BB: 1	S: 7	P: 11
	R: 0	H: 0	E: 1	LOB: 1	K: 0	BB: 0	S: 4	P: 4
	R: 0	H: 1	E: 0	LOB: 1	K: 2	BB: 0	S: 8	P: 8
	R: 0	H: 1	E: 0	LOB: 0	K: 0	BB: 0	S: 3	P: 3
	R: 1	H: 2	E: 0	LOB: 1	K: 1	BB: 0	S: 7	P: 7

PITCHER	IP	WLS	BF	H	R	ER	SO	BB	IBB	HBP	BLK	WP	HR	S	P	ERA	WHIP
Nolan Ryan, R ERA: 5.25 (1, 1)	3.0	L	20	9	7	7	4	2	0	1	0	0	2	25	34	21.00	3.667
Frank DiPino, L ERA: 2.84 (4, 1)	3.0		11	1	0	0	3	0	0	0	0	0	0	17	17	0.00	0.333
Jeff Calhoun, L ERA: 2.25 (7, 1)	1.0		3	1	0	0	0	0	0	0	0	0	0	3	3	0.00	1.000
Julio Solano, R ERA: 2.45 (8, 1)	1.0		5	2	1	1	1	0	0	0	0	0	0	7	7	9.00	2.000

AB R H RBI BB SO LOB

5 1 2 0 0 2 1

5 0 2 3 0 1 1

5 1 3 0 0 1 2

4 1 1 2 0 2 3

3 0 1 0 1 0 1

4 1 2 0 0 0 1

3 1 0 0 0 0 2

4 1 1 3 0 1 1

3 2 1 0 1 1 1

AB 36

R 8

H 13

RBI 8

BB 2

SO 8

LOB 13

WP: 0 PA: 39

PB: 0

SB: 0

CS: 2

SF: 0

SAC: 0

DP: 0

HBP: 1

ERA WHIP

1B: 6

2B: 3

3B: 2

HR: 2

Braves

Houston Astros @ Atlanta Braves

Atlanta-Fulton County Stadium, Atlanta, GA

Mon Apr 21 1986, 6:05 PM EST

Att. 5,361 - Unknown

Batter	1	2	3	4	5	6	7	8	9	AB R H RBI BB SO LOB	TOP						
Bill Doran, S OBP: 0.500, SLG: 0.422 (1, 4) X	0-0 4-3			X 0-0 3-1 S 1B		B B B B 4-0 1-2 G6-4-3 BB	4-0 IBB		X 0-0 1-3	3 0 1 0 2 0 0							
Terry Puhl, L OBP: 0.211, SLG: 0.133 (1, 9) X Tony Walker, R OBP: 0.143, SLG: 0.214 (9, 8)	0-0 3-1		X 0-0 3-1	1-3		S S S S 0-3 K	0-3 K			4 0 0 0 0 2 6 0 0 0 0 0 0 0							
Phil Garner, R OBP: 0.459, SLG: 0.912 (1, 5) X	0-0 F8		X 0-0 L6	1-2f		X 0-0 G6-4-3		X 0-0 F9		4 0 0 0 0 0 3							
Jose Cruz, L OBP: 0.200, SLG: 0.222 (1, 7)		X 0-0 F9	S S S S 0-3 K			B B B B 4-0 1B 1B 2B BB		S S S S 0-3 K		3 1 0 0 1 2 1							
Glenn Davis, R OBP: 0.185, SLG: 0.380 (1, 3)		X 0-0 F9		X 0-0 L8		X 0-0 1-2 2B 1B 1B		X 0-0 E3		4 1 1 0 0 0 0							
Kevin Bass, S OBP: 0.392, SLG: 0.553 (1, 8) (9, 9)		X 0-0 F7		X 0-0 F8		X 0-0 1-2 2B 2-3 1B		X 0-0 G3		4 0 1 0 0 0 1							
Alan Ashby, S OBP: 0.370, SLG: 0.708 (1, 2)			S S S S 0-3 K		B B B B 4-0 BB		X 0-0 F6		X 0-0 HR	3 1 1 1 1 1 3							
Craig Reynolds, L OBP: 0.529, SLG: 0.733 (1, 6)			X 0-0 4-3		X 0-0 4-3		X 0-0 1-3 2-H 3-H 2B		X 0-0 F9	4 0 1 2 0 0 1							
Mike Scott, R (1, 1) Denny Walling, L (7, PH) OBP: 0.448, SLG: 0.480 Billy Hatcher, R (7, PH) OBP: 0.250, SLG: 0.217 Charlie Kerfeld, R (7, 1)			X 0-0 1-3		B B B B 4-0 BB BB		S S S S 0-3 K		S S S S 0-3 K	1 0 0 0 1 0 0 0 0 0 0 0 0 0 1 0 0 0 0 1 2 1 0 0 0 0 1 0							
Inning Stats	R: 0 E: 0 K: 0 S: 3 H: 0 LOB: 0 BB: 0 P: 3	R: 0 E: 0 K: 0 S: 3 H: 0 LOB: 0 BB: 0 P: 3	R: 0 E: 0 K: 1 S: 5 H: 0 LOB: 0 BB: 0 P: 5	R: 0 E: 0 K: 1 S: 6 H: 1 LOB: 1 BB: 0 P: 6	R: 0 E: 0 K: 0 S: 3 H: 0 LOB: 1 BB: 1 P: 7	R: 0 E: 0 K: 1 S: 4 H: 0 LOB: 1 BB: 2 P: 12	R: 2 E: 0 K: 2 S: 10 H: 3 LOB: 3 BB: 2 P: 18	R: 0 E: 1 K: 1 S: 6 H: 0 LOB: 1 BB: 0 P: 6	R: 1 E: 0 K: 1 S: 6 H: 1 LOB: 0 BB: 0 P: 6	1B: 3 2B: 1 3B: 0 HR: 1 SF: 0 SAC: 0 DP: 1 HBP: 0	WP: 0 PB: 0 SB: 1 CS: 0 PA: 37						
PITCHER	IP WLS BF H R ER SO BB IBB HBP BLK WP HR S P ERA WHIP																
David Palmer, R (1, 1) ERA: 2.7	6.1		26	4	2	2	3	4	0	0	0	0	0	28	44	2.84	1.263
Paul Assenmacher, L (7, 1) ERA:	0.2		3	0	0	0	2	0	1	0	0	0	0	6	10	0.00	0.000
Duane Ward, R (8, 1) ERA: 2.45	2.0	L	8	1	1	1	2	0	0	0	0	0	1	12	12	4.50	0.500

Houston Astros @ Atlanta Braves
Atlanta-Fulton County Stadium, Atlanta, GA

Tue Apr 22 1986, 6:05 PM EST
Att. 6,316 - Unknown

livebaseballscorecards.com

AB	32
R	3
H	5
RBI	3
BB	5
SO	7
LOB	17



Batter	1	2	3	4	5	6	7	8	9	AB	R	H	RBI	BB	SO	LOB
Omar Moreno, L OBP: 0.217, SLG: 0.333 Duane Ward, R (8, 1)	0-0 4-3		0-0 6-3		0-0 G1		0-0 L7			4	0	0	0	0	0	0
Rafael Ramirez, R OBP: 0.286, SLG: 0.375 (1, 6)	0-0 1B SF8 1B		0-3 K		0-0 E5 FC5-4			0-3 K		4	1	1	0	0	2	0
Dale Murphy, R OBP: 0.460, SLG: 0.714 (1, 9) (8, 8)	0-0 1-3 1B		0-3 K		0-0 FC5-4 1-2f			0-0 L9		4	0	1	0	0	1	1
Bob Horner, R OBP: 0.222, SLG: 0.270 (1, 3)	0-0 SF8			4-0 1-3 1B BB	0-0 F6			0-0 F9		2	1	0	1	1	0	1
Ted Simmons, S OBP: 0.400, SLG: 0.250 (1, 2)	0-0 3-H F8			0-0 1-3		4-0 G6-3 BB			0-0 3-1	3	0	0	0	1	0	2
Terry Harper, R OBP: 0.326, SLG: 0.278 (1, 7)		0-0 F8		0-3 K		0-3 K			0-0 G3	4	0	0	0	0	2	2
Ken Oberkfell, L OBP: 0.417, SLG: 0.400 Bill Sample, R OBP: 0.375, SLG: 0.750 (9, PR)		0-3 K		0-0 2-H 1B		0-0 G6-3 1-2f			0-0 E6 S	4	0	1	1	0	1	1
Glenn Hubbard, R OBP: 0.366, SLG: 0.353 Chris Chambliss, L OBP: 0.700, SLG: 1.000 (9, PH)		0-0 1B		4-0 IBB			0-3 K		0-0 G3 1-2	2	0	1	0	1	1	0
David Palmer, R Paul Assenmacher, L Claudell Washington, L OBP: 0.237, SLG: 0.278 (8, 9)		0-3 K		0-0 3-1			0-0 4-3			1	0	0	0	0	0	0

Inning Stats	R: 1	H: 2	E: 0	K: 0	S: 5	LOB: 1	BB: 0	P: 5	R: 0	H: 1	E: 0	K: 2	S: 8	LOB: 1	BB: 0	P: 8	R: 0	H: 0	E: 0	K: 2	S: 7	LOB: 0	BB: 0	P: 7	R: 1	H: 1	E: 0	K: 1	S: 6	LOB: 2	BB: 2	P: 14	R: 0	H: 0	E: 1	K: 0	S: 4	LOB: 0	BB: 0	P: 4	R: 0	H: 0	E: 0	K: 1	S: 4	LOB: 0	BB: 1	P: 8	R: 0	H: 0	E: 0	K: 1	S: 5	LOB: 0	BB: 0	P: 5	R: 0	H: 0	E: 1	K: 0	S: 4	LOB: 2	BB: 0	P: 4	R: 0	H: 0	E: 0	K: 0	S: 5	LOB: 0	BB: 0	P: 5	R: 0	H: 0	E: 1	K: 0	S: 4	LOB: 0	BB: 0	P: 4
1B: 4	SF: 1	2B: 0	SAC: 0	3B: 0	DP: 1	HR: 0	HBP: 0	WP: 0	PA: 35	1B: 4	SF: 1	2B: 0	SAC: 0	3B: 0	DP: 1	HR: 0	HBP: 0	WP: 0	PA: 35	1B: 4	SF: 1	2B: 0	SAC: 0	3B: 0	DP: 1	HR: 0	HBP: 0	WP: 0	PA: 35	1B: 4	SF: 1	2B: 0	SAC: 0	3B: 0	DP: 1	HR: 0	HBP: 0	WP: 0	PA: 35	1B: 4	SF: 1	2B: 0	SAC: 0	3B: 0	DP: 1	HR: 0	HBP: 0	WP: 0	PA: 35																															

BOTTOM

Houston Astros @ Atlanta Braves
Atlanta-Fulton County Stadium, Atlanta, GA

Tue Apr 22 1986, 6:05 PM EST
Att. 6,316 - Unknown

livebaseballscorecards.com

AB	31
R	2
H	4
RBI	2
BB	3
SO	8
LOB	11



PITCHER	IP	WLS	BF	H	R	ER	SO	BB	IBB	HBP	BLK	WP	HR	S	P	ERA	WHIP
Mike Scott, R ERA: 5.18 (1, 1)	6.0		25	4	2	2	6	2	1	0	0	0	0	34	46	3.00	1.000
Charlie Kerfeld, R ERA: (7, 1)	3.0	W	10	0	0	0	2	0	0	0	0	0	0	14	14	0.00	0.000

BOTTOM

Houston Astros @ Atlanta Braves
 Atlanta-Fulton County Stadium, Atlanta, GA

Wed Apr 23 1986, 3:33 AM EST
 Att. 7,666 - Unknown

livebaseballscores.com

AB	31
R	2
H	8
RBI	2
BB	4
SO	5
LOB	13



WP: 0	PA: 38
PB: 0	
SB: 0	
CS: 1	

AB R H RBI BB SO LOB

4	0	1	0	0	0	0
1	0	1	0	0	0	0
0	0	0	0	0	0	0
4	0	1	0	0	1	1
1	0	0	0	0	0	1
2	1	1	0	2	1	0
3	1	1	0	0	0	3
3	0	1	0	0	1	0
3	0	0	1	0	1	2
3	0	1	0	1	1	2
3	0	1	1	1	0	0
3	0	0	0	0	0	4
0	0	0	0	0	0	0
1	0	0	0	0	0	0

Batter	1	2	3	4	5	6	7	8	9
Bill Sample, R (1, 9) OBP: 0.333, SLG: 0.583 Chris Chambliss, L (9, PH) OBP: 0.727, SLG: 1.000 Omar Moreno, L (9, PR) OBP: 0.217, SLG: 0.333	0-0 6-3 ①		0-0 1B		0-0 4-3 ①		0-0 F9 ①		0-0 1B
Rafael Ramirez, R (1, 5) OBP: 0.283, SLG: 0.365 Ken Oberkell, L (8, 5) OBP: 0.408, SLG: 0.390	0-0 G5-3 1B 1B		0-0 F3 ③		0-0 L1 ②		0-3 K ②		0-0 F8 ③
Dale Murphy, R (1, 8) OBP: 0.481, SLG: 0.705	0-0 1-2 1B			4-0 SH5-3 1B SF7 BB	4-0 BB		0-3 K ③		
Bob Horner, R (1, 3) OBP: 0.245, SLG: 0.275	0-0 G5-3 ③ 2-3f			0-0 1-2 SH5-3 2B 1B	0-0 F2 ③			1-0 1B HBP	
Terry Harper, R (1, 7) OBP: 0.326, SLG: 0.282		0-3 K ①		0-0 SH5-3 ① 1-2 2-3		0-0 F8 ①		0-0 1-3 CS 1B	
Glenn Hubbard, R (1, 4) OBP: 0.333, SLG: 0.324		0-0 5-3 ②		0-0 SF7 ② 3-H		0-0 F9 ②		0-3 K ①	
Bruce Benedict, R (1, 2) OBP: 0.500, SLG: 0.444		0-0 5-3 ③		4-0 2B IBB		0-0 2B		0-3 K ② ③ 1-2	
Andres Thomas, R (1, 6) OBP: 0.333, SLG: 0.500			0-0 6-3 ①	0-0 1-3 2-H 2B		4-0 IBB		0-0 1-3 ①	
Zane Smith, L (1, 1) Bruce Sutter, R (9, 1) Claudell Washington, L (9, PH) OBP: 0.231, SLG: 0.270			0-0 F6 ②	0-0 3-1 ③		0-0 6-3 ③		0-0 4-3 ②	

Inning Stats	R: 0	H: 2	E: 0	LOB: 1	K: 0	S: 4	P: 4	R: 0	H: 0	E: 0	LOB: 0	K: 1	S: 5	P: 5	R: 0	H: 1	E: 0	LOB: 1	K: 0	S: 4	P: 4	R: 2	H: 2	E: 0	LOB: 2	K: 0	S: 5	P: 13	R: 0	H: 0	E: 0	LOB: 1	K: 0	S: 3	P: 7	R: 0	H: 1	E: 0	LOB: 2	K: 0	S: 4	P: 8	R: 0	H: 0	E: 0	LOB: 0	K: 2	S: 7	P: 7	R: 0	H: 1	E: 0	LOB: 2	K: 2	S: 7	P: 8	R: 0	H: 1	E: 0	LOB: 1	K: 0	S: 4	P: 4	1B: 6	SF: 1	2B: 3	SAC: 1	3B: 0	DP: 2	HR: 0	HBP: 1	WP: 0	PA: 38
--------------	------	------	------	--------	------	------	------	------	------	------	--------	------	------	------	------	------	------	--------	------	------	------	------	------	------	--------	------	------	-------	------	------	------	--------	------	------	------	------	------	------	--------	------	------	------	------	------	------	--------	------	------	------	------	------	------	--------	------	------	------	------	------	------	--------	------	------	------	-------	-------	-------	--------	-------	-------	-------	--------	-------	--------

PITCHER	IP	WLS	BF	H	R	ER	SO	BB	IBB	HBP	BLK	WP	HR	S	P	ERA	WHIP
Bob Knepper, L (1, 1) ERA: 1.71	7.0		30	6	2	2	3	2	2	0	0	0	0	32	48	2.57	1.143
Julio Solano, R (8, 1) ERA: 1.93	1.0	W	4	1	0	0	2	0	0	1	0	0	0	7	8	0.00	1.000
Dave Smith, R (9, 1) ERA: 2.57	1.0	S	4	1	0	0	0	0	0	0	0	0	0	4	4	0.00	1.000

Batter	1	2	3	4	5	6	7	8	9	AB R H RBI BB SO LOB	TOP											
Claudell Washington, L OBP: 0.273, SLG: 0.341 Paul Assenmacher, L Gene Garber, R	0-0 G3 BB 2B	0-3 K			0-0 WP 1B 2B	4-0 1-2 BB		0-3 K		4 2 2 0 1 2 3 0 0 0 0 0 0 0 0 0 0 0 0 0 0												
Rafael Ramirez, R OBP: 0.276, SLG: 0.351	0-0 G3 2-3	0-0 1-2 1B			0-0 6-3	0-0 PO 2-3	0-0 4-3		0-0 F7	5 0 1 0 0 0 2												
Dale Murphy, R OBP: 0.475, SLG: 0.673	0-3 K	0-0 FC5 2-3f			0-0 1B 1B		0-3 K		0-0 1B	5 0 2 1 0 2 3												
Bob Homer, R OBP: 0.259, SLG: 0.273	4-0 BB BB BB				0-0 F8 1B		0-3 K		0-3 K	4 0 1 0 1 2 2												
Terry Harper, R OBP: 0.353, SLG: 0.286	4-0 1-2 BB BB				0-0 G4-6-3 1-2f				4-0 BB 1B BB	3 1 1 0 2 1 2												
Ozzie Virgil, R OBP: 0.148, SLG: 0.200	4-0 1-2 2-3 3-H BB				0-0 6-3				0-3 K	3 0 0 1 1 1 3												
Ken Oberkfell, L OBP: 0.377, SLG: 0.356	0-0 4-3				0-0 L7				0-0 F7	4 0 0 0 0 0 4												
Glenn Hubbard, R OBP: 0.313, SLG: 0.300 Omar Moreno, L OBP: 0.250, SLG: 0.333		0-3 K			0-0 6-3				4-0 1B 1-2 BB	3 0 0 0 0 1 0 0 0 0 0 1 0 0												
Rick Mahler, R OBP: 0.300, SLG: 0.222 Chris Chambliss, L OBP: 0.750, SLG: 1.000 Jeff Dedmon, L Ted Simmons, S OBP: 0.429, SLG: 0.294 Andres Thomas, R OBP: 0.333, SLG: 0.500		4-0 FC5 1B BB			0-0 5-3				4-0 PO BB BB	1 0 0 0 1 0 0 0 0 0 0 1 0 0 0 0 0 0 0 0 0 1 0 1 1 0 0 0 0 0 0 0 0 0 0												
Inning Stats	R: 1 E: 0 K: 1 S: 6	H: 1 LOB: 3 BB: 3 P: 18	R: 0 E: 0 K: 2 S: 8	H: 1 LOB: 2 BB: 1 P: 12	R: 0 E: 0 K: 0 S: 3	H: 1 LOB: 0 BB: 0 P: 3	R: 0 E: 0 K: 0 S: 3	H: 0 LOB: 0 BB: 0 P: 3	R: 1 E: 0 K: 0 S: 6	H: 3 LOB: 2 BB: 0 P: 6	R: 0 E: 0 K: 2 S: 7	H: 0 LOB: 1 BB: 2 P: 10	R: 0 E: 0 K: 2 S: 7	H: 0 LOB: 0 BB: 0 P: 7	R: 1 E: 0 K: 2 S: 8	H: 1 LOB: 2 BB: 2 P: 16	R: 0 E: 0 K: 2 S: 8	H: 1 LOB: 1 BB: 0 P: 8	1B: 6 2B: 2 3B: 0 HR: 0	SF: 0 SAC: 0 DP: 1 HBP: 0	WP: 1 PB: 0 SB: 0 CS: 0	PA: 42
PITCHER	IP WLS BF H R ER SO BB IBB HBP BLK WP HR S P ERA WHIP																					
Orel Hershiser, R ERA: 2.17	(1, 1) 5.0 W 24 6 2 2 3 4 0 0 0 1 0 26 42 3.60 2.000																					
Ken Howell, R ERA: 1.74	(6, 1) 2.2 11 0 1 1 3 4 0 0 0 0 0 13 29 3.38 1.500																					
Tom Niedenfuer, R ERA: 2.08	(8, 1) 1.1 S 6 2 0 0 3 0 0 0 0 0 0 12 12 0.00 1.500																					

Atlanta Braves @ Los Angeles Dodgers
Dodger Stadium, Los Angeles, CA
Thu Apr 24 1986, 6:05 PM PST
Att: 31,161 - Unknown

livebaseballscorecards.com

AB 33
R 3
H 8
RBI 3
BB 8
SO 9
LOB 19



Batter	1	2	3	4	5	6	7	8	9	AB R H RBI BB SO LOB	TOP		
Claudell Washington, L OBP: 0.286, SLG: 0.413 (1, 9) X	0-0 F8 ①		0-0 G1-6-3 1B ①		0-0 4-3 ②		0-0 HR ①		0-0 6-3 ①	5 1 2 1 0 0 0	<p>Atlanta Braves @ Los Angeles Dodgers Dodger Stadium, Los Angeles, CA</p> <p>Fri Apr 25 1986, 6:05 PM PST Att. 36,700 - Unknown</p> <p>livebaseballscorecards.com</p> <p>AB 36 R 4 H 9 RBI 4 BB 4 SO 8 LOB 16</p> <p>Braves</p>		
Rafael Ramirez, R OBP: 0.270, SLG: 0.355 (1, 6) X	0-0 G3 ②		0-0 G1-6-3 1-2f ②		0-0 2B ③		0-0 F3 ①		0-0 F4 ②	5 0 1 0 0 0 1			
Dale Murphy, R OBP: 0.484, SLG: 0.741 (1, 8) X	0-0 F8 ③		0-0 2B ②		0-0 4-3 ③		0-0 E1 1B ①		0-0 HR ③	5 2 3 1 0 0 1			
Bob Homer, R OBP: 0.271, SLG: 0.306 (1, 3) X		0-3 K ①	0-0 2B 2-H ②		0-0 E 6-3 1B ②		0-0 F4 ②		0-0 F9 ③	5 1 2 1 0 1 1			
Ken Oberkfell, L OBP: 0.386, SLG: 0.375 (1, 5) X		0-0 BB 2B ①	0-0 L9 ③		0-0 E3 6-3 1-3 ①		4-0 IBB ③			3 0 1 0 1 0 2			
Ozzie Virgil, R OBP: 0.161, SLG: 0.179 (1, 2) X		4-0 BB BB ①		0-0 F9 ①		0-0 6-3 1-2 3-H ①		0-3 K ③		3 0 0 1 1 1 3			
Terry Harper, R OBP: 0.327, SLG: 0.261 (1, 7) X		0-3 K ②		0-3 K ②		0-3 K ②		0-0 1-3 ①		4 0 0 0 0 3 3			
Glenn Hubbard, R OBP: 0.327, SLG: 0.286 (1, 4) X		4-0 BB 1-2 2-3 BB ①		0-0 F8 ③		4-0 FC4-6 IBB ③		0-3 K ②		2 0 0 0 2 1 0			
Joe Johnson, R OBP: 0.300, SLG: 0.222 (1, 1) X		0-3 K ③		0-0 3-1 ①		0-0 FC4-6 1-2f ③		0-3 K ③		4 0 0 0 0 2 5			
Inning Stats	R: 0 E: 0 K: 0 S: 3 H: 0 LOB: 0 BB: 0 P: 3	R: 0 E: 0 K: 3 S: 10 H: 1 LOB: 3 BB: 2 P: 18	R: 1 E: 0 K: 0 S: 5 H: 3 LOB: 1 BB: 0 P: 5	R: 0 E: 0 K: 1 S: 5 H: 0 LOB: 0 BB: 0 P: 5	R: 0 E: 0 K: 0 S: 4 H: 1 LOB: 1 BB: 0 P: 4	R: 1 E: 1 K: 1 S: 7 H: 1 LOB: 2 BB: 1 P: 11	R: 1 E: 1 K: 1 S: 7 H: 2 LOB: 2 BB: 1 P: 11	R: 0 E: 0 K: 2 S: 7 H: 0 LOB: 0 BB: 0 P: 7	R: 1 E: 0 K: 0 S: 4 H: 1 LOB: 0 BB: 0 P: 4	1B: 3 2B: 4 3B: 0 HR: 2 SF: 0 SAC: 0 DP: 1 HBP: 0	WP: 0 PB: 0 SB: 0 CS: 0 PA: 40		
PITCHER	IP WLS BF H R ER SO BB IBB HBP BLK WP HR S P ERA WHIP											PITCHER	IP WLS BF H R ER SO BB IBB HBP BLK WP HR S P ERA WHIP
Bob Welch, R ERA: 1.82 (1, 1)	7.0 L 33 8 3 2 6 2 2 0 0 0 1 41 57 2.57 1.429												
Ed Vande Berg, L ERA: 3.6 (8, 1)	2.0 7 1 1 1 2 0 0 0 0 0 1 11 11 4.50 0.500												

Batter	1	2	3	4	5	6	7	8	9	AB R H RBI BB SO LOB
Steve Sax, R (1, 4) OBP: 0.412, SLG: 0.370	0-0 4-3		0-0 1B		0-0 F5			0-0 4-3		4 0 1 0 0 0 1
Mariano Duncan, R (1, 6) OBP: 0.238, SLG: 0.222	0-3 K		4-0 1B		0-3 K			4-0 BB		2 0 0 0 2 2 1
Ken Landreaux, L (1, 8) OBP: 0.273, SLG: 0.350	0-0 F7		4-0 BB					0-0 BB		3 0 0 0 1 0 1
Greg Brock, L (1, 3) OBP: 0.282, SLG: 0.349		4-0 BB	0-0 1B		0-0 5-3			0-3 K		3 1 1 1 1 1 3
Mike Marshall, R (1, 9) OBP: 0.267, SLG: 0.443		0-3 K			0-3 K			0-0 4-3		4 0 0 0 0 2 1
Mike Scioscia, L (1, 2) OBP: 0.415, SLG: 0.412		0-0 1B			0-3 K			4-0 BB		3 0 1 0 1 2 0
Franklin Stubbs, L (1, 7) OBP: 0.240, SLG: 0.378		0-3 K			0-0 1-3			0-0 1B		4 0 1 0 0 2 2
Dave Anderson, R (1, 5) Terry Whitfield, L (9, PH) OBP: 0.265, SLG: 0.194			0-0 5-3		0-0 E5			0-0 F4		3 0 0 0 0 0 0
Bob Welch, R (1, 1) Enos Cabell, R (7, PH) Ed Vande Berg, R (8, 1) OBP: 0.185, SLG: 0.120			0-0 5-3		0-0 FC1-6			0-0 6-3		1 0 0 0 0 0 2

Inning Stats	R: 0 H: 0 E: 0 LOB: 0 K: 1 BB: 0 S: 5 P: 5	R: 0 H: 1 E: 0 LOB: 2 K: 2 BB: 1 S: 7 P: 11	R: 0 H: 1 E: 1 LOB: 3 K: 0 BB: 2 S: 4 P: 12	R: 0 H: 0 E: 0 LOB: 0 K: 2 BB: 0 S: 7 P: 7	R: 0 H: 0 E: 1 LOB: 1 K: 1 BB: 0 S: 6 P: 6	R: 1 H: 1 E: 0 LOB: 0 K: 1 BB: 0 S: 6 P: 6	R: 0 H: 0 E: 0 LOB: 0 K: 1 BB: 0 S: 5 P: 5	R: 0 H: 0 E: 0 LOB: 0 K: 0 BB: 1 S: 2 P: 6	R: 0 H: 1 E: 0 LOB: 2 K: 1 BB: 1 S: 6 P: 10	1B: 3 SF: 0 2B: 1 SAC: 0 3B: 0 DP: 2 HR: 1 HBP: 0
---------------------	---	--	--	---	---	---	---	---	--	--

PITCHER Joe Johnson, R (1, 1) ERA: 1.54	IP 9.0 WLS W BF 35 H 4 R 1 ER 1 SO 9 BB 5 IBB 0 HBP 0 BLK 0 WP 0 HR 1 S 48 P 68 ERA 1.00 WHIP 1.000	PITCHER	IP WLS BF H R ER SO BB IBB HBP BLK WP HR S P ERA WHIP
--	---	----------------	---


BOTTOM

Atlanta Braves @ Los Angeles Dodgers
Dodger Stadium, Los Angeles, CA

Fri Apr 25 1986, 6:05 PM PST
Att. 36,700 - Unknown

livebaseballscorecards.com

AB	30
R	1
H	4
RBI	1
BB	5
SO	9
LOB	12



WP: 0 PA: 35
PB: 0
SB: 1
CS: 1

Batter	1	2	3	4	5	6	7	8	9	10	AB	R	H	RBI	BB	SO	LOB								
Claudell Washington, L OBP: 0.275, SLG: 0.396 Bill Sample, R OBP: 0.333, SLG: 0.533	0-3 K		0-3 K		0-0 F8		0-0 G6-4-3 1B		0-0 F9		2	0	0	0	0	2	0								
Rafael Ramirez, R OBP: 0.279, SLG: 0.348	0-0 1B		0-0 6-3		4-0 BB		0-0 F9		0-3 K		4	0	1	0	1	1	1								
Dale Murphy, R OBP: 0.449, SLG: 0.678	0-3 K			0-0 5-3	0-3 K		0-0 G6-4-3 1-2f		0-0 6-3		5	0	0	0	0	2	5								
Bob Horner, R OBP: 0.281, SLG: 0.315	0-3 K			0-0 5-3		0-0 WP BB 1B		0-0 F4		0-0 FC6-4 1B	5	0	2	0	0	1	1								
Terry Harper, R OBP: 0.317, SLG: 0.255		0-0 4-3		0-0 4-3		0-0 F4		0-0 2B HR 1B		0-0 F7	5	1	1	0	0	0	2								
Ozzie Virgil, R OBP: 0.194, SLG: 0.161		4-0 FC3-6 BB			0-0 6-3	4-0 WP BB		0-3 K		0-0 FC6-4 1B	3	1	0	0	2	1	2								
Ken Oberkfell, L OBP: 0.403, SLG: 0.415		0-0 FC3-6 FC4-6 1-2f			0-0 1B 2B 1B	0-3 K		0-0 1-3 HR 2B		0-0 1B 1-2 1B	5	2	3	0	0	1	3								
Glenn Hubbard, R OBP: 0.333, SLG: 0.295 Craig McMurry, R OBP: 0.789, SLG: 1.000 Chris Chambliss, L OBP: 0.299, SLG: 0.500 Paul Assenmacher, L OBP: 0.400, SLG: 0.356		0-0 FC4-6 1-2f			0-0 2B 1B	4-0 1-2 2-3 BB		0-0 2-H 3-H HR		0-0 1-3 2-H 1B	2	0	1	0	0	0	1								
David Palmer, R OBP: 0.417, SLG: 0.350 Gene Garber, R OBP: 0.417, SLG: 0.350 Bruce Sutter, R OBP: 0.417, SLG: 0.350 Jeff Dedmon, L			0-0 5-3			0-0 6-3		0-0 F9			1	0	0	0	0	0	0								
Inning Stats	R: 0 E: 0 K: 3 S: 10	H: 1 LOB: 1 BB: 0 P: 10	R: 0 E: 0 K: 0 S: 3	H: 0 LOB: 1 BB: 1 P: 7	R: 0 E: 0 K: 1 S: 5	H: 0 LOB: 0 BB: 0 P: 5	R: 0 E: 0 K: 0 S: 3	H: 0 LOB: 0 BB: 0 P: 3	R: 1 E: 0 K: 1 S: 8	H: 3 LOB: 3 BB: 1 P: 12	R: 0 E: 0 K: 1 S: 6	H: 1 LOB: 3 BB: 2 P: 14	R: 0 E: 0 K: 0 S: 3	H: 1 LOB: 0 BB: 0 P: 3	R: 3 E: 0 K: 1 S: 8	H: 3 LOB: 0 BB: 0 P: 8	R: 0 E: 0 K: 1 S: 5	H: 0 LOB: 0 BB: 0 P: 5	R: 1 E: 0 K: 0 S: 5	H: 3 LOB: 2 BB: 0 P: 5	1B: 9 2B: 2 3B: 0 HR: 1	SF: 0 SAC: 0 DP: 1 HBP: 0	WP: 1 PB: 0 SB: 0 CS: 0	PA: 44	
PITCHER	IP	WLS	BF	H	R	ER	SO	BB	IBB	HBP	BLK	WP	HR	S	P	ERA	WHIP								
Rick Honeycutt, L ERA: 4.05	4.2		20	4	1	1	4	2	0	0	0	0	0	26	34	1.93	1.286								
Ken Howell, R ERA: 1.42	2.1		10	2	0	0	2	2	0	0	0	1	0	12	20	0.00	1.714								
Tom Niedenfuer, R ERA: 4.22	2.0		9	3	3	3	2	0	0	0	0	0	1	13	13	13.50	1.500								
Ed Vande Berg, L ERA: 4.09	1.0	L	5	3	1	1	0	0	0	0	0	0	0	5	5	9.00	3.000								

AB	40
R	5
H	12
RBI	5
BB	4
SO	8
LOB	20



BOTTOM

Atlanta Braves @ Los Angeles Dodgers
Dodger Stadium, Los Angeles, CA

Sat Apr 26 1986, 7:05 PM PST
Att: 40,076 - Unknown

livebaseballscorecards.com

AB 34
R 4
H 8
RBI 4
BB 4
SO 7
LOB 14



WP: 0 PA: 40
PB: 0
SB: 4
CS: 2

AB R H RBI BB SO LOB

4 0 0 0 1 1 0

5 0 0 0 0 3 2

4 3 2 0 1 0 3

3 0 1 1 1 0 2

4 1 2 2 0 0 2

3 0 2 1 1 1 0

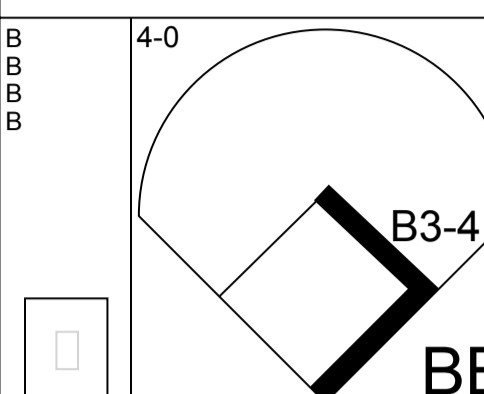
2 0 0 0 0 0 1
0 0 0 0 0 0 0
1 0 0 0 0 0 1
0 0 0 0 0 0 0
1 0 0 0 0 0 2
0 0 0 0 0 0 0

3 0 0 0 0 1 1
1 0 1 0 0 0 0
0 0 0 0 0 0 0

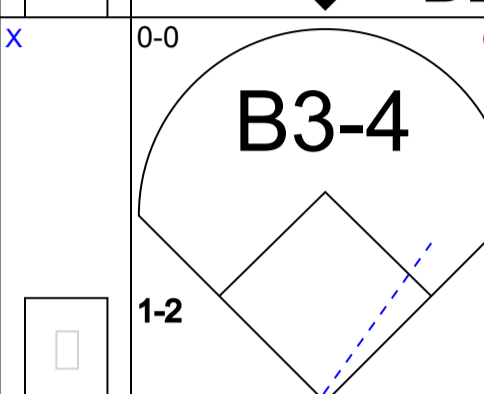
1 0 0 0 0 0 0
2 0 0 0 0 1 0

1B: 5 SF: 0
2B: 3 SAC: 1
3B: 0 DP: 1
HR: 0 HBP: 0

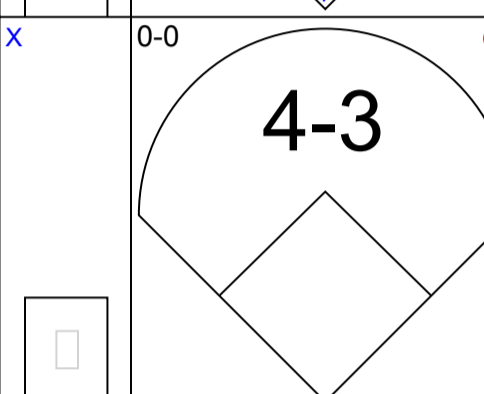
4-0



0-0



0-0



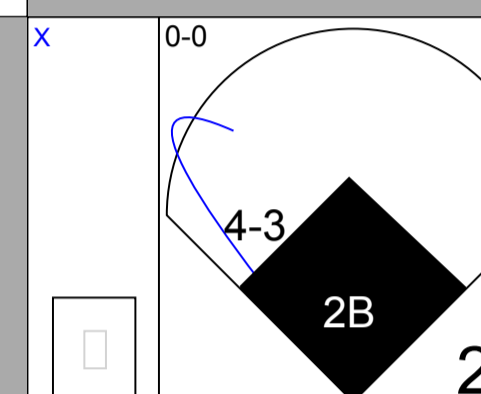
0-0



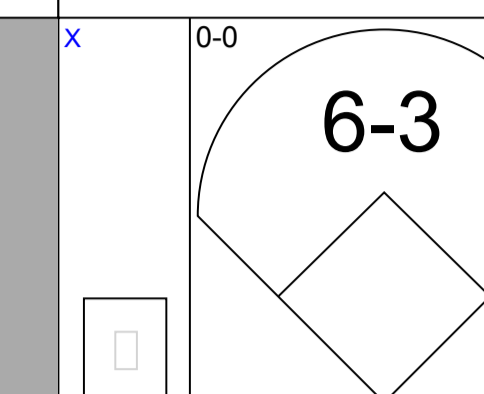
0-0



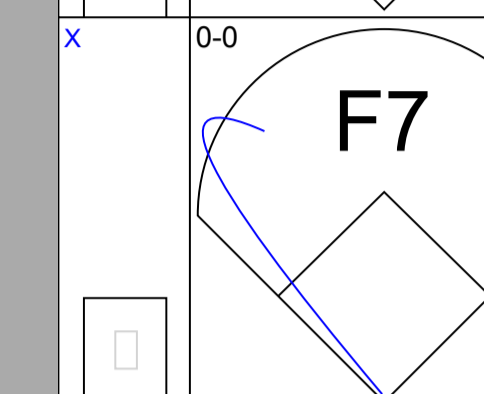
0-0




0-0




0-0



0-0



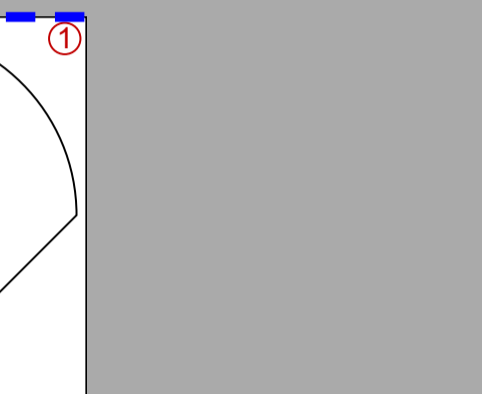
0-0



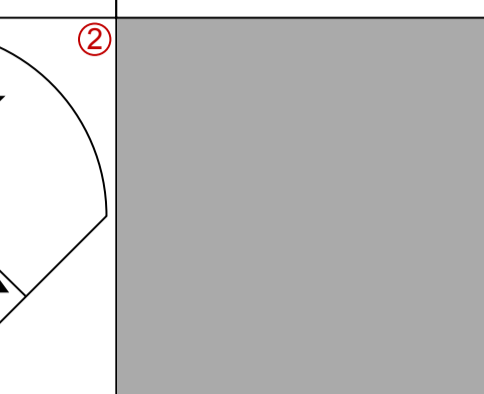
0-0



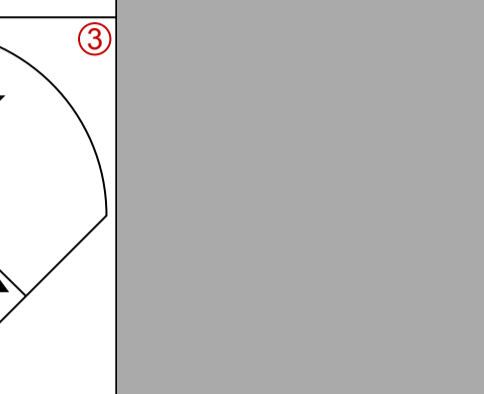
0-0



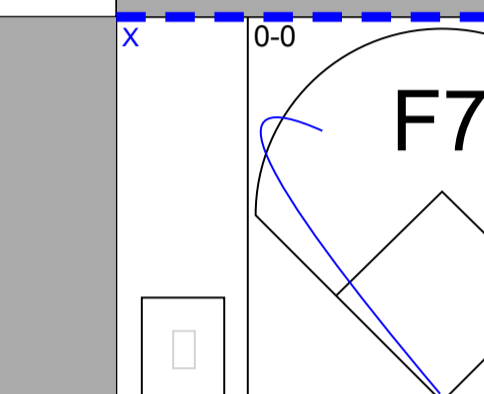
0-3



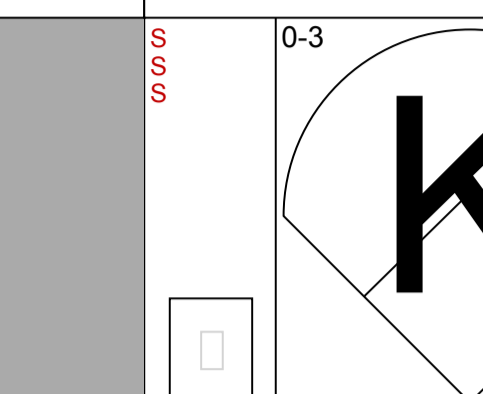
0-3



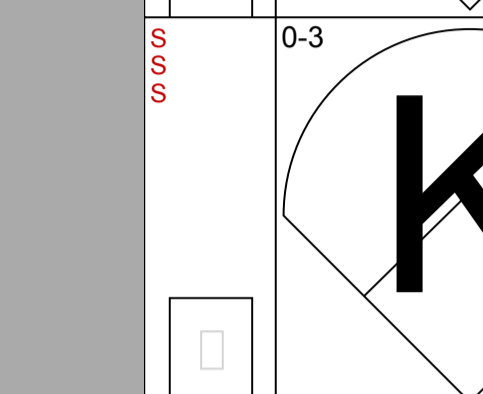
0-3



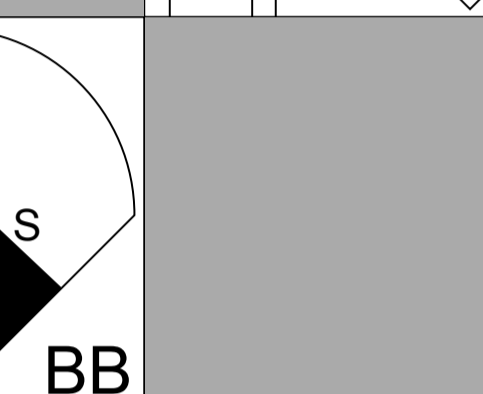
0-0



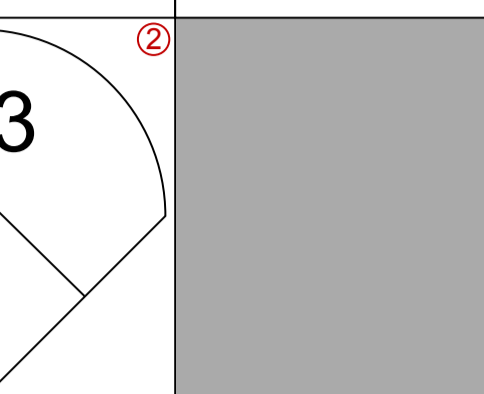
0-3



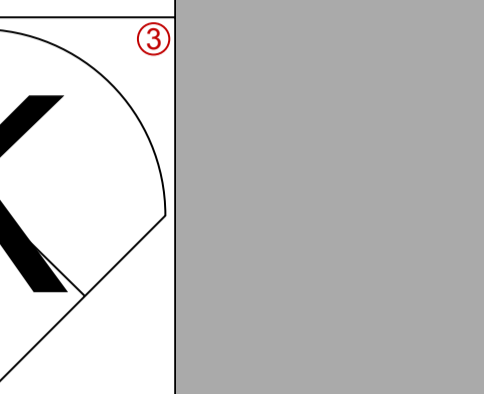
0-0



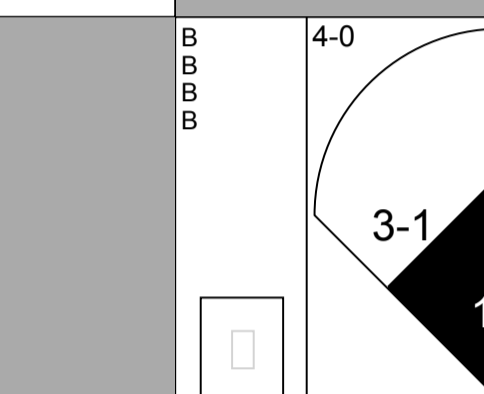
0-0



0-3



0-0



Steve Sax, R
OBP: 0.393, SLG: 0.340 (1, 4)

Mariano Duncan, R
OBP: 0.224, SLG: 0.208 (1, 6)

Ken Landreaux, L
OBP: 0.296, SLG: 0.375 (1, 8)

Greg Brock, L
OBP: 0.293, SLG: 0.348 (1, 3)

Mike Marshall, R
OBP: 0.278, SLG: 0.459 (1, 9)

Mike Scioscia, L
OBP: 0.435, SLG: 0.444 (1, 2)

Franklin Stubbs, L
OBP: 0.221, SLG: 0.362 (1, 7)
Ken Howell, R
OBP: 0.179, SLG: 0.115 (5, 1)
Enos Cabell, R
OBP: 0.179, SLG: 0.115 (7, PH)
Tom Niedtner, R
OBP: 0.179, SLG: 0.115 (8, 1)
Terry Whitfield, L
OBP: 0.179, SLG: 0.115 (9, PH)
Ed Vande Berg, R
OBP: 0.179, SLG: 0.115 (10, 1)

Dave Anderson, R
OBP: 0.243, SLG: 0.176 (1, 5)
Alex Trevino, R
OBP: 0.300, SLG: 0.222 (10, PH)
Bill Russell, R
OBP: 0.240, SLG: 0.261 (10, PR)

Rick Honeycutt, L
OBP: 0.321, SLG: 0.250 (1, 1)
Cesar Cedeno, R
OBP: 0.321, SLG: 0.250 (5, 7)

Inning Stats
R: 1 H: 2
E: 0 LOB: 1
K: 1 BB: 0
S: 7 P: 7

R: 0 H: 0
E: 0 LOB: 0
K: 2 BB: 0
S: 7 P: 7

R: 0 H: 0
E: 0 LOB: 0
K: 1 BB: 0
S: 5 P: 5

R: 2 H: 2
E: 0 LOB: 1
K: 0 BB: 1
S: 5 P: 9

R: 0 H: 0
E: 0 LOB: 0
K: 3 BB: 0
S: 9 P: 9

R: 0 H: 1
E: 0 LOB: 0
K: 0 BB: 0
S: 3 P: 3

R: 0 H: 0
E: 0 LOB: 0
K: 0 BB: 0
S: 3 P: 3

R: 1 H: 2
E: 0 LOB: 1
K: 0 BB: 1
S: 4 P: 8

R: 0 H: 1
E: 0 LOB: 3
K: 0 BB: 1
S: 4 P: 8

Table with columns for PITCHER, IP, WLS, BF, H, R, ER, SO, BB, IBB, HBP, BLK, WP, HR, S, P, ERA, WHIP. Rows include David Palmer, R (4.0, 17, 3, 4, 3, 3, 4, 1, 0, 0, 0, 0, 0, 0, 24, 28, 6.75, 1.250); Craig McMurtry, R (5.1, 3, 0, 0, 0, 3, 0, 0, 0, 0, 0, 0, 0, 0, 9, 9, 0.00, 0.000); Paul Assenmacher, L (6.1, 4, 1, 0, 0, 0, 1, 0, 0, 0, 0, 0, 0, 0, 3, 7, 0.00, 2.000); Duane Ward, R (7.1, 2, 0, 0, 0, 0, 0, 0, 0, 0, 0, 0, 0, 0, 2, 2, 0.00, 0.000); Gene Garber, R (8.1, 7, 2, 1, 1, 0, 0, 0, 1, 0, 0, 0, 0, 0, 6, 10, 6.75, 1.500).

Table with columns for PITCHER, IP, WLS, BF, H, R, ER, SO, BB, IBB, HBP, BLK, WP, HR, S, P, ERA, WHIP. Rows include Bruce Sutter, R (9.1, 0.2, 2, 1, 0, 0, 0, 0, 0, 0, 0, 0, 0, 0, 2, 2, 0.00, 1.500); Jeff Dedmon, R (10.1, 1.0, 4, 0, 0, 0, 0, 1, 0, 0, 0, 0, 0, 0, 3, 7, 0.00, 1.000).

Batter	1	2	3	4	5	6	7	8	9	AB R H RBI BB SO LOB	TOP																
Bill Sample, R (1, 7) OBP: 0.368, SLG: 0.526	0-0 G6-3 1B		0-0 E4 1B			0-0 6-3	0-0 B2-3			4 1 2 0 0 0 1																	
Rafael Ramirez, R (1, 6) OBP: 0.306, SLG: 0.414	0-0 G6-3 1-2f		0-0 2-H 1B			0-0 1B 6-3 1B		0-0 HR		4 2 3 2 0 0 1																	
Dale Murphy, R (1, 8) OBP: 0.438, SLG: 0.645	0-0 6-3			0-0 4-3		4-0 6-3 1B 1-2 BB		0-0 F8		3 0 0 0 1 0 0																	
Bob Homer, R (1, 3) OBP: 0.294, SLG: 0.328		0-3 K		0-0 G5-4-3 1B		0-0 1-2 2-3 1B		0-0 F8		4 0 2 0 0 1 0																	
Terry Harper, R (1, 9) OBP: 0.306, SLG: 0.245		0-0 F7		0-0 G5-4-3 1-2f		0-0 6-3		0-0 4-3		2 0 0 0 0 0 1																	
Craig McMurtry, R (4, 1)										0 0 0 0 0 0 0																	
Ted Simmons, S (6, PH) OBP: 0.385, SLG: 0.318						1-2 2-3 3-H				2 0 0 1 0 0 2																	
Ken Oberkfell, L (1, 5) OBP: 0.406, SLG: 0.418		0-3 K				0-0 FC3-6 1B		0-0 F5		2 0 1 0 0 1 0																	
Andres Thomas, R (5, 6) OBP: 0.364, SLG: 0.500										1 0 0 0 0 0 2																	
Duane Ward, R (6, 1)										0 0 0 0 0 0 0																	
Omar Moreno, L (9, PH) OBP: 0.308, SLG: 0.522										1 0 1 0 0 0 0																	
Bruce Benedict, R (1, 2) OBP: 0.467, SLG: 0.417			0-0 FC5-4 1B			0-0 FC3-6 1-2f		0-0 6-3		3 0 1 0 0 0 1																	
Chris Chambliss, L (9, PH) OBP: 0.714, SLG: 0.909										1 0 0 0 0 0 1																	
Glenn Hubbard, R (1, 4) OBP: 0.328, SLG: 0.313			0-0 FC5-4 SH3-4 E			0-0 F9		0-0 4-3 2B		4 1 1 0 0 0 3																	
Zane Smith, L (1, 1)			0-0 SH3-4			0-0 4-3		0-0 4-3		0 0 0 0 0 0 0																	
Claudell Washington, L (4, 9) OBP: 0.259, SLG: 0.373			1-2							3 0 0 0 0 0 3																	
Inning Stats	R: 0 E: 0 K: 0 S: 3	H: 1 LOB: 0 BB: 0 P: 3	R: 0 E: 0 K: 2 S: 7	H: 0 LOB: 0 BB: 0 P: 7	R: 2 E: 1 K: 0 S: 5	H: 3 LOB: 1 BB: 0 P: 5	R: 0 E: 0 K: 0 S: 3	H: 1 LOB: 0 BB: 0 P: 3	R: 0 E: 0 K: 0 S: 4	H: 1 LOB: 1 BB: 0 P: 4	R: 1 E: 0 K: 0 S: 5	H: 2 LOB: 2 BB: 1 P: 9	R: 0 E: 0 K: 0 S: 4	H: 1 LOB: 1 BB: 0 P: 4	R: 1 E: 0 K: 0 S: 4	H: 1 LOB: 0 BB: 0 P: 4	R: 0 E: 0 K: 0 S: 4	H: 1 LOB: 1 BB: 0 P: 4	1B: 9 2B: 1 3B: 0 HR: 1	SF: 0 SAC: 1 DP: 2 HBP: 0	WP: 0 PB: 0 SB: 0 CS: 0	PA: 36					
PITCHER	IP	WLS	BF	H	R	ER	SO	BB	IBB	HBP	BLK	WP	HR	S	P	ERA	WHIP										
Jerry Reuss, L (1, 1) ERA: 2.93	7.0	W	28	9	3	2	2	1	0	0	0	0	0	31	35	2.57	1.429										
Tom Niedenfuer, R (8, 1) ERA: 4.26	2.0	S	8	2	1	1	0	0	0	0	0	0	1	8	8	4.50	1.000										

Atlanta Braves @ Los Angeles Dodgers
Dodger Stadium, Los Angeles, CA
Sun Apr 27 1986, 3:33 AM PDT
Att: 46,221 - Unknown

AB	34
R	4
H	11
RBI	3
BB	1
SO	2
LOB	15



Batter	1	2	3	4	5	6	7	8	9
Steve Sax, R OBP: 0.410, SLG: 0.364 (1, 4)	0-0 4-3 1B	0-0 1-2 2-H 1B		0-0 CS 1B			0-0 BLK 1B	0-0 1-3	
Mariano Duncan, R OBP: 0.225, SLG: 0.210 (1, 6)	0-0 S 1B	0-0 F9		0-3 K 1-2			0-0 F2		
Enos Cabell, R OBP: 0.194, SLG: 0.138 (1, 3) Greg Brock, L OBP: 0.289, SLG: 0.343 (7, PH) (8, 3)	0-0 1-H 1B		0-0 F6	0-0 4-3			0-3 K 1-2		
Mike Marshall, R OBP: 0.277, SLG: 0.449 (1, 9)	0-0 F7		0-0 4-3 1B 1B		0-3 K		0-3 K		
Cesar Cedeno, R OBP: 0.323, SLG: 0.259 (1, 8) Ken Landreaux, L OBP: 0.306, SLG: 0.431 (8, PH) (9, 8)	0-0 4-3		0-0 1-2 4-3 1B 1B		0-0 F8			0-0 HR	
Alex Trevino, R OBP: 0.286, SLG: 0.308 (1, 2)		0-3 K	0-0 4-3	0-0 1-2 2-3	0-0 F3			0-0 SH1-4 1B 2B	
Bill Russell, R OBP: 0.250, SLG: 0.269 (1, 7)		0-3 K	0-0 2-H 3-H 1B 1B		0-0 4-3			0-0 SH1-4	
Dave Anderson, R OBP: 0.293, SLG: 0.216 (1, 5)		4-0 1B 1B BB	0-0 1-H 1B		0-0 6-3			0-0 SH1-4 1B	
Jerry Reuss, L OBP: 0.250, SLG: 0.250 (1, 1) Tom Niedenfuer, R (8, 1)		0-0 1-2 1B 1B	0-3 K		0-0 4-3			0-0 SH1-4	

AB	R	H	RBI	BB	SO	LOB
5	0	3	1	0	0	1
4	1	1	0	0	1	4
3	0	1	1	0	0	0
1	0	0	0	0	1	1
4	1	1	0	0	2	2
3	1	1	0	0	0	1
1	1	1	1	0	0	0
4	1	1	0	0	1	2
3	1	1	2	0	1	0
3	1	2	2	1	0	0
3	0	1	0	0	1	1
0	0	0	0	0	0	0

Inning Stats		R: 1	H: 2	R: 1	H: 2	R: 3	H: 4	R: 0	H: 1	R: 0	H: 0	R: 0	H: 0	R: 0	H: 1	R: 2	H: 3		
E: 0		LOB: 1		E: 0		LOB: 2		E: 0		LOB: 0		E: 0		LOB: 1		E: 0		LOB: 1	
K: 0		BB: 0		K: 2		BB: 1		K: 1		BB: 0		K: 1		BB: 0		K: 0		BB: 0	
S: 5		P: 5		S: 9		P: 13		S: 5		P: 5		S: 5		P: 5		S: 6		P: 6	

PITCHER										PITCHER																								
IP	WLS	BF	H	R	ER	SO	BB	IBB	HBP	BLK	WP	HR	S	P	ERA	WHIP	IP	WLS	BF	H	R	ER	SO	BB	IBB	HBP	BLK	WP	HR	S	P	ERA	WHIP	
Zane Smith, L (1, 1)	3.0	L	18	8	5	5	3	1	0	0	0	0	23	27	15.00	3.000																		
Craig McMurtry, R (4, 1)	2.0		6	1	0	0	2	0	0	0	0	0	10	10	0.00	0.500																		
Duane Ward, R (6, 1)	3.0		13	4	2	2	2	0	0	0	1	0	17	17	6.00	1.333																		


BOTTOM

Atlanta Braves @ Los Angeles Dodgers
Dodger Stadium, Los Angeles, CA

Sun Apr 27 1986, 3:33 AM PDT
 Att. 46,221 - Unknown

livebaseballscorecards.com

AB	34
R	7
H	13
RBI	7
BB	1
SO	7
LOB	12



Batter	1	2	3	4	5	6	7	8	9	AB R H RBI BB SO LOB	TOP
--------	---	---	---	---	---	---	---	---	---	----------------------	-----

Lenny Dykstra, L (1, 8) OBP: 0.397, SLG: 0.380	0-3 K	4-0 1B BB		0-0 F6		0-0 G3	0-0 2-H 1B		4-0 BB BB BB BB BB	4 0 1 1 2 1 2	
Wally Backman, S (1, 4) OBP: 0.457, SLG: 0.500	0-0 1B 1-3 1B	0-0 1-2 2-H 3-H 1B			0-0 2B 1B	0-0 BB HR 1B	0-0 6-3 1-2		0-0 4-3	6 3 4 1 0 0 2	
Keith Hernandez, L (1, 3) OBP: 0.417, SLG: 0.410	0-0 1-3 1B		0-0 F8		0-0 4-3 1-H SF9 2B	4-0 1-2 HR BB		0-0 BLK E 2B		4 3 3 1 1 0 0	
Darryl Strawberry, L (1, 9) OBP: 0.357, SLG: 0.441	0-0 1-3 1-2 3-H 1B		0-0 G3		0-0 4-3 2-3	0-0 1-H 2-H HR		0-0 1-3		5 1 1 4 0 0 3	
Gary Carter, R (1, 2) OBP: 0.375, SLG: 0.441	0-0 5-3 1B		0-0 F8		0-0 3-H SF9	0-0 F6		0-3 K		4 0 0 1 0 1 2	
George Foster, R (1, 7) OBP: 0.365, SLG: 0.362		4-0 BB BB 1B BB		0-3 K	0-0 1B 1B		0-0 F8	0-0 E5 FC5-4 2-H		4 1 1 0 1 1 0	
Ray Knight, R (1, 5) OBP: 0.392, SLG: 0.778		0-0 F8		4-0 1B BB	0-0 1-3 1B		0-0 2B 2B	0-0 FC5-4 1-2f		4 1 2 0 1 0 2	
Howard Johnson, S (1, 6) OBP: 0.407, SLG: 0.560		0-0 F9		0-0 1-2 1B	0-3 K		0-0 2-H 1B 2B	0-3 K		5 1 2 1 0 2 3	
Ron Darling, R (1, 1) Bruce Berenyi, R (4, 1) Tim Corcoran, L (6, PH) Terry Leach, R (6, 1) Danny Heep, L (7, PH) Roger McDowell, R (7, 1)		4-0 1B BB		0-3 K		0-0 4-3	0-3 K	0-0 5-3		1 0 0 0 1 1 2 0 0 0 0 0 0 0 1 0 0 0 0 0 0 0 0 0 0 0 0 0 1 0 0 0 0 1 1 1 0 0 0 0 0 0	

Inning Stats	R: 1 E: 0 K: 1 S: 7	H: 2 LOB: 1 BB: 0 P: 7	R: 1 E: 0 K: 0 S: 3	H: 1 LOB: 2 BB: 3 P: 15	R: 0 E: 0 K: 0 S: 3	H: 0 LOB: 0 BB: 0 P: 3	R: 0 E: 0 K: 2 S: 8	H: 1 LOB: 2 BB: 1 P: 12	R: 2 E: 0 K: 1 S: 9	H: 4 LOB: 2 BB: 0 P: 9	R: 3 E: 0 K: 0 S: 5	H: 2 LOB: 0 BB: 1 P: 9	R: 2 E: 0 K: 1 S: 8	H: 3 LOB: 1 BB: 0 P: 8	R: 1 E: 1 K: 1 S: 7	H: 1 LOB: 1 BB: 0 P: 7	R: 0 E: 0 K: 1 S: 5	H: 0 LOB: 1 BB: 1 P: 9	1B: 9 2B: 4 3B: 0 HR: 1	SF: 1 SAC: 0 DP: 0 HBP: 0	WP: 0 PB: 0 SB: 1 CS: 0	PA: 47
---------------------	------------------------------	---------------------------------	------------------------------	----------------------------------	------------------------------	---------------------------------	------------------------------	----------------------------------	------------------------------	---------------------------------	------------------------------	---------------------------------	------------------------------	---------------------------------	------------------------------	---------------------------------	------------------------------	---------------------------------	----------------------------------	------------------------------------	----------------------------------	--------

PITCHER	IP	WLS	BF	H	R	ER	SO	BB	IBB	HBP	BLK	WP	HR	S	P	ERA	WHIP
---------	----	-----	----	---	---	----	----	----	-----	-----	-----	----	----	---	---	-----	------

Rick Mahler, R (1, 1) ERA: 5.34	4.2		25	8	4	4	3	4	0	0	0	0	0	27	43	7.71	2.571
Craig McMurtry, R (5, 1) ERA: 5.4	1.1	L	7	2	3	3	1	1	0	0	0	0	1	8	12	20.25	2.250
Duane Ward, R (7, 1) ERA: 5.19	1.0		6	3	2	2	1	0	0	0	0	0	0	8	8	18.00	3.000
Paul Assenmacher, L (8, 1) ERA: 2.45	1.0		5	1	1	0	1	0	0	0	1	0	0	7	7	0.00	1.000
Gene Garber, R (9, 1) ERA: 4.5	1.0		4	0	0	0	1	1	0	0	0	0	0	5	9	0.00	1.000

PITCHER	IP	WLS	BF	H	R	ER	SO	BB	IBB	HBP	BLK	WP	HR	S	P	ERA	WHIP
---------	----	-----	----	---	---	----	----	----	-----	-----	-----	----	----	---	---	-----	------

--	--	--	--	--	--	--	--	--	--	--	--	--	--	--	--	--	--

--	--	--	--	--	--	--	--	--	--	--	--	--	--	--	--	--	--

--	--	--	--	--	--	--	--	--	--	--	--	--	--	--	--	--	--

--	--	--	--	--	--	--	--	--	--	--	--	--	--	--	--	--	--

--	--	--	--	--	--	--	--	--	--	--	--	--	--	--	--	--	--


--	--	--	--	--	--	--	--	--	--	--	--	--	--	--	--	--	--

--	--	--	--	--	--	--	--	--	--	--	--	--	--	--	--	--	--

--	--	--	--	--	--	--	--	--	--	--	--	--	--	--	--	--	--

New York Mets @ Atlanta Braves
 Atlanta-Fulton County Stadium, Atlanta, GA
 Tue Apr 29 1986, 7:05 PM EDT
 Att: 12,258 - Unknown

AB	40
R	10
H	14
RBI	9
BB	6
SO	7
LOB	17



WP: 0	PA: 47
PB: 0	
SB: 1	
CS: 0	

BOTTOM

New York Mets @ Atlanta Braves
 Atlanta-Fulton County Stadium, Atlanta, GA

Tue Apr 29 1986, 7:05 PM EDT
 Att. 12,258 - Unknown

livebaseballscorecards.com

AB	33
R	5
H	6
RBI	5
BB	5
SO	7
LOB	14



WP:	2	PA:	38
PB:	1		
SB:	1		
CS:	1		

AB R H RBI BB SO LOB

2	2	1	1	3	1	0
5	1	2	2	0	0	2
1	0	0	0	0	0	0
3	0	0	0	0	2	3
4	0	0	1	0	1	1
4	0	0	0	0	0	1
0	0	0	0	0	0	0
0	0	0	0	0	0	0
3	1	0	0	1	1	1
3	0	1	0	1	0	1
4	0	1	0	0	1	2
2	1	1	1	0	0	2
0	0	0	0	0	0	0
1	0	0	0	0	0	1
0	0	0	0	0	0	0
1	0	0	0	0	1	0

Batter	1	2	3	4	5	6	7	8	9
Claudell Washington, L (1, 9) OBP: 0.305, SLG: 0.434	4-0 WP S BB 4-3		X 0-0 HR	BBB 4-0 1B 2-3 BB		BBB 4-0 1-2 BB		SSS 0-3 K	
Rafael Ramirez, R (1, 6) OBP: 0.312, SLG: 0.427	0-0 4-3 1-H		X 0-0 WP 6-3 2B	X 0-0 1-3 1B 3-H		X 0-0 F9		X 0-0 F9	
Dale Murphy, R (1, 8) OBP: 0.432, SLG: 0.635	0-0 F7		SSS 0-3 K 9-5 6-3 2-3	SSS 0-3 K2-3		X 0-0 4-3			
Omar Moreno, L (3, 8) OBP: 0.276, SLG: 0.462									
Bob Horner, R (1, 3) OBP: 0.278, SLG: 0.306	0-0 F7		X 0-0 6-3		X 0-0 F9		SSS 0-3 K		
Terry Harper, R (1, 7) OBP: 0.288, SLG: 0.228		X 0-0 F9	X 0-0 9-5		X 0-0 E6		X 0-0 G3		
Paul Assenmacher, L (8, 1)									
Gene Garber, R (9, 1)									
Ken Oberkfell, L (1, 5) OBP: 0.397, SLG: 0.397		X 0-0 6-3		BBB 4-0 2B BB	SSS 0-3 K		X 0-0 4-3		
Ozzie Virgil, R (1, 2) OBP: 0.225, SLG: 0.176		BBB 4-0 1B BB		X 0-0 F9		X 0-0 BB 1B		X 0-0 5-3	
Glenn Hubbard, R (1, 4) OBP: 0.323, SLG: 0.308		X 0-0 1-2 1B		SSS 0-3 K		X 0-0 F7		X 0-0 4-3	
Rick Mahler, R (1, 1) OBP: 0.333, SLG: 0.364		X 0-0 F9		X 0-0 PB 1B 2B		X 0-0 F7		SSS 0-3 K	
Craig McMurtry, R (5, 1)									
Chris Chambliss, L (6, PH) OBP: 0.667, SLG: 0.833									
Duane Ward, R (7, 1)									
Bill Sample, R (8, 7) OBP: 0.350, SLG: 0.500									

Inning Stats	R: 1	H: 0	E: 0	K: 0	S: 3	H: 0	LOB: 0	BB: 1	P: 7	R: 0	H: 1	E: 0	K: 0	S: 4	R: 2	H: 2	E: 0	K: 1	S: 7	R: 2	H: 2	E: 0	K: 2	S: 9	R: 0	H: 0	E: 1	K: 1	S: 5	R: 0	H: 1	E: 0	K: 0	S: 4	R: 0	H: 0	E: 0	K: 1	S: 5	R: 0	H: 0	E: 0	K: 0	S: 3	R: 0	H: 0	E: 0	K: 2	S: 7	R: 0	H: 0	E: 0	K: 0	S: 3	R: 0	H: 0	E: 0	K: 0	S: 3	R: 0	H: 0	E: 0	K: 0	S: 7	1B: 3	2B: 4	3B: 0	HR: 1	SF: 0	SAC: 0	DP: 2	HBP: 0	WP: 2	PB: 1	SB: 1	CS: 1
--------------	------	------	------	------	------	------	--------	-------	------	------	------	------	------	------	------	------	------	------	------	------	------	------	------	------	------	------	------	------	------	------	------	------	------	------	------	------	------	------	------	------	------	------	------	------	------	------	------	------	------	------	------	------	------	------	------	------	------	------	------	------	------	------	------	------	-------	-------	-------	-------	-------	--------	-------	--------	-------	-------	-------	-------

PITCHER	IP	WLS	BF	H	R	ER	SO	BB	IBB	HBP	BLK	WP	HR	S	P	ERA	WHIP
Ron Darling, R (1, 1) ERA: 6.75	3.2		20	5	5	5	2	4	0	0	0	2	1	20	36	12.27	2.455
Bruce Berenyi, R (4, 1) ERA: 2.7	1.1	W	4	0	0	0	2	0	0	0	0	0	0	8	8	0.00	0.000
Terry Leach, R (6, 1) ERA:	1.0		5	1	0	0	0	1	0	0	0	0	0	4	8	0.00	2.000
Roger McDowell, R (7, 1) ERA: 2.63	3.0	S	9	0	0	0	3	0	0	0	0	0	0	15	15	0.00	0.000

Batter	1	2	3	4	5	6	7	8	9	AB R H RBI BB SO LOB	TOP
Lenny Dykstra, L OBP: 0.413, SLG: 0.436 (1, 8) X	0-0 S 1B	0-0 1-2 G4-6-3 1B		0-3 K		0-0 2-H SF9 3B		0-0 F8		5 2 3 1 0 1 0	
Wally Backman, S OBP: 0.425, SLG: 0.457 (1, 4) B B B	4-0 1B 1-3 1B BB	0-0 G4-6-3			0-0 E4 HR	0-0 SF9		0-0 1-3		3 2 0 1 1 0 2	
Keith Hernandez, L OBP: 0.403, SLG: 0.394 (1, 3) X	0-0 FC3-6 1-3 3-H 1B		0-0 F8		0-0 F8	0-0 G4-1		0-0 3-1		5 0 1 1 0 0 1	
Darryl Strawberry, L OBP: 0.400, SLG: 0.547 (1, 9) X	0-0 FC3-6 1-2 3-H 1B		0-0 HR		0-0 1-H HR		0-0 4-3 S 1B	0-0 1B		5 2 5 3 0 0 0	
Gary Carter, R OBP: 0.364, SLG: 0.469 (1, 2) (7, 7) X	0-0 F3		0-0 HR		0-0 1-3		0-0 F7	0-0 1-3		5 1 1 2 0 0 4	
Danny Heep, L OBP: 0.400, SLG: 0.684 Barry Lyons, R (7, 2) X	0-0 FC3-6 1-2f 2-3		0-0 G6-4-3 1B		0-0 2B		0-0 4-3			4 0 2 0 0 0 3 0 0 0 0 0 0 0	
Ray Knight, R OBP: 0.364, SLG: 0.714 (1, 5) X	0-0 F8		0-0 G6-4-3 1-2f		0-0 6-3		0-0 F8			4 0 0 0 0 0 5	
Howard Johnson, S OBP: 0.419, SLG: 0.536 (1, 6) X		0-0 FC1-6 1B		0-0 F8		4-0 S 3B BB		0-3 K		3 1 1 0 1 1 0	
Dwight Gooden, R OBP: 0.214, SLG: 0.214 Jesse Orosco, R (9, 1) X		0-0 FC1-6 1B 1-2f		0-0 6-3		0-3 K		0-0 L3		4 0 0 0 0 1 2 0 0 0 0 0 0 0	
Inning Stats	R: 2 E: 0 K: 0 S: 6 H: 3 LOB: 2 BB: 1 P: 10	R: 0 E: 0 K: 0 S: 4 H: 2 LOB: 1 BB: 0 P: 4	R: 2 E: 0 K: 0 S: 5 H: 3 LOB: 0 BB: 0 P: 5	R: 0 E: 1 K: 1 S: 5 H: 0 LOB: 0 BB: 0 P: 5	R: 2 E: 1 K: 0 S: 6 H: 2 LOB: 1 BB: 0 P: 6	R: 2 E: 0 K: 1 S: 6 H: 1 LOB: 0 BB: 1 P: 10	R: 0 E: 0 K: 0 S: 4 H: 1 LOB: 1 BB: 0 P: 4	R: 0 E: 0 K: 1 S: 5 H: 0 LOB: 0 BB: 0 P: 5	R: 0 E: 0 K: 0 S: 4 H: 1 LOB: 1 BB: 0 P: 4	1B: 8 2B: 2 3B: 1 HR: 2 SF: 1 SAC: 0 DP: 2 HBP: 0	WP: 0 PB: 0 SB: 4 CS: 0 PA: 41
PITCHER Joe Johnson, R ERA: 2.86 (1, 1) Jeff Dedmon, R ERA: 7.0 (6, 1) Gene Garber, R ERA: 3.38 (8, 1)	IP WLS BF H R ER SO BB IBB HBP BLK WP HR S P ERA WHIP	5.0 L 25 10 6 5 1 1 0 0 0 0 2 26 30 9.00 2.200	2.0 9 2 2 2 1 1 0 0 0 0 0 0 10 14 9.00 1.500	2.0 7 1 0 0 0 1 0 0 0 0 0 0 9 9 0.00 0.500	PITCHER IP WLS BF H R ER SO BB IBB HBP BLK WP HR S P ERA WHIP						

New York Mets @ Atlanta Braves
Atlanta-Fulton County Stadium, Atlanta, GA

Wed Apr 30 1986, 7:05 PM EDT
Att: 23,361 - Unknown

livebaseballscorecards.com



AB 38
R 8
H 13
RBI 8
BB 2
SO 3
LOB 17

BOTTOM

New York Mets @ Atlanta Braves
 Atlanta-Fulton County Stadium, Atlanta, GA

Wed Apr 30 1986, 7:05 PM EDT
 Att. 23,361 - Unknown

livebaseballscorecards.com

AB	32
R	1
H	6
RBI	1
BB	2
SO	5
LOB	16



WP: 0	PA: 34
PB: 0	
SB: 0	
CS: 0	

AB	R	H	RBI	BB	SO	LOB
3	0	0	0	1	2	4
4	0	0	0	0	0	3
4	0	0	0	0	1	3
4	0	1	0	0	0	1
4	0	0	0	0	1	1
4	0	1	0	0	0	0
4	0	1	0	0	0	2
2	0	1	0	1	0	0
1	0	1	0	0	0	0
1	1	1	1	0	0	0
0	0	0	0	0	0	0
1	0	0	0	0	1	2
0	0	0	0	0	0	0

Batter	1	2	3	4	5	6	7	8	9
Omar Moreno, L (1, 8) OBP: 0.273, SLG: 0.414	4-0 G3 BLK BB		0-3 K		0-3 K		0-0 F8		
Bill Sample, R (1, 7) OBP: 0.292, SLG: 0.417	0-0 G3		0-0 F9		0-0 F7			0-0 4-3	
Claudell Washington, L (1, 9) OBP: 0.286, SLG: 0.404	0-3 K		0-0 FC4-6			0-0 F7		0-0 G3	
Chris Chambliss, L (1, 3) OBP: 0.579, SLG: 0.688	0-0 F8			0-0 8-4 1B		0-0 5-3		0-0 G3	
Ted Simmons, S (1, 2) OBP: 0.333, SLG: 0.269		0-0 G3		0-3 K		0-0 4-3		0-0 5-3	
Ken Oberkfell, L (1, 5) OBP: 0.389, SLG: 0.387		0-0 6-3		0-0 1-2 1B		0-0 4-3		0-0 4-3	
Andres Thomas, R (1, 6) OBP: 0.333, SLG: 0.429		0-0 6-3		0-0 8-4		0-0 BB 1B		0-0 F2	
Glenn Hubbard, R (1, 4) OBP: 0.338, SLG: 0.315			0-0 1B		0-0 6-3		4-0 1-2 BB		
Joe Johnson, R (1, 1) OBP: 0.364, SLG: 0.300			0-0 FC4-6		0-0 HR		0-3 K		
Dale Murphy, R (5, PH) OBP: 0.440, SLG: 0.688									
Jeff Dedmon, L (6, 1)									
Ozzie Virgil, R (7, PH) OBP: 0.220, SLG: 0.171									
Gene Garber, R (8, 1)									

Inning Stats	R: 0	H: 0	E: 0	K: 1	S: 5	H: 0	LOB: 1	BB: 1	P: 9	R: 0	H: 0	E: 0	K: 0	S: 3	R: 0	H: 2	E: 0	K: 1	S: 6	R: 1	H: 1	E: 0	K: 1	S: 6	R: 0	H: 0	E: 0	K: 0	S: 3	R: 0	H: 1	E: 0	K: 1	S: 6	R: 0	H: 0	E: 0	K: 0	S: 3	R: 0	H: 0	E: 0	K: 0	S: 3	R: 0	H: 0	E: 0	K: 0	S: 3
--------------	------	------	------	------	------	------	--------	-------	------	------	------	------	------	------	------	------	------	------	------	------	------	------	------	------	------	------	------	------	------	------	------	------	------	------	------	------	------	------	------	------	------	------	------	------	------	------	------	------	------

PITCHER	IP	WLS	BF	H	R	ER	SO	BB	IBB	HBP	BLK	WP	HR	S	P	ERA	WHIP
Dwight Gooden, R (1, 1) ERA: 1.26	8.0	W	31	6	1	1	5	2	0	0	1	0	1	39	47	1.12	1.000
Jesse Orosco, L (9, 1) ERA:	1.0		3	0	0	0	0	0	0	0	0	0	0	3	3	0.00	0.000

1B:	2B:	3B:	HR:	SF:	SAC:	DP:	HBP:
5	1	0	1	0	0	1	0
0	0	0	0	0	0	0	0
0	0	0	0	0	0	0	0
0	0	0	0	0	0	0	0

WP	HR	S	P	ERA	WHIP
0	1	3	3	0.00	0.000

Batter	1	2	3	4	5	6	7	8	9	AB R H RBI BB SO LOB	TOP	
Kevin Mitchell, R (1, 8) OBP: 0.357, SLG: 0.556	0-0 5-3	0-3 K			0-0 L7		0-0 5-3			4 0 0 0 0 1 2		
Tim Teufel, R (1, 4) OBP: 0.327, SLG: 0.390	4-0 BB BB	0-3 K			4-0 2B BB		0-0 F9			2 1 0 0 2 1 2		
Keith Hernandez, L (1, 3) OBP: 0.395, SLG: 0.400	0-3 K			0-0 4-3	0-0 1-H 2B			0-0 4-3		4 0 1 1 0 1 1		
Gary Carter, R (1, 2) OBP: 0.370, SLG: 0.455	4-0 1-2 BB			0-0 F8	4-0 BB			0-0 6-3		2 0 0 0 2 0 0		
Darryl Strawberry, L (1, 9) OBP: 0.380, SLG: 0.515	0-3 K			0-3 K	0-3 K			0-0 3-1		4 0 0 0 0 3 4		
George Foster, R (1, 7) OBP: 0.375, SLG: 0.373		0-0 2B 1B		0-0 6-3		0-0 5-3		0-0 1B		4 1 2 0 0 0 0		
Ray Knight, R (1, 5) OBP: 0.373, SLG: 0.712		0-0 1B 1-H 2B		0-3 K	4-0 G5-4-3 BB			0-3 K		3 0 1 1 1 2 1		
Rafael Santana, R (1, 6) OBP: 0.228, SLG: 0.196		0-0 WP 2-3 1B		0-3 K	0-0 G5-4-3 1-2f			0-0 F8		4 0 1 0 0 1 2		
Rick Aguilera, R (1, 1) Randy Niemann, L (4, 1) Wally Backman, S (5, PH) Terry Leach, R (5, 1) Lenny Dykstra, L (7, PH) Bruce Berenyi, R (7, 1) Barry Lyons, R (9, PH)		0-3 K		0-3 K	0-3 K		0-0 F7		0-3 K	1 0 0 0 0 0 1 2 0 0 0 0 0 0 0 0 1 0 0 0 0 0 1 0 0 0 0 0 0 0 0 0 1 0 0 0 0 0 0 0 0 0 0 0 0 0 0 0 1 0 0 0 0 0 1 1		
Inning Stats	R: 0 E: 0 K: 2 S: 7 H: 0 LOB: 2 BB: 2 P: 15	R: 1 E: 0 K: 3 S: 12 H: 3 LOB: 2 BB: 0 P: 12	R: 0 E: 0 K: 1 S: 5 H: 0 LOB: 0 BB: 0 P: 5	R: 0 E: 0 K: 2 S: 7 H: 0 LOB: 0 BB: 0 P: 7	R: 1 E: 0 K: 2 S: 8 H: 1 LOB: 2 BB: 2 P: 16	R: 0 E: 0 K: 0 S: 2 H: 0 LOB: 0 BB: 1 P: 6	R: 0 E: 0 K: 0 S: 3 H: 0 LOB: 0 BB: 0 P: 3	R: 0 E: 0 K: 0 S: 3 H: 0 LOB: 0 BB: 0 P: 3	R: 0 E: 0 K: 2 S: 8 H: 1 LOB: 1 BB: 0 P: 8	1B: 3 2B: 2 3B: 0 HR: 0 SF: 0 SAC: 0 DP: 1 HBP: 0	WP: 1 PB: 0 SB: 0 CS: 0 PA: 36	
PITCHER Zane Smith, L (1, 1) ERA: 2.53	IP 9.0 WLS W BF 36 H 5 R 2 ER 2 SO 12 BB 5 IBB 0 HBP 0 BLK 0 WP 1 HR 0 S 55 P 75 ERA 2.00 WHIP 1.111											PITCHER IP WLS BF H R ER SO BB IBB HBP BLK WP HR S P ERA WHIP

New York Mets @ Atlanta Braves
 Atlanta-Fulton County Stadium, Atlanta, GA
 Thu May 01 1986, 3:33 AM EDT
 Att. 8,343 - Unknown

livebaseballscorecards.com

AB 31
R 2
H 5
RBI 2
BB 5
SO 12
LOB 15



Batter	1	2	3	4	5	6	7	8	9	AB	R	H	RBI	BB	SO	LOB	BOTTOM
--------	---	---	---	---	---	---	---	---	---	----	---	---	-----	----	----	-----	--------

Claudell Washington, L (1, 9) <small>OBP: 0.294, SLG: 0.410</small>	0-3 K		0-3 K2-3	0-0 2B			4-0 FC5-4 BB	0-0 G5-4-3		4	0	1	0	1	2	1	New York Mets @ Atlanta Braves Atlanta-Fulton County Stadium, Atlanta, GA Thu May 01 1986, 3:33 AM EDT Att. 8,343 - Unknown
Rafael Ramirez, R (1, 6) <small>OBP: 0.296, SLG: 0.405</small>	0-0 5-3		0-0 4-3	0-0 6-3			0-0 FC5-4 1B 1B			4	1	0	0	0	0	2	
Dale Murphy, R (1, 8) <small>OBP: 0.430, SLG: 0.662</small>	0-3 K		0-3 K		0-0 F8		0-0 1B 1-2 1B			4	0	1	0	0	2	0	
Bob Horner, R (1, 3) <small>OBP: 0.289, SLG: 0.354</small>		4-0 HR BB		0-0 HR	0-0 5-3		0-0 F8			3	2	1	1	1	0	2	
Terry Harper, R (1, 7) <small>OBP: 0.329, SLG: 0.328</small>		0-0 HR 1-H		0-0 CS 1B	0-0 1B		0-0 BB 1B 1-3 2-H			4	1	4	3	0	0	0	
Ken Oberkfell, L (1, 5) <small>OBP: 0.408, SLG: 0.400</small>		0-0 1B		0-0 HR 1B 1-2	0-0 4-3		4-0 BB BB BB BB 1-2 BB			3	1	2	0	1	0	1	
Ozzie Virgil, R (1, 2) <small>OBP: 0.222, SLG: 0.256</small>		0-3 K		0-0 HR 1-H		0-0 F3	0-3 K			4	1	1	2	0	2	4	
Glenn Hubbard, R (1, 4) <small>OBP: 0.348, SLG: 0.368</small>		0-0 F5		0-0 HR		0-0 F9	4-0 G5-4-3 BB			3	1	1	1	1	0	1	
Zane Smith, L (1, 1) 		0-0 F2		0-0 1-3		0-0 G1-6-3	0-3 K			4	0	0	0	0	1	2	

Inning Stats	R: 0 H: 0 E: 0 LOB: 0 K: 2 BB: 0 S: 7 P: 7	R: 2 H: 2 E: 0 LOB: 1 K: 1 BB: 1 S: 7 P: 11	R: 0 H: 0 E: 0 LOB: 0 K: 2 BB: 0 S: 7 P: 7	R: 4 H: 6 E: 0 LOB: 1 K: 0 BB: 0 S: 8 P: 8	R: 0 H: 1 E: 0 LOB: 1 K: 0 BB: 0 S: 4 P: 4	R: 0 H: 0 E: 0 LOB: 0 K: 0 BB: 0 S: 3 P: 3	R: 1 H: 2 E: 0 LOB: 3 K: 1 BB: 2 S: 7 P: 15	R: 0 H: 0 E: 0 LOB: 0 K: 1 BB: 1 S: 4 P: 8	1B: 6 SF: 0 2B: 1 SAC: 0 3B: 0 DP: 1 HR: 4 HBP: 0	WP: 0 PA: 37 PB: 0 SB: 0 CS: 1
---------------------	---	--	---	---	---	---	--	---	--	---

PITCHER	IP	WLS	BF	H	R	ER	SO	BB	IBB	HBP	BLK	WP	HR	S	P	ERA	WHIP
Rick Aguilera, R (1, 1) <small>ERA: 8.22</small>	3.1	L	17	7	6	6	5	1	0	0	0	0	4	26	30	16.20	2.400
Randy Niemann, L (4, 1) <small>ERA: 7.71</small>	0.2		3	1	0	0	0	0	0	0	0	0	0	3	3	0.00	1.500
Terry Leach, R (5, 1) <small>ERA:</small>	2.0		7	1	0	0	0	0	0	0	0	0	0	7	7	0.00	0.500
Bruce Berenyi, R (7, 1) <small>ERA: 3.38</small>	2.0		10	2	1	1	2	3	0	0	0	0	0	11	23	4.50	2.500



Batter	1	2	3	4	5	6	7	8	9	AB R H RBI BB SO LOB	TOP																
Bill Sample, R (1, 9) OBP: 0.310, SLG: 0.393	0-0 1B E 1B	4-0 BB 1B BB	0-0 FC6-4 1-2f			0-0 6-3		0-3 K		4 2 1 0 1 1 2																	
Rafael Ramirez, R (1, 5) OBP: 0.291, SLG: 0.393	0-0 FC5-4 1-2 1B	0-0 F5			0-0 F8	0-0 4-3		0-0 6-3		5 0 1 0 0 0 2																	
Dale Murphy, R (1, 8) OBP: 0.417, SLG: 0.625	0-0 FC5-4 S FC6-2 1-2f 2-H	4-0 1B BB			0-0 F8	0-0 6-3		0-3 K		4 0 0 0 1 1 1																	
Bob Homer, R (1, 3) OBP: 0.321, SLG: 0.386	0-0 FC6-2 2B 2-H	0-0 FC6-4 1-2 2-H 3-H			0-0 1B		0-0 E SF8 1B 1B		0-0 FC5-4 1B	5 2 4 2 0 0 1																	
Terry Harper, R (1, 7) OBP: 0.320, SLG: 0.308	4-0 2B WP 1-2 BB	0-0 FC6-4 1-2f			0-0 L6		0-3 K		0-0 FC5-4 1B 1-2f	4 1 0 0 1 1 5																	
Andres Thomas, R (1, 6) OBP: 0.400, SLG: 0.526	0-0 WP 1-3 2-H 2B		0-0 6-3			0-3 K		0-0 E9 1B 1B	0-0 FC5-4 1B 1-2	5 0 3 1 0 1 0																	
Ozzie Virgil, R (1, 2) OBP: 0.240, SLG: 0.262	0-0 F8 2-3 3-H		4-0 FC5-6 BB BB			0-0 BLK SF9 1B		0-0 SF8	0-3 K	3 1 1 1 1 1 3																	
Glenn Hubbard, R (1, 4) OBP: 0.351, SLG: 0.367		0-0 4-3	4-0 FC5-6 BB 1-2			0-0 SF9		0-0 FC4 1-2 1B	0-0 F9	3 0 1 1 1 0 2																	
David Palmer, R (1, 1)		0-0 E4 BB 1B	0-0 FC5-6 FC6-4 1-2 2-3f			0-0 F3		0-0 FC4 1-2f		4 1 0 0 0 0 4																	
Inning Stats	R: 3 E: 1 K: 0 S: 6	H: 3 LOB: 1 BB: 1 P: 10	R: 2 E: 1 K: 0 S: 5	H: 1 LOB: 2 BB: 2 P: 13	R: 0 E: 0 K: 0 S: 3	H: 0 LOB: 2 BB: 2 P: 11	R: 0 E: 0 K: 0 S: 4	H: 1 LOB: 1 BB: 0 P: 4	R: 1 E: 0 K: 1 S: 6	H: 1 LOB: 0 BB: 0 P: 6	R: 0 E: 0 K: 0 S: 3	H: 0 LOB: 0 BB: 0 P: 3	R: 1 E: 1 K: 1 S: 8	H: 3 LOB: 2 BB: 0 P: 8	R: 0 E: 0 K: 2 S: 7	H: 0 LOB: 0 BB: 0 P: 7	R: 0 E: 0 K: 1 S: 7	H: 2 LOB: 2 BB: 0 P: 7	1B: 10 2B: 1 3B: 0 HR: 0	SF: 2 SAC: 0 DP: 0 HBP: 0	WP: 1 PB: 0 SB: 1 CS: 0	PA: 44					
PITCHER	IP	WLS	BF	H	R	ER	SO	BB	IBB	HBP	BLK	WP	HR	S	P	ERA	WHIP										
Steve Carlton, L (1, 1) ERA: 6.89	4.0	L	23	5	5	3	0	5	0	0	0	1	0	18	38	6.75	2.500										
Dave Stewart, R (5, 1) ERA: 4.32	2.0		7	1	1	1	1	0	0	0	1	0	0	9	9	4.50	0.500										
Dave Rucker, L (7, 1) ERA: 1.08	2.0		9	3	1	1	3	0	0	0	0	0	0	15	15	4.50	1.500										
Steve Bedrosian, R (9, 1) ERA: 6.52	1.0		5	2	0	0	1	0	0	0	0	0	0	7	7	0.00	2.000										

Atlanta Braves @ Philadelphia Phillies
Veterans Stadium, Philadelphia, PA
Fri May 02 1986, 7:05 PM EDT
Att. 20,237 - Unknown

AB	37
R	7
H	11
RBI	5
BB	5
SO	5
LOB	20



Batter 1 2 3 4 5 6 7 8 9 AB R H RBI BB SO LOB

Table with 9 columns (Batters 1-9) and 9 rows. Each cell contains a batter's name, statistics, and a baseball diamond diagram with callouts (e.g., 1-3, K, 6-3, BB, FC6-4, 5-3, 5-3, 5-3, 2-H, F7, G6-3, FC6-4, FC6-4, K2-3, FC6-4, F7, FC4-6, BB, 4-3, E6, F9).

BOTTOM

Atlanta Braves @ Philadelphia Phillies
Veterans Stadium, Philadelphia, PA
Fri May 02 1986, 7:05 PM EDT
Att. 20,237 - Unknown

livebaseballscorecards.com

Summary table with 2 columns: Stat and Value. AB 32, R 1, H 5, RBI 1, BB 7, SO 9, LOB 25.



Inning Stats table with columns for Inning (1-9) and rows for R, H, E, K, S, LOB, BB, P.

Pitcher stats table with columns for PITCHER, IP, WLS, BF, H, R, ER, SO, BB, IBB, HBP, BLK, WP, HR, S, P, ERA, WHIP.

Batter	1	2	3	4	5	6	7	8	9	AB R H RBI BB SO LOB	TOP											
Claudell Washington, L OBP: 0.284, SLG: 0.379 (1, 9) X	0-0 4-3	0-0 5-3		4-0 CS BB		0-0 4-3	0-0 5-3		0-3 K	5 0 0 1 1 1 3												
Rafael Ramirez, R OBP: 0.297, SLG: 0.393 (1, 5) X	0-0 4-3	0-0 4-3		1-2 1B		0-0 1B WP SF5 1B		0-3 K		5 1 2 0 0 1 1												
Dale Murphy, R OBP: 0.416, SLG: 0.623 (1, 8) X	0-0 6-3			0-3 K		0-0 1B BB 1B		0-0 F7		5 1 2 0 0 1 1												
Bob Homer, R OBP: 0.337, SLG: 0.411 (1, 3) X		0-0 2B 4-3 1B	0-0 E 2B		0-0 5-3	0-0 SF5		4-0 BB		3 2 2 2 1 0 0												
Terry Harper, R OBP: 0.313, SLG: 0.290 (1, 7) X		0-0 4-3	0-0 L8		0-3 K	4-0 FC6-4 BB		0-3 K		4 0 0 0 1 2 3												
Andres Thomas, R OBP: 0.480, SLG: 0.708 (1, 6) X		0-0 2B 2B	0-0 E 1B		0-0 2B	0-0 FC6-4		0-0 WP 2B		5 3 4 1 0 0 2												
Ozzie Virgil, R OBP: 0.255, SLG: 0.283 (1, 2) X		4-0 2B BB	0-0 1-4-3		0-0 BLK 2B		0-0 L5	0-0 F3		4 2 1 1 1 0 2												
Glenn Hubbard, R OBP: 0.380, SLG: 0.438 (1, 4) X		0-0 1B 5-3 2B	0-3 K		0-0 2B		4-0 BB	0-0 2B		4 1 3 4 1 1 1												
Rick Mahler, R OBP: 0.313, SLG: 0.333 (1, 1) X		0-0 5-3 1B		0-0 F9		0-3 K		0-0 1-3		4 0 1 0 0 2 2												
Paul Assenmacher, L (7, 1) X										1 0 0 0 0 0 1												
Inning Stats	R: 0 E: 0 K: 0 S: 3	H: 0 LOB: 0 BB: 0 P: 3	R: 4 E: 0 K: 0 S: 7	H: 4 LOB: 1 BB: 1 P: 11	R: 2 E: 1 K: 1 S: 8	H: 3 LOB: 1 BB: 0 P: 8	R: 0 E: 0 K: 1 S: 5	H: 1 LOB: 1 BB: 1 P: 9	R: 2 E: 0 K: 2 S: 10	H: 3 LOB: 1 BB: 0 P: 10	R: 1 E: 0 K: 0 S: 5	H: 2 LOB: 2 BB: 1 P: 9	R: 0 E: 0 K: 1 S: 5	H: 0 LOB: 1 BB: 1 P: 9	R: 0 E: 0 K: 2 S: 7	H: 0 LOB: 1 BB: 1 P: 11	R: 1 E: 0 K: 1 S: 7	H: 2 LOB: 1 BB: 0 P: 7	1B: 6 2B: 9 3B: 0 HR: 0	SF: 1 SAC: 0 DP: 0 HBP: 0	WP: 2 PB: 0 SB: 0 CS: 1	PA: 46
PITCHER	IP WLS BF H R ER SO BB IBB HBP BLK WP HR S P ERA WHIP																					
Shane Rawley, L ERA: 3.35 (1, 1)	2.0 L 13 6 6 5 0 1 0 0 0 0 0 0 12 16 22.50 3.500																					
Larry Andersen, R ERA: 5.79 (3, 1)	2.0 8 2 0 0 2 1 0 0 0 0 0 0 11 15 0.00 1.500																					
Dave Stewart, R ERA: 6.1 (5, 1)	2.0 12 5 3 3 2 1 0 0 1 1 0 15 19 13.50 3.000																					
Kent Tekulve, R ERA: 1.59 (7, 1)	1.0 4 0 0 0 1 1 0 0 0 0 0 5 9 0.00 1.000																					
Dave Rucker, L ERA: 1.74 (8, 1)	2.0 9 2 1 1 3 1 0 0 0 1 0 14 18 4.50 1.500																					

Atlanta Braves @ Philadelphia Phillies
Veterans Stadium, Philadelphia, PA
Sat May 03 1986, 3:33 AM EDT
Att: 20,511 - Unknown

AB	40
R	10
H	15
RBI	9
BB	5
SO	8
LOB	16



BOTTOM

Atlanta Braves @ Philadelphia Phillies
Veterans Stadium, Philadelphia, PA
Sat May 03 1986, 3:33 AM EDT
Att. 20,511 - Unknown

AB	36
R	4
H	12
RBI	4
BB	5
SO	8
LOB	19



WP	1	PA	43
PB	0		
SB	0		
CS	0		

AB R H RBI BB SO LOB

5	0	2	2	0	1	1
4	0	1	1	0	1	1
4	0	1	0	1	0	3
4	0	0	0	1	3	2
4	1	2	0	1	1	0
3	0	1	0	1	1	4
0	0	0	0	0	0	0
0	0	0	0	0	0	0
1	0	1	0	0	0	0
0	0	0	0	0	0	0
0	0	0	0	0	0	0
1	0	0	0	0	0	3

Batter	1	2	3	4	5	6	7	8	9
Milt Thompson, L (1, 8) OBP: 0.256, SLG: 0.254	0-0 B1-3	0-0 BB 1B		0-3 K		0-0 1B 1B		0-0 G3	
Rick Schu, R (1, 5) OBP: 0.424, SLG: 0.586	0-0 6-3	0-0 SF9		0-3 K		0-0 1B		0-0 F9	
Juan Samuel, R (1, 4) OBP: 0.346, SLG: 0.304	0-0 BB BB 1B	4-0 1-2 BB		0-0 5-3		0-0 F6		0-0 1-3	
Mike Schmidt, R (1, 3) OBP: 0.398, SLG: 0.560	4-0 1-2 BB BB	0-3 K		0-3 K		0-0 G1-4-3		0-3 K	
Von Hayes, L (1, 7) OBP: 0.282, SLG: 0.294	4-0 1-2 2-3 BB		0-0 F9		0-0 G6-4-3 1B		0-0 BB 2B 1B	0-3 K	
Joe Lefebvre, L (1, 9) OBP: 0.308, SLG: 0.100	0-3 K		0-0		0-0 G6-4-3		4-0 2B BB	0-0	
Charles Hudson, S (7, PR)									
Dave Rucker, L (8, 1)									
Luis Aguayo, R (9, PH) OBP: 0.228, SLG: 0.308						1-2			
John Russell, R (1, 2) OBP: 0.382, SLG: 0.467		0-0 SH5-4 1B 2B	0-0 F7		0-0 F7		0-3 K	0-0 F7	
Tom Foley, L (1, 6) OBP: 0.400, SLG: 0.500		4-0 1B SH5-4 SF9 BB	0-0 F7		0-0 F6		0-0	0-0	
Shane Rawley, R		0-0 SH5-4		0-0		0-0 1B WP 1B		0-0 F9	
Larry Andersen, R									
Steve Jutz, S									
Dave Stewart, R									
Chris James, R									
Kent Tekulve, R									
Greg Gross, L									
Glenn Wilson, R									

Inning Stats	R: 0	H: 1	LOB: 3	K: 1	BB: 2	S: 6	P: 14	R: 2	H: 2	LOB: 2	K: 1	BB: 2	S: 7	P: 15	R: 0	H: 1	LOB: 1	K: 0	BB: 0	S: 4	P: 4	R: 0	H: 1	LOB: 0	K: 1	BB: 0	S: 5	P: 5	R: 1	H: 3	LOB: 2	K: 0	BB: 0	S: 6	P: 6	R: 1	H: 2	LOB: 3	K: 1	BB: 1	S: 7	P: 11	R: 0	H: 0	LOB: 0	K: 0	BB: 0	S: 3	P: 3	R: 0	H: 1	LOB: 1	K: 2	BB: 0	S: 8	P: 8	1B: 9	SF: 1	2B: 3	SAC: 1	3B: 0	DP: 1	HR: 0	HBP: 0	WP: 1	PA: 43
--------------	------	------	--------	------	-------	------	-------	------	------	--------	------	-------	------	-------	------	------	--------	------	-------	------	------	------	------	--------	------	-------	------	------	------	------	--------	------	-------	------	------	------	------	--------	------	-------	------	-------	------	------	--------	------	-------	------	------	------	------	--------	------	-------	------	------	-------	-------	-------	--------	-------	-------	-------	--------	-------	--------

PITCHER	IP	WLS	BF	H	R	ER	SO	BB	IBB	HBP	BLK	WP	HR	S	P	ERA	WHIP
Rick Mahler, R (1, 1) ERA: 5.35	6.2	W	35	11	4	4	6	5	0	0	0	1	0	42	62	5.40	2.400
Paul Assenmacher, L (7, 1) ERA: 1.86	2.1		8	1	0	0	2	0	0	0	0	0	0	12	12	0.00	0.429

Batter	1	2	3	4	5	6	7	8	9	AB R H RBI BB SO LOB	TOP	
Claudell Washington, L OBP: 0.282, SLG: 0.386 (1, 9) X	0-0 F8 ①		0-3 K ③			0-0 2B X		0-0 F9 ②		4 0 1 0 0 1 1		
Ken Oberkfell, L OBP: 0.413, SLG: 0.388 (1, 5) B B B	4-0 CS BB				0-0 F8 ① X	4-0 BB X		0-0 F6 ③		2 0 0 0 2 0 1		
Dale Murphy, R OBP: 0.398, SLG: 0.593 (1, 8) X	0-0 F8 ②				0-0 5-3 X	0-3 K ③			0-0 F8 ① X	4 0 0 0 0 1 3		
Bob Homer, R OBP: 0.322, SLG: 0.390 (1, 3)	0-0 CS 1-2 ③ X	0-0 5-3 ①		0-3 K ③		0-0 5-3 ① X			0-0 F9 ② X	4 0 0 0 0 1 0		
Terry Harper, R OBP: 0.333, SLG: 0.347 (1, 7)					4-0 G4-6-3 BB ① X	0-0 HR ② X			0-0 1-3 ③ X	3 1 2 1 1 0 0		
Andres Thomas, R OBP: 0.429, SLG: 0.630 (1, 6)					0-0 G4-6-3 1-2f ① ② X	0-0 F4 ② X				3 0 0 0 0 0 2		
Ozzie Virgil, R OBP: 0.241, SLG: 0.265 (1, 2)					0-0 F4 ③ X	0-0 4-3 ③ X				3 0 0 0 0 0 1		
Glenn Hubbard, R OBP: 0.378, SLG: 0.433 (1, 4)					0-0 L9 ① X	0-0 F8 ① X				3 0 1 0 0 0 0		
Joe Johnson, R OBP: 0.333, SLG: 0.273 (1, 1)					0-0 F4 ② X	0-0 F7 ② X				1 0 0 0 0 0 0		
Omar Moreno, L OBP: 0.265, SLG: 0.400 (6, PH)										1 0 0 0 0 0 0		
Gene Garber, R (6, 1)										0 0 0 0 0 0 0		
Chris Chambliss, L OBP: 0.550, SLG: 0.647 (8, PH)										1 0 0 0 0 0 1		
Bruce Sutter, R (8, 1)										0 0 0 0 0 0 0		
Inning Stats	R: 0 H: 0 E: 0 LOB: 0 K: 0 BB: 1 S: 2 P: 6	R: 0 H: 1 E: 0 LOB: 1 K: 0 BB: 0 S: 4 P: 4	R: 0 H: 0 E: 0 LOB: 0 K: 1 BB: 0 S: 5 P: 5	R: 0 H: 0 E: 0 LOB: 0 K: 1 BB: 0 S: 5 P: 5	R: 0 H: 0 E: 0 LOB: 0 K: 0 BB: 1 S: 2 P: 6	R: 0 H: 1 E: 0 LOB: 2 K: 1 BB: 1 S: 6 P: 10	R: 1 H: 1 E: 0 LOB: 0 K: 0 BB: 0 S: 4 P: 4	R: 0 H: 1 E: 0 LOB: 1 K: 0 BB: 0 S: 4 P: 4	R: 0 H: 0 E: 0 LOB: 0 K: 0 BB: 0 S: 3 P: 3	1B: 2 SF: 0 2B: 1 SAC: 0 3B: 0 DP: 1 HR: 1 HBP: 0	WP: 0 PA: 33 PB: 0 SB: 0 CS: 1	
PITCHER Kevin Gross, R ERA: 3.52 (1, 1)	IP WLS BF H R ER SO BB IBB HBP BLK WP HR S P ERA WHIP	9.0 W 32 4 1 1 3 3 0 0 1 0 1 35 47 1.00 0.778										

Atlanta Braves @ Philadelphia Phillies
Veterans Stadium, Philadelphia, PA
Sun May 04 1986, 3:33 AM EDT
Att. 37,352 - Unknown

livebaseballscorecards.com

AB	29
R	1
H	4
RBI	1
BB	3
SO	3
LOB	9



Batter	1	2	3	4	5	6	7	8	9
Milt Thompson, L OBP: 0.244, SLG: 0.240 (1, 8) X	0-0 4-3 ①		0-0 FC ③		0-0 F8 ①			0-0 4-3 ①	
Rick Schu, R OBP: 0.405, SLG: 0.545 (1, 5) X	0-0 1-3 ②			0-0 BB SF8 BB 1B	0-0 5-3 ②			0-0 F6 ②	
Juan Samuel, R OBP: 0.367, SLG: 0.423 (1, 4) X	0-0 HR			4-0 SF8 BB 1-2 2B BB	0-3 K ③			0-0 B1-3 ③	
Mike Schmidt, R OBP: 0.385, SLG: 0.538 (1, 3) X	0-0 F8 ③			0-3 K ①		0-0 F9 ①			
Von Hayes, L OBP: 0.284, SLG: 0.286 (1, 7)		0-3 K ①		4-0 SF8 1-2 2-3 2B BB		0-3 K ②			
Glenn Wilson, R OBP: 0.259, SLG: 0.164 (1, 9)		0-0 6-3 ②		0-0 SF8 ②		0-0 L5 ③			
Darren Daulton, L OBP: 0.434, SLG: 0.585 (1, 2)		0-0 3-1 ③		4-0 2B IBB			0-3 K ①		
Steve Jeltz, S OBP: 0.382, SLG: 0.359 (1, 6)			0-0 4-3 ①	0-0 2B			0-0 CS 1B		
Kevin Gross, R OBP: 0.077, SLG: 0.077 (1, 1)			0-0 4-3 ②	0-0 F7 ③			0-0 4-3 ② ③		

Inning Stats	R: 1 E: 0 K: 0 S: 4	H: 1 LOB: 0 BB: 0 P: 4	R: 0 E: 0 K: 1 S: 5	H: 0 LOB: 0 BB: 0 P: 5	R: 0 E: 0 K: 0 S: 3	H: 0 LOB: 0 BB: 0 P: 3	R: 4 E: 0 K: 1 S: 7	H: 2 LOB: 1 BB: 3 P: 19	R: 0 E: 0 K: 1 S: 5	H: 0 LOB: 0 BB: 0 P: 5	R: 0 E: 0 K: 1 S: 5	H: 0 LOB: 0 BB: 0 P: 5	R: 0 E: 0 K: 1 S: 5	H: 1 LOB: 0 BB: 0 P: 5	R: 0 E: 0 K: 0 S: 3	H: 0 LOB: 0 BB: 0 P: 3
1B: 2 2B: 1 3B: 0 HR: 1	SF: 1 SAC: 0 DP: 0 HBP: 0	WP: 0 PB: 0 SB: 0 CS: 1														

PITCHER	IP	WLS	BF	H	R	ER	SO	BB	IBB	HBP	BLK	WP	HR	S	P	ERA	WHIP
Joe Johnson, R ERA: 3.78 (1, 1)	5.0	L	21	3	5	5	3	2	1	0	0	0	1	24	36	9.00	1.000
Gene Garber, R ERA: 2.7 (6, 1)	2.0		6	1	0	0	2	0	0	0	0	0	0	10	10	0.00	0.500
Bruce Sutter, R ERA: 4.5 (8, 1)	1.0		3	0	0	0	0	0	0	0	0	0	0	3	3	0.00	0.000

BOTTOM

AB R H RBI BB SO LOB

4 0 0 0 0 0 0

4 1 1 0 0 0 0

3 2 1 1 1 1 0

3 0 0 0 0 1 2

2 1 0 0 1 2 0

2 0 0 1 0 0 0

2 1 0 0 1 1 0

3 0 2 3 0 0 0

3 0 0 0 0 0 2

AB 26
R 5
H 4
RBI 5
BB 3
SO 5
LOB 4

livebaseballscorecards.com



WP: 0 PA: 30
PB: 0
SB: 0
CS: 1

Atlanta Braves @ Philadelphia Phillies
Veterans Stadium, Philadelphia, PA
Sun May 04 1986, 3:33 AM EDT
Att. 37,352 - Unknown

Batter	1	2	3	4	5	6	7	8	9	10	11	AB R H RBI BB SO LOB	TOP
Bill Sample, R (1, 9) Paul Assenmacher, L (10, 1) Gene Garber, R (11, 1)												4 1 1 0 0 1 1 0 0 0 0 0 0 0 0 0 0 0 0 0 0	
Rafael Ramirez, R (1, 5) OBP: 0.383, SLG: 0.375												5 1 1 0 0 0 1	
Dale Murphy, R (1, 8) OBP: 0.408, SLG: 0.605												5 1 3 0 0 0 1	
Bob Homer, R (1, 3) OBP: 0.316, SLG: 0.420												4 1 1 3 0 1 1	
Terry Harper, R (1, 7) OBP: 0.315, SLG: 0.325												5 0 0 0 0 0 2	
Andres Thomas, R (1, 6) OBP: 0.394, SLG: 0.563												5 0 1 1 0 0 0	
Ozzie Virgil, R (1, 2) OBP: 0.254, SLG: 0.264												4 0 1 0 1 1 2	
Glenn Hubbard, R (1, 4) OBP: 0.360, SLG: 0.408												4 0 0 0 0 1 2	
Zane Smith, L (1, 1) OBP: 0.053, SLG: 0.053 Jeff Dedmon, L (9, 1) Craig McMurtry, R (9, 1) Claudell Washington, L (10, PH) OBP: 0.278, SLG: 0.380 (10, 9)												3 0 1 0 0 1 1 0 0 0 0 0 0 0 0 0 0 0 0 0 0 1 0 0 0 0 0 0	
Inning Stats	R: 2 H: 4 E: 0 LOB: 2 K: 1 BB: 0 S: 9 P: 9	R: 0 H: 0 E: 0 LOB: 0 K: 1 BB: 0 S: 5 P: 5	R: 0 H: 0 E: 0 LOB: 0 K: 1 BB: 0 S: 5 P: 5	R: 0 H: 1 E: 0 LOB: 1 K: 0 BB: 0 S: 4 P: 4	R: 0 H: 1 E: 0 LOB: 1 K: 0 BB: 0 S: 4 P: 4	R: 0 H: 0 E: 0 LOB: 0 K: 0 BB: 0 S: 3 P: 3	R: 0 H: 0 E: 1 LOB: 1 K: 1 BB: 0 S: 6 P: 6	R: 0 H: 1 E: 0 LOB: 0 K: 0 BB: 0 S: 3 P: 3	R: 0 H: 0 E: 0 LOB: 1 K: 1 BB: 1 S: 5 P: 9	R: 0 H: 0 E: 0 LOB: 0 K: 0 BB: 0 S: 5 P: 5	1B: 7 SF: 1 2B: 1 SAC: 1 3B: 0 DP: 1 HR: 1 HBP: 0	WP: 0 PA: 43 PB: 1 SB: 0 CS: 0	
PITCHER	IP WLS BF H R ER SO BB IBB HBP BLK WP HR S P ERA WHIP Tom Browning, L (1, 1) 8.0 31 7 2 2 4 0 0 0 0 0 0 39 39 2.25 0.875 John Franco, L (9, 1) 2.0 7 0 0 0 1 1 0 0 0 0 0 8 12 0.00 0.500 Ted Power, R (11, 1) 1.0 L 5 2 2 2 0 0 0 0 0 0 1 5 5 18.00 2.000												

Atlanta Braves @ Cincinnati Reds
 Riverfront Stadium, Cincinnati, OH
 Mon May 05 1986, 7:05 PM EDT
 Att. 11,808 - Unknown

livebaseballscorecards.com

AB	40
R	4
H	9
RBI	4
BB	1
SO	5
LOB	11

BOTTOM

Atlanta Braves @ Cincinnati Reds
Riverfront Stadium, Cincinnati, OH

Mon May 05 1986 7:05 PM EDT
Att. 11,808 - Unknown

livebaseballscores.com

AB	41
R	3
H	12
RBI	2
BB	3
SO	9
LOB	21



WP:	1	PA:	44
PB:	0		
SB:	1		
CS:	1		

Batter	1	2	3	4	5	6	7	8	9	10	11	AB	R	H	RBI	BB	SO	LOB
Kurt Stillwell, S OBP: 0.288, SLG: 0.250 (1, 6)	0-0 4-3 ①		0-0 4-3 ②			0-0 1B G4-6-3 2B		0-0 5-3 ③		0-0 5-3 ②		5	1	1	0	0	0	1
Dave Concepcion, R OBP: 0.266, SLG: 0.351 (1, 5)	0-0 2B		0-0 4-3 ③			0-0 2-3 1B G4-6-3			0-0 WP 1B 2B	0-0 F9 ③		5	1	3	0	0	0	1
Dave Parker, L OBP: 0.330, SLG: 0.529 (1, 9)	0-3 K			0-0 1B L6-3		0-0 1-2f 3-H G4-6-3 ① ②			4-0 2-3 1B BB		0-0 F8 ①	4	0	1	0	1	1	2
Nick Esasky, R OBP: 0.311, SLG: 0.377 (1, 3)	0-3 K			0-3 K ①		0-0 1-3 ③			0-3 K ①		0-0 6-3 ②	5	0	0	0	0	3	4
Tracy Jones, R OBP: 0.342, SLG: 0.324 (1, 7)		0-0 1B G4-6-3		0-0 1-2 L6-3 ② ③		0-0 L5 ①			0-0 1-2 3-H 1B ②		0-0 1B 1B	5	1	3	1	0	0	1
Eric Davis, R OBP: 0.289, SLG: 0.343 (1, 8)		0-0 G4-6-3 ① ②			0-0 5-3 ①		0-0 CS 1B		0-0 F9 ②		0-0 1B 1B	3	0	1	0	0	0	1
Max Venable, L OBP: 0.357, SLG: 0.538 (9, PH)		1-2f G4-6-3									1-2 1B 1B	1	0	0	0	0	0	2
Buddy Bell, R OBP: 0.246, SLG: 0.230 (11, PH)		1-2f FC6-4 BB									1-2 1B 1B	1	0	1	0	0	0	0
Bo Diaz, R OBP: 0.338, SLG: 0.397 (1, 2)		4-0 BB BB BB FC6-4 BB									1-3 2-H 1B	4	0	2	1	1	2	3
Ron Oester, S OBP: 0.228, SLG: 0.227 (1, 4)		0-0 FC6-4 ③									0-0 4-3 ③	4	0	0	0	1	1	4
Tom Browning, L OBP: 0.100, SLG: 0.100 (1, 1)			0-3 K ①									2	0	0	0	0	2	1
Tony Perez, R OBP: 0.353, SLG: 0.154 (8, PH)					0-3 K ③							1	0	0	0	0	0	0
John Franco, L (9, 1)												0	0	0	0	0	0	0
Sal Butera, R OBP: 0.308, SLG: 0.538 (10, PH)												1	0	0	0	0	0	1
Ted Power, R (11, 1)												0	0	0	0	0	0	0

Inning Stats	R: 0	H: 1	R: 0	H: 1	R: 0	H: 0	R: 0	H: 1	R: 0	H: 1	R: 1	H: 2	R: 0	H: 1	R: 0	H: 0	R: 1	H: 2	R: 0	H: 0	R: 0	H: 0	R: 1	H: 3	R: 1	H: 3	
E: 0	LOB: 1	E: 0	LOB: 1	E: 0	LOB: 0	E: 0	LOB: 0	E: 0	LOB: 1	E: 0	LOB: 0	E: 0	LOB: 0	E: 0	LOB: 0	E: 0	LOB: 2	E: 0	LOB: 1	E: 0	LOB: 1	E: 0	LOB: 2	E: 0	LOB: 2	E: 0	LOB: 2
K: 2	BB: 0	K: 0	BB: 1	K: 1	BB: 0	K: 0	BB: 0	K: 1	BB: 0	K: 1	BB: 0	K: 0	BB: 0	K: 1	BB: 0	K: 2	BB: 1	K: 0	BB: 1	K: 0	BB: 1	K: 0	BB: 0	K: 0	BB: 0	K: 0	BB: 0
S: 8	P: 8	S: 3	P: 7	S: 5	P: 5	S: 5	P: 5	S: 6	P: 6	S: 4	P: 4	S: 5	P: 5	S: 5	P: 5	S: 9	P: 13	S: 3	P: 7	S: 6	P: 6	S: 6	P: 6	S: 6	P: 6	S: 6	P: 6

PITCHER	IP	WLS	BF	H	R	ER	SO	BB	IBB	HBP	BLK	WP	HR	S	P	ERA	WHIP
Zane Smith, L ERA: 2.49 (1, 1)	8.0		30	8	2	2	7	2	0	0	0	1	0	42	50	2.25	1.250
Jeff Dedmon, R ERA: 6.75 (9, 1)	0.1		2	1	0	0	1	0	0	0	0	0	0	4	4	0.00	3.000
Craig McMurtry, R ERA: 5.06 (9, 1)	0.2		2	0	0	0	1	0	0	0	0	0	0	4	4	0.00	0.000
Paul Assenmacher, L ERA: 2.38 (10, 1)	1.2	W	8	2	1	1	0	1	0	0	0	0	0	7	11	5.40	1.800
Gene Garber, R ERA: 2.61 (11, 1)	0.1	S	2	1	0	0	0	0	0	0	0	0	0	2	2	0.00	3.000

1B:	8	SF:	0
2B:	5	SAC:	0
3B:	0	DP:	3
HR:	0	HBP:	0

Batter	1	2	3	4	5	6	7	8	9	AB R H RBI BB SO LOB	TOP	
Claudell Washington, L OBP: 0.289, SLG: 0.400 (1, 9) X	0-0 F8 ①		0-0 S 1B X		0-0 1B 2B X			0-0 FC4-6 G6-4-3 1-2f X		4 0 2 0 0 0 1		
Rafael Ramirez, R OBP: 0.290, SLG: 0.378 (1, 6) X	0-0 F8 ②		0-0 5-3 ③ X		0-0 1B 2H X			0-0 G6-4-3 1-2f X		4 0 1 0 0 0 2 0 0 0 0 0 0 0		
Bruce Sutter, R (8, 1)												
Dale Murphy, R OBP: 0.392, SLG: 0.578 (1, 8) X	0-0 F8 ③			0-0 F8 ① X		0-0 5-3 ① X			0-0 6-3 ① X	4 0 0 0 0 0 0		
Bob Homer, R OBP: 0.313, SLG: 0.424 (1, 3) X		0-0 F4 ① X		0-0 2B X		0-3 K S S ② X			0-3 K S S ② X	4 0 1 0 0 2 0		
Terry Harper, R OBP: 0.312, SLG: 0.321 (1, 7) X		0-0 F4 ② X		0-0 4-3 ② X		0-0 6-3 ③ X			0-0 FC6-4 1B X	4 0 1 0 0 0 1		
Ken Oberkfell, L OBP: 0.422, SLG: 0.382 (1, 5) B B B B		4-0 BB X		4-0 BB X			0-0 4-3 ① X		0-0 FC6-4 1-2f X	1 0 0 0 2 0 0 1 0 0 0 0 0 1		
Ted Simmons, S OBP: 0.323, SLG: 0.259 (9, PH) B B B B												
Ozzie Virgil, R OBP: 0.242, SLG: 0.250 (1, 2) X	0-0 L1 ③ X			0-0 F7 ③ X			0-0 4-3 ② X			3 0 0 0 0 0 3		
Glenn Hubbard, R OBP: 0.348, SLG: 0.392 (1, 4) X			0-0 F9 ① X		0-0 F9 ① X		0-3 K S S ③ X			3 0 0 0 0 1 0		
David Palmer, R (1, 1) X			0-0 F4 ② X		0-3 K S S ② X			0-0 FC4-6 1B X		2 0 0 0 0 1 0 0 0 0 0 0 0 0 1 0 1 0 0 0 0		
Duane Ward, R (7, 1)												
Andres Thomas, R OBP: 0.412, SLG: 0.576 (8, PH) (8, 6)												
Inning Stats	R: 0 H: 0 E: 0 LOB: 0 K: 0 BB: 0 S: 3 P: 3	R: 0 H: 0 E: 0 LOB: 1 K: 0 BB: 1 S: 3 P: 7	R: 0 H: 1 E: 0 LOB: 1 K: 0 BB: 0 S: 4 P: 4	R: 0 H: 1 E: 0 LOB: 2 K: 0 BB: 1 S: 4 P: 8	R: 0 H: 2 E: 0 LOB: 2 K: 1 BB: 0 S: 6 P: 6	R: 0 H: 0 E: 0 LOB: 0 K: 1 BB: 0 S: 5 P: 5	R: 0 H: 0 E: 0 LOB: 0 K: 1 BB: 0 S: 5 P: 5	R: 0 H: 1 E: 0 LOB: 0 K: 0 BB: 0 S: 3 P: 3	R: 0 H: 1 E: 0 LOB: 1 K: 1 BB: 0 S: 6 P: 6	1B: 4 SF: 0 2B: 2 SAC: 0 3B: 0 DP: 1 HR: 0 HBP: 0	WP: 0 PA: 33 PB: 0 SB: 1 CS: 0	
PITCHER Bill Gullickson, R ERA: 3.24 (1, 1)	IP WLS BF H R ER SO BB IBB HBP BLK WP HR S P ERA WHIP											
John Franco, L ERA: 2.25 (8, 1)	2.0 S 7 2 0 0 1 0 0 0 0 0 0 0 9 9 0.00 1.000											

Atlanta Braves @ Cincinnati Reds
Riverfront Stadium, Cincinnati, OH
Tue May 06 1986, 7:05 PM EDT
Att. 11,563 - Unknown

livebaseballscorecards.com



Batter	1	2	3	4	5	6	7	8	9
Eddie Milner, L OBP: 0.333, SLG: 0.276 (1, 8)	0-0 1-3		0-0 F8		0-3 K		4-0 BB BB		
Pete Rose, S OBP: 0.364, SLG: 0.235 (1, 3)	0-0 1-3			0-0 FC3-6 1B		0-0 4-3 2B	4-0 1-2 2-3 BB		
Dave Parker, L OBP: 0.326, SLG: 0.551 (1, 9) John Franco, L (8, 1)	0-0 HR			0-0 FC3-6 FC4-6 1-2f		0-3 K	0-0 F7		
Kal Daniels, L OBP: 0.370, SLG: 0.537 (1, 7)	0-0 G3			0-0 FC4-6 BB 1-2f		0-0 4-3 2-3		0-3 K	
Dave Concepcion, R OBP: 0.277, SLG: 0.342 (1, 5)		0-3 K		4-0 BB 1-2 BB		0-0 6-3		4-0 G3 S BB	
Kurt Stillwell, S OBP: 0.282, SLG: 0.229 (1, 6)		0-0 4-3		4-0 1-2 2-3 BB			0-3 K	0-0 G3 1-3	
Bo Diaz, R OBP: 0.333, SLG: 0.403 (1, 2)		0-0 5-3		0-3 K			0-0 1B 2B	0-0 F9	
Ron Oester, S OBP: 0.220, SLG: 0.218 (1, 4)			0-3 K		0-3 K		0-0 F8		
Bill Gullickson, R OBP: 0.200, SLG: 0.200 (1, 1) Tracy Jones, R (7, PH) Eric Davis, R (8, 9) OBP: 0.359, SLG: 0.343 OBP: 0.289, SLG: 0.343			0-3 K		0-0 6-3		0-0 BB 2-H 1B		

AB	R	H	RBI	BB	SO	LOB
3	0	0	0	1	1	0
3	0	2	0	1	0	0
4	1	1	1	0	1	5
0	0	0	0	0	0	0
4	0	0	0	0	1	2
2	0	0	0	2	1	1
3	0	0	0	1	1	1
4	1	1	0	0	1	4
3	0	0	0	0	2	1
2	0	0	0	0	1	0
1	0	1	1	0	0	0
0	0	0	0	0	0	0

BOTTOM

Atlanta Braves @ Cincinnati Reds
Riverfront Stadium, Cincinnati, OH

Tue May 06 1986, 7:05 PM EDT
Att. 11,563 - Unknown

livebaseballscorecards.com

AB	29
R	2
H	5
RBI	2
BB	5
SO	9
LOB	14



Inning Stats		R: 1	H: 1	E: 0	K: 0	S: 4	R: 0	H: 0	E: 0	K: 1	S: 5	R: 0	H: 0	E: 0	K: 2	S: 7	R: 0	H: 1	E: 0	K: 1	S: 6	R: 0	H: 0	E: 0	K: 2	S: 7	R: 0	H: 1	E: 0	K: 1	S: 6	R: 1	H: 2	E: 0	K: 1	S: 7	R: 0	H: 0	E: 0	K: 1	S: 5
PITCHER		IP	WLS	BF	H	R	ER	SO	BB	IBB	HBP	BLK	WP	HR	S	P	ERA	WHIP																							
David Palmer, R (1, 1)	ERA: 2.72	6.2	L	28	5	2	2	8	3	0	0	0	0	1	41	53	2.70	1.200																							
Duane Ward, R (7, 1)	ERA: 5.0	0.1		2	0	0	0	0	1	0	0	0	0	0	1	5	0.00	3.000																							
Bruce Sutter, R (8, 1)	ERA: 4.0	1.0		4	0	0	0	1	1	0	0	0	0	0	5	9	0.00	1.000																							

WP	HR	S	P	ERA	WHIP
0	0	0	0	0	0
0	0	0	0	0	0
0	0	0	0	0	0
0	0	0	0	0	0

Batter	1	2	3	4	5	6	7	8	9	AB R H RBI BB SO LOB	TOP																
Claudell Washington, L (1, 9) OBP: 0.295, SLG: 0.405 BB BB	4-0 HR BB	0-0 2B 2B		0-0 6-3		0-3 K		0-0 F5		4 2 1 0 1 1 0																	
Rafael Ramirez, R (1, 6) OBP: 0.305, SLG: 0.398 X	0-0 HR 1B	0-0 2B 2B		0-0 F4		0-3 K		0-0 HR 1B		5 2 3 2 0 1 0																	
Dale Murphy, R (1, 8) OBP: 0.393, SLG: 0.632 X	0-0 HR 1-H 2-H	0-0 F7		0-0 4-3		0-0 4-3		0-0 HR		5 2 2 5 0 0 1																	
Bob Homer, R (1, 3) Chris Chambliss, L (2, PH) (2, 3)	0-0 HR	4-0 IBB			0-0 BB 1B 1B		0-0 CS 1B	0-0 CS 1B		1 1 1 1 0 0 0 3 0 3 0 1 0 0																	
Terry Harper, R (1, 7) OBP: 0.306, SLG: 0.306 S S S	0-3 K	0-0 L5			0-0 F7		0-0 F4	0-0 CS 1-2	4-0 HR BB	4 1 0 0 1 1 4																	
Ken Oberkfell, L (1, 5) OBP: 0.420, SLG: 0.384 X	0-0 G3			0-3 K		0-0 BB 1B 1-2		0-0 BB 1B 1-2	0-0 F7	5 0 2 0 0 1 1																	
Ozzie Virgil, R (1, 2) OBP: 0.254, SLG: 0.300 X	0-0 5-3			0-0 F3		0-0 F5		4-0 BB 1-2	0-0 HR 1-H	4 1 1 2 1 0 2																	
Glenn Hubbard, R (1, 4) OBP: 0.351, SLG: 0.397 X		0-0 1-3		0-0 2B		4-0 BB 1-2 2-3		0-0 5-3	0-0 F9	4 0 1 0 1 0 2																	
Rick Mahler, R (1, 1) Craig McMurtry, R (5, 1) Paul Assenmacher, L (8, 1)		0-0 2B 2B 1B		0-3 K		0-0 L9		0-3 K	0-0 1-3	3 1 1 0 0 1 4 1 0 0 0 0 1 0 1 0 0 0 0 0 0																	
Inning Stats	R: 4 E: 0 K: 1 S: 8	H: 3 LOB: 0 BB: 1 P: 12	R: 2 E: 0 K: 0 S: 6	H: 3 LOB: 2 BB: 1 P: 10	R: 0 E: 0 K: 2 S: 8	H: 1 LOB: 1 BB: 0 P: 8	R: 0 E: 0 K: 0 S: 3	H: 0 LOB: 0 BB: 0 P: 3	R: 0 E: 0 K: 2 S: 7	H: 2 LOB: 3 BB: 1 P: 9	R: 0 E: 0 K: 2 S: 7	H: 0 LOB: 0 BB: 0 P: 7	R: 0 E: 0 K: 0 S: 4	H: 2 LOB: 2 BB: 1 P: 8	R: 2 E: 0 K: 1 S: 7	H: 3 LOB: 0 BB: 0 P: 7	R: 2 E: 0 K: 0 S: 4	H: 1 LOB: 0 BB: 1 P: 8	1B: 8 2B: 3 3B: 0 HR: 4	SF: 0 SAC: 0 DP: 0 HBP: 0	WP: 0 PB: 0 SB: 1 CS: 2	PA: 46					
PITCHER	IP	WLS	BF	H	R	ER	SO	BB	IBB	HBP	BLK	WP	HR	S	P	ERA	WHIP										
John Denny, R (1, 1) ERA: 5.63	3.0	L	18	7	6	6	3	1	1	0	0	0	2	22	30	18.00	2.667										
Scott Terry, R (4, 1) ERA: 1.35	3.0		12	2	0	0	2	1	0	0	0	0	0	15	19	0.00	1.000										
Ron Robinson, R (7, 1) ERA: 2.08	2.0		10	5	2	2	1	1	0	0	0	0	1	11	15	9.00	3.000										
Ted Power, R (9, 1) ERA: 7.36	1.0		5	1	2	2	0	1	0	0	0	0	1	4	8	18.00	2.000										

Atlanta Braves @ Cincinnati Reds
Riverfront Stadium, Cincinnati, OH

Thu May 08 1986, 3:33 AM EDT
Att. 16,621 - Unknown

livebaseballscorecards.com

AB	40
R	10
H	15
RBI	10
BB	5
SO	6
LOB	14



Batter	1	2	3	4	5	6	7	8	9	AB R H RBI BB SO LOB
Eddie Milner, L (1, 8) OBP: 0.378, SLG: 0.394 Tracy Jones, R (9, PH) OBP: 0.375, SLG: 0.343	0-0 SF7 1B		0-0 4-3 3B	0-0 1B		0-3 K 1-2			4-0 BB G4-6-3	4 2 3 2 0 1 1 0 0 0 0 1 0 0
Pete Rose, S (1, 3) OBP: 0.296, SLG: 0.190	0-0 SF7 1-H		0-0 4-3 3-H	0-0 F7		0-0 4-3			0-3 K 1	4 0 0 2 0 1 3
Dave Parker, L (1, 9) OBP: 0.310, SLG: 0.521	0-3 K		0-3 K		0-0 4-3		0-0 F8		0-0 G4-6-3 1-2f	5 0 0 0 0 2 1
Kal Daniels, L (1, 7) OBP: 0.380, SLG: 0.523	0-0 E6 CS		0-0 1B 1B		4-0 BB S		0-0 F8			3 0 1 0 1 0 0
Dave Concepcion, R (1, 5) OBP: 0.287, SLG: 0.342	0-0 CS 1-2	0-3 K	0-0 1B		4-0 BB 1-2		0-0 F8			3 0 1 0 1 1 0
Kurt Stillwell, S (1, 6) OBP: 0.279, SLG: 0.211		0-3 K	0-3 K		0-0 F2			4-0 BB BB G6-4-3		3 0 0 0 1 2 4
Bo Diaz, R (1, 2) OBP: 0.329, SLG: 0.386		0-3 K		0-3 K		0-3 K		4-0 BB BB BB 1-2 G6-4-3		3 0 0 0 1 3 2
Ron Oester, S (1, 4) OBP: 0.244, SLG: 0.272			0-0 1B 3B 1B	0-0 HR		4-0 BB S		0-0 G6-4-3 1-2f 2-3		3 2 2 1 1 0 2
John Denny, R (1, 1) Buddy Bell, R (3, PH) Scott Terry, R (4, 1) Eric Davis, R (6, PH) Ron Robinson, R (7, 1) Nick Esasky, R (8, PH) Ted Power, R (9, 1)			0-0 1B 3B 1B	0-3 K		0-3 K		0-3 K		0 0 0 0 0 0 0 1 1 1 0 0 0 0 1 0 0 0 0 1 0 1 0 0 0 0 1 1 0 0 0 0 0 0 0 1 0 0 0 0 1 1 0 0 0 0 0 0 0

Inning Stats	R: 1	H: 1	E: 1	K: 1	S: 6	LOB: 0	BB: 0	P: 6	R: 0	H: 0	E: 0	K: 3	S: 9	LOB: 0	BB: 0	P: 9	R: 3	H: 5	E: 0	K: 2	S: 12	LOB: 2	BB: 0	P: 12	R: 1	H: 2	E: 0	K: 2	S: 9	LOB: 1	BB: 0	P: 9	R: 0	H: 0	E: 0	K: 1	S: 5	LOB: 2	BB: 2	P: 13	R: 0	H: 0	E: 0	K: 2	S: 7	LOB: 1	BB: 1	P: 11	R: 0	H: 0	E: 0	K: 0	S: 3	LOB: 0	BB: 0	P: 3	R: 0	H: 0	E: 0	K: 1	S: 4	LOB: 1	BB: 2	P: 12	R: 0	H: 0	E: 0	K: 1	S: 4	LOB: 0	BB: 1	P: 8	1B: 6	SF: 1	2B: 0	SAC: 0	3B: 1	DP: 2	HR: 1	HBP: 0	WP: 0	PA: 40
PITCHER	IP	WLS	BF	H	R	ER	SO	BB	IBB	HBP	BLK	WP	HR	S	P	ERA	WHIP																																																																	
Rick Mahler, R (1, 1) ERA: 5.65	4.1		22	8	5	4	8	1	0	0	0	0	1	37	41	8.31	2.077																																																																	
Craig McMurtry, R (5, 1) ERA: 4.05	2.2	W	12	0	0	0	3	4	0	0	0	0	0	14	30	0.00	1.500																																																																	
Paul Assenmacher, L (8, 1) ERA: 2.03	2.0	S	5	0	0	0	2	1	0	0	0	0	0	8	12	0.00	0.500																																																																	


BOTTOM

Atlanta Braves @ Cincinnati Reds
Riverfront Stadium, Cincinnati, OH
Thu May 08 1986, 3:33 AM EDT
Att. 16,621 - Unknown

livebaseballscorecards.com

AB	32
R	5
H	8
RBI	5
BB	6
SO	13
LOB	15



Batter	1	2	3	4	5	6	7	8	9	AB R H RBI BB SO LOB	TOP										
Milt Thompson, L (1, 8) OBP: 0.257, SLG: 0.283	0-0 4-3	1-0 1B HBP	0-0 4-3		0-0 F7			0-0 4-3		4 1 0 0 0 0 1											
Darren Daulton, L (1, 2) OBP: 0.394, SLG: 0.481	0-0 6-3	0-0 1B 1B	0-3 K			0-0 F8		0-3 K		5 1 1 1 0 2 1											
Juan Samuel, R (1, 4) OBP: 0.354, SLG: 0.395	0-0 1B 2B	0-0 E 1B 1B		0-0 E1 2B 1B		0-3 K		0-0 SH3-4 1B		5 3 4 1 0 1 0											
Mike Schmidt, R (1, 3) OBP: 0.389, SLG: 0.532 Ron Roenicke, S (8, 7)	0-0 1B 1B	0-0 E7 1B 1B		0-0 6-3		0-0 2-3		0-0 SH3-4		4 0 2 2 0 0 1 0 0 0 0 0 0 0											
Von Hayes, L (1, 7) OBP: 0.343, SLG: 0.325 (7, 9)	0-0 1B 1B	0-0 1B 1B		0-0 2B		4-0 CS BB		4-0 CS IBB		3 0 3 2 2 0 0											
Glenn Wilson, R (1, 9) OBP: 0.224, SLG: 0.145 Kent Tekulve, R (7, 1) Joe Lefebvre, L (9, PH) OBP: 0.313, SLG: 0.154 Don Carman, L (9, 1) Steve Bedrosian, R (9, 1)	0-0 F2	0-0 F9		0-3 K		0-0 F4		0-0 L4		4 0 0 0 0 1 6 0 0 0 0 0 0 0 1 0 0 0 0 0 2 0 0 0 0 0 0 0 0 0 0 0 0 0 0											
Rick Schu, R (1, 5) OBP: 0.400, SLG: 0.551		0-0 WP 1B 2B	0-0 HR	0-3 K		0-0 1B				4 2 3 1 0 1 1	AB 38 R 7 H 14 RBI 7 BB 2 SO 7 LOB 15										
Steve Jeltz, S (1, 6) OBP: 0.352, SLG: 0.329		0-0 5-3	0-0 6-3		0-0 1-3		0-0 6-3			4 0 0 0 0 0 2											
Kevin Gross, R (1, 1) OBP: 0.125, SLG: 0.188 Dave Rucker, L (6, 1) Greg Gross, L (7, 7) (8, 3)		0-3 K	0-0 4-3 2B		0-3 K			0-0 4-3		3 0 1 0 0 2 1 0 0 0 0 0 0 0 1 0 0 0 0 0 0											
Inning Stats	R: 1 E: 0 K: 0 S: 6	H: 3 LOB: 2 BB: 0 P: 6	R: 4 E: 1 K: 1 S: 10	H: 5 LOB: 2 BB: 0 P: 11	R: 1 E: 0 K: 1 S: 7	H: 2 LOB: 1 BB: 0 P: 7	R: 1 E: 1 K: 2 S: 9	H: 2 LOB: 1 BB: 0 P: 9	R: 0 E: 0 K: 1 S: 5	H: 0 LOB: 0 BB: 0 P: 5	R: 0 E: 0 K: 0 S: 3	H: 1 LOB: 1 BB: 1 P: 7	R: 0 E: 0 K: 1 S: 5	H: 0 LOB: 0 BB: 0 P: 5	R: 0 E: 0 K: 0 S: 3	H: 1 LOB: 1 BB: 1 P: 7	1B: 9 2B: 4 3B: 0 HR: 1	SF: 0 SAC: 1 DP: 0 HBP: 1	WP: 1 PB: 0 SB: 1 CS: 2	PA: 42	
PITCHER	IP WLS BF H R ER SO BB IBB HBP BLK WP HR S P ERA WHIP																			PITCHER	IP WLS BF H R ER SO BB IBB HBP BLK WP HR S P ERA WHIP
Joe Johnson, R (1, 1) ERA: 4.89	1.2 L 12 6 5 5 1 0 0 1 0 1 0 13 14 27.00 3.600																				
Jeff Dedmon, R (2, 1) ERA: 5.68	3.1 16 6 2 1 4 0 0 0 0 0 0 1 24 24 2.70 1.800																				
Gene Garber, R (6, 1) ERA: 2.19	2.0 7 1 0 0 1 1 0 0 0 0 0 0 8 12 0.00 1.000																				
Bruce Sutter, R (8, 1) ERA: 3.27	2.0 7 1 0 0 1 0 1 0 0 0 0 0 8 12 0.00 0.500																				

Philadelphia Phillies @ Atlanta Braves
Atlanta-Fulton County Stadium, Atlanta, GA

Fri May 09 1986, 7:05 PM EDT
Att: 11,817 - Unknown

livebaseballscorecards.com

Batter	1	2	3	4	5	6	7	8	9	AB	R	H	RBI	BB	SO	LOB
Claudell Washington, L (1, 9) OBP: 0.315, SLG: 0.458	0-0 HR	0-0 1-2 3-H 1B			0-0 1-H 1B	0-0 G1-6-3			0-0 SH1-4	4	2	3	3	0	0	2
Rafael Ramirez, R (1, 6) OBP: 0.303, SLG: 0.393 Ted Simmons, S (9, PH) OBP: 0.313, SLG: 0.250	0-0 4-3	0-0 F3			0-3 K		0-0 F9 1B		0-3 K	4	0	1	0	0	1	3
Dale Murphy, R (1, 8) OBP: 0.384, SLG: 0.606	0-3 K		0-0 4-3		0-0 F8		0-0 F4		4-0 BB	4	0	0	0	1	1	2
Bob Horner, R (1, 3) OBP: 0.314, SLG: 0.451	0-0 F7		0-0 6-3		0-0 1B		0-0 F9		0-3 K	5	0	1	1	0	1	3
Terry Harper, R (1, 7) OBP: 0.297, SLG: 0.295 Gene Garber, R (6, 1) Chris Chambliss, L (7, PH) OBP: 0.600, SLG: 0.667 Bruce Sutter, R (8, 1)		0-0 F7	0-0 F4		0-3 K		0-3 K			3	0	0	0	0	1	1
Ken Oberkfell, L (1, 5) OBP: 0.413, SLG: 0.377		0-0 1B 1B		0-0 4-3		0-0 G3		0-0 F9		4	1	1	0	0	0	0
Ozzie Virgil, R (1, 2) OBP: 0.253, SLG: 0.344		0-0 F8		0-0 5-3		0-0 HR		0-0 F4		4	1	1	1	0	0	1
Glenn Hubbard, R (1, 4) OBP: 0.347, SLG: 0.390		0-0 1B 1B		0-0 F2		0-0 E5 1B		0-0 F4		4	1	1	0	0	0	0
Joe Johnson, R (1, 1) OBP: 0.333, SLG: 0.273 Jeff Dedmon, L (2, 1) OBP: 1.000, SLG: 1.000 Omar Moreno, L (5, PH) OBP: 0.306, SLG: 0.438 Bill Sample, R (9, PH) OBP: 0.324, SLG: 0.375		0-0 1B	0-0 1B		0-0 1B	0-0 G1-6-3		0-0 SH1-4 BB		0	0	0	0	0	0	0

Inning Stats	R: 1	H: 1	E: 0	K: 1	S: 6	LOB: 0	BB: 0	P: 6	R: 2	H: 4	E: 0	K: 0	S: 7	LOB: 2	BB: 0	P: 7	R: 0	H: 0	E: 0	K: 0	S: 3	LOB: 0	BB: 0	P: 3	R: 0	H: 0	E: 0	K: 0	S: 3	LOB: 0	BB: 0	P: 3	R: 2	H: 3	E: 0	K: 2	S: 10	LOB: 1	BB: 0	P: 10	R: 1	H: 2	E: 1	K: 0	S: 5	LOB: 1	BB: 0	P: 5	R: 0	H: 1	E: 0	K: 1	S: 6	LOB: 1	BB: 0	P: 6	R: 0	H: 0	E: 0	K: 0	S: 3	LOB: 0	BB: 0	P: 3	R: 0	H: 0	E: 0	K: 2	S: 7	LOB: 2	BB: 2	P: 15	1B: 9	SF: 0	2B: 0	SAC: 1	3B: 0	DP: 1	HR: 2	HBP: 0	WP: 0	PA: 40
--------------	------	------	------	------	------	--------	-------	------	------	------	------	------	------	--------	-------	------	------	------	------	------	------	--------	-------	------	------	------	------	------	------	--------	-------	------	------	------	------	------	-------	--------	-------	-------	------	------	------	------	------	--------	-------	------	------	------	------	------	------	--------	-------	------	------	------	------	------	------	--------	-------	------	------	------	------	------	------	--------	-------	-------	-------	-------	-------	--------	-------	-------	-------	--------	-------	--------

PITCHER	IP	WLS	BF	H	R	ER	SO	BB	IBB	HBP	BLK	WP	HR	S	P	ERA	WHIP
Kevin Gross, R (1, 1) ERA: 4.33	5.1		26	9	6	6	3	0	0	0	0	0	0	32	32	10.12	1.688
Dave Rucker, L (6, 1) ERA: 1.59	0.2		2	1	0	0	0	0	0	0	0	0	0	2	2	0.00	1.500
Kent Tekulve, R (7, 1) ERA: 1.5	2.0		7	1	0	0	1	0	0	0	0	0	0	9	9	0.00	0.500
Don Carman, L (9, 1) ERA: 7.36	0.1		2	0	0	0	0	1	0	0	0	0	0	1	5	0.00	3.000
Steve Bedrosian, R (9, 1) ERA: 5.84	0.2	S	3	0	0	0	2	1	0	0	0	0	0	6	10	0.00	1.500

BOTTOM

Philadelphia Phillies @ Atlanta Braves
Atlanta-Fulton County Stadium, Atlanta, GA
Fri May 09 1986, 7:05 PM EDT
Att. 11,817 - Unknown

livebaseballscorecards.com

AB	37
R	6
H	11
RBI	6
BB	2
SO	6
LOB	14



Batter	1	2	3	4	5	6	7	8	9	AB R H RBI BB SO LOB	TOP		
Ron Roenicke, S OBP: 0.250, SLG: 0.250 (1, 8) X	0-0 SH3 WP 1B		0-0 1-3		0-3 K		0-3 K			4 0 1 0 0 2 1			
Rick Schu, R OBP: 0.397, SLG: 0.538 (1, 5) X	0-0 SH3 1-3		0-3 K			0-0 FC5-4 1B		0-0 6-3		3 0 1 0 0 1 0			
Juan Samuel, R OBP: 0.346, SLG: 0.370 (1, 4) S S S	0-3 K		0-3 K			0-0 FC5-4 CS 1-2f		1-0 S HBP		3 0 0 0 0 2 3			
Mike Schmidt, R OBP: 0.393, SLG: 0.536 (1, 3) B B B	4-0 BB		0-0 F3			0-0 1-2 2B		0-3 K 1-2		3 0 1 0 1 1 2			
Von Hayes, L OBP: 0.330, SLG: 0.310 (1, 7) S S S	0-3 K			0-0 F6		0-0 4-3		0-3 K		4 0 0 0 0 2 4			
Glenn Wilson, R OBP: 0.225, SLG: 0.149 (1, 9) X		0-0 5-3		0-0 G1			0-0 FC6-4 1B 4-3		0-0 6-3	4 1 1 0 0 0 0			
John Russell, R OBP: 0.390, SLG: 0.429 (1, 2) B B B		4-0 FC3-6 BB		0-3 K			0-0 1-2 FC6-4 1B		4-0 FC6-4 BB	2 0 1 0 2 1 0			
Steve Jeltz, S OBP: 0.337, SLG: 0.313 (1, 6) X		0-0 FC3-6 1-2f			0-0 1-3		0-0 FC6-4 4-3		0-3 K	4 0 0 0 0 1 4			
Charles Hudson, S (1, 1) Luis Aguayo, R OBP: 0.224, SLG: 0.302 (7, PH) Dave Rucker, L (7, 1) Kent Tekulve, R (7, 1) Don Carman, L (8, 1) Greg Gross, L OBP: 0.412, SLG: 0.357 (9, PH)		0-3 K2-3			0-0 B1-3		0-0 4-3 1-2 3-H		0-0 FC6-4 1-2f	2 0 0 0 0 1 1 1 0 0 1 0 0 1 0 1 0 0 0 0 0 1			
Inning Stats	R: 0 H: 1 E: 0 LOB: 2 K: 2 BB: 1 S: 8 P: 12	R: 0 H: 0 E: 0 LOB: 1 K: 1 BB: 1 S: 5 P: 9	R: 0 H: 0 E: 0 LOB: 1 K: 2 BB: 0 S: 8 P: 8	R: 0 H: 0 E: 0 LOB: 0 K: 1 BB: 0 S: 5 P: 5	R: 0 H: 0 E: 0 LOB: 0 K: 1 BB: 0 S: 5 P: 5	R: 0 H: 2 E: 0 LOB: 1 K: 0 BB: 0 S: 4 P: 4	R: 1 H: 2 E: 0 LOB: 1 K: 1 BB: 0 S: 7 P: 7	R: 0 H: 0 E: 0 LOB: 1 K: 2 BB: 0 S: 7 P: 8	R: 0 H: 0 E: 0 LOB: 1 K: 1 BB: 1 S: 5 P: 9	1B: 4 SF: 0 2B: 1 SAC: 1 3B: 0 DP: 0 HR: 0 HBP: 1	WP: 2 PA: 36 PB: 0 SB: 1 CS: 1		
PITCHER	IP WLS BF H R ER SO BB IBB HBP BLK WP HR S P ERA WHIP											PITCHER	IP WLS BF H R ER SO BB IBB HBP BLK WP HR S P ERA WHIP
Zane Smith, L ERA: 2.34 (1, 1)	7.0 W 28 5 1 1 8 2 0 0 0 2 0 42 50 1.29 1.000												
Gene Garber, R ERA: 2.08 (8, 1)	0.2 3 0 0 0 1 0 0 1 0 0 0 4 5 0.00 0.000												
Paul Assenmacher, L ERA: 1.84 (8, 1)	1.1 S 5 0 0 0 2 1 0 0 0 0 0 8 12 0.00 0.750												

Philadelphia Phillies @ Atlanta Braves
Atlanta-Fulton County Stadium, Atlanta, GA
Sat May 10 1986, 7:05 PM EDT
Att: 25,958 - Unknown

livebaseballscorecards.com

AB 31
R 1
H 5
RBI 1
BB 3
SO 11
LOB 17



Batter	1	2	3	4	5	6	7	8	9
Claudell Washington, L OBP: 0.309, SLG: 0.477	0-3 K2-3		0-0 HR	0-0 4-3			0-0 F8	0-0 L3	
Ken Oberkfell, L OBP: 0.417, SLG: 0.375	0-0 F7		0-0 1B SF9 1-3 1B		0-0 F6		4-0 FC4 BB		
Dale Murphy, R OBP: 0.388, SLG: 0.602	0-0 FC5-4 1B		0-0 1-3		0-0 CS 1B		0-0 F3		
Bob Horner, R OBP: 0.312, SLG: 0.442	0-0 FC5-4		0-0 1B 1B		0-3 K		0-0 FC4		
Terry Harper, R OBP: 0.314, SLG: 0.337		4-0 BLK S BB	0-0 SF9			4-0 FC6-4 BB		0-0 HR	
Andres Thomas, R OBP: 0.395, SLG: 0.541		0-0 F9	0-0 1-2 1B		0-0 F7		0-0 5-3		
Ozzie Virgil, R OBP: 0.241, SLG: 0.324		0-0 F4	0-3 K		0-0 FC6-4 1B		0-3 K		
Glenn Hubbard, R OBP: 0.363, SLG: 0.400		4-0 BB		0-0 5-3		0-0 1-2 1B		0-0 E1 WP 1B	
Zane Smith, L OBP: 0.045, SLG: 0.045		0-0 L4		0-0 F8		0-3 K		4-0 BB	
Gene Garber, R									
Paul Assenmacher, L									

Inning Stats	R: 0	H: 1	E: 0	LOB: 1	K: 1	BB: 0	S: 6	R: 0	H: 0	E: 0	LOB: 2	K: 0	BB: 2	S: 3	R: 2	H: 4	E: 0	LOB: 2	K: 1	BB: 0	S: 9	R: 0	H: 0	E: 0	LOB: 0	K: 0	BB: 0	S: 3	R: 0	H: 1	E: 0	LOB: 0	K: 1	BB: 0	S: 5	R: 0	H: 1	E: 0	LOB: 2	K: 1	BB: 1	S: 6	R: 0	H: 0	E: 0	LOB: 1	K: 0	BB: 1	S: 3	R: 1	H: 2	E: 1	LOB: 2	K: 1	BB: 1	S: 7
--------------	------	------	------	--------	------	-------	------	------	------	------	--------	------	-------	------	------	------	------	--------	------	-------	------	------	------	------	--------	------	-------	------	------	------	------	--------	------	-------	------	------	------	------	--------	------	-------	------	------	------	------	--------	------	-------	------	------	------	------	--------	------	-------	------

PITCHER		IP	WLS	BF	H	R	ER	SO	BB	IBB	HBP	BLK	WP	HR	S	P	ERA	WHIP
Charles Hudson, R	(1, 1)	6.0	L	27	7	2	2	4	3	0	0	1	0	1	32	44	3.00	1.667
Dave Rucker, L	(7, 1)	0.1		2	0	0	0	0	1	0	0	0	0	1	5	0.00	3.000	
Kent Tekulve, R	(7, 1)	1.1		7	2	1	1	1	1	0	0	0	1	1	8	12	6.75	2.250
Don Carman, L	(8, 1)	0.1		1	0	0	0	0	0	0	0	0	0	0	1	1	0.00	0.000

BOTTOM

Philadelphia Phillies @ Atlanta Braves
Atlanta-Fulton County Stadium, Atlanta, GA

Sat May 10 1986, 7:05 PM EDT
Att. 25,958 - Unknown

AB	R	H	RBI	BB	SO	LOB
5	1	1	1	0	1	2
3	1	1	0	1	0	0
4	0	2	0	0	0	2
4	0	1	0	0	1	3
1	1	1	2	2	0	0
4	0	1	0	0	0	2
4	0	0	0	0	2	4
3	0	2	0	1	0	0
3	0	0	0	0	1	4
0	0	0	0	0	0	0
0	0	0	0	1	0	0

AB	31
R	3
H	9
RBI	3
BB	5
SO	5
LOB	17

WP: 1 PA: 37
PB: 0
SB: 1
CS: 1



PITCHER		IP	WLS	BF	H	R	ER	SO	BB	IBB	HBP	BLK	WP	HR	S	P	ERA	WHIP
---------	--	----	-----	----	---	---	----	----	----	-----	-----	-----	----	----	---	---	-----	------

Batter	1	2	3	4	5	6	7	8	9	AB R H RBI BB SO LOB	TOP																
Milt Thompson, L (1, 8) OBP: 0.245, SLG: 0.268	0-0 1-3			0-0 2-3		0-3 K		0-0 6-3	0-0 1-3	5 0 0 0 0 1 2	Philadelphia Phillies @ Atlanta Braves Atlanta-Fulton County Stadium, Atlanta, GA Sun May 11 1986, 3:33 AM EDT Att. 15,689 - Unknown livebaseballscorecards.com																
Greg Gross, L (1, 7) OBP: 0.476, SLG: 0.412	0-0 6-3			0-0 1B		0-0 1B		4-0 2B BB		3 1 2 0 1 0 0																	
Juan Samuel, R (1, 4) OBP: 0.357, SLG: 0.400	0-3 K			0-0 F8		0-0 1B		0-0 1-H 2B		4 0 2 1 0 1 1																	
Joe Lefebvre, L (1, 9) OBP: 0.250, SLG: 0.118 Steve Bedrosian, R (8, 1)		0-0 F7		0-0 F7		0-0 3-1		0-3 K		4 0 0 0 0 1 4 0 0 0 0 0 0 0																	
Von Hayes, L (1, 3) OBP: 0.346, SLG: 0.333		0-0 5-3			4-0 CS BB		0-0 1B	0-0 1B 2B		3 1 2 0 1 0 0																	
Darren Daulton, L (1, 2) OBP: 0.400, SLG: 0.463		0-0 F8			4-0 1-2 BB		0-3 K	4-0 1B BB		2 0 0 0 2 1 1																	
Rick Schu, R (1, 5) OBP: 0.371, SLG: 0.500			0-3 K		0-0 F8		0-0 F4	0-3 K		4 0 0 0 0 2 4																	
Steve Jeltz, S (1, 6) OBP: 0.327, SLG: 0.302 Mike Schmidt, R (9, PH) OBP: 0.389, SLG: 0.531 Tom Foley, L (9, 6) OBP: 0.571, SLG: 0.600			0-0 5-3		0-0 6-3		0-0 F6	0-0 F2		3 0 0 0 0 0 2 1 0 0 0 0 0 2 0 0 0 0 0 0 0																	
Steve Carlton, L (1, 1) OBP: 0.188, SLG: 0.133 Larry Andersen, R (6, 1) Dave Rucker, L (7, 1) Ron Roenicke, S (8, PH) OBP: 0.333, SLG: 0.333			0-0 F8			0-3 K		0-0 F7	0-0 1-3 2-H 1B	2 0 0 0 0 1 0 0 0 0 0 0 0 0 0 0 0 0 0 0 0 2 0 1 1 0 0 0																	
Inning Stats	R: 0 E: 0 K: 1 S: 5	H: 0 LOB: 0 BB: 0 P: 5	R: 0 E: 0 K: 0 S: 3	H: 0 LOB: 0 BB: 0 P: 3	R: 0 E: 0 K: 1 S: 5	H: 0 LOB: 0 BB: 0 P: 5	R: 0 E: 0 K: 0 S: 4	H: 1 LOB: 1 BB: 0 P: 4	R: 0 E: 0 K: 0 S: 2	H: 0 LOB: 1 BB: 2 P: 10	R: 0 E: 0 K: 2 S: 9	H: 2 LOB: 2 BB: 0 P: 9	R: 0 E: 0 K: 1 S: 6	H: 1 LOB: 1 BB: 0 P: 6	R: 1 E: 0 K: 1 S: 6	H: 1 LOB: 1 BB: 1 P: 10	R: 1 E: 0 K: 1 S: 7	H: 2 LOB: 2 BB: 1 P: 11	1B: 5 2B: 2 3B: 0 HR: 0	SF: 0 SAC: 0 DP: 0 HBP: 0	WP: 0 PB: 0 SB: 0 CS: 1	PA: 37					
PITCHER	IP WLS BF H R ER SO BB IBB HBP BLK WP HR S P ERA WHIP																										
David Palmer, R (1, 1) ERA: 2.31	7.0		26	4	0	0	5	2	0	0	0	0	0	34	42	0.00	0.857										
Craig McMurtry, R (8, 1) ERA: 4.8	1.2	L	10	3	2	2	2	2	0	0	0	0	0	12	20	10.80	3.000										
Bruce Sutter, R (9, 1) ERA: 3.18	0.1		1	0	0	0	0	0	0	0	0	0	0	1	1	0.00	0.000										



Batter	1	2	3	4	5	6	7	8	9	AB	R	H	RBI	BB	SO	LOB
Bill Sample, R (1, 9) OBP: 0.324, SLG: 0.371 Claudell Washington, L (8, PH) OBP: 0.306, SLG: 0.472 (9, 9)	0-0 F6		0-3 K		0-0 1B			0-0 F9		3	0	1	0	0	1	0
Andres Thomas, R (1, 6) OBP: 0.405, SLG: 0.550	0-3 K		0-0 2B		0-3 K			4-0 1B SF9 BB		3	1	1	0	1	2	1
Dale Murphy, R (1, 8) OBP: 0.400, SLG: 0.604	4-0 BB		0-0 L8				0-0 G6-4-3 1B	0-0 1B		3	0	2	0	1	0	1
Bob Horner, R (1, 3) OBP: 0.301, SLG: 0.429	0-3 K			0-0 5-3		0-0 G6-4-3		0-0 SF9		3	0	0	1	0	1	2
Terry Harper, R (1, 7) OBP: 0.312, SLG: 0.326		4-0 5-3 BB		0-0 F7		0-0 F9		0-0 F6		3	0	0	0	1	0	1
Ozzie Virgil, R (1, 2) OBP: 0.253, SLG: 0.347 Omar Moreno, L (9, PR) OBP: 0.306, SLG: 0.438		0-0 F3		0-0 2B			0-0 F7		0-0 G3 SH5-3 1B	4	0	2	0	0	0	1
Ken Oberkfell, L (1, 5) OBP: 0.414, SLG: 0.373		0-0 5-3		0-0 F9			0-0 1B		0-0 SH5-3	3	0	1	0	0	0	2
Glenn Hubbard, R (1, 4) OBP: 0.352, SLG: 0.386 Chris Chambliss, L (9, PH) OBP: 0.577, SLG: 0.636		0-0 G3			0-0 F8		0-3 K		0-0 G3	3	0	0	0	0	1	2
David Palmer, R (1, 1) Ted Simmons, S (7, PH) OBP: 0.303, SLG: 0.241 Craig McMurtry, R (8, 1) Bruce Sutter, R (9, 1) Rafael Ramirez, R (9, PH) OBP: 0.300, SLG: 0.389			0-0 5-3		0-3 K		0-0 F4		0-0 F8	2	0	0	0	0	1	0

Inning Stats	R: 0	H: 0	E: 0	K: 2	S: 7	LOB: 1	BB: 1	P: 11	R: 0	H: 0	E: 0	K: 0	S: 3	LOB: 1	BB: 1	P: 7	R: 0	H: 1	E: 0	K: 1	S: 6	LOB: 1	BB: 0	P: 6	R: 0	H: 1	E: 0	K: 0	S: 4	LOB: 1	BB: 0	P: 4	R: 0	H: 1	E: 0	K: 2	S: 8	LOB: 0	BB: 0	P: 3	R: 0	H: 1	E: 0	K: 1	S: 6	LOB: 1	BB: 0	P: 6	R: 1	H: 1	E: 0	K: 0	S: 4	LOB: 1	BB: 1	P: 8	R: 0	H: 1	E: 0	K: 0	S: 4	LOB: 2	BB: 0	P: 4	1B: 5	SF: 1	2B: 2	SAC: 1	3B: 0	DP: 1	HR: 0	HBP: 0
--------------	------	------	------	------	------	--------	-------	-------	------	------	------	------	------	--------	-------	------	------	------	------	------	------	--------	-------	------	------	------	------	------	------	--------	-------	------	------	------	------	------	------	--------	-------	------	------	------	------	------	------	--------	-------	------	------	------	------	------	------	--------	-------	------	------	------	------	------	------	--------	-------	------	-------	-------	-------	--------	-------	-------	-------	--------

PITCHER	IP	WLS	BF	H	R	ER	SO	BB	IBB	HBP	BLK	WP	HR	S	P	ERA	WHIP
Steve Carlton, L (1, 1) ERA: 5.88	5.0		20	3	0	0	5	2	0	0	0	0	0	28	36	0.00	1.000
Larry Andersen, R (6, 1) ERA: 4.26	1.2		6	2	0	0	1	0	0	0	0	0	0	8	8	0.00	1.200
Dave Rucker, L (7, 1) ERA: 1.5	0.1		1	0	0	0	0	0	0	0	0	0	0	1	1	0.00	0.000
Steve Bedrosian, R (8, 1) ERA: 5.65	2.0	W	9	2	1	1	0	1	0	0	0	0	0	8	12	4.50	1.500

BOTTOM

Philadelphia Phillies @ Atlanta Braves
Atlanta-Fulton County Stadium, Atlanta, GA

AB	31
R	1
H	7
RBI	1
BB	3
SO	6
LOB	15



WP: 0	PA: 36
PB: 0	
SB: 0	
CS: 0	

Sun May 11 1986, 3:33 AM EDT
Att. 15,689 - Unknown

livebaseballscorecards.com

Batter	1	2	3	4	5	6	7	8	9	AB R H RBI BB SO LOB	TOP
Bill Sample, R (1, 9) OBP: 0.317, SLG: 0.359 (9, 7)	0-0 		0-0 		0-3 			0-0 		4 0 1 0 0 1 1	
Rafael Ramirez, R (1, 5) OBP: 0.289, SLG: 0.375	0-3 		0-3 			0-0 		0-0 		4 0 0 0 0 2 2	
Dale Murphy, R (1, 8) OBP: 0.403, SLG: 0.606	0-3 		0-3 			0-0 		4-0 		3 0 1 0 1 2 1	
Bob Homer, R (1, 3) OBP: 0.299, SLG: 0.422		0-0 		0-0 		0-0 		0-3 		4 0 1 0 0 1 3	
Terry Harper, R (1, 7) Claudell Washington, L (9, PH) OBP: 0.313, SLG: 0.319 OBP: 0.303, SLG: 0.467 (9, 9)		4-0 		0-0 		0-3 		0-3 		2 0 0 0 1 1 1 1 0 0 0 0 1 0	
Andres Thomas, R (1, 6) OBP: 0.391, SLG: 0.523		0-0 		0-0 		0-0 		0-3 		4 0 1 0 0 1 2	
Ozzie Virgil, R (1, 2) OBP: 0.253, SLG: 0.333		0-0 		0-0 		0-3 		4-0 		3 0 0 0 1 1 3	
Glenn Hubbard, R (1, 4) OBP: 0.339, SLG: 0.370		0-3 		0-0 		0-0 		0-0 		4 0 0 0 0 1 3	
Rick Mahler, R (1, 1) Paul Assenmacher, L (7, 1)			0-3 		0-3 		4-0 			2 0 0 0 0 2 0 0 0 0 0 1 0 0	
Inning Stats	R: 0 H: 0 E: 0 LOB: 0 K: 2 BB: 0 S: 7 P: 7	R: 0 H: 1 E: 0 LOB: 2 K: 1 BB: 1 S: 6 P: 10	R: 0 H: 1 E: 1 LOB: 1 K: 3 BB: 0 S: 10 P: 10	R: 0 H: 1 E: 0 LOB: 1 K: 0 BB: 0 S: 4 P: 4	R: 0 H: 0 E: 0 LOB: 0 K: 2 BB: 0 S: 7 P: 7	R: 0 H: 1 E: 0 LOB: 1 K: 1 BB: 0 S: 6 P: 6	R: 0 H: 0 E: 0 LOB: 0 K: 1 BB: 0 S: 5 P: 5	R: 0 H: 0 E: 0 LOB: 2 K: 1 BB: 2 S: 5 P: 13	R: 0 H: 0 E: 0 LOB: 1 K: 2 BB: 1 S: 7 P: 11	1B: 3 SF: 0 2B: 1 SAC: 0 3B: 0 DP: 0 HR: 0 HBP: 0	WP: 0 PA: 35 PB: 0 SB: 1 CS: 0
PITCHER Sid Fernandez, L (1, 1) ERA: 2.27 Roger McDowell, R (8, 1) ERA: 3.38	IP WLS BF H R ER SO BB IBB HBP BLK WP HR S P ERA WHIP 7.0 26 4 0 0 10 1 0 0 0 0 0 45 49 0.00 0.714 2.0 9 0 0 0 3 3 0 0 0 0 0 12 24 0.00 1.500	PITCHER IP WLS BF H R ER SO BB IBB HBP BLK WP HR S P ERA WHIP									

Atlanta Braves @ New York Mets
 Shea Stadium, Flushing, NY
 Mon May 12 1986, 7:05 PM EDT
 Att: 25,906 - Unknown

livebaseballscorecards.com

AB 31
 R 0
 H 4
 RBI 0
 BB 4
 SO 13
 LOB 16



Batter	1	2	3	4	5	6	7	8	9	AB R H RBI BB SO LOB	TOP						
Claudell Washington, L OBP: 0.317, SLG: 0.516 (1, 9)	0-0 E3 6-3 G3		0-0 S 1B		0-0 4-3		0-0 2-H HR		0-0 3-H 2B	5 1 3 3 0 0 0							
Omar Moreno, L OBP: 0.300, SLG: 0.444 (1, 7)	0-0 G3		0-3 K		0-0 1-3		0-0 1B 2B		0-0 5-3	4 1 1 0 0 1 2 1 0 0 0 0 0 1							
Terry Harper, R OBP: 0.310, SLG: 0.316 (9, PH) (9, 7)	0-0 1-2		1-2		0-0 5-3		0-0 2-H 1B		0-0 1-3	5 1 1 1 0 1 2							
Dale Murphy, R OBP: 0.395, SLG: 0.588 (1, 8)	0-0 6-3 2-3			0-3 K WP S 1B		0-0 5-3		0-0 2-H 1B	0-0 1-3	5 1 1 1 0 1 2							
Bob Homer, R OBP: 0.289, SLG: 0.406 (1, 3)	0-0 F9			0-0 F9		0-3 K	0-3 K			4 0 0 0 0 2 3							
Ken Oberkfell, L OBP: 0.408, SLG: 0.360 (1, 5)		0-0 F8		4-0 1B FC4-6 BB		0-0 G3		0-0 F7		3 1 0 0 1 0 0							
Rafael Ramirez, R OBP: 0.288, SLG: 0.371 (1, 6)		0-0 6-3		0-0 FC4-6 1-3 3-H 1B		0-3 K		0-0 F2		4 0 1 1 0 1 0							
Bruce Benedict, R OBP: 0.412, SLG: 0.357 (1, 2)		0-3 K		0-0 FC4-6 1B 1-2 3-H		4-0 BLK SH1-4 HR BB		0-3 K		2 0 0 1 0 1 1 0 1 0 0 1 0 0 1 0 0 0 0 1 0							
Chris Chambliss, L OBP: 0.593, SLG: 0.636 (7, PH)																	
Bruce Sutter, R (7, 1)																	
Glenn Hubbard, R OBP: 0.348, SLG: 0.389 (1, 4)			0-3 K		0-0 1-2 1B		0-0 SH1-4		0-0 SH1-3 2B 2B	3 1 2 0 0 1 0							
Joe Johnson, R OBP: 0.286, SLG: 0.231 (1, 1)			0-3 K		0-3 K		0-3 K		0-0 SH1-3	2 0 0 0 0 2 2 1 0 0 0 0 1 1							
Ozzie Virgil, R OBP: 0.250, SLG: 0.329 (7, PH) (7, 2)																	
Inning Stats	R: 0 H: 0 E: 1 LOB: 1 K: 0 BB: 0 S: 4 P: 4	R: 0 H: 0 E: 0 LOB: 0 K: 1 BB: 0 S: 5 P: 5	R: 0 H: 1 E: 0 LOB: 1 K: 3 BB: 0 S: 10 P: 10	R: 2 H: 2 E: 0 LOB: 2 K: 2 BB: 1 S: 10 P: 14	R: 0 H: 0 E: 0 LOB: 0 K: 0 BB: 0 S: 3 P: 3	R: 0 H: 0 E: 0 LOB: 0 K: 2 BB: 0 S: 7 P: 7	R: 3 H: 3 E: 0 LOB: 1 K: 2 BB: 1 S: 10 P: 14	R: 0 H: 0 E: 0 LOB: 0 K: 1 BB: 0 S: 5 P: 5	R: 1 H: 2 E: 0 LOB: 1 K: 0 BB: 0 S: 5 P: 5	1B: 4 SF: 0 2B: 3 SAC: 2 3B: 0 DP: 0 HR: 1 HBP: 0	WP: 2 PA: 39 PB: 0 SB: 2 CS: 0						
PITCHER	IP WLS BF H R ER SO BB IBB HBP BLK WP HR S P ERA WHIP																
Bruce Berenyi, R ERA: 3.48 (1, 1)	5.0		21	3	2	2	6	1	0	0	0	2	0	32	36	3.60	0.800
Rick Aguilera, R ERA: 8.38 (6, 1)	3.1	L	15	4	4	4	5	1	0	0	1	0	1	24	28	10.80	1.500
Randy Niemann, L ERA: 6.0 (9, 1)	0.0		1	1	0	0	0	0	0	0	0	0	0	1	1	∞	∞
Terry Leach, R ERA: (9, 1)	0.2		2	0	0	0	0	0	0	0	0	0	0	2	2	0.00	0.000

Atlanta Braves @ New York Mets
Shea Stadium, Flushing, NY
Tue May 13 1986, 7:05 PM EDT
Att: 29,052 - Unknown

livebaseballscorecards.com

AB 35
R 6
H 8
RBI 6
BB 2
SO 11
LOB 12



Batter	1	2	3	4	5	6	7	8	9	AB R H RBI BB SO LOB	TOP											
Claudell Washington, L OBP: 0.303, SLG: 0.490 (1, 9)	0-0 2-3		0-0 5-3		0-0 5-3			0-3 K	0-0 F7	5 0 0 0 0 1 4	Atlanta Braves @ Montreal Expos Olympic Stadium, Montreal, QB Wed May 14 1986, 7:05 PM EDT Att. 11,206 - Unknown											
Rafael Ramirez, R OBP: 0.293, SLG: 0.372 (1, 6) (7, 5)	0-0 L4		0-0 5-3			0-0 1B		0-0 1B	0-0 L8	5 0 2 0 0 0 3												
Dale Murphy, R OBP: 0.383, SLG: 0.568 (1, 8)	0-3 K		0-3 K			0-3 K		0-0 L9		4 0 0 0 0 3 2												
Bob Homer, R OBP: 0.288, SLG: 0.400 (1, 3)		0-0 5-3		0-0 1B		0-0 L8		0-3 K		4 0 1 0 0 1 2												
Terry Harper, R OBP: 0.308, SLG: 0.313 (1, 7)		0-0 1B		0-0 3-1		0-3 K			0-0 F3	4 1 1 0 0 1 2												
Ken Oberkfell, L OBP: 0.411, SLG: 0.360 (1, 5) (7, 4)		0-0 1B		0-0 5-3			0-0 4-3		4-0 1B	3 1 1 0 1 0 0												
Ozzie Virgil, R OBP: 0.284, SLG: 0.333 (1, 2) Andres Thomas, R OBP: 0.404, SLG: 0.533 (7, PR) (7, 6)		0-3 K		4-0 BB		0-0 1B		0-0 1B	0-0 1B	2 0 1 0 1 1 2 1 0 1 0 0 0 0												
Glenn Hubbard, R OBP: 0.360, SLG: 0.396 (1, 4) Ted Simmons, S OBP: 0.314, SLG: 0.258 (7, PH) (7, 2)		0-0 1B		4-0 BB		0-3 K		0-0 1B	0-0 1B	1 0 1 1 1 0 0 2 0 1 1 0 1 1												
Bill Sample, R OBP: 0.317, SLG: 0.359 (9, PR)		1-2 1B		1-2 BB			0-3 K		1-2 1B	0 0 0 0 0 0 0												
Zane Smith, L OBP: 0.083, SLG: 0.083 (1, 1) Chris Chambliss, L OBP: 0.571, SLG: 0.609 (7, PH) Gene Garber, R (7, 1) Omar Moreno, L OBP: 0.317, SLG: 0.459 (9, PH)		0-0 1B		0-0 9-5		0-0 K		0-0 K	0-0 1B	2 0 1 0 0 0 2 1 0 0 0 0 1 1 0 0 0 0 0 0 0 1 0 1 0 0 0 0												
Inning Stats	R: 0 E: 0 K: 1 S: 5	H: 0 LOB: 0 BB: 0 P: 5	R: 1 E: 0 K: 1 S: 8	H: 4 LOB: 2 BB: 0 P: 8	R: 0 E: 0 K: 1 S: 5	H: 0 LOB: 0 BB: 0 P: 5	R: 0 E: 0 K: 0 S: 3	H: 1 LOB: 0 BB: 0 P: 3	R: 0 E: 0 K: 0 S: 2	H: 0 LOB: 1 BB: 2 P: 10	R: 0 E: 0 K: 2 S: 8	H: 1 LOB: 1 BB: 0 P: 8	R: 0 E: 0 K: 2 S: 8	H: 1 LOB: 1 BB: 0 P: 8	R: 0 E: 0 K: 2 S: 8	H: 1 LOB: 1 BB: 0 P: 8	R: 1 E: 0 K: 0 S: 6	H: 3 LOB: 3 BB: 1 P: 10	1B: 11 2B: 1 3B: 0 HR: 0	SF: 0 SAC: 0 DP: 1 HBP: 0	WP: 0 PB: 0 SB: 2 CS: 1	PA: 38
PITCHER	IP WLS BF H R ER SO BB IBB HBP BLK WP HR S P ERA WHIP																					
Bryn Smith, R ERA: 3.93 (1, 1)	7.0 W 27 7 1 1 7 2 0 0 0 0 0 0 39 47 1.29 1.286																					
Jeff Reardon, R ERA: 2.7 (8, 1)	2.0 S 11 4 1 1 2 1 0 0 0 0 0 0 14 18 4.50 2.500																					

livebaseballscorecards.com

AB	35
R	2
H	11
RBI	2
BB	3
SO	9
LOB	19



Batter	1	2	3	4	5	6	7	8	9	AB	R	H	RBI	BB	SO	LOB
Tim Raines, S OBP: 0.418, SLG: 0.484 (1, 7)	0-0 5-3	0-0 1-3			4-0 FC3-6 BB			0-0 G3		3	0	0	0	1	0	0
Mitch Webster, S OBP: 0.339, SLG: 0.413 (1, 8)	0-0 CS 1B		0-0 6-3		0-0 FC3-6 1-2f			0-0 B3		4	0	1	0	0	0	1
Herm Winningham, L OBP: 0.380, SLG: 0.476 (9, 8)										0	0	0	0	0	0	0
Andre Dawson, R OBP: 0.369, SLG: 0.604 (1, 9)	4-0 1B 1-2 S BB		0-0 6-3		0-0 5-3 1-2			0-0 HR		3	2	1	1	1	0	1
Hubie Brooks, R OBP: 0.403, SLG: 0.652 (1, 6)	0-0 1-3 2B S 1B		0-0 1B				0-0 5-3	0-3 K		4	1	2	0	0	1	0
Tim Wallach, R OBP: 0.390, SLG: 0.519 (1, 5)	0-0 1-H 3-H 2B		0-0 6-3				0-0 3-1			3	0	1	1	0	0	1
Andres Galarraga, R OBP: 0.432, SLG: 0.553 (1, 3)	4-0 FC5-4 BB			0-0 F4			0-0 G1			2	0	0	0	1	0	0
Vance Law, R OBP: 0.333, SLG: 0.382 (1, 4)	0-0 FC5-4 1-2f			0-0 F3			0-0 6-3			3	0	0	0	0	0	2
Mike Fitzgerald, R OBP: 0.286, SLG: 0.462 (1, 2)		0-0 4-3		0-3 K			0-3 K			3	0	0	0	0	2	0
Bryn Smith, R (1, 1)		0-0 4-3			0-3 K		0-3 K			2	0	0	0	0	1	0
Jason Thompson, L (7, PH)										1	0	0	0	0	1	0
Jeff Reardon, R (8, 1)										0	0	0	0	0	0	0

Inning Stats	R: 2	H: 3	E: 0	LOB: 2	K: 0	P: 13	R: 0	H: 0	E: 0	LOB: 0	K: 0	P: 3	R: 0	H: 1	E: 0	LOB: 1	K: 0	P: 4	R: 0	H: 0	E: 0	LOB: 0	K: 1	P: 5	R: 0	H: 0	E: 0	LOB: 1	K: 1	P: 9	R: 0	H: 0	E: 0	LOB: 0	K: 0	P: 3	R: 0	H: 0	E: 0	LOB: 0	K: 2	P: 7	R: 1	H: 1	E: 0	LOB: 0	K: 1	P: 6															
PITCHER	IP	WLS	BF	H	R	ER	SO	BB	IBB	HBP	BLK	WP	HR	S	P	ERA	WHIP																			PITCHER	IP	WLS	BF	H	R	ER	SO	BB	IBB	HBP	BLK	WP	HR	S	P	ERA	WHIP										
Zane Smith, L (1, 1)	6.0	L	24	4	2	2	2	3	0	0	0	0	0	25	37	3.00	1.167																																														
Gene Garber, R (7, 1)	2.0		7	1	1	1	3	0	0	0	0	0	0	1	13	4.50	0.500																																														


BOTTOM

Atlanta Braves @ Montreal Expos
Olympic Stadium, Montreal, QB

Wed May 14 1986, 7:05 PM EDT
Att. 11,206 - Unknown

livebaseballscorecards.com

AB	28
R	3
H	5
RBI	2
BB	3
SO	5
LOB	5



WP: 0	PA: 31
PB: 0	SB: 3
CS: 1	

Atlanta Braves @ Montreal Expos
 Olympic Stadium, Montreal, QB
 Thu May 15 1986, 3:33 AM EDT
 Att. 11,862 - Unknown

livebaseballscorecards.com

AB 38
 R 7
 H 6
 RBI 4
 BB 6
 SO 4
 LOB 16



Batter	1	2	3	4	5	6	7	8	9	10	AB	R	H	RBI	BB	SO	LOB	TOP		
Omar Moreno, L (1, 8) OBP: 0.304, SLG: 0.415	0-0 4-3	0-0 F6			0-0 L8			0-0 G3	4-0 IBB		4	0	0	0	1	0	1			
Rafael Ramirez, R (1, 6) OBP: 0.289, SLG: 0.365	0-0 1B E PB 1B	0-0 5-3			0-0 L5			0-0 6-3	0-0 1-3		5	1	1	0	0	0	3			
Dale Murphy, R (1, 9) OBP: 0.391, SLG: 0.566	0-0 1-3 E 1B	0-3 K			0-0 6-3			4-0 BB		0-0 BB HR 1B	4	2	2	0	1	1	1			
Bob Horner, R (1, 3) OBP: 0.285, SLG: 0.386	0-0 5-3 1-2		0-0 6-3		0-0 F3			0-0 F9		4-0 BB HR BB	4	1	0	0	1	0	3			
Terry Harper, R (1, 7) OBP: 0.303, SLG: 0.301	4-0 E BB		0-0 4-3		0-0 F8			0-0 G3		0-0 F9	4	0	0	0	1	0	2			
Ken Oberkfell, L (1, 5) OBP: 0.411, SLG: 0.394	0-0 1-3 2-H 3-H E6		0-0 1-3		0-3 K			0-0 BB E FC4-6 1B		0-0 1-H 2-H HR	5	2	2	3	0	1	1			
Ozzie Virgil, R (1, 2) OBP: 0.260, SLG: 0.317	4-0 BB			0-0 F9			0-0 1-3		0-0 E4 BB E	0-0 F9	4	1	0	0	1	0	1			
Glenn Hubbard, R (1, 4) OBP: 0.350, SLG: 0.384	0-0 F7		0-3 K		0-0 6-3			0-0 FC4-6 BB		4-0 6-3	3	0	0	0	0	1	3			
Chris Chambliss, L (9, PH) OBP: 0.586, SLG: 0.609								1-2 2-3			0	0	0	0	1	0	0			
Andres Thomas, R (9, PR) OBP: 0.396, SLG: 0.522											1	0	0	0	0	0	0			
David Palmer, R (1, 1) OBP: 0.059, SLG: 0.059		0-0 5-3 1B		0-0 F8			0-3 K		0-0 FC4-6		2	0	1	0	0	0	0			
Craig McMurry, R (6, 1)											1	0	0	0	0	1	0			
Gene Garber, R (8, 1)											0	0	0	0	0	0	0			
Ted Simmons, S (9, PH) OBP: 0.308, SLG: 0.250											1	0	0	1	0	0	1			
Bruce Sutter, R (9, 1)											0	0	0	0	0	0	0			
Jeff Dedmon, L (10, 1) OBP: 1.000, SLG: 1.000											0	0	0	0	0	0	0			
Inning Stats	R: 2 E: 1 K: 0 S: 6	H: 2 LOB: 3 BB: 2 P: 14	R: 0 E: 0 K: 1 S: 6	H: 1 LOB: 1 BB: 0 P: 6	R: 0 E: 0 K: 0 S: 3	H: 0 LOB: 0 BB: 0 P: 3	R: 0 E: 0 K: 1 S: 5	H: 0 LOB: 0 BB: 0 P: 5	R: 0 E: 0 K: 1 S: 5	H: 0 LOB: 0 BB: 0 P: 5	R: 0 E: 0 K: 0 S: 3	H: 0 LOB: 1 BB: 1 P: 7	R: 2 E: 2 K: 0 S: 5	H: 1 LOB: 2 BB: 2 P: 13	R: 3 E: 0 K: 0 S: 5	H: 2 LOB: 0 BB: 1 P: 9	1B: 5 2B: 0 3B: 0 HR: 1	SF: 0 SAC: 0 DP: 0 HBP: 0	WP: 0 PB: 1 SB: 0 CS: 0	PA: 44
PITCHER	IP WLS BF H R ER SO BB IBB HBP BLK WP HR S P ERA WHIP																			
Jay Tibbs, R (1, 1) ERA: 1.61	7.0	27	3	2	0	4	2	0	0	0	0	0	0	0	0	0	0	0.00	0.714	
Tim Burke, R (8, 1) ERA: 0.88	2.0	11	1	2	0	0	2	1	0	0	0	0	0	0	0	0	0	0.00	1.500	
Dan Schatzeder, L (10, 1) ERA: 2.89	1.0	L 6	2	3	3	0	1	0	0	0	0	1	5	9	27.00	3.000				

BOTTOM

Atlanta Braves @ Montreal Expos
 Olympic Stadium, Montreal, QB
 Thu May 15 1986, 3:33 AM EDT
 Att: 11,862 - Unknown

livebaseballscorecards.com

AB	34
R	4
H	7
RBI	4
BB	8
SO	6
LOB	24



WP:	0	PA:	43
PB:	0		
SB:	5		
CS:	1		


AB	R	H	RBI	BB	SO	LOB
4	1	1	0	1	0	3
3	1	1	2	2	0	2
2	0	0	0	3	0	2
4	0	2	2	0	2	3
4	0	0	0	1	0	4
4	0	0	0	1	1	5
5	1	1	0	0	1	2
2	0	0	0	0	0	1
1	0	0	0	0	1	0
1	0	0	0	0	0	1
2	0	1	0	0	1	1
1	0	0	0	0	0	0
0	0	0	0	0	0	0
1	1	1	0	0	0	0
0	0	0	0	0	0	0

Batter	1	2	3	4	5	6	7	8	9	10
Tim Raines, S OBP: 0.417, SLG: 0.492 (1, 7)										
Mitch Webster, S OBP: 0.349, SLG: 0.420 (1, 9)										
Herm Winningham, L OBP: 0.400, SLG: 0.455 (1, 8)										
Hubie Brooks, R OBP: 0.403, SLG: 0.647 (1, 6)										
Tim Wallach, R OBP: 0.383, SLG: 0.500 (1, 5)										
Andres Galarraga, R OBP: 0.419, SLG: 0.525 (1, 3)										
Al Newman, S OBP: 0.341, SLG: 0.333 (1, 4)										
Dann Bilardello, R OBP: 0.244, SLG: 0.325 (1, 2)										
Jason Thompson, L OBP: 0.407, SLG: 0.317 (7, PH)										
Mike Fitzgerald, R OBP: 0.279, SLG: 0.450 (8, 2)										
Jay Tibbs, R OBP: 0.278, SLG: 0.250 (1, 1)										
Wayne Krenchicki, L OBP: 0.148, SLG: 0.250 (7, PH)										
Tim Burke, R (8, 1)										
Andre Dawson, R OBP: 0.374, SLG: 0.607 (9, PH)										
Dan Schatzeder, L OBP: 0.545, SLG: 0.900 (10, 1)										

Inning Stats	R: 1	H: 1	E: 0	K: 0	S: 4	P: 8	R: 0	H: 0	E: 0	K: 2	S: 7	P: 11	R: 0	H: 0	E: 0	K: 1	S: 4	P: 12	R: 0	H: 0	E: 0	K: 1	S: 5	P: 5	R: 0	H: 1	E: 0	K: 0	S: 3	P: 3	R: 0	H: 0	E: 0	K: 1	S: 5	P: 13	R: 0	H: 0	E: 0	K: 1	S: 5	P: 5	R: 1	H: 1	E: 0	K: 0	S: 4	P: 12	R: 2	H: 3	E: 0	K: 0	S: 6	P: 6	R: 0	H: 1	E: 0	K: 0	S: 4	P: 4	1B: 5	SF: 1	2B: 1	3B: 1	HR: 0	SAC: 0	DP: 1	HBP: 0
--------------	------	------	------	------	------	------	------	------	------	------	------	-------	------	------	------	------	------	-------	------	------	------	------	------	------	------	------	------	------	------	------	------	------	------	------	------	-------	------	------	------	------	------	------	------	------	------	------	------	-------	------	------	------	------	------	------	------	------	------	------	------	------	-------	-------	-------	-------	-------	--------	-------	--------

PITCHER	IP	WLS	BF	H	R	ER	SO	BB	IBB	HBP	BLK	WP	HR	S	P	ERA	WHIP
David Palmer, R ERA: 2.26 (1, 1)	5.0		19	2	1	1	4	4	0	0	0	0	0	23	39	1.80	1.200
Craig McMurtry, R ERA: 4.58 (6, 1)	2.2		13	1	1	1	2	4	0	0	0	0	0	13	29	3.38	1.875
Gene Garber, R ERA: 2.35 (8, 1)	0.1		1	0	0	0	0	0	0	0	0	0	0	1	1	0.00	0.000
Bruce Sutter, R ERA: 3.52 (9, 1)	1.0	W	6	3	2	2	0	0	0	0	0	0	0	6	6	18.00	3.000
Jeff Dedmon, R ERA: 5.27 (10, 1)	1.0	S	4	1	0	0	0	0	0	0	0	0	0	4	4	0.00	1.000

PITCHER	IP	WLS	BF	H	R	ER	SO	BB	IBB	HBP	BLK	WP	HR	S	P	ERA	WHIP
David Palmer, R ERA: 2.26 (1, 1)	5.0		19	2	1	1	4	4	0	0	0	0	0	23	39	1.80	1.200
Craig McMurtry, R ERA: 4.58 (6, 1)	2.2		13	1	1	1	2	4	0	0	0	0	0	13	29	3.38	1.875
Gene Garber, R ERA: 2.35 (8, 1)	0.1		1	0	0	0	0	0	0	0	0	0	0	1	1	0.00	0.000
Bruce Sutter, R ERA: 3.52 (9, 1)	1.0	W	6	3	2	2	0	0	0	0	0	0	0	6	6	18.00	3.000
Jeff Dedmon, R ERA: 5.27 (10, 1)	1.0	S	4	1	0	0	0	0	0	0	0	0	0	4	4	0.00	1.000

Batter	1	2	3	4	5	6	7	8	9	AB R H RBI BB SO LOB	TOP										
Vince Coleman, S (1, 7) OBP: 0.301, SLG: 0.320	0-3 K		4-0 BB BB		0-0 L3		0-0 G3			3 0 0 0 1 1 0											
Ozzie Smith, S (1, 6) OBP: 0.405, SLG: 0.400	0-0 F9		4-0 BB BB			4-0 BB BB	0-0 4-3			2 1 0 0 2 0 0											
Willie McGee, S (1, 8) OBP: 0.290, SLG: 0.309	0-0 1B		4-0 BB BB			0-0 F8		0-0 5-3		3 0 1 0 1 0 1											
Jack Clark, R (1, 3) OBP: 0.389, SLG: 0.472	0-0 G3		0-3 K			4-0 1B BB	0-0 F3			3 1 0 0 1 1 4											
Andy Van Slyke, L (1, 9) OBP: 0.329, SLG: 0.293		0-0 G3		0-0 L5		0-0 1B BB		4-0 BB		3 0 1 1 1 0 0											
Tom Herr, S (1, 4) OBP: 0.269, SLG: 0.204		0-0 F7		0-0 G6-4-3 1B		0-0 1B		0-0 L3		4 0 2 1 0 0 1											
Terry Pendleton, S (1, 5) OBP: 0.256, SLG: 0.200		0-0 1-3		0-0 G6-4-3 1-2f		4-0 BB BB			0-0 F8	3 0 0 0 1 0 1	AB 29 R 2 H 4 RBI 2 BB 7 SO 3 LOB 10										
Mike Heath, R (1, 2) OBP: 0.244, SLG: 0.216			0-0 6-3		0-3 K	0-0 G3-2-3			0-0 4-3	2 0 0 0 0 1 0											
Jerry White, S (6, PH) OBP: 0.150, SLG: 0.278						3-Hf				1 0 0 0 0 0 3											
Michael LaValliere, L (6, 2) OBP: 0.258, SLG: 0.233										1 0 0 0 0 0 0											
Bob Forsch, R (1, 1) OBP: 0.176, SLG: 0.294		0-0 5-3			0-0 F8		0-0 L3		0-0 F6	2 0 0 0 0 0 0											
Clint Hurdle, L (7, PH) OBP: 0.263, SLG: 0.257										1 0 0 0 0 0 0											
Greg Bargar, R (7, 1)										0 0 0 0 0 0 0											
Ken Dayley, L (9, PH) OBP: 0.400, SLG: 0.250										1 0 0 0 0 0 0											
Inning Stats	R: 0 E: 0 K: 1 S: 6	H: 1 LOB: 1 BB: 0 P: 6	R: 0 E: 0 K: 0 S: 3	H: 0 LOB: 0 BB: 0 P: 3	R: 0 E: 0 K: 1 S: 5	H: 1 LOB: 0 BB: 0 P: 3	R: 0 E: 0 K: 1 S: 5	H: 0 LOB: 0 BB: 0 P: 5	R: 2 E: 0 K: 0 S: 4	H: 2 LOB: 2 BB: 3 P: 16	R: 0 E: 0 K: 0 S: 3	H: 0 LOB: 0 BB: 0 P: 3	R: 0 E: 0 K: 0 S: 3	H: 0 LOB: 1 BB: 1 P: 7	R: 0 E: 0 K: 0 S: 3	H: 0 LOB: 0 BB: 0 P: 3	1B: 4 2B: 0 3B: 0 HR: 0	SF: 0 SAC: 0 DP: 2 HBP: 0	WP: 0 PB: 0 SB: 1 CS: 0	PA: 36	
PITCHER Rick Mahler, R (1, 1) ERA: 4.47	IP 9.0 WLS W BF 36 H 4 R 2 ER 2 SO 3 BB 7 IBB 0 HBP 0 BLK 0 WP 0 HR 0 S 35 P 63 ERA 2.00 WHIP 1.222																			PITCHER	IP WLS BF H R ER SO BB IBB HBP BLK WP HR S P ERA WHIP

St. Louis Cardinals @ Atlanta Braves
Atlanta-Fulton County Stadium, Atlanta, GA

Fri May 16 1986, 7:05 PM EDT
Att: 15,551 - Unknown

livebaseballscorecards.com

Batter	1	2	3	4	5	6	7	8	9
Omar Moreno, L OBP: 0.294, SLG: 0.413 (1, 7)	0-0 PB 1B 2B		0-0 G3		0-3 K		0-0 G3	0-0 L8	
Bill Sample, R OBP: 0.356, SLG: 0.465 (1, 9)	0-3 K		0-0 BB 1B			0-0 6-3 SF7 1B	0-0 HR		
Dale Murphy, R OBP: 0.401, SLG: 0.561 (1, 8)	4-0 PB 1B 5-3 BB		4-0 G6-4-3 BB			0-0 6-3	4-0 CS BB		
Bob Horner, R OBP: 0.284, SLG: 0.385 (1, 3)	0-0 5-3 PB 1B		0-0 G6-4-3			0-0 SF7	0-0 1-3		
Rafael Ramirez, R OBP: 0.295, SLG: 0.377 (1, 6)	0-0 5-3		0-0 F7			0-0 E 2B	0-0 1B 1B		
Ken Oberkfell, L OBP: 0.414, SLG: 0.392 (1, 5)	0-0 F8		0-0 G3			4-0 E IBB	0-0 1B		
Ozzie Virgil, R OBP: 0.270, SLG: 0.326 (1, 2)		0-0 5-3		0-0 6-3		0-0 E8 1B	0-0 1B 1B		
Glenn Hubbard, R OBP: 0.355, SLG: 0.382 (1, 4)		0-0 1B		0-3 K		4-0 IBB	0-0 F8		
Rick Mahler, R OBP: 0.280, SLG: 0.292 (1, 1)		0-0 G1-6-4-3		0-0 6-3		0-0 F9	0-0 1B		

AB	R	H	RBI	BB	SO	LOB
5	1	1	0	0	1	2
4	2	3	1	0	1	1
1	1	0	0	3	0	1
3	0	1	2	0	0	3
4	2	2	1	0	0	1
3	0	1	0	1	0	1
4	0	2	2	0	0	0
3	0	1	0	1	1	1
4	0	1	0	0	0	4

Inning Stats		R: 2	H: 2	E: 0	LOB: 1	K: 1	P: 11	R: 0	H: 1	E: 0	LOB: 0	K: 0	P: 3	R: 0	H: 1	E: 0	LOB: 1	K: 0	P: 7	R: 0	H: 0	E: 0	LOB: 0	K: 0	P: 3	R: 0	H: 0	E: 0	LOB: 0	K: 2	P: 7	R: 2	H: 3	E: 1	LOB: 3	K: 0	P: 14	R: 1	H: 1	E: 0	LOB: 0	K: 0	P: 7	R: 1	H: 4	E: 0	LOB: 2	K: 0	P: 6		
PITCHER	IP	WLS	BF	H	R	ER	SO	BB	IBB	HBP	BLK	WP	HR	S	P	ERA	WHIP													PITCHER	IP	WLS	BF	H	R	ER	SO	BB	IBB	HBP	BLK	WP	HR	S	P	ERA	WHIP				
Bob Forsch, R ERA: 2.44 (1, 1)	6.0	L	27	7	4	3	3	2	2	0	0	0	0	29	45	4.50	1.500																																		
Greg Bargar, R ERA: 4.09 (7, 1)	2.0		10	5	2	2	0	1	0	0	0	0	1	9	13	9.00	3.000																																		

BOTTOM

St. Louis Cardinals @ Atlanta Braves
 Atlanta-Fulton County Stadium, Atlanta, GA

Fri May 16 1986, 7:05 PM EDT
 Att. 15,551 - Unknown

livebaseballscorecards.com

AB	31
R	6
H	12
RBI	6
BB	5
SO	3
LOB	14

Braves

WP: 0	PA: 37
PB: 2	
SB: 1	
CS: 1	

Batter	1	2	3	4	5	6	7	8	9	AB R H RBI BB SO LOB	TOP									
Vince Coleman, S OBP: 0.307, SLG: 0.325 (1, 7) X	0-0 1-3 ①		0-0 F7 ③			0-0 1B		0-0 1-2 1B		4 0 2 0 0 0 1	St. Louis Cardinals @ Atlanta Braves Atlanta-Fulton County Stadium, Atlanta, GA Sat May 17 1986, 7:05 PM EDT Att: 37,350 - Unknown livebaseballscorecards.com									
Ozzie Smith, S OBP: 0.392, SLG: 0.385 (1, 6) X	0-0 F5			0-0 6-3 ①		0-0 4-3 ③		0-0 F7 ③		4 0 0 0 0 0 3										
Willie McGee, S OBP: 0.289, SLG: 0.307 (1, 8) X	0-0 6-3 ③			0-3 K			0-0 PB BLK 1B		0-0 4-3 ①	4 0 1 0 0 1 0										
Jack Clark, R OBP: 0.377, SLG: 0.455 (1, 3) X		0-0 1-3 ①		0-0 5-3 ③			0-0 5-3 ①		0-3 K	4 0 0 0 0 1 1										
Andy Van Slyke, L OBP: 0.315, SLG: 0.278 (1, 9) X		0-0 F7 ②			0-0 G3 ①		0-0 F5 ②		0-3 K	4 0 0 0 0 1 1										
Tom Herr, S OBP: 0.262, SLG: 0.198 (1, 4) X		0-0 6-3 ③			0-0 F8 ②		0-0 F8 ③			3 0 0 0 0 0 1										
Terry Pendleton, S OBP: 0.250, SLG: 0.195 (1, 5) X			0-0 F7 ①		0-0 4-3 ③			0-3 K		3 0 0 0 0 1 0										
Michael LaValliere, L OBP: 0.294, SLG: 0.226 (1, 2) B B B B			4-0 SH1-4 BB			0-0 F3 ①		4-0 FC1-6 BB		1 0 0 0 2 0 0										
Danny Cox, R OBP: 0.167, SLG: 0.333 (1, 1) X			0-0 SH1-4 ②		0-3 K ②		0-0 FC1-6 ②	1-2 1B		2 0 0 0 0 1 1										
Inning Stats	R: 0 E: 0 K: 0 S: 3	H: 0 LOB: 0 BB: 0 P: 3	R: 0 E: 0 K: 0 S: 3	H: 0 LOB: 0 BB: 0 P: 3	R: 0 E: 0 K: 1 S: 5	H: 0 LOB: 0 BB: 0 P: 5	R: 0 E: 0 K: 0 S: 3	H: 0 LOB: 0 BB: 0 P: 3	R: 0 E: 0 K: 1 S: 6	H: 1 LOB: 1 BB: 0 P: 6	R: 0 E: 0 K: 0 S: 4	H: 1 LOB: 1 BB: 0 P: 4	R: 0 E: 0 K: 1 S: 6	H: 1 LOB: 2 BB: 1 P: 10	R: 0 E: 0 K: 2 S: 7	H: 0 LOB: 0 BB: 0 P: 7	1B: 3 2B: 0 3B: 0 HR: 0	SF: 0 SAC: 1 DP: 0 HBP: 0	WP: 0 PB: 1 SB: 0 CS: 0	PA: 32
PITCHER Joe Johnson, R ERA: 4.04 Bruce Sutter, R ERA: 3.31	IP: 8.0 WLS: W BF: 29 H: 3 R: 0 ER: 0 SO: 3 BB: 2 IBB: 0 HBP: 0 BLK: 1 WP: 0 HR: 0 S: 33 P: 41 ERA: 0.00 WHIP: 0.625	IP: 1.0 WLS: S BF: 3 H: 0 R: 0 ER: 0 SO: 2 BB: 0 IBB: 0 HBP: 0 BLK: 0 WP: 0 HR: 0 S: 7 P: 7 ERA: 0.00 WHIP: 0.000																		



Batter	1	2	3	4	5	6	7	8	9
Omar Moreno, L (1, 7) OBP: 0.291, SLG: 0.400	0-3 K2-3		0-0 4-3			0-0 F7		0-0 F8 2B	
Bill Sample, R (1, 9) OBP: 0.347, SLG: 0.447	0-3 K		0-3 K			0-0 5-3 BLK 1B		0-0 F8 1-3	
Dale Murphy, R (1, 8) OBP: 0.411, SLG: 0.560	0-0 F9			0-0 1B		4-0 5-3 1-2 IBB		4-0 2B IBB	
Bob Horner, R (1, 3) OBP: 0.297, SLG: 0.395		4-0 G4-3 BB		4-0 CS BB		0-0 5-3 1-2 2-3		0-0 1-H 3-H 2B	
Rafael Ramirez, R (1, 6) OBP: 0.287, SLG: 0.366		0-0 G4-3 1-2f		0-3 K		0-0 6-3		0-0 6-3	
Ken Oberkfell, L (1, 5) OBP: 0.420, SLG: 0.394		0-0 1B		0-0 CS 1-2		0-0 F8		4-0 G6-4-3 BB	
Ozzie Virgil, R (1, 2) OBP: 0.262, SLG: 0.315		0-3 K				0-0 5-3		0-0 G6-4-3 1-2f	
Glenn Hubbard, R (1, 4) OBP: 0.363, SLG: 0.400			0-0 4-3 SH1-3 1B			0-0 2B		0-0 5-3	
Joe Johnson, R (1, 1) OBP: 0.267, SLG: 0.214			0-0 SH1-3			0-0 6-3		0-0 4-3	
Claudell Washington, L (8, PH) OBP: 0.300, SLG: 0.485									
Bruce Sutter, R (9, 1)									

AB	R	H	RBI	BB	SO	LOB
4	1	1	0	0	1	1
4	0	1	0	0	2	2
2	1	1	0	2	0	0
2	0	1	2	2	0	2
4	0	0	0	0	1	5
2	0	1	0	1	0	0
3	0	0	0	0	1	2
3	0	2	0	0	0	0
1	0	0	0	0	0	1
1	0	0	0	0	0	0
0	0	0	0	0	0	0

BOTTOM

St. Louis Cardinals @ Atlanta Braves
Atlanta-Fulton County Stadium, Atlanta, GA

Sat May 17 1986, 7:05 PM EDT
Att. 37,350 - Unknown

livebaseballscorecards.com

AB	26
R	2
H	7
RBI	2
BB	5
SO	5
LOB	13

Braves

Inning Stats	R: 0	H: 0	E: 0	K: 2	S: 7	R: 0	H: 1	E: 0	K: 1	S: 5	R: 0	H: 1	E: 0	K: 1	S: 6	R: 0	H: 1	E: 0	K: 1	S: 4	R: 0	H: 1	E: 0	K: 0	S: 4	R: 0	H: 1	E: 0	K: 0	S: 4	R: 0	H: 0	E: 0	K: 0	S: 2	R: 2	H: 2	E: 0	K: 0	S: 5
	LOB: 0	BB: 0	P: 7	LOB: 1	BB: 1	P: 9	LOB: 1	BB: 0	P: 6	LOB: 0	BB: 1	P: 8	LOB: 2	BB: 1	P: 8	LOB: 0	BB: 1	P: 6	LOB: 1	BB: 1	P: 9	LOB: 0	BB: 0	P: 4	LOB: 0	BB: 1	P: 8	LOB: 1	BB: 1	P: 9	LOB: 0	BB: 0	P: 33	LOB: 1	DP: 2	HBP: 0	WP: 0	PA: 33		

PITCHER	IP	WLS	BF	H	R	ER	SO	BB	IBB	HBP	BLK	WP	HR	S	P	ERA	WHIP
Danny Cox, R (1, 1) ERA: 3.3	8.0	L	32	7	2	2	5	3	2	0	1	0	0	37	57	2.25	1.250

Batter	1	2	3	4	5	6	7	8	9	AB R H RBI BB SO LOB	TOP									
Vince Coleman, S OBP: 0.299, SLG: 0.315 (1, 7) X	0-0 5-3		0-0 6-3			0-0 4-3		0-0 1-3		4 0 0 0 0 0 2										
Ozzie Smith, S OBP: 0.395, SLG: 0.389 (1, 6) X	0-0 G4-6-3 1B		0-0 1-3			0-0 2-3 1B		0-0 5-3		4 0 2 1 0 0 0										
Tom Herr, S OBP: 0.254, SLG: 0.191 (1, 4) X	0-0 G4-6-3 1-2f		0-0 5-3			0-0 3-H F8		0-0 F7		4 0 0 0 0 0 2										
Jack Clark, R OBP: 0.373, SLG: 0.447 (1, 3) X		0-0 FC1-4 1B		0-0 L4		0-0 5-3		0-3 K		4 0 1 0 0 1 0										
Willie McGee, S OBP: 0.288, SLG: 0.306 (1, 8) X		0-0 FC1-4 L4-3 1-2f		0-0 4-3		0-0 E8 1B		0-0 F9		4 1 1 0 0 0 1										
Tito Landrum, R OBP: 0.237, SLG: 0.291 (1, 9) X		0-0 L4-3 1-2		4-0 G6-3 BB		0-0 2-H 1B		0-0 F9		3 0 1 1 1 0 1										
Terry Pendleton, S OBP: 0.252, SLG: 0.198 (1, 5) X			0-0 FC3-6 1B		0-0 G6-3 1-2f		0-0 6-3			3 0 1 0 0 0 2										
Mike Heath, R OBP: 0.258, SLG: 0.213 (1, 2) X			0-0 FC3-6 1-2f		4-0 4-3 SH1-4 1B BB		4-0 IBB			1 1 0 0 2 0 1										
John Tudor, L OBP: 0.087, SLG: 0.087 Todd Worrell, R (7, 1) X			0-3 K		0-0 SH1-4 1-2		0-3 K			2 0 0 0 0 2 3 0 0 0 0 0 0 0										
Inning Stats	R: 0 E: 0 K: 0 S: 3	H: 1 LOB: 0 BB: 0 P: 3	R: 0 E: 0 K: 0 S: 3	H: 1 LOB: 0 BB: 0 P: 3	R: 0 E: 0 K: 1 S: 6	H: 1 LOB: 1 BB: 0 P: 6	R: 0 E: 0 K: 0 S: 2	H: 0 LOB: 0 BB: 1 P: 6	R: 1 E: 0 K: 0 S: 4	H: 1 LOB: 1 BB: 1 P: 8	R: 1 E: 1 K: 1 S: 7	H: 2 LOB: 2 BB: 1 P: 11	R: 0 E: 0 K: 0 S: 3	H: 0 LOB: 0 BB: 0 P: 3	R: 0 E: 0 K: 1 S: 5	H: 0 LOB: 0 BB: 0 P: 5	1B: 6 2B: 1 3B: 0 HR: 0	SF: 0 SAC: 1 DP: 3 HBP: 0	WP: 0 PB: 0 SB: 0 CS: 0	PA: 33
PITCHER	IP WLS BF H R ER SO BB IBB HBP BLK WP HR S P ERA WHIP																			
Zane Smith, L ERA: 2.29 Paul Assenmacher, L ERA: 1.96	(1, 1) 7.0 W 27 6 2 1 2 2 2 1 0 0 0 0 28 40 1.29 1.143																			
	(8, 1) 2.0 S 6 0 0 0 1 0 0 0 0 0 0 0 8 8 0.00 0.000																			

St. Louis Cardinals @ Atlanta Braves
Atlanta-Fulton County Stadium, Atlanta, GA

Sun May 18 1986, 3:33 AM EDT
Att: 22,861 - Unknown

livebaseballscorecards.com

AB	29
R	2
H	6
RBI	2
BB	3
SO	3
LOB	12



Batter	1	2	3	4	5	6	7	8	9	AB R H RBI BB SO LOB	TOP	
Bob Dernier, R (1, 8) <small>OBP: 0.257, SLG: 0.258</small> Thad Bosley, L (8, PH) <small>OBP: 0.294, SLG: 0.300</small> (8, 7)	0-0 1B		0-0 F8		0-0 F7			0-0 F7		3 1 1 0 0 0 1 1 0 0 0 0 0 0	Chicago Cubs @ Atlanta Braves Atlanta-Fulton County Stadium, Atlanta, GA Tue May 20 1986, 7:05 PM EDT Att. 16,925 - Unknown	
Davey Lopes, R (1, 7) <small>OBP: 0.367, SLG: 0.408</small> Jay Baller, R (8, 1)	0-0 G1-5-3		0-3 K			0-0 6-3		0-0 6-3		4 0 0 0 0 1 1 0 0 0 0 0 0 0		
23 Ryne Sandberg, R (1, 4) <small>OBP: 0.362, SLG: 0.452</small>	0-0 6-3		0-0 F9			0-0 L6		0-0 6-3		4 0 0 1 0 0 0		
Keith Moreland, R (1, 5) <small>OBP: 0.353, SLG: 0.433</small>	0-0 6-3			0-0 1B		0-0 1B		0-0 1B		4 0 3 0 0 0 0		
Leon Durham, L (1, 3) <small>OBP: 0.331, SLG: 0.385</small>		0-0 1B		0-3 K		0-3 K		0-0 F7		4 0 1 0 0 2 3		
Jerry Mumphrey, S (1, 9) <small>OBP: 0.350, SLG: 0.400</small> (8, 8)	0-0 G4-6-3		0-3 K			0-0 5-3		0-0 1B		4 0 1 0 0 1 1		
Jody Davis, R (1, 2) <small>OBP: 0.319, SLG: 0.457</small>		4-0 HR			0-0 4-3		0-0 F7		0-0 FC4			3 1 0 0 1 0 2
Shawon Dunston, R (1, 6) <small>OBP: 0.315, SLG: 0.468</small>		0-0 HR			0-0 1B		0-3 K			3 1 2 2 0 1 0		
Scott Sanderson, R (1, 1) <small>OBP: 0.143, SLG: 0.077</small> Matt Keough, R (4, 1) <small>OBP: 0.250, SLG: 0.250</small> Gary Matthews, R (5, PH) <small>OBP: 0.323, SLG: 0.316</small> George Frazier, R (5, 1) Terry Francona, L (8, PH) <small>OBP: 0.194, SLG: 0.194</small> (8, 9)	0-0 6-3				0-3 K			0-0 3-1		1 0 0 0 0 0 0 0 0 0 0 0 0 0 1 0 0 0 0 1 1 0 0 0 0 0 0 0 1 0 0 0 0 0 0		
Inning Stats	R: 1 H: 1 E: 0 LOB: 0 K: 0 BB: 0 S: 4 P: 4	R: 2 H: 2 E: 0 LOB: 0 K: 0 BB: 1 S: 4 P: 8	R: 0 H: 0 E: 0 LOB: 0 K: 1 BB: 0 S: 5 P: 5	R: 0 H: 1 E: 0 LOB: 0 K: 2 BB: 0 S: 7 P: 7	R: 0 H: 1 E: 0 LOB: 1 K: 1 BB: 0 S: 6 P: 6	R: 0 H: 1 E: 0 LOB: 1 K: 1 BB: 0 S: 6 P: 6	R: 0 H: 0 E: 0 LOB: 0 K: 1 BB: 0 S: 5 P: 5	R: 0 H: 0 E: 0 LOB: 0 K: 0 BB: 0 S: 3 P: 3	R: 0 H: 2 E: 0 LOB: 2 K: 0 BB: 0 S: 5 P: 5	1B: 7 SF: 0 2B: 1 SAC: 0 3B: 0 DP: 2 HR: 1 HBP: 0	WP: 1 PA: 34 PB: 0 SB: 1 CS: 1	
PITCHER David Palmer, R (1, 1) <small>ERA: 2.45</small> Gene Garber, R (8, 1) <small>ERA: 2.08</small>	IP WLS BF H R ER SO BB IBB HBP BLK WP HR S P ERA WHIP 7.0 W 26 6 3 3 6 1 0 0 0 1 1 37 41 3.86 1.000 2.0 8 2 0 0 0 0 0 0 0 0 0 0 8 8 0.00 1.000											PITCHER IP WLS BF H R ER SO BB IBB HBP BLK WP HR S P ERA WHIP

AB	33
R	3
H	8
RBI	3
BB	1
SO	6
LOB	9




Batter	1	2	3	4	5	6	7	8	9	AB R H RBI BB SO LOB
Omar Moreno, L OBP: 0.317, SLG: 0.483 (1, 9)										4 3 3 0 0 0 0
Ken Oberkfell, L OBP: 0.409, SLG: 0.377 (1, 5)										4 0 0 0 0 0 3
Dale Murphy, R OBP: 0.403, SLG: 0.564 (1, 8)										4 1 1 3 0 1 2
Bob Horner, R OBP: 0.315, SLG: 0.452 (1, 3)										4 0 2 1 0 1 0
Gerald Perry, L OBP: 0.250, SLG: 0.250 (1, 7) Gene Garber, R (8, 1)										4 0 1 0 0 0 3 0 0 0 0 0 0 0
Ozzie Virgil, R OBP: 0.271, SLG: 0.348 (1, 2)										3 2 1 1 1 0 0
Andres Thomas, R OBP: 0.404, SLG: 0.520 (1, 6)										4 1 2 0 0 0 1
Glenn Hubbard, R OBP: 0.371, SLG: 0.391 (1, 4)										4 1 1 1 0 0 1
David Palmer, R OBP: 0.100, SLG: 0.100 (1, 1) Terry Harper, R OBP: 0.298, SLG: 0.295 (8, 7)										3 0 1 1 0 1 1 1 0 0 0 0 0 1

Inning Stats	R: 1 E: 0 K: 0 S: 5	H: 2 LOB: 1 BB: 0 P: 5	R: 1 E: 0 K: 1 S: 6	H: 1 LOB: 0 BB: 0 P: 6	R: 2 E: 0 K: 0 S: 5	H: 2 LOB: 0 BB: 0 P: 5	R: 3 E: 2 K: 0 S: 6	H: 2 LOB: 0 BB: 0 P: 6	R: 0 E: 0 K: 1 S: 5	H: 1 LOB: 0 BB: 0 P: 5	R: 0 E: 0 K: 0 S: 3	H: 1 LOB: 1 BB: 1 P: 7	R: 1 E: 1 K: 1 S: 7	H: 2 LOB: 1 BB: 0 P: 7	R: 0 E: 0 K: 0 S: 4	H: 1 LOB: 1 BB: 0 P: 4	1B: 8 2B: 2 3B: 0 HR: 2	SF: 0 SAC: 0 DP: 1 HBP: 0	WP: 0 PB: 0 SB: 0 CS: 1	PA: 37
PITCHER	IP	WLS	BF	H	R	ER	SO	BB	IBB	HBP	BLK	WP	HR	S	P	ERA	WHIP			
Scott Sanderson, R ERA: 5.31 (1, 1)	3.0	L	17	6	7	4	1	0	0	0	0	0	2	19	19	12.00	2.000			
Matt Keough, R ERA: 4.76 (4, 1)	1.0		3	1	0	0	0	0	0	0	0	0	3	3	3	0.00	1.000			
George Frazier, R ERA: 2.92 (5, 1)	3.0		12	4	1	0	2	1	0	0	0	0	0	15	19	0.00	1.667			
Jay Baller, R ERA: 4.82 (8, 1)	1.0		4	1	0	0	0	0	0	0	0	0	4	4	4	0.00	1.000			

Chicago Cubs @ Atlanta Braves
Atlanta-Fulton County Stadium, Atlanta, GA

Tue May 20 1986, 7:05 PM EDT
Att. 16,925 - Unknown

AB	35
R	8
H	12
RBI	7
BB	1
SO	3
LOB	12



Batter	1	2	3	4	5	6	7	8	9	10	11	12	13	AB R H RBI BB SO LOB	TOP																		
Bob Dernier, R <small>(1, 8) OBP: 0.257, SLG: 0.258</small> Terry Francona, L <small>(8, PH) OBP: 0.200, SLG: 0.200</small>														4 0 1 0 0 0 0 4 0 1 0 0 0 6																			
Gary Matthews, R <small>(1, 7) OBP: 0.316, SLG: 0.345</small> Matt Keough, R <small>(8, 1) OBP: 0.250, SLG: 0.250</small> Lee Smith, R <small>(8, 1)</small> Manny Trillo, R <small>(12, PH) OBP: 0.281, SLG: 0.214</small>														5 2 1 1 0 0 4 0 0 0 0 0 0 0 1 0 0 0 0 1 0 0 0 0 0 0 0 0																			
23 Ryne Sandberg, R <small>OBP: 0.353, SLG: 0.434</small>														6 0 0 0 1 0 2																			
Keith Moreland, R <small>(1, 5) OBP: 0.356, SLG: 0.429</small>														6 1 2 1 1 0 3																			
Leon Durham, L <small>(1, 3) OBP: 0.328, SLG: 0.414</small> George Frazier, R <small>(12, 1)</small>														7 3 2 2 0 1 6 0 0 0 0 0 0 0																			
Jerry Mumphrey, S <small>(1, 9) OBP: 0.358, SLG: 0.410</small>														6 1 2 0 1 1 2																			
Jody Davis, R <small>OBP: 0.324, SLG: 0.481</small>														6 1 2 4 1 0 1																			
Shawon Dunston, R <small>OBP: 0.327, SLG: 0.476</small>														6 0 3 0 1 0 3																			
Dennis Eckersley, R <small>OBP: 0.211, SLG: 0.368</small> Jay Ballew, R <small>(6, 1)</small> Ray Fontenot, L <small>(6, 1)</small> Thad Bosley, L <small>(8, PH) OBP: 0.342, SLG: 0.290</small>														3 0 0 0 0 2 3 0 0 0 0 0 0 0 0 0 0 0 0 0 0 1 0 0 0 3 0 2																			
Inning Stats	R: 3 E: 0 K: 0 S: 6	H: 3 LOB: 0 BB: 0 P: 6	R: 0 E: 0 K: 1 S: 5	H: 0 LOB: 0 BB: 0 P: 5	R: 0 E: 0 K: 0 S: 3	H: 1 LOB: 0 BB: 0 P: 3	R: 0 E: 0 K: 0 S: 4	H: 1 LOB: 2 BB: 1 P: 8	R: 0 E: 0 K: 1 S: 5	H: 0 LOB: 0 BB: 0 P: 5	R: 1 E: 0 K: 0 S: 5	H: 2 LOB: 3 BB: 2 P: 13	R: 1 E: 2 K: 0 S: 6	H: 1 LOB: 2 BB: 0 P: 6	R: 0 E: 1 K: 0 S: 5	H: 1 LOB: 2 BB: 0 P: 5	R: 3 E: 0 K: 0 S: 6	H: 3 LOB: 2 BB: 2 P: 14	R: 0 E: 0 K: 1 S: 5	H: 0 LOB: 0 BB: 0 P: 5	R: 0 E: 1 K: 1 S: 6	H: 0 LOB: 1 BB: 0 P: 6	R: 0 E: 0 K: 1 S: 4	H: 1 LOB: 3 BB: 2 P: 12	R: 0 E: 0 K: 1 S: 6	H: 1 LOB: 3 BB: 2 P: 10	R: 0 E: 0 K: 1 S: 6	H: 1 LOB: 2 BB: 1 P: 10	1B: 7 2B: 4 3B: 0 HR: 3	SF: 0 SAC: 1 DP: 1 HBP: 0	WP: 1 PB: 0 SB: 2 CS: 0	PA: 64	
PITCHER	IP WLS BF H R ER SO BB IBB HBP BLK WP HR S P ERA WHIP	Jeff Dedmon, R <small>(11, 1) ERA: 4.32</small>																															
Rick Mahler, R <small>(1, 1) ERA: 4.59</small> Paul Assenmacher, L <small>(7, 1) ERA: 1.88</small> Bruce Sutter, R <small>(8, 1) ERA: 4.5</small> Craig McMurry, R <small>(9, 1) ERA: 4.58</small> Gene Garber, R <small>(9, 1) ERA: 1.93</small>	6.1	0.2	1.2	0.0	1.1																												

Chicago Cubs @ Atlanta Braves
 Atlanta-Fulton County Stadium, Atlanta, GA
 Wed May 21 1986, 7:05 PM EDT
 Att. 16,759 - Unknown

livebaseballscorecards.com

AB	55
R	8
H	14
RBI	8
BB	8
SO	5
LOB	32



Batter	1	2	3	4	5	6	7	8	9	10	11	12	13	AB R H RBI BB SO LOB
Omar Moreno, L (1, 9) OBP: 0.329, SLG: 0.523	0-0 3-1	0-0 2B			0-0 F9	0-0 E4 3B		0-0 1B	0-0 4-3			0-0 4-3		7 1 3 2 0 0 2
Ken Oberkfell, L (1, 5) (10, 4) OBP: 0.425, SLG: 0.398	0-0 1B	0-0 F6			0-0 1B	0-0 1B		0-0 1B WP		0-0 F8		0-0 1B		7 1 5 0 0 0 1
Dale Murphy, R (1, 8) OBP: 0.398, SLG: 0.550	0-0 F9		0-0 4-3		0-3 K	0-0 BB 1B		0-0 1B WP		0-0 F8		0-3 K2-4		7 0 2 0 0 2 3
Bob Horner, R (1, 3) OBP: 0.320, SLG: 0.443	0-0 F3		0-0 F7		0-0 6-3	4-0 BB		4-0 1B IBB		0-0 1B			0-0 E5 FC6-4	5 0 1 0 2 0 2
Gerald Perry, L (1, 7) Terry Harper, R (8, PH) OBP: 0.284, SLG: 0.290		0-0 F6	0-0 6-3			0-0 1B		0-0 G4-6-3 IBB		0-0 F5			0-0 FC6-4 BB	3 1 1 0 0 0 0 2 0 0 0 0 0 5
Craig McMurtry, R (8, 1) Gene Garber, R (8, 1) Chris Chambliss, L (10, PH) Jeff Dismon, L (11, 1) OBP: 0.587, SLG: 0.583 OBP: 0.500, SLG: 0.500						0-0 1B		0-0 G4-6-3					0-0 BB	0 0 0 0 0 0 0 1 0 0 0 0 0 1 1 1 0 0 0 0 1
Rafael Ramirez, R (1, 6) (10, 5) OBP: 0.293, SLG: 0.393		0-0 2B 2B		0-0 5-3		0-0 1B 2B		0-0 F8		0-0 SH1-3 2B		0-0 6-3		7 2 4 0 0 0 0
Ozzie Virgil, R (1, 2) OBP: 0.283, SLG: 0.351		0-3 K		0-0 1B		0-0 E 1B		0-0 5-3		0-0 SH1-3		0-3 K		5 1 2 2 1 2 1
Glenn Hubbard, R (1, 4) Ted Simmons, S (9, PH) Andres Thomas, R (9, PR) (10, 6) OBP: 0.375, SLG: 0.404 OBP: 0.324, SLG: 0.250 OBP: 0.407, SLG: 0.510		0-0 2B 2B		0-0 F9		0-0 F8		0-0 1B		4-0 IBB		0-0 4-3		4 1 2 1 0 0 2 0 0 0 0 1 0 0 1 0 0 1 1 0 0
Rick Mahler, R (1, 1) Paul Assenmacher, L (7, 1) Bruce Sutter, R (8, 1) Bill Sample, R (9, 7) OBP: 0.286, SLG: 0.333 OBP: 0.321, SLG: 0.407		0-0 2B 2B		0-0 F9		0-0 F8		0-3 K		0-0 L5		0-0 F4		3 1 1 1 0 0 2 1 0 0 0 0 1 1 0 0 0 0 0 0 0 2 0 0 0 0 0 2


Inning Stats	R: 0	H: 1	E: 0	LOB: 1	K: 0	BB: 0	S: 4	R: 3	H: 4	E: 0	LOB: 1	K: 1	BB: 0	S: 9	R: 0	H: 0	E: 0	LOB: 0	K: 0	BB: 0	S: 3	R: 0	H: 1	E: 0	LOB: 1	K: 0	BB: 0	S: 4	R: 0	H: 1	E: 0	LOB: 1	K: 1	BB: 0	S: 6	R: 4	H: 6	E: 1	LOB: 3	K: 0	BB: 1	S: 9	R: 0	H: 1	E: 0	LOB: 1	K: 1	BB: 0	S: 6	R: 1	H: 3	E: 0	LOB: 1	K: 0	BB: 1	S: 4	R: 0	H: 1	E: 0	LOB: 2	K: 0	BB: 1	S: 4	R: 0	H: 1	E: 0	LOB: 0	K: 1	BB: 0	S: 5	R: 0	H: 0	E: 0	LOB: 0	K: 1	BB: 0	S: 5	R: 1	H: 1	E: 1	LOB: 3	K: 0	BB: 2	S: 3	R: 1	H: 1	E: 1	LOB: 3	K: 0	BB: 2	S: 3	R: 0	H: 13	E: 0	LOB: 0	K: 0	BB: 0	S: 6	1B: 13	SF: 0	2B: 7	SAC: 1	3B: 1	DP: 1	HR: 0	HBP: 0	WP: 1	PA: 62
--------------	------	------	------	--------	------	-------	------	------	------	------	--------	------	-------	------	------	------	------	--------	------	-------	------	------	------	------	--------	------	-------	------	------	------	------	--------	------	-------	------	------	------	------	--------	------	-------	------	------	------	------	--------	------	-------	------	------	------	------	--------	------	-------	------	------	------	------	--------	------	-------	------	------	------	------	--------	------	-------	------	------	------	------	--------	------	-------	------	------	------	------	--------	------	-------	------	------	------	------	--------	------	-------	------	------	-------	------	--------	------	-------	------	--------	-------	-------	--------	-------	-------	-------	--------	-------	--------

PITCHER	IP	WLS	BF	H	R	ER	SO	BB	IBB	HBP	BLK	WP	HR	S	P	ERA	WHIP
Dennis Eckersley, R (1, 1) ERA: 5.56	5.2		29	12	7	7	2	0	0	0	0	0	0	33	33	11.12	2.118
Jay Baller, R (6, 1) ERA: 4.82	0.0		2	1	0	0	0	1	0	0	0	0	0	1	5	∞	∞
Ray Fontenot, L (6, 1) ERA: 1.86	1.1		5	1	0	0	1	0	0	0	0	0	0	7	7	0.00	0.750
Matt Keough, R (8, 1) ERA: 5.09	0.1		4	3	1	1	0	0	1	0	0	1	0	3	7	27.00	9.000
Lee Smith, R (8, 1) ERA: 3.38	3.2		13	2	0	0	1	0	1	0	0	0	0	14	18	0.00	0.545
PITCHER	IP	WLS	BF	H	R	ER	SO	BB	IBB	HBP	BLK	WP	HR	S	P	ERA	WHIP
George Frazier, R (12, 1) ERA: 2.77	1.1	L	9	2	1	0	1	1	1	0	0	0	0	9	17	0.00	2.250

Chicago Cubs @ Atlanta Braves
Atlanta-Fulton County Stadium, Atlanta, GA

Wed May 21 1986, 7:05 PM EDT
Att: 16,759 - Unknown

AB	56
R	9
H	21
RBI	7
BB	5
SO	5
LOB	23



WP: 1	PA: 62
PB: 0	
SB: 0	
CS: 1	

Batter	1	2	3	4	5	6	7	8	9	AB R H RBI BB SO LOB	TOP
Thad Bosley, L (1, 9) x OBP: 0.310, SLG: 0.257 Jay Baller, R (8, 1) Ray Fontenot, L (8, 1)	0-0 ① 		0-0 ③ 			0-3 ① 		0-0 ② 		4 0 0 0 0 1 2 0 0 0 0 0 0 0 0 0 0 0 0 0 0	Chicago Cubs @ Atlanta Braves Atlanta-Fulton County Stadium, Atlanta, GA Thu May 22 1986, 3:33 AM EDT Att: 14,646 - Unknown
Gary Matthews, R (1, 7) x OBP: 0.314, SLG: 0.333 Manny Trillo, R (9, PR) OBP: 0.281, SLG: 0.214	0-0 ② 			0-0 ① 		0-0 ② 		4-0 ① 	3 0 0 0 1 0 0 0 0 0 0 0 0 0		
23 Ryne Sandberg, R (1, 4) x OBP: 0.345, SLG: 0.423	0-0 ③ 			0-0 ② 		0-0 ③ 		0-0 ① 	4 0 0 0 0 0 1		
Keith Moreland, R (1, 5) Davey Lopes, R (9, PR) OBP: 0.359, SLG: 0.427 OBP: 0.367, SLG: 0.408		0-0 ① 		0-0 ① 		0-0 ① 		4-0 ① 	3 0 1 0 1 0 0 0 0 0 0 0 0 0		
Leon Durham, L (1, 3) Chris Speier, R (9, PH) OBP: 0.336, SLG: 0.421 OBP: 0.440, SLG: 0.450		0-0 ② 		0-0 ② 		0-0 ② 		0-0 ③ 	3 0 2 0 0 0 0 1 0 0 0 0 0 2		
Jerry Mumphrey, S (1, 8) OBP: 0.343, SLG: 0.391 (8, 9)		0-0 ③ 		0-3 ③ 		0-0 ② 			3 0 0 0 0 1 3		
Jody Davis, R (1, 2) OBP: 0.318, SLG: 0.471			0-0 ① 		0-3 ① 		0-0 ③ 		3 0 0 0 0 1 1		
Shawon Dunston, R (1, 6) OBP: 0.327, SLG: 0.473			0-0 ① 		0-0 ② 		0-0 ① 		3 0 1 0 0 0 0		
Steve Trout, L (1, 1) OBP: 0.176, SLG: 0.235 Ron Cey, R (8, PH) OBP: 0.357, SLG: 0.423 Bob Dernier, R (8, PR) OBP: 0.257, SLG: 0.258 (8, 8)			0-0 ② 		0-3 ③ 		0-0 ① 		1 0 0 0 0 1 0 1 0 1 0 0 0 0 0 0 0 0 0 0 0		
Inning Stats	R: 0 H: 0 E: 0 LOB: 0 K: 0 BB: 0 S: 3 P: 3	R: 0 H: 0 E: 0 LOB: 0 K: 0 BB: 0 S: 3 P: 3	R: 0 H: 1 E: 0 LOB: 1 K: 0 BB: 0 S: 4 P: 4	R: 0 H: 2 E: 0 LOB: 2 K: 1 BB: 0 S: 7 P: 7	R: 0 H: 0 E: 0 LOB: 0 K: 2 BB: 0 S: 7 P: 7	R: 0 H: 0 E: 0 LOB: 0 K: 1 BB: 0 S: 5 P: 5	R: 0 H: 1 E: 0 LOB: 1 K: 0 BB: 0 S: 4 P: 4	R: 0 H: 1 E: 0 LOB: 1 K: 0 BB: 0 S: 3 P: 3	R: 0 H: 0 E: 0 LOB: 2 K: 0 BB: 2 S: 2 P: 10	1B: 5 SF: 0 2B: 0 SAC: 1 3B: 0 DP: 2 HR: 0 HBP: 0	
PITCHER Joe Johnson, R (1, 1) ERA: 3.45 Paul Assenmacher, L (9, 1) ERA: 1.83	IP WLS BF H R ER SO BB IBB HBP BLK WP HR S P ERA WHIP 8.1 W 31 5 0 0 4 2 0 0 0 0 0 0 37 45 0.00 0.840 0.2 S 1 0 0 0 0 0 0 0 0 0 0 0 1 1 0.00 0.000										

AB 29
R 0
H 5
RBI 0
BB 2
SO 4
LOB 9



Batter	1	2	3	4	5	6	7	8	9	AB R H RBI BB SO LOB	TOP		
Omar Moreno, L (1, 7) OBP: 0.324, SLG: 0.522 Andres Thomas, R (8, PH) OBP: 0.373, SLG: 0.464 Gene Garber, R (8, 1)	0-0 F6		0-0 6-3			0-0 F7		0-0 F3		3 0 0 0 0 0 0 1 0 0 0 0 0 2 0 0 0 0 0 0 0	<p>Atlanta Braves @ St. Louis Cardinals</p> <p>Busch Stadium, St. Louis, MO</p> <p>Fri May 23 1986, 7:05 PM CDT</p> <p>Att: 33,774 - Unknown</p>		
Bill Sample, R (1, 9) OBP: 0.302, SLG: 0.367 Gerald Perry, L (8, PH) OBP: 0.250, SLG: 0.250 (8, 7)	0-0 F3		0-0 F8			0-0 F7		0-0 FC6		3 0 0 0 0 0 0 1 0 0 0 0 0 2			
Dale Murphy, R (1, 8) OBP: 0.393, SLG: 0.534	0-0 G3				0-0 6-3		0-0 6-3		0-0 1-3	4 0 0 0 0 0 0			
Bob Homer, R (1, 3) OBP: 0.319, SLG: 0.442		0-0 G3 2B 1B			0-0 F8		0-3 K		0-0 F9	4 1 1 0 0 1 0			
Rafael Ramirez, R (1, 6) OBP: 0.292, SLG: 0.395		0-0 E 1-3 2B			0-0 1B		0-0 F9		0-0 L5	4 1 2 0 0 0 0			
Ken Oberkfell, L (1, 5) OBP: 0.416, SLG: 0.388		0-0 G3 2-H 3-H			0-0 4-3		0-0 F9			3 0 0 1 0 0 1			
Ozzie Virgil, R (1, 2) OBP: 0.284, SLG: 0.350		0-0 L5-3 1B			0-0 3-1				0-0 5-3	3 0 1 0 0 0 0			
Glenn Hubbard, R (1, 4) OBP: 0.373, SLG: 0.395		0-0 L5-3 1-2			0-3 K				0-0 BB 1B	3 0 1 0 0 1 1			
Zane Smith, L (1, 1) OBP: 0.074, SLG: 0.074 Terry Harper, R (8, PH) OBP: 0.295, SLG: 0.284 (8, 9)			0-0 6-3		0-3 K			4-0 BB FC6 1-2		2 0 0 0 0 1 0 0 0 0 0 1 0 0			
Inning Stats	R: 0 H: 0 E: 0 LOB: 0 K: 0 BB: 0 S: 3 P: 3	R: 2 H: 3 E: 1 LOB: 0 K: 0 BB: 0 S: 5 P: 5	R: 0 H: 0 E: 0 LOB: 0 K: 0 BB: 0 S: 3 P: 3	R: 0 H: 1 E: 0 LOB: 1 K: 0 BB: 0 S: 4 P: 4	R: 0 H: 0 E: 0 LOB: 0 K: 2 BB: 0 S: 7 P: 7	R: 0 H: 0 E: 0 LOB: 0 K: 1 BB: 0 S: 3 P: 3	R: 0 H: 0 E: 0 LOB: 0 K: 1 BB: 0 S: 5 P: 5	R: 0 H: 1 E: 0 LOB: 2 K: 0 BB: 1 S: 4 P: 8	R: 0 H: 0 E: 0 LOB: 0 K: 0 BB: 0 S: 3 P: 3	1B: 4 SF: 0 2B: 2 SAC: 0 3B: 0 DP: 1 HR: 0 HBP: 0	WP: 0 PA: 32 PB: 0 SB: 0 CS: 0		
PITCHER	IP WLS BF H R ER SO BB IBB HBP BLK WP HR S P ERA WHIP											PITCHER	IP WLS BF H R ER SO BB IBB HBP BLK WP HR S P ERA WHIP
John Tudor, L (1, 1) ERA: 2.84	7.1 W 27 5 2 2 3 1 0 0 0 0 0 0 32 36 2.46 0.818												
Ricky Horton, L (8, 1) ERA: 3.94	0.1 1 0 0 0 0 0 0 0 0 0 0 0 1 1 0.00 0.000												
Todd Worrell, R (8, 1) ERA: 1.24	1.1 S 4 0 0 0 0 0 0 0 0 0 0 0 4 4 0.00 0.000												

livebaseballscores.com

AB	31
R	2
H	5
RBI	1
BB	1
SO	3
LOB	6



Batter	1	2	3	4	5	6	7	8	9	AB	R	H	RBI	BB	SO	LOB
--------	---	---	---	---	---	---	---	---	---	----	---	---	-----	----	----	-----

Vince Coleman, S OBP: 0.321, SLG: 0.342 (1, 7)	0-0 FC5-2 1B	0-0 4-3			4-0 K BB		4-0 G5-4-3 BB			2	0	1	0	2	0	1
Willie McGee, S OBP: 0.281, SLG: 0.311 (1, 8)	0-0 1-3 1-2	0-0 4-3			0-3 K 1-3		0-0 G5-4-3 1-2f			4	0	0	0	0	1	5
Tom Herr, S OBP: 0.257, SLG: 0.198 (1, 4)	0-0 FC5-2 2B 2-H				4-0 G5-4-3 BB		0-0 6-3		0-0 WP FC3-2 1B	3	1	1	0	1	0	1
Jack Clark, R OBP: 0.382, SLG: 0.425 (1, 3)	4-0 2B BB				4-0 G5-4-3 BB		0-3 K		0-0 1-3 1-2	2	1	0	0	2	1	1
Tito Landrum, R OBP: 0.250, SLG: 0.305 Andy Van Slyke, L OBP: 0.337, SLG: 0.326 (1, 9) (8, PH) (9, 9)	4-0 2B BB				0-0 G5-4-3 1-2f 2-3		0-0 4-3		0-0 FC3-2 2-H	2 1	0 0	0 0	1 0	1 0	2 0	1 1
Terry Pendleton, S OBP: 0.272, SLG: 0.244 (1, 5)	0-0 2B				0-0 6-3		0-0 S 1B		4-0 1-2 IBB	3	0	2	3	1	0	1
Mike Heath, R OBP: 0.280, SLG: 0.238 Jerry White, S OBP: 0.174, SLG: 0.250 Michael LaValliere, L OBP: 0.316, SLG: 0.235 (1, 2) (8, PH) (9, 2)	0-3 K				0-0 G6-4-3 1B		0-0 F9 1-2		0-3 K	3 1 0	0 0 0	1 0 0	0 0 0	1 1 0	2 2 0	0 0 0
Ozzie Smith, S OBP: 0.396, SLG: 0.392 (1, 6)					0-0 G6-4-3 1-2f		0-0 2B			2	0	1	0	1	0	1
John Tudor, L OBP: 0.080, SLG: 0.080 Ricky Horton, L OBP: 0.167, SLG: 0.167 Todd Worrell, R (8, 1)					0-0 SH1-4 1-2		0-3 K			2 0 0	0 0 0	0 0 0	0 0 0	1 0 0	1 0 0	

Inning Stats	R: 3	H: 2	E: 0	K: 1	S: 7	LOB: 1	BB: 2	P: 15	R: 0	H: 0	E: 1	K: 0	S: 3	LOB: 1	BB: 1	P: 7	R: 0	H: 0	E: 0	K: 0	S: 2	LOB: 1	BB: 2	P: 10	R: 0	H: 1	E: 0	K: 0	S: 3	LOB: 0	BB: 0	P: 3	R: 0	H: 0	E: 0	K: 1	S: 4	LOB: 0	BB: 1	P: 8	R: 0	H: 1	E: 0	K: 1	S: 6	LOB: 1	BB: 0	P: 6	R: 0	H: 1	E: 0	K: 1	S: 5	LOB: 1	BB: 1	P: 9	R: 0	H: 1	E: 0	K: 1	S: 6	LOB: 2	BB: 1	P: 10
--------------	------	------	------	------	------	--------	-------	-------	------	------	------	------	------	--------	-------	------	------	------	------	------	------	--------	-------	-------	------	------	------	------	------	--------	-------	------	------	------	------	------	------	--------	-------	------	------	------	------	------	------	--------	-------	------	------	------	------	------	------	--------	-------	------	------	------	------	------	------	--------	-------	-------

PITCHER	IP	WLS	BF	H	R	ER	SO	BB	IBB	HBP	BLK	WP	HR	S	P	ERA	WHIP
Zane Smith, L ERA: 2.43 (1, 1)	7.0	L	29	5	3	3	4	7	0	0	0	0	0	30	58	3.86	1.714
Gene Garber, R ERA: 1.83 (8, 1)	1.0		5	1	0	0	1	0	1	0	0	1	0	6	10	0.00	1.000

BOTTOM

Atlanta Braves @ St. Louis Cardinals
 Busch Stadium, St. Louis, MO
 Fri May 23 1986, 7:05 PM CDT
 Att. 33,774 - Unknown

AB	25
R	3
H	6
RBI	3
BB	8
SO	5
LOB	18



WP	PA	3B	HR	S	P	ERA	WHIP
1	34	0	0	0	0		

Batter	1	2	3	4	5	6	7	8	9	AB R H RBI BB SO LOB
Omar Moreno, L (1, 9) OBP: 0.333, SLG: 0.534 Bill Sample, R (9, PH) OBP: 0.313, SLG: 0.377	0-0 F8		0-0 CS 2-H 1B			0-0 G3 1B 2B		0-0 F8	0-0 E8 1-3 2-H 1B	4 1 2 1 0 0 0 1 0 1 0 0 0 0
Ken Oberkfell, L (1, 5) OBP: 0.415, SLG: 0.383	0-0 F8		0-0 CS 1-2	0-0 2B 1B		0-0 G3 2-3		1-0 BB 2B HBP	0-0 E5 1-3 3-H FC5-4	4 1 1 1 0 0 2 5 0 2 1 0 1 3
Dale Murphy, R (1, 8) OBP: 0.393, SLG: 0.536	0-0 F3			0-0 1-3 2B		0-0 1B 1B		0-0 F4	0-0 K	
Bob Homer, R (1, 3) OBP: 0.315, SLG: 0.430		0-0 4-3		0-3 K		0-0 F9		4-0 BB 2B 1-2	0-0 FC5-4 1-2f	4 0 0 0 1 1 5
Gerald Perry, L (1, 7) OBP: 0.333, SLG: 0.417		0-0 F9		0-0 F5		0-0 FC6-4 1B		0-0 FC5 1-3 2-H 2B		4 0 2 1 0 0 2
Rafael Ramirez, R (1, 6) OBP: 0.285, SLG: 0.385		0-0 5-3		0-0 F6		0-0 FC6-4 1-2f		0-0 FC5 2-3		4 0 0 0 0 0 6
Ozzie Virgil, R (1, 2) OBP: 0.292, SLG: 0.343			1-0 FC5-4 HBP		0-0 6-3		0-0 6-3		4-0 BB 1B E BB	2 1 0 0 1 0 0
Glenn Hubbard, R (1, 4) OBP: 0.366, SLG: 0.385 Chris Chambliss, L (9, PH) OBP: 0.548, SLG: 0.560			0-0 FC5-4 SH1-4 1B 1-2f		0-0 F9		0-0 5-3		0-3 K	3 1 0 0 0 0 1 1 0 0 0 0 1 1
David Palmer, R (1, 1) OBP: 0.100, SLG: 0.100 Duane Ward, R (4, 1) Terry Harper, R (7, PH) OBP: 0.292, SLG: 0.282 Craig McMurtry, R (7, 1) Ted Simmons, S (9, PH) OBP: 0.342, SLG: 0.273			0-0 SH1-4 1-2		0-0 F2		0-0 F8		0-0 E 1-2 E 1B	0 0 0 0 0 0 0 1 0 0 0 0 0 0 1 0 0 0 0 0 0 0 0 0 0 0 0 0 1 1 1 0 0 0 0

Atlanta Braves @ St. Louis Cardinals
 Busch Stadium, St. Louis, MO
 Sat May 24 1986, 7:05 PM CDT
 Att: 39,352 - Unknown

livebaseballscorecards.com

AB	35
R	5
H	9
RBI	4
BB	2
SO	3
LOB	20



Inning Stats	R: 0 E: 0 K: 0 S: 3	H: 0 LOB: 0 BB: 0 P: 3	R: 0 E: 0 K: 0 S: 3	H: 0 LOB: 0 BB: 0 P: 3	R: 1 E: 0 K: 0 S: 3	H: 1 LOB: 0 BB: 0 P: 4	R: 0 E: 0 K: 1 S: 7	H: 2 LOB: 2 BB: 0 P: 7	R: 0 E: 0 K: 0 S: 3	H: 0 LOB: 0 BB: 0 P: 3	R: 1 E: 0 K: 0 S: 6	H: 3 LOB: 2 BB: 0 P: 6	R: 0 E: 0 K: 0 S: 3	H: 0 LOB: 0 BB: 0 P: 3	R: 1 E: 0 K: 0 S: 4	H: 1 LOB: 2 BB: 1 P: 9	R: 2 E: 2 K: 2 S: 10	H: 2 LOB: 2 BB: 1 P: 14	1B: 6 2B: 3 3B: 0 HR: 0	SF: 0 SAC: 1 DP: 0 HBP: 2	WP: 0 PB: 0 SB: 0 CS: 1	PA: 41
--------------	------------------------------	---------------------------------	------------------------------	---------------------------------	------------------------------	---------------------------------	------------------------------	---------------------------------	------------------------------	---------------------------------	------------------------------	---------------------------------	------------------------------	---------------------------------	------------------------------	---------------------------------	-------------------------------	----------------------------------	----------------------------------	------------------------------------	----------------------------------	--------

PITCHER	IP	WLS	BF	H	R	ER	SO	BB	IBB	HBP	BLK	WP	HR	S	P	ERA	WHIP
Ray Burris, R (1, 1) ERA: 3.0	6.0	W	24	6	2	2	1	0	0	1	0	0	0	25	26	3.00	1.000
Ricky Horton, L (7, 1) ERA: 4.01	1.2		6	0	1	1	0	0	0	1	0	0	0	5	6	5.40	0.000
Greg Bargar, R (8, 1) ERA: 4.4	0.2		6	2	2	1	1	2	0	0	0	0	0	6	14	13.50	6.000
Ken Dayley, L (9, 1) ERA: 5.85	0.0		2	1	0	0	0	0	0	0	0	0	0	2	2	∞	∞
Todd Worrell, R (9, 1) ERA: 1.21	0.2	S	2	0	0	0	1	0	0	0	0	0	0	4	4	0.00	0.000

PITCHER	IP	WLS	BF	H	R	ER	SO	BB	IBB	HBP	BLK	WP	HR	S	P	ERA	WHIP
---------	----	-----	----	---	---	----	----	----	-----	-----	-----	----	----	---	---	-----	------

Batter	1	2	3	4	5	6	7	8	9
Vince Coleman, S OBP: 0.317, SLG: 0.338 (1, 7)	0-3 K	0-3 K		0-0 PB S 1B	0-0 G4-6-3			0-0 F7	
Willie McGee, S OBP: 0.284, SLG: 0.321 (1, 8)	0-0 1-3		0-0 4-3 3B	4-0 PB BB		0-0 1-3		0-0 F7	
Tom Herr, S OBP: 0.257, SLG: 0.200 (1, 4)	0-0 6-3		0-0 4-3	0-0 G3		0-0 1B			
Jack Clark, R OBP: 0.385, SLG: 0.419 (1, 3)		4-0 5-3 2B BB	0-0 5-3		4-0 1B BB	0-3 K			
Andy Van Slyke, L OBP: 0.333, SLG: 0.315 (1, 9)		0-3 K	0-0 1-3		4-0 1B BB	0-0 G3			
Terry Pendleton, S OBP: 0.277, SLG: 0.259 (1, 5)		0-0 E4 2B		0-0 2B	0-0 FC4-6 1B		0-0 F8		
Mike Heath, R OBP: 0.288, SLG: 0.261 (1, 2)		0-0 5-3		0-0 6-3 1B 2B	0-0 FC4-6 1B		0-0 F9		
Ozzie Smith, S OBP: 0.392, SLG: 0.382 (1, 6)		4-0 2B IBB		0-0 F2	0-0 FC4-6 1B		0-0 F9		
Ray Burris, R OBP: 0.500, SLG: 0.833 (1, 1)		0-0 2B		0-0 6-3	0-0 G4-6-3 1B			0-3 K	
Ricky Horton, L OBP: 0.167, SLG: 0.167 (7, 1)									
Greg Bargar, R (8, 1)									
Ken Dayley, L OBP: 0.333, SLG: 0.200 (9, 1)		1-H 2-H 3-H 2B							
Todd Worrell, R (9, 1)									

Inning Stats	R: 0	H: 0	E: 0	K: 1	S: 5	L: 0	LOB: 0	BB: 0	P: 5	R: 3	H: 1	E: 1	K: 2	S: 9	L: 1	LOB: 1	BB: 2	P: 17	R: 1	H: 1	E: 0	K: 0	S: 4	L: 1	LOB: 0	BB: 0	P: 4	R: 2	H: 3	E: 0	K: 0	S: 6	L: 3	LOB: 2	BB: 1	P: 10	R: 3	H: 3	E: 0	K: 0	S: 5	L: 3	LOB: 1	BB: 2	P: 13	R: 0	H: 1	E: 0	K: 1	S: 6	L: 1	LOB: 1	BB: 0	P: 6	R: 0	H: 0	E: 0	K: 0	S: 3	L: 0	LOB: 0	BB: 0	P: 3	R: 0	H: 0	E: 0	K: 1	S: 5	L: 0	LOB: 0	BB: 0	P: 5
--------------	------	------	------	------	------	------	--------	-------	------	------	------	------	------	------	------	--------	-------	-------	------	------	------	------	------	------	--------	-------	------	------	------	------	------	------	------	--------	-------	-------	------	------	------	------	------	------	--------	-------	-------	------	------	------	------	------	------	--------	-------	------	------	------	------	------	------	------	--------	-------	------	------	------	------	------	------	------	--------	-------	------

PITCHER	IP	WLS	BF	H	R	ER	SO	BB	IBB	HBP	BLK	WP	HR	S	P	ERA	WHIP
David Palmer, R ERA: 2.48 (1, 1)	3.0	L	14	2	4	1	3	1	1	0	0	0	0	18	26	3.00	1.000
Duane Ward, R ERA: 7.5 (4, 1)	3.0		18	7	5	5	1	3	0	0	0	0	0	17	29	15.00	3.333
Craig McMurtry, R ERA: 4.12 (7, 1)	2.0		6	0	0	0	1	0	0	0	0	0	0	8	8	0.00	0.000

BOTTOM

AB R H RBI BB SO LOB

5	0	1	1	0	2	3
4	1	1	0	1	0	0
4	0	1	1	0	0	2
2	2	0	0	2	1	1
3	1	0	0	1	1	2
4	3	2	0	0	0	1
4	1	2	3	0	0	2
3	1	0	0	1	0	3
3	0	2	4	0	0	1
0	0	0	0	0	0	0
1	0	0	0	0	1	0
0	0	0	0	0	0	0
0	0	0	0	0	0	0

livebaseballscorecards.com

AB	33
R	9
H	9
RBI	9
BB	5
SO	5
LOB	15

WP: 0 PA: 38
PB: 1
SB: 1
CS: 0



Atlanta Braves @ St. Louis Cardinals
 Busch Stadium, St. Louis, MO
 Sat May 24 1986, 7:05 PM CDT
 Att. 39,352 - Unknown

Batter	1	2	3	4	5	6	7	8	9	AB R H RBI BB SO LOB	TOP	
Bill Sample, R OBP: 0.309, SLG: 0.422 (1, 9) X	0-0 HR	0-0 SF8		0-0 5-3		0-0 F3				3 1 1 2 0 0 0		
Andres Thomas, R OBP: 0.355, SLG: 0.441 (1, 6) X	0-0 F5	0-0 5-3		0-3 K						3 0 0 0 0 1 0		
Dale Murphy, R OBP: 0.403, SLG: 0.542 (1, 8) X	0-0 2B 1B		4-0 S E BB	0-0 1B						2 2 2 0 1 0 0		
Bob Homer, R OBP: 0.310, SLG: 0.421 (1, 3) X	0-0 F8		0-0 F8	0-0 5-3						3 0 0 0 0 0 3		
Ted Simmons, S OBP: 0.341, SLG: 0.306 (1, 5) X Ken Oberkell, L OBP: 0.415, SLG: 0.383 (5, 5)	0-0 2B		0-3 K		0-0 F8					3 0 1 1 0 1 1 0 0 0 0 0 0 0		
Terry Harper, R OBP: 0.286, SLG: 0.274 (1, 7) X	0-0 F9		0-0 E5 1B		0-0 5-3					3 1 0 0 0 0 1		
Bruce Benedict, R OBP: 0.423, SLG: 0.500 (1, 2) X		0-0 2B 2B	4-0 1B BB		0-0 6-3					2 1 1 0 1 0 0		
Glenn Hubbard, R OBP: 0.372, SLG: 0.400 (1, 4) X		0-0 SH5-4 SF8 2B	0-0 1B		0-3 K					3 1 2 2 0 1 0		
Rick Mahler, R OBP: 0.267, SLG: 0.310 (1, 1) X		0-0 SH5-4 2B	0-3 K		0-0 6-3					2 0 0 0 0 1 2		
Inning Stats	R: 2 H: 3 E: 0 LOB: 1 K: 0 BB: 0 S: 6 P: 6	R: 2 H: 2 E: 0 LOB: 0 K: 0 BB: 0 S: 5 P: 5	R: 2 H: 1 E: 1 LOB: 2 K: 2 BB: 2 S: 9 P: 17	R: 0 H: 1 E: 0 LOB: 1 K: 1 BB: 0 S: 6 P: 6	R: 0 H: 0 E: 0 LOB: 0 K: 0 BB: 0 S: 3 P: 3	R: 0 H: 0 E: 0 LOB: 0 K: 1 BB: 0 S: 5 P: 5				1B: 3 SF: 1 2B: 3 SAC: 1 3B: 0 DP: 0 HR: 1 HBP: 0	WP: 0 PA: 28 PB: 0 SB: 1 CS: 0	
PITCHER Tim Conroy, L ERA: 3.89 (1, 1) Rick Ownbey, R ERA: 2.42 (2, 1)	IP WLS BF H R ER SO BB IBB HBP BLK WP HR S P ERA WHIP											PITCHER IP WLS BF H R ER SO BB IBB HBP BLK WP HR S P ERA WHIP

Atlanta Braves @ St. Louis Cardinals
 Busch Stadium, St. Louis, MO
 Sun May 25 1986, 3:33 AM CDT
 Att. 37,966 - Unknown

AB	24
R	6
H	7
RBI	5
BB	2
SO	4
LOB	7



Batter	1	2	3	4	5	6	7	8	9	AB R H RBI BB SO LOB
--------	---	---	---	---	---	---	---	---	---	----------------------

Vince Coleman, S OBP: 0.318, SLG: 0.351 (1, 7)	0-0 F5	0-3 K			0-0 SF7 3B					3 1 1 0 0 1 1
Willie McGee, S OBP: 0.285, SLG: 0.323 (1, 8)	0-0 BB FC4-6 1B		0-0 4-3		0-0 SF7					2 1 1 1 0 0 0
Tom Herr, S OBP: 0.258, SLG: 0.203 (1, 4)	0-0 FC4-6 BB 1-2 1B		0-3 K		0-0 3-H 5-3					3 0 1 0 0 1 0
Jack Clark, R OBP: 0.384, SLG: 0.412 (1, 3)	4-0 FC4-6 BB 1-2 2-3		0-0 F8		0-0 6-3					2 0 0 0 1 0 0
Andy Van Slyke, L OBP: 0.327, SLG: 0.309 (1, 9)	0-0 FC4-6			0-0 F9						2 0 0 1 0 0 2
Terry Pendleton, S OBP: 0.277, SLG: 0.259 Clint Hurdle, L OBP: 0.244, SLG: 0.237 (1, 5) (1, 5)	0-0 G3			0-0 F9						0 0 0 0 0 0 0 2 0 0 0 0 0 2
Michael LaValliere, L OBP: 0.325, SLG: 0.250 (1, 2)		0-3 K		0-0 1B 1B						2 0 1 0 0 1 0
Ozzie Smith, S OBP: 0.400, SLG: 0.387 (1, 6)		4-0 SH5-4 BB		0-0 1-2 1B						1 0 1 0 1 0 0
Tim Conroy, L OBP: 0.500, SLG: 0.714 Rick Ownbey, R (2, 1)		0-0 SH5-4		0-0 6-3						0 0 0 0 0 0 0 1 0 0 0 0 0 2

Inning Stats	R: 1 E: 0 K: 0 S: 5	H: 2 LOB: 2 BB: 1 P: 9	R: 0 E: 0 K: 2 S: 7	H: 0 LOB: 1 BB: 1 P: 11	R: 0 E: 0 K: 1 S: 5	H: 0 LOB: 0 BB: 0 P: 5	R: 0 E: 0 K: 0 S: 5	H: 2 LOB: 2 BB: 0 P: 5	R: 1 E: 0 K: 0 S: 4	H: 1 LOB: 0 BB: 0 P: 4
--------------	------------------------------	---------------------------------	------------------------------	----------------------------------	------------------------------	---------------------------------	------------------------------	---------------------------------	------------------------------	---------------------------------

PITCHER	IP	WLS	BF	H	R	ER	SO	BB	IBB	HBP	BLK	WP	HR	S	P	ERA	WHIP
Rick Mahler, R ERA: 4.52 (1, 1)	5.0	W	22	5	2	2	3	2	0	0	0	0	0	26	34	3.60	1.400

BOTTOM

Atlanta Braves @ St. Louis Cardinals
 Busch Stadium, St. Louis, MO
 Sun May 25 1986, 3:33 AM CDT
 Att. 37,966 - Unknown

AB	18
R	2
H	5
RBI	2
BB	2
SO	3
LOB	7



WP	HR	S	P	ERA	WHIP
0	0	0	22	0	0

Batter	1	2	3	4	5	6	7	8	9	AB R H RBI BB SO LOB	TOP
--------	---	---	---	---	---	---	---	---	---	----------------------	-----

Omar Moreno, L OBP: 0.321, SLG: 0.500 (1, 9)	0-0 E6 4-3 S		0-0 F8		0-3 K		0-0 E3 FC5 FC1-5	4-0 SF8 E IBB	0-0 P5	5 1 0 1 1 1 2	
Rafael Ramirez, R OBP: 0.282, SLG: 0.388 (1, 6)	0-0 4-3		0-0 F9			0-0 1B G3 2B	0-0 FC1-5	0-0 SF8		4 1 1 1 0 0 3	
Dale Murphy, R OBP: 0.403, SLG: 0.538 (1, 8)	0-3 K		0-0 FC4 1B			0-3 K	0-3 K	0-0 E7 1B		5 0 2 2 0 3 4	
Bob Homer, R OBP: 0.318, SLG: 0.419 (1, 3)	4-0 BB BB		0-0 FC4 1-2f			0-0 G3 2B 1B	0-0 FC5 2-3f	4-0 IBB		3 1 1 0 2 0 3	
Gerald Perry, L OBP: 0.313, SLG: 0.333 Terry Harper, R OBP: 0.284, SLG: 0.272 (1, 7) (8, PH) (8, 7)	4-0 BB			0-0 6-3		0-0 G3 1-2 3-H		E6 K		3 1 0 1 1 0 1 1 0 0 0 0 1 2	
Ken Oberkfell, L OBP: 0.415, SLG: 0.387 (1, 5)	0-0 P6		0-0 F9		0-0 F9	0-0 2B 2-H		4-0 E SF8 BB	0-0 F9	4 1 1 1 1 0 3	
Ozzie Virgil, R OBP: 0.288, SLG: 0.364 (1, 2)		0-0 F5		0-3 K		0-0 6-3		0-0 E1 SF8		5 2 1 1 0 1 2	
Glenn Hubbard, R OBP: 0.366, SLG: 0.392 (1, 4)		0-0 F8		0-0 F9			0-0 1B E 1B	0-0 E6 SF8 SF8 E	0-0 F7	5 2 1 0 0 0 2	
Joe Johnson, R OBP: 0.200, SLG: 0.167 Craig McMurry, R OBP: 0.663, SLG: 0.577 Chris Chambliss, L OBP: 0.353, SLG: 0.306 Paul Assenmacher, L OBP: 0.353, SLG: 0.306 Ted Simmons, S OBP: 0.353, SLG: 0.306 Gene Garber, R OBP: 0.353, SLG: 0.306 (1, 1) (6, 1) (7, PH) (7, 1) (8, PH) (8, 1)		0-0 4-1		0-3 K		0-0 FC1-5 1B	0-0 SF8 1-2 2-3 3-H		4-0 BB	2 0 0 0 0 0 1 0 0 0 0 0 0 0 0 0 1 0 0 1 0 0 0 0 0 0 0 0 0 0 0 0 0 0 0 0 1 0 0 0 0 0 0 0 0 1 0 0	

Inning Stats	R: 0	H: 0	E: 1	LOB: 3	K: 1	BB: 2	S: 6	P: 14	R: 0	H: 0	E: 0	LOB: 0	K: 0	BB: 0	S: 3	P: 3	R: 0	H: 1	E: 0	LOB: 1	K: 0	BB: 0	S: 4	P: 4	R: 0	H: 0	E: 0	LOB: 0	K: 1	BB: 0	S: 5	P: 5	R: 0	H: 0	E: 0	LOB: 0	K: 2	BB: 0	S: 7	P: 7	R: 2	H: 3	E: 0	LOB: 1	K: 1	BB: 0	S: 8	P: 8	R: 1	H: 2	E: 1	LOB: 2	K: 1	BB: 0	S: 8	P: 8	R: 5	H: 1	E: 4	LOB: 2	K: 1	BB: 3	S: 9	P: 21	R: 1	H: 1	E: 0	LOB: 1	K: 0	BB: 1	S: 4	P: 8	1B: 5	SF: 2	2B: 2	SAC: 0	3B: 0	DP: 0	HR: 1	HBP: 0	WP: 0	PA: 46
--------------	------	------	------	--------	------	-------	------	-------	------	------	------	--------	------	-------	------	------	------	------	------	--------	------	-------	------	------	------	------	------	--------	------	-------	------	------	------	------	------	--------	------	-------	------	------	------	------	------	--------	------	-------	------	------	------	------	------	--------	------	-------	------	------	------	------	------	--------	------	-------	------	-------	------	------	------	--------	------	-------	------	------	-------	-------	-------	--------	-------	-------	-------	--------	-------	--------

PITCHER	IP	WLS	BF	H	R	ER	SO	BB	IBB	HBP	BLK	WP	HR	S	P	ERA	WHIP
Rick Rhoden, R ERA: 2.8 (1, 1)	7.0		31	6	3	3	6	2	0	0	0	0	0	41	49	3.86	1.143
Bob Walk, R ERA: 1.95 (8, 1)	0.2	L	8	1	5	0	0	1	1	0	0	0	0	6	14	0.00	3.000
Pat Clements, L ERA: 3.38 (8, 1)	0.0		1	0	0	0	0	0	1	0	0	0	0	4	∞	∞	
Cecilio Guante, R ERA: 2.43 (8, 1)	1.1		6	1	1	1	1	1	0	0	0	0	1	7	11	6.75	1.500

Atlanta Braves @ Pittsburgh Pirates
 Three Rivers Stadium, Pittsburgh, PA
 Mon May 26 1986, 3:33 AM EDT
 Att. 14,102 - Unknown

livebaseballscorecards.com

AB	38
R	9
H	8
RBI	8
BB	6
SO	7
LOB	22



Batter	1	2	3	4	5	6	7	8	9	AB R H RBI BB SO LOB
Joe Orsulak, L (1, 8) OBP: 0.301, SLG: 0.356	4-0 BB		0-0 1-2 HR 1B		0-0 F8		0-0 F8 2-3		0-0 F9	4 1 1 0 1 0 2
R.J. Reynolds, S (1, 7) OBP: 0.344, SLG: 0.450	4-3 1-2		0-0 1-H 2-H HR		4-0 L9-4-6 1B BB		0-0 4-3			3 1 1 3 1 0 2
Johnny Ray, S (1, 4) OBP: 0.417, SLG: 0.471	0-3 K		0-3 K		0-0 1-2 1B			0-0 F9		4 0 1 0 0 2 1
Sid Bream, L (1, 3) OBP: 0.376, SLG: 0.545	0-0 P6		0-3 K		0-0 L9-4-6 2-3			0-3 K		4 0 0 0 0 2 3
Mike Brown, R (1, 9) OBP: 0.333, SLG: 0.375		0-0 F8	0-0 5-3			0-0 P4		0-0 1B		4 0 1 0 0 0 0
Jim Morrison, R (1, 5) OBP: 0.310, SLG: 0.430		0-0 5-3		0-0 F3		0-3 K		0-3 K		4 0 0 0 0 2 1
Tony Peña, R (1, 2) OBP: 0.302, SLG: 0.349		4-0 1B BB		0-0 HR		0-0 F9			0-0 5-3	3 1 1 1 1 0 0
Sam Khalifa, R (1, 6) OBP: 0.305, SLG: 0.250		0-0 1-3 1B		0-0 F7		4-0 F8 SH2-4 BB			0-0 3-1	2 0 1 0 1 0 0 1 0 0 0 0 0 0
Trench Davis, L (9, PH) OBP: 0.125, SLG: 0.130										
Rick Rhoden, R (1, 1) OBP: 0.238, SLG: 0.111			4-0 1B HR BB		0-0 F3		0-0 SH2-4		0-0 2B	1 1 0 0 0 1 0 1 0 1 0 0 0 0 0
Rafael Belliard, R (7, PH) OBP: 0.214, SLG: 0.200										
Bob Walk, R (8, 1) OBP: 0.375, SLG: 0.625										
Pat Clements, R (8, 1)										
Cecilio Guante, R (8, 1)										
Lee Mazzilli, S (9, PH) OBP: 0.455, SLG: 0.275										

Inning Stats	R: 0 E: 0 K: 1 S: 5	H: 0 LOB: 1 BB: 1 P: 9	R: 0 E: 0 K: 0 S: 3	H: 1 LOB: 2 BB: 1 P: 7	R: 3 E: 0 K: 2 S: 9	H: 2 LOB: 0 BB: 1 P: 13	R: 1 E: 0 K: 0 S: 4	H: 1 LOB: 0 BB: 0 P: 4	R: 0 E: 0 K: 0 S: 3	H: 1 LOB: 1 BB: 1 P: 7	R: 0 E: 0 K: 1 S: 5	H: 0 LOB: 0 BB: 0 P: 5	R: 0 E: 0 K: 0 S: 3	H: 0 LOB: 1 BB: 1 P: 7	R: 0 E: 0 K: 2 S: 8	H: 1 LOB: 1 BB: 0 P: 8	R: 0 E: 0 K: 0 S: 4	H: 1 LOB: 1 BB: 0 P: 4	1B: 4 2B: 2 3B: 0 HR: 2	SF: 0 SAC: 1 DP: 1 HBP: 0
--------------	------------------------------	---------------------------------	------------------------------	---------------------------------	------------------------------	----------------------------------	------------------------------	---------------------------------	------------------------------	---------------------------------	------------------------------	---------------------------------	------------------------------	---------------------------------	------------------------------	---------------------------------	------------------------------	---------------------------------	----------------------------------	------------------------------------

BOTTOM

Atlanta Braves @ Pittsburgh Pirates
Three Rivers Stadium, Pittsburgh, PA
 Mon May 26 1986, 3:33 AM EDT
 Att. 14,102 - Unknown

AB	31
R	4
H	7
RBI	4
BB	5
SO	6
LOB	9



PITCHER	IP	WLS	BF	H	R	ER	SO	BB	IBB	HBP	BLK	WP	HR	S	P	ERA	WHIP
Joe Johnson, R (1, 1) ERA: 3.75	5.0		22	5	4	4	3	4	0	0	0	0	2	24	40	7.20	1.800
Craig McMurtry, R (6, 1) ERA: 3.92	1.0		3	0	0	0	1	0	0	0	0	0	0	5	5	0.00	0.000
Paul Assenmacher, L (7, 1) ERA: 1.74	1.0	W	4	0	0	0	0	1	0	0	0	0	0	3	7	0.00	1.000
Gene Garber, R (8, 1) ERA: 1.66	2.0		8	2	0	0	2	0	0	0	0	0	0	12	12	0.00	1.000

Batter	1	2	3	4	5	6	7	8	9	10	11	12	AB R H RBI BB SO LOB	TOP														
Omar Moreno, L (1, 9) OBP: 0.303, SLG: 0.470	G3		K			5-3	K			SH3-4		F7	5 0 0 0 0 2 3	Atlanta Braves @ Pittsburgh Pirates Three Rivers Stadium, Pittsburgh, PA Tue May 27 1986, 7:05 PM EDT Att: 2,830 - Unknown														
Rafael Ramirez, R (1, 6) OBP: 0.290, SLG: 0.388 (9, 5)	6-3			S 1B		L6		6-3		HBP 1B		WP 1B HR BB	5 1 2 0 1 0 0															
Dale Murphy, R (1, 8) OBP: 0.396, SLG: 0.524	6-3			F9		L5		L6		K		WP 1B HR	6 1 1 0 0 1 3															
Bob Horner, R (1, 3) OBP: 0.335, SLG: 0.424		6-3		G4-6-3 BB		SH1-4 1B 2B		1B		1-2 HBP		HR IBB	3 2 2 0 2 0 0															
Gerald Perry, L (1, 7) OBP: 0.286, SLG: 0.300				G4-6-3		SH1-4 1B		1-3		4-3		HR	5 1 1 0 0 0 6															
Bruce Sutter, R (10, 1)				1-2		2B							0 0 0 0 0 0 0															
Terry Harper, R (11, 7) OBP: 0.289, SLG: 0.304				1-2		1B							1 1 1 4 0 0 0															
Ken Oberkfell, L (1, 5) OBP: 0.408, SLG: 0.380 (9, 4)					6-3	SH1-4		1-3				1B	5 0 1 0 0 0 0															
Ozzie Virgil, R (1, 2) OBP: 0.291, SLG: 0.361			4-0		5-3	2B		6-3		B3-6-4			1 0 0 0 1 0 0															
Ted Simmons, S (7, PH) OBP: 0.349, SLG: 0.306			SH3-4 BB			IBB				1-2			0 0 0 0 1 0 0															
Bruce Benedict, R (7, 2) OBP: 0.393, SLG: 0.458						K		K					2 0 0 0 0 0 1															
Glenn Hubbard, R (1, 4) OBP: 0.353, SLG: 0.388			0-3										4 0 1 0 0 3 4															
Paul Assenmacher, L (9, 1)			K										0 0 0 0 0 0 0															
Bill Sample, R (10, 7) OBP: 0.304, SLG: 0.415													1 0 0 0 0 1 0															
Gene Garber, R (11, 1)						1B							0 0 0 0 0 0 0															
Zane Smith, L (1, 1) OBP: 0.071, SLG: 0.071			0-0							1B SH3-4			1 0 0 0 0 1 1															
Chris Chambliss, L (7, PH) OBP: 0.576, SLG: 0.630			SH3-4										1 0 1 2 0 0 0															
Jeff Dedmon, L (7, 1) OBP: 0.500, SLG: 0.500			1-2										0 0 0 0 0 0 0															
Andres Thomas, R (9, 6) OBP: 0.359, SLG: 0.443													2 0 1 0 0 0 0															
Inning Stats	R: 0 E: 0 K: 0 S: 3	H: 0 LOB: 0 BB: 0 P: 3	R: 0 E: 0 K: 0 S: 3	H: 0 LOB: 0 BB: 0 P: 3	R: 0 E: 0 K: 2 S: 7	H: 0 LOB: 1 BB: 1 P: 11	R: 0 E: 0 K: 1 S: 6	H: 1 LOB: 1 BB: 1 P: 7	R: 0 E: 0 K: 1 S: 6	H: 1 LOB: 1 BB: 0 P: 6	R: 0 E: 0 K: 0 S: 3	H: 0 LOB: 0 BB: 0 P: 3	R: 2 E: 0 K: 2 S: 10	H: 3 LOB: 2 BB: 1 P: 14	R: 0 E: 0 K: 0 S: 4	H: 1 LOB: 1 BB: 0 P: 4	R: 0 E: 0 K: 1 S: 5	H: 0 LOB: 0 BB: 0 P: 5	R: 0 E: 0 K: 1 S: 7	H: 2 LOB: 3 BB: 0 P: 8	R: 0 E: 0 K: 1 S: 5	H: 1 LOB: 0 BB: 0 P: 5	R: 4 E: 0 K: 0 S: 5	H: 2 LOB: 0 BB: 2 P: 13	1B: 9 2B: 1 3B: 0 HR: 1	SF: 0 SAC: 3 DP: 2 HBP: 1	WP: 1 PB: 0 SB: 1 CS: 0	PA: 51
PITCHER	IP WLS BF H R ER SO BB IBB HBP BLK WP HR S P ERA WHIP																											
Rick Reuschel, R (1, 1) ERA: 3.2	11.0	44	9	2	2	8	2	1	0	0	0	0	0	0	0	1.64	1.000											
Bob Walk, R (12, 1) ERA: 2.84	1.0	7	2	4	4	0	1	1	0	0	1	1	5	13	36.00	3.000												

AB	42
R	6
H	11
RBI	6
BB	5
SO	8
LOB	18



livebaseballscorecards.com

Batter	1	2	3	4	5	6	7	8	9	10	11	12	AB	R	H	RBI	BB	SO	LOB
Bill Almon, R (1, 7) <small>OBP: 0.338, SLG: 0.540</small> Joe Orsulak, L (7, PH) <small>OBP: 0.295, SLG: 0.348</small> (8, 9)	0-3 K		0-0 F9		0-0 5-3		0-0 G3		0-3 K		0-0 FC		3 0 0 0 0 1 0						
R.J. Reynolds, S (1, 8) <small>OBP: 0.363, SLG: 0.472</small> (8, 7) (11, 8)	4-0 1B BB		4-0 E 1B BB		0-0 6-3 2B		0-0 1B 2B		0-0 4-3		0-0 1B		4 2 3 0 2 0 0						
Johnny Ray, S (1, 4) <small>OBP: 0.414, SLG: 0.463</small>	0-0 L3 1B		0-0 E6 1B		4-0 6-3 BB		0-3 K2-3		0-0 5-3		0-0 F7		5 0 1 0 1 1 3						
Mike Brown, R (1, 9) <small>OBP: 0.338, SLG: 0.379</small> Trench Davis, L (7, PR) <small>OBP: 0.125, SLG: 0.130</small> (8, 8) Lee Mazzilli, S (10, PH) <small>OBP: 0.439, SLG: 0.262</small> (11, 7)	0-0 L3		0-0 1B		0-0 6-3		0-0 1B 1B		0-0 6-3		0-0 F8		4 0 2 2 0 0 4						
Sid Bream, L (1, 3) <small>OBP: 0.387, SLG: 0.558</small>		0-0 FC1-5 2B	0-3 K		0-0 F7		0-0 1B		0-0 S 1B		0-0 1B 1B		6 0 4 0 0 1 4						
Jim Morrison, R (1, 5) <small>OBP: 0.311, SLG: 0.421</small>		0-0 FC1-5 HBP	0-0 6-3			4-0 G3 S BB	0-0 1-3		0-0 F7		0-0 G4-3 1B		5 0 1 0 1 0 6						
Tony Peña, R (1, 2) <small>OBP: 0.303, SLG: 0.338</small>		1-0 HBP		0-3 K		0-0 G3		0-0 6-3		4-0 1-2 IBB		0-0 G4-3	4 0 0 0 1 1 3						
Sam Khalifa, R (1, 6) <small>OBP: 0.290, SLG: 0.236</small>		0-3 K		0-0 5-3		0-0 FC6-2-5		0-3 K		0-0 4-3			5 0 0 0 0 2 5						
Rick Reuschel, R (1, 1) <small>OBP: 0.130, SLG: 0.174</small> Mike Diaz, R (11, PH) <small>OBP: 0.323, SLG: 0.259</small> Bob Walk, R (12, 1) <small>OBP: 0.375, SLG: 0.625</small>		0-3 K		0-3 K		0-0 L5		0-3 K			0-0 F8		4 0 0 0 0 3 3						

Inning Stats	R: 0	H: 1	E: 0	LOB: 1	K: 1	P: 9	R: 0	H: 1	E: 0	LOB: 2	K: 2	P: 9	R: 1	H: 1	E: 1	LOB: 2	K: 1	P: 11	R: 0	H: 0	E: 0	LOB: 0	K: 2	P: 7	R: 0	H: 1	E: 0	LOB: 1	K: 0	P: 7	R: 1	H: 3	E: 0	LOB: 2	K: 1	P: 8	R: 0	H: 0	E: 0	LOB: 0	K: 2	P: 7	R: 0	H: 0	E: 0	LOB: 0	K: 1	P: 5	R: 0	H: 1	E: 0	LOB: 2	K: 0	P: 8	R: 0	H: 2	E: 0	LOB: 1	K: 0	P: 4	R: 0	H: 1	E: 0	LOB: 1	K: 0	P: 4	R: 0	H: 2	E: 0	LOB: 1	K: 0	P: 4	1B: 8	2B: 4	3B: 0	HR: 0	SF: 0	SAC: 0	DP: 2	HBP: 1	WP: 0	PA: 52
--------------	------	------	------	--------	------	------	------	------	------	--------	------	------	------	------	------	--------	------	-------	------	------	------	--------	------	------	------	------	------	--------	------	------	------	------	------	--------	------	------	------	------	------	--------	------	------	------	------	------	--------	------	------	------	------	------	--------	------	------	------	------	------	--------	------	------	------	------	------	--------	------	------	------	------	------	--------	------	------	-------	-------	-------	-------	-------	--------	-------	--------	-------	--------

PITCHER	IP	WLS	BF	H	R	ER	SO	BB	IBB	HBP	BLK	WP	HR	S	P	ERA	WHIP
Zane Smith, L (1, 1) <small>ERA: 2.26</small>	6.0		27	4	1	0	6	4	0	1	0	0	0	34	51	0.00	1.333
Jeff Dedmon, R (7, 1) <small>ERA: 4.34</small>	2.0		9	3	1	1	3	0	0	0	0	0	0	15	15	4.50	1.500
Paul Assenmacher, L (9, 1) <small>ERA: 1.64</small>	1.1		5	1	0	0	1	0	0	0	0	0	0	7	7	0.00	0.750
Bruce Sutter, R (10, 1) <small>ERA: 4.34</small>	0.2		3	0	0	0	0	0	1	0	0	0	0	2	6	0.00	0.000
Gene Garber, R (11, 1) <small>ERA: 1.52</small>	2.0	W	8	3	0	0	0	0	0	0	0	0	0	8	8	0.00	1.500

BOTTOM

Atlanta Braves @ Pittsburgh Pirates
 Three Rivers Stadium, Pittsburgh, PA

Tue May 27 1986, 7:05 PM EDT
 Att. 2,830 - Unknown

livebaseballscorecards.com

AB	46
R	2
H	11
RBI	2
BB	5
SO	10
LOB	28



Batter	1	2	3	4	5	6	7	8	9	AB	R	H	RBI	BB	SO	LOB	TOP										
Bill Sample, R OBP: 0.301, SLG: 0.406 (1, 9) X	0-0 G3		0-0 BB 1B		0-0 5-3		0-0 F3			4	0	1	0	0	0	0											
Rafael Ramirez, R OBP: 0.283, SLG: 0.379 (1, 5) X (8, 6)	0-0 3-1		0-0 F7		0-0 E5 6-3		0-3 K			4	0	0	0	0	1	1											
Dale Murphy, R OBP: 0.398, SLG: 0.518 (1, 8) X	0-0 5-3		4-0 BB 1-2		4-0 BB 6-3		0-3 K			2	0	0	0	2	1	0											
Bob Homer, R OBP: 0.333, SLG: 0.426 (1, 3) X		0-0 HR 2B	0-0 F2		0-0 6-3 1-2 2-3		0-0 F8			4	1	1	0	0	0	4											
Terry Harper, R OBP: 0.295, SLG: 0.336 (1, 7) X		0-0 2-H HR		0-0 FC2-6 1B		0-3 K		0-0 F7		4	1	2	2	0	1	2											
Andres Thomas, R OBP: 0.353, SLG: 0.477 Paul Assenmacher, L (8, 1)	0-0 G3		0-0 FC2-6 E 1-2f		0-0 HR		0-3 K			4	1	1	1	0	1	1											
Ozzie Virgil, R OBP: 0.285, SLG: 0.351 Gerald Perry, L (9, PH)	0-0 F7		0-0 E6 1-2		0-0 6-3		0-0 F8			3	0	0	0	0	0	1											
Glenn Hubbard, R OBP: 0.356, SLG: 0.380 Chris Chambliss, L (9, PH)	0-3 K		0-3 K		0-0 4-3		0-0 4-3			3	0	0	0	0	2	2											
David Palmer, R OBP: 0.087, SLG: 0.087 Craig McMurtry, R Ken Oberkfell, L (8, 5)	0-3 K		0-3 K		0-0 F9		0-0 F8		0-0 F7	3	0	0	0	0	1	2											
Inning Stats	R: 0 E: 0 K: 0 S: 3	H: 0 LOB: 0 BB: 0 P: 3	R: 2 E: 0 K: 1 S: 7	H: 2 LOB: 0 BB: 0 P: 7	R: 0 E: 0 K: 1 S: 6	H: 1 LOB: 2 BB: 1 P: 10	R: 0 E: 1 K: 1 S: 7	H: 1 LOB: 2 BB: 0 P: 7	R: 0 E: 1 K: 1 S: 6	H: 0 LOB: 2 BB: 1 P: 10	R: 1 E: 0 K: 0 S: 4	H: 1 LOB: 0 BB: 0 P: 4	R: 0 E: 0 K: 2 S: 7	H: 0 LOB: 0 BB: 0 P: 7	R: 0 E: 0 K: 1 S: 5	H: 0 LOB: 0 BB: 0 P: 5	R: 0 E: 0 K: 0 S: 3	H: 0 LOB: 0 BB: 0 P: 3	1B: 2 2B: 1 3B: 0 HR: 2	SF: 0 SAC: 0 DP: 0 HBP: 0	WP: 0 PB: 0 SB: 0 CS: 0	PA: 36					
PITCHER	IP	WLS	BF	H	R	ER	SO	BB	IBB	HBP	BLK	WP	HR	S	P	ERA	WHIP										
Larry McWilliams, L ERA: 5.72 Jose DeLeon, R ERA: 4.09	(1, 1) (8, 1)	7.0 2.0	W S	30 6	5 0	3 0	3 1	6 0	2 0	0 0	0 0	0 0	2 0	40 8	48 8	3.86 0.00	1.000 0.000										

Atlanta Braves @ Pittsburgh Pirates
 Three Rivers Stadium, Pittsburgh, PA
 Wed May 28 1986, 7:05 PM EDT
 Att. 6,860 - Unknown

livebaseballscorecards.com

AB 34
 R 3
 H 5
 RBI 3
 BB 2
 SO 7
 LOB 13



Batter	1	2	3	4	5	6	7	8	9	AB	R	H	RBI	BB	SO	LOB
Joe Orsulak, L OBP: 0.293, SLG: 0.345 (1, 8)	0-0 WP S 2B 1B	0-0 4-3			0-0 G3			0-0 F7		4	1	1	0	0	0	1
R.J. Reynolds, S OBP: 0.354, SLG: 0.459 (1, 7)	0-0 F9		0-0 F8		0-3 K			0-0 5-3		4	0	0	0	0	1	1
Johnny Ray, S OBP: 0.416, SLG: 0.470 (1, 4)	0-0 F8 1-H 2B		0-0 4-3			0-0 F7 WP 1B		0-0 FC		4	1	2	1	0	0	0
Sid Bream, L OBP: 0.380, SLG: 0.546 (1, 3)	0-0 F8 2-3		0-3 K			0-0 F7 1-3				3	0	0	0	0	1	2
Mike Brown, R OBP: 0.331, SLG: 0.371 (1, 9)	0-0 6-3			0-0 6-3		0-3 K				3	0	0	0	0	1	1
Tony Peña, R OBP: 0.304, SLG: 0.361 (1, 2)		0-0 6-3		0-0 HR		0-3 K2-3				3	1	1	1	0	1	0
Bill Almon, R OBP: 0.338, SLG: 0.523 (1, 5)		4-0 S 1B BB		0-0 F8						2	1	0	0	1	0	0
Rafael Belliard, R OBP: 0.222, SLG: 0.209 (1, 6)		0-0 S 1B 1-H		0-0 F9				0-0 G3		3	0	1	1	0	0	0
Larry McWilliams, L OBP: 0.214, SLG: 0.231 (1, 1)		0-3 K			0-3 K			0-0 F7		2	0	0	0	0	2	1
Mike Diaz, R OBP: 0.313, SLG: 0.250 (7, PH)										1	0	0	0	0	0	0
Jose DeLeon, R (8, 1)										0	0	0	0	0	0	0

Inning Stats		R: 1	H: 2	E: 0	LOB: 1	K: 0	BB: 0	S: 5	R: 1	H: 1	E: 0	LOB: 0	K: 1	BB: 0	S: 5	R: 0	H: 0	E: 0	LOB: 0	K: 2	BB: 0	S: 7	R: 1	H: 1	E: 0	LOB: 0	K: 2	BB: 0	S: 8	R: 0	H: 0	E: 0	LOB: 0	K: 0	BB: 0	S: 3	R: 0	H: 0	E: 0	LOB: 0	K: 0	BB: 0	S: 3																		
PITCHER	IP	WLS	BF	H	R	ER	SO	BB	IBB	HBP	BLK	WP	HR	S	P	ERA	WHIP													PITCHER	IP	WLS	BF	H	R	ER	SO	BB	IBB	HBP	BLK	WP	HR	S	P	ERA	WHIP														
David Palmer, R ERA: 2.82 (1, 1)	5.1	L	22	5	4	4	4	1	0	0	0	2	1	29	33	6.75	1.125																																												
Craig McMurtry, R ERA: 3.63 (6, 1)	1.2		5	0	0	0	2	0	0	0	0	1	0	9	9	0.00	0.000																																												
Paul Assenmacher, L ERA: 1.57 (8, 1)	1.0		3	0	0	0	0	0	0	0	0	0	0	3	3	0.00	0.000																																												

BOTTOM

Atlanta Braves @ Pittsburgh Pirates
Three Rivers Stadium, Pittsburgh, PA
 Wed May 28 1986, 7:05 PM EDT
 Att. 6,860 - Unknown

livebaseballscorecards.com

AB	29
R	4
H	5
RBI	3
BB	1
SO	6
LOB	6



1B: 3	SF: 0	WP: 3	PA: 30
2B: 1	SAC: 0	PB: 0	
3B: 0	DP: 0	SB: 3	
HR: 1	HBP: 0	CS: 0	

Batter	1	2	3	4	5	6	7	8	9	AB R H RBI BB SO LOB	TOP	
Omar Moreno, L (1, 9) OBP: 0.326, SLG: 0.494 Terry Harper, R (7, PH) OBP: 0.293, SLG: 0.333 Craig McMurtry, R (7, 1)	4-0 PB S BB		x 0-0 WP 1B		x 0-0 1B 2B		x 0-0 F9			2 0 2 0 1 0 0 1 0 0 0 0 0 0 0 0 0 0 0 0 0	Atlanta Braves @ Chicago Cubs Wrigley Field, Chicago, IL Fri May 30 1986, 3:33 AM CDT Att. 25,537 - Unknown	
Ken Oberkfell, L (1, 5) OBP: 0.401, SLG: 0.373	x 0-0 F6		x 0-0 F8		x 0-0 G6-4-3 2-3 1B		x 0-3 K2-3			4 0 1 0 0 1 2		
Dale Murphy, R (1, 8) OBP: 0.400, SLG: 0.512	4-0 1-3 BB		4-0 1-2 BB		0-3 K		0-3 K			2 0 0 0 2 2 2		
Bob Homer, R (1, 3) OBP: 0.326, SLG: 0.415	0-3 K		x 0-0 F7		x 0-0 G6-4-3 1-2f		x 0-0 6-3			4 0 0 0 0 1 6		
Gerald Perry, L (1, 7) OBP: 0.308, SLG: 0.292	x 0-0 F4			x 0-0 3-1		4-0 BB		x 0-0 G5-4-3 1B		3 0 1 0 1 0 2		
Rafael Ramirez, R (1, 6) OBP: 0.277, SLG: 0.370		x 0-0 F8		x 0-0 F9		x 0-0 F9		x 0-0 G5-4-3 1-2f		4 0 0 0 0 0 2		
Ozzie Virgil, R (1, 2) OBP: 0.284, SLG: 0.342		0-3 K		4-0 2B BB		x 0-0 F5		x 0-0 4-3		3 0 0 0 1 1 1		
Glenn Hubbard, R (1, 4) OBP: 0.354, SLG: 0.377 Ted Simmons, S (4, PH) OBP: 0.348, SLG: 0.333		0-3 K		x 0-0 1-3 2B		x 0-0 F9		x 0-0 5-3		1 0 0 0 0 1 0 3 0 1 0 0 0 1		
Rick Mahler, R (1, 1) OBP: 0.250, SLG: 0.290 Bill Sample, R (7, PH) OBP: 0.307, SLG: 0.451			x 0-0 F6		x 0-0 G1-4-3		x 0-0 HR		x 0-0 1-3	2 0 0 0 0 0 2 2 1 1 1 0 0 0		
Inning Stats	R: 0 H: 0 E: 0 LOB: 2 K: 1 BB: 2 S: 5 P: 13	R: 0 H: 0 E: 0 LOB: 0 K: 2 BB: 0 S: 7 P: 7	R: 0 H: 1 E: 0 LOB: 2 K: 0 BB: 1 S: 4 P: 8	R: 0 H: 1 E: 0 LOB: 2 K: 0 BB: 1 S: 4 P: 8	R: 0 H: 2 E: 0 LOB: 1 K: 1 BB: 0 S: 6 P: 6	R: 0 H: 0 E: 0 LOB: 1 K: 0 BB: 1 S: 3 P: 7	R: 1 H: 1 E: 0 LOB: 0 K: 2 BB: 0 S: 8 P: 8	R: 0 H: 1 E: 0 LOB: 0 K: 0 BB: 0 S: 3 P: 3	R: 0 H: 0 E: 0 LOB: 0 K: 0 BB: 0 S: 3 P: 3	1B: 3 SF: 0 2B: 2 SAC: 0 3B: 0 DP: 2 HR: 1 HBP: 0	WP: 1 PA: 36 PB: 1 SB: 1 CS: 0	
PITCHER Scott Sanderson, R (1, 1) ERA: 4.19 Ray Fontenot, L (7, 1) ERA: 1.69	IP WLS BF H R ER SO BB IBB HBP BLK WP HR S P ERA WHIP	6.0 W 26 4 0 0 4 5 0 0 0 1 0 29 49 0.00 1.500	3.0 S 10 2 1 1 2 0 0 0 0 0 0 1 14 14 3.00 0.667	PITCHER IP WLS BF H R ER SO BB IBB HBP BLK WP HR S P ERA WHIP								

livebaseballscorecards.com

AB	31
R	1
H	6
RBI	1
BB	5
SO	6
LOB	18



Batter	1	2	3	4	5	6	7	8	9
Davey Lopes, R OBP: 0.425, SLG: 0.492 (1, 5)	0-0 S 23 HR 1B		0-0 F8 1		0-0 E 2B 1B		0-3 K 1		
Gary Matthews, R OBP: 0.333, SLG: 0.344 (1, 7)	4-0 23 HR 1-2 BB		0-0 6-3 2		0-0 BB 1-H 2B		4-0 1-2 1B BB		
23 Ryne Sandberg, R OBP: 0.347, SLG: 0.444 (1, 4)	0-0 1-H 2-H HR		0-0 HR		4-0 BB IBB		0-3 K 2		
Keith Moreland, R OBP: 0.351, SLG: 0.400 (1, 9)	0-0 F9 1		0-0 6-3 3		4-0 1-2 2-3 BB		0-0 1-2 2-H 1B		
Leon Durham, L OBP: 0.331, SLG: 0.397 (1, 3)	0-3 K 2			0-0 1-3 1	0-3 K 3		0-0 F5 3		
Jerry Mumphrey, S OBP: 0.344, SLG: 0.350 (1, 8)	0-0 3-1 3			0-0 L4 2		0-3 K 1		0-0 F8 1	
Jody Davis, R OBP: 0.294, SLG: 0.469 (1, 2)		0-0 6-3 1		0-3 K 3		0-3 K 2		0-0 4-3 2	
Shawon Dunston, R OBP: 0.321, SLG: 0.472 (1, 6)		0-3 K 2			0-0 3-1 1	0-0 1B 3		0-3 K 3	
Scott Sanderson, R OBP: 0.111, SLG: 0.059 (1, 1)		0-0 F2 3			0-0 6-3 2		0-0 BB 1B 1B		
Ray Fontenot, L OBP: 1.000, SLG: 1.000 (7, 1)									

Inning Stats	R: 3	H: 2	E: 0	K: 1	S: 7	LOB: 0	BB: 1	P: 11
	R: 0	H: 0	E: 0	K: 1	S: 5	LOB: 0	BB: 0	P: 5
	R: 1	H: 1	E: 0	K: 0	S: 4	LOB: 0	BB: 0	P: 4
	R: 0	H: 0	E: 0	K: 1	S: 5	LOB: 0	BB: 0	P: 5
	R: 1	H: 2	E: 1	K: 1	S: 7	LOB: 3	BB: 2	P: 15
	R: 0	H: 1	E: 0	K: 2	S: 7	LOB: 1	BB: 0	P: 7
	R: 1	H: 2	E: 0	K: 2	S: 9	LOB: 2	BB: 1	P: 13
	R: 0	H: 0	E: 0	K: 1	S: 5	LOB: 0	BB: 0	P: 5

PITCHER	IP	WLS	BF	H	R	ER	SO	BB	IBB	HBP	BLK	WP	HR	S	P	ERA	WHIP
Rick Mahler, R ERA: 4.76 (1, 1)	6.0	L	26	6	5	5	6	2	1	0	0	0	2	35	47	7.50	1.333
Craig McMurtry, R ERA: 3.7 (7, 1)	2.0		9	2	1	1	3	1	0	0	0	0	0	14	18	4.50	1.500

PITCHER	IP	WLS	BF	H	R	ER	SO	BB	IBB	HBP	BLK	WP	HR	S	P	ERA	WHIP

BOTTOM

AB	R	H	RBI	BB	SO	LOB
4	2	2	0	0	1	1
2	1	1	1	2	0	0
0	0	0	0	0	0	0
3	2	2	4	1	1	2
3	0	1	1	1	0	0
4	0	0	0	0	2	5
4	0	0	0	0	1	0
4	0	0	0	0	2	0
4	0	1	0	0	2	0
2	0	0	0	0	0	0
1	1	1	0	0	0	0

AB	31
R	6
H	8
RBI	6
BB	4
SO	9
LOB	8



WP	PA
0	35

Atlanta Braves @ Chicago Cubs
Wrigley Field, Chicago, IL
Fri May 30 1986, 3:33 AM CDT
Att. 25,537 - Unknown

livebaseballscorecards.com

Batter	1	2	3	4	5	6	7	8	9	AB R H RBI BB SO LOB	TOP		
Omar Moreno, L (1, 9) OBP: 0.320, SLG: 0.500	0-0 L7	0-0 4-3			0-0 3B		0-0 L7		0-0 6-3	5 0 1 0 0 0 0			
Ken Oberkfell, L (1, 5) OBP: 0.404, SLG: 0.377	0-0 FC6-4 1B		0-0 F6		0-0 F7		0-0 HR 1B			4 1 2 0 0 0 1			
Dale Murphy, R (1, 8) OBP: 0.402, SLG: 0.535	0-0 FC6-4 2B 1-2f		0-0 E6 G5-4-3			0-0 HR 2B	0-0 HR 1B			4 3 2 2 0 0 1			
Bob Homer, R (1, 3) OBP: 0.330, SLG: 0.442	0-0 2B 1-3		0-0 G5-4-3 1-2f			0-0 HR 2H	0-3 K			4 2 2 2 0 1 1			
Gerald Perry, L (1, 7) Terry Harper, R (8, 7) OBP: 0.300, SLG: 0.321 OBP: 0.293, SLG: 0.333	0-0 2B 2-H 3-H			0-0 F8		0-0 4-3		0-0 F7		4 0 1 2 0 0 0 0 0 0 0 0 0 0			
Rafael Ramirez, R (1, 6) OBP: 0.276, SLG: 0.384	0-0 5-3			0-0 F9		0-0 HR		0-3 K		4 1 1 1 0 1 1			
Ozzie Virgil, R (1, 2) OBP: 0.290, SLG: 0.373		0-0 HR		0-0 6-3		0-0 1B		0-3 K		4 1 2 1 0 1 0			
Glenn Hubbard, R (1, 4) OBP: 0.345, SLG: 0.366		0-0 F2			0-0 F8	0-0 F8		0-0 F9		4 0 0 0 0 0 0			
Joe Johnson, R (1, 1) Jeff Dedmon, L (5, 1) Gene Garber, R (7, 1) OBP: 0.182, SLG: 0.150 OBP: 0.333, SLG: 0.333		0-3 K			0-3 K		0-0 4-3		0-0 4-3	2 0 0 0 0 2 0 1 0 0 0 0 0 0 1 0 0 0 0 0 0			
Inning Stats	R: 2 H: 3 E: 0 LOB: 1 K: 0 BB: 0 S: 6 P: 6	R: 1 H: 1 E: 0 LOB: 0 K: 1 BB: 0 S: 6 P: 6	R: 0 H: 0 E: 1 LOB: 0 K: 0 BB: 0 S: 3 P: 3	R: 0 H: 0 E: 0 LOB: 0 K: 0 BB: 0 S: 3 P: 3	R: 0 H: 1 E: 0 LOB: 1 K: 1 BB: 0 S: 6 P: 6	R: 3 H: 4 E: 0 LOB: 0 K: 0 BB: 0 S: 6 P: 6	R: 2 H: 2 E: 0 LOB: 0 K: 1 BB: 0 S: 7 P: 7	R: 0 H: 0 E: 0 LOB: 0 K: 2 BB: 0 S: 7 P: 7	R: 0 H: 0 E: 0 LOB: 0 K: 0 BB: 0 S: 3 P: 3	1B: 3 SF: 0 2B: 3 SAC: 0 3B: 1 DP: 1 HR: 4 HBP: 0	WP: 0 PA: 37 PB: 0 SB: 0 CS: 0		
PITCHER	IP WLS BF H R ER SO BB IBB HBP BLK WP HR S P ERA WHIP											PITCHER	IP WLS BF H R ER SO BB IBB HBP BLK WP HR S P ERA WHIP
Dennis Eckersley, R (1, 1) ERA: 5.94	6.0 L 26 9 6 6 2 0 0 0 0 0 0 3 30 30 9.00 1.500												
George Frazier, R (7, 1) ERA: 3.21	1.0 5 2 2 2 1 0 0 0 0 0 0 1 7 7 18.00 2.000												
Jay Baller, R (8, 1) ERA: 4.41	2.0 6 0 0 0 0 2 0 0 0 0 0 0 10 10 0.00 0.000												

Atlanta Braves @ Chicago Cubs
Wrigley Field, Chicago, IL
Sat May 31 1986, 3:33 AM CDT
Att: 33,604 - Unknown

livebaseballscorecards.com

AB 37
R 8
H 11
RBI 8
BB 0
SO 5
LOB 4



Batter	1	2	3	4	5	6	7	8	9	AB	R	H	RBI	BB	SO	LOB
Davey Lopes, R OBP: 0.412, SLG: 0.464 Jay Baller, R (8, 1)	0-0 6-3		0-0 4-3	0-0 F9		4-0 BB 1-2	0-0 G5-4-3			4	0	0	0	1	0	5
Gary Matthews, R OBP: 0.336, SLG: 0.371 (1, 7)	0-3 K		0-0 HR	0-0 F8		4-0 BB 1-2 2-3		0-3 K		4	1	1	1	1	2	2
23 Ryne Sandberg, R OBP: 0.353, SLG: 0.459 (1, 4)	0-0 1B		0-0 1B		0-0 4-3 3B	0-3 K		0-0 L8		5	1	3	0	0	1	3
Keith Moreland, R OBP: 0.347, SLG: 0.394 (8, 5)	0-0 F8		0-0 1B		0-0 4-3	0-0 F8		0-0 4-3		5	0	1	1	0	0	4
Leon Durham, L OBP: 0.333, SLG: 0.393 (1, 3)		0-0 4-3	0-0 F8		0-0 1-3 1B		4-0 BB 1B BB		0-3 K	4	1	1	0	1	1	1
Jerry Mumphy, S OBP: 0.368, SLG: 0.381 (1, 8)		0-0 HBP 1B		0-0 1B 1B	0-0 1-3	4-0 BB 1B 1B BB		0-0 1B 2B		4	0	3	0	1	0	1
Jody Davis, R OBP: 0.297, SLG: 0.467 (1, 2)		0-3 K		0-0 2B 1B	0-0 L6		0-0 1-2 2-H 1B 1B		0-0 6-3	5	1	2	1	0	1	3
Shawon Dunston, R OBP: 0.328, SLG: 0.478 (1, 6)		1-0 HBP		0-0 1B 2B		0-0 6-3	0-0 F7		0-0 2-3 1B	4	0	2	0	0	0	2
Dennis Eckersley, R OBP: 0.250, SLG: 0.500 Manny Trillo, R OBP: 0.310, SLG: 0.289 George Frazier, R Thad Bosley, L OBP: 0.333, SLG: 0.256 (8, 9)		0-0 5-3		0-0 1B	0-0 2-3 3-H 1B	0-0 BB PB 1B	0-0 G5-4-3		0-3 K	2	0	1	1	0	0	2

Inning Stats	R: 0	H: 1	R: 0	H: 1	R: 1	H: 4	R: 1	H: 2	R: 0	H: 1	R: 1	H: 2	R: 0	H: 0	R: 0	H: 2	1B: 12	SF: 0	WP: 0	PA: 45
	E: 0	LOB: 1	E: 0	LOB: 2	E: 0	LOB: 2	E: 0	LOB: 1	E: 0	LOB: 3	E: 0	LOB: 2	E: 0	LOB: 0	E: 0	LOB: 2	2B: 2	SAC: 0	PB: 1	
	K: 1	BB: 0	K: 1	BB: 0	K: 0	BB: 0	K: 0	BB: 0	K: 1	BB: 2	K: 0	BB: 2	K: 1	BB: 0	K: 2	BB: 0	3B: 1	DP: 1	SB: 0	
	S: 6	P: 6	S: 6	P: 7	S: 5	P: 5	S: 5	P: 5	S: 6	P: 14	S: 4	P: 12	S: 5	P: 5	S: 9	P: 9	HR: 1	HBP: 1	CS: 0	

PITCHER	IP	WLS	BF	H	R	ER	SO	BB	IBB	HBP	BLK	WP	HR	S	P	ERA	WHIP
Joe Johnson, R ERA: 3.92 (1, 1)	4.1		23	11	3	3	2	0	0	1	0	0	1	26	27	6.23	2.538
Jeff Dedmon, R ERA: 4.43 (5, 1)	1.2	W	11	2	1	1	1	4	0	0	0	0	0	9	25	5.40	3.600
Gene Garber, R ERA: 1.35 (7, 1)	3.0	S	11	3	0	0	3	0	0	0	0	0	0	17	17	0.00	1.000

BOTTOM

Atlanta Braves @ Chicago Cubs
Wrigley Field, Chicago, IL
Sat May 31 1986, 3:33 AM CDT
Att. 33,604 - Unknown

livebaseballscorecards.com

AB	40
R	4
H	16
RBI	4
BB	4
SO	6
LOB	25



Batter	1	2	3	4	5	6	7	8	9	AB R H RBI BB SO LOB	TOP									
Bill Sample, R (1, 9) OBP: 0.291, SLG: 0.427	0-0 6-3		0-0 F7			0-0 4-3		0-0 F8		4 0 0 0 0 0 0										
Rafael Ramirez, R (1, 5) OBP: 0.276, SLG: 0.381	0-3 K2-3			0-0 4-3		0-0 1B			0-3 K	4 0 1 0 0 2 0										
Dale Murphy, R (1, 8) OBP: 0.404, SLG: 0.531	0-3 K			0-3 K		0-0 1B			4-0 HR	3 1 1 0 1 2 0										
Bob Homer, R (1, 3) OBP: 0.333, SLG: 0.467		0-0 F9 WP 2B		0-0 5-3		0-0 L4			0-0 HR	4 2 2 2 0 0 2										
Terry Harper, R (1, 7) OBP: 0.299, SLG: 0.339		0-0 F9			0-0 1B		0-3 K		0-0 FC1-6 1B	4 0 2 0 0 1 1										
Andres Thomas, R (1, 6) OBP: 0.347, SLG: 0.464		0-0 G6-4-3 1B		0-0 F9		0-0 6-3			0-0 FC1-6	4 0 1 0 0 0 2										
Ozzie Virgil, R (1, 2) OBP: 0.289, SLG: 0.369		0-0 G6-4-3		0-0 G4-6-3 1B		0-0 5-3			0-0 F9	4 0 1 0 0 0 2										
Glenn Hubbard, R (1, 4) OBP: 0.339, SLG: 0.359			0-3 K		0-0 G4-6-3			0-0 5-3		3 0 0 0 0 1 2										
Zane Smith, L (1, 1) OBP: 0.067, SLG: 0.067			0-3 K			0-0 G3		0-0 5-3		2 0 0 0 0 1 0										
Bruce Benedict, R (8, PH) OBP: 0.379, SLG: 0.440										1 0 0 0 0 0 0										
Duane Ward, R (8, 1)										0 0 0 0 0 0 0										
Inning Stats	R: 0 E: 0 K: 2 S: 7	H: 0 LOB: 0 BB: 0 P: 7	R: 1 E: 0 K: 0 S: 4	H: 2 LOB: 0 BB: 0 P: 4	R: 0 E: 0 K: 2 S: 7	H: 0 LOB: 0 BB: 0 P: 7	R: 0 E: 0 K: 1 S: 5	H: 0 LOB: 0 BB: 0 P: 5	R: 0 E: 0 K: 0 S: 4	H: 2 LOB: 1 BB: 0 P: 4	R: 0 E: 0 K: 1 S: 5	H: 0 LOB: 0 BB: 0 P: 5	R: 0 E: 0 K: 1 S: 3	H: 0 LOB: 0 BB: 0 P: 3	R: 2 E: 0 K: 1 S: 7	H: 2 LOB: 1 BB: 1 P: 11	1B: 6 2B: 1 3B: 0 HR: 1	SF: 0 SAC: 0 DP: 2 HBP: 0	WP: 1 PB: 0 SB: 0 CS: 0	PA: 34
PITCHER Guy Hoffman, L (1, 1) ERA: 4.7	IP: 9.0 WLS: W BF: 34 H: 8 R: 3 ER: 3 SO: 7 BB: 1 IBB: 0 HBP: 0 BLK: 0 WP: 1 HR: 1 S: 47 P: 51 ERA: 3.00 WHIP: 1.000																			

Atlanta Braves @ Chicago Cubs
Wrigley Field, Chicago, IL
Sun Jun 01 1986, 3:33 AM CDT
Att. 33,535 - Unknown

livebaseballscorecards.com

AB	33
R	3
H	8
RBI	2
BB	1
SO	7
LOB	9



Batter	1	2	3	4	5	6	7	8	9	AB	R	H	RBI	BB	SO	LOB
Shawon Dunston, R OBP: 0.326, SLG: 0.473 (1, 6)	0-0 5-3	0-0 CS 1B			0-0 6-3		0-0 F9			4	0	1	0	0	0	0
Manny Trillo, R OBP: 0.370, SLG: 0.350 (1, 3) (7, 5)	0-0 23 1B BB G3 1B	0-0 CS 1-2	0-0 23 1B 2B		4-0 BB BB BB G6-4-3			4-0 BB BB BB BB 23 1B BB 1B		2	3	2	0	2	0	0
Davey Lopes, R OBP: 0.427, SLG: 0.465 (1, 5) (7, 7)	4-0 G3 23 1B 1-2 3B BB		4-0 23 1B G4-6-3 BB		0-0 G6-4-3 1-2f			0-0 1-2 23 1B 1B		2	3	1	0	2	0	1
23 Ryne Sandberg, R OBP: 0.360, SLG: 0.466 (1, 4)	0-0 G3 1-2 2-3 3B 1B		0-0 G4-6-3 1-3 2-H 1B		0-0 4-3			0-0 1-2 2-H 1B 1B		4	1	3	2	0	0	0
Keith Moreland, R OBP: 0.345, SLG: 0.391 (1, 9)	0-0 G3 1-2 2-3 3-H 1B		0-0 G4-6-3 1-2f 3-H		0-0 5-3			0-0 4-6 BB 1-3 2-H 1B		4	0	1	2	0	0	3
Gary Matthews, R OBP: 0.345, SLG: 0.394 Leon Durham, L OBP: 0.337, SLG: 0.393 (1, 7) (6, PR) (7, 3)	0-0 2-H 3-H 3B		0-0 F7		4-0 BB			4-0 1-2 BB		2	0	1	2	1	0	0
Jody Davis, R OBP: 0.290, SLG: 0.456 (1, 2)	0-0 6-3		0-0 F9		0-0 F7		0-0 F7	0-0 2-3f 4-6 BB		0	0	0	0	1	0	0
Bob Dernier, R OBP: 0.253, SLG: 0.248 (1, 8)		0-0 L4		0-0 F9		0-0 1-3		0-0 6-3		4	0	0	0	0	0	2
Guy Hoffman, L (1, 1)		0-0 F5		0-0 6-3		0-0 F5				3	0	0	0	0	0	0


Inning Stats	R: 3	H: 3	LOB: 1	K: 0	S: 6	P: 10	R: 0	H: 1	LOB: 0	K: 0	S: 3	P: 3	R: 2	H: 2	LOB: 0	K: 0	S: 4	P: 8	R: 0	H: 0	LOB: 0	K: 0	S: 3	P: 3	R: 0	H: 0	LOB: 1	K: 0	S: 3	P: 7	R: 0	H: 0	LOB: 0	K: 0	S: 3	P: 3	R: 2	H: 3	LOB: 2	K: 0	S: 5	P: 13								
PITCHER	IP	WLS	BF	H	R	ER	SO	BB	IBB	HBP	BLK	WP	HR	S	P	ERA	WHIP													PITCHER	IP	WLS	BF	H	R	ER	SO	BB	IBB	HBP	BLK	WP	HR	S	P	ERA	WHIP			
Zane Smith, L ERA: 2.58 (1, 1)	7.0	L	28	6	5	5	0	4	0	0	0	0	0	0	24	6.43	1.429																																	
Duane Ward, R ERA: 8.31 (8, 1)	1.0		7	3	2	2	0	2	0	0	0	0	0	5	13	18.00	5.000																																	

BOTTOM

Atlanta Braves @ Chicago Cubs
Wrigley Field, Chicago, IL
Sun Jun 01 1986, 3:33 AM CDT
Att. 33,535 - Unknown

AB	29
R	7
H	9
RBI	6
BB	6
SO	0
LOB	11

livebaseballscorecards.com



WP: 0	PA: 36
PB: 0	
SB: 0	
CS: 1	

Batter	1	2	3	4	5	6	7	8	9	AB R H RBI BB SO LOB	TOP		
Barry Bonds, L OBP: 0.409, SLG: 0.353 (1, 8) X	0-0 4-3		0-0 CS 1B	0-3 K		0-0 HBP 1-3 2B	0-0 4-3		0-3 K	6 0 2 0 0 2 4			
Rafael Belliard, R OBP: 0.186, SLG: 0.175 (1, 4) X	0-0 B5		0-0 S 1B		0-0 E S 1B	0-3 K2-3		0-0 4-3		5 1 1 0 0 1 2			
Lee Mazzilli, S OBP: 0.422, SLG: 0.234 Joe Orsulak, L OBP: 0.283, SLG: 0.331 (1, 7) X (6, 9)	0-0 G3		0-0 3-1		4-0 FC1-6 1-3 FC5-2-6-5 1B BB	4-0 HBP BB		0-0 1-3		2 0 0 0 2 0 1 1 0 0 0 0 0 0			
Sid Bream, L OBP: 0.382, SLG: 0.529 (1, 3)		0-0 G3		0-0 1-3		0-0 FC1-6 1-2 1B 3-H	1-0 G3-6-1 HBP		0-0 BLK 1B 2B	4 1 2 2 0 0 0			
R.J. Reynolds, S OBP: 0.369, SLG: 0.466 (1, 9) (6, 7)		4-0 S 1B BB		0-0 5-3 S 1B 1B		0-0 FC1-6 FC5-2-6-5 1-2f 2-3 1B	0-0 G3-6-1 1-2f		0-0 FC5-4 2-H 1B	4 3 2 1 1 0 5			
Tony Peña, R OBP: 0.331, SLG: 0.363 Pat Clements, R (1, 2) (8, 1)		0-0 FC6-4 1B 1-H		4-0 5-3 1B BB		0-0 FC5-2-6-5 1-3 3-H 1B		0-0 2B 1B	0-0 FC5-4 1-2f	4 3 2 1 1 0 3 0 0 0 0 0 0 0			
Jim Morrison, R OBP: 0.335, SLG: 0.470 (1, 5)		0-0 F2		0-0 5-3		0-0 2-H 3-H 1B		0-0 1-H 2B	0-0 F9	5 0 2 3 0 0 3			
Sam Khalifa, R OBP: 0.289, SLG: 0.230 (1, 6)		0-0 FC6-4 1-2f		4-0 1B IBB		0-0 F9		0-0 1-3	0-0 K 2B	4 0 1 0 1 0 3			
Rick Reuschel, R OBP: 0.192, SLG: 0.231 Jim Winn, R Junior Ortiz, R OBP: 0.265, SLG: 0.313 (1, 1) (6, 1) (8, 2)			0-0 1-3		0-0 1-3 2-H 3-H 1B		0-0 2B HBP 1B		0-3 K	0-3 K	3 1 2 2 0 0 0 1 0 0 0 0 1 1 1 0 0 0 0 1 1		
Inning Stats	R: 0 E: 0 K: 0 S: 3 H: 0 LOB: 0 BB: 0 P: 3	R: 1 E: 0 K: 0 S: 4 H: 1 LOB: 1 BB: 1 P: 8	R: 0 E: 0 K: 0 S: 4 H: 2 LOB: 1 BB: 0 P: 4	R: 2 E: 0 K: 1 S: 7 H: 2 LOB: 2 BB: 2 P: 15	R: 3 E: 1 K: 0 S: 6 H: 2 LOB: 1 BB: 1 P: 10	R: 1 E: 0 K: 1 S: 6 H: 2 LOB: 2 BB: 1 P: 11	R: 1 E: 0 K: 1 S: 7 H: 2 LOB: 1 BB: 0 P: 7	R: 1 E: 0 K: 2 S: 8 H: 2 LOB: 1 BB: 0 P: 5	R: 0 E: 0 K: 2 S: 8 H: 1 LOB: 1 BB: 0 P: 8	1B: 10 2B: 4 3B: 0 HR: 0 SF: 0 SAC: 0 DP: 1 HBP: 1	WP: 0 PB: 0 SB: 4 CS: 1 PA: 46		
PITCHER	IP WLS BF H R ER SO BB IBB HBP BLK WP HR S P ERA WHIP											PITCHER	IP WLS BF H R ER SO BB IBB HBP BLK WP HR S P ERA WHIP
David Palmer, R ERA: 3.0 (1, 1)	5.0 L 26 7 6 3 1 3 1 0 0 0 0 0 24 40 5.40 2.000												
Craig McMurtry, R ERA: 4.1 (6, 1)	2.0 11 4 2 2 2 1 0 1 0 0 0 0 13 18 9.00 2.500												
Ed Olwine, L ERA: 4.5 (8, 1)	2.0 9 3 1 1 2 0 0 0 0 1 0 0 13 13 4.50 1.500												

Pittsburgh Pirates @ Atlanta Braves
Atlanta-Fulton County Stadium, Atlanta, GA

Mon Jun 02 1986, 7:05 PM EDT
Att. 12,996 - Unknown

livebaseballscorecards.com

AB	40
R	9
H	14
RBI	9
BB	5
SO	5
LOB	23



Batter	1	2	3	4	5	6	7	8	9	AB R H RBI BB SO LOB	BOTTOM
Omar Moreno, L (1, 9) OBP: 0.320, SLG: 0.495 Craig McMurtry, R (6, 1) Terry Harper, R (7, PH) OBP: 0.297, SLG: 0.336 Ed Olwine, R (8, 1) Bruce Benedict, R (9, PH) OBP: 0.367, SLG: 0.423	0-0 G3		0-0 1B		0-3 K		0-3 K		0-3 K	3 0 1 0 0 1 0 0 0 0 0 0 0 0 1 0 0 0 0 1 2 0 0 0 0 0 0 0 1 0 0 0 0 1 0	Pittsburgh Pirates @ Atlanta Braves Atlanta-Fulton County Stadium, Atlanta, GA Mon Jun 02 1986, 7:05 PM EDT Att. 12,996 - Unknown livebaseballscorecards.com
Ken Oberkfell, L (1, 5) OBP: 0.392, SLG: 0.366	0-0 F8		0-0 5-3			0-0 3-1	0-0 SF8		0-0 6-3	4 0 0 1 0 0 1	
Dale Murphy, R (1, 8) OBP: 0.404, SLG: 0.531	0-0 F8			0-3 K		0-0 SF8 2B	4-0 BB		0-3 K	4 1 1 0 1 2 0	
Bob Horner, R (1, 3) OBP: 0.337, SLG: 0.465		0-0 5-3		0-0 1B 4-3		4-0 BB	0-0 5-3			3 0 1 0 1 0 2	
Ted Simmons, S (1, 2) OBP: 0.340, SLG: 0.310		0-0 6-3		0-0 1B 4-3		4-0 BB				3 0 0 0 1 0 1	
Gerald Perry, L (1, 7) OBP: 0.353, SLG: 0.345		4-0 BB FC5-4		4-0 BB 1-2		0-0 SF8 1-2 2-3 BB		0-0 1B		1 0 1 1 2 0 0	
Rafael Ramirez, R (1, 6) OBP: 0.270, SLG: 0.373		0-0 FC5-4 1-2		0-0 G3		0-0 1-3		0-0 F8		4 0 0 0 0 0 6	
Glenn Hubbard, R (1, 4) OBP: 0.343, SLG: 0.358			0-0 F8		0-3 K		4-0 2B BB SF8	0-0 1B 1-2		3 1 1 0 1 1 0	
David Palmer, R (1, 1) OBP: 0.083, SLG: 0.083 Bill Sample, R (5, PH) OBP: 0.293, SLG: 0.436			0-0 6-3		0-0 3-1		0-0 2B 1-3	0-0 6-3		1 0 0 0 0 0 0 3 0 1 0 0 0 2	

Inning Stats	R: 0 E: 0 K: 0 S: 3	H: 0 LOB: 0 BB: 0 P: 3	R: 0 E: 0 K: 0 S: 3	H: 0 LOB: 1 BB: 1 P: 7	R: 0 E: 0 K: 0 S: 4	H: 1 LOB: 1 BB: 0 P: 4	R: 0 E: 0 K: 1 S: 6	H: 1 LOB: 2 BB: 1 P: 10	R: 0 E: 0 K: 2 S: 7	H: 0 LOB: 0 BB: 0 P: 7	R: 1 E: 0 K: 0 S: 4	H: 1 LOB: 2 BB: 2 P: 12	R: 1 E: 0 K: 1 S: 6	H: 1 LOB: 2 BB: 2 P: 14	R: 0 E: 0 K: 0 S: 5	H: 2 LOB: 2 BB: 0 P: 5	R: 0 E: 0 K: 2 S: 7	H: 0 LOB: 0 BB: 0 P: 7	1B: 4 2B: 2 3B: 0 HR: 0	SF: 2 SAC: 0 DP: 0 HBP: 0	WP: 0 PB: 0 SB: 0 CS: 0	PA: 39	
PITCHER	IP	WLS	BF	H	R	ER	SO	BB	IBB	HBP	BLK	WP	HR	S	P	ERA	WHIP						
Rick Reuschel, R (1, 1) ERA: 3.09	5.1	W	23	3	1	1	3	4	0	0	0	0	0	25	41	1.69	1.312						
Jim Winn, R (6, 1) ERA: 3.74	1.2		8	1	1	1	1	2	0	0	0	0	0	8	16	5.40	1.800						
Pat Clements, L (8, 1) ERA: 2.78	2.0		8	2	0	0	2	0	0	0	0	0	0	12	12	0.00	1.000						



Batter	1	2	3	4	5	6	7	8	9	AB R H RBI BB SO LOB	TOP											
Barry Bonds, L (1, 8) <small>OBP: 0.385, SLG: 0.333</small> Mike Diaz, R (9, PH) <small>OBP: 0.294, SLG: 0.233</small>	0-0 4-3		0-0 E 1-2 2B 1B	0-3 K		0-0 4-3		0-3 K	4 1 1 0 0 1 0 1 0 0 0 0 1 1													
Lee Mazzilli, S (1, 7) <small>OBP: 0.420, SLG: 0.275</small>	0-0 3-1 3B		0-0 E6 1-3 2-H 2B	0-0 F7		4-0 G6-4-3 BB		0-0 FC6-4 1-2f	4 2 1 0 1 0 2													
Johnny Ray, S (1, 4) <small>OBP: 0.418, SLG: 0.480</small>	0-0 3-1		0-0 FC4-6 1-H 3-H 2B		0-0 F8		0-0 G6-4-3 1-2f		4 0 1 3 0 0 1													
Sid Bream, L (1, 3) <small>OBP: 0.379, SLG: 0.519</small>	0-0 F8		4-0 FC4-6 BB		0-0 F5		0-3 K		3 0 0 0 1 1 0													
R.J. Reynolds, S (1, 9) <small>OBP: 0.377, SLG: 0.470</small>		0-0 S 5-3 1B	0-0 FC4-6 1-2f 2-3		4-0 BB		0-0 G5-4-3 1B		3 0 2 0 1 0 2													
Tony Peña, R (1, 2) <small>OBP: 0.324, SLG: 0.353</small>	0-0 5-3 1-2		0-0 F9 1-2		0-0 F8		0-0 G5-4-3 1-2f		4 0 0 0 0 0 5													
Jim Morrison, R (1, 5) <small>OBP: 0.339, SLG: 0.487</small>	0-0 6-3 2-3		4-0 IBB		0-0 HR		0-3 K		3 1 1 1 1 1 1													
Rafael Belliard, R (1, 6) <small>OBP: 0.177, SLG: 0.167</small> Bill Almon, R (9, PH) <small>OBP: 0.384, SLG: 0.577</small>	0-3 K		0-0 6-3		0-3 K		0-3 K	3 0 0 0 0 2 4 1 0 0 0 0 1 0														
Larry McWilliams, L (1, 1) <small>OBP: 0.235, SLG: 0.250</small> Cecilio Guante, R (6, 1) Mike Brown, R (9, PH) <small>OBP: 0.331, SLG: 0.369</small>			0-0 E 1B 1B	0-0 6-3		0-0 6-3		0-0 FC6-4 1B	3 1 1 0 0 0 0 0 0 0 0 0 0 0 1 0 1 0 0 0 0													
Inning Stats	R: 1 E: 0 K: 0 S: 4	H: 1 LOB: 0 BB: 0 P: 4	R: 0 E: 0 K: 1 S: 6	H: 1 LOB: 1 BB: 0 P: 6	R: 3 E: 1 K: 0 S: 7	H: 3 LOB: 3 BB: 2 P: 15	R: 0 E: 0 K: 1 S: 5	H: 0 LOB: 0 BB: 0 P: 5	R: 0 E: 0 K: 0 S: 3	H: 0 LOB: 1 BB: 1 P: 7	R: 1 E: 0 K: 1 S: 6	H: 1 LOB: 0 BB: 0 P: 6	R: 0 E: 0 K: 1 S: 4	H: 0 LOB: 0 BB: 1 P: 8	R: 0 E: 0 K: 1 S: 5	H: 1 LOB: 0 BB: 0 P: 5	R: 0 E: 0 K: 2 S: 8	H: 1 LOB: 1 BB: 0 P: 8	1B: 5 2B: 1 3B: 1 HR: 1	SF: 0 SAC: 0 DP: 2 HBP: 0	WP: 0 PB: 0 SB: 2 CS: 0	PA: 38
PITCHER	IP WLS BF H R ER SO BB IBB HBP BLK WP HR S P ERA WHIP																					
Rick Mahler, R (1, 1) <small>ERA: 4.85</small> Paul Assenmacher, L (7, 1) <small>ERA: 1.38</small>	6.0 W 28 6 5 4 3 2 1 0 0 0 1 31 43 6.00 1.333																					
PITCHER	IP WLS BF H R ER SO BB IBB HBP BLK WP HR S P ERA WHIP																					


Pittsburgh Pirates @ Atlanta Braves
Atlanta-Fulton County Stadium, Atlanta, GA

Tue Jun 03 1986, 7:05 PM EDT
Att: 10,649 - Unknown

livebaseballscorecards.com

AB	34
R	5
H	8
RBI	4
BB	4
SO	7
LOB	16



Batter	1	2	3	4	5	6	7	8	9	AB R H RBI BB SO LOB	TOP	
Barry Bonds, L (1, 8) OBP: 0.452, SLG: 0.577	0-3 K	0-0 1B		0-0 BB	0-0 HR			0-0 1B		5 3 4 4 0 1 0		
Lee Mazzilli, S (1, 7) Joe Orsulak, L (8, 9) OBP: 0.419, SLG: 0.259 OBP: 0.283, SLG: 0.331	4-0 BB	0-3 K		0-0 BB	0-3 K			4-0 BB		3 1 0 0 2 2 2 0 0 0 0 0 0 0		
Johnny Ray, S (1, 4) Sam Khalifa, R (6, 6) OBP: 0.414, SLG: 0.472 OBP: 0.287, SLG: 0.228	0-0 F7	0-0 3-1		4-0 BB			0-0 F9	0-0 G6-4-3		3 1 0 0 1 0 2 1 0 0 0 0 0 2		
Sid Bream, L (1, 3) OBP: 0.385, SLG: 0.515	0-3 K		0-3 K	4-0 BB			4-0 BB	0-0 1B		3 1 1 2 2 2 1		
R.J. Reynolds, S (1, 9) Bill Almon, R (8, PH) OBP: 0.380, SLG: 0.488 OBP: 0.391, SLG: 0.583		0-0 HR	0-0 6-3	0-3 K			0-0 1B	0-0 1B		4 1 2 1 0 1 3 1 0 1 0 0 0 0		
Tony Peña, R (1, 2) Junior Ortiz, R (8, 2) OBP: 0.326, SLG: 0.355 OBP: 0.265, SLG: 0.313		0-0 1B	0-0 6-3	0-0 1B			0-0 G6-4-3	0-0 1B		5 1 2 2 0 0 4 0 0 0 0 0 0 0		
Jim Morrison, R (1, 5) OBP: 0.335, SLG: 0.478		0-0 1B		0-0 1B			0-0 5-3		0-3 K	5 2 1 0 0 1 2	AB 39 R 12 H 13 RBI 10 BB 6 SO 8 LOB 20	
Rafael Belliard, R (1, 6) OBP: 0.209, SLG: 0.188		0-0 1B		0-0 1B	0-0 F8		4-0 BB		0-0 1-3	4 2 2 1 1 0 0		
Mike Bielecki, R (1, 1) Jim Winn, R (6, 1)		0-0 1B		0-3 K	0-0 F9		0-0 G6-4-3		0-0 5-3	3 0 0 0 0 1 3 2 0 0 0 0 0 1		
Inning Stats	R: 0 E: 0 K: 2 S: 7 H: 0 LOB: 1 BB: 1 P: 11	R: 4 E: 2 K: 1 S: 10 H: 4 LOB: 1 BB: 0 P: 10	R: 0 E: 0 K: 1 S: 5 H: 0 LOB: 0 BB: 0 P: 5	R: 6 E: 2 K: 2 S: 12 H: 4 LOB: 1 BB: 2 P: 20	R: 1 E: 0 K: 1 S: 6 H: 1 LOB: 0 BB: 0 P: 6	R: 0 E: 0 K: 0 S: 3 H: 1 LOB: 1 BB: 1 P: 7	R: 0 E: 0 K: 0 S: 2 H: 0 LOB: 0 BB: 1 P: 6	R: 1 E: 0 K: 0 S: 5 H: 3 LOB: 2 BB: 1 P: 9	R: 0 E: 0 K: 1 S: 5 H: 0 LOB: 0 BB: 0 P: 5	1B: 10 2B: 1 3B: 0 HR: 2 SF: 0 SAC: 0 DP: 3 HBP: 0	WP: 1 PB: 0 SB: 0 CS: 0 PA: 45	
PITCHER	IP WLS BF H R ER SO BB IBB HBP BLK WP HR S P ERA WHIP											
Joe Johnson, R (1, 1) ERA: 4.24	3.1 L 21 7 9 5 5 1 1 0 0 0 1 29 37 13.50 2.400											
Craig McMurtry, R (4, 1) ERA: 4.34	2.2 12 3 2 1 2 2 0 0 0 1 1 14 22 3.38 1.875											
Duane Ward, R (7, 1) ERA: 7.31	3.0 12 3 1 1 1 2 0 0 0 0 0 12 20 3.00 1.667											

Pittsburgh Pirates @ Atlanta Braves
Atlanta-Fulton County Stadium, Atlanta, GA

Wed Jun 04 1986, 7:05 PM EDT
Att: 14,012 - Unknown

livebaseballscorecards.com

Batter	1	2	3	4	5	6	7	8	9	AB R H RBI BB SO LOB
Omar Moreno, L (1, 9) OBP: 0.327, SLG: 0.495 Duane Ward, R (7, 1) Chris Chambliss, L (9, PH) OBP: 0.556, SLG: 0.633	0-3 K ①		X 0-0 CS 1B	X 0-0 F9 ③		X 0-0 1-3 2-H 1B		X 0-0 F7 ②		4 0 2 1 0 1 2 0 0 0 0 0 0 0 1 0 0 0 0 0 0
Ken Oberkfell, L (1, 5) OBP: 0.387, SLG: 0.378	0-0 F9 ②		X 0-0 1-2 HR		X 0-0 3-1 ①	X 0-0 F8 ③		X 0-0 3-1 ③		5 1 1 1 0 0 2
Dale Murphy, R (1, 8) OBP: 0.407, SLG: 0.524	4-0 BB		S 0-3 K ②		X 0-0 1B		S 0-3 K ①			3 0 1 0 1 2 0
Bob Horner, R (1, 3) OBP: 0.338, SLG: 0.483	0-0 F4 ③		X 0-0 6-3 ③		X 0-0 F8 ②		S 0-3 K ②			4 0 0 0 0 1 2
Gerald Perry, L (1, 7) OBP: 0.316, SLG: 0.303		X 0-0 F8 ①		X 0-0 4-3 ①	X 0-0 1-3 ③		X 0-0 G3 ③			4 0 0 0 0 0 1
Rafael Ramirez, R (1, 6) OBP: 0.269, SLG: 0.368		X 0-0 6-3 ②		X 0-0 2B 1B		X 0-0 6-3 ①		X 0-0 5-3 ①		4 1 1 0 0 0 0
Bruce Benedict, R (1, 2) OBP: 0.429, SLG: 0.533		X 0-0 BB 1B		X 0-0 1-H 2B		B 4-0 1B BB		X 0-0 5-3 ②		3 1 2 1 1 0 0
Glenn Hubbard, R (1, 4) OBP: 0.343, SLG: 0.349		B 4-0 1-2 BB		S 0-3 K ②		B 4-0 1B BB		X 0-0 4-3 ③		2 0 0 0 2 1 1
Joe Johnson, R (1, 1) OBP: 0.174, SLG: 0.143 Craig McMurtry, R (4, 1) Terry Harper, R (6, PH) OBP: 0.291, SLG: 0.323 (7, 9)		S 0-3 K ③		B 4-0 BB		X 0-0 F8 ②		X 0-0 F4 ①		1 0 0 0 0 1 2 0 0 0 0 1 0 0 2 0 0 0 0 0 2

Inning Stats	R: 0	H: 0	E: 0	K: 1	S: 5	H: 0	LOB: 1	BB: 1	P: 9	R: 0	H: 1	E: 0	K: 1	S: 6	H: 1	LOB: 2	BB: 1	P: 10	R: 1	H: 2	E: 0	K: 1	S: 6	H: 2	LOB: 0	BB: 0	P: 6	R: 1	H: 2	E: 0	K: 1	S: 7	H: 1	LOB: 2	BB: 1	P: 11	R: 0	H: 1	E: 0	K: 0	S: 4	H: 1	LOB: 1	BB: 0	P: 4	R: 1	H: 1	E: 0	K: 0	S: 4	H: 1	LOB: 2	BB: 2	P: 12	R: 0	H: 0	E: 0	K: 2	S: 7	H: 0	LOB: 0	BB: 0	P: 7	R: 0	H: 0	E: 0	K: 0	S: 3	H: 0	LOB: 0	BB: 0	P: 3	R: 0	H: 0	E: 0	K: 0	S: 3	H: 0	LOB: 0	BB: 0	P: 3	1B: 5	SF: 0	2B: 1	SAC: 0	3B: 0	DP: 0	HR: 1	HBP: 0	WP: 0	PA: 38
--------------	------	------	------	------	------	------	--------	-------	------	------	------	------	------	------	------	--------	-------	-------	------	------	------	------	------	------	--------	-------	------	------	------	------	------	------	------	--------	-------	-------	------	------	------	------	------	------	--------	-------	------	------	------	------	------	------	------	--------	-------	-------	------	------	------	------	------	------	--------	-------	------	------	------	------	------	------	------	--------	-------	------	------	------	------	------	------	------	--------	-------	------	-------	-------	-------	--------	-------	-------	-------	--------	-------	--------

PITCHER	IP	WLS	BF	H	R	ER	SO	BB	IBB	HBP	BLK	WP	HR	S	P	ERA	WHIP
Mike Bielecki, R (1, 1) ERA: 5.55	5.2	W	28	7	3	3	4	5	0	0	0	0	1	31	51	4.76	2.118
Jim Winn, R (6, 1) ERA: 3.24	3.1	S	10	0	0	0	2	0	0	0	0	0	0	14	14	0.00	0.000

BOTTOM

Pittsburgh Pirates @ Atlanta Braves
Atlanta-Fulton County Stadium, Atlanta, GA

Wed Jun 04 1986, 7:05 PM EDT
Att. 14,012 - Unknown

livebaseballscorecards.com

AB	33
R	3
H	7
RBI	3
BB	5
SO	6
LOB	12



Batter	1	2	3	4	5	6	7	8	9	AB R H RBI BB SO LOB	TOP																										
Bill Sample, R (1, 9) <small>OBP: 0.293, SLG: 0.407</small> (3, 7)	0-0 B1	0-0 F7		0-0 L8			0-0 FC5-4 1B		0-0 F6	5 0 1 0 0 0 2																											
Rafael Ramirez, R (1, 5) <small>OBP: 0.269, SLG: 0.371</small> Ken Oberkell, L (8, 5) <small>OBP: 0.391, SLG: 0.378</small>	0-0 6-3		0-0 G1-4-3 1B 2B	0-0 4-3			0-0 F8		4-0 BB	4 1 1 0 0 0 1 0 0 0 0 1 0 0																											
Dale Murphy, R (1, 8) <small>OBP: 0.398, SLG: 0.511</small>	0-3 K		0-0 G1-4-3 2-3		0-0 L7		0-0 FC5-4 1-2f		0-3 K	5 0 0 0 0 2 3																											
Bob Homer, R (1, 3) <small>OBP: 0.344, SLG: 0.486</small>		0-0 1B 2B	4-0 1B BB IBB		0-0 F8			4-0 SH3 1B BB	0-3 K	3 1 1 0 2 1 1																											
Terry Harper, R (1, 7) <small>OBP: 0.296, SLG: 0.328</small> Omar Moreno, L (3, PH) <small>OBP: 0.330, SLG: 0.490</small> (3, 9)		0-0 FC1 2-H 1B	4-0 1B BB	1-2	0-3 K			0-0 SH3 1-3		1 0 1 0 0 0 0 1 0 0 0 1 1 0																											
Andres Thomas, R (1, 6) <small>OBP: 0.338, SLG: 0.442</small>		0-0 FC1 2-3 1B	0-0 1-2 2-3 3-H 1B			0-0 F8		0-0 L6		4 1 1 1 0 0 2																											
Ozzie Virgil, R (1, 2) <small>OBP: 0.297, SLG: 0.360</small>		4-0 1B 1-2 BB	0-0 L6			0-0 F2		4-0 1B BB		2 1 0 0 2 0 3																											
Glenn Hubbard, R (1, 4) <small>OBP: 0.346, SLG: 0.353</small>		0-0 1B 1-3 2-H 1B	0-3 K			0-0 L8		0-0 1-2 3-H 1B		4 0 2 2 0 1 3																											
Zane Smith, L (1, 1) <small>OBP: 0.088, SLG: 0.088</small> Gene Garber, R (9, 1)		0-0 1-2 3-H 1B		0-0 1-3			0-3 K	0-3 K		4 0 1 1 0 2 2 0 0 0 0 0 0 0																											
Inning Stats	R: 0 E: 0 K: 1 S: 5	H: 0 LOB: 0 BB: 0 P: 5	R: 2 E: 0 K: 0 S: 6	H: 4 LOB: 2 BB: 1 P: 10	R: 1 E: 0 K: 1 S: 7	H: 2 LOB: 3 BB: 2 P: 15	R: 0 E: 0 K: 0 S: 3	H: 0 LOB: 0 BB: 0 P: 3	R: 0 E: 0 K: 1 S: 5	H: 0 LOB: 0 BB: 0 P: 5	R: 0 E: 0 K: 0 S: 3	H: 0 LOB: 0 BB: 0 P: 3	R: 0 E: 0 K: 1 S: 6	H: 1 LOB: 1 BB: 0 P: 6	R: 1 E: 0 K: 1 S: 6	H: 1 LOB: 2 BB: 2 P: 14	R: 0 E: 0 K: 2 S: 7	H: 0 LOB: 1 BB: 1 P: 11	1B: 6 2B: 2 3B: 0 HR: 0	SF: 0 SAC: 1 DP: 0 HBP: 0	WP: 1 PB: 0 SB: 0 CS: 0	PA: 40															
PITCHER Dave Dravecky, L (1, 1) <small>ERA: 2.25</small> Lance McCullers, R (6, 1) <small>ERA: 1.97</small> Gene Walter, L (9, 1) <small>ERA: 3.34</small>	IP	WLS	BF	H	R	ER	SO	BB	IBB	HBP	BLK	WP	HR	S	P	ERA	WHIP																				
	5.0	L	23	6	3	3	3	2	1	0	0	0	0	26	38	5.40	1.600																				
	3.0		13	2	1	1	2	2	0	0	0	1	0	15	23	3.00	1.333																				
	1.0		4	0	0	0	2	1	0	0	0	0	0	7	11	0.00	1.000																				
																				PITCHER	IP	WLS	BF	H	R	ER	SO	BB	IBB	HBP	BLK	WP	HR	S	P	ERA	WHIP

Atlanta Braves @ San Diego Padres
 Jack Murphy Stadium, San Diego, CA
 Thu Jun 05 1986, 10:05 PM EDT
 Att. 12,863 - Unknown

livebaseballscorecards.com

AB	33
R	4
H	8
RBI	4
BB	6
SO	7
LOB	17



Batter	1	2	3	4	5	6	7	8	9	AB	R	H	RBI	BB	SO	LOB
Bip Roberts, S OBP: 0.297, SLG: 0.314 (1, 4)	0-0 WP 2B		0-0 1B 1-4-3-2		0-0 1-3			0-0 F8		4	1	2	0	0	0	1
Tony Gwynn, L OBP: 0.412, SLG: 0.495 (1, 9)	0-0 6-3		0-0 1B 1-2			0-0 6-3		0-0 2B		4	0	2	0	0	0	1
Kevin McReynolds, R OBP: 0.358, SLG: 0.524 (1, 8) (4, 7)	0-0 6-3 2-H		0-0 1-4-3-2 1-2f 2-Hf			0-3 K		4-0 BB		3	0	0	0	1	1	2
Steve Garvey, R OBP: 0.288, SLG: 0.480 Marvell Wynne, L OBP: 0.295, SLG: 0.411 (1, 3) (4, 8)	0-0 6-3			0-0 4-3		0-0 4-3		0-3 K		1	0	0	0	0	0	0
Carmelo Martinez, R OBP: 0.356, SLG: 0.450 (1, 7) (4, 3)		4-0 BB CS BB		0-0 L8			0-0 F8		0-0 HR	3	1	1	1	1	0	0
Bruce Bochy, R OBP: 0.390, SLG: 0.588 Tim Flannery, L OBP: 0.367, SLG: 0.393 (1, 2) (9, PH)		4-0 BB BB 1B S BB 1-2		0-0 F7			4-0 BB BB		0-0 1-3	1	0	0	0	2	0	0
Jerry Royster, R OBP: 0.282, SLG: 0.348 Terry Kennedy, L OBP: 0.302, SLG: 0.354 (1, 5) (9, PH)		0-3 BB BB K 1-2		0-0 4-3			4-0 BB BB G6-4-3 BB 1-2		0-0 G4-6-3 1B	2	0	0	0	1	1	1
Garry Templeton, S OBP: 0.242, SLG: 0.209 (1, 6)		0-0 BB BB 2-3 1B		0-0 1-3			0-0 G6-4-3 1-2f		0-0 G4-6-3 1-2f	4	0	1	0	0	0	3
Dave Dravecky, R OBP: 0.207, SLG: 0.286 John Kruk, L OBP: 0.350, SLG: 0.400 Lance McCullers, S (6, 1) Dane Iorg, L OBP: 0.239, SLG: 0.333 Gene Walter, L OBP: 0.500, SLG: 0.667 (1, 1) (5, PH) (8, PH) (9, 1)		0-3 BB BB K		4-0 BB			0-0 1-6-3			1	0	0	0	0	1	2

Inning Stats	R: 1	H: 1	E: 0	LOB: 0	K: 0	S: 4	P: 4	R: 0	H: 1	E: 0	LOB: 2	K: 2	S: 7	R: 0	H: 2	E: 0	LOB: 0	K: 0	S: 3	R: 0	H: 0	E: 0	LOB: 0	K: 0	S: 3	R: 0	H: 0	E: 0	LOB: 1	K: 0	S: 3	R: 0	H: 0	E: 0	LOB: 0	K: 1	S: 5	R: 0	H: 0	E: 0	LOB: 1	K: 0	S: 2	R: 0	H: 1	E: 0	LOB: 2	K: 1	S: 6	R: 1	H: 2	E: 0	LOB: 0	K: 0	S: 4	1B: 4	SF: 0	2B: 2	SAC: 0	3B: 1	DP: 2	HR: 1	HBP: 0	WP: 1	PA: 35
--------------	------	------	------	--------	------	------	------	------	------	------	--------	------	------	------	------	------	--------	------	------	------	------	------	--------	------	------	------	------	------	--------	------	------	------	------	------	--------	------	------	------	------	------	--------	------	------	------	------	------	--------	------	------	------	------	------	--------	------	------	-------	-------	-------	--------	-------	-------	-------	--------	-------	--------

PITCHER	IP	WLS	BF	H	R	ER	SO	BB	IBB	HBP	BLK	WP	HR	S	P	ERA	WHIP
Zane Smith, L ERA: 2.55 (1, 1)	8.0	W	32	6	2	2	4	6	0	0	0	1	1	34	58	2.25	1.500
Gene Garber, R ERA: 1.3 (9, 1)	1.0	S	3	1	0	0	0	0	0	0	0	0	0	3	3	0.00	1.000


BOTTOM

Atlanta Braves @ San Diego Padres
Jack Murphy Stadium, San Diego, CA

Thu Jun 05 1986, 10:05 PM EDT
Att. 12,863 - Unknown

livebaseballscorecards.com

AB	29
R	2
H	7
RBI	1
BB	6
SO	4
LOB	12



Batter	1	2	3	4	5	6	7	8	9	10	11	AB R H RBI BB SO LOB	TOP																		
Omar Moreno, L (1, 9) OBP: 0.321, SLG: 0.481	G3		G3		4-3		K		F7		K	6 0 1 0 0 2 3	<p>Atlanta Braves @ San Diego Padres</p> <p>Jack Murphy Stadium, San Diego, CA</p> <p>Fri Jun 06 1986, 10:05 PM EDT</p> <p>Att. 19,224 - Unknown</p>																		
Ken Oberkfell, L (1, 5) OBP: 0.385, SLG: 0.379	2B		G3		F8		F2		4-3			5 0 1 0 0 0 3																			
Dale Murphy, R (1, 8) OBP: 0.394, SLG: 0.503	F4			1-3		G5-4-3 1B		K		K		5 0 1 0 0 2 1																			
Bob Horner, R (1, 3) OBP: 0.341, SLG: 0.478	4-3			K		G5-4-3 1-2		E5 FC4-6		BB 1B		5 0 1 0 0 1 2																			
Gerald Perry, L (1, 7) OBP: 0.395, SLG: 0.361		L3 1B		1B		1B		FC4-6 IBB		1-2 BB		3 0 3 0 2 0 0																			
Rafael Ramirez, R (1, 6) OBP: 0.262, SLG: 0.361		L3 1-2		4-3		4-3		FC4-6 BB		L8		5 0 0 0 0 0 7																			
Ozzie Virgil, R (1, 2) OBP: 0.307, SLG: 0.383		F3			HR		1B BB	1-2 BB		2-3		3 1 1 1 2 0 2																			
Glenn Hubbard, R (1, 4) OBP: 0.346, SLG: 0.348			6-3		4-3 SH1-4 WP BB		K		L8		1-3	2 1 0 0 1 1 1																			
Ted Simmons, S (8, PH) OBP: 0.340, SLG: 0.378												2 0 0 0 0 0 3																			
David Palmer, R (1, 1) OBP: 0.080, SLG: 0.080			F5		SH1-4		1-2 1B		K		4-3	1 0 0 0 0 0 0																			
Chris Chambliss, L (7, PH) OBP: 0.568, SLG: 0.645												1 0 1 0 0 0 0																			
Paul Assenmacher, L (7, 1) OBP: 0.200, SLG: 0.200												0 0 0 0 0 0 0																			
Jeff Dedmon, L (7, 1) OBP: 0.200, SLG: 0.200												2 0 0 0 0 1 0																			
Inning Stats	R: 0 E: 0 S: 4	H: 1 LOB: 1 BB: 0 P: 4	R: 0 E: 0 S: 3	H: 1 LOB: 0 BB: 0 P: 3	R: 0 E: 0 S: 4	H: 1 LOB: 1 BB: 0 P: 4	R: 0 E: 0 S: 6	H: 1 LOB: 1 BB: 0 P: 6	R: 2 E: 0 S: 4	H: 1 LOB: 0 BB: 1 P: 8	R: 0 E: 0 S: 8	H: 1 LOB: 2 BB: 1 P: 12	R: 0 E: 1 S: 6	H: 0 LOB: 3 BB: 2 P: 14	R: 0 E: 0 S: 5	H: 0 LOB: 0 BB: 0 P: 5	R: 0 E: 0 S: 6	H: 1 LOB: 2 BB: 1 P: 10	R: 0 E: 0 S: 5	H: 0 LOB: 0 BB: 0 P: 5	1B: 6 2B: 3 3B: 0 HR: 1	SF: 0 SAC: 1 DP: 2 HBP: 0	WP: 1 PB: 0 SB: 0 CS: 0	PA: 46							
PITCHER	IP WLS BF H R ER SO BB IBB HBP BLK WP HR S P ERA WHIP															IP WLS BF H R ER SO BB IBB HBP BLK WP HR S P ERA WHIP															
Andy Hawkins, R (1, 1) ERA: 4.78	6.1		26	7	2	2	2	2	0	0	0	1	1	28	36	2.84	1.421														
Craig Lefferts, L (7, 1) ERA: 2.83	0.2		3	1	0	0	1	0	0	0	0	0	0	5	5	0.00	1.500														
Tim Stoddard, R (8, 1) ERA: 4.15	2.0		9	0	0	0	2	1	1	0	0	0	0	11	19	0.00	0.500														
Gene Walter, L (10, 1) ERA: 3.13	2.0	W	8	1	0	0	2	1	0	0	0	0	0	11	15	0.00	1.000														

livebaseballscorecards.com

AB	40
R	2
H	9
RBI	1
BB	5
SO	7
LOB	22



Batter	1	2	3	4	5	6	7	8	9	10	11	AB R H RBI BB SO LOB
Bip Roberts, S (1, 4) OBP: 0.313, SLG: 0.329	0-0 E3 4-3 S 4-3		0-0 CS 1B		0-0 FC1-6 1B 1-2		0-0 BLK 1B		0-3 K		0-0 1B 1B	6 3 3 0 0 1 1
Tony Gwynn, L (1, 9) OBP: 0.414, SLG: 0.493	0-0 4-3 1-3		0-0 3-1 1-2		0-0 1B 1-2		4-0 1-2 IBB		0-0 F7	0-0 F7	0-0 1B 1-2	5 0 2 0 1 0 2
Marvell Wynne, L (1, 8) OBP: 0.299, SLG: 0.403	0-0 4-3 3-H		0-3 K		0-0 S 1-3 2-H 1B		0-0 F4		0-0 G3	0-0 G3	0-0 1-3 2-H 1B	6 0 2 3 0 1 2
Steve Garvey, R (1, 3) OBP: 0.290, SLG: 0.475	0-0 5-3			0-0 4-3	4-0 1-2 BB		0-0 6-3		0-0 E7 WP 1B			4 0 1 0 1 0 2
Terry Kennedy, L (1, 2) OBP: 0.304, SLG: 0.352		0-0 G3 1B		0-0 1-3	0-3 K			0-0 4-3		4-0 WP IBB		4 0 1 0 1 1 3
Carmelo Martinez, R (1, 7) OBP: 0.357, SLG: 0.439		0-0 G3 1-2		4-0 BB		0-3 K		0-0 F3		4-0 FC6-4 1-2 2-3 IBB		3 0 0 0 2 1 1
Graig Nettles, L (1, 5) OBP: 0.290, SLG: 0.409		0-3 K		0-3 K		0-3 K		0-0 6-3		0-0 FC6-4 1-2 IBB		3 0 0 0 0 3 2
Jerry Royster, R (7, 5) OBP: 0.279, SLG: 0.344												1 0 0 0 0 0 0
Dane Iorg, L (10, PH) OBP: 0.234, SLG: 0.326												1 0 0 0 0 0 3
Garry Templeton, S (1, 6) OBP: 0.246, SLG: 0.206		4-0 IBB			4-0 FC1-6 BB		0-3 K		0-0 6-3		0-0 6-3	3 0 0 0 2 1 0
Andy Hawkins, R (1, 1) OBP: 0.167, SLG: 0.167		0-3 K			0-3 K			0-0 5-3		0-3 K		2 0 0 0 0 0 2 3
Craig Lefferts, L (7, PH) OBP: 0.333, SLG: 1.333												0 0 0 0 0 0 0 0
Kevin McKeynolds, R (7, PH) OBP: 0.395, SLG: 0.521												1 0 0 0 0 0 0 0
Tim Stoddard, R (8, 1) OBP: 0.395, SLG: 0.521												0 0 0 0 0 0 0 0
John Kruk, L (9, PH) OBP: 0.344, SLG: 0.393												1 0 0 0 0 0 1 0
Gene Walter, L (10, 1) OBP: 0.400, SLG: 0.500												1 0 0 0 0 0 1 0

BOTTOM

Atlanta Braves @ San Diego Padres
Jack Murphy Stadium, San Diego, CA
Fri Jun 06 1986, 10:05 PM EDT
Att. 19,224 - Unknown

livebaseballscores.com

AB	41
R	3
H	9
RBI	3
BB	7
SO	12
LOB	19



Inning Stats	R: 1	H: 0	E: 1	K: 0	S: 4	P: 4	R: 0	H: 1	E: 0	K: 2	S: 8	P: 12	R: 0	H: 1	E: 0	K: 1	S: 5	P: 5	R: 0	H: 0	E: 0	K: 1	S: 5	P: 9	R: 1	H: 2	E: 0	K: 2	S: 9	P: 17	R: 0	H: 0	E: 0	K: 3	S: 9	P: 9	R: 0	H: 1	E: 0	K: 0	S: 4	P: 8	R: 0	H: 0	E: 0	K: 0	S: 3	P: 3	R: 0	H: 0	E: 0	K: 2	S: 7	P: 7	R: 0	H: 1	E: 1	K: 0	S: 4	P: 12	R: 1	H: 3	E: 0	K: 1	S: 7	P: 7	1B: 9	SF: 0	2B: 0	SAC: 0	3B: 0	DP: 0	HR: 0	HBP: 0	WP: 1	PA: 48
PITCHER	IP	WLS	BF	H	R	ER	SO	BB	IBB	HBP	BLK	WP	HR	S	P	ERA	WHIP																																																											
David Palmer, R (1, 1) ERA: 2.88	6.0		26	4	2	1	9	3	1	0	0	0	0	40	56	1.50	1.167																																																											
Paul Assenmacher, L (7, 1) ERA: 1.35	0.2		4	1	0	0	0	0	1	0	1	0	0	3	7	0.00	1.500																																																											
Jeff Dedmon, R (7, 1) ERA: 4.07	4.0	L	18	4	1	1	3	0	2	0	0	1	0	22	30	2.25	1.000																																																											

Batter	1	2	3	4	5	6	7	8	9	AB R H RBI BB SO LOB	TOP											
Omar Moreno, L (1, 9) OBP: 0.325, SLG: 0.467	0-0 F8	0-3 K		4-0 BB		4-0 HR BB		0-0 F8		3 1 0 0 2 1 1												
Ken Oberkfell, L (1, 5) OBP: 0.397, SLG: 0.400	4-0 1B BB		4-0 1B G3-2 BB	0-0 F9		0-0 HR 1H 2H		4-0 WP BB		2 1 1 3 3 0 3												
Dale Murphy, R (1, 8) OBP: 0.390, SLG: 0.495	0-0 F3		0-0 F5		0-0 6-3 1B	0-0 2-3		0-3 K		5 0 1 0 0 1 3												
Bob Homer, R (1, 3) OBP: 0.347, SLG: 0.482	0-0 1-3 1B		0-0 1-3 1B		0-0 6-3	0-0 F9		0-0 1B		5 0 3 0 0 0 1												
Gerald Perry, L (1, 7) OBP: 0.391, SLG: 0.342 Bill Sample, R (6, 7) OBP: 0.287, SLG: 0.398	0-3 K		0-0 G3-2		4-0 FC6-4 BB	0-0 1-3		0-0 F9		2 0 0 0 1 1 4 2 0 0 0 0 0 1												
Rafael Ramirez, R (1, 6) OBP: 0.261, SLG: 0.362		0-0 1B 2B		0-0 4-3		0-0 F7		0-0 F9		5 1 1 0 0 0 3												
Ozzie Virgil, R (1, 2) OBP: 0.310, SLG: 0.374		0-0 6-3		4-0 SH2-4 1B BB		0-0 FC6-4		4-0 BB		3 0 0 0 2 0 4												
Glenn Hubbard, R (1, 4) OBP: 0.349, SLG: 0.352		0-0 SH2-4 1B		0-0 SH2-4 1-2 1B		0-0 F4		0-3 K		4 0 2 1 0 1 1												
Rick Mahler, R (1, 1) OBP: 0.250, SLG: 0.286 Paul Assenmacher, L (8, 1)		0-0 SH2-4		0-0 SH2-4		0-0 HR BB 1B		0-0 1-3		2 1 1 0 0 0 0 0 0 0 0 0 0 0												
Inning Stats	R: 0 E: 0 K: 1 S: 6	H: 1 LOB: 2 BB: 1 P: 10	R: 1 E: 0 K: 1 S: 7	H: 2 LOB: 1 BB: 0 P: 7	R: 0 E: 0 K: 0 S: 3	H: 1 LOB: 1 BB: 1 P: 7	R: 0 E: 0 K: 0 S: 4	H: 1 LOB: 3 BB: 2 P: 12	R: 0 E: 0 K: 0 S: 4	H: 1 LOB: 2 BB: 1 P: 8	R: 3 E: 0 K: 0 S: 5	H: 2 LOB: 0 BB: 1 P: 9	R: 0 E: 0 K: 1 S: 5	H: 0 LOB: 1 BB: 1 P: 9	R: 0 E: 0 K: 1 S: 5	H: 0 LOB: 1 BB: 1 P: 9	R: 0 E: 0 K: 0 S: 4	H: 1 LOB: 1 BB: 0 P: 4	1B: 7 2B: 2 3B: 0 HR: 1	SF: 0 SAC: 2 DP: 1 HBP: 0	WP: 1 PB: 0 SB: 0 CS: 0	PA: 43
PITCHER	IP WLS BF H R ER SO BB IBB HBP BLK WP HR S P ERA WHIP																					
LaMarr Hoyt, R (1, 1) ERA: 5.18	6.0 L 31 8 4 4 2 6 0 0 0 0 0 1 29 53 6.00 2.333																					
Tim Stoddard, R (7, 1) ERA: 4.02	1.0 4 0 0 0 1 1 0 0 0 0 0 0 5 9 0.00 1.000																					
Craig Lefferts, L (8, 1) ERA: 2.68	2.0 8 1 0 0 1 1 0 0 0 0 1 0 9 13 0.00 1.000																					

Atlanta Braves @ San Diego Padres
 Jack Murphy Stadium, San Diego, CA
 Sat Jun 07 1986, 10:05 PM EDT
 Att: 54,732 - Unknown

livebaseballscorecards.com

AB	33
R	4
H	9
RBI	4
BB	8
SO	4
LOB	21



Batter	1	2	3	4	5	6	7	8	9	AB	R	H	RBI	BB	SO	LOB
Bip Roberts, S (1, 4) OBP: 0.298, SLG: 0.313	0-0 4-3		0-0 6-3			0-0 1-3	0-0 G3			4	0	0	0	0	0	2
Tony Gwynn, L (1, 9) OBP: 0.407, SLG: 0.483	0-0 1-3			0-0 F8		0-0 3-1		0-0 L3		4	0	0	0	0	0	0
Kevin McReynolds, R (1, 7) OBP: 0.350, SLG: 0.510	0-0 F8			0-0 6-3		0-0 6-3		0-0 5-3		4	0	0	0	0	0	0
Steve Garvey, R (1, 3) OBP: 0.290, SLG: 0.471		0-0 F7		0-0 6-3			0-0 1-3	0-0 FC5-4 1B		4	0	1	0	0	0	0
Terry Kennedy, L (1, 2) OBP: 0.305, SLG: 0.351 Carmelo Martinez, R (8, PH) OBP: 0.355, SLG: 0.435 Bruce Bochy, R (9, 2) OBP: 0.390, SLG: 0.588		0-0 F7			0-0 6-3		0-0 2B 1B	0-0 FC5-4 1-2f 1B		3	1	1	0	0	0	0
Marvell Wynne, L (1, 8) OBP: 0.324, SLG: 0.439		0-0 1B			0-0 CS 1B		0-0 1-3 1B 2B		0-0 4-3	4	1	3	0	0	0	0
Graig Nettles, L (1, 5) OBP: 0.299, SLG: 0.410 Jerry Royster, R (7, PR) OBP: 0.286, SLG: 0.351		0-0 5-3			4-0 1B BB		0-0 2-H 3-H 1B		0-0 1B	2	0	1	2	1	0	1
Garry Templeton, S (1, 6) OBP: 0.246, SLG: 0.207			0-0 F9		0-0 1-2 1B		0-3 K		0-3 K	4	0	1	0	0	2	2
LaMarr Hoyt, R (1, 1) OBP: 0.133, SLG: 0.133 Tim Stoddard, R (7, 1)			0-0 4-3		0-3 K		4-0 BB		0-3 K	2	0	0	0	0	1	2
Tim Flannery, L (7, PH) OBP: 0.371, SLG: 0.393 Craig Lefferts, L (8, 1) OBP: 0.333, SLG: 1.333 Dane Iorg, L (9, PH) OBP: 0.229, SLG: 0.319										0	0	0	0	0	0	0
										0	0	0	0	1	0	0
										0	0	0	0	0	0	0
										1	0	0	0	0	1	1

Inning Stats	R: 0	H: 0	E: 0	K: 0	S: 3	R: 0	H: 1	E: 0	K: 0	S: 4	R: 0	H: 0	E: 0	K: 0	S: 3	R: 0	H: 0	E: 0	K: 0	S: 3	R: 0	H: 2	E: 0	K: 1	S: 6	R: 0	H: 0	E: 0	K: 0	S: 3	R: 2	H: 3	E: 0	K: 1	S: 8	R: 0	H: 1	E: 0	K: 0	S: 4	R: 0	H: 1	E: 0	K: 2	S: 8	1B: 7	2B: 1	3B: 0	HR: 0	SF: 0	SAC: 0	DP: 0	HBP: 0	WP: 0	PB: 0	SB: 0	CS: 1	PA: 36
PITCHER	IP	WLS	BF	H	R	ER	SO	BB	IBB	HBP	BLK	WP	HR	S	P	ERA	WHIP																																									
Rick Mahler, R (1, 1) ERA: 4.63	7.2	W	31	7	2	2	2	2	0	0	0	0	0	33	41	2.35	1.174																																									
Paul Assenmacher, L (8, 1) ERA: 1.29	1.1	S	5	1	0	0	2	0	0	0	0	0	0	9	9	0.00	0.750																																									

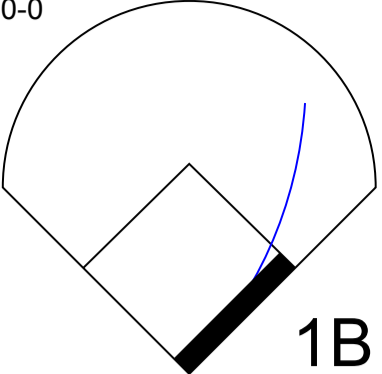
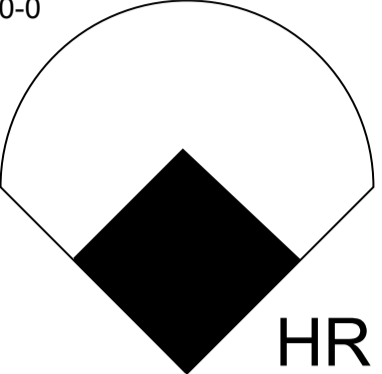
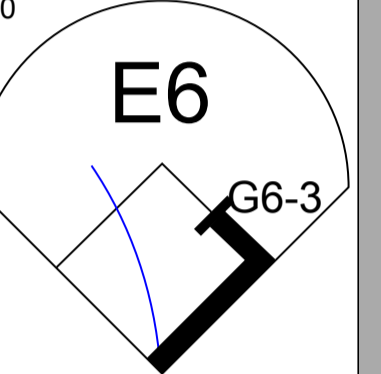
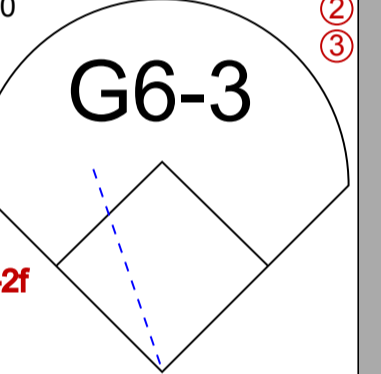
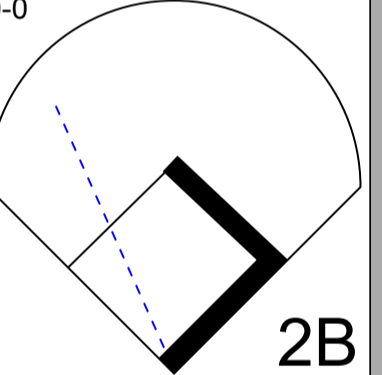
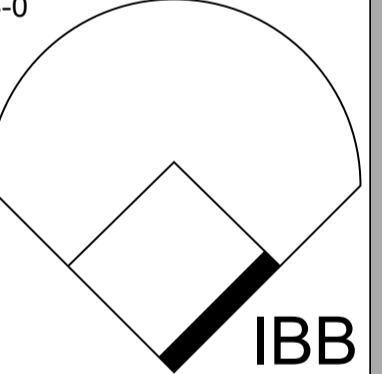
BOTTOM

Atlanta Braves @ San Diego Padres
Jack Murphy Stadium, San Diego, CA
 Sat Jun 07 1986, 10:05 PM EDT
 Att. 54,732 - Unknown

livebaseballscorecards.com

AB	34
R	2
H	8
RBI	2
BB	2
SO	4
LOB	9



Batter	1	2	3	4	5	6	7	8	9	AB R H RBI BB SO LOB	TOP	
Bill Sample, R (1, 9) <small>OBP: 0.286, SLG: 0.391</small>	0-0 5-3			0-0 6-3		0-0 4-3			0-0  1B	4 0 1 0 0 0 0	Atlanta Braves @ San Diego Padres Jack Murphy Stadium, San Diego, CA Sun Jun 08 1986, 6:33 AM EDT Att. 20,472 - Unknown livebaseballscorecards.com	
Rafael Ramirez, R (1, 5) <small>OBP: 0.260, SLG: 0.374</small>	0-0 4-3			0-0  HR		0-0 6-3		0-0 F9	4 1 1 1 0 0 1			
Dale Murphy, R (1, 8) <small>OBP: 0.383, SLG: 0.485</small>	0-0 F9			0-0 1-3		0-3 K		0-0 F9	4 0 0 0 0 1 1			
Bob Homer, R (1, 3) <small>OBP: 0.341, SLG: 0.472</small>		0-0 F8		0-0 L3		0-0  E6 G6-3		0-0 F8	4 0 0 0 0 0 1			
Terry Harper, R (1, 7) <small>OBP: 0.290, SLG: 0.321</small>		0-0 F9			0-0 F3		0-0 F9		3 0 0 0 0 0 1			
Andres Thomas, R (1, 6) <small>OBP: 0.325, SLG: 0.425</small>		0-0 F9			0-0 1-3		0-0  G6-3 1-2f		3 0 0 0 0 0 1			
Bruce Benedict, R (1, 2) <small>OBP: 0.421, SLG: 0.545</small>			0-0 F9		0-0  2B		0-0 5-3		3 0 1 0 0 0 0			
Glenn Hubbard, R (1, 4) <small>OBP: 0.349, SLG: 0.348</small>			0-0 F9		4-0  IBB		0-0 F4		2 0 0 0 1 0 0			
Joe Johnson, R (1, 1) <small>OBP: 0.160, SLG: 0.130</small> Ed Olwine, R (6, 1) Chris Chambliss, L (8, PH) <small>OBP: 0.553, SLG: 0.625</small> Gene Garber, R (8, 1)			0-0 1-3		0-0 4-3		0-0 F6		2 0 0 0 0 0 2 0 0 0 0 0 0 0 1 0 0 0 0 0 0 0 0 0 0 0 0 0			
Inning Stats	R: 0 H: 0 E: 0 LOB: 0 K: 0 BB: 0 S: 3 P: 3	R: 0 H: 0 E: 0 LOB: 0 K: 0 BB: 0 S: 3 P: 3	R: 0 H: 0 E: 0 LOB: 0 K: 0 BB: 0 S: 3 P: 3	R: 1 H: 1 E: 0 LOB: 0 K: 0 BB: 0 S: 4 P: 4	R: 0 H: 1 E: 0 LOB: 2 K: 0 BB: 1 S: 4 P: 8	R: 0 H: 0 E: 0 LOB: 0 K: 1 BB: 0 S: 5 P: 5	R: 0 H: 0 E: 1 LOB: 0 K: 0 BB: 0 S: 3 P: 3	R: 0 H: 0 E: 0 LOB: 0 K: 0 BB: 0 S: 3 P: 3	R: 0 H: 1 E: 0 LOB: 1 K: 0 BB: 0 S: 4 P: 4	1B: 1 SF: 0 2B: 1 SAC: 0 3B: 0 DP: 1 HR: 1 HBP: 0	WP: 0 PA: 31 PB: 0 SB: 0 CS: 0	
PITCHER Mark Thurmond, L (1, 1) <small>ERA: 5.47</small>	IP WLS BF H R ER SO BB IBB HBP BLK WP HR S P ERA WHIP 9.0 W 31 3 1 1 1 0 1 0 1 0 0 0 1 32 36 1.00 0.333											PITCHER IP WLS BF H R ER SO BB IBB HBP BLK WP HR S P ERA WHIP



Batter	1	2	3	4	5	6	7	8	9	AB	R	H	RBI	BB	SO	LOB
Bip Roberts, S (1, 4) OBP: 0.295, SLG: 0.310	0-0 L5	0-0 4-3			0-0 4-3	0-0 1-2 1B				4	0	1	0	0	0	1
Tony Gwynn, L (1, 9) OBP: 0.408, SLG: 0.481	0-0 4-3 1B		0-0 L7		4-0 F8 BB	0-0 F8				3	0	1	0	1	0	2
Kevin McReynolds, R (1, 7) OBP: 0.348, SLG: 0.505	0-0 4-3 1-2		0-0 BB 1B		0-0 F8 1-2					4	0	1	0	0	0	2
Graig Nettles, L (1, 5) OBP: 0.299, SLG: 0.403 Jerry Royster, R (7, PH) OBP: 0.292, SLG: 0.358 (8, 5)	0-3 K		4-0 BB 1B		0-0 L9					2	0	0	0	1	1	2
Marvell Wynne, L (1, 8) OBP: 0.320, SLG: 0.429		0-0 S 2B 1B		0-0 F8						4	1	1	0	0	0	3
Terry Kennedy, L (1, 2) OBP: 0.304, SLG: 0.349		0-3 K 1-2		0-0 F7		0-0 2B 1B				4	1	1	0	0	1	4
John Kruk, L (1, 3) OBP: 0.344, SLG: 0.407 Steve Garvey, R (7, 3) OBP: 0.288, SLG: 0.468		0-3 K		0-0 4-3		0-0 CS 1-3 2B				3	0	1	0	0	1	1
Garry Templeton, S (1, 6) OBP: 0.256, SLG: 0.210		4-0 2B IBB		0-0 G4-6-3 1B		4-0 CS 1B IBB				2	2	1	0	2	0	0
Mark Thurmond, L (1, 1) OBP: 0.300, SLG: 0.350		0-0 1-H 2-H 2B		0-0 G4-6-3 1-2f		0-0 1B 1B				4	0	2	4	0	1	1

Inning Stats	R: 0	H: 1	E: 0	K: 1	S: 6	R: 2	H: 2	E: 0	K: 2	S: 9	R: 0	H: 1	E: 0	K: 0	S: 4	R: 0	H: 0	E: 0	K: 0	S: 3	R: 2	H: 4	E: 0	K: 0	S: 6	R: 0	H: 1	E: 0	K: 2	S: 7	R: 0	H: 0	E: 0	K: 1	S: 6	
	LOB: 1	BB: 0	P: 6	LOB: 1	BB: 1	P: 13	LOB: 2	BB: 1	P: 8	LOB: 0	BB: 0	P: 3	LOB: 1	BB: 1	P: 7	LOB: 2	BB: 1	P: 4	LOB: 0	BB: 0	P: 7	LOB: 0	BB: 0	P: 7	LOB: 0	BB: 0	P: 7	LOB: 0	BB: 0	P: 7	LOB: 0	BB: 0	P: 7	LOB: 0	BB: 0	P: 7

PITCHER	IP	WLS	BF	H	R	ER	SO	BB	IBB	HBP	BLK	WP	HR	S	P	ERA	WHIP
Joe Johnson, R (1, 1) ERA: 4.4	5.2	L	28	9	4	4	3	2	2	0	0	0	0	30	46	6.35	1.941
Ed Olwine, L (6, 1) ERA: 2.7	1.1		5	1	0	0	0	0	0	0	0	0	0	5	5	0.00	0.750
Gene Garber, R (8, 1) ERA: 1.26	1.0		3	0	0	0	2	0	0	0	0	0	0	7	7	0.00	0.000

BOTTOM

Atlanta Braves @ San Diego Padres
Jack Murphy Stadium, San Diego, CA

Sun Jun 08 1986, 6:33 AM EDT
Att. 20,472 - Unknown

livebaseballscorecards.com

AB	32
R	4
H	10
RBI	4
BB	4
SO	5
LOB	16



WP	HR	S	P	ERA	WHIP
0	0	7	7	6.35	1.941
0	0	5	5	0.00	0.750
0	0	7	7	0.00	0.000

Batter	1	2	3	4	5	6	7	8	9	AB R H RBI BB SO LOB	TOP	
Bill Sample, R (1, 9) <small>OBP: 0.287, SLG: 0.383</small> Chris Chambliss, L (8, PH) <small>OBP: 0.538, SLG: 0.606</small> Craig McMurtry, R (8, 1)	0-0 4-3		0-0 F9			4-0 BB		0-0 G3-6-1 <small>1-2f</small>		2 0 0 0 1 0 0 1 0 0 0 0 0 1 0 0 0 0 0 0 0	Atlanta Braves @ San Francisco Giants Candlestick Park, San Francisco, CA Tue Jun 10 1986, 10:05 PM EDT Att. 14,200 - Unknown <small>livebaseballscorecards.com</small>	
Rafael Ramirez, R (1, 6) <small>OBP: 0.260, SLG: 0.372</small>	0-0 FC5-4 BB 1B		0-3 K			0-0 F5		0-0 6-3		4 0 1 0 0 1 1		
Dale Murphy, R (1, 8) <small>OBP: 0.381, SLG: 0.478</small>	4-0 FC5-4 BB 1-2		0-0 6-3			0-0 F9		0-3 K		3 0 0 0 1 1 1		
Bob Homer, R (1, 3) <small>OBP: 0.335, SLG: 0.462</small>	0-0 FC5-4 1-2 2-3			0-3 K		0-0 5-3		0-3 K		4 0 0 0 0 2 3		
Terry Harper, R (1, 7) <small>OBP: 0.285, SLG: 0.314</small> Omar Moreno, L (9, PH) <small>OBP: 0.322, SLG: 0.463</small>	0-0 F8			0-0 F3			0-0 F3	0-0 F8		3 0 0 0 0 0 2 1 0 0 0 0 0 0		
Ozzie Virgil, R (1, 2) <small>OBP: 0.317, SLG: 0.376</small>		4-0 G6-3 BB		0-0 4-3			0-0 1B			2 0 1 0 1 0 0		
Ken Oberkfell, L (1, 5) <small>OBP: 0.390, SLG: 0.392</small>		0-0 G6-3 <small>1-2f</small>		0-0 4-3	0-0 4-3		0-0 F4			3 0 0 0 0 0 2		
Glenn Hubbard, R (1, 4) <small>OBP: 0.349, SLG: 0.343</small>		4-0 BB			0-3 K		0-0 F7			2 0 0 0 1 1 1		
Zane Smith, L (1, 1) <small>OBP: 0.083, SLG: 0.083</small> Jeff Dedmon, L (7, 1) <small>OBP: 0.200, SLG: 0.200</small> Gerald Perry, L (8, PH) <small>OBP: 0.404, SLG: 0.359</small> (8, 7)	0-0 1-3				0-0 1-3			0-0 G3-6-1 1B		2 0 0 0 0 0 1 0 0 0 0 0 0 0 1 0 1 0 0 0 0		
Inning Stats	R: 0 H: 1 E: 0 LOB: 2 K: 0 BB: 1 S: 4 P: 8	R: 0 H: 0 E: 0 LOB: 1 K: 0 BB: 2 S: 2 P: 10	R: 0 H: 0 E: 0 LOB: 0 K: 1 BB: 0 S: 5 P: 5	R: 0 H: 0 E: 0 LOB: 0 K: 1 BB: 0 S: 5 P: 5	R: 0 H: 0 E: 0 LOB: 0 K: 1 BB: 0 S: 5 P: 5	R: 0 H: 0 E: 0 LOB: 1 K: 0 BB: 1 S: 3 P: 7	R: 0 H: 1 E: 0 LOB: 1 K: 0 BB: 0 S: 4 P: 4	R: 0 H: 1 E: 0 LOB: 0 K: 0 BB: 0 S: 3 P: 3	R: 0 H: 0 E: 0 LOB: 0 K: 2 BB: 0 S: 7 P: 7	1B: 3 SF: 0 2B: 0 SAC: 0 3B: 0 DP: 2 HR: 0 HBP: 0	WP: 0 PA: 32 PB: 0 SB: 0 CS: 0	
PITCHER Vida Blue, L (1, 1) <small>ERA: 3.98</small> Jeff Robinson, R (8, 1) <small>ERA: 3.1</small>	IP WLS BF H R ER SO BB IBB HBP BLK WP HR S P ERA WHIP 7.0 W 26 2 0 0 3 4 0 0 0 0 0 0 28 44 0.00 0.857											IP WLS BF H R ER SO BB IBB HBP BLK WP HR S P ERA WHIP 2.0 S 6 1 0 0 2 0 0 0 0 0 0 0 10 10 0.00 0.500

Atlanta Braves @ San Francisco Giants
 Candlestick Park, San Francisco, CA
 Tue Jun 10 1986, 10:05 PM EDT
 Att. 14,200 - Unknown

AB	28
R	0
H	3
RBI	0
BB	4
SO	5
LOB	12



Batter	1	2	3	4	5	6	7	8	9	AB	R	H	RBI	BB	SO	LOB
Candy Maldonado, R (1, 9) OBP: 0.277, SLG: 0.491	0-0 6-3	0-0 5-3								4	1	1	0	0	0	0
Mike Aldrete, L (1, 3) OBP: 0.400, SLG: 0.424	0-0 E 1B		0-0 4-3							4	2	3	1	0	0	0
Chris Brown, R (1, 5) OBP: 0.380, SLG: 0.458	0-0 E4 BB 1B		0-3 K							4	0	0	0	0	1	3
Jeffrey Leonard, R (1, 7) OBP: 0.364, SLG: 0.471	0-0 BB 1B		0-0 CS 1B							4	0	3	2	0	1	1
Chili Davis, S (1, 8) OBP: 0.340, SLG: 0.426	0-0 F7		0-0 CS	0-3 K2-3	0-0 5-3					4	0	0	0	0	2	3
Bob Brenly, R (1, 2) OBP: 0.374, SLG: 0.342	4-0 BB BB BB			0-0 E6 1B						3	0	1	0	1	1	0
Robby Thompson, R (1, 4) OBP: 0.329, SLG: 0.361	0-0 F8			4-0 BB BB BB BB						3	0	0	0	1	0	3
Jose Uribe, S (1, 6) OBP: 0.339, SLG: 0.302			0-0 1-3							3	0	0	0	0	1	2
Vida Blue, S (1, 1) Joel Youngblood, R (7, PH) Jeff Robinson, R (8, 1)			0-0 1-3							2	0	0	0	0	1	2
										1	0	0	0	0	1	0
										0	0	0	0	0	0	0

Inning Stats	R: 1	H: 2	R: 0	H: 0	R: 0	H: 1	R: 0	H: 1	R: 1	H: 2	R: 0	H: 0	R: 0	H: 0	R: 0	H: 0	R: 0	H: 0	R: 1	H: 2	R: 0	H: 0	R: 0	H: 0	R: 0	H: 0	R: 0	H: 0	R: 0	H: 0		
	E: 1	LOB: 3	E: 0	LOB: 0	E: 0	LOB: 0	E: 1	LOB: 2	E: 0	LOB: 1	E: 0	LOB: 0	E: 0	LOB: 0	E: 0	LOB: 0	E: 0	LOB: 0	E: 0	LOB: 1	E: 0	LOB: 0	E: 0	LOB: 0	E: 0	LOB: 0	E: 0	LOB: 0	E: 0	LOB: 0	E: 0	LOB: 0
	K: 0	BB: 1	K: 0	BB: 0	K: 1	BB: 0	K: 3	BB: 1	K: 0	BB: 0	K: 2	BB: 0	K: 0	BB: 0	K: 2	BB: 0	K: 0	BB: 0	K: 0	BB: 0	K: 2	BB: 0	K: 2	BB: 0	K: 0	BB: 0	K: 0	BB: 0	K: 0	BB: 0	K: 0	BB: 0
	S: 6	P: 10	S: 3	P: 3	S: 5	P: 5	S: 10	P: 14	S: 5	P: 5	S: 3	P: 3	S: 9	P: 9	S: 7	P: 7	S: 0	P: 0	S: 0	P: 0	S: 0	P: 0	S: 0	P: 0	S: 0	P: 0	S: 0	P: 0	S: 0	P: 0	S: 0	P: 0

PITCHER	IP	WLS	BF	H	R	ER	SO	BB	IBB	HBP	BLK	WP	HR	S	P	ERA	WHIP
Zane Smith, L (1, 1) ERA: 2.57	6.1	L	29	8	3	2	5	2	0	0	0	0	0	37	45	2.84	1.579
Jeff Dedmon, R (7, 1) ERA: 3.96	0.2		2	0	0	0	1	0	0	0	0	0	0	4	4	0.00	0.000
Craig McMurtry, R (8, 1) ERA: 4.2	1.0		3	0	0	0	2	0	0	0	0	0	0	7	7	0.00	0.000

BOTTOM

Atlanta Braves @ San Francisco Giants
Candlestick Park, San Francisco, CA

Tue Jun 10 1986, 10:05 PM EDT
Att. 14,200 - Unknown

livebaseballscorecards.com

AB	32
R	3
H	8
RBI	3
BB	2
SO	8
LOB	14

GIANTS

WP: 0	PA: 35
PB: 0	
SB: 0	
CS: 1	

Batter	1	2	3	4	5	6	7	8	9	10	AB	R	H	RBI	BB	SO	LOB
Candy Maldonado, R OBP: 0.282, SLG: 0.504 (1, 9)	0-0 E 2B	0-0		0-3 K			0-0 F9			0-3 K	5	1	2	0	0	2	1
Mike Aldrete, L OBP: 0.356, SLG: 0.368 (1, 3)	0-0 E4 2B 2-H	0-0 4-3			0-0 4-3		0-0 F8			0-0 5-3	5	0	0	0	0	0	1
Chris Brown, R OBP: 0.381, SLG: 0.449 (1, 5)	0-3 K		4-0 CS WP BB		4-0 WP S BB		0-0 G1-4-3			0-0 4-3	3	0	0	0	2	1	1
Jeffrey Leonard, R OBP: 0.358, SLG: 0.462 (1, 7)	0-0 F3		0-0 F3 1-2		0-0 1-3 1-2				0-0 G3		4	0	0	0	0	0	3
Chili Davis, S OBP: 0.348, SLG: 0.432 (1, 8)	0-0 1-3 2B		4-0 BB		4-0 WP IBB				0-0 F8		2	0	1	0	2	0	0
Bob Brenly, R OBP: 0.372, SLG: 0.335 (1, 2)	4-0 BB		0-0 F4 2-3		0-3 K 1-2 2-3				0-3 K		3	0	0	0	1	2	4
Robby Thompson, R OBP: 0.322, SLG: 0.354 (1, 4)	0-0 F9		0-0 F9		0-3 K				0-0 F7		4	0	0	0	0	1	3
Jose Uribe, S OBP: 0.332, SLG: 0.295 (1, 6)		0-0 G3		0-3 K			0-0 F6		0-0 F5		4	0	0	0	0	1	0
Scott Garrelts, R OBP: 0.179, SLG: 0.214 (1, 1)			0-3 K		0-0 K		0-3 K		0-3 K		3	0	1	0	0	2	0
Rick Lancellotti, L (9, PH)											1	0	0	0	0	1	0
Greg Minton, S (10, 1)											0	0	0	0	0	0	0

Inning Stats	R: 1	H: 2	E: 1	K: 1	S: 8	R: 0	H: 1	E: 0	K: 1	S: 6	R: 0	H: 0	E: 0	K: 0	S: 2	R: 0	H: 1	E: 0	K: 2	S: 8	R: 0	H: 0	E: 0	K: 1	S: 5	R: 0	H: 0	E: 0	K: 0	S: 7	R: 0	H: 0	E: 0	K: 0	S: 3	R: 0	H: 0	E: 0	K: 1	S: 5	R: 0	H: 0	E: 0	K: 1	S: 5	R: 0	H: 0	E: 0	K: 1	S: 5	R: 0	H: 0	E: 0	K: 1	S: 5	1B: 1	2B: 3	3B: 0	HR: 0	SF: 0	SAC: 0	DP: 0	HBP: 0	WP: 2	PA: 39
--------------	------	------	------	------	------	------	------	------	------	------	------	------	------	------	------	------	------	------	------	------	------	------	------	------	------	------	------	------	------	------	------	------	------	------	------	------	------	------	------	------	------	------	------	------	------	------	------	------	------	------	------	------	------	------	------	-------	-------	-------	-------	-------	--------	-------	--------	-------	--------

PITCHER	IP	WLS	BF	H	R	ER	SO	BB	IBB	HBP	BLK	WP	HR	S	P	ERA	WHIP
David Palmer, R ERA: 2.68 (1, 1)	6.0		27	4	1	0	7	4	1	0	0	2	0	36	56	0.00	1.333
Jeff Dedmon, R ERA: 3.81 (7, 1)	1.0		3	0	0	0	0	0	0	0	0	0	0	3	3	0.00	0.000
Gene Garber, R ERA: 1.14 (8, 1)	3.0	W	9	0	0	0	3	0	0	0	0	0	0	15	15	0.00	0.000

BOTTOM

Atlanta Braves @ San Francisco Giants
Candlestick Park, San Francisco, CA

Wed Jun 11 1986, 6:33 AM EDT
Att. 9,149 - Unknown

livebaseballscorecards.com

AB	34
R	1
H	4
RBI	0
BB	5
SO	10
LOB	13



Batter	1	2	3	4	5	6	7	8	9	AB	R	H	RBI	BB	SO	LOB
Omar Moreno, L OBP: 0.317, SLG: 0.443 (1, 9)	0-3 K	0-0 4-3			4-0 SH1-4 1B BB		0-0 CS SH3 1B			3	1	1	0	1	1	1
Rafael Ramirez, R OBP: 0.261, SLG: 0.372 (1, 6)	0-0 2B 1B		0-3 K		0-0 SH1-4 1-2		0-0 SH3 1-2			2	0	1	0	0	1	0
Dale Murphy, R OBP: 0.365, SLG: 0.476 (1, 8)	0-0 1-2 2B		4-0 CS BB		4-0 1B BB		4-0 CS IBB			1	0	1	0	3	0	0
Bob Horner, R OBP: 0.332, SLG: 0.454 (1, 3)	0-0 F8		0-0 F8		0-0 G4-6-3 1B		0-0 F7 1-2 2-3			4	0	1	1	0	0	4
Gerald Perry, L OBP: 0.370, SLG: 0.391 (1, 7)		0-0 HR		0-0 F5	0-0 G4-6-3			0-0 4-3 2B		3	1	1	1	0	0	2
Terry Harper, R OBP: 0.289, SLG: 0.326 (8, 7)			0-0 CS	0-0 F5	0-0 G4-6-3				0-0 4-3 2B	1	0	1	0	0	0	0
Ken Oberkfell, L OBP: 0.374, SLG: 0.373 (1, 5)		0-0 4-3		0-0 L3		0-0 F9		0-0 4-3		4	0	0	0	0	0	1
Ozzie Virgil, R OBP: 0.325, SLG: 0.421 (1, 2)		0-0 HR		0-0 WP 1B		0-0 F4		0-0 BB		3	1	2	1	1	0	0
Glenn Hubbard, R OBP: 0.348, SLG: 0.335 (1, 4)		1-0 HBP		4-0 1-2 IBB		0-0 E6		0-0 B5		2	0	0	0	1	0	2
Rick Mahler, R OBP: 0.225, SLG: 0.256 (1, 1)		0-3 K		0-0 1-3		0-0 5-3		0-3 K		4	0	0	0	0	2	6
Gene Garber, R (9, 1)										0	0	0	0	0	0	0

Inning Stats	R: 0	H: 2	E: 0	K: 1	S: 6	R: 2	H: 2	E: 0	K: 1	S: 7	R: 0	H: 0	E: 0	K: 1	S: 4	R: 0	H: 1	E: 0	K: 0	S: 4	R: 1	H: 1	E: 0	K: 0	S: 3	R: 0	H: 0	E: 1	K: 0	S: 4	R: 0	H: 1	E: 0	K: 0	S: 3	R: 0	H: 1	E: 0	K: 1	S: 6	R: 0	H: 1	E: 0	K: 1	S: 6
	LOB: 1	BB: 0	P: 6	LOB: 1	BB: 0	P: 8	LOB: 0	BB: 1	P: 8	LOB: 2	BB: 1	P: 8	LOB: 1	BB: 2	P: 11	LOB: 1	BB: 0	P: 4	LOB: 2	BB: 1	P: 10	LOB: 0	BB: 1	P: 7	LOB: 1	BB: 2	P: 10	LOB: 1	BB: 1	P: 10	LOB: 0	BB: 1	P: 10	LOB: 0	BB: 1	P: 10	LOB: 0	BB: 1	P: 10	LOB: 0	BB: 1	P: 10	LOB: 0	BB: 1	P: 10

PITCHER	IP	WLS	BF	H	R	ER	SO	BB	IBB	HBP	BLK	WP	HR	S	P	ERA	WHIP
John Denny, R ERA: 4.86 (1, 1)	7.0	L	31	7	3	3	3	3	2	1	0	1	2	31	52	3.86	1.429
Joe Price, L ERA: 4.23 (8, 1)	0.1		2	1	0	0	0	0	0	0	0	0	0	2	2	0.00	3.000
Ted Power, R ERA: 4.55 (8, 1)	0.2		3	0	0	0	1	1	0	0	0	0	0	4	8	0.00	1.500

BOTTOM

Cincinnati Reds @ Atlanta Braves
Atlanta-Fulton County Stadium, Atlanta, GA

Fri Jun 13 1986, 7:05 PM EDT
Att. 38,280 - Unknown

livebaseballscorecards.com

AB	27
R	3
H	8
RBI	3
BB	6
SO	4
LOB	16

Braves

1B: 4	SF: 0	WP: 1	PA: 37
2B: 2	SAC: 2	PB: 0	
3B: 0	DP: 1	SB: 0	
HR: 2	HBP: 1	CS: 3	

Batter	1	2	3	4	5	6	7	8	9	AB R H RBI BB SO LOB	TOP														
Eddie Milner, L (1, 8) OBP: 0.300, SLG: 0.372	0-0 3-1		0-0 1-3		0-0 F6			0-3 K		4 0 0 0 0 1 2	<p>Cincinnati Reds @ Atlanta Braves</p> <p>Atlanta-Fulton County Stadium, Atlanta, GA</p> <p>Sat Jun 14 1986, 3:33 AM EDT</p> <p>Att: 40,210 - Unknown</p>														
Pete Rose, S (1, 3) OBP: 0.302, SLG: 0.241	0-0 4-3		0-0 1-3		0-0 5-3			0-0 6-3		4 0 0 0 0 0 2															
Dave Parker, L (1, 9) OBP: 0.355, SLG: 0.518	0-0 5-3			0-0 4-3		0-0 CS 1B		0-3 K		4 0 1 0 0 1 0															
Nick Esasky, R (1, 7) Eric Davis, R (6, 7) OBP: 0.337, SLG: 0.420 OBP: 0.310, SLG: 0.378		0-0 FC4-6 1B		0-0 2B		0-0 F5		0-0 S SH1-3 E 1B		3 0 2 0 0 0 1 1 1 1 0 0 0 0															
Buddy Bell, R (1, 5) OBP: 0.313, SLG: 0.351		0-3 K		0-0 5-3		0-0 F8		0-0 SH1-3		3 0 0 0 0 1 3															
Kurt Stillwell, S (1, 6) John Franco, L (9, 1)		0-3 K		0-3 K			0-3 K	0-0 5-3		4 0 0 0 0 3 2 0 0 0 0 0 0 0															
Bo Diaz, R (1, 2) OBP: 0.312, SLG: 0.341		0-0 FC4-6			4-0 2B 6-3 BB		0-0 1B	0-0 6-3		3 1 1 0 1 0 1															
Ron Oester, S (1, 4) OBP: 0.296, SLG: 0.360			0-0 1-3 SH1-4 1B		0-0 WP 1-3 2B		0-0 F7		0-0 6-3	3 0 2 0 0 0 1															
Mario Soto, R (1, 1) Max Venable, L (7, PH) Ron Robinson, R (7, 1) Dave Concepcion, R (9, 6) OBP: 0.053, SLG: 0.053 OBP: 0.269, SLG: 0.323			0-0 SH1-4		0-0 6-3		0-3 K			1 0 0 1 0 0 1 1 0 0 0 0 1 1 0 0 0 0 0 0 0 0 0 0 0 0 0 0															
Inning Stats	R: 0 E: 0 K: 0 S: 3	H: 0 LOB: 0 BB: 0 P: 3	R: 0 E: 0 K: 2 S: 8	H: 1 LOB: 1 BB: 0 P: 8	R: 0 E: 0 K: 0 S: 4	H: 1 LOB: 1 BB: 0 P: 4	R: 0 E: 0 K: 1 S: 6	H: 1 LOB: 1 BB: 0 P: 6	R: 1 E: 0 K: 0 S: 4	H: 1 LOB: 1 BB: 1 P: 8	R: 0 E: 0 K: 0 S: 3	H: 1 LOB: 0 BB: 0 P: 3	R: 0 E: 0 K: 2 S: 8	H: 1 LOB: 1 BB: 0 P: 8	R: 0 E: 0 K: 2 S: 7	H: 0 LOB: 0 BB: 0 P: 7	R: 1 E: 0 K: 0 S: 4	H: 1 LOB: 0 BB: 0 P: 4	1B: 5 2B: 2 3B: 0 HR: 0	SF: 0 SAC: 2 DP: 0 HBP: 0	WP: 1 PB: 0 SB: 1 CS: 1	PA: 34			
PITCHER	IP	WLS	BF	H	R	ER	SO	BB	IBB	HBP	BLK	WP	HR	S	P	ERA	WHIP								
Joe Johnson, R (1, 1) ERA: 4.28	4.1		18	4	1	1	3	1	0	0	0	0	0	23	27	2.08	1.154								
Ed Olwine, L (5, 1) ERA: 2.25	0.2		3	1	0	0	0	0	0	0	0	1	0	3	3	0.00	1.500								
Jeff Dedmon, R (6, 1) ERA: 3.54	2.0		6	1	0	0	2	0	0	0	0	0	0	10	10	0.00	0.500								
Paul Assenmacher, L (8, 1) ERA: 1.2	2.0	L	7	1	1	0	2	0	0	0	0	0	0	11	11	0.00	0.500								

livebaseballscorecards.com

AB	31
R	2
H	7
RBI	1
BB	1
SO	7
LOB	14



Batter	1	2	3	4	5	6	7	8	9	AB	R	H	RBI	BB	SO	LOB
Omar Moreno, L (1, 9) OBP: 0.331, SLG: 0.458 Terry Harper, R (9, PH) OBP: 0.288, SLG: 0.324	0-0 G6-3 1B			0-0 SH1-4 1B		4-0 FC1-5 BB		0-0 F8	0-0 G5-3	3	1	2	0	1	0	0
Ken Oberkfell, L (1, 5) OBP: 0.369, SLG: 0.367 (8, 4)	0-0 G6-3 1-2f			0-0 SH1-4 2-3		0-0 FC1-5 1-2 2-3f		0-0 L1		3	0	0	0	0	0	3
Dale Murphy, R (1, 8) OBP: 0.386, SLG: 0.477	0-0 1-3			0-0 1B 3-H		0-3 K 1-2 2-3		0-0 BB 1B		4	0	2	1	0	1	2
Bob Horner, R (1, 3) OBP: 0.335, SLG: 0.455		0-0 CS 1B		0-0 F8		0-0 F8		0-0 BB 1B		4	0	2	0	0	0	3
Gerald Perry, L (1, 7) OBP: 0.379, SLG: 0.388		0-0 F8		0-0 G3			0-0 FC1-6 1B	4-0 BB 1B		3	0	1	0	1	0	2
Rafael Ramirez, R (1, 6) OBP: 0.257, SLG: 0.365 (8, 5)		0-3 K 1-2			0-3 K		0-0 FC1-6 1B 1-2f	0-0 F8		4	0	0	0	0	2	5
Ozzie Virgil, R (1, 2) OBP: 0.329, SLG: 0.420 Zane Smith, L (9, PR) OBP: 0.083, SLG: 0.083			0-3 K		0-0 F8		0-0 1B 1-3		1-0 3-1 HBP	3	0	1	0	0	1	0
Glenn Hubbard, R (1, 4) OBP: 0.345, SLG: 0.331 Chris Chambliss, L (7, PH) OBP: 0.537, SLG: 0.600 Andres Thomas, R (8, 6) OBP: 0.318, SLG: 0.412			0-3 K		0-0 1-3		0-0 F4		0-0 3-1	2	0	0	0	0	1	0
Joe Johnson, R (1, 1) OBP: 0.154, SLG: 0.125 Ed Oliver, R (5, 1) Jeff Dedmon, L (6, 1) OBP: 0.333, SLG: 0.333 Ted Simmons, S (7, PH) OBP: 0.297, SLG: 0.362 Paul Assenmacher, L (8, 1) Bill Sample, R (9, PH) OBP: 0.294, SLG: 0.383			0-0 6-3			0-0 FC1-5 BB 1B	0-0 F9		4-0 G5-3 BB	1	0	0	0	0	0	0

Inning Stats	R: 0	H: 1	E: 0	LOB: 0	K: 0	BB: 0	S: 3	P: 3	R: 0	H: 1	E: 0	LOB: 1	K: 1	BB: 0	S: 5	R: 0	H: 0	E: 0	LOB: 0	K: 2	BB: 0	S: 7	R: 1	H: 2	E: 0	LOB: 1	K: 0	BB: 0	S: 5	R: 0	H: 0	E: 0	LOB: 0	K: 1	BB: 0	S: 5	R: 0	H: 1	E: 0	LOB: 2	K: 1	BB: 1	S: 6	R: 0	H: 2	E: 0	LOB: 2	K: 0	BB: 0	S: 5	R: 0	H: 2	E: 0	LOB: 3	K: 0	BB: 1	S: 5	R: 0	H: 0	E: 0	LOB: 2	K: 0	BB: 1	S: 2	1B: 8	2B: 2	3B: 0	HR: 0	SF: 0	SAC: 1	DP: 3	HBP: 1	WP: 0	PA: 37
--------------	------	------	------	--------	------	-------	------	------	------	------	------	--------	------	-------	------	------	------	------	--------	------	-------	------	------	------	------	--------	------	-------	------	------	------	------	--------	------	-------	------	------	------	------	--------	------	-------	------	------	------	------	--------	------	-------	------	------	------	------	--------	------	-------	------	------	------	------	--------	------	-------	------	-------	-------	-------	-------	-------	--------	-------	--------	-------	--------

PITCHER	IP	WLS	BF	H	R	ER	SO	BB	IBB	HBP	BLK	WP	HR	S	P	ERA	WHIP
Mario Soto, R (1, 1) ERA: 3.67	6.0		22	5	1	1	5	1	0	0	0	0	0	31	35	1.50	1.000
Ron Robinson, R (7, 1) ERA: 1.52	2.1	W	14	4	0	0	0	2	0	1	0	0	0	11	20	0.00	2.571
John Franco, L (9, 1) ERA: 2.28	0.2	S	1	0	0	0	0	0	0	0	0	0	0	1	1	0.00	0.000

BOTTOM


Cincinnati Reds @ Atlanta Braves
Atlanta-Fulton County Stadium, Atlanta, GA

Sat Jun 14 1986, 3:33 AM EDT
Att. 40,210 - Unknown

livebaseballscorecards.com

AB	32
R	1
H	9
RBI	1
BB	3
SO	5
LOB	22



Batter	1	2	3	4	5	6	7	8	9	AB R H RBI BB SO LOB	TOP									
Kurt Stillwell, S OBP: 0.287, SLG: 0.221 (1, 6) X	0-0 6-3 BB	4-0 G4-6-3 BB	4-0 FC6 BB		0-0 G3			0-0 F8		3 0 0 0 2 0 1										
Dave Concepcion, R OBP: 0.313, SLG: 0.330 (1, 4) X	0-0 S E 1B 1B	0-0 G4-6-3 1-2f	0-0 FC6 1-2f			0-0 F8		0-0 F9		5 1 1 0 0 0 4										
Dave Parker, L OBP: 0.352, SLG: 0.524 (1, 9) X	0-0 F8	0-3 K		0-0 HR		0-0 4-3		0-0 F9		5 1 1 1 0 1 1										
Tony Perez, R OBP: 0.259, SLG: 0.176 (1, 3) X	0-0 E6 BB 1B 1-2		0-0 1B 2B 1B	0-3 K		0-0 F8		0-0 5-3		5 2 1 0 0 1 1										
Buddy Bell, R OBP: 0.315, SLG: 0.349 (1, 5) B B B	4-0 1B 1B BB 1-2 2-3		0-0 2B E 1B 1-2	0-0 F4		0-0 F4		0-0 L6		4 2 1 0 1 0 0										
Eric Davis, R OBP: 0.316, SLG: 0.412 (1, 8) (7, 7) X	0-0 1B 2B 1B 1-2 2-H 3-H		0-3 K	0-0 HR		0-0 4-3				4 2 2 3 0 1 2										
Wade Rowdon, R OBP: 0.438, SLG: 0.571 Eddie Milner, L OBP: 0.300, SLG: 0.372 (7, PR) (7, 8) X	0-0 2B 1B 1-2 2-H		0-0 E 2B 1-3 2-H	0-0 4-3		4-0 PO BB				3 1 2 2 1 0 0 0 0 0 0 0 0 0	AB 36 R 9 H 10 RBI 7 BB 4 SO 4 LOB 12									
Sal Butera, R OBP: 0.333, SLG: 0.364 (1, 2) X	0-0 2B 1-3 2-H		0-0 E6 BB 2B 2-H 3-H		0-0 F7		0-0 PO	0-0 SH3-4 1B		4 0 2 1 0 0 0										
Tom Browning, L OBP: 0.194, SLG: 0.194 Scott Terry, R Ted Power, R (1, 1) (6, 1) (8, 1) X	0-0 6-3		0-3 K		0-0 L8			0-0 SH3-4		3 0 0 0 0 1 3 0 0 0 0 0 0 0 0 0 0 0 0 0 0										
Inning Stats	R: 4 E: 1 K: 0 S: 8	H: 4 LOB: 2 BB: 1 P: 12	R: 0 E: 0 K: 1 S: 4	H: 0 LOB: 0 BB: 1 P: 8	R: 3 E: 1 K: 2 S: 11	H: 3 LOB: 2 BB: 1 P: 15	R: 2 E: 0 K: 1 S: 7	H: 2 LOB: 0 BB: 0 P: 7	R: 0 E: 0 K: 0 S: 3	H: 0 LOB: 0 BB: 0 P: 3	R: 0 E: 0 K: 0 S: 2	H: 0 LOB: 1 BB: 1 P: 6	R: 0 E: 0 K: 0 S: 4	H: 1 LOB: 1 BB: 0 P: 4	R: 0 E: 0 K: 0 S: 3	H: 0 LOB: 0 BB: 0 P: 3	1B: 6 2B: 2 3B: 0 HR: 2	SF: 0 SAC: 1 DP: 1 HBP: 0	WP: 0 PB: 0 SB: 1 CS: 0	PA: 42
PITCHER	IP WLS BF H R ER SO BB IBB HBP BLK WP HR S P ERA WHIP	PITCHER																		
Zane Smith, L ERA: 2.58 (1, 1)	3.0 L 20 7 7 1 3 3 0 0 0 0 0 0 23 35 3.00 3.333																			
Steve Shields, R ERA: 18.0 (4, 1)	1.0 5 2 2 2 1 0 0 0 0 0 0 2 7 7 18.00 2.000																			
Craig McMurtry, R ERA: 3.94 (5, 1)	2.0 6 0 0 0 0 0 0 0 0 0 0 0 6 6 0.00 0.000																			
Jeff Dedmon, R ERA: 3.3 (7, 1)	2.0 7 1 0 0 0 1 0 0 0 0 0 0 6 10 0.00 1.000																			
Ed Olwine, L ERA: 1.8 (9, 1)	1.0 3 0 0 0 0 0 0 0 0 0 0 0 3 3 0.00 0.000																			

Cincinnati Reds @ Atlanta Braves
Atlanta-Fulton County Stadium, Atlanta, GA

Sun Jun 15 1986, 3:33 AM EDT
Att: 29,304 - Unknown

livebaseballscorecards.com



BOTTOM

Cincinnati Reds @ Atlanta Braves
Atlanta-Fulton County Stadium, Atlanta, GA

Sun Jun 15 1986, 3:33 AM EDT
Att. 29,304 - Unknown

livebaseballscorecards.com

AB	40
R	7
H	13
RBI	7
BB	3
SO	5
LOB	20



AB	4	0	1	0	0	0	3
R	0	0	0	0	0	0	0
H	0	0	0	0	0	0	0
RBI	0	0	0	0	0	0	0
BB	0	0	0	0	0	0	0
SO	0	0	0	0	0	0	0
LOB	0	0	0	0	0	0	0

AB	5	0	2	0	0	1	3
R	0	0	0	0	0	0	0
H	0	0	0	0	0	0	0
RBI	0	0	0	0	0	0	0
BB	0	0	0	0	0	0	0
SO	0	0	0	0	0	0	0
LOB	0	0	0	0	0	0	0

AB	5	0	1	0	0	1	3
R	0	0	0	0	0	0	0
H	0	0	0	0	0	0	0
RBI	0	0	0	0	0	0	0
BB	0	0	0	0	0	0	0
SO	0	0	0	0	0	0	0
LOB	0	0	0	0	0	0	0

AB	5	0	0	0	0	0	3
R	0	0	0	0	0	0	0
H	0	0	0	0	0	0	0
RBI	0	0	0	0	0	0	0
BB	0	0	0	0	0	0	0
SO	0	0	0	0	0	0	0
LOB	0	0	0	0	0	0	0

AB	5	2	2	0	0	1	2
R	0	0	0	0	0	0	0
H	0	0	0	0	0	0	0
RBI	0	0	0	0	0	0	0
BB	0	0	0	0	0	0	0
SO	0	0	0	0	0	0	0
LOB	0	0	0	0	0	0	0

AB	5	1	1	1	0	0	3
R	0	0	0	0	0	0	0
H	0	0	0	0	0	0	0
RBI	0	0	0	0	0	0	0
BB	0	0	0	0	0	0	0
SO	0	0	0	0	0	0	0
LOB	0	0	0	0	0	0	0

AB	3	2	3	1	2	0	0
R	0	0	0	0	0	0	0
H	0	0	0	0	0	0	0
RBI	0	0	0	0	0	0	0
BB	0	0	0	0	0	0	0
SO	0	0	0	0	0	0	0
LOB	0	0	0	0	0	0	0

AB	3	2	1	2	1	1	2
R	0	0	0	0	0	0	0
H	0	0	0	0	0	0	0
RBI	0	0	0	0	0	0	0
BB	0	0	0	0	0	0	0
SO	0	0	0	0	0	0	0
LOB	0	0	0	0	0	0	0

AB	0	0	0	0	0	0	0
R	0	0	0	0	0	0	0
H	0	0	0	0	0	0	0
RBI	0	0	0	0	0	0	0
BB	0	0	0	0	0	0	0
SO	0	0	0	0	0	0	0
LOB	0	0	0	0	0	0	0


1B	9	SF	0
2B	3	SAC	0
3B	0	DP	0
HR	1	HBP	1

WP	0	PA	44
PB	0		
SB	0		
CS	0		

Batter	1	2	3	4	5	6	7	8	9
Bill Sample, R (1, 9) Ed Olwine, R (9, 1)	1-0 HBP		0-0 6-3	0-0 6-3		0-0 F9		0-0 1B	
Rafael Ramirez, R (1, 6)	0-0 F9		0-3 K		0-0 F9 1B	0-0 1-3		0-0 1-2 1B	
Dale Murphy, R (1, 8)	0-0 F8			0-0 F8	0-0 1-2 1B		0-0 4-3	0-3 K	
Bob Horner, R (1, 3)	0-0 5-3			0-0 5-3	0-0 F8		0-0 F8	0-0 F8	
Ozzie Virgil, R (1, 2)		0-0 6-3		0-0 2B 1B	0-0 F9		0-3 K	0-0 1B 2B	
Terry Harper, R (1, 7) (9, 9)		0-0 F4		0-0 BB 2B	0-0 F7		0-0 F8	0-0 F8	
Ken Oberkfell, L (1, 5)		4-0 BB		4-0 BB 2B		0-0 1B 1B		0-0 HR 1B	0-0 2-H 1B
Glenn Hubbard, R (1, 4) Ted Simmons, S (9, PH)		0-3 K		4-0 1-2 2-3 2B BB		0-0 F3		0-0 1-H HR	0-0 L8
Zane Smith, L Omar Moreno, L Steve Shields, R Bruce Benedict, R Craig McMurry, R Chris Chambliss, L Jeff Dedmon, L Gerald Perry, L			0-3 K	0-0 1-H 2-H 3-H 2B		0-0 1-3 1B		0-0 6-3	

Inning Stats	R: 0	H: 0	E: 0	K: 0	S: 3	LOB: 1	BB: 0	P: 4
	R: 0	H: 0	E: 0	K: 1	S: 5	LOB: 1	BB: 1	P: 9
	R: 0	H: 0	E: 0	K: 2	S: 7	LOB: 0	BB: 0	P: 7
	R: 4	H: 3	E: 0	K: 0	S: 6	LOB: 1	BB: 2	P: 14
	R: 0	H: 2	E: 0	K: 0	S: 5	LOB: 2	BB: 0	P: 5
	R: 0	H: 2	E: 0	K: 1	S: 5	LOB: 2	BB: 0	P: 5
	R: 0	H: 0	E: 0	K: 1	S: 5	LOB: 0	BB: 0	P: 5
	R: 2	H: 4	E: 0	K: 1	S: 9	LOB: 2	BB: 0	P: 9
	R: 1	H: 2	E: 0	K: 0	S: 5	LOB: 1	BB: 0	P: 5

PITCHER	IP	WLS	BF	H	R	ER	SO	BB	IBB	HBP	BLK	WP	HR	S	P	ERA	WHIP
Tom Browning, L (1, 1) ERA: 4.93	5.0	W	24	5	4	4	3	3	0	1	0	0	0	26	39	7.20	1.600
Scott Terry, R (6, 1) ERA: 6.26	2.2		14	6	2	2	1	0	0	0	0	0	1	16	16	6.75	2.250
Ted Power, R (8, 1) ERA: 4.66	1.1	S	6	2	1	1	1	0	0	0	0	0	0	8	8	6.75	1.500

Batter	1	2	3	4	5	6	7	8	9	10	AB R H RBI BB SO LOB	TOP															
Eddie Milner, L OBP: 0.303, SLG: 0.373 (1, 8) X	0-0 3-1 CS 1B		0-0 CS 1B			0-0 4-3	0-0 PO 1-2	0-0 F7		0-0 S 1B	5 0 2 0 0 0 0	<p>Cincinnati Reds @ Atlanta Braves Atlanta-Fulton County Stadium, Atlanta, GA</p> <p>Mon Jun 16 1986, 7:05 PM EDT Att. 15,208 - Unknown</p> <p>livebaseballscorecards.com</p> <p>AB 35 R 3 H 8 RBI 3 BB 4 SO 4 LOB 15</p> 															
Pete Rose, S OBP: 0.313, SLG: 0.243 (1, 3) B	4-0 FC6-4 BB		0-0 F7 1-2			0-0 L6		0-0 BLK 1B		4-0 FC5-4 BB	3 0 1 0 2 0 1																
Dave Parker, L OBP: 0.345, SLG: 0.513 (1, 9) X	0-0 FC6-4 BB 1-2f		0-0 F6			0-0 4-3		0-3 K 1-2		0-0 F6	5 0 0 0 0 1 4																
Buddy Bell, R OBP: 0.319, SLG: 0.351 Wade Rowdon, R OBP: 0.389, SLG: 0.500 (1, 5) B (7, 5) B	4-0 1-2 BB				0-0 F2		0-0 SH3-4 1B 2B 1B	0-0 F8		0-0 FC5-4 1-2f	2 1 1 0 1 0 0 2 0 0 0 0 0 3																
Eric Davis, R OBP: 0.322, SLG: 0.415 (1, 7) X	0-0 3-1				0-0 5-3		0-0 SH3-4 2B 1B		0-0 S E FC5-2 1B		4 1 2 0 0 0 2																
Dave Concepcion, R OBP: 0.308, SLG: 0.324 John Franco, L (9, 1)		0-0 6-3			0-0 5-3		0-0 SH3-4		0-0 5-3		3 0 0 0 0 0 1 0 0 0 0 0 0 0																
Bo Diaz, R OBP: 0.311, SLG: 0.345 (1, 2) X		0-0 6-3				0-3 K		0-0 1B FC9-6 2B		0-0 FC5-2	4 1 1 2 0 1 1																
Ron Oester, S OBP: 0.300, SLG: 0.360 (1, 4) B		4-0 BB				0-0 3-1		0-0 FC9-6 1B		0-0 6-3	3 0 1 0 1 0 1																
Bill Gullickson, R OBP: 0.103, SLG: 0.071 Max Venable, L OBP: 0.265, SLG: 0.317 Ron Robinson, R (7, 1) Kurt Stillwell, S OBP: 0.284, SLG: 0.219 (9, 6)		0-3 K				0-3 K		0-0 FC9-6 PO 1-2f 3-H		0-0 5-3	2 0 0 0 0 2 1 1 0 0 1 0 0 1 0 0 0 0 0 0 0 1 0 0 0 0 0 0																
Inning Stats	R: 0 E: 0 K: 0 S: 3	H: 0 LOB: 2 BB: 2 P: 11	R: 0 E: 0 K: 1 S: 5	H: 0 LOB: 1 BB: 1 P: 9	R: 0 E: 0 K: 0 S: 3	H: 1 LOB: 0 BB: 0 P: 3	R: 0 E: 0 K: 2 S: 7	H: 0 LOB: 0 BB: 0 P: 7	R: 0 E: 0 K: 0 S: 3	H: 0 LOB: 0 BB: 0 P: 3	R: 0 E: 0 K: 0 S: 3		H: 0 LOB: 0 BB: 0 P: 3	R: 0 E: 0 K: 0 S: 3	H: 0 LOB: 0 BB: 0 P: 3	R: 0 E: 0 K: 1 S: 6	H: 4 LOB: 1 BB: 0 P: 6	R: 0 E: 0 K: 1 S: 6	H: 1 LOB: 1 BB: 0 P: 6	R: 0 E: 1 K: 0 S: 4	H: 1 LOB: 1 BB: 0 P: 4	R: 0 E: 0 K: 0 S: 4	H: 1 LOB: 2 BB: 1 P: 8	1B: 7 2B: 1 3B: 0 HR: 0	SF: 0 SAC: 1 DP: 0 HBP: 0	WP: 0 PB: 0 SB: 2 CS: 1	PA: 41
PITCHER	IP WLS BF H R ER SO BB IBB HBP BLK WP HR S P ERA WHIP																										
David Palmer, R ERA: 2.79 (1, 1)	6.1	26	5	3	3	3	3	0	0	0	0		0	29	41	4.26	1.263										
Jeff Dedmon, R ERA: 3.23 (7, 1)	0.2	1	0	0	0	0	0	0	0	0	0		0	1	1	0.00	0.000										
Paul Assenmacher, L ERA: 1.13 (8, 1)	2.0	8	2	0	0	1	0	0	0	1	0		0	10	10	0.00	1.000										
Gene Garber, R ERA: 1.08 (10, 1)	1.0	W 5	1	0	0	0	1	0	0	0	0		0	4	8	0.00	2.000										

Cincinnati Reds @ Atlanta Braves
 Atlanta-Fulton County Stadium, Atlanta, GA

Mon Jun 16 1986, 7:05 PM EDT
 Att: 15,208 - Unknown

livebaseballscorecards.com

AB	39
R	4
H	12
RBI	4
BB	1
SO	6
LOB	15



WP	0	PA	41
PB	0		
SB	0		
CS	0		

AB	R	H	RBI	BB	SO	LOB
4	0	0	0	0	1	3
1	0	0	0	0	1	1

5	0	0	0	0	1	1
---	---	---	---	---	---	---

4	1	0	0	1	1	1
---	---	---	---	---	---	---

5	0	3	0	0	1	0
---	---	---	---	---	---	---

5	2	3	2	0	0	2
---	---	---	---	---	---	---

4	1	2	2	0	0	0
---	---	---	---	---	---	---

4	0	1	0	0	1	2
---	---	---	---	---	---	---

2	0	0	0	0	0	4
---	---	---	---	---	---	---

1	0	0	0	0	0	1
---	---	---	---	---	---	---

1	0	1	0	0	0	0
---	---	---	---	---	---	---

2	0	1	0	0	0	0
0	0	0	0	0	0	0
1	0	1	0	0	0	0
0	0	0	0	0	0	0
0	0	0	0	0	0	0
0	0	0	0	0	0	0
0	0	0	0	0	0	0
0	0	0	0	0	0	0
0	0	0	0	0	0	0
0	0	0	0	0	0	0

1B:	10	SF:	0
2B:	1	SAC:	1
3B:	0	DP:	2
HR:	2	HBP:	0

Batter	1	2	3	4	5	6	7	8	9	10
Claudell Washington, L (1, 9) OBP: 0.289, SLG: 0.467 Bill Sample, R (9, PH) OBP: 0.296, SLG: 0.374 (10, 9)	0-0 3-1		0-0 F9		0-3 K		0-0 FC6-4		0-3 K	
Omar Moreno, L (1, 7) OBP: 0.316, SLG: 0.435	0-0 F6		0-0 F8		0-3 K			0-0 F7		0-0 4-3
Dale Murphy, R (1, 8) OBP: 0.379, SLG: 0.462	0-0 6-3		0-0 FC6-4			0-3 K		0-0 F7		4-0 1B BB
Bob Horner, R (1, 3) OBP: 0.333, SLG: 0.448		0-0 G3				0-0 1B		0-3 K		0-0 1B
Ken Oberkfell, L (1, 5) OBP: 0.389, SLG: 0.401 (8, 4)		0-0 F5				0-0 3			0-0 HR	0-0 1B
Andres Thomas, R (1, 6) OBP: 0.326, SLG: 0.449		0-0 1B				0-0 5-3		0-0 6-3		0-0 HR
Bruce Benedict, R (1, 2) OBP: 0.419, SLG: 0.553		0-0 E1				0-0 E5		0-0 FC4-6		0-3 K
Glenn Hubbard, R (1, 4) OBP: 0.344, SLG: 0.345 Chris Chambliss, L (7, PH) OBP: 0.535, SLG: 0.595 Rafael Ramirez, R (7, PR) OBP: 0.263, SLG: 0.368 (8, 5)		0-0 G5-2-3				0-0 FC6-4		0-0 FC4-6		0-0 SH3-4
David Palmer, R (1, 1) OBP: 0.108, SLG: 0.241 Jeff Dedmon, L (7, 1) OBP: 0.333, SLG: 0.333 Ted Simmons, S (7, PH) OBP: 0.333, SLG: 0.367 Zane Smith, L (7, PR) OBP: 0.053, SLG: 0.083 Paul Assenmacher, L (8, 1) OBP: 0.225, SLG: 0.256 Rick Mahler, R (9, PH) OBP: 0.225, SLG: 0.256 Gene Garber, R (10, 1)			0-0 FC6-4			0-0 5-3		0-0 FC6-4		0-0 SH3-4

Inning Stats	R: 0	H: 0	E: 0	K: 0	S: 3	P: 3	R: 0	H: 2	E: 1	K: 0	S: 5	P: 5	R: 0	H: 1	E: 0	K: 0	S: 4	R: 1	H: 1	E: 1	K: 0	S: 5	P: 5	R: 0	H: 0	E: 0	K: 2	S: 7	P: 7	R: 0	H: 1	E: 0	K: 1	S: 5	R: 0	H: 2	E: 0	K: 0	S: 5	R: 0	H: 0	E: 0	K: 1	S: 5	R: 2	H: 3	E: 0	K: 2	S: 10	P: 10	R: 1	H: 2	E: 0	K: 0	S: 3	P: 7	1B: 10	SF: 0	2B: 1	SAC: 1	3B: 0	DP: 2	HR: 2	HBP: 0	WP: 0	PA: 41
--------------	------	------	------	------	------	------	------	------	------	------	------	------	------	------	------	------	------	------	------	------	------	------	------	------	------	------	------	------	------	------	------	------	------	------	------	------	------	------	------	------	------	------	------	------	------	------	------	------	-------	-------	------	------	------	------	------	------	--------	-------	-------	--------	-------	-------	-------	--------	-------	--------

PITCHER	IP	WLS	BF	H	R	ER	SO	BB	IBB	HBP	BLK	WP	HR	S	P	ERA	WHIP
Bill Gullickson, R (1, 1) ERA: 3.84	6.0		23	5	1	1	3	0	0	0	0	0	1	29	29	1.50	0.833
Ron Robinson, R (7, 1) ERA: 1.8	2.2		13	5	2	2	2	0	0	0	0	0	1	17	17	6.75	1.875
John Franco, L (9, 1) ERA: 2.45	0.2	L	5	2	1	1	1	1	0	0	0	0	0	6	10	13.50	4.500

Los Angeles Dodgers @ Atlanta Braves
Atlanta-Fulton County Stadium, Atlanta, GA

Tue Jun 17 1986, 7:05 PM EDT
Att. 24,774 - Unknown

livebaseballscorecards.com

AB	38
R	3
H	12
RBI	3
BB	5
SO	7
LOB	22



AB R H RBI BB SO LOB

5	0	0	0	0	1	3
3	0	1	0	2	0	0
5	0	1	0	0	0	3
3	0	2	0	0	0	0
2	0	1	0	0	0	0
5	2	3	2	0	2	3
4	1	2	0	1	1	3
0	0	0	0	0	0	0
4	0	0	0	1	2	3
4	0	2	1	1	0	2
2	0	0	0	0	0	4
1	0	0	0	0	1	1
0	0	0	0	0	0	0
0	0	0	0	0	0	0

Batter 1 2 3 4 5 6 7 8 9 10

Mariano Duncan, R OBP: 0.281, SLG: 0.310 (1, 6) 	0-3 K		X 0-0 L3		X 0-0 F7	X 0-0 L7		X 0-0 6-3		
Steve Sax, R OBP: 0.377, SLG: 0.426 (1, 4) 	0-0 CS 1B		B B B B 4-0 G4-6-3 BB		X 0-0 6-3		B B B B 4-0 FC3-6 BB		X 0-0 6-3	
Ken Landreaux, L OBP: 0.310, SLG: 0.379 (1, 8) 	0-0 F7		X 0-0 G4-6-3 1-2f		X 0-0 1B 1B		X 0-0 FC3-6 1B 1B 1-2f		X 0-0 F7	
Bill Madlock, R OBP: 0.268, SLG: 0.304 Dave Anderson, R OBP: 0.299, SLG: 0.307 (1, 5) (5, PR) (5, 5) 	0-0 CS 1-2	0-0 4-3 BB 1B		X 0-0 F7	X 0-0 1B 1-3		X 0-0 1B 1-2		X 0-0 6-3	
Mike Marshall, R OBP: 0.332, SLG: 0.541 (1, 9) 		0-3 K		X 0-0 HR	X 0-3 K		X 0-0 1B 1-2 2-3		X 0-0 HR	
Franklin Stubbs, L OBP: 0.323, SLG: 0.517 Tom Niedenfuhr, R OBP: 0.500, SLG: 0.500 (1, 7) (10, 1) 		B B B B 4-0 4-3 BB 1-2		X 0-0 1B S		X 0-0 SH3 BB 1B 1-2f		X 0-0 3	X 0-3 K	
Greg Brock, L OBP: 0.294, SLG: 0.363 (1, 3) 		X 0-0 4-3 1-2 2-3		B B B B 0-3 K 1-2		B B B B 4-0 SH3 BB 1-2		B B B B 0-3 K2-3	X 0-0 F5	
Alex Trevino, R OBP: 0.362, SLG: 0.310 (1, 2) 		B B B B 4-0 BB		X 0-0 FC6 1B 2-H		X 0-0 F8		X 0-0 1B	X 0-0 G3	
Bob Welch, R OBP: 0.091, SLG: 0.156 Len Matuszek, L OBP: 0.400, SLG: 0.700 Ken Howell, R (8, 1) Reggie Williams, R OBP: 0.308, SLG: 0.349 (10, 7) 		X 0-0 F9		X 0-0 FC6 1-2f		X 0-0 SH3 1-2 2-3		B B B B 0-3 K		

Inning Stats	R: 0 E: 0 K: 1 S: 5	H: 1 LOB: 0 BB: 0 P: 5	R: 0 E: 0 K: 1 S: 6	H: 1 LOB: 3 BB: 2 P: 14	R: 0 E: 0 K: 0 S: 2	H: 0 LOB: 0 BB: 1 P: 6	R: 2 E: 0 K: 1 S: 8	H: 3 LOB: 1 BB: 0 P: 8	R: 0 E: 0 K: 1 S: 7	H: 2 LOB: 2 BB: 0 P: 7	R: 0 E: 0 K: 0 S: 4	H: 1 LOB: 2 BB: 1 P: 8	R: 0 E: 0 K: 0 S: 4	H: 2 LOB: 2 BB: 1 P: 8	R: 0 E: 0 K: 2 S: 8	H: 1 LOB: 1 BB: 0 P: 8	R: 0 E: 0 K: 0 S: 3	H: 0 LOB: 0 BB: 0 P: 3	R: 1 E: 0 K: 1 S: 6	H: 1 LOB: 0 BB: 0 P: 6	1B: 10 2B: 1 3B: 0 HR: 2	SF: 0 SAC: 1 DP: 2 HBP: 0	WP: 0 PB: 0 SB: 1 CS: 1	PA: 45
---------------------	------------------------------	---------------------------------	------------------------------	----------------------------------	------------------------------	---------------------------------	------------------------------	---------------------------------	------------------------------	---------------------------------	------------------------------	---------------------------------	------------------------------	---------------------------------	------------------------------	---------------------------------	------------------------------	---------------------------------	------------------------------	---------------------------------	-----------------------------------	------------------------------------	----------------------------------	--------

PITCHER	IP	WLS	BF	H	R	ER	SO	BB	IBB	HBP	BLK	WP	HR	S	P	ERA	WHIP
Rick Mahler, R ERA: 4.33 (1, 1)	6.1		32	10	2	2	4	5	0	0	0	0	1	35	55	2.84	2.368
Ed Ojwino, L ERA: 1.59 (7, 1)	0.2		1	0	0	0	0	0	0	0	0	0	0	1	1	0.00	0.000
Jeff Dedmon, R ERA: 3.03 (8, 1)	2.0		7	1	0	0	2	0	0	0	0	0	0	11	11	0.00	0.500
Paul Assenmacher, L ERA: 1.36 (10, 1)	1.0	W	4	1	1	1	1	0	0	0	0	0	1	6	6	9.00	1.000

BOTTOM

Los Angeles Dodgers @ Atlanta Braves
Atlanta-Fulton County Stadium, Atlanta, GA

Tue Jun 17 1986, 7:05 PM EDT
Att: 24,774 - Unknown

livebaseballscorecards.com

AB	35
R	4
H	9
RBI	4
BB	5
SO	7
LOB	15



WP:	0	PA:	42
PB:	0		
SB:	1		
CS:	0		

AB R H RBI BB SO LOB

4 1 1 0 1 0 1

4 1 1 0 0 2 3

3 2 1 0 2 0 0

5 0 1 1 0 0 3

4 0 2 1 1 1 2

4 0 1 2 0 1 3

4 0 0 0 0 2 1

3 0 1 0 1 0 0

2	0	1	0	0	0	0
0	0	0	0	0	0	0
1	0	0	0	0	1	1
0	0	0	0	0	0	0
1	0	0	0	0	0	1
0	0	0	0	0	0	0

1B:	6	SF:	1
2B:	3	SAC:	1
3B:	0	DP:	1
HR:	0	HBP:	0

Batter	1	2	3	4	5	6	7	8	9	10
Claudell Washington, L OBP: 0.294, SLG: 0.459 (1, 9)	0-0 F7	0-0 1B			0-0 F8		0-0 6-3			4-0 F9 SH1-4 1B BB
Omar Moreno, L OBP: 0.314, SLG: 0.430 (1, 7)	0-0 1B	0-3 K			0-3 K		0-0 4-3			0-0 SH1-4
Dale Murphy, R OBP: 0.383, SLG: 0.461 (1, 8)	0-0 1B		0-0 1-3			4-0 2B SF8 BB		0-0 F9		4-0 1B BB
Bob Horner, R OBP: 0.331, SLG: 0.442 (1, 3)	0-0 1B		0-0 F9			0-0 F8		0-0 6-3		0-0 F9
Ken Oberkfell, L OBP: 0.394, SLG: 0.409 (1, 5)	0-0 F8		0-3 K			0-0 1-3 2B		4-0 BB		0-0 2B 1-2 1B
Rafael Ramirez, R OBP: 0.262, SLG: 0.371 (1, 6)	0-0 1-3			0-0 G1-4-3		0-0 SF8		0-3 K		0-0 1-3 2B
Ozzie Virgil, R OBP: 0.324, SLG: 0.414 (1, 2)		0-3 K		0-0 F9		0-3 K			0-0 F9	
Glenn Hubbard, R OBP: 0.347, SLG: 0.350 (1, 4)		0-0 F7		0-0 F9			0-0 6-3 2B		4-0 G6-3 BB	
Rick Mahler, R Ed Olinwe, R Chris Chambliss, L Jeff D'Arment, L Terry Hatfield, R Paul Assenmacher, L (1, 1) (7, 1) (7, PH) (8, 1) (9, PH) (10, 1)		0-0 1B			0-0 6-3		0-3 K		0-0 G6-3	

Inning Stats	R: 1	H: 3	E: 0	K: 0	S: 6	P: 6	R: 2	H: 2	E: 0	K: 2	S: 9	R: 0	H: 0	E: 0	K: 1	S: 5	R: 0	H: 0	E: 0	K: 0	S: 3	R: 0	H: 0	E: 0	K: 1	S: 5	R: 1	H: 1	E: 0	K: 1	S: 6	R: 0	H: 1	E: 0	K: 1	S: 6	R: 0	H: 0	E: 0	K: 1	S: 2	R: 2	H: 2	E: 0	K: 0	S: 4	1B: 6	SF: 1	2B: 3	3B: 0	HR: 0	WP: 0	PA: 42
--------------	------	------	------	------	------	------	------	------	------	------	------	------	------	------	------	------	------	------	------	------	------	------	------	------	------	------	------	------	------	------	------	------	------	------	------	------	------	------	------	------	------	------	------	------	------	------	-------	-------	-------	-------	-------	-------	--------

PITCHER	IP	WLS	BF	H	R	ER	SO	BB	IBB	HBP	BLK	WP	HR	S	P	ERA	WHIP
Bob Welch, R ERA: 3.79 (1, 1)	7.0		29	7	2	2	6	1	0	0	0	0	0	40	44	2.57	1.143
Ken Howell, R ERA: 1.77 (8, 1)	2.1	L	10	0	2	2	1	4	0	0	0	0	0	8	24	7.71	1.714
Tom Niedenfuer, R ERA: 3.29 (10, 1)	0.1		3	2	0	0	0	0	0	0	0	0	0	3	3	0.00	6.000

Batter	1	2	3	4	5	6	7	8	9	AB R H RBI BB SO LOB
--------	---	---	---	---	---	---	---	---	---	----------------------

Mariano Duncan, R OBP: 0.280, SLG: 0.308 (1, 6)	0-0 6-3		0-3 K	0-0 F4		0-0 IBB 1-2 1B		0-0 F9		5 0 1 0 0 1 1
Steve Sax, R OBP: 0.378, SLG: 0.426 (1, 4)	0-0 4-3		0-0 1B 1B	0-0 1-3 1B		0-3 K		0-0 4-3		5 1 2 0 0 1 2
Ken Landreaux, L OBP: 0.313, SLG: 0.391 (1, 8)	0-0 1B 3B		0-0 1-2 1B	0-0 F7		0-3 K		0-0 3-1		5 2 2 0 0 1 4
Mike Marshall, R OBP: 0.337, SLG: 0.540 (1, 9)	0-0 1B		0-0 1-2 2-3 1B		0-0 F8	4-0 1-2 2-3 IBB		0-0 6-3		4 1 2 1 1 0 0
Franklin Stubbs, L OBP: 0.326, SLG: 0.532 (1, 7) (8, 3)	0-0 F5		0-0 1-2 2-H 3-H 1B		0-0 F8	0-3 K		0-0 HR		5 1 2 3 0 1 4
Greg Brock, L OBP: 0.303, SLG: 0.374 Reggie Williams, R OBP: 0.304, SLG: 0.345 (1, 3) (8, 7)		4-0 CS BB	0-0 1-3 2-H 3-H 1B		0-0 2B			0-0 5-3		3 0 2 1 1 0 0 1 0 0 0 0 0 0
Alex Trevino, R OBP: 0.351, SLG: 0.290 (1, 2)		0-0 6-3	0-0 G4-3		4-0 BB			0-0 5-3		4 0 0 0 1 0 3
Dave Anderson, R OBP: 0.306, SLG: 0.314 (1, 5)		0-0 1B		0-0 B1-3	0-0 4-3			0-0 WP 1B		4 0 2 0 0 0 2
Fernando Valenzuela, L OBP: 0.200, SLG: 0.200 Tom Niedenfuer, R OBP: 0.500, SLG: 0.500 (1, 1) (7, 1)		0-0 F7		0-0 1B 1B		0-0 IBB 1B		0-0 4-3		4 0 2 0 0 0 2 0 0 0 0 0 0 0

Inning Stats	R: 1	H: 2	E: 0	K: 0	S: 5	LOB: 1	BB: 0	P: 5	R: 0	H: 1	E: 0	K: 0	S: 3	LOB: 1	BB: 1	P: 7	R: 3	H: 5	E: 0	K: 1	S: 9	LOB: 1	BB: 0	P: 9	R: 0	H: 2	E: 0	K: 0	S: 5	LOB: 2	BB: 0	P: 5	R: 0	H: 1	E: 0	K: 0	S: 4	LOB: 2	BB: 1	P: 8	R: 0	H: 2	E: 0	K: 3	S: 11	LOB: 3	BB: 1	P: 15	R: 0	H: 1	E: 0	K: 0	S: 4	LOB: 1	BB: 0	P: 4	R: 0	H: 0	E: 0	K: 0	S: 3	LOB: 0	BB: 0	P: 3	R: 1	H: 1	E: 0	K: 0	S: 4	LOB: 0	BB: 0	P: 4	1B: 12	SF: 0	2B: 1	SAC: 0	3B: 1	DP: 1	HR: 1	HBP: 0	WP: 1	PA: 43
--------------	------	------	------	------	------	--------	-------	------	------	------	------	------	------	--------	-------	------	------	------	------	------	------	--------	-------	------	------	------	------	------	------	--------	-------	------	------	------	------	------	------	--------	-------	------	------	------	------	------	-------	--------	-------	-------	------	------	------	------	------	--------	-------	------	------	------	------	------	------	--------	-------	------	------	------	------	------	------	--------	-------	------	--------	-------	-------	--------	-------	-------	-------	--------	-------	--------

PITCHER	IP	WLS	BF	H	R	ER	SO	BB	IBB	HBP	BLK	WP	HR	S	P	ERA	WHIP
Craig McMurtry, R ERA: 4.34 (1, 1)	5.1	L	29	13	4	4	2	2	0	0	0	0	0	31	39	6.75	2.812
Ed Olwine, L ERA: 1.23 (6, 1)	1.2		7	1	0	0	2	0	1	0	0	1	0	10	14	0.00	0.600
Paul Assenmacher, L ERA: 1.54 (8, 1)	2.0		7	1	1	1	0	0	0	0	0	0	1	7	7	4.50	0.500

TOP

Los Angeles Dodgers @ Atlanta Braves
Atlanta-Fulton County Stadium, Atlanta, GA

Wed Jun 18 1986, 7:05 PM EDT
Att: 27,808 - Unknown

livebaseballscorecards.com

AB	40
R	5
H	15
RBI	5
BB	3
SO	4
LOB	18

Batter	1	2	3	4	5	6	7	8	9
Claudell Washington, L (1, 9) OBP: 0.306, SLG: 0.474	0-0 WP 2B		0-0 G3		0-0 F7		0-0 BB 1-2 1B		0-0 1B
Omar Moreno, L (1, 7) OBP: 0.308, SLG: 0.420	0-0 5-3			0-3 K	0-0 L5		0-3 K		0-0 F7
Terry Harper, R (7, PH) OBP: 0.261, SLG: 0.322	2-3								
Paul Assenmacher, L (8, 1)									
Ozzie Virgil, R (9, PH) OBP: 0.322, SLG: 0.412									
Dale Murphy, R (1, 8) OBP: 0.364, SLG: 0.470	0-3 K			0-0 HR		0-0 5-3	4-0 BB 1-2 2-3 BB		0-0 L9
Bob Horner, R (1, 3) OBP: 0.333, SLG: 0.454	0-0 F6			0-0 HR		4-0 1B BB	0-0 F6		
Ken Oberkfell, L (1, 5) OBP: 0.392, SLG: 0.405		0-0 4-3		0-3 K		0-0 1-2 1B		0-3 K	
Rafael Ramirez, R (1, 6) (9, 7) OBP: 0.261, SLG: 0.369		0-0 5-3		0-0 F8		0-0 F7		0-0 E S 1B	
Bruce Benedict, R (1, 2) OBP: 0.391, SLG: 0.512		0-0 F8			0-0 F8	0-0 F4		0-3 K	
Chris Chambliss, L (8, PH) OBP: 0.511, SLG: 0.564								1-3 K	
Andres Thomas, R (9, 6) OBP: 0.326, SLG: 0.449									
Glenn Hubbard, R (1, 4) OBP: 0.355, SLG: 0.348			0-0 F9		4-0 1B BB		4-0 BB 1B BB	4-0 BB	
Craig McMurtry, R (1, 1) OBP: 0.286, SLG: 0.167			0-0 F9		0-0 1-2 1B		0-3 K	0-0 1-3	
Ed Ollivier, R (6, 1)									
Bill Sample, R (7, PH) OBP: 0.294, SLG: 0.370									
Ted Simmons, S (8, PH) (9, 2) OBP: 0.329, SLG: 0.360									

AB	R	H	RBI	BB	SO	LOB
5	0	3	0	0	0	2
3	0	0	0	0	1	3
1	0	0	0	0	1	2
0	0	0	0	0	0	0
1	0	0	0	0	0	0
4	1	1	1	1	1	1
3	1	1	1	1	0	4
4	0	1	0	0	2	0
4	0	1	0	0	0	2
3	0	0	0	0	0	2
1	0	0	0	0	1	1
0	0	0	0	0	0	0
1	0	0	0	3	0	0
2	0	1	0	0	0	0
0	0	0	0	0	0	0
1	0	0	0	0	1	1
1	0	0	0	0	0	2

AB	R	H	RBI	BB	SO	LOB
34	2	8	2	5	7	20

Inning	1	2	3	4	5	6	7	8	9
R: 0	R: 0	R: 0	R: 0	R: 2	R: 0	R: 0	R: 0	R: 0	R: 0
H: 1	H: 0	H: 0	H: 0	H: 2	H: 1	H: 1	H: 1	H: 1	H: 1
E: 0	E: 0	E: 0	E: 0	E: 0	E: 0	E: 0	E: 0	E: 1	E: 0
K: 1	K: 0	K: 0	K: 0	K: 2	K: 0	K: 2	K: 2	K: 2	K: 0
S: 6	S: 3	S: 3	S: 3	S: 9	S: 4	S: 8	S: 8	S: 8	S: 3
LOB: 1	LOB: 0	LOB: 0	LOB: 0	LOB: 0	LOB: 2	LOB: 3	LOB: 2	LOB: 2	LOB: 0
BB: 0	BB: 0	BB: 0	BB: 0	BB: 0	BB: 1	BB: 2	BB: 1	BB: 1	BB: 0
P: 6	P: 3	P: 3	P: 3	P: 9	P: 8	P: 16	P: 12	P: 12	P: 3
1B: 5	2B: 1	3B: 0	HR: 2	SF: 0	SAC: 0	DP: 0	HBP: 0	WP: 1	PA: 39

PITCHER	IP	WLS	BF	H	R	ER	SO	BB	IBB	HBP	BLK	WP	HR	S	P	ERA	WHIP
Fernando Valenzuela, L (1, 1) ERA: 2.79	6.2	W	30	6	2	2	5	4	0	0	0	1	2	36	52	2.70	1.500
Tom Niedenfuer, R (7, 1) ERA: 3.1	2.1	S	9	2	0	0	2	1	0	0	0	0	0	12	16	0.00	1.286

PITCHER	IP	WLS	BF	H	R	ER	SO	BB	IBB	HBP	BLK	WP	HR	S	P	ERA	WHIP

Los Angeles Dodgers @ Atlanta Braves
 Atlanta-Fulton County Stadium, Atlanta, GA
 Wed Jun 18 1986, 7:05 PM EDT
 Att. 27,808 - Unknown

livebaseballscores.com



Batter	1	2	3	4	5	6	7	8	9	AB R H RBI BB SO LOB	TOP	
Mariano Duncan, R OBP: 0.282, SLG: 0.310 (1, 6) X	0-0 S 1B	0-0 FC4-6 1B		0-0 FC6-4 S 1B		0-3 K	0-0 F9			5 2 2 1 0 1 2		
Steve Sax, R OBP: 0.382, SLG: 0.438 (1, 4) X	0-0 1B G1-2-3	0-0 FC4-6		0-0 1B FC3-6		0-0 2B 3B		0-0 4-3		5 2 3 2 0 0 2		
Enos Cabell, R OBP: 0.299, SLG: 0.283 (1, 3) X Ken Landreaux, L OBP: 0.313, SLG: 0.391 (8, 7) X	0-0 G1-2-3 BB 1B	0-0 F8		0-0 FC3-6 BB PO 1B		0-0 4-3 2B		0-0 5-3		5 1 3 2 0 0 2 0 0 0 0 0 0 0		
Mike Marshall, R OBP: 0.338, SLG: 0.534 (1, 9) B B B B	4-0 G1-2-3 BB 1-2		0-3 K	4-0 FC3-6 BB		0-0 4-3		0-3 K		3 0 0 0 2 2 1		
Franklin Stubbs, L OBP: 0.328, SLG: 0.547 (1, 7) X (8, 3) X	0-0 G1-2-3 1-2 2-3 3-H		0-0 5-3 1B	0-0 FC3-6 PO		0-3 K			0-0 HR	5 1 2 2 0 1 6		
Alex Trevino, R OBP: 0.367, SLG: 0.348 (1, 2) X	0-0 5-3		0-0 5-3	0-0 PO 1-2	4-0 G4-6-3 BB		0-0 HR		0-0 G5-4-3 1B	4 1 2 1 1 0 3		
Dave Anderson, R OBP: 0.302, SLG: 0.309 (1, 5) X		0-0 1B FC4-6 1B	0-0 6-3		0-0 G4-6-3 1-2f		0-0 5-3		0-0 F7	5 1 1 0 0 0 3		
Reggie Williams, R OBP: 0.330, SLG: 0.367 (1, 8) B B B B		4-0 FC4-6 1B 1-2 BB		0-0 SH FC6-4 2B		0-0 WP 1B		4-0 BB	0-0 G5-4-3 1-2f	3 1 2 0 2 0 1		
Orel Hershiser, R OBP: 0.241, SLG: 0.250 (1, 1) X		0-3 K		0-0 SH FC6-4 2-3		0-3 K		0-3 K		3 0 0 0 0 3 4		
Inning Stats	R: 1 E: 0 K: 0 S: 5 H: 3 LOB: 2 BB: 1 P: 9	R: 1 E: 0 K: 1 S: 7 H: 2 LOB: 2 BB: 1 P: 11	R: 0 E: 0 K: 1 S: 6 H: 1 LOB: 1 BB: 0 P: 6	R: 4 E: 1 K: 0 S: 6 H: 3 LOB: 0 BB: 1 P: 10	R: 0 E: 0 K: 1 S: 5 H: 1 LOB: 1 BB: 1 P: 9	R: 1 E: 0 K: 2 S: 9 H: 2 LOB: 1 BB: 0 P: 9	R: 1 E: 0 K: 1 S: 6 H: 1 LOB: 1 BB: 1 P: 10	R: 0 E: 0 K: 1 S: 5 H: 0 LOB: 0 BB: 0 P: 5	R: 1 E: 0 K: 0 S: 4 H: 2 LOB: 0 BB: 0 P: 4	1B: 10 2B: 2 3B: 1 HR: 2 SF: 0 SAC: 1 DP: 3 HBP: 0	WP: 1 PB: 0 SB: 3 CS: 0 PA: 45	
PITCHER	IP WLS BF H R ER SO BB IBB HBP BLK WP HR S P ERA WHIP											
Zane Smith, L ERA: 2.78 (1, 1)	5.1 L 30 12 7 4 4 4 0 0 0 1 0 34 50 6.75 3.000											
Steve Shields, R ERA: 10.13 (6, 1)	1.2 7 1 1 1 2 1 0 0 0 0 1 10 14 5.40 1.200											
Ed Olwine, L ERA: 1.93 (8, 1)	2.0 7 2 1 1 1 0 0 0 0 0 1 9 9 4.50 1.000											

Los Angeles Dodgers @ Atlanta Braves
Atlanta-Fulton County Stadium, Atlanta, GA
Thu Jun 19 1986, 3:33 AM EDT
Att: 27,671 - Unknown

livebaseballscorecards.com

AB	38
R	9
H	15
RBI	8
BB	5
SO	7
LOB	24



Batter	1	2	3	4	5	6	7	8	9	AB	R	H	RBI	BB	SO	LOB
Claudell Washington, L (1, 9) OBP: 0.297, SLG: 0.458	0-0 4-3 ①		0-0 1-3 ①	0-0 4-3 ②			0-0 4-3 ②			4	0	0	0	0	0	0
Omar Moreno, L (1, 7) OBP: 0.306, SLG: 0.415	0-0 6-3 ②		0-0 1B E 1B	0-0 5-3 ③			0-0 G3 ③			4	1	1	0	0	0	0
Dale Murphy, R (1, 8) OBP: 0.385, SLG: 0.470	0-0 1-3 ③		0-0 1-2 E 1B 1B			0-0 3-1 ①		0-0 G4-3 1B 1B		4	1	2	0	0	0	0
Bob Horner, R (1, 3) OBP: 0.337, SLG: 0.470		0-0 HR	0-0 E9 1B 1B			0-0 F9 ②		0-0 1-2 G4-3 1B		3	2	2	2	0	0	0
Chris Chambliss, L (6, 3) OBP: 0.522, SLG: 0.575			1-3 2-H 1B 1B							1	0	1	0	0	0	0
Ken Oberkfell, L (1, 5) OBP: 0.389, SLG: 0.399		0-0 F4 ①	4-0 1B IBB			0-0 4-3 ③		0-0 G4-3 ① 1-2f 2-3		3	0	0	0	1	0	2
Rafael Ramirez, R (1, 6) OBP: 0.257, SLG: 0.363		0-0 L9 ②	0-0 F6 ②					0-0 5-3 ③		4	0	0	0	0	1	4
Ozzie Virgil, R (1, 2) OBP: 0.326, SLG: 0.414		0-0 1B 1B	0-0 FC6-4 1-2 2-H 3-H 1B			0-3 K ①				4	0	2	2	0	1	0
Glenn Hubbard, R (1, 4) OBP: 0.353, SLG: 0.346		0-0 1-2 1B	0-0 FC6-4 ③			0-0 6-3 ③				4	0	1	0	0	0	2
Zane Smith, L (1, 1) OBP: 0.079, SLG: 0.079		0-0 3-1 ③								2	0	0	0	0	0	2
Steve Shields, R (6, 1)										0	0	0	0	0	0	0
Terry Harper, R (7, PH) OBP: 0.280, SLG: 0.320										1	0	0	0	0	1	0
Ed Olwine, R (8, 1)										0	0	0	0	0	0	0
Bill Sample, R (9, PH) OBP: 0.291, SLG: 0.366										1	0	0	0	0	0	0

Inning Stats	R: 0 E: 0 K: 0 S: 3	H: 0 LOB: 0 BB: 0 P: 3	R: 1 E: 0 K: 0 S: 6	H: 3 LOB: 2 BB: 0 P: 6	R: 3 E: 1 K: 0 S: 7	H: 4 LOB: 2 BB: 1 P: 11	R: 0 E: 0 K: 0 S: 3	H: 0 LOB: 0 BB: 0 P: 3	R: 0 E: 0 K: 1 S: 5	H: 0 LOB: 0 BB: 0 P: 5	R: 0 E: 0 K: 1 S: 5	H: 0 LOB: 0 BB: 0 P: 5	R: 0 E: 0 K: 0 S: 4	H: 2 LOB: 1 BB: 0 P: 4	R: 0 E: 0 K: 1 S: 5	H: 0 LOB: 0 BB: 0 P: 5	1B: 8 2B: 0 3B: 0 HR: 1	SF: 0 SAC: 0 DP: 1 HBP: 0	WP: 0 PB: 0 SB: 0 CS: 0	PA: 36
---------------------	------------------------------	---------------------------------	------------------------------	---------------------------------	------------------------------	----------------------------------	------------------------------	---------------------------------	------------------------------	---------------------------------	------------------------------	---------------------------------	------------------------------	---------------------------------	------------------------------	---------------------------------	----------------------------------	------------------------------------	----------------------------------	--------

PITCHER Orel Hershiser, R (1, 1) ERA: 3.41	IP 9.0	WLS W	BF 36	H 9	R 4	ER 4	SO 3	BB 0	IBB 1	HBP 0	BLK 0	WP 0	HR 1	S 41	P 45	ERA 4.00	WHIP 1.000	PITCHER	IP 9.0	WLS W	BF 36	H 9	R 4	ER 4	SO 3	BB 0	IBB 1	HBP 0	BLK 0	WP 0	HR 1	S 41	P 45	ERA 4.00	WHIP 1.000
---	-----------	----------	----------	--------	--------	---------	---------	---------	----------	----------	----------	---------	---------	---------	---------	-------------	---------------	----------------	-----------	----------	----------	--------	--------	---------	---------	---------	----------	----------	----------	---------	---------	---------	---------	-------------	---------------

BOTTOM

Los Angeles Dodgers @ Atlanta Braves
Atlanta-Fulton County Stadium, Atlanta, GA

Thu Jun 19 1986, 3:33 AM EDT
Att. 27,671 - Unknown

livebaseballscorecards.com

AB	35
R	4
H	9
RBI	4
BB	1
SO	3
LOB	10



Batter	1	2	3	4	5	6	7	8	9	AB R H RBI BB SO LOB	TOP											
Bill Sample, R (1, 9) OBP: 0.287, SLG: 0.387	0-0 4-3		0-0 HR		0-0 F8	0-0 F8			0-0 F7	5 1 1 1 0 0 2	<p>Atlanta Braves @ Cincinnati Reds Riverfront Stadium, Cincinnati, OH</p> <p>Fri Jun 20 1986, 3:33 AM EDT Unknown</p>											
Rafael Ramirez, R (1, 6) OBP: 0.260, SLG: 0.367	0-0 6-3		0-0 F3		0-0 2B			0-0 F8	FC6-4 1B	5 0 2 0 0 0 0												
Dale Murphy, R (1, 8) OBP: 0.379, SLG: 0.461	0-3 K		0-0 F4		0-0 F8			0-3 K	FC6-4 1-2f	5 0 0 0 0 2 2												
Ted Simmons, S (1, 3) (8, 5)		0-0 HR 1B	0-0 BB 1B		0-0 F8			0-0 4-3		4 1 2 0 0 0 1												
Ozzie Virgil, R (1, 2) OBP: 0.335, SLG: 0.444		0-0 HR 1-H	4-0 BB 1-2			0-0 PB 1B 2B		0-0 L9		3 2 2 2 1 0 0												
Terry Harper, R (1, 7) OBP: 0.279, SLG: 0.325	0-0 F8		0-0 F9			0-0 5-3		0-0 2B		4 0 1 0 0 0 3												
Ken Oberkfell, L (1, 5) (8, 4)		0-3 K		0-0 4-3		0-3 K 2-3		0-0 F2		4 0 0 0 0 2 2												
Glenn Hubbard, R (1, 4) OBP: 0.357, SLG: 0.344 Chris Chambliss, L (8, PH) OBP: 0.511, SLG: 0.561 (8, 3)		4-0 BB		0-0 F8		4-0 1B BB		0-0 L9		1 0 0 0 2 0 0 1 0 0 0 0 0 1												
David Palmer, R (1, 1) OBP: 0.129, SLG: 0.226 Bob Horner, R (6, PH) OBP: 0.340, SLG: 0.472 Craig McMurtry, R (6, PR) OBP: 0.286, SLG: 0.167 Jeff Dedmon, L (6, 1) OBP: 0.333, SLG: 0.333 Andres Thomas, R (9, PH) OBP: 0.323, SLG: 0.444		0-3 K		0-0 F2		0-0 1B 3-H		0-3 K		2 0 0 0 0 1 1 1 0 1 1 0 0 0 0 0 0 0 0 0 0 0 0 0 0 0 0 0 1 0 0 0 0 1 0												
Inning Stats	R: 0 E: 0 K: 1 S: 5	H: 0 LOB: 0 BB: 0 P: 5	R: 2 E: 0 K: 2 S: 9	H: 2 LOB: 1 BB: 1 P: 13	R: 1 E: 0 K: 0 S: 5	H: 2 LOB: 2 BB: 1 P: 9	R: 0 E: 0 K: 0 S: 3	H: 0 LOB: 0 BB: 0 P: 3	R: 0 E: 0 K: 0 S: 4	H: 1 LOB: 1 BB: 0 P: 4		R: 1 E: 0 K: 1 S: 7	H: 2 LOB: 2 BB: 1 P: 11	R: 0 E: 0 K: 1 S: 5	H: 0 LOB: 0 BB: 0 P: 5	R: 0 E: 0 K: 0 S: 4	H: 1 LOB: 1 BB: 0 P: 4	R: 0 E: 0 K: 1 S: 6	H: 1 LOB: 1 BB: 0 P: 6	1B: 4 2B: 3 3B: 0 HR: 2	SF: 0 SAC: 0 DP: 0 HBP: 0	WP: 0 PB: 1 SB: 0 CS: 0
PITCHER	IP WLS BF H R ER SO BB IBB HBP BLK WP HR S P ERA WHIP																					
Tom Browning, L (1, 1) ERA: 5.0	6.0 W 28 7 4 4 4 3 0 0 0 0 0 2 33 45 6.00 1.667																					
Ron Robinson, R (7, 1) ERA: 1.7	2.0 7 1 0 0 1 0 0 0 0 0 0 0 9 9 0.00 0.500																					
John Franco, L (9, 1) ERA: 2.49	1.0 S 4 1 0 0 1 0 0 0 0 0 0 0 6 6 0.00 1.000																					

AB	36
R	4
H	9
RBI	4
BB	3
SO	6
LOB	12



Batter	1	2	3	4	5	6	7	8	9	AB R H RBI BB SO LOB
Eddie Milner, L OBP: 0.302, SLG: 0.377 (1, 8) X	0-0 G3 4-3 2B 1B	4-0 CS BB		4-0 CS BB		0-0 F9		0-0 F7		3 1 1 0 2 0 2
Pete Rose, S OBP: 0.292, SLG: 0.234 (1, 3) X	0-0 4-3 1-2	0-0 CS 1-2	0-0 F8	0-0 G3 1-2 2-3		0-0 G1 1-2		0-0 4-3		5 0 0 0 0 0 5
Dave Parker, L OBP: 0.346, SLG: 0.504 (1, 9) X	0-0 G3 2-3		4-0 1B BB		0-0 G3		0-0 6-3			3 1 0 0 1 0 1
Eric Davis, R OBP: 0.304, SLG: 0.402 (1, 7) B B B B	4-0 S 2B BB		0-3 K		0-0 F9		0-0 E3 S 2B			3 2 0 0 1 1 1
Buddy Bell, R OBP: 0.321, SLG: 0.362 (1, 5) X	0-0 1B 1-H 3-H 2B		0-0 1B 1-2		0-0 5-3		0-0 1-H 2B			4 1 3 3 0 0 0
Dave Concepcion, R OBP: 0.322, SLG: 0.332 (1, 6) B B B B	4-0 1B BB		0-0 1B 1-2 2-H		0-0 2B 1B		0-0 5-3			3 1 2 1 1 0 1
Bo Diaz, R OBP: 0.332, SLG: 0.370 (1, 2) X	0-0 1B 1-3 2-H		0-0 F4		0-0 SH2-3 1-H 2B		4-0 BB			3 0 2 2 1 0 2
Ron Oester, S OBP: 0.306, SLG: 0.371 (1, 4) X		0-0 6-3		0-0 CS BB 1B		0-0 SH2-3 2-3		0-0 1-3		3 0 1 0 0 0 2
Tom Browning, L OBP: 0.182, SLG: 0.182 (1, 1)		0-0 G1-4-3		0-3 K		4-0 S BB		0-0 6-3		2 0 0 0 0 1 1
Kurt Stillwell, S OBP: 0.288, SLG: 0.216 (6, PH)										0 0 0 0 1 0 0
Ron Robinson, R (7, 1)										0 0 0 0 0 0 0
Max Venable, L OBP: 0.270, SLG: 0.319 (8, PH)										1 0 0 0 0 0 0
John Franco, L (9, 1)										0 0 0 0 0 0 0

Inning Stats	R: 3 E: 0 K: 0 S: 5	H: 3 LOB: 2 BB: 2 P: 13	R: 0 E: 0 K: 0 S: 2	H: 0 LOB: 0 BB: 1 P: 6	R: 1 E: 0 K: 1 S: 7	H: 2 LOB: 2 BB: 1 P: 11	R: 0 E: 0 K: 1 S: 5	H: 1 LOB: 1 BB: 1 P: 9	R: 0 E: 0 K: 0 S: 3	H: 0 LOB: 0 BB: 0 P: 3	R: 1 E: 0 K: 0 S: 5	H: 2 LOB: 2 BB: 1 P: 9	R: 1 E: 1 K: 0 S: 5	H: 1 LOB: 2 BB: 1 P: 9	R: 0 E: 0 K: 0 S: 3	H: 0 LOB: 0 BB: 0 P: 3	1B: 6 2B: 3 3B: 0 HR: 0	SF: 0 SAC: 1 DP: 0 HBP: 0	WP: 0 PB: 0 SB: 3 CS: 3	PA: 39
--------------	------------------------------	----------------------------------	------------------------------	---------------------------------	------------------------------	----------------------------------	------------------------------	---------------------------------	------------------------------	---------------------------------	------------------------------	---------------------------------	------------------------------	---------------------------------	------------------------------	---------------------------------	----------------------------------	------------------------------------	----------------------------------	--------

PITCHER	IP	WLS	BF	H	R	ER	SO	BB	IBB	HBP	BLK	WP	HR	S	P	ERA	WHIP
David Palmer, R ERA: 3.02 (1, 1)	5.0		23	6	4	4	2	5	0	0	0	0	0	22	42	7.20	2.200
Jeff Dedmon, R ERA: 3.03 (6, 1)	3.0	L	15	3	2	1	0	2	0	0	0	0	0	13	21	3.00	1.667

BOTTOM

Atlanta Braves @ Cincinnati Reds
Riverfront Stadium, Cincinnati, OH

Fri Jun 20 1986, 3:33 AM EDT
Unknown

AB	30
R	6
H	9
RBI	6
BB	7
SO	2
LOB	15

livebaseballscorecards.com



Batter	1	2	3	4	5	6	7	8	9	AB R H RBI BB SO LOB	TOP											
Claudell Washington, L (1, 9) OBP: 0.295, SLG: 0.459 Ted Simmons, S (9, PH) OBP: 0.333, SLG: 0.364	0-0 F7		0-0 L4			0-0 1-3 SF8 2B		0-0 F9	0-0 1-3	4 1 1 0 0 0 0 1 0 0 0 0 0 2												
Omar Moreno, L (1, 7) OBP: 0.298, SLG: 0.403	0-0 F9			0-0 L8		0-0 1-3		0-0 F8		4 0 0 0 0 0 1												
Dale Murphy, R (1, 8) OBP: 0.377, SLG: 0.471	0-0 6-3			0-0 L7		0-0 SF8		0-0 HR		3 1 1 2 0 0 0												
Chris Chambliss, L (1, 3) OBP: 0.471, SLG: 0.511		0-3 K		0-0 F4		0-0 4-3		0-0 L4		4 0 0 0 0 1 0												
Ken Oberkfell, L (1, 5) OBP: 0.384, SLG: 0.398		0-0 FC4-6 1B		0-0 L5		0-0 4-3 1B 2B		0-0 F8		4 1 2 0 0 0 0												
Andres Thomas, R (1, 6) OBP: 0.330, SLG: 0.511		0-0 FC4-6 1-2f		0-0 HR		0-0 F2		0-0 HR		4 2 2 2 0 0 2												
Bruce Benedict, R (1, 2) OBP: 0.380, SLG: 0.489		0-3 K		0-0 1B		0-0 4-3		0-0 6-3		4 0 1 0 0 1 2												
Glenn Hubbard, R (1, 4) OBP: 0.360, SLG: 0.347			0-0 F4		0-0 F5		0-0 3-H 1B	0-0 E8 1B		4 0 2 1 0 0 1												
Joe Johnson, R (1, 1) OBP: 0.143, SLG: 0.115 Steve Shields, R (5, 1) Rafael Ramirez, R (9, PH) OBP: 0.263, SLG: 0.367		0-3 K		0-0 F6		0-3 K		4-0 BB		2 0 0 0 0 1 1 1 0 0 0 0 1 1 0 0 0 0 1 0 0												
Inning Stats	R: 0 E: 0 K: 0 S: 3	H: 0 LOB: 0 BB: 0 P: 3	R: 0 E: 0 K: 2 S: 8	H: 1 LOB: 1 BB: 0 P: 8	R: 0 E: 0 K: 1 S: 5	H: 0 LOB: 0 BB: 0 P: 5	R: 0 E: 0 K: 0 S: 3	H: 0 LOB: 0 BB: 0 P: 3	R: 1 E: 0 K: 0 S: 5	H: 2 LOB: 1 BB: 0 P: 5	R: 1 E: 0 K: 0 S: 4	H: 1 LOB: 0 BB: 0 P: 4	R: 1 E: 0 K: 1 S: 7	H: 2 LOB: 1 BB: 0 P: 7	R: 1 E: 0 K: 0 S: 4	H: 1 LOB: 0 BB: 0 P: 4	R: 1 E: 1 K: 0 S: 5	H: 2 LOB: 2 BB: 1 P: 9	1B: 4 2B: 2 3B: 0 HR: 3	SF: 1 SAC: 0 DP: 0 HBP: 0	WP: 0 PB: 0 SB: 0 CS: 0	PA: 37
PITCHER	IP WLS BF H R ER SO BB IBB HBP BLK WP HR S P ERA WHIP																					
Bill Gullickson, R (1, 1) ERA: 3.9	8.0 W 31 7 4 4 4 0 0 0 0 0 2 39 39 4.50 0.875																					
John Franco, L (9, 1) ERA: 2.63	1.0 6 2 1 1 0 1 0 0 0 0 1 5 9 9.00 3.000																					

Atlanta Braves @ Cincinnati Reds
Riverfront Stadium, Cincinnati, OH
Fri Jun 20 1986, 7:05 PM EDT
Att: 28,439 - Unknown

livebaseballscorecards.com

AB	35
R	5
H	9
RBI	5
BB	1
SO	4
LOB	10



Batter	1	2	3	4	5	6	7	8	9
Eddie Milner, L OBP: 0.304, SLG: 0.389 (1, 8) X	0-0 E3 1B 1B	0-0 F7		0-0 1-H 1B 2B		0-0 3-1 3B 2B		0-0 G3	
Pete Rose, S OBP: 0.302, SLG: 0.248 (1, 3) X	0-0 1B 1B FC5-2 1B	0-0 E S 1B		0-0 2-H 1B		0-0 F6		0-0 6-3	
Dave Parker, L OBP: 0.344, SLG: 0.500 (1, 9) X	0-0 FC5-2 1B 1-2 2-H 2B 1B	0-0 F4		0-0 F6		0-0 3-1			
Eric Davis, R OBP: 0.310, SLG: 0.421 (1, 7) X	0-0 FC5-2 1-2 2-3 2B 1B		0-0 6-3		0-0 6-3	0-0 3-H 3B			
Buddy Bell, R OBP: 0.320, SLG: 0.360 (1, 5) X	0-0 FC5-2 1-2 2-3 3-H 2B		0-0 6-3		0-0 1B 1B	0-0 6-3			
Dave Concepcion, R OBP: 0.326, SLG: 0.340 (1, 6) X	0-0 1-H 2-H 3-H 2B		0-0 5-3		0-0 1-2 1B 1B		0-0 5-3		
Sal Butera, R OBP: 0.349, SLG: 0.361 (1, 2) X	0-0 F3			4-0 2B BB	0-0 1-3 2-H 1B		0-0 5-3		
Ron Oester, S OBP: 0.307, SLG: 0.366 (1, 4) X	0-0 F7			0-3 K BB	4-0 1-2 BB		0-0 F8		
Bill Gullickson, R OBP: 0.094, SLG: 0.065 (1, 1) Max Venable, L OBP: 0.267, SLG: 0.314 (8, PH) John Franco, L (9, 1)		0-0 6-3		0-3 K	0-0 G6-4-3 BB		0-0 4-3		

AB	R	H	RBI	BB	SO	LOB
5	3	2	1	0	0	0
5	0	3	1	0	0	1
4	1	1	1	0	0	3
4	1	2	1	0	0	0
4	2	1	0	0	0	4
4	0	2	3	0	0	0
3	1	1	1	1	0	1
3	0	0	0	1	1	2
3	0	0	0	0	1	4
1	0	0	0	0	0	0
0	0	0	0	0	0	0

BOTTOM

Atlanta Braves @ Cincinnati Reds
Riverfront Stadium, Cincinnati, OH
Fri Jun 20 1986, 7:05 PM EDT
Att. 28,439 - Unknown

livebaseballscorecards.com

AB	36
R	8
H	12
RBI	8
BB	2
SO	2
LOB	15



1B: 8	SF: 0	WP: 0	PA: 38
2B: 3	SAC: 0	PB: 0	
3B: 1	DP: 1	SB: 1	
HR: 0	HBP: 0	CS: 0	

Inning Stats		R: 4	H: 4	R: 0	H: 1	R: 0	H: 0	R: 2	H: 2	R: 1	H: 3	R: 1	H: 2	R: 0	H: 0	R: 0	H: 0	R: 0	H: 0	
PITCHER		IP	WLS	BF	H	R	ER	SO	BB	IBB	HBP	BLK	WP	HR	S	P	ERA	WHIP	PITCHER	
Joe Johnson, R ERA: 4.7 (1, 1)		4.1	L	25	10	7	6	2	1	0	0	0	0	0	28	32	12.46	2.538		
Steve Shields, R ERA: 5.68 (5, 1)		3.2		13	2	1	1	0	1	0	0	0	0	0	12	16	2.46	0.818		

Batter	1	2	3	4	5	6	7	8	9	AB R H RBI BB SO LOB	TOP
Bill Sample, R (1, 9) OBP: 0.303, SLG: 0.394 Omar Moreno, L (8, 7) OBP: 0.296, SLG: 0.400	0-0 		0-0 		0-0 			4-0 	0-0 	3 1 2 0 1 0 0 1 0 0 0 0 0 0	
Rafael Ramirez, R (1, 6) OBP: 0.263, SLG: 0.365	0-0 		0-0 		0-0 			0-0 	0-0 	4 0 1 0 0 0 1	
Dale Murphy, R (1, 8) OBP: 0.377, SLG: 0.468	0-0 		0-0 		0-0 			4-0 	0-3 	4 2 1 0 1 1 2	
Bob Horner, R (1, 3) OBP: 0.342, SLG: 0.483 Claudell Washington, L (8, PR) OBP: 0.295, SLG: 0.459 (8, 9)		0-0 		0-0 		0-0 		4-0 		3 1 1 1 1 0 1 0 1 0 0 0 0 0	
Ozzie Virgil, R (1, 2) OBP: 0.344, SLG: 0.451		0-0 		0-0 		0-0 		0-0 		4 1 3 2 0 0 0	
Terry Harper, R (1, 7) OBP: 0.274, SLG: 0.318 Chris Chambliss, L (8, PH) OBP: 0.481, SLG: 0.522 (8, 3)	0-0 		0-0 		0-0 		0-0 			3 0 0 0 0 0 2 1 0 1 1 0 0 0	
Ken Oberkfell, L (1, 5) OBP: 0.386, SLG: 0.412	0-0 			0-0 		0-0 		4-0 		3 1 1 1 1 0 0	
Glenn Hubbard, R (1, 4) OBP: 0.353, SLG: 0.342			0-0 		0-0 		0-0 	0-0 		3 0 0 1 0 0 0	
Rick Mahler, R (1, 1) OBP: 0.217, SLG: 0.244 Paul Assenmacher, L (8, 1) Gene Garber, R (8, 1)			0-0 		0-0 		0-0 	0-0 		4 0 0 0 0 0 2 0 0 0 0 0 0 0 0 0 0 0 0 0 0	
Inning Stats	R: 0 H: 1 E: 0 LOB: 0 K: 0 BB: 0 S: 3 P: 3	R: 1 H: 2 E: 0 LOB: 0 K: 0 BB: 0 S: 4 P: 4	R: 0 H: 2 E: 0 LOB: 2 K: 0 BB: 0 S: 5 P: 5	R: 0 H: 0 E: 0 LOB: 0 K: 0 BB: 0 S: 3 P: 3	R: 1 H: 1 E: 0 LOB: 0 K: 0 BB: 0 S: 4 P: 4	R: 1 H: 2 E: 1 LOB: 1 K: 0 BB: 0 S: 5 P: 5	R: 0 H: 0 E: 0 LOB: 0 K: 0 BB: 0 S: 3 P: 3	R: 4 H: 2 E: 1 LOB: 2 K: 0 BB: 4 S: 5 P: 21	R: 0 H: 0 E: 0 LOB: 0 K: 1 BB: 0 S: 5 P: 5	1B: 8 SF: 1 2B: 0 SAC: 1 3B: 0 DP: 2 HR: 2 HBP: 0	WP: 0 PA: 39 PB: 0 SB: 1 CS: 0
PITCHER Chris Welsh, L (1, 1) ERA: 3.18 Ted Power, R (8, 1) ERA: 4.73 Carl Willis, R (8, 1) ERA: Scott Terry, R (9, 1) ERA: 5.93	IP WLS BF H R ER SO BB IBB HBP BLK WP HR S P ERA WHIP 7.1 L 30 8 5 4 0 1 1 0 0 0 2 28 36 4.91 1.227 0.0 3 2 1 1 0 1 0 0 0 0 0 2 6 ∞ ∞ 0.2 3 0 1 1 0 1 0 0 0 0 0 2 6 13.50 1.500 1.0 3 0 0 0 0 1 0 0 0 0 0 5 5 0.00 0.000	PITCHER IP WLS BF H R ER SO BB IBB HBP BLK WP HR S P ERA WHIP									

Atlanta Braves @ Cincinnati Reds
 Riverfront Stadium, Cincinnati, OH
 Sat Jun 21 1986, 7:05 PM EDT
 Att: 36,998 - Unknown

livebaseballscorecards.com

AB	33
R	7
H	10
RBI	6
BB	4
SO	1
LOB	8



Batter	1	2	3	4	5	6	7	8	9	AB	R	H	RBI	BB	SO	LOB
Eddie Milner, L OBP: 0.309, SLG: 0.392 Tracy Jones, R OBP: 0.391, SLG: 0.468 (1, 8) (8, PH) (9, 7)	0-3 K		0-0 6-3 2B 1B		0-0 1B SF8 1B		0-0 6-3	0-0 6-3 1-3 3-H 1B		4	2	2	0	0	1	0
Pete Rose, S OBP: 0.307, SLG: 0.263 Tony Perez, R OBP: 0.270, SLG: 0.167 Scott Terry, R (1, 3) (8, PH) (9, 1)	0-0 3-1		0-0 6-3		0-0 1-3 FC6-4 1B		0-0 BB 2B	0-0 6-3 1-2 3-H		4	0	2	0	0	0	1
Dave Parker, L OBP: 0.352, SLG: 0.508 (1, 9)	0-0 1B 1B		0-0 1B 2B		0-0 3-H SF8		4-0 BB IBB	4-0 IBB		2	1	2	2	2	0	0
Eric Davis, R OBP: 0.322, SLG: 0.426 Ted Power, R Carl Willis, L Kurt Stillwell, S OBP: 0.286, SLG: 0.214 (1, 7) (8, 1) (8, 1) (8, PH) (9, 6)	0-0 1-2 1B		0-0 2-H 1B		0-3 K		4-0 1-2 2-3 BB FC6-4	0-3 K		3	0	2	1	1	1	1
Buddy Bell, R OBP: 0.313, SLG: 0.351 (1, 5)	0-0 6-3		0-0 F6		0-0 1-2f FC6-4		0-0 1-2f FC6-4		0-3 K	5	0	0	0	0	1	7
Dave Concepcion, R OBP: 0.323, SLG: 0.342 (1, 6) (9, 3)		0-0 F8		0-0 5-3		0-0 6-3		0-0 L9 1B 2B	0-0 5-3	5	1	1	0	0	0	0
Bo Diaz, R OBP: 0.324, SLG: 0.360 (1, 2)		0-3 K		0-3 K		0-0 4-3		0-0 L9 2-3	0-3 K	5	0	0	0	0	3	1
Ron Oester, S OBP: 0.310, SLG: 0.373 (1, 4)		0-0 G3		0-0 2B		0-0 3-1		0-0 1B 1B 3-H		4	1	2	1	0	0	0
Chris Welsh, L OBP: 0.100, SLG: 0.100 Max Venable, L OBP: 0.276, SLG: 0.324 (1, 1) (8, 7) (9, 8)			0-0 F7		0-0 3-1		0-0 4-3	0-0 1B 6-3 1B		3	0	0	0	0	0	1
										1	1	1	0	0	0	0

Inning Stats	R: 0	H: 2	E: 0	LOB: 2	K: 1	S: 7	R: 0	H: 0	E: 0	LOB: 0	K: 1	S: 5	R: 2	H: 3	E: 0	LOB: 1	K: 0	S: 6	R: 0	H: 1	E: 0	LOB: 1	K: 1	S: 6	R: 1	H: 2	E: 0	LOB: 1	K: 1	S: 7	R: 0	H: 0	E: 0	LOB: 0	K: 0	S: 3	R: 0	H: 1	E: 0	LOB: 3	K: 0	S: 4	R: 3	H: 4	E: 0	LOB: 2	K: 1	S: 9	R: 0	H: 0	E: 0	LOB: 0	K: 2	S: 7	1B: 9	SF: 1	2B: 4	SAC: 0	3B: 0	DP: 0	HR: 0	HBP: 0	WP: 0	PA: 43									
PITCHER	IP	WLS	BF	H	R	ER	SO	BB	IBB	HBP	BLK	WP	HR	S	P	ERA	WHIP																			IP	WLS	BF	H	R	ER	SO	BB	IBB	HBP	BLK	WP	HR	S	P	ERA	WHIP																					
Rick Mahler, R ERA: 4.53 Paul Assenmacher, L ERA: 1.54 Gene Garber, R ERA: 1.03	(1, 1)	7.1	W	36	12	6	6	4	1	1	0	0	0	0	42	50	7.36	1.773																			(8, 1)	0.0	1	1	0	0	0	0	0	0	0	0	0	0	1	1	∞	∞	(8, 1)	1.2	S	6	0	0	0	3	0	1	0	0	0	0	0	11	15	0.00	0.000

BOTTOM

Atlanta Braves @ Cincinnati Reds
Riverfront Stadium, Cincinnati, OH

Sat Jun 21 1986, 7:05 PM EDT
Att. 36,998 - Unknown

livebaseballscorecards.com

AB	39
R	6
H	13
RBI	6
BB	3
SO	7
LOB	14



Batter	1	2	3	4	5	6	7	8	9	AB R H RBI BB SO LOB	TOP		
Claudell Washington, L (1, 9) OBP: 0.296, SLG: 0.456 Terry Harper, R (8, PH) OBP: 0.273, SLG: 0.316	0-0 CS 1B			0-0 F9		0-0 F8		0-0 6-3 2-3		3 0 1 0 0 0 0 1 0 0 0 0 0 1			
Rafael Ramirez, R (1, 5) OBP: 0.259, SLG: 0.360	0-3 K 1-2			0-3 K2-3		0-0 6-3		0-0 5-3		4 0 0 0 0 2 2			
Dale Murphy, R (1, 8) OBP: 0.375, SLG: 0.468	0-0 5-3			0-0 1-3			0-0 6-3		0-0 WP 2B	4 0 1 0 0 0 0			
Chris Chambliss, L (1, 3) OBP: 0.446, SLG: 0.480		0-3 K			0-0 F7		0-0 4-3		0-0 F7	4 0 0 0 0 1 1			
Ken Oberkfell, L (1, 4) OBP: 0.388, SLG: 0.411		4-0 G6-4-3 BB			0-0 1B 1B		0-0 6-3		0-0 1-3	3 0 1 0 1 0 1			
Andres Thomas, R (1, 6) OBP: 0.337, SLG: 0.510		0-0 G6-4-3 1-2f			0-0 1B 1-2			0-0 BB 1B 1B	0-3 K 2-3	4 1 2 0 0 1 2			
Bruce Benedict, R (1, 2) OBP: 0.377, SLG: 0.468			0-3 K		0-0 F9			4-0 1B 1-2 6-3 BB		2 1 0 0 1 1 2			
Omar Moreno, L (1, 7) OBP: 0.297, SLG: 0.399			0-0 G3		0-3 K			0-0 6-3 6-3 1-3 2-H 1B		3 0 1 1 0 1 2			
Craig McMurtry, R (1, 1) OBP: 0.222, SLG: 0.125 Ted Simmons, S (8, PH) OBP: 0.328, SLG: 0.357 Gene Garber, R (8, 1)			0-0 5-3		0-3 K			0-0 6-3 1-2 3-H		2 0 0 0 0 1 0 1 0 0 1 0 0 1 0 0 0 0 0 0 0			
Inning Stats	R: 0 H: 1 E: 0 LOB: 0 K: 1 BB: 0 S: 5 P: 5	R: 0 H: 0 E: 0 LOB: 0 K: 1 BB: 1 S: 4 P: 8	R: 0 H: 0 E: 0 LOB: 0 K: 1 BB: 0 S: 5 P: 5	R: 0 H: 0 E: 0 LOB: 0 K: 1 BB: 0 S: 5 P: 5	R: 0 H: 2 E: 0 LOB: 2 K: 1 BB: 0 S: 7 P: 7	R: 0 H: 0 E: 0 LOB: 0 K: 1 BB: 0 S: 5 P: 5	R: 0 H: 0 E: 0 LOB: 0 K: 0 BB: 0 S: 3 P: 3	R: 2 H: 2 E: 0 LOB: 1 K: 0 BB: 1 S: 5 P: 9	R: 0 H: 1 E: 0 LOB: 1 K: 1 BB: 0 S: 6 P: 6	1B: 5 SF: 0 2B: 2 SAC: 0 3B: 0 DP: 2 HR: 0 HBP: 0	WP: 1 PA: 33 PB: 0 SB: 0 CS: 1		
PITCHER	IP WLS BF H R ER SO BB IBB HBP BLK WP HR S P ERA WHIP											PITCHER	IP WLS BF H R ER SO BB IBB HBP BLK WP HR S P ERA WHIP
John Denny, R (1, 1) ERA: 4.47	7.0 W 26 5 2 2 6 2 0 0 0 0 0 0 36 44 2.57 1.000												
John Franco, L (8, 1) ERA: 2.57	1.0 3 0 0 0 0 0 0 0 0 0 0 0 3 3 0.00 0.000												
Ron Robinson, R (9, 1) ERA: 1.67	1.0 S 4 1 0 0 1 0 0 0 0 0 1 0 6 6 0.00 1.000												

Atlanta Braves @ Cincinnati Reds
Riverfront Stadium, Cincinnati, OH
Sun Jun 22 1986, 3:33 AM EDT
Att. 27,389 - Unknown

livebaseballscorecards.com

AB 31
R 2
H 6
RBI 2
BB 2
SO 7
LOB 12



Batter	1	2	3	4	5	6	7	8	9
Eddie Milner, L OBP: 0.306, SLG: 0.392 (1, 8)	0-3 K ①		0-0 2B		0-0 4-3 ①		0-0 F7 ①	0-0 3-1 ②	
Pete Rose, S OBP: 0.310, SLG: 0.268 (1, 3)	0-0 BB 1B		0-0 F7 ②		0-0 F8 ②		0-0 HR 1B	0-0 4-3 ③	
Dave Parker, L OBP: 0.351, SLG: 0.502 (1, 9)	0-3 K ②		4-0 IBB		0-0 G3 ③		0-0 F7 ②		
Eric Davis, R OBP: 0.333, SLG: 0.455 (1, 7)	4-0 1-2 BB		0-0 L5 ③		0-0 4-3 S E 1B		0-0 1-H HR		
Buddy Bell, R OBP: 0.312, SLG: 0.346 (1, 5)	0-0 F9 ③			4-0 FC6-4 BB		0-0 4-3 ①	0-0 F3 ③		
Dave Concepcion, R OBP: 0.322, SLG: 0.340 (1, 6)		0-0 6-3 ①		0-0 FC6-4 5-3 1-2f		0-3 K ②		0-0 SH3-4 E 1B	
Sal Butera, R OBP: 0.348, SLG: 0.342 (1, 2)		0-0 4-3 ②		0-0 5-3 1-2		4-0 FC5 E BB		0-0 SH3-4 1-2	
Ron Oester, S OBP: 0.313, SLG: 0.370 (1, 4)		0-0 G3 ③		4-0 IBB		0-0 E4 1-2 3-H		4-0 E 3-1 IBB	
John Denny, R OBP: 0.194, SLG: 0.167 (1, 1)			0-3 K ①	0-3 K ③		0-0 FC5 ③		0-0 E2 3-1 1-3 2-H 1B	
John Franco, L (8, 1)									
Max Venable, L OBP: 0.286, SLG: 0.333 (8, PH)									
Ron Robinson, R (9, 1)									

Inning Stats	R: 0 E: 0 K: 2 S: 8	H: 1 LOB: 2 BB: 1 P: 12	R: 0 E: 0 K: 0 S: 3	H: 0 LOB: 0 BB: 0 P: 3	R: 0 E: 0 K: 1 S: 6	H: 1 LOB: 2 BB: 1 P: 10	R: 0 E: 0 K: 1 S: 5	H: 0 LOB: 2 BB: 2 P: 13	R: 0 E: 0 K: 0 S: 3	H: 0 LOB: 0 BB: 0 P: 3	R: 1 E: 1 K: 1 S: 7	H: 1 LOB: 2 BB: 1 P: 11	R: 2 E: 0 K: 0 S: 5	H: 2 LOB: 0 BB: 0 P: 5	R: 2 E: 1 K: 0 S: 5	H: 2 LOB: 1 BB: 1 P: 9
1B: 5 2B: 1 3B: 0 HR: 1	SF: 0 SAC: 1 DP: 0 HBP: 0	WP: 0 PA: 38														

BOTTOM

AB	R	H	RBI	BB	SO	LOB
5	0	1	1	0	1	1
5	1	2	0	0	0	2
3	0	0	0	1	1	2
3	2	2	2	1	0	2
3	0	0	0	1	0	3
4	1	1	0	0	1	2
2	0	0	0	1	0	1
2	1	0	0	2	0	1
3	0	0	0	0	2	4
0	0	0	0	0	0	0
1	0	1	1	0	0	0
0	0	0	0	0	0	0

AB	31	R	5	H	7	RBI	4	BB	6	SO	5	LOB	18
WP: 0	PA: 38												
PB: 0	SB: 1	CS: 0											



Atlanta Braves @ Cincinnati Reds
Riverfront Stadium, Cincinnati, OH
 Sun Jun 22 1986, 3:33 AM EDT
 Att. 27,389 - Unknown

livebaseballscorecards.com

PITCHER	IP	WLS	BF	H	R	ER	SO	BB	IBB	HBP	BLK	WP	HR	S	P	ERA	WHIP
Craig McMurtry, R ERA: 4.06 (1, 1)	7.0	L	32	5	3	2	5	3	2	0	0	0	1	37	57	2.57	1.143
Gene Garber, R ERA: 1.5 (8, 1)	1.0		6	2	2	2	0	0	1	0	0	0	0	5	9	18.00	2.000

Batter	1	2	3	4	5	6	7	8	9	AB R H RBI BB SO LOB	TOP																
Claudell Washington, L OBP: 0.319, SLG: 0.469 (1, 9) X	0-0 5-3		0-0 F7 SH1-3 FC5 1B	0-0 2-3 1B	0-0 1-2 3-H 1B		0-0 6-3 SH1-4 1B	4-0 1-2 FC4-6 BB		5 0 4 1 1 0 0	Atlanta Braves @ Los Angeles Dodgers Dodger Stadium, Los Angeles, CA Mon Jun 23 1986, 7:05 PM PDT Att: 48,103 - Unknown livebaseballscorecards.com																
Omar Moreno, L OBP: 0.302, SLG: 0.401 (1, 7) X	0-0 FC6-4 E 1B		0-0 SH1-3 1-2	0-3 K	0-0 1-3 2-H 1B		0-0 SH1-4 1-2	0-0 F7		4 0 2 1 0 1 4																	
Dale Murphy, R OBP: 0.371, SLG: 0.461 (1, 8) X	0-0 E6 FC6-4 1-2		0-0 F7 2-3		FC6-4 1B 1B		0-0 6-3 2-3	0-0 FC4-6 1-2f		6 1 1 0 0 0 8																	
Bob Homer, R OBP: 0.342, SLG: 0.475 (1, 3) X	0-0 FC6-4 BB 1-2f 2-3		4-0 BB BB		0-0 F8 S S S	0-3 K	4-0 BB IBB		0-0 F9	4 0 0 0 2 1 3																	
Ozzie Virgil, R OBP: 0.353, SLG: 0.449 (1, 2) B B B B	4-0 1-2 BB		4-0 1-2 BB		0-0 FC6-4 1B	0-0 F4	4-0 1-2 BB		0-0 6-3	3 0 1 0 3 0 0																	
Rafael Ramirez, R OBP: 0.257, SLG: 0.355 (1, 6) X	0-0 F8		0-0 FC5 3-Hf		0-0 FC6-4 1B 1-2f 2-3	0-0 1B	0-0 F9		0-0 6-3	6 1 1 0 0 0 11																	
Ken Oberkfell, L OBP: 0.393, SLG: 0.413 (1, 5) S S S S		0-3 K		0-0 F6	0-0 1-3 3-H BB 1B	0-0 1-3 BB 1B		4-0 SH3-4 1B BB		4 2 2 1 1 1 0																	
Glenn Hubbard, R OBP: 0.360, SLG: 0.344 (1, 4) X		0-0 4-3		0-0 1B SH1-4 1B	4-0 1-2 BB 1B	4-0 1-2 BB		0-0 SH3-4		2 1 1 0 2 0 0																	
Zane Smith, L OBP: 0.077, SLG: 0.077 (5, 1) S S S S		0-3 K		0-0 SH1-4 1-2	0-0 1-3 2-H 3-H BB 1B	0-0 3-1		0-0 BB 1B		1 0 0 0 0 0 1 0 1 0 1 2 0 0 0 0 0 1 0 0 0 0 0 0 0 0 0 0 0 0 0 0 1 0 0 0 0 0 0 3 1 0 0 1 1 0 0 0 0 0 0 0 0 0 0 0 0 0 0 0 0 0 0 0																	
Inning Stats	R: 0 H: 1 E: 1 LOB: 3 K: 0 BB: 1 S: 5 P: 9	R: 0 H: 0 E: 0 LOB: 0 K: 2 BB: 0 S: 7 P: 7	R: 0 H: 1 E: 0 LOB: 3 K: 0 BB: 2 S: 4 P: 12	R: 0 H: 2 E: 0 LOB: 2 K: 1 BB: 0 S: 7 P: 7	R: 5 H: 6 E: 0 LOB: 3 K: 0 BB: 1 S: 9 P: 13	R: 0 H: 2 E: 0 LOB: 3 K: 1 BB: 1 S: 7 P: 11	R: 0 H: 1 E: 0 LOB: 3 K: 0 BB: 2 S: 4 P: 12	R: 1 H: 1 E: 0 LOB: 2 K: 0 BB: 2 S: 4 P: 12	R: 0 H: 0 E: 0 LOB: 0 K: 0 BB: 0 S: 3 P: 3	1B: 14 SF: 0 2B: 0 SAC: 4 3B: 0 DP: 0 HR: 0 HBP: 0	WP: 0 PA: 51 PB: 0 SB: 0 CS: 0																
PITCHER	IP WLS BF H R ER SO BB IBB HBP BLK WP HR S P ERA WHIP											PITCHER	IP WLS BF H R ER SO BB IBB HBP BLK WP HR S P ERA WHIP														
Fernando Valenzuela, L ERA: 3.04 (1, 1)	4.2		10	5	5	3	4	0	0	0	0	0	0	31	47	9.64	3.000										
Alejandro Pena, R ERA: 6.17 (5, 1)	0.1		1	0	0	0	0	0	0	0	0	0	0	1	1	0.00	0.000										
Ed Vande Berg, L ERA: 3.29 (6, 1)	1.2		11	3	0	0	2	1	0	0	0	0	0	10	22	0.00	3.000										
Tom Niedentuer, R ERA: 3.53 (7, 1)	0.1		1	0	0	0	0	0	0	0	0	0	0	1	1	0.00	0.000										
Ken Howell, R ERA: 2.13 (8, 1)	2.0	L	9	1	1	1	0	2	0	0	0	0	0	7	15	4.50	1.500										



Batter	1	2	3	4	5	6	7	8	9	AB R H RBI BB SO LOB
Steve Sax, R OBP: 0.384, SLG: 0.441 (1, 4)	0-0 5-3		0-0 CS 1B	0-0 2-H 2B		0-0 L8		0-0 G4-6-3 1B		5 0 3 1 0 0 0
Alex Trevino, R OBP: 0.367, SLG: 0.405 (1, 2)	0-0 E 2B		0-3 K 1-3	0-3 K		0-0 F1		0-0 G4-6-3 1-2f 1B		5 1 1 0 0 2 4
Bill Madlock, R OBP: 0.284, SLG: 0.335 (1, 5)	0-0 F8		4-0 BB		4-0 FC5-2 BB	0-0 6-3		0-0 5-3		3 0 0 0 2 0 1
Mike Marshall, R OBP: 0.339, SLG: 0.514 (1, 9)	0-0 E7 2-H 1B		0-3 K 3-H		0-0 FC5-2 1-2 BB 1B	0-0 K		0-0 F8		5 1 2 1 0 2 2
Enos Cabell, R OBP: 0.301, SLG: 0.289 (1, 3)	0-0 F4			0-0 6-3	0-0 4-3	0-0 K		0-0 S 1B		5 0 1 0 0 1 3
Franklin Stubbs, L OBP: 0.321, SLG: 0.511 (1, 7)		0-0 4-3		0-0 1B 1B	4-0 BB FC5-2 BB	0-0 1B		0-3 K		4 1 2 0 1 1 1
Reggie Williams, R OBP: 0.351, SLG: 0.398 (1, 8)		0-0 FC6-5 2B		0-0 1B SF7 1B	0-0 FC5-2 FC5 BB	0-0 4-3				2 1 2 0 0 0 0
Ken Landreaux, L OBP: 0.305, SLG: 0.380 (5, PH)				1-2 2-3 3-H						2 0 0 0 0 0 4
Ken Howell, R (8, 1)										0 0 0 0 0 0 0
Craig Shipley, R OBP: 0.333, SLG: 0.333 (1, 6)		0-0 FC6-5		0-0 2B 1B	4-0 BB			0-0 F8		2 1 1 1 0 0 1
Len Matuszek, L OBP: 0.375, SLG: 0.500 (5, PH)				1-3 2-H	1-2 2-3 3-H					0 0 0 1 1 0 0
Ed Vande Berg, R (6, 1)										0 0 0 0 0 0 0
Tom Niedenfuer, R OBP: 0.500, SLG: 0.500 (7, 1)		2-3								0 0 0 0 0 0 0
Ed Amelung, L (8, 8)										1 0 0 0 0 0 0
Fernando Valenzuela, L OBP: 0.192, SLG: 0.196 (1, 1)		0-0 F7		0-0 SF7	0-0 FC5			0-0 1B		1 0 0 1 0 0 1
Alejandro Pena, R (5, 1)				3-H	2-3f					0 0 0 0 0 0 0
Bill Russell, R OBP: 0.303, SLG: 0.328 (5, PH)										2 0 1 0 0 0 3

Inning Stats	R: 1	H: 2	E: 1	K: 0	S: 5	LOB: 1	BB: 0	P: 5	R: 0	H: 1	E: 0	K: 0	S: 4	LOB: 1	BB: 0	P: 4	R: 0	H: 1	E: 0	K: 2	S: 7	LOB: 2	BB: 1	P: 11	R: 3	H: 4	E: 0	K: 1	S: 9	LOB: 1	BB: 0	P: 9	R: 1	H: 1	E: 0	K: 0	S: 4	LOB: 3	BB: 3	P: 16	R: 0	H: 0	E: 0	K: 0	S: 3	LOB: 0	BB: 0	P: 3	R: 0	H: 1	E: 0	K: 2	S: 8	LOB: 1	BB: 0	P: 8	R: 0	H: 2	E: 0	K: 0	S: 4	LOB: 1	BB: 0	P: 4	R: 0	H: 1	E: 0	K: 1	S: 6	LOB: 1	BB: 0	P: 6	1B: 10	SF: 1	2B: 4	SAC: 0	3B: 0	DP: 2	HR: 0	HBP: 0	WP: 0	PA: 42
--------------	------	------	------	------	------	--------	-------	------	------	------	------	------	------	--------	-------	------	------	------	------	------	------	--------	-------	-------	------	------	------	------	------	--------	-------	------	------	------	------	------	------	--------	-------	-------	------	------	------	------	------	--------	-------	------	------	------	------	------	------	--------	-------	------	------	------	------	------	------	--------	-------	------	------	------	------	------	------	--------	-------	------	--------	-------	-------	--------	-------	-------	-------	--------	-------	--------

PITCHER	IP	WLS	BF	H	R	ER	SO	BB	IBB	HBP	BLK	WP	HR	S	P	ERA	WHIP
Zane Smith, L ERA: 2.99 (1, 1)	4.0		20	8	4	4	3	1	0	0	0	0	0	25	29	9.00	2.250
Steve Shields, R ERA: 6.75 (5, 1)	0.1		4	1	1	1	0	2	0	0	0	0	0	2	10	27.00	9.000
Jeff Dedmon, R ERA: 2.82 (5, 1)	2.2	W	10	1	0	0	2	1	0	0	0	0	0	13	17	0.00	0.750
Gene Garber, R ERA: 1.42 (8, 1)	2.0	S	8	3	0	0	1	0	0	0	0	0	0	10	10	0.00	1.500

BOTTOM


Atlanta Braves @ Los Angeles Dodgers
Dodger Stadium, Los Angeles, CA

Mon Jun 23 1986, 7:05 PM PDT
Att. 48,103 - Unknown

livebaseballscorecards.com

AB	37
R	5
H	13
RBI	5
BB	4
SO	6
LOB	20



Batter	1	2	3	4	5	6	7	8	9	AB R H RBI BB SO LOB	TOP														
Claudell Washington, L OBP: 0.324, SLG: 0.466 (1, 9) X	0-0 4-3 ①		0-0 CS 2-H 3-H 1B ②			4-0 FC5-4 BB			0-0 F7 ①	3 0 1 2 1 0 0	<p>Atlanta Braves @ Los Angeles Dodgers Dodger Stadium, Los Angeles, CA</p> <p>Tue Jun 24 1986, 7:05 PM PDT Att. 34,193 - Unknown</p> <p>livebaseballscorecards.com</p> <table border="0"> <tr><td>AB</td><td>26</td></tr> <tr><td>R</td><td>2</td></tr> <tr><td>H</td><td>3</td></tr> <tr><td>RBI</td><td>2</td></tr> <tr><td>BB</td><td>3</td></tr> <tr><td>SO</td><td>5</td></tr> <tr><td>LOB</td><td>5</td></tr> </table> 	AB	26	R	2	H	3	RBI	2	BB	3	SO	5	LOB	5
AB	26																								
R	2																								
H	3																								
RBI	2																								
BB	3																								
SO	5																								
LOB	5																								
Omar Moreno, L OBP: 0.294, SLG: 0.391 (1, 7) X	0-0 6-3 ②		0-3 K ②			0-0 FC5-4 S 1-2f		0-0 4-3 ②	4 0 0 0 0 1 2																
Dale Murphy, R OBP: 0.370, SLG: 0.458 (1, 8) X	0-0 3-1 ③			0-0 5-3 ①		0-0 4-3 ③		0-0 FC5-4 1B	4 0 1 0 0 0 1																
Bob Homer, R OBP: 0.337, SLG: 0.467 (1, 3) X		0-0 G5-6-3 ①		0-0 F2 ②		0-3 K ①		0-0 FC5-4 1-2f	4 0 0 0 0 1 1																
Ken Oberkfell, L OBP: 0.388, SLG: 0.407 (1, 4) X		0-0 6-3 ②		0-3 K ③		0-0 F8 ②			3 0 0 0 0 1 0																
Rafael Ramirez, R OBP: 0.257, SLG: 0.352 (1, 5) X		4-0 CS BB		0-0 5-3 ①		0-0 4-3 ③			2 0 0 0 1 0 0																
Ozzie Virgil, R OBP: 0.358, SLG: 0.446 (1, 2) X		0-0 CS ③	4-0 SH1-4 1B BB	1-0 G5-4-3 HBP		0-0 F6 ①			1 1 0 0 1 0 0																
Andres Thomas, R OBP: 0.337, SLG: 0.505 (1, 6) X			0-0 SH1-4 1B 1B	0-0 G5-4-3 1-2f		0-0 6-3 ②			3 1 1 0 0 0 1																
David Palmer, R OBP: 0.125, SLG: 0.219 (1, 1) X			0-0 SH1-4 ①		0-3 K ①		0-3 K ③		1 0 0 0 0 1 0																
Chris Chambliss, L OBP: 0.439, SLG: 0.471 (8, PH)			1-2 2-3						1 0 0 0 0 1 0																
Paul Assenmacher, L (8, 1)									0 0 0 0 0 0 0																
Inning Stats	R: 0 E: 0 K: 0 S: 3	H: 0 LOB: 0 BB: 0 P: 3	R: 0 E: 0 K: 0 S: 2	H: 0 LOB: 0 BB: 1 P: 6	R: 2 E: 0 K: 1 S: 6	H: 2 LOB: 0 BB: 1 P: 10	R: 0 E: 0 K: 1 S: 5	H: 0 LOB: 0 BB: 0 P: 5	R: 0 E: 0 K: 1 S: 2	H: 0 LOB: 0 BB: 0 P: 3	R: 0 E: 0 K: 1 S: 5	H: 0 LOB: 1 BB: 1 P: 9	R: 0 E: 0 K: 1 S: 5	H: 0 LOB: 0 BB: 0 P: 5	R: 0 E: 0 K: 1 S: 5	H: 0 LOB: 0 BB: 0 P: 5	R: 0 E: 0 K: 0 S: 4	H: 1 LOB: 1 BB: 0 P: 4	1B: 3 2B: 0 3B: 0 HR: 0	SF: 0 SAC: 1 DP: 1 HBP: 1	WP: 0 PB: 0 SB: 1 CS: 2	PA: 32			
PITCHER Orel Hershiser, R ERA: 3.29 (1, 1)	IP: 9.0 WLS: W BF: 31 H: 3 R: 2 ER: 2 SO: 5 BB: 3 IBB: 0 HBP: 1 BLK: 0 WP: 0 HR: 0 S: 37 P: 50 ERA: 2.00 WHIP: 0.667											PITCHER	IP: WLS: BF: H: R: ER: SO: BB: IBB: HBP: BLK: WP: HR: S: P: ERA: WHIP:												

Batter	1	2	3	4	5	6	7	8	9
Steve Sax, R OBP: 0.381, SLG: 0.434 (1, 4)	0-0 6-3		0-0 L3		0-0 F3		0-0 FC5-4	4-0 BB	
Bill Russell, R OBP: 0.296, SLG: 0.318 (1, 6)	0-0 5-3		0-0 6-3		0-0 WP 1B		0-0 L4-3	0-0 4-3	
Franklin Stubbs, L OBP: 0.335, SLG: 0.553 (1, 7)	0-0 HR			0-0 HR	4-0 BB			0-0 1B E 1B	
Bill Madlock, R OBP: 0.278, SLG: 0.328 (1, 5) Craig Shipley, R OBP: 0.333, SLG: 0.333 (9, 5)	0-0 5-3		0-0 6-3	0-0 6-3	0-0 F7			0-3 K	
Mike Marshall, R OBP: 0.338, SLG: 0.510 (1, 9)		0-0 F9		0-0 5-3		0-0 F9		0-0 E 1B 1B	
Len Matuszek, L OBP: 0.474, SLG: 0.750 (1, 3) Enos Cabell, R OBP: 0.298, SLG: 0.287 (8, PH) (9, 3)		0-0 CS 1B		0-0 HR		4-0 BB		0-0 F9	
Reggie Williams, R OBP: 0.365, SLG: 0.406 (1, 8)		0-0 1B		0-0 S 1B		0-0 F9		4-0 1B IBB	
Jack Fimple, R OBP: 0.333, SLG: 0.200 (1, 2)		0-0 L6		0-3 K		0-0 F8		0-0 BB 1B 1B	
Orel Hershiser, R OBP: 0.273, SLG: 0.281 (1, 1)			0-3 K		0-3 K		0-0 FC5-4 1B	0-0 BB 1B	

Inning Stats	R: 1	H: 1	E: 0	LOB: 0	K: 0	S: 4	P: 4	R: 0	H: 2	E: 0	LOB: 1	K: 0	S: 4	P: 4	R: 0	H: 0	E: 0	LOB: 0	K: 1	S: 5	R: 2	H: 3	E: 0	LOB: 1	K: 1	S: 8	P: 8	R: 0	H: 1	E: 0	LOB: 2	K: 1	S: 6	P: 10	R: 0	H: 0	E: 0	LOB: 1	K: 0	S: 3	P: 7	R: 0	H: 1	E: 0	LOB: 0	K: 0	S: 3	P: 3	R: 3	H: 4	E: 1	LOB: 3	K: 1	S: 9	P: 17
1B: 9	SF: 0	2B: 1	SAC: 0	3B: 0	DP: 1	HR: 3	HBP: 0	WP: 1	PA: 38	WP: 1	PA: 38	PB: 0	SB: 1	CS: 1																																									

PITCHER	IP	WLS	BF	H	R	ER	SO	BB	IBB	HBP	BLK	WP	HR	S	P	ERA	WHIP
David Palmer, R ERA: 3.08 (1, 1)	7.0	L	29	8	3	3	3	2	0	0	0	1	3	33	41	3.86	1.429
Paul Assenmacher, L ERA: 2.25 (8, 1)	1.0		9	4	3	3	1	1	1	0	0	0	0	9	17	27.00	5.000

BOTTOM

Atlanta Braves @ Los Angeles Dodgers
 Dodger Stadium, Los Angeles, CA
 Tue Jun 24 1986, 7:05 PM PDT
 Att. 34,193 - Unknown

livebaseballscorecards.com

AB	34
R	6
H	12
RBI	5
BB	4
SO	4
LOB	13



Batter	1	2	3	4	5	6	7	8	9	AB R H RBI BB SO LOB	TOP											
Bill Sample, R (1, 9) <small>OBP: 0.295, SLG: 0.384</small> Omar Moreno, L (8, PH) <small>OBP: 0.299, SLG: 0.391</small>	0-0 4-3 		0-3 K 			0-0 1-3 		4-0 SH5-3 2B BB 		3 0 0 0 0 1 0 0 1 0 0 1 0 0	Atlanta Braves @ Los Angeles Dodgers Dodger Stadium, Los Angeles, CA Wed Jun 25 1986, 7:05 PM PDT Att: 34,941 - Unknown livebaseballscorecards.com											
Rafael Ramirez, R (1, 5) <small>OBP: 0.258, SLG: 0.356</small>	0-0 		0-3 K 			0-0 F3 		0-0 SH5-3 1-3 		3 0 1 0 0 1 0												
Dale Murphy, R (1, 8) <small>OBP: 0.371, SLG: 0.464</small>	0-3 K 		0-0 L6 			0-0 E 3B 		4-0 2B IBB 		3 2 1 0 0 1 1 2												
Bob Homer, R (1, 3) <small>OBP: 0.336, SLG: 0.468</small>	0-3 K 			0-0 5-3 		0-0 E5 FC6-4 		0-0 1-H 3-H 2B 		4 0 1 2 0 1 1												
Ozzie Virgil, R (1, 2) <small>OBP: 0.356, SLG: 0.439</small>		4-0 FC3-6-5 1B BB 		0-3 K 		0-0 FC6-4 1-2f 		0-0 F8 		3 0 0 0 1 1 2												
Andres Thomas, R (1, 6) <small>OBP: 0.333, SLG: 0.495</small>		0-0 F9 		0-0 3-1 			0-0 G6-4-3 1B 	0-3 K 		4 0 1 0 0 1 2												
Terry Harper, R (1, 7) <small>OBP: 0.272, SLG: 0.314</small>		0-0 FC3-6-5 1-2 1B 		0-0 5-3 		0-0 G6-4-3 1-2f 		0-3 K 		4 0 1 0 0 1 1												
Ken Oberkfell, L (1, 4) <small>OBP: 0.390, SLG: 0.413</small>		0-0 FC3-6-5 1-2 2-3 		0-0 L3 		0-0 1B 		0-0 CS 2B 		4 0 2 0 0 0 2												
Rick Mahler, R (1, 1) <small>OBP: 0.204, SLG: 0.229</small> Paul Assenmacher, L (8, 1) Gene Garber, R (8, 1)			0-0 4-3 		0-0 1-3 		0-0 5-3 	0-0 2-3 F7 		3 0 0 0 0 0 1 0 0 0 0 0 0 0 1 0 0 0 0 0 1												
Inning Stats	R: 0 E: 0 K: 2 S: 8	H: 1 LOB: 1 BB: 0 P: 8	R: 0 E: 0 K: 0 S: 3	H: 1 LOB: 1 BB: 1 P: 7	R: 0 E: 0 K: 2 S: 8	H: 0 LOB: 1 BB: 0 P: 8	R: 0 E: 0 K: 1 S: 5	H: 0 LOB: 0 BB: 0 P: 5	R: 0 E: 0 K: 0 S: 3	H: 0 LOB: 0 BB: 0 P: 3	R: 1 E: 1 K: 0 S: 5	H: 1 LOB: 1 BB: 0 P: 5	R: 0 E: 0 K: 0 S: 4	H: 2 LOB: 1 BB: 0 P: 4	R: 2 E: 0 K: 1 S: 6	H: 1 LOB: 1 BB: 2 P: 14	R: 0 E: 0 K: 1 S: 5	H: 1 LOB: 0 BB: 0 P: 5	1B: 3 2B: 4 3B: 1 HR: 0	SF: 0 SAC: 1 DP: 2 HBP: 0	WP: 1 PB: 0 SB: 1 CS: 1	PA: 36
PITCHER	IP WLS BF H R ER SO BB IBB HBP BLK WP HR S P ERA WHIP																					
Rick Honeycutt, L (1, 1) <small>ERA: 1.93</small> Alejandro Pena, R (8, 1) <small>ERA: 7.11</small> Tom Niedenfuer, R (9, 1) <small>ERA: 3.45</small>	7.0 L 27 5 1 0 5 1 0 0 0 1 0 36 40 0.00 0.857																					
	1.0 6 1 2 2 1 1 1 0 0 0 0 6 14 18.00 2.000																					
	1.0 3 1 0 0 1 0 0 0 0 0 0 5 5 0.00 1.000																					



Batter	1	2	3	4	5	6	7	8	9	AB R H RBI BB SO LOB
Steve Sax, R (1, 4) OBP: 0.378, SLG: 0.428	0-0 6-3		0-0 6-3		4-0 BB		0-3 K		0-0 6-3	4 0 0 0 1 1 1
Bill Russell, R (1, 6) OBP: 0.289, SLG: 0.300	0-3 K		0-0 F2		4-0 BB		0-0 1-3		0-0 5-3	4 0 0 0 1 1 1
Franklin Stubbs, L (1, 7) OBP: 0.346, SLG: 0.557	4-0 BB		0-0 1B		0-3 K			0-0 1B	0-0 1B	4 1 3 0 1 1 2
Mike Marshall, R (1, 9) OBP: 0.336, SLG: 0.504	0-0 F9		0-0 F7		0-0 F2			0-0 1B	0-0 F7	5 1 1 0 0 0 5
Len Matuszek, L (1, 3) OBP: 0.478, SLG: 0.684		4-0 5-3 BB		0-0 6-3		0-3 K		0-0 FC1-5 1B		3 0 1 0 1 1 0
Enos Cabell, R (1, 5) OBP: 0.297, SLG: 0.286		0-0 5-3		0-0 6-3		0-0 4-3		0-0 CS FC1-5 1B		4 0 1 2 0 0 1
Reggie Williams, R (1, 8) OBP: 0.356, SLG: 0.394		0-3 K		0-0 E6		0-3 K		0-0 FC1-5 CS		3 0 0 0 0 2 1
Ed Amelung, L (8, 8)								1-2 2-3f		1 0 0 0 0 0 2
Jack Fimple, R (1, 2) OBP: 0.444, SLG: 0.167		4-0 BB		0-0 F9			4-0 SH1-4 BB	4-0 1B		1 0 0 0 2 0 1
Ken Landreaux, L (8, PH) OBP: 0.308, SLG: 0.380								1-2 2-3		0 0 0 0 1 0 0
Tom Niedenfuer, R (9, 1) OBP: 0.500, SLG: 0.500										0 0 0 0 0 0 0
Rick Honeycutt, L (1, 1) OBP: 0.050, SLG: 0.050		0-3 K			0-0 F7		0-0 SH1-4	0-0 F7		2 0 0 0 0 1 2
Mariano Duncan, R (7, PH) OBP: 0.282, SLG: 0.309										0 0 0 0 0 0 0
Alejandro Pena, R (8, 1)										0 0 0 0 0 0 0
Alex Trevino, R (8, PH) OBP: 0.364, SLG: 0.400										1 0 0 0 0 0 2

BOTTOM

Atlanta Braves @ Los Angeles Dodgers
Dodger Stadium, Los Angeles, CA

Wed Jun 25 1986, 7:05 PM PDT
Att. 34,941 - Unknown

livebaseballscores.com

AB 32
R 2
H 6
RBI 2
BB 7
SO 7
LOB 18



Inning Stats		R: 0	H: 0	E: 0	K: 1	S: 5	LOB: 1	BB: 1	P: 9	R: 0	H: 0	E: 0	K: 2	S: 7	LOB: 2	BB: 2	P: 15	R: 0	H: 1	E: 0	K: 0	S: 4	LOB: 1	BB: 0	P: 4	R: 0	H: 0	E: 1	K: 0	S: 4	LOB: 1	BB: 0	P: 4	R: 0	H: 0	E: 0	K: 1	S: 5	LOB: 2	BB: 2	P: 13	R: 0	H: 0	E: 0	K: 2	S: 7	LOB: 0	BB: 0	P: 7	R: 0	H: 0	E: 0	K: 1	S: 5	LOB: 1	BB: 1	P: 9	R: 2	H: 4	E: 0	K: 0	S: 6	LOB: 2	BB: 1	P: 10	R: 0	H: 1	E: 0	K: 0	S: 4	LOB: 1	BB: 0	P: 4	1B: 6	SF: 0	2B: 0	SAC: 1	3B: 0	DP: 0	HR: 0	HBP: 0	WP: 0	PA: 40	PB: 0	SB: 1	CS: 2	ERA	WHIP
PITCHER		IP	WLS	BF	H	R	ER	SO	BB	IBB	HBP	BLK	WP	HR	S	P	ERA	WHIP	PITCHER		IP	WLS	BF	H	R	ER	SO	BB	IBB	HBP	BLK	WP	HR	S	P	ERA	WHIP																																																			
Rick Mahler, R (1, 1) ERA: 4.41		7.0	W	31	3	2	2	7	6	0	0	0	0	0	39	63	2.57	1.286	Rick Mahler, R (1, 1) ERA: 4.41		7.0	W	31	3	2	2	7	6	0	0	0	0	0	39	63	2.57	1.286																																																			
Paul Assenmacher, L (8, 1) ERA: 2.23		0.1		3	2	0	0	0	0	0	0	0	0	0	3	3	0.00	6.000	Paul Assenmacher, L (8, 1) ERA: 2.23		0.1		3	2	0	0	0	0	0	0	0	0	3	3	0.00	6.000																																																				
Gene Garber, R (8, 1) ERA: 1.36		1.2	S	6	1	0	0	0	0	1	0	0	0	0	5	9	0.00	0.600	Gene Garber, R (8, 1) ERA: 1.36		1.2	S	6	1	0	0	0	0	1	0	0	5	9	0.00	0.600																																																					

Batter	1	2	3	4	5	6	7	8	9	AB R H RBI BB SO LOB	TOP																									
Marvell Wynne, L (1, 8) OBP: 0.339, SLG: 0.453	0-0 SF7 1B		0-0 F8		0-0 3-1			0-0 G1 1B 2B	0-0 4-3	5 2 2 0 0 0 1																										
Tony Gwynn, L (1, 9) OBP: 0.414, SLG: 0.496	0-0 SF7 1-H		0-0 1B			0-0 G4-6-3 1B		0-0 G1 2-3	0-0 2B	4 0 3 1 0 0 1																										
Kevin McReynolds, R (1, 7) OBP: 0.347, SLG: 0.504	0-0 6-3		0-0 4-3			0-3 K		0-0 FC6-4 1B	0-0 6-3	5 0 1 1 0 1 3																										
Steve Garvey, R (1, 3) OBP: 0.268, SLG: 0.423	0-0 F7			0-0 L8		0-0 G4-6-3 1-2f		0-0 FC6-4 BB 1B 1-2f		4 1 0 0 0 0 2																										
Graig Nettles, L (1, 5) OBP: 0.323, SLG: 0.457		0-3 K		0-3 K			0-0 4-3	0-0 BB 1B 1-2		4 0 1 0 0 2 0																										
Bip Roberts, S (8, PR) OBP: 0.258, SLG: 0.293										0 1 0 0 0 0 0																										
Terry Kennedy, L (1, 2) OBP: 0.325, SLG: 0.381		0-0 1B		0-3 K			0-0 6-3 1B	4-0 1B 1-2 2-3 BB		3 0 2 0 1 1 0																										
Garry Templeton, S (1, 6) OBP: 0.284, SLG: 0.267		0-0 F8			0-0 1B 2B		0-0 1-2 1B	0-0 1-3 2-H 3-H 1B		4 0 3 2 0 0 1																										
Tim Flannery, L (1, 4) OBP: 0.389, SLG: 0.415		0-0 4-3			0-0 2-3 1B		0-0 1-2 2-3	0-0 G3		4 0 1 0 0 0 5																										
Andy Hawkins, R (1, 1) OBP: 0.219, SLG: 0.194			0-0 4-3		0-0 B5-6-3 1-2f		0-0 F8		0-0 1-3	2 0 0 0 0 0 2																										
Lance McCullers, S (5, 1)										0 0 0 0 0 0 0																										
John Kruk, L (7, PH) OBP: 0.350, SLG: 0.391										1 0 0 0 0 0 2																										
Gene Walter, L (7, 1) OBP: 0.490, SLG: 0.500										0 0 0 0 0 0 0																										
Tim Stoddard, R (8, 1) OBP: 0.250, SLG: 1.000										0 0 0 0 0 0 0																										
Craig Lefferts, L (8, 1) OBP: 0.167, SLG: 0.667										0 0 0 0 0 0 0																										
Dane Iorg, L (9, PH) OBP: 0.203, SLG: 0.276										1 0 0 0 0 0 0																										
Inning Stats	R: 1 E: 0 K: 0 S: 4	H: 1 LOB: 0 BB: 0 P: 4	R: 0 E: 0 K: 1 S: 6	H: 1 LOB: 1 BB: 0 P: 6	R: 0 E: 0 K: 0 S: 4	H: 1 LOB: 1 BB: 0 P: 4	R: 0 E: 0 K: 2 S: 7	H: 0 LOB: 0 BB: 0 P: 7	R: 0 E: 0 K: 1 S: 5	H: 2 LOB: 1 BB: 0 P: 4	R: 0 E: 0 K: 0 S: 5	H: 2 LOB: 2 BB: 0 P: 5	R: 3 E: 0 K: 0 S: 7	H: 4 LOB: 2 BB: 1 P: 11	R: 0 E: 0 K: 0 S: 4	H: 1 LOB: 1 BB: 0 P: 4	1B: 10 2B: 3 3B: 0 HR: 0	SF: 1 SAC: 0 DP: 2 HBP: 0	WP: 0 PB: 0 SB: 1 CS: 0	PA: 39																
PITCHER	IP WLS BF H R ER SO BB IBB HBP BLK WP HR S P ERA WHIP																																			
Craig McMurtry, R (1, 1) ERA: 3.83	7.1		30	10	3	2	4	0	0	0	0	0	0	38	38	2.46	1.364																			
Jeff Dedmon, R (8, 1) ERA: 3.03	0.1		2	1	0	0	0	0	0	0	0	0	0	2	2	0.00	3.000																			
Paul Assenmacher, L (8, 1) ERA: 2.23	0.0		1	0	0	0	0	1	0	0	0	0	0	4	∞	∞																				
Gene Garber, R (8, 1) ERA: 1.32	1.1	W	6	2	1	1	0	0	0	0	0	0	0	6	6	6.75	1.500																			

San Diego Padres @ Atlanta Braves
Atlanta-Fulton County Stadium, Atlanta, GA

Fri Jun 27 1986, 7:05 PM EDT
Att: 25,493 - Unknown

livebaseballscorecards.com

AB	37
R	4
H	13
RBI	4
BB	1
SO	4
LOB	17



Batter	1	2	3	4	5	6	7	8	9
Claudell Washington, L (1, 9) OBP: 0.336, SLG: 0.467	4-0 CS BB		4-0 1-2 BB		0-0 1-3 HR 1B		0-0 5-3		
Omar Moreno, L (1, 7) OBP: 0.298, SLG: 0.387	0-0 F7		0-0 F8		0-0 1-2 HR 1B		0-3 K		
Dale Murphy, R (1, 8) OBP: 0.373, SLG: 0.474	0-0 6-3 1-2			0-3 K	0-0 1-H 2-H HR			4-0 SH1-4 SF8 BB BB	
Bob Horner, R (1, 3) OBP: 0.341, SLG: 0.474		0-0 5-3		0-0 1B	0-0 2B			4-0 SH1-4 BB	
Ken Oberkfell, L (1, 4) OBP: 0.385, SLG: 0.407		0-0 1-3		0-0 L8	0-0 2-3			0-0 SH1-4	
Rafael Ramirez, R (1, 5) OBP: 0.258, SLG: 0.352		0-0 G3		0-0 F7		0-0 4-3		4-0 IBB	
Ozzie Virgil, R (1, 2) OBP: 0.354, SLG: 0.434			4-0 FC6-5 4-3 BB		0-0 6-3	0-3 K		0-0 SF8	
Andres Thomas, R (1, 6) OBP: 0.321, SLG: 0.477			0-0 4-3 1-2		0-0 F8	0-0 F9		0-0 F4	
Craig Murtry, R (1, 1) OBP: 0.250, SLG: 0.182			0-0 FC6-5 S		0-0 1B 1B		0-3 K		
Jeff Dedmon, L (8, 1) OBP: 0.286, SLG: 0.286									
Paul Assenmacher, L (8, 1)									
Gene Garber, R (8, 1)									

Inning Stats	R: 0 E: 0 K: 0 S: 2	H: 0 LOB: 0 BB: 1 P: 6	R: 0 E: 0 K: 0 S: 3	H: 0 LOB: 0 BB: 0 P: 3	R: 0 E: 0 K: 0 S: 3	H: 0 LOB: 2 BB: 2 P: 11	R: 0 E: 0 K: 1 S: 6	H: 1 LOB: 1 BB: 0 P: 6	R: 4 E: 0 K: 0 S: 8	H: 5 LOB: 1 BB: 0 P: 8	R: 0 E: 0 K: 1 S: 5	H: 0 LOB: 0 BB: 0 P: 5	R: 0 E: 0 K: 2 S: 7	H: 0 LOB: 0 BB: 0 P: 7	R: 1 E: 0 K: 0 S: 3	H: 0 LOB: 2 BB: 3 P: 15
--------------	------------------------------	---------------------------------	------------------------------	---------------------------------	------------------------------	----------------------------------	------------------------------	---------------------------------	------------------------------	---------------------------------	------------------------------	---------------------------------	------------------------------	---------------------------------	------------------------------	----------------------------------

PITCHER	IP	WLS	BF	H	R	ER	SO	BB	IBB	HBP	BLK	WP	HR	S	P	ERA	WHIP
Andy Hawkins, R (1, 1) ERA: 4.26	4.2		22	6	4	4	1	3	0	0	0	0	1	21	33	7.71	1.929
Lance McCullers, R (5, 1) ERA: 1.5	1.1		4	0	0	0	1	0	0	0	0	0	0	6	6	0.00	0.000
Gene Walter, L (7, 1) ERA: 3.64	1.0		3	0	0	0	2	0	0	0	0	0	0	7	7	0.00	0.000
Tim Stoddard, R (8, 1) ERA: 3.95	0.0	L	2	0	1	1	0	2	0	0	0	0	0	8	8	∞	∞
Craig Lefferts, L (8, 1) ERA: 2.28	1.0		4	0	0	0	0	0	1	0	0	0	0	3	7	0.00	0.000

BOTTOM

San Diego Padres @ Atlanta Braves
Atlanta-Fulton County Stadium, Atlanta, GA

Fri Jun 27 1986, 7:05 PM EDT
Att. 25,493 - Unknown

AB	R	H	RBI	BB	SO	LOB
2	1	1	0	2	0	0
4	1	1	1	0	1	3
3	2	1	3	1	1	1
3	0	2	0	1	0	0
3	0	0	0	0	0	2
3	0	0	0	1	0	1
2	0	0	1	1	1	0
4	0	0	0	0	0	3
3	1	1	0	0	1	1
0	0	0	0	0	0	0
0	0	0	0	0	0	0
0	0	0	0	0	0	0

livebaseballscorecards.com

AB	27
R	5
H	6
RBI	5
BB	6
SO	4
LOB	11

WP: 0 PA: 35
PB: 0
SB: 1
CS: 1



Batter	1	2	3	4	5	6	7	8	9	AB R H RBI BB SO LOB	TOP											
Bip Roberts, S (1, 4) OBP: 0.256, SLG: 0.289	0-0 S 1B	0-0 4-3			0-0 L8		0-0 L8		0-0 6-3 1-2	5 1 1 0 0 0 3												
Tony Gwynn, L (1, 9) OBP: 0.412, SLG: 0.493	0-0 E 1B		0-0 L7		0-0 6-3			0-0 B1-3		4 0 1 1 0 0 0												
Kevin McReynolds, R (1, 8) OBP: 0.346, SLG: 0.498	0-0 F8		0-0 F3		4-0 BB			0-3 K		3 0 0 0 1 1 1												
Carmelo Martinez, R (1, 7) OBP: 0.358, SLG: 0.395	4-0 G1-4-3 1-3 BB		0-0 1B		0-0 F8			0-0 2B		3 0 2 0 1 0 1												
Steve Garvey, R (1, 3) OBP: 0.264, SLG: 0.417	0-0 G1-4-3 1-2f		0-0 1-3		0-0 F6			0-0 F9		4 0 0 0 0 0 4												
Garry Templeton, S (1, 6) OBP: 0.279, SLG: 0.263		0-0 E9 1B		0-0 5-3		0-0 6-3		0-0 E6 1B		4 2 0 0 0 0 0												
Bruce Bochy, R (1, 2) OBP: 0.308, SLG: 0.474		0-3 K		0-0 6-3		0-0 F3		0-0 FC4 1B		3 0 0 0 0 1 1												
Terry Kennedy, L (9, PH) OBP: 0.328, SLG: 0.384		1-2						1-2 1B		1 0 1 0 0 0 0												
Jerry Royster, R (1, 5) OBP: 0.286, SLG: 0.319		0-0		0-0		0-0 6-3		0-0 FC4 1B		3 0 2 1 0 0 0												
Tim Flannery, L (9, PH) OBP: 0.389, SLG: 0.415		2-H 1B		0-0 1B				1-2 2-H 1B		0 0 0 0 0 0 0												
John Kruk, L (9, PH) OBP: 0.388, SLG: 0.400				0-3 K		0-3 K		0-0 FC4 CS		1 0 1 1 0 0 0												
LaMarr Hoyt, R (1, 1) OBP: 0.111, SLG: 0.111		0-0 6-3		0-3 K				0-0 1-2f 2-3		2 0 0 0 0 0 1 2												
Graig Nettles, L (7, PH) OBP: 0.321, SLG: 0.455										1 0 0 0 0 0 1 0												
Lance McCullers, S (7, 1) OBP: 0.400, SLG: 0.500										0 0 0 0 0 0 0 0												
Gene Walter, L (8, 1) OBP: 0.167, SLG: 0.667										0 0 0 0 0 0 0 0												
Craig Lefferts, L (8, 1) OBP: 0.167, SLG: 0.667										0 0 0 0 0 0 0 0												
Marvell Wynne, L (8, 8) OBP: 0.336, SLG: 0.449										1 0 0 0 0 0 0 2												
Inning Stats	R: 1 E: 0 K: 0 S: 4	H: 2 LOB: 1 BB: 1 P: 8	R: 1 E: 1 K: 1 S: 7	H: 1 LOB: 1 BB: 0 P: 7	R: 0 E: 0 K: 0 S: 4	H: 1 LOB: 1 BB: 0 P: 4	R: 0 E: 0 K: 1 S: 6	H: 1 LOB: 1 BB: 0 P: 6	R: 0 E: 0 K: 0 S: 3	H: 0 LOB: 1 BB: 1 P: 7	R: 0 E: 0 K: 0 S: 3	H: 0 LOB: 0 BB: 0 P: 3	R: 0 E: 0 K: 1 S: 5	H: 0 LOB: 0 BB: 0 P: 5	R: 0 E: 0 K: 1 S: 6	H: 1 LOB: 1 BB: 0 P: 6	R: 1 E: 1 K: 0 S: 5	H: 2 LOB: 1 BB: 0 P: 5	1B: 7 2B: 1 3B: 0 HR: 0	SF: 0 SAC: 0 DP: 1 HBP: 0	WP: 0 PB: 0 SB: 3 CS: 1	PA: 37
PITCHER	IP WLS BF H R ER SO BB IBB HBP BLK WP HR S P ERA WHIP																					
Zane Smith, L (1, 1) ERA: 2.9	7.0 W 28 5 2 1 3 2 0 0 0 0 0 0 32 40 1.29 1.000																					
Jeff Dedmon, R (8, 1) ERA: 2.95	1.0 6 2 1 0 1 0 0 0 0 0 0 0 8 8 0.00 2.000																					
Paul Assenmacher, L (9, 1) ERA: 2.17	1.0 S 3 1 0 0 0 0 0 0 0 0 0 0 3 3 0.00 1.000																					

San Diego Padres @ Atlanta Braves
Atlanta-Fulton County Stadium, Atlanta, GA

Sat Jun 28 1986, 7:05 PM EDT
Att: 39,085 - Unknown

livebaseballscorecards.com

AB 35
R 3
H 8
RBI 3
BB 2
SO 4
LOB 14



Batter	1	2	3	4	5	6	7	8	9	AB R H RBI BB SO LOB
--------	---	---	---	---	---	---	---	---	---	----------------------

<p>Claudell Washington, L (1, 9) OBP: 0.336, SLG: 0.460</p> <p>Terry Harper, R (7, PH) OBP: 0.276, SLG: 0.319</p>										<p>2 0 0 0 1 1 1</p> <p>1 0 1 1 0 0 0</p>
<p>Omar Moreno, L (1, 7) OBP: 0.302, SLG: 0.390</p>										<p>4 1 2 0 0 1 2</p>
<p>Dale Murphy, R (1, 8) OBP: 0.371, SLG: 0.469</p>										<p>3 1 0 0 1 2 2</p>
<p>Bob Horner, R (1, 3) OBP: 0.344, SLG: 0.475</p>										<p>4 0 2 1 0 0 1</p>
<p>Ken Oberkfell, L (1, 4) OBP: 0.383, SLG: 0.409</p>										<p>4 0 1 1 0 0 2</p>
<p>Rafael Ramirez, R (1, 5) OBP: 0.258, SLG: 0.348</p>										<p>3 1 0 0 0 0 3</p>
<p>Ozzie Virgil, R (1, 2) OBP: 0.356, SLG: 0.432</p>										<p>3 1 1 0 1 0 0</p>
<p>Andres Thomas, R (1, 6) OBP: 0.319, SLG: 0.469</p>										<p>4 0 1 0 0 1 5</p>
<p>Zane Smith, L (1, 1) OBP: 0.073, SLG: 0.073</p> <p>Ted Simmons, S (7, PH) OBP: 0.343, SLG: 0.379</p> <p>Jeff Dedmon, L (8, 1) OBP: 0.250, SLG: 0.250</p> <p>Paul Assenmacher, L (9, 1)</p>										<p>2 0 0 0 0 1 1</p> <p>1 1 1 1 0 0 0</p> <p>1 0 0 0 0 1 3</p> <p>0 0 0 0 0 0 0</p>

Inning Stats	R: 1	H: 2	E: 0	K: 5	S: 5	LOB: 1	BB: 0	P: 5	R: 0	H: 0	E: 0	K: 3	S: 3	LLOB: 0	BB: 0	P: 3	R: 0	H: 0	E: 0	K: 0	S: 2	LLOB: 0	BB: 1	P: 6	R: 0	H: 1	E: 0	K: 1	S: 6	LLOB: 1	BB: 0	P: 6	R: 0	H: 1	E: 0	K: 2	S: 8	LLOB: 1	BB: 0	P: 8	R: 0	H: 1	E: 1	K: 1	S: 5	LLOB: 0	BB: 0	P: 5	R: 3	H: 3	E: 1	K: 2	S: 10	LLOB: 1	BB: 0	P: 11	R: 1	H: 1	E: 1	K: 1	S: 7	LLOB: 3	BB: 2	P: 15	1B: 8	2B: 2	3B: 0	HR: 0	SF: 0	SAC: 0	DP: 1	HBP: 1	WP: 0	PB: 0	SB: 1	CS: 2	PA: 36
--------------	------	------	------	------	------	--------	-------	------	------	------	------	------	------	---------	-------	------	------	------	------	------	------	---------	-------	------	------	------	------	------	------	---------	-------	------	------	------	------	------	------	---------	-------	------	------	------	------	------	------	---------	-------	------	------	------	------	------	-------	---------	-------	-------	------	------	------	------	------	---------	-------	-------	-------	-------	-------	-------	-------	--------	-------	--------	-------	-------	-------	-------	--------

PITCHER	IP	WLS	BF	H	R	ER	SO	BB	IBB	HBP	BLK	WP	HR	S	P	ERA	WHIP
LaMarr Hoyt, R (1, 1) ERA: 5.91	6.0		22	5	1	1	4	1	0	0	1	0	0	29	33	1.50	1.000
Lance McCullers, R (7, 1) ERA: 1.85	0.2	L	5	2	3	2	1	0	0	1	0	0	0	6	7	27.00	3.000
Gene Walter, L (7, 1) ERA: 3.83	0.1		5	2	1	1	1	1	0	0	0	0	0	6	10	27.00	9.000
Craig Lefferts, L (8, 1) ERA: 2.24	1.0		4	0	0	0	1	0	1	0	0	0	0	5	9	0.00	0.000

BOTTOM

San Diego Padres @ Atlanta Braves

Atlanta-Fulton County Stadium, Atlanta, GA

Sat Jun 28 1986, 7:05 PM EDT
Att. 39,085 - Unknown

livebaseballscorecards.com

AB	32
R	5
H	9
RBI	4
BB	3
SO	7
LOB	20

Batter	1	2	3	4	5	6	7	8	9	AB R H RBI BB SO LOB	TOP	
Marvell Wynne, L (1, 8) <small>OBP: 0.333, SLG: 0.436</small>	0-3 		4-0 		0-0 			0-0 		3 0 0 0 1 1 0		
Tony Gwynn, L (1, 9) <small>OBP: 0.410, SLG: 0.490</small>	0-0 		0-0 		0-0 			0-0 		4 0 1 1 0 0 1		
Kevin McReynolds, R (1, 7) <small>OBP: 0.344, SLG: 0.492</small>	0-0 		4-0 				0-0 	0-0 		3 0 0 0 1 0 1		
Graig Nettles, L (1, 5) <small>OBP: 0.314, SLG: 0.444</small>		0-0 	0-0 				0-0 		0-0 	4 0 0 0 0 0 2		
Terry Kennedy, L (1, 2) <small>OBP: 0.327, SLG: 0.382</small>		0-0 		0-0 		0-3 		0-0 		4 0 1 0 0 1 0		
Garry Templeton, S (1, 6) <small>OBP: 0.279, SLG: 0.260</small>		4-0 		0-0 			0-0 	0-0 		3 0 0 0 1 0 1		
Dane Iorg, L (1, 3) <small>OBP: 0.226, SLG: 0.295</small> Craig Lefferts, L (7, 1) <small>OBP: 0.167, SLG: 0.667</small> John Kruk, L (9, PH) <small>OBP: 0.383, SLG: 0.394</small>	0-0 			0-0 			0-0 	0-0 		3 0 2 0 0 0 1		
Tim Flannery, L (1, 4) <small>OBP: 0.388, SLG: 0.410</small>			4-0 	0-0 			0-0 			2 1 0 0 1 0 2		
Mark Thurmond, L (1, 1) <small>OBP: 0.250, SLG: 0.292</small> Tim Stoddard, R (5, 1) <small>OBP: 0.250, SLG: 1.000</small> Steve Garvey, R (7, 3) <small>OBP: 0.263, SLG: 0.416</small>	0-0 				0-0 			0-0 		1 0 0 0 0 0 0		
Inning Stats	R: 0 H: 0 E: 0 LOB: 0 K: 1 BB: 0 S: 5 P: 5	R: 0 H: 0 E: 0 LOB: 1 K: 0 BB: 1 S: 3 P: 7	R: 1 H: 0 E: 0 LOB: 2 K: 0 BB: 3 S: 3 P: 15	R: 0 H: 1 E: 0 LOB: 1 K: 0 BB: 0 S: 4 P: 4	R: 0 H: 0 E: 0 LOB: 0 K: 0 BB: 0 S: 3 P: 3	R: 0 H: 0 E: 0 LOB: 0 K: 1 BB: 0 S: 5 P: 5	R: 0 H: 1 E: 0 LOB: 0 K: 0 BB: 0 S: 3 P: 3	R: 0 H: 1 E: 0 LOB: 1 K: 0 BB: 0 S: 4 P: 4	R: 0 H: 1 E: 0 LOB: 1 K: 0 BB: 0 S: 4 P: 4	1B: 4 SF: 0 2B: 0 SAC: 1 3B: 0 DP: 1 HR: 0 HBP: 0	WP: 1 PA: 34 PB: 0 SB: 0 CS: 0	
PITCHER David Palmer, R (1, 1) <small>ERA: 2.91</small>	IP WLS BF H R ER SO BB IBB HBP BLK WP HR S P ERA WHIP 9.0 W 34 4 1 1 2 4 0 0 0 1 0 34 50 1.00 0.889											PITCHER IP WLS BF H R ER SO BB IBB HBP BLK WP HR S P ERA WHIP

San Diego Padres @ Atlanta Braves
 Atlanta-Fulton County Stadium, Atlanta, GA

Sun Jun 29 1986, 3:33 AM EDT
 Att: 23,438 - Unknown

livebaseballscorecards.com

AB	29
R	1
H	4
RBI	1
BB	4
SO	2
LOB	9



Batter	1	2	3	4	5	6	7	8	9
Bill Sample, R OBP: 0.310, SLG: 0.391 (1, 9) X	0-0 G4-6-3 1B		0-0 4-1	4-0 IBB		0-0 1B			
Rafael Ramirez, R OBP: 0.258, SLG: 0.347 (1, 5) X	0-0 G4-6-3 1-2f		0-0 FC5-4 1B	0-0 F8		0-0 F9			
Dale Murphy, R OBP: 0.373, SLG: 0.469 (1, 8) X	0-0 5-3		0-0 FC5-4 1B 1-2f		0-0 G6-4-3 1B 1B		0-0 1B 1B		
Bob Horner, R OBP: 0.349, SLG: 0.479 (1, 3) X		0-0 F9 BB 2B 1B	0-0 1-2 1B		0-0 G6-4-3 1B 1-2		0-0 F8		
Terry Harper, R OBP: 0.281, SLG: 0.319 (1, 7) X		4-0 BB BB BB 2B 1-2 BB	0-0 F9		0-0 G6-4-3 1-2f 2-3		0-0 G4-6-3 1B 1-2		
Ken Oberkfell, L OBP: 0.381, SLG: 0.406 (1, 4) X		0-0 B5		0-0 F8	0-0 1B 3-H		0-0 G4-6-3 1-2f		
Bruce Benedict, R OBP: 0.362, SLG: 0.442 (1, 2) X		0-0 F9 2-3		0-0 L3	0-0 6-3		0-0 F9		
Andres Thomas, R OBP: 0.325, SLG: 0.496 (1, 6) X		0-0 1-3 3-H 2B		0-0 2B 3B		0-0 6-3	0-0 F8		
David Palmer, R OBP: 0.139, SLG: 0.250 (1, 1) X		0-0 5-3		0-0 2B		0-0 5-3	0-3 K		

Inning Stats	R: 0	H: 1	E: 0	K: 0	S: 3	LOB: 0	BB: 0	P: 3
	R: 1	H: 2	E: 0	K: 0	S: 5	LOB: 2	BB: 1	P: 9
	R: 0	H: 2	E: 0	K: 0	S: 5	LOB: 2	BB: 0	P: 5
	R: 1	H: 2	E: 0	K: 0	S: 5	LOB: 2	BB: 1	P: 9
	R: 0	H: 3	E: 0	K: 0	S: 5	LOB: 1	BB: 0	P: 5
	R: 0	H: 1	E: 0	K: 0	S: 4	LOB: 1	BB: 0	P: 4
	R: 0	H: 2	E: 0	K: 0	S: 4	LOB: 1	BB: 0	P: 4
	R: 0	H: 0	E: 0	K: 1	S: 5	LOB: 0	BB: 0	P: 5

PITCHER	IP	WLS	BF	H	R	ER	SO	BB	IBB	HBP	BLK	WP	HR	S	P	ERA	WHIP
Mark Thurmond, L ERA: 6.29 (1, 1)	4.2	L	24	10	3	3	0	0	1	0	0	0	0	22	30	5.79	2.357
Tim Stoddard, R ERA: 3.8 (5, 1)	1.2		8	3	0	0	0	0	0	0	0	0	0	8	8	0.00	1.800
Craig Lefferts, L ERA: 2.17 (7, 1)	1.2		4	0	0	0	1	0	0	0	0	0	0	6	6	0.00	0.000

BOTTOM

AB	R	H	RBI	BB	SO	LOB
3	0	2	0	1	0	0
4	0	1	0	0	0	4
4	1	2	0	0	0	1
4	1	3	0	0	0	1
3	0	1	0	1	0	4
4	0	1	1	0	0	4
4	0	0	0	0	0	3
4	1	2	1	0	0	0
4	0	1	1	0	1	2

AB	34
R	3
H	13
RBI	3
BB	2
SO	1
LOB	19

WP: 0	PA: 36
PB: 0	CS: 0
SB: 0	

WP	HR	S	P	ERA	WHIP
0	0	3	0	0.00	0.000

San Diego Padres @ Atlanta Braves
Atlanta-Fulton County Stadium, Atlanta, GA
 Sun Jun 29 1986, 3:33 AM EDT
 Att. 23,438 - Unknown

livebaseballscorecards.com



Batter	1	2	3	4	5	6	7	8	9	AB R H RBI BB SO LOB	TOP									
Randy Kutcher, R (1, 8) OBP: 0.259, SLG: 0.426	0-0 F8		0-0 G6-3			0-0 F3		0-0 FC6-4 1B		4 0 1 0 0 0 3	San Francisco Giants @ Atlanta Braves Atlanta-Fulton County Stadium, Atlanta, GA Mon Jun 30 1986, 7:05 PM EDT Att. 21,094 - Unknown livebaseballscorecards.com									
Luis Quinones, S (1, 6) OBP: 0.310, SLG: 0.463	0-0 3-1			0-0 F8		0-0 F7		0-0 FC6-4		4 0 0 0 0 0 3										
Joel Youngblood, R (1, 7) OBP: 0.375, SLG: 0.475	0-3 K			0-0 6-3			0-0 6-3		0-0 HR	4 1 1 1 0 1 0										
Chili Davis, S (1, 9) OBP: 0.377, SLG: 0.466		0-0 F8		0-0 L7			0-0 2B		0-0 6-3	4 0 1 0 0 0 0										
Chris Brown, R (1, 5) OBP: 0.400, SLG: 0.471		0-0 4-3			0-0 4-3		0-0 5-3		0-0 3-1 1B	4 0 1 0 0 0 1										
Mike Aldrete, L (1, 3) OBP: 0.313, SLG: 0.310		0-0 4-3			0-0 F6		0-0 6-3		0-0 3-1 1-2	4 0 0 0 0 0 2										
Bob Brenly, R (1, 2) OBP: 0.386, SLG: 0.340			0-0 FC5-6 1B		0-0 F8			0-0 L6	0-0 F9	4 0 1 0 0 0 1										
Robby Thompson, R (1, 4) OBP: 0.325, SLG: 0.349			0-0 FC5-6 1B			0-0 L1		0-3 K		3 0 1 0 0 1 0										
Mark Davis, L (1, 1) OBP: 0.250, SLG: 0.500			0-0 FC5-6 1B			0-0 1B		0-0 1B		1 0 0 0 0 0 0 2										
Greg Minton, S (3, 1)										0 0 0 0 0 0 0 0										
Jose Uribe, S (6, PH) OBP: 0.300, SLG: 0.279										1 0 1 0 0 0 0 0										
Jeff Robinson, R (6, 1) OBP: 0.125, SLG: 0.143										0 0 0 0 0 0 0 0										
Harry Spilman, L (8, PH) OBP: 0.281, SLG: 0.433										1 0 1 0 0 0 0 0										
Terry Mulholland, R (8, 1)										0 0 0 0 0 0 0 0										
Frank Williams, R (8, 1)										0 0 0 0 0 0 0 0										
Inning Stats	R: 0 E: 0 K: 1 S: 5	H: 0 LOB: 0 BB: 0 P: 5	R: 0 E: 0 K: 0 S: 3	H: 0 LOB: 0 BB: 0 P: 3	R: 0 E: 0 K: 0 S: 3	H: 0 LOB: 0 BB: 0 P: 3	R: 0 E: 0 K: 0 S: 3	H: 0 LOB: 0 BB: 0 P: 3	R: 0 E: 0 K: 0 S: 4	H: 1 LOB: 1 BB: 0 P: 4	R: 0 E: 0 K: 0 S: 4	H: 1 LOB: 1 BB: 0 P: 4	R: 0 E: 0 K: 1 S: 7	H: 2 LOB: 2 BB: 0 P: 7	R: 1 E: 0 K: 0 S: 5	H: 2 LOB: 1 BB: 0 P: 5	1B: 5 2B: 2 3B: 0 HR: 1	SF: 0 SAC: 0 DP: 1 HBP: 0	WP: 0 PB: 0 SB: 0 CS: 0	PA: 34
PITCHER Rick Mahler, R (1, 1) ERA: 4.17	IP 9.0 WLS W BF 34 H 8 R 1 ER 1 SO 2 BB 0 IBB 0 HBP 0 BLK 0 WP 0 HR 1 S 38 P 38 ERA 1.00 WHIP 0.889																			



Batter	1	2	3	4	5	6	7	8	9	AB	R	H	RBI	BB	SO	LOB
Bill Sample, R OBP: 0.313, SLG: 0.392 (1, 9)	0-0 CS 1B	0-0 1-H 1B		0-3 K		0-0 L6		0-3 K		5	0	2	0	0	2	1
Ken Griffey, L OBP: 0.345, SLG: 0.468 (1, 7)	0-0 F8	0-0 F8		0-0 1B		0-0 F7		0-3 K		5	0	1	0	0	1	3
Dale Murphy, R OBP: 0.378, SLG: 0.484 (1, 8)	0-0 1-2 BB 1B		0-0 HR	0-0 1-3 FC6-4 1B				0-0 F8		4	2	3	1	0	0	0
Bob Horner, R OBP: 0.348, SLG: 0.473 (1, 3)	4-0 1-2 BB		0-0 F8	0-0 1-2f FC6-4				0-0 L4		3	0	0	0	1	0	2
Ozzie Virgil, R OBP: 0.359, SLG: 0.430 (1, 2)	0-0 1-3 2-H FC4-6 1B		4-0 BB BB					0-0 6-3		3	0	1	1	1	0	0
Rafael Ramirez, R OBP: 0.261, SLG: 0.349 (1, 5)	0-0 1-2f FC4-6		0-0 L7					0-0 WP 1B 1B		4	1	2	0	0	0	3
Ken Oberkfell, L OBP: 0.390, SLG: 0.414 (1, 4)		0-0 G6-4-3 1B	4-0 1-2 BB					0-0 WP 1B 1B		3	1	3	0	1	0	0
Andres Thomas, R OBP: 0.315, SLG: 0.479 (1, 6)		0-0 G6-4-3	0-0 L7					0-0 F7		4	0	0	0	0	0	7
Glenn Hubbard, R OBP: 0.360, SLG: 0.344 (9, 4)		1-2f						1-2 2-3		0	0	0	0	0	0	0
Rick Mahler, R OBP: 0.226, SLG: 0.235 (1, 1)		4-0 1B E BB		0-3 K				0-0 5-3		3	1	1	2	1	1	0

Inning Stats	R: 1	H: 3	E: 0	LOB: 2	K: 0	BB: 1	S: 5	P: 9	R: 1	H: 2	E: 1	LOB: 1	K: 0	BB: 1	S: 4	P: 8	R: 1	H: 1	E: 0	LOB: 2	K: 0	BB: 2	S: 4	P: 12	R: 0	H: 2	E: 0	LOB: 2	K: 2	BB: 0	S: 9	R: 0	H: 2	E: 0	LOB: 1	K: 0	BB: 0	S: 4	P: 4	R: 0	H: 0	E: 0	LOB: 0	K: 0	BB: 0	S: 3	P: 3	R: 0	H: 3	E: 0	LOB: 1	K: 2	BB: 0	S: 10	P: 10
--------------	------	------	------	--------	------	-------	------	------	------	------	------	--------	------	-------	------	------	------	------	------	--------	------	-------	------	-------	------	------	------	--------	------	-------	------	------	------	------	--------	------	-------	------	------	------	------	------	--------	------	-------	------	------	------	------	------	--------	------	-------	-------	-------

PITCHER	IP	WLS	BF	H	R	ER	SO	BB	IBB	HBP	BLK	WP	HR	S	P	ERA	WHIP
Mark Davis, L ERA: 2.43 (1, 1)	2.2	L	16	6	3	2	0	4	0	0	0	0	1	12	28	6.75	3.750
Greg Minton, R ERA: 4.7 (3, 1)	2.1		10	4	0	0	2	0	0	0	0	0	0	14	14	0.00	1.714
Jeff Robinson, R ERA: 4.09 (6, 1)	2.0		6	0	0	0	0	0	0	0	0	0	0	6	6	0.00	0.000
Terry Mulholland, L ERA: 4.29 (8, 1)	0.1		3	2	2	2	0	0	0	0	0	1	0	3	3	54.00	6.000
Frank Williams, R ERA: (8, 1)	0.2		3	1	0	0	2	0	0	0	0	0	0	7	7	0.00	1.500

BOTTOM

San Francisco Giants @ Atlanta Braves
Atlanta-Fulton County Stadium, Atlanta, GA

Mon Jun 30 1986, 7:05 PM EDT
Att. 21,094 - Unknown

AB	34
R	5
H	13
RBI	4
BB	4
SO	4
LOB	16

WP: 1 PA: 38
PB: 0
SB: 0
CS: 1



PITCHER	IP	WLS	BF	H	R	ER	SO	BB	IBB	HBP	BLK	WP	HR	S	P	ERA	WHIP
---------	----	-----	----	---	---	----	----	----	-----	-----	-----	----	----	---	---	-----	------

Batter	1	2	3	4	5	6	7	8	9	10	AB R H RBI BB SO LOB	TOP												
Joel Youngblood, R (1, 9) OBP: 0.395, SLG: 0.484 Juan Berenguer, R (7, 1) Candy Maldonado, R (9, PH) OBP: 0.291, SLG: 0.487	0-0 6-3 HR 1B		4-0 BB		0-0 F8		0-0 2-H 1B		0-0 HR	0-0 E9 CS 1B	3 1 2 1 1 0 0 0 0 0 0 0 0 0 2 1 2 3 0 0 0													
Robby Thompson, R (1, 4) OBP: 0.325, SLG: 0.346	0-0 6-3 1-2		0-0 F9		0-0 6-3		0-0 1-2 1B		0-3 K	4-0 CS BB	5 0 1 0 1 1 2													
Jeffrey Leonard, R (1, 7) OBP: 0.323, SLG: 0.401 Jeff Robinson, R (9, 1) OBP: 0.125, SLG: 0.143	0-0 1-3		0-0 F9				0-0 F8	0-0 F6	0-0 4-3	0-0 CS	5 0 0 0 0 0 4 0 0 0 0 0 0 0													
Chili Davis, S (1, 8) OBP: 0.381, SLG: 0.476	0-0 2-H HR			4-0 6-3 1B BB		4-0 5-3 1B BB		0-3 K	0-0 4-3		3 3 1 2 2 1 2													
Chris Brown, R (1, 5) OBP: 0.400, SLG: 0.474	0-0 CS 1B			0-0 6-3 1-2		0-0 5-3		0-0 6-3		0-0 6-3 1B 2B	5 1 2 0 0 0 2													
Harry Spilman, L (1, 3) OBP: 0.309, SLG: 0.453 Scott Garrelts, R (8, PR) OBP: 0.194, SLG: 0.200 Bob Brenly, R (8, 3) OBP: 0.384, SLG: 0.338	0-0 CS 1-2	0-0 4-3		0-0 2-H 1B		0-0 2-H 1B		0-0 E7 1B		0-0 6-3 2-3	4 0 3 2 0 0 0 0 0 0 0 0 0 0 1 0 0 0 0 0 1													
Bob Melvin, R (1, 2) OBP: 0.291, SLG: 0.372		0-0 F9		0-0 6-3		0-0 FC6-4		0-0 2-3 1B		4-0 BB 1B BB	4 1 1 0 1 0 2													
Jose Uribe, S (1, 6) OBP: 0.307, SLG: 0.278		0-0 6-3		0-0 4-3				0-0 1B 1B	0-0 L8	0-3 K	5 1 1 0 0 1 6													
Vida Blue, S (1, 1) OBP: 0.176, SLG: 0.067 Mike Aldrete, L (5, PH) OBP: 0.310, SLG: 0.306 Frank Williams, R (5, 1) Randy Kutcher, R (7, PH) OBP: 0.263, SLG: 0.411			0-0 B3		0-0 L6		0-3 K	0-0 5-3		4-0 1B E BB	1 0 0 0 0 0 0 1 0 0 0 0 0 0 0 0 0 0 0 0 0 2 1 0 0 1 1 4													
Inning Stats	R: 2 E: 0 K: 0 S: 5	H: 3 LOB: 0 BB: 0 P: 5	R: 0 E: 0 K: 0 S: 3	H: 0 LOB: 0 BB: 0 P: 3	R: 0 E: 0 K: 0 S: 3	H: 0 LOB: 1 BB: 1 P: 7	R: 1 E: 0 K: 0 S: 4	H: 1 LOB: 1 BB: 1 P: 8	R: 0 E: 0 K: 0 S: 3	H: 0 LOB: 0 BB: 0 P: 3	R: 1 E: 0 K: 0 S: 4	H: 1 LOB: 1 BB: 1 P: 8	R: 1 E: 0 K: 2 S: 10	H: 3 LOB: 2 BB: 0 P: 10	R: 0 E: 1 K: 0 S: 5	H: 2 LOB: 3 BB: 0 P: 5	R: 1 E: 0 K: 1 S: 6	H: 1 LOB: 0 BB: 0 P: 6	R: 3 E: 1 K: 1 S: 6	H: 2 LOB: 1 BB: 3 P: 18	1B: 10 2B: 1 3B: 0 HR: 2	SF: 0 SAC: 0 DP: 0 HBP: 0	WP: 0 PB: 0 SB: 1 CS: 3	PA: 49
PITCHER	IP WLS BF H R ER SO BB IBB HBP BLK WP HR S P ERA WHIP												IP WLS BF H R ER SO BB IBB HBP BLK WP HR S P ERA WHIP											
Craig McMurtry, R (1, 1) ERA: 4.06	6.0	25	5	4	4	0	3	0	0	0	0	0	0	0	0	6.00	1.333							
Jeff Dedmon, R (7, 1) ERA: 3.07	1.1	8	4	1	1	2	0	0	0	0	0	0	0	0	12	6.75	3.000							
Gene Garber, R (8, 1) ERA: 1.48	1.2	7	2	1	1	1	0	0	0	0	0	0	1	9	9	5.40	1.200							
Joe Johnson, R (10, 1) ERA: 4.85	1.0	L 7	2	3	2	1	3	0	0	0	0	0	0	6	18	18.00	5.000							

San Francisco Giants @ Atlanta Braves
 Atlanta-Fulton County Stadium, Atlanta, GA
 Tue Jul 01 1986, 7:05 PM EDT
 Att. 17,376 - Unknown

livebaseballscorecards.com

AB 41
R 9
H 13
RBI 8
BB 6
SO 4
LOB 23



Batter	1	2	3	4	5	6	7	8	9	10	AB	R	H	RBI	BB	SO	LOB
Bill Sample, R (1, 9) OBP: 0.319, SLG: 0.411 Ted Simmons, S (9, PH) OBP: 0.343, SLG: 0.373 Joe Johnson, R (10, 1) OBP: 0.143, SLG: 0.115	0-0 5-3		0-0 1B	0-0 2B			0-3 K		0-3 K		4	1	2	0	0	1	0
Ken Griffey, L (1, 7) OBP: 0.346, SLG: 0.464	0-0 F8		0-0 L1	0-0 F7			4-0 HR		0-0 1B		4	1	1	0	1	0	2
Dale Murphy, R (1, 8) OBP: 0.381, SLG: 0.495	0-0 FC6-4 1B		4-0 BB 1B BB				0-0 K		0-0 K		4	2	2	2	1	2	1
Bob Horner, R (1, 3) OBP: 0.345, SLG: 0.468	0-0 FC6-4		0-0 BB 1B 1B	1-2 2-H			0-0 L6		0-0 F7		5	1	1	1	0	0	1
Ozzie Virgil, R (1, 2) OBP: 0.351, SLG: 0.418			0-0 F5	0-0 L7			0-0 1-3		0-3 K		5	0	0	0	0	1	2
Rafael Ramirez, R (1, 6) OBP: 0.267, SLG: 0.349			4-0 FC6-4 E S BB	4-0 1B 1-2 2-3 BB			0-0 G6-4-3 1B		0-3 K		3	1	1	0	2	1	0
Ken Oberkfell, L (1, 5) OBP: 0.388, SLG: 0.411			0-0 E4 FC6-4	0-0 1B 1-3 2-H 3-H			0-0 G6-4-3 1-2 2-H		0-0 F7		4	0	1	2	0	0	2
Glenn Hubbard, R (1, 4) OBP: 0.358, SLG: 0.338			0-0 FC6-4 S 1-2f 2-3				4-0 6-3 BB		0-0 F7		3	0	0	0	1	0	2
Craig McMurry, R (1, 1) OBP: 0.214, SLG: 0.154 Chris Chambliss, L (6, PH) OBP: 0.431, SLG: 0.462 Jeff Dedmon, L (7, 1) OBP: 0.250, SLG: 0.250 Gene Garber, R (8, 1) Terry Harper, R (9, PH) OBP: 0.280, SLG: 0.317 (10, 9)			0-3 K	0-3 K			0-0 G3		0-0 6-3		2	0	0	0	0	2	1

Inning Stats	R: 0	H: 1	E: 0	K: 0	S: 4	P: 4	R: 1	H: 0	E: 1	K: 1	S: 6	P: 10	R: 3	H: 3	E: 0	K: 0	S: 5	P: 13	R: 0	H: 1	E: 0	K: 1	S: 6	P: 6	R: 0	H: 0	E: 0	K: 1	S: 5	P: 5	R: 0	H: 1	E: 0	K: 0	S: 3	P: 7	R: 2	H: 1	E: 0	K: 2	S: 8	P: 12	R: 0	H: 0	E: 0	K: 1	S: 5	P: 5	R: 0	H: 1	E: 0	K: 2	S: 8	P: 8	R: 0	H: 0	E: 0	K: 0	S: 3	P: 3	1B: 5	SF: 0	2B: 2	SAC: 0	3B: 0	DP: 1	HR: 1	HBP: 0	WP: 0	PA: 42
--------------	------	------	------	------	------	------	------	------	------	------	------	-------	------	------	------	------	------	-------	------	------	------	------	------	------	------	------	------	------	------	------	------	------	------	------	------	------	------	------	------	------	------	-------	------	------	------	------	------	------	------	------	------	------	------	------	------	------	------	------	------	------	-------	-------	-------	--------	-------	-------	-------	--------	-------	--------

PITCHER	IP	WLS	BF	H	R	ER	SO	BB	IBB	HBP	BLK	WP	HR	S	P	ERA	WHIP
Vida Blue, L (1, 1) ERA: 3.4	4.0		20	5	4	3	2	3	0	0	0	0	0	21	33	6.75	2.000
Frank Williams, R (5, 1) ERA:	2.0		7	1	0	0	1	1	0	0	0	0	0	8	12	0.00	1.000
Juan Berenguer, R (7, 1) ERA: 2.25	2.0		8	1	2	2	3	1	0	0	0	0	1	13	17	9.00	1.000
Jeff Robinson, R (9, 1) ERA: 3.93	2.0	W	7	1	0	0	2	0	0	0	0	0	0	11	11	0.00	0.500


BOTTOM

San Francisco Giants @ Atlanta Braves
 Atlanta-Fulton County Stadium, Atlanta, GA

Tue Jul 01 1986, 7:05 PM EDT
 Att: 17,376 - Unknown

livebaseballscorecards.com

AB	37
R	6
H	8
RBI	5
BB	5
SO	8
LOB	12



Batter	1	2	3	4	5	6	7	8	9	AB R H RBI BB SO LOB	TOP											
Joel Youngblood, R (1, 9) OBP: 0.375, SLG: 0.456	0-0 F7		0-0 5-3			0-3 K		0-3 K		4 0 0 0 0 2 1												
Robby Thompson, R (1, 4) OBP: 0.325, SLG: 0.343 Chuck Hensley, L (6, 1) Candy Maldonado, R (8, PH) OBP: 0.289, SLG: 0.484	0-3 K		0-0 F8			1-0 1B HBP		0-0 E6 G6-3		2 0 0 0 0 1 0 0 0 0 0 0 0 0 1 0 0 1 0 0 0												
Jeffrey Leonard, R (1, 7) OBP: 0.322, SLG: 0.399 Terry Mulholland, R (8, 1)	0-0 4-3			0-0 5-3		0-0 1-2 1B		0-0 G6-3 1-2f		4 0 1 0 0 0 1 0 0 0 0 0 0 0												
Chili Davis, S (1, 8) OBP: 0.379, SLG: 0.473		0-0 1B 2B 1B		0-0 5-3		0-0 F9			0-3 K	4 1 1 0 0 1 2												
Chris Brown, R (1, 5) OBP: 0.402, SLG: 0.472		0-0 1-3 1B		0-0 F9			1-0 G6-4-3 HBP		0-0 6-3	3 0 1 0 0 0 0												
Bob Brenly, R (1, 3) OBP: 0.386, SLG: 0.346		0-0 3-H 2B			0-0 E6 G6-4-3		0-0 G6-4-3 1-2f		0-0 1B 1B	4 1 2 1 0 0 1												
Bob Melvin, R (1, 2) OBP: 0.290, SLG: 0.368		0-3 K			0-0 G6-4-3 1-2f		0-3 K		0-0 1B 1B	4 0 1 0 0 2 2												
Jose Uribe, S (1, 6) OBP: 0.307, SLG: 0.277		0-3 K			0-0 5-3			0-0 E6 3B	0-0 1-2 2-H 1B	4 1 1 1 0 1 1												
Scott Garrelts, R (1, 1) OBP: 0.189, SLG: 0.194 Greg Minton, S (4, 1) Randy Kutcher, R (6, PH) OBP: 0.267, SLG: 0.441			0-3 K			0-0 F4		0-0 1-H E 3B	0-3 K	1 0 0 0 0 1 0 0 0 0 0 0 0 0 3 1 1 1 0 1 2												
Inning Stats	R: 0 E: 0 K: 1 S: 5	H: 0 LOB: 0 BB: 0 P: 5	R: 1 E: 0 K: 2 S: 9	H: 3 LOB: 1 BB: 0 P: 9	R: 0 E: 0 K: 1 S: 5	H: 0 LOB: 0 BB: 0 P: 5	R: 0 E: 0 K: 0 S: 3	H: 0 LOB: 0 BB: 0 P: 3	R: 0 E: 1 K: 0 S: 3	H: 0 LOB: 0 BB: 0 P: 3	R: 0 E: 0 K: 1 S: 6	H: 1 LOB: 2 BB: 0 P: 7	R: 0 E: 0 K: 1 S: 4	H: 0 LOB: 0 BB: 0 P: 5	R: 2 E: 2 K: 1 S: 7	H: 1 LOB: 0 BB: 0 P: 7	R: 1 E: 0 K: 2 S: 10	H: 3 LOB: 2 BB: 0 P: 10	1B: 6 2B: 1 3B: 1 HR: 0	SF: 0 SAC: 0 DP: 3 HBP: 2	WP: 0 PB: 0 SB: 0 CS: 0	PA: 36
PITCHER Zane Smith, L (1, 1) ERA: 2.84	IP: 9.0 WLS: W BF: 36 H: 8 R: 4 ER: 2 SO: 9 BB: 0 IBB: 0 HBP: 2 BLK: 0 WP: 0 HR: 0 S: 52 P: 54 ERA: 2.00 WHIP: 0.889											PITCHER	IP: 9.0 WLS: W BF: 36 H: 8 R: 4 ER: 2 SO: 9 BB: 0 IBB: 0 HBP: 2 BLK: 0 WP: 0 HR: 0 S: 52 P: 54 ERA: 2.00 WHIP: 0.889									

San Francisco Giants @ Atlanta Braves
Atlanta-Fulton County Stadium, Atlanta, GA

Wed Jul 02 1986, 7:05 PM EDT
Att. 16,649 - Overcast

livebaseballscorecards.com

AB	34
R	4
H	8
RBI	4
BB	0
SO	9
LOB	10



Batter	1	2	3	4	5	6	7	8	9
Omar Moreno, L (1, 9) OBP: 0.301, SLG: 0.405	0-3 K		0-3 K	0-0 HR			0-3 K		
Ken Oberkfell, L (1, 5) OBP: 0.382, SLG: 0.404	0-0 F2		0-0 F7	0-0 4-3			0-3 K		
Dale Murphy, R (1, 8) OBP: 0.380, SLG: 0.491	0-3 K			0-0 F8 1B BB 1B	0-3 K		0-0 5-3		
Bob Horner, R (1, 3) Chris Chambliss, L (8, 3) OBP: 0.349, SLG: 0.470 OBP: 0.424, SLG: 0.453		0-0 F3		0-0 BB 1B BB 1B	0-0 1B		0-0 4-3		
Ken Griffey, L (1, 7) OBP: 0.349, SLG: 0.479		0-0 HR		0-3 K	0-0 1B		0-3 K		
Rafael Ramirez, R (1, 6) OBP: 0.267, SLG: 0.345		0-3 K		0-0 F8	0-0 G5-4-3		1-0 CS S HBP		
Ozzie Virgil, R (1, 2) OBP: 0.354, SLG: 0.414		0-0 6-3		4-0 BB 1B BB		0-0 L4	4-0 1-2 IBB		
Glenn Hubbard, R (1, 4) OBP: 0.358, SLG: 0.335			0-3 K	4-0 1B HR BB		0-0 6-3	0-0 CS		
Zane Smith, L (1, 1) OBP: 0.114, SLG: 0.093			4-0 BB	0-0 1-3 2-H 3-H HR 1B		0-0 F2			

AB	R	H	RBI	BB	SO	LOB
4	1	1	3	0	3	1
4	0	0	0	0	1	1
4	1	1	0	0	2	0
3	1	2	0	0	0	0
1	0	0	0	0	0	0
4	1	2	1	0	2	2
3	0	0	0	0	1	4
2	1	0	0	2	0	0
2	1	0	1	1	1	0
2	1	1	2	1	0	0


BOTTOM

San Francisco Giants @ Atlanta Braves
Atlanta-Fulton County Stadium, Atlanta, GA

Wed Jul 02 1986, 7:05 PM EDT
Att. 16,649 - Overcast

AB	29
R	7
H	7
RBI	7
BB	4
SO	10
LOB	8

WP: 0 PA: 35
PB: 0
SB: 1
CS: 1



Inning Stats																	
R	H	E	K	S	H	LOB	BB	P	R	H	E	K	S	H	LOB	BB	P
0	0	0	2	7	1	0	1	7	0	0	0	2	9	2	1	1	6
0	0	0	2	6	1	0	1	6	0	0	0	1	11	4	0	2	11
0	0	0	2	7	0	0	1	7	6	0	0	1	6	2	1	2	6
0	0	0	1	9	0	0	1	9	6	0	0	2	3	0	0	3	3
0	0	0	2	7	0	0	1	7	0	0	0	2	7	0	0	7	7
0	0	0	2	6	0	0	1	6	0	0	0	1	6	0	0	6	6
0	0	0	1	9	0	0	1	9	0	0	0	4	9	0	0	9	9
0	0	0	2	7	0	0	1	7	0	0	0	3	3	0	0	3	3
0	0	0	2	7	0	0	1	7	0	0	0	2	7	0	0	7	7
0	0	0	2	6	0	0	1	6	0	0	0	1	6	0	0	6	6
0	0	0	1	9	0	0	1	9	0	0	0	4	9	0	0	9	9

PITCHER																
IP	WLS	BF	H	R	ER	SO	BB	IBB	HBP	BLK	WP	HR	S	P	ERA	WHIP
3.2	L	19	5	7	7	6	3	0	0	0	0	2	28	40	17.18	2.182
4.1		5	2	0	0	1	0	0	0	0	0	7	7	0.00	1.500	
6.1		6	0	0	0	2	0	0	0	0	0	10	10	0.00	0.000	
8.1		4	0	0	0	1	0	1	1	0	0	4	9	0.00	0.000	

Batter	1	2	3	4	5	6	7	8	9	AB R H RBI BB SO LOB	TOP
Tim Raines, S (1, 7) <small>OBP: 0.419, SLG: 0.509</small>	0-0 		0-0 		4-0 	0-3 			0-3 	4 1 2 0 1 2 2	
George Wright, S (1, 8) <small>OBP: 0.258, SLG: 0.333</small>	0-0 		0-0 		0-0 		0-0 		4-0 	4 0 3 0 1 0 1	
Andre Dawson, R (1, 9) <small>OBP: 0.338, SLG: 0.538</small>	0-3 		0-3 		4-0 		0-0 		0-0 	4 0 0 0 1 2 6	
Hubie Brooks, R (1, 6) <small>OBP: 0.381, SLG: 0.587</small>	0-0 		0-0 		0-0 		0-0 			3 0 0 1 0 0 4	
Tim Wallach, R (1, 5) <small>OBP: 0.352, SLG: 0.477</small>		0-0 		4-0 		0-3 		4-0 		2 0 1 0 2 1 2	
Andres Galarraga, R (1, 3) <small>OBP: 0.323, SLG: 0.401</small>		0-0 		0-3 		0-3 		0-3 		4 0 0 0 0 3 3	
Vance Law, R (1, 4) <small>OBP: 0.292, SLG: 0.303</small>		0-0 		0-0 		0-0 		0-0 		4 0 0 0 0 0 3	
Dann Bilardello, R (1, 2) <small>OBP: 0.241, SLG: 0.288</small>		0-0 		0-0 		0-0 		0-0 		4 0 1 0 0 0 3	
Joe Hesketh, R (1, 1) Jay Tibbs, R (8, 1) Wallace Johnson, S (9, PH)			4-0 		0-3 	4-0 		0-0 		1 0 0 0 2 1 0	
Inning Stats	R: 0 H: 1 E: 0 LOB: 1 K: 1 BB: 0 S: 6 P: 6	R: 0 H: 1 E: 0 LOB: 1 K: 0 BB: 0 S: 4 P: 4	R: 0 H: 2 E: 0 LOB: 2 K: 1 BB: 1 S: 6 P: 10	R: 0 H: 0 E: 0 LOB: 1 K: 1 BB: 1 S: 5 P: 9	R: 1 H: 1 E: 0 LOB: 2 K: 2 BB: 2 S: 8 P: 16	R: 0 H: 1 E: 0 LOB: 2 K: 2 BB: 1 S: 8 P: 12	R: 0 H: 1 E: 0 LOB: 0 K: 0 BB: 0 S: 3 P: 3	R: 0 H: 0 E: 0 LOB: 1 K: 1 BB: 1 S: 5 P: 9	R: 0 H: 0 E: 0 LOB: 1 K: 1 BB: 1 S: 5 P: 9	1B: 7 SF: 1 2B: 0 SAC: 0 3B: 0 DP: 1 HR: 0 HBP: 0	WP: 0 PA: 39 PB: 0 SB: 2 CS: 1
PITCHER David Palmer, R (1, 1) <small>ERA: 2.78</small> Gene Garber, R (9, 1) <small>ERA: 1.47</small>	IP WLS BF H R ER SO BB IBB HBP BLK WP HR S P ERA WHIP 8.2 W 38 7 1 1 9 7 0 0 0 0 0 0 49 77 1.04 1.615						PITCHER IP WLS BF H R ER SO BB IBB HBP BLK WP HR S P ERA WHIP 0.1 S 1 0 0 0 0 0 0 0 0 0 0 0 1 1 0.00 0.000				

Montreal Expos @ Atlanta Braves
 Atlanta-Fulton County Stadium, Atlanta, GA

Thu Jul 03 1986, 7:05 PM EDT
 Att: 18,268 - Unknown

livebaseballscorecards.com

AB	31
R	1
H	7
RBI	1
BB	7
SO	9
LOB	24



Batter	1	2	3	4	5	6	7	8	9
Bill Sample, R (1, 9) <small>OBP: 0.309, SLG: 0.398</small> Omar Moreno, L (9, 9) <small>OBP: 0.301, SLG: 0.405</small>	0-0 		0-3 		0-0 		0-3 		
Ken Griffey, L (1, 7) <small>OBP: 0.347, SLG: 0.474</small>	0-0 			0-3 	0-0 			0-3 	
Dale Murphy, R (1, 8) <small>OBP: 0.378, SLG: 0.486</small>	0-0 			4-0 	0-0 			0-3 	
Bob Horner, R (1, 3) <small>OBP: 0.347, SLG: 0.467</small>		0-0 		0-0 		0-0 		0-0 	
Ozzie Virgil, R (1, 2) <small>OBP: 0.352, SLG: 0.407</small>		0-0 		0-0 		0-3 		4-0 	
Rafael Ramirez, R (1, 6) <small>OBP: 0.270, SLG: 0.345</small>		0-0 			0-0 	4-0 		0-0 	
Ken Oberkfell, L (1, 5) <small>OBP: 0.384, SLG: 0.401</small>			4-0 		1-0 	0-0 		0-0 	
Glenn Hubbard, R (1, 4) <small>OBP: 0.362, SLG: 0.337</small>			0-0 		4-0 		0-0 		
David Palmer, R (1, 1) <small>OBP: 0.154, SLG: 0.237</small> Gene Garber, R (9, 1)			0-0 		4-0 		0-0 		

AB	R	H	RBI	BB	SO	LOB
4	0	0	0	0	2	4
0	0	0	0	0	0	0
4	0	1	2	0	2	0
3	0	0	0	1	1	2
4	1	1	0	0	0	1
3	0	0	0	1	1	2
3	0	1	1	1	0	0
2	1	0	0	1	0	3
2	1	1	0	1	0	0
2	0	0	0	1	0	1
0	0	0	0	0	0	0
1B: 4	SF: 0	2B: 0	SAC: 0	3B: 0	DP: 1	HR: 0
WP: 1	PA: 34	PB: 0		SB: 1		CS: 0

Montreal Expos @ Atlanta Braves
 Atlanta-Fulton County Stadium, Atlanta, GA

Thu Jul 03 1986, 7:05 PM EDT
 Att. 18,268 - Unknown

livebaseballscorecards.com

AB	27
R	3
H	4
RBI	3
BB	6
SO	6
LOB	13

Inning Stats		R: 0	H: 0	E: 0	LOB: 0	K: 0	BB: 0	S: 3	P: 3									
Joe Hesketh, L (1, 1) <small>ERA: 5.01</small> Jay Tibbs, R (8, 1) <small>ERA: 3.75</small>		7.2	WLS: L	BF: 33	H: 4	R: 3	ER: 3	SO: 6	BB: 6	IBB: 0	HBP: 1	BLK: 1	WP: 1	HR: 0	S: 38	P: 63	ERA: 3.52	WHIP: 1.304
		0.1		1	0	0	0	0	0	0	0	0	0	0	1	1	0.00	0.000

PITCHER		IP	WLS	BF	H	R	ER	SO	BB	IBB	HBP	BLK	WP	HR	S	P	ERA	WHIP
		7.2	L	33	4	3	3	6	6	0	1	1	1	0	38	63	3.52	1.304
		0.1		1	0	0	0	0	0	0	0	0	0	0	1	1	0.00	0.000

Batter	1	2	3	4	5	6	7	8	9	AB	R	H	RBI	BB	SO	LOB	TOP
Tim Raines, S (1, 7) X OBP: 0.415, SLG: 0.504 Mitch Webster, S (8, 7) OBP: 0.350, SLG: 0.383	0-0 4-3		0-0 3-1	0-0 FC5-4 1B		0-0 6-3		0-0 F7		5	0	1	1	0	0	2	
George Wright, S (1, 8) X OBP: 0.256, SLG: 0.324	0-0 3-1		0-3 K	0-0 F9		4-0 FC1-4 BB		0-0 FC4-6 2B		4	1	0	0	1	1	4	
Andre Dawson, R (1, 9) S S S OBP: 0.335, SLG: 0.534	0-3 K			L7		0-0 FC1-4 FC4-6		0-0 2B		5	0	1	2	0	1	3	
Hubie Brooks, R (1, 6) X OBP: 0.382, SLG: 0.586 Al Newman, S (7, 6) OBP: 0.310, SLG: 0.252		0-0 1B 1B		0-0 2B 1B		0-0 G3		0-0 FC4-6		4	2	2	0	0	0	1	
Tim Wallach, R (1, 5) X OBP: 0.357, SLG: 0.485 Andres Galarraga, R (7, 3) OBP: 0.322, SLG: 0.399		0-0 1B G6-3 1B		0-0 1B 2B		0-0 2B 1B			0-3 K	4	3	3	0	0	1	0	
Wayne Krenchicki, L (1, 3) X OBP: 0.295, SLG: 0.367 (7, 5)		0-0 1B G6-3 1B		4-0 1B 1B		0-0 2B 1B			0-3 K	4	2	2	1	1	1	0	
Vance Law, R (1, 4) X OBP: 0.290, SLG: 0.301		0-0 G6-3		0-0 1B 1B		0-0 F8			0-0 6-3	5	1	1	1	0	0	3	
Mike Fitzgerald, R (1, 2) X OBP: 0.380, SLG: 0.475 Dann Bilardello, R (6, 2) OBP: 0.250, SLG: 0.288		0-0 6-3		0-0 1B 1B		0-0 2B				3	1	2	4	0	0	0	
Floyd Youmans, R (1, 1) S S S OBP: 0.275, SLG: 0.257 Dan Schatzeder, L (9, 1) OBP: 0.565, SLG: 0.778			0-3 K	0-0 F9 1B		0-0 5-3		4-0 FC4-6 2B BB		3	0	1	1	1	1	1	
Inning Stats	R: 0 H: 0 E: 0 LOB: 0 K: 1 BB: 0 S: 5 P: 5	R: 2 H: 3 E: 0 LOB: 0 K: 0 BB: 0 S: 5 P: 5	R: 0 H: 0 E: 0 LOB: 0 K: 2 BB: 0 S: 7 P: 7	R: 5 H: 6 E: 0 LOB: 2 K: 0 BB: 1 S: 9 P: 13	R: 2 H: 3 E: 0 LOB: 1 K: 0 BB: 0 S: 6 P: 6	R: 0 H: 0 E: 0 LOB: 1 K: 0 BB: 1 S: 3 P: 7	R: 0 H: 0 E: 0 LOB: 0 K: 2 BB: 0 S: 7 P: 7	R: 2 H: 1 E: 0 LOB: 1 K: 0 BB: 2 S: 4 P: 12	R: 0 H: 0 E: 0 LOB: 0 K: 1 BB: 0 S: 5 P: 5	1B: 10 SF: 0 2B: 3 SAC: 0 3B: 0 DP: 1 HR: 0 HBP: 0	WP: 0 PA: 43 PB: 0 SB: 0 CS: 0						
PITCHER Rick Mahler, R (1, 1) ERA: 4.55 Joe Johnson, R (4, 1) ERA: 4.97 Steve Shields, R (6, 1) ERA: 6.52 Ed Olwine, L (9, 1) ERA: 1.74	IP WLS BF H R ER SO BB IBB HBP BLK WP HR S P ERA WHIP 3.1 L 18 8 7 7 3 0 1 0 0 0 0 0 23 27 18.90 2.400 1.2 9 4 2 2 0 0 0 0 0 0 0 0 9 9 10.80 2.400 3.0 13 1 2 2 2 3 0 0 0 0 0 0 14 26 6.00 1.333 1.0 3 0 0 0 0 1 0 0 0 0 0 0 5 5 0.00 0.000	PITCHER IP WLS BF H R ER SO BB IBB HBP BLK WP HR S P ERA WHIP															

Montreal Expos @ Atlanta Braves
 Atlanta-Fulton County Stadium, Atlanta, GA

Fri Jul 04 1986, 7:05 PM EDT
 Att: 46,609 - Unknown

livebaseballscorecards.com

AB	39
R	11
H	13
RBI	10
BB	4
SO	6
LOB	15



BOTTOM

Montreal Expos @ Atlanta Braves
 Atlanta-Fulton County Stadium, Atlanta, GA

Fri Jul 04 1986, 7:05 PM EDT
 Att. 46,609 - Unknown

livebaseballscorecards.com

AB 27
R 5
H 5
RBI 5
BB 7
SO 5
LOB 17



WP: 0 PA: 36
 PB: 0
 SB: 1
 CS: 1

AB R H RBI BB SO LOB

4 0 1 1 0 1 4

2 1 0 0 2 1 1

4 0 1 1 0 1 2

2 1 0 1 1 0 1

4 0 1 0 0 1 1

1 1 0 0 3 0 0

4 0 1 0 0 1 4

3 1 0 1 0 0 3

1B: 3 SF: 2
 2B: 3 SAC: 0
 3B: 0 DP: 4
 HR: 0 HBP: 0

Batter	1	2	3	4	5	6	7	8	9
Omar Moreno, L OBP: 0.300, SLG: 0.401 (1, 9)	0-0 CS S 1B	0-0 F5			0-3 K			0-0 4-3 2-3 3-H	
Ken Oberkfell, L OBP: 0.386, SLG: 0.397 (1, 5)	0-3 K 1-2		4-0 FC3-6 BB			0-0 3-1		4-0 2B SF9 BB	
Dale Murphy, R OBP: 0.376, SLG: 0.486 (1, 8)	0-3 K 2-3		0-0 FC3-6 G6-4-3 1-2f			0-0 F3		0-0 1-3 3-H 2B	
Bob Horner, R OBP: 0.346, SLG: 0.464 (1, 3)		4-0 BB 1B BB BB	0-0 G6-4-3 1-2f			0-0 F9		0-0 SF9 3-H	
Ken Griffey, L OBP: 0.346, SLG: 0.470 (1, 7)		0-0 BB 1-2 1B		0-0 4-3			0-0 F7	0-3 K	
Rafael Ramirez, R OBP: 0.276, SLG: 0.344 (1, 6)		4-0 BB 1-2 2-3 BB		0-0 F7			4-0 G1-6-3 BB		4-0 1B SF9 BB
Ozzie Virgil, R OBP: 0.350, SLG: 0.404 (1, 2)		0-3 K		0-0 1-3			0-0 G1-6-3 1-2f		0-0 1-3 G6-4-3 1B
Glenn Hubbard, R OBP: 0.356, SLG: 0.332 (1, 4)		0-0 L4			0-0 F7			0-0 E6 2B 4-3	0-0 SF9 3-H
Rick Mahler, R OBP: 0.241, SLG: 0.235 (1, 1)		4-0 BB BB BB			0-0 5-3			0-0 4-3 2B	0-0 G6-4-3 1-2f
Joe Johnson, R OBP: 0.143, SLG: 0.115 (4, 1)									
Bill Sample, R OBP: 0.307, SLG: 0.395 (5, PH)									
Steve Shields, R (6, 1)									
Chris Chambliss, L OBP: 0.433, SLG: 0.481 (8, PH)									
Ed Olivine, R (9, 1)									
Terry Harper, R OBP: 0.278, SLG: 0.315 (9, PH)		1-2 2-3 3-H BB							

Inning Stats	R: 0	H: 1	E: 0	LOB: 1	K: 2	P: 7	R: 1	H: 1	E: 0	LOB: 3	K: 1	P: 6	R: 0	H: 0	E: 0	LOB: 0	K: 0	P: 1	R: 0	H: 0	E: 0	LOB: 0	K: 1	P: 5	R: 0	H: 0	E: 0	LOB: 0	K: 0	P: 3	R: 0	H: 0	E: 0	LOB: 0	K: 0	P: 6	R: 3	H: 2	E: 1	LOB: 1	K: 1	P: 12	R: 1	H: 1	E: 0	LOB: 0	K: 0	P: 7	1B: 3	SF: 2	2B: 3	SAC: 0	3B: 0	DP: 4	HR: 0	HBP: 0
--------------	------	------	------	--------	------	------	------	------	------	--------	------	------	------	------	------	--------	------	------	------	------	------	--------	------	------	------	------	------	--------	------	------	------	------	------	--------	------	------	------	------	------	--------	------	-------	------	------	------	--------	------	------	-------	-------	-------	--------	-------	-------	-------	--------

PITCHER	IP	WLS	BF	H	R	ER	SO	BB	IBB	HBP	BLK	WP	HR	S	P	ERA	WHIP
Floyd Youmans, R ERA: 4.42 (1, 1)	8.0	W	34	5	5	3	5	7	0	0	0	0	0	37	65	3.38	1.500
Dan Schatzeder, L ERA: 2.57 (9, 1)	1.0		2	0	0	0	0	0	0	0	0	0	0	2	2	0.00	0.000

Batter	1	2	3	4	5	6	7	8	9	AB R H RBI BB SO LOB	TOP											
Mitch Webster, S (1, 9) OBP: 0.351, SLG: 0.387	0-0 F8 SF8 2B		0-0 F8	0-0 4-3		0-0 F8		0-0 G6-4-3 1B		5 1 2 0 0 0 2												
George Wright, S (1, 8) OBP: 0.255, SLG: 0.327	0-0 F8 2-3		0-3 K		0-0 3B 2B	0-0 FC4-6 1-2f		0-0 G6-4-3 1-2f		5 1 1 0 0 1 4												
Tim Raines, S (1, 7) OBP: 0.412, SLG: 0.507	0-0 SF8 3-H		0-0 G3		0-0 1B 3B	0-0 G3		0-0 4-3		4 1 1 2 0 0 2												
Hubie Brooks, R (1, 6) OBP: 0.381, SLG: 0.581 Vance Law, R (7, 4) OBP: 0.289, SLG: 0.300	0-0 F7			0-0 5-3	0-0 4-3		0-0 2B 1B 1B		0-3 K	4 1 1 0 0 0 1 1 0 0 0 0 1 0												
Tim Wallach, R (1, 5) OBP: 0.364, SLG: 0.516		0-0 F7		0-0 HR	0-0 1B FC6 1B		0-0 1B 2B		0-0 HR	5 4 4 3 0 0 0												
Wayne Krenchicki, L (1, 3) OBP: 0.304, SLG: 0.373 Andres Galarraga, R (7, 3) OBP: 0.321, SLG: 0.397		0-0 F4		0-0 6-3	0-0 1B FC6 1B		0-0 L6 1B 1B		0-0 5-3	4 0 2 2 0 0 0 1 0 0 0 0 0 0												
Mike Fitzgerald, R (1, 2) OBP: 0.383, SLG: 0.479 Dann Bilardello, R (7, 2) OBP: 0.247, SLG: 0.284		4-0 S BB		0-0 HR 2B	0-0 FC6 WP		0-0 F4		0-0 F3	3 2 1 1 1 0 2 1 0 0 0 0 0 0												
Al Newman, S (1, 4) OBP: 0.317, SLG: 0.255		0-0 1-3		4-0 HR IBB	0-0 4-3		0-0 1-2 1B			3 1 1 0 1 0 1												
Bryn Smith, R (1, 1) OBP: 0.171, SLG: 0.188 Wallace Johnson, S (7, PH) Dan Schatzeder, L (7, 1) OBP: 0.565, SLG: 0.778			0-0 1B	0-0 HR		0-0 FC4-6 1B	0-0 L6			3 1 3 3 0 0 0 1 0 0 0 0 0 2 0 0 0 0 0 0 0												
Inning Stats	R: 1 E: 0 K: 0 S: 4	H: 1 LOB: 0 BB: 0 P: 4	R: 0 E: 0 K: 0 S: 3	H: 0 LOB: 1 BB: 1 P: 7	R: 0 E: 0 K: 1 S: 6	H: 1 LOB: 1 BB: 0 P: 6	R: 4 E: 0 K: 0 S: 6	H: 3 LOB: 0 BB: 1 P: 10	R: 4 E: 1 K: 0 S: 7	H: 4 LOB: 0 BB: 0 P: 7	R: 0 E: 0 K: 0 S: 4	H: 1 LOB: 1 BB: 0 P: 4	R: 2 E: 0 K: 0 S: 6	H: 4 LOB: 1 BB: 0 P: 6	R: 0 E: 0 K: 0 S: 3	H: 1 LOB: 0 BB: 0 P: 3	R: 1 E: 0 K: 1 S: 6	H: 1 LOB: 0 BB: 0 P: 6	1B: 8 2B: 5 3B: 1 HR: 3	SF: 1 SAC: 0 DP: 2 HBP: 0	WP: 1 PB: 0 SB: 1 CS: 0	PA: 43
PITCHER	IP WLS BF H R ER SO BB IBB HBP BLK WP HR S P ERA WHIP																					
Craig McMurtry, R (1, 1) ERA: 4.52	4.0 L 19 5 5 5 1 1 1 0 0 0 2 19 27 11.25 1.500																					
Ed Olwine, L (5, 1) ERA: 3.48	0.0 2 2 2 2 0 0 0 0 0 0 0 0 2 2 ∞ ∞																					
Jeff Dedmon, R (5, 1) ERA: 3.14	2.0 9 3 2 1 0 0 0 0 0 0 1 0 9 9 4.50 1.500																					
Steve Shields, R (7, 1) ERA: 7.11	3.0 13 6 3 3 1 0 0 0 0 0 0 1 15 15 9.00 2.000																					

Montreal Expos @ Atlanta Braves
Atlanta-Fulton County Stadium, Atlanta, GA

Sat Jul 05 1986, 7:05 PM EDT
Att: 33,665 - Unknown

livebaseballscorecards.com

AB 40
R 12
H 16
RBI 11
BB 2
SO 2
LOB 14



Batter	1	2	3	4	5	6	7	8	9	AB R H RBI BB SO LOB	TOP														
Mitch Webster, S OBP: 0.360, SLG: 0.412 (1, 7) X	0-0 CS 1B		0-0 2-H 2B		0-0 2B 1B		0-0 HR		0-0 F9	6 2 5 3 0 0 0															
George Wright, S OBP: 0.257, SLG: 0.333 (1, 8) X	0-0 F8		0-3 K		0-0 2B K		0-0 5-3		0-0 1B	6 1 2 1 0 2 5															
Andre Dawson, R OBP: 0.335, SLG: 0.548 (1, 9) X	0-0 1-2 2B		0-0 6-3		0-0 2-H HR		0-0 F8		0-0 4-3	6 1 2 2 0 1 2															
Hubie Brooks, R OBP: 0.381, SLG: 0.581 (1, 6) X	0-0 F4				0-0 PB FC5-4 2B		0-0 6-3		0-0 SH3-4 BB 1B	5 1 2 0 0 0 1															
Tim Wallach, R OBP: 0.368, SLG: 0.513 (1, 5) X			0-0 F9		4-0 2B BB		4-0 2B BB		4-0 G5-3 SH3-4 BB	2 1 0 0 3 1 1															
Andres Galarraga, R OBP: 0.321, SLG: 0.394 (1, 3)			0-3 K		0-3 K		0-0 2B		0-0 SH3-4	2 0 0 0 0 2 1															
Wayne Krenchicki, L OBP: 0.312, SLG: 0.393 (5, PR)							1-3 2B		1-2 2-3	1 0 1 0 0 0 0															
Jeff Reardon, R OBP: 0.167, SLG: 0.167 (8, 1)					2-3 HBP					0 0 0 0 0 0 0															
Mike Fitzgerald, R OBP: 0.389, SLG: 0.482 (1, 2) X			0-0 4-3		0-0 1-H HR 2B		1-0 FC6-4 HBP		4-0 BB	3 2 1 2 1 0 1															
Al Newman, S OBP: 0.328, SLG: 0.291 (1, 4)					0-0 2B SH1-4 BB		0-0 1-2 1B 1B		0-0 G5-3	4 3 2 2 1 0 6															
Andy McGaffigan, R OBP: 0.083, SLG: 0.083 (1, 1) X			0-0 SH1-4		0-0 2-H HR				0-0 F4	2 0 1 1 0 0 0															
Tim Burke, R (5, 1)					0-0 6-3					1 0 0 0 0 0 0															
Vance Law, R OBP: 0.288, SLG: 0.298 (8, 3)					1-3 2-H 1B					1 0 0 0 0 0 0															
Inning Stats	R: 0 E: 0 K: 0 S: 4	H: 2 LOB: 1 BB: 0 P: 4	R: 0 E: 0 K: 1 S: 5	H: 0 LOB: 0 BB: 0 P: 5	R: 1 E: 0 K: 1 S: 6	H: 1 LOB: 1 BB: 1 P: 10	R: 3 E: 0 K: 1 S: 7	H: 2 LOB: 0 BB: 1 P: 11	R: 6 E: 0 K: 2 S: 14	H: 7 LOB: 3 BB: 0 P: 15	R: 0 E: 0 K: 0 S: 4	H: 1 LOB: 3 BB: 1 P: 9	R: 1 E: 0 K: 1 S: 6	H: 1 LOB: 0 BB: 0 P: 6	R: 0 E: 0 K: 0 S: 3	H: 1 LOB: 2 BB: 2 P: 11	R: 0 E: 0 K: 0 S: 4	H: 1 LOB: 1 BB: 0 P: 4	1B: 7 2B: 6 3B: 0 HR: 3	SF: 0 SAC: 2 DP: 1 HBP: 2	WP: 0 PB: 1 SB: 1 CS: 1	PA: 48			
PITCHER	IP	WLS	BF	H	R	ER	SO	BB	IBB	HBP	BLK	WP	HR	S	P	ERA	WHIP								
Zane Smith, L ERA: 3.28 (1, 1)	4.0	L	22	9	8	8	3	2	0	0	0	0	2	26	34	18.00	2.750								
Jeff Dedmon, R ERA: 3.4 (5, 1)	2.0		13	4	2	2	2	1	0	2	0	0	0	14	20	9.00	2.500								
Paul Assenmacher, L ERA: 2.29 (7, 1)	2.0		9	2	1	1	1	2	0	0	0	0	1	9	17	4.50	2.000								
Gene Garber, R ERA: 1.43 (9, 1)	1.0		4	1	0	0	0	0	0	0	0	0	0	4	4	0.00	1.000								

Montreal Expos @ Atlanta Braves
Atlanta-Fulton County Stadium, Atlanta, GA

Sun Jul 06 1986, 3:33 AM EDT
Att: 18,153 - Unknown

livebaseballscorecards.com

AB	39
R	11
H	16
RBI	11
BB	5
SO	6
LOB	17



Batter	1	2	3	4	5	6	7	8	9	AB	R	H	RBI	BB	SO	LOB
Omar Moreno, L OBP: 0.298, SLG: 0.394 Ted Simmons, S OBP: 0.338, SLG: 0.413 (1, 9) (8, PH) (9, 5)	F8		L6		F9		1B 1B	F4		4	0	1	0	0	0	2
Ken Oberkfell, L OBP: 0.394, SLG: 0.407 (1, 5) (9, 4)	G6-4-3 1B			K	HR 1B		1-2 1B		G5-4-3 1B	5	1	4	1	0	1	0
Dale Murphy, R OBP: 0.369, SLG: 0.472 (1, 8)	G6-4-3 1-2f			K	L4		F8		G5-4-3 1-2f	5	0	0	0	0	1	6
Bob Horner, R OBP: 0.351, SLG: 0.507 (1, 3)		HR		HR	HR		F3		HR	5	4	4	6	0	0	2
Ken Griffey, L OBP: 0.348, SLG: 0.467 (1, 7)		3-1		1B	S 1B		F7		F9	5	0	2	0	0	0	2
Andres Thomas, R OBP: 0.318, SLG: 0.476 (1, 6)		6-3		F5	K				5-3 1B	4	0	1	0	0	1	2
Ozzie Virgil, R OBP: 0.349, SLG: 0.406 (1, 2)		6-3			2B 2B		F4		5-3	4	1	1	0	0	0	1
Glenn Hubbard, R OBP: 0.354, SLG: 0.335 Chris Chambliss, L OBP: 0.452, SLG: 0.491 Gene Garber, R (1, 4) (8, PH) (9, 1)			F8		SH 1B 2B		F8		BB	3	1	1	1	0	0	0
Zane Smith, L OBP: 0.111, SLG: 0.091 Jeff Dedmon, L OBP: 0.250, SLG: 0.250 Bill Sample, R OBP: 0.303, SLG: 0.389 Paul Assenmacher, L OBP: 0.275, SLG: 0.341 (1, 1) (5, 1) (6, PH) (7, 1) (8, PH) (9, 9)			4-3		SH 1B HR		5-3		K	1	0	0	0	0	0	0

Inning Stats	R: 0 E: 0 K: 0 S: 3	H: 1 LOB: 0 BB: 0 P: 3	R: 1 E: 0 K: 0 S: 4	H: 1 LOB: 0 BB: 0 P: 4	R: 0 E: 0 K: 0 S: 3	H: 0 LOB: 0 BB: 0 P: 3	R: 1 E: 0 K: 2 S: 9	H: 2 LOB: 1 BB: 0 P: 9	R: 5 E: 1 K: 1 S: 11	H: 5 LOB: 1 BB: 0 P: 11	R: 0 E: 0 K: 0 S: 3	H: 0 LOB: 0 BB: 0 P: 3	R: 0 E: 0 K: 0 S: 5	H: 2 LOB: 2 BB: 0 P: 5	R: 0 E: 0 K: 1 S: 6	H: 1 LOB: 2 BB: 1 P: 10	R: 1 E: 0 K: 0 S: 4	H: 2 LOB: 0 BB: 0 P: 4	1B: 8 2B: 2 3B: 0 HR: 4	SF: 0 SAC: 1 DP: 2 HBP: 0	WP: 0 PB: 0 SB: 1 CS: 0	PA: 41	
PITCHER	IP	WLS	BF	H	R	ER	SO	BB	IBB	HBP	BLK	WP	HR	S	P	ERA	WHIP						
Andy McGaffigan, R ERA: 3.47 (1, 1)	4.2		22	8	7	4	2	0	0	0	0	0	0	3	26	26	7.71	1.714					
Tim Burke, R ERA: 1.84 (5, 1)	2.2	W	13	4	0	0	1	1	0	0	0	0	0	14	18	0.00	1.875						
Jeff Reardon, R ERA: 3.0 (8, 1)	1.2	S	6	2	1	1	1	0	0	0	0	0	1	8	8	5.40	1.200						

BOTTOM

Montreal Expos @ Atlanta Braves
Atlanta-Fulton County Stadium, Atlanta, GA

Sun Jul 06 1986, 3:33 AM EDT
Att. 18,153 - Unknown

AB	39
R	8
H	14
RBI	8
BB	1
SO	4
LOB	19

livebaseballscorecards.com



Batter	1	2	3	4	5	6	7	8	9	AB R H RBI BB SO LOB	TOP															
Andres Thomas, R (1, 6) OBP: 0.321, SLG: 0.473	0-0 4-3		0-0 E S 1B	0-0 5-3		0-0 F9 1-2		0-0 1-2 2-3 1B		5 0 2 0 0 0 3																
Ken Griffey, L (1, 7) OBP: 0.345, SLG: 0.462	0-3 K		0-3 K 1-3		0-0 F4		0-0 S 1B	0-0 F8		5 0 1 0 0 2 4																
Dale Murphy, R (1, 8) OBP: 0.369, SLG: 0.472	0-0 6-3		0-0 5-3		0-0 2B 2B		0-0 L9	4-0 FC3-6 1B BB		4 1 1 0 1 0 2																
Bob Homer, R (1, 3) OBP: 0.352, SLG: 0.509		0-0 6-3	0-0 6-3		0-0 2B 2B		0-3 K 1-2	0-0 FC3-6 1B		5 0 2 1 0 1 2																
Ozzie Virgil, R (1, 2) OBP: 0.347, SLG: 0.408 Jim Acker, R (7, 1) Rafael Ramirez, R (9, PH) OBP: 0.274, SLG: 0.340		0-0 4-3		0-0 1B 1B 2B	0-0 4-3		0-0 5-3	0-3 K		4 1 1 0 0 0 2 0 0 0 0 0 0 0 1 0 0 0 0 0 12																
Terry Harper, R (1, 9) OBP: 0.281, SLG: 0.314 Chris Chambliss, L (9, PH) OBP: 0.444, SLG: 0.482		4-0 2B BB		0-0 BB 1B G4-6-3 1B	0-0 6-3		0-0 L7	0-0 FC3-6 1-2 2-3		3 1 1 0 1 0 1 1 0 0 0 0 0 2																
Ken Oberkfell, L (1, 5) OBP: 0.397, SLG: 0.414		0-0 1-3 2B		0-0 1-2 3-H 1B		0-0 F9 BB 1B	0-0 4-3	0-0 F7		5 0 3 1 0 0 2																
Glenn Hubbard, R (1, 4) OBP: 0.364, SLG: 0.335		4-0 IBB		4-0 1-2 2-3 BB		4-0 CS BB	4-0 1B HBP BB		0 0 0 0 4 0 0																	
David Palmer, R (1, 1) OBP: 0.146, SLG: 0.225 Bill Sample, R (6, PH) OBP: 0.301, SLG: 0.386 Ed Olwine, R (6, 1) Bruce Benedict, R (7, 2) OBP: 0.381, SLG: 0.446		0-0 L9		0-0 G4-6-3 1-2 2-3 3-H		0-0 F9	1-0 1B HBP		2 0 0 0 0 0 5 1 0 0 0 0 0 2 0 0 0 0 0 0 0 0 0 0 0 0 0 0																	
Inning Stats	R: 0 E: 0 K: 1 S: 5	H: 0 LOB: 0 BB: 0 P: 5	R: 0 E: 0 K: 0 S: 4	H: 1 LOB: 3 BB: 2 P: 12	R: 0 E: 1 K: 1 S: 6	H: 1 LOB: 1 BB: 0 P: 6	R: 2 E: 0 K: 0 S: 5	H: 3 LOB: 1 BB: 1 P: 9	R: 1 E: 0 K: 0 S: 5	H: 2 LOB: 1 BB: 0 P: 5	R: 0 E: 0 K: 0 S: 3	H: 1 LOB: 1 BB: 1 P: 7	R: 0 E: 0 K: 1 S: 6	H: 1 LOB: 1 BB: 0 P: 6	R: 0 E: 0 K: 0 S: 4	H: 1 LOB: 3 BB: 1 P: 9	R: 0 E: 0 K: 1 S: 6	H: 1 LOB: 2 BB: 1 P: 10	1B: 7 2B: 4 3B: 0 HR: 0	SF: 0 SAC: 0 DP: 1 HBP: 1	WP: 0 PB: 0 SB: 2 CS: 1	PA: 43				
PITCHER Shane Rawley, L (1, 1) ERA: 2.77 Steve Bedrosian, R (9, 1) ERA: 3.73	IP 8.0	WLS W	BF 40	H 11	R 3	ER 3	SO 3	BB 5	IBB 1	HBP 1	BLK 0	WP 0	HR 0	S 39	P 64	ERA 3.38	WHIP 2.000									

Atlanta Braves @ Philadelphia Phillies
Veterans Stadium, Philadelphia, PA
Mon Jul 07 1986, 7:05 PM EDT
Att: 18,768 - Unknown

AB	36
R	3
H	11
RBI	2
BB	6
SO	4
LOB	27



Batter	1	2	3	4	5	6	7	8	9
Gary Redus, R OBP: 0.382, SLG: 0.532 (1, 7)	0-0 HR	0-0 2-H HR		0-0 F7			0-0 5-3		
Juan Samuel, R OBP: 0.297, SLG: 0.438 (1, 4)	0-0 HR	0-0 6-3			0-0 SH1-3 SF9 1B		0-3 K		
Ron Roenicke, S OBP: 0.401, SLG: 0.438 (1, 8)	0-3 K		0-3 K		0-0 SH1-3		0-0 3-1		
Mike Schmidt, R OBP: 0.388, SLG: 0.520 (1, 5)	0-0 5-3		1-0 HBP		0-0 SF9		0-0 2-3		
Von Hayes, L OBP: 0.382, SLG: 0.421 (1, 3)	0-0 1B		0-0 3		0-0 6-3		0-0 2B		
Glenn Wilson, R OBP: 0.295, SLG: 0.364 (7, 9)			1-2f						
Greg Gross, L OBP: 0.429, SLG: 0.351 (1, 9) (7, 3)	0-0 6-3			0-0 HR 1B		0-0 1-3	4-0 IBB		
John Russell, R OBP: 0.326, SLG: 0.504 (1, 2)		0-0 F7		0-0 1-H HR		0-3 K	0-3 K		
Tom Foley, L OBP: 0.404, SLG: 0.395 (1, 6)		4-0 S HR BB		0-3 K		0-3 K			
Shane Rawley, R OBP: 0.180, SLG: 0.208 (1, 1)		0-3 K		0-3 K			0-0 6-3		
Steve Bedrosian, R OBP: 0.417, SLG: 1.000 (9, 1)									
Ronn Reynolds, R OBP: 0.417, SLG: 1.000 (9, 2)		1-2 K							

AB	R	H	RBI	BB	SO	LOB
4	2	2	3	0	0	0
4	2	2	1	0	1	0
3	0	0	0	0	2	0
2	0	0	1	0	0	0
3	0	1	0	0	0	1
1	0	1	0	0	0	0
3	1	1	0	1	0	1
4	1	1	2	0	2	2
2	1	0	0	1	2	0
3	0	0	0	0	2	1
0	0	0	0	0	0	0
0	0	0	0	0	0	0

BOTTOM	
AB	29
R	7
H	8
RBI	7
BB	2
SO	9
LOB	5
WP: 0	PA: 34
PB: 0	
SB: 2	
CS: 0	

Atlanta Braves @ Philadelphia Phillies
Veterans Stadium, Philadelphia, PA
 Mon Jul 07 1986, 7:05 PM EDT
 Att. 18,768 - Unknown

livebaseballscores.com



Inning Stats														
R	H	E	K	S	P	BB	IBB	HBP	BLK	WP	HR	S	P	ERA
2	3	0	1	8										
0	1	0	1	6										
0	0	0	1	9										
0	0	0	2	7										
0	1	0	1	5										
0	0	0	2	9										
0	0	0	1	4										
0	0	0	1	7										
0	0	0	1	5										
0	1	0	1	10										

PITCHER														
IP	WLS	BF	H	R	ER	SO	BB	IBB	HBP	BLK	WP	HR	S	P
5.0	L	23	7	7	7	5	1	0	1	0	0	4	31	36
1.0		3	0	0	0	2	0	0	0	0	0	0	7	7
2.0		8	1	0	0	2	0	1	0	0	0	0	11	15

Batter	1	2	3	4	5	6	7	8	9	AB R H RBI BB SO LOB	TOP									
Andres Thomas, R (1, 6) OBP: 0.326, SLG: 0.481	0-0 6-3		0-0 1B			0-0 F7		0-0 2B		4 0 2 1 0 0 0										
Ken Griffey, L (1, 7) OBP: 0.344, SLG: 0.458	0-0 1B		0-0 G3			0-3 K		0-0 F6		4 0 1 0 0 1 3										
Dale Murphy, R (1, 8) OBP: 0.368, SLG: 0.469	0-3 K					0-0 G3			0-0 1B	4 1 1 0 0 1 1										
Bob Homer, R (1, 3) OBP: 0.350, SLG: 0.505		0-0 6-3				0-0 1B			0-3 K	4 0 1 0 0 1 1										
Ozzie Virgil, R (1, 2) OBP: 0.341, SLG: 0.400		0-0 6-3				0-0 G3-6-3			0-0 F4	4 0 0 0 0 0 2										
Rafael Ramirez, R (1, 5) OBP: 0.271, SLG: 0.336		0-0 4-3				0-0 6-3			0-0 E5	4 0 0 0 0 0 1										
Terry Harper, R (1, 9) OBP: 0.291, SLG: 0.329			0-0 4-3			0-0 2B			0-0 1B	4 0 3 1 0 0 0										
Ken Oberkfell, L (1, 4) OBP: 0.392, SLG: 0.408			0-0 4-3			0-0 5-3			0-0 F6	4 0 0 0 0 0 4										
Rick Mahler, R (1, 1) OBP: 0.232, SLG: 0.226			0-0 E3			0-0 4-3			0-0 E8	2 0 0 0 0 0 1										
Craig McMurtry, R (5, 1) OBP: 0.200, SLG: 0.143										0 0 0 0 0 0 0										
Ed Olwine, R (5, 1)										0 0 0 0 0 0 0										
Bill Sample, R (8, PH) OBP: 0.299, SLG: 0.383										1 1 0 0 0 0 0										
Jeff Dedmon, L (8, 1) OBP: 0.250, SLG: 0.250										0 0 0 0 0 0 0										
Inning Stats	R: 0 E: 0 K: 1 S: 5	H: 1 LOB: 0 BB: 0 P: 5	R: 0 E: 0 K: 0 S: 3	H: 0 LOB: 0 BB: 0 P: 3	R: 0 E: 1 K: 0 S: 5	H: 1 LOB: 2 BB: 0 P: 5	R: 0 E: 0 K: 0 S: 4	H: 1 LOB: 1 BB: 0 P: 4	R: 0 E: 0 K: 1 S: 5	H: 0 LOB: 0 BB: 0 P: 5	R: 0 E: 0 K: 0 S: 3	H: 0 LOB: 0 BB: 0 P: 3	R: 1 E: 1 K: 0 S: 5	H: 2 LOB: 1 BB: 0 P: 5	R: 1 E: 1 K: 1 S: 8	H: 2 LOB: 2 BB: 0 P: 8	1B: 6 2B: 2 3B: 0 HR: 0	SF: 0 SAC: 0 DP: 2 HBP: 0	WP: 0 PB: 0 SB: 0 CS: 1	PA: 35
PITCHER Bruce Ruffin, L (1, 1) ERA: 2.35	IP: 9.0 WLS: W BF: 35 H: 8 R: 2 ER: 0 SO: 3 BB: 0 IBB: 0 HBP: 0 BLK: 0 WP: 0 HR: 0 S: 41 P: 41 ERA: 0.00 WHIP: 0.889																			

Atlanta Braves @ Philadelphia Phillies
Veterans Stadium, Philadelphia, PA
Tue Jul 08 1986, 7:05 PM EDT
Att. 22,202 - Unknown

livebaseballscorecards.com

AB 35
R 2
H 8
RBI 2
BB 0
SO 3
LOB 13



Batter	1	2	3	4	5	6	7	8	9
Gary Redus, R OBP: 0.372, SLG: 0.512 (1, 7)	0-0 F7		0-3 K		0-0 1B	0-0 F7		0-0 6-3	
Juan Samuel, R OBP: 0.302, SLG: 0.439 (1, 4)	4-0 4-3 BB			0-0 2B 1B	0-0 F6	0-0 CS 1B		0-0 4-3	
Ron Roenicke, S OBP: 0.398, SLG: 0.439 (1, 8)	0-0 4-3 1-2			0-0 1-H HR 2B	0-0 F3	0-0 CS	0-0 F9		
Mike Schmidt, R OBP: 0.370, SLG: 0.528 (1, 5) Rick Schu, R OBP: 0.335, SLG: 0.400 (8, 5)	0-0 6-3			0-0 2-H HR	4-0 1B 1B BB		0-0 4-3		
Von Hayes, L OBP: 0.380, SLG: 0.419 (1, 3)		0-3 K		0-0 G3	0-0 1B 1B		0-0 6-3		
Glenn Wilson, R OBP: 0.298, SLG: 0.364 (1, 9)		0-0 F9		0-0 4-3	0-0 1B 1B		4-0 1B 2B BB		
John Russell, R OBP: 0.338, SLG: 0.519 (1, 2)		0-0 1-3		0-0 2B	0-0 1-2 2-H 1B		0-0 1-3 2B 1B		
Tom Foley, L OBP: 0.392, SLG: 0.366 (1, 6)			0-0 G1	4-0 IBB	0-0 F8		0-0 1-3		
Bruce Ruffin, S OBP: 0.111, SLG: 0.222 (1, 1)			0-0 4-3	0-3 K		0-3 K	0-0 6-3 2-H 3-H 2B		

Inning Stats	R: 0 E: 0 K: 3 S: 3	H: 0 LOB: 1 BB: 1 P: 7	R: 0 E: 0 K: 1 S: 5	H: 0 LOB: 0 BB: 0 P: 5	R: 0 E: 0 K: 1 S: 5	H: 0 LOB: 0 BB: 0 P: 5	R: 3 E: 0 K: 1 S: 9	H: 4 LOB: 2 BB: 1 P: 13	R: 3 E: 0 K: 0 S: 7	H: 4 LOB: 2 BB: 1 P: 11	R: 0 E: 0 K: 0 S: 5	H: 1 LOB: 0 BB: 0 P: 5	R: 0 E: 0 K: 0 S: 3	H: 0 LOB: 0 BB: 0 P: 3	R: 2 E: 0 K: 0 S: 5	H: 2 LOB: 1 BB: 1 P: 9
--------------	------------------------------	---------------------------------	------------------------------	---------------------------------	------------------------------	---------------------------------	------------------------------	----------------------------------	------------------------------	----------------------------------	------------------------------	---------------------------------	------------------------------	---------------------------------	------------------------------	---------------------------------

PITCHER														PITCHER																			
IP	WLS	BF	H	R	ER	SO	BB	IBB	HBP	BLK	WP	HR	S	P	ERA	WHIP	IP	WLS	BF	H	R	ER	SO	BB	IBB	HBP	BLK	WP	HR	S	P	ERA	WHIP
Rick Mahler, R ERA: 4.79 (1, 1)	4.2	L	23	6	6	6	3	2	1	0	0	1	26	38	11.57	1.714																	
Craig McMurtry, R ERA: 4.52 (5, 1)	0.0		2	2	0	0	0	0	0	0	0	0	2	2	∞	∞																	
Ed Olwine, L ERA: 2.63 (5, 1)	2.1		7	1	0	0	1	0	0	0	0	0	9	9	0.00	0.429																	
Jeff Dedmon, R ERA: 3.72 (8, 1)	1.0		6	2	2	2	0	1	0	0	0	0	5	9	18.00	3.000																	

BOTTOM

AB R H RBI BB SO LOB

5	1	1	0	0	1	1
4	1	2	0	1	0	2
4	1	1	1	0	0	2
3	2	1	2	1	0	1
0	0	0	0	0	0	0
4	1	1	1	0	1	0
3	1	1	1	1	0	0
4	1	3	1	0	0	0
3	0	0	0	1	0	4
4	0	1	2	0	2	2

AB 34
R 8
H 11
RBI 8
BB 4
SO 4
LOB 12

WP: 0 PA: 39
PB: 0
SB: 1
CS: 1

1B: 7 SF: 0
2B: 3 SAC: 0
3B: 0 DP: 0
HR: 1 HBP: 0

Atlanta Braves @ Philadelphia Phillies
Veterans Stadium, Philadelphia, PA
Tue Jul 08 1986, 7:05 PM EDT
Att. 22,202 - Unknown



livebaseballscorecards.com

Batter	1	2	3	4	5	6	7	8	9	AB	R	H	RBI	BB	SO	LOB	TOP										
Omar Moreno, L (1, 8) OBP: 0.301, SLG: 0.391	0-0 F9	0-0 CS 1-3 2-H 1B		0-3 K		4-0 BB		0-0 G4-6-3 1-2f		4	0	1	1	1	1	5											
Ken Oberkfell, L (1, 5) OBP: 0.392, SLG: 0.412	0-0 L5	0-0 CS 1-2	0-0 G3 2B	0-0 FC4-6 1B		0-0 3-1			0-0 L8	5	0	2	2	0	0	1											
Ken Griffey, L (1, 7) OBP: 0.345, SLG: 0.465	0-0 3B		0-0 F9	0-0 FC4-6 1-2f			0-0 G1		0-0 2B 1B	5	1	2	0	0	0	3											
Ted Simmons, S (1, 3) OBP: 0.329, SLG: 0.397	0-0 F9		0-0 G3 2-3		0-0 3-1		0-0 1B		0-0 F8	5	0	1	0	0	0	3											
Terry Harper, R (1, 9) OBP: 0.294, SLG: 0.345		0-0 HR	0-3 K		0-0 F7		0-0 F6		4-0 2B 1B	4	2	1	1	1	1	2											
Andres Thomas, R (1, 6) OBP: 0.336, SLG: 0.500		0-3 K		0-0 1B 2B	0-0 1B		0-3 K		0-0 1B 2B 1-H 2-H	5	2	3	2	0	2	1											
Bruce Benedict, R (1, 2) OBP: 0.397, SLG: 0.450		0-0 E4 1B		4-0 1B BB	0-0 6-3			0-0 1B	0-0 FC5-4 1B 2-H	4	2	2	1	1	0	1											
Glenn Hubbard, R (1, 4) OBP: 0.361, SLG: 0.332		0-0 F9		0-0 F1		0-3 K		0-0 1B	0-0 FC5-4 1-2f	5	0	1	0	0	1	4											
Doyle Alexander, R (1, 1) OBP: 0.500, SLG: 0.500 Gene Garber, R (8, 1)		0-0 1B		0-0 1B		0-0 4-3		0-3 K		4	0	2	0	0	1	2											
										0	0	0	0	0	0	0											
Inning Stats	R: 0 E: 0 K: 0 S: 4	H: 1 LOB: 1 BB: 0 P: 4	R: 2 E: 1 K: 1 S: 8	H: 3 LOB: 1 BB: 0 P: 8	R: 0 E: 0 K: 1 S: 6	H: 1 LOB: 1 BB: 0 P: 6	R: 2 E: 0 K: 1 S: 8	H: 3 LOB: 2 BB: 1 P: 12	R: 0 E: 0 K: 0 S: 4	H: 1 LOB: 1 BB: 0 P: 4	R: 0 E: 0 K: 1 S: 5	H: 0 LOB: 1 BB: 1 P: 9	R: 0 E: 0 K: 1 S: 6	H: 1 LOB: 1 BB: 0 P: 6	R: 0 E: 0 K: 1 S: 6	H: 2 LOB: 1 BB: 0 P: 6	R: 3 E: 0 K: 0 S: 6	H: 3 LOB: 1 BB: 1 P: 10	1B: 10 2B: 3 3B: 1 HR: 1	SF: 0 SAC: 0 DP: 1 HBP: 0	WP: 0 PB: 0 SB: 1 CS: 1	PA: 45					
PITCHER	IP	WLS	BF	H	R	ER	SO	BB	IBB	HBP	BLK	WP	HR	S	P	ERA	WHIP										
Kevin Gross, R (1, 1) ERA: 4.37	3.2	L	20	8	4	3	3	1	0	0	0	0	1	25	29	7.36	2.455										
Tom Gorman, L (4, 1) ERA: 3.86	0.1		1	0	0	0	0	0	0	0	0	0	0	1	1	0.00	0.000										
Tom Hume, R (5, 1) ERA: 3.75	3.0		12	2	0	0	2	1	0	0	0	0	0	15	19	0.00	1.000										
Kent Tekulve, R (8, 1) ERA: 3.11	2.0		11	5	3	3	1	0	1	0	0	0	0	12	16	13.50	2.500										

Atlanta Braves @ Philadelphia Phillies
Veterans Stadium, Philadelphia, PA
Wed Jul 09 1986, 3:33 AM EDT
Att: 27,371 - Unknown

AB	41
R	7
H	15
RBI	7
BB	3
SO	6
LOB	22



Batter	1	2	3	4	5	6	7	8	9	AB	R	H	RBI	BB	SO	LOB
Gary Redus, R (1, 7) OBP: 0.354, SLG: 0.483	0-0 F6	0-3 K			0-0 L5		0-0 F8		0-0 F8	5	0	0	0	0	1	2
Juan Samuel, R (1, 4) OBP: 0.305, SLG: 0.447	0-0 S 1B	0-3 K			0-0 3B		0-0 F3			4	0	2	0	0	1	2
Ron Roenicke, S (1, 8) OBP: 0.395, SLG: 0.435	0-3 K 1-3				0-0 F6		0-0 F7	0-0 FC6 1B		4	0	1	0	0	1	2
Mike Schmidt, R (1, 5) OBP: 0.365, SLG: 0.521	0-0 5-3				0-0 G4-1		0-3 K	0-0 FC6 1-2f		4	0	0	0	0	1	3
Von Hayes, L (1, 3) OBP: 0.379, SLG: 0.417		0-0 1B 1B			0-0 F7		0-0 4-3	0-3 K		4	1	1	0	0	1	1
Glenn Wilson, R (1, 9) OBP: 0.300, SLG: 0.365		0-0 1B 1B			0-0 F8		0-0 1B	0-3 K2-3		4	1	2	0	0	1	1
John Russell, R (1, 2) OBP: 0.349, SLG: 0.526		0-0 1B 1B			0-0 1B		0-3 K		0-0 1B G1-6-3	4	1	3	1	0	1	1
Tom Foley, L (1, 6) OBP: 0.400, SLG: 0.378		0-0 SH3-4 1B			0-3 K		0-0 F7		0-0 1B G1-6-3	4	0	2	1	0	1	2
Kevin Gross, R (1, 1) OBP: 0.214, SLG: 0.317		0-0 SH3-4			0-0 5-3		0-0 F6		0-0 1B G1-6-3	0	0	0	0	0	0	0
Tom Gorman, L (4, 1)										0	0	0	0	0	0	0
Rick Schu, R (4, PH) OBP: 0.333, SLG: 0.397										0	0	0	0	0	0	1
Tom Hume, R (5, 1)										0	0	0	0	0	0	0
Jeff Stone, L (7, PH) OBP: 0.256, SLG: 0.365										0	0	0	0	0	0	0
Kent Tekulve, R (8, 1)										0	0	0	0	0	0	0
Greg Gross, L (9, PH) OBP: 0.423, SLG: 0.345									1-2f 3-H	1	0	0	0	0	0	1

Inning Stats	R: 0	H: 1	E: 0	LOB: 1	K: 1	BB: 0	S: 6	P: 6
	R: 2	H: 4	E: 0	LOB: 2	K: 2	BB: 0	S: 11	P: 11
	R: 0	H: 0	E: 0	LOB: 0	K: 0	BB: 0	S: 3	P: 3
	R: 0	H: 1	E: 0	LOB: 1	K: 1	BB: 0	S: 6	P: 6
	R: 0	H: 1	E: 0	LOB: 1	K: 1	BB: 0	S: 6	P: 6
	R: 0	H: 0	E: 0	LOB: 0	K: 0	BB: 0	S: 3	P: 3
	R: 1	H: 2	E: 0	LOB: 0	K: 0	BB: 0	S: 4	P: 4

PITCHER	IP	WLS	BF	H	R	ER	SO	BB	IBB	HBP	BLK	WP	HR	S	P	ERA	WHIP
Doyle Alexander, R (1, 1) ERA: 4.35	7.0	W	29	8	2	2	6	0	0	0	0	0	0	41	41	2.57	1.143
Gene Garber, R (8, 1) ERA: 1.57	2.0	S	8	3	1	1	2	0	0	0	0	0	0	12	12	4.50	1.500

BOTTOM

Atlanta Braves @ Philadelphia Phillies
Veterans Stadium, Philadelphia, PA

Wed Jul 09 1986, 3:33 AM EDT
Att. 27,371 - Unknown

livebaseballscorecards.com

AB	36
R	3
H	11
RBI	2
BB	0
SO	8
LOB	16



WP	PA	ERA	WHIP
0	37		
0			
2			
0			

Batter	1	2	3	4	5	6	7	8	9	AB R H RBI BB SO LOB	TOP
Andres Thomas, R (1, 6) OBP: 0.327, SLG: 0.486	0-0 F7		0-0 F9			0-0 F8		0-3 K		4 0 0 0 0 1 1	Atlanta Braves @ New York Mets Shea Stadium, Flushing, NY Thu Jul 10 1986, 7:05 PM EDT Att. 34,836 - Unknown
Ken Griffey, L (1, 7) OBP: 0.340, SLG: 0.457	0-0 F6		0-0 FC6-4			0-3 K		0-0 F4		4 0 0 0 0 1 1	
Dale Murphy, R (1, 8) OBP: 0.375, SLG: 0.478	0-0 2B			0-0 1B		4-0 1B		0-0 1B		3 1 3 0 1 0 0	
Bob Homer, R (1, 3) OBP: 0.346, SLG: 0.498	0-3 K			0-0 F8		0-0 E5 1B		0-0 F7		4 0 0 0 0 1 4	
Terry Harper, R (1, 9) OBP: 0.307, SLG: 0.359		0-0 1B		0-0 1B		0-0 1B		0-0 FC6-4 1B		4 0 4 1 0 0 0	
Rafael Ramirez, R (1, 5) OBP: 0.267, SLG: 0.331		0-3 K		0-3 K		0-0 F9		0-0 FC6-4		4 0 0 0 0 2 5	
Ken Oberkfell, L (1, 4) OBP: 0.387, SLG: 0.405		0-0 F3			0-0 F9		0-0 L8		0-0 F9	4 0 0 0 0 0 2	
Bruce Benedict, R (1, 2) OBP: 0.375, SLG: 0.422			0-0 F8		0-0 F2		0-0 F3		0-0 L5	4 0 0 0 0 0 1	
Zane Smith, L (1, 1) OBP: 0.128, SLG: 0.089 Jim Acker, R (5, 1) Bill Sample, R (7, PH) Paul Assenmacher, L (7, 1)			4-0 FC6-4 BB		0-3 K		0-0 F5			1 0 0 0 1 1 0 0 0 0 0 0 0 0 1 0 0 0 0 0 0 0 0 0 0 0 0 0	
Inning Stats	R: 0 E: 0 K: 1 S: 6 H: 1 LOB: 1 BB: 0 P: 6	R: 0 E: 0 K: 1 S: 5 H: 1 LOB: 0 BB: 0 P: 5	R: 0 E: 0 K: 0 S: 3 H: 0 LOB: 1 BB: 1 P: 7	R: 0 E: 0 K: 1 S: 6 H: 2 LOB: 1 BB: 0 P: 6	R: 0 E: 0 K: 1 S: 5 H: 0 LOB: 0 BB: 0 P: 5	R: 1 E: 1 K: 1 S: 7 H: 1 LOB: 2 BB: 1 P: 11	R: 0 E: 0 K: 0 S: 3 H: 0 LOB: 0 BB: 0 P: 3	R: 0 E: 0 K: 1 S: 6 H: 1 LOB: 1 BB: 0 P: 6	R: 0 E: 0 K: 0 S: 4 H: 1 LOB: 1 BB: 0 P: 4	1B: 6 2B: 1 3B: 0 HR: 0 SF: 0 SAC: 0 DP: 0 HBP: 0	WP: 0 PB: 0 SB: 0 CS: 2 PA: 35
PITCHER Bob Ojeda, L (1, 1) ERA: 2.24	IP: 9.0 WLS: W BF: 35 H: 7 R: 1 ER: 0 SO: 6 BB: 2 IBB: 0 HBP: 0 BLK: 0 WP: 0 HR: 0 S: 45 P: 53 ERA: 0.00 WHIP: 1.000										

livebaseballscorecards.com

AB	33
R	1
H	7
RBI	1
BB	2
SO	6
LOB	14



Batter	1	2	3	4	5	6	7	8	9	AB	R	H	RBI	BB	SO	LOB
Mookie Wilson, S OBP: 0.328, SLG: 0.446 (1, 8)	0-0 3-1		0-0 BB 2-H 1B		0-0 6-3	0-0 G3				4	0	1	1	0	0	1
Tim Teufel, R OBP: 0.292, SLG: 0.345 (1, 4)	0-3 K		0-0 6-3		4-0 2B 2B BB	0-0 6-3				3	1	0	0	1	1	2
Keith Hernandez, L OBP: 0.372, SLG: 0.401 (1, 3)	0-3 K		4-0 BB BB		0-0 1-3 2B		0-0 4-3			3	1	1	0	1	1	0
Gary Carter, R OBP: 0.337, SLG: 0.431 (1, 2)		0-0 HR	4-0 1-2 2-3 BB		4-0 2B IBB		4-0 1B BB			1	2	1	1	3	0	0
Darryl Strawberry, L OBP: 0.397, SLG: 0.555 (1, 9)	0-0 3-1		0-0 K		0-3 K		0-0 1-2 6-3 1B			4	0	1	0	0	2	6
George Foster, R OBP: 0.311, SLG: 0.480 (1, 7)	0-0 F8		0-0 K		0-0 6-3	0-0 1-H 2-H 3-H 2B		0-0 6-3		4	0	1	3	0	0	2
Ray Knight, R OBP: 0.338, SLG: 0.452 (1, 5)	0-0 F8		0-0 K		0-0 F2	0-0 5-3		0-0 G3		4	0	0	0	0	0	1
Rafael Santana, R OBP: 0.241, SLG: 0.193 (1, 6)			4-0 SH1-4 1B BB		0-0 FC5-3 1B		0-0 5-3		0-0 3-1	3	1	1	0	1	0	0
Bob Ojeda, L OBP: 0.098, SLG: 0.098 (1, 1)			0-0 SH1-4 1-2		0-0 FC5-3 1-2f		0-0 G3 1B		0-0 4-3	3	0	1	0	0	0	1

Inning Stats	R: 0	H: 0	E: 0	K: 2	S: 7	R: 1	H: 1	E: 0	K: 0	S: 4	R: 1	H: 1	E: 0	K: 1	S: 6	R: 0	H: 1	E: 0	K: 0	S: 4	R: 3	H: 2	E: 0	K: 1	S: 7	R: 0	H: 1	E: 0	K: 0	S: 4	R: 0	H: 0	E: 0	K: 0	S: 3	R: 0	H: 0	E: 0	K: 0	S: 3	1B: 4	2B: 3	3B: 0	HR: 1	SF: 0	SAC: 1	DP: 1	HBP: 0	WP: 0	PB: 0	SB: 0	CS: 0	PA: 36
--------------	------	------	------	------	------	------	------	------	------	------	------	------	------	------	------	------	------	------	------	------	------	------	------	------	------	------	------	------	------	------	------	------	------	------	------	------	------	------	------	------	-------	-------	-------	-------	-------	--------	-------	--------	-------	-------	-------	-------	--------

PITCHER	IP	WLS	BF	H	R	ER	SO	BB	IBB	HBP	BLK	WP	HR	S	P	ERA	WHIP
Zane Smith, L ERA: 3.49 (1, 1)	4.2	L	24	5	5	5	4	4	1	0	0	0	1	27	47	9.64	1.929
Jim Acker, R ERA: 4.12 (5, 1)	1.1		5	1	0	0	0	0	0	0	0	0	0	5	5	0.00	0.750
Paul Assenmacher, L ERA: 2.18 (7, 1)	2.0		7	1	0	0	0	1	0	0	0	0	0	6	10	0.00	1.000

BOTTOM

Atlanta Braves @ New York Mets
Shea Stadium, Flushing, NY
Thu Jul 10 1986, 7:05 PM EDT
Att. 34,836 - Unknown

livebaseballscores.com

AB	29
R	5
H	7
RBI	5
BB	6
SO	4
LOB	13



Batter	1	2	3	4	5	6	7	8	9	AB R H RBI BB SO LOB	TOP	
Andres Thomas, R (1, 6) OBP: 0.325, SLG: 0.486	0-0 F9		0-0 F8 2B		0-3 K			0-0 F8		4 0 1 0 0 1 2		
Ken Griffey, L (1, 7) OBP: 0.339, SLG: 0.454 Ted Simmons, S (7, 5) OBP: 0.338, SLG: 0.397	4-0 S BB		0-0 F8 2-3		0-0 F6			1-0 F8 1-2 HBP		2 0 0 0 1 0 1 0 0 0 0 0 0 0		
Dale Murphy, R (1, 8) OBP: 0.372, SLG: 0.473 Omar Moreno, L (6, 8) OBP: 0.299, SLG: 0.389	0-3 K 1-2		0-0 6-3		0-3 K			0-0 K 4-3		3 0 0 0 0 2 2 1 0 0 0 0 0 2		
Bob Homer, R (1, 3) OBP: 0.343, SLG: 0.493 Chris Chambliss, L (6, 3) OBP: 0.438, SLG: 0.474	0-3 K		0-0 F8		0-3 K			0-0 F2		3 0 0 0 0 2 1 1 0 0 0 0 0 0		
Terry Harper, R (1, 9) OBP: 0.306, SLG: 0.357		0-0 1B		0-0 4-3			0-0 F9		0-0 6-3	4 0 1 0 0 0 0		
Rafael Ramirez, R (1, 5) OBP: 0.264, SLG: 0.327		0-3 K		0-0 F3			0-0 L7		0-0 F7	4 0 0 0 0 1 1		
Ozzie Virgil, R (1, 2) OBP: 0.337, SLG: 0.394		0-0 F3		0-0 F3			0-0 F7			3 0 0 0 0 0 1		
Ken Oberkfell, L (1, 4) OBP: 0.390, SLG: 0.404		0-3 K		4-0 BB			4-0 FC4-6 BB			1 0 0 0 2 1 1		
David Palmer, R (1, 1) OBP: 0.146, SLG: 0.225 Craig McMurtry, R (2, 1) OBP: 0.176, SLG: 0.125 Bill Sample, R (8, PH) OBP: 0.295, SLG: 0.378 Ed Olwine, R (8, 1)		0-3 K		0-3 K			0-0 FC4-6 HBP			0 0 0 0 0 0 0 2 0 0 0 0 2 1 1 0 0 0 0 0 1 0 0 0 0 0 0 0		
Inning Stats	R: 0 E: 0 K: 2 S: 7 H: 0 LOB: 1 BB: 1 P: 11	R: 0 E: 0 K: 2 S: 8 H: 1 LOB: 1 BB: 0 P: 8	R: 0 E: 0 K: 1 S: 6 H: 1 LOB: 1 BB: 0 P: 6	R: 0 E: 0 K: 0 S: 3 H: 0 LOB: 0 BB: 0 P: 3	R: 0 E: 0 K: 0 S: 7 H: 0 LOB: 1 BB: 1 P: 11	R: 0 E: 0 K: 2 S: 7 H: 0 LOB: 0 BB: 0 P: 7	R: 0 E: 0 K: 0 S: 3 H: 0 LOB: 0 BB: 0 P: 3	R: 0 E: 0 K: 0 S: 3 H: 0 LOB: 2 BB: 1 P: 8	R: 0 E: 0 K: 0 S: 3 H: 0 LOB: 0 BB: 0 P: 3	1B: 1 2B: 1 3B: 0 HR: 0 SF: 0 SAC: 0 DP: 0 HBP: 1	WP: 0 PB: 0 SB: 1 CS: 0 PA: 33	
PITCHER Sid Fernandez, L (1, 1) ERA: 2.67	IP WLS BF H R ER SO BB IBB HBP BLK WP HR S P ERA WHIP	9.0 W 33 2 0 0 9 3 0 1 0 0 0 0 47 60 0.00 0.556										

Atlanta Braves @ New York Mets
Shea Stadium, Flushing, NY
Fri Jul 11 1986, 7:05 PM EDT
Att. 39,924 - Unknown

livebaseballscorecards.com

AB 29
R 0
H 2
RBI 0
BB 3
SO 9
LOB 13



BOTTOM

Atlanta Braves @ New York Mets
Shea Stadium, Flushing, NY
Fri Jul 11 1986, 7:05 PM EDT
Att. 39,924 - Unknown

livebaseballscorecards.com

AB	36
R	11
H	12
RBI	11
BB	7
SO	6
LOB	22



WP	2	PA	44
PB	0	SB	1
CS	0		

AB R H RBI BB SO LOB

4 1 2 2 1 2 2

5 2 2 0 0 0 3

1 1 0 0 3 0 2

1 0 0 0 0 1 1

5 2 2 7 0 1 4

3 1 0 0 0 1 0

1 0 1 0 0 0 0

5 0 0 0 0 0 3

3 1 2 1 2 0 1

4 1 0 0 1 1 5

4 2 3 1 0 0 1

1B	5	SF	0
2B	4	SAC	0
3B	1	DP	2
HR	2	HBP	1

Batter	1	2	3	4	5	6	7	8	9
Lenny Dykstra, L OBP: 0.411, SLG: 0.495 (1, 8)	4-0 HR 1B BB	0-3 K	0-0 4-3 2B		0-0 2B		0-3 K		
Wally Backman, S OBP: 0.390, SLG: 0.408 (1, 4)	0-0 HR 1B	0-0 HR 1B	0-0 4-3 2B		0-0 5-3 2B		0-0 F7		
Keith Hernandez, L OBP: 0.376, SLG: 0.399 Ed Hearn, R OBP: 0.375, SLG: 0.581 (1, 3) (6, 2)	0-0 4-3 1B	4-0 HR BB	4-0 BB		4-0 BB		0-3 K		
Gary Carter, R OBP: 0.338, SLG: 0.453 (1, 2) (6, 3)	0-0 HR	0-0 HR	0-0 F8		0-0 G6-4-3 BB		0-3 K		
Darryl Strawberry, L OBP: 0.395, SLG: 0.548 Mookie Wilson, S OBP: 0.331, SLG: 0.450 (1, 9) (8, 9)	1-0 HBP	0-3 K		0-0 E6 1B		0-0 4-3	0-0 WP 1B		
George Foster, R OBP: 0.304, SLG: 0.469 (1, 7)	0-0 F8		0-0 F4	0-0 E5 1B		0-0 F8	0-0 F6		
Ray Knight, R OBP: 0.346, SLG: 0.462 (1, 5)	0-0 5-3 1B		0-0 2B	0-0 1B		4-0 BB	4-0 BB		
Kevin Mitchell, R OBP: 0.407, SLG: 0.555 (1, 6)		0-0 6-3 BB	4-0 2B BB	0-0 G4-3 1B		0-0 L6	0-3 K		
Sid Fernandez, L OBP: 0.238, SLG: 0.250 (1, 1)		0-0 HR 1B	0-0 2B 2B	0-0 G3			0-0 2B		

Inning Stats	1	2	3	4	5	6	7	8	9		
R: 3 E: 0 K: 0 S: 5	H: 2 LOB: 1 BB: 1 P: 10	R: 4 E: 0 K: 2 S: 10	H: 3 LOB: 0 BB: 1 P: 14	R: 3 E: 0 K: 0 S: 6	H: 3 LOB: 2 BB: 2 P: 14	R: 1 E: 2 K: 0 S: 5	H: 1 LOB: 1 BB: 1 P: 7	R: 0 E: 0 K: 2 S: 8	H: 1 LOB: 1 BB: 0 P: 8	R: 0 E: 0 K: 2 S: 8	H: 1 LOB: 2 BB: 1 P: 12

PITCHER	IP	WLS	BF	H	R	ER	SO	BB	IBB	HBP	BLK	WP	HR	S	P	ERA	WHIP
David Palmer, R ERA: 3.62 (1, 1)	1.2	L	13	5	7	7	1	2	0	0	0	1	2	12	21	37.80	4.200
Craig McMurtry, R ERA: 4.57 (2, 1)	5.1		26	6	4	3	3	4	0	0	0	0	0	28	44	5.06	1.875
Ed Olwine, L ERA: 2.45 (8, 1)	1.0		5	1	0	0	2	1	0	0	0	1	0	8	12	0.00	2.000

Batter	1	2	3	4	5	6	7	8	9	AB R H RBI BB SO LOB	TOP	
Andres Thomas, R (1, 6) OBP: 0.321, SLG: 0.477	0-3 K		0-3 K		0-0 4-3		0-0 E8 2-H 1B		0-0 4-3	5 0 1 1 0 2 1		
Ken Oberkfell, L (1, 5) OBP: 0.388, SLG: 0.401	0-0 F8 BB 1B		0-0 3-1			0-0 F7	0-0 6-3			4 0 1 0 0 0 1		
Dale Murphy, R (1, 8) OBP: 0.373, SLG: 0.470	4-0 FC3-6 1-2 BB		4-0 BB			0-0 E6		0-0 1-3		2 0 0 0 2 0 0		
Bob Homer, R (1, 3) OBP: 0.339, SLG: 0.487	0-0 F8 2-3		0-0 F4			0-0 E5		0-0 F8		4 0 0 0 0 0 4		
Ken Griffey, L (1, 7) OBP: 0.342, SLG: 0.455	0-0 FC3-6 1-2f			0-0 G6-4-3 1B		0-0 F8		0-0 1B		4 0 2 0 0 0 4		
Terry Harper, R (1, 9) OBP: 0.300, SLG: 0.349		0-3 K		0-0 G6-4-3 1-2f		0-0 5-3		0-0 F6		4 0 0 0 0 1 4		
Ozzie Virgil, R (1, 2) OBP: 0.332, SLG: 0.387		0-3 K		0-0 L8			0-0 4-3		0-0 F7	4 0 0 0 0 1 0		
Glenn Hubbard, R (1, 4) OBP: 0.363, SLG: 0.335		0-0 1B			0-0 5-3		0-0 E WP 1B		0-0 F8	4 1 2 0 0 0 0		
Rick Mahler, R (1, 1) OBP: 0.228, SLG: 0.222		0-3 K			0-3 K		0-0 F7 1-2		0-0 1B	1 0 0 0 0 0 1 1 1 0 0 0 0 0 1 0 1 0 0 0 0 0 0 1 0 0 0 0 0 0 0 0 0 0 0 0 0 0 0 0 1 0 1 0 0 0 0 0		
Jeff Dedmon, L (3, 1) OBP: 0.222, SLG: 0.222												
Omar Moreno, L (7, PH) OBP: 0.297, SLG: 0.387												
Paul Assenmacher, L (7, 1) OBP: 0.297, SLG: 0.387												
Jim Acker, R (7, 1) OBP: 0.299, SLG: 0.382												
Bill Sample, R (9, PH) OBP: 0.299, SLG: 0.382												
Inning Stats	R: 0 H: 1 E: 0 LOB: 2 K: 1 BB: 1 S: 6 P: 10	R: 0 H: 1 E: 0 LOB: 1 K: 3 BB: 0 S: 10 P: 10	R: 0 H: 0 E: 0 LOB: 1 K: 1 BB: 1 S: 5 P: 9	R: 0 H: 1 E: 0 LOB: 0 K: 0 BB: 0 S: 3 P: 3	R: 0 H: 0 E: 0 LOB: 0 K: 1 BB: 0 S: 5 P: 5	R: 0 H: 0 E: 2 LOB: 2 K: 0 BB: 0 S: 5 P: 5	R: 1 H: 2 E: 1 LOB: 1 K: 0 BB: 0 S: 5 P: 5	R: 0 H: 1 E: 0 LOB: 1 K: 0 BB: 0 S: 4 P: 4	R: 0 H: 1 E: 0 LOB: 1 K: 0 BB: 0 S: 4 P: 4	1B: 7 SF: 0 2B: 0 SAC: 0 3B: 0 DP: 1 HR: 0 HBP: 0	WP: 1 PA: 37 PB: 0 SB: 0 CS: 0	
PITCHER	IP WLS BF H R ER SO BB IBB HBP BLK WP HR S P ERA WHIP											
Rick Aguilera, R (1, 1) ERA: 5.4	7.0 W 29 5 1 1 6 2 0 0 0 1 0 39 47 1.29 1.000											
Roger McDowell, R (8, 1) ERA: 2.19	1.0 4 1 0 0 0 0 0 0 0 0 0 4 4 0.00 1.000											
Jesse Orosco, L (9, 1) ERA: 3.35	1.0 4 1 0 0 0 0 0 0 0 0 0 4 4 0.00 1.000											

Atlanta Braves @ New York Mets
Shea Stadium, Flushing, NY
Sat Jul 12 1986, 3:33 AM EDT
Att: 30,899 - Unknown

livebaseballscorecards.com

AB	35
R	1
H	7
RBI	1
BB	2
SO	6
LOB	16



BOTTOM

Atlanta Braves @ New York Mets
 Shea Stadium, Flushing, NY
 Sat Jul 12 1986, 3:33 AM EDT
 Att. 30,899 - Unknown

livebaseballscorecards.com

AB	37
R	10
H	15
RBI	8
BB	6
SO	4
LOB	24



WP: 0	PA: 43
PB: 0	
SB: 3	
CS: 0	

AB	R	H	RBI	BB	SO	LOB
5	1	4	1	0	1	1
4	0	0	0	1	1	5
5	2	2	2	0	0	3
4	2	3	0	1	0	1
4	1	3	1	1	1	1
5	2	1	2	0	0	5
3	1	1	2	2	1	2
4	0	0	0	0	0	5
2	1	1	0	1	0	0
1	0	0	0	0	0	1
0	0	0	0	0	0	0
0	0	0	0	0	0	0
1B: 13	SF: 0	WP: 0	PA: 43			
2B: 1	SAC: 0	PB: 0				
3B: 1	DP: 2	SB: 3				
HR: 0	HBP: 0	CS: 0				

Batter	1	2	3	4	5	6	7	8	9							
Lenny Dykstra, L (1, 8) OBP: 0.419, SLG: 0.502	0-0 G4-6-3 BB 1B		0-0 E 1B	0-3 K		0-0 S 1B	0-0 1B									
Wally Backman, S (1, 4) OBP: 0.385, SLG: 0.400	4-0 G4-6-3 BB		0-3 K	0-0 FC6-4		0-0 6-3	0-0 L5									
Keith Hernandez, L (1, 3) OBP: 0.376, SLG: 0.406	0-0 G4-6-3 1-2f 2-3		0-0 E4 3B	0-0 F7			0-0 BB E 1B	0-0 L7								
Gary Carter, R (1, 2) OBP: 0.345, SLG: 0.458	0-0 5-3		0-0 2B 1B		0-0 FC4-6 1B		0-0 BB E 1B	4-0 FC6-4 BB								
Darryl Strawberry, L (1, 9) OBP: 0.401, SLG: 0.556		0-0 F8 S 1B	0-0 FC1-6 1-H 2B		0-3 K		4-0 E 1B BB	0-0 FC6-4 1B								
Mookie Wilson, S (1, 7) OBP: 0.328, SLG: 0.443		0-0 F8 1-3	0-0 FC1-6 2-3		0-0 FC4-6 E 1-2f		0-0 E2 1B 1B 1-3 2-H 3-H	0-0 FC6-4 1-2f 2-3								
Ray Knight, R (1, 5) OBP: 0.350, SLG: 0.460		4-0 G4-6-3 BB	4-0 BB		0-3 K 1-H		0-0 4-3 1B 1B 2-H 3-H	0-0 F8								
Rafael Santana, R (1, 6) OBP: 0.236, SLG: 0.189		0-0 G4-6-3 1-2f	0-0 F6			0-0 4-3	0-0 5-3									
Rick Aguilera, R (1, 1) OBP: 0.286, SLG: 0.526			0-0 1B E 1B	4-0 FC6-4 BB		0-0 B1-3	0-0 4-3									
Danny Heep, L (7, PH) OBP: 0.394, SLG: 0.421																
Roger McDowell, R (8, 1) OBP: 0.400, SLG: 0.333																
Jesse Orosco, R (9, 1)																
Inning Stats	R: 0 E: 0 K: 0 S: 3	H: 1 LOB: 1 BB: 1 P: 7	R: 0 E: 0 K: 0 S: 3	H: 1 LOB: 1 BB: 1 P: 7	R: 4 E: 1 K: 1 S: 10	H: 5 LOB: 2 BB: 1 P: 14	R: 0 E: 0 K: 1 S: 5	H: 0 LOB: 1 BB: 1 P: 9	R: 1 E: 0 K: 2 S: 8	H: 1 LOB: 0 BB: 0 P: 8	R: 0 E: 0 K: 0 S: 4	H: 1 LOB: 1 BB: 0 P: 4	R: 5 E: 1 K: 0 S: 8	H: 5 LOB: 1 BB: 1 P: 12	R: 0 E: 0 K: 0 S: 4	H: 1 LOB: 2 BB: 1 P: 8
PITCHER	IP WLS BF H R ER SO	WLS L	H R ER SO	H R ER SO	IP WLS BF H R ER SO	IP WLS BF H R ER SO	IP WLS BF H R ER SO	IP WLS BF H R ER SO	IP WLS BF H R ER SO	IP WLS BF H R ER SO	IP WLS BF H R ER SO	IP WLS BF H R ER SO	IP WLS BF H R ER SO	IP WLS BF H R ER SO	IP WLS BF H R ER SO	
Rick Mahler, R (1, 1) ERA: 4.97	2.1	L	7	4	4	1	2	0	0	0	0	0	0	0	0	0
Jeff Dedmon, R (3, 1) ERA: 3.44	3.2		2	1	0	3	2	0	0	0	0	0	0	0	0	0
Paul Assenmacher, L (7, 1) ERA: 3.05	0.0		1	0	0	0	1	0	0	0	0	0	0	0	0	0
Jim Acker, R (7, 1) ERA: 4.13	2.0		1	1	1	0	1	0	0	0	0	0	0	0	0	0

ERA WHIP

ERA	WHIP
15.43	3.857
0.00	1.091
∞	∞
4.50	2.000

Batter	1	2	3	4	5	6	7	8	9	AB R H RBI BB SO LOB	TOP
Omar Moreno, L (1, 9) OBP: 0.290, SLG: 0.376	0-3 K		0-0 1-3		0-0 L9		0-0 4-3		0-0 1-3	5 0 0 0 0 1 0	
Ken Oberkfell, L (1, 5) OBP: 0.396, SLG: 0.414	0-0 BB 1B		0-0 FC4-6 1B		0-0 2B		0-0 FC4-6 1B			4 0 4 0 0 0 0	
Dale Murphy, R (1, 8) OBP: 0.372, SLG: 0.466	4-0 FC3-6 BB		0-0 FC4-6 1-2f		0-0 F8		0-0 FC4-6 1-2f			3 0 0 0 1 0 3	
Bob Homer, R (1, 3) OBP: 0.338, SLG: 0.484	0-3 K			0-0 1B 1B	0-3 K					4 0 1 0 0 3 4	
Ken Griffey, L (1, 7) OBP: 0.341, SLG: 0.451	0-0 FC3-6 1-2f			0-3 K		0-0 1B 1B		0-0 6-3		4 0 1 0 0 1 3	
Andres Thomas, R (1, 6) OBP: 0.319, SLG: 0.471		0-0 CS 1B		0-0 F4		0-0 F8		0-0 F8		4 0 1 0 0 0 2	
Bruce Benedict, R (1, 2) OBP: 0.382, SLG: 0.418		0-0 F5 1-2		0-0 BB 1B		4-0 1B BB		0-0 5-3		3 0 1 0 1 0 1	
Glenn Hubbard, R (1, 4) OBP: 0.365, SLG: 0.335		0-3 K		4-0 BB 1-2 BB		0-0 1-2 2-H 1B			0-0 4-3	3 0 1 0 1 1 0	
Doyle Alexander, R (1, 1) OBP: 0.286, SLG: 0.286 Chris Chambliss, L (9, PH) OBP: 0.431, SLG: 0.466			0-3 K	0-0 F8		0-0 F8			0-0 F7	3 0 0 0 0 1 5 1 0 0 0 0 0 0	
Inning Stats	R: 0 E: 0 K: 2 S: 8 H: 1 LOB: 2 BB: 1 P: 12	R: 0 E: 0 K: 1 S: 5 H: 1 LOB: 0 BB: 0 P: 5	R: 0 E: 0 K: 1 S: 6 H: 1 LOB: 1 BB: 0 P: 6	R: 0 E: 0 K: 1 S: 7 H: 2 LOB: 3 BB: 1 P: 11	R: 0 E: 0 K: 1 S: 6 H: 1 LOB: 1 BB: 0 P: 6	R: 0 E: 0 K: 0 S: 4 H: 2 LOB: 2 BB: 1 P: 8	R: 0 E: 0 K: 1 S: 6 H: 1 LOB: 1 BB: 0 P: 6	R: 0 E: 0 K: 0 S: 3 H: 0 LOB: 0 BB: 0 P: 3	R: 0 E: 0 K: 0 S: 3 H: 0 LOB: 0 BB: 0 P: 3	1B: 8 2B: 1 3B: 0 HR: 0 SF: 0 SAC: 0 DP: 0 HBP: 0	WP: 0 PB: 0 SB: 1 CS: 1 PA: 37
PITCHER Ron Darling, R (1, 1) ERA: 2.84	IP 9.0 WLS W BF 37 H 9 R 0 ER 0 SO 7 BB 3 IBB 0 HBP 0 BLK 0 WP 0 HR 0 S 48 P 60 ERA 0.00 WHIP 1.333										
PITCHER	IP WLS BF H R ER SO BB IBB HBP BLK WP HR S P ERA WHIP										

Atlanta Braves @ New York Mets
 Shea Stadium, Flushing, NY
 Sun Jul 13 1986, 3:33 AM EDT
 Att: 41,128 - Unknown

livebaseballscorecards.com

AB	34
R	0
H	9
RBI	0
BB	3
SO	7
LOB	18



Batter	1	2	3	4	5	6	7	8	9
Lenny Dykstra, L OBP: 0.423, SLG: 0.528 (1, 8) X	0-0 3-1 3B		0-3 K			0-0 HR			
Wally Backman, S OBP: 0.380, SLG: 0.394 (1, 4) X	0-0 3-1		0-0 L7			0-0 F7			
Keith Hernandez, L OBP: 0.373, SLG: 0.402 (1, 3) X	0-0 L9			0-0 4-3		0-0 L8			
Gary Carter, R OBP: 0.345, SLG: 0.456 (1, 2) X	0-0 1B			0-0 F9			0-0 4-3		
Darryl Strawberry, L OBP: 0.401, SLG: 0.553 (1, 9) S	0-3 K			0-0 4-3			0-0 CS 1B		
George Foster, R OBP: 0.300, SLG: 0.462 Mookie Wilson, S OBP: 0.328, SLG: 0.443 (1, 7) (8, 7)		0-0 L7			0-0 L9		0-3 K		
Ray Knight, R OBP: 0.347, SLG: 0.455 (1, 5) X		0-0 L1		0-3 K			0-0 F9		
Rafael Santana, R OBP: 0.233, SLG: 0.186 (1, 6) X		0-0 F9		0-3 K			0-0 L9		
Ron Darling, R OBP: 0.120, SLG: 0.083 (1, 1) X			0-0 5-3			0-0 L7		0-0 G3	

Inning Stats	R: 1	H: 2	R: 0	H: 0	R: 0	H: 0	R: 0	H: 0	R: 1	H: 1	R: 0	H: 1	R: 0	H: 0	R: 0	H: 0	R: 0	H: 0	R: 0	H: 0
	E: 0	LOB: 1	E: 0	LOB: 0	E: 0	LOB: 0	E: 0	LOB: 0	E: 0	LOB: 0	E: 0	LOB: 0	E: 0	LOB: 0	E: 0	LOB: 0	E: 0	LOB: 0	E: 0	LOB: 0
	K: 1	BB: 0	K: 0	BB: 0	K: 1	BB: 0	K: 2	BB: 0	K: 0	BB: 0	K: 1	BB: 0	K: 0	BB: 0	K: 1	BB: 0	K: 0	BB: 0	K: 0	BB: 0
	S: 7	P: 7	S: 3	P: 3	S: 5	P: 5	S: 3	P: 3	S: 7	P: 7	S: 5	P: 5	S: 3	P: 3	S: 3	P: 3	S: 3	P: 3	S: 3	P: 3

PITCHER	IP	WLS	BF	H	R	ER	SO	BB	IBB	HBP	BLK	WP	HR	S	P	ERA	WHIP
Doyle Alexander, R ERA: 4.21 (1, 1)	8.0	L	27	4	2	2	5	0	0	0	0	0	1	37	37	2.25	0.500

BOTTOM

AB	R	H	RBI	BB	SO	LOB
3	2	2	1	0	1	0
3	0	0	1	0	0	0
3	0	0	0	0	0	0
3	0	1	0	0	0	0
3	0	1	0	0	1	1
3	0	0	0	0	1	1
0	0	0	0	0	0	0
3	0	0	0	0	1	0
3	0	0	0	0	1	0
3	0	0	0	0	0	0

AB	27
R	2
H	4
RBI	2
BB	0
SO	5
LOB	2



WP	PA	ERA	WHIP
0	27		

Atlanta Braves @ New York Mets
 Shea Stadium, Flushing, NY
 Sun Jul 13 1986, 3:33 AM EDT
 Att. 41,128 - Unknown

livebaseballscores.com

Batter	1	2	3	4	5	6	7	8	9	AB R H RBI BB SO LOB	TOP										
Omar Moreno, L (1, 9) OBP: 0.288, SLG: 0.382	0-0 6-3		0-0 G3		0-3 K		0-0 1-H 2-H 3B		0-0 F5	5 0 1 2 0 1 2											
Ken Oberkfell, L (1, 4) OBP: 0.399, SLG: 0.411	4-0 FC4-6 BB		0-3 K		4-0 BB		4-0 BB		0-0 FC4	2 0 0 0 3 1 1											
Dale Murphy, R (1, 8) OBP: 0.368, SLG: 0.460	0-0 FC4-6 1-2f		0-3 K		0-3 K		0-3 K			4 0 0 0 0 3 4											
Bob Homer, R (1, 3) OBP: 0.337, SLG: 0.482	0-0 F9		0-0 4-3		0-0 F7				0-0 1B 1B	1 0 0 0 0 0 1											
Ted Simmons, S (3, 3) OBP: 0.338, SLG: 0.394										3 0 1 0 0 0 1											
Ken Griffey, L (1, 7) OBP: 0.339, SLG: 0.448		0-0 4-3		0-0 1B		0-0 5-3			0-0 F7	4 0 1 0 0 0 2											
Rafael Ramirez, R (1, 5) OBP: 0.264, SLG: 0.326		0-3 K2-3		0-0 F8					0-0 G6-4-3 1B	4 0 1 0 0 1 1											
Ozzie Virgil, R (1, 2) OBP: 0.331, SLG: 0.381		4-0 S BB			0-0 F9		0-3 K		0-0 G6-4-3 1-2f	3 0 0 0 1 1 2											
Andres Thomas, R (1, 6) OBP: 0.317, SLG: 0.466		0-0 F9 1-2		0-3 K		0-0 K 3B 1B			0-3 K	4 1 1 0 0 2 1											
Rick Mahler, R (1, 1) OBP: 0.224, SLG: 0.218			0-3 K		0-0 S 1B		4-0 3B BB		0-0 FC4 1B	1 0 0 0 0 0 1 0											
Craig McMurtry, R (3, 1) OBP: 0.176, SLG: 0.125										0 0 0 0 0 0 0 0											
Bill Sample, R (5, PH) OBP: 0.394, SLG: 0.387										1 0 1 0 0 0 0 0											
Jim Acker, R (5, 1)										0 0 0 0 0 0 0 0											
Terry Harper, R (7, PH) OBP: 0.304, SLG: 0.349										0 1 0 0 0 1 0 0											
Jeff Dedmon, L (7, 1) OBP: 0.222, SLG: 0.222										0 0 0 0 0 0 0 0											
Chris Chambliss, L (9, PH) OBP: 0.439, SLG: 0.475										1 0 1 0 0 0 0 0											
Inning Stats	R: 0 E: 0 K: 0 S: 3	H: 0 LOB: 1 BB: 1 P: 7	R: 0 E: 0 K: 1 S: 5	H: 0 LOB: 1 BB: 1 P: 9	R: 0 E: 0 K: 2 S: 7	H: 0 LOB: 0 BB: 0 P: 7	R: 0 E: 0 K: 1 S: 6	H: 1 LOB: 1 BB: 0 P: 6	R: 0 E: 0 K: 2 S: 8	H: 1 LOB: 1 BB: 0 P: 8	R: 0 E: 0 K: 1 S: 5	H: 0 LOB: 1 BB: 1 P: 9	R: 2 E: 0 K: 2 S: 9	H: 2 LOB: 2 BB: 2 P: 17	R: 0 E: 0 K: 0 S: 4	H: 2 LOB: 1 BB: 0 P: 4	R: 0 E: 0 K: 1 S: 6	H: 1 LOB: 1 BB: 0 P: 6	1B: 6 2B: 0 3B: 1 HR: 0	SF: 0 SAC: 0 DP: 1 HBP: 0	WP: 0 PA: 38
PITCHER	IP WLS BF H R ER SO BB IBB HBP BLK WP HR S P ERA WHIP																				
Floyd Youmans, R (1, 1) ERA: 4.04	7.0 W 30 4 2 2 9 5 0 0 0 0 0 0 43 63 2.57 1.286																				
Jeff Reardon, R (8, 1) ERA: 3.12	2.0 S 8 3 0 0 1 0 0 0 0 0 0 0 10 10 0.00 1.500																				

Atlanta Braves @ Montreal Expos
Olympic Stadium, Montreal, QB
Thu Jul 17 1986, 7:05 PM EDT
Att. 20,164 - Unknown

livebaseballscorecards.com

AB 33
R 2
H 7
RBI 2
BB 5
SO 10
LOB 15



BOTTOM

Atlanta Braves @ Montreal Expos
Olympic Stadium, Montreal, QB
Thu Jul 17 1986, 7:05 PM EDT
Att. 20,164 - Unknown

livebaseballscorecards.com

AB	32
R	4
H	9
RBI	4
BB	1
SO	3
LOB	10



WP:	0	PA:	34
PB:	0	SB:	0
CS:	1		

AB R H RBI BB SO LOB

4	1	1	0	0	0	0
4	1	2	0	0	0	0
4	1	1	1	0	1	1
4	1	2	1	0	0	0
4	0	1	1	0	0	1
3	0	2	0	1	0	0
0	0	0	0	0	0	0
3	0	0	1	0	0	4
3	0	0	0	0	1	4
2	0	0	0	0	1	0
1	0	0	0	0	0	0
0	0	0	0	0	0	0

1B:	9	SF:	0
2B:	0	SAC:	0
3B:	0	DP:	0
HR:	0	HBP:	0

WP:	0	PA:	34
PB:	0	SB:	0
CS:	1		

Batter	1	2	3	4	5	6	7	8	9
Tim Raines, S (1, 7) OBP: 0.406, SLG: 0.492	0-0 G3		0-0 1B 1B	0-0 G3			0-0 4-3		
Mitch Webster, S (1, 8) OBP: 0.353, SLG: 0.401	0-0 4-3		0-0 1B 1B	0-0 3-1			0-0 1B		
Andre Dawson, R (1, 9) OBP: 0.328, SLG: 0.526	0-0 F6		0-0 1B 1B		0-0 6-3		0-3 K		
Hubie Brooks, R (1, 6) OBP: 0.384, SLG: 0.568		0-0 1B 5-3	0-0 1B FC1-2		0-0 5-3		0-0 4-3		
Tim Wallach, R (1, 5) OBP: 0.348, SLG: 0.472		0-0 5-3	0-0 FC1-2 BB		0-0 F9		0-0 F2		
Wayne Krenchicki, L (1, 3) OBP: 0.327, SLG: 0.378		0-0 4-3	0-0 FC1-2		0-0 F7		0-0 CS		
Al Newman, S (8, PR) OBP: 0.314, SLG: 0.276		0-0 2-3	0-0 BB				0-0 1B		
Vance Law, R (1, 4) OBP: 0.283, SLG: 0.294		0-0 4-3	0-0 FC1-2		0-0 6-3		0-0 CS		
Mike Fitzgerald, R (1, 2) OBP: 0.364, SLG: 0.443		0-0 K	0-0 FC6-4		0-0 6-3				
Floyd Youmans, R (1, 1) OBP: 0.267, SLG: 0.250			0-0 5-3				0-0 F7		
Wallace Johnson, S (7, PH) OBP: 0.111, SLG: 0.111									
Jeff Reardon, R (8, 1) OBP: 0.167, SLG: 0.167									

Inning Stats	R: 0	H: 0	E: 0	K: 0	S: 3	R: 1	H: 2	E: 0	K: 1	S: 7	R: 3	H: 5	E: 0	K: 0	S: 8	R: 0	H: 0	E: 0	K: 1	S: 5	R: 0	H: 0	E: 0	K: 0	S: 3	R: 0	H: 0	E: 0	K: 0	S: 3	R: 0	H: 1	E: 0	K: 1	S: 6	R: 0	H: 1	E: 0	K: 0	S: 3
--------------	------	------	------	------	------	------	------	------	------	------	------	------	------	------	------	------	------	------	------	------	------	------	------	------	------	------	------	------	------	------	------	------	------	------	------	------	------	------	------	------

PITCHER	IP	WLS	BF	H	R	ER	SO	BB	IBB	HBP	BLK	WP	HR	S	P	ERA	WHIP
Rick Mahler, R (1, 1) ERA: 5.14	2.1	L	15	7	4	4	1	1	0	0	0	0	0	16	20	15.43	3.429
Craig McMurtry, R (3, 1) ERA: 4.46	1.2		5	0	0	0	1	0	0	0	0	0	0	7	7	0.00	0.000
Jim Acker, R (5, 1) ERA: 4.01	2.0		6	0	0	0	0	0	0	0	0	0	0	6	6	0.00	0.000
Jeff Dedmon, R (7, 1) ERA: 3.31	2.0		7	2	0	0	1	0	0	0	0	0	0	9	9	0.00	1.000

Batter	1	2	3	4	5	6	7	8	9	AB R H RBI BB SO LOB	TOP														
Omar Moreno, L (1, 9) OBP: 0.286, SLG: 0.378	0-0 4-3		0-0 4-3	0-0 F8		0-0 CS 1B		0-0 1-3		5 0 1 0 0 0 2	Atlanta Braves @ Montreal Expos Olympic Stadium, Montreal, QB Fri Jul 18 1986, 7:05 PM EDT Att: 17,945 - Unknown livebaseballscorecards.com														
Ken Oberkfell, L (1, 4) OBP: 0.402, SLG: 0.414 (7, 5)	0-0 BLK G3 1B		0-0 1B S 1B		0-0 4-1	0-0 CS 1-2	0-0 E 1B	0-3 K	5 0 3 1 0 1 0																
Ken Griffey, L (1, 7) OBP: 0.340, SLG: 0.449	0-0 G3 1-2		4-0 1B BB		0-0 1B 2B		0-3 K	0-0	4 1 1 0 1 1 2																
Dale Murphy, R (1, 8) OBP: 0.373, SLG: 0.467	0-3 K 2-3		0-0 1B 2-3		0-0 FC4-6 1B		4-0 BB BB	0-0 2B	4 0 3 1 1 1 1																
Chris Chambliss, L (1, 3) OBP: 0.423, SLG: 0.444		0-0 L6	0-0 F6		0-3 K		4-0 1-2 BB	0-0	4 0 0 0 1 1 5																
Rafael Ramirez, R (1, 5) OBP: 0.261, SLG: 0.323		0-0 F9		0-0 5-3		0-0 FC4-6 1-2	0-3 K		3 0 0 0 0 0 1																
Ted Simmons, S (7, PH) OBP: 0.333, SLG: 0.389									1 0 0 0 0 1 3																
Glenn Hubbard, R (7, 4) OBP: 0.365, SLG: 0.335									0 0 0 0 0 0 0																
Andres Thomas, R (1, 6) OBP: 0.321, SLG: 0.497		0-0 5-3		0-0 E4 3B		0-0 HR	0-0 FC		4 2 2 1 0 0 3																
Bruce Benedict, R (1, 2) OBP: 0.367, SLG: 0.400			0-0 F8	0-1 CI SH3-4		0-0 G3		0-0 5-3	3 0 0 0 0 0 0																
Doyle Alexander, R (1, 1) OBP: 0.250, SLG: 0.250			0-0 E6 4-3 1B	0-0 SH3-4		0-0 F3		0-0 6-3	1 1 0 0 0 0 0																
Terry Harper, R (6, PH) OBP: 0.302, SLG: 0.347									1 0 0 0 0 0 0																
Jim Acker, R (6, 1)									0 0 0 0 0 0 0																
Jeff Dedmon, L (6, 1) OBP: 0.222, SLG: 0.222									0 0 0 0 0 0 0																
Gene Garber, R (7, 1)									0 0 0 0 0 0 0																
Bill Sample, R (8, PH) OBP: 0.302, SLG: 0.384									1 0 0 0 0 0 0																
Paul Assenmacher, L (8, 1)									0 0 0 0 0 0 0																
Inning Stats	R: 0 E: 0 K: 1 S: 6	H: 1 LOB: 1 BB: 0 P: 6	R: 0 E: 0 K: 0 S: 3	H: 0 LOB: 0 BB: 0 P: 3	R: 1 E: 1 K: 0 S: 6	H: 2 LOB: 3 BB: 1 P: 10	R: 1 E: 2 K: 0 S: 5	H: 1 LOB: 1 BB: 0 P: 5	R: 1 E: 0 K: 1 S: 7	H: 2 LOB: 1 BB: 0 P: 7	R: 1 E: 0 K: 0 S: 4	H: 2 LOB: 0 BB: 0 P: 4	R: 0 E: 1 K: 2 S: 8	H: 1 LOB: 3 BB: 2 P: 16	R: 0 E: 0 K: 0 S: 3	H: 0 LOB: 0 BB: 0 P: 3	R: 0 E: 0 K: 1 S: 6	H: 1 LOB: 1 BB: 0 P: 6	1B: 6 2B: 2 3B: 1 HR: 1	SF: 0 SAC: 1 DP: 0 HBP: 0	WP: 0 PA: 42 PB: 0 SB: 1 CS: 1				
PITCHER	IP WLS BF H R ER SO BB IBB HBP BLK WP HR S P ERA WHIP																								
Bryn Smith, R (1, 1) ERA: 3.83	5.2		28	8	4	3	2	1	0	0	1	0	1	31	35	4.76	1.588								
Bob McClure, L (6, 1) ERA: 3.93	0.1		0	0	0	0	0	0	0	0	0	0	0	0	0	0.00	0.000								
Tim Burke, R (7, 1) ERA: 2.08	2.0	W	9	1	0	0	2	2	0	0	0	0	0	11	19	0.00	1.500								
Jeff Reardon, R (9, 1) ERA: 3.06	1.0	S	4	1	0	0	1	0	0	0	0	0	0	6	6	0.00	1.000								



Batter	1	2	3	4	5	6	7	8	9	AB R H RBI BB SO LOB	TOP										
Omar Moreno, L (1, 9) OBP: 0.288, SLG: 0.378	0-0 6-3		0-0 4-3		0-0 2-3 1B		0-3 K		0-0 S 2B 1B	5 1 2 0 0 1 0											
Ken Oberkfell, L (1, 4) OBP: 0.402, SLG: 0.415	0-0 F7		4-0 BB		0-0 F8		0-0 F7		0-0 4-3 1B 2B	4 1 1 1 1 0 2											
Ken Griffey, L (1, 7) OBP: 0.341, SLG: 0.444	4-0 BB		0-0 F9			0-0 4-3	4-0 BB		0-0 4-3	3 0 0 0 2 0 2											
Dale Murphy, R (1, 8) OBP: 0.374, SLG: 0.466	0-3 K2-3			0-0 6-3		0-0 1B FC5-2-5 1B	0-3 K		0-0 3-H 1B 1B	5 0 2 1 0 2 2											
Ted Simmons, S (1, 3) OBP: 0.360, SLG: 0.429		0-0 F9 SF8 2B		0-0 F7		0-0 1B FC5-2-5 1B		0-0 G5-3 BB 1B	0-0 1-2 FC6 1B	5 2 4 0 0 0 0											
Rafael Ramirez, R (1, 5) OBP: 0.263, SLG: 0.322		0-0 F9		0-0 CS 1B		0-0 FC5-2-5 1B HR		4-0 1-2 BB	0-0 1-2f FC6	4 1 1 0 1 0 5											
Ozzie Virgil, R (1, 2) OBP: 0.330, SLG: 0.381		0-0 SF8		0-0 CS 1-2	0-3 K	0-0 1-3 2-H HR 1B		0-3 K		3 1 1 2 0 2 2											
Andres Thomas, R (1, 6) OBP: 0.320, SLG: 0.509		3-H 0-0 F8			0-3 K	0-0 1-H 3-H HR		0-0 G5-3		4 1 1 3 0 1 2											
David Palmer, R (1, 1) OBP: 0.159, SLG: 0.256			0-3 K		0-0 1B	0-0 5-3			0-0 5-3	3 0 1 0 0 1 0											
Jeff Dedmon, L (6, 1) OBP: 0.222, SLG: 0.222										0 0 0 0 0 0 0											
Gene Garber, R (8, 1)										1 0 0 0 0 0 0											
Inning Stats	R: 0 E: 0 K: 1 S: 5	H: 0 LOB: 1 BB: 1 P: 9	R: 1 E: 0 K: 0 S: 4	H: 1 LOB: 0 BB: 0 P: 4	R: 0 E: 0 K: 1 S: 5	H: 0 LOB: 1 BB: 1 P: 9	R: 0 E: 0 K: 0 S: 3	H: 1 LOB: 0 BB: 0 P: 3	R: 0 E: 0 K: 2 S: 9	H: 2 LOB: 2 BB: 0 P: 9	R: 4 E: 0 K: 0 S: 7	H: 4 LOB: 0 BB: 0 P: 7	R: 0 E: 0 K: 2 S: 7	H: 0 LOB: 1 BB: 1 P: 11	R: 0 E: 0 K: 1 S: 5	H: 1 LOB: 1 BB: 1 P: 9	R: 2 E: 0 K: 0 S: 7	H: 4 LOB: 2 BB: 0 P: 7	1B: 9 2B: 3 3B: 0 HR: 1	SF: 1 SAC: 0 DP: 1 HBP: 0	WP: 0 PA: 43 PB: 0 SB: 1 CS: 1
PITCHER	IP WLS BF H R ER SO BB IBB HBP BLK WP HR S P ERA WHIP																				
Jay Tibbs, R (1, 1) ERA: 3.86	6.0 L 27 8 5 5 4 2 0 0 0 0 0 1 33 41 7.50 1.667																				
Bob McClure, L (7, 1) ERA: 3.82	1.0 4 0 0 0 2 1 0 0 0 0 0 0 7 11 0.00 1.000																				
Randy St. Claire, R (8, 1) ERA: 10.8	1.2 10 5 2 2 1 1 0 0 0 0 0 0 11 15 10.80 3.600																				
Andy McGaffigan, R (9, 1) ERA: 3.45	0.1 1 0 0 0 0 0 0 0 0 0 0 0 0 1 1 0.00 0.000																				


Atlanta Braves @ Montreal Expos
Olympic Stadium, Montreal, QB
Sat Jul 19 1986, 7:05 PM EDT
Att. 20,506 - Unknown

livebaseballscorecards.com

AB	37
R	7
H	13
RBI	7
BB	4
SO	7
LOB	15



Batter	1	2	3	4	5	6	7	8	9	AB	R	H	RBI	BB	SO	LOB
George Wright, S (1, 8) Bob McClure, R (7, 1) Wallace Johnson, S (7, PH) Randy St. Claire, R (8, 1) Andy McGaffigan, R (9, 1) Bill Moore, R (9, PH) OBP: 0.288, SLG: 0.329	4-0 FC3-6 1B BB		0-0 4-3			4-0 E 1B 1B BB	0-0 F7		0-0 E6	1	1	0	0	2	0	0
Mitch Webster, S (1, 9) OBP: 0.355, SLG: 0.401	0-0 FC3-6 1B		0-0 1-3			0-3 K	0-0 G6-3		0-0 F9	5	0	1	0	0	1	3
Tim Raines, S (1, 7) OBP: 0.405, SLG: 0.489	0-0 FC3-6 G4-6-3 1-2f 2-3			0-0 6-3 S FC5-2 1B		0-0 1-2 E 1B		0-0 1B S 1B	0-0 F8	5	1	3	0	0	0	3
Hubie Brooks, R (1, 6) OBP: 0.384, SLG: 0.567	0-0 G4-6-3 1-2f			0-0 6-3 1-3		0-0 1-2 2-3 E3 1B		0-0 1-2 E6 1B		4	0	0	0	0	0	6
Tim Wallach, R (1, 5) OBP: 0.343, SLG: 0.463		0-0 1-3		0-0 FC5-2		0-0 1-3 2-H 3-H 1B		0-0 F9		4	0	1	2	0	0	3
Wayne Krenchicki, L (1, 3) OBP: 0.333, SLG: 0.385		4-0 FC3-6 BB		0-3 K		0-3 K 1-2		0-0 F7		3	0	0	0	1	2	5
Vance Law, R (1, 4) Andre Dawson, R (6, PH) OBP: 0.280, SLG: 0.291 OBP: 0.340, SLG: 0.536		0-0 FC3-6 2B 1-2f			6-3		4-0 IBB		0-0 1-2 2-3 1B	2	0	0	0	0	0	1
Mike Fitzgerald, R (1, 2) OBP: 0.360, SLG: 0.440		0-0 1-H 2B			6-3		0-0 5-3		0-0 6-3	4	0	1	0	0	0	6
Jay Tibbs, R (1, 1) Al Newman, S (7, 4) OBP: 0.194, SLG: 0.176 OBP: 0.315, SLG: 0.272			0-3 K			0-3 K		4-0 G6-3 BB	0-0 4-3	2	0	0	0	0	2	0
										1	0	0	0	1	0	0

BOTTOM																																											
<p align="center">Atlanta Braves @ Montreal Expos Olympic Stadium, Montreal, QB</p> <p align="center">Sat Jul 19 1986, 7:05 PM EDT Att. 20,506 - Unknown</p>																																											
														AB	34																												
														R	2																												
														H	7																												
														RBI	2																												
														BB	5																												
														SO	5																												
														LOB	28																												
<div align="right">  </div>																																											
Inning Stats										R: 0 H: 1 E: 0 LOB: 1 K: 0 BB: 1 S: 3 P: 7			R: 0 H: 1 E: 0 LOB: 2 K: 0 BB: 1 S: 3 P: 7			R: 0 H: 0 E: 0 LOB: 0 K: 1 BB: 0 S: 5 P: 5			R: 0 H: 1 E: 0 LOB: 1 K: 1 BB: 0 S: 6 P: 6			R: 0 H: 0 E: 0 LOB: 0 K: 1 BB: 0 S: 5 P: 5			R: 2 H: 2 E: 1 LOB: 3 K: 2 BB: 2 S: 10 P: 18			R: 0 H: 0 E: 0 LOB: 0 K: 0 BB: 1 S: 2 P: 6			R: 0 H: 2 E: 1 LOB: 3 K: 0 BB: 0 S: 6 P: 6			R: 0 H: 0 E: 1 LOB: 1 K: 0 BB: 0 S: 4 P: 4			1B: 6 SF: 0 2B: 1 SAC: 0 3B: 0 DP: 2 HR: 0 HBP: 0		WP: 0 PA: 39 PB: 0 SB: 3 CS: 0				
PITCHER										IP		WLS		BF		H		R		ER		SO		BB		IBB		HBP		BLK		WP		HR		S		P		ERA		WHIP	
David Palmer, R (1, 1) ERA: 3.61										5.1		W		23		5		2		2		4		3		0		0		0		0		0		28		40		3.38		1.500	
Jeff Dedmon, R (6, 1) ERA: 3.31										1.2		7		1		0		0		1		1		1		0		0		0		0		7		15		0.00		1.200			
Gene Garber, R (8, 1) ERA: 1.48										2.0		S		9		1		0		0		0		0		0		0		0		0		9		9		0.00		0.500			

Batter	1	2	3	4	5	6	7	8	9	AB	R	H	RBI	BB	SO	LOB	TOP					
Gary Redus, R (1, 7) OBP: 0.324, SLG: 0.403	4-0 G3 S BB		0-3 K		X 0-0 6-3			4-0 SH5-3 S 1B BB	0-0 E1 1B HBP	3	2	0	0	2	1	1						
Ron Roenicke, S (1, 8) OBP: 0.382, SLG: 0.405	0-0 G3		4-0 CS BB		X 0-0 E5 5-3			0-0 SH5-3	0-0 F7	3	0	0	0	1	0	3						
Juan Samuel, R (1, 4) OBP: 0.307, SLG: 0.444	0-3 K		0-0 CS 1-2	0-0 5-3		X 0-0 5-3		0-3 K	1-0 1B HBP	4	0	0	0	0	2	3						
Mike Schmidt, R (1, 5) OBP: 0.373, SLG: 0.542	0-0 F7			0-0 4-3		4-0 IBB		4-0 1B 1B IBB	0-0 FC6-4 1B	3	0	1	2	2	0	1						
Von Hayes, L (1, 3) OBP: 0.376, SLG: 0.417		X 0-0 B2		X 0-0 BB 1B		X 0-0 F8		X 0-0 1B 1B	0-0 FC6-4	5	0	2	1	0	0	4						
Glenn Wilson, R (1, 9) OBP: 0.306, SLG: 0.358		X 0-0 5-3		B 4-0 BB		X 0-0 F7		X 0-0 1-2 3-H 1B		3	0	1	0	1	0	2						
John Russell, R (1, 2) OBP: 0.324, SLG: 0.470		X 0-0 1B		X 0-0 F4			X 0-3 K		X 0-0 G4-1	3	0	1	0	0	1	2						
Greg Gross, L (8, PH) OBP: 0.395, SLG: 0.313										1	0	0	0	0	0	3						
Ronn Reynolds, R (8, 2) OBP: 0.316, SLG: 0.706										0	0	0	0	0	0	0						
Steve Jeltz, S (1, 6) OBP: 0.358, SLG: 0.282		X 0-0 5-3		X 0-0 1-3			X 0-0 4-3		X 0-3 K	4	0	0	0	0	1	1						
Don Carman, L (1, 1) OBP: 0.343, SLG: 0.400										2	0	0	0	0	2	0						
Rick Schu, R (7, PH) OBP: 0.343, SLG: 0.400										1	0	0	0	0	0	0						
Kent Tekulve, R (7, 1) OBP: 0.397, SLG: 0.371										0	0	0	0	0	0	0						
Tom Foley, L (9, PH) OBP: 0.397, SLG: 0.371										1	1	1	0	0	0	0						
Steve Bedrosian, R (9, 1) OBP: 0.500, SLG: 0.333										0	0	0	0	0	0	0						
Inning Stats	R: 0 E: 0 K: 1 S: 5 H: 0 LOB: 1 BB: 1 P: 9	R: 0 E: 0 K: 0 S: 4 H: 1 LOB: 1 BB: 0 P: 4	R: 0 E: 0 K: 2 S: 6 H: 0 LOB: 0 BB: 1 P: 10	R: 0 E: 0 K: 0 S: 4 H: 1 LOB: 2 BB: 1 P: 8	R: 0 E: 0 K: 1 S: 5 H: 0 LOB: 0 BB: 0 P: 5	R: 0 E: 1 K: 0 S: 4 H: 0 LOB: 2 BB: 1 P: 8	R: 0 E: 0 K: 1 S: 5 H: 0 LOB: 0 BB: 0 P: 5	R: 1 E: 0 K: 1 S: 7 H: 2 LOB: 3 BB: 2 P: 15	R: 2 E: 1 K: 1 S: 8 H: 2 LOB: 2 BB: 0 P: 9	1B: 6 2B: 0 3B: 0 HR: 0	SF: 0 SAC: 1 DP: 0 HBP: 1	WP: 0 PB: 0 SB: 2 CS: 1	PA: 42									
PITCHER	IP WLS BF H R ER SO BB IBB HBP BLK WP HR S P ERA WHIP																	ERA WHIP				
Zane Smith, L (1, 1) ERA: 3.37	7.2		33	4	1	1	6	4	2	0	0	0	0	39	63	1.17	1.043					
Gene Garber, R (8, 1) ERA: 1.47	0.1		1	0	0	0	0	0	0	0	0	0	0	1	1	0.00	0.000					
Jeff Dedmon, R (9, 1) ERA: 3.25	1.0	L	7	2	2	0	1	0	0	1	0	0	0	8	9	0.00	2.000					

Philadelphia Phillies @ Atlanta Braves
Atlanta-Fulton County Stadium, Atlanta, GA

Mon Jul 21 1986, 7:05 PM EDT
Att. 12,731 - Unknown

livebaseballscorecards.com

AB	33
R	3
H	6
RBI	3
BB	6
SO	7
LOB	20



Batter	1	2	3	4	5	6	7	8	9	AB	R	H	RBI	BB	SO	LOB
Bill Sample, R (1, 9) OBP: 0.303, SLG: 0.383 Omar Moreno, L (7, PH) OBP: 0.286, SLG: 0.374 (8, 9)	0-0 L7		0-0 1-3		0-0 1B		0-0 FC3-6		0-3 K	3	0	1	0	0	0	0
Rafael Ramirez, R (1, 5) OBP: 0.265, SLG: 0.323	0-0 F8			0-0 1B	0-0 1B		0-0 4-3		0-3 K	5	0	2	0	0	1	1
Dale Murphy, R (1, 8) OBP: 0.372, SLG: 0.462	0-0 F9			0-0 1B	0-0 4-3			0-0 L7	0-0 5-3	5	0	1	0	0	0	2
Ted Simmons, S (1, 3) OBP: 0.356, SLG: 0.420		0-0 1B		0-0 F9		0-0 F7		0-0 F8		4	0	1	0	0	0	2
Ozzie Virgil, R (1, 2) OBP: 0.336, SLG: 0.382 Craig Murtry, R (8, PH) OBP: 0.176, SLG: 0.125 Bruce Benedict, R (9, 2) OBP: 0.367, SLG: 0.400		0-0 1B		0-0 F8		4-0 BB		4-0 1B		2	0	1	0	2	0	2
Ken Griffey, L (1, 7) OBP: 0.343, SLG: 0.443		0-0 F7		4-0 BB		0-3 K		0-0 2B		3	0	1	0	1	1	2
Andres Thomas, R (1, 6) OBP: 0.318, SLG: 0.509		0-0 FC6-4		0-3 K		0-0 F8		0-0 2B		4	0	1	1	0	1	5
Ken Oberkfell, L (1, 4) OBP: 0.400, SLG: 0.411			0-0 4-3		0-0 F7		0-0 G3		4-0 IBB	3	0	0	0	1	0	0
Zane Smith, L (1, 1) OBP: 0.140, SLG: 0.104 Gene Garber, R (8, 1) Chris Chambliss, L (8, PH) OBP: 0.417, SLG: 0.438 Jeff Dedmon, L (9, 1) OBP: 0.222, SLG: 0.222			0-0 L6		0-0 B1		0-0 FC3-6		0-0 F7	3	0	1	0	0	0	0

Inning Stats	R: 0	H: 0	E: 0	K: 0	S: 3	R: 0	H: 2	E: 0	K: 0	S: 4	R: 0	H: 0	E: 0	K: 0	S: 3	R: 0	H: 2	E: 0	K: 1	S: 7	R: 0	H: 2	E: 0	K: 0	S: 5	R: 0	H: 0	E: 0	K: 1	S: 5	R: 0	H: 1	E: 1	K: 0	S: 4	R: 1	H: 2	E: 0	K: 0	S: 5	R: 0	H: 0	E: 0	K: 2	S: 7	1B: 8	2B: 1	3B: 0	HR: 0	SF: 0	SAC: 0	DP: 0	HBP: 0	WP: 0	PA: 39
--------------	------	------	------	------	------	------	------	------	------	------	------	------	------	------	------	------	------	------	------	------	------	------	------	------	------	------	------	------	------	------	------	------	------	------	------	------	------	------	------	------	------	------	------	------	------	-------	-------	-------	-------	-------	--------	-------	--------	-------	--------

PITCHER	IP	WLS	BF	H	R	ER	SO	BB	IBB	HBP	BLK	WP	HR	S	P	ERA	WHIP
Don Carman, L (1, 1) ERA: 3.93	6.0		25	6	0	0	2	2	0	0	0	0	0	27	35	0.00	1.333
Kent Tekulve, R (7, 1) ERA: 3.0	2.0	W	11	3	1	1	0	1	1	0	0	0	0	9	17	4.50	2.000
Steve Bedrosian, R (9, 1) ERA: 3.1	1.0	S	3	0	0	0	2	0	0	0	0	0	0	7	7	0.00	0.000

BOTTOM

Philadelphia Phillies @ Atlanta Braves
Atlanta-Fulton County Stadium, Atlanta, GA

AB	35
R	1
H	9
RBI	1
BB	4
SO	4
LOB	18



Mon Jul 21 1986, 7:05 PM EDT
Att. 12,731 - Unknown

livebaseballscores.com

Batter	1	2	3	4	5	6	7	8	9	10	11	AB	R	H	RBI	BB	SO	LOB	TOP								
Gary Redus, R OBP: 0.318, SLG: 0.392 (1, 7)	0-0 6-3	0-0 2B 1B		0-0 F2			0-0 6-3			0-0 F8	0-3 K	6	0	1	1	0	1	3									
Jeff Stone, L OBP: 0.323, SLG: 0.345 Ron Roenicke, S OBP: 0.381, SLG: 0.403 (1, 8) (9, 8)	0-0 B5-3	0-0 1-3 2B		0-0 F6			0-3 K			0-0 4-3		4	0	1	0	0	1	0									
Juan Samuel, R OBP: 0.308, SLG: 0.443 (1, 4)	0-0 1B	0-0 F8		0-3 K			0-3 K			0-0 1B		5	1	2	0	0	1	2									
Mike Schmidt, R OBP: 0.373, SLG: 0.538 (1, 5)	0-0 1B			0-0 F9			0-0 F9			0-0 F8		4	1	1	1	1	1	1									
Von Hayes, L OBP: 0.379, SLG: 0.431 (1, 3)	0-0 HR			0-0 L3			0-0 G5-4-3 1B			0-0 FC4-6		5	2	3	2	0	0	1									
Glenn Wilson, R OBP: 0.304, SLG: 0.356 (1, 9)	0-3 K			0-0 F9			0-0 G5-4-3 1B			0-0 F3		5	0	1	0	0	2	2									
John Russell, R OBP: 0.316, SLG: 0.456 (1, 2)		0-0 F8		0-0 6-3			0-0 G5-4-3			0-0 5-3		5	0	0	0	0	0	3									
Steve Jeltz, S OBP: 0.357, SLG: 0.279 Greg Gross, L OBP: 0.402, SLG: 0.313 Tom Hume, R (11, 1) (11, 1)		0-0 E4 1B		1-0 SH1-4 HBP			0-0 F9			0-0 4-3		3	1	0	0	0	0	1									
Kevin Gross, R OBP: 0.191, SLG: 0.283 Steve Bedrosian, R OBP: 0.500, SLG: 0.333 Tom Foley, L OBP: 0.405, SLG: 0.381 (11, 6) (11, 6)		0-0 6-3		0-0 SH1-4			0-3 K			0-0 6-3		3	0	0	0	0	1	1									
Inning Stats	R: 3 E: 0 K: 1 S: 8	H: 3 LOB: 0 BB: 0 P: 8	R: 1 E: 1 K: 0 S: 6	H: 2 LOB: 2 BB: 0 P: 6	R: 0 E: 0 K: 1 S: 5	H: 0 LOB: 0 BB: 0 P: 5	R: 0 E: 0 K: 0 S: 3	H: 0 LOB: 1 BB: 0 P: 4	R: 0 E: 0 K: 1 S: 5	H: 0 LOB: 0 BB: 0 P: 5	R: 0 E: 0 K: 2 S: 7	H: 0 LOB: 0 BB: 0 P: 7	R: 0 E: 0 K: 0 S: 3	H: 0 LOB: 1 BB: 1 P: 7	R: 0 E: 0 K: 0 S: 3	H: 0 LOB: 0 BB: 0 P: 3	R: 0 E: 0 K: 0 S: 4	H: 1 LOB: 1 BB: 0 P: 4	R: 1 E: 0 K: 2 S: 9	H: 2 LOB: 2 BB: 1 P: 13	1B: 7 2B: 2 3B: 0 HR: 1	SF: 0 SAC: 1 DP: 1 HBP: 1	WP: 0 PB: 0 SB: 1 CS: 0	PA: 46			
PITCHER	IP	WLS	BF	H	R	ER	SO	BB	IBB	HBP	BLK	WP	HR	S	P	ERA	WHIP										
Rick Mahler, R ERA: 5.07 (1, 1)	7.1		31	7	4	3	5	1	0	1	0	0	1	39	44	3.68	1.091										
Ed Olwine, L ERA: 2.4 (8, 1)	0.1		1	0	0	0	0	0	0	0	0	0	0	1	1	0.00	0.000										
Jim Acker, R ERA: 4.37 (8, 1)	0.1		1	0	0	0	0	0	0	0	0	0	0	1	1	0.00	0.000										
Gene Garber, R ERA: 1.44 (9, 1)	1.0		3	0	0	0	0	0	0	0	0	0	0	3	3	0.00	0.000										
Craig McMurtry, R ERA: 4.46 (10, 1)	2.0	L	10	3	1	1	2	0	1	0	0	0	0	13	17	4.50	1.500										

Philadelphia Phillies @ Atlanta Braves
Atlanta-Fulton County Stadium, Atlanta, GA

Tue Jul 22 1986, 7:05 PM EDT
Att. 14,249 - Unknown

AB	42
R	5
H	10
RBI	5
BB	2
SO	7
LOB	14



BOTTOM

Philadelphia Phillies @ Atlanta Braves
 Atlanta-Fulton County Stadium, Atlanta, GA

Tue Jul 22 1986, 7:05 PM EDT
 Att. 14,249 - Unknown

livebaseballscores.com

AB	39
R	4
H	10
RBI	4
BB	3
SO	2
LOB	18



WP:	0	PA:	44
PB:	0		
SB:	0		
CS:	1		

AB R H RBI BB SO LOB

5	0	1	0	0	0	0
5	0	0	0	0	0	2
5	3	3	3	0	1	0
5	1	3	0	0	0	0
4	0	2	0	0	0	0
0	0	0	0	0	0	0
0	0	0	0	0	0	0
0	0	0	0	0	0	0
5	0	1	0	0	0	5
4	0	0	1	1	0	4
1	0	0	0	1	0	1
1	0	0	0	0	0	2
1	0	0	0	1	0	2
1	0	0	0	0	0	0
0	0	0	0	0	0	0
1	0	0	0	0	0	2

1B:	5	SF:	0
2B:	2	SAC:	2
3B:	0	DP:	1
HR:	3	HBP:	0

Batter 1 2 3 4 5 6 7 8 9 10 11

Omar Moreno, L OBP: 0.284, SLG: 0.370 (1, 9)	0-0 6-3 ①		X 0-0 CS 2-3 1B		X 0-0 4-3 ②		X 0-0 F8 ②		X 0-0 F7 ①	
Rafael Ramirez, R OBP: 0.262, SLG: 0.318 (1, 5)	0-0 F9 ②		X 0-0 5-3 ② ③		X 0-0 F6 ③		X 0-0 F8 ③		X 0-0 F9 ②	
Ken Griffey, L OBP: 0.348, SLG: 0.478 (1, 7)	0-0 HR		S 0-3 K ①		X 0-0 L5 ②		X 0-0 HR		X 0-0 HR	
Dale Murphy, R OBP: 0.374, SLG: 0.467 (1, 8)	0-0 4-3 ③		X 0-0 L5 ②		X 0-0 L6 ①		X 0-0 2B 1B		X 0-0 1B FC4-6 1B	
Chris Chambliss, L OBP: 0.421, SLG: 0.456 (1, 3)		X 0-0 F6 ①		X 0-0 F6 ③		X 0-0 2B 1B		X 0-0 1B FC4-6 1B		X 0-0 SH1-3 ①
Zane Smith, L OBP: 0.140, SLG: 0.104 (9, PR)										X 0-0 SH1-3 ②
Craig McMurtry, R OBP: 0.176, SLG: 0.125 (10, 1)										X 0-0 L6 ②
Glenn Hubbard, R OBP: 0.365, SLG: 0.335 (11, PH)										X 0-0 L6 ②
Ken Oberkfell, L OBP: 0.397, SLG: 0.408 (1, 4)		X 0-0 4-3 ②		X 0-0 G6-4-3 1B		X 0-0 L6 ①		X 0-0 F7 ①		X 0-0 L6 ②
Andres Thomas, R OBP: 0.315, SLG: 0.497 (1, 6)		X 0-0 4-3 ③		X 0-0 F9 ①		X 0-0 F2 ②		X 0-0 FC4-6 ②		X 0-0 BB BB
Bruce Benedict, R OBP: 0.370, SLG: 0.394 (1, 2)			B 4-0 1B SH3-4 BB		X 0-0 G6-4-3 ② ③		X 0-0 4-3 ③		X 0-0 E2 ③	
Terry Harper, R OBP: 0.301, SLG: 0.346 (7, PH)										X 0-0 F5 ③
Ozzie Virgil, R OBP: 0.337, SLG: 0.380 (8, 2)										X 0-0 F5 ③
Rick Mahler, R OBP: 0.220, SLG: 0.214 (8, 1)										X 0-0 F7 ①
Ed Owing, R OBP: 0.200, SLG: 0.200 (8, 1)										X 0-3 K ①
Jim Acker, R OBP: 0.301, SLG: 0.380 (8, PH)										X 0-0 G3 ③
Bill Sample, R OBP: 0.301, SLG: 0.380 (8, PH)										X 0-0 G3 ③
Gene Garber, R OBP: 0.301, SLG: 0.380 (9, 1)										X 0-0 G3 ③
Ted Simmons, S OBP: 0.362, SLG: 0.415 (9, PH)										X 0-0 G3 ③
Ted Simmons, S OBP: 0.362, SLG: 0.415 (10, 3)										X 0-0 G3 ③

Inning Stats	R: 1 E: 0 K: 0 S: 4	H: 1 LOB: 0 BB: 0 P: 4	R: 0 E: 0 K: 0 S: 3	H: 0 LOB: 0 BB: 0 P: 3	R: 0 E: 0 K: 0 S: 3	H: 1 LOB: 1 BB: 1 P: 7	R: 0 E: 0 K: 1 S: 5	H: 0 LOB: 0 BB: 0 P: 5	R: 0 E: 0 K: 0 S: 3	H: 1 LOB: 0 BB: 0 P: 3	R: 0 E: 0 K: 0 S: 3	H: 0 LOB: 0 BB: 0 P: 3	R: 1 E: 0 K: 0 S: 6	H: 3 LOB: 2 BB: 0 P: 6	R: 0 E: 0 K: 1 S: 5	H: 0 LOB: 0 BB: 0 P: 5	R: 2 E: 1 K: 0 S: 6	H: 3 LOB: 2 BB: 1 P: 10	R: 0 E: 0 K: 0 S: 3	H: 0 LOB: 0 BB: 0 P: 3	R: 0 E: 0 K: 0 S: 4	H: 1 LOB: 2 BB: 1 P: 8	1B: 5 2B: 2 3B: 0 HR: 3	SF: 0 SAC: 2 DP: 1 HBP: 0	WP: 0 PB: 0 SB: 0 CS: 1	PA: 44
---------------------	------------------------------	---------------------------------	------------------------------	---------------------------------	------------------------------	---------------------------------	------------------------------	---------------------------------	------------------------------	---------------------------------	------------------------------	---------------------------------	------------------------------	---------------------------------	------------------------------	---------------------------------	------------------------------	----------------------------------	------------------------------	---------------------------------	------------------------------	---------------------------------	----------------------------------	------------------------------------	----------------------------------	--------

PITCHER	IP	WLS	BF	H	R	ER	SO	BB	IBB	HBP	BLK	WP	HR	S	P	ERA	WHIP
Kevin Gross, R ERA: 4.16 (1, 1)	8.0		30	7	3	3	2	1	0	0	0	0	3	33	37	3.38	1.000
Steve Bedrosian, R ERA: 3.16 (9, 1)	2.0	W	9	2	1	1	0	1	0	0	0	0	0	8	12	4.50	1.500
Tom Hume, R ERA: 3.68 (11, 1)	1.0	S	5	1	0	0	0	1	0	0	0	0	0	4	8	0.00	2.000

Batter	1	2	3	4	5	6	7	8	9	AB R H RBI BB SO LOB	TOP	
Gary Redus, R (1, 7) OBP: 0.314, SLG: 0.385	0-3 K		0-0 L7		0-0 G3 1B		0-0 F8	0-0 F2		5 0 1 0 0 1 2		
Jeff Stone, L (1, 8) OBP: 0.325, SLG: 0.347	0-0 1B E 1B		0-0 4-3		0-0 G3 1-2		0-0 1B		0-0 F8	5 1 2 0 0 0 1		
Juan Samuel, R (1, 4) OBP: 0.309, SLG: 0.452	0-0 G3 E 1-3 1B		0-0 HR		0-0 F3		0-3 K		0-0 5-3	5 1 2 1 0 1 2		
Mike Schmidt, R (1, 5) OBP: 0.373, SLG: 0.536	0-0 E3 G3 1-2 3-H		0-3 K			0-0 1-3 BB 1B	0-0 L9		0-0 1B	5 0 2 1 0 1 2		
Von Hayes, L (1, 3) OBP: 0.379, SLG: 0.438	0-0 G3 1-2 2-3			0-0 HR		4-0 1-3 BB		0-0 E3 S 1B	0-0 F8	4 2 1 1 1 0 3		
Glenn Wilson, R (1, 9) OBP: 0.301, SLG: 0.351	0-0 6-3			0-0 5-3		0-0 F8		0-0 F8		4 0 0 0 0 0 5		
John Russell, R (1, 2) OBP: 0.314, SLG: 0.451		0-0 F7		0-0 4-3		0-0 1-3 1-2 2-3		0-0 BB 1B 1-H		4 0 1 1 0 0 2		
Steve Jeltz, S (1, 6) OBP: 0.359, SLG: 0.277		0-0 E6 B1-3		0-3 K		4-0 IBB		4-0 BB 1-2		2 0 0 0 2 1 0		
Bruce Ruffin, S (1, 1) OBP: 0.125, SLG: 0.188		0-0 B1-3			0-3 K	0-3 K		0-3 K		4 0 0 0 0 3 6		
Inning Stats	R: 1 E: 1 K: 1 S: 8 H: 2 LOB: 2 BB: 0 P: 8	R: 0 E: 1 K: 0 S: 3 H: 0 LOB: 0 BB: 0 P: 3	R: 1 E: 0 K: 1 S: 6 H: 1 LOB: 0 BB: 0 P: 6	R: 1 E: 0 K: 1 S: 6 H: 1 LOB: 0 BB: 0 P: 6	R: 0 E: 0 K: 1 S: 6 H: 1 LOB: 1 BB: 0 P: 6	R: 0 E: 0 K: 1 S: 6 H: 1 LOB: 3 BB: 2 P: 14	R: 0 E: 0 K: 1 S: 6 H: 1 LOB: 1 BB: 0 P: 6	R: 1 E: 1 K: 1 S: 7 H: 1 LOB: 2 BB: 1 P: 11	R: 0 E: 0 K: 0 S: 4 H: 1 LOB: 1 BB: 0 P: 4	1B: 7 2B: 1 3B: 0 HR: 2 SF: 0 SAC: 0 DP: 1 HBP: 0	WP: 0 PB: 0 SB: 1 CS: 0 PA: 41	
PITCHER Doyle Alexander, R (1, 1) ERA: 4.08 Jim Acker, R (9, 1) ERA: 4.3	IP 8.0 WLS L BF 37 H 8 R 4 ER 3 SO 7 BB 2 IBB 1 HBP 0 BLK 0 WP 0 HR 2 S 48 P 60 ERA 3.38 WHIP 1.250	IP 1.0 WLS L BF 4 H 1 R 0 ER 0 SO 0 BB 0 IBB 0 HBP 0 BLK 0 WP 0 HR 0 S 4 P 4 ERA 0.00 WHIP 1.000	PITCHER IP WLS BF H R ER SO BB IBB HBP BLK WP HR S P ERA WHIP									

Philadelphia Phillies @ Atlanta Braves
Atlanta-Fulton County Stadium, Atlanta, GA

Wed Jul 23 1986, 7:05 PM EDT
Att: 11,770 - Unknown

livebaseballscorecards.com

AB	38
R	4
H	9
RBI	4
BB	3
SO	7
LOB	23



Batter	1	2	3	4	5	6	7	8	9	AB R H RBI BB SO LOB
Andres Thomas, R (1, 6) OBP: 0.319, SLG: 0.497	0-0 6-3		0-3 K			0-0 G5-4-3 1B		0-0 PB 1B		4 0 2 0 0 1 1
Rafael Ramirez, R (1, 5) OBP: 0.259, SLG: 0.315	0-0 1-3		0-0 F9			0-0 G5-4-3 1-2f		0-0 SF8 1-2 2-H		3 0 0 1 0 0 2
Ken Griffey, L (1, 7) OBP: 0.346, SLG: 0.479	0-0 F8			0-0 4-3			0-0 PB 6-3 2B	0-0 1-3		4 1 1 0 0 0 1
Dale Murphy, R (1, 8) OBP: 0.371, SLG: 0.461		0-0 L4		0-0 5-3			0-0 5-3	0-0 5-3		4 0 0 0 0 0 1
Ted Simmons, S (1, 3) OBP: 0.337, SLG: 0.395		0-3 K		0-0 F8			0-0 6-3 2-H	0-0 L7		4 0 0 1 0 1 0
Terry Harper, R (1, 9) OBP: 0.309, SLG: 0.351		4-0 BB			0-0 4-3		0-0 1B	0-0 1B		3 0 2 0 1 0 0
Ken Oberkfell, L (1, 4) OBP: 0.394, SLG: 0.403		0-0 4-3			0-3 K		0-0 4-3		3 0 0 0 0 1 2	
Ozzie Virgil, R (9, PH) OBP: 0.336, SLG: 0.378								0-0 F9		1 0 0 0 0 0 1
Bruce Benedict, R (1, 2) OBP: 0.381, SLG: 0.397			0-0 1B		0-0 6-3			4-0 PB 1B SF8 BB		2 1 1 0 1 0 0
Doyle Alexander, R (1, 1) OBP: 0.200, SLG: 0.200			0-3 K			0-0 5-3		0-0 L6		2 0 0 0 0 1 1
Bill Sample, R (8, PH) OBP: 0.299, SLG: 0.378										1 0 0 0 0 0 1
Jim Acker, R (9, 1)										0 0 0 0 0 0 0

Inning Stats	R: 0	H: 0	E: 0	LOB: 0	K: 0	BB: 0	S: 3	P: 3	R: 0	H: 0	E: 0	LOB: 0	K: 0	BB: 0	S: 3	P: 3	R: 0	H: 1	E: 0	LOB: 1	K: 2	BB: 0	S: 8	P: 8	R: 0	H: 0	E: 0	LOB: 0	K: 1	BB: 0	S: 5	P: 5	R: 1	H: 2	E: 0	LOB: 1	K: 0	BB: 0	S: 5	P: 5	R: 1	H: 1	E: 0	LOB: 1	K: 0	BB: 1	S: 4	P: 8	R: 0	H: 1	E: 0	LOB: 1	K: 0	BB: 0	S: 4	P: 4	R: 0	H: 1	E: 0	LOB: 1	K: 0	BB: 0	S: 4	P: 4	1B: 5	SF: 1	2B: 1	SAC: 0	3B: 0	DP: 1	HR: 0	HBP: 0	WP: 0	PA: 34
PITCHER Bruce Ruffin, L (1, 1) ERA: 3.19	IP	WLS	BF	H	R	ER	SO	BB	IBB	HBP	BLK	WP	HR	S	P	ERA	WHIP	IP	WLS	BF	H	R	ER	SO	BB	IBB	HBP	BLK	WP	HR	S	P	ERA	WHIP	IP	WLS	BF	H	R	ER	SO	BB	IBB	HBP	BLK	WP	HR	S	P	ERA	WHIP																							

BOTTOM

Philadelphia Phillies @ Atlanta Braves
Atlanta-Fulton County Stadium, Atlanta, GA

Wed Jul 23 1986, 7:05 PM EDT
Att. 11,770 - Unknown

livebaseballscorecards.com

AB	31
R	2
H	6
RBI	2
BB	2
SO	4
LOB	10



Batter	1	2	3	4	5	6	7	8	9	AB R H RBI BB SO LOB	TOP																	
Mookie Wilson, S (1, 8) OBP: 0.345, SLG: 0.453	0-0 CS 1B		0-0 1-H HR		0-0 6-3			0-0 CS 1B		4 1 3 3 0 0 1																		
Tim Teufel, R (1, 4) OBP: 0.315, SLG: 0.365	0-0 5-3 1-2		4-0 BB		4-0 G6-4-3 BB			0-3 3-H K 1-2		2 0 0 0 2 1 2																		
Keith Hernandez, L (1, 3) OBP: 0.383, SLG: 0.408	0-3 K		0-0 F5		0-0 F7			0-0 4-3		4 0 0 0 0 1 2																		
Gary Carter, R (1, 2) OBP: 0.331, SLG: 0.424		0-0 L4		0-0 5-3		0-0 G6-4-3 1-2f		0-0 L7		4 0 0 0 0 0 1																		
Kevin Mitchell, R (1, 9) OBP: 0.389, SLG: 0.543		0-0 G1-4-3 1B		0-0 L7			0-0 5-3	0-3 K		4 0 1 0 0 1 0																		
George Foster, R (1, 7) OBP: 0.294, SLG: 0.444		0-0 G1-4-3 1-2f		0-0 4-3			0-0 5-3			3 0 0 0 0 0 1																		
Ray Knight, R (1, 5) OBP: 0.345, SLG: 0.433			4-0 HR BB		0-0 4-3		0-3 K2-3			2 1 0 0 1 1 0																		
Rafael Santana, R (1, 6) OBP: 0.252, SLG: 0.200			0-0 L9		4-0 SH1-4 BB		0-0 SH1-3 1B 2B			1 0 0 0 1 0 1																		
Lenny Dykstra, L (8, PH) OBP: 0.410, SLG: 0.517										1 1 1 0 0 0 0																		
Roger McDowell, R (8, 1) OBP: 0.357, SLG: 0.308										0 0 0 0 0 0 0																		
Dwight Gooden, R (1, 1) OBP: 0.122, SLG: 0.128			0-3 K		0-0 SH1-4		0-0 SH1-3			1 0 0 0 0 1 1																		
Howard Johnson, S (8, PH) OBP: 0.350, SLG: 0.467					1-2			2-3		0 0 0 0 0 0 0																		
Inning Stats	R: 0 E: 0 K: 1 S: 5	H: 1 LOB: 0 BB: 0 P: 5	R: 0 E: 0 K: 0 S: 3	H: 1 LOB: 0 BB: 0 P: 3	R: 2 E: 0 K: 1 S: 6	H: 1 LOB: 1 BB: 2 P: 14	R: 0 E: 0 K: 0 S: 3	H: 0 LOB: 0 BB: 0 P: 3	R: 0 E: 0 K: 0 S: 3	H: 0 LOB: 1 BB: 1 P: 7	R: 0 E: 0 K: 0 S: 2	H: 0 LOB: 0 BB: 1 P: 6	R: 0 E: 0 K: 1 S: 5	H: 0 LOB: 0 BB: 0 P: 5	R: 1 E: 0 K: 1 S: 6	H: 2 LOB: 0 BB: 0 P: 6	R: 0 E: 0 K: 1 S: 5	H: 0 LOB: 0 BB: 0 P: 5	1B: 3 2B: 1 3B: 0 HR: 1	SF: 0 SAC: 2 DP: 2 HBP: 0	WP: 0 PB: 0 SB: 0 CS: 2	PA: 32						
PITCHER	IP WLS BF H R ER SO BB IBB HBP BLK WP HR S P ERA WHIP																											
Zane Smith, L (1, 1) ERA: 3.38	5.0		19	3	2	2	2	3	0	0	0	0	0	1	20	32	3.60	1.200										
Craig McMurtry, R (6, 1) ERA: 4.46	0.0		1	0	0	0	0	1	0	0	0	0	0	0	0	4	∞	∞										
Jeff Dedmon, R (6, 1) ERA: 3.14	2.0		5	0	0	0	1	0	0	0	0	0	0	0	7	7	0.00	0.000										
Paul Assenmacher, L (8, 1) ERA: 3.05	2.0	W	7	2	1	1	2	0	0	0	0	0	0	0	11	11	4.50	1.000										

New York Mets @ Atlanta Braves
Atlanta-Fulton County Stadium, Atlanta, GA

Sat Jul 26 1986, 3:33 AM EDT
Unknown

livebaseballscorecards.com

AB	26
R	3
H	5
RBI	3
BB	4
SO	5
LOB	9



Batter	1	2	3	4	5	6	7	8	9	AB	R	H	RBI	BB	SO	LOB	
Omar Moreno, L (1, 9) OBP: 0.283, SLG: 0.368	0-0 G3			0-0 3-1	0-0 F8			0-0 FC1-5 PB 1B		4	0	1	0	0	0	1	
Ken Oberkfell, L (1, 5) OBP: 0.389, SLG: 0.398	0-0 1-3			0-0 6-3		0-0 F8		0-0 FC1-5 1-3		4	0	0	0	0	0	1	
Dale Murphy, R (1, 8) OBP: 0.369, SLG: 0.459	0-0 F4			0-0 6-3		0-0 WP 1B		0-0 F9		4	0	1	0	0	0	1	
Bob Horner, R (1, 3) OBP: 0.336, SLG: 0.479		0-0 L8			0-0 2B 1B	0-0 5-3 1-2		0-0 5-3		4	1	1	0	0	0	2	
Ken Griffey, L (1, 7) OBP: 0.348, SLG: 0.486		0-0 G1			0-0 1B BB 2B	0-0 F7		0-0 1B SF9 2B		4	2	2	0	0	0	1	
Andres Thomas, R (1, 6) OBP: 0.317, SLG: 0.489		0-3 K			4-0 BB 1B G4-6-3 BB		0-0 E6 FC6-4	0-0 B3-4		3	1	0	0	1	1	1	
Ozzie Virgil, R (1, 2) OBP: 0.338, SLG: 0.381			0-3 K		0-0 G4-6-3 BB 1-2 2-3 3-H 1B		0-3 K	0-0 2-3 1B		4	0	2	1	0	2	1	
Glenn Hubbard, R (1, 4) OBP: 0.365, SLG: 0.332			0-0 F4		4-0 BB G4-6-3 BB 1-2 2-3 3-H BB		0-0 FC6-4 1-2f	0-0 SF9 3-H		2	0	0	1	1	0	1	
Ted Simmons, S (9, PH) OBP: 0.333, SLG: 0.395										0	0	0	1	0	0	0	
Zane Smith, L (1, 1) OBP: 0.137, SLG: 0.102			0-3 K		0-0 G4-6-3		0-3 K			1	0	0	0	0	0	1	0
Chris Chambliss, L (5, PH) OBP: 0.416, SLG: 0.449										1	0	0	0	0	0	2	
Craig McMurtry, R (6, 1) OBP: 0.176, SLG: 0.125										0	0	0	0	0	0	0	
Jeff Dedmon, L (6, 1) OBP: 0.200, SLG: 0.200										1	0	0	0	0	0	1	
Paul Assenmacher, L (8, 1)										0	0	0	0	0	0	0	

Inning Stats	R: 0	H: 0	E: 0	LOB: 0	K: 0	BB: 0	S: 3	P: 3	R: 0	H: 0	E: 0	LOB: 0	K: 1	BB: 0	S: 5	P: 5	R: 0	H: 0	E: 0	LOB: 0	K: 2	BB: 0	S: 7	P: 7	R: 0	H: 0	E: 0	LOB: 0	K: 0	BB: 0	S: 3	P: 3	R: 3	H: 3	E: 0	LOB: 1	K: 0	BB: 2	S: 5	P: 13	R: 0	H: 1	E: 0	LOB: 1	K: 0	BB: 0	S: 4	P: 4	R: 0	H: 0	E: 1	LOB: 1	K: 2	BB: 0	S: 8	P: 8	R: 0	H: 1	E: 0	LOB: 1	K: 0	BB: 0	S: 4	P: 4	R: 1	H: 2	E: 0	LOB: 1	K: 0	BB: 0	S: 4	P: 4	1B: 5	SF: 1	2B: 2	SAC: 0	3B: 0	DP: 1	HR: 0	HBP: 0	WP: 1	PA: 35
PITCHER	IP	WLS	BF	H	R	ER	SO	BB	IBB	HBP	BLK	WP	HR	S	P	ERA	WHIP																																																																	
Dwight Gooden, R (1, 1) ERA: 2.97	7.0		27	4	3	3	5	2	0	0	0	1	0	35	43	3.86	0.857																																																																	
Roger McDowell, R (8, 1) ERA: 2.31	1.2	L	8	3	1	1	0	0	0	0	0	0	0	8	8	5.40	1.800																																																																	

BOTTOM

New York Mets @ Atlanta Braves
Atlanta-Fulton County Stadium, Atlanta, GA

Sat Jul 26 1986, 3:33 AM EDT
Unknown

AB	32
R	4
H	7
RBI	3
BB	2
SO	5
LOB	12



WP: 1	PA: 35
PB: 1	
SB: 0	
CS: 0	

PITCHER	IP	WLS	BF	H	R	ER	SO	BB	IBB	HBP	BLK	WP	HR	S	P	ERA	WHIP
---------	----	-----	----	---	---	----	----	----	-----	-----	-----	----	----	---	---	-----	------

Batter	1	2	3	4	5	6	7	8	9
Bill Sample, R (1, 9) <small>OBP: 0.299, SLG: 0.377</small> Omar Moreno, L (6, PH) <small>OBP: 0.286, SLG: 0.371</small> Ed Olwine, R (7, 1) Paul Assenmacher, L (7, 1) Gene Garber, R (8, 1) <small>OBP: 0.400, SLG: 0.250</small>	0-0 G6-4-3 1B			0-0 4-3	0-0 5-3	0-0 1-2 3-H 1B		0-0 1-2 BB 1B	
Rafael Ramirez, R (1, 5) <small>OBP: 0.258, SLG: 0.313</small> (5, 6)	0-3 K			0-0 L6	0-0 FC4-2 2-3 3-H	0-0 5-3		0-0 1-2 2-H BB 1B	
Dale Murphy, R (1, 8) <small>OBP: 0.365, SLG: 0.453</small>	0-0 G6-4-3 1-2f			0-0 5-3	0-3 K		0-0 E6 S S 1B 1B	0-3 K	
Ted Simmons, S (1, 3) <small>OBP: 0.347, SLG: 0.400</small>		0-3 K			0-0 1B 1B	0-0 FC6-4 BB 1B 1B	0-3 K	4-0 1-2 2-3 BB	
Terry Harper, R (1, 7) <small>OBP: 0.311, SLG: 0.348</small> (7, 9)		0-0 F4			0-0 1B 1-2 2B 1B	4-0 FC6-4 BB	0-0 FC6-2-5-2-5-1 2-H	0-0 F9	
Andres Thomas, R (1, 6) <small>OBP: 0.316, SLG: 0.486</small> Ken Oberkfell, L (5, 5) <small>OBP: 0.391, SLG: 0.399</small>		0-0 F3			0-0 BB 1-3 2-H 2B 1B	0-0 F8	4-0 IBB		
Bruce Benedict, R (1, 2) <small>OBP: 0.375, SLG: 0.382</small>			0-0 F3		4-0 BB 1-2 2B BB	0-0 FC6-4 1-2f 2-3 1B	0-0 F3		
Glenn Hubbard, R (1, 4) <small>OBP: 0.370, SLG: 0.343</small>			0-3 K		0-0 E 1-H 2-H 3-H FC4-2 2B	0-0 1B 1-2 3-H 1B 1B		0-0 BB 1B 1B	
Jim Acker, R (1, 1) Ken Griffey, L (6, PH) <small>OBP: 0.349, SLG: 0.486</small> (7, 7)			0-3 K		0-0 FC4-2 2-3 E5	0-0 1B 1-3 2-H 1B		0-0 F8	

Inning Stats	R: 0	H: 1	E: 0	K: 1	S: 5	LOB: 0	BB: 0	P: 5	R: 0	H: 0	E: 0	K: 1	S: 5	LOB: 0	BB: 0	P: 5	R: 0	H: 0	E: 0	K: 2	S: 7	LOB: 0	BB: 0	P: 7	R: 0	H: 0	E: 0	K: 0	S: 3	LOB: 0	BB: 0	P: 3	R: 4	H: 4	E: 1	K: 1	S: 10	LOB: 2	BB: 1	P: 14	R: 3	H: 4	E: 0	K: 0	S: 7	LOB: 2	BB: 1	P: 11	R: 0	H: 0	E: 1	K: 1	S: 6	LOB: 2	BB: 1	P: 10	R: 1	H: 3	E: 0	K: 1	S: 8	LOB: 3	BB: 1	P: 12
1B: 11	SF: 0	2B: 1	SAC: 0	3B: 0	DP: 1	HR: 0	HBP: 0	WP: 0	PA: 41																																																							

PITCHER	IP	WLS	BF	H	R	ER	SO	BB	IBB	HBP	BLK	WP	HR	S	P	ERA	WHIP
Sid Fernandez, L (1, 1) <small>ERA: 3.02</small>	4.0	L	18	5	4	4	4	1	0	0	0	0	0	25	29	9.00	1.500
Doug Sisk, R (5, 1) <small>ERA: 4.02</small>	2.0		11	4	3	3	1	1	0	0	0	0	0	12	16	13.50	2.500
Rick Anderson, R (7, 1) <small>ERA: 0.68</small>	2.0		12	3	1	1	2	1	1	0	0	0	0	14	22	4.50	2.000

BOTTOM

New York Mets @ Atlanta Braves
 Atlanta-Fulton County Stadium, Atlanta, GA

Sat Jul 26 1986, 7:05 PM EDT
 Att. 44,400 - Unknown

AB	37
R	8
H	12
RBI	8
BB	4
SO	7
LOB	25

livebaseballscorecards.com

Batter	1	2	3	4	5	6	7	8	9	AB R H RBI BB SO LOB	TOP	
Lenny Dykstra, L OBP: 0.410, SLG: 0.520 (1, 8) X	0-0 4-3		0-0 SH1-4 HR 2B	0-3 K		0-0 K 2B		0-0 L6		5 1 2 0 0 1 0		
Wally Backman, S OBP: 0.381, SLG: 0.395 (1, 4) X	0-0 BB BB 1B		0-0 SH1-4 2-3	0-0 4-3		0-3 K		0-0 6-3		4 0 1 0 0 1 1		
Keith Hernandez, L OBP: 0.384, SLG: 0.414 (1, 3) B B B	4-0 BB 1-2 BB		4-0 HR BB	0-0 1B		0-0 F4		0-3 K		3 1 1 0 2 1 1		
Gary Carter, R OBP: 0.332, SLG: 0.432 (1, 2) X	0-0 F7		0-0 HR 1-H 3-H	0-0 1B		4-0 IBB		0-0 6-3		4 1 1 3 1 0 3		
Darryl Strawberry, L OBP: 0.389, SLG: 0.547 (1, 9) B B B	4-0 1-2 2-3 BB		0-0 HR		0-0 E9 CS 1B	0-0 4-3		4-0 E BB		3 1 2 1 2 0 2		
Kevin Mitchell, R OBP: 0.388, SLG: 0.551 (1, 7) X	0-0 F4		0-0 HR		4-0 1B BB 2-3		0-3 K		0-0 E6 1-3	4 1 1 1 1 1 4		
Ray Knight, R OBP: 0.341, SLG: 0.428 (1, 5) X		0-0 L7	0-0 5-3		0-0 L8		0-0 4-3		0-0 F7	5 0 0 0 0 0 3		
Rafael Santana, R OBP: 0.253, SLG: 0.203 (1, 6) X		0-0 6-3	0-0 1B		0-0 1B 1-3		0-0 6-3			4 0 2 0 0 0 0		
Rick Aguilera, R OBP: 0.233, SLG: 0.370 (1, 1) X		0-3 K	0-3 K		0-0 1-3			0-0 F8		4 0 0 0 0 2 3		
Inning Stats	R: 0 E: 0 K: 0 S: 4 H: 1 LOB: 3 BB: 2 P: 12	R: 0 E: 0 K: 1 S: 5 H: 0 LOB: 0 BB: 0 P: 5	R: 5 E: 0 K: 1 S: 10 H: 5 LOB: 1 BB: 1 P: 14	R: 0 E: 0 K: 1 S: 6 H: 1 LOB: 1 BB: 0 P: 6	R: 0 E: 1 K: 0 S: 4 H: 2 LOB: 2 BB: 1 P: 8	R: 0 E: 0 K: 1 S: 6 H: 1 LOB: 2 BB: 1 P: 10	R: 0 E: 0 K: 1 S: 5 H: 0 LOB: 0 BB: 0 P: 5	R: 0 E: 0 K: 0 S: 3 H: 0 LOB: 0 BB: 0 P: 3	R: 0 E: 1 K: 1 S: 6 H: 0 LOB: 2 BB: 1 P: 10	1B: 5 2B: 2 3B: 0 HR: 3 SF: 0 SAC: 1 DP: 0 HBP: 0	WP: 0 PB: 0 SB: 0 CS: 1 PA: 43	
PITCHER	IP WLS BF H R ER SO BB IBB HBP BLK WP HR S P ERA WHIP											
Rick Mahler, R ERA: 5.2 (1, 1)	5.0 L 27 9 5 5 3 4 0 0 0 0 0 3 29 45 9.00 2.600											
Ed Olwine, L ERA: 3.24 (6, 1)	1.0 5 1 0 0 1 0 1 0 0 0 0 0 6 10 0.00 1.000											
Jeff Dedmon, R ERA: 3.03 (7, 1)	2.0 6 0 0 0 1 0 0 0 0 0 0 0 8 8 0.00 0.000											
Paul Assenmacher, L ERA: 2.96 (9, 1)	1.0 5 0 0 0 1 1 0 0 0 0 0 0 6 10 0.00 1.000											

New York Mets @ Atlanta Braves
Atlanta-Fulton County Stadium, Atlanta, GA

Sun Jul 27 1986, 3:33 AM EDT
Att: 33,338 - Unknown

livebaseballscorecards.com

AB 36
R 5
H 10
RBI 5
BB 6
SO 6
LOB 17



Batter	1	2	3	4	5	6	7	8	9	AB	R	H	RBI	BB	SO	LOB
Omar Moreno, L OBP: 0.290, SLG: 0.378 (1, 9) X	0-0 G3-6-3 1B			0-0 4-3		0-0 F9		0-0 2B		4	0	2	0	0	0	0
Ken Oberkfell, L OBP: 0.393, SLG: 0.400 (1, 5) X	0-0 G3-6-3 1-2f			0-0 1B		0-0 1B		0-0 4-3		4	0	2	0	0	0	2
Dale Murphy, R OBP: 0.364, SLG: 0.450 (1, 8) X	0-0 6-3			0-0 3		0-0 1B		0-0 5-3		4	0	1	0	0	0	1
Bob Horner, R OBP: 0.335, SLG: 0.476 (1, 3)		0-0 3-1			0-0 2B SF8		0-0 5-3		0-0 6-3	4	1	1	0	0	0	2
Ken Griffey, L OBP: 0.348, SLG: 0.486 (1, 7)		0-0 3-1			0-0 SF8		0-0 G3		0-0 F8	4	0	1	0	0	0	0
Andres Thomas, R OBP: 0.316, SLG: 0.487 (1, 6)		0-0 6-3			0-0 SF8		0-0 CS			2	0	1	1	0	0	0
Ozzie Virgil, R OBP: 0.335, SLG: 0.376 (1, 2)			0-0 F7		0-0 K		0-0 5-3			3	0	0	0	0	1	2
Glenn Hubbard, R OBP: 0.366, SLG: 0.339 (1, 4)			0-0 6-3		0-0 K			0-0 6-3		3	0	0	0	0	1	1
Rick Mahler, R OBP: 0.217, SLG: 0.211 (1, 1)			0-0 4-3			0-0 6-3		0-0 4-3		1	0	0	0	0	0	0
Ed Olwine, R (6, 1)										0	0	0	0	0	0	0
Bill Sample, R OBP: 0.297, SLG: 0.374 (6, PH)										0	0	0	0	0	0	0
Jeff Diedman, L OBP: 0.200, SLG: 0.200 (7, 1)										0	0	0	0	0	0	0
Chris Chambliss, L OBP: 0.410, SLG: 0.643 (8, PH)										1	0	0	0	0	0	0
Paul Assenmacher, L (9, 1)										0	0	0	0	0	0	0

BOTTOM

New York Mets @ Atlanta Braves
Atlanta-Fulton County Stadium, Atlanta, GA

Sun Jul 27 1986, 3:33 AM EDT
Att. 33,338 - Unknown

livebaseballscorecards.com

AB	31
R	1
H	8
RBI	1
BB	0
SO	2
LOB	8



Inning Stats	R: 0	H: 1	E: 0	LOB: 0	K: 0	BB: 0	S: 3	P: 3	R: 0	H: 0	E: 0	LOB: 0	K: 0	BB: 0	S: 3	P: 3	R: 0	H: 0	E: 0	LOB: 0	K: 0	BB: 0	S: 3	P: 3	R: 0	H: 1	E: 0	LOB: 0	K: 2	BB: 0	S: 9	P: 9	R: 0	H: 2	E: 0	LOB: 2	K: 0	BB: 0	S: 5	P: 5	R: 0	H: 1	E: 0	LOB: 0	K: 0	BB: 0	S: 3	P: 3	R: 0	H: 1	E: 0	LOB: 1	K: 0	BB: 0	S: 4	P: 4	R: 0	H: 0	E: 0	LOB: 0	K: 0	BB: 0	S: 3	P: 3	R: 0	H: 0	E: 0	LOB: 0	K: 0	BB: 0	S: 3	P: 3
PITCHER Rick Aguilera, R ERA: 4.44 (1, 1)	IP	WLS	BF	H	R	ER	SO	BB	IBB	HBP	BLK	WP	HR	S	P	ERA	WHIP																			PITCHER	IP	WLS	BF	H	R	ER	SO	BB	IBB	HBP	BLK	WP	HR	S	P	ERA	WHIP																			

Batter	1	2	3	4	5	6	7	8	9	AB R H RBI BB SO LOB	TOP											
Bill Sample, R (1, 9) OBP: 0.302, SLG: 0.384	0-0 6-3		0-0 1B			0-0 2B	0-0 F7			4 1 2 0 0 0 2	Atlanta Braves @ Houston Astros Astrodome, Houston, TX Mon Jul 28 1986, 8:05 PM EDT Att. 24,597 - Unknown											
Ken Griffey, L (1, 7) OBP: 0.347, SLG: 0.486	0-0 4-3		0-0 F8			0-0 2B		0-0 F9		4 1 1 1 0 0 2												
Dale Murphy, R (1, 8) OBP: 0.363, SLG: 0.451	0-0 F9				0-0 F4	0-0 2B		0-0 5-3		4 0 1 1 0 0 0												
Bob Homer, R (1, 3) OBP: 0.334, SLG: 0.472		0-0 4-3			0-0 5-3	4-0 IBB		0-0 F4		3 0 0 0 1 0 0												
Rafael Ramirez, R (1, 5) OBP: 0.256, SLG: 0.311		0-0 6-3			0-0 5-3	0-0 9-4			0-0 4-3	3 0 0 0 0 0 2												
Ken Oberkell, L (9, PH) OBP: 0.392, SLG: 0.399						1-2f				1 0 0 0 0 0 0												
Andres Thomas, R (1, 6) OBP: 0.320, SLG: 0.497		0-0 3-1			0-0 6-3		0-0 SH1-3		0-0 2B	4 0 2 0 0 0 0												
Bruce Benedict, R (1, 2) OBP: 0.367, SLG: 0.372			0-0 4-3		0-0 5-3		0-0 SH1-3		0-0 F9	2 0 0 0 0 0 0												
Chris Chambliss, L (9, PH) OBP: 0.405, SLG: 0.437							2-3			1 0 0 0 0 0 1												
Glenn Hubbard, R (1, 4) OBP: 0.369, SLG: 0.340			0-0 1B		0-3 K		4-0 SH1-4		0-0 F6	2 0 1 0 1 1 0												
Ted Simmons, S (9, PH) OBP: 0.343, SLG: 0.396										1 0 0 0 0 0 1												
Doyle Alexander, R (1, 1) OBP: 0.167, SLG: 0.167			0-0 B1		0-3 K	0-3 K	0-0 SH1-4			2 0 0 0 0 1 1												
Paul Assenmacher, L (8, 1)										0 0 0 0 0 0 0												
Inning Stats	R: 0 E: 0 K: 0 S: 3	H: 0 LOB: 0 BB: 0 P: 3	R: 0 E: 0 K: 0 S: 3	H: 0 LOB: 0 BB: 0 P: 3	R: 0 E: 0 K: 0 S: 5	H: 2 LOB: 2 BB: 0 P: 5	R: 0 E: 0 K: 0 S: 3	H: 0 LOB: 0 BB: 0 P: 3	R: 0 E: 0 K: 1 S: 5	H: 0 LOB: 0 BB: 0 P: 5	R: 2 E: 0 K: 1 S: 7	H: 3 LOB: 1 BB: 1 P: 11	R: 0 E: 0 K: 0 S: 4	H: 1 LOB: 2 BB: 1 P: 8	R: 0 E: 0 K: 0 S: 3	H: 0 LOB: 0 BB: 0 P: 3	R: 0 E: 0 K: 0 S: 4	H: 1 LOB: 1 BB: 0 P: 4	1B: 2 2B: 6 3B: 0 HR: 0	SF: 0 SAC: 2 DP: 1 HBP: 0	WP: 0 PB: 0 SB: 0 CS: 0	PA: 35
PITCHER	IP WLS BF H R ER SO BB IBB HBP BLK WP HR S P ERA WHIP																					
Bob Knepper, L (1, 1) ERA: 2.64	8.0 W 31 6 2 2 2 0 0 0 0 0 0 0 33 41 2.25 0.750																					
Dave Smith, R (9, 1) ERA: 3.22	1.0 S 4 1 0 0 0 0 0 0 0 0 0 0 4 4 0.00 1.000																					

livebaseballscores.com

AB	31
R	2
H	7
RBI	2
BB	2
SO	2
LOB	9



Batter	1	2	3	4	5	6	7	8	9
Bill Doran, S OBP: 0.367, SLG: 0.368 (1, 4)	0-0 F9	0-0 G4-6-3			0-3 K			0-0 HR	
Billy Hatcher, R OBP: 0.280, SLG: 0.325 (1, 8)	0-0 1B		0-0 5-3		0-0 6-3			0-0 5-3	
Denny Walling, L OBP: 0.374, SLG: 0.449 (1, 5)	0-0 1B		0-0 1B			0-0 F7		4-0 HR	
Glenn Davis, R OBP: 0.333, SLG: 0.516 (1, 3)	0-0 1B		0-0 F8			0-0 F9		0-0 HR	
Kevin Bass, S OBP: 0.361, SLG: 0.486 (1, 9)	0-0 F7		0-3 K			0-0 6-3		0-0 1B	
Jose Cruz, L OBP: 0.327, SLG: 0.336 (1, 7)	0-0 F8			0-0 F9			0-0 3-1	0-0 4-3	
Alan Ashby, S OBP: 0.347, SLG: 0.366 (1, 2)		0-3 K		0-0 F5		0-3 K			
Craig Reynolds, L OBP: 0.282, SLG: 0.373 (1, 6)		4-0 1B		0-0 L6		0-0 F4			
Bob Knepper, L OBP: 0.076, SLG: 0.076 (1, 1)		0-0 BB			0-0 F8			0-0 F7	
Terry Puhl, L OBP: 0.281, SLG: 0.328 (8, PH)									
Dave Smith, R (9, 1)		0-0 1B							

AB	R	H	RBI	BB	SO	LOB
4	1	1	0	0	1	2
4	1	1	0	0	0	1
3	1	2	0	1	0	0
4	1	2	4	0	0	1
4	0	1	0	0	1	3
4	0	0	0	0	0	3
3	0	0	0	0	2	0
2	0	0	0	1	0	0
2	0	1	0	0	0	0
1	0	0	0	0	0	0
0	0	0	0	0	0	0

BOTTOM

Atlanta Braves @ Houston Astros
Astrodome, Houston, TX
Mon Jul 28 1986, 8:05 PM EDT
Att. 24,597 - Unknown

AB	31
R	4
H	8
RBI	4
BB	2
SO	4
LOB	10



1B: 6	SF: 0	WP: 0	PA: 33
2B: 1	SAC: 0	PB: 0	
3B: 0	DP: 1	SB: 0	
HR: 1	HBP: 0	CS: 0	

Inning Stats		R	H	E	K	S	P	BB	IBB	HBP	BLK	WP	HR	S	P	ERA	WHIP
R: 1	H: 3	E: 0	K: 0	S: 6													
H: 3	LOB: 2	BB: 0	P: 6														
R: 0	H: 1	E: 0	K: 1	S: 5													
H: 1	LOB: 1	BB: 1	P: 9														
R: 0	H: 0	E: 0	K: 1	S: 3													
H: 0	LOB: 0	BB: 0	P: 3														
R: 0	H: 0	E: 0	K: 1	S: 5													
H: 0	LOB: 0	BB: 0	P: 5														
R: 0	H: 0	E: 0	K: 1	S: 3													
H: 0	LOB: 0	BB: 0	P: 3														
R: 3	H: 3	E: 0	K: 0	S: 6													
H: 3	LOB: 1	BB: 1	P: 10														

PITCHER		IP	WLS	BF	H	R	ER	SO	BB	IBB	HBP	BLK	WP	HR	S	P	ERA	WHIP
Doyle Alexander, R ERA: 4.11 (1, 1)	7.2	L	32	8	4	4	4	4	2	0	0	0	0	1	38	46	4.70	1.304
Paul Assenmacher, L ERA: 2.93 (8, 1)	0.1		1	0	0	0	0	0	0	0	0	0	0	0	1	1	0.00	0.000

Batter	1	2	3	4	5	6	7	8	9	AB R H RBI BB SO LOB	TOP									
Omar Moreno, L (1, 9) OBP: 0.285, SLG: 0.371	0-0 F7			0-3 K		0-0 4-3			0-3 K	4 0 0 0 0 2 1	Atlanta Braves @ Houston Astros Astrodome, Houston, TX Tue Jul 29 1986, 8:05 PM EDT Att. 26,610 - Unknown livebaseballscorecards.com									
Ken Oberkfell, L (1, 5) OBP: 0.387, SLG: 0.394	0-0 F8			0-3 K		0-0 4-3		0-0 6-3	4 0 0 0 0 1 0											
Dale Murphy, R (1, 8) OBP: 0.362, SLG: 0.457	0-3 K			0-3 K		0-0 HR		0-0 5-3	4 1 1 1 0 2 0											
Ted Simmons, S (1, 3) OBP: 0.343, SLG: 0.394		0-0 1-3			0-0 5-3		0-0 FC4-6 1B		3 0 1 0 0 0 0											
Ken Griffey, L (1, 7) OBP: 0.344, SLG: 0.481		0-0 3-1			0-0 3-1		0-0 FC4-6 1-2f		3 0 0 0 0 0 1											
Andres Thomas, R (1, 6) OBP: 0.315, SLG: 0.490		0-0 6-3			0-3 K		0-0 5-3		3 0 0 0 0 1 1											
Ozzie Virgil, R (1, 2) OBP: 0.331, SLG: 0.371			0-3 K			0-3 K		0-0 2-3	3 0 0 0 0 2 0											
Glenn Hubbard, R (1, 4) OBP: 0.369, SLG: 0.340			0-3 K			0-0 1B		0-0 F8	3 0 1 0 0 1 0											
David Palmer, R (1, 1) OBP: 0.149, SLG: 0.239 Gene Garber, R (8, 1) OBP: 0.400, SLG: 0.250			0-3 K			0-3 K		0-0 F8	3 0 0 0 0 2 1 0 0 0 0 0 0 0											
Inning Stats	R: 0 E: 0 K: 1 S: 5	H: 0 LOB: 0 BB: 0 P: 5	R: 0 E: 0 K: 0 S: 3	H: 0 LOB: 0 BB: 0 P: 3	R: 0 E: 0 K: 3 S: 9	H: 0 LOB: 0 BB: 0 P: 9	R: 0 E: 0 K: 3 S: 9	H: 0 LOB: 0 BB: 0 P: 9	R: 0 E: 0 K: 2 S: 8	H: 1 LOB: 1 BB: 0 P: 8	R: 1 E: 0 K: 0 S: 5	H: 2 LOB: 1 BB: 0 P: 5	R: 0 E: 0 K: 0 S: 3	H: 0 LOB: 0 BB: 0 P: 3	R: 0 E: 0 K: 1 S: 5	H: 0 LOB: 0 BB: 0 P: 5	1B: 2 2B: 0 3B: 0 HR: 1	SF: 0 SAC: 0 DP: 0 HBP: 0	WP: 0 PB: 0 SB: 0 CS: 0	PA: 30
PITCHER	IP WLS BF H R ER SO BB IBB HBP BLK WP HR S P ERA WHIP																			
Mike Scott, R (1, 1) ERA: 2.29	8.0 L 27 3 1 1 10 0 0 0 0 0 1 47 47 1.12 0.375																			
Charlie Kerfeld, R (9, 1) ERA: 2.3	1.0 3 0 0 0 1 0 0 0 0 0 0 5 5 0.00 0.000																			

AB	30
R	1
H	3
RBI	1
BB	0
SO	11
LOB	4



Batter	1	2	3	4	5	6	7	8	9	AB	R	H	RBI	BB	SO	LOB
Bill Doran, S (1, 4) OBP: 0.368, SLG: 0.368	4-0 BB CS			0-0 S 1B		0-0 4-3		0-0 4-3		3	0	1	0	1	0	2
Billy Hatcher, R (1, 8) OBP: 0.275, SLG: 0.319	0-0 4-3 1-2			0-3 K		0-0 L5			0-0 5-3	4	0	0	0	0	1	2
Denny Walling, L (1, 5) OBP: 0.372, SLG: 0.445	0-0 5-3			0-3 K 1-2			0-0 L7		0-0 1B	4	0	1	0	0	1	1
Glenn Davis, R (1, 3) OBP: 0.330, SLG: 0.511		0-0 6-3		0-0 6-3			0-0 5-3		0-3 K	4	0	0	0	0	1	2
Kevin Bass, S (1, 9) OBP: 0.360, SLG: 0.484		0-0 3-1			0-3 K		0-0 CS 1B		0-0 F9	4	0	1	0	0	1	1
Jose Cruz, L (1, 7) OBP: 0.324, SLG: 0.332		0-3 K			0-3 K		0-0 CS 1-2	0-3 K		3	0	0	0	0	3	0
Alan Ashby, S (1, 2) OBP: 0.353, SLG: 0.367			0-0 4-3		4-0 BB BB			0-0 CS 1B		2	0	1	0	1	0	0
Davey Lopes, R (8, PR) OBP: 0.409, SLG: 0.477										0	0	0	0	0	0	0
John Mizerock, L (9, 2) OBP: 0.409, SLG: 0.205										0	0	0	0	0	0	0
Craig Reynolds, L (1, 6) OBP: 0.283, SLG: 0.372			0-0 4-3		0-3 K			0-0 BB 1B		3	0	1	0	0	1	1
Mike Scott, R (1, 1) OBP: 0.129, SLG: 0.131			0-0 L9				0-0 5-3		4-0 BB BB	2	0	0	0	0	0	0
Terry Puhl, L (8, PH) OBP: 0.286, SLG: 0.328									1-2 BB	0	0	0	0	1	0	0
Charlie Kerfeld, R (9, 1)										0	0	0	0	0	0	0

Inning Stats	R: 0	H: 0	E: 0	LOB: 0	K: 0	S: 2	R: 0	H: 0	E: 0	LOB: 0	K: 1	S: 5	R: 0	H: 0	E: 0	LOB: 0	K: 0	S: 3	R: 0	H: 1	E: 0	LOB: 1	K: 3	S: 9	R: 0	H: 0	E: 0	LOB: 0	K: 0	S: 3	R: 0	H: 1	E: 0	LOB: 0	K: 0	S: 3	R: 0	H: 2	E: 0	LOB: 2	K: 1	S: 6	R: 0	H: 1	E: 0	LOB: 1	K: 1	S: 6	1B: 5	SF: 0	2B: 0	SAC: 0	3B: 0	DP: 0	HR: 0	HBP: 0	WP: 0	PA: 33
David Palmer, R (1, 1) ERA: 3.42	7.2	WLS	W	27	H	4	R	0	ER	0	SO	7	BB	3	IBB	0	HBP	0	BLK	0	WP	0	HR	0	S	38	P	50	ERA	0.00	WHIP	0.913																										
Gene Garber, R (8, 1) ERA: 1.35	1.1	S	5	1	0	0	0	0	1	0	0	0	0	0	0	0	0	0	0	0	0	0	0	7	7	0.00	0.750																															

BOTTOM

Atlanta Braves @ Houston Astros
Astrodome, Houston, TX
Tue Jul 29 1986, 8:05 PM EDT
Att. 26,610 - Unknown

livebaseballscorecards.com

AB	29
R	0
H	5
RBI	0
BB	3
SO	8
LOB	9



Batter	1	2	3	4	5	6	7	8	9	AB R H RBI BB SO LOB	TOP												
Bill Sample, R (1, 9) OBP: 0.295, SLG: 0.374	0-0 F4			0-0 F3		0-0 4-3			0-3 K	4 0 0 0 0 1 1	<p>Atlanta Braves @ Houston Astros Astrodome, Houston, TX</p> <p>Wed Jul 30 1986, 8:05 PM EDT Att. 34,102 - Unknown</p>												
Ken Griffey, L (1, 7) OBP: 0.343, SLG: 0.488	0-0 4-3			0-0 4-3		0-3 K		0-0 HR	4 1 1 2 0 1 0														
Dale Murphy, R (1, 8) OBP: 0.358, SLG: 0.452	0-0 3-1			0-0 1-3			0-3 K	0-0 F8	4 0 0 0 0 1 0														
Ted Simmons, S (1, 3) OBP: 0.349, SLG: 0.408		0-3 K			0-0 2B		0-3 K	0-0 1B	4 0 2 0 0 2 0														
Ozzie Virgil, R (1, 2) Chris Chambliss, L (9, PH) OBP: 0.331, SLG: 0.368 OBP: 0.400, SLG: 0.431		0-3 K			4-0 BB		0-0 4-3	0-3 K	2 0 0 0 1 1 0 1 0 0 0 0 1 1														
Andres Thomas, R (1, 6) OBP: 0.315, SLG: 0.487		0-0 1B			0-0 L8			0-0 F4	3 0 1 0 0 0 2														
Ken Oberkfell, L (1, 5) OBP: 0.384, SLG: 0.390		0-0 CS	0-0 F7		0-3 K		0-0 F8		3 0 0 0 0 1 2														
Glenn Hubbard, R (1, 4) Ed Olwine, R (5, 1) Terry Harper, R (8, PH) Cliff Speck, R (8, 1)			0-0 F3		0-0 F2		0-3 K		2 0 0 0 0 0 2 0 0 0 0 0 0 0 1 0 0 0 0 1 0 0 0 0 0 0 0 0														
Jim Acker, R (1, 1) Rafael Ramirez, R (5, 5) OBP: 0.257, SLG: 0.312			0-3 K		0-0 6-3			0-0 HR	1 0 0 0 0 1 0 2 1 1 0 0 0 0														
Inning Stats	R: 0 E: 0 K: 0 S: 3	H: 0 LOB: 0 BB: 0 P: 3	R: 0 E: 0 K: 2 S: 7	H: 1 LOB: 0 BB: 0 P: 7	R: 0 E: 0 K: 1 S: 5	H: 0 LOB: 0 BB: 0 P: 5	R: 0 E: 0 K: 0 S: 3	H: 0 LOB: 0 BB: 0 P: 3	R: 0 E: 0 K: 1 S: 6	H: 1 LOB: 2 BB: 1 P: 10		R: 0 E: 0 K: 1 S: 5	H: 0 LOB: 0 BB: 0 P: 5	R: 0 E: 0 K: 2 S: 7	H: 0 LOB: 0 BB: 0 P: 7	R: 0 E: 0 K: 1 S: 5	H: 0 LOB: 0 BB: 0 P: 5	R: 2 E: 0 K: 2 S: 10	H: 3 LOB: 1 BB: 0 P: 10	1B: 3 2B: 1 3B: 0 HR: 1	SF: 0 SAC: 0 DP: 0 HBP: 0	WP: 0 PB: 0 SB: 0 CS: 1	PA: 33
PITCHER	IP WLS BF H R ER SO BB IBB HBP BLK WP HR S P ERA WHIP												IP WLS BF H R ER SO BB IBB HBP BLK WP HR S P ERA WHIP										
Jim Deshaies, L (1, 1) ERA: 3.72	8.2 W 31 5 2 2 9 1 0 0 0 0 1 48 52 2.08 0.692																						
Dave Smith, R (9, 1) ERA: 3.19	0.1 S 1 0 0 0 1 0 0 0 0 0 0 0 3 3 0.00 0.000																						

livebaseballscorecards.com

AB	31
R	2
H	5
RBI	2
BB	1
SO	10
LOB	8



BOTTOM

Atlanta Braves @ Houston Astros
Astrodome, Houston, TX
Wed Jul 30 1986, 8:05 PM EDT
Att. 34,102 - Unknown

livebaseballscorecards.com

AB 34
R 4
H 9
RBI 4
BB 4
SO 9
LOB 20



WP: 1 PA: 38
PB: 0
SB: 3
CS: 1

AB	R	H	RBI	BB	SO	LOB
5	0	2	0	0	0	0
5	1	1	0	0	1	2
3	0	0	0	1	1	2
2	2	1	1	2	0	2
4	1	1	1	0	1	4
4	0	2	0	0	1	0
3	0	1	1	1	0	1
2	0	1	1	0	0	1
2	0	0	0	0	1	2
4	0	0	0	0	4	6
0	0	0	0	0	0	0

1B	2B	3B	HR	SF	SAC	DP	HBP
8	0	0	1	0	0	0	0

Batter	1	2	3	4	5	6	7	8	9
Bill Doran, S OBP: 0.368, SLG: 0.368 (1, 4)	0-0 F8	0-0 4-3		0-0 CS 1B		0-0 WP S 1B		0-0 G3	
Davey Lopes, R OBP: 0.404, SLG: 0.469 (1, 8)	0-0 E6 6-3 S 1B	0-0 6-3 S 1B		0-0 F8 1-2		0-3 K 1-2		0-0 F9	
Denny Walling, L OBP: 0.370, SLG: 0.439 (1, 5)	0-0 6-3 1-3	4-0 6-3 1-2 BB		0-0 F7		0-3 K 2-3			
Glenn Davis, R OBP: 0.334, SLG: 0.518 (1, 3)	4-0 1B 1B 1B BB	0-0 6-3 1-2 2-3			0-0 HR	4-0 BB			
Kevin Bass, S OBP: 0.359, SLG: 0.481 (1, 9)	0-0 1B 1-2 1B 3-H	0-0 F7			0-0 F7	0-3 K			
Jose Cruz, L OBP: 0.326, SLG: 0.334 (1, 7)	0-0 1B 1-2 2-3 1B		0-0 E G3 1B		0-0 E6 BB		0-3 K		
Alan Ashby, S OBP: 0.356, SLG: 0.367 (1, 2)	0-0 1B 1-2 2-3 3-H 1B		0-0 G3 1-3		4-0 BB 1-2 BB		0-0 5-3		
Craig Reynolds, L OBP: 0.285, SLG: 0.374 Dickie Thon, R OBP: 0.307, SLG: 0.331 (5, PH) (6, 6)	0-0 1B 1-2 2-3 3-H 1B		0-0 4-3		0-3 K 2-3 K		0-0 F9		
Jim Deshaies, L OBP: 0.138, SLG: 0.074 Dave Smith, R (9, 1)	0-3 K		0-3 K		0-3 K		0-3 K		

Inning	R	H	E	K	S	H	LOB	BB	P
1	3	4	1	1	14	1	3	1	14
2	0	0	0	0	8	2	1	0	8
3	0	1	1	0	6	1	0	0	6
4	0	1	0	1	3	0	0	0	3
5	1	1	1	2	13	2	1	1	13
6	0	1	0	1	14	2	1	1	14
7	0	0	0	0	5	0	0	0	5
8	0	0	0	0	5	0	0	0	5
9	0	0	0	0	0	0	0	0	0

PITCHER	IP	WLS	BF	H	R	ER	SO	BB	IBB	HBP	BLK	WP	HR	S	P	ERA	WHIP
Jim Acker, R ERA: 4.2 (1, 1)	4.1	L	25	8	4	1	2	3	0	0	0	0	1	26	38	2.08	2.538
Ed Olwine, L ERA: 2.79 (5, 1)	2.2		10	1	0	0	6	1	0	0	0	1	0	21	25	0.00	0.750
Cliff Speck, R ERA: (8, 1)	1.0		3	0	0	0	1	0	0	0	0	0	0	5	5	0.00	0.000

Batter	1	2	3	4	5	6	7	8	9	AB R H RBI BB SO LOB	TOP																									
Rafael Ramirez, R OBP: 0.253, SLG: 0.307 (1, 5) X	0-0 F8		0-0 F9		0-0 F7		0-0 6-3		0-0 E1 1B	5 0 0 0 0 0 2																										
Ken Griffey, L OBP: 0.343, SLG: 0.485 (1, 7) X (9, 3)	0-0 F9		4-0 BB		0-0 F8		0-0 6-3		0-0 1B	4 0 1 1 1 0 0																										
Dale Murphy, R OBP: 0.354, SLG: 0.446 (1, 8) S S S	0-3 K		0-0 F7		0-0 P4		0-3 K		0-0 F7	5 0 0 0 0 2 4																										
Ted Simmons, S OBP: 0.351, SLG: 0.431 Gene Garber, R OBP: 0.400, SLG: 0.250 (1, 3) B B B B (9, 1)		4-0 BB		0-0 HR		0-0 E5 BB 1B		0-0 4-3	0-0 F2	4 1 1 1 1 0 2 0 0 0 0 0 0 0																										
Terry Harper, R OBP: 0.304, SLG: 0.340 (1, 9) X (9, 7)		0-0 P4		0-3 K		0-3 K		0-0 P4		4 0 0 0 0 2 2																										
Andres Thomas, R OBP: 0.324, SLG: 0.490 (1, 6) S S S		0-3 K		0-0 CS 1B		0-0 BB 1B		4-0 WP BB		3 0 2 0 1 1 1																										
Ozzie Virgil, R OBP: 0.333, SLG: 0.367 (1, 2) X		0-0 6-3		0-0 2B 1B		0-0 BB		0-3 K		3 0 1 0 1 1 2																										
Glenn Hubbard, R OBP: 0.369, SLG: 0.343 Omar Moreno, L OBP: 0.284, SLG: 0.369 (1, 4) H (9, PH) (9, 9)			1-0 SH1-3 HBP		0-0 2B		0-3 K		0-3 K	2 0 1 0 0 1 3 1 0 0 0 0 1 0																										
Zane Smith, L OBP: 0.135, SLG: 0.100 Chris Chambliss, L OBP: 0.400, SLG: 0.431 Bruce Benedict, R OBP: 0.263, SLG: 0.367 Jeff Dedmon, L OBP: 0.200, SLG: 0.200 Ken Oberkell, L OBP: 0.386, SLG: 0.390 (1, 1) X (6, PH) S S S (6, PH) S S S (6, 1) S S S (9, PH) S S S (9, 4)			0-0 SH1-3		0-3 K		0-0 L5		4-0 E 1B BB	1 0 0 0 0 0 1 2 0 0 0 0 0 0 0 0 1 0 0 0 0 0 0 3 0 0 0 0 0 0 0 0 0 0 1 0 0 1 0 0																										
Inning Stats	R: 0 E: 0 K: 1 S: 5	H: 0 LOB: 0 BB: 0 P: 5	R: 0 E: 0 K: 1 S: 5	H: 0 LOB: 1 BB: 1 P: 9	R: 0 E: 0 K: 0 S: 3	H: 0 LOB: 2 BB: 1 P: 8	R: 1 E: 0 K: 2 S: 10	H: 4 LOB: 2 BB: 0 P: 10	R: 0 E: 0 K: 0 S: 3	H: 0 LOB: 0 BB: 0 P: 3	R: 0 E: 1 K: 2 S: 9	H: 1 LOB: 3 BB: 1 P: 13	R: 0 E: 0 K: 1 S: 5	H: 0 LOB: 0 BB: 0 P: 5	R: 0 E: 0 K: 1 S: 5	H: 0 LOB: 1 BB: 1 P: 9	R: 1 E: 1 K: 1 S: 7	H: 1 LOB: 2 BB: 1 P: 11	1B: 4 2B: 1 3B: 0 HR: 1	SF: 0 SAC: 1 DP: 0 HBP: 1	WP: 1 PB: 0 SB: 0 CS: 1	PA: 40														
PITCHER	IP WLS BF H R ER SO BB IBB HBP BLK WP HR S P ERA WHIP																																			
Steve Carlton, L ERA: 5.52 (1, 1)	5.1		25	5	1	1	5	3	0	1	0	0	1	31	44	1.69	1.500																			
Frank Williams, R ERA: 1.02 (6, 1)	0.1		1	0	0	0	1	0	0	0	0	0	0	3	3	0.00	0.000																			
Mark Davis, L ERA: 3.0 (6, 1)	0.1		1	0	0	0	0	0	0	0	0	0	0	1	1	0.00	0.000																			
Jeff Robinson, R ERA: 3.88 (7, 1)	2.1		10	0	1	0	3	2	0	0	0	1	0	14	22	0.00	0.857																			
Scott Garrelts, R ERA: 3.58 (9, 1)	0.2	W	3	1	0	0	0	0	0	0	0	0	0	3	3	0.00	1.500																			

Atlanta Braves @ San Francisco Giants
Candlestick Park, San Francisco, CA

livebaseballscorecards.com

AB	33
R	2
H	6
RBI	2
BB	5
SO	9
LOB	21



Thu Jul 31 1986, 10:05 PM EDT
Att. 13,492 - Unknown

Batter	1	2	3	4	5	6	7	8	9	AB R H RBI BB SO LOB
Dan Gladden, R (1, 8) OBP: 0.352, SLG: 0.364	0-0 CS 1B	0-0 1-2 1B			4-0 E S BB		4-0 SH3-4 BLK BB		0-0 E5 BB 2-3	3 0 2 0 2 0 1
Robby Thompson, R (1, 4) OBP: 0.332, SLG: 0.365	0-0 1B 1-2 G6-4-3 2B	0-3 K			0-3 K 1-3		0-0 SH3-4 1-3		4-0 BB BB	3 1 1 0 1 2 3
Joel Youngblood, R (1, 7) OBP: 0.346, SLG: 0.449	0-0 G6-4-3 1B				0-3 K		0-0 5-3		4-0 BB BB	4 1 1 0 0 1 2
Randy Kutcher, R (9, 7) OBP: 0.272, SLG: 0.462									1-2 2-3 3-H	0 0 0 0 0 0 0
Candy Maldonado, R (9, PH) OBP: 0.294, SLG: 0.450										0 0 0 1 1 0 0
Chris Brown, R (1, 5) OBP: 0.394, SLG: 0.461	0-0 G6-4-3 1-2 3-H				0-0 F8		0-0 BB S 1B		0-0 5-3	4 0 1 1 0 0 2
Chili Davis, S (1, 9) OBP: 0.367, SLG: 0.439	0-0 2-H 1B				0-0 G3		0-0 G1-6-3 1-2		0-0 5-3	4 0 1 1 0 0 1
Bob Brenly, R (1, 3) OBP: 0.363, SLG: 0.366	0-0 1-3				0-3 K		4-0 BB BB		0-0 4-3	3 0 0 0 1 1 1
Bob Melvin, R (1, 2) OBP: 0.273, SLG: 0.333					0-0 6-3		0-3 K		0-0 4-3	2 0 1 0 0 0 0
Mike Aldrete, L (6, PH) OBP: 0.319, SLG: 0.303										2 0 0 0 0 1 2
Jose Uribe, S (1, 6) OBP: 0.307, SLG: 0.284					0-0 6-3		4-0 BB BB		4-0 E SH3-4 BB BB	2 1 0 0 2 0 1
Steve Carlton, L (1, 1) OBP: 0.222, SLG: 0.295					0-0 6-3		0-0 F2		0-0 SH3-4	2 0 0 0 0 0 1
Frank Williams, R (6, 1) OBP: 1.000, SLG: 1.000										0 0 0 0 0 0 0
Mark Davis, L (6, 1) OBP: 0.250, SLG: 0.500										0 0 0 0 0 0 0
Will Clark, L (6, PH) OBP: 0.332, SLG: 0.447										1 0 0 0 0 0 3
Jeff Robinson, R (7, 1) OBP: 0.100, SLG: 0.111										0 0 0 0 0 0 0
Scott Garretts, R (9, 1) OBP: 0.184, SLG: 0.189										0 0 0 0 0 0 0

Inning Stats	R: 2 E: 0 K: 0 S: 6	H: 4 LOB: 1 BB: 0 P: 6	R: 0 E: 0 K: 1 S: 7	H: 2 LOB: 2 BB: 0 P: 7	R: 0 E: 0 K: 0 S: 3	H: 0 LOB: 0 BB: 0 P: 3	R: 0 E: 0 K: 1 S: 5	H: 0 LOB: 0 BB: 0 P: 5	R: 0 E: 0 K: 2 S: 7	H: 0 LOB: 1 BB: 1 P: 11	R: 0 E: 0 K: 1 S: 6	H: 1 LOB: 3 BB: 2 P: 14	R: 0 E: 0 K: 0 S: 3	H: 0 LOB: 1 BB: 1 P: 7	R: 0 E: 0 K: 0 S: 3	H: 0 LOB: 0 BB: 0 P: 3	R: 1 E: 1 K: 0 S: 2	H: 0 LOB: 3 BB: 3 P: 14	1B: 6 2B: 1 3B: 0 HR: 0	SF: 0 SAC: 2 DP: 0 HBP: 0
--------------	------------------------------	---------------------------------	------------------------------	---------------------------------	------------------------------	---------------------------------	------------------------------	---------------------------------	------------------------------	----------------------------------	------------------------------	----------------------------------	------------------------------	---------------------------------	------------------------------	---------------------------------	------------------------------	----------------------------------	----------------------------------	------------------------------------

PITCHER	IP	WLS	BF	H	R	ER	SO	BB	IBB	HBP	BLK	WP	HR	S	P	ERA	WHIP
Zane Smith, L (1, 1) ERA: 3.38	5.0		21	6	2	2	4	1	0	0	0	0	0	28	32	3.60	1.400
Jeff Dedmon, R (6, 1) ERA: 2.89	3.0		13	1	0	0	1	3	0	0	1	0	0	12	24	0.00	1.333
Gene Garber, R (9, 1) ERA: 1.34	0.1	L	5	0	1	0	0	3	0	0	0	0	0	2	14	0.00	9.000

BOTTOM

Atlanta Braves @ San Francisco Giants
Candlestick Park, San Francisco, CA

Thu Jul 31 1986, 10:05 PM EDT
Att. 13,492 - Unknown

AB	30
R	3
H	7
RBI	3
BB	7
SO	5
LOB	17

livebaseballscorecards.com



Batter	1	2	3	4	5	6	7	8	9	AB R H RBI BB SO LOB	TOP		
Rafael Ramirez, R OBP: 0.250, SLG: 0.303 (1, 5) (7, 6)	0-0 G3		0-3 K		0-0 F9		0-0 F9		0-0 6-3	5 0 0 0 0 1 0	Atlanta Braves @ San Francisco Giants Candlestick Park, San Francisco, CA Fri Aug 01 1986, 10:05 PM EDT Att: 14,517 - Unknown livebaseballscorecards.com		
Ken Griffey, L OBP: 0.344, SLG: 0.497 (1, 7)	0-0 WP 2B		0-3 K		0-0 3-1		0-0 HR		0-0 3-1	5 1 2 1 0 1 0			
Dale Murphy, R OBP: 0.357, SLG: 0.452 (1, 8)	0-0 F7		4-0 BB		0-0 1B		0-0 3B		0-3 K	4 0 2 0 1 1 1			
Ted Simmons, S OBP: 0.347, SLG: 0.419 (1, 3)	4-0 2-3 BB		0-0 F9		0-0 5-3		0-0 6-3			3 0 0 0 1 0 3			
Terry Harper, R OBP: 0.312, SLG: 0.350 (1, 9)	0-0 F9			0-0 E1 F9 1B		0-0 FC8-4-5 2B		4-0 BB		3 0 2 0 1 0 2			
Andres Thomas, R OBP: 0.318, SLG: 0.480 Gene Garber, R OBP: 0.400, SLG: 0.250 (1, 6) (7, 1)		0-3 K		0-0 F9 2-3		0-0 F2		0-0 F9		4 0 0 0 0 1 4 0 0 0 0 0 0 0			
Ozzie Virgil, R OBP: 0.330, SLG: 0.363 Omar Moreno, L OBP: 0.283, SLG: 0.368 Bruce Benedict, R OBP: 0.363, SLG: 0.367 (1, 2) (8, PH) (8, 2)		0-3 K		0-3 K		0-0 FC FC8-4-5		0-0 F8		3 0 0 0 0 2 2 1 0 0 0 0 0 0 0 0 0 0 0 0 0			
Glenn Hubbard, R OBP: 0.371, SLG: 0.343 (1, 4)		0-0 WP 1B		4-0 BB BB		0-0 FC8-4-5 1-2 2-3		0-0 P5		3 0 1 0 1 0 2			
Rick Mahler, R OBP: 0.206, SLG: 0.200 Ken Oberkfell, L OBP: 0.385, SLG: 0.389 (1, 1) (7, 5)		0-0 4-3 1-2		0-0 5-3		0-0 L3		0-0 6-3		3 0 0 0 0 0 5 1 0 0 0 0 0 0			
Inning Stats	R: 0 E: 0 K: 0 S: 4 H: 1 LOB: 2 BB: 1 P: 8	R: 0 E: 0 K: 2 S: 8 H: 1 LOB: 1 BB: 0 P: 8	R: 0 E: 0 K: 2 S: 7 H: 0 LOB: 1 BB: 1 P: 11	R: 0 E: 1 K: 1 S: 6 H: 1 LOB: 2 BB: 1 P: 10	R: 0 E: 0 K: 0 S: 4 H: 1 LOB: 1 BB: 0 P: 4	R: 0 E: 0 K: 0 S: 5 H: 1 LOB: 2 BB: 0 P: 5	R: 1 E: 0 K: 0 S: 5 H: 2 LOB: 1 BB: 1 P: 9	R: 0 E: 0 K: 0 S: 3 H: 0 LOB: 0 BB: 0 P: 3	R: 0 E: 0 K: 1 S: 5 H: 0 LOB: 0 BB: 0 P: 5	1B: 3 2B: 2 3B: 1 HR: 1 SF: 0 SAC: 0 DP: 0 HBP: 0		WP: 2 PB: 0 SB: 0 CS: 0 PA: 39	
PITCHER	IP WLS BF H R ER SO BB IBB HBP BLK WP HR S P ERA WHIP											PITCHER	IP WLS BF H R ER SO BB IBB HBP BLK WP HR S P ERA WHIP
Vida Blue, L ERA: 3.5 (1, 1)	6.1 W 30 7 1 1 5 3 0 0 0 2 1 37 49 1.42 1.579												
Juan Berenguer, R ERA: 2.73 (7, 1)	0.2 S 3 0 0 0 0 1 0 0 0 0 0 2 6 0.00 1.500												
Scott Garrelts, R ERA: 3.52 (8, 1)	2.0 S 6 0 0 0 1 0 0 0 0 0 0 8 8 0.00 0.000												



Batter	1	2	3	4	5	6	7	8	9
Dan Gladden, R OBP: 0.359, SLG: 0.371 (1, 8)	0-0 5-3 2B 1B		0-0 G6-3 1-2f		0-0 5-3 1B		0-0 1B 1-2 1B		
Robby Thompson, R OBP: 0.331, SLG: 0.363 (1, 4)	0-0 5-3 1-2		0-0 WP 1B 1B		0-0 5-3 1-2		0-3 K		
Joel Youngblood, R OBP: 0.358, SLG: 0.463 (1, 7)	0-0 2B		4-0 1B BB		0-0 6-3		0-0 1B 1-3 2-H		
Scott Garrelts, R OBP: 0.184, SLG: 0.189 (8, 1)	0-0 2B		0-0 1B		0-0 1B		0-0 L4		
Chris Brown, R OBP: 0.396, SLG: 0.462 (1, 5)	0-0 6-3		0-0 1B		0-0 1B		0-0 1B		
Chili Davis, S OBP: 0.368, SLG: 0.438 (1, 9)	0-0 4-3		0-3 K		0-0 1B		0-0 G6-4-3 1B		
Mike Aldrete, L OBP: 0.320, SLG: 0.304 (1, 3)		0-0 E8 3-1 CS 1B		0-0 1-3		0-0 F9		0-0 SH1-4	
Bob Brenly, R OBP: 0.364, SLG: 0.364 (1, 2)		0-0 3-1 2-3		1-0 CS HBP		0-0 G6-4-3 1-2f		4-0 IBB	
Luis Quinones, S OBP: 0.259, SLG: 0.385 (1, 6)		0-3 K		0-3 K		0-0 1B		0-0 G6-4-3	
Will Clark, L OBP: 0.335, SLG: 0.449 (7, PH)		0-3 K		0-3 K		0-0 1B		0-0 G6-4-3	
Randy Kutcher, R OBP: 0.270, SLG: 0.458 (8, 7)		0-3 K		0-3 K		0-0 1B		0-0 G6-4-3	
Vida Blue, S OBP: 0.192, SLG: 0.217 (1, 1)			4-0 BB		0-3 K		0-0 FC1-6 1B		
Juan Berenguer, R OBP: 0.306, SLG: 0.283 (7, PH)			4-0 BB		0-3 K		0-0 FC1-6 1B		
Jose Uribe, S OBP: 0.306, SLG: 0.283 (8, 6)			4-0 BB		0-3 K		0-0 FC1-6 1B		

Inning Stats	R: 1	H: 2	R: 0	H: 1	R: 1	H: 2	R: 0	H: 1	R: 0	H: 2	R: 1	H: 3	R: 0	H: 0	R: 0	H: 0
	E: 0	LOB: 1	E: 1	LOB: 0	E: 0	LOB: 2	E: 0	LOB: 1	E: 0	LOB: 1	E: 0	LOB: 2	E: 0	LOB: 1	E: 0	LOB: 1
	K: 0	BB: 0	K: 1	BB: 0	K: 1	BB: 2	K: 1	BB: 0	K: 0	BB: 0	K: 1	BB: 0	K: 0	BB: 2	K: 0	BB: 2
	S: 5	P: 5	S: 5	P: 5	S: 6	P: 14	S: 4	P: 5	S: 6	P: 6	S: 8	P: 8	S: 2	P: 10	S: 2	P: 10

PITCHER	IP	WLS	BF	H	R	ER	SO	BB	IBB	HBP	BLK	WP	HR	S	P	ERA	WHIP
Rick Mahler, R ERA: 5.16 (1, 1)	6.1	L	28	10	3	3	4	2	0	1	0	1	0	33	42	4.26	1.895
Gene Garber, R ERA: 1.3 (7, 1)	1.2		7	1	0	0	1	1	1	0	0	0	0	7	15	0.00	1.200

AB	R	H	RBI	BB	SO	LOB
4	1	3	0	0	0	1
4	1	1	0	0	1	4
3	0	2	2	1	0	1
0	0	0	0	0	0	0
4	0	2	1	0	0	3
3	0	1	0	1	1	3
3	0	1	0	0	0	2
2	0	0	0	1	0	3
2	0	0	0	0	2	2
1	0	1	0	0	0	0
1	0	0	0	0	0	2
1	0	0	0	1	1	0
0	0	0	0	0	0	0
1	1	0	0	0	0	1

WP	PA
2	35

AB	R	H	RBI	BB	SO	LOB
29	3	11	3	4	5	22



Atlanta Braves @ San Francisco Giants
 Candlestick Park, San Francisco, CA
 Fri Aug 01 1986, 10:05 PM EDT
 Att. 14,517 - Unknown

livebaseballscorecards.com

Batter	1	2	3	4	5	6	7	8	9	AB R H RBI BB SO LOB	TOP																
Omar Moreno, L (1, 9) OBP: 0.286, SLG: 0.374 Ted Simmons, S (9, PH) OBP: 0.345, SLG: 0.415	0-0 G3			0-0 CS 1B		0-0 BB 1B 2B	0-0 4-3		0-3 K	4 1 2 0 0 0 0 1 0 0 0 0 1 1	Atlanta Braves @ San Francisco Giants Candlestick Park, San Francisco, CA Sat Aug 02 1986, 6:33 AM EDT Att: 20,290 - Unknown livebaseballscorecards.com																
Ken Oberkfell, L (1, 5) OBP: 0.386, SLG: 0.386	0-0 F7			4-0 1B 1B 1B BB		4-0 BB 1B BB		0-0 G3	2 2 0 0 2 0 0																		
Dale Murphy, R (1, 8) OBP: 0.358, SLG: 0.451	0-0 P3			0-0 1B 1B		4-0 1B BB		0-3 K	3 1 1 0 1 1 0																		
Bob Homer, R (1, 3) OBP: 0.339, SLG: 0.475		0-0 6-3		0-0 1B 1B		0-0 1B		0-0 WP 1B	4 1 3 2 0 0 0																		
Ken Griffey, L (1, 7) OBP: 0.346, SLG: 0.497		0-0 F7		0-0 G4-3 1B		0-3 K		0-0 1B	4 0 2 3 0 1 2																		
Andres Thomas, R (1, 6) OBP: 0.312, SLG: 0.471		0-3 K		0-0 G4-3 1-2f		0-0 F8		0-0 P5	4 0 0 0 0 1 5																		
Bruce Benedict, R (1, 2) OBP: 0.351, SLG: 0.354 Chris Chambliss, L (9, PH) OBP: 0.395, SLG: 0.425			0-3 K		0-0 F8	0-0 F6		0-3 K	3 0 0 0 0 1 2 1 0 0 0 0 1 0																		
Glenn Hubbard, R (1, 4) OBP: 0.370, SLG: 0.339		0-0 F8			0-0 F4		H 1-0 G3-6-3 HBP	0-0 F8	3 0 0 0 0 0 0																		
Doyle Alexander, R (1, 1) OBP: 0.133, SLG: 0.133 Jeff Dedmon, L (7, 1) OBP: 0.200, SLG: 0.200 Bill Sample, R (9, PH) OBP: 0.299, SLG: 0.374			0-3 K		0-3 K		0-0 G3-6-3 1-2f	4-0 BB	3 0 0 0 0 2 1 0 0 0 0 0 0 0 0 0 0 0 1 0 0																		
Inning Stats	R: 0 E: 0 K: 0 S: 3	H: 0 LOB: 0 BB: 0 P: 3	R: 0 E: 0 K: 1 S: 5	H: 0 LOB: 0 BB: 0 P: 5	R: 0 E: 0 K: 2 S: 7	H: 0 LOB: 0 BB: 0 P: 7	R: 2 E: 0 K: 0 S: 5	H: 4 LOB: 1 BB: 1 P: 9	R: 0 E: 0 K: 1 S: 5	H: 0 LOB: 0 BB: 0 P: 5	R: 2 E: 0 K: 1 S: 7	H: 2 LOB: 2 BB: 2 P: 15	R: 0 E: 0 K: 0 S: 2	H: 0 LOB: 0 BB: 0 P: 3	R: 1 E: 0 K: 1 S: 7	H: 2 LOB: 1 BB: 0 P: 7	R: 0 E: 0 K: 2 S: 7	H: 0 LOB: 1 BB: 1 P: 11	1B: 7 2B: 1 3B: 0 HR: 0	SF: 0 SAC: 0 DP: 2 HBP: 1	WP: 1 PB: 0 SB: 0 CS: 1	PA: 37					
PITCHER	IP WLS BF H R ER SO BB IBB HBP BLK WP HR S P ERA WHIP																										
Michael LaCoss, R (1, 1) ERA: 2.97	5.0		21	5	4	4	4	3	0	0	0	0	0	26	38	7.20	1.600										
Frank Williams, R (6, 1) ERA: 0.92	2.0	W	7	1	0	0	1	0	0	1	0	0	0	8	9	0.00	0.500										
Jeff Robinson, R (8, 1) ERA: 3.95	1.0		5	2	1	1	1	0	0	0	0	1	0	7	7	9.00	2.000										
Juan Berenguer, R (9, 1) ERA: 2.68	1.0	S	4	0	0	0	2	1	0	0	0	0	0	7	11	0.00	1.000										



Batter	1	2	3	4	5	6	7	8	9	AB	R	H	RBI	BB	SO	LOB	BOTTOM
--------	---	---	---	---	---	---	---	---	---	----	---	---	-----	----	----	-----	--------

Dan Gladden, R <small>OBP: 0.361, SLG: 0.373</small> <small>(1, 8)</small>										4	1	2	1	0	0	0	Atlanta Braves @ San Francisco Giants Candlestick Park, San Francisco, CA <small>Sat Aug 02 1986, 6:33 AM EDT</small> <small>Att. 20,290 - Unknown</small>
Robby Thompson, R <small>OBP: 0.332, SLG: 0.370</small> <small>(1, 4)</small>										4	2	2	1	0	0	1	
Joel Youngblood, R <small>OBP: 0.348, SLG: 0.452</small> <small>(1, 7)</small>										3	0	0	1	0	1	1	
Chris Brown, R <small>OBP: 0.394, SLG: 0.459</small> <small>(1, 5)</small>										4	1	1	1	0	1	0	
Chili Davis, S <small>OBP: 0.372, SLG: 0.443</small> <small>(1, 9)</small>										3	1	2	0	1	0	0	
Mike Aldrete, L <small>OBP: 0.325, SLG: 0.330</small> <small>(1, 3)</small>										4	1	2	2	0	1	2	
Bob Brenly, R <small>OBP: 0.363, SLG: 0.362</small> <small>(1, 2)</small>										4	0	1	1	0	0	3	
Jose Uribe, S <small>OBP: 0.305, SLG: 0.286</small> <small>(1, 6)</small>										4	1	1	0	0	1	3	
Michael LaCoss, R <small>OBP: 0.271, SLG: 0.413</small> <small>(6, 1)</small> Frank Williams, R <small>OBP: 1.000, SLG: 1.000</small> <small>(7, PH)</small> Will Clark, L <small>OBP: 0.335, SLG: 0.449</small> <small>(8, 1)</small> Jeff Robinson, R <small>OBP: 0.190, SLG: 0.111</small> <small>(8, PH)</small> Candy Maldonado, R <small>OBP: 0.250, SLG: 0.447</small> <small>(9, 1)</small> Juan Berenguer, R <small>(9, 1)</small>										2	0	0	0	0	0	1	

Inning Stats R: 0 H: 1 E: 0 LOB: 0 K: 0 BB: 0 S: 3 P: 3 R: 0 H: 1 E: 0 LOB: 1 K: 2 BB: 0 S: 8 P: 8 R: 0 H: 0 E: 0 LOB: 0 K: 0 BB: 0 S: 3 P: 3 R: 4 H: 5 E: 0 LOB: 1 K: 1 BB: 0 S: 10 P: 10 R: 0 H: 0 E: 0 LOB: 0 K: 0 BB: 0 S: 3 P: 3 R: 0 H: 0 E: 0 LOB: 1 K: 0 BB: 1 S: 3 P: 7 R: 3 H: 3 E: 0 LOB: 0 K: 0 BB: 0 S: 6 P: 6 R: 0 H: 1 E: 0 LOB: 2 K: 1 BB: 0 S: 7 P: 7	1B: 6 SF: 1 2B: 4 SAC: 1 3B: 1 DP: 1 HR: 0 HBP: 0	WP: 0 PA: 36 PB: 0 SB: 0 CS: 0
---	--	---

PITCHER Doyle Alexander, R <small>ERA: 4.35</small> <small>(1, 1)</small> Jeff Dedmon, R <small>ERA: 2.81</small> <small>(7, 1)</small>	IP WLS BF H R ER SO BB IBB HBP BLK WP HR S P ERA WHIP 6.1 L 29 10 7 7 3 1 0 0 0 0 0 0 34 38 9.95 1.737 1.2 7 1 0 0 1 0 0 0 0 0 0 0 9 9 0.00 0.600	PITCHER IP WLS BF H R ER SO BB IBB HBP BLK WP HR S P ERA WHIP
--	---	---



Batter	1	2	3	4	5	6	7	8	9	AB R H RBI BB SO LOB	TOP											
Omar Moreno, L (1, 9) OBP: 0.285, SLG: 0.375	0-0 F8		0-0 F9 2B	0-3 K			0-0 FC3-6 1B		0-0 F2	5 1 1 0 0 1 3												
Ken Oberkfell, L (1, 5) OBP: 0.386, SLG: 0.382	0-3 K		0-0 F9 2-3		0-0 6-3		4-0 FC6-4 1B 1-2 IBB		4-0 1B BB 1-2	3 0 0 0 2 1 1												
Dale Murphy, R (1, 8) OBP: 0.359, SLG: 0.450	0-0 3-1		0-0 6-3		0-0 F9		0-0 FC6-4 1B 1-2 2-H		0-0 1B 1-2 2-H	5 0 2 2 0 0 1												
Bob Homer, R (1, 3) OBP: 0.340, SLG: 0.473		0-0 G3-1-3 1B	4-0 BB		0-3 K		0-0 FC6-4 1-2 2-3		0-0 F9	4 1 1 0 1 1 4												
Ken Griffey, L (1, 7) OBP: 0.345, SLG: 0.492		0-0 G3-1-3 1-2	0-0 4-3			4-0 G5-4-3 BB		0-0 F9		3 0 0 0 1 0 3												
Andres Thomas, R (1, 6) OBP: 0.311, SLG: 0.467		0-0 2-H 1B		0-0 F7		0-0 G5-4-3 1-2f		0-3 K		4 0 1 1 0 1 1												
Ozzie Virgil, R (1, 2) OBP: 0.329, SLG: 0.373		0-3 K		0-0 HR		0-3 K		0-3 K		4 1 1 1 0 3 1												
Glenn Hubbard, R (1, 4) OBP: 0.371, SLG: 0.339		4-0 SH1-3 IBB		0-0 SH1-3 1B			0-0 6-3		0-0 F7	3 0 1 0 1 0 0												
David Palmer, R (1, 1) OBP: 0.163, SLG: 0.250		0-0 5-3		0-0 SH1-3 1-2			0-0 FC3-6 1B		0-0 BB 1B	2 0 1 0 0 0 2												
Gene Garber, R (8, 1) OBP: 0.400, SLG: 0.250										0 0 0 0 0 0 0												
Bruce Benedict, R (8, 2) OBP: 0.358, SLG: 0.361										1 1 1 0 0 0 0												
Inning Stats	R: 0 E: 0 K: 1 S: 5	H: 0 LOB: 0 BB: 0 P: 5	R: 1 E: 0 K: 1 S: 7	H: 2 LOB: 2 BB: 1 P: 11	R: 0 E: 0 K: 0 S: 4	H: 1 LOB: 2 BB: 1 P: 8	R: 1 E: 0 K: 1 S: 7	H: 2 LOB: 1 BB: 0 P: 7	R: 0 E: 0 K: 1 S: 5	H: 0 LOB: 0 BB: 1 P: 5	R: 0 E: 0 K: 1 S: 4	H: 0 LOB: 0 BB: 1 P: 8	R: 1 E: 0 K: 0 S: 5	H: 2 LOB: 2 BB: 1 P: 9	R: 0 E: 0 K: 2 S: 7	H: 0 LOB: 0 BB: 0 P: 7	R: 1 E: 0 K: 0 S: 5	H: 2 LOB: 2 BB: 1 P: 9	1B: 7 2B: 1 3B: 0 HR: 1	SF: 0 SAC: 1 DP: 1 HBP: 0	WP: 0 PB: 1 SB: 0 CS: 0	PA: 40
PITCHER	IP WLS BF H R ER SO BB IBB HBP BLK WP HR S P ERA WHIP																					
Kelly Downs, R (1, 1) ERA: 3.75	7.0 L 31 7 3 3 5 2 2 0 0 0 0 1 37 53 3.86 1.286																					
Mark Davis, L (8, 1) ERA: 3.07	1.2 7 1 1 1 2 1 0 0 0 0 0 0 10 14 5.40 1.200																					
Frank Williams, R (9, 1) ERA: 0.9	0.1 2 1 0 0 0 0 0 0 0 0 0 0 2 2 0.00 3.000																					

Atlanta Braves @ San Francisco Giants
 Candlestick Park, San Francisco, CA
 Sun Aug 03 1986, 6:33 AM EDT
 Att: 28,587 - Unknown

AB	34
R	4
H	9
RBI	4
BB	5
SO	7
LOB	16



Batter	1	2	3	4	5	6	7	8	9	AB	R	H	RBI	BB	SO	LOB
Dan Gladden, R OBP: 0.354, SLG: 0.365 (1, 8)	0-0 E6 BB G1-6-3	0-3 K		0-0 9-3 1-2f			0-0 G6-4-3 1-2f		0-0 5-3	5	0	0	0	0	1	3
Robby Thompson, R OBP: 0.333, SLG: 0.369 (1, 4)	0-0 G1-6-3 1-2		4-0 2B 3-1 BB	0-0 6-3			0-0 E6		0-0 1B	4	1	1	0	1	0	1
Joel Youngblood, R OBP: 0.345, SLG: 0.453 (1, 7)	0-0 5-3		0-0 3-1 1-3 2B				0-0 F7		0-0 5-3	4	0	1	0	0	0	2
Mark Davis, L OBP: 0.250, SLG: 0.500 (8, 1)										0	0	0	0	0	0	0
Frank Williams, R OBP: 1.000, SLG: 1.000 (9, 1)										0	0	0	0	0	0	0
Harry Spilman, L OBP: 0.293, SLG: 0.440 (9, PH)										1	0	0	0	0	0	1
Chris Brown, R OBP: 0.395, SLG: 0.458 (1, 5)	4-0 BB BB		0-0 F9				0-0 4-3		0-0 1B 1B	3	1	1	0	1	0	2
Chili Davis, S OBP: 0.376, SLG: 0.442 (1, 9)	4-0 1-2 2-3 BB		4-0 3-1 IBB				0-0 4-3		4-0 1B 1-2 BB	1	0	0	0	3	0	0
Mike Aldrete, L OBP: 0.315, SLG: 0.318 (1, 3)	0-0 G3		0-0 3-1				0-0 P6		0-3 K	4	0	0	1	0	1	7
Bob Brenly, R OBP: 0.368, SLG: 0.363 (1, 2)			4-0 S BB	4-0 IBB			0-0 6-3		0-0 G5-4-3 1-3 2-H 1B	2	0	1	1	2	0	0
Jose Uribe, S OBP: 0.303, SLG: 0.283 (1, 6)			0-3 K	0-3 IBB			0-3 K		0-0 G5-4-3 1-2f	3	0	0	0	0	3	4
Candy Maldonado, R OBP: 0.291, SLG: 0.445 (8, PH)										1	0	0	0	0	0	2
Luis Quinones, S OBP: 0.259, SLG: 0.385 (9, 6)										0	0	0	0	0	0	0
Kelly Downs, R OBP: 0.333, SLG: 0.333 (1, 1)			0-0 F9				0-0 9-3 1B		0-0 4-3	2	0	1	0	0	0	1
Will Clark, L OBP: 0.336, SLG: 0.450 (7, PH)										2	0	1	0	0	0	0

Inning Stats	R: 0	H: 0	E: 1	LOB: 3	K: 0	BB: 2	S: 4	P: 12	R: 0	H: 0	E: 0	LOB: 1	K: 2	BB: 1	S: 7	P: 11	R: 1	H: 1	E: 0	LOB: 3	K: 1	BB: 3	S: 6	P: 18	R: 0	H: 1	E: 0	LOB: 0	K: 0	BB: 0	S: 3	P: 3	R: 0	H: 0	E: 0	LOB: 0	K: 0	BB: 0	S: 3	P: 3	R: 0	H: 0	E: 0	LOB: 0	K: 1	BB: 0	S: 5	P: 5	R: 0	H: 1	E: 1	LOB: 1	K: 0	BB: 0	S: 4	P: 4	R: 1	H: 2	E: 0	LOB: 1	K: 1	BB: 1	S: 6	P: 10	R: 0	H: 1	E: 0	LOB: 1	K: 0	BB: 0	S: 4	P: 4	1B: 5	SF: 0	2B: 2	SAC: 0	3B: 0	DP: 3	HR: 0	HBP: 0	WP: 0	PA: 39
PITCHER	IP	WLS	BF	H	R	ER	SO	BB	IBB	HBP	BLK	WP	HR	S	P	ERA	WHIP																																																																	
David Palmer, R ERA: 3.38 (1, 1)	7.0	W	31	4	2	2	4	4	2	0	0	0	0	33	57	2.57	1.143																																																																	
Gene Garber, R ERA: 1.26 (8, 1)	2.0	S	8	2	0	0	1	1	0	0	0	0	0	9	13	0.00	1.500																																																																	

BOTTOM

Atlanta Braves @ San Francisco Giants
Candlestick Park, San Francisco, CA

Sun Aug 03 1986, 6:33 AM EDT
Att. 28,587 - Unknown

livebaseballscorecards.com

AB	32
R	2
H	6
RBI	2
BB	7
SO	5
LOB	23



Batter	1	2	3	4	5	6	7	8	9	AB R H RBI BB SO LOB	TOP										
Bill Sample, R (1, 9) <small>OBP: 0.304, SLG: 0.377</small> Omar Moreno, L (9, PH) <small>OBP: 0.283, SLG: 0.373</small>	0-0 CS 1B	0-3 K			0-0 4-3		0-0 SF7 HR 1B		0-0 G3	4 1 2 0 0 1 3 1 0 0 0 0 0 0											
Ken Oberkfell, L (1, 5) <small>OBP: 0.384, SLG: 0.379</small>	0-3 K 1-2		0-0 F7		0-0 4-3		0-0 SF7		4-0 1B BB	3 0 0 1 1 1 1											
Dale Murphy, R (1, 8) <small>OBP: 0.366, SLG: 0.471</small>	4-0 BB		0-0 CS 1B			0-0 HR	0-0 HR		0-0 1B	4 2 4 3 1 0 0											
Bob Homer, R (1, 3) <small>OBP: 0.340, SLG: 0.470</small>	0-0 5-3		4-0 FC6-4 BB 1-2		0-0 FC5-4 1B	0-0 F8	0-0 F8		0-0 F9	4 0 1 0 1 0 3											
Terry Harper, R (1, 7) <small>OBP: 0.307, SLG: 0.343</small>		0-0 4-3	0-0 FC6-4 1-2f		0-0 F9		0-0 4-3			4 0 0 0 0 0 2											
Andres Thomas, R (1, 6) <small>OBP: 0.309, SLG: 0.463</small>		0-0 BB BB 1B		0-0 F8		0-0 F8		0-0 F8		4 0 1 0 0 0 1											
Ozzie Virgil, R (1, 2) <small>OBP: 0.331, SLG: 0.372</small>		4-0 BB BB 1-2		0-3 K		0-0 FC5-4 1-2f		0-0 1B		3 0 1 0 1 1 1											
Glenn Hubbard, R (1, 4) <small>OBP: 0.370, SLG: 0.335</small>		4-0 BB 1-2 2-3		0-3 K			0-0 5-3	0-0 F7		3 0 0 0 1 1 1											
Jim Acker, R (1, 1) <small>OBP: 0.143, SLG: 0.286</small> Paul Assenmacher, L (9, 1) Gene Garber, R (9, 1) <small>OBP: 0.400, SLG: 0.250</small>		0-3 K		0-3 K		0-0 SF7 1B 2B		0-3 K		4 1 1 0 0 3 3 0 0 0 0 0 0 0 0 0 0 0 0 0 0											
Inning Stats	R: 0 E: 0 K: 1 S: 5	H: 1 LOB: 1 BB: 1 P: 9	R: 0 E: 0 K: 2 S: 8	H: 1 LOB: 3 BB: 2 P: 16	R: 0 E: 0 K: 0 S: 3	H: 0 LOB: 0 BB: 0 P: 7	R: 0 E: 0 K: 1 S: 5	H: 0 LOB: 0 BB: 0 P: 5	R: 1 E: 0 K: 0 S: 5	H: 2 LOB: 1 BB: 0 P: 5	R: 3 E: 0 K: 0 S: 6	H: 3 LOB: 0 BB: 0 P: 6	R: 0 E: 0 K: 0 S: 4	H: 1 LOB: 1 BB: 0 P: 4	R: 0 E: 0 K: 1 S: 6	H: 1 LOB: 2 BB: 1 P: 10	1B: 7 2B: 1 3B: 0 HR: 2	SF: 1 SAC: 0 DP: 0 HBP: 0	WP: 0 PB: 0 SB: 0 CS: 2	PA: 40	
PITCHER Dave Dravecky, L (1, 1) <small>ERA: 2.85</small> Dave LaPoint, L (9, 1) <small>ERA: 6.08</small>	IP: 8.0 WLS: L BF: 35 H: 9 R: 4 ER: 4 SO: 6 BB: 4 IBB: 0 HBP: 0 BLK: 0 WP: 0 HR: 2 S: 43 P: 59 ERA: 4.50 WHIP: 1.625								PITCHER IP: 1.0 WLS: 5 BF: 1 H: 0 R: 0 ER: 0 SO: 1 BB: 1 IBB: 0 HBP: 0 BLK: 0 WP: 0 HR: 0 S: 6 P: 10 ERA: 0.00 WHIP: 2.000												

Atlanta Braves @ San Diego Padres
Jack Murphy Stadium, San Diego, CA
 Mon Aug 04 1986, 10:05 PM EDT
 Att: 14,164 - Unknown

livebaseballscorecards.com

AB	34
R	4
H	10
RBI	4
BB	5
SO	7
LOB	15



Batter	1	2	3	4	5	6	7	8	9	AB	R	H	RBI	BB	SO	LOB
Tim Flannery, L (1, 4) OBP: 0.392, SLG: 0.378 Jerry Royster, R (9, PH) OBP: 0.330, SLG: 0.350	0-0 G4-6-3 1B		0-0 F8			0-3 K			0-3 K	3	0	1	0	0	1	1
Tony Gwynn, L (1, 9) OBP: 0.386, SLG: 0.484	0-0 G4-6-3 1-2f			0-0 G4-1		0-0 4-3			0-0 FC5-4 BB 1B	4	0	1	0	0	0	1
John Kruk, L (1, 7) OBP: 0.398, SLG: 0.432	0-3 K2-3			0-0 2B			0-3 K		4-0 FC5-4 BB	3	0	1	0	1	2	0
Kevin McReynolds, R (1, 8) OBP: 0.361, SLG: 0.472		4-0 BB G1-6-3 BB		0-0 F9		0-0 G4-6-3 1B			0-0 FC5-4	3	0	1	1	1	0	3
Graig Nettles, L (1, 5) OBP: 0.293, SLG: 0.409		0-0 G1-6-3 1-2f		0-3 K		0-0 G4-6-3 1-2f			0-3 K	4	0	0	0	0	2	5
Steve Garvey, R (1, 3) OBP: 0.276, SLG: 0.401		0-0 F5			0-0 5-3			0-0 L4-3 1B		3	0	1	0	0	0	0
Terry Kennedy, L (1, 2) OBP: 0.329, SLG: 0.391		4-0 BB FC1-6 BB		0-0 1B		0-0 G4-6-3 1B		0-0 L4-3		2	0	1	0	1	0	1
Garry Templeton, S (1, 6) OBP: 0.268, SLG: 0.270			0-0 F7		0-0 G4-6-3 1-2f			0-0 F8		3	0	0	0	0	0	2
Dave Dravecky, R (1, 1) OBP: 0.167, SLG: 0.213 Dave LaPoint, L (9, 1) Dane Iorg, L (9, PH) OBP: 0.250, SLG: 0.338			0-0 FC1-6 S		0-0 5-3			0-0 FC5-4 1B 2B		2	0	0	0	0	0	1

Inning Stats	R: 0	H: 1	E: 0	K: 1	S: 5	LOB: 0	BB: 0	P: 5	R: 0	H: 0	E: 0	K: 0	S: 2	LOB: 0	BB: 1	P: 6	R: 0	H: 1	E: 0	K: 1	S: 6	LOB: 1	BB: 0	P: 6	R: 0	H: 1	E: 0	K: 0	S: 3	LOB: 0	BB: 0	P: 3	R: 0	H: 1	E: 0	K: 1	S: 5	LOB: 0	BB: 0	P: 5	R: 0	H: 1	E: 0	K: 1	S: 5	LOB: 0	BB: 0	P: 5	R: 0	H: 1	E: 0	K: 0	S: 3	LOB: 0	BB: 0	P: 3	R: 1	H: 2	E: 0	K: 2	S: 9	LOB: 2	BB: 1	P: 13	1B: 5	2B: 3	3B: 0	HR: 0	SF: 0	SAC: 0	DP: 5	HBP: 0	WP: 0	PB: 0	SB: 1	CS: 0	PA: 32
--------------	------	------	------	------	------	--------	-------	------	------	------	------	------	------	--------	-------	------	------	------	------	------	------	--------	-------	------	------	------	------	------	------	--------	-------	------	------	------	------	------	------	--------	-------	------	------	------	------	------	------	--------	-------	------	------	------	------	------	------	--------	-------	------	------	------	------	------	------	--------	-------	-------	-------	-------	-------	-------	-------	--------	-------	--------	-------	-------	-------	-------	--------

PITCHER	IP	WLS	BF	H	R	ER	SO	BB	IBB	HBP	BLK	WP	HR	S	P	ERA	WHIP
Jim Acker, R (1, 1) ERA: 3.92	8.0	W	27	6	1	1	4	2	0	0	0	0	0	33	41	1.12	1.000
Paul Assenmacher, L (9, 1) ERA: 2.91	0.1		3	1	0	0	1	1	0	0	0	0	0	4	8	0.00	6.000
Gene Garber, R (9, 1) ERA: 1.24	0.2	S	2	0	0	0	1	0	0	0	0	0	0	4	4	0.00	0.000

BOTTOM

Atlanta Braves @ San Diego Padres
Jack Murphy Stadium, San Diego, CA
 Mon Aug 04 1986, 10:05 PM EDT
 Att. 14,164 - Unknown

AB	29
R	1
H	7
RBI	1
BB	3
SO	6
LOB	15



Batter	1	2	3	4	5	6	7	8	9	AB R H RBI BB SO LOB	TOP											
Omar Moreno, L (1, 9) OBP: 0.279, SLG: 0.367	0-0 4-3		0-0 G4-6-3		0-3 K2-3		0-0 SH1-4		0-3 K	4 0 0 0 0 2 2												
Ken Oberkfell, L (1, 5) OBP: 0.382, SLG: 0.377	0-0 BB 1B		0-0 G3		0-0 G3		0-0 F7			4 0 1 0 0 0 1												
Dale Murphy, R (1, 8) OBP: 0.369, SLG: 0.474	4-0 1-2 BB			0-0 F8		0-0 1B 1B 2B		4-0 1B 1B BB		2 1 1 0 2 0 0												
Bob Homer, R (1, 3) OBP: 0.339, SLG: 0.467	0-0 F9			0-0 4-3		0-0 1B 1B		0-0 F9		4 0 1 0 0 0 3												
Ken Griffey, L (1, 7) OBP: 0.344, SLG: 0.489	0-0 F8			0-0 L4		0-0 F8		0-0 1B 1B		4 1 1 0 0 0 4												
Andres Thomas, R (1, 6) OBP: 0.317, SLG: 0.468		0-3 K			0-0 F9 1B S		0-0 1B 1B	0-0 1B 1B		4 1 3 1 0 1 0												
Ozzie Virgil, R (1, 2) OBP: 0.330, SLG: 0.371		0-0 6-3			0-0 F9		0-0 1-3	0-0 1B		4 0 1 1 0 0 3												
Glenn Hubbard, R (1, 4) OBP: 0.368, SLG: 0.333		0-3 K			0-0 SH2-4 1B		0-0 L9		0-0 F7	4 0 1 1 0 1 0												
Cliff Speck, R (1, 1) Ed Olwine, R (6, 1) OBP: 0.500, SLG: 0.500			4-0 G4-6-3 BB		0-0 SH2-4		0-0 SH1-4 1B		0-3 K	0 0 0 0 1 0 0 2 0 1 0 0 1 0												
Inning Stats	R: 0 E: 0 K: 0 S: 4	H: 1 LOB: 2 BB: 1 P: 8	R: 0 E: 0 K: 2 S: 7	H: 0 LOB: 0 BB: 0 P: 7	R: 0 E: 0 K: 0 S: 2	H: 0 LOB: 0 BB: 1 P: 6	R: 0 E: 0 K: 0 S: 3	H: 0 LOB: 0 BB: 0 P: 3	R: 1 E: 0 K: 1 S: 7	H: 2 LOB: 1 BB: 0 P: 7	R: 1 E: 0 K: 0 S: 6	H: 3 LOB: 2 BB: 0 P: 6	R: 0 E: 0 K: 0 S: 4	H: 1 LOB: 1 BB: 0 P: 4	R: 1 E: 0 K: 0 S: 4	H: 3 LOB: 2 BB: 1 P: 8	R: 0 E: 0 K: 2 S: 7	H: 0 LOB: 0 BB: 0 P: 7	1B: 9 2B: 1 3B: 0 HR: 0	SF: 0 SAC: 2 DP: 1 HBP: 0	WP: 0 PB: 0 SB: 1 CS: 0	PA: 37
PITCHER	IP WLS BF H R ER SO BB IBB HBP BLK WP HR S P ERA WHIP																					
Ed Whitson, R (1, 1) ERA: 5.68	6.0 L 25 6 2 2 3 2 0 0 0 0 0 0 29 37 3.00 1.333																					
Craig Lefferts, L (7, 1) ERA: 2.03	3.0 12 4 1 1 2 1 0 0 0 0 0 0 15 19 3.00 1.667																					

Atlanta Braves @ San Diego Padres
 Jack Murphy Stadium, San Diego, CA
 Tue Aug 05 1986, 10:05 PM EDT
 Att. 14,650 - Unknown

livebaseballscorecards.com

AB	32
R	3
H	10
RBI	3
BB	3
SO	5
LOB	13



Batter	1	2	3	4	5	6	7	8	9	AB R H RBI BB SO LOB
Tim Flannery, L (1, 4) <small>OBP: 0.394, SLG: 0.377</small> Terry Kennedy, L (9, PH) <small>OBP: 0.328, SLG: 0.390</small>	4-0 BB		0-0 1B		0-0 4-3 1B		0-3 K 1B	0-0 3-1 1B	3 0 1 0 1 1 0 1 0 0 0 0 0 0	
Tony Gwynn, L (1, 9) <small>OBP: 0.385, SLG: 0.482</small>	0-0 1B		0-0 F7 1B		0-0 G3 1B		0-0 6-3 1B		4 0 1 0 0 0 1	
Kevin McReynolds, R (1, 7) <small>OBP: 0.358, SLG: 0.467</small>	0-0 F9 2-3		0-0 F9 1-3		0-3 K 1B		0-0 G3 1B		4 0 0 0 0 1 3	
Steve Garvey, R (1, 3) <small>OBP: 0.276, SLG: 0.402</small>	0-0 FC5-2 1-2 3-H		0-0 1-3 1B		0-0 BLK 4-3 2B		0-0 F7 1B		4 1 1 0 0 0 3	
Graig Nettles, L (1, 5) <small>OBP: 0.293, SLG: 0.404</small>	0-3 K 1B			4-0 1B BB		0-0 F2 2-3		0-3 K 1B	3 0 0 0 1 2 3	
Garry Templeton, S (1, 6) <small>OBP: 0.267, SLG: 0.270</small>		0-0 E6 1B		0-0 5-3 1B		0-0 4-3 1B		0-0 F9 1B	4 0 1 1 0 0 0	
Marvell Wynne, L (1, 8) <small>OBP: 0.300, SLG: 0.440</small> Jerry Royster, R (9, PH) <small>OBP: 0.328, SLG: 0.348</small>		0-0 F7 1B		0-0 F9 1B		0-0 E 1B		0-0 F6 1B	3 0 1 0 0 0 3 1 0 0 0 0 0 0	
Bruce Bochy, R (1, 2) <small>OBP: 0.333, SLG: 0.545</small>		0-0 1-3 1-2		0-0 5-3 1-2		4-0 1-3 BB		0-0 6-3 1B	3 0 0 0 1 0 3	
Ed Whitson, R (1, 1) John Kruk, L (6, PH) <small>OBP: 0.395, SLG: 0.429</small> Craig Lefferts, L (7, 1) <small>OBP: 0.167, SLG: 0.667</small> Carmelo Martinez, R (9, PH) <small>OBP: 0.353, SLG: 0.388</small>		0-3 K 1B		0-3 K 1B		0-0 F8 1B		0-0 HR 1B	2 0 0 0 0 2 3 1 0 0 0 0 0 2 0 0 0 0 0 0 0 1 1 1 1 0 0 0	

Inning Stats	R: 0	H: 1	E: 0	K: 1	S: 6	LOB: 2	BB: 1	P: 10	R: 0	H: 0	E: 1	K: 1	S: 6	LOB: 1	BB: 0	P: 6	R: 0	H: 1	E: 0	K: 0	S: 4	LOB: 1	BB: 0	P: 4	R: 0	H: 1	E: 0	K: 1	S: 6	LOB: 2	BB: 1	P: 10	R: 0	H: 0	E: 0	K: 1	S: 5	LOB: 0	BB: 0	P: 5	R: 1	H: 2	E: 0	K: 1	S: 5	LOB: 2	BB: 1	P: 9	R: 0	H: 0	E: 0	K: 1	S: 5	LOB: 0	BB: 0	P: 5	R: 0	H: 0	E: 0	K: 1	S: 5	LOB: 0	BB: 0	P: 5	R: 1	H: 1	E: 0	K: 0	S: 4	LOB: 0	BB: 0	P: 4	1B: 4	SF: 0	2B: 1	SAC: 0	3B: 0	DP: 0	HR: 1	HBP: 0	WP: 0	PA: 37
--------------	------	------	------	------	------	--------	-------	-------	------	------	------	------	------	--------	-------	------	------	------	------	------	------	--------	-------	------	------	------	------	------	------	--------	-------	-------	------	------	------	------	------	--------	-------	------	------	------	------	------	------	--------	-------	------	------	------	------	------	------	--------	-------	------	------	------	------	------	------	--------	-------	------	------	------	------	------	------	--------	-------	------	-------	-------	-------	--------	-------	-------	-------	--------	-------	--------


PITCHER	IP	WLS	BF	H	R	ER	SO	BB	IBB	HBP	BLK	WP	HR	S	P	ERA	WHIP
Cliff Speck, R (1, 1) <small>ERA: 1.35</small>	5.2	W	26	5	1	1	4	3	0	0	1	0	0	31	43	1.59	1.412
Ed Olwine, L (6, 1) <small>ERA: 2.78</small>	3.1	S	11	1	1	1	2	0	0	0	0	0	1	15	15	2.70	0.300

BOTTOM

Atlanta Braves @ San Diego Padres
Jack Murphy Stadium, San Diego, CA

Tue Aug 05 1986, 10:05 PM EDT
 Att. 14,650 - Unknown

AB	34
R	2
H	6
RBI	2
BB	3
SO	6
LOB	21



PITCHER	IP	WLS	BF	H	R	ER	SO	BB	IBB	HBP	BLK	WP	HR	S	P	ERA	WHIP
---------	----	-----	----	---	---	----	----	----	-----	-----	-----	----	----	---	---	-----	------

Batter	1	2	3	4	5	6	7	8	9	AB R H RBI BB SO LOB	TOP											
Omar Moreno, L (1, 9) OBP: 0.273, SLG: 0.360	0-0 4-3		0-0 4-3			0-3 K		0-0 F5	0-0 F7	5 0 0 0 0 1 3												
Ken Oberkfell, L (1, 5) OBP: 0.380, SLG: 0.373	0-0 F7		0-0 F7			4-0 BB		0-0 G3	0-0 G3	4 0 0 0 1 0 3												
Dale Murphy, R (1, 8) OBP: 0.370, SLG: 0.476	0-3 K			0-0 1B		0-3 K		0-0 2B		4 0 2 0 0 2 1												
Ted Simmons, S (1, 3) OBP: 0.333, SLG: 0.400		0-0 4-3		0-0 F5		0-0 L6		0-0 6-3		4 0 0 0 0 0 3												
Ken Griffey, L (1, 7) OBP: 0.346, SLG: 0.489		0-3 K		0-3 K			0-0 FC5-4 1B		0-0 SH2-4 2B 1B	4 1 2 0 0 2 1												
Andres Thomas, R (1, 6) OBP: 0.313, SLG: 0.462		0-0 4-3		0-0 F6			0-0 FC5-4 FC6-4 1-2f BB		0-0 SH2-4 1-2	3 0 0 0 0 0 2												
Ozzie Virgil, R (1, 2) OBP: 0.336, SLG: 0.383			0-0 HR		0-0 F5		4-0 FC6-4 1-2 BB		4-0 2B 1B BB	2 1 1 1 2 0 0	AB 33											
Bill Sample, R (9, PR) OBP: 0.304, SLG: 0.377										0 1 0 0 0 0 0	R 4											
Bruce Benedict, R (9, 2) OBP: 0.358, SLG: 0.361										0 0 0 0 0 0 0	H 8											
Glenn Hubbard, R (1, 4) OBP: 0.368, SLG: 0.333											RBI 4											
Bob Horner, R (9, PH) OBP: 0.341, SLG: 0.472			0-0 4-3 SH1-4 1B		0-0 F5		0-0 FC6-4 1-2f 2-3		0-0 1B 2B	3 0 1 0 0 0 2	BB 3											
Gene Garber, R (9, 1) OBP: 0.400, SLG: 0.250									1-3 2-H 2B	1 1 1 1 0 0 0	SO 5											
Rick Mahler, R (1, 1) OBP: 0.203, SLG: 0.197			0-0 SH1-4		0-0 F8		0-0 F4		0-0 1B	0 0 0 0 0 0 0	LOB 17											
Chris Chambliss, L (7, PH) OBP: 0.390, SLG: 0.419									2-H 3-H 1B	1 0 0 0 0 0 2												
Paul Assenmacher, L (7, 1) OBP: 0.252, SLG: 0.305										0 0 0 0 0 0 0												
Rafael Ramirez, R (9, PH) OBP: 0.252, SLG: 0.305										1 0 1 2 0 0 0												
Inning Stats	R: 0 E: 0 K: 1 S: 5	H: 0 LOB: 0 BB: 0 P: 5	R: 0 E: 0 K: 1 S: 5	H: 0 LOB: 0 BB: 0 P: 5	R: 1 E: 0 K: 0 S: 5	H: 2 LOB: 1 BB: 0 P: 5	R: 0 E: 0 K: 1 S: 6	H: 1 LOB: 1 BB: 0 P: 6	R: 0 E: 0 K: 1 S: 3	H: 0 LOB: 0 BB: 0 P: 3	R: 0 E: 0 K: 2 S: 7	H: 0 LOB: 1 BB: 1 P: 11	R: 0 E: 0 K: 0 S: 4	H: 1 LOB: 2 BB: 1 P: 8	R: 0 E: 0 K: 0 S: 4	H: 1 LOB: 1 BB: 0 P: 4	R: 3 E: 0 K: 0 S: 6	H: 3 LOB: 2 BB: 1 P: 10	1B: 5 2B: 2 3B: 0 HR: 1	SF: 0 SAC: 2 DP: 0 HBP: 0	WP: 0 PB: 0 SB: 1 CS: 0	PA: 38
PITCHER	IP WLS BF H R ER SO BB IBB HBP BLK WP HR S P ERA WHIP																					
LaMarr Hoyt, R (1, 1) ERA: 4.8	8.1 L 34 6 3 3 5 3 0 0 0 0 0 1 41 53 3.24 1.080																					
Rich Gossage, R (9, 1) ERA: 3.93	0.2 4 2 1 1 0 0 0 0 0 0 0 0 4 4 13.50 3.000																					

Atlanta Braves @ San Diego Padres
Jack Murphy Stadium, San Diego, CA
 Wed Aug 06 1986, 10:05 PM EDT
 Att: 15,391 - Unknown

AB	33
R	4
H	8
RBI	4
BB	3
SO	5
LOB	17



Batter	1	2	3	4	5	6	7	8	9	AB	R	H	RBI	BB	SO	LOB
Tim Flannery, L OBP: 0.392, SLG: 0.375 (1, 5) (9, 4)	0-0 F8		0-0 1B 1B		0-0 4-3		0-0 F5			4	1	1	0	0	0	0
Tony Gwynn, L OBP: 0.388, SLG: 0.483 (1, 9)	0-0 1B 1B		0-0 1B 1B			4-0 BB BB		0-0 4-3		3	0	2	0	1	0	0
John Kruk, L OBP: 0.406, SLG: 0.434 Jerry Royster, R OBP: 0.328, SLG: 0.348 (1, 7) (9, 5)	0-0 G1-4-3 1B		0-0 G5-4-3 1B			0-0 G6-4-3 1-2f		4-0 BB BB		3	0	2	2	1	0	1
Steve Garvey, R OBP: 0.276, SLG: 0.399 (1, 3)	0-0 G1-4-3 1-2f		0-0 G5-4-3 1-2f			4-0 BB BB		0-0 G1-4-3 1-2f		0	0	0	0	0	0	0
Terry Kennedy, L OBP: 0.330, SLG: 0.389 (1, 2)		0-0 4-3		0-0 L6		4-0 BB BB		0-0 E 1B		3	0	1	0	1	0	0
Marvell Wynne, L OBP: 0.299, SLG: 0.437 (1, 8)		0-0 F8		0-3 K2-3		0-0 1B 1-2 2-3		0-0 L9		4	0	1	0	0	1	1
Bip Roberts, S OBP: 0.266, SLG: 0.282 Kevin McReynolds, R OBP: 0.357, SLG: 0.466 (1, 4) (9, 7)		0-0 4-3		0-0 CS 1B		0-0 1-3		0-3 K		3	0	1	0	0	0	3
Garry Templeton, S OBP: 0.265, SLG: 0.267 (1, 6)			0-0 F4		0-0 CS 1-2		0-0 G3		0-0 E4 FC6	4	0	0	0	0	1	1
LaMarr Hoyt, R OBP: 0.182, SLG: 0.212 Rich Gossage, R Dane Iorg, L OBP: 0.247, SLG: 0.333 (1, 1) (9, 1) (9, PH)			0-0 1B 1B				0-0 3-1		0-3 K	3	1	1	0	0	1	0
									0-0 FC6 1-2	0	0	0	0	0	0	0

Inning Stats	R: 0	H: 2	E: 0	K: 0	S: 4	LOB: 1	BB: 0	P: 4	R: 0	H: 0	E: 0	K: 0	S: 3	LOB: 0	BB: 0	P: 3	R: 2	H: 4	E: 0	K: 0	S: 6	LOB: 1	BB: 0	P: 6	R: 0	H: 1	E: 0	K: 1	S: 5	LOB: 0	BB: 0	P: 5	R: 0	H: 0	E: 0	K: 0	S: 3	LOB: 0	BB: 0	P: 3	R: 0	H: 1	E: 0	K: 2	S: 7	LOB: 0	BB: 0	P: 7	R: 0	H: 0	E: 0	K: 2	S: 7	LOB: 0	BB: 0	P: 6	R: 0	H: 0	E: 1	K: 1	S: 7	LOB: 2	BB: 0	P: 7	1B: 9	2B: 0	3B: 0	HR: 0	SF: 0	SAC: 0	DP: 4	HBP: 0	WP: 0	PB: 0	SB: 0	CS: 1	PA: 37
--------------	------	------	------	------	------	--------	-------	------	------	------	------	------	------	--------	-------	------	------	------	------	------	------	--------	-------	------	------	------	------	------	------	--------	-------	------	------	------	------	------	------	--------	-------	------	------	------	------	------	------	--------	-------	------	------	------	------	------	------	--------	-------	------	------	------	------	------	------	--------	-------	------	-------	-------	-------	-------	-------	--------	-------	--------	-------	-------	-------	-------	--------

PITCHER	IP	WLS	BF	H	R	ER	SO	BB	IBB	HBP	BLK	WP	HR	S	P	ERA	WHIP
Rick Mahler, R ERA: 5.08 (1, 1)	6.0		25	8	2	2	1	3	0	0	0	0	0	24	36	3.00	1.833
Paul Assenmacher, L ERA: 2.79 (7, 1)	2.0	W	6	0	0	0	2	1	0	0	0	0	0	9	13	0.00	0.500
Gene Garber, R ERA: 1.22 (9, 1)	1.0	S	5	1	0	0	1	0	0	0	0	0	0	7	7	0.00	1.000

BOTTOM

Atlanta Braves @ San Diego Padres
Jack Murphy Stadium, San Diego, CA

Wed Aug 06 1986, 10:05 PM EDT
 Att. 15,391 - Unknown

livebaseballscorecards.com

AB	32
R	2
H	9
RBI	2
BB	4
SO	4
LOB	14



Batter	1	2	3	4	5	6	7	8	9	AB R H RBI BB SO LOB	TOP														
Dan Gladden, R OBP: 0.354, SLG: 0.363 (1, 8) X	0-0 1B SF7 1B		0-0 4-3			0-0 F9 1B	0-0 B5-3		0-0 1-3	5 1 1 0 0 0 1	<p>San Francisco Giants @ Atlanta Braves Atlanta-Fulton County Stadium, Atlanta, GA</p> <p>Fri Aug 08 1986, 7:05 PM EDT Att: 24,181 - Unknown</p> <p>livebaseballscorecards.com</p> <table border="1"> <tr><td>AB</td><td>36</td></tr> <tr><td>R</td><td>6</td></tr> <tr><td>H</td><td>10</td></tr> <tr><td>RBI</td><td>6</td></tr> <tr><td>BB</td><td>2</td></tr> <tr><td>SO</td><td>6</td></tr> <tr><td>LOB</td><td>12</td></tr> </table> <p>GIANTS</p>	AB	36	R	6	H	10	RBI	6	BB	2	SO	6	LOB	12
AB	36																								
R	6																								
H	10																								
RBI	6																								
BB	2																								
SO	6																								
LOB	12																								
Robby Thompson, R OBP: 0.329, SLG: 0.371 (1, 4) X	0-0 1-3 1B		0-0 HR			0-0 FC1-6 1B 1B		0-3 K 1B	0-0 2-H 1B	5 2 4 2 0 1 0															
Chili Davis, S OBP: 0.371, SLG: 0.432 (1, 9) S S S	0-3 K		0-0 4-3			4-0 1-2 BB BB BB		0-0 F9	0-0 F7	4 0 0 0 1 1 3															
Will Clark, L OBP: 0.347, SLG: 0.465 (1, 3) X	0-0 SF7 3-H				0-0 F9	0-0 FC1-6 1B 1-2f 2-3		0-0 BB 1B		3 1 1 1 0 0 2															
Chris Brown, R OBP: 0.391, SLG: 0.451 (1, 5) X	0-0 F8				0-0 5-3	0-0 1-2 1B 1B 3-H		4-0 BB 1B	1-2 BB	3 0 1 1 1 0 1															
Mike Aldrete, L OBP: 0.329, SLG: 0.333 (1, 7) X		0-0 6-3			0-3 K	0-0 1-2 2-H 1B		0-0 4-3		4 0 1 1 0 1 2															
Bob Brenly, R OBP: 0.364, SLG: 0.360 (1, 2) X		0-0 6-3			0-0 6-3	0-0 4-3			0-0 2B 6-3 1B	4 1 1 0 0 0 2															
Jose Uribe, S OBP: 0.305, SLG: 0.287 Candy Maldonado, R (9, PH) OBP: 0.288, SLG: 0.437 (1, 6) S S S		0-3 K			0-0 F8		0-3 K		0-0 1B 2B	3 0 0 0 0 2 0 1 1 1 0 0 0 0															
Michael LaCoss, R OBP: 0.271, SLG: 0.413 Randy Kutcher, R OBP: 0.281, SLG: 0.449 Frank Williams, R OBP: 0.250, SLG: 0.500 Harry Spilman, L OBP: 0.294, SLG: 0.432 Mark Davis, L OBP: 0.250, SLG: 0.500 Joel Youngblood, R OBP: 0.329, SLG: 0.430 (1, 1) (3, PH) (3, 1) (7, PH) (7, 1) (8, PH)			0-0 5-3		0-3 K		0-0 1-3		0-0 6-3 3-H	0 0 0 0 0 0 0 1 0 0 0 0 0 0 1 0 0 0 0 0 1 0 1 0 0 0 0 0 0 0 0 0 0 0 0 0 0 0 1 0 0 1 0 0 0 1															
Inning Stats	R: 1 H: 2 E: 0 LOB: 1 K: 1 BB: 0 S: 7 P: 7	R: 0 H: 0 E: 0 LOB: 0 K: 1 BB: 0 S: 5 P: 5	R: 1 H: 1 E: 0 LOB: 0 K: 0 BB: 0 S: 4 P: 4	R: 0 H: 0 E: 0 LOB: 0 K: 1 BB: 0 S: 5 P: 5	R: 0 H: 0 E: 0 LOB: 0 K: 1 BB: 0 S: 5 P: 5	R: 2 H: 3 E: 0 LOB: 2 K: 0 BB: 1 S: 6 P: 10	R: 0 H: 0 E: 0 LOB: 0 K: 1 BB: 0 S: 5 P: 5	R: 0 H: 1 E: 0 LOB: 2 K: 1 BB: 1 S: 6 P: 10	R: 2 H: 3 E: 0 LOB: 1 K: 0 BB: 0 S: 6 P: 6	1B: 8 SF: 1 2B: 1 SAC: 0 3B: 0 DP: 0 HR: 1 HBP: 0	WP: 0 PA: 39 PB: 0 SB: 0 CS: 0														
PITCHER	IP WLS BF H R ER SO BB IBB HBP BLK WP HR S P ERA WHIP											PITCHER	IP WLS BF H R ER SO BB IBB HBP BLK WP HR S P ERA WHIP												
Doyle Alexander, R ERA: 4.42 (1, 1)	5.2 W 24 6 4 4 4 1 0 0 0 0 0 1 31 35 6.35 1.235																								
Jeff Dedmon, R ERA: 2.73 (6, 1)	2.0 7 1 0 0 2 0 0 0 0 0 0 0 11 11 0.00 0.500																								
Gene Garber, R ERA: 1.49 (8, 1)	1.1 S 8 3 2 2 0 1 0 0 0 0 0 0 7 11 13.50 3.000																								

Batter	1	2	3	4	5	6	7	8	9
Omar Moreno, L OBP: 0.277, SLG: 0.362 (1, 9) X	0-0 HR 1B	0-3 K	0-0 6-3			0-0 PO 1B			
Ken Oberkfell, L OBP: 0.379, SLG: 0.371 (1, 5) X	0-0 F7	0-0 S 2B 1B			0-0 F5	0-0 PO 1-2	0-0 F8		
Dale Murphy, R OBP: 0.371, SLG: 0.486 (1, 8) X	0-0 1-H HR	0-0 1-H WP E 2B			0-0 F9		0-0 F9		
Bob Horner, R OBP: 0.340, SLG: 0.469 (1, 3) X	0-0 E BB 1B	0-0 2-H E5 HR			0-3 K		0-0 F3		
Ken Griffey, L OBP: 0.350, SLG: 0.500 (1, 7) B B B B	4-0 1-2 E BB	0-0 2-H HR				0-0 CS 1B	0-0 F8		
Andres Thomas, R OBP: 0.308, SLG: 0.454 (1, 6) X	0-0 1-2 2-3 E5 G6-4-3	0-0 F3			0-3 1-2 K		0-3 K		
Bruce Benedict, R OBP: 0.343, SLG: 0.345 (1, 2) X	0-0 1-2f G6-4-3		0-0 5-3		0-0 6-3		0-0 F7		
Glenn Hubbard, R OBP: 0.371, SLG: 0.337 (1, 4)		0-0 SH3-4 1B	0-0 SH1-4 1B			0-0 6-3			
Doyle Alexander, R OBP: 0.133, SLG: 0.133 (1, 1)		0-0 SH3-4	0-0 SH1-4			0-0 6-3			
Jeff Dedmon, L OBP: 0.182, SLG: 0.182 (6, 1)		1-2 SH3-4	1-2 SH1-4						
Gene Garber, R OBP: 0.400, SLG: 0.250 (8, 1)									

AB	R	H	RBI	BB	SO	LOB
4	1	2	0	0	1	2
4	1	1	1	0	0	1
4	2	2	3	0	0	0
4	1	1	0	0	1	0
3	1	2	2	1	0	0
4	0	0	0	0	2	3
4	0	0	0	0	0	3
3	1	2	0	0	0	0
0	0	0	0	0	0	0
1	0	0	0	0	0	0
0	0	0	0	0	0	0


AB	R	H	RBI	BB	SO	LOB
31	7	10	6	1	4	9

Inning Stats	R: 2	H: 3	E: 1	K: 0	S: 6	LOB: 2	BB: 1	P: 10
R: 5	H: 4	E: 1	K: 1	S: 10	LOB: 0	BB: 0	P: 10	
R: 0	H: 1	E: 0	K: 0	S: 4	LOB: 1	BB: 0	P: 4	
R: 0	H: 0	E: 0	K: 1	S: 5	LOB: 0	BB: 0	P: 5	
R: 0	H: 1	E: 0	K: 1	S: 5	LOB: 0	BB: 0	P: 5	
R: 0	H: 0	E: 0	K: 0	S: 3	LOB: 0	BB: 0	P: 3	
R: 0	H: 0	E: 0	K: 1	S: 5	LOB: 0	BB: 0	P: 5	

WP	HR	S	P	ERA	WHIP
1	0	0	35	18.00	4.000
0	0	0	17	0.00	0.750
0	0	8	8	0.00	0.000

San Francisco Giants @ Atlanta Braves
 Atlanta-Fulton County Stadium, Atlanta, GA
 Fri Aug 08 1986, 7:05 PM EDT
 Att. 24,181 - Unknown

livebaseballscorecards.com



Batter	1	2	3	4	5	6	7	8	9	10	AB R H RBI BB SO LOB	TOP	
Dan Gladden, R (1, 8) <small>OBP: 0.354, SLG: 0.363</small> Jeff Robinson, R (7, 1) <small>OBP: 0.100, SLG: 0.111</small> Bob Brenly, R (9, 2) <small>OBP: 0.365, SLG: 0.365</small>	0-0 1B	0-0 F8			0-0 SH3 1-2		0-0 6-3			0-0 SH1-4 SH 2B	3 0 1 0 0 0 2 0 0 0 0 0 0 0 1 1 1 0 0 0 0		
Robby Thompson, R (1, 4) <small>OBP: 0.326, SLG: 0.367</small>	0-3 K		0-0 4-3		0-0 5-3			0-0 5-3		0-0 SH1-4 2-3	4 0 0 0 0 1 2		
Chili Davis, S (1, 9) <small>OBP: 0.371, SLG: 0.429</small> (7, 8) (10, 9)	4-0 HBP BB 1-2		0-0 4-3		0-0 4-3			0-0 F5		4-0 WP SH BB	3 0 0 0 2 0 1		
Will Clark, L (1, 3) <small>OBP: 0.342, SLG: 0.457</small>	0-0 F8		0-0 4-3				0-0 F7		0-0 G3-4-1	0-0 SH WP 1-2 3-H	4 0 0 1 0 0 2		
Chris Brown, R (1, 5) <small>OBP: 0.391, SLG: 0.448</small>	1-0 HBP 1-2 2-3			0-0 6-3			0-0 F4		0-0 5-3	4-0 IBB 1-2 2-3	3 0 0 0 1 0 0		
Mike Aldrete, L (1, 7) <small>OBP: 0.333, SLG: 0.379</small> Randy Kutcher, R (10, PH) <small>OBP: 0.279, SLG: 0.446</small> (10, 8)	0-3 K			0-0 SF7 3B			0-0 3-1		0-0 HR	0-3 K	4 2 2 1 0 1 3 1 0 0 0 0 1 3		
Bob Melvin, R (1, 2) <small>OBP: 0.265, SLG: 0.321</small> Scott Garrelts, R (9, 1) <small>OBP: 0.179, SLG: 0.184</small>		4-0 6-3 S BB		0-0 SF7 3-H			0-3 K		0-0 F9	0-3 K	2 0 0 1 1 1 0 1 0 0 0 0 1 3		
Jose Uribe, S (1, 6) <small>OBP: 0.303, SLG: 0.286</small> Joel Youngblood, R (7, PH) <small>OBP: 0.327, SLG: 0.426</small> Luis Quinones, S (7, 6) <small>OBP: 0.258, SLG: 0.367</small>		0-3 K		0-0 1-3			0-3 K		0-0 6-3		2 0 0 0 0 1 1 1 0 0 0 0 1 0 1 0 0 0 0 0 0		
Kelly Downs, R (1, 1) <small>OBP: 0.400, SLG: 0.400</small> Candy Maldonado, R (7, PH) <small>OBP: 0.294, SLG: 0.458</small> (7, 9) (10, 7)		0-0 6-3 2-3			0-0 SH3 1B			0-0 1B		0-0 HR	2 0 1 0 0 0 1 2 1 2 1 0 0 0		
Inning Stats	R: 0 H: 1 E: 0 LOB: 3 K: 2 BB: 1 S: 8 P: 13	R: 0 H: 0 E: 0 LOB: 1 K: 1 BB: 1 S: 5 P: 9	R: 0 H: 0 E: 0 LOB: 0 K: 0 BB: 0 S: 3 P: 3	R: 1 H: 1 E: 0 LOB: 0 K: 0 BB: 0 S: 4 P: 4	R: 0 H: 1 E: 0 LOB: 1 K: 0 BB: 0 S: 4 P: 4	R: 0 H: 0 E: 0 LOB: 0 K: 0 BB: 0 S: 3 P: 3	R: 0 H: 1 E: 0 LOB: 1 K: 2 BB: 0 S: 8 P: 8	R: 0 H: 0 E: 0 LOB: 0 K: 0 BB: 0 S: 3 P: 3	R: 1 H: 1 E: 0 LOB: 0 K: 0 BB: 0 S: 4 P: 4	R: 2 H: 2 E: 0 LOB: 3 K: 2 BB: 2 S: 10 P: 18	1B: 3 SF: 1 2B: 1 SAC: 3 3B: 1 DP: 0 HR: 2 HBP: 1	WP: 1 PA: 43 PB: 0 SB: 1 CS: 0	
PITCHER	IP WLS BF H R ER SO BB IBB HBP BLK WP HR S P ERA WHIP David Palmer, R (1, 1) <small>ERA: 3.3</small> Jeff Dedmon, R (7, 1) <small>ERA: 2.99</small> Paul Assenmacher, L (10, 1) <small>ERA: 2.76</small>												

San Francisco Giants @ Atlanta Braves
 Atlanta-Fulton County Stadium, Atlanta, GA
 Sat Aug 09 1986, 7:05 PM EDT
 Att. 31,610 - Unknown

livebaseballscorecards.com

AB 34
R 4
H 7
RBI 4
BB 4
SO 7
LOB 18



San Francisco Giants @ Atlanta Braves
Atlanta-Fulton County Stadium, Atlanta, GA

Sat Aug 09 1986, 7:05 PM EDT
Att: 31,610 - Unknown

livebaseballscorecards.com

AB	41
R	3
H	11
RBI	3
BB	7
SO	9
LOB	26



WP	0	PA	49
PB	0		
SB	0		
CS	0		

AB	4	R	0	H	0	RBI	0	BB	2	SO	1	LOB	2
-----------	---	----------	---	----------	---	------------	---	-----------	---	-----------	---	------------	---

AB	5	R	0	H	2	RBI	0	BB	1	SO	0	LOB	1
-----------	---	----------	---	----------	---	------------	---	-----------	---	-----------	---	------------	---

AB	4	R	0	H	1	RBI	1	BB	1	SO	1	LOB	3
-----------	---	----------	---	----------	---	------------	---	-----------	---	-----------	---	------------	---

AB	5	R	0	H	0	RBI	0	BB	1	SO	2	LOB	4
-----------	---	----------	---	----------	---	------------	---	-----------	---	-----------	---	------------	---

AB	5	R	2	H	3	RBI	1	BB	0	SO	1	LOB	3
-----------	---	----------	---	----------	---	------------	---	-----------	---	-----------	---	------------	---

AB	4	R	0	H	1	RBI	0	BB	0	SO	0	LOB	2
AB	1	R	0	H	0	RBI	0	BB	0	SO	1	LOB	3
AB	0	R	0	H	0	RBI	0	BB	0	SO	0	LOB	0

AB	5	R	1	H	3	RBI	1	BB	0	SO	0	LOB	2
-----------	---	----------	---	----------	---	------------	---	-----------	---	-----------	---	------------	---

AB	3	R	0	H	0	RBI	0	BB	2	SO	1	LOB	2
-----------	---	----------	---	----------	---	------------	---	-----------	---	-----------	---	------------	---

AB	2	R	0	H	0	RBI	0	BB	0	SO	1	LOB	0
AB	1	R	0	H	0	RBI	0	BB	0	SO	1	LOB	2
AB	1	R	0	H	0	RBI	0	BB	0	SO	0	LOB	2
AB	0	R	0	H	0	RBI	0	BB	0	SO	0	LOB	0
AB	1	R	0	H	1	RBI	0	BB	0	SO	0	LOB	0

1B	7	SF	0	2B	3	SAC	0	3B	0	DP	0	HR	1	HBP	1
-----------	---	-----------	---	-----------	---	------------	---	-----------	---	-----------	---	-----------	---	------------	---

Batter	1	2	3	4	5	6	7	8	9	10	AB	R	H	RBI	BB	SO	LOB
Omar Moreno, L (1, 9) OBP: 0.278, SLG: 0.356	0-0 F9		4-0 BB		4-0 BB		0-0 F7		0-0 4-3	0-3 K	4	0	0	0	2	1	2
Ken Oberkfell, L (1, 5) OBP: 0.380, SLG: 0.375	0-0 F8		0-0 2B		0-0 F7		0-0 F7		0-0 BB BB	4-0 HBP	5	0	2	0	1	0	1
Dale Murphy, R (1, 8) OBP: 0.373, SLG: 0.484	0-0 5-3		0-3 K		0-0 FC6-4		0-0 1B		4-0 BB	1-0 HBP	4	0	1	1	1	1	3
Bob Horner, R (1, 3) OBP: 0.338, SLG: 0.463		0-0 1-3		0-0 6-3		0-3 K	0-3 K		4-0 BB	0-0 F8	5	0	0	0	1	2	4
Ken Griffey, L (1, 7) OBP: 0.354, SLG: 0.514		0-0 1B		0-0 2B		0-0 HR			0-3 4-3	0-3 K	5	2	3	1	0	1	3
Andres Thomas, R (1, 6) OBP: 0.307, SLG: 0.450		0-0 F9		0-0 F8		0-0 BLK			0-0 E6	0-3 K	4	0	1	0	0	0	2
Chris Chambliss, L (9, PH) OBP: 0.386, SLG: 0.413											1	0	0	0	0	1	3
Rafael Ramirez, R (10, 6) OBP: 0.252, SLG: 0.305											0	0	0	0	0	0	0
Ozzie Virgil, R (1, 2) OBP: 0.340, SLG: 0.388		0-0 2-3		0-0 1B		0-0 6-3			0-0 1B	0-0 2B	5	1	3	1	0	0	2
Glenn Hubbard, R (1, 4) OBP: 0.371, SLG: 0.333			0-3 K		0-0 F4				4-0 IBB	0-0 F9	3	0	0	0	2	1	2
David Palmer, R (1, 1) OBP: 0.157, SLG: 0.240			0-0 F3		0-3 K		0-3 K2-3		0-0 L6	0-0 HBP	2	0	0	0	0	1	0
Ted Simmons, S (6, PH) OBP: 0.331, SLG: 0.396											1	0	0	0	0	1	2
Jeff Dedmon, L (7, 1) OBP: 0.167, SLG: 0.167											1	0	0	0	0	0	2
Paul Assenmacher, L (10, 1) OBP: 0.167, SLG: 0.167											0	0	0	0	0	0	0
Terry Harper, R (10, PH) OBP: 0.310, SLG: 0.351										1-3 2B	1	0	1	0	0	0	0

Inning Stats	R: 0	H: 0	E: 0	K: 0	S: 3	P: 3	R: 0	H: 1	E: 0	K: 0	S: 4	P: 4	R: 0	H: 1	E: 0	K: 2	S: 8	R: 1	H: 2	E: 0	K: 0	S: 5	P: 5	R: 0	H: 0	E: 0	K: 1	S: 5	P: 9	R: 1	H: 2	E: 0	K: 2	S: 9	P: 13	R: 0	H: 1	E: 0	K: 1	S: 6	P: 6	R: 0	H: 1	E: 1	K: 0	S: 4	P: 8	R: 0	H: 1	E: 0	K: 2	S: 8	P: 16	R: 1	H: 2	E: 0	K: 1	S: 7	P: 12	1B: 7	SF: 0	2B: 3	SAC: 0	3B: 0	DP: 0	HR: 1	HBP: 1	WP: 0	PA: 49
--------------	------	------	------	------	------	------	------	------	------	------	------	------	------	------	------	------	------	------	------	------	------	------	------	------	------	------	------	------	------	------	------	------	------	------	-------	------	------	------	------	------	------	------	------	------	------	------	------	------	------	------	------	------	-------	------	------	------	------	------	-------	-------	-------	-------	--------	-------	-------	-------	--------	-------	--------

PITCHER	IP	WLS	BF	H	R	ER	SO	BB	IBB	HBP	BLK	WP	HR	S	P	ERA	WHIP
Kelly Downs, R (1, 1) ERA: 3.5	6.0		27	6	2	2	5	2	1	0	1	0	1	34	46	3.00	1.333
Jeff Robinson, R (7, 1) ERA: 3.7	2.1		11	3	0	0	1	0	1	0	0	0	0	12	16	0.00	1.286
Scott Garrelts, R (9, 1) ERA: 3.42	1.2	W	11	2	1	1	3	3	0	1	0	0	0	13	26	5.40	3.000

PITCHER	IP	WLS	BF	H	R	ER	SO	BB	IBB	HBP	BLK	WP	HR	S	P	ERA	WHIP
Scott Garrelts, R (9, 1) ERA: 3.42	1.2		11	2	1	1	3	3	0	1	0	0	0	13	26	5.40	3.000

Batter	1	2	3	4	5	6	7	8	9	AB R H RBI BB SO LOB	TOP														
Randy Kutcher, R OBP: 0.272, SLG: 0.434 (1, 8) (7, 6) (9, 8)	0-3 K		0-0 6-3		0-0 6-3			0-0 SH1-4	0-3 K	4 0 0 0 0 2 4															
Robby Thompson, R OBP: 0.328, SLG: 0.379 (1, 4)	0-0 1-3		0-0 B1-4-5 2B			0-0 HR		0-0 6-3		4 1 2 1 0 0 1															
Candy Maldonado, R OBP: 0.289, SLG: 0.449 (1, 9) (9, 7)	0-0 5-3		0-0 B1-4-5 2-3f			0-0 4-3		0-0 F7		4 0 0 0 0 0 2															
Will Clark, L OBP: 0.340, SLG: 0.453 (1, 3)		0-0 SH4-3 1B 1B		0-0 6-3		0-0 F8		0-0 F7		4 1 1 0 0 0 0															
Chris Brown, R OBP: 0.395, SLG: 0.451 (1, 5)		0-0 1B SH4-3 1B		0-0 CS 1B		0-0 6-3		0-0 1B BB 1B		4 1 3 0 0 0 0															
Mike Aldrete, L OBP: 0.331, SLG: 0.376 (1, 7)		0-0 SH4-3		0-0 4-3			0-0 6-3	0-3 K		1 0 0 0 0 0 1															
Joel Youngblood, R OBP: 0.323, SLG: 0.420 (7, PH) (7, 7)										2 0 0 0 0 1 1															
Bob Melvin, R OBP: 0.265, SLG: 0.321 (9, 2)		1-2 2-3		1-2						0 0 0 0 0 0 0															
Bob Brenly, R OBP: 0.364, SLG: 0.361 (1, 2)		0-0 5-3			0-0 F7		0-3 K	4-0 1B BB		3 0 0 0 1 1 2															
Luis Quinones, S OBP: 0.258, SLG: 0.367 (9, PR) (9, 6)										0 1 0 0 0 0 0	AB 32														
Jose Uribe, S OBP: 0.307, SLG: 0.290 (1, 6)		0-0			0-0		0-0 L5	0-0 1B BB		2 0 2 1 0 0 0	R 4														
Chili Davis, S OBP: 0.372, SLG: 0.429 (7, PH) (7, 8) (9, 9)		2-3 3-H 1B			0-0 SH1-4 1B			1-2 2-3 1B		2 0 1 0 0 0 0	H 10														
Mike Krukow, R OBP: 0.218, SLG: 0.208 (1, 1)		0-0 F9			0-0 SH1-4			4-0 WP SH1-4 BB		1 0 0 0 0 0 2	RBI 4														
Dan Gladden, R OBP: 0.356, SLG: 0.363 (8, PH)										0 0 0 0 1 0 0	BB 2														
Juan Berenguer, R (8, 1)										0 0 0 0 0 0 0	SO 4														
Harry Spilman, L OBP: 0.300, SLG: 0.438 (9, PH)										1 0 1 2 0 0 0	LOB 13														
Scott Garrelts, R OBP: 0.179, SLG: 0.184 (9, 1)										0 0 0 0 0 0 0															
Inning Stats	R: 0 E: 0 K: 1 S: 5	H: 0 LOB: 0 BB: 0 P: 5	R: 1 E: 0 K: 0 S: 6	H: 3 LOB: 2 BB: 0 P: 6	R: 0 E: 0 K: 0 S: 3	H: 1 LOB: 0 BB: 0 P: 3	R: 0 E: 0 K: 0 S: 3	H: 1 LOB: 0 BB: 0 P: 3	R: 0 E: 0 K: 1 S: 4	H: 1 LOB: 1 BB: 0 P: 4	R: 1 E: 0 K: 0 S: 4	H: 1 LOB: 0 BB: 0 P: 4	R: 0 E: 0 K: 1 S: 5	H: 0 LOB: 0 BB: 0 P: 5	R: 0 E: 0 K: 0 S: 3	H: 0 LOB: 1 BB: 1 P: 7	R: 2 E: 0 K: 2 S: 10	H: 3 LOB: 3 BB: 1 P: 14	1B: 8 2B: 2 3B: 0 HR: 1	SF: 0 SAC: 3 DP: 1 HBP: 0	WP: 1 PB: 0 SB: 0 CS: 1	PA: 37			
PITCHER	IP WLS BF H R ER SO BB IBB HBP BLK WP HR S P ERA WHIP																								
Jim Acker, R ERA: 3.86 (1, 1)	6.0		23	7	2	2	1	0	0	0	0	0	1	25	25	3.00	1.167								
Ed Olwine, L ERA: 2.66 (7, 1)	1.0		4	0	0	0	1	1	0	0	0	0	0	5	9	0.00	1.000								
Gene Garber, R ERA: 1.73 (8, 1)	2.0	L	10	3	2	2	2	1	0	0	0	1	0	13	17	9.00	2.000								

San Francisco Giants @ Atlanta Braves
Atlanta-Fulton County Stadium, Atlanta, GA

Sun Aug 10 1986, 3:33 AM EDT
Att: 17,695 - Unknown

AB	32
R	4
H	10
RBI	4
BB	2
SO	4
LOB	13



Batter	1	2	3	4	5	6	7	8	9	AB R H RBI BB SO LOB
Omar Moreno, L (1, 9) OBP: 0.274, SLG: 0.350 Ted Simmons, S (9, PH) OBP: 0.328, SLG: 0.393	0-3 K		0-3 K	0-0 F8		0-0 F6			0-0 F7	4 0 0 0 0 2 3 1 0 0 0 0 0 0
Ken Oberkfell, L (1, 5) OBP: 0.381, SLG: 0.378	0-0 2B 6-3 1B		0-3 K		0-0 2B		0-0 F8		0-0 6-3	5 1 2 0 0 1 0
Dale Murphy, R (1, 8) OBP: 0.372, SLG: 0.484	0-0 WP 1-3 2B		0-0 F8		0-0 6-3		0-0 E5 G6-4-3			4 0 1 0 0 0 1
Bob Horner, R (1, 3) OBP: 0.337, SLG: 0.469	0-0 6-3			0-0 HR	0-0 5-3		0-0 G6-4-3 1-2f			4 1 1 2 0 0 3
Ken Griffey, L (1, 7) OBP: 0.355, SLG: 0.510	4-0 2-3 BB			0-3 K	4-0 IBB			0-3 K		2 0 0 0 2 2 0
Rafael Ramirez, R (1, 6) OBP: 0.252, SLG: 0.304	0-0 L3			0-0 1B 1B	0-0 F7			0-0 F6		4 1 1 0 0 0 4
Bruce Benedict, R (1, 2) OBP: 0.350, SLG: 0.344		0-0 F8		0-0 1B 1-3 1B		0-0 F8		4-0 FC5-4 BB		3 0 1 0 1 0 0
Glenn Hubbard, R (1, 4) OBP: 0.370, SLG: 0.332		0-0 F9		0-0 1-3 3-H 1B		0-0 5-3		0-0 FC5-4 1-2f		4 0 1 1 0 0 1
Jim Acker, R (1, 1) OBP: 0.200, SLG: 0.300 Bill Sample, R (6, PR) OBP: 0.304, SLG: 0.377 Ed Olwine, R (7, 1) OBP: 0.500, SLG: 0.500 Gene Garber, R (8, 1) OBP: 0.400, SLG: 0.250 Chris Chambliss, L (9, PH) OBP: 0.381, SLG: 0.408		0-3 K		0-3 K		0-0 1B			0-3 K	3 0 1 0 0 2 2 0 1 0 0 0 0 1 0

Inning Stats	R: 1 E: 0 K: 1 S: 7	H: 2 LOB: 2 BB: 1 P: 11	R: 0 E: 0 K: 1 S: 5	H: 0 LOB: 0 BB: 0 P: 5	R: 0 E: 0 K: 2 S: 7	H: 0 LOB: 0 BB: 0 P: 7	R: 2 E: 0 K: 2 S: 11	H: 4 LOB: 2 BB: 0 P: 11	R: 0 E: 0 K: 0 S: 4	H: 1 LOB: 2 BB: 1 P: 8	R: 0 E: 0 K: 0 S: 4	H: 1 LOB: 1 BB: 0 P: 4	R: 0 E: 1 K: 0 S: 3	H: 0 LOB: 0 BB: 0 P: 3	R: 0 E: 0 K: 1 S: 5	H: 0 LOB: 1 BB: 1 P: 9	R: 0 E: 0 K: 1 S: 5	H: 0 LOB: 0 BB: 0 P: 5	1B: 5 2B: 2 3B: 0 HR: 1	SF: 0 SAC: 0 DP: 1 HBP: 0	WP: 1 PB: 0 SB: 0 CS: 0	PA: 38
--------------	------------------------------	----------------------------------	------------------------------	---------------------------------	------------------------------	---------------------------------	-------------------------------	----------------------------------	------------------------------	---------------------------------	------------------------------	---------------------------------	------------------------------	---------------------------------	------------------------------	---------------------------------	------------------------------	---------------------------------	----------------------------------	------------------------------------	----------------------------------	--------

PITCHER	IP	WLS	BF	H	R	ER	SO	BB	IBB	HBP	BLK	WP	HR	S	P	ERA	WHIP
Mike Krukow, R (1, 1) ERA: 3.5	7.0		31	8	3	3	6	1	1	0	0	1	1	41	49	3.86	1.286
Juan Berenguer, R (8, 1) ERA: 2.53	1.0	W	4	0	0	0	1	1	0	0	0	0	0	5	9	0.00	1.000
Scott Garrelts, R (9, 1) ERA: 3.39	1.0	S	3	0	0	0	1	0	0	0	0	0	0	5	5	0.00	0.000

BOTTOM

San Francisco Giants @ Atlanta Braves
Atlanta-Fulton County Stadium, Atlanta, GA

livebaseballscorecards.com

AB	35
R	3
H	8
RBI	3
BB	3
SO	8
LOB	14



WP	1	PA	38
ERA		WHIP	

Sun Aug 10 1986, 3:33 AM EDT
Att. 17,695 - Unknown

Batter	1	2	3	4	5	6	7	8	9	AB R H RBI BB SO LOB	TOP
Tim Flannery, L (1, 4) <small>OBP: 0.393, SLG: 0.375</small> Dave LaPoint, L (7, 1) Bruce Bochy, R (9, PH) <small>OBP: 0.330, SLG: 0.543</small>	4-0 BB		0-0 F6 1-2			0-0 1-3 1B	0-0 1B		0-0 6-3 HR	3 0 1 2 1 0 1 0 0 0 0 0 0 0 1 0 0 0 0 0 0	San Diego Padres @ Atlanta Braves Atlanta-Fulton County Stadium, Atlanta, GA Mon Aug 11 1986, 7:05 PM EDT Att. 8,832 - Unknown
Tony Gwynn, L (1, 9) <small>OBP: 0.382, SLG: 0.472</small> Marvell Wynne, L (6, 8) <small>OBP: 0.295, SLG: 0.443</small>	0-0 G6-4-3 1-2f		0-0 4-3			0-0 1B	0-0 1-3		0-0 HR	3 0 1 0 0 0 2 2 1 1 1 0 0 2	
John Kruk, L (1, 7) <small>OBP: 0.426, SLG: 0.448</small> (6, 9)	4-0 BB			0-0 G3 1B		0-0 L8 1B		0-0 HR 1B	0-0 F7 1B	4 1 1 0 1 0 1	
Kevin McReynolds, R (1, 8) <small>OBP: 0.352, SLG: 0.463</small> (6, 7)	0-0 L4			0-0 F2 1B		0-0 4-3 1-2		0-0 L7		4 0 0 0 0 0 3	
Steve Garvey, R (1, 3) <small>OBP: 0.278, SLG: 0.406</small> Bip Roberts, S (7, 4) <small>OBP: 0.268, SLG: 0.280</small>		0-3 K		0-0 1B			0-0 G3 1B 1B	4-0 HR BB		3 1 2 0 0 1 0 0 1 0 0 1 0 0	
Terry Kennedy, L (1, 2) <small>OBP: 0.321, SLG: 0.377</small>		0-0 F8		0-0 1-3			0-0 G3 1B 1B	0-0 L5		4 1 1 0 0 0 3	
Graig Nettles, L (1, 5) <small>OBP: 0.291, SLG: 0.406</small>		0-0 F8			0-0 4-3		0-0 G3 1-2 2-3	0-0 HR 1H 2-H		4 1 1 3 0 0 2	
Garry Templeton, S (1, 6) <small>OBP: 0.264, SLG: 0.269</small> Eric Show, R (5, 1) <small>OBP: 0.158, SLG: 0.211</small> Dane Iorg, L (7, PH) <small>OBP: 0.238, SLG: 0.321</small> (7, 3)			0-0 F9		0-0 4-3		0-0 5-3	0-0 6-3		2 0 0 0 0 0 0 0 0 0 0 0 0 0 2 0 0 0 0 0 2	
Ed Whitson, R (1, 1) Gene Walter, L (2, 1) <small>OBP: 0.375, SLG: 0.429</small> Jerry Royster, R (5, PH) <small>OBP: 0.321, SLG: 0.331</small> (5, 6)			0-0 BLK 1B		0-3 K		4-0 1B BB		0-0 F7	0 0 0 0 0 0 0 1 0 1 0 0 0 0 2 0 0 0 1 1 0	
Inning Stats	R: 0 H: 0 E: 0 LOB: 1 K: 0 BB: 2 S: 2 P: 10	R: 0 H: 0 E: 0 LOB: 0 K: 1 BB: 0 S: 5 P: 5	R: 0 H: 1 E: 0 LOB: 1 K: 0 BB: 0 S: 4 P: 4	R: 0 H: 1 E: 0 LOB: 1 K: 0 BB: 0 S: 4 P: 4	R: 0 H: 0 E: 0 LOB: 0 K: 1 BB: 0 S: 5 P: 5	R: 0 H: 1 E: 0 LOB: 1 K: 0 BB: 0 S: 4 P: 4	R: 2 H: 3 E: 0 LOB: 2 K: 0 BB: 1 S: 6 P: 10	R: 3 H: 2 E: 0 LOB: 0 K: 0 BB: 1 S: 5 P: 9	R: 1 H: 1 E: 0 LOB: 0 K: 0 BB: 0 S: 4 P: 4	1B: 7 SF: 0 2B: 0 SAC: 0 3B: 0 DP: 1 HR: 2 HBP: 0	
PITCHER Rick Mahler, R (1, 1) <small>ERA: 5.13</small>	IP WLS BF H R ER SO BB IBB HBP BLK WP HR S P ERA WHIP 9.0 W 39 9 6 6 2 4 0 0 1 0 2 39 55 6.00 1.444										

livebaseballscorecards.com

AB	35
R	6
H	9
RBI	6
BB	4
SO	2
LOB	16



BOTTOM

San Diego Padres @ Atlanta Braves
Atlanta-Fulton County Stadium, Atlanta, GA

Mon Aug 11 1986, 7:05 PM EDT
Att. 8,832 - Unknown

livebaseballscorecards.com

AB	31
R	11
H	9
RBI	10
BB	5
SO	3
LOB	6



WP:	1	PA:	37
PB:	0		
SB:	0		
CS:	0		

AB R H RBI BB SO LOB

5 2 2 2 0 1 0

3 2 1 2 1 0 2

4 3 3 4 0 0 1

0 0 0 0 0 0 0

2 0 0 1 0 1 0

1 0 0 0 0 0 0

4 0 1 0 0 1 0

4 1 1 0 0 0 1

4 1 1 0 0 2 0 1

3 1 0 0 1 0 1

3 1 1 1 1 0 0

1B:	3	SF:	1
2B:	3	SAC:	0
3B:	1	DP:	1
HR:	2	HBP:	0

WP: 1 PA: 37

PB: 0

SB: 0

CS: 0

1B: 3 SF: 1

2B: 3 SAC: 0

3B: 1 DP: 1

HR: 2 HBP: 0

Batter	1	2	3	4	5	6	7	8	9
Omar Moreno, L (1, 9) OBP: 0.276, SLG: 0.355 (7, 8)	0-0 4-3 1B	0-0 FC1-5 HR 1B 1-2 2-H 3-H		0-0 2-3 1B		0-0 1B 2B 1-3		0-3 K 3	
Ken Oberkfell, L (1, 5) OBP: 0.382, SLG: 0.378	4-0 2B WP BB	0-0 FC1-5 HR 1-2 2-3f		0-0 6-3		0-0 1B 2-H 3-H			
Dale Murphy, R (1, 8) OBP: 0.375, SLG: 0.504 Bill Sample, R (7, 9) OBP: 0.304, SLG: 0.377	0-0 WP SF7 2B 1-3	0-0 HR 1-H 2-H			0-0 HR	0-0 F9 3			
Ken Griffey, L (1, 7) OBP: 0.352, SLG: 0.507 Terry Harper, R (7, 7) OBP: 0.308, SLG: 0.349	0-0 SF7 2-H 3-H	0-3 K 2			0-0 4-3 1		0-0 F8 1		
Chris Chambliss, L (1, 3) OBP: 0.375, SLG: 0.413	0-0 6-3 3	0-3 K 3			0-0 4-3 2		0-0 2B 2		
Rafael Ramirez, R (1, 6) OBP: 0.252, SLG: 0.309		0-0 BB 3B 1	0-0 L8 1		0-0 5-3 3		0-0 F7 2		
Ozzie Virgil, R (1, 2) OBP: 0.342, SLG: 0.385		4-0 BB 1B BB BB	4-0 G6-4-3 BB			0-0 F5 1	0-0 1-3 3		
Glenn Hubbard, R (1, 4) OBP: 0.368, SLG: 0.328		4-0 BB 1B BB 1-2	0-0 G6-4-3 1-2f			0-0 5-3 2		0-0 F7 1	
Rick Mahler, R (1, 1) OBP: 0.221, SLG: 0.203		4-0 FC1-5 1B BB 1-2 2-3 3-H		0-0 F9 1		0-0 2B 1B 1B		0-0 F3 2	

Inning Stats	R: 2	H: 1	E: 0	LOB: 0	K: 0	P: 8	R: 6	H: 3	E: 0	LOB: 0	K: 2	P: 22	R: 0	H: 0	E: 0	LOB: 0	K: 0	P: 6	R: 1	H: 1	E: 0	LOB: 0	K: 0	P: 4	R: 2	H: 3	E: 0	LOB: 1	K: 0	P: 6	R: 0	H: 1	E: 0	LOB: 1	K: 0	P: 4	R: 0	H: 0	E: 0	LOB: 0	K: 1	P: 5			
	S: 4						S: 10		S: 2				S: 3				S: 4		S: 6					S: 4																					

PITCHER	IP	WLS	BF	H	R	ER	SO	BB	IBB	HBP	BLK	WP	HR	S	P	ERA	WHIP
Ed Whitson, R (1, 1) ERA: 6.5	1.0	L	10	3	7	7	0	4	0	0	0	1	0	6	22	63.00	7.000
Gene Walter, L (2, 1) ERA: 3.25	3.0		10	1	1	1	2	1	0	0	0	0	1	13	17	3.00	0.667
Eric Show, R (5, 1) ERA: 3.18	2.0		10	4	3	3	0	0	0	0	0	0	1	10	10	13.50	2.000
Dave LaPoint, L (7, 1) ERA: 5.75	2.0		7	1	0	0	1	0	0	0	0	0	0	9	9	0.00	0.500

IP WLS BF H R ER SO BB IBB HBP BLK WP HR S P ERA WHIP

ERA WHIP

Batter	1	2	3	4	5	6	7	8	9	AB R H RBI BB SO LOB	TOP									
Jerry Royster, R (1, 5) OBP: 0.328, SLG: 0.353	4-0 CS BB		0-0 CS 1B			0-0 F7		0-0 HR	0-3 K	4 1 2 1 1 1 2										
Tony Gwynn, L (1, 9) OBP: 0.381, SLG: 0.472	0-0 F8 1-2		0-0 CS 1-2	0-0 F9			0-0 2B 2B	0-0 F7		4 1 1 0 0 0 1										
John Kruk, L (1, 7) OBP: 0.415, SLG: 0.435 Rich Gossage, R (8, 1)	0-3 K			0-0 F7			0-3 K	0-0 G3		4 0 0 0 0 2 1 0 0 0 0 0 0 0										
Kevin McReynolds, R (1, 8) OBP: 0.353, SLG: 0.462 (8, 7)		0-0 6-3		0-0 F4			4-0 2B 2B	0-0 FC5-4 1B		3 1 1 0 1 0 0										
Steve Garvey, R (1, 3) OBP: 0.282, SLG: 0.412		0-0 FC6-4 1B			0-0 G6-4-3 1B		0-0 2B 2B	0-0 FC5-4		4 1 3 1 0 0 1										
Bruce Bochy, R (1, 2) OBP: 0.337, SLG: 0.565		0-0 L6			0-0 G6-4-3 1-2f		0-0 2B 2B		0-0 6-3 2B	4 0 2 2 0 0 2										
Garry Templeton, S (1, 6) OBP: 0.284, SLG: 0.267		0-0 FC6-4 1-2f			0-0 F9		4-0 IBB		0-0 6-3 2-3	3 0 0 0 1 0 2										
Bip Roberts, S (1, 4) OBP: 0.284, SLG: 0.275 Tim Flannery, L (9, PH) OBP: 0.392, SLG: 0.373 (9, 4)			0-0 5-3			0-0 4-3	0-0 F5		0-3 K	3 0 0 0 0 0 2 1 0 0 0 0 1 1										
LaMarr Hoyt, R (1, 1) OBP: 0.167, SLG: 0.194 Craig Lefferts, L (7, 1) OBP: 0.167, SLG: 0.667 Marvell Wynne, L (8, 8) OBP: 0.298, SLG: 0.443			0-0 4-3			0-0 F8	0-0 1-3		4-0 BB	3 0 0 0 0 0 2 0 0 0 0 0 0 0 0 0 0 0 1 0 0										
Inning Stats	R: 0 E: 0 K: 1 S: 4	H: 0 LOB: 0 BB: 1 P: 8	R: 0 E: 0 K: 0 S: 4	H: 1 LOB: 1 BB: 0 P: 4	R: 0 E: 0 K: 0 S: 3	H: 1 LOB: 0 BB: 0 P: 3	R: 0 E: 0 K: 0 S: 3	H: 0 LOB: 0 BB: 0 P: 3	R: 0 E: 0 K: 0 S: 3	H: 0 LOB: 0 BB: 0 P: 3	R: 3 E: 0 K: 1 S: 8	H: 3 LOB: 2 BB: 2 P: 16	R: 1 E: 0 K: 0 S: 5	H: 2 LOB: 1 BB: 0 P: 5	R: 0 E: 0 K: 2 S: 8	H: 1 LOB: 2 BB: 1 P: 12	1B: 4 2B: 4 3B: 0 HR: 1	SF: 0 SAC: 0 DP: 1 HBP: 0	WP: 0 PB: 0 SB: 0 CS: 2	PA: 38
PITCHER	IP WLS BF H R ER SO BB IBB HBP BLK WP HR S P ERA WHIP																			
Zane Smith, L (1, 1) ERA: 3.4	7.0 L 27 6 3 3 2 2 1 0 0 0 0 28 40 3.86 1.143																			
Paul Assenmacher, L (8, 1) ERA: 2.9	0.2 3 1 1 1 0 0 0 0 0 0 0 1 3 3 13.50 1.500																			
Jeff Dedmon, R (8, 1) ERA: 2.96	0.2 4 2 0 0 0 0 0 0 0 0 0 4 4 0.00 3.000																			
Ed Olwine, L (9, 1) ERA: 2.59	0.2 3 0 0 0 2 1 0 0 0 0 0 6 10 0.00 1.500																			

San Diego Padres @ Atlanta Braves
Atlanta-Fulton County Stadium, Atlanta, GA

Tue Aug 12 1986, 7:05 PM EDT
Att: 12,005 - Unknown

livebaseballscorecards.com

AB	33
R	4
H	9
RBI	4
BB	4
SO	4
LOB	14



Batter	1	2	3	4	5	6	7	8	9
Omar Moreno, L OBP: 0.273, SLG: 0.351 Bill Sample, R OBP: 0.308, SLG: 0.381 (1, 9) (8, PH) (9, 9)	0-0 4-3		0-0 F9			0-3 K		0-0 WP 1B	
Ken Oberkfell, L OBP: 0.380, SLG: 0.374 (1, 5)	0-0 6-3			4-0 FC6-4 BB		0-0 F9		0-0 F9	
Dale Murphy, R OBP: 0.372, SLG: 0.499 (1, 8)	0-0 6-3			0-0 FC6-4 1B 1-2f		0-3 K		0-0 F4 1-2	
Ken Griffey, L OBP: 0.354, SLG: 0.507 (1, 7)		0-0 F5		0-0 BB 1-3 1B		0-0 1B 1B 1B		0-3 K	
Chris Chambliss, L OBP: 0.391, SLG: 0.415 (1, 3)		4-0 1B BB		4-0 G5-4-3 BB 1-2		0-0 1B E 1B		0-0 E7 6-3	
Rafael Ramirez, R OBP: 0.255, SLG: 0.311 (1, 6)		0-0 G6-3 1B 1-3		0-0 G5-4-3 1-2f		0-0 FC6-4 1B 1-2 3-H		0-0 F4	
Ozzie Virgil, R OBP: 0.338, SLG: 0.379 (1, 2)		0-0 G6-3 1-2f			0-0 F7		0-0 F4		0-0 6-3
Glenn Hubbard, R OBP: 0.365, SLG: 0.325 Terry Harper, R OBP: 0.307, SLG: 0.347 (1, 4) (9, PH)			0-0 6-3		0-0 F9		0-0 FC6-4 1-2f 2-H		0-3 K
Zane Smith, L OBP: 0.130, SLG: 0.096 Ted Simmons, S OBP: 0.323, SLG: 0.389 Paul Assenmacher, L OBP: 0.167, SLG: 0.167 Jeff Dedmon, L OBP: 0.167, SLG: 0.167 Ed Olwine, R OBP: 0.500, SLG: 0.500 (1, 1) (7, PH) (8, 1) (8, 1) (9, 1)			0-0 F6		0-0 4-3		0-0 F7		

AB	R	H	RBI	BB	SO	LOB
3	0	0	0	0	1	0
1	0	1	0	0	0	0
3	0	0	0	1	0	1
4	0	0	0	0	1	2
4	1	2	0	0	1	1
2	2	1	0	2	0	0
4	0	2	1	0	0	4
4	0	0	1	0	0	4
3	0	0	0	0	0	1
1	0	0	0	0	1	0
2	0	0	0	0	0	0
1	0	0	0	0	0	1
0	0	0	0	0	0	0
0	0	0	0	0	0	0
0	0	0	0	0	0	0

BOTTOM

San Diego Padres @ Atlanta Braves
Atlanta-Fulton County Stadium, Atlanta, GA

livebaseballscores.com

AB	32
R	3
H	6
RBI	2
BB	3
SO	4
LOB	14



WP	1	PA	35
PB	0		
SB	0		
CS	0		

PITCHER	IP	WLS	BF	H	R	ER	SO	P	ERA	WHIP
LaMarr Hoyt, R ERA: 4.64 (1, 1)	6.0	W	24	5	2	1	2	37	1.50	1.333
Craig Lefferts, L ERA: 2.18 (7, 1)	1.0		3	0	0	0	0	3	0.00	0.000
Rich Gossage, R ERA: 3.71 (8, 1)	2.0	S	8	1	1	0	2	12	0.00	0.500

Tue Aug 12 1986, 7:05 PM EDT
Att. 12,005 - Unknown

Batter	1	2	3	4	5	6	7	8	9	AB R H RBI BB SO LOB	TOP																
Tim Flannery, L (1, 4) OBP: 0.390, SLG: 0.372	0-3 K		0-0 1B 1B 1B		0-0 SH2-3		0-0 4-3	0-0 G3		4 1 1 0 0 1 1																	
Tony Gwynn, L (1, 9) OBP: 0.383, SLG: 0.483	0-3 K		0-0 F7		0-0 1B		0-0 HR		0-0 1B 2B	5 3 3 2 0 1 2																	
John Kruk, L (1, 7) OBP: 0.417, SLG: 0.437 Kevin McReynolds, R (7, 7) OBP: 0.353, SLG: 0.463	0-0 F5		0-0 1B 1B		0-0 F6		0-0 WP 1B		0-0 1B 1B	4 1 2 1 0 0 1 1 0 1 0 0 0 0																	
Steve Garvey, R (1, 3) OBP: 0.283, SLG: 0.412		0-3 K	0-0 1B		0-0 1B		0-3 K		0-0 F9	5 0 2 2 0 2 3																	
Graig Nettles, L (1, 5) OBP: 0.293, SLG: 0.406		0-0 F7	0-0 F7		0-0 4-3		0-0 1B		0-0 1B	5 0 2 2 0 0 3																	
Marvell Wynne, L (1, 8) OBP: 0.296, SLG: 0.435		4-0 BB			0-0 G3		0-0 F6	0-0 4-3	0-3 K	4 0 0 0 1 1 3																	
Terry Kennedy, L (1, 2) OBP: 0.316, SLG: 0.372		0-0 F7			0-0 F7		0-3 K		0-0 G4-1	5 0 0 0 0 1 3																	
Garry Templeton, S (1, 6) OBP: 0.289, SLG: 0.272			0-0 1B 1B		0-0 6-3		0-0 1B		0-0 SH1-4 1B	4 1 3 0 0 0 0																	
Lance McCullers, S (1, 1) OBP: 0.167, SLG: 0.095 Craig Lefferts, L (7, 1) OBP: 0.167, SLG: 0.667 Rich Gossage, R (9, 1)			0-3 K		4-0 SH2-3 1B BB		0-3 K		0-0 SH1-4 1-2	2 1 0 0 1 2 2 0 0 0 0 0 0 0 0 0 0 0 0 0 0																	
Inning Stats	R: 0 E: 0 K: 2 S: 7	H: 0 LOB: 0 BB: 0 P: 7	R: 0 E: 0 K: 1 S: 5	H: 0 LOB: 1 BB: 1 P: 9	R: 2 E: 0 K: 1 S: 9	H: 4 LOB: 2 BB: 0 P: 9	R: 0 E: 0 K: 0 S: 3	H: 0 LOB: 0 BB: 0 P: 3	R: 2 E: 0 K: 0 S: 5	H: 2 LOB: 1 BB: 1 P: 9	R: 0 E: 0 K: 2 S: 8	H: 1 LOB: 1 BB: 0 P: 8	R: 2 E: 0 K: 1 S: 8	H: 3 LOB: 1 BB: 0 P: 8	R: 0 E: 0 K: 0 S: 4	H: 1 LOB: 1 BB: 0 P: 4	R: 1 E: 0 K: 1 S: 8	H: 3 LOB: 2 BB: 0 P: 8	1B: 12 2B: 1 3B: 0 HR: 1	SF: 0 SAC: 2 DP: 0 HBP: 0	WP: 1 PB: 0 SB: 0 CS: 0	PA: 43					
PITCHER	IP WLS BF H R ER SO BB IBB HBP BLK WP HR S P ERA WHIP																										
Doyle Alexander, R (1, 1) ERA: 4.57	6.2		32	10	6	6	7	2	0	0	0	1	1	44	52	8.10	1.800										
Ed Olwine, L (7, 1) ERA: 2.55	0.1		1	0	0	0	0	0	0	0	0	0	0	1	1	0.00	0.000										
Paul Assenmacher, L (8, 1) ERA: 2.84	1.0		4	1	0	0	0	0	0	0	0	0	0	4	4	0.00	1.000										
Gene Garber, R (9, 1) ERA: 1.85	1.0	W	6	3	1	1	1	0	0	0	0	0	0	8	8	9.00	3.000										

San Diego Padres @ Atlanta Braves
Atlanta-Fulton County Stadium, Atlanta, GA

Wed Aug 13 1986, 7:05 PM EDT
Att: 11,569 - Unknown

livebaseballscorecards.com

AB	39
R	7
H	14
RBI	7
BB	2
SO	8
LOB	18



Batter	1	2	3	4	5	6	7	8	9	AB R H RBI BB SO LOB
Omar Moreno, L OBP: 0.286, SLG: 0.378 (1, 9)	0-0 G4-6-3 1B		0-0 E 1B		0-0 BB 1B		0-0 1-H HR		0-0 1B 2B	5 2 5 2 0 0 0
Ken Oberkfell, L OBP: 0.383, SLG: 0.374 (1, 5) (9, 4)	0-0 G4-6-3 1-2f		0-0 F2		4-0 BB 1-2 BB		0-0 BB 1B		4-0 1B HR BB	3 1 1 0 2 0 2
Dale Murphy, R OBP: 0.370, SLG: 0.494 (1, 8)	0-3 K		0-0 6-3		0-0 F8		4-0 BB 1-2 BB		0-3 K	4 0 0 0 1 2 5
Ken Griffey, L OBP: 0.354, SLG: 0.509 (1, 7)										
Chris Chambliss, L OBP: 0.412, SLG: 0.465 (1, 3)										
Rafael Ramirez, R OBP: 0.255, SLG: 0.319 (1, 6) (9, 5)										
Glenn Hubbard, R OBP: 0.362, SLG: 0.321 (8, PH) Terry Harper, R OBP: 0.310, SLG: 0.350 Gene Garber, R OBP: 0.400, SLG: 0.250 (9, 1)										
Bruce Benedict, R OBP: 0.340, SLG: 0.333 Ted Simmons, S OBP: 0.323, SLG: 0.386 (8, PH) (9, 2)										
Doyle Alexander, R OBP: 0.176, SLG: 0.176 Ed Olwine, R OBP: 0.500, SLG: 0.500 Bill Sample, R OBP: 0.312, SLG: 0.381 Paul Assenmacher, L Andres Thomas, R OBP: 0.305, SLG: 0.448 (8, 1) (9, 6)										

Inning Stats	R: 0 E: 0 K: 1 S: 5	H: 1 LOB: 0 BB: 0 P: 5	R: 2 E: 1 K: 0 S: 5	H: 2 LOB: 0 BB: 0 P: 5	R: 0 E: 1 K: 0 S: 4	H: 2 LOB: 1 BB: 0 P: 4	R: 0 E: 0 K: 0 S: 3	H: 1 LOB: 1 BB: 1 P: 7	R: 0 E: 0 K: 0 S: 4	H: 1 LOB: 2 BB: 1 P: 8	R: 0 E: 0 K: 1 S: 5	H: 0 LOB: 0 BB: 0 P: 5	R: 2 E: 0 K: 0 S: 5	H: 2 LOB: 2 BB: 2 P: 13	R: 0 E: 0 K: 0 S: 4	H: 2 LOB: 1 BB: 0 P: 4	R: 4 E: 0 K: 2 S: 9	H: 3 LOB: 0 BB: 1 P: 13	1B: 9 2B: 3 3B: 0 HR: 3	SF: 0 SAC: 0 DP: 3 HBP: 0	WP: 0 PB: 0 SB: 0 CS: 0	PA: 41
--------------	------------------------------	---------------------------------	------------------------------	---------------------------------	------------------------------	---------------------------------	------------------------------	---------------------------------	------------------------------	---------------------------------	------------------------------	---------------------------------	------------------------------	----------------------------------	------------------------------	---------------------------------	------------------------------	----------------------------------	----------------------------------	------------------------------------	----------------------------------	--------

PITCHER	IP	WLS	BF	H	R	ER	SO	BB	IBB	HBP	BLK	WP	HR	S	P	ERA	WHIP
Lance McCullers, R ERA: 2.76 (1, 1)	6.2		30	9	4	4	2	4	0	0	0	0	2	30	46	5.40	1.950
Craig Lefferts, L ERA: 2.14 (7, 1)	1.1		5	2	0	0	0	0	0	0	0	0	5	5	0.00	1.500	
Rich Gossage, R ERA: 4.33 (9, 1)	0.2	L	6	3	4	4	2	1	0	0	0	0	1	9	13	54.00	6.000

BOTTOM

San Diego Padres @ Atlanta Braves
Atlanta-Fulton County Stadium, Atlanta, GA

Wed Aug 13 1986, 7:05 PM EDT
Att. 11,569 - Unknown

AB	36
R	8
H	14
RBI	8
BB	5
SO	4
LOB	15

livebaseballscorecards.com



Batter	1	2	3	4	5	6	7	8	9	AB R H RBI BB SO LOB	TOP			
Tim Flannery, L (1, 4) <small>OBP: 0.396, SLG: 0.376</small> Garry Templeton, S (7, PH) <small>OBP: 0.270, SLG: 0.273</small>	 G4-6-3 1B		 HR HBP		 1B		 G4-6-3 1B		 G4-6-3 1-2f	2 1 2 0 0 0 0 2 0 1 1 0 0 2				
Tony Gwynn, L (1, 9) <small>OBP: 0.380, SLG: 0.479</small>	 G4-6-3 1-2f		 L7		 5-3		 G4-6-3 1-2f			4 0 0 0 0 0 6				
John Kruk, L (1, 7) <small>OBP: 0.419, SLG: 0.459</small>	 K		 HR 1-H			 8-2 1B		 4-3		4 1 2 2 0 1 0				
Steve Garvey, R (1, 3) <small>OBP: 0.283, SLG: 0.411</small>		 K	 F8			 K 1-3		 1B		4 0 1 0 0 2 1				
Graig Nettles, L (1, 5) <small>OBP: 0.289, SLG: 0.400</small>		 G3		 G3		 8-2 3-Hf		 L7		4 0 0 0 0 0 2				
Marvell Wynne, L (1, 8) <small>OBP: 0.296, SLG: 0.430</small>		 1B BB		 F8		 G3		 4-3		3 0 0 0 1 0 1				
Terry Kennedy, L (1, 2) <small>OBP: 0.319, SLG: 0.374</small> Lance McCullers, S (7, PR) <small>OBP: 0.167, SLG: 0.095</small> Bruce Bochy, R (7, 2) <small>OBP: 0.344, SLG: 0.570</small>		 1-3 1B		 6-3		 PB 1B		 1B		3 0 2 0 0 0 0 0 1 0 0 0 0 0 1 0 1 0 0 0 0				
Jerry Royster, R (1, 6) <small>OBP: 0.332, SLG: 0.356</small>		 K		 F8		 1B PB		 1B		4 0 2 0 0 1 2				
Andy Hawkins, R (1, 1) <small>OBP: 0.213, SLG: 0.217</small> Dane Iorg, L (7, PH) <small>OBP: 0.238, SLG: 0.321</small> Kevin McReynolds, R (7, PH) <small>OBP: 0.350, SLG: 0.463</small> Gene Walter, L (7, 1) <small>OBP: 0.375, SLG: 0.429</small> Craig Lefferts, L (8, 1) <small>OBP: 0.167, SLG: 0.662</small> Carmelo Martinez, R (9, PH) <small>OBP: 0.350, SLG: 0.384</small>			 F3		 F3		 1-2 2-3 1B IBB		 K	2 0 0 0 0 0 0 0 0 0 0 0 0 0 0 0 0 0 1 0 0 0 0 0 0 0 0 0 0 0 0 0 0 0 0 1 0 0 0 0 1 2				
Inning Stats	R: 0 H: 1 E: 0 LOB: 0 K: 1 BB: 0 S: 5 P: 5	R: 0 H: 1 E: 0 LOB: 2 K: 2 BB: 1 S: 8 P: 12	R: 2 H: 1 E: 0 LOB: 0 K: 0 BB: 0 S: 4 P: 5	R: 0 H: 0 E: 0 LOB: 0 K: 0 BB: 0 S: 3 P: 3	R: 0 H: 1 E: 0 LOB: 1 K: 0 BB: 0 S: 4 P: 4	R: 0 H: 1 E: 1 LOB: 0 K: 1 BB: 0 S: 5 P: 5	R: 1 H: 3 E: 0 LOB: 3 K: 0 BB: 1 S: 5 P: 9	R: 0 H: 1 E: 0 LOB: 1 K: 0 BB: 0 S: 4 P: 4	R: 0 H: 2 E: 0 LOB: 1 K: 1 BB: 0 S: 6 P: 6	1B: 10 SF: 0 2B: 1 SAC: 0 3B: 0 DP: 4 HR: 1 HBP: 1	WP: 0 PA: 37 PB: 1 SB: 1 CS: 0			
PITCHER	David Palmer, R (1, 1) <small>ERA: 3.34</small> Ed Olwine, L (7, 1) <small>ERA: 2.55</small> Jeff Dedmon, R (7, 1) <small>ERA: 2.89</small> Gene Garber, R (9, 1) <small>ERA: 1.82</small>	IP WLS BF H R ER SO BB IBB HBP BLK WP HR S P ERA WHIP											PITCHER	IP WLS BF H R ER SO BB IBB HBP BLK WP HR S P ERA WHIP

San Diego Padres @ Atlanta Braves
 Atlanta-Fulton County Stadium, Atlanta, GA

Thu Aug 14 1986, 7:05 PM EDT
 Att: 22,653 - Unknown

livebaseballscorecards.com

AB 34
R 3
H 11
RBI 3
BB 2
SO 5
LOB 16



Batter	1	2	3	4	5	6	7	8	9
Omar Moreno, L (1, 9) OBP: 0.290, SLG: 0.393 Bill Sample, R (8, PH) OBP: 0.316, SLG: 0.391 Gene Garber, R (9, 1) OBP: 0.400, SLG: 0.250	0-0 F7		0-0 CS 1B			0-0 HR		0-0 BB HR 2B	
Ken Oberkfell, L (1, 5) OBP: 0.384, SLG: 0.374	0-0 HR 1B		0-0 F8			0-0 F3		4-0 BB HR BB	
Dale Murphy, R (1, 8) OBP: 0.371, SLG: 0.500	0-0 HR 1-H		0-3 K 1-2			0-0 F9		4-0 BB HR BB 1-2 2-3	
Ken Griffey, L (1, 7) OBP: 0.353, SLG: 0.514	0-3 K			0-0 4-3		0-0 F6		0-0 HR 1-H 2-H 3-H	
Chris Chambliss, L (1, 3) OBP: 0.396, SLG: 0.444	0-3 K			0-0 4-3		0-3 K		0-0 F9	
Rafael Ramirez, R (1, 6) OBP: 0.253, SLG: 0.316		0-0 5-3		0-0 F8		0-0 F9			
Ozzie Virgil, R (1, 2) OBP: 0.334, SLG: 0.375		0-0 6-3			0-0 L5	0-0 6-3			
Glenn Hubbard, R (1, 4) OBP: 0.362, SLG: 0.325		0-0 2B			0-0 F9			0-0 F9	
David Palmer, R (1, 1) OBP: 0.151, SLG: 0.231 Ed Olwine, R (7, 1) OBP: 0.500, SLG: 0.500 Jeff Dedmon, L (7, 1) OBP: 0.167, SLG: 0.167 Terry Harper, R (8, PH) OBP: 0.309, SLG: 0.349		0-0 6-3			0-3 K			0-0 5-3	

AB	R	H	RBI	BB	SO	LOB
3	1	2	1	0	0	0
1	1	1	0	0	0	0
0	0	0	0	0	0	0
3	2	1	0	1	0	1
3	2	1	2	1	1	1
4	1	1	4	0	1	0
4	0	0	0	0	2	0
3	0	0	0	0	0	0
3	0	0	0	0	0	0
3	0	1	0	0	0	0
2	0	0	0	0	1	1
0	0	0	0	0	0	0
0	0	0	0	0	0	0
1	0	0	0	0	0	0

BOTTOM

San Diego Padres @ Atlanta Braves
Atlanta-Fulton County Stadium, Atlanta, GA

Thu Aug 14 1986, 7:05 PM EDT
Att. 22,653 - Unknown

AB	30
R	7
H	7
RBI	7
BB	2
SO	5
LOB	3



Inning Stats	R: 2	H: 2	E: 0	K: 2	S: 9	LOB: 0	BB: 0	P: 9
	R: 0	H: 1	E: 0	K: 0	S: 4	LOB: 1	BB: 0	P: 4
	R: 0	H: 1	E: 0	K: 1	S: 5	LOB: 1	BB: 0	P: 5
	R: 0	H: 0	E: 0	K: 0	S: 3	LOB: 0	BB: 0	P: 3
	R: 0	H: 0	E: 0	K: 1	S: 5	LOB: 0	BB: 0	P: 5
	R: 1	H: 1	E: 0	K: 0	S: 4	LOB: 0	BB: 0	P: 4
	R: 0	H: 0	E: 0	K: 1	S: 5	LOB: 0	BB: 0	P: 5
	R: 4	H: 2	E: 0	K: 0	S: 5	LOB: 0	BB: 2	P: 13

PITCHER	IP	WLS	BF	H	R	ER	SO	BB	IBB	HBP	BLK	WP	HR	S	P	ERA	WHIP
Andy Hawkins, R (1, 1) ERA: 4.53	6.0		22	5	3	3	4	0	0	0	0	0	2	30	30	4.50	0.833
Gene Walter, L (7, 1) ERA: 3.44	1.2	L	7	1	2	2	1	1	0	0	0	0	0	8	12	10.80	1.200
Craig Lefferts, L (8, 1) ERA: 2.35	0.1		3	1	2	2	0	1	0	0	0	0	1	2	6	54.00	6.000

WP	PA	ERA	WHIP
0	32		
0			
0			
1			

Batter	1	2	3	4	5	6	7	8	9	AB R H RBI BB SO LOB	TOP											
Bill Doran, S (1, 4) OBP: 0.368, SLG: 0.363	0-0 E4 G6-3-5		0-0 4-3		0-0 4-3 2B		0-0 1-3			4 1 1 0 0 0 1	Houston Astros @ Atlanta Braves Atlanta-Fulton County Stadium, Atlanta, GA Fri Aug 15 1986, 7:05 PM EDT Att: 26,625 - Unknown livebaseballscorecards.com											
Billy Hatcher, R (1, 8) OBP: 0.282, SLG: 0.337	0-0 G6-3-5 1-3f		0-0 4-3		0-0 4-3		0-0 F6			4 0 0 0 0 0 3												
Denny Walling, L (1, 5) OBP: 0.377, SLG: 0.496	0-0 1B			0-0 HR	0-0 4-3		0-0 1B			4 1 3 2 0 0 0												
Glenn Davis, R (1, 3) OBP: 0.337, SLG: 0.495	0-0 F8			0-0 E 1B	0-0 F7		0-0 F9			4 1 1 0 0 0 2												
Kevin Bass, S (1, 9) OBP: 0.362, SLG: 0.494		0-0 L9		0-0 E4 1B		0-0 4-3		0-0 L4		4 0 0 0 0 0 2												
Jose Cruz, L (1, 7) OBP: 0.344, SLG: 0.374		0-3 K		0-0 F7		0-0 4-3		0-3 K		4 0 0 0 0 2 2												
Craig Reynolds, L (1, 6) OBP: 0.275, SLG: 0.356		0-0 5-3		0-0 1-3 3-H 1B		0-0 F9		0-0 3-1 2B		4 0 2 1 0 0 0												
John Mizerock, L (1, 2) OBP: 0.397, SLG: 0.200			4-0 SH2-4 BB	0-0 F2		0-0 G3		0-0 3-1		3 0 0 0 1 0 3												
Bob Knepper, L (1, 1) OBP: 0.092, SLG: 0.105			0-0 SH2-4	0-0 4-3		0-0 4-3		0-3 K		3 0 0 0 0 1 3												
Inning Stats	R: 0 E: 1 K: 0 S: 4	H: 1 LOB: 1 BB: 0 P: 4	R: 0 E: 0 K: 1 S: 5	H: 0 LOB: 0 BB: 0 P: 5	R: 0 E: 0 K: 0 S: 3	H: 0 LOB: 1 BB: 1 P: 7	R: 2 E: 1 K: 0 S: 7	H: 3 LOB: 2 BB: 0 P: 7	R: 1 E: 0 K: 0 S: 4	H: 1 LOB: 0 BB: 0 P: 4	R: 0 E: 0 K: 0 S: 3	H: 0 LOB: 0 BB: 0 P: 3	R: 0 E: 0 K: 0 S: 3	H: 0 LOB: 0 BB: 0 P: 3	R: 0 E: 0 K: 0 S: 4	H: 1 LOB: 1 BB: 0 P: 4	R: 0 E: 0 K: 2 S: 8	H: 1 LOB: 1 BB: 0 P: 8	1B: 4 2B: 3 3B: 0 HR: 1	SF: 0 SAC: 1 DP: 1 HBP: 0	WP: 0 PB: 0 SB: 0 CS: 0	PA: 36
PITCHER	IP WLS BF H R ER SO BB IBB HBP BLK WP HR S P ERA WHIP																					
Jim Acker, R (1, 1) ERA: 3.77	7.0 L 28 5 3 2 1 1 0 0 0 0 0 1 29 33 2.57 0.857																					
Cliff Speck, R (8, 1) ERA: 1.23	0.2 3 1 0 0 0 0 0 0 0 0 0 0 3 3 0.00 1.500																					
Ed Olwine, L (8, 1) ERA: 2.42	1.1 5 1 0 0 0 2 0 0 0 0 0 0 9 9 0.00 0.750																					

Houston Astros @ Atlanta Braves
Atlanta-Fulton County Stadium, Atlanta, GA
Fri Aug 15 1986, 7:05 PM EDT
Att: 26,625 - Unknown

livebaseballscorecards.com

AB	34
R	3
H	7
RBI	3
BB	1
SO	3
LOB	16



Batter	1	2	3	4	5	6	7	8	9	AB	R	H	RBI	BB	SO	LOB
Bill Sample, R OBP: 0.315, SLG: 0.388 (1, 9)	0-0 BB 1B		0-3 K		0-0 E3			0-0 6-3		4	0	1	0	0	1	0
Rafael Ramirez, R OBP: 0.253, SLG: 0.316 (1, 5)	0-0 F7		0-0 BB 1B		0-3 K			0-0 6-3		4	0	1	0	0	1	2
Dale Murphy, R OBP: 0.372, SLG: 0.498 (1, 8)	4-0 BB 1-2 BB		4-0 BB 1-2 BB		0-0 6-3			0-3 K		2	0	0	0	2	1	0
Bob Horner, R OBP: 0.338, SLG: 0.472 (1, 3)	0-3 K		0-0 L3		0-0 G3 2B			0-0 2B 1B		4	0	2	0	0	1	4
Ken Griffey, L OBP: 0.350, SLG: 0.508 (1, 7)	0-0 F4			0-0 F9		0-0 G3		0-0 F8		4	0	0	0	0	0	4
Andres Thomas, R OBP: 0.300, SLG: 0.441 (1, 6)		0-0 F6		0-0 6-3		0-0 5-3		0-0 F7		4	0	0	0	0	0	2
Bruce Benedict, R OBP: 0.336, SLG: 0.340 (1, 2)		0-0 6-3		0-0 6-3			0-0 F9		0-0 2B	4	0	1	0	0	0	0
Glenn Hubbard, R OBP: 0.358, SLG: 0.322 (1, 4)		0-0 5-3			0-0 F7		0-0 6-3		0-0 5-3	3	0	0	0	0	0	0
Ted Simmons, S OBP: 0.320, SLG: 0.383 (9, PH)										1	0	0	0	0	0	2
Jim Acker, R OBP: 0.167, SLG: 0.250 (1, 1)			0-0 5-3		0-3 K			0-0 F8		2	0	0	0	0	1	0
Terry Harper, R OBP: 0.307, SLG: 0.347 (7, PH)										1	0	0	0	0	0	0
Cliff Speck, R (8, 1)										0	0	0	0	0	0	0
Ed Olwine, R OBP: 0.500, SLG: 0.500 (8, 1)										0	0	0	0	0	0	0

Inning Stats	R: 0	H: 1	E: 0	K: 1	S: 6	R: 0	H: 0	E: 0	K: 0	S: 3	R: 0	H: 1	E: 0	K: 1	S: 6	R: 0	H: 0	E: 0	K: 0	S: 3	R: 0	H: 0	E: 1	K: 2	S: 8	R: 0	H: 1	E: 0	K: 0	S: 4	R: 0	H: 0	E: 0	K: 0	S: 3	R: 0	H: 0	E: 0	K: 1	S: 5	R: 0	H: 2	E: 0	K: 0	S: 5	R: 0	H: 2	E: 0	K: 0	S: 5
	LOB: 2	BB: 1	P: 10			LOB: 0	BB: 0	P: 3			LOB: 2	BB: 1	P: 10			LOB: 1	BB: 0	P: 8			LOB: 0	BB: 0	P: 3			LOB: 0	BB: 0	P: 4			LOB: 0	BB: 0	P: 3			LOB: 2	BB: 0	P: 5			LOB: 0	BB: 0	P: 5							
PITCHER Bob Knepper, L ERA: 2.62 (1, 1)	IP: 9.0	WLS: W	BF: 35	H: 5	R: 0	ER: 0	SO: 5	BB: 2	IBB: 0	HBP: 0	BLK: 0	WP: 0	HR: 0	S: 43	P: 51	ERA: 0.00	WHIP: 0.778																																	

BOTTOM

Houston Astros @ Atlanta Braves
Atlanta-Fulton County Stadium, Atlanta, GA

Fri Aug 15 1986, 7:05 PM EDT
Att. 26,625 - Unknown

livebaseballscorecards.com

AB	33
R	0
H	5
RBI	0
BB	2
SO	5
LOB	14

Braves

WP: 0	PA: 35
PB: 0	
SB: 0	
CS: 0	

Houston Astros @ Atlanta Braves
Atlanta-Fulton County Stadium, Atlanta, GA

Sat Aug 16 1986, 7:05 PM EDT
Att: 31,862 - Unknown

AB	38
R	7
H	11
RBI	7
BB	2
SO	6
LOB	11



AB R H RBI BB SO LOB

5	0	1	0	0	1	2
4	0	0	0	1	2	1
5	1	1	0	0	1	1
5	1	2	0	0	1	1
4	2	2	3	0	0	1
4	1	1	1	0	0	0
3	1	1	0	1	0	1
0	0	0	0	0	0	0
4	0	1	2	0	1	2
3	0	1	0	0	0	2
0	0	0	0	0	0	0
1	1	1	1	0	0	0

Batter	1	2	3	4	5	6	7	8	9
Bill Doran, S (1, 4) OBP: 0.367, SLG: 0.361	0-0 G3		0-3 K		0-0 G3		0-0 F8		0-0 S 1B
Billy Hatcher, R (1, 8) OBP: 0.281, SLG: 0.332	0-0 F5			0-3 K	4-0 BB		0-0 5-3		0-3 K
Denny Walling, L (1, 5) OBP: 0.374, SLG: 0.490	0-0 F7			0-0 F7	0-0 CS	0-0 1B 3B	0-3 K		0-0 5-3
Glenn Davis, R (1, 3) OBP: 0.337, SLG: 0.494		0-3 K		0-0 1B		0-0 1B 3B		0-0 1-3	0-0 F7
Kevin Bass, S (1, 9) OBP: 0.363, SLG: 0.506		0-0 F7		0-0 2-3		0-0 1B 3B		0-0 HR	
Jose Cruz, L (1, 7) OBP: 0.343, SLG: 0.373		0-0 G3			0-0 E4 1B	0-0 1B 3B		0-0 F7	
Alan Ashby, S (1, 2) OBP: 0.336, SLG: 0.354 Dave Smith, R (8, 1)			0-0 G3		0-0 1B 2B	0-0 5-3		0-0 BB	
Craig Reynolds, L (1, 6) OBP: 0.275, SLG: 0.354			0-3 K		0-0 G3 CS 1B	0-0 F5		0-0 F6	
Matt Keough, R (1, 1) OBP: 0.400, SLG: 0.500 Charlie Kerfeld, R (6, 1) John Mizerock, L (8, 2) OBP: 0.333, SLG: 0.200 OBP: 0.405, SLG: 0.275			0-0 S 1B		0-0 F8	0-0 4-3		0-0 HR	

Inning Stats	R: 0	H: 0	E: 0	K: 0	S: 3	P: 3	R: 0	H: 0	E: 0	K: 1	S: 5	P: 5	R: 0	H: 1	E: 0	K: 2	S: 8	P: 8	R: 0	H: 1	E: 0	K: 1	S: 6	P: 6	R: 2	H: 2	E: 1	K: 0	S: 5	P: 9	R: 3	H: 4	E: 0	K: 0	S: 7	P: 7	R: 0	H: 0	E: 0	K: 1	S: 5	P: 5	R: 1	H: 1	E: 0	K: 0	S: 4	P: 8	R: 1	H: 2	E: 0	K: 1	S: 7	P: 7	1B: 7	SF: 0	2B: 1	SAC: 0	3B: 1	DP: 0	HR: 2	HBP: 0	WP: 0	PA: 41
--------------	------	------	------	------	------	------	------	------	------	------	------	------	------	------	------	------	------	------	------	------	------	------	------	------	------	------	------	------	------	------	------	------	------	------	------	------	------	------	------	------	------	------	------	------	------	------	------	------	------	------	------	------	------	------	-------	-------	-------	--------	-------	-------	-------	--------	-------	--------

PITCHER	IP	WLS	BF	H	R	ER	SO	BB	IBB	HBP	BLK	WP	HR	S	P	ERA	WHIP
Rick Mahler, R (1, 1) ERA: 5.19	5.0	L	23	7	5	4	4	1	0	0	0	0	0	30	34	7.20	1.600
Paul Assenmacher, L (6, 1) ERA: 2.79	1.0		4	1	0	0	0	0	0	0	0	0	0	4	4	0.00	1.000
Cliff Speck, R (7, 1) ERA: 1.08	1.0		3	0	0	0	1	0	0	0	0	0	0	5	5	0.00	0.000
Jeff Dedmon, R (8, 1) ERA: 3.05	2.0		10	3	2	2	1	1	0	0	0	0	2	11	15	9.00	2.000

PITCHER	IP	WLS	BF	H	R	ER	SO	BB	IBB	HBP	BLK	WP	HR	S	P	ERA	WHIP
---------	----	-----	----	---	---	----	----	----	-----	-----	-----	----	----	---	---	-----	------

Batter	1	2	3	4	5	6	7	8	9	AB	R	H	RBI	BB	SO	LOB
Omar Moreno, L OBP: 0.282, SLG: 0.381 (1, 9) X	0-0 F8 ①		0-0 F7 ③		0-0 F8 ② S S	0-3 K ③				4	0	0	0	0	1	4
Rafael Ramirez, R OBP: 0.260, SLG: 0.325 (1, 6) X (7, 5)	0-0 F6 ②			0-0 1B 2B	0-0 WP PB 1B			0-0 SF9 1B		4	2	3	0	0	0	0
Dale Murphy, R OBP: 0.373, SLG: 0.500 (1, 8) S S	0-3 K ③			0-3 K ① B B B B	4-0 WP BB 1-2			0-0 F9 ①		3	0	0	0	1	2	2
Bob Horner, R OBP: 0.332, SLG: 0.463 (1, 3)		0-0 F8 ①		0-0 F2 ② X	0-0 6-3 ③			0-0 SF9 ②		3	0	0	1	0	0	3
Ken Griffey, L OBP: 0.348, SLG: 0.503 (1, 7)		0-3 K ②		0-0 S 1B 2-H		0-0 SH2-4 BB 4-3 1B		0-0 4-3 ③		4	2	2	1	0	1	0
Ken Oberkfell, L OBP: 0.386, SLG: 0.371 (1, 5) X (7, 4)		0-0 4-3 ③		4-0 1B BB 1-2		4-0 4-3 SH2-4 BB 1-2		4-0 FC1-6 BB		1	0	0	0	3	0	0
Bruce Benedict, R OBP: 0.345, SLG: 0.343 (1, 2)			4-0 FC2-6 BB	0-0 1-2 2-H 1B		0-0 SH2-4 1-2 2-3		0-0 FC1-6 G6-4-3 1-2f		2	0	1	1	1	0	1
Glenn Hubbard, R OBP: 0.359, SLG: 0.318 (1, 4)			0-0 F5 ① S S	0-3 K ③		4-0 4-3 IBB		0-0 G6-4-3 ② ③ 1-2f		2	0	0	0	0	1	3
Chris Chambliss, L OBP: 0.398, SLG: 0.444 (6, PH)										0	0	0	0	1	0	0
Andres Thomas, R OBP: 0.299, SLG: 0.439 (6, PR) (7, 6)										1	0	0	0	0	0	1
Zane Smith, L OBP: 0.125, SLG: 0.093 (1, 1)			0-0 FC2-6 ②		0-3 K ① X	0-0 4-3 ②				2	0	0	0	0	1	1
Ted Simmons, S OBP: 0.318, SLG: 0.379 (6, PH) (7, 1)										1	0	0	1	0	0	2
Cliff Speck, R (7, 1)										0	0	0	0	0	0	0
Ed Olwine, R OBP: 0.500, SLG: 0.500 (8, 1)										0	0	0	0	0	0	0
Gene Garber, R OBP: 0.400, SLG: 0.250 (9, 1)										0	0	0	0	0	0	0

Inning Stats	R: 0	H: 0	E: 0	LOB: 0	K: 1	BB: 0	S: 5	P: 5	R: 0	H: 0	E: 0	LOB: 0	K: 1	BB: 0	S: 5	P: 5	R: 0	H: 0	E: 0	LOB: 1	K: 0	BB: 1	S: 3	P: 7	R: 2	H: 3	E: 0	LOB: 2	K: 2	BB: 1	S: 10	P: 14	R: 0	H: 1	E: 0	LOB: 2	K: 1	BB: 1	S: 6	P: 10	R: 1	H: 1	E: 0	LOB: 3	K: 1	BB: 2	S: 6	P: 14	R: 1	H: 1	E: 0	LOB: 0	K: 0	BB: 0	S: 4	P: 4	R: 0	H: 0	E: 0	LOB: 0	K: 0	BB: 1	S: 2	P: 6	1B: 5	SF: 1	2B: 1	SAC: 1	3B: 0	DP: 1	HR: 0	HBP: 0
--------------	------	------	------	--------	------	-------	------	------	------	------	------	--------	------	-------	------	------	------	------	------	--------	------	-------	------	------	------	------	------	--------	------	-------	-------	-------	------	------	------	--------	------	-------	------	-------	------	------	------	--------	------	-------	------	-------	------	------	------	--------	------	-------	------	------	------	------	------	--------	------	-------	------	------	-------	-------	-------	--------	-------	-------	-------	--------

PITCHER	IP	WLS	BF	H	R	ER	SO	BB	IBB	HBP	BLK	WP	HR	S	P	ERA	WHIP
Nolan Ryan, R ERA: 3.69 (1, 1)	5.0		22	4	2	2	5	3	0	0	0	1	0	29	41	3.60	1.400
Tom Funk, L ERA: 2.45 (6, 1)	0.0		2	1	1	1	0	1	0	0	0	0	0	1	5	∞	∞
Larry Andersen, R ERA: 3.53 (6, 1)	2.0	L	8	1	1	0	1	0	1	0	0	0	0	9	13	0.00	0.500
Aurelio Lopez, R ERA: 3.13 (8, 1)	1.0		3	0	0	0	0	1	0	0	0	0	0	2	6	0.00	1.000

BOTTOM

Houston Astros @ Atlanta Braves
Atlanta-Fulton County Stadium, Atlanta, GA

Sun Aug 17 1986, 3:33 AM EDT
Att. 17,618 - Unknown

AB	27
R	4
H	6
RBI	4
BB	6
SO	6
LOB	17

Braves

WP : 1	PA : 35
PB : 1	
SB : 2	
CS : 0	

livebaseballscorecards.com

Batter	1	2	3	4	5	6	7	8	9	AB R H RBI BB SO LOB	TOP											
Omar Moreno, L (1, 9) OBP: 0.284, SLG: 0.382	0-0 4-3	0-0 F8		0-0 2B 1B		0-3 K			0-0 E 2B 1B	5 2 2 2 0 1 1												
Ken Oberkfell, L (1, 5) OBP: 0.391, SLG: 0.379	4-0 6-3 BB		0-0 F7	4-0 2B BB			0-0 6-3 2B		0-0 1-H E 2B	3 2 2 1 2 0 0												
Dale Murphy, R (1, 8) OBP: 0.371, SLG: 0.499	0-0 6-3 1-2 BB		0-0 1-3	0-0 1-3 2-H 2B			0-0 6-3		0-0 F8	5 0 1 1 0 0 3												
Bob Homer, R (1, 3) OBP: 0.335, SLG: 0.462	4-0 BB		0-0 1B	0-0 4-3			0-0 L4		4-0 FC3-6 E BB	3 0 1 0 2 0 3												
Ken Griffey, L (1, 7) OBP: 0.346, SLG: 0.501	0-3 K		0-0 F7		0-0 3-1		0-0 FC5-4 2B		0-0 E6 FC3-6	5 0 1 1 0 1 4												
Rafael Ramirez, R (1, 6) OBP: 0.257, SLG: 0.320		0-0 F8		0-3 K	0-0 4-3		0-0 FC5-4 2-3		0-0 FC3-6 S	5 0 0 0 0 1 3												
Ozzie Virgil, R (1, 2) OBP: 0.334, SLG: 0.369		4-0 1B SF9 BB		0-0 5-3	0-3 K			4-0 FC4-6 BB	0-3 K	3 1 0 0 2 2 2												
Glenn Hubbard, R (1, 4) OBP: 0.361, SLG: 0.321		0-0 SF9 1B		0-0 2B 1B		0-3 K		0-0 FC4-6 G4-6-3		4 1 2 0 0 1 1												
Doyle Alexander, R (1, 1) OBP: 0.190, SLG: 0.250		0-0 SF9		0-0 1B 2B		0-0 4-3		0-0 G4-6-3		3 1 1 1 0 0 1												
Inning Stats	R: 0 E: 0 K: 1 S: 5	H: 0 LOB: 2 BB: 2 P: 13	R: 1 E: 0 K: 0 S: 4	H: 1 LOB: 1 BB: 1 P: 8	R: 0 E: 0 K: 0 S: 4	H: 1 LOB: 1 BB: 0 P: 4	R: 3 E: 0 K: 1 S: 9	H: 4 LOB: 2 BB: 1 P: 13	R: 0 E: 0 K: 1 S: 5	H: 0 LOB: 0 BB: 0 P: 5	R: 0 E: 0 K: 2 S: 7	H: 0 LOB: 0 BB: 0 P: 7	R: 1 E: 0 K: 0 S: 5	H: 2 LOB: 1 BB: 0 P: 5	R: 0 E: 0 K: 0 S: 2	H: 0 LOB: 0 BB: 1 P: 6	R: 2 E: 2 K: 1 S: 8	H: 2 LOB: 2 BB: 1 P: 12	1B: 5 2B: 5 3B: 0 HR: 0	SF: 1 SAC: 0 DP: 1 HBP: 0	WP: 0 PB: 0 SB: 3 CS: 0	PA: 43
PITCHER	IP WLS BF H R ER SO BB IBB HBP BLK WP HR S P ERA WHIP																					
Rick Sutcliffe, R (1, 1) ERA: 4.39	5.0 L 25 6 4 4 3 4 0 0 0 0 0 0 27 43 7.20 2.000																					
Steve Trout, L (6, 1) ERA: 4.94	2.0 8 2 1 1 2 0 0 0 0 0 0 0 12 12 4.50 1.000																					
Dave Gumpert, R (8, 1) ERA: 4.02	2.0 10 2 2 1 1 2 0 0 0 0 0 0 10 18 4.50 2.000																					

Atlanta Braves @ Chicago Cubs
Wrigley Field, Chicago, IL
Tue Aug 19 1986, 3:33 AM CDT
Att: 29,372 - Unknown

livebaseballscorecards.com

AB	36
R	7
H	10
RBI	6
BB	6
SO	6
LOB	18



Batter	1	2	3	4	5	6	7	8	9	AB R H RBI BB SO LOB
Shawon Dunston, R (1, 6) OBP: 0.297, SLG: 0.433	0-0 F8		0-0 5-3		0-0 F7		0-0 G5-4-3		0-0 1-3	5 0 0 0 0 0 3
23 Ryne Sandberg, R (1, 4) OBP: 0.329, SLG: 0.424	0-0 4-3 1B 2B		0-0 E1 1B		0-0 1B		0-0 5-3			4 1 3 0 0 0 1
Gary Matthews, R (1, 7) OBP: 0.351, SLG: 0.467	0-0 4-3 2-3		0-0 5-3		0-0 L1			0-0 F9		4 0 0 0 0 0 3
Keith Moreland, R (1, 9) OBP: 0.338, SLG: 0.385	0-0 1B 1B 3-H		0-0 5-3			0-0 F4		0-0 4-3		4 0 1 1 0 0 1
Leon Durham, L (1, 3) OBP: 0.333, SLG: 0.417	0-0 1B 1-2			0-3 K		0-3 K		0-0 2B		4 0 2 0 0 2 0
Jody Davis, R (1, 2) OBP: 0.290, SLG: 0.424	0-0 F4			0-3 K		0-0 4-3		0-3 K		4 0 0 0 0 2 3
Ron Cey, R (1, 5) OBP: 0.378, SLG: 0.511		0-3 K		0-0 E5 FC6-4			0-0 PB E G5-4-3 1B		0-0 6-3	4 1 1 0 0 1 0
Bob Dernier, R (1, 8) OBP: 0.259, SLG: 0.277		0-0 G4-6-3 1B		0-0 FC6-4 1-2f			0-0 E6 G5-4-3 PB 1-2		0-0 4-3	4 0 1 0 0 0 2
Rick Sutcliffe, L (1, 1) OBP: 0.220, SLG: 0.325 Terry Francona, L (5, PH) OBP: 0.262, SLG: 0.299 Steve Trout, L (6, 1) OBP: 0.200, SLG: 0.205 Thad Bosley, L (7, PH) OBP: 0.369, SLG: 0.367 Dave Gumpert, R (8, 1) Jerry Mumphrey, S (9, PH) OBP: 0.366, SLG: 0.403		0-0 G4-6-3 1-2f			0-3 K		4-0 1-2 2-3 BB G5-4-3		0-0 2B	1 0 0 0 0 0 1 1 0 0 0 0 0 1 0 0 0 0 0 0 0 0 0 0 0 0 1 0 0 0 0 0 0 0 0 1 0 1 0 0 0 0


Inning Stats	R: 1	H: 3	E: 0	LOB: 2	K: 0	BB: 0	S: 6	P: 6	R: 0	H: 1	E: 0	LOB: 0	K: 1	BB: 0	S: 5	P: 5	R: 0	H: 1	E: 1	LOB: 1	K: 0	BB: 0	S: 4	P: 4	R: 0	H: 0	E: 0	LOB: 0	K: 1	BB: 0	S: 5	P: 5	R: 0	H: 1	E: 1	LOB: 1	K: 0	BB: 1	S: 4	P: 8	R: 0	H: 1	E: 0	LOB: 1	K: 1	BB: 0	S: 6	P: 6	R: 0	H: 1	E: 0	LOB: 1	K: 0	BB: 0	S: 4	P: 4	1B: 6	SF: 0	2B: 3	SAC: 0	3B: 0	DP: 2	HR: 0	HBP: 0	WP: 0	PA: 37
PITCHER Doyle Alexander, R (1, 1) ERA: 4.39	IP 9.0	WLS W	BF 37	H 9	R 2	ER 1	SO 6	BB 1	IBB 0	HBP 0	BLK 0	WP 0	HR 0	S 48	P 52	ERA 1.00	WHIP 1.111																																																	

BOTTOM

Atlanta Braves @ Chicago Cubs
Wrigley Field, Chicago, IL
Tue Aug 19 1986, 3:33 AM CDT
Att. 29,372 - Unknown

livebaseballscorecards.com

AB	36
R	2
H	9
RBI	1
BB	1
SO	6
LOB	14



Batter	1	2	3	4	5	6	7	8	9	AB R H RBI BB SO LOB	TOP
Omar Moreno, L (1, 9) OBP: 0.286, SLG: 0.385	0-0 L4		0-3 K	0-0 F7		0-0 1B		0-0 1B 2B		5 1 2 1 0 1 2	<p>Atlanta Braves @ Chicago Cubs</p> <p>Wrigley Field, Chicago, IL</p> <p>Wed Aug 20 1986, 3:33 AM CDT</p> <p>Att: 20,042 - Unknown</p>
Ken Oberkfell, L (1, 5) OBP: 0.391, SLG: 0.379	0-0 F8		0-0 E 1B		0-0 CS 1B	0-3 K		0-0 F7		5 1 2 0 0 1 3	
Dale Murphy, R (1, 8) OBP: 0.371, SLG: 0.498	0-0 CS 1B		0-0 E9		0-0 F9		0-0 L3	0-0 BB 1B		5 0 2 1 0 0 1	
Chris Chambliss, L (1, 3) OBP: 0.398, SLG: 0.447	0-0 CS	0-0 4-3 2B	0-0 4-3		0-3 K		0-0 3-1	4-0 BB		4 0 1 0 1 1 2	
Ken Griffey, L (1, 7) OBP: 0.349, SLG: 0.503		0-3 K		0-0 1B 2B 1B		0-0 FC4-6 1B	0-0 1B 1B	0-0 1-3		5 2 3 0 0 1 3	
Rafael Ramirez, R (1, 6) OBP: 0.261, SLG: 0.324		0-0 4-3 2B		0-0 1-3 2B 1B		0-0 FC4-6 1B	0-0 1B 1B	0-0 CS 1B		5 2 3 0 0 0 2	
Ozzie Virgil, R (1, 2) OBP: 0.335, SLG: 0.367		0-0 F8		0-3 K		4-0 1B 1B BB	0-0 FC6-4 1B	0-0 6-3		4 1 1 1 1 1 4	
Glenn Hubbard, R (1, 4) OBP: 0.356, SLG: 0.315			0-3 K	0-3 K		0-0 F6	0-0 FC6-4	0-3 K		5 0 0 0 0 3 6	
David Palmer, R (1, 1) OBP: 0.193, SLG: 0.286			0-0 E 1B	0-0 1B		0-0 1B		0-0 6-3		4 1 3 3 0 0 0	
Jeff Dedmon, L (8, 1) OBP: 0.167, SLG: 0.167				1-H 3-H 2B		1-3 3-H 1B				0 0 0 0 0 0 0	
Inning Stats	R: 0 H: 1 E: 0 LOB: 0 K: 0 BB: 0 S: 3 P: 3	R: 0 H: 1 E: 0 LOB: 1 K: 1 BB: 0 S: 6 P: 6	R: 2 H: 2 E: 1 LOB: 1 K: 2 BB: 0 S: 10 P: 10	R: 2 H: 3 E: 0 LOB: 1 K: 2 BB: 0 S: 10 P: 10	R: 0 H: 1 E: 0 LOB: 1 K: 1 BB: 0 S: 5 P: 5	R: 2 H: 3 E: 0 LOB: 2 K: 1 BB: 1 S: 8 P: 12	R: 1 H: 3 E: 0 LOB: 2 K: 0 BB: 0 S: 6 P: 6	R: 1 H: 2 E: 0 LOB: 2 K: 0 BB: 1 S: 5 P: 9	R: 0 H: 1 E: 0 LOB: 0 K: 1 BB: 0 S: 5 P: 5	1B: 14 SF: 0 2B: 4 SAC: 0 3B: 0 DP: 1 HR: 0 HBP: 0	WP: 0 PA: 45 PB: 0 SB: 2 CS: 3
PITCHER	IP WLS BF H R ER SO BB IBB HBP BLK WP HR S P ERA WHIP										
Dennis Eckersley, R (1, 1) ERA: 4.67	5.2 L 27 10 6 4 6 6 1 0 0 0 0 0 38 42 6.35 1.941										
Steve Trout, L (6, 1) ERA: 4.99	2.1 14 6 2 2 1 1 0 0 0 0 0 0 15 19 7.71 3.000										
Ron Davis, R (9, 1) ERA: 8.44	1.0 3 1 0 0 0 1 0 0 0 0 0 0 5 5 0.00 1.000										

livebaseballscorecards.com

AB 42
R 8
H 17
RBI 6
BB 2
SO 8
LOB 23



Batter	1	2	3	4	5	6	7	8	9	AB	R	H	RBI	BB	SO	LOB
Shawon Dunston, R (1, 6) OBP: 0.297, SLG: 0.432	0-3 K ①		0-0 F9 ③			0-0 4-3 ①		0-0 1B ① 23 1B 1-2 2-H		4	1	1	1	0	1	0
23 Ryne Sandberg, R (1, 4) OBP: 0.328, SLG: 0.423	0-0 F7 ②			0-0 6-3 ①		0-0 F8 ②		0-0 1B ② G5-3 1B 1-2 2-H		4	0	1	1	0	0	0
Gary Matthews, R (1, 7) OBP: 0.356, SLG: 0.469 Ron Davis, R (9, 1)	0-0 FC6-4 1B			4-0 1B BB		0-0 4-3 ③		0-0 1B ③ 1-2 2-H		3	0	2	1	1	0	0
Keith Moreland, R (1, 9) OBP: 0.335, SLG: 0.381	0-0 FC6-4 ③ 1-2f			0-0 F8 ②		0-0 F7 ①		0-0 G5-3 ② 2-3f		0	0	0	0	0	0	4
Leon Durham, L (1, 3) OBP: 0.333, SLG: 0.416		0-0 F8 ①		0-0 1B ② 1-2		0-0 F6 ②			0-0 F7 ①	4	0	1	0	0	0	0
Jody Davis, R (1, 2) OBP: 0.287, SLG: 0.420		0-0 6-3 ②		0-0 F9 ③		0-0 4-3 ③			0-0 F7 ②	4	0	0	0	0	0	2
Ron Cey, R (1, 5) OBP: 0.372, SLG: 0.502		0-3 K ③			0-0 6-3 ①			0-0 5-3 ①	0-0 6-3 ③	4	0	0	0	0	1	0
Bob Dernier, R (1, 8) OBP: 0.259, SLG: 0.281			0-3 K ①		0-3 K ②			0-0 1B 2B		3	1	1	0	0	2	0
Dennis Eckersley, R (1, 1) OBP: 0.179, SLG: 0.333 Steve Trout, L (6, 1) OBP: 0.200, SLG: 0.205 Thad Bosley, L (8, PH) OBP: 0.375, SLG: 0.367 (9, 7)			0-3 K ②		0-3 K ③			4-0 1B BB 23 1B		2	0	0	0	0	2	0
			0-3 K ①		0-3 K ②					0	0	0	0	0	0	0
			0-3 K ②		0-3 K ③					0	1	0	0	1	0	0

Inning Stats	R: 0	H: 1	E: 0	K: 1	S: 6	LOB: 1	BB: 0	P: 6	R: 0	H: 0	E: 0	K: 1	S: 5	LOB: 0	BB: 0	P: 5	R: 0	H: 0	E: 0	K: 2	S: 7	LOB: 0	BB: 0	P: 7	R: 0	H: 1	E: 0	K: 0	S: 4	LOB: 2	BB: 1	P: 8	R: 0	H: 0	E: 0	K: 2	S: 7	LOB: 0	BB: 0	P: 7	R: 0	H: 0	E: 0	K: 0	S: 3	LOB: 0	BB: 0	P: 3	R: 0	H: 0	E: 0	K: 0	S: 3	LOB: 0	BB: 0	P: 3	R: 3	H: 4	E: 0	K: 0	S: 6	LOB: 1	BB: 1	P: 10	R: 0	H: 0	E: 0	K: 0	S: 3	LOB: 0	BB: 0	P: 3	1B: 5	SF: 0	2B: 1	SAC: 0	3B: 0	DP: 1	HR: 0	HBP: 0	WP: 0	PA: 34
PITCHER	IP	WLS	BF	H	R	ER	SO	BB	IBB	HBP	BLK	WP	HR	S	P	ERA	WHIP																																																																	
David Palmer, R (1, 1) ERA: 3.35	7.1	W	29	5	3	3	6	2	0	0	0	0	0	39	47	3.68	0.955																																																																	
Jeff Dedmon, R (8, 1) ERA: 2.99	1.2		5	1	0	0	0	0	0	0	0	0	0	5	5	0.00	0.600																																																																	

BOTTOM

Atlanta Braves @ Chicago Cubs
Wrigley Field, Chicago, IL
Wed Aug 20 1986, 3:33 AM CDT
Att. 20,042 - Unknown

livebaseballscorecards.com

AB	32
R	3
H	6
RBI	3
BB	2
SO	6
LOB	6



Batter	1	2	3	4	5	6	7	8	9	AB R H RBI BB SO LOB	TOP	
Omar Moreno, L (1, 9) OBP: 0.288, SLG: 0.386	0-0 1B		0-0 F4			0-0 4-3		0-0 G3 HR 1B	0-0 G3	5 1 2 0 0 0 1		
Ken Oberkfell, L (1, 5) OBP: 0.392, SLG: 0.382	4-0 1B BB		0-0 4-3			0-0 1B 2B		0-0 G3 1-3		3 2 1 0 1 0 1		
Dale Murphy, R (1, 8) OBP: 0.372, SLG: 0.504	0-0 1B 1-3			0-3 K		0-0 6-3		0-0 HR		4 1 2 2 0 1 1		
Chris Chambliss, L (1, 3) OBP: 0.402, SLG: 0.449	0-0 1B 1-2 3-H		0-0 F8			0-0 1B 1B 2-H		0-0 4-3		4 0 2 2 0 0 0		
Ken Griffey, L (1, 7) OBP: 0.348, SLG: 0.500	0-0 G1-6-3 1-2f		0-0 6-3			0-0 1B		0-3 K		4 0 1 0 0 1 2		
Rafael Ramirez, R (1, 6) OBP: 0.263, SLG: 0.326		0-0 CS 1B		0-0 1B		0-0 4-3			0-0 6-3	4 0 2 0 0 0 2		
Ozzie Virgil, R (1, 2) OBP: 0.334, SLG: 0.365		0-0 F7		0-0 F7		0-0 6-3		0-0 1B WP 1B		4 1 1 0 0 0 2		
Glenn Hubbard, R (1, 4) OBP: 0.354, SLG: 0.315		0-0 F5 1-2		0-0 L4		0-0 F4		0-0 WP SH1-4 1B		4 0 1 0 0 0 2		
Jim Acker, R (1, 1) OBP: 0.133, SLG: 0.200 Paul Assenmacher, L (8, 1) Gene Garber, R (8, 1) OBP: 0.400, SLG: 0.250			0-3 K		0-3 K		0-3 K		0-0 SH1-4	3 0 0 0 0 3 1 0 0 0 0 0 0 0 0 0 0 0 0 0 0		
Inning Stats	R: 1 E: 0 K: 0 S: 4 H: 3 LOB: 1 BB: 1 P: 8	R: 0 E: 0 K: 0 S: 3 H: 1 LOB: 0 BB: 0 P: 3	R: 0 E: 0 K: 1 S: 5 H: 0 LOB: 0 BB: 0 P: 5	R: 0 E: 0 K: 1 S: 5 H: 0 LOB: 0 BB: 0 P: 5	R: 0 E: 0 K: 1 S: 6 H: 1 LOB: 1 BB: 0 P: 6	R: 1 E: 0 K: 0 S: 6 H: 3 LOB: 2 BB: 0 P: 6	R: 0 E: 0 K: 1 S: 5 H: 0 LOB: 0 BB: 0 P: 5	R: 2 E: 0 K: 1 S: 7 H: 2 LOB: 0 BB: 0 P: 7	R: 1 E: 0 K: 0 S: 5 H: 2 LOB: 1 BB: 0 P: 5	1B: 10 2B: 1 3B: 0 HR: 1 SF: 0 SAC: 1 DP: 1 HBP: 0	WP: 1 PB: 0 SB: 0 CS: 2 PA: 37	
PITCHER	IP WLS BF H R ER SO BB IBB HBP BLK WP HR S P ERA WHIP											
Ed Lynch, R (1, 1) ERA: 3.49	7.1 L 30 10 4 3 4 1 0 0 0 0 0 1 37 41 3.68 1.500											
Frank DiPino, L (8, 1) ERA: 4.35	1.2 7 2 1 1 1 0 0 0 0 0 1 0 9 9 5.40 1.200											

Atlanta Braves @ Chicago Cubs
Wrigley Field, Chicago, IL
Thu Aug 21 1986, 3:33 AM CDT
Att: 22,543 - Unknown

livebaseballscorecards.com

AB	35
R	5
H	12
RBI	4
BB	1
SO	5
LOB	12



Batter	1	2	3	4	5	6	7	8	9	AB R H RBI BB SO LOB
Jerry Mumphy, S (1, 8) OBP: 0.366, SLG: 0.399	0-0 1B SF8 1B	0-0 4-3			0-0 G3		0-0 FC4-6 23 FC6-4		0-3 K	5 1 1 0 0 1 2
23 Ryne Sandberg, R (1, 4) OBP: 0.328, SLG: 0.421	0-0 BB 1B 1-2 1B		0-3 K		0-0 1-3		0-0 FC6-4			4 0 1 0 0 1 1
Gary Matthews, R (1, 7) OBP: 0.354, SLG: 0.466	0-0 BB 1B 1-2 2-3		0-0 F8			0-3 K		0-0 5-3		4 0 1 0 0 1 0
Keith Moreland, R (1, 9) OBP: 0.335, SLG: 0.380	0-3 K		0-0 F6			0-0 6-3		0-0 FC3-6 1B		4 0 1 0 0 1 3
Leon Durham, L (1, 3) OBP: 0.334, SLG: 0.421	0-0 SF8			0-0 SF7 3B		4-0 E BB		0-0 FC3-6 1-2f		2 1 1 1 1 0 1
Jody Davis, R (1, 2) OBP: 0.287, SLG: 0.418	4-0 BB 1-2 2-3 BB		0-0 SF7		0-0 E6 FC6-4		0-0 5-3			2 0 0 1 1 0 2
Ron Cey, R (1, 5) OBP: 0.370, SLG: 0.498	0-3 K		0-3 K		0-0 FC6-4 1-2f					4 0 1 0 0 2 5
Shawon Dunston, R (1, 6) OBP: 0.294, SLG: 0.428		0-0 F4		0-0 F7		0-0 4-3		0-0 F4		4 0 0 0 0 0 1
Ed Lynch, R (1, 1) OBP: 0.125, SLG: 0.045		0-0 1-3			0-0 4-3		0-0 FC4-6 1B		0-3 K	3 0 1 0 0 0 0
Frank DiPino, L (8, 1) OBP: 0.200, SLG: 0.200										0 0 0 0 0 0 0
Thad Bosley, L (9, PH) OBP: 0.372, SLG: 0.364										1 0 0 0 0 1 1

Inning Stats	R: 1 E: 0 K: 2 S: 10	H: 3 LOB: 3 BB: 1 P: 14	R: 0 E: 0 K: 0 S: 3	H: 0 LOB: 0 BB: 0 P: 3	R: 0 E: 0 K: 1 S: 5	H: 0 LOB: 0 BB: 0 P: 5	R: 1 E: 0 K: 1 S: 6	H: 1 LOB: 0 BB: 0 P: 6	R: 0 E: 0 K: 0 S: 3	H: 0 LOB: 0 BB: 0 P: 3	R: 0 E: 1 K: 1 S: 6	H: 0 LOB: 2 BB: 1 P: 10	R: 0 E: 0 K: 0 S: 4	H: 1 LOB: 1 BB: 0 P: 4	R: 0 E: 0 K: 0 S: 4	H: 1 LOB: 1 BB: 0 P: 4	R: 0 E: 0 K: 2 S: 8	H: 1 LOB: 1 BB: 0 P: 8	1B: 6 2B: 0 3B: 1 HR: 0	SF: 2 SAC: 0 DP: 0 HBP: 0	WP: 0 PB: 0 SB: 0 CS: 0	PA: 37
--------------	-------------------------------	----------------------------------	------------------------------	---------------------------------	------------------------------	---------------------------------	------------------------------	---------------------------------	------------------------------	---------------------------------	------------------------------	----------------------------------	------------------------------	---------------------------------	------------------------------	---------------------------------	------------------------------	---------------------------------	----------------------------------	------------------------------------	----------------------------------	--------

PITCHER	IP	WLS	BF	H	R	ER	SO	BB	IBB	HBP	BLK	WP	HR	S	P	ERA	WHIP
Jim Acker, R (1, 1) ERA: 3.68	7.1	W	31	6	2	2	5	2	0	0	0	0	0	39	47	2.46	1.091
Paul Assenmacher, L (8, 1) ERA: 2.77	0.1		1	0	0	0	0	0	0	0	0	0	0	1	1	0.00	0.000
Gene Garber, R (8, 1) ERA: 1.76	1.1	S	5	1	0	0	2	0	0	0	0	0	0	9	9	0.00	0.750

BOTTOM

Atlanta Braves @ Chicago Cubs
Wrigley Field, Chicago, IL
Thu Aug 21 1986, 3:33 AM CDT
Att. 22,543 - Unknown

livebaseballscorecards.com

AB	33
R	2
H	7
RBI	2
BB	2
SO	7
LOB	16



Batter	1	2	3	4	5	6	7	8	9	AB R H RBI BB SO LOB	TOP																
Bill Sample, R (1, 9) OBP: 0.319, SLG: 0.402 Ed Olwine, R (4, 1) OBP: 0.667, SLG: 0.500 Cliff Speck, R (6, 1)	0-0 SH 2B	0-0 F9 1B 2B		0-0 5-3		4-0 BB 1B G1-2-3 BB		0-3 K		3 2 2 0 0 0 0 0 0 0 0 1 0 0 1 0 0 0 0 1 0																	
Rafael Ramirez, R (1, 5) OBP: 0.263, SLG: 0.325	0-0 SH 2B	0-0 F9 2B		0-0 E5 WP		0-0 BB 1B		0-0 F3		4 1 1 0 0 0 1																	
Dale Murphy, R (1, 8) OBP: 0.376, SLG: 0.508	0-0 1B 2B	0-0 1B		0-0 3-1 2-3		4-0 BB 1B BB		4-0 G5-4-3 BB		3 1 2 3 2 0 1																	
Bob Homer, R (1, 3) OBP: 0.333, SLG: 0.458	0-0 1B	0-3 K		0-0 5-3		0-0 G1-2-3 3-Hf		0-0 G5-4-3 1-2f		5 1 1 1 0 1 5																	
Terry Harper, R (1, 7) OBP: 0.310, SLG: 0.350	0-0 FC5-4 1B		0-3 K		0-0 1B		0-0 4-3			4 0 2 1 0 1 0																	
Andres Thomas, R (1, 6) OBP: 0.298, SLG: 0.440	0-0 FC5-4 5-3 1-2f		0-0 BLK 2B		0-3 K		0-0 L4			4 0 1 0 0 1 2																	
Ozzie Virgil, R (1, 2) OBP: 0.333, SLG: 0.361	0-0 5-3 1-2		0-3 K		4-0 BB		0-3 K			3 0 0 0 1 2 2																	
Glenn Hubbard, R (1, 4) OBP: 0.351, SLG: 0.310	0-0 F8		0-0 F8		0-0 6-3		0-0 4-3			4 0 0 0 0 0 4																	
Rick Mahler, R (1, 1) OBP: 0.214, SLG: 0.197 Omar Moreno, L (4, PH) OBP: 0.285, SLG: 0.382		0-0 G5-6-3		0-0 F7		0-0 F9		0-0 4-3		1 0 0 0 0 0 0 3 0 0 0 0 0 0																	
Inning Stats	R: 4 E: 0 K: 0 S: 8	H: 4 LOB: 1 BB: 0 P: 8	R: 1 E: 0 K: 1 S: 7	H: 2 LOB: 1 BB: 0 P: 7	R: 0 E: 0 K: 2 S: 8	H: 1 LOB: 1 BB: 0 P: 8	R: 0 E: 1 K: 0 S: 4	H: 0 LOB: 1 BB: 0 P: 4	R: 0 E: 0 K: 1 S: 6	H: 1 LOB: 2 BB: 1 P: 10	R: 0 E: 0 K: 1 S: 5	H: 1 LOB: 2 BB: 2 P: 11	R: 0 E: 0 K: 1 S: 5	H: 0 LOB: 0 BB: 0 P: 5	R: 0 E: 0 K: 1 S: 5	H: 0 LOB: 0 BB: 0 P: 5	R: 0 E: 0 K: 0 S: 2	H: 0 LOB: 0 BB: 1 P: 6	1B: 5 2B: 4 3B: 0 HR: 0	SF: 0 SAC: 1 DP: 2 HBP: 0	WP: 1 PB: 0 SB: 1 CS: 0	PA: 40					
PITCHER	IP WLS BF H R ER SO BB IBB HBP BLK WP HR S P ERA WHIP																										
Larry McWilliams, L (1, 1) ERA: 5.32	0.0		5	4	4	4	0	0	0	0	0	0	0	5	5	∞	∞										
Jim Winn, R (1, 1) ERA: 3.27	5.0	W	21	4	1	1	4	1	0	0	1	1	0	28	32	1.80	1.000										
Pat Clements, L (6, 1) ERA: 3.29	0.1		3	1	0	0	0	1	0	0	0	0	0	2	6	0.00	6.000										
Barry Jones, R (6, 1) ERA: 3.18	3.2	S	11	0	0	0	2	2	0	0	0	0	0	13	21	0.00	0.545										

Atlanta Braves @ Pittsburgh Pirates
 Three Rivers Stadium, Pittsburgh, PA
 Fri Aug 22 1986, 7:05 PM EDT
 Att: 27,517 - Unknown

livebaseballscorecards.com

AB	35
R	5
H	9
RBI	5
BB	4
SO	6
LOB	15



Batter	1	2	3	4	5	6	7	8	9	AB R H RBI BB SO LOB	TOP											
Omar Moreno, L (1, 9) OBP: 0.282, SLG: 0.377	0-0 4-3		0-0 4-3		0-0 G3			0-3 K		4 0 0 0 0 1 2												
Ken Oberkfell, L (1, 5) OBP: 0.391, SLG: 0.380	0-0 1B		0-0 6-3			0-0 4-3		0-0 F8		4 0 1 0 0 0 0												
Dale Murphy, R (1, 8) OBP: 0.375, SLG: 0.512	0-3 K			0-3 K		0-0 4-3		0-0 HR		4 1 1 1 0 2 1												
Bob Homer, R (1, 3) Gene Garber, R (8, 1) OBP: 0.330, SLG: 0.453 OBP: 0.400, SLG: 0.250	0-0 F9			0-0 F8		0-3 K		0-0 5-3		4 0 0 0 0 1 1 0 0 0 0 0 0 0												
Ken Griffey, L (1, 7) OBP: 0.352, SLG: 0.508		0-3 K		0-0 CS 1B			0-0 HR 3B		0-0 S 1B	4 1 3 0 0 1 0												
Rafael Ramirez, R (1, 6) OBP: 0.265, SLG: 0.327		0-0 FC6-4 1B		0-0 CS 1-2	0-0 FC1-5 1B		0-3 K		0-3 K 1-2	4 0 2 0 0 2 2												
Ozzie Virgil, R (1, 2) OBP: 0.335, SLG: 0.374		0-0 FC6-4 FC6-4 1-2f			0-0 SH1-3 FC1-5 1B 1-2		0-0 HR 3-H		0-0 F9	4 1 2 2 0 0 2												
Glenn Hubbard, R (1, 4) Terry Harper, R (9, PH) OBP: 0.348, SLG: 0.307 OBP: 0.309, SLG: 0.348		0-0 FC6-4 1-2f			0-0 FC1-5 SH1-3 1-2 2-3f		0-0 F8		0-0 5-3	3 0 0 0 0 0 3 1 0 0 0 0 0 1												
Zane Smith, L (1, 1) Chris Chambliss, L (7, PH) Paul Assenmacher, L (7, 1) Ted Simmons, S (8, 3) OBP: 0.123, SLG: 0.091 OBP: 0.398, SLG: 0.444 OBP: 0.318, SLG: 0.379			0-0 B1-3		0-0 SH1-3 1-2 2-3		0-3 K			1 0 0 0 0 0 0 1 0 0 0 0 1 0 0 0 0 0 0 0 0 0 0 0 0 0 0 0												
Inning Stats	R: 0 E: 0 K: 1 S: 6	H: 1 LOB: 1 BB: 0 P: 6	R: 0 E: 0 K: 1 S: 6	H: 1 LOB: 1 BB: 0 P: 6	R: 0 E: 0 K: 0 S: 3	H: 0 LOB: 0 BB: 0 P: 3	R: 0 E: 0 K: 1 S: 5	H: 1 LOB: 0 BB: 0 P: 5	R: 0 E: 0 K: 0 S: 5	H: 2 LOB: 2 BB: 0 P: 5	R: 0 E: 0 K: 1 S: 5	H: 0 LOB: 0 BB: 0 P: 5	R: 2 E: 0 K: 2 S: 9	H: 2 LOB: 0 BB: 0 P: 9	R: 1 E: 0 K: 1 S: 6	H: 1 LOB: 0 BB: 0 P: 6	R: 0 E: 0 K: 1 S: 6	H: 1 LOB: 1 BB: 0 P: 6	1B: 6 2B: 0 3B: 1 HR: 2	SF: 0 SAC: 1 DP: 0 HBP: 0	WP: 0 PB: 0 SB: 1 CS: 1	PA: 36
PITCHER	IP WLS BF H R ER SO BB IBB HBP BLK WP HR S P ERA WHIP																					
Rick Reuschel, R (1, 1) ERA: 4.24	7.0 W 27 7 2 2 6 0 0 0 0 0 1 39 39 2.57 1.000																					
Don Robinson, R (8, 1) ERA: 3.38	2.0 S 8 2 1 1 2 0 0 0 0 0 1 12 12 4.50 1.000																					

Atlanta Braves @ Pittsburgh Pirates
Three Rivers Stadium, Pittsburgh, PA
 Sat Aug 23 1986, 7:05 PM EDT
 Att: 15,535 - Unknown

livebaseballscorecards.com

AB 34
R 3
H 9
RBI 3
BB 0
SO 8
LOB 12



Batter	1	2	3	4	5	6	7	8	9
Barry Bonds, L (1, 8) OBP: 0.332, SLG: 0.464	0-0 G3		4-0 BB		0-0 SH1-3			4-0 SH1-4	
Bobby Bonilla, S (1, 9) OBP: 0.369, SLG: 0.359	0-0 F8		0-0 G6-4-3		0-0 SH1-3			0-0 SH1-4	
Johnny Ray, S (1, 4) OBP: 0.370, SLG: 0.405	0-0 6-3			0-0 F8	0-0 F7			0-0 5-3	
Jim Morrison, R (1, 5) OBP: 0.318, SLG: 0.434		4-0 BB		0-0 F3		0-0 6-3		0-0 5-3	
Mike Diaz, R (1, 7) OBP: 0.345, SLG: 0.533		0-0 G5-4-3		0-0		0-0			
R.J. Reynolds, S (6, PR) OBP: 0.341, SLG: 0.438		1-2f		0-0 2B		0-0 1B			
Tony Peña, R (1, 2) OBP: 0.344, SLG: 0.404		0-0 HR		0-0 F9		0-0 G6-4-3			
Sid Bream, L (1, 3) OBP: 0.356, SLG: 0.475		0-3 K			0-0 5-3		0-0 6-3		
Rafael Belliard, R (1, 6) OBP: 0.303, SLG: 0.270			4-0 SH5-4		0-0 5-3		0-3 K		
Rick Reuschel, R (1, 1) OBP: 0.138, SLG: 0.158			0-0 SH5-4		0-0 5-3		0-3 K		
Bill Almon, R (7, PH) OBP: 0.318, SLG: 0.385			1-2		1-2 2-3				
Don Robinson, R (8, 1) OBP: 0.500, SLG: 0.500									

Inning Stats	R: 0	H: 0	E: 0	K: 0	S: 3	R: 1	H: 1	E: 0	K: 1	S: 5	R: 0	H: 0	E: 0	K: 0	S: 2	R: 0	H: 1	E: 0	K: 0	S: 4	R: 3	H: 3	E: 0	K: 0	S: 6	R: 0	H: 1	E: 0	K: 0	S: 3	R: 0	H: 0	E: 0	K: 2	S: 7	R: 0	H: 0	E: 0	K: 0	S: 3
	LOB: 0	BB: 0	P: 3	LOB: 0	BB: 1	LOB: 0	BB: 0	LOB: 1	BB: 2	P: 9	LOB: 1	BB: 0	LOB: 1	BB: 0	P: 4	LOB: 0	BB: 0	LOB: 1	BB: 0	P: 6	LOB: 0	BB: 0	LOB: 0	BB: 0	P: 7	LOB: 1	BB: 1	LOB: 1	BB: 0	LOB: 0	BB: 0	LOB: 1	BB: 1	LOB: 0	BB: 0	LOB: 0	BB: 0	LOB: 0	BB: 0	LOB: 0

PITCHER	IP	WLS	BF	H	R	ER	SO	BB	IBB	HBP	BLK	WP	HR	S	P	ERA	WHIP
Zane Smith, L (1, 1) ERA: 3.53	6.0	L	24	6	4	4	1	3	0	0	0	0	1	23	35	6.00	1.500
Paul Assenmacher, L (7, 1) ERA: 2.68	1.2		6	0	0	0	2	1	0	0	0	0	0	9	13	0.00	0.600
Gene Garber, R (8, 1) ERA: 1.76	0.1		1	0	0	0	0	0	0	0	0	0	0	1	1	0.00	0.000

BOTTOM

Atlanta Braves @ Pittsburgh Pirates
Three Rivers Stadium, Pittsburgh, PA

Sat Aug 23 1986, 7:05 PM EDT
Att. 15,535 - Unknown

AB	R	H	RBI	BB	SO	LOB
2	1	1	2	2	0	0
2	0	0	1	0	0	2
4	0	0	0	0	0	1
3	0	0	0	1	0	1
3	0	2	0	0	0	1
0	0	0	0	0	0	0
3	1	1	1	0	0	2
3	1	1	0	0	1	0
2	1	1	0	1	1	0
1	0	0	0	0	0	2
1	0	0	0	0	1	0
0	0	0	0	0	0	0

AB	24
R	4
H	6
RBI	4
BB	4
SO	3
LOB	9

livebaseballscorecards.com



WP	PA
0	31
0	0
0	0

Batter	1	2	3	4	5	6	7	8	9	AB R H RBI BB SO LOB	TOP		
Omar Moreno, L (1, 9) OBP: 0.285, SLG: 0.380 Ted Simmons, S (8, PH) OBP: 0.315, SLG: 0.379 Jeff Dedmon, L (8, 1) OBP: 0.167, SLG: 0.167	0-3 K2-3			0-0 3B 1B		0-0 G3-6-1 1B		0-0 SF7 3-H		3 0 2 0 0 1 0 0 0 0 1 0 0 0 0 0 0 0 0 0 0	<p>Atlanta Braves @ Pittsburgh Pirates</p> <p>Three Rivers Stadium, Pittsburgh, PA</p> <p>Sun Aug 24 1986, 3:33 AM EDT</p> <p>Att: 15,681 - Unknown</p>		
Ken Oberkfell, L (1, 5) OBP: 0.390, SLG: 0.384	0-0 3-1			0-0 2B 3B		0-0 G3-6-1 1-2f		0-0 F9		4 1 1 0 0 0 2			
Dale Murphy, R (1, 8) OBP: 0.376, SLG: 0.513	0-3 K			0-0 1B 2B		0-0 6-3		4-0 4-3 E BB		3 1 1 1 1 1 0			
Bob Homer, R (1, 3) OBP: 0.329, SLG: 0.451		0-0 6-3		0-0 FC6-4 1B		0-0 F8		0-0 F9		4 0 1 1 0 0 1			
Ken Griffey, L (1, 7) OBP: 0.349, SLG: 0.503		0-0 F8		0-0 F7		0-0 3-1		0-0 4-3 1-3		4 0 0 0 0 0 2			
Rafael Ramirez, R (1, 6) OBP: 0.265, SLG: 0.326		0-0 CS 1B		0-0 FC6-4 1-2f		0-0 F7		0-3 K		4 0 1 0 0 1 2			
Glenn Hubbard, R (1, 4) OBP: 0.348, SLG: 0.305		0-0 CS 1-2	0-0 5-3		0-0 5-3		4-0 2B SF7 BB			2 1 0 0 1 0 0			
Bruce Benedict, R (1, 2) OBP: 0.339, SLG: 0.337 Chris Chambliss, L (8, PH) OBP: 0.395, SLG: 0.440 Ozzie Virgil, R (8, 2) OBP: 0.335, SLG: 0.374			0-0 5-3		0-0 L7		0-3 K			2 0 0 0 0 0 0 1 0 0 0 0 1 1 0 0 0 0 0 0 0			
Doyle Alexander, R (1, 1) OBP: 0.174, SLG: 0.227 Ed Olwine, R (7, 1) OBP: 0.667, SLG: 0.500 Bill Sample, R (8, PH) OBP: 0.322, SLG: 0.412 (8, 9)			0-0 5-3		0-0 6-3		0-0 1-3 2B			2 0 0 0 0 0 0 0 0 0 0 0 0 0 1 0 1 0 0 0 0			
Inning Stats	R: 0 E: 0 K: 2 S: 7 H: 0 LOB: 0 BB: 0 P: 7	R: 0 E: 0 K: 0 S: 3 H: 1 LOB: 0 BB: 0 P: 3	R: 0 E: 0 K: 0 S: 3 H: 0 LOB: 0 BB: 0 P: 3	R: 2 E: 0 K: 0 S: 6 H: 4 LOB: 1 BB: 0 P: 6	R: 0 E: 0 K: 0 S: 3 H: 0 LOB: 0 BB: 0 P: 3	R: 0 E: 0 K: 0 S: 3 H: 1 LOB: 0 BB: 0 P: 3	R: 0 E: 0 K: 0 S: 3 H: 0 LOB: 0 BB: 0 P: 3	R: 1 E: 0 K: 1 S: 6 H: 1 LOB: 1 BB: 1 P: 10	R: 0 E: 1 K: 1 S: 5 H: 0 LOB: 1 BB: 1 P: 9	1B: 4 2B: 2 3B: 1 HR: 0 SF: 1 SAC: 0 DP: 1 HBP: 0	WP: 0 PB: 0 SB: 0 CS: 1 PA: 34		
PITCHER	IP WLS BF H R ER SO BB IBB HBP BLK WP HR S P ERA WHIP											PITCHER	IP WLS BF H R ER SO BB IBB HBP BLK WP HR S P ERA WHIP
Bob Walk, R (1, 1) ERA: 3.64 Pat Clements, L (8, 1) ERA: 3.23 Don Robinson, R (9, 1) ERA: 3.31	7.0 W 25 6 3 3 2 1 0 0 0 0 0 28 32 3.86 1.000												

livebaseballscorecards.com



Batter	1	2	3	4	5	6	7	8	9	AB R H RBI BB SO LOB	TOP											
Omar Moreno, L (1, 9) OBP: 0.285, SLG: 0.378	0-0 CS 1B		0-0 F7			0-3 K		0-0 FC4-6 2B		4 1 1 0 0 1 3												
Ken Oberkfell, L (1, 5) OBP: 0.389, SLG: 0.381	0-0 F7			0-0 F9		0-0 F9		4-0 2B BB		3 1 0 0 1 0 2												
Dale Murphy, R (1, 8) OBP: 0.375, SLG: 0.513	0-3 K 1-2			0-3 K		0-0 G3		0-0 2B		4 0 1 2 0 2 2												
Bob Homer, R (1, 3) OBP: 0.326, SLG: 0.446		0-0 F5		0-0 6-3		0-0 6-3		0-0 6-3		4 0 0 0 0 0 2												
Ken Griffey, L (1, 7) OBP: 0.350, SLG: 0.515		0-0 P4			0-0 FC6-2 3B		0-3 K		0-0 HR	4 1 2 1 0 1 0												
Rafael Ramirez, R (1, 6) OBP: 0.265, SLG: 0.333		0-0 5-3			0-0 5-3		0-0 HR		0-0 F8	4 1 1 1 0 0 1												
Ozzie Virgil, R (1, 2) OBP: 0.334, SLG: 0.372			0-0 F9		0-0 FC6-2 FC6-4		0-0 6-3		0-0 1B	4 0 1 0 0 0 1												
Glenn Hubbard, R (1, 4) OBP: 0.347, SLG: 0.305			0-0 SH3-4 1B		0-0 FC6-4 1-2f			0-0 P3	0-0 F3	4 0 1 0 0 0 2												
David Palmer, R (1, 1) OBP: 0.207, SLG: 0.298			0-0 SH3-4			0-0 1B		0-0 FC4-6 1B	0-0 F8	1 0 1 0 0 0 0												
Chris Chambliss, L (8, PH) OBP: 0.400, SLG: 0.446										1 0 1 0 0 0 0												
Zane Smith, L (8, PR) OBP: 0.123, SLG: 0.091										0 0 0 0 0 0 0												
Paul Assenmacher, L (8, 1)										0 0 0 0 0 0 0												
Gene Garber, R (8, 1) OBP: 0.333, SLG: 0.200										1 0 0 0 0 0 1												
Inning Stats	R: 0 E: 0 K: 1 S: 5	H: 1 LOB: 1 BB: 0 P: 5	R: 0 E: 0 K: 0 S: 3	H: 0 LOB: 0 BB: 0 P: 3	R: 0 E: 0 K: 0 S: 4	H: 1 LOB: 1 BB: 0 P: 4	R: 0 E: 0 K: 1 S: 5	H: 0 LOB: 0 BB: 0 P: 5	R: 0 E: 0 K: 1 S: 4	H: 1 LOB: 1 BB: 0 P: 4	R: 0 E: 0 K: 1 S: 6	H: 1 LOB: 1 BB: 0 P: 6	R: 1 E: 0 K: 1 S: 6	H: 1 LOB: 0 BB: 0 P: 6	R: 2 E: 0 K: 0 S: 5	H: 2 LOB: 2 BB: 1 P: 9	R: 1 E: 0 K: 0 S: 5	H: 2 LOB: 1 BB: 0 P: 5	1B: 5 2B: 2 3B: 1 HR: 2	SF: 0 SAC: 1 DP: 1 HBP: 0	WP: 0 PB: 0 SB: 1 CS: 1	PA: 36
PITCHER	IP WLS BF H R ER SO BB IBB HBP BLK WP HR S P ERA WHIP																					
Bob Forsch, R (1, 1) ERA: 2.69	7.2 L 29 6 3 3 4 1 0 0 0 0 0 1 36 40 3.52 0.913																					
Todd Worrell, R (8, 1) ERA: 1.95	1.1 7 3 1 1 0 0 0 0 0 0 0 1 7 7 6.75 2.250																					

Atlanta Braves @ St. Louis Cardinals
 Busch Stadium, St. Louis, MO
 Mon Aug 25 1986, 7:05 PM CDT
 Att: 21,808 - Unknown

livebaseballscorecards.com

AB	34
R	4
H	9
RBI	4
BB	1
SO	4
LOB	14



Batter	1	2	3	4	5	6	7	8	9	AB R H RBI BB SO LOB	TOP											
Bill Sample, R (1, 9) OBP: 0.316, SLG: 0.405	0-0 L5			0-0 F6		0-0 FC6-4			0-0 SF8	3 0 0 1 0 0 1	<p>Atlanta Braves @ St. Louis Cardinals Busch Stadium, St. Louis, MO Tue Aug 26 1986, 7:05 PM CDT Att: 19,300 - Unknown</p>											
Rafael Ramirez, R (1, 5) OBP: 0.265, SLG: 0.332	0-0 6-3			0-0 6-3			0-0 FC3-6 1B		0-0 6-3	4 0 1 0 0 0 0												
Dale Murphy, R (1, 8) OBP: 0.374, SLG: 0.510	0-0 F8			0-0 4-3			0-0 FC3-6 1-2f	4-0 FC6-4 BB	4-0 FC6-4 BB	3 0 0 0 1 0 1												
Bob Horner, R (1, 3) OBP: 0.326, SLG: 0.444		0-0 F9		0-0 G6-4-3 1B			0-0 F8	0-0 FC6-4 1-2f	0-0 FC6-4 1-2f	4 0 1 0 0 0 2												
Terry Harper, R (1, 7) OBP: 0.306, SLG: 0.344		0-0 F4		0-0 G6-4-3 1-2f			0-0 F7			3 0 0 0 0 0 2												
Andres Thomas, R (1, 6) OBP: 0.295, SLG: 0.434		0-3 K		0-3 K				0-0 F3		3 0 0 0 0 2 0												
Ozzie Virgil, R (1, 2) OBP: 0.331, SLG: 0.368			0-0 F3		0-0 F5			0-0 F8		3 0 0 0 0 0 0												
Glenn Hubbard, R (1, 4) OBP: 0.346, SLG: 0.303			0-3 K		4-0 FC6-4 BB			0-0 F8		2 0 0 0 1 1 0												
Jim Acker, R (1, 1) OBP: 0.125, SLG: 0.188			0-3 K		0-3 K			0-0 SF8 3B		1 0 0 0 0 1 0												
Chris Chambliss, L (6, PH) OBP: 0.397, SLG: 0.441										1 0 0 0 0 1 1												
Ed Olwine, R (6, 1) OBP: 0.667, SLG: 0.500										0 0 0 0 0 0 0												
Paul Assenmacher, L (8, 1)										0 0 0 0 0 0 0												
Bruce Benedict, R (9, PH) OBP: 0.345, SLG: 0.363										1 1 1 0 0 0 0												
Inning Stats	R: 0 E: 0 K: 0 S: 3	H: 0 LOB: 0 BB: 0 P: 3	R: 0 E: 0 K: 1 S: 5	H: 0 LOB: 0 BB: 0 P: 5	R: 0 E: 0 K: 2 S: 7	H: 0 LOB: 0 BB: 0 P: 7	R: 0 E: 0 K: 0 S: 3	H: 0 LOB: 0 BB: 0 P: 3	R: 0 E: 0 K: 1 S: 5	H: 1 LOB: 0 BB: 0 P: 5	R: 0 E: 0 K: 1 S: 5	H: 0 LOB: 1 BB: 1 P: 9	R: 0 E: 0 K: 0 S: 4	H: 1 LOB: 1 BB: 0 P: 4	R: 0 E: 0 K: 0 S: 3	H: 0 LOB: 0 BB: 0 P: 3	R: 1 E: 0 K: 0 S: 4	H: 1 LOB: 1 BB: 1 P: 8	1B: 2 2B: 0 3B: 1 HR: 0	SF: 1 SAC: 0 DP: 1 HBP: 0	WP: 0 PB: 0 SB: 0 CS: 0	PA: 31
PITCHER	IP WLS BF H R ER SO BB IBB HBP BLK WP HR S P ERA WHIP																					
Greg Mathews, L (1, 1) ERA: 3.2	8.0 W 26 2 0 0 5 1 0 0 0 0 0 0 0 35 39 0.00 0.375																					
Pat Perry, L (9, 1) ERA: 3.92	1.0 5 1 1 1 0 1 0 0 0 0 0 0 0 4 8 9.00 2.000																					

livebaseballscores.com

AB	28
R	1
H	3
RBI	1
BB	2
SO	5
LOB	7



Batter	1	2	3	4	5	6	7	8	9	AB	R	H	RBI	BB	SO	LOB
Vince Coleman, S OBP: 0.317, SLG: 0.298 (1, 7)	0-0 CS 1B		0-0 S 4-3 1B		0-0 1B E 1B	0-0 F8		4-0 1B BB		4	2	3	0	1	0	1
John Morris, L OBP: 0.355, SLG: 0.339 (1, 8)	0-0 3-1 1-2		0-0 4-3		0-0 S E 1B		0-0 S 1B	0-0 1B 1B		5	1	3	2	0	0	2
Tom Herr, S OBP: 0.329, SLG: 0.309 (1, 4)	0-0 3-1		4-0 2-3 BB		0-0 E 1B		0-0 F7 1-2	0-3 K		4	0	0	1	1	1	4
Andy Van Slyke, L OBP: 0.349, SLG: 0.439 (1, 3)		0-0 1B 4-3 1B	0-0 G3		0-0 F7		0-3 K	0-0 1B		5	1	2	2	0	1	4
Terry Pendleton, S OBP: 0.279, SLG: 0.296 (1, 5)		0-0 1B 4-3 1B		0-0 4-3	0-0 E6 1B		4-0 FC4 IBB	0-0 1-3		4	0	2	0	1	0	2
Curt Ford, L OBP: 0.317, SLG: 0.378 Tito Landrum, R OBP: 0.269, SLG: 0.271 (7, PH) (8, 9)		0-0 4-3		0-3 K	0-0 4-3		0-0 FC4			3	0	0	1	0	1	3
Ozzie Smith, S OBP: 0.368, SLG: 0.328 (1, 6)		0-0 G4-6-3 2-3 1B		0-0 4-3		0-0 G6-4-3 1B		0-0 FC2-6 1B		4	0	3	0	0	0	0
Michael LaValliere, L OBP: 0.314, SLG: 0.306 Tom Lawless, R OBP: 0.325, SLG: 0.324 Pat Perry, L (8, PH) (9, 1)		0-0 G4-6-3 1-2f		0-0 FC1-6 1B	0-0 G6-4-3		0-0 FC2-6 BB S 1B			3	0	1	0	0	0	3
Greg Mathews, R OBP: 0.086, SLG: 0.030 Steve Lake, R OBP: 0.409, SLG: 0.415 (8, PH) (9, 2)			0-0 4-3		0-0 FC1-6 1B	1-0 HBP		4-0 1B BB BB		2	1	0	0	0	0	1

Inning Stats	R: 0	H: 1	E: 0	K: 0	S: 3	LOB: 0	BB: 0	P: 3	R: 1	H: 3	E: 0	K: 0	S: 5	LOB: 1	BB: 0	P: 5	R: 0	H: 1	E: 0	K: 0	S: 4	LOB: 2	BB: 1	P: 8	R: 0	H: 0	E: 0	K: 1	S: 5	LOB: 0	BB: 0	P: 5	R: 3	H: 4	E: 2	K: 0	S: 8	LOB: 2	BB: 0	P: 8	R: 0	H: 1	E: 0	K: 1	S: 3	LOB: 1	BB: 0	P: 4	R: 0	H: 1	E: 0	K: 1	S: 6	LOB: 2	BB: 1	P: 10	R: 3	H: 3	E: 0	K: 1	S: 8	LOB: 2	BB: 2	P: 16
--------------	------	------	------	------	------	--------	-------	------	------	------	------	------	------	--------	-------	------	------	------	------	------	------	--------	-------	------	------	------	------	------	------	--------	-------	------	------	------	------	------	------	--------	-------	------	------	------	------	------	------	--------	-------	------	------	------	------	------	------	--------	-------	-------	------	------	------	------	------	--------	-------	-------

PITCHER	IP	WLS	BF	H	R	ER	SO	BB	IBB	HBP	BLK	WP	HR	S	P	ERA	WHIP
Jim Acker, R ERA: 3.75 (1, 1)	5.0	L	24	9	4	3	1	1	1	0	0	0	0	25	29	5.40	2.000
Ed Olwine, L ERA: 4.18 (6, 1)	2.1		12	3	2	2	1	1	1	1	0	0	0	11	20	7.71	1.714
Paul Assenmacher, L ERA: 2.78 (8, 1)	0.2		5	2	1	1	1	1	0	0	0	0	0	6	10	13.50	4.500

BOTTOM

Atlanta Braves @ St. Louis Cardinals
 Busch Stadium, St. Louis, MO
 Tue Aug 26 1986, 7:05 PM CDT
 Att. 19,300 - Unknown

AB	36
R	7
H	14
RBI	6
BB	4
SO	3
LOB	23

WP: 0 PA: 41
 PB: 0
 SB: 4
 CS: 1



1B	2B	3B	HR	SF	SAC	DP	HBP	WP	HR	S	P	ERA	WHIP
14	0	0	0	0	0	2	1	0	0	0	0		

Batter	1	2	3	4	5	6	7	8	9	AB R H RBI BB SO LOB	TOP																
Bill Sample, R (1, 9) OBP: 0.325, SLG: 0.411	0-0 F3		4-0 1B BB		4-0 G6-4-3 BB		0-0 2B			2 0 1 0 2 0 0																	
Rafael Ramirez, R (1, 6) OBP: 0.267, SLG: 0.333	0-0 CS 1B		0-0 1B		0-0 G6-4-3		0-0 F9			4 0 2 0 0 0 4																	
Dale Murphy, R (1, 8) OBP: 0.373, SLG: 0.512	0-0 F9		0-3 K		0-0 2B 3B		0-0 F8			4 1 1 0 0 1 3																	
Bob Homer, R (1, 3) OBP: 0.330, SLG: 0.447		4-0 1B BB		0-0 G4-3		0-0 2B		4-0 FC4-6 BB		2 0 1 1 2 0 0																	
Ken Griffey, L (1, 7) OBP: 0.349, SLG: 0.513		0-0 CS 1B		0-3 K		0-0 F8		0-0 FC4-6 CS		4 0 1 0 0 1 2																	
Ken Oberkfell, L (1, 5) OBP: 0.389, SLG: 0.381		0-0 6-3		0-0 6-3		4-0 G5-4-3 BB		0-0 CS		3 0 1 0 1 0 2																	
Bruce Benedict, R (1, 2) OBP: 0.345, SLG: 0.371 Omar Moreno, L (9, PH) OBP: 0.284, SLG: 0.377		0-0 6-3			0-0 1B 2B		0-0 G5-4-3		0-0 FC5-6 1B	3 0 1 0 0 0 3 1 0 0 0 0 0 1	AB 31 R 1 H 9 RBI 1 BB 5 SO 5 LOB 18																
Glenn Hubbard, R (1, 4) OBP: 0.344, SLG: 0.300 Chris Chambliss, L (9, PH) OBP: 0.393, SLG: 0.437			0-0 F7		0-3 K		0-3 K		0-3 K	3 0 0 0 0 2 1 1 0 0 0 0 1 1																	
Rick Mahler, R (1, 1) OBP: 0.219, SLG: 0.203 Ted Simmons, S (9, PH) OBP: 0.313, SLG: 0.376			0-0 6-3		0-0 BB 1B		0-0 F4		0-0 4-3	3 0 1 0 0 0 0 1 0 0 0 0 0 1																	
Inning Stats	R: 0 E: 0 K: 0 S: 3	H: 1 LOB: 0 BB: 0 P: 3	R: 0 E: 0 K: 0 S: 3	H: 1 LOB: 1 BB: 1 P: 7	R: 0 E: 0 K: 1 S: 6	H: 1 LOB: 2 BB: 1 P: 10	R: 0 E: 0 K: 1 S: 5	H: 0 LOB: 0 BB: 0 P: 5	R: 0 E: 0 K: 1 S: 6	H: 2 LOB: 2 BB: 1 P: 10	R: 1 E: 0 K: 0 S: 4	H: 2 LOB: 1 BB: 1 P: 8	R: 0 E: 0 K: 1 S: 6	H: 1 LOB: 1 BB: 0 P: 6	R: 0 E: 0 K: 0 S: 2	H: 0 LOB: 0 BB: 1 P: 6	R: 0 E: 0 K: 1 S: 6	H: 1 LOB: 1 BB: 0 P: 6	1B: 5 2B: 3 3B: 1 HR: 0	SF: 0 SAC: 0 DP: 2 HBP: 0	WP: 0 PB: 0 SB: 0 CS: 3	PA: 37					
PITCHER	IP	WLS	BF	H	R	ER	SO	BB	IBB	HBP	BLK	WP	HR	S	P	ERA	WHIP										
John Tudor, L (1, 1) ERA: 2.88	6.2		28	8	1	1	4	4	0	0	0	0	0	32	48	1.35	1.800										
Todd Worrell, R (7, 1) ERA: 1.9	2.1	W	8	1	0	0	1	1	0	0	0	0	0	9	13	0.00	0.857										

Atlanta Braves @ St. Louis Cardinals
 Busch Stadium, St. Louis, MO
 Wed Aug 27 1986, 7:05 PM CDT
 Att: 23,887 - Unknown

livebaseballscorecards.com



Batter	1	2	3	4	5	6	7	8	9
Vince Coleman, S OBP: 0.316, SLG: 0.297 (1, 7)	0-0 G3		0-3 K		0-0 5-3			0-0 3-1 WP BB 1B	
Willie McGee, S OBP: 0.303, SLG: 0.361 (1, 8)	0-0 1B 2B		4-0 CS BB			0-0 G3-6-3 1B		4-0 BB 3-1 1-2 IBB	
Tom Herr, S OBP: 0.328, SLG: 0.307 (1, 4)	4-0 1B BB		0-0 4-3 1-2			0-0 G3-6-3 1-2f		0-0 3-1 1-2 2-3	
Andy Van Slyke, L OBP: 0.354, SLG: 0.444 (1, 3)	0-0 CS 1B 1-3 2-H			0-0 4-3 2B		0-0 F8		4-0 BB IBB	
Terry Pendleton, S OBP: 0.279, SLG: 0.294 (1, 5)	0-3 K 1-2			0-0 4-3 2-3			0-0 L8	4-0 1-2 2-3 3-H BB	
John Morris, L OBP: 0.348, SLG: 0.322 (1, 9)		4-0 FC6 BB		0-3 K			0-0 F4	0-0 F9	
Ozzie Smith, S OBP: 0.367, SLG: 0.328 (1, 6)		0-0 FC6 1-2f		0-0 F8			0-0 FC6-4 1B		
Steve Lake, R OBP: 0.383, SLG: 0.386 (1, 2)		0-3 K			0-3 K		0-0 FC6-4 1-2f		
John Tudor, L OBP: 0.171, SLG: 0.174 Todd Worrell, R OBP: 0.143, SLG: 0.429 (1, 1) (7, 1)		0-0 F4			0-0 6-3			0-3 K	

Inning Stats	R: 1	H: 2	E: 0	K: 1	S: 6	LOB: 1	BB: 1	P: 10
	R: 0	H: 0	E: 1	K: 1	S: 5	LOB: 1	BB: 1	P: 9
	R: 0	H: 0	E: 0	K: 1	S: 4	LOB: 0	BB: 1	P: 8
	R: 0	H: 1	E: 0	K: 1	S: 6	LOB: 1	BB: 0	P: 6
	R: 0	H: 0	E: 0	K: 1	S: 5	LOB: 0	BB: 0	P: 5
	R: 0	H: 1	E: 0	K: 0	S: 3	LOB: 0	BB: 0	P: 3
	R: 0	H: 1	E: 0	K: 0	S: 4	LOB: 1	BB: 0	P: 4
	R: 1	H: 1	E: 0	K: 1	S: 6	LOB: 3	BB: 3	P: 18

AB	R	H	RBI	BB	SO	LOB
4	1	1	0	0	1	0
2	1	2	0	2	0	0
3	0	0	0	1	0	4
3	0	2	1	1	0	0
3	0	0	1	1	1	3
3	0	0	0	1	1	4
3	0	1	0	0	0	2
3	0	0	0	0	2	2
2	0	0	0	0	0	1
1	0	0	0	0	1	0

BOTTOM

Atlanta Braves @ St. Louis Cardinals
 Busch Stadium, St. Louis, MO
 Wed Aug 27 1986, 7:05 PM CDT
 Att. 23,887 - Unknown

AB	27
R	2
H	6
RBI	2
BB	6
SO	6
LOB	16

livebaseballscorecards.com



WP: 1	PA: 33
PB: 0	SB: 0
CS: 2	

Chicago Cubs @ Atlanta Braves
Atlanta-Fulton County Stadium, Atlanta, GA

Fri Aug 29 1986, 7:05 PM EDT
Att: 16,308 - Unknown

livebaseballscorecards.com

AB	34
R	7
H	12
RBI	7
BB	9
SO	6
LOB	22



WP:	1	PA:	45
PB:	0		
SB:	0		
CS:	1		

AB R H RBI BB SO LOB

4	0	0	1	0	1	2
5	0	2	0	0	1	2
2	1	1	0	3	1	0
0	0	0	0	0	0	0
4	1	1	0	1	0	4
4	1	1	1	0	0	1
3	2	2	0	1	0	0
0	0	0	0	1	0	0
3	1	3	2	2	0	0
4	1	2	3	1	1	4
4	0	0	0	0	1	7
1	0	0	0	0	1	2

Batter	1	2	3	4	5	6	7	8	9
Shawon Dunston, R (1, 6) OBP: 0.282, SLG: 0.410	0-0 F9		0-0 F8	0-0 SF9	0-3 K		0-0 4-3		
23 Ryne Sandberg, R (1, 4) OBP: 0.326, SLG: 0.416	0-0 CS 1B		0-0 BB 1B	0-3 K		0-0 F8		0-0 5-3	
Gary Matthews, R (1, 7) Terry Francona, L (9, 7) OBP: 0.361, SLG: 0.472 OBP: 0.278, SLG: 0.333	0-0 1B		4-0 G4-6-3 BB		4-0 1B SF9 BB	0-3 K		4-0 G6-4-3 BB	
Keith Moreland, R (1, 9) OBP: 0.328, SLG: 0.366	0-0 F5		0-0 G4-6-3 BB		0-0 1B BB	4-0 BB		0-0 G6-4-3 BB	
Jody Davis, R (1, 2) OBP: 0.278, SLG: 0.405		0-0 F9		0-0 1B 2B	0-0 SF9	0-0 F8		0-0 6-3	
Ron Cey, R (1, 5) Chris Speier, R (7, PR) OBP: 0.385, SLG: 0.526 OBP: 0.351, SLG: 0.445		0-0 6-3		4-0 1B 1B SF9 1B	4-0 1B HR BB		0-0 FC1-5 2B	4-0 BLK 1B FC6-2 BB	
Manny Trillo, R (1, 3) OBP: 0.407, SLG: 0.442		4-0 BB BB		0-0 SF9 1B 1B	0-0 1B HR 1B		4-0 WP FC1-5 BB	0-0 FC6-2 BLK 1B	
Bob Dernier, R (1, 8) OBP: 0.266, SLG: 0.295		4-0 1B BB		0-0 1B 1B	0-0 1B HR		0-3 K	0-0 FC6-2	
Scott Sanderson, R (1, 1) Dave Gumpert, R (8, 1) OBP: 0.061, SLG: 0.063	0-0 G3		0-3 K	0-3 K	0-0 F7		0-0 FC1-5 WP	0-3 K	

Inning Stats	R: 0	H: 2	E: 0	K: 0	S: 4	P: 4	R: 0	H: 0	E: 0	K: 0	S: 3	P: 11	R: 0	H: 1	E: 0	K: 0	S: 3	P: 7	R: 2	H: 4	E: 0	K: 2	S: 11	P: 11	R: 5	H: 3	E: 0	K: 1	S: 8	P: 16	R: 0	H: 0	E: 0	K: 1	S: 5	P: 9	R: 0	H: 1	E: 0	K: 1	S: 6	P: 10	R: 0	H: 0	E: 0	K: 0	S: 2	P: 6	R: 0	H: 1	E: 0	K: 1	S: 6	P: 10	1B: 9	SF: 2	2B: 2	SAC: 0	3B: 0	DP: 2	HR: 1	HBP: 0	WP: 1	PA: 45
--------------	------	------	------	------	------	------	------	------	------	------	------	-------	------	------	------	------	------	------	------	------	------	------	-------	-------	------	------	------	------	------	-------	------	------	------	------	------	------	------	------	------	------	------	-------	------	------	------	------	------	------	------	------	------	------	------	-------	-------	-------	-------	--------	-------	-------	-------	--------	-------	--------

PITCHER	IP	WLS	BF	H	R	ER	SO	BB	IBB	HBP	BLK	WP	HR	S	P	ERA	WHIP
Zane Smith, L (1, 1) ERA: 3.79	4.1	L	26	10	7	7	2	5	0	0	0	0	1	25	45	14.54	3.462
Cliff Speck, R (5, 1) ERA: 3.0	2.2		11	1	0	0	3	2	0	0	0	1	0	15	23	0.00	1.125
Jeff Dedmon, R (8, 1) ERA: 2.87	2.0		8	1	0	0	1	2	0	0	1	0	0	8	16	0.00	1.500

PITCHER	IP	WLS	BF	H	R	ER	SO	BB	IBB	HBP	BLK	WP	HR	S	P	ERA	WHIP
---------	----	-----	----	---	---	----	----	----	-----	-----	-----	----	----	---	---	-----	------

Batter	1	2	3	4	5	6	7	8	9	AB R H RBI BB SO LOB
Omar Moreno, L OBP: 0.283, SLG: 0.377 (1, 9) X	0-0 F5 S S S	0-3 K S S S			0-3 K S S S				0-0 G1-4-3 X	5 1 1 0 0 2 1
Ken Oberkfell, L OBP: 0.390, SLG: 0.390 (1, 5) X	0-0 1B 2B		0-0 F8 X		0-0 1-3 X				0-0 2B 3B 2-H	4 1 2 1 0 0 0
Dale Murphy, R OBP: 0.372, SLG: 0.509 (1, 8) X	0-0 1B 2-3 1B		0-3 K S S S		0-0 6-3 X				0-0 1-3 X	4 0 1 0 0 1 1
Bob Horner, R OBP: 0.331, SLG: 0.455 (1, 3) X	0-0 1B 1-2 3-H		0-0 HR X			0-0 F9 S S S			0-3 K S S S	4 1 2 2 0 1 1
Ken Griffey, L OBP: 0.346, SLG: 0.508 (1, 7) S S S	0-3 K X		0-0 G3 X			0-0 F4 X			0-0 F8 X	4 0 0 0 0 1 2
Rafael Ramirez, R OBP: 0.267, SLG: 0.333 (1, 6) S S S	0-3 K X			0-0 6-3 X		0-0 BB 1B X			0-0 5-3 X	4 0 1 0 0 1 2
Ozzie Virgil, R OBP: 0.333, SLG: 0.371 (1, 2) X		0-0 F6 X		0-0 2B X		4-0 BB 1-2 BB X			0-0 6-3 X	3 0 1 0 1 0 0
Glenn Hubbard, R OBP: 0.343, SLG: 0.299 (1, 4) X		0-0 SH1-4 1B X		0-3 K S S S		0-0 6-3 X			0-3 K S S S	4 0 1 0 0 2 3
Zane Smith, L OBP: 0.121, SLG: 0.089 Cliff Speck, R (5, 1)		0-0 SH1-4 X		0-3 K S S S			0-0 6-3 X		0-0 4-3 X	1 0 0 0 0 1 1
Bill Sample, R OBP: 0.323, SLG: 0.409 Jeff Dedmon, L OBP: 0.167, SLG: 0.167 Chris Chambliss, L OBP: 0.390, SLG: 0.433 (7, PH) (8, 1) (9, PH)										0 0 0 0 0 0 0

Inning Stats	R: 1	H: 3	E: 0	K: 2	S: 10	H: 3	LOB: 2	BB: 0	P: 10	R: 0	H: 1	E: 0	K: 1	S: 6	H: 1	LOB: 1	BB: 0	P: 6	R: 1	H: 1	E: 0	K: 1	S: 6	R: 0	H: 1	E: 0	K: 2	S: 8	R: 0	H: 0	E: 0	K: 1	S: 5	R: 0	H: 1	E: 0	K: 0	S: 4	R: 1	H: 2	E: 0	K: 1	S: 7	R: 0	H: 0	E: 0	K: 0	S: 3	R: 0	H: 0	E: 0	K: 1	S: 5	1B: 4	2B: 3	3B: 1	SF: 0	SAC: 1	DP: 0	HBP: 0	WP: 0	PA: 37
--------------	------	------	------	------	-------	------	--------	-------	-------	------	------	------	------	------	------	--------	-------	------	------	------	------	------	------	------	------	------	------	------	------	------	------	------	------	------	------	------	------	------	------	------	------	------	------	------	------	------	------	------	------	------	------	------	------	-------	-------	-------	-------	--------	-------	--------	-------	--------

PITCHER	IP	WLS	BF	H	R	ER	SO	BB	IBB	HBP	BLK	WP	HR	S	P	ERA	WHIP
Scott Sanderson, R ERA: 4.32 (1, 1)	7.0	W	31	9	3	3	8	1	0	0	0	0	1	46	50	3.86	1.429
Dave Gumpert, R ERA: 3.5 (8, 1)	2.0		6	0	0	0	1	0	0	0	0	0	0	8	8	0.00	0.000


BOTTOM

Chicago Cubs @ Atlanta Braves
Atlanta-Fulton County Stadium, Atlanta, GA

Fri Aug 29 1986, 7:05 PM EDT
Att. 16,308 - Unknown

livebaseballscorecards.com

AB	35
R	3
H	9
RBI	3
BB	1
SO	9
LOB	11



Batter	1	2	3	4	5	6	7	8	9	AB R H RBI BB SO LOB	TOP	
Bob Dernier, R OBP: 0.262, SLG: 0.291 (1, 8) X	0-0 F7 ①		0-0 G5-4-3 ②③			0-0 FC5-4 23 S ②		0-0 F7 ①		4 0 0 0 0 0 2	Chicago Cubs @ Atlanta Braves Atlanta-Fulton County Stadium, Atlanta, GA Sat Aug 30 1986, 3:33 AM EDT Att: 21,780 - Unknown livebaseballscorecards.com	
23 Ryne Sandberg, R OBP: 0.325, SLG: 0.415 (1, 4) X	0-0 1B S			0-0 F9 ①		0-3 K ③		0-0 1-3 ②		4 0 1 0 0 1 1		
Gary Matthews, R OBP: 0.360, SLG: 0.469 (1, 7) X	0-0 F9 ②			0-0 5-3 ②			0-0 HR 1B	0-0 6-3 ③		4 1 1 0 0 0 1		
Keith Moreland, R OBP: 0.329, SLG: 0.373 (1, 9) X	0-0 F9 ③			0-0 6-3 ③			0-0 HR 1B		0-0 G4-6-3 1B	4 1 2 2 0 0 1		
Leon Durham, L OBP: 0.331, SLG: 0.418 (1, 3) X		0-0 6-3 ①			0-3 K ①		0-0 F3 ①		0-3 K ①	4 0 0 0 0 2 1		
Jody Davis, R OBP: 0.278, SLG: 0.406 (1, 2) X		0-0 F9 ②			0-0 F4 ②		0-0 1B 2B		0-0 G4-6-3 ②③	4 1 1 0 0 0 1		
Manny Trillo, R OBP: 0.397, SLG: 0.430 (1, 5) X		0-3 K ③			0-0 F9 ③		0-0 6-3 ②			3 0 0 0 0 1 1		
Shawon Dunston, R OBP: 0.283, SLG: 0.410 (1, 6) X			0-0 F7 ①			0-3 K ①	0-0 1B 2H			3 0 1 1 0 1 0		
Rick Sutcliffe, L OBP: 0.239, SLG: 0.333 (1, 1) X			0-0 1B G5-4-3			0-0 1B FC5-4	0-3 K ③			3 0 2 0 0 1 1		
Frank DiPino, L OBP: 0.167, SLG: 0.167 (7, 1)										0 0 0 0 0 0 0		
Dave Gumpert, R OBP: 0.167, SLG: 0.167 (7, 1)										0 0 0 0 0 0 0		
Inning Stats	R: 0 H: 1 E: 0 LOB: 1 K: 0 BB: 0 S: 4 P: 4	R: 0 H: 0 E: 0 LOB: 0 K: 1 BB: 0 S: 5 P: 5	R: 0 H: 1 E: 0 LOB: 0 K: 0 BB: 0 S: 3 P: 3	R: 0 H: 0 E: 0 LOB: 0 K: 0 BB: 0 S: 3 P: 3	R: 0 H: 0 E: 0 LOB: 0 K: 1 BB: 0 S: 5 P: 5	R: 0 H: 1 E: 0 LOB: 1 K: 2 BB: 0 S: 8 P: 8	R: 3 H: 4 E: 0 LOB: 1 K: 1 BB: 0 S: 9 P: 9	R: 0 H: 0 E: 0 LOB: 0 K: 0 BB: 0 S: 3 P: 3	R: 0 H: 1 E: 0 LOB: 0 K: 1 BB: 0 S: 5 P: 5	1B: 6 SF: 0 2B: 1 SAC: 0 3B: 0 DP: 2 HR: 1 HBP: 0	WP: 0 PA: 33 PB: 0 SB: 2 CS: 0	
PITCHER	IP WLS BF H R ER SO BB IBB HBP BLK WP HR S P ERA WHIP											ERA WHIP
Doyle Alexander, R ERA: 4.32 (1, 1)	7.0 W 27 7 3 3 5 0 0 0 0 0 0 1 37 37 3.86 1.000											
Gene Garber, R ERA: 1.67 (8, 1)	2.0 S 6 1 0 0 1 0 0 0 0 0 0 0 8 8 0.00 0.500											

Chicago Cubs @ Atlanta Braves
Atlanta-Fulton County Stadium, Atlanta, GA
Sat Aug 30 1986, 3:33 AM EDT
Att: 21,780 - Unknown

AB	33
R	3
H	8
RBI	3
BB	0
SO	6
LOB	9



Batter	1	2	3	4	5	6	7	8	9	AB R H RBI BB SO LOB	TOP								
Jerry Mumphrey, S (1, 8) OBP: 0.362, SLG: 0.400	0-3 K	0-3 K			0-0 F7					3 0 0 0 1 2 0									
23 Ryne Sandberg, R (1, 4) OBP: 0.325, SLG: 0.414	0-0 S 1B	0-0 1-3			0-0 5-3					4 0 1 0 0 0 2									
Gary Matthews, R (1, 7) OBP: 0.356, SLG: 0.463	0-0 F6				0-0 5-3					4 0 0 0 0 0 3									
Keith Moreland, R (1, 9) OBP: 0.328, SLG: 0.371	4-0 1-2 BB				0-0 1-3					3 0 0 0 1 1 0									
Leon Durham, L (1, 3) OBP: 0.333, SLG: 0.417	0-3 K				4-0 BB					3 0 1 0 1 2 2									
Jody Davis, R (1, 2) OBP: 0.277, SLG: 0.403					0-0 F3					3 1 0 0 1 1 2									
Ron Cey, R (1, 5) OBP: 0.390, SLG: 0.524					4-0 K					1 1 0 0 3 0 1									
Bob Dernier, R (9, PR) OBP: 0.282, SLG: 0.291					4-0 G3					0 0 0 0 0 0 0									
Manny Trillo, R (9, 5) OBP: 0.397, SLG: 0.430					0-0 G3					0 0 0 0 0 0 0									
Shawon Dunston, R (1, 6) OBP: 0.283, SLG: 0.416					0-3 K					2 1 1 3 0 1 1									
Chris Speier, R (5, 6) OBP: 0.353, SLG: 0.446					0-3 K					2 0 1 0 0 0 1									
Dennis Eckersley, R (1, 1) OBP: 0.164, SLG: 0.305					0-3 K					2 0 0 0 0 2 1									
Ron Davis, R (6, 1)					0-3 K					1 0 0 0 0 1 1									
Thad Bosley, L (9, PH) OBP: 0.364, SLG: 0.349					0-3 K					1 0 0 0 0 1 1									
Lee Smith, R (9, 1)					0-3 K					0 0 0 0 0 0 0									
Inning Stats	R: 0 E: 0 K: 2 S: 8	H: 1 LOB: 2 BB: 1 P: 12	R: 3 E: 0 K: 2 S: 8	H: 1 LOB: 0 BB: 2 P: 16	R: 0 E: 0 K: 2 S: 7	H: 0 LOB: 1 BB: 1 P: 11	R: 0 E: 0 K: 1 S: 5	H: 0 LOB: 1 BB: 1 P: 9	R: 0 E: 0 K: 1 S: 6	H: 1 LOB: 2 BB: 1 P: 10	R: 0 E: 0 K: 0 S: 3	H: 1 LOB: 0 BB: 0 P: 3	R: 0 E: 0 K: 1 S: 4	H: 0 LOB: 1 BB: 1 P: 8	1B: 3 2B: 0 3B: 0 HR: 1	SF: 0 SAC: 0 DP: 1 HBP: 0	WP: 0 PB: 1 SB: 1 CS: 1	PA: 36	
PITCHER David Palmer, R (1, 1) ERA: 3.36	IP: 6.0	WLS: 2	BF: 25	H: 2	R: 3	ER: 3	SO: 9	BB: 5	IBB: 0	HBP: 0	BLK: 0	WP: 0	HR: 1	S: 38	P: 58	ERA: 4.50	WHIP: 1.167		
Jeff Dedmon, R (7, 1) ERA: 2.77	IP: 3.0	WLS: 1	BF: 11	H: 2	R: 0	ER: 0	SO: 2	BB: 2	IBB: 0	HBP: 0	BLK: 0	WP: 0	HR: 0	S: 13	P: 21	ERA: 0.00	WHIP: 1.333		

Chicago Cubs @ Atlanta Braves
Atlanta-Fulton County Stadium, Atlanta, GA

Sun Aug 31 1986, 3:33 AM EDT
Att: 15,534 - Unknown

livebaseballscorecards.com

AB	29
R	3
H	4
RBI	3
BB	7
SO	11
LOB	15



Batter	1	2	3	4	5	6	7	8	9	AB	R	H	RBI	BB	SO	LOB
Omar Moreno, L (1, 9) OBP: 0.285, SLG: 0.375	0-0 4-3		0-3 K		0-0 FC5 BB 1B	0-3 K				4	0	1	0	0	2	3
Ken Oberkfell, L (1, 5) OBP: 0.388, SLG: 0.384	0-0 F8			0-0 6-3	4-0 BB 1-2		0-0 6-3			3	0	0	0	1	0	0
Dale Murphy, R (1, 8) OBP: 0.371, SLG: 0.511	0-3 K			0-0 HR	0-0 FC5 2-3f		0-3 K			4	1	1	1	0	2	2
Bob Horner, R (1, 3) OBP: 0.336, SLG: 0.459		0-0 FC3-6 1B		0-0 1B 1B		0-0 2B SF8 1B	0-0 1B			4	1	4	0	0	0	0
Ken Griffey, L (1, 7) OBP: 0.346, SLG: 0.507		0-0 FC3-6 G6-3 1-2f		0-0 1B 1-2		0-0 SF8 1B 2B	0-0 4-3			4	1	2	0	0	0	2
Andres Thomas, R (1, 6) OBP: 0.293, SLG: 0.429		0-0 G6-3 1-2f		0-0 F3		0-0 SF8 2-3 3-H	0-0 F9			3	0	0	1	0	0	3
Ozzie Virgil, R (1, 2) OBP: 0.337, SLG: 0.378			0-0 2B	0-0 F8		0-0 E 1B 1B	0-3 K			4	0	2	1	0	1	2
Glenn Hubbard, R (1, 4) OBP: 0.343, SLG: 0.300			0-0 F8		0-0 L4	0-0 E7 1-3 1B	0-0 6-3			4	0	1	0	0	0	0
David Palmer, R (1, 1) OBP: 0.217, SLG: 0.305			0-0 1B		0-3 K	0-0 F5				2	0	1	0	0	1	0
Chris Chambliss, L (6, PH) OBP: 0.383, SLG: 0.425										1	0	0	0	0	0	2
Jeff Dedmon, L (7, 1) OBP: 0.167, SLG: 0.167										0	0	0	0	0	0	0
Ted Simmons, S (9, PH) OBP: 0.316, SLG: 0.403										1	1	1	1	0	0	0

Inning Stats	R: 0	H: 0	E: 0	K: 1	S: 5	R: 0	H: 1	E: 0	K: 0	S: 3	R: 0	H: 2	E: 0	K: 1	S: 6	R: 1	H: 3	E: 0	K: 0	S: 6	R: 0	H: 1	E: 0	K: 1	S: 6	R: 2	H: 4	E: 1	K: 1	S: 9	R: 0	H: 1	E: 0	K: 1	S: 6	R: 0	H: 0	E: 0	K: 1	S: 5	R: 1	H: 1	E: 0	K: 0	S: 1	1B: 9	SF: 1	2B: 2	3B: 0	HR: 2	WP: 0	PA: 36	
	0	0	0	1	5	0	1	0	0	3	0	2	1	0	6	0	3	0	0	6	0	0	0	1	10	0	4	1	0	9	0	1	6	0	0	0	5	0	0	0	5	1	0	0	0	1	9	1	2	0	2	0	36

PITCHER	IP	WLS	BF	H	R	ER	SO	BB	IBB	HBP	BLK	WP	HR	S	P	ERA	WHIP
Dennis Eckersley, R (1, 1) ERA: 4.54	5.1		26	11	3	3	3	1	0	0	0	0	1	31	35	5.06	2.250
Ron Davis, R (6, 1) ERA: 8.51	2.2		9	1	0	0	3	0	0	0	0	0	0	15	15	0.00	0.375
Lee Smith, R (9, 1) ERA: 2.87	0.0	L	1	1	1	1	0	0	0	0	0	0	1	1	1	∞	∞

BOTTOM

Chicago Cubs @ Atlanta Braves
Atlanta-Fulton County Stadium, Atlanta, GA

Sun Aug 31 1986, 3:33 AM EDT
Att. 15,534 - Unknown

livebaseballscorecards.com

AB	34
R	4
H	13
RBI	4
BB	1
SO	6
LOB	14



Batter	1	2	3	4	5	6	7	8	9	AB R H RBI BB SO LOB	TOP
Vince Coleman, S (1, 7) x OBP: 0.319, SLG: 0.299	0-0 6-3 ①		0-0 G1 ③			0-0 5-3 ①		4-0 BB ② x	0-0 1-4-3 ③	4 0 0 0 1 0 1	St. Louis Cardinals @ Atlanta Braves Atlanta-Fulton County Stadium, Atlanta, GA Mon Sep 01 1986, 7:05 PM EDT Att. 4,572 - Unknown livebaseballscorecards.com
Willie McGee, S (1, 8) x OBP: 0.307, SLG: 0.365	0-0 6-3 ②			0-0 4-3 ①		0-0 F9 2B		0-0 1-3 ③		4 0 1 0 0 0 1	
Tom Herr, S (1, 4) x OBP: 0.331, SLG: 0.317	0-0 2B			0-0 FC5-4 1B		0-0 F9 2-3		0-0 6-3 ①		4 1 2 0 0 0 1	
Andy Van Slyke, L (1, 3) x OBP: 0.353, SLG: 0.445	0-0 F7 ③			0-0 E6 FC5-4 1-3		0-3 K ③		0-0 2B 1B		4 1 1 0 0 1 3	
Terry Pendleton, S (1, 5) x OBP: 0.278, SLG: 0.299		0-0 4-3 ①		0-0 FC5-4 ②		0-0 F8 ①		0-0 1B 2B 1-H		4 1 1 2 0 0 1	
John Morris, L (1, 9) x OBP: 0.338, SLG: 0.313		0-0 L6 ②		0-0 F8 ③		0-0 4-3 ②		0-0 3B 1B 2-H		4 1 1 1 0 0 1	
Ozzie Smith, S (1, 6) x OBP: 0.363, SLG: 0.326		0-0 G3 ③			0-0 3-1 ①		0-0 6-3 ③	0-0 1B 3B 1-H		4 1 1 1 0 0 0	
Michael LaValliere, L (1, 2) x OBP: 0.306, SLG: 0.296 Tom Lawless, R (8, PR) x OBP: 0.325, SLG: 0.324 Ray Soff, R (8, 1) x Clint Hurdle, L (9, PH) x OBP: 0.318, SLG: 0.294 Tito Landrum, R (9, PH) x OBP: 0.271, SLG: 0.262 Todd Worrell, R (9, 1) x OBP: 0.143, SLG: 0.429			0-0 G3 ①		0-0 4-3 ②			0-0 E4 CS	0-0 E4	3 0 1 0 0 0 0 0 0 0 0 0 0 0 0 0 0 0	
Greg Mathews, R (1, 1) x OBP: 0.081, SLG: 0.029 Curt Ford, L (8, PH) x OBP: 0.311, SLG: 0.370 Steve Lake, R (8, 2) x OBP: 0.346, SLG: 0.347			0-3 K ②		0-0 4-3 ③			0-0 F8 ① x	0-0 F8 ②	2 0 0 0 0 0 1 0 1 0 0 0 0 0 0 1 1 0 0 0 0 0 0 1	
Inning Stats	R: 0 H: 1 E: 0 LOB: 1 K: 0 BB: 0 S: 4 P: 4	R: 0 H: 0 E: 0 LOB: 0 K: 0 BB: 0 S: 3 P: 3	R: 0 H: 0 E: 0 LOB: 0 K: 1 BB: 0 S: 5 P: 5	R: 1 H: 1 E: 1 LOB: 1 K: 0 BB: 0 S: 5 P: 5	R: 0 H: 0 E: 0 LOB: 0 K: 0 BB: 0 S: 3 P: 3	R: 0 H: 1 E: 0 LOB: 1 K: 1 BB: 0 S: 6 P: 6	R: 0 H: 0 E: 0 LOB: 0 K: 0 BB: 0 S: 3 P: 3	R: 0 H: 0 E: 1 LOB: 1 K: 0 BB: 1 S: 3 P: 7	R: 4 H: 4 E: 1 LOB: 1 K: 0 BB: 0 S: 8 P: 8	1B: 3 SF: 0 2B: 3 SAC: 0 3B: 1 DP: 0 HR: 0 HBP: 0	
PITCHER	IP WLS BF H R ER SO BB IBB HBP BLK WP HR S P ERA WHIP										
Jim Acker, R (1, 1) ERA: 3.72	8.1 L 34 7 5 3 2 1 0 0 0 0 0 0 37 41 3.24 0.960										
Paul Assenmacher, L (9, 1) ERA: 2.75	0.2 3 0 0 0 0 0 0 0 0 0 0 0 3 3 0.00 0.000										



Batter	1	2	3	4	5	6	7	8	9
Bill Sample, R (1, 9) OBP: 0.323, SLG: 0.408 Omar Moreno, L (8, PH) OBP: 0.287, SLG: 0.377 (9, 9)	0-0 F5		0-0 1B		0-3 K			0-0 1B	
Rafael Ramirez, R (1, 5) OBP: 0.272, SLG: 0.336 Ken Oberkell, L (8, PH) OBP: 0.389, SLG: 0.385 (9, 5)	0-0 5-3		0-0 F8			4-0 BB		0-0 1B	
Dale Murphy, R (1, 8) OBP: 0.368, SLG: 0.507	0-0 F6			0-3 K		0-0 F9		0-3 K	
Bob Horner, R (1, 3) OBP: 0.336, SLG: 0.464		0-0 F9		0-0 HR		0-0 G3		0-0 G4-6-3	
Ken Griffey, L (1, 7) OBP: 0.343, SLG: 0.502		0-0 F7		0-0 F8		0-0 4-3			0-3 K
Andres Thomas, R (1, 6) OBP: 0.288, SLG: 0.422		0-0 F7		0-0 F9			0-0 4-3		0-3 K
Bruce Benedict, R (1, 2) OBP: 0.341, SLG: 0.361			0-0 F7		0-0 4-3		4-0 BB		0-0 F9
Glenn Hubbard, R (1, 4) OBP: 0.343, SLG: 0.309			0-3 K		0-0 HR		0-0 F9		
Jim Acker, R (1, 1) OBP: 0.158, SLG: 0.211 Paul Assenmacher, L (9, 1)			0-0 1B		0-3 K		0-3 K		

AB	R	H	RBI	BB	SO	LOB
3	0	1	0	0	1	0
1	0	1	0	0	0	0
2	0	0	0	1	0	2
1	0	1	0	0	0	0
4	0	0	0	0	2	3
4	1	1	1	0	0	3
4	0	0	0	0	1	1
4	0	0	0	0	1	0
3	0	0	0	1	0	0
3	1	1	1	0	1	1
3	0	1	0	0	2	1
0	0	0	0	0	0	0

St. Louis Cardinals @ Atlanta Braves
 Atlanta-Fulton County Stadium, Atlanta, GA
 Mon Sep 01 1986, 7:05 PM EDT
 Att. 4,572 - Unknown

AB	32
R	2
H	6
RBI	2
BB	2
SO	8
LOB	11



Inning Stats														1B	SF	WP	PA
R: 0	H: 0	R: 0	H: 0	R: 0	H: 2	R: 1	H: 1	R: 0	H: 0	R: 0	H: 2	R: 0	H: 0	1B: 4	SF: 0	WP: 0	PA: 34
E: 0	LOB: 0	E: 0	LOB: 0	E: 0	LOB: 2	E: 0	LOB: 0	E: 0	LOB: 1	E: 0	LOB: 1	E: 0	LOB: 0	2B: 0	SAC: 0	PB: 0	
K: 0	BB: 0	K: 0	BB: 0	K: 1	BB: 0	K: 1	BB: 0	K: 1	BB: 1	K: 1	BB: 0	K: 2	BB: 0	3B: 0	DP: 1	SB: 0	
S: 3	P: 3	S: 3	P: 3	S: 7	P: 7	S: 6	P: 6	S: 3	P: 7	S: 5	P: 9	S: 6	P: 6	HR: 2	HBP: 0	CS: 0	

PITCHER														IP	WLS	BF	H	R	ER	SO	BB	IBB	HBP	BLK	WP	HR	S	P	ERA	WHIP	
Greg Mathews, L (1, 1) ERA: 3.16														7.0		27	4	2	2	5	2	0	0	0	0	0	0	0	0	2.57	0.857
Ray Soff, R (8, 1) ERA: 3.0														1.0	W	4	2	0	0	1	0	0	0	0	0	0	6	6	0.00	2.000	
Todd Worrell, R (9, 1) ERA: 1.87														1.0	S	3	0	0	0	2	0	0	0	0	0	0	7	7	0.00	0.000	

Batter	1	2	3	4	5	6	7	8	9	AB R H RBI BB SO LOB	TOP											
Vince Coleman, S (1, 7) OBP: 0.318, SLG: 0.297	0-3 K		4-0 CS BB		0-0 F5			0-0 F8		3 0 0 0 1 1 1												
Willie McGee, S (1, 8) OBP: 0.304, SLG: 0.362	0-0 F8		0-0 G3			0-0 L4		0-0 G3		4 0 0 0 0 0 1												
Tom Herr, S (1, 4) OBP: 0.333, SLG: 0.317	0-0 1B			4-0 BB G6-4-3		0-0 G3		0-0 G3		3 0 1 0 1 0 0												
Andy Van Slyke, L (1, 3) OBP: 0.358, SLG: 0.459	0-0 1B			0-0 F7		0-0 FC4 1B			0-0 HR	4 1 3 1 0 0 1												
Terry Pendleton, S (1, 5) OBP: 0.276, SLG: 0.297	0-0 F7			0-0 G6-4-3		0-0 FC4			0-0 3-1	4 0 0 0 0 0 4												
John Morris, L (1, 9) OBP: 0.333, SLG: 0.309		0-0 F6			0-0 F8		0-0 FC6-4 1B		0-0 F6	4 0 1 0 0 0 0												
Ozzie Smith, S (1, 6) OBP: 0.362, SLG: 0.325		0-0 F7			0-0 1B SF7 1B		0-0 B1		0-0 G3	4 1 1 0 0 0 1												
Michael LaValliere, L (1, 2) OBP: 0.306, SLG: 0.297		0-0 F7			0-0 1B		0-0 F7			3 0 1 0 0 0 1												
John Tudor, L (1, 1) OBP: 0.164, SLG: 0.169			0-0 5-3		0-0 SF7		0-0 FC6-4			2 0 0 1 0 0 1												
Ray Soff, R (7, 1)										0 0 0 0 0 0 0												
Ricky Horton, L (8, 1) OBP: 0.167, SLG: 0.091										0 0 0 0 0 0 0												
Inning Stats	R: 0 E: 0 K: 1 S: 7	H: 2 LOB: 2 BB: 0 P: 7	R: 0 E: 0 K: 0 S: 3	H: 0 LOB: 0 BB: 0 P: 3	R: 0 E: 0 K: 0 S: 2	H: 0 LOB: 0 BB: 1 P: 6	R: 0 E: 0 K: 0 S: 2	H: 0 LOB: 0 BB: 1 P: 6	R: 1 E: 0 K: 0 S: 5	H: 2 LOB: 1 BB: 0 P: 5	R: 0 E: 0 K: 0 S: 4	H: 1 LOB: 1 BB: 0 P: 4	R: 0 E: 0 K: 0 S: 4	H: 1 LOB: 1 BB: 0 P: 4	R: 0 E: 0 K: 0 S: 3	H: 0 LOB: 0 BB: 0 P: 3	R: 1 E: 0 K: 0 S: 4	H: 1 LOB: 0 BB: 0 P: 4	1B: 6 2B: 0 3B: 0 HR: 1	SF: 1 SAC: 0 DP: 1 HBP: 0	WP: 0 PB: 0 SB: 0 CS: 1	PA: 34
PITCHER	IP WLS BF H R ER SO BB IBB HBP BLK WP HR S P ERA WHIP																					
Rick Mahler, R (1, 1) ERA: 5.15	8.0 W 31 7 2 2 1 2 0 0 0 0 0 1 31 39 2.25 1.125																					
Gene Garber, R (9, 1) ERA: 1.65	1.0 S 3 0 0 0 0 0 0 0 0 0 0 0 3 3 0.00 0.000																					

St. Louis Cardinals @ Atlanta Braves
Atlanta-Fulton County Stadium, Atlanta, GA

Tue Sep 02 1986, 7:05 PM EDT
Att. 2,719 - Unknown

livebaseballscorecards.com

AB 31
R 2
H 7
RBI 2
BB 2
SO 1
LOB 10



Batter	1	2	3	4	5	6	7	8	9	AB	R	H	RBI	BB	SO	LOB
--------	---	---	---	---	---	---	---	---	---	----	---	---	-----	----	----	-----

Bill Sample, R (1, 9) <small>OBP: 0.333, SLG: 0.418</small> Omar Moreno, L (9, 9) <small>OBP: 0.287, SLG: 0.377</small>										3	0	3	1	0	0	0
Ken Oberkfell, L (1, 5) <small>OBP: 0.390, SLG: 0.387</small>										4	1	2	0	0	0	2
Dale Murphy, R (1, 8) <small>OBP: 0.367, SLG: 0.511</small>										4	1	1	3	0	0	5
Bob Horner, R (1, 3) <small>OBP: 0.337, SLG: 0.463</small>										3	0	1	0	1	0	0
Ken Griffey, L (1, 7) <small>OBP: 0.345, SLG: 0.507</small>										4	0	2	0	0	0	5
Andres Thomas, R (1, 6) <small>OBP: 0.284, SLG: 0.416</small>										4	0	0	0	0	0	2
Bruce Benedict, R (1, 2) <small>OBP: 0.331, SLG: 0.348</small>										4	0	0	0	0	0	1
Glenn Hubbard, R (1, 4) <small>OBP: 0.342, SLG: 0.309</small>										4	1	1	0	0	0	0
Rick Mahler, R (1, 1) <small>OBP: 0.224, SLG: 0.208</small> Gene Garber, R (9, 1) <small>OBP: 0.286, SLG: 0.167</small>										3	1	1	0	0	0	0
Inning Stats	R: 0 H: 2 E: 0 LOB: 2 K: 0 BB: 0 S: 5 P: 5	R: 0 H: 0 E: 0 LOB: 0 K: 0 BB: 0 S: 3 P: 3	R: 0 H: 2 E: 0 LOB: 1 K: 0 BB: 0 S: 4 P: 4	R: 0 H: 1 E: 0 LOB: 1 K: 0 BB: 0 S: 4 P: 4	R: 1 H: 2 E: 1 LOB: 3 K: 0 BB: 1 S: 6 P: 10	R: 0 H: 0 E: 0 LOB: 0 K: 0 BB: 0 S: 3 P: 3	R: 3 H: 4 E: 0 LOB: 1 K: 0 BB: 0 S: 7 P: 7	R: 0 H: 0 E: 0 LOB: 0 K: 0 BB: 0 S: 3 P: 3	1B: 8 SF: 0 2B: 2 SAC: 2 3B: 0 DP: 1 HR: 1 HBP: 0	WP: 1 PA: 36 PB: 0 SB: 0 CS: 0						

BOTTOM

St. Louis Cardinals @ Atlanta Braves
 Atlanta-Fulton County Stadium, Atlanta, GA

Tue Sep 02 1986, 7:05 PM EDT
 Att. 2,719 - Unknown

livebaseballscorecards.com

AB	33
R	4
H	11
RBI	4
BB	1
SO	0
LOB	15



PITCHER	IP	WLS	BF	H	R	ER	SO	BB	IBB	HBP	BLK	WP	HR	S	P	ERA	WHIP
John Tudor, L (1, 1) <small>ERA: 2.96</small>	6.2	L	32	11	4	4	0	0	0	0	0	1	1	31	35	5.40	1.650
Ray Soff, R (7, 1) <small>ERA: 2.95</small>	0.1		1	0	0	0	0	0	0	0	0	0	0	1	1	0.00	0.000
Ricky Horton, L (8, 1) <small>ERA: 2.35</small>	1.0		3	0	0	0	0	0	0	0	0	0	0	3	3	0.00	0.000

Batter	1	2	3	4	5	6	7	8	9	AB R H RBI BB SO LOB	TOP											
Tom Herr, S OBP: 0.331, SLG: 0.314 (1, 4) X	0-0 F9 BB	4-0 FC6-4 BB			0-3 K	0-0 G4-6-3 1-2f			0-3 K	4 0 0 0 1 2 2												
Ozzie Smith, S OBP: 0.362, SLG: 0.325 (1, 6) X	0-0 E 1B	0-0 FC6-4 1-2f			4-0 5-3 BB			0-3 K	0-0 1-3	4 1 1 0 1 1 1												
Willie McGee, S OBP: 0.303, SLG: 0.360 (1, 8) X	0-0 E9 1B			0-0 5-3	0-0 5-3 1-2			0-0 F7	0-0 6-3	5 1 1 0 0 0 1												
Tito Landrum, R OBP: 0.275, SLG: 0.263 (1, 7) X (7, 9)	0-0 1B SF7 1B			0-3 K	0-0 L5			4-0 1B BB		3 1 1 1 1 1 1												
Terry Pendleton, S OBP: 0.262, SLG: 0.303 (1, 5) X	0-0 1-3 3-H 1B			0-0 1B				0-0 1B 1B	0-0 1-2 1B	4 1 4 1 0 0 0												
Jim Lindeman, R OBP: 0.250, SLG: 0.333 (1, 3) X Todd Worrell, R OBP: 0.143, SLG: 0.429 (7, 1)	0-0 SF7 3-H			0-0 4-3				0-0 1B 1B	0-0 F6	3 1 1 1 0 0 3 0 0 0 0 0 0 0												
Andy Van Slyke, L OBP: 0.354, SLG: 0.453 (1, 9) S (7, 3) S	0-3 K			0-0 G3				0-0 L3	0-0 F8	4 0 0 0 0 1 3												
Steve Lake, R OBP: 0.339, SLG: 0.340 (1, 2) X				0-0 1-3	0-0 6-3			0-0 SH 1B	0-0 G3	4 0 1 2 0 0 0												
Danny Cox, R OBP: 0.140, SLG: 0.146 (1, 1) Vince Coleman, S OBP: 0.318, SLG: 0.296 (7, 7)				0-3 K	0-0 F9			0-0 SH G4-6-3	0-3 K2-3	2 0 0 0 0 1 0 1 0 0 0 0 1 0												
Inning Stats	R: 3 E: 1 K: 1 S: 9	H: 4 LOB: 1 BB: 0 P: 9	R: 0 E: 0 K: 1 S: 5	H: 0 LOB: 1 BB: 1 P: 9	R: 0 E: 0 K: 1 S: 6	H: 1 LOB: 1 BB: 0 P: 6	R: 0 E: 0 K: 0 S: 3	H: 0 LOB: 0 BB: 0 P: 3	R: 0 E: 0 K: 1 S: 5	H: 0 LOB: 1 BB: 1 P: 9	R: 2 E: 0 K: 0 S: 6	H: 3 LOB: 1 BB: 0 P: 6	R: 0 E: 0 K: 1 S: 6	H: 1 LOB: 2 BB: 1 P: 10	R: 0 E: 0 K: 1 S: 5	H: 0 LOB: 0 BB: 0 P: 5	R: 0 E: 0 K: 1 S: 5	H: 0 LOB: 0 BB: 0 P: 5	1B: 9 2B: 0 3B: 0 HR: 0	SF: 1 SAC: 1 DP: 1 HBP: 0	WP: 0 PB: 0 SB: 0 CS: 0	PA: 39
PITCHER	IP WLS BF H R ER SO BB IBB HBP BLK WP HR S P ERA WHIP																					
Zane Smith, L ERA: 3.89 (1, 1)	6.2 L 32 9 5 5 5 3 0 0 0 0 0 0 39 51 6.75 1.800																					
Jeff Dedmon, R ERA: 2.76 (7, 1)	0.1 1 0 0 0 0 0 0 0 0 0 0 0 1 1 0.00 0.000																					
Paul Assenmacher, L ERA: 2.65 (8, 1)	2.0 6 0 0 0 2 0 0 0 0 0 0 0 10 10 0.00 0.000																					

St. Louis Cardinals @ Atlanta Braves
Atlanta-Fulton County Stadium, Atlanta, GA

Wed Sep 03 1986, 7:05 PM EDT
Att. 4,127 - Unknown

livebaseballscorecards.com

AB	34
R	5
H	9
RBI	5
BB	3
SO	7
LOB	11



BOTTOM

St. Louis Cardinals @ Atlanta Braves
 Atlanta-Fulton County Stadium, Atlanta, GA

Wed Sep 03 1986, 7:05 PM EDT
 Att. 4,127 - Unknown

livebaseballscorecards.com

AB	35
R	3
H	9
RBI	2
BB	2
SO	4
LOB	17



WP: 0	PA: 39
PB: 0	
SB: 0	
CS: 0	

AB	R	H	RBI	BB	SO	LOB
5	1	2	0	0	1	1
5	0	2	0	0	0	2
3	0	0	0	1	0	2
4	1	2	1	0	0	3
4	1	2	1	0	0	3
4	0	0	0	0	0	3
3	0	1	0	1	0	0
4	0	0	0	0	2	3
1	0	0	0	0	0	0
0	0	0	0	0	0	0
1	0	0	0	0	0	0
0	0	0	0	0	0	0
1	0	0	0	0	0	0

Batter	1	2	3	4	5	6	7	8	9
Omar Moreno, L (1, 9) OBP: 0.289, SLG: 0.377	0-0 6-3 E 1B	0-0 G3			0-3 K		0-0 4-3		0-0 1B
Ken Oberkfell, L (1, 5) OBP: 0.390, SLG: 0.389	0-0 6-3 1-2		0-0 F7		0-0 FC6-4 1B		0-0 2B		0-0 F7
Dale Murphy, R (1, 8) OBP: 0.367, SLG: 0.508	0-0 E5 1B 2-H		1-0 FC3-6 HBP		0-0 FC6-4 1-2f		4-0 BB		0-0 4-3
Bob Horner, R (1, 3) OBP: 0.338, SLG: 0.471	0-0 1-2 1B		0-0 FC3-6 FC4-6 1-2f		0-0 HR		0-0 F8		
Ken Griffey, L (1, 7) OBP: 0.346, SLG: 0.517	0-0 F7		0-0 FC4-6 1-2f		0-0 6-3 2B			0-0 HR	
Andres Thomas, R (1, 6) OBP: 0.280, SLG: 0.409	0-0 1-3		0-0 3-1		0-0 6-3		0-0 F9		
Bruce Benedict, R (1, 2) OBP: 0.336, SLG: 0.348		0-0 SH5-4 1B		0-0 5-3	4-0 2-3 4-3 BB		0-0 1-3		
Glenn Hubbard, R (1, 4) OBP: 0.338, SLG: 0.305		0-3 K	0-3 K	0-3 K	0-0 4-3		0-0 F9		
Zane Smith, L (1, 1) OBP: 0.119, SLG: 0.088		0-0 SH5-4		0-3 K			0-0 F9		0-0 F7
Jeff Dedmon, L (7, 1) OBP: 0.167, SLG: 0.167									
Bill Sample, R (7, PH) OBP: 0.332, SLG: 0.415									
Paul Assenmacher, L (8, 1)									
Chris Chambliss, L (9, PH) OBP: 0.380, SLG: 0.421		1-2							

Inning Stats	R: 1	H: 2	E: 1	K: 0	S: 6	H: 2	LOB: 2	BB: 0	P: 6	R: 0	H: 1	E: 0	K: 1	S: 6	H: 0	LOB: 1	BB: 0	P: 6	R: 0	H: 0	E: 0	K: 0	S: 3	R: 0	H: 0	E: 0	K: 1	S: 5	R: 0	H: 1	E: 0	K: 2	S: 8	R: 1	H: 2	E: 0	K: 0	S: 4	R: 0	H: 1	E: 0	K: 0	S: 4	R: 1	H: 1	E: 0	K: 0	S: 4	R: 0	H: 1	E: 0	K: 0	S: 4	R: 0	H: 1	E: 0	K: 0	S: 4
--------------	------	------	------	------	------	------	--------	-------	------	------	------	------	------	------	------	--------	-------	------	------	------	------	------	------	------	------	------	------	------	------	------	------	------	------	------	------	------	------	------	------	------	------	------	------	------	------	------	------	------	------	------	------	------	------	------	------	------	------	------

PITCHER	IP	WLS	BF	H	R	ER	SO	BB	IBB	HBP	BLK	WP	HR	S	P	ERA	WHIP
Danny Cox, R (1, 1) ERA: 3.14	6.2	W	30	7	2	2	4	2	0	1	0	0	1	35	44	2.70	1.350
Todd Worrell, R (7, 1) ERA: 1.92	2.1	S	9	2	1	1	0	0	0	0	0	0	1	9	9	3.86	0.857

Batter	1	2	3	4	5	6	7	8	9	AB R H RBI BB SO LOB	TOP											
Joe Orsulak, L (1, 9) <small>OBP: 0.300, SLG: 0.354</small> Bobby Bonilla, S (8, PH) <small>OBP: 0.359, SLG: 0.342</small> (8, 7) (9, 9)	0-3 K		0-3 K		0-0 1-3			0-0 4-3		3 0 0 0 0 2 0 1 0 0 0 0 0 0												
Barry Bonds, L (1, 8) <small>OBP: 0.339, SLG: 0.456</small>	0-0 4-3			0-0 4-3 S 2B 1B		4-0 S E 4-3 BB		0-0 F6		3 2 1 0 1 0 0												
Johnny Ray, S (1, 4) <small>OBP: 0.370, SLG: 0.400</small>	0-0 1B			0-0 4-3 1-3		0-0 4-3 1-2		0-0 5-3		4 0 1 0 0 0 2												
Sid Bream, L (1, 3) <small>OBP: 0.351, SLG: 0.472</small>	0-0 F5			0-0 G3 1B 2B		0-0 G6-3 1B		0-0 F9		4 1 2 1 0 0 1												
R.J. Reynolds, S (1, 7) <small>OBP: 0.333, SLG: 0.420</small> (8, 9) Mike Diaz, R (9, PH) <small>OBP: 0.376, SLG: 0.603</small> Bill Almon, R (9, PR) <small>OBP: 0.318, SLG: 0.384</small> (9, 7)		0-0 4-3		0-0 G3		0-0 G6-3		0-0 1B		3 0 0 0 0 0 2 1 0 1 0 0 0 0 0 0 0 0 0 0 0												
Tony Peña, R (1, 2) <small>OBP: 0.347, SLG: 0.402</small>		0-0 6-3		0-0 1B		0-0 5-3		0-0 F9		4 0 1 1 0 0 1												
Jim Morrison, R (1, 5) <small>OBP: 0.319, SLG: 0.439</small>		0-0 F7		0-0 F9		0-0 5-3 2B		0-3 K		4 0 1 0 0 1 2												
Rafael Belliard, R (1, 6) <small>OBP: 0.296, SLG: 0.265</small>			0-3 K		0-0 G4-6-3 1B		0-0 5-3			3 0 1 0 0 1 1												
Rick Rhoden, R (1, 1) <small>OBP: 0.305, SLG: 0.372</small>			0-0 F7		0-0 G4-6-3		0-0 F9			3 0 0 0 0 0 2												
Inning Stats	R: 0 E: 0 K: 1 S: 6	H: 1 LOB: 1 BB: 0 P: 6	R: 0 E: 0 K: 0 S: 3	H: 0 LOB: 0 BB: 0 P: 3	R: 0 E: 0 K: 2 S: 7	H: 0 LOB: 0 BB: 0 P: 7	R: 2 E: 0 K: 0 S: 6	H: 3 LOB: 1 BB: 0 P: 6	R: 0 E: 0 K: 0 S: 3	H: 1 LOB: 0 BB: 0 P: 3	R: 1 E: 0 K: 0 S: 3	H: 1 LOB: 0 BB: 1 P: 7	R: 0 E: 0 K: 0 S: 4	H: 1 LOB: 1 BB: 0 P: 4	R: 0 E: 0 K: 0 S: 3	H: 0 LOB: 0 BB: 0 P: 3	R: 0 E: 0 K: 1 S: 6	H: 1 LOB: 1 BB: 0 P: 6	1B: 6 2B: 2 3B: 0 HR: 0	SF: 0 SAC: 0 DP: 2 HBP: 0	WP: 0 PB: 0 SB: 2 CS: 0	PA: 34
PITCHER	IP WLS BF H R ER SO BB IBB HBP BLK WP HR S P ERA WHIP																					
Doyle Alexander, R (1, 1) <small>ERA: 4.3</small> Paul Assenmacher, L (8, 1) <small>ERA: 2.56</small>	7.0 27 7 3 3 3 1 0 0 0 0 0 0 32 36 3.86 1.143																					

Pittsburgh Pirates @ Atlanta Braves
 Atlanta-Fulton County Stadium, Atlanta, GA

Fri Sep 05 1986, 7:05 PM EDT
 Att. 6,992 - Unknown

livebaseballscorecards.com

AB	33
R	3
H	8
RBI	2
BB	1
SO	4
LOB	11



Batter	1	2	3	4	5	6	7	8	9	AB	R	H	RBI	BB	SO	LOB				
Omar Moreno, L OBP: 0.291, SLG: 0.375 (1, 9)	4-0 BB 1B 1B BB	0-0 F5			0-0 F7			4-0 BB		2	1	0	0	2	0	0				
Ken Oberkfell, L OBP: 0.389, SLG: 0.388 (1, 5)	0-0 1-2 BB 1B		0-0 4-3			0-0 L3	0-0 4-3			4	1	1	0	0	0	2				
Dale Murphy, R OBP: 0.365, SLG: 0.504 (1, 8)	0-3 K		0-0 F8			0-0 F8		0-0 L5		4	0	0	0	0	1	2				
Bob Horner, R OBP: 0.338, SLG: 0.469 (1, 3)	0-3 K		0-0 6-3			0-0 1B		0-3 K		4	0	1	0	0	2	2				
Ken Griffey, L OBP: 0.345, SLG: 0.513 (1, 7)	4-0 1-2 2-3 BB			0-0 F8		0-0 L5		0-0 3-1		3	0	0	0	1	0	1				
Rafael Ramirez, R OBP: 0.274, SLG: 0.339 (1, 6)	0-0 1-2 2-H 3-H 1B		0-0 4-3			0-0 1B 2B		0-3 K		4	1	2	2	0	1	0				
Ozzie Virgil, R OBP: 0.336, SLG: 0.376 (1, 2)	0-0 6-3		0-3 K			0-0 SH3-4 1B		0-0 F8		4	0	1	1	0	1	2				
Glenn Hubbard, R OBP: 0.338, SLG: 0.308 (1, 4)		0-0 F9			0-3 K		0-0 SH3-4		0-0 2B 2B	3	1	1	0	0	1	0				
Doyle Alexander, R OBP: 0.185, SLG: 0.231 (1, 1)		0-3 K			0-0 F9		0-0 F9		0-0 2B	2	0	0	0	0	1	0				
Chris Chambliss, L OBP: 0.377, SLG: 0.417 (7, PH)										1	0	0	0	0	0	1				
Paul Assenmacher, L (8, 1)										0	0	0	0	0	0	0				
Terry Harper, R OBP: 0.308, SLG: 0.351 (9, PH)									2-H	1	0	1	1	0	0	0				
Inning Stats	R: 2 E: 0 K: 2 S: 9	H: 2 LOB: 2 BB: 2 P: 17	R: 0 E: 0 K: 1 S: 5	H: 0 LOB: 0 BB: 0 P: 5	R: 0 E: 0 K: 0 S: 3	H: 0 LOB: 0 BB: 0 P: 3	R: 0 E: 0 K: 1 S: 5	H: 0 LOB: 0 BB: 0 P: 5	R: 0 E: 0 K: 0 S: 4	H: 1 LOB: 1 BB: 0 P: 4	R: 1 E: 0 K: 0 S: 5	H: 2 LOB: 2 BB: 1 P: 9	R: 0 E: 0 K: 1 S: 5	H: 0 LOB: 0 BB: 0 P: 5	R: 1 E: 0 K: 1 S: 6	H: 2 LOB: 1 BB: 0 P: 6	1B: 4 2B: 3 3B: 0 HR: 0	SF: 0 SAC: 1 DP: 0 HBP: 0	WP: 0 PB: 0 SB: 0 CS: 0	PA: 36
PITCHER Rick Rhoden, R ERA: 2.48 (1, 1)	IP: 8.2 WLS: L BF: 36	H: 7 R: 4 ER: 4 SO: 7	BB: 3 IBB: 0 HBP: 0 BLK: 0	WP: 0 HR: 0 S: 47 P: 59	ERA: 4.15 WHIP: 1.154															

BOTTOM

Pittsburgh Pirates @ Atlanta Braves
Atlanta-Fulton County Stadium, Atlanta, GA

Fri Sep 05 1986, 7:05 PM EDT
Att. 6,992 - Unknown

livebaseballscores.com

AB	32
R	4
H	7
RBI	4
BB	3
SO	7
LOB	10



Batter	1	2	3	4	5	6	7	8	9	AB R H RBI BB SO LOB	TOP		
Barry Bonds, L (1, 8) OBP: 0.338, SLG: 0.452	4-0 F9 S BB		0-0 6-3		0-0 F6		0-0 G4-6-3 1-2f			3 0 0 0 1 0 3			
R.J. Reynolds, S (1, 9) OBP: 0.335, SLG: 0.420	4-0 G5-4-3 BB		0-0 CS 1B		0-3 K			0-0 4-3		0 0 0 0 1 0 0			
Bobby Bonilla, S (2, 9) OBP: 0.358, SLG: 0.342	1-2 BB									3 0 1 0 0 1 1			
Johnny Ray, S (1, 4) OBP: 0.367, SLG: 0.397	0-0 F9 2-3		0-0 CS 1-2		0-0 6-3		0-0 4-3	0-0 F8		4 0 0 0 0 0 2			
Sid Bream, L (1, 3) OBP: 0.350, SLG: 0.470	0-0 G5-4-3 1-2f				0-0 F9		0-0 G1-4-3 1B	0-3 K		4 0 1 0 0 1 2			
Mike Diaz, R (1, 7) OBP: 0.372, SLG: 0.589		0-0 6-3		4-0 1B BB BB BB		0-0 G1-4-3 1-2f		0-0 F6		3 0 0 0 1 0 1			
Tony Peña, R (1, 2) OBP: 0.349, SLG: 0.403		0-0 4-3		0-0 FC6-4 1B			0-0 2B 1B	0-3 K		4 1 2 0 0 1 0			
Jim Morrison, R (1, 5) OBP: 0.320, SLG: 0.448		0-0 HR		0-0 FC6-4 1-2f			0-0 1-H 2B	0-3 K		4 1 2 2 0 1 2			
Rafael Belliard, R (1, 6) OBP: 0.296, SLG: 0.266		0-3 K			0-3 K		0-0 G4-6-3 1B			3 0 1 0 0 2 0			
Stan Fanster, R (1, 1)			0-0 4-3		0-0 1B		0-0 B2			1 0 0 0 0 0 0			
Joe Orsulak, L (5, PH) OBP: 0.302, SLG: 0.356										1 0 1 0 0 0 0			
John Smiley, L (5, 1)										0 0 0 0 0 0 0			
Bob Walk, R (6, 1)										0 0 0 0 0 0 0			
Bill Almon, R (7, PH) OBP: 0.173, SLG: 0.231										1 0 0 0 0 0 2			
Hipolito Peña, L (7, 1) OBP: 0.317, SLG: 0.382										0 0 0 0 0 0 0			
Don Robinson, R (8, 1) OBP: 0.667, SLG: 0.667										0 0 0 0 0 0 0			
Inning Stats	R: 0 H: 0 E: 0 LOB: 1 K: 0 BB: 2 S: 2 P: 10	R: 1 H: 1 E: 0 LOB: 0 K: 1 BB: 0 S: 6 P: 6	R: 0 H: 1 E: 0 LOB: 0 K: 0 BB: 0 S: 3 P: 3	R: 0 H: 1 E: 0 LOB: 2 K: 0 BB: 1 S: 4 P: 8	R: 0 H: 1 E: 0 LOB: 1 K: 2 BB: 0 S: 8 P: 8	R: 0 H: 1 E: 0 LOB: 0 K: 0 BB: 0 S: 3 P: 3	R: 1 H: 3 E: 0 LOB: 1 K: 0 BB: 0 S: 5 P: 5	R: 0 H: 0 E: 0 LOB: 0 K: 1 BB: 0 S: 5 P: 5	R: 0 H: 0 E: 0 LOB: 0 K: 2 BB: 0 S: 7 P: 7	1B: 6 SF: 0 2B: 1 SAC: 0 3B: 0 DP: 3 HR: 1 HBP: 0	WP: 0 PA: 35 PB: 0 SB: 1 CS: 1		
PITCHER	IP WLS BF H R ER SO BB IBB HBP BLK WP HR S P ERA WHIP											PITCHER	IP WLS BF H R ER SO BB IBB HBP BLK WP HR S P ERA WHIP
David Palmer, R (1, 1) ERA: 3.35	6.0 W 26 8 2 2 3 3 0 0 0 0 0 1 29 41 3.00 1.833												
Jeff Dedmon, R (7, 1) ERA: 2.66	3.0 S 8 0 0 0 3 0 0 0 0 0 0 0 14 14 0.00 0.000												

Pittsburgh Pirates @ Atlanta Braves
Atlanta-Fulton County Stadium, Atlanta, GA

Sat Sep 06 1986, 7:05 PM EDT
Att. 8,875 - Unknown

livebaseballscorecards.com

AB 31
R 2
H 8
RBI 2
BB 3
SO 6
LOB 13



Batter	1	2	3	4	5	6	7	8	9
Omar Moreno, L OBP: 0.293, SLG: 0.373 (1, 9) X	0-0 G3		4-0 BB HR BB		0-0 6-3		4-0 CS BB		
Ken Oberkfell, L OBP: 0.390, SLG: 0.386 (1, 5) B B B	4-0 G6-3 BB		4-0 1-2 2-3 HR BB		0-3 K		0-0 CS	0-0 6-3	
Dale Murphy, R OBP: 0.362, SLG: 0.500 (1, 8) X	0-0 G6-3 1-2f		0-0 F3		0-0 6-3			0-0 F8	
Bob Horner, R OBP: 0.339, SLG: 0.475 (1, 3)		0-3 K	0-0 1-H 2-H 3-H HR		0-0 5-3			4-0 BB	
Ken Griffey, L OBP: 0.344, SLG: 0.509 (1, 7) B B B		4-0 CS BB	0-0 F6		0-0 F9			0-0 G3	
Rafael Ramirez, R OBP: 0.279, SLG: 0.339 (1, 6) B B B		4-0 1-2 BB		4-0 G1-4-3 BB		4-0 BB			
Ozzie Virgil, R OBP: 0.333, SLG: 0.373 (1, 2) B B B		0-3 K		0-0 G1-4-3 1-2f		0-0 1-3			
Glenn Hubbard, R OBP: 0.341, SLG: 0.309 (1, 4) X			0-0 BB SH2-4 HR 1B		4-0 BB		0-0 F8		
David Palmer, R OBP: 0.213, SLG: 0.300 (1, 1) X			0-0 SH2-4		0-0 5-3		0-3 K		
Jeff Dedmon, L OBP: 0.154, SLG: 0.154 (7, 1) S S S									

Inning Stats	R: 0 E: 0 K: 0 S: 2	H: 0 LOB: 0 BB: 1 P: 6	R: 0 E: 0 K: 2 S: 6	H: 0 LOB: 1 BB: 2 P: 14	R: 4 E: 0 K: 0 S: 5	H: 2 LOB: 0 BB: 2 P: 13	R: 0 E: 0 K: 0 S: 2	H: 0 LOB: 1 BB: 2 P: 10	R: 0 E: 0 K: 1 S: 5	H: 0 LOB: 0 BB: 0 P: 5	R: 0 E: 0 K: 0 S: 3	H: 0 LOB: 1 BB: 1 P: 7	R: 0 E: 0 K: 1 S: 4	H: 0 LOB: 0 BB: 1 P: 8	R: 0 E: 0 K: 0 S: 3	H: 0 LOB: 1 BB: 1 P: 7
1B: 1 2B: 0 3B: 0 HR: 1	SF: 0 SAC: 1 DP: 2 HBP: 0	WP: 0 PA: 33														

PITCHER	IP	WLS	BF	H	R	ER	SO	BB	IBB	HBP	BLK	WP	HR	S	P	ERA	WHIP
Stan Fansler, R ERA: 9.0 (1, 1)	4.0	L	18	2	4	4	2	7	0	0	0	0	1	15	43	9.00	2.250
John Smiley, L ERA: 13.5 (5, 1)	1.0		3	0	0	0	1	0	0	0	0	0	0	5	5	0.00	0.000
Bob Walk, R ERA: 3.56 (6, 1)	1.0		4	0	0	0	0	1	0	0	0	0	0	3	7	0.00	1.000
Hipolito Pena, L ERA: (7, 1)	1.1		4	0	0	0	1	1	0	0	0	0	0	5	9	0.00	0.750
Don Robinson, R ERA: 4.13 (8, 1)	0.2		3	0	0	0	0	1	0	0	0	0	0	2	6	0.00	1.500

BOTTOM

Pittsburgh Pirates @ Atlanta Braves
Atlanta-Fulton County Stadium, Atlanta, GA

Sat Sep 06 1986, 7:05 PM EDT
Att. 8,875 - Unknown

AB 21
R 4
H 2
RBI 4
BB 10
SO 4
LOB 9



livebaseballscorecards.com

Batter	1	2	3	4	5	6	7	8	9	AB R H RBI BB SO LOB	TOP																
Barry Bonds, L (1, 8) OBP: 0.340, SLG: 0.451	0-0 9-3 1B		4-0 1B SF8 BB		0-0 G4-6-3 1-2f			0-3 K		3 1 1 0 1 1 1																	
Junior Ortiz, R (1, 2) OBP: 0.388, SLG: 0.409	0-0 9-3 1-2f		0-0 1-3 2-H 1B			4-0 F7 BB		0-0 5-3		3 0 1 1 1 0 1																	
Johnny Ray, S (1, 4) OBP: 0.365, SLG: 0.395	0-0 4-3		0-0 SF8			0-0 F7 1-2		0-0 6-3		3 0 0 1 0 0 1																	
Sid Bream, L (1, 3) OBP: 0.349, SLG: 0.468		0-0 1B	0-3 K			0-0 F2		0-3 K		4 0 1 0 0 2 2																	
Mike Diaz, R (1, 7) OBP: 0.369, SLG: 0.602		0-0 F8		0-0 6-3		0-0 F7		0-0 HR		4 1 1 1 0 0 2 0 0 0 0 0 0 0																	
Joe Orsulak, L (9, 7) OBP: 0.302, SLG: 0.356																											
Jim Morrison, R (1, 5) OBP: 0.322, SLG: 0.451		0-0 F4		0-3 K			0-0 F9 2B		0-0 1B 1B	4 0 2 0 0 1 1																	
Mike Brown, R (1, 9) OBP: 0.294, SLG: 0.307		0-0 1-3		0-0 F9			0-0 F9 2-3		0-0 1-3 1B	4 0 1 0 0 0 2																	
Rafael Belliard, R (1, 6) OBP: 0.296, SLG: 0.266			0-0 SH1-4 1B 1B		0-0 6-3		0-0 1-3		0-3 K	4 1 1 0 0 1 3																	
Bob Kipper, R (1, 1) OBP: 0.080, SLG: 0.042			0-0 SH1-4		4-0 G4-6-3 BB		0-0 5-3		0-3 K	1 0 0 0 1 0 1 1 0 0 0 0 1 2																	
Barry Jones, R (8, 1) OBP: 0.200, SLG: 0.200																											
Inning Stats	R: 0 E: 0 K: 0 S: 3	H: 1 LOB: 0 BB: 0 P: 3	R: 0 E: 0 K: 0 S: 4	H: 1 LOB: 1 BB: 0 P: 4	R: 2 E: 0 K: 1 S: 7	H: 2 LOB: 1 BB: 1 P: 11	R: 0 E: 0 K: 1 S: 5	H: 0 LOB: 0 BB: 0 P: 5	R: 0 E: 0 K: 0 S: 2	H: 0 LOB: 0 BB: 1 P: 6	R: 0 E: 0 K: 0 S: 3	H: 0 LOB: 1 BB: 1 P: 7	R: 0 E: 0 K: 0 S: 4	H: 1 LOB: 1 BB: 0 P: 4	R: 0 E: 0 K: 1 S: 5	H: 0 LOB: 0 BB: 0 P: 5	R: 1 E: 0 K: 3 S: 12	H: 3 LOB: 2 BB: 0 P: 12	1B: 6 2B: 2 3B: 0 HR: 1	SF: 1 SAC: 1 DP: 2 HBP: 0	WP: 0 PB: 0 SB: 0 CS: 0	PA: 36					
PITCHER	IP WLS BF H R ER SO BB IBB HBP BLK WP HR S P ERA WHIP																										
Jim Acker, R (1, 1) ERA: 3.66	2.0		7	2	0	0	0	0	0	0	0	0	0	7	7	0.00	1.000										
Cliff Speck, R (3, 1) ERA: 3.5	3.0	L	12	2	2	2	2	2	0	0	0	0	0	14	22	6.00	1.333										
Craig McMurtry, R (6, 1) ERA: 4.33	2.0		8	1	0	0	0	1	0	0	0	0	0	7	11	0.00	1.000										
Paul Assenmacher, L (8, 1) ERA: 2.52	1.0		3	0	0	0	1	0	0	0	0	0	0	5	5	0.00	0.000										
Gene Garber, R (9, 1) ERA: 1.75	1.0		6	3	1	1	3	0	0	0	0	0	1	12	12	9.00	3.000										

Pittsburgh Pirates @ Atlanta Braves
Atlanta-Fulton County Stadium, Atlanta, GA

Sun Sep 07 1986, 3:33 AM EDT
Att. 6,021 - Unknown

livebaseballscorecards.com

AB	31
R	3
H	8
RBI	3
BB	3
SO	6
LOB	16



Batter	1	2	3	4	5	6	7	8	9	AB	R	H	RBI	BB	SO	LOB
Bill Sample, R OBP: 0.335, SLG: 0.419 Gene Garber, R OBP: 0.286, SLG: 0.167	0-3 K		H 1-0 FC3-8 HBP			X 0-0 L9		X 0-0 2B		3	0	1	0	0	1	0
Ken Oberkfell, L OBP: 0.387, SLG: 0.382	0-0 L7		X 0-0 FC3-6 1-2f			X 0-0 G3		X 0-0 F8		4	0	0	0	0	0	2
Dale Murphy, R OBP: 0.363, SLG: 0.502	0-0 2B		X 0-0 F4			X 0-0 1B		X 0-0 F8		4	0	2	0	0	0	2
Bob Horner, R OBP: 0.340, SLG: 0.476	4-0 IBB			X 0-0 F8		S S S 0-3 K		X 0-0 4-3 2B		3	1	1	0	1	1	1
Ken Griffey, L OBP: 0.341, SLG: 0.505	0-0 F7			X 0-0 1-3		X 0-0 F6		X 0-0 4-3		4	0	0	0	0	0	3
Rafael Ramirez, R OBP: 0.276, SLG: 0.336		X 0-0 4-3		X 0-0 F8		X 0-0 F8		X 0-0 4-3		4	0	0	1	0	0	0
Ozzie Virgil, R OBP: 0.332, SLG: 0.371		X 0-0 G3			X 0-0 F7		X 0-0 1B	S S S 0-3 K		4	0	1	0	0	1	0
Glenn Hubbard, R OBP: 0.338, SLG: 0.307		S S S 0-3 K			X 0-0 F9		X 0-0 F3			3	0	0	0	0	1	1
Jim Acker, R OBP: 0.158, SLG: 0.211 Cliff Speck, R Doyle Alexander, R OBP: 0.179, SLG: 0.222 Craig McMurry, R OBP: 0.176, SLG: 0.125 Paul Assenmacher, L Terry Harper, R OBP: 0.307, SLG: 0.350			S S S 0-3 K		X 0-0 F8			S S S 0-3 K		0	0	0	0	0	0	0

Inning Stats	R: 0	H: 1	E: 0	K: 1	S: 6	LOB: 2	BB: 1	P: 10	R: 0	H: 0	E: 0	K: 1	S: 5	LOB: 0	BB: 0	P: 5	R: 0	H: 0	E: 0	K: 1	S: 5	LOB: 1	BB: 0	P: 6	R: 0	H: 0	E: 0	K: 0	S: 3	LOB: 0	BB: 0	P: 3	R: 0	H: 1	E: 0	K: 1	S: 6	LOB: 1	BB: 0	P: 6	R: 0	H: 1	E: 0	K: 0	S: 4	LOB: 1	BB: 0	P: 4	R: 0	H: 1	E: 0	K: 1	S: 6	LOB: 1	BB: 0	P: 6	R: 1	H: 1	E: 0	K: 1	S: 6	LOB: 0	BB: 0	P: 6	1B: 2	2B: 3	3B: 0	HR: 0	SF: 0	SAC: 0	DP: 0	HBP: 1	WP: 0	PA: 34
--------------	------	------	------	------	------	--------	-------	-------	------	------	------	------	------	--------	-------	------	------	------	------	------	------	--------	-------	------	------	------	------	------	------	--------	-------	------	------	------	------	------	------	--------	-------	------	------	------	------	------	------	--------	-------	------	------	------	------	------	------	--------	-------	------	------	------	------	------	------	--------	-------	------	-------	-------	-------	-------	-------	--------	-------	--------	-------	--------

PITCHER	IP	WLS	BF	H	R	ER	SO	BB	IBB	HBP	BLK	WP	HR	S	P	ERA	WHIP
Bob Kipper, L ERA: 4.18	(1, 1)	7.2	W	29	4	0	0	5	0	1	0	0	0	37	42	0.00	0.522
Barry Jones, R ERA: 2.73	(8, 1)	1.1	S	5	1	1	1	0	0	0	0	0	0	7	7	6.75	0.750

BOTTOM

Pittsburgh Pirates @ Atlanta Braves
Atlanta-Fulton County Stadium, Atlanta, GA

Sun Sep 07 1986, 3:33 AM EDT
Att. 6,021 - Unknown

livebaseballscorecards.com

AB	32
R	1
H	5
RBI	1
BB	1
SO	6
LOB	9



Batter	1	2	3	4	5	6	7	8	9	AB R H RBI BB SO LOB	TOP											
Omar Moreno, L (1, 9) OBP: 0.293, SLG: 0.371	0-0 4-3 S 1B		0-0 FC3-6 PO 1-2f			0-0 3-1			0-0 F7	4 0 1 0 0 0 1												
Ken Oberkfell, L (1, 5) OBP: 0.386, SLG: 0.381	0-0 4-3 1-3		0-0 PO 1-2	0-0 F9		0-0 FC6-4 1B		0-0 G3	0-0 F9	4 0 1 0 0 0 1												
Dale Murphy, R (1, 8) OBP: 0.363, SLG: 0.500	0-0 1-3			0-0 1B		0-0 FC6-4 1-2f		0-0 F9		4 0 1 0 0 0 2												
Bob Homer, R (1, 3) OBP: 0.338, SLG: 0.473	0-3 K			0-0 F8		0-0 6-3				3 0 0 0 0 1 2												
Ken Griffey, L (1, 7) OBP: 0.339, SLG: 0.501		0-0 F9		0-3 K		0-0 F4				3 0 0 0 0 1 1												
Rafael Ramirez, R (1, 6) OBP: 0.276, SLG: 0.336		0-0 4-3			0-0 G6-4-3 1B		0-0 F5			3 0 1 0 0 0 0												
Jeff Dedmon, L (7, 1) OBP: 0.154, SLG: 0.154										0 0 0 0 0 0 0												
Bruce Benedict, R (1, 2) OBP: 0.328, SLG: 0.339		0-3 K			0-0 G6-4-3 1-2f		0-0 F7			3 0 0 0 0 1 1												
Glenn Hubbard, R (1, 4) OBP: 0.336, SLG: 0.304			0-0 5-3		0-0 F8		0-0 F8			3 0 0 0 0 0 0												
Rick Mahler, R (1, 1) OBP: 0.221, SLG: 0.205			0-0 E6 FC3-6			0-0 F8		0-3 K		1 0 0 0 0 0 0												
Ed Olwine, R (5, 1) OBP: 0.500, SLG: 0.333										1 0 0 0 0 0 0												
Andres Thomas, R (7, 6) OBP: 0.279, SLG: 0.408										1 0 0 0 0 1 0												
Inning Stats	R: 0 E: 0 K: 1 S: 6	H: 1 LOB: 1 BB: 0 P: 6	R: 0 E: 0 K: 1 S: 5	H: 0 LOB: 0 BB: 0 P: 5	R: 0 E: 1 K: 0 S: 3	H: 0 LOB: 0 BB: 0 P: 3	R: 0 E: 0 K: 1 S: 6	H: 1 LOB: 1 BB: 0 P: 6	R: 0 E: 0 K: 0 S: 3	H: 1 LOB: 1 BB: 0 P: 3	R: 0 E: 0 K: 0 S: 4	H: 1 LOB: 1 BB: 0 P: 4	R: 0 E: 0 K: 0 S: 3	H: 0 LOB: 0 BB: 0 P: 3	R: 0 E: 0 K: 1 S: 5	H: 0 LOB: 0 BB: 0 P: 5	R: 0 E: 0 K: 0 S: 3	H: 0 LOB: 0 BB: 0 P: 3	1B: 4 2B: 0 3B: 0 HR: 0	SF: 0 SAC: 0 DP: 1 HBP: 0	WP: 0 PB: 0 SB: 1 CS: 0	PA: 31
PITCHER Bob Welch, R (1, 1) ERA: 3.18	IP: 9.0 WLS: W BF: 30 H: 4 R: 0 ER: 0 SO: 4 BB: 0 IBB: 0 HBP: 0 BLK: 0 WP: 0 HR: 0 S: 38 P: 38 ERA: 0.00 WHIP: 0.444											PITCHER IP: WLS: BF: H: R: ER: SO: BB: IBB: HBP: BLK: WP: HR: S: P: ERA: WHIP:										

Atlanta Braves @ Los Angeles Dodgers
Dodger Stadium, Los Angeles, CA

Mon Sep 08 1986, 7:05 PM PDT
Att: 46,166 - Unknown

AB	30
R	0
H	4
RBI	0
BB	0
SO	4
LOB	8



Batter	1	2	3	4	5	6	7	8	9
Steve Sax, R OBP: 0.377, SLG: 0.426 (1, 4)	0-0 1-3		0-0 6-3		0-0 E 1B		0-0 S E 1B		
Len Matuszek, L OBP: 0.335, SLG: 0.444 Jose Gonzalez, R OBP: 0.226, SLG: 0.208 (7, PH) (8, 8)	0-0 1-3			0-0 6-3	0-0 E1 1B		0-0 E3 2-1 1B		
Bill Madlock, R OBP: 0.336, SLG: 0.395 Jeff Hamilton, R OBP: 0.250, SLG: 0.344 (1, 5) (9, 5)	0-0 2B			0-0 L7	4-0 FC6-4 IBB		0-0 2-1	0-0 6-3	
Greg Brock, L OBP: 0.308, SLG: 0.423 Enos Cabell, R OBP: 0.296, SLG: 0.332 (1, 3) (5, PH) (6, 3)	0-0 3-1			0-3 K	0-0 FC6-4 1-2f			0-0 1B 1B	
Mike Scioscia, L OBP: 0.386, SLG: 0.371 Alex Trevino, R OBP: 0.350, SLG: 0.392 (1, 2) (8, PR) (9, 2)		0-0 F9			0-0 HR	0-0 6-3		0-0 1B 1B	
Ralph Bryant, L OBP: 0.368, SLG: 0.889 (1, 9)		0-3 K2-3			0-0 E 2B	0-0 F7		0-0 1B E 1B	
Franklin Stubbs, L OBP: 0.293, SLG: 0.433 (8, 7) Reggie Williams, R OBP: 0.324, SLG: 0.368 (8, PR) (9, 7)		0-3 K			0-3 K	0-0 F8		0-0 1B E4 1B	
Dave Anderson, R OBP: 0.299, SLG: 0.288 Pedro Guerrero, R OBP: 0.091, SLG: 0.091 Bill Russell, R OBP: 0.293, SLG: 0.288 (1, 6) (8, PH) (8, PR) (9, 6)		0-3 K		0-3 K	0-0 E5 4-3 1B		0-0 5-3	0-0 E4	
Bob Welch, R OBP: 0.164, SLG: 0.147 (1, 1)		0-3 K		0-3 K	0-0 4-3		0-0 1-3	0-0 1-3	

Inning Stats	R: 0	H: 1	E: 0	K: 0	S: 4	LOB: 1	BB: 0	P: 4	R: 0	H: 0	E: 0	K: 2	S: 7	LOB: 0	BB: 0	P: 7	R: 0	H: 0	E: 0	K: 1	S: 5	LOB: 0	BB: 0	P: 5	R: 3	H: 4	E: 2	K: 1	S: 10	LOB: 3	BB: 1	P: 14	R: 0	H: 0	E: 0	K: 0	S: 3	LOB: 0	BB: 0	P: 3	R: 1	H: 1	E: 1	K: 0	S: 4	LOB: 1	BB: 0	P: 4	R: 3	H: 4	E: 1	K: 0	S: 7	LOB: 1	BB: 0	P: 7
	4	1	0	0	4	1	0	4	0	0	0	2	7	0	0	7	0	0	0	1	5	0	0	0	3	0	0	1	3	3	1	1	0	3	0	0	3	1	0	0	4	1	1	0	4	4	1	0	7	4	1	0	7			

AB	R	H	RBI	BB	SO	LOB	
4	1	2	1	0	0	0	
3	0	1	0	0	0	0	
1	0	0	0	0	0	0	
3	0	1	0	1	0	0	
0	0	0	0	0	0	0	
2	0	0	0	0	1	1	
2	1	1	0	0	0	3	
4	1	2	1	0	0	0	
0	1	0	0	0	0	0	
4	2	2	1	0	1	0	
4	0	1	1	0	2	1	
0	0	0	0	0	0	0	
3	1	0	0	0	1	0	
1	0	0	1	0	0	1	
0	0	0	0	0	0	0	
4	0	0	0	0	1	2	
1B: 7	SF: 0	2B: 2	SAC: 0	3B: 0	DP: 0	HR: 1	HBP: 0


BOTTOM

Atlanta Braves @ Los Angeles Dodgers
Dodger Stadium, Los Angeles, CA

Mon Sep 08 1986, 7:05 PM PDT
Att. 46,166 - Unknown

livebaseballscorecards.com

AB	35
R	7
H	10
RBI	5
BB	1
SO	6
LOB	8



WP: 0	PA: 36
PB: 0	
SB: 1	
CS: 0	

PITCHER	IP	WLS	BF	H	R	ER	SO	BB	IBB	HBP	BLK	WP	HR	S	P	ERA	WHIP
Rick Mahler, R ERA: 5.07 (1, 1)	4.2	L	21	5	3	1	6	0	1	0	0	0	1	32	36	1.93	1.071
Ed Olwine, L ERA: 3.93 (5, 1)	2.0		7	1	1	0	0	0	0	0	0	0	0	7	7	0.00	0.500
Jeff Dedmon, R ERA: 2.93 (7, 1)	1.1		9	4	3	3	0	0	0	0	0	0	0	8	8	20.25	3.000

Batter	1	2	3	4	5	6	7	8	9	AB R H RBI BB SO LOB	TOP												
Bill Sample, R (1, 9) <small>OBP: 0.337, SLG: 0.432</small>	0-3 K	0-0 HR	0-0 FC6-4		4-0 BB			0-3 K		4 1 1 2 1 2 3	Atlanta Braves @ Los Angeles Dodgers Dodger Stadium, Los Angeles, CA Tue Sep 09 1986, 7:05 PM PDT Att. 22,643 - Unknown												
Rafael Ramirez, R (1, 6) <small>OBP: 0.276, SLG: 0.335</small>	0-0 1B	0-0 4-3		0-0 5-3	0-0 1-3			0-3 K		5 1 1 0 0 1 2													
Dale Murphy, R (1, 8) <small>OBP: 0.359, SLG: 0.495</small>	0-0 F3	0-0 4-3		0-0 4-3			0-0 1-3	0-0 F8		5 0 0 0 0 0 1													
Bob Homer, R (1, 3) <small>OBP: 0.337, SLG: 0.469</small>	4-0 BB 1B		0-0 6-3	0-0 E5 1B			0-3 K	0-0 F4		4 1 0 0 1 1 0													
Terry Harper, R (1, 7) <small>OBP: 0.313, SLG: 0.355</small>	0-0 1B		0-0 BB 1B 1B	0-0 1B			0-0 5-3	0-0 F9		5 1 3 2 0 0 0													
Ozzie Virgil, R (1, 2) <small>OBP: 0.336, SLG: 0.373</small>	4-0 BB		0-0 1B BB 1B	0-0 F7			0-0 1B	0-0 1-3		4 0 2 0 1 0 1													
Ken Oberkfell, L (1, 5) <small>OBP: 0.383, SLG: 0.377</small>	0-0 G3		0-0 F7		0-0 F8		0-0 F8			4 0 0 0 0 0 6													
Glenn Hubbard, R (1, 4) <small>OBP: 0.340, SLG: 0.307</small>		0-0 SH1-4 HR 1B	4-0 1B BB		0-0 BB 1B		0-3 K			3 1 2 0 1 1 1													
Zane Smith, L (1, 1) <small>OBP: 0.119, SLG: 0.088</small> Craig McMurry, R (1, 1) <small>OBP: 0.176, SLG: 0.125</small> Bruce Benedict, R (3, PH) <small>OBP: 0.353, SLG: 0.345</small> Cliff Speck, R (3, 1) Chris Chambliss, L (7, PH) <small>OBP: 0.374, SLG: 0.413</small> Ed O'Liver, R (7, 1) <small>OBP: 0.500, SLG: 0.333</small>		0-0 SH1-4	0-0 FC6-4 1B		0-3 K		0-0 F5			0 0 0 0 0 0 0 0 0 0 0 0 0 0 1 0 1 1 0 0 0 1 0 0 0 0 1 1 1 0 0 0 0 0 1 0 0 0 0 0 0 0													
Inning Stats	R: 1 E: 0 K: 1 S: 7	H: 2 LOB: 3 BB: 2 P: 15	R: 2 E: 0 K: 0 S: 5	H: 2 LOB: 0 BB: 0 P: 5	R: 1 E: 0 K: 0 S: 6	H: 3 LOB: 3 BB: 1 P: 10	R: 1 E: 1 K: 0 S: 5	H: 1 LOB: 1 BB: 0 P: 5	R: 0 E: 0 K: 1 S: 6	H: 1 LOB: 2 BB: 1 P: 10	R: 0 E: 0 K: 1 S: 5	H: 0 LOB: 0 BB: 0 P: 5	R: 0 E: 0 K: 1 S: 6	H: 1 LOB: 1 BB: 0 P: 6	R: 0 E: 0 K: 2 S: 7	H: 0 LOB: 0 BB: 0 P: 7	R: 0 E: 0 K: 0 S: 3	H: 0 LOB: 0 BB: 0 P: 3	1B: 9 2B: 0 3B: 0 HR: 1	SF: 0 SAC: 1 DP: 0 HBP: 0	WP: 0 PB: 0 SB: 1 CS: 0	PA: 42	
PITCHER Rick Honeycutt, L (1, 1) <small>ERA: 3.05</small> Alejandro Pena, R (6, 1) <small>ERA: 4.36</small>	IP WLS BF H R ER SO BB IBB HBP BLK WP HR S P ERA WHIP	5.0 W 29 9 5 4 2 4 0 0 0 0 0 1 29 45 7.20 2.600	4.0 S 13 1 0 0 4 0 0 0 0 0 0 0 21 21 0.00 0.250																				

AB	37
R	5
H	10
RBI	5
BB	4
SO	6
LOB	16



livebaseballscorecards.com

Batter	1	2	3	4	5	6	7	8	9
Steve Sax, R OBP: 0.379, SLG: 0.425 (1, 4)									
Bill Russell, R OBP: 0.301, SLG: 0.294 (1, 6) (7, 7)									
Enos Cabell, R OBP: 0.300, SLG: 0.335 Dave Anderson, R OBP: 0.299, SLG: 0.288 (1, 9) (7, 6)									
Bill Madlock, R OBP: 0.339, SLG: 0.404 Jeff Hamilton, R OBP: 0.247, SLG: 0.340 (1, 5) (6, 5)									
Larry See, R OBP: 0.375, SLG: 0.500 Greg Brock, L OBP: 0.309, SLG: 0.422 (1, 3) (2, PH) (3, 3)									
Alex Trevino, R OBP: 0.348, SLG: 0.389 (1, 2)									
Jose Gonzalez, R OBP: 0.228, SLG: 0.231 (1, 8)									
Reggie Williams, R OBP: 0.323, SLG: 0.364 (1, 7) (7, 9)									
Rick Honeycutt, L OBP: 0.163, SLG: 0.079 Pedro Guerrero, R OBP: 0.083, SLG: 0.083 Alejandro Pena, R OBP: 0.200, SLG: 0.200 (1, 1) (5, PH) (6, 1)									

AB	R	H	RBI	BB	SO	LOB
3	2	1	1	2	0	0
3	2	2	1	1	1	3
4	1	2	2	0	1	2
0	0	0	0	0	0	0
2	2	1	2	1	1	0
1	0	0	0	0	0	1
1	0	0	0	0	1	2
3	0	1	0	0	0	0
4	1	1	2	0	0	1
4	1	1	0	0	1	0
3	0	0	0	1	0	0
1	0	0	1	1	0	0
1	0	0	0	0	0	0
1	0	0	0	0	0	0

AB	31
R	9
H	9
RBI	9
BB	6
SO	5
LOB	9


WP	PA
0	37
PB	0
SB	7
CS	0

Inning Stats	R	H	E	K	S	R	H	E	K	S	R	H	E	K	S	R	H	E	K	S	R	H	E	K	S
	5	4	0	2	11	2	2	0	1	7	0	0	0	1	3	0	0	0	1	5	0	0	0	0	3
	0	4	0	4	27	0	0	0	1	7	0	0	0	1	11	0	0	0	0	0	0	0	0	0	0
	0	0	0	0	0	0	0	0	0	0	0	0	0	0	0	0	0	0	0	0	0	0	0	0	0
	0	0	0	0	0	0	0	0	0	0	0	0	0	0	0	0	0	0	0	0	0	0	0	0	0

Atlanta Braves @ Los Angeles Dodgers
Dodger Stadium, Los Angeles, CA
 Tue Sep 09 1986, 7:05 PM PDT
 Att. 22,643 - Unknown

livebaseballscorecards.com



Batter	1	2	3	4	5	6	7	8	9	AB R H RBI BB SO LOB	TOP																
Omar Moreno, L (1, 9) OBP: 0.292, SLG: 0.372	0-0 1-3		0-0 G3 1B 2B		0-0 FC4-6 E 1B 1-2f		0-0 6-3		0-0 F8	5 2 1 0 0 0 1	<p>Atlanta Braves @ San Diego Padres</p> <p>Jack Murphy Stadium, San Diego, CA</p> <p>Wed Sep 10 1986, 10:05 PM EDT</p> <p>Att. 7,338 - Unknown</p> <p>livebaseballscorecards.com</p> <table border="1"> <tr><td>AB</td><td>39</td></tr> <tr><td>R</td><td>4</td></tr> <tr><td>H</td><td>13</td></tr> <tr><td>RBI</td><td>4</td></tr> <tr><td>BB</td><td>1</td></tr> <tr><td>SO</td><td>6</td></tr> <tr><td>LOB</td><td>16</td></tr> </table> <p></p>	AB	39	R	4	H	13	RBI	4	BB	1	SO	6	LOB	16		
AB	39																										
R	4																										
H	13																										
RBI	4																										
BB	1																										
SO	6																										
LOB	16																										
Ken Oberkfell, L (1, 4) OBP: 0.381, SLG: 0.375	0-0 F8		0-0 G3		0-0 E7 1B 1-3		0-0 4-3		0-0 F7	5 1 1 0 0 0 1																	
Dale Murphy, R (1, 8) OBP: 0.365, SLG: 0.505	0-0 1B 1B		0-0 1B		0-0 1B 2-H 3-H		4-0 BB		0-0 HR	4 1 4 4 1 0 0																	
Bob Homer, R (1, 3) OBP: 0.335, SLG: 0.465	0-0 1-2 1B		0-0 F8		0-0 F8		0-0 F9		0-3 K	5 0 1 0 0 1 3																	
Ken Griffey, L (1, 7) OBP: 0.336, SLG: 0.497	0-3 K				0-0 F9		0-3 K		0-0 4-3	4 0 0 0 0 2 3																	
Rafael Ramirez, R (1, 5) OBP: 0.280, SLG: 0.339		0-3 K			0-0 S 1B		0-0 G4-3 1B		0-0 E 1B 1B	4 0 3 0 0 1 0																	
Ozzie Virgil, R (1, 2) OBP: 0.335, SLG: 0.371		0-0 5-3			0-3 K 1-2		0-0 G4-3 1-2f		0-0 E5 1B 1-3	4 0 1 0 0 1 2																	
Andres Thomas, R (1, 6) OBP: 0.278, SLG: 0.405		0-0 F8			0-3 K		0-0 1B		0-0 F3	4 0 1 0 0 1 3																	
Doyle Alexander, R (1, 1) OBP: 0.194, SLG: 0.233			0-0 F4		0-0 FC4-6 1B		0-0 6-3		0-0 4-3	3 0 1 0 0 0 1																	
Paul Assenmacher, L (7, 1)										0 0 0 0 0 0 0																	
Jeff Dedmon, L (7, 1) OBP: 0.154, SLG: 0.154										0 0 0 0 0 0 0																	
Ted Simmons, S (8, PH) OBP: 0.313, SLG: 0.400										1 0 0 0 0 0 2																	
Gene Garber, R (8, 1) OBP: 0.286, SLG: 0.167										0 0 0 0 0 0 0																	
Inning Stats	R: 0 E: 0 K: 1 S: 7	H: 2 LOB: 2 BB: 0 P: 7	R: 0 E: 0 K: 1 S: 5	H: 0 LOB: 0 BB: 0 P: 5	R: 1 E: 0 K: 0 S: 5	H: 2 LOB: 1 BB: 0 P: 5	R: 0 E: 0 K: 2 S: 8	H: 1 LOB: 1 BB: 0 P: 8	R: 2 E: 1 K: 1 S: 8	H: 3 LOB: 1 BB: 0 P: 8	R: 0 E: 0 K: 0 S: 4	H: 2 LOB: 1 BB: 0 P: 4	R: 0 E: 0 K: 0 S: 3	H: 0 LOB: 1 BB: 1 P: 7	R: 0 E: 1 K: 0 S: 5	H: 2 LOB: 2 BB: 0 P: 5	R: 1 E: 0 K: 1 S: 6	H: 1 LOB: 0 BB: 0 P: 6	1B: 11 2B: 1 3B: 0 HR: 1	SF: 0 SAC: 0 DP: 1 HBP: 0	WP: 0 PB: 0 SB: 1 CS: 0	PA: 40					
PITCHER	IP WLS BF H R ER SO BB IBB HBP BLK WP HR S P ERA WHIP																										
Andy Hawkins, R (1, 1) ERA: 4.31	5.0		23	8	3	2	5	0	0	0	0	0	0	33	33	3.60	1.600										
Gene Walter, L (6, 1) ERA: 3.98	2.1		10	3	0	0	0	1	0	0	0	0	0	9	13	0.00	1.714										
Lance McCullers, R (8, 1) ERA: 2.52	1.2	W	7	2	1	1	1	0	0	0	0	0	1	9	9	5.40	1.200										

Batter	1	2	3	4	5	6	7	8	9
Tim Flannery, L (1, 4) OBP: 0.389, SLG: 0.361	0-0 6-3		0-0 1B 1B		0-0 1B		4-0 1B BB	0-0 1B FC3-2	
Tony Gwynn, L (1, 9) OBP: 0.383, SLG: 0.468	0-0 4-3		0-0 F7		0-0 1B		0-0 F8	0-0 1B 2B FC3-2	
John Kruk, L (1, 7) OBP: 0.415, SLG: 0.448	0-0 HR		0-0 1B 1B		0-0 F7		0-0 FC6-4 1B	0-0 2B 1B	
Kevin McReynolds, R (1, 8) OBP: 0.352, SLG: 0.480	0-3 K		0-0 1B		0-0 6-3		0-0 FC6-4	0-0 1B 2B	
Lance McCullers, S (8, 1) OBP: 0.200, SLG: 0.182			1-2 2-3				1-3 2-H	1-3 2-H	
Steve Garvey, R (1, 3) OBP: 0.289, SLG: 0.420		0-0 F3	0-0 F9			0-0 F4		0-0 SH3 BB	
Bip Roberts, S (8, PR) OBP: 0.286, SLG: 0.303									1-3
Carmelo Martinez, R (8, PH) OBP: 0.339, SLG: 0.380									
Terry Kennedy, L (1, 2) OBP: 0.313, SLG: 0.386		0-0 5-3		0-0 F7		0-0 F8		0-0 SH3	
Graig Nettles, L (1, 5) OBP: 0.291, SLG: 0.378		0-0 6-3		0-0 F7		0-0 F7		0-0 2B 1B	
Garry Templeton, S (1, 6) OBP: 0.290, SLG: 0.304			0-0 SH5-4 1B 2B	0-0 F6		0-0 SH3-4 1B	0-0 2B 1B	0-0 1B 1B	
Jerry Royster, R (9, 6) OBP: 0.346, SLG: 0.381									
Andy Hawkins, R (1, 1) OBP: 0.183, SLG: 0.186			0-0 SH5-4		0-0 F6		0-0 SH3-4	0-0 1B FC3-2	
Dane Iorg, L (5, PH) OBP: 0.247, SLG: 0.347									
Gene Walter, L (6, 1) OBP: 0.300, SLG: 0.333									
Marvell Wynne, L (8, 8) OBP: 0.289, SLG: 0.400			2-3				1-2	1-3 2-H	

Inning Stats	R: 1	H: 1	E: 0	K: 1	S: 6	LOB: 0	BB: 0	P: 6	R: 0	H: 0	E: 0	K: 0	S: 3	LOB: 0	BB: 0	P: 3	R: 0	H: 0	E: 0	K: 0	S: 3	LOB: 0	BB: 0	P: 3	R: 0	H: 2	E: 0	K: 0	S: 5	LOB: 2	BB: 0	P: 5	R: 0	H: 0	E: 0	K: 0	S: 3	LOB: 0	BB: 0	P: 3	R: 1	H: 2	E: 0	K: 0	S: 5	LOB: 2	BB: 1	P: 9	R: 6	H: 6	E: 0	K: 0	S: 9	LOB: 2	BB: 1	P: 13
	1B: 11	2B: 3	3B: 0	HR: 1	SF: 0	SAC: 3	DP: 0	HBP: 0	WP: 0	PA: 41	1B: 11	2B: 3	3B: 0	HR: 1	SF: 0	SAC: 3	DP: 0	HBP: 0	WP: 0	PA: 41	1B: 11	2B: 3	3B: 0	HR: 1	SF: 0	SAC: 3	DP: 0	HBP: 0	WP: 0	PA: 41	1B: 11	2B: 3	3B: 0	HR: 1	SF: 0	SAC: 3	DP: 0	HBP: 0	WP: 0	PA: 41	1B: 11	2B: 3	3B: 0	HR: 1	SF: 0	SAC: 3	DP: 0	HBP: 0	WP: 0	PA: 41						

PITCHER	IP	WLS	BF	H	R	ER	SO	BB	IBB	HBP	BLK	WP	HR	S	P	ERA	WHIP
Doyle Alexander, R (1, 1) ERA: 4.3	6.1		28	8	3	3	1	1	0	0	0	0	1	29	33	4.26	1.421
Paul Assenmacher, L (7, 1) ERA: 2.51	0.1		2	1	0	0	0	0	0	0	0	0	0	2	2	0.00	3.000
Jeff Dedmon, R (7, 1) ERA: 2.92	0.1		1	0	0	0	0	0	0	0	0	0	0	1	1	0.00	0.000
Gene Garber, R (8, 1) ERA: 2.47	1.0	L	10	6	6	6	0	1	0	0	0	0	0	9	13	54.00	7.000

BOTTOM

Atlanta Braves @ San Diego Padres
Jack Murphy Stadium, San Diego, CA

Wed Sep 10 1986, 10:05 PM EDT
 Att. 7,338 - Unknown

livebaseballscorecards.com

AB	36
R	9
H	15
RBI	9
BB	2
SO	1
LOB	16



Batter	1	2	3	4	5	6	7	8	9	AB R H RBI BB SO LOB	TOP													
Omar Moreno, L (1, 9) OBP: 0.288, SLG: 0.367	0-0 L7		0-3 K		0-0 FC4-6			0-3 K		4 0 0 0 0 2 2														
Ken Oberkfell, L (1, 4) OBP: 0.382, SLG: 0.374	4-0 BB			0-0 6-3		0-0 4-3		4-0 BB		2 0 0 0 2 0 0														
Dale Murphy, R (1, 8) OBP: 0.362, SLG: 0.501	0-0 F7			0-3 K		0-0 F3		0-0 F2		4 0 0 0 0 1 2														
Bob Homer, R (1, 3) OBP: 0.333, SLG: 0.461	0-0 5-3			0-0 F5		0-3 K			0-0 E1	4 0 0 0 0 1 1														
Ken Griffey, L (1, 7) OBP: 0.338, SLG: 0.497		0-0 4-3			0-0 FC4-6		0-0 FC6-4		0-0 FC3-6	4 0 2 0 0 0 1														
Rafael Ramirez, R (1, 5) OBP: 0.279, SLG: 0.338		0-0 6-3			0-0 FC4-6		0-0 FC6-4		0-0 G5-4-3	4 1 1 0 0 0 2														
Bruce Benedict, R (1, 2) OBP: 0.324, SLG: 0.333		0-0 5-3			0-0 E5		0-0 F8		0-0 G5-4-3	4 0 0 0 0 0 4														
Andres Thomas, R (1, 6) OBP: 0.275, SLG: 0.401			0-3 K		0-0 E1		0-0 F9			3 0 0 1 0 1 2														
David Palmer, R (1, 1) OBP: 0.210, SLG: 0.295 Zane Smith, L (3, 1) OBP: 0.119, SLG: 0.088 Chris Chambliss, L (5, PH) OBP: 0.371, SLG: 0.409 Cliff Speck, R (5, 1) Bill Sample, R (8, PH) OBP: 0.333, SLG: 0.429 Ed O'Wine, R (8, 1) OBP: 0.500, SLG: 0.333			0-0 5-3		0-0 F8			0-0 5-3		1 0 0 0 0 0 0 0 0 0 0 0 0 0 1 0 0 0 0 0 2 0 0 0 0 0 0 0 1 0 0 0 0 0 0 0 0 0 0 0 0 0														
Inning Stats	R: 0 E: 0 K: 0 S: 3	H: 0 LOB: 1 BB: 1 P: 7	R: 0 E: 0 K: 0 S: 3	H: 0 LOB: 0 BB: 0 P: 3	R: 0 E: 0 K: 2 S: 7	H: 0 LOB: 0 BB: 0 P: 7	R: 0 E: 0 K: 1 S: 5	H: 0 LOB: 0 BB: 0 P: 5	R: 1 E: 2 K: 0 S: 6	H: 1 LOB: 2 BB: 0 P: 6	R: 0 E: 0 K: 1 S: 5	H: 0 LOB: 0 BB: 0 P: 5	R: 0 E: 0 K: 0 S: 4	H: 1 LOB: 1 BB: 0 P: 4	R: 0 E: 0 K: 1 S: 5	H: 0 LOB: 1 BB: 1 P: 9	R: 0 E: 1 K: 0 S: 4	H: 1 LOB: 1 BB: 0 P: 4	1B: 3 2B: 0 3B: 0 HR: 0	SF: 0 SAC: 0 DP: 1 HBP: 0	WP: 0 PB: 0 SB: 0 CS: 0	PA: 34		
PITCHER Ed Wojna, R (1, 1) ERA: 1.77	IP 9.0	WLS W	BF 34	H 3	R 1	ER 0	SO 5	BB 2	IBB 0	HBP 0	BLK 0	WP 0	HR 0	S 42	P 50	ERA 0.00	WHIP 0.556							

Atlanta Braves @ San Diego Padres
Jack Murphy Stadium, San Diego, CA
 Thu Sep 11 1986, 10:05 PM EDT
 Att. 6,187 - Unknown

livebaseballscorecards.com

AB	32
R	1
H	3
RBI	1
BB	2
SO	5
LOB	16



Batter	1	2	3	4	5	6	7	8	9	AB	R	H	RBI	BB	SO	LOB
Tim Flannery, L (1, 4) OBP: 0.389, SLG: 0.362	0-0 F7	0-0 L6		0-0 G3-6-3 1B		0-0 WP 2B 1B		0-0 6-3		5	1	2	0	0	0	0
Tony Gwynn, L (1, 9) OBP: 0.382, SLG: 0.465	0-0 6-3	0-0 4-3		0-0 G3-6-3 1-2f		4-0 2B BB		0-0 L4		4	1	0	0	1	0	1
John Kruk, L (1, 7) OBP: 0.420, SLG: 0.453	4-0 1B BB 1B	4-0 CS BB		0-0 F8		0-0 2B		0-0 1-H 2-H		2	1	1	2	2	0	0
Kevin McReynolds, R (1, 8) OBP: 0.355, SLG: 0.485	4-0 1B BB 1B	0-0 CS 1-2	0-0 2B 2B		0-0 G3 2B	0-3 K				3	2	2	0	1	1	1
Steve Garvey, R (1, 3) Carmelo Martinez, R (8, 3) OBP: 0.289, SLG: 0.419 OBP: 0.339, SLG: 0.380	0-0 E 1B 1-2 2-3 1B		0-0 F8		0-0 G3 2-3		0-0 F3			4	1	1	0	0	0	2
Terry Kennedy, L (1, 2) OBP: 0.317, SLG: 0.388	0-0 E7 1B 1-3 2-H 3-H 1B		4-0 2B BB		0-3 K		0-0 1B			3	2	2	2	1	1	1
Graig Nettles, L (1, 5) OBP: 0.293, SLG: 0.380	4-0 1B IBB		0-0 1B 2B 1-H 2-H		0-0 F5		0-3 K			3	1	1	2	1	1	2
Jerry Royster, R (1, 6) OBP: 0.348, SLG: 0.384	0-0 1B		0-0 G3-6-3 1B 2-H		0-0 5-3		0-0 F7			4	0	2	3	0	0	1
Ed Wojna, R (1, 1) OBP: 0.143, SLG: 0.143	0-3 K		0-0 G3-6-3 1-2f		0-3 K		0-3 K			4	0	0	0	0	3	3

BOTTOM	
<p>Atlanta Braves @ San Diego Padres</p> <p>Jack Murphy Stadium, San Diego, CA</p> <p>Thu Sep 11 1986, 10:05 PM EDT</p> <p>Att. 6,187 - Unknown</p>	<p>AB 32</p> <p>R 9</p> <p>H 11</p> <p>RBI 9</p> <p>BB 6</p> <p>SO 6</p> <p>LOB 11</p> 

Inning Stats	R	H	E	K	S	P	IP	WLS	BF	H	R	ER	SO	BB	IBB	HBP	BLK	WP	HR	S	P	ERA	WHIP
David Palmer, R (1, 1) ERA: 3.64	4	3	1	8	20	2.1	2	1	16	5	7	7	1	4	1	0	0	0	0	13	33	27.00	3.857
Zane Smith, L (3, 1) ERA: 4.08	1	2	0	0	3	1.2	5	2	0	0	0	0	0	0	0	0	0	0	5	5	0.00	1.200	
Cliff Speck, R (5, 1) ERA: 3.96	0	4	2	0	4	3.0	14	4	2	2	4	4	1	1	0	0	0	1	0	21	25	6.00	1.667
Ed Olwine, L (8, 1) ERA: 3.62	0	0	0	0	6	1.0	3	0	0	0	0	0	1	0	0	0	0	0	5	5	0.00	0.000	

PITCHER		IP	WLS	BF	H	R	ER	SO	BB	IBB	HBP	BLK	WP	HR	S	P	ERA	WHIP
David Palmer, R	(1, 1)	2.1	1	16	5	7	7	1	4	1	0	0	0	0	13	33	27.00	3.857
Zane Smith, L	(3, 1)	1.2	5	2	0	0	0	0	0	0	0	0	0	5	5	0.00	1.200	
Cliff Speck, R	(5, 1)	3.0	14	4	2	2	4	1	1	0	0	0	1	0	21	25	6.00	1.667
Ed Olwine, L	(8, 1)	1.0	3	0	0	0	0	1	0	0	0	0	0	5	5	0.00	0.000	

Batter	1	2	3	4	5	6	7	8	9	AB R H RBI BB SO LOB	TOP	
Omar Moreno, L OBP: 0.285, SLG: 0.363 (1, 9) X (6, 8)	0-0 4-3 ①		0-3 K ②		0-3 K ②		0-3 K ②			4 0 0 0 0 3 4		
Ken Oberkfell, L OBP: 0.381, SLG: 0.372 Cliff Speck, R (1, 5) X (7, 1)	0-0 4-3 ②		0-0 1-3 1B ②		0-0 F9 ③		0-3 K ③			4 0 1 0 0 1 3 0 0 0 0 0 0 0		
Dale Murphy, R OBP: 0.362, SLG: 0.500 Terry Harper, R OBP: 0.312, SLG: 0.353 (1, 8) S (6, 9) S	0-3 K ③		0-0 1-3 ③			0-0 F8 E 1B ③		0-3 K ①		3 0 1 0 0 1 2 1 0 0 0 0 1 0		
Bob Homer, R OBP: 0.333, SLG: 0.467 Chris Chambliss, L OBP: 0.368, SLG: 0.405 (1, 3) X (6, 3)		0-0 HR ①		0-0 F8 ①		0-0 E5 G6-4-3 1-2 ①		0-0 4-3 ②		3 1 1 1 0 0 1 1 0 0 0 0 0 0		
Ken Griffey, L OBP: 0.335, SLG: 0.492 (1, 7) X		0-0 F8 ①		0-3 K ②		0-0 F8 ①		0-0 4-3 ③		4 0 0 0 0 1 2		
Rafael Ramirez, R OBP: 0.281, SLG: 0.346 (1, 6) X (7, 5)		0-0 F7 ②		0-0 HR ②		0-0 G6-4-3 1-2f ②			0-0 FC4 1B ②	4 1 2 1 0 0 2		
Bruce Benedict, R OBP: 0.322, SLG: 0.331 (1, 2) X		0-0 4-3 ③		0-3 K ③			0-0 1B 1B ③		0-0 FC4 1-2f ①	4 0 1 0 0 1 1		
Glenn Hubbard, R OBP: 0.339, SLG: 0.306 (1, 4) X			0-0 1B 1B ①		0-3 K ①		0-3 K ①		0-0 F4 ②	4 0 1 0 0 2 2		
Jim Acker, R OBP: 0.190, SLG: 0.200 Bill Sample, R OBP: 0.338, SLG: 0.432 Craig McMurtrey, R OBP: 0.176, SLG: 0.125 Ed Olwine, R OBP: 0.590, SLG: 0.333 Andres Thomas, R OBP: 0.277, SLG: 0.401 (1, 1) S (5, PH) S (5, 1) S (5, 1) S (7, PH) S (7, 8) S			0-3 K ①		0-0 1B ①		0-0 1-2 1B ①		0-3 K ③	1 0 0 0 0 1 1 1 0 1 0 0 0 0 0 0 0 0 0 0 0 0 0 0 0 0 0 0 2 0 1 0 0 1 1		
Inning Stats	R: 0 E: 0 K: 1 S: 5 H: 0 LOB: 0 BB: 0 P: 5	R: 1 E: 0 K: 0 S: 4 H: 1 LOB: 0 BB: 0 P: 4	R: 0 E: 0 K: 2 S: 9 H: 2 LOB: 2 BB: 0 P: 9	R: 1 E: 0 K: 2 S: 8 H: 1 LOB: 0 BB: 0 P: 8	R: 0 E: 0 K: 2 S: 8 H: 1 LOB: 1 BB: 0 P: 8	R: 0 E: 1 K: 0 S: 4 H: 1 LOB: 1 BB: 0 P: 4	R: 0 E: 0 K: 3 S: 11 H: 2 LOB: 2 BB: 0 P: 11	R: 0 E: 0 K: 1 S: 5 H: 0 LOB: 0 BB: 0 P: 5	R: 0 E: 0 K: 1 S: 6 H: 1 LOB: 1 BB: 0 P: 6	1B: 7 2B: 0 3B: 0 HR: 2 SF: 0 SAC: 0 DP: 1 HBP: 0	WP: 0 PB: 0 SB: 0 CS: 0 PA: 36	
PITCHER	IP WLS BF H R ER SO BB IBB HBP BLK WP HR S P ERA WHIP											
Mike Krukow, R ERA: 3.15 (1, 1)	6.0 W 24 6 2 2 7 0 0 0 0 0 0 2 38 38 3.00 1.000											
Mark Davis, L ERA: 3.01 (7, 1)	1.0 5 2 0 0 3 0 0 0 0 0 0 0 11 11 0.00 2.000											
Randy Bockus, R ERA: (8, 1)	1.0 3 0 0 0 1 0 0 0 0 0 0 0 5 5 0.00 0.000											
Jeff Robinson, R ERA: 3.5 (9, 1)	1.0 4 1 0 0 1 0 0 0 0 0 0 0 6 6 0.00 1.000											

Atlanta Braves @ San Francisco Giants
Candlestick Park, San Francisco, CA

AB	36
R	2
H	9
RBI	2
BB	0
SO	12
LOB	19



Fri Sep 12 1986, 10:05 PM EDT
Att. 11,142 - Unknown

livebaseballscorecards.com

Batter	1	2	3	4	5	6	7	8	9	AB	R	H	RBI	BB	SO	LOB
Will Clark, L OBP: 0.350, SLG: 0.453 Harry Spilman, L OBP: 0.324, SLG: 0.444 (8, 5)	0-0 F7	0-0 1-2 2-H 1B		4-0 HR IBB	0-0 1-H 2B		0-0 BB 1B			3	2	2	2	1	0	0
Robby Thompson, R OBP: 0.326, SLG: 0.376 Brad Gulden, L OBP: 0.143, SLG: 0.100 (7, 2)	0-0 1B	0-0 F8		0-0 1-H 2-H 3-H HR	0-0 2-H 1B		0-0 F6			4	2	3	5	0	0	2
Mike Aldrete, L OBP: 0.360, SLG: 0.408 Joel Youngblood, R OBP: 0.303, SLG: 0.376 (6, 7)	0-0 FC4-6 1-3 1B	0-0 G3		0-0 L6	0-0 2-H 1B		4-0 1-2 BB			3	0	1	0	0	0	2
Candy Maldonado, R OBP: 0.304, SLG: 0.492 Randy Kutcher, R OBP: 0.260, SLG: 0.402 (7, 9)	0-3 K		0-0 F8	0-0 5-3	0-3 K		0-0 F9			4	0	0	0	0	2	3
Chili Davis, S OBP: 0.373, SLG: 0.417 Dan Gladden, R OBP: 0.356, SLG: 0.347 (7, 8)	0-0 FC4-6 1-2		0-0 4-3		0-0 S 1B		0-0 6-3			4	1	1	0	0	0	2
Bob Brenly, R OBP: 0.361, SLG: 0.401 Rick Lancellotti, L (8, 3)		0-0 HR	0-0 6-3		0-0 FC1-5-1 1-H 1B		4-0 BB BB			3	1	2	2	1	0	0
Luis Quinones, S OBP: 0.234, SLG: 0.281 (7, 6)		0-0 F9		0-0 SH1-4 HR 1B	0-0 2-3 1B		4-0 G6-4-3 BB			4	2	1	0	1	0	1
Jose Uribe, S OBP: 0.311, SLG: 0.279 Mark Davis, L OBP: 0.143, SLG: 0.286 Randy Bockus, L Jeff Robinson, R OBP: 0.083, SLG: 0.091 (9, 1)		4-0 WP 1B BB		0-0 SH1-4 HR 1B	0-0 2-H 2B 1B		0-0 G6-4-3 1-2f			3	3	2	1	1	0	2
Mike Krukow, R OBP: 0.181, SLG: 0.159 Mike Woodard, L OBP: 0.353, SLG: 0.310 (7, 4)		4-0 1-2 1B BB		0-0 SH1-4	0-0 B1		0-0 F9			0	0	0	0	1	0	1

Inning Stats	R: 0	H: 2	E: 0	K: 1	S: 7	LOB: 2	BB: 0	P: 7	R: 2	H: 2	E: 0	K: 0	S: 5	LOB: 2	BB: 2	P: 13	R: 0	H: 0	E: 0	K: 0	S: 3	LOB: 0	BB: 0	P: 3	R: 4	H: 3	E: 0	K: 0	S: 6	LOB: 0	BB: 1	P: 10	R: 5	H: 6	E: 0	K: 1	S: 11	LOB: 1	BB: 0	P: 11	R: 0	H: 0	E: 0	K: 0	S: 2	LOB: 1	BB: 2	P: 10	R: 0	H: 1	E: 0	K: 0	S: 4	LOB: 2	BB: 1	P: 8	R: 0	H: 0	E: 0	K: 0	S: 3	LOB: 0	BB: 0	P: 3
--------------	------	------	------	------	------	--------	-------	------	------	------	------	------	------	--------	-------	-------	------	------	------	------	------	--------	-------	------	------	------	------	------	------	--------	-------	-------	------	------	------	------	-------	--------	-------	-------	------	------	------	------	------	--------	-------	-------	------	------	------	------	------	--------	-------	------	------	------	------	------	------	--------	-------	------

PITCHER	IP	WLS	BF	H	R	ER	SO	BB	IBB	HBP	BLK	WP	HR	S	P	ERA	WHIP
Jim Acker, R ERA: 3.97	(1, 1)	4.0	L	22	7	6	6	1	2	1	0	0	1	21	33	13.50	2.250
Craig McMurtry, R ERA: 5.06	(5, 1)	0.2		7	5	5	5	0	0	0	0	0	0	7	7	67.50	7.500
Ed Olwine, L ERA: 3.49	(5, 1)	1.1		6	1	0	0	1	2	0	0	0	0	6	14	0.00	2.250
Cliff Speck, R ERA: 3.67	(7, 1)	2.0		8	1	0	0	0	1	0	0	0	0	7	11	0.00	1.000

BOTTOM

Atlanta Braves @ San Francisco Giants
Candlestick Park, San Francisco, CA

Fri Sep 12 1986, 10:05 PM EDT
Att. 11,142 - Unknown

AB	36
R	11
H	14
RBI	11
BB	6
SO	2
LOB	16

livebaseballscorecards.com

GIANTS

WP: 1	PA: 43
PB: 0	
SB: 1	
CS: 0	

Batter	1	2	3	4	5	6	7	8	9	AB R H RBI BB SO LOB	TOP											
Bill Sample, R (1, 9) <small>OBP: 0.338, SLG: 0.431</small> Ted Simmons, S (7, PH) <small>OBP: 0.319, SLG: 0.400</small> Omar Moreno, L (7, PR) <small>OBP: 0.285, SLG: 0.363</small>	0-0 1B 5-3 1B	0-0 4-3			0-0 F8		4-0 IBB			3 1 1 0 0 0 1 0 0 0 0 1 0 0 0 0 0 0 0 0 0												
Rafael Ramirez, R (1, 5) <small>OBP: 0.282, SLG: 0.344</small> Ken Oberkell, L (7, PH) <small>OBP: 0.380, SLG: 0.372</small>	0-0 5-3 1-2		0-0 F9		4-0 HR BB		0-0 F6			2 1 0 0 1 0 1 1 0 0 0 0 0 2												
Dale Murphy, R (1, 8) <small>OBP: 0.365, SLG: 0.508</small>	0-0 BB 1B 2-3 1B		0-0 G6-4-3 1B		0-0 1-H 3-H HR		0-0 CS	0-0 F4		4 1 3 3 0 0 0												
Bob Homer, R (1, 3) <small>OBP: 0.332, SLG: 0.465</small>	0-0 1-2 3-H BB 1B		0-0 G6-4-3 1-2f		0-0 F8			0-0 5-3		4 0 1 1 0 0 1												
Terry Harper, R (1, 7) <small>OBP: 0.311, SLG: 0.349</small> Ken Griffey, L (8, 7) <small>OBP: 0.335, SLG: 0.492</small>	4-0 1-2 2-3 BB			0-0 F7		0-0 F8		0-3 K		3 0 0 0 1 1 0 0 0 0 0 0 0 0												
Andres Thomas, R (1, 6) <small>OBP: 0.273, SLG: 0.396</small>	0-3 K			0-0 F3		0-0 4-3		0-0 L9		4 0 0 0 0 1 3												
Ozzie Virgil, R (1, 2) <small>OBP: 0.334, SLG: 0.368</small>	0-0 6-3			0-0 5-3		0-3 K		4-0 FC5-4 BB		3 0 0 0 1 1 3												
Glenn Hubbard, R (1, 4) <small>OBP: 0.340, SLG: 0.305</small>		0-0 6-3			4-0 WP SH1-4 HR BB		4-0 CS SH3-4 BB	0-0 F4		2 1 0 0 2 0 1												
Rick Mahler, R (1, 1) <small>OBP: 0.215, SLG: 0.200</small>		0-0 4-3			0-0 SH1-4 1-2		0-0 SH3-4 1-2	0-0 FC5-4 1-2f		2 0 0 0 0 0 1												
Inning Stats	R: 1 E: 0 K: 1 S: 8	H: 3 LOB: 3 BB: 1 P: 12	R: 0 E: 0 K: 0 S: 3	H: 0 LOB: 0 BB: 0 P: 3	R: 0 E: 0 K: 0 S: 3	H: 1 LOB: 0 BB: 0 P: 3	R: 0 E: 0 K: 0 S: 3	H: 0 LOB: 0 BB: 0 P: 3	R: 3 E: 0 K: 0 S: 4	H: 1 LOB: 0 BB: 2 P: 12	R: 0 E: 0 K: 1 S: 5	H: 0 LOB: 0 BB: 0 P: 5	R: 0 E: 0 K: 0 S: 2	H: 0 LOB: 1 BB: 2 P: 10	R: 0 E: 0 K: 1 S: 5	H: 0 LOB: 0 BB: 0 P: 5	R: 0 E: 0 K: 0 S: 3	H: 0 LOB: 1 BB: 1 P: 7	1B: 4 2B: 0 3B: 0 HR: 1	SF: 0 SAC: 2 DP: 1 HBP: 0	WP: 1 PB: 0 SB: 0 CS: 1	PA: 37
PITCHER	IP WLS BF H R ER SO BB IBB HBP BLK WP HR S P ERA WHIP																					
Terry Mulholland, L (1, 1) <small>ERA: 4.53</small> Frank Williams, R (6, 1) <small>ERA: 1.36</small> Juan Berenguer, R (8, 1) <small>ERA: 2.81</small>	5.0 L 22 5 4 4 1 3 0 0 0 1 1 21 33 7.20 1.600																					

Atlanta Braves @ San Francisco Giants
 Candlestick Park, San Francisco, CA
 Sat Sep 13 1986, 6:33 AM EDT
 Att: 12,377 - Unknown

livebaseballscorecards.com

AB	28
R	4
H	5
RBI	4
BB	6
SO	3
LOB	13



Batter	1	2	3	4	5	6	7	8	9	AB R H RBI BB SO LOB
Will Clark, L (1, 3) OBP: 0.350, SLG: 0.454	0-0 4-3		0-0 G1-2-3 1B		0-0 1-3 1B		0-0 SF9		0-0 F8	4 0 2 1 0 0 0
Robby Thompson, R (1, 4) OBP: 0.323, SLG: 0.372	0-0 5-3		0-0 G1-2-3		0-3 K		0-0 F4		0-0 F4	5 0 0 0 0 1 6
Mike Aldrete, L (1, 7) OBP: 0.363, SLG: 0.407	0-0 F8		4-0 IBB		0-3 K		0-0 FC6-4 1B			3 0 1 0 1 1 2
Candy Maldonado, R (1, 9) OBP: 0.303, SLG: 0.489		0-0 6-3	0-0 2-3		0-0 1B		0-0 FC6-4			4 0 1 0 0 0 5
Chili Davis, S (1, 8) OBP: 0.374, SLG: 0.416		0-0 6-3 1B		0-3 K2-3		0-0 F7		4-0 BB		3 0 1 0 1 1 1
Bob Brenly, R (1, 5) OBP: 0.360, SLG: 0.399		0-0 6-3		0-0 CS 1B		0-0 F7		0-0 F9		4 0 1 0 0 0 3
Phil Ouellette, S (1, 2) OBP: 0.200, SLG: 0.111		0-0 G3		0-0 4-3		0-0 3-1		0-3 K		4 0 0 0 0 1 4
Jose Uribe, S (1, 6) OBP: 0.315, SLG: 0.282			0-0 1B E G1-2-3 1B		4-0 1B BB		0-0 1B SF9 1B		0-0 F4	2 1 2 0 1 0 0
Harry Spilman, L (8, PH) OBP: 0.321, SLG: 0.441										1 0 0 0 0 0 1
Luis Quinones, S (9, 6) OBP: 0.234, SLG: 0.281										0 0 0 0 0 0 0
Terry Mulholland, R (1, 1) OBP: 0.093, SLG: 0.053			0-0 E1		0-0 F6		0-0 1B		0-0 6-3	1 0 0 0 0 0 1
Mike Woodard, L (5, PH) OBP: 0.346, SLG: 0.302										1 0 0 0 0 0 1
Frank Williams, R (6, 1) OBP: 0.500, SLG: 0.500										0 0 0 0 0 0 0
Rick Lancelotti, L (7, PR) OBP: 0.125, SLG: 0.125										1 0 1 0 0 0 0
Chris Brown, R (7, PR) OBP: 0.380, SLG: 0.426										0 0 0 0 0 0 0
Juan Berenguer, R (8, 1) OBP: 0.187, SLG: 0.187										0 0 0 0 0 0 0
Joel Youngblood, R (9, PH) OBP: 0.301, SLG: 0.373										1 0 0 0 0 0 0

Inning Stats	R: 0 E: 0 K: 0 S: 3	H: 0 LOB: 0 BB: 0 P: 3	R: 0 E: 0 K: 0 S: 4	H: 1 LOB: 1 BB: 0 P: 4	R: 0 E: 1 K: 0 S: 5	H: 2 LOB: 3 BB: 1 P: 9	R: 0 E: 0 K: 1 S: 5	H: 1 LOB: 0 BB: 0 P: 5	R: 0 E: 0 K: 2 S: 8	H: 1 LOB: 2 BB: 1 P: 12	R: 0 E: 0 K: 0 S: 4	H: 1 LOB: 1 BB: 0 P: 4	R: 1 E: 0 K: 0 S: 6	H: 3 LOB: 2 BB: 0 P: 6	R: 0 E: 0 K: 1 S: 5	H: 0 LOB: 1 BB: 1 P: 9	R: 0 E: 0 K: 0 S: 3	H: 0 LOB: 0 BB: 0 P: 3	1B: 9 2B: 0 3B: 0 HR: 0	SF: 1 SAC: 0 DP: 1 HBP: 0
--------------	------------------------------	---------------------------------	------------------------------	---------------------------------	------------------------------	---------------------------------	------------------------------	---------------------------------	------------------------------	----------------------------------	------------------------------	---------------------------------	------------------------------	---------------------------------	------------------------------	---------------------------------	------------------------------	---------------------------------	----------------------------------	------------------------------------

PITCHER	IP	WLS	BF	H	R	ER	SO	BB	IBB	HBP	BLK	WP	HR	S	P	ERA	WHIP	PITCHER	IP	WLS	BF	H	R	ER	SO	BB	IBB	HBP	BLK	WP	HR	S	P	ERA	WHIP	
Rick Mahler, R (1, 1) ERA: 4.9	9.0	W	38	9	1	1	4	2	1	0	0	0	0	43	55	1.00	1.222																			

BOTTOM

Atlanta Braves @ San Francisco Giants
Candlestick Park, San Francisco, CA

Sat Sep 13 1986, 6:33 AM EDT
Att. 12,377 - Unknown

AB	34
R	1
H	9
RBI	1
BB	3
SO	4
LOB	24

WP: 0 PA: 38
PB: 0
SB: 0
CS: 1



livebaseballscores.com

Batter	1	2	3	4	5	6	7	8	9	AB R H RBI BB SO LOB	TOP															
Omar Moreno, L (1, 9) OBP: 0.282, SLG: 0.358	0-0 F5		0-3 K	0-0 F6		0-0 G3		0-3 K		5 0 0 0 0 2 2																
Ken Oberkfell, L (1, 5) OBP: 0.382, SLG: 0.374	0-0 1B		0-0 1B	0-0 1B		0-0 3-1		0-0 4-3		5 0 3 0 0 0 0																
Dale Murphy, R (1, 8) OBP: 0.362, SLG: 0.503	0-3 K		0-0 FC5	0-0 E5			0-0 F3		0-0 5-3	5 0 0 0 0 1 5																
Bob Homer, R (1, 3) OBP: 0.331, SLG: 0.461	0-0 6-3			E5 1B			0-0 F7		4-0 1B BB	4 1 0 0 1 0 4																
Ken Griffey, L (1, 7) OBP: 0.335, SLG: 0.491			0-3 K		0-0 G3		0-0 E4 HR		0-0 1B	5 2 2 0 0 1 0																
Rafael Ramirez, R (1, 6) OBP: 0.261, SLG: 0.350			0-0 F4		0-0 SH3		0-0 G3		0-3 K	4 1 1 2 0 1 2																
Ozzie Virgil, R (1, 2) OBP: 0.336, SLG: 0.366			0-3 K		4-0 1B IBB		4-0 FC6-4 BB		0-0 F3	2 1 0 0 2 1 2																
Glenn Hubbard, R (1, 4) OBP: 0.339, SLG: 0.304				0-0 FC5 1B		0-0 E5 1B		0-0 FC6-4		4 1 1 1 0 0 3																
Charlie Puleo, R (1, 1) OBP: 0.500, SLG: 0.500			0-3 K						0-0 4-3	2 0 1 2 0 1 1																
Jeff Dedmon, L (5, 1) OBP: 0.143, SLG: 0.143				0-0 E 1B						1 0 0 0 0 0 0																
Gene Garber, R (7, 1) OBP: 0.286, SLG: 0.167										0 0 0 0 0 0 0																
Albert Hall, S (8, PH)										1 0 0 0 0 0 0																
Paul Assenmacher, L (8, 1)										0 0 0 0 0 0 0																
Inning Stats	R: 0 E: 0 K: 1 S: 6	H: 1 LOB: 1 BB: 0 P: 6	R: 0 E: 0 K: 2 S: 7	H: 0 LOB: 0 BB: 0 P: 7	R: 0 E: 0 K: 2 S: 9	H: 2 LOB: 2 BB: 0 P: 9	R: 4 E: 3 K: 0 S: 9	H: 3 LOB: 3 BB: 1 P: 13	R: 0 E: 0 K: 0 S: 3	H: 0 LOB: 1 BB: 1 P: 7	R: 0 E: 0 K: 0 S: 3	H: 0 LOB: 0 BB: 0 P: 3	R: 2 E: 1 K: 0 S: 5	H: 1 LOB: 1 BB: 0 P: 6	R: 0 E: 0 K: 1 S: 5	H: 0 LOB: 0 BB: 0 P: 5	R: 0 E: 0 K: 1 S: 6	H: 1 LOB: 2 BB: 1 P: 10	1B: 7 2B: 0 3B: 0 HR: 1	SF: 0 SAC: 1 DP: 0 HBP: 1	WP: 0 PB: 0 SB: 1 CS: 0	PA: 43				
PITCHER	IP WLS BF H R ER SO BB IBB HBP BLK WP HR S P ERA WHIP																									
Michael LaCoss, R (1, 1) ERA: 3.57	7.0	35	7	6	0	5	1	1	1	0	0	1	42	51	0.00	1.143										
Scott Garrelts, R (8, 1) ERA: 3.2	2.0	W	8	1	0	0	2	1	0	0	0	0	11	15	0.00	1.000										

Atlanta Braves @ San Francisco Giants
Candlestick Park, San Francisco, CA

livebaseballscorecards.com

AB	38
R	6
H	8
RBI	5
BB	3
SO	7
LOB	19



Sun Sep 14 1986, 6:33 AM EDT
Att. 8,594 - Unknown

Batter	1	2	3	4	5	6	7	8	9	AB	R	H	RBI	BB	SO	LOB
Will Clark, L OBP: 0.356, SLG: 0.460 (1, 3)	4-0 1-3 BB		0-0 1B		0-0 2B		0-0 E6 BB 1B	0-0 1B		4	1	3	0	1	0	0
Robby Thompson, R OBP: 0.324, SLG: 0.371 (1, 4)	0-0 B5		0-0 F9		0-0 L1		4-0 1B 2B BB	0-0 1B		4	1	1	0	1	0	4
Mike Aldrete, L OBP: 0.371, SLG: 0.408 (1, 7)	0-0 1-3			4-0 G4-6-3 BB	4-0 FC6-4 BB		0-0 2B 1B	0-3 K		2	1	1	1	2	0	1
Joel Youngblood, R OBP: 0.299, SLG: 0.371 (8, PH) (9, 7)	1-2						1-3 2-H 1B			1	0	0	0	0	1	2
Candy Maldonado, R OBP: 0.302, SLG: 0.488 (1, 9)	0-0 F4			0-0 F6	0-0 FC6-4		0-0 1B 2B		0-0 G3	5	1	1	1	0	0	5
Chili Davis, S OBP: 0.372, SLG: 0.413 (1, 8)		0-0 F6		0-0 G4-6-3		0-0 F7	4-0 1B BB		0-0 F8	4	0	0	0	1	0	1
Bob Brenly, R OBP: 0.362, SLG: 0.416 (1, 5) (8, 2)		0-0 F8			0-0 HR	0-0 6-3	0-0 1B		0-0 HR	5	2	3	4	0	0	0
Bob Melvin, R OBP: 0.261, SLG: 0.335 (1, 2)		0-3 K			0-0 HR	0-0 F8	0-3 K			3	1	1	1	0	1	0
Rick Lancellotti, L OBP: 0.111, SLG: 0.111 (7, PH)										1	0	0	0	0	1	2
Scott Garrelts, R OBP: 0.209, SLG: 0.286 (8, 1)										0	0	0	0	0	0	0
Jose Uribe, S OBP: 0.313, SLG: 0.280 (1, 6)			0-0 F5		0-3 K		0-0 4-3	0-3 K		4	0	0	0	0	2	0
Michael LaCoss, R OBP: 0.267, SLG: 0.368 (1, 1)						0-0 2B 1B		0-0 B1-3	0-3 K	2	0	1	0	0	1	0
Mike Woodard, L OBP: 0.340, SLG: 0.295 (7, PH)										1	0	0	0	0	0	0
Luis Quinones, S OBP: 0.232, SLG: 0.278 (8, 5)										1	0	0	0	0	1	0

Inning Stats	R: 0	H: 0	E: 0	K: 0	S: 3	R: 0	H: 0	E: 0	K: 1	S: 5	R: 0	H: 1	E: 0	K: 1	S: 6	R: 0	H: 0	E: 0	K: 0	S: 2	R: 2	H: 4	E: 0	K: 1	S: 9	R: 0	H: 0	E: 0	K: 0	S: 3	R: 4	H: 3	E: 1	K: 1	S: 9	R: 0	H: 2	E: 0	K: 3	S: 11	R: 1	H: 1	E: 0	K: 0	S: 3	1B: 6	2B: 2	3B: 0	HR: 3	SF: 0	SAC: 0	DP: 1	HBP: 0	WP: 0	PB: 0	SB: 0	CS: 0	PA: 42
--------------	------	------	------	------	------	------	------	------	------	------	------	------	------	------	------	------	------	------	------	------	------	------	------	------	------	------	------	------	------	------	------	------	------	------	------	------	------	------	------	-------	------	------	------	------	------	-------	-------	-------	-------	-------	--------	-------	--------	-------	-------	-------	-------	--------

PITCHER	IP	WLS	BF	H	R	ER	SO	BB	IBB	HBP	BLK	WP	HR	S	P	ERA	WHIP
Charlie Puleo, R ERA: 4.15 (1, 1)	4.1		19	5	2	2	3	2	0	0	0	0	2	23	31	4.15	1.615
Jeff Dedmon, R ERA: 2.84 (5, 1)	2.1		11	1	3	1	0	2	0	0	0	0	0	9	17	3.86	1.286
Gene Garber, R ERA: 2.58 (7, 1)	0.1	L	4	2	1	0	1	1	0	0	0	0	0	5	9	0.00	9.000
Paul Assenmacher, L ERA: 2.59 (8, 1)	1.2		8	3	1	1	3	0	0	0	0	0	1	14	14	5.40	1.800

BOTTOM

Atlanta Braves @ San Francisco Giants
Candlestick Park, San Francisco, CA

Sun Sep 14 1986, 6:33 AM EDT
Att. 8,594 - Unknown

AB	37
R	7
H	11
RBI	7
BB	5
SO	7
LOB	15



PITCHER	IP	WLS	BF	H	R	ER	SO	BB	IBB	HBP	BLK	WP	HR	S	P	ERA	WHIP
---------	----	-----	----	---	---	----	----	----	-----	-----	-----	----	----	---	---	-----	------

Batter	1	2	3	4	5	6	7	8	9	AB R H RBI BB SO LOB	TOP										
Steve Sax, R (1, 4) OBP: 0.382, SLG: 0.433	0-0 5-3		0-0 G6-4-3 S 1B		0-0 L5			0-0 1B		4 0 2 0 0 0 1	Los Angeles Dodgers @ Atlanta Braves Atlanta-Fulton County Stadium, Atlanta, GA Tue Sep 16 1986, 7:05 PM EDT Att. 5,669 - Unknown livebaseballscorecards.com										
Ralph Bryant, L (1, 9) OBP: 0.370, SLG: 0.739	0-0 2B 1B		4-0 G6-4-3 1-2 BB		0-0 F6			0-3 K		3 1 1 0 1 1 2											
Bill Madlock, R (1, 5) OBP: 0.338, SLG: 0.407	0-0 2B		0-0 G6-4-3 1-2f 2-3		0-0 1B 2B			0-0 F7		4 0 2 1 0 0 3											
Greg Brock, L (1, 3) OBP: 0.311, SLG: 0.428	4-0 G4-6-3 BB		0-0 4-3		0-0 F4			0-0 F9		3 0 0 0 1 0 3											
Mike Scioscia, L (1, 2) OBP: 0.376, SLG: 0.362	0-0 G4-6-3 1-2f		0-0 6-3		0-0 F2			0-0 1-3		4 0 0 0 0 0 3											
Len Matuszek, L (1, 7) OBP: 0.332, SLG: 0.435		0-0 1-3		0-3 K		0-0 1B		0-0 4-3		4 0 1 0 0 1 0											
Franklin Stubbs, L (1, 8) OBP: 0.291, SLG: 0.428 Ken Landreaux, L (9, PH) OBP: 0.316, SLG: 0.374		4-0 BB		0-0 F6		0-3 K		0-0 F7		2 0 0 0 1 1 0 1 0 0 0 0 0 0											
Dave Anderson, R (1, 6) OBP: 0.312, SLG: 0.295		0-0 F8		4-0 E SH3-4 BB		0-0 1B		0-0 B1-6-3 1B		2 0 1 0 1 0 1											
Orel Hershiser, R (1, 1) OBP: 0.233, SLG: 0.237		0-0 F9		0-0 SH3-4 1-2		0-0 B1-6-3 1-2f				2 0 0 0 0 0 2											
Inning Stats	R: 1 E: 0 K: 0 S: 4	H: 2 LOB: 1 BB: 1 P: 8	R: 0 E: 0 K: 0 S: 3	H: 0 LOB: 1 BB: 1 P: 7	R: 0 E: 0 K: 1 S: 3	H: 1 LOB: 1 BB: 1 P: 7	R: 0 E: 0 K: 1 S: 5	H: 0 LOB: 0 BB: 0 P: 5	R: 0 E: 1 K: 0 S: 4	H: 2 LOB: 2 BB: 0 P: 4	R: 0 E: 0 K: 1 S: 5	H: 1 LOB: 0 BB: 0 P: 5	R: 0 E: 0 K: 1 S: 6	H: 1 LOB: 1 BB: 0 P: 6	R: 0 E: 0 K: 0 S: 3	H: 0 LOB: 0 BB: 0 P: 3	1B: 5 2B: 2 3B: 0 HR: 0	SF: 0 SAC: 1 DP: 3 HBP: 0	WP: 0 PB: 0 SB: 1 CS: 0	PA: 34	
PITCHER Doyle Alexander, R (1, 1) ERA: 4.2 Gene Garber, R (8, 1) ERA: 2.51	IP 7.0	WLS W	BF 27	H 6	R 1	ER 1	SO 2	BB 4	IBB 0	HBP 0	BLK 0	WP 0	HR 0	S 27	P 43	ERA 1.29	WHIP 1.429				
PITCHER	IP	WLS	BF	H	R	ER	SO	BB	IBB	HBP	BLK	WP	HR	S	P	ERA	WHIP				



Batter	1	2	3	4	5	6	7	8	9	AB	R	H	RBI	BB	SO	LOB
--------	---	---	---	---	---	---	---	---	---	----	---	---	-----	----	----	-----

Albert Hall, S (1, 9) Gerald Perry, L (7, PH) Gene Garber, R (8, 1)	0-0 4-3		0-0 F9			0-0 6-3	0-0 1B			3	0	0	0	0	0	0
Ken Oberkfell, L (1, 5)	0-0 1-3			0-0 SF8 2B		0-0 FC5-4 1B	0-0 F9			4	1	2	0	0	0	3
Dale Murphy, R (1, 8)	0-0 L3			0-0 E4 2-3		0-0 L4		0-0 F2		4	0	0	0	0	0	2
Bob Horner, R (1, 3)		0-0 4-3		0-0 SF8		0-0 FC5-4 1-2f		0-0 F3 2B		3	0	1	1	0	0	1
Ken Griffey, L (1, 7)		0-0 E8 WP 1B		0-0 F7			0-0 SH5-4 FC1-2 1B	4-0 FC6-4 IBB		3	0	2	0	1	0	1
Rafael Ramirez, R (1, 6)		0-3 K		0-0 F9			1-0 FC1-2 SH5-4 1B HBP	0-0 F3 2-3		3	1	0	0	0	1	4
Bruce Benedict, R (1, 2)		0-0 5-3 2-3			0-0 6-3		0-0 SH5-4 1-2 2-3	0-0 FC6-4 1-2f		3	0	0	0	0	0	3
Glenn Hubbard, R (1, 4) Chris Chambliss, L (7, PH) Paul Runge, R (7, PR)			0-0 F7		0-0 F7		4-0 FC1-2 1B IBB			2	0	0	0	0	0	0
Doyle Alexander, R (1, 1) Ted Simmons, S (7, PH) Brad Komminsk, R (8, 9)			0-0 6-3		0-0 6-3		0-0 FC1-2 1B 1-2 2-3 3-Hf			1	0	0	0	0	0	3

Inning Stats	R: 0	H: 0	R: 0	H: 1	R: 0	H: 0	R: 1	H: 1	R: 0	H: 0	R: 0	H: 1	R: 2	H: 2	R: 0	H: 1
	E: 0	LOB: 0	E: 1	LOB: 1	E: 0	LOB: 0	E: 1	LOB: 1	E: 0	LOB: 0	E: 0	LOB: 1	E: 0	LOB: 3	E: 0	LOB: 2
	K: 0	BB: 0	K: 1	BB: 0	K: 0	BB: 0	K: 0	BB: 0	K: 0	BB: 0	K: 0	BB: 0	K: 0	BB: 1	K: 0	BB: 1
	S: 3	P: 3	S: 6	P: 6	S: 3	P: 3	S: 5	P: 5	S: 3	P: 3	S: 4	P: 4	S: 5	P: 10	S: 4	P: 8

PITCHER	IP	WLS	BF	H	R	ER	SO	BB	IBB	HBP	BLK	WP	HR	S	P	ERA	WHIP
Orel Hershiser, R (1, 1) ERA: 3.8	8.0	L	34	6	3	3	1	0	2	1	0	1	0	33	42	3.38	0.750

PITCHER	IP	WLS	BF	H	R	ER	SO	BB	IBB	HBP	BLK	WP	HR	S	P	ERA	WHIP

BOTTOM

Los Angeles Dodgers @ Atlanta Braves
 Atlanta-Fulton County Stadium, Atlanta, GA
 Tue Sep 16 1986, 7:05 PM EDT
 Att. 5,669 - Unknown

livebaseballscorecards.com

AB	29
R	3
H	6
RBI	3
BB	2
SO	1
LOB	17



1B: 4	SF: 1	WP: 1	PA: 34
2B: 2	SAC: 1	PB: 0	
3B: 0	DP: 0	SB: 0	
HR: 0	HBP: 1	CS: 0	

Los Angeles Dodgers @ Atlanta Braves
 Atlanta-Fulton County Stadium, Atlanta, GA

Wed Sep 17 1986, 7:05 PM EDT
 Att. 6,475 - Unknown

livebaseballscorecards.com

AB	35
R	1
H	11
RBI	1
BB	1
SO	4
LOB	22



Batter	1	2	3	4	5	6	7	8	9	AB R H RBI BB SO LOB
Steve Sax, R (1, 4) OBP: 0.381, SLG: 0.431	0-3 K		0-0 6-3		0-0 F8		0-0 HBP E 1-2 1B		0-0 6-3	5 0 1 0 0 1 1
Ken Landreaux, L (1, 8) OBP: 0.315, SLG: 0.372	0-0 4-3		0-3 K		0-0 2B		0-0 E6 1-2 2-3 HBP		0-0 6-3	1 0 0 0 0 0 0 4 0 1 0 0 1 3
Bill Madlock, R (1, 5) OBP: 0.341, SLG: 0.408	0-0 1B		4-0 BB		0-0 6-3		1-0 G6-4-3 HBP			1 0 1 0 1 0 0 1 0 0 0 0 0 1
Jeff Hamilton, R (5, PH) OBP: 0.231, SLG: 0.317										0 0 0 1 0 0 0 0 0 0 0 0 0 0
Alex Trevino, R (7, PH) OBP: 0.347, SLG: 0.384										4 0 2 0 0 1 5
Jose Gonzalez, R (7, 8) OBP: 0.247, SLG: 0.273										
Greg Brock, L (1, 3) OBP: 0.313, SLG: 0.433	0-0 1-3 1B		0-3 K		0-0 2B		0-0 G6-4-3 1-2f			
Len Matuszek, L (1, 7) OBP: 0.330, SLG: 0.432	0-0 L4				0-0 1-3 1B		0-0 F9		0-0 1B	1 0 0 0 0 0 2 3 0 2 0 0 0 1
Reggie Williams, R (3, 8) OBP: 0.336, SLG: 0.382										
Ralph Bryant, L (1, 9) OBP: 0.345, SLG: 0.680		0-0 4-3		0-0 1-3 1B		1-0 G6-4-3 HBP		0-0 2B		2 0 0 0 0 0 1 1 0 1 0 0 0 0
Bill Russell, R (6, PH) OBP: 0.305, SLG: 0.299					1-2					
Mike Scioscia, L (1, 2) OBP: 0.375, SLG: 0.360		0-0 G6-4-3 1B		0-0 F9		0-0 G6-4-3 1-2f		0-0 F8		4 0 1 0 0 0 4
Dave Anderson, R (1, 6) OBP: 0.310, SLG: 0.294		0-0 G6-4-3		0-0 6-3			0-0 E HBP 1B 1B		0-0 L1	4 1 1 0 0 0 3
Fernando Valenzuela, L (1, 1) OBP: 0.216, SLG: 0.257			0-0 2B		0-0 5-3		0-3 K		0-0 4-3	3 0 1 0 0 1 1 1 0 0 0 0 0 0
Franklin Stubbs, L (9, PH) OBP: 0.290, SLG: 0.427										

Inning Stats	R: 0	H: 2	R: 0	H: 1	R: 0	H: 1	R: 0	H: 1	R: 0	H: 1	R: 0	H: 1	R: 0	H: 1	R: 0	H: 1	R: 0	H: 2	R: 0	H: 2	R: 0	H: 0	1B: 7	SF: 0	WP: 0	PA: 38
E: 0	LOB: 2	E: 0	LOB: 0	E: 0	LOB: 2	E: 0	LOB: 1	E: 0	LOB: 1	E: 0	LOB: 1	E: 0	LOB: 1	E: 0	LOB: 1	E: 0	LOB: 1	E: 1	LOB: 2	E: 0	LOB: 1	E: 0	LOB: 0	2B: 4	SAC: 0	PB: 0
K: 1	BB: 0	K: 0	BB: 0	K: 2	BB: 1	K: 0	BB: 0	K: 0	BB: 0	K: 0	BB: 0	K: 0	BB: 0	K: 1	BB: 0	K: 0	BB: 0	K: 1	BB: 0	K: 0	BB: 0	K: 0	BB: 0	3B: 0	DP: 3	SB: 0
S: 7	P: 7	S: 3	P: 3	S: 8	P: 12	S: 4	P: 4	S: 4	P: 4	S: 3	P: 4	S: 7	P: 8	S: 4	P: 4	S: 3	P: 3	S: 7	P: 8	S: 4	P: 4	S: 3	P: 3	HR: 0	HBP: 2	CS: 0

PITCHER	IP	WLS	BF	H	R	ER	SO	BB	IBB	HBP	BLK	WP	HR	S	P	ERA	WHIP
David Palmer, R (1, 1) ERA: 3.61	2.0		8	3	0	0	1	0	0	0	0	0	0	10	10	0.00	1.500
Zane Smith, L (3, 1) ERA: 3.99	4.0		18	5	1	0	2	1	0	1	0	0	0	20	25	0.00	1.500
Jeff Dedmon, R (7, 1) ERA: 2.75	3.0	W	12	3	0	0	1	0	0	1	0	0	0	13	14	0.00	1.000

Batter	1	2	3	4	5	6	7	8	9	10	11	12	AB R H RBI BB SO LOB	TOP												
Steve Sax, R OBP: 0.380, SLG: 0.428 (1, 4)	0-0 5-3	0-0 F4			0-0 FC3-2 1B	0-0 F9		4-0 BB			0-0 5-3	0-3 K	6 0 1 0 1 1 6													
Ken Landreaux, L OBP: 0.314, SLG: 0.370 (1, 8)	0-3 K		0-0 1-6-3		0-0 FC3-2 B1-4 1B	0-0 F8		0-0 F7			0-3 K		4 0 1 0 0 1 2													
Pedro Guerrero, R OBP: 0.222, SLG: 0.370 (8, PH)													1 0 0 0 0 0 3													
Mike Marshall, R OBP: 0.298, SLG: 0.439 (8, 9)													0 0 0 0 0 0 0													
Bill Russell, R OBP: 0.304, SLG: 0.298 (11, PH) (11, 7)													1 0 0 0 0 1 0													
Bill Madlock, R OBP: 0.342, SLG: 0.409 (1, 5)	0-0 1B		0-0 F7		0-0 B1-4		0-0 G6-4-3 1B		0-3 K		0-0 F3		4 0 2 0 0 0 2													
Jeff Hamilton, R OBP: 0.226, SLG: 0.311 (7, 5)													2 0 0 0 0 1 0													
Greg Brock, L OBP: 0.315, SLG: 0.430 (1, 3)	0-3 K		4-0 BB		4-0 FC3-2 IBB		0-3 K		0-0 5-3			0-0 F9	2 0 0 0 2 2 2													
Enos Cabell, R OBP: 0.298, SLG: 0.326 (9, PH) (9, 1)													1 0 0 0 0 0 0													
Ken Howell, R (9, 1)													0 0 0 0 0 0 0													
Alex Trevino, R OBP: 0.346, SLG: 0.382 (12, PH) (12, 2)													1 0 0 0 0 0 0													
Len Matuszek, L OBP: 0.335, SLG: 0.433 (1, 7)		0-0 3B	4-0 BB		0-0 FC3-2		0-0 G6-4-3		0-3 K		0-3 K		2 1 1 0 1 0 3													
Reggie Williams, R OBP: 0.332, SLG: 0.378 (7, PH) (7, 7) (11, 9)		1-2 BB			1-2 BB		1-2 BB						3 0 0 0 0 2 1													
Ralph Bryant, L OBP: 0.344, SLG: 0.714 (1, 9)		0-0 G3	0-3 K		0-0 4-3		0-3 K				0-0 1-3 1B		3 1 1 1 0 1 5													
Jose Gonzalez, R OBP: 0.263, SLG: 0.290 (8, PH) (8, 8)		1-H G3 3B											3 1 2 0 0 1 0													
Mike Scioscia, L OBP: 0.374, SLG: 0.358 (1, 2)		0-0 G3		0-0 F8		0-0 FC1-6 BB 1B		0-0 4-3		0-0 1-3		4-0 E	5 0 1 1 1 0 1													
Brian Holton, R (12, 1)		3-H BB									1-2 BB	1-2 BB	0 0 0 0 0 0 0													
Dave Anderson, R OBP: 0.316, SLG: 0.289 (1, 6)		4-0 SH1-4 BB		0-3 K		4-0 FC1-6 BB		4-0 BB 1B BB		0-3 K		0-0 E5	3 0 0 0 0 3 2 2													
Bob Welch, R OBP: 0.169, SLG: 0.153 (1, 1)		0-0 SH1-4		0-0 5-3		0-0 FC1-6		0-0 BB 1B		0-3 K		4-0 BB	3 0 1 0 0 0 2													
Franklin Stubbs, L OBP: 0.290, SLG: 0.426 (9, 3)		1-2											1 0 0 0 0 1 1													
Larry See, R OBP: 0.267, SLG: 0.286 (12, PH) (12, 3)													0 0 0 0 0 1 0 0													
Inning Stats	R: 0 E: 0 K: 2 S: 8	H: 1 LOB: 1 BB: 0 P: 8	R: 2 E: 0 K: 0 S: 5	H: 2 LOB: 1 BB: 1 P: 9	R: 0 E: 0 K: 1 S: 5	H: 0 LOB: 0 BB: 2 P: 13	R: 0 E: 0 K: 1 S: 5	H: 0 LOB: 0 BB: 0 P: 5	R: 0 E: 0 K: 0 S: 5	H: 2 LOB: 3 BB: 1 P: 9	R: 0 E: 0 K: 1 S: 6	H: 1 LOB: 0 BB: 0 P: 5	R: 0 E: 0 K: 2 S: 7	H: 0 LOB: 0 BB: 0 P: 7	R: 0 E: 0 K: 1 S: 5	H: 0 LOB: 0 BB: 0 P: 5	R: 0 E: 1 K: 2 S: 9	H: 1 LOB: 3 BB: 2 P: 17	1B: 9 2B: 0 3B: 1 HR: 0	SF: 0 SAC: 1 DP: 1 HBP: 0	WP: 0 PB: 0 SB: 1 CS: 0	PA: 55				
PITCHER	IP WLS BF H R ER SO BB IBB HBP BLK WP HR S P ERA WHIP	IP WLS BF H R ER SO BB IBB HBP BLK WP HR S P ERA WHIP	IP WLS BF H R ER SO BB IBB HBP BLK WP HR S P ERA WHIP	IP WLS BF H R ER SO BB IBB HBP BLK WP HR S P ERA WHIP	IP WLS BF H R ER SO BB IBB HBP BLK WP HR S P ERA WHIP	IP WLS BF H R ER SO BB IBB HBP BLK WP HR S P ERA WHIP	IP WLS BF H R ER SO BB IBB HBP BLK WP HR S P ERA WHIP	IP WLS BF H R ER SO BB IBB HBP BLK WP HR S P ERA WHIP	IP WLS BF H R ER SO BB IBB HBP BLK WP HR S P ERA WHIP	IP WLS BF H R ER SO BB IBB HBP BLK WP HR S P ERA WHIP	IP WLS BF H R ER SO BB IBB HBP BLK WP HR S P ERA WHIP	IP WLS BF H R ER SO BB IBB HBP BLK WP HR S P ERA WHIP	IP WLS BF H R ER SO BB IBB HBP BLK WP HR S P ERA WHIP	IP WLS BF H R ER SO BB IBB HBP BLK WP HR S P ERA WHIP	IP WLS BF H R ER SO BB IBB HBP BLK WP HR S P ERA WHIP	IP WLS BF H R ER SO BB IBB HBP BLK WP HR S P ERA WHIP	IP WLS BF H R ER SO BB IBB HBP BLK WP HR S P ERA WHIP	IP WLS BF H R ER SO BB IBB HBP BLK WP HR S P ERA WHIP	IP WLS BF H R ER SO BB IBB HBP BLK WP HR S P ERA WHIP	IP WLS BF H R ER SO BB IBB HBP BLK WP HR S P ERA WHIP	IP WLS BF H R ER SO BB IBB HBP BLK WP HR S P ERA WHIP	IP WLS BF H R ER SO BB IBB HBP BLK WP HR S P ERA WHIP	IP WLS BF H R ER SO BB IBB HBP BLK WP HR S P ERA WHIP	IP WLS BF H R ER SO BB IBB HBP BLK WP HR S P ERA WHIP	IP WLS BF H R ER SO BB IBB HBP BLK WP HR S P ERA WHIP	
Jim Acker, R ERA: 3.92 (1, 1)	6.0																									
Ed Olwine, L ERA: 3.35 (7, 1)	1.2																									
Craig McMurtry, R ERA: 5.04 (8, 1)	0.1																									
Paul Assenmacher, L ERA: 2.43 (9, 1)	4.0	W																								

Los Angeles Dodgers @ Atlanta Braves
Atlanta-Fulton County Stadium, Atlanta, GA

Thu Sep 18 1986, 7:05 PM EDT
Att: 4,956 - Unknown

AB	45
R	3
H	10
RBI	2
BB	9
SO	13
LOB	30



Batter	1	2	3	4	5	6	7	8	9	10	11	12	AB	R	H	RBI	BB	SO	LOB	BOTTOM						
Albert Hall, S (1, 9) Gerald Perry, L (6, PH) Ed O'wines, R (7, 1) Craig McMurry, R (8, 1) Chris Chambers, L (8, PH) Paul Runge, R (8, PH) Paul Assenmacher, L (9, 1) Bill Sampe, R (12, PH)	0-0 4-3		0-0 F8			0-0 4-3		0-0 1-H 2B		0-3 K		0-0 1-3 2-H 3-H 2B	2 1 0 0 0 0 0 0 1 0 1	0	0	0	0	0	0	0						
Ken Oberkfell, L (1, 5) Dale Murphy, R (1, 8) Bob Horner, R (1, 3) Ken Griffey, L (1, 7) Rafael Ramirez, R (1, 6) Bruce Benedict, R (1, 2) Omar Moreno, L (8, PH) Glenn Hubbard, R (1, 4) Terry Harper, R (12, PH) Jim Acker, R (1, 1) Brad Komminsk, R (6, PH) Ted Simmons, S (8, PH)	0-0 F7			0-0 1-3		4-0 BB		0-0 4-3		0-0 L3			4 5 5 4 5 3 2 1 1	0	0	0	1	0	1							
Bob Horner, R (1, 3) Ken Griffey, L (1, 7) Rafael Ramirez, R (1, 6) Bruce Benedict, R (1, 2) Omar Moreno, L (8, PH) Glenn Hubbard, R (1, 4) Terry Harper, R (12, PH) Jim Acker, R (1, 1) Brad Komminsk, R (6, PH) Ted Simmons, S (8, PH)		0-0 G5-3 2B		0-0 6-3		0-0 F8		0-0 F8		0-3 K		0-0 1B	5 4 5 4 5 3 2 1 1	0	2	0	0	1	0							
Ken Griffey, L (1, 7) Rafael Ramirez, R (1, 6) Bruce Benedict, R (1, 2) Omar Moreno, L (8, PH) Glenn Hubbard, R (1, 4) Terry Harper, R (12, PH) Jim Acker, R (1, 1) Brad Komminsk, R (6, PH) Ted Simmons, S (8, PH)			0-0 BB		0-0 F8		0-0 F8		0-0 E S 1B		0-0 4-3		4 5 4 3 2 1 1	0	1	0	1	0	1							
Rafael Ramirez, R (1, 6) Bruce Benedict, R (1, 2) Omar Moreno, L (8, PH) Glenn Hubbard, R (1, 4) Terry Harper, R (12, PH) Jim Acker, R (1, 1) Brad Komminsk, R (6, PH) Ted Simmons, S (8, PH)			0-0 F8		0-0 S 1B		0-0 F5		0-0 F6			0-0 F7	5 4 5 3 2 1 1	0	1	0	0	0	3							
Bruce Benedict, R (1, 2) Omar Moreno, L (8, PH) Glenn Hubbard, R (1, 4) Terry Harper, R (12, PH) Jim Acker, R (1, 1) Brad Komminsk, R (6, PH) Ted Simmons, S (8, PH)			0-0 G5-3 2-3f		0-0 F3		0-0 F3		0-0 3-1		0-3 K		2 3 4 1 1 1 1	0	0	0	0	0	3							
Glenn Hubbard, R (1, 4) Terry Harper, R (12, PH) Jim Acker, R (1, 1) Brad Komminsk, R (6, PH) Ted Simmons, S (8, PH)			0-0 F8		0-0 F3		0-0 F3		0-0 FC4-6 1B		0-3 K		4 1 4 2	0	1	0	0	1	1							
Jim Acker, R (1, 1) Brad Komminsk, R (6, PH) Ted Simmons, S (8, PH)			0-3 K					0-0 FC4-6 1-2f 2B		0-3 K		0-0 2B 1B	1 1 2	0	0	0	0	1	1							
Jim Acker, R (1, 1) Brad Komminsk, R (6, PH) Ted Simmons, S (8, PH)								0-3 K		0-3 K		4-0 2B 1B	1 1 2	0	0	0	0	1	0							
Jim Acker, R (1, 1) Brad Komminsk, R (6, PH) Ted Simmons, S (8, PH)													1 1 2	0	0	0	0	1	0							
Jim Acker, R (1, 1) Brad Komminsk, R (6, PH) Ted Simmons, S (8, PH)													2 1 2	0	0	0	1	1	1							
Inning Stats	R: 0 E: 0 K: 3	H: 0 LOB: 0 BB: 0 P: 3	R: 0 E: 0 K: 3	H: 1 LOB: 1 BB: 1 P: 7	R: 0 E: 0 K: 1 S: 5	H: 0 LOB: 0 BB: 0 P: 5	R: 0 E: 0 K: 0 S: 3	H: 0 LOB: 0 BB: 0 P: 3	R: 0 E: 0 K: 0 S: 4	H: 1 LOB: 1 BB: 0 P: 4	R: 0 E: 0 K: 1 S: 5	H: 0 LOB: 1 BB: 1 P: 9	R: 0 E: 0 K: 0 S: 3	H: 0 LOB: 0 BB: 0 P: 3	R: 1 E: 0 K: 2 S: 9	H: 2 LOB: 1 BB: 0 P: 9	R: 0 E: 0 K: 3 S: 9	H: 0 LOB: 0 BB: 0 P: 9	R: 0 E: 0 K: 1 S: 6	H: 1 LOB: 1 BB: 0 P: 6	R: 2 E: 0 K: 1 S: 6	H: 2 LOB: 2 BB: 1 P: 10	1B: 5 2B: 3 3B: 0 HR: 1	SF: 0 DP: 1 HBP: 0	WP: 1 PB: 0 SB: 2 CS: 0	PA: 46
PITCHER Bob Welch, R (1, 1) Ken Howell, R (9, 1) Brian Holton, R (12, 1)	IP 8.0 3.0 0.1	WLS 29 12 L	BF 29 12 5	H 4 3 2	R 1 1 2	ER 1 1 2	SO 2 6 1	BB 2 0 0	IBB 0 0 1	HBP 0 0 0	BLK 0 0 0	WP 0 0 1	HR 0 1 0	S 31 24 6	P 39 24 10	ERA 1.12 3.00 54.00	WHIP 0.750 1.000 6.000									

Los Angeles Dodgers @ Atlanta Braves
Atlanta-Fulton County Stadium, Atlanta, GA
Thu Sep 18 1986, 7:05 PM EDT
Att. 4,956 - Unknown

AB	43
R	4
H	9
RBI	4
BB	3
SO	9
LOB	12



Batter	1	2	3	4	5	6	7	8	9	AB	R	H	RBI	BB	SO	LOB	TOP									
Will Clark, L (1, 3) OBP: 0.354, SLG: 0.462	0-3 K		0-0 4-3			0-0 2B	0-0 4-3			4	1	1	0	0	1	2										
Robby Thompson, R (1, 4) OBP: 0.323, SLG: 0.367	0-0 FC3-6 1B		0-0 5-3			0-0 1-3				4	0	1	0	0	1	1										
Mike Aldrete, L (1, 7) OBP: 0.365, SLG: 0.406	0-0 FC3-6					0-0 2B				3	0	1	1	0	0	1										
Randy Kutcher, R (7, 8) OBP: 0.259, SLG: 0.400	1-2f					2-H				1	0	0	0	0	0	0										
Candy Maldonado, R (1, 9) OBP: 0.297, SLG: 0.478	0-3 K					0-0 2B				4	0	1	0	0	2	2										
Chili Davis, S (1, 8) OBP: 0.369, SLG: 0.410						0-0 4-3				4	1	1	0	0	0	0										
Bob Brenly, R (1, 5) OBP: 0.364, SLG: 0.420						0-0 E6 G4-6-3 2-H				4	1	1	1	0	1	0										
Phil Ouellette, S (1, 2) OBP: 0.231, SLG: 0.167						0-0 G4-6-3				3	0	1	0	0	0	1										
Chris Brown, R (7, PR) OBP: 0.380, SLG: 0.426						0-0 4-3				0	1	0	0	0	0	0										
Luis Quinones, S (7, 5) OBP: 0.222, SLG: 0.266						0-0 1B 1B				1	0	0	0	0	0	0										
Jose Uribe, S (1, 6) OBP: 0.317, SLG: 0.283						0-0 F8				4	0	1	0	0	1	0										
Kelly Downs, R (1, 1) OBP: 0.136, SLG: 0.095						0-0 3-1				2	0	0	0	0	1	0										
Mark Davis, L (6, 1) OBP: 0.143, SLG: 0.286										0	0	0	0	0	0	0										
Rick Lancelotti, L (7, PH) OBP: 0.200, SLG: 0.200										1	0	1	1	0	0	0										
Mike Woodard, L (7, PR) OBP: 0.333, SLG: 0.289										0	0	0	0	0	0	0										
Jeff Robinson, R (7, 1) OBP: 0.083, SLG: 0.091										0	0	0	0	0	0	0										
Jeff Robinson, R (7, 1) OBP: 0.083, SLG: 0.091										0	0	0	0	0	0	0										
Inning Stats	R: 0 E: 0 K: 2 S: 8	H: 1 LOB: 1 BB: 0 P: 8	R: 1 E: 1 K: 1 S: 6	H: 1 LOB: 0 BB: 0 P: 6	R: 0 E: 0 K: 1 S: 5	H: 0 LOB: 0 BB: 0 P: 5	R: 0 E: 0 K: 0 S: 3	H: 1 LOB: 0 BB: 0 P: 3	R: 0 E: 0 K: 1 S: 5	H: 0 LOB: 0 BB: 0 P: 5	R: 1 E: 0 K: 1 S: 7	H: 2 LOB: 1 BB: 0 P: 7	R: 1 E: 0 K: 0 S: 6	H: 3 LOB: 3 BB: 0 P: 6	R: 0 E: 0 K: 1 S: 5	H: 0 LOB: 0 BB: 0 P: 5	R: 1 E: 0 K: 0 S: 4	H: 1 LOB: 0 BB: 0 P: 4	1B: 4 2B: 4 3B: 0 HR: 1	SF: 0 SAC: 0 DP: 1 HBP: 0	WP: 1 PB: 0 SB: 0 CS: 0	PA: 35				
PITCHER	IP	WLS	BF	H	R	ER	SO	BB	IBB	HBP	BLK	WP	HR	S	P	ERA	WHIP									
Rick Mahler, R (1, 1) ERA: 4.83	6.2	L	27	8	3	2	6	0	0	0	0	0	0	39	39	2.70	1.200									
Ed Olwine, L (7, 1) ERA: 3.38	2.1		8	1	1	1	1	0	0	0	0	1	1	10	10	3.86	0.429									

San Francisco Giants @ Atlanta Braves
Atlanta-Fulton County Stadium, Atlanta, GA

livebaseballscorecards.com

AB 35
R 4
H 9
RBI 3
BB 0
SO 7
LOB 7



Fri Sep 19 1986, 7:05 PM EDT
Att. 8,279 - Unknown

Batter	1	2	3	4	5	6	7	8	9	AB	R	H	RBI	BB	SO	LOB
Albert Hall, S OBP: 0.133, SLG: 0.071 (1, 9)	0-0 4-3		0-0 1-3			0-0 F4 S 1B		0-0 F8		4	0	1	0	0	0	1
Ken Oberkfell, L OBP: 0.377, SLG: 0.371 (1, 5)	0-0 F8			0-0 5-3		0-0 F4 1-3		0-0 3-1		4	0	0	0	0	0	1
Dale Murphy, R OBP: 0.358, SLG: 0.498 (1, 8)	0-3 K			0-0 FC6 1B		0-3 K		0-0 4-3		4	0	1	0	0	2	1
Bob Horner, R OBP: 0.329, SLG: 0.459 (1, 3)		0-0 G4-1		0-0 F8		4-0 BB		0-3 K		3	0	0	0	1	1	1
Ken Griffey, L OBP: 0.341, SLG: 0.489 (1, 7)		0-0 F4		0-0 FC6 1-2f		0-0 F8		0-0 4-3		3	0	0	0	0	0	3
Ed Olwine, R OBP: 0.500, SLG: 0.333 (7, 1)										0	0	0	0	0	0	0
Andres Thomas, R OBP: 0.272, SLG: 0.394 (9, PH)										1	0	0	0	0	0	0
Rafael Ramirez, R OBP: 0.278, SLG: 0.342 (1, 6)		0-0 F3			0-0 F7		0-0 L4			3	0	0	0	0	0	0
Bruce Benedict, R OBP: 0.323, SLG: 0.331 (1, 2)			0-0 S 1B		0-0 1B		0-0 1-3			3	0	2	0	0	0	0
Glenn Hubbard, R OBP: 0.341, SLG: 0.303 (1, 4)			0-3 K		0-0 F3		0-0 1-3			3	0	0	0	0	1	2
Rick Mahler, R OBP: 0.210, SLG: 0.195 (1, 1)			0-0 6-3		0-0 F8			0-0 L4		2	0	0	0	0	0	2
Gerald Perry, L OBP: 0.371, SLG: 0.377 (7, 7)			1-2							1	0	0	0	0	0	0

Inning Stats	R: 0	H: 0	E: 0	K: 1	S: 5	LOB: 0	BB: 0	P: 5	R: 0	H: 0	E: 0	K: 0	S: 3	LOB: 0	BB: 0	P: 3	R: 0	H: 1	E: 0	K: 1	S: 6	LOB: 1	BB: 0	P: 6	R: 0	H: 1	E: 0	K: 0	S: 4	LOB: 1	BB: 1	P: 4	R: 0	H: 1	E: 0	K: 0	S: 4	LOB: 1	BB: 0	P: 4	R: 0	H: 1	E: 0	K: 1	S: 6	LOB: 2	BB: 1	P: 10	R: 0	H: 0	E: 0	K: 0	S: 3	LOB: 0	BB: 0	P: 3	R: 0	H: 0	E: 0	K: 0	S: 3	LOB: 0	BB: 0	P: 3	R: 0	H: 0	E: 0	K: 1	S: 5	LOB: 0	BB: 0	P: 5
1B: 4	SF: 0	2B: 0	SAC: 0	3B: 0	DP: 0	HR: 0	HBP: 0																																																																	

BOTTOM

San Francisco Giants @ Atlanta Braves
 Atlanta-Fulton County Stadium, Atlanta, GA

AB	31
R	0
H	4
RBI	0
BB	1
SO	4
LOB	11



WP: 0	PA: 32
PB: 0	
SB: 2	
CS: 0	

PITCHER	IP	WLS	BF	H	R	ER	SO	BB	IBB	HBP	BLK	WP	HR	S	P	ERA	WHIP
Kelly Downs, R ERA: 2.94 (1, 1)	5.2	W	22	4	0	0	3	1	0	0	0	0	0	27	31	0.00	0.882
Mark Davis, L ERA: 3.01 (6, 1)	0.1		1	0	0	0	0	0	0	0	0	0	0	1	1	0.00	0.000
Jeff Robinson, R ERA: 3.39 (7, 1)	3.0	S	9	0	0	0	1	0	0	0	0	0	0	11	11	0.00	0.000

Fri Sep 19 1986, 7:05 PM EDT
 Att. 8,279 - Unknown

livebaseballscorecards.com

Batter	1	2	3	4	5	6	7	8	9	AB R H RBI BB SO LOB	TOP																			
Mike Aldrete, L (1, 7) OBP: 0.358, SLG: 0.397	0-3 K			0-3 K		0-0 F8			0-0 1-3	4 0 0 0 0 2 0	San Francisco Giants @ Atlanta Braves Atlanta-Fulton County Stadium, Atlanta, GA Sat Sep 20 1986, 3:33 AM EDT Att. 9,775 - Unknown livebaseballscorecards.com																			
Robby Thompson, R (1, 4) OBP: 0.324, SLG: 0.368	0-0 CS 1B			0-0 1B		0-0 6-3			0-3 K	4 0 2 0 0 1 0																				
Harry Spilman, L (1, 3) OBP: 0.317, SLG: 0.439 (8, 5)	0-0 5-3 1-2			0-0 F9					0-0 F5	4 0 0 0 0 0 2																				
Candy Maldonado, R (1, 9) OBP: 0.294, SLG: 0.474		0-0 F6		0-0 1-3					0-0 5-3	3 0 0 0 0 0 1																				
Chili Davis, S (1, 8) OBP: 0.367, SLG: 0.407		0-0 G3			0-0 4-3				0-0 6-3	3 0 0 0 0 0 0																				
Bob Brenly, R (1, 5) OBP: 0.363, SLG: 0.417 (8, 2)		0-3 K			4-0 BB				0-0 F9	2 0 0 0 1 1 0																				
Bob Melvin, R (1, 2) OBP: 0.255, SLG: 0.327 Luis Quinones, S (8, 6) OBP: 0.222, SLG: 0.266			0-0 F9		0-3 K				0-0 5-3	3 0 0 0 0 1 1 0 0 0 0 0 0 0																				
Jose Uribe, S (1, 6) OBP: 0.316, SLG: 0.282 Will Clark, L (8, PH) OBP: 0.355, SLG: 0.472 (8, 3)			0-0 F4		0-0 F9				0-0 HR	2 0 0 0 0 0 1 1 1 1 1 0 0 0																				
Michael LaCoss, R (1, 1) OBP: 0.262, SLG: 0.362 Mike Woodard, L (6, PH) OBP: 0.327, SLG: 0.283 Frank Williams, R (6, 1) OBP: 0.500, SLG: 0.500 Rick Lancellotti, L (8, PH) OBP: 0.182, SLG: 0.182 Juan Berenguer, R (8, 1) OBP: 0.167, SLG: 0.167			0-3 K		0-3 K				0-3 K	1 0 0 0 0 1 0 1 0 0 0 0 1 0 0 0 0 0 0 0 0 1 0 0 0 0 1 0 0 0 0 0 0 0 0																				
Inning Stats	R: 0 E: 0 K: 1 S: 5	H: 1 LOB: 0 BB: 0 P: 5	R: 0 E: 0 K: 1 S: 5	H: 0 LOB: 0 BB: 0 P: 5	R: 0 E: 0 K: 1 S: 5	H: 1 LOB: 1 BB: 0 P: 6	R: 0 E: 0 K: 1 S: 5	H: 0 LOB: 1 BB: 1 P: 9	R: 0 E: 0 K: 1 S: 5	H: 0 LOB: 0 BB: 0 P: 5		R: 0 E: 0 K: 0 S: 3	H: 0 LOB: 0 BB: 0 P: 3	R: 1 E: 0 K: 1 S: 6	H: 1 LOB: 0 BB: 0 P: 6	R: 0 E: 0 K: 1 S: 5	H: 0 LOB: 0 BB: 0 P: 5	1B: 2 2B: 0 3B: 0 HR: 1	SF: 0 SAC: 0 DP: 0 HBP: 0	WP: 0 PB: 0 SB: 0 CS: 1	PA: 30									
PITCHER Charlie Puleo, R (1, 1) ERA: 2.03	IP 9.0	WLS W	BF 30	H 3	R 1	ER 1	SO 8	BB 1	IBB 0	HBP 0	BLK 0	WP 0	HR 1	S 45	P 49	ERA 1.00	WHIP 0.444													
											PITCHER	IP	WLS	BF	H	R	ER	SO	BB	IBB	HBP	BLK	WP	HR	S	P	ERA	WHIP		



San Francisco Giants @ Atlanta Braves
 Atlanta-Fulton County Stadium, Atlanta, GA

Sun Sep 21 1986, 3:33 AM EDT
 Att. 5,138 - Unknown

livebaseballscorecards.com

AB	42
R	8
H	16
RBI	8
BB	2
SO	8
LOB	23



Batter	1	2	3	4	5	6	7	8	9	AB R H RBI BB SO LOB	TOP											
Dan Gladden, R (1, 8) OBP: 0.354, SLG: 0.353	0-0 F9		0-0 4-3 1B		0-0 1B 6-3 1B	0-0 F2		0-0 1-3	0-0 5-3	6 1 2 0 0 0 2												
Robby Thompson, R (1, 4) OBP: 0.330, SLG: 0.374	0-0 1B		0-0 4-3 1B		0-0 1-3 6-3 1B	0-0 HBP		0-0 E9 1B		5 0 5 1 0 0 0												
Will Clark, L (1, 3) OBP: 0.354, SLG: 0.468	0-3 K		0-0 4-3		0-0 6-3	1-0 1-2 2-3 HBP		0-0 F8		3 0 0 1 0 1 4												
Mike Aldrete, L (6, PR) OBP: 0.356, SLG: 0.395			1-2 2-3		1-3 3-H					1 0 0 0 0 0 1												
Candy Maldonado, R (1, 7) OBP: 0.293, SLG: 0.468	0-3 K		0-0 F7		0-3 K	0-0 1-3			4-0 BB CS BB	4 0 0 0 1 2 7												
Chili Davis, S (1, 9) OBP: 0.369, SLG: 0.413		0-0 F9 2B		0-3 K		0-0 E9 1B G3	0-0 1-3		0-0 3-1 1B	5 2 3 0 0 1 0												
Bob Brenly, R (1, 2) OBP: 0.364, SLG: 0.416		0-0 F9 2B		0-0 1B		0-0 G3	0-3 K		4-0 3-1 1B	4 1 1 0 1 1 2												
Luis Quinones, S (1, 5) OBP: 0.218, SLG: 0.260		0-0 F8		0-3 K		0-0 2B SH 1B	0-0 1B		0-0 3-1	2 0 0 0 0 0 1 2												
Harry Spilman, L (6, PH) OBP: 0.352, SLG: 0.444									1-2 2-3	1 0 1 1 0 0 0 0												
Mike Woodard, L (6, PR) OBP: 0.339, SLG: 0.298										1 1 1 0 0 0 0 0												
Phil Ouellette, S (9, PH) OBP: 0.214, SLG: 0.154										1 0 0 0 0 0 0 2												
Jose Uribe, S (1, 6) OBP: 0.317, SLG: 0.285		0-3 K		0-0 4-3		0-0 SH 1B	0-0 F8		0-0 HR 1B	5 2 2 2 0 1 3												
Mike Krukow, R (1, 1) OBP: 0.190, SLG: 0.160			0-0 6-3		0-0 L6	0-0 SH 1B		0-3 K	0-0 HR	3 0 0 1 0 1 0												
Rick Lancellotti, L (9, PH) OBP: 0.250, SLG: 0.500									1-H	1 1 1 2 0 0 0												
Scott Garrelts, R (9, 1) OBP: 0.205, SLG: 0.279										0 0 0 0 0 0 0												
Inning Stats	R: 0 E: 0 K: 2 S: 8	H: 1 LOB: 1 BB: 0 P: 8	R: 0 E: 0 K: 1 S: 6	H: 1 LOB: 1 BB: 0 P: 6	R: 0 E: 0 K: 0 S: 5	H: 2 LOB: 2 BB: 0 P: 5	R: 0 E: 0 K: 2 S: 8	H: 1 LOB: 1 BB: 0 P: 8	R: 1 E: 0 K: 1 S: 7	H: 2 LOB: 1 BB: 0 P: 7	R: 3 E: 1 K: 0 S: 8	H: 4 LOB: 3 BB: 0 P: 9	R: 0 E: 0 K: 1 S: 6	H: 1 LOB: 1 BB: 0 P: 6	R: 0 E: 1 K: 1 S: 6	H: 1 LOB: 1 BB: 0 P: 6	R: 4 E: 0 K: 0 S: 5	H: 3 LOB: 0 BB: 2 P: 13	1B: 12 2B: 3 3B: 0 HR: 1	SF: 0 SAC: 1 DP: 0 HBP: 1	WP: 0 PB: 0 SB: 1 CS: 1	PA: 46
PITCHER	IP WLS BF H R ER SO BB IBB HBP BLK WP HR S P ERA WHIP																					
Doyle Alexander, R (1, 1) ERA: 4.25	5.2 L 29 11 4 4 6 0 0 0 0 0 0 0 41 41 6.35 1.941																					
Zane Smith, L (6, 1) ERA: 3.97	1.1 6 1 0 0 1 0 0 0 1 0 0 0 7 8 0.00 0.750																					
Cliff Speck, R (8, 1) ERA: 3.81	1.1 6 2 1 1 1 1 1 0 0 0 0 0 7 11 6.75 2.250																					
Ed Olwine, L (9, 1) ERA: 3.59	0.0 1 0 0 0 0 0 0 0 0 0 0 0 4 ∞ ∞																					
Jeff Dedmon, R (9, 1) ERA: 2.92	0.2 4 2 3 3 0 0 0 0 0 0 0 0 1 4 4 40.50 3.000																					

Batter	1	2	3	4	5	6	7	8	9	AB	R	H	RBI	BB	SO	LOB
Albert Hall, S OBP: 0.273, SLG: 0.158 (1, 9)	0-0 F7		0-0 SH1-3		4-0 BB		0-3 K			2	0	0	0	1	1	1
Ken Oberkfell, L OBP: 0.379, SLG: 0.371 (1, 5)	0-0 2B		4-0 BB		0-3 K			0-0 F8		3	0	1	0	1	1	2
Dale Murphy, R OBP: 0.356, SLG: 0.498 (1, 8)	0-3 K		0-0 F6		0-0 F7			0-0 SF8 3B		4	1	1	0	0	1	5
Bob Horner, R OBP: 0.326, SLG: 0.453 (1, 3)	0-0 1-3		0-0 F3			0-0 F8		0-0 SF8		3	0	0	1	0	0	3
Gerald Perry, L OBP: 0.364, SLG: 0.368 (1, 7)		0-0 G3		0-0 F4		0-0 F4		0-0 E1 1B		4	0	1	0	0	0	0
Rafael Ramirez, R OBP: 0.276, SLG: 0.341 (1, 6)		0-3 K		0-0 5-3		0-0 6-3		0-3 K		4	0	0	0	0	2	1
Ed Olwine, R OBP: 0.500, SLG: 0.333 (9, 1)										0	0	0	0	0	0	0
Jeff Dedmon, L OBP: 0.133, SLG: 0.133 (9, 1)										0	0	0	0	0	0	0
Bruce Benedict, R OBP: 0.314, SLG: 0.322 (1, 2)		0-0 F9		0-0 F8			0-0 E5		0-0 F8	4	0	0	0	0	0	0
Glenn Hubbard, R OBP: 0.340, SLG: 0.308 (1, 4)			0-0 1B 3B		0-0 SH3-4 1B		0-0 F6		0-0 B1-3	4	1	2	0	0	0	1
Doyle Alexander, R OBP: 0.206, SLG: 0.242 (1, 1)			0-0 SH1-3 1B		0-0 SH3-4		0-0 F3		0-3 K	1	0	1	1	0	0	0
Zane Smith, L OBP: 0.119, SLG: 0.088 (6, 1)										0	0	0	0	0	0	0
Chris Chambliss, L OBP: 0.375, SLG: 0.416 (7, PH)										1	0	0	0	0	0	1
Cliff Speck, R (8, 1)										0	0	0	0	0	0	0
Andres Thomas, R OBP: 0.271, SLG: 0.393 (9, 6)										1	0	0	0	0	1	0

Inning Stats	R: 0	H: 1	E: 0	K: 1	S: 6	LOB: 1	BB: 0	P: 6	R: 0	H: 0	E: 0	K: 1	S: 5	LOB: 0	BB: 0	P: 5	R: 1	H: 2	E: 0	K: 0	S: 5	LOB: 2	BB: 1	P: 9	R: 0	H: 0	E: 0	K: 0	S: 3	LOB: 0	BB: 0	P: 3	R: 0	H: 1	E: 0	K: 1	S: 6	LOB: 2	BB: 1	P: 10	R: 0	H: 0	E: 0	K: 0	S: 3	LOB: 0	BB: 0	P: 3	R: 0	H: 0	E: 1	K: 1	S: 6	LOB: 1	BB: 0	P: 6	R: 1	H: 2	E: 1	K: 1	S: 7	LOB: 1	BB: 0	P: 7	R: 0	H: 0	E: 0	K: 1	S: 5	LOB: 0	BB: 0	P: 5	1B: 3	SF: 1	2B: 1	SAC: 2	3B: 2	DP: 0	HR: 0	HBP: 0	WP: 0	PA: 36
--------------	------	------	------	------	------	--------	-------	------	------	------	------	------	------	--------	-------	------	------	------	------	------	------	--------	-------	------	------	------	------	------	------	--------	-------	------	------	------	------	------	------	--------	-------	-------	------	------	------	------	------	--------	-------	------	------	------	------	------	------	--------	-------	------	------	------	------	------	------	--------	-------	------	------	------	------	------	------	--------	-------	------	-------	-------	-------	--------	-------	-------	-------	--------	-------	--------

PITCHER	IP	WLS	BF	H	R	ER	SO	BB	IBB	HBP	BLK	WP	HR	S	P	ERA	WHIP
Mike Krukow, R ERA: 3.04 (1, 1)	8.0	W	33	6	2	2	5	2	0	0	0	0	0	41	49	2.25	1.000
Scott Garrelts, R ERA: 3.24 (9, 1)	1.0		3	0	0	0	1	0	0	0	0	0	0	5	5	0.00	0.000

BOTTOM

San Francisco Giants @ Atlanta Braves
Atlanta-Fulton County Stadium, Atlanta, GA

Sun Sep 21 1986, 3:33 AM EDT
Att. 5,138 - Unknown

livebaseballscorecards.com

AB	31
R	2
H	6
RBI	2
BB	2
SO	6
LOB	14



Batter	1	2	3	4	5	6	7	8	9	AB	R	H	RBI	BB	SO	LOB	TOP
Tim Flannery, L (1, 4) <small>OBP: 0.378, SLG: 0.345</small> Jerry Royster, R (8, PH) <small>OBP: 0.340, SLG: 0.376</small>	0-0 FC4-6 1B	0-0 FC6-4 1B		4-0 FC4-6 BB		0-0 FC5-6 FC3-6		0-0 SH2-4		3	0	1	1	1	0	3	
Tony Gwynn, L (1, 9) <small>OBP: 0.384, SLG: 0.470</small>	0-0 FC4-6 S	0-0 1B		0-0 FC4-6		0-0 FC3-6 HR		0-0 4-3		5	1	1	0	0	0	5	
Kevin McReynolds, R (1, 8) <small>OBP: 0.356, SLG: 0.506</small>	0-3 K	0-0 L9		0-0 F7		0-0 HR		0-0 2B		5	1	2	4	0	1	4	
John Kruk, L (1, 7) <small>OBP: 0.417, SLG: 0.432</small> Craig Lefferts, L (6, 1) <small>OBP: 0.125, SLG: 0.500</small> Greg Goggin, R (7, 1) <small>OBP: 0.291, SLG: 0.304</small> Garry Templeton, S (7, 1) <small>OBP: 0.220, SLG: 0.182</small> Lance McCullers, S (9, PH) <small>OBP: 0.287, SLG: 0.414</small> Steve Garvey, R (9, PR) <small>OBP: 0.288, SLG: 0.305</small>	0-3 K		0-0 3-1		0-3 K		0-0 L6		4	0	0	0	0	0	2	2	
Benito Santiago, R (1, 2) <small>OBP: 0.345, SLG: 0.607</small>		0-3 K	0-0 CS 1B		0-0 6-3		0-0 G6-4-3 1B		0-0 F8	5	0	2	0	0	1	2	
Tim Lincecum, R (1, 3) <small>OBP: 0.263, SLG: 0.125</small>		0-0 1B 1B	4-0 1B BB		0-0 L1		0-0 G6-4-3		0-0 L9	4	1	1	0	1	0	1	
Randy Asadoor, R (1, 5) <small>OBP: 0.450, SLG: 0.421</small>		0-0 1B E 1B	0-0 FC6-4 1B				0-0 1B 1B		0-0 F4	5	2	4	0	0	0	0	
Gary Green, R (1, 6) <small>OBP: 0.217, SLG: 0.261</small>		0-0 1B FC6-4 1B	0-0 FC6-4				0-0 FC5-6 1B		0-0 FC5-4 1B	4	1	2	1	0	0	3	
Ed Wojna, R (1, 1) <small>OBP: 0.182, SLG: 0.182</small> Dane Long, L (6, PH) <small>OBP: 0.252, SLG: 0.340</small> Dave Dravecky, R (6, PR) <small>OBP: 0.157, SLG: 0.200</small> Dave LaPoint, L (6, 1) <small>OBP: 0.292, SLG: 0.408</small> Marvell Wynne, L (8, PH) <small>OBP: 0.337, SLG: 0.391</small> Carmelo Martinez, R (9, PH) <small>OBP: 0.337, SLG: 0.391</small> LaMarr Hoyt, R (9, 1) <small>OBP: 0.152, SLG: 0.156</small>		0-0 FC6-4 1B	0-3 K		0-0 FC3-6 FC5-6 HR 1B		0-0 4-3 SH2-4 2B 1B		0-3 K	2	0	1	0	0	1	0	
Inning Stats	R: 0 E: 0 K: 2 S: 8 H: 1 LOB: 1 P: 8	R: 3 E: 0 K: 1 S: 10 H: 5 LOB: 2 BB: 0 P: 10	R: 0 E: 0 K: 0 S: 4 H: 2 LOB: 2 BB: 1 P: 8	R: 0 E: 0 K: 1 S: 5 H: 0 LOB: 1 BB: 1 P: 9	R: 0 E: 0 K: 1 S: 5 H: 0 LOB: 0 BB: 0 P: 5	R: 4 E: 0 K: 0 S: 7 H: 4 LOB: 1 BB: 0 P: 7	R: 0 E: 0 K: 0 S: 4 H: 2 LOB: 1 BB: 0 P: 4	R: 1 E: 0 K: 0 S: 5 H: 2 LOB: 2 BB: 1 P: 9	R: 0 E: 0 K: 1 S: 6 H: 1 LOB: 1 BB: 0 P: 6	1B: 14 2B: 2 3B: 0 HR: 1 SF: 0 SAC: 1 DP: 1 HBP: 0	WP: 0 PB: 0 SB: 2 CS: 1 PA: 45						
PITCHER David Palmer, R (1, 1) <small>ERA: 3.7</small> Ed Olwine, L (6, 1) <small>ERA: 3.71</small> Craig McMurtry, R (7, 1) <small>ERA: 4.97</small> Zane Smith, L (8, 1) <small>ERA: 3.97</small>	IP	WLS	BF	H	R	ER	SO	BB	IBB	HBP	BLK	WP	HR	S	P	ERA	WHIP
	5.0		27	11	6	4	5	2	0	0	0	0	0	35	43	7.20	2.600
	1.0		4	1	1	1	0	0	0	0	0	0	1	4	4	9.00	1.000
	1.0		4	2	0	0	0	0	0	0	0	0	0	4	4	0.00	2.000
	2.0	W	10	3	1	1	1	1	0	0	0	0	0	11	15	4.50	2.000

San Diego Padres @ Atlanta Braves
Atlanta-Fulton County Stadium, Atlanta, GA
Mon Sep 22 1986, 7:05 PM EDT
Att. 2,419 - Unknown

livebaseballscorecards.com

AB 41
R 8
H 17
RBI 7
BB 3
SO 6
LOB 21



BOTTOM

San Diego Padres @ Atlanta Braves
Atlanta-Fulton County Stadium, Atlanta, GA

Mon Sep 22 1986, 7:05 PM EDT
Att. 2,419 - Unknown

livebaseballscorecards.com

AB	34
R	9
H	12
RBI	8
BB	7
SO	2
LOB	13



WP	1	PA	44
PB	0		
SB	3		
CS	0		

AB R H RBI BB SO LOB

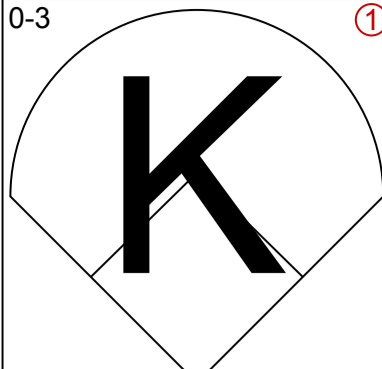
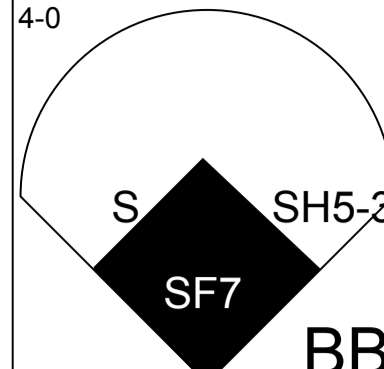
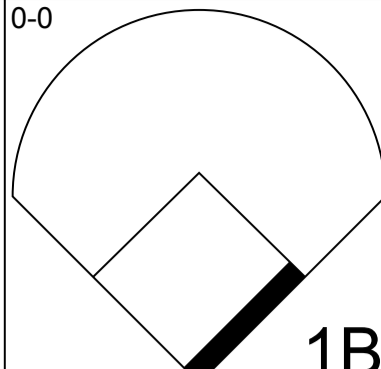
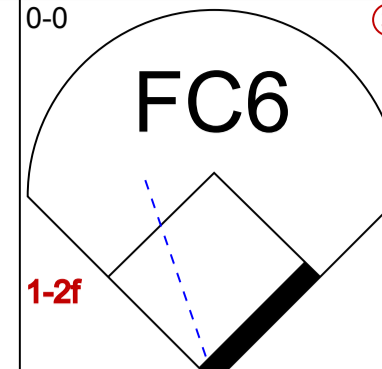
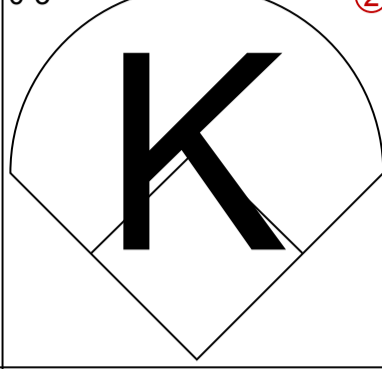
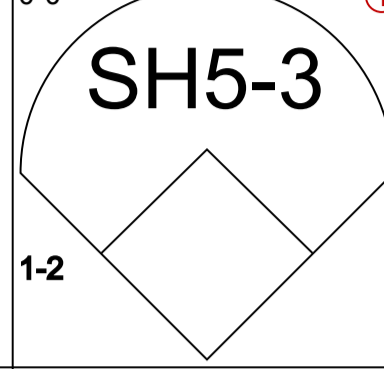
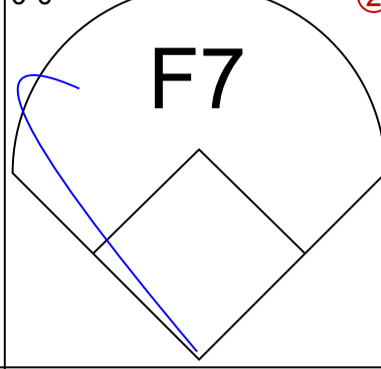
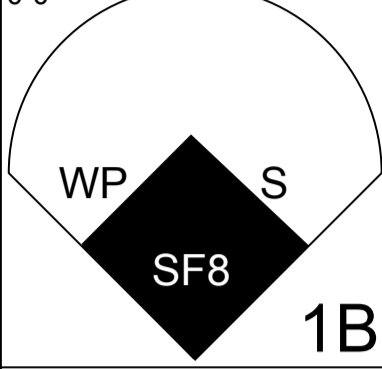
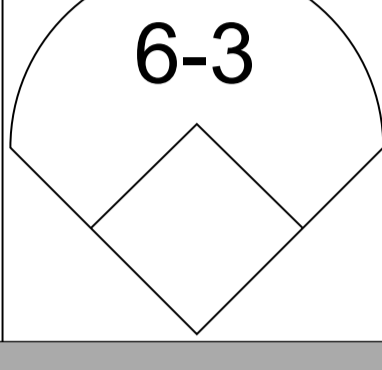
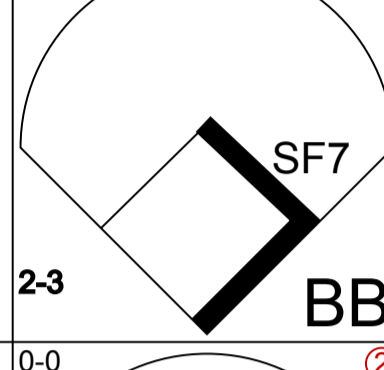
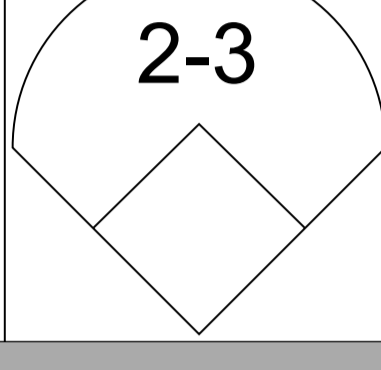
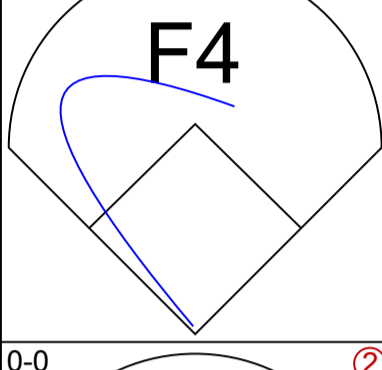
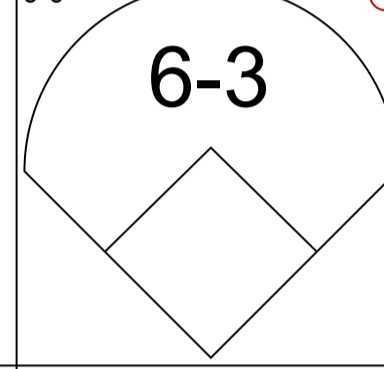
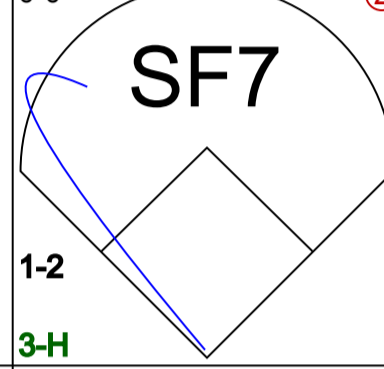
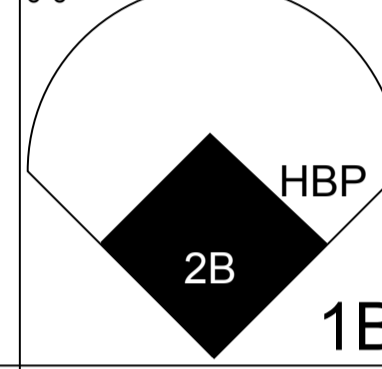
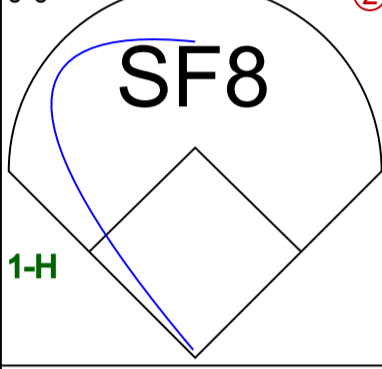
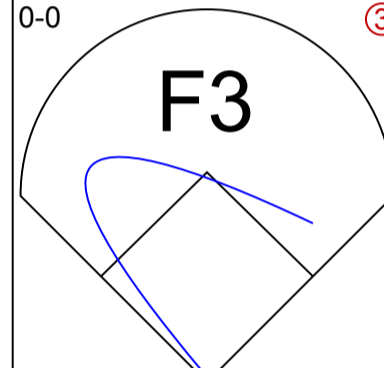
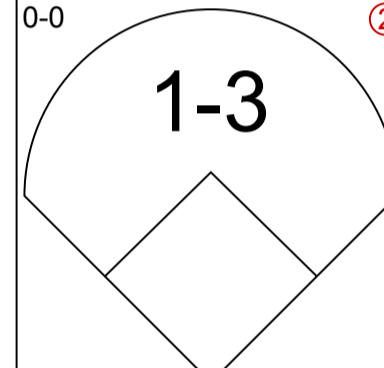
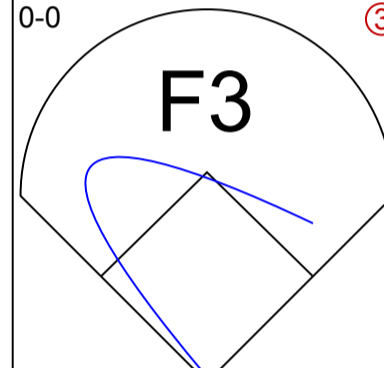
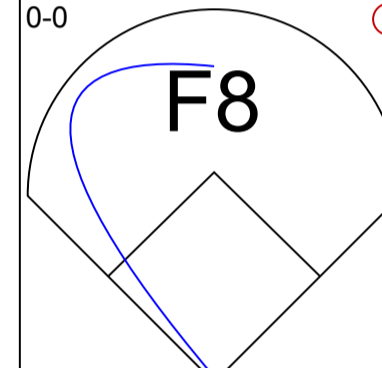
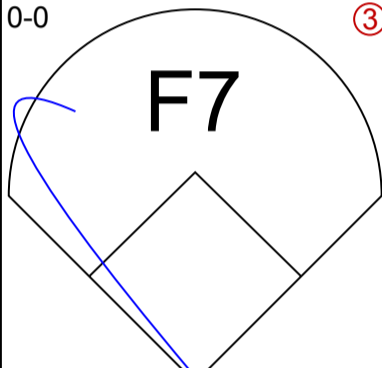
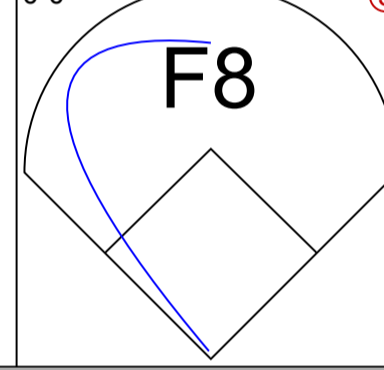
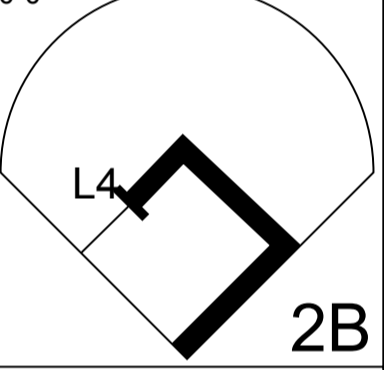
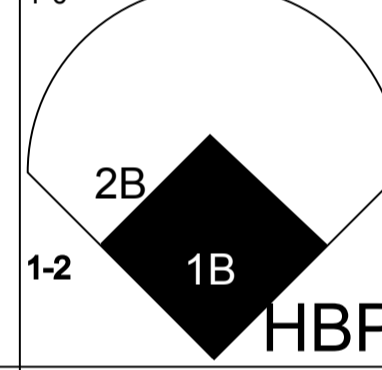
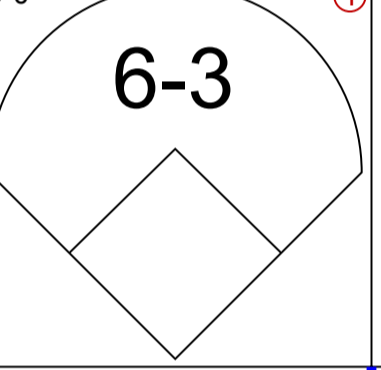
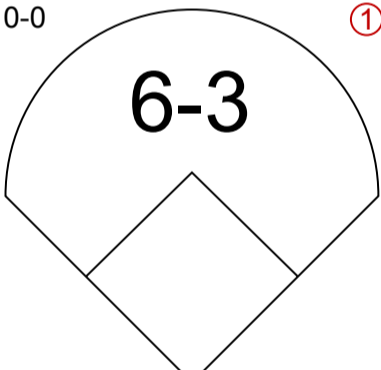
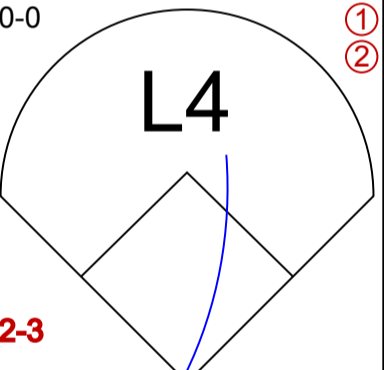
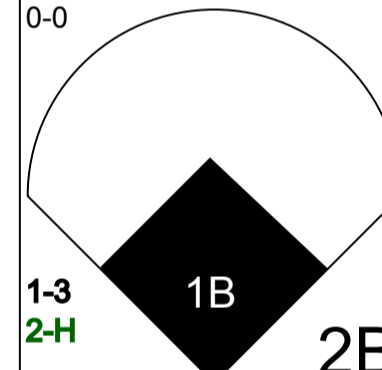
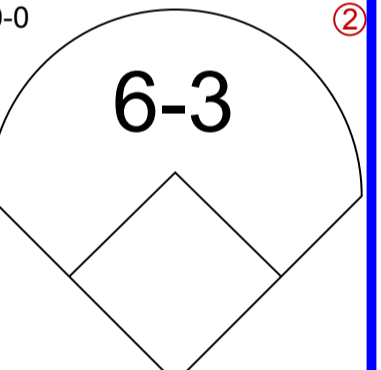
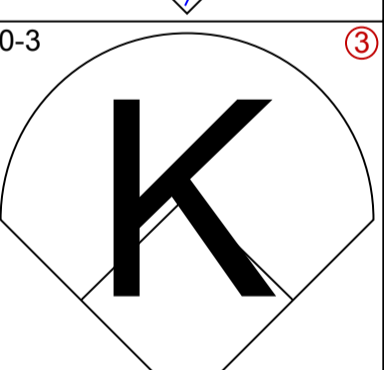
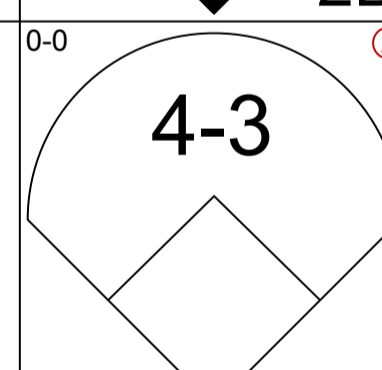
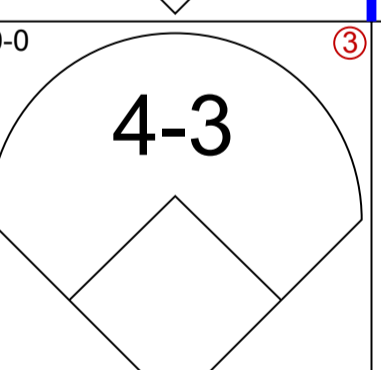
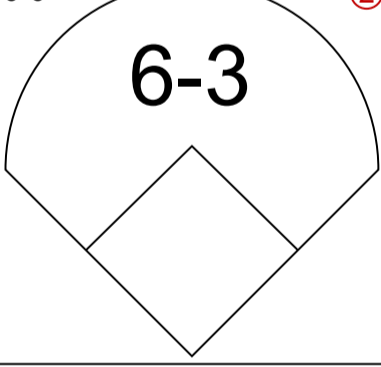

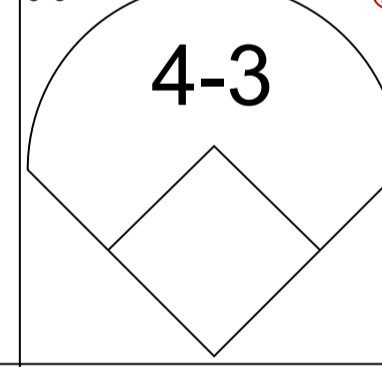
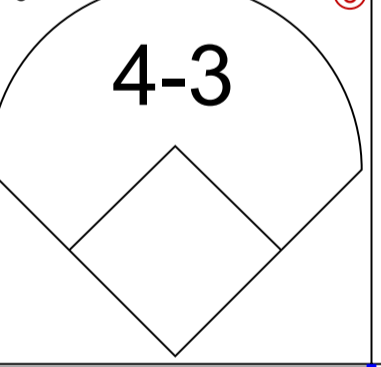
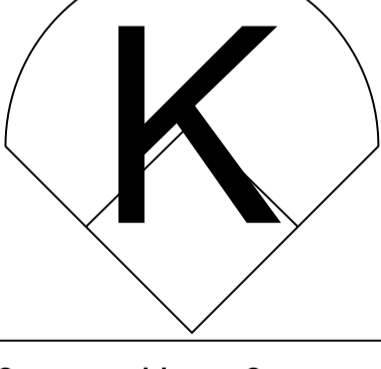
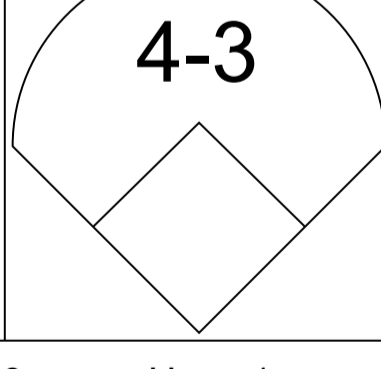
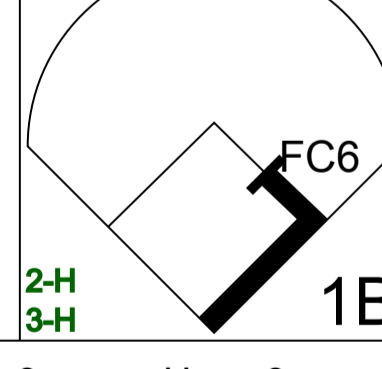
4	2	3	1	1	0	0
4	0	2	2	1	0	2
4	1	1	1	1	0	2
3	2	1	1	2	0	1
0	1	0	0	0	0	0
4	1	1	3	0	1	1
3	0	0	0	0	1	0
0	0	0	0	1	0	0
0	0	0	0	0	0	0
0	0	0	0	1	0	0
5	0	2	0	0	0	3
4	2	2	0	0	0	1
1	0	0	0	0	0	0
0	0	0	0	0	0	0
1	0	0	0	0	0	2
0	0	0	0	0	0	0
1	0	0	0	0	0	1

Batter	1	2	3	4	5	6	7	8	9
Albert Hall, S OBP: 0.370, SLG: 0.304 (1, 9)	0-0 G3 2B		4-0 S BB		0-0 3B 1B		0-0 1B 3B 1B	0-0 G1-3 2-H	
Ken Oberkfell, L OBP: 0.381, SLG: 0.377 (1, 5)	0-0 G3 2-3		0-0 F8 1-2		0-0 3B		0-0 1B	4-0 PO BLK BB	
Dale Murphy, R OBP: 0.357, SLG: 0.500 (1, 8)	0-0 F3			0-0 5-3	0-0 5-3		0-0 FC4-6 3B	4-0 BB 1-2	
Bob Horner, R OBP: 0.329, SLG: 0.459 (1, 3)	0-0 6-3			0-0 HR		0-0 E5 HR	4-0 FC4-6 BB	0-0 PO 2-3	4-0 SH1-3 WP E BB
Omar Moreno, L OBP: 0.279, SLG: 0.355 (9, PR)									
Gerald Perry, L OBP: 0.357, SLG: 0.410 (1, 7)		0-0 G3		0-3 K		0-0 HR	0-0 FC4-6 BLK		0-0 SH1-3 1-3
Rafael Ramirez, R OBP: 0.275, SLG: 0.339 (1, 6)		0-0 1-3		0-0 5-3		0-3 K	4-0 1-2f 3-H IBB		4-0 IBB
Ken Griffey, L OBP: 0.341, SLG: 0.487 (7, PH)									
Zane Smith, L OBP: 0.119, SLG: 0.088 (8, 1)									
Chris Chambliss, L OBP: 0.380, SLG: 0.416 (9, PH)									
Ozzie Virgil, R OBP: 0.341, SLG: 0.367 (1, 2)		0-0 5-3			0-0 FC6-4 1B	0-0 G6-4-3 1B	0-0 4-3		0-0 F9 3-H
Glenn Hubbard, R OBP: 0.341, SLG: 0.310 (1, 4)			0-0 L9		0-0 FC6-4 1B SH2-4 3B	0-0 G6-4-3 1B		0-0 E G1-3 1B	
David Palmer, R OBP: 0.203, SLG: 0.286 (1, 1)			0-0 6-3		0-0 SH2-4	0-0 G6-4-3		0-0 G6-3	
Ed Olwine, R OBP: 0.500, SLG: 0.333 (6, 1)									
Terry Harper, R OBP: 0.312, SLG: 0.350 (6, PH)									
Craig McMurtry, R OBP: 0.176, SLG: 0.125 (7, 1)									
Andres Thomas, R OBP: 0.270, SLG: 0.391 (8, 6)									

Inning Stats	R: 0	H: 1	E: 0	LOB: 1	K: 0	BB: 0	S: 4	P: 4
	R: 0	H: 0	E: 0	LOB: 0	K: 0	BB: 0	S: 3	P: 3
	R: 1	H: 1	E: 0	LOB: 0	K: 1	BB: 0	S: 6	P: 6
	R: 2	H: 3	E: 0	LOB: 1	K: 0	BB: 0	S: 6	P: 6
	R: 2	H: 3	E: 1	LOB: 1	K: 1	BB: 0	S: 8	P: 8
	R: 2	H: 3	E: 0	LOB: 2	K: 0	BB: 2	S: 5	P: 13
	R: 1	H: 1	E: 1	LOB: 1	K: 0	BB: 2	S: 3	P: 11
	R: 1	H: 0	E: 1	LOB: 2	K: 0	BB: 2	S: 2	P: 10

PITCHER	IP	WLS	BF	H	R	ER	SO	BB	IBB	HBP	BLK	WP	HR	S	P	ERA	WHIP
Ed Wojna, R ERA: 2.93 (1, 1)	5.0		21	5	3	3	1	1	0	0	0	0	1	22	26	5.40	1.200
Dave LaPoint, L ERA: 4.99 (6, 1)	0.1		4	2	2	1	1	0	0	0	0	0	1	6	6	27.00	6.000
Craig Lefferts, L ERA: 2.81 (6, 1)	1.0		5	4	2	2	0	0	0	0	0	0	5	5	18.00	4.000	
Greg Booker, R ERA: (7, 1)	0.0		1	0	0	0	0	1	0	0	0	0	0	4	4	∞	∞
Lance McCullers, R ERA: 2.6 (7, 1)	1.2		8	1	1	0	0	2	1	0	2	0	0	5	17	0.00	1.800

PITCHER	IP	WLS	BF	H	R	ER	SO	BB	IBB	HBP	BLK	WP	HR	S	P	ERA	WHIP
LaMarr Hoyt, R ERA: 5.26 (9, 1)	0.2		4	0	1	0	0	1	1	0	0	1	0	2	10	0.00	1.500

Batter	1	2	3	4	5	6	7	8	9	AB R H RBI BB SO LOB	TOP											
Bip Roberts, S (1, 4) OBP: 0.292, SLG: 0.305	0-3 			4-0 		0-0 	0-0 			3 1 1 0 1 1 1												
Tony Gwynn, L (1, 9) OBP: 0.383, SLG: 0.469	0-3 			0-0 		0-0 		0-0 		3 1 1 0 0 1 1												
Kevin McReynolds, R (1, 8) OBP: 0.355, SLG: 0.503	0-0 			4-0 		0-0 		0-0 		3 0 0 0 1 0 2												
John Kruk, L (1, 7) OBP: 0.415, SLG: 0.433		0-0 		0-0 			0-0 	0-0 		2 1 1 2 0 0 0												
Marvell Wynne, L (9, 8) OBP: 0.292, SLG: 0.406				1-2 				1-H		0 0 0 0 0 0 0												
Benito Santiago, R (1, 2) OBP: 0.303, SLG: 0.531		0-0 		0-0 			0-0 	0-0 		4 0 0 0 0 0 2												
Tim Lincecum, R (1, 3) OBP: 0.304, SLG: 0.211		0-0 			0-0 		1-0 		0-0 	3 1 1 0 0 0 0												
Randy Asadoor, R (1, 5) OBP: 0.417, SLG: 0.435			0-0 		0-0 		0-0 		0-0 	4 1 1 1 0 0 1												
Lance McCullers, S (9, 1) OBP: 0.200, SLG: 0.182				2-3	0-0 		1-3 		0-0 	0 0 0 0 0 0 0												
Gary Green, R (1, 6) OBP: 0.200, SLG: 0.240			0-0 		0-3 		0-0 		0-0 	2 0 0 0 0 1 0												
Garry Templeton, S (7, PH) OBP: 0.290, SLG: 0.303										2 0 0 0 0 0 2												
Ed Vosberg, L (1, 1) OBP: 0.250, SLG: 0.337		0-3 				0-0 	0-0 			1 0 0 0 0 1 0												
Dane Iorg, L (6, PH) OBP: 0.250, SLG: 0.337										1 0 0 0 0 0 0												
Greg Booker, R (6, 1) OBP: 0.250, SLG: 0.337										0 0 0 0 0 0 0												
Terry Kennedy, L (7, PH) OBP: 0.323, SLG: 0.405										1 0 1 2 0 0 0												
Ray Hayward, L (7, PR) OBP: 0.125, SLG: 0.500										0 0 0 0 0 0 0												
Craig Lefferts, L (7, 1) OBP: 0.125, SLG: 0.500										0 0 0 0 0 0 0												
Craig Nettles, L (9, 5) OBP: 0.297, SLG: 0.379										0 0 0 0 0 0 0												
Inning Stats	R: 0 E: 0 K: 2 S: 7	H: 0 LOB: 0 BB: 0 P: 7	R: 0 E: 0 K: 0 S: 3	H: 0 LOB: 0 BB: 0 P: 3	R: 0 E: 0 K: 1 S: 5	H: 0 LOB: 0 BB: 0 P: 5	R: 1 E: 0 K: 0 S: 3	H: 0 LOB: 1 BB: 2 P: 11	R: 0 E: 0 K: 1 S: 5	H: 1 LOB: 0 BB: 0 P: 5	R: 0 E: 0 K: 0 S: 4	H: 1 LOB: 1 BB: 0 P: 4	R: 3 E: 0 K: 0 S: 6	H: 3 LOB: 1 BB: 0 P: 7	R: 1 E: 0 K: 0 S: 4	H: 1 LOB: 0 BB: 0 P: 4	R: 0 E: 0 K: 0 S: 3	H: 0 LOB: 0 BB: 0 P: 3	1B: 4 2B: 3 3B: 0 HR: 0	SF: 2 SAC: 1 DP: 1 HBP: 1	WP: 1 PB: 0 SB: 2 CS: 0	PA: 35
PITCHER	IP WLS BF H R ER SO BB IBB HBP BLK WP HR S P ERA WHIP																					
Jim Acker, R (1, 1) ERA: 4.02	8.0 L 32 6 5 5 4 2 0 1 0 1 0 37 46 5.62 1.000																					
Jeff Dedmon, R (9, 1) ERA: 2.89	1.0 3 0 0 0 0 0 0 0 0 0 0 3 3 0.00 0.000																					

San Diego Padres @ Atlanta Braves
Atlanta-Fulton County Stadium, Atlanta, GA

Tue Sep 23 1986, 7:05 PM EDT
Att. 3,090 - Unknown

livebaseballscorecards.com

AB 29
R 5
H 6
RBI 5
BB 2
SO 4
LOB 9



Batter	1	2	3	4	5	6	7	8	9	AB R H RBI BB SO LOB
Albert Hall, S OBP: 0.375, SLG: 0.321 (1, 9)	0-0 4-3		0-0 BLK 1B		0-0 BB S 1B	0-0 6-3			0-0 F5	5 1 2 0 0 0 1
Brad Komminsk, R OBP: 0.400, SLG: 0.400 (1, 5) Ken Griffey, L OBP: 0.343, SLG: 0.488 (9, PH)	0-0 4-3		0-0 BB 1B 1B		0-0 F7		0-0 G6-3 1B		0-0 1B	4 1 2 1 0 0 1 1 0 1 0 0 0 0
Dale Murphy, R OBP: 0.356, SLG: 0.496 (1, 8)	0-0 L4		0-0 F9		4-0 BB BB 1-2 BB BB		0-0 G6-3 1-2f		0-3 K	4 0 0 0 1 1 3
Bob Horner, R OBP: 0.330, SLG: 0.457 (1, 3)		0-0 F9	4-0 1B 1-2 BB		0-0 F9		0-0 1B		0-0 F8	4 0 1 0 1 0 3
Terry Harper, R OBP: 0.319, SLG: 0.354 (1, 7)		0-0 1B 1B	0-0 1B 1-3 2-H 1B		4-0 1-2 2-3 BB		0-0 1-3			3 0 2 1 1 0 1
Andres Thomas, R OBP: 0.270, SLG: 0.389 (1, 6)		0-0 2B 1-2 1B	0-0 G6-4-3 1-2f		0-0 L5			0-0 E5 CS		4 0 1 0 0 0 5
Ozzie Virgil, R OBP: 0.340, SLG: 0.368 (1, 2)		0-0 1-3 2B		0-0 F3		0-0 F4		0-3 K 1-2		4 0 1 0 0 1 1
Glenn Hubbard, R OBP: 0.345, SLG: 0.313 (1, 4)		4-0 IBB		0-0 5-3		0-0 1B		0-0 E5 1B		3 0 2 0 1 0 0
Jim Acker, R OBP: 0.125, SLG: 0.167 (1, 1) Bill Sample, R OBP: 0.340, SLG: 0.437 (8, PH) Jeff Dedmon, L OBP: 0.133, SLG: 0.133 (9, 1)		0-0 6-3		0-3 K2-3		0-3 K		0-0 F7		3 0 0 0 0 2 4 1 0 0 0 0 0 1 0 0 0 0 0 0 0

Inning Stats	R: 0	H: 0	E: 0	K: 0	S: 3	P: 3	R: 0	H: 3	E: 0	K: 0	S: 5	R: 2	H: 3	E: 0	K: 0	S: 5	R: 0	H: 0	E: 0	K: 1	S: 5	R: 0	H: 1	E: 0	K: 0	S: 4	R: 0	H: 1	E: 0	K: 1	S: 6	R: 0	H: 2	E: 0	K: 0	S: 4	R: 0	H: 1	E: 2	K: 1	S: 6	R: 0	H: 1	E: 0	K: 1	S: 6	R: 0	H: 1	E: 0	K: 1	S: 6	1B: 11	SF: 0	2B: 2	SAC: 0	3B: 0	DP: 3	HR: 0	HBP: 0	WP: 0	PA: 40
PITCHER	IP	WLS	BF	H	R	ER	SO	BB	IBB	HBP	BLK	WP	HR	S	P	ERA	WHIP																																												
Ed Vosberg, L ERA: 3.6 (1, 1)	5.0		24	7	2	2	1	3	1	0	1	0	0	22	38	3.60	2.000																																												
Greg Booker, R ERA: (6, 1)	1.0	W	4	1	0	0	1	0	0	0	0	0	0	6	6	0.00	1.000																																												
Craig Lefferts, L ERA: 2.76 (7, 1)	2.0		8	3	0	0	1	0	0	0	0	0	0	10	10	0.00	1.500																																												
Lance McCullers, R ERA: 2.58 (9, 1)	1.0	S	4	1	0	0	1	0	0	0	0	0	0	6	6	0.00	1.000																																												


BOTTOM

San Diego Padres @ Atlanta Braves
Atlanta-Fulton County Stadium, Atlanta, GA

Tue Sep 23 1986, 7:05 PM EDT
Att. 3,090 - Unknown

livebaseballscorecards.com

AB	36
R	2
H	12
RBI	2
BB	4
SO	4
LOB	20



Batter	1	2	3	4	5	6	7	8	9	AB	R	H	RBI	BB	SO	LOB	TOP			
Albert Hall, S (1, 9) OBP: 0.343, SLG: 0.290 Ted Simmons, S (8, PH) OBP: 0.314, SLG: 0.387 Darryl Motley, R (8, PR) OBP: 0.241, SLG: 0.350 Brad Komminsk, R (8, 5) OBP: 0.400, SLG: 0.400	0-0 F4		0-0 FC6			0-0 B3		0-0 E4		3	0	0	0	0	0	1				
Ken Oberkell, L (1, 5) OBP: 0.380, SLG: 0.375 Terry Harper, R (8, PH) OBP: 0.317, SLG: 0.353 Paul Assenmacher, L (8, 1) Craig McMurtry, R (8, 1) OBP: 0.176, SLG: 0.125	4-0 BB			0-3 K		0-0 F9		0-0 F7		2	0	0	0	1	1	0				
Dale Murphy, R (1, 8) OBP: 0.355, SLG: 0.495	0-0 G6-4-3			0-0 1B		0-0 6-3			0-0 6-3	4	0	1	0	0	0	1				
Bob Homer, R (1, 3) OBP: 0.329, SLG: 0.455		0-3 K		0-3 K		0-0 F8			0-0 1B	4	1	1	0	0	2	1				
Ken Griffey, L (1, 7) OBP: 0.342, SLG: 0.486		0-0 4-3		0-0 1B		0-0 F9			0-0 F8	4	0	1	0	0	0	1				
Andres Thomas, R (1, 6) OBP: 0.273, SLG: 0.389		4-0 BB		0-0 5-3		0-0 F8			0-0 1B	3	0	1	0	1	0	2				
Ozzie Virgil, R (1, 2) OBP: 0.339, SLG: 0.367		0-0 CS		0-3 K		0-0 F4			0-0 L6	4	0	1	1	0	1	0				
Glenn Hubbard, R (1, 4) OBP: 0.343, SLG: 0.311 Gerald Perry, L (8, PH) OBP: 0.366, SLG: 0.419 Rafael Ramirez, R (9, PH) OBP: 0.274, SLG: 0.338			0-0 4-3			0-0 F7			0-0 FC6-4	2	0	0	0	0	0	0				
Rick Mahler, R (1, 1) OBP: 0.217, SLG: 0.203 Chris Chambliss, L (8, PH) OBP: 0.377, SLG: 0.412 Paul Runge, R (8, PR) (8, 4)			0-0 FC6			0-0 F7			0-0 FC4-6	1	0	1	0	0	0	0				
Inning Stats	R: 0 E: 0 K: 0 S: 2	H: 0 LOB: 0 BB: 1 P: 6	R: 0 E: 0 K: 1 S: 4	H: 0 LOB: 0 BB: 1 P: 8	R: 0 E: 0 K: 1 S: 6	H: 1 LOB: 1 BB: 0 P: 6	R: 0 E: 0 K: 2 S: 9	H: 2 LOB: 2 BB: 0 P: 9	R: 0 E: 0 K: 0 S: 3	H: 0 LOB: 0 BB: 0 P: 3	R: 0 E: 0 K: 0 S: 3	H: 0 LOB: 0 BB: 0 P: 3	R: 0 E: 1 K: 0 S: 5	H: 1 LOB: 2 BB: 0 P: 5	R: 1 E: 0 K: 0 S: 6	H: 3 LOB: 2 BB: 0 P: 6	1B: 7 2B: 0 3B: 0 HR: 0	SF: 0 SAC: 0 DP: 1 HBP: 0	WP: 0 PB: 0 SB: 0 CS: 1	PA: 36
PITCHER Ted Power, R (1, 1) ERA: 3.71 John Franco, L (8, 1) ERA: 3.07	IP: 7.2 WLS: W BF: 28 H: 4 R: 0 ER: 0 SO: 4 BB: 2 IBB: 0 HBP: 0 BLK: 0 WP: 0 HR: 0 S: 34 P: 42 ERA: 0.00 WHIP: 0.783	IP: 1.1 WLS: S BF: 7 H: 3 R: 1 ER: 1 SO: 0 BB: 0 IBB: 0 HBP: 0 BLK: 0 WP: 0 HR: 0 S: 7 P: 7 ERA: 6.75 WHIP: 2.250																		

Atlanta Braves @ Cincinnati Reds
Riverfront Stadium, Cincinnati, OH
Wed Sep 24 1986, 7:05 PM EDT
Att. 15,118 - Unknown

livebaseballscorecards.com

AB 33
R 1
H 7
RBI 1
BB 2
SO 4
LOB 12



Batter	1	2	3	4	5	6	7	8	9	AB R H RBI BB SO LOB	TOP											
Albert Hall, S (1, 9) OBP: 0.375, SLG: 0.314 Paul Assenmacher, L (8, 1)	4-0 CS BB	0-0 L1			0-3 K		0-0 1B WP 1B	0-0 S 1B		4 1 2 0 1 1 3 0 0 0 0 0 0 0												
Ken Oberkfell, L (1, 5) OBP: 0.379, SLG: 0.373	0-3 K 1-2		0-0 3-1		0-0 F2		0-0 BB WP 1B	0-3 K 1-2		5 0 1 1 0 2 3												
Ken Griffey, L (1, 7) OBP: 0.342, SLG: 0.483	4-0 1B BB		0-0 F8		0-0 F5		4-0 BB BB		0-3 K	3 0 0 0 2 1 0												
Dale Murphy, R (1, 8) OBP: 0.354, SLG: 0.492	0-0 1-2 1B		0-0 F7		0-0 4-3		0-3 K		0-3 K	5 0 1 0 0 2 2												
Gerald Perry, L (1, 3) OBP: 0.365, SLG: 0.415 Bob Homer, R (7, PH) OBP: 0.330, SLG: 0.454	0-0 F8		0-0 F7		0-0 2B 1B		4-0 1-2 2-3 BB		0-0 5-3	3 1 1 0 0 0 2 1 0 0 0 1 0 0												
Andres Thomas, R (1, 6) OBP: 0.273, SLG: 0.390		0-0 G1		0-3 K		0-0 1B 2B	0-3 K			4 0 1 1 0 2 3												
Bruce Benedict, R (1, 2) OBP: 0.313, SLG: 0.320		0-0 SH1-4 1B 1B		0-0 5-3		0-0 6-3		0-0 F5		4 0 1 0 0 0 1												
Paul Runge, R (1, 4) OBP: 0.500, SLG: 0.500		0-0 SH1-4 1-2 1B		0-0 1-3 1B		0-3 K 1B	0-3 K			4 0 2 0 0 2 0												
Charlie Puleo, R Omar Moreno, L Cliff Speck, R Ed Oliveto, R Chris Chambliss, L Darryl Motley, R Craig McKinstry, R Terry Harper, R		0-0 SH1-4 1-2 2-3		0-0 1-3		0-0 1B 1B	0-0 1B HR			0 0 0 0 0 0 0 1 0 0 0 0 0 0 1 0 0 0 0 0 0 0 0 0 0 0 0 0 0 0 0 0 0 1 0 1 0 0 0 0 0 0 0 1 0 0 0 0 0 0 0 0 0 1 0 0 0 0 0 0 1 1 1 1 1 0 0 0 0												
Inning Stats	R: 0 E: 0 K: 1 S: 5	H: 1 LOB: 2 BB: 2 P: 13	R: 0 E: 0 K: 0 S: 5	H: 2 LOB: 2 BB: 0 P: 5	R: 0 E: 0 K: 0 S: 3	H: 0 LOB: 0 BB: 0 P: 3	R: 0 E: 0 K: 1 S: 5	H: 0 LOB: 0 BB: 0 P: 5	R: 0 E: 0 K: 1 S: 6	H: 1 LOB: 1 BB: 0 P: 6	R: 1 E: 0 K: 0 S: 5	H: 2 LOB: 1 BB: 0 P: 5	R: 2 E: 0 K: 3 S: 12	H: 3 LOB: 3 BB: 2 P: 20	R: 1 E: 0 K: 2 S: 9	H: 2 LOB: 1 BB: 0 P: 9	R: 0 E: 0 K: 2 S: 7	H: 0 LOB: 0 BB: 0 P: 7	1B: 9 2B: 1 3B: 0 HR: 1	SF: 0 SAC: 1 DP: 0 HBP: 0	WP: 1 PB: 0 SB: 1 CS: 1	PA: 41
PITCHER	IP WLS BF H R ER SO BB IBB HBP BLK WP HR S P ERA WHIP																					
Bill Gullickson, R (1, 1) ERA: 3.12	6.1 W 29 9 3 3 4 2 0 0 0 0 0 35 43 4.26 1.737																					
Rob Murphy, L (7, 1) ERA: 0.83	0.2 4 0 0 0 2 2 0 0 0 1 0 6 14 0.00 3.000																					
Ron Robinson, R (8, 1) ERA: 3.38	2.0 S 8 2 1 1 4 0 0 0 0 0 1 16 16 4.50 1.000																					

Atlanta Braves @ Cincinnati Reds
Riverfront Stadium, Cincinnati, OH
Thu Sep 25 1986, 3:33 AM EDT
Att. 8,332 - Unknown

livebaseballscorecards.com

AB 36
R 4
H 11
RBI 3
BB 4
SO 10
LOB 15



Batter	1	2	3	4	5	6	7	8	9	AB R H RBI BB SO LOB	TOP	
Tony Walker, R (1, 8) OBP: 0.323, SLG: 0.388	0-0 2B		0-0 F9		0-0 L8		0-0 1-3		0-0 1B	5 1 2 2 0 0 3		
Craig Reynolds, L (1, 6) OBP: 0.267, SLG: 0.337 Davey Lopes, R (9, PH) OBP: 0.385, SLG: 0.436	0-3 K		0-0 F5		0-0 1B			0-0 F8	0-0 1B	4 0 1 0 0 1 2 1 0 1 2 0 0 0		
Ty Gainey, L (1, 9) OBP: 0.373, SLG: 0.444 Phil Garner, R (9, PH) OBP: 0.333, SLG: 0.426	0-3 K		0-0 4-3		0-0 F8			0-3 K	0-0 F9	4 0 0 0 0 2 4 1 0 0 0 0 0 1		
Glenn Davis, R (1, 3) OBP: 0.343, SLG: 0.494	0-3 K			0-0 L7		0-0 1B		0-0 F8		4 0 1 0 0 1 1		
Terry Puhl, L (1, 7) OBP: 0.291, SLG: 0.325		0-3 K		0-0 F9		0-0 G6-3		0-0 E6		4 1 0 0 0 1 1		
Jim Pankovits, R (1, 4) OBP: 0.363, SLG: 0.392		0-3 K		0-0 2B		0-0 F9		0-0 L6		4 0 1 0 0 1 1		
John Mizerock, L (1, 2) OBP: 0.373, SLG: 0.269		0-0 1B		0-0 1-3			0-0 6-3	0-0 L9		4 0 1 0 0 0 2		
Bert Pena, R (1, 5) OBP: 0.303, SLG: 0.241		0-3 K			0-0 6-3		0-0 L8	0-0 1B	0-0 2B	4 1 1 0 0 1 1		
Matt Keough, R (1, 1) OBP: 0.375, SLG: 0.438 Alan Ashby, S (7, PH) OBP: 0.341, SLG: 0.372 Jeff Calhoun, L (7, 1) Dan Driessen, L (9, PH) OBP: 0.421, SLG: 0.500			0-0 1B		0-0 1B		0-0 1B	4-0 1B	4-0 BB	2 0 2 0 0 0 0 1 0 1 0 0 0 0 0 0 0 0 0 0 0 0 1 0 0 1 0 0		
Inning Stats	R: 0 H: 1 E: 0 LOB: 1 K: 3 BB: 0 S: 10 P: 10	R: 0 H: 1 E: 0 LOB: 1 K: 3 BB: 0 S: 10 P: 10	R: 0 H: 1 E: 0 LOB: 1 K: 0 BB: 0 S: 4 P: 4	R: 0 H: 1 E: 0 LOB: 1 K: 0 BB: 0 S: 4 P: 4	R: 0 H: 2 E: 0 LOB: 2 K: 0 BB: 0 S: 5 P: 5	R: 0 H: 1 E: 0 LOB: 0 K: 0 BB: 0 S: 3 P: 3	R: 0 H: 1 E: 0 LOB: 1 K: 0 BB: 0 S: 4 P: 4	R: 0 H: 0 E: 0 LOB: 0 K: 1 BB: 0 S: 5 P: 5	R: 4 H: 3 E: 1 LOB: 1 K: 0 BB: 1 S: 7 P: 11	1B: 8 SF: 0 2B: 3 SAC: 0 3B: 0 DP: 1 HR: 0 HBP: 0	WP: 1 PA: 39 PB: 0 SB: 0 CS: 0	
PITCHER Doyle Alexander, R (1, 1) ERA: 4.09 Zane Smith, L (9, 1) ERA: 3.97	IP WLS BF H R ER SO BB IBB HBP BLK WP HR S P ERA WHIP											
	8.2 W 37 10 4 0 7 1 0 0 0 0 0 0 50 54 0.00 1.269											
	0.1 S 2 1 0 0 0 0 0 0 0 0 1 0 2 2 0.00 3.000											

Houston Astros @ Atlanta Braves
Atlanta-Fulton County Stadium, Atlanta, GA

Fri Sep 26 1986, 7:05 PM EDT
Att. 6,754 - Unknown

livebaseballscorecards.com

AB	38
R	4
H	11
RBI	4
BB	1
SO	7
LOB	16



Batter	1	2	3	4	5	6	7	8	9
Albert Hall, S (1, 9) OBP: 0.341, SLG: 0.282	0-0 B3	0-3 K			0-0 F8			0-0 F9	
Ken Oberkfell, L (1, 5) OBP: 0.376, SLG: 0.370	0-0 F5		0-0 F8			0-0 6-3		0-0 4-3	
Dale Murphy, R (1, 8) OBP: 0.355, SLG: 0.496	0-3 K		0-0 F9			0-0 HR 1B		0-0 2B 3B	
Bob Horner, R (1, 3) OBP: 0.331, SLG: 0.460		0-3 K	0-3 K			0-0 HR 1B		4-0 2B BB	
Ken Griffey, L (1, 7) OBP: 0.344, SLG: 0.485		0-0 1B WP 1B		0-0 4-3		0-0 4-3		0-0 1-3 2B	
Andres Thomas, R (1, 6) OBP: 0.272, SLG: 0.388		0-0 1-3 1B WP 1B		0-0 F5		0-3 K		0-0 F9	
Bruce Benedict, R (1, 2) OBP: 0.307, SLG: 0.313		0-0 5-3		0-0 5-3			0-0 F3		
Glenn Hubbard, R (1, 4) OBP: 0.343, SLG: 0.310		4-0 1B BB			0-0 6-3		0-3 K		
Doyle Alexander, R (1, 1) OBP: 0.216, SLG: 0.250		0-0 1-2 1B			0-0 F8		0-0 F9		
Zane Smith, L (9, 1) OBP: 0.119, SLG: 0.088		1-2 3-H 1B							

AB	R	H	RBI	BB	SO	LOB
4	0	0	0	0	1	2
4	0	0	0	0	0	0
4	2	2	0	0	1	0
3	1	1	2	1	2	0
4	1	2	1	0	0	0
4	1	1	0	0	1	2
3	0	0	0	0	0	1
2	0	0	0	1	1	0
3	0	1	1	0	0	0
0	0	0	0	0	0	0

BOTTOM

Houston Astros @ Atlanta Braves
Atlanta-Fulton County Stadium, Atlanta, GA
 Fri Sep 26 1986, 7:05 PM EDT
 Att. 6,754 - Unknown

AB	31
R	5
H	7
RBI	4
BB	2
SO	6
LOB	5



1B: 4	SF: 0	WP: 2	PA: 33
2B: 1	SAC: 0	PB: 0	
3B: 1	DP: 0	SB: 0	
HR: 1	HBP: 0	CS: 0	

Inning Stats	R: 0	H: 0	E: 0	K: 1	S: 5	H: 0	LOB: 0	BB: 0	P: 5	R: 2	H: 3	E: 0	K: 2	S: 10	H: 0	LOB: 2	BB: 1	P: 14	R: 0	H: 0	E: 0	K: 1	S: 5	H: 0	LOB: 0	BB: 0	P: 5	R: 0	H: 0	E: 0	K: 0	S: 3	R: 0	H: 0	E: 0	K: 0	S: 3	R: 2	H: 2	E: 0	K: 1	S: 7	H: 0	LOB: 0	BB: 0	P: 7	R: 0	H: 0	E: 0	K: 1	S: 5	R: 1	H: 2	E: 0	K: 0	S: 5	H: 2	LOB: 2	BB: 1	P: 9
PITCHER	IP	WLS	BF	H	R	ER	SO	BB	IBB	HBP	BLK	WP	HR	S	P	ERA	WHIP																																											
Matt Keough, R (1, 1) ERA: 4.0	6.0	L	24	5	4	4	5	1	0	0	0	2	1	33	37	6.00	1.000																																											
Jeff Calhoun, L (7, 1) ERA: 3.91	2.0		9	2	1	1	1	1	0	0	0	0	0	10	14	4.50	1.500																																											

IP	WLS	BF	H	R	ER	SO	BB	IBB	HBP	BLK	WP	HR	S	P	ERA	WHIP
6.0	L	24	5	4	4	5	1	0	0	0	2	1	33	37	6.00	1.000
2.0		9	2	1	1	1	1	0	0	0	0	0	10	14	4.50	1.500

Batter	1	2	3	4	5	6	7	8	9	AB R H RBI BB SO LOB	TOP											
Tony Walker, R (1, 8) OBP: 0.310, SLG: 0.371	0-0 F9		0-0 E5 1B		0-3 K		0-0 6-3			4 1 0 0 0 1 2												
Craig Reynolds, L (1, 6) OBP: 0.270, SLG: 0.339	0-3 K		0-0			0-0 L3	0-0			4 0 2 3 0 1 0												
Denny Walling, L (1, 5) OBP: 0.371, SLG: 0.489	0-0 F6		2-H 3-H 0-3 K			0-0 2B	0-0 1-3			4 1 1 0 0 1 2												
Jose Cruz, L (1, 7) OBP: 0.348, SLG: 0.401		0-0 1-3		0-0	0-0	0-0 F8 2B		0-3 K		4 0 2 1 0 1 0												
Dan Driessen, L (1, 3) OBP: 0.405, SLG: 0.457		0-3 K		0-0 6-3		4-0 IBB		0-0 G3		3 0 0 0 1 1 1												
Jim Pankovits, R (1, 4) OBP: 0.350, SLG: 0.377		0-0 G3		0-0 1-3		0-0 F8		0-0 2-3		4 0 0 0 0 0 3												
Terry Puhl, L (1, 9) OBP: 0.284, SLG: 0.317			0-0 6-3	0-0 4-3		0-0 L1			0-0 4-3	4 0 0 0 0 0 3												
Robbie Wine, R (1, 2) OBP: 0.333, SLG: 0.444			0-0 E 1B		0-0 F4		0-0 6-3 1B 2B		0-3 K	4 2 2 0 0 1 0												
Danny Darwin, R (1, 1) OBP: 0.071, SLG: 0.071			0-3 K		0-3 K		0-3 K		0-0 1-3	3 0 0 0 0 3 2												
Larry Andersen, R (8, 1)										0 0 0 0 0 0 0												
Alan Ashby, S (9, PH) OBP: 0.340, SLG: 0.371										1 0 0 0 0 0 0												
Charlie Kerfeld, R (9, 1) OBP: 0.200, SLG: 0.111										0 0 0 0 0 0 0												
Inning Stats	R: 0 E: 0 K: 1 S: 5	H: 0 LOB: 0 BB: 0 P: 5	R: 0 E: 0 K: 1 S: 5	H: 0 LOB: 0 BB: 0 P: 5	R: 2 E: 1 K: 2 S: 10	H: 2 LOB: 1 BB: 0 P: 10	R: 0 E: 0 K: 0 S: 4	H: 1 LOB: 1 BB: 0 P: 4	R: 0 E: 0 K: 2 S: 7	H: 0 LOB: 0 BB: 0 P: 7	R: 1 E: 0 K: 0 S: 5	H: 2 LOB: 2 BB: 1 P: 9	R: 1 E: 0 K: 1 S: 7	H: 2 LOB: 1 BB: 0 P: 7	R: 0 E: 0 K: 1 S: 5	H: 0 LOB: 0 BB: 0 P: 5	R: 0 E: 0 K: 1 S: 5	H: 0 LOB: 0 BB: 0 P: 5	1B: 4 2B: 3 3B: 0 HR: 0	SF: 0 SAC: 0 DP: 0 HBP: 0	WP: 0 PB: 0 SB: 0 CS: 0	PA: 36
PITCHER	IP WLS BF H R ER SO BB IBB HBP BLK WP HR S P ERA WHIP																					
David Palmer, R (1, 1) ERA: 3.66	7.0 L 30 7 4 2 7 0 1 0 0 0 0 0 43 47 2.57 1.000																					
Ed Olwine, L (8, 1) ERA: 3.47	1.0 3 0 0 0 1 0 0 0 0 0 0 0 5 5 0.00 0.000																					
Gene Garber, R (9, 1) ERA: 2.48	1.0 3 0 0 0 1 0 0 0 0 0 0 0 5 5 0.00 0.000																					

Houston Astros @ Atlanta Braves
Atlanta-Fulton County Stadium, Atlanta, GA

Sat Sep 27 1986, 3:33 AM EDT
Att: 13,545 - Unknown

livebaseballscorecards.com

AB 35
R 4
H 7
RBI 4
BB 1
SO 9
LOB 13



Batter	1	2	3	4	5	6	7	8	9	AB	R	H	RBI	BB	SO	LOB
Albert Hall, S OBP: 0.333, SLG: 0.279 (1, 9)	0-0 F5		0-0 1B		0-0 F9			0-3 K		4	0	1	0	0	1	1
Ken Oberkfell, L OBP: 0.375, SLG: 0.369 (1, 4)	0-0 WP 1B 1B		0-0 F6 1-2			0-0 F9		0-3 K		4	0	1	0	0	1	1
Dale Murphy, R OBP: 0.354, SLG: 0.494 (1, 8)	0-3 K		0-0 F3			0-3 K			0-0 WP BB 1B	4	0	1	0	0	2	2
Bob Horner, R OBP: 0.332, SLG: 0.460 (1, 3)	0-0 WP 1-2 1B			0-0 G3-6 1B		0-0 F4			0-3 K2-3	4	0	2	0	0	1	1
Ken Griffey, L OBP: 0.343, SLG: 0.483 (1, 7)	0-0 L4 1-2 2-3			0-0 G3-6 1-2f			0-0 S 1B		0-3 K	4	0	1	0	0	1	4
Rafael Ramirez, R OBP: 0.274, SLG: 0.336 (1, 5)		0-0 F6		0-3 K			0-0 F8		4-0 WP 1-2 BB	3	0	0	0	1	1	1
Ozzie Virgil, R OBP: 0.337, SLG: 0.364 (1, 2)		0-3 K			0-3 K			0-3 K	0-3 K	3	0	0	0	0	3	1
Chris Chambliss, L OBP: 0.379, SLG: 0.414 (9, PH)							1-2 K		1-2 2-3 K	1	0	0	0	0	1	2
Andres Thomas, R OBP: 0.273, SLG: 0.388 (1, 6)		0-0 6-3				0-0 SH3-4 1B		0-3 K		3	0	1	0	0	1	1
David Palmer, R OBP: 0.200, SLG: 0.281 (1, 1)			0-0 F6			0-0 SH3-4		0-3 K		1	0	0	0	0	0	0
Ed Olwine, R OBP: 0.500, SLG: 0.333 (8, 1)										0	0	0	0	0	0	0
Omar Moreno, L OBP: 0.278, SLG: 0.353 (8, PH)										1	0	0	0	0	1	0
Gene Garber, R OBP: 0.286, SLG: 0.167 (9, 1)										0	0	0	0	0	0	0

Inning Stats	R: 0	H: 2	R: 0	H: 0	R: 0	H: 1	R: 0	H: 1	R: 0	H: 0	R: 0	H: 1	R: 0	H: 0	R: 0	H: 1	R: 0	H: 0	R: 0	H: 1	R: 0	H: 1	1B: 7	SF: 0	WP: 2	PA: 34
	E: 0	LOB: 2	E: 0	LOB: 0	E: 0	LOB: 1	E: 0	LOB: 1	E: 0	LOB: 0	E: 0	LOB: 1	E: 0	LOB: 0	E: 0	LOB: 0	E: 0	LOB: 2	E: 0	LOB: 2	E: 0	LOB: 0	2B: 0	SAC: 1	PB: 0	
	K: 1	BB: 0	K: 1	BB: 0	K: 0	BB: 0	K: 1	BB: 0	K: 1	BB: 0	K: 2	BB: 0	K: 3	BB: 0	K: 3	BB: 0	K: 3	BB: 1	K: 3	BB: 1	K: 3	BB: 0	3B: 0	DP: 1	SB: 2	
	S: 7	P: 7	S: 5	P: 5	S: 4	P: 4	S: 5	P: 5	S: 6	P: 6	S: 5	P: 5	S: 8	P: 8	S: 9	P: 9	S: 10	P: 14	S: 10	P: 14	S: 10	P: 14	HR: 0	HBP: 0	CS: 0	

PITCHER	IP	WLS	BF	H	R	ER	SO	BB	IBB	HBP	BLK	WP	HR	S	P	ERA	WHIP
Danny Darwin, R ERA: 3.24 (1, 1)	7.0		26	6	0	0	7	0	0	0	0	1	0	40	40	0.00	0.857
Larry Andersen, R ERA: 3.11 (8, 1)	1.0		3	0	0	0	3	0	0	0	0	0	0	9	9	0.00	0.000
Charlie Kerfeld, R ERA: 2.71 (9, 1)	1.0		5	1	0	0	3	1	0	0	0	1	0	10	14	0.00	2.000

BOTTOM

Houston Astros @ Atlanta Braves
Atlanta-Fulton County Stadium, Atlanta, GA

Sat Sep 27 1986, 3:33 AM EDT
Att. 13,545 - Unknown

livebaseballscorecards.com

AB	32
R	0
H	7
RBI	0
BB	1
SO	13
LOB	14



Batter	1	2	3	4	5	6	7	8	9	AB R H RBI BB SO LOB	TOP											
Billy Hatcher, R (1, 8) OBP: 0.308, SLG: 0.368	0-0 F6		0-0 F8			0-0 4-3 1B 2B		0-0 6-3		4 1 1 0 0 0 2	Houston Astros @ Atlanta Braves Atlanta-Fulton County Stadium, Atlanta, GA Sun Sep 28 1986, 3:33 AM EDT Att. 6,280 - Unknown											
Bill Doran, S (1, 4) OBP: 0.369, SLG: 0.367	0-0 4-3		0-0 6-3			0-0 4-3		0-0 F8		4 0 0 0 0 0 3												
Davey Lopes, R (1, 7) OBP: 0.383, SLG: 0.433	0-0 F9				0-0 4-3	0-0 2-3		0-0 1-3		4 0 1 1 0 0 1												
Glenn Davis, R (1, 3) OBP: 0.343, SLG: 0.494 Dave Smith, R (9, 1)		0-0 4-3 2B		0-0 6-3		0-0 6-3		0-0 4-3		4 0 1 0 0 0 1 0 0 0 0 0 0 0												
Kevin Bass, S (1, 9) OBP: 0.356, SLG: 0.489		0-3 K		0-0 1-3			0-0 L3	0-0 L9		4 0 0 0 0 1 1												
Alan Ashby, S (1, 2) OBP: 0.340, SLG: 0.371 Robbie Wine, R (7, 2) OBP: 0.400, SLG: 0.444		0-0 4-3		0-0 G6-3 1B			0-3 K	4-0 BB		3 0 1 0 0 1 1 0 0 0 0 1 0 0												
Phil Garner, R (1, 5) OBP: 0.329, SLG: 0.420		0-3 K		0-0 G6-3 1-2f			0-0 6-3	0-3 K		4 0 0 0 0 2 3												
Dickie Thon, R (1, 6) OBP: 0.320, SLG: 0.337			0-0 S 1B		0-3 K			0-0 S 1B 1B		3 1 2 0 0 1 0												
Jim Deshaies, L (1, 1) OBP: 0.163, SLG: 0.047 Ty Gainey, L (8, PH) OBP: 0.365, SLG: 0.435 Aurelio Lopez, R (6, 1) Terry Puhl, L (8, PH) OBP: 0.259, SLG: 0.321 Charlie Kerfeld, R (8, 1) OBP: 0.200, SLG: 0.111 Dan Driessner, L (8, 3) OBP: 0.405, SLG: 0.457			0-3 K			0-0 F8		0-0 6-3 1B		1 0 0 0 0 1 1 1 0 0 0 0 0 0 0 0 0 0 0 0 0 1 0 1 1 0 0 0 0 0 0 0 0 0 0 0 0 0 0 0 0 0												
Inning Stats	R: 0 E: 0 K: 0 S: 3	H: 0 LOB: 0 BB: 0 P: 3	R: 0 E: 0 K: 2 S: 8	H: 1 LOB: 1 BB: 0 P: 8	R: 0 E: 0 K: 1 S: 6	H: 1 LOB: 1 BB: 0 P: 6	R: 0 E: 0 K: 0 S: 3	H: 0 LOB: 0 BB: 0 P: 3	R: 0 E: 0 K: 1 S: 5	H: 0 LOB: 0 BB: 0 P: 5		R: 1 E: 0 K: 0 S: 5	H: 2 LOB: 1 BB: 0 P: 5	R: 0 E: 0 K: 1 S: 5	H: 0 LOB: 0 BB: 0 P: 5	R: 1 E: 0 K: 0 S: 5	H: 2 LOB: 1 BB: 0 P: 5	R: 0 E: 0 K: 1 S: 5	H: 0 LOB: 1 BB: 1 P: 9	1B: 5 2B: 2 3B: 0 HR: 0	SF: 0 SAC: 0 DP: 1 HBP: 0	WP: 0 PB: 0 SB: 2 CS: 0
PITCHER	IP WLS BF H R ER SO BB IBB HBP BLK WP HR S P ERA WHIP												PITCHER	IP WLS BF H R ER SO BB IBB HBP BLK WP HR S P ERA WHIP								
Jim Acker, R (1, 1) ERA: 3.89	7.0 L 25 5 1 1 5 0 0 0 0 0 0 0 35 35 1.29 0.714																					
Jeff Dedmon, R (8, 1) ERA: 2.93	2.0 9 2 1 1 1 1 0 0 0 0 0 0 10 14 4.50 1.500																					

livebaseballscorecards.com

AB	33
R	2
H	7
RBI	2
BB	1
SO	6
LOB	13



Batter	1	2	3	4	5	6	7	8	9	AB	R	H	RBI	BB	SO	LOB
Albert Hall, S (1, 9) OBP: 0.308, SLG: 0.255 Jeff Dedmon, L (8, 1) OBP: 0.133, SLG: 0.133	0-0 F3		0-0 1-3		0-0 L8		0-3 K			4	0	0	0	0	1	2
Rafael Ramirez, R (1, 5) OBP: 0.274, SLG: 0.335	0-0 4-3		0-0 1B		0-3 K			0-3 K		4	0	1	0	0	2	1
Dale Murphy, R (1, 8) OBP: 0.352, SLG: 0.491	0-0 F8		0-0 F9		0-0 F9			0-0 F9		4	0	0	0	0	0	1
Bob Horner, R (1, 3) OBP: 0.335, SLG: 0.465		0-0 1B		0-0 1B		0-0 E8		0-0 5-3		4	0	3	0	0	0	0
Terry Harper, R (1, 7) OBP: 0.322, SLG: 0.371 (8, 9)		0-3 K		0-0 2B		0-0 G3			4-0 BB	3	0	1	0	1	1	2
Andres Thomas, R (1, 6) OBP: 0.270, SLG: 0.384 Ken Oberkfell, L (9, PH) OBP: 0.375, SLG: 0.369		0-0 F3		0-0 F7		0-0 F9			0-0 G5-4-3	3	0	0	0	0	0	3
Ozzie Virgil, R (1, 2) OBP: 0.337, SLG: 0.365 Gerald Perry, L (7, PH) OBP: 0.355, SLG: 0.403 (8, 7)		0-0 1B		0-0 F4			0-0 1-3		0-0 F8	2	0	1	0	0	0	1
Paul Runge, R (1, 4) OBP: 0.571, SLG: 0.400		0-3 K			4-0 BB					1	0	0	0	2	1	2
Jim Acker, R (1, 1) OBP: 0.115, SLG: 0.154 Chris Chambliss, L (7, PH) OBP: 0.376, SLG: 0.410 Bruce Benedict, R (8, 2) OBP: 0.307, SLG: 0.313			0-3 K		0-0 F2		0-3 K			2	0	0	0	0	1	1

Inning Stats	R: 0	H: 0	E: 0	K: 3	S: 3	R: 0	H: 2	E: 0	K: 2	S: 9	R: 0	H: 1	E: 0	K: 1	S: 6	R: 0	H: 2	E: 0	K: 0	S: 4	R: 0	H: 0	E: 0	K: 1	S: 5	R: 0	H: 1	E: 1	K: 0	S: 4	R: 0	H: 0	E: 0	K: 2	S: 7	R: 0	H: 0	E: 0	K: 1	S: 5	R: 0	H: 0	E: 0	K: 0	S: 2	R: 0	H: 0	E: 0	K: 0	S: 2		
	0	0	0	3	3	0	2	0	2	9	0	1	0	1	6	0	2	1	0	4	0	0	0	0	1	9	0	1	1	0	4	0	0	0	11	7	0	0	5	11	0	0	0	5	0	0	0	6	0	0	0	6

PITCHER	IP	WLS	BF	H	R	ER	SO	BB	IBB	HBP	BLK	WP	HR	S	P	ERA	WHIP
Jim Deshaies, L (1, 1) ERA: 3.37	5.0		20	5	0	0	4	1	0	0	0	0	0	27	31	0.00	1.200
Aurelio Lopez, R (6, 1) ERA: 3.44	2.0		8	1	0	0	2	1	0	0	0	0	0	11	15	0.00	1.000
Charlie Kerfeld, R (8, 1) ERA: 2.68	1.0		3	0	0	0	1	0	0	0	0	0	0	5	5	0.00	0.000
Dave Smith, R (9, 1) ERA: 2.72	1.0	S	3	0	0	0	0	1	0	0	0	0	0	2	6	0.00	1.000

BOTTOM

Houston Astros @ Atlanta Braves
Atlanta-Fulton County Stadium, Atlanta, GA

Sun Sep 28 1986, 3:33 AM EDT
Att. 6,280 - Unknown

AB	31
R	0
H	6
RBI	0
BB	3
SO	7
LOB	15

livebaseballscorecards.com

Braves

WP: 0	PA: 34
PB: 0	
SB: 0	
CS: 0	

Batter	1	2	3	4	5	6	7	8	9	AB R H RBI BB SO LOB	TOP			
Kurt Stillwell, S (1, 6) OBP: 0.313, SLG: 0.261	0-0 F9			0-0 2B HR 1B		0-0 L8		0-0 1B 1B	0-0 1-3 3-H 2B	5 2 3 1 0 0 0	<p style="text-align: center;">Cincinnati Reds @ Atlanta Braves Atlanta-Fulton County Stadium, Atlanta, GA</p> <p style="text-align: center;">Tue Sep 30 1986, 7:05 PM EDT Att. 2,763 - Unknown</p> <p style="text-align: right;">livebaseballscorecards.com</p>			
Buddy Bell, R (1, 5) OBP: 0.362, SLG: 0.444	0-0 6-3			0-0 1-3 HR 2B		0-0 F8		0-0 1-2 5-3	0-3 K	5 1 1 0 0 1 4				
Dave Parker, L (1, 9) OBP: 0.333, SLG: 0.480	0-0 5-3			0-0 2-H 3-H HR		0-3 K2-3		0-0 2-H 1B		4 1 2 4 0 1 0				
Eric Davis, R (1, 7) OBP: 0.385, SLG: 0.529 Bill Landrum, R (8, 1)		0-0 6-3		0-0 3-4			0-3 K	0-0 F4		4 0 0 0 0 1 1 0 0 0 0 0 0 0				
Bo Diaz, R (1, 2) OBP: 0.323, SLG: 0.377 Tracy Jones, R (9, PR) OBP: 0.406, SLG: 0.453		0-0 L6		0-0 F8			4-0 FC6-4 BB		0-0 FC3-6 1B	3 0 1 0 1 0 0 0 0 0 0 0 0 0				
Eddie Milner, L (1, 8) OBP: 0.320, SLG: 0.454		0-3 K		0-0 CS 1B			0-0 FC6-4 1-2f		0-0 FC3-6 BB 1B SF9	4 1 1 0 0 1 2				
Dave Concepcion, R (1, 3) OBP: 0.316, SLG: 0.346			0-0 1-3	0-0 CS 1-2	0-0 F8		0-3 K		0-0 SF9 BB 2B 1B	4 1 1 0 0 1 1				
Ron Oester, S (1, 4) OBP: 0.323, SLG: 0.360			0-3 K		0-0 4-3			0-0 SF9 3B	4-0 2B 1-2 2-3 BB	3 1 1 0 1 1 0				
Bill Gullickson, R (1, 1) OBP: 0.113, SLG: 0.078 Carl Willis, L (5, 1) OBP: 0.333, SLG: 0.333 Max Venable, L (8, PH) OBP: 0.287, SLG: 0.315 (8, 7) Tony Perez, R (9, PH) OBP: 0.322, SLG: 0.315			0-3 K		0-0 4-3			0-0 SF9 3-H	0-0 SF9 2-3 3-H	2 0 0 0 0 1 0 0 0 0 0 0 0 0 0 0 0 1 0 0 0 0 0 0 1 0 0 0				
Inning Stats	R: 0 E: 0 K: 0 S: 3 H: 0 LOB: 0 BB: 0 P: 3	R: 0 E: 0 K: 1 S: 5 H: 0 LOB: 0 BB: 0 P: 5	R: 0 E: 0 K: 2 S: 7 H: 0 LOB: 0 BB: 0 P: 7	R: 3 E: 0 K: 0 S: 6 H: 4 LOB: 0 BB: 0 P: 6	R: 0 E: 0 K: 0 S: 3 H: 0 LOB: 0 BB: 0 P: 3	R: 0 E: 0 K: 1 S: 5 H: 0 LOB: 0 BB: 0 P: 5	R: 0 E: 0 K: 2 S: 7 H: 0 LOB: 1 BB: 1 P: 11	R: 2 E: 0 K: 0 S: 6 H: 3 LOB: 1 BB: 0 P: 6	R: 2 E: 0 K: 1 S: 8 H: 3 LOB: 3 BB: 1 P: 12	1B: 6 2B: 2 3B: 1 HR: 1 SF: 2 SAC: 0 DP: 0 HBP: 0		WP: 0 PB: 0 SB: 0 CS: 1 PA: 39		
PITCHER	IP WLS BF H R ER SO BB IBB HBP BLK WP HR S P ERA WHIP											PITCHER	IP WLS BF H R ER SO BB IBB HBP BLK WP HR S P ERA WHIP	
Rick Mahler, R (1, 1) ERA: 4.84	7.2 W 30 7 5 5 6 1 0 0 0 0 1 41 45 5.87 1.043													
Jeff Dedmon, R (8, 1) ERA: 3.01	0.1 2 1 1 1 0 0 0 0 0 0 0 2 2 27.00 3.000													
Zane Smith, L (9, 1) ERA: 4.01	0.1 3 1 0 0 0 1 0 0 0 0 0 2 6 0.00 6.000													
Gene Garber, R (9, 1) ERA: 2.45	0.2 S 3 1 1 1 1 0 0 0 0 0 0 5 5 13.50 1.500													



Batter	1	2	3	4	5	6	7	8	9
Albert Hall, S (1, 9) OBP: 0.309, SLG: 0.280 Omar Moreno, L (9, 9) OBP: 0.278, SLG: 0.353	0-0 4-3		0-0 SH3-4		0-0 1B 2B	0-0 L8			
Ken Oberkfell, L (1, 5) OBP: 0.377, SLG: 0.370	4-0 BB		0-0 G5-4-3 1B		0-0 E WP 2B 1B	0-0 F7			
Dale Murphy, R (1, 8) OBP: 0.350, SLG: 0.487	0-0 L8		0-0 G5-4-3 1-2f		0-0 E6 2B		0-0 F8		
Bob Horner, R (1, 3) OBP: 0.336, SLG: 0.473	0-0 1-3			0-0 F7		0-0 1B 2B		0-0 HR	
Ken Griffey, L (1, 7) OBP: 0.348, SLG: 0.492		0-0 1B SF8 1B		0-0 HR		L6-4 1B IBB		4-0 G5-4-3 BB	
Andres Thomas, R (1, 6) OBP: 0.273, SLG: 0.385		0-0 G4-6-3 1B		0-0 F9		0-0 1-2 2-H 1B		0-0 G5-4-3 1-2f	
Bruce Benedict, R (1, 2) OBP: 0.300, SLG: 0.307		0-0 SF8		0-0 E6 FC6-4		0-0 L6-4		0-0 6-3	
Paul Runge, R (1, 4) OBP: 0.400, SLG: 0.250 Chris Chambliss, L (8, PH) OBP: 0.373, SLG: 0.407 Glenn Hubbard, R (9, 4) OBP: 0.343, SLG: 0.310		0-0 G4-6-3		0-0 FC6-4		0-3 K		0-0 L8	
Rick Mahler, R (1, 1) OBP: 0.233, SLG: 0.232 Jeff Dedmon, L (8, 1) OBP: 0.125, SLG: 0.125 Zane Smith, L (9, 1) OBP: 0.119, SLG: 0.088 Gene Garber, R (9, 1) OBP: 0.286, SLG: 0.167			0-0 SH3-4 1B 2B		0-0 F3		0-0 K		

Inning Stats	R: 0 E: 0 K: 0 S: 3	H: 0 LOB: 1 BB: 1 P: 7	R: 1 E: 0 K: 0 S: 4	H: 2 LOB: 0 BB: 0 P: 4	R: 1 E: 0 K: 0 S: 4	H: 2 LOB: 0 BB: 0 P: 4	R: 1 E: 1 K: 0 S: 5	H: 1 LOB: 1 BB: 0 P: 5	R: 4 E: 1 K: 0 S: 7	H: 4 LOB: 1 BB: 1 P: 11	R: 0 E: 0 K: 1 S: 6	H: 1 LOB: 1 BB: 0 P: 6	R: 1 E: 0 K: 0 S: 3	H: 1 LOB: 0 BB: 1 P: 7	R: 0 E: 0 K: 1 S: 5	H: 0 LOB: 0 BB: 0 P: 5
--------------	------------------------------	---------------------------------	------------------------------	---------------------------------	------------------------------	---------------------------------	------------------------------	---------------------------------	------------------------------	----------------------------------	------------------------------	---------------------------------	------------------------------	---------------------------------	------------------------------	---------------------------------

PITCHER	IP	WLS	BF	H	R	ER	SO	BB	IBB	HBP	BLK	WP	HR	S	P	ERA	WHIP
Bill Gullickson, R (1, 1) ERA: 3.29	4.1	L	22	8	7	6	0	1	1	0	0	1	1	21	25	12.46	2.077
Carl Willis, R (5, 1) ERA: 4.47	2.2		11	3	1	1	1	1	1	0	0	0	1	11	19	3.38	1.500
Bill Landrum, R (8, 1) ERA: 6.17	1.0		3	0	0	0	1	0	0	0	0	0	0	5	5	0.00	0.000

AB	R	H	RBI	BB	SO	LOB
3	1	1	0	0	0	1
0	0	0	0	0	0	0
3	1	2	2	1	0	1
4	1	0	0	0	0	3
4	2	2	3	0	0	1
2	2	2	1	2	0	0
4	0	2	1	0	0	1
3	0	0	1	0	0	2
3	0	0	0	0	1	2
1	0	0	0	0	0	0
0	0	0	0	0	0	0
3	1	2	0	0	0	0
1	0	0	0	0	1	0
0	0	0	0	0	0	0
0	0	0	0	0	0	0


WP	PA	3B	HR	SAC	DP	HBP
1	36	0	2	1	4	0
0		0				0
0		0				0

Cincinnati Reds @ Atlanta Braves
 Atlanta-Fulton County Stadium, Atlanta, GA
 Tue Sep 30 1986, 7:05 PM EDT
 Att. 2,763 - Unknown

AB	31
R	8
H	11
RBI	8
BB	3
SO	2
LOB	11



ERA	WHIP
12.46	2.077
3.38	1.500
0.00	0.000

Batter	1	2	3	4	5	6	7	8	9	AB R H RBI BB SO LOB	TOP																	
Kurt Stillwell, S (1, 6) OBP: 0.312, SLG: 0.261 Ron Robinson, R (7, 1) OBP: 0.071, SLG: 0.071 Rob Murphy, L (8, 1) Dave Concepcion, R (9, PH) OBP: 0.315, SLG: 0.345 John Franco, L (9, 1)	0-0 4-3		0-0 4-3			0-0 HR	0-0 FC6-4 1B		0-3 K	4 2 1 0 0 0 2 0 0 0 0 0 0 0 0 0 0 0 0 0 0 1 0 0 0 0 1 1 0 0 0 0 0 0 0	<p>Cincinnati Reds @ Atlanta Braves</p> <p>Atlanta-Fulton County Stadium, Atlanta, GA</p> <p>Wed Oct 01 1986, 7:05 PM EDT</p> <p>Att. 2,992 - Unknown</p> <p>livebaseballscorecards.com</p> <p>AB 36 R 6 H 13 RBI 6 BB 1 SO 6 LOB 15</p> 																	
Buddy Bell, R (1, 5) OBP: 0.364, SLG: 0.450	0-0 F7			0-0 5-3		0-0 HR	4-0 1B BB	0-0 G4-6-3 1B	4 1 2 3 1 0 0																			
Dave Parker, L (1, 9) OBP: 0.333, SLG: 0.480	0-3 K			0-3 K		0-0 G3 1B	0-0 1B	0-0 G4-6-3 1B	5 0 2 1 0 2 1																			
Eric Davis, R (1, 7) OBP: 0.382, SLG: 0.524		0-3 K		0-0 F9		0-0 F9	0-0 F7		4 0 0 0 0 1 3																			
Bo Diaz, R (1, 2) OBP: 0.324, SLG: 0.378 Tracy Jones, R (8, PR) OBP: 0.406, SLG: 0.453 Sal Butera, R (8, 2) OBP: 0.341, SLG: 0.339		0-0 4-3			0-0 4-3	0-0 G3 1B		0-0 SH1-4 1B	4 0 2 0 0 0 0 0 1 0 0 0 0 0 0 0 0 0 0 0 0																			
Eddie Milner, L (1, 8) OBP: 0.321, SLG: 0.453		0-3 K			0-0 2B 1B	0-0 G3		0-0 SH1-4	3 1 1 0 0 1 2																			
Tony Perez, R (1, 3) OBP: 0.325, SLG: 0.324 Nick Esasky, R (8, PR) OBP: 0.326, SLG: 0.405			0-0 L7		0-0 2B	0-0 4-3		0-0 G3-6-1 1B	4 0 2 2 0 0 2 0 0 0 0 0 0 0																			
Ron Oester, S (1, 4) OBP: 0.324, SLG: 0.361			0-0 SH1-4 1B		0-0 L7		0-0 FC6-4 1B	0-0 G3-6-1	4 0 2 0 0 0 2																			
Chris Welsh, L (1, 1) OBP: 0.167, SLG: 0.250 Max Venable, L (5, PH) OBP: 0.285, SLG: 0.313 Scott Terry, R (5, 1) OBP: 0.400, SLG: 0.250 Barry Larkin, R (7, PH) OBP: 0.322, SLG: 0.411			0-0 SH1-4		0-3 K		0-0 F9	0-0 S 1B	0 0 0 0 0 0 0 1 0 0 0 0 1 1 0 0 0 0 0 0 0 2 1 1 0 0 0 1																			
Inning Stats	R: 0 E: 0 K: 1 S: 5	H: 0 LOB: 0 BB: 0 P: 5	R: 0 E: 0 K: 2 S: 7	H: 0 LOB: 0 BB: 0 P: 7	R: 0 E: 0 K: 0 S: 4	H: 1 LOB: 1 BB: 0 P: 4	R: 0 E: 0 K: 1 S: 5	H: 0 LOB: 0 BB: 0 P: 5	R: 1 E: 0 K: 1 S: 7	H: 2 LOB: 1 BB: 0 P: 7		R: 2 E: 0 K: 0 S: 7	H: 4 LOB: 2 BB: 0 P: 7	R: 1 E: 0 K: 0 S: 5	H: 2 LOB: 2 BB: 1 P: 9	R: 1 E: 0 K: 0 S: 4	H: 2 LOB: 1 BB: 0 P: 4	R: 1 E: 0 K: 1 S: 6	H: 2 LOB: 0 BB: 0 P: 6	1B: 11 2B: 1 3B: 0 HR: 1	SF: 0 SAC: 2 DP: 2 HBP: 0	WP: 0 PB: 1 SB: 1 CS: 0	PA: 39					
PITCHER	IP WLS BF H R ER SO BB IBB HBP BLK WP HR S P ERA WHIP																											
Doyle Alexander, R (1, 1) ERA: 4.14	6.0		26	8	4	4	5	0	0	0		0	0	1	36	36	6.00	1.333										
Jeff Dedmon, R (7, 1) ERA: 3.04	2.0		8	2	1	1	0	1	0	0		0	0	0	7	11	4.50	1.500										
Paul Assenmacher, L (7, 1) ERA: 2.51	0.0		1	1	0	0	0	0	0	0		0	0	0	1	1	∞	∞										
Jeff Dedmon, R (7, 1) ERA: 3.04	2.0		8	2	1	1	0	1	0	0		0	0	0	7	11	4.50	1.500										
Gene Garber, R (9, 1) ERA: 2.54	1.0	L	4	2	1	1	1	0	0	0		0	0	0	6	6	9.00	2.000										

Batter	1	2	3	4	5	6	7	8	9	AB	R	H	RBI	BB	SO	LOB
Darryl Motley, R OBP: 0.237, SLG: 0.344 Paul Assenmacher, L (7, 1) Omar Moreno, L OBP: 0.278, SLG: 0.353 Rafael Ramirez, R OBP: 0.273, SLG: 0.335	0-0 6-3		0-0 F9	0-3 K		0-0 2-3			0-0 5-3	4	0	0	0	0	1	1
Ken Oberkfell, L OBP: 0.377, SLG: 0.369	4-0 E BB		0-0 1B FC6-4 1B		0-0 F5		0-0 L7		0-3 K	4	1	1	0	1	1	0
Dale Murphy, R OBP: 0.353, SLG: 0.488	0-0 E6 G6-4-3 1-2		0-0 FC6-4 1B		4-0 BB FC4-6 BB		4-0 CS BB		0-0 FC6-4 1B	3	1	2	0	2	0	1
Bob Horner, R OBP: 0.335, SLG: 0.470	0-0 G6-4-3 1-2f		0-0 FC6-4 2B		0-0 FC4-6 BB 1B		0-0 L6		0-0 FC6-4	5	1	1	1	0	0	5
Terry Harper, R OBP: 0.332, SLG: 0.399		0-0 HR	0-0 2B		4-0 FC4-6 BB		0-0 CS	0-0 SH3-4 SF7 2B		3	2	3	2	1	0	0
Andres Thomas, R OBP: 0.274, SLG: 0.385	0-0 G3-6-3 1B		0-0 5-3		0-0 FC4-6			0-0 SH3-4		3	0	1	1	0	0	3
Bruce Benedict, R OBP: 0.295, SLG: 0.301 Chris Chambliss, L OBP: 0.373, SLG: 0.407 Bill Sample, R OBP: 0.343, SLG: 0.437		0-0 G3-6-3 1-2f		0-0 L8		0-3 K		4-0 BB		3	0	0	0	0	1	3
Glenn Hubbard, R OBP: 0.345, SLG: 0.311 Ted Simmons, S OBP: 0.312, SLG: 0.387 Gene Garber, R OBP: 0.286, SLG: 0.167		0-0 SH1-4 BB 1B		4-0 SH1-4 BB		0-0 F4		0-0 SF7		2	0	1	0	1	0	0
Doyle Alexander, R OBP: 0.205, SLG: 0.237 Jeff Dedmon, L OBP: 0.125, SLG: 0.125 Ozzie Virgil, R OBP: 0.337, SLG: 0.364		0-0 FC1-6-4 1-2f		0-0 SH1-4		0-3 K		0-0 5-3		2	0	0	0	0	1	1

Inning Stats	R: 0	H: 0	E: 1	LOB: 1	K: 0	BB: 1	S: 3	R: 1	H: 3	E: 0	LOB: 1	K: 0	BB: 0	S: 5	R: 2	H: 3	E: 1	LOB: 1	K: 0	BB: 0	S: 6	R: 0	H: 0	E: 0	LOB: 1	K: 1	BB: 1	S: 5	R: 1	H: 1	E: 0	LOB: 2	K: 1	BB: 2	S: 6	R: 0	H: 0	E: 0	LOB: 0	K: 1	BB: 0	S: 5	R: 0	H: 0	E: 0	LOB: 0	K: 0	BB: 1	S: 2	R: 1	H: 1	E: 0	LOB: 1	K: 0	BB: 1	S: 4	R: 0	H: 1	E: 0	LOB: 1	K: 1	BB: 0	S: 6	1B: 6	SF: 1	2B: 2	SAC: 2	3B: 0	DP: 2	HR: 1	HBP: 0
--------------	------	------	------	--------	------	-------	------	------	------	------	--------	------	-------	------	------	------	------	--------	------	-------	------	------	------	------	--------	------	-------	------	------	------	------	--------	------	-------	------	------	------	------	--------	------	-------	------	------	------	------	--------	------	-------	------	------	------	------	--------	------	-------	------	------	------	------	--------	------	-------	------	-------	-------	-------	--------	-------	-------	-------	--------

PITCHER	IP	WLS	BF	H	R	ER	SO	BB	IBB	HBP	BLK	WP	HR	S	P	ERA	WHIP
Chris Welsh, L ERA: 4.9	(1, 1)	4.0	19	6	3	2	1	2	0	0	0	0	1	19	27	4.50	2.000
Scott Terry, R ERA: 6.14	(5, 1)	2.0	9	1	1	1	2	2	0	0	0	0	0	11	19	4.50	1.500
Ron Robinson, R ERA: 3.36	(7, 1)	1.1	5	1	1	1	0	1	0	0	0	0	0	4	8	6.75	1.500
Rob Murphy, L ERA: 0.79	(8, 1)	0.2	W 3	0	0	0	0	1	0	0	0	0	0	2	6	0.00	1.500
John Franco, L ERA: 3.01	(9, 1)	1.0	S 4	1	0	0	1	0	0	0	0	0	0	6	6	0.00	1.000

BOTTOM

Cincinnati Reds @ Atlanta Braves
Atlanta-Fulton County Stadium, Atlanta, GA

Wed Oct 01 1986, 7:05 PM EDT
Att. 2,992 - Unknown

livebaseballscorecards.com

AB	31
R	5
H	9
RBI	5
BB	6
SO	4
LOB	15

WP: 0 PA: 41
PB: 0
SB: 0
CS: 1



Batter	1	2	3	4	5	6	7	8	9	10	11	12	13	AB R H RBI BB SO LOB	TOP										
Barry Larkin, R OBP: 0.321, SLG: 0.401	4-0 1B FC4-2-5-2 BB		0-3 K			0-0 6-3		0-0 4-3	0-0 F8			0-0 SH3-4 1B	0-0 F9	6 0 1 0 1 1 2	<p>Cincinnati Reds @ Atlanta Braves</p> <p>Atlanta-Fulton County Stadium, Atlanta, GA</p> <p>Thu Oct 02 1986, 7:05 PM EDT</p> <p>Att: 4,636 - Unknown</p>										
Buddy Bell, R OBP: 0.363, SLG: 0.448	0-0 F7		0-0 F9			0-0 1B		0-0 L4	0-0 5-3			0-0 SH3-4		5 0 1 0 0 0 3											
Dave Parker, L OBP: 0.335, SLG: 0.481	0-0 1-3 FC4-2-5-2 1B		0-0 4-3			0-3 K			0-0 1B 2B	0-3 K		4-0 IBB		5 1 2 0 1 2 1											
Eric Davis, R OBP: 0.379, SLG: 0.519	0-0 FC4-2-5-2 FC5-4		0-0 5-3			0-0 F9			0-0 1B 1B	0-3 K		0-3 K		6 1 1 0 0 2 6											
Rob Murphy, L (12, 1)	1-2 3-H FC5-4								2-H 1B 1B					0 0 0 0 0 0 0											
Bo Diaz, R OBP: 0.326, SLG: 0.379	0-0 FC5-4								1-H 1B 1B					4 0 2 1 0 1 2											
Nick Esasky, R OBP: 0.325, SLG: 0.403	1-2f FC5-4													2 1 0 0 0 0 3											
Eddie Milner, L OBP: 0.318, SLG: 0.449			0-3 K			0-0 G4-6-3 1B			0-3 K				0-0 F9	6 0 1 0 0 3 2											
Tony Perez, R OBP: 0.333, SLG: 0.339			0-0 G3			0-0 1B			0-0 K				4-0 HR	4 0 3 0 0 0 0											
Tracy Jones, R OBP: 0.406, SLG: 0.453			0-0 2B			0-0 1B			1-2 E 1B				BB	0 1 0 0 0 0 0											
Sal Butera, R OBP: 0.344, SLG: 0.336						1-3 G4-6-3 1B			1-2 E 1B					1 1 0 0 1 0 0											
Ron Oester, S OBP: 0.322, SLG: 0.359			0-0 G3			0-0 G4-6-3			0-0 E8				0-3 K	6 0 1 1 0 3 4											
Tom Browning, L Kurt Stillwell, S Bill Landrum, R Dave Concepcion, R Max Verasola, L Ron Robinson, R John Franco, L Kai Daniels, L			0-3 K			0-3 K			1-H 2-H 1B																
						0-0 6-3			4-0 IBB			4-0 SH3-4 1B BB	0-0 1-H HR	2 0 0 0 0 0 2 1 1 0 1 1 1 2 1 0 0 0											
Inning Stats	R: 0 E: 0 K: 0 S: 4	H: 1 LOB: 2 BB: 1 P: 8	R: 0 E: 0 K: 2 S: 8	H: 1 LOB: 1 BB: 0 P: 8	R: 0 E: 0 K: 1 S: 5	H: 0 LOB: 0 BB: 0 P: 5	R: 0 E: 0 K: 0 S: 3	H: 1 LOB: 0 BB: 0 P: 3	R: 0 E: 0 K: 1 S: 6	H: 2 LOB: 1 BB: 0 P: 6	R: 0 E: 0 K: 0 S: 3	H: 0 LOB: 0 BB: 0 P: 3	R: 4 E: 1 K: 1 S: 10	H: 5 LOB: 2 BB: 1 P: 14	R: 0 E: 0 K: 2 S: 7	H: 0 LOB: 0 BB: 0 P: 7	R: 0 E: 0 K: 2 S: 7	H: 0 LOB: 0 BB: 0 P: 7	R: 0 E: 0 K: 1 S: 6	H: 1 LOB: 3 BB: 2 P: 14	R: 2 E: 0 K: 1 S: 6	H: 1 LOB: 0 BB: 1 P: 10	1B: 10 2B: 2 3B: 0 HR: 1	SF: 0 SAC: 1 DP: 2 HBP: 0	WP: 1 PA: 55
PITCHER	IP WLS BF H R ER SO BB IBB HBP BLK WP HR S P ERA WHIP														IP WLS BF H R ER SO BB IBB HBP BLK WP HR S P ERA WHIP										
David Palmer, R ERA: 3.65	(1, 1) 8.0 0.1 32 9 3 3 7 1 0 0 0 0 0 45 49 3.38 1.250																								
Paul Assenmacher, L ERA: 2.5	(9, 1) 0.1 3 2 1 0 1 0 0 0 0 0 1 0 5 5 0.00 6.000																								
Craig McMurtry, R ERA: 4.83	(9, 1) 0.2 3 0 0 0 0 0 0 1 0 0 0 0 2 6 0.00 0.000																								
Charlie Puleo, R ERA: 3.38	(10, 1) 4.0 L 17 2 2 2 6 2 1 0 0 0 1 26 38 4.50 1.000																								

livebaseballscorecards.com

AB	49
R	6
H	13
RBI	4
BB	5
SO	14
LOB	24



Batter	1	2	3	4	5	6	7	8	9	10	11	12	13	AB R H RBI BB SO LOB
Darryl Motley, R (1, 9) OBP: 0.237, SLG: 0.339 Ken Griffey, L (9, PH) OBP: 0.350, SLG: 0.494 (10, 7)	0-0 6-3		0-0 F8		0-0 L7		4-0 IBB		0-0 S 1B		0-0 1-2 1B			3 0 0 0 1 0 0 2 0 2 0 0 0 0
Ken Oberkfell, L (1, 5) OBP: 0.375, SLG: 0.366	0-0 4-3		0-0 F7		0-0 F7		0-0 3-1		4-0 1-2 BB			0-0 F7		5 0 0 0 1 0 2
Dale Murphy, R (1, 8) OBP: 0.351, SLG: 0.485	0-0 1-3			0-0 1B HR 1B		0-3 K		0-3 K	0-3 K			0-0 1-3		6 1 1 0 0 3 2
Bob Horner, R (1, 3) OBP: 0.335, SLG: 0.469		4-0 BB 1B G3		0-0 F3		0-0 2B		0-0 L7		0-0 F7		0-0 F8		5 1 1 0 1 0 1
Terry Harper, R (1, 7) OBP: 0.336, SLG: 0.402 (10, 9)		0-0 G3		0-0 HR 1B		0-0 5-3		0-0 1B 1B		0-0 1-3 1B			0-0 L8	6 1 3 0 0 0 2
Andres Thomas, R (1, 6) OBP: 0.272, SLG: 0.381		0-0 L4		0-0 F7		0-0 1-3		0-0 1-2 1B		0-0 1-3			0-0 6-3	6 0 1 0 0 0 5
Ozzie Virgil, R (1, 2) OBP: 0.341, SLG: 0.375		0-0 1B		0-0 HR			4-0 BB FC4-6	0-3 K					0-0 1B	5 1 3 4 1 2 3
Glenn Hubbard, R (1, 4) OBP: 0.344, SLG: 0.308 Albert Hall, S (11, PR) OBP: 0.309, SLG: 0.280 Paul Runge, R (12, 4) OBP: 0.400, SLG: 0.250 Ted Simmons, S (13, PH) OBP: 0.310, SLG: 0.384		0-0 F4		0-0 F7			0-0 SH1 FC4-6	0-3 K			4-0 CS BB		0-0 5-3	4 0 0 0 1 1 2 0 0 0 0 0 0 0 0 0 0 0 0 0 0 1 0 0 0 0 0 1
David Palmer, R (1, 1) OBP: 0.194, SLG: 0.273 Paul Assenmacher, L (9, 1) Craig McMurtry, R (9, 1) OBP: 0.176, SLG: 0.125 Chris Chambliss, L (9, PH) OBP: 0.370, SLG: 0.403 Charlie Puleo, R (10, 1) OBP: 0.353, SLG: 0.333			0-0 F8		0-3 K2-3		0-0 SH1		0-0 F7					2 0 0 0 0 1 0 0 0 0 0 0 0 0 0 0 0 0 0 0 0 1 0 0 0 0 0 0 1 0 0 0 0 1 1

Inning Stats	R: 0	H: 0	E: 0	K: 0	S: 3	R: 1	H: 1	E: 0	K: 0	S: 4	R: 0	H: 0	E: 0	K: 0	S: 3	R: 3	H: 3	E: 0	K: 0	S: 6	R: 0	H: 0	E: 0	K: 1	S: 5	R: 0	H: 1	E: 0	K: 1	S: 6	R: 0	H: 2	E: 0	K: 2	S: 9	R: 0	H: 1	E: 0	K: 2	S: 8	R: 0	H: 1	E: 0	K: 1	S: 6	R: 0	H: 1	E: 0	K: 0	S: 4	R: 0	H: 0	E: 0	K: 0	S: 3	R: 0	H: 1	E: 0	K: 0	S: 4
PITCHER	IP	WLS	BF	H	R	ER	SO	BB	IBB	HBP	BLK	WP	HR	S	P	ERA	WHIP																																											
Tom Browning, L (1, 1) ERA: 3.81	7.0		29	5	4	4	2	2	1	0	0	0	1	30	42	5.14	1.000																																											
Bill Landrum, R (8, 1) ERA: 5.68	1.0		5	2	0	0	2	0	0	0	0	0	0	9	9	0.00	2.000																																											
Ron Robinson, R (9, 1) ERA: 3.3	2.0		9	2	0	0	3	1	0	0	0	0	0	14	18	0.00	1.500																																											
John Franco, L (11, 1) ERA: 2.98	1.0		3	1	0	0	1	1	0	0	0	0	0	4	8	0.00	2.000																																											
Rob Murphy, L (12, 1) ERA: 0.76	2.0	W	7	1	0	0	0	0	0	0	0	0	0	7	7	0.00	0.500																																											

AB	R	H	RBI	BB	SO	LOB
3	0	0	0	1	0	0
2	0	2	0	0	0	0
5	0	0	0	1	0	2
6	1	1	0	0	3	2
5	1	1	0	1	0	1
6	1	3	0	0	0	2
6	0	1	0	0	0	5
5	1	3	4	1	2	3
4	0	0	0	1	1	2
0	0	0	0	0	0	0
0	0	0	0	0	0	0
1	0	0	0	0	0	0
1	0	0	0	0	1	1

WP	PA
0	53

Cincinnati Reds @ Atlanta Braves
 Atlanta-Fulton County Stadium, Atlanta, GA
 Thu Oct 02 1986, 7:05 PM EDT
 Att. 4,636 - Unknown

AB	47
R	4
H	11
RBI	4
BB	5
SO	8
LOB	19



Batter	1	2	3	4	5	6	7	8	9	AB R H RBI BB SO LOB	TOP											
Andres Thomas, R (1, 6) OBP: 0.272, SLG: 0.379	0-0 F2			0-0 F7		0-0 G3 1B		0-0 G3		4 0 1 0 0 0 1	Atlanta Braves @ Houston Astros Astrodome, Houston, TX Fri Oct 03 1986, 8:05 PM EDT Att. 25,068 - Unknown											
Ken Oberkfell, L (1, 5) OBP: 0.374, SLG: 0.363	0-0 F2			0-0 F6		0-0 G3		0-0 G3		3 0 0 0 1 0 1												
Dale Murphy, R (1, 8) OBP: 0.349, SLG: 0.482	0-3 K			0-0 6-3		0-3 K		0-0 F6		4 0 0 0 0 2 3												
Bob Homer, R (1, 3) OBP: 0.336, SLG: 0.476				0-0 F5		0-0 HR		0-0 F5		4 1 2 2 0 0 1												
Ken Griffey, L (1, 7) OBP: 0.350, SLG: 0.492				0-0 4-3		0-3 K		0-0 F7		4 0 1 0 0 1 2												
Terry Harper, R (1, 9) OBP: 0.334, SLG: 0.399				0-0 5-3		0-0 1B 1B		0-0 F9		4 0 1 0 0 1 1												
Bruce Benedict, R (1, 2) OBP: 0.301, SLG: 0.304				0-0 F9		0-0 1B		4-0 G4-6-3 BB		2 0 1 0 1 0 0												
Omar Moreno, L (9, PH) OBP: 0.277, SLG: 0.352				0-0 K		1-2 1B		2-3 BB		1 0 0 0 0 1 0												
Glenn Hubbard, R (1, 4) OBP: 0.342, SLG: 0.305				0-3 K		0-0 F6		0-0 G4-6-3		3 0 0 0 0 1 4												
Gerald Perry, L (9, PH) OBP: 0.351, SLG: 0.397				0-3 K		0-3 K		1-2 K		1 0 0 0 0 1 0												
Jim Acker, R (1, 1) OBP: 0.107, SLG: 0.143				0-3 K		0-3 K		0-0 G3 1B 2B		2 0 0 0 0 2 2												
Chris Chambliss, L (8, PH) OBP: 0.375, SLG: 0.417										1 1 1 0 0 0 0												
Ed Olwine, R (8, 1) OBP: 0.500, SLG: 0.333										0 0 0 0 0 0 0												
Inning Stats	R: 0 E: 0 K: 1 S: 5	H: 0 LOB: 0 BB: 0 P: 5	R: 0 E: 0 K: 0 S: 3	H: 0 LOB: 0 BB: 0 P: 3	R: 0 E: 0 K: 2 S: 7	H: 0 LOB: 0 BB: 0 P: 7	R: 0 E: 0 K: 0 S: 3	H: 0 LOB: 0 BB: 0 P: 3	R: 1 E: 0 K: 2 S: 10	H: 3 LOB: 2 BB: 0 P: 10	R: 0 E: 0 K: 1 S: 6	H: 1 LOB: 1 BB: 0 P: 6	R: 0 E: 0 K: 0 S: 3	H: 1 LOB: 1 BB: 1 P: 7	R: 1 E: 0 K: 0 S: 5	H: 2 LOB: 2 BB: 1 P: 9	R: 0 E: 0 K: 3 S: 9	H: 0 LOB: 0 BB: 0 P: 9	1B: 5 2B: 1 3B: 0 HR: 1	SF: 0 SAC: 0 DP: 1 HBP: 0	WP: 1 PB: 0 SB: 1 CS: 0	PA: 35
PITCHER	IP WLS BF H R ER SO BB IBB HBP BLK WP HR S P ERA WHIP																					
Nolan Ryan, R (1, 1) ERA: 3.34	7.0 W 26 5 1 1 6 1 0 0 0 1 1 37 41 1.29 0.857																					
Danny Darwin, R (8, 1) ERA: 3.19	1.0 6 2 1 1 0 1 0 0 0 0 0 5 9 9.00 3.000																					
Charlie Kerfeld, R (9, 1) ERA: 2.62	1.0 3 0 0 0 3 0 0 0 0 0 0 9 9 0.00 0.000																					

livebaseballscorecards.com

AB	33
R	2
H	7
RBI	2
BB	2
SO	9
LOB	15



Batter	1	2	3	4	5	6	7	8	9
Billy Hatcher, R (1, 8) <small>OBP: 0.305, SLG: 0.360</small> Danny Darwin, R (8, 1) <small>OBP: 0.063, SLG: 0.063</small> Charlie Kerfeld, R (9, 1) <small>OBP: 0.200, SLG: 0.111</small>	0-0 F8	0-0 CS 1B			0-0 F9		0-0 5-3		
Bill Doran, S (1, 4) <small>OBP: 0.369, SLG: 0.374</small>	0-0 2B	0-0 4-3			0-0 G3		0-0 F8		
Denny Walling, L (1, 5) <small>OBP: 0.368, SLG: 0.481</small>	0-0 5-3				0-0 HR 1B		0-0 E5 2B		
Glenn Davis, R (1, 3) <small>OBP: 0.344, SLG: 0.495</small>	4-0 BB				0-0 HR 1B		0-0 F7		
Kevin Bass, S (1, 9) <small>OBP: 0.352, SLG: 0.482</small>	0-3 K				0-0 F8		0-0 2B		
Jose Cruz, L (1, 7) <small>OBP: 0.351, SLG: 0.401</small>		4-0 1B 3B BB			0-0 B5-6-4 1B		0-0 4-3		
Alan Ashby, S (1, 2) <small>OBP: 0.337, SLG: 0.376</small> Robbie Wine, R (7, 2) <small>OBP: 0.308, SLG: 0.333</small>		0-0 1B 3B 1B			0-3 K		0-0 F8		
Craig Reynolds, L (1, 6) <small>OBP: 0.274, SLG: 0.348</small>		0-0 1B 3B			0-0 1B		0-0 4-3		
Nolan Ryan, R (1, 1) <small>OBP: 0.117, SLG: 0.102</small> Terry Puhl, L (7, PH) <small>OBP: 0.305, SLG: 0.359</small> Tony Walker, R (8, 8) <small>OBP: 0.310, SLG: 0.371</small>		0-3 K			0-0 B5-6-4		0-0 4-3		

AB	R	H	RBI	BB	SO	LOB
4	0	1	1	0	0	0
0	0	0	0	0	0	0
0	0	0	0	0	0	0
4	0	1	0	0	0	1
4	2	1	0	0	0	1
3	1	1	2	1	0	1
4	0	1	1	0	1	2
3	1	1	0	1	0	1
3	1	1	0	0	1	1
1	0	0	0	0	1	1
3	1	2	2	0	0	0
2	0	0	0	0	1	3
1	0	0	0	0	0	0
0	0	0	0	0	0	0

BOTTOM

Atlanta Braves @ Houston Astros
Astrodome, Houston, TX
Fri Oct 03 1986, 8:05 PM EDT
Att. 25,068 - Unknown

livebaseballscorecards.com

AB	32
R	6
H	9
RBI	6
BB	2
SO	4
LOB	11



1B: 5	SF: 0	WP: 0	PA: 34
2B: 2	SAC: 0	PB: 0	
3B: 1	DP: 1	SB: 0	
HR: 1	HBP: 0	CS: 1	

Inning Stats	R	H	E	K	S	R	H	E	K	S	R	H	E	K	S	R	H	E	K	S	R	H	E	K	S	R	H	E	K	S	ERA	WHIP
	0	1	0	1	6	3	3	0	1	6	0	0	0	0	3	2	2	0	0	3	0	0	0	0	0	0	0	0	0	6.43	1.429	
	0	0	0	0	6	0	0	0	0	6	0	0	0	0	6	0	0	0	0	6	0	0	0	0	0	0	0	0	0	0.00	1.000	

PITCHER	IP	WLS	BF	H	R	ER	SO	BB	IBB	HBP	BLK	WP	HR	S	P	ERA	WHIP
Jim Acker, R (1, 1) <small>ERA: 4.01</small>	7.0	L	29	8	5	5	3	2	0	0	0	0	1	33	41	6.43	1.429
Ed Olwine, L (8, 1) <small>ERA: 3.4</small>	1.0		5	1	1	0	1	0	0	0	0	0	0	7	7	0.00	1.000

Batter	1	2	3	4	5	6	7	8	9	AB R H RBI BB SO LOB	TOP		
Andres Thomas, R (1, 6) OBP: 0.267, SLG: 0.373	0-0 F8		0-0 L8		0-0 F6		0-0 CS	0-0 4-3	0-0 F4	5 0 0 0 0 0 0			
Ken Oberkfell, L (1, 5) OBP: 0.375, SLG: 0.362	0-0 F7		0-0 F7		4-0 BB			4-0 1B BB		2 1 0 0 2 0 0			
Dale Murphy, R (1, 8) OBP: 0.349, SLG: 0.480	0-0 1B		0-0 5-3		0-0 F9			0-3 K		4 0 1 0 0 1 2			
Bob Homer, R (1, 3) OBP: 0.337, SLG: 0.475	0-0 1B			0-0 5-3		0-0 6-3		4-0 1B BB		3 1 1 0 1 0 0			
Terry Harper, R (1, 7) OBP: 0.333, SLG: 0.397		0-0 F3		0-0 5-3		0-0 6-3		0-0 1B		4 0 1 0 0 0 0			
Darryl Motley, R (1, 9) OBP: 0.243, SLG: 0.348		0-0 BB		0-0 E9		0-0 6-3		1-2 2-3 1B		3 0 2 0 0 0 0			
Ken Griffey, L (8, PH) OBP: 0.351, SLG: 0.493		1B		2B				1-2 2-H 3-H 1B		1 0 1 2 0 0 0			
Ozzie Virgil, R (1, 2) OBP: 0.343, SLG: 0.373		4-0 BB		4-0 BB			0-0 L7	0-0 FC6-4		2 0 0 0 2 0 2			
Glenn Hubbard, R (1, 4) OBP: 0.340, SLG: 0.303		0-0 F7		0-3 K			0-3 K		0-3 K	3 0 0 0 0 2 4			
Gerald Perry, L (9, PH) OBP: 0.346, SLG: 0.391										1 0 0 0 0 1 0			
Zane Smith, L (1, 1) OBP: 0.115, SLG: 0.085		0-3 K		0-3 K			0-0 CS		0-0 F8	2 0 0 0 0 2 2			
Craig McMurtry, R (5, 1) OBP: 0.176, SLG: 0.125										0 0 0 0 0 0 0			
Chris Chambliss, L (7, PH) OBP: 0.380, SLG: 0.421										1 0 1 0 0 0 0			
Brad Komminsk, R (7, PR) OBP: 0.400, SLG: 0.400										0 0 0 0 0 0 0			
Jeff Dedmon, L (7, 1) OBP: 0.125, SLG: 0.125										0 0 0 0 0 0 0			
Ted Simmons, S (9, PH) OBP: 0.308, SLG: 0.381										1 0 0 0 0 0 0			
Inning Stats	R: 0 H: 2 E: 0 LOB: 2 K: 0 BB: 0 S: 4 P: 4	R: 0 H: 1 E: 0 LOB: 2 K: 1 BB: 1 S: 6 P: 10	R: 0 H: 0 E: 0 LOB: 0 K: 0 BB: 0 S: 3 P: 3	R: 0 H: 1 E: 1 LOB: 2 K: 1 BB: 1 S: 6 P: 10	R: 0 H: 0 E: 0 LOB: 1 K: 1 BB: 1 S: 5 P: 9	R: 0 H: 0 E: 0 LOB: 0 K: 0 BB: 0 S: 3 P: 3	R: 0 H: 1 E: 0 LOB: 1 K: 1 BB: 0 S: 5 P: 5	R: 2 H: 2 E: 0 LOB: 2 K: 1 BB: 2 S: 7 P: 15	R: 0 H: 0 E: 0 LOB: 0 K: 1 BB: 0 S: 5 P: 5	1B: 6 SF: 0 2B: 1 SAC: 0 3B: 0 DP: 0 HR: 0 HBP: 0	WP: 0 PA: 38 PB: 0 SB: 0 CS: 1		
PITCHER	IP WLS BF H R ER SO BB IBB HBP BLK WP HR S P ERA WHIP											PITCHER	IP WLS BF H R ER SO BB IBB HBP BLK WP HR S P ERA WHIP
Jim Deshaies, L (1, 1) ERA: 3.25	5.0 W 21 4 0 0 3 3 0 0 0 0 0 0 24 36 0.00 1.400												
Larry Andersen, R (6, 1) ERA: 3.03	2.0 6 1 0 0 1 0 0 0 0 0 0 0 8 8 0.00 0.500												
Aurelio Lopez, R (8, 1) ERA: 3.46	2.0 S 10 2 2 2 2 2 0 0 0 0 0 0 12 20 9.00 2.000												

Atlanta Braves @ Houston Astros
Astrodome, Houston, TX
Sat Oct 04 1986, 4:33 AM EDT
Att. 17,314 - Unknown

livebaseballscorecards.com

AB	32
R	2
H	7
RBI	2
BB	5
SO	6
LOB	10



Batter	1	2	3	4	5	6	7	8	9	AB R H RBI BB SO LOB	TOP		
Bill Sample, R (1, 9) <small>OBP: 0.338, SLG: 0.430</small> Ken Griffey, L (9, PH) <small>OBP: 0.350, SLG: 0.492</small>	0-0 			0-0 			0-0 		0-0 	3 0 0 0 0 0 0 1 0 0 0 0 0 2	Atlanta Braves @ Houston Astros Astrodome, Houston, TX Sun Oct 05 1986, 4:33 AM EDT Att: 37,531 - Unknown AB 30 R 1 H 4 RBI 1 BB 0 SO 2 LOB 5		
Andres Thomas, R (1, 6) <small>OBP: 0.267, SLG: 0.372</small>	0-0 			0-0 		0-0 		0-0 	4 0 1 1 0 0 0				
Dale Murphy, R (1, 8) <small>OBP: 0.347, SLG: 0.477</small>	0-0 			0-3 		0-0 		0-0 	4 0 0 0 0 1 2				
Bob Homer, R (1, 3) <small>OBP: 0.336, SLG: 0.472</small>		0-0 			0-0 		0-3 		3 0 0 0 0 1 0				
Terry Harper, R (1, 7) <small>OBP: 0.330, SLG: 0.392</small>		0-0 			0-0 		0-0 		3 0 0 0 0 0 0				
Ken Oberkfell, L (1, 5) <small>OBP: 0.373, SLG: 0.360</small>		0-0 			0-0 		0-0 		3 0 0 0 0 0 0				
Bruce Benedict, R (1, 2) <small>OBP: 0.298, SLG: 0.300</small> Omar Moreno, L (9, PH) <small>OBP: 0.276, SLG: 0.351</small>			0-0 			0-0 		0-0 	2 0 0 0 0 0 0 1 0 0 0 0 0 0				
Glenn Hubbard, R (1, 4) <small>OBP: 0.340, SLG: 0.304</small> Chris Chambliss, L (9, PH) <small>OBP: 0.384, SLG: 0.426</small>			0-0 			0-0 		0-0 	2 0 1 0 0 0 0 1 1 1 0 0 0 0				
Rick Mahler, R (1, 1) <small>OBP: 0.230, SLG: 0.229</small> Gerald Perry, L (6, PH) <small>OBP: 0.342, SLG: 0.386</small> Charlie Puleo, R (6, 1) <small>OBP: 0.333, SLG: 0.333</small> Ted Simmons, S (9, PH) <small>OBP: 0.313, SLG: 0.386</small>			0-0 			0-0 		0-0 	1 0 0 0 0 0 0 1 0 0 0 0 0 1 0 0 0 0 0 0 0 1 0 1 0 0 0 0				
Inning Stats	R: 0 H: 0 E: 0 LOB: 0 K: 0 BB: 0 S: 3 P: 3	R: 0 H: 0 E: 0 LOB: 0 K: 0 BB: 0 S: 3 P: 3	R: 0 H: 0 E: 0 LOB: 0 K: 0 BB: 0 S: 3 P: 3	R: 0 H: 0 E: 0 LOB: 0 K: 1 BB: 0 S: 5 P: 5	R: 0 H: 0 E: 0 LOB: 0 K: 0 BB: 0 S: 3 P: 3	R: 0 H: 1 E: 0 LOB: 0 K: 0 BB: 0 S: 3 P: 3	R: 0 H: 0 E: 0 LOB: 0 K: 0 BB: 0 S: 3 P: 3	R: 0 H: 0 E: 0 LOB: 0 K: 1 BB: 0 S: 5 P: 5	R: 1 H: 3 E: 0 LOB: 2 K: 0 BB: 0 S: 6 P: 6	1B: 4 SF: 0 2B: 0 SAC: 0 3B: 0 DP: 1 HR: 0 HBP: 0	WP: 0 PA: 30 PB: 0 SB: 0 CS: 0		
PITCHER	IP WLS BF H R ER SO BB IBB HBP BLK WP HR S P ERA WHIP											PITCHER	IP WLS BF H R ER SO BB IBB HBP BLK WP HR S P ERA WHIP
Bob Knepper, L (1, 1) <small>ERA: 3.14</small>	5.0 W 15 0 0 0 1 0 0 0 0 0 0 0 0 17 17 0.00 0.000												
Danny Darwin, R (6, 1) <small>ERA: 3.17</small>	1.0 3 1 0 0 0 0 0 0 0 0 0 0 0 3 3 0.00 1.000												
Jeff Calhoun, L (7, 1) <small>ERA: 3.71</small>	1.0 3 0 0 0 0 0 0 0 0 0 0 0 0 3 3 0.00 0.000												
Charlie Kerfeld, R (8, 1) <small>ERA: 2.59</small>	1.0 3 0 0 0 0 1 0 0 0 0 0 0 0 5 5 0.00 0.000												
Dave Smith, R (9, 1) <small>ERA: 2.73</small>	1.0 6 3 1 1 0 0 0 0 0 0 0 0 0 6 6 9.00 3.000												

Atlanta Braves @ Houston Astros
 Astrodome, Houston, TX
 Sun Oct 05 1986, 4:33 AM EDT
 Att: 37,531 - Unknown

livebaseballscorecards.com



Batter	1	2	3	4	5	6	7	8	9
Billy Hatcher, R OBP: 0.302, SLG: 0.356 (1, 8)	0-0 F4	0-3 K2-3			0-0 F8		0-0 1-3		
Bill Doran, S OBP: 0.368, SLG: 0.373 (1, 4) Jim Pankovits, R OBP: 0.347, SLG: 0.381 (8, 4)	0-0 G3		0-0 F9		4-0 G6-4-3 BB		0-0 F7		
Denny Walling, L OBP: 0.367, SLG: 0.479 (1, 5)	0-0 4-3		0-0 FC4-6 1B		0-0 G6-4-3 1-2f		0-0 F9		
Glenn Davis, R OBP: 0.344, SLG: 0.493 (1, 3) Dan Driessen, L OBP: 0.388, SLG: 0.400 (7, 3)		0-0 1B 2B 1B	0-0 FC4-6 1B 1-2f		0-0 F8		4-0 BB		
Kevin Bass, S OBP: 0.357, SLG: 0.486 (1, 9) Jeff Calhoun, L OBP: 0.200, SLG: 0.111 (7, 1) Charlie Kerfeld, R OBP: 0.200, SLG: 0.111 (8, 1) Davey Lopes, R OBP: 0.382, SLG: 0.421 (8, PH) Dave Smith, R OBP: 0.382, SLG: 0.421 (9, 1)		0-0 1B 2B 1B	0-0 1B 1-H		0-0 1B		0-0 F3		
Jose Cruz, L OBP: 0.351, SLG: 0.403 (1, 7)		0-0 F8 E 2B 1-H 2-H	0-0 F3		0-0 F4		0-0 F4		
Alan Ashby, S OBP: 0.333, SLG: 0.371 (1, 2) John Mizerock, L OBP: 0.374, SLG: 0.259 (6, 2)		0-0 F8 2-3		0-0 G3		0-0 F6			
Craig Reynolds, L OBP: 0.274, SLG: 0.348 (1, 6)		0-0 E9 1B 3-H		0-0 3-1		0-0 F9			
Bob Knepper, L OBP: 0.099, SLG: 0.143 (1, 1) Danny Darwin, R OBP: 0.063, SLG: 0.063 (6, 1) Terry Puhl, L OBP: 0.302, SLG: 0.355 (7, 9)		0-3 K S		0-3 K S			0-0 G3		

AB	R	H	RBI	BB	SO	LOB
4	0	0	0	0	1	1
2	0	0	0	1	0	0
1	0	0	0	0	0	0
4	0	1	0	0	0	1
3	2	1	0	0	0	1
0	0	0	0	1	0	0
3	1	3	1	0	0	0
0	0	0	0	0	0	0
0	0	0	0	0	0	0
1	0	0	0	0	0	1
0	0	0	0	0	0	0
3	1	1	2	0	0	2
2	0	0	0	0	0	1
1	0	0	0	0	0	1
3	0	1	1	0	0	0
2	0	0	0	0	2	1
0	0	0	0	0	0	0
1	0	0	0	0	0	0

Atlanta Braves @ Houston Astros
Astrodome, Houston, TX
Sun Oct 05 1986, 4:33 AM EDT
Att. 37,531 - Unknown

livebaseballscorecards.com

AB	30
R	4
H	7
RBI	4
BB	2
SO	3
LOB	9



Inning	R	H	E	K	S	H	LOB	BB	P
1	0	0	0	0	3	3	11		
2	3	4	1	2	11				
3	1	2	1	0	5				
4	0	0	0	0	5				
5	0	0	0	1	2				
6	0	1	1	0	4				
7	0	0	0	0	3				
8	0	0	0	0	7				
9	0	0	0	0	0				

PITCHER	IP	WLS	BF	H	R	ER	SO	BB	IBB	HBP	BLK	WP	HR	S	P	ERA	WHIP
Rick Mahler, R ERA: 4.88 (1, 1)	5.0	L	21	6	4	4	3	1	0	0	0	0	0	26	30	7.20	1.400
Charlie Puleo, R ERA: 2.96 (6, 1)	3.0		11	1	0	0	0	1	0	0	0	0	0	10	14	0.00	0.667

WP	PA	ERA	WHIP
0	32		