

# Atlanta Braves - 1987

Batter	1	2	3	4	5	6	7	8	9	AB	R	H	RBI	BB	SO	LOB	TOP		
Milt Thompson, L (1,8) OBP: 0.500, SLG: 0.500	0-0 CS 1B		0-0 4-3			0-0 3-1		0-0 G5-4-3 1B		4	0	2	0	0	0	0			
Juan Samuel, R (1,4) OBP: 0.500, SLG: 0.500	0-3 K 1-2			0-0 5-3			0-0 1-3		0-0 G5-4-3 1B	4	0	0	0	0	1	2			
Von Hayes, L (1,3)	0-0 G3			4-0 G6-4-3 BB			4-0 G4-3-2 WP BB			1	0	0	0	2	0	0			
Mike Schmidt, R (1,5)		0-0 F9		0-0 G6-4-3 1-2			0-0 G4-3-2 1-3			3	0	0	0	0	0	2			
Mike Easter, L (1,7) OBP: 0.667, SLG: 0.500		0-0 1B		4-0 G6-4-3 BB				0-0 4-3		2	0	1	0	1	0	0			
Lance Parrish, R (1,2)		0-0 F8		0-0 G6-4-3 1-2				4-0 BB		2	0	0	0	1	0	2			
Glenn Wilson, R (1,9)		0-0 5-3			0-0 5-3			0-0 BB		3	0	0	0	0	0	2			
Steve Jeltz, S (1,6)			0-0 F7			0-3 K		0-0 F7		2	0	0	0	0	1	0			
Ron Roenicke, S (8,PH)										1	0	0	0	0	0	1			
Luis Aguayo, R (8,6)										0	0	0	0	0	0	0			
Shane Rawley, R (1,1)			0-0 F7			0-0 G3			0-0 1-3	2	0	0	0	0	0	0			
Tom Hume, R (7,1)										0	0	0	0	0	0	0			
Dan Schatzeder, L (8,1)										0	0	0	0	0	0	0			
Greg Gross, L (8,PH)										1	0	0	0	0	0	0			
<b>Inning Stats</b>	R: 0 E: 0 K: 1 S: 5	H: 1 LOB: 0 BB: 0 P: 5	R: 0 E: 0 K: 0 S: 4	H: 1 LOB: 1 BB: 0 P: 4	R: 0 E: 0 K: 0 S: 3	H: 0 LOB: 0 BB: 0 P: 3	R: 0 E: 0 K: 0 S: 2	H: 0 LOB: 0 BB: 1 P: 6	R: 0 E: 0 K: 1 S: 5	H: 0 LOB: 0 BB: 0 P: 5	R: 0 E: 0 K: 0 S: 2	H: 0 LOB: 0 BB: 1 P: 6	R: 0 E: 0 K: 0 S: 3	H: 0 LOB: 0 BB: 0 P: 7	R: 0 E: 0 K: 0 S: 3	H: 1 LOB: 0 BB: 0 P: 3	1B: 3 2B: 1 3B: 0 HR: 0	SF: 0 SAC: 0 DP: 4 HBP: 0	WP: 1 PA: 29
<b>PITCHER</b> Rick Mahler, R (1,1) ERA:	IP: 9.0 WLS: W BF: 29 H: 3 R: 0 ER: 0 SO: 2 BB: 4 IBB: 0 HBP: 0 BLK: 0 WP: 1 HR: 0 S: 29 P: 45 ERA: 0.00 WHIP: 0.778															<b>PITCHER</b> IP: 9.0 WLS: W BF: 29 H: 3 R: 0 ER: 0 SO: 2 BB: 4 IBB: 0 HBP: 0 BLK: 0 WP: 1 HR: 0 S: 29 P: 45 ERA: 0.00 WHIP: 0.778			

Philadelphia Phillies @ Atlanta Braves  
Atlanta-Fulton County Stadium, Atlanta, GA

AB 25  
R 0  
H 3  
RBI 0  
BB 4  
SO 2  
LOB 9



WP: 1 PA: 29  
PB: 0  
SB: 0  
CS: 1

Batter	1	2	3	4	5	6	7	8	9	AB	R	H	RBI	BB	SO	LOB	BOTTOM
Dion James, L (1,8)	4-0 L4 BLK BB		4-0 1B BB		0-0 L4		0-0 4-3	0-0 SF7		2	0	0	1	2	0	2	
Andres Thomas, R (1,6) OBP: 0.200, SLG: 0.200	0-0 L4 1-3		0-0 PO 1B		0-3 K		0-0 F3	0-0 F8		5	0	1	0	0	1	4	
Gary Roenicke, R (1,3) OBP: 0.500, SLG: 0.333	4-0 BB		0-0 PO 1-2	0-0 F6		0-0 FC1-5 1B	0-0 F9			3	0	1	0	1	0	0	
Dale Murphy, R (1,9) OBP: 0.500, SLG: 0.500	0-0 F9		0-3 K		0-0 FC1-5 2B 1B		0-0 SH2-4 HBP 1B			4	2	2	0	0	1	1	
Ken Griffey, L (1,7)		0-0 F8		4-0 BB		0-0 FC1-5 2B BB	0-0 HBP SH2-4 BB			2	2	0	0	2	0	2	
Ozzie Virgil, R (1,2)		0-0 P3		0-0 F6		4-0 2B BB	0-0 SH2-4			2	0	0	0	1	0	1	
Ken Oberkfell, L (1,5) OBP: 1.000, SLG: 1.667		0-0 CS 1B		0-0 1B 2B		0-0 1B 2B	4-0 HBP 2B IBB			3	1	3	2	1	0	0	
Glenn Hubbard, R (1,4) OBP: 0.750, SLG: 0.500		0-0 CS 1-2	0-0 5-3		0-0 1B 2-3		1-0 2B SF7 HBP			2	1	1	1	1	0	0	
Rick Mahler, R (1,1) OBP: 0.250, SLG: 0.500			0-3 K		0-3 K		0-0 F8			4	0	1	2	0	2	4	
<b>Inning Stats</b>	R: 0 E: 0 K: 0 S: 2	H: 0 LOB: 1 BB: 2 P: 10	R: 0 E: 0 K: 0 S: 3	H: 1 LOB: 0 BB: 0 P: 3	R: 0 E: 0 K: 1 S: 5	H: 1 LOB: 1 BB: 1 P: 9	R: 0 E: 0 K: 1 S: 5	H: 0 LOB: 1 BB: 1 P: 9	R: 2 E: 0 K: 0 S: 5	H: 3 LOB: 2 BB: 2 P: 13	R: 0 E: 0 K: 0 S: 3	H: 0 LOB: 0 BB: 0 P: 3	R: 4 E: 0 K: 0 S: 5	H: 2 LOB: 1 BB: 2 P: 14	1B: 6 2B: 4 3B: 0 HR: 0	SF: 1 SAC: 1 DP: 1 HBP: 1	WP: 0 PA: 40 PB: 0 SB: 0 CS: 1
<b>PITCHER</b> Shane Rawley, L (1,1) ERA: 3.0	IP: 6.0 WLS: L BF: 27 H: 7 R: 2 ER: 2 SO: 4 BB: 5 IBB: 1 HBP: 0 BLK: 1 WP: 0 HR: 0 S: 29 P: 53 ERA: 3.00 WHIP: 2.000															<b>PITCHER</b> Tom Hume, R (7,1) ERA: 27.0	
<b>PITCHER</b> Tom Hume, R (7,1) ERA: 27.0	IP: 1.1 WLS: 9 BF: 2 H: 4 R: 4 ER: 4 SO: 0 BB: 1 IBB: 1 HBP: 1 BLK: 0 WP: 0 HR: 6 S: 15 P: 15 ERA: 27.00 WHIP: 2.250															<b>PITCHER</b> Dan Schatzeder, L (8,1) ERA:	
<b>PITCHER</b> Dan Schatzeder, L (8,1) ERA:	IP: 0.2 WLS: 2 BF: 0 H: 0 R: 0 ER: 0 SO: 0 BB: 0 IBB: 0 HBP: 0 BLK: 0 WP: 0 HR: 2 S: 2 P: 2 ERA: 0.00 WHIP: 0.000																

Philadelphia Phillies @ Atlanta Braves  
Atlanta-Fulton County Stadium, Atlanta, GA

AB 27  
R 6  
H 9  
RBI 6  
BB 8  
SO 4  
LOB 14



WP: 0 PA: 40  
PB: 0  
SB: 0  
CS: 1

Tue Apr 07 1987, 7:05 PM EDT  
Att: 31,343 - Unknown

livebaseballscores.com

livebaseballscores.com







Batter	1	2	3	4	5	6	7	8	9	AB	R	H	RBI	BB	SO	LOB	TOP																			
Dion James, L (1, 8) OBP: 0.500, SLG: 0.545	0-0 4-3	4-0 BB		0-0 1-H 2B		0-0 K		0-0 1-3		4	0	1	2	1	1	0																				
Andres Thomas, R (1, 6) OBP: 0.333, SLG: 0.300 Graig Nettles, L (9, PH)	0-0 F2	0-0 F5		1-0 HBP		4-0 FC6-4 BB		0-0 F7		2	0	0	0	1	0	3																				
Gary Roenicke, R (1, 7) OBP: 0.231, SLG: 0.091	0-3 K		0-0 G1-4-3	0-3 K		0-0 F9				4	0	0	0	0	2	3																				
Dale Murphy, R (1, 9) OBP: 0.462, SLG: 0.364		4-0 WP 1B BB	0-0 S 1B		0-3 K		0-0 FC6-4 1-2			3	1	1	0	1	1	1																				
Ted Simmons, S (1, 3)		0-3 K	0-0 F7		0-0 L3		0-3 K			4	0	0	0	0	2	2																				
Rafael Ramirez, R (1, 5) OBP: 0.625, SLG: 0.500	0-0 1B WP BB 1B	0-0 F7		0-0 F7		0-0 F7		1-0 BB HBP		3	1	1	0	0	0	1																				
Bruce Benedict, R (1, 2)	0-3 K		0-3 K		0-0 F7		4-0 G5-4-3 BB			3	0	0	0	1	2	2																				
Glenn Hubbard, R (1, 4) OBP: 0.692, SLG: 0.625	4-0 BB 1B IBB		4-0 2B BB		0-0 4-3		0-0 G5-4-3 1-2			2	1	0	0	2	0	2																				
David Palmer, R (1, 1) OBP: 0.333, SLG: 0.333 Ed Olwine, R (8, 1) Gerald Perry, L (9, PH)	0-0 BB 1B		0-0 B1		0-3 K		0-0 5-3			3	0	1	1	0	1	1																				
<b>Inning Stats</b>	R: 0 E: 0 K: 1 S: 5	H: 0 LOB: 0 BB: 0 P: 5	R: 2 E: 0 K: 2 S: 9	H: 2 LOB: 3 BB: 3 P: 21	R: 0 E: 0 K: 0 S: 4	H: 1 LOB: 1 BB: 0 P: 4	R: 1 E: 0 K: 2 S: 8	H: 1 LOB: 2 BB: 1 P: 13	R: 0 E: 0 K: 1 S: 5	H: 0 LOB: 0 BB: 0 P: 5	R: 0 E: 0 K: 1 S: 5	H: 0 LOB: 1 BB: 1 P: 9	R: 0 E: 0 K: 1 S: 4	H: 0 LOB: 1 BB: 1 P: 9	R: 0 E: 0 K: 0 S: 3	H: 0 LOB: 0 BB: 0 P: 3	1B: 3 2B: 1 3B: 0 HR: 0	SF: 0 SAC: 0 DP: 1 HBP: 2	WP: 1 PA: 38 PB: 0 CS: 1																	
<b>PITCHER</b>	IP	WLS	BF	H	R	ER	SO	BB	IBB	HBP	BLK	WP	HR	S	P	ERA	WHIP	<b>PITCHER</b>		IP	WLS	BF	H	R	ER	SO	BB	IBB	HBP	BLK	WP	HR	S	P	ERA	WHIP
Sid Fernandez, L (1, 1) ERA: 3.86	7.0	W	31	4	3	3	8	4	1	1	0	1	0	41	62	3.86	1.143																			
Doug Sisk, R (8, 1) ERA:	2.0	S	7	0	0	0	1	1	0	1	0	0	0	7	12	0.00	0.500																			

Atlanta Braves @ New York Mets  
Shea Stadium, Flushing, NY  
Fri Apr 10 1987, 7:05 PM EDT  
Att: 29,292 - Unknown

AB 30  
R 3  
H 4  
RBI 3  
BB 6  
SO 9  
LOB 15




Batter	1	2	3	4	5	6	7	8	9	AB	R	H	RBI	BB	SO	LOB	BOTTOM																			
Lenny Dykstra, L (1, 8) OBP: 0.333, SLG: 0.778	0-0 4-3			0-0 E6 1B HR 4-3	0-0 6-3 2B		0-0 1-H HR			4	2	2	2	0	0	0																				
Wally Backman, S (1, 4) OBP: 0.222, SLG: 0.222	0-0 F7			0-0 4-3	0-0 6-3		0-0 4-3			4	0	0	0	0	0	2																				
Keith Hernandez, L (1, 3) OBP: 0.250, SLG: 0.273	0-0 G3			0-3 K	0-0 3-1		0-3 K			4	0	0	0	0	2	2																				
Gary Carter, R (1, 2) OBP: 0.417, SLG: 0.417		0-0 6-3		0-0 2-3 HR 1B		0-0 1B		0-0 6-3		4	1	2	0	0	0	0																				
Darryl Strawberry, L (1, 9) OBP: 0.364, SLG: 1.273	0-0 F9			0-0 1-H 3-H HR		0-3 K		0-3 K		4	1	1	3	0	2	1																				
Kevin McReynolds, R (1, 7) OBP: 0.300, SLG: 0.889	0-0 6-3			4-0 1B BB		0-0 F8		0-0 HR		3	1	1	1	1	0	1																				
Howard Johnson, S (1, 5) OBP: 0.200, SLG: 0.125			0-0 F7	0-0 1-2 1B		0-3 K		0-0 F2		4	0	1	0	0	1	1																				
Rafael Santana, R (1, 6)			0-0 5-3	0-0 1-3			0-0 6-3			3	0	0	0	0	0	2																				
Sid Fernandez, L (1, 1) Lee Mazzilli, S (7, PH) Doug Sisk, R (8, 1)			0-3 K		0-0 F9		4-0 HR BB			2	0	0	0	0	1	0																				
<b>Inning Stats</b>	R: 0 E: 0 K: 0 S: 3	H: 0 LOB: 0 BB: 0 P: 3	R: 0 E: 0 K: 0 S: 3	H: 0 LOB: 0 BB: 0 P: 3	R: 0 E: 0 K: 1 S: 5	H: 0 LOB: 0 BB: 0 P: 5	R: 3 E: 1 K: 1 S: 9	H: 3 LOB: 2 BB: 1 P: 13	R: 0 E: 0 K: 0 S: 4	H: 1 LOB: 1 BB: 0 P: 4	R: 0 E: 0 K: 2 S: 8	H: 1 LOB: 1 BB: 1 P: 8	R: 2 E: 0 K: 1 S: 6	H: 1 LOB: 0 BB: 1 P: 10	R: 1 E: 0 K: 1 S: 6	H: 1 LOB: 0 BB: 0 P: 6	1B: 3 2B: 1 3B: 0 HR: 3	SF: 0 SAC: 0 DP: 0 HBP: 0	WP: 0 PA: 34 PB: 0 CS: 0																	
<b>PITCHER</b>	IP	WLS	BF	H	R	ER	SO	BB	IBB	HBP	BLK	WP	HR	S	P	ERA	WHIP	<b>PITCHER</b>		IP	WLS	BF	H	R	ER	SO	BB	IBB	HBP	BLK	WP	HR	S	P	ERA	WHIP
David Palmer, R (1, 1) ERA: 2.57	7.0	L	30	6	5	2	5	2	0	0	0	0	1	38	46	2.57	1.143																			
Ed Olwine, L (8, 1) ERA: 9.0	1.0		4	1	1	1	1	0	0	0	0	0	1	6	6	9.00	1.000																			


Atlanta Braves @ New York Mets  
Shea Stadium, Flushing, NY  
Fri Apr 10 1987, 7:05 PM EDT  
Att: 29,292 - Unknown

AB 32  
R 6  
H 7  
RBI 6  
BB 2  
SO 6  
LOB 9





Batter	1	2	3	4	5	6	7	8	9	AB	R	H	RBI	BB	SO	LOB	TOP										
Dion James, L OBP: 0.524, SLG: 0.600 (1, 8)	0-3 K		0-0 G3 2B		0-0 2B 1B	0-3 K			4-0 FC4-6 BB	4	1	2	0	1	2	1	<p>Atlanta Braves @ New York Mets Shea Stadium, Flushing, NY</p> <p>Sat Apr 11 1987, 3:33 AM EDT Att: 37,437 - Unknown</p> <p>livebaseballscores.com</p> <p>AB 37 R 4 H 11 RBI 3 BB 3 SO 10 LOB 21</p> 										
Ken Oberkfell, L OBP: 0.571, SLG: 0.692 (1, 5)	0-0 FC6-4 1B		0-0 G3		0-0 F7		0-3 K		0-0 B5	5	0	1	0	0	1	3											
Gerald Perry, L (1, 3)	0-3 K		0-3 K		0-0 F7		0-0 4-3		0-0 FC4-6 1B	5	1	0	0	0	2	4											
Dale Murphy, R OBP: 0.444, SLG: 0.438 (1, 9)	0-0 FC6-4		0-0 5-3		0-0 2B		0-0 E5		0-0 1B CS 1B	5	0	2	1	0	0	2											
Ken Griffey, L OBP: 0.500, SLG: 0.636 (1, 7)		0-0 2B 6-3 1B		4-0 SH1-3 BB	0-3 K				0-0 1B	4	1	2	1	1	2	2											
Andres Thomas, R OBP: 0.333, SLG: 0.385 (1, 6)		0-0 6-3 2B		0-0 SH1-3		0-0 6-3		0-0 L3	0-0 CS	3	0	1	0	0	0	0											
Ozzie Virgil, R OBP: 0.273, SLG: 0.500 (1, 2)	0-3 K		0-3 K		0-0 1B 1B		0-0 F7			4	1	1	0	0	2	3											
Glenn Hubbard, R OBP: 0.706, SLG: 0.636 (1, 4)	0-0 6-3		0-0 FC4-6 IBB		0-0 FC3-6 1B		0-0 F8			3	0	2	1	1	0	1											
Rick Mahler, R OBP: 0.167, SLG: 0.333 Jim Acker, R ERA: 2.45 Graig Nettles, L Paul Assenmacher, L Ted Simmons, S Gene Garber, R (1, 1) (4, 1) (6, PH) (6, 1) (8, PH) (8, 1)	0-3 K		0-0 FC4-6		0-0 FC3-6		0-0 F8			2	0	0	0	0	0	1		3									
Inning Stats	R: 0 E: 0 K: 2 S: 8	H: 1 LOB: 1 BB: 0 P: 8	R: 1 E: 0 K: 2 S: 9	H: 2 LOB: 1 BB: 0 P: 9	R: 0 E: 0 K: 1 S: 6	H: 1 LOB: 1 BB: 0 P: 6	R: 0 E: 0 K: 1 S: 5	H: 0 LOB: 2 BB: 2 P: 13	R: 1 E: 0 K: 1 S: 7	H: 2 LOB: 1 BB: 0 P: 7	R: 0 E: 1 K: 2 S: 8	H: 0 LOB: 1 BB: 0 P: 8	R: 0 E: 0 K: 0 S: 4	H: 1 LOB: 1 BB: 0 P: 4	R: 1 E: 0 K: 0 S: 4	H: 2 LOB: 1 BB: 1 P: 8		1B: 8 2B: 3 3B: 0 HR: 0	SF: 0 SAC: 1 DP: 0 HBP: 0	WP: 0 PB: 0 SB: 1 CS: 1	PA: 42						
PITCHER	IP	WLS	BF	H	R	ER	SO	BB	IBB	HBP	BLK	WP	HR	S	P	ERA	WHIP										
Rick Aguilera, R ERA: 3.38 (1, 1)	5.1		26	8	3	2	7	1	1	0	0	0	0	38	46	3.38	1.688										
Gene Walter, L ERA: (6, 1)	0.2		2	0	0	0	1	0	0	0	0	0	0	4	4	0.00	0.000										
David Cone, R ERA: 3.0 (7, 1)	3.0	L	13	3	1	1	2	1	0	0	0	0	0	16	20	3.00	1.333										

Batter	1	2	3	4	5	6	7	8	9	AB	R	H	RBI	BB	SO	LOB	BOTTOM										
Lenny Dykstra, L OBP: 0.308, SLG: 0.583 David Cone, L Lee Mazzilli, S (9, PH)	0-3 K		0-0 6-3	4-0 1B BB		0-3 K			4-0 G3 SH5-4 BB	3	0	0	0	1	2	0	<p>Atlanta Braves @ New York Mets Shea Stadium, Flushing, NY</p> <p>Sat Apr 11 1987, 3:33 AM EDT Att: 37,437 - Unknown</p> <p>livebaseballscores.com</p> <p>AB 34 R 3 H 9 RBI 3 BB 5 SO 4 LOB 16</p> 										
Wally Backman, S OBP: 0.308, SLG: 0.308 (1, 4)	0-0 6-3		0-0 4-3 1B	0-0 1B		0-0 6-3			0-0 SH5-4	4	0	2	2	0	0	0											
Keith Hernandez, L OBP: 0.235, SLG: 0.250 (1, 3)	0-0 1B		0-0 4-3	0-0 K		0-0 F4			0-0 G3	5	0	1	0	0	1	4											
Gary Carter, R OBP: 0.294, SLG: 0.294 (1, 2)	0-0 5-3		0-0 1-3		0-0 5-3		0-0 F7		0-0 F8	5	0	0	0	0	0	3											
Darryl Strawberry, L OBP: 0.333, SLG: 1.000 (1, 9)		0-0 4-3		0-0 CS 1B	0-0 F7		0-0 3-1			4	0	1	0	0	0	0											
Kevin McReynolds, R OBP: 0.429, SLG: 1.091 (1, 7)		4-0 1B BB		0-0 1-2 HR	4-0 BB BB		0-0 F8			2	1	1	1	2	0	0											
Howard Johnson, S OBP: 0.429, SLG: 0.364 (1, 5)		0-0 1-2 1B		0-0 BB 1B 1B	4-0 BB 1B		0-0 6-3 1B			3	1	3	0	1	0	0											
Rafael Santana, R (1, 6)		0-0 F6		0-0 F9	0-0 F8		0-0 6-3			4	0	0	0	0	0	6											
Rick Aguilera, R OBP: 0.500, SLG: 0.500 Gene Walter, L Mookie Wilson, S OBP: 0.333, SLG: 0.333 (6, PH) (7, 8)	0-0 6-3		0-0 BB 1B	0-0 BB 1B		0-3 K		0-0 G3		2	1	1	0	0	0	2											
Inning Stats	R: 0 E: 0 K: 1 S: 6	H: 1 LOB: 1 BB: 0 P: 6	R: 0 E: 0 K: 0 S: 4	H: 1 LOB: 2 BB: 1 P: 8	R: 0 E: 0 K: 0 S: 4	H: 1 LOB: 1 BB: 0 P: 4	R: 3 E: 0 K: 1 S: 9	H: 5 LOB: 2 BB: 1 P: 13	R: 0 E: 0 K: 0 S: 3	H: 0 LOB: 2 BB: 2 P: 11	R: 0 E: 0 K: 2 S: 7	H: 0 LOB: 0 BB: 0 P: 7	R: 0 E: 0 K: 0 S: 3	H: 0 LOB: 0 BB: 0 P: 3	R: 0 E: 0 K: 0 S: 4	H: 1 LOB: 1 BB: 0 P: 4		R: 0 E: 0 K: 0 S: 3	H: 0 LOB: 1 BB: 1 P: 7	1B: 8 2B: 0 3B: 0 HR: 1	SF: 0 SAC: 1 DP: 0 HBP: 0	WP: 0 PB: 0 SB: 0 CS: 1	PA: 40				
PITCHER	IP	WLS	BF	H	R	ER	SO	BB	IBB	HBP	BLK	WP	HR	S	P	ERA	WHIP										
Rick Mahler, R ERA: 2.13 Jim Acker, R ERA: 2.45 Paul Assenmacher, L Gene Garber, R (1, 1) (4, 1) (6, 1) (8, 1)	3.2		20	8	3	3	1	2	0	0	0	0	0	6	14	0.00	1.500										
	1.1		6	0	0	0	1	2	0	0	0	0	0	10	10	0.00	0.000										
	2.0		6	0	0	0	2	0	0	0	0	0	0	7	11	0.00	1.000										




Batter	1	2	3	4	5	6	7	8	9	AB	R	H	RBI	BB	SO	LOB	TOP					
Dion James, L (1, 8) OBP: 0.577, SLG: 0.667	4-0 CS BB		0-0 HR 2B		0-3 K		4-0 1B BB	0-0 FC3-6 1B		3	2	2	0	2	1	0	<b>Atlanta Braves @ New York Mets</b> Shea Stadium, Flushing, NY Sun Apr 12 1987, 3:33 AM EDT Att: 37,019 - Unknown					
Rafael Ramirez, R (1, 5) OBP: 0.455, SLG: 0.333 Ken Oberkfell, L (6, 5) OBP: 0.563, SLG: 0.667	0-0 L4		0-0 F3		0-0 1-3		0-0 1B HR 1B	0-0 FC3-6 2B FC5-2		3	0	0	0	0	0	2						
Gary Roenicke, R (1, 7) OBP: 0.188, SLG: 0.071 Ken Griffey, L (7, PH) OBP: 0.563, SLG: 0.769	0-0 6-3		0-0 F6		0-0 F4		0-0 HR 1B	0-0 1-3 2B		3	0	0	0	0	0	2						
Dale Murphy, R (1, 9) OBP: 0.478, SLG: 0.810		0-0 2B 6-3 2B	0-0 2H HR		0-0 3-1		0-0 HR HR	0-0 FC5-2		5	3	3	5	0	0	2						
Ted Simmons, S (1, 3) OBP: 0.300, SLG: 0.444		0-0 5-3 E 2B	0-0 2B		0-0 G3		0-0 G6-4-3 1B BB	0-0 4-3		4	2	2	0	1	0	2						
Andres Thomas, R (1, 6) OBP: 0.350, SLG: 0.444		0-0 6-3	0-0 F3		0-0 1B 2B		0-0 G6-4-3 1B	0-0 F2		5	1	2	1	0	0	2						
Bruce Benedict, R (1, 2) OBP: 0.222, SLG: 0.125		0-0 5-3			0-0 5-3		0-0 CS 1B	0-0 E3 G3-6-1		5	0	1	1	0	0	3						
Glenn Hubbard, R (1, 4) OBP: 0.636, SLG: 0.563		0-0 E9			0-0 F9		0-0 CS 1B	0-0 G3-6-1		5	1	2	1	0	0	1						
Randy O'Neal, R (1, 1) Charlie Puleo, R (7, 1) Ed Olwine, R (9, 1)		0-0 6-3			0-0 L9		0-0 1B BB	0-0 6-3		3	1	0	0	1	0	2						
<b>Inning Stats</b>	R: 0 E: 0 K: 0 S: 2	H: 0 LOB: 0 BB: 1 P: 6	R: 2 E: 1 K: 0 S: 6	H: 2 LOB: 1 BB: 0 P: 6	R: 2 E: 0 K: 0 S: 6	H: 3 LOB: 1 BB: 0 P: 6	R: 0 E: 0 K: 0 S: 3	H: 0 LOB: 0 BB: 0 P: 3	R: 0 E: 0 K: 1 S: 5	H: 0 LOB: 0 BB: 0 P: 5	R: 1 E: 0 K: 0 S: 4	H: 2 LOB: 0 BB: 0 P: 4	R: 7 E: 0 K: 0 S: 8	H: 6 LOB: 1 BB: 3 P: 20	R: 0 E: 0 K: 0 S: 5	H: 2 LOB: 2 BB: 0 P: 5		R: 0 E: 1 K: 0 S: 3	H: 0 LOB: 0 BB: 0 P: 3	1B: 7 2B: 6 3B: 0 HR: 2	SF: 0 SAC: 0 DP: 2 HBP: 0	WP: 0 PB: 0 SB: 0 CS: 2
<b>PITCHER</b>	IP WLS BF H R ER SO BB IBB HBP BLK WP HR S P ERA WHIP	4.0 L 18 5 4 3 0 1 0 0 0 0 1 17 21 6.75 1.500	2.0 7 2 1 1 1 0 0 0 0 0 0 0 9 9 4.50 1.000	0.0 4 2 4 4 0 2 0 0 0 0 0 0 2 10 ∞ ∞	2.0 12 6 3 3 0 1 0 0 0 0 1 11 15 13.50 3.500	1.0 3 0 0 0 0 0 0 0 0 0 0 0 3 3 0.00 0.000	<b>PITCHER</b>										IP WLS BF H R ER SO BB IBB HBP BLK WP HR S P ERA WHIP					

AB 40  
R 12  
H 15  
RBI 11  
BB 4  
SO 1  
LOB 17



Batter	1	2	3	4	5	6	7	8	9	AB	R	H	RBI	BB	SO	LOB	BOTTOM					
Lenny Dykstra, L (1, 8) OBP: 0.389, SLG: 0.765	0-0 HR	0-0 1B 1B		0-0 CS 1B			0-0 4-3	0-0 F7		5	1	3	1	0	0	1	<b>Atlanta Braves @ New York Mets</b> Shea Stadium, Flushing, NY Sun Apr 12 1987, 3:33 AM EDT Att: 37,019 - Unknown					
Wally Backman, S (1, 4) OBP: 0.333, SLG: 0.389	0-0 4-3	0-0 1B 1B		0-0 L8			0-0 HR 2B	0-0 4-3		5	1	2	0	0	0	1						
Keith Hernandez, L (1, 3) OBP: 0.238, SLG: 0.250 Tim Teufel, R (8, 3) OBP: 0.333, SLG: 0.667	0-0 BB 1B	0-0 F7		0-0 CS	0-3 K2-3		0-0 F5	0-0 4-3 1B 2B		4	0	1	0	0	1	4						
Gary Carter, R (1, 2) OBP: 0.333, SLG: 0.476 Barry Lyons, R (8, 2)	0-0 F9		0-0 F2		0-0 FC4-6 1B		0-0 HR	0-0 4-3		4	1	2	2	0	0	1						
Darryl Strawberry, L (1, 9) OBP: 0.400, SLG: 0.889	4-0 FC6-4 BB		0-0 4-3		0-0 FC4-6		4-0 HR	0-0 BB		3	0	1	1	2	0	1						
Kevin McReynolds, R (1, 7) OBP: 0.421, SLG: 0.887	0-0 FC6-4		0-0 1B 1B		0-3 K		0-0 F6	0-0 BB		4	0	1	0	1	1	4						
Howard Johnson, S (1, 5) OBP: 0.421, SLG: 0.375		0-0 L8	0-0 1-3 1B		0-0 G4-6-3 1B		0-3 K	0-0 L7		5	0	2	0	0	1	2						
Rafael Santana, R (1, 6) OBP: 0.059, SLG: 0.059		0-0 5-3		0-3 K		0-0 L7		0-0 1B		4	0	1	0	0	1	3						
Bob Ojeda, L (1, 1) Clint Hurdle, L (4, PH) Terry Leach, R (5, 1) Lee Mazzilli, S (6, PH) Randy Myers, L (7, 1) Doug Sisk, R (7, 1) Mookie Wilson, S (8, PH) Gene Walter, L (9, 1)		4-0 1B 1B BB		0-0 F6		0-0 G4-6-3		0-3 K		0	0	0	0	1	0	0						
<b>Inning Stats</b>	R: 1 E: 0 K: 0 S: 5	H: 2 LOB: 2 BB: 1 P: 9	R: 0 E: 0 K: 0 S: 5	H: 2 LOB: 3 BB: 1 P: 9	R: 0 E: 0 K: 1 S: 7	H: 1 LOB: 0 BB: 0 P: 3	R: 0 E: 0 K: 2 S: 8	H: 1 LOB: 1 BB: 0 P: 8	R: 0 E: 0 K: 0 S: 3	H: 1 LOB: 0 BB: 0 P: 3	R: 2 E: 0 K: 0 S: 5	H: 2 LOB: 1 BB: 1 P: 9	R: 0 E: 0 K: 2 S: 8	H: 1 LOB: 1 BB: 0 P: 8	R: 0 E: 0 K: 0 S: 5	H: 2 LOB: 2 BB: 1 P: 9		R: 1 E: 0 K: 0 S: 5	H: 2 LOB: 1 BB: 1 P: 9	1B: 10 2B: 2 3B: 0 HR: 2	SF: 0 SAC: 0 DP: 1 HBP: 0	WP: 0 PB: 0 SB: 0 CS: 1
<b>PITCHER</b>	IP WLS BF H R ER SO BB IBB HBP BLK WP HR S P ERA WHIP	6.2 W 32 11 3 3 3 3 0 0 0 0 0 9 9 4.05 2.100	1.1 5 1 0 0 2 0 0 0 0 0 0 0 9 9 0.00 0.750	1.0 6 2 1 1 0 1 0 0 0 0 0 0 5 9 9.00 3.000	<b>PITCHER</b>										IP WLS BF H R ER SO BB IBB HBP BLK WP HR S P ERA WHIP							


AB 39  
R 4  
H 14  
RBI 4  
BB 4  
SO 5  
LOB 20










Batter	1	2	3	4	5	6	7	8	9	AB	R	H	RBI	BB	SO	LOB	TOP			
<b>Kal Daniels, L</b> OBP: 0.393, SLG: 0.720	4-0 G3 HR BB		0-0 6-3			0-0 HR	0-0 S 1B		4-0 IBB	3	2	2	2	2	0	0	<b>Cincinnati Reds @ Atlanta Braves</b> Atlanta-Fulton County Stadium, Atlanta, GA Tue Apr 14 1987, 7:05 PM EDT Att: 8,768 - Unknown  <b>AB 34</b> <b>R 6</b> <b>H 7</b> <b>RBI 6</b> <b>BB 4</b> <b>SO 7</b> <b>LOB 10</b> 			
<b>Terry Francona, L</b> OBP: 0.304, SLG: 0.381	4-0 G3 HR BB		0-0 1-3			0-3 K	0-0 F8		0-0 L1	4	1	0	0	1	1	4				
<b>Dave Parker, L</b> OBP: 0.226, SLG: 0.448	0-0 G3		0-0 6-3			0-3 K			0-0 4-3	4	0	0	0	0	1	2				
<b>Eric Davis, R</b> OBP: 0.533, SLG: 0.926	0-0 2H 3H HR			0-0 5-3		0-0 S 1B			0-3 K	4	1	2	3	0	1	0				
<b>Buddy Bell, R</b> OBP: 0.267, SLG: 0.357	0-0 F8			0-0 5-3		0-3 K			0-0 F4	4	0	0	0	0	1	1				
<b>Bo Diaz, R</b> OBP: 0.286, SLG: 0.385	0-0 F7			0-0 6-3					0-0 6-3	4	0	0	0	0	1	0				
<b>Kurt Stillwell, S</b> OBP: 0.467, SLG: 0.333		0-0 F9			0-0 G4-6-3 1B				0-0 F9	3	1	1	0	1	0	0				
<b>Ron Oester, S</b> OBP: 0.370, SLG: 0.409					0-0 G4-6-3				0-0 F 1B	4	0	1	0	0	1	2				
<b>Ted Power, R</b> (7, PH)					0-0 5-3				0-0 E5	2	0	0	0	0	1	0				
<b>Paul O'Neill, L</b> OBP: 1.000, SLG: 2.000									1-3 1B 2B	1	1	1	1	0	0	0				
<b>Ron Robinson, R</b> (7, PH)										0	0	0	0	0	0	0				
<b>Tracy Jones, R</b> (9, PH)										1	0	0	0	0	0	1				
<b>John Franco, L</b> (9, PH)										0	0	0	0	0	0	0				
<b>Inning Stats</b>	R: 3 E: 0 K: 0 S: 4	H: 1 LOB: 0 BB: 2 P: 12	R: 0 E: 0 K: 2 S: 7	H: 0 LOB: 0 BB: 0 P: 7	R: 0 E: 0 K: 0 S: 3	H: 0 LOB: 0 BB: 0 P: 3	R: 0 E: 0 K: 0 S: 3	H: 1 LOB: 0 BB: 0 P: 3	R: 1 E: 0 K: 3 S: 11	H: 2 LOB: 1 BB: 0 P: 11	R: 2 E: 0 K: 1 S: 7	H: 2 LOB: 1 BB: 1 P: 11	R: 0 E: 0 K: 1 S: 5	H: 0 LOB: 0 BB: 0 P: 5	R: 0 E: 0 K: 0 S: 5	H: 1 LOB: 3 BB: 1 P: 9	1B: 4 2B: 1 3B: 0 HR: 2	SF: 0 SAC: 0 DP: 1 HBP: 0	WP: 0 PB: 0 SB: 4 CS: 0	PA: 38
<b>PITCHER</b>	IP WLS BF H R ER SO BB IBB HBP BLK WP HR S P ERA WHIP																			
<b>David Palmer, R</b> ERA: 4.15	(1, 1) 6.0 L 23 4 4 4 5 2 0 0 0 0 0 2 31 39 6.00 1.000																			
<b>Jim Acker, R</b> ERA: 4.05	(7, 1) 3.0 15 3 2 2 2 1 1 0 0 0 0 0 17 25 6.00 1.333																			

Batter	1	2	3	4	5	6	7	8	9	AB	R	H	RBI	BB	SO	LOB	BOTTOM			
<b>Dion James, L</b> OBP: 0.500, SLG: 0.520	4-0 BB 1B BB		0-0 6-3			0-3 K			0-0 3-1	3	1	0	0	1	1	2	<b>Cincinnati Reds @ Atlanta Braves</b> Atlanta-Fulton County Stadium, Atlanta, GA Tue Apr 14 1987, 7:05 PM EDT Att: 8,768 - Unknown  <b>AB 32</b> <b>R 3</b> <b>H 5</b> <b>RBI 3</b> <b>BB 4</b> <b>SO 4</b> <b>LOB 13</b> 			
<b>Rafael Ramirez, R</b> OBP: 0.417, SLG: 0.300										1	0	0	0	0	0	0				
<b>Ken Oberkfell, L</b> OBP: 0.500, SLG: 0.524	4-0 FC6-4 1B SF9 BB		0-0 F9		4-0 FC1-4 BB					2	1	0	0	2	0	0				
<b>Gerald Perry, L</b> OBP: 0.071, SLG: 0.071	0-0 FC6-4 1B		0-0 F7		0-0 FC1-4 1B FC4-6				0-0 L6	4	1	1	1	0	0	1				
<b>Dale Murphy, R</b> OBP: 0.452, SLG: 0.793	0-0 FC6-4 1B		0-0 F7		0-0 FC4-6 1B				0-0 L3	4	0	2	0	0	0	2				
<b>Ken Griffey, L</b> OBP: 0.542, SLG: 0.842	0-0 SF9		0-0 G3		0-0 FC4-6				0-0 F7	3	0	0	2	0	0	2				
<b>Andres Thomas, R</b> OBP: 0.286, SLG: 0.346	0-0 1B			0-3 K		0-0 F7			0-0 E9	4	0	1	0	0	1	1				
<b>Ozzie Virgil, R</b> OBP: 0.267, SLG: 0.429	0-0 G3			0-0 BB 1B		0-0 F9			0-0 F4	4	0	1	0	0	0	3				
<b>Glenn Hubbard, R</b> OBP: 0.586, SLG: 0.450		0-0 F8		0-0 BB		0-3 K			0-0 5-3	3	0	0	0	1	1	0				
<b>David Palmer, R</b> OBP: 0.200, SLG: 0.200		0-0 F8		0-0 F8		0-3 K			0-0 6-3	2	0	0	0	0	0	2				
<b>Graig Nettles, L</b> (6, PH)										1	0	0	0	0	1	0				
<b>Jim Acker, R</b> (7, PH)										0	0	0	0	0	0	0				
<b>Albert Hall, S</b> (9, PH)										1	0	0	0	0	0	0				
<b>Inning Stats</b>	R: 2 E: 0 K: 0 S: 5	H: 2 LOB: 2 BB: 2 P: 13	R: 0 E: 0 K: 0 S: 3	H: 0 LOB: 0 BB: 0 P: 3	R: 0 E: 0 K: 2 S: 8	H: 1 LOB: 2 BB: 1 P: 12	R: 1 E: 0 K: 0 S: 4	H: 1 LOB: 1 BB: 1 P: 8	R: 0 E: 0 K: 2 S: 7	H: 0 LOB: 0 BB: 0 P: 7	R: 0 E: 0 K: 0 S: 3	H: 0 LOB: 0 BB: 0 P: 3	R: 0 E: 0 K: 0 S: 4	H: 0 LOB: 1 BB: 0 P: 4	R: 0 E: 0 K: 0 S: 3	H: 0 LOB: 0 BB: 0 P: 3	1B: 4 2B: 1 3B: 0 HR: 0	SF: 1 SAC: 0 DP: 0 HBP: 0	WP: 0 PB: 0 SB: 0 CS: 0	PA: 37
<b>PITCHER</b>	IP WLS BF H R ER SO BB IBB HBP BLK WP HR S P ERA WHIP																			
<b>Ted Power, R</b> ERA: 5.4	(1, 1) 6.0 W 27 5 3 3 4 4 0 0 0 0 0 0 7 7 4.50 1.500																			
<b>Ron Robinson, R</b> ERA: 2.0	(7, 1) 2.0 7 0 0 0 0 0 0 0 0 0 0 0 7 7 0.00 0.000																			
<b>John Franco, L</b> ERA:	(9, 1) 1.0 S 3 0 0 0 0 0 0 0 0 0 0 0 3 3 0.00 0.000																			







Batter	1	2	3	4	5	6	7	8	9	AB	R	H	RBI	BB	SO	LOB	TOP					
Dion James, L (1, 8) OBP: 0.498, SLG: 0.500	0-0 SH1-3 1B 2B	0-3 K			0-0 K		0-3 K		0-3 K	5	1	2	0	0	3	2	<b>Atlanta Braves @ San Francisco Giants</b> Candlestick Park, San Francisco, CA Fri Apr 17 1987, 10:05 PM EDT Att: 20,459 - Unknown					
Ken Oberkfell, L (1, 5) OBP: 0.495, SLG: 0.483	0-0 SH1-3 1B 2B	4-3			1-3			0-0 F7		4	1	1	0	0	0	0						
Gerald Perry, L (1, 3) OBP: 0.176, SLG: 0.176	0-0 SH1-3				0-0 3-1			0-0 6-3 1B		3	0	2	0	0	0	0						
Dale Murphy, R (1, 9) OBP: 0.410, SLG: 0.667	0-3 K				0-0 6-3 1B		0-3 K	0-0 6-3		4	0	1	0	0	2	3						
Ken Griffey, L (1, 7) OBP: 0.489, SLG: 0.640	4-0 2B IBB				0-0 G6-3		0-0 4-3	4-0		2	0	0	0	2	0	2						
Andres Thomas, R (1, 6) OBP: 0.306, SLG: 0.471	0-0 1-3 2-H 3-H 2B				0-3 K		0-0 L3	0-0 1-3		4	0	1	2	0	1	3						
Ozzie Virgil, R (1, 2) OBP: 0.261, SLG: 0.300	0-0 FC6-4 HBP				0-3 K		0-3 K		0-3 K	3	0	0	0	0	3	0						
Glenn Hubbard, R (1, 4) OBP: 0.568, SLG: 0.462	0-0 FC6-4				0-0 6-3		0-0 2B	4-0 SH3-4 BB		3	0	1	0	1	0	3						
Zane Smith, L (1, 1)					0-0 F5		0-0 F9	0-0 SH3-4 1-2		3	0	0	0	0	1	1						
<b>Inning Stats</b>	R: 2 E: 0 K: 1 S: 8	H: 3 LOB: 3 BB: 1 P: 13	R: 0 E: 0 K: 1 S: 5	H: 0 LOB: 0 BB: 0 P: 5	R: 0 E: 0 K: 1 S: 6	H: 2 LOB: 1 BB: 0 P: 6	R: 0 E: 0 K: 2 S: 7	H: 0 LOB: 0 BB: 0 P: 7	R: 0 E: 0 K: 0 S: 3	H: 1 LOB: 0 BB: 0 P: 3	R: 0 E: 0 K: 1 S: 5	H: 0 LOB: 0 BB: 0 P: 5	R: 0 E: 0 K: 2 S: 8	H: 1 LOB: 1 BB: 0 P: 8	R: 0 E: 0 K: 0 S: 4	H: 1 LOB: 2 BB: 1 P: 8		R: 0 E: 0 K: 0 S: 7	H: 0 LOB: 1 BB: 1 P: 11	1B: 6 2B: 2 3B: 0 HR: 0	SF: 0 SAC: 2 DP: 1 HBP: 1	WP: 0 PB: 0 SB: 0 CS: 0
<b>PITCHER</b>	IP WLS BF H R ER SO BB IBB HBP BLK WP HR S P ERA WHIP																					
Mike Krukow, R (1, 1) ERA: 4.5	8.0 L 33 8 2 2 8 0 2 1 0 0 0 0 0 46 55 2.25 1.000																					
Jeff Robinson, R (9, 1) ERA:	1.0 4 0 0 0 2 1 0 0 0 0 0 0 0 7 11 0.00 1.000																					

Batter	1	2	3	4	5	6	7	8	9	AB	R	H	RBI	BB	SO	LOB	BOTTOM					
Will Clark, L (1, 3) OBP: 0.327, SLG: 0.500	0-0 4-3				0-0 G3		0-3 K	0-0 F7		4	0	0	0	0	1	0	<b>Atlanta Braves @ San Francisco Giants</b> Candlestick Park, San Francisco, CA Fri Apr 17 1987, 10:05 PM EDT Att: 20,459 - Unknown					
Chili Davis, S (1, 8) OBP: 0.311, SLG: 0.381	0-0 4-3				0-0 4-3		0-0 2B		0-0 6-3	4	0	1	0	0	0	0						
Jeffrey Leonard, R (1, 7) OBP: 0.394, SLG: 0.581	0-0 1-3				0-0 G3 2B		0-3 K		0-0 5-3	4	0	1	0	0	1	1						
Candy Maldonado, R (1, 9) OBP: 0.378, SLG: 0.500					0-0 5-3		0-0 G3		0-0 G3	4	0	1	0	0	0	1						
Chris Brown, R (1, 5) OBP: 0.348, SLG: 0.463					0-0 6-3		0-0 F9		0-0 SH5-4 2B	2	0	0	0	0	0	1						
Bob Brenly, R (1, 2) OBP: 0.263, SLG: 0.188					0-0 1B		0-3 K		0-0 SH5-4	2	0	1	0	0	1	0						
Matt Williams, R (1, 6) OBP: 0.200, SLG: 0.111					0-3 K		0-3 K		0-0 L4-6	3	0	0	0	0	2	3						
Robby Thompson, R (1, 4) OBP: 0.206, SLG: 0.250					0-0 6-3		0-3 K		0-0 5-3	2	0	0	0	0	1	0						
Chris Speier, R (8, PH) OBP: 0.333, SLG: 0.429					0-0 K		0-3 K		0-0 5-3	1	0	0	0	0	0	0						
Mike Krukow, R (1, 1) OBP: 0.250, SLG: 0.500					0-3 K		0-3 K		0-0 5-3	2	0	0	0	0	2	0						
Joel Youngblood, R (8, PH) OBP: 0.333, SLG: 0.333					0-3 K		0-3 K		0-0 5-3	1	0	0	0	0	0	0						
Jeff Robinson, R (9, 1) ERA:					0-3 K		0-3 K		0-0 5-3	0	0	0	0	0	0	0						
<b>Inning Stats</b>	R: 0 E: 0 K: 0 S: 3	H: 0 LOB: 0 BB: 0 P: 3	R: 0 E: 0 K: 1 S: 6	H: 1 LOB: 0 BB: 0 P: 6	R: 0 E: 0 K: 1 S: 5	H: 0 LOB: 0 BB: 0 P: 5	R: 0 E: 0 K: 0 S: 4	H: 1 LOB: 1 BB: 0 P: 4	R: 0 E: 0 K: 3 S: 9	H: 0 LOB: 0 BB: 0 P: 9	R: 0 E: 0 K: 3 S: 10	H: 1 LOB: 1 BB: 0 P: 10	R: 0 E: 0 K: 0 S: 3	H: 1 LOB: 1 BB: 0 P: 4	R: 0 E: 0 K: 0 S: 3	H: 0 LOB: 0 BB: 0 P: 3	R: 0 E: 0 K: 0 S: 3	H: 0 LOB: 0 BB: 0 P: 3	1B: 1 2B: 4 3B: 0 HR: 0	SF: 0 SAC: 1 DP: 1 HBP: 1	WP: 0 PB: 0 SB: 0 CS: 0	PA: 31
<b>PITCHER</b>	IP WLS BF H R ER SO BB IBB HBP BLK WP HR S P ERA WHIP																					
Zane Smith, L (1, 1) ERA: 3.92	9.0 W 31 4 0 0 8 0 0 1 0 0 0 0 0 46 47 0.00 0.444																					



Batter	1	2	3	4	5	6	7	8	9	10	AB	R	H	RBI	BB	SO	LOB					
Dion James, L OBP: 0.438, SLG: 0.436 (1, 8)	K 0-3 ①		F8 0-0 ②		1-3 0-0 ③		K 0-3 ②		1-3 0-0 ①		5	0	0	0	0	2	4					
Ken Oberkfell, L OBP: 0.486, SLG: 0.469 (1, 5)	C4-6-3 BB 0-0 ②		F7 0-0 ③			F8 0-0 ①	1B 1-2 2-H ②		4-3 BB 0-0 ②		3	0	1	1	2	0	2					
Gerald Perry, L OBP: 0.273, SLG: 0.238 (1, 3)	G4-6-3 1-2f 0-0 ②			BB 4-0 ①		2B 1B 0-0 ②	1-2 2-H 1B 0-0 ③		4-3 1-2 0-0 ②		4	0	2	0	1	0	2					
Dale Murphy, R OBP: 0.366, SLG: 0.600 (1, 9)		K 0-3 ①		BB 4-0 ①		F7 0-0 ②		F8 0-0 ①	K2-3 0-3 ③		4	0	0	0	1	2	2					
Ken Griffey, L OBP: 0.459, SLG: 0.633 (1, 7)		L8 0-0 ②		L8 0-0 ①					BB WP FC4-2 1B 0-0 ①		5	0	2	0	0	0	2					
Andres Thomas, R OBP: 0.317, SLG: 0.432 (1, 6)		6-3 0-0 ③		F7 0-0 ②					FC4-2 BB 1-2 BB 0-0 ②		3	0	0	0	2	0	4					
Bruce Benedict, R OBP: 0.353, SLG: 0.154 (1, 2)			BB 4-0 ①		F7 0-0 ③				G1-6-3 BB 0-0 ②		2	0	0	0	3	0	3					
Glenn Hubbard, R OBP: 0.561, SLG: 0.448 (1, 4)			BB 4-0 ①		F9 0-0 ①				FC4-2 BB 1-2 2-3 3-H 0-0 ②		3	1	1	0	1	0	3					
David Palmer, R OBP: 0.125, SLG: 0.125 (1, 1)					6-3 0-0 ②				FC2-5 1B 1-2 2-3f 1B 0-0 ③		3	0	0	0	0	1	4					
Graig Nettles, L (8, PH)									FC2-5 1B 1-2 2-3f 1B 0-0 ③		1	0	0	0	0	0	3					
Gene Garber, R (8, 1)									4-3 0-0 ③		0	0	0	0	0	0	0					
<b>Inning Stats</b>	R: 0 E: 0 K: 1 S: 4	H: 0 LOB: 0 BB: 1 P: 8	R: 0 E: 0 K: 1 S: 5	H: 0 LOB: 0 BB: 0 P: 5	R: 0 E: 0 K: 1 S: 5	H: 0 LOB: 2 BB: 2 P: 13	R: 0 E: 0 K: 0 S: 3	H: 0 LOB: 2 BB: 2 P: 11	R: 0 E: 0 K: 0 S: 5	H: 2 LOB: 2 BB: 0 P: 5	R: 1 E: 0 K: 1 S: 7	H: 3 LOB: 2 BB: 1 P: 11	R: 0 E: 0 K: 0 S: 4	H: 1 LOB: 3 BB: 2 P: 12	R: 0 E: 0 K: 1 S: 5	H: 0 LOB: 1 BB: 1 P: 9	R: 0 E: 0 K: 0 S: 2	H: 0 LOB: 0 BB: 1 P: 6	1B: 5 2B: 1 3B: 0 HR: 0	SF: 0 SAC: 0 DP: 2 HBP: 0	WP: 1 PB: 0 SB: 0 CS: 0	PA: 43
<b>PITCHER</b>	IP 7.0	WLS 30	BF 5	H 1	R 1	ER 1	SO 4	BB 6	IBB 0	HBP 0	BLK 0	WP 0	HR 0	S 32	P 56	ERA 1.29	WHIP 1.571					
Roger Mason, R ERA: 3.12 (1, 1)	2.0	10	1	0	0	1	3	0	0	0	1	0	9	21	0.00	2.000						
Michael LaCoss, R ERA: 5.68 (8, 1)	1.0	3	0	0	0	0	1	0	0	0	0	0	2	6	0.00	1.000						
Scott Garrelts, R ERA: (10, 1)																						

**TOP**

**Atlanta Braves @ San Francisco Giants**  
Candlestick Park, San Francisco, CA

Sat Apr 18 1987, 6:33 AM EDT  
Att: 22,054 - Unknown

livebaseballscorecards.com

AB 33  
R 1  
H 6  
RBI 1  
BB 10  
SO 5  
LOB 29

**Braves**

Batter	1	2	3	4	5	6	7	8	9	10	AB	R	H	RBI	BB	SO	LOB					
Will Clark, L OBP: 0.340, SLG: 0.490 (1, 3)	G3 0-0 ①		CS BB 4-0 ①			SH5-4 1-2 0-0 ①		F6 0-0 ②		1B 1-2 3-H 0-0 ②	3	0	1	1	1	0	2					
Chili Davis, S OBP: 0.286, SLG: 0.348 (1, 8)	K 0-3 ②		K 0-3 ②			6-3 2-3 0-0 ②		6-3 0-0 ③			4	0	0	0	0	2	4					
Jeffrey Leonard, R OBP: 0.378, SLG: 0.600 (1, 7)	5-3 0-0 ③			4-3 0-0 ①		F7 0-0 ③			1B 3B 0-0 ①		4	1	1	0	0	0	1					
Candy Maldonado, R OBP: 0.367, SLG: 0.478 (1, 9)		5-3 0-0 ①		K 0-3 ②			6-3 0-0 ①		1B 3B 0-0 ①		4	0	1	1	0	1	0					
Chris Brown, R OBP: 0.320, SLG: 0.422 (1, 5)		E6 1B 0-0 ②		F8 0-0 ③			5-3 0-0 ②		G1-6-3 1B 0-0 ②		4	0	0	0	0	0	1					
Bob Brenly, R OBP: 0.273, SLG: 0.211 (1, 2)																						
Michael LaCoss, R (8, 1)																						
Mike Aldrete, L OBP: 0.500, SLG: 0.429 (9, PH)																						
Scott Garrelts, R (10, 1)		1B 1-2 0-0 ②																				
Chris Speier, R OBP: 0.368, SLG: 0.353 (1, 4)		BB 4-0 ②		F8 0-0 ③																		
Matt Williams, R OBP: 0.182, SLG: 0.100 (1, 6)																						
Harry Spilman, L OBP: 0.500, SLG: 0.333 (8, PH)																						
Robby Thompson, R OBP: 0.229, SLG: 0.303 (8, PR)																						
Bob Melvin, R OBP: 0.407, SLG: 0.846 (8, 2)																						
<b>Inning Stats</b>	R: 0 E: 0 K: 1 S: 5	H: 1 LOB: 2 BB: 1 P: 8	R: 0 E: 0 K: 2 S: 6	H: 0 LOB: 0 BB: 1 P: 10	R: 0 E: 0 K: 1 S: 5	H: 0 LOB: 0 BB: 0 P: 5	R: 0 E: 0 K: 0 S: 4	H: 1 LOB: 1 BB: 0 P: 4	R: 0 E: 0 K: 0 S: 3	H: 0 LOB: 0 BB: 0 P: 3	R: 0 E: 0 K: 0 S: 4	H: 1 LOB: 2 BB: 1 P: 8	R: 1 E: 0 K: 0 S: 4	H: 2 LOB: 0 BB: 0 P: 4	R: 1 E: 0 K: 0 S: 4	H: 3 LOB: 2 BB: 0 P: 4	1B: 6 2B: 1 3B: 1 HR: 0	SF: 0 SAC: 1 DP: 1 HBP: 0	WP: 0 PB: 0 SB: 0 CS: 1	PA: 37		
<b>PITCHER</b>	IP 7.0	WLS 24	BF 2	H 0	R 0	ER 0	SO 6	BB 2	IBB 0	HBP 0	BLK 0	WP 0	HR 0	S 34	P 42	ERA 0.00	WHIP 0.571					
David Palmer, R ERA: 2.7 (1, 1)	2.1	13	6	2	2	0	1	0	0	0	0	0	12	16	7.71	3.000						
Gene Garber, R ERA: 3.24 (8, 1)																						

**BOTTOM**

**Atlanta Braves @ San Francisco Giants**  
Candlestick Park, San Francisco, CA

Sat Apr 18 1987, 6:33 AM EDT  
Att: 22,054 - Unknown

livebaseballscorecards.com

AB 33  
R 2  
H 8  
RBI 2  
BB 3  
SO 6  
LOB 10

**GIANTS**











Batter	1	2	3	4	5	6	7	8	9	AB	R	H	RBI	BB	SO	LOB	TOP		
Albert Hall, S OBP: 0.300, SLG: 0.444 (1, 8)										3	0	1	0	1	1	0			
Rafael Ramirez, R OBP: 0.318, SLG: 0.300 (1, 6)										4	0	1	0	0	0	0			
Gary Roenicke, R OBP: 0.280, SLG: 0.150 (1, 7)										3	0	1	0	1	0	0			
Dale Murphy, R OBP: 0.404, SLG: 0.615 (1, 9)										4	0	2	0	0	2	2			
Ted Simmons, S OBP: 0.174, SLG: 0.227 (1, 3)										4	0	1	0	0	2	5			
Ken Oberkfell, L OBP: 0.486, SLG: 0.439 (1, 5)										3	0	1	0	1	1	3			
Ozzie Virgil, R OBP: 0.226, SLG: 0.222 (1, 2)										4	0	0	0	0	3	4			
Glenn Hubbard, R OBP: 0.509, SLG: 0.425 (1, 4)										4	0	0	0	0	1	4			
David Palmer, R Ed O'Flaherty, R Craig Nettles, L Charlie Puleo, R Jim Acker, R Gerard Perry, L										2	0	0	0	0	2	0			
<b>Inning Stats</b>	R: 0 E: 0 K: 2 S: 7	H: 1 LOB: 2 BB: 2 P: 15	R: 0 E: 0 K: 2 S: 7	H: 0 LOB: 0 BB: 0 P: 7	R: 0 E: 0 K: 2 S: 7	H: 0 LOB: 0 BB: 0 P: 7	R: 0 E: 0 K: 1 S: 7	H: 2 LOB: 3 BB: 1 P: 11	R: 0 E: 0 K: 1 S: 5	H: 0 LOB: 0 BB: 0 P: 5	R: 0 E: 0 K: 1 S: 6	H: 1 LOB: 1 BB: 0 P: 6	R: 0 E: 1 K: 0 S: 6	H: 3 LOB: 3 BB: 0 P: 6	R: 0 E: 0 K: 1 S: 5	H: 0 LOB: 0 BB: 0 P: 5	1B: 6 2B: 1 3B: 0 HR: 0	SF: 0 SAC: 0 DP: 0 HBP: 0	WP: 0 PA: 36 PB: 0 SB: 0 CS: 1
<b>PITCHER</b>	IP WLS BF H R ER SO BB IBB HBP BLK WP HR S P ERA WHIP																		
Jim Deshaies, L ERA: 3.68 (1, 1)	7.0 W 27 4 0 0 11 3 0 0 0 0 0 0 46 58 0.00 1.000																		
Larry Andersen, R ERA: (8, 1)	1.0 6 3 0 0 0 0 0 0 0 0 0 0 6 6 0.00 3.000																		
Dave Smith, R ERA: (9, 1)	1.0 3 0 0 0 1 0 0 0 0 0 0 0 5 5 0.00 0.000																		

Atlanta Braves @ Houston Astros  
Astrodome, Houston, TX  
Wed Apr 22 1987, 8:05 PM EDT  
Att: 15,539 - Unknown

AB 33  
R 0  
H 7  
RBI 0  
BB 3  
SO 12  
LOB 19



Batter	1	2	3	4	5	6	7	8	9	AB	R	H	RBI	BB	SO	LOB	BOTTOM		
Bill Doran, S OBP: 0.309, SLG: 0.443 (1, 4)										5	1	2	1	0	1	4			
Billy Hatcher, R OBP: 0.485, SLG: 0.698 (1, 8)										4	1	1	0	0	1	0			
Denny Walling, L OBP: 0.333, SLG: 0.500 (1, 5)										3	1	1	0	1	0	2			
Glenn Davis, R OBP: 0.250, SLG: 0.406 (1, 3)										4	1	1	1	0	0	3			
Kevin Bass, S OBP: 0.375, SLG: 0.492 (1, 9)										4	2	3	1	0	0	0			
Jose Cruz, L OBP: 0.327, SLG: 0.478 (1, 7)										3	0	1	0	1	1	1			
Alan Ashby, S OBP: 0.333, SLG: 0.342 (1, 2)										4	0	1	2	0	1	4			
Craig Reynolds, L OBP: 0.351, SLG: 0.371 (1, 6)										3	0	1	0	1	0	3			
Jim Deshaies, L Larry Andersen, R Terry Puhl, L Dave Smith, R										1	0	0	1	2	1	1			
<b>Inning Stats</b>	R: 1 E: 0 K: 0 S: 4	H: 1 LOB: 0 BB: 0 P: 4	R: 0 E: 0 K: 0 S: 3	H: 0 LOB: 0 BB: 0 P: 3	R: 0 E: 0 K: 2 S: 9	H: 2 LOB: 2 BB: 0 P: 9	R: 2 E: 0 K: 1 S: 7	H: 3 LOB: 2 BB: 2 P: 15	R: 0 E: 0 K: 1 S: 5	H: 1 LOB: 0 BB: 0 P: 5	R: 1 E: 0 K: 1 S: 7	H: 3 LOB: 2 BB: 1 P: 11	R: 2 E: 0 K: 0 S: 4	H: 1 LOB: 2 BB: 2 P: 13	R: 0 E: 0 K: 0 S: 3	H: 0 LOB: 0 BB: 0 P: 3	1B: 8 2B: 1 3B: 0 HR: 2	SF: 0 SAC: 0 DP: 2 HBP: 1	WP: 0 PA: 38 PB: 0 SB: 3 CS: 0
<b>PITCHER</b>	IP WLS BF H R ER SO BB IBB HBP BLK WP HR S P ERA WHIP																		
David Palmer, R ERA: 3.55 (1, 1)	5.1 L 25 9 4 4 5 2 0 0 0 0 0 0 2 33 41 6.75 2.062																		
Ed O'Flaherty, L ERA: 6.75 (6, 1)	0.2 3 1 0 0 0 1 0 0 0 0 0 0 2 6 0.00 3.000																		
Charlie Puleo, R ERA: 10.8 (7, 1)	0.1 5 1 2 2 0 2 0 1 0 0 0 0 2 11 54.00 9.000																		
Jim Acker, R ERA: 3.24 (7, 1)	1.2 5 0 0 0 0 0 0 0 0 0 0 0 5 5 0.00 0.000																		

Atlanta Braves @ Houston Astros  
Astrodome, Houston, TX  
Wed Apr 22 1987, 8:05 PM EDT  
Att: 15,539 - Unknown

AB 32  
R 6  
H 11  
RBI 6  
BB 5  
SO 5  
LOB 18





Batter	1	2	3	4	5	6	7	8	9	AB	R	H	RBI	BB	SO	LOB	TOP					
Dion James, L OBP: 0.414, SLG: 0.396 (1, 8)	F9	F6					F9	F9		4	0	1	0	1	0	1	<b>Atlanta Braves @ Houston Astros</b> Astrodome, Houston, TX Thu Apr 23 1987, 8:05 PM EDT Att: 14,757 - Unknown					
Ken Oberkfell, L OBP: 0.442, SLG: 0.400 Ed Olwine, R (8, 1)	4-3		K				F7	F6		4	0	0	0	1	1	2						
Gerald Perry, L OBP: 0.364, SLG: 0.387 (1, 3)	S 2B		6-3							4	1	2	0	1	1	0						
Dale Murphy, R OBP: 0.403, SLG: 0.607 (1, 9)	1B		F7							4	1	1	1	1	1	2						
Ken Griffey, L OBP: 0.435, SLG: 0.564 (1, 7)	1B									5	0	1	1	0	1	2						
Rafael Ramirez, R OBP: 0.346, SLG: 0.417 (1, 6)	4-3									4	1	2	0	0	0	1						
Ozzie Virgil, R OBP: 0.229, SLG: 0.258 (1, 2)			6-3							4	0	1	0	0	0	2						
Glenn Hubbard, R OBP: 0.526, SLG: 0.429 (1, 4)										2	0	1	0	2	1	1						
Rick Mahler, R OBP: 0.250, SLG: 0.273 Paul Assenmacher, L Jim Acker, R Graig Nettles, L (8, PH) (8, 5)			SH3							2	0	0	0	0	1	4						
<b>Inning Stats</b>	R: 2 E: 0 K: 0 S: 6	H: 3 LOB: 1 BB: 0 P: 6	R: 0 E: 0 K: 0 S: 4	H: 1 LOB: 1 BB: 0 P: 4	R: 0 E: 0 K: 1 S: 5	H: 0 LOB: 0 BB: 0 P: 5	R: 0 E: 0 K: 0 S: 4	H: 1 LOB: 2 BB: 1 P: 8	R: 0 E: 0 K: 1 S: 6	H: 1 LOB: 2 BB: 1 P: 10	R: 0 E: 0 K: 1 S: 6	H: 1 LOB: 2 BB: 1 P: 10	R: 1 E: 0 K: 1 S: 7	H: 2 LOB: 2 BB: 1 P: 11	R: 0 E: 0 K: 1 S: 5	H: 0 LOB: 0 BB: 0 P: 5		1B: 5 2B: 6 3B: 0 HR: 0	SF: 0 SAC: 1 DP: 1 HBP: 0	WP: 0 PB: 0 SB: 1 CS: 2	PA: 41	
<b>PITCHER</b>	IP WLS BF H R ER SO BB IBB HBP BLK WP HR S P ERA WHIP	IP WLS BF H R ER SO BB IBB HBP BLK WP HR S P ERA WHIP	IP WLS BF H R ER SO BB IBB HBP BLK WP HR S P ERA WHIP	IP WLS BF H R ER SO BB IBB HBP BLK WP HR S P ERA WHIP	IP WLS BF H R ER SO BB IBB HBP BLK WP HR S P ERA WHIP	IP WLS BF H R ER SO BB IBB HBP BLK WP HR S P ERA WHIP	IP WLS BF H R ER SO BB IBB HBP BLK WP HR S P ERA WHIP	IP WLS BF H R ER SO BB IBB HBP BLK WP HR S P ERA WHIP	IP WLS BF H R ER SO BB IBB HBP BLK WP HR S P ERA WHIP	IP WLS BF H R ER SO BB IBB HBP BLK WP HR S P ERA WHIP	IP WLS BF H R ER SO BB IBB HBP BLK WP HR S P ERA WHIP	IP WLS BF H R ER SO BB IBB HBP BLK WP HR S P ERA WHIP	IP WLS BF H R ER SO BB IBB HBP BLK WP HR S P ERA WHIP	IP WLS BF H R ER SO BB IBB HBP BLK WP HR S P ERA WHIP	IP WLS BF H R ER SO BB IBB HBP BLK WP HR S P ERA WHIP	IP WLS BF H R ER SO BB IBB HBP BLK WP HR S P ERA WHIP	IP WLS BF H R ER SO BB IBB HBP BLK WP HR S P ERA WHIP	IP WLS BF H R ER SO BB IBB HBP BLK WP HR S P ERA WHIP	IP WLS BF H R ER SO BB IBB HBP BLK WP HR S P ERA WHIP	IP WLS BF H R ER SO BB IBB HBP BLK WP HR S P ERA WHIP	IP WLS BF H R ER SO BB IBB HBP BLK WP HR S P ERA WHIP	IP WLS BF H R ER SO BB IBB HBP BLK WP HR S P ERA WHIP

AB	34
R	3
H	10
RBI	3
BB	6
SO	6
LOB	15



Batter	1	2	3	4	5	6	7	8	9	AB	R	H	RBI	BB	SO	LOB	BOTTOM					
Bill Doran, S OBP: 0.315, SLG: 0.431 (1, 4)	CS BB	F5					1-3	F8		4	0	1	0	1	0	4	<b>Atlanta Braves @ Houston Astros</b> Astrodome, Houston, TX Thu Apr 23 1987, 8:05 PM EDT Att: 14,757 - Unknown					
Billy Hatcher, R OBP: 0.486, SLG: 0.682 (1, 8)	K		1B G3 FC6-4				1-3			3	2	1	0	1	1	2						
Denny Walling, L OBP: 0.333, SLG: 0.471 Phil Garner, R (7, PH) (8, 5)			G3				F9			3	0	1	0	0	0	2						
Glenn Davis, R OBP: 0.250, SLG: 0.397 (1, 3)	1B		1-2							1	1	1	1	0	0	0						
Kevin Bass, S OBP: 0.397, SLG: 0.524 (1, 9)			FC6-4							4	1	3	3	0	0	1						
Jose Cruz, L OBP: 0.321, SLG: 0.449 Dave Smith, R (8, 1)			FC3-6 2B							3	0	0	0	1	1	3						
Alan Ashby, S OBP: 0.304, SLG: 0.310 (1, 2)			K							4	0	0	0	0	1	3						
Craig Reynolds, L OBP: 0.366, SLG: 0.410 (1, 6)			FC3-6 2B							4	0	2	1	0	1	1						
Danny Darwin, R OBP: 0.100, SLG: 0.100 Dave Meads, L (7, 1)			K							2	0	0	0	0	2	2						
Terry Puhl, L OBP: 0.286, SLG: 0.316 Charlie Kerfeld, R Tye Waller, R (8, 1) (8, 7)			K							1	1	1	0	0	0	0						
<b>Inning Stats</b>	R: 0 E: 0 K: 1 S: 5	H: 1 LOB: 1 BB: 1 P: 9	R: 1 E: 0 K: 1 S: 7	H: 2 LOB: 1 BB: 1 P: 11	R: 1 E: 0 K: 1 S: 7	H: 2 LOB: 1 BB: 0 P: 7	R: 0 E: 0 K: 2 S: 7	H: 0 LOB: 0 BB: 0 P: 7	R: 0 E: 0 K: 0 S: 4	H: 1 LOB: 1 BB: 0 P: 4	R: 0 E: 0 K: 1 S: 6	H: 1 LOB: 1 BB: 0 P: 6	R: 3 E: 0 K: 1 S: 8	H: 3 LOB: 1 BB: 1 P: 12	R: 0 E: 0 K: 0 S: 4	H: 1 LOB: 1 BB: 0 P: 4	1B: 7 2B: 4 3B: 0 HR: 0	SF: 0 SAC: 0 DP: 0 HBP: 0	WP: 0 PB: 0 SB: 0 CS: 1	PA: 37		
<b>PITCHER</b>	IP WLS BF H R ER SO BB IBB HBP BLK WP HR S P ERA WHIP	IP WLS BF H R ER SO BB IBB HBP BLK WP HR S P ERA WHIP	IP WLS BF H R ER SO BB IBB HBP BLK WP HR S P ERA WHIP	IP WLS BF H R ER SO BB IBB HBP BLK WP HR S P ERA WHIP	IP WLS BF H R ER SO BB IBB HBP BLK WP HR S P ERA WHIP	IP WLS BF H R ER SO BB IBB HBP BLK WP HR S P ERA WHIP	IP WLS BF H R ER SO BB IBB HBP BLK WP HR S P ERA WHIP	IP WLS BF H R ER SO BB IBB HBP BLK WP HR S P ERA WHIP	IP WLS BF H R ER SO BB IBB HBP BLK WP HR S P ERA WHIP	IP WLS BF H R ER SO BB IBB HBP BLK WP HR S P ERA WHIP	IP WLS BF H R ER SO BB IBB HBP BLK WP HR S P ERA WHIP	IP WLS BF H R ER SO BB IBB HBP BLK WP HR S P ERA WHIP	IP WLS BF H R ER SO BB IBB HBP BLK WP HR S P ERA WHIP	IP WLS BF H R ER SO BB IBB HBP BLK WP HR S P ERA WHIP	IP WLS BF H R ER SO BB IBB HBP BLK WP HR S P ERA WHIP	IP WLS BF H R ER SO BB IBB HBP BLK WP HR S P ERA WHIP	IP WLS BF H R ER SO BB IBB HBP BLK WP HR S P ERA WHIP	IP WLS BF H R ER SO BB IBB HBP BLK WP HR S P ERA WHIP	IP WLS BF H R ER SO BB IBB HBP BLK WP HR S P ERA WHIP	IP WLS BF H R ER SO BB IBB HBP BLK WP HR S P ERA WHIP	IP WLS BF H R ER SO BB IBB HBP BLK WP HR S P ERA WHIP	IP WLS BF H R ER SO BB IBB HBP BLK WP HR S P ERA WHIP






Batter	1	2	3	4	5	6	7	8	9	AB	R	H	RBI	BB	SO	LOB	TOP					
Will Clark, L OBP: 0.347, SLG: 0.545 (1, 3)	G3		WP 5-3 BB		HR			F5	1B 2B	4	2	2	1	1	0	0	<b>San Francisco Giants @ Atlanta Braves</b> Atlanta-Fulton County Stadium, Atlanta, GA Fri Apr 24 1987, 7:05 PM EDT Att: 11,398 - Unknown  <b>livebaseballscorecards.com</b>					
Chili Davis, S OBP: 0.313, SLG: 0.355 (1, 8)	6-3		5-3		1-3			1B	1B	5	1	2	1	0	0	1						
Jeffrey Leonard, R OBP: 0.356, SLG: 0.625 (1, 7)	HR		6-3			4-3		K	F2	5	1	1	0	0	1	3						
Candy Maldonado, R OBP: 0.371, SLG: 0.500 (1, 9)	HR		5-3			K		1B	1B	4	2	2	3	0	1	1						
Chris Brown, R OBP: 0.306, SLG: 0.456 (1, 5)	HR			5-3		F5		1B	1B	4	1	2	1	0	0	0						
Bob Brenly, R OBP: 0.333, SLG: 0.308 (1, 2)	K			K			SH	1B	1B	4	0	2	1	0	2	0						
Matt Williams, R OBP: 0.205, SLG: 0.200 (1, 6)				F8			SH	F7		3	0	1	0	0	0	2						
Robby Thompson, R OBP: 0.250, SLG: 0.295 (1, 4)	FC1-6		FC1-6 B3-6		K		F4		5-3	4	0	0	0	0	1	3						
Roger Mason, R OBP: 0.143, SLG: 0.143 (5, 1)			B3-6		1-3		G6-4-3		2-3	2	0	0	0	0	0	1						
Mike Aldrete, L OBP: 0.250, SLG: 0.000 (7, PH)										0	0	0	0	0	0	0						
Joel Youngblood, R OBP: 0.250, SLG: 0.250 (7, PH)										0	0	0	0	0	0	2						
Greg Minton, S (7, 1)										1	0	0	0	0	0	0						
Jeff Robinson, R (9, 1)										0	0	0	0	0	0	0						
<b>Inning Stats</b>	R: 3 E: 0 K: 1 S: 8	H: 3 LOB: 0 BB: 0 P: 8	R: 0 E: 0 K: 0 S: 3	H: 1 LOB: 0 BB: 0 P: 3	R: 0 E: 0 K: 0 S: 3	H: 0 LOB: 1 BB: 1 P: 7	R: 0 E: 0 K: 1 S: 5	H: 0 LOB: 0 BB: 0 P: 5	R: 1 E: 0 K: 1 S: 6	H: 1 LOB: 0 BB: 0 P: 6	R: 0 E: 0 K: 1 S: 5	H: 0 LOB: 0 BB: 0 P: 5	R: 0 E: 1 K: 0 S: 4	H: 1 LOB: 1 BB: 0 P: 4	R: 2 E: 0 K: 1 S: 9	H: 4 LOB: 2 BB: 0 P: 9	R: 1 E: 0 K: 0 S: 5	H: 2 LOB: 1 BB: 0 P: 5	1B: 7 2B: 2 3B: 0 HR: 3	SF: 0 SAC: 1 DP: 2 HBP: 0	WP: 1 PB: 0 SB: 1 CS: 0	PA: 39
<b>PITCHER</b>	IP WLS BF H R ER SO BB IBB HBP BLK WP HR S P ERA WHIP																					
Randy O'Neal, R ERA: 5.4 (1, 1)	5.0	20	5	4	4	3	1	0	0	0	0	1	3	25	29	7.20	1.200					
Charlie Fuleo, R ERA: 6.0 (6, 1)	1.1	6	1	0	0	1	0	0	0	0	0	0	0	8	8	0.00	0.750					
Ed Olwine, L ERA: 4.15 (7, 1)	0.2	1	0	0	0	0	0	0	0	0	0	0	0	1	1	0.00	0.000					
Jim Acker, R ERA: 4.91 (8, 1)	2.0	L 12	6	3	3	1	0	0	0	0	0	0	0	14	14	13.50	3.000					


Batter	1	2	3	4	5	6	7	8	9	AB	R	H	RBI	BB	SO	LOB	BOTTOM					
Dion James, L OBP: 0.435, SLG: 0.388 (1, 8)	G6-4-3 BB		G6-4-3			G1-4-3 1B PB	SH1-4		BB G1-2-3 HBP	1	1	0	0	2	0	2	<b>San Francisco Giants @ Atlanta Braves</b> Atlanta-Fulton County Stadium, Atlanta, GA Fri Apr 24 1987, 7:05 PM EDT Att: 11,398 - Unknown  <b>livebaseballscorecards.com</b>					
Ken Oberkfell, L OBP: 0.435, SLG: 0.400 (1, 5)	G6-4-3			F7		PB G1-4-3 1B	G1-6-3 1B		G1-2-3	5	1	2	0	0	0	4						
Gerald Perry, L OBP: 0.342, SLG: 0.343 (1, 3)	K			G4-1		G1-4-3	G1-6-3		BB	4	0	0	0	1	1	4						
Dale Murphy, R OBP: 0.433, SLG: 0.633 (1, 9)		G3-6-1 1B			1B	K		2B	BB	4	0	3	1	1	1	2						
Ken Griffey, L OBP: 0.412, SLG: 0.512 (1, 7)	G3-6-1			K		1B BB	L5		G3	4	1	0	0	1	1	6						
Rafael Ramirez, R OBP: 0.333, SLG: 0.393 (1, 6)	K2-3				6-3	1B	6-3			4	0	1	1	0	1	1						
Ozzie Virgil, R OBP: 0.282, SLG: 0.343 (1, 2)			FC2-5 1B			PB WP 2B	1B		F9	4	1	3	1	0	0	1						
Glenn Hubbard, R OBP: 0.525, SLG: 0.444 (1, 4)			FC2-5 BB			K	F4		1B G1-2-3 2B	3	0	1	0	1	1	2						
Randy O'Neal, R ERA: 5.4 (5, PH)			FC2-5							1	0	0	0	0	0	2						
Albert Hall, S ERA: 3.73, SLG: 0.000 (5, 1)										1	0	0	0	0	1	0						
Charlie Fuleo, R ERA: 3.50 (5, 1)										0	0	0	0	0	0	0						
Ed Olwine, R (7, 1)										0	0	0	0	0	0	0						
Graig Nettles, L OBP: 0.285, SLG: 0.545 (7, PH)										0	0	0	0	1	0	0						
Zane Smith, L (7, PH)										0	0	0	0	0	0	0						
Jim Acker, R (8, 1)										0	0	0	0	0	0	0						
Ted Simmons, S ERA: 0.26, SLG: 0.261 (9, PH)										1	1	1	0	0	0	0						
<b>Inning Stats</b>	R: 0 E: 0 K: 1 S: 4	H: 0 LOB: 0 BB: 1 P: 8	R: 0 E: 0 K: 1 S: 5	H: 1 LOB: 0 BB: 0 P: 5	R: 0 E: 0 K: 0 S: 3	H: 1 LOB: 1 BB: 1 P: 7	R: 0 E: 0 K: 1 S: 6	H: 1 LOB: 0 BB: 0 P: 6	R: 1 E: 0 K: 2 S: 8	H: 1 LOB: 0 BB: 0 P: 8	R: 3 E: 0 K: 1 S: 8	H: 3 LOB: 2 BB: 2 P: 16	R: 0 E: 0 K: 0 S: 3	H: 1 LOB: 1 BB: 0 P: 7	R: 0 E: 0 K: 0 S: 4	H: 1 LOB: 1 BB: 0 P: 4	R: 1 E: 0 K: 0 S: 4	H: 2 LOB: 3 BB: 2 P: 13	1B: 8 2B: 3 3B: 0 HR: 0	SF: 0 SAC: 1 DP: 5 HBP: 1	WP: 1 PB: 2 SB: 0 CS: 0	PA: 41
<b>PITCHER</b>	IP WLS BF H R ER SO BB IBB HBP BLK WP HR S P ERA WHIP																					
Roger Mason, R ERA: 3.18 (1, 1)	5.1	21	5	3	2	5	3	0	0	0	0	1	0	28	40	3.38	1.500					
Jim Gott, R ERA: 3.50 (6, 1)	0.2	5	2	1	1	1	1	0	0	0	0	0	6	10	13.50	4.500						
Greg Minton, R ERA: 1.5 (7, 1)	2.0	W 10	4	1	1	0	1	0	0	0	0	0	9	13	4.50	2.500						
Jeff Robinson, R ERA: 1.04 (9, 1)	1.0	S 5	0	0	0	0	2	0	1	0	0	0	2	11	0.00	2.000						



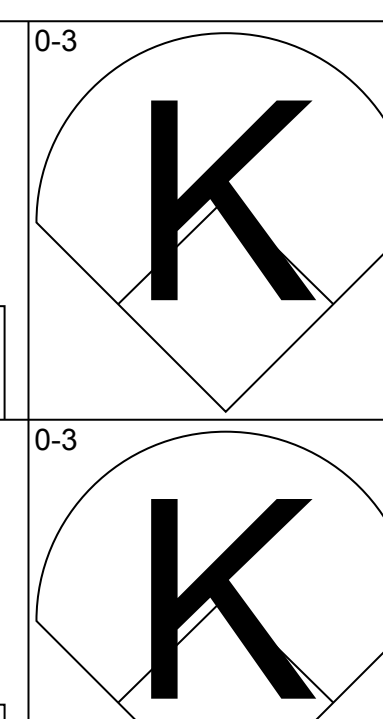
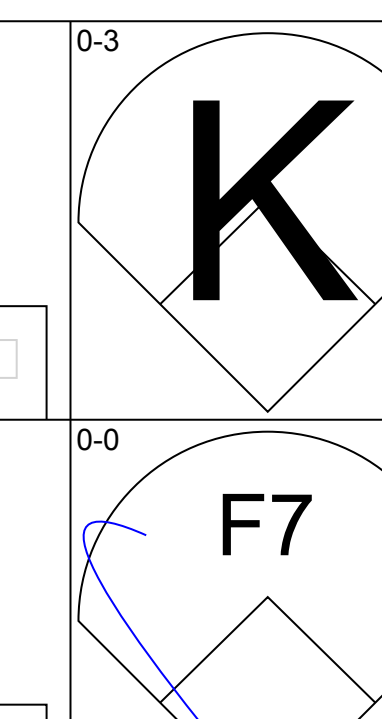
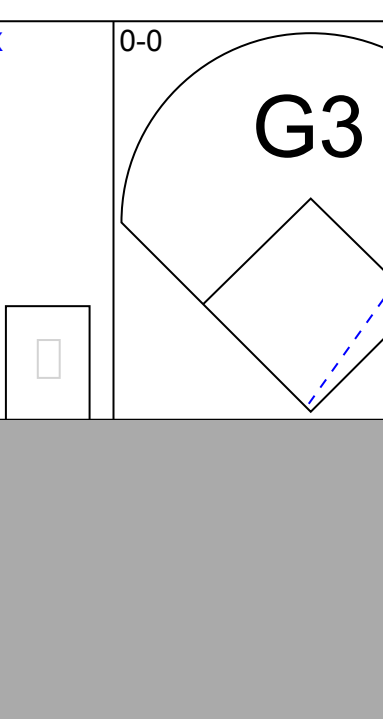
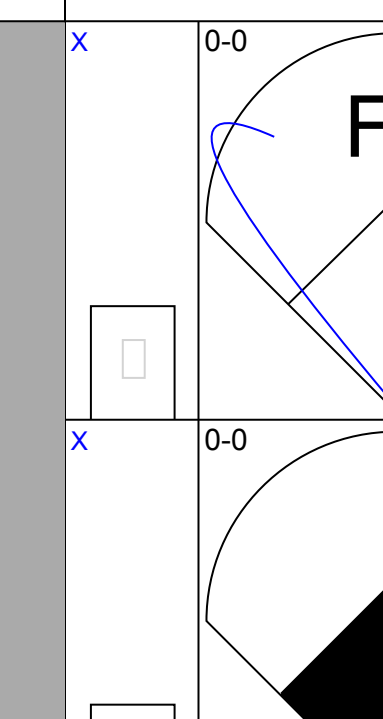
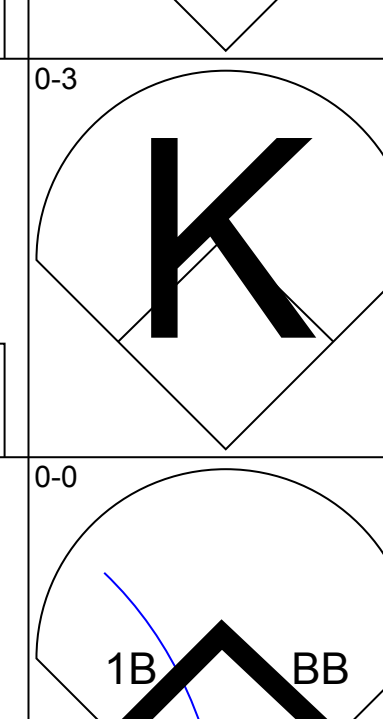
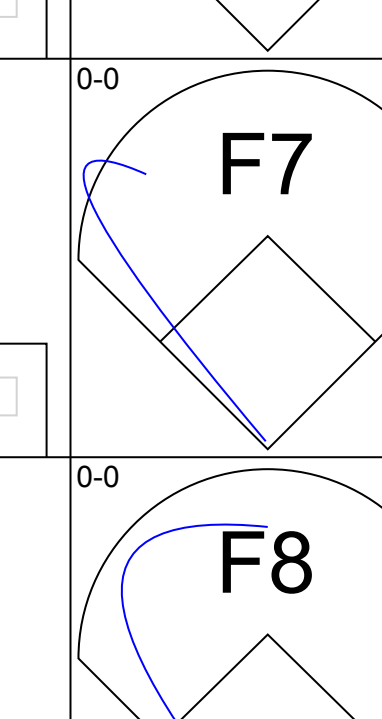
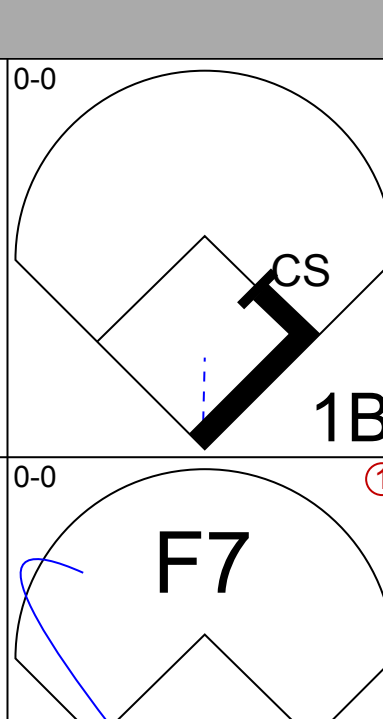
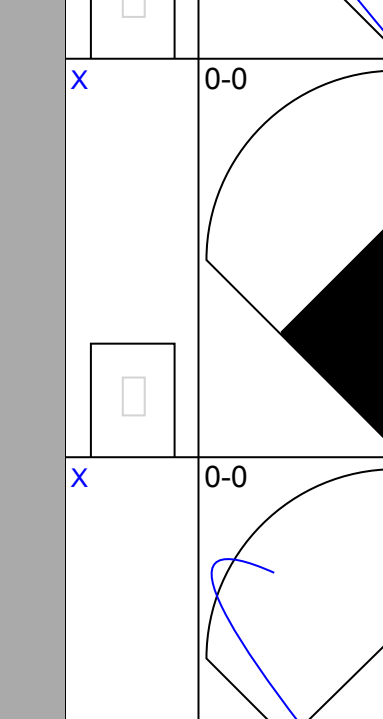
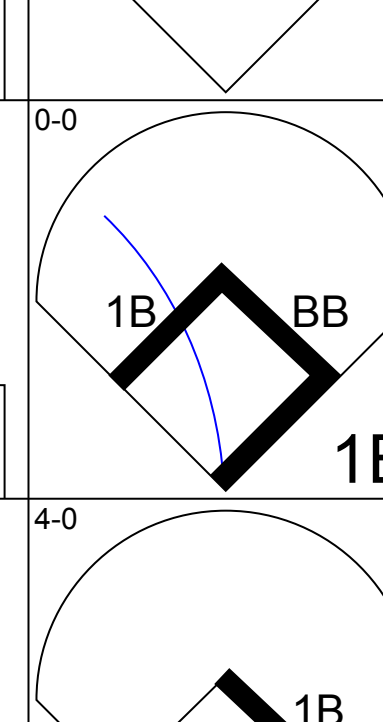
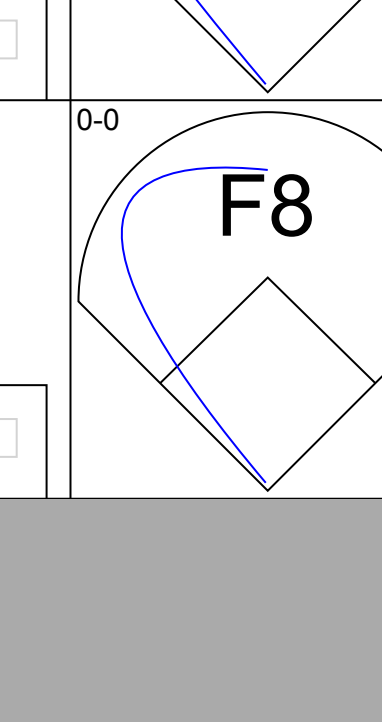
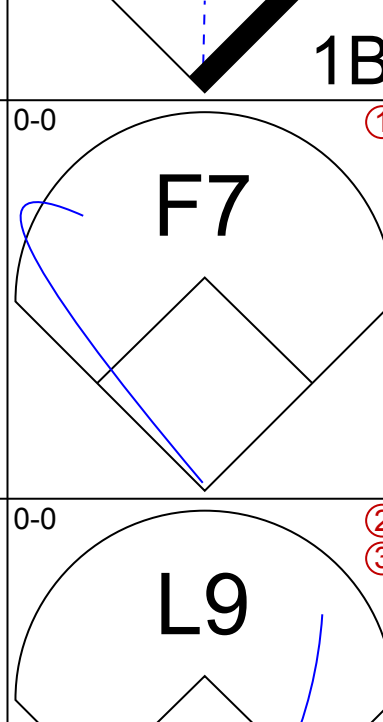
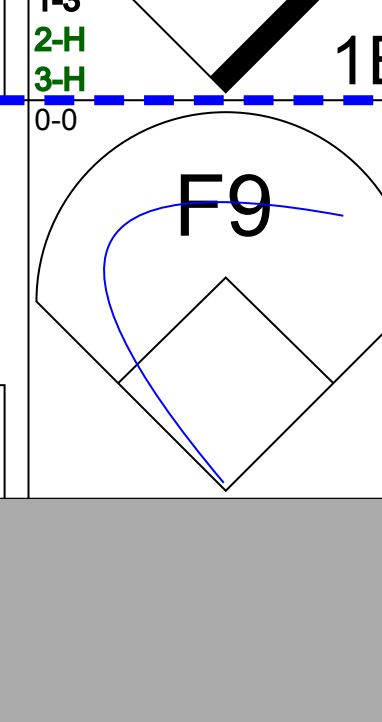
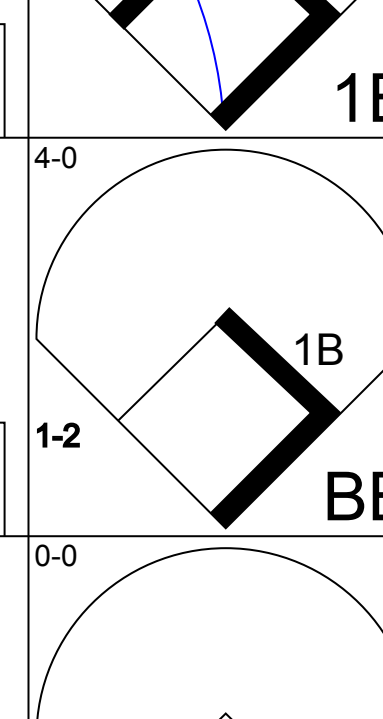
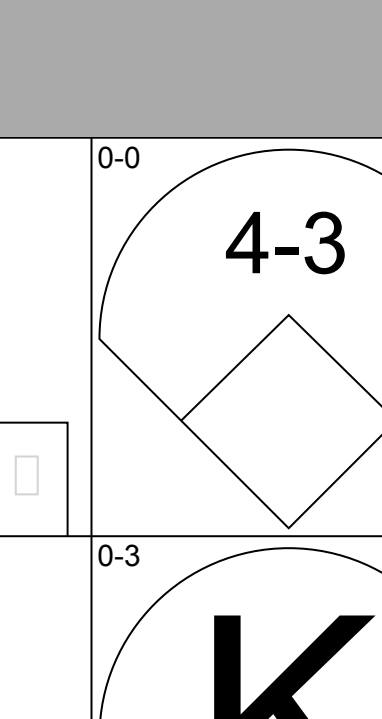
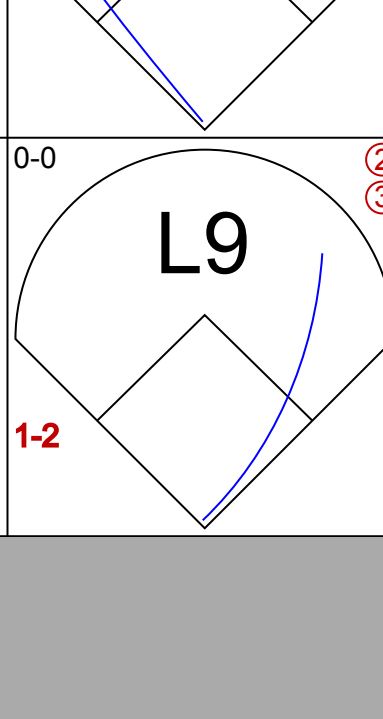
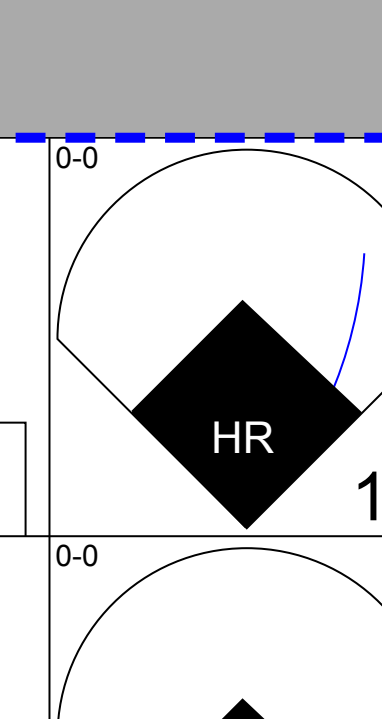
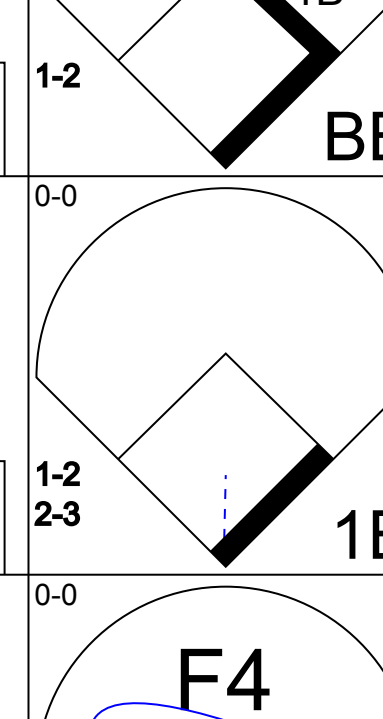
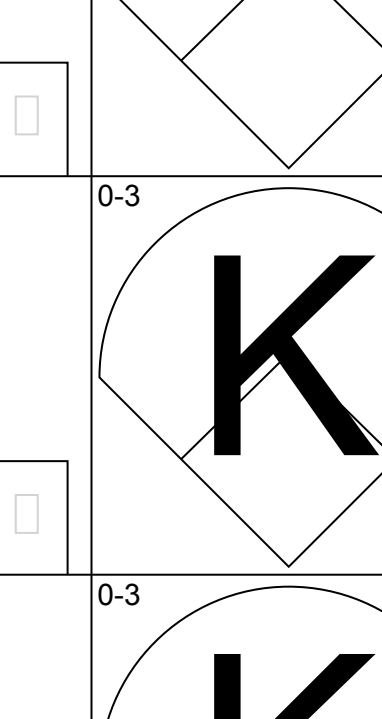
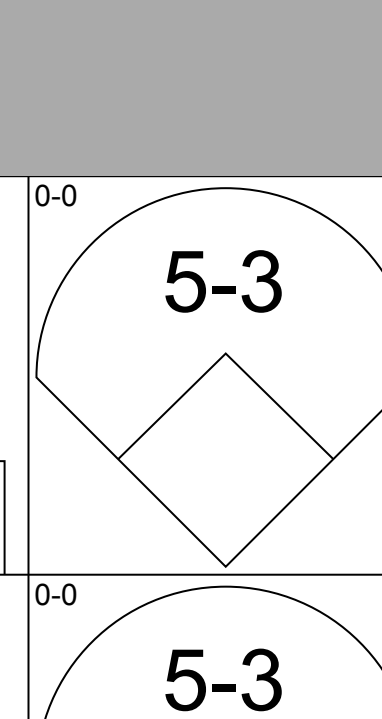
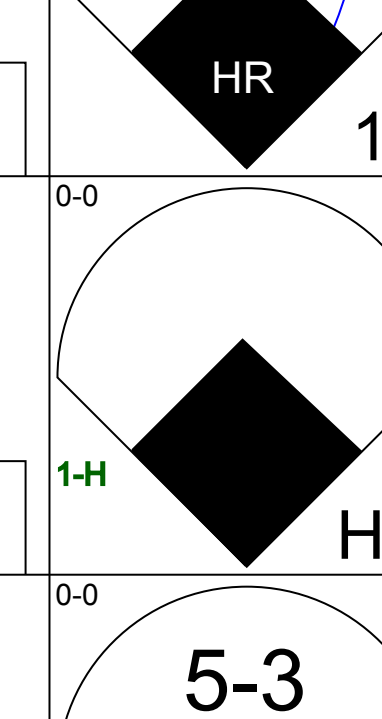
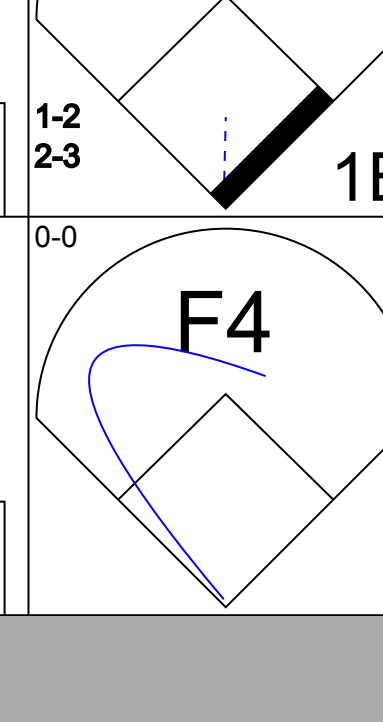

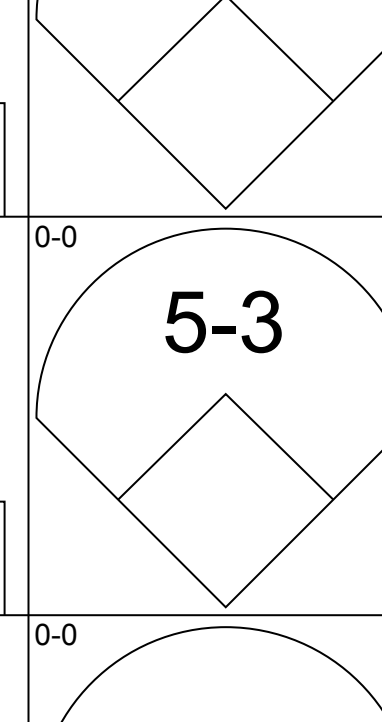
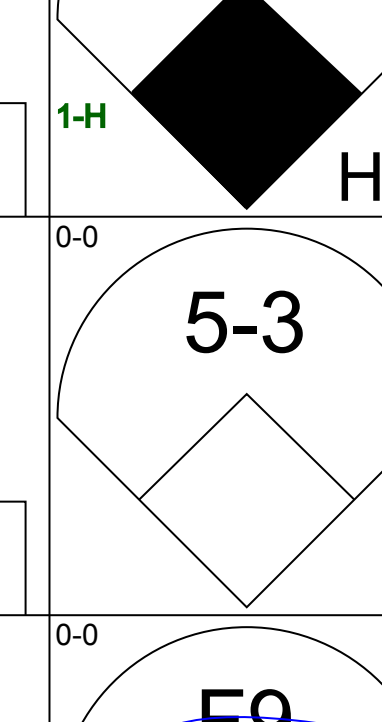
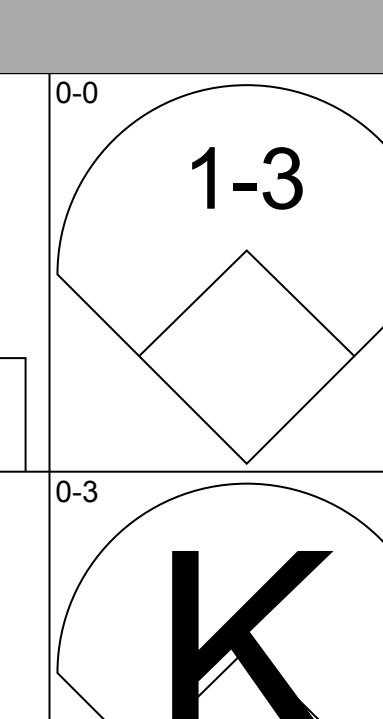
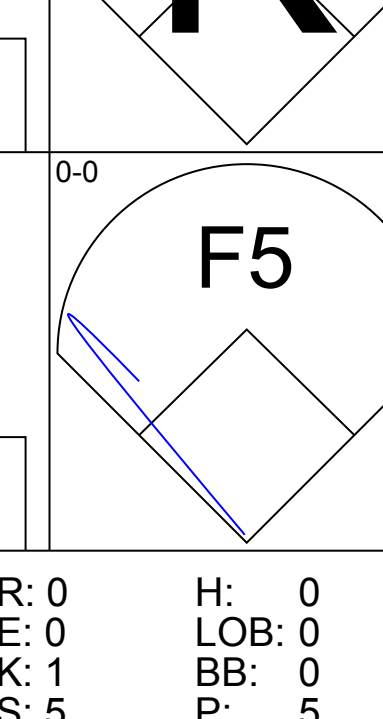
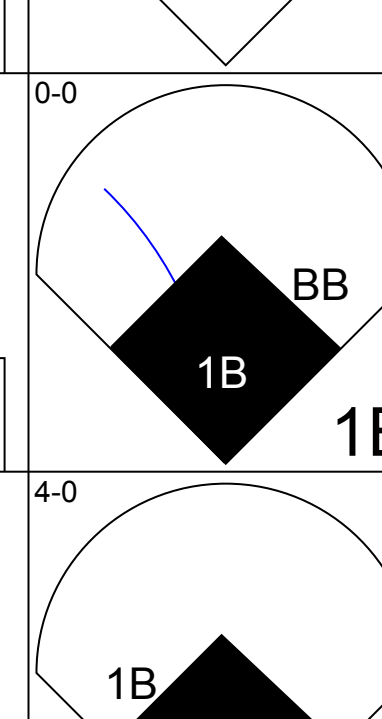
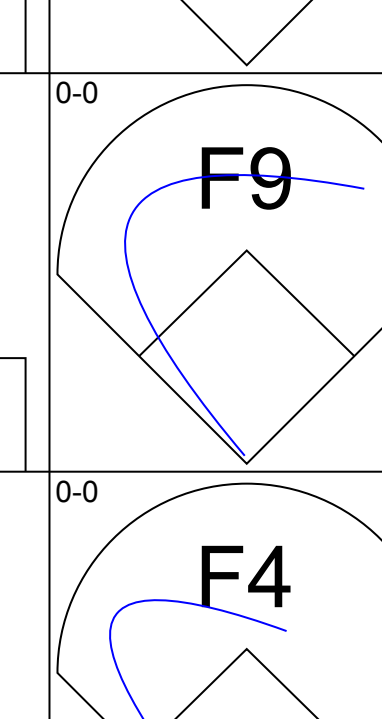
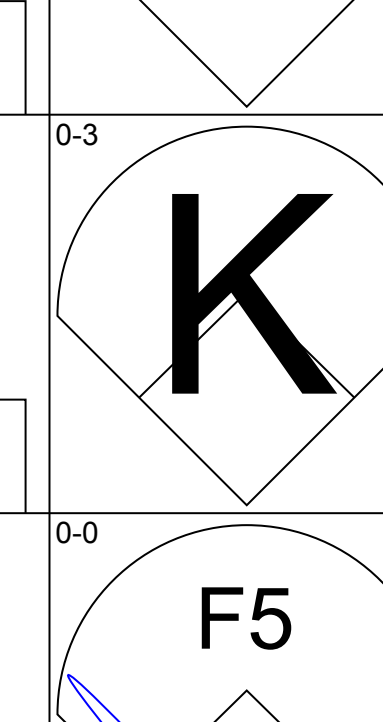
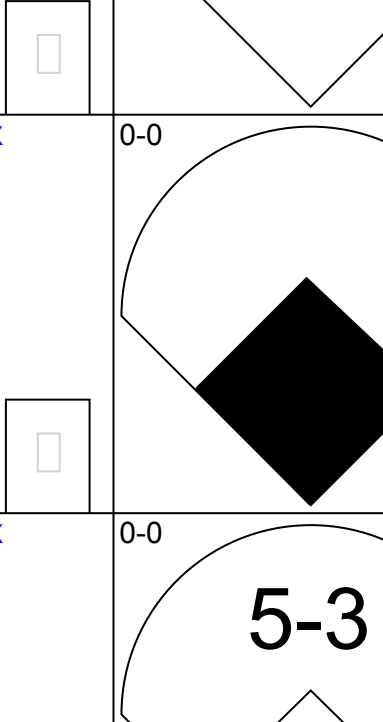
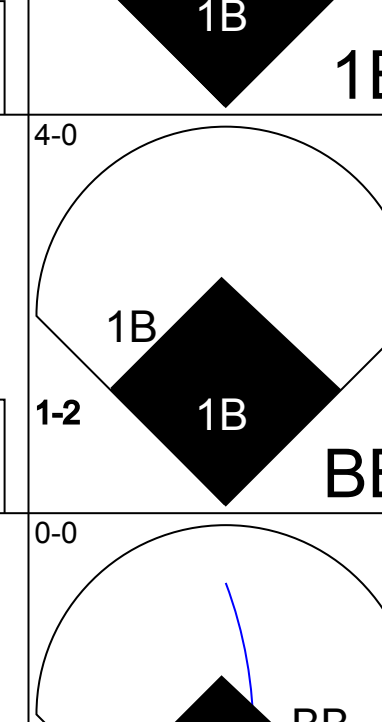
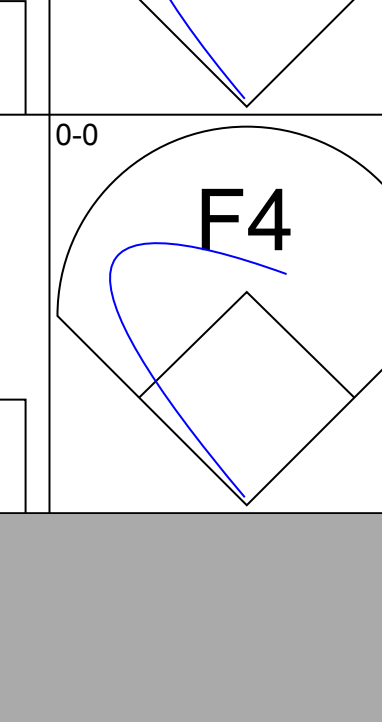
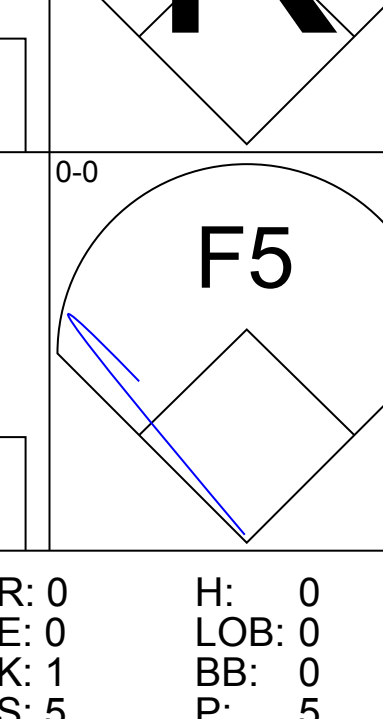
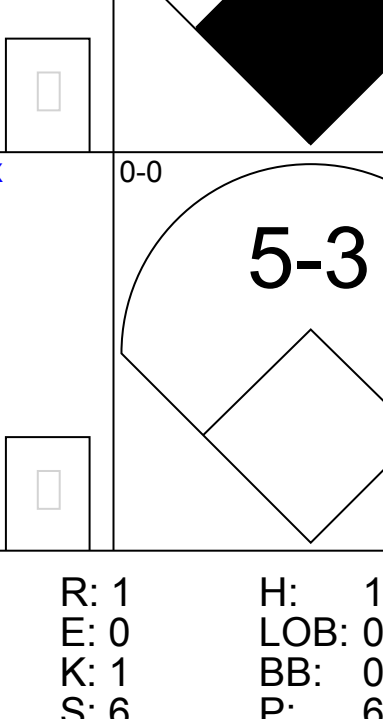

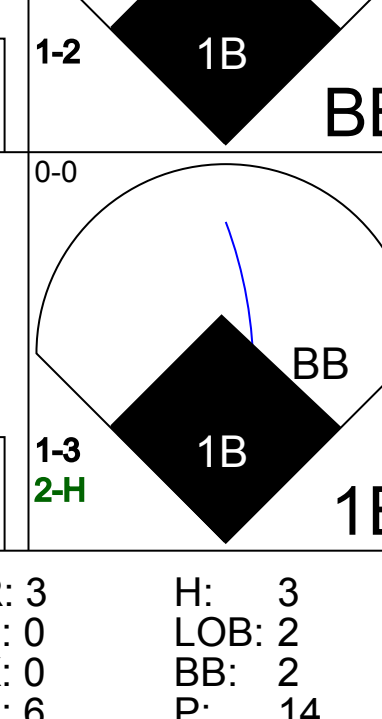


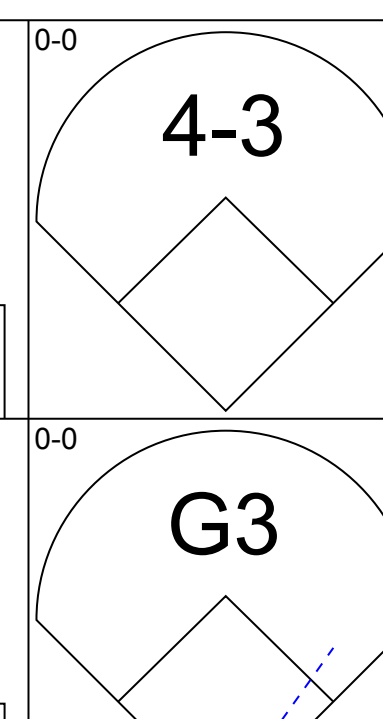
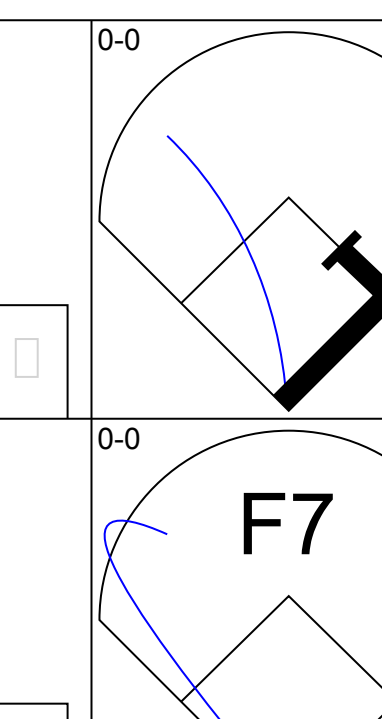
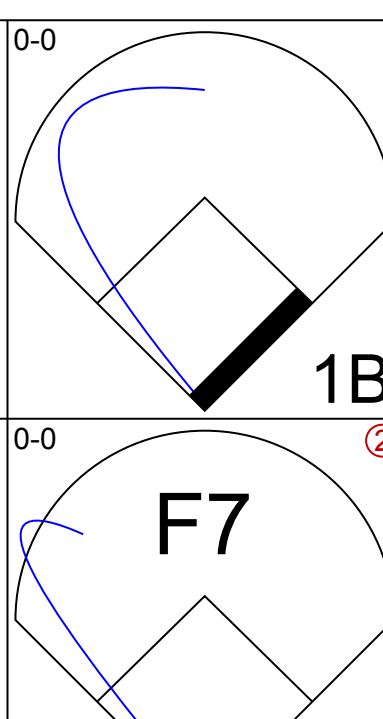
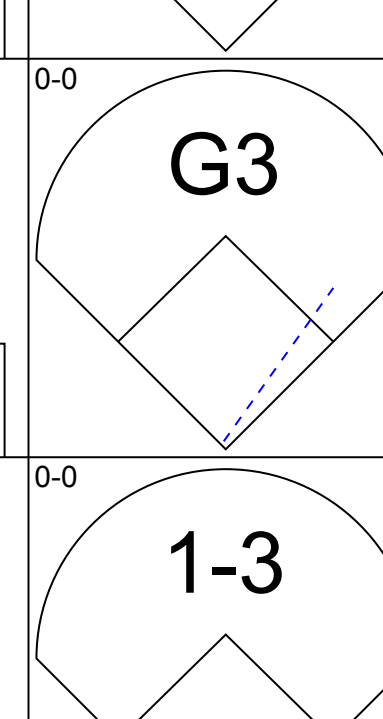
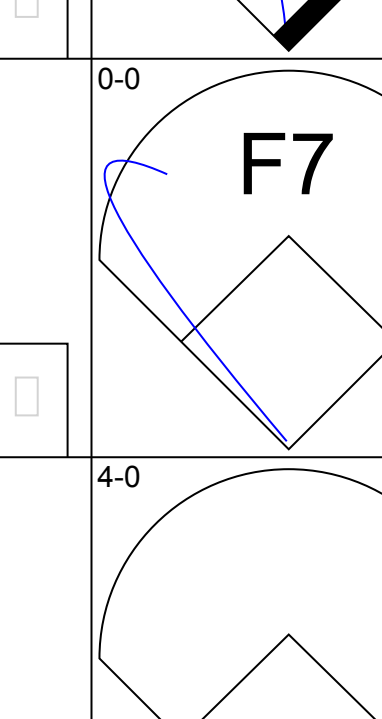
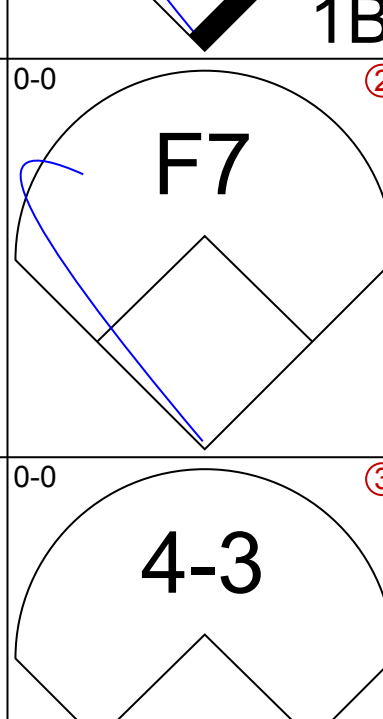
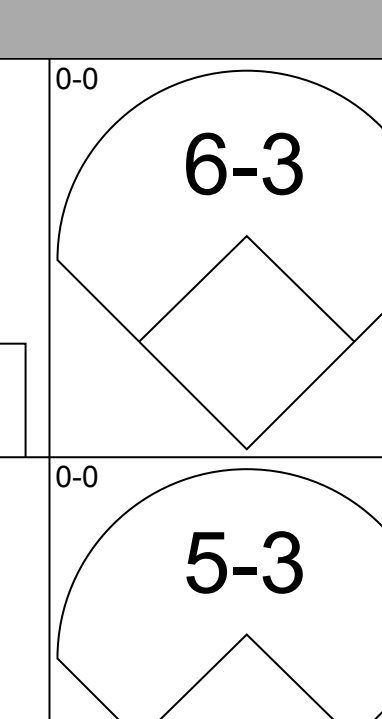
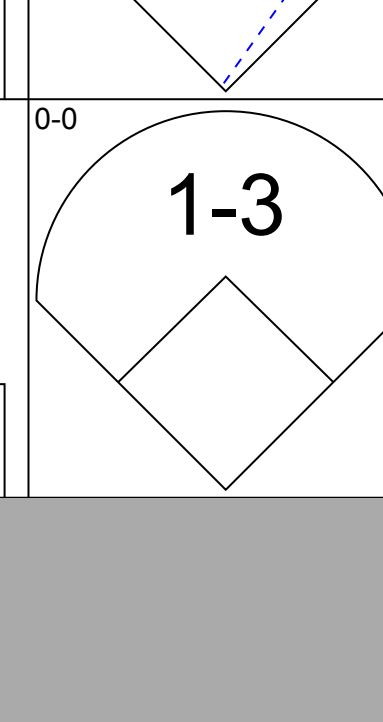

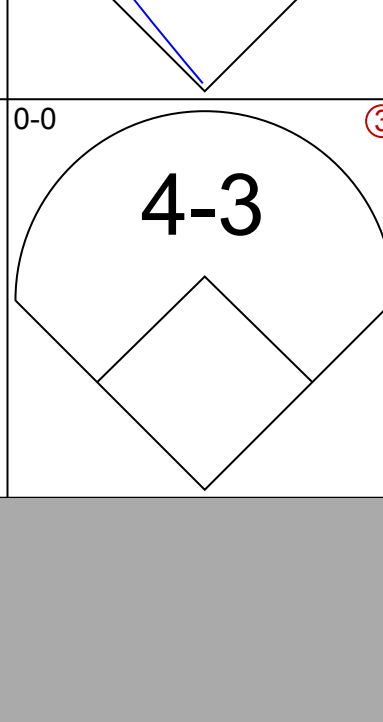
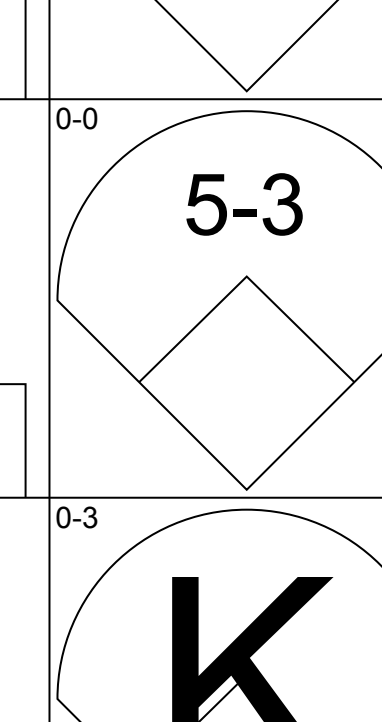
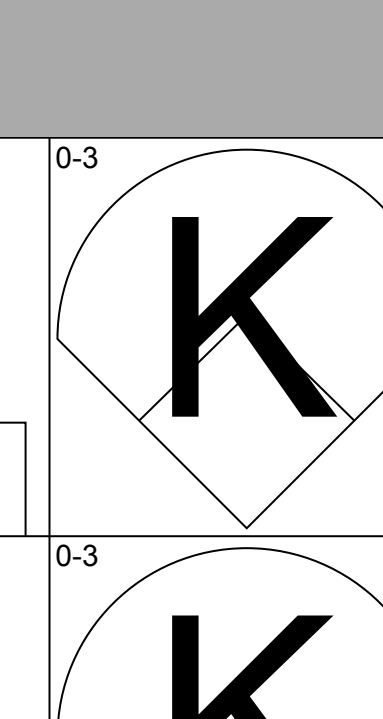

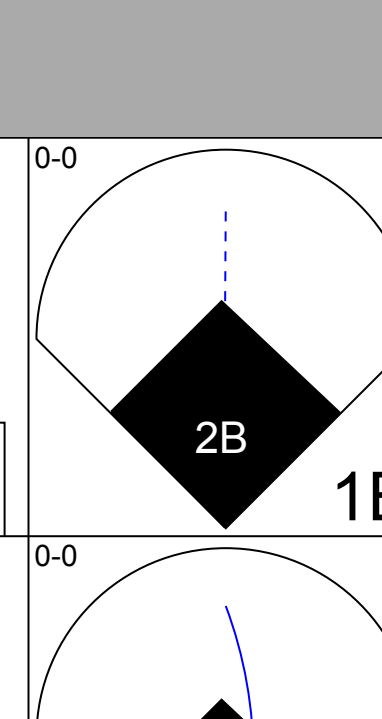
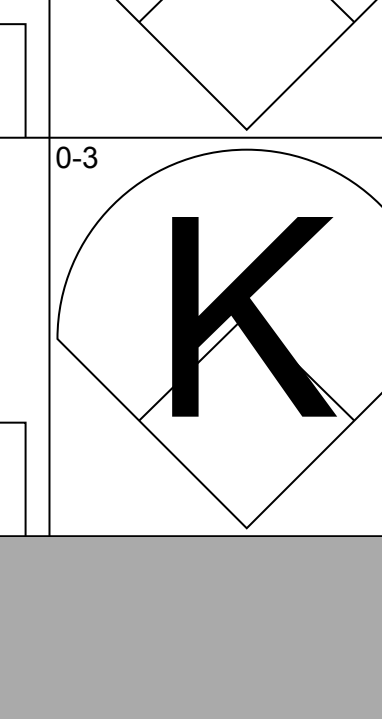
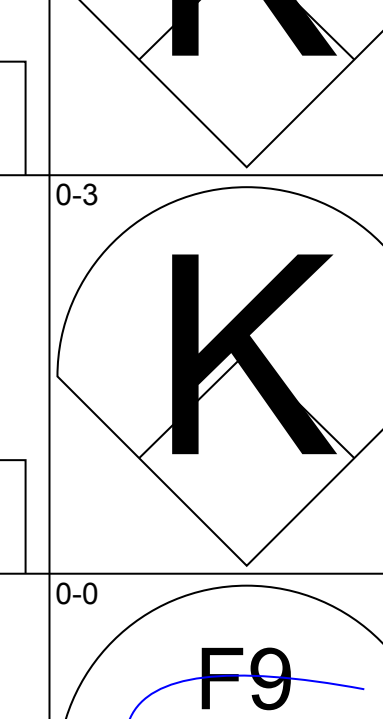

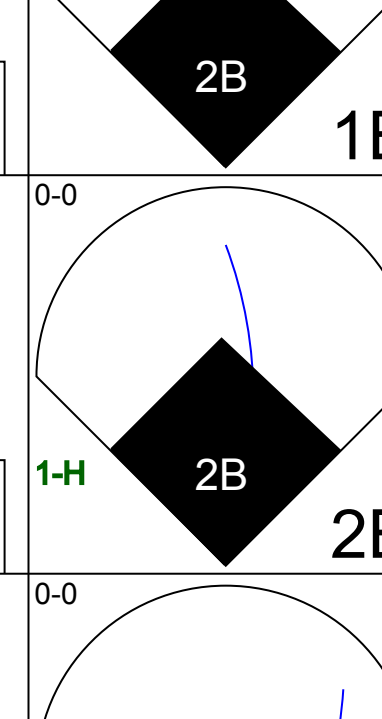

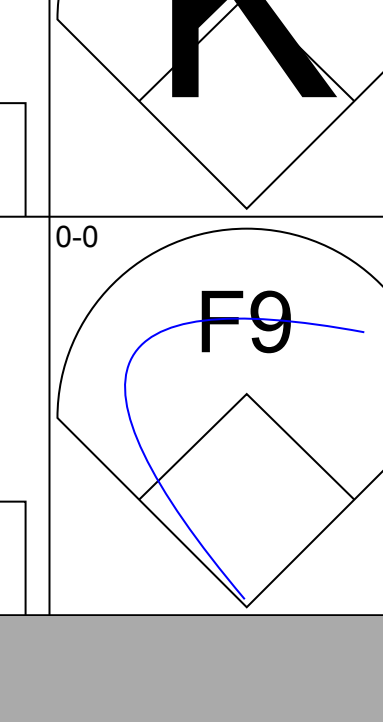
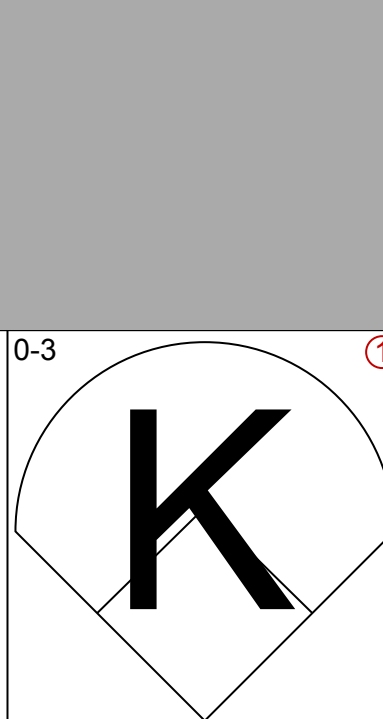
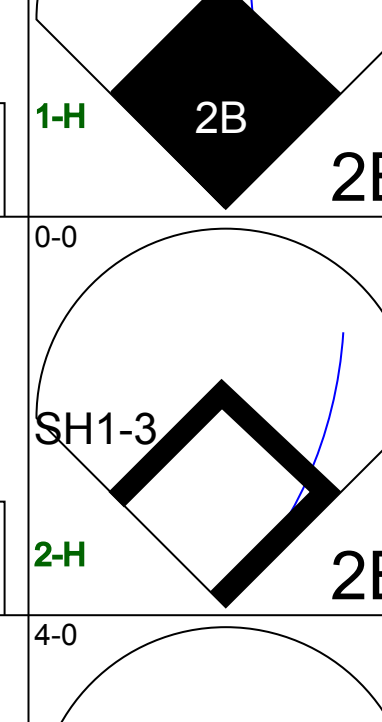

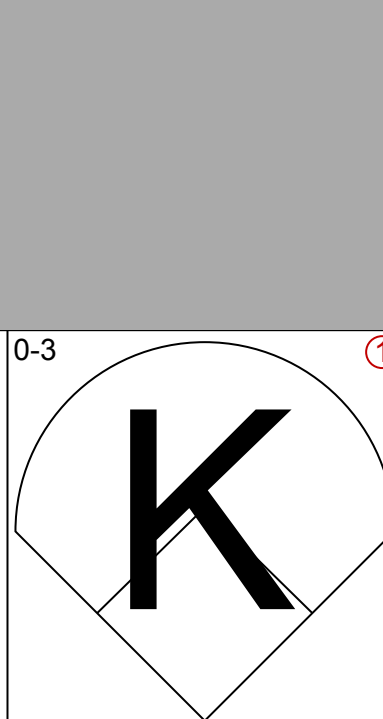
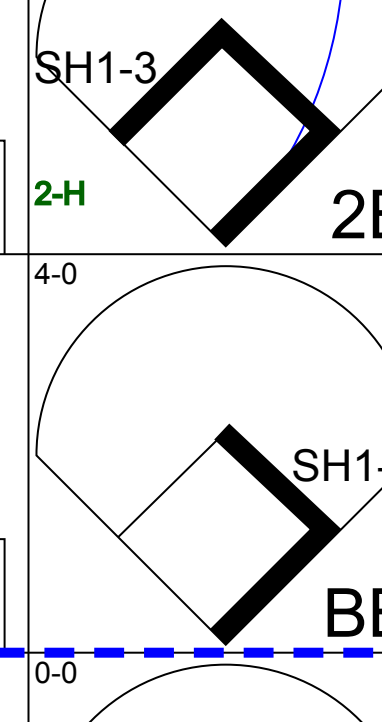

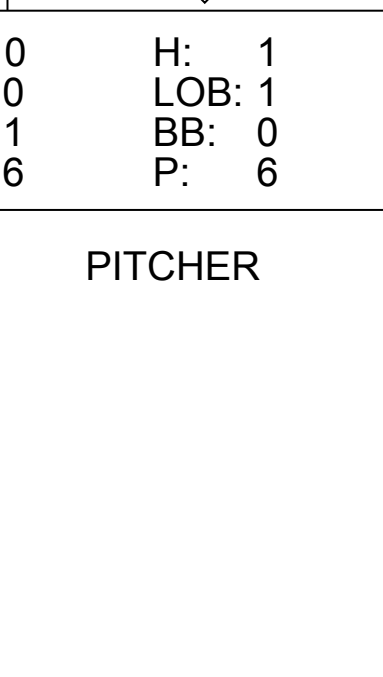
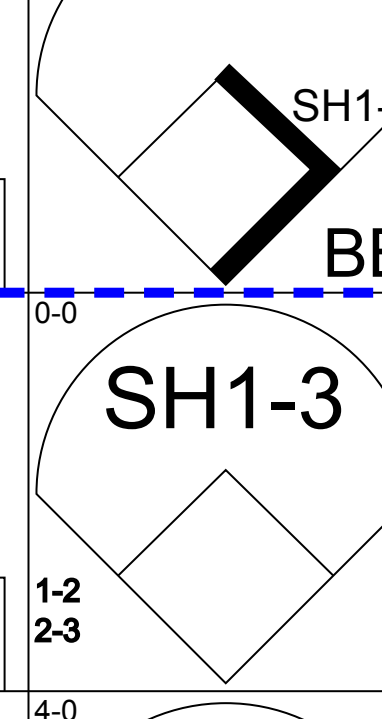
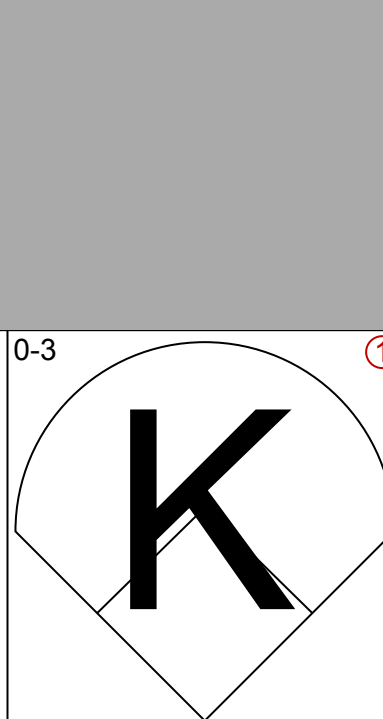
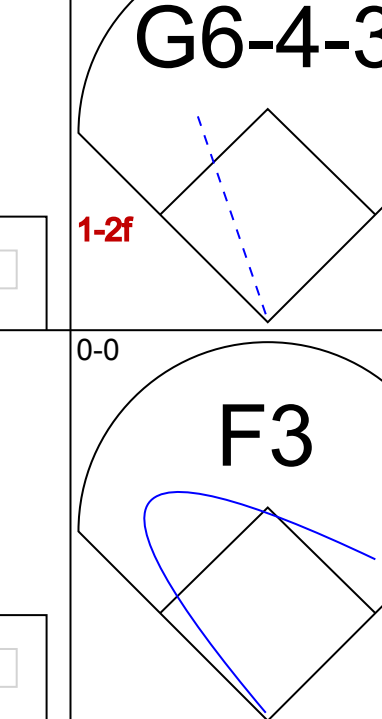
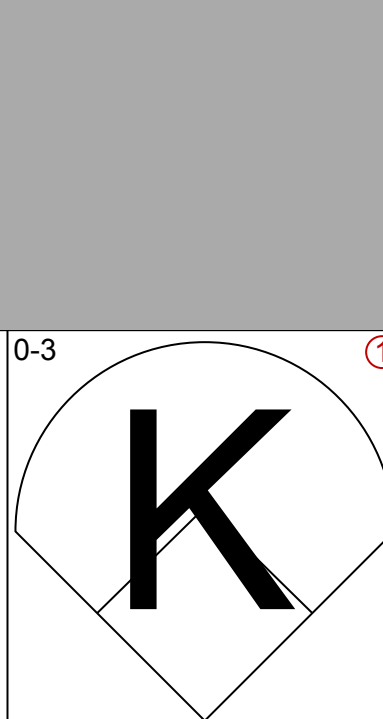


Batter	1	2	3	4	5	6	7	8	9	AB	R	H	RBI	BB	SO	LOB	TOP					
Mike Aldrete, L (1, 3) OBP: 0.524, SLG: 0.556	4-3	F8				BB 1B		SF7		3	1	1	1	1	0	1	<b>San Francisco Giants @ Atlanta Braves</b> Atlanta-Fulton County Stadium, Atlanta, GA Sun Apr 26 1987, 3:33 AM EDT Att: 18,058 - Unknown  <b>AB 36</b> <b>R 6</b> <b>H 12</b> <b>RBI 5</b> <b>BB 6</b> <b>SO 7</b> <b>LOB 25</b>  					
Chili Davis, S (1, 8) OBP: 0.316, SLG: 0.386	1B	1B	5-3		BB 1B	E BB	K	K		4	2	1	0	1	2	2						
Jeffrey Leonard, R (1, 7) OBP: 0.397, SLG: 0.672	1B	1B	CS BB		E 1B	1-3 2-H	F8	HR		4	1	3	2	1	0	0						
Candy Maldonado, R (1, 9) OBP: 0.380, SLG: 0.500	1-2 3-H	1B	K		1-3 3-H	1B	2B	1B	2B	5	1	3	1	0	1	2						
Chris Brown, R (1, 5) OBP: 0.338, SLG: 0.469	F4			CS BB	1-2	HBP	2B	1B		3	0	2	1	1	0	2						
Bob Melvin, R (1, 2) OBP: 0.292, SLG: 0.543	K			F9	F7		F3	L6		5	0	0	0	0	1	9						
Matt Williams, R (1, 6) OBP: 0.208, SLG: 0.256		G3 G1 1B		F7		K	F7	K		5	0	1	0	0	2	4						
Robby Thompson, R (1, 4) OBP: 0.298, SLG: 0.300		G1		CS	2-3	FC1-6 1B		S SH2-4 BB	IBB	3	1	1	0	2	0	1						
Mark Davis, L (1, 1) OBP: 0.273, SLG: 0.545		G3			K	FC1-6 1B		SH2-4	F4	3	0	0	0	0	1	2						
Greg Minton, S (6, 1)										0	0	0	0	0	0	0						
Jeff Robinson, R (8, 1)										1	0	0	0	0	0	2						
<b>Inning Stats</b>	R: 1 E: 0 K: 1 S: 8	H: 3 LOB: 2 BB: 0 P: 8	R: 0 E: 0 K: 0 S: 4	H: 1 LOB: 1 BB: 0 P: 4	R: 0 E: 0 K: 1 S: 4	H: 0 LOB: 0 BB: 1 P: 8	R: 0 E: 0 K: 0 S: 2	H: 0 LOB: 0 BB: 1 P: 6	R: 2 E: 1 K: 1 S: 7	H: 1 LOB: 3 BB: 2 P: 16	R: 0 E: 0 K: 2 S: 9	H: 2 LOB: 2 BB: 0 P: 9	R: 0 E: 0 K: 0 S: 5	H: 2 LOB: 2 BB: 0 P: 5	R: 1 E: 0 K: 1 S: 5	H: 0 LOB: 0 BB: 1 P: 9	R: 2 E: 0 K: 1 S: 8	H: 3 LOB: 2 BB: 1 P: 12	1B: 9 2B: 2 3B: 0 HR: 1	SF: 1 SAC: 1 DP: 0 HBP: 1	WP: 0 PB: 0 SB: 1 CS: 2	PA: 46
<b>PITCHER</b>	IP WLS BF H R ER SO BB IBB HBP BLK WP HR S P ERA WHIP	IP WLS BF H R ER SO BB IBB HBP BLK WP HR S P ERA WHIP															IP WLS BF H R ER SO BB IBB HBP BLK WP HR S P ERA WHIP					
David Palmer, R (1, 1) ERA: 3.56	5.0 L 24 5 3 2 3 4 0 0 1 0 0 0 25 42 3.60 1.800																					
Charlie Puleo, R (6, 1) ERA: 3.6	2.0 10 4 0 0 2 0 0 0 0 0 0 0 14 14 0.00 2.000																					
Jim Acker, R (8, 1) ERA: 6.23	2.0 11 3 3 3 2 1 1 0 0 0 1 13 21 13.50 2.000																					

Batter	1	2	3	4	5	6	7	8	9	AB	R	H	RBI	BB	SO	LOB	BOTTOM			
Dion James, L (1, 8) OBP: 0.479, SLG: 0.491	FC4-6 BB		SH FC5-6		F9		G6-4-3 1B		HR	3	1	2	2	1	0	1	<b>San Francisco Giants @ Atlanta Braves</b> Atlanta-Fulton County Stadium, Atlanta, GA Sun Apr 26 1987, 3:33 AM EDT Att: 18,058 - Unknown  <b>AB 33</b> <b>R 4</b> <b>H 10</b> <b>RBI 4</b> <b>BB 5</b> <b>SO 4</b> <b>LOB 21</b>  			
Rafael Ramirez, R (1, 6) OBP: 0.256, SLG: 0.297	K		FC5-6 G6-4-3			6-3	G6-4-3		5-3	5	0	0	0	0	1	4				
Gerald Perry, L (1, 3) OBP: 0.333, SLG: 0.409	FC4-6 CS		G6-4-3		F7			G4-6-3 BB 1B	E5	5	1	1	0	0	0	3				
Dale Murphy, R (1, 9) OBP: 0.434, SLG: 0.606	CS	1-3		F9		1B BB BB		G4-6-3 BB	K	3	1	0	0	2	1	1				
Ken Griffey, L (1, 7) OBP: 0.441, SLG: 0.510		1B BB		G1-4-3 1B		BB HBP 1B		G4-6-3		3	0	2	0	1	0	2				
Ozzie Virgil, R (1, 2) OBP: 0.319, SLG: 0.341		F8		G1-4-3		BB HBP		1-2 2-3	1B	3	0	1	1	0	0	2				
Ken Oberkfell, L (1, 5) OBP: 0.455, SLG: 0.382		FC5-4 1B			F8		1-2 2-3 3-H	G3		3	0	1	1	1	0	1				
Glenn Hubbard, R (1, 4) OBP: 0.507, SLG: 0.423		FC5-4				1B			HR 1B	4	1	2	0	0	1	5				
David Palmer, R (1, 1) Albini, S (5, PH) Charlie Puleo, R (6, 1) Gary Roenicke, R (7, PH) Jim Acker, R (8, 1) Craig Nettles, L (9, PH)			FC5-6 SH		F9		F7		K	1	0	1	0	0	0	0				
<b>Inning Stats</b>	R: 0 E: 0 K: 1 S: 4	H: 0 LOB: 1 BB: 1 P: 8	R: 0 E: 0 K: 0 S: 4	H: 1 LOB: 2 BB: 1 P: 8	R: 0 E: 1 K: 0 S: 4	H: 1 LOB: 1 BB: 0 P: 4	R: 0 E: 0 K: 0 S: 3	H: 1 LOB: 0 BB: 0 P: 3	R: 1 E: 0 K: 1 S: 6	H: 1 LOB: 3 BB: 2 P: 15	R: 0 E: 0 K: 0 S: 3	H: 1 LOB: 0 BB: 0 P: 3	R: 1 E: 0 K: 0 S: 4	H: 2 LOB: 1 BB: 1 P: 8	R: 2 E: 1 K: 2 S: 10	H: 2 LOB: 1 BB: 0 P: 10	1B: 9 2B: 0 3B: 0 HR: 1	SF: 0 SAC: 1 DP: 4 HBP: 1	WP: 0 PB: 0 SB: 0 CS: 1	PA: 41
<b>PITCHER</b>	IP WLS BF H R ER SO BB IBB HBP BLK WP HR S P ERA WHIP	IP WLS BF H R ER SO BB IBB HBP BLK WP HR S P ERA WHIP															IP WLS BF H R ER SO BB IBB HBP BLK WP HR S P ERA WHIP			
Mark Davis, L (1, 1) ERA: 2.19	5.2 W 25 5 1 1 1 4 0 0 1 0 0 0 22 39 1.59 1.588																			
Greg Minton, R (6, 1) ERA: 2.25	2.0 8 3 1 1 1 1 0 0 0 0 0 0 9 13 4.50 2.000																			
Jeff Robinson, R (8, 1) ERA: 1.93	1.1 S 7 2 2 2 2 0 0 0 0 0 1 11 11 13.50 1.500																			



Batter	1	2	3	4	5	6	7	8	9	AB	R	H	RBI	BB	SO	LOB	TOP			
Will Clark, L OBP: 0.333, SLG: 0.493 (1, 3)										4	0	0	0	1	2	0	<b>San Francisco Giants @ Atlanta Braves</b> Atlanta-Fulton County Stadium, Atlanta, GA Mon Apr 27 1987, 7:05 PM EDT Att: 6,474 - Unknown			
Chili Davis, S OBP: 0.333, SLG: 0.440 (1, 8)										5	1	3	3	0	1	0				
Jeffrey Leonard, R OBP: 0.397, SLG: 0.652 (1, 7)										5	0	2	0	0	0	3				
Candy Maldonado, R OBP: 0.381, SLG: 0.487 (1, 9)										4	1	1	0	1	0	2				
Chris Brown, R OBP: 0.347, SLG: 0.515 (1, 5)										4	1	2	2	0	1	0				
Bob Brenly, R OBP: 0.294, SLG: 0.267 (1, 2)										4	0	0	0	0	1	3				
Matt Williams, R OBP: 0.212, SLG: 0.255 (1, 6)										4	1	1	0	0	1	0				
Robby Thompson, R OBP: 0.311, SLG: 0.358 (1, 4)										3	2	1	1	1	1	0				
Kelly Downs, R OBP: 0.100, SLG: 0.100 (1, 1)										3	1	1	1	0	0	0				
Scott Garretts, R (7, 1)										1	0	0	0	0	0	0				
<b>Inning Stats</b>	R: 0 E: 0 K: 2 S: 9	H: 2 LOB: 3 BB: 1 P: 13	R: 0 E: 0 K: 1 S: 5	H: 0 LOB: 0 BB: 0 P: 5	R: 0 E: 0 K: 2 S: 7	H: 0 LOB: 0 BB: 0 P: 7	R: 1 E: 0 K: 1 S: 6	H: 1 LOB: 0 BB: 0 P: 6	R: 0 E: 0 K: 0 S: 3	H: 1 LOB: 0 BB: 0 P: 3	R: 3 E: 0 K: 0 S: 6	H: 3 LOB: 2 BB: 2 P: 14	R: 2 E: 0 K: 0 S: 5	H: 2 LOB: 0 BB: 0 P: 5	R: 1 E: 0 K: 0 S: 5	H: 2 LOB: 1 BB: 0 P: 5	1B: 8 2B: 0 3B: 0 HR: 3	SF: 0 SAC: 0 DP: 0 HBP: 0	WP: 0 PB: 0 SB: 0 CS: 1	PA: 40
<b>PITCHER</b>	IP WLS BF H R ER SO BB IBB HBP BLK WP HR S P ERA WHIP																			
Rick Mahler, R ERA: 3.46 (1, 1)	6.2 L 29 7 4 4 7 3 0 0 0 0 0 1 40 52 5.40 1.500																			
Jeff Dedmon, R ERA: 5.4 (7, 1)	0.1 1 0 0 0 0 0 0 0 0 0 0 0 1 1 0.00 0.000																			
Gene Garber, R ERA: 6.17 (8, 1)	2.0 10 4 3 3 0 0 0 0 0 0 0 2 10 10 13.50 2.000																			

Batter	1	2	3	4	5	6	7	8	9	AB	R	H	RBI	BB	SO	LOB	BOTTOM			
Dion James, L OBP: 0.480, SLG: 0.492 (1, 8)										4	0	2	0	0	0	3	<b>San Francisco Giants @ Atlanta Braves</b> Atlanta-Fulton County Stadium, Atlanta, GA Mon Apr 27 1987, 7:05 PM EDT Att: 6,474 - Unknown			
Ken Oberkfell, L OBP: 0.425, SLG: 0.356 (1, 5)										4	0	0	0	0	0	1				
Gerald Perry, L OBP: 0.327, SLG: 0.383 (1, 3)										3	0	0	0	1	0	1				
Dale Murphy, R OBP: 0.425, SLG: 0.586 (1, 9)										4	1	1	0	0	2	1				
Ken Griffey, L OBP: 0.429, SLG: 0.509 (1, 7)										4	1	1	1	0	3	0				
Rafael Ramirez, R OBP: 0.256, SLG: 0.317 (1, 6)										4	0	1	1	0	1	0				
Ozzie Virgil, R OBP: 0.353, SLG: 0.419 (1, 2)										2	1	1	1	2	1	0				
Glenn Hubbard, R OBP: 0.493, SLG: 0.407 (1, 4)										2	0	0	0	0	0	1				
Rick Mahler, R OBP: 0.214, SLG: 0.231 (1, 1)										2	0	0	0	0	1	0				
Jeff Dedmon, L (7, 1)										0	0	0	0	0	0	0				
Graig Nettles, L OBP: 0.375, SLG: 0.462 (7, PH)										0	0	0	0	1	0	0				
Gene Garber, R (8, 1)										0	0	0	0	0	0	0				
<b>Inning Stats</b>	R: 0 E: 0 K: 0 S: 3	H: 0 LOB: 0 BB: 0 P: 3	R: 0 E: 0 K: 2 S: 7	H: 0 LOB: 0 BB: 0 P: 7	R: 0 E: 0 K: 0 S: 3	H: 1 LOB: 1 BB: 1 P: 7	R: 1 E: 0 K: 1 S: 6	H: 1 LOB: 0 BB: 0 P: 6	R: 0 E: 0 K: 1 S: 6	H: 1 LOB: 1 BB: 0 P: 6	R: 2 E: 0 K: 0 S: 5	H: 3 LOB: 2 BB: 2 P: 13	R: 0 E: 0 K: 1 S: 5	H: 0 LOB: 0 BB: 0 P: 5	R: 0 E: 0 K: 3 S: 9	H: 0 LOB: 0 BB: 0 P: 9	1B: 3 2B: 2 3B: 0 HR: 1	SF: 0 SAC: 1 DP: 2 HBP: 0	WP: 0 PB: 0 SB: 0 CS: 0	PA: 34
<b>PITCHER</b>	IP WLS BF H R ER SO BB IBB HBP BLK WP HR S P ERA WHIP																			
Kelly Downs, R ERA: 3.91 (1, 1)	6.0 W 25 6 3 3 4 3 0 0 0 0 0 1 30 42 4.50 1.500																			
Scott Garretts, R ERA: 4.58 (7, 1)	3.0 S 9 0 0 0 4 0 1 0 0 0 0 0 16 20 0.00 0.000																			

AB	37
R	7
H	11
RBI	7
BB	3
SO	7
LOB	8



AB	29
R	3
H	6
RBI	3
BB	4
SO	8
LOB	7







Batter	1	2	3	4	5	6	7	8	9	AB R H RBI BB SO LOB	TOP									
Dion James, L OBP: 0.463, SLG: 0.460 (1, 8)	E7 BLK 1B		4-3		1B WP BB	5-3			K	4 2 0 0 1 1 1	<b>Atlanta Braves @ Cincinnati Reds</b> Riverfront Stadium, Cincinnati, OH Tue Apr 28 1987, 7:05 PM EDT Att: 16,553 - Unknown									
Rafael Ramirez, R OBP: 0.313, SLG: 0.370 (1, 6)				K	WP E 1B		FC6-4 1B		1B	5 1 4 3 0 1 0										
Gerald Perry, L OBP: 0.298, SLG: 0.346 (1, 3)				3-1	E6 S 2B		FC6-4 6-3 1-2		F7	5 1 0 0 0 1 3										
Dale Murphy, R OBP: 0.412, SLG: 0.573 (1, 9)				F8			6-3		F8	5 0 1 1 0 1 3										
Gary Roenicke, R OBP: 0.300, SLG: 0.130 (1, 7)							6-3			2 0 0 0 2 0 1										
Ozzie Virgil, R OBP: 0.327, SLG: 0.383 (1, 2)									5-3	4 0 0 0 0 1 3										
Ken Oberkfell, L OBP: 0.419, SLG: 0.365 (1, 5)									F9	4 1 1 0 0 0 0										
Glenn Hubbard, R OBP: 0.507, SLG: 0.456 (1, 4)										3 1 2 0 1 0 0										
Randy O'Neal, R OBP: 0.222, SLG: 0.125 Jeff Dedmon, L (8, 1)				6-3			4-3		F8	4 1 1 1 0 0 2 0 0 0 0 0 0 0										
<b>Inning Stats</b>	R: 1 E: 1 K: 2 S: 8	H: 1 LOB: 1 BB: 0 P: 8	R: 0 E: 0 K: 0 S: 3	H: 0 LOB: 0 BB: 0 P: 3	R: 0 E: 0 K: 1 S: 5	H: 0 LOB: 0 BB: 0 P: 5	R: 5 E: 1 K: 1 S: 9	H: 4 LOB: 2 BB: 4 P: 25	R: 0 E: 0 K: 0 S: 4	H: 1 LOB: 1 BB: 0 P: 4	R: 0 E: 0 K: 0 S: 4	H: 1 LOB: 1 BB: 0 P: 4	R: 0 E: 0 K: 0 S: 4	H: 1 LOB: 1 BB: 0 P: 6	R: 0 E: 0 K: 1 S: 6	H: 1 LOB: 1 BB: 0 P: 6	1B: 5 2B: 5 3B: 0 HR: 0	SF: 0 SAC: 0 DP: 1 HBP: 0	WP: 1 PB: 0 SB: 1 CS: 1	PA: 40
<b>PITCHER</b>	IP WLS BF H R ER SO BB IBB HBP BLK WP HR S P ERA WHIP																			
Tom Browning, L ERA: 8.16 (1, 1)	4.2 L 21 4 7 4 4 2 1 0 0 0 1 0 26 38 7.71 1.286																			
Frank Williams, R ERA: 2.53 (5, 1)	0.1 3 1 0 0 0 1 0 0 0 0 0 0 2 6 0.00 6.000																			
Bill Landrum, R ERA: 6.08 (6, 1)	1.0 4 1 0 0 0 0 0 0 0 0 0 0 4 4 0.00 1.000																			
Guy Hoffman, L ERA: 2.4 (7, 1)	2.0 8 2 0 0 0 0 0 0 0 0 0 0 8 8 0.00 1.000																			
Rob Murphy, L ERA: 1.55 (9, 1)	1.0 4 1 0 0 0 1 0 0 0 0 0 0 6 6 0.00 1.000																			

Batter	1	2	3	4	5	6	7	8	9	AB R H RBI BB SO LOB	BOTTOM											
Tracy Jones, R OBP: 0.368, SLG: 0.686 (1, 7)	6-3								5-3	5 1 2 1 0 1 1	<b>Atlanta Braves @ Cincinnati Reds</b> Riverfront Stadium, Cincinnati, OH Tue Apr 28 1987, 7:05 PM EDT Att: 16,553 - Unknown											
Kurt Stillwell, S OBP: 0.389, SLG: 0.508 (1, 6)	4-3		HR						4-3	5 0 2 0 0 0 1												
Dave Parker, L OBP: 0.303, SLG: 0.571 (1, 9)	F7		1B						1-3	5 0 1 0 0 1 3												
Eric Davis, R OBP: 0.455, SLG: 0.754 (1, 8)									F9	3 1 1 1 1 0 3												
Buddy Bell, R OBP: 0.329, SLG: 0.413 (1, 5)										4 1 1 0 0 0 3												
Bo Diaz, R OBP: 0.329, SLG: 0.388 (1, 2)									2B 4-3 1B	4 0 1 0 0 1 0												
Terry Francona, L OBP: 0.241, SLG: 0.224 (1, 3)									4-3	4 0 2 1 0 0 2												
Ron Oester, S OBP: 0.363, SLG: 0.414 (1, 4)									6-3	4 0 0 0 0 1 3												
Tom Browning, L OBP: 0.226, SLG: 0.143 Frank Williams, R OBP: 0.333, SLG: 0.298 Leo Garcia, L OBP: 0.299, SLG: 0.298 Bill Landrum, R OBP: 0.300, SLG: 0.500 Paul O'Neill, L OBP: 0.375, SLG: 0.571 Guy Hoffman, L OBP: 0.287, SLG: 0.433 Dave Concescino, R OBP: 0.245, SLG: 0.245 Rob Murphy, L OBP: 0.245, SLG: 0.245 (1, 1) (5, 1) (6, 1) (8, 1) (7, 1) (8, 1) (9, 1)									6-3	1 0 0 0 0 1 0 0 0 0 0 0 0 0 1 0 1 0 0 0 0 0 0 0 0 0 0 0 1 0 0 0 0 0 0 0 0 0 0 0 0 0 1 0 0 0 0 0 0 0 0 0 0 0 0 0 1 0 0 0 0 0 0 0 0 0 0 0 0 0												
<b>Inning Stats</b>	R: 0 E: 0 K: 0 S: 3	H: 0 LOB: 0 BB: 0 P: 3	R: 1 E: 1 K: 0 S: 4	H: 1 LOB: 0 BB: 0 P: 4	R: 1 E: 0 K: 1 S: 8	H: 3 LOB: 2 BB: 0 P: 8	R: 0 E: 0 K: 2 S: 8	H: 1 LOB: 1 BB: 0 P: 8	R: 0 E: 0 K: 2 S: 9	H: 2 LOB: 3 BB: 1 P: 13	R: 0 E: 0 K: 0 S: 4	H: 1 LOB: 1 BB: 0 P: 4	R: 0 E: 0 K: 0 S: 4	H: 1 LOB: 1 BB: 0 P: 4	R: 1 E: 0 K: 0 S: 5	H: 2 LOB: 1 BB: 0 P: 5	R: 0 E: 0 K: 0 S: 3	H: 0 LOB: 0 BB: 0 P: 3	1B: 7 2B: 2 3B: 0 HR: 2	SF: 0 SAC: 0 DP: 1 HBP: 0	WP: 2 PB: 0 SB: 1 CS: 0	PA: 39
<b>PITCHER</b>	IP WLS BF H R ER SO BB IBB HBP BLK WP HR S P ERA WHIP																					
Randy O'Neal, R ERA: 4.82 (1, 1)	7.0 W 32 10 3 3 5 1 0 0 0 2 2 41 45 3.86 1.571																					
Jeff Dedmon, R ERA: 4.15 (8, 1)	2.0 7 1 0 0 0 0 0 0 0 0 0 0 7 7 0.00 0.500																					





Batter	1	2	3	4	5	6	7	8	9	AB	R	H	RBI	BB	SO	LOB	TOP			
Dion James, L OBP: 0.459, SLG: 0.485 (1, 8)	F8					F7			F9	5	0	2	1	0	0	0	<b>Atlanta Braves @ Cincinnati Reds</b> Riverfront Stadium, Cincinnati, OH Wed Apr 29 1987, 7:05 PM EDT Att: 17,988 - Unknown			
Ken Oberkfell, L OBP: 0.430, SLG: 0.382 (1, 5)	FC5-4 1B	4-3				G3			1B	5	0	3	1	0	0	1				
Gerald Perry, L OBP: 0.274, SLG: 0.316 (1, 3)	FC5-4 1B		F7			K			5-3	5	1	0	0	0	2	4				
Dale Murphy, R OBP: 0.404, SLG: 0.557 (1, 9)	1B		P3			K			F9	4	0	1	0	0	1	2				
Ken Griffey, L OBP: 0.433, SLG: 0.561 (1, 7)	FC5-4 1B					4-3			F8	4	1	2	2	0	0	0				
Rafael Ramirez, R OBP: 0.327, SLG: 0.429 (1, 6)	FC5-4 1B					K			4-3 E BB	3	1	1	1	1	1	2				
Bruce Benedict, R OBP: 0.280, SLG: 0.100 (1, 2)			F7			5-3			4-3	4	0	0	0	0	1	1				
Glenn Hubbard, R OBP: 0.494, SLG: 0.433 (1, 4)						5-3			F9	3	1	0	0	1	0	1				
Zane Smith, L OBP: 0.154, SLG: 0.154 Gene Garber, R (9, 1)			K			2B 1B			B2-3	4	1	1	0	0	2	1				
									K	0	0	0	0	0	0	0				
<b>Inning Stats</b>	R: 1 E: 0 K: 0 S: 6	H: 3 LOB: 2 BB: 0 P: 6	R: 1 E: 0 K: 2 S: 8	H: 1 LOB: 1 BB: 1 P: 12	R: 2 E: 0 K: 0 S: 5	H: 2 LOB: 0 BB: 0 P: 5	R: 1 E: 0 K: 2 S: 10	H: 3 LOB: 2 BB: 0 P: 10	R: 0 E: 0 K: 1 S: 5	H: 0 LOB: 0 BB: 0 P: 5	R: 0 E: 0 K: 1 S: 5	H: 0 LOB: 0 BB: 0 P: 5	R: 0 E: 1 K: 0 S: 3	H: 0 LOB: 1 BB: 1 P: 7	R: 0 E: 0 K: 1 S: 6	H: 1 LOB: 1 BB: 0 P: 6	1B: 6 2B: 2 3B: 0 HR: 2	SF: 0 SAC: 0 DP: 0 HBP: 0	WP: 0 PB: 0 SB: 1 CS: 0	PA: 39
<b>PITCHER</b>	IP WLS BF H R ER SO BB IBB HBP BLK WP HR S P ERA WHIP	IP WLS BF H R ER SO BB IBB HBP BLK WP HR S P ERA WHIP																		
Bill Gullickson, R ERA: 2.41 (1, 1)	3.0 L 16 6 4 4 2	2.0 9 3 1 1 3	2.1 7 0 0 1	1.2 7 1 0 0 1	0.0 0 0 0	0.0 0 0 0	0.0 0 0 0	0.0 0 0 0	0.0 0 0 0	0.0 0 0 0	0.0 0 0 0	0.0 0 0 0	0.0 0 0 0	0.0 0 0 0	0.0 0 0 0	0.0 0 0 0	12.00 2.333	4.50 1.500	0.00 0.000	0.00 1.200

Batter	1	2	3	4	5	6	7	8	9	AB	R	H	RBI	BB	SO	LOB	BOTTOM					
Tracy Jones, R OBP: 0.381, SLG: 0.649 (1, 7)	FC6-4 BB		S 1B BB			6-3			F4	2	1	0	0	2	0	0	<b>Atlanta Braves @ Cincinnati Reds</b> Riverfront Stadium, Cincinnati, OH Wed Apr 29 1987, 7:05 PM EDT Att: 17,988 - Unknown					
Kurt Stillwell, S OBP: 0.382, SLG: 0.493 (1, 6)	FC6-4 L7-4 1B					K			F6	4	0	1	1	0	1	1						
Dave Parker, L OBP: 0.312, SLG: 0.568 (1, 9)	1B								F7	4	0	2	0	0	0	1						
Eric Davis, R OBP: 0.444, SLG: 0.722 (1, 8)	L7-4					6-3			F8	3	0	0	0	1	0	2						
Buddy Bell, R OBP: 0.337, SLG: 0.410 (1, 5)									F9	3	1	1	0	1	0	2						
Bo Diaz, R OBP: 0.325, SLG: 0.380 (1, 2)	FC4-6 G4-6-3 1B								6-3	4	0	1	0	0	1	2						
Dave Concepcion, R OBP: 0.421, SLG: 0.496 (1, 3)	G4-6-3								6-3	2	0	0	1	0	0	1						
Ron Oester, S OBP: 0.349, SLG: 0.397 Frank Williams, R (8, 1)						K			FC6-4	3	0	0	0	0	2	1						
Bill Gullickson, R Leo Garcia, L Bill Landrum, R Terry Francona, L Guy Hoffman, L Lloyd McClendon, R (1, 1) (3, PH) (4, 1) (5, PH) (6, 1) (8, 1) (8, 3)						6-3			F9	0	0	0	0	0	0	0						
<b>Inning Stats</b>	R: 0 E: 0 K: 0 S: 3	H: 1 LOB: 1 BB: 1 P: 7	R: 0 E: 0 K: 0 S: 2	H: 0 LOB: 0 BB: 1 P: 6	R: 1 E: 0 K: 1 S: 6	H: 1 LOB: 1 BB: 1 P: 10	R: 1 E: 0 K: 0 S: 5	H: 2 LOB: 1 BB: 0 P: 5	R: 0 E: 0 K: 1 S: 5	H: 0 LOB: 0 BB: 0 P: 5	R: 0 E: 0 K: 0 S: 3	H: 0 LOB: 0 BB: 0 P: 3	R: 0 E: 0 K: 1 S: 5	H: 0 LOB: 0 BB: 0 P: 5	R: 0 E: 0 K: 0 S: 3	H: 0 LOB: 0 BB: 0 P: 3	R: 0 E: 0 K: 1 S: 5	H: 1 LOB: 1 BB: 1 P: 9	1B: 5 2B: 1 3B: 0 HR: 0	SF: 1 SAC: 0 DP: 3 HBP: 0	WP: 0 PB: 0 SB: 1 CS: 0	PA: 33
<b>PITCHER</b>	IP WLS BF H R ER SO BB IBB HBP BLK WP HR S P ERA WHIP	IP WLS BF H R ER SO BB IBB HBP BLK WP HR S P ERA WHIP																				
Zane Smith, L ERA: 3.02 Gene Garber, R ERA: 5.69 (1, 1) (9, 1)	8.0 W 31 5 2 2 3	1.0 S 2 0 0 0 1	0.0 0 0 0	0.0 0 0 1	0.0 0 0 0	0.0 0 0 0	0.0 0 0 0	0.0 0 0 0	0.0 0 0 0	0.0 0 0 0	0.0 0 0 0	0.0 0 0 0	0.0 0 0 0	0.0 0 0 0	0.0 0 0 0	0.0 0 0 0	2.25 1.125	0.00 0.000				







Batter	1	2	3	4	5	6	7	8	9	AB	R	H	RBI	BB	SO	LOB	TOP								
Bill Doran, S OBP: 0.287, SLG: 0.389 (1, 4)	F6		G3			G4-6-3 1B	F9		G4-1 BB	5	0	2	1	1	0	0	<b>Houston Astros @ Atlanta Braves</b> Atlanta-Fulton County Stadium, Atlanta, GA Fri May 01 1987, 3:33 AM EDT Att: 8,768 - Unknown								
Billy Hatcher, R OBP: 0.428, SLG: 0.587 Tye Waller, R (9, 8)	1B		5-3			G4-6-3 BB	K		G4-1 BB	5	1	2	2	1	1	1									
Denny Walling, L OBP: 0.325, SLG: 0.436 (1, 5)	1B					G4-6-3 1B			F8	6	1	3	0	0	0	3									
Glenn Davis, R OBP: 0.263, SLG: 0.394 (1, 3)	1B					F9	F3		1B	5	1	2	1	0	0	5									
Kevin Bass, S OBP: 0.358, SLG: 0.517 Terry Puhl, L OBP: 0.286, SLG: 0.346 (1, 9)	F9					2B			2B	5	2	3	1	0	0	2									
Jose Cruz, L OBP: 0.315, SLG: 0.409 (1, 7)						FC3-2 1B	6-3		F9	4	2	1	0	1	0	2									
Alan Ashby, S OBP: 0.375, SLG: 0.407 Mark Bailey, S OBP: 0.379, SLG: 0.320 (1, 2)	G3					1B	1B		1B	3	2	2	2	2	0	0									
Craig Reynolds, L OBP: 0.375, SLG: 0.367 Jim Pankovits, R OBP: 0.192, SLG: 0.182 (6, PH)	F9					1B	HR		2B	2	0	1	2	0	0	0									
Bert Pena, R OBP: 0.280, SLG: 0.182 (6, 6)						1-3 2-H 3-H	HR		F7	1	0	0	0	0	0	3									
Nolan Ryan, R OBP: 0.100, SLG: 0.400 Danny Darwin, R OBP: 0.100, SLG: 0.100 Dave Meads, L (8, 1)	F9					FC3-2 1B	HR		5-3	4	2	1	3	0	1	5									
<b>Inning Stats</b>	R: 1 E: 0 K: 0 S: 5	H: 3 LOB: 1 BB: 0 P: 5	R: 0 E: 0 K: 0 S: 3	H: 0 LOB: 0 BB: 0 P: 3	R: 0 E: 0 K: 1 S: 3	H: 0 LOB: 0 BB: 0 P: 3	R: 2 E: 0 K: 1 S: 7	H: 2 LOB: 2 BB: 2 P: 15	R: 0 E: 0 K: 0 S: 3	H: 1 LOB: 1 BB: 1 P: 7	R: 3 E: 0 K: 0 S: 8	H: 5 LOB: 3 BB: 1 P: 12	R: 4 E: 0 K: 1 S: 9	H: 4 LOB: 0 BB: 0 P: 9	R: 2 E: 0 K: 0 S: 6	H: 3 LOB: 1 BB: 0 P: 6	R: 0 E: 0 K: 0 S: 3	H: 0 LOB: 1 BB: 1 P: 7	1B: 12 2B: 4 3B: 0 HR: 2	SF: 0 SAC: 0 DP: 1 HBP: 0	WP: 0 PB: 0 SB: 0 CS: 0	PA: 48			
<b>PITCHER</b>	IP	WLS	BF	H	R	ER	SO	BB	IBB	HBP	BLK	WP	HR	S	P	ERA	WHIP								
Rick Mahler, R ERA: 4.3 (1, 1)	5.0	L	25	8	6	6	1	4	0	0	0	0	0	23	39	10.80	2.400								
Ed Ollwine, L ERA: 3.5 (6, 1)	0.2	5	3	0	0	0	0	0	0	0	0	0	0	5	5	0.00	4.500								
Charlie Puleo, R ERA: 8.53 (6, 1)	1.1	8	4	4	4	1	0	0	0	0	0	0	2	10	10	27.00	3.000								
Steve Ziem, R ERA: 7.71 (8, 1)	2.0	10	3	2	2	0	0	1	0	0	0	0	0	9	13	9.00	2.000								

AB	43
R	12
H	18
RBI	12
BB	5
SO	2
LOB	22



Batter	1	2	3	4	5	6	7	8	9	AB	R	H	RBI	BB	SO	LOB	BOTTOM								
Dion James, L OBP: 0.427, SLG: 0.468 (1, 8)	F8			K		P3		F7		5	0	1	0	0	1	0	<b>Houston Astros @ Atlanta Braves</b> Atlanta-Fulton County Stadium, Atlanta, GA Fri May 01 1987, 3:33 AM EDT Att: 8,768 - Unknown								
Ken Oberkfell, L OBP: 0.427, SLG: 0.377 (1, 5)	F8			BB		G6-4-3 1B		1B	F6	4	0	2	0	1	0	1									
Gerald Perry, L OBP: 0.254, SLG: 0.288 (1, 3)	1-3			E6		G6-4-3 1-2		1B		4	0	1	0	0	0	2									
Dale Murphy, R OBP: 0.418, SLG: 0.547 (1, 9)				P3		FC6-4 BB		1B	G6-4-3 1B	3	0	2	0	1	0	0									
Ken Griffey, L OBP: 0.408, SLG: 0.576 (1, 7)	4-3			F5		FC3-6 1B		G6-4-3		4	1	0	0	0	0	7									
Rafael Ramirez, R OBP: 0.295, SLG: 0.368 (1, 6)	5-3			FC6-4		K			F6	4	0	0	0	0	1	4									
Bruce Benedict, R OBP: 0.276, SLG: 0.087 (1, 2)				F9				1B	F9	3	0	0	0	1	0	0									
Glenn Hubbard, R OBP: 0.477, SLG: 0.449 (1, 4)				K				1B		4	1	2	1	0	2	0									
Rick Mahler, R OBP: 0.188, SLG: 0.200 (6, 1)				4-3				F2		2	0	0	0	0	0	0									
Ed Ollwine, R (6, 1)										0	0	0	0	0	0	0									
Charlie Puleo, R (6, 1)										0	0	0	0	0	0	0									
Graig Nettles, L OBP: 0.333, SLG: 0.400 (7, PH)										1	0	0	0	0	0	2									
Steve Ziem, R (8, 1)										0	0	0	0	0	0	0									
Ted Simmons, S OBP: 0.231, SLG: 0.400 (6, PH)										1	1	2	0	0	0	0									
<b>Inning Stats</b>	R: 0 E: 0 K: 0 S: 3	H: 0 LOB: 0 BB: 0 P: 3	R: 0 E: 0 K: 0 S: 3	H: 0 LOB: 0 BB: 0 P: 3	R: 0 E: 1 K: 1 S: 6	H: 0 LOB: 3 BB: 2 P: 14	R: 0 E: 0 K: 1 S: 5	H: 0 LOB: 0 BB: 0 P: 5	R: 0 E: 0 K: 0 S: 3	H: 1 LOB: 0 BB: 0 P: 3	R: 1 E: 0 K: 1 S: 7	H: 2 LOB: 2 BB: 1 P: 11	R: 0 E: 0 K: 0 S: 5	H: 3 LOB: 2 BB: 0 P: 5	R: 2 E: 0 K: 0 S: 6	H: 3 LOB: 1 BB: 0 P: 6	1B: 6 2B: 2 3B: 0 HR: 1	SF: 0 SAC: 0 DP: 2 HBP: 0	WP: 0 PB: 0 SB: 0 CS: 0	PA: 38					
<b>PITCHER</b>	IP	WLS	BF	H	R	ER	SO	BB	IBB	HBP	BLK	WP	HR	S	P	ERA	WHIP								
Nolan Ryan, R ERA: 2.23 (1, 1)	6.2	W	26	3	1	1	4	3	0	0	0	0	0	31	43	1.35	0.900								
Danny Darwin, R ERA: 2.53 (7, 1)	0.2	5	3	0	0	0	0	0	0	0	0	0	0	5	5	0.00	4.500								
Dave Meads, L ERA: 8.1 (8, 1)	1.2	7	3	2	2	0	0	0	0	0	0	0	1	7	7	10.80	1.800								

AB	35
R	3
H	9
RBI	3
BB	3
SO	4
LOB	16









Batter	1	2	3	4	5	6	7	8	9	AB	R	H	RBI	BB	SO	LOB	TOP					
Bill Doran, S OBP: 0.273, SLG: 0.364 (1,4)	5-3		6-3		6-3		3-1			4	0	0	0	0	0	1	<b>Houston Astros @ Atlanta Braves</b> Atlanta-Fulton County Stadium, Atlanta, GA Sun May 03 1987, 3:33 AM EDT Att: 16,336 - Unknown					
Billy Hatcher, R OBP: 0.421, SLG: 0.560 (1,8)	F9		F4			G1-2-3 1B		6-3		4	0	1	0	0	0	0						
Phil Garner, R OBP: 0.357, SLG: 0.520 (1,5)				HR		G1-2-3 1-2 BB		1B		2	2	2	0	2	0	0						
Glenn Davis, R OBP: 0.269, SLG: 0.412 (1,3)	K			HR		G1-2-3 BB		2B		3	1	2	3	1	1	1						
Kevin Bass, S OBP: 0.369, SLG: 0.526 (1,9)		F3		CS		G1-2-3 BB		FC3-6 1B		4	0	1	0	0	0	4						
Jose Cruz, L OBP: 0.296, SLG: 0.370 (1,7)				K		G1-2-3 BB		5-3		3	0	0	0	1	2	4						
Mark Bailey, S OBP: 0.333, SLG: 0.276 (1,2)				1-3				F8		4	0	0	0	0	1	1						
Bert Pena, R OBP: 0.250, SLG: 0.160 (1,6)										3	0	0	0	0	1	1						
Craig Reynolds, L OBP: 0.393, SLG: 0.377 (9, PH)					B4-3			P3		1	0	1	0	0	0	0						
Mike Scott, R OBP: 0.167, SLG: 0.167 (6, 1)										2	0	0	0	0	2	0						
Bob Knepper, L OBP: 0.167, SLG: 0.167 (7, PH)										0	0	0	0	0	0	0						
Tye Waller, R OBP: 0.167, SLG: 0.333 (7, 1)										1	0	1	0	0	0	0						
Larry Andersen, R OBP: 0.300, SLG: 0.393 (7, 1)										0	0	0	0	0	0	0						
Terry Puhl, L OBP: 0.300, SLG: 0.393 (9, PH)										1	0	0	0	0	0	1						
<b>Inning Stats</b>	R: 0 E: 0 K: 1 S: 6	H: 1 LOB: 1 BB: 0 P: 6	R: 0 E: 0 K: 2 S: 7	H: 0 LOB: 1 BB: 1 P: 11	R: 0 E: 0 K: 1 S: 5	H: 0 LOB: 0 BB: 0 P: 5	R: 2 E: 0 K: 1 S: 6	H: 2 LOB: 0 BB: 1 P: 10	R: 0 E: 0 K: 1 S: 5	H: 0 LOB: 0 BB: 0 P: 5	R: 0 E: 0 K: 1 S: 5	H: 1 LOB: 2 BB: 2 P: 13	R: 0 E: 0 K: 0 S: 4	H: 1 LOB: 1 BB: 0 P: 4	R: 1 E: 0 K: 0 S: 5	H: 2 LOB: 1 BB: 0 P: 5	R: 0 E: 0 K: 0 S: 3	H: 1 LOB: 0 BB: 3 P: 3	1B: 4 2B: 4 3B: 0 HR: 1	SF: 0 SAC: 0 DP: 3 HBP: 0	WP: 0 PB: 0 SB: 1 CS: 1	PA: 36
<b>PITCHER</b>	IP WLS BF H R ER SO BB IBB HBP BLK WP HR S P ERA WHIP																					
Zane Smith, L ERA: 3.12 (1, 1)	7.1 W 31 7 3 3 7 4 0 0 0 0 1 41 57 3.68 1.500																					
Jeff Dedmon, R ERA: 5.64 (8, 1)	1.2 S 5 1 0 0 0 0 0 0 0 0 0 5 5 0.00 0.600																					

AB	32
R	3
H	8
RBI	3
BB	4
SO	7
LOB	13



Batter	1	2	3	4	5	6	7	8	9	AB	R	H	RBI	BB	SO	LOB	BOTTOM			
Dion James, L OBP: 0.443, SLG: 0.523 (1,8)	G3 2B	6-3				FC4-2 1B				5	2	3	0	0	0	3	<b>Houston Astros @ Atlanta Braves</b> Atlanta-Fulton County Stadium, Atlanta, GA Sun May 03 1987, 3:33 AM EDT Att: 16,336 - Unknown			
Ken Oberkfell, L OBP: 0.446, SLG: 0.429 (1,5)	F5		4-3		WP 1-H 2B	2-3 3-H 1B		2B		4	0	2	2	1	0	1				
Gerald Perry, L OBP: 0.237, SLG: 0.268 (1,3)	G3 1-2		4-3		1-3	F9		BB		5	0	0	0	0	0	6				
Dale Murphy, R OBP: 0.449, SLG: 0.578 (1,9)	2B BB			HR		L4		K		3	2	1	1	1	1	1				
Ken Griffey, L OBP: 0.427, SLG: 0.592 (1,7)	1-H 2-H 2B			FC5-4 1B		S BB		F5		3	0	2	2	1	0	0				
Rafael Ramirez, R OBP: 0.314, SLG: 0.385 (1,6)	3-1			FC5-4 1-2		5-3		1B		4	0	1	0	0	0	4				
Bruce Benedict, R OBP: 0.273, SLG: 0.111 (1,2)				K		FC4-2 1B		K		4	0	1	0	0	2	1				
Glenn Hubbard, R OBP: 0.469, SLG: 0.427 (1,4)		SH5-4 BB		6-3		E3 FC4-2 SH1-4 1B		K		3	1	0	0	1	1	1				
Zane Smith, L OBP: 0.143, SLG: 0.143 (1, 1)		SH5-4		3-1		SH1-4		4-3		1	0	0	0	0	0	0				
Jeff Dedmon, L ERA: 5.63 (8, 1)		1-2								1	0	0	0	0	0	0				
<b>Inning Stats</b>	R: 2 E: 0 K: 0 S: 5	H: 2 LOB: 1 BB: 1 P: 9	R: 0 E: 0 K: 0 S: 3	H: 0 LOB: 1 BB: 1 P: 7	R: 1 E: 0 K: 0 S: 5	H: 2 LOB: 0 BB: 0 P: 5	R: 0 E: 0 K: 1 S: 5	H: 0 LOB: 0 BB: 0 P: 5	R: 1 E: 0 K: 0 S: 5	H: 2 LOB: 2 BB: 1 P: 9	R: 1 E: 1 K: 0 S: 6	H: 2 LOB: 2 BB: 0 P: 6	R: 0 E: 0 K: 2 S: 8	H: 1 LOB: 1 BB: 0 P: 8	R: 0 E: 0 K: 1 S: 6	H: 1 LOB: 2 BB: 1 P: 10	1B: 6 2B: 3 3B: 0 HR: 1	SF: 0 SAC: 2 DP: 0 HBP: 0	WP: 1 PB: 0 SB: 1 CS: 0	PA: 39
<b>PITCHER</b>	IP WLS BF H R ER SO BB IBB HBP BLK WP HR S P ERA WHIP																			
Mike Scott, R ERA: 2.57 (1, 1)	5.0 L 24 6 4 4 1 3 0 0 0 0 0 1 23 35 7.20 1.800																			
Bob Knepper, L ERA: 5.63 (6, 1)	1.0 6 2 1 0 0 0 0 0 0 0 0 6 6 0.00 2.000																			
Larry Andersen, R ERA: 2.19 (7, 1)	2.0 9 2 0 0 3 1 0 0 0 0 0 0 14 18 0.00 1.500																			





Batter	1	2	3	4	5	6	7	8	9	AB	R	H	RBI	BB	SO	LOB	TOP										
Casey Candaele, S OBP: 0.396, SLG: 0.354	0-0 4-3		0-0 2B 1B	0-0 F8		0-0 1-3			0-0 6-3	5	1	1	0	0	0	0											
Mitch Webster, S OBP: 0.347, SLG: 0.385	0-0 6-3		0-0 F9	0-0 S 1B			0-0 5-3 2B		0-0 HR 1B	5	1	3	0	0	0	1											
Tim Raines, S OBP: 0.533, SLG: 1.154	4-0 HR BB		0-0 1-H SF8 2B	0-0 3-1			0-3 K		0-0 F9	4	2	1	1	1	1	3											
Tim Wallach, R OBP: 0.349, SLG: 0.545	0-0 1-H HR		0-0 3-H SF8		0-0 HR		0-0 5-3		0-0 1-H HR	4	3	3	6	0	0	1											
John Stefero, L OBP: 0.263, SLG: 0.306	0-0 3-1		0-0 BB HBP 1B		0-0 F4		0-0 F7		0-0 F7	5	0	1	0	0	0	1											
Razor Shines, S OBP: 0.500, SLG: 0.333		0-0 S 1B	1-0 BB HBP		0-0 4-3				0-0 1-3	3	0	1	0	0	0	0											
Vance Law, R OBP: 0.333, SLG: 0.465		0-3 K	4-0 1-2 BB		0-3 K				0-0 4-3	3	0	0	0	1	2	1											
Tom Foley, L OBP: 0.315, SLG: 0.354		0-3 K	0-0 4-3			0-0 F8			4-0 FC6-4 BB	3	0	0	0	1	1	4											
Bob Sebra, R OBP: 0.200, SLG: 0.111		0-3 K		0-3 K		0-0 1-3			0-0 FC6-4	2	0	0	0	0	2	1											
Lary Sorensen, R OBP: 0.188, SLG: 0.438										1	0	0	0	0	0	0											
Wallace Johnson, S OBP: 0.500, SLG: 0.500										1	0	0	0	0	0	1											
Randy St. Claire, R OBP: 0.500, SLG: 0.500										0	0	0	0	0	0	0											
<b>Inning Stats</b>	R: 2 E: 0 K: 0 S: 4	H: 1 LOB: 0 BB: 1 P: 8	R: 0 E: 0 K: 3 S: 10	H: 1 LOB: 1 BB: 0 P: 10	R: 2 E: 0 K: 0 S: 6	H: 3 LOB: 3 BB: 1 P: 11	R: 0 E: 0 K: 1 S: 6	H: 1 LOB: 1 BB: 0 P: 6	R: 1 E: 0 K: 1 S: 6	H: 1 LOB: 0 BB: 0 P: 6	R: 0 E: 0 K: 1 S: 6	H: 1 LOB: 1 BB: 0 P: 6	R: 0 E: 0 K: 0 S: 3	H: 0 LOB: 0 BB: 0 P: 3	R: 0 E: 0 K: 0 S: 3	H: 0 LOB: 1 BB: 1 P: 7	R: 2 E: 0 K: 0 S: 5	H: 2 LOB: 0 BB: 0 P: 5	1B: 5 2B: 2 3B: 0 HR: 3	SF: 1 SAC: 0 DP: 0 HBP: 1	WP: 0 PB: 0 SB: 3 CS: 0	PA: 41					
<b>PITCHER</b>	IP	WLS	BF	H	R	ER	SO	BB	IBB	HBP	BLK	WP	HR	S	P	ERA	WHIP	<b>PITCHER</b>									
David Palmer, R ERA: 3.92	5.0	W	25	7	5	5	5	2	0	1	0	0	2	32	41	9.00	1.800										
Jim Acker, R ERA: 4.57	4.0	S	16	3	2	2	1	1	0	0	0	0	1	17	21	4.50	1.000										

Mon May 04 1987, 7:05 PM EDT  
Att: 4,155 - Unknown

AB 36  
R 7  
H 10  
RBI 7  
BB 3  
SO 6  
LOB 13



Batter	1	2	3	4	5	6	7	8	9	AB	R	H	RBI	BB	SO	LOB	BOTTOM										
Dion James, L OBP: 0.459, SLG: 0.548	0-0 1B 1B	0-0 2-H 1B		0-0 1-2 1B	0-0 3-H 2B		0-0 F8			5	1	4	1	0	0	1											
Ken Oberkfell, L OBP: 0.437, SLG: 0.416	0-0 BB 1B SF9 1B		0-0 L6	0-3 K	0-0 4-3		0-0 4-3			5	1	1	0	0	1	4											
Gerald Perry, L OBP: 0.259, SLG: 0.280	0-0 SF9 1-2 3-H 1B		0-0 F5		0-0 E 1B	0-0 3-1		4-0 FC4 BB		4	1	2	1	1	0	0											
Dale Murphy, R OBP: 0.455, SLG: 0.602	4-0 1-2 2-3 BB		0-0 F9		4-0 E 2B BB	0-0 HR		0-3 K		3	2	1	1	2	1	1											
Ken Griffey, L OBP: 0.419, SLG: 0.581	0-0 SF9			0-3 K	0-0 E1 2B 1B	0-0 1B		0-0 F7		3	1	1	1	0	1	1											
Gary Roenicke, R OBP: 0.265, SLG: 0.111	2-3 3-H 1B				1-3 2-H 1B			0-0 F7		1	0	0	0	0	0	1											
Rafael Ramirez, R OBP: 0.320, SLG: 0.391	0-0 G4-6-3 1-2			4-0 HR BB	0-0 1B E 2B	0-0 F9		0-0 FC4		4	2	1	1	1	0	4											
Ozzie Virgil, R OBP: 0.348, SLG: 0.533		4-0 SH2-4 1B BB		0-0 1-H HR	0-0 L8	0-0 F4				3	1	1	2	1	0	3											
Glenn Hubbard, R OBP: 0.460, SLG: 0.418		0-3 K		0-0 F9	0-0 E 2B 1B		0-0 F7			4	1	1	1	0	1	1											
David Palmer, R OBP: 0.267, SLG: 0.467		0-0 SH2-4		0-3 K	0-0 E4		0-0 E5			1	0	0	0	0	1	0											
Graig Nettles, L OBP: 0.350, SLG: 0.588					1-3 3-H 1B					1	0	0	1	0	0	1											
Jim Acker, R ERA: 3.86										1	0	0	0	0	0	0											
<b>Inning Stats</b>	R: 2 E: 0 K: 0 S: 5	H: 3 LOB: 1 BB: 1 P: 9	R: 0 E: 0 K: 1 S: 5	H: 1 LOB: 2 BB: 1 P: 9	R: 0 E: 0 K: 0 S: 3	H: 0 LOB: 0 BB: 0 P: 3	R: 2 E: 0 K: 3 S: 12	H: 2 LOB: 2 BB: 1 P: 16	R: 5 E: 2 K: 0 S: 8	H: 4 LOB: 1 BB: 1 P: 12	R: 1 E: 0 K: 0 S: 5	H: 2 LOB: 1 BB: 0 P: 5	R: 0 E: 1 K: 0 S: 4	H: 0 LOB: 1 BB: 0 P: 4	R: 0 E: 0 K: 1 S: 5	H: 0 LOB: 1 BB: 1 P: 9	R: 0 E: 0 K: 1 S: 5	H: 0 LOB: 1 BB: 1 P: 9	1B: 8 2B: 2 3B: 0 HR: 2	SF: 1 SAC: 1 DP: 1 HBP: 0	WP: 1 PB: 0 SB: 1 CS: 0	PA: 42					
<b>PITCHER</b>	IP	WLS	BF	H	R	ER	SO	BB	IBB	HBP	BLK	WP	HR	S	P	ERA	WHIP	<b>PITCHER</b>									
Bob Sebra, R ERA: 5.27	4.0	L	22	7	6	6	4	4	0	0	0	0	1	26	42	13.50	2.750										
Lary Sorensen, R ERA: 2.08	3.0		16	5	4	1	0	0	0	0	0	0	1	16	16	3.00	1.667										
Randy St. Claire, R ERA: 3.86	1.0		4	0	0	0	1	1	0	0	0	0	0	5	9	0.00	1.000										

Mon May 04 1987, 7:05 PM EDT  
Att: 4,155 - Unknown

AB 35  
R 10  
H 12  
RBI 9  
BB 5  
SO 5  
LOB 17





Batter	1	2	3	4	5	6	7	8	9	AB	R	H	RBI	BB	SO	LOB	TOP			
Casey Candaele, S OBP: 0.406, SLG: 0.381 (1, 8)										5	2	3	1	0	0	0	<b>Montreal Expos @ Atlanta Braves</b> Atlanta-Fulton County Stadium, Atlanta, GA Tue May 05 1987, 7:05 PM EDT Att. 4,515 - Unknown			
Mitch Webster, S OBP: 0.340, SLG: 0.375 (1, 9)										5	1	1	0	0	0	3				
Tim Raines, S OBP: 0.550, SLG: 1.188 (1, 7)										3	2	1	1	2	0	1				
Tim Wallach, R OBP: 0.341, SLG: 0.524 (1, 5)										5	0	1	2	0	0	1				
John Stefero, L OBP: 0.256, SLG: 0.293 (1, 2)										5	0	1	0	0	1	3				
Vance Law, R OBP: 0.340, SLG: 0.467 (1, 4)										4	0	2	1	0	0	1				
Razor Shines, S OBP: 0.571, SLG: 0.490 Herm Winningham, L OBP: 0.212, SLG: 0.226 (1, 3)										2	0	1	0	1	0	0		<b>AB 38</b> <b>R 6</b> <b>H 11</b> <b>RBI 5</b> <b>BB 3</b> <b>SO 5</b> <b>LOB 14</b>		
Tom Foley, L OBP: 0.310, SLG: 0.346 (1, 6)										4	1	1	0	0	0	4				
Jay Tibbs, R OBP: 0.250, SLG: 0.154 Andy McGaffigan, R (7, 1)										3	0	0	0	0	2	1		 WP: 0 PA: 41 SB: 0 CS: 1		
<b>Inning Stats</b>	R: 3 E: 0 K: 0 S: 7	H: 5 LOB: 2 BB: 1 P: 11	R: 0 E: 0 K: 0 S: 4	H: 1 LOB: 1 BB: 0 P: 4	R: 0 E: 0 K: 0 S: 4	H: 1 LOB: 2 BB: 1 P: 8	R: 0 E: 0 K: 1 S: 5	H: 0 LOB: 0 BB: 0 P: 5	R: 0 E: 0 K: 0 S: 4	H: 1 LOB: 1 BB: 0 P: 4	R: 1 E: 0 K: 1 S: 7	H: 2 LOB: 1 BB: 0 P: 7	R: 1 E: 0 K: 0 S: 4	H: 1 LOB: 0 BB: 0 P: 4	R: 0 E: 0 K: 2 S: 7	H: 0 LOB: 0 BB: 0 P: 7			R: 1 E: 2 K: 1 S: 6	H: 0 LOB: 1 BB: 1 P: 10
<b>PITCHER</b>	IP WLS BF H R ER SO BB IBB HBP BLK WP HR S P ERA WHIP																			
Rick Mahler, R ERA: 4.41 Gene Garber, R ERA: 6.0	(1, 1) (8, 1)	7.0 8	L 0	33 0	11 1	5 0	4 0	2 3	2 0	0 1	0 0	0 0	0 0	0 13	43 17	5.14 0.00	1.857 0.000			

Batter	1	2	3	4	5	6	7	8	9	AB	R	H	RBI	BB	SO	LOB	BOTTOM			
Dion James, L OBP: 0.457, SLG: 0.536 (1, 8)										4	1	1	0	1	1	1	<b>Montreal Expos @ Atlanta Braves</b> Atlanta-Fulton County Stadium, Atlanta, GA Tue May 05 1987, 7:05 PM EDT Att. 4,515 - Unknown			
Ken Oberkfell, L OBP: 0.445, SLG: 0.424 (1, 5)										3	1	2	0	1	0	0				
Gerald Perry, L OBP: 0.271, SLG: 0.304 (1, 7)										4	1	2	2	0	1	1				
Dale Murphy, R OBP: 0.440, SLG: 0.577 (1, 9)										4	0	0	1	0	2	2				
Graig Nettles, L OBP: 0.375, SLG: 0.550 (1, 3)										3	0	1	0	1	0	2				
Rafael Ramirez, R OBP: 0.304, SLG: 0.370 (1, 6)										4	0	0	0	0	0	2				
Ozzie Virgil, R OBP: 0.356, SLG: 0.524 (1, 2)										3	0	1	0	1	2	0		<b>AB 33</b> <b>R 4</b> <b>H 9</b> <b>RBI 3</b> <b>BB 4</b> <b>SO 7</b> <b>LOB 10</b>		
Glenn Hubbard, R OBP: 0.452, SLG: 0.410 (1, 4)										4	1	1	0	0	0	1				
Rick Mahler, R OBP: 0.167, SLG: 0.176 Albert Hall, S OBP: 0.231, SLG: 0.333 Gene Garber, R OBP: 0.250, SLG: 0.387 (1, 1)	(1, 1)									2	0	0	0	0	0	1		 WP: 0 PA: 37 SB: 0 CS: 0		
<b>Inning Stats</b>	R: 0 E: 0 K: 0 S: 3	H: 0 LOB: 0 BB: 0 P: 3	R: 0 E: 0 K: 0 S: 4	H: 2 LOB: 2 BB: 0 P: 4	R: 4 E: 1 K: 0 S: 5	H: 2 LOB: 1 BB: 3 P: 17	R: 0 E: 0 K: 0 S: 2	H: 0 LOB: 0 BB: 1 P: 6	R: 0 E: 0 K: 1 S: 7	H: 2 LOB: 2 BB: 0 P: 7	R: 0 E: 0 K: 1 S: 5	H: 0 LOB: 0 BB: 0 P: 5	R: 0 E: 0 K: 2 S: 8	H: 2 LOB: 1 BB: 0 P: 8	R: 0 E: 0 K: 1 S: 5	H: 0 LOB: 0 BB: 0 P: 5			R: 0 E: 0 K: 2 S: 8	H: 1 LOB: 1 BB: 0 P: 8
<b>PITCHER</b>	IP WLS BF H R ER SO BB IBB HBP BLK WP HR S P ERA WHIP																			
Jay Tibbs, R ERA: 4.62 Andy McGaffigan, R ERA: 0.43	(1, 1) (7, 1)	6.0 S	W 11	26 3	6 0	4 0	3 0	2 5	4 0	0 0	0 0	0 0	0 0	0 21	26 21	4.50 0.00	1.667 1.000			



Batter	1	2	3	4	5	6	7	8	9	AB	R	H	RBI	BB	SO	LOB	TOP										
Casey Candaele, S OBP: 0.390, SLG: 0.368 (1, 8)	5-3	B2-3			K		SF8		CS	3	0	1	0	1	1	1											
Mitch Webster, S OBP: 0.336, SLG: 0.370 (1, 9)	B2-3		1B		F8		B3-4			4	1	1	1	0	0	0											
Tim Raines, S OBP: 0.542, SLG: 1.100 (1, 7)					K		3-1			4	0	2	1	0	1	0											
Tim Wallach, R OBP: 0.326, SLG: 0.500 (1, 5)	F8				K			F8		4	0	0	0	0	1	2											
Mike Fitzgerald, R OBP: 0.250, SLG: 0.333 (1, 2)		5-3	F7		5-3			G4-6-3 BB		3	0	0	0	1	0	1											
Wallace Johnson, S OBP: 0.211, SLG: 0.421 Tim Burke, R (6, 1)					6-3			G4-6-3		3	1	1	0	0	0	1											
Razor Shines, S OBP: 0.500, SLG: 0.333 Bob McClure, R (8, PH)		1B	4-3							1	0	0	0	0	0	1											
Randy St. Claire, R OBP: 0.500, SLG: 0.500 (9, 1)		E								0	0	0	0	0	0	0											
Vance Law, R OBP: 0.356, SLG: 0.505 (6, 3)					5-3					3	2	2	1	1	0	0											
Tom Foley, L OBP: 0.290, SLG: 0.321 (1, 6)		FC3 WP			B1-3		E9 1B SF8		FC4-6 CS	4	1	0	0	0	0	2											
Bryn Smith, R OBP: 0.333, SLG: 0.333 Herm Winningham, L OBP: 0.229, SLG: 0.242 (1, 1)					5-3				F8	2	0	0	0	0	0	1											
										2	1	1	0	0	0	1											
<b>Inning Stats</b>	R: 0 E: 0 K: 0 S: 4	H: 1 LOB: 1 BB: 0 P: 4	R: 2 E: 1 K: 0 S: 6	H: 2 LOB: 1 BB: 0 P: 6	R: 1 E: 0 K: 0 S: 5	H: 2 LOB: 1 BB: 0 P: 5	R: 0 E: 0 K: 0 S: 3	H: 0 LOB: 0 BB: 0 P: 3	R: 0 E: 0 K: 1 S: 5	H: 0 LOB: 0 BB: 0 P: 7	R: 3 E: 1 K: 0 S: 6	H: 2 LOB: 0 BB: 0 P: 6	R: 0 E: 0 K: 0 S: 2	H: 0 LOB: 0 BB: 1 P: 6	R: 0 E: 0 K: 0 S: 2	H: 0 LOB: 0 BB: 1 P: 6	1B: 5 2B: 1 3B: 0 HR: 1	SF: 1 SAC: 0 DP: 1 HBP: 0	WP: 2 PB: 0 CS: 1	PA: 37							
<b>PITCHER</b>	IP	WLS	BF	H	R	ER	SO	BB	IBB	HBP	BLK	WP	HR	S	P	ERA	WHIP										
Randy O'Neal, R ERA: 4.11 (1, 1)	6.0	L	26	6	5	3	3	0	0	0	0	1	1	32	32	4.50	1.000										
Ed Olwine, L ERA: 5.06 (7, 1)	0.1		2	1	0	0	0	0	0	0	0	0	0	2	2	0.00	3.000										
Jeff Dedmon, R ERA: 5.54 (7, 1)	0.2		2	0	1	0	0	0	0	0	0	1	0	2	2	0.00	0.000										
Jim Acker, R ERA: 4.18 (8, 1)	2.0		6	0	0	0	0	2	0	0	0	0	0	4	12	0.00	1.000										

Montreal Expos @ Atlanta Braves  
Atlanta-Fulton County Stadium, Atlanta, GA  
Wed May 06 1987, 7:05 PM EDT  
Att: 5,891 - Unknown

AB 33  
R 6  
H 7  
RBI 4  
BB 2  
SO 3  
LOB 10



Batter	1	2	3	4	5	6	7	8	9	AB	R	H	RBI	BB	SO	LOB	BOTTOM										
Dion James, L OBP: 0.442, SLG: 0.515 (1, 8)	K		K		G3			F7		4	0	0	0	0	2	1											
Ken Oberkfell, L OBP: 0.450, SLG: 0.427 (1, 5)				SH1-3 1B	K			F9		4	0	2	0	0	1	1											
Gerald Perry, L OBP: 0.273, SLG: 0.317 (1, 7)	K			SH1-3			F8			3	0	1	0	0	1	1											
Dale Murphy, R OBP: 0.433, SLG: 0.564 (1, 9)	F6			1-3			WP 1B		F9	4	0	1	0	0	0	3											
Graig Nettles, L OBP: 0.321, SLG: 0.458 (1, 3)			F9		4-3		F8			4	0	0	0	0	0	2											
Rafael Ramirez, R OBP: 0.301, SLG: 0.364 (1, 6)			F9		6-3		F8			4	0	1	0	0	0	1											
Ozzie Virgil, R OBP: 0.351, SLG: 0.500 (1, 2)			F9		HR BB			F5		3	1	0	0	1	0	1											
Glenn Hubbard, R OBP: 0.444, SLG: 0.437 (1, 4)				4-3			HR		4-3	4	1	1	2	0	0	1											
Randy O'Neal, R OBP: 0.231, SLG: 0.167 Ed Olwine, R (7, 1)					K					2	0	1	0	0	1	0											
Jeff Dedmon, L (7, 1)										0	0	0	0	0	0	0											
Darryl Motley, R (7, PH)										1	0	0	0	0	0	0											
Jim Acker, R (8, 1)										0	0	0	0	0	0	0											
<b>Inning Stats</b>	R: 0 E: 0 K: 2 S: 8	H: 1 LOB: 1 BB: 0 P: 8	R: 0 E: 0 K: 0 S: 3	H: 0 LOB: 0 BB: 0 P: 3	R: 0 E: 0 K: 2 S: 7	H: 0 LOB: 0 BB: 0 P: 7	R: 0 E: 0 K: 0 S: 4	H: 1 LOB: 1 BB: 0 P: 4	R: 2 E: 0 K: 1 S: 7	H: 2 LOB: 1 BB: 1 P: 11	R: 0 E: 0 K: 0 S: 4	H: 1 LOB: 1 BB: 0 P: 4	R: 0 E: 0 K: 0 S: 3	H: 0 LOB: 0 BB: 0 P: 3	R: 0 E: 0 K: 0 S: 4	H: 1 LOB: 1 BB: 0 P: 4	R: 0 E: 0 K: 0 S: 4	H: 1 LOB: 1 BB: 0 P: 4	1B: 5 2B: 1 3B: 0 HR: 1	SF: 0 SAC: 1 DP: 0 HBP: 0	WP: 1 PB: 0 CS: 0	PA: 35					
<b>PITCHER</b>	IP	WLS	BF	H	R	ER	SO	BB	IBB	HBP	BLK	WP	HR	S	P	ERA	WHIP										
Bryn Smith, R ERA: 9.39 (1, 1)	5.0	W	20	4	2	2	5	1	0	0	0	1	0	7	7	0.00	0.500										
Tim Burke, R ERA: 2.7 (6, 1)	2.0		7	1	0	0	0	0	0	0	0	1	0	7	7	0.00	0.500										
Bob McClure, L ERA: 6.0 (8, 1)	1.1		5	1	0	0	0	0	0	0	0	0	0	5	5	0.00	0.750										
Randy St. Claire, R ERA: 3.71 (9, 1)	0.2		3	1	0	0	0	0	0	0	0	0	0	3	3	0.00	1.500										

Montreal Expos @ Atlanta Braves  
Atlanta-Fulton County Stadium, Atlanta, GA  
Wed May 06 1987, 7:05 PM EDT  
Att: 5,891 - Unknown

AB 33  
R 2  
H 7  
RBI 2  
BB 1  
SO 5  
LOB 11





Batter	1	2	3	4	5	6	7	8	9	10	AB	R	H	RBI	BB	SO	LOB	TOP									
Mookie Wilson, S OBP: 0.415, SLG: 0.583 (1, 8)											4	1	2	0	1	0	0	<b>New York Mets @ Atlanta Braves</b> Atlanta-Fulton County Stadium, Atlanta, GA Fri May 08 1987, 7:05 PM EDT Att: 26,044 - Unknown									
Tim Teufel, R OBP: 0.468, SLG: 0.575 Wally Backman, S OBP: 0.333, SLG: 0.313 (9, PH) (9, 4)											4	0	0	0	0	2	5										
Keith Hernandez, L OBP: 0.374, SLG: 0.439 (1, 3)											4	0	3	1	1	1	1										
Gary Carter, R OBP: 0.276, SLG: 0.367 (1, 2)											4	0	1	0	1	1	2										
Daryl Strawberry, L OBP: 0.355, SLG: 0.505 (1, 9)												4	1	0	0	1	4										
Kevin Reynolds, R OBP: 0.306, SLG: 0.483 (1, 7)												5	1	1	0	0	1										
Howard Johnson, S OBP: 0.337, SLG: 0.368 (1, 6)												4	0	1	0	1	2										
Dave Magadan, L OBP: 0.417, SLG: 0.586 (1, 5)												3	0	1	2	1	0		1								
Ron Darling, R OBP: 0.143, SLG: 0.286 Gene Walter, L (7, 1) Terry Leach, R (8, 1) Jesse Orosco, R (9, 1)												2	0	0	0	0	2		0								
											1	0	0	0	0	0	1										
											0	0	0	0	0	0	0										
											0	0	0	0	0	0	0										
<b>Inning Stats</b>	R: 0 E: 0 K: 0 S: 3	H: 1 LOB: 2 BB: 2 P: 11	R: 0 E: 0 K: 0 S: 3	H: 0 LOB: 0 BB: 0 P: 3	R: 1 E: 0 K: 3 S: 12	H: 3 LOB: 2 BB: 0 P: 12	R: 0 E: 0 K: 0 S: 3	H: 1 LOB: 0 BB: 0 P: 3	R: 0 E: 1 K: 2 S: 8	H: 0 LOB: 1 BB: 0 P: 8	R: 2 E: 1 K: 1 S: 7	H: 1 LOB: 3 BB: 3 P: 19	R: 0 E: 0 K: 0 S: 3	H: 1 LOB: 0 BB: 0 P: 3	R: 0 E: 0 K: 1 S: 6	H: 1 LOB: 1 BB: 1 P: 7	R: 0 E: 0 K: 1 S: 6	H: 1 LOB: 0 BB: 0 P: 6	R: 0 E: 1 K: 0 S: 3	H: 0 LOB: 0 BB: 0 P: 3	1B: 9 2B: 2 3B: 0 HR: 0	SF: 0 SAC: 1 DP: 4 HBP: 0	WP: 0 PB: 0 SB: 1 CS: 1	PA: 43			
<b>PITCHER</b>	IP 7.0	WLS 32	BF 7	H 3	R 2	ER 2	SO 6	BB 4	IBB 0	HBP 0	BLK 0	WP 0	HR 0	S 39	P 59	ERA 2.57	WHIP 1.571										
Zane Smith, L ERA: 3.05 Jim Acker, R ERA: 3.86 Gene Garber, R ERA: 5.63	(1, 1) (8, 1) (10, 1)	2.0 W	8 3	2 0	0 0	0 0	1 0	1 0	0 0	0 0	0 0	0 0	0 0	9 3	13 3	0.00 0.00	0.000										

AB	36
R	3
H	9
RBI	3
BB	6
SO	7
LOB	17



Batter	1	2	3	4	5	6	7	8	9	10	AB	R	H	RBI	BB	SO	LOB	BOTTOM									
Albert Hall, S OBP: 0.276, SLG: 0.529 (1, 8)											5	1	2	1	0	0	1	<b>New York Mets @ Atlanta Braves</b> Atlanta-Fulton County Stadium, Atlanta, GA Fri May 08 1987, 7:05 PM EDT Att: 26,044 - Unknown									
Ken Oberkfell, L OBP: 0.431, SLG: 0.406 Gene Garber, R (10, 1)											5	0	0	0	0	1	2										
Gerald Perry, L OBP: 0.256, SLG: 0.299 (1, 7)												5	0	0	0	0	0										
Dale Murphy, R OBP: 0.440, SLG: 0.587 (1, 9)												3	2	1	1	2	2		0								
Graig Nettles, L OBP: 0.333, SLG: 0.444 (10, 5)												3	0	1	1	1	0		0								
Rafael Ramirez, R OBP: 0.287, SLG: 0.346 (1, 6)												4	0	0	0	0	2		3								
Ozzie Virgil, R OBP: 0.358, SLG: 0.536 (1, 2)											3	1	1	1	1	1	1		1								
Glenn Hubbard, R OBP: 0.464, SLG: 0.449 (1, 4)												2	0	2	0	2	0		0								
Zane Smith, L OBP: 0.125, SLG: 0.125 Dion James, L OBP: 0.438, SLG: 0.510 Jim Acker, R (8, 1) Ted Simmons, S OBP: 0.242, SLG: 0.375 (10, 3)											2	0	0	0	0	0	4										
											1	0	0	0	0	0	1										
											0	0	0	0	0	0	0										
											1	0	0	0	0	0	1										
<b>Inning Stats</b>	R: 1 E: 0 K: 1 S: 6	H: 1 LOB: 0 BB: 0 P: 6	R: 0 E: 0 K: 1 S: 5	H: 0 LOB: 2 BB: 2 P: 13	R: 0 E: 0 K: 1 S: 5	H: 0 LOB: 0 BB: 0 P: 5	R: 1 E: 0 K: 0 S: 5	H: 2 LOB: 2 BB: 1 P: 9	R: 0 E: 0 K: 0 S: 3	H: 0 LOB: 0 BB: 0 P: 3	R: 0 E: 0 K: 0 S: 5	H: 0 LOB: 0 BB: 0 P: 5	R: 1 E: 0 K: 0 S: 3	H: 1 LOB: 0 BB: 1 P: 7	R: 0 E: 0 K: 1 S: 6	H: 1 LOB: 2 BB: 1 P: 10	R: 0 E: 0 K: 1 S: 7	H: 2 LOB: 2 BB: 0 P: 7	R: 1 E: 0 K: 0 S: 2	H: 0 LOB: 0 BB: 0 P: 6	1B: 4 2B: 0 3B: 0 HR: 3	SF: 1 SAC: 0 DP: 1 HBP: 0	WP: 0 PB: 0 SB: 1 CS: 0	PA: 41			
<b>PITCHER</b>	IP 6.0	WLS 26	BF 4	H 3	R 3	ER 3	SO 4	BB 4	IBB 0	HBP 0	BLK 0	WP 0	HR 3	S 30	P 46	ERA 4.50	WHIP 1.333										
Ron Darling, R ERA: 6.31 Gene Walter, L ERA: 2.03 Terry Leach, R ERA: 1.35 Jesse Orosco, L ERA: 6.92	(1, 1) (7, 1) (8, 1) (9, 1)	1.2 L	6 4	1 0	0 0	0 0	0 0	0 0	0 0	0 0	0 0	0 0	0 0	5 9	0.00 0.00	0.000	0.000										









Batter	1	2	3	4	5	6	7	8	9	AB	R	H	RBI	BB	SO	LOB	TOP					
Lenny Dykstra, L OBP: 0.378, SLG: 0.463 (1, 8)	3-1		6-3		FC1-6 BB		5-3 1B	F9		4	0	1	0	1	0	2	<b>New York Mets @ Atlanta Braves</b> Atlanta-Fulton County Stadium, Atlanta, GA Sun May 10 1987, 3:33 AM EDT Att: 19,460 - Unknown					
Wally Backman, S OBP: 0.321, SLG: 0.301 Tim Teufel, R OBP: 0.471, SLG: 0.558 (7, PH) (7, 4)	4-3		1B		FC1-6 S		5-3 1-2	K		3	0	1	0	0	0	1						
Keith Hernandez, L OBP: 0.371, SLG: 0.425 Doug Sisk, R OBP: 0.471, SLG: 0.558 (7, 1) Gene Walter, L OBP: 0.471, SLG: 0.558 (7, 1)	1-3		1B		G4-6-3 BB		L3	1B		3	0	1	0	1	0	1						
Mookie Wilson, S OBP: 0.408, SLG: 0.561 Jesse Orosco, R OBP: 0.471, SLG: 0.558 (8, PH) (8, 1)			1B		G4-6-3 BB			1B		0	0	0	0	0	0	0						
Gary Carter, R OBP: 0.289, SLG: 0.369 (1, 2)		5-3	L8		G4-6-3			1B		5	1	2	0	0	0	4						
Darryl Strawberry, L OBP: 0.361, SLG: 0.613 (1, 9)		PB BB BB	4-3					1B		3	2	1	1	2	0	3						
Kevin McReynolds, R OBP: 0.343, SLG: 0.505 (1, 7)		PB BB						HR		4	1	2	1	1	0	0						
Howard Johnson, S OBP: 0.345, SLG: 0.411 (1, 6) (8, 5)					2B			F4		3	1	1	3	1	0	1						
Dave Magadan, L OBP: 0.309, SLG: 0.556 Rafael Santana, R OBP: 0.246, SLG: 0.262 (8, 6)					F7			F9		4	1	1	0	0	1	4						
Sid Fernandez, L OBP: 0.214, SLG: 0.214 Lee Mazzilli, S OBP: 0.450, SLG: 0.471 (7, PH) (7, 3)					F8			F7		0	0	0	0	0	0	0						
Inning Stats	R: 0 E: 0 K: 0 S: 3	H: 0 LOB: 0 BB: 0 P: 3	R: 0 E: 0 K: 2 S: 7	H: 0 LOB: 3 BB: 3 P: 19	R: 0 E: 0 K: 1 S: 5	H: 2 LOB: 2 BB: 0 P: 5	R: 0 E: 0 K: 1 S: 6	H: 1 LOB: 1 BB: 0 P: 6	R: 0 E: 0 K: 0 S: 2	H: 0 LOB: 1 BB: 2 P: 10	R: 1 E: 0 K: 0 S: 4	H: 1 LOB: 0 BB: 0 P: 4	R: 0 E: 0 K: 1 S: 6	H: 1 LOB: 0 BB: 0 P: 6	R: 6 E: 0 K: 1 S: 10	H: 6 LOB: 1 BB: 1 P: 14	R: 0 E: 0 K: 0 S: 3	H: 1 LOB: 0 BB: 0 P: 3	1B: 9 2B: 1 3B: 0 HR: 2	SF: 0 SAC: 0 DP: 2 HBP: 0	WP: 0 PB: 1 CS: 0	PA: 42
PITCHER	IP	WLS	BF	H	R	ER	SO	BB	IBB	HBP	BLK	WP	HR	S	P	ERA	WHIP					
Rick Mahler, R ERA: 4.08 Paul Assenmacher, L ERA: 12.6 Jeff Dedmon, R ERA: 5.79 Gene Garber, R ERA: 5.09	6.1	28	7	5	1	4	4	5	0	0	0	0	1	31	51	1.42	1.579					
	0.2	5	4	5	5	0	1	0	0	0	0	0	1	6	10	67.50	7.500					
	1.0	W	4	2	1	1	1	0	0	0	0	0	0	6	6	9.00	2.000					
	1.0	S	3	1	0	0	0	0	0	0	0	0	0	3	3	0.00	1.000					

Batter	1	2	3	4	5	6	7	8	9	AB	R	H	RBI	BB	SO	LOB	BOTTOM				
Albert Hall, S OBP: 0.407, SLG: 0.583 (1, 8)	6-3		K		2-H 3-H 1B		E6 1B	1B		5	2	2	3	0	1	1	<b>New York Mets @ Atlanta Braves</b> Atlanta-Fulton County Stadium, Atlanta, GA Sun May 10 1987, 3:33 AM EDT Att: 19,460 - Unknown				
Rafael Ramirez, R OBP: 0.298, SLG: 0.345 (1, 6)	F8				4-3		E BB	1B		4	1	2	1	1	0	0					
Gary Roenicke, R OBP: 0.270, SLG: 0.100 Graig Nettles, L OBP: 0.353, SLG: 0.464 Darryl Motley, R OBP: 0.353, SLG: 0.464 (7, PH) (7, PR) (8, 7)	5-3				F7		F8	1B		3	0	0	0	0	0	2					
Dale Murphy, R OBP: 0.459, SLG: 0.642 (1, 9)					F7		F8	1B		1	0	1	2	0	0	0					
Ted Simmons, S OBP: 0.225, SLG: 0.333 Gerald Perry, L OBP: 0.263, SLG: 0.295 (7, 3)					F8		F9	1B		3	0	0	0	0	0	1					
Ken Oberkfell, L OBP: 0.427, SLG: 0.407 (1, 5)					F8		F9	1B		0	0	0	1	1	0	0					
Bruce Benedict, R OBP: 0.158, SLG: 0.167 Randy O'Neal, R OBP: 0.231, SLG: 0.167 Gene Garber, R OBP: 0.231, SLG: 0.167 (8, PR) (9, 1)					G3		K	1B		3	1	0	0	1	1	3					
Bruce Benedict, R OBP: 0.158, SLG: 0.167 Randy O'Neal, R OBP: 0.231, SLG: 0.167 Gene Garber, R OBP: 0.231, SLG: 0.167 (8, PR) (9, 1)					SH3-4 1B BB		F9	1B		4	0	1	0	0	1	1					
Bruce Benedict, R OBP: 0.158, SLG: 0.167 Randy O'Neal, R OBP: 0.231, SLG: 0.167 Gene Garber, R OBP: 0.231, SLG: 0.167 (8, PR) (9, 1)					F7		K	2B		0	1	0	0	0	0	0					
Glenn Hubbard, R OBP: 0.450, SLG: 0.427 (1, 4)					5-3		6-3	F9		3	1	0	0	1	0	1					
Rick Mahler, R OBP: 0.158, SLG: 0.167 Paul Assenmacher, L OBP: 0.158, SLG: 0.167 Jeff Dedmon, L OBP: 0.349, SLG: 0.507 (8, PH) (9, 2)					K		1B E BB	K		1	0	0	0	0	1	1					
Inning Stats	R: 0 E: 0 K: 0 S: 3	H: 0 LOB: 0 BB: 0 P: 3	R: 1 E: 0 K: 0 S: 4	H: 1 LOB: 0 BB: 0 P: 4	R: 0 E: 0 K: 2 S: 7	H: 0 LOB: 0 BB: 0 P: 7	R: 0 E: 0 K: 0 S: 3	H: 0 LOB: 1 BB: 1 P: 7	R: 2 E: 0 K: 0 S: 4	H: 1 LOB: 2 BB: 3 P: 16	R: 0 E: 0 K: 0 S: 3	H: 0 LOB: 0 BB: 0 P: 3	R: 3 E: 2 K: 2 S: 10	H: 2 LOB: 3 BB: 3 P: 22	R: 2 E: 0 K: 1 S: 8	H: 3 LOB: 2 BB: 0 P: 8	1B: 4 2B: 2 3B: 0 HR: 1	SF: 0 SAC: 1 DP: 0 HBP: 0	WP: 0 PB: 0 CS: 0	PA: 39	
PITCHER	IP	WLS	BF	H	R	ER	SO	BB	IBB	HBP	BLK	WP	HR	S	P	ERA	WHIP				
Sid Fernandez, L ERA: 2.44 Doug Sisk, R ERA: 3.63 Gene Walter, L ERA: 1.98 Jesse Orosco, L ERA: 7.71	6.0	24	2	3	3	2	2	4	0	0	0	0	0	6	10	0.00	3.000				
	0.1	4	1	0	0	1	1	1	1	0	0	0	0	4	12	0.00	6.000				
	1.0	L	6	3	2	2	1	0	0	0	0	0	0	8	8	18.00	3.000				





Batter	1	2	3	4	5	6	7	8	9	10	AB	R	H	RBI	BB	SO	LOB	TOP											
Albert Hall, S OBP: 0.364, SLG: 0.500 (1, 8)											6	1	1	0	0	0	7	<b>Atlanta Braves @ Montreal Expos</b> Olympic Stadium, Montreal, QB Mon May 11 1987, 7:05 PM EDT Att: 9,653 - Unknown											
Ken Oberkfell, L OBP: 0.426, SLG: 0.407 (1, 5)											5	1	2	1	0	0	0												
Gerald Perry, L OBP: 0.250, SLG: 0.280 (1, 7)											5	0	0	0	0	2	2												
Dale Murphy, R OBP: 0.457, SLG: 0.655 (1, 9)											4	1	1	1	1	1	2												
Graig Nettles, L OBP: 0.333, SLG: 0.455 (1, 3)											5	0	1	1	0	1	1												
Rafael Ramirez, R OBP: 0.303, SLG: 0.348 (1, 6)											5	2	2	0	0	0	1												
Ozzie Virgil, R OBP: 0.367, SLG: 0.507 (8, PR)											2	1	1	0	2	0	0												
Bruce Benedict, R OBP: 0.263, SLG: 0.156 (8, 2)											0	0	0	0	0	0	0												
Glenn Hubbard, R OBP: 0.456, SLG: 0.446 (1, 4)											5	0	3	2	0	0	1												
Randy O'Neal, R OBP: 0.204, SLG: 0.154 (4, PR)											1	0	0	0	0	1	2												
Darryl Motley, R OBP: 0.250, SLG: 0.250 (8, PR)											1	0	0	0	0	0	0												
Dion James, S OBP: 0.250, SLG: 0.250 (7, PR)											0	0	0	0	0	0	0												
Jeff Dedmon, L OBP: 0.250, SLG: 0.250 (7, PR)											0	0	0	0	0	0	0												
Ted Simmons, S OBP: 0.250, SLG: 0.250 (8, PR)											1	0	0	0	0	0	0												
Jim Acker, R OBP: 0.250, SLG: 0.250 (8, PR)											1	0	0	0	0	0	0												
<b>Inning Stats</b>	R: 1 E: 0 K: 1 S: 6	H: 2 LOB: 0 BB: 0 P: 6	R: 1 E: 0 K: 1 S: 8	H: 3 LOB: 2 BB: 0 P: 8	R: 0 E: 0 K: 1 S: 5	H: 0 LOB: 1 BB: 1 P: 9	R: 1 E: 1 K: 1 S: 5	H: 1 LOB: 1 BB: 0 P: 5	R: 0 E: 0 K: 1 S: 5	H: 0 LOB: 0 BB: 0 P: 5	R: 0 E: 0 K: 0 S: 3	H: 0 LOB: 0 BB: 1 P: 7	R: 0 E: 0 K: 0 S: 3	H: 0 LOB: 0 BB: 0 P: 3	R: 2 E: 0 K: 0 S: 7	H: 4 LOB: 3 BB: 1 P: 11	R: 1 E: 1 K: 1 S: 7	H: 2 LOB: 1 BB: 0 P: 7	R: 0 E: 0 K: 1 S: 6	H: 1 LOB: 1 BB: 0 P: 6	1B: 10 2B: 2 3B: 0 HR: 1	SF: 0 SAC: 0 DP: 1 HBP: 0	WP: 1 PB: 0 SB: 2 CS: 0	PA: 46					
<b>PITCHER</b>	IP WLS BF H R ER SO BB IBB HBP BLK WP HR S P ERA WHIP	Bryn Smith, R ERA: 7.11 (1, 1)	5.0 2.0 7 0 0 0 0 0 0 0 0 0 0 0 0 0 3.60 1.400	Tim Burke, R ERA: 1.93 (6, 1)	2.0 7 0 0 0 0 0 1 0 0 0 0 0 0 6 10 0.00 0.500	Bob McClure, L ERA: 6.39 (8, 1)	0.2 3 1 1 0 0 0 0 0 0 0 0 0 1 3 3 13.50 1.500	Andy McGaffigan, R ERA: 1.14 (8, 1)	1.0 9 5 2 2 1 1 0 0 0 0 0 0 0 1 0 10 14 18.00 6.000	Lary Sorensen, R ERA: 1.93 (9, 1)	1.1 W 5 1 0 0 1 0 0 0 0 0 0 0 7 7 0.00 0.750	<b>PITCHER</b>	IP WLS BF H R ER SO BB IBB HBP BLK WP HR S P ERA WHIP	Tom Foley, L OBP: 0.270, SLG: 0.338 (1, 6)	0.0 4-3								5	1	1	0	0	1	2
Mitch Webster, S OBP: 0.346, SLG: 0.383 (1, 9)											4	1	1	0	1	0	0												
Tim Raines, S OBP: 0.415, SLG: 0.694 (1, 7)											5	0	0	0	0	1	4												
Tim Wallach, R OBP: 0.324, SLG: 0.505 (1, 5)											4	1	1	2	0	0	1												
Andres Galaraga, R OBP: 0.390, SLG: 0.500 (1, 3)											4	2	2	2	0	1	1												
Vance Law, R OBP: 0.367, SLG: 0.510 (1, 4)											3	1	2	0	1	0	0												
Mike Fitzgerald, R OBP: 0.256, SLG: 0.300 (1, 2)											3	1	1	0	1	0	3												
Herm Winningham, L OBP: 0.231, SLG: 0.297 (9, 1)											4	0	1	3	0	0	3												
Lary Sorensen, R (9, 1)											0	0	0	0	0	0	0												
Bryn Smith, R OBP: 0.400, SLG: 0.600 (6, 1)											2	0	1	0	0	1	1												
Tim Burke, R (6, 1)											1	0	0	0	1	0	0												
Bob McClure, R (8, 1)											0	0	0	0	0	0	0												
Andy McGaffigan, R (8, 1)											0	0	0	0	0	0	0												
Casey Candaele, S OBP: 0.368, SLG: 0.366 (8, 8)											1	0	1	0	0	0	0												
<b>Inning Stats</b>	R: 0 E: 0 K: 0 S: 3	H: 0 LOB: 0 BB: 0 P: 3	R: 3 E: 0 K: 1 S: 7	H: 3 LOB: 0 BB: 1 P: 11	R: 3 E: 0 K: 0 S: 6	H: 3 LOB: 1 BB: 1 P: 10	R: 0 E: 0 K: 2 S: 9	H: 2 LOB: 2 BB: 0 P: 9	R: 0 E: 0 K: 0 S: 4	H: 1 LOB: 2 BB: 0 P: 5	R: 0 E: 0 K: 0 S: 5	H: 0 LOB: 0 BB: 0 P: 5	R: 0 E: 0 K: 1 S: 5	H: 0 LOB: 0 BB: 0 P: 5	R: 0 E: 0 K: 0 S: 2	H: 0 LOB: 0 BB: 1 P: 6	R: 0 E: 0 K: 0 S: 3	H: 1 LOB: 0 BB: 0 P: 3	R: 1 E: 0 K: 0 S: 2	H: 1 LOB: 0 BB: 0 P: 2	1B: 7 2B: 1 3B: 1 HR: 2	SF: 0 SAC: 0 DP: 1 HBP: 1	WP: 1 PB: 0 SB: 0 CS: 2	PA: 40					
<b>PITCHER</b>	IP WLS BF H R ER SO BB IBB HBP BLK WP HR S P ERA WHIP	Randy O'Neal, R ERA: 5.35 (4, 1)	3.0 3.0 13 3 0 0 3 0 0 0 1 0 0 0 0 0 18.00 1.000	Charlie Puleo, R ERA: 5.79 (7, 1)	1.0 3 0 0 0 0 1 0 0 0 0 0 0 0 5 5 0.00 0.000	Jeff Dedmon, L ERA: 5.4 (8, 1)	2.1 L 8 2 1 1 0 1 0 0 0 0 0 1 7 11 3.86 1.286	<b>PITCHER</b>	IP WLS BF H R ER SO BB IBB HBP BLK WP HR S P ERA WHIP	Tom Foley, L OBP: 0.270, SLG: 0.338 (1, 6)	0.0 4-3								5	1	1	0	0	1	2				
Mitch Webster, S OBP: 0.346, SLG: 0.383 (1, 9)											4	1	1	0	1	0	0												
Tim Raines, S OBP: 0.415, SLG: 0.694 (1, 7)											5	0	0	0	0	1	4												
Tim Wallach, R OBP: 0.324, SLG: 0.505 (1, 5)											4	1	1	2	0	0	1												
Andres Galaraga, R OBP: 0.390, SLG: 0.500 (1, 3)											4	2	2	2	0	1	1												
Vance Law, R OBP: 0.367, SLG: 0.510 (1, 4)											3	1	2	0	1	0	0												
Mike Fitzgerald, R OBP: 0.256, SLG: 0.300 (1, 2)											3	1	1	0	1	0	3												
Herm Winningham, L OBP: 0.231, SLG: 0.297 (9, 1)											4	0	1	3	0	0	3												
Lary Sorensen, R (9, 1)											0	0	0	0	0	0	0												
Bryn Smith, R OBP: 0.400, SLG: 0.600 (6, 1)																													



Batter	1	2	3	4	5	6	7	8	9	AB	R	H	RBI	BB	SO	LOB	TOP			
<b>Albert Hall, S</b> OBP: 0.368, SLG: 0.500 (1, 8)										4	0	1	0	1	0	2				
<b>Ken Oberkfell, L</b> OBP: 0.416, SLG: 0.398 (1, 5)										5	0	1	0	0	0	3				
<b>Gerald Perry, L</b> OBP: 0.267, SLG: 0.274 (1, 7) (7, 3)										2	1	0	0	3	0	3				
<b>Dale Murphy, R</b> OBP: 0.448, SLG: 0.632 (1, 9)										4	0	0	0	1	3	4				
<b>Graig Nettles, L</b> OBP: 0.349, SLG: 0.444 (1, 3)										3	1	1	0	1	0	2				
<b>Gary Roenicke, R</b> OBP: 0.237, SLG: 0.097 (7, 7)										1	0	0	0	0	2					
<b>Rafael Ramirez, R</b> OBP: 0.311, SLG: 0.365 (1, 6)										4	1	2	1	0	0	2				
<b>Ozzie Virgil, R</b> OBP: 0.362, SLG: 0.532 (1, 2)										4	1	1	1	0	0	4				
<b>Glenn Hubbard, R</b> OBP: 0.450, SLG: 0.433 (1, 4)										3	1	0	0	1	1	0				
<b>Zane Smith, L</b> OBP: 0.211, SLG: 0.222 (1, 1)										2	0	1	3	1	0	0				
<b>Jeff Dedmon, L</b> OBP: 0.333, SLG: 0.333 (7, 1)										1	0	1	0	0	0	0				
<b>Inning Stats</b>	R: 0 E: 0 K: 1 S: 6	H: 1 LOB: 1 BB: 0 P: 6	R: 3 E: 0 K: 0 S: 6	H: 3 LOB: 2 BB: 2 P: 14	R: 0 E: 0 K: 1 S: 5	H: 0 LOB: 0 BB: 0 P: 5	R: 1 E: 0 K: 1 S: 6	H: 1 LOB: 2 BB: 2 P: 12	R: 0 E: 0 K: 0 S: 2	H: 0 LOB: 0 BB: 1 P: 6	R: 0 E: 0 K: 0 S: 3	H: 0 LOB: 2 BB: 2 P: 11	R: 0 E: 0 K: 0 S: 4	H: 1 LOB: 1 BB: 0 P: 4	R: 0 E: 0 K: 1 S: 5	H: 1 LOB: 1 BB: 1 P: 9	1B: 4 2B: 3 3B: 0 HR: 1	SF: 0 SAC: 0 DP: 1 HBP: 0	WP: 0 PB: 0 SB: 1 CS: 1	PA: 42
<b>PITCHER</b>	IP	WLS	BF	H	R	ER	SO	BB	IBB	HBP	BLK	WP	HR	S	P	ERA	WHIP			
<b>Ubaldo Heredia, R</b> ERA: 9.0 (1, 1)	4.0	L	19	5	4	4	3	1	1	0	0	0	1	23	31	9.00	1.500			
<b>Jay Tibbs, R</b> ERA: 4.44 (5, 1)	2.0		9	1	1	1	0	2	1	0	0	0	0	6	18	4.50	1.500			
<b>Bob McClure, L</b> ERA: 5.93 (7, 1)	1.0		5	0	0	0	0	2	0	0	0	0	0	3	11	0.00	2.000			
<b>Lary Sorensen, R</b> ERA: 1.74 (8, 1)	2.0		8	2	0	0	1	1	0	0	0	0	0	9	13	0.00	1.500			

**Atlanta Braves @ Montreal Expos**  
Olympic Stadium, Montreal, QB  
Tue May 12 1987, 7:05 PM EDT  
Att: 9,522 - Unknown

**AB 33**  
**R 5**  
**H 8**  
**RBI 5**  
**BB 8**  
**SO 4**  
**LOB 22**



Batter	1	2	3	4	5	6	7	8	9	AB	R	H	RBI	BB	SO	LOB	BOTTOM					
<b>Casey Candaele, S</b> OBP: 0.370, SLG: 0.368 (1, 6)										5	1	2	0	0	0	0						
<b>Mitch Webster, S</b> OBP: 0.348, SLG: 0.378 (1, 9)										4	0	1	0	1	1	3						
<b>Tim Raines, S</b> OBP: 0.435, SLG: 0.675 (1, 7)										4	1	2	0	1	1	2						
<b>Tim Wallach, R</b> OBP: 0.327, SLG: 0.495 (1, 5)										4	0	1	1	1	1	5						
<b>Andres Galarraga, R</b> OBP: 0.402, SLG: 0.495 (1, 3)										3	0	1	1	2	0	2						
<b>Vance Law, R</b> OBP: 0.374, SLG: 0.491 (1, 4)										4	0	0	0	0	1	8						
<b>Reid Nichols, R</b> OBP: 0.297, SLG: 0.412 (1, 8)										3	0	1	0	0	1	0						
<b>Razor Shines, S</b> OBP: 0.400, SLG: 0.250 (7, PH)										1	0	0	0	0	0	2						
<b>Lary Sorensen, R</b> (8, 1)										0	0	0	0	0	0	0						
<b>Mike Fitzgerald, R</b> OBP: 0.255, SLG: 0.279 (1, 2)										3	0	0	0	1	0	0						
<b>Ubaldo Heredia, R</b> ERA: 9.0 (1, 1)										1	0	0	0	0	1	0						
<b>Dave Engle, R</b> OBP: 0.289, SLG: 0.314 (4, PH)										1	0	0	0	0	0	2						
<b>Jay Tibbs, R</b> ERA: 4.44 (5, 1)										0	0	0	0	0	0	0						
<b>Wallace Johnson, S</b> OBP: 0.276, SLG: 0.396 (6, PH)										1	0	0	0	0	0	0						
<b>Bob McClure, R</b> (7, 1)										0	0	0	0	0	0	0						
<b>Herm Wittingham, L</b> OBP: 0.225, SLG: 0.239 (8, 8)										1	0	0	0	0	0	0						
<b>Inning Stats</b>	R: 0 E: 0 K: 0 S: 4	H: 1 LOB: 3 BB: 2 P: 12	R: 0 E: 0 K: 1 S: 5	H: 0 LOB: 0 BB: 0 P: 5	R: 0 E: 0 K: 1 S: 6	H: 1 LOB: 2 BB: 1 P: 10	R: 0 E: 0 K: 1 S: 5	H: 1 LOB: 1 BB: 1 P: 9	R: 0 E: 1 K: 1 S: 6	H: 0 LOB: 3 BB: 2 P: 14	R: 0 E: 0 K: 1 S: 5	H: 0 LOB: 0 BB: 0 P: 5	R: 2 E: 1 K: 0 S: 7	H: 3 LOB: 2 BB: 0 P: 7	R: 0 E: 0 K: 1 S: 6	H: 1 LOB: 1 BB: 0 P: 6	R: 0 E: 0 K: 0 S: 3	H: 1 LOB: 0 BB: 0 P: 3	1B: 7 2B: 1 3B: 0 HR: 0	SF: 0 SAC: 0 DP: 2 HBP: 0	WP: 0 PB: 0 SB: 0 CS: 0	PA: 41
<b>PITCHER</b>	IP	WLS	BF	H	R	ER	SO	BB	IBB	HBP	BLK	WP	HR	S	P	ERA	WHIP					
<b>Zane Smith, L</b> ERA: 2.89 (1, 1)	6.1	W	32	6	2	1	5	5	1	0	0	0	0	36	60	1.42	1.737					
<b>Jeff Dedmon, R</b> ERA: 4.59 (7, 1)	2.2	S	9	2	0	0	1	0	0	0	0	0	0	11	11	0.00	0.750					

**Atlanta Braves @ Montreal Expos**  
Olympic Stadium, Montreal, QB  
Tue May 12 1987, 7:05 PM EDT  
Att: 9,522 - Unknown

**AB 35**  
**R 2**  
**H 8**  
**RBI 2**  
**BB 6**  
**SO 6**  
**LOB 24**





Batter	1	2	3	4	5	6	7	8	9	AB	R	H	RBI	BB	SO	LOB	TOP					
<b>Albert Hall, S</b> OBP: 0.349, SLG: 0.487 (1, 8)										5	1	1	0	0	0	1						
<b>Ken Oberkfell, L</b> OBP: 0.410, SLG: 0.398 (1, 5)										5	1	1	0	0	0	1						
<b>Gary Roenicke, R</b> OBP: 0.279, SLG: 0.171 (1, 7)										4	2	2	0	1	0	1						
<b>Dale Murphy, R</b> OBP: 0.459, SLG: 0.686 (1, 9)										4	3	3	4	1	0	1						
<b>Ted Simmons, S</b> OBP: 0.283, SLG: 0.372 (1, 3)										3	0	1	2	2	2	0						
<b>Andres Thomas, R</b> OBP: 0.300, SLG: 0.413 (1, 6)										5	0	1	0	0	0	4						
<b>Ozzie Virgil, R</b> OBP: 0.364, SLG: 0.554 (1, 2)										4	2	1	1	1	0	4						
<b>Glenn Hubbard, R</b> OBP: 0.451, SLG: 0.458 (1, 4)										3	1	1	2	1	0	0						
<b>David Palmer, R</b> OBP: 0.211, SLG: 0.368 <b>Paul Assenmacher, L</b> ERA: 3.39 <b>Jim Acker, R</b> OBP: 0.200, SLG: 0.200 (6, 1)										2	0	0	0	0	1	0						
<b>Inning Stats</b>	R: 3 E: 1 K: 1 S: 8	H: 2 R: 0 BB: 0 P: 8	R: 2 E: 0 K: 1 S: 6	H: 1 R: 0 BB: 1 P: 10	R: 1 E: 0 K: 1 S: 6	H: 1 R: 0 BB: 0 P: 6	R: 0 E: 0 K: 0 S: 3	H: 0 R: 0 BB: 1 P: 7	R: 2 E: 0 K: 0 S: 5	H: 2 R: 0 BB: 1 P: 9	R: 0 E: 0 K: 0 S: 3	H: 0 R: 0 BB: 0 P: 3	R: 1 E: 0 K: 0 S: 4	H: 3 R: 0 BB: 1 P: 8	R: 1 E: 0 K: 1 S: 6	H: 1 R: 0 BB: 0 P: 6	R: 0 E: 0 K: 0 S: 4	H: 1 R: 0 BB: 2 P: 12	1B: 2 2B: 5 3B: 0 HR: 4	SF: 0 SAC: 1 DP: 1 HBP: 0	WP: 0 PB: 0 CS: 0	PA: 43
<b>PITCHER</b>	IP WLS BF H R ER SO BB IBB HBP BLK WP HR S P ERA WHIP																					
<b>Bruce Ruffin, L</b> ERA: 6.19 <b>Dan Schatzeder, L</b> ERA: 3.39 <b>Tom Hume, R</b> ERA: 5.71 <b>Kent Tekulve, R</b> ERA: 3.38 <b>Wally Ritchie, L</b> ERA: 0.93 (1, 1)	2.0 L 11 3 3 5 4 2 1 0 0 0 0 2 14 18 18.00 2.000																					
<b>PITCHER</b>	IP WLS BF H R ER SO BB IBB HBP BLK WP HR S P ERA WHIP																					
<b>Bruce Ruffin, L</b> ERA: 6.19 <b>Dan Schatzeder, L</b> ERA: 3.39 <b>Tom Hume, R</b> ERA: 5.71 <b>Kent Tekulve, R</b> ERA: 3.38 <b>Wally Ritchie, L</b> ERA: 0.93 (8, 1)	2.0 10 2 1 1 1 2 0 0 0 0 1 10 18 4.50 2.000																					

Atlanta Braves @ Philadelphia Phillies  
Veterans Stadium, Philadelphia, PA  
Wed May 13 1987, 7:05 PM EDT  
Att: 16,142 - Unknown

AB	36
R	10
H	11
RBI	9
BB	6
SO	4
LOB	12



Batter	1	2	3	4	5	6	7	8	9	AB	R	H	RBI	BB	SO	LOB	BOTTOM			
<b>Mitt Thompson, L</b> OBP: 0.325, SLG: 0.377 (1, 8)										4	0	1	0	1	1	4				
<b>Jeff Stone, L</b> OBP: 0.294 (1, 7)										5	1	1	0	0	2	4				
<b>Juan Samuel, R</b> OBP: 0.321, SLG: 0.512 (1, 4)										5	1	1	2	0	2	3				
<b>Mike Schmidt, R</b> OBP: 0.357, SLG: 0.577 (1, 3)										5	0	0	0	0	1	3				
<b>Glenn Wilson, R</b> OBP: 0.307, SLG: 0.495 (1, 9)										3	2	2	0	2	0	2				
<b>Lance Parrish, R</b> OBP: 0.276, SLG: 0.354 (1, 2)										4	0	3	2	1	1	1				
<b>Rick Schu, R</b> OBP: 0.182, SLG: 0.286 (1, 5)										4	0	0	0	1	1	4				
<b>Steve Jeltz, S</b> OBP: 0.222, SLG: 0.143 <b>Greg Gross, L</b> OBP: 0.232, SLG: 0.190 (9, PH)										4	0	1	0	0	1	5				
<b>Bruce Ruffin, S</b> <b>Dan Schatzeder, L</b> <b>Tom Hume, R</b> <b>Chris James, S</b> <b>Ken Griffey Jr., L</b> <b>Ron Roenicke, S</b> <b>Wally Ritchie, L</b> <b>Lance Parrish, R</b> (1, 1)	5.0 W 27 4 4 3 6 4 0 0 0 0 0 1 35 51 5.40 2.400																			
<b>Bruce Ruffin, S</b> <b>Dan Schatzeder, L</b> <b>Tom Hume, R</b> <b>Chris James, S</b> <b>Ken Griffey Jr., L</b> <b>Ron Roenicke, S</b> <b>Wally Ritchie, L</b> <b>Lance Parrish, R</b> (6, 1)	0.0 2 0 0 0 0 1 0 0 0 0 0 0 1 5 - - -																			
<b>Bruce Ruffin, S</b> <b>Dan Schatzeder, L</b> <b>Tom Hume, R</b> <b>Chris James, S</b> <b>Ken Griffey Jr., L</b> <b>Ron Roenicke, S</b> <b>Wally Ritchie, L</b> <b>Lance Parrish, R</b> (6, 1)	4.0 S 16 2 1 1 3 2 0 0 0 0 0 0 20 28 2.25 1.000																			
<b>PITCHER</b>	IP WLS BF H R ER SO BB IBB HBP BLK WP HR S P ERA WHIP																			
<b>Bruce Ruffin, S</b> ERA: 3.78 <b>Paul Assenmacher, L</b> ERA: 12.6 <b>Jim Acker, R</b> ERA: 3.78 (6, 1)	4.0 S 16 2 1 1 3 2 0 0 0 0 0 0 20 28 2.25 1.000																			
<b>PITCHER</b>	IP WLS BF H R ER SO BB IBB HBP BLK WP HR S P ERA WHIP																			
<b>Bruce Ruffin, S</b> ERA: 3.78 <b>Paul Assenmacher, L</b> ERA: 12.6 <b>Jim Acker, R</b> ERA: 3.78 (6, 1)	4.0 S 16 2 1 1 3 2 0 0 0 0 0 0 20 28 2.25 1.000																			
<b>Inning Stats</b>	R: 0 E: 0 K: 1 S: 6	H: 1 R: 0 BB: 0 P: 6	R: 0 E: 1 K: 1 S: 7	H: 2 R: 0 BB: 0 P: 7	R: 2 E: 0 K: 1 S: 7	H: 2 R: 0 BB: 1 P: 11	R: 0 E: 0 K: 2 S: 8	H: 1 R: 0 BB: 1 P: 12	R: 1 E: 0 K: 1 S: 6	H: 1 R: 0 BB: 2 P: 14	R: 1 E: 1 K: 1 S: 7	H: 1 R: 0 BB: 1 P: 11	R: 0 E: 0 K: 1 S: 5	H: 0 R: 0 BB: 2 P: 5	R: 1 E: 0 K: 0 S: 5	H: 2 R: 0 BB: 0 P: 5	1B: 6 2B: 2 3B: 1 HR: 1	SF: 0 SAC: 0 DP: 0 HBP: 0	WP: 1 PB: 0 CS: 0	PA: 45
<b>PITCHER</b>	IP WLS BF H R ER SO BB IBB HBP BLK WP HR S P ERA WHIP																			
<b>Bruce Ruffin, S</b> ERA: 3.78 <b>Paul Assenmacher, L</b> ERA: 12.6 <b>Jim Acker, R</b> ERA: 3.78 (6, 1)	4.0 S 16 2 1 1 3 2 0 0 0 0 0 0 20 28 2.25 1.000																			

Atlanta Braves @ Philadelphia Phillies  
Veterans Stadium, Philadelphia, PA  
Wed May 13 1987, 7:05 PM EDT  
Att: 16,142 - Unknown

AB	38
R	5
H	10
RBI	4
BB	7
SO	9
LOB	30





Batter	1	2	3	4	5	6	7	8	9	AB	R	H	RBI	BB	SO	LOB	TOP								
Albert Hall, S OBP: 0.375, SLG: 0.512 (1,8)										4	1	2	0	1	0	2	<b>Atlanta Braves @ Philadelphia Phillies</b> Veterans Stadium, Philadelphia, PA Thu May 14 1987, 7:05 PM EDT Att: 17,705 - Unknown								
Dion James, L OBP: 0.441, SLG: 0.500 (1,7)										3	1	1	0	2	0	1									
Ken Oberkfell, L OBP: 0.396, SLG: 0.386 (1,5)										4	0	0	1	0	1	4									
Dale Murphy, R OBP: 0.454, SLG: 0.669 (1,9)										3	0	0	0	1	1	2									
Gerald Perry, L OBP: 0.266, SLG: 0.273 (1,3)										4	0	1	1	0	1	1									
Andres Thomas, R OBP: 0.302, SLG: 0.396 (8, PH)										2	0	0	0	1	0	2									
Graig Nettles, L OBP: 0.341, SLG: 0.432 (8, PH)										1	0	0	0	0	1	0									
Rafael Ramirez, R OBP: 0.311, SLG: 0.365 (8, 6)										0	0	0	0	0	0	0									
Ozzie Virgil, R OBP: 0.369, SLG: 0.621 (1,2)										4	2	2	2	0	1	1									
Glenn Hubbard, R OBP: 0.445, SLG: 0.450 (1,4)										4	0	1	0	0	0	1									
Rick Mahler, R OBP: 0.182, SLG: 0.190 (1,1)										3	0	1	0	0	0	1									
Ted Simmons, S OBP: 0.277, SLG: 0.364 (9, PH)										1	0	0	0	0	0	0									
<b>Inning Stats</b>	R: 0 E: 0 K: 0 S: 4	H: 1 LOB: 1 BB: 0 P: 4	R: 1 E: 0 K: 0 S: 4	H: 1 LOB: 0 BB: 0 P: 4	R: 2 E: 0 K: 0 S: 5	H: 2 LOB: 2 BB: 2 P: 13	R: 1 E: 0 K: 0 S: 4	H: 2 LOB: 0 BB: 0 P: 4	R: 0 E: 0 K: 0 S: 3	H: 0 LOB: 1 BB: 1 P: 7	R: 0 E: 0 K: 1 S: 5	H: 0 LOB: 0 BB: 0 P: 5	R: 0 E: 0 K: 3 S: 9	H: 0 LOB: 0 BB: 0 P: 9	R: 0 E: 0 K: 1 S: 6	H: 1 LOB: 2 BB: 1 P: 10	1B: 5 2B: 1 3B: 0 HR: 2	SF: 1 SAC: 0 DP: 1 HBP: 0	WP: 0 PB: 0 SB: 3 CS: 0	PA: 39					
<b>PITCHER</b>	IP WLS BF H R ER SO BB IBB HBP BLK WP HR S P ERA WHIP																								
Kevin Gross, R ERA: 4.2 (1,1)	7.0 W 31	7 4 4 1	4 0 0 4	4 0 0 0	0 0 0 0	0 0 15	19	5.14	1.571																
Steve Bedrosian, R ERA: 5.4 (8,1)	2.0 S 8	1 0 0 4	1 0 0 0	0 0 0 0	0 0 15	19	0.00	1.000																	

AB	33
R	4
H	8
RBI	4
BB	5
SO	5
LOB	15



Batter	1	2	3	4	5	6	7	8	9	AB	R	H	RBI	BB	SO	LOB	BOTTOM							
Milt Thompson, L OBP: 0.333, SLG: 0.393 (1,8)										3	2	2	0	0	0	0	<b>Atlanta Braves @ Philadelphia Phillies</b> Veterans Stadium, Philadelphia, PA Thu May 14 1987, 7:05 PM EDT Att: 17,705 - Unknown							
Jeff Stone, L OBP: 0.318, SLG: 0.286 (1,7)										4	0	1	1	0	0	2								
Steve Bedrosian, R (8,1)										0	0	0	0	0	0	0								
Juan Samuel, R OBP: 0.326, SLG: 0.531 (1,4)										3	1	1	2	1	0	1								
Mike Schmidt, R OBP: 0.353, SLG: 0.591 (1,5)										4	1	1	2	0	0	1								
Von Hayes, L OBP: 0.381, SLG: 0.297 (1,3)										4	0	1	0	0	1	0								
Glenn Wilson, R OBP: 0.314, SLG: 0.491 (1,9)										3	0	1	0	1	0	0								
Lance Parrish, R OBP: 0.279, SLG: 0.347 (1,2)										2	0	0	0	1	0	1								
Steve Jeltz, S OBP: 0.228, SLG: 0.137 (1,6)										2	0	0	0	1	0	3								
Kevin Gross, R (1,1)										2	0	0	0	0	1	3								
Greg Gross, L OBP: 0.320, SLG: 0.227 (7, PH) (8,7)										1	1	1	0	0	0	0								
<b>Inning Stats</b>	R: 0 E: 0 K: 0 S: 3	H: 0 LOB: 1 BB: 1 P: 7	R: 0 E: 0 K: 1 S: 5	H: 1 LOB: 2 BB: 2 P: 13	R: 2 E: 0 K: 0 S: 5	H: 2 LOB: 0 BB: 0 P: 5	R: 0 E: 0 K: 0 S: 3	H: 0 LOB: 1 BB: 1 P: 7	R: 2 E: 0 K: 0 S: 5	H: 2 LOB: 0 BB: 0 P: 5	R: 0 E: 0 K: 0 S: 3	H: 1 LOB: 0 BB: 0 P: 3	R: 1 E: 0 K: 0 S: 4	H: 2 LOB: 0 BB: 0 P: 4	R: 0 E: 0 K: 1 S: 5	H: 0 LOB: 0 BB: 0 P: 5	1B: 5 2B: 1 3B: 0 HR: 2	SF: 0 SAC: 1 DP: 1 HBP: 0	WP: 0 PB: 0 SB: 0 CS: 1	PA: 33				
<b>PITCHER</b>	IP WLS BF H R ER SO BB IBB HBP BLK WP HR S P ERA WHIP																							
Rick Mahler, R ERA: 4.27 (1,1)	8.0 L 33	8 5 5 2	4 0 0 0	0 0 0 0	0 0 2 33	49	5.62	1.500																

AB	28
R	5
H	8
RBI	5
BB	4
SO	2
LOB	11





Batter	1	2	3	4	5	6	7	8	9	AB	R	H	RBI	BB	SO	LOB	TOP										
Albert Hall, S OBP: 0.377, SLG: 0.521 (1, 8)	G3		2B		G3-6-1			3-1 BB	F9	5	2	2	1	0	0	1											
Dion James, L OBP: 0.432, SLG: 0.482 (1, 7)	4-3		K					BB 3-1	G3	4	1	0	0	1	1	2											
Ken Oberkfell, L OBP: 0.399, SLG: 0.397 (1, 5)	G3		2B					3-1		4	0	2	2	0	0	2											
Dale Murphy, R OBP: 0.449, SLG: 0.654 (1, 9)		F2	F5					BB		3	1	0	0	1	0	3											
Gerald Perry, L OBP: 0.259, SLG: 0.265 Paul Assenmacher, L (7, 1)	4-3				4-3			BB		3	0	0	0	0	0	1											
Rafael Ramirez, R OBP: 0.377, SLG: 0.385 Jim Acker, R OBP: 0.200, SLG: 0.200 (8, PH)	4-3							1B		0	0	0	0	0	0	0											
Andres Thomas, R OBP: 0.298, SLG: 0.385 (1, 6)	K				F9			HR		4	1	1	2	0	2	0											
Ozzie Virgil, R OBP: 0.374, SLG: 0.644 (1, 2)			FC6-4		K			HR		3	1	1	3	1	1	0											
Glenn Hubbard, R OBP: 0.433, SLG: 0.435 (1, 4)			FC6-4		E5			K		4	1	0	0	0	1	1											
Charlie Puleo, R OBP: 0.500, SLG: 0.500 Ted Simmons, S OBP: 0.265, SLG: 0.348 (7, 3)			2B		K			4-3	F9	2	1	1	0	0	1	1											
<b>Inning Stats</b>	R: 0 E: 0 K: 0 S: 3	H: 0 LOB: 0 BB: 0 P: 3	R: 0 E: 0 K: 1 S: 5	H: 0 LOB: 0 BB: 0 P: 5	R: 3 E: 0 K: 1 S: 8	H: 3 LOB: 1 BB: 1 P: 12	R: 0 E: 0 K: 1 S: 5	H: 0 LOB: 0 BB: 0 P: 5	R: 0 E: 1 K: 0 S: 4	H: 1 LOB: 1 BB: 0 P: 4	R: 0 E: 0 K: 1 S: 5	H: 0 LOB: 0 BB: 0 P: 5	R: 6 E: 0 K: 1 S: 8	H: 3 LOB: 0 BB: 3 P: 20	R: 0 E: 0 K: 0 S: 3	H: 0 LOB: 0 BB: 0 P: 3	1B: 4 2B: 2 3B: 0 HR: 1	SF: 0 SAC: 0 DP: 2 HBP: 0	WP: 0 PB: 0 SB: 0 CS: 0	PA: 38							
<b>PITCHER</b>	IP	WLS	BF	H	R	ER	SO	BB	IBB	HBP	BLK	WP	HR	S	P	ERA	WHIP										
Dom Taylor, R ERA: 4.64 (1, 1)	7.0		26	4	3	3	5	1	0	0	0	0	0	35	39	3.86	0.714										
Hipolito Pena, L ERA: 4.32 (8, 1)	0.2	L	5	1	3	3	0	1	1	0	0	0	0	3	11	40.50	3.000										
Logan Easley, R ERA: 5.57 (8, 1)	0.1		4	2	3	3	1	1	0	0	0	0	1	5	9	81.00	9.000										
Bob Patterson, L ERA: 7.08 (9, 1)	1.0		3	0	0	0	0	0	0	0	0	0	0	3	3	0.00	0.000										

Atlanta Braves @ Pittsburgh Pirates  
Three Rivers Stadium, Pittsburgh, PA  
Fri May 15 1987, 7:05 PM EDT  
Att: 18,137 - Unknown

AB 34  
R 9  
H 7  
RBI 9  
BB 4  
SO 6  
LOB 11



Batter	1	2	3	4	5	6	7	8	9	AB	R	H	RBI	BB	SO	LOB	BOTTOM										
Barry Bonds, L OBP: 0.370, SLG: 0.496 (1, 8)	4-3		F2		FC3-6			F7	FC4-6	5	0	0	0	0	0	6											
Andy Van Slyke, L OBP: 0.324, SLG: 0.392 (1, 9)	K		HR		F7			G6-4-3	4-3	5	1	2	2	0	1	4											
Johnny Ray, S OBP: 0.333, SLG: 0.386 (1, 4)	K		5-3					G3	G6-4-3	4	0	0	0	0	1	1											
Sid Bream, L OBP: 0.414, SLG: 0.628 (1, 3)			FC6-4		F9			HR	1B	4	1	3	1	0	0	0											
Jim Morrison, R OBP: 0.353, SLG: 0.521 (1, 5)		FC6-4			K			K	1B	4	0	1	0	0	2	1											
R.J. Reynolds, S OBP: 0.375, SLG: 0.485 (1, 7)	K				G3			F7	4-3	4	0	0	0	0	1	3											
Michael LaValliere, L OBP: 0.453, SLG: 0.433 Junior Ortiz, R OBP: 0.300, SLG: 0.289 (8, 2)		F8			F7			4-3	3-1	2	0	0	0	0	0	1											
Rafael Belliard, R OBP: 0.304, SLG: 0.365 (1, 6)			K		FC3-6			4-3	FC4-6	4	0	2	0	0	1	0											
Dom Taylor, R OBP: 0.125, SLG: 0.125 Bobo Bonilla, S OBP: 0.272, SLG: 0.293 Hipolito Pena, L Logan Easley, R Bob Patterson, R John Cangelosi, S OBP: 0.269, SLG: 0.241 (8, PH)			E6		FC3-6			4-3	FC4-6	2	1	1	0	0	0	0											
<b>Inning Stats</b>	R: 0 E: 0 K: 2 S: 7	H: 0 LOB: 0 BB: 0 P: 7	R: 0 E: 0 K: 1 S: 6	H: 1 LOB: 0 BB: 0 P: 6	R: 2 E: 1 K: 1 S: 7	H: 1 LOB: 0 BB: 0 P: 7	R: 0 E: 0 K: 1 S: 5	H: 0 LOB: 0 BB: 0 P: 5	R: 0 E: 0 K: 1 S: 6	H: 1 LOB: 0 BB: 0 P: 6	R: 1 E: 0 K: 0 S: 3	H: 0 LOB: 1 BB: 1 P: 7	R: 0 E: 0 K: 0 S: 5	H: 3 LOB: 2 BB: 0 P: 5	R: 0 E: 0 K: 0 S: 4	H: 1 LOB: 2 BB: 1 P: 8	1B: 7 2B: 0 3B: 0 HR: 2	SF: 0 SAC: 0 DP: 1 HBP: 0	WP: 0 PB: 0 SB: 1 CS: 0	PA: 38							
<b>PITCHER</b>	IP	WLS	BF	H	R	ER	SO	BB	IBB	HBP	BLK	WP	HR	S	P	ERA	WHIP										
Charlie Puleo, R ERA: 4.11 (1, 1)	6.0		24	5	3	1	6	0	0	0	0	0	2	36	36	1.50	0.833										
Paul Assenmacher, L ERA: 10.5 (7, 1)	1.0	W	4	0	0	0	0	1	0	0	0	0	0	3	7	0.00	1.000										
Jim Acker, R ERA: 3.57 (8, 1)	2.0		10	4	0	0	0	1	0	0	0	0	0	9	13	0.00	2.500										

Atlanta Braves @ Pittsburgh Pirates  
Three Rivers Stadium, Pittsburgh, PA  
Fri May 15 1987, 7:05 PM EDT  
Att: 18,137 - Unknown

AB 36  
R 3  
H 9  
RBI 3  
BB 2  
SO 6  
LOB 16









Batter	1	2	3	4	5	6	7	8	9	AB	R	H	RBI	BB	SO	LOB	TOP			
Albert Hall, S OBP: 0.381, SLG: 0.544 (1, 8)										5	1	2	2	0	0	2	<b>Atlanta Braves @ Pittsburgh Pirates</b> Three Rivers Stadium, Pittsburgh, PA Sun May 17 1987, 3:33 AM EDT Att: 26,469 - Unknown			
Dion James, L OBP: 0.430, SLG: 0.483 (1, 7)										4	1	1	0	1	0	5				
Ken Oberkfell, L OBP: 0.405, SLG: 0.426 (4, 4)										5	1	3	1	0	0	1				
Dale Murphy, R OBP: 0.458, SLG: 0.654 (1, 9)										4	0	2	1	0	1	3				
Gerald Perry, L OBP: 0.269, SLG: 0.303 (8, PR)										4	0	1	0	0	0	3				
Zane Smith, L OBP: 0.200, SLG: 0.211 (8, PR)										0	0	0	0	0	0	0				
Rafael Ramirez, R OBP: 0.314, SLG: 0.361 (8, 5)										1	0	0	0	0	1	1				
Andres Thomas, R OBP: 0.328, SLG: 0.383 (1, 6)										5	0	2	1	0	2	3				
Ozzie Virgil, R OBP: 0.371, SLG: 0.643 (1, 2)										3	1	1	0	0	1	3				
Glenn Hubbard, R OBP: 0.422, SLG: 0.421 (4, 5)										2	0	1	0	0	0	1				
Graig Nettles, L OBP: 0.326, SLG: 0.410 (8, 3)										2	1	0	0	0	0	2				
David Palmer, R OBP: 0.211, SLG: 0.368 (7, PH)										0	0	0	0	0	0	0				
Darryl Motley, R OBP: 0.295, SLG: 0.429 (8, PH)										1	0	0	0	0	0	0				
Paul Assenmacher, L OBP: 0.296, SLG: 0.429 (8, PH)										0	0	0	0	0	0	0				
Ted Simmons, S OBP: 0.296, SLG: 0.296 (8, 1)										0	0	0	0	0	0	0				
Ed Olivine, R OBP: 0.296, SLG: 0.296 (8, 1)										0	0	0	0	0	0	0				
Jeff Dedmon, L OBP: 0.296, SLG: 0.296 (8, 1)										0	0	0	0	0	0	0				
<b>Inning Stats</b>	R: 2 E: 0 K: 0 S: 7	H: 4 LOB: 2 BB: 0 P: 7	R: 0 E: 0 K: 0 S: 4	H: 1 LOB: 1 BB: 0 P: 4	R: 0 E: 0 K: 0 S: 4	H: 1 LOB: 1 BB: 0 P: 4	R: 0 E: 0 K: 0 S: 3	H: 0 LOB: 0 BB: 0 P: 4	R: 1 E: 0 K: 1 S: 5	H: 1 LOB: 0 BB: 0 P: 5	R: 0 E: 0 K: 2 S: 8	H: 1 LOB: 2 BB: 1 P: 12	R: 2 E: 0 K: 1 S: 9	H: 4 LOB: 3 BB: 0 P: 9	R: 0 E: 0 K: 2 S: 8	H: 1 LOB: 1 BB: 0 P: 8	1B: 10 2B: 5 3B: 0 HR: 0	SF: 1 SAC: 2 DP: 1 HBP: 1	WP: 0 PB: 0 SB: 0 CS: 1	PA: 42
<b>PITCHER</b>	IP WLS BF H R ER SO BB IBB HBP BLK WP HR S P ERA WHIP																			
Rick Reuschel, R ERA: 2.26 (1, 1)	7.0	31	9	3	3	3	1	0	1	0	0	0	0	35	40	3.86	1.429			
Don Robinson, R ERA: 3.91 (8, 1)	2.0	W 11	5	2	2	3	0	0	0	0	0	0	0	17	17	9.00	2.500			

Batter	1	2	3	4	5	6	7	8	9	AB	R	H	RBI	BB	SO	LOB	BOTTOM			
John Cangelosi, S OBP: 0.537, SLG: 0.324 (8, 1)										3	0	1	1	1	1	2	<b>Atlanta Braves @ Pittsburgh Pirates</b> Three Rivers Stadium, Pittsburgh, PA Sun May 17 1987, 3:33 AM EDT Att: 26,469 - Unknown			
Andy Van Slyke, L OBP: 0.310, SLG: 0.373 (1, 9)										4	0	0	0	0	3	4				
Johnny Ray, S OBP: 0.333, SLG: 0.379 (1, 4)										4	0	1	0	0	1	2				
Sid Bream, L OBP: 0.401, SLG: 0.607 (1, 3)										4	0	2	0	0	0	1				
Jim Morrison, R OBP: 0.345, SLG: 0.515 (1, 5)										4	2	1	0	0	0	2				
R.J. Reynolds, S OBP: 0.390, SLG: 0.528 (1, 7)										3	2	2	1	1	1	1				
Michael LaValliere, L OBP: 0.423, SLG: 0.423 (8, PH)										3	1	1	1	0	1	2				
Mike Diaz, R OBP: 0.300, SLG: 0.547 (9, 2)										0	0	0	1	0	0	0				
Junior Ortiz, R OBP: 0.296, SLG: 0.286 (8, 1)										0	0	0	0	0	0	0				
Rafael Belliard, R OBP: 0.290, SLG: 0.341 (1, 6)										2	1	0	1	0	0	1				
Rick Reuschel, R OBP: 0.238, SLG: 0.300 (1, 1)										2	0	1	1	0	0	0				
Barry Bonds, L OBP: 0.375, SLG: 0.500 (8, 8)										0	0	0	0	0	0	0				
<b>Inning Stats</b>	R: 0 E: 0 K: 1 S: 4	H: 0 LOB: 0 BB: 1 P: 8	R: 0 E: 0 K: 2 S: 8	H: 1 LOB: 1 BB: 0 P: 8	R: 1 E: 1 K: 1 S: 7	H: 1 LOB: 1 BB: 0 P: 7	R: 3 E: 0 K: 2 S: 11	H: 4 LOB: 2 BB: 0 P: 12	R: 0 E: 0 K: 0 S: 3	H: 1 LOB: 0 BB: 0 P: 3	R: 1 E: 0 K: 0 S: 4	H: 1 LOB: 0 BB: 0 P: 4	R: 0 E: 0 K: 1 S: 5	H: 0 LOB: 0 BB: 0 P: 5	R: 1 E: 0 K: 0 S: 4	H: 1 LOB: 1 BB: 1 P: 8		1B: 5 2B: 3 3B: 2 HR: 0	SF: 2 SAC: 1 DP: 2 HBP: 1	WP: 0 PB: 0 SB: 0 CS: 0
<b>PITCHER</b>	IP WLS BF H R ER SO BB IBB HBP BLK WP HR S P ERA WHIP																			
David Palmer, R ERA: 4.3 (7, 1)	1.0	3	0	0	0	1	0	0	0	0	0	5	5	0.00	0.000					
Ed Olivine, L ERA: 5.4 (8, 1)	0.1	L 3	1	1	1	0	0	1	0	0	0	2	6	27.00	3.000					
Jeff Dedmon, R ERA: 4.43 (8, 1)	0.2	2	0	0	0	0	0	0	0	0	0	2	2	0.00	0.000					





Batter	1	2	3	4	5	6	7	8	9	AB	R	H	RBI	BB	SO	LOB	TOP																			
Vince Coleman, S (1, 7) OBP: 0.399, SLG: 0.353										4	1	1	0	0	0	1																				
Ozzie Smith, S (1, 6) OBP: 0.361, SLG: 0.314										4	1	1	0	0	1	0																				
Terry Pendleton, S (1, 5) OBP: 0.364, SLG: 0.429										4	1	1	0	0	0	0																				
Jack Clark, R (1, 3) OBP: 0.429, SLG: 0.669										4	0	1	2	0	1	0																				
Willie McGee, S (1, 8) OBP: 0.303, SLG: 0.390										4	0	0	1	0	1	1																				
Tom Herr, S (1, 4) OBP: 0.383, SLG: 0.458										4	1	1	0	0	2	1																				
Curt Ford, L (1, 9) OBP: 0.414, SLG: 0.615										3	1	1	0	1	1	1																				
Steve Lake, R (1, 2) OBP: 0.318, SLG: 0.405										2	0	0	0	0	0	0																				
Rod Booker, L (7, PH) OBP: 0.542, SLG: 0.600										0	0	0	1	0	0	0																				
Ray Sof, R (7, 1)										0	0	0	0	0	0	0																				
Todd Worrell, R (8, 1)										0	0	0	0	0	0	0																				
John Morris, L (8, 7) OBP: 0.400, SLG: 0.400										0	0	0	0	0	0	0																				
Joe Magrane, R (1, 1)										2	0	0	0	0	1	0																				
Bill Dawley, R (6, 1)										0	0	0	0	0	0	0																				
Tom Pagnozzi, R (7, PH) OBP: 0.286, SLG: 0.438										1	0	1	1	0	0	0																				
<b>Inning Stats</b>	R: 3 E: 0 K: 1 S: 9	H: 4 LOB: 1 BB: 0 P: 9	R: 0 E: 0 K: 0 S: 3	H: 0 LOB: 0 BB: 0 P: 3	R: 0 E: 0 K: 1 S: 5	H: 0 LOB: 0 BB: 0 P: 5	R: 0 E: 0 K: 1 S: 4	H: 0 LOB: 0 BB: 1 P: 8	R: 0 E: 0 K: 1 S: 5	H: 0 LOB: 0 BB: 0 P: 5	R: 0 E: 0 K: 0 S: 3	H: 0 LOB: 0 BB: 0 P: 3	R: 2 E: 0 K: 0 S: 6	H: 3 LOB: 1 BB: 0 P: 6	R: 0 E: 0 K: 1 S: 5	H: 0 LOB: 0 BB: 0 P: 7	1B: 7 2B: 0 3B: 0 HR: 0	SF: 0 SAC: 1 DP: 0 HBP: 0	WP: 0 PB: 0 SB: 0 CS: 1	PA: 35																
<b>PITCHER</b>	IP WLS BF H R ER SO BB IBB HBP BLK WP HR S P ERA WHIP																																			
Rick Mahler, R (1, 1) ERA: 4.5	6.2	27	7	5	5	4	1	0	0	0	0	0	0	34	38	6.75	1.200																			
Paul Assenmacher, L (7, 1) ERA: 7.56	1.1	4	0	0	0	1	0	0	0	0	0	0	0	6	6	0.00	0.000																			
Gene Garber, R (9, 1) ERA: 4.5	1.0	W	3	0	0	0	2	0	0	0	0	0	0	7	7	0.00	0.000																			

St. Louis Cardinals @ Atlanta Braves  
Atlanta-Fulton County Stadium, Atlanta, GA  
Tue May 19 1987, 7:05 PM EDT  
Att: 11,886 - Unknown

AB 32  
R 5  
H 7  
RBI 5  
BB 1  
SO 7  
LOB 4



Batter	1	2	3	4	5	6	7	8	9	AB	R	H	RBI	BB	SO	LOB	BOTTOM																			
Albert Hall, S (1, 8) OBP: 0.382, SLG: 0.525										4	1	1	0	1	1	2																				
Rafael Ramirez, R (1, 5) OBP: 0.318, SLG: 0.373										5	1	2	1	0	1	1																				
Gary Roenicke, R (1, 7) OBP: 0.326, SLG: 0.237										3	0	3	1	0	0	0																				
Dion James, L (7, PH) OBP: 0.431, SLG: 0.492										2	1	1	0	0	0	0																				
Dale Murphy, R (1, 9) OBP: 0.456, SLG: 0.640										3	1	0	0	2	1	5																				
Ted Simmons, S (1, 3) OBP: 0.298, SLG: 0.426										5	1	2	1	0	1	0																				
Andres Thomas, R (1, 6) OBP: 0.314, SLG: 0.365										3	0	0	0	0	0	0																				
Ozzie Virgil, R (1, 2) OBP: 0.375, SLG: 0.663										3	1	1	1	1	1	2																				
Ken Oberkfell, L (1, 4) OBP: 0.407, SLG: 0.420										2	0	0	0	2	0	0																				
Rick Mahler, R (1, 1) OBP: 0.160, SLG: 0.167										3	0	0	0	0	0	2																				
Paul Assenmacher, L (7, 1) ERA: 5.49	1.0	5	0	0	0	0	1	1	0	0	0	0	0	0	0	0																				
Graig Nettles, L (8, PH) OBP: 0.340, SLG: 0.425	1.0	4	0	1	1	1	1	0	0	0	0	0	0	0	0	0																				
Gene Garber, R (9, 1) ERA: 8.16	1.1	L	10	4	2	2	1	1	0	0	0	0	0	0	0	0																				
<b>Inning Stats</b>	R: 0 E: 0 K: 1 S: 6	H: 2 LOB: 1 BB: 0 P: 6	R: 0 E: 0 K: 1 S: 5	H: 0 LOB: 0 BB: 0 P: 5	R: 2 E: 1 K: 0 S: 5	H: 2 LOB: 1 BB: 1 P: 9	R: 1 E: 0 K: 0 S: 4	H: 1 LOB: 0 BB: 0 P: 4	R: 0 E: 0 K: 1 S: 7	H: 2 LOB: 2 BB: 0 P: 7	R: 0 E: 0 K: 0 S: 3	H: 0 LOB: 2 BB: 2 P: 11	R: 0 E: 0 K: 1 S: 5	H: 0 LOB: 0 BB: 0 P: 5	R: 2 E: 0 K: 1 S: 7	H: 2 LOB: 2 BB: 2 P: 15	R: 1 E: 0 K: 0 S: 3	H: 2 LOB: 2 BB: 1 P: 7	1B: 8 2B: 2 3B: 0 HR: 1	SF: 0 SAC: 1 DP: 1 HBP: 0	WP: 1 PB: 0 SB: 1 CS: 0	PA: 41														
<b>PITCHER</b>	IP WLS BF H R ER SO BB IBB HBP BLK WP HR S P ERA WHIP																																			
Joe Magrane, L (1, 1) ERA: 2.25	5.0	22	7	3	3	3	1	0	0	0	0	0	0	27	31	5.40	1.600																			
Bill Dawley, R (6, 1) ERA: 5.49	1.0	5	0	0	0	0	1	1	0	0	1	0	3	11	0.00	1.000																				
Ray Sof, R (7, 1) ERA: 5.91	1.0	4	0	1	1	1	1	0	0	0	0	0	5	9	9.00	1.000																				
Todd Worrell, R (8, 1) ERA: 8.16	1.1	L	10	4	2	2	1	1	0	0	0	0	10	18	13.50	3.750																				

St. Louis Cardinals @ Atlanta Braves  
Atlanta-Fulton County Stadium, Atlanta, GA  
Tue May 19 1987, 7:05 PM EDT  
Att: 11,886 - Unknown

AB 34  
R 6  
H 11  
RBI 6  
BB 6  
SO 5  
LOB 12





Batter	1	2	3	4	5	6	7	8	9	AB	R	H	RBI	BB	SO	LOB	TOP																	
Vince Coleman, S (1, 7) OBP: 0.399, SLG: 0.354	F9		1-3		K		S BLK BB 1B		S 1B	5	2	2	0	0	1	0	<b>St. Louis Cardinals @ Atlanta Braves</b> Atlanta-Fulton County Stadium, Atlanta, GA Wed May 20 1987, 3:33 AM EDT Att: 8,050 - Unknown																	
Ozzie Smith, S (1, 6) OBP: 0.369, SLG: 0.320	F6		BLK 1B		L6		BB S HBP BB		S 1B	4	2	2	1	1	0	0																		
Terry Pendleton, S (1, 5) OBP: 0.377, SLG: 0.434	1B		S 1B		1B	4-0 BB	HBP BB 1-2 2-3 BB		K	3	1	2	1	2	1	1																		
Jack Clark, R (1, 3) OBP: 0.441, SLG: 0.669	1-2 1B		1-2 BB		BB	0-0 BB	F8 G3-2 1B	1-2 2-3 3-H BB	K	3	0	2	1	2	1	1																		
Willie McGee, S (1, 8) OBP: 0.307, SLG: 0.386	K		6-3		6-3	0-0 BB	1-2 2-H 1B	1-2 2-3 3-H HBP	F7	4	0	1	2	0	1	5																		
Tom Herr, S (1, 4) OBP: 0.365, SLG: 0.434		F8		F8		F8	F6			4	0	0	0	0	0	5																		
Curt Ford, L (1, 9) OBP: 0.392, SLG: 0.580		4-3		4-3		G3-2		G3		4	0	0	0	0	0	2																		
Steve Lake, R (1, 2) OBP: 0.311, SLG: 0.395 John Morris, L (7, PH) OBP: 0.364, SLG: 0.364 Tom Pagnozzi, R (7, 2) OBP: 0.278, SLG: 0.424		6-3		K			G3	K		2	0	0	0	0	1	0																		
Danny Cox, R (1, 1) OBP: 0.200, SLG: 0.200 Rod Booker, L (7, PH) OBP: 0.520, SLG: 0.571 Ricky Horton, L (7, 1) OBP: 0.200, SLG: 0.200 Todd Worrell, R (9, 1)			K	6-3		4-3	4-3			1	0	0	0	0	0	0																		
<b>Inning Stats</b>	R: 0 E: 0 K: 1 S: 7	H: 2 LOB: 2 BB: 0 P: 7	R: 0 E: 0 K: 0 S: 3	H: 0 LOB: 0 BB: 0 P: 3	R: 1 E: 0 K: 1 S: 7	H: 2 LOB: 2 BB: 1 P: 11	R: 0 E: 0 K: 1 S: 5	H: 0 LOB: 0 BB: 0 P: 5	R: 0 E: 0 K: 1 S: 5	H: 0 LOB: 0 BB: 0 P: 5	R: 1 E: 0 K: 0 S: 4	H: 2 LOB: 1 BB: 1 P: 8	R: 2 E: 0 K: 0 S: 4	H: 1 LOB: 3 BB: 3 P: 17	R: 0 E: 0 K: 1 S: 5	H: 0 LOB: 0 BB: 0 P: 5		R: 1 E: 0 K: 2 S: 9	H: 2 LOB: 1 BB: 0 P: 9	1B: 9 2B: 1 3B: 0 HR: 0	SF: 0 SAC: 0 DP: 1 HBP: 1	WP: 0 PB: 0 SB: 5 CS: 0	PA: 41											
<b>PITCHER</b>	IP WLS BF H R ER SO BB IBB HBP BLK WP HR S P ERA WHIP																																	
Charlie Puleo, R (1, 1) ERA: 3.98	5.0	22	5	2	2	4	2	0	0	0	1	0	0	0	6	14	3.60	1.400																
Jeff Dedmon, R (6, 1) ERA: 4.91	1.2	8	2	2	2	0	2	0	0	1	0	0	0	6	11	10.80	2.400																	
Jim Acker, R (7, 1) ERA: 3.44	1.1	6	0	0	0	1	1	0	1	0	0	0	0	6	11	0.00	0.750																	
Gene Garber, R (9, 1) ERA: 4.71	1.0	L	5	2	1	1	2	0	0	0	0	0	0	9	9	9.00	2.000																	

Batter	1	2	3	4	5	6	7	8	9	AB	R	H	RBI	BB	SO	LOB	BOTTOM																
Albert Hall, S (1, 8) OBP: 0.397, SLG: 0.523	SH5-3 2B	F8		1-2 BB		K			5-3 SH1-3 1B	4	1	2	0	1	1	1	<b>St. Louis Cardinals @ Atlanta Braves</b> Atlanta-Fulton County Stadium, Atlanta, GA Wed May 20 1987, 3:33 AM EDT Att: 8,050 - Unknown																
Dion James, L (1, 7) OBP: 0.432, SLG: 0.484	SH5-3 2B	F7		F7		CS BB			SH1-3	2	1	0	0	2	0	3																	
Ken Oberkfell, L (1, 4) OBP: 0.404, SLG: 0.415	SH5-3		CS 1B		F9	CS	4-3		5-3	4	0	1	0	0	0	1																	
Dale Murphy, R (1, 9) OBP: 0.449, SLG: 0.621	2B		K		F9		F8		F5	4	0	0	0	1	1	2																	
Ken Griffey, L (1, 3) OBP: 0.433, SLG: 0.641	2B		2B		1B	3B	6-3			4	1	3	2	0	0	0																	
Graig Nettles, L (1, 5) OBP: 0.353, SLG: 0.419	F8		F2		1B	1B				3	0	1	0	1	0	2																	
Andres Thomas, R (1, 6) OBP: 0.311, SLG: 0.358		F7		K		1-2 3-H 1B		K		4	0	1	1	0	2	1																	
Ozzie Virgil, R (1, 2) OBP: 0.371, SLG: 0.676		HR		P3		F7		L9		4	1	1	1	0	0	3																	
Charlie Puleo, R (1, 1) OBP: 0.750, SLG: 0.750 Jeff Dedmon, L (6, 1) OBP: 0.200, SLG: 0.200 Jim Acker, R (7, 1) OBP: 0.200, SLG: 0.200 Gary Roenicke, R (8, PH) OBP: 0.319, SLG: 0.231 Gene Garber, R (9, 1)				BB		F8		K		2	0	2	0	0	0	0																	
<b>Inning Stats</b>	R: 2 E: 0 K: 0 S: 4	H: 2 LOB: 1 BB: 2 P: 12	R: 1 E: 0 K: 0 S: 5	H: 2 LOB: 1 BB: 0 P: 5	R: 0 E: 0 K: 1 S: 6	H: 2 LOB: 1 BB: 0 P: 6	R: 0 E: 0 K: 1 S: 6	H: 1 LOB: 2 BB: 1 P: 10	R: 1 E: 0 K: 0 S: 5	H: 2 LOB: 2 BB: 1 P: 9	R: 0 E: 0 K: 1 S: 4	H: 0 LOB: 0 BB: 1 P: 8	R: 0 E: 0 K: 0 S: 3	H: 0 LOB: 0 BB: 0 P: 3	R: 0 E: 0 K: 2 S: 8	H: 1 LOB: 1 BB: 0 P: 8		R: 0 E: 0 K: 0 S: 4	H: 1 LOB: 1 BB: 0 P: 4	1B: 7 2B: 3 3B: 1 HR: 1	SF: 0 SAC: 2 DP: 1 HBP: 0	WP: 0 PB: 0 SB: 1 CS: 2	PA: 41										
<b>PITCHER</b>	IP WLS BF H R ER SO BB IBB HBP BLK WP HR S P ERA WHIP																																
Danny Cox, R (1, 1) ERA: 3.81	6.0	29	9	4	4	3	4	1	0	0	0	0	0	14	14	6.00	2.167																
Ricky Horton, L (7, 1) ERA: 1.84	2.2	W	10	2	0	0	2	0	0	0	0	0	0	14	14	0.00	0.750																
Todd Worrell, R (9, 1) ERA: 7.98	0.1	S	1	0	0	0	0	0	0	0	0	0	0	1	1	0.00	0.000																

**St. Louis Cardinals @ Atlanta Braves**  
 Atlanta-Fulton County Stadium, Atlanta, GA  
 Wed May 20 1987, 3:33 AM EDT  
 Att: 8,050 - Unknown

AB 35  
 R 5  
 H 9  
 RBI 5  
 BB 5  
 SO 7  
 LOB 14



**St. Louis Cardinals @ Atlanta Braves**  
 Atlanta-Fulton County Stadium, Atlanta, GA  
 Wed May 20 1987, 3:33 AM EDT  
 Att: 8,050 - Unknown

AB 33  
 R 4  
 H 11  
 RBI 4  
 BB 5  
 SO 5  
 LOB 14





Batter	1	2	3	4	5	6	7	8	9	AB	R	H	RBI	BB	SO	LOB	TOP									
Vince Coleman, S OBP: 0.393, SLG: 0.345 (1, 7)	4-3		2B	K		F8		K		4	1	0	0	1	2	3	<b>St. Louis Cardinals @ Atlanta Braves</b> Atlanta-Fulton County Stadium, Atlanta, GA Thu May 21 1987, 3:33 AM EDT Att: 9,579 - Unknown									
Ozzie Smith, S OBP: 0.370, SLG: 0.318 (1, 6)	6-3		F8		1B		1B	FC6-4		4	1	1	1	1	0	3										
Terry Pendleton, S OBP: 0.378, SLG: 0.439 (1, 5)	1-3		2B		E3		1B	F8		5	1	2	2	0	0	2										
Jack Clark, R OBP: 0.446, SLG: 0.664 (1, 3)		K	F7		1B		1B			4	0	2	1	1	1	1										
Willie McGee, S OBP: 0.296, SLG: 0.374 (1, 8)	6-3			F8	SF9		G1-2-3	K		4	0	0	1	0	1	4										
Tom Herr, S OBP: 0.367, SLG: 0.425 (1, 4)		1B		F7	K		1B	F8		4	0	1	0	1	1	2										
José Oquendo, S OBP: 0.476, SLG: 0.463 (1, 9)		F8		2B	F8		1-3			4	1	1	0	1	0	5										
Steve Lake, R OBP: 0.326, SLG: 0.400 (1, 2)			2B	2B		6-3		F8		4	3	2	0	1	0	2										
Bob Forsch, R OBP: 0.429, SLG: 0.762 Ken Dayley, L (8, 1)		SH1-4		2B	G1-6-3			FC6-4		3	0	2	2	0	0	0										
										0	0	0	0	0	0	0										
<b>Inning Stats</b>	R: 0 E: 0 K: 0 S: 3	H: 0 LOB: 0 BB: 0 P: 3	R: 0 E: 0 K: 1 S: 6	H: 1 LOB: 1 BB: 0 P: 6	R: 2 E: 0 K: 0 S: 5	H: 2 LOB: 1 BB: 1 P: 9	R: 2 E: 0 K: 1 S: 7	H: 2 LOB: 1 BB: 1 P: 11	R: 2 E: 1 K: 1 S: 7	H: 1 LOB: 1 BB: 1 P: 11	R: 0 E: 0 K: 0 S: 3	H: 0 LOB: 0 BB: 0 P: 3	R: 0 E: 0 K: 0 S: 5	H: 3 LOB: 3 BB: 1 P: 9	R: 1 E: 0 K: 1 S: 7	H: 2 LOB: 1 BB: 0 P: 7	R: 0 E: 0 K: 1 S: 5	H: 0 LOB: 2 BB: 2 P: 13	1B: 9 2B: 2 3B: 0 HR: 0	SF: 1 SAC: 1 DP: 1 HBP: 0	WP: 1 PB: 0 SB: 0 CS: 0	PA: 44				
<b>PITCHER</b>	IP	WLS	BF	H	R	ER	SO	BB	IBB	HBP	BLK	WP	HR	S	P	ERA	WHIP									
Zane Smith, L ERA: 3.91 Randy O'Neal, R ERA: 5.11 Ed Olwine, L ERA: 5.19	(1, 1)	5.0	L	25	6	6	5	3	3	0	0	0	1	0	28	40	9.00	1.800								
	(6, 1)	2.0		9	3	0	0	0	0	1	0	0	0	0	8	12	0.00	1.500								
	(8, 1)	2.0		10	2	1	1	2	2	0	0	0	0	0	12	20	4.50	2.000								

AB 36  
R 7  
H 11  
RBI 7  
BB 6  
SO 5  
LOB 22



Batter	1	2	3	4	5	6	7	8	9	AB	R	H	RBI	BB	SO	LOB	BOTTOM										
Albert Hall, S OBP: 0.390, SLG: 0.500 (1, 8)	6-3	F9		1-2			4-3			3	0	0	0	1	0	1	<b>St. Louis Cardinals @ Atlanta Braves</b> Atlanta-Fulton County Stadium, Atlanta, GA Thu May 21 1987, 3:33 AM EDT Att: 9,579 - Unknown										
Andres Thomas, R OBP: 0.308, SLG: 0.352 (1, 6)	5-3		1B	F6		K				4	0	1	0	0	1	3											
Dion James, L OBP: 0.441, SLG: 0.500 (1, 7)	1B		G1-6-3	1B		K		1B		4	0	3	0	0	1	0											
Dale Murphy, R OBP: 0.444, SLG: 0.611 (1, 9)	5-3		K		4-3			G4-6-3		4	0	1	0	0	1	3											
Ken Griffey, L OBP: 0.426, SLG: 0.622 (1, 3)		1B	G1-6-3		F8			L6		4	1	1	0	0	0	4											
Graig Nettles, L OBP: 0.345, SLG: 0.404 (1, 5)		F9	1B	G3		F8		G4-6-3		4	1	1	0	0	0	2											
Ozzie Virgil, R OBP: 0.375, SLG: 0.670 (1, 2)		SH1-3	1B	BB	1B	K		F8		4	0	2	1	0	1	0											
Ken Oberkfell, L OBP: 0.400, SLG: 0.411 (1, 4)		F9		1B		F5		F6		4	0	1	0	0	0	2											
Zane Smith, L OBP: 0.190, SLG: 0.200 Randy O'Neal, R OBP: 0.200, SLG: 0.143 Gary Roenicke, R OBP: 0.313, SLG: 0.225 Ed Olwine, R (8, 1) Bruce Benedict, R OBP: 0.256, SLG: 0.152 (8, PH)	(1, 1)	7.0	W	31	10	2	2	4	1	0	0	0	0	0	0	0		2.57	1.571								
	(6, 1)	2.0		5	0	0	0	0	0	0	0	0	0	0	0	0		0.00	0.000								
<b>Inning Stats</b>	R: 0 E: 0 K: 0 S: 4	H: 1 LOB: 1 BB: 0 P: 4	R: 2 E: 0 K: 0 S: 6	H: 3 LOB: 1 BB: 0 P: 6	R: 0 E: 0 K: 1 S: 6	H: 2 LOB: 1 BB: 0 P: 6	R: 0 E: 0 K: 0 S: 5	H: 2 LOB: 3 BB: 1 P: 9	R: 0 E: 0 K: 1 S: 5	H: 0 LOB: 0 BB: 0 P: 5	R: 0 E: 0 K: 1 S: 5	H: 0 LOB: 0 BB: 0 P: 5	R: 0 E: 0 K: 0 S: 4	H: 0 LOB: 1 BB: 0 P: 4	R: 0 E: 0 K: 0 S: 3	H: 2 LOB: 1 BB: 0 P: 3	R: 0 E: 0 K: 0 S: 3	H: 0 LOB: 0 BB: 0 P: 3	1B: 9 2B: 1 3B: 0 HR: 0	SF: 0 SAC: 1 DP: 2 HBP: 0	WP: 0 PB: 0 SB: 1 CS: 0	PA: 36					
<b>PITCHER</b>	IP	WLS	BF	H	R	ER	SO	BB	IBB	HBP	BLK	WP	HR	S	P	ERA	WHIP										




AB 34  
R 2  
H 10  
RBI 2  
BB 1  
SO 4  
LOB 17



Batter	1	2	3	4	5	6	7	8	9	AB	R	H	RBI	BB	SO	LOB	TOP					
Dion James, L OBP: 0.439, SLG: 0.515 (1,8)	4-3		F8		HR	HR		FC4-6 G6-4-3		4	2	1	3	1	0	2	<b>Atlanta Braves @ Chicago Cubs</b> Wrigley Field, Chicago, IL Fri May 22 1987, 3:33 AM CDT Att: 28,667 - Unknown					
Ken Oberkfell, L OBP: 0.394, SLG: 0.406 (1,4)	G3		F7		HR	1B	SF8	G6-4-3		4	1	1	1	0	0	2						
Gerald Perry, L OBP: 0.274, SLG: 0.333 (1,3)	1B			G3	K	HR			1-3	5	1	2	2	0	1							
Dale Murphy, R OBP: 0.449, SLG: 0.649 (1,9)	K			HR	HR	K			BB	4	2	2	3	1	2	1						
Ken Griffey, L OBP: 0.414, SLG: 0.593 (1,7)	4-3			F9	BB				F8	4	0	0	0	0	0	1						
Graig Nettles, L OBP: 0.333, SLG: 0.373 (1,5)	F7			K	HBP				K	4	0	0	0	1	2	1						
Ozzie Virgil, R OBP: 0.371, SLG: 0.652 (1,2)	FC5-4 BB				5-3				5-3	3	0	0	0	1	0	2						
Andres Thomas, R OBP: 0.329, SLG: 0.400 (1,6)	FC5-4				1B	SH1-4 SF8			FC4-6 1B	4	2	3	0	0	0	1						
David Palmer, R OBP: 0.238, SLG: 0.381 (1,1)			K		HR	1B			FC4-6 1B	2	1	1	0	0	1	0						
Jim Acker, R OBP: 0.333, SLG: 0.333 (6,1)					HR	1B	SH1-4			1	0	1	0	0	0	0						
<b>Inning Stats</b>	R: 0 E: 0 K: 1 S: 6	H: 1 LOB: 1 BB: 0 P: 6	R: 0 E: 0 K: 0 S: 3	H: 0 LOB: 1 BB: 1 P: 7	R: 0 E: 0 K: 1 S: 5	H: 0 LOB: 0 BB: 0 P: 5	R: 1 E: 0 K: 1 S: 6	H: 1 LOB: 0 BB: 0 P: 6	R: 5 E: 0 K: 1 S: 10	H: 5 LOB: 2 BB: 1 P: 15	R: 3 E: 0 K: 1 S: 7	H: 2 LOB: 0 BB: 1 P: 11	R: 0 E: 0 K: 0 S: 3	H: 0 LOB: 0 BB: 0 P: 3	R: 0 E: 0 K: 0 S: 4	H: 2 LOB: 1 BB: 0 P: 4	R: 0 E: 0 K: 1 S: 5	H: 0 LOB: 1 BB: 1 P: 9	1B: 5 2B: 2 3B: 0 HR: 4	SF: 1 SAC: 1 DP: 1 HBP: 1	WP: 0 PB: 0 SB: 0 CS: 0	PA: 42
<b>PITCHER</b>	IP WLS BF H R ER SO BB IBB HBP BLK WP HR S P ERA WHIP																					
Scott Sanderson, R ERA: 5.35 (1,1)	4.2 L 23 7 6 6 4 1 0 1 0 0 0 3 29 34 11.57 1.714																					
Mike Mason, L ERA: 5.5 (5,1)	1.1 8 2 3 3 1 2 0 0 0 0 0 1 8 16 20.25 3.000																					
Ron Davis, R ERA: 2.7 (7,1)	2.0 7 2 0 0 0 0 0 0 0 0 0 0 7 7 0.00 1.000																					
Frank DiPino, L ERA: 2.7 (9,1)	1.0 4 0 0 0 1 1 0 0 0 0 0 0 5 9 0.00 1.000																					

Batter	1	2	3	4	5	6	7	8	9	AB	R	H	RBI	BB	SO	LOB	BOTTOM			
Chico Walker, S OBP: 0.245, SLG: 0.212 (1,9)	K		F8		4-3	F7		K		5	0	0	0	0	2	5	<b>Atlanta Braves @ Chicago Cubs</b> Wrigley Field, Chicago, IL Fri May 22 1987, 3:33 AM CDT Att: 28,667 - Unknown			
23 Ryne Sandberg, R OBP: 0.366, SLG: 0.477 (1,4)	K		K		6-3		6-3	FC6		5	0	0	0	0	2	3				
Jerry Mumphrey, S OBP: 0.448, SLG: 0.558 (1,7)	E3 FC4-6			G1-6-3 1B		E3 HR	5-3		4-3	5	1	1	0	0	0	0				
Leon Durham, L OBP: 0.381, SLG: 0.563 (1,3)	FC4-6			G1-6-3		HR	K		1B	5	1	2	2	0	1	2				
Jody Davis, R OBP: 0.356, SLG: 0.528 (1,2)	K			E BB		2B 6-3 1B		2B 1B	L6	4	2	2	0	1	1	1				
Keith Moreland, R OBP: 0.234, SLG: 0.293 (1,5)	FC6-4 BB			E6		F9		F7	P4	4	0	0	0	1	0	4				
Shawon Dunston, R OBP: 0.227, SLG: 0.347 (1,6)	FC6-4			P6				1B 2B		4	1	2	0	0	0	3				
Dave Martinez, L OBP: 0.374, SLG: 0.327 (1,8)	K				4-3 SH1-4 1B	6-3		1B 1B		4	0	2	2	0	1	2				
Scott Sanderson, R ERA: 5.35 (1,1)					SH1-4			23 FC6		1	0	0	0	0	1	0				
Gary Matthews, R ERA: 5.5 (5,1)					SH1-4					0	0	0	0	0	0	0				
Ron Davis, R ERA: 2.7 (7,1)										0	0	0	0	0	0	0				
Manny Trillo, R ERA: 5.5 (5,1)										0	0	0	0	0	0	0				
Frank DiPino, L ERA: 2.7 (9,1)										0	0	0	0	0	0	0				
<b>Inning Stats</b>	R: 0 E: 1 K: 2 S: 8	H: 0 LOB: 1 BB: 0 P: 8	R: 0 E: 0 K: 2 S: 7	H: 0 LOB: 1 BB: 1 P: 11	R: 0 E: 0 K: 0 S: 4	H: 1 LOB: 2 BB: 1 P: 8	R: 0 E: 0 K: 0 S: 4	H: 1 LOB: 1 BB: 0 P: 4	R: 3 E: 1 K: 0 S: 7	H: 3 LOB: 2 BB: 1 P: 11	R: 0 E: 0 K: 1 S: 5	H: 0 LOB: 0 BB: 0 P: 5	R: 2 E: 0 K: 1 S: 9	H: 4 LOB: 2 BB: 0 P: 9	R: 0 E: 0 K: 0 S: 4	H: 1 LOB: 1 BB: 0 P: 4	1B: 7 2B: 2 3B: 0 HR: 1	SF: 0 SAC: 1 DP: 1 HBP: 0	WP: 0 PB: 0 SB: 0 CS: 0	PA: 42
<b>PITCHER</b>	IP WLS BF H R ER SO BB IBB HBP BLK WP HR S P ERA WHIP																			
David Palmer, R ERA: 4.08 (1,1)	5.1 W 25 5 2 2 2 2 0 0 0 0 0 0 20 24 4.91 1.636																			
Jim Acker, R ERA: 3.57 (6,1)	3.2 S 17 5 2 2 2 1 0 0 0 0 0 0 20 24 4.91 1.636																			









Batter	1	2	3	4	5	6	7	8	9	10	11	12	AB	R	H	RBI	BB	SO	LOB	TOP							
Dion James, L OBP: 0.421, SLG: 0.479 (1.8)	K		P4			K		6-3		4-3		6-3	6	0	0	0	0	2	0								
Ken Oberkfell, L OBP: 0.388, SLG: 0.401 (1.5)	4-3			K		4-3		6-3		4-3			5	0	0	0	0	1	0								
Gerald Perry, L OBP: 0.270, SLG: 0.317 (1.7)	G3			1-3		F9		K		F7			5	0	0	0	0	1	0								
Dale Murphy, R OBP: 0.455, SLG: 0.635 (1.9)		K		P6					K		5-3		5	0	1	0	0	2	0								
Ted Simmons, S OBP: 0.306, SLG: 0.404 (1.3)	4-3				P4								2	0	0	0	2	0	0								
Albert Hall, S OBP: 0.352, SLG: 0.493 (9.8)													0	1	0	0	1	0	0								
Andres Thomas, R OBP: 0.304, SLG: 0.365 (1.6)													3	0	1	0	0	1	2								
Ken Griffey, L OBP: 0.426, SLG: 0.596 (9. PH)	K												1	0	1	0	0	0	0								
Rafael Ramirez, R OBP: 0.313, SLG: 0.365 (9.6)													1	0	0	0	0	0	1								
Ozzie Virgil, R OBP: 0.366, SLG: 0.607 (1.2)			G3										4	0	1	1	1	0	3								
Glenn Hubbard, R OBP: 0.421, SLG: 0.416 (1.4)			5-3										4	0	1	0	1	1	2								
Charlie Puleo, R OBP: 0.371, SLG: 1.000 (1.1)													3	1	1	1	0	1	5								
Paul Assenmacher, L (8.1)													0	0	0	0	0	0	0								
Gene Garber, R (8.1)													0	0	0	0	0	0	0								
Graig Nettles, L OBP: 0.304, SLG: 0.322 (9. PH)													1	0	0	0	0	1	2								
Jeff Dedmon, L OBP: 0.167, SLG: 0.167 (9.1)													1	0	0	0	0	1	0								
Inning Stats	R: 0 E: 0 K: 1 S: 5	H: 0 LOB: 0 BB: 0 P: 5	R: 0 E: 0 K: 2 S: 7	H: 0 LOB: 0 BB: 0 P: 7	R: 1 E: 0 K: 0 S: 4	H: 1 LOB: 0 BB: 0 P: 4	R: 0 E: 0 K: 1 S: 5	H: 0 LOB: 0 BB: 0 P: 6	R: 0 E: 0 K: 0 S: 4	H: 2 LOB: 2 BB: 1 P: 6	R: 0 E: 0 K: 1 S: 5	H: 0 LOB: 0 BB: 0 P: 5	R: 0 E: 0 K: 3 S: 6	H: 2 LOB: 2 BB: 1 P: 15	R: 0 E: 0 K: 0 S: 3	H: 0 LOB: 0 BB: 0 P: 3	R: 0 E: 0 K: 0 S: 3	H: 0 LOB: 1 BB: 0 P: 7	R: 0 E: 0 K: 1 S: 5	H: 0 LOB: 0 BB: 0 P: 6	1B: 4 2B: 1 3B: 0 HR: 1	SF: 0 SAC: 0 DP: 0 HBP: 0	WP: 0 PB: 0 SB: 1 CS: 1	PA: 46			
PITCHER	IP	WLS	BF	H	R	ER	SO	BB	IBB	HBP	BLK	WP	HR	S	P	ERA	WHIP										
Rick Sutcliffe, R ERA: 2.82 (1.1)	8.0		30	4	1	1	7	2	1	0	0	0	0	14	18	4.50	1.500										
Lee Smith, R ERA: 1.95 (9.1)	2.0		9	2	1	1	3	1	0	0	0	0	0	8	12	0.00	0.500										
Dickie Noles, R ERA: 4.13 (11.1)	2.0	W	7	0	0	0	1	1	0	0	0	0	0	8	12	0.00	0.500										

Atlanta Braves @ Chicago Cubs  
Wrigley Field, Chicago, IL  
Sun May 24 1987, 3:33 AM CDT  
Att. 37,259 - Unknown

AB 41  
R 2  
H 6  
RBI 2  
BB 5  
SO 11  
LOB 15



Batter	1	2	3	4	5	6	7	8	9	10	11	12	AB	R	H	RBI	BB	SO	LOB	BOTTOM							
23 Ryne Sandberg, R OBP: 0.360, SLG: 0.473 (1.4)	5-3													6	0	2	0	0	1	5							
Jerry Mumphrey, S OBP: 0.449, SLG: 0.581 (1.7)														3	0	0	0	0	1	2							
Brian Davis, R OBP: 0.413, SLG: 0.634 (9. PH)	K			F7		F7							1	0	1	2	0	0	0	0							
Lee Smith, R (9.1)													1	0	0	0	0	1	0	0							
Chico Walker, S OBP: 0.243, SLG: 0.210 (10. PH)													1	0	0	0	0	0	1	0							
Dickie Noles, R (11.1)													1	0	0	0	0	0	1	0							
Andre Dawson, R OBP: 0.352, SLG: 0.605 (1.9)	5-3			5-3									5	0	1	1	1	1	2								
Leon Durham, L OBP: 0.378, SLG: 0.536 (1.3)													4	0	0	0	1	1	3								
Jody Davis, R OBP: 0.354, SLG: 0.515 (1.2)													5	0	1	0	0	0	4								
Greg Maddux, R OBP: 0.071, SLG: 0.071 (11. PR)													0	0	0	0	0	0	0	0							
Jim Sundberg, R OBP: 0.361, SLG: 0.333 (12.2)													0	0	0	0	0	0	0	0							
Keith Moreland, R OBP: 0.239, SLG: 0.286 (1.5)													4	0	1	0	0	0	0	0							
Jamie Moyer, L OBP: 0.235, SLG: 0.188 (9. PR)													0	0	0	0	0	0	0	0							
Manny Trillo, R OBP: 0.273, SLG: 0.450 (10.5)													0	0	0	0	1	0	0	0							
Shawon Dunston, R OBP: 0.217, SLG: 0.329 (1.6)													5	0	0	0	0	2	3								
Dave Martinez, L OBP: 0.362, SLG: 0.321 (1.8)													5	1	2	0	0	0	3								
Rick Sutcliffe, L OBP: 0.286, SLG: 0.217 (1.1)													2	0	0	0	0	1	1								
Gary Matthews, R OBP: 0.400, SLG: 0.385 (8. PH)													0	0	0	0	1	0	0	0							
Bob Dernier, R OBP: 0.360, SLG: 0.633 (9.8)													2	2	2	0	0	0	0	0							
Inning Stats	R: 0 E: 0 K: 1 S: 5	H: 0 LOB: 0 BB: 0 P: 5	R: 0 E: 0 K: 0 S: 3	H: 0 LOB: 0 BB: 0 P: 3	R: 0 E: 0 K: 0 S: 4	H: 1 LOB: 2 BB: 1 P: 8	R: 0 E: 0 K: 2 S: 8	H: 1 LOB: 1 BB: 0 P: 8	R: 0 E: 0 K: 2 S: 5	H: 0 LOB: 0 BB: 0 P: 5	R: 2 E: 0 K: 0 S: 5	H: 2 LOB: 2 BB: 2 P: 13	R: 0 E: 0 K: 0 S: 5	H: 2 LOB: 2 BB: 0 P: 5	R: 0 E: 0 K: 1 S: 5	H: 0 LOB: 0 BB: 0 P: 5	R: 0 E: 0 K: 0 S: 3	H: 1 LOB: 2 BB: 0 P: 7	R: 1 E: 0 K: 1 S: 6	H: 2 LOB: 1 BB: 0 P: 6	1B: 5 2B: 5 3B: 0 HR: 0	SF: 0 SAC: 0 DP: 1 HBP: 0	WP: 0 PB: 0 SB: 1 CS: 0	PA: 48			
PITCHER	IP	WLS	BF	H	R	ER	SO	BB	IBB	HBP	BLK	WP	HR	S	P	ERA	WHIP										
Charlie Puleo, R ERA: 3.58 (1.1)	28		4	2	2	6	2	0	0	0	0	0	38	46	2.46	0.818											
Paul Assenmacher, L ERA: 6 (8.1)	0.1		3	1	0	0	0	0	1	0	0	0	2	6	0.00	3.000											
Gene Garber, R ERA: 5.09 (8.1)	0.1		1	0	0	0	0	0	0	0	0	0	1	1	0.00	0.000											
Jeff Dedmon, R ERA: 4.08 (9.1)	3.2	L	16	5	1	1	2	1	0	0	0	0	19	23	2.46	1.636											

Atlanta Braves @ Chicago Cubs  
Wrigley Field, Chicago, IL  
Sun May 24 1987, 3:33 AM CDT  
Att. 37,259 - Unknown

AB 44  
R 3  
H 10  
RBI 3  
BB 4  
SO 8  
LOB 24













Batter	1	2	3	4	5	6	7	8	9	AB	R	H	RBI	BB	SO	LOB	TOP			
Albert Hall, S OBP: 0.400, SLG: 0.487 (1, 8)										3	2	1	0	2	0	1				
Rafael Ramirez, R OBP: 0.316, SLG: 0.376 (1, 5) (7, 6)										5	1	2	1	0	1	3				
Gary Roenicke, R OBP: 0.333, SLG: 0.233 (1, 7)										3	0	1	3	1	1	1				
Dale Murphy, R OBP: 0.462, SLG: 0.649 (1, 9)										5	1	2	1	0	1	2				
Ted Simmons, S OBP: 0.328, SLG: 0.400 (1, 3) (7, 5) (8, 3)										3	0	1	0	2	1	0				
Andres Thomas, R OBP: 0.295, SLG: 0.347 Paul Assenmacher, L Ken Oberkfell, L OBP: 0.384, SLG: 0.412 (8, 5)										4	0	0	0	0	1	4				
Ozzie Virgil, R OBP: 0.357, SLG: 0.611 (1, 2)									4	0	1	0	0	1	0					
Glenn Hubbard, R OBP: 0.436, SLG: 0.456 (1, 4)										3	1	1	0	1	0	1				
Rick Mahler, R Randy O'Neal, R Graig Nettles Charlie Puleo, R Gerald Perry, L Gene Garber, R (1, 1) (5, 1) (6, PH) (6, 1) (7, 3) (8, 1)										1	0	0	0	0	1	1				
<b>Inning Stats</b>	R: 1 E: 0 K: 2 S: 8	H: 1 LOB: 0 BB: 0 P: 8	R: 0 E: 0 K: 1 S: 5	H: 0 LOB: 0 BB: 0 P: 5	R: 3 E: 0 K: 0 S: 5	H: 2 LOB: 2 BB: 3 P: 17	R: 0 E: 0 K: 2 S: 8	H: 1 LOB: 1 BB: 0 P: 8	R: 0 E: 0 K: 0 S: 4	H: 1 LOB: 2 BB: 1 P: 8	R: 0 E: 0 K: 2 S: 8	H: 1 LOB: 0 BB: 0 P: 8	R: 0 E: 0 K: 0 S: 3	H: 0 LOB: 0 BB: 0 P: 3	R: 0 E: 0 K: 0 S: 5	H: 2 LOB: 3 BB: 1 P: 9	1B: 5 2B: 3 3B: 0 HR: 1	SF: 1 SAC: 1 DP: 0 HBP: 0	WP: 0 PB: 0 SB: 2 CS: 0	PA: 42
<b>PITCHER</b>	IP WLS BF H R ER SO BB IBB HBP BLK WP HR S P ERA WHIP																			
Tim Conroy, L ERA: 4.55 Bill Dawley, R ERA: 4.31 Ray Soff, R ERA: 6.46 Ricky Horton, L ERA: 2.56	(1, 1) (3, 1) (8, 1) (9, 1)	2.1 4.2 1.2 0.1	WLS W 8 1	BF 12 21 8 1	H 3 4 2 0	R 4 1 0 0	ER 3 1 0 0	SO 3 4 0 0	BB 2 1 0 0	IBB 0 1 0 0	HBP 0 0 0 0	BLK 0 0 0 0	WP 0 0 0 0	HR 0 1 0 1	S 16 26 7 1	P 24 38 11 1	ERA 11.57 1.93 0.00 0.00	WHIP 2.143 1.286 1.800 0.000		

Atlanta Braves @ St. Louis Cardinals  
Busch Stadium, St. Louis, MO  
Thu May 28 1987, 3:33 AM CDT  
Att: 33,973 - Unknown

AB 34  
R 5  
H 9  
RBI 5  
BB 6  
SO 7  
LOB 17



Batter	1	2	3	4	5	6	7	8	9	AB	R	H	RBI	BB	SO	LOB	BOTTOM			
Vince Coleman, S OBP: 0.381, SLG: 0.324 (1, 7)										5	1	2	1	0	0	4				
Ozzie Smith, S OBP: 0.388, SLG: 0.351 (1, 6)										5	1	3	0	0	0	3				
Terry Pendleton, S OBP: 0.385, SLG: 0.427 (1, 5)									4	2	1	0	1	0	3					
Jack Clark, R OBP: 0.465, SLG: 0.728 (1, 3)									5	2	3	3	0	0	2					
Willie McGee, S OBP: 0.290, SLG: 0.392 (1, 8)									5	2	2	2	0	1	1					
Tom Herr, S OBP: 0.372, SLG: 0.400 (1, 4)									3	2	1	0	2	0	2					
Curt Ford, L OBP: 0.374, SLG: 0.535 (1, 9)									5	1	2	0	0	1	5					
Tony Peña, R OBP: 0.300, SLG: 0.231 (1, 2)									4	0	2	3	0	0	1					
Tim Conroy, L Bill Dawley, R Ray Soff, R Ricky Horton, L OBP: 0.167, SLG: 0.167 (1, 1) (3, 1) (8, 1) (9, 1)	(1, 1) (3, 1) (8, 1) (9, 1)	4.0 1.0 1.0 1.0	L	23 6 5 3	H 10 7 5 3	R 7 6 2 0	ER 6 2 3 0	SO 2 1 0 0	BB 2 1 0 0	IBB 0 0 0 0	HBP 0 0 0 0	BLK 0 0 0 0	WP 0 0 0 0	HR 0 0 0 0	S 7 6 3 3	P 7 7 3 3	ERA 4.97 5.03 4.4 5.56	WHIP 3.000 3.000 1.000 0.000		
<b>Inning Stats</b>	R: 2 E: 0 K: 1 S: 6	H: 2 LOB: 1 BB: 1 P: 10	R: 1 E: 0 K: 1 S: 7	H: 2 LOB: 1 BB: 0 P: 7	R: 1 E: 0 K: 0 S: 5	H: 2 LOB: 1 BB: 1 P: 9	R: 1 E: 0 K: 0 S: 5	H: 2 LOB: 1 BB: 0 P: 5	R: 3 E: 0 K: 1 S: 9	H: 4 LOB: 2 BB: 1 P: 13	R: 3 E: 0 K: 0 S: 8	H: 5 LOB: 2 BB: 0 P: 8	R: 0 E: 0 K: 0 S: 3	H: 1 LOB: 0 BB: 0 P: 3	R: 0 E: 1 K: 0 S: 3	H: 0 LOB: 0 BB: 0 P: 3	1B: 13 2B: 3 3B: 0 HR: 2	SF: 0 SAC: 0 DP: 2 HBP: 0	WP: 1 PB: 0 SB: 1 CS: 2	PA: 43
<b>PITCHER</b>	IP WLS BF H R ER SO BB IBB HBP BLK WP HR S P ERA WHIP																			
Rick Mahler, R Randy O'Neal, R Charlie Puleo, R Paul Assenmacher, L Gene Garber, R ERA: 4.97 ERA: 5.03 ERA: 4.4 ERA: 5.56 ERA: 4.98	(1, 1) (5, 1) (6, 1) (7, 1) (8, 1)	4.0 1.0 1.0 1.0 1.0	L	23 6 5 3 0	H 10 7 5 3 0	R 7 6 2 0 0	ER 6 2 3 0 0	SO 2 1 0 0 0	BB 2 1 0 0 0	IBB 0 0 0 0 0	HBP 0 0 0 0 0	BLK 0 0 0 0 0	WP 0 0 0 0 0	HR 0 0 0 0 3	S 7 6 3 3 3	P 7 7 3 3 3	ERA 4.97 5.03 4.4 5.56 4.98	WHIP 3.000 3.000 1.000 0.000 0.000		

Atlanta Braves @ St. Louis Cardinals  
Busch Stadium, St. Louis, MO  
Thu May 28 1987, 3:33 AM CDT  
Att: 33,973 - Unknown

AB 40  
R 11  
H 18  
RBI 10  
BB 3  
SO 3  
LOB 24





Batter	1	2	3	4	5	6	7	8	9	10	11	12	AB	R	H	RBI	BB	SO	LOB	TOP							
23 Ryne Sandberg, R OBP: 0.376, SLG: 0.495													5	2	2	1	1	1	6								
Jerry Mumphy, S OBP: 0.439, SLG: 0.534 Brian Dayett, R OBP: 0.458, SLG: 0.653													5	0	2	2	0	0	2								
Andre Dawson, R OBP: 0.337, SLG: 0.577													6	0	1	0	0	3	2								
Leon Durham, L OBP: 0.351, SLG: 0.581 Lee Smith, R OBP: 0.353, SLG: 0.533 Frank DiPino, L OBP: 0.354, SLG: 0.604													4	0	0	0	0	0	1								
Jody Davis, R OBP: 0.344, SLG: 0.513													6	1	2	1	0	0	1								
Keith Moreland, R OBP: 0.269, SLG: 0.276													5	1	1	0	0	0	0								
Shawon Dunston, R OBP: 0.230, SLG: 0.343 Chico Walker, S OBP: 0.281, SLG: 0.223													5	1	2	0	0	0	2	AB 46							
Dave Martinez, L OBP: 0.370, SLG: 0.325 Ed Lynch, R OBP: 0.281, SLG: 0.223													4	0	2	0	1	0	1	R 5							
Mike Mason, L													0	0	0	0	0	0	0	H 13							
Rick Sutcliffe, L OBP: 0.230, SLG: 0.200 Manny Trillo, R OBP: 0.269, SLG: 0.404													4	0	2	0	1	0	1	RBI 5							
													0	0	0	0	0	0	0	BB 4							
													2	0	0	0	1	1	2	SO 6							
													1	0	0	1	1	0	0	LOB 17							
<b>Inning Stats</b>	R: 1 E: 0 K: 1 S: 6	H: 2 LOB: 0 BB: 0 P: 6	R: 1 E: 0 K: 1 S: 7	H: 2 LOB: 2 BB: 1 P: 11	R: 0 E: 0 K: 0 S: 3	H: 0 LOB: 0 BB: 0 P: 3	R: 0 E: 0 K: 0 S: 3	H: 0 LOB: 0 BB: 0 P: 3	R: 1 E: 0 K: 1 S: 7	H: 2 LOB: 1 BB: 0 P: 7	R: 0 E: 0 K: 1 S: 5	H: 0 LOB: 0 BB: 0 P: 5	R: 0 E: 0 K: 0 S: 3	H: 1 LOB: 0 BB: 0 P: 3	R: 0 E: 0 K: 0 S: 3	H: 1 LOB: 1 BB: 1 P: 7	R: 1 E: 0 K: 0 S: 5	H: 2 LOB: 3 BB: 2 P: 13	R: 0 E: 0 K: 1 S: 6	H: 1 LOB: 1 BB: 0 P: 6	1B: 10 2B: 3 3B: 0 HR: 1	SF: 0 SAC: 0 DP: 1 HBP: 0	WP: 0 PA: 52 PB: 0 SB: 4 CS: 2				
<b>PITCHER</b>	IP WLS BF	H R ER SO	BB IBB HBP BLK	WP HR S P	ERA WHIP	<b>PITCHER</b>																IP WLS BF	H R ER SO	BB IBB HBP BLK	WP HR S P	ERA WHIP	
David Palmer, R ERA: 4.18	7.0	29	4	4	4	5.14																	1	1	36	40	1.286
Jeff Dedmon, R ERA: 3.82	2.0	6	1	0	1	0.00																	0	0	8	8	0.500
Gene Garber, R ERA: 4.67	3.0	W 15	4	1	1	3.00																	0	0	14	26	2.333

Chicago Cubs @ Atlanta Braves  
Atlanta-Fulton County Stadium, Atlanta, GA  
Fri May 29 1987, 7:05 PM EDT  
Att. 21,982 - Unknown

AB	46
R	5
H	13
RBI	5
BB	4
SO	6
LOB	17



Batter	1	2	3	4	5	6	7	8	9	10	11	12	AB	R	H	RBI	BB	SO	LOB	BOTTOM										
Dion James, L OBP: 0.401, SLG: 0.459 Gene Garber, R OBP: 0.314, SLG: 0.373													4	1	1	0	1	0	0											
Ken Oberkfell, L OBP: 0.384, SLG: 0.409 Gary Roenicke, R OBP: 0.369, SLG: 0.250													4	0	1	1	1	0	1											
Gerald Perry, L OBP: 0.283, SLG: 0.324													5	1	0	0	0	1	3											
Dale Murphy, R OBP: 0.467, SLG: 0.640													4	1	1	0	1	1	2											
Ken Griffey, L OBP: 0.424, SLG: 0.644													5	1	2	1	0	0	2											
Andres Thomas, R OBP: 0.282, SLG: 0.330													5	0	0	1	0	1	2											
Ozzie Virgil, R OBP: 0.352, SLG: 0.618													5	1	1	1	0	0	2											
Glenn Hubbard, R OBP: 0.429, SLG: 0.443													4	0	0	0	1	3	0											
David Palmer, R ERA: 2.92, SLG: 0.348 Graig Nettles, L OBP: 0.296, SLG: 0.311 Jeff Dedmon, L OBP: 0.167, SLG: 0.167 Albert Hall, S OBP: 0.402, SLG: 0.513													2	0	0	0	1	2		AB 43										
													1	0	0	0	1	0		R 6										
													0	0	0	0	0	0		H 8										
													2	1	1	0	0	0		RBI 5										
													0	0	0	0	0	0		BB 4										
													2	1	1	0	0	0		SO 8										
<b>Inning Stats</b>	R: 0 E: 0 K: 0 S: 3	H: 0 LOB: 1 BB: 1 P: 7	R: 1 E: 0 K: 1 S: 6	H: 1 LOB: 0 BB: 0 P: 6	R: 0 E: 0 K: 0 S: 3	H: 0 LOB: 1 BB: 1 P: 7	R: 1 E: 0 K: 1 S: 6	H: 1 LOB: 2 BB: 2 P: 14	R: 1 E: 0 K: 0 S: 5	H: 2 LOB: 1 BB: 0 P: 5	R: 0 E: 0 K: 0 S: 3	H: 0 LOB: 0 BB: 0 P: 3	R: 0 E: 0 K: 0 S: 5	H: 1 LOB: 1 BB: 0 P: 7	R: 0 E: 0 K: 1 S: 5	H: 0 LOB: 0 BB: 0 P: 5	R: 0 E: 0 K: 2 S: 7	H: 0 LOB: 0 BB: 0 P: 7	R: 1 E: 0 K: 0 S: 6	H: 1 LOB: 0 BB: 0 P: 6	R: 1 E: 0 K: 0 S: 3	H: 2 LOB: 1 BB: 0 P: 3	1B: 4 2B: 0 3B: 2 HR: 2	SF: 0 SAC: 0 DP: 0 HBP: 0	WP: 1 PA: 47 PB: 0 SB: 0 CS: 0					
<b>PITCHER</b>	IP WLS BF	H R ER SO	BB IBB HBP BLK	WP HR S P	ERA WHIP	<b>PITCHER</b>																IP WLS BF	H R ER SO	BB IBB HBP BLK	WP HR S P	ERA WHIP				
Rick Sutcliffe, R ERA: 1.99	7.0	29	4	3	3	3	3	1	1	31	47	3.86	1.000																	
Lee Smith, R ERA: 1.99	8.1	3	0	0	2	0	0	0	0	12	12	0.00	0.500																	
Frank DiPino, L ERA: 2.55	1.0	3	0	0	2	0	0	0	0	7	7	0.00	0.000																	
Ed Lynch, R ERA: 4.34	1.1	L 6	2	2	2	1	0	0	0	1	8	8	13.50	1.500																
Mike Mason, L ERA: 4.51	0.0	1	1	0	0	0	0	0	0	1	1	∞	∞																	

Chicago Cubs @ Atlanta Braves  
Atlanta-Fulton County Stadium, Atlanta, GA  
Fri May 29 1987, 7:05 PM EDT  
Att. 21,982 - Unknown

AB	43
R	6
H	8
RBI	5
BB	4
SO	8
LOB	15









Batter	1	2	3	4	5	6	7	8	9	10	AB	R	H	RBI	BB	SO	LOB	TOP			
<b>23 Ryne Sandberg, R</b> OBP: 0.368, SLG: 0.495 (1, 4)	F8			F4		FC6-4		G5-4-3		F4	5	0	0	0	0	0	5	<b>Chicago Cubs @ Atlanta Braves</b> Atlanta-Fulton County Stadium, Atlanta, GA Sun May 31 1987, 3:33 AM EDT Att: 24,353 - Unknown  livebaseballscorecards.com  <b>AB 33</b> <b>R 1</b> <b>H 6</b> <b>RBI 1</b> <b>BB 3</b> <b>SO 4</b> <b>LOB 11</b>			
<b>Manny Trillo, R</b> OBP: 0.263, SLG: 0.385 (1, 3)	6-3			F4				F8		F7	4	0	0	0	0	0	0				
<b>Andre Dawson, R</b> OBP: 0.327, SLG: 0.555 (1, 9)	F4			F9				G3		F5	4	0	0	0	0	0	0				
<b>Jerry Mumphrey, S</b> OBP: 0.442, SLG: 0.526 (1, 7)		6-3				G3					3	0	1	0	1	0	0				
<b>Dave Martinez, L</b> OBP: 0.366, SLG: 0.317 (1, 8)		K				BB		BB		1B	3	0	0	0	1	1	2				
<b>Keith Moreland, R</b> OBP: 0.246, SLG: 0.287 (8, PR)											3	0	1	0	0	1	1				
<b>Chico Walker, S</b> OBP: 0.267, SLG: 0.240 (8, 5)	F9										3	0	1	0	0	0	0				
<b>Shawon Dunston, R</b> OBP: 0.245, SLG: 0.364 (1, 6)											4	0	1	0	0	0	1				
<b>Jim Sundberg, R</b> OBP: 0.399, SLG: 0.313 Ed Lynch, R (10, 1)											2	0	0	0	1	0	0				
<b>Scott Sanderson, R</b> OBP: 0.236, SLG: 0.333 Gary Matthews, R OBP: 0.241, SLG: 0.412 Bob Demler, R OBP: 0.277, SLG: 0.550 Frank DiPino, L (8, 1) Jody Davis, R OBP: 0.307, SLG: 0.519 (10, 2)											2	0	1	0	0	1	0				
<b>Inning Stats</b>	R: 0 E: 0 K: 0 S: 3	H: 0 LOB: 0 BB: 0 P: 3	R: 0 E: 0 K: 1 S: 5	H: 0 LOB: 0 BB: 0 P: 5	R: 0 E: 0 K: 1 S: 5	H: 0 LOB: 0 BB: 0 P: 5	R: 0 E: 0 K: 0 S: 3	H: 0 LOB: 0 BB: 0 P: 3	R: 0 E: 0 K: 0 S: 4	H: 1 LOB: 1 BB: 0 P: 4	R: 0 E: 0 K: 0 S: 3	H: 0 LOB: 1 BB: 1 P: 7	R: 1 E: 0 K: 0 S: 5	H: 3 LOB: 2 BB: 0 P: 5	R: 0 E: 0 K: 0 S: 4	H: 1 LOB: 1 BB: 0 P: 4	R: 0 E: 1 K: 1 S: 6	H: 1 LOB: 2 BB: 1 P: 10	1B: 5 2B: 1 3B: 0 HR: 0	SF: 0 SAC: 1 DP: 1 HBP: 0	WP: 0 PA: 38 PB: 0 SB: 0 CS: 1
<b>PITCHER</b>	IP	WLS	BF	H	R	ER	SO	BB	IBB	HBP	BLK	WP	HR	S	P	ERA	WHIP				
<b>Doyle Alexander, R</b> ERA: 3.0 Gene Garber, R ERA: 4.5	(1, 1)	9.0	32	5	1	1	3	2	0	0	0	0	0	36	44	1.00	0.778				
<b>PITCHER</b>	IP	WLS	BF	H	R	ER	SO	BB	IBB	HBP	BLK	WP	HR	S	P	ERA	WHIP				
<b>Doyle Alexander, R</b> ERA: 4.5	(10, 1)	1.0	5	1	0	0	1	1	0	0	0	0	0	6	10	0.00	2.000				

Batter	1	2	3	4	5	6	7	8	9	10	AB	R	H	RBI	BB	SO	LOB	BOTTOM					
<b>Dion James, L</b> OBP: 0.391, SLG: 0.452 (1, 8)	F7										4	0	0	0	1	1	2	<b>Chicago Cubs @ Atlanta Braves</b> Atlanta-Fulton County Stadium, Atlanta, GA Sun May 31 1987, 3:33 AM EDT Att: 24,353 - Unknown  livebaseballscorecards.com  <b>AB 36</b> <b>R 2</b> <b>H 7</b> <b>RBI 2</b> <b>BB 2</b> <b>SO 6</b> <b>LOB 12</b>					
<b>Ken Oberkfell, L</b> OBP: 0.387, SLG: 0.421 (1, 5)											5	1	2	0	0	0	1						
<b>Gerald Perry, L</b> OBP: 0.284, SLG: 0.322 (1, 3)											5	0	1	1	0	1	1						
<b>Dale Murphy, R</b> OBP: 0.456, SLG: 0.622 (1, 9)											3	0	1	0	1	1	0						
<b>Ken Griffey, L</b> OBP: 0.439, SLG: 0.607 (1, 7)											4	0	1	0	0	0	3						
<b>Andres Thomas, R</b> OBP: 0.263, SLG: 0.306 Gene Garber, R (10, 1)											4	0	0	0	0	1	1						
<b>Bruce Benedict, R</b> OBP: 0.260, SLG: 0.163 (1, 2)											4	0	0	0	0	0	1						
<b>Glenn Hubbard, R</b> OBP: 0.433, SLG: 0.463 (1, 4)											4	1	2	1	0	1	2						
<b>Doyle Alexander, R</b> (1, 1)											2	0	0	0	0	1	1						
<b>Rafael Ramirez, R</b> OBP: 0.311, SLG: 0.369 (10, 6)											1	0	0	0	0	0	0						
<b>Inning Stats</b>	R: 0 E: 0 K: 0 S: 4	H: 1 LOB: 2 BB: 1 P: 8	R: 0 E: 1 K: 3 S: 10	H: 0 LOB: 1 BB: 0 P: 10	R: 0 E: 0 K: 0 S: 2	H: 0 LOB: 0 BB: 1 P: 6	R: 0 E: 0 K: 0 S: 3	H: 0 LOB: 0 BB: 0 P: 3	R: 0 E: 0 K: 0 S: 4	H: 1 LOB: 1 BB: 0 P: 4	R: 0 E: 0 K: 1 S: 6	H: 1 LOB: 1 BB: 0 P: 6	R: 1 E: 1 K: 1 S: 7	H: 1 LOB: 1 BB: 0 P: 7	R: 0 E: 0 K: 1 S: 5	H: 0 LOB: 0 BB: 0 P: 5	R: 0 E: 0 K: 0 S: 4	H: 1 LOB: 1 BB: 0 P: 4	R: 1 E: 0 K: 0 S: 4	H: 2 LOB: 1 BB: 0 P: 4	1B: 5 2B: 1 3B: 0 HR: 1	SF: 0 SAC: 1 DP: 1 HBP: 0	WP: 0 PA: 39 PB: 0 SB: 0 CS: 0
<b>PITCHER</b>	IP	WLS	BF	H	R	ER	SO	BB	IBB	HBP	BLK	WP	HR	S	P	ERA	WHIP						
<b>Scott Sanderson, R</b> ERA: 4.15 Frank DiPino, L ERA: 2.29 Ed Lynch, R ERA: 4.47	(1, 1)	7.0	28	4	1	1	5	2	0	0	0	0	0	36	44	1.29	0.857						
<b>PITCHER</b>	IP	WLS	BF	H	R	ER	SO	BB	IBB	HBP	BLK	WP	HR	S	P	ERA	WHIP						
<b>Doyle Alexander, R</b> ERA: 4.47	(8, 1)	2.0	7	1	0	0	1	0	0	0	0	0	0	9	9	0.00	0.500						
<b>Doyle Alexander, R</b> ERA: 4.47	(10, 1)	0.2	4	2	1	1	0	0	0	0	0	0	0	4	4	13.50	3.000						



Batter	1	2	3	4	5	6	7	8	9	AB	R	H	RBI	BB	SO	LOB	TOP								
<b>Barry Bonds, L</b> OBP: 0.363, SLG: 0.506 (1, 7)										5	0	2	1	0	1	2									
<b>Andy Van Slyke, L</b> OBP: 0.323, SLG: 0.439 (1, 8)										5	1	2	2	0	1	2									
<b>Johnny Ray, S</b> OBP: 0.309, SLG: 0.361 (1, 4)										4	0	2	0	0	0	1									
<b>Sid Bream, L</b> OBP: 0.368, SLG: 0.536 (1, 3)										4	1	2	0	0	0	1									
<b>Jim Morrison, R</b> OBP: 0.294, SLG: 0.431 (1, 5)										3	0	0	0	1	0	2									
<b>R.J. Reynolds, S</b> OBP: 0.387, SLG: 0.465 (1, 9)										4	0	1	1	0	0	0									
<b>Michael LaValliere, L</b> OBP: 0.387, SLG: 0.358 (1, 2)										4	0	1	0	0	0	2									
<b>Rafael Belliard, R</b> OBP: 0.305, SLG: 0.298 (1, 6)										3	2	1	0	1	0	1									
<b>Rick Reuschel, R</b> OBP: 0.241, SLG: 0.393 (1, 1)										3	0	0	0	0	2	2									
<b>Inning Stats</b>	R: 0 E: 0 K: 0 S: 4	H: 3 LOB: 2 BB: 0 P: 4	R: 0 E: 0 K: 0 S: 3	H: 0 LOB: 0 BB: 0 P: 3	R: 2 E: 1 K: 0 S: 7	H: 3 LOB: 2 BB: 0 P: 7	R: 0 E: 0 K: 0 S: 3	H: 0 LOB: 0 BB: 0 P: 3	R: 0 E: 0 K: 0 S: 6	H: 1 LOB: 1 BB: 0 P: 6	R: 0 E: 0 K: 0 S: 3	H: 0 LOB: 0 BB: 0 P: 3	R: 1 E: 0 K: 1 S: 6	H: 2 LOB: 1 BB: 0 P: 6	R: 1 E: 0 K: 0 S: 7	H: 2 LOB: 2 BB: 1 P: 11	R: 0 E: 0 K: 1 S: 5	H: 0 LOB: 1 BB: 1 P: 9	1B: 8 2B: 2 3B: 0 HR: 1	SF: 0 SAC: 1 DP: 1 HBP: 0	WP: 0 PB: 0 SB: 1 CS: 0	PA: 38			
<b>PITCHER</b>	IP	WLS	BF	H	R	ER	SO	BB	IBB	HBP	BLK	WP	HR	S	P	ERA	WHIP								
<b>Rick Mahler, R</b> ERA: 4.88 (1, 1)	7.0	L	28	9	3	3	2	0	0	0	0	0	1	32	32	3.86	1.286								
<b>Paul Assenmacher, L</b> ERA: 5.4 (8, 1)	2.0		10	2	1	1	2	2	0	0	0	0	0	12	20	4.50	2.000								

Pittsburgh Pirates @ Atlanta Braves  
Atlanta-Fulton County Stadium, Atlanta, GA  
Tue Jun 02 1987, 7:05 PM EDT  
Att: 8,890 - Unknown

AB 35  
R 4  
H 11  
RBI 4  
BB 2  
SO 4  
LOB 13



Batter	1	2	3	4	5	6	7	8	9	AB	R	H	RBI	BB	SO	LOB	BOTTOM								
<b>Dion James, L</b> OBP: 0.383, SLG: 0.441 (1, 8)										4	0	0	0	0	0	0									
<b>Ken Oberkfell, L</b> OBP: 0.384, SLG: 0.418 (1, 5) (8, 4)										4	1	1	0	0	0	0									
<b>Gerald Perry, L</b> OBP: 0.277, SLG: 0.314 (1, 3)										4	0	0	0	0	0	1									
<b>Dale Murphy, R</b> OBP: 0.482, SLG: 0.612 (1, 9)										3	0	0	0	1	1	1									
<b>Ken Griffey, L</b> OBP: 0.405, SLG: 0.591 (1, 7)										3	0	0	0	1	0	1									
<b>Andres Thomas, R</b> OBP: 0.270, SLG: 0.307 (1, 6)										3	0	1	1	1	0	1									
<b>Bruce Benedict, R</b> OBP: 0.284, SLG: 0.156 (1, 2)										2	0	0	0	1	0	3									
<b>Glenn Hubbard, R</b> OBP: 0.425, SLG: 0.453 Paul Assenmacher, L (8, 1)										3	0	0	0	0	1	1									
<b>Rick Mahler, R</b> OBP: 0.156, SLG: 0.161 Graig Nettles, L (8, 5)										2	0	0	0	0	2	0									
<b>Inning Stats</b>	R: 0 E: 0 K: 0 S: 3	H: 0 LOB: 0 BB: 0 P: 3	R: 0 E: 0 K: 0 S: 3	H: 0 LOB: 1 BB: 1 P: 7	R: 0 E: 0 K: 1 S: 5	H: 0 LOB: 0 BB: 0 P: 5	R: 1 E: 0 K: 0 S: 5	H: 2 LOB: 2 BB: 1 P: 9	R: 0 E: 0 K: 1 S: 5	H: 0 LOB: 0 BB: 0 P: 5	R: 0 E: 0 K: 1 S: 5	H: 0 LOB: 0 BB: 0 P: 5	R: 0 E: 0 K: 1 S: 5	H: 0 LOB: 1 BB: 0 P: 5	R: 0 E: 0 K: 1 S: 3	H: 0 LOB: 1 BB: 1 P: 7	1B: 2 2B: 0 3B: 0 HR: 0	SF: 0 SAC: 0 DP: 0 HBP: 0	WP: 0 PB: 0 SB: 0 CS: 0	PA: 33					
<b>PITCHER</b>	IP	WLS	BF	H	R	ER	SO	BB	IBB	HBP	BLK	WP	HR	S	P	ERA	WHIP								
<b>Rick Reuschel, R</b> ERA: 1.97 (1, 1)	9.0	W	33	2	1	1	5	4	0	0	0	0	0	39	55	1.00	0.667								

Pittsburgh Pirates @ Atlanta Braves  
Atlanta-Fulton County Stadium, Atlanta, GA  
Tue Jun 02 1987, 7:05 PM EDT  
Att: 8,890 - Unknown

AB 29  
R 1  
H 2  
RBI 1  
BB 4  
SO 5  
LOB 8





Batter	1	2	3	4	5	6	7	8	9	AB	R	H	RBI	BB	SO	LOB	TOP																			
Barry Bonds, L OBP: 0.359, SLG: 0.497	3-1		K				G3	6-3		5	1	1	0	0	1	3	<b>Pittsburgh Pirates @ Atlanta Braves</b> Atlanta-Fulton County Stadium, Atlanta, GA Wed Jun 03 1987, 7:05 PM EDT Att: 5,368 - Unknown																			
Andy Van Slyke, L OBP: 0.325, SLG: 0.434	F7		F7				FC6-4 BB	F7		4	0	1	1	1	1	0																				
Johnny Ray, S OBP: 0.311, SLG: 0.367	2B		1B				FC6-4	1-3		5	1	2	0	0	0	3																				
Sid Bream, L OBP: 0.368, SLG: 0.529	2B		G3				6-3	L4		4	1	1	0	1	0	2																				
Jim Morrison, R OBP: 0.308, SLG: 0.459	2B							2B		4	0	4	2	0	0	0																				
R.J. Reynolds, S OBP: 0.357, SLG: 0.452 Don Robinson, R OBP: 0.311, SLG: 0.434	6-3		4-3				G4-6-3	FC2-5-6 1B 1B SF8		3	0	0	0	0	0	4																				
Michael LaValliere, L OBP: 0.383, SLG: 0.354			L5				F5	1B		4	0	1	0	0	1	1																				
Rafael Belliard, R OBP: 0.303, SLG: 0.297	1-3		1-3				K	1B		4	0	1	0	0	1	1																				
Bob Kipper, R OBP: 0.333, SLG: 0.444 Dom Taylor, R OBP: 0.143, SLG: 0.143 John Smiley, L OBP: 0.333, SLG: 0.667 Bobby Bonilla, S OBP: 0.307, SLG: 0.365	K		K				F9	SF8		2	0	0	0	0	1	0																				
<b>Inning Stats</b>	R: 1 E: 0 K: 0 S: 5	H: 2 LOB: 2 BB: 1 P: 9	R: 0 E: 0 K: 1 S: 5	H: 0 LOB: 0 BB: 0 P: 5	R: 0 E: 0 K: 1 S: 6	H: 1 LOB: 1 BB: 0 P: 6	R: 0 E: 0 K: 1 S: 6	H: 1 LOB: 1 BB: 0 P: 6	R: 1 E: 0 K: 0 S: 5	H: 2 LOB: 0 BB: 0 P: 3	R: 0 E: 0 K: 1 S: 6	H: 1 LOB: 2 BB: 1 P: 10	R: 2 E: 0 K: 0 S: 7	H: 4 LOB: 2 BB: 0 P: 7	R: 0 E: 0 K: 0 S: 3	H: 0 LOB: 0 BB: 0 P: 3		1B: 8 2B: 4 3B: 0 HR: 0	SF: 1 SAC: 0 DP: 1 HBP: 0	WP: 0 PB: 0 SB: 2 CS: 0	PA: 40															
<b>PITCHER</b>	IP	WLS	BF	H	R	ER	SO	BB	IBB	HBP	BLK	WP	HR	S	P	ERA	WHIP	<b>PITCHER</b>		IP	WLS	BF	H	R	ER	SO	BB	IBB	HBP	BLK	WP	HR	S	P	ERA	WHIP
David Palmer, R ERA: 4.09	(1, 1)	6.0	L	25	7	2	2	3	1	0	0	0	0	0	30	34	3.00	1.333																		
Jim Acker, R ERA: 4.34	(7, 1)	3.0		15	5	2	2	1	1	0	0	0	0	0	16	20	6.00	2.000																		

AB	37
R	4
H	12
RBI	4
BB	2
SO	4
LOB	15




Batter	1	2	3	4	5	6	7	8	9	AB	R	H	RBI	BB	SO	LOB	BOTTOM																			
Albert Hall, S OBP: 0.412, SLG: 0.500	F8	F8					G3	G3		2	0	0	0	3	0	2	<b>Pittsburgh Pirates @ Atlanta Braves</b> Atlanta-Fulton County Stadium, Atlanta, GA Wed Jun 03 1987, 7:05 PM EDT Att: 5,368 - Unknown																			
Rafael Ramirez, R OBP: 0.315, SLG: 0.368	1B		F5				G6-4-3 BB	G3		3	0	1	1	1	0	1																				
Gary Roenicke, R OBP: 0.239, SLG: 0.244 Ken Griffey, L OBP: 0.393, SLG: 0.571	P3		F4				G6-4-3	G3		1	0	0	0	0	0	1																				
Dale Murphy, R OBP: 0.457, SLG: 0.611	FC6-4 BB		BB				BB	K		2	0	1	0	2	1	1																				
Ted Simmons, S OBP: 0.319, SLG: 0.385	FC6-4		K				F8	6-3		4	0	0	0	0	1	4																				
Andres Thomas, R OBP: 0.276, SLG: 0.314			1B				K2-3	F7		4	0	2	0	0	1	1																				
Ozzie Virgil, R OBP: 0.350, SLG: 0.604	K		K				K	G6-4-3		3	0	0	0	1	2	2																				
Glenn Hubbard, R OBP: 0.432, SLG: 0.461	BB		1-3				1-3	BB		2	1	1	0	2	0	0																				
David Palmer, R OBP: 0.200, SLG: 0.320 Graig Nettles, L OBP: 0.293, SLG: 0.323 Jim Acker, R OBP: 0.286, SLG: 0.286 Ken Oberkfell, L OBP: 0.382, SLG: 0.415	B1		K				K	F6		2	0	0	0	0	1	2																				
<b>Inning Stats</b>	R: 0 E: 0 K: 0 S: 4	H: 1 LOB: 2 BB: 1 P: 8	R: 0 E: 0 K: 1 S: 6	H: 1 LOB: 2 BB: 1 P: 10	R: 0 E: 0 K: 2 S: 7	H: 0 LOB: 0 BB: 0 P: 7	R: 0 E: 0 K: 1 S: 4	H: 0 LOB: 2 BB: 2 P: 12	R: 0 E: 0 K: 0 S: 4	H: 1 LOB: 3 BB: 2 P: 12	R: 0 E: 0 K: 1 S: 5	H: 0 LOB: 1 BB: 1 P: 9	R: 0 E: 0 K: 0 S: 3	H: 1 LOB: 0 BB: 0 P: 3	R: 1 E: 0 K: 1 S: 6	H: 1 LOB: 1 BB: 1 P: 10		1B: 4 2B: 1 3B: 0 HR: 0	SF: 1 SAC: 0 DP: 2 HBP: 0	WP: 0 PB: 1 SB: 4 CS: 0	PA: 39															
<b>PITCHER</b>	IP	WLS	BF	H	R	ER	SO	BB	IBB	HBP	BLK	WP	HR	S	P	ERA	WHIP	<b>PITCHER</b>		IP	WLS	BF	H	R	ER	SO	BB	IBB	HBP	BLK	WP	HR	S	P	ERA	WHIP
Bob Kipper, L ERA: 5.3	(1, 1)	5.2	W	24	3	0	0	0	5	0	0	0	0	0	29	49	0.00	1.412																		
Dom Taylor, R ERA: 5.84	(6, 1)	0.0		2	0	0	0	0	2	0	0	0	0	0	8	8	∞	∞																		
John Smiley, L ERA: 5.01	(6, 1)	1.2		7	1	0	0	1	1	0	0	0	0	0	8	12	0.00	1.200																		
Don Robinson, R ERA: 4.18	(8, 1)	1.2		6	1	1	1	1	1	0	0	0	0	0	7	11	5.40	1.200																		

AB	29
R	1
H	5
RBI	1
BB	9
SO	7
LOB	22





Batter	1	2	3	4	5	6	7	8	9	AB	R	H	RBI	BB	SO	LOB	TOP				
John Cangelosi, S (1, 8) OBP: 0.521, SLG: 0.256	4-0 BB		4-0 1B		0-0 4-3		0-0 F7			2	1	0	0	2	0	0	Pittsburgh Pirates @ Atlanta Braves Atlanta-Fulton County Stadium, Atlanta, GA Thu Jun 04 1987, 3:33 AM EDT Att: 6,460 - Unknown				
Al Pedrique, R (1, 6) OBP: 0.154, SLG: 0.083	0-0 G4-6-3		0-0 BB		0-0 F7		0-0 1-3			4	0	1	0	0	0	1					
Bob Walk, R (7, 1) OBP: 0.333, SLG: 0.333	0-0 1-2		0-0 1B							0	0	0	0	0	0	0					
Mike Diaz, R (1, 7) OBP: 0.284, SLG: 0.544	0-3 K		4-0 BB		0-0 HR		0-0 F3			3	1	1	1	1	1	0					
Jim Morrison, R (1, 5) OBP: 0.307, SLG: 0.452		4-0 BB	0-0 6-3		0-0 K		0-0 5-3			3	1	0	1	1	1	2					
Bobby Bonilla, S (1, 9) OBP: 0.305, SLG: 0.361		0-0 1B	0-0 F8		0-0 1B		0-0 F7			4	0	1	0	0	0	3					
Sid Bream, L (1, 3) OBP: 0.381, SLG: 0.517		0-3 K		0-0 3-1		0-0 F8			4	0	0	0	0	0	1	2					
Junior Ortiz, R (1, 2) OBP: 0.306, SLG: 0.298		0-0 1B		0-0 1B		0-0 1B		0-3 K	3	0	3	1	0	0	0	0					
Andy Van Slyke, L (9, PH) OBP: 0.323, SLG: 0.431		0-3 1B		0-0 G5-4-3		1-3 1B		0-0 K	1	0	0	0	0	0	1	0					
Rafael Belliard, R (1, 4) OBP: 0.297, SLG: 0.290		0-3 K		0-0 G5-4-3		0-0 5-3		0-0 4-3	3	0	0	0	0	1	4	0					
Barry Bonds, L (9, PH) OBP: 0.357, SLG: 0.494			0-3 K		0-0 F9		0-0 F6			1	0	0	0	0	1	0					
Brian Fisher, R (1, 1) OBP: 0.154, SLG: 0.385										0	0	0	0	0	0	0					
John Smiley, L (4, 1) OBP: 0.335, SLG: 0.687										0	0	0	0	0	0	0					
Butch Davis, R (5, PH) OBP: 0.335, SLG: 0.687										0	0	0	0	0	0	0					
Dave Johnson, R (5, 1) OBP: 0.335, SLG: 0.687										0	0	0	0	0	0	0					
Johnny Ray, S (7, PH) OBP: 0.335, SLG: 0.687										0	0	0	0	0	0	0					
John Smiley, L (4, 1) OBP: 0.335, SLG: 0.687										0	0	0	0	0	0	0					
Butch Davis, R (5, PH) OBP: 0.335, SLG: 0.687										0	0	0	0	0	0	0					
Dave Johnson, R (5, 1) OBP: 0.335, SLG: 0.687										0	0	0	0	0	0	0					
Johnny Ray, S (7, PH) OBP: 0.335, SLG: 0.687										0	0	0	0	0	0	0					
John Smiley, L (4, 1) OBP: 0.335, SLG: 0.687										0	0	0	0	0	0	0					
Inning Stats	R: 0 E: 0 K: 1 S: 4	H: 0 LOB: 0 BB: 1 P: 8	R: 1 E: 0 K: 2 S: 8	H: 1 LOB: 1 BB: 1 P: 12	R: 1 E: 0 K: 1 S: 6	H: 1 LOB: 2 BB: 2 P: 14	R: 0 E: 0 K: 0 S: 3	H: 1 LOB: 0 BB: 0 P: 3	R: 0 E: 0 K: 0 S: 3	H: 0 LOB: 0 BB: 0 P: 3	R: 1 E: 0 K: 1 S: 8	H: 3 LOB: 2 BB: 0 P: 8	R: 0 E: 0 K: 0 S: 3	H: 0 LOB: 0 BB: 0 P: 3	R: 0 E: 0 K: 1 S: 5	H: 0 LOB: 0 BB: 0 P: 5	1B: 5 2B: 0 3B: 0 HR: 1	SF: 0 SAC: 0 DP: 2 HBP: 0	WP: 0 PB: 0 SB: 1 CS: 0	PA: 35	
PITCHER	IP	WLS	BF	H	R	ER	SO	BB	IBB	HBP	BLK	WP	HR	S	P	ERA	WHIP				
Zane Smith, L (1, 1) ERA: 4.06	7.0	W	29	6	3	3	5	4	0	0	0	0	1	35	51	3.86	1.429				
Jeff Dedmon, R (8, 1) ERA: 3.59	2.0	S	6	0	0	0	1	0	0	0	0	0	0	8	8	0.00	0.000				

Batter	1	2	3	4	5	6	7	8	9	AB	R	H	RBI	BB	SO	LOB	BOTTOM				
Albert Hall, S (1, 8) OBP: 0.406, SLG: 0.488	0-0 2B	0-0 1B	0-0 1-3	0-0 E9	0-0 5-3	0-0 SH3-4	0-0 SH3-4	0-0 SH3-4		4	2	1	0	0	0	1	Pittsburgh Pirates @ Atlanta Braves Atlanta-Fulton County Stadium, Atlanta, GA Thu Jun 04 1987, 3:33 AM EDT Att: 6,460 - Unknown				
Dion James, L (1, 7) OBP: 0.383, SLG: 0.443	0-0 HR	0-0 6-3	0-0 HR	0-0 FC3-2	0-0 F9	0-0 G3	0-0 G3	0-0 G3		4	1	1	1	1	0	2					
Ken Oberkfell, L (1, 5) OBP: 0.383, SLG: 0.415	0-3 K	0-0 F9	0-0 F9	0-0 FC3-2	0-0 FC3-2	0-0 1B	0-0 1B	0-0 1B		5	0	2	2	0	1	4					
Dale Murphy, R (1, 9) OBP: 0.460, SLG: 0.624	0-0 HR	0-0 HR	0-0 HR	0-0 CS	0-0 1B	0-0 K	0-0 K	0-0 K		4	1	2	2	1	2	2					
Gerald Perry, L (1, 3) OBP: 0.282, SLG: 0.310	0-0 F8	0-0 F8	0-0 F8	0-0 CS	0-0 K	0-0 K	0-0 K	0-0 K		2	0	0	0	2	1	3					
Andres Thomas, R (1, 6) OBP: 0.285, SLG: 0.344	0-0 HR	0-0 HR	0-0 HR	0-0 F9	0-0 F9	0-0 F7	0-0 F7	0-0 F7		4	1	2	1	0	0	2					
Ozzie Virgil, R (1, 2) OBP: 0.353, SLG: 0.601	0-0 BB	0-0 1B	0-0 CS	0-0 SH1-4	0-0 G6-4-3	0-0 2-3	0-0 2-3	0-0 2-3		4	1	2	0	0	0	2					
Glenn Hubbard, R (1, 4) OBP: 0.444, SLG: 0.481	4-0 BB	4-0 BB	4-0 BB	4-0 SH1-4	4-0 SH1-4	4-0 SH3-4	4-0 SH3-4	4-0 SH3-4		2	1	2	0	2	0	0					
Zane Smith, L (1, 1) OBP: 0.200, SLG: 0.207	0-0 G3	0-0 G3	0-0 G3	0-0 SH1-4	0-0 SH1-4	0-0 4-3	0-0 4-3	0-0 4-3		2	0	0	0	0	0	3					
Jeff Dedmon, L (8, 1) OBP: 0.286, SLG: 0.167	0-0 G3	0-0 G3	0-0 G3	0-0 SH1-4	0-0 SH1-4	0-0 4-3	0-0 4-3	0-0 4-3		0	1	0	0	1	0	0					
Inning Stats	R: 4 E: 0 K: 1 S: 10	H: 5 LOB: 2 BB: 1 P: 14	R: 0 E: 0 K: 0 S: 3	H: 0 LOB: 0 BB: 0 P: 3	R: 0 E: 0 K: 0 S: 2	H: 1 LOB: 1 BB: 1 P: 6	R: 2 E: 1 K: 1 S: 7	H: 1 LOB: 3 BB: 3 P: 19	R: 0 E: 0 K: 0 S: 4	H: 2 LOB: 1 BB: 0 P: 4	R: 0 E: 0 K: 1 S: 6	H: 1 LOB: 0 BB: 0 P: 6	R: 0 E: 0 K: 0 S: 2	H: 0 LOB: 0 BB: 1 P: 6	R: 2 E: 0 K: 1 S: 7	H: 2 LOB: 1 BB: 1 P: 11	1B: 8 2B: 1 3B: 1 HR: 2	SF: 0 SAC: 2 DP: 1 HBP: 0	WP: 0 PB: 2 SB: 2 CS: 2	PA: 41	
PITCHER	IP	WLS	BF	H	R	ER	SO	BB	IBB	HBP	BLK	WP	HR	S	P	ERA	WHIP				
Brian Fisher, R (1, 1) ERA: 5.24	3.1	L	20	7	6	4	1	3	1	0	0	0	0	4	8	10.80	3.000				
John Smiley, L (4, 1) ERA: 4.51	0.2		3	0	0	0	1	0	1	0	0	0	0	4	8	0.00	0.000				
Dave Johnson, R (5, 1) ERA: 9.0	2.0		8	3	0	0	1	0	0	0	0	0	0	10	10	0.00	1.500				
Bob Walk, R (7, 1) ERA: 4.37	2.0		9	2	2	2	1	2	0	0	0	0	0	9	17	9.00	2.000				





Batter	1	2	3	4	5	6	7	8	9	AB	R	H	RBI	BB	SO	LOB	TOP								
Marvell Wynne, L (1, 7) OBP: 0.345, SLG: 0.351	G3		G3					1B		4	2	2	0	1	0	0	<b>San Diego Padres @ Atlanta Braves</b> Atlanta-Fulton County Stadium, Atlanta, GA Fri Jun 05 1987, 7:05 PM EDT Att: 14,278 - Unknown								
Shane Mack, R (1, 8) OBP: 0.306, SLG: 0.281 Jim Steels, L (8, PH) OBP: 0.286, SLG: 0.244	K		G3				F9	1B		3	0	0	0	1	1	1									
Tony Gwynn, L (1, 9) OBP: 0.441, SLG: 0.525	HR		F7					1B		4	2	3	2	1	0	0									
John Kruk, L (1, 3) OBP: 0.491, SLG: 0.554	1B							1B		5	2	4	3	0	1	2									
Randy Ready, R (1, 5) OBP: 0.382, SLG: 0.387	F9							E6		5	0	1	0	0	1	5									
Bruce Bochy, R (1, 2) OBP: 0.308, SLG: 0.450										5	1	1	2	0	1	1									
Tim Flannery, L (1, 4) OBP: 0.311, SLG: 0.283										4	0	1	0	1	0	0									
Luis Salazar, R (1, 6) OBP: 0.333, SLG: 0.294										4	1	1	0	1	0	1									
Eric Show, R (1, 1) OBP: 0.034, SLG: 0.034										5	1	0	0	0	2	4									
<b>Inning Stats</b>	R: 1 E: 0 K: 1 S: 7	H: 2 LOB: 1 BB: 0 P: 7	R: 0 E: 0 K: 0 S: 4	H: 1 LOB: 1 BB: 0 P: 4	R: 0 E: 0 K: 0 S: 3	H: 0 LOB: 0 BB: 0 P: 3	R: 2 E: 1 K: 1 S: 7	H: 3 LOB: 1 BB: 1 P: 11	R: 0 E: 1 K: 2 S: 8	H: 2 LOB: 2 BB: 1 P: 12	R: 0 E: 0 K: 0 S: 3	H: 0 LOB: 0 BB: 0 P: 3	R: 1 E: 0 K: 0 S: 5	H: 2 LOB: 2 BB: 1 P: 9	R: 6 E: 1 K: 1 S: 9	H: 3 LOB: 1 BB: 3 P: 21	R: 0 E: 0 K: 1 S: 5	H: 0 LOB: 0 BB: 0 P: 5	1B: 10 2B: 1 3B: 0 HR: 2	SF: 0 SAC: 0 DP: 0 HBP: 0	WP: 0 PB: 0 SB: 0 CS: 0	PA: 45			
<b>PITCHER</b>	IP	WLS	BF	H	R	ER	SO	BB	IBB	HBP	BLK	WP	HR	S	P	ERA	WHIP								
Doyle Alexander, R (1, 1) ERA: 3.68	7.0	L	32	10	4	4	4	2	1	0	0	0	2	37	49	5.14	1.714								
Jim Acker, R (8, 1) ERA: 4.99	1.0		10	3	6	4	1	3	0	0	0	0	0	9	21	36.00	6.000								
Charlie Puleo, R (9, 1) ERA: 4.25	1.0		3	0	0	0	1	0	0	0	0	0	0	5	5	0.00	0.000								

AB	39
R	10
H	13
RBI	8
BB	6
SO	6
LOB	14



Batter	1	2	3	4	5	6	7	8	9	AB	R	H	RBI	BB	SO	LOB	BOTTOM								
Dion James, L (1, 8) OBP: 0.381, SLG: 0.435	F8		F9					4-3		3	0	0	0	1	0	2	<b>San Diego Padres @ Atlanta Braves</b> Atlanta-Fulton County Stadium, Atlanta, GA Fri Jun 05 1987, 7:05 PM EDT Att: 14,278 - Unknown								
Ken Oberkfell, L (1, 5) OBP: 0.376, SLG: 0.407	F5		G3				G4-6-3	F9		4	0	0	1	0	0	3									
Gerald Perry, L (1, 3) OBP: 0.287, SLG: 0.310	CS		F5							3	0	1	0	1	0	1									
Dale Murphy, R (1, 9) OBP: 0.461, SLG: 0.625	CS							5-3		3	1	1	0	1	0	1									
Ken Griffey, L (1, 7) OBP: 0.381, SLG: 0.557			K							3	0	0	1	0	2	1									
Andres Thomas, R (1, 6) OBP: 0.291, SLG: 0.373										4	1	2	1	0	0	1									
Ozzie Virgil, R (1, 2) OBP: 0.351, SLG: 0.592										4	0	1	0	0	0	2									
Glenn Hubbard, R (1, 4) OBP: 0.446, SLG: 0.474										2	1	0	0	2	1	1									
Doyle Alexander, R (1, 1) ERA: 3.68										0	0	0	0	0	0	0									
Albert Hall, S (7, PH) OBP: 0.402, SLG: 0.483										1	0	0	0	0	0	0									
Jim Acker, R (8, 1) OBP: 0.286, SLG: 0.286										0	0	0	0	0	0	0									
Charlie Puleo, R (9, 1) OBP: 0.571, SLG: 1.000										0	0	0	0	0	0	0									
Graig Nettles, L (9, PH) OBP: 0.289, SLG: 0.318										1	0	0	0	0	1	1									
<b>Inning Stats</b>	R: 0 E: 0 K: 0 S: 3	H: 1 LOB: 0 BB: 0 P: 3	R: 0 E: 0 K: 1 S: 5	H: 0 LOB: 1 BB: 1 P: 9	R: 1 E: 0 K: 0 S: 3	H: 0 LOB: 1 BB: 1 P: 8	R: 0 E: 0 K: 1 S: 6	H: 1 LOB: 0 BB: 0 P: 6	R: 0 E: 0 K: 0 S: 2	H: 0 LOB: 0 BB: 2 P: 10	R: 1 E: 1 K: 0 S: 4	H: 1 LOB: 0 BB: 0 P: 4	R: 0 E: 0 K: 1 S: 5	H: 0 LOB: 0 BB: 0 P: 5	R: 0 E: 0 K: 0 S: 3	H: 0 LOB: 1 BB: 1 P: 7	R: 1 E: 0 K: 1 S: 7	H: 2 LOB: 1 BB: 0 P: 7	1B: 3 2B: 1 3B: 0 HR: 1	SF: 1 SAC: 1 DP: 1 HBP: 1	WP: 0 PB: 0 SB: 0 CS: 1	PA: 37			
<b>PITCHER</b>	IP	WLS	BF	H	R	ER	SO	BB	IBB	HBP	BLK	WP	HR	S	P	ERA	WHIP								
Eric Show, R (1, 1) ERA: 4.06	9.0	W	36	5	3	2	4	5	0	1	0	0	1	38	59	2.00	1.111								





Batter	1	2	3	4	5	6	7	8	9	AB	R	H	RBI	BB	SO	LOB	TOP							
Shane Mack, R OBP: 0.317, SLG: 0.297 (1, 8)										5	1	2	1	0	0	1	San Diego Padres @ Atlanta Braves Atlanta-Fulton County Stadium, Atlanta, GA Sat Jun 06 1987, 7:05 PM EDT Att: 20,557 - Unknown							
Randy Ready, R OBP: 0.391, SLG: 0.398 (1, 5)										5	1	3	2	0	0	1								
Tony Gwynn, L OBP: 0.436, SLG: 0.517 (1, 9)										5	0	1	1	0	0	4								
Kevin Mitchell, R OBP: 0.304, SLG: 0.353 Marvell Wynne, L OBP: 0.345, SLG: 0.351 (1, 7) (7, 7)										4	0	1	0	0	1	3								
John Kruk, L OBP: 0.491, SLG: 0.552 (1, 3)										4	0	2	1	0	0	0								
Bruce Bochy, R OBP: 0.267, SLG: 0.375 (1, 2)										4	0	0	0	0	3	3								
Luis Salazar, R OBP: 0.329, SLG: 0.292 (1, 6)										4	1	1	0	0	1	0								
Tim Flannery, L OBP: 0.323, SLG: 0.286 (1, 4)										3	1	1	0	1	0	0								
Ed Whitson, R OBP: 0.091, SLG: 0.091 Jim Steels, L OBP: 0.300, SLG: 0.262 Lance McCullers, S (6, PH) (6, 1)										1	0	0	0	0	0	2								
<b>Inning Stats</b>	R: 1 E: 0 K: 0 S: 4	H: 2 LOB: 0 BB: 4 P: 4	R: 0 E: 0 K: 1 S: 6	H: 1 LOB: 2 BB: 1 P: 10	R: 1 E: 0 K: 1 S: 8	H: 3 LOB: 2 BB: 0 P: 8	R: 2 E: 1 K: 1 S: 9	H: 3 LOB: 2 BB: 0 P: 9	R: 0 E: 0 K: 1 S: 5	H: 0 LOB: 3 BB: 0 P: 5	R: 1 E: 0 K: 0 S: 5	H: 2 LOB: 1 BB: 0 P: 5	R: 0 E: 0 K: 0 S: 3	H: 1 LOB: 0 BB: 3 P: 3	R: 0 E: 0 K: 0 S: 5	H: 0 LOB: 0 BB: 0 P: 5	1B: 12 2B: 0 3B: 0 HR: 0	SF: 0 SAC: 1 DP: 2 HBP: 0	WP: 0 PB: 0 SB: 1 CS: 0	PA: 39				
<b>PITCHER</b>	IP WLS BF H R ER SO BB IBB HBP BLK WP HR S P ERA WHIP	IP WLS BF H R ER SO BB IBB HBP BLK WP HR S P ERA WHIP																						
Larry McWilliams, L ERA: 5.1 (1, 1)	3.1 L 19 8 4 3 2	3.2 14 4 1 1 2	2.0 6 0 0 0 1	3.1 L 19 8 4 3 2	3.2 14 4 1 1 2	2.0 6 0 0 0 1	3.1 L 19 8 4 3 2	3.2 14 4 1 1 2	2.0 6 0 0 0 1	3.1 L 19 8 4 3 2	3.2 14 4 1 1 2	2.0 6 0 0 0 1	3.1 L 19 8 4 3 2	3.2 14 4 1 1 2	2.0 6 0 0 0 1	3.1 L 19 8 4 3 2	3.2 14 4 1 1 2	2.0 6 0 0 0 1	3.1 L 19 8 4 3 2	3.2 14 4 1 1 2	2.0 6 0 0 0 1	3.1 L 19 8 4 3 2	3.2 14 4 1 1 2	2.0 6 0 0 0 1

Batter	1	2	3	4	5	6	7	8	9	AB	R	H	RBI	BB	SO	LOB	BOTTOM							
Albert Hall, S OBP: 0.402, SLG: 0.489 (1, 8)										5	0	2	0	0	0	1	San Diego Padres @ Atlanta Braves Atlanta-Fulton County Stadium, Atlanta, GA Sat Jun 06 1987, 7:05 PM EDT Att: 20,557 - Unknown							
Ken Oberkfell, L OBP: 0.381, SLG: 0.418 (1, 5)										4	1	2	0	1	0	1								
Gerald Perry, L OBP: 0.292, SLG: 0.311 Gene Garber, R (8, 1)										3	0	1	1	1	0	1								
Dale Murphy, R OBP: 0.462, SLG: 0.638 (1, 9)										4	1	2	2	0	1	2								
Ken Griffey, L OBP: 0.385, SLG: 0.556 (1, 7) (8, 3)										4	0	2	0	0	0	3								
Andres Thomas, R OBP: 0.290, SLG: 0.369 (1, 6)										4	0	1	0	0	0	2								
Ozzie Virgil, R OBP: 0.343, SLG: 0.576 (1, 2)										4	0	0	0	0	1	2								
Glenn Hubbard, R OBP: 0.442, SLG: 0.469 (1, 4)										4	1	1	0	0	0	0								
Larry McWilliams, L Charlie Puleo, R Dion James, L (1, 1) (4, 1) (7, PH) (8, 7)										1	0	0	0	0	1	0								
<b>Inning Stats</b>	R: 2 E: 0 K: 0 S: 6	H: 4 LOB: 1 BB: 0 P: 6	R: 0 E: 0 K: 1 S: 5	H: 0 LOB: 0 BB: 0 P: 5	R: 0 E: 0 K: 0 S: 3	H: 0 LOB: 0 BB: 0 P: 3	R: 0 E: 0 K: 0 S: 4	H: 1 LOB: 1 BB: 0 P: 4	R: 1 E: 0 K: 0 S: 6	H: 3 LOB: 3 BB: 1 P: 10	R: 0 E: 0 K: 1 S: 5	H: 0 LOB: 0 BB: 0 P: 5	R: 0 E: 0 K: 1 S: 6	H: 1 LOB: 2 BB: 1 P: 10	R: 0 E: 0 K: 0 S: 3	H: 1 LOB: 0 BB: 0 P: 3	R: 0 E: 0 K: 0 S: 4	H: 1 LOB: 1 BB: 0 P: 4	1B: 7 2B: 3 3B: 0 HR: 1	SF: 0 SAC: 1 DP: 1 HBP: 0	WP: 0 PB: 0 SB: 0 CS: 0	PA: 38		
<b>PITCHER</b>	IP WLS BF H R ER SO BB IBB HBP BLK WP HR S P ERA WHIP	IP WLS BF H R ER SO BB IBB HBP BLK WP HR S P ERA WHIP																						
Ed Whitson, R ERA: 5.11 (1, 1)	5.0 W 23 8 3 3 1	4.0 S 15 3 0 0 2	5.0 W 23 8 3 3 1	4.0 S 15 3 0 0 2	5.0 W 23 8 3 3 1	4.0 S 15 3 0 0 2	5.0 W 23 8 3 3 1	4.0 S 15 3 0 0 2	5.0 W 23 8 3 3 1	4.0 S 15 3 0 0 2	5.0 W 23 8 3 3 1	4.0 S 15 3 0 0 2	5.0 W 23 8 3 3 1	4.0 S 15 3 0 0 2	5.0 W 23 8 3 3 1	4.0 S 15 3 0 0 2	5.0 W 23 8 3 3 1	4.0 S 15 3 0 0 2	5.0 W 23 8 3 3 1	4.0 S 15 3 0 0 2	5.0 W 23 8 3 3 1	4.0 S 15 3 0 0 2	5.0 W 23 8 3 3 1	4.0 S 15 3 0 0 2





Batter	1	2	3	4	5	6	7	8	9	AB	R	H	RBI	BB	SO	LOB	TOP			
<b>Marvell Wynne, L</b> OBP: 0.353, SLG: 0.359										6	1	3	0	0	1	1	<b>San Diego Padres @ Atlanta Braves</b> Atlanta-Fulton County Stadium, Atlanta, GA Sun Jun 07 1987, 3:33 AM EDT Att: 15,789 - Unknown			
<b>Shane Mack, R</b> OBP: 0.319, SLG: 0.302										6	1	2	1	0	0	3				
<b>Tony Gwynn, L</b> <b>Jim Steels, L</b> OBP: 0.308, SLG: 0.273										4	2	2	2	0	0	2				
<b>John Kruk, L</b> <b>Greg Booker, R</b>										5	2	2	2	1	1	2				
<b>Randy Ready, R</b> OBP: 0.408, SLG: 0.431										4	1	3	1	1	1	1				
<b>Brucy Bochy, R</b> OBP: 0.257, SLG: 0.379										5	1	1	2	0	0	3				
<b>Tim Flannery, L</b> OBP: 0.300, SLG: 0.262										5	1	0	0	0	1	3				
<b>Luis Salazar, R</b> OBP: 0.333, SLG: 0.329										4	1	1	3	1	1	0				
<b>Jimmy Jones, R</b> <b>Storm Davis, R</b> <b>Craig Lefferts, L</b> <b>Rich Gossage, R</b> <b>Carmelo Martinez, R</b>										3	2	2	0	0	0	1				
<b>Inning Stats</b>	R: 2 E: 0 K: 1 S: 8	H: 3 LOB: 1 BB: 0 P: 8	R: 1 E: 0 K: 1 S: 8	H: 3 LOB: 2 BB: 0 P: 8	R: 0 E: 0 K: 0 S: 3	H: 0 LOB: 1 BB: 1 P: 7	R: 8 E: 1 K: 0 S: 10	H: 6 LOB: 1 BB: 2 P: 18	R: 0 E: 0 K: 1 S: 6	H: 0 LOB: 0 BB: 0 P: 3	R: 0 E: 1 K: 1 S: 6	H: 0 LOB: 1 BB: 0 P: 6	R: 0 E: 0 K: 1 S: 6	H: 1 LOB: 1 BB: 0 P: 6	R: 1 E: 0 K: 1 S: 8	H: 3 LOB: 2 BB: 0 P: 8		1B: 10 2B: 5 3B: 0 HR: 2	SF: 0 SAC: 0 DP: 0 HBP: 0	WP: 0 PB: 0 SB: 0 CS: 0
<b>PITCHER</b>	IP WLS BF H R ER SO BB IBB HBP BLK WP HR S P ERA WHIP																			
<b>Rick Mahler, R</b> ERA: 5.36	(1, 1) 3.2 22 8 7 2 3 0 0 0 0 0 1 23 35 3.86 2.143																			
<b>Jeff Dedmon, R</b> ERA: 3.6	(4, 1) 2.1 13 5 4 1 1 0 0 0 0 0 0 1 15 15 0.00 0.000																			
<b>Paul Assenmacher, L</b> ERA: 5.02	(7, 1) 1.0 4 0 0 0 1 0 0 0 0 0 0 0 6 6 4.50 2.000																			
<b>Gene Garber, R</b> ERA: 4.22	(8, 1) 2.0 W 10 4 1 1 2 0 0 0 0 0 0 0 14 14																			

Batter	1	2	3	4	5	6	7	8	9	AB	R	H	RBI	BB	SO	LOB	BOTTOM			
<b>Albert Hall, S</b> OBP: 0.416, SLG: 0.490										4	1	2	0	2	1	1	<b>San Diego Padres @ Atlanta Braves</b> Atlanta-Fulton County Stadium, Atlanta, GA Sun Jun 07 1987, 3:33 AM EDT Att: 15,789 - Unknown			
<b>Ken Oberkfell, L</b> OBP: 0.384, SLG: 0.417										3	2	1	2	2	0	1				
<b>Gerald Perry, L</b> OBP: 0.301, SLG: 0.315										4	2	2	0	1	0	3				
<b>Dale Murphy, R</b> OBP: 0.460, SLG: 0.630										4	2	1	1	1	1	3				
<b>Ken Griffey, L</b> OBP: 0.385, SLG: 0.565										5	2	2	4	0	0	3				
<b>Andres Thomas, R</b> OBP: 0.280, SLG: 0.356										5	1	0	0	0	1	1				
<b>Ozzie Virgil, R</b> OBP: 0.344, SLG: 0.571										5	1	2	2	0	0	0				
<b>Glenn Hubbard, R</b> OBP: 0.446, SLG: 0.472										3	2	1	0	1	0	0				
<b>Rick Mahler, R</b> <b>Jeff Dedmon, L</b> <b>Graig Nettles, L</b> <b>Paul Assenmacher, L</b> <b>Rafael Ramirez, R</b> <b>Gene Garber, R</b> <b>Ted Simmons, S</b>										1	0	0	0	0	0	0				
<b>Inning Stats</b>	R: 0 E: 0 K: 0 S: 4	H: 1 LOB: 2 BB: 1 P: 8	R: 0 E: 0 K: 0 S: 3	H: 0 LOB: 0 BB: 0 P: 3	R: 2 E: 0 K: 0 S: 5	H: 2 LOB: 1 BB: 1 P: 9	R: 0 E: 0 K: 0 S: 3	H: 0 LOB: 0 BB: 0 P: 3	R: 4 E: 1 K: 1 S: 9	H: 4 LOB: 1 BB: 0 P: 10	R: 6 E: 3 K: 0 S: 9	H: 5 LOB: 2 BB: 2 P: 17	R: 0 E: 0 K: 2 S: 7	H: 0 LOB: 0 BB: 0 P: 7	R: 1 E: 0 K: 0 S: 2	H: 1 LOB: 3 BB: 3 P: 14		1B: 10 2B: 3 3B: 0 HR: 0	SF: 1 SAC: 0 DP: 1 HBP: 1	WP: 3 PB: 0 SB: 1 CS: 0
<b>PITCHER</b>	IP WLS BF H R ER SO BB IBB HBP BLK WP HR S P ERA WHIP																			
<b>Jimmy Jones, R</b> ERA: 7.96	(1, 1) 5.0 23 6 5 5 0 0 0 0 0 0 1 0 2 3																			
<b>Storm Davis, R</b> ERA: 6.39	(6, 1) 0.0 3 1 1 0 0 0 0 0 1 0 0 1 0 2 3																			
<b>Craig Lefferts, L</b> ERA: 5.22	(6, 1) 1.1 9 4 6 4 1 1 0 0 0 0 0 0 10 14 27.00 3.750																			
<b>Rich Gossage, R</b> ERA: 3.46	(7, 1) 1.2 7 1 0 0 2 0 1 0 0 0 0 0 10 14 0.00 0.600																			
<b>Greg Booker, R</b> ERA: 4.5	(9, 1) 0.1 L 5 1 1 1 0 3 0 0 0 0 0 0 2 14 27.00 12.000																			

AB 46  
R 12  
H 17  
RBI 12  
BB 3  
SO 6  
LOB 17



AB 38  
R 13  
H 13  
RBI 10  
BB 7  
SO 3  
LOB 14





Batter	1	2	3	4	5	6	7	8	9	AB	R	H	RBI	BB	SO	LOB	TOP															
Steve Sax, R (1, 4) OBP: 0.318, SLG: 0.366										5	0	3	2	0	1	0	<b>Los Angeles Dodgers @ Atlanta Braves</b> Atlanta-Fulton County Stadium, Atlanta, GA Mon Jun 08 1987, 7:05 PM EDT Att: 15,568 - Unknown  <b>AB 35</b> <b>R 6</b> <b>H 10</b> <b>RBI 6</b> <b>BB 1</b> <b>SO 8</b> <b>LOB 9</b> 															
John Shelby, S (1, 8) OBP: 0.399, SLG: 0.424										4	0	0	1	0	1	3																
Pedro Guerrero, R (1, 7) Reggie Williams, R (9, 7) OBP: 0.265, SLG: 0.143										5	1	1	0	0	2	1																
Mike Marshall, R (1, 9) OBP: 0.321, SLG: 0.434										4	1	1	0	0	1	0																
Franklin Stubbs, L (1, 3) OBP: 0.340, SLG: 0.497										4	1	1	0	0	2	0																
Mickey Hatcher, R (1, 5) Jeff Hamilton, R (8, 5) OBP: 0.263, SLG: 0.294										3	0	1	1	0	0	0																
Alex Trevino, R (1, 2) OBP: 0.315, SLG: 0.340										3	0	0	0	0	0	3																
Mariano Duncan, R (1, 6) Dave Anderson, R (7, 6) OBP: 0.266, SLG: 0.292 OBP: 0.250, SLG: 0.245										2	2	1	0	1	1	0																
Orel Hershiser, R (1, 1) Brian Holton, R (7, 1) OBP: 0.278, SLG: 0.343 OBP: 0.250, SLG: 0.250										3	1	2	2	0	0	0																
<b>Inning Stats</b>	R: 0 E: 0 K: 2 S: 7	H: 0 LOB: 0 BB: 0 P: 7	R: 0 E: 0 K: 0 S: 3	H: 0 LOB: 0 BB: 0 P: 3	R: 2 E: 1 K: 1 S: 8	H: 3 LOB: 1 BB: 0 P: 8	R: 0 E: 0 K: 1 S: 6	H: 1 LOB: 1 BB: 0 P: 6	R: 0 E: 0 K: 1 S: 6	H: 1 LOB: 1 BB: 0 P: 6	R: 4 E: 0 K: 0 S: 8	H: 5 LOB: 2 BB: 1 P: 12	R: 0 E: 0 K: 0 S: 7	H: 0 LOB: 0 BB: 0 P: 7	R: 0 E: 0 K: 0 S: 3	H: 0 LOB: 0 BB: 0 P: 4		R: 0 E: 0 K: 1 S: 5	H: 0 LOB: 0 BB: 0 P: 5	1B: 10 2B: 0 3B: 0 HR: 0	SF: 2 SAC: 0 DP: 0 HBP: 1	WP: 0 PB: 0 SB: 4 CS: 0	PA: 39									
<b>PITCHER</b>	IP WLS BF H R ER SO BB IBB HBP BLK WP HR S P ERA WHIP	IP WLS BF H R ER SO BB IBB HBP BLK WP HR S P ERA WHIP															IP WLS BF H R ER SO BB IBB HBP BLK WP HR S P ERA WHIP															
David Palmer, R (1, 1) ERA: 4.34	6.0	L	29	10	6	5	5	0	1	0	0	0	0	0	38	42	7.50	1.667														
Jim Acker, R (7, 1) ERA: 4.89	1.0		3	0	0	0	2	0	0	0	0	0	0	0	7	7	0.00	0.000														
Charlie Puleo, R (8, 1) ERA: 3.82	2.0		7	0	0	0	1	0	0	1	0	0	0	0	8	9	0.00	0.000														

Batter	1	2	3	4	5	6	7	8	9	AB	R	H	RBI	BB	SO	LOB	BOTTOM															
Albert Hall, S (1, 8) OBP: 0.402, SLG: 0.470										4	0	0	0	0	0	0	<b>Los Angeles Dodgers @ Atlanta Braves</b> Atlanta-Fulton County Stadium, Atlanta, GA Mon Jun 08 1987, 7:05 PM EDT Att: 15,568 - Unknown  <b>AB 32</b> <b>R 3</b> <b>H 6</b> <b>RBI 3</b> <b>BB 4</b> <b>SO 6</b> <b>LOB 11</b> 															
Ken Oberkfell, L (1, 5) OBP: 0.376, SLG: 0.409										4	0	0	0	0	0	0																
Gerald Perry, L (1, 3) OBP: 0.310, SLG: 0.327										3	0	2	0	1	0	0																
Dale Murphy, R (1, 9) OBP: 0.457, SLG: 0.627										4	1	1	0	0	2	3																
Ken Griffey, L (1, 7) OBP: 0.388, SLG: 0.563										4	1	2	0	0	0	1																
Andres Thomas, R (1, 6) OBP: 0.286, SLG: 0.377										3	1	1	2	1	0	0																
Bruce Benedict, R (1, 2) OBP: 0.255, SLG: 0.149										2	0	0	0	0	1	0																
Graig Nettles, L (7, PH) OBP: 0.291, SLG: 0.309										1	0	0	1	1	0	0																
Glenn Hubbard, R (1, 4) OBP: 0.444, SLG: 0.467										2	0	0	0	1	2	3																
Charlie Puleo, R (8, 1) OBP: 0.571, SLG: 1.000										0	0	0	0	0	0	0																
Rafael Ramirez, R (9, PH) OBP: 0.317, SLG: 0.371										1	0	0	0	0	0	0																
David Palmer, R (1, 1) OBP: 0.192, SLG: 0.308										1	0	0	0	0	0	1																
Dion James, L (6, PH) OBP: 0.376, SLG: 0.428										1	0	0	0	0	1	0																
Jim Acker, R (7, 1) OBP: 0.286, SLG: 0.286										0	0	0	0	0	0	0																
Ted Simmons, S (7, PH) OBP: 0.320, SLG: 0.382										2	0	0	0	0	0	3																
<b>Inning Stats</b>	R: 0 E: 0 K: 1 S: 6	H: 1 LOB: 1 BB: 0 P: 6	R: 0 E: 0 K: 1 S: 5	H: 0 LOB: 0 BB: 0 P: 5	R: 0 E: 0 K: 0 S: 2	H: 0 LOB: 0 BB: 1 P: 6	R: 0 E: 0 K: 0 S: 4	H: 1 LOB: 1 BB: 0 P: 4	R: 0 E: 0 K: 1 S: 5	H: 0 LOB: 0 BB: 0 P: 5	R: 1 E: 0 K: 1 S: 6	H: 1 LOB: 3 BB: 3 P: 18	R: 0 E: 0 K: 1 S: 6	H: 1 LOB: 1 BB: 0 P: 6	R: 2 E: 0 K: 0 S: 5	H: 2 LOB: 2 BB: 0 P: 5	1B: 3 2B: 2 3B: 0 HR: 1	SF: 0 SAC: 0 DP: 1 HBP: 0	WP: 0 PB: 0 SB: 0 CS: 0	PA: 36												
<b>PITCHER</b>	IP WLS BF H R ER SO BB IBB HBP BLK WP HR S P ERA WHIP	IP WLS BF H R ER SO BB IBB HBP BLK WP HR S P ERA WHIP															IP WLS BF H R ER SO BB IBB HBP BLK WP HR S P ERA WHIP															
Orel Hershiser, R (1, 1) ERA: 3.03	6.1	W	25	3	1	1	4	4	0	0	0	0	0	0	29	45	1.42	1.105														
Brian Holton, R (7, 1) ERA: 3.12	2.2	S	11	3	2	2	2	0	0	0	0	0	0	1	15	15	6.75	1.125														



Batter	1	2	3	4	5	6	7	8	9	AB	R	H	RBI	BB	SO	LOB	TOP					
Steve Sax, R (1,4) OBP: 0.326, SLG: 0.372	F7		BB			HR	HR			4	2	3	1	1	0	0	<b>Los Angeles Dodgers @ Atlanta Braves</b> Atlanta-Fulton County Stadium, Atlanta, GA Tue Jun 09 1987, 7:05 PM EDT Att: 17,625 - Unknown  <b>AB 38</b> <b>R 5</b> <b>H 11</b> <b>RBI 5</b> <b>BB 1</b> <b>SO 7</b> <b>LOB 16</b>					
John Shelby, S (1,8) OBP: 0.297, SLG: 0.442	6-3		F9			F6	HR		K	5	1	1	2	0	1	3						
Pedro Guerrero, R (1,7) OBP: 0.404, SLG: 0.624						K			6-3	5	0	3	0	0	1	2						
Mike Marshall, R (1,9) OBP: 0.319, SLG: 0.451 Ken Landreaux, L (8,9) OBP: 0.301, SLG: 0.309	K			F7		HR				4	1	1	2	0	1	3						
Mickey Hatcher, R (1,3) OBP: 0.353, SLG: 0.487 Franklin Stubbs, L (9,3) OBP: 0.340, SLG: 0.497				5-3					E2	0	0	0	0	0	0	1						
Alex Trevino, R (1,2) OBP: 0.293, SLG: 0.315	K			F2		F9			K	4	0	0	0	0	2	3						
Jeff Hamilton, R (1,5) OBP: 0.261, SLG: 0.286	4-3					F8			K	4	0	1	0	0	1	1						
Dave Anderson, R (1,6) OBP: 0.232, SLG: 0.226			6-3			6-3			5-3	4	1	0	0	0	0	2						
Tim Leary, R (1,1) OBP: 0.200, SLG: 0.200 Reggie Williams, R (7,PH) OBP: 0.257, SLG: 0.138 Alejandro Pena, R (7,1) OBP: 0.100, SLG: 0.100			K			F8			1-3	2	0	0	0	0	1	0						
<b>Inning Stats</b>	R: 0 E: 0 K: 1 S: 6	H: 1 LOB: 1 BB: 0 P: 6	R: 0 E: 0 K: 1 S: 5	H: 0 LOB: 0 BB: 0 P: 5	R: 0 E: 0 K: 1 S: 5	H: 0 LOB: 1 BB: 1 P: 9	R: 0 E: 0 K: 0 S: 4	H: 1 LOB: 1 BB: 0 P: 4	R: 0 E: 0 K: 0 S: 3	H: 0 LOB: 0 BB: 0 P: 3	R: 2 E: 0 K: 1 S: 8	H: 3 LOB: 1 BB: 0 P: 8	R: 3 E: 0 K: 0 S: 7	H: 4 LOB: 1 BB: 0 P: 7	R: 0 E: 1 K: 2 S: 8	H: 1 LOB: 1 BB: 0 P: 8		R: 0 E: 0 K: 1 S: 6	H: 1 LOB: 1 BB: 0 P: 6	1B: 9 2B: 0 3B: 0 HR: 2	SF: 0 SAC: 0 DP: 0 HBP: 0	WP: 0 PB: 0 SB: 2 CS: 0
<b>PITCHER</b>	IP WLS BF H R ER SO BB IBB HBP BLK WP HR S P ERA WHIP																					
Zane Smith, L (1,1) ERA: 4.24	6.2 L 29 8 5 5 4 1 0 0 0 0 0 2 36 40 6.75 1.350																					
Jeff Dedmon, R (7,1) ERA: 3.47	1.1 6 2 0 0 2 0 0 0 0 0 0 0 10 10 0.00 1.500																					
Jim Acker, R (9,1) ERA: 4.8	1.0 4 1 0 0 1 0 0 0 0 0 0 0 6 6 0.00 1.000																					

Batter	1	2	3	4	5	6	7	8	9	AB	R	H	RBI	BB	SO	LOB	BOTTOM					
Albert Hall, S (1,8) OBP: 0.393, SLG: 0.452	6-3		CS			F7			FC6-4	4	0	0	0	1	0	5	<b>Los Angeles Dodgers @ Atlanta Braves</b> Atlanta-Fulton County Stadium, Atlanta, GA Tue Jun 09 1987, 7:05 PM EDT Att: 17,625 - Unknown  <b>AB 35</b> <b>R 3</b> <b>H 8</b> <b>RBI 3</b> <b>BB 5</b> <b>SO 4</b> <b>LOB 19</b>					
Ken Oberkfell, L (1,5) OBP: 0.370, SLG: 0.400 Jim Acker, R (9,1) OBP: 0.286, SLG: 0.286	F8		K			F8			F5	5	0	0	0	0	1	3						
Gerald Perry, L (1,3) OBP: 0.313, SLG: 0.331	1-3								F7	4	1	1	0	1	0	0						
Dale Murphy, R (1,9) OBP: 0.460, SLG: 0.641						5-3				5	1	3	2	0	1	1						
Ken Griffey, L (1,7) OBP: 0.389, SLG: 0.561									F8	4	1	1	0	1	0	2						
Andres Thomas, R (1,6) OBP: 0.283, SLG: 0.371	6-3								F8	5	0	1	0	0	2	5						
Ozzie Virgil, R (1,2) OBP: 0.342, SLG: 0.569						F8			F7	4	0	1	1	0	0	1						
Glenn Hubbard, R (1,4) OBP: 0.450, SLG: 0.467										2	0	1	0	1	0	0						
Zane Smith, L (1,1) OBP: 0.188, SLG: 0.194 Jeff Dedmon, L (7,1) OBP: 0.250, SLG: 0.143 Graig Nettles, L (6,PH) OBP: 0.300, SLG: 0.309										2	0	0	0	0	0	2						
<b>Inning Stats</b>	R: 0 E: 0 K: 0 S: 3	H: 0 LOB: 0 BB: 0 P: 3	R: 1 E: 0 K: 1 S: 7	H: 2 LOB: 2 BB: 1 P: 11	R: 1 E: 0 K: 1 S: 6	H: 2 LOB: 1 BB: 1 P: 10	R: 0 E: 0 K: 0 S: 4	H: 1 LOB: 2 BB: 0 P: 5	R: 0 E: 0 K: 0 S: 3	H: 0 LOB: 2 BB: 2 P: 11	R: 0 E: 1 K: 0 S: 4	H: 0 LOB: 1 BB: 0 P: 4	R: 0 E: 1 K: 1 S: 7	H: 1 LOB: 2 BB: 0 P: 7	R: 0 E: 0 K: 0 S: 4	H: 1 LOB: 2 BB: 1 P: 8		R: 0 E: 0 K: 1 S: 6	H: 1 LOB: 0 BB: 0 P: 6	1B: 4 2B: 3 3B: 0 HR: 1	SF: 0 SAC: 1 DP: 0 HBP: 1	WP: 0 PB: 0 SB: 1 CS: 1
<b>PITCHER</b>	IP WLS BF H R ER SO BB IBB HBP BLK WP HR S P ERA WHIP																					
Tim Leary, R (1,1) ERA: 5.04	6.0 W 28 5 2 2 2 3 1 1 0 0 0 1 27 44 3.00 1.333																					
Alejandro Pena, R (7,1) ERA: 4.53	3.0 S 14 3 1 1 2 1 0 0 0 0 0 1 17 21 3.00 1.333																					



Batter	1	2	3	4	5	6	7	8	9	AB	R	H	RBI	BB	SO	LOB	TOP					
Steve Sax, R OBP: 0.323, SLG: 0.366 (1, 4)										4	0	0	0	0	1	0	<b>Los Angeles Dodgers @ Atlanta Braves</b> Atlanta-Fulton County Stadium, Atlanta, GA Wed Jun 10 1987, 7:05 PM EDT Att: 15,699 - Unknown  <b>AB 30</b> <b>R 1</b> <b>H 4</b> <b>RBI 1</b> <b>BB 1</b> <b>SO 4</b> <b>LOB 7</b> 					
John Shelby, S OBP: 0.297, SLG: 0.426 (1, 8)										4	0	0	0	0	0							
Pedro Guerrero, R OBP: 0.401, SLG: 0.615 (1, 7)										3	0	0	0	1	1							
Mike Marshall, R OBP: 0.311, SLG: 0.438 (1, 9)										4	0	0	0	0	1							
Franklin Stubbs, L OBP: 0.344, SLG: 0.505 (1, 3)										3	1	2	0	0	0	1						
Mickey Hatcher, R OBP: 0.352, SLG: 0.481 (1, 5)										3	0	1	1	0	0	1						
Alex Trevino, R OBP: 0.295, SLG: 0.316 (1, 2)										3	0	1	0	0	1	2						
Dave Anderson, R OBP: 0.220, SLG: 0.214 (1, 6)										3	0	0	0	0	0	1						
Rick Honeycutt, L OBP: 0.190, SLG: 0.150 (1, 1)										1	0	0	0	0	0	0						
Ken Landreaux, L OBP: 0.289, SLG: 0.305 (5, PH)										1	0	0	0	0	0	1						
Ken Howell, R OBP: 1.000, SLG: 1.000 (5, 1)										0	0	0	0	0	0	0						
Ralph Bryant, L OBP: 0.450, SLG: 0.688 (8, PH)										1	0	0	0	0	1	0						
Brad Havens, L (8, 1)										0	0	0	0	0	0	0						
<b>Inning Stats</b>	R: 0 E: 0 K: 1 S: 5	H: 0 LOB: 0 BB: 0 P: 5	R: 1 E: 0 K: 0 S: 4	H: 2 LOB: 0 BB: 0 P: 4	R: 0 E: 0 K: 0 S: 3	H: 0 LOB: 0 BB: 0 P: 3	R: 0 E: 0 K: 0 S: 3	H: 0 LOB: 1 BB: 1 P: 7	R: 0 E: 0 K: 0 S: 4	H: 1 LOB: 1 BB: 0 P: 4	R: 0 E: 0 K: 1 S: 5	H: 0 LOB: 0 BB: 0 P: 5	R: 0 E: 0 K: 1 S: 6	H: 1 LOB: 1 BB: 0 P: 6	R: 0 E: 0 K: 1 S: 5	H: 0 LOB: 0 BB: 0 P: 5	R: 0 E: 0 K: 0 S: 3	H: 0 LOB: 0 BB: 0 P: 3	1B: 3 2B: 1 3B: 0 HR: 0	SF: 0 SAC: 0 DP: 1 HBP: 0	WP: 0 PB: 0 SB: 0 CS: 0	PA: 31
<b>PITCHER</b> Doyle Alexander, R ERA: 2.9 (1, 1)	IP: 9.0 WLS: W BF: 31 H: 4 R: 1 ER: 1 SO: 4 BB: 1 IBB: 0 HBP: 0 BLK: 0 WP: 0 HR: 0 S: 38 P: 42 ERA: 1.00 WHIP: 0.556															<b>PITCHER</b>	IP: WLS: BF: H: R: ER: SO: BB: IBB: HBP: BLK: WP: HR: S: P: ERA: WHIP:					

Batter	1	2	3	4	5	6	7	8	9	AB	R	H	RBI	BB	SO	LOB	BOTTOM				
Albert Hall, S OBP: 0.386, SLG: 0.440 (1, 8)										5	2	1	0	0	0	2	<b>Los Angeles Dodgers @ Atlanta Braves</b> Atlanta-Fulton County Stadium, Atlanta, GA Wed Jun 10 1987, 7:05 PM EDT Att: 15,699 - Unknown  <b>AB 32</b> <b>R 7</b> <b>H 7</b> <b>RBI 6</b> <b>BB 6</b> <b>SO 4</b> <b>LOB 16</b> 				
Rafael Ramirez, R OBP: 0.323, SLG: 0.383 (1, 5)										4	2	2	0	0	0	2					
Gary Roenicke, R OBP: 0.356, SLG: 0.239 (1, 7)										1	2	0	0	2	0	0					
Ken Griffey, L OBP: 0.384, SLG: 0.553 (6, PH) (7, 7)										2	0	0	0	0	0	1					
Dale Murphy, R OBP: 0.460, SLG: 0.651 (1, 9)										3	1	1	3	1	0	1					
Ted Simmons, S OBP: 0.316, SLG: 0.389 (1, 3)										4	0	1	3	0	0	1					
Andres Thomas, R OBP: 0.276, SLG: 0.361 (1, 6)										4	0	0	0	0	1	3					
Ozzie Virgil, R OBP: 0.340, SLG: 0.558 (1, 2)										3	0	0	0	1	2	0					
Glenn Hubbard, R OBP: 0.455, SLG: 0.479 (1, 4)										2	0	1	0	2	0	3					
Doyle Alexander, R OBP: 0.200, SLG: 0.111 (1, 1)										4	0	1	0	0	1	3					
<b>Inning Stats</b>	R: 2 E: 0 K: 0 S: 5	H: 2 LOB: 3 BB: 3 P: 17	R: 3 E: 1 K: 0 S: 6	H: 2 LOB: 1 BB: 1 P: 10	R: 0 E: 1 K: 0 S: 4	H: 0 LOB: 2 BB: 1 P: 8	R: 0 E: 0 K: 0 S: 3	H: 0 LOB: 0 BB: 0 P: 3	R: 0 E: 0 K: 2 S: 7	H: 0 LOB: 1 BB: 1 P: 11	R: 2 E: 0 K: 0 S: 5	H: 2 LOB: 0 BB: 0 P: 5	R: 0 E: 0 K: 2 S: 8	H: 1 LOB: 1 BB: 0 P: 8	R: 0 E: 0 K: 0 S: 3	H: 0 LOB: 0 BB: 0 P: 3		1B: 3 2B: 2 3B: 1 HR: 1	SF: 0 SAC: 1 DP: 0 HBP: 0	WP: 0 PB: 0 SB: 1 CS: 0	PA: 39
<b>PITCHER</b> Rick Honeycutt, L ERA: 2.7 (1, 1)	IP: 4.0 WLS: L BF: 23 H: 4 R: 5 ER: 4 SO: 4 BB: 5 IBB: 0 HBP: 0 BLK: 0 WP: 0 HR: 0 S: 18 P: 38 ERA: 9.00 WHIP: 2.250															<b>PITCHER</b>		IP: WLS: BF: H: R: ER: SO: BB: IBB: HBP: BLK: WP: HR: S: P: ERA: WHIP:			
Ken Howell, R ERA: 5.33 (5, 1)	3.0	13	3	2	2	4	1	0	0	0	0	0	0	0	0	0	1	20	24	6.00	1.333
Brad Havens, L ERA: 6.35 (8, 1)	1.0	3	0	0	0	0	0	0	0	0	0	0	0	0	0	0	0	3	3	0.00	0.000



Batter	1	2	3	4	5	6	7	8	9	AB	R	H	RBI	BB	SO	LOB	TOP		
Dion James, L (1, 8) OBP: 0.376, SLG: 0.427	F8					F8		K		5	0	2	2	0	1	1			
Ken Oberkfell, L (1, 5) OBP: 0.397, SLG: 0.396	2B	F9		F8			6-3		G3	5	1	1	0	0	0	4			
Gerald Perry, L (1, 3) OBP: 0.310, SLG: 0.328	K		4-3	F7					K	5	0	1	0	0	2	3			
Dale Murphy, R (1, 9) OBP: 0.456, SLG: 0.645	1-H			K					F9	5	0	1	1	0	1	0			
Ken Griffey, L (1, 7) OBP: 0.393, SLG: 0.579	F8									4	2	3	1	0	0	1			
Andres Thomas, R (1, 6) OBP: 0.275, SLG: 0.353		K		P4						3	1	0	0	1	1	1			
Ozzie Virgil, R (1, 2) OBP: 0.346, SLG: 0.558		1B								2	2	1	0	1	0	0			
Glenn Hubbard, R (1, 4) OBP: 0.456, SLG: 0.483		K								3	0	1	2	1	1	1			
Larry McWilliams, L (1, 1) OBP: 0.333, SLG: 0.333										2	0	1	0	0	0	2			
Albert Hall, S (6, PH) OBP: 0.353, SLG: 0.436										1	0	0	0	0	0	0			
Charlie Puleo, R (6, 1) OBP: 0.571, SLG: 1.000										0	0	0	0	0	0	0			
Graig Nettles, L (8, PH) OBP: 0.296, SLG: 0.304	1B									1	0	0	0	0	1	1			
Gene Garber, R (8, 1)	1-2	1B								0	0	0	0	0	0	0			
<b>Inning Stats</b>	R: 1 E: 0 K: 1 S: 7	H: 2 LOB: 1 BB: 7	R: 1 E: 0 K: 2 S: 10	H: 3 LOB: 2 BB: 0	R: 0 E: 0 K: 1 S: 6	H: 1 LOB: 1 BB: 0	R: 1 E: 0 K: 0 S: 4	H: 1 LOB: 0 BB: 2	R: 1 E: 0 K: 0 S: 3	H: 1 LOB: 0 BB: 3	R: 0 E: 0 K: 0 S: 3	R: 0 E: 0 K: 1 S: 5	H: 2 LOB: 1 BB: 13	R: 0 E: 0 K: 1 S: 5	H: 0 LOB: 0 BB: 5	1B: 8 2B: 2 3B: 0 HR: 1	SF: 0 SAC: 1 DP: 0 HBP: 0	WP: 0 PB: 0 SB: 1 CS: 0	PA: 40
<b>PITCHER</b>	IP WLS BF H R ER SO BB IBB HBP BLK WP HR S P ERA WHIP																		
Ted Power, R (1, 1) ERA: 3.75	6.0		28	8	4	4	4	2	0	0	0	0	0	0	1	34	42	6.00	1.667
Rob Murphy, L (7, 1) ERA: 3.19	1.0	L	5	2	2	2	0	1	0	0	0	0	0	0	0	4	8	18.00	3.000
Frank Williams, R (8, 1) ERA: 3.12	0.1		2	1	0	0	0	0	0	0	0	0	0	2	2	2	0.00	3.000	
Bill Scherrer, L (8, 1) ERA: 6.75	1.2		5	0	0	0	3	0	0	0	0	0	0	0	11	11	0.00	0.000	

Atlanta Braves @ Cincinnati Reds  
Riverfront Stadium, Cincinnati, OH  
Thu Jun 11 1987, 7:05 PM EDT  
Att: 24,446 - Unknown

AB 36  
R 6  
H 11  
RBI 6  
BB 3  
SO 7  
LOB 14



Batter	1	2	3	4	5	6	7	8	9	AB	R	H	RBI	BB	SO	LOB	BOTTOM		
Tracy Jones, R (1, 7) OBP: 0.407, SLG: 0.611	2B			F8			F8			5	1	3	1	0	0	1			
Barry Larkin, R (1, 6) OBP: 0.283, SLG: 0.386				6-3			F8		1-3	5	1	2	3	0	0	2			
Eric Davis, R (1, 8) OBP: 0.405, SLG: 0.696	K									4	0	1	0	0	2	2			
Dave Parker, L (1, 9) OBP: 0.345, SLG: 0.536	F3									4	0	1	0	0	0	3			
Buddy Bell, R (1, 5) OBP: 0.361, SLG: 0.409				6-3			5-3			3	0	0	0	1	0	1			
Nick Esasky, R (1, 3) OBP: 0.316, SLG: 0.592	K			F8			4-3			4	0	0	0	0	2	4			
Bo Diaz, R (1, 2) OBP: 0.301, SLG: 0.367										4	1	1	0	0	1	1			
Dave Concepcion, R (1, 4) OBP: 0.364, SLG: 0.348										3	1	2	0	1	0	0			
Ted Power, R (1, 1) ERA: 7.56	5.0		23	7	4	4	4	2	0	0	0	0	0	0	0	0			
Kurt Stillwell, S (6, PH) OBP: 0.303, SLG: 0.386										1	0	0	0	0	0	0			
Rob Murphy, L (7, 1) ERA: 3.19	2.0	W	7	1	0	0	2	0	0	0	0	0	0	0	0	0			
Frank Williams, R (8, 1) ERA: 3.12	0.1		2	1	0	0	0	0	0	0	0	0	0	0	0	0			
Bill Scherrer, L (8, 1) ERA: 6.75	1.2		5	0	0	0	3	0	0	0	0	0	0	0	0	0			
Kal Daniels, L (8, PH) OBP: 0.407, SLG: 0.629										1	0	0	0	0	0	0			
<b>Inning Stats</b>	R: 0 E: 0 K: 2 S: 9	H: 2 LOB: 3 BB: 1	R: 4 E: 0 K: 1 S: 8	H: 3 LOB: 1 BB: 1	R: 0 E: 0 K: 0 S: 3	H: 0 LOB: 0 BB: 0	R: 0 E: 1 K: 1 S: 6	H: 1 LOB: 1 BB: 0	R: 0 E: 0 K: 0 S: 3	H: 1 LOB: 0 BB: 3	R: 0 E: 0 K: 1 S: 5	R: 0 E: 0 K: 1 S: 6	H: 1 LOB: 1 BB: 0	R: 0 E: 0 K: 1 S: 4	H: 1 LOB: 1 BB: 4	1B: 6 2B: 3 3B: 0 HR: 1	SF: 0 SAC: 0 DP: 1 HBP: 0	WP: 0 PB: 0 SB: 1 CS: 0	PA: 38
<b>PITCHER</b>	IP WLS BF H R ER SO BB IBB HBP BLK WP HR S P ERA WHIP																		
Larry McWilliams, L (1, 1) ERA: 7.56	5.0		23	7	4	4	4	2	0	0	0	0	0	0	0	0			
Charlie Puleo, R (6, 1) ERA: 3.62	2.0	W	7	1	0	0	2	0	0	0	0	0	0	0	0	0			
Gene Garber, R (8, 1) ERA: 3.97	2.0	S	8	2	0	0	1	0	0	0	0	0	0	0	0	0			

Atlanta Braves @ Cincinnati Reds  
Riverfront Stadium, Cincinnati, OH  
Thu Jun 11 1987, 7:05 PM EDT  
Att: 24,446 - Unknown

AB 36  
R 4  
H 10  
RBI 4  
BB 2  
SO 7  
LOB 18





Batter	1	2	3	4	5	6	7	8	9	AB	R	H	RBI	BB	SO	LOB	TOP							
Albert Hall, S OBP: 0.391, SLG: 0.439 (1, 8)										4	0	2	0	1	1	3								
Rafael Ramirez, R OBP: 0.326, SLG: 0.392 Ken Oberkfell, L OBP: 0.367, SLG: 0.396 (9, 5)										5	0	2	0	0	0	2								
Ken Griffey, L OBP: 0.381, SLG: 0.560 (1, 7)										5	0	0	0	0	0	5								
Dale Murphy, R OBP: 0.456, SLG: 0.641 (1, 9)										3	2	1	0	1	0	2								
Ted Simmons, S OBP: 0.325, SLG: 0.408 (1, 3)										4	2	2	0	0	0	1								
Andres Thomas, R OBP: 0.274, SLG: 0.351 (1, 6)										4	0	1	2	0	0	1								
Ozzie Virgil, R OBP: 0.349, SLG: 0.554 (1, 2)										3	0	1	0	0	1	1								
Glenn Hubbard, R OBP: 0.452, SLG: 0.477 (1, 4)										4	0	1	1	0	1	1								
Rick Mahler, R OBP: 0.143, SLG: 0.147 Graig Nettles, L OBP: 0.293, SLG: 0.300 Jim Acker, R OBP: 0.286, SLG: 0.286 (8, 1)										2	0	0	0	0	1	0								
<b>Inning Stats</b>	R: 0 E: 0 K: 0 S: 4	H: 1 LOB: 1 BB: 0 P: 4	R: 0 E: 0 K: 0 S: 3	H: 0 LOB: 0 BB: 0 P: 3	R: 0 E: 0 K: 0 S: 5	H: 2 LOB: 2 BB: 0 P: 5	R: 2 E: 2 K: 0 S: 5	H: 2 LOB: 2 BB: 1 P: 10	R: 2 E: 0 K: 1 S: 8	H: 3 LOB: 1 BB: 0 P: 8	R: 0 E: 0 K: 2 S: 7	H: 0 LOB: 0 BB: 0 P: 7	R: 0 E: 0 K: 0 S: 4	H: 1 LOB: 1 BB: 0 P: 4	R: 0 E: 0 K: 1 S: 6	H: 1 LOB: 1 BB: 0 P: 6	R: 0 E: 0 K: 0 S: 2	H: 0 LOB: 0 BB: 1 P: 6	1B: 8 2B: 3 3B: 0 HR: 0	SF: 0 SAC: 1 DP: 2 HBP: 1	WP: 0 PB: 0 SB: 1 CS: 0	PA: 39		
<b>PITCHER</b>	IP	WLS	BF	H	R	ER	SO	BB	IBB	HBP	BLK	WP	HR	S	P	ERA	WHIP							
Jerry Reuss, L ERA: 7.61 (1, 1)	5.0	L	25	8	4	4	1	1	0	1	0	0	0	25	30	7.20	1.800							
Frank Williams, R ERA: 2.99 (6, 1)	2.0		7	1	0	0	2	0	0	0	0	0	0	11	11	0.00	0.500							
Ron Robinson, R ERA: 3.49 (8, 1)	2.0		7	1	0	0	1	1	0	0	0	0	0	8	12	0.00	1.000							

Atlanta Braves @ Cincinnati Reds  
Riverfront Stadium, Cincinnati, OH  
Fri Jun 12 1987, 7:05 PM EDT  
Att: 27,244 - Unknown

AB 35  
R 4  
H 10  
RBI 3  
BB 2  
SO 4  
LOB 17



Batter	1	2	3	4	5	6	7	8	9	AB	R	H	RBI	BB	SO	LOB	BOTTOM							
Kal Daniels, L OBP: 0.409, SLG: 0.621 (1, 7)										2	0	0	0	2	1	0								
Barry Larkin, R OBP: 0.275, SLG: 0.375 (1, 6)										4	0	0	0	0	1	3								
Eric Davis, R OBP: 0.403, SLG: 0.686 (1, 8)										3	2	0	0	1	0	1								
Dave Parker, L OBP: 0.347, SLG: 0.546 (1, 9)										3	1	1	2	1	0	0								
Buddy Bell, R OBP: 0.359, SLG: 0.405 (1, 5)										4	0	1	1	0	0	0								
Nick Esasky, R OBP: 0.301, SLG: 0.560 (1, 3)										4	0	0	0	0	0	2								
Bo Diaz, R OBP: 0.307, SLG: 0.377 Lloyd McClendon, R OBP: 0.237, SLG: 0.361 (7, PR)										3	0	2	0	0	0	0								
Ron Oester, S OBP: 0.295, SLG: 0.328 (1, 4)										4	0	0	0	0	1	3								
Jerry Reuss, L OBP: 0.125, SLG: 0.250 Terry Francona, L OBP: 0.243, SLG: 0.248 Frank Williams, R OBP: 0.351, SLG: 0.383 Ron Robinson, R OBP: 0.286, SLG: 0.286 (8, 1)										1	0	0	0	0	1	0								
<b>Inning Stats</b>	R: 0 E: 0 K: 0 S: 3	H: 0 LOB: 0 BB: 0 P: 3	R: 0 E: 0 K: 0 S: 3	H: 0 LOB: 0 BB: 0 P: 3	R: 0 E: 0 K: 1 S: 5	H: 0 LOB: 0 BB: 0 P: 5	R: 2 E: 0 K: 1 S: 6	H: 1 LOB: 1 BB: 1 P: 10	R: 0 E: 0 K: 1 S: 6	H: 1 LOB: 1 BB: 0 P: 6	R: 1 E: 0 K: 0 S: 4	H: 1 LOB: 2 BB: 2 P: 12	R: 0 E: 0 K: 2 S: 8	H: 1 LOB: 2 BB: 1 P: 12	R: 0 E: 0 K: 0 S: 3	H: 0 LOB: 0 BB: 0 P: 3	R: 0 E: 0 K: 0 S: 2	H: 0 LOB: 0 BB: 1 P: 6	1B: 2 2B: 1 3B: 0 HR: 1	SF: 0 SAC: 0 DP: 1 HBP: 0	WP: 0 PB: 0 SB: 2 CS: 0	PA: 35		
<b>PITCHER</b>	IP	WLS	BF	H	R	ER	SO	BB	IBB	HBP	BLK	WP	HR	S	P	ERA	WHIP							
Rick Mahler, R ERA: 5.26 (1, 1)	7.0	W	29	4	3	3	5	3	1	0	0	0	0	35	51	3.86	1.000							
Jim Acker, R ERA: 4.61 (8, 1)	2.0	S	6	0	0	0	0	1	0	0	0	0	0	5	9	0.00	0.500							

Atlanta Braves @ Cincinnati Reds  
Riverfront Stadium, Cincinnati, OH  
Fri Jun 12 1987, 7:05 PM EDT  
Att: 27,244 - Unknown

AB 30  
R 3  
H 4  
RBI 3  
BB 5  
SO 5  
LOB 12









Batter	1	2	3	4	5	6	7	8	9	AB	R	H	RBI	BB	SO	LOB	TOP																	
Dion James, L (1.8) OBP: 0.391, SLG: 0.421										3	1	1	0	1	0	0	<b>Atlanta Braves @ Cincinnati Reds</b> Riverfront Stadium, Cincinnati, OH Sun Jun 14 1987, 3:33 AM EDT Att: 28,898 - Unknown																	
Ken Oberkfell, L (1.5) OBP: 0.397, SLG: 0.390										2	0	0	0	1	0	1																		
Gerald Perry, L (1.3) OBP: 0.305, SLG: 0.322 Gary Roenicke, R (9, PH) OBP: 0.344, SLG: 0.294										3	0	0	1	0	0	3																		
Dale Murphy, R (1.9) OBP: 0.450, SLG: 0.640										4	1	1	1	0	1	1																		
Ken Griffey, L (1.7) OBP: 0.384, SLG: 0.565										4	1	2	0	0	2	1																		
Andres Thomas, R (1.6) OBP: 0.273, SLG: 0.346										4	0	0	0	0	0	2																		
Ozzie Virgil, R (1.2) OBP: 0.347, SLG: 0.543										3	0	1	1	0	2	0																		
Glenn Hubbard, R (1.4) OBP: 0.445, SLG: 0.464										3	0	0	0	0	0	1																		
Zane Smith, L (1.1) OBP: 0.176, SLG: 0.182 Jim Acker, R (7, 1) OBP: 0.296, SLG: 0.296 Craig Nettles, L (8, PH) OBP: 0.289, SLG: 0.296 Gene Garber, R (8, 1) Paul Assenmacher, L (8, 1)										2	0	0	0	0	0	0																		
<b>Inning Stats</b>	R: 1 E: 1 K: 2 S: 9	H: 1 LOB: 1 BB: 0 P: 9	R: 0 E: 0 K: 1 S: 5	H: 0 LOB: 0 BB: 0 P: 5	R: 0 E: 0 K: 1 S: 2	H: 0 LOB: 0 BB: 0 P: 10	R: 0 E: 0 K: 1 S: 5	H: 0 LOB: 0 BB: 0 P: 5	R: 0 E: 0 K: 0 S: 2	H: 0 LOB: 0 BB: 0 P: 3	R: 2 E: 0 K: 0 S: 5	H: 3 LOB: 0 BB: 0 P: 5	R: 0 E: 0 K: 1 S: 3	H: 0 LOB: 0 BB: 0 P: 3	R: 0 E: 0 K: 1 S: 6	H: 1 LOB: 1 BB: 0 P: 6		1B: 3 2B: 1 3B: 0 HR: 1	SF: 0 SAC: 0 DP: 2 HBP: 1	WP: 0 PA: 33 PB: 0 SB: 0 CS: 0														
<b>PITCHER</b>	IP WLS BF H R ER SO BB IBB HBP BLK WP HR S P ERA WHIP																																	
Pat Pacillo, R (1.1) ERA: 5.87	6.0	23	3	3	2	5	2	0	1	0	0	0	0	1	30	39	3.00	0.833																
Bill Landrum, R (7, 1) ERA: 4.73	1.0	3	1	0	0	0	0	0	0	0	0	0	0	0	3	3	0.00	1.000																
Rob Murphy, L (8, 1) ERA: 3.12	1.0	W	3	0	0	0	0	0	0	0	0	0	0	0	3	3	0.00	0.000																
John Franco, L (9, 1) ERA: 1.04	1.0	S	4	1	0	0	1	0	0	0	0	0	0	6	6	0.00	1.000																	

Batter	1	2	3	4	5	6	7	8	9	AB	R	H	RBI	BB	SO	LOB	BOTTOM																	
Tracy Jones, R (1.7) OBP: 0.417, SLG: 0.612										3	1	2	0	1	0	2	<b>Atlanta Braves @ Cincinnati Reds</b> Riverfront Stadium, Cincinnati, OH Sun Jun 14 1987, 3:33 AM EDT Att: 28,898 - Unknown																	
Kurt Stillwell, S (1.6) OBP: 0.341, SLG: 0.377										4	0	0	0	0	3	4																		
Eric Davis, R (1.8) OBP: 0.397, SLG: 0.665										3	1	0	0	1	0	1																		
Dave Parker, L (1.9) OBP: 0.345, SLG: 0.537										4	0	1	2	0	0	1																		
Buddy Bell, R (1.5) OBP: 0.365, SLG: 0.420 Barry Larkin, R (8, PR) OBP: 0.275, SLG: 0.375										2	0	0	0	2	1	1																		
Nick Esasky, R (1.3) OBP: 0.302, SLG: 0.545										2	0	0	0	1	0	1																		
Bo Diaz, R (1.2) OBP: 0.314, SLG: 0.383										3	1	2	0	1	1	1																		
Dave Concepcion, R (1.4) OBP: 0.368, SLG: 0.353										4	0	2	2	0	0	3																		
Pat Pacillo, R (1.1) OBP: 0.143, SLG: 0.286 Bill Landrum, R (7, 1) OBP: 0.333, SLG: 0.333 Rob Murphy, L (8, 1) OBP: 0.250, SLG: 0.250 Kal Daniels, L (8, PH) OBP: 0.403, SLG: 0.627 John Franco, L (9, 1)										3	0	0	0	0	2	3																		
<b>Inning Stats</b>	R: 0 E: 0 K: 1 S: 5	H: 0 LOB: 1 BB: 1 P: 9	R: 0 E: 0 K: 0 S: 3	H: 1 LOB: 1 BB: 1 P: 7	R: 2 E: 0 K: 3 S: 11	H: 2 LOB: 1 BB: 1 P: 15	R: 1 E: 0 K: 1 S: 7	H: 2 LOB: 2 BB: 1 P: 11	R: 0 E: 0 K: 0 S: 3	H: 0 LOB: 0 BB: 0 P: 3	R: 0 E: 0 K: 1 S: 6	H: 1 LOB: 2 BB: 1 P: 10	R: 0 E: 0 K: 0 S: 3	H: 0 LOB: 0 BB: 0 P: 3	R: 1 E: 0 K: 2 S: 8	H: 1 LOB: 2 BB: 1 P: 12		1B: 7 2B: 0 3B: 0 HR: 0	SF: 0 SAC: 1 DP: 1 HBP: 0	WP: 1 PA: 36 PB: 0 SB: 7 CS: 0														
<b>PITCHER</b>	IP WLS BF H R ER SO BB IBB HBP BLK WP HR S P ERA WHIP																																	
Zane Smith, L (1.1) ERA: 4.26	6.0	28	3	3	3	6	5	0	0	0	0	0	0	0	35	55	4.50	1.833																
Jim Acker, R (7, 1) ERA: 4.53	1.0	3	0	0	0	0	0	0	0	0	0	0	0	3	3	0.00	0.000																	
Gene Garber, R (8, 1) ERA: 4.15	0.2	L	4	1	1	1	1	0	0	0	0	0	0	5	9	13.50	3.000																	
Paul Assenmacher, L (8, 1) ERA: 4.7	0.1	1	0	0	0	1	0	0	0	0	0	0	0	3	3	0.00	0.000																	

AB	30
R	3
H	5
RBI	3
BB	2
SO	6
LOB	9



AB	29
R	4
H	7
RBI	4
BB	6
SO	8
LOB	19





Batter	1	2	3	4	5	6	7	8	9	AB	R	H	RBI	BB	SO	LOB	TOP							
Chris Speier, R OBP: 0.359, SLG: 0.432 (1, 5)										4	1	1	0	0	0	0	<b>San Francisco Giants @ Atlanta Braves</b> Atlanta-Fulton County Stadium, Atlanta, GA Tue Jun 16 1987, 7:05 PM EDT Att: 9,218 - Unknown							
Will Clark, L OBP: 0.379, SLG: 0.602 (1, 3)										4	1	2	2	0	0	0								
Jeffrey Leonard, R OBP: 0.364, SLG: 0.597 (1, 7)										4	0	1	0	0	1	1								
Candy Maldonado, R OBP: 0.380, SLG: 0.555 (1, 9)										4	0	0	0	0	2	2								
Chili Davis, S OBP: 0.335, SLG: 0.395 (1, 8)										3	0	0	0	1	0	1								
Bob Melvin, R OBP: 0.286, SLG: 0.436 (1, 2)										3	0	1	0	0	0	1								
Robby Thompson, R OBP: 0.344, SLG: 0.445 (1, 4)										3	0	0	0	0	2	2								
Matt Williams, R OBP: 0.240, SLG: 0.328 (7, PH)										2	0	0	0	0	1	1								
Mike Aldrete, L OBP: 0.361, SLG: 0.360 (7, 6)										1	0	0	0	0	0	1								
Ivan De Jesus, R OBP: 0.200, SLG: 0.200 (7, 6)										0	0	0	0	0	0	0								
Kelly Downs, R OBP: 0.143, SLG: 0.143 (6, 1)										2	0	0	0	0	1	1								
Jon Perlman, L (6, 1)										0	0	0	0	0	0	0								
Keith Comstock, L (7, 1)										0	0	0	0	0	0	0								
Eddie Milner, L OBP: 0.281, SLG: 0.233 (8, PH)										1	0	0	0	0	0	0								
Jim Gott, R (8, 1)										0	0	0	0	0	0	0								
<b>Inning Stats</b>	R: 2 E: 0 K: 0 S: 5	H: 3 LOB: 0 BB: 0 P: 5	R: 0 E: 0 K: 2 S: 8	H: 1 LOB: 1 BB: 0 P: 8	R: 0 E: 0 K: 1 S: 6	H: 1 LOB: 1 BB: 0 P: 6	R: 0 E: 0 K: 0 S: 3	H: 0 LOB: 0 BB: 0 P: 3	R: 0 E: 0 K: 1 S: 5	H: 0 LOB: 0 BB: 0 P: 5	R: 0 E: 0 K: 2 S: 7	H: 0 LOB: 0 BB: 0 P: 7	R: 0 E: 0 K: 1 S: 5	H: 0 LOB: 0 BB: 1 P: 9	R: 0 E: 0 K: 0 S: 3	H: 0 LOB: 0 BB: 0 P: 3	R: 0 E: 0 K: 0 S: 3	H: 0 LOB: 0 BB: 0 P: 3	R: 0 E: 0 K: 0 S: 3	H: 0 LOB: 0 BB: 0 P: 3	1B: 4 2B: 0 3B: 0 HR: 1	SF: 0 SAC: 0 DP: 1 HBP: 0	WP: 0 PB: 0 SB: 0 CS: 0	PA: 32
<b>PITCHER</b> Doyle Alexander, R ERA: 2.7 (1, 1)	IP: 9.0 WLS: W BF: 32	H: 5 R: 2 ER: 2 SO: 7	BB: 1 IBB: 0 HBP: 0 BLK: 0	WP: 0 HR: 1 S: 45 P: 49	ERA: 2.00 WHIP: 0.667	<b>PITCHER</b>														IP: WLS: BF: H: R: ER: SO: BB: IBB: HBP: BLK: WP: HR: S: P: ERA: WHIP				

Batter	1	2	3	4	5	6	7	8	9	AB	R	H	RBI	BB	SO	LOB	BOTTOM			
Dion James, L OBP: 0.393, SLG: 0.423 (1, 8)										4	1	2	0	0	1	0	<b>San Francisco Giants @ Atlanta Braves</b> Atlanta-Fulton County Stadium, Atlanta, GA Tue Jun 16 1987, 7:05 PM EDT Att: 9,218 - Unknown			
Ken Oberkfell, L OBP: 0.365, SLG: 0.388 (1, 5)										4	1	1	0	0	0	2				
Gerald Perry, L OBP: 0.309, SLG: 0.332 (1, 3)										4	1	2	1	0	1	1				
Dale Murphy, R OBP: 0.451, SLG: 0.636 (1, 9)										3	1	1	1	1	0	1				
Ken Griffey, L OBP: 0.386, SLG: 0.582 (1, 7)										4	1	2	3	0	1	2				
Andres Thomas, R OBP: 0.276, SLG: 0.345 (1, 6)										3	1	1	0	1	1	1				
Ozzie Virgil, R OBP: 0.345, SLG: 0.553 (1, 2)										4	1	1	2	0	0	1				
Glenn Hubbard, R OBP: 0.437, SLG: 0.454 (1, 4)										4	0	0	0	0	1	1				
Doyle Alexander, R OBP: 0.143, SLG: 0.077 (1, 1)										4	0	0	0	0	0	1				
<b>Inning Stats</b>	R: 0 E: 0 K: 1 S: 5	H: 0 LOB: 0 BB: 0 P: 5	R: 0 E: 0 K: 1 S: 5	H: 1 LOB: 0 BB: 0 P: 5	R: 0 E: 0 K: 0 S: 3	H: 0 LOB: 0 BB: 0 P: 3	R: 4 E: 0 K: 1 S: 9	H: 4 LOB: 1 BB: 1 P: 13	R: 1 E: 0 K: 0 S: 5	H: 2 LOB: 1 BB: 0 P: 5	R: 2 E: 0 K: 1 S: 7	H: 2 LOB: 0 BB: 0 P: 7	R: 0 E: 0 K: 1 S: 6	H: 1 LOB: 2 BB: 1 P: 10	R: 0 E: 1 K: 0 S: 4	H: 0 LOB: 1 BB: 0 P: 4		1B: 7 2B: 1 3B: 0 HR: 2	SF: 0 SAC: 0 DP: 0 HBP: 0	WP: 1 PB: 0 SB: 2 CS: 1
<b>PITCHER</b> Kelly Downs, R ERA: 3.57 (1, 1)	IP: 5.1 WLS: L BF: 25	H: 9 R: 7 ER: 7 SO: 4	BB: 1 IBB: 0 HBP: 0 BLK: 0	WP: 0 HR: 2 S: 32 P: 36	ERA: 11.81 WHIP: 1.875	<b>PITCHER</b>														IP: WLS: BF: H: R: ER: SO: BB: IBB: HBP: BLK: WP: HR: S: P: ERA: WHIP
Jon Perlman, R ERA: (6, 1)	0.2	0	0	0	0	0	0	0	0	0	0	0	0	0	0	0	0.00	0.000		
Keith Comstock, L ERA: 2.79 (7, 1)	1.0	5	1	0	0	1	0	1	0	6	10	0.00	1.000							
Jim Gott, R ERA: 5.19 (8, 1)	1.0	4	0	0	0	0	0	0	0	4	4	0.00	0.000							



Batter	1	2	3	4	5	6	7	8	9	AB	R	H	RBI	BB	SO	LOB	TOP										
<b>Eddie Milner, L</b> OBP: 0.250, SLG: 0.206 (1, 8)										4	0	0	0	0	1	0	<b>San Francisco Giants @ Atlanta Braves</b> Atlanta-Fulton County Stadium, Atlanta, GA Wed Jun 17 1987, 7:05 PM EDT Att: 9,913 - Unknown <a href="http://livebaseballscorecards.com">livebaseballscorecards.com</a>										
<b>Will Clark, L</b> OBP: 0.381, SLG: 0.598 (1, 3)										3	0	1	0	1	1	0											
<b>Mike Aldrete, L</b> OBP: 0.359, SLG: 0.348 <b>Randy Bockus, L</b> (7, 1)										3	0	0	0	0	1	1											
<b>Jeffrey Leonard, R</b> OBP: 0.363, SLG: 0.594 (7, 7)										0	0	0	0	0	0	0											
<b>Chili Davis, S</b> OBP: 0.331, SLG: 0.390 (1, 9) (7, 7) (7, 9)										3	0	0	0	0	1	1											
<b>Chris Speier, R</b> OBP: 0.353, SLG: 0.424 <b>Jon Perlman, L</b> (7, 1)										3	0	0	0	0	0	1											
<b>Bob Brenly, R</b> OBP: 0.352, SLG: 0.382 (1, 2)										3	1	1	1	0	0	0											
<b>Robby Thompson, R</b> OBP: 0.344, SLG: 0.443 (1, 4)										3	0	1	0	0	0	0											
<b>Matt Williams, R</b> OBP: 0.238, SLG: 0.324 <b>Joel Youngblood, R</b> OBP: 0.297, SLG: 0.259 <b>Ivan De Jesus, R</b> OBP: 0.200, SLG: 0.200 (1, 6) (8, PH) (8, 6)										2	0	0	0	0	1	0											
<b>Michael LaCoss, R</b> OBP: 0.136, SLG: 0.091 <b>Jeff Robinson, R</b> OBP: 0.143, SLG: 0.143 <b>Keith Comstock, L</b> (1, 1) (6, 1) (6, 1) (7, 9) (7, 1) (7, 9)										2	0	0	0	0	0	0											
<b>Harry Spilman, L</b> OBP: 0.417, SLG: 0.500 (7, 9)										1	0	0	0	0	0	1											
<b>Inning Stats</b>	R: 0 E: 0 K: 1 S: 5	H: 0 LOB: 0 BB: 0 P: 5	R: 0 E: 0 K: 0 S: 3	H: 0 LOB: 0 BB: 0 P: 3	R: 0 E: 0 K: 2 S: 7	H: 0 LOB: 0 BB: 0 P: 7	R: 0 E: 0 K: 2 S: 7	H: 0 LOB: 0 BB: 0 P: 7	R: 1 E: 0 K: 0 S: 4	H: 1 LOB: 0 BB: 0 P: 4	R: 0 E: 0 K: 0 S: 3	H: 0 LOB: 0 BB: 0 P: 3	R: 0 E: 0 K: 1 S: 6	H: 1 LOB: 1 BB: 0 P: 6	R: 0 E: 0 K: 0 S: 4	H: 1 LOB: 1 BB: 0 P: 4	R: 0 E: 0 K: 0 S: 2	H: 0 LOB: 0 BB: 1 P: 6	1B: 2 2B: 0 3B: 0 HR: 1	SF: 0 SAC: 0 DP: 1 HBP: 0	WP: 0 PA: 30 PB: 0 SB: 0 CS: 0						
<b>PITCHER</b>	IP	WLS	BF	H	R	ER	SO	BB	IBB	HBP	BLK	WP	HR	S	P	ERA	WHIP										
<b>Rick Mahler, R</b> ERA: 5.05 (1, 1)	6.0	W	19	1	1	1	5	0	0	0	0	0	1	29	29	1.50	0.167										
<b>Jim Acker, R</b> ERA: 4.45 (7, 1)	1.0		4	1	0	0	1	0	0	0	0	0	0	6	6	0.00	1.000										
<b>Gene Garber, R</b> ERA: 3.93 (8, 1)	2.0		7	1	0	0	0	1	0	0	0	0	0	6	10	0.00	1.000										

Batter	1	2	3	4	5	6	7	8	9	AB	R	H	RBI	BB	SO	LOB	BOTTOM										
<b>Dion James, L</b> OBP: 0.386, SLG: 0.423 <b>Albert Hall, S</b> OBP: 0.400, SLG: 0.443 (1, 8) (7, 8)										2	0	1	0	1	0	1	<b>San Francisco Giants @ Atlanta Braves</b> Atlanta-Fulton County Stadium, Atlanta, GA Wed Jun 17 1987, 7:05 PM EDT Att: 9,913 - Unknown <a href="http://livebaseballscorecards.com">livebaseballscorecards.com</a>										
<b>Ken Oberkfell, L</b> OBP: 0.382, SLG: 0.384 (1, 5)										5	0	1	0	0	0	7											
<b>Gerald Perry, L</b> OBP: 0.306, SLG: 0.324 (1, 3)										4	0	0	0	1	0	3											
<b>Dale Murphy, R</b> OBP: 0.460, SLG: 0.652 (1, 9)										2	2	2	1	2	0	0											
<b>Ken Griffey, L</b> OBP: 0.392, SLG: 0.586 (1, 7)										4	2	2	0	1	0	4											
<b>Andres Thomas, R</b> OBP: 0.287, SLG: 0.349 (1, 6)										4	1	2	0	1	1	2											
<b>Ozzie Virgil, R</b> OBP: 0.346, SLG: 0.546 (1, 2)										4	1	1	2	1	0	3											
<b>Glenn Hubbard, R</b> OBP: 0.434, SLG: 0.447 (1, 4)										3	0	0	0	1	1	6											
<b>Rick Mahler, R</b> OBP: 0.162, SLG: 0.194 <b>Graig Nettles, L</b> OBP: 0.286, SLG: 0.292 <b>Jim Acker, R</b> OBP: 0.286, SLG: 0.286 <b>Ted Simmons, S</b> OBP: 0.318, SLG: 0.438 <b>Gene Garber, R</b> (1, 1) (6, PH) (7, 1) (7, PH) (8, 1)										2	0	1	0	0	0	0											
<b>Inning Stats</b>	R: 0 E: 0 K: 0 S: 2	H: 0 LOB: 2 BB: 3 P: 14	R: 0 E: 0 K: 1 S: 5	H: 0 LOB: 0 BB: 0 P: 5	R: 0 E: 0 K: 0 S: 4	H: 1 LOB: 1 BB: 0 P: 4	R: 0 E: 0 K: 0 S: 4	H: 2 LOB: 2 BB: 1 P: 8	R: 0 E: 0 K: 0 S: 4	H: 2 LOB: 1 BB: 0 P: 4	R: 2 E: 0 K: 1 S: 6	H: 1 LOB: 3 BB: 4 P: 22	R: 4 E: 1 K: 0 S: 8	H: 4 LOB: 2 BB: 1 P: 12	R: 0 E: 0 K: 0 S: 4	H: 1 LOB: 2 BB: 0 P: 5		1B: 8 2B: 4 3B: 0 HR: 1	SF: 1 SAC: 0 DP: 3 HBP: 1	WP: 0 PA: 43 PB: 0 SB: 0 CS: 0							
<b>PITCHER</b>	IP	WLS	BF	H	R	ER	SO	BB	IBB	HBP	BLK	WP	HR	S	P	ERA	WHIP										
<b>Michael LaCoss, R</b> ERA: 4.25 (6, 1)	5.0		22	5	1	1	1	2	0	0	0	0	0	5	13	13.50	4.500										
<b>Jeff Robinson, R</b> ERA: 2.91 (6, 1)	0.2	L	5	1	1	1	1	2	0	0	0	0	0	5	13	13.50	4.500										
<b>Keith Comstock, L</b> ERA: 3.48 (7, 1)	0.2		5	2	0	0	0	0	1	0	0	0	0	4	8	0.00	3.000										
<b>Randy Bockus, R</b> ERA: 2.45 <b>Keith Comstock, L</b> ERA: 3.48 (7, 1)	0.0		1	1	1	1	0	0	0	0	0	0	1	1	1	∞	∞										
<b>PITCHER</b>	IP	WLS	BF	H	R	ER	SO	BB	IBB	HBP	BLK	WP	HR	S	P	ERA	WHIP										
<b>Jon Perlman, R</b> ERA: (7, 1)	1.2		10	2	3	1	0	1	0	1	0	0	0	8	13	5.40	1.800										









Batter	1	2	3	4	5	6	7	8	9	AB	R	H	RBI	BB	SO	LOB	TOP								
Tracy Jones, R OBP: 0.393, SLG: 0.581 (1, 7)										5	0	0	0	0	3	1	<b>Cincinnati Reds @ Atlanta Braves</b> Atlanta-Fulton County Stadium, Atlanta, GA Fri Jun 19 1987, 7:05 PM EDT Att: 25,970 - Unknown								
Kurt Stillwell, S OBP: 0.340, SLG: 0.379 Bill Landrum, R OBP: 0.250, SLG: 0.250 Ron Oester, S OBP: 0.304, SLG: 0.343 (1, 6)										3	0	1	0	0	0	0									
Eric Davis, R OBP: 0.399, SLG: 0.675 (1, 8)										4	0	2	0	0	0	1									
Dave Parker, L OBP: 0.339, SLG: 0.509 Terry Francona, L OBP: 0.250, SLG: 0.271 (1, 9)										4	0	0	0	0	1	2									
Buddy Bell, R OBP: 0.357, SLG: 0.410 (1, 5)										4	2	2	0	0	0	1									
Nick Esasky, R OBP: 0.312, SLG: 0.607 (1, 3)										4	2	3	4	0	0	1									
Lloyd McClendon, R OBP: 0.214, SLG: 0.325 (1, 2)										4	0	0	0	0	1	1									
Dave Concepcion, R OBP: 0.364, SLG: 0.349 Bill Scherrer, L OBP: 0.282, SLG: 0.412 Paul O'Neill, L OBP: 0.282, SLG: 0.412 (1, 4)										3	0	1	0	0	0	1									
Pat Pacillo, R OBP: 0.125, SLG: 0.250 Rob Murphy, L OBP: 0.250, SLG: 0.250 Barry Larkin, R OBP: 0.275, SLG: 0.393 (1, 1)										1	0	0	0	0	1	1									
<b>Inning Stats</b>	R: 0 E: 0 K: 1 S: 5	H: 1 LOB: 0 BB: 0 P: 5	R: 2 E: 0 K: 2 S: 10	H: 3 LOB: 1 BB: 0 P: 10	R: 0 E: 0 K: 1 S: 6	H: 1 LOB: 1 BB: 0 P: 6	R: 0 E: 0 K: 0 S: 4	H: 1 LOB: 1 BB: 0 P: 4	R: 1 E: 0 K: 1 S: 6	H: 1 LOB: 0 BB: 0 P: 6	R: 2 E: 0 K: 0 S: 5	H: 2 LOB: 2 BB: 0 P: 5	R: 0 E: 0 K: 0 S: 3	H: 0 LOB: 0 BB: 0 P: 3	R: 0 E: 0 K: 0 S: 4	H: 1 LOB: 1 BB: 0 P: 4		R: 0 E: 0 K: 1 S: 6	H: 1 LOB: 1 BB: 0 P: 6	1B: 7 2B: 1 3B: 0 HR: 3	SF: 0 SAC: 0 DP: 1 HBP: 0	WP: 0 PB: 0 SB: 0 CS: 0	PA: 37		
<b>PITCHER</b>	IP	WLS	BF	H	R	ER	SO	BB	IBB	HBP	BLK	WP	HR	S	P	ERA	WHIP								
Zane Smith, L ERA: 4.46 Jeff Dedmon, R ERA: 2.91 (1, 1)	5.1	W	24	9	5	5	5	0	0	0	0	0	3	34	34	8.44	1.688								
(6, 1)	3.2	S	13	2	0	0	1	0	0	0	0	0	0	15	15	0.00	0.545								

AB	37
R	5
H	11
RBI	5
BB	0
SO	6
LOB	10



Batter	1	2	3	4	5	6	7	8	9	AB	R	H	RBI	BB	SO	LOB	BOTTOM								
Dion James, L OBP: 0.398, SLG: 0.413 (1, 8)										3	1	0	0	3	0	2	<b>Cincinnati Reds @ Atlanta Braves</b> Atlanta-Fulton County Stadium, Atlanta, GA Fri Jun 19 1987, 7:05 PM EDT Att: 25,970 - Unknown								
Ken Oberkfell, L OBP: 0.394, SLG: 0.395 (1, 5)										5	3	2	3	1	0	3									
Gerald Perry, L OBP: 0.313, SLG: 0.347 (1, 3)										5	2	3	3	0	1	1									
Dale Murphy, R OBP: 0.462, SLG: 0.660 Gary Roenicke, R OBP: 0.319, SLG: 0.268 (1, 9)										3	2	0	1	2	0	1									
Ken Griffey, L OBP: 0.401, SLG: 0.605 (1, 7)										4	2	2	1	1	1	2									
Andres Thomas, R OBP: 0.304, SLG: 0.360 (1, 6)										5	2	4	3	0	1	1									
Ozzie Virgil, R OBP: 0.345, SLG: 0.563 (1, 2)										5	1	2	4	0	1	4									
Glenn Hubbard, R OBP: 0.439, SLG: 0.446 (1, 4)										2	2	1	1	3	0	1									
Zane Smith, L OBP: 0.200, SLG: 0.206 Jeff Dedmon, L OBP: 0.200, SLG: 0.111 (1, 1)										1	0	1	0	0	0	0									
<b>Inning Stats</b>	R: 4 E: 1 K: 0 S: 7	H: 3 LOB: 1 BB: 1 P: 11	R: 0 E: 0 K: 0 S: 3	H: 1 LOB: 0 BB: 0 P: 3	R: 1 E: 0 K: 2 S: 9	H: 2 LOB: 1 BB: 0 P: 9	R: 2 E: 0 K: 0 S: 5	H: 2 LOB: 1 BB: 1 P: 9	R: 0 E: 0 K: 1 S: 5	H: 1 LOB: 0 BB: 0 P: 5	R: 6 E: 0 K: 0 S: 7	H: 4 LOB: 2 BB: 4 P: 23	R: 0 E: 0 K: 0 S: 2	H: 0 LOB: 0 BB: 1 P: 6	R: 3 E: 0 K: 2 S: 9	H: 2 LOB: 2 BB: 3 P: 21		R: 0 E: 0 K: 0 S: 2	H: 0 LOB: 0 BB: 1 P: 6	R: 0 E: 0 K: 0 S: 2	H: 0 LOB: 0 BB: 1 P: 6	1B: 8 2B: 4 3B: 2 HR: 2	SF: 0 SAC: 2 DP: 3 HBP: 0	WP: 0 PB: 1 SB: 4 CS: 0	PA: 47
<b>PITCHER</b>	IP	WLS	BF	H	R	ER	SO	BB	IBB	HBP	BLK	WP	HR	S	P	ERA	WHIP								
Pat Pacillo, R ERA: 6.75 Rob Murphy, L ERA: 2.95 Bill Landrum, R ERA: 4.56 Bill Scherrer, L ERA: 18.0 Paul O'Neill, L ERA: 13.5 (1, 1)	3.2	L	20	7	7	5	2	2	0	0	0	0	0	2	2	0.00	3.000								
(4, 1)	0.1		2	1	0	0	0	0	0	0	0	0	0	2	2	0.00	3.000								
(5, 1)	1.1		5	1	1	1	1	1	0	0	0	0	0	6	10	6.75	1.500								
(6, 1)	0.2		9	4	5	5	0	2	1	0	0	0	0	6	18	67.50	9.000								
(7, 1)	2.0		11	2	3	3	2	4	0	0	0	0	1	11	27	13.50	3.000								





Batter	1	2	3	4	5	6	7	8	9	AB	R	H	RBI	BB	SO	LOB	TOP					
Kal Daniels, L (1,7) OBP: 0.418, SLG: 0.661										3	2	1	1	1	0	1	<p>Cincinnati Reds @ Atlanta Braves Atlanta-Fulton County Stadium, Atlanta, GA</p> <p>Sat Jun 20 1987, 3:33 AM EDT Att: 35,313 - Unknown</p> <p>livebaseballscores.com</p> <p>AB 35 R 6 H 9 RBI 5 BB 1 SO 5 LOB 5</p>					
Tracy Jones, R (1,9) OBP: 0.395, SLG: 0.599										4	1	2	1	0	0	1						
Eric Davis, R (1,8) OBP: 0.393, SLG: 0.662										4	0	0	0	0	1	1						
Dave Parker, L (1,3) OBP: 0.334, SLG: 0.502										4	0	0	0	0	1	0						
Buddy Bell, R (1,5) OBP: 0.350, SLG: 0.401										4	0	0	0	0	0	0						
Bo Diaz, R (1,2) OBP: 0.311, SLG: 0.372										4	1	1	0	0	1	0						
Kurt Stillwell, S (1,6) OBP: 0.343, SLG: 0.398										4	1	2	2	0	0	0						
Ron Oester, S (1,4) OBP: 0.308, SLG: 0.361										4	1	2	1	0	0	0						
Barry Larkin, R (9, FR) OBP: 0.275, SLG: 0.393										0	0	0	0	0	0	0						
Bill Gullickson, R (1,1) OBP: 0.228, SLG: 0.355										1	0	0	0	0	0	1						
Bill Landrum, R (3,1) OBP: 0.250, SLG: 0.280										0	0	0	0	0	0	0						
Terry Francona, R (5, PH) OBP: 0.226, SLG: 0.277										0	0	0	0	0	0	0						
Frank Williams, R (5,1) OBP: 0.226, SLG: 0.277										0	0	0	0	0	0	0						
Paul O'Neill, L (7, PH) OBP: 0.375, SLG: 0.600										0	0	0	0	0	0	0						
Bill Scherrer, L (7,1) OBP: 0.260, SLG: 0.400										0	0	0	0	0	0	0						
Nick Esasky, R (9, PH) OBP: 0.260, SLG: 0.400										1	0	0	0	0	1	2						
<b>Inning Stats</b>	R: 2 E: 0 K: 0 S: 5	H: 2 LOB: 0 BB: 0 P: 5	R: 2 E: 0 K: 1 S: 7	H: 2 LOB: 0 BB: 7	R: 0 E: 0 K: 1 S: 5	H: 0 LOB: 0 BB: 0 P: 5	R: 0 E: 0 K: 1 S: 5	H: 0 LOB: 0 BB: 0 P: 5	R: 0 E: 0 K: 0 S: 4	H: 1 LOB: 1 BB: 0 P: 4	R: 0 E: 0 K: 0 S: 3	H: 0 LOB: 0 BB: 0 P: 3	R: 1 E: 0 K: 0 S: 4	H: 1 LOB: 1 BB: 0 P: 4	R: 1 E: 0 K: 0 S: 5	H: 1 LOB: 0 BB: 1 P: 9	R: 0 E: 0 K: 1 S: 7	H: 2 LOB: 2 BB: 0 P: 7	1B: 5 2B: 0 3B: 0 HR: 4	SF: 0 SAC: 0 DP: 1 HBP: 0	WP: 0 PB: 0 SB: 1 CS: 1	PA: 36
<b>PITCHER</b>	IP WLS BF H R ER SO BB IBB HBP BLK WP HR S P ERA WHIP																					
Doyle Alexander, R (1,1) ERA: 3.26	7.0 W 28 6 6 5 3 1 0 0 0 0 4 33 37 6.43 1.000																					
Gene Garber, R (8,1) ERA: 3.72	2.0 S 8 3 0 0 2 0 0 0 0 0 0 12 12 0.00 1.500																					

Batter	1	2	3	4	5	6	7	8	9	AB	R	H	RBI	BB	SO	LOB	BOTTOM			
Dion James, L (1,8) OBP: 0.390, SLG: 0.412										3	1	1	0	1	0	0	<p>Cincinnati Reds @ Atlanta Braves Atlanta-Fulton County Stadium, Atlanta, GA</p> <p>Sat Jun 20 1987, 3:33 AM EDT Att: 35,313 - Unknown</p> <p>livebaseballscores.com</p> <p>AB 30 R 8 H 11 RBI 8 BB 5 SO 4 LOB 8</p>			
Ken Oberkfell, L (1,5) OBP: 0.370, SLG: 0.398										3	1	2	0	1	0	1				
Gerald Perry, L (1,3) OBP: 0.312, SLG: 0.350										4	1	1	1	0	0	2				
Dale Murphy, R (1,9) OBP: 0.466, SLG: 0.671										2	2	1	3	2	0	0				
Ken Griffey, L (1,7) OBP: 0.403, SLG: 0.620										4	1	2	1	0	1	2				
Andres Thomas, R (1,6) OBP: 0.306, SLG: 0.358										1	0	0	0	0	0	1				
Rafael Ramirez, R (3, FR) OBP: 0.322, SLG: 0.390										2	1	1	0	0	0	0				
Bruce Benedict, R (1,2) OBP: 0.288, SLG: 0.240										3	1	2	3	1	0	0				
Glenn Hubbard, R (1,4) OBP: 0.435, SLG: 0.442										4	0	1	0	0	0	1				
Doyle Alexander, R (1,1) OBP: 0.118, SLG: 0.063										3	0	0	0	0	2	0				
Gene Garber, R (8,1) ERA: 12.0										1	0	0	0	0	1	1				
<b>Inning Stats</b>	R: 0 E: 0 K: 0 S: 3	H: 1 LOB: 0 BB: 0 P: 3	R: 2 E: 0 K: 0 S: 4	H: 1 LOB: 1 BB: 1 P: 8	R: 5 E: 0 K: 1 S: 8	H: 4 LOB: 1 BB: 2 P: 17	R: 0 E: 0 K: 1 S: 5	H: 0 LOB: 1 BB: 1 P: 9	R: 1 E: 0 K: 0 S: 4	H: 3 LOB: 1 BB: 0 P: 4	R: 0 E: 0 K: 0 S: 3	H: 0 LOB: 0 BB: 0 P: 3	R: 0 E: 0 K: 1 S: 5	H: 1 LOB: 1 BB: 1 P: 9	R: 0 E: 0 K: 1 S: 6	H: 1 LOB: 1 BB: 0 P: 6	1B: 6 2B: 2 3B: 0 HR: 3	SF: 0 SAC: 0 DP: 2 HBP: 1	WP: 1 PB: 0 SB: 1 CS: 2	PA: 36
<b>PITCHER</b>	IP WLS BF H R ER SO BB IBB HBP BLK WP HR S P ERA WHIP																			
Bill Gullickson, R (1,1) ERA: 4.55	2.1 L 15 6 0 0 0 1 2 0 0 0 0 0 6 14 0.00 1.200																			
Bill Landrum, R (3,1) ERA: 4.29	1.2 6 0 0 0 1 2 0 0 0 0 0 0 6 14 0.00 1.200																			
Frank Williams, R (5,1) ERA: 2.76	2.0 7 3 1 1 0 0 0 0 0 0 0 0 7 7 4.50 1.500																			
Bill Scherrer, L (7,1) ERA: 12.0	2.0 8 2 0 0 2 1 0 0 0 1 0 0 11 15 0.00 1.500																			



Batter	1	2	3	4	5	6	7	8	9	10	AB	R	H	RBI	BB	SO	LOB	TOP						
Kal Daniels, L OBP: 0.422, SLG: 0.656 (1, 7)	0-0 4-3		0-0 1-3			4-0 1B 3B BB		0-0 CS S 1B	4-0 S IBB		3	1	1	0	2	0	0	<p>Cincinnati Reds @ Atlanta Braves</p> <p>Atlanta-Fulton County Stadium, Atlanta, GA</p> <p>Sun Jun 21 1987, 3:33 AM EDT</p> <p>Att: 28,176 - Unknown</p>						
Tracy Jones, R Barry Larkin, R Frank Williams, R John Franco, L Dave Conception, R Bill Landrum, R OBP: 0.394, SLG: 0.594 OBP: 0.393, SLG: 0.393 OBP: 0.393, SLG: 0.393 OBP: 0.393, SLG: 0.393 OBP: 0.393, SLG: 0.393 OBP: 0.393, SLG: 0.393 OBP: 0.393, SLG: 0.393	0-0 E6		0-0 G3			0-0 3B 1B		1-0 BB 1B	4-0 FC6-4 BB		3	1	1	0	0	0	0							
Eric Davis, R OBP: 0.401, SLG: 0.685 (1, 8)	0-0 HR			4-0 BB		0-0 3B		4-0 BB	0-0 FC6-4		3	1	2	3	2	0	3							
Dave Parker, L OBP: 0.336, SLG: 0.509 (1, 3)	0-0 HR			0-0 4-3		4-0 BB		0-3 K		0-3 K	4	1	1	1	1	2	4							
Buddy Bell, R OBP: 0.347, SLG: 0.411 (1, 5)	0-0 4-3			0-0 4-3		0-0 G5-4-3 BB		0-0 5-3		0-0 HR	5	1	1	1	0	0	5							
Bo Diaz, R OBP: 0.309, SLG: 0.368 Lloyd McClendon, R OBP: 0.222, SLG: 0.349 (7, PH) (7, 2)		0-0 4-3				0-0 F8		0-0 6-3		0-3 1B 2B	2	0	0	0	0	0	0							
Kurt Stillwell, S OBP: 0.340, SLG: 0.393 (1, 6)		0-0 F6				0-0 F8		0-0 1-3		0-0 F5	5	0	1	1	0	0	0							
Ron Oester, S OBP: 0.304, SLG: 0.356 (1, 4)		0-0 3-1				0-0 F8		0-0 F7		0-0 SH3-4	3	0	0	0	0	0	0							
Ted Power, R OBP: 0.100, SLG: 0.069 Terry Francona, L OBP: 0.254, SLG: 0.275 Rob Murphy, L OBP: 0.250, SLG: 0.250 Paul O'Neill, L OBP: 0.262, SLG: 0.378 (8, 9)			0-3 K			0-0 F7		0-0 F8		0-0 G3	1	0	0	0	0	1	0							
<b>Inning Stats</b>	R: 2 E: 1 K: 0 S: 5	H: 2 LOB: 0 BB: 0 P: 5	R: 0 E: 0 K: 0 S: 3	H: 0 LOB: 0 BB: 0 P: 5	R: 0 E: 0 K: 1 S: 5	H: 0 LOB: 0 BB: 1 P: 6	R: 0 E: 0 K: 0 S: 3	H: 0 LOB: 0 BB: 0 P: 3	R: 2 E: 0 K: 0 S: 4	H: 2 LOB: 1 BB: 2 P: 12	R: 0 E: 0 K: 0 S: 3	H: 0 LOB: 0 BB: 0 P: 3	R: 0 E: 0 K: 1 S: 6	H: 1 LOB: 3 BB: 1 P: 11	R: 1 E: 0 K: 0 S: 5	H: 2 LOB: 3 BB: 2 P: 13	R: 1 E: 0 K: 2 S: 8		H: 1 LOB: 0 BB: 0 P: 8	1B: 3 2B: 1 3B: 1 HR: 3	SF: 0 SAC: 1 DP: 1 HBP: 1	WP: 0 PB: 0 SB: 2 CS: 2	PA: 43	
<b>PITCHER</b>	IP WLS BF H R ER SO BB IBB HBP BLK WP HR S P ERA WHIP	5.1 22 4 4 4 1 3 0 0 0 0 0 2 21 33 6.75 1.312	0.1 1 0 0 0 1 0 0 0 0 0 0 0 6 11 0.00 1.000	2.1 L 12 3 2 2 2 1 1 0 0 0 1 14 22 7.71 1.714																				

AB	35
R	6
H	8
RBI	6
BB	6
SO	4
LOB	13



Batter	1	2	3	4	5	6	7	8	9	10	AB	R	H	RBI	BB	SO	LOB	BOTTOM					
Dion James, L OBP: 0.394, SLG: 0.413 (1, 8)	0-0 L4-3 1B	0-0 FC3-6 1B		4-0 2B BB		0-0 F6		0-3 K			4	0	2	1	1	1	1	<p>Cincinnati Reds @ Atlanta Braves</p> <p>Atlanta-Fulton County Stadium, Atlanta, GA</p> <p>Sun Jun 21 1987, 3:33 AM EDT</p> <p>Att: 28,176 - Unknown</p>					
Ken Oberkfell, L OBP: 0.371, SLG: 0.404 Graig Nettles, L OBP: 0.302, SLG: 0.292 (7, 5)	0-0 L4-3	0-0 FC3-6		0-0 2B		0-0 1B		4-0 BB			4	0	2	1	0	0	3						
Gerald Perry, L OBP: 0.309, SLG: 0.351 (1, 3)	0-0 2B	0-0 F9		0-0 4-3		0-0 4-3		0-0 4-3			5	0	1	0	0	0	7						
Dale Murphy, R OBP: 0.465, SLG: 0.664 (1, 9)	4-0 BB		0-3 K		0-0 G4-6-3 1B		0-0 F4		0-0 4-3		4	0	1	0	1	1	0						
Ken Griffey, L OBP: 0.350, SLG: 0.602 (1, 7)	0-3 K		0-0 4-3		0-0 G4-6-3		0-0 F8		0-0 3-1		5	0	0	0	0	1	3						
Rafael Ramirez, R OBP: 0.325, SLG: 0.386 (1, 6)		0-0 6-3		0-0 F6		4-0 HR BB		0-0 1B		0-0 F2	4	1	1	0	1	0	0						
Ozzie Virgil, R OBP: 0.348, SLG: 0.592 Gene Garber, R OBP: 0.319, SLG: 0.442 (10, PH)		0-0 HR		0-0 F9		0-0 HR		0-3 K		0-0 F7	4	2	2	3	0	1	1						
Glenn Hubbard, R OBP: 0.435, SLG: 0.441 (1, 4)		0-0 1B 1B		0-0 4-3		0-0 4-3		0-0 SH3 1B		0-0 F8	5	1	2	0	0	0	0						
Rick Mahler, R OBP: 0.205, SLG: 0.237 Jim Acker, R OBP: 0.250, SLG: 0.250 Paul Assenmacher, L OBP: 0.283, SLG: 0.235 (8, 2)		0-0 FC3-6 1B		0-0 BB 2B 1B		0-3 K		0-0 SH3		0-0 F9	2	1	2	0	0	0	0						
<b>Inning Stats</b>	R: 0 E: 0 K: 1 S: 6	H: 2 LOB: 2 BB: 1 P: 10	R: 2 E: 0 K: 0 S: 7	H: 4 LOB: 2 BB: 0 P: 7	R: 0 E: 0 K: 1 S: 5	H: 0 LOB: 0 BB: 5 P: 5	R: 1 E: 0 K: 0 S: 5	H: 2 LOB: 2 BB: 1 P: 9	R: 2 E: 0 K: 0 S: 4	H: 2 LOB: 0 BB: 1 P: 8	R: 0 E: 0 K: 1 S: 6	H: 1 LOB: 1 BB: 0 P: 6	R: 0 E: 0 K: 1 S: 6	H: 1 LOB: 2 BB: 1 P: 10	R: 0 E: 0 K: 0 S: 3	H: 0 LOB: 0 BB: 0 P: 3	R: 0 E: 0 K: 0 S: 3		H: 0 LOB: 0 BB: 0 P: 3	1B: 9 2B: 3 3B: 0 HR: 2	SF: 0 SAC: 1 DP: 2 HBP: 0	WP: 0 PB: 0 SB: 0 CS: 0	PA: 45
<b>PITCHER</b>	IP WLS BF H R ER SO BB IBB HBP BLK WP HR S P ERA WHIP	5.0 8 2 0 0 2 0 0 0 0 0 0 0 2 27 39 9.00 2.600	2.0 2 1 0 0 0 0 0 0 0 0 0 0 2 12 0.00 3.000	0.1 2 1 0 0 0 1 1 0 0 0 0 0 4 8 0.00 1.500																			

AB	40
R	5
H	13
RBI	5
BB	4
SO	5
LOB	15













Batter	1	2	3	4	5	6	7	8	9	AB	R	H	RBI	BB	SO	LOB	TOP		
Dion James, L (1, 8) OBP: 0.398, SLG: 0.427	F8		3-1		6-3			1B		4	0	1	0	0	0	3	<b>Atlanta Braves @ Los Angeles Dodgers</b> Dodger Stadium, Los Angeles, CA Thu Jun 25 1987, 7:05 PM PDT Att: 28,425 - Unknown		
Rafael Ramirez, R (1, 6) OBP: 0.305, SLG: 0.359	K		4-3			5-3		F7		4	0	0	0	0	1	2			
Gerald Perry, L (1, 3) Paul Assenmacher, L (8, 1)	L7			G3		4-1		L8		4	0	0	0	0	0	1			
Dale Murphy, R (1, 9) OBP: 0.464, SLG: 0.663		K		4-3			1B		4-3 E 5-3 BB	3	1	1	0	1	1	0			
Ken Griffey, L (1, 7) Trench Davis, L (9, PR)		FC6-4 1B		K			K		E1 1B 4-3 1-2	4	0	1	0	0	2	2			
Graig Nettles, L (1, 5) OBP: 0.297, SLG: 0.286		F8				1B		F7		4	0	1	0	0	0	3			
Ozzie Virgil, R (1, 2) OBP: 0.339, SLG: 0.571		FC6-4 1-2				1-2 1B		1-3		4	0	1	1	0	0	3			
Glenn Hubbard, R (1, 4) OBP: 0.439, SLG: 0.450				3-1 2B		K		6-3		4	0	2	0	0	1	2			
Doyle Alexander, R (1, 1) OBP: 0.105, SLG: 0.056								4-3		2	0	0	0	0	2	3			
Jim Acker, R (7, 1) OBP: 0.250, SLG: 0.250			K							0	0	0	0	0	0	0			
Ted Simmons, S (8, PH) OBP: 0.320, SLG: 0.429									1-2 1B	2	0	1	0	0	0	0			
<b>Inning Stats</b>	R: 0 E: 0 K: 1 S: 5	H: 0 LOB: 0 BB: 0 P: 5	R: 0 E: 0 K: 1 S: 6	H: 1 LOB: 1 BB: 0 P: 6	R: 0 E: 0 K: 1 S: 6	H: 1 LOB: 1 BB: 0 P: 6	R: 0 E: 0 K: 2 S: 5	H: 0 LOB: 0 BB: 0 P: 5	R: 0 E: 0 K: 1 S: 9	H: 2 LOB: 2 BB: 0 P: 9	R: 0 E: 0 K: 0 S: 3	H: 0 LOB: 0 BB: 0 P: 3	R: 0 E: 0 K: 0 S: 4	H: 1 LOB: 1 BB: 0 P: 4	R: 1 E: 1 K: 0 S: 5	H: 2 LOB: 2 BB: 1 P: 9	1B: 7 2B: 1 3B: 0 HR: 0	SF: 0 SAC: 0 DP: 0 HBP: 0	WP: 0 PA: 36 PB: 0 SB: 0 CS: 0
<b>PITCHER</b> Orel Hershiser, R (1, 1) ERA: 2.56	IP: 9.0 WLS: W BF: 36 H: 8 R: 1 ER: 0 SO: 7 BB: 1 IBB: 0 HBP: 0 BLK: 0 WP: 0 HR: 0 S: 49 P: 53 ERA: 0.00 WHIP: 1.000																		

Batter	1	2	3	4	5	6	7	8	9	AB	R	H	RBI	BB	SO	LOB	BOTTOM		
Dave Anderson, R (1, 6) OBP: 0.324, SLG: 0.427	4-3 1B					B1-3	4-3			4	0	2	0	0	0	3	<b>Atlanta Braves @ Los Angeles Dodgers</b> Dodger Stadium, Los Angeles, CA Thu Jun 25 1987, 7:05 PM PDT Att: 28,425 - Unknown		
Steve Sax, R (1, 4) OBP: 0.315, SLG: 0.349	4-3 1-2		F9			3-1		5-3		4	0	0	0	0	0	2			
John Shelby, S (1, 8) OBP: 0.272, SLG: 0.444	K				F9		HR	K		4	1	1	1	0	2	1			
Pedro Guerrero, R (1, 7) OBP: 0.388, SLG: 0.558	K				4-3			L8		4	1	1	0	0	1	1			
Ken Landreaux, L (9, 7) OBP: 0.304, SLG: 0.303	K						1B 2B			0	0	0	0	0	0	0			
Mike Marshall, R (1, 9) OBP: 0.348, SLG: 0.500		6-3			K			1B		3	0	1	1	0	1	0			
Franklin Stubbs, L (1, 3) OBP: 0.329, SLG: 0.470		K				G3		L9		3	0	0	0	0	1	0			
Mike Scioscia, L (1, 2) OBP: 0.344, SLG: 0.347		6-3				CS 1B		2B 1B		3	0	2	0	0	0	0			
Jeff Hamilton, R (1, 5) OBP: 0.250, SLG: 0.268					4-3			1B		3	0	1	0	0	1	1			
Orel Hershiser, R (1, 1) OBP: 0.283, SLG: 0.318			F3			B1-3		BB		2	0	0	0	1	0	0			
<b>Inning Stats</b>	R: 0 E: 0 K: 2 S: 8	H: 1 LOB: 1 BB: 0 P: 8	R: 0 E: 0 K: 1 S: 5	H: 0 LOB: 0 BB: 0 P: 5	R: 0 E: 0 K: 0 S: 4	H: 1 LOB: 1 BB: 0 P: 4	R: 0 E: 0 K: 1 S: 5	H: 0 LOB: 0 BB: 0 P: 5	R: 0 E: 0 K: 0 S: 3	H: 0 LOB: 0 BB: 0 P: 3	R: 2 E: 0 K: 0 S: 7	H: 5 LOB: 3 BB: 1 P: 11	R: 0 E: 0 K: 1 S: 5	H: 0 LOB: 0 BB: 0 P: 5	R: 0 E: 0 K: 1 S: 5	H: 0 LOB: 0 BB: 0 P: 5	1B: 5 2B: 2 3B: 0 HR: 1	SF: 0 SAC: 0 DP: 0 HBP: 0	WP: 0 PA: 31 PB: 0 SB: 0 CS: 1
<b>PITCHER</b> Doyle Alexander, R (1, 1) ERA: 3.19 Jim Acker, R (7, 1) ERA: 4.55 Paul Assenmacher, L (8, 1) ERA: 4.5	IP: 6.2 WLS: L BF: 27 H: 8 R: 2 ER: 2 SO: 5 BB: 1 IBB: 0 HBP: 0 BLK: 0 WP: 0 HR: 1 S: 36 P: 40 ERA: 2.70 WHIP: 1.350																		



Batter	1	2	3	4	5	6	7	8	9	AB	R	H	RBI	BB	SO	LOB	TOP					
Dion James, L (1, 8) OBP: 0.399, SLG: 0.433										4	1	2	0	0	1	0	<b>Atlanta Braves @ San Diego Padres</b> Jack Murphy Stadium, San Diego, CA Fri Jun 26 1987, 10:05 PM EDT Att: 13,266 - Unknown					
Rafael Ramirez, R (1, 6) OBP: 0.310, SLG: 0.363										4	0	2	0	0	0	1						
Gerald Perry, L (1, 3) OBP: 0.314, SLG: 0.352										2	0	0	1	1	0	1						
Dale Murphy, R (1, 9) OBP: 0.462, SLG: 0.655										3	0	0	0	1	1	3						
Ken Griffey, L (1, 7) OBP: 0.380, SLG: 0.565										3	0	0	0	1	0	3						
Graig Nettles, L (1, 5) OBP: 0.284, SLG: 0.272										4	0	0	0	0	0	3						
Ozzie Virgil, R (1, 2)										4	0	1	0	0	0	1						
Paul Runge, R (1, 4)										4	0	0	0	0	0	2						
Rick Mahler, R (1, 1) OBP: 0.195, SLG: 0.225 Trench Davis, L (7, PH) Larry McWilliams, L (7, 1) OBP: 0.333, SLG: 0.333										2	0	0	0	0	1	0						
<b>Inning Stats</b>	R: 1 E: 0 K: 0 S: 5	H: 2 LOB: 2 BB: 1 P: 9	R: 0 E: 0 K: 0 S: 3	H: 0 LOB: 0 BB: 0 P: 3	R: 0 E: 0 K: 2 S: 8	H: 1 LOB: 1 BB: 0 P: 8	R: 0 E: 0 K: 0 S: 3	H: 0 LOB: 0 BB: 0 P: 3	R: 0 E: 0 K: 1 S: 5	H: 0 LOB: 0 BB: 0 P: 5	R: 0 E: 1 K: 0 S: 4	H: 0 LOB: 1 BB: 0 P: 4	R: 0 E: 0 K: 0 S: 4	H: 1 LOB: 1 BB: 0 P: 4	R: 0 E: 0 K: 0 S: 3	H: 1 LOB: 1 BB: 1 P: 7	R: 0 E: 0 K: 0 S: 3	H: 0 LOB: 1 BB: 1 P: 7	1B: 4 2B: 1 3B: 0 HR: 0	SF: 1 SAC: 0 DP: 1 HBP: 0	WP: 0 PB: 0 SB: 1 CS: 0	PA: 35
<b>PITCHER</b>	IP WLS BF H R ER SO BB IBB HBP BLK WP HR S P ERA WHIP																					
Eric Show, R (1, 1) ERA: 3.93	7.1 W 30 5 1 1 3 2 0 0 0 0 0 0 34 42 1.23 0.955																					
Rich Gossage, R (8, 1) ERA: 2.18	1.2 S 5 0 0 0 0 1 0 0 0 0 0 0 4 8 0.00 0.600																					

Batter	1	2	3	4	5	6	7	8	9	AB	R	H	RBI	BB	SO	LOB	BOTTOM	
Stan Jefferson, S (1, 8) OBP: 0.333, SLG: 0.336										3	0	1	1	0	0	0	<b>Atlanta Braves @ San Diego Padres</b> Jack Murphy Stadium, San Diego, CA Fri Jun 26 1987, 10:05 PM EDT Att: 13,266 - Unknown	
Tim Flannery, L (1, 4) OBP: 0.336, SLG: 0.274										4	0	0	0	0	0	1		
Tony Gwynn, L (1, 9) OBP: 0.452, SLG: 0.534										4	1	3	0	0	0	0		
Carmelo Martinez, R (1, 7) OBP: 0.366, SLG: 0.438 Shane Mack, R (7, 8) OBP: 0.309, SLG: 0.363										3	0	0	0	0	1	2		
John Kruk, L (1, 3) OBP: 0.451, SLG: 0.486										3	1	1	0	1	0	0		
Kevin Mitchell, R (1, 5) OBP: 0.303, SLG: 0.362										4	0	2	1	0	1	1		
Bruce Bochy, R (1, 2) OBP: 0.261, SLG: 0.333										3	2	1	1	1	2	2		
Garry Templeton, S (1, 6) OBP: 0.282, SLG: 0.276										2	1	2	1	2	0	0		
Eric Show, R (1, 1) OBP: 0.028, SLG: 0.029 Rich Gossage, R (8, 1) ERA: 6.1										2	0	0	1	0	1	3		
<b>Inning Stats</b>	R: 0 E: 0 K: 0 S: 4	H: 1 LOB: 1 BB: 0 P: 4	R: 0 E: 0 K: 1 S: 6	H: 1 LOB: 2 BB: 1 P: 10	R: 0 E: 0 K: 2 S: 7	H: 0 LOB: 0 BB: 0 P: 7	R: 2 E: 0 K: 0 S: 4	H: 1 LOB: 0 BB: 1 P: 8	R: 3 E: 0 K: 1 S: 8	H: 4 LOB: 1 BB: 1 P: 12	R: 0 E: 0 K: 0 S: 4	H: 1 LOB: 1 BB: 0 P: 4	R: 0 E: 0 K: 1 S: 6	H: 1 LOB: 2 BB: 1 P: 10	1B: 7 2B: 2 3B: 1 HR: 0	SF: 2 SAC: 0 DP: 1 HBP: 0	WP: 0 PB: 0 SB: 0 CS: 0	PA: 36
<b>PITCHER</b>	IP WLS BF H R ER SO BB IBB HBP BLK WP HR S P ERA WHIP																	
Rick Mahler, R (1, 1) ERA: 5.25	6.0 L 27 8 5 5 4 2 1 0 1 1 0 0 32 44 7.50 1.667																	
Larry McWilliams, L (7, 1) ERA: 6.1	2.0 9 2 0 0 1 0 1 0 0 0 0 0 10 14 0.00 1.000																	



Batter	1	2	3	4	5	6	7	8	9	AB	R	H	RBI	BB	SO	LOB	TOP		
Dion James, L OBP: 0.399, SLG: 0.441 (1, 8)										5	1	2	0	0	2	3	<p>Atlanta Braves @ San Diego Padres Jack Murphy Stadium, San Diego, CA Sat Jun 27 1987, 10:05 PM EDT Att: 26,276 - Unknown</p> <p>livebaseballscores.com</p> <p>AB 36 R 4 H 9 RBI 3 BB 5 SO 6 LOB 21</p>		
Rafael Ramirez, R OBP: 0.318, SLG: 0.370 (1, 6)										5	1	3	1	0	0	1			
Gerald Perry, L OBP: 0.307, SLG: 0.344 (1, 3)										5	0	0	0	0	2	4			
Dale Murphy, R OBP: 0.458, SLG: 0.658 (1, 9)										5	1	1	1	0	1	3			
Ken Griffey, L OBP: 0.381, SLG: 0.559 (1, 7)										4	0	1	0	1	1	1			
Graig Nettles, L OBP: 0.293, SLG: 0.310 (1, 5)										3	1	1	1	1	0	2			
Ozzie Virgil, R OBP: 0.336, SLG: 0.559 (1, 2)										4	0	1	0	0	0	2			
Glenn Hubbard, R OBP: 0.440, SLG: 0.446 (1, 4)										2	0	0	0	2	0	0			
Randy O'Neal, R ERA: 4.94 Andrés Thomas, R ERA: 4.5 Jeff Dedmon, L ERA: 2.9 Paul Assenmacher, L ERA: 4.48 Jim Acker, R ERA: 4.48 (1, 1)										2	0	0	0	0	0	3			
<b>Inning Stats</b>	R: 1 E: 0 K: 0 S: 5	H: 2 LOB: 2 BB: 1 P: 9	R: 0 E: 0 K: 0 S: 3	H: 0 LOB: 0 BB: 0 P: 3	R: 0 E: 0 K: 0 S: 3	H: 1 LOB: 3 BB: 2 P: 12	R: 0 E: 0 K: 0 S: 4	H: 1 LOB: 1 BB: 1 P: 4	R: 2 E: 1 K: 1 S: 7	H: 2 LOB: 0 BB: 0 P: 7	R: 0 E: 0 K: 3 S: 10	H: 0 LOB: 1 BB: 0 P: 10	R: 0 E: 0 K: 3 S: 10	H: 1 LOB: 1 BB: 0 P: 10	1B: 5 2B: 2 3B: 0 HR: 2	SF: 0 SAC: 0 DP: 0 HBP: 0		WP: 1 PB: 0 SB: 1 CS: 0	PA: 41
<b>PITCHER</b>	IP WLS BF H R ER SO BB IBB HBP BLK WP HR S P ERA WHIP	IP WLS BF H R ER SO BB IBB HBP BLK WP HR S P ERA WHIP																	
Andy Hawkins, R ERA: 4.94 (1, 1)	5.1	W	26	6	2	2	0	4	0	0	0	0	0	0	1	22	38	3.38	1.875
Lance McCullers, R ERA: 4.5 (6, 1)	2.2	L	11	2	2	2	3	1	0	0	0	0	1	1	16	20	6.75	1.125	
Rich Gossage, R ERA: 2.08 (9, 1)	1.0		4	1	0	0	3	0	0	0	0	0	0	0	10	10	0.00	1.000	

Batter	1	2	3	4	5	6	7	8	9	AB	R	H	RBI	BB	SO	LOB	BOTTOM	
Stan Jefferson, S OBP: 0.323, SLG: 0.324 (1, 8)										5	0	0	0	0	0	4	<p>Atlanta Braves @ San Diego Padres Jack Murphy Stadium, San Diego, CA Sat Jun 27 1987, 10:05 PM EDT Att: 26,276 - Unknown</p> <p>livebaseballscores.com</p> <p>AB 29 R 8 H 8 RBI 6 BB 9 SO 2 LOB 19</p>	
Tim Flannery, L OBP: 0.335, SLG: 0.273 (1, 4)										4	2	1	0	1	0	0		
Tony Gwynn, L OBP: 0.455, SLG: 0.545 (1, 9)										4	1	3	1	0	0	0		
Carmelo Martinez, R OBP: 0.374, SLG: 0.456 Shane Mack, R OBP: 0.306, SLG: 0.359 (1, 7)										1	1	1	1	2	0	0		
John Kruk, L OBP: 0.452, SLG: 0.480 (1, 3)										2	0	0	1	2	0	1		
Kevin Mitchell, R OBP: 0.302, SLG: 0.356 (1, 5)										3	1	0	0	1	0	4		
Benito Santiago, R OBP: 0.301, SLG: 0.397 (1, 2)										3	1	2	0	1	0	1		
Garry Templeton, S OBP: 0.281, SLG: 0.272 (1, 6)										3	1	0	0	1	2	5		
Andy Hawkins, R OBP: 0.138, SLG: 0.138 Lance McCullers, S OBP: 0.423, SLG: 0.450 Rich Gossage, R OBP: 0.302, SLG: 0.356 (1, 1)										2	0	0	0	0	0	3		
<b>Inning Stats</b>	R: 0 E: 0 K: 0 S: 3	H: 1 LOB: 0 BB: 1 P: 7	R: 0 E: 0 K: 1 S: 5	H: 0 LOB: 0 BB: 0 P: 5	R: 2 E: 0 K: 0 S: 6	H: 3 LOB: 3 BB: 2 P: 14	R: 0 E: 0 K: 0 S: 3	H: 0 LOB: 0 BB: 0 P: 3	R: 1 E: 0 K: 0 S: 3	H: 1 LOB: 0 BB: 1 P: 7	R: 3 E: 1 K: 0 S: 5	H: 2 LOB: 0 BB: 1 P: 9	R: 0 E: 0 K: 0 S: 5	H: 0 LOB: 0 BB: 1 P: 9	1B: 5 2B: 2 3B: 1 HR: 1	SF: 0 SAC: 0 DP: 3 HBP: 0		WP: 0 PB: 0 SB: 1 CS: 1
<b>PITCHER</b>	IP WLS BF H R ER SO BB IBB HBP BLK WP HR S P ERA WHIP	IP WLS BF H R ER SO BB IBB HBP BLK WP HR S P ERA WHIP																
Randy O'Neal, R ERA: 5.24 Jeff Dedmon, R ERA: 2.9 Paul Assenmacher, L ERA: 4.95 Jim Acker, R ERA: 4.48 (1, 1)	5.0	L	21	5	3	3	1	2	1	0	0	0	0	0	8	28	9.00	3.000
Paul Assenmacher, L ERA: 4.95 (8, 1)	0.0		3	1	3	1	0	1	0	0	0	0	0	2	6	∞	∞	
Jim Acker, R ERA: 4.48 (8, 1)	1.0		3	1	0	0	0	0	0	0	0	0	0	3	3	0.00	1.000	



Batter	1	2	3	4	5	6	7	8	9	AB	R	H	RBI	BB	SO	LOB	TOP				
Dion James, L (1,8) OBP: 0.396, SLG: 0.433										4	1	0	0	1	1	0					
Rafael Ramirez, R (1,6) OBP: 0.309, SLG: 0.359										5	0	0	1	0	1	1					
Gerald Perry, L (1,3) OBP: 0.309, SLG: 0.356										4	1	1	1	1	1	0					
Dale Murphy, R (1,9) OBP: 0.455, SLG: 0.656										4	1	1	0	0	1	2					
Ken Griffey, L (1,7) OBP: 0.378, SLG: 0.553										4	1	1	1	0	0	2					
Graig Nettles, L (1,5) OBP: 0.301, SLG: 0.352										4	1	2	2	0	0	1					
Bruce Benedict, R (1,2) OBP: 0.279, SLG: 0.211										3	0	0	0	1	0	2					
Glenn Hubbard, R (1,4) OBP: 0.441, SLG: 0.447										4	0	2	0	0	0	0					
Charlie Puleo, R (1,1) OBP: 0.364, SLG: 0.636										3	0	0	0	0	1	2					
Paul Assenmacher, L (7,1)										1	0	0	0	0	1	2					
Gene Garber, R (9,1)										0	0	0	0	0	0	0					
<b>Inning Stats</b>	R: 0 E: 0 K: 0 S: 3	H: 0 LOB: 2 BB: 2 P: 11	R: 0 E: 0 K: 0 S: 3	H: 0 LOB: 0 BB: 0 P: 3	R: 1 E: 1 K: 0 S: 4	H: 0 LOB: 0 BB: 0 P: 4	R: 0 E: 0 K: 0 S: 4	H: 1 LOB: 1 BB: 0 P: 4	R: 0 E: 0 K: 1 S: 5	H: 0 LOB: 0 BB: 0 P: 5	R: 3 E: 0 K: 2 S: 11	H: 4 LOB: 2 BB: 1 P: 15	R: 1 E: 0 K: 1 S: 6	H: 1 LOB: 0 BB: 0 P: 6	R: 0 E: 1 K: 1 S: 7	H: 1 LOB: 2 BB: 0 P: 7	R: 0 E: 0 K: 1 S: 5	H: 0 LOB: 0 BB: 0 P: 5	1B: 4 2B: 1 3B: 0 HR: 2	SF: 0 SAC: 0 DP: 0 HBP: 0	WP: 0 PA: 39 PB: 0 SB: 0 CS: 0
<b>PITCHER</b>	IP WLS BF H R ER SO BB IBB HBP BLK WP HR S P ERA WHIP																				
Ed Whitson, R (1,1) ERA: 4.56	6.0 L 27 5 4 3 3 3 0 0 0 0 0 1 30 42 4.50 1.333																				
Craig Lefferts, L (7,1) ERA: 4.36	3.0 12 2 1 1 3 0 0 0 0 0 0 1 18 18 3.00 0.667																				

Atlanta Braves @ San Diego Padres  
Jack Murphy Stadium, San Diego, CA  
Sun Jun 28 1987, 6:33 AM EDT  
Att: 16,724 - Unknown

AB 36  
R 5  
H 7  
RBI 5  
BB 3  
SO 6  
LOB 12



Batter	1	2	3	4	5	6	7	8	9	AB	R	H	RBI	BB	SO	LOB	BOTTOM				
Marvell Wynne, L (1,8) OBP: 0.355, SLG: 0.349										2	0	0	0	1	0	1					
Shane Mack, R (7, PH) OBP: 0.303, SLG: 0.355										1	0	0	0	0	0	0					
Tim Flannery, L (1,4) OBP: 0.336, SLG: 0.272										4	0	1	0	0	1	1					
Tony Gwynn, L (1,9) OBP: 0.453, SLG: 0.541										4	1	1	0	0	0	1					
Carmelo Martinez, R (1,7) OBP: 0.372, SLG: 0.452										4	0	1	0	0	2	1					
John Kruk, L (1,3) OBP: 0.452, SLG: 0.478										3	1	1	0	1	1	2					
Kevin Mitchell, R (1,5) OBP: 0.307, SLG: 0.368										2	0	2	1	0	0	0					
Craig Lefferts, L (7,1) OBP: 0.333, SLG: 0.333										0	0	0	0	0	0	0					
Stan Jefferson, S (9, PH) OBP: 0.327, SLG: 0.324										0	0	0	0	1	0	0					
Benito Santiago, R (1,2) OBP: 0.296, SLG: 0.393										3	0	0	1	0	0	4					
Luis Salazar, R (1,6) OBP: 0.333, SLG: 0.363										3	0	1	0	0	1	1					
Jim Steels, L (9, PH) OBP: 0.230, SLG: 0.224										1	0	0	0	0	1	1					
Ed Whitson, R (1,1) OBP: 0.065, SLG: 0.065										2	0	0	0	0	0	2					
Randy Ready, R (7,5) OBP: 0.420, SLG: 0.447										1	0	0	0	0	0	0					
<b>Inning Stats</b>	R: 0 E: 0 K: 1 S: 5	H: 1 LOB: 1 BB: 1 P: 9	R: 1 E: 0 K: 1 S: 6	H: 1 LOB: 1 BB: 1 P: 10	R: 0 E: 0 K: 1 S: 5	H: 0 LOB: 0 BB: 0 P: 5	R: 0 E: 0 K: 1 S: 6	H: 2 LOB: 1 BB: 0 P: 6	R: 0 E: 0 K: 0 S: 4	H: 1 LOB: 1 BB: 0 P: 4	R: 1 E: 0 K: 1 S: 7	H: 2 LOB: 1 BB: 0 P: 7	R: 0 E: 0 K: 0 S: 3	H: 0 LOB: 0 BB: 0 P: 3	R: 0 E: 0 K: 1 S: 5	H: 0 LOB: 1 BB: 1 P: 9	R: 0 E: 0 K: 1 S: 5	H: 0 LOB: 1 BB: 1 P: 9	1B: 6 2B: 1 3B: 0 HR: 0	SF: 2 SAC: 0 DP: 1 HBP: 0	WP: 1 PA: 35 PB: 0 SB: 1 CS: 1
<b>PITCHER</b>	IP WLS BF H R ER SO BB IBB HBP BLK WP HR S P ERA WHIP																				
Charlie Puleo, R (1,1) ERA: 3.8	6.0 W 25 7 2 2 5 2 0 0 0 0 0 0 33 41 3.00 1.500																				
Paul Assenmacher, L (7,1) ERA: 4.43	2.1 8 0 0 0 0 1 0 0 0 0 0 0 7 11 0.00 0.429																				
Gene Garber, R (9,1) ERA: 3.96	0.2 S 2 0 0 0 1 0 0 0 0 0 1 0 4 4 0.00 0.000																				

Atlanta Braves @ San Diego Padres  
Jack Murphy Stadium, San Diego, CA  
Sun Jun 28 1987, 6:33 AM EDT  
Att: 16,724 - Unknown

AB 30  
R 2  
H 7  
RBI 2  
BB 3  
SO 6  
LOB 14






Batter	1	2	3	4	5	6	7	8	9	AB	R	H	RBI	BB	SO	LOB	TOP
Dion James, L (1,8) OBP: 0.394, SLG: 0.430	0-0 6-3			0-0 G3			0-0 SH1-3 1B		0-0 F8	4	1	1	0	0	0	0	
Rafael Ramirez, R (1,6) OBP: 0.304, SLG: 0.353	0-0 6-3			0-0 L4			0-0 SH1-3		0-0 F8	3	0	0	0	0	0	0	
Gerald Perry, L (1,3) OBP: 0.308, SLG: 0.354	0-3 K			0-0 G3			0-0 F3 2-H 1B		0-0 F8	4	0	1	1	0	1	0	
Dale Murphy, R (1,9) OBP: 0.451, SLG: 0.648		0-0 F8			0-0 6-3				0-0 F3	3	0	0	0	0	0	1	
Ken Griffey, L (1,7) OBP: 0.382, SLG: 0.552		0-0 G3-6-3 1B			0-0 F8				4-0 IBB	2	0	1	0	1	0	0	
Graig Nettles, L (1,5) OBP: 0.292, SLG: 0.341		0-0 G3-6-3			0-0 F8				0-0 G3	3	0	0	0	0	0	3	
Ozzie Virgil, R (1,2) OBP: 0.332, SLG: 0.551			0-0 G3			0-0 L5		0-3 K G4-6-3		3	0	0	0	0	1	0	AB 28
Glenn Hubbard, R (1,4) OBP: 0.436, SLG: 0.441			0-0 F9			0-0 4-3		0-0 G4-6-3		3	0	0	0	0	0	1	R 1
Zane Smith, L (1,1) OBP: 0.171, SLG: 0.175			0-0 4-3			0-3 K		0-0 6-3		3	0	0	0	0	1	0	H 3
<b>Inning Stats</b>	R: 0 E: 0 K: 1 S: 5	H: 0 LOB: 0 BB: 0 P: 5	R: 0 E: 0 K: 0 S: 3	H: 1 LOB: 0 BB: 0 P: 3	R: 0 E: 0 K: 0 S: 3	H: 0 LOB: 0 BB: 0 P: 3	R: 0 E: 0 K: 0 S: 3	H: 0 LOB: 0 BB: 0 P: 3	R: 0 E: 0 K: 1 S: 5	H: 0 LOB: 0 BB: 0 P: 5	R: 1 E: 0 K: 0 S: 5	H: 2 LOB: 2 BB: 1 P: 9	R: 0 E: 0 K: 1 S: 3	H: 0 LOB: 0 BB: 0 P: 3	1B: 3 2B: 0 3B: 0 HR: 0	SF: 0 SAC: 1 DP: 2 HBP: 0	WP: 1 PA: 30
<b>PITCHER</b>	IP WLS BF H R ER SO BB IBB HBP BLK WP HR S P ERA WHIP																
Mark Grant, R (1,1) ERA: 3.54	8.0 L 27 3 1 1 3 0 0 0 0 0 0 0 0 36 1.12 0.375																
Scott Garrelts, R (9,1) ERA: 3.24	1.0 3 0 0 0 0 0 0 0 0 0 0 0 0 3 3 0.00 0.000																

Atlanta Braves @ San Francisco Giants  
Candlestick Park, San Francisco, CA  
Mon Jun 29 1987, 10:05 PM EDT  
Att: 5,921 - Unknown

livebaseballscorecards.com

AB 28  
R 1  
H 3  
RBI 1  
BB 1  
SO 3  
LOB 5



Batter	1	2	3	4	5	6	7	8	9	AB	R	H	RBI	BB	SO	LOB	BOTTOM		
Robby Thompson, R (1,4) OBP: 0.327, SLG: 0.432	0-0 F8			0-0 F4		1-0 F3 6-3 HBP		0-0 6-3		3	0	0	0	0	0	0			
Will Clark, L (1,3) OBP: 0.366, SLG: 0.578	0-0 F7			0-0 CS 1B		0-0 6-3		0-0 1B		4	0	2	0	0	0	1			
Jeffrey Leonard, R (1,7) OBP: 0.338, SLG: 0.559	0-0 6-3			0-0 CS 1B		0-0 F3		0-0 FC1-6 1B		4	0	1	0	0	0	2			
Chris Brown, R (1,5) OBP: 0.281, SLG: 0.359		0-0 6-3		0-0 F9		0-0 6-3		0-0 G4-6-3		4	0	0	0	0	0	4			
Chili Davis, S (1,8) OBP: 0.322, SLG: 0.406		0-0 4-3			0-0 4-3			0-0 6-3		3	0	0	0	0	0	0			
Joel Youngblood, R (1,9) OBP: 0.282, SLG: 0.282		0-0 4-3			0-0 1B FC1 1B			0-0 F4		3	0	1	0	0	0	0			
Bob Melvin, R (1,2) OBP: 0.279, SLG: 0.416			0-0 F8		0-0 FC1 1B		0-3 K			3	0	1	0	0	1	0	AB 30		
Matt Williams, R (1,6) OBP: 0.247, SLG: 0.366			0-0 F9		0-0 FC1			0-0 5-3		2	0	0	0	0	0	2	R 0		
Bob Brenly, R (8,PH) OBP: 0.361, SLG: 0.446					1-2 FC1					1	0	0	0	0	0	0	H 5		
Scott Garrelts, R (9,1) OBP: 0.143, SLG: 0.143					1-2 FC1					0	0	0	0	0	0	0	RBI 0		
Mark Grant, R (1,1) OBP: 0.154, SLG: 0.083			0-3 K		0-0 1-3			0-0 4-3		2	0	0	0	0	1	2	BB 0		
Chris Speier, L (8,PH) OBP: 0.350, SLG: 0.424					3-H 1-3					1	0	0	0	0	0	0	SO 2		
<b>Inning Stats</b>	R: 0 E: 0 K: 0 S: 3	H: 0 LOB: 0 BB: 0 P: 3	R: 0 E: 0 K: 0 S: 3	H: 0 LOB: 0 BB: 0 P: 3	R: 0 E: 0 K: 1 S: 5	H: 0 LOB: 0 BB: 0 P: 5	R: 0 E: 0 K: 0 S: 4	H: 2 LOB: 1 BB: 0 P: 4	R: 0 E: 0 K: 0 S: 5	H: 2 LOB: 2 BB: 0 P: 5	R: 0 E: 0 K: 1 S: 5	H: 0 LOB: 0 BB: 0 P: 5	R: 0 E: 0 K: 0 S: 3	H: 0 LOB: 0 BB: 0 P: 3	R: 0 E: 0 K: 0 S: 3	H: 1 LOB: 0 BB: 0 P: 3	1B: 5 2B: 0 3B: 0 HR: 0	SF: 0 SAC: 0 DP: 1 HBP: 1	WP: 0 PA: 31
<b>PITCHER</b>	IP WLS BF H R ER SO BB IBB HBP BLK WP HR S P ERA WHIP																		
Zane Smith, L (1,1) ERA: 4.07	9.0 W 31 5 0 0 2 0 0 0 1 0 0 0 0 34 35 0.00 0.556																		

Atlanta Braves @ San Francisco Giants  
Candlestick Park, San Francisco, CA  
Mon Jun 29 1987, 10:05 PM EDT  
Att: 5,921 - Unknown

livebaseballscorecards.com

AB 30  
R 0  
H 5  
RBI 0  
BB 0  
SO 2  
LOB 11





Batter	1	2	3	4	5	6	7	8	9	AB	R	H	RBI	BB	SO	LOB	TOP								
Dion James, L (1,8) OBP: 0.395, SLG: 0.444 Paul Assenmacher, L (7,1) Jim Acker, R (7,1) Trench Davis, L (8,PH) OBP: 0.250, SLG: 0.250	0-0 HR		0-0 1B		0-0 4-3		0-0 FC3-6		0-0 E4	4	1	2	1	0	0	2	<p>Atlanta Braves @ San Francisco Giants</p> <p>Candlestick Park, San Francisco, CA</p> <p>Tue Jun 30 1987, 10:05 PM EDT</p> <p>Att: 8,246 - Unknown</p>								
Rafael Ramirez, R (1,6) OBP: 0.301, SLG: 0.349	0-3 K		0-0 B1-4		0-0 1B		0-0 F9		0-0 F6	5	0	1	0	0	1	4									
Gerald Perry, L (1,3) OBP: 0.307, SLG: 0.352	0-3 K		0-0 6-3		0-0 F7				0-0 FC4-6	4	0	1	0	0	1	1									
Dale Murphy, R (1,9) OBP: 0.446, SLG: 0.639	0-0 F4				0-0 6-3				0-0 F8	4	0	0	0	0	1	1									
Ken Griffey, L (1,7) OBP: 0.376, SLG: 0.541			0-0 F7		0-0 4-3				0-0 FC4-6	4	0	0	0	0	0	1									
Graig Nettles, L (1,5) OBP: 0.300, SLG: 0.340			0-0 F7		0-0 1B				0-0 BB	3	0	1	0	1	1	0									
Bruce Benedict, R (1,2) Ozzie Virgil, R (8,PH) OBP: 0.331, SLG: 0.548			4-0 BB		0-3 K				0-0 F5	2	0	0	0	1	1	1									
Glenn Hubbard, R (1,4) OBP: 0.444, SLG: 0.459			4-0 1-2		0-0 HR				4-0 G4-3	2	1	2	1	2	0	0									
Doyle Alexander, R (1,1) Ted Simmons, S (7,PH) OBP: 0.095, SLG: 0.050 OBP: 0.330, SLG: 0.424	0-3 K		0-3 K		0-0 4-3		4-0 FC3-6		0-0 G4-3	2	0	0	0	0	1	2									
Inning Stats	R: 1 E: 0 K: 2 S: 8	H: 1 LOB: 0 BB: 0 P: 8	R: 0 E: 0 K: 1 S: 5	H: 0 LOB: 2 BB: 2 P: 13	R: 0 E: 0 K: 0 S: 3	H: 1 LOB: 0 BB: 0 P: 3	R: 0 E: 0 K: 1 S: 6	H: 1 LOB: 1 BB: 0 P: 6	R: 1 E: 0 K: 0 S: 5	H: 2 LOB: 1 BB: 0 P: 5	R: 0 E: 0 K: 2 S: 7	H: 0 LOB: 0 BB: 0 P: 7	R: 0 E: 0 K: 0 S: 4	H: 1 LOB: 2 BB: 1 P: 8	R: 0 E: 0 K: 0 S: 4	H: 1 LOB: 2 BB: 1 P: 8		R: 0 E: 1 K: 0 S: 3	H: 0 LOB: 1 BB: 1 P: 7	1B: 5 2B: 1 3B: 0 HR: 2	SF: 0 SAC: 0 DP: 2 HBP: 0	WP: 0 PB: 0 SB: 0 CS: 0	PA: 38		
PITCHER	IP	WLS	BF	H	R	ER	SO	BB	IBB	HBP	BLK	WP	HR	S	P	ERA	WHIP								
Mike Krukow, R (1,1) ERA: 6.45	5.0		21	5	2	2	4	2	0	0	0	0	2	27	35	3.60	1.400								
Jeff Robinson, R (6,1) ERA: 3.12	2.0	W	8	1	0	0	2	1	0	0	0	0	0	11	15	0.00	1.000								
Scott Garrelts, R (8,1) ERA: 3.13	2.0	S	9	1	0	0	0	2	0	0	0	0	0	7	15	0.00	1.500								

AB 33  
R 2  
H 7  
RBI 2  
BB 5  
SO 6  
LOB 15



Batter	1	2	3	4	5	6	7	8	9	AB	R	H	RBI	BB	SO	LOB	BOTTOM								
Eddie Milner, L (1,8) OBP: 0.235, SLG: 0.286	0-0 4-3		0-0 1B		0-0 HR		0-0 F7			4	1	2	1	0	0	0	<p>Atlanta Braves @ San Francisco Giants</p> <p>Candlestick Park, San Francisco, CA</p> <p>Tue Jun 30 1987, 10:05 PM EDT</p> <p>Att: 8,246 - Unknown</p>								
Mike Aldrete, L (1,9) OBP: 0.378, SLG: 0.396 Chili Davis, S (7,PH) OBP: 0.321, SLG: 0.404	0-0 1B		0-0 FC3-2		4-0 G4-6-3		0-0 6-3			2	0	2	0	1	0	0									
Jeffrey Leonard, R (1,7) OBP: 0.340, SLG: 0.562	0-0 F8		0-0 FC3-2		0-0 G4-6-3		0-0 1B			4	1	2	1	0	0	2									
Will Clark, L (1,3) OBP: 0.365, SLG: 0.573	0-0 4-3		0-0 FC3-2		0-0 1-2		0-0 K		0-0 1B	4	0	1	1	0	1	4									
Chris Brown, R (1,5) OBP: 0.280, SLG: 0.355			0-0 F9		0-0 F9		0-0 2B		0-0 K	4	1	1	0	0	1	4									
Chris Speier, R (1,4) OBP: 0.348, SLG: 0.426	0-3 K				0-0 F9		0-0 SF8		0-3 K	4	0	1	0	0	2	0									
Bob Melvin, R (1,2) OBP: 0.273, SLG: 0.408	0-0 F9				0-0 5-3		0-0 SF8		0-0 5-3	3	0	0	1	0	0	0									
Matt Williams, R (1,6) OBP: 0.247, SLG: 0.361			4-0 1B		0-0 F7		0-0 K		0-0 6-3	3	1	0	0	1	1	1									
Mike Krukow, R (1,1) OBP: 0.136, SLG: 0.143 Mark Wasinger, R (5,PH) OBP: 0.353, SLG: 0.413 Jeff Robinson, R (6,1) OBP: 0.143, SLG: 0.143 Joel Youngblood, R (7,PH) OBP: 0.279, SLG: 0.375 Scott Garrelts, R (8,1) OBP: 0.143, SLG: 0.143	0-0 K		0-3 K		0-0 5-3		0-0 HR			1	0	0	0	0	1	1									
Inning Stats	R: 0 E: 0 K: 0 S: 4	H: 1 LOB: 1 BB: 0 P: 4	R: 0 E: 0 K: 1 S: 5	H: 0 LOB: 0 BB: 0 P: 5	R: 1 E: 0 K: 1 S: 8	H: 3 LOB: 3 BB: 1 P: 12	R: 0 E: 0 K: 0 S: 3	H: 0 LOB: 0 BB: 0 P: 3	R: 1 E: 0 K: 0 S: 3	H: 1 LOB: 0 BB: 1 P: 7	R: 1 E: 0 K: 2 S: 9	H: 2 LOB: 1 BB: 0 P: 9	R: 2 E: 0 K: 1 S: 8	H: 3 LOB: 1 BB: 0 P: 8	R: 0 E: 0 K: 1 S: 5	H: 0 LOB: 0 BB: 0 P: 5		1B: 6 2B: 2 3B: 0 HR: 2	SF: 1 SAC: 0 DP: 1 HBP: 0	WP: 0 PB: 0 SB: 0 CS: 0	PA: 35				
PITCHER	IP	WLS	BF	H	R	ER	SO	BB	IBB	HBP	BLK	WP	HR	S	P	ERA	WHIP								
Doyle Alexander, R (1,1) ERA: 3.32	6.0	L	26	7	3	3	4	2	0	0	0	0	1	5	5	27.00	4.500								
Paul Assenmacher, L (7,1) ERA: 5.09	0.2		5	3	2	2	0	0	0	0	0	0	1	5	5	27.00	4.500								
Jim Acker, R (7,1) ERA: 4.38	1.1		4	0	0	0	2	0	0	0	0	0	0	8	8	0.00	0.000								

AB 32  
R 5  
H 10  
RBI 5  
BB 2  
SO 6  
LOB 12





Batter	1	2	3	4	5	6	7	8	9	AB	R	H	RBI	BB	SO	LOB	TOP					
Dion James, L OBP: 0.395, SLG: 0.439 (1, 8)	3-2 4-3		0-0 4-3	4-0 1B 1B IBB		4-1 BB	1-0 L4			3	1	0	0	2	0	2						
Rafael Ramirez, R OBP: 0.305, SLG: 0.352 Andres Thomas, R OBP: 0.295, SLG: 0.339 (1, 6) (2, 6)	0-0 1B		1-0 1-3	1-0 1B 1-2 2-H 3-H 0-0		0-0 F7		1-0 L6		1	0	1	0	0	0	0						
Gerald Perry, L OBP: 0.309, SLG: 0.353 (1, 3)	1 SAFE 0-1 1-2 1B		1-3 K	1-2 2-H 1B			2-1 E7 WP FC3	3-1 F8		5	1	2	1	0	1	0						
Dale Murphy, R OBP: 0.443, SLG: 0.631 (1, 9)	0-1 F8			1B K			2-3 K	0-0 5-3		5	1	1	0	0	2	5						
Ken Griffey, L OBP: 0.373, SLG: 0.534 Gary Roenicke, R OBP: 0.306, SLG: 0.254 (1, 7) (7, 7)	1-0 F8			1-1 F7 CS BB	4-1		3-2 FC3 1B 1B 2-H	1-0 E5 1B CS-2-5		3	1	0	1	1	0	3						
Graig Nettles, L OBP: 0.313, SLG: 0.364 (1, 5)		2-1 3-1		0-0 1B 2B	0-1 F9		3-2 1B 1B	2-1 FC6-4 FC5-2-5 1B		5	2	3	1	0	0	1						
Ozzie Virgil, R OBP: 0.332, SLG: 0.545 (1, 2)		0-1 5-3		3-0 SH1-4 2-H 1B 1B	1-1 4-3		1-2 1B 1B	2-2 FC5-2-5 FC6-4		5	1	2	2	0	0	3						
Glenn Hubbard, R OBP: 0.444, SLG: 0.456 (1, 4)		1-1 HBP		1-2 E6 SH1-4 1B		1-0 F9	2-0 1B 1B	0-2 FC6-4		4	1	1	1	0	0	3						
Rick Mahler, R OBP: 0.176, SLG: 0.205 (1, 1)		0-3 K		0-0 SH1-4 1-2 2-S		2-2 6-3	1-3 K	0-2 F8		4	0	0	0	0	2	5						
<b>Inning Stats</b>	R: 0 E: 0 K: 0 S: 9	H: 2 LOB: 2 BB: 0 P: 13	R: 0 E: 0 K: 1 S: 8	H: 0 LOB: 1 BB: 0 P: 11	R: 0 E: 0 K: 1 S: 5	H: 0 LOB: 0 BB: 0 P: 7	R: 5 E: 1 K: 1 S: 15	H: 5 LOB: 2 BB: 1 P: 28	R: 0 E: 0 K: 0 S: 6	H: 0 LOB: 0 BB: 1 P: 10	R: 0 E: 0 K: 0 S: 6	H: 0 LOB: 1 BB: 1 P: 13	R: 3 E: 1 K: 2 S: 22	H: 3 LOB: 2 BB: 0 P: 37	R: 0 E: 0 K: 0 S: 4	H: 0 LOB: 0 BB: 0 P: 8	R: 0 E: 1 K: 0 S: 14	H: 1 LOB: 2 BB: 0 P: 19	1B: 10 2B: 1 3B: 0 HR: 0	SF: 0 SAC: 1 DP: 0 HBP: 1	WP: 1 PB: 0 SB: 0 CS: 1	PA: 45
<b>PITCHER</b>	IP WLS BF H R ER SO BB IBB HBP BLK WP HR S P ERA WHIP	IP WLS BF H R ER SO BB IBB HBP BLK WP HR S P ERA WHIP																				
Michael LaCoss, R ERA: 4.74 (1, 1)	4.0 L 23 7 5 2 3	1.0 0 0 0 0 0 0 0 0 0 0 0 0 5 5 0.00 0.000	1.1 6 0 1 1 1 0 0 0 0 0 0 0 1 0 11 18 ∞ ∞	2.2 11 2 1 1 1 0 0 0 0 0 0 0 0 0 24 37 3.38 0.750																		

Atlanta Braves @ San Francisco Giants  
Candlestick Park, San Francisco, CA  
Wed Jul 01 1987, 6:33 AM EDT  
Att: 11,814 - Overcast

AB 40  
R 8  
H 11  
RBI 8  
BB 3  
SO 5  
LOB 23



Batter	1	2	3	4	5	6	7	8	9	AB	R	H	RBI	BB	SO	LOB	BOTTOM					
Eddie Milner, L OBP: 0.218, SLG: 0.264 (1, 8)	0-0 B5-3		1-2 4-3		0-0 F6		1-1 G3			4	0	0	0	0	0	0						
Mike Aldrete, L OBP: 0.383, SLG: 0.410 (1, 9)	3-1 2B		3-0 G4-6-3 1B			3-1 F7		3-2 L8		4	0	2	0	0	0	0						
Jeffrey Leonard, R OBP: 0.339, SLG: 0.568 (1, 7)	3-2 L6		0-0 G4-6-3 1-2			1-1 HR		2-3 K		4	1	1	1	0	1	2						
Will Clark, L OBP: 0.363, SLG: 0.567 (1, 3)	3-2 F6			1-0 F7		0-0 2B 1B		2-2 L9		4	1	1	0	0	0	1						
Chris Brown, R OBP: 0.301, SLG: 0.403 (1, 5)		4-1 1B BB		3-2 1B 1B		2-0 1-H 2B		3-1 HR		3	1	3	2	1	0	0						
Chris Speier, R OBP: 0.356, SLG: 0.430 (1, 4)		0-0 1B		2-0 G5-4-3 1B		2-1 4-3		4-2 G4-6-3 BB		3	0	2	0	1	0	1						
Bob Melvin, R OBP: 0.269, SLG: 0.401 Keith Comstock, L (7, 1)		1-3 K		0-0 G5-4-3 1-2		2-2 5-3		1-1 G4-6-3 1-2		3	0	0	0	0	1	5						
Jeff Robinson, R OBP: 0.143, SLG: 0.143 Harry Spilman, L OBP: 0.400, SLG: 0.526 (9, PH)										0	0	0	0	0	0	0						
Matt Williams, R OBP: 0.244, SLG: 0.356 Joel Youngblood, R OBP: 0.273, SLG: 0.386 (9, PH)					0-2 4-3		2-2 6-3		2-2 F6	3	0	0	0	0	1	2						
Michael LaCoss, R OBP: 0.115, SLG: 0.080 Mark Davis, L OBP: 0.217, SLG: 0.348 Chili Davis, S OBP: 0.319, SLG: 0.403 Jim Gott, R OBP: 0.100, SLG: 0.400 Bob Brenly, R OBP: 0.359, SLG: 0.443 (7, 2)		1-0 6-3			2-3 K		0-0 5-3			1	0	0	0	0	0	2						
<b>Inning Stats</b>	R: 0 E: 0 K: 0 S: 11	H: 1 LOB: 1 BB: 0 P: 20	R: 0 E: 0 K: 2 S: 9	H: 1 LOB: 2 BB: 1 P: 18	R: 0 E: 0 K: 0 S: 6	H: 1 LOB: 0 BB: 0 P: 10	R: 0 E: 0 K: 0 S: 6	H: 2 LOB: 1 BB: 0 P: 12	R: 0 E: 0 K: 0 S: 7	H: 0 LOB: 0 BB: 0 P: 9	R: 2 E: 0 K: 0 S: 11	H: 3 LOB: 1 BB: 0 P: 21	R: 0 E: 0 K: 0 S: 6	H: 0 LOB: 0 BB: 0 P: 9	R: 0 E: 0 K: 1 S: 10	H: 0 LOB: 0 BB: 0 P: 17	R: 1 E: 0 K: 0 S: 10	H: 1 LOB: 1 BB: 1 P: 20	1B: 5 2B: 2 3B: 0 HR: 2	SF: 0 SAC: 0 DP: 3 HBP: 0	WP: 0 PB: 0 SB: 0 CS: 0	PA: 35
<b>PITCHER</b>	IP WLS BF H R ER SO BB IBB HBP BLK WP HR S P ERA WHIP	IP WLS BF H R ER SO BB IBB HBP BLK WP HR S P ERA WHIP																				
Rick Mahler, R ERA: 5.09 (1, 1)	9.0 W 35 9 3 3 4																					

Atlanta Braves @ San Francisco Giants  
Candlestick Park, San Francisco, CA  
Wed Jul 01 1987, 6:33 AM EDT  
Att: 11,814 - Overcast

AB 33  
R 3  
H 9  
RBI 3  
BB 2  
SO 4  
LOB 14





Batter	1	2	3	4	5	6	7	8	9	AB	R	H	RBI	BB	SO	LOB	TOP								
Vince Coleman, S OBP: 0.377, SLG: 0.344 (1, 7)	K		K				1-3		1B	4	2	1	0	1	2	1									
Ozzie Smith, S OBP: 0.387, SLG: 0.364 (1, 6)	F5			6-3			1-3		1B	4	2	2	0	1	0	0									
Tom Herr, S OBP: 0.375, SLG: 0.359 (1, 4)	K			F6	4-3		1-3		G1-4-3	5	0	0	1	0	1	4									
Jack Clark, R OBP: 0.442, SLG: 0.657 (1, 3)		K		2B			1-2		K	4	2	2	4	1	2	1									
Willie McGee, S OBP: 0.325, SLG: 0.444 (1, 8)	L6			2B			G3		4-3	5	1	1	1	0	1	2									
Terry Pendleton, S OBP: 0.377, SLG: 0.414 (1, 5)	K			1B			1-3			4	1	2	1	0	1	0									
Curt Ford, L Ken Dayley, L (1, 9) (8, 1)			1-3				SH1-3		F9	3	0	1	1	0	0	0									
Tony Peña, R OBP: 0.335, SLG: 0.353 (1, 2)			SH3-4	F5			F8		G3	3	0	0	0	1	0	2									
Bob Forsch, R John Morris, L OBP: 0.419, SLG: 0.633 OBP: 0.357, SLG: 0.462 (1, 1) (8, 9)			SH3-4		K		F7		HR	2	0	0	0	0	1	1									
<b>Inning Stats</b>	R: 0 E: 0 K: 2 S: 7	H: 0 LOB: 0 BB: 0 P: 7	R: 0 E: 0 K: 2 S: 7	H: 0 LOB: 0 BB: 0 P: 7	R: 0 E: 0 K: 1 S: 5	H: 0 LOB: 1 BB: 1 P: 9	R: 3 E: 0 K: 0 S: 6	H: 3 LOB: 1 BB: 1 P: 10	R: 3 E: 0 K: 2 S: 9	H: 2 LOB: 0 BB: 1 P: 13	R: 0 E: 0 K: 0 S: 4	H: 1 LOB: 1 BB: 0 P: 4	R: 1 E: 0 K: 0 S: 5	H: 2 LOB: 1 BB: 0 P: 5	R: 0 E: 0 K: 0 S: 3	H: 0 LOB: 0 BB: 0 P: 3	R: 2 E: 0 K: 1 S: 7	H: 2 LOB: 1 BB: 1 P: 11	1B: 6 2B: 2 3B: 0 HR: 2	SF: 0 SAC: 2 DP: 0 HBP: 0	WP: 0 PB: 0 SB: 1 CS: 0	PA: 41			
<b>PITCHER</b>	IP	WLS	BF	H	R	ER	SO	BB	IBB	HBP	BLK	WP	HR	S	P	ERA	WHIP								
Charlie Puleo, R ERA: 4.5 (1, 1)	4.2	L	22	5	6	6	6	3	0	0	0	0	1	31	43	11.57	1.714								
Larry McWilliams, L ERA: 5.4 (5, 1)	1.1		5	1	0	0	1	0	0	0	0	0	0	7	7	0.00	0.750								
Jeff Dedmon, R ERA: 2.96 (7, 1)	2.0		8	2	1	1	0	0	0	0	0	0	0	8	8	4.50	1.000								
Randy O'Neal, R ERA: 5.51 (9, 1)	1.0		6	2	2	2	1	1	0	0	0	0	1	7	11	18.00	3.000								

St. Louis Cardinals @ Atlanta Braves  
Atlanta-Fulton County Stadium, Atlanta, GA  
Fri Jul 03 1987, 7:05 PM EDT  
Att: 45,679 - Unknown

AB 35  
R 9  
H 10  
RBI 9  
BB 4  
SO 8  
LOB 11



Batter	1	2	3	4	5	6	7	8	9	AB	R	H	RBI	BB	SO	LOB	BOTTOM								
Dion James, L OBP: 0.397, SLG: 0.445 (1, 8)	4-3			FC1-2		4-3				3	0	1	1	1	0	0									
Andres Thomas, R OBP: 0.289, SLG: 0.332 (1, 6)	5-3			K		F8		G6-4-3		4	0	0	0	0	1	4									
Gerald Perry, L OBP: 0.304, SLG: 0.347 (1, 3)	G3			FC1-2		F7		K		4	0	0	0	0	1	1									
Dale Murphy, R OBP: 0.438, SLG: 0.622 (1, 9)		4-3		F9		2-3		4-3		4	0	0	0	0	0	1									
Ken Griffey, L OBP: 0.367, SLG: 0.524 (1, 7)		K			F7		4-3		L5	4	0	0	0	0	1	0									
Graig Nettles, L OBP: 0.322, SLG: 0.376 (1, 5)		F7						BB	1B	2	1	1	0	1	0	0									
Ozzie Virgil, R OBP: 0.332, SLG: 0.542 (1, 2)			5-3		F8			BB	1B	3	0	1	0	0	0	1									
Glenn Hubbard, R OBP: 0.439, SLG: 0.450 (1, 4)			F9		F9			F9		3	0	0	0	0	0	3									
Charlie Puleo, R ERA: 4.5 (1, 1)	7.1	W	27	3	1	1	3	2	0	0	0	0	0	0	0	0									
Larry McWilliams, L ERA: 5.4 (5, 1)	1.1		5	1	0	0	1	0	0	0	0	0	0	0	1	0									
Trench Davis, L (6, 9)																									
Jeff Dedmon, L ERA: 2.96 (7, 1)																									
Ted Simmons, S OBP: 0.307, SLG: 0.424 (8, 9)																									
Randy O'Neal, R ERA: 5.51 (9, 1)																									
<b>Inning Stats</b>	R: 0 E: 0 K: 0 S: 3	H: 0 LOB: 0 BB: 0 P: 3	R: 0 E: 0 K: 1 S: 5	H: 0 LOB: 0 BB: 0 P: 5	R: 0 E: 0 K: 0 S: 3	H: 0 LOB: 0 BB: 0 P: 3	R: 0 E: 0 K: 1 S: 6	H: 1 LOB: 1 BB: 0 P: 6	R: 0 E: 0 K: 0 S: 4	H: 1 LOB: 1 BB: 0 P: 4	R: 0 E: 0 K: 1 S: 5	H: 0 LOB: 0 BB: 0 P: 5	R: 0 E: 0 K: 0 S: 3	H: 0 LOB: 0 BB: 0 P: 3	R: 1 E: 0 K: 0 S: 3	H: 1 LOB: 2 BB: 3 P: 15	R: 0 E: 0 K: 1 S: 5	H: 0 LOB: 0 BB: 0 P: 5	1B: 1 2B: 1 3B: 1 HR: 0	SF: 0 SAC: 0 DP: 1 HBP: 0	WP: 0 PB: 0 SB: 0 CS: 0	PA: 32			
<b>PITCHER</b>	IP	WLS	BF	H	R	ER	SO	BB	IBB	HBP	BLK	WP	HR	S	P	ERA	WHIP								
Bob Forsch, R ERA: 4.95 (1, 1)	7.1	W	27	3	1	1	3	2	0	0	0	0	0	31	39	1.23	0.682								
Ken Dayley, L ERA: 1.69 (8, 1)	1.2		5	0	0	0	1	1	0	0	0	0	0	6	10	0.00	0.600								

St. Louis Cardinals @ Atlanta Braves  
Atlanta-Fulton County Stadium, Atlanta, GA  
Fri Jul 03 1987, 7:05 PM EDT  
Att: 45,679 - Unknown

AB 29  
R 1  
H 3  
RBI 1  
BB 3  
SO 4  
LOB 10





Batter	1	2	3	4	5	6	7	8	9	AB	R	H	RBI	BB	SO	LOB	TOP			
Vince Coleman, S (1, 7) OBP: 0.382, SLG: 0.347	0-0 1B		4-0 BB		0-0 2B 1B			0-0 6-3		3	2	1	1	0	0		<b>St. Louis Cardinals @ Atlanta Braves</b> Atlanta-Fulton County Stadium, Atlanta, GA Sat Jul 04 1987, 3:33 AM EDT Att: 36,050 - Unknown			
Ozzie Smith, S (1, 6) OBP: 0.389, SLG: 0.367	0-0 F7		0-0 G5-4-3		0-0 2B			4-0 BB		3	0	1	1	1	0	2				
Tom Herr, S (1, 4) OBP: 0.376, SLG: 0.358	0-0 1B		0-0 4-3		0-0 4-3			4-0 BB		3	0	1	1	1	0	1				
Jack Clark, R (1, 3) OBP: 0.437, SLG: 0.647	0-0 F9			0-0 F8		0-3 K		0-3 K		4	0	0	0	0	2	3				
Willie McGee, S (1, 8) OBP: 0.321, SLG: 0.438	0-3 K			0-3 K		0-3 K		0-0 L6		4	0	0	0	0	3	3				
Terry Pendleton, S (1, 5) OBP: 0.375, SLG: 0.412		0-0 1B		0-0 G3		0-0 4-3		0-0 L9		4	0	1	0	0	0	0				
Jim Lindeman, R (1, 9) John Morris, L (7, 9) OBP: 0.210, SLG: 0.403 OBP: 0.351, SLG: 0.453	0-0 FC5-4		0-0 G6-3		0-0 F9		0-0 5-3		0-0 F9	3	0	0	0	0	0	1				
Steve Lake, R (1, 2) OBP: 0.308, SLG: 0.369	4-0 BB			0-0 L3		0-0 6-3		0-0 1B		3	0	1	0	1	0	0				
Danny Cox, R (1, 1) Ricky Horton, L (8, 1) Todd Worrell, R (8, 1) OBP: 0.175, SLG: 0.205 OBP: 0.100, SLG: 0.100	0-0 G6-3			0-0 G6-3		0-0 1B		0-3 K		3	1	1	0	0	1	2				
									0-0 G5-3	0	0	0	0	0	0	0				
										1	0	0	0	0	0	1				
<b>Inning Stats</b>	R: 1 E: 0 K: 1 S: 7	H: 2 LOB: 1 BB: 0 P: 7	R: 0 E: 0 K: 0 S: 3	H: 1 LOB: 1 BB: 1 P: 7	R: 0 E: 0 K: 0 S: 2	H: 0 LOB: 0 BB: 1 P: 6	R: 0 E: 0 K: 1 S: 5	H: 0 LOB: 0 BB: 0 P: 5	R: 2 E: 0 K: 0 S: 6	H: 3 LOB: 1 BB: 0 P: 6	R: 0 E: 0 K: 2 S: 7	H: 0 LOB: 0 BB: 0 P: 7	R: 0 E: 0 K: 1 S: 5	H: 0 LOB: 2 BB: 2 P: 13	R: 0 E: 0 K: 0 S: 4	H: 1 LOB: 1 BB: 0 P: 4	1B: 5 2B: 1 3B: 1 HR: 0	SF: 0 SAC: 0 DP: 1 HBP: 0	WP: 0 PB: 0 SB: 1 CS: 0	PA: 36
<b>PITCHER</b>	IP WLS BF H R ER SO BB IBB HBP BLK WP HR S P ERA WHIP																			
Zane Smith, L (1, 1) ERA: 4.12	5.0 L 21 6 3 3 2 2 0 0 0 0 0 0 23 31 5.40 1.600																			
Jim Acker, R (6, 1) ERA: 4.31	1.0 3 0 0 0 2 0 0 0 0 0 0 0 7 7 0.00 0.000																			
Jeff Dedmon, R (7, 1) ERA: 2.85	2.0 8 0 0 0 2 2 0 0 0 0 0 0 10 18 0.00 1.000																			
Paul Assenmacher, L (9, 1) ERA: 4.88	1.0 4 1 0 0 0 0 0 0 0 0 0 0 4 4 0.00 1.000																			

Batter	1	2	3	4	5	6	7	8	9	AB	R	H	RBI	BB	SO	LOB	BOTTOM				
Dion James, L (1, 8) OBP: 0.400, SLG: 0.444	0-0 4-3		4-0 WP 1B	0-0 CS	4-0 1B	0-0 1B		0-0 K		3	0	1	0	2	1	1	<b>St. Louis Cardinals @ Atlanta Braves</b> Atlanta-Fulton County Stadium, Atlanta, GA Sat Jul 04 1987, 3:33 AM EDT Att: 36,050 - Unknown				
Andres Thomas, R (1, 6) OBP: 0.292, SLG: 0.333	0-3 K		0-3 K		0-0 1B	0-0 1B	0-0 F8	0-0 FC3-6		5	0	2	0	0	2	1					
Gerald Perry, L (1, 3) OBP: 0.310, SLG: 0.352	0-0 BB		0-0 WP 1B		0-0 1B	0-0 1B	0-0 4-3	0-0 FC3-6		5	0	3	0	0	0	2					
Dale Murphy, R (1, 9) OBP: 0.434, SLG: 0.614	4-0 BB		0-3 K		0-3 K		0-0 5-3	0-0 F9		4	0	0	0	1	2	6					
Ken Griffey, L (1, 7) OBP: 0.373, SLG: 0.521	4-0 BB		4-0 IBB		4-0 BB		0-3 K			1	0	0	0	3	1	0					
Graig Nettles, L (1, 5) OBP: 0.320, SLG: 0.371	0-0 L9		0-0 F7		0-0 4-3		0-0 1B			4	0	1	0	0	0	9					
Ozzie Virgil, R (1, 2) OBP: 0.331, SLG: 0.535		0-0 F8		0-0 F1		4-0 1B		0-0 F8		3	0	0	0	1	0	1					
Glenn Hubbard, R (1, 4) OBP: 0.436, SLG: 0.446		0-0 F9		0-0 CS		0-0 F8		0-0 F7		4	0	1	0	0	0	2					
Zane Smith, L (1, 1) Jim Acker, R (6, 1) Paul Nungesser, R (7, 1) Jeff Dedmon, L (9, 1) Paul Assenmacher, L (9, 1) Ted Simmons, S (9, 1) OBP: 0.183, SLG: 0.167 OBP: 0.230, SLG: 0.220		0-0 B1-3		0-0 B2		0-3 K		0-0 FC3-6		2	0	0	0	0	0	1					
										0	0	0	0	0	0	0					
										1	0	0	0	0	0	0					
										0	0	0	0	0	0	0					
										1	0	1	0	0	0	0					
<b>Inning Stats</b>	R: 0 E: 0 K: 1 S: 6	H: 1 LOB: 3 BB: 2 P: 14	R: 0 E: 0 K: 0 S: 3	H: 0 LOB: 0 BB: 0 P: 3	R: 0 E: 0 K: 2 S: 8	H: 1 LOB: 3 BB: 2 P: 16	R: 0 E: 0 K: 0 S: 3	H: 1 LOB: 0 BB: 0 P: 3	R: 0 E: 0 K: 1 S: 6	H: 2 LOB: 3 BB: 2 P: 14	R: 0 E: 0 K: 1 S: 5	H: 1 LOB: 1 BB: 1 P: 9	R: 0 E: 0 K: 0 S: 3	H: 0 LOB: 0 BB: 0 P: 3	R: 0 E: 0 K: 1 S: 6	H: 1 LOB: 1 BB: 0 P: 6	R: 0 E: 0 K: 1 S: 7	H: 2 LOB: 2 3B: 0 HR: 0	SF: 0 SAC: 0 DP: 0 HBP: 0	WP: 1 PB: 0 SB: 1 CS: 1	PA: 41
<b>PITCHER</b>	IP WLS BF H R ER SO BB IBB HBP BLK WP HR S P ERA WHIP																				
Danny Cox, R (1, 1) ERA: 3.75	7.0 W 31 6 0 0 5 6 1 0 0 0 0 0 34 62 0.00 1.714																				
Ricky Horton, L (8, 1) ERA: 3.3	0.1 2 1 0 0 1 0 0 0 0 0 0 0 4 4 0.00 3.000																				
Todd Worrell, R (8, 1) ERA: 3.46	1.2 S 7 2 0 0 1 0 0 0 0 0 0 0 9 9 0.00 1.200																				



Batter	1	2	3	4	5	6	7	8	9	AB	R	H	RBI	BB	SO	LOB	TOP								
Vince Coleman, S (1,7) OBP: 0.382, SLG: 0.346	F6			1B G4-6-3	1-2		FC4-2 BB 1B		K	4	1	1	0	1	1	3									
Ozzie Smith, S (1,6) OBP: 0.395, SLG: 0.375	G5-4-3 1B			1-3 G4-6-3 1B			1-2 2-3 3-H 1B		4-3 S 1B	5	0	4	2	0	0	2									
Tom Herr, S (1,4) OBP: 0.373, SLG: 0.352	G5-4-3 1-2			1-2 3-H 4-0 G4-6-3		6-3	1-2 2-3 BB		4-3	4	0	0	0	1	0	3									
Jack Clark, R (1,3) OBP: 0.437, SLG: 0.640		K		1B BB		F7	1-2 BB		BB	3	0	0	0	2	1	3									
Willie McGee, S (1,8) OBP: 0.322, SLG: 0.438	4-3			1-2 1B		F8		E9 SF7 1B	K	5	1	2	0	0	1	2									
Terry Pendleton, S (1,5) OBP: 0.371, SLG: 0.408	F8			G3						3	0	0	1	0	0	2									
Curt Ford, L (1,9) OBP: 0.362, SLG: 0.503			6-3		4-3		1B FC4-2 1B		F7	4	0	1	0	0	0	0									
Tony Peña, R (1,2) OBP: 0.340, SLG: 0.359			K		6-3		FC4-2 1B BB			3	1	1	0	1	1	0									
Greg Mathews, R (1,1) OBP: 0.314, SLG: 0.303			5-3				1-2 2-3 1B FC4-2 1B		3-1	4	1	2	0	0	0	1									
Todd Worrell, R (9,1)					1B					0	0	0	0	0	0	0									
<b>Inning Stats</b>	R: 0 E: 0 K: 0 S: 3	H: 1 LOB: 0 BB: 0 P: 3	R: 0 E: 0 K: 1 S: 5	H: 0 LOB: 0 BB: 0 P: 5	R: 0 E: 0 K: 1 S: 5	H: 0 LOB: 0 BB: 0 P: 5	R: 1 E: 0 K: 0 S: 4	H: 2 LOB: 2 BB: 2 P: 12	R: 0 E: 0 K: 0 S: 5	H: 2 LOB: 2 BB: 0 P: 5	R: 0 E: 0 K: 0 S: 3	H: 0 LOB: 0 BB: 0 P: 3	R: 2 E: 0 K: 0 S: 6	H: 3 LOB: 3 BB: 2 P: 14	R: 1 E: 1 K: 0 S: 5	H: 2 LOB: 1 BB: 0 P: 5	R: 0 E: 0 K: 2 S: 8	H: 1 LOB: 2 BB: 1 P: 12	1B: 10 2B: 1 3B: 0 HR: 0	SF: 1 SAC: 0 DP: 2 HBP: 0	WP: 0 PB: 0 SB: 1 CS: 0	PA: 41			
<b>PITCHER</b>	IP	WLS	BF	H	R	ER	SO	BB	IBB	HBP	BLK	WP	HR	S	P	ERA	WHIP								
Doyle Alexander, R (1,1) ERA: 3.46	8.0	L	36	10	4	4	2	4	0	0	0	0	0	36	52	4.50	1.750								
Gene Garber, R (9,1) ERA: 3.95	1.0	S	5	1	0	0	2	1	0	0	0	0	0	8	12	0.00	2.000								

St. Louis Cardinals @ Atlanta Braves  
Atlanta-Fulton County Stadium, Atlanta, GA  
Sun Jul 05 1987, 3:33 AM EDT  
Att: 29,359 - Unknown

AB 35  
R 4  
H 11  
RBI 3  
BB 5  
SO 4  
LOB 16



Batter	1	2	3	4	5	6	7	8	9	AB	R	H	RBI	BB	SO	LOB	BOTTOM								
Albert Hall, S (1,8) OBP: 0.390, SLG: 0.425	F7		K			B1-3		6-3		4	0	0	0	0	1	0									
Andres Thomas, R (1,6) OBP: 0.291, SLG: 0.332	PB L6 1B			5-3		F7			F3	4	0	1	0	0	0	0									
Gary Roenicke, R (1,7) OBP: 0.316, SLG: 0.317	L6 PB 1-2 1B			1-3		HR			F4	4	1	2	1	0	0	0									
Dale Murphy, R (1,9) OBP: 0.435, SLG: 0.610	L6 1-3 2-H			BB		F3			E BB	2	0	0	0	2	0	2									
Ted Simmons, S (1,3) OBP: 0.330, SLG: 0.412		F9		F9			5-3		E1	4	0	0	0	0	0	2									
Ozzie Virgil, R (1,2) OBP: 0.327, SLG: 0.528		F7			L4		6-3		L5	3	0	0	0	0	0	0									
Ken Griffey, L (9,PH) OBP: 0.372, SLG: 0.519										1	0	0	0	0	0	2									
Graig Nettles, L (1,5) OBP: 0.320, SLG: 0.364		F4			BB		F9			2	0	0	0	1	0	0									
Glenn Hubbard, R (1,4) OBP: 0.432, SLG: 0.441			F9		F9			K		3	0	0	0	0	1	1									
Doyle Alexander, R (1,1) OBP: 0.087, SLG: 0.045			K					6-3		2	0	0	0	0	2	1									
Jeff Blauser, R (8,PH)										1	0	0	0	0	0	0									
Gene Garber, R (9,1)										0	0	0	0	0	0	0									
<b>Inning Stats</b>	R: 0 E: 0 K: 0 S: 4	H: 2 LOB: 2 BB: 0 P: 4	R: 0 E: 0 K: 2 S: 7	H: 0 LOB: 0 BB: 0 P: 7	R: 0 E: 0 K: 0 S: 3	H: 0 LOB: 1 BB: 1 P: 7	R: 0 E: 0 K: 1 S: 5	H: 0 LOB: 1 BB: 1 P: 9	R: 1 E: 0 K: 0 S: 4	H: 1 LOB: 0 BB: 0 P: 4	R: 0 E: 0 K: 0 S: 3	H: 0 LOB: 0 BB: 0 P: 3	R: 0 E: 0 K: 1 S: 5	H: 0 LOB: 0 BB: 0 P: 5	R: 0 E: 1 K: 0 S: 4	H: 0 LOB: 2 BB: 1 P: 8	1B: 2 2B: 0 3B: 0 HR: 1	SF: 0 SAC: 0 DP: 0 HBP: 0	WP: 0 PB: 1 SB: 0 CS: 0	PA: 33					
<b>PITCHER</b>	IP	WLS	BF	H	R	ER	SO	BB	IBB	HBP	BLK	WP	HR	S	P	ERA	WHIP								
Greg Mathews, L (1,1) ERA: 3.87	8.2	W	32	3	1	1	4	3	0	0	0	0	0	37	49	1.04	0.692								
Todd Worrell, R (9,1) ERA: 3.43	0.1	S	1	0	0	0	0	0	0	0	0	0	0	1	1	0.00	0.000								

St. Louis Cardinals @ Atlanta Braves  
Atlanta-Fulton County Stadium, Atlanta, GA  
Sun Jul 05 1987, 3:33 AM EDT  
Att: 29,359 - Unknown

AB 30  
R 1  
H 3  
RBI 1  
BB 3  
SO 4  
LOB 8





Batter	1	2	3	4	5	6	7	8	9	AB	R	H	RBI	BB	SO	LOB	TOP								
Mookie Wilson, S OBP: 0.369, SLG: 0.510 (1, 8)	F9		K		1-3		1B		SF8 FC6-2 1B	4	0	1	0	1	1	1	<b>New York Mets @ Atlanta Braves</b> Atlanta-Fulton County Stadium, Atlanta, GA Tue Jul 07 1987, 7:05 PM EDT Unknown								
Wally Backman, S OBP: 0.303, SLG: 0.297 (1, 4)	K			G4-6-3 1B		G3	1B	FC6-2	5	0	2	1	0	1	3										
Keith Hernandez, L OBP: 0.366, SLG: 0.450 (1, 3)	6-3			G4-6-3 1-2		K		F8	SF8	4	0	0	1	0	1										
Gary Carter, R OBP: 0.311, SLG: 0.421 (1, 2)		G6-3 1B		1B		5-3		5-3	F2	5	0	2	0	0	2										
Darryl Strawberry, L OBP: 0.383, SLG: 0.584 (1, 9)		G6-3 1-2		1B			2B 1B	F7		4	1	2	0	0	1										
Kevin McReynolds, R OBP: 0.331, SLG: 0.500 (1, 7)				K			1B 2B		2B 1B	3	2	2	0	1	2										
Howard Johnson, S OBP: 0.353, SLG: 0.491 (1, 5)					E8 1B		F8		1B FC4 2B	4	1	2	1	0	3										
Rafael Santana, R OBP: 0.326, SLG: 0.383 (1, 6)			K		1-3		SH3-4 1B		1B FC4 1B	4	1	2	2	0	1										
Terry Leach, R OBP: 0.095, SLG: 0.050 Jesse Orosco, R (7, 1)					F7		SH3-4		FC4 1B	2	0	0	0	0	1										
Lee Mazzilli, S OBP: 0.426, SLG: 0.538 Roger McDowell, R OBP: 0.286, SLG: 0.333 (9, PH)							1-2		FC6-2 SF8 1B	1	1	1	0	0	0										
<b>Inning Stats</b>	R: 0 E: 0 K: 1 S: 5	H: 0 LOB: 0 BB: 0 P: 5	R: 0 E: 0 K: 0 S: 3	H: 1 LOB: 1 BB: 1 P: 7	R: 0 E: 0 K: 2 S: 7	H: 0 LOB: 0 BB: 0 P: 7	R: 0 E: 0 K: 1 S: 7	H: 3 LOB: 2 BB: 0 P: 7	R: 0 E: 1 K: 1 S: 6	H: 1 LOB: 1 BB: 0 P: 6	R: 0 E: 0 K: 1 S: 5	H: 0 LOB: 0 BB: 0 P: 5	R: 3 E: 0 K: 0 S: 6	H: 4 LOB: 2 BB: 1 P: 10	R: 0 E: 0 K: 0 S: 3	H: 0 LOB: 0 BB: 0 P: 3	R: 3 E: 0 K: 0 S: 8	H: 4 LOB: 2 BB: 0 P: 8	1B: 11 2B: 2 3B: 0 HR: 0	SF: 1 SAC: 1 DP: 2 HBP: 0	WP: 0 PB: 0 SB: 0 CS: 0	PA: 40			
<b>PITCHER</b>	IP	WLS	BF	H	R	ER	SO	BB	IBB	HBP	BLK	WP	HR	S	P	ERA	WHIP								
Rick Mahler, R ERA: 5.02 Paul Assenmacher, L ERA: 4.68 Jim Acker, R ERA: 4.71 Larry McWilliams, L ERA: 5.11	7.0	L	29	9	3	3	6	1	1	0	0	0	0	39	47	3.86	1.429								

Batter	1	2	3	4	5	6	7	8	9	AB	R	H	RBI	BB	SO	LOB	BOTTOM								
Dion James, L OBP: 0.403, SLG: 0.449 (1, 8)	1-3 1B		SH3-1 2B		G5-4-3 BB		F8		3-1	4	0	2	0	1	0	2	<b>New York Mets @ Atlanta Braves</b> Atlanta-Fulton County Stadium, Atlanta, GA Tue Jul 07 1987, 7:05 PM EDT Unknown								
Andres Thomas, R OBP: 0.286, SLG: 0.325 (1, 6)	1-3 1-2		SH3-1 2-3		G5-4-3 1-2		6-3		6-3	4	0	0	0	0	5										
Gerald Perry, L OBP: 0.313, SLG: 0.355 (1, 3)	5-3		1-3				1B		1B G3-6-3 1B	4	2	2	0	0	2										
Dale Murphy, R OBP: 0.436, SLG: 0.608 (1, 9)	6-3		6-3				1B BB 1B		1B G3-6-3 1B	4	0	2	1	0	2										
Ken Griffey, L OBP: 0.370, SLG: 0.514 (1, 7)		F7			G6-4-3 1B		F9		G3-6-3 1-2 3-H	4	0	1	0	0	2										
Graig Nettles, L OBP: 0.310, SLG: 0.351 (1, 5)		F7			G6-4-3 1-2		F5		F8	4	0	0	0	0	2										
Bruce Benedict, R OBP: 0.307, SLG: 0.213 (1, 2)		BB BB			5-3		FC6-4 BB		3-1 1B 1B	2	0	1	0	2	0										
Glenn Hubbard, R OBP: 0.433, SLG: 0.439 (1, 4)		BB BB			1-6-3 1-2		FC6-4 1-2		3-1 1B	3	0	1	0	1	2										
Rick Mahler, R OBP: 0.191, SLG: 0.217 Albet Hui, S OBP: 0.387, SLG: 0.421 Paul Assenmacher, L OBP: 0.331, SLG: 0.333 Jim Acker, R OBP: 0.270, SLG: 0.270 Larry McWilliams, L OBP: 0.307, SLG: 0.408 Ted Simmons, S OBP: 0.307, SLG: 0.408 (1, 1) (7, PH) (8, 1) (9, 1) (9, PH)		4-3					6-3		F6	2	0	1	0	0	2										
<b>Inning Stats</b>	R: 0 E: 0 K: 0 S: 4	H: 1 LOB: 1 BB: 0 P: 4	R: 0 E: 0 K: 0 S: 3	H: 0 LOB: 2 BB: 2 P: 11	R: 0 E: 0 K: 0 S: 4	H: 1 LOB: 1 BB: 0 P: 4	R: 0 E: 0 K: 0 S: 3	H: 1 LOB: 0 BB: 0 P: 3	R: 0 E: 0 K: 0 S: 3	H: 1 LOB: 1 BB: 1 P: 7	R: 1 E: 1 K: 0 S: 5	H: 2 LOB: 2 BB: 1 P: 9	R: 0 E: 0 K: 0 S: 3	H: 0 LOB: 0 BB: 0 P: 3	R: 1 E: 0 K: 0 S: 4	H: 2 LOB: 0 BB: 0 P: 4		R: 0 E: 0 K: 0 S: 5	H: 2 LOB: 2 BB: 0 P: 5	1B: 9 2B: 1 3B: 0 HR: 0	SF: 0 SAC: 1 DP: 3 HBP: 0	WP: 0 PB: 0 SB: 1 CS: 0	PA: 38		
<b>PITCHER</b>	IP	WLS	BF	H	R	ER	SO	BB	IBB	HBP	BLK	WP	HR	S	P	ERA	WHIP								
Terry Leach, R ERA: 2.08 Jesse Orosco, L ERA: 5.5 Roger McDowell, R ERA: 4.69	6.0	W	26	6	1	1	0	4	0	0	0	0	0	7	7	1.50	1.667								

AB 36  
R 6  
H 13  
RBI 6  
BB 2  
SO 6  
LOB 16



AB 33  
R 2  
H 10  
RBI 1  
BB 4  
SO 0  
LOB 21







Batter	1	2	3	4	5	6	7	8	9	AB	R	H	RBI	BB	SO	LOB	TOP			
Lenny Dykstra, L OBP: 0.342, SLG: 0.468 Mookie Wilson, S OBP: 0.370, SLG: 0.510 (7, PH) (7, 8)										3	1	1	0	0	0	0	<b>New York Mets @ Atlanta Braves</b> Atlanta-Fulton County Stadium, Atlanta, GA Tue Jul 07 1987, 7:05 PM EDT Att: 20,382 - Unknown  <b>AB 35</b> <b>R 5</b> <b>H 9</b> <b>RBI 5</b> <b>BB 4</b> <b>SO 7</b> <b>LOB 17</b> 			
Tim Lincecum, R OBP: 0.320, SLG: 0.602 (1, 4)										5	0	1	0	0	0	4				
Keith Hernandez, L OBP: 0.367, SLG: 0.449 (1, 3)										5	1	2	0	0	2	1				
Kevin McReynolds, R OBP: 0.332, SLG: 0.500 (1, 7)										4	1	2	2	0	0	2				
Darryl Strawberry, L OBP: 0.380, SLG: 0.575 (1, 9)										4	0	0	0	1	0	4				
Howard Johnson, S OBP: 0.355, SLG: 0.489 (1, 5)											3	1	1	1	1	2		0		
Barry Lyons, R OBP: 0.274, SLG: 0.353 (1, 2)											3	0	0	1	0	0		1		
Rafael Santana, R OBP: 0.329, SLG: 0.388 (1, 6)											3	0	1	1	1	0		1		
Ron Darling, R OBP: 0.147, SLG: 0.212 Lee Mazzilli, S OBP: 0.432, SLG: 0.538 Randy Myers, L OBP: 0.333, SLG: 0.333 (7, PH) (7, 1)										2	0	0	0	0	2	0	0			
										0	0	0	0	1	0	0				
										1	0	0	0	0	1	2				
<b>Inning Stats</b>	R: 1 E: 0 K: 0 S: 5	H: 2 LOB: 1 BB: 0 P: 5	R: 0 E: 0 K: 1 S: 5	H: 0 LOB: 0 BB: 0 P: 5	R: 0 E: 0 K: 1 S: 7	H: 2 LOB: 2 BB: 0 P: 7	R: 0 E: 1 K: 1 S: 6	H: 0 LOB: 1 BB: 0 P: 6	R: 0 E: 0 K: 1 S: 4	H: 0 LOB: 0 BB: 1 P: 8	R: 1 E: 0 K: 0 S: 4	H: 1 LOB: 2 BB: 2 P: 12	R: 2 E: 0 K: 2 S: 10	H: 2 LOB: 2 BB: 1 P: 14	R: 1 E: 0 K: 0 S: 5	H: 2 LOB: 1 BB: 0 P: 5	1B: 8 2B: 1 3B: 0 HR: 0	SF: 2 SAC: 0 DP: 0 HBP: 0	WP: 1 PB: 0 CS: 1	PA: 42
<b>PITCHER</b>	IP WLS BF H R ER SO BB IBB HBP BLK WP HR S P ERA WHIP																			
Randy O'Neal, R ERA: 5.08 Jeff Dedmon, R ERA: 3.0 Paul Assenmacher, L ERA: 4.56 Larry McWilliams, L ERA: 6.39 Gene Garber, R ERA: 3.91	6.0 0.1 7.1 7.1 8.1 8.1	23 L 4 2 4 8	4 1 1 2 2 2	1 1 0 0 1 1	5 1 0 0 1 1	1 2 0 0 0 0	0 0 0 0 0 0	0 0 0 0 0 0	0 0 0 0 0 0	0 0 1 0 0 0	32 2 2 6 9	36 10 2 6 13	1.50 27.00 0.00 54.00 5.40	0.833 9.000 0.000 6.000 1.200						

Batter	1	2	3	4	5	6	7	8	9	AB	R	H	RBI	BB	SO	LOB	BOTTOM			
Albert Hall, S OBP: 0.390, SLG: 0.419 (1, 8)										3	0	1	0	1	1	2	<b>New York Mets @ Atlanta Braves</b> Atlanta-Fulton County Stadium, Atlanta, GA Tue Jul 07 1987, 7:05 PM EDT Att: 20,382 - Unknown  <b>AB 34</b> <b>R 1</b> <b>H 8</b> <b>RBI 1</b> <b>BB 2</b> <b>SO 4</b> <b>LOB 18</b> 			
Gerald Perry, L OBP: 0.312, SLG: 0.357 Larry McWilliams, L OBP: 0.333, SLG: 0.333 Gene Garber, R (8, 1)										4	1	1	0	0	0	4				
Ken Griffey, L OBP: 0.368, SLG: 0.509 (1, 7)										4	0	1	0	0	0	1				
Dale Murphy, R OBP: 0.434, SLG: 0.602 (1, 9)										3	0	0	0	1	1	1				
Ted Simmons, S OBP: 0.333, SLG: 0.412 (1, 5)										4	0	2	1	0	0	0				
Ozzie Virgil, R OBP: 0.322, SLG: 0.519 (1, 2)										4	0	0	0	0	1	4				
Andres Thomas, R OBP: 0.285, SLG: 0.324 (1, 6)										4	0	1	0	0	1	2				
Glenn Hubbard, R OBP: 0.430, SLG: 0.436 (1, 4)										4	0	1	0	0	0	1				
Randy O'Neal, R OBP: 0.158, SLG: 0.111 Jeff Dedmon, L OBP: 0.152, SLG: 0.100 Paul Assenmacher, L Gary Roenicke, R OBP: 0.321, SLG: 0.323 (8, 3)											2	0	0	0	0	2	0			
										0	0	0	0	0	0	0				
										2	0	1	0	0	0	1				
<b>Inning Stats</b>	R: 1 E: 1 K: 1 S: 7	H: 2 LOB: 2 BB: 1 P: 11	R: 0 E: 0 K: 0 S: 5	H: 2 LOB: 0 BB: 0 P: 5	R: 0 E: 0 K: 1 S: 5	H: 0 LOB: 0 BB: 0 P: 5	R: 0 E: 0 K: 0 S: 3	H: 0 LOB: 0 BB: 0 P: 5	R: 0 E: 0 K: 0 S: 5	H: 2 LOB: 2 BB: 0 P: 5	R: 0 E: 0 K: 0 S: 3	H: 1 LOB: 1 BB: 1 P: 7	R: 0 E: 0 K: 1 S: 5	H: 0 LOB: 0 BB: 0 P: 5	R: 0 E: 1 K: 1 S: 6	H: 0 LOB: 1 BB: 0 P: 6	1B: 7 2B: 1 3B: 0 HR: 0	SF: 0 SAC: 0 DP: 0 HBP: 0	WP: 0 PB: 0 CS: 0	PA: 36
<b>PITCHER</b>	IP WLS BF H R ER SO BB IBB HBP BLK WP HR S P ERA WHIP																			
Ron Darling, R ERA: 4.82 Randy Myers, L ERA: 4.82	6.0 3.0	W 25 S 11	7 1	1 0	1 0	2 2	1 0	0 0	0 0	0 0	0 0	14 14	18 18	0.00 0.667						



Batter	1	2	3	4	5	6	7	8	9	AB	R	H	RBI	BB	SO	LOB	TOP					
Lenny Dykstra, L (1, 8) OBP: 0.339, SLG: 0.462	0-3 K		0-0 E S 3-1 1B		0-0 3-1		0-0 6-3		0-3 K	5	1	1	0	0	2	0	<p><b>New York Mets @ Atlanta Braves</b> Atlanta-Fulton County Stadium, Atlanta, GA</p> <p>Wed Jul 08 1987, 7:05 PM EDT Att: 16,070 - Unknown</p> <p>livebaseballscores.com</p> <p>AB 34 R 3 H 6 RBI 3 BB 2 SO 8 LOB 15</p> 					
Wally Backman, S (1, 4) OBP: 0.302, SLG: 0.292	0-0 6-3		4-0 3-1 E 1-2 BB		0-0 F4		0-3 K			3	0	0	0	1	1	0						
Keith Hernandez, L (1, 3) OBP: 0.365, SLG: 0.444	4-0 BB		0-0 E7 3-1 1-2 2-3		0-0 L7		0-0 F7			3	0	0	0	1	0	2						
Gary Carter, R (1, 2) OBP: 0.307, SLG: 0.415	0-0 F6		0-0 3-1 1-2 2-3 3-H			0-3 K		0-0 P3		4	0	0	1	0	1	3						
Darryl Strawberry, L (1, 9) OBP: 0.382, SLG: 0.592		0-0 4-3	0-3 K			0-0 HR		0-0 SF8 3B		4	2	2	1	0	1	2						
Kevin McReynolds, R (1, 7) OBP: 0.331, SLG: 0.498		0-0 1B	0-0 F7			0-0 E5 1B		0-0 SF8		3	0	1	1	0	0	2						
Howard Johnson, S (1, 5) OBP: 0.350, SLG: 0.482		0-0 F9		0-0 F9		0-0 F7		0-0 L8		4	0	0	0	0	0	2						
Rafael Santana, R (1, 6) OBP: 0.332, SLG: 0.390		0-0 1B	0-3 K			0-0 1B		0-0 6-3		4	0	2	0	0	1	0						
Sid Fernandez, L (1, 1) OBP: 0.200, SLG: 0.242		0-0 F7	0-3 K			0-0 L1		0-3 K		2	0	0	0	0	1	2						
Dave Magadan, L (6, PH) OBP: 0.351, SLG: 0.412										1	0	0	0	0	0	2						
Doug Sisk, R (6, 1) OBP: 0.427, SLG: 0.531										0	0	0	0	0	0	0						
Lee Mazzilli, S (9, PH)										1	0	0	0	0	1	0						
<b>Inning Stats</b>	R: 0 E: 0 K: 1 S: 5	H: 0 LOB: 1 BB: 1 P: 9	R: 0 E: 0 K: 0 S: 5	H: 2 LOB: 2 BB: 0 P: 5	R: 1 E: 1 K: 1 S: 7	H: 1 LOB: 2 BB: 1 P: 11	R: 0 E: 0 K: 2 S: 7	H: 0 LOB: 0 BB: 0 P: 7	R: 0 E: 0 K: 0 S: 3	H: 0 LOB: 0 BB: 0 P: 3	R: 1 E: 1 K: 1 S: 8	H: 2 LOB: 2 BB: 0 P: 8	R: 0 E: 0 K: 1 S: 5	H: 0 LOB: 0 BB: 0 P: 5	R: 1 E: 0 K: 0 S: 4	H: 1 LOB: 0 BB: 0 P: 4	R: 0 E: 0 K: 2 S: 7	H: 0 LOB: 0 BB: 0 P: 7	1B: 4 2B: 0 3B: 1 HR: 1	SF: 1 SAC: 0 DP: 0 HBP: 0	WP: 0 PB: 0 SB: 1 CS: 0	PA: 37
<b>PITCHER</b> Charlie Puleo, R (1, 1) ERA: 4.13	IP 9.0 WLS W BF 37 H 6 R 3 ER 2 SO 8 BB 2 IBB 0 HBP 0 BLK 0 WP 0 HR 1 S 51 P 59 ERA 2.00 WHIP 0.889															<b>PITCHER</b>	IP 9.0 WLS W BF 37 H 6 R 3 ER 2 SO 8 BB 2 IBB 0 HBP 0 BLK 0 WP 0 HR 1 S 51 P 59 ERA 2.00 WHIP 0.889					

Batter	1	2	3	4	5	6	7	8	9	AB	R	H	RBI	BB	SO	LOB	BOTTOM			
Albert Hall, S (1, 8) OBP: 0.377, SLG: 0.403	0-0 F8	0-0 L9		0-0 L5		0-3 K		0-0 F7		5	0	0	0	0	1	4	<p><b>New York Mets @ Atlanta Braves</b> Atlanta-Fulton County Stadium, Atlanta, GA</p> <p>Wed Jul 08 1987, 7:05 PM EDT Att: 16,070 - Unknown</p> <p>livebaseballscores.com</p> <p>AB 34 R 5 H 9 RBI 4 BB 4 SO 5 LOB 23</p> 			
Andres Thomas, R (1, 6) OBP: 0.286, SLG: 0.330	0-0 1B		0-0 F9	0-0 F8			0-0 1B E 1B	0-0 5-3		5	2	2	0	0	0	3				
Gary Roenicke, R (1, 3) OBP: 0.333, SLG: 0.382	0-0 1B		0-0 6-3		0-0 HR		0-0 1B S E FC3-6 1B			3	1	2	2	0	0	0				
Gerald Perry, L (7, PH) OBP: 0.314, SLG: 0.360	2-H 1B						1-3 FC3-6 1B			1	1	1	0	0	0	0				
Dale Murphy, R (1, 9) OBP: 0.432, SLG: 0.597	0-0 F8		0-0 G3		0-0 1B S		0-0 E5 FC3-6 S			4	0	1	0	0	0	2				
Ken Griffey, L (1, 7) OBP: 0.370, SLG: 0.509	0-0 1B			0-0 BB 1B 1B	0-0 F7		1-2 F7			4	1	2	0	0	0	3				
Ozzie Virgil, R (1, 2) OBP: 0.325, SLG: 0.515	0-3 K			4-0 BB 1B FC5-2 BB	0-0 L7		4-0 FC3-6 IBB			2	0	0	0	2	1	3				
Graig Nettles, L (1, 5) OBP: 0.308, SLG: 0.348		0-0 G3		0-0 FC5-2 BB 1B	0-0 F7		1-2 2-3 3-H FC3-6			4	0	1	2	0	0	3				
Glenn Hubbard, R (1, 4) OBP: 0.428, SLG: 0.431		0-0 L8		4-0 FC5-2 BB		0-3 K		0-0 F8		3	0	0	0	1	1	2				
Charlie Puleo, R (1, 1) OBP: 0.313, SLG: 0.467		4-0 BB		0-0 FC5-2		0-3 K		0-3 K		3	0	0	0	1	2	3				
<b>Inning Stats</b>	R: 1 E: 0 K: 1 S: 8	H: 3 LOB: 2 BB: 0 P: 8	R: 0 E: 0 K: 0 S: 3	H: 0 LOB: 1 BB: 1 P: 7	R: 0 E: 0 K: 0 S: 3	H: 0 LOB: 0 BB: 0 P: 3	R: 1 E: 0 K: 0 S: 5	H: 2 LOB: 3 BB: 2 P: 13	R: 1 E: 0 K: 0 S: 5	H: 2 LOB: 1 BB: 0 P: 5	R: 0 E: 0 K: 3 S: 9	H: 0 LOB: 0 BB: 0 P: 9	R: 2 E: 1 K: 0 S: 6	H: 2 LOB: 2 BB: 1 P: 10	R: 0 E: 0 K: 1 S: 5	H: 0 LOB: 0 BB: 0 P: 5	1B: 7 2B: 1 3B: 0 HR: 1	SF: 0 SAC: 0 DP: 0 HBP: 0	WP: 0 PB: 0 SB: 3 CS: 0	PA: 38
<b>PITCHER</b> Sid Fernandez, L (1, 1) ERA: 3.45	IP 5.0 WLS L BF 25 H 7 R 3 ER 3 SO 3 BB 3 IBB 0 HBP 0 BLK 0 WP 0 HR 1 S 24 P 36 ERA 5.40 WHIP 2.000															<b>PITCHER</b>	IP 5.0 WLS L BF 25 H 7 R 3 ER 3 SO 3 BB 3 IBB 0 HBP 0 BLK 0 WP 0 HR 1 S 24 P 36 ERA 5.40 WHIP 2.000			
Doug Sisk, R (6, 1) ERA: 3.59	1.0 6 2 2 0 3 0 0 0 0 0 0 12 12 0.00 2.000																1.0 6 2 2 0 3 0 0 0 0 0 0 12 12 0.00 2.000			
Jesse Orosco, L (7, 1) ERA: 5.21	2.0 7 0 0 0 1 0 1 0 0 0 0 8 12 0.00 0.000																2.0 7 0 0 0 1 0 1 0 0 0 0 8 12 0.00 0.000			







Batter	1	2	3	4	5	6	7	8	9	AB	R	H	RBI	BB	SO	LOB	TOP								
Juan Samuel, R (1.4) OBP: 0.346, SLG: 0.509	B1-3		HR		CS		1B		HR	3	3	2	1	2	0	0	Philadelphia Phillies @ Atlanta Braves Atlanta-Fulton County Stadium, Atlanta, GA Fri Jul 10 1987, 7:05 PM EDT Att: 12,068 - Unknown								
Milt Thompson, L (1.8) OBP: 0.323, SLG: 0.392	F9		HR		F5		1B		G3	5	2	3	2	0	0	1									
Von Hayes, L (1.3) OBP: 0.444, SLG: 0.539	F9		HR		2B		K		FC3-6	5	0	3	0	0	1	3									
Mike Schmidt, R (1.5) OBP: 0.390, SLG: 0.551	F9		F9		2B		1B		FC3-6	3	0	2	2	2	0	1									
Glenn Wilson, R (1.9) OBP: 0.337, SLG: 0.461	K		1B		F8		1B		FC3-6	5	0	2	0	0	1	5									
Chris James, R (1.7) OBP: 0.352, SLG: 0.552		6-3	F9		L1-6		2B		K	5	0	2	0	0	1	4									
Darren Daulton, L (1.2) OBP: 0.268, SLG: 0.400		K			L1-6		2B		SH1-3	3	0	0	0	0	2	1									
Ken Dowell, R (1.6) OBP: 0.161, SLG: 0.133		4-3			P2				K	3	0	0	0	0	0	0									
Keith Hughes, L (8, PH) OBP: 0.294, SLG: 0.412									K	1	0	0	0	0	1	2									
Luis Aguayo, R (8, 6) OBP: 0.282, SLG: 0.447									K	0	0	0	0	0	0	0									
Shane Rawley, R (1.1) OBP: 0.250, SLG: 0.298					F5				K	3	0	0	0	0	1	0									
Greg Gross, L (8, PH) OBP: 0.414, SLG: 0.411									K	1	0	0	0	0	1	2									
Steve Bedrosian, R (8, 1)									K	0	0	0	0	0	0	0									
<b>Inning Stats</b>	R: 1 E: 0 K: 1 S: 7	H: 2 LOB: 1 BB: 0 P: 7	R: 0 E: 0 K: 1 S: 5	H: 0 LOB: 0 BB: 0 P: 5	R: 2 E: 0 K: 1 S: 8	H: 3 LOB: 2 BB: 1 P: 12	R: 0 E: 0 K: 1 S: 5	H: 0 LOB: 0 BB: 0 P: 5	R: 0 E: 0 K: 0 S: 4	H: 2 LOB: 2 BB: 1 P: 8	R: 0 E: 0 K: 0 S: 3	H: 1 LOB: 0 BB: 0 P: 3	R: 1 E: 0 K: 1 S: 6	H: 2 LOB: 2 BB: 1 P: 10	R: 0 E: 0 K: 2 S: 9	H: 2 LOB: 2 BB: 0 P: 9	R: 1 E: 0 K: 1 S: 7	H: 2 LOB: 2 BB: 1 P: 11	1B: 8 2B: 5 3B: 0 HR: 2	SF: 0 SAC: 1 DP: 1 HBP: 0	WP: 0 PB: 0 SB: 1 CS: 1	PA: 42			
<b>PITCHER</b>	IP WLS BF H R ER SO BB IBB HBP BLK WP HR S P ERA WHIP	7.0 L 31 10 4 4 5 2 1 0 0 0 1 38 50 5.14 1.714	2.0 S 11 4 1 1 3 0 1 0 0 0 1 16 20 4.50 2.000																						

Batter	1	2	3	4	5	6	7	8	9	AB	R	H	RBI	BB	SO	LOB	BOTTOM								
Albert Hall, S (1.8) OBP: 0.365, SLG: 0.388	F8		1-3		L9			4-3	K	5	0	0	0	0	1	3	Philadelphia Phillies @ Atlanta Braves Atlanta-Fulton County Stadium, Atlanta, GA Fri Jul 10 1987, 7:05 PM EDT Att: 12,068 - Unknown								
Andres Thomas, R (1.6) OBP: 0.298, SLG: 0.344	6-3		5-3			WP	BB	1B		4	1	2	0	0	0	0									
Gary Roenicke, R (1.3) OBP: 0.333, SLG: 0.423						L6		K		3	1	1	1	0	1	1									
Gerald Perry, L (8, PH) OBP: 0.311, SLG: 0.353					HR			K		1	0	0	0	0	1	1									
Dale Murphy, R (1.9) OBP: 0.432, SLG: 0.600		F9			K		SF7	WP	BB	2	0	0	0	2	1	0									
Ken Griffey, L (1.7) OBP: 0.369, SLG: 0.515		2B	FC5-2	BB	F7		SF7		4-3	2	0	0	1	1	0	2									
Graig Nettles, L (1.5) OBP: 0.303, SLG: 0.363					6-3		1-3	2-H	K	4	0	1	0	0	1	1									
Bruce Benedict, R (1.2) OBP: 0.295, SLG: 0.203									F3	3	0	0	0	0	0	2									
Dion James, L (8, PH) OBP: 0.408, SLG: 0.450		FC5-2	FC5-4		P3			5-3	1B	0	0	0	0	1	0	0									
Glenn Hubbard, R (1.4) OBP: 0.430, SLG: 0.439		3-H	FC5-4					4-3	BB	4	0	2	0	0	0	2									
Doyle Alexander, R (1.1) OBP: 0.080, SLG: 0.042					5-3				1B	2	0	0	0	0	1	1									
Paul Runge, R (7, PH)									F2	1	0	0	0	0	0	0									
Gene Garber, R (8, 1)										0	0	0	0	0	0	0									
Ted Simmons, S (8, PH) OBP: 0.330, SLG: 0.408										1	0	0	0	0	0	2									
<b>Inning Stats</b>	R: 0 E: 0 K: 1 S: 5	H: 0 LOB: 0 BB: 0 P: 5	R: 0 E: 0 K: 0 S: 4	H: 1 LOB: 2 BB: 1 P: 8	R: 0 E: 0 K: 0 S: 3	H: 0 LOB: 0 BB: 0 P: 3	R: 1 E: 0 K: 1 S: 6	H: 1 LOB: 0 BB: 0 P: 6	R: 0 E: 0 K: 1 S: 6	H: 1 LOB: 1 BB: 1 P: 10	R: 0 E: 0 K: 0 S: 3	H: 0 LOB: 0 BB: 0 P: 3	R: 0 E: 0 K: 1 S: 6	H: 1 LOB: 2 BB: 1 P: 10	R: 0 E: 0 K: 1 S: 6	H: 1 LOB: 2 BB: 1 P: 10	R: 0 E: 0 K: 1 S: 6	H: 1 LOB: 2 BB: 1 P: 10	1B: 3 2B: 2 3B: 0 HR: 1	SF: 1 SAC: 0 DP: 0 HBP: 0	WP: 1 PB: 0 SB: 0 CS: 0	PA: 37			
<b>PITCHER</b>	IP WLS BF H R ER SO BB IBB HBP BLK WP HR S P ERA WHIP	7.0 W 27 4 2 2 4 2 0 0 0 0 1 33 41 2.57 0.857	2.0 S 10 2 0 0 2 2 0 0 0 0 0 0 12 20 0.00 2.000																						





Batter	1	2	3	4	5	6	7	8	9	AB	R	H	RBI	BB	SO	LOB	TOP					
Juan Samuel, R (1,4) OBP: 0.342, SLG: 0.503	G3		K		K		L8			4	0	0	0	0	2	2						
Milt Thompson, L (1,8) OBP: 0.326, SLG: 0.397	CS 2B			G3	K			G3-6-3 1B		4	0	2	0	0	1	1						
Von Hayes, L (1,3) OBP: 0.444, SLG: 0.548	K					HR		G3-6-3 1-2		3	1	1	1	1	1	2						
Mike Schmidt, R (1,5) OBP: 0.392, SLG: 0.567		F8		L7		1B FC1-2 2B		HR		4	1	2	1	0	0	1						
Lance Parrish, R (1,2) OBP: 0.292, SLG: 0.379		F8		4-3		FC1-2 1B		K		4	0	1	0	0	1	1						
Glenn Wilson, R (1,9) OBP: 0.336, SLG: 0.461		5-3			1B SH1-3 2B	FC1-2 G4-6-3 1B		5-3		4	1	1	0	0	0	2						
Greg Gross, L (1,7) OBP: 0.418, SLG: 0.429			3-1 2B		1B SH1-3	G4-6-3 1-2		F7		4	1	2	0	0	0	2						
Ken Dowell, R (1,6) OBP: 0.156, SLG: 0.129			3-1		SH1-3		G3			1	0	0	1	0	0	1						
Keith Hughes, L (7, PH) OBP: 0.278, SLG: 0.389										1	0	0	0	0	0	0						
Wally Ritchie, L (7, PH) OBP: 0.500, SLG: 0.500										0	0	0	0	0	0	0						
Kent Tekulve, R (8, PH) OBP: 0.308, SLG: 0.382			2-3							1	0	1	0	0	0	0						
Don Carman, L (1,1) OBP: 0.094, SLG: 0.094			6-3							2	0	1	1	0	0	1						
Michael Jackson, R (5, PH) OBP: 0.200, SLG: 0.143										0	0	0	0	0	0	0						
Luis Aquayo, R (7, PH) OBP: 0.281, SLG: 0.444										1	0	0	0	0	0	0						
Darren Daulton, L (9, PH) OBP: 0.392, SLG: 0.392										1	0	0	0	0	0	1						
<b>Inning Stats</b>	R: 0 E: 0 K: 1 S: 5	H: 1 LOB: 1 BB: 0 P: 5	R: 0 E: 0 K: 0 S: 3	H: 0 LOB: 0 BB: 0 P: 3	R: 0 E: 0 K: 1 S: 6	H: 1 LOB: 1 BB: 0 P: 6	R: 0 E: 0 K: 0 S: 3	H: 0 LOB: 1 BB: 1 P: 7	R: 2 E: 0 K: 2 S: 10	H: 3 LOB: 1 BB: 0 P: 10	R: 1 E: 0 K: 0 S: 5	H: 3 LOB: 1 BB: 0 P: 5	R: 0 E: 0 K: 0 S: 3	H: 0 LOB: 0 BB: 0 P: 3	R: 1 E: 0 K: 1 S: 6	H: 2 LOB: 0 BB: 0 P: 6	R: 0 E: 0 K: 0 S: 4	H: 1 LOB: 1 BB: 0 P: 4	1B: 5 2B: 5 3B: 0 HR: 2	SF: 0 SAC: 1 DP: 3 HBP: 0	WP: 0 PB: 0 SB: 0 CS: 1	PA: 36
<b>PITCHER</b>	IP WLS BF H R ER SO BB IBB HBP BLK WP HR S P ERA WHIP																					
Rick Mahler, R (1,1) ERA: 5.04	5.0 W 23 8 3 3 4 1 0 0 0 0 1 30 34 5.40 1.800																					
Jim Acker, R (6,1) ERA: 4.57	4.0 S 13 3 1 1 1 0 0 0 0 0 1 15 15 2.25 0.750																					

Philadelphia Phillies @ Atlanta Braves  
Atlanta-Fulton County Stadium, Atlanta, GA  
Sat Jul 11 1987, 7:05 PM EDT  
Att: 30,503 - Unknown

AB 34  
R 4  
H 11  
RBI 4  
BB 1  
SO 5  
LOB 14



Batter	1	2	3	4	5	6	7	8	9	AB	R	H	RBI	BB	SO	LOB	BOTTOM			
Albert Hall, S (1,8) OBP: 0.369, SLG: 0.387	F9		K		BB 1B BB		CS 1B			3	1	1	0	1	1	0				
Ken Oberkfell, L (1,5) OBP: 0.370, SLG: 0.402	1-3		F9		BB 1B		1-3			4	1	1	0	0	0	1				
Gary Roenicke, R (1,3) OBP: 0.326, SLG: 0.411			F8		BB 1B					2	0	0	0	0	0	0				
Gerald Perry, L (5, PH) OBP: 0.316, SLG: 0.355	F7				BB 1B					1	0	1	1	1	0	0				
Dale Murphy, R (1,9) OBP: 0.433, SLG: 0.602		G3 2B		F7	BB 1B		F8			4	1	2	2	0	0	1				
Ken Griffey, L (1,7) OBP: 0.363, SLG: 0.506		G3		4-3	L9			K		4	0	0	0	0	1	3				
Andres Thomas, R (1,6) OBP: 0.297, SLG: 0.346				K	K			6-3		4	0	1	1	0	2	2				
Ozzie Virgil, R (1,2) OBP: 0.319, SLG: 0.500		F6			F8		6-3	E3 FC4-6		4	0	0	0	0	0	1				
Glenn Hubbard, R (1,4) OBP: 0.431, SLG: 0.449					HR		L5	FC4-6 1-2		3	1	1	1	1	0	1				
Rick Mahler, R (1,1) OBP: 0.204, SLG: 0.250					BB 2B					2	1	1	0	0	0	2				
Jim Acker, R (6,1) OBP: 0.222, SLG: 0.222		F4			BB 2B		K			1	0	0	0	0	1	0				
<b>Inning Stats</b>	R: 0 E: 0 K: 0 S: 3	H: 0 LOB: 0 BB: 0 P: 3	R: 1 E: 0 K: 0 S: 5	H: 2 LOB: 2 BB: 1 P: 9	R: 0 E: 0 K: 1 S: 5	H: 0 LOB: 0 BB: 0 P: 5	R: 0 E: 0 K: 1 S: 5	H: 0 LOB: 0 BB: 0 P: 5	R: 4 E: 0 K: 1 S: 9	H: 4 LOB: 2 BB: 2 P: 17	R: 0 E: 0 K: 1 S: 5	H: 0 LOB: 0 BB: 0 P: 5	R: 0 E: 0 K: 0 S: 4	H: 2 LOB: 1 BB: 0 P: 4	R: 0 E: 1 K: 1 S: 6	H: 0 LOB: 1 BB: 0 P: 6	1B: 4 2B: 3 3B: 0 HR: 1	SF: 0 SAC: 0 DP: 0 HBP: 0	WP: 0 PB: 0 SB: 0 CS: 1	PA: 35
<b>PITCHER</b>	IP WLS BF H R ER SO BB IBB HBP BLK WP HR S P ERA WHIP																			
Don Carman, L (1,1) ERA: 5.35	4.1 L 20 5 5 5 2 1 0 0 0 0 0 22 30 10.38 1.385																			
Michael Jackson, R (5,1) ERA: 4.04	1.2 7 1 0 0 2 1 0 0 0 0 0 10 14 0.00 1.200																			
Wally Ritchie, L (7,1) ERA: 3.16	1.0 4 2 0 0 0 0 0 0 0 0 0 4 4 0.00 2.000																			
Kent Tekulve, R (8,1) ERA: 3.57	1.0 4 0 0 0 1 0 0 0 0 0 0 6 6 0.00 0.000																			

Philadelphia Phillies @ Atlanta Braves  
Atlanta-Fulton County Stadium, Atlanta, GA  
Sat Jul 11 1987, 7:05 PM EDT  
Att: 30,503 - Unknown

AB 32  
R 5  
H 8  
RBI 5  
BB 3  
SO 5  
LOB 11





Batter	1	2	3	4	5	6	7	8	9	AB	R	H	RBI	BB	SO	LOB	TOP		
Juan Samuel, R (1,4) OBP: 0.346, SLG: 0.506	1-0 G4-6-3 HBP		0-0 CS 1B		0-0 2H 3H 2B		0-0 5-3		0-0 F9	4	0	2	2	0	0	1			
Milt Thompson, L (1,8) OBP: 0.322, SLG: 0.392	0-0 G4-6-3 1-2		0-0 3-1 1-2		0-0 K		0-0 4-3			4	0	0	0	0	0	1			
Von Hayes, L (1,3) OBP: 0.448, SLG: 0.549	0-0 E WP 1B			0-0 G6-4-3 1B		4-0 1B BB		0-0 B4-3		3	1	2	0	1	0	0			
Mike Schmidt, R (1,5) OBP: 0.390, SLG: 0.566	0-3 K FC4			0-0 G6-4-3 1-2		0-0 F7		0-0 2B		4	0	1	0	0	1	3			
Lance Parrish, R (1,2) OBP: 0.292, SLG: 0.377	0-0 FC4 1-2			0-0 L6		0-0 1B 1-2		0-3 K		4	0	1	0	0	1	3			
Glenn Wilson, R (1,9) OBP: 0.335, SLG: 0.459		0-0 F8			0-0 SH1-4 2B 1B		0-0 F8		0-0 5-3	4	1	1	0	0	0	3			
Chris James, R (1,7) OBP: 0.356, SLG: 0.551		0-0 G6-4-3 1B			0-0 F9		0-0 1-2 2H 1B		0-3 K	4	0	2	1	0	1	1	AB 34 R 3 H 11 RBI 3 BB 1 SO 4 LOB 18		
Luis Aguayo, R (1,6) OBP: 0.286, SLG: 0.452		0-0 G6-4-3 1-2			0-0 SH1-4 2B 1B		0-0 4-3		0-0 2B	4	1	2	0	0	0	3			
Bruce Ruffin, S (1,1) OBP: 0.281, SLG: 0.077			0-0 3-1				0-0 F9		0-0 F7	1	0	0	0	0	0	0			
Doug Bair, R (5,1) OBP: 0.341, SLG: 0.457										0	0	0	0	0	0	0			
Rick Schi, R (7,PH) OBP: 0.311, SLG: 0.457										0	0	0	0	0	0	0			
Tom Hume, R (7,1) OBP: 0.311, SLG: 0.288										0	0	0	0	0	0	0			
Wally Ritchie, L (8,1) OBP: 0.329, SLG: 0.500										0	0	0	0	0	0	0			
Ron Roenicke, S (8,PH) OBP: 0.300, SLG: 0.371										1	0	0	0	0	0	1			
<b>Inning Stats</b>	R: 0 E: 1 K: 1 S: 6	H: 1 LOB: 2 BB: 0 P: 7	R: 0 E: 0 K: 0 S: 3	H: 1 LOB: 0 BB: 0 P: 3	R: 0 E: 0 K: 0 S: 3	H: 1 LOB: 0 BB: 0 P: 3	R: 2 E: 0 K: 1 S: 8	H: 3 LOB: 1 BB: 0 P: 8	R: 1 E: 0 K: 0 S: 5	H: 2 LOB: 2 BB: 1 P: 9	R: 0 E: 0 K: 0 S: 3	H: 0 LOB: 0 BB: 0 P: 3	R: 0 E: 0 K: 1 S: 6	H: 1 LOB: 1 BB: 0 P: 6	R: 0 E: 0 K: 1 S: 6	H: 1 LOB: 1 BB: 0 P: 6	1B: 8 2B: 3 3B: 0 HR: 0	SF: 0 SAC: 1 DP: 3 HBP: 1	WP: 1 PA: 37 PB: 0 CS: 1
<b>PITCHER</b>	IP WLS BF H R ER SO BB IBB HBP BLK WP HR S P ERA WHIP	IP WLS BF H R ER SO BB IBB HBP BLK WP HR S P ERA WHIP																	
Randy O'Neal, R (1,1) ERA: 5.01	6.0 W 26 9 3 3 2 1 0 1 0 1 0 28 33 4.50 1.667	3.0 S 11 2 0 0 2 0 0 0 0 0 0 15 15 0.00 0.667																	
Paul Assenmacher, L (7,1) ERA: 4.08																			

Philadelphia Phillies @ Atlanta Braves  
Atlanta-Fulton County Stadium, Atlanta, GA  
Sun Jul 12 1987, 3:33 AM EDT  
Att: 16,579 - Unknown

AB	34
R	3
H	11
RBI	3
BB	1
SO	4
LOB	18



Batter	1	2	3	4	5	6	7	8	9	AB	R	H	RBI	BB	SO	LOB	BOTTOM		
Albert Hall, S (1,8) OBP: 0.370, SLG: 0.397	0-0 4-3		0-0 SF9		0-0 FC2-5 2H 2B	0-3 K		0-0 SH5-4 1B 1B		4	1	2	2	0	1	0			
Ken Oberkfell, L (1,5) OBP: 0.374, SLG: 0.405	0-0 G1-6-3 1B		0-0 FC5-4 1B		0-0 FC2-5 WP 2B	0-0 HR 1B		0-0 F5		5	2	3	1	0	0	2			
Gary Roenicke, R (1,3) OBP: 0.333, SLG: 0.468	0-0 G1-6-3 1-2		0-0 FC5-4 1-2		0-0 G3 1H 1B 2B	0-0 HR 1B		0-0 SH5-4		4	2	2	3	0	0	2			
Paul Assenmacher, L (7,1)										0	0	0	0	0	0	0			
Dale Murphy, R (1,9) OBP: 0.437, SLG: 0.603		0-3 K		0-0 BB 1B	4-0 G3 1B IBB	0-0 1B 1B		4-0 1B IBB		3	1	2	0	2	1	0			
Ken Griffey, L (1,7) OBP: 0.364, SLG: 0.504		0-0 L8		0-0 F2	0-0 G3 1-2 2-3 1B	0-0 1B		0-0 1-3 2H 1B		5	0	2	1	0	0	3			
Andres Thomas, R (1,6) OBP: 0.295, SLG: 0.343		0-0 5-3		0-0 L7	0-0 FC5-4 BB 1B	0-0 P3		0-0 F5		5	0	1	2	0	0	5			
Ozzie Virgil, R (1,2) OBP: 0.325, SLG: 0.500			0-0 SH1-4 SF9 1B	4-0 BB 1-2 BB	4-0 BB 1-2 BB		0-0 6-3			2	1	1	0	2	0	0	AB 35 R 9 H 13 RBI 9 BB 4 SO 4 LOB 17		
Glenn Hubbard, R (1,4) OBP: 0.425, SLG: 0.442			0-0 E4 SF9 SH1-4 1B	0-3 K	0-0 FC5 2-3	0-0 F6		0-0 F6		4	1	0	0	0	1	5			
Randy O'Neal, R (1,1) OBP: 0.150, SLG: 0.105			0-0 SH1-4		0-0 E6 2B	0-0 G3		0-3 K		1	1	0	0	0	0	0			
Graig Nettles, L (6,PH) OBP: 0.301, SLG: 0.360										1	0	0	0	0	0	0			
Gerald Perry, L (7,3) OBP: 0.315, SLG: 0.354										1	0	0	0	0	1	0			
<b>Inning Stats</b>	R: 0 E: 0 K: 0 S: 3	H: 1 LOB: 0 BB: 0 P: 3	R: 0 E: 0 K: 1 S: 5	H: 0 LOB: 0 BB: 0 P: 5	R: 2 E: 1 K: 0 S: 6	H: 2 LOB: 1 BB: 0 P: 6	R: 0 E: 0 K: 1 S: 6	H: 1 LOB: 2 BB: 1 P: 10	R: 4 E: 1 K: 0 S: 7	H: 3 LOB: 2 BB: 2 P: 15	R: 2 E: 0 K: 1 S: 9	H: 4 LOB: 0 BB: 0 P: 9	R: 0 E: 0 K: 0 S: 5	H: 0 LOB: 0 BB: 0 P: 5	R: 1 E: 0 K: 0 S: 5	H: 2 LOB: 2 BB: 1 P: 9	1B: 10 2B: 2 3B: 0 HR: 1	SF: 1 SAC: 2 DP: 1 HBP: 0	WP: 1 PA: 42 PB: 0 CS: 0
<b>PITCHER</b>	IP WLS BF H R ER SO BB IBB HBP BLK WP HR S P ERA WHIP	IP WLS BF H R ER SO BB IBB HBP BLK WP HR S P ERA WHIP																	
Bruce Ruffin, L (1,1) ERA: 4.37	4.2 L 23 6 6 1 2 1 0 0 0 0 1 11 15 13.50 4.500	1.1 10 5 2 2 1 1 0 0 0 0 0 5 5 0.00 0.000																	
Doug Bair, R (5,1) ERA: 5.93																			
Tom Hume, R (7,1) ERA: 5.63																			
Wally Ritchie, L (8,1) ERA: 3.34																			

Philadelphia Phillies @ Atlanta Braves  
Atlanta-Fulton County Stadium, Atlanta, GA  
Sun Jul 12 1987, 3:33 AM EDT  
Att: 16,579 - Unknown

AB	35
R	9
H	13
RBI	9
BB	4
SO	4
LOB	17





Batter	1	2	3	4	5	6	7	8	9	AB	R	H	RBI	BB	SO	LOB	TOP			
Dion James, L (1.8) OBP: 0.410, SLG: 0.448	0-0 BB 1B		0-0 F6		0-0 4-3			4-0 G3-6-1 BB		3	0	1	0	1	0	1	<b>Atlanta Braves @ Montreal Expos</b> Olympic Stadium, Montreal, QB Thu Jul 16 1987, 7:05 PM EDT Att: 23,410 - Unknown <a href="http://livebaseballscorecards.com">livebaseballscorecards.com</a>			
Ken Oberkfell, L (1.5) OBP: 0.375, SLG: 0.405	4-0 BB 1-2 BB		0-0 1B		0-0 F5			0-0 G3-6-1 1-2		3	0	1	0	1	0	2				
Gerald Perry, L (1.3) OBP: 0.314, SLG: 0.350	0-0 F5		0-0 F8		0-0 3-1			4-0 BB		3	0	0	0	1	0	2				
Dale Murphy, R (1.9) OBP: 0.435, SLG: 0.597	4-0 BB 1-2 BB		0-0 F8		0-0 F8			0-3 K		3	0	0	0	1	1	2				
Ken Griffey, L (1.7) OBP: 0.359, SLG: 0.496	0-0 L9		0-0 F8		0-3 K			0-0 F4		4	0	0	0	0	1	3				
Andres Thomas, R (1.6) OBP: 0.294, SLG: 0.339		4-0 S BB	0-0 F9		0-0 F9			0-0 F7		3	0	0	0	1	0	1				
Ozzie Virgil, R (1.2) OBP: 0.322, SLG: 0.494		0-3 K	0-0 F9		0-0 1-3					3	0	0	0	0	1	1				
Glenn Hubbard, R (1.4) OBP: 0.425, SLG: 0.445		0-3 K	0-0 SH1-4 2B		0-0 F8					3	0	1	0	0	1	1				
Doyle Alexander, R (1.1) OBP: 0.077, SLG: 0.040		0-3 K	0-0 SH1-4		0-0 4-3					1	0	0	0	0	1	1				
Graig Nettles, L (8. PH) OBP: 0.259, SLG: 0.357										1	0	0	0	0	0	0				
Paul Assenmacher, L (8. 1)										0	0	0	0	0	0	0				
<b>Inning Stats</b>	R: 0 E: 0 K: 0 S: 3	H: 1 LOB: 2 BB: 2 P: 11	R: 0 E: 0 K: 3 S: 9	H: 0 LOB: 1 BB: 1 P: 13	R: 0 E: 0 K: 0 S: 4	H: 1 LOB: 1 BB: 0 P: 4	R: 0 E: 0 K: 0 S: 3	H: 0 LOB: 0 BB: 0 P: 3	R: 0 E: 0 K: 1 S: 5	H: 0 LOB: 0 BB: 0 P: 5	R: 0 E: 0 K: 0 S: 3	H: 0 LOB: 0 BB: 0 P: 3	R: 0 E: 0 K: 0 S: 2	H: 0 LOB: 0 BB: 1 P: 6	R: 0 E: 0 K: 1 S: 5	H: 0 LOB: 1 BB: 1 P: 9	1B: 2 2B: 1 3B: 0 HR: 0	SF: 0 SAC: 1 DP: 1 HBP: 0	WP: 0 PB: 0 SB: 1 CS: 0	PA: 33
<b>PITCHER</b> Floyd Youmans, R (1.1) ERA: 3.55	IP: 9.0 WLS: W BF: 33	H: 3 R: 0 ER: 0 SO: 5	BB: 5 IBB: 0 HBP: 0 BLK: 0	WP: 0 HR: 0 S: 38 P: 58	ERA: 0.00 WHIP: 0.889	<b>PITCHER</b>										IP: 9.0 WLS: W BF: 33	H: 3 R: 0 ER: 0 SO: 5	BB: 5 IBB: 0 HBP: 0 BLK: 0	WP: 0 HR: 0 S: 38 P: 58	ERA: 0.00 WHIP: 0.889

Batter	1	2	3	4	5	6	7	8	9	AB	R	H	RBI	BB	SO	LOB	BOTTOM			
Herm Winningham, L (1.8) OBP: 0.345, SLG: 0.411	0-3 K		0-3 K		0-0 CS S 1B			0-3 K		4	0	1	0	0	3	0	<b>Atlanta Braves @ Montreal Expos</b> Olympic Stadium, Montreal, QB Thu Jul 16 1987, 7:05 PM EDT Att: 23,410 - Unknown <a href="http://livebaseballscorecards.com">livebaseballscorecards.com</a>			
Mitch Webster, S (1.9) OBP: 0.356, SLG: 0.396	0-3 K		0-0 L6		0-3 K			0-0 F8		4	0	0	0	0	2	1				
Tim Raines, S (1.7) OBP: 0.425, SLG: 0.514	0-0 5-3		0-0 L8		4-0 CS IBB			0-0 F3		3	0	0	0	1	0	0				
Tim Wallach, R (1.5) OBP: 0.355, SLG: 0.519		0-3 K	0-0 SF8 3B		0-0 F9			1-2 2-3		3	1	1	0	0	1	2				
Hubie Brooks, R (1.6) OBP: 0.321, SLG: 0.503		0-0 6-3	0-0 SF8		0-0 HR					2	1	1	2	0	0	0				
Andres Galarraga, R (1.3) OBP: 0.389, SLG: 0.522		0-0 F7	0-0 F2		0-0 F9					3	0	0	0	0	0	0				
Vance Law, R (1.4) OBP: 0.385, SLG: 0.489			0-0 5-3		0-0 2B			0-0 1-3		3	0	1	0	0	0	0				
Jeff Reed, L (1.2) OBP: 0.248, SLG: 0.269			0-0 F9		4-0 IBB			0-0 2B		2	0	1	0	1	0	0				
Floyd Youmans, R (1.1) OBP: 0.222, SLG: 0.407			0-0 L8		0-3 K			0-3 K		3	0	0	0	0	2	3				
<b>Inning Stats</b>	R: 0 E: 0 K: 2 S: 7	H: 0 LOB: 0 BB: 0 P: 7	R: 0 E: 0 K: 1 S: 5	H: 0 LOB: 0 BB: 0 P: 5	R: 0 E: 0 K: 1 S: 5	H: 0 LOB: 0 BB: 0 P: 5	R: 1 E: 0 K: 1 S: 7	H: 2 LOB: 2 BB: 1 P: 11	R: 0 E: 0 K: 1 S: 5	H: 1 LOB: 1 BB: 1 P: 9	R: 1 E: 0 K: 1 S: 7	H: 2 LOB: 1 BB: 0 P: 7	R: 0 E: 0 K: 1 S: 5	H: 0 LOB: 0 BB: 0 P: 5	R: 0 E: 0 K: 1 S: 5	H: 0 LOB: 0 BB: 0 P: 5		1B: 1 2B: 2 3B: 1 HR: 1	SF: 1 SAC: 0 DP: 0 HBP: 0	WP: 0 PB: 0 SB: 1 CS: 2
<b>PITCHER</b> Doyle Alexander, R (1.1) ERA: 3.52	IP: 7.0 WLS: L BF: 27	H: 5 R: 2 ER: 2 SO: 7	BB: 0 IBB: 2 HBP: 0 BLK: 0	WP: 0 HR: 1 S: 39 P: 47	ERA: 2.57 WHIP: 0.714	<b>PITCHER</b>										IP: 1.0 WLS: L BF: 3	H: 0 R: 0 ER: 0 SO: 1	BB: 0 IBB: 0 HBP: 0 BLK: 0	WP: 0 HR: 0 S: 5 P: 5	ERA: 0.00 WHIP: 0.000



Batter	1	2	3	4	5	6	7	8	9	AB	R	H	RBI	BB	SO	LOB	TOP																	
Dion James, L OBP: 0.409, SLG: 0.445 (1, 8)	F7		F7				3-1	E9		4	1	1	0	1	0	1	<b>Atlanta Braves @ Montreal Expos</b> Olympic Stadium, Montreal, QB Fri Jul 17 1987, 7:05 PM EDT Att: 21,576 - Unknown  livebaseballscores.com																	
Ken Oberkfell, L OBP: 0.376, SLG: 0.406 (1, 5)	4-3		1B					F4	F5	4	0	1	1	1	0	1																		
Gerald Perry, L OBP: 0.320, SLG: 0.353 (1, 3)	1B		1B					2B		3	1	2	1	1	0	1																		
Dale Murphy, R OBP: 0.434, SLG: 0.591 (1, 9)	1B		1B					F5		3	0	0	0	1	2	4																		
Ken Griffey, L OBP: 0.357, SLG: 0.496 (1, 7)	K		3-1					1B		4	1	1	1	0	1	4																		
Andres Thomas, R OBP: 0.293, SLG: 0.337 (1, 6)		K						2B		4	0	1	1	0	1	0																		
Ozzie Virgil, R OBP: 0.317, SLG: 0.486 (1, 2)		K						1B		4	0	0	0	0	1	1																		
Glenn Hubbard, R OBP: 0.419, SLG: 0.438 (1, 4)		F7							1-3	4	0	0	0	0	1	0																		
Zane Smith, L OBP: 0.213, SLG: 0.182 (1, 1)									1-3	1	1	0	0	0	0	0	<b>Braves</b> WP: 0 PA: 38 RB: 0 SB: 2 CS: 0																	
Jeff Dedmon, L OBP: 0.214, SLG: 0.154 (6, 1)										1	0	0	0	0	1	0																		
Jim Acker, R OBP: 0.222, SLG: 0.222 (7, 1)										0	0	0	0	0	0	0																		
Paul Assenmacher, L OBP: 0.297, SLG: 0.354 (9, PH)										1	0	0	0	0	0	0																		
<b>Inning Stats</b>	R: 0 E: 0 K: 1 S: 6	H: 1 LOB: 2 BB: 1 P: 10	R: 0 E: 0 K: 2 S: 7	H: 0 LOB: 0 BB: 0 P: 7	R: 1 E: 0 K: 1 S: 6	H: 1 LOB: 2 BB: 1 P: 11	R: 0 E: 0 K: 1 S: 5	H: 0 LOB: 0 BB: 0 P: 5	R: 1 E: 0 K: 1 S: 6	H: 1 LOB: 1 BB: 1 P: 10	R: 0 E: 0 K: 0 S: 3	H: 0 LOB: 0 BB: 0 P: 3	R: 0 E: 0 K: 1 S: 5	H: 0 LOB: 0 BB: 0 P: 5	R: 2 E: 0 K: 0 S: 5	H: 2 LOB: 1 BB: 1 P: 9	R: 0 E: 1 K: 0 S: 4	H: 1 LOB: 1 BB: 0 P: 4	1B: 4 2B: 2 3B: 0 HR: 0	SF: 0 SAC: 0 DP: 0 HBP: 1	WP: 0 PA: 38 RB: 0 SB: 2 CS: 0													
<b>PITCHER</b>	IP WLS BF H R ER SO BB IBB HBP BLK WP HR S P ERA WHIP																																	
Bob Sebra, R ERA: 3.51 (1, 1)	7.0	28	3	2	1	7	3	0	1	0	0	0	0	0	38	51	1.29	0.857																
Jeff Parrett, R ERA: 3.48 (8, 1)	0.2	4	1	2	2	0	1	0	0	0	0	0	0	0	3	7	27.00	3.000																
Tim Burke, R ERA: 1.79 (8, 1)	1.0	W	5	2	0	0	0	0	0	0	0	0	0	5	5	0.00	2.000																	
Bob McClure, L ERA: 4.25 (9, 1)	0.1	S	1	0	0	0	0	0	0	0	0	0	0	1	1	0.00	0.000																	

Batter	1	2	3	4	5	6	7	8	9	AB	R	H	RBI	BB	SO	LOB	BOTTOM													
Reid Nichols, R OBP: 0.305, SLG: 0.427 (1, 8)	6-3		6-3							3	0	0	0	0	0	0	<b>Atlanta Braves @ Montreal Expos</b> Olympic Stadium, Montreal, QB Fri Jul 17 1987, 7:05 PM EDT Att: 21,576 - Unknown  livebaseballscores.com													
Herm Winningham, L OBP: 0.352, SLG: 0.415 (7, PH)										1	1	1	0	1	0	0														
Mitch Webster, S OBP: 0.351, SLG: 0.391 (1, 9)	G3									4	0	0	1	0	0	3														
Tom Foley, L OBP: 0.305, SLG: 0.376 (9, 6)										0	0	0	0	0	0	0														
Tim Raines, S OBP: 0.431, SLG: 0.520 (1, 7)	K									3	1	2	1	2	1	0														
Tim Wallach, R OBP: 0.356, SLG: 0.517 (1, 5)		F7								5	1	2	2	0	0	4														
Hubie Brooks, R OBP: 0.331, SLG: 0.503 (1, 6)										2	0	1	0	2	0	1														
Jeff Parrett, R (8, 1)										0	0	0	0	0	0	0														
Tim Burke, R (8, 1)										0	0	0	0	0	0	0														
Bob McClure, R (9, 1)										0	0	0	0	0	0	0														
Andres Galarraga, R OBP: 0.386, SLG: 0.522 (1, 3)										4	0	2	1	0	0	3														
Vance Law, R OBP: 0.386, SLG: 0.496 (1, 4)										4	0	2	0	0	0	4														
Mike Fitzgerald, R OBP: 0.311, SLG: 0.321 (1, 2)										2	0	0	0	0	1	1														
Casey Candaele, S OBP: 0.340, SLG: 0.344 (7, PH)										2	1	0	0	0	0	1														
Bob Sebra, R OBP: 0.167, SLG: 0.143 (7, PH)										2	0	0	0	0	0	1														
Jeff Reed, L OBP: 0.255, SLG: 0.269 (8, 2)										0	1	0	0	1	0	0														
<b>Inning Stats</b>	R: 0 E: 0 K: 1 S: 5	H: 0 LOB: 0 BB: 0 P: 5	R: 0 E: 0 K: 0 S: 3	H: 1 LOB: 1 BB: 1 P: 7	R: 0 E: 0 K: 1 S: 5	H: 0 LOB: 0 BB: 0 P: 5	R: 0 E: 0 K: 0 S: 3	H: 0 LOB: 1 BB: 1 P: 7	R: 0 E: 0 K: 0 S: 4	H: 1 LOB: 1 BB: 0 P: 4	R: 2 E: 0 K: 0 S: 7	H: 4 LOB: 2 BB: 0 P: 7	R: 2 E: 1 K: 0 S: 5	H: 1 LOB: 3 BB: 3 P: 17	R: 1 E: 0 K: 0 S: 6	H: 3 LOB: 3 BB: 1 P: 10	1B: 7 2B: 3 3B: 0 HR: 0	SF: 1 SAC: 1 DP: 1 HBP: 0	WP: 0 PA: 40 RB: 0 SB: 1 CS: 0											
<b>PITCHER</b>	IP WLS BF H R ER SO BB IBB HBP BLK WP HR S P ERA WHIP																													
Zane Smith, L ERA: 4.31 (1, 1)	5.2	23	5	2	2	2	2	0	0	25	33	3.18	1.235																	
Jeff Dedmon, R ERA: 2.76 (6, 1)	1.0	8	2	2	0	0	1	1	0	0	6	14	0.00	3.000																
Jim Acker, R ERA: 4.66 (7, 1)	0.2	L	5	1	1	1	0	2	0	0	3	11	13.50	4.500																
Paul Assenmacher, L ERA: 3.86 (8, 1)	0.2	4	2	0	0	0	0	0	0	4	4	0.00	3.000																	



Batter	1	2	3	4	5	6	7	8	9	AB	R	H	RBI	BB	SO	LOB	TOP				
Albert Hall, S (1, 8) OBP: 0.367, SLG: 0.400	E3 1B		2B			F7		FC3-5 1B		4	1	1	0	0	0	2	<b>Atlanta Braves @ Montreal Expos</b> Olympic Stadium, Montreal, QB Sat Jul 18 1987, 3:33 AM EDT Att: 23,547 - Unknown				
Ken Oberkfell, L (1, 5) OBP: 0.374, SLG: 0.404	FC6-4 1B		L7			G1		G3		4	0	1	0	0	0	3					
Gerald Perry, L (1, 3) OBP: 0.322, SLG: 0.356	FC6-4 1B			5-3		1B		1B		4	0	2	2	0	0	1					
Dale Murphy, R (1, 9) OBP: 0.429, SLG: 0.584	K			4-3		K		F8		4	0	0	0	0	2	3					
Ken Griffey, L (1, 7) OBP: 0.356, SLG: 0.492		K		L7			G6-4-3 1B		G3	4	0	1	0	0	1	0					
Andres Thomas, R (1, 6) OBP: 0.289, SLG: 0.332		4-3				P3		F8		4	0	0	0	0	0	1					
Bruce Benedict, R (1, 2) Dion James, L (8, PH) OBP: 0.294, SLG: 0.194 OBP: 0.411, SLG: 0.445		5-3				K		F3		3	0	0	0	0	1	0					
Glenn Hubbard, R (1, 4) OBP: 0.423, SLG: 0.441				6-3		1B		FC3-5 1B	BB	3	0	2	0	1	0	0					
Charlie Puleo, R (1, 1) Graig Nettles, L (8, PH) Zane Smith, L (8, PH) Gene Garber, R (8, 1) Ted Simmons, S (8, PH) OBP: 0.278, SLG: 0.412 OBP: 0.301, SLG: 0.354 OBP: 0.213, SLG: 0.182 OBP: 0.328, SLG: 0.404			K			F9		G3 FC3-5 1B BB	K	2	0	0	0	0	1	1					
<b>Inning Stats</b>	R: 0 E: 1 K: 1 S: 6	H: 1 LOB: 1 BB: 0 P: 6	R: 0 E: 0 K: 1 S: 5	H: 0 LOB: 0 BB: 0 P: 5	R: 0 E: 0 K: 1 S: 6	H: 1 LOB: 1 BB: 0 P: 6	R: 0 E: 0 K: 0 S: 3	H: 0 LOB: 0 BB: 0 P: 3	R: 0 E: 0 K: 1 S: 6	H: 1 LOB: 1 BB: 0 P: 6	R: 0 E: 0 K: 0 S: 3	H: 1 LOB: 0 BB: 0 P: 3	R: 2 E: 0 K: 0 S: 5	H: 2 LOB: 1 BB: 1 P: 9	R: 0 E: 0 K: 1 S: 5	H: 0 LOB: 2 BB: 2 P: 13		1B: 6 2B: 1 3B: 0 HR: 0	SF: 0 SAC: 0 DP: 1 HBP: 0	WP: 0 PB: 0 SB: 3 CS: 0	PA: 36
<b>PITCHER</b>	IP	WLS	BF	H	R	ER	SO	BB	IBB	HBP	BLK	WP	HR	S	P	ERA	WHIP				
Bryn Smith, R (1, 1) ERA: 4.52	6.0		22	4	0	0	5	0	0	0	0	0	0	32	32	0.00	0.667				
Andy McGaffigan, R (7, 1) ERA: 2.54	1.0		5	2	2	2	0	1	0	0	0	0	0	4	8	18.00	3.000				
Jeff Parrett, R (8, 1) ERA: 3.18	2.0	W	9	1	0	0	1	2	0	0	0	0	0	9	17	0.00	1.500				

AB	33
R	2
H	7
RBI	2
BB	3
SO	6
LOB	13



Batter	1	2	3	4	5	6	7	8	9	AB	R	H	RBI	BB	SO	LOB	BOTTOM				
Casey Candaele, S (1, 9) OBP: 0.339, SLG: 0.343	K			L7			4-3			4	0	1	1	0	1	1	<b>Atlanta Braves @ Montreal Expos</b> Olympic Stadium, Montreal, QB Sat Jul 18 1987, 3:33 AM EDT Att: 23,547 - Unknown				
Herm Winningham, L (1, 8) OBP: 0.350, SLG: 0.411	1B	K			K		F8			4	0	1	0	0	2	2					
Tim Raines, S (1, 7) OBP: 0.435, SLG: 0.522	BB				F7			F9 WP 1B		3	1	2	0	1	0	0					
Tim Wallach, R (1, 5) OBP: 0.355, SLG: 0.514	K			F7		5-3		WP 1B		4	0	1	0	0	1	3					
Hubie Brooks, R (1, 6) OBP: 0.330, SLG: 0.497	P3					6-3		F9		4	0	1	0	0	0	4					
Andres Galaraga, R (1, 3) OBP: 0.389, SLG: 0.521		FC5 2B		K		K		K		4	0	1	0	0	3	3					
Vance Law, R (1, 4) OBP: 0.381, SLG: 0.489		FC5 SF9 1B BB		F3		F4		F9		4	1	0	0	0	0	4					
Mike Fitzgerald, R (1, 2) OBP: 0.317, SLG: 0.323		SF9 1B BB			6-3			4-3 SH3-4 1B		2	1	1	0	1	0	0					
Bryn Smith, R (1, 1) Charlie Puleo, R (7, 1) Andy McGaffigan, R (8, 1) Jeff Parrett, R (8, 1) OBP: 0.192, SLG: 0.304 OBP: 0.317, SLG: 0.323 OBP: 0.317, SLG: 0.323 ERA: 4.04		SF9 1B BB			K			SH3-4		1	0	0	1	0	1	0					
<b>Inning Stats</b>	R: 0 E: 0 K: 2 S: 8	H: 1 LOB: 2 BB: 1 P: 12	R: 2 E: 0 K: 1 S: 7	H: 2 LOB: 1 BB: 1 P: 11	R: 0 E: 0 K: 1 S: 7	H: 2 LOB: 2 BB: 0 P: 7	R: 0 E: 0 K: 1 S: 5	H: 0 LOB: 0 BB: 0 P: 5	R: 0 E: 0 K: 1 S: 5	H: 0 LOB: 0 BB: 0 P: 5	R: 0 E: 0 K: 0 S: 4	H: 1 LOB: 1 BB: 0 P: 4	R: 1 E: 0 K: 1 S: 7	H: 2 LOB: 1 BB: 0 P: 7	1B: 7 2B: 1 3B: 0 HR: 0	SF: 1 SAC: 1 DP: 0 HBP: 0		WP: 1 PB: 0 SB: 4 CS: 0	PA: 34		
<b>PITCHER</b>	IP	WLS	BF	H	R	ER	SO	BB	IBB	HBP	BLK	WP	HR	S	P	ERA	WHIP				
Charlie Puleo, R (1, 1) ERA: 3.97	7.0		29	6	2	2	7	2	0	0	0	0	0	41	49	2.57	1.143				
Gene Garber, R (8, 1) ERA: 4.04	1.0	L	5	2	1	1	1	0	0	0	0	1	0	7	7	9.00	2.000				





Batter	1	2	3	4	5	6	7	8	9	10	11	AB	R	H	RBI	BB	SO	LOB	TOP						
Albert Hall, S OBP: 0.368, SLG: 0.407 (1, 8)												5	0	2	0	0	2	1							
Ken Oberkfell, L OBP: 0.371, SLG: 0.398 (1, 5)												4	0	0	0	1	0	1							
Gary Roenicke, R OBP: 0.330, SLG: 0.450 Ken Griffey, L OBP: 0.354, SLG: 0.490 (1, 7)												3	1	0	0	1	0	0							
Dale Murphy, R OBP: 0.428, SLG: 0.580 (1, 9)												4	0	1	0	0	1	0							
Ted Simmons, S OBP: 0.325, SLG: 0.398 (1, 3)												4	0	1	1	0	0	0							
Andres Thomas, R OBP: 0.285, SLG: 0.327 (1, 6)												4	0	0	0	0	0	2							
Ozzie Virgil, R OBP: 0.313, SLG: 0.479 (1, 2)												4	0	0	0	0	2	2							
Glenn Hubbard, R OBP: 0.421, SLG: 0.442 (1, 4)												4	0	1	0	0	0	0							
Rick Mahler, R Gene Garber, R OBP: 0.235, SLG: 0.235 (8, 1)												3	0	0	0	0	1	1							
Graig Nettles, L Jim Acker, R OBP: 0.239, SLG: 0.352 OBP: 0.222, SLG: 0.222 (11, PH)												0	0	0	0	0	1	0							
												0	0	0	0	0	0	0							
<b>Inning Stats</b>	R: 0 E: 0 K: 0 S: 3	H: 1 LOB: 0 BB: 0 P: 3	R: 0 E: 0 K: 0 S: 3	H: 0 LOB: 0 BB: 0 P: 3	R: 0 E: 0 K: 1 S: 5	H: 0 LOB: 0 BB: 0 P: 5	R: 0 E: 0 K: 0 S: 3	H: 0 LOB: 0 BB: 0 P: 3	R: 0 E: 0 K: 2 S: 8	H: 1 LOB: 1 BB: 0 P: 8	R: 1 E: 0 K: 0 S: 5	H: 2 LOB: 2 BB: 1 P: 9	R: 0 E: 0 K: 1 S: 5	H: 0 LOB: 0 BB: 0 P: 5	R: 0 E: 0 K: 1 S: 5	H: 0 LOB: 0 BB: 0 P: 5	R: 0 E: 0 K: 2 S: 8	H: 1 LOB: 2 BB: 1 P: 12	1B: 3 2B: 2 3B: 0 HR: 0	SF: 0 SAC: 0 DP: 0 HBP: 0	WP: 0 PB: 0 SB: 0 CS: 1	PA: 39			
<b>PITCHER</b>	IP: 8.0 ERA: 4.37	WLS: 28 BF: 4	H: 4 R: 1 ER: 4 SO: 4	BB: 1 IBB: 0 HBP: 0 BLK: 0	WP: 0 HR: 0 S: 35 P: 39	ERA: 1.12 WHIP: 0.625																			
Neal Heaton, R Tim Burke, R Andy McGaffigan, R ERA: 4.37 ERA: 1.72 ERA: 2.49 (1, 1) (9, 1) (11, 1)	IP: 2.0 WLS: 5 BF: 1	H: 0 R: 0 ER: 0 SO: 2	BB: 0 IBB: 0 HBP: 0 BLK: 0	WP: 0 HR: 0 S: 10 P: 10	ERA: 0.00 WHIP: 0.000																				
	IP: 1.0 WLS: 5 BF: 1	H: 0 R: 0 ER: 0 SO: 2	BB: 0 IBB: 1 HBP: 0 BLK: 0	WP: 0 HR: 0 S: 8 P: 12	ERA: 0.00 WHIP: 1.000																				

Atlanta Braves @ Montreal Expos  
Olympic Stadium, Montreal, QB  
Sun Jul 19 1987, 3:33 AM EDT  
Att: 38,341 - Unknown

AB 37  
R 1  
H 5  
RBI 1  
BB 2  
SO 8  
LOB 9



Batter	1	2	3	4	5	6	7	8	9	10	11	AB	R	H	RBI	BB	SO	LOB	BOTTOM							
Casey Candaele, S OBP: 0.340, SLG: 0.354 (1, 8)												5	1	2	1	0	0	2								
Mitch Webster, S OBP: 0.349, SLG: 0.389 (1, 9)												5	0	1	0	0	0	3								
Tim Raines, S OBP: 0.438, SLG: 0.519 (1, 7)												3	0	1	0	2	1	2								
Tim Wallach, R OBP: 0.352, SLG: 0.512 (1, 5)												5	0	1	0	0	1	3								
Hubie Brooks, R OBP: 0.337, SLG: 0.503 (1, 6)												4	1	2	0	1	0	0								
Andres Galaraga, R OBP: 0.381, SLG: 0.513 (1, 3)												5	0	0	0	0	1	5								
Vance Law, R Herm Winningham, L OBP: 0.379, SLG: 0.485 OBP: 0.353, SLG: 0.414 (1, 4) (9, PR) (10, 8)												4	0	1	0	0	0	1								
Jeff Reed, L OBP: 0.264, SLG: 0.278 (1, 2)												4	0	2	0	0	0	1								
Neal Heaton, L Wallace Johnson, S Tim Burke, R Tom Foley, L Andy McGaffigan, R OBP: 0.245, SLG: 0.245 OBP: 0.284, SLG: 0.367 ERA: 3.86 OBP: 0.311, SLG: 0.382 ERA: 4.74 (1, 1) (8, PH) (9, 1) (10, PH) (11, 1)												2	0	0	0	0	1	1								
												1	0	0	0	0	0	0								
												1	0	1	0	0	0	0								
												0	0	0	0	0	0	0								
<b>Inning Stats</b>	R: 0 E: 0 K: 0 S: 3	H: 0 LOB: 0 BB: 0 P: 3	R: 0 E: 0 K: 1 S: 5	H: 0 LOB: 0 BB: 0 P: 5	R: 0 E: 0 K: 1 S: 5	H: 1 LOB: 1 BB: 0 P: 5	R: 0 E: 0 K: 0 S: 4	H: 2 LOB: 3 BB: 2 P: 12	R: 0 E: 0 K: 0 S: 3	H: 0 LOB: 0 BB: 0 P: 3	R: 0 E: 0 K: 1 S: 5	H: 1 LOB: 1 BB: 1 P: 9	R: 0 E: 0 K: 0 S: 4	H: 1 LOB: 1 BB: 0 P: 4	R: 1 E: 0 K: 0 S: 5	H: 2 LOB: 2 BB: 0 P: 5	R: 0 E: 0 K: 0 S: 3	H: 1 LOB: 1 BB: 0 P: 3	R: 0 E: 0 K: 1 S: 7	H: 2 LOB: 2 BB: 0 P: 7	R: 1 E: 0 K: 0 S: 4	H: 2 LOB: 1 BB: 0 P: 4	1B: 9 2B: 2 3B: 0 HR: 1	SF: 0 SAC: 0 DP: 0 HBP: 0	WP: 0 PB: 0 SB: 2 CS: 3	PA: 44
<b>PITCHER</b>	IP: 7.2 ERA: 4.84	WLS: 30 BF: 7	H: 7 R: 1 ER: 1 SO: 3	BB: 2 IBB: 1 HBP: 0 BLK: 0	WP: 0 HR: 1 S: 33 P: 45	ERA: 1.17 WHIP: 1.174																				
Rick Mahler, R Gene Garber, R Jim Acker, R ERA: 4.84 ERA: 3.86 ERA: 4.74 (1, 1) (8, 1) (11, 1)	IP: 2.1 WLS: 9 BF: 4	H: 3 R: 0 ER: 1 SO: 1	BB: 0 IBB: 0 HBP: 0 BLK: 0	WP: 0 HR: 0 S: 11 P: 11	ERA: 0.00 WHIP: 1.286																					
	IP: 0.2 WLS: 4 BF: 2	H: 1 R: 1 ER: 1 SO: 0	BB: 0 IBB: 0 HBP: 0 BLK: 0	WP: 0 HR: 0 S: 4 P: 4	ERA: 13.50 WHIP: 3.000																					

Atlanta Braves @ Montreal Expos  
Olympic Stadium, Montreal, QB  
Sun Jul 19 1987, 3:33 AM EDT  
Att: 38,341 - Unknown

AB 40  
R 2  
H 12  
RBI 2  
BB 3  
SO 4  
LOB 18





Batter	1	2	3	4	5	6	7	8	9	AB	R	H	RBI	BB	SO	LOB	TOP																
Dion James, L OBP: 0.412, SLG: 0.444 (1, 8)	4-3		BB			G3		1-2 1B		3	0	1	0	1	0	0	<b>Atlanta Braves @ New York Mets</b> Shea Stadium, Flushing, NY Mon Jul 20 1987, 7:05 PM EDT Att: 30,317 - Unknown <a href="http://livebaseballscorecards.com">livebaseballscorecards.com</a>																
Ken Oberkfell, L OBP: 0.370, SLG: 0.406 (1, 5)	HR		F9			3-1		F8		4	1	1	1	0	0	3																	
Gerald Perry, L OBP: 0.325, SLG: 0.355 (1, 3)	1-3			FC6-4 1B			CS BB	3-1		3	0	1	0	1	0	2																	
Dale Murphy, R OBP: 0.426, SLG: 0.576 (1, 9)	4-3			FC6-4 1B			1-2 1B		5-3	4	0	1	0	0	0	1																	
Ken Griffey, L OBP: 0.349, SLG: 0.483 (1, 7)		F7		L3			0-3 1B		K	4	0	0	0	0	2	2																	
Andres Thomas, R OBP: 0.281, SLG: 0.323 Jim Acker, R OBP: 0.222, SLG: 0.222 Graig Nettles, L OBP: 0.297, SLG: 0.349 (9, PH)	5-3				K			F9		3	0	0	0	0	1	1																	
Ozzie Virgil, R OBP: 0.313, SLG: 0.488 (1, 2)	4-3								4-3	3	1	1	1	0	0	0																	
Glenn Hubbard, R OBP: 0.418, SLG: 0.437 (1, 4)			F8						3-1	3	0	0	0	0	0	0																	
Randy O'Neal, R OBP: 0.150, SLG: 0.105 Larry McWilliams, L OBP: 0.200, SLG: 0.200 Paul Runge, R OBP: 0.143, SLG: 0.143 (7, 6)									4-3	0	0	0	0	0	0	0																	
										2	0	0	0	0	1	0																	
										1	0	1	0	0	0	0																	
<b>Inning Stats</b>	R: 1 E: 0 K: 0 S: 4	H: 1 LOB: 0 BB: 0 P: 4	R: 0 E: 0 K: 0 S: 3	H: 0 LOB: 2 BB: 0 P: 3	R: 0 E: 0 K: 1 S: 5	H: 0 LOB: 1 BB: 1 P: 9	R: 0 E: 0 K: 0 S: 3	H: 1 LOB: 0 BB: 0 P: 3	R: 0 E: 0 K: 1 S: 5	H: 0 LOB: 0 BB: 0 P: 5	R: 0 E: 0 K: 0 S: 3	H: 1 LOB: 1 BB: 1 P: 9	R: 1 E: 0 K: 0 S: 6	H: 3 LOB: 2 BB: 0 P: 6	R: 0 E: 0 K: 1 S: 5	H: 0 LOB: 0 BB: 0 P: 5	1B: 4 2B: 1 3B: 0 HR: 2	SF: 0 SAC: 0 DP: 1 HBP: 0	WP: 0 PB: 0 CS: 1	PA: 33													
<b>PITCHER</b>	IP WLS BF H R ER SO BB IBB HBP BLK WP HR S P ERA WHIP																																
Don Schulze, R ERA: 1.42 Roger McDowell, R ERA: 4.37	(1, 1) (7, 1)	6.1 2.2	W 11	22 3	3 1	1 1	2 2	2 0	0 0	0 0	0 0	0 0	0 1	24 15	32 15	1.42 3.38	0.789 1.125																

Batter	1	2	3	4	5	6	7	8	9	AB	R	H	RBI	BB	SO	LOB	BOTTOM																
Lenny Dykstra, L OBP: 0.350, SLG: 0.484 (1, 8)	WP	SF8		L1			HR	4-3		4	2	4	1	0	1	<b>Atlanta Braves @ New York Mets</b> Shea Stadium, Flushing, NY Mon Jul 20 1987, 7:05 PM EDT Att: 30,317 - Unknown <a href="http://livebaseballscorecards.com">livebaseballscorecards.com</a>																	
Wally Backman, S OBP: 0.307, SLG: 0.296 (1, 4)	BB	SF8			4-3		6-3	1B		4	0	2	2	0	0		0																
Keith Hernandez, L OBP: 0.372, SLG: 0.431 (1, 3)	G4-6-3				F5		HBP 1B	K		3	1	0	0	2	1		3																
Darryl Strawberry, L OBP: 0.394, SLG: 0.570 (1, 9)	CS				5-3		1B HBP			2	0	0	0	1	1		2																
Kevin McReynolds, R OBP: 0.336, SLG: 0.521 (1, 7)	CS	F9	F9			HBP	K			3	0	0	0	0	1		2																
Gary Carter, R OBP: 0.299, SLG: 0.403 (1, 2)		BB 1B	F8			F8	1-3 2-H 1B			4	1	2	1	0	0		1																
Howard Johnson, S OBP: 0.353, SLG: 0.518 (1, 5)		BB 1B	F7			F3	K			4	1	1	0	0	1		3																
Rafael Santana, R OBP: 0.331, SLG: 0.391 (1, 6)		BB 2B			5-3		5-3	4-3 1B 2B		3	2	1	0	1	0		1																
Don Schulze, R ERA: 5.61 Larry McWilliams, L ERA: 6.23 Jim Acker, R ERA: 4.76 (1, 1) (2, 1) (7, 1)		BB 2B					HR	K		1	1	0	1	1	1		0																
		SF8 BB								2	1	1	0	0	1		1																
<b>Inning Stats</b>	R: 1 E: 0 K: 0 S: 2	H: 1 LOB: 2 BB: 2 P: 10	R: 4 E: 0 K: 1 S: 8	H: 3 LOB: 3 BB: 3 P: 20	R: 0 E: 0 K: 0 S: 3	H: 0 LOB: 0 BB: 0 P: 3	R: 0 E: 0 K: 1 S: 5	H: 0 LOB: 0 BB: 0 P: 5	R: 0 E: 0 K: 0 S: 3	H: 0 LOB: 0 BB: 0 P: 3	R: 0 E: 0 K: 0 S: 3	H: 0 LOB: 1 BB: 0 P: 4	R: 3 E: 0 K: 2 S: 10	H: 3 LOB: 2 BB: 1 P: 15	R: 1 E: 0 K: 2 S: 9	H: 2 LOB: 1 BB: 0 P: 9	1B: 6 2B: 2 3B: 0 HR: 1	SF: 1 SAC: 0 DP: 1 HBP: 2	WP: 1 PB: 0 CS: 1	PA: 40													
<b>PITCHER</b>	IP WLS BF H R ER SO BB IBB HBP BLK WP HR S P ERA WHIP																																
Randy O'Neal, R ERA: 5.61 Larry McWilliams, L ERA: 6.23 Jim Acker, R ERA: 4.76	(1, 1) (2, 1) (7, 1)	1.2 4.2 1.2	L 19 8	12 2 3	5 3 1	5 3 1	0 3 1	0 3 1	0 2 1	0 3 4	0 2 3	0 3 1	0 3 4	0 20 16	26 16	5.79 5.40	0.643 1.800																



Batter	1	2	3	4	5	6	7	8	9	AB	R	H	RBI	BB	SO	LOB	TOP										
Dion James, L (1.8) OBP: 0.412, SLG: 0.454	0-0 HR		0-3 K		0-3 K		0-0 G6-4-3		0-0 1B	5	1	2	2	0	2	3											
Ken Oberkfell, L (1.5) OBP: 0.397, SLG: 0.403	0-0 1-3		0-0 3-1				0-0 5-3		0-0 1B	5	0	1	0	0	0	2											
Gerald Perry, L (1.3) OBP: 0.329, SLG: 0.367	0-3 K		0-0 1B				0-0 F9		0-0 L9	5	2	3	2	0	1	2											
Dale Murphy, R (1.9) OBP: 0.424, SLG: 0.581	0-0 6-3		0-0 L7				0-0 F9		0-0 HR	4	1	1	2	0	0	2											
Ken Griffey, L (1.7) OBP: 0.352, SLG: 0.479		4-0 BB			0-0 G3		4-0 2B		0-0 1-3	2	1	0	0	2	0	0											
Andres Thomas, R (1.6) OBP: 0.281, SLG: 0.326		0-0 G6-3		0-3 K		0-0 2B		0-0 6-3		4	0	1	2	0	1	1											
Ozzie Virgil, R (1.2) OBP: 0.309, SLG: 0.481		0-0 6-3		0-0 6-3		0-0 L6			0-0 F6	4	0	0	0	0	0	1											
Glenn Hubbard, R (1.4) OBP: 0.422, SLG: 0.445			0-0 1B		0-0 6-3		0-0 FC3-6		0-0 1B	4	2	3	0	0	0	0											
Doyle Alexander, R (1.1) OBP: 0.069, SLG: 0.036			0-0 1B		0-0 F8		0-0 FC3-6		0-3 K	3	1	0	0	0	1	2											
<b>Inning Stats</b>	R: 1 E: 0 K: 1 S: 6	H: 1 LOB: 0 BB: 0 P: 6	R: 0 E: 0 K: 0 S: 2	H: 0 LOB: 0 BB: 1 P: 6	R: 2 E: 0 K: 1 S: 8	H: 2 LOB: 1 BB: 0 P: 8	R: 0 E: 0 K: 1 S: 5	H: 0 LOB: 0 BB: 0 P: 5	R: 0 E: 0 K: 0 S: 5	H: 0 LOB: 0 BB: 0 P: 5	R: 2 E: 0 K: 0 S: 5	H: 2 LOB: 1 BB: 1 P: 9	R: 0 E: 0 K: 0 S: 3	H: 1 LOB: 0 BB: 0 P: 3	R: 2 E: 0 K: 0 S: 5	H: 2 LOB: 0 BB: 0 P: 5	R: 1 E: 0 K: 1 S: 8	H: 3 LOB: 2 BB: 0 P: 8	1B: 5 2B: 4 3B: 0 HR: 2	SF: 0 SAC: 1 DP: 2 HBP: 0	WP: 1 PB: 0 SB: 1 CS: 0	PA: 39					
<b>PITCHER</b>	IP	WLS	BF	H	R	ER	SO	BB	IBB	HBP	BLK	WP	HR	S	P	ERA	WHIP										
Dwight Gooden, R (1.1) ERA: 2.78	7.0	L	28	6	5	5	4	2	0	0	0	0	1	34	42	6.43	1.143										
Randy Myers, L (8.1) ERA: 5.21	2.0		11	5	3	3	1	0	0	0	0	1	1	13	13	13.50	2.500										

Atlanta Braves @ New York Mets  
Shea Stadium, Flushing, NY  
Tue Jul 21 1987, 7:05 PM EDT  
Att: 37,906 - Unknown

AB 36  
R 8  
H 11  
RBI 8  
BB 2  
SO 5  
LOB 13



Batter	1	2	3	4	5	6	7	8	9	AB	R	H	RBI	BB	SO	LOB	BOTTOM										
Lenny Dykstra, L (1.8) OBP: 0.344, SLG: 0.476	0-0 F9		0-0 G3		0-0 L7			0-0 6-3		4	0	0	0	0	0	0											
Wally Backman, S (1.4) OBP: 0.301, SLG: 0.290	0-0 F4		0-0 G3		0-0 F6			0-0 B2		4	0	0	0	0	0	0											
Keith Hernandez, L (1.3) OBP: 0.371, SLG: 0.427	4-0 HR		0-0 L8			0-0 L8		0-0 F8		3	1	0	0	1	0	0											
Darryl Strawberry, L (1.9) OBP: 0.395, SLG: 0.579	0-0 HR			0-0 1B		0-0 L9			0-0 F8	4	2	2	2	0	0	0											
Kevin McReynolds, R (1.7) OBP: 0.335, SLG: 0.521	0-0 5-3			0-0 F9		0-0 2B			0-3 K	4	0	1	0	0	1	1											
Gary Carter, R (1.2) OBP: 0.296, SLG: 0.399		0-3 K		0-0 5-3		0-0 F4			0-0 1B	3	0	0	0	0	1	2											
Barry Lyons, R (9.2) OBP: 0.280, SLG: 0.355				1-2 K					0-0 1B	1	0	1	0	0	0	0											
Howard Johnson, S (1.5) OBP: 0.352, SLG: 0.513		1-0 HBP		0-0 E6		0-0 F9			0-0 F5	3	0	0	0	0	0	1											
Rafael Santana, R (1.6) OBP: 0.327, SLG: 0.386		0-0 F9		0-0 L4			0-0 F6			3	0	0	0	0	0	2											
Dwight Gooden, R (1.1) OBP: 0.179, SLG: 0.179		0-3 K			0-0 F8					2	0	0	0	0	1	1											
Dave Magadan, L (7, PH) OBP: 0.345, SLG: 0.404										1	0	0	0	0	0	0											
Randy Myers, L (8.1) OBP: 0.200, SLG: 0.200										0	0	0	0	0	0	0											
<b>Inning Stats</b>	R: 2 E: 0 K: 0 S: 4	H: 1 LOB: 0 BB: 1 P: 8	R: 0 E: 0 K: 2 S: 7	H: 0 LOB: 1 BB: 0 P: 8	R: 0 E: 0 K: 0 S: 3	H: 0 LOB: 0 BB: 0 P: 3	R: 1 E: 1 K: 0 S: 5	H: 1 LOB: 1 BB: 0 P: 5	R: 0 E: 0 K: 0 S: 3	H: 0 LOB: 0 BB: 0 P: 3	R: 0 E: 0 K: 0 S: 4	H: 1 LOB: 1 BB: 0 P: 4	R: 0 E: 0 K: 0 S: 3	H: 0 LOB: 0 BB: 0 P: 3	R: 0 E: 0 K: 1 S: 6	H: 1 LOB: 1 BB: 0 P: 6	1B: 2 2B: 1 3B: 0 HR: 1	SF: 0 SAC: 0 DP: 0 HBP: 1	WP: 0 PB: 0 SB: 1 CS: 0	PA: 34							
<b>PITCHER</b>	IP	WLS	BF	H	R	ER	SO	BB	IBB	HBP	BLK	WP	HR	S	P	ERA	WHIP										
Doyle Alexander, R (1.1) ERA: 3.38	9.0	W	34	4	3	2	3	1	0	1	0	0	1	38	43	2.00	0.556										

Atlanta Braves @ New York Mets  
Shea Stadium, Flushing, NY  
Tue Jul 21 1987, 7:05 PM EDT  
Att: 37,906 - Unknown

AB 32  
R 3  
H 4  
RBI 2  
BB 1  
SO 3  
LOB 7





Batter	1	2	3	4	5	6	7	8	9	AB	R	H	RBI	BB	SO	LOB	TOP			
Albert Hall, S OBP: 0.369, SLG: 0.403 (1, 8)	3-1		F5						FC6	4	0	1	0	1	0	2				
Ken Oberkfell, L OBP: 0.396, SLG: 0.401 (1, 5)	G3		F5							4	0	1	1	0	0	2				
Dion James, L OBP: 0.410, SLG: 0.451 Gene Garber, R (7, 1)				E5						4	1	1	0	0	0	3				
Dale Murphy, R OBP: 0.422, SLG: 0.577 (1, 9)	CS			F2						4	0	1	0	0	0	1				
Gerald Perry, L OBP: 0.328, SLG: 0.365 (1, 3)				4-3						4	1	1	0	0	1	2				
Andres Thomas, R OBP: 0.284, SLG: 0.328 (1, 6)										4	0	2	1	0	0	1				
Bruce Benedict, R OBP: 0.274, SLG: 0.186 Ted Simmons, S OBP: 0.322, SLG: 0.394 (9, PH)				CS						3	0	0	0	0	0	2				
Glenn Hubbard, R OBP: 0.422, SLG: 0.449 (1, 4)										4	1	2	0	0	0	1				
Zane Smith, L OBP: 0.224, SLG: 0.239 Jeff Dedmon, L OBP: 0.214, SLG: 0.154 Graig Nettles, L OBP: 0.255, SLG: 0.346 Paul Assenmacher, L (7, 1) Ken Griffey, L OBP: 0.50, SLG: 0.477 (7, 7)										2	0	1	0	0	0	1				
<b>Inning Stats</b>	R: 0 E: 0 K: 0 S: 3	H: 1 LOB: 0 BB: 0 P: 3	R: 0 E: 0 K: 0 S: 4	H: 1 LOB: 1 BB: 0 P: 4	R: 0 E: 0 K: 0 S: 4	H: 1 LOB: 1 BB: 0 P: 4	R: 1 E: 1 K: 0 S: 4	H: 1 LOB: 0 BB: 0 P: 4	R: 1 E: 0 K: 0 S: 5	H: 2 LOB: 2 BB: 1 P: 9	R: 0 E: 0 K: 0 S: 4	H: 1 LOB: 0 BB: 0 P: 4	R: 0 E: 0 K: 1 S: 5	H: 0 LOB: 0 BB: 0 P: 5	R: 0 E: 0 K: 0 S: 4	H: 1 LOB: 1 BB: 0 P: 4	1B: 8 2B: 1 3B: 1 HR: 0	SF: 0 SAC: 0 DP: 0 HBP: 0	WP: 0 PB: 0 SB: 3 CS: 2	PA: 39
<b>PITCHER</b>	IP	WLS	BF	H	R	ER	SO	BB	IBB	HBP	BLK	WP	HR	S	P	ERA	WHIP			
Ron Darling, R ERA: 4.62 (1, 1)	6.0	W	26	8	3	2	0	1	0	0	0	0	0	25	29	3.00	1.500			
Roger McDowell, R ERA: 4.1 (7, 1)	3.0	S	11	2	0	0	1	0	0	0	0	0	0	13	13	0.00	0.667			

Atlanta Braves @ New York Mets  
Shea Stadium, Flushing, NY  
Wed Jul 22 1987, 3:33 AM EDT  
Att: 31,048 - Unknown

AB 36  
R 3  
H 10  
RBI 2  
BB 1  
SO 1  
LOB 16



Batter	1	2	3	4	5	6	7	8	9	AB	R	H	RBI	BB	SO	LOB	BOTTOM			
Mookie Wilson, S OBP: 0.352, SLG: 0.476 (1, 8)	3-1		4-3							5	0	0	0	0	1	3				
Tim Lincecum, R OBP: 0.422, SLG: 0.604 (1, 4)	6-3									4	1	2	0	0	0	0				
Keith Hernandez, L OBP: 0.375, SLG: 0.429 (1, 3)										3	1	2	0	1	0	0				
Darryl Strawberry, L OBP: 0.393, SLG: 0.575 (1, 9)	K									4	1	1	1	0	1	4				
Kevin McReynolds, R OBP: 0.334, SLG: 0.516 (1, 7)										3	0	0	0	1	1	4				
Barry Lyons, R OBP: 0.291, SLG: 0.354 (1, 2)										3	1	1	1	1	1	2				
Howard Johnson, S OBP: 0.348, SLG: 0.506 (1, 5)										4	0	0	0	0	0	5				
Rafael Santana, R OBP: 0.326, SLG: 0.384 (1, 6)										4	0	1	1	0	1	0				
Ron Darling, R OBP: 0.167, SLG: 0.225 Lee Mazzilli, S OBP: 0.420, SLG: 0.524 Roger McDowell, R OBP: 0.400, SLG: 0.444 (7, 1)										2	0	0	0	0	2	0				
<b>Inning Stats</b>	R: 0 E: 0 K: 1 S: 6	H: 1 LOB: 1 BB: 0 P: 6	R: 0 E: 0 K: 2 S: 7	H: 0 LOB: 0 BB: 0 P: 7	R: 0 E: 0 K: 1 S: 5	H: 0 LOB: 0 BB: 0 P: 5	R: 0 E: 1 K: 0 S: 4	H: 0 LOB: 3 BB: 2 P: 12	R: 0 E: 0 K: 1 S: 5	H: 0 LOB: 0 BB: 0 P: 5	R: 4 E: 0 K: 0 S: 9	H: 6 LOB: 6 BB: 0 P: 9	R: 0 E: 0 K: 0 S: 4	H: 1 LOB: 2 BB: 1 P: 8	R: 0 E: 0 K: 2 S: 8	H: 1 LOB: 1 BB: 0 P: 8	1B: 9 2B: 0 3B: 0 HR: 0	SF: 0 SAC: 0 DP: 0 HBP: 0	WP: 0 PB: 0 SB: 1 CS: 0	PA: 37
<b>PITCHER</b>	IP	WLS	BF	H	R	ER	SO	BB	IBB	HBP	BLK	WP	HR	S	P	ERA	WHIP			
Zane Smith, L ERA: 4.4 (1, 1)	5.1	L	24	5	4	4	5	2	0	0	0	0	0	4	4	0.00	3.000			
Paul Assenmacher, L ERA: 2.73 (7, 1)	0.1		3	1	0	0	0	1	0	0	0	0	0	2	6	0.00	6.000			
Gene Garber, R ERA: 3.74 (7, 1)	1.2		6	1	0	0	2	0	0	0	0	0	0	10	10	0.00	0.600			

Atlanta Braves @ New York Mets  
Shea Stadium, Flushing, NY  
Wed Jul 22 1987, 3:33 AM EDT  
Att: 31,048 - Unknown

AB 34  
R 4  
H 9  
RBI 4  
BB 3  
SO 7  
LOB 18





Batter	1	2	3	4	5	6	7	8	9	AB	R	H	RBI	BB	SO	LOB	TOP		
Albert Hall, S OBP: 0.361, SLG: 0.392	0-3 K		0-0 6-3		0-0 F9		0-0 F8			4	0	0	0	0	1	4	<b>Atlanta Braves @ Philadelphia Phillies</b> Veterans Stadium, Philadelphia, PA Thu Jul 23 1987, 7:05 PM EDT Att: 29,163 - Unknown		
Ken Oberkfell, L OBP: 0.394, SLG: 0.402	0-0 F6		0-0 2B			0-0 F5	0-0 5-3			4	0	1	1	0	0	2			
Gary Roenicke, R OBP: 0.330, SLG: 0.458 Dion James, L OBP: 0.409, SLG: 0.450	0-3 K		0-0 F4			0-0 1B 2B		0-0 F7		3	0	1	0	0	1	1			
Dale Murphy, R OBP: 0.421, SLG: 0.576		0-0 4-3 FC5-2 2B		0-0 F8		0-0 F3		0-0 5-3		4	0	1	0	0	0	1			
Ted Simmons, S OBP: 0.320, SLG: 0.389		0-0 4-3		0-0 F7		0-0 2-3 1B		0-0 F9		4	0	1	0	0	0	1			
Andres Thomas, R OBP: 0.280, SLG: 0.323		0-0 FC5-2		0-3 K		0-0 F4			0-0 F2	4	0	0	0	0	1	3			
Ozzie Virgil, R OBP: 0.311, SLG: 0.477	0-3 K				4-0 BB		4-0 2B BB		0-0 6-3	2	0	0	0	2	1	1			
Glenn Hubbard, R OBP: 0.420, SLG: 0.444			4-0 SH1-4 2B BB		0-0 F2		0-3 K		0-0 F8	3	1	0	0	1	1	2			
Charlie Puleo, R OBP: 0.263, SLG: 0.389 Craig Nettles, L OBP: 0.300, SLG: 0.359 Zane Smith, L OBP: 0.234, SLG: 0.239 Larry McWilliams, L OBP: 0.200, SLG: 0.200			0-0 SH1-4		0-3 K		0-0 1-3 2B			1	0	0	0	0	1	1			
<b>Inning Stats</b>	R: 0 E: 0 K: 2 S: 7	H: 0 LOB: 0 BB: 0 P: 7	R: 0 E: 0 K: 1 S: 6	H: 1 LOB: 1 BB: 0 P: 6	R: 1 E: 0 K: 0 S: 4	H: 1 LOB: 1 BB: 1 P: 8	R: 0 E: 0 K: 1 S: 5	H: 0 LOB: 0 BB: 0 P: 5	R: 0 E: 0 K: 1 S: 5	H: 2 LOB: 2 BB: 0 P: 5	R: 0 E: 0 K: 1 S: 6	H: 1 LOB: 2 BB: 1 P: 10	R: 0 E: 0 K: 0 S: 3	H: 0 LOB: 0 BB: 0 P: 3	R: 0 E: 0 K: 0 S: 3	H: 0 LOB: 0 BB: 0 P: 3		1B: 1 2B: 2 3B: 0 HR: 0	SF: 0 SAC: 1 DP: 0 HBP: 0
<b>PITCHER</b>	IP WLS BF H R ER SO BB IBB HBP BLK WP HR S P ERA WHIP	7.0 W 29 5 1 1 6 3 0 0 0 0 0 0 38 50 1.29 1.143	2.0 L 6 0 0 0 0 0 0 0 0 0 0 0 6 6 0.00 0.000																

Batter	1	2	3	4	5	6	7	8	9	AB	R	H	RBI	BB	SO	LOB	BOTTOM	
Juan Samuel, R OBP: 0.344, SLG: 0.518	4-0 G4-6-3 2B BB		0-3 K		0-0 SF9		4-0 E 1B BB			1	2	0	1	2	1	0	<b>Atlanta Braves @ Philadelphia Phillies</b> Veterans Stadium, Philadelphia, PA Thu Jul 23 1987, 7:05 PM EDT Att: 29,163 - Unknown	
Milt Thompson, L OBP: 0.337, SLG: 0.403	4-0 G4-6-3 1-2 BB		0-0 F9		3-H 1-2 1B		0-0 E6 1B 1-3 2-H 1B			3	0	2	0	1	0	0		
Von Hayes, L OBP: 0.433, SLG: 0.520	0-0 G4-6-3 1-2 2-3			0-3 K	0-0 F8		0-0 FC6-4 1B			4	0	1	1	0	1	4		
Mike Schmidt, R OBP: 0.392, SLG: 0.563	0-0 2B			0-0 5-3		0-3 K	0-0 FC6-4			4	0	1	1	0	1	2		
Glenn Wilson, R OBP: 0.330, SLG: 0.442	0-0 4-3			0-0 1-3		0-0 F7		0-0 F9		4	0	0	0	0	0	1		
Chris James, R OBP: 0.364, SLG: 0.578		0-3 K			0-0 4-3		0-0 F9		0-0 6-3	4	0	0	0	0	1	0		
Darren Daulton, L OBP: 0.279, SLG: 0.389		4-0 G6-3 BB			0-0 2B 1B		0-0 F5	0-0 F7		3	1	1	0	1	0	0		
Steve Jeltz, S OBP: 0.272, SLG: 0.208		0-0 G6-3			0-0 1B SF9 2B		0-0 5-3			3	1	1	0	0	0	1		
Don Carman, L OBP: 0.111, SLG: 0.111 Rick Schu, R OBP: 0.306, SLG: 0.447 Michael Jackson, R OBP: 0.200, SLG: 0.143			0-3 K		0-0 1B		0-0 1B BB E 1B			2	0	1	1	0	1	0		
<b>Inning Stats</b>	R: 1 E: 0 K: 0 S: 3	H: 1 LOB: 1 BB: 2 P: 11	R: 0 E: 0 K: 1 S: 4	H: 0 LOB: 0 BB: 1 P: 8	R: 0 E: 0 K: 2 S: 7	H: 0 LOB: 0 BB: 0 P: 7	R: 0 E: 0 K: 1 S: 5	H: 0 LOB: 0 BB: 0 P: 5	R: 2 E: 0 K: 0 S: 6	H: 3 LOB: 2 BB: 1 P: 10	R: 0 E: 0 K: 0 S: 3	H: 0 LOB: 0 BB: 0 P: 3	R: 0 E: 0 K: 0 S: 3	H: 0 LOB: 0 BB: 0 P: 3	1B: 6 2B: 2 3B: 0 HR: 0	SF: 1 SAC: 0 DP: 2 HBP: 0		WP: 0 PA: 34 PB: 0 SB: 0 CS: 0
<b>PITCHER</b>	IP WLS BF H R ER SO BB IBB HBP BLK WP HR S P ERA WHIP	6.0 L 24 3 3 3 5 3 0 0 0 0 0 0 31 43 4.50 1.333	2.0 L 10 3 2 1 0 1 0 0 0 0 0 0 9 13 4.50 2.000															





Batter	1	2	3	4	5	6	7	8	9	AB	R	H	RBI	BB	SO	LOB	TOP																				
Albert Hall, S OBP: 0.360, SLG: 0.391 Dion James, L OBP: 0.409, SLG: 0.448	0-0 5-3	0-0 FC6-4 1B	0-0 FC6-4 1B	0-0 5-3	0-0 5-3	4-0 1B BB BB	0-0 5-3	0-0 L4	0-0 FC5-4	3	0	1	2	0	0	1	<p>Atlanta Braves @ Philadelphia Phillies</p> <p>Veterans Stadium, Philadelphia, PA</p> <p>Fri Jul 24, 1987, 7:05 PM EDT</p> <p>Att: 26,307 - Unknown</p>																				
Ken Oberkfell, L OBP: 0.399, SLG: 0.399 Paul Assenmacher, L OBP: 0.125, SLG: 0.125 Larry McWilliams, L OBP: 0.200, SLG: 0.200	4-0 1B BB	0-0 FC6-4 WP	1-2 2-H 3-H	0-0 6-3	0-0 6-3	4-0 1B BB	0-0 6-3	0-0 FC5-4	2	0	0	0	2	0	3	0																					
Gary Roenicke, R OBP: 0.330, SLG: 0.453 Ken Griffey, L OBP: 0.351, SLG: 0.477	0-0 FC4-6 1B	0-0 L5	0-0 L5	0-0 5-3	0-0 5-3	0-0 1B	0-0 5-3	0-0 F7	0-0 F7	3	0	1	0	0	0	1																					
Dale Murphy, R OBP: 0.418, SLG: 0.571	0-0 FC4-6	0-0 FC4-6 1B	0-0 CS 1B	0-0 6-3	0-0 6-3	0-0 P3	0-0 6-3	0-0 6-3	0-0 6-3	5	0	1	0	0	0	4																					
Ted Simmons, S OBP: 0.323, SLG: 0.390	0-0 FC5-2 1B	0-0 FC5-2 1B	0-0 F9	0-0 F9	0-0 1B	0-0 1B	0-0 F9	0-0 F9	0-0 F7	5	0	2	0	0	0	1																					
Andres Thomas, R OBP: 0.283, SLG: 0.326	0-0 FC5-2 1B	0-0 FC5-2 1B	0-0 1B	0-0 F7	0-0 F7	0-0 K	0-0 K	0-0 K	0-0 K	4	1	2	0	0	1	1																					
Ozzie Virgil, R OBP: 0.307, SLG: 0.470	0-0 FC5-2 1B	0-0 FC5-2 1B	0-0 F9	0-0 F9	0-0 F8	0-0 K	0-0 K	0-0 K	0-0 K	4	1	0	0	0	1	3																					
Glenn Hubbard, R OBP: 0.421, SLG: 0.445	0-0 1B 1B	0-0 1B 1B	0-0 6-3	0-0 6-3	0-0 6-3	0-0 1B 1B	0-0 1B 1B	0-0 F4	0-0 F4	4	2	2	1	0	0	0																					
Rick Mahler, R OBP: 0.208, SLG: 0.235 Jeff Dedmon, L OBP: 0.287, SLG: 0.286 Graig Nettles, L OBP: 0.303, SLG: 0.361	4-0 FC6-4 WP BB	0-0 FC6-4 1B	0-0 2B	0-0 F9	0-0 F9	0-0 F9	0-0 F9	0-0 FC5-4 1B	0-0 FC5-4 1B	0	1	0	0	1	0	0																					
<b>Inning Stats</b>	R: 0 E: 0 K: 0 S: 3	H: 1 LOB: 1 BB: 1 P: 7	R: 4 E: 0 K: 0 S: 7	H: 4 LOB: 1 BB: 1 P: 11	R: 0 E: 0 K: 0 S: 4	H: 2 LOB: 1 BB: 0 P: 4	R: 0 E: 0 K: 0 S: 4	H: 1 LOB: 1 BB: 0 P: 4	R: 0 E: 0 K: 0 S: 5	H: 0 LOB: 0 BB: 0 P: 7	R: 0 E: 0 K: 0 S: 4	H: 1 LOB: 1 BB: 0 P: 4	R: 0 E: 0 K: 0 S: 3	H: 0 LOB: 0 BB: 0 P: 3	1B: 11 2B: 1 3B: 0 HR: 0	SF: 0 SAC: 0 DP: 0 HBP: 0		WP: 2 PA: 41 PB: 0 SB: 0 CS: 1																			
<b>PITCHER</b>	IP	WLS	BF	H	R	ER	SO	BB	IBB	HBP	BLK	WP	HR	S	P	ERA		WHIP	<b>PITCHER</b>	IP	WLS	BF	H	R	ER	SO	BB	IBB	HBP	BLK	WP	HR	S	P	ERA	WHIP	
Bruce Ruffin, L ERA: 4.29	5.2	W	29	10	5	5	0	4	0	0	0	2	0	25	41	7.94		2.471																			
Michael Jackson, R ERA: 4.22	1.2		6	1	0	0	2	0	0	0	0	0	0	10	10	0.00		0.600																			
Jeff Calhoun, L ERA: 3.38	1.2		6	1	0	0	0	0	0	0	0	0	0	6	6	0.00		0.600																			

AB	37
R	5
H	12
RBI	4
BB	4
SO	2
LOB	17



Batter	1	2	3	4	5	6	7	8	9	AB	R	H	RBI	BB	SO	LOB	BOTTOM																					
Juan Samuel, R OBP: 0.348, SLG: 0.531	4-0 1B 2B BB	0-0 6-3	0-0 3B	0-0 3-1	0-0 3-1	0-0 HR	0-0 HR	0-0 HR	0-0 HR	4	2	2	3	1	0	1	<p>Atlanta Braves @ Philadelphia Phillies</p> <p>Veterans Stadium, Philadelphia, PA</p> <p>Fri Jul 24, 1987, 7:05 PM EDT</p> <p>Att: 26,307 - Unknown</p>																					
Milt Thompson, L OBP: 0.338, SLG: 0.401	0-0 2B E 1B	0-0 1-3	0-0 BB	0-0 E3 2B	0-0 F7	0-0 F7	0-0 F7	0-0 F7	0-0 F7	4	2	1	0	1	0	0																						
Von Hayes, L OBP: 0.433, SLG: 0.520	0-0 E7 1B 2B	0-0 4-3	0-0 G3	0-0 G3	0-0 G3	0-0 K	0-0 K	0-0 K	0-0 K	4	2	1	1	1	1	2																						
Mike Schmidt, R OBP: 0.398, SLG: 0.569 Rick Schu, R OBP: 0.400, SLG: 0.447	0-0 FC5 1B	0-0 FC5 1B	0-0 1B 1B	0-0 F9	0-0 F9	0-0 2B 2B	0-0 FC5-4 BB	0-0 FC5-4 BB	0-0 FC5-4 BB	4	2	3	3	1	0	0																						
Glenn Wilson, R OBP: 0.331, SLG: 0.440	4-0 PB FC5 BB	4-0 PB FC5 BB	0-0 1B FC1 1B	0-0 6-3	0-0 6-3	0-0 F7	0-0 FC5-4	0-0 FC5-4	0-0 FC5-4	4	1	1	0	1	0	2																						
Lance Parrish, R OBP: 0.288, SLG: 0.365 Darren Daulton, L OBP: 0.286, SLG: 0.382	0-0 FC5 PB	0-0 FC5 PB	0-0 K	0-0 F8	0-0 F8	0-0 2B BB	0-0 2B BB	0-0 2B BB	0-0 2B BB	3	0	0	0	0	1	4																						
Greg Gross, L OBP: 0.400, SLG: 0.391 Chris James, R OBP: 0.371, SLG: 0.586	0-0 F6	0-0 F6	0-0 SH2-4 3B 1B	0-0 SH1-3 BB	0-0 SH1-3 BB	0-0 SH1-3 BB	0-0 SH1-3 BB	0-0 SH1-3 BB	0-0 SH1-3 BB	2	1	1	1	1	0	2																						
Steve Jeltz, S OBP: 0.270, SLG: 0.202	4-0 IBB	4-0 IBB	0-0 FC1 SH2-4 3B	0-0 F9	0-0 F9	0-0 F9	0-0 F9	0-0 F9	0-0 F9	4	1	0	1	1	1	5																						
Bruce Ruffin, S OBP: 0.047, SLG: 0.070 Michael Jackson, R OBP: 0.188, SLG: 0.133 Jeff Calhoun, L ERA: 3.38	0-3 K	0-3 K	0-0 SH2-4	0-0 SH1-3	0-0 SH1-3	0-0 L3	0-0 L3	0-0 L3	0-0 L3	1	0	0	0	0	1	3																						
<b>Inning Stats</b>	R: 3 E: 1 K: 1 S: 8	H: 3 LOB: 3 BB: 3 P: 20	R: 0 E: 0 K: 0 S: 3	H: 0 LOB: 0 BB: 0 P: 3	R: 4 E: 1 K: 1 S: 10	H: 4 LOB: 2 BB: 1 P: 14	R: 0 E: 0 K: 0 S: 3	H: 0 LOB: 0 BB: 0 P: 3	R: 0 E: 0 K: 0 S: 3	H: 0 LOB: 1 BB: 1 P: 7	R: 3 E: 1 K: 0 S: 6	H: 2 LOB: 2 BB: 2 P: 14	R: 1 E: 0 K: 1 S: 6	H: 1 LOB: 1 BB: 1 P: 10	R: 0 E: 0 K: 2 S: 7	H: 0 LOB: 1 BB: 1 P: 11		1B: 5 2B: 3 3B: 1 HR: 1	SF: 0 SAC: 2 DP: 0 HBP: 0	WP: 0 PA: 45 PB: 1 SB: 0 CS: 0																		
<b>PITCHER</b>	IP	WLS	BF	H	R	ER	SO	BB	IBB	HBP	BLK	WP	HR	S	P	ERA		WHIP	<b>PITCHER</b>	IP	WLS	BF	H	R	ER	SO	BB	IBB	HBP	BLK	WP	HR	S	P	ERA	WHIP		
Rick Mahler, R ERA: 5.05	2.2	L	20	7	7	5	2	3	1	0	0	0	0	20	36	16.88		3.750																				
Jeff Dedmon, R ERA: 2.63	2.1		8	0	0	0	0	1	0	0	0	0	0	7	11	0.00		0.429																				
Paul Assenmacher, L ERA: 4.41	2.0		13	3	4	3	1	3	0	0	0	0	1	12	24	13.50		3.000																				
Larry McWilliams, L ERA: 5.75	1.0		4	0	0	0	2	1	0	0	0	0	0	7	11	0.00		1.000																				

AB	34
R	11
H	10
RBI	10
BB	9
SO	5
LOB	22





Batter	1	2	3	4	5	6	7	8	9	AB	R	H	RBI	BB	SO	LOB	TOP					
Dion James, L OBP: 0.411, SLG: 0.447 (1, 8)	0-0 4-3		0-0 F9			4-0 1B BB		0-0 4-3 1B		3	1	1	0	1	0	0	<b>Atlanta Braves @ Philadelphia Phillies</b> Veterans Stadium, Philadelphia, PA Sat Jul 25 1987, 7:05 PM EDT Att: 32,077 - Unknown					
Ken Oberkfell, L OBP: 0.394, SLG: 0.397 (1, 5)	0-0 F4			0-0 G3		0-0 1B 1-H		0-0 4-3 1-2		4	0	1	1	0	0	1						
Gerald Perry, L OBP: 0.330, SLG: 0.381 (1, 3)	0-0 HR			0-0 4-3		0-0 2B		0-0 F7		4	1	2	1	0	0	1						
Dale Murphy, R OBP: 0.414, SLG: 0.565 (1, 9)	0-0 G2			0-0 6-3		0-3 K			0-3 K	4	0	0	0	0	2	1						
Ken Griffey, L OBP: 0.353, SLG: 0.478 (1, 7)		0-0 FC5-4 1B			0-0 1-3		0-0 G6-4-3 1B		0-0 F7	4	0	2	0	0	0	0						
Andres Thomas, R OBP: 0.279, SLG: 0.321 (1, 6)		0-0 FC5-4 CS 1-2			0-0 4-3		0-0 G6-4-3 1-2		0-3 K	4	0	0	0	0	1	2						
Bruce Benedict, R OBP: 0.287, SLG: 0.205 (1, 2)		0-3 K 1-2			0-0 1B		0-0 1B			3	0	2	0	0	1	1						
Glenn Hubbard, R OBP: 0.418, SLG: 0.441 (1, 4)			0-0 5-3		0-0 F9		0-0 F9			3	0	0	0	0	0	2						
David Palmer, R OBP: 0.161, SLG: 0.258 Gene Garber, R (7, 1)			0-0 4-3			0-0 F5		0-3 K		2	0	0	0	0	0	0						
<b>Inning Stats</b>	R: 1 E: 0 K: 0 S: 4	H: 1 LOB: 0 BB: 0 P: 4	R: 0 E: 0 K: 1 S: 5	H: 1 LOB: 1 BB: 0 P: 5	R: 0 E: 0 K: 0 S: 3	H: 0 LOB: 0 BB: 0 P: 3	R: 0 E: 0 K: 0 S: 3	H: 0 LOB: 0 BB: 0 P: 3	R: 0 E: 0 K: 1 S: 6	H: 2 LOB: 1 BB: 1 P: 10	R: 0 E: 0 K: 0 S: 4	H: 2 LOB: 1 BB: 0 P: 4	R: 0 E: 0 K: 1 S: 6	H: 1 LOB: 1 BB: 0 P: 6	R: 0 E: 0 K: 2 S: 7	H: 0 LOB: 0 BB: 0 P: 7	1B: 6 2B: 2 3B: 0 HR: 1	SF: 0 SAC: 0 DP: 2 HBP: 0	WP: 0 PB: 0 SB: 0 CS: 1	PA: 33		
<b>PITCHER</b>	IP WLS BF H R ER SO BB IBB HBP BLK WP HR S P ERA WHIP	IP WLS BF H R ER SO BB IBB HBP BLK WP HR S P ERA WHIP	IP WLS BF H R ER SO BB IBB HBP BLK WP HR S P ERA WHIP	IP WLS BF H R ER SO BB IBB HBP BLK WP HR S P ERA WHIP	IP WLS BF H R ER SO BB IBB HBP BLK WP HR S P ERA WHIP	IP WLS BF H R ER SO BB IBB HBP BLK WP HR S P ERA WHIP	IP WLS BF H R ER SO BB IBB HBP BLK WP HR S P ERA WHIP	IP WLS BF H R ER SO BB IBB HBP BLK WP HR S P ERA WHIP	IP WLS BF H R ER SO BB IBB HBP BLK WP HR S P ERA WHIP	IP WLS BF H R ER SO BB IBB HBP BLK WP HR S P ERA WHIP	IP WLS BF H R ER SO BB IBB HBP BLK WP HR S P ERA WHIP	IP WLS BF H R ER SO BB IBB HBP BLK WP HR S P ERA WHIP	IP WLS BF H R ER SO BB IBB HBP BLK WP HR S P ERA WHIP	IP WLS BF H R ER SO BB IBB HBP BLK WP HR S P ERA WHIP	IP WLS BF H R ER SO BB IBB HBP BLK WP HR S P ERA WHIP	IP WLS BF H R ER SO BB IBB HBP BLK WP HR S P ERA WHIP	IP WLS BF H R ER SO BB IBB HBP BLK WP HR S P ERA WHIP	IP WLS BF H R ER SO BB IBB HBP BLK WP HR S P ERA WHIP	IP WLS BF H R ER SO BB IBB HBP BLK WP HR S P ERA WHIP	IP WLS BF H R ER SO BB IBB HBP BLK WP HR S P ERA WHIP	IP WLS BF H R ER SO BB IBB HBP BLK WP HR S P ERA WHIP	IP WLS BF H R ER SO BB IBB HBP BLK WP HR S P ERA WHIP



Batter	1	2	3	4	5	6	7	8	9	AB	R	H	RBI	BB	SO	LOB	BOTTOM				
Juan Samuel, R OBP: 0.344, SLG: 0.525 (1, 4)	0-0 1-3		0-0 6-3		0-0 L6			0-3 K		4	0	0	0	0	1	1	<b>Atlanta Braves @ Philadelphia Phillies</b> Veterans Stadium, Philadelphia, PA Sat Jul 25 1987, 7:05 PM EDT Att: 32,077 - Unknown				
Jeff Stone, L OBP: 0.349, SLG: 0.372 (1, 8)	0-0 4-3		0-0 4-3			0-0 6-3		0-0 4-3		4	0	0	0	0	0	0					
Von Hayes, L OBP: 0.433, SLG: 0.516 (1, 3)	4-0 FC6-4 BB		0-0 4-3			0-0 6-3		4-0 1B WP BB		2	1	0	0	2	0	0					
Mike Schmidt, R OBP: 0.396, SLG: 0.565 (1, 5)	0-0 FC6-4 1-2			0-0 5-3		0-0 F8		0-0 WP 1B		4	0	1	0	0	0	1					
Glenn Wilson, R OBP: 0.327, SLG: 0.435 (1, 9)		0-3 K		0-0 F9			0-0 F4	0-0 L6		4	0	0	0	0	1	1					
Chris James, R OBP: 0.369, SLG: 0.578 (1, 7)		0-0 6-3		0-0 6-3			0-0 BB 1B	0-0 F8 3-H		4	0	1	0	0	0	0					
Darren Daulton, L OBP: 0.299, SLG: 0.397 (1, 2)		0-0 2B			0-3 K		4-0 BB	0-0 G3		3	0	1	0	1	1	0					
Steve Jeltz, S OBP: 0.280, SLG: 0.202 Greg Gross, L OBP: 0.311, SLG: 0.386 Luis Aguayo, R OBP: 0.287, SLG: 0.435 (1, 6) (7, PH) (8, 6)		4-0 IBB			4-0 BB		0-0 F7	0-3 K		0	0	0	0	2	0	0					
Tom Hume, R OBP: 0.250, SLG: 0.333 Ron Roenicke, S OBP: 0.311, SLG: 0.375 Wally Ritchie, L OBP: 0.500, SLG: 0.500 Kent Tekulve, R (9, 1)		0-3 K			0-3 K		0-3 K			2	0	0	0	0	2	3					
<b>Inning Stats</b>	R: 0 E: 0 K: 0 S: 3	H: 0 LOB: 1 BB: 1 P: 7	R: 0 E: 0 K: 2 S: 8	H: 1 LOB: 2 BB: 1 P: 12	R: 0 E: 0 K: 0 S: 3	H: 0 LOB: 0 BB: 0 P: 3	R: 0 E: 0 K: 0 S: 3	H: 0 LOB: 0 BB: 0 P: 3	R: 0 E: 0 K: 1 S: 6	H: 1 LOB: 2 BB: 1 P: 10	R: 0 E: 0 K: 1 S: 6	H: 1 LOB: 1 BB: 1 P: 10	R: 0 E: 0 K: 1 S: 5	H: 0 LOB: 0 BB: 0 P: 5	1B: 2 2B: 1 3B: 0 HR: 0	SF: 0 SAC: 0 DP: 0 HBP: 0	WP: 1 PB: 0 SB: 0 CS: 0	PA: 35			
<b>PITCHER</b>	IP WLS BF H R ER SO BB IBB HBP BLK WP HR S P ERA WHIP	IP WLS BF H R ER SO BB IBB HBP BLK WP HR S P ERA WHIP	IP WLS BF H R ER SO BB IBB HBP BLK WP HR S P ERA WHIP	IP WLS BF H R ER SO BB IBB HBP BLK WP HR S P ERA WHIP	IP WLS BF H R ER SO BB IBB HBP BLK WP HR S P ERA WHIP	IP WLS BF H R ER SO BB IBB HBP BLK WP HR S P ERA WHIP	IP WLS BF H R ER SO BB IBB HBP BLK WP HR S P ERA WHIP	IP WLS BF H R ER SO BB IBB HBP BLK WP HR S P ERA WHIP	IP WLS BF H R ER SO BB IBB HBP BLK WP HR S P ERA WHIP	IP WLS BF H R ER SO BB IBB HBP BLK WP HR S P ERA WHIP	IP WLS BF H R ER SO BB IBB HBP BLK WP HR S P ERA WHIP	IP WLS BF H R ER SO BB IBB HBP BLK WP HR S P ERA WHIP	IP WLS BF H R ER SO BB IBB HBP BLK WP HR S P ERA WHIP	IP WLS BF H R ER SO BB IBB HBP BLK WP HR S P ERA WHIP	IP WLS BF H R ER SO BB IBB HBP BLK WP HR S P ERA WHIP	IP WLS BF H R ER SO BB IBB HBP BLK WP HR S P ERA WHIP	IP WLS BF H R ER SO BB IBB HBP BLK WP HR S P ERA WHIP	IP WLS BF H R ER SO BB IBB HBP BLK WP HR S P ERA WHIP	IP WLS BF H R ER SO BB IBB HBP BLK WP HR S P ERA WHIP	IP WLS BF H R ER SO BB IBB HBP BLK WP HR S P ERA WHIP	IP WLS BF H R ER SO BB IBB HBP BLK WP HR S P ERA WHIP





Batter	1	2	3	4	5	6	7	8	9	AB	R	H	RBI	BB	SO	LOB	TOP								
Dion James, L OBP: 0.408, SLG: 0.443 (1,8)	F7		F9			E3	4-3		G3	5	1	1	0	0	0	0	<b>Atlanta Braves @ Philadelphia Phillies</b> Veterans Stadium, Philadelphia, PA Sun Jul 26 1987, 3:33 AM EDT Att: 47,022 - Unknown								
Ken Oberkfell, L OBP: 0.382, SLG: 0.397 (1,5)	4-3		F9			F9			F4	5	0	1	0	0	0	3									
Gerald Perry, L OBP: 0.329, SLG: 0.379 (1,3)	5-3			4-3		S	1-3			4	1	1	0	0	0	1									
Ken Griffey, L OBP: 0.359, SLG: 0.476 (1,7)		G6-4-3				2B			F4	1	1	0	0	3	0	1									
Gary Roenicke, R OBP: 0.337, SLG: 0.467 (1,9)		G6-4-3		K		BLK			FC5-4	4	0	2	1	0	1	2									
Andres Thomas, R OBP: 0.276, SLG: 0.317 (1,6)		F7		K		F7			FC5-4	4	0	0	0	0	1	4									
Bruce Benedict, R OBP: 0.297, SLG: 0.211 (1,2)			1B		5-3	BLK			4-3	3	0	1	0	1	0	1									
Glenn Hubbard, R OBP: 0.416, SLG: 0.436 (1,4)			F9		F9				4-3	3	0	0	0	1	0	2									
Doyle Alexander, R OBP: 0.065, SLG: 0.033 (1,1)			SH1		6-3				F6	2	0	0	0	0	0	3									
Joe Boever, R (8,1)										0	0	0	0	0	0	0									
Graig Nettles, L (9, PH) OBP: 0.301, SLG: 0.358										1	0	0	0	0	0	0									
<b>Inning Stats</b>	R: 0 E: 0 K: 0 S: 3	H: 0 LOB: 0 BB: 0 P: 3	R: 0 E: 0 K: 0 S: 2	H: 0 LOB: 0 BB: 1 P: 6	R: 0 E: 0 K: 0 S: 5	H: 2 LOB: 2 BB: 0 P: 5	R: 0 E: 0 K: 2 S: 7	H: 0 LOB: 1 BB: 1 P: 11	R: 0 E: 0 K: 0 S: 3	H: 0 LOB: 0 BB: 0 P: 3	R: 3 E: 1 K: 0 S: 6	H: 2 LOB: 3 BB: 3 P: 18	R: 0 E: 0 K: 0 S: 4	H: 1 LOB: 1 BB: 0 P: 4	R: 0 E: 0 K: 0 S: 4	H: 1 LOB: 1 BB: 0 P: 4	R: 0 E: 0 K: 0 S: 3	H: 0 LOB: 0 BB: 0 P: 3	1B: 4 2B: 2 3B: 0 HR: 0	SF: 0 SAC: 1 DP: 1 HBP: 0	WP: 0 PB: 0 SB: 2 CS: 0	PA: 38			
<b>PITCHER</b>	IP	WLS	BF	H	R	ER	SO	BB	IBB	HBP	BLK	WP	HR	S	P	ERA	WHIP								
Kevin Gross, R (1,1) ERA: 4.13	6.0		27	4	3	1	2	4	1	0	1	0	0	26	46	1.50	1.333								
Jeff Calhoun, L (7,1) ERA: 2.94	1.0		4	1	0	0	0	0	0	0	0	0	0	4	4	0.00	1.000								
Kent Tekulve, R (8,1) ERA: 3.71	1.0	W	4	1	0	0	0	0	0	0	0	0	0	4	4	0.00	1.000								
Steve Bedrosian, R (9,1) ERA: 2.57	1.0		3	0	0	0	0	0	0	0	0	0	0	3	3	0.00	0.000								

Batter	1	2	3	4	5	6	7	8	9	AB	R	H	RBI	BB	SO	LOB	BOTTOM								
Juan Samuel, R (1,4) OBP: 0.343, SLG: 0.522	F7		S		5-3		K			4	1	1	0	0	1	0	<b>Atlanta Braves @ Philadelphia Phillies</b> Veterans Stadium, Philadelphia, PA Sun Jul 26 1987, 3:33 AM EDT Att: 47,022 - Unknown								
Milt Thompson, L (1,8) OBP: 0.343, SLG: 0.418			S		4-3					4	3	3	2	0	0	0									
Von Hayes, L (1,3) OBP: 0.437, SLG: 0.527	F7		S			FC5-4				3	1	2	2	1	0	1									
Mike Schmidt, R (1,5) OBP: 0.398, SLG: 0.574			2H		F9	FC5-4				4	1	2	2	0	0	2									
Chris James, R (1,7) OBP: 0.366, SLG: 0.571	F3		F9							4	0	1	0	0	0	2									
Ron Roenicke, S (1,9) OBP: 0.306, SLG: 0.349		B2			4-3					3	1	0	0	1	1	2									
Steve Bedrosian, R (9,1) ERA: 2.57						K			S	0	0	0	0	0	0	0									
Darren Daulton, L (1,2) OBP: 0.282, SLG: 0.371		1-4-3			F2					4	0	0	0	0	1	3									
Steve Jeltz, S (1,6) OBP: 0.279, SLG: 0.203		F5			G3					4	0	1	1	0	0	0									
Kevin Gross, R (1,1) OBP: 0.150, SLG: 0.128										2	0	0	0	0	1	0									
Jeff Calhoun, L (7,1) ERA: 2.94										0	0	0	0	0	0	0									
Jeff Stone, L (7, PH) OBP: 0.345, SLG: 0.367										1	0	0	0	0	0	0									
Kent Tekulve, R (8,1) ERA: 3.71										0	0	0	0	0	0	0									
Glenn Wilson, R (9,9) OBP: 0.327, SLG: 0.435										0	0	0	0	0	0	0									
<b>Inning Stats</b>	R: 1 E: 0 K: 0 S: 5	H: 2 LOB: 1 BB: 0 P: 5	R: 0 E: 0 K: 0 S: 3	H: 0 LOB: 0 BB: 0 P: 3	R: 2 E: 0 K: 1 S: 8	H: 3 LOB: 1 BB: 0 P: 8	R: 0 E: 0 K: 0 S: 3	H: 0 LOB: 0 BB: 0 P: 3	R: 0 E: 0 K: 0 S: 3	H: 0 LOB: 0 BB: 0 P: 3	R: 0 E: 0 K: 1 S: 6	H: 1 LOB: 2 BB: 1 P: 10	R: 0 E: 0 K: 1 S: 5	H: 0 LOB: 0 BB: 0 P: 5	R: 4 E: 0 K: 1 S: 8	H: 4 LOB: 1 BB: 1 P: 12	R: 0 E: 0 K: 0 S: 3	H: 0 LOB: 0 BB: 0 P: 3	1B: 6 2B: 1 3B: 0 HR: 3	SF: 0 SAC: 0 DP: 0 HBP: 0	WP: 0 PB: 0 SB: 4 CS: 0	PA: 35			
<b>PITCHER</b>	IP	WLS	BF	H	R	ER	SO	BB	IBB	HBP	BLK	WP	HR	S	P	ERA	WHIP								
Doyle Alexander, R (1,1) ERA: 3.69	7.0	L	31	9	6	6	3	1	0	0	0	0	0	36	40	7.71	1.429								
Joe Boever, R (8,1) ERA: 9.0	1.0		4	1	1	1	1	1	0	0	0	0	0	5	9	9.00	2.000								





Batter	1	2	3	4	5	6	7	8	9	AB	R	H	RBI	BB	SO	LOB	TOP			
<b>Billy Hatcher, R</b> OBP: 0.376, SLG: 0.446 (1, 7)	0-0 6-3			0-0 F8	0-0 F8			0-0 5-3		4	0	0	0	0	0	3	<b>Houston Astros @ Atlanta Braves</b> Atlanta-Fulton County Stadium, Atlanta, GA Tue Jul 28 1987, 7:05 PM EDT Att: 14,941 - Unknown  <b>AB 33</b> <b>R 1</b> <b>H 7</b> <b>RBI 1</b> <b>BB 2</b> <b>SO 1</b> <b>LOB 15</b>			
<b>Gerald Young, S</b> OBP: 0.277, SLG: 0.288 (1, 8)	0-0 G4-6-3 1B			0-0 E 5-3 1B				0-0 6-3		4	0	2	0	0	0	1				
<b>Bill Doran, S</b> OBP: 0.345, SLG: 0.405 (1, 4)	0-0 G4-6-3 1-2			0-0 5-3 1-2				0-0 6-3		3	0	0	0	1	0	2				
<b>Glenn Davis, R</b> OBP: 0.321, SLG: 0.481 (1, 3)		0-0 F6		0-0 E6 2-3				0-0 F9 1-2 2-3		4	0	0	0	0	3					
<b>Kevin Bass, S</b> OBP: 0.326, SLG: 0.424 (1, 9)		0-0 F7		0-0 4-3				0-0 F6		4	0	0	0	0	2					
<b>Alan Ashby, S</b> OBP: 0.393, SLG: 0.469 (1, 2)		0-0 F8			0-0 FC3-5-8-3 1B			0-0 F8		4	0	2	0	0	0					
<b>Ken Caminiti, S</b> OBP: 0.333, SLG: 0.543 (1, 5)			0-0 6-3		0-0 1-2 1B			0-0 1-3		4	0	1	0	0	1					
<b>Craig Reynolds, L</b> OBP: 0.310, SLG: 0.353 (1, 6)			0-0 F4		0-0 FC3-5-8-3 1-2 2-3 1B			0-0 2B 1B		4	1	1	0	0	3					
<b>Mike Scott, R</b> OBP: 0.160, SLG: 0.106 (1, 1)			0-3 K		4-0 BB			0-0 PB 1-H 2B		1	0	0	0	0	1	0				
<b>Davey Lopes, R</b> OBP: 0.355, SLG: 0.360 (5, PH)										0	0	0	0	1	0	0				
<b>Rocky Childress, R</b> OBP: 0.244, SLG: 0.211 (8, PH)										0	0	0	0	0	0	0				
<b>Jim Pankovits, R</b> OBP: 0.244, SLG: 0.211 (8, PH)										1	0	1	1	0	0	0				
<b>Charlie Kerfeld, R</b> OBP: 0.244, SLG: 0.211 (8, 1)										0	0	0	0	0	0	0				
<b>Inning Stats</b>	R: 0 E: 0 K: 0 S: 3	H: 1 LOB: 0 BB: 0 P: 3	R: 0 E: 0 K: 0 S: 3	H: 0 LOB: 0 BB: 0 P: 3	R: 0 E: 0 K: 1 S: 5	H: 0 LOB: 0 BB: 0 P: 5	R: 0 E: 1 K: 0 S: 5	H: 1 LOB: 2 BB: 0 P: 5	R: 0 E: 0 K: 0 S: 4	H: 0 LOB: 0 BB: 0 P: 3	R: 0 E: 0 K: 0 S: 3	H: 0 LOB: 0 BB: 0 P: 3	R: 0 E: 0 K: 0 S: 5	H: 2 LOB: 2 BB: 1 P: 9	R: 0 E: 0 K: 0 S: 4	H: 1 LOB: 1 BB: 0 P: 4	1B: 6 2B: 2 3B: 0 HR: 0	SF: 0 SAC: 0 DP: 2 HBP: 0	WP: 0 PB: 1 SB: 0 CS: 0	PA: 35
<b>PITCHER</b> <b>Zane Smith, L</b> ERA: 4.2 (1, 1)	IP: 9.0 WLS: W BF: 35 H: 7 R: 1 ER: 1 SO: 1 BB: 2 IBB: 0 HBP: 0 BLK: 0 WP: 0 HR: 0 S: 35 P: 43 ERA: 1.00 WHIP: 1.000															<b>PITCHER</b>				

Batter	1	2	3	4	5	6	7	8	9	AB	R	H	RBI	BB	SO	LOB	BOTTOM				
<b>Dion James, L</b> OBP: 0.413, SLG: 0.459 (1, 8)	0-0 3-1			0-0 1B 6-3 2B				0-0 CS 1B		5	1	4	2	0	0	0	<b>Houston Astros @ Atlanta Braves</b> Atlanta-Fulton County Stadium, Atlanta, GA Tue Jul 28 1987, 7:05 PM EDT Att: 14,941 - Unknown  <b>AB 31</b> <b>R 6</b> <b>H 11</b> <b>RBI 5</b> <b>BB 4</b> <b>SO 6</b> <b>LOB 14</b>				
<b>Ken Oberkfell, L</b> OBP: 0.394, SLG: 0.402 (1, 5)	0-0 1B WP 2B	0-0 3-H 1B		0-0 F5				0-0 CS 1-2		4	1	2	1	0	0	2					
<b>Gerald Perry, L</b> OBP: 0.326, SLG: 0.378 (1, 3)	0-0 2-3 1B		0-3 K	0-0 6-3 1-2 3-H				0-0 F7		4	1	1	1	0	1	2					
<b>Dale Murphy, R</b> OBP: 0.415, SLG: 0.563 (1, 9)	4-0 1B 1-2 3-H BB			0-0 S 1B				0-0 5-3		3	0	1	0	1	0	1					
<b>Ken Griffey, L</b> OBP: 0.357, SLG: 0.473 (1, 7)	0-0 G4-6-3 1-3 2-H 1B			0-0 F7				0-0 4-3		4	0	1	1	0	0	1					
<b>Ted Simmons, S</b> OBP: 0.328, SLG: 0.383 (1, 2)	0-0 G4-6-3 1-2			4-0 1-2 BB				0-0 F8		2	0	0	0	2	0	2					
<b>Andres Thomas, R</b> OBP: 0.275, SLG: 0.316 (1, 6)		0-0 SH1-3 1B		0-3 K				0-3 K2-3		4	1	1	0	0	3	3					
<b>Glenn Hubbard, R</b> OBP: 0.417, SLG: 0.435 (1, 4)		0-3 K		0-0 2B 1B				4-0 SH2-4 1B BB		3	2	1	0	1	1	2					
<b>Zane Smith, L</b> OBP: 0.216, SLG: 0.229 (1, 1)		0-0 SH1-3 2-3		0-3 K				0-0 4-3		2	0	0	0	0	1	1					
<b>Inning Stats</b>	R: 2 E: 0 K: 0 S: 5	H: 3 LOB: 1 BB: 1 P: 9	R: 1 E: 0 K: 1 S: 7	H: 2 LOB: 0 BB: 0 P: 7	R: 0 E: 0 K: 2 S: 8	H: 1 LOB: 2 BB: 1 P: 12	R: 2 E: 0 K: 1 S: 8	H: 3 LOB: 1 BB: 0 P: 8	R: 0 E: 0 K: 1 S: 5	H: 0 LOB: 1 BB: 1 P: 9	R: 0 E: 0 K: 0 S: 4	H: 1 LOB: 0 BB: 0 P: 4	R: 0 E: 0 K: 0 S: 3	H: 0 LOB: 0 BB: 0 P: 3	R: 1 E: 0 K: 1 S: 5	H: 1 LOB: 0 BB: 1 P: 9		1B: 8 2B: 2 3B: 1 HR: 0	SF: 0 SAC: 2 DP: 1 HBP: 0	WP: 1 PB: 0 SB: 3 CS: 1	PA: 38
<b>PITCHER</b> <b>Mike Scott, R</b> ERA: 2.81 (1, 1)	IP: 4.0 WLS: L BF: 22 H: 9 R: 5 ER: 5 SO: 4 BB: 2 IBB: 0 HBP: 0 BLK: 0 WP: 1 HR: 0 S: 28 P: 36 ERA: 11.25 WHIP: 2.750															<b>PITCHER</b>					
<b>Rocky Childress, R</b> ERA: 2.37 (5, 1)	3.0 11 1 0 0 1 1 0 0 0 0 0 12 16 0.00 0.667																				
<b>Charlie Kerfeld, R</b> ERA: 6.95 (8, 1)	1.0 4 1 1 1 1 1 0 0 0 0 0 5 9 9.00 2.000																				



Batter	1	2	3	4	5	6	7	8	9	AB	R	H	RBI	BB	SO	LOB	TOP			
<b>Billy Hatcher, R</b> OBP: 0.374, SLG: 0.443 (1, 8)										5	1	1	0	0	1	4	<b>Houston Astros @ Atlanta Braves</b> Atlanta-Fulton County Stadium, Atlanta, GA Wed Jul 29 1987, 7:05 PM EDT Att: 13,161 - Unknown  <b>AB 36</b> <b>R 3</b> <b>H 11</b> <b>RBI 3</b> <b>BB 4</b> <b>SO 5</b> <b>LOB 22</b>			
<b>Bill Doran, S</b> OBP: 0.348, SLG: 0.417 (1, 4)										5	1	3	2	0	1	3				
<b>Denny Walling, L</b> OBP: 0.364, SLG: 0.448 (9, PR)										3	0	1	0	2	0	2				
<b>Gerald Young, S</b> OBP: 0.277, SLG: 0.288 (9, PR)										0	0	0	0	0	0	0				
<b>Glenn Davis, R</b> OBP: 0.319, SLG: 0.477 (1, 3)										5	0	1	1	0	0	5				
<b>Alan Ashby, S</b> OBP: 0.384, SLG: 0.469 (1, 2)										4	0	2	0	0	0	0				
<b>Jose Cruz, L</b> OBP: 0.309, SLG: 0.406 (1, 7)										4	0	0	0	0	1	4				
<b>Ken Caminiti, S</b> OBP: 0.308, SLG: 0.500 (1, 5)										4	0	0	0	0	1	2				
<b>Craig Reynolds, L</b> OBP: 0.317, SLG: 0.362 (1, 6)										3	0	2	0	1	1	0				
<b>Nolan Ryan, R</b> OBP: 0.083, SLG: 0.143 (1, 1)										2	0	0	0	0	0	2				
<b>Dave Meads, L</b> OBP: 0.500, SLG: 0.333 (6, 1)										0	0	0	0	0	0	0				
<b>Terry Puhl, L</b> OBP: 0.284, SLG: 0.250 (7, PH)										0	0	0	0	1	0	0				
<b>Larry Andersen, R</b> OBP: 0.284, SLG: 0.250 (7, 1)										0	0	0	0	0	0	0				
<b>Kevin Bass, S</b> OBP: 0.328, SLG: 0.426 (9, PH)										1	1	1	0	0	0	0				
<b>Inning Stats</b>	R: 1 E: 0 K: 1 S: 8	H: 3 LOB: 2 BB: 0 P: 8	R: 0 E: 0 K: 0 S: 3	H: 0 LOB: 1 BB: 1 P: 7	R: 1 E: 0 K: 0 S: 4	H: 2 LOB: 0 BB: 0 P: 4	R: 0 E: 0 K: 0 S: 4	H: 1 LOB: 1 BB: 0 P: 4	R: 0 E: 0 K: 1 S: 5	H: 0 LOB: 0 BB: 0 P: 5	R: 0 E: 0 K: 0 S: 3	H: 1 LOB: 2 BB: 1 P: 10	R: 0 E: 0 K: 1 S: 6	H: 1 LOB: 2 BB: 1 P: 13	R: 1 E: 0 K: 2 S: 9	H: 2 LOB: 2 BB: 1 P: 13	1B: 8 2B: 2 3B: 0 HR: 1	SF: 0 SAC: 0 DP: 2 HBP: 0	WP: 0 PB: 0 SB: 2 CS: 0	PA: 40
<b>PITCHER</b>	IP WLS BF H R ER SO BB IBB HBP BLK WP HR S P ERA WHIP																			
<b>Charlie Puleo, R</b> ERA: 3.94 (1, 1)	6.0 W 25 7 2 2 2 1 0 0 0 0 1 28 32 3.00 1.333																			
<b>Jeff Dedmon, R</b> ERA: 2.57 (7, 1)	1.1 7 2 0 0 0 2 0 0 0 0 0 5 13 0.00 3.000																			
<b>Gene Garber, R</b> ERA: 3.77 (8, 1)	1.2 S 8 2 1 1 3 1 0 0 0 0 0 13 17 5.40 1.800																			

Batter	1	2	3	4	5	6	7	8	9	AB	R	H	RBI	BB	SO	LOB	BOTTOM			
<b>Dion James, L</b> OBP: 0.407, SLG: 0.451 (1, 8)										5	0	0	0	0	0	6	<b>Houston Astros @ Atlanta Braves</b> Atlanta-Fulton County Stadium, Atlanta, GA Wed Jul 29 1987, 7:05 PM EDT Att: 13,161 - Unknown  <b>AB 30</b> <b>R 5</b> <b>H 4</b> <b>RBI 3</b> <b>BB 5</b> <b>SO 5</b> <b>LOB 15</b>			
<b>Ken Oberkfell, L</b> OBP: 0.359, SLG: 0.397 (1, 5)										4	0	0	0	0	2					
<b>Gerald Perry, L</b> OBP: 0.333, SLG: 0.384 (1, 3)										3	2	2	0	1	0					
<b>Dale Murphy, R</b> OBP: 0.416, SLG: 0.569 (1, 9)										3	2	1	1	1	2					
<b>Ken Griffey, L</b> OBP: 0.353, SLG: 0.466 (1, 7)										4	0	0	0	1	3					
<b>Andres Thomas, R</b> OBP: 0.272, SLG: 0.311 (1, 6)										4	1	0	0	0	2					
<b>Bruce Benedict, R</b> OBP: 0.295, SLG: 0.203 (1, 2)										3	0	0	0	1	1					
<b>Glenn Hubbard, R</b> OBP: 0.418, SLG: 0.434 (1, 4)										3	0	1	1	1	1					
<b>Charlie Puleo, R</b> OBP: 0.250, SLG: 0.368 (1, 1)										1	0	0	0	1	0					
<b>Ted Simmons, S</b> OBP: 0.326, SLG: 0.383 (6, PH)										0	0	0	1	0	0					
<b>Jeff Dedmon, L</b> OBP: 0.267, SLG: 0.286 (7, 1)										0	0	0	0	0	0					
<b>Gene Garber, R</b> ERA: 3.14 (8, 1)										0	0	0	1	0	0					
<b>Inning Stats</b>	R: 0 E: 0 K: 0 S: 3	H: 0 LOB: 1 BB: 1 P: 7	R: 0 E: 0 K: 1 S: 5	H: 0 LOB: 0 BB: 0 P: 5	R: 0 E: 0 K: 2 S: 7	H: 0 LOB: 0 BB: 0 P: 7	R: 1 E: 1 K: 1 S: 7	H: 1 LOB: 1 BB: 0 P: 7	R: 0 E: 2 K: 0 S: 5	H: 0 LOB: 2 BB: 0 P: 5	R: 3 E: 1 K: 1 S: 7	H: 1 LOB: 2 BB: 3 P: 19	R: 1 E: 0 K: 0 S: 4	H: 1 LOB: 0 BB: 0 P: 4	R: 0 E: 0 K: 0 S: 4	H: 1 LOB: 2 BB: 1 P: 8	1B: 2 2B: 1 3B: 0 HR: 1	SF: 1 SAC: 1 DP: 0 HBP: 0	WP: 1 PB: 0 SB: 3 CS: 0	PA: 37
<b>PITCHER</b>	IP WLS BF H R ER SO BB IBB HBP BLK WP HR S P ERA WHIP																			
<b>Nolan Ryan, R</b> ERA: 3.14 (1, 1)	5.1 L 26 2 4 1 5 4 0 0 0 0 0 0 32 48 1.69 1.125																			
<b>Dave Meads, L</b> ERA: 4.85 (6, 1)	0.2 2 0 0 0 0 0 0 0 0 0 0 2 2 0.00 0.000																			
<b>Larry Andersen, R</b> ERA: 3.14 (7, 1)	2.0 9 2 1 1 0 1 0 0 0 0 0 1 8 12 4.50 1.500																			



Batter	1	2	3	4	5	6	7	8	9	AB	R	H	RBI	BB	SO	LOB	TOP										
<b>Billy Hatcher, R</b> OBP: 0.369, SLG: 0.436 (1, 8)	0-0 1-3		0-0 6-3			0-0 E6	0-0 3-1		0-0 6-3	5	0	0	0	0	0	2											
<b>Bill Doran, S</b> OBP: 0.346, SLG: 0.415 (1, 4)	0-0 F6			0-0 4-3		0-0 FC4-6		0-0 2B	0-0 SF8	4	2	1	1	0	0	1											
<b>Denny Walling, L</b> OBP: 0.361, SLG: 0.441 (1, 5)	0-0 F7			0-0 4-3		4-0 1B		0-3 K	0-0 F7	4	1	0	0	1	1	2											
<b>Glenn Davis, R</b> OBP: 0.323, SLG: 0.480 (1, 3)		0-0 6-3		4-0 BB		4-0 1B		0-0 G3		2	2	1	1	2	0	0											
<b>Alan Ashby, S</b> OBP: 0.392, SLG: 0.466 (1, 2)		0-0 4-3		0-0 F7		0-0 BLK		0-0 G3		4	1	1	2	0	0	2											
<b>Kevin Bass, S</b> OBP: 0.332, SLG: 0.437 (1, 9)		0-0 1B			0-0 4-3	0-0 1B		0-0 HR		4	1	3	3	0	0	0											
<b>Jose Cruz, L</b> OBP: 0.261, SLG: 0.401 (6, PH)		0-0 F8			0-0 F8	0-0 G3		0-0 6-3		3	0	0	0	0	0	2											
<b>Charlie Kerfeld, R</b> OBP: 0.284, SLG: 0.295 (6, 8)										1	0	0	0	0	0	0											
<b>Dave Smith, R</b> OBP: 0.667, SLG: 0.500 (8, 1)										0	0	0	0	0	0	0											
<b>Craig Reynolds, L</b> OBP: 0.316, SLG: 0.360 (1, 6)			0-3 K		0-0 F7		0-0 4-3		0-0 1B	4	1	1	0	0	1	0											
<b>Bob Knepper, L</b> OBP: 0.115, SLG: 0.160 (1, 1)			0-0 F7			0-0 4-3		0-0 4-3		1	0	0	0	0	0	0											
<b>Terry Puhl, L</b> OBP: 0.281, SLG: 0.247 (6, PH)										1	0	0	0	0	0	0											
<b>Gerald Young, S</b> OBP: 0.284, SLG: 0.295 (6, 8)										2	0	1	0	0	0	0											
<b>Inning Stats</b>	R: 0 E: 0 K: 0 S: 3	H: 0 LOB: 0 BB: 0 P: 3	R: 0 E: 0 K: 0 S: 4	H: 1 LOB: 1 BB: 0 P: 4	R: 0 E: 0 K: 1 S: 5	H: 0 LOB: 0 BB: 0 P: 5	R: 0 E: 0 K: 0 S: 3	H: 0 LOB: 1 BB: 1 P: 7	R: 0 E: 0 K: 0 S: 3	H: 0 LOB: 0 BB: 0 P: 3	R: 4 E: 1 K: 0 S: 6	H: 2 LOB: 1 BB: 2 P: 14	R: 0 E: 0 K: 0 S: 3	H: 0 LOB: 0 BB: 0 P: 3	R: 3 E: 0 K: 1 S: 8	H: 3 LOB: 0 BB: 0 P: 8	R: 1 E: 0 K: 0 S: 5	H: 2 LOB: 1 BB: 0 P: 5	1B: 6 2B: 1 3B: 0 HR: 1	SF: 1 SAC: 0 DP: 0 HBP: 0	WP: 0 PA: 39 PB: 0 SB: 1 CS: 0						
<b>PITCHER</b>	IP	WLS	BF	H	R	ER	SO	BB	IBB	HBP	BLK	WP	HR	S	P	ERA	WHIP										
<b>Rick Mahler, R</b> ERA: 4.87 (1, 1)	5.2	L	24	3	4	0	1	3	0	0	1	0	0	23	35	0.00	1.059										
<b>Ed Ollwine, L</b> ERA: 5.0 (6, 1)	0.1		1	0	0	0	0	0	0	0	0	0	0	1	1	0.00	0.000										
<b>Jim Acker, R</b> ERA: 5.0 (7, 1)	2.0		9	3	3	3	1	0	0	0	0	0	1	11	11	13.50	1.500										
<b>Joe Boever, R</b> ERA: 9.0 (9, 1)	1.0		5	2	1	1	0	0	0	0	0	0	0	5	5	9.00	2.000										

Houston Astros @ Atlanta Braves  
Atlanta-Fulton County Stadium, Atlanta, GA  
Thu Jul 30 1987, 7:05 PM EDT  
Att: 13,490 - Unknown

AB	35
R	8
H	8
RBI	7
BB	3
SO	2
LOB	9



Batter	1	2	3	4	5	6	7	8	9	AB	R	H	RBI	BB	SO	LOB	BOTTOM										
<b>Dion James, L</b> OBP: 0.413, SLG: 0.465 (1, 8)	0-0 HR	0-0 B1-3			0-0 SH2-4	4-0 S		0-0 1-2		4	1	3	2	1	0	1											
<b>Ken Oberkfell, L</b> OBP: 0.397, SLG: 0.394 (1, 5)	0-0 4-3	0-0 L5			0-0 SH2-4	0-0 F7		0-0 3-H		5	0	1	0	0	0	5											
<b>Gerald Perry, L</b> OBP: 0.332, SLG: 0.382 (1, 3)	0-0 4-3				0-0 SH2-4			0-0 F8		4	0	1	0	0	0	2											
<b>Joe Boever, R</b> ERA: 9.0 (9, 1)					1-2 2-3			0-0 F8		0	0	0	0	0	0	0											
<b>Dale Murphy, R</b> OBP: 0.416, SLG: 0.564 (1, 9)	4-0 2B				4-0 IBB			0-0 L7		3	0	0	0	2	0	1											
<b>Gary Roenicke, R</b> OBP: 0.333, SLG: 0.468 (9, 3)	0-0 2B				0-0 7-2			0-0 6-3		4	0	1	0	0	0	4											
<b>Ted Simmons, S</b> OBP: 0.324, SLG: 0.380 (9, PH)	1-3 2B				0-0 3-H			0-0 F8		1	0	0	0	0	0	0											
<b>Andres Thomas, R</b> OBP: 0.270, SLG: 0.309 (1, 6)	0-0 F9				0-0 6-3			0-0 2B	0-3 K	5	1	1	0	0	1	3											
<b>Ozzie Virgil, R</b> OBP: 0.310, SLG: 0.474 (1, 2)		0-0 E5			0-0 F5			0-0 2B		4	3	2	0	0	0	0											
<b>Glenn Hubbard, R</b> OBP: 0.416, SLG: 0.435 (1, 4)		0-0 F8			0-0 5-3			0-0 F9		4	0	1	0	0	0	3											
<b>Rick Mahler, R</b> OBP: 0.216, SLG: 0.264 (6, 1)										2	0	1	1	0	0	0											
<b>Ed Ollwine, L</b> ERA: 5.0 (6, PH)										0	0	0	0	0	0	0											
<b>Graig Nettles, L</b> OBP: 0.325, SLG: 0.396 (7, 1)										1	0	0	1	0	0	1											
<b>Jim Acker, R</b> ERA: 5.0 (7, 1)										0	0	0	0	0	0	0											
<b>Ken Griffey, L</b> OBP: 0.350, SLG: 0.468 (9, 7)		0-0 B1-3			0-0 F8			0-0 2B		1	0	1	1	0	0	0											
<b>Inning Stats</b>	R: 1 E: 0 K: 0 S: 5	H: 2 LOB: 2 BB: 1 P: 9	R: 1 E: 1 K: 0 S: 5	H: 1 LOB: 1 BB: 0 P: 5	R: 0 E: 0 K: 0 S: 4	H: 1 LOB: 1 BB: 0 P: 4	R: 0 E: 0 K: 0 S: 3	H: 0 LOB: 0 BB: 0 P: 3	R: 0 E: 0 K: 0 S: 4	H: 2 LOB: 2 BB: 1 P: 8	R: 1 E: 0 K: 0 S: 5	H: 2 LOB: 2 BB: 1 P: 9	R: 0 E: 0 K: 0 S: 3	H: 0 LOB: 0 BB: 0 P: 3	R: 2 E: 0 K: 0 S: 7	H: 4 LOB: 2 BB: 0 P: 7	R: 0 E: 0 K: 1 S: 5	H: 0 LOB: 0 BB: 0 P: 5	1B: 7 2B: 5 3B: 0 HR: 1	SF: 0 SAC: 1 DP: 1 HBP: 0	WP: 0 PA: 42 PB: 0 SB: 2 CS: 0						
<b>PITCHER</b>	IP	WLS	BF	H	R	ER	SO	BB	IBB	HBP	BLK	WP	HR	S	P	ERA	WHIP										
<b>Bob Knepper, L</b> ERA: 6.03 (1, 1)	5.0	W	23	6	2	1	0	1	1	0	0	0	0	21	29	1.80	1.400										
<b>Charlie Kerfeld, R</b> ERA: 7.4 (6, 1)	2.1		13	5	3	3	0	1	0	0	0	0	0	12	16	11.57	2.571										
<b>Dave Smith, R</b> ERA: 0.86 (8, 1)	1.2	S	6	1	0	0	1	0	0	0	0	0	0	8	8	0.00	0.600										

Houston Astros @ Atlanta Braves  
Atlanta-Fulton County Stadium, Atlanta, GA  
Thu Jul 30 1987, 7:05 PM EDT  
Att: 13,490 - Unknown

AB	38
R	5
H	12
RBI	5
BB	3
SO	1
LOB	20





Batter	1	2	3	4	5	6	7	8	9	AB	R	H	RBI	BB	SO	LOB	TOP																					
<b>Dave Anderson, R</b> OBP: 0.297, SLG: 0.332 (1, 6)	F9	FC6-4 1B		4-3 2B		F4		5-3		5	0	2	0	0	0	2	<b>Los Angeles Dodgers @ Atlanta Braves</b> Atlanta-Fulton County Stadium, Atlanta, GA Fri Jul 31 1987, 7:05 PM EDT Att: 33,716 - Unknown																					
<b>John Shelby, S</b> OBP: 0.275, SLG: 0.413 (1, 8)	K	FC6-4 1B 2B		4-3		K				5	1	1	2	0	2	3																						
<b>Pedro Guerrero, R</b> OBP: 0.117, SLG: 0.577 <b>Tim Crews, R</b> (8, 1)	1B HR	2B 1B		FC6 BB				6-3		3	2	2	2	2	0	1																						
<b>Mike Marshall, R</b> OBP: 0.321, SLG: 0.459 <b>Ken Landreaux, L</b> OBP: 0.302, SLG: 0.362 (8, 9)	HR 1B	1B 2B		F4						4	1	2	1	0	0	2																						
<b>Franklin Stubbs, L</b> OBP: 0.310, SLG: 0.451 (1, 3)	HR	IBB		FC6				4-3		1	0	0	0	0	1	0																						
<b>Mickey Hatcher, R</b> OBP: 0.359, SLG: 0.502 (1, 5)	3-1	FC6-4						F8		4	1	1	3	1	0	2																						
<b>Mike Scioscia, L</b> OBP: 0.332, SLG: 0.356 (1, 2)								L8		5	0	1	0	0	0	3																						
<b>Steve Sax, R</b> OBP: 0.311, SLG: 0.337 (1, 4)										4	1	3	0	0	0	1																						
<b>Fernando Valenzuela, L</b> OBP: 0.143, SLG: 0.143 <b>Danny Heep, L</b> OBP: 0.100, SLG: 0.138 <b>Tito Landrum, R</b> OBP: 0.319, SLG: 0.246 (8, PH) (8, 7)		1B 2B		G4-6-3 1B		F9		1B FC3 2B		4	1	1	0	0	0	1																						
<b>Inning Stats</b>	R: 3 E: 0 K: 1 S: 7	H: 2 LOB: 0 BB: 1 P: 11	R: 3 E: 0 K: 1 S: 10	H: 5 LOB: 3 BB: 1 P: 14	R: 0 E: 0 K: 1 S: 5	H: 1 LOB: 0 BB: 0 P: 5	R: 0 E: 0 K: 0 S: 4	H: 1 LOB: 2 BB: 1 P: 8	R: 0 E: 0 K: 0 S: 3	H: 1 LOB: 0 BB: 0 P: 3	R: 0 E: 0 K: 1 S: 5	H: 0 LOB: 0 BB: 0 P: 5	R: 1 E: 0 K: 0 S: 4	H: 1 LOB: 0 BB: 0 P: 4	R: 2 E: 0 K: 0 S: 6	H: 3 LOB: 1 BB: 0 P: 6	R: 0 E: 0 K: 1 S: 5	H: 0 LOB: 0 BB: 0 P: 5	1B: 8 2B: 4 3B: 0 HR: 2	SF: 0 SAC: 0 DP: 2 HBP: 0	WP: 0 PB: 0 SB: 0 CS: 0	PA: 42																
<b>PITCHER</b>	IP	WLS	BF	H	R	ER	SO	BB	IBB	HBP	BLK	WP	HR	S	P	ERA	WHIP	<b>PITCHER</b>				IP	WLS	BF	H	R	ER	SO	BB	IBB	HBP	BLK	WP	HR	S	P	ERA	WHIP
<b>Doyle Alexander, R</b> ERA: 3.99 (1, 1)	6.0	L	29	10	6	6	4	2	1	0	0	0	1	34	46	9.00	2.000																					
<b>Joe Boever, R</b> ERA: 15.0 (7, 1)	1.0		6	3	3	3	0	0	0	0	0	0	1	6	6	27.00	3.000																					
<b>Jim Acker, R</b> ERA: 4.93 (8, 1)	1.0		4	1	0	0	0	0	0	0	0	0	0	4	4	0.00	1.000																					
<b>Ed Olwine, L</b> ERA: 4.5 (9, 1)	1.0		3	0	0	0	1	0	0	0	0	0	0	5	5	0.00	0.000																					
<b>Dion James, L</b> OBP: 0.413, SLG: 0.464 (1, 8)	F8																																					
<b>Ken Oberkfell, L</b> OBP: 0.352, SLG: 0.388 (1, 5)	E6 HR	4-3		F7																																		
<b>Gerald Perry, L</b> OBP: 0.327, SLG: 0.376 (1, 3)	3-1			G3																																		
<b>Dale Murphy, R</b> OBP: 0.416, SLG: 0.571 (1, 9)	HR			6-3																																		
<b>Ken Griffey, L</b> OBP: 0.353, SLG: 0.475 (1, 7)	1-3			HR																																		
<b>Andres Thomas, R</b> OBP: 0.270, SLG: 0.308 (1, 6)				6-3																																		
<b>Ozzie Virgil, R</b> OBP: 0.318, SLG: 0.487 (1, 2)				E 1B																																		
<b>Glenn Hubbard, R</b> OBP: 0.415, SLG: 0.432 (1, 4)				E6 1B																																		
<b>Doyle Alexander, R</b> OBP: 0.265, SLG: 0.332 <b>Greg Nettles, L</b> OBP: 0.297, SLG: 0.350 <b>Joe Boever, R</b> (7, 1) <b>Jim Acker, R</b> OBP: 0.322, SLG: 0.222 <b>Ted Simmons, S</b> OBP: 0.325, SLG: 0.377 <b>Ed Olwine, R</b> (9, 1)				B5																																		
<b>Inning Stats</b>	R: 2 E: 1 K: 0 S: 5	H: 1 LOB: 0 BB: 0 P: 5	R: 1 E: 1 K: 0 S: 6	H: 2 LOB: 2 BB: 0 P: 6	R: 1 E: 0 K: 0 S: 5	H: 3 LOB: 2 BB: 0 P: 5	R: 1 E: 0 K: 0 S: 4	H: 1 LOB: 1 BB: 1 P: 8	R: 0 E: 0 K: 1 S: 5	H: 0 LOB: 0 BB: 0 P: 5	R: 0 E: 0 K: 2 S: 7	H: 0 LOB: 1 BB: 1 P: 11	R: 0 E: 0 K: 1 S: 5	H: 0 LOB: 1 BB: 1 P: 9	R: 0 E: 0 K: 1 S: 6	H: 1 LOB: 1 BB: 0 P: 6	R: 0 E: 0 K: 0 S: 3	H: 0 LOB: 0 BB: 0 P: 3	1B: 4 2B: 2 3B: 0 HR: 2	SF: 0 SAC: 2 DP: 0 HBP: 0	WP: 1 PB: 0 SB: 0 CS: 0	PA: 39																
<b>PITCHER</b>	IP	WLS	BF	H	R	ER	SO	BB	IBB	HBP	BLK	WP	HR	S	P	ERA	WHIP	<b>PITCHER</b>				IP	WLS	BF	H	R	ER	SO	BB	IBB	HBP	BLK	WP	HR	S	P	ERA	WHIP
<b>Fernando Valenzuela, L</b> ERA: 4.17 (1, 1)	7.0	W	32	7	5	2	4	3	0	0	0	0	2	37	49	2.57	1.429																					
<b>Tim Crews, R</b> ERA: (8, 1)	2.0		7	1	0	0	1	0	0	0	0	0	0	9	9	0.00	0.500																					

AB	39
R	9
H	14
RBI	9
BB	3
SO	5
LOB	19

AB	34
R	5
H	8
RBI	5
BB	3
SO	5
LOB	13





Batter	1	2	3	4	5	6	7	8	9	AB	R	H	RBI	BB	SO	LOB	TOP				
<b>Dave Anderson, R</b> (1, 6) OBP: 0.298, SLG: 0.329	0-3 K	0-0 5-3			0-0 5-3	1-0 1B HBP	0-0 1-3 1B		0-3 K	5	1	1	0	0	2	4	<b>Los Angeles Dodgers @ Atlanta Braves</b> Atlanta-Fulton County Stadium, Atlanta, GA Sat Aug 01 1987, 7:05 PM EDT Att: 43,804 - Unknown				
<b>John Shelby, S</b> (1, 8) OBP: 0.263, SLG: 0.425	0-0 HR		0-0 1B		0-0 1B	0-3 K	0-3 K		0-0 F7	6	2	3	1	0	2	5					
<b>Pedro Guerrero, R</b> (1, 7) <b>Tito Landrum, R</b> (6, PR) OBP: 0.319, SLG: 0.246	0-0 6-3		0-3 K		0-0 WP 1B	0-0 1B			4-0 BB BB	4	0	2	1	1	1	1					
<b>Mike Marshall, R</b> (1, 9) OBP: 0.322, SLG: 0.458	0-0 6-3		0-0 F6		0-0 1B	0-0 1B			0-3 BB	5	0	2	2	0	1	2					
<b>Franklin Stubbs, L</b> (1, 3) OBP: 0.306, SLG: 0.444		0-3 K	0-0 F9		0-0 K	0-0 1-3			0-0 F8	5	0	0	0	0	2	6					
<b>Mickey Hatcher, R</b> (1, 5) OBP: 0.369, SLG: 0.507		4-0 1B FC5-2 BB		0-0 6-3	4-0 1-2 BB				4-0 1B SF7	2	1	1	0	3	0	0					
<b>Mike Scioscia, L</b> (1, 2) OBP: 0.336, SLG: 0.364		0-0 1B FC5-2 1B		0-0 2B	0-0 4-3				0-0 G3	5	0	3	0	0	0	5					
<b>Steve Sax, R</b> (1, 4) <b>Brad Wellman, R</b> (6, 4) <b>Ken Landreaux, L</b> (7, PH) <b>Phil Garner, R</b> (7, 4) OBP: 0.311, SLG: 0.337 OBP: 0.300, SLG: 0.362 OBP: 0.276, SLG: 0.318		0-0 FC5-2 1B		0-0 F7		0-0 SH2-4 1B			0-0 6-3	3	1	1	0	0	0	3					
<b>Bob Welch, R</b> (1, 1) <b>Matt Young, L</b> (9, 1) OBP: 0.167, SLG: 0.153		0-0 1-2 2-3 1B		0-0 4-3		0-0 SH2-4 1-2			0-0 1B	4	0	2	0	0	1	2					
<b>Inning Stats</b>	R: 1 E: 0 K: 1 S: 6	H: 1 LOB: 0 BB: 0 P: 6	R: 0 E: 0 K: 1 S: 7	H: 2 LOB: 3 BB: 1 P: 11	R: 0 E: 0 K: 1 S: 6	H: 1 LOB: 1 BB: 0 P: 6	R: 0 E: 0 K: 0 S: 4	H: 1 LOB: 1 BB: 0 P: 4	R: 1 E: 0 K: 1 S: 8	H: 3 LOB: 3 BB: 1 P: 12	R: 1 E: 0 K: 2 S: 10	H: 3 LOB: 2 BB: 0 P: 10	R: 0 E: 0 K: 1 S: 5	H: 0 LOB: 2 BB: 2 P: 13	R: 0 E: 0 K: 1 S: 6	H: 1 LOB: 1 BB: 0 P: 6		1B: 12 2B: 2 3B: 0 HR: 1	SF: 1 SAC: 1 DP: 0 HBP: 1	WP: 1 PB: 0 SB: 1 CS: 0	PA: 47
<b>PITCHER</b>	IP WLS BF H R ER SO BB IBB HBP BLK WP HR S P ERA WHIP	IP WLS BF H R ER SO BB IBB HBP BLK WP HR S P ERA WHIP	IP WLS BF H R ER SO BB IBB HBP BLK WP HR S P ERA WHIP	IP WLS BF H R ER SO BB IBB HBP BLK WP HR S P ERA WHIP	IP WLS BF H R ER SO BB IBB HBP BLK WP HR S P ERA WHIP	IP WLS BF H R ER SO BB IBB HBP BLK WP HR S P ERA WHIP	IP WLS BF H R ER SO BB IBB HBP BLK WP HR S P ERA WHIP	IP WLS BF H R ER SO BB IBB HBP BLK WP HR S P ERA WHIP	IP WLS BF H R ER SO BB IBB HBP BLK WP HR S P ERA WHIP	IP WLS BF H R ER SO BB IBB HBP BLK WP HR S P ERA WHIP	IP WLS BF H R ER SO BB IBB HBP BLK WP HR S P ERA WHIP	IP WLS BF H R ER SO BB IBB HBP BLK WP HR S P ERA WHIP	IP WLS BF H R ER SO BB IBB HBP BLK WP HR S P ERA WHIP	IP WLS BF H R ER SO BB IBB HBP BLK WP HR S P ERA WHIP	IP WLS BF H R ER SO BB IBB HBP BLK WP HR S P ERA WHIP	IP WLS BF H R ER SO BB IBB HBP BLK WP HR S P ERA WHIP	IP WLS BF H R ER SO BB IBB HBP BLK WP HR S P ERA WHIP	IP WLS BF H R ER SO BB IBB HBP BLK WP HR S P ERA WHIP	IP WLS BF H R ER SO BB IBB HBP BLK WP HR S P ERA WHIP	IP WLS BF H R ER SO BB IBB HBP BLK WP HR S P ERA WHIP	IP WLS BF H R ER SO BB IBB HBP BLK WP HR S P ERA WHIP

AB	40
R	5
H	15
RBI	5
BB	4
SO	9
LOB	28



Batter	1	2	3	4	5	6	7	8	9	AB	R	H	RBI	BB	SO	LOB	BOTTOM				
<b>Dion James, L</b> (1, 8) OBP: 0.415, SLG: 0.469	0-0 6-3		0-0 SH1-3 SF7 2B		0-0 F9 SH1-3 1B				0-0 L5	5	1	3	0	0	0	2	<b>Los Angeles Dodgers @ Atlanta Braves</b> Atlanta-Fulton County Stadium, Atlanta, GA Sat Aug 01 1987, 7:05 PM EDT Att: 43,804 - Unknown				
<b>Ken Oberkfell, L</b> (1, 5) <b>Joe Boever, R</b> (8, 1) OBP: 0.350, SLG: 0.385	0-0 5-3		0-0 SH1-3		0-0 SH1-3				0-0 G4-6-3	2	0	0	0	0	0	2					
<b>Gerald Perry, L</b> (1, 3) OBP: 0.324, SLG: 0.372	0-0 F7		0-0 SF7		0-0 F9				0-0 1-3	3	0	0	1	0	0	1					
<b>Dale Murphy, R</b> (1, 9) OBP: 0.415, SLG: 0.566		0-0 4-3	4-0 FC6 BB		0-0 G1				0-0 4-3	3	0	0	0	1	0	1					
<b>Ken Griffey, L</b> (1, 7) OBP: 0.352, SLG: 0.470		4-0 BB E SF9 BB	0-0 FC6		0-3 K				0-3 K	3	1	0	0	1	2	1					
<b>Andres Thomas, R</b> (1, 6) OBP: 0.267, SLG: 0.304		0-0 E4 SF9 BB		0-0 F8		0-3 K			0-0 F5	4	0	0	0	0	1	1					
<b>Ozzie Virgil, R</b> (1, 2) OBP: 0.318, SLG: 0.482		4-0 1-2 2-3 BB		0-3 K		0-0 4-3			0-3 K	3	0	0	0	1	2	0					
<b>Glenn Hubbard, R</b> (1, 4) OBP: 0.416, SLG: 0.436		0-0 SF9		0-0 2B		0-0 F8			4-0 1B BB	2	0	1	1	1	0	0					
<b>David Palmer, R</b> (1, 1) <b>Ed Ollivins, R</b> (6, 1) <b>Jeff Dedmon, L</b> (7, 1) <b>Graig Nettles, L</b> (7, PH) <b>Paul Runge, R</b> (9, PR) OBP: 0.155, SLG: 0.242 OBP: 0.267, SLG: 0.286 OBP: 0.306, SLG: 0.362 OBP: 0.306, SLG: 0.125		0-0 5-3		0-0 K		0-0 1B			0-0 1B	2	0	0	0	0	1	3					
<b>Inning Stats</b>	R: 0 E: 0 K: 0 S: 3	H: 0 LOB: 0 BB: 0 P: 3	R: 1 E: 1 K: 0 S: 4	H: 0 LOB: 2 BB: 2 P: 12	R: 1 E: 0 K: 0 S: 4	H: 1 LOB: 1 BB: 1 P: 8	R: 0 E: 0 K: 2 S: 8	H: 1 LOB: 1 BB: 0 P: 8	R: 0 E: 0 K: 2 S: 7	H: 0 LOB: 0 BB: 0 P: 7	R: 0 E: 0 K: 0 S: 4	H: 2 LOB: 1 BB: 0 P: 4	R: 0 E: 0 K: 1 S: 5	H: 0 LOB: 0 BB: 0 P: 5	R: 0 E: 0 K: 1 S: 6	H: 1 LOB: 2 BB: 1 P: 10		1B: 4 2B: 2 3B: 0 HR: 0	SF: 2 SAC: 2 DP: 1 HBP: 0	WP: 0 PB: 0 SB: 0 CS: 0	PA: 37
<b>PITCHER</b>	IP WLS BF H R ER SO BB IBB HBP BLK WP HR S P ERA WHIP	IP WLS BF H R ER SO BB IBB HBP BLK WP HR S P ERA WHIP	IP WLS BF H R ER SO BB IBB HBP BLK WP HR S P ERA WHIP	IP WLS BF H R ER SO BB IBB HBP BLK WP HR S P ERA WHIP	IP WLS BF H R ER SO BB IBB HBP BLK WP HR S P ERA WHIP	IP WLS BF H R ER SO BB IBB HBP BLK WP HR S P ERA WHIP	IP WLS BF H R ER SO BB IBB HBP BLK WP HR S P ERA WHIP	IP WLS BF H R ER SO BB IBB HBP BLK WP HR S P ERA WHIP	IP WLS BF H R ER SO BB IBB HBP BLK WP HR S P ERA WHIP	IP WLS BF H R ER SO BB IBB HBP BLK WP HR S P ERA WHIP	IP WLS BF H R ER SO BB IBB HBP BLK WP HR S P ERA WHIP	IP WLS BF H R ER SO BB IBB HBP BLK WP HR S P ERA WHIP	IP WLS BF H R ER SO BB IBB HBP BLK WP HR S P ERA WHIP	IP WLS BF H R ER SO BB IBB HBP BLK WP HR S P ERA WHIP	IP WLS BF H R ER SO BB IBB HBP BLK WP HR S P ERA WHIP	IP WLS BF H R ER SO BB IBB HBP BLK WP HR S P ERA WHIP	IP WLS BF H R ER SO BB IBB HBP BLK WP HR S P ERA WHIP	IP WLS BF H R ER SO BB IBB HBP BLK WP HR S P ERA WHIP	IP WLS BF H R ER SO BB IBB HBP BLK WP HR S P ERA WHIP	IP WLS BF H R ER SO BB IBB HBP BLK WP HR S P ERA WHIP	IP WLS BF H R ER SO BB IBB HBP BLK WP HR S P ERA WHIP

AB	29
R	2
H	6
RBI	2
BB	4
SO	6
LOB	11









Batter	1	2	3	4	5	6	7	8	9	AB	R	H	RBI	BB	SO	LOB	TOP			
Stan Jefferson, S OBP: 0.333, SLG: 0.349										5	2	2	0	0	1	2	<b>San Diego Padres @ Atlanta Braves</b> Atlanta-Fulton County Stadium, Atlanta, GA Tue Aug 04 1987, 7:05 PM EDT Att: 7,185 - Unknown			
Tony Gwynn, L OBP: 0.433, SLG: 0.501									5	1	2	0	0	0	3					
Camelo Martinez, R OBP: 0.391, SLG: 0.441									3	2	1	0	2	0	1					
John Kruk, L OBP: 0.439, SLG: 0.527									5	2	3	7	0	0	1					
Chris Brown, R OBP: 0.290, SLG: 0.387									5	0	0	0	0	3	3					
Benito Santiago, R OBP: 0.307, SLG: 0.414									4	0	1	0	0	1	2					
Garry Templeton, S OBP: 0.291, SLG: 0.302									2	0	0	0	2	1	1					
Tim Flannery, L OBP: 0.343, SLG: 0.281									3	0	0	0	1	1	2					
Mark Davis, L OBP: 0.200, SLG: 0.320									0	0	0	0	0	0	0					
Eric Show, R OBP: 0.042, SLG: 0.064									1	0	0	0	0	1	1					
Shane Mack, R OBP: 0.302, SLG: 0.377									1	0	1	0	0	0	0					
Keith Comstock, L OBP: 0.302, SLG: 0.377									0	0	0	0	0	0	0					
Greg Booker, R OBP: 0.395, SLG: 0.429									1	0	0	0	0	0	0					
Randy Ready, R OBP: 0.395, SLG: 0.429									1	0	0	0	0	0	0					
<b>Inning Stats</b>	R: 3 E: 0 K: 2 S: 10	H: 3 LOB: 1 BB: 1 P: 14	R: 0 E: 0 K: 1 S: 5	H: 0 LOB: 1 BB: 1 P: 9	R: 0 E: 0 K: 0 S: 3	H: 0 LOB: 0 BB: 0 P: 3	R: 0 E: 0 K: 2 S: 7	H: 0 LOB: 1 BB: 1 P: 11	R: 1 E: 0 K: 2 S: 10	H: 3 LOB: 2 BB: 0 P: 10	R: 0 E: 0 K: 1 S: 6	H: 1 LOB: 1 BB: 0 P: 6	R: 0 E: 0 K: 0 S: 3	H: 0 LOB: 0 BB: 0 P: 3	R: 3 E: 0 K: 0 S: 5	H: 2 LOB: 0 BB: 1 P: 9	1B: 6 2B: 2 3B: 0 HR: 2	SF: 0 SAC: 1 DP: 1 HBP: 0	WP: 0 PB: 0 SB: 3 CS: 0	PA: 41
<b>PITCHER</b>	IP WLS BF H R ER SO BB IBB HBP BLK WP HR S P ERA WHIP																			
Charlie Puleo, R ERA: 4.13	(1, 1) 5.0 W 25 6 4 4 7 4 0 0 0 0 1 35 51 7.20 2.000																			
Ed Olwine, L ERA: 4.5	(6, 1) 1.2 6 2 0 0 0 0 0 0 0 0 0 6 6 0.00 1.200																			
Jeff Dedmon, R ERA: 2.85	(7, 1) 2.1 10 2 3 3 1 1 0 0 0 0 0 1 11 15 11.57 1.286																			

AB	35
R	7
H	10
RBI	7
BB	5
SO	8
LOB	16



Batter	1	2	3	4	5	6	7	8	9	AB	R	H	RBI	BB	SO	LOB	BOTTOM			
Dion James, L OBP: 0.423, SLG: 0.486									3	1	2	0	2	0	0	<b>San Diego Padres @ Atlanta Braves</b> Atlanta-Fulton County Stadium, Atlanta, GA Tue Aug 04 1987, 7:05 PM EDT Att: 7,185 - Unknown				
Ken Oberkfell, L OBP: 0.351, SLG: 0.393									5	2	2	4	0	0	2					
Gerald Perry, L OBP: 0.329, SLG: 0.385									3	3	2	1	2	0	0					
Dale Murphy, R OBP: 0.419, SLG: 0.573									5	1	2	3	0	1	4					
Ken Griffey, L OBP: 0.360, SLG: 0.474									4	1	2	0	1	0	1					
Andres Thomas, R OBP: 0.270, SLG: 0.307									4	1	2	1	0	1	2					
Ozzie Virgil, R OBP: 0.317, SLG: 0.486									4	1	1	2	0	1	4					
Glenn Hubbard, R OBP: 0.421, SLG: 0.438									2	2	1	1	1	0	0					
Charlie Puleo, R OBP: 0.227, SLG: 0.333									2	0	0	0	0	1	0					
Ed Olwine, R ERA: 3.1	(6, 1) 0.1 5 2 1 1 0 2 0 0 0 0 0 3 11 27.00 12.000																			
Greg Booker, R ERA: 3.69	(6, 1) 2.0 6 1 1 1 0 1 0 0 0 0 0 5 9 4.50 1.000																			
Mark Davis, L ERA: 4.81	(8, 1) 0.2 5 2 3 3 0 1 0 0 0 0 0 1 4 8 40.50 4.500																			
<b>Inning Stats</b>	R: 1 E: 0 K: 1 S: 5	H: 1 LOB: 0 BB: 1 P: 9	R: 5 E: 0 K: 1 S: 10	H: 5 LOB: 0 BB: 0 P: 10	R: 0 E: 0 K: 1 S: 6	H: 1 LOB: 1 BB: 0 P: 6	R: 0 E: 0 K: 0 S: 3	H: 0 LOB: 0 BB: 0 P: 3	R: 1 E: 0 K: 1 S: 7	H: 2 LOB: 2 BB: 1 P: 11	R: 1 E: 0 K: 0 S: 4	H: 2 LOB: 2 BB: 2 P: 12	R: 0 E: 0 K: 0 S: 3	H: 1 LOB: 0 BB: 0 P: 3	R: 4 E: 0 K: 0 S: 5	H: 2 LOB: 0 BB: 2 P: 13	1B: 9 2B: 1 3B: 1 HR: 3	SF: 1 SAC: 2 DP: 3 HBP: 0	WP: 1 PB: 0 SB: 0 CS: 0	PA: 41
<b>PITCHER</b>	IP WLS BF H R ER SO BB IBB HBP BLK WP HR S P ERA WHIP																			
Eric Show, R ERA: 4.33	(1, 1) 5.0 L 25 6 4 4 7 4 0 0 0 0 1 35 51 7.20 2.000																			
Keith Comstock, L ERA: 3.1	(6, 1) 0.1 5 2 1 1 0 2 0 0 0 0 0 3 11 27.00 12.000																			
Greg Booker, R ERA: 3.69	(6, 1) 2.0 6 1 1 1 0 1 0 0 0 0 0 5 9 4.50 1.000																			
Mark Davis, L ERA: 4.81	(8, 1) 0.2 5 2 3 3 0 1 0 0 0 0 0 1 4 8 40.50 4.500																			









Batter	1	2	3	4	5	6	7	8	9	AB	R	H	RBI	BB	SO	LOB	TOP																			
Stan Jefferson, S OBP: 0.332, SLG: 0.371 (1, 7)										5	2	2	1	0	0	3																				
Shane Mack, R OBP: 0.304, SLG: 0.376 (1, 8)										5	2	2	0	0	0	1																				
Tony Gwynn, L OBP: 0.439, SLG: 0.510 (1, 9)										5	1	4	2	0	0	1																				
John Kruk, L OBP: 0.440, SLG: 0.534 (1, 3)										2	0	0	0	2	0	2																				
Chris Brown, R OBP: 0.287, SLG: 0.379 (1, 5)										5	0	0	0	0	1	8																				
Bento Santiago, R OBP: 0.308, SLG: 0.412 (1, 2)										5	2	2	1	0	0	0																				
Garry Templeton, S OBP: 0.295, SLG: 0.307 (1, 6)										4	0	3	2	0	0	0																				
Tim Flannery, L OBP: 0.335, SLG: 0.275 (1, 4)										4	0	0	0	0	0	3																				
Ed Whitson, R Jim Shields, L Mark Davis, L Marvell Wynne, S Keith Comstock, L Lance McCullers, S Rich Gossage, R (1, 1) (7, PH) (7, 1) (8, PH) (8, 1) (8, 1) (9, 1)										2	0	1	0	0	1	0																				
<b>Inning Stats</b>	R: 1 E: 0 K: 0 S: 5	H: 2 LOB: 1 BB: 0 P: 5	R: 0 E: 0 K: 0 S: 3	H: 1 LOB: 0 BB: 0 P: 3	R: 1 E: 0 K: 1 S: 7	H: 2 LOB: 2 BB: 1 P: 11	R: 0 E: 0 K: 0 S: 5	H: 2 LOB: 2 BB: 0 P: 5	R: 0 E: 0 K: 0 S: 4	H: 0 LOB: 0 BB: 0 P: 3	R: 1 E: 0 K: 2 S: 9	H: 2 LOB: 2 BB: 1 P: 13	R: 1 E: 1 K: 0 S: 5	H: 1 LOB: 1 BB: 0 P: 5	R: 3 E: 1 K: 0 S: 6	H: 3 LOB: 1 BB: 0 P: 6	1B: 11 2B: 3 3B: 0 HR: 1	SF: 0 SAC: 2 DP: 1 HBP: 0	WP: 1 PA: 43 CS: 0																	
<b>PITCHER</b>	IP	WLS	BF	H	R	ER	SO	BB	IBB	HBP	BLK	WP	HR	S	P	ERA	WHIP	<b>PITCHER</b>		IP	WLS	BF	H	R	ER	SO	BB	IBB	HBP	BLK	WP	HR	S	P	ERA	WHIP
Rick Mahler, R ERA: 4.82 Gene Garber, R ERA: 3.5	(1, 1)	7.0	32	10	3	3	3	0	2	0	0	1	1	36	44	3.86	1.429																			

San Diego Padres @ Atlanta Braves  
Atlanta-Fulton County Stadium, Atlanta, GA  
Thu Aug 06 1987, 3:33 AM EDT  
Att: 7,671 - Unknown

AB	39
R	7
H	14
RBI	7
BB	2
SO	3
LOB	19




Batter	1	2	3	4	5	6	7	8	9	AB	R	H	RBI	BB	SO	LOB	BOTTOM																			
Dion James, L OBP: 0.423, SLG: 0.483 (1, 8)										3	1	1	0	1	0	0																				
Ken Oberkfell, L OBP: 0.345, SLG: 0.388 (1, 5)										4	1	1	0	0	0	1																				
Gerald Perry, L OBP: 0.324, SLG: 0.378 (1, 3)										4	0	1	1	0	0	0																				
Dale Murphy, R OBP: 0.425, SLG: 0.582 (1, 9)										3	1	1	1	1	2	2																				
Ken Griffey, L OBP: 0.360, SLG: 0.468 (1, 7)										3	0	0	0	1	1	1																				
Andres Thomas, R OBP: 0.269, SLG: 0.305 (1, 6)										4	0	0	1	0	0	3																				
Bruce Benedict, R OBP: 0.286, SLG: 0.195 Graig Nettles, L OBP: 0.302, SLG: 0.357 (7, PH) (8, 1)										3	0	0	0	0	0	0																				
Glenn Hubbard, R OBP: 0.412, SLG: 0.428 (1, 4)										4	0	0	0	0	0	1																				
Rick Mahler, R OBP: 0.211, SLG: 0.255 Gary Roenicke, R OBP: 0.339, SLG: 0.505 Gene Garber, R (7, PH) (8, 1)										2	0	0	0	0	0	0																				
<b>Inning Stats</b>	R: 0 E: 0 K: 0 S: 3	H: 0 LOB: 0 BB: 0 P: 3	R: 1 E: 0 K: 0 S: 4	H: 1 LOB: 0 BB: 0 P: 4	R: 0 E: 0 K: 1 S: 5	H: 0 LOB: 1 BB: 1 P: 7	R: 0 E: 0 K: 1 S: 5	H: 0 LOB: 1 BB: 1 P: 9	R: 0 E: 0 K: 0 S: 3	H: 0 LOB: 0 BB: 0 P: 3	R: 2 E: 0 K: 1 S: 7	H: 3 LOB: 1 BB: 1 P: 11	R: 1 E: 0 K: 0 S: 4	H: 1 LOB: 0 BB: 0 P: 4	R: 0 E: 0 K: 1 S: 5	H: 0 LOB: 0 BB: 0 P: 5	R: 0 E: 1 K: 0 S: 4	H: 0 LOB: 1 BB: 0 P: 4	1B: 3 2B: 0 3B: 0 HR: 2	SF: 0 SAC: 0 DP: 0 HBP: 0	WP: 0 PA: 36 CS: 1															
<b>PITCHER</b>	IP	WLS	BF	H	R	ER	SO	BB	IBB	HBP	BLK	WP	HR	S	P	ERA	WHIP	<b>PITCHER</b>		IP	WLS	BF	H	R	ER	SO	BB	IBB	HBP	BLK	WP	HR	S	P	ERA	WHIP
Ed Whitson, R ERA: 4.75 Mark Davis, L ERA: 4.86 Keith Comstock, L ERA: 3.05 Lance McCullers, R ERA: 4.5 Rich Gossage, R ERA: 2.55	(1, 1)	6.0	24	4	3	3	2	0	0	0	0	0	1	4	4	9.00	1.000																			


San Diego Padres @ Atlanta Braves  
Atlanta-Fulton County Stadium, Atlanta, GA  
Thu Aug 06 1987, 3:33 AM EDT  
Att: 7,671 - Unknown

AB	32
R	4
H	5
RBI	4
BB	3
SO	3
LOB	8





Batter	1	2	3	4	5	6	7	8	9	AB	R	H	RBI	BB	SO	LOB	TOP										
Dion James, L OBP: 0.419, SLG: 0.479 (1, 8)	0-0 1-3		0-0 SF7		0-0 4-3			0-0 G3		3	0	0	1	0	0	0	<b>Atlanta Braves @ Los Angeles Dodgers</b> Dodger Stadium, Los Angeles, CA Fri Aug 07 1987, 7:05 PM PDT Att: 34,755 - Unknown										
Ken Oberkfell, L OBP: 0.346, SLG: 0.386 (1, 5)	0-0 1-3		0-0 F6		0-0 L4			0-0 E5 1B		4	0	1	0	0	0	0											
Gerald Perry, L OBP: 0.323, SLG: 0.386 (1, 3)	0-3 K			0-0 HR		0-0 6-3		0-0 6-3		4	1	1	1	0	1	1											
Dale Murphy, R OBP: 0.423, SLG: 0.577 (1, 9)		0-3 K		4-0 CS BB		0-3 K		0-3 K		3	0	0	0	1	3	0											
Ken Griffey, L OBP: 0.359, SLG: 0.465 (1, 7)		0-3 K		0-0 FC3-6 1B		0-0 F6		0-0 6-3		4	0	1	0	0	1	0											
Ted Simmons, S OBP: 0.329, SLG: 0.389 (1, 2)		0-0 FC5-4 1B		0-0 FC3-6 HR		0-0 4-3		0-0 1B		4	1	2	0	0	0	1											
Andres Thomas, R OBP: 0.269, SLG: 0.314 (1, 6)		0-0 FC5-4		0-0 HR		0-0 L9		0-3 K		4	1	1	2	0	1	2											
Glenn Hubbard, R OBP: 0.411, SLG: 0.430 (1, 4)			0-0 SH5-4 SF7 2B		0-0 F8		0-0 F8			3	1	1	0	0	0	0											
Zane Smith, L OBP: 0.218, SLG: 0.231 (1, 1)			0-0 SH5-4		0-0 6-3			0-0 2-3		2	0	0	0	0	0	0											
<b>Inning Stats</b>	R: 0 E: 0 K: 1 S: 5	H: 0 LOB: 0 BB: 0 P: 5	R: 0 E: 0 K: 2 S: 8	H: 1 LOB: 1 BB: 0 P: 8	R: 1 E: 0 K: 0 S: 4	H: 1 LOB: 0 BB: 0 P: 4	R: 3 E: 0 K: 0 S: 5	H: 3 LOB: 0 BB: 1 P: 9	R: 0 E: 0 K: 0 S: 3	H: 0 LOB: 0 BB: 0 P: 3	R: 0 E: 0 K: 0 S: 3	H: 0 LOB: 0 BB: 0 P: 3	R: 0 E: 1 K: 0 S: 4	H: 1 LOB: 1 BB: 0 P: 4	R: 0 E: 0 K: 2 S: 8	H: 1 LOB: 1 BB: 0 P: 8		1B: 4 2B: 1 3B: 0 HR: 2	SF: 1 SAC: 1 DP: 0 HBP: 0	WP: 0 PB: 0 SB: 0 CS: 1	PA: 34						
<b>PITCHER</b>	IP	WLS	BF	H	R	ER	SO	BB	IBB	HBP	BLK	WP	HR	S	P	ERA	WHIP										
Bob Welch, R ERA: 3.46 (1, 1)	5.0	L	20	5	4	4	3	1	0	0	0	0	2	25	29	7.20	1.200										
Tim Leary, R ERA: 5.07 (6, 1)	2.0		6	0	0	0	1	0	0	0	0	0	0	8	8	0.00	0.000										
Matt Young, L ERA: 4.57 (8, 1)	2.0		8	2	0	0	2	0	0	0	0	0	0	12	12	0.00	1.000										

Batter	1	2	3	4	5	6	7	8	9	AB	R	H	RBI	BB	SO	LOB	BOTTOM										
Dave Anderson, R OBP: 0.309, SLG: 0.329 (1, 6)	0-0 BB E 1B	0-3 K			0-0 5-3			0-0 F8		4	1	1	0	0	1	1	<b>Atlanta Braves @ Los Angeles Dodgers</b> Dodger Stadium, Los Angeles, CA Fri Aug 07 1987, 7:05 PM PDT Att: 34,755 - Unknown										
Steve Sax, R OBP: 0.310, SLG: 0.340 (1, 4)	4-0 E 1-2 BB		0-0 1-3		0-0 G6-4-3 1B		0-0 1B	0-0 F9		3	1	2	0	1	0	0											
Pedro Guerrero, R OBP: 0.417, SLG: 0.577 (1, 7)	0-0 L3		0-0 F9		0-0 G6-4-3		0-0 F9	0-0 F9		4	0	0	0	0	0	4											
Mike Marshall, R OBP: 0.329, SLG: 0.476 (1, 9)	0-0 F7		0-0 F8		0-0 F4		0-0 E6 1-H 2B		4	0	1	1	0	0	2												
Mickey Hatcher, R OBP: 0.350, SLG: 0.471 (1, 3)	0-0 E9 1-3 2-H 1B		0-0 5-3		0-0 5-3		0-0 G3		4	0	1	1	0	0	1												
John Shelby, S OBP: 0.284, SLG: 0.455 (1, 8)	0-3 K		0-0 F9		0-0 HR		0-0 F9		4	1	1	1	0	1	2												
Mike Scioscia, L OBP: 0.343, SLG: 0.379 (1, 2)		0-0 F8		4-0 CS BB		0-0 4-3		0-0 1B		3	0	1	0	1	0	0											
Mariano Duncan, R OBP: 0.274, SLG: 0.321 (6, PR)										0	0	0	0	0	0	0		<b>AB 32</b> <b>R 3</b> <b>H 8</b> <b>RBI 3</b> <b>BB 4</b> <b>SO 4</b> <b>LOB 13</b>									
Jeff Hamilton, R OBP: 0.291, SLG: 0.264 (1, 5)	0-0 F9		0-0 CS		0-3 K		0-0 1B	4-0 G4-3 BB		3	0	1	0	1	1	0											
Bob Welch, R ERA: 3.46 (1, 1)	9.0	W	36	8	3	3	4	4	0	0	0	0	0	0	0	0	<b>WP: 0</b> <b>PB: 0</b> <b>SB: 1</b> <b>CS: 1</b>										
Tim Lincecum, R OBP: 0.319, SLG: 0.250 (5, PH)										0	0	0	0	0	0	0											
Tim Lincecum, R OBP: 0.319, SLG: 0.250 (5, PH)										0	0	0	0	0	0	0											
Phil Garner, R OBP: 0.296, SLG: 0.296 (7, PH)										0	0	0	0	0	0	1											
Matt Young, L OBP: 0.321, SLG: 0.312 (8, 1)										0	0	0	0	0	0	0											
Alex Trevino, R OBP: 0.291, SLG: 0.402 (9, PH)										1	0	0	0	0	0	2											
<b>Inning Stats</b>	R: 1 E: 1 K: 1 S: 7	H: 2 LOB: 2 BB: 1 P: 11	R: 0 E: 0 K: 1 S: 5	H: 0 LOB: 1 BB: 1 P: 9	R: 0 E: 0 K: 0 S: 3	H: 0 LOB: 0 BB: 0 P: 3	R: 0 E: 0 K: 0 S: 2	H: 0 LOB: 0 BB: 1 P: 6	R: 0 E: 0 K: 2 S: 7	H: 0 LOB: 0 BB: 0 P: 7	R: 0 E: 0 K: 0 S: 3	H: 1 LOB: 0 BB: 0 P: 3	R: 1 E: 0 K: 0 S: 5	H: 2 LOB: 1 BB: 0 P: 5	R: 1 E: 1 K: 0 S: 5	H: 2 LOB: 1 BB: 0 P: 5	R: 0 E: 0 K: 0 S: 3	H: 1 LOB: 2 BB: 1 P: 7	1B: 6 2B: 1 3B: 0 HR: 1	SF: 0 SAC: 0 DP: 2 HBP: 0	WP: 0 PB: 0 SB: 1 CS: 1	PA: 37					
<b>PITCHER</b>	IP	WLS	BF	H	R	ER	SO	BB	IBB	HBP	BLK	WP	HR	S	P	ERA	WHIP										
Zane Smith, L ERA: 4.24 (1, 1)	9.0	W	36	8	3	3	4	4	0	0	0	0	1	40	56	3.00	1.333										



Batter	1	2	3	4	5	6	7	8	9	AB	R	H	RBI	BB	SO	LOB	TOP					
Dion James, L OBP: 0.415, SLG: 0.473 (1, 8)	F9		1B		4-3	FC6-4	F8		K	6	0	1	0	0	1	4	<b>Atlanta Braves @ Los Angeles Dodgers</b> Dodger Stadium, Los Angeles, CA Sat Aug 08 1987, 3:33 AM PDT Att: 27,141 - Unknown					
Ken Oberkfell, L OBP: 0.352, SLG: 0.387 (1, 5)	F8		4-3		HR		2B	FC3-6		4	2	2	0	1	0	1						
Gerald Perry, L OBP: 0.327, SLG: 0.401 (1, 3)	F5			1B	HR		HR	FC3-6		5	3	3	2	0	0	1						
Dale Murphy, R OBP: 0.425, SLG: 0.593 (1, 9)	5-3			1B	HR		HR	K		5	3	3	4	0	1	1						
Ken Griffey, L OBP: 0.362, SLG: 0.466 (1, 7)	FC6-4			FC6-4	F5		F7			4	0	2	1	1	0	0						
Andres Thomas, R OBP: 0.265, SLG: 0.309 (1, 6)	FC6-4			FC	6-3		6-3	K		5	0	0	0	0	1	5						
Ozzie Virgil, R OBP: 0.314, SLG: 0.478 (1, 2)	FC6-4			K			FC6-4	BB	F5	5	1	2	0	0	1	4						
Glenn Hubbard, R OBP: 0.411, SLG: 0.431 (1, 4)			3-1	FC6-4		F9	1B			4	0	1	1	1	0	3						
David Palmer, R OBP: 0.143, SLG: 0.229 (1, 1)			6-3	6-3		K	E8		K	2	0	0	0	0	0	2						
Graig Nettles, L OBP: 0.300, SLG: 0.355 (6, PH)										1	0	0	0	0	1	1						
Jim Acker, R OBP: 0.273, SLG: 0.273 (6, 1)										2	0	1	1	0	1	1						
Gene Garber, R (9, 1)							1-3	2-H		0	0	0	0	0	0	0						
<b>Inning Stats</b>	R: 0 E: 0 K: 0 S: 3	H: 0 LOB: 0 BB: 0 P: 3	R: 0 E: 0 K: 0 S: 4	H: 1 LOB: 1 BB: 0 P: 4	R: 0 E: 0 K: 0 S: 4	H: 1 LOB: 1 BB: 0 P: 4	R: 2 E: 1 K: 1 S: 9	H: 3 LOB: 2 BB: 0 P: 9	R: 3 E: 0 K: 0 S: 5	H: 2 LOB: 0 BB: 1 P: 9	R: 0 E: 0 K: 1 S: 6	H: 1 LOB: 1 BB: 0 P: 6	R: 4 E: 1 K: 0 S: 8	H: 5 LOB: 2 BB: 1 P: 12	R: 0 E: 0 K: 2 S: 8	H: 1 LOB: 2 BB: 1 P: 12	R: 0 E: 0 K: 2 S: 8	H: 1 LOB: 1 BB: 0 P: 8	1B: 10 2B: 2 3B: 0 HR: 3	SF: 0 SAC: 0 DP: 0 HBP: 0	WP: 0 PB: 0 SB: 1 CS: 0	PA: 46
<b>PITCHER</b>	IP WLS BF H R ER SO BB IBB HBP BLK WP HR S P ERA WHIP																					
Orel Hershiser, R ERA: 2.62 (1, 1)	5.0 L 24 7 5 4 1 1 0 0 0 0 0 2 25 29 7.20 1.600																					
Ken Howell, R ERA: 4.92 (6, 1)	1.0 7 4 3 3 1 0 0 0 0 0 0 1 9 9 27.00 4.000																					
Rick Honeycutt, L ERA: 4.61 (7, 1)	1.0 6 2 1 1 0 1 0 0 0 0 0 0 5 9 9.00 3.000																					
Brian Holton, R ERA: 3.63 (8, 1)	2.0 9 2 0 0 4 1 0 0 0 0 0 0 16 20 0.00 1.500																					

Batter	1	2	3	4	5	6	7	8	9	AB	R	H	RBI	BB	SO	LOB	BOTTOM					
Dave Anderson, R OBP: 0.319, SLG: 0.336 (1, 6)	S						6-3		1B	4	1	3	0	1	0	0	<b>Atlanta Braves @ Los Angeles Dodgers</b> Dodger Stadium, Los Angeles, CA Sat Aug 08 1987, 3:33 AM PDT Att: 27,141 - Unknown					
John Shelby, S OBP: 0.285, SLG: 0.454 (1, 8)	K		4-3		1B				1B	5	1	2	0	0	2	4						
Pedro Guerrero, R OBP: 0.417, SLG: 0.574 (1, 7)	K			5-3		6-3	F3		1B	4	1	1	0	1	1	2						
Mike Marshall, R OBP: 0.330, SLG: 0.485 (1, 9)	F3			L5		6-3			G3	5	1	2	3	0	0	2						
Mike Scioscia, L OBP: 0.341, SLG: 0.376 (1, 2)	4-3			5-3		HR		F8	G3	5	1	1	1	0	0	2						
Mickey Hatcher, R OBP: 0.347, SLG: 0.478 (1, 3)	F9			5-3		HR		F4	5-3	5	1	1	2	0	0	2						
Jeff Hamilton, R OBP: 0.298, SLG: 0.263 (1, 5)	F9				6-3				K	4	0	1	0	0	1	1						
Steve Sax, R OBP: 0.307, SLG: 0.337 (1, 4)			F9		K	6-3		F9		4	0	0	0	0	1	2						
Orel Hershiser, R OBP: 0.270, SLG: 0.311 (5, PH)										1	0	0	0	0	0	0						
Danny Hase, L OBP: 0.177, SLG: 0.156 (5, 1)										1	0	1	0	0	0	0						
Ken Howell, R OBP: 0.286, SLG: 0.290 (7, 1)										0	0	0	0	0	0	0						
Rick Honeycutt, L OBP: 0.270, SLG: 0.290 (7, 1)										0	0	0	0	0	0	0						
Phil Garner, R OBP: 0.270, SLG: 0.310 (8, 1)										1	0	0	0	0	0	0						
Brian Holton, R OBP: 0.290, SLG: 0.290 (8, 1)										0	0	0	0	0	0	0						
Ken Landreaux, R OBP: 0.260, SLG: 0.300 (9, PH)										1	1	1	1	0	0	0						
<b>Inning Stats</b>	R: 0 E: 0 K: 2 S: 7	H: 0 LOB: 1 BB: 1 P: 11	R: 0 E: 0 K: 0 S: 3	H: 0 LOB: 0 BB: 0 P: 3	R: 0 E: 0 K: 0 S: 4	H: 1 LOB: 1 BB: 0 P: 4	R: 0 E: 0 K: 0 S: 3	H: 0 LOB: 1 BB: 1 P: 7	R: 0 E: 0 K: 2 S: 9	H: 2 LOB: 2 BB: 0 P: 9	R: 2 E: 0 K: 0 S: 5	H: 2 LOB: 1 BB: 0 P: 6	R: 0 E: 0 K: 0 S: 4	H: 1 LOB: 1 BB: 0 P: 4	R: 1 E: 0 K: 0 S: 5	H: 2 LOB: 1 BB: 0 P: 5	R: 4 E: 0 K: 1 S: 10	H: 5 LOB: 1 BB: 0 P: 10	1B: 10 2B: 0 3B: 0 HR: 3	SF: 0 SAC: 0 DP: 0 HBP: 1	WP: 0 PB: 0 SB: 1 CS: 0	PA: 43
<b>PITCHER</b>	IP WLS BF H R ER SO BB IBB HBP BLK WP HR S P ERA WHIP																					
David Palmer, R ERA: 4.46 (1, 1)	5.0 W 20 3 0 0 4 2 0 0 0 0 0 3 26 34 0.00 1.000																					
Jim Acker, R ERA: 5.19 (6, 1)	3.0 17 7 5 5 0 0 0 1 0 0 0 3 16 17 15.00 2.333																					
Gene Garber, R ERA: 3.73 (9, 1)	1.0 6 3 2 2 1 0 0 0 0 0 0 0 8 8 18.00 3.000																					



Batter	1	2	3	4	5	6	7	8	9	AB	R	H	RBI	BB	SO	LOB	TOP							
Dion James, L (1, 8) OBP: 0.411, SLG: 0.468	0-3 K		0-3 K			0-3 K		0-0 F5		4	0	0	0	0	3	2	<b>Atlanta Braves @ Los Angeles Dodgers</b> Dodger Stadium, Los Angeles, CA Sun Aug 09 1987, 3:33 AM PDT Att: 34,622 - Unknown							
Ken Oberkfell, L (1, 5) OBP: 0.351, SLG: 0.387	0-0 1-3		0-0 6-3			0-0 1B		4-0 FC6-4 BB		3	0	1	0	0	0	1								
Jeff Dedmon, L (6, 1) OBP: 0.267, SLG: 0.286										0	0	0	0	0	0	0								
Ed Olwine, R (8, 1)										0	0	0	0	0	0	0								
Joe Boever, R (8, 1)										0	0	0	0	0	0	0								
Gary Roenicke, R (9, PH) OBP: 0.345, SLG: 0.505										0	1	0	0	1	0	0								
Gerald Perry, L (1, 3) OBP: 0.332, SLG: 0.402	4-0 S BB			4-0 CS BB		0-3 K		0-0 FC6-4 1B		2	0	1	0	2	1	1								
Dale Murphy, R (1, 9) OBP: 0.424, SLG: 0.589	0-3 K			0-0 F7				0-0 FC6-4 FC3-6 1B		4	0	1	1	0	1	3								
Ken Griffey, L (1, 7) OBP: 0.358, SLG: 0.460		0-0 6-3		0-0 F5				0-0 G6-4-3 1B		4	1	0	0	0	0	2								
Andres Thomas, R (1, 6) OBP: 0.286, SLG: 0.312		0-0 F9			0-0 G6-3 1B			0-0 F7		4	0	2	0	0	0	0								
Ozzie Virgil, R (1, 2) OBP: 0.313, SLG: 0.475		0-0 4-3			0-0 G6-3 1-2			0-0 5-3		4	0	1	1	0	0	1								
Glenn Hubbard, R (1, 4) OBP: 0.411, SLG: 0.430										3	0	1	0	0	1	0								
Ted Simmons, S (9, PH) OBP: 0.327, SLG: 0.386				SH2-4 1B		0-0 L4		0-3 K		1	0	0	0	0	1	2								
Charlie Puleo, R (1, 1) OBP: 0.227, SLG: 0.333										0	0	0	0	0	0	0								
Graig Nettles, L (6, PH) OBP: 0.302, SLG: 0.357			SH2-4 1-2			0-0 F9		0-0 1B		2	0	1	0	0	0	0								
<b>Inning Stats</b>	R: 0 E: 0 K: 2 S: 7	H: 0 LOB: 1 BB: 1 P: 11	R: 0 E: 0 K: 0 S: 3	H: 0 LOB: 0 BB: 0 P: 3	R: 0 E: 0 K: 1 S: 6	H: 1 LOB: 1 BB: 0 P: 6	R: 0 E: 0 K: 0 S: 2	H: 0 LOB: 0 BB: 1 P: 6	R: 0 E: 0 K: 0 S: 3	H: 1 LOB: 0 BB: 0 P: 3	R: 0 E: 0 K: 0 S: 8	H: 1 LOB: 1 BB: 0 P: 8	R: 0 E: 0 K: 0 S: 3	H: 1 LOB: 0 BB: 0 P: 3	R: 0 E: 0 K: 1 S: 6	H: 1 LOB: 1 BB: 1 P: 6	R: 2 E: 0 K: 1 S: 8	H: 3 LOB: 2 BB: 1 P: 12	1B: 8 2B: 0 3B: 0 HR: 0	SF: 0 SAC: 1 DP: 2 HBP: 0	WP: 0 PB: 0 SB: 1 CS: 1	PA: 35		
<b>PITCHER</b>	IP WLS BF H R ER SO BB IBB HBP BLK WP HR S P ERA WHIP	8.2 W 33 7 2 2 6 3 0 0 0 0 0 0 42 54 2.08 1.154	0.1 S 2 1 0 0 1 0 0 0 0 0 0 0 4 4 0.00 3.000																					

Batter	1	2	3	4	5	6	7	8	9	AB	R	H	RBI	BB	SO	LOB	BOTTOM						
Dave Anderson, R (1, 6) OBP: 0.321, SLG: 0.341	0-0 4-3		0-0 1B 2B		4-0 G4-6-3 BB		0-0 F8			3	1	1	0	1	0	1	<b>Atlanta Braves @ Los Angeles Dodgers</b> Dodger Stadium, Los Angeles, CA Sun Aug 09 1987, 3:33 AM PDT Att: 34,622 - Unknown						
Steve Sax, R (1, 4) OBP: 0.305, SLG: 0.338	0-0 F3		0-0 S 2H 1B		0-0 G4-6-3 1-2			0-0 E S 1B 1B		4	1	2	1	0	0	1							
Ken Landreaux, L (1, 7) OBP: 0.301, SLG: 0.380	0-0 F9		0-0 F9 1-2			4-0 S BB		0-0 E3 1B 1B		3	1	0	0	1	0	2							
Mike Marshall, R (1, 9) OBP: 0.326, SLG: 0.479		0-0 F2	0-0 F8			0-0 F6 1-2		0-0 F6		4	0	0	0	0	0	4							
Mickey Hatcher, R (1, 3) OBP: 0.345, SLG: 0.479		0-3 K		0-0 SH1-3 SF9 2B		0-0 F7		0-0 F4		4	1	1	0	0	1	3							
John Shelby, S (1, 8) OBP: 0.285, SLG: 0.466		0-0 HR		0-0 SH1-3 2-3		0-0 4-3		0-0 1B 1-3 3H 1B		3	1	2	2	0	0	1							
Mike Scioscia, L (1, 2) OBP: 0.343, SLG: 0.379		0-0 1B		0-0 SF9 3H			0-0 6-3	0-0 1-3 3H 1B		3	0	2	2	0	0	0							
Jeff Hamilton, R (1, 5) OBP: 0.284, SLG: 0.250		0-3 K		0-0 F2			0-0 4-3	0-3 K		4	0	0	0	0	2	3							
Tim Crews, R (9, 1) OBP: 0.270, SLG: 0.310				0-0 4-3		0-0 K		4-0 BB		0	0	0	0	0	0	0							
<b>Inning Stats</b>	R: 0 E: 0 K: 0 S: 3	H: 0 LOB: 0 BB: 0 P: 3	R: 1 E: 0 K: 2 S: 9	H: 2 LOB: 1 BB: 0 P: 9	R: 1 E: 0 K: 0 S: 5	H: 2 LOB: 1 BB: 0 P: 5	R: 1 E: 0 K: 0 S: 4	H: 1 LOB: 0 BB: 0 P: 4	R: 0 E: 0 K: 1 S: 4	H: 0 LOB: 0 BB: 1 P: 8	R: 0 E: 0 K: 0 S: 3	H: 0 LOB: 1 BB: 1 P: 7	R: 0 E: 0 K: 0 S: 3	H: 0 LOB: 1 BB: 1 P: 7	R: 2 E: 1 K: 1 S: 9	H: 3 LOB: 3 BB: 0 P: 9		1B: 5 2B: 2 3B: 0 HR: 1	SF: 1 SAC: 1 DP: 1 HBP: 0	WP: 0 PB: 0 SB: 3 CS: 0	PA: 35		
<b>PITCHER</b>	IP WLS BF H R ER SO BB IBB HBP BLK WP HR S P ERA WHIP	5.0 L 20 5 3 3 3 1 0 0 0 0 0 11 19 0.00 1.500	2.2 2 2 0 0 2 0 0 0 0 0 0 0 11 19 0.00 1.500	0.0 1 1 0 0 0 0 0 0 0 0 0 0 1 1 ∞ ∞	0.1 1 0 0 0 1 0 0 0 0 0 0 0 3 3 0.00 0.000																		





Batter	1	2	3	4	5	6	7	8	9	AB	R	H	RBI	BB	SO	LOB	TOP			
Dion James, L (1,8) OBP: 0.407, SLG: 0.462	L4			L9		4-3			B1-3	4	0	0	0	0	0	0				
Ken Oberkfell, L (1,5) OBP: 0.350, SLG: 0.385	4-3			1-3 1B		L7			G3	4	0	1	0	0	0	0				
Gerald Perry, L (1,3) OBP: 0.331, SLG: 0.400	K			FC5 1-3 1B		K			F7	4	0	1	0	0	2	0				
Dale Murphy, R (1,9) OBP: 0.421, SLG: 0.585		6-3		1-3					K	3	0	0	0	0	1	2				
Ken Griffey, L (1,7) OBP: 0.358, SLG: 0.457		1-3		1-2 2-3					4-3	2	0	0	0	1	0	0				
Paul Runge, R (1,6) OBP: 0.200, SLG: 0.357		6-3		IBB					K	3	0	0	0	0	1	3				
Bruce Benedict, R (1,2) OBP: 0.277, SLG: 0.188				FC5 2-3f					K	3	0	0	0	0	0	0				
Glenn Hubbard, R (1,4) OBP: 0.408, SLG: 0.426				F8					L8	3	0	0	0	0	0	0				
Doyle Alexander, R (1,1) OBP: 0.056, SLG: 0.029				6-3					F9	3	0	0	0	0	0	0				
Graig Nettles, L (8, PH) OBP: 0.301, SLG: 0.354				F7					E5 G4-6-3	1	0	0	0	0	0	1				
Ed Olwine, R (8, 1)									6-3	0	0	0	0	0	0	0				
									G4-6-3 1-2f	2	0	0	0	0	0	0				
										1	0	0	0	0	0	1				
										0	0	0	0	0	0	0				
<b>Inning Stats</b>	R: 0 E: 0 K: 1 S: 5	H: 0 LOB: 0 BB: 0 P: 5	R: 0 E: 0 K: 0 S: 3	H: 0 LOB: 0 BB: 0 P: 3	R: 0 E: 0 K: 0 S: 3	H: 0 LOB: 0 BB: 1 P: 9	R: 0 E: 0 K: 0 S: 5	H: 0 LOB: 0 BB: 0 P: 3	R: 0 E: 0 K: 1 S: 5	H: 0 LOB: 0 BB: 0 P: 5	R: 0 E: 0 K: 2 S: 7	H: 0 LOB: 0 BB: 0 P: 7	R: 0 E: 1 K: 0 S: 3	H: 0 LOB: 0 BB: 0 P: 3	R: 0 E: 0 K: 0 S: 3	H: 0 LOB: 0 BB: 0 P: 3	1B: 2 2B: 0 3B: 0 HR: 0	SF: 0 SAC: 0 DP: 1 HBP: 0	WP: 0 PB: 0 SB: 0 CS: 0	PA: 30
<b>PITCHER</b> Jimmy Jones, R (1,1) ERA: 4.34	IP: 9.0 WLS: W BF: 30 H: 2 R: 0 ER: 0 SO: 4 BB: 0 IBB: 1 HBP: 0 BLK: 0 WP: 0 HR: 0 S: 37 P: 41 ERA: 0.00 WHIP: 0.222																			

Atlanta Braves @ San Diego Padres  
Jack Murphy Stadium, San Diego, CA  
Mon Aug 10 1987, 10:05 PM EDT  
Att: 21,128 - Unknown

AB 29  
R 0  
H 2  
RBI 0  
BB 1  
SO 4  
LOB 6



Batter	1	2	3	4	5	6	7	8	9	AB	R	H	RBI	BB	SO	LOB	BOTTOM	
Stan Jefferson, S (1,8) OBP: 0.336, SLG: 0.383	4-3		4-3			F7		F9		4	0	0	0	0	0	0		
Tony Gwynn, L (1,9) OBP: 0.435, SLG: 0.511	L4		F4			2B		4-3		4	0	1	0	0	0	0		
Carmelo Martinez, R (1,7) OBP: 0.391, SLG: 0.430	F3			L5		6-3		F9		3	0	0	0	0	0	1		
Shane Mack, R (8, 8)										1	0	0	0	0	0	0		
John Kruk, L (1,3) OBP: 0.435, SLG: 0.530		F7		4-3				F8		3	0	0	0	0	0	0		
Chris Brown, R (1,5) OBP: 0.287, SLG: 0.385		1B		6-3				HR BB		2	1	1	0	1	0	0		
Benito Santiago, R (1,2) OBP: 0.309, SLG: 0.421		L5				4-3		HR		3	1	1	2	0	0	1		
Garry Templeton, S (1,6) OBP: 0.289, SLG: 0.298		BB				G3		K		2	0	0	0	1	1	0		
Randy Ready, R (1,4) OBP: 0.402, SLG: 0.444		BB				F9		FC4 HBP		2	0	0	0	0	2			
Jimmy Jones, R (1,1) OBP: 0.194, SLG: 0.290			6-3			F4		FC4 1-2f		3	0	0	0	0	0	1		
<b>Inning Stats</b>	R: 0 E: 0 K: 0 S: 3	H: 1 LOB: 2 BB: 1 P: 8	R: 0 E: 0 K: 0 S: 3	H: 0 LOB: 0 BB: 0 P: 3	R: 0 E: 0 K: 0 S: 3	H: 0 LOB: 0 BB: 0 P: 3	R: 0 E: 0 K: 0 S: 4	H: 1 LOB: 1 BB: 0 P: 4	R: 2 E: 0 K: 1 S: 6	H: 1 LOB: 1 BB: 1 P: 11	R: 0 E: 0 K: 0 S: 3	H: 0 LOB: 0 BB: 0 P: 3	R: 0 E: 0 K: 0 S: 3	H: 0 LOB: 0 BB: 0 P: 3	1B: 1 2B: 1 3B: 0 HR: 1	SF: 0 SAC: 0 DP: 0 HBP: 1	WP: 0 PB: 0 SB: 1 CS: 0	PA: 30
<b>PITCHER</b> Doyle Alexander, R (1,1) ERA: 4.13	IP: 7.0 WLS: L BF: 27 H: 3 R: 2 ER: 2 SO: 1 BB: 2 IBB: 0 HBP: 1 BLK: 0 WP: 0 HR: 1 S: 26 P: 35 ERA: 2.57 WHIP: 0.714																	
Ed Olwine, L (8, 1) ERA: 4.15	IP: 1.0 WLS: L BF: 3 H: 0 R: 0 ER: 0 SO: 0 BB: 0 IBB: 0 HBP: 0 BLK: 0 WP: 0 HR: 0 S: 3 P: 3 ERA: 0.00 WHIP: 0.000																	

Atlanta Braves @ San Diego Padres  
Jack Murphy Stadium, San Diego, CA  
Mon Aug 10 1987, 10:05 PM EDT  
Att: 21,128 - Unknown

AB 27  
R 2  
H 3  
RBI 2  
BB 2  
SO 1  
LOB 5





Batter	1	2	3	4	5	6	7	8	9	AB	R	H	RBI	BB	SO	LOB	TOP				
Dion James, L OBP: 0.405, SLG: 0.466 (1, 8)	4-3	1-2			4-3		1-3		SH SH1-3	4	0	1	2	0	0	1					
Ken Oberkfell, L OBP: 0.345, SLG: 0.384 (1, 5)	F7	F6			4-3			2B G3 1B	SH1-3	4	1	1	0	0	0	1					
Gerald Perry, L OBP: 0.332, SLG: 0.403 (1, 3)	WP 1B				F9		F7	G3 1-3 1B 2B	5-3	5	1	2	0	0	0	2					
Dale Murphy, R OBP: 0.419, SLG: 0.579 (1, 9)	K				1-3		K	K	IBB	4	0	0	0	1	3	3					
Ken Griffey, L OBP: 0.356, SLG: 0.453 Gene Garber, R (9, 1)		F8 S 1B			F7		4-3	G3	4-3	5	1	1	1	0	0	4					
Jeff Blauser, R (1, 6)		F9			5-3					3	0	0	0	0	1	1					
Graig Nettles, L OBP: 0.305, SLG: 0.354 Paul Runge, R OBP: 0.200, SLG: 0.357 (8, 6)		F9					K	1B BB		0	0	0	0	1	0	0					
Ozzie Virgil, R OBP: 0.319, SLG: 0.487 (1, 2)		1B 3B BB			F8			HR	1B FC6-4	3	2	2	2	1	0	0					
Glenn Hubbard, R OBP: 0.404, SLG: 0.421 (1, 4)		F8			F8		6-3	FC6-4		4	0	0	0	0	0	4					
Rick Mahler, R OBP: 0.225, SLG: 0.263 Albert Hall, S OBP: 0.262, SLG: 0.393 Ed O'Wine, R (7, 1) Joe Boever, R (8, 1) Gary Roenicke, R OBP: 0.391, SLG: 0.505 (9, 7)		2-3 1-2 3B 1B			3-1			1B	SH1-3 SH BB	2	1	1	1	0	0	0					
<b>Inning Stats</b>	R: 0 E: 0 K: 1 S: 6	H: 1 LOB: 1 BB: 0 P: 6	R: 3 E: 0 K: 0 S: 6	H: 3 LOB: 1 BB: 1 P: 10	R: 0 E: 0 K: 0 S: 3	H: 0 LOB: 0 BB: 0 P: 3	R: 0 E: 0 K: 0 S: 3	H: 0 LOB: 0 BB: 0 P: 3	R: 0 E: 0 K: 1 S: 5	H: 0 LOB: 0 BB: 0 P: 5	R: 1 E: 0 K: 1 S: 7	H: 2 LOB: 1 BB: 0 P: 7	R: 2 E: 0 K: 1 S: 8	H: 3 LOB: 2 BB: 1 P: 12	R: 0 E: 1 K: 0 S: 4	H: 0 LOB: 3 BB: 2 P: 12	1B: 6 2B: 1 3B: 1 HR: 1	SF: 0 SAC: 2 DP: 0 HBP: 0	WP: 1 PB: 0 SB: 1 CS: 0	PA: 41	
<b>PITCHER</b>	IP WLS BF H R ER SO BB IBB HBP BLK WP HR S P ERA WHIP	7.0 28 6 4 4 3 1 0 0 0 1 1 33 37 5.14 1.000	0.0 2 2 2 2 0 0 0 0 0 0 0 2 2 ∞ ∞	1.0 5 1 0 0 1 1 0 0 0 0 0 6 10 0.00 2.000	1.0 W 6 0 0 0 0 1 1 0 0 0 0 4 12 0.00 1.000																

Atlanta Braves @ San Diego Padres  
Jack Murphy Stadium, San Diego, CA  
Tue Aug 11 1987, 10:05 PM EDT  
Att: 12,512 - Unknown

AB 35  
R 6  
H 9  
RBI 6  
BB 4  
SO 4  
LOB 16



Batter	1	2	3	4	5	6	7	8	9	AB	R	H	RBI	BB	SO	LOB	BOTTOM					
Stan Jefferson, S OBP: 0.333, SLG: 0.391 (1, 8) (8, 7) (9, 8)	HR	6-3		5-3		4-3		F5		5	1	1	1	0	0	4						
Tony Gwynn, L OBP: 0.441, SLG: 0.524 (1, 9)	3B 1B		G3 S 1B		E 2B 1B		HR	SH2-3 S 1B		5	4	5	1	0	0	0						
Carmelo Martinez, R OBP: 0.380, SLG: 0.435 Keith Comstock, L (8, 1) Lance McCullers, S (8, 1) Marvell Wynne, L OBP: 0.353, SLG: 0.372 (9, 7)	SF7 3B		F7		E6 2B		F7	SH2-3		4	2	1	1	0	0	2						
John Kruk, L OBP: 0.434, SLG: 0.532 (1, 3)	SF7		G3		1-2 2B		6-3	1B HBP IBB		3	0	1	3	1	0	1						
Chris Brown, R OBP: 0.289, SLG: 0.379 (1, 5)	6-3 BB		G3		6-3		6-3	1B HBP		3	0	0	0	1	0	2						
Benito Santiago, R OBP: 0.307, SLG: 0.418 (1, 2)	6-3			6-3	L3		F5	1B		5	0	1	1	0	0	2						
Garry Templeton, S OBP: 0.291, SLG: 0.301 (1, 6)	6-3			E 1B	K		1B 1B			4	0	2	0	0	1	2						
Tim Flannery, L OBP: 0.339, SLG: 0.276 (1, 4)		1-3		F9		1-3		1B		4	0	1	0	0	0	1						
Ed Whitson, R OBP: 0.118, SLG: 0.137 Shane Mack, R OBP: 0.308, SLG: 0.385 Mark Davis, L OBP: 0.222, SLG: 0.333 (8, 8) (9, 1)	6-3			E1		F8		K		3	0	0	0	0	0	1						
<b>Inning Stats</b>	R: 3 E: 0 K: 0 S: 6	H: 3 LOB: 1 BB: 1 P: 10	R: 0 E: 0 K: 0 S: 3	H: 0 LOB: 0 BB: 0 P: 3	R: 0 E: 1 K: 0 S: 4	H: 1 LOB: 2 BB: 0 P: 4	R: 0 E: 1 K: 0 S: 5	H: 1 LOB: 1 BB: 0 P: 5	R: 2 E: 0 K: 1 S: 8	H: 2 LOB: 1 BB: 0 P: 8	R: 0 E: 0 K: 0 S: 3	H: 0 LOB: 0 BB: 0 P: 3	R: 1 E: 0 K: 0 S: 4	H: 1 LOB: 0 BB: 0 P: 4	R: 0 E: 0 K: 1 S: 7	H: 2 LOB: 3 BB: 0 P: 7	R: 1 E: 0 K: 0 S: 3	H: 2 LOB: 3 BB: 1 P: 8	1B: 8 2B: 1 3B: 1 HR: 2	SF: 1 SAC: 1 DP: 0 HBP: 1	WP: 0 PB: 0 SB: 2 CS: 0	PA: 42
<b>PITCHER</b>	IP WLS BF H R ER SO BB IBB HBP BLK WP HR S P ERA WHIP	6.0 28 7 5 4 1 0 0 0 0 0 0 1 4 4 9.00 1.000	1.0 4 1 1 1 0 0 0 0 0 0 0 0 7 7 0.00 2.000	0.1 L 5 2 1 1 0 0 1 1 0 0 0 3 8 27.00 6.000																		

Atlanta Braves @ San Diego Padres  
Jack Murphy Stadium, San Diego, CA  
Tue Aug 11 1987, 10:05 PM EDT  
Att: 12,512 - Unknown

AB 37  
R 7  
H 12  
RBI 7  
BB 2  
SO 2  
LOB 17





Batter	1	2	3	4	5	6	7	8	9	AB	R	H	RBI	BB	SO	LOB	TOP										
Albert Hall, S OBP: 0.359, SLG: 0.386 (1, 8)	F9		FC4-6 SF8 1B BB		K		6-3			3	1	0	0	1	1	1	<b>Atlanta Braves @ San Diego Padres</b> Jack Murphy Stadium, San Diego, CA Wed Aug 12 1987, 10:05 PM EDT Att: 14,400 - Unknown										
Jeff Blausler, R OBP: 0.250, SLG: 0.143 (1, 6)	1-3		FC4-6 1B		PB BB			K		3	0	1	0	1	1	0											
Gerald Perry, L OBP: 0.333, SLG: 0.413 (1, 3)	HR		FC4-6 1-2 2-3		FC6-2 1-2 2-H			G6-4-3 1B		4	1	2	1	0	0	4											
Dale Murphy, R OBP: 0.415, SLG: 0.575 (1, 9)	K		SF8		K			G6-4-3 1-2		3	0	0	1	0	2	3											
Gary Roenicke, R OBP: 0.348, SLG: 0.505 Ken Griffey, L OBP: 0.356, SLG: 0.453 (1, 7) (9, 7)		K	F3			F8			3-1 F9-2 2B	4	0	1	0	0	1	1											
Ted Simmons, S OBP: 0.318, SLG: 0.375 (1, 2)		F6			F6		5-3		3-1	4	0	0	0	0	0	1											
Ken Oberkfell, L OBP: 0.348, SLG: 0.381 (1, 5)					4-3		K		F9-2 3-H	3	0	0	0	0	1	1											
Glenn Hubbard, R OBP: 0.403, SLG: 0.419 (1, 4)					6-3					2	0	0	0	1	0	0											
Zane Smith, L OBP: 0.224, SLG: 0.236 (1, 1)			G3							3	0	1	0	0	0	2											
<b>Inning Stats</b>	R: 1 E: 0 K: 1 S: 6	H: 1 LOB: 0 BB: 1 P: 6	R: 0 E: 0 K: 1 S: 5	H: 0 LOB: 2 BB: 1 P: 10	R: 1 E: 0 K: 0 S: 4	H: 1 LOB: 1 BB: 1 P: 8	R: 0 E: 0 K: 0 S: 3	H: 0 LOB: 0 BB: 0 P: 3	R: 0 E: 0 K: 2 S: 8	H: 1 LOB: 2 BB: 1 P: 12	R: 0 E: 0 K: 0 S: 5	H: 0 LOB: 0 BB: 0 P: 5	R: 0 E: 0 K: 0 S: 3	H: 0 LOB: 0 BB: 0 P: 3	R: 0 E: 0 K: 1 S: 5	H: 1 LOB: 0 BB: 0 P: 5	R: 0 E: 0 K: 0 S: 3	H: 1 LOB: 0 BB: 0 P: 3	1B: 3 2B: 2 3B: 0 HR: 1	SF: 1 SAC: 0 DP: 2 HBP: 1	WP: 0 PB: 1 SB: 1 CS: 0	PA: 34					
<b>PITCHER</b>	IP	WLS	BF	H	R	ER	SO	BB	IBB	HBP	BLK	WP	HR	S	P	ERA	WHIP										
Eric Nolte, L ERA: 1.08 (1, 1)	6.0	L	25	3	2	2	5	3	0	1	0	0	1	31	44	3.00	1.000										
Greg Booker, R ERA: 3.51 (7, 1)	2.1		8	2	0	0	1	0	0	0	0	0	0	10	10	0.00	0.857										
Mark Davis, L ERA: 4.56 (9, 1)	0.2		1	0	0	0	0	0	0	0	0	0	0	1	1	0.00	0.000										

Batter	1	2	3	4	5	6	7	8	9	AB	R	H	RBI	BB	SO	LOB	BOTTOM										
Stan Jefferson, S OBP: 0.331, SLG: 0.388 (1, 7)	4-3		FC4-6 1B		F8	L8			K	5	0	1	0	0	1	2	<b>Atlanta Braves @ San Diego Padres</b> Jack Murphy Stadium, San Diego, CA Wed Aug 12 1987, 10:05 PM EDT Att: 14,400 - Unknown										
Tony Gwynn, L OBP: 0.440, SLG: 0.521 (1, 9)	K		FC4-6 FC6-4 1-2		S 1B			G3		4	0	1	0	0	1	1											
Carmelo Martinez, R OBP: 0.378, SLG: 0.430 (1, 3)			FC6-4 1-2		L7			F8		3	0	0	0	1	0	2											
Chris Brown, R OBP: 0.284, SLG: 0.372 (1, 5)	E6 1-2		1-3		1-3			5-3		4	0	0	0	0	0	3											
Benito Santiago, R OBP: 0.307, SLG: 0.418 (1, 2)	F5				F8			F9		4	1	1	0	0	0	2											
Shane Mack, R OBP: 0.307, SLG: 0.382 (1, 8)					6-3			1B 2B		4	0	1	0	0	0	1											
Garry Templeton, S OBP: 0.294, SLG: 0.303 (1, 6)			G4-6-3 1-2					F9		4	0	2	1	0	0	1											
Randy Ready, R OBP: 0.404, SLG: 0.441 (1, 4)								G3		2	0	0	0	2	0	1											
Eric Nolte, L OBP: 0.167, SLG: 0.167 (1, 1)										2	0	0	0	0	2	3											
Luis Salazar, R OBP: 0.313, SLG: 0.346 (6, PH) Greg Booker, R (7, 1) Mark Davis, L OBP: 0.222, SLG: 0.333 (9, PH) John Kruk, L OBP: 0.433, SLG: 0.530 (9, PH)										0	0	0	0	1	0	0											
										0	0	0	0	0	0	0											
										0	0	0	0	0	0	0											
										1	0	0	0	0	1	0											
<b>Inning Stats</b>	R: 0 E: 1 K: 1 S: 6	H: 0 LOB: 2 BB: 1 P: 10	R: 0 E: 0 K: 1 S: 5	H: 1 LOB: 1 BB: 1 P: 9	R: 0 E: 0 K: 0 S: 4	H: 1 LOB: 1 BB: 0 P: 4	R: 0 E: 0 K: 1 S: 6	H: 1 LOB: 2 BB: 1 P: 10	R: 0 E: 0 K: 0 S: 4	H: 1 LOB: 1 BB: 0 P: 4	R: 1 E: 0 K: 0 S: 5	H: 2 LOB: 2 BB: 1 P: 9	R: 0 E: 0 K: 0 S: 3	H: 0 LOB: 0 BB: 0 P: 3	R: 0 E: 0 K: 0 S: 3	H: 0 LOB: 0 BB: 0 P: 3	R: 0 E: 0 K: 2 S: 7	H: 0 LOB: 0 BB: 0 P: 7	1B: 5 2B: 1 3B: 0 HR: 0	SF: 0 SAC: 0 DP: 1 HBP: 0	WP: 0 PB: 0 SB: 1 CS: 0	PA: 37					
<b>PITCHER</b>	IP	WLS	BF	H	R	ER	SO	BB	IBB	HBP	BLK	WP	HR	S	P	ERA	WHIP										
Zane Smith, L ERA: 4.08 (1, 1)	9.0	W	37	6	1	1	5	4	0	0	0	0	0	43	59	1.00	1.111										

AB 29  
R 2  
H 5  
RBI 2  
BB 3  
SO 6  
LOB 13



AB 33  
R 1  
H 6  
RBI 1  
BB 4  
SO 5  
LOB 16













Batter	1	2	3	4	5	6	7	8	9	AB	R	H	RBI	BB	SO	LOB	TOP					
Dion James, L (1, 8) OBP: 0.401, SLG: 0.465										4	0	1	0	0	1	2						
Ken Oberkfell, L (1, 5) OBP: 0.350, SLG: 0.382										4	0	3	0	0	0	0						
Gerald Perry, L (1, 3) OBP: 0.326, SLG: 0.402										4	0	0	0	0	1	5						
Dale Murphy, R (1, 9) OBP: 0.419, SLG: 0.580										4	0	2	0	0	0	1						
Ken Griffey, L (1, 7) OBP: 0.353, SLG: 0.449										4	0	0	0	0	0	4						
Ozzie Virgil, R (1, 2) OBP: 0.326, SLG: 0.494										3	0	0	0	1	0	0						
Jeff Blausler, R (1, 6) OBP: 0.276, SLG: 0.133										2	0	0	0	2	0	2						
Glenn Hubbard, R (1, 4) OBP: 0.399, SLG: 0.411										4	0	1	0	0	1	2						
Rick Mahler, R (1, 1) OBP: 0.217, SLG: 0.259										1	0	0	0	0	0	0						
Jim Acker, R (3, 1) OBP: 0.333, SLG: 0.273										0	0	0	0	1	0	0						
Albert Hall, S (7, PH) OBP: 0.352, SLG: 0.382										1	0	0	0	0	0	1						
Joe Boever, R (7, 1) OBP: 0.352, SLG: 0.382										0	0	0	0	0	0	0						
Graig Nettles, L (9, PH) OBP: 0.299, SLG: 0.347										1	0	0	0	0	0	1						
<b>Inning Stats</b>	R: 0 E: 0 K: 0 S: 5	H: 3 LOB: 2 BB: 0 P: 5	R: 0 E: 0 K: 0 S: 2	H: 0 LOB: 0 BB: 1 P: 6	R: 0 E: 0 K: 1 S: 5	H: 0 LOB: 0 BB: 0 P: 5	R: 0 E: 0 K: 0 S: 4	H: 1 LOB: 2 BB: 1 P: 8	R: 0 E: 0 K: 0 S: 4	H: 1 LOB: 2 BB: 1 P: 8	R: 0 E: 0 K: 0 S: 3	H: 0 LOB: 0 BB: 0 P: 3	R: 0 E: 0 K: 1 S: 5	H: 0 LOB: 1 BB: 1 P: 9	R: 0 E: 0 K: 1 S: 6	H: 1 LOB: 1 BB: 0 P: 6	R: 0 E: 0 K: 0 S: 4	H: 1 LOB: 1 BB: 0 P: 4	1B: 7 2B: 1 3B: 0 HR: 0	SF: 0 SAC: 0 DP: 2 HBP: 0	WP: 0 PB: 0 SB: 2 CS: 0	PA: 36
<b>PITCHER</b> Danny Darwin, R (1, 1) ERA: 3.48	IP: 9.0 WLS: W BF: 36 H: 7 R: 0 ER: 0 SO: 3 BB: 4 IBB: 0 HBP: 0 BLK: 0 WP: 0 HR: 0 S: 38 P: 54 ERA: 0.00 WHIP: 1.222											<b>PITCHER</b>	IP: 9.0 WLS: W BF: 36 H: 7 R: 0 ER: 0 SO: 3 BB: 4 IBB: 0 HBP: 0 BLK: 0 WP: 0 HR: 0 S: 38 P: 54 ERA: 0.00 WHIP: 1.222									

Atlanta Braves @ Houston Astros  
Astrodome, Houston, TX  
Sat Aug 15 1987, 8:05 PM EDT  
Att: 34,924 - Unknown

AB 32  
R 0  
H 7  
RBI 0  
BB 4  
SO 3  
LOB 18



Batter	1	2	3	4	5	6	7	8	9	AB	R	H	RBI	BB	SO	LOB	BOTTOM			
Gerald Young, S (1, 8) OBP: 0.323, SLG: 0.299										4	1	1	1	1	1	5				
Billy Hatcher, R (1, 7) OBP: 0.383, SLG: 0.423										4	3	3	0	0	0	0				
Terry Puhl, L (7, PH) OBP: 0.258, SLG: 0.244										1	0	0	0	0	1	3				
Bill Doran, S (1, 4) OBP: 0.352, SLG: 0.409										4	1	2	1	0	0	3				
Dale Berra, R (8, 4)										0	0	0	0	1	0	0				
Alan Ashby, S (1, 2) OBP: 0.399, SLG: 0.467										4	0	0	1	0	1	5				
Kevin Bass, S (1, 9) OBP: 0.338, SLG: 0.440										3	2	1	2	2	1	1				
Glenn Davis, R (1, 3) OBP: 0.316, SLG: 0.477										4	1	2	3	1	0	1				
Denny Walling, L (1, 5) OBP: 0.357, SLG: 0.427										4	0	0	0	1	0	4				
Craig Reynolds, L (1, 6) OBP: 0.323, SLG: 0.373										3	0	2	0	1	0	0				
Danny Darwin, R (1, 1) OBP: 0.207, SLG: 0.232										4	0	2	0	0	2	5				
<b>Inning Stats</b>	R: 2 E: 0 K: 1 S: 7	H: 2 LOB: 1 BB: 1 P: 11	R: 0 E: 0 K: 0 S: 4	H: 1 LOB: 1 BB: 0 P: 4	R: 4 E: 0 K: 0 S: 8	H: 5 LOB: 2 BB: 1 P: 12	R: 1 E: 0 K: 1 S: 6	H: 1 LOB: 0 BB: 0 P: 6	R: 0 E: 0 K: 2 S: 8	H: 1 LOB: 2 BB: 1 P: 12	R: 0 E: 0 K: 0 S: 3	H: 1 LOB: 0 BB: 0 P: 3	R: 1 E: 0 K: 2 S: 9	H: 2 LOB: 3 BB: 2 P: 17	R: 0 E: 0 K: 0 S: 3	H: 0 LOB: 2 BB: 2 P: 11	1B: 11 2B: 1 3B: 0 HR: 1	SF: 1 SAC: 0 DP: 1 HBP: 0	WP: 0 PB: 0 SB: 1 CS: 0	PA: 43
<b>PITCHER</b> Rick Mahler, R (1, 1) ERA: 5.11	IP: 2.2 WLS: L BF: 17 H: 7 R: 6 ER: 6 SO: 1 BB: 2 IBB: 0 HBP: 0 BLK: 0 WP: 0 HR: 1 S: 17 P: 25 ERA: 20.25 WHIP: 3.375											<b>PITCHER</b>	IP: 2.2 WLS: L BF: 17 H: 7 R: 6 ER: 6 SO: 1 BB: 2 IBB: 0 HBP: 0 BLK: 0 WP: 0 HR: 1 S: 17 P: 25 ERA: 20.25 WHIP: 3.375							
Jim Acker, R (3, 1) ERA: 4.97	3.1	14	4	1	1	3	1	0	0	0	0	19	23	2.70	1.500					
Joe Boever, R (7, 1) ERA: 6.75	2.0	12	2	1	1	2	4	0	0	0	0	12	28	4.50	3.000					

Atlanta Braves @ Houston Astros  
Astrodome, Houston, TX  
Sat Aug 15 1987, 8:05 PM EDT  
Att: 34,924 - Unknown

AB 35  
R 8  
H 13  
RBI 8  
BB 7  
SO 6  
LOB 27













Batter	1	2	3	4	5	6	7	8	9	AB	R	H	RBI	BB	SO	LOB	TOP										
<b>Dave Martinez, L</b> OBP: 0.391, SLG: 0.445 (1, 8)	0-0 BB 2B		4-0 BB FC5-4 23 HBP BB	0-0 L1		0-3 K		4-0 BB		3	1	1	0	2	1	0	<b>Chicago Cubs @ Atlanta Braves</b> Atlanta-Fulton County Stadium, Atlanta, GA Tue Aug 18 1987, 7:05 PM EDT Att: 17,469 - Unknown										
<b>23 Ryne Sandberg, R</b> OBP: 0.383, SLG: 0.484 (1, 4)	0-0 1-3		1-0 FC5-4 BB 1-2 2B HBP	0-0 1B		0-0 HR		0-3 K		4	2	2	1	0	1	2											
<b>Leon Durham, L</b> OBP: 0.352, SLG: 0.490 (1, 3)	4-0 BB BB		4-0 FC5-4 BB 1-2 2-3	0-3 K		0-0 F8		0-0 4-3		3	0	0	0	2	1	1											
<b>Andre Dawson, R</b> OBP: 0.322, SLG: 0.566 (1, 9)	0-3 K		0-0 FC5-4 2B 1B 1-2 2-3 3-H		4-0 BB 1B BB	0-0 6-3		0-0 6-3		4	1	0	1	1	1	4											
<b>Rafael Palmeiro, L</b> OBP: 0.321, SLG: 0.533 (1, 7)	4-0 1-2 2-3 BB		0-0 1B 2B		0-0 F8		0-3 K		0-0 4-3		4	1	1	1	1	1											
<b>Keith Moreland, R</b> OBP: 0.314, SLG: 0.464 <b>Manny Trillo, R</b> OBP: 0.397, SLG: 0.510 (1, 5) (1, 5)	0-0 5-3		0-0 1B		0-0 1B		0-3 K				1	0	0	0	0	3											
<b>Luis Quinones, S</b> OBP: 0.292, SLG: 0.318 (1, 6)		0-0 4-3	0-0 F9		0-0 P7		0-0 F9				4	0	0	0	0	3											
<b>Jody Davis, R</b> OBP: 0.337, SLG: 0.434 (1, 2)		0-0 6-3	0-3 K		4-0 1-2 2-3 BB		0-0 F3				3	0	0	0	1	1											
<b>Les Lancaster, R</b> OBP: 0.240, SLG: 0.250 <b>Jerry Mumphrey, S</b> OBP: 0.383, SLG: 0.500 <b>Ed Lynch, R</b> OBP: 0.291, SLG: 0.291 <b>Drew Hall, L</b> OBP: 0.291, SLG: 0.291 <b>Bob Demier, R</b> OBP: 0.291, SLG: 0.291 <b>Greg Maddux, R</b> OBP: 0.143, SLG: 0.143 (1, 1) (5, PH) (5, 1) (6, 1) (8, PH) (8, 1)		0-0 F8		0-3 K		0-0 6-3		0-0 F7		2	0	0	0	0	1	0											
<b>Inning Stats</b>	R: 0 E: 0 K: 1 S: 6	H: 1 LOB: 3 BB: 2 P: 14	R: 0 E: 0 K: 0 S: 3	H: 0 LOB: 0 BB: 0 P: 3	R: 4 E: 0 K: 1 S: 7	H: 2 LOB: 1 BB: 2 P: 16	R: 0 E: 0 K: 2 S: 8	H: 1 LOB: 1 BB: 0 P: 8	R: 0 E: 0 K: 0 S: 4	H: 1 LOB: 3 BB: 2 P: 12	R: 1 E: 0 K: 1 S: 6	H: 1 LOB: 0 BB: 0 P: 6	R: 0 E: 0 K: 2 S: 7	H: 0 LOB: 0 BB: 0 P: 7	R: 0 E: 0 K: 1 S: 5	H: 0 LOB: 1 BB: 1 P: 9		R: 0 E: 0 K: 0 S: 3	H: 0 LOB: 0 BB: 0 P: 3	1B: 3 2B: 2 3B: 0 HR: 1	SF: 0 SAC: 0 DP: 0 HBP: 1	WP: 0 PB: 0 SB: 0 CS: 0	PA: 41				
<b>PITCHER</b>	IP	WLS	BF	H	R	ER	SO	BB	IBB	HBP	BLK	WP	HR	S	P	ERA	WHIP	<b>PITCHER</b>									
<b>David Palmer, R</b> ERA: 4.86 (1, 1)	2.1		15	3	4	4	1	4	0	1	0	0	0	12	29	15.43	3.000										
<b>Rick Mahler, R</b> ERA: 5.07 (3, 1)	3.2	W	16	3	1	1	4	2	0	0	0	0	1	22	30	2.46	1.364										
<b>Jim Acker, R</b> ERA: 4.72 (7, 1)	3.0	S	10	0	0	0	3	1	0	0	0	0	0	15	19	0.00	0.333										

AB	33
R	5
H	6
RBI	5
BB	7
SO	8
LOB	18



Batter	1	2	3	4	5	6	7	8	9	AB	R	H	RBI	BB	SO	LOB	BOTTOM										
<b>Dion James, L</b> OBP: 0.398, SLG: 0.470 (1, 8)	0-0 1B 2B		0-0 G3		0-0 4-3		0-0 FC4-6 1-2 2-3 3-H		0-0 HR		5	2	2	4	0	2	<b>Chicago Cubs @ Atlanta Braves</b> Atlanta-Fulton County Stadium, Atlanta, GA Tue Aug 18 1987, 7:05 PM EDT Att: 17,469 - Unknown										
<b>Ken Oberkfell, L</b> OBP: 0.344, SLG: 0.374 (1, 5)	0-0 BB 1B 2-H		0-0 G4-1		0-0 4-3		0-3 K		0-0 F8		5	0	1	1	0	1		2									
<b>Gerald Perry, L</b> OBP: 0.325, SLG: 0.398 (1, 3)	4-0 1B 1B 1-2 BB		0-0 F7		0-0 6-3		0-0 1-3 S 1B		0-0 1-3		4	1	1	0	1	0		0									
<b>Dale Murphy, R</b> OBP: 0.419, SLG: 0.576 (1, 9)	0-0 1B 1B 1-3 2-H		0-0 WP E 1B		4-0 BB		0-0 1-3				3	2	2	0	1	0		1									
<b>Ken Griffey, L</b> OBP: 0.354, SLG: 0.455 (1, 7)	4-0 1B 1B IBB		0-0 P6		0-3 K		0-3 K				3	1	0	0	1	2		3									
<b>Ozzie Virgil, R</b> OBP: 0.327, SLG: 0.489 (1, 2)	0-0 1B 1-2 2-H 3-H		0-0 3-1		0-0 3-1		4-0 E SH1-4 FC4-6 BB		0-0 F8		3	1	1	2	1	0		2									
<b>Jeff Blauser, R</b> OBP: 0.310, SLG: 0.385 (1, 6)	0-0 1B 1-2 2-H		0-0 E6 CS		0-0 SH1-4		0-0 SH1-4		0-0 1B HR 2B		3	1	2	1	0	0		0									
<b>Glenn Hubbard, R</b> OBP: 0.402, SLG: 0.416 (1, 4)	0-3 K		0-0 CS		0-0 2B		4-0 FC4-6 E BB		0-0 HR 1B		3	1	2	0	1	1		2									
<b>David Palmer, R</b> OBP: 0.154, SLG: 0.211 <b>Rick Mahler, R</b> OBP: 0.213, SLG: 0.254 <b>Graig Nettles, L</b> OBP: 0.302, SLG: 0.356 <b>Jim Acker, R</b> OBP: 0.308, SLG: 0.250 (1, 1) (3, 1) (6, PH) (7, 1)	0-0 6-3				0-3 K		0-0 E3 FC4-6		0-3 K		1	0	0	0	0	2											
<b>Inning Stats</b>	R: 4 E: 0 K: 1 S: 9	H: 5 LOB: 2 BB: 2 P: 17	R: 0 E: 0 K: 0 S: 3	H: 0 LOB: 0 BB: 0 P: 3	R: 1 E: 1 K: 0 S: 4	H: 1 LOB: 0 BB: 0 P: 4	R: 0 E: 0 K: 1 S: 5	H: 1 LOB: 0 BB: 0 P: 5	R: 0 E: 0 K: 1 S: 5	H: 0 LOB: 1 BB: 1 P: 9	R: 1 E: 1 K: 1 S: 6	H: 0 LOB: 2 BB: 2 P: 14	R: 0 E: 0 K: 1 S: 6	H: 1 LOB: 1 BB: 0 P: 6	R: 3 E: 0 K: 1 S: 8	H: 3 LOB: 0 BB: 0 P: 8		R: 0 E: 0 K: 0 S: 3	H: 0 LOB: 0 BB: 0 P: 3	1B: 7 2B: 3 3B: 0 HR: 1	SF: 0 SAC: 1 DP: 0 HBP: 0	WP: 1 PB: 0 SB: 1 CS: 1	PA: 40				
<b>PITCHER</b>	IP	WLS	BF	H	R	ER	SO	BB	IBB	HBP	BLK	WP	HR	S	P	ERA	WHIP	<b>PITCHER</b>									
<b>Les Lancaster, R</b> ERA: 5.68 (5, 1)	4.0	L	9	0	1	0	1	3	0	0	0	0	0	8	20	0.00	1.800										
<b>Ed Lynch, R</b> ERA: 4.92 (6, 1)	1.1		5	1	0	0	2	0	0	0	0	0	0	9	9	0.00	0.750										
<b>Drew Hall, L</b> ERA: 8.16 <b>Greg Maddux, R</b> ERA: 5.41 (8, 1)	1.0		6	3	3	3	1	0	0	0	0	0	1	8	8	27.00	3.000										

AB	33
R	9
H	11
RBI	8
BB	5
SO	6
LOB	18





Batter	1	2	3	4	5	6	7	8	9	AB	R	H	RBI	BB	SO	LOB	TOP			
Dave Martinez, L (1, 8) OBP: 0.391, SLG: 0.453										5	2	2	1	0	2	3				
23 Ryne Sandberg, R (1, 4) OBP: 0.380, SLG: 0.480										3	1	0	1	1	1	1				
Leon Durham, L (1, 3) Manny Trillo, R (8, PH) OBP: 0.293, SLG: 0.486 OBP: 0.403, SLG: 0.516										3	0	0	0	0	1	0				
Jerry Mumphy, S (1, 9) Brian Dayett, R (8, PH) OBP: 0.415, SLG: 0.555										3	0	2	0	0	0	0				
Rafael Palmeiro, L (1, 7) OBP: 0.316, SLG: 0.543										5	1	1	3	0	0	3				
Keith Moreland, R (1, 5) OBP: 0.315, SLG: 0.466										5	1	2	0	0	1	1				
Luis Quiñones, S (1, 6) Paul Noce, R (7, 6) OBP: 0.263, SLG: 0.357										3	1	1	1	0	0	1				
Jody Davis, R (1, 2) OBP: 0.338, SLG: 0.437										4	1	2	1	0	1	1				
Scott Sanderson, R (1, 1) Frank DiPino, L (8, 1) Bob Demier, R (9, PH) Jay Baller, R (9, 1) OBP: 0.156, SLG: 0.200 OBP: 1.000, SLG: 1.000 OBP: 0.401, SLG: 0.493 OBP: 1.000, SLG: 1.000										2	0	0	0	0	2	1				
<b>Inning Stats</b>	R: 1 E: 0 K: 0 S: 5	H: 2 LOB: 1 BB: 0 P: 5	R: 0 E: 0 K: 1 S: 7	H: 2 LOB: 2 BB: 0 P: 7	R: 0 E: 0 K: 1 S: 5	H: 0 LOB: 0 BB: 0 P: 5	R: 0 E: 0 K: 1 S: 5	H: 0 LOB: 0 BB: 0 P: 5	R: 0 E: 0 K: 2 S: 7	H: 1 LOB: 1 BB: 0 P: 6	R: 2 E: 1 K: 2 S: 10	H: 3 LOB: 1 BB: 0 P: 10	R: 0 E: 0 K: 0 S: 4	H: 1 LOB: 1 BB: 0 P: 4	R: 6 E: 0 K: 0 S: 8	H: 5 LOB: 0 BB: 1 P: 12	1B: 8 2B: 4 3B: 1 HR: 1	SF: 1 SAC: 1 DP: 0 HBP: 0	WP: 0 PB: 0 SB: 0 CS: 0	PA: 42
<b>PITCHER</b>	IP WLS BF H R ER SO BB IBB HBP BLK WP HR S P ERA WHIP																			
Charlie Puleo, R (1, 1) ERA: 4.34	7.0 L 29 8 3 3 8 0 0 0 0 0 0 0 45 4 3.86 1.143																			
Paul Assenmacher, L (8, 1) ERA: 4.28	1.0 4 1 0 0 0 0 0 0 0 0 0 4 4 0.00 1.000																			
Gene Garber, R (9, 1) ERA: 4.57	1.0 9 5 6 6 0 1 0 0 0 0 0 1 8 12 54.00 6.000																			

Chicago Cubs @ Atlanta Braves  
Atlanta-Fulton County Stadium, Atlanta, GA  
Wed Aug 19 1987, 3:33 AM EDT  
Att: 10,523 - Unknown

AB	39
R	9
H	14
RBI	9
BB	1
SO	8
LOB	13



Batter	1	2	3	4	5	6	7	8	9	AB	R	H	RBI	BB	SO	LOB	BOTTOM			
Dion James, L (1, 8) OBP: 0.399, SLG: 0.469										3	0	1	0	1	0	0				
Ken Oberkfell, L (1, 5) Gene Garber, R (9, 1) OBP: 0.346, SLG: 0.374										3	0	1	0	1	1	3				
Gerald Perry, L (1, 3) Gary Roenicke, R (8, PH) OBP: 0.323, SLG: 0.395 OBP: 0.331, SLG: 0.467										3	0	0	0	0	0	2				
Dale Murphy, R (1, 9) OBP: 0.418, SLG: 0.573										4	0	1	0	0	0	0				
Ken Griffey, L (1, 7) OBP: 0.353, SLG: 0.455										4	1	1	0	0	0	1				
Ozzie Virgil, R (1, 2) OBP: 0.326, SLG: 0.486										4	0	1	0	0	2	0				
Jeff Blauser, R (1, 6) OBP: 0.303, SLG: 0.367										4	0	1	0	0	2	3				
Glenn Hubbard, R (1, 4) OBP: 0.398, SLG: 0.412										4	0	0	0	0	1	4				
Charlie Puleo, R (1, 1) Paul Assenmacher, L (8, 1) Graig Nettles, L (8, PH) OBP: 0.200, SLG: 0.292 OBP: 0.311 OBP: 0.300, SLG: 0.353										2	0	0	0	0	1	1				
<b>Inning Stats</b>	R: 0 E: 0 K: 0 S: 2	H: 0 LOB: 0 BB: 1 P: 6	R: 1 E: 1 K: 1 S: 7	H: 1 LOB: 1 BB: 0 P: 7	R: 0 E: 0 K: 2 S: 8	H: 1 LOB: 1 BB: 0 P: 8	R: 0 E: 0 K: 1 S: 5	H: 0 LOB: 0 BB: 0 P: 5	R: 0 E: 0 K: 0 S: 4	H: 1 LOB: 2 BB: 1 P: 8	R: 0 E: 0 K: 3 S: 9	H: 0 LOB: 0 BB: 0 P: 9	R: 0 E: 0 K: 0 S: 4	H: 1 LOB: 1 BB: 0 P: 4	R: 0 E: 0 K: 0 S: 5	H: 2 LOB: 2 BB: 0 P: 5	1B: 5 2B: 1 3B: 0 HR: 0	SF: 0 SAC: 0 DP: 1 HBP: 0	WP: 1 PB: 0 SB: 1 CS: 0	PA: 35
<b>PITCHER</b>	IP WLS BF H R ER SO BB IBB HBP BLK WP HR S P ERA WHIP																			
Scott Sanderson, R (1, 1) ERA: 3.97	7.2 W 29 4 1 0 0 0 2 0 0 0 0 0 41 49 0.00 0.783																			
Frank DiPino, L (8, 1) ERA: 3.11	0.1 1 0 0 0 0 0 0 0 0 0 0 0 1 1 0.00 0.000																			
Jay Baller, R (9, 1) ERA: 6.75	1.0 5 2 0 0 0 0 0 0 0 0 0 1 0 5 0.00 2.000																			

Chicago Cubs @ Atlanta Braves  
Atlanta-Fulton County Stadium, Atlanta, GA  
Wed Aug 19 1987, 3:33 AM EDT  
Att: 10,523 - Unknown

AB	33
R	1
H	6
RBI	0
BB	2
SO	7
LOB	15





Batter	1	2	3	4	5	6	7	8	9	AB	R	H	RBI	BB	SO	LOB	TOP											
<b>Dave Martinez, L</b> OBP: 0.389, SLG: 0.448 (1, 8)	F7	K		K		G1-2-3 BB		F8		4	0	0	0	1	2	6	<b>Chicago Cubs @ Atlanta Braves</b> Atlanta-Fulton County Stadium, Atlanta, GA Thu Aug 20 1987, 3:33 AM EDT Att: 11,647 - Unknown											
<b>23 Ryne Sandberg, R</b> OBP: 0.381, SLG: 0.476 <b>Paul Noce, R</b> OBP: 0.263, SLG: 0.357 (8, 6)	6-3		F5		HR BB	BB		4-3		3	1	0	0	2	0	0												
<b>Rafael Palmeiro, L</b> OBP: 0.312, SLG: 0.527 (1, 3)	6-3		G3		F7			P6		4	0	0	0	1	0	1												
<b>Andre Dawson, R</b> OBP: 0.325, SLG: 0.579 (1, 9)		1B SF8 1B	6-3		HR	G1-2-3			HR	5	3	3	3	0	0	3												
<b>Jerry Mumphy, S</b> OBP: 0.391, SLG: 0.508 <b>Brian Dayett, R</b> OBP: 0.412, SLG: 0.550 (9, PH)	E 1-3 1B			BB S BB		2B		F9		3	0	2	0	1	0	0												
<b>Keith Moreland, R</b> OBP: 0.315, SLG: 0.464 <b>Manny Trillo, R</b> OBP: 0.401, SLG: 0.513 (8, 5)	SF8			F9		BB		F8		2	0	0	1	1	0	1												
<b>Luis Quinones, S</b> OBP: 0.288, SLG: 0.301 (8, 4)	F7		P6		F8			K		4	0	0	0	1	1	4												
<b>Jody Davis, R</b> OBP: 0.343, SLG: 0.438 (1, 2)	E 1-2 1B			BB BB	K					2	0	1	0	2	1	2												
<b>Jamie Moyer, L</b> OBP: 0.286, SLG: 0.255 <b>Jay Baller, R</b> OBP: 1.000, SLG: 1.000 <b>Bob Demier, R</b> OBP: 0.399, SLG: 0.489 <b>Greg Maddux, R</b> OBP: 0.143, SLG: 0.143 (7, 1)	E4			BB BB	6-3			K		2	0	0	0	1	0	2												
<b>Inning Stats</b>	R: 0 E: 0 K: 0 S: 3	H: 0 LOB: 0 BB: 0 P: 3	R: 1 E: 1 K: 1 S: 9	H: 3 LOB: 3 BB: 0 P: 9	R: 0 E: 0 K: 0 S: 3	H: 0 LOB: 0 BB: 0 P: 3	R: 0 E: 0 K: 1 S: 5	H: 0 LOB: 3 BB: 3 P: 17	R: 2 E: 0 K: 1 S: 7	H: 2 LOB: 2 BB: 2 P: 15	R: 0 E: 0 K: 0 S: 2	H: 0 LOB: 2 BB: 3 P: 14	R: 0 E: 0 K: 1 S: 5	H: 0 LOB: 2 BB: 2 P: 13	R: 0 E: 0 K: 0 S: 3	H: 0 LOB: 0 BB: 0 P: 3		R: 1 E: 0 K: 1 S: 6	H: 1 LOB: 1 BB: 0 P: 6	1B: 3 2B: 1 3B: 0 HR: 2	SF: 1 SAC: 0 DP: 1 HBP: 0	WP: 0 PB: 0 SB: 2 CS: 0	PA: 43					
<b>PITCHER</b>	IP	WLS	BF	H	R	ER	SO	BB	IBB	HBP	BLK	WP	HR	S	P	ERA		WHIP										
<b>Jeff Dedmon, R</b> ERA: 3.15 (1, 1)	4.1		24	5	3	3	2	5	0	0	0	0	1	23	43	6.23		2.308										
<b>Jim Acker, R</b> ERA: 4.58 (5, 1)	2.2	W	12	0	0	0	2	5	0	0	0	0	0	11	31	0.00		1.875										
<b>Paul Assenmacher, L</b> ERA: 4.29 (8, 1)	2.0		7	1	1	1	1	0	0	0	0	0	1	9	9	4.50	0.500											

AB	32
R	4
H	6
RBI	4
BB	10
SO	5
LOB	21



Batter	1	2	3	4	5	6	7	8	9	AB	R	H	RBI	BB	SO	LOB	BOTTOM											
<b>Albert Hall, S</b> OBP: 0.362, SLG: 0.388 (1, 8)	S SH2-3 HR	F9		FC6-4 CS		1B HR HBP		G4-6-3		4	2	2	1	0	0	2	<b>Chicago Cubs @ Atlanta Braves</b> Atlanta-Fulton County Stadium, Atlanta, GA Thu Aug 20 1987, 3:33 AM EDT Att: 11,647 - Unknown											
<b>Paul Runge, R</b> OBP: 0.250, SLG: 0.478 (1, 5)	SH2-3		6-3	CS	K	HR		G4-6-3		4	1	1	2	0	1	2												
<b>Gary Roenicke, R</b> OBP: 0.357, SLG: 0.532 (1, 7)	HR		BB 1B		HR BB	HR				2	4	2	5	3	0	0												
<b>Dale Murphy, R</b> OBP: 0.420, SLG: 0.579 (1, 9)	6-3 1B		F9		HR	4-3 WP BB		4-3		4	1	2	2	1	0	2												
<b>Ted Simmons, S</b> OBP: 0.310, SLG: 0.359 <b>Gerald Perry, L</b> OBP: 0.321, SLG: 0.393 (6, 3)	6-3		1B BB		5-3	4-3		1-3		2	0	0	0	1	0	1												
<b>Ozzie Virgil, R</b> OBP: 0.324, SLG: 0.482 (1, 2)	L5				5-3	F7		5-3		5	0	1	1	0	0	2												
<b>Jeff Blauser, R</b> OBP: 0.316, SLG: 0.353 (1, 6)		6-3	L7			1B FC6-2 BB		1B		4	1	1	0	1	0	2												
<b>Glenn Hubbard, R</b> OBP: 0.401, SLG: 0.414 (1, 4)	E6 G3 1B			F7		HBP 1B FC6-2 1B		1B BB		3	2	2	0	1	0	0												
<b>Jeff Dedmon, L</b> OBP: 0.294, SLG: 0.313 <b>Jim Acker, R</b> OBP: 0.258, SLG: 0.231 <b>Graig Nettles, L</b> OBP: 0.334, SLG: 0.358 <b>Paul Assenmacher, L</b> (8, 1)	G3			FC6-4 1B		FC6-2 HBP 1B		G4-6-3 1B PB 1B		2	0	1	0	0	0	1												
<b>Inning Stats</b>	R: 2 E: 0 K: 0 S: 6	H: 3 LOB: 1 BB: 0 P: 6	R: 0 E: 1 K: 0 S: 4	H: 1 LOB: 1 BB: 0 P: 4	R: 1 E: 0 K: 0 S: 4	H: 1 LOB: 2 BB: 2 P: 12	R: 0 E: 0 K: 0 S: 3	H: 1 LOB: 0 BB: 0 P: 3	R: 2 E: 0 K: 1 S: 6	H: 1 LOB: 0 BB: 1 P: 10	R: 5 E: 0 K: 0 S: 6	H: 3 LOB: 1 BB: 2 P: 15	R: 3 E: 0 K: 0 S: 5	H: 3 LOB: 1 BB: 2 P: 13	R: 0 E: 0 K: 0 S: 3	H: 0 LOB: 0 BB: 0 P: 3		1B: 10 2B: 0 3B: 0 HR: 3	SF: 0 SAC: 1 DP: 1 HBP: 1	WP: 1 PB: 1 SB: 1 CS: 1	PA: 44							
<b>PITCHER</b>	IP	WLS	BF	H	R	ER	SO	BB	IBB	HBP	BLK	WP	HR	S	P	ERA		WHIP										
<b>Jamie Moyer, L</b> ERA: 5.07 (1, 1)	5.1	L	30	10	10	10	1	4	0	1	0	0	0	27	44	16.88		2.625										
<b>Jay Baller, R</b> ERA: 6.43 (6, 1)	0.2		3	0	0	0	0	1	0	0	0	1	0	2	6	0.00		1.500										
<b>Greg Maddux, R</b> ERA: 5.47 (7, 1)	2.0		10	3	3	2	0	2	0	0	0	0	0	8	16	9.00	2.500											





Batter	1	2	3	4	5	6	7	8	9	AB	R	H	RBI	BB	SO	LOB	TOP			
Barry Bonds, L OBP: 0.330, SLG: 0.510 (1,7)	4-3		1-3						5-3	5	1	2	2	0	0	2	<b>Pittsburgh Pirates @ Atlanta Braves</b> Atlanta-Fulton County Stadium, Atlanta, GA Fri Aug 21 1987, 7:05 PM EDT Att: 15,783 - Unknown			
Al Pedrique, R OBP: 0.373, SLG: 0.407 (1,6)	F7		E6						K	4	0	1	0	1	1	2				
Andy Van Slyke, L OBP: 0.349, SLG: 0.507 (1,8)	F7		F8						P4	4	0	0	0	0	1	3				
Mike Diaz, R OBP: 0.321, SLG: 0.463 (1,3)		5-3	1-3						K	3	0	0	0	1	1					
Terry Harper, R OBP: 0.313, SLG: 0.360 (1,9)									K	3	1	2	0	1	0	1				
Darnell Coles, R OBP: 0.294, SLG: 0.322 (1,5)									K	4	1	1	2	0	0	2				
Johnny Ray, S OBP: 0.329, SLG: 0.358 (1,4)									K	4	0	0	0	0	0	0				
Junior Ortiz, R OBP: 0.323, SLG: 0.338 (9, PH)									K	3	1	2	0	0	0	0				
R.J. Reynolds, S OBP: 0.330, SLG: 0.397 (9, PH)									K	1	0	1	0	0	0	0				
Brian Fisher, R OBP: 0.234, SLG: 0.286 (7, PH)									K	2	0	0	0	0	1	1				
John Cangelosi, S OBP: 0.480, SLG: 0.369 (7, PH)									K	1	0	0	0	0	1	1				
John Smiley, L OBP: 0.143, SLG: 0.286 (7, 1)									K	0	0	0	0	0	0	0				
Barry Jones, R OBP: 0.350, SLG: 0.423 (9, PH)									K	1	0	1	0	0	0	0				
Sid Bream, L OBP: 0.350, SLG: 0.423 (9, PH)									K	1	0	1	0	0	0	0				
<b>Inning Stats</b>	R: 0 E: 0 K: 0 S: 3	H: 0 LOB: 0 BB: 0 P: 3	R: 2 E: 0 K: 1 S: 7	H: 2 LOB: 1 BB: 1 P: 11	R: 0 E: 1 K: 0 S: 4	H: 0 LOB: 1 BB: 0 P: 4	R: 0 E: 0 K: 0 S: 3	H: 1 LOB: 0 BB: 0 P: 3	R: 0 E: 0 K: 1 S: 6	H: 1 LOB: 2 BB: 1 P: 10	R: 2 E: 0 K: 1 S: 7	H: 3 LOB: 1 BB: 0 P: 7	R: 0 E: 0 K: 1 S: 6	H: 1 LOB: 1 BB: 0 P: 6	R: 0 E: 0 K: 1 S: 7	H: 2 LOB: 2 BB: 0 P: 7	1B: 5 2B: 3 3B: 0 HR: 2	SF: 0 SAC: 0 DP: 2 HBP: 0	WP: 0 PB: 0 CS: 0	PA: 38
<b>PITCHER</b>	IP WLS BF H R ER SO BB IBB HBP BLK WP HR S P ERA WHIP																			
Zane Smith, L ERA: 4.13 (1, 1)	7.0 W 29 7 4 4 3 3 0 0 0 0 0 2 32 44 5.14 1.429																			
Paul Assenmacher, L ERA: 4.21 (8, 1)	0.2 3 1 0 0 1 0 0 0 0 0 0 0 5 5 0.00 1.500																			
Gene Garber, R ERA: 4.52 (8, 1)	0.2 4 2 0 0 0 0 0 0 0 0 0 0 4 4 0.00 3.000																			
Ed Olivine, L ERA: 4.8 (9, 1)	0.2 S 2 0 0 0 1 0 0 0 0 0 0 0 4 4 0.00 0.000																			

Batter	1	2	3	4	5	6	7	8	9	AB	R	H	RBI	BB	SO	LOB	BOTTOM			
Dion James, L OBP: 0.395, SLG: 0.463 (1,8)	4-3	G4-6-3							F7	5	0	0	0	0	0	5	<b>Pittsburgh Pirates @ Atlanta Braves</b> Atlanta-Fulton County Stadium, Atlanta, GA Fri Aug 21 1987, 7:05 PM EDT Att: 15,783 - Unknown			
Ken Oberkfell, L OBP: 0.345, SLG: 0.371 (1,5)	G1		4-3						F7	3	0	0	0	1	0	0				
Gerald Perry, L OBP: 0.323, SLG: 0.394 (1,3)	BB		K						4-3	4	1	2	1	0	1	0				
Dale Murphy, R OBP: 0.420, SLG: 0.584 (1,9)	BB		K						K	3	2	1	1	1	2	2				
Ken Griffey, L OBP: 0.354, SLG: 0.454 (1,7)	1B								4-3	3	1	1	0	1	0	0				
Ted Simmons, S OBP: 0.321, SLG: 0.366 (1,2)	BB								4-3	3	0	2	2	1	0	0				
Jeff Blauser, R OBP: 0.310, SLG: 0.368 (1,6)	1B								K	4	0	1	0	0	1	3				
Glenn Hubbard, R OBP: 0.400, SLG: 0.411 (1,4)		P4							F7	3	0	0	0	1	0	0				
Zane Smith, L OBP: 0.226, SLG: 0.224 (7, PH)									F6	1	0	0	0	1	0	0				
Albert Hall, S OBP: 0.356, SLG: 0.391 (8, 1)									F6	1	1	1	0	0	0	0				
Paul Assenmacher, L OBP: 0.356, SLG: 0.391 (8, 1)									F6	0	0	0	0	0	0	0				
Gene Garber, R OBP: 0.356, SLG: 0.391 (8, 1)									F6	1	0	0	0	0	0	3				
Ed Olivine, R OBP: 0.356, SLG: 0.391 (9, 1)									F6	0	0	0	0	0	0	0				
<b>Inning Stats</b>	R: 3 E: 0 K: 0 S: 5	H: 2 LOB: 1 BB: 2 P: 13	R: 0 E: 0 K: 0 S: 2	H: 0 LOB: 0 BB: 1 P: 6	R: 0 E: 0 K: 2 S: 7	H: 0 LOB: 0 BB: 0 P: 7	R: 0 E: 0 K: 1 S: 5	H: 0 LOB: 0 BB: 0 P: 5	R: 0 E: 0 K: 0 S: 3	H: 0 LOB: 0 BB: 0 P: 3	R: 1 E: 0 K: 0 S: 5	H: 2 LOB: 2 BB: 1 P: 9	R: 1 E: 0 K: 1 S: 7	H: 2 LOB: 2 BB: 1 P: 11	R: 0 E: 0 K: 0 S: 5	H: 2 LOB: 3 BB: 1 P: 9	1B: 6 2B: 1 3B: 0 HR: 1	SF: 0 SAC: 0 DP: 1 HBP: 0	WP: 1 PB: 0 SB: 3 CS: 0	PA: 37
<b>PITCHER</b>	IP WLS BF H R ER SO BB IBB HBP BLK WP HR S P ERA WHIP																			
Brian Fisher, R ERA: 4.73 (7, 1)	6.0 L 5 2 1 1 0 1 0 0 0 0 0 0 4 8 13.50 4.500																			
John Smiley, L ERA: 5.37 (7, 1)	1.1 7 2 0 0 1 0 1 0 0 0 0 0 8 12 0.00 1.500																			
Barry Jones, R ERA: 5.45 (7, 1)	1.1 7 2 0 0 1 0 1 0 0 0 0 0 8 12 0.00 1.500																			



Batter	1	2	3	4	5	6	7	8	9	AB	R	H	RBI	BB	SO	LOB	TOP						
Barry Bonds, L (1,7) OBP: 0.331, SLG: 0.509 John Cangelosi, S (4,7) OBP: 0.461, SLG: 0.379	1-0 CS 6-3 HBP			F9		1-3		1B BB 2B		1	0	0	0	0	0	0	Pittsburgh Pirates @ Atlanta Braves Atlanta-Fulton County Stadium, Atlanta, GA Sat Aug 22 1987, 7:05 PM EDT Att: 22,173 - Unknown <a href="http://livebaseballscorecards.com">livebaseballscorecards.com</a>						
Al Pedrique, R (1,6) OBP: 0.376, SLG: 0.406	0-0 6-3			1B BB		F8		BB BB 1B		3	0	1	0	1	0	1							
Andy Van Slyke, L (1,8) OBP: 0.350, SLG: 0.506	0-0 F9			1-2 1B		G3		BB BB 1-2 BB		3	0	1	0	1	0	1							
Terry Harper, R (1,9) OBP: 0.319, SLG: 0.359		0-0 CS 1B		F8				4-3 BB 1-2 2-3 3-H		3	0	1	1	1	0	2							
Darnell Coles, R (1,5) OBP: 0.264, SLG: 0.320		0-0 F8		F3				BB F7		4	1	1	0	0	0	6							
Johnny Ray, S (1,4) OBP: 0.326, SLG: 0.354 Jim Gott, R (8,1) OBP: 0.100, SLG: 0.400					0-0 F8			BB P4 K		4	0	0	0	0	1	5							
Sid Bream, L (1,3) OBP: 0.349, SLG: 0.424				4-3		P4		BB 1-H 2B		4	0	1	1	0	0	0							
Junior Ortiz, R (1,2) OBP: 0.319, SLG: 0.333 Jeff Robinson, R (7,1) OBP: 0.111, SLG: 0.111 Rafael Belliard, R (8,4) OBP: 0.283, SLG: 0.266				4-3		4-3		BB 5-3		2	0	0	0	0	0	0							
Bob Walk, R (1,1) OBP: 0.333, SLG: 0.333 John Smiley, L (5,1) OBP: 0.143, SLG: 0.286 Brett Gideon, R (5,1) OBP: 1.000, SLG: 1.000 Mike Diaz, R (5,2) OBP: 0.321, SLG: 0.476 R.J. Reynolds, S (7,PH) OBP: 0.329, SLG: 0.396				2-3				BB P4 K		1	0	0	0	0	0	0							
<b>Inning Stats</b>	R: 0 E: 0 K: 0 S: 2	H: 0 LOB: 0 BB: 0 P: 3	R: 0 E: 0 K: 0 S: 3	H: 1 LOB: 0 BB: 0 P: 3	R: 0 E: 0 K: 0 S: 3	H: 0 LOB: 0 BB: 0 P: 3	R: 0 E: 0 K: 0 S: 4	H: 1 LOB: 2 BB: 1 P: 8	R: 0 E: 0 K: 0 S: 3	H: 0 LOB: 0 BB: 0 P: 3	R: 1 E: 0 K: 0 S: 4	H: 1 LOB: 0 BB: 0 P: 4	R: 1 E: 0 K: 0 S: 5	H: 2 LOB: 1 BB: 0 P: 5	R: 1 E: 0 K: 1 S: 7	H: 2 LOB: 2 BB: 2 P: 15		R: 0 E: 0 K: 1 S: 5	H: 0 LOB: 0 BB: 0 P: 5	1B: 4 2B: 2 3B: 0 HR: 1	SF: 0 SAC: 0 DP: 0 HBP: 1	WP: 0 PB: 0 SB: 0 CS: 2	PA: 36
<b>PITCHER</b>	IP WLS BF H R ER SO BB IBB HBP BLK WP HR S P ERA WHIP																						
Tom Glavine, L (1,1) ERA: 7.36 Jim Acker, R (8,1) ERA: 4.5	7.1 W 30 7 3 3 0 2 1 0 0 0 0 1 27 36 3.68 1.227																						

Batter	1	2	3	4	5	6	7	8	9	AB	R	H	RBI	BB	SO	LOB	BOTTOM				
Dion James, L (1,8) OBP: 0.392, SLG: 0.462	0-0 L6			K		F7		4-3		5	1	1	1	0	1	0	Pittsburgh Pirates @ Atlanta Braves Atlanta-Fulton County Stadium, Atlanta, GA Sat Aug 22 1987, 7:05 PM EDT Att: 22,173 - Unknown <a href="http://livebaseballscorecards.com">livebaseballscorecards.com</a>				
Ken Oberkfell, L (1,5) OBP: 0.346, SLG: 0.374	0-0 F5			1B FC1-2 1B		BB 1B		4-3		5	1	3	1	0	0	0					
Gerald Perry, L (1,3) OBP: 0.326, SLG: 0.397	0-3 K			CS FC1-2 1B		BB 1B 2B		4-3		4	1	2	1	1	1	0					
Dale Murphy, R (1,9) OBP: 0.421, SLG: 0.585		0-0 5-3 2B		P6		BB 1B WP IBB		BB K		3	1	1	0	1	1	4					
Ken Griffey, L (1,7) OBP: 0.356, SLG: 0.455		0-0 5-3		FC1-2		BB 1B		4-3		4	2	2	1	0	0	3					
Ozzie Virgil, R (1,2) OBP: 0.329, SLG: 0.486		0-3 K		CS		BB 1B		BB 1B 2B		3	2	2	2	1	1	1					
Jeff Blauser, R (1,6) OBP: 0.326, SLG: 0.381		0-0 F8				BB 1B		BB 1B 2B		4	1	2	0	0	0	2					
Glenn Hubbard, R (1,4) OBP: 0.399, SLG: 0.412				K		BB 1B K		BB 1B 2B		4	1	1	2	0	2	2					
Tom Glavine, L (1,1) Jim Acker, R (8,1) OBP: 0.286, SLG: 0.231				5-3		BB 1B K		BB 1B 2B		4	0	0	0	0	1	1					
<b>Inning Stats</b>	R: 0 E: 0 K: 1 S: 5	H: 0 LOB: 0 BB: 0 P: 5	R: 0 E: 0 K: 1 S: 6	H: 1 LOB: 1 BB: 0 P: 6	R: 0 E: 0 K: 2 S: 7	H: 0 LOB: 0 BB: 0 P: 7	R: 0 E: 0 K: 0 S: 4	H: 2 LOB: 1 BB: 0 P: 4	R: 8 E: 0 K: 2 S: 14	H: 7 LOB: 1 BB: 2 P: 22	R: 0 E: 0 K: 1 S: 6	H: 1 LOB: 2 BB: 1 P: 10	R: 2 E: 0 K: 0 S: 5	H: 3 LOB: 0 BB: 0 P: 5	R: 0 E: 0 K: 0 S: 3	H: 0 LOB: 0 BB: 0 P: 3		1B: 9 2B: 5 3B: 0 HR: 0	SF: 0 SAC: 0 DP: 1 HBP: 0	WP: 1 PB: 1 SB: 0 CS: 1	PA: 40
<b>PITCHER</b>	IP WLS BF H R ER SO BB IBB HBP BLK WP HR S P ERA WHIP																				
Bob Walk, R (1,1) ERA: 3.93 John Smiley, L (5,1) ERA: 5.91 Brett Gideon, R (5,1) ERA: 5.06 Jeff Robinson, R (7,1) ERA: 2.95 Jim Gott, R (8,1) ERA: 4.27	4.1 L 19 6 4 4 4 0 0 1 0 0 0 1 0 4 8 ∞ ∞																				







Batter	1	2	3	4	5	6	7	8	9	AB	R	H	RBI	BB	SO	LOB	TOP			
Albert Hall, S OBP: 0.367, SLG: 0.383 (1, 8)	5-3		FC6-4 BB	5-3			F7		CS S BB	3	0	0	0	2	0	2				
Gerald Perry, L OBP: 0.325, SLG: 0.402 (1, 3)	B5-3		FC6-4 1-2 2-3		SF8 3B		3-1		CS BB	4	1	1	0	1	0	2				
Gary Roenicke, R OBP: 0.351, SLG: 0.518 (1, 7)	K		K		SF8		HR		5-3 1-2 2-3	3	1	0	1	1	2	4				
Dale Murphy, R OBP: 0.422, SLG: 0.589 (1, 9)		FC5-4 1B BB		FC2-5 1B	E6 FC6-4		HR			3	1	2	2	1	0	0				
Ted Simmons, S OBP: 0.325, SLG: 0.369 (1, 2)		FC5-4 1B		FC2-5 2B 1B	F8		4-3			4	1	2	0	0	0	1				
Paul Runge, R OBP: 0.214, SLG: 0.407 Ken Oberkfell, L OBP: 0.349, SLG: 0.373 (8, 5)	FC5-4 CS		FC2-5 2B 5-3	FC6-4				5-3		3	1	0	0	0	0	5				
Jeff Blausler, R OBP: 0.352, SLG: 0.420 (1, 6)	K		5-3 2B		6-3			P6		4	0	1	1	0	1	2				
Glenn Hubbard, R OBP: 0.401, SLG: 0.413 (1, 4)			FC6-4 SH2-4 BB	5-3 IBB			K		K	2	0	0	0	2	2	0				
Zane Smith, L OBP: 0.215, SLG: 0.213 (1, 1)			SH2-4	5-3			G3		K	3	0	0	1	0	1	2				
<b>Inning Stats</b>	R: 0 E: 0 K: 1 S: 5	H: 0 LOB: 0 BB: 0 P: 5	R: 0 E: 0 K: 1 S: 5	H: 1 LOB: 2 BB: 1 P: 9	R: 0 E: 0 K: 1 S: 5	H: 0 LOB: 2 BB: 2 P: 13	R: 2 E: 0 K: 0 S: 6	H: 3 LOB: 1 BB: 1 P: 10	R: 1 E: 1 K: 0 S: 5	H: 1 LOB: 1 BB: 0 P: 5	R: 0 E: 0 K: 1 S: 5	H: 0 LOB: 0 BB: 0 P: 5	R: 2 E: 0 K: 0 S: 4	H: 1 LOB: 0 BB: 1 P: 8	R: 0 E: 0 K: 1 S: 5	H: 0 LOB: 1 BB: 2 P: 12	1B: 3 2B: 2 3B: 1 HR: 1	SF: 1 SAC: 1 DP: 1 HBP: 0	WP: 0 PA: 39 PB: 0 SB: 1 CS: 3	
<b>PITCHER</b>	IP WLS BF H R ER SO BB IBB HBP BLK WP HR S P ERA WHIP	IP WLS BF H R ER SO BB IBB HBP BLK WP HR S P ERA WHIP	IP WLS BF H R ER SO BB IBB HBP BLK WP HR S P ERA WHIP	IP WLS BF H R ER SO BB IBB HBP BLK WP HR S P ERA WHIP	IP WLS BF H R ER SO BB IBB HBP BLK WP HR S P ERA WHIP	IP WLS BF H R ER SO BB IBB HBP BLK WP HR S P ERA WHIP	IP WLS BF H R ER SO BB IBB HBP BLK WP HR S P ERA WHIP	IP WLS BF H R ER SO BB IBB HBP BLK WP HR S P ERA WHIP	IP WLS BF H R ER SO BB IBB HBP BLK WP HR S P ERA WHIP	IP WLS BF H R ER SO BB IBB HBP BLK WP HR S P ERA WHIP	IP WLS BF H R ER SO BB IBB HBP BLK WP HR S P ERA WHIP	IP WLS BF H R ER SO BB IBB HBP BLK WP HR S P ERA WHIP	IP WLS BF H R ER SO BB IBB HBP BLK WP HR S P ERA WHIP	IP WLS BF H R ER SO BB IBB HBP BLK WP HR S P ERA WHIP	IP WLS BF H R ER SO BB IBB HBP BLK WP HR S P ERA WHIP	IP WLS BF H R ER SO BB IBB HBP BLK WP HR S P ERA WHIP	IP WLS BF H R ER SO BB IBB HBP BLK WP HR S P ERA WHIP	IP WLS BF H R ER SO BB IBB HBP BLK WP HR S P ERA WHIP	IP WLS BF H R ER SO BB IBB HBP BLK WP HR S P ERA WHIP	
Jamie Moyer, L ERA: 5.13 Dickie Noles, R ERA: 3.91 (8, 1)	7.0 L 32 6 5 5 4 4 1 0 0 0 1 35 55 6.43 1.429	2.0 7 0 0 0 2 2 0 0 0 0 0 9 17 0.00 1.000																		

Atlanta Braves @ Chicago Cubs  
Wrigley Field, Chicago, IL  
Thu Aug 27 1987, 3:33 AM CDT  
Unknown

AB 30  
R 5  
H 6  
RBI 5  
BB 7  
SO 6  
LOB 18



Batter	1	2	3	4	5	6	7	8	9	AB	R	H	RBI	BB	SO	LOB	BOTTOM				
Bob Dernier, R OBP: 0.400, SLG: 0.507 (1, 8)	1-3	F7			FC6-4 2B S			G4-6-3 2B S		4	0	1	0	0	0	1					
23 Ryne Sandberg, R OBP: 0.380, SLG: 0.473 (1, 4)	1B E		5-3		K			G4-6-3 1B		4	1	2	0	0	1	1					
Andre Dawson, R OBP: 0.326, SLG: 0.590 (1, 9)	E 1-3		F2		4-3			G4-6-3 1-2 2-3		4	1	1	0	0	0	3					
Brian Dayett, R OBP: 0.403, SLG: 0.530 (1, 7)	E6 1B E						L6	5-3		3	0	0	1	1	0	2					
Keith Moreland, R OBP: 0.309, SLG: 0.453 (1, 5)	E5 1B		F8				F9		4-3	4	0	0	1	0	0	2					
Manny Trillo, R OBP: 0.390, SLG: 0.488 (1, 3)	G4-6-3 1B				5-3			K		4	0	1	0	0	1	0					
Jody Davis, R OBP: 0.339, SLG: 0.437 (1, 2)	G4-6-3 1-2 2-3				1-3			6-3		4	0	0	0	0	1	3					
Shawon Dunston, R OBP: 0.272, SLG: 0.394 (1, 6)		5-3			4-3			F3		3	0	0	0	0	0	0					
Jamie Moyer, L OBP: 0.293, SLG: 0.264 Luis Quinones, S OBP: 0.277, SLG: 0.289 Dickie Noles, R (8, 1)	5-3							6-3		2	0	1	0	0	0	0					
<b>Inning Stats</b>	R: 2 E: 2 K: 0 S: 7	H: 3 LOB: 2 BB: 0 P: 7	R: 0 E: 0 K: 0 S: 3	H: 0 LOB: 0 BB: 0 P: 3	R: 0 E: 0 K: 0 S: 3	H: 0 LOB: 1 BB: 1 P: 7	R: 0 E: 0 K: 0 S: 3	H: 0 LOB: 0 BB: 0 P: 3	R: 0 E: 0 K: 1 S: 6	H: 1 LOB: 1 BB: 0 P: 6	R: 0 E: 0 K: 1 S: 5	H: 0 LOB: 0 BB: 0 P: 5	R: 0 E: 0 K: 0 S: 3	H: 0 LOB: 0 BB: 0 P: 3	R: 0 E: 0 K: 0 S: 4	H: 2 LOB: 1 BB: 0 P: 4	R: 0 E: 0 K: 1 S: 5	H: 0 LOB: 0 BB: 0 P: 5	1B: 6 2B: 0 3B: 0 HR: 0	SF: 0 SAC: 0 DP: 2 HBP: 0	WP: 0 PA: 34 PB: 0 SB: 1 CS: 0
<b>PITCHER</b>	IP WLS BF H R ER SO BB IBB HBP BLK WP HR S P ERA WHIP	IP WLS BF H R ER SO BB IBB HBP BLK WP HR S P ERA WHIP	IP WLS BF H R ER SO BB IBB HBP BLK WP HR S P ERA WHIP	IP WLS BF H R ER SO BB IBB HBP BLK WP HR S P ERA WHIP	IP WLS BF H R ER SO BB IBB HBP BLK WP HR S P ERA WHIP	IP WLS BF H R ER SO BB IBB HBP BLK WP HR S P ERA WHIP	IP WLS BF H R ER SO BB IBB HBP BLK WP HR S P ERA WHIP	IP WLS BF H R ER SO BB IBB HBP BLK WP HR S P ERA WHIP	IP WLS BF H R ER SO BB IBB HBP BLK WP HR S P ERA WHIP	IP WLS BF H R ER SO BB IBB HBP BLK WP HR S P ERA WHIP	IP WLS BF H R ER SO BB IBB HBP BLK WP HR S P ERA WHIP	IP WLS BF H R ER SO BB IBB HBP BLK WP HR S P ERA WHIP	IP WLS BF H R ER SO BB IBB HBP BLK WP HR S P ERA WHIP	IP WLS BF H R ER SO BB IBB HBP BLK WP HR S P ERA WHIP	IP WLS BF H R ER SO BB IBB HBP BLK WP HR S P ERA WHIP	IP WLS BF H R ER SO BB IBB HBP BLK WP HR S P ERA WHIP	IP WLS BF H R ER SO BB IBB HBP BLK WP HR S P ERA WHIP	IP WLS BF H R ER SO BB IBB HBP BLK WP HR S P ERA WHIP	IP WLS BF H R ER SO BB IBB HBP BLK WP HR S P ERA WHIP		
Zane Smith, L ERA: 3.99 (1, 1)	9.0 W 34 6 2 1 3 1 0 0 0 0 0 39 43 1.00 0.778																				

Atlanta Braves @ Chicago Cubs  
Wrigley Field, Chicago, IL  
Thu Aug 27 1987, 3:33 AM CDT  
Unknown

AB 33  
R 2  
H 6  
RBI 2  
BB 1  
SO 3  
LOB 12









Batter	1	2	3	4	5	6	7	8	9	AB	R	H	RBI	BB	SO	LOB	TOP								
Dion James, L OBP: 0.393, SLG: 0.472 (1,8)										4	1	3	1	0	0	1	Atlanta Braves @ St. Louis Cardinals Busch Stadium, St. Louis, MO Fri Aug 28 1987, 7:05 PM CDT Att: 43,524 - Unknown								
Ken Oberkfell, L OBP: 0.346, SLG: 0.370 (1,5)										4	0	0	0	0	1	5									
Gerald Perry, L OBP: 0.330, SLG: 0.408 (1,3)										4	0	2	0	0	1	3									
Dale Murphy, R OBP: 0.418, SLG: 0.581 (1,9)										4	0	1	1	0	1	4									
Ken Griffey, L OBP: 0.354, SLG: 0.459 (1,7)										4	1	1	1	0	0	1									
Ozzie Virgil, R OBP: 0.326, SLG: 0.490 (1,2)										4	0	1	0	0	1	0									
Jeff Blausler, R OBP: 0.339, SLG: 0.386 (1,6)										4	0	1	0	0	0	0									
Glenn Hubbard, R OBP: 0.402, SLG: 0.415 (1,4)										4	1	1	0	0	0	2									
Tom Glavine, L OBP: 0.167, SLG: 0.167 (1,1)										1	0	1	0	0	0	0									
Graig Nettles, L OBP: 0.305, SLG: 0.364 (5, PH)										1	0	0	0	0	0	2									
Jim Acker, R OBP: 0.286, SLG: 0.231 (5, 1)										0	0	0	0	0	0	0									
Albert Hall, S OBP: 0.370, SLG: 0.386 (8, PH)										1	0	1	0	0	0	0									
Gene Garber, R OBP: 0.370, SLG: 0.386 (8, 1)										0	0	0	0	0	0	0									
<b>Inning Stats</b>	R: 1 E: 0 K: 0 S: 5	H: 2 LOB: 1 BB: 0 P: 5	R: 0 E: 0 K: 0 S: 3	H: 0 LOB: 0 BB: 0 P: 3	R: 0 E: 0 K: 0 S: 3	H: 1 LOB: 0 BB: 0 P: 3	R: 0 E: 0 K: 1 S: 5	H: 1 LOB: 0 BB: 0 P: 5	R: 0 E: 0 K: 0 S: 4	H: 2 LOB: 1 BB: 0 P: 4	R: 0 E: 0 K: 0 S: 4	H: 2 LOB: 1 BB: 0 P: 4	R: 0 E: 0 K: 0 S: 3	H: 0 LOB: 0 BB: 0 P: 3	R: 1 E: 1 K: 2 S: 10	H: 3 LOB: 2 BB: 0 P: 10	R: 1 E: 0 K: 1 S: 6	H: 1 LOB: 0 BB: 0 P: 6	1B: 9 2B: 2 3B: 0 HR: 1	SF: 0 SAC: 0 DP: 3 HBP: 0	WP: 0 PB: 0 SB: 1 CS: 1	PA: 35			
<b>PITCHER</b>	IP	WLS	BF	H	R	ER	SO	BB	IBB	HBP	BLK	WP	HR	S	P	ERA	WHIP								
Danny Cox, R ERA: 3.63 (1, 1)	7.0		27	10	2	1	1	0	0	0	0	0	0	29	29	1.29	1.429								
Ken Dayley, L ERA: 2.22 (8, 1)	0.2		3	1	0	0	2	0	0	0	0	0	0	7	7	0.00	1.500								
Todd Worrell, R ERA: 2.85 (8, 1)	1.1	W	5	1	1	1	1	0	0	0	0	0	1	7	7	6.75	0.750								

Batter	1	2	3	4	5	6	7	8	9	AB	R	H	RBI	BB	SO	LOB	BOTTOM								
Vince Coleman, S OBP: 0.363, SLG: 0.344 (1,7)										4	1	1	0	1	0	2	Atlanta Braves @ St. Louis Cardinals Busch Stadium, St. Louis, MO Fri Aug 28 1987, 7:05 PM CDT Att: 43,524 - Unknown								
Ozzie Smith, S OBP: 0.389, SLG: 0.376 (1,6)										4	2	1	0	1	0	2									
Terry Pendleton, S OBP: 0.383, SLG: 0.439 (1,5)										5	1	2	2	0	2	1									
Jack Clark, R OBP: 0.463, SLG: 0.618 (1,3)										2	0	0	0	3	0	1									
Willie McGee, S OBP: 0.314, SLG: 0.423 (1,8)										4	0	1	1	0	1	1									
Todd Worrell, R OBP: 0.125, SLG: 0.125 (8, 1)										0	0	0	0	0	0	0									
Tom Herr, S OBP: 0.361, SLG: 0.365 (9, PH)										1	0	1	1	0	0	0									
Jim Lindeman, R OBP: 0.288, SLG: 0.409 (1,9)										2	0	1	0	1	0	0									
Lance Johnson, L OBP: 0.313, SLG: 0.429 (8, 8)										1	0	0	0	0	1	0									
José Oquendo, S OBP: 0.421, SLG: 0.359 (1,4)										4	0	0	0	0	1	6									
Tony Peña, R OBP: 0.306, SLG: 0.328 (1,2)										3	0	0	0	0	2	2									
Danny Cox, R OBP: 0.148, SLG: 0.170 (8, 1)										0	0	0	0	0	0	0									
John Morris, L OBP: 0.319, SLG: 0.453 (8, 9)										1	0	0	0	0	0	1									
<b>Inning Stats</b>	R: 1 E: 0 K: 0 S: 3	H: 0 LOB: 1 BB: 2 P: 11	R: 0 E: 0 K: 1 S: 6	H: 1 LOB: 2 BB: 1 P: 10	R: 1 E: 0 K: 1 S: 7	H: 2 LOB: 3 BB: 2 P: 15	R: 1 E: 0 K: 1 S: 7	H: 2 LOB: 1 BB: 0 P: 7	R: 0 E: 0 K: 2 S: 7	H: 0 LOB: 0 BB: 0 P: 7	R: 0 E: 0 K: 1 S: 6	H: 1 LOB: 1 BB: 0 P: 6	R: 0 E: 0 K: 1 S: 5	H: 0 LOB: 0 BB: 0 P: 5	R: 0 E: 0 K: 1 S: 6	H: 1 LOB: 1 BB: 0 P: 6	R: 1 E: 0 K: 1 S: 5	H: 1 LOB: 2 BB: 2 P: 13	1B: 5 2B: 3 3B: 0 HR: 0	SF: 0 SAC: 0 DP: 0 HBP: 0	WP: 0 PB: 0 SB: 2 CS: 0	PA: 41			
<b>PITCHER</b>	IP	WLS	BF	H	R	ER	SO	BB	IBB	HBP	BLK	WP	HR	S	P	ERA	WHIP								
Tom Glavine, L ERA: 7.2 (1, 1)	4.0		22	5	3	3	3	5	0	0	1	0	0	23	43	6.75	2.500								
Jim Acker, R ERA: 4.27 (5, 1)	3.0		10	1	0	0	4	0	0	0	0	0	0	18	18	0.00	0.333								
Gene Garber, R ERA: 4.41 (8, 1)	1.2	L	9	2	1	1	2	1	1	0	0	0	0	11	19	5.40	1.800								

AB 35  
R 3  
H 12  
RBI 3  
BB 0  
SO 4  
LOB 18



AB 34  
R 4  
H 8  
RBI 4  
BB 7  
SO 9  
LOB 19





Batter	1	2	3	4	5	6	7	8	9	AB	R	H	RBI	BB	SO	LOB	TOP						
Albert Hall, S OBP: 0.371, SLG: 0.387	0-3 K		0-0 5-3		0-0 G1-2-3 1B		0-0 1-3 2B 1B		0-0 G3	5	1	2	0	0	1	0							
Ken Oberkfell, L OBP: 0.346, SLG: 0.368	0-3 K		0-0 5-3		0-0 G1-2-3 1B		0-0 1-3		0-0 5-3	5	0	1	0	0	0	1							
Gerald Perry, L OBP: 0.333, SLG: 0.412	0-0 S 1B		0-0 4-3		0-0 G1-2-3		0-0 2B		0-0 2B 1B	5	0	3	1	0	0	3							
Dale Murphy, R OBP: 0.419, SLG: 0.589	0-0 F9			0-0 HR	0-0 FC6-4 BB		0-0 K		0-0 2B	4	1	2	1	1	1	2							
Gary Roenicke, R OBP: 0.353, SLG: 0.504		4-0 1B BB		0-0 5-3	0-0 FC6-4		4-0 FC6-4 BB		4-0 IBB	2	0	0	0	2	0	3							
Ken Griffey, L OBP: 0.355, SLG: 0.459					1-2 FC6-4					0	0	0	0	1	0	0							
Ozzie Virgil, R OBP: 0.328, SLG: 0.490		0-0 E 1B		0-0 4-3		0-0 5-3 1B		0-0 FC6-4		4	0	2	0	0	0	2							
Ted Simmons, S OBP: 0.323, SLG: 0.367		1-3 FC1-2-5 1B					1-2 FC6-4		0-0 F7	1	0	0	0	0	0	3							
Jeff Blausler, R OBP: 0.333, SLG: 0.377		0-0 FC1-2-5 1B		0-0 FC6-4 1B		0-0 5-3		0-3 K		4	0	1	0	0	1	3							
Glenn Hubbard, R OBP: 0.398, SLG: 0.411		0-0 E5		0-0 FC6-4		0-0 F9		0-0 F3		4	0	0	0	0	0	4							
Charlie Puleo, R OBP: 0.222, SLG: 0.308		0-0 G6-4-3						0-3 K2-3		2	0	1	0	0	0	3							
Graig Nettles, L OBP: 0.303, SLG: 0.351					0-0 G1-2-3 1B					1	0	0	0	0	0	1							
Ed Olwine, R										0	0	0	0	0	0	0							
Dion James, L OBP: 0.392, SLG: 0.471										1	0	0	0	0	1	0							
Paul Assenmacher, L OBP: 0.392, SLG: 0.471										0	0	0	0	0	0	0							
<b>Inning Stats</b>	R: 0 E: 0 K: 2 S: 8	H: 1 LOB: 1 BB: 0 P: 8	R: 0 E: 1 K: 0 S: 4	H: 1 LOB: 2 BB: 1 P: 8	R: 0 E: 0 K: 0 S: 3	H: 0 LOB: 0 BB: 0 P: 3	R: 1 E: 0 K: 0 S: 5	H: 2 LOB: 1 BB: 0 P: 5	R: 0 E: 0 K: 0 S: 5	H: 3 LOB: 3 BB: 1 P: 9	R: 0 E: 0 K: 0 S: 4	H: 1 LOB: 1 BB: 0 P: 4	R: 1 E: 0 K: 1 S: 7	H: 2 LOB: 2 BB: 1 P: 11	R: 0 E: 0 K: 2 S: 7	H: 0 LOB: 0 BB: 0 P: 7	R: 0 E: 0 K: 0 S: 5	H: 2 LOB: 3 BB: 1 P: 9	1B: 9 2B: 2 3B: 0 HR: 1	SF: 0 SAC: 0 DP: 2 HBP: 0	WP: 0 PB: 0 SB: 2 CS: 0	PA: 42	
<b>PITCHER</b>	IP WLS BF H R ER SO BB IBB HBP BLK WP HR S P ERA WHIP	IP WLS BF H R ER SO BB IBB HBP BLK WP HR S P ERA WHIP	IP WLS BF H R ER SO BB IBB HBP BLK WP HR S P ERA WHIP	IP WLS BF H R ER SO BB IBB HBP BLK WP HR S P ERA WHIP	IP WLS BF H R ER SO BB IBB HBP BLK WP HR S P ERA WHIP	IP WLS BF H R ER SO BB IBB HBP BLK WP HR S P ERA WHIP	IP WLS BF H R ER SO BB IBB HBP BLK WP HR S P ERA WHIP	IP WLS BF H R ER SO BB IBB HBP BLK WP HR S P ERA WHIP	IP WLS BF H R ER SO BB IBB HBP BLK WP HR S P ERA WHIP	IP WLS BF H R ER SO BB IBB HBP BLK WP HR S P ERA WHIP	IP WLS BF H R ER SO BB IBB HBP BLK WP HR S P ERA WHIP	IP WLS BF H R ER SO BB IBB HBP BLK WP HR S P ERA WHIP	IP WLS BF H R ER SO BB IBB HBP BLK WP HR S P ERA WHIP	IP WLS BF H R ER SO BB IBB HBP BLK WP HR S P ERA WHIP	IP WLS BF H R ER SO BB IBB HBP BLK WP HR S P ERA WHIP	IP WLS BF H R ER SO BB IBB HBP BLK WP HR S P ERA WHIP	IP WLS BF H R ER SO BB IBB HBP BLK WP HR S P ERA WHIP	IP WLS BF H R ER SO BB IBB HBP BLK WP HR S P ERA WHIP	IP WLS BF H R ER SO BB IBB HBP BLK WP HR S P ERA WHIP	IP WLS BF H R ER SO BB IBB HBP BLK WP HR S P ERA WHIP	IP WLS BF H R ER SO BB IBB HBP BLK WP HR S P ERA WHIP	IP WLS BF H R ER SO BB IBB HBP BLK WP HR S P ERA WHIP	IP WLS BF H R ER SO BB IBB HBP BLK WP HR S P ERA WHIP

Atlanta Braves @ St. Louis Cardinals  
 Busch Stadium, St. Louis, MO  
 Sat Aug 29 1987, 3:33 AM CDT  
 Att: 39,208 - Unknown

AB 38  
 R 2  
 H 12  
 RBI 2  
 BB 4  
 SO 5  
 LOB 25



Batter	1	2	3	4	5	6	7	8	9	AB	R	H	RBI	BB	SO	LOB	BOTTOM						
Vince Coleman, S OBP: 0.364, SLG: 0.345	0-0 S 2B 1B		0-0 G6-4-3		0-0 FC6-2 1B		0-3 K			4	1	2	0	0	1	1							
Ozzie Smith, S OBP: 0.386, SLG: 0.373	0-0 F9		0-0 6-3		0-0 FC6-2		0-0 4-3			4	0	0	0	0	0	2							
Terry Pendleton, S OBP: 0.382, SLG: 0.436	4-0 S 2B BB		0-0 F8		0-3 K		0-0 L9			3	1	0	0	1	1	1							
Jack Clark, R OBP: 0.462, SLG: 0.613	4-0 2B 1B BB		0-0 F9		0-0 F8		0-3 K			3	1	0	0	1	1	1							
Willie McGee, S OBP: 0.316, SLG: 0.431	0-0 1B 2B		0-0 3B		0-0 F7		0-0 K			3	1	2	2	0	0	0							
Lance Johnson, L OBP: 0.316, SLG: 0.412	1-3 2H 3H 1B		0-0 G3		0-0 G3		0-0 L7			3	0	1	2	0	0	1							
José Oquendo, S OBP: 0.416, SLG: 0.355	0-0 4-3		0-0 6-3		0-0 L7					3	0	0	0	0	0	1							
Tony Peña, R OBP: 0.303, SLG: 0.324	0-3 K		0-0 6-3		0-0 F9					3	0	0	0	0	1	1							
Joe Magrane, R OBP: 0.167, SLG: 0.154		4-0 G6-4-3 BB		0-3 K		0-0 6-3				1	0	0	0	1	1	0							
Bob Forsch, R OBP: 0.340, SLG: 0.549										1	0	0	0	0	0	0							
Ken Dayley, L OBP: 0.125, SLG: 0.125										0	0	0	0	0	0	0							
<b>Inning Stats</b>	R: 4 E: 0 K: 1 S: 8	H: 3 LOB: 1 BB: 2 P: 16	R: 0 E: 0 K: 0 S: 2	H: 0 LOB: 0 BB: 1 P: 6	R: 0 E: 0 K: 0 S: 4	H: 1 LOB: 1 BB: 0 P: 4	R: 0 E: 0 K: 1 S: 5	H: 0 LOB: 0 BB: 0 P: 5	R: 0 E: 0 K: 0 S: 3	H: 0 LOB: 0 BB: 0 P: 3	R: 0 E: 0 K: 1 S: 5	H: 0 LOB: 0 BB: 0 P: 5	R: 0 E: 0 K: 1 S: 5	H: 0 LOB: 0 BB: 0 P: 5	R: 0 E: 0 K: 1 S: 5	H: 0 LOB: 0 BB: 0 P: 5	R: 0 E: 0 K: 1 S: 5	H: 0 LOB: 0 BB: 0 P: 5	1B: 3 2B: 1 3B: 1 HR: 0	SF: 0 SAC: 0 DP: 1 HBP: 0	WP: 0 PB: 0 SB: 4 CS: 0	PA: 31	
<b>PITCHER</b>	IP WLS BF H R ER SO BB IBB HBP BLK WP HR S P ERA WHIP	IP WLS BF H R ER SO BB IBB HBP BLK WP HR S P ERA WHIP	IP WLS BF H R ER SO BB IBB HBP BLK WP HR S P ERA WHIP	IP WLS BF H R ER SO BB IBB HBP BLK WP HR S P ERA WHIP	IP WLS BF H R ER SO BB IBB HBP BLK WP HR S P ERA WHIP	IP WLS BF H R ER SO BB IBB HBP BLK WP HR S P ERA WHIP	IP WLS BF H R ER SO BB IBB HBP BLK WP HR S P ERA WHIP	IP WLS BF H R ER SO BB IBB HBP BLK WP HR S P ERA WHIP	IP WLS BF H R ER SO BB IBB HBP BLK WP HR S P ERA WHIP	IP WLS BF H R ER SO BB IBB HBP BLK WP HR S P ERA WHIP	IP WLS BF H R ER SO BB IBB HBP BLK WP HR S P ERA WHIP	IP WLS BF H R ER SO BB IBB HBP BLK WP HR S P ERA WHIP	IP WLS BF H R ER SO BB IBB HBP BLK WP HR S P ERA WHIP	IP WLS BF H R ER SO BB IBB HBP BLK WP HR S P ERA WHIP	IP WLS BF H R ER SO BB IBB HBP BLK WP HR S P ERA WHIP	IP WLS BF H R ER SO BB IBB HBP BLK WP HR S P ERA WHIP	IP WLS BF H R ER SO BB IBB HBP BLK WP HR S P ERA WHIP	IP WLS BF H R ER SO BB IBB HBP BLK WP HR S P ERA WHIP	IP WLS BF H R ER SO BB IBB HBP BLK WP HR S P ERA WHIP	IP WLS BF H R ER SO BB IBB HBP BLK WP HR S P ERA WHIP	IP WLS BF H R ER SO BB IBB HBP BLK WP HR S P ERA WHIP	IP WLS BF H R ER SO BB IBB HBP BLK WP HR S P ERA WHIP	IP WLS BF H R ER SO BB IBB HBP BLK WP HR S P ERA WHIP

Atlanta Braves @ St. Louis Cardinals  
 Busch Stadium, St. Louis, MO  
 Sat Aug 29 1987, 3:33 AM CDT  
 Att: 39,208 - Unknown

AB 28  
 R 4  
 H 5  
 RBI 4  
 BB 3  
 SO 5  
 LOB 8






Batter	1	2	3	4	5	6	7	8	9	AB R H RBI BB SO LOB	TOP																	
Albert Hall, S OBP: 0.368, SLG: 0.384 (1, 8)										4 1 1 0 0 0 0	<b>Atlanta Braves @ St. Louis Cardinals</b> Busch Stadium, St. Louis, MO Sun Aug 30 1987, 3:33 AM CDT Att: 39,370 - Unknown  <b>AB 31</b> <b>R 3</b> <b>H 6</b> <b>RBI 3</b> <b>BB 2</b> <b>SO 5</b> <b>LOB 6</b>																	
Ken Oberkfell, L OBP: 0.345, SLG: 0.376 (1, 5)										4 1 3 0 0 0 0																		
Gerald Perry, L OBP: 0.332, SLG: 0.418 (1, 3)										4 1 1 3 0 0 2																		
Dale Murphy, R OBP: 0.418, SLG: 0.585 (1, 9)										3 0 0 0 1 1 0																		
Gary Roenicke, R OBP: 0.350, SLG: 0.492 (1, 7)										3 0 0 0 1 0 0																		
Ozzie Virgil, R OBP: 0.325, SLG: 0.484 (1, 2)										4 0 0 0 0 1 3																		
Jeff Blausler, R OBP: 0.333, SLG: 0.375 (1, 6)										3 0 1 0 0 1 0																		
Glenn Hubbard, R OBP: 0.396, SLG: 0.408 (1, 4)										3 0 0 0 0 1 1																		
David Palmer, R OBP: 0.163, SLG: 0.238 Jim Acker, R OBP: 0.266, SLG: 0.231 Paul Assenmacher, L Gene Garber, R (9, 1)										3 0 0 0 0 1 0 0 0 0 0 0 0 0 0 0 0 0 0 0 0 0 0 0 0 0 0 0																		
<b>Inning Stats</b>	R: 3 E: 0 K: 1 S: 8	H: 3 LOB: 0 BB: 0 P: 8	R: 0 E: 0 K: 2 S: 7	H: 0 LOB: 0 BB: 0 P: 7	R: 0 E: 0 K: 0 S: 3	H: 0 LOB: 0 BB: 0 P: 3	R: 0 E: 0 K: 0 S: 3	H: 1 LOB: 0 BB: 0 P: 5	R: 0 E: 0 K: 1 S: 5	H: 1 LOB: 0 BB: 0 P: 3	R: 0 E: 0 K: 1 S: 5	H: 0 LOB: 0 BB: 0 P: 5	R: 0 E: 0 K: 0 S: 3	H: 0 LOB: 0 BB: 0 P: 3	R: 0 E: 0 K: 0 S: 4	H: 1 LOB: 3 BB: 2 P: 12	1B: 3 2B: 2 3B: 0 HR: 1	SF: 0 SAC: 0 DP: 1 HBP: 0	WP: 0 PB: 0 SB: 0 CS: 1	PA: 33								
<b>PITCHER</b>	IP WLS BF H R ER SO BB IBB HBP BLK WP HR S P ERA WHIP											IP WLS BF H R ER SO BB IBB HBP BLK WP HR S P ERA WHIP																
Greg Mathews, L ERA: 4.18 Ricky Horton, L ERA: 3.72 Bill Dawley, R ERA: 3.76	(1, 1) (9, 1) (9, 1)	8.0 0.2 0.1	WLS 4 W	BF 27 4 2	H 5 1 0	R 3 0 0	ER 3 0 0	SO 5 0 0	BB 0 1 0	IBB 0 0 0	HBP 0 0 0	BLK 0 0 0	WP 0 0 0	HR 1 0 0	S 37 3 1	P 37 7 5	ERA 3.38 0.00 0.00	WHIP 0.625 1.500 3.000										


Batter	1	2	3	4	5	6	7	8	9	AB R H RBI BB SO LOB	BOTTOM																	
Vince Coleman, S OBP: 0.364, SLG: 0.347 (1, 7)										4 2 1 0 0 0 1	<b>Atlanta Braves @ St. Louis Cardinals</b> Busch Stadium, St. Louis, MO Sun Aug 30 1987, 3:33 AM CDT Att: 39,370 - Unknown  <b>AB 30</b> <b>R 4</b> <b>H 7</b> <b>RBI 4</b> <b>BB 3</b> <b>SO 2</b> <b>LOB 7</b>																	
Ozzie Smith, S OBP: 0.387, SLG: 0.374 (1, 6)										4 0 2 1 0 0 1																		
Terry Pendleton, S OBP: 0.381, SLG: 0.437 (1, 5)										4 1 1 1 1 0 0 2																		
Jack Clark, R OBP: 0.462, SLG: 0.611 (1, 3)										3 1 1 0 1 0 1																		
Willie McGee, S OBP: 0.317, SLG: 0.432 (1, 8)										3 0 1 1 1 0 1																		
Lance Johnson, L OBP: 0.273, SLG: 0.350 Jim Lindeman, R OBP: 0.268, SLG: 0.409 Tom Herr, S OBP: 0.362, SLG: 0.365 (9, PH)										3 0 0 0 0 0 1 0 0 0 0 0 0 0 0 0 0 0 1 0 0																		
José Oquendo, S OBP: 0.412, SLG: 0.350 (1, 4)										3 0 0 1 0 1 0																		
Tony Peña, R OBP: 0.300, SLG: 0.321 (1, 2)										3 0 0 0 0 0 0																		
Greg Mathews, R John Morris, L Ricky Horton, L Bill Dawley, R (1, 1) (8, PH) (9, 1) (9, 1)	(1, 1) (9, 1) (9, 1) (9, 1)	0.237 0.1 0.0 0.0	WLS L	BF 4 1 2	H 4 2 0	R 1 3 0	ER 1 3 0	SO 2 1 0	BB 0 3 2	IBB 0 3 0		HBP 0 0 0	BLK 0 0 0	WP 0 1 0	HR 0 0 0	S 30 3 1	P 34 7 1 5	ERA 1.12 81.00 * *	WHIP 0.625 9.000 * *	1B: 4 2B: 3 3B: 0 HR: 0	SF: 0 SAC: 1 DP: 2 HBP: 0	WP: 0 PB: 0 SB: 1 CS: 0	PA: 34					
<b>PITCHER</b>	IP WLS BF H R ER SO BB IBB HBP BLK WP HR S P ERA WHIP											IP WLS BF H R ER SO BB IBB HBP BLK WP HR S P ERA WHIP																
David Palmer, R Jim Acker, R Paul Assenmacher, L Gene Garber, R ERA: 4.44 ERA: 4.53 ERA: 4.36 ERA: 4.41	(1, 1) (9, 1) (9, 1) (9, 1)	8.0 0.1 0.0 0.0	WLS L	BF 27 4 2	H 4 2 0	R 1 3 0	ER 1 3 0	SO 2 1 0	BB 0 3 2	IBB 0 3 0	HBP 0 0 0	BLK 0 0 0	WP 0 1 0	HR 0 0 0	S 30 3 1 5	P 34 7 1 5	ERA 1.12 81.00 * *	WHIP 0.625 9.000 * *										







Batter	1	2	3	4	5	6	7	8	9	AB R H RBI BB SO LOB	TOP									
Dion James, L OBP: 0.393, SLG: 0.473 (1, 8)	0-0 6-3		0-0 1B FC3-6 2B		0-0 CS 1B		0-0 1B		0-0 4-3	5 1 3 0 0 0 0	<b>Atlanta Braves @ Pittsburgh Pirates</b> Three Rivers Stadium, Pittsburgh, PA Tue Sep 01 1987, 7:05 PM EDT Att: 7,498 - Unknown  <b>AB 36</b> <b>R 4</b> <b>H 10</b> <b>RBI 4</b> <b>BB 3</b> <b>SO 7</b> <b>LOB 13</b>  									
Ken Oberkfell, L OBP: 0.345, SLG: 0.371 (1, 5)	0-3 K		0-0 FC3-6 1B		0-0 F8 1-2		0-0 G3		0-3 K	5 0 1 0 0 2 2										
Gerald Perry, L OBP: 0.328, SLG: 0.411 (1, 3)	0-0 6-3		0-0 FC3-6 1-2 3-H		0-0 F7			0-0 4-3	0-0 4-3	5 0 0 1 0 0 1										
Dale Murphy, R OBP: 0.414, SLG: 0.579 (1, 9)		0-0 F7	0-3 K			0-3 K		0-0 2B 2B		4 1 1 0 0 2 1										
Ken Griffey, L OBP: 0.360, SLG: 0.458 (1, 7)		4-0 HR BB		0-0 1B 1B		0-3 K		0-0 F8		3 1 1 0 1 1 1										
Ted Simmons, S OBP: 0.333, SLG: 0.392 (1, 2)		0-0 1-H HR		0-0 L7		0-0 1B		4-0 2B IBB		3 1 2 2 1 0 1										
Jeff Blauer, R OBP: 0.312, SLG: 0.361 (1, 6)		0-0 5-3		0-3 K		0-0 F7		0-0 1-3 2-H 2B		4 0 1 1 0 1 2										
Glenn Hubbard, R OBP: 0.396, SLG: 0.407 (1, 4)		0-0 5-3		0-0 1-2 1B			0-0 F8	4-0 IBB		3 0 1 0 1 0 0										
Zane Smith, L OBP: 0.203, SLG: 0.200 (1, 1)			0-0 4-3	0-3 K			0-0 F7	0-0 F7		4 0 0 0 0 1 5										
<b>Inning Stats</b>	R: 0 E: 0 K: 1 S: 5	H: 0 LOB: 0 BB: 0 P: 5	R: 2 E: 0 K: 0 S: 4	H: 1 LOB: 0 BB: 1 P: 8	R: 1 E: 0 K: 1 S: 7	H: 2 LOB: 1 BB: 0 P: 7	R: 0 E: 0 K: 2 S: 9	H: 2 LOB: 2 BB: 0 P: 9	R: 0 E: 0 K: 2 S: 8	H: 1 LOB: 1 BB: 0 P: 8	R: 0 E: 0 K: 0 S: 4	H: 1 LOB: 1 BB: 0 P: 4	R: 1 E: 0 K: 0 S: 5	H: 2 LOB: 2 BB: 2 P: 13	R: 0 E: 0 K: 1 S: 5	H: 0 LOB: 0 BB: 0 P: 5	1B: 6 2B: 3 3B: 0 HR: 1	SF: 0 SAC: 0 DP: 0 HBP: 0	WP: 0 PB: 0 SB: 0 CS: 1	PA: 39
<b>PITCHER</b>	IP WLS BF H R ER SO BB IBB HBP BLK WP HR S P ERA WHIP																			
Brian Fisher, R ERA: 4.79 (1, 1)	7.1 L 31 9 4 4 6 1 0 0 0 0 0 1 42 46 4.91 1.364																			
John Smiley, L ERA: 5.89 (8, 1)	0.1 2 0 0 0 0 0 1 0 0 0 0 1 5 0.00 0.000																			
Jeff Robinson, R ERA: 3.15 (8, 1)	0.1 3 1 0 0 0 0 0 1 0 0 0 0 2 6 0.00 3.000																			
Bob Patterson, L ERA: 6.75 (9, 1)	1.0 3 0 0 0 1 0 0 0 0 0 0 0 5 5 0.00 0.000																			

Batter	1	2	3	4	5	6	7	8	9	AB R H RBI BB SO LOB	BOTTOM											
Barry Bonds, L OBP: 0.331, SLG: 0.504 (1, 7)	0-0 F8		0-3 K			0-0 4-3			0-0 1-3	4 0 0 0 0 1 1	<b>Atlanta Braves @ Pittsburgh Pirates</b> Three Rivers Stadium, Pittsburgh, PA Tue Sep 01 1987, 7:05 PM EDT Att: 7,498 - Unknown  <b>AB 30</b> <b>R 0</b> <b>H 4</b> <b>RBI 0</b> <b>SO 8</b> <b>LOB 5</b>  											
Jose Lind, R OBP: 0.353, SLG: 0.467 (1, 4)	0-3 K			0-0 4-3		0-0 L3			0-0 L4	4 0 0 0 0 1 0												
Andy Van Slyke, L OBP: 0.356, SLG: 0.512 (1, 8)	0-0 4-3			0-0 3-1		0-3 K			0-0 1B	4 0 1 0 0 1 0												
Bobby Bonilla, S OBP: 0.339, SLG: 0.468 (1, 5)		0-3 K		0-0 FC5-4 1B		0-3 K			0-0 F9	4 0 1 0 0 2 1												
Mike Diaz, R OBP: 0.312, SLG: 0.455 (1, 3)		0-0 F8		0-0 FC5-4 1-2		0-0 F9				3 0 0 0 0 0 1												
Darnell Coles, R OBP: 0.285, SLG: 0.306 (1, 9)		0-0 6-3			0-0 1-3		0-3 K			3 0 0 0 0 1 0												
Junior Ortiz, R OBP: 0.314, SLG: 0.327 (1, 2)			0-0 3-1		0-0 FC9-6 1B			0-3 K		3 0 1 0 0 1 0												
Al Pedrique, R OBP: 0.367, SLG: 0.389 (1, 6)			0-0 SH3-4 1B		0-0 FC9-6 1-2			0-0 1-3		3 0 1 0 0 0 1												
Brian Fisher, R OBP: 0.235, SLG: 0.267 (1, 1)			0-0 SH3-4		0-3 K			0-0 6-3		1 0 0 0 0 1 1												
John Smiley, L OBP: 0.143, SLG: 0.286 (8, 1)										0 0 0 0 0 0 0												
Jeff Robinson, R OBP: 0.111, SLG: 0.111 (8, 1)										0 0 0 0 0 0 0												
John Cangelosi, S OBP: 0.444, SLG: 0.421 (8, PH)										1 0 0 0 0 0 0												
Bob Patterson, R OBP: 0.100, SLG: 0.100 (9, 1)										0 0 0 0 0 0 0												
<b>Inning Stats</b>	R: 0 E: 0 K: 1 S: 5	H: 0 LOB: 0 BB: 0 P: 5	R: 0 E: 0 K: 1 S: 5	H: 0 LOB: 0 BB: 0 P: 5	R: 0 E: 0 K: 1 S: 6	H: 1 LOB: 1 BB: 0 P: 6	R: 0 E: 0 K: 0 S: 4	H: 1 LOB: 1 BB: 0 P: 4	R: 0 E: 0 K: 1 S: 6	H: 1 LOB: 1 BB: 0 P: 6	R: 0 E: 0 K: 1 S: 5	H: 0 LOB: 0 BB: 0 P: 5	R: 0 E: 0 K: 2 S: 7	H: 0 LOB: 0 BB: 0 P: 7	R: 0 E: 0 K: 1 S: 5	H: 0 LOB: 0 BB: 0 P: 5	R: 0 E: 0 K: 0 S: 4	H: 1 LOB: 1 BB: 0 P: 4	1B: 4 2B: 0 3B: 0 HR: 0	SF: 0 SAC: 1 DP: 0 HBP: 0	WP: 0 PB: 0 SB: 0 CS: 0	PA: 31
<b>PITCHER</b>	IP WLS BF H R ER SO BB IBB HBP BLK WP HR S P ERA WHIP																					
Zane Smith, L ERA: 3.82 (1, 1)	9.0 W 31 4 0 0 8 0 0 0 0 0 0 0 47 47 0.00 0.444																					



Batter	1	2	3	4	5	6	7	8	9	AB	R	H	RBI	BB	SO	LOB	TOP
Dion James, L OBP: 0.392, SLG: 0.473 (1, 8)										4	0	1	0	0	1	0	
Ken Oberkfell, L OBP: 0.346, SLG: 0.372 (1, 5)										4	0	2	0	0	0	1	
Gerald Perry, L OBP: 0.327, SLG: 0.410 (1, 3)										4	0	1	0	0	0	3	
Dale Murphy, R OBP: 0.411, SLG: 0.574 (1, 9)										4	0	0	0	0	0	3	
Ken Griffey, L OBP: 0.357, SLG: 0.453 (1, 7)										4	0	0	0	0	2	1	
Ozzie Virgil, R OBP: 0.327, SLG: 0.492 (1, 2)										3	0	1	0	0	0	0	
Jeff Blausler, R OBP: 0.300, SLG: 0.347 (1, 6)										3	0	0	0	0	0	1	
Glenn Hubbard, R OBP: 0.394, SLG: 0.404 (1, 4)										3	0	0	0	0	2	1	
Tom Glavine, L OBP: 0.125, SLG: 0.125 (1, 1)										2	0	0	0	0	0	0	
Albert Hall, S OBP: 0.365, SLG: 0.380 (8, PH)										1	0	0	0	0	0	0	
Chuck Cary, L (8, 1)										0	0	0	0	0	0	0	
<b>Inning Stats</b>	R: 0 E: 0 K: 0 S: 4	H: 1 LOB: 1 BB: 0 P: 4	R: 0 E: 0 K: 1 S: 6	H: 1 LOB: 1 BB: 0 P: 6	R: 0 E: 0 K: 0 S: 4	H: 0 LOB: 0 BB: 0 P: 3	R: 0 E: 0 K: 1 S: 5	H: 0 LOB: 0 BB: 0 P: 5	R: 0 E: 0 K: 1 S: 5	H: 0 LOB: 0 BB: 0 P: 5	R: 0 E: 0 K: 1 S: 6	H: 1 LOB: 1 BB: 0 P: 6	1B: 4 2B: 1 3B: 0 HR: 0	SF: 0 SAC: 0 DP: 0 HBP: 0	WP: 0 PB: 0 SB: 0 CS: 0	PA: 32	<b>AB 32</b> <b>R 0</b> <b>H 5</b> <b>RBI 0</b> <b>BB 0</b> <b>SO 5</b> <b>LOB 10</b>
<b>PITCHER</b>	IP WLS BF H R ER SO BB IBB HBP BLK WP HR S P ERA WHIP																
Bob Walk, R ERA: 3.46 (1, 1)	7.0 W 25 4 0 0 3 0 0 0 0 0 0 0 31 31 0.00 0.571																
Jim Gott, R ERA: 3.93 (8, 1)	2.0 S 7 1 0 0 2 0 0 0 0 0 0 0 11 11 0.00 0.500																

Atlanta Braves @ Pittsburgh Pirates  
Three Rivers Stadium, Pittsburgh, PA  
Wed Sep 02 1987, 7:05 PM EDT  
Att: 6,259 - Unknown

**AB 32**  
**R 0**  
**H 5**  
**RBI 0**  
**BB 0**  
**SO 5**  
**LOB 10**



Batter	1	2	3	4	5	6	7	8	9	AB	R	H	RBI	BB	SO	LOB	BOTTOM
Barry Bonds, L OBP: 0.329, SLG: 0.500 (1, 7)										4	0	0	0	0	1	0	
Jose Lind, R OBP: 0.286, SLG: 0.368 (1, 4)										4	0	0	0	0	0	0	
Andy Van Slyke, L OBP: 0.355, SLG: 0.509 (1, 8)										3	0	0	0	1	1	0	
Bobby Bonilla, S OBP: 0.339, SLG: 0.472 (1, 5)										3	0	1	0	0	0	1	
Darnell Coles, R OBP: 0.266, SLG: 0.303 (1, 9)										2	1	0	0	1	0	1	
Sid Bream, L OBP: 0.343, SLG: 0.413 (1, 3)										3	1	1	0	0	0	0	
Michael LaValliere, L OBP: 0.362, SLG: 0.374 (1, 2)										3	0	1	2	0	0	0	
Al Pedrique, R OBP: 0.367, SLG: 0.385 (1, 6)										2	0	0	0	1	0	0	
Bob Walk, R OBP: 0.286, SLG: 0.286 (1, 1)										3	0	0	0	0	0	2	
Jim Gott, R OBP: 0.100, SLG: 0.400 (8, 1)										0	0	0	0	0	0	0	
<b>Inning Stats</b>	R: 0 E: 0 K: 0 S: 3	H: 0 LOB: 0 BB: 1 P: 7	R: 0 E: 0 K: 0 S: 3	H: 0 LOB: 0 BB: 0 P: 3	R: 0 E: 0 K: 0 S: 4	H: 1 LOB: 1 BB: 0 P: 4	R: 0 E: 0 K: 0 S: 3	H: 0 LOB: 0 BB: 0 P: 3	R: 2 E: 0 K: 0 S: 5	H: 2 LOB: 2 BB: 2 P: 13	R: 0 E: 0 K: 2 S: 7	H: 0 LOB: 0 BB: 0 P: 7	1B: 1 2B: 1 3B: 1 HR: 0	SF: 0 SAC: 0 DP: 0 HBP: 0	WP: 0 PB: 0 SB: 0 CS: 0	PA: 30	<b>AB 27</b> <b>R 2</b> <b>H 3</b> <b>RBI 2</b> <b>BB 3</b> <b>SO 2</b> <b>LOB 4</b>
<b>PITCHER</b>	IP WLS BF H R ER SO BB IBB HBP BLK WP HR S P ERA WHIP																
Tom Glavine, L ERA: 5.73 (1, 1)	7.0 L 27 3 2 2 0 2 0 0 0 0 0 0 7 7 2.57 0.714																
Chuck Cary, L ERA: (8, 1)	1.0 3 0 0 0 2 0 0 0 0 0 0 0 7 7 0.00 0.000																

Atlanta Braves @ Pittsburgh Pirates  
Three Rivers Stadium, Pittsburgh, PA  
Wed Sep 02 1987, 7:05 PM EDT  
Att: 6,259 - Unknown

**AB 27**  
**R 2**  
**H 3**  
**RBI 2**  
**BB 3**  
**SO 2**  
**LOB 4**





Batter	1	2	3	4	5	6	7	8	9	AB	R	H	RBI	BB	SO	LOB	TOP																
Tim Raines, S OBP: 0.416, SLG: 0.533 (1, 7)	0-0 4-3 1B		0-0 F9 1B	4-0 G4-6-3 BB			0-0 4-3 1B		0-0 4-3 1B	4	1	0	1	0	0	0																	
Mitch Webster, S OBP: 0.399, SLG: 0.430 (1, 9)	0-0 B5-3 1B		4-0 HBP 1B	0-0 G4-6-3 1-2 BB			0-0 F9 1B			3	1	0	0	1	0	2																	
Hubie Brooks, R OBP: 0.292, SLG: 0.397 (1, 6)	0-0 WP 1B		0-0 F9 2-3 1B		0-0 F9 1B		0-3 K 1B			4	1	1	0	0	1	2																	
Tim Wallach, R OBP: 0.356, SLG: 0.539 (1, 5)	0-0 1-H 1B		0-0 HBP 1B	1-2 3-H 1B	0-0 1-3 1B		0-0 6-3 1B			4	1	2	2	0	0	0																	
Andres Galarraga, R OBP: 0.377, SLG: 0.473 (1, 3)	0-0 5-3 1B		1-2 2-3 HBP	1-0 L1 1B	0-0 L1 1B		0-0 1B			3	0	1	0	0	0	1																	
Tom Foley, L OBP: 0.338, SLG: 0.468 (1, 4)		0-0 1-3 1B	0-0 1-2 2-H 3-H 1B		0-0 F9 1B		0-0 F6 1B			4	0	2	2	0	0	1																	
Mike Fitzgerald, R OBP: 0.342, SLG: 0.321 (1, 2)		0-0 F8 1B	0-0 F9 1B		0-0 F5 1B		0-0 L9 1B			4	0	0	0	0	0	4																	
Herm Winningham, L OBP: 0.304, SLG: 0.359 (1, 8)	0-0 4-3 1-2 1B			0-0 SH5-4 2B	0-0 SH5-4 1B		0-0 F9 1B			3	0	1	0	1	0	1																	
Neal Heaton, L OBP: 0.189, SLG: 0.290 Randy St. Claire, R OBP: 0.330, SLG: 0.530 Jack Daugherty, S (6, PH) Jeff Parrett, R (6, 1) Bob Sebra, R OBP: 0.162, SLG: 0.167 Wallace Johnson, S OBP: 0.209, SLG: 0.347 (6, PH)			0-3 K 2-3 1B	0-0 SH5-4 2-3 1B		0-0 5-3 1B		0-0 G3 1B		1	0	0	0	0	1	0																	
<b>Inning Stats</b>	R: 1 E: 0 K: 0 S: 5	H: 2 LOB: 1 BB: 0 P: 5	R: 0 E: 0 K: 0 S: 3	H: 1 LOB: 1 BB: 0 P: 3	R: 3 E: 0 K: 1 S: 8	H: 3 LOB: 2 BB: 1 P: 13	R: 0 E: 0 K: 0 S: 3	H: 1 LOB: 1 BB: 1 P: 7	R: 0 E: 0 K: 0 S: 3	H: 0 LOB: 0 BB: 0 P: 3	R: 0 E: 0 K: 0 S: 3	H: 0 LOB: 0 BB: 0 P: 7	R: 0 E: 0 K: 1 S: 5	H: 0 LOB: 0 BB: 0 P: 5	R: 0 E: 0 K: 0 S: 4	H: 1 LOB: 1 BB: 0 P: 4	R: 0 E: 0 K: 0 S: 3	H: 0 LOB: 0 BB: 0 P: 3	1B: 7 2B: 1 3B: 0 HR: 0	SF: 0 SAC: 1 DP: 1 HBP: 1	WP: 1 PB: 0 SB: 1 CS: 0	PA: 37											
<b>PITCHER</b>	IP WLS BF H R ER SO BB IBB HBP BLK WP HR S P ERA WHIP	IP WLS BF H R ER SO BB IBB HBP BLK WP HR S P ERA WHIP																															
David Palmer, R ERA: 4.62 (1, 1)	2.2	15	6	4	4	1	1	0	1	0	0	1	0	15	20	13.50	2.625																
Rick Mahler, R ERA: 4.92 (3, 1)	6.1	W	22	2	0	0	1	2	0	0	0	0	0	22	30	0.00	0.632																

**Montreal Expos @ Atlanta Braves**  
Atlanta-Fulton County Stadium, Atlanta, GA  
Fri Sep 04 1987, 7:05 PM EDT  
Att: 4,886 - Unknown

AB	32
R	4
H	8
RBI	4
BB	3
SO	2
LOB	12



Batter	1	2	3	4	5	6	7	8	9	AB	R	H	RBI	BB	SO	LOB	BOTTOM																
Albert Hall, S OBP: 0.366, SLG: 0.382 (1, 8)	0-0 F8 1B	0-0 4-3 1B		0-3 K 1B		0-0 SH1-4 1B		4-0 S BB		4	1	1	0	1	1	0																	
Paul Runge, R OBP: 0.281, SLG: 0.414 (1, 5)	4-0 BB 1B		0-0 FC3-6 1B	4-0 WP BB		0-0 SH1-4 2-3 1B		0-3 K 1-2 1B		2	1	1	0	2	1	1																	
Gerald Perry, L OBP: 0.328, SLG: 0.410 (1, 3)	0-0 BB 1B		0-0 FC3-6 1B	0-0 5-3 1-2 1B		0-0 CS S 1B		0-0 4-3 1B		5	2	2	1	0	0	3																	
Dale Murphy, R OBP: 0.415, SLG: 0.582 (1, 9)	4-0 BB 1B		4-0 BB 1B		0-0 HR 1B	4-0 S BB		1-3 S BB		1	3	1	1	3	0	0																	
Gary Roenicke, R OBP: 0.361, SLG: 0.492 (1, 7)	4-0 L4-6 BB		4-0 BB 1B	4-0 1B	0-0 G5-4-3 1B	0-0 F7 1B				2	0	1	1	2	0	1																	
Ozzie Virgil, R OBP: 0.331, SLG: 0.493 (1, 2)	0-0 1-2 2-H 3-H 1B		0-0 1-2 2-H 3-H 1B		0-0 G5-4-3 1-2 1B		4-0 G6-4-3 BB			3	0	2	4	1	0	1																	
Jeff Blauser, R OBP: 0.298, SLG: 0.333 (1, 6)	0-0 L4-6 2-3 1B		0-0 F9 1B	4-0 S BB	4-0 S BB	0-0 G6-4-3 1-2 1B				3	0	0	0	1	0	5																	
Glenn Hubbard, R OBP: 0.393, SLG: 0.401 (1, 4)		0-3 K	0-3 K		4-0 1-2 IBB	0-0 5-3 1B				3	0	0	0	1	2	2																	
David Palmer, R OBP: 0.159, SLG: 0.233 (1, 1)		0-0 F6 1B		0-0 4-3 1B	0-3 K			0-0 5-3 1B		1	0	0	0	0	0	0																	
Rick Mahler, R OBP: 0.200, SLG: 0.238 (3, 1)										3	0	0	0	0	1	2																	
<b>Inning Stats</b>	R: 3 E: 0 K: 0 S: 4	H: 2 LOB: 1 BB: 3 P: 16	R: 0 E: 0 K: 1 S: 5	H: 0 LOB: 0 BB: 0 P: 5	R: 2 E: 0 K: 1 S: 7	H: 2 LOB: 2 BB: 2 P: 15	R: 0 E: 0 K: 1 S: 5	H: 0 LOB: 1 BB: 1 P: 9	R: 1 E: 0 K: 0 S: 4	H: 2 LOB: 1 BB: 1 P: 8	R: 0 E: 0 K: 0 S: 2	H: 0 LOB: 0 BB: 1 P: 6	R: 0 E: 0 K: 1 S: 5	H: 0 LOB: 1 BB: 1 P: 9	1B: 6 2B: 2 3B: 0 HR: 1	SF: 0 SAC: 1 DP: 3 HBP: 0	WP: 1 PB: 0 SB: 5 CS: 1	PA: 39															
<b>PITCHER</b>	IP WLS BF H R ER SO BB IBB HBP BLK WP HR S P ERA WHIP	IP WLS BF H R ER SO BB IBB HBP BLK WP HR S P ERA WHIP																															
Neal Heaton, L ERA: 4.62 (1, 1)	2.1	L	15	4	5	1	5	0	0	0	0	1	1	15	27	3.38	1.500																
Randy St. Claire, R ERA: 4.28 (3, 1)	2.2		12	2	1	1	3	2	1	0	0	0	0	4	8	9.00	3.000																
Jeff Parrett, R ERA: 4.53 (6, 1)	1.0		5	2	1	1	0	1	0	0	0	0	0	4	8	9.00	3.000																
Bob Sebra, R ERA: 3.9 (7, 1)	2.0		7	0	0	0	1	2	0	0	0	0	0	7	15	0.00	1.000																

**Montreal Expos @ Atlanta Braves**  
Atlanta-Fulton County Stadium, Atlanta, GA  
Fri Sep 04 1987, 7:05 PM EDT  
Att: 4,886 - Unknown

AB	27
R	7
H	8
RBI	7
BB	11
SO	5
LOB	15





Batter	1	2	3	4	5	6	7	8	9	AB	R	H	RBI	BB	SO	LOB	TOP				
<b>Tim Raines, S</b> <small>OBP: 0.416, SLG: 0.529</small> (1, 7)										3	1	0	0	2	0	0					
<b>Mitch Webster, S</b> <small>OBP: 0.371, SLG: 0.434</small> (1, 9)										5	0	3	2	0	1	2					
<b>Hubie Brooks, R</b> <small>OBP: 0.291, SLG: 0.399</small> <b>Casey Candaele, S</b> <small>OBP: 0.337, SLG: 0.353</small> (7, PR) (7, 4)										4	0	1	0	0	0	3					
<b>Tim Wallach, R</b> <small>OBP: 0.357, SLG: 0.537</small> (1, 5)										3	0	1	0	1	1	1					
<b>Andres Galarraga, R</b> <small>OBP: 0.373, SLG: 0.469</small> (1, 3)										4	0	0	0	0	2	2					
<b>Tom Foley, L</b> <small>OBP: 0.341, SLG: 0.468</small> (7, 6)										4	2	2	0	0	0	0					
<b>Herm Winningham, L</b> <small>OBP: 0.307, SLG: 0.363</small> (1, 8)										3	0	1	0	1	0	0					
<b>Jeff Reed, L</b> <small>OBP: 0.245, SLG: 0.260</small> (1, 2)										3	0	1	1	0	0	2					
<b>Dennis Martinez, R</b> <small>OBP: 0.132, SLG: 0.057</small> <b>Tim Burke, R</b> (8, 1)										3	1	1	1	0	1	1					
<b>Inning Stats</b>	R: 0 E: 0 K: 1 S: 6	H: 1 LOB: 1 BB: 0 P: 6	R: 1 E: 0 K: 1 S: 7	H: 2 LOB: 1 BB: 0 P: 7	R: 0 E: 0 K: 1 S: 6	H: 1 LOB: 2 BB: 1 P: 10	R: 3 E: 0 K: 0 S: 5	H: 3 LOB: 1 BB: 2 P: 13	R: 0 E: 0 K: 1 S: 5	H: 0 LOB: 0 BB: 0 P: 5	R: 0 E: 0 K: 0 S: 3	H: 0 LOB: 0 BB: 0 P: 3	R: 0 E: 0 K: 0 S: 4	H: 2 LOB: 2 BB: 0 P: 4	R: 0 E: 0 K: 0 S: 3	H: 0 LOB: 0 BB: 0 P: 3	R: 0 E: 0 K: 2 S: 8	H: 1 LOB: 2 BB: 1 P: 12	1B: 6 2B: 4 3B: 0 HR: 0	SF: 1 SAC: 0 DP: 1 HBP: 0	WP: 1 PA: 39 CS: 1
<b>PITCHER</b>	IP WLS BF H R ER SO BB IBB HBP BLK WP HR S P ERA WHIP																				
<b>Kevin Coffman, R</b> <small>ERA: 9.82</small> (1, 1)	3.2	L	20	7	4	4	3	3	0	0	0	0	1	0	23	35	9.82	2.727			
<b>Charlie Puleo, R</b> <small>ERA: 4.35</small> (4, 1)	2.1		7	0	0	0	1	0	0	0	0	0	0	0	9	9	0.00	0.000			
<b>Marty Clary, R</b> <small>ERA:</small> (7, 1)	2.0		7	2	0	0	0	0	0	0	0	0	0	0	7	7	0.00	1.000			
<b>Chuck Cary, L</b> <small>ERA:</small> (9, 1)	1.0		5	1	0	0	2	0	1	0	0	0	0	0	8	12	0.00	1.000			

Batter	1	2	3	4	5	6	7	8	9	AB	R	H	RBI	BB	SO	LOB	BOTTOM		
<b>Dion James, L</b> <small>OBP: 0.389, SLG: 0.468</small> (1, 8)										4	0	0	0	0	0	1			
<b>Ken Oberkfell, L</b> <small>OBP: 0.343, SLG: 0.368</small> (1, 5)										4	0	0	0	0	0	0			
<b>Gerald Perry, L</b> <small>OBP: 0.326, SLG: 0.407</small> (1, 3)										3	0	0	0	0	0	0			
<b>Dale Murphy, R</b> <small>OBP: 0.415, SLG: 0.580</small> (1, 9)										3	1	1	0	0	1	1			
<b>Ken Griffey, L</b> <small>OBP: 0.357, SLG: 0.455</small> (1, 7)										3	0	1	1	0	1	0			
<b>Ozzie Virgil, R</b> <small>OBP: 0.331, SLG: 0.492</small> (1, 2)										3	0	1	0	0	1	0			
<b>Jeff Blausler, R</b> <small>OBP: 0.287, SLG: 0.321</small> (1, 6)										3	0	0	0	0	1	1			
<b>Glenn Hubbard, R</b> <small>OBP: 0.390, SLG: 0.398</small> (1, 4)										3	0	0	0	0	0	1			
<b>Kevin Coffman, R</b> <small>OBP: 0.272, SLG: 0.306</small> (4, 1) <b>Albert Pujols, S</b> <small>OBP: 0.346, SLG: 0.385</small> (7, 1) <b>Marty Clary, R</b> <small>ERA:</small> (9, 1) <b>Graig Nettles, L</b> <small>OBP: 0.301, SLG: 0.359</small> (9, PR)										1	0	0	0	0	0	0			
<b>Inning Stats</b>	R: 0 E: 0 K: 0 S: 3	H: 0 LOB: 0 BB: 0 P: 7	R: 0 E: 0 K: 2 S: 7	H: 0 LOB: 0 BB: 0 P: 7	R: 0 E: 0 K: 0 S: 3	H: 0 LOB: 0 BB: 0 P: 3	R: 1 E: 0 K: 0 S: 4	H: 2 LOB: 0 BB: 0 P: 4	R: 0 E: 0 K: 0 S: 3	H: 1 LOB: 1 BB: 0 P: 3	R: 0 E: 1 K: 0 S: 3	H: 0 LOB: 0 BB: 0 P: 3	R: 0 E: 0 K: 2 S: 8	H: 1 LOB: 1 BB: 0 P: 8	R: 0 E: 0 K: 0 S: 3	H: 0 LOB: 0 BB: 0 P: 3	1B: 3 2B: 1 3B: 0 HR: 0	SF: 0 SAC: 0 DP: 1 HBP: 0	WP: 0 PA: 29 CS: 0
<b>PITCHER</b>	IP WLS BF H R ER SO BB IBB HBP BLK WP HR S P ERA WHIP																		
<b>Dennis Martinez, R</b> <small>ERA: 3.31</small> (8, 1)	2.0	S	7	1	0	0	2	0	0	0	0	0	0	0	11	11	0.00	0.500	

**Montreal Expos @ Atlanta Braves**  
 Atlanta-Fulton County Stadium, Atlanta, GA  
 Sat Sep 05 1987, 7:05 PM EDT  
 Att: 11,805 - Unknown

AB	34
R	4
H	10
RBI	4
BB	4
SO	6
LOB	14



**Montreal Expos @ Atlanta Braves**  
 Atlanta-Fulton County Stadium, Atlanta, GA  
 Sat Sep 05 1987, 7:05 PM EDT  
 Att: 11,805 - Unknown

AB	29
R	1
H	4
RBI	1
BB	0
SO	4
LOB	4













Batter	1	2	3	4	5	6	7	8	9	AB	R	H	RBI	BB	SO	LOB	TOP										
Tony Gwynn, L OBP: 0.440, SLG: 0.504 (1, 9)	0-0 6-3			0-0 F7		0-0 1-2 2-3 1B		4-0 BB S BB		3	0	1	0	1	0	0	<b>San Diego Padres @ Atlanta Braves</b> Atlanta-Fulton County Stadium, Atlanta, GA Tue Sep 08 1987, 7:05 PM EDT Att: 2,701 - Unknown  livebaseballscores.com										
Stan Jefferson, S OBP: 0.310, SLG: 0.359 (1, 8)	0-0 4-3			0-0 4-3		0-0 SF8		0-0 4-3		3	0	0	1	0	0	1											
John Kruk, L OBP: 0.413, SLG: 0.505 (1, 3)	0-0 F8			0-0 S 1B		0-0 K			0-0 6-3	4	0	1	0	0	1	2											
Benito Santiago, R OBP: 0.322, SLG: 0.453 (1, 2)		0-0 1-3		0-0 F6		0-3 K			0-0 S 1B 1B	4	1	1	0	0	1	3											
Marvell Wynne, L OBP: 0.317, SLG: 0.355 (1, 7)	0-0 4-3			0-0 F7			0-0 F8		0-0 F7	4	0	0	0	0	0	1											
Chris Brown, R OBP: 0.291, SLG: 0.385 (1, 5)	0-3 K			0-0 6-3			0-0 L6		0-0 1B 1B	4	0	1	1	0	1	0											
Garry Templeton, S OBP: 0.285, SLG: 0.300 (1, 6)			0-0 F8		0-0 4-3		0-0 F7		0-0 1-3 1B	4	0	1	0	0	0	0											
Tim Flannery, L OBP: 0.349, SLG: 0.277 (1, 4)			0-0 F7			4-0 1B SF8 BB		0-3 K	0-0 F7	3	1	0	0	1	1	2											
Ed Whitson, R Joe Cora, C Dave Leiper, L Lance McCullers, S Shawn Abner, R Greg Booker, R (1, 1) (5, PH) (6, 1) (7, 1) (8, PH) (8, 1)	0-0 F8		0-0 F8			0-0 1-2 1B		0-0 F8		1	0	0	0	0	0	0	<b>SD</b>										
<b>Inning Stats</b>	R: 0 E: 0 K: 0 S: 3	H: 0 LOB: 0 BB: 0 P: 3	R: 0 E: 0 K: 1 S: 5	H: 0 LOB: 0 BB: 0 P: 5	R: 0 E: 0 K: 0 S: 3	H: 0 LOB: 1 BB: 0 P: 4	R: 0 E: 0 K: 0 S: 4	H: 1 LOB: 1 BB: 0 P: 4	R: 0 E: 0 K: 0 S: 3	H: 0 LOB: 0 BB: 0 P: 3	R: 1 E: 0 K: 2 S: 9	H: 2 LOB: 2 BB: 1 P: 13	R: 0 E: 0 K: 0 S: 3	H: 0 LOB: 0 BB: 0 P: 3	R: 0 E: 0 K: 1 S: 5	H: 0 LOB: 1 BB: 0 P: 9		R: 1 E: 0 K: 0 S: 6	H: 3 LOB: 2 BB: 0 P: 6	1B: 6 2B: 0 3B: 0 HR: 0	SF: 1 SAC: 0 DP: 0 HBP: 0	WP: 0 PB: 0 SB: 3 CS: 0	PA: 35				
<b>PITCHER</b>	IP	WLS	BF	H	R	ER	SO	BB	IBB	HBP	BLK	WP	HR	S	P	ERA	WHIP	<b>PITCHER</b>									
Pete Smith, R ERA: 2.08 Jim Acker, R ERA: 4.47	(1, 1) (9, 1)	8.2 W	34 34	6 6	2 2	2 2	4 4	2 2	0 0	0 0	0 0	0 0	0 0	40 40	48 48	2.08 2.08	0.923 0.923										


Batter	1	2	3	4	5	6	7	8	9	AB	R	H	RBI	BB	SO	LOB	BOTTOM										
Ron Gant, R OBP: 0.400, SLG: 0.400 (1, 4)	0-0 F8 HR 1B			0-0 F9			0-0 E 6-3 1B			4	1	2	0	0	0	2	<b>San Diego Padres @ Atlanta Braves</b> Atlanta-Fulton County Stadium, Atlanta, GA Tue Sep 08 1987, 7:05 PM EDT Att: 2,701 - Unknown  livebaseballscores.com										
Dion James, L OBP: 0.395, SLG: 0.475 (1, 8)	0-0 HR 1B		0-0 1B SF9 1B		4-0 BB		0-0 6-3			3	2	2	0	1	0	1											
Gerald Perry, L OBP: 0.322, SLG: 0.400 (1, 3)	0-0 F8		0-0 4-3 S 1B		0-0 F8		0-0 E1 HBP			4	0	1	0	0	0	4											
Dale Murphy, R OBP: 0.415, SLG: 0.582 (1, 9)	0-0 HR		0-0 SF9		0-0 P3		1-0 HBP			2	1	1	4	0	0	1											
Ken Griffey, L OBP: 0.354, SLG: 0.449 (1, 7)	0-0 4-3		0-0 4-3		0-0 F8		0-3 K			4	0	0	0	0	1	5											
Ozzie Virgil, R OBP: 0.324, SLG: 0.481 (1, 2)	0-0 F8		0-0 F8			0-3 K		0-3 K		4	0	0	0	0	2	4											
Ken Oberkfell, L OBP: 0.343, SLG: 0.376 (1, 5)		0-0 L3		0-0 1B		0-0 FC5-4 1B		0-0 6-3		4	0	2	0	0	0	0											
Jeff Blauser, R OBP: 0.303, SLG: 0.326 (1, 6)		0-0 6-3		0-3 K		0-0 FC5-4 1-2		0-3 K		4	0	0	0	0	2	2											
Pete Smith, R OBP: 0.250, SLG: 0.250 Jim Acker, R OBP: 0.286, SLG: 0.231 (1, 1) (9, 1)		0-0 1B		0-3 K		0-0 F6		0-0 6-3		4	0	1	0	0	1	2	<b>Braves</b>										
<b>Inning Stats</b>	R: 3 E: 0 K: 0 S: 6	H: 3 LOB: 0 BB: 0 P: 6	R: 0 E: 0 K: 0 S: 4	H: 1 LOB: 1 BB: 0 P: 4	R: 1 E: 0 K: 0 S: 5	H: 2 LOB: 1 BB: 0 P: 5	R: 0 E: 0 K: 2 S: 8	H: 1 LOB: 1 BB: 0 P: 8	R: 0 E: 0 K: 0 S: 3	H: 0 LOB: 1 BB: 1 P: 7	R: 0 E: 0 K: 1 S: 6	H: 1 LOB: 1 BB: 0 P: 6	R: 0 E: 1 K: 2 S: 9	H: 1 LOB: 3 BB: 0 P: 10	R: 0 E: 0 K: 1 S: 5	H: 0 LOB: 0 BB: 0 P: 5		1B: 8 2B: 0 3B: 0 HR: 1	SF: 1 SAC: 0 DP: 0 HBP: 1	WP: 0 PB: 0 SB: 1 CS: 0	PA: 36						
<b>PITCHER</b>	IP	WLS	BF	H	R	ER	SO	BB	IBB	HBP	BLK	WP	HR	S	P	ERA	WHIP	<b>PITCHER</b>									
Ed Whitson, R ERA: 4.76 Dave Leiper, L ERA: 3.99 Lance McCullers, R ERA: 3.98 Greg Booker, R ERA: 3.77	(1, 1) (6, 1) (7, 1) (8, 1)	5.0 L	23 23	7 7	4 4	4 4	2 2	1 1	0 0	0 0	0 0	0 0	0 0	9 9	9 9	0.00 0.00	1.500 1.500										



Batter	1	2	3	4	5	6	7	8	9	AB	R	H	RBI	BB	SO	LOB	TOP					
Tony Gwynn, L (1, 9) OBP: 0.442, SLG: 0.506			 IBB		 IBB		 1-H 2B			2	0	1	1	2	1	0						
Tim Flannery, L (1, 4) OBP: 0.345, SLG: 0.274 Randy Ready, R (7, PH) Mark Davis, L (7, 1) OBP: 0.416, SLG: 0.466 Mark Davis, L (7, 1) OBP: 0.233, SLG: 0.333			 F7		 1-3		 F4			3	0	0	0	0	1	5						
John Kruk, L (1, 3) OBP: 0.409, SLG: 0.500	 4-3			 4-3		 1-3	 F7			4	0	0	0	0	0	1						
Benito Santiago, R (1, 2) OBP: 0.321, SLG: 0.458		 K		 6-3		 HR		 K		4	1	1	1	0	2	0						
Chris Brown, R (1, 5) OBP: 0.290, SLG: 0.383			 6-3		 FC9-4 1B		 5-3			4	0	1	0	0	1	0						
Shawn Abner, R (1, 7) OBP: 0.200, SLG: 0.400					 SH1-3 2B	 FC9-4 1-2		 6-3		4	0	1	0	0	1	1						
Garry Templeton, S (1, 6) OBP: 0.284, SLG: 0.297			 4-3		 SH1-3 2-3	 F8 1-2		 6-3		3	0	0	0	0	0	1						
Shane Mack, R (1, 8) OBP: 0.312, SLG: 0.384 Marvell Wynne, L (9, PH) OBP: 0.315, SLG: 0.353			 SH5-4 1B		 SH5-4 BB		 F9		 F8	2	0	1	0	1	0	0						
Eric Nolte, L (1, 1) OBP: 0.125, SLG: 0.067 Lance McCullers, S (6, 1) OBP: 0.133, SLG: 0.071 Joey Cora, S (7, PH) OBP: 0.335, SLG: 0.296			 SH5-4 1-2		 SH5-4 1-2		 2B BB		 K	3	0	0	0	0	0	0						
<b>Inning Stats</b>	R: 0 E: 0 K: 2 S: 7	H: 0 LOB: 0 BB: 0 P: 7	R: 0 E: 0 K: 3 S: 9	H: 0 LOB: 0 BB: 0 P: 9	R: 0 E: 0 K: 0 S: 4	H: 1 LOB: 2 BB: 1 P: 8	R: 0 E: 0 K: 0 S: 3	H: 0 LOB: 0 BB: 0 P: 3	R: 0 E: 0 K: 0 S: 4	H: 1 LOB: 3 BB: 2 P: 12	R: 1 E: 0 K: 0 S: 5	H: 2 LOB: 1 BB: 0 P: 5	R: 1 E: 0 K: 0 S: 4	H: 1 LOB: 0 BB: 1 P: 8	R: 0 E: 0 K: 1 S: 5	H: 0 LOB: 0 BB: 0 P: 5	R: 0 E: 0 K: 1 S: 5	H: 0 LOB: 0 BB: 0 P: 5	1B: 2 2B: 2 3B: 0 HR: 1	SF: 0 SAC: 3 DP: 0 HBP: 0	WP: 0 PB: 0 SB: 1 CS: 0	PA: 36
<b>PITCHER</b>	IP WLS BF H R ER SO BB IBB HBP BLK WP HR S P ERA WHIP																					
David Palmer, R (1, 1) ERA: 4.54	6.1 W 27 4 2 2 5 2 2 0 0 0 1 33 49 2.84 0.947																					
Chuck Cary, L (7, 1) ERA:	0.0 1 1 0 0 0 0 0 0 0 0 0 0 1 1 ∞ ∞																					
Jim Acker, R (7, 1) ERA: 4.35	2.2 S 8 0 0 0 2 0 0 0 0 0 0 0 12 12 0.00 0.000																					

San Diego Padres @ Atlanta Braves  
Atlanta-Fulton County Stadium, Atlanta, GA  
Wed Sep 09 1987, 7:05 PM EDT  
Att: 2,501 - Unknown


AB 29  
R 2  
H 5  
RBI 2  
BB 4  
SO 7  
LOB 9




Batter	1	2	3	4	5	6	7	8	9	AB	R	H	RBI	BB	SO	LOB	BOTTOM			
Ron Gant, R (1, 4) OBP: 0.444, SLG: 0.444	 CS 1B		 1B		 5-3		 F6			4	0	2	0	0	0	1				
Albert Hall, S (1, 8) OBP: 0.365, SLG: 0.386	 P3 1-2		 K			 K	 5-3			4	0	0	0	0	2	2				
Gerald Perry, L (1, 3) OBP: 0.325, SLG: 0.404	 4-3			 FC6-4 S 1B		 2B BB		 2B		3	1	2	0	1	0	0				
Dale Murphy, R (1, 9) OBP: 0.415, SLG: 0.580		 F8		 FC6-4 1-2 BB		 2B SF8 BB		 F2		2	1	0	0	2	0	0				
Gary Roenicke, R (1, 7) OBP: 0.355, SLG: 0.488		 F6		 FC6-4 1-2 2-3		 SF8 1-3 2-H 2B		 K		4	1	1	1	0	1	2				
Ozzie Virgil, R (1, 2) OBP: 0.325, SLG: 0.480		 BB		 F7		 SF8 2-3 3-H				1	0	0	1	1	0	2				
Ken Oberkfell, L (1, 5) OBP: 0.343, SLG: 0.376		 3-1		 5 3-H		 F9 3-H 1B		 K SH2-4 BB		3	0	1	1	0	0	1				
Jeff Blauser, R (1, 6) OBP: 0.304, SLG: 0.319			 K			 K SH2-4 BB		 K		2	0	0	0	1	2	1				
David Palmer, R (1, 1) OBP: 0.156, SLG: 0.227 Chuck Cary, L (7, 1) Jim Acker, R (7, 1) OBP: 0.267, SLG: 0.214			 F7		 SH2-4 1-2		 K			1	0	0	0	0	0	0				
<b>Inning Stats</b>	R: 0 E: 0 K: 0 S: 3	H: 1 LOB: 0 BB: 0 P: 3	R: 0 E: 0 K: 0 S: 3	H: 0 LOB: 1 BB: 1 P: 7	R: 0 E: 0 K: 2 S: 8	H: 1 LOB: 0 BB: 0 P: 8	R: 0 E: 0 K: 0 S: 3	H: 1 LOB: 2 BB: 1 P: 7	R: 0 E: 0 K: 0 S: 3	H: 0 LOB: 1 BB: 1 P: 7	R: 3 E: 0 K: 2 S: 9	H: 2 LOB: 1 BB: 2 P: 17	R: 0 E: 0 K: 1 S: 5	H: 0 LOB: 0 BB: 0 P: 5	R: 0 E: 0 K: 1 S: 5	H: 1 LOB: 0 BB: 0 P: 5	1B: 4 2B: 2 3B: 0 HR: 0	SF: 1 SAC: 1 DP: 0 HBP: 0	WP: 0 PB: 0 SB: 1 CS: 1	PA: 32
<b>PITCHER</b>	IP WLS BF H R ER SO BB IBB HBP BLK WP HR S P ERA WHIP																			
Eric Nolte, L (1, 1) ERA: 2.22	5.1 L 24 4 3 3 3 5 0 0 0 0 0 0 5 5 0.00 1.688																			
Lance McCullers, R (6, 1) ERA: 3.95	0.2 3 1 0 0 1 0 0 0 0 0 0 0 5 5 0.00 1.500																			
Mark Davis, L (7, 1) ERA: 4.14	2.0 6 1 0 0 2 0 0 0 0 0 0 0 10 10 0.00 0.500																			

San Diego Padres @ Atlanta Braves  
Atlanta-Fulton County Stadium, Atlanta, GA  
Wed Sep 09 1987, 7:05 PM EDT  
Att: 2,501 - Unknown

AB 25  
R 3  
H 6  
RBI 3  
BB 5  
SO 6  
LOB 9





Batter	1	2	3	4	5	6	7	8	9	AB	R	H	RBI	BB	SO	LOB	TOP										
Steve Sax, R OBP: 0.313, SLG: 0.347 (1, 4)	5-3	5-3		6-3		1B	4-3			5	1	1	0	0	0	2	<b>Los Angeles Dodgers @ Atlanta Braves</b> Atlanta-Fulton County Stadium, Atlanta, GA Fri Sep 11 1987, 7:05 PM EDT Att: 11,252 - Unknown										
Mike Scioscia, L OBP: 0.342, SLG: 0.360 (1, 2)	F7	4-3		1B		1B	5-3			4	1	1	0	1	0	2											
Pedro Guerrero, R OBP: 0.408, SLG: 0.537 (1, 3)	BLK			1B		1B				2	2	2	0	2	0	0											
Mike Marshall, R OBP: 0.313, SLG: 0.452 (1, 9)	1B			G6-4-3		1B				5	0	3	3	0	0	2											
John Shelby, S OBP: 0.289, SLG: 0.427 (1, 8)	FC6-4			1B		K				4	0	0	0	1	2	7											
Ralph Bryant, L OBP: 0.386, SLG: 0.526 (1, 7)						F7				5	1	3	1	0	0	3											
Glenn Hoffman, R OBP: 0.289, SLG: 0.271 (1, 6)						1B				3	0	2	1	1	1	0											
Dave Anderson, R OBP: 0.302, SLG: 0.317 (1, 5)						1B				4	0	0	0	1	1	7											
Fernando Valenzuela, L OBP: 0.148, SLG: 0.185 (1, 1)	SH2-4			P3		G6-4-3				4	0	0	0	0	0	2											
<b>Inning Stats</b>	R: 1 E: 0 K: 0 S: 4	H: 1 LOB: 1 BB: 1 P: 8	R: 1 E: 0 K: 0 S: 5	H: 2 LOB: 2 BB: 1 P: 9	R: 0 E: 0 K: 0 S: 4	H: 2 LOB: 3 BB: 2 P: 12	R: 0 E: 0 K: 1 S: 8	H: 3 LOB: 3 BB: 0 P: 8	R: 0 E: 0 K: 0 S: 3	H: 1 LOB: 1 BB: 0 P: 4	R: 3 E: 0 K: 1 S: 8	H: 3 LOB: 2 BB: 1 P: 13	R: 0 E: 0 K: 0 S: 3	H: 0 LOB: 0 BB: 0 P: 3	R: 0 E: 0 K: 2 S: 7	H: 0 LOB: 0 BB: 0 P: 7		R: 0 E: 0 K: 2 S: 7	H: 0 LOB: 0 BB: 0 P: 7	1B: 11 2B: 0 3B: 0 HR: 1	SF: 0 SAC: 1 DP: 2 HBP: 2	WP: 0 PB: 0 SB: 2 CS: 0	PA: 45				
<b>PITCHER</b>	IP	WLS	BF	H	R	ER	SO	BB	IBB	HBP	BLK	WP	HR	S	P	ERA	WHIP										
Kevin Coffman, R ERA: 9.35 (6, 1)	5.0	L	30	10	5	5	1	5	0	2	1	0	1	25	47	9.00	3.000										
Rick Mahler, R ERA: 4.89 (7, 1)	1.0		5	2	0	0	1	0	0	0	0	0	0	7	7	0.00	2.000										
Paul Assenmacher, L ERA: 4.22 (8, 1)	1.0		3	0	0	0	0	0	0	0	0	0	0	3	3	0.00	0.000										
Marty Clary, R ERA: (8, 1)	2.0		7	0	0	0	2	1	0	0	0	0	0	10	14	0.00	0.500										

Batter	1	2	3	4	5	6	7	8	9	AB	R	H	RBI	BB	SO	LOB	BOTTOM										
Dion James, L OBP: 0.394, SLG: 0.475 (1, 8)	SH3			K		G3				4	0	1	0	0	1	2	<b>Los Angeles Dodgers @ Atlanta Braves</b> Atlanta-Fulton County Stadium, Atlanta, GA Fri Sep 11 1987, 7:05 PM EDT Att: 11,252 - Unknown										
Ron Gant, R OBP: 0.333, SLG: 0.333 (1, 4)	SH3			K2-3		E5				3	0	0	0	0	1	0											
Gerald Perry, L OBP: 0.322, SLG: 0.401 (1, 3)	K			F9		F6				4	0	0	0	0	1	2											
Dale Murphy, R OBP: 0.413, SLG: 0.575 (1, 9)	F9			4-3		G6-4-3				4	0	0	0	0	0	3											
Gary Roenicke, R OBP: 0.353, SLG: 0.477 (1, 7)				F7		F5				3	0	0	0	1	0	0											
Ozzie Virgil, R OBP: 0.324, SLG: 0.476 (1, 2)				6-3		F9				3	0	0	0	1	0	1											
Ken Oberkfell, L OBP: 0.344, SLG: 0.376 (1, 5)						L3				3	1	1	0	1	1	0											
Jeff Blauser, R OBP: 0.305, SLG: 0.351 (1, 6)				F8		K				3	1	1	2	0	1	2											
Kevin Coffman, R OBP: 0.333, SLG: 0.333 (6, 1)										2	0	1	0	0	1	2											
Rick Mahler, R OBP: 0.250, SLG: 0.238 (7, 1)										0	0	0	0	0	0	0											
Paul Assenmacher, L (7, 1)										0	0	0	0	0	0	0											
Bruce Benedict, R OBP: 0.279, SLG: 0.184 (7, PH)										0	0	0	0	1	0	0											
Marty Clary, R (8, 1)										0	0	0	0	0	0	0											
<b>Inning Stats</b>	R: 0 E: 0 K: 1 S: 6	H: 1 LOB: 1 BB: 0 P: 6	R: 0 E: 0 K: 1 S: 5	H: 0 LOB: 2 BB: 2 P: 13	R: 0 E: 0 K: 2 S: 7	H: 0 LOB: 0 BB: 0 P: 7	R: 0 E: 0 K: 0 S: 3	H: 0 LOB: 0 BB: 0 P: 3	R: 0 E: 0 K: 0 S: 6	H: 1 LOB: 1 BB: 0 P: 6	R: 0 E: 0 K: 0 S: 3	H: 0 LOB: 0 BB: 0 P: 3	R: 2 E: 0 K: 0 S: 5	H: 2 LOB: 1 BB: 1 P: 9	R: 0 E: 0 K: 0 S: 3	H: 0 LOB: 0 BB: 0 P: 3	R: 0 E: 0 K: 1 S: 4	H: 0 LOB: 0 BB: 1 P: 8	R: 0 E: 0 K: 1 S: 4	H: 0 LOB: 0 BB: 1 P: 8	1B: 2 2B: 1 3B: 0 HR: 1	SF: 0 SAC: 1 DP: 3 HBP: 0	WP: 0 PB: 0 SB: 0 CS: 0	PA: 34			
<b>PITCHER</b>	IP	WLS	BF	H	R	ER	SO	BB	IBB	HBP	BLK	WP	HR	S	P	ERA	WHIP										
Fernando Valenzuela, L ERA: 4.1 (1, 1)	9.0	W	34	4	2	2	6	4	0	0	0	0	1	42	58	2.00	0.889										







Batter	1	2	3	4	5	6	7	8	9	AB	R	H	RBI	BB	SO	LOB	TOP			
Steve Sax, R OBP: 0.314, SLG: 0.346 (1,4)										4	2	2	0	1	0	0	<b>Los Angeles Dodgers @ Atlanta Braves</b> Atlanta-Fulton County Stadium, Atlanta, GA Sun Sep 13 1987, 3:33 AM EDT Att: 8,870 - Unknown  <b>AB 37</b> <b>R 6</b> <b>H 13</b> <b>RBI 6</b> <b>BB 4</b> <b>SO 1</b> <b>LOB 15</b> 			
John Shelby, S OBP: 0.294, SLG: 0.433 (1,8)										5	1	4	1	0	0	1				
Pedro Guerrero, R OBP: 0.406, SLG: 0.537 Franklin Stubbs, L OBP: 0.285, SLG: 0.411 (1,3) (7,3)										4	0	0	0	0	0	5				
Mike Marshall, R OBP: 0.323, SLG: 0.468 (1,9)										4	3	4	2	1	0	0				
Ralph Bryant, L OBP: 0.383, SLG: 0.500 Mike Devereaux, R OBP: 0.258, SLG: 0.333 (1,7) (8,PH) (8,7)										2	0	0	0	1	0	1				
Mike Scioscia, L OBP: 0.342, SLG: 0.360 (1,2)										5	0	2	1	0	0	2				
Glenn Hoffman, R OBP: 0.277, SLG: 0.260 (1,6)										3	0	0	1	0	0	1				
Dave Anderson, R OBP: 0.299, SLG: 0.313 Phil Garner, R OBP: 0.263, SLG: 0.312 (1,5) (8,PH) (8,5)										3	0	0	0	0	0	0				
Orel Hershiser, R OBP: 0.232, SLG: 0.275 Tito Landrum, R OBP: 0.287, SLG: 0.286 Brad Havens, L (8,1)										1	0	0	0	0	0	2				
<b>Inning Stats</b>	R: 1 E: 0 K: 0 S: 5	H: 2 LOB: 1 BB: 0 P: 5	R: 0 E: 0 K: 0 S: 3	H: 0 LOB: 0 BB: 0 P: 3	R: 0 E: 0 K: 0 S: 4	H: 1 LOB: 1 BB: 0 P: 4	R: 1 E: 0 K: 0 S: 3	H: 2 LOB: 0 BB: 1 P: 7	R: 1 E: 0 K: 0 S: 4	H: 1 LOB: 1 BB: 0 P: 8	R: 1 E: 0 K: 0 S: 4	H: 2 LOB: 2 BB: 0 P: 5	R: 0 E: 0 K: 0 S: 7	H: 2 LOB: 2 BB: 1 P: 11	R: 1 E: 1 K: 0 S: 5	H: 2 LOB: 2 BB: 1 P: 9		1B: 11 2B: 1 3B: 0 HR: 1	SF: 0 SAC: 1 DP: 1 HBP: 0	WP: 0 PB: 0 SB: 1 CS: 0
<b>PITCHER</b>	IP WLS BF H R ER SO BB IBB HBP BLK WP HR S P ERA WHIP																			
Pete Smith, R ERA: 3.88 Jeff Dedmon, R ERA: 3.5 Chuck Cary, L ERA: 4.5 (1,1) (7,1) (8,1)	6.0 L 25 7 4 4 0 2 0 0 0 0 0 1 23 31 6.00 1.500																			

Batter	1	2	3	4	5	6	7	8	9	AB	R	H	RBI	BB	SO	LOB	BOTTOM			
Dion James, L OBP: 0.394, SLG: 0.474 (1,8)											4	0	1	0	0	1	<b>Los Angeles Dodgers @ Atlanta Braves</b> Atlanta-Fulton County Stadium, Atlanta, GA Sun Sep 13 1987, 3:33 AM EDT Att: 8,870 - Unknown  <b>AB 32</b> <b>R 2</b> <b>H 6</b> <b>RBI 2</b> <b>BB 1</b> <b>SO 1</b> <b>LOB 5</b> 			
Jeff Blausler, R OBP: 0.286, SLG: 0.327 (1,6)										4	0	0	0	0	0	1				
Gerald Perry, L OBP: 0.326, SLG: 0.407 (1,3)										4	0	2	0	0	0	0				
Dale Murphy, R OBP: 0.411, SLG: 0.569 (1,9)										3	0	0	0	1	0	1				
Ken Griffey, L OBP: 0.353, SLG: 0.452 (1,7)										4	0	0	0	0	0	2				
Graig Nettles, L OBP: 0.301, SLG: 0.370 (1,5)										4	0	0	0	0	0	0				
Ozzie Virgil, R OBP: 0.326, SLG: 0.493 (1,2)										3	2	2	2	0	0	0				
Glenn Hubbard, R OBP: 0.387, SLG: 0.392 (1,4)										3	0	1	0	0	0	0				
Pete Smith, R OBP: 0.167, SLG: 0.167 Jeff Dedmon, L OBP: 0.294, SLG: 0.313 Albert Hall, S OBP: 0.362, SLG: 0.382 Chuck Cary, L (1,1) (7,1) (7,PH) (8,1)										2	0	0	0	0	0	0				
<b>Inning Stats</b>	R: 0 E: 0 K: 0 S: 4	H: 2 LOB: 2 BB: 1 P: 8	R: 0 E: 0 K: 0 S: 3	H: 0 LOB: 0 BB: 0 P: 3	R: 0 E: 0 K: 0 S: 3	H: 0 LOB: 0 BB: 0 P: 3	R: 0 E: 0 K: 0 S: 3	H: 0 LOB: 0 BB: 0 P: 3	R: 1 E: 0 K: 1 S: 6	H: 1 LOB: 1 BB: 0 P: 6	R: 1 E: 0 K: 0 S: 5	H: 2 LOB: 1 BB: 0 P: 5	R: 0 E: 0 K: 0 S: 3	H: 0 LOB: 0 BB: 0 P: 3	R: 0 E: 0 K: 0 S: 3	H: 0 LOB: 0 BB: 0 P: 3		1B: 3 2B: 1 3B: 0 HR: 2	SF: 0 SAC: 0 DP: 1 HBP: 0	WP: 0 PB: 0 SB: 0 CS: 0
<b>PITCHER</b>	IP WLS BF H R ER SO BB IBB HBP BLK WP HR S P ERA WHIP																			
Orel Hershiser, R ERA: 2.71 Brad Havens, L ERA: 3.15 (1,1) (8,1)	7.0 W 27 6 2 2 1 1 0 0 0 0 0 2 28 32 2.57 1.000																			



Batter	1	2	3	4	5	6	7	8	9	AB	R	H	RBI	BB	SO	LOB	TOP											
Tracy Jones, R OBP: 0.335, SLG: 0.436 (1, 9)	F3		F8		F7			4-3		4	0	0	0	0	0	0	<p>Cincinnati Reds @ Atlanta Braves Atlanta-Fulton County Stadium, Atlanta, GA</p> <p>Mon Sep 14 1987, 7:05 PM EDT Att: 4,848 - Unknown</p>											
Barry Larkin, R OBP: 0.299, SLG: 0.352 (1, 6)	BB			F7		F9		6-3		3	0	0	0	1	0													
Eric Davis, R OBP: 0.402, SLG: 0.613 (1, 8)	K			K		4-3			F8 S 4-3 BB	3	1	0	0	1	2	1												
Buddy Bell, R OBP: 0.371, SLG: 0.411 (1, 5)	5-3			HR					F8 1-3	3	1	1	1	1	0	2												
Dave Concepcion, R OBP: 0.370, SLG: 0.372 Kal Daniels, L OBP: 0.430, SLG: 0.614 (9, PH)	4-3			2B 1B		F9			4-3 3-H	3	0	1	0	0	0	1												
Nick Esasky, R OBP: 0.316, SLG: 0.517 (1, 3)	G3			2B		F7			K 0-3	4	0	1	0	0	1	0												
Lloyd McClendon, R OBP: 0.242, SLG: 0.328 (1, 7)	K			K		G6-4-3 1B				3	0	1	0	0	2	2												
Terry McGriff, R OBP: 0.300, SLG: 0.410 (1, 2)			6-3		F9		G6-4-3 1-2			3	0	0	0	0	0	1												
Guy Hoffman, L OBP: 0.098, SLG: 0.122 Bill Scherrer, L (7, 1)	4-3				6-3			4-3		2	0	0	0	0	0	0												
Tom Hume, R OBP: 0.200, SLG: 0.267 Kurt Stillwell, S OBP: 0.313, SLG: 0.373 Jeff Montgomery, R (8, 1)										0	0	0	0	0	0	0												
<b>Inning Stats</b>	R: 0 E: 0 K: 1 S: 5	H: 0 LOB: 1 BB: 1 P: 9	R: 0 E: 0 K: 1 S: 5	H: 0 LOB: 0 BB: 0 P: 5	R: 0 E: 0 K: 0 S: 3	H: 0 LOB: 0 BB: 0 P: 3	R: 1 E: 0 K: 2 S: 10	H: 3 LOB: 2 BB: 0 P: 10	R: 0 E: 0 K: 0 S: 3	H: 0 LOB: 1 BB: 1 P: 7	R: 0 E: 0 K: 0 S: 3	H: 1 LOB: 1 BB: 0 P: 3	R: 0 E: 0 K: 0 S: 3	H: 0 LOB: 0 BB: 0 P: 3	R: 1 E: 0 K: 1 S: 5	H: 0 LOB: 0 BB: 1 P: 9	1B: 2 2B: 3 3B: 0 HR: 1	SF: 0 SAC: 0 DP: 1 HBP: 0	WP: 0 PB: 0 SB: 1 CS: 0	PA: 33								
<b>PITCHER</b>	IP	WLS	BF	H	R	ER	SO	BB	IBB	HBP	BLK	WP	HR	S	P	ERA	WHIP											
Tom Glavine, L ERA: 5.82 Rick Mahler, R ERA: 4.99 Jim Acker, R ERA: 4.27	(1, 1)	7.0	W	26	4	1	1	4	2	0	0	0	0	1	32	40	1.29	0.857										
	(8, 1)	1.0		4	0	1	1	0	1	0	0	0	0	0	3	7	9.00	1.000										
	(9, 1)	1.0	S	3	0	0	0	1	0	0	0	0	0	0	5	5	0.00	0.000										

AB	30
R	2
H	4
RBI	2
BB	3
SO	5
LOB	7



Batter	1	2	3	4	5	6	7	8	9	AB	R	H	RBI	BB	SO	LOB	BOTTOM										
Dion James, L OBP: 0.397, SLG: 0.476 (1, 7)	2B 1B		FC6-4 HBP		1B WP		SH3-4			2	0	2	0	0	0	0	<p>Cincinnati Reds @ Atlanta Braves Atlanta-Fulton County Stadium, Atlanta, GA</p> <p>Mon Sep 14 1987, 7:05 PM EDT Att: 4,848 - Unknown</p>										
Albert Hall, S OBP: 0.364, SLG: 0.389 (1, 8)	K		FC6-4 1-3 1B		1B		S SF8 2B			4	2	2	1	0	1	2											
Gerald Perry, L OBP: 0.329, SLG: 0.409 (1, 3)	2B		1-3		K		S BB			3	0	1	0	1	1	3											
Dale Murphy, R OBP: 0.413, SLG: 0.570 (1, 9)	IBB		2H 1B		G6-3 IBB		SF8			1	0	1	2	2	0	0											
Ozzie Virgil, R OBP: 0.326, SLG: 0.489 (1, 2)	L5		1-2 BB		G6-3		5-3			3	0	0	0	1	0	7											
Ken Oberkfell, L OBP: 0.342, SLG: 0.371 (1, 5)	K		4-3				P3			4	0	0	0	0	1	5											
Jeff Blauser, R OBP: 0.276, SLG: 0.315 (1, 6)		K		6-3			F9			4	0	0	0	0	1	0											
Glenn Hubbard, R OBP: 0.384, SLG: 0.388 (1, 4)		K		6-3			6-3			4	0	0	0	0	1	0											
Tom Glavine, L OBP: 0.091, SLG: 0.091 Ken Griffey, L OBP: 0.355, SLG: 0.456 Rick Mahler, R OBP: 0.200, SLG: 0.238 Jim Acker, R OBP: 0.267, SLG: 0.214 (9, 1)		K		4-3			SH3-4 2B			2	0	0	0	0	1	0											
<b>Inning Stats</b>	R: 0 E: 0 K: 2 S: 9	H: 2 LOB: 3 BB: 1 P: 13	R: 0 E: 0 K: 3 S: 9	H: 0 LOB: 0 BB: 0 P: 9	R: 1 E: 0 K: 0 S: 4	H: 1 LOB: 2 BB: 1 P: 9	R: 0 E: 0 K: 0 S: 3	H: 0 LOB: 0 BB: 0 P: 3	R: 0 E: 0 K: 0 S: 3	H: 0 LOB: 0 BB: 0 P: 3	R: 2 E: 0 K: 0 S: 5	H: 2 LOB: 1 BB: 1 P: 9	R: 0 E: 0 K: 0 S: 3	H: 0 LOB: 0 BB: 0 P: 3	R: 0 E: 0 K: 0 S: 3	H: 0 LOB: 0 BB: 0 P: 3		1B: 4 2B: 3 3B: 0 HR: 0	SF: 1 SAC: 1 DP: 1 HBP: 1	WP: 1 PB: 0 SB: 2 CS: 0	PA: 35						
<b>PITCHER</b>	IP	WLS	BF	H	R	ER	SO	BB	IBB	HBP	BLK	WP	HR	S	P	ERA	WHIP										
Guy Hoffman, L ERA: 4.27 Bill Scherrer, L ERA: 4.55 Tom Hume, R ERA: 5.22 Jeff Montgomery, R ERA: 6.91	(1, 1)	6.1	L	29	7	3	3	6	1	2	1	0	0	37	50	4.26	1.263										
	(7, 1)	0.0		1	0	0	0	0	1	0	0	0	0	0	4	∞	∞										
	(7, 1)	0.2		2	0	0	0	0	0	0	0	0	0	2	2	0.00	0.000										
	(8, 1)	1.0		3	0	0	0	0	0	0	0	0	0	3	3	0.00	0.000										

AB	28
R	3
H	7
RBI	3
BB	4
SO	6
LOB	17









Batter	1	2	3	4	5	6	7	8	9	AB	R	H	RBI	BB	SO	LOB	TOP
Albert Hall, S OBP: 0.358, SLG: 0.378 Jim Acker, R OBP: 0.267, SLG: 0.214	(1, 8) 0-3 K	(1, 8) 0-0 F8			(1, 8) 0-0 F7			(1, 8) 0-0 F9		4	0	0	0	0	1	3	
Ron Gant, R OBP: 0.276, SLG: 0.278	(1, 4) 0-3 K		(1, 4) 0-3 K		(1, 4) 0-0 5-3			(1, 4) 0-0 F8		4	0	0	0	0	2	0	
Dion James, L OBP: 0.398, SLG: 0.479	(1, 7) 0-0 1B		(1, 7) 0-0 4-3		(1, 7) 0-0 3-1			(1, 7) 0-0 G3		4	0	1	0	0	0	0	
Dale Murphy, R OBP: 0.413, SLG: 0.580	(1, 9) 0-3 K		(1, 9) 0-0 F9		(1, 9) 0-3 K			(1, 9) 0-0 5-3		4	0	0	0	0	2	1	
Gerald Perry, L OBP: 0.328, SLG: 0.406	(1, 3)		(1, 3) 0-0 F7		(1, 3) 0-0 4-3			(1, 3) 0-0 G5-4-3 1B		3	0	1	0	0	0	0	
Ozzie Virgil, R OBP: 0.324, SLG: 0.484	(1, 2)		(1, 2) 4-0 BB BB		(1, 2) 0-0 6-3			(1, 2) 0-0 G5-4-3 1-2		2	0	0	0	1	0	1	
Ken Oberkfell, L OBP: 0.339, SLG: 0.366	(1, 5)		(1, 5) 4-0 BB 1-2		(1, 5) 0-3 K			(1, 5) 0-0 G3		2	0	0	0	1	1	0	
Jeff Blausler, R OBP: 0.295, SLG: 0.348 Ken Griffey, L OBP: 0.355, SLG: 0.454	(1, 6) (8, PH) (8, 7)		(1, 6) 4-0 BB 1-2 2-3		(1, 6) 0-3 K			(1, 6) 0-0 F6		1	0	0	0	1	1	0	
Kevin Coffman, R OBP: 0.200, SLG: 0.200 Charlie Puleo, R OBP: 0.222, SLG: 0.308 Graig Nettles, L OBP: 0.299, SLG: 0.368 Paul Runge, R OBP: 0.286, SLG: 0.387	(1, 1) (6, 1) (8, PH) (8, 6)		(1, 1) 0-3 K		(1, 1) 0-3 K			(1, 1) 0-0 G3		2	0	0	0	0	2	3	
<b>Inning Stats</b>	R: 0 E: 0 K: 3 S: 10	H: 1 LOB: 1 BB: 0 P: 10	R: 0 E: 0 K: 1 S: 5	H: 0 LOB: 3 BB: 3 P: 17	R: 0 E: 0 K: 1 S: 5	H: 0 LOB: 0 BB: 0 P: 5	R: 0 E: 0 K: 1 S: 5	H: 0 LOB: 0 BB: 0 P: 5	R: 0 E: 0 K: 0 S: 3	H: 1 LOB: 1 BB: 0 P: 3	R: 0 E: 0 K: 0 S: 3	H: 0 LOB: 0 BB: 0 P: 3	R: 0 E: 0 K: 0 S: 3	H: 0 LOB: 0 BB: 0 P: 3	1B: 2 2B: 0 3B: 0 HR: 0	SF: 0 SAC: 0 DP: 1 HBP: 0	WP: 0 PA: 31 PB: 0 SB: 0 CS: 0
<b>PITCHER</b> Mark Grant, R ERA: 4.01	IP: 9.0 WLS: W BF: 31 H: 2 R: 0 ER: 0 SO: 9 BB: 3 IBB: 0 HBP: 0 BLK: 0 WP: 0 HR: 0 S: 46 P: 58 ERA: 0.00 WHIP: 0.556																

Atlanta Braves @ San Diego Padres  
Jack Murphy Stadium, San Diego, CA  
Wed Sep 16 1987, 10:05 PM EDT  
Att: 7,892 - Unknown

AB 28  
R 0  
H 2  
RBI 0  
BB 3  
SO 9  
LOB 8



Batter	1	2	3	4	5	6	7	8	9	AB	R	H	RBI	BB	SO	LOB	BOTTOM
Tony Gwynn, L OBP: 0.447, SLG: 0.521	(1, 9) 0-0 5-3		(1, 9) 0-0 L5		(1, 9) 0-0 3B			(1, 9) 4-0 CS BB		3	0	1	0	1	0	0	
Stan Jefferson, S OBP: 0.308, SLG: 0.358	(1, 8) 4-0 S 2B BB		(1, 8) 0-0 4-3		(1, 8) 0-0 4-3			(1, 8) 0-3 K 1-2		3	1	0	0	1	1	2	
Carmelo Martinez, R OBP: 0.380, SLG: 0.439 Shane Mack, R OBP: 0.303, SLG: 0.380	(1, 7) (6, PR) (7, 8)		(1, 7) 0-3 K 1-2		(1, 7) 0-3 K			(1, 7) 0-0 CS 1B		3	0	1	0	0	2	1	
John Kruk, L OBP: 0.410, SLG: 0.496	(1, 3) 0-0 2H 1B 2B		(1, 3) 0-0 G3		(1, 3) 0-0 BB 1B 1-2			(1, 3) 4-0 S 1B BB		3	2	2	1	1	0	0	
Benito Santiago, R OBP: 0.324, SLG: 0.459	(1, 2) 0-0 2H 1B		(1, 2) 0-0 L8		(1, 2) 0-0 F9			(1, 2) 0-0 P3		4	0	1	1	0	0	2	
Randy Ready, R OBP: 0.425, SLG: 0.497	(1, 5) 0-0 6-3		(1, 5) 0-0 PB 2B		(1, 5) 0-0 BB BB			(1, 5) 0-0 1H 1B		3	0	2	1	1	0	1	
Garry Templeton, S OBP: 0.286, SLG: 0.296	(1, 6)		(1, 6) 0-0 F7		(1, 6) 0-3 K 2-3			(1, 6) 4-0 1-2 2-3 BB		3	0	0	0	1	1	2	
Tim Flannery, L OBP: 0.338, SLG: 0.265	(1, 4) 0-0 F7		(1, 4) 0-0 F7		(1, 4) 0-0 1-3			(1, 4) 0-0 F7		3	0	0	0	0	0	3	
Mark Grant, R OBP: 0.171, SLG: 0.105	(1, 1) 0-3 K		(1, 1) 0-0 G3		(1, 1) 0-0 G3			(1, 1) 0-0 B1-3		3	0	0	0	0	1	0	
<b>Inning Stats</b>	R: 2 E: 0 K: 1 S: 7	H: 2 LOB: 1 BB: 1 P: 11	R: 0 E: 0 K: 1 S: 5	H: 0 LOB: 0 BB: 0 P: 5	R: 0 E: 0 K: 1 S: 6	H: 1 LOB: 1 BB: 0 P: 6	R: 0 E: 0 K: 0 S: 4	H: 2 LOB: 2 BB: 2 P: 12	R: 0 E: 0 K: 1 S: 4	H: 0 LOB: 1 BB: 1 P: 8	R: 1 E: 0 K: 0 S: 4	H: 1 LOB: 1 BB: 1 P: 8	1B: 4 2B: 3 3B: 1 HR: 0	SF: 0 SAC: 0 DP: 1 HBP: 0	WP: 0 PA: 34 PB: 1 SB: 2 CS: 2		
<b>PITCHER</b> Kevin Coffman, R ERA: 6.91 Charlie Puleo, R ERA: 4.27 Jim Acker, R ERA: 4.31	IP: 5.2 WLS: L BF: 25 H: 6 R: 2 ER: 2 SO: 4 BB: 3 IBB: 0 HBP: 0 BLK: 0 WP: 0 HR: 0 S: 30 P: 42 ERA: 3.18 WHIP: 1.588																

Atlanta Braves @ San Diego Padres  
Jack Murphy Stadium, San Diego, CA  
Wed Sep 16 1987, 10:05 PM EDT  
Att: 7,892 - Unknown

AB 29  
R 3  
H 7  
RBI 3  
BB 5  
SO 5  
LOB 11





Batter	1	2	3	4	5	6	7	8	9	AB	R	H	RBI	BB	SO	LOB	TOP		
Dion James, L (1, 8) OBP: 0.398, SLG: 0.480	F7		1B		F7		4-3		2B	5	0	2	1	0	0	1	<b>Atlanta Braves @ San Diego Padres</b> Jack Murphy Stadium, San Diego, CA Thu Sep 17 1987, 6:33 AM EDT Att: 8,194 - Unknown		
Ken Oberkfell, L (1, 5) OBP: 0.337, SLG: 0.363	F3		F9		BB		G3		F7	4	0	0	0	1	0	3			
Gerald Perry, L (1, 3) OBP: 0.326, SLG: 0.402	F7			4-3	F6		L9			4	0	0	0	0	0	2			
Dale Murphy, R (1, 9) OBP: 0.412, SLG: 0.578		K		6-3		1B		K		4	0	1	0	0	2	0			
Ken Griffey, L (1, 7) OBP: 0.356, SLG: 0.453		BB		BB	1B	F9		F5		3	0	1	0	1	0	1			
Ted Simmons, S (1, 2) OBP: 0.348, SLG: 0.399		L8		BB	1B	1B		F6		3	0	1	0	1	0	1			
Jeff Blausler, R (1, 6) OBP: 0.294, SLG: 0.345		F9		F9		K		2B	1B	4	0	1	0	0	1	5			
Glenn Hubbard, R (1, 4) OBP: 0.382, SLG: 0.387			F8		FC2-6	K		F5		4	0	1	0	0	1	3			
Zane Smith, L (1, 1) OBP: 0.187, SLG: 0.183			K		FC2-6			L7		2	0	0	0	0	1	1			
Albert Hall, S (7, PH) OBP: 0.361, SLG: 0.390					BB		4-3			1	1	1	0	0	0	0			
Marty Clary, R (7, PH) OBP: 0.297, SLG: 0.366					1-2					1	0	0	0	0	0	1			
<b>Inning Stats</b>	R: 0 E: 0 K: 0 S: 3	H: 0 LOB: 0 BB: 0 P: 3	R: 0 E: 0 K: 1 S: 5	H: 0 LOB: 1 BB: 1 P: 9	R: 0 E: 0 K: 1 S: 6	H: 1 LOB: 1 BB: 0 P: 6	R: 0 E: 0 K: 0 S: 4	H: 1 LOB: 2 BB: 1 P: 8	R: 0 E: 0 K: 0 S: 4	H: 2 LOB: 0 BB: 0 P: 9	R: 1 E: 0 K: 0 S: 4	H: 1 LOB: 0 BB: 0 P: 4	R: 0 E: 0 K: 1 S: 5	H: 0 LOB: 0 BB: 0 P: 5	R: 0 E: 0 K: 0 S: 5	H: 2 LOB: 2 BB: 0 P: 5	1B: 6 2B: 1 3B: 1 HR: 0	SF: 0 SAC: 0 DP: 0 HBP: 0	WP: 0 PA: 38 PB: 0 SB: 0 CS: 0
<b>PITCHER</b> Eric Show, R (1, 1) ERA: 3.86	IP: 9.0 WLS: W BF: 38 H: 8 R: 1 ER: 1 SO: 5 BB: 3 IBB: 0 HBP: 0 BLK: 0 WP: 0 HR: 0 S: 45 P: 57 ERA: 1.00 WHIP: 1.222																		

Batter	1	2	3	4	5	6	7	8	9	AB	R	H	RBI	BB	SO	LOB	BOTTOM		
Tony Gwynn, L (1, 9) OBP: 0.445, SLG: 0.517	5-3		6-3			6-3	F7			4	0	0	0	0	0	0	<b>Atlanta Braves @ San Diego Padres</b> Jack Murphy Stadium, San Diego, CA Thu Sep 17 1987, 6:33 AM EDT Att: 8,194 - Unknown		
Stan Jefferson, S (1, 8) OBP: 0.310, SLG: 0.356	K			6-3		1B	1B	BB	BB	2	1	0	0	2	1	0			
Randy Ready, R (1, 5) OBP: 0.423, SLG: 0.492	F9			L9		L7	1B	BB		3	0	0	0	1	0	1			
Luis Salazar, R (8, PH) OBP: 0.314, SLG: 0.345							1-2	BB		0	0	0	0	0	0	0			
Carmelo Martinez, R (1, 3) OBP: 0.381, SLG: 0.440		3-1		F3		E	2B	1B	1-2	4	1	2	0	0	0	0			
Benito Santiago, R (1, 2) OBP: 0.326, SLG: 0.467		HR			4-3	1B	2B	E4	F9	4	3	2	1	0	0	4			
Shawn Abner, R (1, 7) OBP: 0.276, SLG: 0.556		K			B1	1-3	IHR	2B		4	1	1	1	0	2	1			
Garry Templeton, S (1, 6) OBP: 0.285, SLG: 0.302		P3			4-3	2-3	IHR		F7	4	1	1	3	0	0	1			
Joey Cora, S (1, 4) OBP: 0.329, SLG: 0.290			4-3			3-H	1B		F3	4	0	1	1	0	0	0			
Eric Show, R (1, 1) OBP: 0.074, SLG: 0.090			L4			F7			F7	3	0	0	0	0	0	1			
<b>Inning Stats</b>	R: 0 E: 0 K: 1 S: 5	H: 0 LOB: 0 BB: 0 P: 5	R: 1 E: 0 K: 1 S: 6	H: 1 LOB: 0 BB: 0 P: 6	R: 0 E: 0 K: 0 S: 3	H: 0 LOB: 0 BB: 0 P: 3	R: 0 E: 0 K: 0 S: 3	H: 0 LOB: 0 BB: 0 P: 3	R: 1 E: 0 K: 0 S: 5	H: 2 LOB: 1 BB: 0 P: 5	R: 5 E: 1 K: 0 S: 7	H: 3 LOB: 0 BB: 1 P: 11	R: 0 E: 0 K: 1 S: 4	H: 1 LOB: 3 BB: 2 P: 12	R: 0 E: 0 K: 1 S: 5	H: 0 LOB: 0 BB: 0 P: 5	1B: 3 2B: 2 3B: 0 HR: 2	SF: 0 SAC: 0 DP: 0 HBP: 0	WP: 0 PA: 35 PB: 0 SB: 0 CS: 0
<b>PITCHER</b> Zane Smith, L (1, 1) ERA: 3.91	IP: 6.0 WLS: L BF: 26 H: 6 R: 7 ER: 2 SO: 2 BB: 1 IBB: 0 HBP: 0 BLK: 0 WP: 0 HR: 1 S: 29 P: 33 ERA: 3.00 WHIP: 1.167																		
<b>PITCHER</b> Marty Clary, R (7, 1) ERA: 2.7	IP: 2.0 WLS: L BF: 9 H: 1 R: 0 ER: 0 SO: 1 BB: 2 IBB: 0 HBP: 0 BLK: 0 WP: 0 HR: 0 S: 9 P: 17 ERA: 0.00 WHIP: 1.500																		





Batter	1	2	3	4	5	6	7	8	9	AB	R	H	RBI	BB	SO	LOB	TOP			
Albert Hall, S OBP: 0.362, SLG: 0.395	0-0 HR 2B	0-0 E 1B		0-0 4-3			0-0 F8		0-0 F8	5	1	2	1	0	0	2				
Ron Gant, R OBP: 0.318, SLG: 0.364 Ted Simmons, S OBP: 0.346, SLG: 0.396	0-3 K	0-0 5-3			0-0 4-3 2B		0-0 FC4-6 1B		0-0 3-1	4	0	2	0	0	1	2				
Dion James, L OBP: 0.395, SLG: 0.476	0-3 K	0-3 K			0-0 4-3 2-3		0-0 FC4-6 1-2			4	0	0	0	0	2	4				
Dale Murphy, R OBP: 0.414, SLG: 0.584	0-0 2H HR			0-3 K		1-0 G5-4-3 HBP		0-0 FC4-6 1B		3	1	2	2	0	1	0				
Gerald Perry, L OBP: 0.325, SLG: 0.401	0-0 1B			0-0 3-1		0-0 G5-4-3 1-2		0-0 FC4-6 6-3		4	0	1	0	0	0	3				
Ozzie Virgil, R OBP: 0.321, SLG: 0.479	0-0 5-3			0-3 K			0-0 F8		0-0 6-3	4	0	0	0	0	1	2				
Ken Oberkfell, L OBP: 0.337, SLG: 0.362		0-0 1B 1B		0-0 L8			0-0 F7		0-3 K2-3	4	1	1	0	0	1	1				
Jeff Blausler, R OBP: 0.300, SLG: 0.345		0-0 1B SH1-4 E 1B		1-0 FC1-6 HBP		0-3 K			0-3 K	3	1	1	0	0	2	0				
Pete Smith, R OBP: 0.143, SLG: 0.143 Paul Assenmacher, L OBP: 0.266, SLG: 0.298 Rick Mahler, R OBP: 0.278, SLG: 0.337 Jeff Dedmon, L OBP: 0.301, SLG: 0.357 Ken Griffey, L OBP: 0.307, SLG: 0.457		0-0 SH1-4		0-0 FC1-6 1-2			0-0 3-1		0-0 2B	1	0	0	0	0	0	0				
<b>Inning Stats</b>	R: 2 E: 0 K: 2 S: 10	H: 3 LOB: 1 BB: 0 P: 10	R: 2 E: 1 K: 1 S: 8	H: 3 LOB: 1 BB: 0 P: 8	R: 0 E: 0 K: 2 S: 7	H: 0 LOB: 0 BB: 0 P: 7	R: 0 E: 0 K: 0 S: 3	H: 0 LOB: 1 BB: 0 P: 4	R: 0 E: 0 K: 1 S: 5	H: 1 LOB: 1 BB: 0 P: 5	R: 0 E: 0 K: 0 S: 4	H: 1 LOB: 1 BB: 0 P: 4	R: 0 E: 0 K: 1 S: 6	H: 1 LOB: 1 BB: 0 P: 6	R: 0 E: 0 K: 1 S: 6	H: 1 LOB: 1 BB: 0 P: 6	1B: 6 2B: 3 3B: 0 HR: 1	SF: 0 SAC: 1 DP: 1 HBP: 2	WP: 0 PB: 0 SB: 0 CS: 0	PA: 38
<b>PITCHER</b> Orel Hershiser, R ERA: 2.72	IP: 9.0 WLS: W BF: 38 H: 10 R: 4 ER: 3 SO: 8 BB: 0 IBB: 0 HBP: 2 BLK: 0 WP: 0 HR: 1 S: 52 P: 54 ERA: 3.00 WHIP: 1.111																			

Atlanta Braves @ Los Angeles Dodgers  
Dodger Stadium, Los Angeles, CA  
Fri Sep 18 1987, 7:05 PM PDT  
Att: 24,513 - Unknown

AB 35  
R 4  
H 10  
RBI 3  
BB 0  
SO 8  
LOB 16



Batter	1	2	3	4	5	6	7	8	9	AB	R	H	RBI	BB	SO	LOB	BOTTOM			
Steve Sax, R OBP: 0.320, SLG: 0.349	0-0 PB 1B		0-0 F8			0-0 WP BB CS	0-0 L4			3	2	1	0	1	0	0				
Chris Gwynn, L OBP: 0.238, SLG: 0.238	0-0 F8		0-0 F8			0-0 WP 1-2 1B	0-0 G3			4	1	1	0	0	0	1				
Pedro Guerrero, R OBP: 0.413, SLG: 0.542 Franklin Stubbs, L OBP: 0.284, SLG: 0.408	0-0 1H BB 1B		0-0 5-3			0-0 1H 2H HR 1B	0-0 4-3			4	1	2	2	0	0	0				
Mike Marshall, R OBP: 0.320, SLG: 0.457 Jose Gonzalez, R OBP: 0.284, SLG: 0.408	4-0 BB BB BB			0-0 1-3		0-0 1-2 HR 1B		0-0 4-3 S 1B		3	1	2	0	1	0	0				
John Shelby, S OBP: 0.301, SLG: 0.443	0-3 K		0-0 G3			0-0 1H 2H HR	0-0 F5			4	1	1	3	0	1	3				
Mike Scioscia, L OBP: 0.344, SLG: 0.357	0-3 K		0-0 G3			4-0 1H 2H HR SH2-4 1B BB	0-0 4-3			3	1	0	0	1	1	3				
Glenn Hoffman, R OBP: 0.294, SLG: 0.284		0-0 G5-4-3 1B		0-0 F9		0-0 1-2 SH2-4 1B		0-3 K		3	0	1	0	0	1	2				
Phil Garner, R OBP: 0.286, SLG: 0.304 Ken Landreaux, L OBP: 0.278, SLG: 0.337 Dave Anderson, R OBP: 0.299, SLG: 0.313		0-0 G5-4-3		0-3 K		0-0 2H CS 1B				2	0	0	0	0	1	1				
Orel Hershiser, R OBP: 0.224, SLG: 0.265	0-0 F6		0-0 5-3			0-0 5-3	0-0 B3			3	0	0	0	0	0	1				
<b>Inning Stats</b>	R: 1 E: 0 K: 2 S: 9	H: 2 LOB: 2 BB: 1 P: 13	R: 0 E: 0 K: 0 S: 3	H: 1 LOB: 0 BB: 0 P: 3	R: 0 E: 0 K: 0 S: 3	H: 0 LOB: 0 BB: 0 P: 3	R: 0 E: 0 K: 0 S: 3	H: 0 LOB: 0 BB: 0 P: 3	R: 6 E: 0 K: 0 S: 7	H: 5 LOB: 2 BB: 2 P: 15	R: 0 E: 0 K: 0 S: 3	H: 0 LOB: 0 BB: 0 P: 3	R: 0 E: 0 K: 1 S: 6	H: 1 LOB: 2 BB: 0 P: 6	R: 0 E: 0 K: 1 S: 6	H: 1 LOB: 2 BB: 0 P: 6	1B: 8 2B: 0 3B: 0 HR: 1	SF: 0 SAC: 1 DP: 1 HBP: 0	WP: 3 PB: 2 SB: 1 CS: 1	PA: 35
<b>PITCHER</b> Pete Smith, R ERA: 4.58 Paul Assenmacher, L ERA: 5.65 Rick Mahler, R ERA: 4.94 Jeff Dedmon, R ERA: 3.71	IP: 5.0 WLS: L BF: 22 H: 6 R: 5 ER: 4 SO: 3 BB: 2 IBB: 0 HBP: 0 BLK: 0 WP: 1 HR: 0 S: 26 P: 34 ERA: 7.20 WHIP: 1.600																			

Atlanta Braves @ Los Angeles Dodgers  
Dodger Stadium, Los Angeles, CA  
Fri Sep 18 1987, 7:05 PM PDT  
Att: 24,513 - Unknown

AB 30  
R 7  
H 9  
RBI 6  
BB 3  
SO 4  
LOB 11









Batter	1	2	3	4	5	6	7	8	9	AB	R	H	RBI	BB	SO	LOB	TOP			
Albert Hall, S OBP: 0.363, SLG: 0.395 (1,8)										4	0	2	0	0	0	2				
Ron Gant, R OBP: 0.344, SLG: 0.375 (1,4)										4	2	1	0	0	0	4				
Dion James, L OBP: 0.396, SLG: 0.473 (1,7)										3	1	0	0	1	0	1				
Dale Murphy, R OBP: 0.413, SLG: 0.580 (1,9)										4	0	1	1	0	1	2				
Gerald Perry, L OBP: 0.325, SLG: 0.402 (1,3)										3	0	1	2	0	1	0				
Ozzie Virgil, R OBP: 0.326, SLG: 0.480 (1,2)										4	0	1	0	0	0	2				
Ken Oberkfell, L OBP: 0.338, SLG: 0.364 (1,5)										4	0	1	0	0	1	1				
Jeff Blauer, R OBP: 0.307, SLG: 0.333 (9, PH)										2	0	0	0	1	0	0				
Ken Griffey, L OBP: 0.356, SLG: 0.457 (9, PH)										1	0	0	0	0	1	1				
Charlie Puleo, R OBP: 0.207, SLG: 0.286 (6, 1)										2	0	0	0	0	2	0				
Chuck Cary, L OBP: 0.293, SLG: 0.359 (7, PH)										0	0	0	0	0	0	0				
Graig Nettles, L OBP: 0.294, SLG: 0.313 (7, 1)										1	0	0	0	0	1	2				
Jeff Dedmon, L OBP: 0.294, SLG: 0.313 (9, PH)										1	0	0	0	0	0	0				
Ted Simmons, S OBP: 0.342, SLG: 0.392 (9, PH)										1	0	0	0	0	0	1				
<b>Inning Stats</b>	R: 2 E: 0 K: 0 S: 5	H: 2 LOB: 1 BB: 1 P: 9	R: 0 E: 0 K: 1 S: 5	H: 0 LOB: 0 BB: 0 P: 5	R: 0 E: 1 K: 0 S: 4	H: 1 LOB: 1 BB: 0 P: 4	R: 0 E: 0 K: 1 S: 5	H: 0 LOB: 0 BB: 0 P: 5	R: 0 E: 0 K: 1 S: 5	H: 2 LOB: 1 BB: 0 P: 7	R: 0 E: 0 K: 1 S: 6	H: 1 LOB: 2 BB: 1 P: 10	R: 0 E: 0 K: 0 S: 3	H: 0 LOB: 0 BB: 0 P: 3	R: 0 E: 0 K: 2 S: 8	H: 1 LOB: 1 BB: 0 P: 8	1B: 6 2B: 1 3B: 0 HR: 0	SF: 1 SAC: 0 DP: 1 HBP: 0	WP: 0 PB: 0 SB: 2 CS: 0	PA: 36
<b>PITCHER</b>	IP WLS BF H R ER SO BB IBB HBP BLK WP HR S P ERA WHIP																			
Tim Belcher, R ERA: 3.15 (1, 1)	6.0 W 24 5 3 3 4 1 0 0 0 0 0 0 31 35 4.50 1.000																			
Alejandro Pena, R ERA: 3.86 (7, 1)	3.0 S 12 2 0 0 3 1 0 0 0 0 0 0 17 21 0.00 1.000																			

Atlanta Braves @ Los Angeles Dodgers  
Dodger Stadium, Los Angeles, CA  
Sun Sep 20 1987, 3:33 AM PDT  
Att: 30,718 - Unknown

AB 33  
R 3  
H 7  
RBI 3  
BB 2  
SO 7  
LOB 16



Batter	1	2	3	4	5	6	7	8	9	AB	R	H	RBI	BB	SO	LOB	BOTTOM			
Steve Sax, R OBP: 0.321, SLG: 0.351 (1,4)										4	1	1	0	0	0	2				
Franklin Stubbs, L OBP: 0.285, SLG: 0.405 (1,7)										4	1	1	0	0	0	1				
Pedro Guerrero, R OBP: 0.414, SLG: 0.540 (1,3)										4	1	2	0	0	0	0				
Ralph Bryant, L OBP: 0.350, SLG: 0.442 (9, 9)										4	2	3	2	0	1	0				
Jose Gonzalez, R OBP: 0.302, SLG: 0.449 (1,8)										0	0	0	0	0	0	0				
John Shelby, S OBP: 0.302, SLG: 0.449 (1,8)										3	0	1	1	0	1	2				
Mickey Hatcher, R OBP: 0.331, SLG: 0.433 (1,5)										2	0	0	0	0	0	3				
Ken Landreaux, L OBP: 0.277, SLG: 0.335 (6, PH)										0	0	0	0	0	0	0				
Mike Devereaux, R OBP: 0.295, SLG: 0.333 (6, PH)										1	0	0	1	0	0	1				
Alejandro Pena, R OBP: 0.083, SLG: 0.083 (7, 1)										0	0	0	0	0	0	0				
Mike Scioscia, L OBP: 0.347, SLG: 0.358 (1,2)										3	0	1	1	0	0	1				
Glenn Hoffman, R OBP: 0.289, SLG: 0.279 (1,6)										3	0	0	0	0	0	1				
Tim Belcher, R OBP: 0.167, SLG: 0.167 (1, 1)										2	0	1	0	0	1	0				
Phil Garner, R OBP: 0.285, SLG: 0.300 (7, 5)										0	0	0	0	1	0	0				
<b>Inning Stats</b>	R: 4 E: 0 K: 0 S: 8	H: 5 LOB: 1 BB: 0 P: 8	R: 0 E: 0 K: 0 S: 3	H: 1 LOB: 0 BB: 0 P: 3	R: 0 E: 0 K: 1 S: 4	H: 2 LOB: 1 BB: 0 P: 4	R: 0 E: 0 K: 1 S: 5	H: 0 LOB: 0 BB: 0 P: 5	R: 0 E: 0 K: 0 S: 3	H: 0 LOB: 0 BB: 0 P: 3	R: 1 E: 0 K: 0 S: 4	H: 2 LOB: 0 BB: 0 P: 4	R: 0 E: 0 K: 0 S: 3	H: 0 LOB: 1 BB: 1 P: 7	R: 0 E: 0 K: 2 S: 7	H: 0 LOB: 0 BB: 0 P: 7	1B: 10 2B: 0 3B: 0 HR: 0	SF: 1 SAC: 0 DP: 3 HBP: 0	WP: 1 PB: 0 SB: 0 CS: 0	PA: 32
<b>PITCHER</b>	IP WLS BF H R ER SO BB IBB HBP BLK WP HR S P ERA WHIP																			
Charlie Puleo, R ERA: 4.47 (6, 1)	5.0 L 23 10 5 5 1 0 0 0 0 0 0 0 25 25 9.00 2.000																			
Chuck Cary, L ERA: 6.43 (7, 1)	1.0 2 0 0 0 0 0 0 0 0 0 0 2 2 0.00 0.000																			
Jeff Dedmon, R ERA: 3.62 (7, 1)	2.0 7 0 0 0 0 2 1 0 0 0 1 0 10 14 0.00 0.500																			

Atlanta Braves @ Los Angeles Dodgers  
Dodger Stadium, Los Angeles, CA  
Sun Sep 20 1987, 3:33 AM PDT  
Att: 30,718 - Unknown

AB 30  
R 5  
H 10  
RBI 5  
BB 1  
SO 3  
LOB 11













Batter	1	2	3	4	5	6	7	8	9	AB	R	H	RBI	BB	SO	LOB	TOP					
Gerald Young, S OBP: 0.377, SLG: 0.381 (1, 8)	0-0 1B S E	0-0 5-3		0-0 5-3		0-0 5-3		0-0 F6		5	1	1	0	0	0	3	Houston Astros @ Atlanta Braves Atlanta-Fulton County Stadium, Atlanta, GA Thu Sep 24 1987, 3:33 AM EDT Att: 3,191 - Unknown					
Craig Reynolds, L OBP: 0.305, SLG: 0.346 (1, 6)	0-0 1-3 E	0-0 F8		0-0 F4			0-3 K	0-0 F9		5	1	1	0	0	1	2						
Bill Doran, S OBP: 0.358, SLG: 0.412 (1, 4)	0-0 1-H 3-H SF7 2B		0-0 E1 F8 WP 1B		0-0 3B		0-0 F9	0-0 G3 1B		5	2	3	2	0	0	0						
Kevin Bass, S OBP: 0.345, SLG: 0.454 (1, 9)	0-0 3-H SF7		0-0 F8 1-3		0-3 K		0-0 F3	0-0 G3 1-2		4	0	0	1	0	1	3						
Denny Walling, L OBP: 0.353, SLG: 0.419 (1, 3)	0-0 F7		0-0 F4		0-0 5-3			0-0 SH 1B	0-0 6-3	5	1	1	0	0	0	3						
Ty Gainey, L OBP: 0.182, SLG: 0.100 (8, PH)	4-0 BB		0-0 S 1B		0-0 6-3			0-0 SH 2B	0-0 6-3	2	1	1	1	1	0	1						
Billy Hatcher, R OBP: 0.351, SLG: 0.421 (8, 7)	BB									1	1	0	0	0	0	1						
Jeff Heathcock, R (9, 1)	BB									0	0	0	0	0	0	0						
Ken Caminiti, S OBP: 0.281, SLG: 0.333 (1, 5)	4-0 1-2 BB		0-0 1-H FC6-4 1B		0-0 5-3			0-0 1B 3-H 2B		3	0	2	2	1	0	0						
Ronn Reynolds, R OBP: 0.193, SLG: 0.259 (1, 2)	0-3 K		0-0 FC6-4 1-2 1B		0-0 FC4-6 1B			0-3 K		4	0	1	0	0	2	4						
Nolan Ryan, R OBP: 0.081, SLG: 0.115 (7, 1)			0-3 K		0-0 5-3			0-0 FC4-6 1-2 1B		3	0	0	0	0	1	1						
Larry Andersen, R OBP: 0.298, SLG: 0.167 (8, 1)										1	0	1	0	0	0	0						
Dave Smith, R OBP: 0.667, SLG: 0.500 (9, 7)										0	0	0	0	0	0	0						
Jose Cruz, L OBP: 0.311, SLG: 0.407 (9, 7)										0	0	0	0	0	0	0						
<b>Inning Stats</b>	R: 3 E: 1 K: 1 S: 8	H: 3 LOB: 2 BB: 2 P: 16	R: 0 E: 0 K: 1 S: 5	H: 0 LOB: 0 BB: 0 P: 5	R: 2 E: 1 K: 0 S: 6	H: 2 LOB: 1 BB: 0 P: 6	R: 0 E: 0 K: 0 S: 3	H: 0 LOB: 0 BB: 0 P: 3	R: 0 E: 0 K: 1 S: 6	H: 1 LOB: 1 BB: 0 P: 6	R: 0 E: 0 K: 0 S: 4	H: 1 LOB: 0 BB: 0 P: 4	R: 0 E: 0 K: 1 S: 5	H: 0 LOB: 0 BB: 0 P: 5	R: 2 E: 1 K: 1 S: 9	H: 3 LOB: 2 BB: 0 P: 9	R: 0 E: 0 K: 0 S: 4	H: 1 LOB: 1 BB: 0 P: 4	1B: 8 2B: 2 3B: 1 HR: 0	SF: 1 SAC: 1 DP: 0 HBP: 0	WP: 1 PB: 0 SB: 2 CS: 0	PA: 42
<b>PITCHER</b>	IP WLS BF H R ER SO BB IBB HBP BLK WP HR S P ERA WHIP	IP WLS BF H R ER SO BB IBB HBP BLK WP HR S P ERA WHIP	IP WLS BF H R ER SO BB IBB HBP BLK WP HR S P ERA WHIP	IP WLS BF H R ER SO BB IBB HBP BLK WP HR S P ERA WHIP	IP WLS BF H R ER SO BB IBB HBP BLK WP HR S P ERA WHIP	IP WLS BF H R ER SO BB IBB HBP BLK WP HR S P ERA WHIP	IP WLS BF H R ER SO BB IBB HBP BLK WP HR S P ERA WHIP	IP WLS BF H R ER SO BB IBB HBP BLK WP HR S P ERA WHIP	IP WLS BF H R ER SO BB IBB HBP BLK WP HR S P ERA WHIP	IP WLS BF H R ER SO BB IBB HBP BLK WP HR S P ERA WHIP	IP WLS BF H R ER SO BB IBB HBP BLK WP HR S P ERA WHIP	IP WLS BF H R ER SO BB IBB HBP BLK WP HR S P ERA WHIP	IP WLS BF H R ER SO BB IBB HBP BLK WP HR S P ERA WHIP	IP WLS BF H R ER SO BB IBB HBP BLK WP HR S P ERA WHIP	IP WLS BF H R ER SO BB IBB HBP BLK WP HR S P ERA WHIP	IP WLS BF H R ER SO BB IBB HBP BLK WP HR S P ERA WHIP						

AB	38
R	7
H	11
RBI	6
BB	2
SO	5
LOB	18



Batter	1	2	3	4	5	6	7	8	9	AB	R	H	RBI	BB	SO	LOB	BOTTOM					
Albert Hall, S OBP: 0.374, SLG: 0.437 (1, 8)	0-3 K	0-0 F7		0-0 F7		0-0 L9		0-0 HR 1B	1-0 1B 1B HBP	5	2	1	1	0	1	4	Houston Astros @ Atlanta Braves Atlanta-Fulton County Stadium, Atlanta, GA Thu Sep 24 1987, 3:33 AM EDT Att: 3,191 - Unknown					
Ron Gant, R OBP: 0.298, SLG: 0.383 (1, 4)	0-0 HR		0-3 K	0-0 F9		0-0 F6		0-0 2B 1B	0-0 F9	6	2	2	1	0	1	4						
Dion James, L OBP: 0.394, SLG: 0.469 (1, 7)	0-0 F9		0-0 3-1		4-0 HR BB		0-0 F7	0-0 L7 1B	0-0 1-3 1B	5	1	1	0	1	0	1						
Dale Murphy, R OBP: 0.420, SLG: 0.590 (1, 9)	4-0 1B BB		4-0 S BB		0-0 1-H HR		0-0 1B 1B	0-0 E 1B 2B	0-0 1-2 3-H 1B	4	2	4	4	2	0	0						
Gerald Perry, L OBP: 0.330, SLG: 0.407 (1, 3)	0-0 1-2 1B		4-0 BB BB		4-0 CS BB		0-0 1-3 1B	0-0 E5 1B 1B		3	1	2	0	2	0	1						
Ozzie Virgil, R OBP: 0.326, SLG: 0.477 (1, 2)	0-3 K		0-0 F4		0-3 K 1-2		0-3 K	0-0 WP 1B 1-3 3-H 1B		5	0	1	1	0	3	7						
Jim Acker, R OBP: 0.267, SLG: 0.214 (9, 1)										0	0	0	0	0	0	0						
Ken Oberkfell, L OBP: 0.342, SLG: 0.369 (1, 5)		0-0 G3 2B		0-0 FC1-5 BB 1B		0-0 F8		4-0 FC3-6 IBB	0-0 1-2 3-H 1B	4	0	3	1	1	0	0						
Jeff Blauser, R OBP: 0.331, SLG: 0.374 (7, PH)		0-0 P3		4-0 FC1-5 BB		4-0 S BB		0-0 FC3-6 1-2 2-3	0-3 K	1	0	0	0	0	0	3						
Paul Runge, R OBP: 0.302, SLG: 0.395 (8, 6)				1-2 BB						1	0	0	0	0	1	2						
Pete Smith, R OBP: 0.125, SLG: 0.125 (4, 1)		0-0 G3		0-0 FC1-5		0-3 K		0-0 4-3	0-0 4-3	1	0	0	0	0	0	1						
Graig Nettles, L OBP: 0.355, SLG: 0.355 (7, 1)										1	0	0	0	0	0	2						
Ed Owing, R OBP: 0.207, SLG: 0.298 (8, PH)										0	0	0	0	0	0	0						
Charlie Puleo, R OBP: 0.302, SLG: 0.395 (8, PH)										0	0	0	0	0	0	0						
Glenn Hubbard, R OBP: 0.276, SLG: 0.387 (9, 2)										1	0	0	0	0	0	0						
<b>Inning Stats</b>	R: 1 E: 0 K: 2 S: 9	H: 2 LOB: 2 BB: 1 P: 13	R: 0 E: 0 K: 0 S: 4	H: 1 LOB: 1 BB: 0 P: 4	R: 0 E: 0 K: 1 S: 5	H: 0 LOB: 2 BB: 2 P: 13	R: 0 E: 0 K: 0 S: 4	H: 1 LOB: 2 BB: 1 P: 8	R: 2 E: 0 K: 1 S: 5	H: 1 LOB: 0 BB: 2 P: 13	R: 0 E: 0 K: 1 S: 5	H: 0 LOB: 1 BB: 1 P: 9	R: 0 E: 0 K: 1 S: 7	H: 2 LOB: 3 BB: 1 P: 11	R: 4 E: 1 K: 1 S: 11	H: 5 LOB: 2 BB: 0 P: 11	R: 1 E: 0 K: 0 S: 4	H: 2 LOB: 2 BB: 0 P: 5	1B: 9 2B: 2 3B: 0 HR: 3	SF: 0 SAC: 0 DP: 0 HBP: 1	WP: 1 PB: 0 SB: 2 CS: 1	PA: 49
<b>PITCHER</b>	IP WLS BF H R ER SO BB IBB HBP BLK WP HR S P ERA WHIP	IP WLS BF H R ER SO BB IBB HBP BLK WP HR S P ERA WHIP	IP WLS BF H R ER SO BB IBB HBP BLK WP HR S P ERA WHIP	IP WLS BF H R ER SO BB IBB HBP BLK WP HR S P ERA WHIP	IP WLS BF H R ER SO BB IBB HBP BLK WP HR S P ERA WHIP	IP WLS BF H R ER SO BB IBB HBP BLK WP HR S P ERA WHIP	IP WLS BF H R ER SO BB IBB HBP BLK WP HR S P ERA WHIP	IP WLS BF H R ER SO BB IBB HBP BLK WP HR S P ERA WHIP	IP WLS BF H R ER SO BB IBB HBP BLK WP HR S P ERA WHIP	IP WLS BF H R ER SO BB IBB HBP BLK WP HR S P ERA WHIP	IP WLS BF H R ER SO BB IBB HBP BLK WP HR S P ERA WHIP	IP WLS BF H R ER SO BB IBB HBP BLK WP HR S P ERA WHIP	IP WLS BF H R ER SO BB IBB HBP BLK WP HR S P ERA WHIP	IP WLS BF H R ER SO BB IBB HBP BLK WP HR S P ERA WHIP	IP WLS BF H R ER SO BB IBB HBP BLK WP HR S P ERA WHIP	IP WLS BF H R ER SO BB IBB HBP BLK WP HR S P ERA WHIP						





Batter	1	2	3	4	5	6	7	8	9	AB	R	H	RBI	BB	SO	LOB	TOP								
<b>Robby Thompson, R</b> OBP: 0.331, SLG: 0.418 (1, 4)	F8		6-3		1B	G6-4-3		3B		5	2	2	0	0	0	2	<b>San Francisco Giants @ Atlanta Braves</b> Atlanta-Fulton County Stadium, Atlanta, GA Fri Sep 25 1987, 7:05 PM EDT Att: 6,520 - Unknown								
<b>Kevin Mitchell, R</b> OBP: 0.347, SLG: 0.475 (1, 5)	K				WP	F8		3B		3	1	1	1	2	1	0									
<b>Jeffrey Leonard, R</b> OBP: 0.314, SLG: 0.469 (1, 7)	6-3		1-3		F3		1-3	F7		5	0	0	0	0	0	5									
<b>Candy Maldonado, R</b> OBP: 0.345, SLG: 0.513 (1, 9)		6-3		4-3	K		6-3	3B		5	0	1	2	0	1	1									
<b>Chili Davis, S</b> OBP: 0.338, SLG: 0.432 (1, 8)	K			HR	BB		F9	F7		4	1	1	1	1	1	1									
<b>Bob Brenly, R</b> OBP: 0.355, SLG: 0.475 (1, 2)	1B			6-3	F8			1B	F5	4	1	1	0	1	0	2									
<b>Will Clark, L</b> OBP: 0.367, SLG: 0.575 (1, 3)	K			1B	1B	HBP		1B	F6	4	2	2	1	1	1	1									
<b>Jose Uribe, S</b> OBP: 0.330, SLG: 0.395 (1, 6)			5-3		1B	G6-4-3		1B	K	4	2	2	1	0	1	0									
<b>Mike Krukow, R</b> OBP: 0.204, SLG: 0.212 (1, 1)										2	0	1	1	1	1	2									
<b>Kelly Downs, R</b> OBP: 0.167, SLG: 0.170 (9, 1)								SH1-3		0	0	0	0	0	0	0									
<b>Inning Stats</b>	R: 0 E: 0 K: 1 S: 5	H: 0 LOB: 0 BB: 0 P: 5	R: 0 E: 0 K: 2 S: 8	H: 1 LOB: 1 BB: 0 P: 8	R: 0 E: 0 K: 0 S: 3	H: 0 LOB: 2 BB: 2 P: 11	R: 1 E: 0 K: 1 S: 8	H: 3 LOB: 2 BB: 0 P: 8	R: 1 E: 0 K: 0 S: 7	H: 2 LOB: 2 BB: 1 P: 11	R: 2 E: 0 K: 0 S: 3	H: 1 LOB: 0 BB: 1 P: 8	R: 0 E: 0 K: 0 S: 3	H: 0 LOB: 0 BB: 0 P: 3	R: 5 E: 0 K: 0 S: 7	H: 4 LOB: 1 BB: 2 P: 15	R: 0 E: 0 K: 1 S: 5	H: 0 LOB: 0 BB: 0 P: 5	1B: 8 2B: 1 3B: 1 HR: 1	SF: 0 SAC: 1 DP: 1 HBP: 1	WP: 2 PB: 0 CS: 2 SB: 0	PA: 44			
<b>PITCHER</b>	IP	WLS	BF	H	R	ER	SO	BB	IBB	HBP	BLK	WP	HR	S	P	ERA	WHIP								
<b>Tom Glavine, L</b> ERA: 6.44 (1, 1)	5.0	L	26	6	4	4	5	4	0	1	0	1	1	31	48	7.20	2.000								
<b>Rick Mahler, R</b> ERA: 4.96 (6, 1)	2.1		11	4	4	4	0	1	0	0	0	0	0	10	14	15.43	2.143								
<b>Jeff Dedmon, R</b> ERA: 3.61 (8, 1)	0.2		4	1	1	1	0	1	0	0	0	1	0	3	7	13.50	3.000								
<b>Chuck Cary, L</b> ERA: 3.75 (9, 1)	1.0		3	0	0	0	1	0	0	0	0	0	0	5	5	0.00	0.000								

Batter	1	2	3	4	5	6	7	8	9	AB	R	H	RBI	BB	SO	LOB	BOTTOM								
<b>Albert Hall, S</b> OBP: 0.375, SLG: 0.431 (1, 8)	5-3	G1-2-3		BB			G3			3	0	0	1	2	0	3	<b>San Francisco Giants @ Atlanta Braves</b> Atlanta-Fulton County Stadium, Atlanta, GA Fri Sep 25 1987, 7:05 PM EDT Att: 6,520 - Unknown								
<b>Ron Gant, R</b> OBP: 0.308, SLG: 0.404 (1, 4)	2B		F9	1-3			1B	F9		5	0	2	0	0	0	6									
<b>Dion James, L</b> OBP: 0.394, SLG: 0.468 (1, 7)	4-3		F6		1B				4-3	5	0	2	0	0	0	1									
<b>Dale Murphy, R</b> OBP: 0.416, SLG: 0.584 (1, 9)	K		5-3		2-3		F9		K	5	0	0	0	0	2	4									
<b>Gerald Perry, L</b> OBP: 0.329, SLG: 0.403 (1, 3)		4-3		F7	1-3		4-3		BB	4	0	0	0	1	0	3									
<b>Ozzie Virgil, R</b> OBP: 0.331, SLG: 0.478 (1, 2)	WP	FC3		1B	BB		F9	BB	1B	3	1	2	0	2	0	1									
<b>Ken Oberkfell, L</b> OBP: 0.343, SLG: 0.369 (1, 5)	FC3			1B	BB			F9	K	5	1	2	0	0	1	4									
<b>Jeff Blauser, R</b> OBP: 0.329, SLG: 0.366 (1, 6)		1B		FC6-2-5			G6-4-3		F9	3	0	0	0	1	0	4									
<b>Tom Glavine, L</b> OBP: 0.133, SLG: 0.133 (1, 1)										2	0	1	1	0	0	2									
<b>Rick Mahler, R</b> OBP: 0.197, SLG: 0.234 (6, 1)										1	0	0	0	0	1	0									
<b>Jeff Dedmon, L</b> OBP: 0.294, SLG: 0.313 (8, 1)										0	0	0	0	0	0	0									
<b>Graig Nettles, L</b> OBP: 0.292, SLG: 0.359 (8, PH)										1	0	1	0	0	0	0									
<b>Chuck Cary, L</b> ERA: 3.81 (9, 1)										0	0	0	0	0	0	0									
<b>Inning Stats</b>	R: 0 E: 0 K: 1 S: 6	H: 1 LOB: 1 BB: 0 P: 6	R: 0 E: 0 K: 0 S: 5	H: 2 LOB: 2 BB: 1 P: 9	R: 0 E: 0 K: 0 S: 3	H: 0 LOB: 0 BB: 0 P: 3	R: 1 E: 1 K: 0 S: 5	H: 1 LOB: 3 BB: 2 P: 13	R: 0 E: 0 K: 0 S: 4	H: 1 LOB: 1 BB: 0 P: 4	R: 0 E: 0 K: 1 S: 5	H: 1 LOB: 0 BB: 0 P: 5	R: 0 E: 0 K: 0 S: 5	H: 2 LOB: 3 BB: 1 P: 9	R: 0 E: 0 K: 2 S: 7	H: 0 LOB: 2 BB: 2 P: 15	1B: 9 2B: 1 3B: 0 HR: 0	SF: 0 SAC: 0 DP: 2 HBP: 0	WP: 1 PB: 0 CS: 0 SB: 0	PA: 43					
<b>PITCHER</b>	IP	WLS	BF	H	R	ER	SO	BB	IBB	HBP	BLK	WP	HR	S	P	ERA	WHIP								
<b>Mike Krukow, R</b> ERA: 5.02 (1, 1)	8.0	W	38	10	2	1	2	4	0	0	0	0	0	38	54	1.12	1.750								
<b>Kelly Downs, R</b> ERA: 3.81 (9, 1)	1.0		5	0	0	0	2	2	0	0	0	0	0	7	15	0.00	2.000								





Batter	1	2	3	4	5	6	7	8	9	AB	R	H	RBI	BB	SO	LOB	TOP			
Eddie Milner, L (1, 8) OBP: 0.313, SLG: 0.372	0-0 4-3	0-0 1-3 2-H 3-H 1B		4-0 BB		0-0 F9		0-3 K		3	0	1	3	1	0	2	<b>San Francisco Giants @ Atlanta Braves</b> Atlanta-Fulton County Stadium, Atlanta, GA Sat Sep 26 1987, 7:05 PM EDT Att: 15,837 - Unknown			
Dave Henderson, R (8, PH) OBP: 0.332, SLG: 0.418										1	0	0	0	0	1	0				
Kevin Mitchell, R (1, 5) OBP: 0.346, SLG: 0.472	0-0 F8	0-3 K		0-3 K		4-0 BB			0-0 F7	3	0	0	0	1	2	5				
Candy Maldonado, R (9, PH) OBP: 0.345, SLG: 0.512										1	0	0	0	0	0	0				
Mike Aldrete, L (1, 7) OBP: 0.368, SLG: 0.465	4-0 BB		0-0 L7	0-0 4-3		0-0 F7			0-0 1B E 1B	3	0	0	0	1	0	5				
Matt Williams, R (9, PH) OBP: 0.244, SLG: 0.349										1	1	1	0	0	0	0				
Will Clark, L (1, 3) OBP: 0.368, SLG: 0.576	0-3 K		0-0 F7		4-0 CS BB BB				0-0 1B E 1B	3	0	1	0	1	1	1				
Jeffrey Leonard, R (9, PH) OBP: 0.315, SLG: 0.471										1	1	1	0	0	0	0				
Chili Davis, S (1, 9)		0-0 1-3	0-0 4-3		4-0 1-2 BB				0-0 K	4	0	0	0	1	1	3				
Chris Speier, R (1, 4) OBP: 0.341, SLG: 0.396		4-0 1B BB BB		4-0 FC2-5 1B BB	0-3 K				0-0 E8 1B	2	1	0	0	2	1	3				
Bob Brenly, R (9, PH) OBP: 0.354, SLG: 0.474										1	0	0	0	0	0	1				
Bob Melvin, R (1, 2) John Burkett, R (7, 1)		4-0 1B BB		0-0 E FC2-5 1B	0-0 F6				0-0 1B	3	2	1	0	1	0	2				
Robby Thompson, R (9, PH) OBP: 0.333, SLG: 0.420										0	0	0	0	0	0	0				
Jose Uribe, S (1, 6)		0-0 1B BB		0-0 FC2-5 BB E 1B					0-0 F8	5	0	2	0	0	0	4				
Michael LaCoss, R (1, 1) OBP: 0.113, SLG: 0.060		0-3 K		0-0 E3 BB					0-3 F9	1	0	0	0	0	1	3				
Francisco Melendez, L (4, PH)										1	0	0	0	0	0	2				
Randy Bockus, L (4, 1)										0	0	0	0	0	0	0				
Joe Price, R (4, 1)										0	0	0	0	0	0	0				
Rick Reuschel, R (4, 1) OBP: 0.296, SLG: 0.328										0	0	0	0	0	0	0				
Craig Lefferts, L (6, 1) OBP: 0.326, SLG: 0.409										0	0	0	0	0	0	0				
Kirt Manwaring, R (7, 2)										1	0	0	0	0	1	0				
<b>Inning Stats</b>	R: 0 E: 0 K: 1 S: 5	H: 0 LOB: 1 BB: 1 P: 9	R: 2 E: 0 K: 2 S: 9	H: 2 LOB: 2 BB: 2 P: 17	R: 0 E: 0 K: 0 S: 3	H: 0 LOB: 0 BB: 0 P: 3	R: 1 E: 1 K: 1 S: 7	H: 1 LOB: 3 BB: 2 P: 15	R: 0 E: 0 K: 1 S: 4	H: 0 LOB: 1 BB: 2 P: 12	R: 0 E: 0 K: 0 S: 4	H: 1 LOB: 1 BB: 0 P: 4	R: 0 E: 0 K: 2 S: 7	H: 0 LOB: 0 BB: 0 P: 7	R: 2 E: 1 K: 1 S: 9	H: 3 LOB: 2 BB: 0 P: 9	1B: 7 2B: 2 3B: 0 HR: 0	SF: 0 SAC: 1 DP: 1 HBP: 0	WP: 0 PA: 44 PB: 0 SB: 0 CS: 4	
<b>PITCHER</b>	IP WLS BF H R ER SO	IP WLS BF H R ER SO	IP WLS BF H R ER SO	IP WLS BF H R ER SO	IP WLS BF H R ER SO	IP WLS BF H R ER SO	IP WLS BF H R ER SO	IP WLS BF H R ER SO	IP WLS BF H R ER SO	IP WLS BF H R ER SO	IP WLS BF H R ER SO	IP WLS BF H R ER SO	IP WLS BF H R ER SO	IP WLS BF H R ER SO	IP WLS BF H R ER SO	IP WLS BF H R ER SO	ERA WHIP	ERA WHIP	ERA WHIP	
David Palmer, R (1, 1) ERA: 4.75	4.0	21	3	3	2	4	5	0	0	0	0	0	0	24	44	4.50	2.000			
Charlie Puleo, R (5, 1) ERA: 4.36	2.0	9	1	0	0	1	3	0	0	0	0	0	0	8	20	0.00	2.000			
Paul Assenmacher, L (7, 1) ERA: 4.96	3.0	14	4	2	0	3	0	0	0	0	0	0	0	20	20	0.00	1.333			

AB 35  
R 5  
H 8  
RBI 4  
BB 8  
SO 8  
LOB 31



Batter	1	2	3	4	5	6	7	8	9	AB	R	H	RBI	BB	SO	LOB	BOTTOM			
Albert Hall, S (1, 8) OBP: 0.382, SLG: 0.436	0-0 2B 1B		0-0 G4-6-3 1B		0-0 L6	4-0 BB 1B BB		0-0 E 1B		4	3	3	0	1	0	1	<b>San Francisco Giants @ Atlanta Braves</b> Atlanta-Fulton County Stadium, Atlanta, GA Sat Sep 26 1987, 7:05 PM EDT Att: 15,837 - Unknown			
Ron Gant, R (1, 4) OBP: 0.316, SLG: 0.393			0-0 G4-6-3 1-2 1B		0-0 3-1	4-0 1B BB BB		0-0 F9		4	1	1	1	1	0	3				
Dion James, L (1, 7) OBP: 0.398, SLG: 0.474	0-0 G6-4-3 1-H 2-H 2B		0-0 3-1					0-0 E6 1B		5	1	4	4	0	0	0				
Dale Murphy, R (1, 9) OBP: 0.421, SLG: 0.593		4-0 G6-4-3 BB		0-0 HR				1-0 HBP		2	2	2	1	2	0	0				
Gary Roenicke, R (9, 9) OBP: 0.356, SLG: 0.459										0	0	0	0	0	0	0				
Gerald Perry, L (1, 3) OBP: 0.328, SLG: 0.403	0-0 G6-4-3 1-2 2-3			0-3 K				0-0 F9		5	1	1	2	0	1	7				
Ozzie Virgil, R (1, 2) OBP: 0.330, SLG: 0.473	0-3 K			0-3 K				0-0 F5		4	0	0	0	1	2	4				
Ken Oberkfell, L (1, 5) OBP: 0.342, SLG: 0.367		0-3 K		0-0 F7				4-0 BB 1B IBB		3	1	0	0	1	1	1				
Jeff Blauser, R (1, 6) OBP: 0.340, SLG: 0.380		0-0 L6			1-0 SH1-4 HBP			0-0 BB 4-3 1B 1B		3	1	2	0	0	0	0				
David Palmer, R (1, 1) OBP: 0.149, SLG: 0.217					0-0 SH1-4 HBP			0-0 BB 4-3 1B 2B		1	0	0	0	0	0	0				
Charlie Puleo, R (5, 1) OBP: 0.297, SLG: 0.286								0-0 F7		0	0	0	0	0	0	0				
Graig Nettles, L (6, PH) OBP: 0.290, SLG: 0.357										1	0	0	1	0	0	2				
Paul Assenmacher, L (7, 1) ERA: 3.95										1	0	0	0	0	0	1				
<b>Inning Stats</b>	R: 2 E: 0 K: 1 S: 7	H: 3 LOB: 1 BB: 1 P: 11	R: 0 E: 0 K: 1 S: 5	H: 0 LOB: 0 BB: 0 P: 5	R: 0 E: 0 K: 0 S: 3	H: 1 LOB: 0 BB: 0 P: 3	R: 1 E: 0 K: 2 S: 8	H: 1 LOB: 0 BB: 0 P: 8	R: 0 E: 0 K: 0 S: 3	H: 0 LOB: 1 BB: 0 P: 4	R: 6 E: 0 K: 0 S: 8	H: 5 LOB: 3 BB: 4 P: 24	R: 0 E: 0 K: 0 S: 3	H: 1 LOB: 1 BB: 1 P: 7	R: 1 E: 1 K: 0 S: 5	H: 2 LOB: 2 BB: 0 P: 6		1B: 8 2B: 4 3B: 0 HR: 1	SF: 0 SAC: 1 DP: 3 HBP: 2	WP: 0 PA: 42 PB: 0 SB: 1 CS: 0
<b>PITCHER</b>	IP WLS BF H R ER SO	IP WLS BF H R ER SO	IP WLS BF H R ER SO	IP WLS BF H R ER SO	IP WLS BF H R ER SO	IP WLS BF H R ER SO	IP WLS BF H R ER SO	IP WLS BF H R ER SO	IP WLS BF H R ER SO	IP WLS BF H R ER SO	IP WLS BF H R ER SO	IP WLS BF H R ER SO	IP WLS BF H R ER SO	IP WLS BF H R ER SO	IP WLS BF H R ER SO	IP WLS BF H R ER SO		ERA WHIP	ERA WHIP	ERA WHIP
Michael LaCoss, R (1, 1) ERA: 3.68	3.0	12	4	2	2	2	0	0	0	0	0	0	0	0	0	0				
Randy Bockus, R (4, 1)	0.0	1	1	1	1	0	0	0	0	0	0	0	0	0	0	0				
Joe Price, L (4, 1) ERA: 3.0	0.1	1	0	0	0	1	0	0	0	0	0	3	3	0.00	0.000					
Rick Reuschel, R (4, 1) ERA: 2.96	2.0	L	12	4	5	5	1	0	1	1	0	0	0	12	17	22.50	2.000			
Craig Lefferts, L (6, 1) ERA: 3.95	0.2	6	1	1	1	0	2	1	0	0	0	0	0	3	15	13.50	4.500			
<b>PITCHER</b>	IP WLS BF H R ER SO	IP WLS BF H R ER SO	IP WLS BF H R ER SO	IP WLS BF H R ER SO	IP WLS BF H R ER SO	IP WLS BF H R ER SO	IP WLS BF H R ER SO	IP WLS BF H R ER SO	IP WLS BF H R ER SO	IP WLS BF H R ER SO	IP WLS BF H R ER SO	IP WLS BF H R ER SO	IP WLS BF H R ER SO	IP WLS BF H R ER SO	IP WLS BF H R ER SO	IP WLS BF H R ER SO	ERA WHIP	ERA WHIP	ERA WHIP	
John Burkett, R (7, 1) ERA: 6.75	2.0	10	3	1	0	0	0	0	0	0	0	1	1	0	0	0	0.00	2.000		









Batter	1	2	3	4	5	6	7	8	9	AB	R	H	RBI	BB	SO	LOB	TOP																		
Albert Hall, S OBP: 0.376, SLG: 0.425 (1,8)	4-3	G3		4-3			K		F8	5	0	0	0	0	1	0	<b>Atlanta Braves @ Cincinnati Reds</b> Riverfront Stadium, Cincinnati, OH Mon Sep 28 1987, 7:05 PM EDT Att: 11,982 - Unknown																		
Ron Gant, R OBP: 0.311, SLG: 0.400 (1,4)	6-3	4-3		F3			2B			4	0	1	0	0	0	0																			
Dion James, L OBP: 0.401, SLG: 0.477 (1,7)	E9 HR						FC1-5-6-3 1B			3	1	2	0	1	0	1																			
Dale Murphy, R OBP: 0.421, SLG: 0.588 (1,9)	HR	5-3					K		1-3	3	1	0	0	1	1	2																			
Gerald Perry, L OBP: 0.332, SLG: 0.411 (1,3)	HR						5-3		1B	4	2	3	3	0	0	0																			
Ted Simmons, S OBP: 0.349, SLG: 0.393 (1,2)	1B						1B		1B	4	1	3	0	0	0	1																			
Ken Oberkfell, L OBP: 0.342, SLG: 0.363 (1,5)	1B						1B		1B	2	0	0	1	2	1	1																			
Jeff Blauser, R OBP: 0.333, SLG: 0.366 (1,6)	1B						K		6-3	4	0	1	1	0	1	2																			
Zane Smith, L OBP: 0.175, SLG: 0.171 (1,1)	F7						5-3		F4	3	0	0	0	0	0	3	<b>Braves</b>																		
Gary Roenicke, R OBP: 0.363, SLG: 0.486 (9, PH)				4-3						1	0	0	0	0	0	0																			
<b>Inning Stats</b>	R: 4 E: 1 K: 0 S: 7	H: 4 LOB: 2 BB: 2 P: 15	R: 0 E: 0 K: 0 S: 3	H: 0 LOB: 1 BB: 1 P: 7	R: 1 E: 0 K: 0 S: 4	H: 1 LOB: 0 BB: 0 P: 4	R: 0 E: 0 K: 0 S: 3	H: 0 LOB: 0 BB: 0 P: 3	R: 0 E: 0 K: 1 S: 5	H: 1 LOB: 1 BB: 1 P: 9	R: 0 E: 0 K: 1 S: 5	H: 1 LOB: 0 BB: 0 P: 5	R: 0 E: 0 K: 1 S: 6	H: 2 LOB: 1 BB: 0 P: 6	R: 0 E: 0 K: 0 S: 3	H: 0 LOB: 0 BB: 0 P: 3		1B: 7 2B: 4 3B: 0 HR: 1	SF: 0 SAC: 0 DP: 2 HBP: 0	WP: 0 PB: 0 SB: 1 CS: 3	PA: 37														
<b>PITCHER</b>	IP WLS BF H R ER SO BB IBB HBP BLK WP HR S P ERA WHIP																																		
Ted Power, R ERA: 4.47 (1,1)	3.0	17	5	5	5	0	3	0	0	0	0	0	0	1	14	26		15.00	2.667																
Jeff Montgomery, R ERA: 7.16 (4,1)	1.0	W 3	0	0	0	0	0	0	0	0	0	0	0	0	3	3		0.00	0.000																
Bill Landrum, R ERA: 4.88 (5,1)	3.0	10	3	0	0	3	1	0	0	0	0	0	0	0	15	19		0.00	1.333																
Rob Murphy, L ERA: 3.11 (8,1)	1.0	4	2	0	0	1	0	0	0	0	0	0	0	6	6	0.00		2.000																	
John Franco, L ERA: 2.59 (9,1)	1.0	S 3	0	0	0	0	0	0	0	0	0	0	0	3	3	0.00	0.000																		
<b>Batter</b>	<b>1</b>	<b>2</b>	<b>3</b>	<b>4</b>	<b>5</b>	<b>6</b>	<b>7</b>	<b>8</b>	<b>9</b>	<b>AB</b>	<b>R</b>	<b>H</b>	<b>RBI</b>	<b>BB</b>	<b>SO</b>	<b>LOB</b>	<b>BOTTOM</b>																		
Dave Collins, S OBP: 0.299, SLG: 0.257 (1,7)	G3		6-3	6-3			4-3			4	0	0	0	0	0	0	<b>Atlanta Braves @ Cincinnati Reds</b> Riverfront Stadium, Cincinnati, OH Mon Sep 28 1987, 7:05 PM EDT Att: 11,982 - Unknown																		
Dave Concepcion, R OBP: 0.371, SLG: 0.373 (1,4)	4-3			F8			1B			3	0	1	0	1	0	0																			
Tracy Jones, R OBP: 0.335, SLG: 0.440 (1,8)	5-3			WP			L3			4	1	2	0	0	0	1																			
Dave Parker, L OBP: 0.311, SLG: 0.438 (1,9)				HR			6-3			3	1	1	0	1	1	2																			
Buddy Bell, R OBP: 0.370, SLG: 0.430 (1,5)	6-3			HR			6-3		F8	4	1	1	2	0	0	1																			
Bo Diaz, R OBP: 0.301, SLG: 0.422 (1,2)	F7			HR			1B		1B	4	1	3	0	0	0	1																			
Nick Esasky, R OBP: 0.322, SLG: 0.525 (1,3)	K			HR			L8		F9	3	1	0	0	1	1	3																			
John Franco, L OBP: 0.363, SLG: 0.486 (9, PH)				HR						0	0	0	0	0	0	0																			
Barry Larkin, R OBP: 0.302, SLG: 0.370 (1,6)			4-3	HR			F8		F8	4	1	1	3	0	0	2																			
Ted Power, R OBP: 0.183, SLG: 0.196 (1,1)				F7						0	0	0	0	0	0	0	<b>REDS</b>																		
Lloyd McClendon, R OBP: 0.236, SLG: 0.285 (3, PH)				6-3						1	0	0	0	0	0	0																			
Jeff Montgomery, R OBP: 0.371, SLG: 0.373 (4,1)										0	0	0	0	0	0	0																			
Kurt Stillwell, S OBP: 0.371, SLG: 0.371 (4, PH)										0	0	0	0	0	0	0																			
Bill Landrum, R OBP: 0.300, SLG: 0.320 (5,1)										0	0	0	0	0	0	0																			
Jeff Treadaway, L OBP: 0.357, SLG: 0.478 (7, PH)										1	0	1	0	0	0	0																			
Rob Murphy, L OBP: 0.426, SLG: 0.200 (8,1)										0	0	0	0	0	0	0																			
Terry Francona, L OBP: 0.263, SLG: 0.297 (9,3)										0	0	0	0	0	0	0																			
<b>Inning Stats</b>	R: 0 E: 0 K: 0 S: 3	H: 0 LOB: 0 BB: 0 P: 3	R: 0 E: 0 K: 1 S: 5	H: 0 LOB: 1 BB: 1 P: 9	R: 0 E: 0 K: 0 S: 3	H: 0 LOB: 0 BB: 0 P: 3	R: 6 E: 0 K: 0 S: 8	H: 5 LOB: 0 BB: 1 P: 12	R: 0 E: 0 K: 0 S: 2	H: 0 LOB: 0 BB: 1 P: 6	R: 0 E: 0 K: 0 S: 4	H: 1 LOB: 1 BB: 0 P: 4	R: 0 E: 0 K: 1 S: 7	H: 3 LOB: 2 BB: 0 P: 7	R: 0 E: 0 K: 0 S: 4	H: 1 LOB: 1 BB: 0 P: 4	1B: 7 2B: 1 3B: 1 HR: 2	SF: 0 SAC: 0 DP: 1 HBP: 0	WP: 1 PB: 0 SB: 1 CS: 0	PA: 35															
<b>PITCHER</b>	IP WLS BF H R ER SO BB IBB HBP BLK WP HR S P ERA WHIP																																		
Zane Smith, L ERA: 4.05 (1,1)	8.0	L 35	10	6	6	2	3	0	0	0	0	1	2	36	48	6.75	1.625																		



Batter	1	2	3	4	5	6	7	8	9	AB	R	H	RBI	BB	SO	LOB	TOP								
Albert Hall, S (1, 8) OBP: 0.374, SLG: 0.423	0-3 K			0-0 HR		0-0 4-3		0-3 K		4	1	1	0	0	2	0									
Ron Gant, R (1, 4) OBP: 0.297, SLG: 0.381	0-0 F7			0-0 P3		0-0 5-3			0-0 L3	3	0	0	0	0	0	1									
Dion James, L (9, PH) OBP: 0.400, SLG: 0.476										1	0	0	0	0	0	0									
Gerald Perry, L (1, 3) OBP: 0.331, SLG: 0.415	0-3 K			0-0 HR		0-0 4-3			0-3 K	4	1	1	2	0	2	0									
Dale Murphy, R (1, 9) OBP: 0.420, SLG: 0.585		0-3 K		0-0 6-3					4-0 E	3	1	0	0	1	1	0									
Gary Roenicke, R (1, 7) OBP: 0.356, SLG: 0.475		0-0 F7		0-3 K					0-0 BB	3	0	0	0	0	1	0									
Ken Griffey, L (9, PH) OBP: 0.357, SLG: 0.456										0	0	0	0	0	0	0									
Ted Simmons, S (9, PH) OBP: 0.347, SLG: 0.391										1	0	0	0	0	0	0									
Glenn Hubbard, R (9, 4) OBP: 0.379, SLG: 0.382										0	0	0	0	0	0	0									
Ozzie Virgil, R (1, 2) OBP: 0.331, SLG: 0.480	0-0 5-3					0-0 6-3			4-0 IBB	3	1	1	1	1	0	0									
Paul Runge, R (1, 5) OBP: 0.277, SLG: 0.357			0-0 G3		0-0 F3			0-3 K	0-0 F7	4	0	0	0	0	1	2									
Jeff Blauser, R (1, 6) OBP: 0.333, SLG: 0.365			0-3 K		0-0 1B				0-3 K	3	0	1	0	0	2	0									
Pete Smith, R (1, 1) OBP: 0.111, SLG: 0.111			0-0 F7		0-3 K				0-0 F4	1	0	0	0	0	0	0									
Grig Nettles, L (9, PH) OBP: 0.292, SLG: 0.355										1	0	0	0	0	1	1									
Paul Assenmacher, L (5, 1) OBP: 0.302, SLG: 0.348										0	0	0	0	0	0	0									
Rafael Ramirez, R (8, PH) OBP: 0.302, SLG: 0.348										1	0	0	0	0	0	0									
Jim Acker, R (8, 1) OBP: 0.267, SLG: 0.214										0	0	0	0	0	0	0									
<b>Inning Stats</b>	R: 0 E: 0 K: 2 S: 7	H: 0 LOB: 0 BB: 0 P: 7	R: 0 E: 0 K: 1 S: 5	H: 0 LOB: 0 BB: 0 P: 5	R: 0 E: 0 K: 1 S: 5	H: 0 LOB: 0 BB: 0 P: 5	R: 2 E: 0 K: 1 S: 7	H: 2 LOB: 0 BB: 0 P: 7	R: 0 E: 0 K: 1 S: 6	H: 1 LOB: 1 BB: 0 P: 6	R: 0 E: 0 K: 0 S: 3	H: 0 LOB: 0 BB: 0 P: 3	R: 1 E: 0 K: 1 S: 6	H: 1 LOB: 0 BB: 0 P: 6	R: 0 E: 0 K: 2 S: 7	H: 0 LOB: 0 BB: 0 P: 7	R: 1 E: 1 K: 1 S: 6	H: 0 LOB: 2 BB: 2 P: 14	1B: 2 2B: 0 3B: 0 HR: 2	SF: 0 SAC: 0 DP: 0 HBP: 0	WP: 0 PB: 0 SB: 0 CS: 0	PA: 34			
<b>PITCHER</b>	IP	WLS	BF	H	R	ER	SO	BB	IBB	HBP	BLK	WP	HR	S	P	ERA	WHIP								
Guy Hoffman, L (1, 1) ERA: 4.37	7.0		25	4	3	3	7	0	0	0	0	0	2	39	39	3.86	0.571								
Rob Murphy, L (8, 1) ERA: 3.09	1.0		3	0	0	0	2	0	0	0	0	0	0	7	7	0.00	0.000								
Frank Williams, R (9, 1) ERA: 2.21	0.2		3	0	1	0	1	1	0	0	0	0	0	4	8	0.00	1.500								
Pat Perry, L (9, 1) ERA: 3.74	0.1	W	3	0	0	0	0	0	1	0	0	0	0	2	6	0.00	0.000								

Atlanta Braves @ Cincinnati Reds  
Riverfront Stadium, Cincinnati, OH  
Tue Sep 29 1987, 3:33 AM EDT  
Att: 8,725 - Unknown

AB 32  
R 4  
H 4  
RBI 3  
BB 2  
SO 10  
LOB 4



Batter	1	2	3	4	5	6	7	8	9	AB	R	H	RBI	BB	SO	LOB	BOTTOM								
Tracy Jones, R (1, 8) OBP: 0.334, SLG: 0.437	0-0 G4-6-3			0-0 G5-4-3		0-0 6-3		0-3 K		4	0	1	0	0	0	4									
Dave Collins, S (7, 7) OBP: 0.295, SLG: 0.254		0-0 F5								1	0	0	0	0	1	2									
Jeff Treadway, L (1, 4) OBP: 0.360, SLG: 0.466	0-0 G4-6-3		0-0 2B		1-0 BB	0-0 F3			0-0 4-3	4	2	1	0	0	0	1									
Paul O'Neill, L (1, 7) OBP: 0.325, SLG: 0.497	4-0 BB		0-0 1B		0-3 K				4-0 1B	3	2	1	1	2	1	1									
Dave Parker, L (1, 9) OBP: 0.313, SLG: 0.439	4-0 BB		0-0 1B		0-0 F7				0-0 1B	4	0	2	1	1	1	1									
Buddy Bell, R (1, 5) OBP: 0.370, SLG: 0.429	0-3 K		0-0 F4		4-0 1B				0-0 1B	4	1	1	1	1	1	3									
Terry McGriff, R (1, 2) OBP: 0.280, SLG: 0.343		0-0 F8		0-0 G4-6-3		4-0 1B			0-0 SH1-3	3	0	1	0	1	0	1									
Nick Esasky, R (1, 3) ERA: 4.73		0-0 FC3-6		0-0 1B		0-0 1B			0-0 SH1-3	3	0	3	2	0	0	0									
Frank Williams, R (9, 1) OBP: 0.143, SLG: 0.143										0	0	0	0	0	0	0									
Pat Perry, L (9, 1) OBP: 0.143, SLG: 0.143										0	0	0	0	0	0	0									
Barry Larkin, R (1, 6) OBP: 0.303, SLG: 0.369	4-0 S		0-0 FC3-6		0-0 F9				4-0 BB	2	0	0	0	2	1	3									
Guy Hoffman, L (1, 1) OBP: 0.111, SLG: 0.133	0-0 FC3-6				0-0 1B				0-3 K	3	0	1	0	0	0	2									
Rob Murphy, L (8, 1) OBP: 0.200, SLG: 0.200										0	0	0	0	0	0	0									
Terry Francona, L (9, PH) OBP: 0.262, SLG: 0.296										1	0	0	0	0	1	2									
<b>Inning Stats</b>	R: 0 E: 0 K: 1 S: 5	H: 1 LOB: 2 BB: 2 P: 13	R: 0 E: 0 K: 0 S: 4	H: 1 LOB: 2 BB: 1 P: 8	R: 2 E: 0 K: 0 S: 5	H: 3 LOB: 0 BB: 0 P: 5	R: 0 E: 0 K: 0 S: 4	H: 2 LOB: 1 BB: 0 P: 4	R: 2 E: 0 K: 2 S: 8	H: 1 LOB: 2 BB: 2 P: 17	R: 0 E: 0 K: 0 S: 3	H: 0 LOB: 0 BB: 0 P: 3	R: 0 E: 0 K: 1 S: 5	H: 0 LOB: 0 BB: 0 P: 5	R: 0 E: 0 K: 2 S: 8	H: 1 LOB: 2 BB: 1 P: 12	R: 1 E: 0 K: 0 S: 3	H: 2 LOB: 2 BB: 1 P: 7	1B: 10 2B: 1 3B: 0 HR: 0	SF: 0 SAC: 1 DP: 3 HBP: 1	WP: 0 PB: 0 SB: 1 CS: 0	PA: 41			
<b>PITCHER</b>	IP	WLS	BF	H	R	ER	SO	BB	IBB	HBP	BLK	WP	HR	S	P	ERA	WHIP								
Pete Smith, R (1, 1) ERA: 4.73	4.0		19	7	2	2	1	3	0	0	0	0	0	18	30	4.50	2.500								
Paul Assenmacher, L (5, 1) ERA: 5.02	3.0		13	1	2	2	3	2	0	1	0	0	0	16	25	6.00	1.000								
Jim Acker, R (8, 1) ERA: 4.19	1.1	L	9	3	1	1	2	2	0	0	0	0	0	11	19	6.75	3.750								

Atlanta Braves @ Cincinnati Reds  
Riverfront Stadium, Cincinnati, OH  
Tue Sep 29 1987, 3:33 AM EDT  
Att: 8,725 - Unknown

AB 32  
R 5  
H 11  
RBI 5  
BB 7  
SO 6  
LOB 20









Batter	1	2	3	4	5	6	7	8	9	AB	R	H	RBI	BB	SO	LOB	TOP										
Albert Hall, S OBP: 0.370, SLG: 0.420 (1, 8)	F9		E S 1B		L6		1B 2B		4-3	5	2	2	0	0	0	1											
Ron Gant, R OBP: 0.310, SLG: 0.400 Ken Griffey, L OBP: 0.358, SLG: 0.456 Jim Acker, R OBP: 0.267, SLG: 0.214 (1, 4)	6-3		1B				F7		K	4	0	2	1	0	0	1											
Dion James, L OBP: 0.398, SLG: 0.471 (1, 7)	1-3		1B							3	0	1	1	1	0	1											
Dale Murphy, R OBP: 0.417, SLG: 0.578 (1, 9)		F7		L3		K		F6		4	0	0	0	0	1	3											
Gerald Perry, L OBP: 0.335, SLG: 0.418 (1, 3)	6-3			E S BB		3-1			6-3 8-2 2B	3	1	1	0	1	0	2											
Ozzie Virgil, R OBP: 0.330, SLG: 0.474 (1, 2)	6-3				F7				6-3	4	0	0	0	0	0	2											
Ken Oberkfell, L OBP: 0.343, SLG: 0.363 Gary Roenicke, R OBP: 0.354, SLG: 0.472 Paul Runge, R OBP: 0.277, SLG: 0.357 (1, 5)			FC3-6 1B	S S PB BB			G5-4-3 1B		8-2	2	1	2	0	1	0	0											
Jeff Blauser, R OBP: 0.331, SLG: 0.357 (1, 6)			K	PB S IBB		G5-4-3			4-3 SH1-4 1B	3	0	1	0	1	1	2											
David Palmer, R OBP: 0.143, SLG: 0.207 Paul Assenmacher, L OBP: 0.246, SLG: 0.356 Graig Nettles, L OBP: 0.294, SLG: 0.356 Chuck Cary, L OBP: 0.285, SLG: 0.356 Charlie Puleo, R OBP: 0.270, SLG: 0.356 Glenn Hubbard, R OBP: 0.270, SLG: 0.356 (1, 1)			FC3-6 1B	1-3 2-H 3-H			G3		SH1-4	2	1	0	0	0	1	2											
<b>Inning Stats</b>	R: 0 E: 0 K: 0 S: 3	H: 0 LOB: 0 BB: 0 P: 3	R: 0 E: 0 K: 0 S: 3	H: 0 LOB: 0 BB: 0 P: 3	R: 2 E: 0 K: 1 S: 8	H: 3 LOB: 1 BB: 0 P: 8	R: 2 E: 0 K: 1 S: 5	H: 0 LOB: 1 BB: 3 P: 17	R: 0 E: 0 K: 0 S: 6	H: 1 LOB: 2 BB: 1 P: 10	R: 1 E: 1 K: 0 S: 5	H: 2 LOB: 1 BB: 0 P: 5	R: 0 E: 0 K: 0 S: 3	H: 1 LOB: 1 BB: 0 P: 3	R: 0 E: 0 K: 1 S: 6	H: 1 LOB: 1 BB: 0 P: 6	1B: 7 2B: 3 3B: 0 HR: 0	SF: 0 SAC: 1 DP: 2 HBP: 0	WP: 0 PB: 1 SB: 7 CS: 0	PA: 38							
<b>PITCHER</b>	IP	WLS	BF	H	R	ER	SO	BB	IBB	HBP	BLK	WP	HR	S	P	ERA	WHIP										
Danny Darwin, R ERA: 3.59 (1, 1)	5.0		23	4	4	3	3	3	1	0	0	0	0	25	41	5.40	1.400										
Jeff Heathcock, R ERA: 3.24 (6, 1)	2.1		10	4	1	1	0	0	0	0	0	0	0	10	10	3.86	1.714										
Dave Meads, L ERA: 5.36 (8, 1)	0.2		1	0	0	0	0	0	0	0	0	0	0	1	1	0.00	0.000										
Larry Andersen, R ERA: 3.49 (9, 1)	1.0	W	4	1	0	0	1	0	0	0	0	0	0	6	6	0.00	1.000										

Atlanta Braves @ Houston Astros  
Astrodome, Houston, TX  
Thu Oct 01 1987, 8:05 PM EDT  
Att: 7,885 - Unknown

AB 33  
R 5  
H 9  
RBI 2  
BB 4  
SO 4  
LOB 16



Batter	1	2	3	4	5	6	7	8	9	AB	R	H	RBI	BB	SO	LOB	BOTTOM										
Billy Hatcher, R OBP: 0.351, SLG: 0.416 (1, 8)	5-3		G3 1B			5-3		F8		5	1	2	0	0	0	2											
Craig Reynolds, L OBP: 0.305, SLG: 0.350 (1, 6)	F8		G3					F8		4	1	1	1	1	0	2											
Bill Doran, S OBP: 0.363, SLG: 0.407 (1, 4)	1B		G3			F6		F6		5	0	1	0	0	0	5											
Kevin Bass, S OBP: 0.346, SLG: 0.453 (1, 9)	4-3									4	1	1	1	1	1	1											
Denny Walling, L OBP: 0.356, SLG: 0.418 Ken Caminiti, S OBP: 0.284, SLG: 0.333 (1, 5)			G4-6-3 1B							2	1	1	0	1	1	1											
Glenn Davis, R OBP: 0.307, SLG: 0.451 (1, 3)			G4-6-3 1B							2	1	2	0	0	0	0											
Terry Puhl, L OBP: 0.305, SLG: 0.333 (1, 7)			G4-6-3							5	0	1	1	0	2	5											
Ronn Reynolds, R OBP: 0.189, SLG: 0.235 Troy Afler, R OBP: 0.300, SLG: 0.300 (1, 2)			K							1	0	0	0	0	1	1											
Danny Darwin, R OBP: 0.228, SLG: 0.242 Ty Gattuso, L OBP: 0.167, SLG: 0.201 Jeff Heathcock, R OBP: 0.356, SLG: 0.333 Jose Cruz, L OBP: 0.256, SLG: 0.400 Larry Andersen, R OBP: 0.256, SLG: 0.167 (1, 1)			6-3							1	0	0	0	0	0	0											
<b>Inning Stats</b>	R: 0 E: 0 K: 0 S: 4	H: 1 LOB: 1 BB: 0 P: 4	R: 0 E: 0 K: 1 S: 6	H: 2 LOB: 1 BB: 0 P: 6	R: 0 E: 0 K: 2 S: 7	H: 0 LOB: 1 BB: 1 P: 11	R: 5 E: 1 K: 2 S: 12	H: 5 LOB: 1 BB: 1 P: 16	R: 0 E: 0 K: 0 S: 4	H: 1 LOB: 2 BB: 1 P: 8	R: 0 E: 0 K: 1 S: 6	H: 1 LOB: 1 BB: 0 P: 6	R: 0 E: 0 K: 1 S: 6	H: 1 LOB: 1 BB: 0 P: 6	R: 1 E: 0 K: 0 S: 5	H: 3 LOB: 2 BB: 0 P: 5	1B: 13 2B: 2 3B: 0 HR: 0	SF: 0 SAC: 1 DP: 1 HBP: 0	WP: 1 PB: 0 SB: 1 CS: 0	PA: 43							
<b>PITCHER</b>	IP	WLS	BF	H	R	ER	SO	BB	IBB	HBP	BLK	WP	HR	S	P	ERA	WHIP										
David Palmer, R ERA: 4.9 (1, 1)	4.2		24	9	5	5	4	2	0	0	0	0	0	30	38	9.64	2.357										
Paul Assenmacher, L ERA: 4.89 (5, 1)	1.1		6	1	0	0	1	1	0	0	0	0	0	7	11	0.00	1.500										
Chuck Cary, L ERA: 3.95 (7, 1)	0.1		2	1	0	0	1	0	0	0	0	0	0	4	4	0.00	3.000										
Charlie Puleo, R ERA: 4.3 (7, 1)	1.2		6	1	0	0	1	0	0	0	0	0	0	8	8	0.00	0.600										
Jim Acker, R ERA: 4.22 (9, 1)	0.2	L	5	3	1	1	0	0	0	0	0	0	0	5	5	13.50	4.500										

Atlanta Braves @ Houston Astros  
Astrodome, Houston, TX  
Thu Oct 01 1987, 8:05 PM EDT  
Att: 7,885 - Unknown

AB 39  
R 6  
H 15  
RBI 6  
BB 3  
SO 7  
LOB 20





Batter	1	2	3	4	5	6	7	8	9	AB	R	H	RBI	BB	SO	LOB	TOP										
Albert Hall, S OBP: 0.370, SLG: 0.418 (1, 8)	5-3		FC6-4		PB SF8			K		4	1	1	1	1	1	3	<b>Atlanta Braves @ San Francisco Giants</b> Candlestick Park, San Francisco, CA Fri Oct 02 1987, 10:05 PM EDT Att: 30,735 - Unknown										
Ron Gant, R OBP: 0.289, SLG: 0.378 (1, 4)	5-3		6-3		SF8	F4		K		4	0	0	1	0	1	4											
Gerald Perry, L OBP: 0.332, SLG: 0.414 (1, 3)	4-3			F9	E4			4-3	F7	5	0	0	0	0	0	0											
Dale Murphy, R OBP: 0.417, SLG: 0.575 (1, 9)		K		1B HBP	F2				6-3	4	1	1	0	1	1	1											
Gary Roenicke, R OBP: 0.356, SLG: 0.462 (1, 7)		F4		1B HBP		1B WP			K	3	2	0	0	1	1	1											
Ozzie Virgil, R OBP: 0.333, SLG: 0.475 (1, 2)		F9		1B		FC1-5				3	0	2	0	1	0	0											
Paul Runge, R OBP: 0.266, SLG: 0.364 (6, PH)			FC1			4-3				2	0	1	0	0	1	3											
Graig Nettles, L OBP: 0.291, SLG: 0.352 (6, 5)			K					K		2	0	0	1	0	1	3											
Jeff Blausler, R OBP: 0.341, SLG: 0.367 (1, 6)			FC1			FC1-5		SH5-4		4	2	3	2	0	0	1											
Kevin Coffman, R OBP: 0.182, SLG: 0.100 Rick Mahler, R OBP: 0.154, SLG: 0.231 Paul Assenmacher, L OBP: 0.267, SLG: 0.214 (1, 1)			FC6-4			1B				2	0	0	0	1	1	4											
<b>Inning Stats</b>	R: 0 E: 0 K: 0 S: 3	H: 0 LOB: 0 BB: 0 P: 3	R: 0 E: 0 K: 1 S: 5	H: 0 LOB: 0 BB: 0 P: 5	R: 1 E: 1 K: 0 S: 4	H: 1 LOB: 1 BB: 1 P: 8	R: 2 E: 0 K: 2 S: 10	H: 3 LOB: 2 BB: 0 P: 11	R: 1 E: 1 K: 0 S: 3	H: 0 LOB: 0 BB: 1 P: 7	R: 2 E: 0 K: 0 S: 6	H: 3 LOB: 2 BB: 1 P: 10	R: 0 E: 0 K: 1 S: 5	H: 0 LOB: 2 BB: 2 P: 13	R: 0 E: 0 K: 2 S: 8	H: 1 LOB: 1 BB: 0 P: 8	R: 0 E: 0 K: 1 S: 5	H: 0 LOB: 0 BB: 0 P: 5	1B: 8 2B: 0 3B: 0 HR: 0	SF: 1 SAC: 1 DP: 0 HBP: 1	WP: 1 PB: 1 SB: 5 CS: 1	PA: 41					
<b>PITCHER</b>	IP	WLS	BF	H	R	ER	SO	BB	IBB	HBP	BLK	WP	HR	S	P	ERA	WHIP										
Dave Dravecky, L ERA: 3.43 (1, 1)	4.0	L	18	4	3	3	3	1	0	1	0	0	0	22	27	6.75	1.250										
Jon Perlman, R ERA: 3.97 (5, 1)	1.0		6	1	3	2	0	2	0	0	0	1	0	4	12	18.00	3.000										
Randy Bockus, R ERA: 3.86 (6, 1)	1.0		5	2	0	0	0	0	0	0	0	0	0	5	5	0.00	2.000										
John Burkett, R ERA: 4.5 (7, 1)	2.0		9	1	0	0	3	2	0	0	0	0	0	13	21	0.00	1.500										
Don Robinson, R ERA: 3.45 (9, 1)	1.0		3	0	0	0	1	0	0	0	0	0	0	5	5	0.00	0.000										

Batter	1	2	3	4	5	6	7	8	9	AB	R	H	RBI	BB	SO	LOB	BOTTOM										
Eddie Milner, L OBP: 0.325, SLG: 0.371 John Burkett, R (1, 8)	E4		1B		FC5	G3		P1		3	0	1	0	1	0	1	<b>Atlanta Braves @ San Francisco Giants</b> Candlestick Park, San Francisco, CA Fri Oct 02 1987, 10:05 PM EDT Att: 30,735 - Unknown										
Jeffrey Leonard, R OBP: 0.311, SLG: 0.472 Don Robinson, R OBP: 0.263, SLG: 0.444 (8, PH)	4-3		1B		K		WP	2B		4	0	2	0	0	1	2											
Kevin Mitchell, R OBP: 0.350, SLG: 0.473 Randy Kutcher, R OBP: 0.250, SLG: 0.400 (1, 5)	4-3		1B		K		1B	2B		1	2	1	1	0	0	0											
Mike Aldrete, L OBP: 0.399, SLG: 0.469 (1, 7)	1-3		1-3		FC5		1B	2B		2	0	1	1	3	0	2											
Candy Maldonado, R OBP: 0.349, SLG: 0.515 (1, 9)	L1-3		K		FC5		1B	BB		4	0	1	1	1	1	6											
Will Clark, L OBP: 0.369, SLG: 0.569 Kirt Manwaring, R OBP: 0.250, SLG: 0.143 Bob Melvin, R OBP: 0.253, SLG: 0.372 (1, 3)			FC1-5		4-3			F3		2	0	0	0	1	1	2											
Bob Brenly, R OBP: 0.345, SLG: 0.458 Francisco Melendez, L OBP: 0.313, SLG: 0.500 (6, PH)		K			K			G3		1	0	0	0	1	1	1											
Robby Thompson, R ERA: 4.62 Jessie Reid, L OBP: 0.222, SLG: 0.500 (6, PH)		FC1-5			4-3			F5		1	0	0	0	1	0	1											
Dave Henderson, R OBP: 0.329, SLG: 0.410 (7, PH)		FC6-4			4-3			F7		2	0	0	0	0	1	3											
Jose Uribe, S OBP: 0.336, SLG: 0.411 Matt Williams, R OBP: 0.242, SLG: 0.343 (6, PH)		FC6-4			4-3			F8		3	0	1	0	0	0	3											
Dave Dravecky, R Harry Schrimm, L Jon Perlman, L Randy Bockus, L Chili Davis, S Mark Wasinger, R (1, 1)			5-3		4-3			E4		1	0	0	0	0	0	0											
<b>Inning Stats</b>	R: 0 E: 1 K: 0 S: 3	H: 0 LOB: 1 BB: 1 P: 7	R: 0 E: 0 K: 1 S: 5	H: 0 LOB: 1 BB: 1 P: 9	R: 0 E: 0 K: 1 S: 7	H: 2 LOB: 2 BB: 0 P: 7	R: 0 E: 0 K: 0 S: 3	H: 0 LOB: 2 BB: 2 P: 11	R: 0 E: 0 K: 2 S: 7	H: 2 LOB: 1 BB: 0 P: 5	R: 1 E: 0 K: 0 S: 5	H: 2 LOB: 1 BB: 0 P: 5	R: 1 E: 0 K: 2 S: 10	H: 3 LOB: 3 BB: 1 P: 14	R: 2 E: 1 K: 0 S: 6	H: 3 LOB: 2 BB: 1 P: 10	R: 0 E: 0 K: 0 S: 3	H: 0 LOB: 0 BB: 0 P: 3	1B: 7 2B: 3 3B: 0 HR: 1	SF: 0 SAC: 0 DP: 1 HBP: 0	WP: 1 PB: 0 SB: 2 CS: 0	PA: 45					
<b>PITCHER</b>	IP	WLS	BF	H	R	ER	SO	BB	IBB	HBP	BLK	WP	HR	S	P	ERA	WHIP										
Kevin Coffman, R ERA: 4.58 (1, 1)	6.0	W	28	4	1	1	4	6	0	0	0	0	1	30	54	1.50	1.667										
Rick Mahler, R ERA: 4.98 (7, 1)	0.0		4	3	1	1	0	1	0	0	0	1	0	3	7	-	-										
Paul Assenmacher, L ERA: 5.1 (7, 1)	1.1		8	3	2	2	2	1	0	0	0	0	0	11	15	13.50	3.000										
Jim Acker, R ERA: 4.15 (8, 1)	1.2	S	5	0	0	0	0	0	0	0	0	0	0	5	5	0.00	0.000										





Batter	1	2	3	4	5	6	7	8	9	AB	R	H	RBI	BB	SO	LOB	TOP				
Albert Hall, S OBP: 0.366, SLG: 0.412 (1,8)										4	0	0	0	0	1	1					
Ron Gant, R OBP: 0.288, SLG: 0.410 (1,4)										4	1	1	2	0	0	0					
Dion James, L OBP: 0.399, SLG: 0.474 (1,7)										4	1	2	0	0	1	0					
Gerald Perry, L OBP: 0.330, SLG: 0.411 (1,3)										4	0	0	0	0	0	2					
Ted Simmons, S OBP: 0.350, SLG: 0.390 (1,2)										3	0	1	1	1	0	0					
Gary Roenicke, R OBP: 0.353, SLG: 0.453 (1,9)										3	0	0	0	1	1	2					
Ken Oberkfell, L OBP: 0.342, SLG: 0.362 (1,5)										4	0	1	0	0	0	2					
Jeff Blauer, R OBP: 0.335, SLG: 0.360 (1,6)										3	0	0	0	0	2	1					
Marty Clary, R (1,1) Ed Owine, R (5,1) Glenn Hubbard, R (6, Ph) Charlie Puleo, R (6, Ph) Craig Nettles, L (8, Ph) Chuck Cary, L (8,1)										1	0	0	0	0	0	0					
<b>Inning Stats</b>	R: 0 E: 0 K: 1 S: 5	H: 0 LOB: 0 BB: 0 P: 5	R: 0 E: 0 K: 0 S: 4	H: 1 LOB: 1 BB: 0 P: 4	R: 0 E: 0 K: 1 S: 5	H: 0 LOB: 0 BB: 0 P: 5	R: 0 E: 0 K: 0 S: 3	H: 0 LOB: 0 BB: 0 P: 3	R: 0 E: 0 K: 2 S: 8	H: 1 LOB: 1 BB: 0 P: 8	R: 1 E: 0 K: 0 S: 4	H: 1 LOB: 1 BB: 1 P: 8	R: 2 E: 0 K: 1 S: 7	H: 2 LOB: 1 BB: 1 P: 11	R: 0 E: 0 K: 0 S: 2	H: 0 LOB: 0 BB: 1 P: 6	1B: 3 2B: 1 3B: 0 HR: 1	SF: 0 SAC: 0 DP: 1 HBP: 0	WP: 0 PB: 1 SB: 0 CS: 0	PA: 34	
<b>PITCHER</b>	IP	WLS	BF	H	R	ER	SO	BB	IBB	HBP	BLK	WP	HR	S	P	ERA	WHIP				
Kelly Downs, R (1,1) ERA: 3.63	5.0	W	17	2	0	0	4	0	0	0	0	0	0	25	25	0.00	0.400				
Mike Krukow, R (6,1) ERA: 4.8	1.0		3	0	0	0	0	0	0	0	0	0	0	3	3	0.00	0.000				
Joe Price, L (7,1) ERA: 2.57	1.0		5	1	1	1	0	1	0	0	0	0	0	4	8	9.00	2.000				
Scott Garrelts, R (8,1) ERA: 3.25	2.0		9	2	2	2	1	2	0	0	0	0	1	9	17	9.00	2.000				

Atlanta Braves @ San Francisco Giants  
Candlestick Park, San Francisco, CA  
Sat Oct 03 1987, 6:33 AM EDT  
Att: 25,061 - Unknown

AB 31  
R 3  
H 5  
RBI 3  
BB 3  
SO 5  
LOB 8

Batter	1	2	3	4	5	6	7	8	9	AB	R	H	RBI	BB	SO	LOB	BOTTOM				
Robby Thompson, R OBP: 0.337, SLG: 0.419 (1,4)										2	1	1	2	0	0	0					
Chris Speier, R OBP: 0.341, SLG: 0.394 (7,4)										1	0	0	0	0	0	0					
Kevin Mitchell, R OBP: 0.348, SLG: 0.477 (1,5)										4	1	1	3	0	0	1					
Scott Garrelts, R OBP: 0.200, SLG: 0.300 (8,1)										0	0	0	0	0	0	0					
Jeffrey Leonard, R OBP: 0.311, SLG: 0.470 (1,7)										4	0	1	0	0	1	0					
Candy Maldonado, R OBP: 0.348, SLG: 0.513 (1,9)										2	0	0	0	0	0	1					
Eddie Milner, L OBP: 0.331, SLG: 0.377 (5,8)										2	0	2	0	0	0	0					
Will Clark, L OBP: 0.369, SLG: 0.570 (1,3)										3	1	1	0	0	1	1					
Mike Krukow, R OBP: 0.196, SLG: 0.204 (6,1)										0	0	0	0	0	0	0					
Joe Price, R (7,1) OBP: 0.167, SLG: 0.167										0	0	0	0	0	0	0					
Matt Williams, R (8,5) OBP: 0.241, SLG: 0.342										1	0	0	0	0	1	1					
Chili Davis, S OBP: 0.344, SLG: 0.436 (5,9)										4	1	3	1	0	0	1					
Bob Melvin, R OBP: 0.249, SLG: 0.366 (1,2)										4	0	0	0	0	0	3					
Jose Uribe, S OBP: 0.339, SLG: 0.417 (1,6)										3	2	2	0	0	0	0					
Kelly Downs, R OBP: 0.155, SLG: 0.161 (1,1)										1	0	0	0	0	0	2					
Mike Aldrete, L OBP: 0.398, SLG: 0.467 (6,3)										1	0	0	0	0	1	0					
<b>Inning Stats</b>	R: 0 E: 0 K: 0 S: 4	H: 1 LOB: 1 BB: 0 P: 4	R: 0 E: 0 K: 1 S: 5	H: 1 LOB: 0 BB: 0 P: 5	R: 3 E: 0 K: 0 S: 5	H: 2 LOB: 0 BB: 0 P: 6	R: 3 E: 0 K: 0 S: 7	H: 4 LOB: 1 BB: 0 P: 7	R: 0 E: 0 K: 1 S: 6	H: 1 LOB: 1 BB: 0 P: 6	R: 0 E: 0 K: 1 S: 5	H: 0 LOB: 0 BB: 0 P: 5	R: 0 E: 0 K: 0 S: 3	H: 0 LOB: 0 BB: 0 P: 3	R: 0 E: 0 K: 1 S: 6	H: 2 LOB: 1 BB: 0 P: 6	1B: 8 2B: 2 3B: 0 HR: 1	SF: 0 SAC: 1 DP: 0 HBP: 1	WP: 0 PB: 0 SB: 0 CS: 2	PA: 34	
<b>PITCHER</b>	IP	WLS	BF	H	R	ER	SO	BB	IBB	HBP	BLK	WP	HR	S	P	ERA	WHIP				
Marty Clary, R (1,1) ERA: 6.14	4.1	L	22	9	6	6	2	0	0	0	0	0	0	2	2	0.00	0.000				
Ed Owine, L (5,1) ERA: 5.01	0.2		2	0	0	0	0	0	0	0	0	0	0	2	2	0.00	0.000				
Charlie Puleo, R (6,1) ERA: 4.23	2.0		6	0	0	0	1	0	0	0	0	0	0	8	8	0.00	0.000				
Chuck Cary, L (8,1) ERA: 3.68	1.0		4	2	0	0	1	0	0	0	0	0	0	6	6	0.00	2.000				

Atlanta Braves @ San Francisco Giants  
Candlestick Park, San Francisco, CA  
Sat Oct 03 1987, 6:33 AM EDT  
Att: 25,061 - Unknown

AB 32  
R 6  
H 11  
RBI 6  
BB 0  
SO 4  
LOB 10



Batter	1	2	3	4	5	6	7	8	9	10	AB	R	H	RBI	BB	SO	LOB	TOP								
Albert Hall, S OBP: 0.369, SLG: 0.411	(1,8) 4-0 BB 		(2) 0-0 5-3 		(2) 0-0 1B 		(2) 4-0 BB 		(2) 0-3 K 	(2) 0-3 K 	3	0	1	0	2	1	0									
Ron Gant, R OBP: 0.271, SLG: 0.386	(1,4) 0-0 F3 		(3) 0-3 K 		(2) 0-0 F9 		(2) 0-3 K 		(2) 0-0 E5 	(2) 0-0 4-3 	5	0	0	0	0	2	3									
Gerald Perry, L OBP: 0.329, SLG: 0.411	(1,3) 0-3 K 			(2) 0-0 1B 	(2) 0-0 F3 		(2) 0-0 F9 		(2) 0-0 4-3 	(2) 0-0 4-3 	5	1	1	0	0	1	3									
Dale Murphy, R OBP: 0.417, SLG: 0.580	(1,9) 4-0 BB 			(2) 0-0 5-3 		(2) 0-0 HR 		(2) 0-3 K 			3	1	1	1	1	1	1									
Gary Roenicke, R OBP: 0.353, SLG: 0.450	(1,7) 0-0 4-3 			(2) 0-0 F9 		(2) 0-0 F9 		(2) 0-0 6-3 			3	0	1	1	0	0	2									
Chuck Cary, L OBP: 0.300, SLG: 0.346	(8, PH) 0-0 FC4-6 			(2) 2-H 1B 		(2) 0-3 K 		(2) 0-0 6-3 			0	0	0	0	0	0	0									
Jim Acker, R OBP: 0.267, SLG: 0.214	(8, PH) 0-0 FC4-6 			(2) 2-H 1B 		(2) 0-3 K 		(2) 0-0 6-3 			0	0	0	0	0	0	0									
Ozzie Virgil, R OBP: 0.331, SLG: 0.471	(1,2) 0-0 F4 	(2) 0-0 FC4-6 		(2) 1-2 HR 		(2) 0-3 K 		(2) 0-0 F8 			4	1	0	0	0	1	1									
Paul Runge, R OBP: 0.288, SLG: 0.426	(1,5) 0-0 6-3 			(2) 1-H HR 		(2) 0-0 F9 		(2) 0-0 F7 			3	1	1	2	0	0	0									
Graig Nettles, L OBP: 0.294, SLG: 0.350	(9, PH) 0-0 6-3 			(2) 1-H HR 		(2) 0-0 F9 		(2) 0-0 F7 			1	0	0	0	0	0	0									
Jeff Blauser, R OBP: 0.328, SLG: 0.352	(1,6) 0-0 6-3 			(2) 0-0 L6 		(2) 0-0 5-3 		(2) 0-0 F8 			4	0	0	0	0	0	0									
Pete Smith, R OBP: 0.091, SLG: 0.091	(1,1) 0-0 F4 			(2) 0-0 6-3 		(2) 0-0 F7 		(2) 0-0 G3 			2	0	0	0	0	0	0									
Dion James, L OBP: 0.397, SLG: 0.472	(6,7) 0-0 F4 			(2) 0-0 6-3 		(2) 0-0 F7 		(2) 0-0 G3 			2	0	0	0	0	0	0									
<b>Inning Stats</b>	R: 0 E: 0 K: 1 S: 5	H: 0 LOB: 2 BB: 2 P: 13	R: 0 E: 0 K: 0 S: 3	H: 0 LOB: 0 BB: 0 P: 5	R: 0 E: 0 K: 1 S: 5	H: 0 LOB: 0 BB: 0 P: 5	R: 3 E: 0 K: 0 S: 6	H: 3 LOB: 0 BB: 0 P: 6	R: 0 E: 0 K: 0 S: 4	H: 1 LOB: 1 BB: 0 P: 4	R: 1 E: 0 K: 1 S: 6	H: 1 LOB: 0 BB: 0 P: 6	R: 0 E: 0 K: 1 S: 5	H: 0 LOB: 1 BB: 1 P: 9	R: 0 E: 0 K: 0 S: 3	H: 0 LOB: 0 BB: 0 P: 5	R: 0 E: 2 K: 1 S: 6	H: 0 LOB: 1 BB: 0 P: 6	1B: 2 2B: 1 3B: 0 HR: 2	SF: 0 SAC: 0 DP: 0 HBP: 0	WP: 0 PB: 0 SB: 3 CS: 0	PA: 39				
<b>PITCHER</b>	IP WLS BF H R ER SO BB IBB HBP BLK WP HR S P ERA WHIP																									
Ailee Hammaker, L ERA: 3.58	(1,1) 6.0	WLS: 25	H: 5	R: 4	ER: 4	SO: 3	BB: 2	IBB: 0	HBP: 0	BLK: 0	WP: 0	HR: 2	S: 29	P: 37	ERA: 6.00	WHIP: 1.167										
Scott Garrelts, R ERA: 3.22	(7,1) 1.0	WLS: 4	H: 0	R: 0	ER: 0	SO: 1	BB: 1	IBB: 0	HBP: 0	BLK: 0	WP: 0	HR: 0	S: 5	P: 9	ERA: 0.00	WHIP: 1.000										
Craig Lefferts, L ERA: 3.83	(8,1) 1.0	WLS: 3	H: 0	R: 0	ER: 0	SO: 1	BB: 0	IBB: 0	HBP: 0	BLK: 0	WP: 0	HR: 0	S: 5	P: 5	ERA: 0.00	WHIP: 0.000										
Don Robinson, R ERA: 3.42	(9,1) 1.0	WLS: 3	H: 0	R: 0	ER: 0	SO: 0	BB: 0	IBB: 0	HBP: 0	BLK: 0	WP: 0	HR: 3	S: 3	P: 3	ERA: 0.00	WHIP: 0.000										
Randy Bockus, R ERA: 3.63	(10,1) 1.0	WLS: 4	H: 0	R: 0	ER: 0	SO: 1	BB: 0	IBB: 0	HBP: 0	BLK: 0	WP: 0	HR: 6	S: 6	P: 6	ERA: 0.00	WHIP: 0.000										

Atlanta Braves @ San Francisco Giants  
Candlestick Park, San Francisco, CA  
Sun Oct 04 1987, 6:33 AM EDT  
Att: 51,216 - Unknown

AB 36  
R 4  
H 5  
RBI 4  
BB 3  
SO 6  
LOB 10



Batter	1	2	3	4	5	6	7	8	9	10	AB	R	H	RBI	BB	SO	LOB	BOTTOM								
Candy Maldonado, R OBP: 0.346, SLG: 0.509	(1,9) 0-0 F5 	(1) 0-0 F6 		(1) 0-3 K 		(2) 0-0 HR 		(3) 0-0 1-3 			3	0	0	0	0	1	2									
Chili Davis, S OBP: 0.344, SLG: 0.442	(5,9) 0-0 F5 	(1) 0-0 F6 		(1) 0-3 K 		(2) 0-0 HR 		(3) 0-0 1-3 			2	1	1	1	0	0	1									
Kevin Mitchell, R OBP: 0.350, SLG: 0.474	(1,5) 4-0 BB 	(2) 0-0 F4 		(2) 0-0 F7 		(2) 0-0 5-3 			(2) 4-0 BB 		3	1	0	0	2	0	2									
Jeffrey Leonard, R OBP: 0.309, SLG: 0.467	(1,7) 0-0 6-3 	(2) 0-0 FC6 		(3) 0-0 6-3 		(3) 0-3 K 			(2) 0-0 G3 		3	0	0	0	0	0	3									
Eddie Milner, L OBP: 0.328, SLG: 0.374	(5,8) 1-2 6-3 	(2) 1-2 FC6 		(3) 0-0 6-3 		(3) 0-3 K 			(2) 0-0 G3 		2	0	0	0	0	1	1									
Will Clark, L OBP: 0.371, SLG: 0.580	(1,3) 0-0 HR 		(2) 0-0 HR 		(2) 0-0 F8 		(2) 0-0 F9 		(2) 4-0 G6-4-3 		4	2	2	3	1	0	0									
Mike Aldrete, L OBP: 0.396, SLG: 0.462	(1,8) 4-0 WP 	(5,7) 4-0 BB 		(1) 0-0 3-1 		(2) 0-0 F8 		(2) 0-0 6-3 	(2) 0-0 G6-4-3 		4	0	0	0	1	0	2									
Bob Brently, R OBP: 0.348, SLG: 0.467	(1,2) 4-0 BB 		(2) 0-0 F3 		(2) 0-0 1B 		(3) 0-0 F8 		(2) 0-0 G6-4-3 		4	1	2	1	1	0	0									
Robby Thompson, R OBP: 0.338, SLG: 0.419	(1,4) 0-0 F3 			(2) 0-0 1B 		(2) 0-0 1B 			(2) 0-0 HR 		2	0	1	0	0	0	2									
Chris Speier, R OBP: 0.342, SLG: 0.394	(4,4) 0-0 F3 			(2) 0-0 1B 		(2) 1-2 1B 			(2) 0-0 6-3 		2	0	1	0	0	0	0									
Jose Uribe, S OBP: 0.343, SLG: 0.424	(1,6) 0-0 1B 			(2) 0-0 2B 		(3) 0-0 F8 			(2) 0-0 F9 		2	0	2	0	0	0	0									
Matt Williams, R OBP: 0.240, SLG: 0.339	(4,6) 0-0 1B 			(2) 1-2 1B 		(3) 0-0 F8 			(2) 0-0 F9 		2	0	0	0	0	0	2									
Ailee Hammaker, S ERA: 3.58	(1,1) 5.0	WLS: 26	H: 8	R: 3	ER: 3	SO: 1	BB: 3	IBB: 0	HBP: 0	BLK: 0	WP: 1	HR: 2	S: 25	P: 37	ERA: 5.40	WHIP: 2.200										
Chuck Cary, L ERA: 3.75	(6,1) 2.0	WLS: 7	H: 1	R: 1	ER: 1	SO: 2	BB: 0	IBB: 0	HBP: 0	BLK: 0	WP: 0	HR: 1	S: 11	P: 11	ERA: 4.50	WHIP: 0.500										
Jim Acker, R ERA: 4.16	(8,1) 2.0	WLS: 9	H: 1	R: 1	ER: 1	SO: 0	BB: 2	IBB: 1	HBP: 0	BLK: 0	WP: 0	HR: 6	S: 18	P: 18	ERA: 4.50	WHIP: 1.500										
<b>Inning Stats</b>	R: 2 E: 0 K: 0 S: 4	H: 1 LOB: 2 BB: 3 P: 16	R: 0 E: 0 K: 0 S: 5	H: 2 LOB: 2 BB: 0 P: 5	R: 1 E: 0 K: 0 S: 6	H: 3 LOB: 2 BB: 0 P: 6	R: 0 E: 0 K: 1 S: 5	H: 0 LOB: 0 BB: 0 P: 5	R: 0 E: 0 K: 0 S: 5	H: 2 LOB: 2 BB: 0 P: 5	R: 1 E: 0 K: 2 S: 8	H: 1 LOB: 0 BB: 0 P: 8	R: 0 E: 0 K: 0 S: 3	H: 0 LOB: 0 BB: 0 P: 3	R: 0 E: 0 K: 0 S: 3	H: 0 LOB: 1 BB: 1 P: 7	R: 0 E: 0 K: 0 S: 2	H: 0 LOB: 1 BB: 0 P: 10	R: 1 E: 0 K: 0 S: 1	H: 1 LOB: 0 BB: 0 P: 1	1B: 5 2B: 1 3B: 0 HR: 4	SF: 0 SAC: 0 DP: 1 HBP: 0	WP: 1 PB: 0 SB: 0 CS: 0	PA: 42		
<b>PITCHER</b>	IP WLS BF H R ER SO BB IBB HBP BLK WP HR S P ERA WHIP																									
Pete Smith, R ERA: 4.83	(1,1) 5.0	WLS: 26	H: 8	R: 3	ER: 3	SO: 1	BB: 3	IBB: 0	HBP: 0	BLK: 0	WP: 1	HR: 2	S: 25	P: 37	ERA: 5.40	WHIP: 2.200										
Chuck Cary, L ERA: 3.75	(6,1) 2.0	WLS: 7	H: 1	R: 1	ER: 1	SO: 2	BB: 0	IBB: 0	HBP: 0	BLK: 0	WP: 0	HR: 1	S: 11	P: 11	ERA: 4.50	WHIP: 0.500										
Jim Acker, R ERA: 4.16	(8,1) 2.0	WLS: 9	H: 1	R: 1	ER: 1	SO: 0	BB: 2	IBB: 1	HBP: 0	BLK: 0	WP: 0	HR: 6	S: 18	P: 18	ERA: 4.50	WHIP: 1.500										

Atlanta Braves @ San Francisco Giants  
Candlestick Park, San Francisco, CA  
Sun Oct 04 1987, 6:33 AM EDT  
Att: 51,216 - Unknown

AB 36  
R 5  
H 10  
RBI 5  
BB 6  
SO 3  
LOB 17

