

Atlanta Braves - 1988

Batter	1	2	3	4	5	6	7	8	9	AB	R	H	RBI	BB	SO	LOB	TOP					
Shawon Dunston, R OBP: 0.400, SLG: 1.000	1-1 4-3		1-3 K			1-0 G1-6-3 1B	0-0 F9		1-1 HR	5	1	2	1	0	1	2						
23 Ryne Sandberg, R (1, 4)	2-2 F6			1-0 G3		1-1 G1-6-3 1-2		1-2 F8	1-2 L4	5	0	0	0	0	0	1						
Andre Dawson, R OBP: 0.400, SLG: 0.700	1-2 4-3			1-1 6-3		1-1 2B		3-2 1B 2B		4	1	2	0	0	0	0						
Jody Davis, R OBP: 0.200, SLG: 0.500		1-0 5-3 1B		2-2 1-3		0-0 F8		3-3 K		4	0	1	0	0	1	2						
Manny Trillo, R Leon Durham, L OBP: 0.571, SLG: 1.000	2-1 5-3 1-2				3-2 F8		0-0 F7	4-0 1B IBB		3	0	0	0	0	0	1						
Vance Law, R OBP: 0.400, SLG: 0.600	1-0 5-3			2-1 2B		2-1 2B		1-0 1B IBB		4	1	3	1	0	0	1						
Rafael Palmeiro, L OBP: 0.400, SLG: 0.444	0-1 4-3			0-1 F6		4-0 1B BB		2-0 F5		3	0	0	0	1	0	4						
Dave Martinez, L OBP: 0.455, SLG: 0.500		2-2 4-3		2-2 IBB		2-2 1B		1-2 F5		3	0	1	1	1	0	0						
Greg Maddux, R (1, 1)			0-0 4-3		1-3 K		1-1 4-3		0-0 6-3	4	0	0	0	0	1	4						
Inning Stats	R: 0 E: 0 K: 0 S: 9	H: 0 LOB: 0 BB: 0 P: 13	R: 0 E: 0 K: 0 S: 6	H: 1 LOB: 1 BB: 0 P: 10	R: 0 E: 0 K: 1 S: 10	H: 0 LOB: 0 BB: 0 P: 13	R: 0 E: 0 K: 0 S: 7	H: 0 LOB: 0 BB: 0 P: 11	R: 0 E: 0 K: 1 S: 12	H: 1 LOB: 2 BB: 1 P: 22	R: 0 E: 0 K: 0 S: 6	H: 2 LOB: 1 BB: 0 P: 9	R: 1 E: 0 K: 0 S: 11	H: 2 LOB: 2 BB: 1 P: 19	R: 1 E: 0 K: 0 S: 11	H: 2 LOB: 2 BB: 1 P: 25	R: 1 E: 0 K: 0 S: 9	H: 1 LOB: 0 BB: 0 P: 12	1B: 5 2B: 3 3B: 0 HR: 1	SF: 0 SAC: 0 DP: 1 HBP: 0	WP: 0 PB: 0 CS: 0	PA: 38
PITCHER	IP WLS BF H R ER SO BB IBB HBP BLK WP HR S P ERA WHIP	IP WLS BF H R ER SO BB IBB HBP BLK WP HR S P ERA WHIP																				
Zane Smith, L ERA: 1.29	(1, 1) 7.0 L 28 6 1 1 2 1 1 0 0 0 0 61 97 1.29 1.000	(8, 1) 2.0 10 3 2 2 1 0 1 0 0 0 1 20 37 9.00 1.500																				

Chicago Cubs @ Atlanta Braves
Atlanta-Fulton County Stadium, Atlanta, GA
Wed Apr 06 1988, 3:33 AM EDT
Att: 6,122 - Cloudy - 55 F

AB 35
R 3
H 9
RBI 3
BB 3
SO 3
LOB 15



Batter	1	2	3	4	5	6	7	8	9	AB	R	H	RBI	BB	SO	LOB	BOTTOM					
Dion James, L OBP: 0.273, SLG: 0.300	1-3 K		2-2 4-3			3-2 4-3	1-2 F7			4	0	0	0	0	1	2						
Damaso Garcia, R OBP: 0.304, SLG: 0.455	1-1 L5-3 1B			1-0 4-3		0-0 F5		1-0 4-3		4	0	1	0	0	0	0						
Gerald Perry, L OBP: 0.300, SLG: 0.500	0-0 L5-3			4-1 BB		4-2 BB		1-0 4-3		2	0	0	0	2	0	1						
Dale Murphy, R OBP: 0.400, SLG: 0.143		3-3 K		3-2 F8		4-1 BB		0-1 L7		3	0	0	0	1	1	1						
Ken Griffey, L OBP: 0.286, SLG: 0.333	1-2 6-3			4-0 FC5-4 IBB		3-2 4-3		1-2 L8		3	0	0	0	1	0	2						
Ozzie Virgil, R OBP: 0.344, SLG: 0.750		4-2 BB		0-0 FC5-4		3-2 1B SH1-4 FC1-2 1B		4-2 BB		2	0	1	0	1	0	2						
Terry Blocker, L (7, PR)										0	0	0	0	0	0	0						
Charlie Puleo, R (8, PH)										0	0	0	0	0	0	0						
Albert Hall, S OBP: 1.000, SLG: 1.000										0	0	0	0	1	0	0						
Ken Oberkfell, L OBP: 0.222, SLG: 0.500	1-2 G3			1-0 G3		0-0 SH1-4		2-2 F9		3	0	0	0	0	0	2						
Andres Thomas, R OBP: 0.300, SLG: 0.556			3-1 F6		2-2 6-3		0-2 FC1-2 1B		0-3 K	4	0	1	0	0	1	1						
Zane Smith, L Ted Simmons, S (7, PH)	0-0 1-3			0-1 6-3		0-0 FC1-2				2	0	0	0	0	0	0						
Inning Stats	R: 0 E: 0 K: 1 S: 6	H: 1 LOB: 0 BB: 0 P: 8	R: 0 E: 0 K: 1 S: 12	H: 0 LOB: 1 BB: 1 P: 21	R: 0 E: 0 K: 0 S: 7	H: 0 LOB: 0 BB: 0 P: 12	R: 0 E: 0 K: 0 S: 8	H: 0 LOB: 2 BB: 2 P: 19	R: 0 E: 0 K: 0 S: 9	H: 0 LOB: 0 BB: 0 P: 12	R: 0 E: 0 K: 0 S: 16	H: 0 LOB: 2 BB: 2 P: 29	R: 0 E: 0 K: 0 S: 11	H: 2 LOB: 2 BB: 0 P: 15	R: 0 E: 0 K: 0 S: 4	H: 0 LOB: 0 BB: 0 P: 6	R: 0 E: 0 K: 1 S: 14	H: 0 LOB: 1 BB: 1 P: 21	1B: 3 2B: 1 3B: 0 HR: 0	SF: 0 SAC: 1 DP: 1 HBP: 0	WP: 0 PB: 0 CS: 0	PA: 35
PITCHER	IP WLS BF H R ER SO BB IBB HBP BLK WP HR S P ERA WHIP	IP WLS BF H R ER SO BB IBB HBP BLK WP HR S P ERA WHIP																				
Greg Maddux, R ERA:	(1, 1) 9.0 W 35 3 0 0 3 5 1 0 0 0 0 87 143 0.00 0.889																					

Chicago Cubs @ Atlanta Braves
Atlanta-Fulton County Stadium, Atlanta, GA
Wed Apr 06 1988, 3:33 AM EDT
Att: 6,122 - Cloudy - 55 F

AB 28
R 0
H 3
RBI 0
BB 6
SO 3
LOB 13



Batter	1	2	3	4	5	6	7	8	9	AB	R	H	RBI	BB	SO	LOB	TOP								
Steve Sax, R OBP: 0.462, SLG: 0.600 (1, 4)										4	1	1	1	1	1	0	Los Angeles Dodgers @ Atlanta Braves Atlanta-Fulton County Stadium, Atlanta, GA Thu Apr 07 1988, 7:05 PM EDT Att: 5,257 - Unknown - 56 F								
Alfredo Griffin, S OBP: 0.154, SLG: 0.167 (1, 6)										4	0	0	0	1	2	3									
Kirk Gibson, L OBP: 0.385, SLG: 0.222 (1, 7)										2	2	1	0	2	0	1									
Pedro Guerrero, R OBP: 0.273, SLG: 0.290 Jesse Orosco, R (9, 1)										5	0	1	2	0	0	3									
Mike Marshall, R OBP: 0.333, SLG: 0.273 (1, 3)										4	0	3	2	1	1	0									
Mike Davis, L OBP: 0.182, SLG: 0.100 (1, 9)										4	0	1	0	1	1	5									
John Shelby, S (1, 8)										4	0	0	0	0	1	5									
Mike Scioscia, L OBP: 0.500, SLG: 0.444 Rick Dempsey, R (9, PR) (9, 2)										3	1	1	0	1	0	2									
Don Sutton, R Brad Havens, L Danny Heep, L Alejandro Pena, R Dave Anderson, R (1, 1) (6, 1) (7, PH) (7, 1) (9, PH) (9, 5)										2	0	0	0	0	1	0									
Inning Stats	R: 0 E: 0 K: 1 S: 9	H: 0 LOB: 1 BB: 1 P: 17	R: 0 E: 0 K: 0 S: 5	H: 1 LOB: 1 BB: 1 P: 10	R: 0 E: 0 K: 0 S: 5	H: 0 LOB: 1 BB: 1 P: 10	R: 0 E: 0 K: 1 S: 11	H: 1 LOB: 1 BB: 0 P: 18	R: 0 E: 0 K: 1 S: 9	H: 0 LOB: 0 BB: 0 P: 13	R: 1 E: 0 K: 2 S: 19	H: 1 LOB: 1 BB: 1 P: 25	R: 1 E: 0 K: 2 S: 19	H: 2 LOB: 1 BB: 0 P: 27	R: 0 E: 0 K: 0 S: 7	H: 1 LOB: 2 BB: 1 P: 13		R: 3 E: 0 K: 1 S: 12	H: 2 LOB: 2 BB: 2 P: 26	1B: 7 2B: 1 3B: 0 HR: 0	SF: 0 SAC: 1 DP: 1 HBP: 1	WP: 0 PB: 0 CS: 2	PA: 42		
PITCHER	IP WLS BF H R ER SO BB IBB HBP BLK WP HR S P ERA WHIP	7.0 29 5 2 2 6 4 0 0 0 0 0 0 69 120 2.57 1.286	1.2 L 10 1 3 3 1 1 2 1 0 0 0 0 15 32 16.20 1.200	0.1 3 2 0 0 0 0 0 0 0 0 0 0 0 4 7 0.00 6.000																					

AB 33
R 5
H 8
RBI 5
BB 7
SO 7
LOB 20



Batter	1	2	3	4	5	6	7	8	9	AB	R	H	RBI	BB	SO	LOB	BOTTOM							
Dion James, L OBP: 0.375, SLG: 0.308 (1, 8)										3	0	1	0	2	1	2	Los Angeles Dodgers @ Atlanta Braves Atlanta-Fulton County Stadium, Atlanta, GA Thu Apr 07 1988, 7:05 PM EDT Att: 5,257 - Unknown - 56 F							
Damaso Garcia, R OBP: 0.297, SLG: 0.333 (1, 4)										4	0	0	0	0	0	5								
Gerald Perry, L OBP: 0.429, SLG: 0.583 (1, 3)										4	0	3	1	0	0	2								
Dale Murphy, R OBP: 0.357, SLG: 0.182 (1, 9)										4	1	1	0	0	2	4								
Ken Griffey, L OBP: 0.273, SLG: 0.300 (1, 7)										4	0	1	0	0	1	1								
Ozzie Virgil, R OBP: 0.462, SLG: 0.667 Jim Acker, R (1, 2) (9, 1)										4	0	2	0	0	1	1								
Ken Oberkfell, L OBP: 0.231, SLG: 0.490 (1, 5)										2	0	0	1	1	0	0								
Andres Thomas, R OBP: 0.286, SLG: 0.462 (1, 6)										4	0	1	0	0	0	3								
Pete Smith, R Albert Hall, S Paul Assenmacher, L Ted Simmons, S (1, 1) (7, PH) (8, 1) (9, 2)										1	1	0	0	0	0	0								
Inning Stats	R: 0 E: 0 K: 1 S: 8	H: 2 LOB: 2 BB: 0 P: 15	R: 0 E: 0 K: 0 S: 9	H: 1 LOB: 1 BB: 1 P: 16	R: 1 E: 1 K: 1 S: 18	H: 1 LOB: 0 BB: 0 P: 21	R: 0 E: 0 K: 1 S: 9	H: 0 LOB: 0 BB: 0 P: 10	R: 0 E: 0 K: 1 S: 12	H: 1 LOB: 2 BB: 1 P: 18	R: 1 E: 0 K: 1 S: 9	H: 2 LOB: 1 BB: 0 P: 11	R: 0 E: 0 K: 1 S: 5	H: 0 LOB: 0 BB: 1 P: 12	R: 0 E: 1 K: 0 S: 8	H: 2 LOB: 1 BB: 0 P: 12		R: 0 E: 1 K: 1 S: 12	H: 0 LOB: 1 BB: 0 P: 17	1B: 9 2B: 1 3B: 0 HR: 0	SF: 1 SAC: 1 DP: 3 HBP: 0	WP: 0 PB: 0 SB: 0 CS: 2	PA: 37	
PITCHER	IP WLS BF H R ER SO BB IBB HBP BLK WP HR S P ERA WHIP	5.1 24 2 0 0 0 0 0 0 0 0 0 0 3 4 0.00 0.000	0.2 2 0 0 0 0 0 0 0 0 0 0 0 0 13 24 0.00 1.500	2.0 W 7 2 0 0 1 1 0 0 0 0 0 0 12 17 0.00 0.000																				

AB 32
R 2
H 9
RBI 2
BB 3
SO 6
LOB 19



Batter	1	2	3	4	5	6	7	8	9	AB	R	H	RBI	BB	SO	LOB	TOP				
Steve Sax, R OBP: 0.393, SLG: 0.391	E4 1B SF8	6-3				F9	4-3		6-3	5	1	1	0	0	0	3					
Alfredo Griffin, S OBP: 0.296, SLG: 0.400			F8			F8		F9		4	0	1	0	0	0	0					
Kirk Gibson, L OBP: 0.333, SLG: 0.435	K		1-3			F8		E	1B	4	1	1	0	0	1	2					
Pedro Guerrero, R OBP: 0.417, SLG: 0.474 Jeff Hamilton, R	SF8		K			1B 1B		5-3		3	1	1	1	0	1	1					
Mike Marshall, R OBP: 0.320, SLG: 0.292	F3				F9	1B 1B		E2	1B	4	0	2	1	0	0	1					
Mike Davis, L OBP: 0.333, SLG: 0.286		L9		G3		1B 1B		F9		4	0	1	1	0	0	1					
John Shelby, S OBP: 0.174, SLG: 0.095		SH1-3 1B		F8		F5		4-3		4	0	1	0	0	0	2					
Mike Scioscia, L OBP: 0.389, SLG: 0.375		SH1-3 1B		L4		F8		SH2-4 1B		4	0	2	0	0	0	0					
Orel Hershiser, R		SH1-3		F9		6-3		SH2-4		2	0	0	0	0	0	0					
Jay Howell, R		SH1-3								0	0	0	0	0	0	0					
Jesse Orosco, R		1-2 2-3								0	0	0	0	0	0	0					
Inning Stats	R: 1 E: 1 K: 1 S: 8	H: 2 LOB: 1 BB: 0 P: 10	R: 0 E: 0 K: 0 S: 6	H: 2 LOB: 2 BB: 0 P: 9	R: 0 E: 0 K: 1 S: 8	H: 0 LOB: 0 BB: 0 P: 10	R: 0 E: 0 K: 0 S: 5	H: 0 LOB: 0 BB: 0 P: 7	R: 0 E: 0 K: 0 S: 6	H: 3 LOB: 2 BB: 0 P: 18	R: 0 E: 0 K: 0 S: 5	H: 0 LOB: 0 BB: 0 P: 11	R: 1 E: 1 K: 0 S: 6	H: 2 LOB: 1 BB: 0 P: 13	R: 0 E: 0 K: 0 S: 13	H: 1 LOB: 1 BB: 0 P: 17	1B: 10 2B: 0 3B: 0 HR: 0	SF: 1 SAC: 2 DP: 0 HBP: 0	WP: 0 PB: 0 SB: 1 CS: 1	PA: 37	
PITCHER	IP WLS BF H R ER SO BB IBB HBP BLK WP HR S P ERA WHIP	7.2 L 32 9 3 2 2 0 0 0 0 0 0 54 86 2.35 1.174	0.1 1 0 0 0 0 0 0 0 0 0 0 1 1 0.00 0.000	1.0 4 1 0 0 0 0 0 0 0 0 0 13 17 0.00 1.000																	

Los Angeles Dodgers @ Atlanta Braves
Atlanta-Fulton County Stadium, Atlanta, GA
Sun Apr 10 1988, 3:33 AM EDT
Att: 14,171 - Sunny - 79 F


AB 34
R 3
H 10
RBI 3
BB 0
SO 2
LOB 10



Batter	1	2	3	4	5	6	7	8	9	AB	R	H	RBI	BB	SO	LOB	BOTTOM					
Albert Hall, S OBP: 0.462, SLG: 0.545	3-1		4-3			3-1		G3		4	0	0	0	0	0	0						
Damaso Garcia, R OBP: 0.148, SLG: 0.185	K				F3	K		6-3		4	0	0	0	0	2	0						
Dion James, L OBP: 0.393, SLG: 0.304					G3	FC6-4 BB		2B	2B	3	1	2	0	1	0	0						
Dale Murphy, R OBP: 0.308, SLG: 0.318	F8				F5	FC6-4		F6		4	0	0	0	0	0	3						
Gerald Perry, L OBP: 0.308, SLG: 0.417			1-3			1-6-3 1B		F7		4	0	2	1	0	0	0						
Andres Thomas, R OBP: 0.308, SLG: 0.440	K				F8	6-3 2B		4-3		4	0	1	0	0	1	2						
Ken Oberkfell, L OBP: 0.333, SLG: 0.333 Gary Roenicke, R			F6			1-6-3 BB		6-3		2	0	0	0	1	0	1						
Bruce Benedict, R					5-3			F7		2	0	0	0	0	0	2						
Ted Simmons, S						1-6-3				1	0	0	0	0	0	1						
Rick Mahler, R										2	0	0	0	0	0	2						
Paul Assenmacher, L										0	0	0	0	0	0	0						
Terry Blocker, L										1	0	0	0	0	0	0						
Bruce Sutter, R								L8		0	0	0	0	0	0	0						
Inning Stats	R: 0 E: 0 K: 1 S: 12	H: 1 LOB: 1 BB: 0 P: 18	R: 0 E: 0 K: 1 S: 6	H: 0 LOB: 0 BB: 0 P: 6	R: 0 E: 0 K: 0 S: 6	H: 0 LOB: 0 BB: 0 P: 10	R: 0 E: 0 K: 0 S: 5	H: 0 LOB: 0 BB: 0 P: 9	R: 0 E: 0 K: 0 S: 10	H: 1 LOB: 2 BB: 1 P: 15	R: 0 E: 0 K: 1 S: 7	H: 0 LOB: 1 BB: 1 P: 14	R: 0 E: 0 K: 0 S: 6	H: 1 LOB: 1 BB: 0 P: 9	R: 0 E: 0 K: 0 S: 6	H: 0 LOB: 0 BB: 0 P: 8	R: 1 E: 0 K: 1 S: 16	H: 2 LOB: 1 BB: 0 P: 25	1B: 3 2B: 2 3B: 0 HR: 0	SF: 0 SAC: 0 DP: 0 HBP: 0	WP: 0 PB: 0 SB: 1 CS: 0	PA: 34
PITCHER	IP WLS BF H R ER SO BB IBB HBP BLK WP HR S P ERA WHIP	8.1 W 32 5 1 1 3 2 0 0 0 0 0 3 5 0.00 0.840	0.1 S 1 0 0 0 0 0 0 0 0 0 0 0 5 8 0.00 0.000																			

Los Angeles Dodgers @ Atlanta Braves
Atlanta-Fulton County Stadium, Atlanta, GA
Sun Apr 10 1988, 3:33 AM EDT
Att: 14,171 - Sunny - 79 F

AB 32
R 1
H 5
RBI 1
BB 2
SO 4
LOB 12



Batter	1	2	3	4	5	6	7	8	9	AB	R	H	RBI	BB	SO	LOB	TOP			
Gerald Young, S OBP: 0.242, SLG: 0.313	6-3		F7		4-3		F9			4	0	0	0	0	0	1				
Billy Hatcher, R OBP: 0.441, SLG: 0.567	1B 2B		CS 1B			F9	L5			4	1	2	0	0	0	1				
Bill Doran, S OBP: 0.441, SLG: 0.345	FC3-6 2H 3B 1B		P5			F9		4-1 S BB		3	1	1	1	1	0	1				
Alan Ashby, S OBP: 0.448, SLG: 0.652	FC3-6 1-2 BB			HR		2B BB		1-2 SAFE P C 1-2 SAFE 1-2 SAFE 1-2 SAFE 1-2 SAFE	P4	2	1	1	1	2	0	1				
Kevin Bass, S OBP: 0.455, SLG: 0.909	FC3-6 1-2 2-3 3B		G3		G3	2B		1-2 SAFE 1-2 SAFE 1-2 SAFE	L9	4	1	1	0	0	0	3				
Denny Walling, L OBP: 0.318, SLG: 0.524	1-2 2-3 3B		G3		G3	2B		1-2 SAFE 1-2 SAFE	F8	3	0	1	2	1	0	1				
Rafael Ramirez, R OBP: 0.313, SLG: 0.467	2-1 3H	G3	F8		F7			1-2 SAFE 1-2 SAFE	6-3	4	0	0	0	0	0	3				
Craig Reynolds, L OBP: 0.250, SLG: 0.250		4-3			P5			1-2 SAFE 1-2 SAFE	F8	4	0	1	0	0	0	0				
Jim Deshaies, L (1, 1)			K		K		B5	1-2 SAFE 1-2 SAFE	K	4	0	0	0	0	3	1				
Inning Stats	R: 3 H: 3 E: 0 K: 0 S: 11	H: 3 LOB: 1 BB: 1 P: 21	R: 0 H: 0 E: 0 K: 0 S: 7	H: 0 LOB: 0 BB: 0 P: 12	R: 0 H: 1 E: 0 K: 0 S: 5	H: 1 LOB: 0 BB: 0 P: 9	R: 1 H: 1 E: 0 K: 0 S: 9	H: 1 LOB: 0 BB: 0 P: 14	R: 0 H: 0 E: 0 K: 1 S: 7	H: 0 LOB: 0 BB: 0 P: 11	R: 0 H: 1 E: 0 K: 0 S: 7	H: 1 LOB: 1 BB: 0 P: 11	R: 0 H: 0 E: 0 K: 0 S: 8	H: 0 LOB: 1 BB: 1 P: 17	R: 0 H: 0 E: 0 K: 1 S: 9	H: 0 LOB: 0 BB: 0 P: 13	1B: 3 2B: 2 3B: 1 HR: 1	SF: 0 SAC: 0 DP: 0 HBP: 0	WP: 0 PB: 0 SB: 2 CS: 1	PA: 36
PITCHER	IP WLS BF H R ER SO BB IBB HBP BLK WP HR S P ERA WHIP	IP WLS BF H R ER SO BB IBB HBP BLK WP HR S P ERA WHIP																		
Pete Smith, R ERA: 3.86	(1, 1)	7.0	L	31	7	4	4	2	3	1	0	0	0	0	1	56	104	5.14	1.429	
Paul Assenmacher, L ERA: 5.79	(8, 1)	1.0		3	0	0	0	0	0	0	0	0	0	0	0	7	12	0.00	0.000	
Bruce Sutter, R ERA: 4.5	(9, 1)	1.0		3	0	0	0	1	0	0	0	0	0	0	0	9	13	0.00	0.000	

Houston Astros @ Atlanta Braves
Atlanta-Fulton County Stadium, Atlanta, GA
Wed Apr 13 1988, 7:05 PM EDT
Att: 3,810 - Unknown - 61 F

AB	32
R	4
H	7
RBI	4
BB	4
SO	3
LOB	12



Batter	1	2	3	4	5	6	7	8	9	AB	R	H	RBI	BB	SO	LOB	BOTTOM					
Albert Hall, S OBP: 0.412, SLG: 0.429	F6		S BB			P3		G3		3	0	0	0	1	0	0						
Damaso Garcia, R OBP: 0.171, SLG: 0.176	F9		K			1B		4-3		4	0	1	0	0	1	1						
Dion James, L OBP: 0.361, SLG: 0.267	F7			E5 F8 BLK		L6			F8	4	0	0	0	0	0	1						
Dale Murphy, R OBP: 0.294, SLG: 0.276		BLK 1B		1-2 SAFE 1-2 SAFE 1-2 SAFE	F9		F9		E5	4	0	1	0	0	0	2						
Gerald Perry, L OBP: 0.294, SLG: 0.387		K		0-0 F8		4-3			P4	4	0	0	0	0	1	3						
Andres Thomas, R OBP: 0.294, SLG: 0.424		K		2-3 F6		F5			5-3	4	0	0	0	0	1	3						
Paul Runge, R (1, 5)		K			5-3		BB			2	0	0	0	1	1	1						
Bruce Benedict, R (1, 2)			F8		K		L7			3	0	0	0	0	1	1						
Pete Smith, R Paul Assenmacher, L Gary Roenicke, R Bruce Sutter, R	(1, 1) (8, 1) (8, PH) (9, 1)			6-3		F8		P3		2 0 1 0	0 0 0 0	0 0 0 0	0 0 0 0	0 0 0 0	0 0 0 0	0 0 0 0						
Inning Stats	R: 0 H: 0 E: 0 K: 0 S: 7	H: 0 LOB: 0 BB: 0 P: 14	R: 0 H: 1 E: 0 K: 3 S: 13	H: 1 LOB: 0 BB: 0 P: 18	R: 0 H: 0 E: 0 K: 1 S: 7	H: 0 LOB: 1 BB: 1 P: 13	R: 0 H: 0 E: 1 K: 0 S: 8	H: 0 LOB: 1 BB: 0 P: 14	R: 0 H: 0 E: 0 K: 1 S: 5	H: 0 LOB: 0 BB: 0 P: 8	R: 0 H: 1 E: 0 K: 0 S: 7	H: 1 LOB: 1 BB: 0 P: 10	R: 0 H: 0 E: 0 K: 0 S: 4	H: 0 LOB: 1 BB: 1 P: 8	R: 0 H: 0 E: 0 K: 0 S: 6	H: 0 LOB: 0 BB: 0 P: 10	R: 0 H: 0 E: 1 K: 0 S: 6	H: 0 LOB: 1 BB: 0 P: 11	1B: 2 2B: 0 3B: 0 HR: 0	SF: 0 SAC: 0 DP: 0 HBP: 0	WP: 0 PB: 0 SB: 1 CS: 0	PA: 33
PITCHER	IP WLS BF H R ER SO BB IBB HBP BLK WP HR S P ERA WHIP	IP WLS BF H R ER SO BB IBB HBP BLK WP HR S P ERA WHIP																				
Jim Deshaies, L ERA:	(1, 1)	9.0	W	33	2	0	0	5	2	0	0	0	0	2	63	106	0.00	0.444				

Houston Astros @ Atlanta Braves
Atlanta-Fulton County Stadium, Atlanta, GA
Wed Apr 13 1988, 7:05 PM EDT
Att: 3,810 - Unknown - 61 F

AB	31
R	0
H	2
RBI	0
BB	2
SO	5
LOB	12



Batter	1	2	3	4	5	6	7	8	9	AB	R	H	RBI	BB	SO	LOB	TOP			
Dion James, L (1, 8) OBP: 0.350, SLG: 0.265	3-2 3-1		3-1 6-3		2-0 5-3 1B			2-1 G3		4	0	1	0	0	0	1				
Damaso Garcia, R (1, 4) OBP: 0.154, SLG: 0.158	1-2 6-3			0-3 K	0-0 5-3			0-0 6-3		4	0	0	0	0	1	1				
Gerald Perry, L (1, 3) OBP: 0.289, SLG: 0.371	0-0 6-3			0-2 1B FC3	1-0 G3			1-3 K		4	1	1	0	0	1	1				
Dale Murphy, R (1, 9) OBP: 0.289, SLG: 0.273		0-0 F9		0-2 SAFE FC3 1B	1-0 1-3 1B			1-3 K		4	1	1	0	0	1	0				
Ken Griffey, L (1, 7) OBP: 0.130, SLG: 0.143	1-0 F9			0-0 FC3 1B	1-1 F5			0-1 F8		4	0	0	1	0	0	1				
Ozzie Virgil, R (1, 2) Albert Hall, S (9, PR) OBP: 0.429, SLG: 0.550 OBP: 0.412, SLG: 0.429	3-2 5-3			0-0 3-H 1-2 2-H 1B	0-0 6-3			1-1 CS 1B		4	0	2	1	0	0	0				
Ken Oberkfell, L (1, 5) OBP: 0.276, SLG: 0.261			2-2 F9	2-1 F5				2-2 L7		3	0	0	0	0	0	2				
Andres Thomas, R (1, 6) OBP: 0.270, SLG: 0.389			2-3 K	1-0 L6				2-2 F7		3	0	0	0	0	1	2				
Tom Glavine, L (1, 1) Charlie Puleo, R (8, 1) OBP: 0.250, SLG: 0.250			1-0 E5 1B		3-3 K			1-0 2-3		3	0	1	0	0	1	0				
Inning Stats	R: 0 E: 0 K: 0 S: 9	H: 0 LOB: 0 BB: 0 P: 13	R: 0 E: 0 K: 0 S: 5	H: 0 LOB: 0 BB: 0 P: 9	R: 0 E: 1 K: 1 S: 10	H: 1 LOB: 1 BB: 0 P: 18	R: 2 E: 0 K: 1 S: 14	H: 3 LOB: 1 BB: 0 P: 17	R: 0 E: 0 K: 0 S: 6	H: 0 LOB: 0 BB: 0 P: 8	R: 0 E: 0 K: 0 S: 7	H: 0 LOB: 0 BB: 0 P: 12	R: 0 E: 0 K: 1 S: 6	H: 0 LOB: 0 BB: 0 P: 9	R: 0 E: 0 K: 1 S: 8	H: 1 LOB: 1 BB: 0 P: 11	1B: 6 2B: 0 3B: 0 HR: 0	SF: 0 SAC: 0 DP: 0 HBP: 0	WP: 0 PB: 0 SB: 0 CS: 1	PA: 34
PITCHER Orel Hershiser, R (1, 1) ERA: 1.03	IP: 9.0 WLS: W BF: 33 H: 6 R: 2 ER: 2 SO: 5 BB: 0 IBB: 0 HBP: 0 BLK: 0 WP: 0 HR: 0 S: 70 P: 109 ERA: 2.00 WHIP: 0.667															PITCHER				

Atlanta Braves @ Los Angeles Dodgers
Dodger Stadium, Los Angeles, CA
Fri Apr 15 1988, 7:05 PM PDT
Att: 41,222 - Unknown

AB 33
R 2
H 6
RBI 2
BB 0
SO 5
LOB 8



Batter	1	2	3	4	5	6	7	8	9	AB	R	H	RBI	BB	SO	LOB	BOTTOM			
Steve Sax, R (1, 4) OBP: 0.244, SLG: 0.225	0-0 L3		0-1 F3			1-3 K SH1-3 1B	1-1 F8			4	1	0	0	0	1	2				
Alfredo Griffin, S (1, 6) OBP: 0.256, SLG: 0.366	2-1 F8			0-0 B3 1B 2B		1-1 SH1-3		2-2 3-1		3	1	1	0	0	0	0				
Kirk Gibson, L (1, 7) OBP: 0.386, SLG: 0.417	2-3 K			0-0 B3		1-2 WP 2-H 1B		4-2 BB		3	0	1	1	1	1	1				
Pedro Guerrero, R (1, 5) Jeff Hamilton, R (9, 5) OBP: 0.375, SLG: 0.471		3-0 F7		1-2 3-H 1B		1-2 F9		1-3 K		4	0	1	1	0	1	2				
Mike Marshall, R (1, 3) OBP: 0.293, SLG: 0.275	1-2 6-3			0-0 F3		1-2 L4		0-0 F8		4	0	0	0	0	0	3				
John Shelby, S (1, 8) OBP: 0.237, SLG: 0.147	2-0 L7			1-2 F7				0-0 F8		3	0	0	0	0	0	1				
Mike Davis, L (1, 9) OBP: 0.333, SLG: 0.265			3-3 K		3-2 3-1			4-1 BLK 1B BB		2	1	0	0	1	1	0				
Rick Dempsey, R (1, 2) OBP: 0.625, SLG: 1.000			0-1 SH3 1B		0-1 L9			1-0 1-H 1B		3	0	2	1	0	0	0				
Orel Hershiser, R (1, 1)			0-0 SH3		0-0 L8			0-0 F8		2	0	0	0	0	0	1				
Inning Stats	R: 0 E: 0 K: 1 S: 7	H: 0 LOB: 0 BB: 0 P: 11	R: 0 E: 0 K: 0 S: 5	H: 0 LOB: 0 BB: 0 P: 11	R: 0 E: 0 K: 1 S: 8	H: 1 LOB: 1 BB: 0 P: 11	R: 1 E: 0 K: 0 S: 9	H: 2 LOB: 1 BB: 0 P: 11	R: 0 E: 0 K: 0 S: 6	H: 0 LOB: 0 BB: 0 P: 9	R: 1 E: 0 K: 1 S: 20	H: 1 LOB: 1 BB: 0 P: 26	R: 1 E: 0 K: 0 S: 6	H: 1 LOB: 1 BB: 1 P: 12	R: 0 E: 0 K: 1 S: 15	H: 0 LOB: 1 BB: 1 P: 21	1B: 4 2B: 1 3B: 0 HR: 0	SF: 0 SAC: 2 DP: 0 HBP: 0	WP: 3 PB: 0 SB: 0 CS: 0	PA: 32
PITCHER Tom Glavine, L (1, 1) ERA: 5.11 Charlie Puleo, R (8, 1) ERA: 4.5	IP: 7.1 WLS: L BF: 30 H: 5 R: 3 ER: 3 SO: 3 BB: 2 IBB: 0 HBP: 0 BLK: 1 WP: 0 HR: 0 S: 69 P: 105 ERA: 3.68 WHIP: 0.955															PITCHER				

Atlanta Braves @ Los Angeles Dodgers
Dodger Stadium, Los Angeles, CA
Fri Apr 15 1988, 7:05 PM PDT
Att: 41,222 - Unknown

AB 28
R 3
H 5
RBI 3
BB 2
SO 4
LOB 10



Batter	1	2	3	4	5	6	7	8	9	AB	R	H	RBI	BB	SO	LOB	TOP			
Albert Hall, S OBP: 0.455, SLG: 0.474 (1, 8)	1-2 1-6-3 1B	0-0 S E 1B		0-2 1-3			1-1 E7 4-3 1B		1-2 4-3	5	3	3	0	0	0	0				
Damaso Garcia, R OBP: 0.136, SLG: 0.140 (1, 4)	2-2 1-6-3	2-2 E3 1-H			1-1 F3		0-0 4-3		1-0 F7	5	0	0	1	0	0	1				
Dion James, L OBP: 0.341, SLG: 0.243 (1, 7)	4-2 1B 1B	0-0 E5			0-2 F9		3-H 0-0 4-3			3	1	0	0	1	0	1				
Dale Murphy, R OBP: 0.286, SLG: 0.270 (1, 9)	3-2 P3	1-1 F8			0-0 1B		0-1 F3			4	0	1	0	0	0	4				
Gerald Perry, L OBP: 0.310, SLG: 0.385 (1, 3)	1-1 1-2 2-H 1B		1-0 G3		1-1 1-2 1B			1-0 G3		4	0	2	1	0	0	0				
Andres Thomas, R OBP: 0.286, SLG: 0.375 (1, 6)	0-1 1-2 2-H 1B		0-3 K		1-3 K			1-3 K		4	0	1	1	0	3	2				
Ken Oberkfell, L OBP: 0.303, SLG: 0.296 (1, 5)	2-3 K		3-2 G3		1-0 G4-6-3 1B			0-1 1B		4	0	2	0	0	1	2				
Bruce Benedict, R OBP: 0.059, SLG: 0.059 (1, 2)		2-1 B3-6-4 1B		1-1 4-3		2-0 F3		0-0 F7		4	0	1	0	0	0	2				
Rick Mahler, R (8, PH)		2-1 B3-6-4		0-1 6-3		1-2 G4-6-3			0-0 F8	2	0	0	0	0	0	1				
Terry Blocker, L (6, PH)										1	0	0	0	0	0	1				
Paul Assenmacher, L (6, PH)										0	0	0	0	0	0	0				
Ken Griffey, L OBP: 0.125, SLG: 0.136 (9, PH)		1-2								1	0	0	0	0	0	0				
Inning Stats	R: 2 E: 0 K: 1 S: 27	H: 3 LOB: 2 BB: 1 P: 39	R: 1 E: 2 K: 0 S: 13	H: 2 LOB: 2 BB: 0 P: 20	R: 0 E: 0 K: 1 S: 11	H: 0 LOB: 0 BB: 0 P: 15	R: 0 E: 0 K: 0 S: 7	H: 2 LOB: 2 BB: 0 P: 14	R: 0 E: 0 K: 1 S: 6	H: 1 LOB: 0 BB: 0 P: 10	R: 1 E: 1 K: 0 S: 6	H: 1 LOB: 0 BB: 0 P: 7	R: 0 E: 0 K: 1 S: 7	H: 1 LOB: 1 BB: 0 P: 9	R: 0 E: 0 K: 0 S: 5	H: 0 LOB: 0 BB: 0 P: 7	1B: 10 2B: 7 3B: 0 HR: 0	SF: 0 SAC: 0 DP: 2 HBP: 0	WP: 0 PB: 0 SB: 1 CS: 0	PA: 38
PITCHER	IP WLS BF H R ER SO BB IBB HBP BLK WP HR S P ERA WHIP	IP WLS BF H R ER SO BB IBB HBP BLK WP HR S P ERA WHIP																		
Tim Belcher, R ERA: 1.2 (1, 1)	7.0 W 31 9 4 2 3 1 0 0 0 0 0 81 113 2.57 1.429	2.0 S 7 1 0 0 1 0 0 0 0 0 0 12 16 0.00 0.500																		
Alejandro Pena, R ERA: (8, 1)																				

Atlanta Braves @ Los Angeles Dodgers
Dodger Stadium, Los Angeles, CA

AB 37
R 4
H 10
RBI 3
BB 1
SO 4
LOB 14



WP: 0 PA: 38
PB: 0
SB: 1
CS: 0

Sat Apr 16 1988, 3:33 AM PDT
Att: 27,114 - Overcast - 70 F

Batter	1	2	3	4	5	6	7	8	9	AB	R	H	RBI	BB	SO	LOB	BOTTOM			
Steve Sax, R OBP: 0.260, SLG: 0.227 (1, 4)	4-1 2B FC1-5-2-5 BB	1-2 E3 1B G3 2B	1-2 FC5		2-0 2-H 1B		0-0 4-3			4	1	1	1	1	0	4				
Alfredo Griffin, S OBP: 0.250, SLG: 0.370 (1, 6)	1-2 FC1-5-2-5 1B 2B	2-0 G3		1-2 L6	0-0 F9		2-3 4-3			5	1	1	1	0	0	3				
Kirk Gibson, L OBP: 0.367, SLG: 0.390 (1, 7)	1-0 FC1-5-2-5 1B	2-3 2B 1B		1-0 F9		3-3 K		2-2 F9		5	2	1	0	0	1	2				
Pedro Guerrero, R OBP: 0.409, SLG: 0.526 (8, 5)	2-3 3-H 1B	1-0 2B 1B		0-0 2B 1B		3-2 6-3		3-2 5-3		4	0	3	4	0	0	0				
Jeff Hamilton, R (8, 5)										1	0	0	0	0	0	0				
Mike Marshall, R OBP: 0.304, SLG: 0.311 (1, 3)	0-0 F9	1-3 K		0-1 2B	1-1 2B 1B		1-1 F9			5	1	2	0	0	1	2				
Mike Davis, L OBP: 0.349, SLG: 0.297 (1, 9)	4-1 1-2 BB		3-2 G3	3-2 G3		1-2 2B		1-H 2B		3	0	1	1	1	0	2				
John Shelby, S OBP: 0.262, SLG: 0.189 (1, 8)	0-0 F8		4-1 FC5 1B BB		1-1 1B 2B		0-1 F7			3	1	1	0	1	0	3				
Mike Scioscia, L OBP: 0.471, SLG: 0.483 (1, 2)		0-1 4-3	0-0 1-2 1B		0-0 F7		0-0 L6			4	0	1	0	0	0	1				
Tim Belcher, R OBP: 0.250, SLG: 0.500 ERA: 4.58 (1, 1)		0-1 G3 2B	1-3 K		1-3 K		1-0 4-3 2B			3	1	1	0	0	2	3				
Mickey Hatcher, R OBP: 0.200, SLG: 0.400 (7, PH)										1	0	1	0	0	0	0				
Alejandro Pena, R (8, 1)										0	0	0	0	0	0	0				
Inning Stats	R: 2 E: 0 K: 0 S: 9	H: 2 LOB: 2 BB: 2 P: 20	R: 3 E: 1 K: 1 S: 13	H: 3 LOB: 1 BB: 0 P: 19	R: 0 E: 0 K: 1 S: 12	H: 1 LOB: 2 BB: 1 P: 21	R: 0 E: 0 K: 0 S: 10	H: 2 LOB: 2 BB: 0 P: 15	R: 1 E: 0 K: 1 S: 8	H: 2 LOB: 1 BB: 0 P: 12	R: 1 E: 0 K: 0 S: 14	H: 2 LOB: 1 BB: 0 P: 22	R: 0 E: 0 K: 0 S: 4	H: 1 LOB: 1 BB: 0 P: 6	R: 0 E: 0 K: 0 S: 11	H: 0 LOB: 0 BB: 0 P: 18	1B: 6 2B: 7 3B: 0 HR: 0	SF: 0 SAC: 0 DP: 0 HBP: 0	WP: 0 PB: 0 SB: 0 CS: 0	PA: 41
PITCHER	IP WLS BF H R ER SO BB IBB HBP BLK WP HR S P ERA WHIP	IP WLS BF H R ER SO BB IBB HBP BLK WP HR S P ERA WHIP																		
Rick Mahler, R ERA: 4.7 (1, 1)	5.0 L 29 10 6 3 3 3 0 0 0 0 0 29 46 3.00 1.000	3.0 12 3 1 1 1 0 0 0 0 0 0 0 29 46 3.00 1.000																		
Paul Assenmacher, L ERA: 4.7 (6, 1)																				

Atlanta Braves @ Los Angeles Dodgers
Dodger Stadium, Los Angeles, CA

AB 38
R 7
H 13
RBI 7
BB 3
SO 4
LOB 20



WP: 0 PA: 41
PB: 0
SB: 0
CS: 0

Sat Apr 16 1988, 3:33 AM PDT
Att: 27,114 - Overcast - 70 F

Batter	1	2	3	4	5	6	7	8	9	AB	R	H	RBI	BB	SO	LOB	TOP										
Albert Hall, S OBP: 0.500, SLG: 0.500 (1, 8)										3	2	2	0	1	1	0	Atlanta Braves @ Los Angeles Dodgers Dodger Stadium, Los Angeles, CA Sun Apr 17 1988, 3:33 AM PDT Att: 46,484 - Cloudy - 62 F										
Damaso Garcia, R OBP: 0.149, SLG: 0.217 (1, 4)										3	1	1	2	0	0	1											
Dion James, L OBP: 0.333, SLG: 0.293 (1, 7)										4	0	1	1	0	1	1											
Dale Murphy, R OBP: 0.283, SLG: 0.293 (1, 9)										4	0	1	0	0	1	2											
Gerald Perry, L OBP: 0.304, SLG: 0.357 (1, 3)										3	0	0	0	1	1	1											
Ozzie Virgil, R OBP: 0.360, SLG: 0.458 (1, 2)										4	0	0	0	0	2	2											
Ken Oberkfell, L OBP: 0.297, SLG: 0.290 (1, 5)										4	0	1	0	0	1	0											
Andres Thomas, R OBP: 0.267, SLG: 0.364 (1, 6)										4	0	1	0	0	1	1											
Zane Smith, L (1, 1)										4	0	0	0	0	0	1											
Inning Stats	R: 0 H: 0 E: 0 K: 2 S: 7	H: 0 LOB: 0 BB: 0 P: 7	R: 0 H: 0 E: 0 K: 3 S: 9	H: 0 LOB: 0 BB: 0 P: 10	R: 0 H: 0 E: 0 K: 0 S: 8	H: 0 LOB: 0 BB: 0 P: 13	R: 0 H: 1 E: 0 K: 0 S: 6	H: 1 LOB: 1 BB: 0 P: 9	R: 0 H: 1 E: 0 K: 0 S: 8	H: 1 LOB: 1 BB: 0 P: 14	R: 2 H: 3 E: 0 K: 0 S: 15	H: 3 LOB: 1 BB: 0 P: 21	R: 0 H: 1 E: 0 K: 2 S: 11	H: 1 LOB: 1 BB: 0 P: 18	R: 1 H: 1 E: 0 K: 0 S: 8	H: 1 LOB: 2 BB: 2 P: 18	R: 0 H: 0 E: 0 K: 1 S: 5	H: 0 LOB: 0 BB: 0 P: 6	1B: 4 2B: 1 3B: 1 HR: 1	SF: 0 SAC: 1 DP: 0 HBP: 0	WP: 0 PB: 0 SB: 1 CS: 0	PA: 36					
PITCHER	IP	WLS	BF	H	R	ER	SO	BB	IBB	HBP	BLK	WP	HR	S	P	ERA	WHIP										
Don Sutton, R ERA: 3.94 (1, 1)	6.0	L	23	5	2	2	5	0	0	0	0	0	1	53	74	3.00	0.833										
Brian Holton, R ERA: 3.0 (7, 1)	2.0		10	2	1	1	2	1	1	0	0	0	0	19	36	4.50	1.500										
Brad Havens, L ERA: 3.0 (9, 1)	1.0		3	0	0	0	1	0	0	0	0	0	0	5	6	0.00	0.000										

Batter	1	2	3	4	5	6	7	8	9	AB	R	H	RBI	BB	SO	LOB	BOTTOM										
Steve Sax, R OBP: 0.264, SLG: 0.234 (1, 4)										3	0	1	1	0	0	1	Atlanta Braves @ Los Angeles Dodgers Dodger Stadium, Los Angeles, CA Sun Apr 17 1988, 3:33 AM PDT Att: 46,484 - Cloudy - 62 F										
Alfredo Griffin, S OBP: 0.231, SLG: 0.340 (1, 6)										4	0	0	0	0	0	2											
Mickey Hatcher, R OBP: 0.222, SLG: 0.333 (1, 7)										4	0	1	0	0	0	1											
Pedro Guerrero, R OBP: 0.375, SLG: 0.476 (1, 5)										4	0	0	0	0	0	1											
Mike Marshall, R OBP: 0.280, SLG: 0.286 (1, 3)										4	0	0	0	0	1	1											
John Shelby, S OBP: 0.244, SLG: 0.175 (1, 8)										3	0	0	0	0	1	0											
Mike Davis, L OBP: 0.348, SLG: 0.300 (1, 9)										3	0	1	0	0	1	0											
Rick Dempsey, R OBP: 0.545, SLG: 0.778 (1, 2)										2	1	0	0	1	1	1											
Don Sutton, R (1, 1)										0	0	0	0	0	0	0											
Dave Anderson, R OBP: 1.000, SLG: 1.000 (6, PH)										1	0	1	0	0	0	0											
Brian Holton, R (7, 1)										0	0	0	0	0	0	0											
Jeff Hamilton, R (8, PH)										0	0	0	0	0	1	1											
Brad Havens, L (9, 1)										0	0	0	0	0	0	0											
Inning Stats	R: 0 H: 0 E: 0 K: 0 S: 8	H: 0 LOB: 0 BB: 0 P: 13	R: 0 H: 0 E: 0 K: 0 S: 9	H: 0 LOB: 0 BB: 0 P: 13	R: 1 H: 1 E: 0 K: 0 S: 14	H: 1 LOB: 1 BB: 1 P: 21	R: 0 H: 0 E: 0 K: 0 S: 6	H: 0 LOB: 0 BB: 0 P: 10	R: 0 H: 0 E: 0 K: 2 S: 8	H: 0 LOB: 0 BB: 0 P: 11	R: 0 H: 1 E: 0 K: 0 S: 9	H: 1 LOB: 1 BB: 0 P: 14	R: 0 H: 0 E: 0 K: 2 S: 9	H: 0 LOB: 0 BB: 0 P: 15	R: 0 H: 1 E: 0 K: 1 S: 12	H: 1 LOB: 1 BB: 0 P: 17	R: 0 H: 1 E: 0 K: 0 S: 12	H: 1 LOB: 1 BB: 0 P: 19	1B: 4 2B: 0 3B: 0 HR: 0	SF: 0 SAC: 2 DP: 0 HBP: 0	WP: 0 PB: 0 SB: 0 CS: 0	PA: 32					
PITCHER	IP	WLS	BF	H	R	ER	SO	BB	IBB	HBP	BLK	WP	HR	S	P	ERA	WHIP										
Zane Smith, L ERA: 3.88 (1, 1)	9.0	W	32	4	1	1	5	1	0	0	0	0	0	87	133	1.00	0.556										

Batter	1	2	3	4	5	6	7	8	9	AB	R	H	RBI	BB	SO	LOB	TOP		
Albert Hall, S OBP: 0.484, SLG: 0.462 (1, 8)	6-3		BB				G1-6-3		G6-4-3	4	1	1	1	1	1	1			
Damaso Garcia, R OBP: 0.154, SLG: 0.200 (1, 4)	P3		BB				4-3		G6-4-3	4	0	0	0	1	0	2			
Gary Roenicke, R OBP: 0.143, SLG: 0.143 Dion James, L OBP: 0.333, SLG: 0.293 (6, PR)	1B		P2				K		E6	4	0	1	0	0	1	2			
Dale Murphy, R OBP: 0.320, SLG: 0.302 (1, 9)	5-3		IBB				G5-4-3		HR	2	1	1	0	2	0	1			
Ted Simmons, S OBP: 0.375, SLG: 0.714 Gerald Perry, L OBP: 0.304, SLG: 0.357 (8, 3)			G5-4-3				G5-4-3		HR	3	1	2	4	1	0	1			
Ozzie Virgil, R OBP: 0.345, SLG: 0.407 (1, 2)	G5-4-3		F9				F8		L9	3	0	0	0	1	0	5			
Andres Thomas, R OBP: 0.245, SLG: 0.333 (1, 6)	P2						F8		6-3	4	0	0	0	0	0	2			
Paul Runge, R Ken Oberkfell, L OBP: 0.289, SLG: 0.281 (9, PH)			SH5-4				F8		P4	1	1	0	0	2	0	0			
Pete Smith, R Terry Blocker, L Bruce Sutter, R Paul Assenmacher, L OBP: 1.000, SLG: 2.000 (8, 1)			SH5-4				P5		2B	1	0	0	0	0	0	0			
Inning Stats	R: 0 E: 0 K: 0 S: 9	H: 1 LOB: 1 BB: 0 P: 13	R: 0 E: 0 K: 0 S: 3	H: 1 LOB: 0 BB: 0 P: 7	R: 2 E: 0 K: 0 S: 15	H: 1 LOB: 3 BB: 4 P: 33	R: 0 E: 0 K: 0 S: 4	H: 0 LOB: 0 BB: 0 P: 5	R: 0 E: 0 K: 2 S: 7	H: 0 LOB: 0 BB: 2 P: 10	R: 0 E: 0 K: 1 S: 8	H: 0 LOB: 0 BB: 1 P: 15	R: 3 E: 1 K: 0 S: 14	H: 2 LOB: 1 BB: 0 P: 23	R: 0 E: 0 K: 0 S: 7	H: 1 LOB: 1 BB: 1 P: 15	1B: 4 2B: 1 3B: 0 HR: 1	SF: 0 SAC: 1 DP: 4 HBP: 0	WP: 0 PA: 38 PB: 0 SB: 3 CS: 0
PITCHER	IP	WLS	BF	H	R	ER	SO	BB	IBB	HBP	BLK	WP	HR	S	P	ERA	WHIP		
Jim Deshaies, L ERA: 2.12	8.0	L	34	5	5	4	3	6	1	0	0	0	1	66	121	4.50	1.375		
Larry Andersen, R ERA: 2.57	1.0		4	1	0	0	0	1	0	0	0	0	0	7	15	0.00	2.000		

Atlanta Braves @ Houston Astros
Astrodome, Houston, TX
Tue Apr 19 1988, 8:05 PM EDT
Att: 13,131 - Dome - 70 F

AB 29
R 5
H 6
RBI 5
BB 8
SO 3
LOB 15





Batter	1	2	3	4	5	6	7	8	9	AB	R	H	RBI	BB	SO	LOB	BOTTOM				
Gerald Young, S OBP: 0.268, SLG: 0.296 (1, 8)	4-3		FC6-4				F7		K	5	0	0	0	0	2	2					
Billy Hatcher, R OBP: 0.389, SLG: 0.468 (1, 7)	K		F8				G3		1B	4	1	1	0	0	1	1					
Bill Doran, S OBP: 0.382, SLG: 0.347 (1, 4)	F7		CS				1B		K	4	1	1	0	0	1	1					
Glenn Davis, R OBP: 0.447, SLG: 0.872 (1, 3)			6-3				HR		1B	4	2	3	2	0	0	0					
Kevin Bass, S OBP: 0.345, SLG: 0.556 (1, 9)			4-3				F7		1B	3	0	1	0	1	0	0					
Alan Ashby, S OBP: 0.408, SLG: 0.526 (1, 2)			1B				K		G5-4-3	4	0	2	2	0	1	2					
Denny Walling, L OBP: 0.323, SLG: 0.448 Jim Pankovits, R (9, PH)			1B				4-3		1B	3	0	1	0	0	0	2					
Rafael Ramirez, R OBP: 0.255, SLG: 0.347 (1, 6)			4-3				F8		F9	4	0	1	0	0	0	2					
Jim Deshaies, L Larry Andersen, R Steve Henderson, R (9, PH)							K		1-3	2	0	0	0	1	1	0					
Inning Stats	R: 0 E: 0 K: 1 S: 7	H: 0 LOB: 0 BB: 0 P: 10	R: 0 E: 0 K: 0 S: 11	H: 2 LOB: 2 BB: 0 P: 15	R: 0 E: 0 K: 0 S: 6	H: 0 LOB: 0 BB: 1 P: 11	R: 1 E: 0 K: 1 S: 8	H: 1 LOB: 0 BB: 0 P: 15	R: 0 E: 0 K: 1 S: 7	H: 0 LOB: 0 BB: 1 P: 11	R: 2 E: 0 K: 0 S: 12	H: 3 LOB: 2 BB: 1 P: 21	R: 0 E: 0 K: 1 S: 7	H: 0 LOB: 0 BB: 0 P: 11	R: 1 E: 0 K: 1 S: 19	H: 3 LOB: 1 BB: 0 P: 25	R: 0 E: 0 K: 3 S: 14	H: 1 LOB: 1 BB: 0 P: 19	1B: 8 2B: 0 3B: 1 HR: 1	SF: 0 SAC: 0 DP: 1 HBP: 0	WP: 0 PA: 38 PB: 0 SB: 0 CS: 1
PITCHER	IP	WLS	BF	H	R	ER	SO	BB	IBB	HBP	BLK	WP	HR	S	P	ERA	WHIP				
Pete Smith, R ERA: 4.05	6.0		25	6	3	3	3	2	0	0	0	0	0	51	83	4.50	1.333				
Bruce Sutter, R ERA: 5.06	1.1	W	7	3	1	1	2	0	0	0	0	0	0	23	32	6.75	2.250				
Paul Assenmacher, L ERA: 9.86	1.2	S	5	1	0	0	3	0	0	0	0	0	0	17	23	0.00	0.600				

Atlanta Braves @ Houston Astros
Astrodome, Houston, TX
Tue Apr 19 1988, 8:05 PM EDT
Att: 13,131 - Dome - 70 F

AB 35
R 4
H 10
RBI 4
BB 2
SO 8
LOB 11



Batter	1	2	3	4	5	6	7	8	9	AB	R	H	RBI	BB	SO	LOB	TOP			
Albert Hall, S (1, 8) OBP: 0.457, SLG: 0.433	0-3 K			1-2 1B S		2-3 K			3-2 4-3	4	0	1	0	0	2	1	<p>Atlanta Braves @ Houston Astros Astrodome, Houston, TX Wed Apr 20 1988, 8:05 PM EDT Att: 13,383 - Dome - 70 F</p> <p>livebaseballscorecards.com</p> <p>AB 29 R 0 H 4 RBI 0 BB 0 SO 7 LOB 6</p> 			
Ron Gant, R (1, 4) OBP: 0.327, SLG: 0.289	1-3 K2-3			3-3 K		2-1 L6			0-2 6-3	4	0	0	0	0	2	2				
Dion James, L (1, 7) OBP: 0.327, SLG: 0.289	0-1 F7			2-1 G6-4-3 1B			1-2 F7		0-2 4-3	4	0	1	0	0	0	0				
Dale Murphy, R (1, 9) OBP: 0.302, SLG: 0.283		2-0 6-3		0-0 G6-4-3 1-2			1-2 1-3			3	0	0	0	0	0	2				
Gerald Perry, L (1, 3) OBP: 0.306, SLG: 0.356	0-1 L3				2-0 F9			0-2 1B		3	0	1	0	0	0	0				
Ken Oberkfell, L (1, 5) OBP: 0.288, SLG: 0.257	0-1 G3				1-2 3-1			3-1 6-3 1-2		3	0	0	0	0	0	1				
Andres Thomas, R (1, 6) OBP: 0.231, SLG: 0.314			1-3 K		2-3 K			1-2 6-3		3	0	0	0	0	2	0				
Bruce Benedict, R (1, 2) OBP: 0.100, SLG: 0.150			1-0 L7			2-1 SH5-4 2B		0-0 L8		3	0	1	0	0	0	0				
Tom Glavine, L (1, 1) OBP: 0.200, SLG: 0.200			0-0 6-3			2-1 SH5-4		0-3 K		1	0	0	0	0	0	0				
Ken Griffey, L (8, PH) OBP: 0.120, SLG: 0.130										1	0	0	0	0	1	0				
Gary Eave, R (8, 1) ERA: 2.14										0	0	0	0	0	0	0				
Inning Stats	R: 0 E: 0 K: 2 S: 8	H: 0 LOB: 0 BB: 0 P: 9	R: 0 E: 0 K: 0 S: 5	H: 0 LOB: 0 BB: 0 P: 7	R: 0 E: 0 K: 1 S: 6	H: 0 LOB: 0 BB: 0 P: 8	R: 0 E: 0 K: 1 S: 11	H: 2 LOB: 1 BB: 0 P: 16	R: 0 E: 0 K: 1 S: 10	H: 0 LOB: 1 BB: 0 P: 13	R: 0 E: 0 K: 0 S: 11	H: 1 LOB: 1 BB: 0 P: 16	R: 0 E: 0 K: 1 S: 8	H: 0 LOB: 0 BB: 0 P: 9	R: 0 E: 0 K: 0 S: 9	H: 0 LOB: 0 BB: 0 P: 12	1B: 3 2B: 1 3B: 0 HR: 0	SF: 0 SAC: 1 DP: 1 HBP: 0	WP: 0 PB: 0 SB: 2 CS: 0	PA: 30
PITCHER Mike Scott, R (1, 1) ERA: 2.14	IP: 9.0 WLS: W BF: 30 H: 4 R: 0 ER: 0 SO: 7 BB: 0 IBB: 0 HBP: 0 BLK: 0 WP: 0 HR: 0 S: 76 P: 107 ERA: 0.00 WHIP: 0.444															PITCHER				

Batter	1	2	3	4	5	6	7	8	9	AB	R	H	RBI	BB	SO	LOB	BOTTOM			
Gerald Young, S (1, 8) OBP: 0.267, SLG: 0.293	0-3 K		0-0 5-3							4	0	1	0	0	1	1	<p>Atlanta Braves @ Houston Astros Astrodome, Houston, TX Wed Apr 20 1988, 8:05 PM EDT Att: 13,383 - Dome - 70 F</p> <p>livebaseballscorecards.com</p> <p>AB 28 R 1 H 6 RBI 1 BB 1 SO 3 LOB 10</p> 			
Billy Hatcher, R (1, 7) OBP: 0.382, SLG: 0.431	3-3 K			0-1 F8	2-2 P6			0-0 1B		4	0	0	0	0	1	2				
Bill Doran, S (1, 4) OBP: 0.373, SLG: 0.340	1-0 6-3			1-0 1B			0-1 F7		1-0 F8	4	1	1	0	0	0	1				
Glenn Davis, R (1, 3) OBP: 0.440, SLG: 0.833		0-1 P5		2-2 1B	1-3 1B		3-2 P4			3	0	1	0	0	0	0				
Kevin Bass, S (1, 9) OBP: 0.344, SLG: 0.533		1-2 6-3		0-0 1B	1-3 3-H 1B		0-0 5-3			3	0	1	1	0	0	0				
Alan Ashby, S (1, 2) OBP: 0.426, SLG: 0.561		0-0 2B		1-3 K2-3	1-2 1B		2-1 G6-4-3 1B			3	0	2	0	0	1	2				
Rafael Ramirez, R (1, 6) OBP: 0.241, SLG: 0.327		2-0 6-3		1-0 6-3			1-0 G6-4-3		1-2 1-2	3	0	0	0	0	0	4				
Chuck Jackson, R (1, 5) OBP: 0.250, SLG: 0.273			1-2 F9		4-2 SH1-4 BB		1-1 4-3			2	0	0	0	1	0	0				
Mike Scott, R (1, 1) OBP: 0.091, SLG: 0.091			2-0 P7		0-1 SH1-4		0-0 F9			2	0	0	0	0	0	0				
Inning Stats	R: 0 E: 0 K: 2 S: 9	H: 0 LOB: 0 BB: 0 P: 13	R: 0 E: 0 K: 0 S: 8	H: 1 LOB: 1 BB: 0 P: 11	R: 0 E: 0 K: 0 S: 5	H: 0 LOB: 0 BB: 0 P: 8	R: 1 E: 0 K: 1 S: 13	H: 3 LOB: 2 BB: 0 P: 18	R: 0 E: 0 K: 0 S: 10	H: 0 LOB: 1 BB: 1 P: 19	R: 0 E: 0 K: 0 S: 6	H: 0 LOB: 0 BB: 0 P: 9	R: 0 E: 0 K: 0 S: 5	H: 1 LOB: 1 BB: 0 P: 9	R: 0 E: 0 K: 0 S: 7	H: 1 LOB: 1 BB: 0 P: 10	1B: 5 2B: 1 3B: 0 HR: 0	SF: 0 SAC: 1 DP: 1 HBP: 0	WP: 0 PB: 0 SB: 1 CS: 0	PA: 30
PITCHER Tom Glavine, L (1, 1) ERA: 3.72	IP: 7.0 WLS: L BF: 26 H: 5 R: 1 ER: 1 SO: 3 BB: 1 IBB: 0 HBP: 0 BLK: 0 WP: 0 HR: 0 S: 56 P: 87 ERA: 1.29 WHIP: 0.857															PITCHER				
Gary Eave, R (8, 1) ERA:	IP: 1.0 WLS: L BF: 4 H: 1 R: 0 ER: 0 SO: 0 BB: 0 IBB: 0 HBP: 0 BLK: 0 WP: 0 HR: 0 S: 7 P: 10 ERA: 0.00 WHIP: 1.000															PITCHER				

Batter	1	2	3	4	5	6	7	8	9	AB	R	H	RBI	BB	SO	LOB	TOP					
Barry Larkin, R OBP: 0.369, SLG: 0.506 (1, 6)	2-2 1B		2-2 1B HR	1-2 1B	1-2 F9		0-1 F9			4	1	2	0	0	0	2						
Chris Sabo, R OBP: 0.344, SLG: 0.632 (1, 5)	0-1 L9		2-1 HR		2-2 1-3			2-2 L9		4	1	1	3	0	0	1						
Kal Daniels, L OBP: 0.434, SLG: 0.576 (1, 7)	1-1 G1-4-6-3 1-2		2-1 HR	5-3	3-1			3-3 K		4	0	0	0	0	1	1						
Eric Davis, R OBP: 0.313, SLG: 0.254 (1, 8)		2-2 L9	2-2 6-3		1-3 K			1-3 K		4	0	0	0	0	2	0						
Nick Esasky, R OBP: 0.375, SLG: 0.472 (1, 3)		0-0 4-3 2B		1-0 5-3 1B HBP		3-3 K		2-2 P6		3	1	1	0	0	1	0						
Dave Concepcion, R OBP: 0.296, SLG: 0.320 (1, 4)		1-0 4-3		3-2 5-3		2-1 P3		1-1 F9		4	0	0	0	0	0	2						
Bo Diaz, R OBP: 0.233, SLG: 0.400 (1, 2)		3-2 5-3		2-1 FC2-6 1B		1-3 K		0-1 F9		4	0	1	1	0	1	1						
Tracy Jones, R OBP: 0.300, SLG: 0.243 (1, 9)			0-1 3-1	1-1 FC2-6 1B		1-0 5-3				3	0	1	0	0	0	0						
Danny Jackson, R OBP: 0.182, SLG: 0.200 (1, 1)			1-0 HR 1B	0-1 FC2-6		0-3 K				3	1	1	0	0	1	2						
Inning Stats	R: 0 E: 0 K: 0 S: 7	H: 1 LOB: 0 BB: 0 P: 10	R: 0 E: 0 K: 0 S: 8	H: 1 LOB: 1 BB: 0 P: 14	R: 3 E: 0 K: 0 S: 13	H: 3 LOB: 0 BB: 0 P: 22	R: 1 E: 0 K: 0 S: 14	H: 2 LOB: 2 BB: 0 P: 22	R: 0 E: 0 K: 1 S: 11	H: 0 LOB: 0 BB: 0 P: 17	R: 0 E: 0 K: 2 S: 8	H: 0 LOB: 0 BB: 0 P: 14	R: 0 E: 0 K: 1 S: 6	H: 0 LOB: 0 BB: 0 P: 7	R: 0 E: 0 K: 2 S: 10	H: 0 LOB: 0 BB: 0 P: 16	R: 0 E: 0 K: 0 S: 7	H: 0 LOB: 0 BB: 0 P: 10	1B: 5 2B: 1 3B: 0 HR: 1	SF: 0 SAC: 0 DP: 1 HBP: 1	WP: 0 PB: 0 SB: 0 CS: 0	PA: 34
PITCHER	IP	WLS	BF	H	R	ER	SO	BB	IBB	HBP	BLK	WP	HR	S	P	ERA	WHIP					
Zane Smith, L ERA: 4.5 (1, 1)	4.0	L	19	7	4	4	0	0	0	1	0	0	1	42	68	9.00	1.750					
Charlie Puleo, R ERA: 1.86 (5, 1)	4.0		12	0	0	0	6	0	0	0	0	0	0	35	54	0.00	0.000					
Gary Eave, R ERA: 1.8 (9, 1)	1.0		3	0	0	0	0	0	0	0	0	0	0	7	10	0.00	0.000					

Cincinnati Reds @ Atlanta Braves
Atlanta-Fulton County Stadium, Atlanta, GA
Fri Apr 22 1988, 7:05 PM EDT
Att: 7,280 - Unknown

AB	33
R	4
H	7
RBI	4
BB	0
SO	6
LOB	9



Batter	1	2	3	4	5	6	7	8	9	AB	R	H	RBI	BB	SO	LOB	BOTTOM					
Albert Hall, S OBP: 0.442, SLG: 0.405 (1, 8)	K		0-0 5-3			1-2 G3		1-1 FC3-6		4	0	0	0	0	1	1						
Ron Gant, R (1, 4)	F7		1-3 K			1-2 5-3		3-3 K		4	0	0	0	0	2	1						
Gary Roenicke, R OBP: 0.333, SLG: 0.400 (1, 7)	1-1 2B		2-2 4-3			2-1 1B		3-2 5-3		4	0	2	0	0	0	1						
Dale Murphy, R OBP: 0.295, SLG: 0.250 (1, 9)	4-0 BB			0-0 5-3		1-3 K		4-1 FC5-4 BB		2	0	0	0	2	1	1						
Ted Simmons, S OBP: 0.333, SLG: 0.538 (1, 3)	1-0 1-3			1-2 5-3		0-0 P6		0-1 FC5-4 1B		4	0	0	0	0	0	3						
Ozzie Virgil, R OBP: 0.270, SLG: 0.314 (1, 2)		2-3 K		0-0 6-3		0-1 F2		0-0 F9		4	0	0	0	0	1	1						
Ken Oberkfell, L OBP: 0.326, SLG: 0.308 (1, 5)		3-2 1B			1-0 4-3		1-2 1B		1-1 1B	4	0	3	0	0	0	0						
Andres Thomas, R OBP: 0.203, SLG: 0.276 (1, 6)		0-1 F9			0-0 F9		2-3 K		0-3 K	4	0	0	0	0	2	4						
Zane Smith, L (1, 1)		2-3 K			0-3 K			0-1 FC3-6 1B		1	0	0	0	0	1	1						
Charlie Puleo, R (5, 1)										1	0	0	0	0	1	0						
Damaso Garcia, R OBP: 0.170, SLG: 0.216 (6, PH)										1	0	1	0	0	0	0						
Gary Eave, R (9, 1)										0	0	0	0	0	0	0						
Inning Stats	R: 0 E: 0 K: 1 S: 8	H: 1 LOB: 2 BB: 1 P: 17	R: 0 E: 0 K: 2 S: 13	H: 1 LOB: 1 BB: 0 P: 20	R: 0 E: 0 K: 1 S: 7	H: 0 LOB: 0 BB: 0 P: 10	R: 0 E: 0 K: 0 S: 6	H: 0 LOB: 0 BB: 0 P: 7	R: 0 E: 0 K: 1 S: 5	H: 0 LOB: 0 BB: 0 P: 6	R: 0 E: 0 K: 1 S: 12	H: 1 LOB: 1 BB: 0 P: 17	R: 0 E: 0 K: 1 S: 9	H: 1 LOB: 1 BB: 0 P: 12	R: 0 E: 0 K: 1 S: 11	H: 1 LOB: 2 BB: 0 P: 18	R: 0 E: 0 K: 1 S: 9	H: 1 LOB: 2 BB: 1 P: 14	1B: 5 2B: 1 3B: 0 HR: 0	SF: 0 SAC: 0 DP: 0 HBP: 0	WP: 0 PB: 0 SB: 0 CS: 0	PA: 35
PITCHER	IP	WLS	BF	H	R	ER	SO	BB	IBB	HBP	BLK	WP	HR	S	P	ERA	WHIP					
Danny Jackson, L ERA: 2.89 (1, 1)	9.0	W	35	6	0	0	9	2	0	0	0	0	0	80	121	0.00	0.889					

Cincinnati Reds @ Atlanta Braves
Atlanta-Fulton County Stadium, Atlanta, GA
Fri Apr 22 1988, 7:05 PM EDT
Att: 7,280 - Unknown

AB	33
R	0
H	6
RBI	0
BB	2
SO	9
LOB	13



Batter	1	2	3	4	5	6	7	8	9	AB	R	H	RBI	BB	SO	LOB	TOP		
Barry Larkin, R OBP: 0.364, SLG: 0.506 (1, 6)	2-1 F8 2B		1-2 F8		2-2 F8		1-0 F8			4	0	1	0	0	0	1	Cincinnati Reds @ Atlanta Braves Atlanta-Fulton County Stadium, Atlanta, GA Sun Apr 24 1988, 3:33 AM EDT Att: 14,372 - Sunny - 75 F		
Chris Sabo, R OBP: 0.338, SLG: 0.600 (1, 5)	0-1 F3		1-1 4-3			4-2 BB		0-3 K		3	0	0	0	1	1				
Eric Davis, R OBP: 0.310, SLG: 0.254 (1, 8)	1-0 F9		1-2 FC4-6 1B			3-3 K		2-3 K		4	0	1	0	0	2				
Kal Daniels, L OBP: 0.413, SLG: 0.540 (1, 7)	0-0 F7		1-1 FC4-6 1-2			0-0 F7		1-2 4-3		4	0	0	0	0	3				
Nick Esasky, R OBP: 0.381, SLG: 0.518 (1, 3)		3-2 HR		2-2 F8		4-1 BB		2-1 F9		3	1	1	1	1	0				
Bo Diaz, R OBP: 0.219, SLG: 0.375 (1, 2)		2-2 1-3		1-2 6-3		1-2 6-3		1-0 F7		4	0	0	0	0	2				
Paul O'Neill, L OBP: 0.231, SLG: 0.269 (9, PH)	0-1 1B		2-2 4-3			0-0 2B		0-0 1B		3	0	2	0	0	0				
Jeff Treadway, L OBP: 0.295, SLG: 0.352 (9, PH)	0-0 F8			2-3 K		0-0 B1-3		4-1 1B		3	0	0	0	0	1				
Dennis Rasmussen, L OBP: 0.111, SLG: 0.111 (5, 1)	0-0 F2			0-0 F8		1-3 K		1-3 K		2	0	0	0	0	0				
Leo Garcia, L OBP: 0.250, SLG: 0.250 (7, PH)										0	0	0	0	0	0				
Jose Rijo, R OBP: 0.500, SLG: 0.167 (9, PH)										1	0	0	0	0	1				
Lloyd McClendon, R OBP: 0.500, SLG: 0.167 (9, PH)										1	0	0	0	0	1				
Inning Stats	R: 0 E: 0 K: 0 S: 6	H: 1 LOB: 1 BB: 0 P: 9	R: 1 E: 0 K: 0 S: 12	H: 2 LOB: 1 BB: 0 P: 17	R: 0 E: 0 K: 0 S: 11	H: 1 LOB: 1 BB: 0 P: 14	R: 0 E: 0 K: 0 S: 11	H: 0 LOB: 0 BB: 0 P: 16	R: 0 E: 0 K: 1 S: 8	H: 0 LOB: 2 BB: 2 P: 12	R: 0 E: 0 K: 1 S: 12	H: 1 LOB: 1 BB: 2 P: 8	R: 0 E: 0 K: 2 S: 9	H: 0 LOB: 0 BB: 0 P: 10	R: 0 E: 0 K: 1 S: 8	H: 1 LOB: 2 BB: 1 P: 16	1B: 3 2B: 2 3B: 0 HR: 1	SF: 0 SAC: 0 DP: 0 HBP: 0	WP: 0 PA: 36 PB: 0 SB: 4 CS: 0
PITCHER	IP WLS BF H R ER SO BB IBB HBP BLK WP HR S P ERA WHIP	IP WLS BF H R ER SO BB IBB HBP BLK WP HR S P ERA WHIP	IP WLS BF H R ER SO BB IBB HBP BLK WP HR S P ERA WHIP	IP WLS BF H R ER SO BB IBB HBP BLK WP HR S P ERA WHIP	IP WLS BF H R ER SO BB IBB HBP BLK WP HR S P ERA WHIP	IP WLS BF H R ER SO BB IBB HBP BLK WP HR S P ERA WHIP	IP WLS BF H R ER SO BB IBB HBP BLK WP HR S P ERA WHIP	IP WLS BF H R ER SO BB IBB HBP BLK WP HR S P ERA WHIP	IP WLS BF H R ER SO BB IBB HBP BLK WP HR S P ERA WHIP	IP WLS BF H R ER SO BB IBB HBP BLK WP HR S P ERA WHIP	IP WLS BF H R ER SO BB IBB HBP BLK WP HR S P ERA WHIP	IP WLS BF H R ER SO BB IBB HBP BLK WP HR S P ERA WHIP	IP WLS BF H R ER SO BB IBB HBP BLK WP HR S P ERA WHIP	IP WLS BF H R ER SO BB IBB HBP BLK WP HR S P ERA WHIP	IP WLS BF H R ER SO BB IBB HBP BLK WP HR S P ERA WHIP	IP WLS BF H R ER SO BB IBB HBP BLK WP HR S P ERA WHIP	IP WLS BF H R ER SO BB IBB HBP BLK WP HR S P ERA WHIP		

AB 33
R 1
H 6
RBI 1
BB 3
SO 6
LOB 15



Batter	1	2	3	4	5	6	7	8	9	AB	R	H	RBI	BB	SO	LOB	BOTTOM		
Albert Hall, S OBP: 0.417, SLG: 0.366 (1, 8)	1-0 5-3		1-1 F7		3-2 6-3		0-0 6-3	4-0 BB		4	0	0	1	1	0		Cincinnati Reds @ Atlanta Braves Atlanta-Fulton County Stadium, Atlanta, GA Sun Apr 24 1988, 3:33 AM EDT Att: 14,372 - Sunny - 75 F		
Ron Gant, R OBP: 0.118, SLG: 0.125 (1, 4)	2-1 1B 2B		1-2 F7		4-0 BB		1-0 F6	0-1 4-3		4	1	1	0	1	0	3			
Dale Murphy, R OBP: 0.336, SLG: 0.309 (1, 9)	3-2 1B 2H			3-2 PB SF7 2B	4-1 BB		2-2 1B			3	1	3	1	1	0				
Gary Roenicke, R OBP: 0.316, SLG: 0.368 (1, 7)	0-1 1B			3-2 F8	3-2 F7		0-1 F9			4	0	1	0	0	4				
Gerald Perry, L OBP: 0.296, SLG: 0.347 (1, 3)	2-0 G6-4-3			0-0 SF7	3-3 K			1-1 1B 1B		3	0	1	1	0	1	4			
Andres Thomas, R OBP: 0.200, SLG: 0.271 (4, 6)		2-2 F8		4-1 BB 1B BB		3-1 4-3 SF7 2B		2-1 2-3		1	0	0	0	0	0				
Ken Oberkfell, L OBP: 0.340, SLG: 0.310 (1, 5)		1-3 K		1-0 BB		0-0 4-3		4-0 1B BB IBB		3	1	1	0	1	1				
Bruce Benedict, R OBP: 0.167, SLG: 0.182 (1, 2)		2-2 4-3		4-1 FC6 BB		1-1 SF7		1-1 BB 1B		2	0	1	1	1	0	0			
Pete Smith, R OBP: 0.167, SLG: 0.182 (7, 1)										3	0	0	0	0	3				
Ken Griffey, L OBP: 0.154, SLG: 0.130 (9, PH)										0	0	0	0	1	0				
Paul Assenmacher, L OBP: 1.000, SLG: 2.000 (9, PH)										0	0	0	0	0	0				
Inning Stats	R: 1 E: 0 K: 0 S: 11	H: 3 LOB: 1 BB: 0 P: 19	R: 0 E: 0 K: 1 S: 14	H: 0 LOB: 0 BB: 0 P: 19	R: 0 E: 0 K: 0 S: 8	H: 0 LOB: 0 BB: 0 P: 11	R: 1 E: 0 K: 0 S: 17	H: 2 LOB: 3 BB: 2 P: 32	R: 0 E: 0 K: 1 S: 12	H: 0 LOB: 2 BB: 2 P: 28	R: 1 E: 0 K: 0 S: 9	H: 1 LOB: 0 BB: 0 P: 12	R: 0 E: 0 K: 0 S: 7	H: 1 LOB: 1 BB: 0 P: 10	R: 1 E: 0 K: 0 S: 9	H: 2 LOB: 3 BB: 3 P: 25	1B: 6 2B: 3 3B: 0 HR: 0	SF: 2 SAC: 0 DP: 1 HBP: 0	WP: 0 PA: 38 PB: 1 SB: 1 CS: 0
PITCHER	IP WLS BF H R ER SO BB IBB HBP BLK WP HR S P ERA WHIP	IP WLS BF H R ER SO BB IBB HBP BLK WP HR S P ERA WHIP	IP WLS BF H R ER SO BB IBB HBP BLK WP HR S P ERA WHIP	IP WLS BF H R ER SO BB IBB HBP BLK WP HR S P ERA WHIP	IP WLS BF H R ER SO BB IBB HBP BLK WP HR S P ERA WHIP	IP WLS BF H R ER SO BB IBB HBP BLK WP HR S P ERA WHIP	IP WLS BF H R ER SO BB IBB HBP BLK WP HR S P ERA WHIP	IP WLS BF H R ER SO BB IBB HBP BLK WP HR S P ERA WHIP	IP WLS BF H R ER SO BB IBB HBP BLK WP HR S P ERA WHIP	IP WLS BF H R ER SO BB IBB HBP BLK WP HR S P ERA WHIP	IP WLS BF H R ER SO BB IBB HBP BLK WP HR S P ERA WHIP	IP WLS BF H R ER SO BB IBB HBP BLK WP HR S P ERA WHIP	IP WLS BF H R ER SO BB IBB HBP BLK WP HR S P ERA WHIP	IP WLS BF H R ER SO BB IBB HBP BLK WP HR S P ERA WHIP	IP WLS BF H R ER SO BB IBB HBP BLK WP HR S P ERA WHIP	IP WLS BF H R ER SO BB IBB HBP BLK WP HR S P ERA WHIP			

AB 29
R 4
H 9
RBI 4
BB 7
SO 2
LOB 16



Batter	1	2	3	4	5	6	7	8	9	AB	R	H	RBI	BB	SO	LOB	TOP								
Mookie Wilson, S (1, 8) OBP: 0.340, SLG: 0.531 Roger McDowell, R (9, 1) OBP: 0.500, SLG: 1.000	F8			G5-3		G1-3		K	1B	5	0	1	2	0	1	1									
Tim Lincecum, R (1, 4) OBP: 0.313, SLG: 0.196 Wally Backman, S (9, FR) OBP: 0.158, SLG: 0.059	F9			G5-3		G5-3			BB	3	0	0	0	1	0	0									
Keith Hernandez, L (1, 3) OBP: 0.250, SLG: 0.379	G3			1B		F8			HR	4	1	2	2	0	0	0									
Darryl Strawberry, L (1, 9) OBP: 0.456, SLG: 0.652		P4		1B		F8			L3	3	0	1	0	1	0	1									
Kevin Reynolds, R (1, 7) OBP: 0.377, SLG: 0.552		P4		P3		F8			1B	4	1	1	0	0	0	3									
Gary Carter, R (1, 2) OBP: 0.438, SLG: 0.717		P6				G4-3			1B	4	0	1	0	0	1	0									
Howard Johnson, S (1, 5) OBP: 0.333, SLG: 0.349				K		G6-3			BB	2	1	0	0	2	1	0									
Kevin Elster, R (1, 6) OBP: 0.286, SLG: 0.373 Dave Magadan, L (9, PH) OBP: 0.381, SLG: 0.188				B2-6-4		1B		P4	BB	3	0	2	0	0	0	1									
Ron Darling, R (1, 1) OBP: 0.167, SLG: 0.250 Lee Mazzilli, S (8, PH) David Cone, L (8, 1) Lenny Dykstra, L (9, PH) OBP: 0.354, SLG: 0.591				B2-6-4		K		FC4-6	1B	2	0	0	0	0	1	2									
Inning Stats	R: 0 E: 0 K: 0 S: 5	H: 0 LOB: 0 BB: 0 P: 10	R: 0 E: 0 K: 0 S: 9	H: 0 LOB: 0 BB: 1 P: 18	R: 0 E: 0 K: 1 S: 9	H: 1 LOB: 0 BB: 0 P: 12	R: 0 E: 0 K: 0 S: 14	H: 2 LOB: 2 BB: 0 P: 22	R: 0 E: 0 K: 2 S: 8	H: 1 LOB: 1 BB: 0 P: 11	R: 0 E: 0 K: 0 S: 8	H: 0 LOB: 0 BB: 0 P: 14	R: 0 E: 0 K: 0 S: 4	H: 0 LOB: 0 BB: 0 P: 9	R: 0 E: 0 K: 1 S: 9	H: 0 LOB: 1 BB: 1 P: 17	R: 5 E: 0 K: 0 S: 18	H: 4 LOB: 2 BB: 4 P: 39	1B: 7 2B: 0 3B: 0 HR: 1	SF: 0 SAC: 0 DP: 1 HBP: 0	WP: 0 PB: 0 SB: 1 CS: 0	PA: 38			
PITCHER	IP	WLS	BF	H	R	ER	SO	BB	IBB	HBP	BLK	WP	HR	S	P	ERA	WHIP								
Zane Smith, L (1, 1) ERA: 3.95 Bruce Sutter, R (8, 1) ERA: 3.24 Paul Assenmacher, L (9, 1) ERA: 5.4 Charlie Puleo, R (9, 1) ERA: 5.73	7.0	24	4	0	0	3	1	0	0	0	0	0	0	57	96	0.00	0.714								
	1.0	4	0	0	0	1	1	0	0	0	0	0	0	9	17	0.00	1.000								
	0.2	L 5	3	4	4	0	1	0	0	0	0	0	1	9	16	54.00	6.000								
	0.1	5	1	1	1	0	2	1	0	0	0	0	0	9	23	27.00	9.000								

New York Mets @ Atlanta Braves
Atlanta-Fulton County Stadium, Atlanta, GA
Wed Apr 27 1988, 7:05 PM EDT
Att. 6,928 - Unknown - 68 F

AB 32
R 5
H 8
RBI 5
BB 6
SO 4
LOB 11



Batter	1	2	3	4	5	6	7	8	9	AB	R	H	RBI	BB	SO	LOB	BOTTOM								
Dion James, L (1, 8) OBP: 0.311, SLG: 0.250	L6			K		G4-3		G4-3		4	0	0	0	0	1	1									
Ron Gant, R (1, 4) OBP: 0.115, SLG: 0.120	P5			F9		P2		K		4	0	0	0	0	1	1									
Dale Murphy, R (1, 9) OBP: 0.351, SLG: 0.391	K			HR		F8			G6-4-3	4	1	2	1	0	1	0									
Ken Griffey, L (1, 7) OBP: 0.182, SLG: 0.200 Albert Hall, S (7, 8) OBP: 0.400, SLG: 0.349				FC3-6		G4-3			G6-4-3	3	0	1	0	0	1	0									
Gerald Perry, L (1, 3) OBP: 0.290, SLG: 0.321		K		S		G6-3			G5-3	3	1	0	0	1	1	1									
Ken Oberkfell, L (1, 5) OBP: 0.333, SLG: 0.347		F9		3B		F9				3	0	1	1	0	0	1									
Ozzie Virgil, R (1, 2) OBP: 0.275, SLG: 0.297		FC3-6		G5-4-3		F9				2	0	0	0	1	0	1									
Paul Runge, R (1, 6) OBP: 0.364, SLG: 0.389				G5-4-3		K				3	0	1	0	0	1	2									
Zane Smith, L (1, 1) Bruce Sutter, R (8, 1) Ted Simmons, S (8, PH) Paul Assenmacher, L (9, 1) Charlie Puleo, R (9, 1)				SH1-4		G5-4-3			F9	1	0	0	0	0	1	0									
				SH1-4		K				0	0	0	0	0	0	0									
										1	0	0	0	0	0	0									
										0	0	0	0	0	0	0									
										0	0	0	0	0	0	0									
										0	0	0	0	0	0	0									
Inning Stats	R: 0 E: 0 K: 1 S: 5	H: 0 LOB: 0 BB: 0 P: 10	R: 0 E: 0 K: 1 S: 9	H: 1 LOB: 1 BB: 0 P: 11	R: 0 E: 0 K: 1 S: 8	H: 1 LOB: 1 BB: 0 P: 12	R: 2 E: 0 K: 1 S: 13	H: 2 LOB: 1 BB: 2 P: 28	R: 0 E: 0 K: 0 S: 5	H: 0 LOB: 0 BB: 0 P: 8	R: 0 E: 0 K: 1 S: 8	H: 0 LOB: 0 BB: 0 P: 14	R: 0 E: 0 K: 1 S: 6	H: 0 LOB: 0 BB: 0 P: 7	R: 0 E: 0 K: 0 S: 8	H: 1 LOB: 0 BB: 0 P: 13	1B: 2 2B: 1 3B: 1 HR: 1	SF: 0 SAC: 1 DP: 2 HBP: 0	WP: 0 PB: 0 SB: 1 CS: 0	PA: 32					
PITCHER	IP	WLS	BF	H	R	ER	SO	BB	IBB	HBP	BLK	WP	HR	S	P	ERA	WHIP								
Ron Darling, R (1, 1) ERA: 1.38 David Cone, R (8, 1) ERA: 4.15 Roger McDowell, R (9, 1) ERA: 0.9	7.0	26	4	2	2	2	2	0	0	0	0	0	0	6	7	0.00	0.000								
	1.0	W 3	0	0	0	1	0	0	0	0	0	0	0	6	7	0.00	0.000								
	1.0	S 3	1	0	0	0	0	0	0	0	0	0	0	8	13	0.00	1.000								

New York Mets @ Atlanta Braves
Atlanta-Fulton County Stadium, Atlanta, GA
Wed Apr 27 1988, 7:05 PM EDT
Att. 6,928 - Unknown - 68 F

AB 29
R 2
H 5
RBI 2
BB 2
SO 7
LOB 8



Batter	1	2	3	4	5	6	7	8	9	AB	R	H	RBI	BB	SO	LOB	TOP									
Albert Hall, S (1, 8) OBP: 0.433, SLG: 0.380	4-0 CS BB		1-1 1B		1-1 L3	3-2 WP 1-H 2B 2B			2-3 K	4	1	2	1	1	1	0	Atlanta Braves @ Philadelphia Phillies Veterans Stadium, Philadelphia, PA Sun May 01 1988, 3:33 AM EDT Att: 42,491 - Overcast - 65 F									
Andres Thomas, R (1, 6) OBP: 0.232, SLG: 0.309	2-2 F3		0-1 F7		0-1 F8	2-2 BLK 2-H 2B			1-1 4-3	5	0	1	1	0	0	2										
Dale Murphy, R (1, 9) OBP: 0.345, SLG: 0.403	2-3 K		0-1 F3		3-1 HR	2-2 5-3			2-3 K	5	1	1	1	0	2	3										
Gary Roenicke, R (1, 7) OBP: 0.400, SLG: 0.458		0-0 5-3 2B 1B		1-2 HR 1B	0-0 6-3			4-1 G4-6-3 BB		3	2	2	0	0	0	0										
Dion James, L (6, 7) OBP: 0.344, SLG: 0.278										0	0	0	0	1	0	0										
Gerald Perry, L (1, 3) OBP: 0.282, SLG: 0.297		0-0 5-3 1-2		4-2 HR BB				0-3 G4-6-3 1-2		3	1	0	0	1	1	2										
Ozzie Virgil, R (1, 2) OBP: 0.292, SLG: 0.409		3-2 G3 2-H 2B		2-0 HR				1-2 WP HR 1B		4	2	3	4	0	1	0										
Ken Oberkfell, L (1, 5) OBP: 0.308, SLG: 0.304		3-2 G3 2-3		3-1 5-3				1-2 F8 1-2		4	0	0	0	0	0	2										
Ron Gant, R (1, 4) OBP: 0.152, SLG: 0.226		3-2 F3		0-0 F9				1-0 HR		4	1	1	2	0	0	1										
Tom Glavine, L (1, 1) OBP: 0.300, SLG: 0.300								0-0 HR		3	1	1	0	0	0	0										
Damaso Garcia, R (8, PH) OBP: 0.158, SLG: 0.200					6-3					1	0	0	0	0	1	0										
Bruce Sutter, R (8, 1)					5-3					0	0	0	0	0	0	0										
Inning Stats	R: 0 E: 0 K: 1 S: 7	H: 0 LOB: 0 BB: 1 P: 14	R: 1 E: 0 K: 0 S: 14	H: 2 LOB: 1 BB: 0 P: 23	R: 0 E: 0 K: 0 S: 7	H: 1 LOB: 1 BB: 0 P: 8	R: 3 E: 0 K: 0 S: 14	H: 2 LOB: 0 BB: 1 P: 26	R: 1 E: 0 K: 0 S: 7	H: 1 LOB: 0 BB: 0 P: 11	R: 4 E: 0 K: 1 S: 23	H: 5 LOB: 1 BB: 0 P: 33	R: 0 E: 0 K: 1 S: 6	H: 0 LOB: 0 BB: 1 P: 14	R: 0 E: 0 K: 1 S: 8	H: 0 LOB: 0 BB: 0 P: 9	R: 0 E: 0 K: 2 S: 9	H: 0 LOB: 0 BB: 0 P: 14	1B: 5 2B: 3 3B: 0 HR: 3	SF: 0 SAC: 0 DP: 1 HBP: 0	WP: 2 PB: 0 SB: 0 CS: 1	PA: 39				
PITCHER	IP WLS BF H R ER SO BB IBB HBP BLK WP HR S P ERA WHIP	IP WLS BF H R ER SO BB IBB HBP BLK WP HR S P ERA WHIP	IP WLS BF H R ER SO BB IBB HBP BLK WP HR S P ERA WHIP	IP WLS BF H R ER SO BB IBB HBP BLK WP HR S P ERA WHIP	IP WLS BF H R ER SO BB IBB HBP BLK WP HR S P ERA WHIP	IP WLS BF H R ER SO BB IBB HBP BLK WP HR S P ERA WHIP	IP WLS BF H R ER SO BB IBB HBP BLK WP HR S P ERA WHIP	IP WLS BF H R ER SO BB IBB HBP BLK WP HR S P ERA WHIP	IP WLS BF H R ER SO BB IBB HBP BLK WP HR S P ERA WHIP	IP WLS BF H R ER SO BB IBB HBP BLK WP HR S P ERA WHIP	IP WLS BF H R ER SO BB IBB HBP BLK WP HR S P ERA WHIP	IP WLS BF H R ER SO BB IBB HBP BLK WP HR S P ERA WHIP	IP WLS BF H R ER SO BB IBB HBP BLK WP HR S P ERA WHIP	IP WLS BF H R ER SO BB IBB HBP BLK WP HR S P ERA WHIP	IP WLS BF H R ER SO BB IBB HBP BLK WP HR S P ERA WHIP	IP WLS BF H R ER SO BB IBB HBP BLK WP HR S P ERA WHIP	IP WLS BF H R ER SO BB IBB HBP BLK WP HR S P ERA WHIP	IP WLS BF H R ER SO BB IBB HBP BLK WP HR S P ERA WHIP	IP WLS BF H R ER SO BB IBB HBP BLK WP HR S P ERA WHIP	IP WLS BF H R ER SO BB IBB HBP BLK WP HR S P ERA WHIP	IP WLS BF H R ER SO BB IBB HBP BLK WP HR S P ERA WHIP	IP WLS BF H R ER SO BB IBB HBP BLK WP HR S P ERA WHIP	IP WLS BF H R ER SO BB IBB HBP BLK WP HR S P ERA WHIP	IP WLS BF H R ER SO BB IBB HBP BLK WP HR S P ERA WHIP	IP WLS BF H R ER SO BB IBB HBP BLK WP HR S P ERA WHIP	IP WLS BF H R ER SO BB IBB HBP BLK WP HR S P ERA WHIP


AB 36
R 9
H 11
RBI 9
BB 3
SO 6
LOB 10




Batter	1	2	3	4	5	6	7	8	9	AB	R	H	RBI	BB	SO	LOB	BOTTOM								
Bob Dernier, R (1, 8) OBP: 0.231, SLG: 0.167	2-1 F9		1-0 2-3		0-0 L5				1-3 K	4	0	0	0	0	0	0	Atlanta Braves @ Philadelphia Phillies Veterans Stadium, Philadelphia, PA Sun May 01 1988, 3:33 AM EDT Att: 42,491 - Overcast - 65 F								
Mitt Thompson, L (9, PH) OBP: 0.386, SLG: 0.333										1	0	0	0	0	1	1									
Phil Bradley, R (1, 7) OBP: 0.356, SLG: 0.278	1-2 1-3		4-0 BB		0-0 BB 1B			4-2 G6-4-3 HR BB		2	1	1	0	2	0	0									
Juan Samuel, R (1, 4) OBP: 0.309, SLG: 0.357	1-3 K		1-3 K		4-1 BB 1-2 BB			0-2 G6-4-3 1B		3	0	1	0	1	2	1									
Mike Schmidt, R (1, 5) OBP: 0.356, SLG: 0.434		4-0 G5-4-3 BB		1-0 G3 2B	1-1 F3			3-1 G6-4-3 1-2 2-3		3	0	1	0	1	0	4									
Lance Parrish, R (1, 2) OBP: 0.346, SLG: 0.557		0-1 G5-4-3 1-2		0-0 F7				0-1 F7		4	1	1	2	0	0	2									
Von Hayes, L (1, 3) OBP: 0.321, SLG: 0.342		4-1 HR BB		1-1 G3 2-3				3-2 4-3		3	1	0	0	1	1	1									
Chris James, R (1, 9) OBP: 0.239, SLG: 0.328		0-0 HR		2-2 F3				0-1 F7		4	1	1	2	0	0	1									
Luis Aguayo, R (1, 6) OBP: 0.278, SLG: 0.438		0-0 6-3								3	1	1	1	0	0	0									
Greg Gross, L (9, PH) OBP: 0.200, SLG: 0.143										1	0	0	0	0	0	0									
Shane Rawley, R (1, 1) OBP: 0.222, SLG: 0.125										1	0	0	0	0	0	0									
Mike Young, S (5, PH)										1	0	0	0	0	0	0									
Bill Dawley, R (8, 1)										0	0	0	0	0	0	0									
Danny Clay, R (8, 1)										0	0	0	0	0	0	0									
Bill Almon, R (7, PH) OBP: 0.320, SLG: 0.490										1	0	0	0	0	0	0									
Wally Ritchie, L (8, 1) OBP: 0.296, SLG: 0.273										1	0	1	0	0	0	0									
Inning Stats	R: 0 E: 0 K: 1 S: 10	H: 0 LOB: 0 BB: 0 P: 14	R: 2 E: 0 K: 0 S: 5	H: 1 LOB: 0 BB: 2 P: 13	R: 0 E: 0 K: 1 S: 5	H: 0 LOB: 1 BB: 1 P: 11	R: 0 E: 0 K: 0 S: 7	H: 1 LOB: 1 BB: 0 P: 11	R: 1 E: 0 K: 0 S: 10	H: 2 LOB: 2 BB: 1 P: 21	R: 0 E: 0 K: 0 S: 7	H: 0 LOB: 0 BB: 0 P: 10	R: 0 E: 0 K: 1 S: 4	H: 0 LOB: 0 BB: 0 P: 5	R: 2 E: 0 K: 1 S: 13	H: 2 LOB: 1 BB: 1 P: 20	R: 0 E: 0 K: 1 S: 10	H: 1 LOB: 1 BB: 0 P: 15	1B: 2 2B: 2 3B: 0 HR: 3	SF: 0 SAC: 0 DP: 2 HBP: 0	WP: 0 PB: 0 SB: 0 CS: 0	PA: 37			
PITCHER	IP WLS BF H R ER SO BB IBB HBP BLK WP HR S P ERA WHIP	IP WLS BF H R ER SO BB IBB HBP BLK WP HR S P ERA WHIP	IP WLS BF H R ER SO BB IBB HBP BLK WP HR S P ERA WHIP	IP WLS BF H R ER SO BB IBB HBP BLK WP HR S P ERA WHIP	IP WLS BF H R ER SO BB IBB HBP BLK WP HR S P ERA WHIP	IP WLS BF H R ER SO BB IBB HBP BLK WP HR S P ERA WHIP	IP WLS BF H R ER SO BB IBB HBP BLK WP HR S P ERA WHIP	IP WLS BF H R ER SO BB IBB HBP BLK WP HR S P ERA WHIP	IP WLS BF H R ER SO BB IBB HBP BLK WP HR S P ERA WHIP	IP WLS BF H R ER SO BB IBB HBP BLK WP HR S P ERA WHIP	IP WLS BF H R ER SO BB IBB HBP BLK WP HR S P ERA WHIP	IP WLS BF H R ER SO BB IBB HBP BLK WP HR S P ERA WHIP	IP WLS BF H R ER SO BB IBB HBP BLK WP HR S P ERA WHIP	IP WLS BF H R ER SO BB IBB HBP BLK WP HR S P ERA WHIP	IP WLS BF H R ER SO BB IBB HBP BLK WP HR S P ERA WHIP	IP WLS BF H R ER SO BB IBB HBP BLK WP HR S P ERA WHIP	IP WLS BF H R ER SO BB IBB HBP BLK WP HR S P ERA WHIP	IP WLS BF H R ER SO BB IBB HBP BLK WP HR S P ERA WHIP	IP WLS BF H R ER SO BB IBB HBP BLK WP HR S P ERA WHIP	IP WLS BF H R ER SO BB IBB HBP BLK WP HR S P ERA WHIP	IP WLS BF H R ER SO BB IBB HBP BLK WP HR S P ERA WHIP	IP WLS BF H R ER SO BB IBB HBP BLK WP HR S P ERA WHIP	IP WLS BF H R ER SO BB IBB HBP BLK WP HR S P ERA WHIP	IP WLS BF H R ER SO BB IBB HBP BLK WP HR S P ERA WHIP	IP WLS BF H R ER SO BB IBB HBP BLK WP HR S P ERA WHIP

AB 32
R 5
H 7
RBI 5
BB 5
SO 4
LOB 10



Batter	1	2	3	4	5	6	7	8	9	AB	R	H	RBI	BB	SO	LOB	TOP			
Dion James, L (1,8) OBP: 0.333, SLG: 0.274	0-1 G4-6-3 1B		3-2 F8		3-3 K			1-2 3-1		4	0	1	0	0	1	1	<p>Atlanta Braves @ New York Mets Shea Stadium, Flushing, NY Tue May 03 1988, 7:05 PM EDT Att: 24,532 - Unknown - 60 F</p> <p>livebaseballscorecards.com</p> <p>AB 32 R 0 H 8 RBI 0 BB 1 SO 5 LOB 11</p> 			
Andres Thomas, R (1,6) OBP: 0.234, SLG: 0.303	0-2 G4-6-3 1-2 1B		1-2 G6-4-3 1B		2-1 G6-4-3 1B			2-2 F7		4	0	2	0	0	0	1				
Dale Murphy, R (1,9) OBP: 0.326, SLG: 0.375	0-0 1B		0-1 G6-4-3 1-2 1B		1-0 G6-4-3 1-2 1B				1-3 K	4	0	1	0	0	1	2				
Ken Griffey, L (1,7) OBP: 0.195, SLG: 0.211	1-1 F7			0-1 4-3		2-2 1B			0-2 4-3	4	0	1	0	0	0	1				
Gerald Perry, L (1,3)		3-1 G3		0-2 4-3		1-3 K			1-0 1B	4	0	1	0	0	1	1				
Ozzie Virgil, R (1,2) OBP: 0.255, SLG: 0.353		0-2 G3		2-3 K			1-1 F8		0-0 P3	3	0	0	0	0	0	1				
Jim Acker, R (8,1) OBP: 1.000, SLG: 1.000										0	0	0	0	0	0	0				
Albert Hall, S (9, PH) OBP: 0.419, SLG: 0.365										1	0	0	0	0	0	1				
Ken Oberkfell, L (1,5) OBP: 0.324, SLG: 0.300		4-1 1B BB			1-0 E4 1B		0-2 P6			2	0	1	0	1	0	0				
Ron Gant, R (1,4) OBP: 0.205, SLG: 0.297		3-1 FC6-4 1-2 1B			0-0 F8		0-3 K			3	0	1	0	0	1	1				
Pete Smith, R (1,1) OBP: 0.312, SLG: 0.196		0-1 FC6-4			1-2 6-3			0-0 P3		1	0	0	0	0	0	2				
Damaso Garcia, R (5, PH) OBP: 0.156, SLG: 0.196										1	0	0	0	0	0	1				
Juan Eichelberger, R (5,1) OBP: 0.179, SLG: 0.160										0	0	0	0	0	0	0				
Bruce Benedict, R (8, PH) OBP: 0.179, SLG: 0.160										1	0	0	0	0	0	0				
Inning Stats	R: 0 E: 0 K: 0 S: 8	H: 2 LOB: 1 BB: 0 P: 9	R: 0 E: 0 K: 0 S: 10	H: 1 LOB: 2 BB: 1 P: 20	R: 0 E: 0 K: 0 S: 8	H: 1 LOB: 0 BB: 0 P: 12	R: 0 E: 0 K: 1 S: 8	H: 0 LOB: 0 BB: 0 P: 10	R: 0 E: 1 K: 1 S: 11	H: 2 LOB: 1 BB: 0 P: 17	R: 0 E: 0 K: 1 S: 8	H: 0 LOB: 0 BB: 0 P: 9	R: 0 E: 0 K: 0 S: 11	H: 0 LOB: 0 BB: 0 P: 14	R: 0 E: 0 K: 1 S: 8	H: 1 LOB: 1 BB: 0 P: 10	1B: 8 2B: 0 3B: 0 HR: 0	SF: 0 SAC: 0 DP: 3 HBP: 0	WP: 0 PB: 0 CS: 0	PA: 33
PITCHER David Cone, R (1,1) ERA: 2.39	IP: 9.0 WLS: W BF: 33 H: 8 R: 0 ER: 0 SO: 5 BB: 1 IBB: 0 HBP: 0 BLK: 0 WP: 0 HR: 0 S: 80 P: 114 ERA: 0.00 WHIP: 1.000															PITCHER				

Batter	1	2	3	4	5	6	7	8	9	AB	R	H	RBI	BB	SO	LOB	BOTTOM			
Lenny Dykstra, L (1,8) OBP: 0.345, SLG: 0.549	0-1 BB 1B			2-3 K		0-2 P6	3-1 F7			5	1	1	0	0	2	3	<p>Atlanta Braves @ New York Mets Shea Stadium, Flushing, NY Tue May 03 1988, 7:05 PM EDT Att: 24,532 - Unknown - 60 F</p> <p>livebaseballscorecards.com</p> <p>AB 33 R 8 H 9 RBI 8 BB 7 SO 7 LOB 23</p> 			
Tim Lincecum, R (1,4) OBP: 0.341, SLG: 0.306	2-1 F9		4-2 BB	1-0 P5		2-2 E6 HR BB		1-3 K		4	1	0	0	1	1	2				
Keith Hernandez, L (1,3) OBP: 0.312, SLG: 0.451	4-0 BB		3-2 L6-4	1-2 1B		4-0 HR BB		3-3 K		2	2	1	1	2	0	2				
Dave Magadan, L (8,3) OBP: 0.333, SLG: 0.158	1-2 BB		2-3	2-H 1B		1-2 HR BB		3-3 K		1	0	0	0	0	1	0				
Darryl Strawberry, L (1,9) OBP: 0.450, SLG: 0.702	4-2 1B BB		1-0 S BB 1B	0-0 P3		2-1 HR BB		1-1 6-3		4	1	2	3	1	0	1				
Lee Mazzilli, S (1,7) OBP: 0.278, SLG: 0.200	3-1 BB		4-0 S BB	1-2 S BB		1-0 HR 2B		1-0 F8		3	1	2	2	1	0	0				
Gary Carter, R (1,2) OBP: 0.404, SLG: 0.622	1-3 2-H 3-H 1B		1-2 BB	2-3 K		2-0 K		2-0 4-3		4	0	0	0	0	1	5				
Mackey Sasser, L (8,2) OBP: 0.600, SLG: 0.800	0-0 P6		2-0 P4	1-2 2-3		2-3 K				0	0	0	0	0	0	0				
Howard Johnson, S (1,5) OBP: 0.333, SLG: 0.390	4-1 BB		1-0 P4	2-0 P4		2-0 P4		0-1 2B		3	0	1	0	1	0	3				
Kevin Elster, R (1,6) OBP: 0.325, SLG: 0.400	3-3 K		0-0 P4	1-0 HR		1-0 HR		1-0 6-3		4	1	1	2	0	1	6				
David Cone, L (1,1) OBP: 0.286, SLG: 0.333		4-1 L6-4 BB BB		0-0 1B 2B		3-2 4-3		1-3 K		3	1	1	0	1	1	1				
Inning Stats	R: 2 E: 0 K: 1 S: 16	H: 2 LOB: 3 BB: 3 P: 35	R: 0 E: 0 K: 1 S: 13	H: 0 LOB: 1 BB: 2 P: 26	R: 0 E: 0 K: 0 S: 4	H: 1 LOB: 2 BB: 1 P: 12	R: 1 E: 0 K: 1 S: 10	H: 2 LOB: 0 BB: 0 P: 14	R: 2 E: 1 K: 0 S: 10	H: 2 LOB: 0 BB: 1 P: 22	R: 3 E: 1 K: 0 S: 10	H: 1 LOB: 0 BB: 1 P: 21	R: 0 E: 0 K: 2 S: 8	H: 0 LOB: 0 BB: 0 P: 13	R: 0 E: 0 K: 0 S: 8	H: 0 LOB: 0 BB: 0 P: 13	1B: 4 2B: 4 3B: 0 HR: 2	SF: 0 SAC: 0 DP: 1 HBP: 0	WP: 0 PB: 0 CS: 0	PA: 40
PITCHER Pete Smith, R (1,1) ERA: 3.9	IP: 4.0 WLS: L BF: 22 H: 5 R: 3 ER: 3 SO: 3 BB: 3 IBB: 0 HBP: 0 BLK: 0 WP: 0 HR: 0 S: 43 P: 87 ERA: 6.75 WHIP: 2.750															PITCHER				
Juan Eichelberger, R (5,1) ERA: 12.0	IP: 3.0 WLS: 15 BF: 4 H: 5 R: 4 ER: 4 SO: 2 BB: 1 IBB: 0 HBP: 0 BLK: 0 WP: 0 HR: 2 S: 30 P: 56 ERA: 12.00 WHIP: 1.667															PITCHER				
Jim Acker, R (8,1) ERA: 7.3	IP: 1.0 WLS: 3 BF: 0 H: 0 R: 0 ER: 0 SO: 2 BB: 0 IBB: 0 HBP: 0 BLK: 0 WP: 0 HR: 0 S: 8 P: 13 ERA: 0.00 WHIP: 0.000															PITCHER				

Batter	1	2	3	4	5	6	7	8	9	AB	R	H	RBI	BB	SO	LOB	TOP										
Dion James, L OBP: 0.391, SLG: 0.277 (1, 8)	4-1 E S 1B BB		0-0 F7	2-0 6-3		1-2 2-3 1B		4-0 S BB		3	1	1	0	2	0	1	Atlanta Braves @ Montreal Expos Olympic Stadium, Montreal, QB Wed May 04 1988, 7:05 PM EDT Att: 10,762 - Dome - 75 F										
Andres Thomas, R OBP: 0.244, SLG: 0.321 (1, 6)	3-2 WP BB 1B		0-1 F9		0-2 2B	0-1 F7		2-2 6-3		5	0	2	1	0	0	2											
Dale Murphy, R OBP: 0.340, SLG: 0.410 (1, 9)	4-2 WP BB		1-0 HR		1-1 F7		4-2 6-3 BB			3	1	1	1	2	1	2											
Ken Griffey, L OBP: 0.178, SLG: 0.190 Albert Hall, S OBP: 0.429, SLG: 0.377 (7, 8)	0-2 F7		2-2 F9		0-3 K		0-1 6-3		0-0 S 1B	4	0	0	0	0	1	4											
Gerald Perry, L OBP: 0.274, SLG: 0.276 (1, 3)	0-2 F8			2-1 4-3	3-2 F9		4-2 BB		0-0 F7	4	0	0	0	1	0	4											
Ozzie Virgil, R OBP: 0.250, SLG: 0.393 (1, 2)	1-3 K			0-0 E6 2B		1-0 HR		0-0 F7	1-3 K	5	2	1	1	0	2	5											
Ken Oberkfell, L OBP: 0.329, SLG: 0.313 (1, 5)		1-0 4-3		2-2 F2		2-2 BLK SF8 2B		1-0 L6	4-0 IBB	4	1	1	0	1	0	3											
Ron Gant, R OBP: 0.227, SLG: 0.390 (1, 4)		0-3 K		0-0 2B	1-3 2B	3-2 SF8		1-2 E 3B	0-0 F2	4	2	2	1	0	1	2											
Kevin Coffman, R OBP: 0.400, SLG: 0.800 Charlie Puleo, R OBP: 1.000, SLG: 2.000 Paul Assenmacher, L OBP: 0.300, SLG: 0.444 Bruce Sutter, R OBP: 0.300, SLG: 0.444 (1, 1)	1-2 F7		0-0 2B		1-1 1B 2B		0-0 4-3			3	0	2	2	0	0	0											
Inning Stats	R: 1 E: 1 K: 1 S: 18	H: 1 LOB: 2 BB: 2 P: 30	R: 0 E: 0 K: 1 S: 7	H: 0 LOB: 0 BB: 0 P: 9	R: 1 E: 0 K: 0 S: 8	H: 1 LOB: 0 BB: 0 P: 11	R: 2 E: 1 K: 0 S: 10	H: 2 LOB: 1 BB: 0 P: 16	R: 0 E: 0 K: 1 S: 13	H: 1 LOB: 1 BB: 0 P: 17	R: 2 E: 0 K: 0 S: 16	H: 4 LOB: 1 BB: 0 P: 24	R: 0 E: 0 K: 0 S: 8	H: 0 LOB: 2 BB: 2 P: 17	R: 1 E: 0 K: 1 S: 12	H: 1 LOB: 1 BB: 1 P: 18		R: 0 E: 0 K: 1 S: 8	H: 1 LOB: 2 BB: 1 P: 12	1B: 3 2B: 5 3B: 1 HR: 2	SF: 1 SAC: 0 DP: 0 HBP: 0	WP: 1 PB: 0 SB: 3 CS: 0	PA: 44				
PITCHER	IP	WLS	BF	H	R	ER	SO	BB	IBB	HBP	BLK	WP	HR	S	P	ERA	WHIP										
Dennis Martinez, R ERA: 2.88 (1, 1)	4.1	L	21	5	4	2	2	2	0	0	0	1	1	48	72	4.15	1.615										
Bob McClure, L ERA: 10.13 (5, 1)	1.2		8	4	2	2	1	0	0	0	1	0	1	24	35	10.80	2.400										
Jeff Parrett, R ERA: 1.5 (7, 1)	1.0		5	0	0	0	2	2	0	0	0	0	0	8	17	0.00	2.000										
Tim Burke, R ERA: 3.0 (8, 1)	2.0		10	2	1	0	2	1	1	0	0	0	0	20	30	0.00	1.500										
Batter	1	2	3	4	5	6	7	8	9	AB	R	H	RBI	BB	SO	LOB	BOTTOM										
Tim Raines, S OBP: 0.356, SLG: 0.431 (1, 7)	1-0 4-3		4-1 G3 S BB		2-2 WP 3B	4-0 BB		1-1 4-3		3	1	1	0	2	0	0	Atlanta Braves @ Montreal Expos Olympic Stadium, Montreal, QB Wed May 04 1988, 7:05 PM EDT Att: 10,762 - Dome - 75 F										
Johnny Paredes, R OBP: 0.375, SLG: 0.417 (1, 4)	0-0 B1-3		2-0 G3	1-3	2-3 K	4-0 BB		1-3 K		4	0	0	1	1	2	1											
Hubie Brooks, R OBP: 0.252, SLG: 0.373 (1, 9)	0-1 6-3		1-3 K		3-3 K	2-3 K		0-3 K		5	0	0	0	0	4	4											
Tim Wallach, R OBP: 0.269, SLG: 0.330 (1, 5)		4-1 FC1-6 BB	1-2 5-3		3-3 K	2-1 F9		0-2 F9		4	0	0	0	1	1	1											
Andres Galarraga, R OBP: 0.379, SLG: 0.629 (1, 3)		0-1 FC1-6 S HBP		3-2 FC6-4 1B		0-2 1B E 2B	1-1 1B 2B	1-2 5-3		5	2	3	0	0	0	1											
Mitch Webster, S OBP: 0.350, SLG: 0.345 (1, 8)		1-0 S HBP		1-0 FC6-4 4-3	1-2 1-2	2-2 1B E HBP	1-0 WP 1B	0-0 P4		3	1	1	1	0	0	1											
Jeff Reed, L OBP: 0.397, SLG: 0.354 Mike Fitzgerald, R OBP: 0.395, SLG: 0.306 (7, PH)		3-3 K		0-0 4-3	1-2 4-3	2-0 E 1B	SAFE 4-0 BB		3	0	1	0	0	1	3	0											
Tom Foley, L OBP: 0.250, SLG: 0.250 Bob McClure, R OBP: 1.000, SLG: 2.000 Craig Nettles, L OBP: 0.400, SLG: 0.400 Pascual Perez, R OBP: 0.400, SLG: 0.400 Jeff Parrett, R OBP: 0.300, SLG: 0.444 Dave Engle, R OBP: 0.300, SLG: 0.444 Tim Burke, R OBP: 0.300, SLG: 0.444 (1, 6)	4-0 IBB			0-0 6-3		2-0 E1 BB	1-3 K		1	0	0	0	1	0	1	0											
Dennis Martinez, R OBP: 0.313, SLG: 0.267 Luis Rivera, R OBP: 0.222, SLG: 0.271 (1, 1)		2-3 K			1-0 F9	2-1 FC1-5-2 BB	3-2 L1		1-2	1	0	0	0	0	1	3											
Inning Stats	R: 0 E: 0 K: 0 S: 4	H: 0 LOB: 0 BB: 0 P: 5	R: 0 E: 0 K: 2 S: 9	H: 0 LOB: 2 BB: 2 P: 23	R: 0 E: 0 K: 1 S: 8	H: 0 LOB: 1 BB: 1 P: 16	R: 0 E: 0 K: 0 S: 6	H: 1 LOB: 1 BB: 0 P: 10	R: 1 E: 0 K: 2 S: 11	H: 1 LOB: 0 BB: 0 P: 16	R: 3 E: 1 K: 2 S: 16	H: 2 LOB: 3 BB: 2 P: 37	R: 1 E: 0 K: 1 S: 15	H: 2 LOB: 2 BB: 1 P: 27	R: 0 E: 0 K: 2 S: 10	H: 0 LOB: 0 BB: 0 P: 12		R: 0 E: 0 K: 0 S: 7	H: 0 LOB: 0 BB: 0 P: 8	1B: 3 2B: 2 3B: 1 HR: 0	SF: 0 SAC: 0 DP: 0 HBP: 2	WP: 3 PB: 0 SB: 4 CS: 0	PA: 42				
PITCHER	IP	WLS	BF	H	R	ER	SO	BB	IBB	HBP	BLK	WP	HR	S	P	ERA	WHIP										
Kevin Coffman, R ERA: 5.3 (1, 1)	5.2	W	28	4	4	1	6	3	1	2	0	0	0	51	98	1.59	1.235										
Charlie Puleo, R ERA: 6.17 (6, 1)	0.2		5	2	1	1	1	1	0	0	0	0	0	8	18	13.50	4.500										
Paul Assenmacher, L ERA: 4.93 (7, 1)	0.2		3	0	0	0	1	1	0	0	0	1	0	10	18	0.00	1.500										
Bruce Sutter, R ERA: 3.65 (8, 1)	2.0	S	6	0	0	0	2	0	0	0	0	0	0	17	20	0.00	0.000										

Batter	1	2	3	4	5	6	7	8	9	AB	R	H	RBI	BB	SO	LOB	TOP					
Dion James, L (1, 8) OBP: 0.358, SLG: 0.279	4-2 BB		F8			F7			BB 5-3 1B	3	0	1	0	1	0	0						
Andres Thomas, R (1, 6) OBP: 0.233, SLG: 0.306	1-0 G6-4-3			5-3		K			F8	4	0	0	0	0	1	2						
Dale Murphy, R (1, 9) OBP: 0.337, SLG: 0.414	0-0 F9			1B	2B		F4		5-3	4	1	1	0	0	0	1						
Ken Griffey, L (1, 7) OBP: 0.245, SLG: 0.244		0-0 FC5-4 1B		FC5-4 1B			F1B CS 1B		BB	3	0	3	1	1	0	0						
Gerald Perry, L (1, 3) OBP: 0.284, SLG: 0.278	0-2 FC5-4 BLK			FC5-4 CS			E9 CS 1B		BB	3	0	1	0	1	0	2						
Ozzie Virgil, R (1, 2) OBP: 0.238, SLG: 0.373	1-2 4-3			CS		K			BB	3	0	0	0	0	2	3						
Ted Simmons, S (9, PH) OBP: 0.286, SLG: 0.421	1-3 4-3			1-2 CS		K			BB	1	0	0	0	0	0	3						
Ken Oberkfell, L (1, 5) OBP: 0.316, SLG: 0.299	0-0 L5					F7			F6	3	0	0	0	0	0	1						
Ron Gant, R (1, 4) OBP: 0.213, SLG: 0.364						F7			K	3	0	0	0	0	2	0						
Rick Mahler, R (1, 1) OBP: 0.422, SLG: 0.370						F9			4-3	2	0	0	0	0	0	0						
Albert Hall, S (8, PH) OBP: 1.000, SLG: 1.000						F2				1	0	0	0	0	0	0						
Jim Acker, R (8, 1) OBP: 1.000, SLG: 1.000										0	0	0	0	0	0	0						
Inning Stats	R: 0 E: 0 K: 0 S: 7	H: 0 LOB: 0 BB: 1 P: 12	R: 0 E: 0 K: 0 S: 8	H: 1 LOB: 1 BB: 0 P: 9	R: 0 E: 0 K: 1 S: 7	H: 0 LOB: 0 BB: 0 P: 12	R: 1 E: 0 K: 0 S: 6	H: 2 LOB: 0 BB: 0 P: 7	R: 0 E: 0 K: 1 S: 7	H: 0 LOB: 0 BB: 0 P: 11	R: 0 E: 0 K: 1 S: 10	H: 0 LOB: 0 BB: 0 P: 15	R: 0 E: 1 K: 1 S: 8	H: 2 LOB: 1 BB: 0 P: 12	R: 0 E: 0 K: 1 S: 7	H: 0 LOB: 0 BB: 0 P: 10	R: 0 E: 0 K: 0 S: 12	H: 1 LOB: 3 BB: 2 P: 24	1B: 5 2B: 1 3B: 0 HR: 0	SF: 0 SAC: 0 DP: 1 HBP: 0	WP: 0 PB: 0 SB: 0 CS: 3	PA: 34
PITCHER	IP	WLS	BF	H	R	ER	SO	BB	IBB	HBP	BLK	WP	HR	S	P	ERA	WHIP					
Bryn Smith, R (1, 1) ERA: 3.94	7.0	W	24	5	1	1	4	1	0	0	1	0	0	53	78	1.29	0.857					
Andy McCaffigan, R (8, 1) ERA: 3.22	1.2		8	1	0	0	1	2	0	0	0	0	0	17	31	0.00	1.800					
Jeff Parrett, R (9, 1) ERA: 1.47	0.1	S	1	0	0	0	0	0	0	0	0	0	0	2	3	0.00	0.000					

Atlanta Braves @ Montreal Expos
Olympic Stadium, Montreal, QB
Thu May 05 1988, 7:05 PM EDT
Att: 10,686 - Dome

AB 30
R 1
H 6
RBI 1
BB 3
SO 5
LOB 12



Batter	1	2	3	4	5	6	7	8	9	AB	R	H	RBI	BB	SO	LOB	BOTTOM					
Tim Raines, S (1, 7) OBP: 0.369, SLG: 0.443	1-1 1B S FC6-4 1B		L9-3 1B		3-1		1-2 1B			4	1	3	0	0	0	0						
Johnny Paredes, R (1, 4) OBP: 0.333, SLG: 0.357	1-3 K		L9-3 1-2			B1-3	F3			4	0	0	0	0	1	4						
Hubie Brooks, R (1, 9) OBP: 0.262, SLG: 0.377	2-2 FC6-4 1-3 1B		1-0 1B			K			K	4	0	2	0	0	2	0						
Tim Wallach, R (1, 5) OBP: 0.269, SLG: 0.327	0-2 FC6-4 1-2 3-H		1-0 5-3			FC5-4 1B			K	4	0	1	1	0	1	2						
Andres Galarraga, R (1, 3) OBP: 0.383, SLG: 0.624	2-3 K			FC1-5 4-3 1B		FC5-4 1-2			HR 1B	4	1	2	0	0	1	2						
Jeff Reed, L (1, 2) OBP: 0.377, SLG: 0.333		1-2 6-3					2-1 E9 4-3 1B		HR	3	0	0	0	0	0	1						
Mitch Webster, S (7, PR) OBP: 0.350, SLG: 0.345				4-3					HR	0	1	0	0	0	0	0						
Mike Fitzgerald, R (8, 2) OBP: 0.409, SLG: 0.405				1-2					HR	1	1	1	2	0	0	0						
Herm Winningham, L (1, 8) OBP: 0.464, SLG: 0.375		3-2 1B		FC1-5 CS		FC5-4 1-2			1B	4	0	2	0	0	0	2						
Luis Rivera, R (1, 6) OBP: 0.216, SLG: 0.264		0-3 K		CS		F9			K	2	0	0	0	0	1	1						
Wallace Johnson, S (7, PH) OBP: 0.117, SLG: 0.364				1-2		F9			K	1	0	0	0	0	0	2						
Tom Foley, L (8, 6) OBP: 0.234, SLG: 0.244				1-2		F9			K	1	0	0	0	0	1	1						
Bryn Smith, R (1, 1) ERA: 4.4		0-0 F2					3-2 1B			2	0	0	0	0	1	1						
Graig Nettles, L (7, PH) OBP: 0.250, SLG: 0.455										1	0	1	1	0	0	0						
Pascual Perez, R (7, PR) OBP: 0.250, SLG: 0.455										0	0	0	0	0	0	0						
Andy McCaffigan, R (8, 1) ERA: 8.1										0	0	0	0	0	0	0						
Jeff Parrett, R (9, 1) ERA: 8.1										0	0	0	0	0	0	0						
Inning Stats	R: 1 E: 0 K: 2 S: 17	H: 2 LOB: 1 BB: 0 P: 23	R: 0 E: 0 K: 1 S: 12	H: 1 LOB: 0 BB: 0 P: 16	R: 0 E: 0 K: 0 S: 9	H: 2 LOB: 1 BB: 0 P: 15	R: 0 E: 0 K: 0 S: 5	H: 1 LOB: 0 BB: 0 P: 9	R: 0 E: 0 K: 1 S: 7	H: 0 LOB: 0 BB: 0 P: 10	R: 0 E: 0 K: 1 S: 6	H: 1 LOB: 1 BB: 0 P: 10	R: 1 E: 1 K: 0 S: 15	H: 2 LOB: 2 BB: 0 P: 23	R: 2 E: 0 K: 3 S: 13	H: 3 LOB: 1 BB: 0 P: 20	R: 2 E: 0 K: 3 S: 13	H: 3 LOB: 1 BB: 0 P: 20	1B: 11 2B: 1 3B: 0 HR: 1	SF: 0 SAC: 0 DP: 1 HBP: 0	WP: 0 PB: 0 SB: 1 CS: 1	PA: 36
PITCHER	IP	WLS	BF	H	R	ER	SO	BB	IBB	HBP	BLK	WP	HR	S	P	ERA	WHIP					
Rick Mahler, R (1, 1) ERA: 4.4	7.0	L	29	9	2	1	5	0	0	0	0	0	1	71	106	1.29	1.286					
Jim Acker, R (8, 1) ERA: 8.1	1.0		6	3	2	2	3	0	0	0	0	0	1	13	20	18.00	3.000					

Atlanta Braves @ Montreal Expos
Olympic Stadium, Montreal, QB
Thu May 05 1988, 7:05 PM EDT
Att: 10,686 - Dome

AB 35
R 4
H 12
RBI 4
BB 0
SO 8
LOB 16



Batter	1	2	3	4	5	6	7	8	9	AB	R	H	RBI	BB	SO	LOB	TOP			
Bob Dernier, R OBP: 0.400, SLG: 0.308 (1, 8)										6	2	4	0	0	1	0	Philadelphia Phillies @ Atlanta Braves Atlanta-Fulton County Stadium, Atlanta, GA Fri May 06 1988, 7:05 PM EDT Att: 8,377 - Sunny - 80 F			
Phil Bradley, R OBP: 0.376, SLG: 0.322 (1, 7)										3	2	2	0	2	0	0				
Juan Samuel, R OBP: 0.308, SLG: 0.377 (1, 4)										5	2	2	3	0	1	6				
Mike Schmidt, R OBP: 0.351, SLG: 0.430 Steve Jeltz, S OBP: 0.333, SLG: 0.265 (8, 6)										4	1	0	0	1	0	1				
Lance Parrish, R OBP: 0.347, SLG: 0.534 (1, 2)										4	0	2	2	0	1	0				
Von Hayes, L OBP: 0.330, SLG: 0.353 (1, 3)										2	0	1	0	3	0	1				
Mike Young, S OBP: 0.192, SLG: 0.130 Kent Tekulve, R (8, 1)										4	0	1	1	1	1	4				
Luis Aguayo, R OBP: 0.265, SLG: 0.333 (8, 5)										4	0	1	0	1	0	2				
Shane Rawley, R OBP: 0.154, SLG: 0.083 Greg Gross, L OBP: 0.194, SLG: 0.121 (8, 9)										4	0	0	0	0	2	3				
Inning Stats	R: 4 E: 1 K: 1 S: 20	H: 3 LOB: 2 BB: 3 P: 43	R: 2 E: 0 K: 1 S: 16	H: 3 LOB: 2 BB: 1 P: 31	R: 0 E: 0 K: 2 S: 16	H: 1 LOB: 2 BB: 1 P: 22	R: 0 E: 0 K: 1 S: 7	H: 1 LOB: 2 BB: 1 P: 17	R: 0 E: 0 K: 0 S: 10	H: 2 LOB: 2 BB: 1 P: 18	R: 0 E: 0 K: 0 S: 12	H: 1 LOB: 0 BB: 0 P: 6	R: 1 E: 0 K: 0 S: 12	H: 2 LOB: 1 BB: 0 P: 20	R: 0 E: 0 K: 1 S: 6	H: 0 LOB: 0 BB: 0 P: 9		1B: 9 2B: 4 3B: 0 HR: 1	SF: 1 SAC: 0 DP: 1 HBP: 0	WP: 0 PB: 0 SB: 2 CS: 0
PITCHER	IP WLS BF H R ER SO BB IBB HBP BLK WP HR S P ERA WHIP																			
Tom Glavine, L ERA: 5.97	1.0 L 11 5 6 5 1 3 0 0 0 0 0 0 23 50 45.00 8.000																			
Charlie Puleo, R ERA: 4.32	5.0 24 6 0 0 4 5 0 0 0 0 0 1 58 104 0.00 2.200																			
Juan Eichelberger, R ERA: 9.0	2.0 8 2 1 1 0 0 0 0 0 0 0 1 17 26 4.50 1.000																			
Jim Acker, R ERA: 7.53	1.0 3 0 0 0 1 0 0 0 0 0 0 0 6 9 0.00 0.000																			

AB	37
R	7
H	13
RBI	6
BB	8
SO	6
LOB	17



Batter	1	2	3	4	5	6	7	8	9	AB	R	H	RBI	BB	SO	LOB	BOTTOM			
Albert Hall, S OBP: 0.420, SLG: 0.351 (1, 8)										3	1	0	0	2	0	3	Philadelphia Phillies @ Atlanta Braves Atlanta-Fulton County Stadium, Atlanta, GA Fri May 06 1988, 7:05 PM EDT Att: 8,377 - Sunny - 80 F			
Andres Thomas, R OBP: 0.231, SLG: 0.300 (1, 6)										5	1	1	0	0	1	3				
Dale Murphy, R OBP: 0.333, SLG: 0.407 (1, 9)										4	0	1	2	0	0	0				
Gary Roenicke, R OBP: 0.357, SLG: 0.407 Dion James, L OBP: 0.354, SLG: 0.275 (8, PH) (9, 7)										3	0	0	0	0	0	0				
Gerald Perry, L OBP: 0.293, SLG: 0.289 (1, 3)										4	0	2	1	0	0	2				
Ozzie Virgil, R OBP: 0.242, SLG: 0.371 Ken Griffey, L OBP: 0.240, SLG: 0.239 Jim Acker, R OBP: 1.000, SLG: 1.000 (9, 1)										3	0	1	0	0	0	1				
Ken Oberkfell, L OBP: 0.325, SLG: 0.300 (1, 5)										3	0	1	0	1	1	2				
Ron Gant, R OBP: 0.200, SLG: 0.340 Ted Simmons, S OBP: 0.318, SLG: 0.421 (9, PH)										3	0	0	0	0	0	1				
Tom Glavine, L OBP: 0.306, SLG: 0.300 Charlie Puleo, R OBP: 0.231, SLG: 0.300 Damaso Garcia, R OBP: 0.240, SLG: 0.239 Juan Eichelberger, R OBP: 1.000, SLG: 1.000 Bruce Benedict, R OBP: 0.200, SLG: 0.185 (1, 1) (2, 1) (8, PH) (7, 1) (8, PH) (9, 2)										0	0	0	0	0	0	0				
Inning Stats	R: 0 E: 0 K: 0 S: 5	H: 0 LOB: 0 BB: 0 P: 8	R: 0 E: 0 K: 0 S: 4	H: 1 LOB: 0 BB: 0 P: 8	R: 0 E: 0 K: 0 S: 4	H: 0 LOB: 1 BB: 1 P: 10	R: 0 E: 0 K: 0 S: 5	H: 0 LOB: 0 BB: 0 P: 11	R: 0 E: 0 K: 1 S: 9	H: 0 LOB: 1 BB: 1 P: 15	R: 0 E: 1 K: 1 S: 11	H: 2 LOB: 2 BB: 0 P: 16	R: 3 E: 1 K: 0 S: 24	H: 3 LOB: 2 BB: 1 P: 36	R: 0 E: 0 K: 2 S: 11	H: 1 LOB: 2 BB: 1 P: 20		1B: 7 2B: 0 3B: 0 HR: 0	SF: 0 SAC: 0 DP: 0 HBP: 0	WP: 0 PB: 0 SB: 0 CS: 1
PITCHER	IP WLS BF H R ER SO BB IBB HBP BLK WP HR S P ERA WHIP																			
Shane Rawley, L ERA: 4.15	7.1 W 30 6 3 2 2 3 0 0 0 0 0 0 53 92 2.46 1.227																			
Kent Tekulve, R ERA: 2.45	1.2 8 1 0 0 2 1 0 0 0 0 0 0 25 39 0.00 1.200																			



Batter	1	2	3	4	5	6	7	8	9	AB	R	H	RBI	BB	SO	LOB	TOP								
Milt Thompson, L (1, 8) <small>OBP: 0.376, SLG: 0.321</small> Bob Demier, R (7, PH) <small>OBP: 0.344, SLG: 0.387</small>	0-1 5-3		3-3 K		2-2 F7		4-0 BB		1-3 K	3	0	0	0	0	1	0									
Phil Bradley, R (1, 7) <small>OBP: 0.323</small>	1-1 1-3			2-2 2B SF8		2-1 F8	2-3 K		1-1 5-3	5	1	1	0	0	1	3									
Juan Samuel, R (1, 4) <small>OBP: 0.299, SLG: 0.357</small>	2-1 F6			3-2 F8		0-3 K	1-2 F6		3-1 PB S 1B	5	1	1	0	0	1	4									
Von Hayes, L (1, 3) <small>OBP: 0.327, SLG: 0.358</small>		0-1 F9		1-0 2B		1-2 HR 1B		1-1 B3	3-1 CS 1B	5	1	3	1	0	0	0									
Chris James, R (1, 9) <small>OBP: 0.253, SLG: 0.372</small>	1-1 4-3			4-0 2B		3-2 HR 1B		3-2 G3 2B	2-0 CS	3	2	2	2	1	0	0									
Darren Daulton, L (1, 2) <small>OBP: 0.276, SLG: 0.267</small>	4-2 BB			2-2 BB		0-0 HR		2-0 G3		2	0	0	1	1	0	1									
Bill Almon, R (1, 5) <small>OBP: 0.231, SLG: 0.333</small>	1-3 K			3-H K			4-2 BB G3 BB	0-0 2B		3	0	1	1	1	2	3									
Steve Jeltz, S (1, 6) <small>OBP: 0.328, SLG: 0.250</small>			0-3 K		1-0 6-3		1-0 G3	4-0 IBB		3	0	0	0	1	1	1									
Bruce Ruffin, S (1, 1) <small>OBP: 0.214, SLG: 0.154</small>			3-3 K		2-3 K		4-2 BB BB	0-2 6-3		3	0	0	0	1	2	2									
Inning Stats	R: 0 E: 0 K: 0 S: 6	H: 0 LOB: 0 BB: 0 P: 9	R: 0 E: 0 K: 1 S: 13	H: 0 LOB: 1 BB: 1 P: 19	R: 0 E: 0 K: 3 S: 11	H: 0 LOB: 0 BB: 0 P: 17	R: 1 E: 0 K: 1 S: 17	H: 2 LOB: 2 BB: 1 P: 29	R: 0 E: 0 K: 1 S: 11	H: 0 LOB: 0 BB: 0 P: 16	R: 2 E: 0 K: 1 S: 12	H: 2 LOB: 3 BB: 3 P: 18	R: 0 E: 0 K: 1 S: 12	H: 0 LOB: 0 BB: 0 P: 27	R: 1 E: 0 K: 0 S: 11	H: 2 LOB: 2 BB: 1 P: 21	R: 1 E: 0 K: 1 S: 9	H: 2 LOB: 0 BB: 0 P: 19	1B: 4 2B: 3 3B: 0 HR: 1	SF: 1 SAC: 0 DP: 0 HBP: 0	WP: 0 PB: 1 CS: 2	PA: 41			
PITCHER	IP	WLS	BF	H	R	ER	SO	BB	IBB	HBP	BLK	WP	HR	S	P	ERA	WHIP								
Pete Smith, R (1, 1) <small>ERA: 3.98</small>	6.1	L	27	4	3	3	7	4	0	0	0	0	1	76	122	4.26	1.263								
Paul Assenmacher, L (7, 1) <small>ERA: 4.7</small>	1.2		9	2	1	1	1	1	1	0	0	0	0	17	34	5.40	1.800								
Jim Acker, R (9, 1) <small>ERA: 7.2</small>	0.2		2	0	0	0	1	0	0	0	0	0	0	5	7	0.00	0.000								
Kevin Coffman, R (9, 1) <small>ERA: 5.68</small>	0.1		2	2	1	1	0	0	0	0	0	0	0	4	12	27.00	6.000								

Philadelphia Phillies @ Atlanta Braves
Atlanta-Fulton County Stadium, Atlanta, GA
Sun May 08 1988, 3:33 AM EDT
Att: 11,232 - Sunny - 82 F

AB 33
R 5
H 8
RBI 5
BB 6
SO 9
LOB 14



Batter	1	2	3	4	5	6	7	8	9	AB	R	H	RBI	BB	SO	LOB	BOTTOM								
Albert Hall, S (1, 8) <small>OBP: 0.405, SLG: 0.339</small>	2-3 K		1-0 SH1-3			1-0 4-3			0-1 L9	3	0	0	0	0	1	0									
Andres Thomas, R (1, 6) <small>OBP: 0.240, SLG: 0.303</small>	1-1 5-3		1-0 G6-4-3 1B			0-1 F7			0-1 4-3	4	0	1	1	0	0	0									
Dale Murphy, R (1, 9) <small>OBP: 0.342, SLG: 0.398</small>	2-0 BB 1B		3-H G6-4-3 1B			1-0 3-4-1			2-0 F8	4	0	1	0	0	0	1									
Gary Roenicke, R (1, 7) <small>OBP: 0.344, SLG: 0.367</small>	4-0 BB 1B			0-3 K		2-1 5-3				2	0	0	0	1	1	0									
Gerald Perry, L (1, 3) <small>OBP: 0.293, SLG: 0.289</small>	1-2 L3			1-0 4-3		1-3 K				3	0	0	0	0	1	2									
Ron Gant, R (1, 4) <small>OBP: 0.193, SLG: 0.302</small>			0-3 K		2-0 F8		3-1 F9			3	0	0	0	0	1	0									
Ken Oberkfell, L (1, 5) <small>OBP: 0.322, SLG: 0.303</small>		0-0 4-3			0-2 F7			1-1 F9		3	0	0	0	0	0	0									
Bruce Benedict, R (1, 2) <small>OBP: 0.182, SLG: 0.167</small>		1-0 F5			3-1 5-3			0-1 F8		3	0	0	0	0	0	0									
Pete Smith, R (1, 1) <small>OBP: 0.100, SLG: 0.200</small> Paul Assenmacher, L (7, 1) <small>OBP: 1.000, SLG: 2.000</small> Damaso Garcia, R (8, PH) <small>OBP: 0.190, SLG: 0.190</small> Jim Acker, R (9, 1) <small>OBP: 1.000, SLG: 1.000</small> Kevin Coffman, R (9, 1) <small>OBP: 0.400, SLG: 0.800</small>			0-0 SH1-3 1B 2B		0-1 5-3			1-0 4-3		2	1	1	0	0	0	0									
Inning Stats	R: 0 E: 0 K: 1 S: 9	H: 1 LOB: 2 BB: 1 P: 19	R: 0 E: 0 K: 1 S: 5	H: 0 LOB: 0 BB: 0 P: 6	R: 1 E: 0 K: 0 S: 4	H: 2 LOB: 0 BB: 0 P: 6	R: 0 E: 0 K: 1 S: 5	H: 0 LOB: 0 BB: 0 P: 8	R: 0 E: 0 K: 0 S: 7	H: 0 LOB: 0 BB: 0 P: 10	R: 0 E: 0 K: 0 S: 4	H: 0 LOB: 0 BB: 0 P: 6	R: 0 E: 0 K: 1 S: 8	H: 0 LOB: 0 BB: 0 P: 14	R: 0 E: 0 K: 0 S: 5	H: 0 LOB: 0 BB: 0 P: 7	R: 0 E: 0 K: 0 S: 5	H: 0 LOB: 0 BB: 0 P: 7	1B: 2 2B: 1 3B: 0 HR: 0	SF: 0 SAC: 1 DP: 1 HBP: 0	WP: 0 PB: 0 CS: 0	PA: 30			
PITCHER	IP	WLS	BF	H	R	ER	SO	BB	IBB	HBP	BLK	WP	HR	S	P	ERA	WHIP								
Bruce Ruffin, L (1, 1) <small>ERA: 4.05</small>	9.0	W	30	3	1	1	4	1	0	0	0	0	0	52	83	1.00	0.444								

Philadelphia Phillies @ Atlanta Braves
Atlanta-Fulton County Stadium, Atlanta, GA
Sun May 08 1988, 3:33 AM EDT
Att: 11,232 - Sunny - 82 F

AB 28
R 1
H 3
RBI 1
BB 1
SO 4
LOB 3



Batter	1	2	3	4	5	6	7	8	9	AB	R	H	RBI	BB	SO	LOB	TOP			
Tim Raines, S OBP: 0.384, SLG: 0.449 (1, 7)	F9		4-3		3B BB		4-3	G3		4	1	0	1	1	0	2	Montreal Expos @ Atlanta Braves Atlanta-Fulton County Stadium, Atlanta, GA Mon May 09 1988, 7:05 PM EDT Att. 4,274 - Unknown - 80 F			
Johnny Paredes, R OBP: 0.292, SLG: 0.310 (1, 4)	CS 1B			5-3	F3		5-3			5	0	2	0	0	0	3				
Hubie Brooks, R OBP: 0.274, SLG: 0.372 (1, 9)	F4			1B	F3		6-3			5	0	1	0	0	0	5				
Tim Wallach, R OBP: 0.286, SLG: 0.356 (1, 5)		F9		F6	3B			1B WP 1B		5	1	2	3	0	1	2				
Andres Galarraga, R OBP: 0.392, SLG: 0.610 (1, 3)		K		1B	5-3			1B WP 1B		5	1	2	0	0	2	2				
Mitch Webster, S OBP: 0.351, SLG: 0.333 (1, 8)				F6				WP 1B		4	1	1	0	0	0	2				
Jeff Reed, L OBP: 0.391, SLG: 0.407 (1, 2)			L4		E BB 1B		F9	1B G6-3 BB		3	1	1	0	0	0	0				
Dave Engle, R OBP: 0.389, SLG: 0.333 (8, PH) (8, 2)								1-3 2-H 3-H		0	1	0	0	1	0	0				
Tom Foley, L OBP: 0.237, SLG: 0.250 (1, 6)			F6		E9 BB 3B 1B			1-3 3-H		3	1	2	0	0	0	0				
Nelson Santovenia, R OBP: 0.296, SLG: 0.462 (8, PH) (8, PH) (8, PR) (8, 6)					1-3 BB 3B 1B			1-3 3-H		1	0	1	1	0	0	0				
Dennis Martinez, R OBP: 0.331, SLG: 0.313 (1, 1) (4, 1)					4-0 BB BB		F7	1-2 3-H		1	0	1	0	0	0	0				
Herm Winningham, L OBP: 0.340, SLG: 0.424 (8, PH) (8, 1)										0	0	0	0	0	0	0				
Andy McGaffigan, R OBP: 0.299, SLG: 0.344 (8, 1) (7, 1)										0	0	0	0	0	0	0				
Bob McClure, R OBP: 0.249, SLG: 0.337 (8, PH) (8, 1)										0	0	0	0	0	0	1				
Wallace Johnson, S OBP: 0.249, SLG: 0.337 (8, 1)										0	0	0	0	0	0	0				
Tim Burke, R OBP: 0.249, SLG: 0.337 (8, 1)										0	0	0	0	0	0	0				
Inning Stats	R: 0 E: 0 K: 0 S: 3	H: 1 LOB: 0 BB: 0 P: 3	R: 0 E: 0 K: 1 S: 5	H: 0 LOB: 0 BB: 0 P: 5	R: 0 E: 0 K: 0 S: 4	H: 1 LOB: 1 BB: 0 P: 4	R: 0 E: 0 K: 0 S: 5	H: 2 LOB: 2 BB: 0 P: 5	R: 0 E: 0 K: 0 S: 6	H: 1 LOB: 1 BB: 0 P: 4	R: 0 E: 0 K: 0 S: 3	H: 0 LOB: 0 BB: 0 P: 3	R: 0 E: 0 K: 0 S: 6	H: 4 LOB: 1 BB: 1 P: 10	R: 0 E: 0 K: 2 S: 8	H: 1 LOB: 1 BB: 0 P: 8	1B: 11 2B: 1 3B: 1 HR: 0	SF: 0 SAC: 0 DP: 1 HBP: 0	WP: 3 PB: 0 CS: 1	PA: 41
PITCHER	IP WLS BF H R ER SO BB IBB HBP BLK WP HR S P ERA WHIP																			
Rick Mahler, R ERA: 5.3 (1, 1)	7.0 W 33 11 7 7 1 2 0 0 0 0 0 0 33 41 9.00 1.857																			
Paul Assenmacher, L ERA: 5.28 (8, 1)	0.0 1 0 0 0 0 1 0 0 0 0 1 0 0 4 = =																			
Bruce Sutter, R ERA: 3.6 (8, 1)	2.0 S 7 2 1 1 2 0 0 0 0 0 0 0 0 11 11 4.50 1.000																			

AB	38
R	8
H	13
RBI	5
BB	3
SO	3
LOB	18



Batter	1	2	3	4	5	6	7	8	9	AB	R	H	RBI	BB	SO	LOB	BOTTOM	
Dion James, L OBP: 0.359, SLG: 0.329 (1, 8) (8, 7)	G3		E	BLK 1B		K	F3			5	1	2	0	0	1	3	Montreal Expos @ Atlanta Braves Atlanta-Fulton County Stadium, Atlanta, GA Mon May 09 1988, 7:05 PM EDT Att. 4,274 - Unknown - 80 F	
Andres Thomas, R OBP: 0.229, SLG: 0.288 (1, 6)	4-3		E6 BB 2B	F4		F9		F7		5	1	0	0	0	0	1		
Dale Murphy, R OBP: 0.345, SLG: 0.402 (1, 9)	F5		F9	BB				L5		4	1	1	0	1	0	1		
Ken Griffey, L OBP: 0.298, SLG: 0.333 (1, 7)				F8				E3		3	2	2	2	1	0	2		
Albert Hall, S OBP: 0.400, SLG: 0.333 (7, PR) (8, 8)		HR	1-2 2B BB			HBP SF9 1B		S		1	1	0	0	0	0	0		
Gerald Perry, L OBP: 0.308, SLG: 0.301 (1, 3)	G3		1-H 2-H 1B 2B			SF9 HBP BB		IBB		3	1	1	2	2	1	2		
Ozzie Virgil, R OBP: 0.253, SLG: 0.357 (1, 2)				1B 2B 1B				F9		4	1	2	1	0	0	2		
Ken Oberkfell, L OBP: 0.319, SLG: 0.304 (1, 5)				F9		4-3		SF9		3	1	1	1	0	0	1		
Ron Gant, R OBP: 0.197, SLG: 0.316 (1, 4)				K				K		4	0	1	2	0	3	3		
Rick Mahler, R OBP: 1.000, SLG: 2.000 (1, 1) (8, 1) (8, 1)				F7		1-3		HBP		3	0	0	0	0	1	1		
Bruce Sutter, R ERA: 2.89 (8, 1)										0	0	0	0	0	0	0		
Inning Stats	R: 0 E: 0 K: 0 S: 3	H: 0 LOB: 0 BB: 0 P: 3	R: 1 E: 0 K: 1 S: 7	H: 2 LOB: 1 BB: 0 P: 7	R: 6 E: 1 K: 1 S: 11	H: 5 LOB: 1 BB: 1 P: 15	R: 0 E: 0 K: 1 S: 6	H: 1 LOB: 2 BB: 1 P: 10	R: 0 E: 0 K: 1 S: 5	H: 0 LOB: 0 BB: 0 P: 5	R: 0 E: 0 K: 1 S: 7	H: 0 LOB: 3 BB: 1 P: 13	R: 0 E: 1 K: 0 S: 4	H: 0 LOB: 2 BB: 1 P: 8	1B: 5 2B: 3 3B: 1 HR: 1	SF: 1 SAC: 0 DP: 0 HBP: 2	WP: 0 PB: 3 CS: 0	PA: 42
PITCHER	IP WLS BF H R ER SO BB IBB HBP BLK WP HR S P ERA WHIP																	
Dennis Martinez, R ERA: 2.88 (1, 1)	3.1 L 21 5 0 0 0 2 0 0 0 0 0 0 0 9 9 0.00 0.000																	
Joe Hesketh, L ERA: 4.29 (4, 1)	1.2 5 0 0 0 0 2 0 0 0 0 0 0 0 9 9 0.00 0.000																	
Andy McGaffigan, R ERA: 3.91 (6, 1)	1.0 7 2 2 2 1 1 0 1 0 0 0 0 7 12 18.00 3.000																	
Bob McClure, L ERA: 6.0 (7, 1)	1.0 4 0 0 0 0 1 0 0 1 0 0 0 5 6 0.00 0.000																	
Tim Burke, R ERA: 2.89 (8, 1)	1.0 5 0 0 0 0 0 0 1 0 0 0 0 4 8 0.00 0.000																	



Batter	1	2	3	4	5	6	7	8	9	AB	R	H	RBI	BB	SO	LOB	TOP				
Tim Raines, S OBP: 0.378, SLG: 0.444 (1, 7)	3-1 E6 WP BB 2B		0-0 3B		1-1 F7		2-0 F7		2-0 F7	5	1	1	0	0	0	0					
Johnny Paredes, R OBP: 0.351, SLG: 0.319 Luis Rivera, R OBP: 0.224, SLG: 0.268 (7, FR)	4-1 SAFE SAFE SAFE 2B WP BB		2-0 5-3		4-1 PB S BB		2-0 FC5 1B HBP		1-0 F8	1	1	0	0	2	0	1					
Hubie Brooks, R OBP: 0.284, SLG: 0.405 (1, 9)	3-2 1-H 2-H 2B		0-3 K		1-1 F3		1-0 1B		0-3 K	5	0	2	2	0	2	2					
Graig Nettles, L OBP: 0.294, SLG: 0.400 Dave Engle, R OBP: 0.366, SLG: 0.313 (7, PH)	0-0 F6		4-0 FC5-4 BB		2-1 F6		0-0 FC5 2-3f			2	0	0	0	1	0	2					
Andres Galarraga, R OBP: 0.381, SLG: 0.579 (1, 3)	0-1 1-3		2-1 FC5-4 1-2f						1-3 K	4	0	1	0	0	1	3					
Mitch Webster, S OBP: 0.361, SLG: 0.340 (1, 8)	0-0 F2				4-2 CS 4-3 BB		0-0 F7		0-1 WP 1B	3	0	1	0	1	0	2					
Jeff Reed, L OBP: 0.384, SLG: 0.387 (1, 2)			0-0 G3		1-2 4-3		2-0 F8		4-0 BB	3	0	0	0	1	0	2					
Tom Foley, L OBP: 0.231, SLG: 0.230 (1, 6)			0-1 3-1		4-0 2-3 BB		0-0 L4		1-3 K	3	0	0	0	1	1	3					
Neal Heaton, L OBP: 0.296, SLG: 0.386 Andy McCaffigan, R OBP: 0.249, SLG: 0.387 Herm Winningham, L OBP: 0.249, SLG: 0.387 Jeff Parrett, R OBP: 0.249, SLG: 0.387 Wallace Johnson, S OBP: 0.249, SLG: 0.387 Tim Burke, R OBP: 0.249, SLG: 0.387 (1, 1)			2-2 G3		1-1 4-3				1-1 5-3	2	0	0	0	0	0	1					
Inning Stats	R: 2 E: 1 K: 0 S: 10	H: 1 LOB: 1 BB: 1 P: 20	R: 0 E: 0 K: 0 S: 6	H: 0 LOB: 0 BB: 0 P: 8	R: 0 E: 0 K: 1 S: 7	H: 1 LOB: 2 BB: 1 P: 15	R: 0 E: 0 K: 0 S: 8	H: 0 LOB: 1 BB: 1 P: 18	R: 0 E: 0 K: 0 S: 5	H: 1 LOB: 1 BB: 0 P: 8	R: 0 E: 0 K: 0 S: 4	H: 1 LOB: 2 BB: 0 P: 9	R: 0 E: 0 K: 2 S: 11	H: 1 LOB: 2 BB: 1 P: 18	R: 0 E: 0 K: 1 S: 6	H: 0 LOB: 0 BB: 0 P: 9	1B: 3 2B: 1 3B: 1 HR: 0	SF: 0 SAC: 0 DP: 0 HBP: 1	WP: 2 PB: 1 SB: 1 CS: 1	PA: 39	
PITCHER	IP WLS BF H R ER SO BB IBB HBP BLK WP HR S P ERA WHIP	IP WLS BF H R ER SO BB IBB HBP BLK WP HR S P ERA WHIP	IP WLS BF H R ER SO BB IBB HBP BLK WP HR S P ERA WHIP	IP WLS BF H R ER SO BB IBB HBP BLK WP HR S P ERA WHIP	IP WLS BF H R ER SO BB IBB HBP BLK WP HR S P ERA WHIP	IP WLS BF H R ER SO BB IBB HBP BLK WP HR S P ERA WHIP	IP WLS BF H R ER SO BB IBB HBP BLK WP HR S P ERA WHIP	IP WLS BF H R ER SO BB IBB HBP BLK WP HR S P ERA WHIP	IP WLS BF H R ER SO BB IBB HBP BLK WP HR S P ERA WHIP	IP WLS BF H R ER SO BB IBB HBP BLK WP HR S P ERA WHIP	IP WLS BF H R ER SO BB IBB HBP BLK WP HR S P ERA WHIP	IP WLS BF H R ER SO BB IBB HBP BLK WP HR S P ERA WHIP	IP WLS BF H R ER SO BB IBB HBP BLK WP HR S P ERA WHIP	IP WLS BF H R ER SO BB IBB HBP BLK WP HR S P ERA WHIP	IP WLS BF H R ER SO BB IBB HBP BLK WP HR S P ERA WHIP	IP WLS BF H R ER SO BB IBB HBP BLK WP HR S P ERA WHIP	IP WLS BF H R ER SO BB IBB HBP BLK WP HR S P ERA WHIP	IP WLS BF H R ER SO BB IBB HBP BLK WP HR S P ERA WHIP	IP WLS BF H R ER SO BB IBB HBP BLK WP HR S P ERA WHIP	IP WLS BF H R ER SO BB IBB HBP BLK WP HR S P ERA WHIP	IP WLS BF H R ER SO BB IBB HBP BLK WP HR S P ERA WHIP

Montreal Expos @ Atlanta Braves
Atlanta-Fulton County Stadium, Atlanta, GA
Wed May 11 1988, 7:05 PM EDT
Att.: 4,852 - Sunny - 75 F

AB 32
R 2
H 5
RBI 2
BB 6
SO 4
LOB 20



Batter	1	2	3	4	5	6	7	8	9	AB	R	H	RBI	BB	SO	LOB	BOTTOM					
Albert Hall, S OBP: 0.405, SLG: 0.333 (1, 8)	0-3 K			4-0 G6-4-3 BB BB		0-0 6-3		0-0 PO 1B		3	0	1	0	1	1	0						
Andres Thomas, R OBP: 0.239, SLG: 0.288 (1, 6)	0-0 G6-4-3 1B			4-0 G6-4-3 BB		0-0 BB 1B		2-1 F9		3	1	2	0	1	0	0						
Dale Murphy, R OBP: 0.339, SLG: 0.385 (1, 9)	1-0 G6-4-3 1-2f			1-2 G6-4-3 1-2f 2-3		4-0 BB 1B		0-0 CS 1B		3	1	1	0	1	0	3						
Gary Roenicke, R OBP: 0.333, SLG: 0.382 (1, 7)			1-1 F9		1-0 6-3		0-1 1B 2B		3-3 K	4	1	1	2	0	1	2						
Gerald Perry, L OBP: 0.324, SLG: 0.330 (1, 3)			1-1 G3		1-0 3-1		1-2 1B 2H 1B			3	0	1	1	0	0	0						
Ozzie Virgil, R OBP: 0.286, SLG: 0.416 (1, 2)			0-0 F7		1-1 F9		1-1 1B			3	0	1	0	0	0	0						
Paul Runge, R OBP: 0.375, SLG: 0.368 Ken Oberkfell, L OBP: 0.303, SLG: 0.286 (6, PH)			0-1 1-3		4-2 BB		1-3 K			1	0	0	0	1	0	0						
Ron Gant, R OBP: 0.191, SLG: 0.286 (1, 4)			2-2 F9		2-3 K		0-3 K			3	0	0	0	0	2	1						
Kevin Coffman, R OBP: 0.286, SLG: 0.571 Charlie Puleo, R OBP: 0.503, SLG: 1.000 Paul Assenmacher, L OBP: 0.503, SLG: 1.000 Bruce Sutter, R OBP: 0.503, SLG: 1.000 (1, 1)			0-0 1-4-3		3-2 F8		2-1 1-3			2	0	0	0	0	0	0						
Inning Stats	R: 0 E: 0 K: 1 S: 5	H: 1 LOB: 0 BB: 0 P: 6	R: 0 E: 0 K: 0 S: 5	H: 0 LOB: 0 BB: 0 P: 7	R: 0 E: 0 K: 0 S: 4	H: 0 LOB: 2 BB: 2 P: 14	R: 0 E: 0 K: 1 S: 8	H: 0 LOB: 1 BB: 1 P: 16	R: 3 E: 0 K: 1 S: 16	H: 4 LOB: 2 BB: 1 P: 25	R: 0 E: 0 K: 1 S: 6	H: 1 LOB: 0 BB: 0 P: 8	R: 0 E: 0 K: 1 S: 6	H: 1 LOB: 0 BB: 0 P: 11	R: 0 E: 0 K: 1 S: 6	H: 0 LOB: 0 BB: 0 P: 9	1B: 6 2B: 1 3B: 0 HR: 0	SF: 0 SAC: 0 DP: 2 HBP: 0	WP: 0 PB: 0 SB: 0 CS: 1	PA: 32		
PITCHER	IP WLS BF H R ER SO BB IBB HBP BLK WP HR S P ERA WHIP	IP WLS BF H R ER SO BB IBB HBP BLK WP HR S P ERA WHIP	IP WLS BF H R ER SO BB IBB HBP BLK WP HR S P ERA WHIP	IP WLS BF H R ER SO BB IBB HBP BLK WP HR S P ERA WHIP	IP WLS BF H R ER SO BB IBB HBP BLK WP HR S P ERA WHIP	IP WLS BF H R ER SO BB IBB HBP BLK WP HR S P ERA WHIP	IP WLS BF H R ER SO BB IBB HBP BLK WP HR S P ERA WHIP	IP WLS BF H R ER SO BB IBB HBP BLK WP HR S P ERA WHIP	IP WLS BF H R ER SO BB IBB HBP BLK WP HR S P ERA WHIP	IP WLS BF H R ER SO BB IBB HBP BLK WP HR S P ERA WHIP	IP WLS BF H R ER SO BB IBB HBP BLK WP HR S P ERA WHIP	IP WLS BF H R ER SO BB IBB HBP BLK WP HR S P ERA WHIP	IP WLS BF H R ER SO BB IBB HBP BLK WP HR S P ERA WHIP	IP WLS BF H R ER SO BB IBB HBP BLK WP HR S P ERA WHIP	IP WLS BF H R ER SO BB IBB HBP BLK WP HR S P ERA WHIP	IP WLS BF H R ER SO BB IBB HBP BLK WP HR S P ERA WHIP	IP WLS BF H R ER SO BB IBB HBP BLK WP HR S P ERA WHIP	IP WLS BF H R ER SO BB IBB HBP BLK WP HR S P ERA WHIP	IP WLS BF H R ER SO BB IBB HBP BLK WP HR S P ERA WHIP	IP WLS BF H R ER SO BB IBB HBP BLK WP HR S P ERA WHIP	IP WLS BF H R ER SO BB IBB HBP BLK WP HR S P ERA WHIP	IP WLS BF H R ER SO BB IBB HBP BLK WP HR S P ERA WHIP

Montreal Expos @ Atlanta Braves
Atlanta-Fulton County Stadium, Atlanta, GA
Wed May 11 1988, 7:05 PM EDT
Att.: 4,852 - Sunny - 75 F

AB 27
R 3
H 7
RBI 3
BB 4
SO 5
LOB 8



Batter	1	2	3	4	5	6	7	8	9	AB	R	H	RBI	BB	SO	LOB	TOP					
Albert Hall, S OBP: 0.391, SLG: 0.315 (1, 8)	P6		G5-3		K		L5	K		5	0	0	0	0	2	5	Atlanta Braves @ St. Louis Cardinals Busch Stadium, St. Louis, MO Sun May 15 1988, 3:33 AM CDT Att: 45,166 - Overcast - 83 F					
Andres Thomas, R OBP: 0.227, SLG: 0.277 (1, 6)	G5-3		G5-3		G1-3		L7	P3		5	0	1	1	0	0	4						
Dale Murphy, R OBP: 0.342, SLG: 0.379 (1, 9)	K		K		2B		2B	1B	HR	4	2	3	0	1	1	0						
Gary Roenicke, R OBP: 0.325, SLG: 0.395 Ken Griffey, L OBP: 0.307, SLG: 0.353 Bruce Sutter, R (9, 1)		L7	FC6-4		1B		G1-3		L4	4	1	1	1	0	0	3						
Gerald Perry, L OBP: 0.341, SLG: 0.379 (1, 3)	G6-3				G4-3		K		P6	5	1	1	2	0	1	1						
Ron Gant, R OBP: 0.224, SLG: 0.329 (1, 4)					K				HR	5	1	3	1	0	2	0						
Ken Oberkfell, L OBP: 0.302, SLG: 0.303 (1, 5)					P8		K			5	0	2	1	0	1	2						
Bruce Benedict, R OBP: 0.263, SLG: 0.212 (1, 2)					SH3-4				G5-3	3	1	2	0	2	0	1						
Tom Glavine, L OBP: 0.306, SLG: 0.300 Charlie Puleo, R OBP: 0.281, SLG: 0.198 Damaso Garcia, R OBP: 0.281, SLG: 0.198 Juan Eichelberger, R (9, 1)					SH3-4		SH1-4			0	0	0	0	0	0	0						
Ted Simmons, S OBP: 0.306, SLG: 0.391 Paul Assenmacher, L OBP: 0.200, SLG: 1.000 Dion James, R OBP: 0.361, SLG: 0.344 (9, 7)					SH1-4		K			0	0	0	0	0	0	0						
Inning Stats	R: 0 E: 0 K: 1 S: 9	H: 0 LOB: 0 BB: 0 P: 14	R: 0 E: 0 K: 0 S: 7	H: 1 LOB: 1 BB: 0 P: 11	R: 1 E: 0 K: 0 S: 12	H: 2 LOB: 2 BB: 1 P: 23	R: 0 E: 0 K: 1 S: 6	H: 0 LOB: 0 BB: 0 P: 9	R: 0 E: 0 K: 1 S: 12	H: 0 LOB: 1 BB: 1 P: 18	R: 2 E: 0 K: 3 S: 15	H: 3 LOB: 2 BB: 1 P: 24	R: 0 E: 0 K: 0 S: 7	H: 1 LOB: 1 BB: 0 P: 9	R: 1 E: 0 K: 1 S: 15	H: 3 LOB: 3 BB: 1 P: 24	R: 2 E: 0 K: 1 S: 14	H: 3 LOB: 0 BB: 0 P: 24	1B: 6 2B: 6 3B: 0 HR: 1	SF: 0 SAC: 2 DP: 0 HBP: 0	WP: 0 PB: 0 SB: 1 CS: 0	PA: 44
PITCHER	IP	WLS	BF	H	R	ER	SO	BB	IBB	HBP	BLK	WP	HR	S	P	ERA	WHIP					
Larry McWilliams, L ERA: 1.56 (1, 1)	7.1	33	8	4	4	6	2	1	0	0	0	0	0	71	113	4.91	1.364					
Ken Dayley, L ERA: (8, 1)	0.2	5	2	0	0	1	0	1	0	0	0	0	0	12	19	0.00	3.000					
Scott Terry, R ERA: 0.97 (9, 1)	0.1	2	1	1	1	0	0	0	0	0	0	0	0	5	8	27.00	3.000					
Todd Worrell, R ERA: 2.73 (9, 1)	0.2	W	4	2	1	1	1	0	0	0	0	0	1	9	16	13.50	3.000					

Batter	1	2	3	4	5	6	7	8	9	AB	R	H	RBI	BB	SO	LOB	BOTTOM					
Vince Coleman, S OBP: 0.320, SLG: 0.416 (1, 7)	S		F7		L6			L5		5	1	2	0	0	0	2	Atlanta Braves @ St. Louis Cardinals Busch Stadium, St. Louis, MO Sun May 15 1988, 3:33 AM CDT Att: 45,166 - Overcast - 83 F					
Ozzie Smith, S OBP: 0.370, SLG: 0.345 (1, 6)	F8		SF9		G6-3			E1		3	3	1	0	2	0	1						
Tom Brunansky, R OBP: 0.364, SLG: 0.402 (1, 9)	K		SF9		P6			F8		4	1	1	1	1	1	3						
Bob Horner, R OBP: 0.358, SLG: 0.374 Curt Ford, R OBP: 0.167, SLG: 0.182 (9, PR)	F9		SF9		G6-3			2B		3	0	0	1	1	1	4						
Tony Peña, R OBP: 0.317, SLG: 0.397 (1, 2)	G4-3		1B		L9			FC6-2-5		4	1	2	2	1	0	0						
Luis Alica, S OBP: 0.333, SLG: 0.325 (1, 4)	E		1B		G3			1B		4	0	1	2	1	0	4						
José Oquendo, S OBP: 0.306, SLG: 0.250 (1, 8)	F8		G6-3		G3-1			SH1-4		4	0	1	0	1	0	3						
Tom Lawless, R OBP: 0.182, SLG: 0.100 Willie McGee, S OBP: 0.363, SLG: 0.411 (9, PH)	G4-3				G6-3			1B		3	0	0	0	0	0	1						
Larry McWilliams, L OBP: 0.308, SLG: 0.333 Ken Dayley, L (8, 1)					G6-3			G1-3		0	0	0	0	0	0	0						
Tom Pagnozzi, R OBP: 0.176, SLG: 0.235 Scott Terry, R (9, 1)			BB							1	0	0	0	0	0	1						
Todd Worrell, R (9, 1)			SF9							0	0	0	0	0	0	0						
Inning Stats	R: 0 E: 0 K: 1 S: 8	H: 1 LOB: 1 BB: 0 P: 14	R: 0 E: 1 K: 0 S: 7	H: 0 LOB: 1 BB: 1 P: 14	R: 3 E: 0 K: 0 S: 15	H: 2 LOB: 3 BB: 3 P: 33	R: 1 E: 0 K: 1 S: 12	H: 2 LOB: 2 BB: 1 P: 23	R: 0 E: 0 K: 0 S: 7	H: 0 LOB: 0 BB: 0 P: 13	R: 0 E: 0 K: 0 S: 3	H: 0 LOB: 0 BB: 0 P: 4	R: 1 E: 0 K: 0 S: 10	H: 2 LOB: 1 BB: 0 P: 13	R: 0 E: 0 K: 0 S: 6	H: 1 LOB: 1 BB: 0 P: 8	R: 2 E: 1 K: 0 S: 10	H: 2 LOB: 3 BB: 2 P: 23	1B: 8 2B: 2 3B: 0 HR: 0	SF: 1 SAC: 1 DP: 0 HBP: 0	WP: 0 PB: 0 SB: 3 CS: 0	PA: 44
PITCHER	IP	WLS	BF	H	R	ER	SO	BB	IBB	HBP	BLK	WP	HR	S	P	ERA	WHIP					
Tom Glavine, L ERA: 0.81 (1, 1)	3.2	20	4	4	4	1	4	1	0	1	0	0	0	11	20	0.00	0.750					
Charlie Puleo, R ERA: 3.6 (4, 1)	1.1	5	1	0	0	1	0	0	0	0	0	0	0	13	17	4.50	1.000					
Juan Eichelberger, R ERA: 5.26 (6, 1)	2.0	8	2	1	1	0	0	0	0	0	0	0	0	6	8	0.00	1.000					
Paul Assenmacher, L ERA: 4.12 (8, 1)	1.0	4	1	0	0	0	0	0	0	0	0	0	0	10	23	0.00	4.500					
Bruce Sutter, R ERA: 3.24 (9, 1)	0.2	L	7	2	2	0	0	1	1	0	0	0	0	10	23	0.00	4.500					



Batter	1	2	3	4	5	6	7	8	9	AB	R	H	RBI	BB	SO	LOB	TOP			
Albert Hall, S OBP: 0.385, SLG: 0.312 (1, 8)	4-3 BLK 1B		2-3 K			0-0 6-3		0-0 4-3		4	0	1	0	0	1	0	Atlanta Braves @ Cincinnati Reds Riverfront Stadium, Cincinnati, OH Mon May 16 1988, 7:05 PM EDT Att: 17,972 - Unknown - 73 F			
Andres Thomas, R OBP: 0.228, SLG: 0.276 (1, 6)	4-3 1-3			0-0 6-3			1-2 FC6-4 1B	0-1 6-3		4	0	1	0	0	0	1				
Dale Murphy, R OBP: 0.333, SLG: 0.367 (1, 9)	P4			0-0 4-3			1-0 FC6-4 1B 1-2		2-2 6-3	4	0	0	0	0	0	2				
Gary Roenicke, R OBP: 0.302, SLG: 0.366 (1, 7)	2-1 F5			3-2 6-3			2-1 F9		4-0 G6-4-3 BB	3	0	0	0	0	0	2				
Dion James, L OBP: 0.367, SLG: 0.344 (9, PH)										0	0	0	0	1	0	0				
Gerald Perry, L OBP: 0.338, SLG: 0.375 (1, 3)		0-1 F7			1-1 4-3				0-0 G6-4-3 BB	4	0	1	0	0	0	1				
Ozzie Virgil, R OBP: 0.276, SLG: 0.380 (1, 2)	1-3			1-1 G5-4-3 1B			0-0 F8			3	0	1	0	0	0	2				
Paul Runge, R OBP: 0.370, SLG: 0.333 (1, 5)	1-1 L3				0-1 G5-4-3 1-2			4-0 HR BB		2	1	0	0	1	0	1				
Ron Gant, R OBP: 0.227, SLG: 0.366 (1, 4)			2-2 F7			1-3 K		1-2 HR 1-H		3	1	1	2	0	1	0				
Kevin Coffman, R OBP: 0.222, SLG: 0.444 (1, 1)			1-2 6-3			1-1 F8		0-1 F7		2	0	0	0	0	0	0				
Zane Smith, L OBP: 0.059, SLG: 0.059 (7, PH)										0	0	0	0	0	0	0				
Damaso Garcia, R OBP: 0.159, SLG: 0.183 (6, PH)										1	0	0	0	0	0	0				
José Álvarez, R OBP: 1.000, SLG: 1.000 (8, 1)										0	0	0	0	0	0	0				
Inning Stats	R: 0 E: 0 K: 0 S: 6	H: 1 LOB: 1 BB: 0 P: 8	R: 0 E: 0 K: 0 S: 5	H: 0 LOB: 0 BB: 0 P: 7	R: 0 E: 0 K: 1 S: 10	H: 0 LOB: 0 BB: 0 P: 15	R: 0 E: 0 K: 0 S: 5	H: 0 LOB: 0 BB: 0 P: 8	R: 0 E: 0 K: 1 S: 6	H: 0 LOB: 0 BB: 0 P: 8	R: 0 E: 0 K: 0 S: 8	H: 2 LOB: 2 BB: 0 P: 12	R: 2 E: 0 K: 0 S: 8	H: 1 LOB: 0 BB: 1 P: 13	R: 0 E: 0 K: 0 S: 4	H: 0 LOB: 0 BB: 1 P: 10	1B: 4 2B: 0 3B: 0 HR: 1	SF: 0 SAC: 0 DP: 2 HBP: 0	WP: 0 PB: 0 SB: 0 CS: 0	PA: 32
PITCHER	IP WLS BF H R ER SO BB IBB HBP BLK WP HR S P ERA WHIP																			
Tom Browning, L ERA: 3.26 (1, 1)	8.0 W 29 5 2 2 2 1 0 0 0 0 1 54 79 2.25 0.750																			
Frank Williams, R ERA: 2.57 (9, 1)	0.1 1 0 0 0 0 0 0 0 0 0 0 3 5 0.00 0.000																			
Rob Murphy, L ERA: 1.29 (9, 1)	0.2 S 2 0 0 0 0 1 0 0 0 0 0 1 5 0.00 1.500																			

AB 30
R 2
H 5
RBI 2
BB 2
SO 2
LOB 9



Batter	1	2	3	4	5	6	7	8	9	AB	R	H	RBI	BB	SO	LOB	BOTTOM			
Kal Daniels, L OBP: 0.396, SLG: 0.421 (1, 7)	1-0 SH1-3 1B HBP	4-2 FC6-4 BB		3-1 6-3 1-2			1-3 K	1-3 K		2	2	1	0	1	0	1	Atlanta Braves @ Cincinnati Reds Riverfront Stadium, Cincinnati, OH Mon May 16 1988, 7:05 PM EDT Att: 17,972 - Unknown - 73 F			
Barry Larkin, R OBP: 0.343, SLG: 0.447 (1, 6)	0-0 SH1-3 1-2	2-2 FC6-4 1-2			1-1 P6		2-2 1B 2B E	2-0 HBP		4	1	1	0	0	1	6				
Chris Sabo, R OBP: 0.312, SLG: 0.486 (1, 5)	1-0 P6		2-1 F8		1-1 P6		1 SAFE 1-1 1B 1-3 2B	2-3 K		5	1	1	2	0	0	4				
Paul O'Neill, L OBP: 0.280, SLG: 0.297 (1, 9)	2-0		4-2		0-0 F8		2-0 F8	1-2 F9		2	0	1	1	1	0	0				
Ron Roenicke, S OBP: 0.235, SLG: 0.167 (7, PH)										1	0	1	1	0	0	0				
Bo Diaz, R OBP: 0.254, SLG: 0.419 (1, 2)	0-0 F7		1-0 5-3			3-2 5-3	2-1 1B			4	0	0	0	0	0	3				
Lloyd McClendon, R OBP: 0.378, SLG: 0.207 (1, 3)		2-2 P1	0-0 P4			2-0 G3 WP 1B	0-0 F8			4	0	1	0	0	0	2				
Jeff Treadway, L OBP: 0.378, SLG: 0.394 (1, 4)		4-2 SH2-4 1B BB		1-2 4-3		1-0 G3	1-1 F9			3	0	1	0	1	0	1				
Leo Garcia, L OBP: 0.292, SLG: 0.238 (1, 8)		0-1 SH2-4 1B		1-2 F7		4-0 WP IBB		2-1 E 1B		3	0	1	0	1	0	1				
Tom Browning, L OBP: 0.188, SLG: 0.200 (1, 1)		0-0 SH2-4		4-1		1-0 WP		1-0 E4		2	0	0	0	1	1	2				
Dave Collins, S OBP: 0.289, SLG: 0.188 (8, PH)										1	0	0	0	0	1	2				
Frank Williams, R OBP: 0.289, SLG: 0.188 (9, 1)										0	0	0	0	0	0	0				
Rob Murphy, L OBP: 0.289, SLG: 0.188 (9, 1)										0	0	0	0	0	0	0				
Inning Stats	R: 1 E: 0 K: 0 S: 4	H: 1 LOB: 1 BB: 0 P: 8	R: 0 E: 0 K: 0 S: 16	H: 1 LOB: 2 BB: 2 P: 28	R: 0 E: 0 K: 0 S: 7	H: 0 LOB: 1 BB: 1 P: 14	R: 0 E: 0 K: 0 S: 9	H: 0 LOB: 1 BB: 1 P: 18	R: 0 E: 0 K: 0 S: 5	H: 0 LOB: 0 BB: 0 P: 7	R: 0 E: 0 K: 0 S: 5	H: 1 LOB: 1 BB: 1 P: 16	R: 3 E: 1 K: 1 S: 15	H: 4 LOB: 1 BB: 0 P: 24	R: 0 E: 1 K: 2 S: 12	H: 1 LOB: 3 BB: 0 P: 21	1B: 7 2B: 1 3B: 0 HR: 0	SF: 0 SAC: 2 DP: 0 HBP: 2	WP: 2 PB: 0 SB: 1 CS: 0	PA: 40
PITCHER	IP WLS BF H R ER SO BB IBB HBP BLK WP HR S P ERA WHIP																			
Kevin Coffman, R ERA: 3.98 (1, 1)	6.0 L 27 3 1 1 0 4 1 1 0 0 0 46 91 1.50 1.167																			
Zane Smith, L ERA: 4.31 (7, 1)	1.0 7 4 3 3 1 0 0 0 0 0 0 15 24 27.00 4.000																			
José Álvarez, R ERA: 1.04 (8, 1)	1.0 6 1 0 0 2 0 0 0 1 0 0 0 12 21 0.00 1.000																			

AB 31
R 4
H 8
RBI 4
BB 5
SO 3
LOB 22



Batter	1	2	3	4	5	6	7	8	9	AB	R	H	RBI	BB	SO	LOB	TOP							
Albert Hall, S OBP: 0.385, SLG: 0.317 (1, 8)	B3		K			K	E		CS 1B	5	0	2	0	0	2	1	Atlanta Braves @ Cincinnati Reds Riverfront Stadium, Cincinnati, OH Tue May 17 1988, 7:05 PM EDT Att: 20,010 - Unknown - 73 F							
Andres Thomas, R OBP: 0.234, SLG: 0.304 (1, 6)	HR			5-3		5-3	SF9		CS	4	1	2	2	0	0	1								
Dale Murphy, R OBP: 0.329, SLG: 0.383 (1, 9)	K			F8		HR	E1		6-3	5	1	1	2	0	1	4								
Gary Roenicke, R OBP: 0.319, SLG: 0.432 (1, 7)	F7			HR		1B	K			3	1	1	1	1	1	3								
Gerald Perry, L OBP: 0.343, SLG: 0.379 (1, 3)	F8			6-3		1B			F9 S SF8 1B	4	1	2	0	0	0	0								
Ozzie Virgil, R OBP: 0.265, SLG: 0.365 (1, 2)	G3					5-3			F9	4	0	0	0	0	0	3								
Ken Oberkfell, L OBP: 0.308, SLG: 0.314 (1, 5)	F8					CS 1B			SF8	3	0	2	1	0	0	0								
Ron Gant, R OBP: 0.228, SLG: 0.353 (1, 4)				F9		K	1B FC1-5		K	3	1	0	0	1	2	1								
Rick Mahler, R OBP: 0.111, SLG: 0.118 Charlie Puleo, R (8, 1) Jerry Royster, R (9, PH) Bruce Sutter, R (9, 1)				6-3		HR 2B	FC1-5		K	3	1	1	0	0	0	2								
Inning Stats	R: 1 E: 0 K: 1 S: 11	H: 1 LOB: 0 BB: 0 P: 19	R: 0 E: 0 K: 0 S: 8	H: 0 LOB: 0 BB: 0 P: 11	R: 0 E: 0 K: 1 S: 7	H: 0 LOB: 0 BB: 0 P: 10	R: 1 E: 0 K: 0 S: 6	H: 1 LOB: 0 BB: 0 P: 10	R: 0 E: 0 K: 1 S: 13	H: 1 LOB: 1 BB: 0 P: 19	R: 2 E: 0 K: 1 S: 12	H: 3 LOB: 2 BB: 1 P: 23	R: 1 E: 1 K: 1 S: 14	H: 2 LOB: 3 BB: 1 P: 27	R: 1 E: 0 K: 1 S: 9	H: 1 LOB: 0 BB: 0 P: 14		R: 0 E: 0 K: 1 S: 8	H: 2 LOB: 1 BB: 0 P: 14	1B: 7 2B: 2 3B: 0 HR: 3	SF: 2 SAC: 0 DP: 1 HBP: 0	WP: 0 PB: 0 SB: 1 CS: 3	PA: 39	
PITCHER	IP	WLS	BF	H	R	ER	SO	BB	IBB	HBP	BLK	WP	HR	S	P	ERA	WHIP							
Dennis Rasmussen, L ERA: 4.87 Frank Williams, R ERA: 3.31 Tim Birtsas, L ERA: 5.0 Rob Murphy, L ERA: 1.23	5.1	L	19	4	3	3	4	0	0	0	1	0	2	51	77	5.06	0.750							

Batter	1	2	3	4	5	6	7	8	9	AB	R	H	RBI	BB	SO	LOB	BOTTOM							
Kal Daniels, L OBP: 0.392, SLG: 0.424 (1, 7)	F7		K					K		4	0	1	0	0	2	1	Atlanta Braves @ Cincinnati Reds Riverfront Stadium, Cincinnati, OH Tue May 17 1988, 7:05 PM EDT Att: 20,010 - Unknown - 73 F							
Barry Larkin, R OBP: 0.346, SLG: 0.445 (1, 6)	4-3 BB		6-3		5-3			E 1B		3	0	1	0	1	0	2								
Chris Sabo, R OBP: 0.312, SLG: 0.483 Lloyd McClendon, R OBP: 0.368, SLG: 0.200 (1, 5) (7, 3)	4-3		F8			6-3 4-3 CS 1B		E6 FC5-4		3	0	1	0	0	0	1								
Paul O'Neill, L OBP: 0.273, SLG: 0.288 Tim Birtsas, L (7, 1) Buddy Bell, R OBP: 0.222, SLG: 0.200 Rob Murphy, L (9, 1)	K			3-1		4-3		K		3	0	0	0	0	1	2								
Bo Diaz, R OBP: 0.250, SLG: 0.412 Terry McGriff, R OBP: 0.257, SLG: 0.333 (1, 2) (6, 2)	6-3			6-3		6-3		FC5-4		2	0	0	0	0	0	3								
Dave Concepcion, R OBP: 0.323, SLG: 0.309 (1, 3) (7, 5)	1B 2B			6-3		CS		F7		4	1	1	0	0	0	0								
Jeff Treadway, L OBP: 0.374, SLG: 0.388 (1, 4)	FC6-4 1B					L1		L6		4	0	1	1	0	0	0								
Leo Garcia, L OBP: 0.250, SLG: 0.200 (1, 8)	FC6-4					K		4-3		4	0	0	0	0	1	1								
Dennis Rasmussen, L OBP: 0.294, SLG: 0.353 Frank Williams, R (6, 1) Ron Roenicke, S OBP: 0.297, SLG: 0.194 (7, 9)	F7					2B 1B				2	0	1	0	0	0	1								
Inning Stats	R: 0 E: 0 K: 1 S: 9	H: 0 LOB: 1 BB: 1 P: 15	R: 1 E: 0 K: 0 S: 11	H: 2 LOB: 1 BB: 0 P: 18	R: 0 E: 0 K: 1 S: 6	H: 0 LOB: 0 BB: 0 P: 9	R: 0 E: 0 K: 0 S: 5	H: 0 LOB: 0 BB: 0 P: 6	R: 0 E: 0 K: 1 S: 10	H: 2 LOB: 2 BB: 0 P: 17	R: 0 E: 0 K: 0 S: 6	H: 1 LOB: 0 BB: 0 P: 9	R: 0 E: 0 K: 0 S: 5	H: 0 LOB: 0 BB: 0 P: 7	R: 1 E: 1 K: 2 S: 15	H: 2 LOB: 2 BB: 0 P: 23		R: 0 E: 0 K: 0 S: 6	H: 0 LOB: 0 BB: 0 P: 8	1B: 5 2B: 2 3B: 0 HR: 0	SF: 0 SAC: 0 DP: 0 HBP: 0	WP: 0 PB: 0 SB: 0 CS: 1	PA: 36	
PITCHER	IP	WLS	BF	H	R	ER	SO	BB	IBB	HBP	BLK	WP	HR	S	P	ERA	WHIP							
Rick Mahler, R ERA: 4.06 Charlie Puleo, R ERA: 3.49 Bruce Sutter, R ERA: 3.06	7.1		30	7	2	2	4	1	0	0	0	0	0	4	6	0.00	0.000							

Batter	1	2	3	4	5	6	7	8	9	AB	R	H	RBI	BB	SO	LOB	TOP				
Dion James, L OBP: 0.377, SLG: 0.367 (1, 8)	1-1 1B	SAFE 0-0 PO	0-1 CS 1B	0-0 BB FC3 FC1-5		0-1 F7		0-0 1B		5	1	3	1	0	0	1					
Andres Thomas, R OBP: 0.240, SLG: 0.315 (1, 6)	1-1 FC3-6 2B		3-2 E 1B	1-1 BB FC1-5		0-0 6-3		3-1 P6		5	1	2	1	0	0	3					
Dale Murphy, R OBP: 0.331, SLG: 0.380 (1, 9)	0-3 K		2-1 E FC3-2 1B	4-1 BB		3-2 6-3			1-3 K	4	0	1	0	1	2	1					
Ken Griffey, L OBP: 0.304, SLG: 0.338 Albert Hall, S OBP: 0.361, SLG: 0.313 (7, PR) (7, 8)	2-0 FC3-6 1-2 1B		1-0 FC3-2 IBB E1 FC3-2 IBB 1-3 2H	3-2 BB G3-2-3		4-2 FC6-5 BLK BB			1-0 6-3	3	0	0	0	1	0	5					
Gerald Perry, L OBP: 0.345, SLG: 0.375 (1, 3)	3-0 P6		4-0 FC3-2 IBB 1-2		0-2 S 4-3 1B		2-0 F8		1-0 G3	4	0	1	0	1	0	2					
Ozzie Virgil, R OBP: 0.255, SLG: 0.350 (1, 2)		1-3 K	1-2 FC3-2		2-2 4-3		0-2 FC6-5			4	0	0	0	0	1	5					
Ken Oberkfell, L OBP: 0.315, SLG: 0.343 (1, 5)		3-2 HR	3-2 F8		4-0 BB		0-1 4-3			3	1	1	1	1	0	4					
Ron Gant, R OBP: 0.250, SLG: 0.364 (1, 4)		2-2 PO SH2-3 1B		2-0 SH FC3 1B		2-3 K		4-1 K BB		3	1	2	0	1	1	2					
Pete Smith, R OBP: 0.083, SLG: 0.167 Paul Assenmacher, L OBP: 0.500, SLG: 1.000 Ted Simmons, S OBP: 0.333, SLG: 0.364 Charlie Puleo, R (8, 1) (8, 1)	0-1 SH2-3		0-0 SH FC1-5 FC3 1-3		0-1 F9		3-3 K			1	0	0	0	0	0	2					
Inning Stats	R: 1 E: 0 K: 1 S: 9	H: 2 LOB: 1 BB: 0 P: 16	R: 1 E: 0 K: 1 S: 13	H: 2 LOB: 0 BB: 0 P: 19	R: 1 E: 1 K: 0 S: 15	H: 3 LOB: 3 BB: 1 P: 29	R: 1 E: 1 K: 0 S: 9	H: 1 LOB: 2 BB: 1 P: 19	R: 0 E: 0 K: 1 S: 6	H: 0 LOB: 0 BB: 0 P: 9	R: 0 E: 0 K: 0 S: 11	H: 0 LOB: 1 BB: 1 P: 17	R: 0 E: 0 K: 1 S: 8	H: 1 LOB: 1 BB: 1 P: 18	R: 0 E: 0 K: 1 S: 5	H: 0 LOB: 0 BB: 0 P: 8	1B: 7 2B: 2 3B: 0 HR: 1	SF: 0 SAC: 2 DP: 1 HBP: 0	WP: 0 PB: 0 SB: 1 CS: 1	PA: 42	
PITCHER	IP WLS BF H R ER SO BB IBB HBP BLK WP HR S P ERA WHIP	IP WLS BF H R ER SO BB IBB HBP BLK WP HR S P ERA WHIP	IP WLS BF H R ER SO BB IBB HBP BLK WP HR S P ERA WHIP	IP WLS BF H R ER SO BB IBB HBP BLK WP HR S P ERA WHIP	IP WLS BF H R ER SO BB IBB HBP BLK WP HR S P ERA WHIP	IP WLS BF H R ER SO BB IBB HBP BLK WP HR S P ERA WHIP	IP WLS BF H R ER SO BB IBB HBP BLK WP HR S P ERA WHIP	IP WLS BF H R ER SO BB IBB HBP BLK WP HR S P ERA WHIP	IP WLS BF H R ER SO BB IBB HBP BLK WP HR S P ERA WHIP	IP WLS BF H R ER SO BB IBB HBP BLK WP HR S P ERA WHIP	IP WLS BF H R ER SO BB IBB HBP BLK WP HR S P ERA WHIP	IP WLS BF H R ER SO BB IBB HBP BLK WP HR S P ERA WHIP	IP WLS BF H R ER SO BB IBB HBP BLK WP HR S P ERA WHIP	IP WLS BF H R ER SO BB IBB HBP BLK WP HR S P ERA WHIP	IP WLS BF H R ER SO BB IBB HBP BLK WP HR S P ERA WHIP	IP WLS BF H R ER SO BB IBB HBP BLK WP HR S P ERA WHIP	IP WLS BF H R ER SO BB IBB HBP BLK WP HR S P ERA WHIP	IP WLS BF H R ER SO BB IBB HBP BLK WP HR S P ERA WHIP	IP WLS BF H R ER SO BB IBB HBP BLK WP HR S P ERA WHIP	IP WLS BF H R ER SO BB IBB HBP BLK WP HR S P ERA WHIP	IP WLS BF H R ER SO BB IBB HBP BLK WP HR S P ERA WHIP

Atlanta Braves @ Cincinnati Reds
Riverfront Stadium, Cincinnati, OH
Wed May 18 1988, 7:05 PM EDT
Att: 20,122 - Unknown - 65 F

AB	34
R	4
H	10
RBI	3
BB	5
SO	5
LOB	26

Braves

Batter	1	2	3	4	5	6	7	8	9	AB	R	H	RBI	BB	SO	LOB	BOTTOM					
Kal Daniels, L OBP: 0.399, SLG: 0.442 (1, 7)	2-2 F9		0-1 1B	1-2 G3			1-0 PB 1B	4-0 BB BB 2B		4	3	2	0	1	0	0						
Jeff Treadway, L OBP: 0.383, SLG: 0.392 (1, 4)	0-0 BB 1B		1-0 BB HBP 1B		3-2 F8		3-2 B3-4	4-1 BB BB IBB		4	2	2	1	1	0	1						
Barry Larkin, R OBP: 0.359, SLG: 0.446 (1, 6)	4-0 FC6-4 BB		2-1 BB HBP 1B		2-1 F8		1-0 WP 1B	4-1 2B BB BB		2	2	1	2	2	0	0						
Paul O'Neill, L OBP: 0.274, SLG: 0.290 Dave Collins, S OBP: 0.325, SLG: 0.265 (7, PH) (8, 9)	1-3 K		1-1 P6		1-2 1B		3-2 CS SH3-4 1B	1-2 2B		3	0	1	0	0	1	4						
Buddy Bell, R OBP: 0.286, SLG: 0.235 Jose Rijo, R (6, 1)	1-1 FC6-4 1-2 1B		4-0 E 1B		1-2 1B		0-0 SH3-4 1B	1-0 6-3		2	0	1	0	1	0	2						
Dave Concepcion, R OBP: 0.348, SLG: 0.316 (6, 5)		4-1 BB G5-4-3	2-2 E5		0-2 F9		4-0 IBB			2	0	1	2	2	0	2						
Ron Roenicke, S OBP: 0.231, SLG: 0.171 (1, 8)		1-2 G5-4-3	1-1 P3		2-3 K		2-2 CS	2-3 K		4	0	0	0	0	2	3						
Terry McGriff, R OBP: 0.256, SLG: 0.306 (1, 2)		3-3 K		2-2 L6		1-1 P6		4-2 BB S BB		3	1	0	0	1	1	0						
Ron Robinson, R OBP: 0.200, SLG: 0.200 Frank Williams, R OBP: 0.200, SLG: 0.200 Tim Birtsas, L OBP: 0.200, SLG: 0.200 Lloyd McClendon, R OBP: 0.350, SLG: 0.188 (6, 3)			0-0 BB F8		0-0 F8		0-1 F7	0-2 F7		1	0	1	0	0	0	0						
Inning Stats	R: 0 E: 0 K: 1 S: 10	H: 1 LOB: 2 BB: 1 P: 18	R: 0 E: 0 K: 1 S: 7	H: 0 LOB: 1 BB: 1 P: 15	R: 3 E: 1 K: 0 S: 14	H: 4 LOB: 2 BB: 1 P: 25	R: 0 E: 0 K: 0 S: 7	H: 0 LOB: 0 BB: 0 P: 10	R: 0 E: 0 K: 1 S: 7	H: 2 LOB: 2 BB: 0 P: 22	R: 0 E: 0 K: 1 S: 7	H: 0 LOB: 0 BB: 0 P: 10	R: 2 E: 0 K: 0 S: 11	H: 3 LOB: 1 BB: 1 P: 25	R: 3 E: 0 K: 1 S: 17	H: 1 LOB: 2 BB: 4 P: 37	R: 0 E: 0 K: 1 S: 5	H: 0 LOB: 0 BB: 0 P: 8	1B: 8 2B: 3 3B: 0 HR: 0	SF: 0 SAC: 1 DP: 1 HBP: 1	WP: 2 PB: 1 SB: 1 CS: 1	PA: 42
PITCHER	IP WLS BF H R ER SO BB IBB HBP BLK WP HR S P ERA WHIP	IP WLS BF H R ER SO BB IBB HBP BLK WP HR S P ERA WHIP	IP WLS BF H R ER SO BB IBB HBP BLK WP HR S P ERA WHIP	IP WLS BF H R ER SO BB IBB HBP BLK WP HR S P ERA WHIP	IP WLS BF H R ER SO BB IBB HBP BLK WP HR S P ERA WHIP	IP WLS BF H R ER SO BB IBB HBP BLK WP HR S P ERA WHIP	IP WLS BF H R ER SO BB IBB HBP BLK WP HR S P ERA WHIP	IP WLS BF H R ER SO BB IBB HBP BLK WP HR S P ERA WHIP	IP WLS BF H R ER SO BB IBB HBP BLK WP HR S P ERA WHIP	IP WLS BF H R ER SO BB IBB HBP BLK WP HR S P ERA WHIP	IP WLS BF H R ER SO BB IBB HBP BLK WP HR S P ERA WHIP	IP WLS BF H R ER SO BB IBB HBP BLK WP HR S P ERA WHIP	IP WLS BF H R ER SO BB IBB HBP BLK WP HR S P ERA WHIP	IP WLS BF H R ER SO BB IBB HBP BLK WP HR S P ERA WHIP	IP WLS BF H R ER SO BB IBB HBP BLK WP HR S P ERA WHIP	IP WLS BF H R ER SO BB IBB HBP BLK WP HR S P ERA WHIP	IP WLS BF H R ER SO BB IBB HBP BLK WP HR S P ERA WHIP	IP WLS BF H R ER SO BB IBB HBP BLK WP HR S P ERA WHIP	IP WLS BF H R ER SO BB IBB HBP BLK WP HR S P ERA WHIP	IP WLS BF H R ER SO BB IBB HBP BLK WP HR S P ERA WHIP	IP WLS BF H R ER SO BB IBB HBP BLK WP HR S P ERA WHIP	

Atlanta Braves @ Cincinnati Reds
Riverfront Stadium, Cincinnati, OH
Wed May 18 1988, 7:05 PM EDT
Att: 20,122 - Unknown - 65 F

AB	31
R	8
H	11
RBI	8
BB	8
SO	4
LOB	15

REDS

Batter	1	2	3	4	5	6	7	8	9	AB	R	H	RBI	BB	SO	LOB	TOP				
Dion James, L OBP: 0.396, SLG: 0.349 (1, 8)										4	1	1	0	0	1	2	Atlanta Braves @ Pittsburgh Pirates Three Rivers Stadium, Pittsburgh, PA Sat May 21 1988, 7:05 PM EDT Att: 21,211 - Unknown - 68 F livebaseballscorecards.com AB 32 R 3 H 6 RBI 3 BB 1 SO 4 LOB 11 				
Andres Thomas, R OBP: 0.292, SLG: 0.342 (1, 6)										4	0	1	0	0	0	2					
Dale Murphy, R OBP: 0.337, SLG: 0.375 (1, 9)										3	1	1	0	1	0	1					
Ken Griffey, L OBP: 0.310, SLG: 0.338 José Alvarez, R OBP: 1.000, SLG: 1.000 (8, 1)										3	0	0	1	0	1	3					
Gerald Perry, L OBP: 0.340, SLG: 0.390 (1, 3)										4	1	1	2	0	0	1					
Ozzie Virgil, R OBP: 0.237, SLG: 0.324 (1, 2)										4	0	0	0	0	0	0					
Ken Oberkfell, L OBP: 0.313, SLG: 0.339 Paul Assenmacher, L OBP: 0.500, SLG: 1.000 Albert Hall, S OBP: 0.374, SLG: 0.306 (8, 8)										3	0	1	0	0	0	0					
Ron Gant, R OBP: 0.243, SLG: 0.347 (1, 4)										3	0	0	0	0	1	1					
Kevin Coffman, R OBP: 0.273, SLG: 0.455 Paul Runge, R OBP: 0.357, SLG: 0.318 (6, 5)										2	0	1	0	0	1	1					
Inning Stats	R: 3 E: 1 K: 0 S: 14	H: 3 LOB: 0 BB: 0 P: 18	R: 0 E: 0 K: 2 S: 10	H: 1 LOB: 1 BB: 0 P: 14	R: 0 E: 0 K: 1 S: 14	H: 1 LOB: 1 BB: 0 P: 20	R: 0 E: 0 K: 1 S: 6	H: 0 LOB: 0 BB: 0 P: 8	R: 0 E: 0 K: 1 S: 9	H: 0 LOB: 2 BB: 1 P: 16	R: 0 E: 0 K: 0 S: 9	H: 0 LOB: 0 BB: 0 P: 15	R: 0 E: 0 K: 0 S: 9	H: 0 LOB: 0 BB: 0 P: 14	R: 0 E: 0 K: 0 S: 6	H: 0 LOB: 0 BB: 0 P: 9		1B: 5 2B: 0 3B: 0 HR: 1	SF: 1 SAC: 0 DP: 0 HBP: 0	WP: 0 PB: 0 SB: 0 CS: 0	PA: 34
PITCHER	IP	WLS	BF	H	R	ER	SO	BB	IBB	HBP	BLK	WP	HR	S	P	ERA	WHIP				
Brian Fisher, R ERA: 2.82 (1, 1)	5.0	W	22	6	3	3	4	1	0	0	0	0	1	53	76	5.40	1.400				
Bob Kipper, L ERA: 3.39 (6, 1)	1.0		3	0	0	0	0	0	0	0	0	0	0	6	12	0.00	0.000				
Barry Jones, R ERA: 0.89 (7, 1)	2.0		6	0	0	0	0	0	0	0	0	0	0	18	29	0.00	0.000				
Jeff Robinson, R ERA: 2.68 (9, 1)	1.0		3	0	0	0	0	0	0	0	0	0	0	6	9	0.00	0.000				

Batter	1	2	3	4	5	6	7	8	9	AB	R	H	RBI	BB	SO	LOB	BOTTOM				
Barry Bonds, L OBP: 0.318, SLG: 0.566 (1, 7)										3	2	2	0	2	1	1	Atlanta Braves @ Pittsburgh Pirates Three Rivers Stadium, Pittsburgh, PA Sat May 21 1988, 7:05 PM EDT Att: 21,211 - Unknown - 68 F livebaseballscorecards.com AB 29 R 7 H 6 RBI 7 BB 8 SO 9 LOB 17 				
Jose Lind, R OBP: 0.307, SLG: 0.286 (1, 4)										3	2	2	1	2	0	3					
Andy Van Slyke, L OBP: 0.326, SLG: 0.458 (1, 8)										5	1	1	3	0	3	8					
Bobby Bonilla, S OBP: 0.406, SLG: 0.610 (1, 5)										4	1	1	2	0	1	2					
Sid Bream, L OBP: 0.323, SLG: 0.424 (1, 3)										4	0	0	0	0	2	1					
R.J. Reynolds, S OBP: 0.295, SLG: 0.382 (1, 9)										3	0	0	0	1	1	0					
Michael LaValliere, L OBP: 0.425, SLG: 0.385 (1, 2)										3	0	0	1	0	0	0					
Felix Fermin, R OBP: 0.321, SLG: 0.217 (1, 6)										2	1	0	0	2	0	2					
Brian Fisher, R (1, 1)										2	0	0	0	0	1	0					
Bob Kipper, R (6, 1)										0	0	0	0	0	0	0					
Barry Jones, R (7, 1)										0	0	0	0	0	0	0					
Mike Diaz, R OBP: 0.438, SLG: 0.250 (8, PH)										0	0	0	0	1	0	0					
Jeff Robinson, R OBP: 0.222, SLG: 0.125 (9, 1)										0	0	0	0	0	0	0					
Inning Stats	R: 3 E: 1 K: 1 S: 16	H: 2 LOB: 2 BB: 2 P: 31	R: 0 E: 0 K: 1 S: 9	H: 1 LOB: 2 BB: 1 P: 22	R: 0 E: 0 K: 1 S: 9	H: 0 LOB: 0 BB: 0 P: 13	R: 3 E: 0 K: 1 S: 13	H: 2 LOB: 0 BB: 1 P: 21	R: 0 E: 0 K: 1 S: 8	H: 0 LOB: 0 BB: 0 P: 11	R: 1 E: 0 K: 2 S: 12	H: 1 LOB: 1 BB: 1 P: 20	R: 0 E: 0 K: 1 S: 6	H: 0 LOB: 0 BB: 0 P: 9	R: 0 E: 0 K: 1 S: 12	H: 0 LOB: 3 BB: 3 P: 28	1B: 5 2B: 0 3B: 0 HR: 1	SF: 1 SAC: 1 DP: 0 HBP: 0	WP: 0 PB: 0 SB: 1 CS: 0	PA: 39	
PITCHER	IP	WLS	BF	H	R	ER	SO	BB	IBB	HBP	BLK	WP	HR	S	P	ERA	WHIP				
Kevin Coffman, R ERA: 4.88 (1, 1)	5.1	L	27	5	7	6	5	5	0	0	0	0	1	58	107	10.12	1.875				
Paul Assenmacher, L ERA: 4.03 (6, 1)	1.2		6	1	0	0	3	0	0	0	0	0	0	15	20	0.00	0.600				
José Alvarez, R ERA: 0.84 (8, 1)	1.0		6	0	0	0	1	3	0	0	0	0	0	12	28	0.00	3.000				

Batter	1	2	3	4	5	6	7	8	9	10	AB	R	H	RBI	BB	SO	LOB	TOP									
Albert Hall, S OBP: 0.367, SLG: 0.290	(1, 8) C H 1-2 CS HBP		(1, 1) C X 5-3			(0, 0) X E5			(1, 2) B F C X 1-2 F8	(0, 1) C X 1B	4	0	1	1	0	0	0										
Andres Thomas, R OBP: 0.258, SLG: 0.346	(1, 6) B 1 SAFE 4-0 1B BB			(0, 3) W P C X 1 K		(1, 3) C X 1-3 K			(1, 0) B X 6-3		3	0	0	0	1	2	1										
Gerald Perry, L OBP: 0.342, SLG: 0.396	(1, 3) B 1-3 BB			(0, 2) X C 6-3		(0, 0) X 4-3			(0, 3) C X 1-3 K		4	0	0	0	0	1	2										
Dale Murphy, R OBP: 0.333, SLG: 0.377	(1, 9) S 3-3 K			(0, 1) X C 1-3				(2, 0) B X 6-3		(4, 0) B B B B 4-3 PB 2B BB	3	1	0	0	1	1	1										
Gary Roenicke, R OBP: 0.294, SLG: 0.396	(1, 7) B 2-2 F7				(0, 1) S X 6-3			(1, 3) C B F B S 1-3 K		(1, 1) B X 4-3	4	0	0	0	0	1	1										
Ken Oberfell, L OBP: 0.324, SLG: 0.353	(1, 5) F 1-3				(1, 0) B X 1-3 CS 1B			(3, 1) B B B B 1-3		(2, 2) B B 2B 2B	4	1	2	1	0	0	0										
Bruce Benedict, R OBP: 0.283, SLG: 0.275	(1, 2) C X 0-1 L4				(4, 1) B C 1 SAFE 1-2 BB			(0, 0) X F8		(0, 1) C X 3H 2B 2B	3	1	1	1	1	0	0										
Ron Gant, R OBP: 0.234, SLG: 0.330	(1, 4) B 1-2 5-3				(2, 1) B B S X 4-3 BB			(0, 0) X F8		(3, 3) C B B B 1-3 K	4	0	0	0	0	1	2										
Pete Smith, R OBP: 0.291, SLG: 0.143	(8, PH) X 6-3				(0, 0) X 6-3			(1, 2) B X 6-3		(4, 1) B B B B 4-3 BB	2	0	0	0	0	0	0										
Jerry Royster, R OBP: 0.302, SLG: 0.160	(8, PH) X 6-3										0	0	0	0	0	0	0										
Paul Assenmacher, L OBP: 0.193, SLG: 0.000	(8, PH) X 6-3										0	0	0	0	0	0	0										
José Álvarez, R OBP: 0.193, SLG: 0.000	(10, PH) X 6-3										0	0	0	0	0	0	0										
Dion James, L OBP: 0.193, SLG: 0.364	(10, PH) X 6-3										0	0	0	0	1	0	0										
Bruce Sutter, R OBP: 0.193, SLG: 0.364	(10, PH) X 6-3										0	0	0	0	0	0	0										
Inning Stats	R: 0 E: 0 K: 1 S: 7	H: 0 LOB: 1 BB: 1 P: 18	R: 0 E: 0 K: 10 S: 10	H: 0 LOB: 0 BB: 0 P: 14	R: 0 E: 0 K: 0 S: 6	H: 0 LOB: 0 BB: 0 P: 8	R: 0 E: 0 K: 1 S: 8	H: 0 LOB: 0 BB: 0 P: 8	R: 0 E: 0 K: 0 S: 7	H: 1 LOB: 1 BB: 1 P: 13	R: 0 E: 1 K: 1 S: 8	H: 0 LOB: 0 BB: 0 P: 10	R: 0 E: 0 K: 1 S: 7	H: 0 LOB: 0 BB: 0 P: 13	R: 0 E: 0 K: 0 S: 5	H: 0 LOB: 0 BB: 0 P: 6	R: 0 E: 0 K: 1 S: 7	H: 0 LOB: 0 BB: 0 P: 9	R: 3 E: 0 K: 1 S: 13	H: 3 LOB: 1 BB: 2 P: 27	1B: 2 2B: 2 3B: 0 HR: 0	SF: 0 SAC: 0 DP: 0 HBP: 1	WP: 0 PA: 37				
PITCHER	IP 9.1	WLS L	BF 34	H 3	R 3	ER 3	SO 5	BB 3	IBB 0	HBP 1	BLK 0	WP 0	HR 0	S 72	P 113	ERA 2.89	WHIP 0.643										
Jamie Moyer, L ERA: 3.61	(1, 1)																										
Mike Capel, R ERA: 2.45	(10, 1)	0.2	3	1	0	0	1	1	0	0	0	0	0	6	13	0.00	3.000										

Atlanta Braves @ Chicago Cubs
Wrigley Field, Chicago, IL
Tue May 24 1988, 3:33 AM CDT
Sunny - 52 F

AB 32
R 3
H 4
RBI 3
BB 4
SO 6
LOB 7



Batter	1	2	3	4	5	6	7	8	9	10	AB	R	H	RBI	BB	SO	LOB	BOTTOM									
23 Ryne Sandberg, R OBP: 0.290, SLG: 0.426	(1, 4) B X 5-3		(2, 1) B B C X 4-3		(3, 1) B X 1-3 F9				(3, 2) B B B B 3-2 L9	(1, 2) C X 1-2 FC4-6 1B	5	0	1	0	0	0	0										
Mark Grace, L OBP: 0.405, SLG: 0.543	(1, 3) B X 1-0 L7		(0, 0) X 2B		(0, 2) X 3-1			(0, 1) C X 1-2 F7		(0, 0) X FC4-6 FC6-4	5	0	1	0	0	0	2										
Andre Dawson, R OBP: 0.343, SLG: 0.577	(1, 9) B X 1-1 1B		(2, 2) X 2B F8		(1, 0) X 1B 2B			(1, 1) B X 1-1 L7		(0, 3) B X K	5	0	2	0	0	1	3										
Rafael Palmeiro, L OBP: 0.390, SLG: 0.484	(1, 7) C 1 SAFE 2-2 F9		(2, 0) B X G3		(2, 2) X 2B 1B			(1, 2) B X 4-3		(1, 0) B X FC6-4	5	0	1	0	0	0	4										
Jody Davis, R OBP: 0.400, SLG: 0.484	(1, 2) B 3-3 K				(1, 2) B X 1-2 F6			(4, 0) B B B B 4-0 BB		(4, 0) B B B B SH1-4 BB	2	0	0	0	2	1	0										
Greg Maddux, R OBP: 0.161, SLG: 0.226	(9, PR) X 6-3				(1, 0) B X 6-3			(0, 2) B X F4		(1, 0) B X SH1-4	3	0	1	0	0	0	3										
Damon Berryhill, S OBP: 0.195, SLG: 0.266	(10, 2) X 6-3				(0, 2) X 1B CS 1B			(2, 3) X K		(0, 2) C X F6	3	0	1	0	0	2	4										
Vance Law, R OBP: 0.337, SLG: 0.429	(1, 5) B 2-2 1B 1B				(1, 0) B X 6-3			(0, 2) B X F4		(1, 2) B X SH1-4	3	0	1	0	0	0	3										
Dave Martinez, L OBP: 0.303, SLG: 0.338	(1, 8) B 2-3 K				(0, 2) X 1B CS 1B			(2, 3) X K		(0, 2) C X F6	3	0	1	0	0	2	4										
Darin Jackson, R OBP: 0.213, SLG: 0.277	(9, PH) X 6-3				(0, 1) S 1 SAFE CS 1B			(2, 1) B X 4-3		(0, 1) C X 5-3	4	0	1	0	0	0	2										
Shawon Dunston, R OBP: 0.270, SLG: 0.373	(1, 6) B 1-3 1B				(1, 2) X 1-2 1B			(3, 2) B X G3		(0, 1) C X 5-3	4	0	1	0	0	0	2										
Jamie Moyer, L OBP: 0.105, SLG: 0.056	(1, 1) B 0-3 K				(2, 2) B X B1			(1, 3) B X K		(0, 2) B X FC4-6 E4 23 1B	3	0	0	0	0	2	2										
Mike Capel, R ERA: 2.45	(10, 1)																										
Jerry Mumphrey, S OBP: 0.241, SLG: 0.222	(10, PH) X 6-3										1	0	0	0	0	0	0										
Inning Stats	R: 0 E: 0 K: 0 S: 8	H: 1 LOB: 1 BB: 0 P: 13	R: 0 E: 0 K: 3 S: 16	H: 2 LOB: 2 BB: 0 P: 25	R: 0 E: 0 K: 0 S: 8	H: 1 LOB: 1 BB: 0 P: 14	R: 0 E: 0 K: 0 S: 8	H: 1 LOB: 0 BB: 0 P: 10	R: 0 E: 0 K: 0 S: 7	H: 0 LOB: 0 BB: 0 P: 14	R: 0 E: 0 K: 1 S: 16	H: 2 LOB: 3 BB: 1 P: 25	R: 0 E: 0 K: 1 S: 14	H: 0 LOB: 0 BB: 0 P: 21	R: 0 E: 0 K: 0 S: 8	H: 0 LOB: 0 BB: 0 P: 10	R: 0 E: 0 K: 0 S: 6	H: 0 LOB: 2 BB: 1 P: 11	R: 0 E: 1 K: 1 S: 12	H: 1 LOB: 2 BB: 0 P: 14	1B: 6 2B: 2 3B: 0 HR: 0	SF: 0 SAC: 1 DP: 0 HBP: 0	WP: 0 PA: 41				
PITCHER	IP 7.0	WLS R	BF 28	H 7	R 0	ER 0	SO 5	BB 1	IBB 0	HBP 0	BLK 0	WP 0	HR 0	S 77	P 122	ERA 0.00	WHIP 1.143										
Pete Smith, R ERA: 4.25	(1, 1)																										
Paul Assenmacher, L ERA: 3.8	(8, 1)	1.1	5	0	0	0	0	1	0	0	0	0	0	9	16	0.00	0.750										
José Álvarez, R ERA: 0.79	(9, 1)	0.2	W	2	0	0	0	0	0	0	0	0	0	5	5	0.00	0.000										
Bruce Sutter, R ERA: 2.66	(10, 1)	1.0	S	5	1	0	0	1	0	0	0	0	0	12	14	0.00	1.000										

Atlanta Braves @ Chicago Cubs
Wrigley Field, Chicago, IL
Tue May 24 1988, 3:33 AM CDT
Sunny - 52 F

AB 37
R 0
H 8
RBI 0
BB 2
SO 6
LOB 22

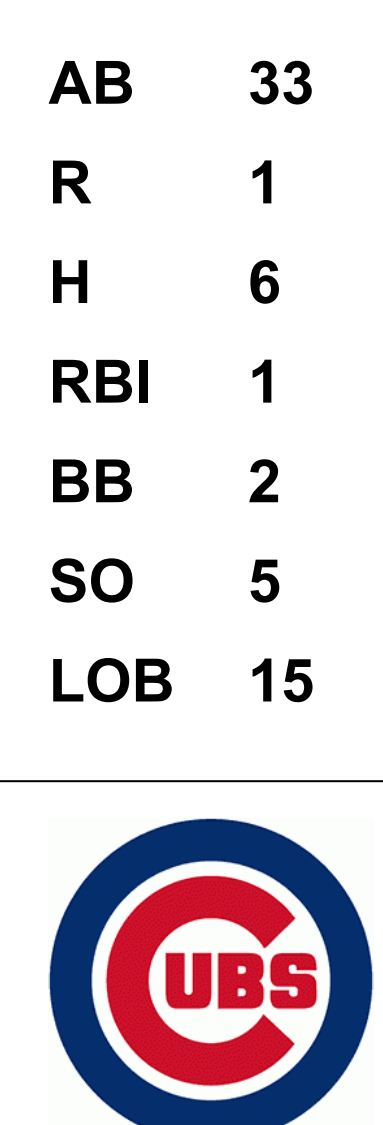


Batter	1	2	3	4	5	6	7	8	9	AB	R	H	RBI	BB	SO	LOB	TOP			
Albert Hall, S OBP: 0.363, SLG: 0.299 (1, 8)										4	1	1	0	0	0	3	Atlanta Braves @ Chicago Cubs Wrigley Field, Chicago, IL Wed May 25 1988, 3:33 AM CDT Att: 11,002 - Sunny - 49 F			
Andres Thomas, R OBP: 0.246, SLG: 0.329 (1, 6)										4	0	0	0	0	1	2				
Gerald Perry, L OBP: 0.355, SLG: 0.408 (1, 3)										4	0	2	1	0	0	1				
Dale Murphy, R OBP: 0.324, SLG: 0.361 (1, 9)										3	0	0	0	1	1	2				
Ken Griffey, L OBP: 0.319, SLG: 0.345 (8, PH)										3	0	2	0	0	0	0				
Gary Roenicke, R OBP: 0.308, SLG: 0.396 (8, PH)										0	0	0	0	0	0	0				
Dion James, L OBP: 0.371, SLG: 0.354 (8, 7)										1	0	0	0	0	1	2				
Ken Oberkfell, L OBP: 0.320, SLG: 0.346 (1, 5)										4	0	1	0	0	0	2				
Paul Runge, R OBP: 0.353, SLG: 0.296 (7, 1)										2	1	1	0	1	0	0				
Rick Mahler, R OBP: 0.095, SLG: 0.100 Bruce Sutter, R (9, 1)										0	0	0	0	0	0	0				
Bruce Benedict, R OBP: 0.302, SLG: 0.298 (1, 2)										4	0	2	0	0	0	1				
Tom Glavine, L OBP: 0.308, SLG: 0.308 José Alvarez, R OBP: 1.902, SLG: 1.000 Ron Gant, R OBP: 0.237, SLG: 0.330 Paul Assenmacher, L OBP: 0.500, SLG: 1.000 (7, 1)										2	0	1	1	0	0	0				
										0	0	0	0	0	0	0				
										2	0	1	0	0	0	2				
										0	0	0	0	0	0	0				
Inning Stats	R: 0 E: 0 K: 2 S: 9	H: 1 LOB: 1 BB: 0 P: 13	R: 1 E: 0 K: 0 S: 20	H: 3 LOB: 2 BB: 1 P: 30	R: 0 E: 0 K: 0 S: 5	H: 1 LOB: 0 BB: 0 P: 6	R: 0 E: 0 K: 0 S: 7	H: 0 LOB: 3 BB: 0 P: 10	R: 0 E: 0 K: 0 S: 9	H: 0 LOB: 0 BB: 0 P: 13	R: 0 E: 0 K: 0 S: 5	H: 2 LOB: 1 BB: 0 P: 15	R: 1 E: 0 K: 1 S: 9	H: 2 LOB: 2 BB: 1 P: 19	R: 0 E: 0 K: 0 S: 8	H: 2 LOB: 1 BB: 0 P: 12	1B: 10 2B: 2 3B: 0 HR: 0	SF: 0 SAC: 1 DP: 2 HBP: 0	WP: 0 PB: 0 SB: 1 CS: 2	PA: 36
PITCHER	IP	WLS	BF	H	R	ER	SO	BB	IBB	HBP	BLK	WP	HR	S	P	ERA	WHIP			
Les Lancaster, R ERA: 3.58 (1, 1)	7.0		26	7	1	1	2	1	0	0	0	0	0	64	94	1.29	1.143			
Frank DiPino, L ERA: 3.54 (8, 1)	0.2	L	5	2	1	1	0	0	1	0	0	0	0	6	15	13.50	3.000			
Mike Capel, R ERA: 2.19 (8, 1)	1.1		5	2	0	0	1	0	0	0	0	0	0	11	16	0.00	1.500			

AB	33
R	2
H	11
RBI	2
BB	2
SO	3
LOB	15



Batter	1	2	3	4	5	6	7	8	9	AB	R	H	RBI	BB	SO	LOB	BOTTOM					
23 Ryne Sandberg, R OBP: 0.288, SLG: 0.418 (1, 4)											4	0	1	1	0	0	Atlanta Braves @ Chicago Cubs Wrigley Field, Chicago, IL Wed May 25 1988, 3:33 AM CDT Att: 11,002 - Sunny - 49 F					
Mark Grace, L OBP: 0.379, SLG: 0.500 (1, 3)											4	0	1	0	0	2						
Andre Dawson, R OBP: 0.339, SLG: 0.563 (1, 9)											4	0	1	0	0	2						
Jody Davis, R OBP: 0.402, SLG: 0.481 (1, 2)											4	0	1	0	0	2						
Rafael Palmeiro, L OBP: 0.391, SLG: 0.494 (1, 7)											3	0	0	0	0	1						
Vance Law, R OBP: 0.333, SLG: 0.416 (1, 5)											3	0	1	0	1	0						
Darrin Jackson, R OBP: 0.220, SLG: 0.280 Frank DiPino, L OBP: 0.531 Mike Capel, R OBP: 0.381, SLG: 0.382 (9, PH)											3	1	1	0	0	2						
Shawon Dunston, R OBP: 0.267, SLG: 0.368 Dave Martinez, L OBP: 0.315, SLG: 0.343 (7, PH)											2	0	0	0	1	0						
Les Lancaster, R OBP: 0.241, SLG: 0.222 Manny Trillo, R OBP: 0.241, SLG: 0.273 (8, 6)											2	0	0	0	0	1						
Damon Berryhill, S OBP: 0.200, SLG: 0.267 (9, PH)										1	0	0	0	0	1							
Inning Stats	R: 0 E: 1 K: 0 S: 7	H: 0 LOB: 1 BB: 0 P: 10	R: 0 E: 0 K: 1 S: 6	H: 0 LOB: 0 BB: 0 P: 8	R: 0 E: 0 K: 0 S: 7	H: 0 LOB: 0 BB: 0 P: 11	R: 0 E: 0 K: 1 S: 10	H: 2 LOB: 3 BB: 1 P: 20	R: 0 E: 0 K: 2 S: 11	H: 0 LOB: 0 BB: 0 P: 15	R: 0 E: 0 K: 0 S: 8	H: 1 LOB: 1 BB: 0 P: 12	R: 1 E: 0 K: 0 S: 16	H: 2 LOB: 2 BB: 1 P: 27	R: 0 E: 0 K: 0 S: 8	H: 0 LOB: 0 BB: 0 P: 15	R: 0 E: 0 K: 1 S: 9	H: 1 LOB: 1 BB: 0 P: 12	1B: 6 2B: 0 3B: 0 HR: 0	SF: 0 SAC: 1 DP: 0 HBP: 0	WP: 0 PB: 0 SB: 0 CS: 0	PA: 36
PITCHER	IP	WLS	BF	H	R	ER	SO	BB	IBB	HBP	BLK	WP	HR	S	P	ERA	WHIP					
Tom Glavine, L ERA: 7.04 (7, 1)	6.1		25	4	1	1	4	0	1	0	0	0	0	4	7	-	-					
José Alvarez, R ERA: 0.79 (7, 1)	0.0		1	0	0	0	0	1	0	0	0	0	0	4	7	-	-					
Paul Assenmacher, L ERA: 0.51 (7, 1)	0.1		1	0	0	0	0	0	0	0	0	0	0	5	8	0.00	0.000					
Rick Mahler, R ERA: 3.92 Bruce Sutter, R ERA: 2.51 (9, 1)	1.1	W	5	1	0	0	0	0	0	0	0	0	0	12	21	0.00	0.750					
	1.0	S	4	1	0	0	1	0	0	0	0	0	0	9	12	0.00	1.000					



Batter	1	2	3	4	5	6	7	8	9	AB	R	H	RBI	BB	SO	LOB	TOP							
Vince Coleman, S (1, 7) OBP: 0.347, SLG: 0.444	2-1 1B 1B		3-2 6-3		1-2 2B		0-0 1B	0-3 K		5	1	3	0	0	1	2								
Ozzie Smith, S (1, 6) OBP: 0.350, SLG: 0.321	2-1 1B 1B		2-1 P4		3-1 6-3		1-0 1B	0-0 F8		5	1	2	0	0	0	1								
Willie McGee, S (1, 8) OBP: 0.340, SLG: 0.373	0-1 1B 1B		0-1 1B		2-2 4-3		1-1 3-1	1-1 1B		5	1	3	1	0	0	2								
Tom Brunansky, R (1, 9) OBP: 0.379, SLG: 0.440	2-0 1B 1B		1-0 L8		3-1 1B		3-2 1B	4-2 1B		4	1	3	1	1	0	1								
Terry Pendleton, S (1, 5) OBP: 0.344, SLG: 0.406	1-3 K		0-2 E3		1-1 F9		3-1 1B	0-0 E8		4	1	1	0	0	1	3								
José Oquendo, S (8, 5) OBP: 0.366, SLG: 0.282	1-3 K		0-1 G4-6-3		4-2 1B		3-1 1B	1-3 E		1	0	1	1	0	0	0								
Bob Horner, R (1, 3) OBP: 0.348, SLG: 0.340	3-2 L9-3		0-1 G4-6-3		1-2 BB		3-1 SF7	0-0 5-3		3	0	0	1	1	0	5								
Tony Peña, R (1, 2) OBP: 0.298, SLG: 0.408			0-0 F8		1-0 L6		1-0 6-3	0-2 F8		5	0	0	0	0	0	5								
Luis Alicea, S (1, 4) OBP: 0.323, SLG: 0.310			0-0 6-3		1-0 F8		2-2 1-3	4-0 IBB		3	0	0	0	1	0	0								
Randy O'Neal, R (1, 1)			0-0 4-3		2-0 L9		0-0 1-4-3	1-0 E5		3	0	0	0	0	0	0								
Steve Peters, L (7, 1)										0	0	0	0	0	0	0								
Curt Ford, L (8, PH) OBP: 0.179, SLG: 0.160										0	0	0	0	0	0	0								
Tom Pagnozzi, R (8, PH) OBP: 0.296, SLG: 0.280										1	0	1	1	0	0	0								
Todd Worrell, R (8, 1)										0	0	0	0	0	0	0								
Inning Stats	R: 2 E: 0 K: 1 S: 13	H: 4 LOB: 1 BB: 0 P: 23	R: 0 E: 0 K: 0 S: 4	H: 0 LOB: 0 BB: 5 P: 5	R: 0 E: 0 K: 0 S: 8	H: 1 LOB: 1 BB: 0 P: 14	R: 0 E: 1 K: 0 S: 6	H: 0 LOB: 0 BB: 0 P: 6	R: 0 E: 0 K: 0 S: 7	H: 1 LOB: 2 BB: 0 P: 14	R: 0 E: 0 K: 0 S: 10	H: 1 LOB: 2 BB: 0 P: 21	R: 0 E: 0 K: 0 S: 8	H: 2 LOB: 2 BB: 0 P: 12	R: 2 E: 1 K: 1 S: 14	H: 3 LOB: 2 BB: 1 P: 28	R: 1 E: 1 K: 0 S: 10	H: 2 LOB: 2 BB: 1 P: 15	1B: 13 2B: 2 3B: 0 HR: 0	SF: 1 SAC: 0 DP: 2 HBP: 0	WP: 0 PB: 0 SB: 1 CS: 1	PA: 43		
PITCHER	IP WLS BF H R ER SO BB IBB HBP BLK WP HR S P ERA WHIP	IP WLS BF H R ER SO BB IBB HBP BLK WP HR S P ERA WHIP	IP WLS BF H R ER SO BB IBB HBP BLK WP HR S P ERA WHIP	IP WLS BF H R ER SO BB IBB HBP BLK WP HR S P ERA WHIP	IP WLS BF H R ER SO BB IBB HBP BLK WP HR S P ERA WHIP	IP WLS BF H R ER SO BB IBB HBP BLK WP HR S P ERA WHIP	IP WLS BF H R ER SO BB IBB HBP BLK WP HR S P ERA WHIP	IP WLS BF H R ER SO BB IBB HBP BLK WP HR S P ERA WHIP	IP WLS BF H R ER SO BB IBB HBP BLK WP HR S P ERA WHIP	IP WLS BF H R ER SO BB IBB HBP BLK WP HR S P ERA WHIP	IP WLS BF H R ER SO BB IBB HBP BLK WP HR S P ERA WHIP	IP WLS BF H R ER SO BB IBB HBP BLK WP HR S P ERA WHIP	IP WLS BF H R ER SO BB IBB HBP BLK WP HR S P ERA WHIP	IP WLS BF H R ER SO BB IBB HBP BLK WP HR S P ERA WHIP	IP WLS BF H R ER SO BB IBB HBP BLK WP HR S P ERA WHIP	IP WLS BF H R ER SO BB IBB HBP BLK WP HR S P ERA WHIP	IP WLS BF H R ER SO BB IBB HBP BLK WP HR S P ERA WHIP	IP WLS BF H R ER SO BB IBB HBP BLK WP HR S P ERA WHIP	IP WLS BF H R ER SO BB IBB HBP BLK WP HR S P ERA WHIP	IP WLS BF H R ER SO BB IBB HBP BLK WP HR S P ERA WHIP	IP WLS BF H R ER SO BB IBB HBP BLK WP HR S P ERA WHIP	IP WLS BF H R ER SO BB IBB HBP BLK WP HR S P ERA WHIP	IP WLS BF H R ER SO BB IBB HBP BLK WP HR S P ERA WHIP	IP WLS BF H R ER SO BB IBB HBP BLK WP HR S P ERA WHIP

St. Louis Cardinals @ Atlanta Braves
Atlanta-Fulton County Stadium, Atlanta, GA
Fri May 27 1988, 7:05 PM EDT
Att: 15,587 - Unknown


AB 39
R 5
H 14
RBI 5
BB 3
SO 2
LOB 19



Batter	1	2	3	4	5	6	7	8	9	AB	R	H	RBI	BB	SO	LOB	BOTTOM							
Albert Hall, S (1, 8) OBP: 0.364, SLG: 0.304	2-1 G6-4-3 1B		0-0 F7		1-0 1B		1-0 4-3		1-2 L9	5	1	2	0	0	0	0								
Ken Oberkfell, L (1, 5) OBP: 0.322, SLG: 0.348	2-0 F8		1-1 4-3		1-2 1B		2-0 1B		2-1 F8	5	0	2	1	0	0	1								
Gerald Perry, L (1, 3) OBP: 0.347, SLG: 0.397	1-0 G6-4-3		0-0 6-3		1-1 5-3		1-1 F8			4	0	0	0	0	0	3								
Dale Murphy, R (1, 9) OBP: 0.323, SLG: 0.370			0-0 1-3		2-2 P4		1-1 6-3		1-3 K	4	1	1	0	0	1	0								
Dion James, L (1, 7) OBP: 0.375, SLG: 0.359			1-1 L8		3-1 1B		2-0 6-3		0-1 1B	4	0	2	1	0	0	0								
Andres Thomas, R (1, 6) OBP: 0.251, SLG: 0.333			1-1 1B		0-0 1B		0-1 6-3		0-0 F8	4	0	2	0	0	0	1								
Bruce Benedict, R (1, 2) OBP: 0.303, SLG: 0.320			0-1 1B		0-0 FC5-4		0-1 6-3		1-1 FC5-4	3	0	2	0	0	0	2								
Ken Griffey, L (8, PH) OBP: 0.326, SLG: 0.353										1	0	1	0	0	0	0								
Juan Eichelberger, R (9, 1)										0	0	0	0	0	0	0								
Ron Gant, R (1, 4) OBP: 0.229, SLG: 0.318			0-0 F8		1-1 P6		2-3 K		2-2 FC5-4	4	0	0	0	0	1	5								
Zane Smith, L (1, 1) OBP: 0.053, SLG: 0.053										2	0	0	0	0	0	0								
Jerry Royster, R (7, PH) OBP: 1.000, SLG: 1.000										1	0	0	0	0	0	0								
José Álvarez, R (8, 1) OBP: 0.500, SLG: 1.000										0	0	0	0	0	0	0								
Paul Assenmacher, L (8, 1) OBP: 0.500, SLG: 1.000										0	0	0	0	0	0	0								
Ted Simmons, S (9, 2) OBP: 0.345, SLG: 0.348										1	0	0	0	0	0	0								
Inning Stats	R: 0 E: 0 K: 0 S: 4	H: 1 LOB: 0 BB: 0 P: 9	R: 0 E: 0 K: 0 S: 8	H: 2 LOB: 2 BB: 0 P: 10	R: 0 E: 0 K: 0 S: 7	H: 0 LOB: 0 BB: 0 P: 9	R: 0 E: 0 K: 0 S: 8	H: 2 LOB: 2 BB: 0 P: 13	R: 1 E: 0 K: 0 S: 10	H: 2 LOB: 1 BB: 0 P: 14	R: 1 E: 0 K: 1 S: 10	H: 2 LOB: 1 BB: 0 P: 15	R: 0 E: 0 K: 0 S: 5	H: 1 LOB: 1 BB: 0 P: 10	R: 0 E: 0 K: 1 S: 12	H: 2 LOB: 2 BB: 0 P: 16	R: 0 E: 0 K: 0 S: 9	H: 0 LOB: 0 BB: 0 P: 13	1B: 11 2B: 0 3B: 1 HR: 0	SF: 0 SAC: 0 DP: 1 HBP: 0	WP: 0 PB: 0 SB: 1 CS: 0	PA: 38		
PITCHER	IP WLS BF H R ER SO BB IBB HBP BLK WP HR S P ERA WHIP	IP WLS BF H R ER SO BB IBB HBP BLK WP HR S P ERA WHIP	IP WLS BF H R ER SO BB IBB HBP BLK WP HR S P ERA WHIP	IP WLS BF H R ER SO BB IBB HBP BLK WP HR S P ERA WHIP	IP WLS BF H R ER SO BB IBB HBP BLK WP HR S P ERA WHIP	IP WLS BF H R ER SO BB IBB HBP BLK WP HR S P ERA WHIP	IP WLS BF H R ER SO BB IBB HBP BLK WP HR S P ERA WHIP	IP WLS BF H R ER SO BB IBB HBP BLK WP HR S P ERA WHIP	IP WLS BF H R ER SO BB IBB HBP BLK WP HR S P ERA WHIP	IP WLS BF H R ER SO BB IBB HBP BLK WP HR S P ERA WHIP	IP WLS BF H R ER SO BB IBB HBP BLK WP HR S P ERA WHIP	IP WLS BF H R ER SO BB IBB HBP BLK WP HR S P ERA WHIP	IP WLS BF H R ER SO BB IBB HBP BLK WP HR S P ERA WHIP	IP WLS BF H R ER SO BB IBB HBP BLK WP HR S P ERA WHIP	IP WLS BF H R ER SO BB IBB HBP BLK WP HR S P ERA WHIP	IP WLS BF H R ER SO BB IBB HBP BLK WP HR S P ERA WHIP	IP WLS BF H R ER SO BB IBB HBP BLK WP HR S P ERA WHIP	IP WLS BF H R ER SO BB IBB HBP BLK WP HR S P ERA WHIP	IP WLS BF H R ER SO BB IBB HBP BLK WP HR S P ERA WHIP	IP WLS BF H R ER SO BB IBB HBP BLK WP HR S P ERA WHIP	IP WLS BF H R ER SO BB IBB HBP BLK WP HR S P ERA WHIP	IP WLS BF H R ER SO BB IBB HBP BLK WP HR S P ERA WHIP	IP WLS BF H R ER SO BB IBB HBP BLK WP HR S P ERA WHIP	IP WLS BF H R ER SO BB IBB HBP BLK WP HR S P ERA WHIP

St. Louis Cardinals @ Atlanta Braves
Atlanta-Fulton County Stadium, Atlanta, GA
Fri May 27 1988, 7:05 PM EDT
Att: 15,587 - Unknown

AB 38
R 2
H 12
RBI 2
BB 0
SO 2
LOB 12



Batter	1	2	3	4	5	6	7	8	9	AB	R	H	RBI	BB	SO	LOB	TOP			
Vince Coleman, S (1, 7) OBP: 0.350, SLG: 0.445	F6		F8		E8			CS 1B		4	0	2	0	0	0	0				
Ozzie Smith, S (1, 6) OBP: 0.343, SLG: 0.314	F9		6-3		G3			1-2		4	0	0	0	0	1	2				
Willie McGee, S (1, 8) OBP: 0.338, SLG: 0.371	L4				G3			6-3		4	0	1	0	0	0	1				
Tom Brunansky, R (1, 9) OBP: 0.381, SLG: 0.439		1B 1B	F2			6-3			G6-4-3 BB	3	1	1	0	1	0	1				
Tony Peña, R (1, 2) OBP: 0.297, SLG: 0.404		1B			K				G6-4-3 1-2	4	0	1	0	0	2	1				
Bob Horner, R (1, 3) Curt Ford, L (9, PR) OBP: 0.352, SLG: 0.344 OBP: 0.179, SLG: 0.160	1B				F4				1B	4	0	2	1	0	0	0				
Luis Alícea, S (1, 4) OBP: 0.321, SLG: 0.317	F8				F3				K	4	0	1	0	0	1	2				
José Oquendo, S (1, 5) OBP: 0.365, SLG: 0.284			F9		F8					3	0	1	0	0	0	1				
John Tudor, L (1, 1) OBP: 0.200, SLG: 0.077	F6				4-3					3	0	0	0	0	0	2				
Inning Stats	R: 0 E: 0 K: 0 S: 6	H: 0 LOB: 0 BB: 0 P: 10	R: 1 E: 0 K: 0 S: 19	H: 4 LOB: 2 BB: 0 P: 33	R: 0 E: 0 K: 1 S: 6	H: 1 LOB: 1 BB: 0 P: 8	R: 0 E: 0 K: 1 S: 8	H: 1 LOB: 1 BB: 0 P: 12	R: 0 E: 1 K: 0 S: 11	H: 0 LOB: 0 BB: 0 P: 15	R: 0 E: 0 K: 1 S: 9	H: 0 LOB: 0 BB: 0 P: 12	R: 0 E: 0 K: 1 S: 10	H: 1 LOB: 0 BB: 1 P: 14	R: 0 E: 0 K: 1 S: 6	H: 1 LOB: 1 BB: 1 P: 12	1B: 8 2B: 1 3B: 0 HR: 0	SF: 0 SAC: 0 DP: 1 HBP: 0	WP: 0 PB: 0 SB: 0 CS: 1	PA: 34
PITCHER	IP	WLS	BF	H	R	ER	SO	BB	IBB	HBP	BLK	WP	HR	S	P	ERA	WHIP			
Rick Mahler, R (1, 1) ERA: 3.65	7.0	W	28	8	1	1	2	0	0	0	0	0	0	68	102	1.29	1.143			
Bruce Sutter, R (8, 1) ERA: 2.31	2.0	S	6	1	0	0	2	1	0	0	0	0	0	13	23	0.00	1.000			

St. Louis Cardinals @ Atlanta Braves
Atlanta-Fulton County Stadium, Atlanta, GA

AB 33
R 1
H 9
RBI 1
BB 1
SO 4
LOB 10



WP: 0 PA: 34
PB: 0
SB: 0
CS: 1

Sat May 28 1988, 7:05 PM EDT
Att: 21,310 - Unknown - 86 F

livebaseballscores.com

Batter	1	2	3	4	5	6	7	8	9	AB	R	H	RBI	BB	SO	LOB	BOTTOM			
Albert Hall, S (1, 8) OBP: 0.352, SLG: 0.292	F6		F4			K		4-3		4	0	0	0	0	1	0				
Andres Thomas, R (1, 6) OBP: 0.246, SLG: 0.326	F4				1-3	F2		F5		4	0	0	0	0	0	0				
Gary Roenicke, R (1, 7) Dion James, L (6, PR) OBP: 0.327, SLG: 0.431 OBP: 0.375, SLG: 0.359	F9				2B	E7		1B		3	0	2	0	0	0	0				
Dale Murphy, R (1, 9) OBP: 0.323, SLG: 0.366		E5 SF9			E5			IBB		2	1	0	0	1	0	1				
Ted Simmons, S (1, 3) OBP: 0.313, SLG: 0.308		4-3			G1-6-3	4-3				3	0	0	0	0	0	5				
Ken Oberkfell, L (1, 5) OBP: 0.323, SLG: 0.351		SF9				2B		1B		2	1	1	1	0	0	0				
Bruce Benedict, R (1, 2) OBP: 0.322, SLG: 0.340		6-3			L1-6 1-H	F6				3	0	1	1	0	0	0				
Ron Gant, R (1, 4) OBP: 0.223, SLG: 0.310					K			L9		3	0	0	0	0	1	1				
Rick Mahler, R (1, 1) Bruce Sutter, R (8, 1) Gerald Perry, L (8, 3) OBP: 0.087, SLG: 0.091 OBP: 0.345, SLG: 0.395					F8			L1-6 2-3		2	0	0	0	0	0	1				
								F4		0	0	0	0	0	0	0				
										1	0	0	0	0	0	0				
Inning Stats	R: 0 E: 0 K: 0 S: 7	H: 0 LOB: 0 BB: 0 P: 11	R: 1 E: 1 K: 0 S: 7	H: 0 LOB: 0 BB: 0 P: 12	R: 0 E: 0 K: 1 S: 8	H: 0 LOB: 0 BB: 0 P: 13	R: 0 E: 1 K: 0 S: 10	H: 1 LOB: 1 BB: 0 P: 17	R: 1 E: 0 K: 0 S: 5	H: 2 LOB: 0 BB: 0 P: 6	R: 0 E: 1 K: 1 S: 9	H: 1 LOB: 2 BB: 1 P: 14	R: 0 E: 0 K: 0 S: 10	H: 0 LOB: 0 BB: 0 P: 14	R: 0 E: 0 K: 0 S: 5	H: 0 LOB: 0 BB: 0 P: 7	1B: 2 2B: 3 3B: 0 HR: 0	SF: 1 SAC: 0 DP: 2 HBP: 0	WP: 0 PB: 0 SB: 0 CS: 0	PA: 29
PITCHER	IP	WLS	BF	H	R	ER	SO	BB	IBB	HBP	BLK	WP	HR	S	P	ERA	WHIP			
John Tudor, L (1, 1) ERA: 0.94	8.0	L	29	4	2	1	2	0	1	0	0	0	0	61	94	1.12	0.500			

St. Louis Cardinals @ Atlanta Braves
Atlanta-Fulton County Stadium, Atlanta, GA

AB 27
R 2
H 4
RBI 2
BB 1
SO 2
LOB 8



WP: 0 PA: 29
PB: 0
SB: 0
CS: 0

Sat May 28 1988, 7:05 PM EDT
Att: 21,310 - Unknown - 86 F

livebaseballscores.com

Batter	1	2	3	4	5	6	7	8	9	AB	R	H	RBI	BB	SO	LOB	TOP					
Barry Bonds, L OBP: 0.341, SLG: 0.570 (1, 7)										6	2	2	1	0	0	0	Pittsburgh Pirates @ Atlanta Braves Atlanta-Fulton County Stadium, Atlanta, GA Mon May 30 1988, 3:33 AM EDT Att: 6,893 - Cloudy - 90 F					
Jose Lind, R OBP: 0.298, SLG: 0.292 (1, 4)										5	2	2	1	1	0	0						
Andy Van Slyke, L OBP: 0.341, SLG: 0.489 Barry Jones, R (9, 1)										5	3	2	1	1	0	1						
Bobby Bonilla, S OBP: 0.420, SLG: 0.641 Felix Fermin, R OBP: 0.314, SLG: 0.233 (5, 6)										3	2	3	3	0	0	0						
Sid Bream, L OBP: 0.311, SLG: 0.409 (1, 3)										5	1	1	1	0	0	5						
Darnell Coles, R OBP: 0.365, SLG: 0.417 (1, 9)										4	0	1	2	1	2	2						
Michael LaValliere, L OBP: 0.477, SLG: 0.364 Mike Diaz, R OBP: 0.435, SLG: 0.278 (8, PH)										3	1	2	1	1	0	0						
Al Pedrique, R OBP: 0.244, SLG: 0.247 (5, 5)										5	1	1	0	0	2	5						
Doug Drabek, R OBP: 0.148, SLG: 0.222 John Cangelosi, S OBP: 0.320, SLG: 0.238 (9, 8)										5	1	1	2	0	2	2						
										0	0	0	0	0	0	0						
Inning Stats	R: 1 E: 0 K: 0 S: 12	H: 2 LOB: 1 BB: 0 P: 17	R: 0 E: 0 K: 0 S: 6	H: 0 LOB: 0 BB: 0 P: 8	R: 0 E: 0 K: 1 S: 8	H: 0 LOB: 0 BB: 0 P: 10	R: 1 E: 0 K: 1 S: 9	H: 1 LOB: 0 BB: 0 P: 17	R: 6 E: 1 K: 1 S: 23	H: 5 LOB: 2 BB: 3 P: 47	R: 2 E: 0 K: 1 S: 17	H: 4 LOB: 2 BB: 0 P: 26	R: 0 E: 0 K: 0 S: 4	H: 1 LOB: 0 BB: 0 P: 6	R: 4 E: 0 K: 2 S: 21	H: 5 LOB: 2 BB: 1 P: 32	R: 0 E: 0 K: 0 S: 8	H: 0 LOB: 0 BB: 0 P: 11	1B: 13 2B: 1 3B: 2 HR: 2	SF: 0 SAC: 0 DP: 1 HBP: 0	WP: 0 PB: 1 CS: 0	PA: 48
PITCHER	IP WLS BF H R ER SO BB IBB HBP BLK WP HR S P ERA WHIP																					
Pete Smith, R ERA: 5.01 Charlie Puleo, R ERA: 4.45 José Alvarez, R ERA: 4.02 Juan Eichelberger, R ERA: 4.87	4.1 L 21 6 7 7 2 2 2 0 0 0 0 0 1 44 75 14.54 1.846																					
	0.2 5 2 1 1 1 1 1 0 0 0 0 0 0 14 24 13.50 4.500																					
	2.0 12 7 4 4 1 0 0 0 0 0 0 1 27 41 18.00 3.500																					
	2.0 10 3 2 2 2 1 0 0 0 0 0 0 23 34 9.00 2.000																					

AB	44
R	14
H	18
RBI	13
BB	4
SO	6
LOB	15



Batter	1	2	3	4	5	6	7	8	9	AB	R	H	RBI	BB	SO	LOB	BOTTOM					
Dion James, L OBP: 0.371, SLG: 0.355 (1, 8)										4	0	2	0	0	0	0	Pittsburgh Pirates @ Atlanta Braves Atlanta-Fulton County Stadium, Atlanta, GA Mon May 30 1988, 3:33 AM EDT Att: 6,893 - Cloudy - 90 F					
Ken Oberkfell, L OBP: 0.313, SLG: 0.340 (5, 1)										3	0	0	1	0	0	1						
Gerald Perry, L OBP: 0.335, SLG: 0.388 (1, 3)										4	0	1	0	0	1	1						
Dale Murphy, R OBP: 0.316, SLG: 0.357 (1, 9)										4	0	0	0	0	1	2						
Ken Griffey, L OBP: 0.314, SLG: 0.337 (1, 7)										4	0	1	0	0	0	1						
Ozzie Virgil, R OBP: 0.233, SLG: 0.342 (1, 2)										4	1	1	1	0	0	2						
Andres Thomas, R OBP: 0.247, SLG: 0.330 (1, 6)										4	0	1	0	0	0	2						
Ron Gant, R OBP: 0.222, SLG: 0.305 (1, 4)										3	0	1	0	0	0	2						
Pete Smith, R ERA: 5.01 Charlie Puleo, R ERA: 4.45 José Alvarez, R ERA: 4.02 Juan Eichelberger, R ERA: 4.87 Paul Runge, R OBP: 0.371, SLG: 0.357 (8, 4)										1	0	0	0	0	0	0						
										0	0	0	0	0	0	0						
										0	0	0	0	0	0	1						
										0	0	0	0	0	0	0						
										0	0	0	0	0	0	0						
										1	1	1	0	0	0	0						
Inning Stats	R: 0 E: 0 K: 0 S: 6	H: 0 LOB: 0 BB: 0 P: 9	R: 1 E: 0 K: 0 S: 10	H: 2 LOB: 1 BB: 0 P: 15	R: 0 E: 0 K: 1 S: 10	H: 1 LOB: 1 BB: 0 P: 16	R: 0 E: 0 K: 0 S: 8	H: 0 LOB: 1 BB: 0 P: 9	R: 0 E: 0 K: 1 S: 7	H: 1 LOB: 0 BB: 0 P: 12	R: 0 E: 0 K: 1 S: 6	H: 0 LOB: 0 BB: 0 P: 8	R: 0 E: 0 K: 0 S: 5	H: 1 LOB: 1 BB: 0 P: 9	R: 1 E: 0 K: 0 S: 10	H: 3 LOB: 1 BB: 0 P: 19	R: 0 E: 0 K: 0 S: 6	H: 0 LOB: 0 BB: 0 P: 7	1B: 5 2B: 3 3B: 0 HR: 1	SF: 1 SAC: 0 DP: 2 HBP: 0	WP: 0 PB: 0 CS: 0	PA: 34
PITCHER	IP WLS BF H R ER SO BB IBB HBP BLK WP HR S P ERA WHIP																					
Doug Drabek, R ERA: 3.89 Barry Jones, R ERA: 1.21	8.0 W 31 8 2 2 2 2 0 0 0 0 0 0 0 62 97 2.25 1.000																					
	1.0 3 0 0 0 0 0 0 0 0 0 0 0 0 6 7 0.00 0.000																					

AB	33
R	2
H	8
RBI	2
BB	0
SO	2
LOB	12



Batter	1	2	3	4	5	6	7	8	9	AB	R	H	RBI	BB	SO	LOB	TOP		
Barry Bonds, L OBP: 0.340, SLG: 0.561 (1, 7)	F8		F7			G3		G6-4-3 BB		3	0	0	0	1	0	0	Pittsburgh Pirates @ Atlanta Braves Atlanta-Fulton County Stadium, Atlanta, GA Tue May 31 1988, 7:05 PM EDT Att. 4,483 - Unknown - 88 F		
Jose Lind, R OBP: 0.297, SLG: 0.291 (1, 4)	5-3			3-1 1B		5-3		G6-4-3		4	1	1	0	0	0	2			
Andy Van Slyke, L OBP: 0.340, SLG: 0.484 (1, 8)	4-3			3-1 1B			BB 1B		K	4	0	1	0	0	1	1			
Bobby Bonilla, S OBP: 0.421, SLG: 0.636 (1, 5)		F3		1-0 1B		G6-4-3 1B		4-1 1-2 BB	2-3 K2-3	3	0	1	1	1	1	0			
Mike Diaz, R OBP: 0.370, SLG: 0.227 (1, 9)	F7			G6-4-3 1B			1-1 F7		1-0 5-3	4	0	0	0	0	0	3			
Randy Milligan, R OBP: 0.338, SLG: 0.311 (1, 3)							1-3 K			2	0	0	0	1	2	2			
Junior Ortiz, R OBP: 0.378, SLG: 0.483 (1, 2)							1-2 1B		2-0 5-3	3	0	1	0	0	0	3			
Al Pedrique, R OBP: 0.236, SLG: 0.238 (1, 6)			4-3			G5-4-3 1B		1-0 F9		3	0	0	0	0	0	1			
Mike Dunne, R Scott Medvin, R John Cangelosi, S Barry Jones, R Darnell Coles, R Bob Walk, R Jeff Robinson, R			6-3					1-1 F7	1-1 E5 BB	0	0	0	0	0	0	0			
Inning Stats	R: 0 E: 0 K: 0 S: 5	H: 0 LOB: 0 BB: 0 P: 7	R: 0 E: 0 K: 0 S: 5	H: 0 LOB: 1 BB: 0 P: 10	R: 0 E: 0 K: 0 S: 6	H: 0 LOB: 0 BB: 0 P: 9	R: 1 E: 0 K: 0 S: 6	H: 2 LOB: 0 BB: 0 P: 12	R: 0 E: 0 K: 1 S: 9	H: 1 LOB: 0 BB: 0 P: 13	R: 0 E: 0 K: 1 S: 9	H: 1 LOB: 2 BB: 1 P: 17	R: 0 E: 1 K: 0 S: 6	H: 0 LOB: 2 BB: 1 P: 12	R: 0 E: 0 K: 2 S: 7	H: 0 LOB: 0 BB: 0 P: 11		1B: 4 2B: 0 3B: 0 HR: 0	SF: 0 SAC: 0 DP: 3 HBP: 0
PITCHER	IP WLS BF H R ER SO BB IBB HBP BLK WP HR S P ERA WHIP	8.0 W 29 4 1 1 2 3 0 0 0 0 0 52 89 1.12 0.875	1.0 L 3 0 0 0 2 0 0 0 0 0 7 11 0.00 0.000																

Batter	1	2	3	4	5	6	7	8	9	AB	R	H	RBI	BB	SO	LOB	BOTTOM		
Albert Hall, S OBP: 0.351, SLG: 0.330 (1, 8)	F8			F5		F2		WP 1B		5	2	2	2	0	0	0	Pittsburgh Pirates @ Atlanta Braves Atlanta-Fulton County Stadium, Atlanta, GA Tue May 31 1988, 7:05 PM EDT Att. 4,483 - Unknown - 88 F		
Ken Oberkfell, L OBP: 0.327, SLG: 0.356 (1, 5)	1B			F7				WP 1B		5	3	4	1	0	0	0			
Gerald Perry, L OBP: 0.342, SLG: 0.394 (1, 3)	BB 1B					6-3		L7		5	1	3	3	0	0	1			
Dale Murphy, R OBP: 0.328, SLG: 0.378 (1, 9)	1B					WP 1B		F9		4	1	3	0	1	0	0			
Dion James, L OBP: 0.378, SLG: 0.354 (1, 7)	G6-4-3 1B					1B BB		F7		3	1	1	2	2	0	4			
Andres Thomas, R OBP: 0.242, SLG: 0.323 Paul Runge, R OBP: 0.371, SLG: 0.357 (1, 6) (9, 6)	G6-4-3			F6		K		G6-4-3		4	0	0	0	0	1	5			
Bruce Benedict, R OBP: 0.333, SLG: 0.339 (1, 2)		6-3		5-3				F8		4	0	1	2	0	0	0			
Ron Gant, R OBP: 0.231, SLG: 0.336 (1, 4)				5-3				F9		4	2	2	1	0	0	1			
Tom Glavine, L OBP: 0.313, SLG: 0.375 Paul Assemacher, L OBP: 0.500, SLG: 1.000 (1, 1) (9, 1)				1-3				5-3		3	1	1	0	0	0	0			
Inning Stats	R: 2 E: 0 K: 0 S: 14	H: 3 LOB: 1 BB: 1 P: 24	R: 4 E: 0 K: 0 S: 18	H: 6 LOB: 1 BB: 0 P: 27	R: 0 E: 0 K: 0 S: 6	H: 0 LOB: 0 BB: 0 P: 11	R: 0 E: 0 K: 0 S: 5	H: 0 LOB: 0 BB: 0 P: 7	R: 2 E: 0 K: 1 S: 14	H: 2 LOB: 1 BB: 1 P: 26	R: 0 E: 0 K: 0 S: 10	H: 1 LOB: 0 BB: 0 P: 14	R: 0 E: 0 K: 0 S: 4	H: 0 LOB: 0 BB: 1 P: 8	R: 3 E: 0 K: 0 S: 19	H: 5 LOB: 2 BB: 0 P: 28		1B: 12 2B: 4 3B: 0 HR: 1	SF: 0 SAC: 1 DP: 3 HBP: 0
PITCHER	IP WLS BF H R ER SO BB IBB HBP BLK WP HR S P ERA WHIP	1.1 L 11 4 2 2 1 1 0 0 0 2 0 31 54 4.91 1.364	3.2 L 15 4 2 2 1 1 0 0 0 0 0 14 22 0.00 1.000	1.0 L 8 5 3 3 0 0 0 0 0 1 0 19 28 27.00 5.000															



Batter	1	2	3	4	5	6	7	8	9	AB	R	H	RBI	BB	SO	LOB	TOP					
Barry Bonds, L OBP: 0.338, SLG: 0.554 Randy Milligan, R OBP: 0.347, SLG: 0.323	1-1 F7		1-1 F8		1-0 FC6-4 1B		1-0 E4		2-1 1-2 1B	4	0	1	0	0	0	1						
Jose Lind, R OBP: 0.291, SLG: 0.284	2-2 6-3		2-1 P4		0-2 FC6-4 1-2		0-1 F7		1-2 6-3	5	0	0	0	0	0	5						
Andy Van Slyke, L OBP: 0.342, SLG: 0.485 John Cangelosi, S OBP: 0.314, SLG: 0.233	2-0 1B			1-0 F8		0-0 2B 6-3 1B		2-3 K		4	1	2	0	0	1	1						
Bobby Bonilla, S OBP: 0.416, SLG: 0.626 Felix Fermin, R OBP: 0.306, SLG: 0.226	1-1 F8			0-1 F8		3-1 F8		2-0 1-3		3	0	0	0	0	0	2						
Sid Bream, L OBP: 0.316, SLG: 0.418		1-0 F9		0-0 1B		1-0 6-3 1B 2B		2-1 4-3		4	1	2	0	0	0	0						
R.J. Reynolds, S OBP: 0.313, SLG: 0.385 Bob Kipper, R	2-2 CS 1B		2-2 1B		2-0 6-3		1-1 F7			3	0	2	1	0	0	1						
Darnell Coles, R OBP: 0.358, SLG: 0.407 Jim Gott, R	1-3 K 1-2		0-1 P6		0-1 2-3 3-H 2-0 1B				0-0 F7	4	0	1	1	0	1	3						
Al Pedrique, R OBP: 0.237, SLG: 0.239			1-0 SH1-4 1B		0-2 L4		1-1 4-3		1-2 6-3	4	0	1	0	0	0	1						
Brian Fisher, R Mike Diaz, R OBP: 0.379, SLG: 0.250			0-0 SH1-4 1-2		3-3 K		1-1 P6		3-1 1B	1	0	0	0	0	1	0						
Inning Stats	R: 0 E: 0 K: 0 S: 12	H: 1 LOB: 1 BB: 0 P: 18	R: 0 E: 0 K: 1 S: 7	H: 1 LOB: 0 BB: 0 P: 11	R: 0 E: 0 K: 0 S: 6	H: 1 LOB: 1 BB: 0 P: 10	R: 0 E: 0 K: 0 S: 10	H: 2 LOB: 2 BB: 0 P: 13	R: 0 E: 0 K: 1 S: 10	H: 1 LOB: 1 BB: 0 P: 14	R: 2 E: 0 K: 0 S: 8	H: 3 LOB: 1 BB: 0 P: 17	R: 0 E: 0 K: 1 S: 8	H: 0 LOB: 0 BB: 0 P: 12	R: 0 E: 0 K: 0 S: 5	H: 0 LOB: 0 BB: 0 P: 10	R: 0 E: 0 K: 0 S: 11	H: 2 LOB: 2 BB: 0 P: 18	1B: 10 2B: 1 3B: 0 HR: 0	SF: 0 SAC: 1 DP: 0 HBP: 0	WP: 0 PB: 0 SB: 0 CS: 1	PA: 38
PITCHER Rick Mahler, R ERA: 3.45	IP: 9.0 WLS: W BF: 38 H: 11 R: 2 ER: 2 SO: 3 BB: 0 IBB: 0 HBP: 0 BLK: 0 WP: 0 HR: 0 S: 77 P: 123 ERA: 2.00 WHIP: 1.222															PITCHER	IP: 9.0 WLS: W BF: 38 H: 11 R: 2 ER: 2 SO: 3 BB: 0 IBB: 0 HBP: 0 BLK: 0 WP: 0 HR: 0 S: 77 P: 123 ERA: 2.00 WHIP: 1.222					

Pittsburgh Pirates @ Atlanta Braves
Atlanta-Fulton County Stadium, Atlanta, GA
Wed Jun 01 1988, 7:05 PM EDT
Att: 6,059 - Unknown - 87 F

AB 37
R 2
H 11
RBI 2
BB 0
SO 3
LOB 14



Batter	1	2	3	4	5	6	7	8	9	AB	R	H	RBI	BB	SO	LOB	BOTTOM			
Albert Hall, S OBP: 0.338, SLG: 0.319	3-2 F6		1-1 F8		0-1 F9		1-2 F8		0-2 SF8	4	0	0	1	0	0	2				
Ken Oberkfell, L OBP: 0.335, SLG: 0.364	0-0 1B 3B		1-1 G6-4-3 1B		0-0 E6 HR		0-1 P6		0-0 1B 1-2 2-H	5	4	3	1	0	0	0				
Gerald Perry, L OBP: 0.360, SLG: 0.429	0-0 1-2 3B 1B		1-1 G6-4-3 1B		2-0 1-H HR		1-2 1B		0-0 1B 1-2 2-3	5	2	5	2	0	0	0				
Dale Murphy, R OBP: 0.335, SLG: 0.392	2-0 1-H 2-H 3B		2-2 G6-4-3 1-2 2-3		4-2 E BB		1-3 K		0-0 G6-4-3 1B	4	1	2	4	1	1	3				
Dion James, L OBP: 0.379, SLG: 0.364	0-2 4-3		2-2 3-H 1B		0-0 1-H SF8 2B		1-0 F7		0-0 G6-4-3 1-2	5	1	2	2	0	0	4				
Ozzie Virgil, R OBP: 0.240, SLG: 0.370	0-0 6-3		1 SAFE 3-1 L7		3-2 HR 1B				0-0 HR	5	2	2	1	0	0	2				
Andres Thomas, R OBP: 0.246, SLG: 0.326		3-2 L9		1-0 SH1-4 1B		1-2 SF8		1-0 1B E SF8 1B	4	1	2	1	0	0	0					
Ron Gant, R OBP: 0.237, SLG: 0.362		1-2 SH3-4 1B		0-2 F7		1-2 3-H HR		3-1 E6 1B	5	2	2	2	0	1	2					
Rick Mahler, R OBP: 0.120, SLG: 0.125		0-0 SH3-4 1-2		0-0 SH1-4		0-0 F8		3-2 1B 1B	2	1	1	0	0	0	0					
Inning Stats	R: 2 E: 0 K: 0 S: 13	H: 3 LOB: 1 BB: 0 P: 18	R: 0 E: 0 K: 0 S: 10	H: 1 LOB: 1 BB: 0 P: 15	R: 1 E: 0 K: 0 S: 12	H: 3 LOB: 1 BB: 0 P: 21	R: 0 E: 0 K: 0 S: 7	H: 1 LOB: 1 BB: 0 P: 8	R: 6 E: 2 K: 0 S: 18	H: 4 LOB: 0 BB: 1 P: 30	R: 0 E: 0 K: 1 S: 12	H: 1 LOB: 1 BB: 0 P: 15	R: 5 E: 1 K: 0 S: 15	H: 6 LOB: 1 BB: 0 P: 22	R: 0 E: 0 K: 1 S: 10	H: 0 LOB: 0 BB: 0 P: 15	1B: 14 2B: 1 3B: 1 HR: 3	SF: 2 SAC: 2 DP: 2 HBP: 0	WP: 0 PB: 0 SB: 0 CS: 0	PA: 44
PITCHER Brian Fisher, R ERA: 4.44 Bob Kipper, L ERA: 4.71 Jim Gott, R ERA: 2.0	IP: 5.0 WLS: L BF: 28 H: 12 R: 9 ER: 8 SO: 8 BB: 1 IBB: 0 HBP: 0 BLK: 0 WP: 0 HR: 2 S: 60 P: 92 ERA: 14.40 WHIP: 2.600															PITCHER	IP: 5.0 WLS: L BF: 28 H: 12 R: 9 ER: 8 SO: 8 BB: 1 IBB: 0 HBP: 0 BLK: 0 WP: 0 HR: 2 S: 60 P: 92 ERA: 14.40 WHIP: 2.600			

Pittsburgh Pirates @ Atlanta Braves
Atlanta-Fulton County Stadium, Atlanta, GA
Wed Jun 01 1988, 7:05 PM EDT
Att: 6,059 - Unknown - 87 F

AB 39
R 14
H 19
RBI 14
BB 1
SO 2
LOB 13



Batter	1	2	3	4	5	6	7	8	9	AB	R	H	RBI	BB	SO	LOB	TOP					
Albert Hall, S (1, 8) OBP: 0.343, SLG: 0.325	2-1 1B		1-3 K			2-1 2B SF8 1B		3-2 F7		4	1	2	0	0	1	0						
Ken Oberkfell, L (1, 5) OBP: 0.345, SLG: 0.381	0-0 1B		2-3 K			1-0 HR 2B		0-0 1B		4	1	3	0	0	1	0						
Gerald Perry, L (1, 3) OBP: 0.352, SLG: 0.421	1-2 F9			0-1 4-3		0-2 SF8		2-2 F8		3	0	0	1	0	0	2						
Dale Murphy, R (1, 9) OBP: 0.338, SLG: 0.428	2-2 5-3			2-2 L8		3-H 0-0 HR			1-2 HR	4	2	2	3	0	0	1						
Dion James, L (1, 7) OBP: 0.378, SLG: 0.358 Gary Roenicke, R (9, PH) OBP: 0.339, SLG: 0.442		4-2 1B BB		3-1 6-3		1-0 4-3			0-0 1B FC5-4	2	0	0	0	1	0	0						
Ozzie Virgil, R (1, 2) OBP: 0.248, SLG: 0.374	1-0 P6				2-3 K		1-2 G6-4-3 1B		2-2 FC5-4 1B	4	0	2	0	0	1	1						
Andres Thomas, R (1, 6) OBP: 0.246, SLG: 0.325	0-0 G6-4-3 1B			0-3 K		0-0 G6-4-3 1-2		0-2 FC5-4 1-2	4	0	1	1	0	1	2		AB 34 R 5 H 11 RBI 5 BB 1 SO 8 LOB 10					
Ron Gant, R (1, 4) OBP: 0.230, SLG: 0.351	1-2 G6-4-3 1-2			1-3 K		0-0 F7		2-3 K		4	0	0	0	0	2	3						
Kevin Coffman, R (1, 1) Charles Puleo, R (4, 1) Paul Nungesser, R (6, PH) Jose Alvarez, R (8, 1) Jerry Royster, R (8, PH) Juan Eichelberger, R (8, 1) Ted Simmons, S (9, PH)			0-3 K			0-0 6-3		2-1 5-3		1	0	0	0	0	1	0						
Inning Stats	R: 0 E: 0 K: 0 S: 10	H: 2 LOB: 1 BB: 0 P: 15	R: 0 E: 0 K: 0 S: 8	H: 1 LOB: 1 BB: 1 P: 14	R: 0 E: 0 K: 3 S: 11	H: 0 LOB: 0 BB: 0 P: 14	R: 0 E: 0 K: 0 S: 7	H: 0 LOB: 0 BB: 0 P: 12	R: 0 E: 0 K: 3 S: 9	H: 0 LOB: 0 BB: 0 P: 12	R: 3 E: 0 K: 0 S: 9	H: 3 LOB: 0 BB: 0 P: 13	R: 0 E: 0 K: 0 S: 5	H: 1 LOB: 1 BB: 0 P: 6	R: 0 E: 0 K: 0 S: 11	H: 1 LOB: 1 BB: 0 P: 18	R: 2 E: 0 K: 2 S: 21	H: 3 LOB: 1 BB: 0 P: 27	1B: 8 2B: 1 3B: 0 HR: 2	SF: 1 SAC: 0 DP: 2 HBP: 0	WP: 0 PB: 0 SB: 0 CS: 0	PA: 36
PITCHER	IP WLS BF H R ER SO BB IBB HBP BLK WP HR S P ERA WHIP																					
Eric Show, R (1, 1) ERA: 3.42	7.2 W 29 8 3 3 6 1 0 0 0 0 1 65 97 3.52 1.174																					
Mark Davis, L (8, 1) ERA: 2.72	1.1 S 7 3 2 2 2 0 0 0 0 0 0 1 26 34 13.50 2.250																					

Atlanta Braves @ San Diego Padres
Jack Murphy Stadium, San Diego, CA
Fri Jun 03 1988, 10:05 PM EDT
Att: 10,773 - Unknown - 65 F

AB 34
R 5
H 11
RBI 5
BB 1
SO 8
LOB 10



Batter	1	2	3	4	5	6	7	8	9	AB	R	H	RBI	BB	SO	LOB	BOTTOM			
Marvell Wynne, L (1, 8) OBP: 0.406, SLG: 0.714	4-3		4-3	2-0 HR		1-1 F7				4	1	1	2	0	0	0				
Roberto Alomar, S (1, 4) OBP: 0.287, SLG: 0.354	4-0 4-3 BB		4-2 WP 2B BB	0-2 1-3		1-0 F7				2	1	0	0	2	0	0				
Tony Gwynn, L (1, 9) OBP: 0.316, SLG: 0.317	1-0 4-3 1-2		4-1 2B WP BB	2-1 G6-4-3 1B		3-2 F9				3	1	1	0	1	0	1				
Keith Moreland, R (1, 7) OBP: 0.333, SLG: 0.375 Shane Mack, R (8, 8) OBP: 0.308, SLG: 0.232	4-0 BB		3-1 G6-4-6-3 1-2 2B	2-2 G6-4-6-3 1-2		3-2 5-3				3	0	1	2	1	0	1				
John Kruk, L (1, 3) OBP: 0.384, SLG: 0.415	0-0 6-3		1-0 F7		2-0 F7		1-2 E3 1B			4	1	0	0	0	0	3				
Randy Ready, R (1, 5) OBP: 0.353, SLG: 0.422		0-1 4-3 2B	2-2 6-3		2-2 6-3		0-0 6-3			4	0	1	0	0	0	2				
Benito Santiago, R (1, 2) OBP: 0.256, SLG: 0.325	1-0 4-3		4-1 3B BB	2-3 K		1-0 1B				3	1	1	1	1	1	1				
Garry Templeton, S (1, 6) OBP: 0.223, SLG: 0.261	0-0 4-3		1-0 1B 3B	3-2 3-1		3-2 3-1				4	1	1	1	0	1	2				
Eric Show, R (1, 1) OBP: 0.250, SLG: 0.217 Mark Davis, L (8, 1) ERA: 2.72	0-2 6-3		0-0 HR 1B	3-H 1B		0-1 F8		0-0 3-1		3	1	1	1	0	0	1				
Inning Stats	R: 0 E: 0 K: 0 S: 5	H: 0 LOB: 2 BB: 2 P: 16	R: 0 E: 0 K: 0 S: 7	H: 1 LOB: 1 BB: 0 P: 8	R: 2 E: 0 K: 0 S: 14	H: 1 LOB: 1 BB: 2 P: 31	R: 4 E: 0 K: 0 S: 14	H: 4 LOB: 0 BB: 1 P: 26	R: 0 E: 0 K: 1 S: 7	H: 0 LOB: 0 BB: 0 P: 13	R: 0 E: 0 K: 0 S: 10	H: 0 LOB: 0 BB: 0 P: 14	R: 0 E: 0 K: 0 S: 10	H: 0 LOB: 0 BB: 0 P: 17	R: 1 E: 1 K: 1 S: 9	H: 1 LOB: 1 BB: 0 P: 11	1B: 3 2B: 2 3B: 1 HR: 1	SF: 0 SAC: 0 DP: 1 HBP: 0	WP: 1 PB: 0 SB: 0 CS: 0	PA: 36
PITCHER	IP WLS BF H R ER SO BB IBB HBP BLK WP HR S P ERA WHIP																			
Kevin Coffman, R (1, 1) ERA: 5.48	3.0 L 18 4 5 5 0 0 0 0 0 0 0 1 17 29 4.50 1.000																			
Charles Puleo, R (4, 1) ERA: 4.45	2.0 7 2 1 1 1 0 0 0 0 0 0 1 17 29 4.50 1.000																			
Jose Alvarez, R (6, 1) ERA: 3.93	2.0 6 0 0 0 0 0 0 0 0 0 0 0 20 31 0.00 0.000																			
Juan Eichelberger, R (8, 1) ERA: 4.64	1.0 5 1 1 0 1 0 0 0 0 0 0 0 9 11 0.00 1.000																			

Atlanta Braves @ San Diego Padres
Jack Murphy Stadium, San Diego, CA
Fri Jun 03 1988, 10:05 PM EDT
Att: 10,773 - Unknown - 65 F

AB 31
R 7
H 7
RBI 7
BB 5
SO 2
LOB 12



Batter	1	2	3	4	5	6	7	8	9	AB	R	H	RBI	BB	SO	LOB	TOP			
Albert Hall, S OBP: 0.342, SLG: 0.328 (1, 8)	G3			P6			1-3			3	0	0	0	0	0	0	<p>Atlanta Braves @ San Francisco Giants</p> <p>Candlestick Park, San Francisco, CA</p> <p>Tue Jun 07 1988, 10:05 PM EDT Att: 7,737 - Unknown</p>			
Ken Oberkfell, L OBP: 0.339, SLG: 0.377 (1, 5)	6-3			CS 1B			G3			3	0	1	0	0	0	0				
Gerald Perry, L OBP: 0.358, SLG: 0.420 (1, 3)	P7			F3			5-3			3	0	0	0	0	0	1				
Dale Murphy, R OBP: 0.339, SLG: 0.421 (1, 9)		K			6-3			F9		3	0	0	0	0	1	0				
Dion James, L OBP: 0.377, SLG: 0.361 (1, 7)		4-3			1-1 G6-4-3 1B			4-3		3	0	1	0	0	0	0				
Ozzie Virgil, R OBP: 0.342, SLG: 0.365 (1, 2)		F4			0-0 G6-4-3 1-2			F8		3	0	0	0	0	0	1				
Andres Thomas, R OBP: 0.243, SLG: 0.317 (1, 6)				K				F9		3	0	0	0	0	1	0				
Ron Gant, R OBP: 0.221, SLG: 0.333 (1, 4)				6-3				P6		3	0	0	0	0	1	0				
Rick Mahler, R OBP: 0.111, SLG: 0.115 Paul Assenmacher, L OBP: 0.500, SLG: 1.000 Ken Griffey, L OBP: 0.305, SLG: 0.326 (9, PH)				K				K		2	0	0	0	0	2	0	<p>Braves</p>			
				K				K		0	0	0	0	0	0	0				
				K				K		1	0	0	0	0	1	0				
Inning Stats	R: 0 E: 0 K: 0 S: 6	H: 0 LOB: 0 BB: 0 P: 8	R: 0 E: 0 K: 1 S: 10	H: 0 LOB: 0 BB: 0 P: 15	R: 0 E: 0 K: 2 S: 9	H: 0 LOB: 0 BB: 0 P: 13	R: 0 E: 0 K: 0 S: 8	H: 1 LOB: 0 BB: 0 P: 12	R: 0 E: 0 K: 1 S: 9	H: 0 LOB: 0 BB: 0 P: 12	R: 0 E: 0 K: 0 S: 6	H: 0 LOB: 0 BB: 0 P: 6	R: 0 E: 0 K: 0 S: 5	H: 0 LOB: 0 BB: 0 P: 6	R: 0 E: 0 K: 2 S: 9	H: 0 LOB: 0 BB: 0 P: 12	1B: 2 2B: 0 3B: 0 HR: 0	SF: 0 SAC: 0 DP: 1 HBP: 0	WP: 0 PB: 0 SB: 0 CS: 1	PA: 27
PITCHER Kelly Downs, R ERA: 3.01 (1, 1)	IP: 9.0 WLS: W BF: 27 H: 2 R: 0 ER: 0 SO: 6 BB: 0 IBB: 0 HBP: 0 BLK: 0 WP: 0 HR: 0 S: 68 P: 93 ERA: 0.00 WHIP: 0.222															PITCHER IP: 9.0 WLS: W BF: 27 H: 2 R: 0 ER: 0 SO: 6 BB: 0 IBB: 0 HBP: 0 BLK: 0 WP: 0 HR: 0 S: 68 P: 93 ERA: 0.00 WHIP: 0.222				

Batter	1	2	3	4	5	6	7	8	9	AB	R	H	RBI	BB	SO	LOB	BOTTOM			
Brett Butler, L OBP: 0.357, SLG: 0.351 (1, 8)	4-3				G3					4	0	2	0	0	0	2	<p>Atlanta Braves @ San Francisco Giants</p> <p>Candlestick Park, San Francisco, CA</p> <p>Tue Jun 07 1988, 10:05 PM EDT Att: 7,737 - Unknown</p>			
Robby Thompson, R OBP: 0.379, SLG: 0.427 (1, 4)	K			1B	1-2 2-3					4	0	2	3	0	2	1				
Will Clark, L OBP: 0.351, SLG: 0.535 (1, 3)	4-3				2H 3H 3-2					3	0	0	0	1	0	1				
Candy Maldonado, R OBP: 0.307, SLG: 0.390 (1, 9)		F8			F5					4	0	0	0	0	0	3				
Mike Aldrete, L OBP: 0.359, SLG: 0.371 (1, 7)		L7								4	0	1	0	0	1	0				
Kevin Mitchell, R OBP: 0.319, SLG: 0.455 Chris Speier, R OBP: 0.319, SLG: 0.323 (8, 5)										3	1	2	0	0	0	0				
Matt Williams, R OBP: 0.267, SLG: 0.733 (1, 6)					1B					1	0	0	0	0	0	1				
Kirt Manwaring, R OBP: 0.364, SLG: 0.455 (1, 2)				HR	FC5-6 1-2					4	1	2	1	0	1	1				
Kelly Downs, R OBP: 0.100, SLG: 0.053 (1, 1)					BLK FC5-6 2B					3	2	2	1	0	1	0				
					BLK FC5-6 2B					2	1	0	0	0	0	2				
Inning Stats	R: 0 E: 0 K: 1 S: 7	H: 0 LOB: 0 BB: 0 P: 13	R: 0 E: 0 K: 0 S: 6	H: 0 LOB: 0 BB: 0 P: 9	R: 1 E: 0 K: 2 S: 12	H: 2 LOB: 1 BB: 0 P: 15	R: 0 E: 0 K: 0 S: 9	H: 0 LOB: 0 BB: 0 P: 16	R: 3 E: 0 K: 0 S: 14	H: 4 LOB: 1 BB: 0 P: 23	R: 0 E: 0 K: 1 S: 10	H: 1 LOB: 1 BB: 0 P: 16	R: 1 E: 0 K: 0 S: 8	H: 3 LOB: 2 BB: 1 P: 13	R: 0 E: 0 K: 1 S: 6	H: 1 LOB: 0 BB: 0 P: 10	1B: 8 2B: 2 3B: 0 HR: 1	SF: 0 SAC: 1 DP: 2 HBP: 0	WP: 0 PB: 0 SB: 0 CS: 0	PA: 34
PITCHER Rick Mahler, R ERA: 3.64 Paul Assenmacher, L ERA: 3.14 (7, 1)	IP: 6.1 WLS: L BF: 29 H: 10 R: 5 ER: 5 SO: 4 BB: 0 IBB: 0 HBP: 0 BLK: 0 WP: 0 HR: 1 S: 64 P: 99 ERA: 7.11 WHIP: 1.579															PITCHER IP: 1.2 WLS: 5 BF: 1 H: 0 R: 0 ER: 0 SO: 1 BB: 1 IBB: 0 HBP: 0 BLK: 0 WP: 0 HR: 0 S: 8 P: 16 ERA: 0.00 WHIP: 1.200				

Batter	1	2	3	4	5	6	7	8	9	AB	R	H	RBI	BB	SO	LOB	TOP			
Albert Hall, S OBP: 0.350, SLG: 0.333	F7		1B	F9			BB		CS	4	1	2	1	1	0	1	Atlanta Braves @ San Francisco Giants Candlestick Park, San Francisco, CA Wed Jun 08 1988, 10:05 PM EDT Att: 8,912 - Unknown			
Ken Oberkfell, L OBP: 0.332, SLG: 0.368	G3		K		P6		F2		CS	4	0	0	0	0	1	4				
Gerald Perry, L OBP: 0.356, SLG: 0.417	G3		1B	4-3			P6			4	0	1	2	0	0	2				
Dale Murphy, R OBP: 0.338, SLG: 0.418		FC5-4	K		K			5-3		4	0	1	0	0	2	1				
Dion James, L OBP: 0.371, SLG: 0.354	F9			F5		K		5-3		3	0	0	0	0	1	1				
Gary Roenicke, R OBP: 0.328, SLG: 0.426										1	0	0	0	0	0	0				
Ozzie Virgil, R OBP: 0.235, SLG: 0.354	L7			5-3		6-3				4	0	0	0	0	1	1				
Andres Thomas, R OBP: 0.243, SLG: 0.316	FC5-4			2B		F5			6-3	4	1	1	0	0	0	1				
Ron Gant, R OBP: 0.229, SLG: 0.345			6-3	2B			F7		SH3-4	4	2	2	0	0	0	0				
Kevin Coffman, R OBP: 0.333, SLG: 0.500									SH3-4	1	1	1	2	0	0	0				
Juan Eichelberger, R OBP: 0.125, SLG: 0.250			1B							0	0	0	0	0	0	0				
Jerry Royster, R OBP: 1.000, SLG: 1.000			HBP							0	0	0	0	0	0	0				
José Álvarez, R OBP: 1.000, SLG: 1.000										0	0	0	0	0	0	0				
Bruce Sutter, R ERA: 1.99										0	0	0	0	0	0	0				
Inning Stats	R: 0 E: 0 K: 0 S: 8	H: 0 LOB: 0 BB: 0 P: 11	R: 0 E: 0 K: 0 S: 6	H: 1 LOB: 1 BB: 0 P: 7	R: 2 E: 0 K: 2 S: 15	H: 2 LOB: 1 BB: 0 P: 23	R: 2 E: 0 K: 0 S: 14	H: 3 LOB: 1 BB: 0 P: 27	R: 0 E: 0 K: 1 S: 6	H: 0 LOB: 0 BB: 0 P: 8	R: 0 E: 0 K: 1 S: 7	H: 1 LOB: 2 BB: 1 P: 15	R: 0 E: 0 K: 1 S: 7	H: 0 LOB: 0 BB: 0 P: 13	R: 1 E: 0 K: 0 S: 9	H: 2 LOB: 0 BB: 0 P: 12	1B: 6 2B: 3 3B: 0 HR: 0	SF: 0 SAC: 1 DP: 0 HBP: 1	WP: 0 PB: 1 SB: 0 CS: 1	PA: 38
PITCHER	IP WLS BF H R ER SO BB IBB HBP BLK WP HR S P ERA WHIP																			
Mike Krukow, R ERA: 4.07	(1, 1) 6.1 28 7 4 4 4 1 0 1 0 0 0 60 94 5.68 1.263																			
Craig Lefferts, L ERA: 1.99	(7, 1) 2.2 9 2 1 1 1 0 0 0 0 0 0 21 31 3.38 0.750																			

Batter	1	2	3	4	5	6	7	8	9	AB	R	H	RBI	BB	SO	LOB	BOTTOM					
Brett Butler, L OBP: 0.364, SLG: 0.353	E	4-3			S		1B			2	2	1	0	2	0	0	Atlanta Braves @ San Francisco Giants Candlestick Park, San Francisco, CA Wed Jun 08 1988, 10:05 PM EDT Att: 8,912 - Unknown					
Robby Thompson, R OBP: 0.381, SLG: 0.423	E1	S			1B		F7			2	1	0	0	2	0	2						
Will Clark, L OBP: 0.350, SLG: 0.529	G3	F8			L7		K			4	1	1	1	0	1	4						
Candy Maldonado, R OBP: 0.311, SLG: 0.389	P6		G4-6-3		G6-4-3				6-3	3	0	1	1	1	0	2						
Mike Aldrete, L OBP: 0.347, SLG: 0.358	G3	G4-6-3		G6-4-3					4-3	4	0	0	1	0	0	4						
Kevin Mitchell, R OBP: 0.318, SLG: 0.450	BB		L4				K		K	4	0	1	1	0	2	0						
Matt Williams, R OBP: 0.316, SLG: 0.667		BB		F5		G1-6-3	1B		6-3	3	0	1	0	1	0	0						
Kirt Manwaring, R OBP: 0.286, SLG: 0.357	5-3			6-3		G1-6-3			F8	3	0	0	0	0	0	3						
Craig Lefferts, L ERA: 1.99										0	0	0	0	0	0	0						
Harry Spilman, L OBP: 0.200, SLG: 0.111										1	0	0	0	0	0	0						
Mike Krukow, R OBP: 0.077, SLG: 0.040		4-3							1-3	2	0	0	0	0	0	0						
Bob Brenly, R OBP: 0.226, SLG: 0.314				F9			F7			2	0	0	0	0	0	0						
Inning Stats	R: 3 E: 1 K: 0 S: 17	H: 2 LOB: 2 BB: 2 P: 32	R: 0 E: 0 K: 0 S: 9	H: 0 LOB: 1 BB: 1 P: 19	R: 0 E: 0 K: 0 S: 5	H: 0 LOB: 0 BB: 1 P: 11	R: 0 E: 0 K: 0 S: 5	H: 0 LOB: 0 BB: 0 P: 8	R: 1 E: 0 K: 0 S: 3	H: 1 LOB: 1 BB: 2 P: 13	R: 0 E: 0 K: 1 S: 9	H: 1 LOB: 0 BB: 0 P: 11	R: 0 E: 0 K: 1 S: 14	H: 1 LOB: 1 BB: 0 P: 22	R: 0 E: 0 K: 1 S: 8	H: 0 LOB: 0 BB: 0 P: 11	R: 0 E: 0 K: 0 S: 9	H: 0 LOB: 0 BB: 0 P: 13	1B: 5 2B: 0 3B: 0 HR: 0	SF: 0 SAC: 0 DP: 3 HBP: 0	WP: 0 PB: 0 SB: 2 CS: 0	PA: 36
PITCHER	IP WLS BF H R ER SO BB IBB HBP BLK WP HR S P ERA WHIP																					
Kevin Coffman, R ERA: 5.4	(1, 1) 4.0 20 6 2 0 2 0 0 0 0 0 0 36 78 4.50 2.000																					
Juan Eichelberger, R ERA: 4.24	(5, 1) 2.0 6 2 0 0 0 1 0 0 0 0 0 12 16 0.00 1.000																					
José Álvarez, R ERA: 3.2	(7, 1) 2.0 W 7 1 0 0 2 0 0 0 0 0 0 22 33 0.00 0.500																					
Bruce Sutter, R ERA: 2.05	(9, 1) 1.0 S 3 0 0 0 0 0 0 0 0 0 0 9 13 0.00 0.000																					



Batter	1	2	3	4	5	6	7	8	9	AB	R	H	RBI	BB	SO	LOB	TOP										
Albert Hall, S OBP: 0.340, SLG: 0.322	G4-3		F7		FC6-4		K		F3	5	0	0	0	0	1	3	Atlanta Braves @ San Francisco Giants Candlestick Park, San Francisco, CA Thu Jun 09 1988, 6:33 AM EDT Att: 10,486 - Overcast - 75 F										
Ken Oberkfell, L OBP: 0.326, SLG: 0.369	G1-3		F7		F7		G1-3		K	5	0	1	1	0	1	2											
Gerald Perry, L OBP: 0.362, SLG: 0.429			G6-3			B5-3				4	1	2	1	0	0	1											
Dale Murphy, R OBP: 0.339, SLG: 0.437	F9			G5-3						5	1	2	2	0	0	2											
Ken Griffey, L OBP: 0.315, SLG: 0.323										1	0	0	0	2	1	0											
Gary Roenicke, R OBP: 0.322, SLG: 0.418										1	0	0	0	0	1	1											
Jerry Royster, R OBP: 0.125, SLG: 0.250										0	0	0	0	0	0	0											
Ozzie Virgil, R OBP: 0.236, SLG: 0.351										4	0	1	0	0	0	2											
Andres Thomas, R OBP: 0.250, SLG: 0.250										2	0	0	0	0	1	2											
Charlie Puleo, R OBP: 0.250, SLG: 0.250										0	0	0	0	0	0	0											
Dion James, R OBP: 0.250, SLG: 0.250										0	0	0	0	0	0	0											
Juan Eichelberger, R OBP: 0.133, SLG: 0.447										1	0	0	0	0	1	0											
Kevin Coffman, R OBP: 0.313, SLG: 0.447										0	0	0	0	0	0	0											
Paul Assenmacher, L OBP: 0.500, SLG: 1.000										0	0	0	0	0	0	0											
Ron Gant, R OBP: 0.236, SLG: 0.345										3	1	1	0	1	1	2											
Pete Smith, R OBP: 0.059, SLG: 0.118										1	0	0	0	0	1	1											
Paul Runge, R OBP: 0.395, SLG: 0.355										2	1	1	0	1	1	1											
Inning Stats	R: 0 E: 0 K: 0 S: 13	H: 0 LOB: 1 BB: 0 P: 23	R: 0 E: 0 K: 1 S: 5	H: 0 LOB: 0 BB: 1 P: 14	R: 1 E: 0 K: 1 S: 9	H: 2 LOB: 1 BB: 0 P: 13	R: 0 E: 0 K: 1 S: 10	H: 1 LOB: 0 BB: 0 P: 16	R: 0 E: 0 K: 1 S: 11	H: 1 LOB: 1 BB: 0 P: 14	R: 1 E: 0 K: 1 S: 15	H: 1 LOB: 2 BB: 2 P: 28	R: 2 E: 0 K: 2 S: 14	H: 2 LOB: 1 BB: 1 P: 22	R: 0 E: 0 K: 2 S: 12	H: 0 LOB: 1 BB: 1 P: 19	R: 0 E: 0 K: 1 S: 11	H: 1 LOB: 1 BB: 0 P: 15	1B: 4 2B: 2 3B: 1 HR: 1	SF: 0 SAC: 0 DP: 0 HBP: 1	WP: 0 PB: 0 SB: 0 CS: 1	PA: 41					
PITCHER	IP	WLS	BF	H	R	ER	SO	BB	IBB	HBP	BLK	WP	HR	S	P	ERA	WHIP										
Michael LaCoss, R ERA: 3.47	6.2	W	30	6	4	4	5	4	0	1	0	0	1	73	123	5.40	1.500										
Don Robinson, R ERA: 2.45	0.0		1	1	0	0	0	0	0	0	0	0	0	1	2	∞	∞										
Joe Price, L ERA: 3.86	2.0		8	1	0	0	4	1	0	0	0	0	0	23	34	0.00	1.000										
Scott Garrelts, R ERA: 4.73	0.1	S	1	0	0	0	0	0	0	0	0	0	0	3	5	0.00	0.000										

AB	34
R	4
H	8
RBI	4
BB	5
SO	9
LOB	17



Batter	1	2	3	4	5	6	7	8	9	AB	R	H	RBI	BB	SO	LOB	BOTTOM										
Brett Butler, L OBP: 0.366, SLG: 0.357	G6-3					F7			CS	3	1	1	1	1	0	1	Atlanta Braves @ San Francisco Giants Candlestick Park, San Francisco, CA Thu Jun 09 1988, 6:33 AM EDT Att: 10,486 - Overcast - 75 F										
Robby Thompson, R OBP: 0.394, SLG: 0.431	K									3	2	1	0	1	1	3											
Will Clark, L OBP: 0.348, SLG: 0.524	K									4	1	1	1	0	1	4											
Candy Maldonado, R OBP: 0.310, SLG: 0.388										3	0	1	2	0	1	0											
Mike Aldrete, L OBP: 0.344, SLG: 0.354										4	0	1	0	0	1	1											
Kevin Mitchell, R OBP: 0.317, SLG: 0.451										4	1	1	0	0	0	1											
Matt Williams, R OBP: 0.318, SLG: 0.619										3	0	1	0	0	0	0											
Kirt Manwaring, R OBP: 0.333, SLG: 0.389										4	0	2	1	0	1	1											
Michael LaCoss, R OBP: 0.375, SLG: 0.364										1	1	1	0	0	0	0											
Don Robinson, R ERA: 4.26										0	0	0	0	0	0	0											
Joe Price, R ERA: 4.26										1	0	0	0	0	1	1											
Scott Garrelts, R ERA: 3.03										0	0	0	0	0	0	0											
Inning Stats	R: 0 E: 0 K: 2 S: 10	H: 0 LOB: 0 BB: 0 P: 18	R: 0 E: 0 K: 1 S: 12	H: 0 LOB: 0 BB: 0 P: 17	R: 4 E: 1 K: 1 S: 18	H: 4 LOB: 1 BB: 1 P: 28	R: 1 E: 1 K: 0 S: 12	H: 2 LOB: 3 BB: 1 P: 22	R: 0 E: 0 K: 0 S: 9	H: 0 LOB: 0 BB: 0 P: 14	R: 0 E: 0 K: 0 S: 10	H: 1 LOB: 1 BB: 0 P: 15	R: 1 E: 0 K: 0 S: 16	H: 2 LOB: 1 BB: 0 P: 23	R: 0 E: 0 K: 1 S: 9	H: 1 LOB: 0 BB: 0 P: 12	R: 0 E: 0 K: 1 S: 9	H: 1 LOB: 0 BB: 0 P: 12	1B: 7 2B: 2 3B: 1 HR: 0	SF: 1 SAC: 3 DP: 0 HBP: 0	WP: 0 PB: 0 SB: 0 CS: 1	PA: 37					
PITCHER	IP	WLS	BF	H	R	ER	SO	BB	IBB	HBP	BLK	WP	HR	S	P	ERA	WHIP										
Pete Smith, R ERA: 5.68	3.1	L	19	6	5	4	4	2	0	0	0	0	0	50	83	10.80	2.400										
Charlie Puleo, R ERA: 4.04	1.2		5	0	0	0	1	0	0	0	0	0	0	11	16	0.00	0.000										
Juan Eichelberger, R ERA: 4.26	2.0		9	3	1	1	0	0	0	0	0	0	0	26	38	4.50	1.500										
Paul Assenmacher, L ERA: 3.03	1.0		3	1	0	0	1	0	0	0	0	0	0	9	12	0.00	1.000										

AB	30
R	6
H	10
RBI	5
BB	2
SO	6
LOB	12



Batter	1	2	3	4	5	6	7	8	9	10	11	AB	R	H	RBI	BB	SO	LOB	TOP								
Albert Hall, S OBP: 0.341, SLG: 0.327 (1, 8)	B1-3	G3		SH1-4 SF8 2B		G1-3			1-3		BB SH1-4 1B	6	1	2	0	0	0	2									
Jerry Royster, R OBP: 0.308, SLG: 0.462 (1, 5)	FC1-5 2B		BB 1B 1B	SH1-4		6-3			1B 1B		SH1-4	4	1	3	0	0	0	0									
Gerald Perry, L OBP: 0.376, SLG: 0.454 (1, 3)	FC1-5 BB 2-3		1B BB G5-3 1B	SF8		L9			G5-4-3 1B		BB IBB	4	1	2	1	1	0	1									
Dale Murphy, R OBP: 0.337, SLG: 0.426 (1, 9)			G5-3 1B BB			1-3			G5-4-3 1B		K	3	0	0	0	3	1	4									
Gary Roenicke, R OBP: 0.329, SLG: 0.400 Dion James, L OBP: 0.383, SLG: 0.356 (1, 7) (11, PH) (11, 7)	5-3		1-2 2-3 3-4 1B 1B			F9			SH1-4 1B 1B		BB	5	1	2	1	0	1	3									
Ozzie Virgil, R OBP: 0.238, SLG: 0.348 Ken Oberkfell, L OBP: 0.322, SLG: 0.361 Bruce Benedict, R OBP: 0.320, SLG: 0.324 (1, 2) (11, PH) (11, 2)		SH1-4 5-3 1B		G5-3		4-3			SH1-4 1B		3-1	4	0	2	0	0	0	2									
Andres Thomas, R OBP: 0.250, SLG: 0.315 (1, 6)	5-3		BB 1B			K			G6-3 1B		1B IBB	4	0	2	1	1	1	1									
Ron Gant, R OBP: 0.250, SLG: 0.363 (1, 4)			SH1-4 BB	FC4-6 BB		E6			G6-3 1-2f		1B	3	0	1	0	2	0	1									
Zane Smith, L OBP: 0.048, SLG: 0.048 José Alvarez, R OBP: 0.067, SLG: 0.067 Paul Assenmacher, L OBP: 0.500, SLG: 1.000 Jim Morrison, R OBP: 0.213, SLG: 0.280 Charlie Puleo, R OBP: 0.250, SLG: 0.250 (1, 1) (6, 1) (8, 1) (10, PH) (10, 1)	SH1-4		SH1-4 FC4-6 BB			K			2-3		5-3	2	0	0	0	0	1	3									
Inning Stats	R: 0 E: 0 K: 0 S: 10	H: 1 LOB: 2 BB: 1 P: 18	R: 0 E: 0 K: 0 S: 9	H: 1 LOB: 2 BB: 1 P: 18	R: 3 E: 0 K: 1 S: 10	H: 4 LOB: 2 BB: 2 P: 21	R: 1 E: 0 K: 1 S: 8	H: 1 LOB: 1 BB: 1 P: 18	R: 0 E: 1 K: 0 S: 11	H: 0 LOB: 1 BB: 0 P: 15	R: 0 E: 0 K: 0 S: 7	H: 0 LOB: 0 BB: 0 P: 9	R: 0 E: 0 K: 0 S: 10	H: 1 LOB: 0 BB: 0 P: 10	R: 0 E: 0 K: 0 S: 11	H: 2 LOB: 1 BB: 0 P: 13	R: 0 E: 0 K: 0 S: 6	H: 2 LOB: 2 BB: 1 P: 16	R: 0 E: 0 K: 1 S: 10	H: 1 LOB: 3 BB: 2 P: 23	1B: 12 2B: 2 3B: 0 HR: 0	SF: 1 SAC: 4 DP: 3 HBP: 0	WP: 0 PB: 0 SB: 0 CS: 0	PA: 51			
PITCHER	IP 7.0	WLS 33	BF 33	H 8	R 4	ER 4	SO 0	BB 5	IBB 0	HBP 0	BLK 0	WP 0	HR 0	S 59	P 106	ERA 5.14	WHIP 1.857										
Bob Knepper, L ERA: 1.91 (1, 1)	3.0	12	5	0	0	0	0	0	1	0	0	0	0	27	39	0.00	1.667										
Juan Agosto, L ERA: 1.65 (8, 1)	1.0	W	6	1	0	0	1	1	1	0	0	0	0	10	23	0.00	2.000										
Dave Smith, R ERA: 2.35 (11, 1)																											

Atlanta Braves @ Houston Astros
Astrodome, Houston, TX
Sat Jun 11 1988, 8:05 PM EDT
Att. 32,459 - Dome - 70 F

AB 38
R 4
H 14
RBI 3
BB 8
SO 4
LOB 22



Batter	1	2	3	4	5	6	7	8	9	10	11	AB	R	H	RBI	BB	SO	LOB	BOTTOM								
Gerald Young, S OBP: 0.356, SLG: 0.326 (1, 8)	5-3	WP 1B HBP		1-3			L9		G6-4-3 1-2f			4	0	0	0	0	0	1									
Billy Hatcher, R OBP: 0.344, SLG: 0.390 Juan Agosto, L ERA: 1.65 (8, 1)	4-3			6-3			K				L7	4	0	1	2	0	1	0									
Alan Ashby, S OBP: 0.337, SLG: 0.453 Dave Smith, R (11, 1)		WP 1B										1	0	0	0	0	0	0									
Bill Doran, S OBP: 0.363, SLG: 0.295 (1, 4)			6-3					FC6-4 BB			G3	2	0	0	0	3	0	2									
Glenn Davis, R OBP: 0.327, SLG: 0.445 (1, 3)	4-3		L9				G4-6-3 1-2f		K		4-3	5	0	0	0	0	1	3									
Kevin Bass, S OBP: 0.300, SLG: 0.374 (1, 9)			4-3				L7		FC6-4 2B		6-3 1B BB	4	3	1	1	1	0	1									
Jim Pankovits, R OBP: 0.318, SLG: 0.340 Denny Walling, L OBP: 0.297, SLG: 0.347 (1, 5) (6, PH) (7, 5)		HR					3-1				K	1	1	1	0	1	0	0									
Steve Henderson, R OBP: 0.343, SLG: 0.344 Chuck Jackson, R OBP: 0.296, SLG: 0.370 (8, PH) (9, 5)		SH1-4 1B BB							1-2 2B			1	0	1	1	0	0	1									
Rafael Ramirez, R OBP: 0.289, SLG: 0.367 (1, 6)		F8							5-3		6-3	5	0	1	0	0	1	4									
Alex Trevino, R OBP: 0.435, SLG: 0.432 (1, 2)							K				G6-4-3 BB	3	1	1	0	2	2	1									
Bob Knepper, L ERA: 1.91 (1, 1)												1	0	0	0	0	0	0									
Terry Puhl, L OBP: 0.379, SLG: 0.304 (7, PH) (8, 7)	SH1-4						3-1					3	0	1	1	0	1	1									
Inning Stats	R: 0 E: 0 K: 0 S: 9	H: 0 LOB: 1 BB: 1 P: 16	R: 3 E: 0 K: 0 S: 12	H: 3 LOB: 2 BB: 1 P: 27	R: 0 E: 0 K: 1 S: 7	H: 1 LOB: 1 BB: 0 P: 13	R: 0 E: 0 K: 1 S: 5	H: 0 LOB: 0 BB: 0 P: 10	R: 0 E: 0 K: 1 S: 8	H: 0 LOB: 1 BB: 0 P: 15	R: 0 E: 0 K: 1 S: 10	H: 0 LOB: 0 BB: 0 P: 15	R: 1 E: 0 K: 1 S: 14	H: 1 LOB: 1 BB: 1 P: 23	R: 0 E: 0 K: 0 S: 5	H: 0 LOB: 0 BB: 1 P: 10	R: 0 E: 0 K: 0 S: 7	H: 0 LOB: 0 BB: 0 P: 10	R: 1 E: 0 K: 1 S: 12	H: 1 LOB: 2 BB: 2 P: 23	1B: 5 2B: 1 3B: 0 HR: 1	SF: 0 SAC: 1 DP: 2 HBP: 1	WP: 1 PB: 0 SB: 0 CS: 0	PA: 45			
PITCHER	IP 5.0	WLS 22	BF 22	H 4	R 3	ER 3	SO 3	BB 3	IBB 0	HBP 0	BLK 0	WP 1	HR 1	S 37	P 76	ERA 5.40	WHIP 1.400										
Zane Smith, L ERA: 4.21 (6, 1)	2.1	9	1	1	3	2	1	0	0	0	0	0	0	22	40	3.86	0.857										
Paul Assenmacher, L ERA: 3.22 (8, 1)	1.2	6	1	0	0	1	1	0	0	0	0	0	0	15	23	0.00	1.200										
Charlie Puleo, R ERA: 3.88 (10, 1)	1.2	L	8	1	1	1	1	2	0	0	0	0	0	19	33	5.40	1.800										

Atlanta Braves @ Houston Astros
Astrodome, Houston, TX
Sat Jun 11 1988, 8:05 PM EDT
Att. 32,459 - Dome - 70 F

AB 36
R 5
H 7
RBI 5
BB 7
SO 7
LOB 14




Batter	1	2	3	4	5	6	7	8	9	AB	R	H	RBI	BB	SO	LOB	TOP				
Albert Hall, S OBP: 0.333, SLG: 0.318	0-3 K			1-3 K		2-1 4-3			1-1 G3	4	0	0	0	0	2	0	Atlanta Braves @ Houston Astros Astrodome, Houston, TX Sun Jun 12 1988, 4:33 AM EDT Att: 31,778 - Dome - 70 F				
Ken Oberkfell, L OBP: 0.321, SLG: 0.358	1-2 G3			3-3 K			2-2 F8		0-0 1B	4	0	1	0	0	1	0					
Gerald Perry, L OBP: 0.370, SLG: 0.445	1-0 4-3			0-1 P4			1-3 K		1-0 4-3	4	0	0	0	0	1	1					
Dale Murphy, R OBP: 0.333, SLG: 0.420		0-1 1-3			0-0 F9					3	0	0	0	0	1	0					
Dion James, L OBP: 0.376, SLG: 0.349		1-3 K			0-2 E6 FC5-4				1-2 6-3	3	0	0	0	0	1	0					
Ozzie Virgil, R OBP: 0.233, SLG: 0.340		1-3 K			2-3 K				2-2 E5	3	0	0	0	0	2	1					
Andres Thomas, R OBP: 0.247, SLG: 0.311			1-0 L8		1-1 FC5-4 1-2				1-0 F9	3	0	0	0	0	0	2					
Ron Gant, R OBP: 0.246, SLG: 0.356		1-0 L7			1-0 F8				2-2 P2	3	0	0	0	0	0	1					
Rick Mahler, R OBP: 0.103, SLG: 0.107		1-2 F8			1-1 F9				0-2 4-3	2	0	0	0	0	0	0					
Ken Griffey, L OBP: 0.309, SLG: 0.316										1	0	0	0	0	0	0					
Inning Stats	R: 0 E: 0 K: 1 S: 7	H: 0 LOB: 0 BB: 0 P: 9	R: 0 E: 0 K: 2 S: 9	H: 0 LOB: 0 BB: 0 P: 11	R: 0 E: 0 K: 0 S: 7	H: 0 LOB: 0 BB: 0 P: 10	R: 0 E: 0 K: 2 S: 8	H: 0 LOB: 0 BB: 0 P: 12	R: 0 E: 1 K: 1 S: 11	H: 0 LOB: 1 BB: 0 P: 14	R: 0 E: 0 K: 0 S: 5	H: 0 LOB: 0 BB: 0 P: 9	R: 0 E: 0 K: 2 S: 11	H: 0 LOB: 0 BB: 0 P: 15	R: 0 E: 1 K: 0 S: 11	H: 0 LOB: 1 BB: 0 P: 17	R: 0 E: 0 K: 0 S: 7	H: 1 LOB: 1 BB: 0 P: 9	1B: 1 2B: 0 3B: 0 HR: 0	SF: 0 SAC: 0 DP: 0 HBP: 0	WP: 0 PA: 30 PB: 0 SB: 0 CS: 0
PITCHER Mike Scott, R ERA: 2.94	IP: 9.0 WLS: W BF: 30 H: 1 R: 0 ER: 0 SO: 8 BB: 0 IBB: 0 HBP: 0 BLK: 0 WP: 0 HR: 0 S: 76 P: 106 ERA: 0.00 WHIP: 0.111															PITCHER					


AB	30
R	0
H	1
RBI	0
BB	0
SO	8
LOB	5



Batter	1	2	3	4	5	6	7	8	9	AB	R	H	RBI	BB	SO	LOB	BOTTOM		
Billy Hatcher, R OBP: 0.345, SLG: 0.390	0-0 6-3	0-1 L7		1-0 3-1 1B		2-3 K		1-2 S G3 SF7 1B		5	1	2	0	0	1	0	Atlanta Braves @ Houston Astros Astrodome, Houston, TX Sun Jun 12 1988, 4:33 AM EDT Att: 31,778 - Dome - 70 F		
Terry Puhl, L OBP: 0.394, SLG: 0.328	1-2 2B	0-1 1B		2-1 3-1 1B		2-2 S 1B		0-0 G3		5	1	3	0	0	0	2			
Bill Doran, S OBP: 0.370, SLG: 0.302	0-0 1B 1H	1-0 G3		1-3 K		4-1 1B		4-2 BB		3	1	1	1	2	1	2			
Alan Ashby, S OBP: 0.328, SLG: 0.442	2-3 K		1-2 F8	2-2 5-3		0-3 K		3-2 SF7		4	0	0	1	0	2	4			
Denny Walling, L OBP: 0.293, SLG: 0.341	2-2 E4 1B		0-1 5-3		2-0 1B	2-1 F9		0-0 4-3		5	1	1	0	0	0	4			
Kevin Bass, S OBP: 0.308, SLG: 0.382	3-2 1B		2-1 E 1B		1-0 S 1B		0-1 F8			4	1	3	1	0	0	0			
Craig Reynolds, L OBP: 0.322, SLG: 0.309	1-3 3H 1B		2-0 E 1B		1-3 S 1B		0-0 F9			4	0	3	1	0	0	2			
Rafael Ramirez, R OBP: 0.284, SLG: 0.360	1-0 FC6-4 1B		2-0 E5		3-2 P4		2-2 L8			4	0	0	0	0	0	6			
Mike Scott, R OBP: 0.086, SLG: 0.086		2-0 5-3	1-3 K		0-0 1-3		1-1 6-3			4	0	0	0	0	1	5			
Inning Stats	R: 3 E: 1 K: 1 S: 19	H: 4 LOB: 2 BB: 0 P: 28	R: 0 E: 0 K: 0 S: 6	H: 1 LOB: 1 BB: 0 P: 9	R: 1 E: 1 K: 1 S: 15	H: 2 LOB: 2 BB: 0 P: 23	R: 0 E: 0 K: 1 S: 10	H: 1 LOB: 1 BB: 0 P: 15	R: 0 E: 0 K: 0 S: 8	H: 2 LOB: 2 BB: 0 P: 13	R: 0 E: 0 K: 2 S: 14	H: 1 LOB: 2 BB: 1 P: 24	R: 0 E: 0 K: 0 S: 8	H: 1 LOB: 1 BB: 0 P: 11	R: 1 E: 0 K: 0 S: 11	H: 1 LOB: 1 BB: 1 P: 19		1B: 12 2B: 1 3B: 0 HR: 0	SF: 1 SAC: 0 DP: 0 HBP: 0
PITCHER Rick Mahler, R ERA: 3.52	IP: 8.0 WLS: L BF: 41 H: 13 R: 5 ER: 2 SO: 5 BB: 2 IBB: 0 HBP: 0 BLK: 0 WP: 0 HR: 0 S: 91 P: 142 ERA: 2.25 WHIP: 1.875															PITCHER			



Batter	1	2	3	4	5	6	7	8	9	AB	R	H	RBI	BB	SO	LOB	TOP										
Ron Gant, R OBP: 0.250, SLG: 0.376 (1, 4)	5-3		HR	K		K		FC6-4 1B		5	1	2	1	0	2	2	Atlanta Braves @ Houston Astros Astrodome, Houston, TX Mon Jun 13 1988, 8:05 PM EDT Att: 21,485 - Dome - 70 F										
Ken Oberkfell, L OBP: 0.322, SLG: 0.356 (1, 5)	1B BB		F7			1B	F9	FC6-4 1-2		4	0	1	0	1	0	2											
Gerald Perry, L OBP: 0.370, SLG: 0.442 (1, 3)	1B		F8		K		WP 1B BB		6-3	4	1	1	0	1	1	1											
Dale Murphy, R OBP: 0.331, SLG: 0.412 (1, 9)	F9		F6				K		K	4	0	0	0	1	2	3											
Ken Griffey, L OBP: 0.313, SLG: 0.320 (1, 7)	4-3			2B 1B	F9				4-3	5	1	2	1	0	0	4											
Andres Thomas, R OBP: 0.251, SLG: 0.332 (1, 6)		HR		1B 2B	4-3		K			4	2	2	2	0	1	3											
Albert Hall, S OBP: 0.326, SLG: 0.311 (1, 8)		F7		K		P6		F8		4	0	0	0	0	1	1											
Bruce Benedict, R OBP: 0.329, SLG: 0.333 (1, 2)	5-3		1B			1B		K		4	0	2	1	0	1	0											
Kevin Coffman, R OBP: 0.278, SLG: 0.412 Paul Runge, R OBP: 0.298, SLG: 0.362 Juan Echeberger, R OBP: 0.345, SLG: 0.390 Jim Morrison, R OBP: 0.229, SLG: 0.290 Zane Smith, L OBP: 0.343, SLG: 0.348 Jose Alvarez, R OBP: 0.267, SLG: 0.267 (1, 1)	6-3			K		K		1B BB		2	0	0	0	0	1	1											
Inning Stats	R: 0 E: 0 K: 0 S: 12	H: 1 LOB: 2 BB: 1 P: 21	R: 1 E: 0 K: 0 S: 9	H: 1 LOB: 0 BB: 0 P: 14	R: 1 E: 0 K: 0 S: 6	H: 1 LOB: 1 BB: 0 P: 11	R: 2 E: 0 K: 3 S: 15	H: 3 LOB: 1 BB: 0 P: 25	R: 0 E: 0 K: 1 S: 12	H: 1 LOB: 1 BB: 0 P: 13	R: 1 E: 0 K: 2 S: 17	H: 1 LOB: 1 BB: 1 P: 31	R: 0 E: 0 K: 1 S: 15	H: 1 LOB: 2 BB: 1 P: 26	R: 0 E: 0 K: 1 S: 5	H: 0 LOB: 0 BB: 0 P: 7		1B: 7 2B: 1 3B: 0 HR: 2	SF: 0 SAC: 0 DP: 0 HBP: 0	WP: 1 PB: 0 SB: 2 CS: 0	PA: 41						
PITCHER	IP	WLS	BF	H	R	ER	SO	BB	IBB	HBP	BLK	WP	HR	S	P	ERA	WHIP										
Nolan Ryan, R ERA: 4.28 (1, 1)	7.0		33	9	5	5	8	3	0	0	0	1	2	80	139	6.43	1.714										
Juan Agosto, L ERA: 1.6 (8, 1)	1.0	W	5	1	0	0	1	1	0	0	0	0	0	15	26	0.00	2.000										
Dave Smith, R ERA: 2.25 (9, 1)	1.0	S	3	0	0	0	1	0	0	0	0	0	0	5	7	0.00	0.000										

Batter	1	2	3	4	5	6	7	8	9	AB	R	H	RBI	BB	SO	LOB	BOTTOM										
Billy Hatcher, R OBP: 0.348, SLG: 0.392 (1, 8)	5-3		1B 1B			P4				4	2	2	0	0	0	2	Atlanta Braves @ Houston Astros Astrodome, Houston, TX Mon Jun 13 1988, 8:05 PM EDT Att: 21,485 - Dome - 70 F										
Terry Puhl, L OBP: 0.400, SLG: 0.328 (1, 7)	1B FC5-4 BB		3-1			G6-4-3 1B	F7			3	1	1	1	1	0	1											
Bill Doran, S OBP: 0.373, SLG: 0.307 (1, 4)	1B		HR		G6-4-3 1-2		F7			4	1	2	1	0	0	1											
Glenn Davis, R OBP: 0.329, SLG: 0.457 (1, 3)	FC5-4 BB		HR				F7			3	1	1	3	1	0	1											
Kevin Bass, S OBP: 0.311, SLG: 0.381 (1, 9)	BB		F8		F7			1B		3	1	1	0	1	0	1											
Alan Ashby, S OBP: 0.326, SLG: 0.434 Alex Trevino, R OBP: 0.435, SLG: 0.432 (1, 2)	K		4-3			F7		1B BB		3	0	0	0	1	1	2											
Denny Walling, L OBP: 0.299, SLG: 0.354 (1, 5)		3-1			1-3		1B 2B		G1-6-3 1B	4	0	2	1	0	0	0											
Craig Reynolds, L OBP: 0.317, SLG: 0.305 (1, 6)	6-3		6-3		4-3		SH1-4 1B		F8	4	0	1	0	0	0	2											
Nolan Ryan, R OBP: 0.121, SLG: 0.094 Juan Agosto, L ERA: 5.73 Gerald Young, S OBP: 0.355, SLG: 0.325 Dave Smith, R ERA: 3.81 (1, 1)	6-3				K		SH1-4		G1-6-3	2	0	0	0	0	1	0											
Inning Stats	R: 1 E: 0 K: 1 S: 14	H: 1 LOB: 2 BB: 2 P: 26	R: 0 E: 0 K: 0 S: 5	H: 0 LOB: 0 BB: 0 P: 8	R: 3 E: 0 K: 0 S: 9	H: 3 LOB: 0 BB: 0 P: 15	R: 0 E: 0 K: 1 S: 6	H: 0 LOB: 0 BB: 0 P: 8	R: 1 E: 0 K: 0 S: 10	H: 2 LOB: 1 BB: 1 P: 20	R: 0 E: 0 K: 0 S: 9	H: 2 LOB: 2 BB: 0 P: 15	R: 0 E: 0 K: 0 S: 9	H: 0 LOB: 0 BB: 0 P: 17	R: 1 E: 0 K: 0 S: 12	H: 2 LOB: 1 BB: 1 P: 22		1B: 8 2B: 1 3B: 0 HR: 1	SF: 0 SAC: 1 DP: 2 HBP: 0	WP: 0 PB: 0 SB: 4 CS: 0	PA: 36						
PITCHER	IP	WLS	BF	H	R	ER	SO	BB	IBB	HBP	BLK	WP	HR	S	P	ERA	WHIP										
Kevin Coffman, R ERA: 5.73 (1, 1)	5.0		23	6	5	5	2	3	0	0	0	0	0	44	77	9.00	1.800										
Juan Echeberger, R ERA: 3.81 (6, 1)	2.0		8	2	0	0	0	0	0	0	0	0	0	18	32	0.00	1.000										
Jose Alvarez, R ERA: 3.47 (8, 1)	1.0	L	5	2	1	1	0	1	0	0	0	0	0	12	22	9.00	3.000										

Batter	1	2	3	4	5	6	7	8	9	AB	R	H	RBI	BB	SO	LOB	TOP								
Steve Sax, R OBP: 0.336, SLG: 0.389	5-3	F8				1-3			1B	5	1	2	0	0	0	4	Los Angeles Dodgers @ Atlanta Braves Atlanta-Fulton County Stadium, Atlanta, GA Wed Jun 15 1988, 7:05 PM EDT Att: 10,154 - Unknown - 85 F								
Mickey Hatcher, R OBP: 0.387, SLG: 0.433 Franklin Stubbs, L OBP: 0.323, SLG: 0.320	L8		L7		L6		K		1B	3	0	0	0	0	0	1									
Kirk Gibson, L OBP: 0.365, SLG: 0.529	HR		3-1			2B	K		K	5	2	2	1	0	2	1									
Mike Marshall, R OBP: 0.298, SLG: 0.391 Jose Gonzalez, R	4-3		G3			1B	6-3		K	5	1	1	1	0	1	1									
John Shelby, S OBP: 0.372, SLG: 0.464		5-3			G6-4-3	1B			1B	3	2	3	0	1	0	0									
Jeff Hamilton, R OBP: 0.209, SLG: 0.280		5-3		G6-4-3		F4			1B	4	1	2	1	0	0	3									
Rick Dempsey, R OBP: 0.333, SLG: 0.396 Alejandro Pena, R	5-3		L7			FC1-2	BB		L9-3	4	0	1	1	0	0	3									
Dave Anderson, R OBP: 0.361, SLG: 0.329		K			F8				K	3	0	0	0	1	2	2									
Orel Hershiser, R OBP: 0.121, SLG: 0.182 Jesse Orosco, R					1-4-3		FC1-2		F7	3	0	1	2	0	0	3									
Mike Scioscia, L OBP: 0.369, SLG: 0.360										1	0	0	0	0	0	0									
Inning Stats	R: 1 E: 0 K: 1 S: 9	H: 1 LOB: 0 BB: 0 P: 12	R: 2 E: 0 K: 1 S: 14	H: 2 LOB: 1 BB: 1 P: 21	R: 0 E: 0 K: 0 S: 7	H: 0 LOB: 0 BB: 0 P: 9	R: 0 E: 0 K: 0 S: 11	H: 1 LOB: 0 BB: 0 P: 13	R: 0 E: 0 K: 0 S: 10	H: 1 LOB: 3 BB: 1 P: 16	R: 2 E: 0 K: 2 S: 15	H: 4 LOB: 3 BB: 1 P: 22	R: 0 E: 0 K: 2 S: 10	H: 0 LOB: 0 BB: 0 P: 15	R: 1 E: 0 K: 1 S: 8	H: 2 LOB: 2 BB: 0 P: 10	R: 1 E: 0 K: 2 S: 13	H: 2 LOB: 1 BB: 0 P: 17	1B: 10 2B: 3 3B: 0 HR: 1	SF: 0 SAC: 0 DP: 2 HBP: 0	WP: 0 PB: 0 SB: 2 CS: 0	PA: 40			
PITCHER	IP	WLS	BF	H	R	ER	SO	BB	IBB	HBP	BLK	WP	HR	S	P	ERA	WHIP								
Tom Glavine, L ERA: 5.25	5.1	L	26	9	5	3	1	2	0	0	0	0	1	62	87	5.06	2.062								
José Alvarez, R ERA: 3.33	2.2		9	2	1	1	3	0	0	0	0	0	0	22	31	3.38	0.750								
Bruce Sutter, R ERA: 2.22	1.0		5	2	1	1	2	0	0	0	0	0	0	13	17	9.00	2.000								

Batter	1	2	3	4	5	6	7	8	9	AB	R	H	RBI	BB	SO	LOB	BOTTOM								
Albert Hall, S OBP: 0.326, SLG: 0.308	4-3			F4			L9		6-3	4	0	0	0	1	0	0	Los Angeles Dodgers @ Atlanta Braves Atlanta-Fulton County Stadium, Atlanta, GA Wed Jun 15 1988, 7:05 PM EDT Att: 10,154 - Unknown - 85 F								
Ken Oberkfell, L OBP: 0.317, SLG: 0.345 José Alvarez, R OBP: 0.667, SLG: 0.667 Ken Griffey, L OBP: 0.310, SLG: 0.317 Paul Runge, R OBP: 0.409, SLG: 0.371	K			5-3				FC4-6	K	2	0	0	0	1	1	0									
Gerald Perry, L OBP: 0.366, SLG: 0.435	F8			HR				1B	K	2	0	1	0	0	1	4									
Dale Murphy, R OBP: 0.340, SLG: 0.437		5-3					F9		1B	3	1	1	2	1	0	0									
Dion James, L OBP: 0.374, SLG: 0.342 Jim Morrison, R OBP: 0.218, SLG: 0.273 Bruce Sutter, R		F6						BB	BB	3	0	0	0	0	1	0									
Andres Thomas, R OBP: 0.255, SLG: 0.335	1-3								F9	1	0	0	0	0	0	0									
Bruce Benedict, R OBP: 0.306, SLG: 0.308 Ozzie Virgil, R OBP: 0.230, SLG: 0.336							1B		1B	3	1	2	1	1	0	0									
Ron Gant, R OBP: 0.250, SLG: 0.382							BB		1B	1	0	0	0	0	1	2									
Tom Glavine, L OBP: 0.318, SLG: 0.364 Jerry Royster, R OBP: 0.267, SLG: 0.400				1-3					K	1	0	0	0	0	1	2									
										2	0	0	0	0	0	1									
Inning Stats	R: 0 E: 0 K: 1 S: 8	H: 0 LOB: 0 BB: 0 P: 11	R: 0 E: 0 K: 0 S: 5	H: 0 LOB: 0 BB: 0 P: 10	R: 0 E: 0 K: 0 S: 8	H: 0 LOB: 0 BB: 0 P: 12	R: 2 E: 0 K: 0 S: 8	H: 2 LOB: 0 BB: 0 P: 12	R: 1 E: 0 K: 2 S: 14	H: 2 LOB: 3 BB: 2 P: 27	R: 0 E: 0 K: 1 S: 7	H: 0 LOB: 1 BB: 1 P: 13	R: 0 E: 0 K: 1 S: 8	H: 0 LOB: 0 BB: 0 P: 11	R: 1 E: 0 K: 1 S: 13	H: 2 LOB: 2 BB: 1 P: 20	R: 1 E: 1 K: 1 S: 13	H: 0 LOB: 0 BB: 0 P: 18	1B: 4 2B: 1 3B: 0 HR: 1	SF: 0 SAC: 0 DP: 0 HBP: 0	WP: 0 PB: 0 SB: 0 CS: 0	PA: 38			
PITCHER	IP	WLS	BF	H	R	ER	SO	BB	IBB	HBP	BLK	WP	HR	S	P	ERA	WHIP								
Orel Hershiser, R ERA: 2.54	7.0		28	4	3	3	5	3	0	0	1	0	0	58	96	3.86	1.000								
Jesse Orosco, L ERA: 3.13	0.1		3	1	1	1	0	1	0	0	0	0	0	7	13	27.00	6.000								
Alejandro Pena, R ERA: 2.34	1.2	S	7	1	1	0	2	0	0	0	0	0	0	19	25	0.00	0.600								

AB 38
R 7
H 13
RBI 7
BB 2
SO 6
LOB 18



AB 34
R 5
H 6
RBI 5
BB 4
SO 7
LOB 11



Batter	1	2	3	4	5	6	7	8	9	AB	R	H	RBI	BB	SO	LOB	TOP							
Steve Sax, R (1,4) OBP: 0.340, SLG: 0.390 Mike Sharperson, R (6,4) OBP: 0.462, SLG: 0.538	1-1 FC5-4 1B	4-1 BB			1-0 F9		2-1 2B			2	1	1	0	1	0	0	Los Angeles Dodgers @ Atlanta Braves Atlanta-Fulton County Stadium, Atlanta, GA Thu Jun 16 1988, 7:05 PM EDT Att: 9,666 - Cloudy - 94 F							
Mickey Hatcher, R (1,3) OBP: 0.379, SLG: 0.422 Tim Crews, R (7,1)	2-0 FC5-4 1B	0-1 6-3			1-0 F9		0-0 4-3			4	0	1	0	0	0	4								
Kirk Gibson, L (1,7) OBP: 0.361, SLG: 0.522 Danny Heep, L (7,7) OBP: 0.431, SLG: 0.350	0-3 K		1-2 F2		1-0 4-3			0-3 K		3	0	0	0	0	1	2								
Mike Marshall, R (1,9) OBP: 0.298, SLG: 0.402 Mike Davis, L (7,9) OBP: 0.274, SLG: 0.241	2-1 FC5-4 1-2 3-H 1B		1-3 K		1-0 HR			0-0 1B		3	1	1	2	0	1	1								
John Shelby, S (1,8) OBP: 0.369, SLG: 0.455	1-1 F7		4-2 BB		1-0 E3 G1-6-3			1-3 K		3	0	0	0	1	1	2								
Jeff Hamilton, R (1,5) OBP: 0.211, SLG: 0.279		1-0 SH1-4 G3 1B	3-2 6-3		1-1 F7			0-0 F4		4	0	1	0	0	0	3								
Mike Scioscia, L (1,2) OBP: 0.364, SLG: 0.354 Franklin Stubbs, L (7,3) OBP: 0.317, SLG: 0.314		0-1 G3		0-0 6-3		1-1 G1-6-3			0-0 F8	3	0	0	0	0	0	2								
Dave Anderson, R (1,6) OBP: 0.376, SLG: 0.341		4-0 SH1-4 BB		2-1 B1-6-4 1B			2-1 G6-3 1B		1-2 F7	3	0	2	0	1	0	0								
Ken Howell, R (1,1) Rick Dempsey, R (7,PH) OBP: 0.321, SLG: 0.380		0-0 SH1-4		0-1 B1-6-4			2-2 G6-3		1-0 F8	1	0	0	0	0	0	1								
	1-2 2-3			1-2			1-2			2	0	0	0	0	0	1								
Inning Stats	R: 1 E: 0 K: 1 S: 10	H: 2 LOB: 1 BB: 0 P: 16	R: 0 E: 0 K: 0 S: 7	H: 1 LOB: 2 BB: 2 P: 16	R: 0 E: 0 K: 1 S: 13	H: 0 LOB: 1 BB: 1 P: 22	R: 0 E: 0 K: 0 S: 5	H: 1 LOB: 0 BB: 0 P: 7	R: 0 E: 0 K: 0 S: 3	H: 0 LOB: 0 BB: 0 P: 6	R: 1 E: 1 K: 0 S: 6	H: 1 LOB: 0 BB: 0 P: 10	R: 0 E: 0 K: 0 S: 8	H: 2 LOB: 1 BB: 0 P: 14	R: 0 E: 0 K: 2 S: 10	H: 1 LOB: 1 BB: 0 P: 11	R: 0 E: 0 K: 0 S: 5	H: 0 LOB: 0 BB: 0 P: 7	1B: 6 2B: 1 3B: 0 HR: 1	SF: 0 SAC: 1 DP: 3 HBP: 0	WP: 0 PB: 0 SB: 0 CS: 0	PA: 36		
PITCHER	IP WLS BF H R ER SO BB IBB HBP BLK WP HR S P ERA WHIP	Zane Smith, L (1,1) ERA: 4.05	7.0 W 29 7 2 2 2 3 0 0 0 0 1 52 91 2.57 1.429	Juan Eichelberger, R (8,1) ERA: 3.45	1.0 L 4 1 0 0 2 0 0 0 0 0 0 10 11 0.00 1.000	Paul Assenmacher, L (9,1) ERA: 2.57	1.0 L 3 0 0 0 0 0 0 0 0 0 0 5 7 0.00 0.000																	

AB	32
R	2
H	8
RBI	2
BB	3
SO	4
LOB	16



Batter	1	2	3	4	5	6	7	8	9	AB	R	H	RBI	BB	SO	LOB	BOTTOM					
Albert Hall, S (1,8) OBP: 0.328, SLG: 0.310	0-3 K	1-0 FC3-5 1B		0-2 F5	0-0 2B 1B		0-1 FC4-6 1B			5	1	2	0	0	1	3	Los Angeles Dodgers @ Atlanta Braves Atlanta-Fulton County Stadium, Atlanta, GA Thu Jun 16 1988, 7:05 PM EDT Att: 9,666 - Cloudy - 94 F					
Ken Oberkfell, L (1,5) OBP: 0.327, SLG: 0.361 Juan Eichelberger, R (8,1) Paul Assenmacher, L (9,1) OBP: 0.500, SLG: 1.000	1-1 2B 1B	2-1 3-3 1-2 2-H 1B		0-1 E 1B	0-0 1-H 2-H 2B		0-0 FC4-6			5	1	4	3	0	0	2						
Gerald Perry, L (1,3) OBP: 0.367, SLG: 0.439	2-2 1-H 2B	1-0 4-3		3-2 E7 1B	2-0 5-3			1-1 3-1		5	1	2	1	0	0	3						
Dale Murphy, R (1,9) OBP: 0.341, SLG: 0.438	1-3 K		1-0 F4	4-0 1B PB IBB		3-3 K		0-1 4-3 2B		4	1	1	0	1	2	1						
Dion James, L (1,7) OBP: 0.380, SLG: 0.350		2-0 2B 1B	0-1 1B	0-1 PB 1B	1-3 2-H 3-H 1B		1-3 K	1-2 4-3		5	1	3	2	0	1	1						
Andres Thomas, R (1,6) OBP: 0.254, SLG: 0.332		1-2 2B 1B	0-0 F9	3-1 F4		0-0 6-3		0-2 5-3		5	1	1	0	0	0	3						
Ozzie Virgil, R (1,2) OBP: 0.231, SLG: 0.340		1-2 1B FC3-5 2B	0-3 K		1-3 K		1-0 4-3			4	0	1	1	0	2	1						
Ron Gant, R (1,4) OBP: 0.265, SLG: 0.384		0-0 SH1-4 1B		0-2 L8	0-3 K		0-1 1B			4	1	2	1	0	1	0						
Zane Smith, L (1,1) OBP: 0.130, SLG: 0.130 Paul Runge, R (7,PH) OBP: 0.400, SLG: 0.361		0-0 SH1-4		2-1 1B	1-0 1B		2-1 F7			2	2	2	0	0	0	0						
	1-2			1-3 2-H 3-H 1B	1-0 2B 1B					1	0	0	0	0	0	1						
Inning Stats	R: 0 E: 0 K: 2 S: 11	H: 2 LOB: 1 BB: 0 P: 15	R: 3 E: 0 K: 0 S: 13	H: 5 LOB: 2 BB: 0 P: 21	R: 0 E: 0 K: 1 S: 8	H: 1 LOB: 0 BB: 0 P: 9	R: 4 E: 1 K: 0 S: 17	H: 4 LOB: 1 BB: 1 P: 29	R: 2 E: 0 K: 2 S: 10	H: 3 LOB: 1 BB: 0 P: 14	R: 0 E: 0 K: 2 S: 8	H: 0 LOB: 0 BB: 0 P: 12	R: 0 E: 0 K: 0 S: 8	H: 2 LOB: 2 BB: 0 P: 11	R: 0 E: 0 K: 0 S: 10	H: 1 LOB: 1 BB: 0 P: 12	R: 0 E: 0 K: 0 S: 5	H: 0 LOB: 0 BB: 0 P: 7	1B: 14 2B: 4 3B: 0 HR: 0	SF: 0 SAC: 1 DP: 0 HBP: 0	WP: 0 PB: 1 SB: 0 CS: 0	PA: 42
PITCHER	IP WLS BF H R ER SO BB IBB HBP BLK WP HR S P ERA WHIP	Ken Howell, R (1,1) ERA: 12.0	6.0 L 33 15 9 8 7 0 0 0 0 0 0 18 23 0.00 1.500	Tim Crews, R (7,1) ERA: 2.7	2.0 L 9 3 0 0 0 0 0 0 0 0 0 0 0 0 0 0																	

AB	40
R	9
H	18
RBI	8
BB	1
SO	7
LOB	15



Batter	1	2	3	4	5	6	7	8	9	AB	R	H	RBI	BB	SO	LOB	TOP										
Gerald Young, S OBP: 0.344, SLG: 0.319 (1, 8)	L4		K		F7		P7			4	0	0	0	0	1	2	Houston Astros @ Atlanta Braves Atlanta-Fulton County Stadium, Atlanta, GA Fri Jun 17 1988, 3:33 AM EDT Cloudy - 80 F										
Terry Puhl, L OBP: 0.396, SLG: 0.324 (1, 7)	G3		1B		1B		IBB			3	0	2	0	1	0	0											
Bill Doran, S OBP: 0.361, SLG: 0.314 (1, 4)	G4-3		P5		K		K			4	0	0	0	0	2	5											
Glenn Davis, R OBP: 0.328, SLG: 0.471 (1, 3)			E		HR		G5-3		P2	4	2	2	0	0	0	0											
Kevin Bass, S OBP: 0.321, SLG: 0.402 (1, 9)	E3		FC6-4		HR		G4-3		F8	4	1	1	2	0	0	1											
Denny Walling, L OBP: 0.289, SLG: 0.333 Rafael Ramirez, R OBP: 0.283, SLG: 0.352 (8, PH) (8, 6)	P6		G3		G3		F8		P4	3	0	0	0	0	0	2											
Craig Reynolds, L OBP: 0.314, SLG: 0.292 (8, 5)	FC6-4		F9				SH1-3		P5	1	0	0	0	0	0	0											
Billy Hatcher, R OBP: 0.347, SLG: 0.394 (9, PH)	1-2 2-H		1B				1B			1	0	0	0	0	0	0											
Alex Trevino, R OBP: 0.400, SLG: 0.380 Alan Ashby, S OBP: 0.324, SLG: 0.431 (9, PH)	P6		P6		1B		SH1-3		G1-3	3	0	2	0	0	0	1											
Bob Knepper, L OBP: 0.080, SLG: 0.042 Larry Andersen, R OBP: 0.067, SLG: 0.667 Jim Pankovits, R OBP: 0.327, SLG: 0.380 (9, PH)			F7		F7		SH1-3		G4-3	2	0	0	0	0	0	0											
Inning Stats	R: 0 E: 0 K: 0 S: 8	H: 0 LOB: 0 BB: 0 P: 10	R: 1 E: 2 K: 0 S: 10	H: 1 LOB: 1 BB: 0 P: 15	R: 0 E: 0 K: 1 S: 8	H: 1 LOB: 1 BB: 0 P: 12	R: 2 E: 0 K: 0 S: 10	H: 3 LOB: 1 BB: 0 P: 15	R: 0 E: 1 K: 1 S: 10	H: 1 LOB: 1 BB: 0 P: 15	R: 0 E: 0 K: 0 S: 5	H: 0 LOB: 0 BB: 0 P: 7	R: 0 E: 0 K: 1 S: 7	H: 2 LOB: 3 BB: 1 P: 12	R: 0 E: 0 K: 0 S: 6	H: 0 LOB: 0 BB: 0 P: 7	R: 0 E: 0 K: 0 S: 9	H: 0 LOB: 0 BB: 0 P: 17	1B: 7 2B: 0 3B: 0 HR: 1	SF: 0 SAC: 1 DP: 0 HBP: 0	WP: 0 PB: 0 SB: 0 CS: 0	PA: 36					
PITCHER	IP	WLS	BF	H	R	ER	SO	BB	IBB	HBP	BLK	WP	HR	S	P	ERA	WHIP										
Rick Mahler, R ERA: 3.39 Paul Assenmacher, L ERA: 2.5 Bruce Sutter, R ERA: 2.15	(1, 1)	7.0	30	8	3	2	3	0	1	0	0	0	1	58	86	2.57	1.143										

Batter	1	2	3	4	5	6	7	8	9	AB	R	H	RBI	BB	SO	LOB	BOTTOM										
Albert Hall, S OBP: 0.322, SLG: 0.303 (1, 8)	G6-3		K		FC5-4		G3-1			4	0	0	0	0	1	4	Houston Astros @ Atlanta Braves Atlanta-Fulton County Stadium, Atlanta, GA Fri Jun 17 1988, 3:33 AM EDT Cloudy - 80 F										
Jerry Royster, R OBP: 0.211, SLG: 0.316 (1, 5)	K				G5-3		G5-3		G1-3	4	0	0	0	0	1	0											
Gerald Perry, L OBP: 0.361, SLG: 0.431 (1, 3)	G1-3				K		G4-3		F5	4	0	0	0	0	1	0											
Dale Murphy, R OBP: 0.343, SLG: 0.450 (1, 9)			G5-4-3 BB		K		P5		HR	3	1	1	1	1	1	0											
Gary Roenicke, R OBP: 0.325, SLG: 0.380 Bruce Sutter, R (9, 1)	G5-4-3				F7		3B 1B		L4	4	1	1	0	0	0	1											
Andres Thomas, R OBP: 0.251, SLG: 0.328 (1, 6)	F8				K		F3			3	0	0	0	0	1	1											
Ozzie Virgil, R OBP: 0.161, SLG: 0.355 Ken Griffey, L OBP: 0.308, SLG: 0.314 Bruce Benedict, R OBP: 0.306, SLG: 0.308 (8, 2)			L1-6 2B		3B 1B		K			2	1	2	0	0	0	0											
Ron Gant, R OBP: 0.262, SLG: 0.411 (1, 4)			L1-6		1B 3B		1B 3B			3	1	2	2	0	0	1											
Rick Mahler, R OBP: 0.161, SLG: 0.167 Ken Oberkfell, L OBP: 0.330, SLG: 0.361 Paul Assenmacher, L OBP: 0.500, SLG: 1.000 Dion James, L OBP: 0.380, SLG: 0.350 (9, 7)					1B		FC5-4 1B			2	0	2	1	0	0	0											
Inning Stats	R: 0 E: 0 K: 1 S: 10	H: 0 LOB: 0 BB: 0 P: 14	R: 0 E: 0 K: 0 S: 6	H: 0 LOB: 1 BB: 1 P: 12	R: 0 E: 0 K: 1 S: 10	H: 2 LOB: 1 BB: 0 P: 17	R: 0 E: 0 K: 2 S: 7	H: 0 LOB: 0 BB: 0 P: 12	R: 2 E: 0 K: 1 S: 20	H: 3 LOB: 1 BB: 0 P: 29	R: 0 E: 0 K: 0 S: 6	H: 0 LOB: 0 BB: 0 P: 13	R: 1 E: 0 K: 1 S: 13	H: 2 LOB: 2 BB: 1 P: 21	R: 1 E: 0 K: 0 S: 6	H: 1 LOB: 0 BB: 0 P: 12		R: 1 E: 0 K: 0 S: 6	H: 1 LOB: 0 BB: 0 P: 12	1B: 4 2B: 2 3B: 2 HR: 1	SF: 0 SAC: 0 DP: 2 HBP: 0	WP: 0 PB: 0 SB: 0 CS: 0	PA: 32				
PITCHER	IP	WLS	BF	H	R	ER	SO	BB	IBB	HBP	BLK	WP	HR	S	P	ERA	WHIP										
Bob Knepper, L ERA: 2.09 Larry Andersen, R ERA: 4.26	(1, 1)	6.1	24	6	3	3	5	1	0	0	0	0	1	15	27	5.40	1.800										



Batter	1	2	3	4	5	6	7	8	9	AB	R	H	RBI	BB	SO	LOB	TOP										
Billy Hatcher, R OBP: 0.348, SLG: 0.398 (1, 8)	0-0 6-3		0-1 1B	1-0 L4		2-1 CS	0-1 4-3		3-1 CS	5	1	2	0	0	0	1											
Terry Puhl, L OBP: 0.409, SLG: 0.333 (1, 7)	0-2 1B		0-1 2B	4-2 BB			2-1 4-3		0-0 F8	4	2	2	1	1	0	1											
Bill Doran, S OBP: 0.359, SLG: 0.318 (1, 4)	0-0 F8		2-2 HR	0-0 F9			1-2 4-3		1-1 CS	4	1	1	1	1	0	2											
Glenn Davis, R OBP: 0.335, SLG: 0.492 (1, 3)	3-1 1B		0-0 HR			3-2 L1-6			0-1 L4	4	1	3	3	0	0	0											
Kevin Bass, S OBP: 0.316, SLG: 0.395 (1, 9)	3-2 4-3		2-0 4-3			3-3 K			1-2 G3	4	0	0	0	0	1	2											
Alan Ashby, S OBP: 0.323, SLG: 0.424 (1, 2)		1-1 F9	2-3 K			0-1 L1-6			4-1 1B	3	0	0	0	1	1	1											
Denny Walling, L OBP: 0.301, SLG: 0.348 (1, 5)		4-1 BB	0-0 2B			2-2 4-3			0-0 FC1-4	3	0	2	0	1	0	0											
Rafael Ramirez, R OBP: 0.278, SLG: 0.346 (1, 6)		0-2 F7	1-0 F8			2-0 5-3			0-0 FC1-4	4	0	0	0	0	0	4											
Joaquin Andujar, S OBP: 0.500, SLG: 1.000 (6, PH)		2-1 F7				1-0 L4			0-0 1-3	2	0	1	0	0	0	1											
Chuck Jackson, R OBP: 0.310, SLG: 0.382 (6, PH)										1	0	1	0	0	0	0											
Rocky Childress, R (6, 1)										1	0	0	0	0	0	0											
Juan Agosto, L (9, 1)										0	0	0	0	0	0	0											
Dave Smith, R (9, 1)										0	0	0	0	0	0	0											
Inning Stats	R: 1 E: 0 K: 0 S: 11	H: 2 LOB: 1 BB: 0 P: 17	R: 0 E: 0 K: 0 S: 8	H: 0 LOB: 1 BB: 1 P: 15	R: 4 E: 0 K: 1 S: 14	H: 5 LOB: 1 BB: 0 P: 21	R: 0 E: 0 K: 0 S: 8	H: 1 LOB: 0 BB: 0 P: 16	R: 0 E: 0 K: 1 S: 10	H: 1 LOB: 0 BB: 0 P: 16	R: 0 E: 0 K: 0 S: 8	H: 0 LOB: 0 BB: 0 P: 11	R: 0 E: 0 K: 0 S: 8	H: 1 LOB: 2 BB: 1 P: 13	R: 0 E: 0 K: 0 S: 6	H: 1 LOB: 0 BB: 0 P: 9	1B: 6 2B: 7 3B: 0 HR: 1	SF: 0 SAC: 0 DP: 2 HBP: 0	WP: 0 PB: 0 SB: 2 CS: 2	PA: 40							
PITCHER	IP	WLS	BF	H	R	ER	SO	BB	IBB	HBP	BLK	WP	HR	S	P	ERA	WHIP										
Charlie Puleo, R ERA: 4.6	(1, 1)	2.2	16	7	5	5	1	1	0	0	0	0	1	32	51	16.88	3.000										
José Álvarez, R ERA: 2.97	(3, 1)	3.1	11	3	0	0	1	1	0	0	0	0	0	27	48	0.00	1.200										
Juan Eichelberger, R ERA: 3.15	(7, 1)	3.0	W	11	2	0	0	1	0	0	0	0	0	22	33	0.00	1.000										

Houston Astros @ Atlanta Braves
Atlanta-Fulton County Stadium, Atlanta, GA
Fri Jun 17 1988, 7:05 PM EDT
Att: 12,878 - Unknown - 77 F

AB 35
R 5
H 12
RBI 5
BB 3
SO 2
LOB 12



Batter	1	2	3	4	5	6	7	8	9	AB	R	H	RBI	BB	SO	LOB	BOTTOM										
Ron Gant, R OBP: 0.260, SLG: 0.405 (1, 4)	0-0 6-3			2-2 G3		1-3 K			2-2 1B	5	1	1	0	0	1	4											
Ken Oberkfell, L OBP: 0.328, SLG: 0.357 (1, 5)	0-1 4-3		1-1 P6	0-0 F7			2-1 P5		2-1 1B	5	1	1	1	0	0	4											
Gerald Perry, L OBP: 0.366, SLG: 0.435 (1, 3)	0-1 E6		1-1 F8			0-0 1B	1-0 1B		0-2 1B	5	1	3	1	0	0	0											
Ken Griffey, L OBP: 0.320, SLG: 0.327 (6, 7)	0-0 G3		1-0 1B			1-0 F8	3-2 1B		1-0 1B	5	1	3	1	0	0	2											
Andres Thomas, R OBP: 0.258, SLG: 0.333 (1, 6)		1-0 2B	2-2 1B	1-2 1B		0-0 1B	1-2 1B		1-3 K	5	1	3	0	0	1	4											
Dion James, L OBP: 0.379, SLG: 0.356 (6, 2)		1-0 1B	1-1 F7			3-1 F7			1-3 K	3	0	1	0	0	0	4											
Ozzie Virgil, R OBP: 0.244, SLG: 0.357 (6, 9)		1-3 2B				3-3 K			1-3 1B	2	0	1	1	0	1	0											
Bruce Benedict, R OBP: 0.299, SLG: 0.300 (5, PH)		1-3 K	1-3 K			3-3 K			0-3 K	2	0	0	0	0	2	4											
Dale Murphy, R OBP: 0.343, SLG: 0.448 (6, 9)									1-2 1B	3	0	1	1	0	2	2											
Albert Hall, S OBP: 0.320, SLG: 0.298 (1, 8)		4-0 1B				0-2 F9			0-1 F9	3	0	0	0	1	0	0											
Charlie Puleo, R OBP: 0.400, SLG: 0.400 (3, 1)		1-2 1B				2-2 1B			1-0 1B	1	0	1	1	0	0	0											
José Álvarez, R OBP: 0.750, SLG: 0.750 (6, PH)										1	0	1	0	0	0	0											
Jim Morrison, R OBP: 0.219, SLG: 0.289 (7, 1)										0	0	0	0	0	1	0											
Juan Eichelberger, R OBP: 0.250, SLG: 0.350 (9, PH)		1-2 1B								1	1	1	0	0	0	0											
Inning Stats	R: 0 E: 1 K: 0 S: 6	H: 0 LOB: 1 BB: 0 P: 6	R: 1 E: 0 K: 1 S: 12	H: 3 LOB: 3 BB: 1 P: 21	R: 0 E: 0 K: 1 S: 11	H: 2 LOB: 2 BB: 0 P: 17	R: 0 E: 0 K: 0 S: 11	H: 1 LOB: 1 BB: 0 P: 15	R: 0 E: 0 K: 1 S: 9	H: 2 LOB: 2 BB: 0 P: 16	R: 0 E: 0 K: 2 S: 12	H: 0 LOB: 0 BB: 0 P: 17	R: 0 E: 0 K: 0 S: 7	H: 2 LOB: 1 BB: 0 P: 14	R: 0 E: 0 K: 2 S: 8	H: 0 LOB: 0 BB: 0 P: 9	R: 5 E: 0 K: 1 S: 21	H: 7 LOB: 2 BB: 0 P: 30	1B: 16 2B: 1 3B: 0 HR: 0	SF: 0 SAC: 0 DP: 1 HBP: 0	WP: 0 PB: 0 SB: 0 CS: 0	PA: 43					
PITCHER	IP	WLS	BF	H	R	ER	SO	BB	IBB	HBP	BLK	WP	HR	S	P	ERA	WHIP										
Joaquin Andujar, R ERA: 6.0	(1, 1)	5.0	25	8	1	1	3	0	0	0	0	0	0	49	75	1.80	1.600										
Rocky Childress, R ERA: 3.24	(6, 1)	3.0	12	4	2	2	4	0	0	0	0	0	0	32	48	6.00	1.333										
Juan Agosto, L ERA: 2.34	(9, 1)	0.0	2	2	0	0	0	0	0	0	0	0	0	6	8	∞	∞										
Dave Smith, R ERA: 2.55	(9, 1)	0.1	L	4	3	3	1	0	0	0	0	0	0	10	14	81.00	9.000										

Houston Astros @ Atlanta Braves
Atlanta-Fulton County Stadium, Atlanta, GA
Fri Jun 17 1988, 7:05 PM EDT
Att: 12,878 - Unknown - 77 F

AB 42
R 6
H 17
RBI 6
BB 1
SO 8
LOB 24



Batter	1	2	3	4	5	6	7	8	9	AB	R	H	RBI	BB	SO	LOB	TOP			
Albert Hall, S OBP: 0.321, SLG: 0.306	0-0 6-3		0-0 1B		0-0 3-1			0-0 1B 1B	0-0 F8	5	1	2	0	0	0	3	Atlanta Braves @ Los Angeles Dodgers Dodger Stadium, Los Angeles, CA Mon Jun 20 1988, 7:05 PM PDT Att: 43,268 - Unknown			
Ken Oberkfell, L OBP: 0.324, SLG: 0.345	0-0 F7		0-0 F8			0-3 K		0-0 1B 1B	0-0 1B 1B	5	0	2	0	0	1	1				
Dion James, L OBP: 0.382, SLG: 0.377	4-0 BB			0-3 K		0-0 F8		0-0 1B 1B	0-0 1B 1B	4	0	2	2	1	1	0				
Dale Murphy, R OBP: 0.345, SLG: 0.440	0-3 K			0-0 5-3		0-0 F9		0-3 K	0-0 F4	5	0	0	0	0	2	5				
Ken Griffey, L OBP: 0.301, SLG: 0.325		0-0 4-3		0-0 F2			0-3 K	0-0 F5		4	0	0	0	0	1	2				
Andres Thomas, R OBP: 0.288, SLG: 0.359		0-3 K			0-0 F8		0-0 5-3	0-0 5-3		4	0	0	0	0	1	2				
Bruce Benedict, R OBP: 0.313, SLG: 0.307		0-0 F8			0-0 E7 1B		4-0 1B BB	0-0 F7		3	0	1	0	1	0	0				
Ron Gant, R OBP: 0.268, SLG: 0.426			0-0 1-6-3		0-0 F7		0-0 1-2 1B	0-0 HR		4	1	2	1	0	0	1				
Tom Glavine, L OBP: 0.304, SLG: 0.348			0-0 4-3		1-0 HBP		0-0 F6	0-0 1B 1B		1	0	0	0	0	0	0				
Juan Eichelberger, R OBP: 0.273, SLG: 0.266										0	0	0	0	0	0	0				
Jim Morrison, R OBP: 0.400, SLG: 0.400										0	0	0	0	0	0	2				
Charlie Puleo, R OBP: 0.318, SLG: 0.381										0	0	0	0	0	0	0				
Jerry Royster, R OBP: 0.318, SLG: 0.381										1	1	1	0	0	0	0				
Inning Stats	R: 0 E: 0 K: 1 S: 5	H: 0 LOB: 1 BB: 1 P: 9	R: 0 E: 0 K: 1 S: 5	H: 0 LOB: 0 BB: 0 P: 5	R: 0 E: 0 K: 0 S: 4	H: 1 LOB: 1 BB: 0 P: 4	R: 0 E: 0 K: 1 S: 5	H: 0 LOB: 0 BB: 0 P: 5	R: 0 E: 1 K: 0 S: 4	H: 1 LOB: 2 BB: 0 P: 5	R: 0 E: 0 K: 0 S: 6	H: 1 LOB: 2 BB: 1 P: 10	R: 1 E: 0 K: 1 S: 8	H: 3 LOB: 3 BB: 0 P: 8	R: 2 E: 0 K: 0 S: 7	H: 4 LOB: 2 BB: 0 P: 7	1B: 9 2B: 0 3B: 0 HR: 1	SF: 0 SAC: 0 DP: 0 HBP: 1	WP: 0 PB: 0 SB: 0 CS: 0	PA: 40
PITCHER	IP WLS BF H R ER SO BB IBB HBP BLK WP HR S P ERA WHIP																			
Shawn Hillegas, R ERA: 3.12	(1, 1) 8.2 W 39 10 3 3 6 2 0 0 1 0 0 0 1 48 57 3.12 1.385																			
Alejandro Pena, R ERA: 2.25	(9, 1) 0.1 S 1 0 0 0 0 0 0 0 0 0 0 0 0 1 1 0.00 0.000																			

AB	37
R	3
H	10
RBI	3
BB	2
SO	6
LOB	16



Batter	1	2	3	4	5	6	7	8	9	AB	R	H	RBI	BB	SO	LOB	BOTTOM			
Steve Sax, R OBP: 0.342, SLG: 0.384	0-0 F9			0-0 S 1B SF9 1B	0-0 4-3			0-0 F9		3	1	1	1	0	0	1	Atlanta Braves @ Los Angeles Dodgers Dodger Stadium, Los Angeles, CA Mon Jun 20 1988, 7:05 PM PDT Att: 43,268 - Unknown			
Mike Sharperson, R OBP: 0.417, SLG: 0.478		0-0 F7								2	0	0	0	0	0	2				
Mickey Hatcher, R OBP: 0.346, SLG: 0.395	0-0 1B 2B		0-0 4-3		0-0 1B		0-0 F7		0-3 K	4	1	2	0	0	0	1				
Franklin Stubbs, L OBP: 0.310, SLG: 0.343				0-0 1-2 1B						1	0	0	0	0	1	0				
Kirk Gibson, L OBP: 0.376, SLG: 0.544	4-0 1B BB		0-0 1B		0-0 SF9 1B		0-0 1B 5-4-3 1B	0-0 3-1		2	2	2	1	1	0	0				
Danny Heep, L OBP: 0.400, SLG: 0.324		0-0 1B BB		0-0 1B		0-0 2H 1B				1	0	0	0	0	0	0				
Mike Marshall, R OBP: 0.311, SLG: 0.422	0-0 1B		0-0 1B		0-0 5-3		0-0 5-4-3 1B	0-0 F9		5	0	2	0	0	0	2				
John Shelby, S OBP: 0.381, SLG: 0.461	0-0 1-2 2H 3H 1B		0-3 K			0-0 2B 1B	0-0 1B	0-0 2-3 1B		4	1	3	2	0	1	2				
Jeff Hamilton, R OBP: 0.246, SLG: 0.358	0-0 F4		0-0 G5-4-3 1B		0-0 1B 2B		0-0 5-3			4	1	2	1	0	0	4				
Rick Dempsey, R OBP: 0.328, SLG: 0.500	0-0 5-3		0-0 G5-4-3 1B		0-3 K			4-0 BB		3	0	0	0	1	1	6				
Dave Anderson, R OBP: 0.392, SLG: 0.363		0-0 SH2-4 1B		0-0 SH2-4 1B		0-0 2H 3H 1B		0-0 F7		4	1	3	2	0	0	1				
Shawn Hillegas, R ERA: 3.86	(1, 1) 3.2 L 21 5 5 1 1 0 0 0 0 0 0 0 0 22 26 12.27 3.000																			
Juan Eichelberger, R ERA: 3.86	(4, 1) 2.1 12 5 2 2 2 0 0 0 0 0 0 0 16 16 7.71 2.143																			
Charlie Puleo, R ERA: 4.21	(7, 1) 2.0 7 0 0 0 0 1 1 0 0 0 0 0 8 12 0.00 0.500																			
Inning Stats	R: 2 E: 0 K: 0 S: 6	H: 3 LOB: 2 BB: 1 P: 10	R: 0 E: 0 K: 0 S: 4	H: 1 LOB: 1 BB: 0 P: 4	R: 1 E: 0 K: 1 S: 7	H: 3 LOB: 1 BB: 0 P: 7	R: 2 E: 0 K: 0 S: 6	H: 3 LOB: 1 BB: 0 P: 6	R: 2 E: 0 K: 2 S: 10	H: 3 LOB: 1 BB: 0 P: 10	R: 0 E: 0 K: 0 S: 5	H: 2 LOB: 2 BB: 0 P: 5	R: 0 E: 0 K: 1 S: 5	H: 0 LOB: 1 BB: 1 P: 7	R: 0 E: 0 K: 1 S: 5	H: 0 LOB: 0 BB: 0 P: 5	1B: 13 2B: 2 3B: 0 HR: 0	SF: 1 SAC: 2 DP: 1 HBP: 0	WP: 0 PB: 0 SB: 1 CS: 0	PA: 40
PITCHER	IP WLS BF H R ER SO BB IBB HBP BLK WP HR S P ERA WHIP																			



Batter	1	2	3	4	5	6	7	8	9	AB	R	H	RBI	BB	SO	LOB	TOP					
Albert Hall, S OBP: 0.320, SLG: 0.305 (1, 8)	G3-1		G5-3 1B		K			L8		4	0	1	0	0	1	1	Atlanta Braves @ Los Angeles Dodgers Dodger Stadium, Los Angeles, CA Tue Jun 21 1988, 7:05 PM PDT Att: 18,485 - Unknown - 70 F					
Ken Oberkfell, L OBP: 0.319, SLG: 0.339 (1, 5)	K		G5-3 1-2		G1-3			6-3		4	0	0	0	0	1	2						
Dion James, L OBP: 0.380, SLG: 0.371 (1, 7)			K						E4 FC6-4	3	0	0	0	1	2	1						
Dale Murphy, R OBP: 0.341, SLG: 0.433 (1, 9)	K		F8-9					F9	FC6-4 FC4-8	4	0	0	0	0	1	3						
Ken Griffey, L OBP: 0.293, SLG: 0.315 (1, 3)		G6-3			L8			K	FC4-6	4	0	0	0	0	1	1						
Andres Thomas, R OBP: 0.284, SLG: 0.354 (1, 6)		F8			P6				L9	4	0	0	0	0	0	1						
Ozzie Virgil, R OBP: 0.253, SLG: 0.384 (1, 2)					G6-3			K		3	1	1	1	0	1	0						
Ron Gant, R OBP: 0.269, SLG: 0.425 (1, 4)								L7		3	0	1	0	0	0	0						
Zane Smith, L OBP: 0.160, SLG: 0.160 (1, 1)										2	0	1	0	0	0	1						
Jerry Royster, R OBP: 0.304, SLG: 0.354 (8, PH)										1	0	0	0	0	0	0						
José Álvarez, R OBP: 0.750, SLG: 0.750 (8, 1)										0	0	0	0	0	0	0						
Paul Assenmacher, L OBP: 0.500, SLG: 1.000 (8, 1)										0	0	0	0	0	0	0						
Inning Stats	R: 0 E: 0 K: 2 S: 14	H: 0 LOB: 1 BB: 1 P: 20	R: 1 E: 0 K: 0 S: 13	H: 2 LOB: 1 BB: 0 P: 19	R: 0 E: 0 K: 1 S: 9	H: 1 LOB: 1 BB: 0 P: 14	R: 0 E: 0 K: 0 S: 5	H: 0 LOB: 0 BB: 0 P: 7	R: 0 E: 0 K: 1 S: 6	H: 1 LOB: 1 BB: 0 P: 6	R: 0 E: 0 K: 2 S: 7	H: 0 LOB: 0 BB: 0 P: 10	R: 0 E: 0 K: 1 S: 9	H: 0 LOB: 0 BB: 0 P: 17	R: 0 E: 0 K: 0 S: 5	H: 0 LOB: 0 BB: 0 P: 7	R: 0 E: 1 K: 0 S: 7	H: 0 LOB: 1 BB: 0 P: 8	1B: 3 2B: 0 3B: 0 HR: 1	SF: 0 SAC: 0 DP: 0 HBP: 0	WP: 0 PB: 0 SB: 0 CS: 0	PA: 33
PITCHER Tim Leary, R ERA: 2.92 (1, 1)	IP: 9.0 WLS: W BF: 33 H: 4 R: 1 ER: 1 SO: 7 BB: 1 IBB: 0 HBP: 0 BLK: 0 WP: 0 HR: 1 S: 75 P: 108 ERA: 1.00 WHIP: 0.556																					

Batter	1	2	3	4	5	6	7	8	9	AB	R	H	RBI	BB	SO	LOB	BOTTOM			
Steve Sax, R OBP: 0.345, SLG: 0.384 (1, 4)	F9							G6-3		3	0	1	0	1	0	1	Atlanta Braves @ Los Angeles Dodgers Dodger Stadium, Los Angeles, CA Tue Jun 21 1988, 7:05 PM PDT Att: 18,485 - Unknown - 70 F			
Mickey Hatcher, R OBP: 0.329, SLG: 0.375 (1, 3)										4	0	0	0	0	0	4				
Franklin Stubbs, L OBP: 0.310, SLG: 0.343 (8, 3)	G3		6-3		P3			G4-3		0	0	0	0	0	0	0				
Kirk Gibson, L OBP: 0.378, SLG: 0.543 (1, 7)										4	0	2	0	0	1	0				
Mike Marshall, R OBP: 0.310, SLG: 0.418 (1, 9)										3	0	0	0	1	1	3				
John Shelby, S OBP: 0.383, SLG: 0.459 (1, 8)										3	1	1	0	1	0	0				
Jeff Hamilton, R OBP: 0.283, SLG: 0.372 (1, 5)										4	1	3	0	0	1	3				
Mike Scioscia, L OBP: 0.346, SLG: 0.335 (1, 2)										4	0	1	1	0	0	5				
Dave Anderson, R OBP: 0.390, SLG: 0.356 (1, 6)										2	0	0	1	1	0	1				
Tim Leary, R OBP: 0.333, SLG: 0.417 (1, 1)										2	0	1	0	0	1	1				
Inning Stats	R: 0 E: 0 K: 1 S: 5	H: 0 LOB: 0 BB: 0 P: 9	R: 2 E: 0 K: 1 S: 10	H: 3 LOB: 1 BB: 0 P: 14	R: 0 E: 0 K: 0 S: 5	H: 1 LOB: 0 BB: 0 P: 7	R: 0 E: 0 K: 1 S: 13	H: 1 LOB: 1 BB: 0 P: 19	R: 0 E: 0 K: 0 S: 10	H: 2 LOB: 3 BB: 1 P: 18	R: 0 E: 0 K: 0 S: 4	H: 1 LOB: 0 BB: 0 P: 6	R: 0 E: 0 K: 0 S: 5	H: 0 LOB: 1 BB: 1 P: 11	R: 0 E: 0 K: 1 S: 10	H: 1 LOB: 2 BB: 2 P: 20	1B: 9 2B: 0 3B: 0 HR: 0	SF: 0 SAC: 1 DP: 2 HBP: 0	WP: 0 PB: 0 SB: 0 CS: 1	PA: 34
PITCHER Zane Smith, L ERA: 3.92 (1, 1)	IP: 7.0 WLS: L BF: 29 H: 8 R: 2 ER: 2 SO: 3 BB: 2 IBB: 0 HBP: 0 BLK: 0 WP: 0 HR: 0 S: 84 P: 84 ERA: 2.57 WHIP: 1.429																			
José Álvarez, R ERA: 2.84 (8, 1)	IP: 0.1 WLS: L BF: 4 H: 1 R: 0 ER: 0 SO: 1 BB: 2 IBB: 0 HBP: 0 BLK: 0 WP: 0 HR: 0 S: 9 P: 19 ERA: 0.00 WHIP: 9.000																			
Paul Assenmacher, L ERA: 0.92 (8, 1)	IP: 0.2 WLS: L BF: 1 H: 0 R: 0 ER: 0 SO: 0 BB: 0 IBB: 0 HBP: 0 BLK: 0 WP: 0 HR: 0 S: 1 P: 1 ERA: 0.00 WHIP: 0.000																			

Batter	1	2	3	4	5	6	7	8	9	AB	R	H	RBI	BB	SO	LOB	TOP																
Gary Templeton, S OBP: 0.250, SLG: 0.264 (1, 6)	L3		5-3														3	0	1	2	2	0	1										
Randy Ready, R OBP: 0.362, SLG: 0.434 (1, 4) (8, 5)	F8		F9																						5	1	1	0	0	0	3		
Tony Gwynn, L OBP: 0.338, SLG: 0.333 (1, 9)	1-3																									4	0	2	1	0	0	1	
Keith Moreland, R OBP: 0.325, SLG: 0.373 (1, 7)		1-3																								4	0	1	0	0	1	2	
Carmelo Martinez, R OBP: 0.241, SLG: 0.310 (1, 3)		K																								4	0	0	0	0	1	2	
Benito Santiago, R OBP: 0.259, SLG: 0.314 (1, 2)	F9																									4	0	0	0	0	2	1	
Chris Brown, R OBP: 0.322, SLG: 0.333 Greg Booker, R (8, 1)																											4	2	3	0	0	0	0
Shane Mack, R OBP: 0.320, SLG: 0.238 (1, 8)																											3	1	2	1	1	1	0
Jimmy Jones, R OBP: 0.103, SLG: 0.038 Mark Grant, R (5, 1)																											0	0	0	0	0	0	0
Tim Flannery, L OBP: 0.265, SLG: 0.186 Dave Leiper, L (6, 1)																											1	0	0	0	0	1	2
Roberto Alomar, S OBP: 0.277, SLG: 0.332 (8, 4)																											1	0	0	0	0	0	0
Inning Stats	R: 0 E: 0 K: 0 S: 11	H: 0 LOB: 0 BB: 0 P: 16	R: 0 E: 0 K: 1 S: 6	H: 0 LOB: 0 BB: 0 P: 6	R: 1 E: 0 K: 0 S: 16	H: 1 LOB: 1 BB: 1 P: 26	R: 0 E: 0 K: 1 S: 10	H: 2 LOB: 1 BB: 0 P: 20	R: 3 E: 0 K: 1 S: 18	H: 5 LOB: 1 BB: 0 P: 27	R: 0 E: 0 K: 2 S: 12	H: 2 LOB: 2 BB: 0 P: 13	R: 0 E: 0 K: 0 S: 7	H: 0 LOB: 1 BB: 1 P: 17	R: 0 E: 0 K: 0 S: 12	H: 0 LOB: 0 BB: 0 P: 18	R: 0 E: 0 K: 1 S: 12	H: 0 LOB: 1 BB: 1 P: 21	1B: 8 2B: 2 3B: 0 HR: 0	SF: 0 SAC: 2 DP: 1 HBP: 0	WP: 0 PB: 0 CS: 0	PA: 38											
PITCHER	IP	WLS	BF	H	R	ER	SO	BB	IBB	HBP	BLK	WP	HR	S	P	ERA	WHIP																
Tom Glavine, L ERA: 5.62 Charlie Puleo, R ERA: 4.01	(1, 1)	4.1	19	6	4	4	2	1	0	0	0	0	0	54	86	8.31	1.615																
(5, 1)	4.2	W	19	4	0	0	4	2	0	0	0	0	0	50	78	0.00	1.286																

San Diego Padres @ Atlanta Braves
Atlanta-Fulton County Stadium, Atlanta, GA

AB 33
R 4
H 10
RBI 4
BB 3
SO 6
LOB 12



WP: 0 PA: 38
PB: 0
CS: 0

Sat Jun 25 1988, 7:05 PM EDT
Att: 12,315 - Unknown - 92 F

Batter	1	2	3	4	5	6	7	8	9	AB	R	H	RBI	BB	SO	LOB	BOTTOM										
Albert Hall, S OBP: 0.323, SLG: 0.314 Gary Roenicke, R OBP: 0.329, SLG: 0.384 (1, 8) (7, 7)	L9																4	1	3	2	0	0	0				
Ken Oberkfell, L OBP: 0.314, SLG: 0.339 (1, 5)	L9																4	1	1	1	0	0	2				
Dion James, L OBP: 0.385, SLG: 0.367 (1, 7) (7, 8)																	3	1	1	0	2	0	1				
Dale Murphy, R OBP: 0.334, SLG: 0.425 (1, 9)	F6																4	1	1	2	0	0	4				
Ken Griffey, L OBP: 0.302, SLG: 0.319 (1, 3)	6-3																4	1	2	1	0	0	2				
Andres Thomas, R OBP: 0.260, SLG: 0.353 (1, 6)																	4	0	1	1	0	0	2				
Bruce Benedict, R OBP: 0.310, SLG: 0.297 (1, 2)																	3	1	0	0	1	0	0				
Ron Gant, R OBP: 0.278, SLG: 0.423 (1, 4)																	3	1	1	1	0	2	0				
Tom Glavine, L OBP: 0.320, SLG: 0.333 Charlie Puleo, R OBP: 0.286, SLG: 0.286 (1, 1) (5, 1)																	1	1	0	0	1	1	0				
Inning Stats	R: 0 E: 0 K: 0 S: 10	H: 1 LOB: 2 BB: 1 P: 18	R: 3 E: 1 K: 0 S: 15	H: 2 LOB: 1 BB: 1 P: 26	R: 0 E: 0 K: 0 S: 6	H: 0 LOB: 0 BB: 0 P: 7	R: 0 E: 0 K: 2 S: 9	H: 0 LOB: 0 BB: 0 P: 13	R: 4 E: 0 K: 1 S: 27	H: 5 LOB: 2 BB: 1 P: 41	R: 1 E: 0 K: 0 S: 11	H: 2 LOB: 2 BB: 1 P: 22	R: 0 E: 0 K: 1 S: 8	H: 0 LOB: 0 BB: 0 P: 10	R: 0 E: 0 K: 0 S: 5	H: 0 LOB: 0 BB: 0 P: 7	1B: 8 2B: 2 3B: 0 HR: 0	SF: 2 SAC: 0 DP: 0 HBP: 0	WP: 1 PB: 0 CS: 0	PA: 39							
PITCHER	IP	WLS	BF	H	R	ER	SO	BB	IBB	HBP	BLK	WP	HR	S	P	ERA	WHIP										
Jimmy Jones, R ERA: 4.42 Mark Grant, R ERA: 4.19 Dave Leiper, L ERA: 2.11 Greg Booker, R ERA: 4.21	(1, 1)	4.1	L	23	7	7	2	2	0	0	0	0	0	56	88	10.38	2.077										
(5, 1)	0.2	4	1	0	0	1	0	1	0	0	0	0	0	11	17	0.00	1.500										
(6, 1)	2.0	9	2	1	1	1	1	1	0	0	0	0	0	19	32	4.50	1.500										
(8, 1)	1.0	3	0	0	0	0	0	0	0	0	0	0	0	5	7	0.00	0.000										

San Diego Padres @ Atlanta Braves
Atlanta-Fulton County Stadium, Atlanta, GA

AB 33
R 8
H 10
RBI 8
BB 4
SO 4
LOB 13



WP: 1 PA: 39
PB: 0
CS: 0

Sat Jun 25 1988, 7:05 PM EDT
Att: 12,315 - Unknown - 92 F

Batter	1	2	3	4	5	6	7	8	9	AB	R	H	RBI	BB	SO	LOB	TOP					
Dickie Thon, R OBP: 0.348, SLG: 0.303 (1, 6)	3-2 PB SF9 1B	2-1 1-2 2-H 1B			6-3		1-3 K			4	1	2	1	0	1	1	San Diego Padres @ Atlanta Braves Atlanta-Fulton County Stadium, Atlanta, GA Sun Jun 26 1988, 3:33 AM EDT Att: 7,301 - Cloudy - 97 F					
Randy Ready, R OBP: 0.360, SLG: 0.429 (1, 4) (6, 5)	2-1 SF9 PB 1-2 1B	1-1 1-3			L7		3-3 K			4	0	1	0	0	1	2						
Tony Gwynn, L OBP: 0.332, SLG: 0.327 (1, 9)	2-3 K		2-0 5-3			1-0 F8		0-1 F7		4	0	0	0	0	1	2						
Carmelo Martinez, R OBP: 0.248, SLG: 0.313 (1, 7) (8, 3)	2-0 SF9 1-3 2-H 1B		0-0 F6			1-0 1B		4-2 BB		2	0	1	1	1	0	0						
John Kruk, L OBP: 0.392, SLG: 0.423 Mark Davis, L OBP: 0.400, SLG: 1.000 (1, 3) (8, 1)	1-2 4-3		1-1 4-3			3-3 K		2-2 5-3		4	0	0	0	0	1	3						
Chris Brown, R OBP: 0.315, SLG: 0.326 Roberto Alomar, S OBP: 0.276, SLG: 0.331 (1, 5) (6, 4)		2-2 5-3		2-1 4-3		3-3 K		1-3 K		3	0	0	0	0	1	1						
Mark Parent, R OBP: 0.208, SLG: 0.196 (1, 2)		0-1 4-3		1-0 4-3			2-1 4-3	2-3 K		4	0	0	0	0	1	0						
Shane Mack, R OBP: 0.337, SLG: 0.253 (1, 8)		0-0 BB 1B		1-0 L4			1-1 SH1-3 1B	4-0 BB		3	1	2	0	1	0	0						
Andy Hawkins, R OBP: 0.172, SLG: 0.143 Marvell Wynne, L OBP: 0.362, SLG: 0.532 (1, 1) (8, 7)	4-2 1B 1-2 BB		0-0 6-3			0-1 SH1-3		1-0 F9		1	0	0	0	1	0	0						
Inning Stats	R: 1 H: 2 E: 0 K: 1 S: 13	L: 2 BB: 0 P: 23	R: 0 H: 0 E: 0 K: 0 S: 14	H: 2 LOB: 2 BB: 1 P: 23	R: 0 H: 0 E: 0 K: 0 S: 4	H: 0 LOB: 0 BB: 0 P: 7	R: 0 H: 0 E: 0 K: 0 S: 4	H: 0 LOB: 0 BB: 0 P: 8	R: 0 H: 0 E: 0 K: 0 S: 5	H: 1 LOB: 0 BB: 0 P: 9	R: 0 H: 1 E: 0 K: 1 S: 9	H: 1 LOB: 1 BB: 0 P: 13	R: 0 H: 0 E: 0 K: 2 S: 12	H: 0 LOB: 1 BB: 1 P: 21	R: 0 H: 0 E: 0 K: 2 S: 7	H: 0 LOB: 1 BB: 1 P: 15	1B: 6 2B: 0 3B: 0 HR: 0	SF: 1 SAC: 1 DP: 0 HBP: 0	WP: 0 PB: 1 SB: 0 CS: 0	PA: 36		
PITCHER	IP WLS BF H R ER SO BB IBB HBP BLK WP HR S P ERA WHIP	IP WLS BF H R ER SO BB IBB HBP BLK WP HR S P ERA WHIP	IP WLS BF H R ER SO BB IBB HBP BLK WP HR S P ERA WHIP	IP WLS BF H R ER SO BB IBB HBP BLK WP HR S P ERA WHIP	IP WLS BF H R ER SO BB IBB HBP BLK WP HR S P ERA WHIP	IP WLS BF H R ER SO BB IBB HBP BLK WP HR S P ERA WHIP	IP WLS BF H R ER SO BB IBB HBP BLK WP HR S P ERA WHIP	IP WLS BF H R ER SO BB IBB HBP BLK WP HR S P ERA WHIP	IP WLS BF H R ER SO BB IBB HBP BLK WP HR S P ERA WHIP	IP WLS BF H R ER SO BB IBB HBP BLK WP HR S P ERA WHIP	IP WLS BF H R ER SO BB IBB HBP BLK WP HR S P ERA WHIP	IP WLS BF H R ER SO BB IBB HBP BLK WP HR S P ERA WHIP	IP WLS BF H R ER SO BB IBB HBP BLK WP HR S P ERA WHIP	IP WLS BF H R ER SO BB IBB HBP BLK WP HR S P ERA WHIP	IP WLS BF H R ER SO BB IBB HBP BLK WP HR S P ERA WHIP	IP WLS BF H R ER SO BB IBB HBP BLK WP HR S P ERA WHIP	IP WLS BF H R ER SO BB IBB HBP BLK WP HR S P ERA WHIP	IP WLS BF H R ER SO BB IBB HBP BLK WP HR S P ERA WHIP	IP WLS BF H R ER SO BB IBB HBP BLK WP HR S P ERA WHIP	IP WLS BF H R ER SO BB IBB HBP BLK WP HR S P ERA WHIP	IP WLS BF H R ER SO BB IBB HBP BLK WP HR S P ERA WHIP	IP WLS BF H R ER SO BB IBB HBP BLK WP HR S P ERA WHIP

AB	31
R	2
H	6
RBI	2
BB	3
SO	7
LOB	10



Batter	1	2	3	4	5	6	7	8	9	AB	R	H	RBI	BB	SO	LOB	BOTTOM					
Ron Gant, R OBP: 0.278, SLG: 0.434 (1, 4)	L7		1-0 HR		K			2-2 F2		4	1	1	1	0	1	0	San Diego Padres @ Atlanta Braves Atlanta-Fulton County Stadium, Atlanta, GA Sun Jun 26 1988, 3:33 AM EDT Att: 7,301 - Cloudy - 97 F					
Ken Oberkfell, L OBP: 0.317, SLG: 0.342 Paul Runge, R OBP: 0.396, SLG: 0.359 (1, 5) (8, FR) (9, 5)	1-2 FC4-6 1B		0-0 G3			3-2 3-1		1-2 G3-6 1B		4	0	2	0	0	0	0						
Dion James, L OBP: 0.394, SLG: 0.363 Jerry Royster, R OBP: 0.292, SLG: 0.348 (1, 8) (6, PH) (9, 8)	0-2 F7		0-2 F6			4-0 BB		0-1 G3-6 1-2		2	0	0	0	1	0	1						
Dale Murphy, R OBP: 0.330, SLG: 0.418 (1, 9)	0-0 FC4-6 1-2		3-2 6-3			1 SAFE 1 SAFE 1 SAFE S: 9	1-1 F3		3-1 L7		4	0	0	0	0	2						
Ken Griffey, L OBP: 0.301, SLG: 0.317 (1, 7) (8, 3)		0-0 HBP 1B		3-0 F8		1 SAFE 1 SAFE 1 SAFE S: 9	1-0 F8		1-0 4-3		4	0	1	0	0	1						
Ted Simmons, S OBP: 0.293, SLG: 0.343 Tom Glavine, L OBP: 0.330, SLG: 0.333 Paul Assenmacher, L OBP: 0.500, SLG: 1.000 Jim Morrison, R OBP: 0.210, SLG: 0.263 (1, 3) (7, FR) (8, 1) (9, PH)	1-1 F5		2-1 F3			2-2 4-3 2B		2-3 K		3	0	1	0	0	0	1						
Andres Thomas, R OBP: 0.257, SLG: 0.349 (1, 6)	1-3 K		2-2 L8			1-0 4-3		2-3 K		3	0	0	0	0	1	2						
Ozzie Virgil, R OBP: 0.256, SLG: 0.381 (1, 2)	1-1 FC6-4 HBP		1-1 F7			0-3 K				2	0	0	0	0	1	2						
Zane Smith, L OBP: 0.148, SLG: 0.148 Gary Roenicke, R OBP: 0.325, SLG: 0.378 (1, 1) (7, PH) (8, 7)	1-2 FC6-4 1-2		1-1 L7			1-3 K				2	0	0	0	0	2							
Inning Stats	R: 0 H: 1 E: 0 K: 0 S: 9	H: 1 LOB: 1 BB: 0 P: 13	R: 0 H: 1 E: 0 K: 1 S: 11	H: 1 LOB: 2 BB: 0 P: 15	R: 1 H: 1 E: 0 K: 0 S: 9	H: 1 LOB: 0 BB: 0 P: 13	R: 0 H: 0 E: 0 K: 0 S: 7	H: 0 LOB: 0 BB: 0 P: 14	R: 0 H: 0 E: 0 K: 1 S: 8	H: 0 LOB: 0 BB: 0 P: 12	R: 0 H: 0 E: 0 K: 0 S: 10	H: 0 LOB: 1 BB: 1 P: 19	R: 0 H: 1 E: 0 K: 2 S: 11	H: 1 LOB: 2 BB: 0 P: 15	R: 0 H: 1 E: 0 K: 0 S: 10	H: 1 LOB: 1 BB: 0 P: 13	R: 0 H: 0 E: 0 K: 1 S: 7	H: 0 LOB: 0 BB: 0 P: 13	1B: 3 2B: 1 3B: 0 HR: 1	SF: 0 SAC: 0 DP: 1 HBP: 1	WP: 0 PB: 0 SB: 0 CS: 0	PA: 33
PITCHER	IP WLS BF H R ER SO BB IBB HBP BLK WP HR S P ERA WHIP	IP WLS BF H R ER SO BB IBB HBP BLK WP HR S P ERA WHIP	IP WLS BF H R ER SO BB IBB HBP BLK WP HR S P ERA WHIP	IP WLS BF H R ER SO BB IBB HBP BLK WP HR S P ERA WHIP	IP WLS BF H R ER SO BB IBB HBP BLK WP HR S P ERA WHIP	IP WLS BF H R ER SO BB IBB HBP BLK WP HR S P ERA WHIP	IP WLS BF H R ER SO BB IBB HBP BLK WP HR S P ERA WHIP	IP WLS BF H R ER SO BB IBB HBP BLK WP HR S P ERA WHIP	IP WLS BF H R ER SO BB IBB HBP BLK WP HR S P ERA WHIP	IP WLS BF H R ER SO BB IBB HBP BLK WP HR S P ERA WHIP	IP WLS BF H R ER SO BB IBB HBP BLK WP HR S P ERA WHIP	IP WLS BF H R ER SO BB IBB HBP BLK WP HR S P ERA WHIP	IP WLS BF H R ER SO BB IBB HBP BLK WP HR S P ERA WHIP	IP WLS BF H R ER SO BB IBB HBP BLK WP HR S P ERA WHIP	IP WLS BF H R ER SO BB IBB HBP BLK WP HR S P ERA WHIP	IP WLS BF H R ER SO BB IBB HBP BLK WP HR S P ERA WHIP	IP WLS BF H R ER SO BB IBB HBP BLK WP HR S P ERA WHIP	IP WLS BF H R ER SO BB IBB HBP BLK WP HR S P ERA WHIP	IP WLS BF H R ER SO BB IBB HBP BLK WP HR S P ERA WHIP	IP WLS BF H R ER SO BB IBB HBP BLK WP HR S P ERA WHIP	IP WLS BF H R ER SO BB IBB HBP BLK WP HR S P ERA WHIP	IP WLS BF H R ER SO BB IBB HBP BLK WP HR S P ERA WHIP



Batter	1	2	3	4	5	6	7	8	9	AB	R	H	RBI	BB	SO	LOB	TOP						
Brett Butler, L OBP: 0.378, SLG: 0.390	B3-4	SF9		K		1B		F8 WP BB 1B		5	0	3	3	0	1	0	San Francisco Giants @ Atlanta Braves Atlanta-Fulton County Stadium, Atlanta, GA Mon Jun 27 1988, 7:05 PM EDT Att: 5,972 - Unknown - 84 F						
Ernest Riles, L OBP: 0.301, SLG: 0.359	K			F7					L4	4	1	2	0	1	1	0							
Chris Speier, R OBP: 0.302, SLG: 0.275	K							BB 1B F8		1	0	0	0	0	0	1							
Scott Garrelts, R		2B						1B BB		0	0	0	0	0	0	0							
Will Clark, L OBP: 0.373, SLG: 0.558	6-3	K				G6-4-3		F8		5	0	1	0	0	1	5							
Candy Maldonado, R OBP: 0.307, SLG: 0.380				K		G6-4-3				4	2	2	0	1	1	1							
Mike Aldrete, L OBP: 0.365, SLG: 0.402						K				5	1	4	2	0	1	0							
Kevin Mitchell, R OBP: 0.319, SLG: 0.432										5	2	3	1	0	0	3							
Bob Brenly, R OBP: 0.242, SLG: 0.301				F6						5	1	2	2	0	0	3							
Jose Uribe, S OBP: 0.307, SLG: 0.335				K						3	3	2	2	2	1	2							
Rick Reuschel, R ERA: 3.98						5-3				0	0	0	0	0	0	0	GIANTS						
Atlee Hammaker, L ERA: 4.33										2	0	0	0	0	0	2							
Don Robinson, R ERA: 2.76										0	0	0	0	0	0	0							
Craig Lefferts, L ERA: 2.82										0	0	0	0	0	0	0							
Harry Spillman, L ERA: 3.48										1	0	0	0	0	0	1							
Joel Youngblood, R ERA: 3.48										0	0	0	0	0	0	0							
Randy Bockus, L ERA: 3.48										0	0	0	0	0	0	0							
Robby Thompson, R ERA: 3.48										0	0	0	0	0	0	0							
Inning Stats	R: 0 E: 0 K: 1 S: 5	H: 0 LOB: 0 BB: 0 P: 5	R: 5 E: 0 K: 1 S: 11	H: 6 LOB: 1 BB: 0 P: 11	R: 0 E: 0 K: 2 S: 9	H: 2 LOB: 2 BB: 0 P: 9	R: 0 E: 0 K: 1 S: 5	H: 0 LOB: 0 BB: 0 P: 5	R: 0 E: 0 K: 1 S: 7	H: 1 LOB: 0 BB: 0 P: 5	R: 2 E: 0 K: 0 S: 7	H: 4 LOB: 2 BB: 0 P: 7	R: 1 E: 1 K: 0 S: 5	H: 2 LOB: 2 BB: 1 P: 9	R: 1 E: 0 K: 0 S: 4	H: 2 LOB: 2 BB: 2 P: 12		R: 1 E: 0 K: 0 S: 4	H: 2 LOB: 1 BB: 1 P: 8	1B: 14 2B: 4 3B: 0 HR: 1	SF: 1 SAC: 2 DP: 1 HBP: 0	WP: 1 PB: 0 SB: 0 CS: 0	PA: 47
PITCHER	IP	WLS	BF	H	R	ER	SO	BB	IBB	HBP	BLK	WP	HR	S	P	ERA		WHIP					
Rick Mahler, R ERA: 3.98	5.2	L	29	13	7	6	6	0	0	0	0	0	1	41	41	11.12	2.294						
Jose Alvarez, R ERA: 2.97	1.1		7	2	1	1	0	0	1	0	0	0	0	6	10	6.75	1.500						
Kevin Coffman, R ERA: 5.78	1.1		8	3	2	2	0	3	0	0	0	1	0	5	17	13.50	4.500						
Paul Assenmacher, L ERA: 3.61	0.2		3	1	0	0	0	0	0	0	0	0	0	3	3	0.00	1.500						
Ron Gant, R OBP: 0.288, SLG: 0.445	1B 2B	K															San Francisco Giants @ Atlanta Braves Atlanta-Fulton County Stadium, Atlanta, GA Mon Jun 27 1988, 7:05 PM EDT Att: 5,972 - Unknown - 84 F						
Ken Oberkfell, L OBP: 0.316, SLG: 0.335	F8	K																					
Kevin Coffman, R OBP: 0.238, SLG: 0.350	F8																						
Paul Assenmacher, L OBP: 0.500, SLG: 1.000																							
Gary Roenicke, R OBP: 0.351, SLG: 0.373																							
Dion James, L OBP: 0.387, SLG: 0.378	2B 1B																						
Dale Murphy, R OBP: 0.328, SLG: 0.418	2B	F4																					
Ken Griffey, L OBP: 0.304, SLG: 0.326	F7																						
Ted Simmons, S OBP: 0.285, SLG: 0.368																							
Jose Alvarez, R OBP: 0.750, SLG: 0.750	1B																						
Jim Morrison, R OBP: 0.205, SLG: 0.256	2B																						
Andres Thomas, R OBP: 0.270, SLG: 0.360																							
Ozzie Virgil, R OBP: 0.271, SLG: 0.392																							
Tom Glavine, L OBP: 0.320, SLG: 0.333																							
Rick Mahler, R OBP: 0.189, SLG: 0.194																							
Jerry Royster, R OBP: 0.308, SLG: 0.333	K																						
Inning Stats	R: 3 E: 0 K: 1 S: 10	H: 5 LOB: 3 BB: 1 P: 14	R: 0 E: 0 K: 2 S: 8	H: 1 LOB: 1 BB: 0 P: 8	R: 1 E: 0 K: 0 S: 4	H: 2 LOB: 1 BB: 1 P: 8	R: 0 E: 0 K: 0 S: 4	H: 1 LOB: 1 BB: 0 P: 4	R: 0 E: 0 K: 1 S: 6	H: 1 LOB: 1 BB: 0 P: 4	R: 3 E: 1 K: 1 S: 9	H: 4 LOB: 2 BB: 1 P: 13	R: 1 E: 0 K: 0 S: 4	H: 1 LOB: 0 BB: 0 P: 4	R: 1 E: 0 K: 2 S: 10	H: 3 LOB: 2 BB: 0 P: 10	1B: 12 2B: 6 3B: 1 HR: 0	SF: 0 SAC: 1 DP: 1 HBP: 0	WP: 0 PB: 0 SB: 0 CS: 0	PA: 48			
PITCHER	IP	WLS	BF	H	R	ER	SO	BB	IBB	HBP	BLK	WP	HR	S	P	ERA	WHIP						
Rick Reuschel, R ERA: 3.18	2.1		16	8	4	4	3	1	0	0	0	0	0	21	25	15.43	3.857						
Atlee Hammaker, L ERA: 4.33	4.1	W	19	5	3	3	2	1	0	0	0	0	0	22	26	6.23	1.385						
Don Robinson, R ERA: 2.76	0.0		2	1	0	0	0	1	0	0	0	0	0	1	5	∞	∞						
Craig Lefferts, L ERA: 2.82	1.1		5	1	1	1	0	0	0	0	0	0	0	5	5	6.75	0.750						
Randy Bockus, R ERA: 3.48	0.1		3	2	1	1	0	0	0	0	0	0	0	3	3	27.00	6.000						
Scott Garrelts, R ERA: 4.93	0.2		3	1	0	0	0	0	0	0	0	0	0	2	2	0.00	1.500						

Batter	1	2	3	4	5	6	7	8	9	AB	R	H	RBI	BB	SO	LOB	TOP										
Brett Butler, L (1, 8) OBP: 0.379, SLG: 0.389 Joel Youngblood, R (7, PH) OBP: 0.359, SLG: 0.351	F9		BB WP 1B	F6		1B S 2B BB	G6-4-3	F9		3	2	1	0	1	0	2											
Robby Thompson, R (1, 4) OBP: 0.376, SLG: 0.413	F8		BB 1B	SF8		2B 1B	WP 1B 2B		6-3	4	3	2	2	1	0	0											
Will Clark, L (1, 3) OBP: 0.377, SLG: 0.561 Harry Spilman, L (8, 3) OBP: 0.227, SLG: 0.250	4-3		1B SF7	L8		1B 2B	1B		3B	4	2	2	3	1	0	1											
Candy Maldonado, R (1, 9) OBP: 0.315, SLG: 0.388 Craig Lefferts, L (7, 1)		E SF7 1B	1B 1B		4-3 1B	L6	1B		K	5	3	4	2	0	0	1											
Mike Aldrete, L (1, 7) OBP: 0.359, SLG: 0.396	F6		SF7		4-3	2B 1B	G3		4-3	5	0	1	2	0	0	5											
Kevin Mitchell, R (1, 5) OBP: 0.320, SLG: 0.431	E6		S		L9-6 BB	F6			L8	5	0	2	2	0	0	2											
Bob Brenly, R (1, 2) OBP: 0.300, SLG: 0.347 Kirt Manwaring, R (8, 2) OBP: 0.300, SLG: 0.347	SF7		F9		BB		1B 1B		F7	3	1	1	1	1	0	1											
Jose Uribe, S (1, 6) OBP: 0.313, SLG: 0.350 Ernest Riles, L (8, PR) OBP: 0.301, SLG: 0.359	F4		E7 SF8		L9-6		1B 2B		3B	5	2	3	0	0	0	3											
Kelly Downs, R (1, 1) OBP: 0.143, SLG: 0.111 Donell Nixon, R (7, PH) OBP: 0.750, SLG: 0.500			4-3		1B		F3		BB	3	0	1	0	0	0	0											
Inning Stats	R: 0 E: 0 K: 0 S: 8	H: 0 LOB: 0 BB: 0 P: 12	R: 1 E: 1 K: 0 S: 10	H: 1 LOB: 1 BB: 0 P: 16	R: 4 E: 0 K: 0 S: 15	H: 3 LOB: 1 BB: 2 P: 32	R: 1 E: 1 K: 0 S: 8	H: 2 LOB: 1 BB: 0 P: 12	R: 1 E: 0 K: 0 S: 10	H: 2 LOB: 1 BB: 1 P: 19	R: 3 E: 0 K: 0 S: 14	H: 3 LOB: 1 BB: 1 P: 26	R: 3 E: 0 K: 0 S: 14	H: 6 LOB: 2 BB: 0 P: 20	R: 0 E: 0 K: 0 S: 8	H: 1 LOB: 2 BB: 1 P: 15	R: 0 E: 0 K: 1 S: 10	H: 1 LOB: 1 BB: 0 P: 13	1B: 15 2B: 3 3B: 2 HR: 0	SF: 3 SAC: 0 DP: 2 HBP: 0	WP: 2 PB: 0 CS: 2	PA: 50					
PITCHER	IP	WLS	BF	H	R	ER	SO	BB	IBB	HBP	BLK	WP	HR	S	P	ERA	WHIP										
German Jimenez, L (1, 1) ERA: 10.38	4.1	L	24	8	7	5	0	2	0	0	0	1	0	47	80	10.38	2.308										
Kevin Coffman, R (5, 1) ERA: 6.08	1.1		8	3	3	3	0	2	0	0	0	0	0	15	34	20.25	3.750										
Jose Alvarez, R (6, 1) ERA: 2.94	0.1		1	0	0	0	0	0	0	0	0	0	0	3	3	0.00	0.000										
Paul Assenmacher, L (7, 1) ERA: 4.19	0.2		6	5	3	3	0	0	0	0	0	1	0	11	17	40.50	7.500										
Jim Morrison, R (7, 1) ERA:	2.1		11	3	0	0	1	1	0	0	0	0	0	21	31	0.00	1.714										

San Francisco Giants @ Atlanta Braves
Atlanta-Fulton County Stadium, Atlanta, GA
Tue Jun 28 1988, 7:05 PM EDT
Att: 8,229 - Unknown - 85 F

AB 42
R 13
H 19
RBI 12
BB 5
SO 1
LOB 20

GIANTS

Batter	1	2	3	4	5	6	7	8	9	AB	R	H	RBI	BB	SO	LOB	BOTTOM										
Ron Gant, R (1, 4) OBP: 0.286, SLG: 0.444	F7		F7		2B 2B		F7		F8	5	1	1	0	0	0	0											
Ken Oberkfell, L (1, 5) OBP: 0.305, SLG: 0.337	L8		F8		SF8		G3		F9	4	0	1	1	0	0	0											
Dion James, L (1, 8) OBP: 0.385, SLG: 0.380	6-3		K		2B		G3			4	0	1	1	0	1	1											
Dale Murphy, R (1, 9) OBP: 0.330, SLG: 0.441 Jerry Royster, R (8, 9) OBP: 0.306, SLG: 0.333		HR			HR		F8			4	2	2	2	0	0	2											
Ken Griffey, L (1, 7) OBP: 0.302, SLG: 0.324		3-1			F5		1B SF9		G3	4	1	1	0	0	0	0											
Ted Simmons, S (1, 3) OBP: 0.292, SLG: 0.357		F9			6-3		1B		F7	4	0	1	0	0	0	0											
Andres Thomas, R (1, 6) OBP: 0.273, SLG: 0.374		1B 1B			4-3		SF9		HR	3	2	2	2	0	0	0											
Ozzie Virgil, R (1, 2) OBP: 0.270, SLG: 0.389		1B 2-1			5-3		K		5-3	4	0	1	0	0	1	1											
German Jimenez, L (1, 1) ERA: 10.38 Kevin Coffman, R (5, 1) ERA: 6.08 Jose Alvarez, R (6, 1) ERA: 2.94 Gary Roenicke, R (8, PH) OBP: 0.270, SLG: 0.750 Paul Assenmacher, L (7, 1) ERA: 4.19 Jim Morrison, R (7, 1) ERA:		1-3 2H			2B SF8		5-3		F8	1	0	1	1	0	0	0											
Inning Stats	R: 0 E: 0 K: 0 S: 6	H: 0 LOB: 0 BB: 0 P: 8	R: 2 E: 0 K: 0 S: 14	H: 4 LOB: 2 BB: 0 P: 25	R: 0 E: 0 K: 1 S: 8	H: 0 LOB: 0 BB: 0 P: 10	R: 1 E: 0 K: 0 S: 7	H: 1 LOB: 0 BB: 0 P: 11	R: 2 E: 0 K: 0 S: 10	H: 3 LOB: 1 BB: 0 P: 11	R: 1 E: 0 K: 1 S: 10	H: 2 LOB: 1 BB: 0 P: 15	R: 0 E: 0 K: 0 S: 5	H: 1 LOB: 1 BB: 0 P: 9	R: 1 E: 0 K: 0 S: 10	H: 1 LOB: 0 BB: 0 P: 14	R: 0 E: 0 K: 0 S: 5	H: 0 LOB: 0 BB: 0 P: 9	1B: 6 2B: 3 3B: 0 HR: 3	SF: 2 SAC: 0 DP: 0 HBP: 0	WP: 0 PB: 0 CS: 0	PA: 38					
PITCHER	IP	WLS	BF	H	R	ER	SO	BB	IBB	HBP	BLK	WP	HR	S	P	ERA	WHIP										
Kelly Downs, R (1, 1) ERA: 3.57	6.0	W	28	10	6	6	2	0	0	0	0	0	1	20	32	3.00	1.667										
Craig Lefferts, L (7, 1) ERA: 2.83	3.0	S	11	2	1	1	0	0	0	0	0	0	1	20	32	3.00	0.667										

San Francisco Giants @ Atlanta Braves
Atlanta-Fulton County Stadium, Atlanta, GA
Tue Jun 28 1988, 7:05 PM EDT
Att: 8,229 - Unknown - 85 F

AB 36
R 7
H 12
RBI 7
BB 0
SO 2
LOB 5

Braves

Batter	1	2	3	4	5	6	7	8	9	AB	R	H	RBI	BB	SO	LOB	TOP			
Ron Gant, R OBP: 0.276, SLG: 0.429 (1, 4)	F4		4-3			6-3		K		4	0	0	0	0	1	3				
Ken Oberkfell, L OBP: 0.311, SLG: 0.340 (1, 5)	K			BB 1B		G3		F8 1B BB		3	0	1	0	1	1	0				
Dion James, L OBP: 0.384, SLG: 0.377 (1, 7)	L8			G4-6-3 BB			4-3			3	0	1	0	1	0	0				
Dale Murphy, R OBP: 0.328, SLG: 0.434 (1, 9)		K					F4		F8	4	0	0	0	0	2	4				
Ken Griffey, L OBP: 0.296, SLG: 0.316 (1, 3)	F7						L8		F3	3	0	0	0	0	0	2				
Charlie Puleo, R OBP: 0.286, SLG: 0.286 (7, 1)				G4-6-3						0	0	0	0	0	0	0				
Jerry Royster, R OBP: 0.321, SLG: 0.320 (9, PH)				1-2						1	0	0	0	0	0	2				
Andres Thomas, R OBP: 0.275, SLG: 0.374 (1, 6)	F6					5-3			4-3	4	0	1	0	0	0	2				
Bruce Benedict, R OBP: 0.298, SLG: 0.284 (1, 2)			6-3			6-3		FC5-4 1B		3	0	0	0	0	0	1				
Albert Hall, S OBP: 0.319, SLG: 0.310 (1, 8)			L4			F9		L3		3	0	0	0	0	0	1				
Tom Glavine, L OBP: 0.333, SLG: 0.346 (1, 1)										2	0	1	0	0	1	0				
Ted Simmons, S OBP: 0.321, SLG: 0.383 (7, 3)						K				1	0	1	0	0	0	0				
Inning Stats	R: 0 E: 0 K: 1 S: 8	H: 0 LOB: 0 BB: 0 P: 13	R: 0 E: 0 K: 1 S: 6	H: 0 LOB: 0 BB: 0 P: 10	R: 0 E: 0 K: 0 S: 11	H: 1 LOB: 1 BB: 0 P: 13	R: 0 E: 0 K: 1 S: 7	H: 1 LOB: 1 BB: 1 P: 15	R: 0 E: 0 K: 0 S: 8	H: 0 LOB: 0 BB: 0 P: 11	R: 0 E: 0 K: 0 S: 4	H: 0 LOB: 0 BB: 0 P: 5	R: 0 E: 0 K: 1 S: 10	H: 2 LOB: 2 BB: 0 P: 17	R: 0 E: 0 K: 0 S: 13	H: 1 LOB: 2 BB: 1 P: 20	1B: 5 2B: 0 3B: 0 HR: 0	SF: 0 SAC: 0 DP: 1 HBP: 0	WP: 0 PB: 0 SB: 0 CS: 0	PA: 33
PITCHER Brian Holman, R ERA: 2.19 (1, 1)	IP: 9.0 WLS: W BF: 33 H: 5 R: 0 ER: 0 SO: 5 BB: 2 IBB: 0 HBP: 0 BLK: 0 WP: 0 HR: 0 S: 75 P: 114 ERA: 0.00 WHIP: 0.778															PITCHER				

Atlanta Braves @ Montreal Expos
Olympic Stadium, Montreal, QB
Thu Jun 30 1988, 7:05 PM EDT
Att: 10,461 - Dome - 70 F

AB 31
R 0
H 5
RBI 0
BB 2
SO 5
LOB 15



Batter	1	2	3	4	5	6	7	8	9	AB	R	H	RBI	BB	SO	LOB	BOTTOM	
Otis Nixon, S OBP: 0.292, SLG: 0.273 (1, 8)	B1-3		K		4-3		S BB 1B	K		5	1	1	0	0	2	4		
Rex Hudler, R OBP: 0.381, SLG: 0.235 (1, 4)	K		FC5			F4	S BB			3	1	0	0	1	1	2		
Andres Galarraga, R OBP: 0.361, SLG: 0.593 (1, 3)	F9			SF7 2B		K	E 1B			4	2	2	2	0	1	0		
Hubie Brooks, R OBP: 0.310, SLG: 0.415 (1, 9)		G5-4-3 1B		3-1		1B	E6 2B			4	1	3	1	0	0	1		
Tim Wallach, R OBP: 0.310, SLG: 0.413 (1, 5)		G5-4-3		CS BB		1B	2B			3	0	2	1	1	0	1		
Nelson Santovenia, R OBP: 0.330, SLG: 0.411 (1, 2)	L8		SF7			K	F8			3	0	0	1	0	1	3		
Mitch Webster, S OBP: 0.348, SLG: 0.300 (1, 7)			E6 FC5 1B	CS	L9		4-3	FC5-4 HBP		3	0	0	0	0	0	0		
Luis Rivera, R OBP: 0.252, SLG: 0.317 (1, 6)								FC5-4 SH1-3		4	1	3	1	0	0	1		
Brian Holman, R OBP: 0.250, SLG: 0.250 (1, 1)	F3						K	SH1-3		3	0	1	0	0	1	2		
Inning Stats	R: 0 E: 0 K: 1 S: 7	H: 0 LOB: 0 BB: 0 P: 11	R: 0 E: 0 K: 0 S: 9	H: 1 LOB: 0 BB: 0 P: 16	R: 0 E: 1 K: 1 S: 11	H: 1 LOB: 2 BB: 0 P: 15	R: 1 E: 0 K: 0 S: 8	H: 1 LOB: 0 BB: 1 P: 21	R: 0 E: 0 K: 2 S: 13	H: 2 LOB: 1 BB: 0 P: 14	R: 5 E: 1 K: 1 S: 19	H: 5 LOB: 1 BB: 1 P: 31	R: 0 E: 0 K: 1 S: 8	H: 0 LOB: 1 BB: 0 P: 12	1B: 8 2B: 3 3B: 0 HR: 1	SF: 1 SAC: 1 DP: 1 HBP: 1	WP: 0 PB: 0 SB: 0 CS: 2	PA: 38
PITCHER Tom Glavine, L ERA: 5.6 (1, 1)	IP: 6.2 WLS: L BF: 29 H: 9 R: 4 ER: 4 SO: 5 BB: 2 IBB: 0 HBP: 0 BLK: 0 WP: 0 HR: 1 S: 68 P: 114 ERA: 5.40 WHIP: 1.650															PITCHER		

Atlanta Braves @ Montreal Expos
Olympic Stadium, Montreal, QB
Thu Jun 30 1988, 7:05 PM EDT
Att: 10,461 - Dome - 70 F

AB 32
R 6
H 12
RBI 6
BB 2
SO 6
LOB 14



Batter	1	2	3	4	5	6	7	8	9	AB	R	H	RBI	BB	SO	LOB	TOP				
Ron Gant, R OBP: 0.280, SLG: 0.430 (1, 4)	5-3		5-3														4 0 2 1 0 0 1				
Ken Oberkfell, L OBP: 0.310, SLG: 0.350 Ed Olwine, R (7, 1)	F7																4 1 1 1 0 0 5 0 0 0 0 0 0 0				
Dion James, L OBP: 0.384, SLG: 0.376 Gary Roenicke, R OBP: 0.310, SLG: 0.359 (8, FH) (8, 7)	K																3 1 1 0 0 1 0 1 0 0 0 0 0 0				
Dale Murphy, R OBP: 0.324, SLG: 0.428 (1, 9)																	4 0 0 0 0 2 1				
Ken Griffey, L OBP: 0.289, SLG: 0.308 (1, 3)	F7																4 0 0 0 0 1 1				
Andres Thomas, R OBP: 0.276, SLG: 0.376 (1, 6)	F8																4 1 2 1 0 0 0				
Ozzie Virgil, R OBP: 0.266, SLG: 0.379 (1, 2)																	4 0 1 0 0 1 1				
Albert Hall, S OBP: 0.322, SLG: 0.310 Jerry Royster, R OBP: 0.323, SLG: 0.321 (8, 8)																	0 0 0 0 1 0 0 3 0 1 0 0 0 0				
Zane Smith, L OBP: 0.179, SLG: 0.179 José Alvarez, R OBP: 0.750, SLG: 0.750 Paul Runge, R OBP: 0.388, SLG: 0.350 (7, 5)																	1 0 1 0 0 0 0 0 0 0 0 0 0 0 1 0 0 0 0 0 3				
Inning Stats	R: 0 E: 0 K: 1 S: 5	H: 0 LOB: 0 BB: 0 P: 9	R: 0 E: 0 K: 0 S: 9	H: 0 LOB: 0 BB: 0 P: 15	R: 0 E: 0 K: 0 S: 7	H: 0 LOB: 1 BB: 1 P: 14	R: 2 E: 0 K: 2 S: 14	H: 3 LOB: 1 BB: 0 P: 18	R: 0 E: 0 K: 0 S: 8	H: 2 LOB: 1 BB: 0 P: 10	R: 0 E: 0 K: 1 S: 6	H: 0 LOB: 0 BB: 0 P: 10	R: 1 E: 0 K: 0 S: 9	H: 4 LOB: 2 BB: 0 P: 13	R: 0 E: 0 K: 1 S: 8	H: 0 LOB: 0 BB: 0 P: 12	R: 0 E: 0 K: 0 S: 7	H: 0 LOB: 0 BB: 0 P: 13	1B: 8 2B: 0 3B: 0 HR: 1	SF: 0 SAC: 1 DP: 2 HBP: 0	WP: 0 PA: 35 PB: 0 SB: 0 CS: 0
PITCHER	IP WLS BF H R ER SO BB IBB HBP BLK WP HR S P ERA WHIP																				
Pascual Perez, R ERA: 1.67 Joe Hesketh, L ERA: 2.7	(1, 1) (7, 1)	6.1 W 28 9 3 3 4 1 0 0 0 0 0 0 16 27 4.26 1.579																			

Atlanta Braves @ Montreal Expos
Olympic Stadium, Montreal, QB
Fri Jul 01 1988, 7:05 PM EDT
Att: 20,123 - Dome - 70 F

AB 33
R 3
H 9
RBI 3
BB 1
SO 5
LOB 12



Batter	1	2	3	4	5	6	7	8	9	AB	R	H	RBI	BB	SO	LOB	BOTTOM		
Otis Nixon, S OBP: 0.321, SLG: 0.277 (1, 8)	F9																3 4 1 0 2 0 0		
Rex Hudler, R OBP: 0.423, SLG: 0.333 (1, 4)	E5																4 3 2 0 1 0 1		
Andres Galarraga, R OBP: 0.367, SLG: 0.663 (1, 3)	FC6-5																5 1 4 3 0 0 1		
Hubie Brooks, R OBP: 0.305, SLG: 0.411 Herm Winningham, L OBP: 0.341, SLG: 0.394 (9, 9)	FC6-5																3 0 0 2 0 1 3 0 0 0 0 0 0 0		
Tim Wallach, R OBP: 0.309, SLG: 0.411 (1, 5)	K																4 1 1 1 0 1 3		
Nelson Santovenia, R OBP: 0.317, SLG: 0.394 (1, 2)																	4 0 0 0 0 1 5		
Mitch Webster, S OBP: 0.350, SLG: 0.301 (1, 7)																	3 0 1 0 1 0 0		
Luis Rivera, R OBP: 0.257, SLG: 0.321 (1, 6)																	4 0 2 2 0 0 0		
Pascual Perez, R Joe Hesketh, R (7, 1)	F9																3 0 0 0 0 2 3 1 0 0 0 0 1 0		
Inning Stats	R: 1 E: 1 K: 1 S: 15	H: 2 LOB: 1 BB: 0 P: 22	R: 0 E: 0 K: 0 S: 10	H: 2 LOB: 1 BB: 0 P: 13	R: 2 E: 0 K: 1 S: 21	H: 2 LOB: 1 BB: 1 P: 30	R: 0 E: 0 K: 1 S: 7	H: 0 LOB: 0 BB: 0 P: 11	R: 4 E: 0 K: 1 S: 15	H: 4 LOB: 2 BB: 2 P: 28	R: 1 E: 1 K: 1 S: 17	H: 1 LOB: 2 BB: 1 P: 26	R: 0 E: 0 K: 1 S: 6	H: 0 LOB: 0 BB: 0 P: 9	R: 1 E: 2 K: 0 S: 10	H: 0 LOB: 0 BB: 0 P: 11	1B: 8 2B: 3 3B: 0 HR: 0	SF: 2 SAC: 0 DP: 1 HBP: 0	WP: 0 PA: 40 PB: 0 SB: 2 CS: 1
PITCHER	IP WLS BF H R ER SO BB IBB HBP BLK WP HR S P ERA WHIP																		
Zane Smith, L ERA: 4.21 José Alvarez, R ERA: 3.69 Ed Olwine, L ERA: 5.4	(1, 1) (5, 1) (7, 1)	4.2 L 26 10 7 7 3 1 0 0 0 0 0 0 20 30 6.75 1.500																	

Atlanta Braves @ Montreal Expos
Olympic Stadium, Montreal, QB
Fri Jul 01 1988, 7:05 PM EDT
Att: 20,123 - Dome - 70 F

AB 34
R 9
H 11
RBI 8
BB 4
SO 6
LOB 16

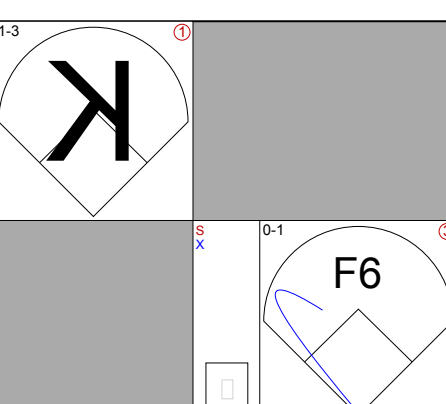
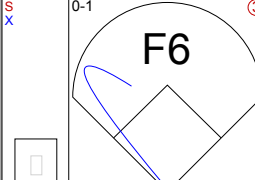
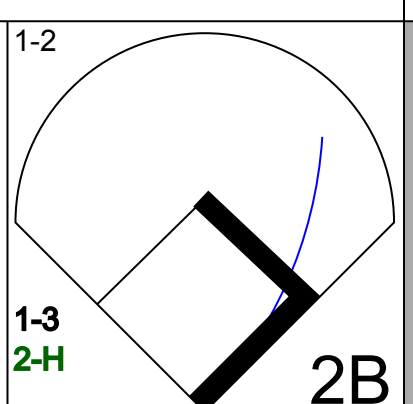
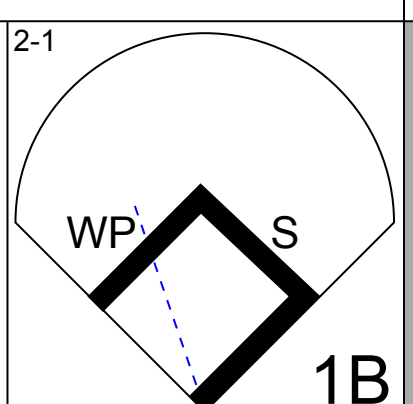
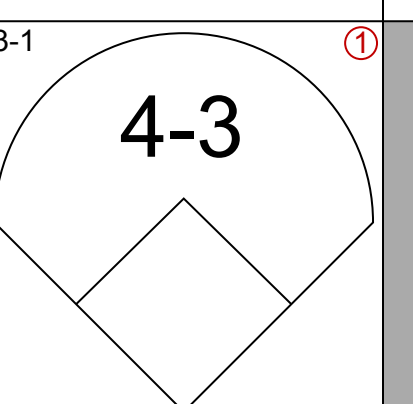
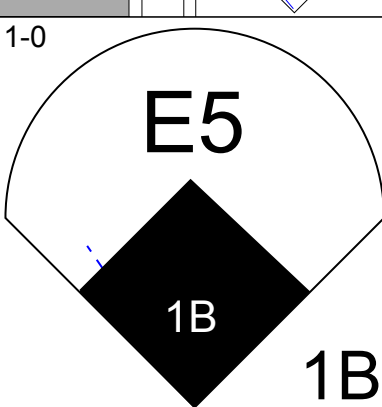

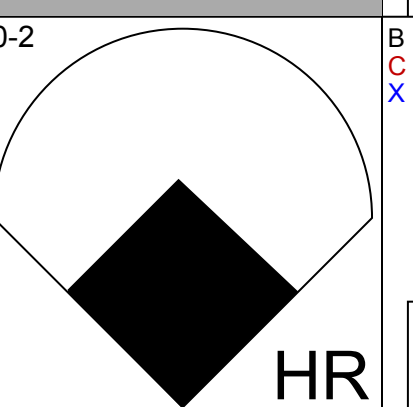
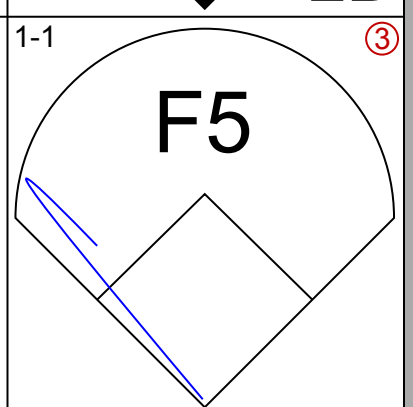
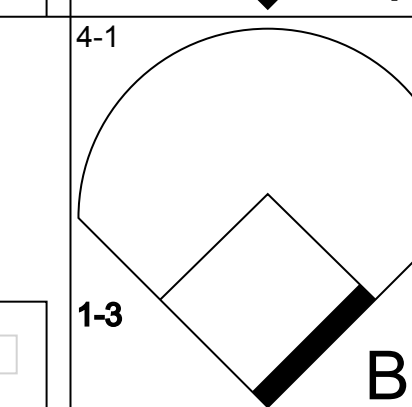
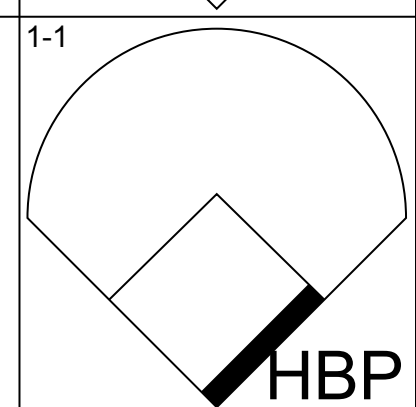
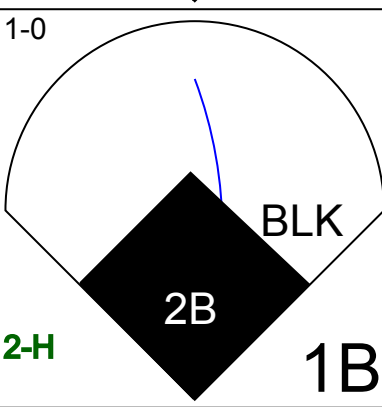

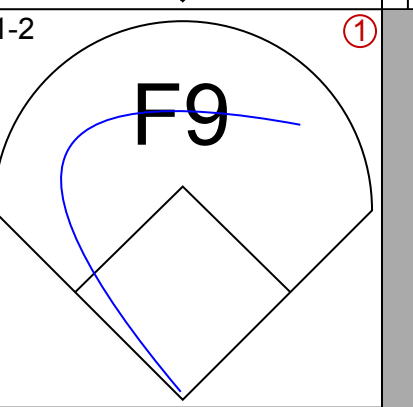
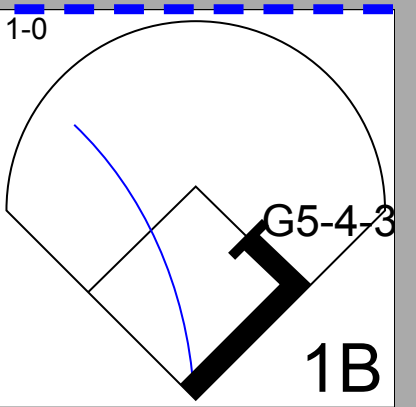
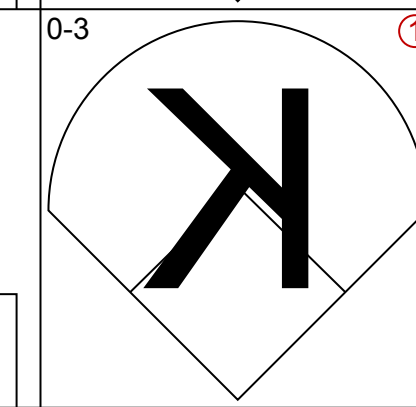
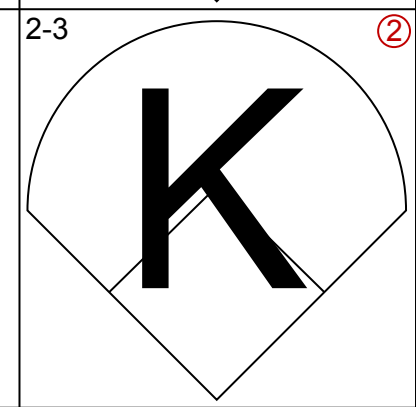
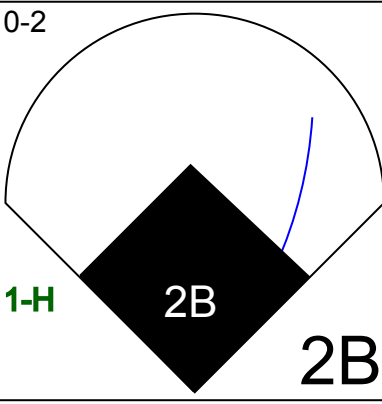

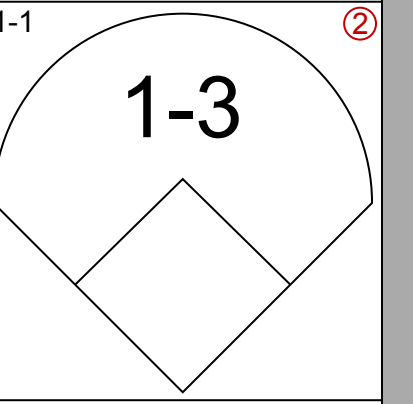
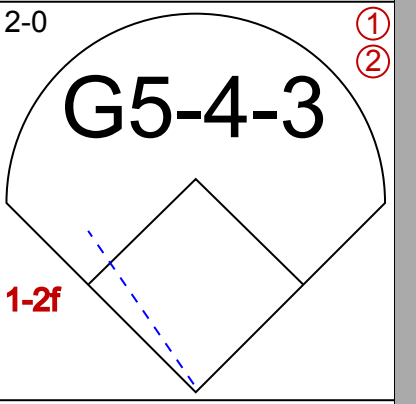
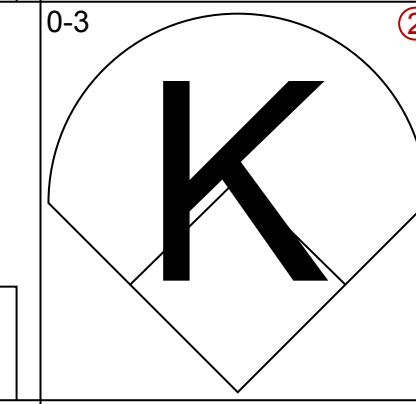
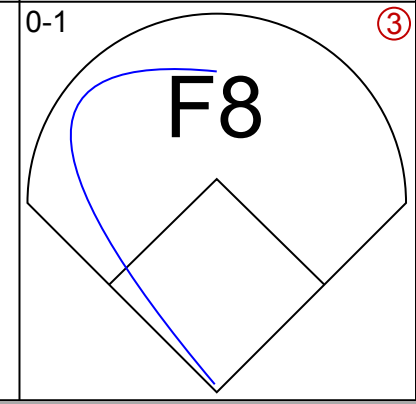
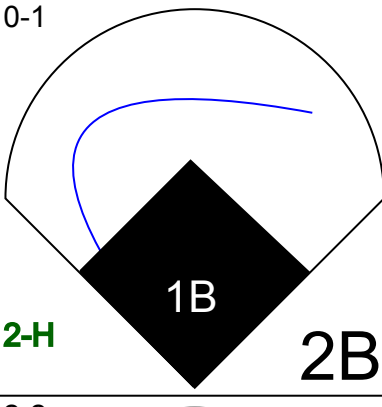

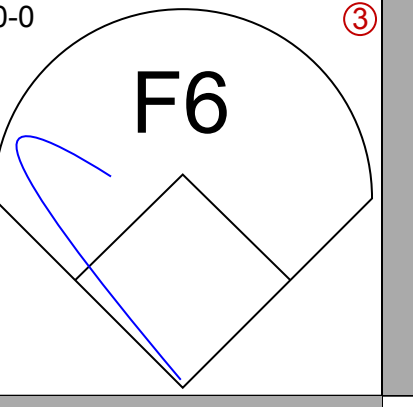
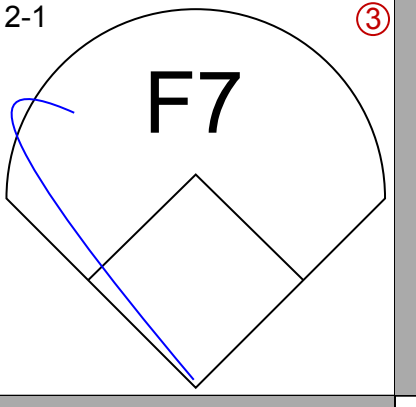
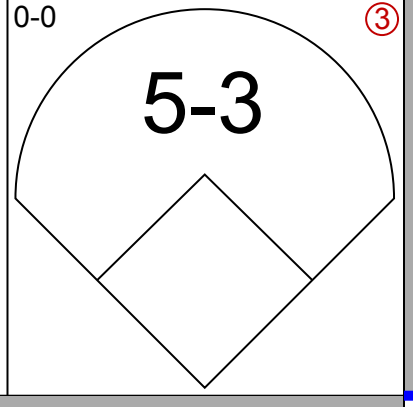
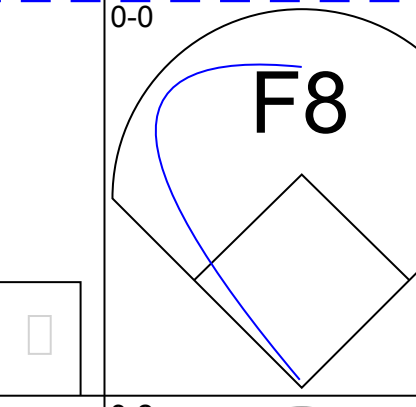
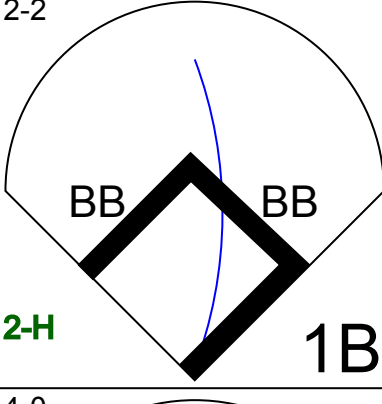

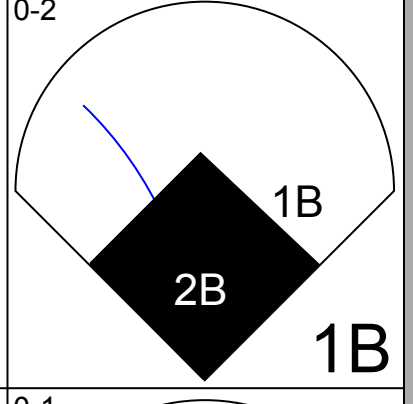
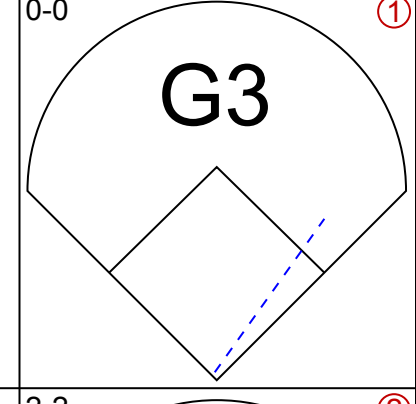
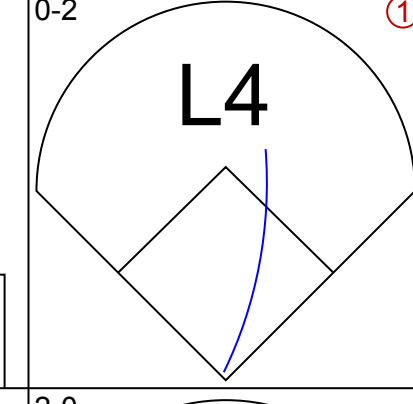
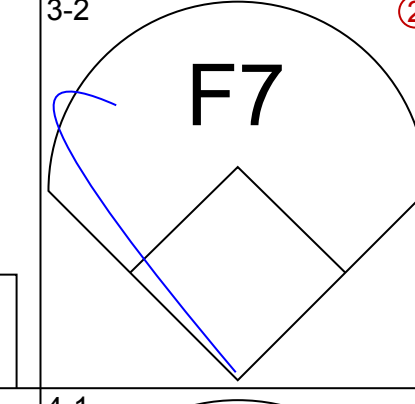
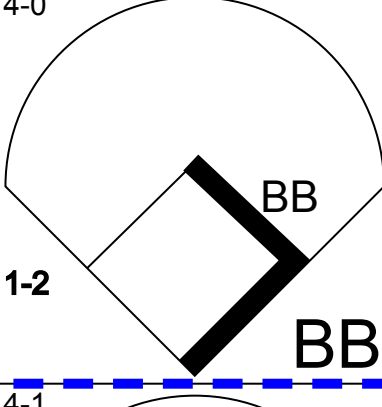

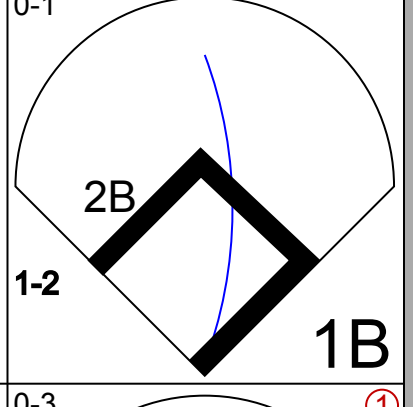
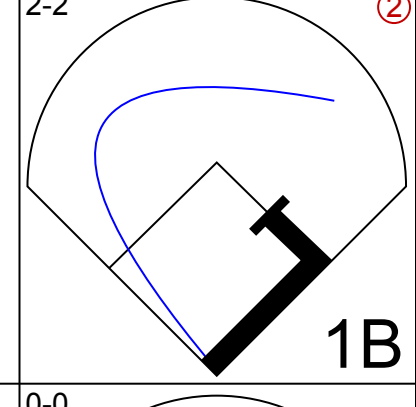
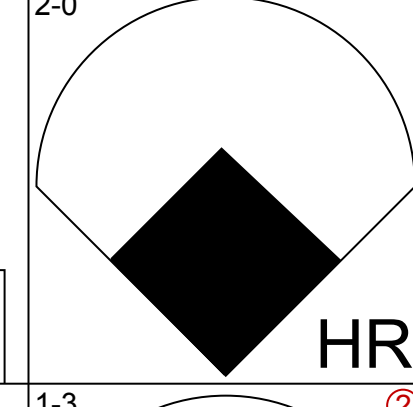
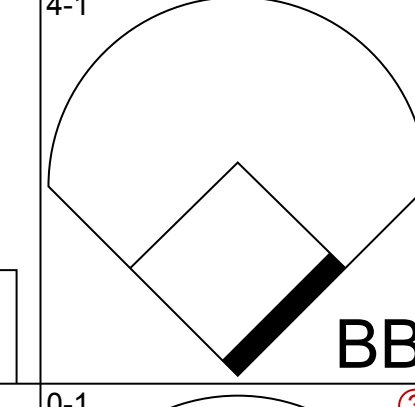
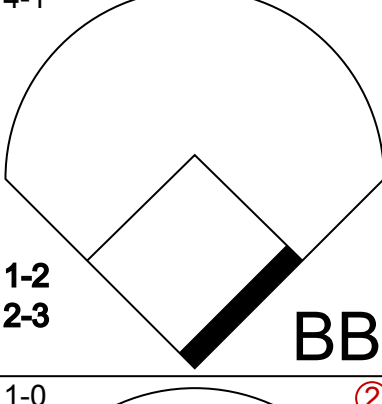

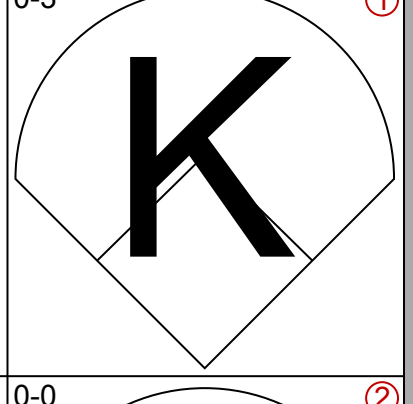
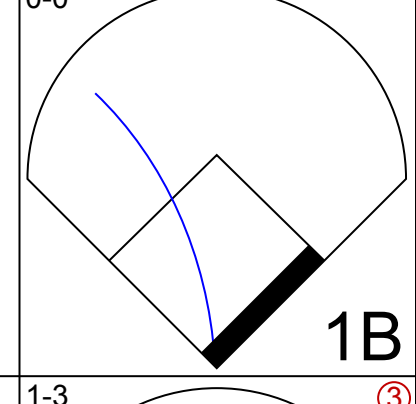
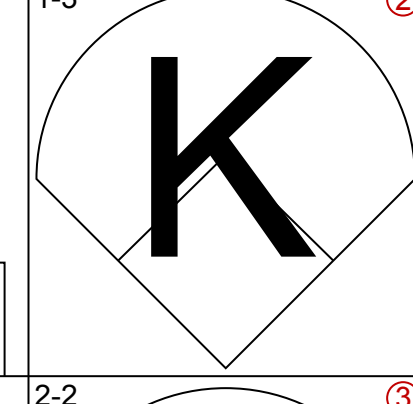
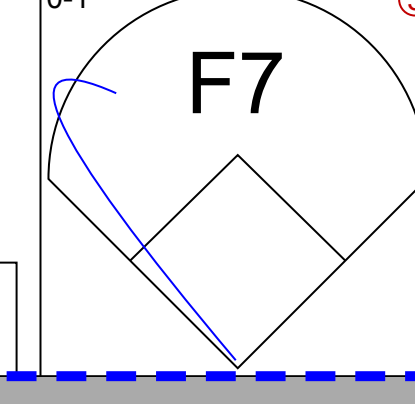
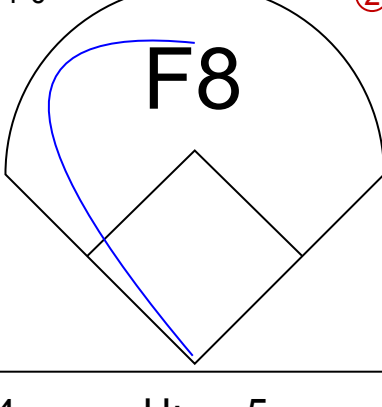
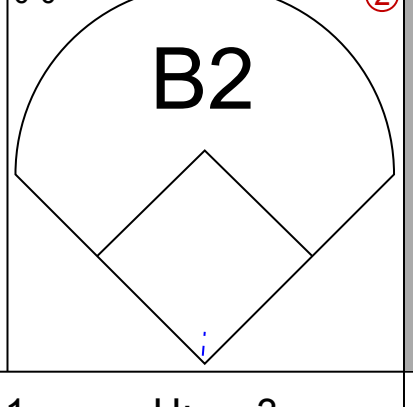
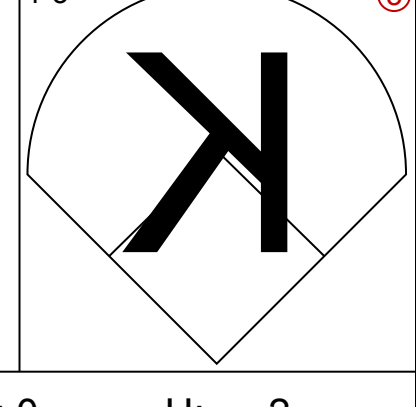
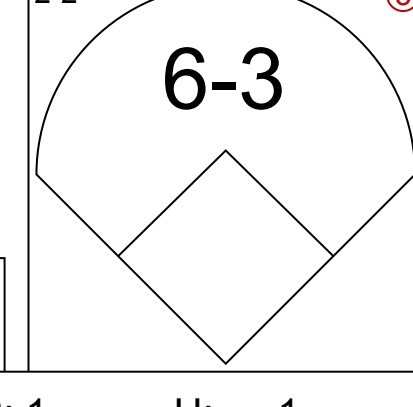


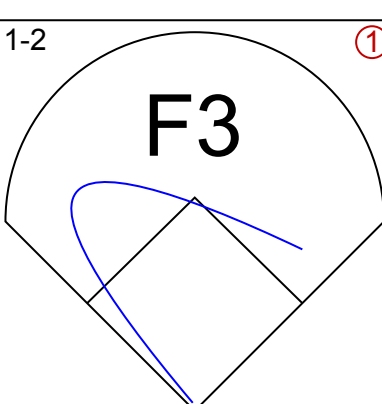
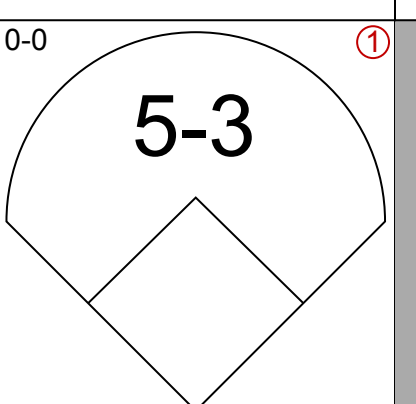

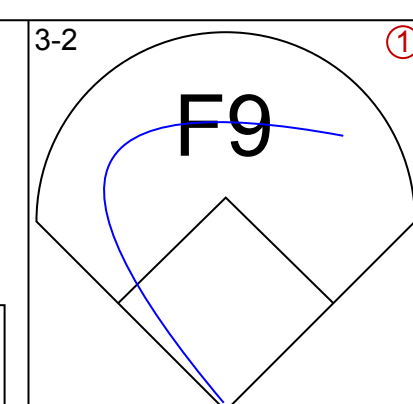
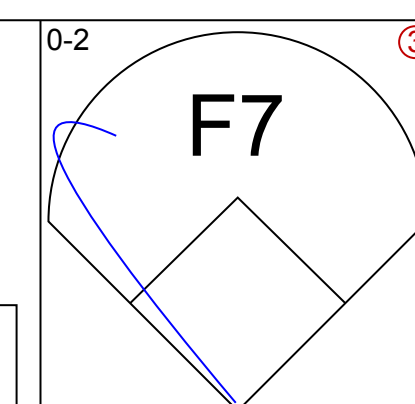
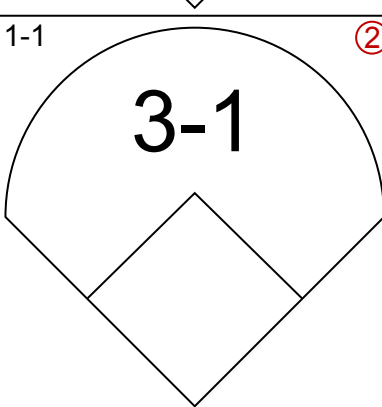
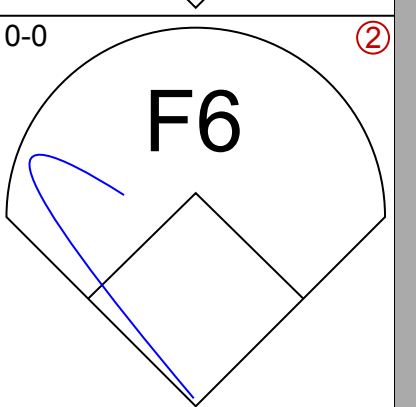

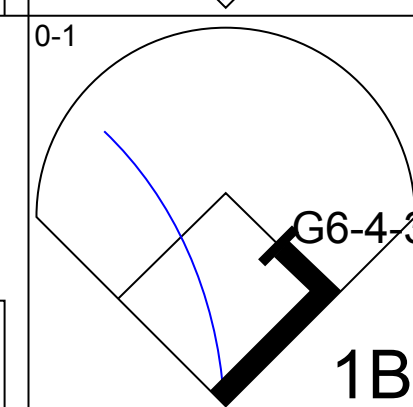
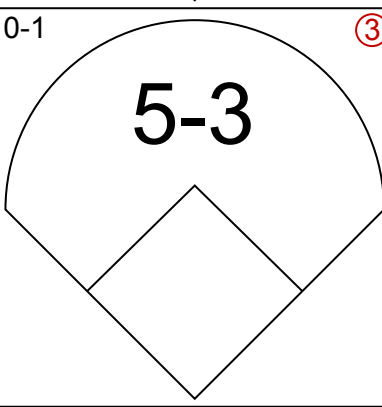
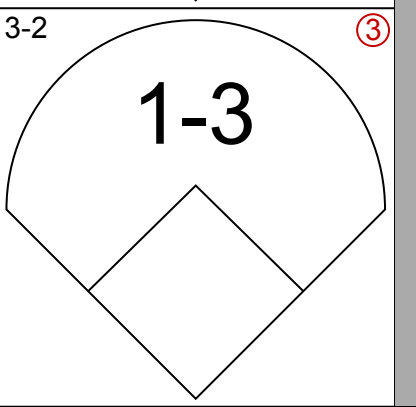

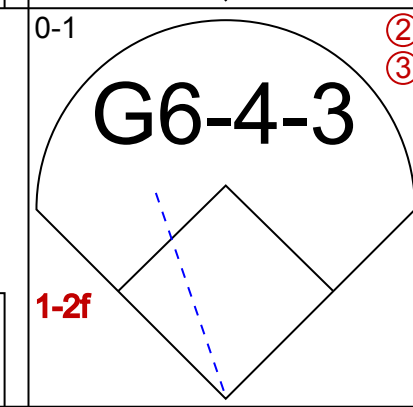
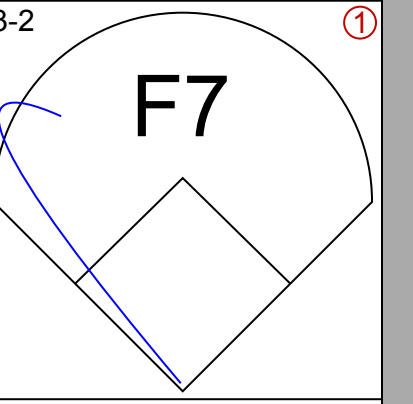
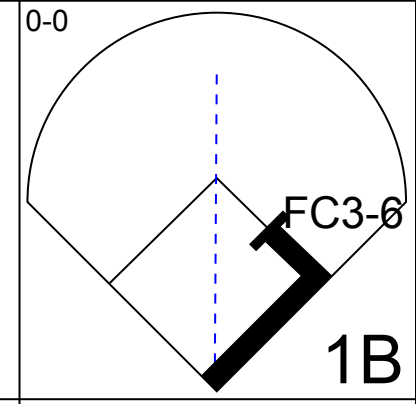
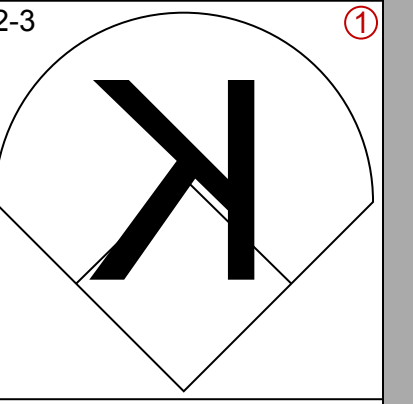
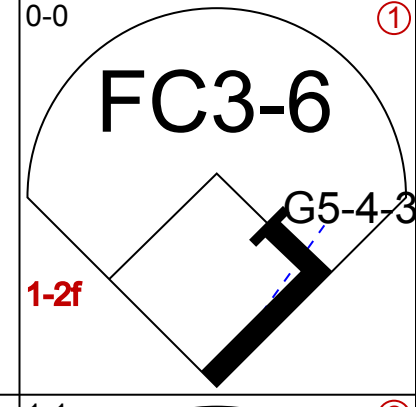

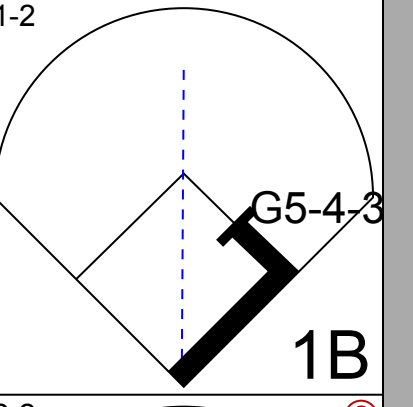
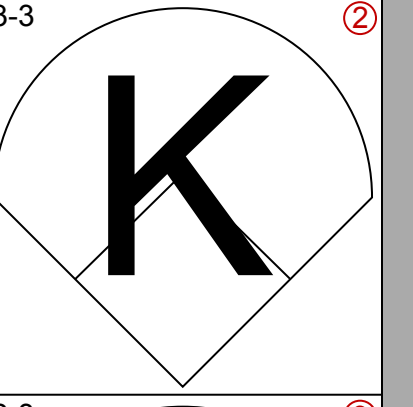
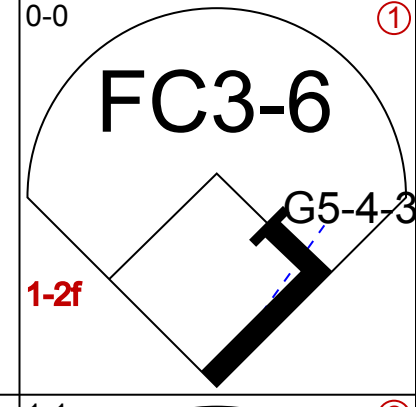
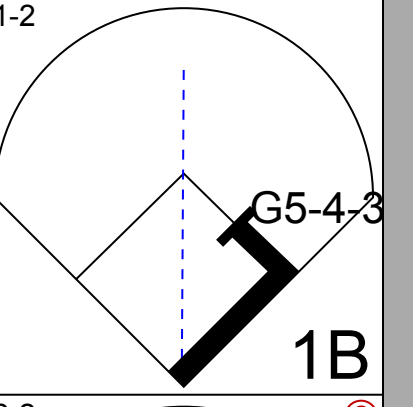
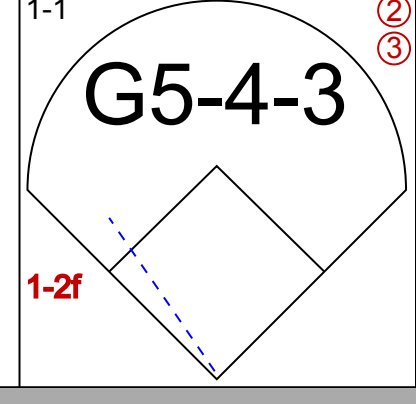

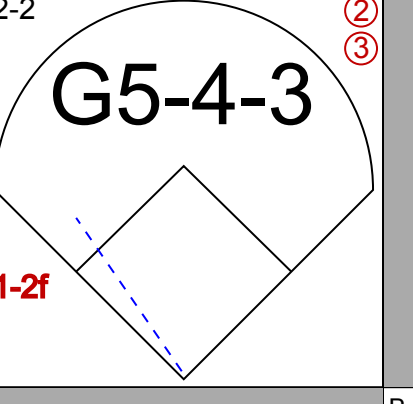
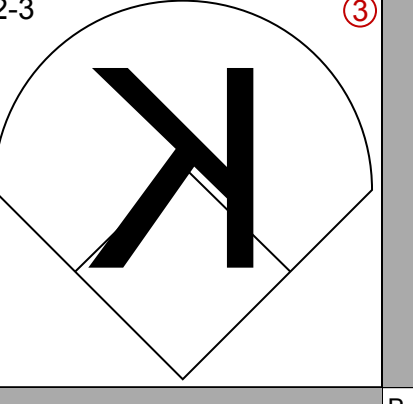
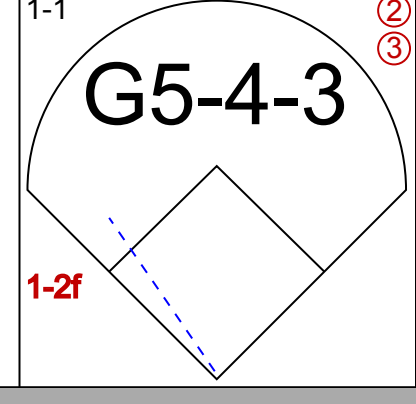



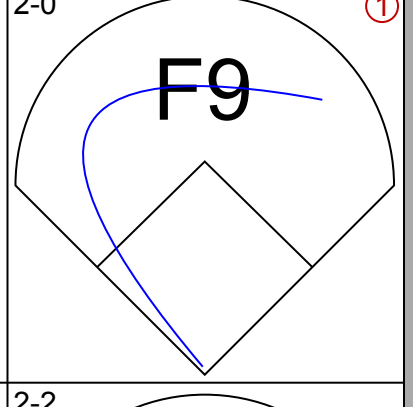
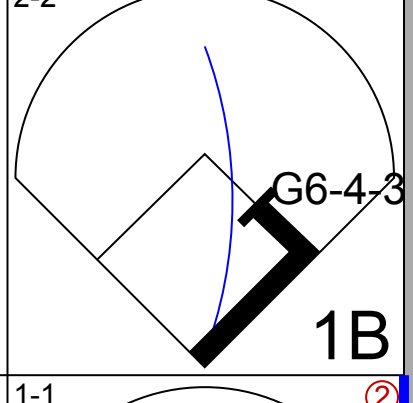
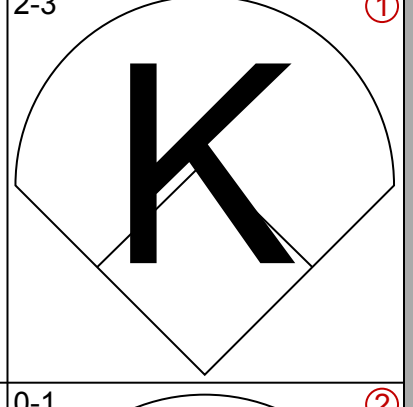
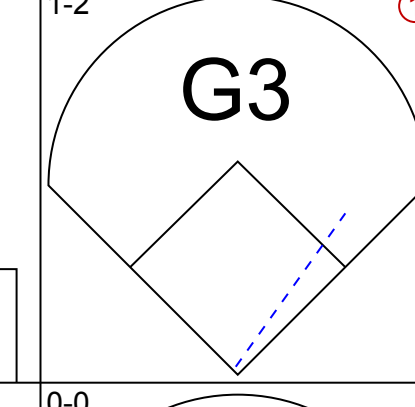
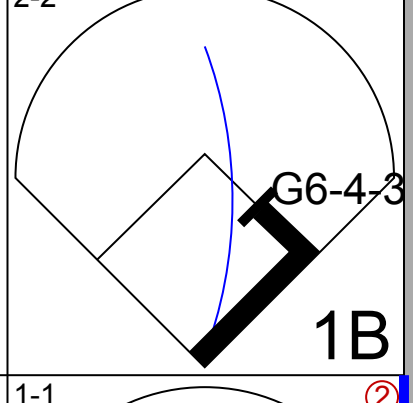
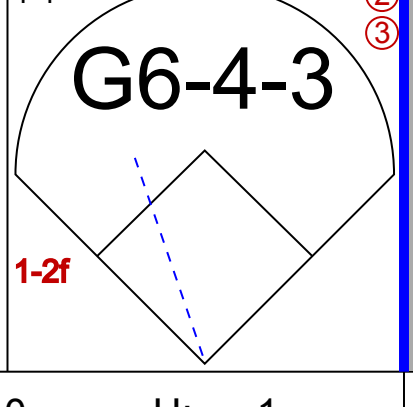
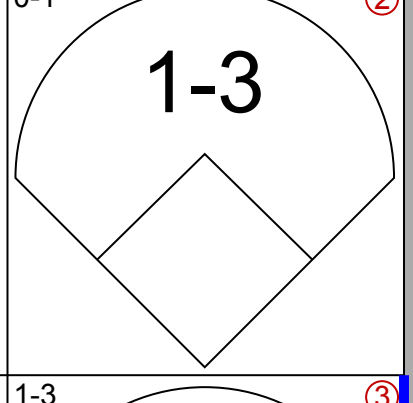
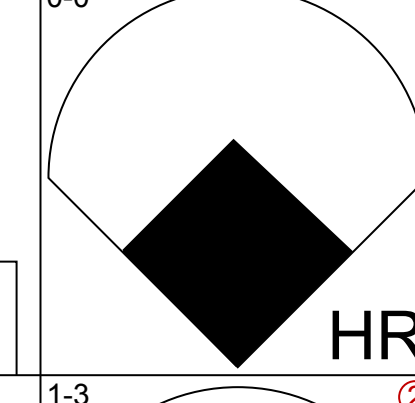
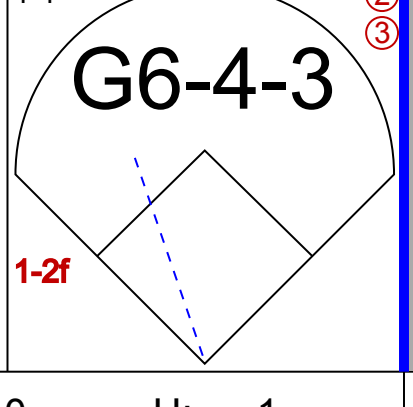
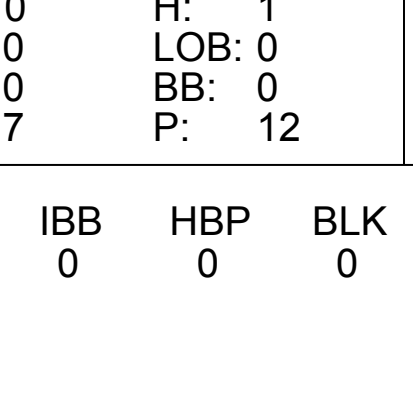
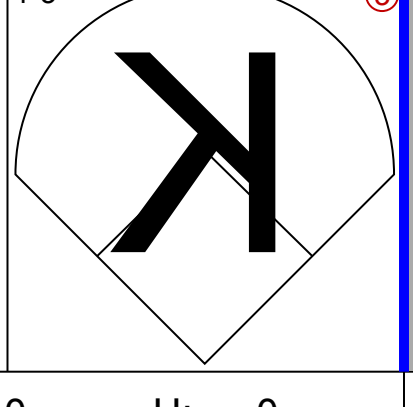

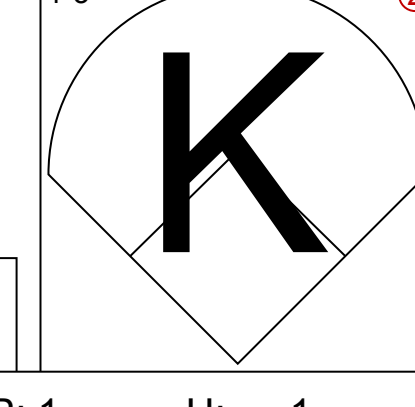
Batter	1	2	3	4	5	6	7	8	9	10	11	12	13	14	15	AB	R	H	RBI	BB	SO	LOB	TOP
Ron Gant, R OBP: 0.284, SLG: 0.442 (1.4)	5-3		K			K		F9		CS 1B			SH5-3 1B		HR	7	1	3	1	0	2	1	
Ken Oberkfell, L OBP: 0.307, SLG: 0.346 (1.9)	6-3		5-3			E5 G4-6-3				CS	F9		SH5-3		1-3	6	1	1	0	0	0	0	
Dion James, L OBP: 0.375, SLG: 0.366 (1.8)	1-3			L6		G4-6-3			SH1-4		F7		3-1		K	6	0	0	0	0	1	2	
Dale Murphy, R OBP: 0.324, SLG: 0.422 (1.9)		K		K			K		1B BLK HBP		K					4	1	0	0	1	4	0	
Ken Griffey, L OBP: 0.286, SLG: 0.311 (8.3)		PB HR BB				FC6-4 1B		G6-3 1B		F8		F7	1-3			5	1	2	0	1	0	4	
Andres Thomas, R OBP: 0.276, SLG: 0.372 (1.6)	F9		FC6-4 1B			G6-3 1B		G6-3 1B				F2			K	6	0	1	1	0	1	3	
Ted Simmons, S OBP: 0.338, SLG: 0.448 (8.7)						G5-4-3 BB		4-3							F4	2	1	1	2	1	0	0	
Paul Assenmacher, L OBP: 0.302, SLG: 0.350 (9.7)						G5-4-3									6-3	5	0	1	0	1	1	1	
Paul Assenmacher, L OBP: 0.300, SLG: 1.000 (12.1)																2	0	0	0	0	1	0	
Paul Assenmacher, L OBP: 0.300, SLG: 1.000 (12.1)																2	0	0	0	0	1	2	
Paul Assenmacher, L OBP: 0.300, SLG: 1.000 (12.1)																1	0	0	0	0	0	0	
Paul Assenmacher, L OBP: 0.300, SLG: 1.000 (12.1)																0	0	0	0	0	0	0	
Paul Assenmacher, L OBP: 0.300, SLG: 1.000 (12.1)																0	0	0	0	0	0	0	
Paul Assenmacher, L OBP: 0.300, SLG: 1.000 (12.1)																0	0	0	0	0	0	0	
Paul Assenmacher, L OBP: 0.300, SLG: 1.000 (12.1)																0	0	0	0	0	0	0	
Paul Assenmacher, L OBP: 0.300, SLG: 1.000 (12.1)																0	0	0	0	0	0	0	
Paul Assenmacher, L OBP: 0.300, SLG: 1.000 (12.1)																0	0	0	0	0	0	0	
Paul Assenmacher, L OBP: 0.300, SLG: 1.000 (12.1)																0	0	0	0	0	0	0	
Paul Assenmacher, L OBP: 0.300, SLG: 1.000 (12.1)																0	0	0	0	0	0	0	
Paul Assenmacher, L OBP: 0.300, SLG: 1.000 (12.1)																0	0	0	0	0	0	0	
Paul Assenmacher, L OBP: 0.300, SLG: 1.000 (12.1)																0	0	0	0	0	0	0	
Paul Assenmacher, L OBP: 0.300, SLG: 1.000 (12.1)																0	0	0	0	0	0	0	
Paul Assenmacher, L OBP: 0.300, SLG: 1.000 (12.1)																0	0	0	0	0	0	0	
Paul Assenmacher, L OBP: 0.300, SLG: 1.000 (12.1)																0	0	0	0	0	0	0	
Paul Assenmacher, L OBP: 0.300, SLG: 1.000 (12.1)																0	0	0	0	0	0	0	
Paul Assenmacher, L OBP: 0.300, SLG: 1.000 (12.1)																0	0	0	0	0	0	0	
Paul Assenmacher, L OBP: 0.300, SLG: 1.000 (12.1)																0	0	0	0	0	0	0	
Paul Assenmacher, L OBP: 0.300, SLG: 1.000 (12.1)																0	0	0	0	0	0	0	
Paul Assenmacher, L OBP: 0.300, SLG: 1.000 (12.1)																0	0	0	0	0	0	0	
Paul Assenmacher, L OBP: 0.300, SLG: 1.000 (12.1)																0	0	0	0	0	0	0	
Paul Assenmacher, L OBP: 0.300, SLG: 1.000 (12.1)																0	0	0	0	0	0	0	
Paul Assenmacher, L OBP: 0.300, SLG: 1.000 (12.1)																0	0	0	0	0	0	0	
Paul Assenmacher, L OBP: 0.300, SLG: 1.000 (12.1)																0	0	0	0	0	0	0	
Paul Assenmacher, L OBP: 0.300, SLG: 1.000 (12.1)																0	0	0	0	0	0	0	
Paul Assenmacher, L OBP: 0.300, SLG: 1.000 (12.1)																0	0	0	0	0	0	0	
Paul Assenmacher, L OBP: 0.300, SLG: 1.000 (12.1)																0	0	0	0	0	0	0	
Paul Assenmacher, L OBP: 0.300, SLG: 1.000 (12.1)																0	0	0	0	0	0	0	
Paul Assenmacher, L OBP: 0.300, SLG: 1.000 (12.1)																0	0	0	0	0	0	0	
Paul Assenmacher, L OBP: 0.300, SLG: 1.000 (12.1)																0	0	0	0	0	0	0	
Paul Assenmacher, L OBP: 0.300, SLG: 1.000 (12.1)																0	0	0	0	0	0	0	
Paul Assenmacher, L OBP: 0.300, SLG: 1.000 (12.1)																0	0	0	0	0	0	0	
Paul Assenmacher, L OBP: 0.300, SLG: 1.000 (12.1)																0	0	0	0	0	0	0	
Paul Assenmacher, L OBP: 0.300, SLG: 1.000 (12.1)																0	0	0	0	0	0	0	
Paul Assenmacher, L OBP: 0.300, SLG: 1.000 (12.1)																0	0	0	0	0	0	0	
Paul Assenmacher, L OBP: 0.300, SLG: 1.000 (12.1)																0	0	0	0	0	0	0	
Paul Assenmacher, L OBP: 0.300, SLG: 1.000 (12.1)																0	0	0	0	0	0	0	
Paul Assenmacher, L OBP: 0.300, SLG: 1.000 (12.1)																0	0	0	0	0	0	0	
Paul Assenmacher, L OBP: 0.300, SLG: 1.000 (12.1)																0	0	0	0	0	0	0	
Paul Assenmacher, L OBP: 0.300, SLG: 1.000 (12.1)																0	0	0	0	0	0	0	
Paul Assenmacher, L OBP: 0.300, SLG: 1.000 (12.1)																0	0	0	0	0	0	0	
Paul Assenmacher, L OBP: 0.300, SLG: 1.000 (12.1)																0	0	0	0	0	0	0	
Paul Assenmacher, L OBP: 0.300, SLG: 1.000 (12.1)																0	0	0	0	0	0	0	
Paul Assenmacher, L OBP: 0.300, SLG: 1.000 (12.1)																0	0	0	0	0	0	0	
Paul Assenmacher, L OBP: 0.300, SLG: 1.000 (12.1)																0	0	0	0	0	0	0	
Paul Assenmacher, L OBP: 0.300, SLG: 1.000 (12.1)																0	0	0	0	0	0	0	
Paul Assenmacher, L OBP: 0.300, SLG: 1.000 (12.1)																0	0	0	0	0	0	0	
Paul Assenmacher, L OBP: 0.300, SLG: 1.000 (12.1)																0	0	0	0	0	0	0	
Paul Assenmacher, L OBP: 0.300, SLG: 1.000 (12.1)																0	0	0	0	0	0	0	
Paul Assenmacher, L OBP: 0.300, SLG: 1.000 (12.1)																0	0	0	0	0	0	0	
Paul Assenmacher, L OBP: 0.300, SLG: 1.000 (12.1)																0	0	0	0	0	0	0	
Paul Assenmacher, L OBP: 0.300, SLG: 1.000 (12.1)																0	0	0	0	0	0	0	
Paul Assenmacher, L OBP: 0.300, SLG: 1.000 (12.1)																0	0	0	0	0	0	0	
Paul Assenmacher, L OBP: 0.300, SLG: 1.000 (12.1)																0	0	0	0	0	0	0	
Paul Assenmacher, L OBP: 0.300, SLG: 1.000 (12.1)																0	0	0	0	0	0	0	
Paul Assenmacher, L OBP: 0.300, SLG: 1.000 (12.1)																0	0	0	0	0	0	0	
Paul Assenmacher, L OBP: 0.300, SLG: 1.000 (12.1)																0	0	0	0	0	0	0	
Paul Assenmacher, L OBP: 0.300, SLG: 1.000 (12.1)																0	0	0	0	0	0	0	
Paul Assenmacher, L OBP: 0.300, SLG: 1.000 (12.1)																0	0	0	0	0	0	0	
Paul Assenmacher, L OBP: 0.300, SLG:																							

Batter	1	2	3	4	5	6	7	8	9	AB	R	H	RBI	BB	SO	LOB	TOP									
Bob Dernier, R OBP: 0.398, SLG: 0.390 (1, 8)	0-0 CS 1B	3-0 FC1-4 1B			3-2 6-3 1B		3-1 L8		1-1 F7	5	1	3	1	0	0	1	Philadelphia Phillies @ Atlanta Braves Atlanta-Fulton County Stadium, Atlanta, GA Wed Jul 06 1988, 7:05 PM EDT Att: 6,537 - Unknown - 83 F AB 36 R 2 H 9 RBI 2 BB 3 SO 1 LOB 22									
Tom Barrett, S OBP: 0.250, SLG: 0.100 (1, 4)	1-2 3-1	0-0 FC1-6-4			0-0 6-3		0-0 1-3		0-3 K	5	0	0	0	0	1	5										
Chris James, R OBP: 0.286, SLG: 0.411 (1, 7)	1-0 6-3		0-0 F7		1-0 F5			2-2 4-3	2-1 L7	5	0	0	0	0	0	3										
Mike Young, S OBP: 0.353, SLG: 0.408 (1, 9)	4-0 BB		2-2 F8		0-0 2H 1B			4-1 E 1B BB		2	0	1	1	2	0	0										
Von Hayes, L OBP: 0.358, SLG: 0.424 (1, 3) (8, 5)	0-1 4-3		3-2 4-3		0-2 4-3			0-2 L7		4	0	0	0	0	0	4										
Luis Aquayo, R OBP: 0.333, SLG: 0.376 (1, 5) (8, 6)		0-2 G6-4-3 1B		0-0 5-3 1B		2-0 F9		3-2 E 1B		4	0	3	0	0	0	0										
Darren Daulton, L OBP: 0.296, SLG: 0.328 (1, 2)		2-2 G6-4-3 1-2		2-2 F8		0-0 G3		1-1 E4 FC6-4		4	0	0	0	0	0	4										
Steve Jeltz, S OBP: 0.371, SLG: 0.322 (8, PH)		4-1 1B BB		2-2 5-3		2-1 L9		2-2 FC6-4		2	1	0	0	1	0	1										
Mike Schmidt, R OBP: 0.319, SLG: 0.352 (8, 3)				1-2 1B				1-2 2-3		1	0	0	0	0	0	3										
Greg Gross, L OBP: 0.293, SLG: 0.215 (8, 3)								1-2		0	0	0	0	0	0	0										
Shane Rawley, R OBP: 0.159, SLG: 0.186 (8, 1)		0-0 1B		1-2 G3			1-1 L8		2-2 S 1B	3	0	1	0	0	0	1										
Kent Tekulve, R (8, 1)										0	0	0	0	0	0	0										
Milt Thompson, L OBP: 0.342, SLG: 0.330 (9, PH)		1-2 1B								1	0	1	0	0	0	0										
Inning Stats	R: 0 E: 0 K: 0 S: 8	H: 1 LOB: 2 BB: 1 P: 13	R: 1 E: 0 K: 0 S: 10	H: 3 LOB: 2 BB: 1 P: 19	R: 0 E: 0 K: 0 S: 14	H: 0 LOB: 0 BB: 0 P: 19	R: 0 E: 0 K: 0 S: 13	H: 1 LOB: 1 BB: 0 P: 18	R: 1 E: 0 K: 0 S: 10	H: 2 LOB: 1 BB: 0 P: 14	R: 0 E: 0 K: 0 S: 4	H: 0 LOB: 0 BB: 0 P: 8	R: 0 E: 0 K: 0 S: 5	H: 0 LOB: 0 BB: 0 P: 9	R: 0 E: 1 K: 0 S: 15	H: 1 LOB: 3 BB: 1 P: 27	R: 0 E: 0 K: 1 S: 12	H: 1 LOB: 1 BB: 0 P: 17	1B: 9 2B: 0 3B: 0 HR: 0	SF: 0 SAC: 0 DP: 1 HBP: 0	WP: 0 PB: 0 SB: 1 CS: 1	PA: 39				
PITCHER	IP	WLS	BF	H	R	ER	SO	BB	IBB	HBP	BLK	WP	HR	S	P	ERA	WHIP									
Zane Smith, L ERA: 4.05	(1, 1)	8.0	W	35	8	2	2	0	3	0	0	0	0	0	79	127	2.25	1.375								
Bruce Sutter, R ERA: 3.15	(9, 1)	1.0	S	4	1	0	0	1	0	0	0	0	0	0	12	17	0.00	1.000								

Batter	1	2	3	4	5	6	7	8	9	AB	R	H	RBI	BB	SO	LOB	BOTTOM								
Ron Gant, R OBP: 0.287, SLG: 0.444 (1, 4)	1-3 K		0-0 F8		3-0 E5 1B		3-1 6-3			4	1	1	1	0	1	1	Philadelphia Phillies @ Atlanta Braves Atlanta-Fulton County Stadium, Atlanta, GA Wed Jul 06 1988, 7:05 PM EDT Att: 6,537 - Unknown - 83 F AB 33 R 3 H 10 RBI 3 BB 1 SO 2 LOB 15								
Andres Thomas, R OBP: 0.277, SLG: 0.368 (1, 6)	2-2 5-3		2-0 4-3		0-0 1B 2H		2-1 L9			4	0	1	1	0	0	1									
Gerald Perry, L OBP: 0.376, SLG: 0.443 (1, 3)	3-2 6-3			0-0 4-3	1-2 1B		1-1 4-3			4	0	1	0	0	0	0									
Gary Roenicke, R OBP: 0.302, SLG: 0.337 (1, 9)		1-1 G6-4-3 1B		1-1 FC6-4 1B	1-0 5-3			0-0 F5		4	0	2	0	0	0	2									
Jim Morrison, R OBP: 0.221, SLG: 0.298 (1, 7)		1-1 G6-4-3 1B		1-3 K		0-0 5-3		1-1 E2 1B		4	1	1	0	0	1	1									
Ozzie Virgil, R OBP: 0.267, SLG: 0.366 (1, 2)	1-0 G6-4-3		1-0 FC6-4		1-0 FC6-4		1-0 F8		4-0 1B IBB	3	0	0	0	1	0	3									
Ken Oberkfell, L OBP: 0.317, SLG: 0.355 (1, 5)		0-0 1-3			2-0 4-3		0-2 1B 1B		0-0 1B	4	0	2	1	0	0	1									
Jerry Royster, R OBP: 0.341, SLG: 0.342 (1, 8)			2-1 SH1-4 1B		3-1 E5 SH1-4 E		1-0 1B		3H L9	4	1	2	0	0	0	2									
Zane Smith, L OBP: 0.172, SLG: 0.172 (8, PH)		1-0 SH1-4		1-0 SH1-4		0-0 SH1-4		1-0 3-1		1	0	0	0	0	0	2									
Ted Simmons, S OBP: 0.344, SLG: 0.434 (8, PH)				1-2						1	0	0	0	0	0	2									
Bruce Sutter, R ERA: 3.65	(9, 1)									0	0	0	0	0	0	0									
Inning Stats	R: 0 E: 0 K: 1 S: 12	H: 0 LOB: 0 BB: 0 P: 18	R: 0 E: 0 K: 0 S: 6	H: 2 LOB: 1 BB: 0 P: 9	R: 0 E: 0 K: 0 S: 5	H: 1 LOB: 1 BB: 0 P: 10	R: 0 E: 0 K: 1 S: 7	H: 1 LOB: 0 BB: 0 P: 10	R: 2 E: 2 K: 0 S: 11	H: 3 LOB: 2 BB: 0 P: 21	R: 0 E: 0 K: 0 S: 7	H: 2 LOB: 2 BB: 0 P: 9	R: 0 E: 0 K: 0 S: 6	H: 0 LOB: 0 BB: 0 P: 12	R: 1 E: 1 K: 0 S: 8	H: 1 LOB: 2 BB: 1 P: 16	R: 0 E: 0 K: 0 S: 8	H: 1 LOB: 1 BB: 1 P: 17	1B: 10 2B: 0 3B: 0 HR: 0	SF: 0 SAC: 2 DP: 1 HBP: 0	WP: 0 PB: 0 SB: 0 CS: 0	PA: 36			
PITCHER	IP	WLS	BF	H	R	ER	SO	BB	IBB	HBP	BLK	WP	HR	S	P	ERA	WHIP								
Shane Rawley, L ERA: 3.46	(1, 1)	7.1	L	34	10	3	0	2	0	0	0	0	0	0	98	0.00	1.364								
Kent Tekulve, R ERA: 3.65	(8, 1)	0.2		2	0	0	0	0	0	0	0	0	0	4	7	0.00	0.000								



Batter	1	2	3	4	5	6	7	8	9	AB	R	H	RBI	BB	SO	LOB	TOP					
Otis Nixon, S <small>OBP: 0.313, SLG: 0.320</small> 										5	0	2	1	0	1	3	Montreal Expos @ Atlanta Braves Atlanta-Fulton County Stadium, Atlanta, GA Fri Jul 08 1988, 7:05 PM EDT Att: 11,548 - Unknown - 95 F					
Mitch Webster, S <small>OBP: 0.356, SLG: 0.316</small> 										3	2	2	1	1	0	2						
Andres Galarraga, R <small>OBP: 0.384, SLG: 0.611</small> 										5	1	2	1	0	2	3						
Hubie Brooks, R <small>OBP: 0.301, SLG: 0.416</small> 										5	1	1	1	0	1	4						
Tim Wallach, R <small>OBP: 0.313, SLG: 0.424</small> 										5	1	1	1	0	0	2						
Tom Foley, L <small>OBP: 0.306, SLG: 0.366</small> 											5	1	2	1	0	0		0				
Mike Fitzgerald, R <small>OBP: 0.313, SLG: 0.442</small> 											3	1	3	1	2	0		0				
Luis Rivera, R <small>OBP: 0.267, SLG: 0.328</small> 											4	0	1	0	1	2		3				
Bryn Smith, R <small>OBP: 0.091, SLG: 0.063</small> 										4	0	0	0	0	1	6						
Inning Stats	R: 4 E: 1 K: 1 S: 18	H: 5 LOB: 3 BB: 2 P: 32	R: 1 E: 0 K: 0 S: 10	H: 1 LOB: 0 BB: 0 P: 12	R: 1 E: 0 K: 1 S: 20	H: 3 LOB: 2 BB: 0 P: 22	R: 0 E: 0 K: 0 S: 4	H: 1 LOB: 0 BB: 0 P: 9	R: 0 E: 0 K: 1 S: 9	H: 2 LOB: 1 BB: 0 P: 12	R: 0 E: 0 K: 2 S: 10	H: 1 LOB: 2 BB: 1 P: 16	R: 1 E: 0 K: 1 S: 12	H: 1 LOB: 0 BB: 0 P: 17	R: 0 E: 0 K: 1 S: 8	H: 0 LOB: 1 BB: 1 P: 14	R: 0 E: 0 K: 0 S: 7	H: 0 LOB: 1 BB: 1 P: 14	1B: 9 2B: 3 3B: 0 HR: 2	SF: 0 SAC: 0 DP: 1 HBP: 1	WP: 1 PB: 0 SB: 1 CS: 0	PA: 44
PITCHER	IP WLS BF H R ER SO BB IBB HBP BLK WP HR S P ERA WHIP																					
Rick Mahler, R <small>ERA: 3.77</small>	0.1 L 7 5 4 4 1 1 0 0 0 0 0 0 14 23 108.00 18.000																					
Charlie Puleo, R <small>ERA: 4.14</small>	2.2 13 4 2 2 1 1 0 0 0 0 1 34 43 6.75 1.875																					
German Jimenez, L <small>ERA: 9.53</small>	3.0 12 4 0 0 3 1 0 0 0 0 1 0 23 37 0.00 1.667																					
José Álvarez, R <small>ERA: 3.67</small>	2.0 8 1 1 1 2 0 0 1 0 0 1 20 31 4.50 0.500																					
Ed Owiene, L <small>ERA: 5.69</small>	1.0 4 0 0 0 0 1 0 0 0 0 0 0 7 14 0.00 1.000																					

Batter	1	2	3	4	5	6	7	8	9	AB	R	H	RBI	BB	SO	LOB	BOTTOM					
Ron Gant, R <small>OBP: 0.283, SLG: 0.437</small> 											4	0	0	0	0	0	Montreal Expos @ Atlanta Braves Atlanta-Fulton County Stadium, Atlanta, GA Fri Jul 08 1988, 7:05 PM EDT Att: 11,548 - Unknown - 95 F					
Ken Oberkfell, L <small>OBP: 0.317, SLG: 0.355</small> 										3	0	1	0	0	0	0						
Gerald Perry, L <small>OBP: 0.372, SLG: 0.438</small> 										3	0	0	0	0	0	1						
Dale Murphy, R <small>OBP: 0.332, SLG: 0.431</small> 										3	0	1	0	0	1	0						
Ken Griffey, L <small>OBP: 0.304, SLG: 0.318</small> 										3	0	1	0	0	1	1						
Andres Thomas, R <small>OBP: 0.275, SLG: 0.364</small> 										3	0	0	0	0	1	2						
Dion James, L <small>OBP: 0.371, SLG: 0.360</small> 										3	0	0	0	0	1	0						
Ozzie Virgil, R <small>OBP: 0.273, SLG: 0.386</small> 										3	1	2	1	0	0	0						
Rick Mahler, R <small>OBP: 0.176, SLG: 0.184</small> Charlie Puleo, R <small>OBP: 0.286, SLG: 0.286</small> Paul Nungesser, R <small>OBP: 0.377, SLG: 0.494</small> German Jimenez, L <small>OBP: 0.323, SLG: 0.526</small> Jerry Royster, R <small>OBP: 0.333, SLG: 0.333</small> José Álvarez, R <small>OBP: 0.302, SLG: 0.600</small> Ed Owiene, R <small>OBP: 0.276, SLG: 0.295</small> Jim Morrison, R <small>OBP: 0.276, SLG: 0.295</small>											0	0	0	0	0	0	0					
Inning Stats	R: 0 E: 0 K: 0 S: 7	H: 0 LOB: 0 BB: 0 P: 9	R: 0 E: 0 K: 2 S: 10	H: 0 LOB: 0 BB: 0 P: 18	R: 0 E: 0 K: 0 S: 7	H: 1 LOB: 0 BB: 0 P: 12	R: 0 E: 0 K: 0 S: 6	H: 0 LOB: 0 BB: 0 P: 9	R: 0 E: 0 K: 2 S: 4	H: 1 LOB: 0 BB: 0 P: 5	R: 0 E: 0 K: 2 S: 9	H: 0 LOB: 0 BB: 0 P: 12	R: 0 E: 0 K: 0 S: 8	H: 1 LOB: 0 BB: 0 P: 11	R: 0 E: 0 K: 1 S: 11	H: 1 LOB: 0 BB: 0 P: 16	R: 1 E: 0 K: 1 S: 10	H: 1 LOB: 0 BB: 0 P: 12	1B: 4 2B: 0 3B: 0 HR: 1	SF: 0 SAC: 0 DP: 4 HBP: 0	WP: 0 PB: 0 SB: 0 CS: 0	PA: 28
PITCHER	IP WLS BF H R ER SO BB IBB HBP BLK WP HR S P ERA WHIP																					
Bryn Smith, R <small>ERA: 3.76</small>	9.0 W 28 5 1 1 6 0 0 0 0 0 1 72 104 1.00 0.556																					



Batter	1	2	3	4	5	6	7	8	9	AB	R	H	RBI	BB	SO	LOB	TOP
Otis Nixon, S <small>OBP: 0.307, SLG: 0.316</small> 		FC4 		E4 	SF8 			F9 		4	2	1	1	0	0	2	
Tim Raines, S <small>OBP: 0.372, SLG: 0.433</small> 				5-3 	K 			F9 		5	2	2	2	0	1	3	
Andres Calarraga, R <small>OBP: 0.381, SLG: 0.613</small> 		K 		F8 		3-1 				5	1	1	1	0	2	5	
Hubie Brooks, R <small>OBP: 0.305, SLG: 0.417</small> Joe Hesketh, R <small>OBP: 0.305, SLG: 0.417</small> Jeff Parrett, R <small>OBP: 0.305, SLG: 0.417</small> 				K 						4	0	2	3	1	1	2	
Tim Wallach, R <small>OBP: 0.317, SLG: 0.427</small> 										5	1	3	1	0	0	2	
Tom Foley, L <small>OBP: 0.304, SLG: 0.362</small> 			F7 						G3 	5	1	1	0	0	0	3	
Nelson Santovenia, R <small>OBP: 0.312, SLG: 0.316</small> 				F4 		5-3 		L6 		4	1	0	0	1	1	2	
Luis Rivera, R <small>OBP: 0.273, SLG: 0.332</small> 						K 		4-3 		3	1	1	1	1	1	0	
Dennis Martinez, R <small>OBP: 0.261, SLG: 0.267</small> Mitch Webster, S <small>OBP: 0.356, SLG: 0.316</small> 						K 				4	0	2	0	0	1	2	
Inning Stats R: 2 H: 3 E: 0 LOB: 1 K: 1 S: 14 	R: 4 H: 2 E: 1 LOB: 1 K: 1 S: 12 	R: 0 H: 1 E: 0 LOB: 2 K: 1 S: 8 	R: 0 H: 0 E: 1 LOB: 1 K: 1 S: 10 	R: 2 H: 4 E: 0 LOB: 2 K: 1 S: 11 	R: 0 H: 1 E: 0 LOB: 1 K: 0 S: 9 	R: 0 H: 0 E: 0 LOB: 0 K: 2 S: 10 	R: 1 H: 2 E: 0 LOB: 1 K: 0 S: 12 	R: 0 H: 0 E: 0 LOB: 0 K: 0 S: 6 	1B: 11 SF: 1 2B: 1 SAC: 0 3B: 0 DP: 1 HR: 1 HBP: 1 	WP: 0 PA: 44 							
PITCHER Pete Smith, R <small>ERA: 6.14</small> Rick Mahler, R <small>ERA: 3.81</small> José Alvarez, R <small>ERA: 3.5</small> Ed Olwine, L <small>ERA: 6.14</small> Paul Assenmacher, L <small>ERA: 3.87</small>	IP: 1.1 WLS: L BF: 11 H: 4 R: 6 ER: 3 SO: 1 BB: 2 IBB: 0 HBP: 0 BLK: 2 WP: 0 HR: 0 S: 19 P: 33 ERA: 4.91 WHIP: 1.636 	IP: 3.2 WLS: 7 BF: 18 H: 6 R: 2 ER: 2 SO: 4 BB: 0 IBB: 0 HBP: 0 BLK: 0 WP: 0 HR: 0 S: 19 P: 33 ERA: 0.00 WHIP: 1.000 	IP: 2.0 WLS: 1 BF: 7 H: 1 R: 0 ER: 0 SO: 2 BB: 1 IBB: 0 HBP: 0 BLK: 0 WP: 0 HR: 0 S: 12 P: 21 ERA: 9.00 WHIP: 2.000 	IP: 1.0 WLS: 5 BF: 5 H: 2 R: 1 ER: 1 SO: 0 BB: 0 IBB: 0 HBP: 0 BLK: 0 WP: 1 HR: 12 S: 21 P: 9 ERA: 0.00 WHIP: 0.000 	PITCHER IP: 1.1 WLS: L BF: 11 H: 4 R: 6 ER: 3 SO: 1 BB: 2 IBB: 0 HBP: 0 BLK: 2 WP: 0 HR: 0 S: 19 P: 33 ERA: 4.91 WHIP: 1.636 	IP: 3.2 WLS: 7 BF: 18 H: 6 R: 2 ER: 2 SO: 4 BB: 0 IBB: 0 HBP: 0 BLK: 0 WP: 0 HR: 0 S: 19 P: 33 ERA: 0.00 WHIP: 1.000 	IP: 2.0 WLS: 1 BF: 7 H: 1 R: 0 ER: 0 SO: 2 BB: 1 IBB: 0 HBP: 0 BLK: 0 WP: 0 HR: 0 S: 12 P: 21 ERA: 9.00 WHIP: 2.000 	IP: 1.0 WLS: 5 BF: 5 H: 2 R: 1 ER: 1 SO: 0 BB: 0 IBB: 0 HBP: 0 BLK: 0 WP: 1 HR: 12 S: 21 P: 9 ERA: 0.00 WHIP: 0.000 	1B: 11 SF: 1 2B: 1 SAC: 0 3B: 0 DP: 1 HR: 1 HBP: 1 	WP: 0 PA: 44 							

Montreal Expos @ Atlanta Braves
Atlanta-Fulton County Stadium, Atlanta, GA
Sat Jul 09 1988, 7:05 PM EDT
Att: 16,747 - Unknown - 91 F

AB	39
R	9
H	13
RBI	9
BB	3
SO	7
LOB	21



Batter	1	2	3	4	5	6	7	8	9	AB	R	H	RBI	BB	SO	LOB	BOTTOM
Ron Gant, R <small>OBP: 0.286, SLG: 0.438</small> 					1-3 					4	2	2	0	0	0	0	
Ken Oberkfell, L <small>OBP: 0.316, SLG: 0.353</small> 					6-3 					4	1	1	1	0	1	2	
Gerald Perry, L <small>OBP: 0.377, SLG: 0.444</small> 										3	0	2	0	1	0	0	
Dale Murphy, R <small>OBP: 0.331, SLG: 0.427</small> 										3	0	0	0	1	1	4	
Ken Griffey, L <small>OBP: 0.297, SLG: 0.311</small> 										4	0	0	1	0	0	4	
Andres Thomas, R <small>OBP: 0.274, SLG: 0.363</small> 				F4 		F4 				4	0	1	0	0	0	2	
Dion James, L <small>OBP: 0.369, SLG: 0.358</small> 				L8 					6-3 	4	0	1	0	0	0	1	
Ozzie Virgil, R <small>OBP: 0.272, SLG: 0.388</small> 			5-3 							4	1	1	0	0	1	1	
Pete Smith, R <small>ERA: 6.14</small> Rick Mahler, R <small>ERA: 3.81</small> Jerry Royster, R <small>ERA: 3.25</small> José Alvarez, R <small>ERA: 3.5</small> Paul Kung'u, R <small>ERA: 3.09</small> Ed Olwine, L <small>ERA: 6.14</small> Paul Assenmacher, L <small>ERA: 3.87</small> Ted Simmons, S <small>ERA: 3.36</small>	IP: 0.0 WLS: L BF: 3 H: 1 R: 2 ER: 0 SO: 0 BB: 1 IBB: 0 HBP: 0 BLK: 0 WP: 0 HR: 0 S: 11 P: 12 ERA: 7.00 WHIP: 3.000 	IP: 0.0 WLS: L BF: 3 H: 1 R: 2 ER: 0 SO: 0 BB: 1 IBB: 0 HBP: 0 BLK: 0 WP: 0 HR: 0 S: 11 P: 12 ERA: 7.00 WHIP: 3.000 	IP: 0.0 WLS: L BF: 3 H: 1 R: 2 ER: 0 SO: 0 BB: 1 IBB: 0 HBP: 0 BLK: 0 WP: 0 HR: 0 S: 11 P: 12 ERA: 7.00 WHIP: 3.000 	IP: 0.0 WLS: L BF: 3 H: 1 R: 2 ER: 0 SO: 0 BB: 1 IBB: 0 HBP: 0 BLK: 0 WP: 0 HR: 0 S: 11 P: 12 ERA: 7.00 WHIP: 3.000 	IP: 1.1 WLS: L BF: 11 H: 4 R: 6 ER: 3 SO: 1 BB: 2 IBB: 0 HBP: 0 BLK: 2 WP: 0 HR: 0 S: 19 P: 33 ERA: 4.91 WHIP: 1.636 	IP: 3.2 WLS: 7 BF: 18 H: 6 R: 2 ER: 2 SO: 4 BB: 0 IBB: 0 HBP: 0 BLK: 0 WP: 0 HR: 0 S: 19 P: 33 ERA: 0.00 WHIP: 1.000 	IP: 2.0 WLS: 1 BF: 7 H: 1 R: 0 ER: 0 SO: 2 BB: 1 IBB: 0 HBP: 0 BLK: 0 WP: 0 HR: 0 S: 12 P: 21 ERA: 9.00 WHIP: 2.000 	IP: 1.0 WLS: 5 BF: 5 H: 2 R: 1 ER: 1 SO: 0 BB: 0 IBB: 0 HBP: 0 BLK: 0 WP: 1 HR: 12 S: 21 P: 9 ERA: 0.00 WHIP: 0.000 	1B: 6 SF: 0 2B: 2 SAC: 0 3B: 0 DP: 2 HR: 0 HBP: 0 	WP: 0 PA: 36 							
Inning Stats R: 0 H: 1 E: 0 LOB: 1 K: 1 S: 11 	R: 0 H: 1 E: 0 LOB: 0 K: 0 S: 8 	R: 2 H: 2 E: 1 LOB: 2 K: 1 S: 19 	R: 0 H: 0 E: 0 LOB: 0 K: 0 S: 3 	R: 0 H: 0 E: 0 LOB: 0 K: 0 S: 5 	R: 0 H: 1 E: 0 LOB: 1 K: 0 S: 4 	R: 0 H: 0 E: 0 LOB: 0 K: 0 S: 3 	R: 0 H: 1 E: 0 LOB: 1 K: 0 S: 13 	R: 0 H: 0 E: 0 LOB: 0 K: 1 S: 9 	1B: 6 SF: 0 2B: 2 SAC: 0 3B: 0 DP: 2 HR: 0 HBP: 0 	WP: 0 PA: 36 							
PITCHER Dennis Martinez, R <small>ERA: 2.61</small> Joe Hesketh, L <small>ERA: 3.09</small> Jeff Parrett, R <small>ERA: 2.12</small>	IP: 7.0 WLS: W BF: 27 H: 6 R: 2 ER: 2 SO: 0 BB: 1 IBB: 0 HBP: 0 BLK: 1 WP: 0 HR: 0 S: 53 P: 87 ERA: 0.00 WHIP: 1.000 	IP: 1.0 WLS: L BF: 6 H: 2 R: 2 ER: 2 SO: 0 BB: 1 IBB: 0 HBP: 0 BLK: 1 WP: 0 HR: 0 S: 13 P: 21 ERA: 18.00 WHIP: 3.000 	IP: 1.0 WLS: L BF: 3 H: 0 R: 0 ER: 0 SO: 1 BB: 0 IBB: 0 HBP: 0 BLK: 0 WP: 0 HR: 9 S: 14 P: 14 ERA: 0.00 WHIP: 0.000 	PITCHER IP: 1.1 WLS: L BF: 11 H: 4 R: 6 ER: 3 SO: 1 BB: 2 IBB: 0 HBP: 0 BLK: 2 WP: 0 HR: 0 S: 19 P: 33 ERA: 4.91 WHIP: 1.636 	IP: 3.2 WLS: 7 BF: 18 H: 6 R: 2 ER: 2 SO: 4 BB: 0 IBB: 0 HBP: 0 BLK: 0 WP: 0 HR: 0 S: 19 P: 33 ERA: 0.00 WHIP: 1.000 	IP: 2.0 WLS: 1 BF: 7 H: 1 R: 0 ER: 0 SO: 2 BB: 1 IBB: 0 HBP: 0 BLK: 0 WP: 0 HR: 0 S: 12 P: 21 ERA: 9.00 WHIP: 2.000 	IP: 1.0 WLS: 5 BF: 5 H: 2 R: 1 ER: 1 SO: 0 BB: 0 IBB: 0 HBP: 0 BLK: 0 WP: 1 HR: 12 S: 21 P: 9 ERA: 0.00 WHIP: 0.000 	IP: 1.1 WLS: L BF: 11 H: 4 R: 6 ER: 3 SO: 1 BB: 2 IBB: 0 HBP: 0 BLK: 2 WP: 0 HR: 0 S: 19 P: 33 ERA: 4.91 WHIP: 1.636 	1B: 6 SF: 0 2B: 2 SAC: 0 3B: 0 DP: 2 HR: 0 HBP: 0 	WP: 0 PA: 36 							

Montreal Expos @ Atlanta Braves
Atlanta-Fulton County Stadium, Atlanta, GA
Sat Jul 09 1988, 7:05 PM EDT
Att: 16,747 - Unknown - 91 F

AB	34
R	4
H	8
RBI	2
BB	2
SO	3
LOB	15



Batter	1	2	3	4	5	6	7	8	9	10	11	AB	R	H	RBI	BB	SO	LOB	TOP						
Lenny Dykstra, L OBP: 0.327, SLG: 0.392 Terry Leach, R Randy Myers, L	G3	F5		F2		K		F8		F9		6	0	0	0	0	1	3							
Wally Backman, S OBP: 0.362, SLG: 0.294	4-3		6-3	F9		PB BB		F8		K		5	0	0	0	1	1	1							
Dave Magadan, L OBP: 0.423, SLG: 0.360	1-3		F8	2B HR		1B BB		K				5	1	1	0	1	1	0							
Darryl Strawberry, L OBP: 0.396, SLG: 0.582		1B 1B	2B	HR		F9		F9		E4 CS		5	4	3	0	1	0	2							
Kevin McReynolds, R OBP: 0.342, SLG: 0.479		1B 1B	BLK HR	2B		F3		F3		2B		6	3	5	4	0	0	2							
Howard Johnson, S OBP: 0.352, SLG: 0.466	F6		HR	F8		G3-2-5 1B		G6-4-3 1B		G6-4-3 1B		4	1	2	2	2	0	2							
Gary Carter, R OBP: 0.304, SLG: 0.373	SH1-4 1B		1B	BB		F9		F9		G6-4-3 1B		5	0	2	1	1	0	4							
Kevin Elster, R OBP: 0.283, SLG: 0.324	SH1-4 1B		1B	1B		L8		F3		K		6	0	2	1	0	1	4							
Ron Darling, R Bob McClure, R Lee Mazzilli, S Roger McDowell, R Mookie Wilson, S	SH1-4 1B		K			K		G3-2-5 1B		S BB		2	0	0	0	0	2	2							
Inning Stats	R: 0 E: 0 K: 0 S: 6	H: 0 LOB: 0 BB: 0 P: 11	R: 2 E: 0 K: 0 S: 13	H: 4 LOB: 2 BB: 0 P: 20	R: 3 E: 0 K: 1 S: 24	H: 4 LOB: 0 BB: 1 P: 42	R: 3 E: 0 K: 0 S: 16	H: 3 LOB: 0 BB: 0 P: 27	R: 0 E: 0 K: 1 S: 10	H: 0 LOB: 2 BB: 2 P: 20	R: 0 E: 0 K: 0 S: 7	H: 2 LOB: 1 BB: 0 P: 9	R: 0 E: 0 K: 1 S: 9	H: 0 LOB: 0 BB: 0 P: 14	R: 0 E: 1 K: 2 S: 6	H: 1 LOB: 1 BB: 1 P: 12	R: 0 E: 0 K: 2 S: 9	H: 0 LOB: 1 BB: 1 P: 16	R: 1 E: 1 K: 0 S: 13	H: 1 LOB: 2 BB: 2 P: 25	1B: 9 2B: 5 3B: 0 HR: 2	SF: 0 SAC: 1 DP: 2 HBP: 0	WP: 0 PB: 1 SB: 2 CS: 1	PA: 53	
PITCHER	IP ERA WLS BF H R ER SO BB IBB HBP BLK WP HR S P ERA WHIP	IP ERA WLS BF H R ER SO BB IBB HBP BLK WP HR S P ERA WHIP	IP ERA WLS BF H R ER SO BB IBB HBP BLK WP HR S P ERA WHIP	IP ERA WLS BF H R ER SO BB IBB HBP BLK WP HR S P ERA WHIP	IP ERA WLS BF H R ER SO BB IBB HBP BLK WP HR S P ERA WHIP	IP ERA WLS BF H R ER SO BB IBB HBP BLK WP HR S P ERA WHIP	IP ERA WLS BF H R ER SO BB IBB HBP BLK WP HR S P ERA WHIP	IP ERA WLS BF H R ER SO BB IBB HBP BLK WP HR S P ERA WHIP	IP ERA WLS BF H R ER SO BB IBB HBP BLK WP HR S P ERA WHIP	IP ERA WLS BF H R ER SO BB IBB HBP BLK WP HR S P ERA WHIP	IP ERA WLS BF H R ER SO BB IBB HBP BLK WP HR S P ERA WHIP	IP ERA WLS BF H R ER SO BB IBB HBP BLK WP HR S P ERA WHIP	IP ERA WLS BF H R ER SO BB IBB HBP BLK WP HR S P ERA WHIP	IP ERA WLS BF H R ER SO BB IBB HBP BLK WP HR S P ERA WHIP	IP ERA WLS BF H R ER SO BB IBB HBP BLK WP HR S P ERA WHIP	IP ERA WLS BF H R ER SO BB IBB HBP BLK WP HR S P ERA WHIP	IP ERA WLS BF H R ER SO BB IBB HBP BLK WP HR S P ERA WHIP	IP ERA WLS BF H R ER SO BB IBB HBP BLK WP HR S P ERA WHIP	IP ERA WLS BF H R ER SO BB IBB HBP BLK WP HR S P ERA WHIP	IP ERA WLS BF H R ER SO BB IBB HBP BLK WP HR S P ERA WHIP	IP ERA WLS BF H R ER SO BB IBB HBP BLK WP HR S P ERA WHIP	IP ERA WLS BF H R ER SO BB IBB HBP BLK WP HR S P ERA WHIP	IP ERA WLS BF H R ER SO BB IBB HBP BLK WP HR S P ERA WHIP	IP ERA WLS BF H R ER SO BB IBB HBP BLK WP HR S P ERA WHIP	IP ERA WLS BF H R ER SO BB IBB HBP BLK WP HR S P ERA WHIP

New York Mets @ Atlanta Braves
 Atlanta-Fulton County Stadium, Atlanta, GA
 Thu Jul 14 1988, 7:05 PM EDT
 Att: 11,805 - Unknown - 80 F

livebaseballscorecards.com

AB 45
 R 9
 H 15
 RBI 8
 BB 7
 SO 6
 LOB 22



Batter	1	2	3	4	5	6	7	8	9	10	11	AB	R	H	RBI	BB	SO	LOB	BOTTOM							
Ron Gant, R OBP: 0.288, SLG: 0.439	5-3	2B		5-3		BB 1B		SF9				5	0	3	2	0	0	0								
Ken Oberkfell, L OBP: 0.315, SLG: 0.351	HR		6-3	HR		G4-6-3 BB		1-3				5	2	2	0	1	1	2								
Gerald Perry, L OBP: 0.382, SLG: 0.457	HR		F9	G4-6-3 HR		G4-6-3 BB						5	2	2	2	1	0	4								
Dale Murphy, R OBP: 0.327, SLG: 0.428	HR		K	5-3		E4 G1-6-3		K				5	1	1	3	0	2	0								
Ken Griffey, L OBP: 0.302, SLG: 0.309	F9		L7	1B		G1-6-3		4-3				5	0	1	0	0	0	1								
Andres Thomas, R OBP: 0.275, SLG: 0.370	F8		HR	G3		3-1						5	1	1	1	0	0	1								
Dion James, L OBP: 0.374, SLG: 0.363	F8		1-3			1B 2B		WP SH3-4 SF9 1B				4	2	2	0	1	0	0								
Ozzie Virgil, R OBP: 0.281, SLG: 0.389	SH3-4 1B BB		1B	1B		BB 1B BB		SH3-4		F2		2	0	1	0	2	0	1								
Rick Mahler, R Ed Ollwine, L Paul Runge, R Charlie Puleo, R Teg Szymanski, R Tom Slavina, L José Álvarez, R Jim Morrison, S	SH3-4		K			K		2-3 BB		5-3		0	0	0	0	0	0	0								
Inning Stats	R: 3 E: 0 K: 0 S: 14	H: 2 LOB: 0 BB: 1 P: 24	R: 0 E: 0 K: 0 S: 7	H: 1 LOB: 2 BB: 1 P: 17	R: 0 E: 0 K: 1 S: 7	H: 0 LOB: 0 BB: 0 P: 9	R: 1 E: 0 K: 1 S: 12	H: 2 LOB: 1 BB: 0 P: 19	R: 2 E: 0 K: 0 S: 13	H: 3 LOB: 1 BB: 0 P: 22	R: 1 E: 0 K: 1 S: 16	H: 2 LOB: 2 BB: 2 P: 29	R: 0 E: 1 K: 0 S: 6	H: 0 LOB: 0 BB: 0 P: 6	R: 1 E: 0 K: 0 S: 7	H: 1 LOB: 1 BB: 1 P: 13	R: 0 E: 0 K: 0 S: 5	H: 0 LOB: 0 BB: 1 P: 12	R: 0 E: 0 K: 1 S: 11	H: 1 LOB: 1 BB: 0 P: 18	1B: 6 2B: 4 3B: 0 HR: 3	SF: 1 SAC: 2 DP: 2 HBP: 0	WP: 1 PB: 0 SB: 0 CS: 1	PA: 48		
PITCHER	IP ERA WLS BF H R ER SO BB IBB HBP BLK WP HR S P ERA WHIP	IP ERA WLS BF H R ER SO BB IBB HBP BLK WP HR S P ERA WHIP	IP ERA WLS BF H R ER SO BB IBB HBP BLK WP HR S P ERA WHIP	IP ERA WLS BF H R ER SO BB IBB HBP BLK WP HR S P ERA WHIP	IP ERA WLS BF H R ER SO BB IBB HBP BLK WP HR S P ERA WHIP	IP ERA WLS BF H R ER SO BB IBB HBP BLK WP HR S P ERA WHIP	IP ERA WLS BF H R ER SO BB IBB HBP BLK WP HR S P ERA WHIP	IP ERA WLS BF H R ER SO BB IBB HBP BLK WP HR S P ERA WHIP	IP ERA WLS BF H R ER SO BB IBB HBP BLK WP HR S P ERA WHIP	IP ERA WLS BF H R ER SO BB IBB HBP BLK WP HR S P ERA WHIP	IP ERA WLS BF H R ER SO BB IBB HBP BLK WP HR S P ERA WHIP	IP ERA WLS BF H R ER SO BB IBB HBP BLK WP HR S P ERA WHIP	IP ERA WLS BF H R ER SO BB IBB HBP BLK WP HR S P ERA WHIP	IP ERA WLS BF H R ER SO BB IBB HBP BLK WP HR S P ERA WHIP	IP ERA WLS BF H R ER SO BB IBB HBP BLK WP HR S P ERA WHIP	IP ERA WLS BF H R ER SO BB IBB HBP BLK WP HR S P ERA WHIP	IP ERA WLS BF H R ER SO BB IBB HBP BLK WP HR S P ERA WHIP	IP ERA WLS BF H R ER SO BB IBB HBP BLK WP HR S P ERA WHIP	IP ERA WLS BF H R ER SO BB IBB HBP BLK WP HR S P ERA WHIP	IP ERA WLS BF H R ER SO BB IBB HBP BLK WP HR S P ERA WHIP	IP ERA WLS BF H R ER SO BB IBB HBP BLK WP HR S P ERA WHIP	IP ERA WLS BF H R ER SO BB IBB HBP BLK WP HR S P ERA WHIP	IP ERA WLS BF H R ER SO BB IBB HBP BLK WP HR S P ERA WHIP	IP ERA WLS BF H R ER SO BB IBB HBP BLK WP HR S P ERA WHIP	IP ERA WLS BF H R ER SO BB IBB HBP BLK WP HR S P ERA WHIP	IP ERA WLS BF H R ER SO BB IBB HBP BLK WP HR S P ERA WHIP

New York Mets @ Atlanta Braves
 Atlanta-Fulton County Stadium, Atlanta, GA
 Thu Jul 14 1988, 7:05 PM EDT
 Att: 11,805 - Unknown - 80 F

livebaseballscorecards.com

AB 39
 R 8
 H 13
 RBI 8
 BB 6
 SO 5
 LOB 12



Batter	1	2	3	4	5	6	7	8	9	10	AB	R	H	RBI	BB	SO	LOB	TOP									
Mookie Wilson, S OBP: 0.302, SLG: 0.364 (1, 8)	L8		K		5-3		BB 1B		F8		5	0	1	0	0	1	2										
Keith Miller, R OBP: 0.261, SLG: 0.326 (1, 4)	F9		BB		4-3		BB			K	3	0	0	0	2	1	0										
Tim Teufel, R OBP: 0.342, SLG: 0.327 (1, 3)	BB		L8			L5				E5 FC5 E	4	0	0	0	1	1	5										
Daryl Strawberry, L OBP: 0.393, SLG: 0.586 (1, 9)	F9			E6 1B		L8				K	5	2	1	1	0	1	2										
Kevin McReynolds, R OBP: 0.340, SLG: 0.484 (1, 7)		F8		5-3		1-1				F7	5	1	1	1	0	0	2										
Gary Carter, R OBP: 0.302, SLG: 0.370 (1, 2)	1-3			1B		HR				E5	5	0	1	1	0	0	2										
Howard Johnson, S OBP: 0.353, SLG: 0.461 (1, 5)	4-3			BB		6-3				FC5	5	0	1	1	0	0	2										
Kevin Elster, R OBP: 0.286, SLG: 0.327 (1, 6)				G5-4-3 BB		6-3				K	3	0	0	0	1	1	0										
David Cone, L OBP: 0.209, SLG: 0.200 Lenny Dykstra, L OBP: 0.350, SLG: 0.395 Randy Myers, L (9, 1)				BB 1B		6-3				6-3	4	0	2	0	0	0	2										
				B3		5-3				F1	3	0	0	0	0	0	2										
										CS 1B	1	0	1	0	0	0	0										
											0	0	0	0	0	0	0										
Inning Stats	R: 0 E: 0 K: 0 S: 13	H: 0 LOB: 1 BB: 1 P: 22	R: 0 E: 0 K: 0 S: 6	H: 0 LOB: 0 BB: 0 P: 8	R: 0 E: 0 K: 1 S: 15	H: 1 LOB: 2 BB: 1 P: 27	R: 1 E: 1 K: 0 S: 9	H: 1 LOB: 1 BB: 1 P: 18	R: 0 E: 0 K: 0 S: 4	H: 0 LOB: 0 BB: 0 P: 8	R: 1 E: 0 K: 0 S: 7	H: 1 LOB: 0 BB: 0 P: 13	R: 0 E: 0 K: 1 S: 11	H: 2 LOB: 3 BB: 1 P: 22	R: 1 E: 0 K: 0 S: 11	H: 1 LOB: 0 BB: 0 P: 17	R: 0 E: 0 K: 0 S: 11	H: 1 LOB: 0 BB: 0 P: 16	R: 0 E: 2 K: 2 S: 12	H: 0 LOB: 2 BB: 0 P: 19	1B: 5 2B: 0 3B: 0 HR: 2	SF: 0 SAC: 0 DP: 1 HBP: 0	WP: 0 PB: 0 SB: 1 CS: 1	PA: 42			
PITCHER	IP WLS BF H R ER SO BB IBB HBP BLK WP HR S P ERA WHIP	Zane Smith, L ERA: 3.87 Bruce Sutter, R ERA: 3.62 Paul Assenmacher, L ERA: 3.75	(1, 1) (8, 1) (10, 1)	7.0 2.0 1.0	30 7 5	5 2 0	2 1 0	1 1 0	2 1 2	4 0 0	0 0 0	1 0 0	0 0 0	0 0 0	0 1 12	65 22 33	118 33 19	1.29 4.50 0.00	1.286 1.000 0.000								

New York Mets @ Atlanta Braves
Atlanta-Fulton County Stadium, Atlanta, GA
Fri Jul 15 1988, 7:05 PM EDT
Att: 18,048 - Unknown - 93 F

AB	38
R	3
H	7
RBI	3
BB	4
SO	5
LOB	17



Batter	1	2	3	4	5	6	7	8	9	10	AB	R	H	RBI	BB	SO	LOB	BOTTOM								
Ron Gant, R OBP: 0.284, SLG: 0.433 (1, 4)	F8	F9		K		F4			SH1-4		4	0	0	0	0	1	3									
Ken Oberkfell, L OBP: 0.317, SLG: 0.351 Jim Morrison, R OBP: 0.212, SLG: 0.286 (9, PH) (10, 5)	6-3		BB 1B BB	L8		BLK 1B			6-3		3	1	1	0	1	0	1									
Gerald Perry, L OBP: 0.386, SLG: 0.460 (1, 3)	E S PB BB		BB 1B BB	SF9		F8			F9		3	2	1	0	2	0	3									
Dale Murphy, R OBP: 0.331, SLG: 0.438 (1, 9)	PB BB		BB 1B	2B		F9			K		4	1	2	1	1	1	1									
Andres Thomas, R OBP: 0.275, SLG: 0.366 (1, 6)	K		K			F6				HR	4	0	1	0	0	2	5									
Dion James, L OBP: 0.372, SLG: 0.358 (7, 8)		K		BB		6-3			4-3		3	0	0	1	1	1	1									
Bruce Benedict, R OBP: 0.300, SLG: 0.300 (1, 2)	4-3		SF9			K			6-3		3	0	0	1	0	1	1									
Jerry Royster, R OBP: 0.326, SLG: 0.326 Gary Roenicke, R OBP: 0.299, SLG: 0.333 (7, 7)	2B 1B		K			6-3			6-3		3	0	1	0	0	1	2									
Zane Smith, L OBP: 0.219, SLG: 0.250 Bruce Sutter, R (8, 1)						F5					3	0	2	0	0	0	0									
Ted Simmons, S OBP: 0.281, SLG: 0.429 Tom Glavine, L OBP: 0.281, SLG: 0.230 Paul Assenmacher, L OBP: 0.500, SLG: 1.000 (10, 1)				2B 1B					SH1-4 1B		0	0	0	0	0	0	0									
											1	0	1	0	0	0	0									
											0	0	0	0	0	0	0									
											0	0	0	0	0	0	0									
Inning Stats	R: 1 E: 0 K: 1 S: 11	H: 0 LOB: 1 BB: 2 P: 20	R: 0 E: 0 K: 1 S: 12	H: 2 LOB: 2 BB: 0 P: 16	R: 2 E: 0 K: 2 S: 10	H: 1 LOB: 2 BB: 3 P: 25	R: 0 E: 0 K: 1 S: 6	H: 2 LOB: 2 BB: 0 P: 7	R: 0 E: 0 K: 1 S: 10	H: 1 LOB: 1 BB: 0 P: 15	R: 0 E: 0 K: 0 S: 7	H: 0 LOB: 0 BB: 0 P: 9	R: 0 E: 0 K: 1 S: 7	H: 1 LOB: 1 BB: 0 P: 9	R: 0 E: 0 K: 0 S: 7	H: 0 LOB: 0 BB: 0 P: 10	R: 0 E: 0 K: 0 S: 4	H: 1 LOB: 2 BB: 0 P: 5	R: 1 E: 0 K: 0 S: 2	H: 1 LOB: 0 BB: 0 P: 2	1B: 6 2B: 2 3B: 0 HR: 1	SF: 1 SAC: 1 DP: 0 HBP: 0	WP: 0 PB: 1 SB: 1 CS: 0	PA: 40		
PITCHER	IP WLS BF H R ER SO BB IBB HBP BLK WP HR S P ERA WHIP	David Cone, R ERA: 2.5 Randy Myers, L ERA: 1.42	(1, 1) (9, 1)	8.0 1.0	35 5	7 2	3 1	2 0	7 0	0 0	0 0	0 0	0 0	0 0	0 6	70 111	2.25 9.00	1.500 2.000								

New York Mets @ Atlanta Braves
Atlanta-Fulton County Stadium, Atlanta, GA
Fri Jul 15 1988, 7:05 PM EDT
Att: 18,048 - Unknown - 93 F

AB	33
R	4
H	9
RBI	3
BB	5
SO	7
LOB	19



Batter	1	2	3	4	5	6	7	8	9	10	11	AB	R	H	RBI	BB	SO	LOB	TOP			
Ron Gant, R OBP: 0.293, SLG: 0.439	F4	K			G6-4-3 1B	HR		BLK BB		4-3		5	1	2	3	1	1	2				
Andres Thomas, R OBP: 0.278, SLG: 0.377	1B SF8		5-3		G6-4-3 1-2f	HR		6-3			SH1-3 E BB	5	3	2	1	1	0	2				
Gerald Perry, L OBP: 0.385, SLG: 0.455	1B			G5-4-3 1-2f		F7	F5		FC1-5-4 S 1B		SH1-3	5	0	3	0	0	0	0				
Dale Murphy, R OBP: 0.331, SLG: 0.441				G5-4-3 1-2f		HR	F4		FC1-5-4 G4-3 1B 1-3		FC5-4 IBB	4	1	1	1	2	0	2				
Jim Morrison, R OBP: 0.211, SLG: 0.280	SF8		5-3		F3		F2		G4-3 1B		FC5-4 1-2f 2-H	5	0	2	1	0	0	1				
Gary Roenick, R OBP: 0.231, SLG: 0.314	4-3			1B BB		1B SF8 1B	G6-4-3 1-2f		G4-3		F8	5	1	1	0	1	0	6				
Bruce Benedict, R OBP: 0.315, SLG: 0.299						HR						4	1	2	0	1	1	0				
Jerry Royster, R OBP: 0.296, SLG: 0.294		FC6-4 SH3-1		K		HR 1B					L4	5	1	1	0	0	2	3				
Rocky Elsom, R OBP: 0.188, SLG: 0.250 Paul Assenmacher, L OBP: 0.250, SLG: 0.333 Bruce Sutter, R OBP: 0.200, SLG: 0.125 John Russell, L OBP: 0.313, SLG: 0.500		SH3-1		F8		SF8						1	0	0	0	0	0	2				
Inning Stats	R: 1 E: 0 K: 0 S: 9	H: 2 LOB: 2 BB: 1 P: 20	R: 0 E: 0 K: 1 S: 9	H: 0 LOB: 1 BB: 1 P: 17	R: 0 E: 0 K: 0 S: 6	H: 1 LOB: 0 BB: 0 P: 9	R: 0 E: 0 K: 1 S: 12	H: 1 LOB: 2 BB: 1 P: 20	R: 0 E: 0 K: 0 S: 7	H: 1 LOB: 0 BB: 0 P: 11	R: 1 E: 0 K: 1 S: 12	H: 1 LOB: 1 BB: 1 P: 25	R: 0 E: 0 K: 0 S: 7	H: 2 LOB: 1 BB: 0 P: 9	R: 0 E: 0 K: 1 S: 7	H: 0 LOB: 1 BB: 1 P: 14	R: 1 E: 0 K: 0 S: 7	H: 0 LOB: 1 BB: 2 P: 16	1B: 11 2B: 0 3B: 0 HR: 4	SF: 2 SAC: 2 DP: 4 HBP: 0	WP: 0 PB: 0 SB: 1 CS: 0	PA: 51
PITCHER	IP 5.2	WLS 0.1	BF 29	H 11	R 7	ER 7	SO 2	BB 3	IBB 0	HBP 0	BLK 0	WP 0	HR 3	S 59	P 100	ERA 4.27	WHIP 2.471					
Shane Rawley, L ERA: 4.27	6.1	0.1	1	0	0	0	0	0	0	0	0	0	0	2	4	0.00	0.000					
Bill Scherrer, L ERA: 9.0	7.1	2.0	8	2	1	1	1	1	0	0	1	0	1	18	36	4.50	1.500					
Greg Harris, R ERA: 2.43	9.1	1.0	4	2	0	0	0	0	0	0	0	0	0	7	9	0.00	2.000					
Kent Tekulve, R ERA: 3.99	10.1	2.0	L 9	0	1	0	1	2	1	0	0	0	0	14	30	0.00	1.000					

Atlanta Braves @ Philadelphia Phillies
Veterans Stadium, Philadelphia, PA
Mon Jul 18 1988, 7:05 PM EDT
Sunny - 90 F

AB 40
R 9
H 15
RBI 8
BB 7
SO 4
LOB 18



Batter	1	2	3	4	5	6	7	8	9	10	11	AB	R	H	RBI	BB	SO	LOB	BOTTOM			
Juan Samuel, R OBP: 0.309, SLG: 0.387	K	F3		1B HBP		6-3			5-3	F3		5	0	0	0	0	1	1				
Milt Thompson, L OBP: 0.349, SLG: 0.349	1B S 1B	1-3		1B 1B		4-3			HBP 1B	1-3		6	3	3	1	0	0	1				
Phil Bradley, R OBP: 0.330, SLG: 0.349	1B 1B			1B 1B			F9		1B FC6-4 HBP		G6-4-3 HBP	4	3	3	0	0	0	0				
Mike Schmidt, R OBP: 0.335, SLG: 0.384	1B FC6-4 1B			1B IBB			F7		FC6-4 1B		G6-4-3	5	1	2	2	1	0	2				
Chris James, R OBP: 0.298, SLG: 0.419	FC6-4 1B			1B 1B					FC6-4 1B		1B	5	0	4	4	1	0	1				
Greg Gross, L OBP: 0.283, SLG: 0.207	FC6-4 1B			BB			4-3		1B		F7	5	0	1	1	1	0	3				
Darren Daulton, L OBP: 0.285, SLG: 0.259				F9					5-3		K	2	0	0	0	1	0	2				
Keith Miller, S OBP: 0.254, SLG: 0.267												1	0	0	0	0	0	0				
Kent Tekulve, R ERA: 3.78												1	0	0	0	0	1	2				
Bruce Sutter, R OBP: 0.200, SLG: 0.125												0	0	0	0	0	0	0				
Steve Jeltz, S OBP: 0.357, SLG: 0.308	4-3			SH1-4 1B 2B		L4			F9		1B BB	4	1	1	0	1	0	2				
Shane Rawley, R ERA: 4.31 José Alvarez, R ERA: 3.04 Paul Assenmacher, L ERA: 3.78 Bruce Sutter, R ERA: 3.99 Charlie Puleo, R ERA: 3.56				SH1-4		6-3			K		1B	1	0	0	0	0	0	0				
Inning Stats	R: 3 E: 0 K: 1 S: 12	H: 4 LOB: 2 BB: 1 P: 26	R: 0 E: 0 K: 1 S: 5	H: 0 LOB: 0 BB: 0 P: 7	R: 0 E: 0 K: 0 S: 8	H: 2 LOB: 2 BB: 1 P: 17	R: 3 E: 0 K: 0 S: 9	H: 4 LOB: 2 BB: 1 P: 18	R: 0 E: 0 K: 0 S: 7	H: 0 LOB: 1 BB: 0 P: 8	R: 0 E: 0 K: 1 S: 10	H: 0 LOB: 0 BB: 0 P: 14	R: 2 E: 0 K: 1 S: 22	H: 3 LOB: 2 BB: 0 P: 32	R: 0 E: 0 K: 0 S: 11	H: 1 LOB: 1 BB: 1 P: 17	R: 0 E: 0 K: 0 S: 9	H: 1 LOB: 1 BB: 0 P: 16	1B: 14 2B: 1 3B: 0 HR: 0	SF: 0 SAC: 1 DP: 1 HBP: 3	WP: 0 PB: 0 SB: 1 CS: 0	PA: 51
PITCHER	IP 5.0	WLS 2.0	BF 26	H 10	R 6	ER 6	SO 2	BB 2	IBB 1	HBP 0	BLK 0	WP 0	HR 0	S 41	P 78	ERA 10.80	WHIP 2.400					
Rick Mahler, R ERA: 4.31	6.1	2.0	7	0	0	0	0	0	0	0	0	0	0	12	23	0.00	0.500					
Paul Assenmacher, L ERA: 3.78	8.1	1.0	3	0	0	0	1	0	0	0	0	0	0	10	14	0.00	0.000					
Bruce Sutter, R ERA: 3.99	9.1	1.0	7	3	2	2	1	0	0	0	1	0	0	22	32	18.00	3.000					
Charlie Puleo, R ERA: 3.56	10.1	2.0	W 8	2	0	0	0	1	0	1	0	0	0	20	33	0.00	1.500					

Atlanta Braves @ Philadelphia Phillies
Veterans Stadium, Philadelphia, PA
Mon Jul 18 1988, 7:05 PM EDT
Sunny - 90 F

AB 42
R 8
H 15
RBI 8
BB 5
SO 4
LOB 14



Batter	1	2	3	4	5	6	7	8	9	AB	R	H	RBI	BB	SO	LOB	TOP			
Ron Gant, R OBP: 0.292, SLG: 0.440 (1, 4)										4	0	1	0	0	0	1				
Ken Oberkfell, L OBP: 0.317, SLG: 0.353 (1, 5)										4	0	0	0	0	1	1				
Gerald Perry, L OBP: 0.383, SLG: 0.452 (1, 3)										4	0	1	0	0	0	1				
Dale Murphy, R OBP: 0.330, SLG: 0.441 (1, 9)										4	1	1	0	0	1	2				
Andres Thomas, R OBP: 0.278, SLG: 0.376 (1, 6)											4	0	1	1	0	1				
Dion James, L OBP: 0.375, SLG: 0.375 Ed Olwine, R (7, 1)											3	0	1	0	0	1				
Ozzie Virgil, R OBP: 0.281, SLG: 0.383 (1, 2)											3	0	0	0	0	0				
Jerry Royster, R OBP: 0.281, SLG: 0.278 (1, 8)										3	0	0	0	0	0	0				
German Jimenez, L OBP: 0.250, SLG: 0.250 Gary Roenicke, R OBP: 0.297, SLG: 0.320 (7, 7)										2	0	0	0	0	0	0				
Inning Stats	R: 0 E: 0 K: 1 S: 11	H: 1 LOB: 1 BB: 0 P: 16	R: 0 E: 0 K: 1 S: 5	H: 0 LOB: 0 BB: 0 P: 7	R: 0 E: 0 K: 0 S: 5	H: 0 LOB: 0 BB: 0 P: 6	R: 0 E: 0 K: 0 S: 4	H: 0 LOB: 0 BB: 0 P: 6	R: 0 E: 0 K: 0 S: 5	H: 0 LOB: 0 BB: 0 P: 8	R: 1 E: 0 K: 0 S: 9	H: 3 LOB: 1 BB: 0 P: 11	R: 0 E: 0 K: 0 S: 7	H: 1 LOB: 1 BB: 0 P: 10	R: 0 E: 0 K: 2 S: 16	H: 1 LOB: 1 BB: 0 P: 21	1B: 4 2B: 2 3B: 0 HR: 0	SF: 0 SAC: 0 DP: 0 HBP: 0	WP: 0 PB: 0 SB: 0 CS: 1	PA: 33
PITCHER	IP WLS BF H R ER SO BB IBB HBP BLK WP HR S P ERA WHIP	IP WLS BF H R ER SO BB IBB HBP BLK WP HR S P ERA WHIP																		
David Palmer, R ERA: 3.92	(1, 1) 7.0 W 24 4 1 1 2 0 0 0 0 0 0 44 61 1.29 0.571																			
Steve Bedrosian, R ERA: 3.72	(8, 1) 2.0 S 8 2 0 0 2 0 0 0 0 0 0 23 31 0.00 1.000																			

Atlanta Braves @ Philadelphia Phillies
Veterans Stadium, Philadelphia, PA
Mon Jul 18 1988, 7:05 PM EDT
Att: 22,066 - Unknown - 82 F

AB 32
R 1
H 6
RBI 1
BB 0
SO 4
LOB 6



Batter	1	2	3	4	5	6	7	8	9	AB	R	H	RBI	BB	SO	LOB	BOTTOM			
Juan Samuel, R OBP: 0.308, SLG: 0.385 (1, 4)											4	0	1	0	0	0				
Phil Bradley, R OBP: 0.325, SLG: 0.346 (1, 7)											3	0	0	0	1	1				
Mike Schmidt, R OBP: 0.337, SLG: 0.387 (1, 5)											3	0	1	1	0	0				
Chris James, R OBP: 0.295, SLG: 0.414 (1, 8)										4	0	0	0	0	1	4				
Mike Young, S OBP: 0.353, SLG: 0.351 (1, 9)											3	1	1	0	0	2				
John Russell, R OBP: 0.263, SLG: 0.421 (1, 2)											3	0	0	0	0	1				
Ricky Jordan, R OBP: 0.714, SLG: 1.800 (1, 3)										3	2	2	2	0	0	0				
Jackie Gutierrez, R OBP: 0.167, SLG: 0.167 (1, 6)										3	0	0	0	0	0	1				
David Palmer, R OBP: 0.261, SLG: 0.652 Tom Barrett, S OBP: 0.179, SLG: 0.120 Steve Bedrosian, R (8, 1)										2	1	1	1	0	0	0				
Inning Stats	R: 0 E: 0 K: 0 S: 7	H: 0 LOB: 0 BB: 0 P: 10	R: 0 E: 0 K: 1 S: 9	H: 0 LOB: 0 BB: 0 P: 14	R: 0 E: 0 K: 0 S: 7	H: 0 LOB: 0 BB: 0 P: 13	R: 0 E: 0 K: 1 S: 11	H: 0 LOB: 0 BB: 0 P: 13	R: 0 E: 0 K: 2 S: 8	H: 0 LOB: 0 BB: 0 P: 10	R: 2 E: 0 K: 1 S: 15	H: 2 LOB: 2 BB: 1 P: 27	R: 2 E: 0 K: 1 S: 11	H: 2 LOB: 0 BB: 0 P: 15	R: 0 E: 0 K: 0 S: 8	H: 1 LOB: 1 BB: 0 P: 12	1B: 3 2B: 2 3B: 0 HR: 1	SF: 0 SAC: 0 DP: 1 HBP: 1	WP: 0 PB: 1 SB: 0 CS: 0	PA: 31
PITCHER	IP WLS BF H R ER SO BB IBB HBP BLK WP HR S P ERA WHIP	IP WLS BF H R ER SO BB IBB HBP BLK WP HR S P ERA WHIP																		
German Jimenez, L ERA: 7.27	(1, 1) 6.0 L 22 3 2 2 4 1 0 0 0 0 0 1 19 27 9.00 1.500																			
Ed Olwine, L ERA: 8.44	(7, 1) 2.0 9 3 2 2 1 0 0 0 0 0 0 1 19 27 9.00 1.500																			

Atlanta Braves @ Philadelphia Phillies
Veterans Stadium, Philadelphia, PA
Mon Jul 18 1988, 7:05 PM EDT
Att: 22,066 - Unknown - 82 F

AB 29
R 4
H 6
RBI 4
BB 1
SO 5
LOB 6



Batter	1	2	3	4	5	6	7	8	9	AB	R	H	RBI	BB	SO	LOB	TOP								
Ron Gant, R OBP: 0.291, SLG: 0.439 (1, 4)	F8		F5		5-3		2B	L6		5	1	1	0	0	0	1									
Ken Oberkfell, L OBP: 0.321, SLG: 0.350 (1, 5)	HBP		BB		4-3		2B	BB	4-3	2	0	0	0	2	0	0									
Gerald Perry, L OBP: 0.386, SLG: 0.451 (1, 3)	L6		L8		4-3		1-3	2B	F6	5	0	1	2	0	0	2									
Dale Murphy, R OBP: 0.331, SLG: 0.450 (1, 9)	F8			4-3	BLK	1B	HR	K	1-3	5	1	2	1	0	1	3									
Andres Thomas, R OBP: 0.275, SLG: 0.372 Paul Assenmacher, L OBP: 0.500, SLG: 1.000 (7, 1)		K		4-3		1-3	6-3	G6-3		4	0	0	0	0	1	3									
Dion James, L OBP: 0.374, SLG: 0.372 (7, 8)	G3			F8					6-3	2	0	0	0	1	0	1									
Gary Roenicke, R OBP: 0.295, SLG: 0.317 (8, PH) (8, 8)				F8			BB			1	0	0	0	0	0	0									
Bruce Benedict, R OBP: 0.328, SLG: 0.297 (1, 2)		BB		F8				WP	PB	1	1	0	0	3	0	1									
Jerry Royster, R OBP: 0.262, SLG: 0.259 (7, 6)	F7			F8				K	K	4	0	0	0	0	2	4									
Zane Smith, L OBP: 0.219, SLG: 0.250 Jose Alvarez, R OBP: 0.500, SLG: 0.500 Paul Assenmacher, L OBP: 0.500, SLG: 0.500 Ed Olivine, R OBP: 0.356, SLG: 0.309 Ken Griffey, L OBP: 0.356, SLG: 0.309 Jim Morrison, R OBP: 0.218, SLG: 0.280 (1, 1) (2, 1) (5, PH) (5, 1) (7, PH) (8, PH) (8, 7)			P4		5-3			2B	2B	0	0	0	0	0	0	0									
Inning Stats	R: 0 E: 0 K: 0 S: 9	H: 0 LOB: 1 BB: 0 P: 14	R: 0 E: 0 K: 1 S: 8	H: 0 LOB: 1 BB: 1 P: 18	R: 0 E: 0 K: 0 S: 9	H: 0 LOB: 1 BB: 1 P: 17	R: 0 E: 0 K: 0 S: 14	H: 1 LOB: 2 BB: 1 P: 23	R: 0 E: 0 K: 0 S: 6	H: 0 LOB: 0 BB: 0 P: 9	R: 1 E: 0 K: 0 S: 6	H: 1 LOB: 1 BB: 1 P: 12	R: 2 E: 0 K: 2 S: 19	H: 2 LOB: 2 BB: 2 P: 31	R: 1 E: 0 K: 1 S: 12	H: 0 LOB: 1 BB: 2 P: 23	R: 0 E: 0 K: 0 S: 7	H: 0 LOB: 0 BB: 0 P: 11	1B: 1 2B: 2 3B: 0 HR: 1	SF: 0 SAC: 0 DP: 0 HBP: 1	WP: 2 PB: 1 SB: 0 CS: 0	PA: 40			
PITCHER	IP	WLS	BF	H	R	ER	SO	BB	IBB	HBP	BLK	WP	HR	S	P	ERA	WHIP								
Kevin Gross, R ERA: 3.05 (1, 1)	6.1	W	29	3	3	3	2	6	0	1	1	0	1	65	117	4.26	1.421								
Bruce Ruffin, L ERA: 4.1 (7, 1)	1.1		7	1	1	0	2	2	0	0	0	1	0	16	27	0.00	2.250								
Steve Bedrosian, R ERA: 3.58 (8, 1)	1.1	S	4	0	0	0	0	0	0	0	0	0	0	9	14	0.00	0.000								

Atlanta Braves @ Philadelphia Phillies
Veterans Stadium, Philadelphia, PA
Tue Jul 19 1988, 7:05 PM EDT
Att: 19,735 - Unknown - 95 F

AB 31
R 4
H 4
RBI 3
BB 8
SO 4
LOB 15



Batter	1	2	3	4	5	6	7	8	9	AB	R	H	RBI	BB	SO	LOB	BOTTOM								
Juan Samuel, R OBP: 0.309, SLG: 0.392 (1, 4)	5-3			K	F7			6-3		4	2	1	2	1	1	1									
Phil Bradley, R OBP: 0.332, SLG: 0.349 (1, 7)	5-3	2H	HR	BB	1B	HBP		K		3	1	1	0	1	1	1									
Mike Schmidt, R OBP: 0.341, SLG: 0.397 (1, 5)	HR		5-3		BB	1B		K		5	1	3	2	0	1	1									
Chris James, R OBP: 0.297, SLG: 0.422 (9, 9)	HR			F7				6-3		3	1	1	2	1	0	3									
Mike Young, S OBP: 0.367, SLG: 0.354 Milt Thompson, L OBP: 0.349, SLG: 0.349 (9, 8)	G6-3				BB	1B		5-3		2	0	1	0	2	0	1									
John Russell, R OBP: 0.217, SLG: 0.348 Darren Daulton, L OBP: 0.255, SLG: 0.259 (9, 2)	G6-3		K		F7			L8		4	0	0	0	0	1	8									
Ricky Jordan, R OBP: 0.455, SLG: 1.000 (1, 3)	P4		5-3		1-3			P4		4	0	0	0	0	0	1									
Steve Jeltz, S OBP: 0.355, SLG: 0.307 (1, 6)		SH3-4	HR		1-3			K		4	1	1	0	0	1	0									
Kevin Gross, R OBP: 0.240, SLG: 0.229 Bruce Ruffin, S OBP: 0.194, SLG: 0.121 Steve Bedrosian, R (8, 1)		SH3-4	1B		P4			L7		2	0	1	0	0	0	0									
Inning Stats	R: 3 E: 0 K: 0 S: 14	H: 3 LOB: 1 BB: 1 P: 25	R: 2 E: 0 K: 1 S: 14	H: 2 LOB: 3 BB: 3 P: 33	R: 0 E: 0 K: 0 S: 9	H: 0 LOB: 0 BB: 0 P: 14	R: 0 E: 0 K: 1 S: 13	H: 1 LOB: 3 BB: 1 P: 26	R: 0 E: 0 K: 0 S: 7	H: 1 LOB: 1 BB: 0 P: 14	R: 1 E: 0 K: 0 S: 12	H: 2 LOB: 1 BB: 0 P: 17	R: 0 E: 0 K: 1 S: 8	H: 0 LOB: 0 BB: 0 P: 12	R: 0 E: 0 K: 2 S: 9	H: 0 LOB: 0 BB: 0 P: 14	R: 0 E: 0 K: 2 S: 7	H: 0 LOB: 0 BB: 0 P: 11	1B: 4 2B: 3 3B: 0 HR: 2	SF: 0 SAC: 1 DP: 0 HBP: 1	WP: 0 PB: 0 SB: 0 CS: 0	PA: 39			
PITCHER	IP	WLS	BF	H	R	ER	SO	BB	IBB	HBP	BLK	WP	HR	S	P	ERA	WHIP								
Zane Smith, L ERA: 4.24 (1, 1)	1.1	L	10	1	0	0	2	4	0	1	0	0	0	31	64	0.00	1.875								
Jose Alvarez, R ERA: 2.89 (2, 1)	2.2		14	1	0	0	2	0	0	0	0	0	0	19	31	4.50	1.500								
Ed Olivine, L ERA: 7.62 (5, 1)	2.0		9	3	1	1	0	0	0	0	0	0	0	17	26	0.00	0.000								
Paul Assenmacher, L ERA: 3.64 (7, 1)	2.0		6	0	0	0	3	0	0	0	0	0	0	17	26	0.00	0.000								

Atlanta Braves @ Philadelphia Phillies
Veterans Stadium, Philadelphia, PA
Tue Jul 19 1988, 7:05 PM EDT
Att: 19,735 - Unknown - 95 F

AB 32
R 6
H 9
RBI 6
BB 5
SO 5
LOB 16



Batter	1	2	3	4	5	6	7	8	9	AB	R	H	RBI	BB	SO	LOB	TOP					
Ron Gant, R OBP: 0.289, SLG: 0.436 (1, 4)	F8			F3		P4		F7		4	0	0	0	0	0	0	<p>Atlanta Braves @ New York Mets Shea Stadium, Flushing, NY Fri Jul 22 1988, 7:05 PM EDT Unknown - 78 F</p>					
Ken Oberkfell, L OBP: 0.319, SLG: 0.348 (1, 5)	G6-3			L8		2B		F7		4	0	1	0	0	0	0						
Gerald Perry, L OBP: 0.380, SLG: 0.452 (1, 3)	K			G4-3		1B			B1-3	4	0	1	0	0	1	0						
Dale Murphy, R OBP: 0.332, SLG: 0.451 (1, 9)				F5-3		1B		F9		4	0	1	0	0	1	2						
Andres Thomas, R OBP: 0.276, SLG: 0.371 (1, 6)	G5-3			G6-3		1B		G5-3		4	1	2	0	0	0	0						
Dion James, L OBP: 0.368, SLG: 0.364 (7, 8)	K			G6-3		1B		P6		4	0	0	0	0	1	2						
Bruce Benedict, R OBP: 0.336, SLG: 0.314 (1, 2)				F8		2B		1B		3	0	2	1	0	0	0						
Jerry Royster, R OBP: 0.254, SLG: 0.250 (7, 1)				L1-3		G4-3		L7		3	0	1	0	0	0	2						
Jose Alvarez, R OBP: 0.500, SLG: 0.500 Paul Assenmacher, L OBP: 0.500, SLG: 1.000 (8, 1)				1B						0	0	0	0	0	0	0						
Tom Glavine, L OBP: 0.250, SLG: 0.257 Ken Griffey, L OBP: 0.308, SLG: 0.311 (7, 7)	L1-3							F7		2	0	0	0	0	1	1						
Inning Stats	R: 0 E: 0 K: 1 S: 7	H: 0 LOB: 0 BB: 0 P: 8	R: 0 E: 0 K: 1 S: 10	H: 0 LOB: 0 BB: 0 P: 14	R: 0 E: 0 K: 0 S: 5	H: 1 LOB: 0 BB: 0 P: 9	R: 0 E: 0 K: 0 S: 5	H: 0 LOB: 0 BB: 0 P: 12	R: 1 E: 0 K: 0 S: 7	H: 3 LOB: 1 BB: 0 P: 11	R: 0 E: 0 K: 1 S: 10	H: 2 LOB: 2 BB: 0 P: 14	R: 0 E: 0 K: 0 S: 6	H: 1 LOB: 1 BB: 0 P: 10	R: 0 E: 0 K: 0 S: 5	H: 0 LOB: 0 BB: 0 P: 7	R: 0 E: 0 K: 1 S: 7	H: 1 LOB: 1 BB: 0 P: 11	1B: 6 2B: 3 3B: 0 HR: 0	SF: 0 SAC: 0 DP: 1 HBP: 0	WP: 0 PB: 0 CS: 1	PA: 33
PITCHER Dwight Gooden, R ERA: 2.92 (1, 1)	IP: 9.0 WLS: W BF: 33 H: 8 R: 1 ER: 1 SO: 4 BB: 0 IBB: 0 HBP: 0 BLK: 0 WP: 0 HR: 0 S: 62 P: 96 ERA: 1.00 WHIP: 0.889																					

Batter	1	2	3	4	5	6	7	8	9	AB	R	H	RBI	BB	SO	LOB	BOTTOM			
Mookie Wilson, S OBP: 0.307, SLG: 0.370 (1, 8)	G5-3			FC5-4		1B		K		3	0	1	0	1	1	2	<p>Atlanta Braves @ New York Mets Shea Stadium, Flushing, NY Fri Jul 22 1988, 7:05 PM EDT Unknown - 78 F</p>			
Tim Lincecum, R OBP: 0.340, SLG: 0.335 Wally Backman, S OBP: 0.373, SLG: 0.305 (8, FR) (9, 4)	L9			FC5-4		G1-3		BLK		4	0	1	0	0	0	3				
Kevin McReynolds, R OBP: 0.331, SLG: 0.467 (1, 7)	K			1B		2B		1B		0	1	0	0	0	0	0				
Darryl Strawberry, L OBP: 0.394, SLG: 0.592 (1, 9)				P6		F7		1B		3	1	0	0	1	1	1				
Gary Carter, R OBP: 0.311, SLG: 0.384 (1, 2)	L8			F7		L4		1B		4	1	1	1	0	0	1				
Howard Johnson, S OBP: 0.349, SLG: 0.449 (1, 5)	G6-3			G4-3		F8		G3		4	1	1	0	0	0	2				
Dave Magadan, L OBP: 0.327, SLG: 0.367 (1, 3)				G3-1		G4-3		G3		3	2	1	0	1	0	0				
Kevin Elster, R OBP: 0.282, SLG: 0.320 (1, 6)	G6-3			G4-3		1B		1B		4	0	2	0	0	2	2				
Dwight Gooden, R OBP: 0.220, SLG: 0.263 (1, 1)	K			1-3		E6		K		4	0	1	0	0	2	1				
Inning Stats	R: 0 E: 0 K: 1 S: 7	H: 0 LOB: 0 BB: 0 P: 9	R: 0 E: 0 K: 0 S: 6	H: 0 LOB: 0 BB: 0 P: 10	R: 0 E: 0 K: 1 S: 6	H: 0 LOB: 0 BB: 0 P: 10	R: 0 E: 0 K: 0 S: 6	H: 1 LOB: 1 BB: 0 P: 12	R: 2 E: 2 K: 0 S: 18	H: 2 LOB: 2 BB: 1 P: 29	R: 0 E: 0 K: 1 S: 7	H: 0 LOB: 0 BB: 0 P: 11	R: 0 E: 0 K: 1 S: 12	H: 2 LOB: 2 BB: 0 P: 16	R: 4 E: 0 K: 1 S: 15	H: 3 LOB: 1 BB: 2 P: 33		1B: 7 2B: 1 3B: 0 HR: 0	SF: 0 SAC: 0 DP: 0 HBP: 0	WP: 0 PB: 0 CS: 0
PITCHER Tom Glavine, L ERA: 5.26 Jose Alvarez, R ERA: 3.49 Paul Assenmacher, L ERA: 3.6 (7, 1) (8, 1)	IP: 6.2 WLS: L BF: 27 H: 5 R: 2 ER: 2 SO: 2 BB: 1 IBB: 0 HBP: 0 BLK: 1 WP: 0 HR: 0 S: 59 P: 93 ERA: 2.70 WHIP: 0.900																			

AB	33
R	1
H	8
RBI	1
BB	0
SO	4
LOB	7

AB	33
R	6
H	8
RBI	6
BB	3
SO	4
LOB	13



Batter	1	2	3	4	5	6	7	8	9	AB	R	H	RBI	BB	SO	LOB	TOP						
Ron Gant, R OBP: 0.289, SLG: 0.434 (1, 4)			F8			G3 1B		6-3		4	0	1	0	0	1	0							
Ken Oberkfell, L OBP: 0.321, SLG: 0.350 (1, 5)						G3		F6		4	0	2	0	0	0	1							
Gerald Perry, L OBP: 0.375, SLG: 0.446 (1, 3)	F9		G3			K			4-3	4	0	0	0	0	1	3							
Dale Murphy, R OBP: 0.328, SLG: 0.446 (1, 9)	K					5-3			6-3	4	0	0	0	0	2	2							
Andres Thomas, R OBP: 0.276, SLG: 0.378 (1, 6)		F7							F9	4	1	1	1	0	0	0							
Dion James, L OBP: 0.371, SLG: 0.368 (7, 8)										3	0	2	0	0	1	0							
Ozzie Virgil, R OBP: 0.281, SLG: 0.377 (1, 2)										2	0	0	0	1	1	0							
Jerry Royster, R OBP: 0.243, SLG: 0.239 (1, 8)		FC5-4								3	0	0	0	0	0	1							
Paul Assenmacher, L OBP: 0.500, SLG: 1.000 (7, 1)		BB								0	0	0	0	0	0	0							
Rick Mahler, R OBP: 0.163, SLG: 0.167 (1, 1)										2	0	0	0	0	0	0							
Ken Griffey, L OBP: 0.306, SLG: 0.309 (7, 7)										1	0	0	0	0	1	0							
Inning Stats	R: 0 E: 0 K: 2 S: 8	H: 1 LOB: 1 BB: 0 P: 11	R: 0 E: 0 K: 0 S: 10	H: 1 LOB: 1 BB: 1 P: 17	R: 0 E: 0 K: 0 S: 11	H: 1 LOB: 1 BB: 0 P: 16	R: 0 E: 0 K: 1 S: 6	H: 1 LOB: 1 BB: 0 P: 12	R: 0 E: 0 K: 1 S: 8	H: 0 LOB: 0 BB: 0 P: 13	R: 0 E: 0 K: 1 S: 11	H: 1 LOB: 1 BB: 0 P: 14	R: 1 E: 0 K: 1 S: 7	H: 1 LOB: 0 BB: 0 P: 8	R: 0 E: 0 K: 1 S: 9	H: 0 LOB: 0 BB: 0 P: 11	R: 0 E: 0 K: 0 S: 4	H: 0 LOB: 0 BB: 0 P: 4	1B: 5 2B: 0 3B: 0 HR: 1	SF: 0 SAC: 0 DP: 0 HBP: 0	WP: 0 PB: 0 CS: 1	PA: 32	
PITCHER David Cone, R ERA: 2.4 (1, 1)	IP: 9.0 WLS: W BF: 32 H: 6 R: 1 ER: 1 SO: 7 BB: 1 IBB: 0 HBP: 0 BLK: 0 WP: 0 HR: 1 S: 74 P: 106 ERA: 1.00 WHIP: 0.778											PITCHER	IP: 9.0 WLS: W BF: 32 H: 6 R: 1 ER: 1 SO: 7 BB: 1 IBB: 0 HBP: 0 BLK: 0 WP: 0 HR: 1 S: 74 P: 106 ERA: 1.00 WHIP: 0.778										

Atlanta Braves @ New York Mets
Shea Stadium, Flushing, NY
Fri Jul 22 1988, 7:05 PM EDT
Att: 37,284 - Unknown

livebaseballscores.com

AB 31
R 1
H 6
RBI 1
BB 1
SO 7
LOB 7



Batter	1	2	3	4	5	6	7	8	9	AB	R	H	RBI	BB	SO	LOB	BOTTOM						
Lenny Dykstra, L OBP: 0.336, SLG: 0.396 (1, 8)	E3 1B SF7	F4						K		5	2	2	0	0	1	1							
Wally Backman, S OBP: 0.375, SLG: 0.309 (1, 4)			5-3							4	1	2	0	0	1	1							
Dave Magadan, L OBP: 0.324, SLG: 0.366 (1, 3)	SF7		4-3							3	0	1	2	0	0	0							
Darryl Strawberry, L OBP: 0.393, SLG: 0.587 (1, 9)			F7							3	0	0	0	1	0	2							
Kevin McReynolds, R OBP: 0.335, SLG: 0.467 (1, 7)			6-3							2	1	1	0	2	0	0							
Howard Johnson, S OBP: 0.350, SLG: 0.446 (1, 5)	6-3									2	1	0	1	2	1	5							
Mackey Sasser, L OBP: 0.301, SLG: 0.449 (1, 2)	F8		G6-4-3							4	0	2	2	0	0	3							
Keith Miller, R OBP: 0.241, SLG: 0.294 (1, 6)		1-3								3	0	0	0	0	1	1							
Kevin Elster, R OBP: 0.281, SLG: 0.319 (8, 6)										1	0	0	0	0	0	1							
David Cone, L OBP: 0.191, SLG: 0.182 (1, 1)		L6								4	0	0	0	0	1	1							
Inning Stats	R: 2 E: 1 K: 0 S: 13	H: 2 LOB: 2 BB: 1 P: 20	R: 0 E: 0 K: 0 S: 6	H: 0 LOB: 0 BB: 0 P: 9	R: 0 E: 0 K: 0 S: 7	H: 0 LOB: 0 BB: 0 P: 10	R: 0 E: 0 K: 0 S: 5	H: 0 LOB: 0 BB: 1 P: 11	R: 0 E: 0 K: 2 S: 13	H: 1 LOB: 1 BB: 0 P: 17	R: 2 E: 0 K: 0 S: 9	H: 1 LOB: 1 BB: 2 P: 19	R: 1 E: 0 K: 1 S: 15	H: 3 LOB: 3 BB: 1 P: 27	R: 0 E: 0 K: 2 S: 9	H: 1 LOB: 1 BB: 0 P: 12	R: 0 E: 0 K: 0 S: 0	H: 0 LOB: 0 BB: 0 P: 0	1B: 5 2B: 3 3B: 0 HR: 0	SF: 1 SAC: 0 DP: 1 HBP: 0	WP: 0 PB: 0 CS: 0	PA: 37	
PITCHER Rick Mahler, R ERA: 4.31 (1, 1)	IP: 6.1 WLS: L BF: 29 H: 6 R: 5 ER: 3 SO: 2 BB: 4 IBB: 0 HBP: 0 BLK: 0 WP: 0 HR: 0 S: 61 P: 99 ERA: 4.26 WHIP: 1.579											PITCHER	IP: 1.2 WLS: 8 BF: 2 H: 2 R: 0 ER: 0 SO: 3 BB: 0 IBB: 1 HBP: 0 BLK: 0 WP: 0 HR: 0 S: 16 P: 26 ERA: 0.00 WHIP: 1.200										

Atlanta Braves @ New York Mets
Shea Stadium, Flushing, NY
Fri Jul 22 1988, 7:05 PM EDT
Att: 37,284 - Unknown

livebaseballscores.com

AB 31
R 5
H 8
RBI 5
BB 5
SO 5
LOB 15



Batter	1	2	3	4	5	6	7	8	9	AB	R	H	RBI	BB	SO	LOB	TOP			
Ron Gant, R OBP: 0.287, SLG: 0.426 (1, 4)										3	0	0	0	1	2	0				
Andres Thomas, R OBP: 0.277, SLG: 0.377 (1, 6)										4	1	2	0	0	1	1				
Gerald Perry, L OBP: 0.372, SLG: 0.441 (1, 3)										4	1	1	0	0	0	2				
Dale Murphy, R OBP: 0.334, SLG: 0.464 (1, 9)										4	2	2	1	0	0	2				
Jim Morrison, R OBP: 0.223, SLG: 0.299 (1, 5)											4	0	1	2	0	0	1			
Gary Roenicke, R OBP: 0.279, SLG: 0.298 Dion James, L OBP: 0.373, SLG: 0.378 (9, PH)											3	0	0	0	0	1	1			
Ozzie Virgil, R OBP: 0.277, SLG: 0.372 Ken Griffey, L OBP: 0.310, SLG: 0.309 Bruce Benedict, R OBP: 0.326, SLG: 0.304 (9, 2)											3	0	0	0	0	1	0			
Jerry Royster, R OBP: 0.244, SLG: 0.230 (1, 8)											4	0	0	0	0	3	2			
German Jimenez, L OBP: 0.167, SLG: 0.167 Charlie Puleo, R OBP: 0.222, SLG: 0.222 Paul Assenmacher, L OBP: 0.500, SLG: 1.000 (9, 1)										2	0	0	0	0	2	0				
Inning Stats	R: 2 H: 3 E: 0 K: 2 S: 14	H: 3 R: 1 BB: 0 P: 21	R: 0 H: 0 E: 0 K: 2 S: 7	H: 0 R: 3 BB: 0 P: 8	R: 0 H: 1 E: 0 K: 2 S: 12	H: 0 R: 0 BB: 0 P: 19	R: 0 H: 0 E: 0 K: 0 S: 5	H: 0 R: 0 BB: 0 P: 9	R: 0 H: 2 E: 0 K: 1 S: 10	H: 0 R: 0 BB: 0 P: 12	R: 0 H: 0 E: 0 K: 1 S: 6	H: 0 R: 0 BB: 0 P: 7	R: 0 H: 0 E: 0 K: 1 S: 9	H: 0 R: 1 BB: 1 P: 17	H: 1 R: 1 BB: 1 P: 33	1B: 4 2B: 1 3B: 1 HR: 1	SF: 0 SAC: 0 DP: 1 HBP: 0	WP: 1 PB: 0 CS: 1	PA: 35	
PITCHER	IP: 8.0 WLS: L BF: 29 ERA: 3.32	WLS: L BF: 6 ERA: 2.25	IP: 8.0 WLS: L BF: 29 ERA: 3.32	IP: 8.0 WLS: L BF: 29 ERA: 3.32	IP: 8.0 WLS: L BF: 29 ERA: 3.32	IP: 8.0 WLS: L BF: 29 ERA: 3.32	IP: 8.0 WLS: L BF: 29 ERA: 3.32	IP: 8.0 WLS: L BF: 29 ERA: 3.32	IP: 8.0 WLS: L BF: 29 ERA: 3.32	IP: 8.0 WLS: L BF: 29 ERA: 3.32	IP: 8.0 WLS: L BF: 29 ERA: 3.32	IP: 8.0 WLS: L BF: 29 ERA: 3.32	IP: 8.0 WLS: L BF: 29 ERA: 3.32	IP: 8.0 WLS: L BF: 29 ERA: 3.32	IP: 8.0 WLS: L BF: 29 ERA: 3.32	IP: 8.0 WLS: L BF: 29 ERA: 3.32	IP: 8.0 WLS: L BF: 29 ERA: 3.32	IP: 8.0 WLS: L BF: 29 ERA: 3.32	IP: 8.0 WLS: L BF: 29 ERA: 3.32	IP: 8.0 WLS: L BF: 29 ERA: 3.32

Atlanta Braves @ New York Mets
Shea Stadium, Flushing, NY
Sun Jul 24 1988, 3:33 AM EDT
Att. 46,057 - Overcast - 80 F

AB 33
R 4
H 7
RBI 3
BB 2
SO 11
LOB 9

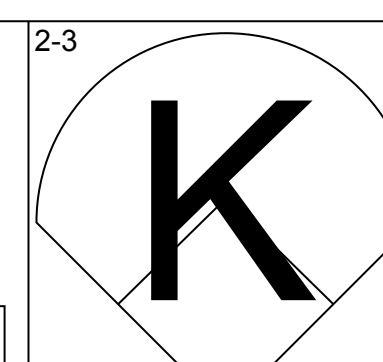
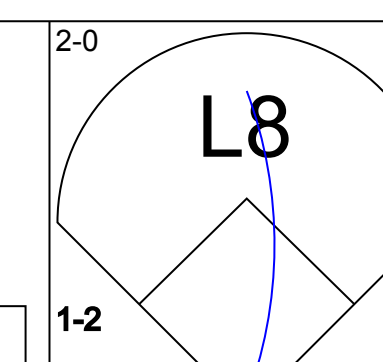
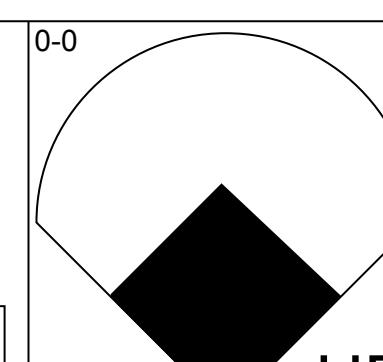
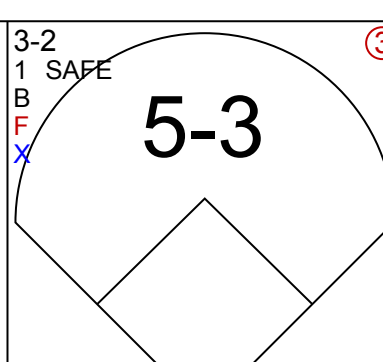
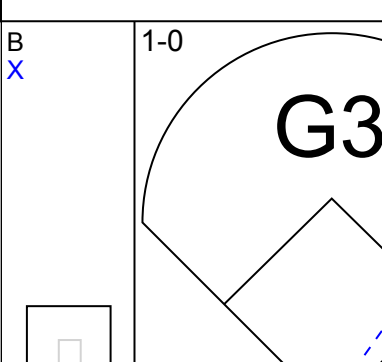
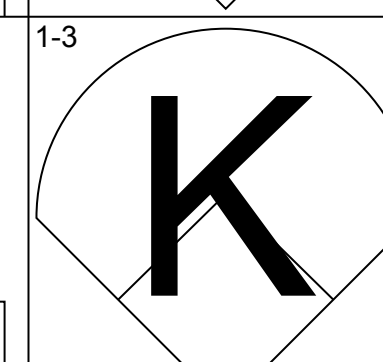
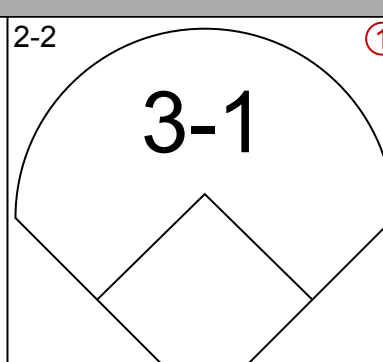
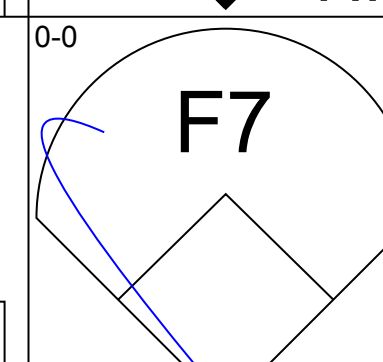
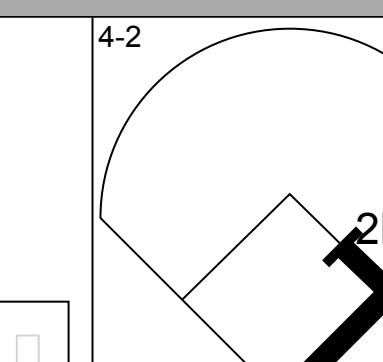
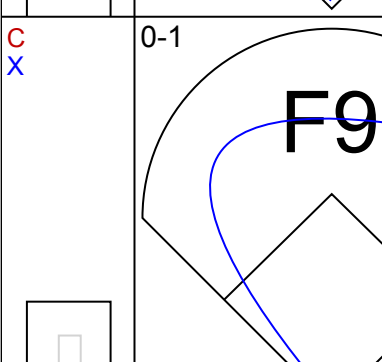
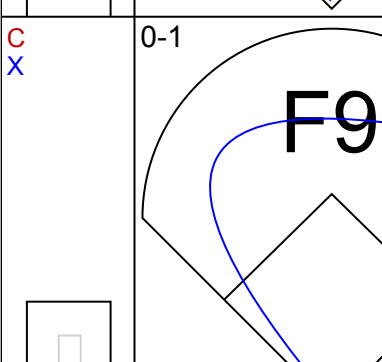
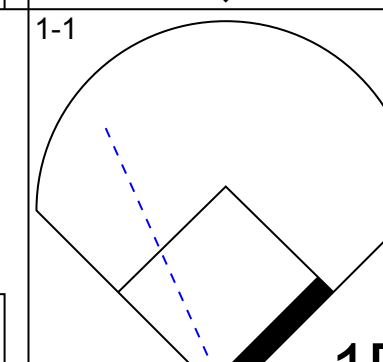
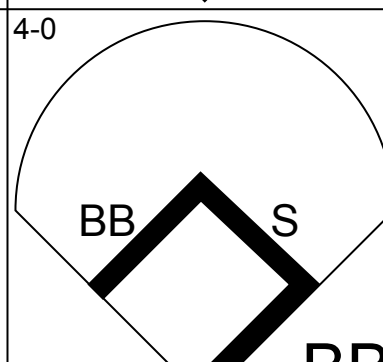
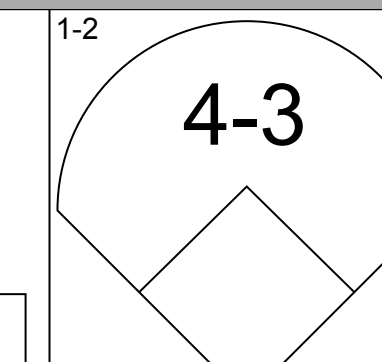
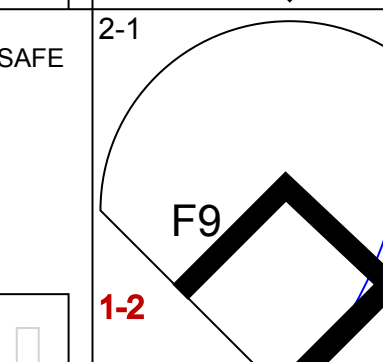
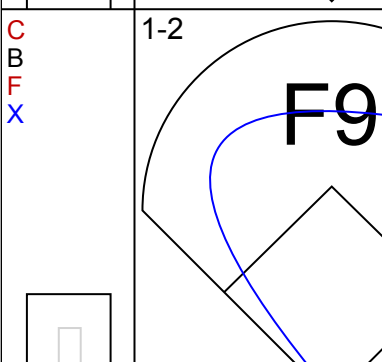
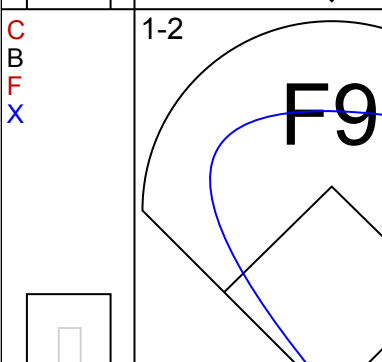
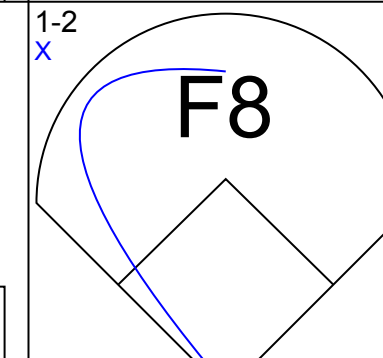
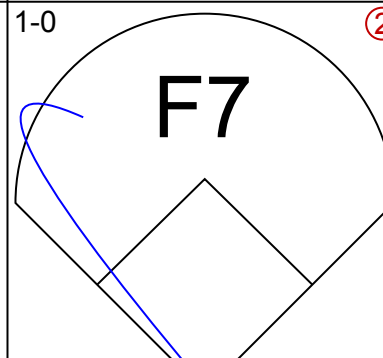
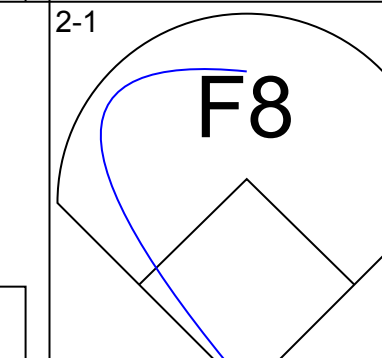
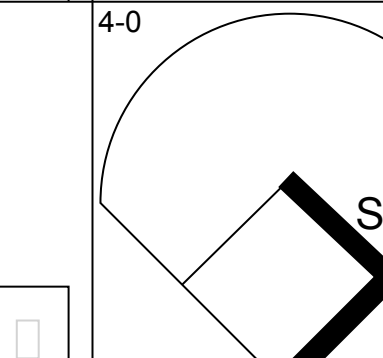


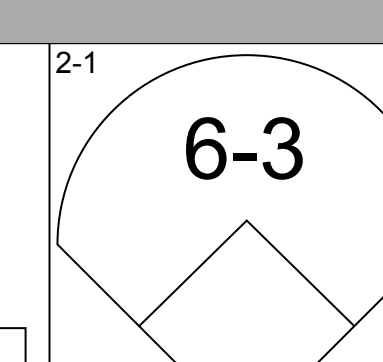
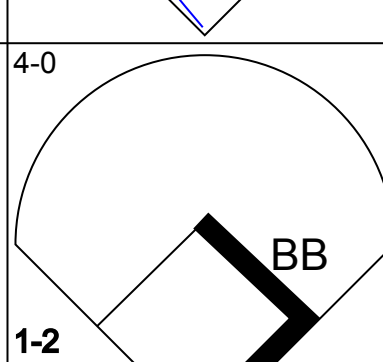
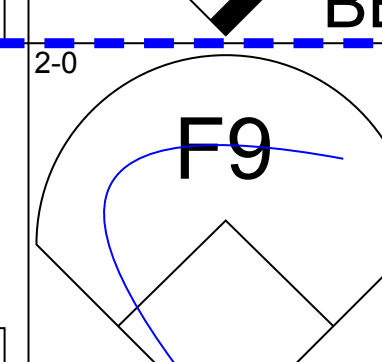

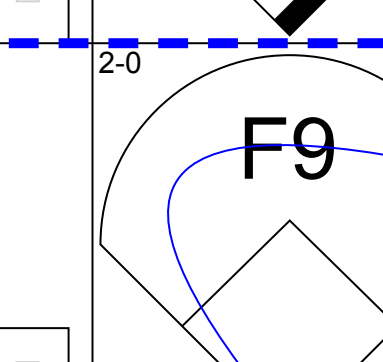


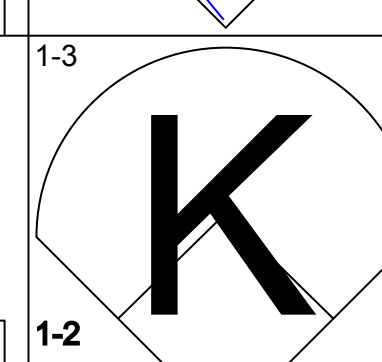

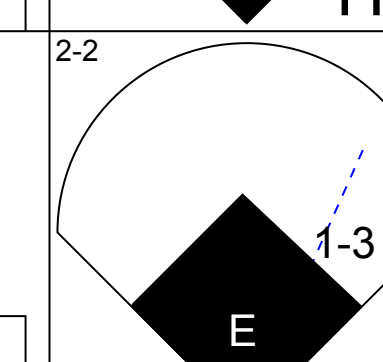
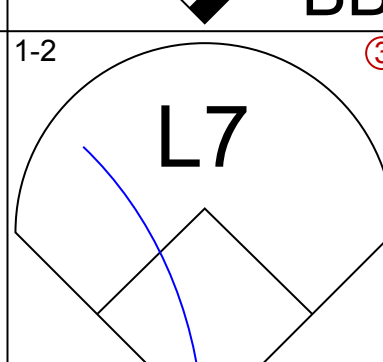
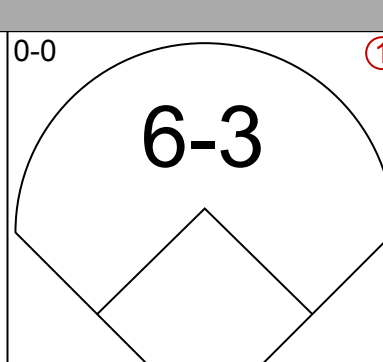
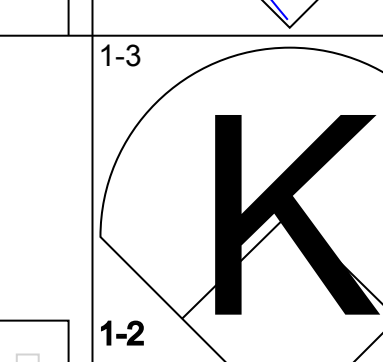


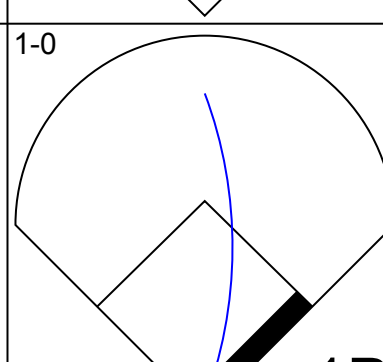


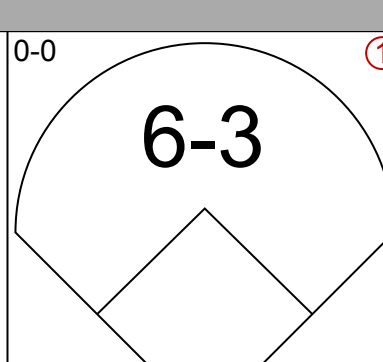
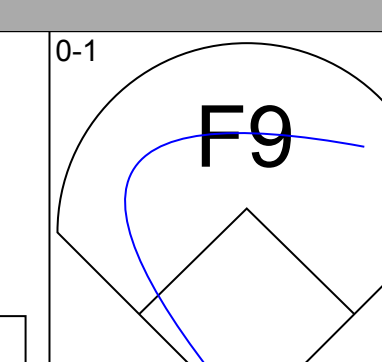
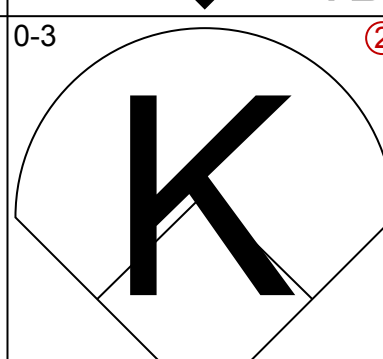


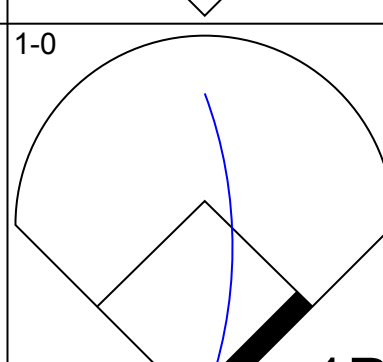


Batter	1	2	3	4	5	6	7	8	9	AB	R	H	RBI	BB	SO	LOB	BOTTOM				
Mookie Wilson, S OBP: 0.305, SLG: 0.366 Roger McDowell, R OBP: 0.429, SLG: 0.857 (9, 1)										4	0	1	0	0	0	1					
Keith Miller, R OBP: 0.232, SLG: 0.283 Howard Johnson, S OBP: 0.345, SLG: 0.438 (7, 5)										2	0	0	0	0	0	1					
Kevin McReynolds, R OBP: 0.332, SLG: 0.462 (1, 7)										4	0	0	0	0	1	1					
Darryl Strawberry, L OBP: 0.387, SLG: 0.585 (1, 9)											4	1	1	1	0	3	0				
Gary Carter, R OBP: 0.309, SLG: 0.378 (8, 3)											4	0	1	0	0	1	0				
Tim Lincecum, R OBP: 0.346, SLG: 0.351 (1, 4)											4	1	3	0	0	0	1				
Dave Magadan, L OBP: 0.318, SLG: 0.363 (8, 5)											4	0	0	0	0	1	4				
Kevin Elster, R OBP: 0.281, SLG: 0.318 Mackey Sasser, L OBP: 0.293, SLG: 0.437 (8, 2)										2	0	1	0	0	0	0					
Barry Lyons, R OBP: 0.188, SLG: 0.261 (9, PH)										1	0	0	0	0	1	1					
Sid Fernandez, L OBP: 0.316, SLG: 0.333 Lenny Dykstra, L OBP: 0.337, SLG: 0.394 (8, 8)										1	0	0	1	0	1	0					
Inning Stats	R: 0 H: 0 E: 0 K: 0 S: 8	H: 1 R: 1 BB: 0 P: 11	R: 0 H: 1 E: 0 K: 1 S: 9	H: 1 R: 3 BB: 0 P: 14	R: 0 H: 1 E: 0 K: 1 S: 8	H: 0 R: 0 BB: 0 P: 13	R: 0 H: 0 E: 0 K: 0 S: 5	H: 2 R: 0 BB: 0 P: 9	R: 0 H: 0 E: 0 K: 2 S: 7	H: 0 R: 0 BB: 0 P: 11	R: 0 H: 1 E: 0 K: 1 S: 8	H: 1 R: 0 BB: 0 P: 14	R: 0 H: 0 E: 1 K: 0 S: 11	H: 2 R: 1 BB: 1 P: 16	H: 2 R: 1 BB: 0 P: 18	1B: 5 2B: 1 3B: 0 HR: 1	SF: 1 SAC: 0 DP: 0 HBP: 0	WP: 0 PB: 0 CS: 0	PA: 35		
PITCHER	IP: 5.0 WLS: W BF: 19 ERA: 0.04	IP: 3.1 WLS: S BF: 14 ERA: 3.47	IP: 3.1 WLS: S BF: 14 ERA: 3.47	IP: 3.1 WLS: S BF: 14 ERA: 3.47	IP: 3.1 WLS: S BF: 14 ERA: 3.47	IP: 3.1 WLS: S BF: 14 ERA: 3.47	IP: 3.1 WLS: S BF: 14 ERA: 3.47	IP: 3.1 WLS: S BF: 14 ERA: 3.47	IP: 3.1 WLS: S BF: 14 ERA: 3.47	IP: 3.1 WLS: S BF: 14 ERA: 3.47	IP: 3.1 WLS: S BF: 14 ERA: 3.47	IP: 3.1 WLS: S BF: 14 ERA: 3.47	IP: 3.1 WLS: S BF: 14 ERA: 3.47	IP: 3.1 WLS: S BF: 14 ERA: 3.47	IP: 3.1 WLS: S BF: 14 ERA: 3.47	IP: 3.1 WLS: S BF: 14 ERA: 3.47	IP: 3.1 WLS: S BF: 14 ERA: 3.47	IP: 3.1 WLS: S BF: 14 ERA: 3.47	IP: 3.1 WLS: S BF: 14 ERA: 3.47	IP: 3.1 WLS: S BF: 14 ERA: 3.47	IP: 3.1 WLS: S BF: 14 ERA: 3.47

Atlanta Braves @ New York Mets
Shea Stadium, Flushing, NY
Sun Jul 24 1988, 3:33 AM EDT
Att. 46,057 - Overcast - 80 F

AB 34
R 2
H 7
RBI 2
BB 0
SO 8
LOB 10

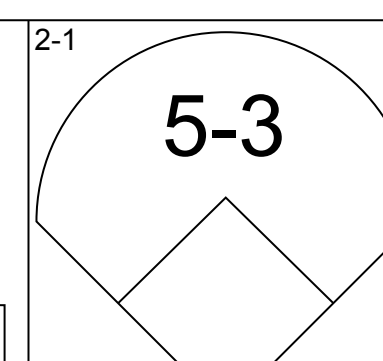
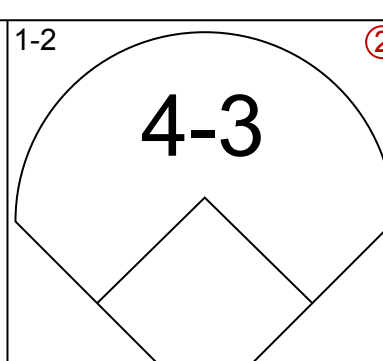
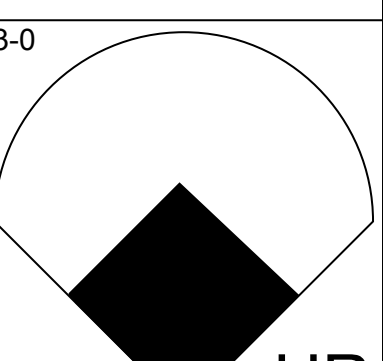
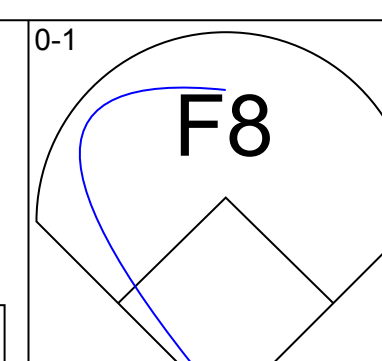
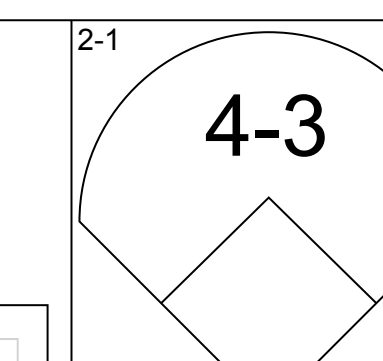
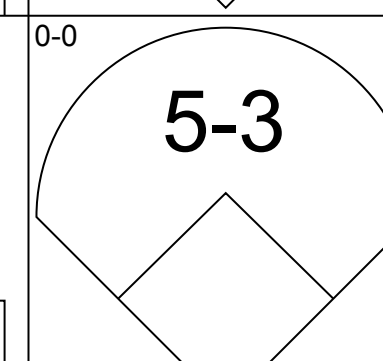
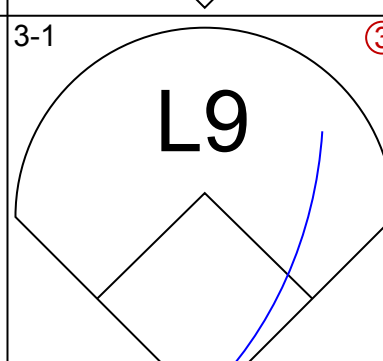
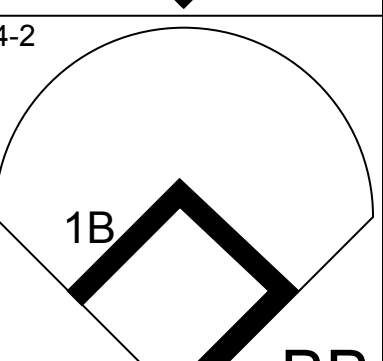

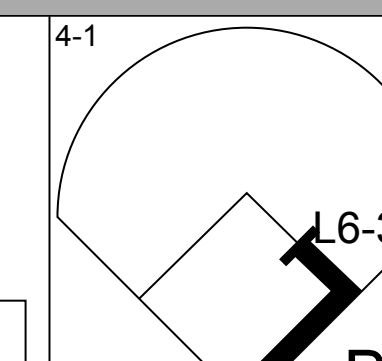

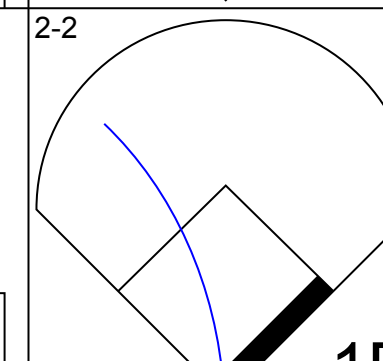
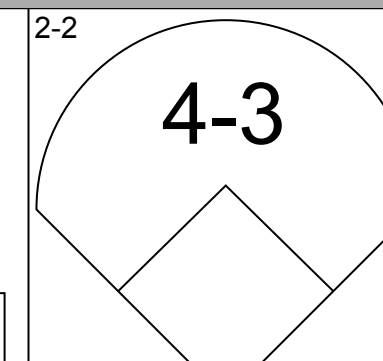
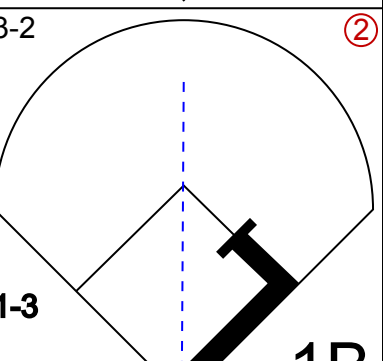

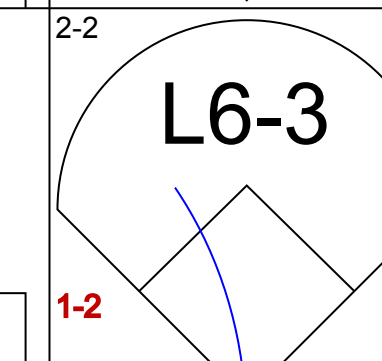

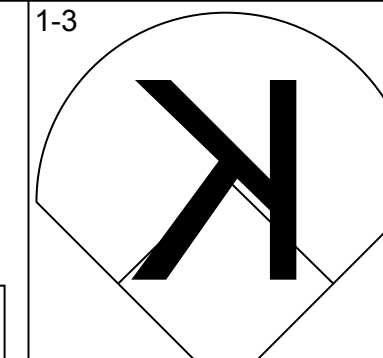
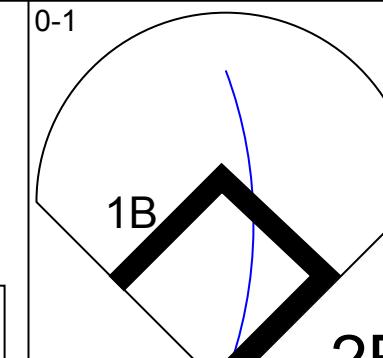
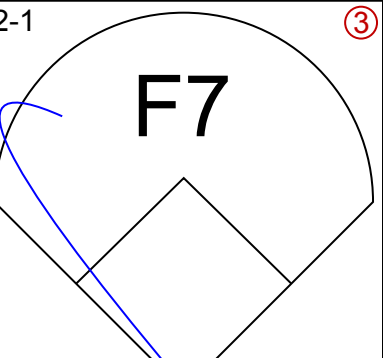

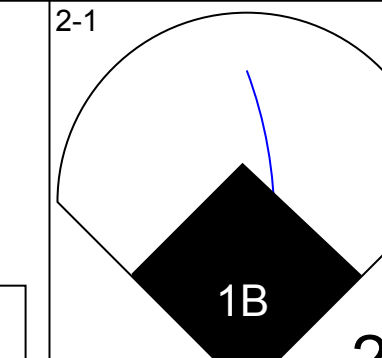

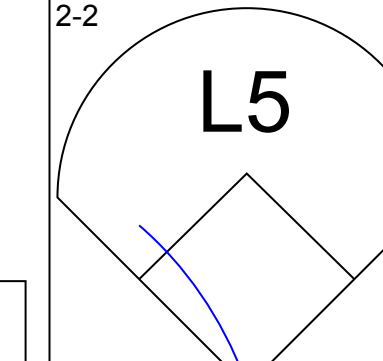
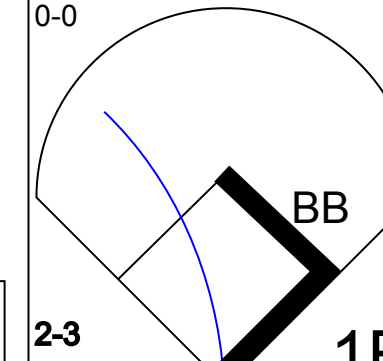

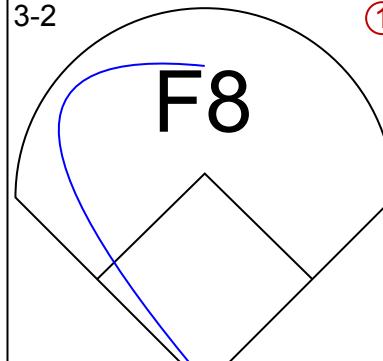
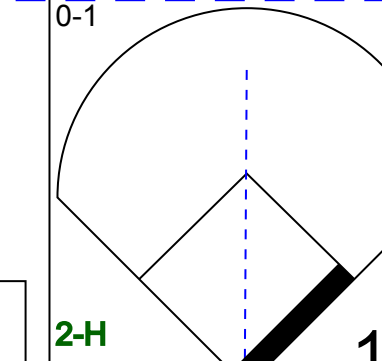

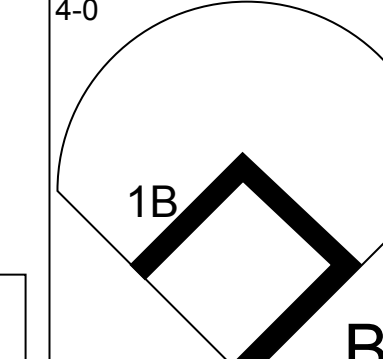
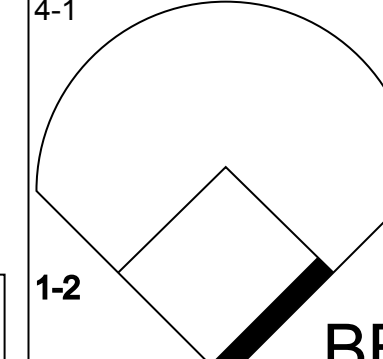

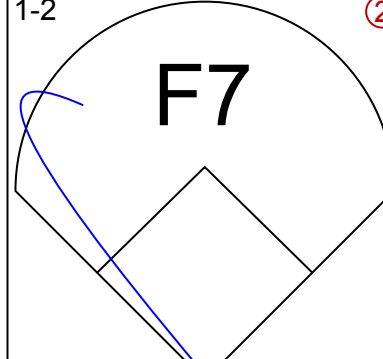
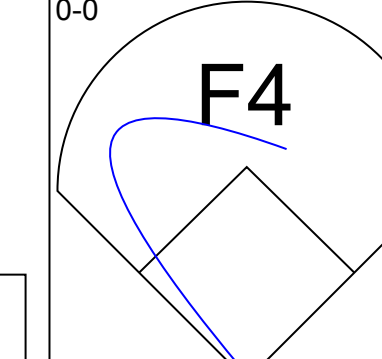
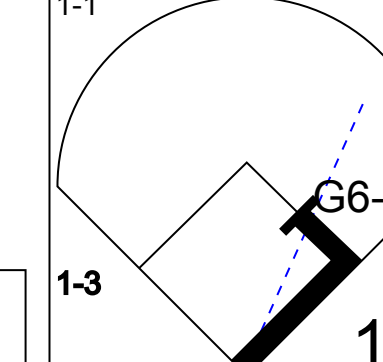
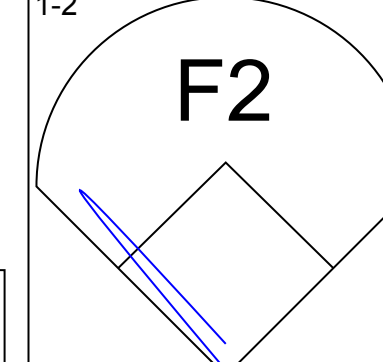

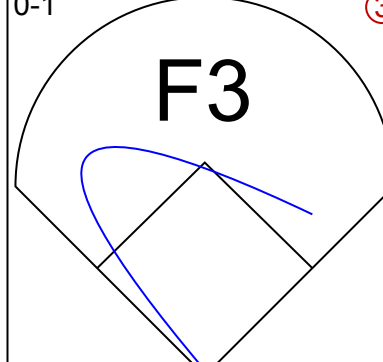
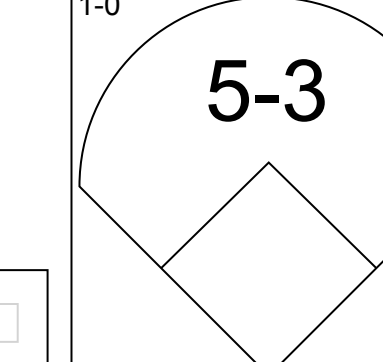
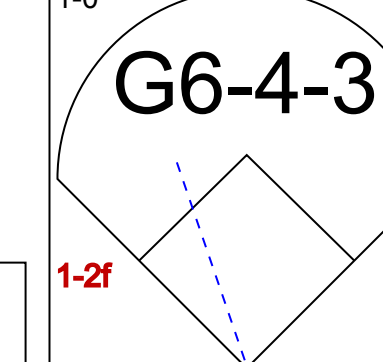
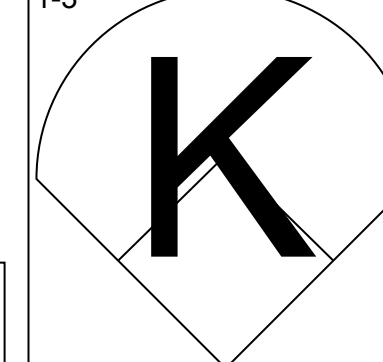


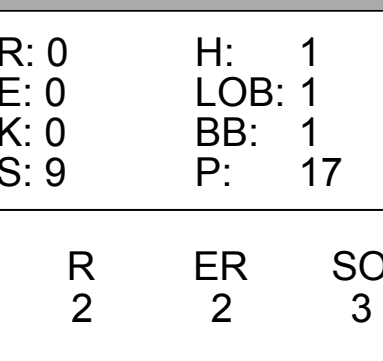
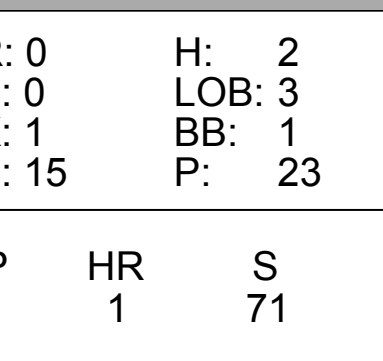
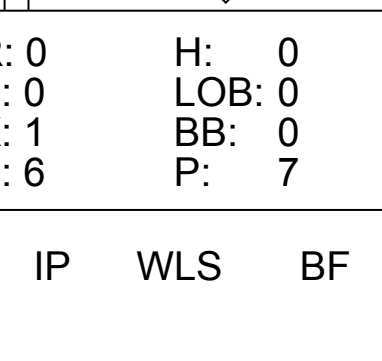
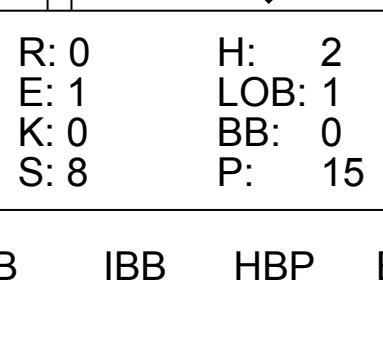







Batter	1	2	3	4	5	6	7	8	9	AB	R	H	RBI	BB	SO	LOB	TOP			
Kal Daniels, L OBP: 0.401, SLG: 0.442 (1, 7)										5	1	1	1	0	1	2				
Eddie Milner, L OBP: 0.331, SLG: 0.191 (1, 8)										4	0	0	0	1	1	0				
Barry Larkin, R OBP: 0.351, SLG: 0.429 (1, 6)										4	0	2	0	1	0	0				
Chris Sabo, R OBP: 0.334, SLG: 0.491 (1, 5)										3	0	0	0	1	0	2				
Paul O'Neill, L OBP: 0.319, SLG: 0.416 (1, 9)										3	0	1	0	1	0	2				
Nick Esasky, R OBP: 0.333, SLG: 0.425 (1, 3)										3	1	1	1	1	1	3				
Bo Diaz, R OBP: 0.237, SLG: 0.339 (1, 2)										4	1	1	0	0	0	3				
Jeff Treadway, L OBP: 0.316, SLG: 0.357 (1, 4)										4	0	1	0	0	0	1				
Tom Browning, L OBP: 0.196, SLG: 0.188 (1, 1)										4	0	1	0	0	2	1				
John Franco, L (8, 1)										0	0	0	0	0	0	0				
Inning Stats	R: 0 E: 0 K: 2 S: 11	H: 1 LOB: 1 BB: 0 P: 16	R: 2 E: 1 K: 0 S: 12	H: 3 LOB: 1 BB: 0 P: 19	R: 0 E: 0 K: 0 S: 8	H: 0 LOB: 3 BB: 3 P: 24	R: 1 E: 0 K: 0 S: 8	H: 1 LOB: 0 BB: 0 P: 10	R: 0 E: 0 K: 1 S: 10	H: 1 LOB: 1 BB: 0 P: 13	R: 0 E: 0 K: 1 S: 9	H: 0 LOB: 2 BB: 2 P: 21	R: 0 E: 0 K: 1 S: 10	H: 0 LOB: 0 BB: 0 P: 13	R: 0 E: 0 K: 0 S: 6	H: 0 LOB: 0 BB: 0 P: 8	1B: 5 2B: 1 3B: 0 HR: 2	SF: 0 SAC: 0 DP: 0 HBP: 0	WP: 0 PB: 0 SB: 3 CS: 0	PA: 39
PITCHER	IP	WLS	BF	H	R	ER	SO	BB	IBB	HBP	BLK	WP	HR	S	P	ERA	WHIP			
Pete Smith, R ERA: 4.78 (1, 1)	6.1	L	31	8	3	2	3	5	0	0	0	0	2	62	109	2.84	2.053			
José Álvarez, R ERA: 3.34 (7, 1)	2.2		8	0	0	0	2	0	0	0	0	0	0	20	28	0.00	0.000			

Cincinnati Reds @ Atlanta Braves
Atlanta-Fulton County Stadium, Atlanta, GA
Tue Jul 26 1988, 7:05 PM EDT
Unknown - 86 F

AB	34
R	3
H	8
RBI	2
BB	5
SO	5
LOB	14



Batter	1	2	3	4	5	6	7	8	9	AB	R	H	RBI	BB	SO	LOB	BOTTOM					
Ron Gant, R OBP: 0.286, SLG: 0.432 (1, 4)										5	1	1	1	0	0	1						
Jerry Royster, R OBP: 0.256, SLG: 0.224 (1, 7)										2	0	0	0	2	0	0						
Gerald Perry, L OBP: 0.374, SLG: 0.442 (1, 3)										4	0	2	0	0	0	1						
Dale Murphy, R OBP: 0.336, SLG: 0.470 (1, 9)										4	1	2	0	0	1	2						
Andres Thomas, R OBP: 0.279, SLG: 0.378 (1, 6)										4	0	2	1	0	0	0						
Jim Morrison, R OBP: 0.232, SLG: 0.294 (1, 5)										2	0	0	0	2	0	1						
Bruce Benedict, R OBP: 0.326, SLG: 0.305 (1, 2)										3	0	1	0	0	0	3						
José Álvarez, R OBP: 0.500, SLG: 0.500 (7, 1)										0	0	0	0	0	0	0						
Ted Simmons, S OBP: 0.362, SLG: 0.424 (9, PH)										1	0	0	0	0	0	0						
Albert Hall, S OBP: 0.321, SLG: 0.309 (1, 8)										4	0	1	0	0	1	5						
Pete Smith, R OBP: 0.091, SLG: 0.121 (1, 1)										2	0	0	0	0	0	0						
Ozzie Virgil, R OBP: 0.279, SLG: 0.373 (7, 2)										2	0	1	0	0	1	0						
Inning Stats	R: 0 E: 0 K: 1 S: 10	H: 1 LOB: 1 BB: 0 P: 15	R: 0 E: 0 K: 0 S: 9	H: 1 LOB: 1 BB: 1 P: 17	R: 0 E: 0 K: 0 S: 7	H: 0 LOB: 0 BB: 0 P: 13	R: 0 E: 0 K: 1 S: 15	H: 2 LOB: 3 BB: 1 P: 23	R: 1 E: 0 K: 0 S: 9	H: 2 LOB: 1 BB: 1 P: 22	R: 0 E: 0 K: 0 S: 9	H: 0 LOB: 0 BB: 0 P: 13	R: 0 E: 0 K: 1 S: 6	H: 0 LOB: 0 BB: 0 P: 7	R: 1 E: 0 K: 0 S: 9	H: 2 LOB: 1 BB: 1 P: 17	R: 0 E: 1 K: 0 S: 8	H: 2 LOB: 1 BB: 0 P: 15	1B: 7 2B: 3 3B: 0 HR: 1	SF: 0 SAC: 0 DP: 2 HBP: 0	WP: 0 PB: 0 SB: 0 CS: 0	PA: 37
PITCHER	IP	WLS	BF	H	R	ER	SO	BB	IBB	HBP	BLK	WP	HR	S	P	ERA	WHIP					
Tom Browning, L ERA: 3.45 (1, 1)	7.2	W	31	7	2	2	3	4	0	0	0	0	1	71	124	2.35	1.435					
John Franco, L ERA: 1.69 (8, 1)	1.1	S	6	3	0	0	0	0	0	0	0	0	0	11	18	0.00	2.250					

Cincinnati Reds @ Atlanta Braves
Atlanta-Fulton County Stadium, Atlanta, GA
Tue Jul 26 1988, 7:05 PM EDT
Unknown - 86 F

AB	33
R	2
H	10
RBI	2
BB	4
SO	3
LOB	13



Batter	1	2	3	4	5	6	7	8	9	10	AB	R	H	RBI	BB	SO	LOB	TOP									
Eddie Milner, L OBP: 0.241, SLG: 0.200 Frank Williams, R Eric Davis, R OBP: 0.339, SLG: 0.458 Rob Dibble, L Jeff Treadway, L OBP: 0.315, SLG: 0.356 Herm Winningham, L OBP: 0.313, SLG: 0.273	1-0 6-3			1-2 F9		2-1 CS 1B	0-3 K		0-0 F9		3	0	1	0	0	0	0										
Barry Larkin, R OBP: 0.354, SLG: 0.429	0-0 4-3			0-0 S 1B		3-2 SAFE 1B BB 1B	0-1 B4-3		2-3 K		5	1	2	0	0	1	0										
Chris Sabo, R OBP: 0.332, SLG: 0.486	2-1 5-3			4-1 SAFE G4-3 BB		2-1 SAFE BB HBP 1B	1-2 6-3		4-1 BB		3	0	1	0	2	0	0										
Paul O'Neill, L OBP: 0.318, SLG: 0.412	0-1 F7			1-0 G4-3		1-0 BB HBP	0-0 6-3		1-3 K		4	0	0	0	0	1	3										
Nick Esasky, R OBP: 0.332, SLG: 0.419	2-2 3-1			1-0 4-3		4-0 BB	2-1 3-1		2-1 3-1		3	0	0	1	1	0	0										
Jeff Reed, L OBP: 0.282, SLG: 0.264 Bo Diaz, R OBP: 0.236, SLG: 0.337	1-3 K			1-3 K		1-2 2-3 3-4H BB	2-2 F8		4-2 1B S BB		3	0	0	0	1	2	3										
Ron Oester, S OBP: 0.417, SLG: 0.263 Rob Murphy, L	1-1 6-3			1-2 6-3		2-3 2B	2-3 K		1-1 1B S BB		4	0	1	0	0	2	1										
Tim Birtsas, L Dave Collins, S OBP: 0.285, SLG: 0.289	3-2 4-3			3-2 4-3		0-0 G3	3-2 1B		2-3 1B		1	0	0	0	0	0	0										
Inning Stats	R: 0 E: 0 K: 0 S: 4	H: 0 LOB: 0 BB: 0 P: 7	R: 0 E: 0 K: 1 S: 8	H: 0 LOB: 0 BB: 0 P: 11	R: 0 E: 0 K: 0 S: 8	H: 0 LOB: 0 BB: 0 P: 13	R: 0 E: 0 K: 0 S: 8	H: 1 LOB: 1 BB: 1 P: 13	R: 0 E: 0 K: 2 S: 10	H: 1 LOB: 1 BB: 0 P: 14	R: 1 E: 0 K: 0 S: 13	H: 3 LOB: 3 BB: 1 P: 26	R: 0 E: 0 K: 2 S: 13	H: 1 LOB: 1 BB: 0 P: 20	R: 0 E: 0 K: 0 S: 6	H: 0 LOB: 0 BB: 0 P: 7	R: 0 E: 0 K: 2 S: 16	H: 1 LOB: 2 BB: 1 P: 26	R: 0 E: 0 K: 2 S: 8	H: 0 LOB: 1 BB: 1 P: 15	1B: 6 2B: 1 3B: 0 HR: 0	SF: 0 SAC: 0 DP: 1 HBP: 1	WP: 0 PB: 0 SB: 2 CS: 1	PA: 40			
PITCHER	IP	WLS	BF	H	R	ER	SO	BB	IBB	HBP	BLK	WP	HR	S	P	ERA	WHIP										
Rick Mahler, R ERA: 4.14 Paul Assenmacher, L ERA: 3.34	(1.1) 8.0		31	6	1	1	5	2	0	1	0	0	0	70	111	1.12	1.000										
	(9.1)	2.0	W	9	1	0	0	4	2	0	0	0	0	24	41	0.00	1.500										

Cincinnati Reds @ Atlanta Braves
Atlanta-Fulton County Stadium, Atlanta, GA
Tue Jul 26 1988, 7:05 PM EDT
Att: 13,727 - Unknown - 80 F

AB 35
R 1
H 7
RBI 1
BB 4
SO 9
LOB 11



Batter	1	2	3	4	5	6	7	8	9	10	AB	R	H	RBI	BB	SO	LOB	BOTTOM									
Ron Gant, R OBP: 0.287, SLG: 0.435	2-2 6-3					2-2 F9		1-3 K		4-0 1B IBB		4	0	1	0	1	1										
Jerry Royster, R OBP: 0.250, SLG: 0.218 Dion James, L OBP: 0.370, SLG: 0.375 Jim Morrison, R OBP: 0.238, SLG: 0.300	1-0 F9			3-2 L8		0-0 F9		0-1 4-3		0-0 1B		2	0	0	0	0	0										
Gerald Perry, L OBP: 0.372, SLG: 0.440	2-0 F4			0-3 K		2-2 G6-4-3 1B		1-3 K		1-2 2-3 3-H 1B		4	0	1	0	0	2										
Dale Murphy, R OBP: 0.335, SLG: 0.475	0-0 HR			0-1 4-3		0-0 G6-4-3 1B		0-0 F8		1-0 F8		4	1	1	1	0	0	1									
Andres Thomas, R OBP: 0.278, SLG: 0.377	3-2 F6			2-2 1B		0-1 F8		0-1 F8		0-3 K		4	0	1	0	0	1										
Ozzie Virgil, R OBP: 0.278, SLG: 0.371 Tom Glavine, L OBP: 0.250, SLG: 0.257	3-2 6-3			1-0 F7		1-3 K		0-2 K		0-0 SH1-4 1B		4	0	1	0	0	1										
Ken Oberkfell, L OBP: 0.321, SLG: 0.350	1-2 4-3					1-3 K		0-2 1B		0-0 SH1-4		3	0	1	0	0	1										
Albert Hall, S OBP: 0.320, SLG: 0.305				2-2 6-3		0-1 4-3		0-1 L8		4-2 1B 6-3 BB		3	0	0	0	1	0	1									
Rick Mahler, R OBP: 0.178, SLG: 0.182 Ken Griffey, L OBP: 0.308, SLG: 0.307 Paul Assenmacher, L OBP: 0.500, SLG: 1.000 Ted Simmons, S OBP: 0.357, SLG: 0.417	(1.1) 5.0		19	4	1	1	3	0	0	0	0	0	0	57	83	1.80	0.800										
Frank Williams, R ERA: 2.77	(6.1)	1.0	3	1	0	0	0	0	0	0	0	0	0	5	7	0.00	1.000										
Rob Dibble, R ERA: 2.16	(7.1)	2.0	7	1	0	0	3	0	0	0	0	0	0	20	24	0.00	0.500										
Rob Murphy, L ERA: 2.28	(9.1)	1.2	L	9	2	1	2	1	1	0	0	0	0	13	23	5.40	1.800										
Inning Stats	R: 0 E: 0 K: 0 S: 6	H: 0 LOB: 0 BB: 0 P: 11	R: 1 E: 0 K: 0 S: 13	H: 1 LOB: 1 BB: 0 P: 20	R: 0 E: 0 K: 1 S: 16	H: 1 LOB: 1 BB: 0 P: 24	R: 0 E: 0 K: 1 S: 9	H: 1 LOB: 1 BB: 0 P: 12	R: 0 E: 0 K: 1 S: 13	H: 1 LOB: 1 BB: 0 P: 16	R: 0 E: 0 K: 0 S: 5	H: 1 LOB: 0 BB: 0 P: 7	R: 0 E: 0 K: 1 S: 11	H: 1 LOB: 1 BB: 0 P: 12	R: 0 E: 0 K: 2 S: 9	H: 0 LOB: 0 BB: 0 P: 12	R: 0 E: 0 K: 2 S: 7	H: 0 LOB: 0 BB: 0 P: 9	R: 1 E: 0 K: 0 S: 6	H: 2 LOB: 3 BB: 2 P: 14	1B: 6 2B: 0 3B: 1 HR: 1	SF: 0 SAC: 1 DP: 1 HBP: 0	WP: 0 PB: 0 SB: 0 CS: 0	PA: 38			
PITCHER	IP	WLS	BF	H	R	ER	SO	BB	IBB	HBP	BLK	WP	HR	S	P	ERA	WHIP										

Cincinnati Reds @ Atlanta Braves
Atlanta-Fulton County Stadium, Atlanta, GA
Tue Jul 26 1988, 7:05 PM EDT
Att: 13,727 - Unknown - 80 F

AB 35
R 2
H 8
RBI 2
BB 2
SO 8
LOB 7



Batter	1	2	3	4	5	6	7	8	9	AB	R	H	RBI	BB	SO	LOB	TOP				
Kal Daniels, L OBP: 0.404, SLG: 0.447 (1, 7)	2-1 SH1-3 3B 1B		1-2 2B SF7 2B		3-3 K			4-0 FC5-4 BB		3	2	2	0	1	1	0					
Barry Larkin, R OBP: 0.354, SLG: 0.431 (1, 6)	0-1 SH1-3		1-1 CS 2-3 2B		1-3 K			1-0 FC5-4 1-2 2-3		3	0	1	0	0	1	2					
Chris Sabo, R OBP: 0.329, SLG: 0.482 (1, 5)	1-1 F9		1-0 SF7		1-0 F7			2-0 5-3		3	0	0	1	0	0	3					
Eric Davis, R OBP: 0.341, SLG: 0.464 (1, 8)	1-0 2H 3B		3-H 4-0 IBB		2-1 F8				2-2 4-3	3	0	1	1	1	0	0					
Herm Winningham, L OBP: 0.313, SLG: 0.273 (9, 8)										0	0	0	0	0	0	0					
Paul O'Neill, L OBP: 0.317, SLG: 0.409 (1, 9)	2-1 6-3				0-1 5-3			0-1 CS 1B		4	0	1	0	0	0	1					
Nick Esasky, R OBP: 0.331, SLG: 0.429 (1, 3)		3-2 F8			3-2 F4			1-3 K		4	1	1	1	0	1	1					
Bo Diaz, R OBP: 0.236, SLG: 0.336 (1, 2)		0-1 G6-4-3 1B			0-1 4-3			0-3 K2-3 1-2		4	0	1	0	0	1	1					
John Franco, L OBP: 0.282, SLG: 0.264 (9, 1)									0-1 4-3	0	0	0	0	0	0	0					
Ron Oester, S OBP: 0.370, SLG: 0.227 (1, 4)		2-2 G6-4-3			1-1 5-3			3-1 E6 FC5-4 SH3-4		3	0	0	0	0	0	1					
Danny Jackson, R OBP: 0.148, SLG: 0.154 (1, 1)					1-3 K			0-2 SH3-4		2	0	0	0	0	2	0					
Jeff Reed, L OBP: 0.282, SLG: 0.264 (9, 2)								1-2		0	0	0	0	0	0	0					
Inning Stats	R: 1 E: 0 K: 0 S: 9	H: 2 LOB: 1 BB: 0 P: 15	R: 0 E: 0 K: 0 S: 11	H: 1 LOB: 0 BB: 0 P: 16	R: 1 E: 0 K: 1 S: 9	H: 2 LOB: 1 BB: 1 P: 16	R: 0 E: 0 K: 0 S: 8	H: 0 LOB: 0 BB: 0 P: 11	R: 0 E: 0 K: 2 S: 6	H: 0 LOB: 0 BB: 0 P: 10	R: 0 E: 0 K: 2 S: 8	H: 1 LOB: 0 BB: 0 P: 9	R: 0 E: 1 K: 0 S: 7	H: 0 LOB: 2 BB: 1 P: 17	R: 1 E: 0 K: 0 S: 10	H: 1 LOB: 0 BB: 0 P: 14	1B: 3 2B: 2 3B: 1 HR: 1	SF: 1 SAC: 2 DP: 1 HBP: 0	WP: 0 PA: 34 SB: 0 CS: 2		
PITCHER	IP	WLS	BF	H	R	ER	SO	BB	IBB	HBP	BLK	WP	HR	S	P	ERA	WHIP				
Tom Glavine, L ERA: 5.09 (1, 1)	7.1		28	6	2	2	6	1	1	0	0	0	0	65	103	2.46	0.955				
José Álvarez, R ERA: 3.39 (8, 1)	1.2	L	6	1	1	1	0	0	0	0	0	0	1	12	19	5.40	0.600				

Cincinnati Reds @ Atlanta Braves
Atlanta-Fulton County Stadium, Atlanta, GA
Wed Jul 27 1988, 7:05 PM EDT
Att: 10,419 - Unknown - 82 F

AB 29
R 3
H 7
RBI 3
BB 2
SO 6
LOB 9





Batter	1	2	3	4	5	6	7	8	9	AB	R	H	RBI	BB	SO	LOB	BOTTOM				
Ron Gant, R OBP: 0.292, SLG: 0.440 (1, 4)	1-1 PB SF7 2B		3-2 F7		0-0 FC6-2 1B			4-0 1B IBB		3	1	2	0	1	0	0					
Jerry Royster, R OBP: 0.241, SLG: 0.210 (1, 8)	1-2 L3		0-2 FC6-2		1-2 2-3 1B			3-2 1B		3	0	0	0	0	0	4					
Ted Simmons, S OBP: 0.366, SLG: 0.426 (7, PH)					1-2 2-3 3-H			1-2 2-H 1B		1	0	1	0	0	0	0					
Dion James, L OBP: 0.370, SLG: 0.375 (8, 8)					1-3 K					0	0	0	0	0	0	0					
Gerald Perry, L OBP: 0.368, SLG: 0.436 (1, 3)	1-2 SF7 2H		0-0 L6		1-3 K			2-1 G3		3	0	0	1	0	1	3					
Dale Murphy, R OBP: 0.334, SLG: 0.476 (1, 9)	0-0 5-3		2-1 2B		1-3 K			1-3 K		4	0	1	0	0	2	0					
Andres Thomas, R OBP: 0.276, SLG: 0.373 (1, 6)		2-2 F9			0-0 1-3			2-3 K		4	0	0	0	0	1	1					
Jim Morrison, R OBP: 0.238, SLG: 0.298 (1, 7)		0-1 4-3			0-2 1B			1-0 5-3		4	1	1	0	0	0	0					
Ken Oberkfell, L OBP: 0.323, SLG: 0.352 (1, 5)		3-1 F8			0-1 F5			0-2 FC1-6 1B		4	0	2	0	0	0	1					
Bruce Benedict, R OBP: 0.327, SLG: 0.305 (1, 2)					2-0 F9			1-1 FC1-6 SH3-4		3	0	1	0	0	0	1					
Paul Runge, R OBP: 0.367, SLG: 0.347 (7, PR)					1-3 FC6-2 1B			1-2 1B		0	0	0	0	0	0	0					
Ozzie Virgil, R OBP: 0.282, SLG: 0.371 (8, 2)					1-3 FC6-2 1B			1-2 SH3-4		0	0	0	0	1	0	0					
Tom Glavine, L OBP: 0.263, SLG: 0.270 (1, 1)					1-0 K			0-0 SH3-4		2	0	1	1	0	1	0					
José Álvarez, R OBP: 0.500, SLG: 0.500 (8, 1)					0-3 K			1-2 SH3-4		0	0	0	0	0	0	0					
Ken Griffey, L OBP: 0.307, SLG: 0.306 (9, PH)					1-2 3H 1B			1-2		1	0	0	0	0	0	2					
Inning Stats	R: 1 E: 0 K: 0 S: 9	H: 1 LOB: 0 BB: 0 P: 12	R: 0 E: 0 K: 0 S: 7	H: 0 LOB: 0 BB: 0 P: 12	R: 0 E: 0 K: 1 S: 9	H: 0 LOB: 0 BB: 0 P: 12	R: 0 E: 0 K: 0 S: 6	H: 1 LOB: 1 BB: 0 P: 9	R: 1 E: 0 K: 1 S: 15	H: 4 LOB: 3 BB: 0 P: 19	R: 0 E: 0 K: 2 S: 7	H: 0 LOB: 0 BB: 0 P: 11	R: 0 E: 0 K: 0 S: 9	H: 2 LOB: 3 BB: 1 P: 17	R: 0 E: 0 K: 1 S: 7	H: 0 LOB: 0 BB: 0 P: 11	R: 0 E: 0 K: 0 S: 10	H: 1 LOB: 1 BB: 1 P: 17	1B: 7 2B: 2 3B: 0 HR: 0	SF: 1 SAC: 1 DP: 1 HBP: 0	WP: 0 PA: 36 SB: 1 CS: 0
PITCHER	IP	WLS	BF	H	R	ER	SO	BB	IBB	HBP	BLK	WP	HR	S	P	ERA	WHIP				
Danny Jackson, L ERA: 2.75 (1, 1)	8.1	W	34	9	2	1	5	0	1	0	0	0	0	73	108	1.08	1.080				
John Franco, L ERA: 1.67 (9, 1)	0.2	S	2	0	0	0	0	1	0	0	0	0	0	6	12	0.00	1.500				

Cincinnati Reds @ Atlanta Braves
Atlanta-Fulton County Stadium, Atlanta, GA
Wed Jul 27 1988, 7:05 PM EDT
Att: 10,419 - Unknown - 82 F

AB 32
R 2
H 9
RBI 2
BB 2
SO 5
LOB 12




Batter	1	2	3	4	5	6	7	8	9	AB	R	H	RBI	BB	SO	LOB	TOP					
Kal Daniels, L OBP: 0.400, SLG: 0.442 (1, 7)	L6		L8			4-3		F3		4	0	0	1	0	0	1	<p>Cincinnati Reds @ Atlanta Braves Atlanta-Fulton County Stadium, Atlanta, GA</p> <p>Thu Jul 28 1988, 7:05 PM EDT Att: 12,539 - Unknown - 89 F</p> <p>livebaseballscorecards.com</p> <p>AB 33 R 5 H 7 RBI 5 BB 2 SO 2 LOB 9</p> 					
Barry Larkin, R OBP: 0.351, SLG: 0.426 (1, 6)	F3			5-3		E6		FC6		4	0	0	0	0	0	1						
Chris Sabo, R OBP: 0.326, SLG: 0.477 (1, 5)	F5			K		K			L7	4	0	0	0	0	2	1						
Eric Davis, R OBP: 0.346, SLG: 0.485 (1, 8)				5-3					HR	4	2	3	1	0	0	0						
Paul O'Neill, L OBP: 0.316, SLG: 0.405 (1, 9)	F6				F4			HR	2B	3	1	0	0	1	0	1						
Nick Esasky, R OBP: 0.333, SLG: 0.440 (1, 3)					F8			HR	IBB	3	1	1	3	1	0	0						
Bo Diaz, R OBP: 0.236, SLG: 0.335 (1, 2)					BB			HR		4	0	1	0	0	0	2						
Jeff Treadway, L OBP: 0.317, SLG: 0.370 (1, 4)					6-3				1B	4	1	2	0	0	0	1						
John Franco, L (9, 1)										0	0	0	0	0	0	0						
Jose Rijo, R OBP: 0.077, SLG: 0.192 (1, 1)										2	0	0	0	0	0	1						
Rob Murphy, L (7, 1)										0	0	0	0	0	0	0						
Dave Collins, S OBP: 0.282, SLG: 0.287 (8, PH)										1	0	0	0	0	0	1						
Frank Williams, R (8, 1)										0	0	0	0	0	0	0						
Ron Oester, S OBP: 0.370, SLG: 0.227 (9, 4)										0	0	0	0	0	0	0						
Inning Stats	R: 0 E: 0 K: 0 S: 6	H: 0 LOB: 0 BB: 0 P: 11	R: 0 E: 0 K: 0 S: 3	H: 1 LOB: 1 BB: 1 P: 11	R: 0 E: 0 K: 0 S: 8	H: 0 LOB: 0 BB: 0 P: 11	R: 0 E: 0 K: 1 S: 7	H: 0 LOB: 0 BB: 0 P: 12	R: 0 E: 0 K: 0 S: 5	H: 0 LOB: 0 BB: 0 P: 7	R: 1 E: 1 K: 1 S: 13	H: 1 LOB: 1 BB: 0 P: 18	R: 1 E: 0 K: 0 S: 5	H: 1 LOB: 1 BB: 0 P: 7	R: 0 E: 0 K: 0 S: 8	H: 1 LOB: 1 BB: 0 P: 11	R: 3 E: 0 K: 0 S: 7	H: 3 LOB: 0 BB: 1 P: 15	1B: 1 2B: 3 3B: 1 HR: 2	SF: 0 SAC: 0 DP: 2 HBP: 0	WP: 0 PB: 0 SB: 0 CS: 0	PA: 35
PITCHER	IP WLS BF H R ER SO BB IBB HBP BLK WP HR S P ERA WHIP																					
29 John Smoltz, R (1, 1)	8.1 L 34 7 5 5 2 1 1 0 0 0 2 62 105 5.40 0.960																					
Paul Assenmacher, L (9, 1)	0.2 1 0 0 0 0 0 0 0 0 0 0 2 2 0.00 0.000																					

Batter	1	2	3	4	5	6	7	8	9	AB	R	H	RBI	BB	SO	LOB	BOTTOM					
Ron Gant, R OBP: 0.288, SLG: 0.434 (1, 4)	K		L5-4		F5		4-3		K	5	0	0	0	0	2	3	<p>Cincinnati Reds @ Atlanta Braves Atlanta-Fulton County Stadium, Atlanta, GA</p> <p>Thu Jul 28 1988, 7:05 PM EDT Att: 12,539 - Unknown - 89 F</p> <p>livebaseballscorecards.com</p> <p>AB 29 R 2 H 8 RBI 2 BB 5 SO 5 LOB 15</p> 					
Ken Oberkfell, L OBP: 0.322, SLG: 0.348 (1, 5)	F7			F9	F7		FC6-4			3	0	0	0	1	0	0						
Gerald Perry, L OBP: 0.367, SLG: 0.433 (1, 3)	K			BB	F7		FC6-4			4	1	1	0	0	1	2						
Dale Murphy, R OBP: 0.338, SLG: 0.484 (1, 9)										4	1	3	0	0	0	0						
Andres Thomas, R OBP: 0.276, SLG: 0.370 (1, 6)	4-3			1B	1B		FC1-5-6-1		1-3	3	0	0	0	1	0	2						
Lonnie Smith, R (1, 7)	K			1B	SF8		CS			1	0	0	1	2	1	1						
Bruce Benedict, R OBP: 0.325, SLG: 0.304 (1, 2)	F2						CS		BB	4	0	1	1	0	0	3						
Terry Blocker, L OBP: 0.375, SLG: 0.286 (1, 8)										2	0	2	0	1	0	0						
Paul Runge, R (9, PH)										1	0	1	0	0	0	0						
29 John Smoltz, R (1, 1)										1	0	0	0	0	1	3						
Paul Assenmacher, L (9, 1)										0	0	0	0	0	0	0						
Jim Morrison, R (9, PH)										1	0	0	0	0	0	1						
Inning Stats	R: 0 E: 0 K: 2 S: 8	H: 0 LOB: 0 BB: 0 P: 11	R: 0 E: 0 K: 1 S: 8	H: 1 LOB: 1 BB: 0 P: 11	R: 0 E: 0 K: 0 S: 5	H: 1 LOB: 0 BB: 0 P: 7	R: 2 E: 0 K: 1 S: 15	H: 3 LOB: 3 BB: 2 P: 30	R: 0 E: 0 K: 0 S: 5	H: 0 LOB: 0 BB: 0 P: 11	R: 0 E: 0 K: 0 S: 8	H: 1 LOB: 1 BB: 1 P: 14	R: 0 E: 0 K: 0 S: 12	H: 1 LOB: 2 BB: 1 P: 20	R: 0 E: 0 K: 0 S: 9	H: 0 LOB: 0 BB: 1 P: 16	R: 0 E: 0 K: 1 S: 8	H: 1 LOB: 1 BB: 0 P: 11	1B: 6 2B: 3 3B: 0 HR: 0	SF: 1 SAC: 2 DP: 1 HBP: 0	WP: 0 PB: 0 SB: 1 CS: 3	PA: 38
PITCHER	IP WLS BF H R ER SO BB IBB HBP BLK WP HR S P ERA WHIP																					
Jose Rijo, R (1, 1)	6.2 29 2 2 2 4 4 0 0 0 0 0 0 4 5 0.00 0.000																					
Rob Murphy, L (7, 1)	0.1 1 0 0 0 0 0 0 0 0 0 0 0 4 5 0.00 0.000																					
Frank Williams, R (8, 1)	1.0 W 3 0 0 0 0 1 0 0 0 0 0 0 9 16 0.00 1.000																					
John Franco, L (9, 1)	1.0 S 4 1 0 0 1 0 0 0 0 0 0 0 8 11 0.00 1.000																					

Batter	1	2	3	4	5	6	7	8	9	AB	R	H	RBI	BB	SO	LOB	TOP					
Ron Gant, R OBP: 0.288, SLG: 0.441 (1, 4)	F7		HR		F8			G5-4-3		4	1	1	1	0	0	1						
Ken Oberkfell, L OBP: 0.324, SLG: 0.353 (1, 5)	1B		G4-3			K			2B	4	1	2	0	0	1	0						
Gerald Perry, L OBP: 0.366, SLG: 0.431 (1, 3)	P7			1B		G3-1			G1-4-3	4	1	1	0	0	0	2						
Dale Murphy, R OBP: 0.335, SLG: 0.479 (1, 9)	L7			F8		F9			G4-3	4	0	0	0	0	0	2						
Andres Thomas, R OBP: 0.273, SLG: 0.366 (1, 6)		K		E5		G6-3			F7	4	0	0	0	0	1	1						
Lonnie Smith, R OBP: 0.429, SLG: 0.250 (1, 7)	F8			G1-4-3		K				3	0	1	1	0	1	0						
Ozzie Virgil, R OBP: 0.278, SLG: 0.366 (1, 2)	G6-3			G1-4-3		G5-3				3	0	0	0	0	0	2						
Terry Blocker, L OBP: 0.364, SLG: 0.300 (1, 8)			P7		G4-3			G5-4-3		3	0	1	0	0	0	0						
Zane Smith, L OBP: 0.212, SLG: 0.242 (5, PH)			L5					F7		1	0	0	0	0	0	0						
Jerry Royster, R OBP: 0.239, SLG: 0.207 (5, PH)										1	0	0	0	0	1	0						
José Álvarez, R OBP: 0.500, SLG: 0.500 (8, PH)										0	0	0	0	0	0	0						
Dion James, L OBP: 0.369, SLG: 0.374 (8, PH)										1	0	0	0	0	0	1						
Joe Boever, R ERA: (8, 1)										0	0	0	0	0	0	0						
Inning Stats	R: 0 E: 0 K: 0 S: 13	H: 1 LOB: 1 BB: 0 P: 19	R: 0 E: 0 K: 1 S: 7	H: 0 LOB: 0 BB: 0 P: 11	R: 1 E: 0 K: 0 S: 9	H: 1 LOB: 0 BB: 0 P: 12	R: 1 E: 1 K: 0 S: 6	H: 2 LOB: 1 BB: 0 P: 11	R: 0 E: 0 K: 1 S: 8	H: 0 LOB: 0 BB: 0 P: 12	R: 0 E: 0 K: 1 S: 8	H: 0 LOB: 0 BB: 0 P: 11	R: 0 E: 0 K: 1 S: 6	H: 0 LOB: 0 BB: 0 P: 10	R: 0 E: 0 K: 0 S: 6	H: 1 LOB: 0 BB: 0 P: 9	R: 1 E: 0 K: 0 S: 7	H: 1 LOB: 0 BB: 0 P: 10	1B: 4 2B: 1 3B: 0 HR: 1	SF: 0 SAC: 0 DP: 2 HBP: 0	WP: 1 PB: 0 SB: 0 CS: 0	PA: 32
PITCHER Rick Reuschel, R ERA: 2.93 (1, 1)	IP: 9.0 WLS: W BF: 32 H: 6 R: 3 ER: 3 SO: 4 BB: 0 IBB: 0 HBP: 0 BLK: 0 WP: 1 HR: 1 S: 70 P: 105 ERA: 3.00 WHIP: 0.667															PITCHER	IP: 9.0 WLS: W BF: 32 H: 6 R: 3 ER: 3 SO: 4 BB: 0 IBB: 0 HBP: 0 BLK: 0 WP: 1 HR: 1 S: 70 P: 105 ERA: 3.00 WHIP: 0.667					

Atlanta Braves @ San Francisco Giants
Candlestick Park, San Francisco, CA
Fri Jul 29 1988, 10:05 PM EDT
Att: 12,810 - Unknown

AB 32
R 3
H 6
RBI 2
BB 0
SO 4
LOB 9



Batter	1	2	3	4	5	6	7	8	9	AB	R	H	RBI	BB	SO	LOB	BOTTOM			
Brett Butler, L OBP: 0.388, SLG: 0.374 (1, 8)	FC6-4		1B	G5-4-3		G4-3				2	1	1	2	2	0	0				
Robby Thompson, R OBP: 0.381, SLG: 0.411 (1, 4)	FC6-4		1B	G5-4-3			K			4	1	1	0	0	1	2				
Will Clark, L OBP: 0.385, SLG: 0.536 (1, 3)	G4-6-3		E7		G3		K			4	0	2	1	0	1	0				
Candy Maldonado, R OBP: 0.320, SLG: 0.378 (1, 9)	G4-6-3		G6-3		K		F8			4	0	0	0	0	1	3				
Kevin Mitchell, R OBP: 0.316, SLG: 0.448 (1, 5)		F9	L5					L6		4	0	1	0	0	0	1				
Donell Nixon, R OBP: 0.422, SLG: 0.452 (1, 7)		CS		B1				F7		4	0	2	0	0	0	0				
Bob Melvin, R OBP: 0.255, SLG: 0.385 (1, 2)		1B		SH				P6		3	1	1	0	1	0	2				
Jose Uribe, S OBP: 0.298, SLG: 0.322 (1, 6)										2	1	1	0	0	0	1				
Chris Speier, R OBP: 0.321, SLG: 0.376 (6, 6)				SH		K				1	0	0	0	0	1	0				
Rick Reuschel, R OBP: 0.146, SLG: 0.150 (1, 1)			G3-1	SH		K				2	1	0	0	0	1	0				
Inning Stats	R: 0 E: 0 K: 0 S: 10	H: 1 LOB: 1 BB: 1 P: 16	R: 0 E: 0 K: 0 S: 11	H: 1 LOB: 1 BB: 1 P: 21	R: 2 E: 1 K: 0 S: 12	H: 2 LOB: 1 BB: 1 P: 24	R: 3 E: 1 K: 0 S: 12	H: 3 LOB: 0 BB: 0 P: 21	R: 0 E: 0 K: 1 S: 7	H: 2 LOB: 2 BB: 0 P: 10	R: 0 E: 0 K: 2 S: 7	H: 0 LOB: 0 BB: 0 P: 11	R: 0 E: 0 K: 2 S: 8	H: 0 LOB: 0 BB: 0 P: 12	R: 0 E: 0 K: 0 S: 5	H: 0 LOB: 0 BB: 0 P: 8	1B: 9 2B: 0 3B: 0 HR: 0	SF: 0 SAC: 1 DP: 2 HBP: 0	WP: 0 PB: 0 SB: 0 CS: 1	PA: 34
PITCHER Zane Smith, L ERA: 4.33 (1, 1)	IP: 4.0 WLS: L BF: 20 H: 7 R: 5 ER: 3 SO: 3 BB: 3 IBB: 0 HBP: 0 BLK: 0 WP: 0 HR: 0 S: 45 P: 82 ERA: 6.75 WHIP: 2.500															PITCHER	IP: 4.0 WLS: L BF: 20 H: 7 R: 5 ER: 3 SO: 3 BB: 3 IBB: 0 HBP: 0 BLK: 0 WP: 0 HR: 0 S: 45 P: 82 ERA: 6.75 WHIP: 2.500			
PITCHER José Álvarez, R ERA: 3.23 (5, 1)	IP: 3.0 WLS: 11 BF: 2 H: 0 R: 0 ER: 0 SO: 5 BB: 0 IBB: 0 HBP: 0 BLK: 0 WP: 0 HR: 0 S: 22 P: 33 ERA: 0.00 WHIP: 0.667															PITCHER	IP: 3.0 WLS: 11 BF: 2 H: 0 R: 0 ER: 0 SO: 5 BB: 0 IBB: 0 HBP: 0 BLK: 0 WP: 0 HR: 0 S: 22 P: 33 ERA: 0.00 WHIP: 0.667			
PITCHER Joe Boever, R ERA: (8, 1)	IP: 1.0 WLS: 3 BF: 0 H: 0 R: 0 ER: 0 SO: 0 BB: 0 IBB: 0 HBP: 0 BLK: 0 WP: 0 HR: 0 S: 5 P: 8 ERA: 0.00 WHIP: 0.000															PITCHER	IP: 1.0 WLS: 3 BF: 0 H: 0 R: 0 ER: 0 SO: 0 BB: 0 IBB: 0 HBP: 0 BLK: 0 WP: 0 HR: 0 S: 5 P: 8 ERA: 0.00 WHIP: 0.000			

Atlanta Braves @ San Francisco Giants
Candlestick Park, San Francisco, CA
Fri Jul 29 1988, 10:05 PM EDT
Att: 12,810 - Unknown

AB 30
R 5
H 9
RBI 3
BB 3
SO 5
LOB 9



Batter	1	2	3	4	5	6	7	8	9	AB	R	H	RBI	BB	SO	LOB	TOP										
Ron Gant, R OBP: 0.293, SLG: 0.444 (1, 4)	2-1 1B 2B		4-2 CS BB		1-3 K2-3			4-2 BB		2	0	1	0	2	1	1	Atlanta Braves @ San Francisco Giants Candlestick Park, San Francisco, CA Sat Jul 30 1988, 6:33 AM EDT Att: 36,289 - Sunny										
Ken Oberkfell, L OBP: 0.324, SLG: 0.352 (1, 5)	0-0 FC6-4 1B		1-1 4-3			1-0 F9		0-1 F8		4	0	1	0	0	0	2											
Gerald Perry, L OBP: 0.394, SLG: 0.429 Paul Assenmacher, L OBP: 0.500, SLG: 1.000 Joe Boever, R (8, 1)	3-2 F4		0-0 6-3			2-0 CS 1B		2-2 4-3		4	0	1	0	0	0	3											
Dale Murphy, R OBP: 0.339, SLG: 0.479 (1, 9)	1-3 K			1-0 G4-6-3 1B		4-2 BB		4-2 BLK 1B BB		2	1	1	0	2	1	2											
Andres Thomas, R OBP: 0.273, SLG: 0.365 (1, 6)	0-2 FC6-4		1-2 G4-6-3			1-3 K		0-1 G6-4-3 1B		4	0	1	1	0	1	4											
Dion James, L OBP: 0.396, SLG: 0.369 Lonnie Smith, R (9, PH) OBP: 0.375, SLG: 0.200		1-1 1-3		1-2 L5			1-3 K		2-3 K	3	0	0	0	0	1	0											
Bruce Benedict, R OBP: 0.325, SLG: 0.304 Jim Morrison, R (9, PH) OBP: 0.235, SLG: 0.294		1-1 FC4-6 1B		0-0 F8		3-2 F7		1-2 G6-4-3		3	0	1	0	0	0	0											
Terry Blocker, L OBP: 0.286, SLG: 0.231 (1, 8)		2-0 FC4-6 FC6-4		2-2 F7		1-3 K				3	0	0	0	0	1	1											
Rick Mahler, R OBP: 0.170, SLG: 0.174 Ted Simmons, S (8, PH) OBP: 0.361, SLG: 0.419 (8, 3)		1-2 FC6-4		0-0 E9				2-2 F5		2	0	0	0	0	0	1											
Inning Stats	R: 0 E: 0 K: 1 S: 12	H: 2 LOB: 2 BB: 0 P: 18	R: 0 E: 0 K: 0 S: 9	H: 1 LOB: 1 BB: 0 P: 14	R: 0 E: 0 K: 0 S: 9	H: 0 LOB: 0 BB: 1 P: 13	R: 0 E: 0 K: 0 S: 7	H: 1 LOB: 0 BB: 0 P: 10	R: 0 E: 1 K: 1 S: 11	H: 0 LOB: 1 BB: 0 P: 14	R: 0 E: 0 K: 2 S: 10	H: 0 LOB: 0 BB: 0 P: 15	R: 0 E: 0 K: 0 S: 13	H: 0 LOB: 1 BB: 1 P: 21	R: 1 E: 0 K: 1 S: 14	H: 1 LOB: 0 BB: 1 P: 21		1B: 5 2B: 1 3B: 0 HR: 0	SF: 0 SAC: 0 DP: 2 HBP: 0	WP: 0 PB: 0 SB: 0 CS: 2	PA: 34						
PITCHER	IP	WLS	BF	H	R	ER	SO	BB	IBB	HBP	BLK	WP	HR	S	P	ERA	WHIP										
Kelly Downs, R ERA: 3.27 (1, 1)	8.0	W	32	6	1	1	5	4	0	0	1	0	0	86	132	1.12	1.250										
Craig Lefferts, L ERA: 3.3 (9, 1)	1.0	S	2	0	0	0	1	0	0	0	0	0	0	7	10	0.00	0.000										

Batter	1	2	3	4	5	6	7	8	9	AB	R	H	RBI	BB	SO	LOB	BOTTOM										
Brett Butler, L OBP: 0.389, SLG: 0.375 (1, 8)	1-1 1B 4-3		2-2 4-3			2-1 F9		2-1 SH1-3 2B 1B		4	1	2	0	0	0	0	Atlanta Braves @ San Francisco Giants Candlestick Park, San Francisco, CA Sat Jul 30 1988, 6:33 AM EDT Att: 36,289 - Sunny										
Robby Thompson, R OBP: 0.381, SLG: 0.410 (1, 4)	0-0 4-3		1-2 3-1 1B			1-1 F9		0-0 SH1-3		3	1	1	0	0	0	1											
Will Clark, L OBP: 0.386, SLG: 0.538 (1, 3)	3-0 G6-4-3 1B		0-0 3-1			2-1 L3		2-2 FC5 2B		4	0	2	1	0	0	1											
Kevin Mitchell, R OBP: 0.318, SLG: 0.447 (1, 5)	1-0 G6-4-3		3-2 2H 1B			2-3 K		4-0 IBB		3	0	1	1	1	1	2											
Mike Aldrete, L OBP: 0.356, SLG: 0.365 Joel Youngblood, R (8, PH) OBP: 0.346, SLG: 0.318 (9, 9)		2-1 4-3		2-3 K		1-0 4-3		3-1 F8		3	0	0	0	0	1	1											
Bob Melvin, R OBP: 0.255, SLG: 0.388 (1, 2)		1-0 2B		0-0 4-3		1-3 K		1-2 FC5		4	0	1	0	0	1	2											
Ernest Riles, L OBP: 0.298, SLG: 0.361 (1, 6)		3-3 K		0-1 G3			0-0 4-3			3	0	0	0	0	1	1											
Donell Nixon, R OBP: 0.438, SLG: 0.455 (1, 7)		4-0 BB		0-0 1B			2-2 F9			2	0	1	0	1	0	0											
Kelly Downs, R OBP: 0.213, SLG: 0.244 Craig Lefferts, L (9, 1)		3-2 4-3		2-3 K			0-1 F2			3	0	0	0	0	1	3											
Inning Stats	R: 0 E: 0 K: 0 S: 5	H: 2 LOB: 1 BB: 0 P: 10	R: 0 E: 1 K: 1 S: 13	H: 1 LOB: 2 BB: 1 P: 26	R: 1 E: 0 K: 1 S: 15	H: 2 LOB: 1 BB: 0 P: 23	R: 0 E: 0 K: 1 S: 7	H: 1 LOB: 1 BB: 0 P: 9	R: 0 E: 0 K: 2 S: 7	H: 0 LOB: 0 BB: 0 P: 11	R: 0 E: 0 K: 0 S: 6	H: 0 LOB: 0 BB: 0 P: 8	R: 1 E: 0 K: 0 S: 12	H: 2 LOB: 2 BB: 1 P: 24	1B: 6 2B: 2 3B: 0 HR: 0	SF: 0 SAC: 1 DP: 1 HBP: 0		WP: 0 PB: 0 SB: 1 CS: 0	PA: 33								
PITCHER	IP	WLS	BF	H	R	ER	SO	BB	IBB	HBP	BLK	WP	HR	S	P	ERA	WHIP										
Rick Mahler, R ERA: 4.01 (1, 1)	7.0	L	27	6	1	1	5	1	0	0	0	0	0	59	98	1.29	1.000										
Paul Assenmacher, L ERA: 3.43 (8, 1)	0.1		4	2	1	1	0	0	1	0	0	0	0	6	14	27.00	6.000										
Joe Boever, R ERA: (8, 1)	0.2		2	0	0	0	0	0	0	0	0	0	0	6	10	0.00	0.000										



Batter	1	2	3	4	5	6	7	8	9	AB	R	H	RBI	BB	SO	LOB	TOP		
Ron Gant, R OBP: 0.295, SLG: 0.444 (1, 4)										4	0	2	1	0	0	0	Atlanta Braves @ San Francisco Giants Candlestick Park, San Francisco, CA Sun Jul 31 1988, 6:33 AM EDT Sunny - 65 F		
Lonnie Smith, R OBP: 0.250, SLG: 0.111 (1, 7)										4	0	0	0	0	0	3			
Gerald Perry, L OBP: 0.366, SLG: 0.430 (1, 3)										4	0	2	0	0	1	1			
Dale Murphy, R OBP: 0.336, SLG: 0.474 (1, 9)										4	0	0	0	0	1	2			
Andres Thomas, R OBP: 0.273, SLG: 0.371 (1, 6)										4	1	1	1	0	1	2			
Jim Morrison, R OBP: 0.235, SLG: 0.287 (1, 5)										3	0	0	0	1	1	0			
Bruce Benedict, R OBP: 0.325, SLG: 0.305 (9, PH)										3	1	1	0	0	0	2			
Terry Blocker, L OBP: 0.235, SLG: 0.188 (1, 8)										3	0	0	0	0	0	1			
Pete Smith, R OBP: 0.114, SLG: 0.143 (7, PH)										2	0	1	0	0	0	0			
Ken Oberkfell, L OBP: 0.365, SLG: 0.368 (7, 1)										1	0	0	0	0	0	0			
José Álvarez, R OBP: 0.500, SLG: 0.500 (7, 1)										0	0	0	0	0	0	0			
Inning Stats	R: 0 E: 0 K: 0 S: 12	H: 1 LOB: 0 BB: 0 P: 13	R: 1 E: 0 K: 0 S: 6	H: 1 LOB: 0 BB: 0 P: 9	R: 0 E: 0 K: 0 S: 4	H: 0 LOB: 0 BB: 0 P: 5	R: 0 E: 0 K: 0 S: 8	H: 1 LOB: 1 BB: 0 P: 13	R: 1 E: 0 K: 0 S: 10	H: 3 LOB: 2 BB: 0 P: 15	R: 0 E: 0 K: 0 S: 9	H: 1 LOB: 2 BB: 1 P: 23	R: 0 E: 0 K: 0 S: 6	H: 0 LOB: 0 BB: 0 P: 11	R: 0 E: 0 K: 2 S: 11	H: 0 LOB: 0 BB: 0 P: 15	1B: 6 2B: 0 3B: 0 HR: 1	SF: 0 SAC: 0 DP: 0 HBP: 0	WP: 0 PA: 34 PB: 0 SB: 0 CS: 1
PITCHER	IP WLS BF H R ER SO BB IBB HBP BLK WP HR S P ERA WHIP																		
Terry Mulholland, L ERA: 3.72 (1, 1)	5.0	21	7	2	2	0	0	0	0	0	0	0	1	42	59	3.60	1.400		
Randy Bockus, R ERA: 3.86 (6, 1)	2.0	7	0	0	0	0	0	1	0	0	0	0	0	13	30	0.00	0.000		
Scott Garrelts, R ERA: 4.99 (6, 1)	2.0	6	0	0	0	4	0	0	0	0	0	0	0	19	28	0.00	0.000		

Batter	1	2	3	4	5	6	7	8	9	AB	R	H	RBI	BB	SO	LOB	BOTTOM			
Brett Butler, L OBP: 0.390, SLG: 0.379 (1, 8)										4	0	2	1	0	0	0	Atlanta Braves @ San Francisco Giants Candlestick Park, San Francisco, CA Sun Jul 31 1988, 6:33 AM EDT Sunny - 65 F			
Robby Thompson, R OBP: 0.358, SLG: 0.406 (1, 4)										3	0	0	0	0	3	3				
Will Clark, L OBP: 0.387, SLG: 0.535 (1, 3)										2	0	0	0	2	0	0				
Candy Maldonado, R OBP: 0.319, SLG: 0.374 (1, 9)										3	0	0	0	1	0	3				
Mike Aldrete, L OBP: 0.358, SLG: 0.367 (1, 7)										4	1	2	0	0	1	3				
Kevin Mitchell, R OBP: 0.317, SLG: 0.454 (1, 5)										4	1	1	1	0	0	2				
Ernest Riles, L OBP: 0.297, SLG: 0.359 (1, 6)										4	1	1	1	0	1	2				
Bob Brenly, R OBP: 0.253, SLG: 0.301 (1, 2)										3	1	1	1	0	2	2				
Terry Mulholland, R ERA: 4.62 (1, 1)	6.0	23	3	2	1	7	1	1	0	0	0	0	0	49	83	1.50		0.667		
José Álvarez, R ERA: 3.41 (7, 1)	2.0	11	4	2	2	2	1	1	0	0	0	1	16	37	9.00	2.500				
Inning Stats	R: 0 E: 0 K: 1 S: 9	H: 0 LOB: 0 BB: 0 P: 14	R: 1 E: 1 K: 1 S: 10	H: 1 LOB: 1 BB: 0 P: 16	R: 0 E: 0 K: 2 S: 8	H: 0 LOB: 0 BB: 0 P: 12	R: 0 E: 0 K: 1 S: 6	H: 0 LOB: 0 BB: 0 P: 12	R: 1 E: 0 K: 2 S: 10	H: 1 LOB: 0 BB: 0 P: 14	R: 0 E: 0 K: 0 S: 6	H: 1 LOB: 2 BB: 2 P: 15	R: 2 E: 0 K: 2 S: 12	H: 3 LOB: 3 BB: 2 P: 29	R: 0 E: 0 K: 0 S: 4	H: 1 LOB: 0 BB: 0 P: 8	1B: 4 2B: 1 3B: 0 HR: 2	SF: 0 SAC: 1 DP: 2 HBP: 0	WP: 1 PA: 34 PB: 0 SB: 0 CS: 0	
PITCHER	IP WLS BF H R ER SO BB IBB HBP BLK WP HR S P ERA WHIP																			

AB	33
R	2
H	7
RBI	2
BB	1
SO	4
LOB	11



Batter	1	2	3	4	5	6	7	8	9	AB	R	H	RBI	BB	SO	LOB	TOP					
Ron Gant, R OBP: 0.293, SLG: 0.438 (1,4)	1-1 G3 SF7 2B		2-0 F7			1-0 L7		0-3 K2-3		4	1	1	0	0	1	1	<p>Atlanta Braves @ San Diego Padres Jack Murphy Stadium, San Diego, CA Tue Aug 02 1988, 10:05 PM EDT Att: 11,298 - Unknown - 75 F</p> <p>livebaseballscores.com</p>					
Ken Oberkfell, L OBP: 0.330, SLG: 0.362 (1,5)	1-0 G3			0-0 G6-4-3 1B		1-0 1-3 2B		2-1 6-3		4	0	2	0	0	0	1						
Gerald Perry, L OBP: 0.364, SLG: 0.425 (1,3)	3-2 SF7			1-1 G6-4-3 1-2		4-0 FC6 IBB		2-0 4-3		2	0	0	1	1	0	1						
Dale Murphy, R OBP: 0.333, SLG: 0.465 (1,9)	3-H 3-1 6-3			0-1 5-3		0-2 FC6 1-2			0-2 5-3	4	0	0	0	0	0	3						
Andres Thomas, R OBP: 0.276, SLG: 0.374 (1,6)		0-2 6-3			0-0 G5-4-3 1B		0-3 K		0-3 K	4	0	1	0	0	2	0						
Dion James, L OBP: 0.364, SLG: 0.366 (1,7)		1-3 K			1-1 L6		0-1 BB 1B		2-1 4-3	4	0	1	0	0	1	1						
Bruce Benedict, R OBP: 0.313, SLG: 0.293 (1,2)		1-1 5-3			1-1 G5-4-3 1-2		2-0 F7			3	0	0	0	0	0	2						
Terry Blocker, L OBP: 0.286, SLG: 0.200 (1,8)			0-1 F8			0-0 F7	4-2 BB			2	0	0	0	1	0	0						
29 John Smoltz, R OBP: 0.200, SLG: 0.200 (1,1)			0-0 6-3			1-2 2B 1B	2-2 F7			2	0	1	0	0	0	0						
Ted Simmons, S OBP: 0.347, SLG: 0.400 (7, PH)										1	0	0	0	0	0	2						
Paul Assenmacher, L OBP: 0.500, SLG: 1.000 (7, 1)										0	0	0	0	0	0	0						
Inning Stats	R: 1 E: 0 K: 0 S: 12	H: 1 LOB: 0 BB: 0 P: 20	R: 0 E: 0 K: 1 S: 10	H: 0 LOB: 0 BB: 0 P: 12	R: 0 E: 0 K: 0 S: 4	H: 0 LOB: 0 BB: 0 P: 6	R: 0 E: 0 K: 0 S: 5	H: 1 LOB: 0 BB: 0 P: 6	R: 0 E: 0 K: 0 S: 5	H: 1 LOB: 0 BB: 0 P: 7	R: 0 E: 0 K: 0 S: 10	H: 2 LOB: 3 BB: 1 P: 17	R: 0 E: 0 K: 1 S: 15	H: 1 LOB: 2 BB: 1 P: 23	R: 0 E: 0 K: 1 S: 6	H: 0 LOB: 0 BB: 0 P: 10	R: 0 E: 0 K: 1 S: 8	H: 0 LOB: 0 BB: 0 P: 10	1B: 4 2B: 2 3B: 0 HR: 0	SF: 1 SAC: 0 DP: 2 HBP: 0	WP: 0 PB: 0 SB: 0 CS: 0	PA: 33
PITCHER Eric Show, R ERA: 3.46 (1,1)	IP: 9.0 WLS: W BF: 33 H: 6 R: 1 ER: 1 SO: 4 BB: 1 IBB: 1 HBP: 0 BLK: 0 WP: 0 HR: 0 S: 75 P: 111 ERA: 1.00 WHIP: 0.778															PITCHER	IP: 9.0 WLS: W BF: 33 H: 6 R: 1 ER: 1 SO: 4 BB: 1 IBB: 1 HBP: 0 BLK: 0 WP: 0 HR: 0 S: 75 P: 111 ERA: 1.00 WHIP: 0.778					

Batter	1	2	3	4	5	6	7	8	9	AB	R	H	RBI	BB	SO	LOB	BOTTOM					
Stan Jefferson, S OBP: 0.239, SLG: 0.297 (1,8)	4-0 SH1-3 2B	4-2 BB		2-2 4-3		3-2 HR		1-2 L4		3	2	1	1	2	0	0	<p>Atlanta Braves @ San Diego Padres Jack Murphy Stadium, San Diego, CA Tue Aug 02 1988, 10:05 PM EDT Att: 11,298 - Unknown - 75 F</p> <p>livebaseballscores.com</p>					
Roberto Alomar, S OBP: 0.284, SLG: 0.340 (1,4)	0-1 SH1-3	3-2 F9		1-0 3-1 2B		0-3 K		1-1 6-3		4	0	1	0	0	1	3						
Tony Gwynn, L OBP: 0.365, SLG: 0.407 (1,9)	2-1 4-3 2B		1-1 1B 2B	4-1 3-1 BB		1-3 K				3	1	2	1	1	1	0						
John Kruk, L OBP: 0.386, SLG: 0.406 (1,3)	0-2 4-3		0-0 FC5-4 1B	2-2 3-1		3-1 HR				4	1	2	1	0	0	3						
Benito Santiago, R OBP: 0.281, SLG: 0.337 (1,2)	2-3 K		0-0 FC5-4 2B	1-3 2-3 K		2-3 K				4	0	0	0	0	3	5						
Marvell Wynne, L OBP: 0.338, SLG: 0.465 (1,7)		0-1 FC4-6 1B	2-2 1-3 2B		1-3 K		4-0 BB			3	0	2	1	1	1	0						
Tim Flannery, L OBP: 0.326, SLG: 0.301 (1,5)		4-1 FC4-6 BB	3-3 G3		3-3 K		1-2 F7			3	0	0	0	1	1	3						
Garry Templeton, S OBP: 0.271, SLG: 0.339 (1,6)		0-1 FC4-6	4-0 IBB		2-1 3-1		0-2 F8			3	0	0	0	1	0	3						
Eric Show, R OBP: 0.180, SLG: 0.184 (1,1)		0-3 K	1-2 L6		1-3 K		1-1 6-3			4	0	0	0	0	2	5						
Inning Stats	R: 1 E: 0 K: 1 S: 10	H: 1 LOB: 1 BB: 1 P: 16	R: 0 E: 0 K: 1 S: 14	H: 1 LOB: 3 BB: 2 P: 25	R: 1 E: 0 K: 0 S: 12	H: 3 LOB: 3 BB: 1 P: 20	R: 0 E: 0 K: 1 S: 12	H: 1 LOB: 2 BB: 1 P: 22	R: 0 E: 0 K: 2 S: 10	H: 0 LOB: 0 BB: 0 P: 16	R: 1 E: 0 K: 3 S: 18	H: 1 LOB: 0 BB: 0 P: 23	R: 1 E: 0 K: 1 S: 11	H: 1 LOB: 1 BB: 1 P: 21	R: 0 E: 0 K: 0 S: 7	H: 0 LOB: 0 BB: 0 P: 10	R: 0 E: 0 K: 0 S: 7	H: 0 LOB: 0 BB: 0 P: 10	1B: 3 2B: 3 3B: 0 HR: 2	SF: 0 SAC: 1 DP: 0 HBP: 0	WP: 0 PB: 0 SB: 1 CS: 0	PA: 38
PITCHER 29 John Smoltz, R ERA: 3.63 (1,1)	IP: 6.0 WLS: L BF: 30 H: 7 R: 3 ER: 3 SO: 8 BB: 4 IBB: 1 HBP: 0 BLK: 0 WP: 0 HR: 1 S: 76 P: 122 ERA: 4.50 WHIP: 1.833															PITCHER Paul Assenmacher, L ERA: 3.5 (7,1)	IP: 2.0 WLS: 8 BF: 1 H: 1 R: 1 ER: 1 SO: 1 BB: 0 IBB: 0 HBP: 0 BLK: 0 WP: 0 HR: 1 S: 18 P: 31 ERA: 4.50 WHIP: 1.000					

Batter	1	2	3	4	5	6	7	8	9	AB	R	H	RBI	BB	SO	LOB	TOP					
Ron Gant, R OBP: 0.295, SLG: 0.439 (1, 4)										4	2	2	0	0	1	0						
Ken Oberkfell, L OBP: 0.332, SLG: 0.364 (1, 5)										3	0	2	0	0	0	0						
Tom Glavine, L OBP: 0.256, SLG: 0.263 (8, FR)										0	1	0	0	0	0	0						
Jerry Royster, R OBP: 0.236, SLG: 0.205 (8, 5)										1	0	0	0	0	0	1						
Gerald Perry, L OBP: 0.362, SLG: 0.420 (1, 3)										4	1	0	1	1	0	4						
Dale Murphy, R OBP: 0.330, SLG: 0.460 (1, 9)										4	0	0	0	0	2	4						
Andres Thomas, R OBP: 0.274, SLG: 0.371 (1, 6)										3	0	0	1	0	0	0						
Dion James, L OBP: 0.369, SLG: 0.369 (1, 7)										3	0	2	0	1	0	0						
Ozzie Virgil, R OBP: 0.279, SLG: 0.363 (1, 2)										4	0	2	2	0	0	2						
Terry Blocker, L OBP: 0.281, SLG: 0.179 (1, 8)										3	0	0	0	1	0	3						
Zane Smith, L OBP: 0.216, SLG: 0.222 (1, 1)										3	0	0	0	1	0	2						
Inning Stats	R: 1 E: 0 K: 0 S: 10	H: 2 LOB: 0 BB: 0 P: 14	R: 0 E: 0 K: 0 S: 15	H: 1 LOB: 1 BB: 0 P: 22	R: 0 E: 0 K: 1 S: 6	H: 1 LOB: 1 BB: 0 P: 9	R: 0 E: 0 K: 1 S: 11	H: 1 LOB: 1 BB: 0 P: 17	R: 0 E: 0 K: 0 S: 6	H: 0 LOB: 0 BB: 0 P: 8	R: 0 E: 1 K: 0 S: 8	H: 0 LOB: 0 BB: 0 P: 15	R: 0 E: 0 K: 0 S: 8	H: 1 LOB: 2 BB: 1 P: 14	R: 3 E: 1 K: 1 S: 14	H: 2 LOB: 2 BB: 2 P: 23	R: 0 E: 0 K: 0 S: 8	H: 0 LOB: 1 BB: 1 P: 14	1B: 8 2B: 1 3B: 0 HR: 0	SF: 1 SAC: 2 DP: 2 HBP: 0	WP: 0 PB: 0 SB: 2 CS: 0	PA: 39
PITCHER	IP	WLS	BF	H	R	ER	SO	BB	IBB	HBP	BLK	WP	HR	S	P	ERA	WHIP					
Andy Hawkins, R ERA: 3.3 (1, 1)	7.0	L	30	7	4	1	2	2	0	0	0	0	0	69	108	1.29	1.286					
Lance McCullers, R ERA: 2.6 (8, 1)	2.0		9	1	0	0	1	1	1	0	0	0	0	17	28	0.00	1.000					

Atlanta Braves @ San Diego Padres
Jack Murphy Stadium, San Diego, CA
Wed Aug 03 1988, 10:05 PM EDT
Att: 15,061 - Unknown - 70 F

AB 32
R 4
H 8
RBI 4
BB 4
SO 3
LOB 16



Batter	1	2	3	4	5	6	7	8	9	AB	R	H	RBI	BB	SO	LOB	BOTTOM					
Stan Jefferson, S OBP: 0.253, SLG: 0.299 (1, 8)										3	1	1	0	1	0	0						
Roberto Alomar, S OBP: 0.287, SLG: 0.344 (1, 4)										2	1	1	0	0	1	0						
Tony Gwynn, L OBP: 0.366, SLG: 0.411 (1, 9)										4	0	2	2	0	0	2						
Keith Moreland, R OBP: 0.317, SLG: 0.356 (1, 3)										4	0	0	0	0	1	4						
Carmelo Martinez, R OBP: 0.274, SLG: 0.358 (1, 7)										2	0	0	0	1	0	1						
Marvel Wynne, L OBP: 0.359, SLG: 0.465 (7, PR)										0	0	0	0	0	0	0						
Randy Ready, R OBP: 0.373, SLG: 0.434 (9, PH)										1	0	0	0	0	0	0						
Benito Santiago, R OBP: 0.279, SLG: 0.334 (1, 2)										3	0	0	0	0	1	0						
Chris Brown, R OBP: 0.311, SLG: 0.302 (1, 5)										4	0	2	0	0	1	2						
Garry Templeton, S OBP: 0.267, SLG: 0.335 (1, 6)										3	0	0	0	0	1	3						
Andy Hawkins, R OBP: 0.163, SLG: 0.143 (1, 1)										2	0	0	0	0	0	1						
Lance McCullers, S ERA: 4.15 (8, 1)										0	0	0	0	0	0	0						
Dickie Thon, R OBP: 0.340, SLG: 0.305 (8, 6)										1	0	0	0	0	0	0						
John Kruk, L OBP: 0.385, SLG: 0.404 (9, PH)										1	0	0	0	0	0	1						
Inning Stats	R: 1 E: 0 K: 0 S: 10	H: 1 LOB: 1 BB: 0 P: 15	R: 0 E: 0 K: 1 S: 6	H: 0 LOB: 0 BB: 0 P: 9	R: 0 E: 0 K: 1 S: 6	H: 0 LOB: 0 BB: 0 P: 7	R: 0 E: 0 K: 0 S: 6	H: 1 LOB: 0 BB: 0 P: 9	R: 0 E: 0 K: 1 S: 9	H: 1 LOB: 1 BB: 0 P: 15	R: 0 E: 0 K: 1 S: 9	H: 0 LOB: 1 BB: 1 P: 15	R: 0 E: 0 K: 1 S: 11	H: 0 LOB: 2 BB: 1 P: 20	R: 1 E: 0 K: 0 S: 10	H: 2 LOB: 1 BB: 0 P: 16	R: 0 E: 0 K: 0 S: 8	H: 1 LOB: 1 BB: 0 P: 11	1B: 4 2B: 2 3B: 0 HR: 0	SF: 0 SAC: 2 DP: 1 HBP: 1	WP: 0 PB: 0 SB: 0 CS: 0	PA: 35
PITCHER	IP	WLS	BF	H	R	ER	SO	BB	IBB	HBP	BLK	WP	HR	S	P	ERA	WHIP					
Zane Smith, L ERA: 4.15 (1, 1)	9.0	W	35	6	2	2	5	2	0	1	0	0	0	75	117	2.00	0.889					

Atlanta Braves @ San Diego Padres
Jack Murphy Stadium, San Diego, CA
Wed Aug 03 1988, 10:05 PM EDT
Att: 15,061 - Unknown - 70 F

AB 30
R 2
H 6
RBI 2
BB 2
SO 5
LOB 14



Batter	1	2	3	4	5	6	7	8	9	AB	R	H	RBI	BB	SO	LOB	TOP					
Brett Butler, L OBP: 0.388, SLG: 0.381 (1, 8)	0-0 HR		2-2 5-3		0-1 1-3			3-2 E4 F9 2B	2-1 F6	5	2	1	1	0	0	2						
Robby Thompson, R OBP: 0.354, SLG: 0.409 (1, 4)	2-2 5-3			1-3 K		1-1 6-3 1B 2B		0-0 F9	2-1 1-3	5	1	1	0	0	1	3						
Will Clark, L OBP: 0.388, SLG: 0.552 (1, 3)	2-3 K			2-2 6-3 1B 2B		2-3 K		3-2 1B 2B		4	2	2	1	0	2	1						
Kevin Mitchell, R OBP: 0.311, SLG: 0.445 (1, 5)	0-3 K			0-1 6-3		0-0 6-3		0-0 3-1 2B		4	0	1	1	0	1	2						
Mike Aldrete, L OBP: 0.356, SLG: 0.359 (1, 7)		2-0 F7		1-1 1B		2-2 1B		3-1 3-1 1B		4	0	2	2	0	0	1						
Candy Maldonado, R OBP: 0.316, SLG: 0.369 (1, 9)		0-2 5-3		3-H 2-1 1B		3-H 3-1 1B		3-1 3-1 L8		4	0	1	0	0	0	2						
Bob Melvin, R OBP: 0.261, SLG: 0.383 (1, 2)		2-2 F8		0-0 F8				0-1 5-3		3	0	0	0	1	0	2						
Jose Uribe, S OBP: 0.294, SLG: 0.318 (1, 6)			0-0 L8		1-0 4-3			4-0 BB		3	0	0	0	0	0	0						
Chris Speier, R OBP: 0.347, SLG: 0.390 (7, 6)								1-2 BB		0	0	0	0	1	0	0						
Don Robinson, R OBP: 0.105, SLG: 0.159 (4, 1)			0-2 6-3		2-1 F9			3-2 F6		1	0	0	0	0	0	0						
Ernest Riles, L OBP: 0.286, SLG: 0.346 (5, Ph)										0	0	0	0	0	0	0						
Jeff Brantley, R OBP: 0.345, SLG: 0.457 (5, 1)										0	0	0	0	0	0	0						
Donell Nixon, R OBP: 0.440, SLG: 0.457 (7, 1)										0	0	0	0	0	0	0						
Ron Davis, R OBP: 0.290, SLG: 0.333 (9, Ph)										1	0	0	0	0	0	2						
Inning Stats	R: 1 E: 0 K: 2 S: 10	H: 1 LOB: 0 BB: 0 P: 14	R: 0 E: 0 K: 0 S: 7	H: 0 LOB: 0 BB: 0 P: 11	R: 0 E: 0 K: 0 S: 7	H: 0 LOB: 0 BB: 0 P: 9	R: 1 E: 0 K: 1 S: 14	H: 3 LOB: 2 BB: 0 P: 20	R: 0 E: 0 K: 0 S: 5	H: 0 LOB: 0 BB: 0 P: 8	R: 1 E: 0 K: 1 S: 13	H: 2 LOB: 1 BB: 0 P: 21	R: 0 E: 0 K: 0 S: 6	H: 0 LOB: 0 BB: 0 P: 6	R: 2 E: 1 K: 0 S: 14	H: 2 LOB: 1 BB: 0 P: 28	R: 0 E: 0 K: 0 S: 8	H: 0 LOB: 2 BB: 2 P: 23	1B: 4 2B: 3 3B: 0 HR: 1	SF: 0 SAC: 0 DP: 0 HBP: 0	WP: 0 PB: 0 SB: 0 CS: 0	PA: 38
PITCHER	IP	WLS	BF	H	R	ER	SO	BB	IBB	HBP	BLK	WP	HR	S	P	ERA	WHIP					
Rick Mahler, R ERA: 4.05 (1, 1)	7.1	W	31	8	5	4	4	0	0	0	0	0	1	72	107	4.91	1.091					
Paul Assenmacher, L ERA: 3.46 (8, 1)	0.2		3	0	0	0	0	1	0	0	0	0	0	4	14	0.00	1.500					
Joe Boever, R ERA: (9, 1)	1.0	S	4	0	0	0	0	1	0	0	0	0	0	8	19	0.00	1.000					

San Francisco Giants @ Atlanta Braves
Atlanta-Fulton County Stadium, Atlanta, GA

AB 36
R 5
H 8
RBI 5
BB 2
SO 4
LOB 15



WP: 0 PA: 38
PB: 0
SB: 0
CS: 0

Fri Aug 05 1988, 7:05 PM EDT
Att: 17,276 - Unknown - 76 F

Batter	1	2	3	4	5	6	7	8	9	AB	R	H	RBI	BB	SO	LOB	BOTTOM				
Ron Gant, R OBP: 0.299, SLG: 0.445 (1, 4)	0-1 SF7 3B		4-1 E BB	2-2 3B 1B		1-1 L7		0-0 F8		4	3	2	1	1	0	2					
Ken Oberkfell, L OBP: 0.332, SLG: 0.369 (1, 5)	1-1 F7		1-2 F9	0-0 1B		0-0 FC4-6				4	1	1	1	0	0	3					
Jerry Royster, R OBP: 0.236, SLG: 0.205 (7, 5)			1-2 1B	1-H 3B		1-2 1B				0	0	0	0	0	0	0					
Gerald Perry, L OBP: 0.363, SLG: 0.422 (1, 3)	0-0 SF7		1-0 E8	0-1 1B		0-1 L6				3	1	2	3	0	0	0					
Dale Murphy, R OBP: 0.331, SLG: 0.458 (1, 9)	3-H 5-3		2-H HR 1B	3-H 1B		4-0 FC4-6 BB				2	1	0	0	2	0	1					
Andres Thomas, R OBP: 0.274, SLG: 0.377 (1, 6)		3-3 K	2-2 HR		3-2 6-3		2-2 F4			4	1	1	3	0	1	1					
Dion James, L OBP: 0.365, SLG: 0.364 (1, 7)		3-2 G3	1-3 K		1-2 L5		1-0 FC4-6			4	0	0	0	0	1	1					
Ozzie Virgil, R OBP: 0.286, SLG: 0.367 (1, 2)		0-0 1B		0-1 FC6-4 1B		0-0 F8		1-2 SH5-4 HBP		3	0	2	0	0	0	0					
Terry Blocker, L OBP: 0.250, SLG: 0.156 (1, 8)	1-1 L7		1-1 FC6-4 1B	0-0 6-3 1B		2-0 F7		3-2 F7		4	1	0	0	0	0	3					
Rick Mahler, R OBP: 0.180, SLG: 0.184 (1, 1)			1-3 K	1-1 6-3		1-1 FC4-6 1B		0-2 SH5-4		3	0	1	0	0	1	1					
Paul Assenmacher, L OBP: 0.500, SLG: 1.000 (8, 1)										0	0	0	0	0	0	0					
Joe Boever, R ERA: 9.0 (9, 1)										0	0	0	0	0	0	0					
Inning Stats	R: 1 E: 0 K: 0 S: 7	H: 1 LOB: 1 BB: 0 P: 8	R: 0 E: 0 K: 1 S: 9	H: 1 LOB: 0 BB: 0 P: 16	R: 4 E: 1 K: 2 S: 15	H: 2 LOB: 0 BB: 2 P: 29	R: 3 E: 0 K: 0 S: 12	H: 4 LOB: 1 BB: 0 P: 17	R: 0 E: 0 K: 0 S: 8	H: 1 LOB: 1 BB: 0 P: 14	R: 0 E: 0 K: 0 S: 7	H: 0 LOB: 1 BB: 1 P: 15	R: 0 E: 0 K: 0 S: 9	H: 0 LOB: 0 BB: 0 P: 13	1B: 6 2B: 0 3B: 2 HR: 1	SF: 1 SAC: 1 DP: 0 HBP: 1	WP: 0 PB: 0 SB: 1 CS: 0	PA: 37			
PITCHER	IP	WLS	BF	H	R	ER	SO	BB	IBB	HBP	BLK	WP	HR	S	P	ERA	WHIP				
Don Robinson, R ERA: 3.16 (1, 1)	3.2	L	19	6	7	7	3	1	0	0	0	0	0	4	6	27.00	6.000				
Roger Samuels, L ERA: 5.4 (4, 1)	0.1		3	2	1	1	0	0	0	0	0	0	0	15	25	0.00	0.500				
Jeff Brantley, R ERA: (5, 1)	2.0		7	1	0	0	0	0	0	0	0	0	0	16	28	0.00	0.500				
Ron Davis, R ERA: 9.0 (7, 1)	2.0		8	0	0	0	0	1	0	1	0	0	0	16	28	0.00	0.500				

San Francisco Giants @ Atlanta Braves
Atlanta-Fulton County Stadium, Atlanta, GA

AB 31
R 8
H 9
RBI 8
BB 3
SO 3
LOB 12



WP: 0 PA: 37
PB: 0
SB: 1
CS: 0

Fri Aug 05 1988, 7:05 PM EDT
Att: 17,276 - Unknown - 76 F

Batter	1	2	3	4	5	6	7	8	9	AB	R	H	RBI	BB	SO	LOB	TOP								
Brett Butler, L OBP: 0.389, SLG: 0.385	0-1 CS 1B		1-1 F9		0-0 F8		1-0 2B			4	0	2	0	0	0	1									
Robby Thompson, R OBP: 0.353, SLG: 0.408	1-0 F3		0-0 1B		1-1 F9		0-3 K			4	0	1	0	0	1	2									
Will Clark, L OBP: 0.387, SLG: 0.548	2-3 K		2-1 F7		1-1 3B 1B			0-1 F7		4	1	1	0	0	1	2									
Kevin Mitchell, R OBP: 0.313, SLG: 0.451		1-1 F7		3-3 K		2-2 3B 1B		1-1 G1 1B		4	1	2	1	0	1	0									
Mike Aldrete, L OBP: 0.355, SLG: 0.359		2-2 WP 1B		0-1 L7		0-0 SF7 3B		1-1 G1 1B		3	0	1	1	0	0	1									
Candy Maldonado, R OBP: 0.318, SLG: 0.368	4-1 BB		1-0 L7		3-2 1B			1-3 K		3	0	1	0	1	1	1									
Bob Melvin, R OBP: 0.257, SLG: 0.377	2-2 F9		2-2 F7		2-1 5-3			2-3 K		3	0	0	0	0	0	3	AB 33								
Craig Lefferts, L (6, 1)										0	0	0	0	0	0	0	R 2								
Ron Davis, R (6, 1)										0	0	0	0	0	0	0	H 8								
Ernest Riles, L OBP: 0.285, SLG: 0.344										1	0	0	0	0	1	0	RBI 2								
Jose Uribe, S OBP: 0.291, SLG: 0.314										4	0	0	0	0	2	2	BB 2								
Atlee Hammaker, S OBP: 0.111, SLG: 0.059			2-3 K		4-2 BB			2-3 K		1	0	0	0	1	1	0	SO 9								
Jeff Brantley, R (5, 1)										0	0	0	0	0	0	0	LOB 12								
Bob Brenly, R OBP: 0.249, SLG: 0.295										2	0	0	0	0	1	0									
Inning Stats	R: 0 E: 0 K: 1 S: 6	H: 1 LOB: 0 BB: 0 P: 9	R: 0 E: 0 K: 0 S: 13	H: 1 LOB: 2 BB: 1 P: 22	R: 0 E: 0 K: 1 S: 10	H: 1 LOB: 1 BB: 0 P: 15	R: 0 E: 0 K: 1 S: 8	H: 0 LOB: 0 BB: 0 P: 12	R: 0 E: 0 K: 0 S: 8	H: 0 LOB: 1 BB: 1 P: 15	R: 2 E: 0 K: 0 S: 15	H: 3 LOB: 1 BB: 0 P: 24	R: 0 E: 0 K: 3 S: 12	H: 1 LOB: 1 BB: 0 P: 17	R: 0 E: 0 K: 1 S: 9	H: 1 LOB: 0 BB: 0 P: 12	R: 0 E: 0 K: 2 S: 8	H: 0 LOB: 0 BB: 0 P: 13	1B: 6 2B: 1 3B: 1 HR: 0	SF: 1 SAC: 0 DP: 0 HBP: 0	WP: 1 PB: 0 SB: 0 CS: 1	PA: 36			
PITCHER	IP	WLS	BF	H	R	ER	SO	BB	IBB	HBP	BLK	WP	HR	S	P	ERA	WHIP								
Pete Smith, R ERA: 4.55	(1, 1)	6.0	W	25	6	2	2	3	2	0	0	0	0	60	97	3.00	1.333								
Jose Alvarez, R ERA: 3.25	(7, 1)	3.0	S	11	2	0	0	6	0	0	0	0	0	29	42	0.00	0.667								

San Francisco Giants @ Atlanta Braves
Atlanta-Fulton County Stadium, Atlanta, GA

Sat Aug 06 1988, 3:33 AM EDT
Att: 24,107 - Unknown - 89 F

AB 33
R 2
H 8
RBI 2
BB 2
SO 9
LOB 12



Batter	1	2	3	4	5	6	7	8	9	AB	R	H	RBI	BB	SO	LOB	BOTTOM								
Ron Gant, R OBP: 0.305, SLG: 0.451	0-0 S 1B		4-0 E 1B BB	1-0 F7		2-0 1B 2B		2-2 FC5-4 1B		4	2	3	0	1	0	2									
Lonnie Smith, R OBP: 0.421, SLG: 0.438	2-3 K		2-2 E5 1B		1-1 4-3 2B		1-0 E 1B 5-3 1B	1-2 FC5-4 1B		5	2	3	1	0	1	2									
Gerald Perry, L OBP: 0.364, SLG: 0.421	3-2 CS 1B		0-1 L8		1-0 4-3		1-1 E9 1B 5-3 1B	0-1 F7		5	1	2	2	0	0	4									
Dale Murphy, R OBP: 0.332, SLG: 0.456	0-0 L7		4-0 IBB		2-2 F9 1B		1-1 5-3	0-3 K		4	1	1	2	1	1	3									
Andres Thomas, R OBP: 0.276, SLG: 0.378	1-1 CS		1-0 F8		1-0 F7		1-0 1B	0-1 1B		4	0	2	1	0	0	3									
Jim Morrison, R OBP: 0.227, SLG: 0.278		1-2 4-3		1-2 5-3		0-2 F9		0-1 F9		4	0	0	0	0	0	3									
Jose Alvarez, R OBP: 0.500, SLG: 0.500										0	0	0	0	0	0	0									
Bruce Benedict, R OBP: 0.311, SLG: 0.291		0-2 F3		2-1 F7		1-1 1B		2-2 F4		4	0	1	1	0	0	0									
Terry Blocker, L OBP: 0.250, SLG: 0.167			1-0 E4 1B		1-0 4-3		2-1 4-3			4	1	1	0	0	0	2									
Pete Smith, R OBP: 0.139, SLG: 0.167			0-2 SH2-4		1-2 5-3		2-1 6-3			1	0	1	0	0	0	0									
Dion James, L (6, PH)										1	0	0	0	0	0	0									
Jerry Royster, R OBP: 0.233, SLG: 0.202										1	0	0	0	0	0	0									
Inning Stats	R: 1 E: 0 K: 1 S: 12	H: 2 LOB: 0 BB: 0 P: 17	R: 0 E: 0 K: 0 S: 7	H: 0 LOB: 0 BB: 0 P: 9	R: 1 E: 2 K: 0 S: 10	H: 1 LOB: 3 BB: 2 P: 22	R: 0 E: 0 K: 0 S: 10	H: 2 LOB: 2 BB: 0 P: 16	R: 2 E: 0 K: 0 S: 13	H: 4 LOB: 2 BB: 0 P: 19	R: 3 E: 1 K: 0 S: 12	H: 4 LOB: 1 BB: 0 P: 19	R: 0 E: 0 K: 0 S: 6	H: 0 LOB: 0 BB: 0 P: 11	R: 0 E: 0 K: 1 S: 12	H: 1 LOB: 1 BB: 0 P: 15	1B: 12 2B: 2 3B: 0 HR: 0	SF: 0 SAC: 1 DP: 0 HBP: 0	WP: 0 PB: 0 SB: 1 CS: 1	PA: 41					
PITCHER	IP	WLS	BF	H	R	ER	SO	BB	IBB	HBP	BLK	WP	HR	S	P	ERA	WHIP								
Atlee Hammaker, L ERA: 3.9	(1, 1)	4.1	L	23	8	4	3	1	0	0	0	0	0	46	76	6.23	2.077								
Jeff Brantley, R ERA: 6.0	(5, 1)	1.0		6	3	2	2	0	0	0	0	0	0	10	16	18.00	3.000								
Craig Lefferts, L ERA: 3.3	(6, 1)	0.1		3	2	1	1	0	0	0	0	0	0	6	8	27.00	6.000								
Ron Davis, R ERA: 5.88	(6, 1)	2.1		8	1	0	0	1	0	0	0	0	0	20	28	0.00	0.429								

San Francisco Giants @ Atlanta Braves
Atlanta-Fulton County Stadium, Atlanta, GA

Sat Aug 06 1988, 3:33 AM EDT
Att: 24,107 - Unknown - 89 F

AB 37
R 7
H 14
RBI 7
BB 2
SO 2
LOB 19



Batter	1	2	3	4	5	6	7	8	9	AB	R	H	RBI	BB	SO	LOB	TOP				
Brett Butler, L (1,8) OBP: 0.393, SLG: 0.386 Candy Maldonado, R (5,PH) OBP: 0.318, SLG: 0.368	3-2 1B		BB		F3		2-0 1B WP		1-1 5-3	1	1	1	0	2	0	0					
Robby Thompson, R (1,4) OBP: 0.353, SLG: 0.413 Ernest Riles, L (4,5) OBP: 0.286, SLG: 0.344	1-2 L9		BB		F8		2-2 1B		2-2 5-3	2	3	1	1	1	0	1	3				
Will Clark, L (1,3) OBP: 0.369, SLG: 0.548 Harry Spilman, L (4,3) OBP: 0.256, SLG: 0.333	2-1 F7		1B 1B BLK	HBP	2B 1B		2-1 1B		0-1 F9	3	2	2	1	0	0	0	1				
Kevin Mitchell, R (1,5) OBP: 0.315, SLG: 0.456 Chris Speier, R (4,PR) OBP: 0.342, SLG: 0.384	1-0 F9		1B 1B BLK		2B 1B		0-1 F9		K	1	3	1	2	1	0	0	1				
Joel Youngblood, R (1,9) OBP: 0.360, SLG: 0.351		0-1 B5-3 1B	1-2 2-3 1B FC3		1-2 HR 2B		1-0 F9		0-0 BLK 1B 1B		5	4	4	2	0	0	0				
Donell Nixon, R (1,7) OBP: 0.431, SLG: 0.447 Mike Aldrete, L (3,PH) OBP: 0.357, SLG: 0.361		0-1 B5-3	3-2 SH3-4 FC3 BLK		2-1 6-3		0-1 4-3		3-2 BLK 1B		1	0	0	0	0	0	1				
Bob Brenly, R (1,2) OBP: 0.253, SLG: 0.317		1-1 6-3	0-2 FC3 BLK SH3-4		1-0 HR		0-1 F9		2-1 1B		5	1	2	5	0	0	2				
Jose Uribe, S (1,6) OBP: 0.289, SLG: 0.313		0-1 2H 1B	0-0 L9		1-2 F2		0-0 F3		1-1 F2		5	0	1	1	0	0	4				
Rick Reuschel, R (1,1) OBP: 0.136, SLG: 0.140 Don Robinson, R (7,PH) OBP: 0.100, SLG: 0.150 Craig Lefferts, L (7,1) Scott Garrelts, R (9,1) OBP: 0.125, SLG: 0.125	2-1 F3		0-0 SH3-4		2-3 K		1-0 L5		0-1 5-3		2	0	0	0	0	1	2				
Inning Stats	R: 0 E: 0 K: 0 S: 9	H: 1 LOB: 1 BB: 0 P: 16	R: 1 E: 0 K: 0 S: 10	H: 2 LOB: 1 BB: 0 P: 13	R: 6 E: 0 K: 1 S: 28	H: 4 LOB: 2 BB: 2 P: 44	R: 4 E: 0 K: 1 S: 20	H: 4 LOB: 1 BB: 0 P: 30	R: 0 E: 0 K: 0 S: 5	H: 0 LOB: 0 BB: 0 P: 6	R: 1 E: 0 K: 0 S: 8	H: 2 LOB: 1 BB: 0 P: 15	R: 2 E: 0 K: 1 S: 14	H: 3 LOB: 1 BB: 0 P: 21	R: 0 E: 0 K: 0 S: 8	H: 0 LOB: 0 BB: 0 P: 11	1B: 13 2B: 2 3B: 1 HR: 1	SF: 0 SAC: 1 DP: 0 HBP: 1	WP: 1 PB: 0 SB: 0 CS: 0	PA: 48	
PITCHER	IP WLS BF H R ER SO BB IBB HBP BLK WP HR S P ERA WHIP	IP WLS BF H R ER SO BB IBB HBP BLK WP HR S P ERA WHIP	IP WLS BF H R ER SO BB IBB HBP BLK WP HR S P ERA WHIP	IP WLS BF H R ER SO BB IBB HBP BLK WP HR S P ERA WHIP	IP WLS BF H R ER SO BB IBB HBP BLK WP HR S P ERA WHIP	IP WLS BF H R ER SO BB IBB HBP BLK WP HR S P ERA WHIP	IP WLS BF H R ER SO BB IBB HBP BLK WP HR S P ERA WHIP	IP WLS BF H R ER SO BB IBB HBP BLK WP HR S P ERA WHIP	IP WLS BF H R ER SO BB IBB HBP BLK WP HR S P ERA WHIP	IP WLS BF H R ER SO BB IBB HBP BLK WP HR S P ERA WHIP	IP WLS BF H R ER SO BB IBB HBP BLK WP HR S P ERA WHIP	IP WLS BF H R ER SO BB IBB HBP BLK WP HR S P ERA WHIP	IP WLS BF H R ER SO BB IBB HBP BLK WP HR S P ERA WHIP	IP WLS BF H R ER SO BB IBB HBP BLK WP HR S P ERA WHIP	IP WLS BF H R ER SO BB IBB HBP BLK WP HR S P ERA WHIP	IP WLS BF H R ER SO BB IBB HBP BLK WP HR S P ERA WHIP	IP WLS BF H R ER SO BB IBB HBP BLK WP HR S P ERA WHIP	IP WLS BF H R ER SO BB IBB HBP BLK WP HR S P ERA WHIP	IP WLS BF H R ER SO BB IBB HBP BLK WP HR S P ERA WHIP	IP WLS BF H R ER SO BB IBB HBP BLK WP HR S P ERA WHIP	IP WLS BF H R ER SO BB IBB HBP BLK WP HR S P ERA WHIP

San Francisco Giants @ Atlanta Braves
Atlanta-Fulton County Stadium, Atlanta, GA

Sun Aug 07 1988, 3:33 AM EDT
Att: 12,093 - Cloudy - 90 F

AB 44
R 14
H 17
RBI 12
BB 2
SO 3
LOB 18



Batter	1	2	3	4	5	6	7	8	9	AB	R	H	RBI	BB	SO	LOB	BOTTOM					
Ron Gant, R (1,4) OBP: 0.310, SLG: 0.455 Jerry Royster, R (6,PH) OBP: 0.228, SLG: 0.198	1-1 HBP	1-2 2B			4-2 2B HBP	0-3 K			2-2 F9	3	1	1	1	2	0	0						
Ken Oberkfell, L (1,5) OBP: 0.331, SLG: 0.370	1-0 F7	1-0 4-3			3-2 4-3 2B		0-1 F4				4	0	1	1	0	0	3					
Gerald Perry, L (1,3) OBP: 0.365, SLG: 0.421 Ted Simmons, S (7,3) OBP: 0.342, SLG: 0.394	2-2 F9		1-0 FC5-4 1B		0-2 4-3		0-1 6-3				3	0	1	0	0	0	2					
Dale Murphy, R (1,9) OBP: 0.330, SLG: 0.452 Lonnie Smith, R (7,7) OBP: 0.400, SLG: 0.412	0-0 5-3		1-2 FC5-4		0-3 K		3-3 K				3	0	0	0	0	1	3					
Andres Thomas, R (1,6) OBP: 0.274, SLG: 0.376 Paul Runge, R (7,6) OBP: 0.371, SLG: 0.353		1-0 F3	1-0 F8		0-1 F8			0-0 6-3			3	0	0	0	0	0	2					
Dion James, L (1,7) OBP: 0.362, SLG: 0.361		1-3 K	3-2 F8		3-1 G3 1B PB			1-2 6-3			4	1	1	0	0	1	1					
Bruce Benedict, R (1,2) OBP: 0.316, SLG: 0.297		0-1 BB 2B 1B			0-1 5-3		2-0 PB G3 1B		0-0 5-3		4	1	2	0	0	0	0					
Terry Blocker, L (1,8) OBP: 0.250, SLG: 0.154		4-2 BB 2B BB			0-0 L8		1-2 F7		3-2 L7	1	3	1	0	0	1	0	2					
Tom Glavine, L (1,1) OBP: 0.275, SLG: 0.263 Charlie Puleo, R (3,1) OBP: 0.200, SLG: 0.200 German Jimenez, L (4,1) OBP: 0.091, SLG: 0.091 Joe Boever, R (9,1) Jim Morrison, R (9,PH) OBP: 0.225, SLG: 0.276	4-2 BB		2-2 F9		2-2 F9		1-1 G3		1-2 5-3	2	0	0	0	0	1	0	0					
Inning Stats	R: 0 E: 0 K: 0 S: 6	H: 0 LOB: 1 BB: 0 P: 10	R: 2 E: 0 K: 1 S: 18	H: 2 LOB: 2 BB: 2 P: 30	R: 0 E: 0 K: 0 S: 10	H: 1 LOB: 1 BB: 0 P: 16	R: 0 E: 0 K: 0 S: 6	H: 0 LOB: 0 BB: 0 P: 8	R: 1 E: 0 K: 1 S: 17	H: 2 LOB: 1 BB: 0 P: 24	R: 1 E: 0 K: 1 S: 11	H: 2 LOB: 1 BB: 0 P: 18	R: 0 E: 0 K: 0 S: 8	H: 0 LOB: 0 BB: 0 P: 11	R: 0 E: 0 K: 0 S: 5	H: 0 LOB: 0 BB: 0 P: 6	R: 0 E: 0 K: 0 S: 15	H: 0 LOB: 0 BB: 0 P: 21	1B: 4 2B: 2 3B: 0 HR: 0	SF: 0 SAC: 0 DP: 0 HBP: 2	WP: 0 PB: 1 SB: 0 CS: 0	PA: 37
PITCHER	IP WLS BF H R ER SO BB IBB HBP BLK WP HR S P ERA WHIP	IP WLS BF H R ER SO BB IBB HBP BLK WP HR S P ERA WHIP	IP WLS BF H R ER SO BB IBB HBP BLK WP HR S P ERA WHIP	IP WLS BF H R ER SO BB IBB HBP BLK WP HR S P ERA WHIP	IP WLS BF H R ER SO BB IBB HBP BLK WP HR S P ERA WHIP	IP WLS BF H R ER SO BB IBB HBP BLK WP HR S P ERA WHIP	IP WLS BF H R ER SO BB IBB HBP BLK WP HR S P ERA WHIP	IP WLS BF H R ER SO BB IBB HBP BLK WP HR S P ERA WHIP	IP WLS BF H R ER SO BB IBB HBP BLK WP HR S P ERA WHIP	IP WLS BF H R ER SO BB IBB HBP BLK WP HR S P ERA WHIP	IP WLS BF H R ER SO BB IBB HBP BLK WP HR S P ERA WHIP	IP WLS BF H R ER SO BB IBB HBP BLK WP HR S P ERA WHIP	IP WLS BF H R ER SO BB IBB HBP BLK WP HR S P ERA WHIP	IP WLS BF H R ER SO BB IBB HBP BLK WP HR S P ERA WHIP	IP WLS BF H R ER SO BB IBB HBP BLK WP HR S P ERA WHIP	IP WLS BF H R ER SO BB IBB HBP BLK WP HR S P ERA WHIP	IP WLS BF H R ER SO BB IBB HBP BLK WP HR S P ERA WHIP	IP WLS BF H R ER SO BB IBB HBP BLK WP HR S P ERA WHIP	IP WLS BF H R ER SO BB IBB HBP BLK WP HR S P ERA WHIP	IP WLS BF H R ER SO BB IBB HBP BLK WP HR S P ERA WHIP	IP WLS BF H R ER SO BB IBB HBP BLK WP HR S P ERA WHIP	IP WLS BF H R ER SO BB IBB HBP BLK WP HR S P ERA WHIP

San Francisco Giants @ Atlanta Braves
Atlanta-Fulton County Stadium, Atlanta, GA

Sun Aug 07 1988, 3:33 AM EDT
Att: 12,093 - Cloudy - 90 F

AB 33
R 4
H 6
RBI 3
BB 2
SO 4
LOB 16



Batter	1	2	3	4	5	6	7	8	9	AB	R	H	RBI	BB	SO	LOB	TOP											
Brett Butler, L OBP: 0.395, SLG: 0.386 (1, 8)	3-3 K		BB			3-2 BB 1B		0-0 F6		3	1	1	1	2	1	0	San Francisco Giants @ Atlanta Braves Atlanta-Fulton County Stadium, Atlanta, GA Mon Aug 08 1988, 7:05 PM EDT Att: 7,705 - Unknown - 85 F											
Robby Thompson, R OBP: 0.348, SLG: 0.407 (1, 4)	0-1 6-3		F8			0-0 F8		3-3 K		5	0	0	0	0	2	5												
Will Clark, L OBP: 0.391, SLG: 0.547 (1, 3)	0-0 BB WP 1B		4-2 2B BB	2-3 K		4-2 BB 1-2		0-0 F6		3	1	1	0	2	1	0												
Kevin Mitchell, R OBP: 0.320, SLG: 0.460 Chris Speier, R OBP: 0.340, SLG: 0.381 (6, 5)	4-2 BB 1-2 BB		0-0 BB 1B	2-2 G4-6-3 1B		2-2 F9		2-2 G3		3	1	2	2	1	0	2												
Mike Aldrete, L OBP: 0.362, SLG: 0.364 Donell Nixon, R (7, PR) OBP: 0.423, SLG: 0.438 (7, 7)	4-1 BB 1-2 2-3 BB		0-0 BB 1B	2-2 G4-6-3 1B		2-2 WP 1B		3-2 4-3		3	1	2	1	1	0	1												
Joel Youngblood, R OBP: 0.382, SLG: 0.354 (1, 9)	0-0 F4		2-0 E7 BB 1B		1-2 CS 1B		1-2 L8		3-1 F6		5	1	2	0	0	4												
Bob Brenly, R OBP: 0.253, SLG: 0.311 (1, 2)		3-3 K	0-3 K		3-3 K 1-2		4-2 BB 1-3			3	0	0	0	1	3	2												
Jose Uribe, S OBP: 0.289, SLG: 0.310 (1, 6)		0-0 F6	4-0 BB BB IBB		1-3 K		2-0 F9			3	0	0	0	1	1	2												
Joe Price, R Ron Davis, R Harry Spilman, L OBP: 0.250, SLG: 0.325 Craig Lefferts, L Scott Garrelts, R OBP: 0.125, SLG: 0.125 (9, 1)	1-3 K		4-1 BB 1-2 2-3 BB		0-2 F3		0-0 F3			1	0	0	0	1	1	0												
Inning Stats	R: 0 E: 0 K: 1 S: 10	H: 1 LOB: 3 BB: 2 P: 21	R: 0 E: 0 K: 2 S: 10	H: 0 LOB: 0 BB: 0 P: 14	R: 5 E: 1 K: 2 S: 23	H: 3 LOB: 3 BB: 5 P: 49	R: 0 E: 0 K: 1 S: 9	H: 1 LOB: 0 BB: 0 P: 15	R: 0 E: 0 K: 2 S: 10	H: 1 LOB: 2 BB: 1 P: 15	R: 0 E: 0 K: 0 S: 14	H: 0 LOB: 0 BB: 1 P: 20	R: 0 E: 0 K: 1 S: 7	H: 0 LOB: 0 BB: 0 P: 10	R: 0 E: 0 K: 0 S: 8	H: 0 LOB: 0 BB: 0 P: 16		1B: 7 2B: 2 3B: 0 HR: 0	SF: 0 SAC: 0 DP: 2 HBP: 0	WP: 3 PB: 0 SB: 0 CS: 1	PA: 42							
PITCHER	IP	WLS	BF	H	R	ER	SO	BB	IBB	HBP	BLK	WP	HR	S	P	ERA	WHIP											
29 John Smoltz, R ERA: 5.04	(1, 1)	2.2	L	18	4	5	5	4	5	1	0	0	1	0	39	74	16.88	3.375										
Jose Alvarez, R ERA: 3.07	(3, 1)	4.1		18	4	0	0	4	3	0	0	0	1	0	48	83	0.00	1.615										
Joe Boever, R ERA:	(8, 1)	2.0		6	0	0	0	1	0	0	0	0	0	0	15	26	0.00	0.000										

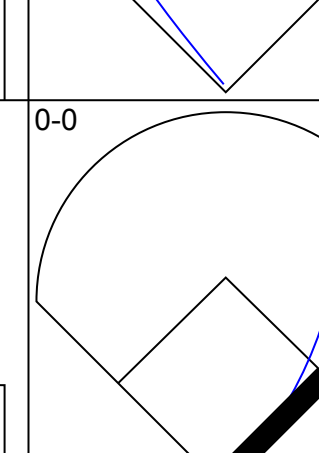
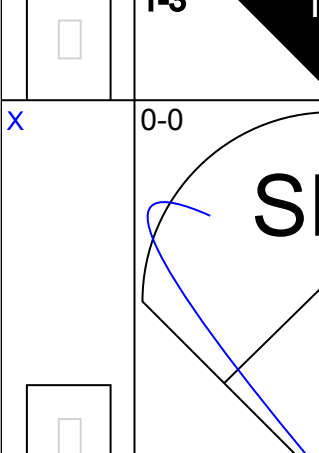

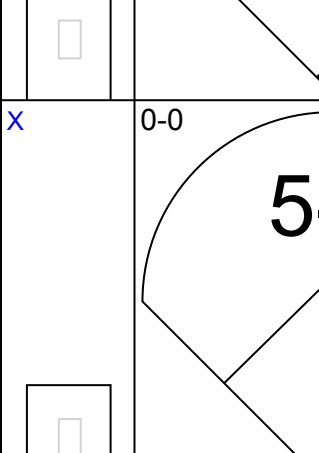
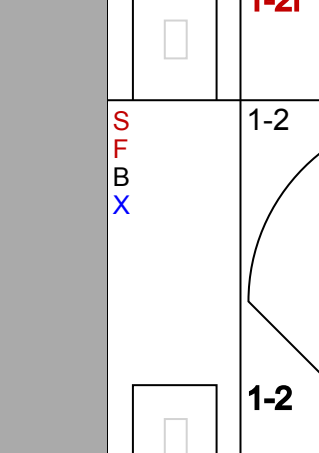
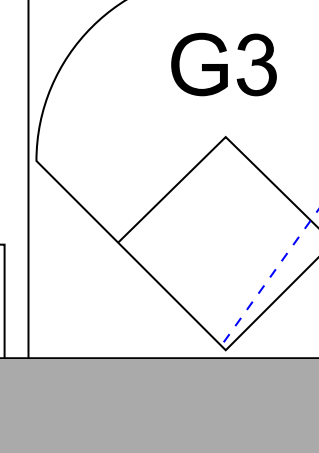
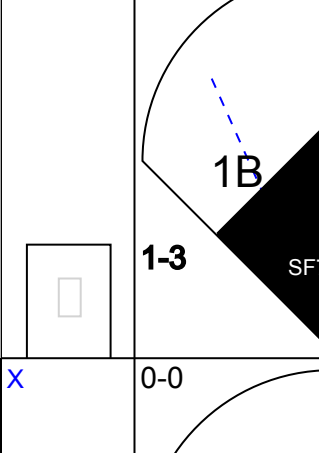
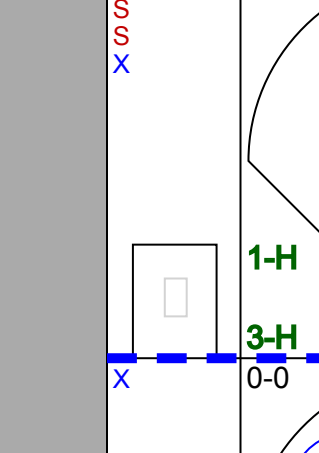
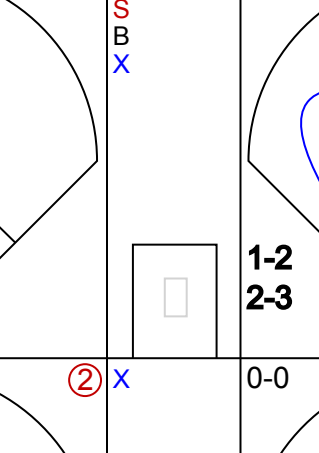

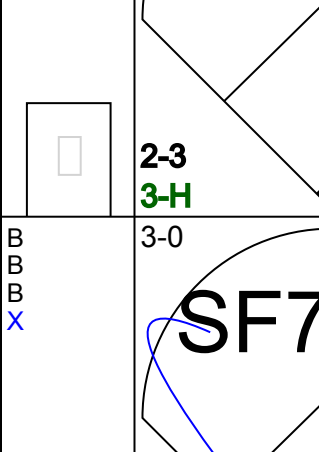
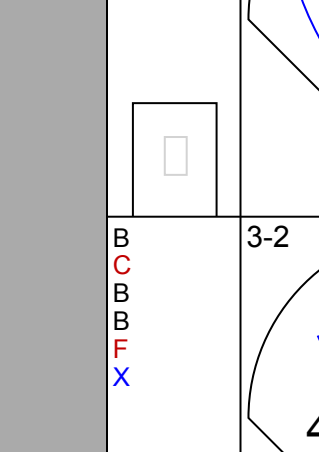

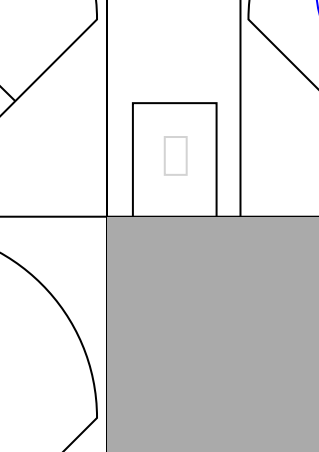


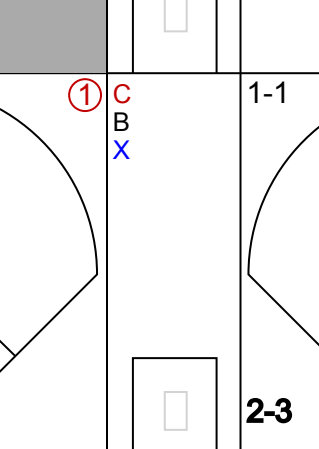

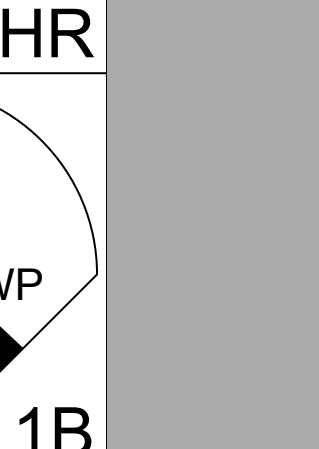
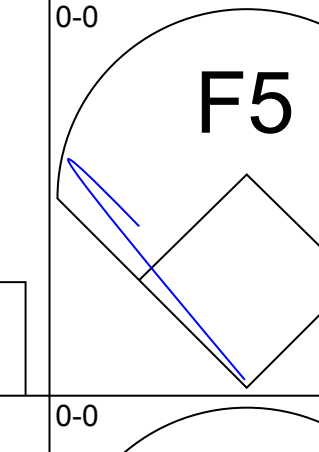
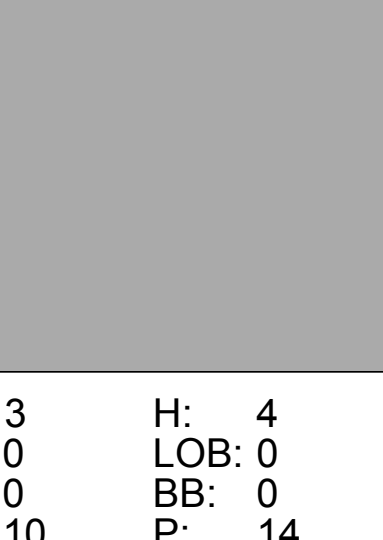
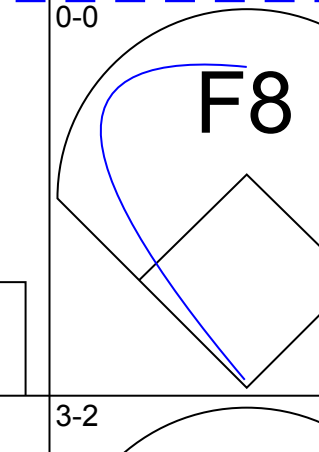
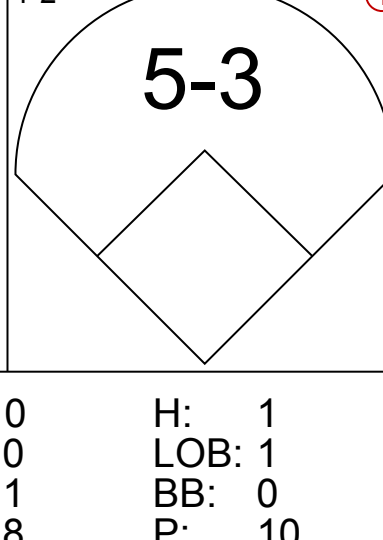
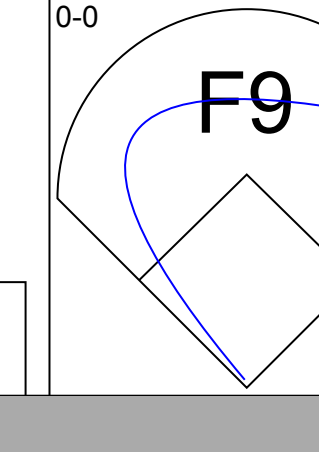


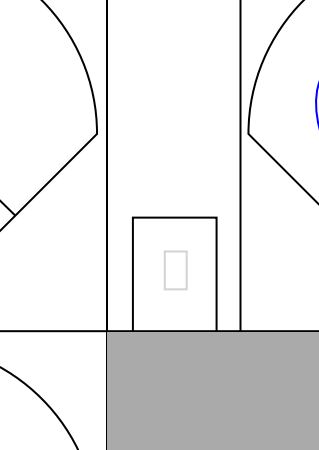
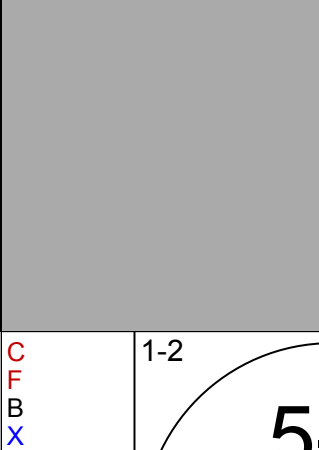
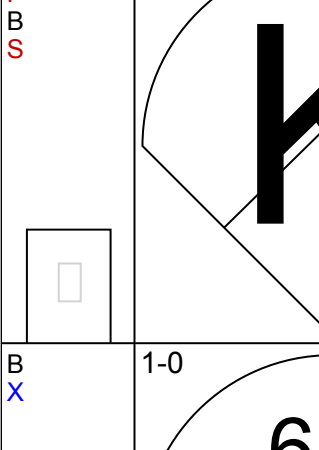
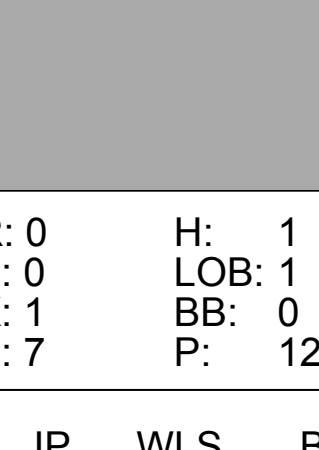
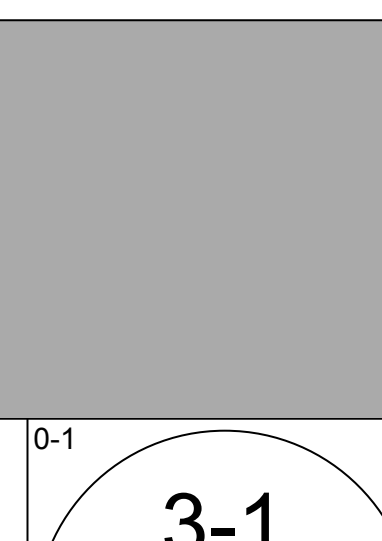

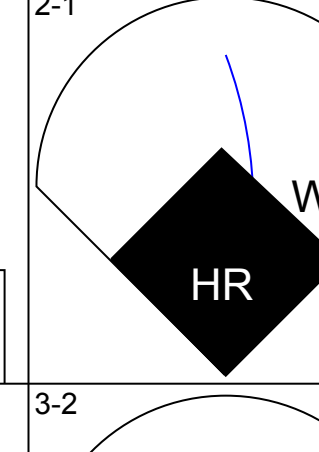
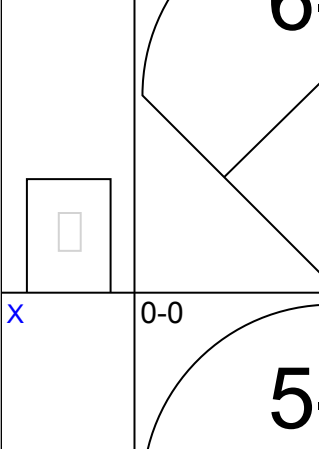

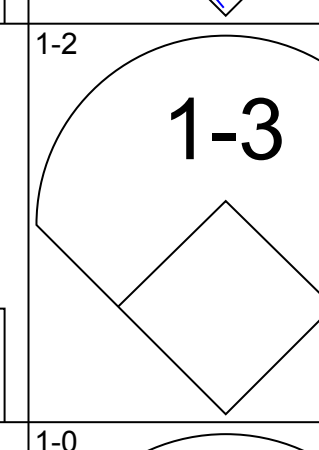
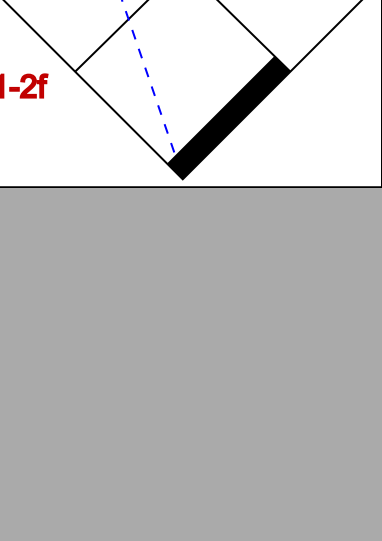
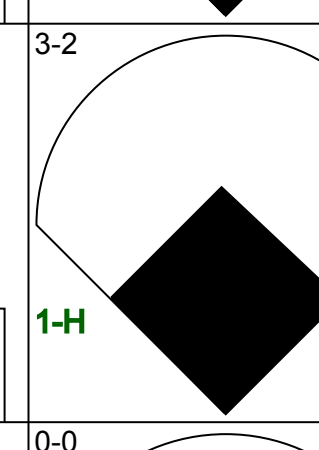
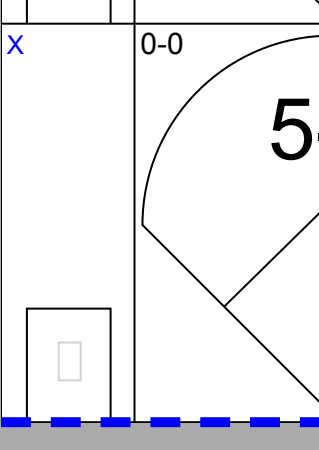

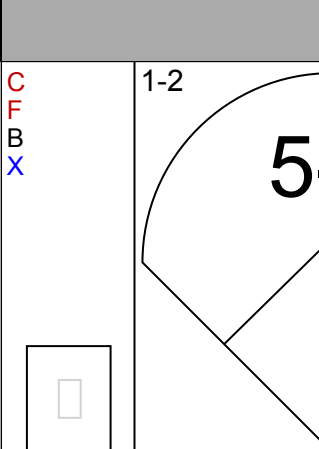

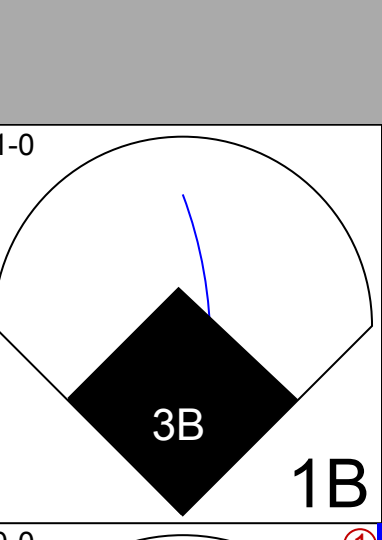
Batter	1	2	3	4	5	6	7	8	9	AB	R	H	RBI	BB	SO	LOB	BOTTOM											
Ron Gant, R OBP: 0.312, SLG: 0.462 (1, 4)	1-3 K		4-0 G4-6-3 1-2 BB		2-1 6-3			1-1 HR		3	1	1	1	1	1	0	San Francisco Giants @ Atlanta Braves Atlanta-Fulton County Stadium, Atlanta, GA Mon Aug 08 1988, 7:05 PM EDT Att: 7,705 - Unknown - 85 F											
Lonnie Smith, R OBP: 0.375, SLG: 0.350 (1, 7)	4-2 2B BB 4-3		2-3 K		3-3 K		1-3 K			3	1	0	0	1	3	2												
Gerald Perry, L OBP: 0.362, SLG: 0.419 (1, 3)	0-0 4-3 1-2		3-0 G4-6-3 1-2		0-2 F8		3-1 BB 1B			4	0	1	0	0	0	3												
Dale Murphy, R OBP: 0.329, SLG: 0.453 (1, 9)	0-1 BLK 2H 2B			3-2 6-3		0-0 L6		0-0 F9		4	0	1	1	0	0	1												
Andres Thomas, R OBP: 0.274, SLG: 0.377 (1, 6)	3-2 4-3 2-3			1-2 BLK 2B		0-3 K		0-0 5-3		4	0	1	0	0	1	1												
Jim Morrison, R OBP: 0.228, SLG: 0.272 Ken Oberkfell, L (8, FH) OBP: 0.330, SLG: 0.369 (1, 5)		0-1 5-3		4-2 BB 2-3		0-0 F3		2-2 F7		2	0	0	0	1	0	0												
Bruce Benedict, R OBP: 0.312, SLG: 0.293 Ozzie Virgil, R OBP: 0.284, SLG: 0.364 (7, 2)		1-3 K		1-3 K		3-2 L4		0-0 5-3		2	0	0	0	0	2	2												
Terry Blocker, L OBP: 0.234, SLG: 0.143 Joe Boever, R (8, 1)		1-0 F9		3-2 F8		0-3 K				3	0	0	0	0	1	2												
29 John Smoltz, R OBP: 0.200, SLG: 0.200 Jose Alvarez, R OBP: 0.500, SLG: 0.429 Jerry Royster, R OBP: 0.226, SLG: 0.195 (1, 1)			4-2 BB BB		0-0 4-3		1-1 L5			0	0	0	0	0	0	0												
Inning Stats	R: 1 E: 0 K: 1 S: 11	H: 1 LOB: 1 BB: 1 P: 19	R: 0 E: 0 K: 1 S: 6	H: 0 LOB: 0 BB: 0 P: 8	R: 0 E: 0 K: 1 S: 6	H: 0 LOB: 1 BB: 2 P: 19	R: 0 E: 0 K: 1 S: 23	H: 1 LOB: 2 BB: 1 P: 35	R: 0 E: 0 K: 1 S: 6	H: 0 LOB: 0 BB: 0 P: 11	R: 0 E: 0 K: 1 S: 7	H: 0 LOB: 0 BB: 0 P: 7	R: 0 E: 0 K: 1 S: 8	H: 0 LOB: 0 BB: 0 P: 11	R: 1 E: 0 K: 1 S: 10	H: 2 LOB: 1 BB: 0 P: 16		R: 0 E: 0 K: 0 S: 7	H: 0 LOB: 0 BB: 0 P: 9	1B: 1 2B: 2 3B: 0 HR: 1	SF: 0 SAC: 0 DP: 1 HBP: 0	WP: 0 PB: 0 SB: 0 CS: 0	PA: 34					
PITCHER	IP	WLS	BF	H	R	ER	SO	BB	IBB	HBP	BLK	WP	HR	S	P	ERA	WHIP											
Joe Price, L ERA: 3.35	(1, 1)	4.0		17	2	1	1	4	4	0	0	0	2	0	13	18	0.00	1.500										
Ron Davis, R ERA: 4.32	(5, 1)	2.0	W	6	0	0	0	2	0	0	0	0	0	1	18	27	4.50	1.000										
Craig Lefferts, L ERA: 3.24	(7, 1)	2.0		8	2	1	1	2	0	0	0	0	0	1	18	27	4.50	1.000										
Scott Garrelts, R ERA: 4.88	(9, 1)	1.0	S	3	0	0	0	0	0	0	0	0	0	7	9	0.00	0.000											



Batter	1	2	3	4	5	6	7	8	9	AB	R	H	RBI	BB	SO	LOB	TOP			
John Kruk, L OBP: 0.371, SLG: 0.397 (1, 7)	2-1 G3			3-2 F9		1-0 SH1-4 1B 2B		1-3 K		4	1	1	0	0	1	0	San Diego Padres @ Atlanta Braves Atlanta-Fulton County Stadium, Atlanta, GA Thu Aug 11 1988, 7:05 PM EDT Att: 7,053 - Unknown livebaseballscorecards.com			
Roberto Alomar, S OBP: 0.291, SLG: 0.354 (1, 4)	1-0 G4-3			0-2 1B		0-1 SH1-4		3-1 F8		3	0	1	0	0	0	0				
Tony Gwynn, L OBP: 0.370, SLG: 0.415 (1, 9)	0-1 F7			3-1 1B		0-1 FC1-6 1B		0-1 F8		4	0	2	1	0	0	0				
Keith Moreland, R OBP: 0.314, SLG: 0.356 Stan Jefferson, S OBP: 0.239, SLG: 0.266 (4, 7)		3-1 5-3		2-3 K		1-2 FC1-6 E S		2-3 K		2	0	0	0	0	1	2				
Marvell Wynne, L OBP: 0.342, SLG: 0.472 (1, 8)		3-3 K		1-2 P5		1-0 G4-3		1-1 1B		4	0	1	0	0	1	3				
Benito Santiago, R OBP: 0.285, SLG: 0.357 (1, 2)		0-2 P3			3-2 WP 1B		2-2 F9		0-0 F8	4	0	1	0	0	0	1				
Randy Ready, R OBP: 0.355, SLG: 0.403 (1, 5)			3-1 F8		1-1 P6		0-2 5-3		0-1 F7	4	0	0	0	0	0	2				
Garry Templeton, S OBP: 0.276, SLG: 0.340 (1, 6)			0-3 K		2-3 K		2-2 1B			3	0	1	0	0	2	1				
Jimmy Jones, R OBP: 0.149, SLG: 0.071 (1, 1)			1-3 K		1-3 K		1-1 F8			3	0	0	0	0	2	2				
Inning Stats	R: 0 E: 0 K: 0 S: 5	H: 0 LOB: 0 BB: 0 P: 8	R: 0 E: 0 K: 1 S: 8	H: 0 LOB: 0 BB: 0 P: 14	R: 0 E: 0 K: 2 S: 8	H: 2 LOB: 2 BB: 0 P: 12	R: 0 E: 0 K: 1 S: 18	H: 1 LOB: 1 BB: 0 P: 20	R: 1 E: 0 K: 0 S: 9	H: 2 LOB: 1 BB: 0 P: 12	R: 0 E: 0 K: 0 S: 13	H: 1 LOB: 1 BB: 0 P: 18	R: 0 E: 0 K: 1 S: 7	H: 0 LOB: 0 BB: 0 P: 11	R: 0 E: 0 K: 1 S: 8	H: 1 LOB: 1 BB: 0 P: 11	1B: 6 2B: 1 3B: 0 HR: 0	SF: 0 SAC: 1 DP: 0 HBP: 0	WP: 1 PB: 0 SB: 2 CS: 0	PA: 34
PITCHER Pete Smith, R ERA: 4.31 (1, 1)	IP: 9.0 WLS: W BF: 34 H: 7 R: 1 ER: 1 SO: 8 BB: 0 IBB: 0 HBP: 0 BLK: 0 WP: 1 HR: 0 S: 89 P: 133 ERA: 1.00 WHIP: 0.778															PITCHER Pete Smith, R ERA: 4.31 (1, 1)	IP: 9.0 WLS: W BF: 34 H: 7 R: 1 ER: 1 SO: 8 BB: 0 IBB: 0 HBP: 0 BLK: 0 WP: 1 HR: 0 S: 89 P: 133 ERA: 1.00 WHIP: 0.778			


Batter	1	2	3	4	5	6	7	8	9	AB	R	H	RBI	BB	SO	LOB	BOTTOM			
Ron Gant, R OBP: 0.310, SLG: 0.459 (1, 4)	0-0 F8		2-0 P5			1-1 5-3		0-0 F8		4	0	0	0	0	0	0	San Diego Padres @ Atlanta Braves Atlanta-Fulton County Stadium, Atlanta, GA Thu Aug 11 1988, 7:05 PM EDT Att: 7,053 - Unknown livebaseballscorecards.com			
Ken Oberkfell, L OBP: 0.328, SLG: 0.364 (1, 5)	4-1 1B BB			1-3 K		2-2 F8		0-1 1-3		3	0	0	0	1	1	0				
Gerald Perry, L OBP: 0.356, SLG: 0.409 (1, 3)	0-0 G6-4-3 1B			2-0 L9		4-2 BB		0-0 1-3		3	0	1	0	1	0	0				
Dale Murphy, R OBP: 0.331, SLG: 0.464 (1, 9)	0-0 G6-4-3 1-2			1-0 HR		1-1 F8				3	1	1	1	0	0	3				
Andres Thomas, R OBP: 0.273, SLG: 0.376 (1, 6)		1-2 F7		0-1 1B		0-0 P5				3	0	1	0	0	0	0				
Dion James, L OBP: 0.362, SLG: 0.360 (1, 7)		2-1 P5		2-2 G3		3-2 3B 2B				3	1	1	0	0	0	1				
Bruce Benedict, R OBP: 0.309, SLG: 0.286 (1, 2)		0-1 F8			4-2 G4-6-3 BB		1-1 F7			2	0	0	0	1	0	1				
Terry Blocker, L OBP: 0.217, SLG: 0.182 (1, 8)			1-2 4-3		0-0 G4-6-3		1-0 3B			3	0	1	1	0	0	1				
Pete Smith, R OBP: 0.128, SLG: 0.154 (1, 1)			1-1 F8		2-1 F9		1-1 5-3			3	0	0	0	0	0	1				
Inning Stats	R: 0 E: 0 K: 0 S: 4	H: 1 LOB: 1 BB: 1 P: 8	R: 0 E: 0 K: 0 S: 7	H: 0 LOB: 0 BB: 0 P: 10	R: 0 E: 0 K: 0 S: 6	H: 0 LOB: 0 BB: 0 P: 10	R: 1 E: 0 K: 1 S: 11	H: 2 LOB: 1 BB: 0 P: 17	R: 0 E: 0 K: 0 S: 6	H: 0 LOB: 1 BB: 1 P: 12	R: 0 E: 0 K: 0 S: 9	H: 0 LOB: 1 BB: 1 P: 17	R: 1 E: 0 K: 0 S: 11	H: 2 LOB: 1 BB: 0 P: 17	R: 0 E: 0 K: 0 S: 4	H: 0 LOB: 0 BB: 0 P: 4	1B: 2 2B: 1 3B: 1 HR: 1	SF: 0 SAC: 0 DP: 2 HBP: 0	WP: 0 PB: 0 SB: 0 CS: 0	PA: 30
PITCHER Jimmy Jones, R ERA: 3.88 (1, 1)	IP: 8.0 WLS: L BF: 30 H: 5 R: 2 ER: 2 SO: 1 BB: 3 IBB: 0 HBP: 0 BLK: 0 WP: 0 HR: 1 S: 58 P: 95 ERA: 2.25 WHIP: 1.000															PITCHER Jimmy Jones, R ERA: 3.88 (1, 1)	IP: 8.0 WLS: L BF: 30 H: 5 R: 2 ER: 2 SO: 1 BB: 3 IBB: 0 HBP: 0 BLK: 0 WP: 0 HR: 1 S: 58 P: 95 ERA: 2.25 WHIP: 1.000			

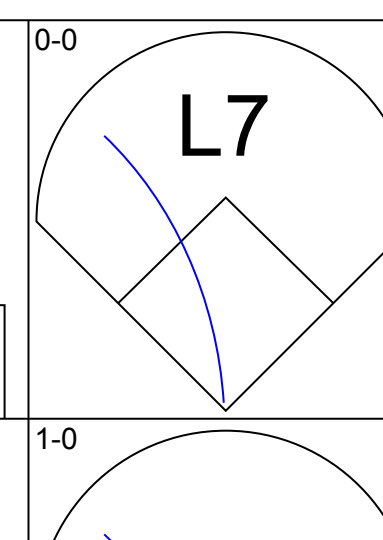
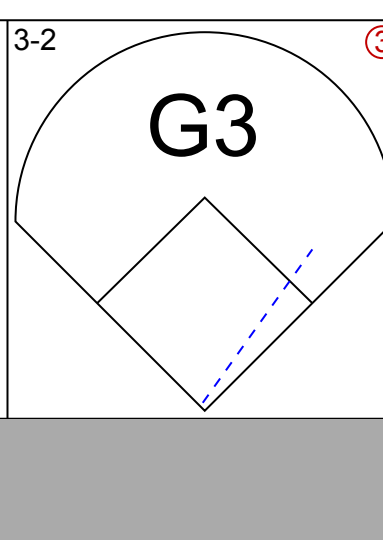
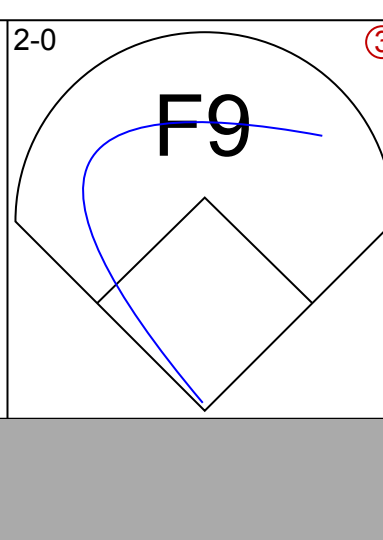
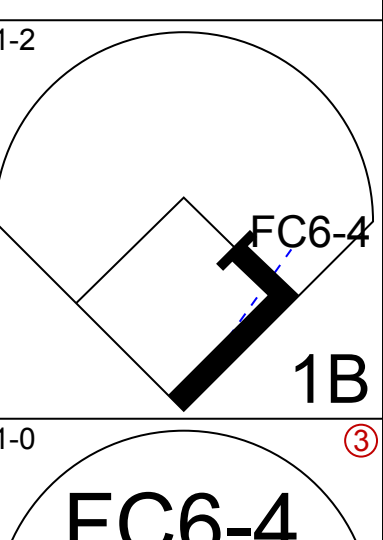
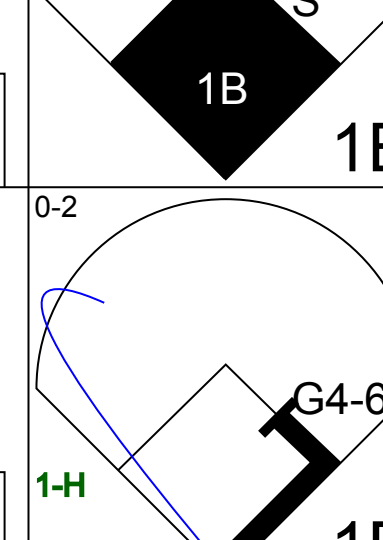
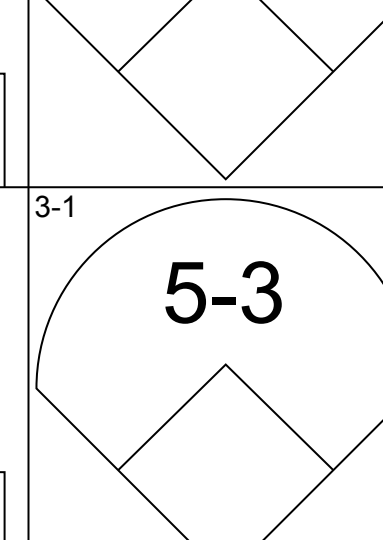

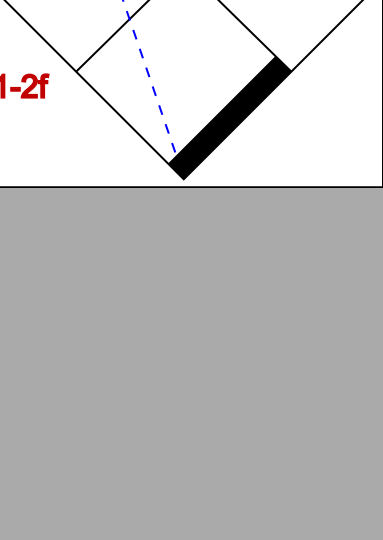
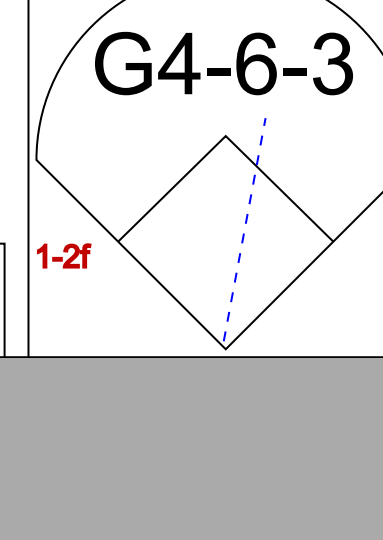
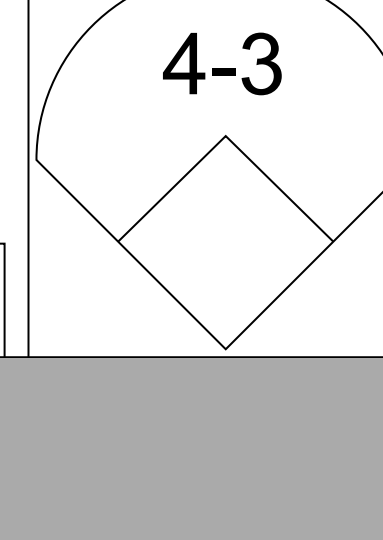

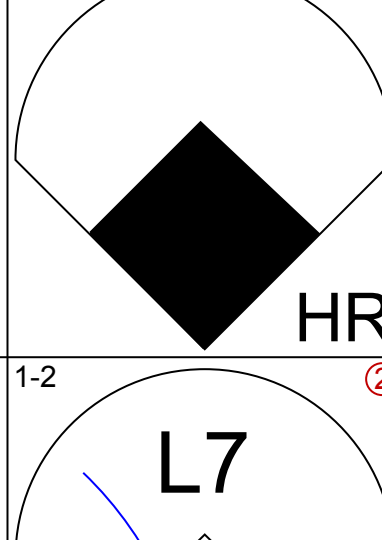



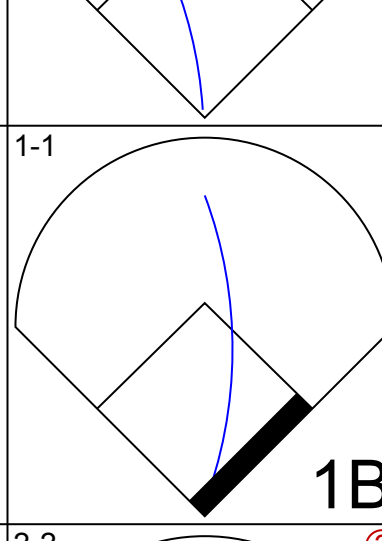
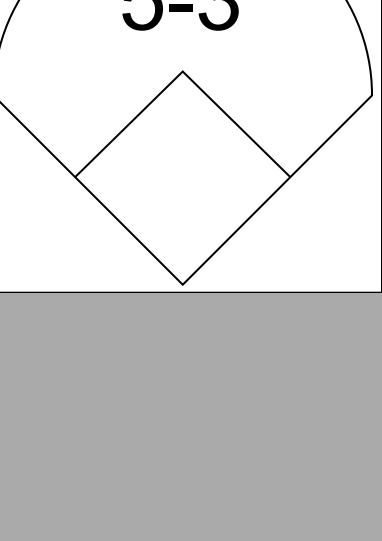

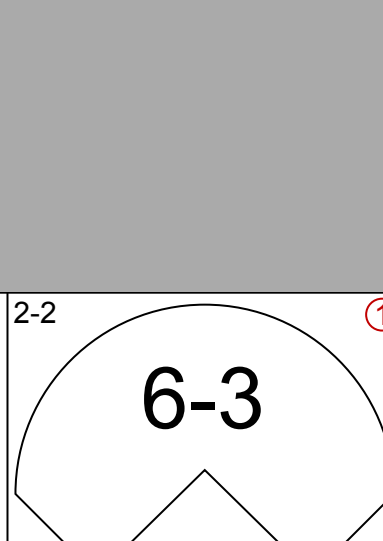
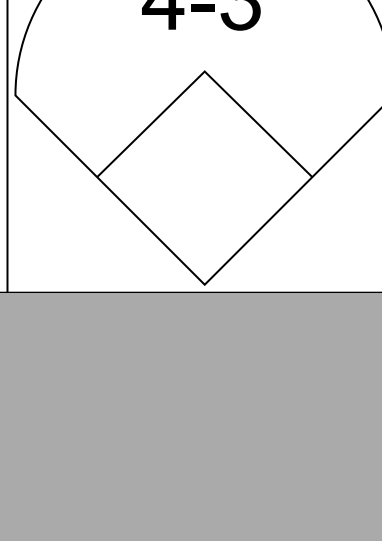


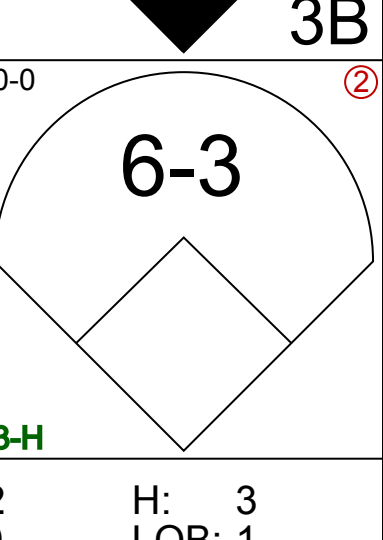

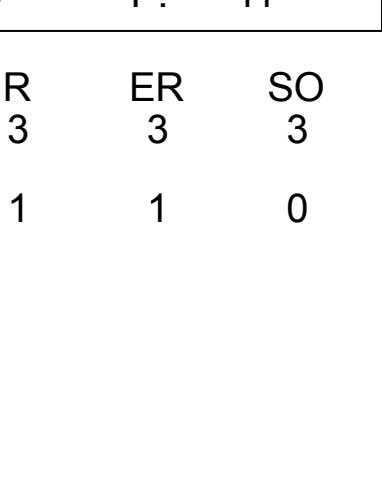


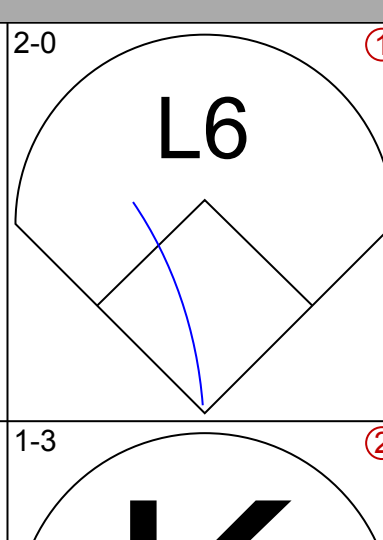
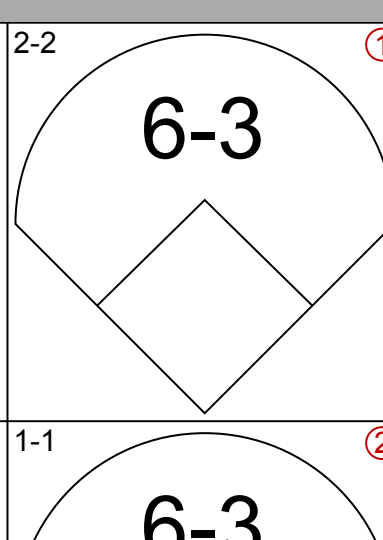
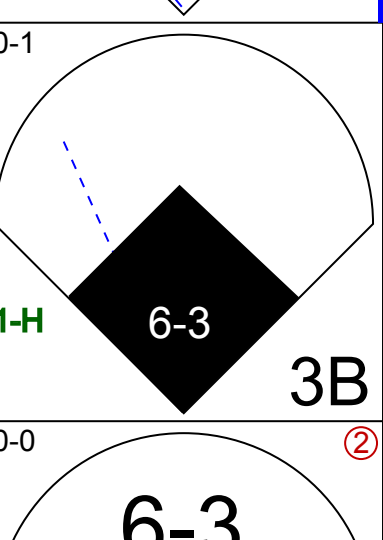


Batter	1	2	3	4	5	6	7	8	9	AB	R	H	RBI	BB	SO	LOB	TOP					
Ron Gant, R OBP: 0.311, SLG: 0.457 (1,4)										4	1	1	0	1	2	1						
Ken Oberkfell, L OBP: 0.331, SLG: 0.369 (1,5)										5	2	3	0	0	0	1						
Gerald Perry, L OBP: 0.361, SLG: 0.412 (1,3)										4	1	3	1	0	0	1						
Dale Murphy, R OBP: 0.332, SLG: 0.472 (1,9)										5	2	2	3	0	0	3						
Andres Thomas, R OBP: 0.273, SLG: 0.374 (1,6)										5	0	1	1	0	0	2						
Dion James, L OBP: 0.365, SLG: 0.378 (1,7)										4	1	3	2	0	1	0						
Bruce Benedict, R OBP: 0.311, SLG: 0.285 (1,2)										4	1	1	0	1	0	1	AB 40					
Terry Blocker, L OBP: 0.215, SLG: 0.233 (1,8)										5	1	1	2	0	0	3	R 9					
Tom Glavine, L OBP: 0.273, SLG: 0.262 (1,1)										5	1	1	2	0	0	3	H 16					
Joe Boever, R ERA: 1.43 (9,1)										4	0	1	0	0	0	2	RBI 9					
										0	0	0	0	0	0	0	BB 2					
																	SO 3					
																	LOB 14					
Inning Stats	R: 0 E: 0 K: 1 S: 7	H: 1 LOB: 1 BB: 0 P: 12	R: 0 E: 0 K: 0 S: 10	H: 1 LOB: 2 BB: 1 P: 16	R: 3 E: 0 K: 0 S: 10	H: 4 LOB: 0 BB: 0 P: 14	R: 0 E: 0 K: 0 S: 7	H: 1 LOB: 1 BB: 0 P: 11	R: 3 E: 0 K: 1 S: 16	H: 4 LOB: 1 BB: 0 P: 23	R: 0 E: 0 K: 1 S: 8	H: 1 LOB: 1 BB: 0 P: 10	R: 3 E: 0 K: 0 S: 11	H: 3 LOB: 0 BB: 0 P: 19	R: 0 E: 0 K: 0 S: 12	H: 1 LOB: 2 BB: 1 P: 18	R: 0 E: 0 K: 1 S: 5	H: 0 LOB: 0 BB: 0 P: 7	1B: 10 2B: 4 3B: 0 HR: 3	SF: 2 SAC: 0 DP: 1 HBP: 0	WP: 1 PB: 1 SB: 0 CS: 0	PA: 44
PITCHER	IP	WLS	BF	H	R	ER	SO	BB	IBB	HBP	BLK	WP	HR	S	P	ERA	WHIP					
Jack Armstrong, R ERA: 6.12 (1,1)	4.0	L	22	10	6	6	1	1	0	0	0	0	1	43	65	13.50	2.750					
Tim Birtsas, L ERA: 4.15 (5,1)	2.0	8	2	0	0	1	0	0	0	0	0	0	0	15	21	0.00	1.000					
Frank Williams, R ERA: 3.13 (7,1)	1.0	7	3	3	3	0	1	0	0	0	0	1	2	12	24	27.00	4.000					
Rob Dibble, R ERA: 2.7 (8,1)	1.0	4	1	0	0	0	0	0	0	0	0	0	0	11	13	0.00	1.000					
John Franco, L ERA: 1.43 (9,1)	1.0	3	0	0	0	1	0	0	0	0	0	0	0	5	7	0.00	0.000					

Atlanta Braves @ Cincinnati Reds
Riverfront Stadium, Cincinnati, OH
Fri Aug 12 1988, 7:05 PM EDT
Att: 27,247 - Unknown - 85 F


AB 40
R 9
H 16
RBI 9
BB 2
SO 3
LOB 14



Batter	1	2	3	4	5	6	7	8	9	AB	R	H	RBI	BB	SO	LOB	BOTTOM					
Kal Daniels, L OBP: 0.399, SLG: 0.447 (1,7)										4	0	1	0	0	0	0						
Chris Sabo, R OBP: 0.324, SLG: 0.457 (1,5)										4	1	2	0	0	0	1						
Barry Larkin, R OBP: 0.349, SLG: 0.415 (1,6)										4	0	1	1	0	0	1						
Nick Esasky, R OBP: 0.328, SLG: 0.433 (1,3)										4	1	1	1	0	0	2						
Paul O'Neill, L OBP: 0.332, SLG: 0.443 (1,9)										4	0	0	0	0	0	1						
Dave Concepcion, R OBP: 0.274, SLG: 0.256 (1,4)										4	1	2	0	0	1	0						
Bo Diaz, R OBP: 0.236, SLG: 0.345 (1,2)										3	0	0	0	0	1	1	AB 34					
John Franco, L OBP: 0.304, SLG: 0.317 (9, PH)										0	0	0	0	0	0	0	R 4					
Ken Griffey, L OBP: 0.304, SLG: 0.317 (9, PH)										1	0	0	0	0	0	1	H 8					
Herm Winningham, L OBP: 0.318, SLG: 0.331 (1,8)										3	1	1	1	0	0	0	RBI 4					
Jack Armstrong, R ERA: 6.12 (1,1)										1	0	0	0	0	1	0	BB 0					
Tim Birtsas, L ERA: 4.15 (5,1)										0	0	0	0	0	0	0	SO 3					
Ron Oester, S OBP: 0.365, SLG: 0.217 (6, PH)										0	0	0	0	0	0	0	LOB 7					
Frank Williams, R ERA: 3.13 (7,1)										0	0	0	0	0	0	0						
Rob Dibble, L ERA: 2.7 (8,1)										0	0	0	0	0	0	0						
Lloyd McClendon, R OBP: 0.304, SLG: 0.317 (9, PH)										1	0	0	1	0	0	0						
Inning Stats	R: 1 E: 0 K: 0 S: 8	H: 2 LOB: 0 BB: 0 P: 10	R: 0 E: 0 K: 1 S: 6	H: 0 LOB: 0 BB: 0 P: 11	R: 0 E: 0 K: 1 S: 8	H: 0 LOB: 0 BB: 0 P: 14	R: 0 E: 0 K: 0 S: 6	H: 0 LOB: 0 BB: 0 P: 10	R: 0 E: 0 K: 1 S: 7	H: 0 LOB: 0 BB: 0 P: 11	R: 0 E: 0 K: 0 S: 8	H: 0 LOB: 0 BB: 0 P: 13	R: 0 E: 0 K: 0 S: 9	H: 1 LOB: 1 BB: 0 P: 13	R: 2 E: 0 K: 0 S: 9	H: 3 LOB: 1 BB: 0 P: 12	R: 1 E: 0 K: 0 S: 10	H: 2 LOB: 1 BB: 0 P: 15	1B: 5 2B: 1 3B: 1 HR: 1	SF: 0 SAC: 0 DP: 1 HBP: 0	WP: 0 PB: 0 SB: 1 CS: 0	PA: 34
PITCHER	IP	WLS	BF	H	R	ER	SO	BB	IBB	HBP	BLK	WP	HR	S	P	ERA	WHIP					
Tom Glavine, L ERA: 5.39 (1,1)	8.0	W	29	6	3	3	3	0	0	0	0	0	1	61	94	3.38	0.750					
Joe Boever, R ERA: 1.04 (9,1)	1.0	5	2	1	1	1	0	0	0	0	0	0	1	10	15	9.00	2.000					

Atlanta Braves @ Cincinnati Reds
Riverfront Stadium, Cincinnati, OH
Fri Aug 12 1988, 7:05 PM EDT
Att: 27,247 - Unknown - 85 F

AB 34
R 4
H 8
RBI 4
BB 0
SO 3
LOB 7



Batter	1	2	3	4	5	6	7	8	9	AB	R	H	RBI	BB	SO	LOB	TOP					
Ron Gant, R OBP: 0.308, SLG: 0.453 (1,4)	G5-3		P4			P4		P3		4	0	0	0	0	0	0						
Lonnie Smith, R OBP: 0.300, SLG: 0.269 (1,7)	L3		1-3			K			1-3	4	0	0	0	0	1	0						
Gerald Perry, L OBP: 0.362, SLG: 0.413 (1,3)	1B		6-3			1B			K	4	0	2	0	0	1	0						
Dale Murphy, R OBP: 0.329, SLG: 0.468 (1,9)	K			5-3		5-3			L7	4	0	0	0	0	1	2						
Andres Thomas, R OBP: 0.273, SLG: 0.380 (1,6)		HR		G1-3				L7		3	1	1	1	0	0	0						
Jim Morrison, R OBP: 0.224, SLG: 0.261 (1,5)	1-3			K				F2		3	0	0	0	0	1	0						
Ozzie Virgil, R OBP: 0.285, SLG: 0.356 (1,2)		5-3				P3			K	3	0	0	0	0	1	0						
Terry Blocker, L OBP: 0.224, SLG: 0.242 (8, PH)						G6-3			L6	2	0	1	0	0	0	0						
Jerry Royster, R OBP: 0.223, SLG: 0.193 (8, 8)	1B									1	0	0	0	0	0	0						
Rick Mahler, R OBP: 0.164, SLG: 0.167 (1, 1)		5-3				6-3			G3-1	2	0	0	0	0	0	1						
Ed Olwine, R OBP: 0.346, SLG: 0.397 (8, PH)										0	0	0	0	0	0	0						
Ted Simmons, S OBP: 0.500, SLG: 0.429 (8, 1)										0	0	0	0	0	0	0						
José Álvarez, R OBP: 0.500, SLG: 0.429 (8, 1)										0	0	0	0	0	0	0						
Inning Stats	R: 0 E: 0 K: 1 S: 11	H: 1 LOB: 1 BB: 0 P: 16	R: 1 E: 0 K: 0 S: 15	H: 2 LOB: 1 BB: 0 P: 16	R: 0 E: 0 K: 0 S: 7	H: 0 LOB: 0 BB: 0 P: 11	R: 0 E: 0 K: 1 S: 7	H: 0 LOB: 0 BB: 0 P: 10	R: 0 E: 0 K: 0 S: 4	H: 0 LOB: 1 BB: 0 P: 6	R: 0 E: 0 K: 1 S: 8	H: 1 LOB: 1 BB: 0 P: 10	R: 0 E: 0 K: 1 S: 10	H: 0 LOB: 0 BB: 0 P: 13	R: 0 E: 0 K: 0 S: 5	H: 0 LOB: 0 BB: 0 P: 8	R: 0 E: 0 K: 1 S: 10	H: 0 LOB: 0 BB: 0 P: 14	1B: 3 2B: 0 3B: 0 HR: 1	SF: 0 SAC: 0 DP: 0 HBP: 0	WP: 0 PB: 0 SB: 0 CS: 0	PA: 31
PITCHER Danny Jackson, L ERA: 2.63 (1, 1)	IP: 9.0 WLS: W BF: 31 H: 4 R: 1 ER: 1 SO: 5 BB: 0 IBB: 0 HBP: 0 BLK: 0 WP: 0 HR: 1 S: 77 P: 104 ERA: 1.00 WHIP: 0.444															PITCHER						

Atlanta Braves @ Cincinnati Reds
Riverfront Stadium, Cincinnati, OH
Sat Aug 13 1988, 7:05 PM EDT
Att: 33,193 - Sunny - 91 F

AB 31
R 1
H 4
RBI 1
BB 0
SO 5
LOB 3



Batter	1	2	3	4	5	6	7	8	9	AB	R	H	RBI	BB	SO	LOB	BOTTOM										
Kal Daniels, L OBP: 0.397, SLG: 0.445 (1, 7)	G3		F8				E3			4	1	1	1	0	0	1											
Herm Winningham, L OBP: 0.318, SLG: 0.331 (8, 7)					1B		1B			0	0	0	0	0	0	0											
Chris Sabo, R OBP: 0.324, SLG: 0.455 (1, 5)	6-3			6-3	1-3		E	2B		4	1	1	1	0	0	2											
Barry Larkin, R OBP: 0.348, SLG: 0.416 (1, 6)	G6-3			5-3		G3	2B	1B		4	0	1	1	0	0	0											
Eric Davis, R OBP: 0.354, SLG: 0.490 (1, 8)		L4		1B		S	2B	1B		2	0	1	0	2	0	0											
Paul O'Neill, L OBP: 0.328, SLG: 0.438 (1, 9)	F8			5-3		K	L9			4	0	0	0	0	1	4											
Nick Esasky, R OBP: 0.330, SLG: 0.435 (1, 3)	L7				P8			B1-6		3	0	1	0	1	0	0											
Jeff Reed, L OBP: 0.297, SLG: 0.281 (1, 2)			P5		P3	6-3		B1-6		4	0	0	0	0	0	3											
Jeff Treadway, L OBP: 0.322, SLG: 0.367 (1, 4)		SH1-4 HBP			BB	1B		F7	4-3	3	1	1	0	0	0	0											
Danny Jackson, R OBP: 0.141, SLG: 0.131 (1, 1)		SH1-4			1B		1-3			1	0	0	0	1	0	0											
Inning Stats	R: 0 E: 0 K: 0 S: 8	H: 0 LOB: 0 BB: 0 P: 12	R: 0 E: 0 K: 0 S: 9	H: 0 LOB: 0 BB: 0 P: 12	R: 0 E: 0 K: 0 S: 9	H: 0 LOB: 1 BB: 0 P: 15	R: 0 E: 0 K: 0 S: 6	H: 1 LOB: 1 BB: 0 P: 8	R: 1 E: 0 K: 0 S: 11	H: 2 LOB: 2 BB: 1 P: 17	R: 0 E: 0 K: 1 S: 10	H: 0 LOB: 2 BB: 2 P: 20	R: 2 E: 1 K: 0 S: 18	H: 2 LOB: 2 BB: 1 P: 31	R: 0 E: 0 K: 0 S: 5	H: 1 LOB: 0 BB: 0 P: 5	R: 0 E: 0 K: 0 S: 5	H: 1 LOB: 0 BB: 0 P: 5	1B: 4 2B: 3 3B: 0 HR: 0	SF: 0 SAC: 1 DP: 1 HBP: 1	WP: 1 PB: 0 SB: 4 CS: 0	PA: 35					
PITCHER Rick Mahler, R ERA: 3.8 (1, 1)	IP: 6.2 WLS: L BF: 31 H: 5 R: 3 ER: 1 SO: 1 BB: 2 IBB: 2 HBP: 1 BLK: 0 WP: 0 HR: 0 S: 68 P: 109 ERA: 1.35 WHIP: 1.050															PITCHER											
Ed Olwine, L ERA: 7.62 (7, 1)	0.1	1	0	0	0	0	0	1	0	3	6	0.00	0.000														
José Álvarez, R ERA: 3.03 (8, 1)	1.0	3	1	0	0	0	0	0	0	5	5	0.00	1.000														

Atlanta Braves @ Cincinnati Reds
Riverfront Stadium, Cincinnati, OH
Sat Aug 13 1988, 7:05 PM EDT
Att: 33,193 - Sunny - 91 F

AB 29
R 3
H 6
RBI 3
BB 4
SO 1
LOB 10



Batter	1	2	3	4	5	6	7	8	9	AB	R	H	RBI	BB	SO	LOB	TOP					
Ron Gant, R OBP: 0.306, SLG: 0.448 (1,4)	G5-3		F7			G6-3	3B 1B		CS 1B	5	1	2	0	0	0	1	Atlanta Braves @ Pittsburgh Pirates Three Rivers Stadium, Pittsburgh, PA Mon Aug 15 1988, 7:05 PM EDT Att: 12,112 - Unknown - 80 F					
Ken Oberkfell, L OBP: 0.332, SLG: 0.377 (1,5)	G3			K		2B 2B	1-H 3B	CS	4	1	2	2	0	1	0							
Andres Thomas, R OBP: 0.275, SLG: 0.382 (1,6)	G6-3			G6-3		G4-3 2B	G6-3		4	0	1	1	0	0	1							
Dale Murphy, R OBP: 0.326, SLG: 0.462 (1,9)		G5-3		G6-3		G4-3	K		4	0	0	0	0	1	2							
Ted Simmons, S OBP: 0.349, SLG: 0.380 (1,3)	F9				2B G6-3 BB	BB		K	2	1	0	0	2	1	0							
Dion James, L OBP: 0.368, SLG: 0.381 (1,7)	G4-3				1-1 2B	1-2 BB		K	3	0	1	0	1	1	0							
Bruce Benedict, R OBP: 0.307, SLG: 0.287 (1,2)			G6-3		P3	G5-3		F8	4	0	0	0	0	0	5							
Terry Blocker, L OBP: 0.247, SLG: 0.269 (1,8)			2B		G6-3		1B SH1-4 3B 1B		K	4	1	2	1	0	1	1						
29 John Smoltz, R OBP: 0.167, SLG: 0.167 (1,1)			K				SH1-4		F8	1	0	0	0	0	1	1						
German Jimenez, L OBP: 0.083, SLG: 0.083 (3,1)										0	0	0	0	0	0	0						
Paul Runge, R OBP: 0.375, SLG: 0.346 (5, PH)										1	0	0	0	0	1	1						
Charlie Puleo, R OBP: 0.182, SLG: 0.182 (5,1)										1	0	0	0	0	0	0						
Ed Olwine, R ERA: 3.55 (9,1)										0	0	0	0	0	0	0						
Inning Stats	R: 0 E: 0 K: 0 S: 7	H: 0 LOB: 0 BB: 0 P: 9	R: 0 E: 0 K: 0 S: 9	H: 0 LOB: 0 BB: 0 P: 15	R: 0 E: 0 K: 1 S: 10	H: 1 LOB: 1 BB: 0 P: 16	R: 0 E: 0 K: 1 S: 7	H: 0 LOB: 0 BB: 0 P: 10	R: 1 E: 0 K: 0 S: 11	H: 1 LOB: 1 BB: 1 P: 19	R: 1 E: 0 K: 0 S: 15	H: 2 LOB: 3 BB: 2 P: 31	R: 2 E: 0 K: 1 S: 14	H: 3 LOB: 1 BB: 0 P: 20	R: 0 E: 0 K: 2 S: 11	H: 0 LOB: 0 BB: 0 P: 16	R: 0 E: 0 K: 1 S: 7	H: 1 LOB: 0 BB: 0 P: 12	1B: 3 2B: 4 3B: 1 HR: 0	SF: 0 SAC: 1 DP: 0 HBP: 0	WP: 0 PB: 0 SB: 0 CS: 1	PA: 38
PITCHER	IP WLS BF H R ER SO BB IBB HBP BLK WP HR S P ERA WHIP																					
Bob Walk, R ERA: 2.96 (1,1)	6.1 L 28 6 4 4 3 3 0 0 0 0 0 0 65 108 5.68 1.421																					
Morris Madden, L ERA: 3.55 (7,1)	0.2 3 1 0 0 1 0 0 0 0 0 0 8 12 0.00 1.500																					
Bob Kipper, L ERA: 3.55 (8,1)	2.0 6 1 0 0 3 0 0 0 0 0 0 18 28 0.00 0.500																					

AB 33
R 4
H 8
RBI 4
BB 3
SO 7
LOB 12



Batter	1	2	3	4	5	6	7	8	9	AB	R	H	RBI	BB	SO	LOB	BOTTOM					
Barry Bonds, L OBP: 0.372, SLG: 0.530 (1,7)	G3	P6	P7		K			F7		5	0	0	0	0	1	7	Atlanta Braves @ Pittsburgh Pirates Three Rivers Stadium, Pittsburgh, PA Mon Aug 15 1988, 7:05 PM EDT Att: 12,112 - Unknown - 80 F					
Jose Lind, R OBP: 0.290, SLG: 0.301 (1,4)	S 1B		3B 1B		K		F8	G4-3	5	1	2	0	0	1	0							
Andy Van Slyke, L OBP: 0.349, SLG: 0.525 (1,8)	F8		1-H 2B 3B		F6		S 1B	K	5	1	2	1	0	1	1							
Bobby Bonilla, S OBP: 0.384, SLG: 0.510 (1,5)	4-1 BB		L3		CS BB		P5		K	3	0	0	0	2	1	2						
Sid Bream, L OBP: 0.352, SLG: 0.455 (1,3)	L8		G3 BB 2B		K		BB	G4-3	4	1	1	1	1	1	3							
R.J. Reynolds, S OBP: 0.283, SLG: 0.363 (1,9)		K	BB G3 BB		K		G1-3	2B	4	0	1	0	1	2	2							
Michael LaValliere, L OBP: 0.297, SLG: 0.344 (1,2)		4-1 BB BB	2-1 G3						3	0	1	0	1	0	2							
Mike Diaz, R OBP: 0.368, SLG: 0.268 (9, PH)			1-2 2-3 BB		1B 1B		P6	F5	1	0	0	0	0	0	1							
Al Pedrique, R OBP: 0.267, SLG: 0.252 (1,6)		4-0 BB	4-0 IBB		F8		G1-3		2	0	0	0	2	0	1							
Bob Walk, R OBP: 0.143, SLG: 0.113 (1,1)		0-3 K	4-2 BB						2	0	1	1	1	1	2							
Morris Madden, L ERA: 5.53 (7,1)									0	0	0	0	0	0	0	0						
Orestes Destrade, S OBP: 0.297, SLG: 0.192 (7, PH)									1	0	0	0	0	1	0	0						
Bob Kipper, R ERA: 7.43 (8,1)			1-2 2-3 3-H BB		1-2 BB				0	0	0	0	0	0	0	0						
Inning Stats	R: 0 E: 0 K: 0 S: 11	H: 1 LOB: 2 BB: 1 P: 21	R: 0 E: 0 K: 2 S: 11	H: 0 LOB: 2 BB: 2 P: 25	R: 3 E: 0 K: 0 S: 16	H: 3 LOB: 3 BB: 3 P: 34	R: 0 E: 0 K: 2 S: 11	H: 0 LOB: 1 BB: 1 P: 20	R: 0 E: 0 K: 2 S: 13	H: 2 LOB: 2 BB: 0 P: 19	R: 0 E: 0 K: 0 S: 10	H: 1 LOB: 2 BB: 1 P: 19	R: 0 E: 0 K: 1 S: 9	H: 0 LOB: 0 BB: 0 P: 15	R: 0 E: 0 K: 1 S: 6	H: 0 LOB: 0 BB: 0 P: 10	R: 0 E: 0 K: 1 S: 9	H: 1 LOB: 1 BB: 0 P: 13	1B: 5 2B: 2 3B: 1 HR: 0	SF: 0 SAC: 0 DP: 0 HBP: 0	WP: 0 PB: 0 SB: 3 CS: 1	PA: 43
PITCHER	IP WLS BF H R ER SO BB IBB HBP BLK WP HR S P ERA WHIP																					
29 John Smoltz, R ERA: 5.53 (1,1)	2.2 18 4 3 3 2 5 1 0 0 0 0 0 12 22 0.00 0.750																					
German Jimenez, L ERA: 5.29 (3,1)	1.1 5 0 0 0 2 1 0 0 0 0 0 0 12 22 0.00 0.750																					
Charlie Puleo, R ERA: 3.66 (5,1)	4.2 W 19 4 0 0 5 1 0 0 0 0 0 45 73 0.00 1.071																					
Ed Olwine, L ERA: 7.43 (9,1)	0.1 S 1 0 0 0 0 0 0 0 0 0 0 0 2 3 0.00 0.000																					

AB 35
R 3
H 8
RBI 3
BB 8
SO 9
LOB 21



Batter	1	2	3	4	5	6	7	8	9	AB	R	H	RBI	BB	SO	LOB	TOP			
Ron Gant, R OBP: 0.304, SLG: 0.443 (1, 4)										4	0	0	0	0	3	2	Atlanta Braves @ Pittsburgh Pirates Three Rivers Stadium, Pittsburgh, PA Tue Aug 16 1988, 7:05 PM EDT Att: 13,994 - Unknown - 86 F			
Ken Oberkfell, L OBP: 0.329, SLG: 0.373 José Álvarez, R OBP: 0.500, SLG: 0.429 (1, 5) (7, 1)										4	0	0	0	0	0	2				
Andres Thomas, R OBP: 0.276, SLG: 0.385 (1, 6)										4	1	2	0	0	0	0				
Dale Murphy, R OBP: 0.327, SLG: 0.464 (1, 9)										4	1	2	0	0	0	2				
Ted Simmons, S OBP: 0.356, SLG: 0.392 (1, 3)										3	0	1	1	1	0	2				
Dion James, L OBP: 0.369, SLG: 0.383 (1, 7)										4	0	2	1	0	1	2				
Bruce Benedict, R OBP: 0.304, SLG: 0.283 Jerry Royster, R OBP: 0.216, SLG: 0.187 (7, PH) (7, 5)										2	0	0	0	0	1	4				
Terry Blocker, L OBP: 0.247, SLG: 0.268 (1, 8)										4	0	1	0	0	0	2				
Pete Smith, R OBP: 0.122, SLG: 0.146 Ozzie Virgil, R OBP: 0.292, SLG: 0.363 (7, PH) (7, 2)										2	0	0	0	0	2	0				
										2	0	1	0	0	1	0				
Inning Stats	R: 0 E: 0 K: 1 S: 5	H: 0 LOB: 0 BB: 0 P: 8	R: 1 E: 1 K: 1 S: 11	H: 2 LOB: 1 BB: 0 P: 14	R: 0 E: 0 K: 2 S: 9	H: 0 LOB: 0 BB: 0 P: 12	R: 0 E: 0 K: 0 S: 7	H: 2 LOB: 2 BB: 0 P: 12	R: 0 E: 0 K: 0 S: 6	H: 2 LOB: 1 BB: 0 P: 8	R: 0 E: 0 K: 0 S: 11	H: 2 LOB: 2 BB: 0 P: 14	R: 0 E: 0 K: 1 S: 8	H: 1 LOB: 1 BB: 1 P: 17	R: 0 E: 0 K: 1 S: 7	H: 0 LOB: 0 BB: 0 P: 11	1B: 6 2B: 3 3B: 0 HR: 0	SF: 0 SAC: 0 DP: 2 HBP: 0	WP: 2 PB: 0 SB: 0 CS: 0	PA: 36
PITCHER	IP	WLS	BF	H	R	ER	SO	BB	IBB	HBP	BLK	WP	HR	S	P	ERA	WHIP			
Doug Drabek, R ERA: 3.21 Jeff Robinson, R ERA: 3.05 Jim Gott, R ERA: 3.05	(1, 1) (8, 1) (9, 1)	7.0 1.0 1.0	W 4 S	29 1 3	8 0 0	2 0 0	1 0 0	6 1 0	0 0 0	0 0 0	0 0 0	0 1 0	0 0 0	58 8 7	82 17 11	1.29 0.00 0.00	1.143 2.000 0.000			

Batter	1	2	3	4	5	6	7	8	9	AB	R	H	RBI	BB	SO	LOB	BOTTOM			
Barry Bonds, L OBP: 0.376, SLG: 0.531 (1, 7)										3	0	2	2	1	0	0	Atlanta Braves @ Pittsburgh Pirates Three Rivers Stadium, Pittsburgh, PA Tue Aug 16 1988, 7:05 PM EDT Att: 13,994 - Unknown - 86 F			
Jose Lind, R OBP: 0.290, SLG: 0.300 (1, 4)										4	0	1	0	0	0	2				
Andy Van Slyke, L OBP: 0.350, SLG: 0.531 (1, 8)										3	1	1	1	1	1	1				
Bobby Bonilla, S OBP: 0.381, SLG: 0.506 (1, 5)										4	0	0	0	0	0	4				
Sid Bream, L OBP: 0.351, SLG: 0.453 (1, 3)										4	0	1	0	0	2	0				
R.J. Reynolds, S OBP: 0.290, SLG: 0.380 (1, 9)										4	2	3	1	0	0	0				
Michael LaValliere, L OBP: 0.365, SLG: 0.341 (1, 2)										3	1	0	0	1	0	2				
Rafael Belliard, R OBP: 0.290, SLG: 0.254 (1, 6)										3	0	0	0	0	1	2				
Doug Drabek, R OBP: 0.203, SLG: 0.290 John Cangelosi, S OBP: 0.321, SLG: 0.215 Jeff Robinson, R OBP: 0.133, SLG: 0.071 Jim Gott, R (1, 1) (7, PH) (8, 1) (9, 1)										1	0	0	0	0	1	0				
										1	0	0	0	0	0	0				
										0	0	0	0	0	0	0				
										0	0	0	0	0	0	0				
Inning Stats	R: 0 E: 0 K: 1 S: 13	H: 1 LOB: 1 BB: 0 P: 22	R: 1 E: 0 K: 1 S: 12	H: 1 LOB: 0 BB: 0 P: 17	R: 0 E: 0 K: 1 S: 10	H: 0 LOB: 0 BB: 0 P: 15	R: 0 E: 0 K: 0 S: 3	H: 0 LOB: 0 BB: 0 P: 6	R: 2 E: 0 K: 1 S: 13	H: 3 LOB: 3 BB: 2 P: 24	R: 0 E: 0 K: 1 S: 6	H: 0 LOB: 0 BB: 0 P: 11	R: 0 E: 0 K: 0 S: 12	H: 0 LOB: 1 BB: 1 P: 19	R: 1 E: 0 K: 0 S: 8	H: 3 LOB: 1 BB: 0 P: 14	1B: 6 2B: 1 3B: 0 HR: 2	SF: 0 SAC: 1 DP: 1 HBP: 0	WP: 0 PB: 0 SB: 0 CS: 0	PA: 34
PITCHER	IP	WLS	BF	H	R	ER	SO	BB	IBB	HBP	BLK	WP	HR	S	P	ERA	WHIP			
Pete Smith, R ERA: 4.32 José Álvarez, R ERA: 2.99	(1, 1) (7, 1)	6.0 2.0	L 9	25 3	5 1	3 1	3 0	0 1	0 0	0 0	0 0	0 0	1 1	20 33	4.50 4.50	1.167 2.000				



Batter	1	2	3	4	5	6	7	8	9	AB	R	H	RBI	BB	SO	LOB	TOP			
Ron Gant, R OBP: 0.305, SLG: 0.446 (1,4)				G4-3		G6-3			G6-3	4	0	2	1	0	0	0	Atlanta Braves @ Pittsburgh Pirates Three Rivers Stadium, Pittsburgh, PA Wed Aug 17 1988, 7:05 PM EDT Att: 33,164 - Unknown - 95 F AB 29 R 1 H 3 RBI 1 BB 0 SO 2 LOB 6 			
Lonnie Smith, R OBP: 0.250, SLG: 0.219 (1,7)	F8			G6-3		F7			F9	4	0	0	0	0	0	2				
Andres Thomas, R OBP: 0.274, SLG: 0.382 (1,6)	F9			K		F3			L1	4	0	0	0	0	1	1				
Dale Murphy, R OBP: 0.327, SLG: 0.463 (1,9)		G5-3				G5-3		L5		3	0	1	0	0	0	0				
Ted Simmons, S OBP: 0.344, SLG: 0.377 (1,3)		G4-3			K			G3-1		3	0	0	0	0	1	1				
Jim Morrison, R OBP: 0.218, SLG: 0.253 (1,5)		G5-3			G5-3			G6-3		3	0	0	0	0	0	1				
Bruce Benedict, R OBP: 0.301, SLG: 0.280 (8, PH)				F7				F7		2	0	0	0	0	0	1				
Dion James, L OBP: 0.368, SLG: 0.382 (8, PH)						F8				1	0	0	0	0	0	0				
Ozzie Virgil, R OBP: 0.292, SLG: 0.363 (8,2)										0	0	0	0	0	0	0				
Terry Blocker, L OBP: 0.238, SLG: 0.257 (1,8)				F6		E6 SH3-4 2B		P5		3	1	0	0	0	0	0				
Tom Glavine, L OBP: 0.267, SLG: 0.256 (1,1)				G6-3		SH3-4		F9		1	0	0	0	0	0	0				
Ken Oberkfell, L OBP: 0.328, SLG: 0.372 (8, PH)										1	0	0	0	0	0	0				
Joe Boever, R OBP: 0.292, SLG: 0.363 (8,1)										0	0	0	0	0	0	0				
Inning Stats	R: 0 E: 0 K: 0 S: 9	H: 1 LOB: 0 BB: 0 P: 12	R: 0 E: 0 K: 0 S: 7	H: 0 LOB: 0 BB: 0 P: 10	R: 0 E: 0 K: 0 S: 9	H: 0 LOB: 0 BB: 0 P: 13	R: 0 E: 0 K: 1 S: 5	H: 0 LOB: 0 BB: 0 P: 6	R: 0 E: 0 K: 1 S: 11	H: 1 LOB: 1 BB: 0 P: 15	R: 0 E: 0 K: 0 S: 5	H: 0 LOB: 0 BB: 0 P: 6	R: 0 E: 0 K: 0 S: 5	H: 0 LOB: 0 BB: 0 P: 5	R: 0 E: 0 K: 0 S: 8	H: 0 LOB: 0 BB: 0 P: 14	1B: 2 2B: 1 3B: 0 HR: 0	SF: 0 SAC: 1 DP: 0 HBP: 0	WP: 0 PB: 0 SB: 0 CS: 1	PA: 30
PITCHER	IP WLS BF H R ER SO BB IBB HBP BLK WP HR S P ERA WHIP																			
Dave LaPoint, L ERA: 3.26 (1,1)	7.0 W 24 3 1 0 2 0 0 0 0 0 0 0 53 72 0.00 0.429																			
Jeff Robinson, R ERA: 3.03 (8,1)	1.0 3 0 0 0 0 0 0 0 0 0 0 0 5 5 0.00 0.000																			
Jim Gott, R ERA: 3.0 (9,1)	1.0 S 3 0 0 0 0 0 0 0 0 0 0 0 8 14 0.00 0.000																			

Batter	1	2	3	4	5	6	7	8	9	AB	R	H	RBI	BB	SO	LOB	BOTTOM			
John Cangelosi, S OBP: 0.329, SLG: 0.221 (1,7)	K									3	1	1	0	1	1	0	Atlanta Braves @ Pittsburgh Pirates Three Rivers Stadium, Pittsburgh, PA Wed Aug 17 1988, 7:05 PM EDT Att: 33,164 - Unknown - 95 F AB 28 R 2 H 7 RBI 2 BB 2 SO 7 LOB 9 			
Jim Gott, R OBP: 0.351, SLG: 0.530 (9,1)										0	0	0	0	0	0	0				
Jose Lind, R OBP: 0.290, SLG: 0.300 (1,4)	S			SF8		G5-3		F9		3	0	1	1	0	0	1				
Andy Van Slyke, L OBP: 0.351, SLG: 0.530 (1,8)	F8			G1-3						4	0	2	0	0	0	1				
Bobby Bonilla, S OBP: 0.378, SLG: 0.501 (1,5)	L8					F8		P5		4	0	0	0	0	0	3				
Mike Diaz, R OBP: 0.367, SLG: 0.270 (1,3)										3	0	1	0	0	2	0				
Sid Bream, L OBP: 0.351, SLG: 0.453 (8,3)				K						0	0	0	0	0	0	0				
R.J. Reynolds, S OBP: 0.290, SLG: 0.383 (1,9)				F8		G5-3		G5-3		3	1	1	0	0	0	1				
Tom Prince, R OBP: 0.292, SLG: 0.273 (1,2)						K		G5-3		3	0	1	1	0	1	1				
Rafael Belliard, R OBP: 0.291, SLG: 0.252 (1,6)						B1				2	0	0	0	1	0	0				
Dave LaPoint, L ERA: 3.26 (1,1)										2	0	0	0	0	2	0				
Orestes Destrade, S OBP: 0.200, SLG: 0.185 (7, PH)										1	0	0	0	0	1	2				
Jeff Robinson, R OBP: 0.133, SLG: 0.071 (8,1)										0	0	0	0	0	0	0				
Barry Bonds, L OBP: 0.376, SLG: 0.531 (9,7)										0	0	0	0	0	0	0				
Inning Stats	R: 0 E: 0 K: 1 S: 11	H: 1 LOB: 1 BB: 0 P: 16	R: 1 E: 1 K: 0 S: 8	H: 2 LOB: 0 BB: 0 P: 15	R: 1 E: 1 K: 1 S: 8	H: 1 LOB: 0 BB: 0 P: 13	R: 0 E: 0 K: 1 S: 10	H: 0 LOB: 0 BB: 0 P: 15	R: 0 E: 0 K: 2 S: 7	H: 0 LOB: 0 BB: 0 P: 11	R: 0 E: 0 K: 0 S: 8	H: 1 LOB: 1 BB: 1 P: 19	R: 0 E: 0 K: 2 S: 8	H: 1 LOB: 2 BB: 1 P: 19	R: 0 E: 0 K: 0 S: 10	H: 1 LOB: 1 BB: 0 P: 13	1B: 6 2B: 1 3B: 0 HR: 0	SF: 1 SAC: 0 DP: 0 HBP: 0	WP: 0 PB: 0 SB: 2 CS: 1	PA: 31
PITCHER	IP WLS BF H R ER SO BB IBB HBP BLK WP HR S P ERA WHIP																			
Tom Glavine, L ERA: 5.12 (1,1)	7.0 L 27 6 2 0 0 2 0 0 0 0 0 0 60 108 0.00 1.143																			
Joe Boever, R ERA: 0.93 (8,1)	1.0 4 1 0 0 0 0 0 0 0 0 0 0 10 13 0.00 1.000																			

Batter	1	2	3	4	5	6	7	8	9	AB	R	H	RBI	BB	SO	LOB	TOP								
Ron Gant, R OBP: 0.304, SLG: 0.442 (1,4)	5-3	K		F9		L5			FC6-4 BB	4	0	0	0	1	1	4									
Ken Oberkfell, L OBP: 0.325, SLG: 0.374 (1,5)	F7	1B		1B		E1 4-3 WP SF7			SF9	4	1	2	4	0	0	0									
Gerald Perry, L OBP: 0.362, SLG: 0.411 (1,3)	1B	5-3		1B		4-3			L4	5	0	2	0	0	0	4									
Dale Murphy, R OBP: 0.324, SLG: 0.459 (1,9)	K			K		K			FC6-4	4	0	0	1	0	3	4									
Andres Thomas, R OBP: 0.274, SLG: 0.381 (1,6)		L5		G6-4-3 1B		F6			K	4	0	1	0	0	1	0									
Dion James, L OBP: 0.367, SLG: 0.380 (1,7)	1B	1B		G6-4-3 1B		3-1			K	4	1	1	0	0	1	1									
Ozzie Virgil, R OBP: 0.295, SLG: 0.362 (1,2)	S 1B 1B	1B		BLK 1B HBP		K			L6	3	2	1	0	0	1	0									
Terry Blocker, L OBP: 0.250, SLG: 0.269 (1,8)	1B S 1B	1B		BLK 1B 1B		F8			L6	4	2	2	1	0	0	0									
Rick Mahler, R OBP: 0.172, SLG: 0.175 (8,1)				6-3		K			E S SF9 BB	3	0	1	1	0	1	2									
Bruce Sutter, R OBP: 0.280, SLG: 0.280 (8,1)				1-2 2-3						0	0	0	0	0	0	0									
Bruce Benedict, R OBP: 0.280, SLG: 0.280 (8,1)										0	0	0	0	0	0	0									
Jose Alvarez, R OBP: 0.280, SLG: 0.280 (8,1)										0	0	0	0	0	0	0									
Lonnie Smith, R OBP: 0.280, SLG: 0.280 (8,1)										0	0	0	0	0	0	0									
Ted Simmons, S OBP: 0.280, SLG: 0.280 (8,1)										0	0	0	0	0	0	0									
Inning Stats	R: 0 E: 0 K: 1 S: 13	H: 1 LOB: 1 BB: 0 P: 18	R: 3 E: 0 K: 1 S: 17	H: 5 LOB: 2 BB: 0 P: 32	R: 0 E: 0 K: 1 S: 7	H: 1 LOB: 0 BB: 0 P: 11	R: 2 E: 0 K: 1 S: 14	H: 3 LOB: 2 BB: 0 P: 23	R: 0 E: 0 K: 1 S: 7	H: 0 LOB: 0 BB: 0 P: 10	R: 0 E: 0 K: 1 S: 7	H: 0 LOB: 0 BB: 0 P: 9	R: 1 E: 1 K: 1 S: 13	H: 0 LOB: 0 BB: 0 P: 19	R: 0 E: 0 K: 1 S: 6	H: 0 LOB: 0 BB: 0 P: 7	R: 1 E: 0 K: 0 S: 17	H: 0 LOB: 1 BB: 2 P: 29	1B: 10 2B: 0 3B: 0 HR: 0	SF: 2 SAC: 0 DP: 1 HBP: 1	WP: 1 PB: 0 SB: 3 CS: 0	PA: 40			
PITCHER	IP	WLS	BF	H	R	ER	SO	BB	IBB	HBP	BLK	WP	HR	S	P	ERA	WHIP								
Greg Maddux, R ERA: 3.15 (1,1)	3.2	20	9	5	5	3	0	0	0	1	1	0	0	47	78	12.27	2.455								
Pat Perry, L ERA: 4.19 (4,1)	0.1	2	1	0	0	1	0	0	0	0	0	0	0	4	6	0.00	3.000								
Jeff Pico, R ERA: 4.04 (5,1)	3.0	10	0	1	0	3	0	0	0	0	0	1	0	27	38	0.00	0.000								
Les Lancaster, R ERA: 3.78 (8,1)	1.0	4	0	1	0	1	1	0	0	0	0	0	0	9	14	0.00	1.000								
Frank DiPino, L ERA: 4.73 (9,1)	0.2	3	0	0	0	0	1	0	0	0	0	0	0	13	19	0.00	1.500								
PITCHER	IP	WLS	BF	H	R	ER	SO	BB	IBB	HBP	BLK	WP	HR	S	P	ERA	WHIP								
Rich Gossage, R ERA: 3.66 (9,1)	0.1	W	1	0	0	0	0	0	0	0	0	0	0	1	3	0.00	0.000								

Atlanta Braves @ Chicago Cubs
Wrigley Field, Chicago, IL
Fri Aug 19 1988, 3:33 AM CDT
Att: 27,912 - Overcast - 73 F

AB 35
R 7
H 10
RBI 7
BB 2
SO 8
LOB 15



Batter	1	2	3	4	5	6	7	8	9	AB	R	H	RBI	BB	SO	LOB	BOTTOM								
Mitch Webster, S OBP: 0.340, SLG: 0.348 (1,8)	1-3		4-3		G1-6-3 1B		F9		BB 23 BB 1B	5	1	2	0	0	0	1									
23 Ryne Sandberg, R OBP: 0.316, SLG: 0.398 (1,4)	4-3		FC5-4 BB		K			1B 2B	BB BB	3	1	1	0	2	1	1									
Mark Grace, L OBP: 0.389, SLG: 0.430 (1,3)	HR 1B		F8		G1-6-3 1-2			1B 1B	1B BB	4	2	2	0	1	0	3									
Andre Dawson, R OBP: 0.352, SLG: 0.528 (1,9)	HR		FC5-4 1-2				HR	1B 1B	1B 1B	5	3	4	5	0	0	2									
Rafael Palmeiro, L OBP: 0.343, SLG: 0.422 (1,7)	4-3		F9		6-3			G1-6-3 1B 1-3 2-H	1B	4	0	1	1	0	0	0									
Vance Law, R OBP: 0.351, SLG: 0.410 (1,5)	4-3		2B 4-3 1B		F8			G1-6-3 1B 1-2 3-H	1B	4	1	2	1	0	0	0									
Damon Berryhill, S OBP: 0.319, SLG: 0.417 (1,2)	G4-6-3 1B		4-3 2B		K			G1-6-3 1-2 3-H	1-1	4	0	2	0	0	1	2									
Shawon Dunston, R OBP: 0.276, SLG: 0.376 (1,6)	G4-6-3 1-2		4-3		4-3			F8		4	0	0	1	0	0	3									
Rich Gossage, R OBP: 0.276, SLG: 0.376 (9,1)										0	0	0	0	0	0	0									
Greg Maddux, R OBP: 0.283, SLG: 0.283 (1,1)			1-0 1B		L3			1-3	F8	1	0	1	0	0	0	0									
Pat Perry, L OBP: 0.333, SLG: 1.330 (4,1)										0	0	0	0	0	0	0									
Jerry Murphy, S OBP: 0.280, SLG: 0.280 (4,1)										1	0	0	0	0	0	1									
Jeff Pico, R OBP: 0.280, SLG: 0.280 (5,1)										0	0	0	0	0	0	0									
Gary Varsho, L OBP: 0.280, SLG: 0.280 (7,PH)										1	0	0	0	0	0	0									
Les Lancaster, R OBP: 0.280, SLG: 0.280 (8,1)										0	0	0	0	0	0	0									
Frank DiPino, L OBP: 0.280, SLG: 0.280 (8,1)										0	0	0	0	0	0	0									
Manny Trillo, R OBP: 0.280, SLG: 0.280 (8,6)										1	0	1	0	0	0	0									
Inning Stats	R: 2 E: 0 K: 0 S: 6	H: 2 LOB: 0 BB: 0 P: 10	R: 0 E: 0 K: 0 S: 5	H: 1 LOB: 0 BB: 0 P: 9	R: 0 E: 0 K: 0 S: 8	H: 1 LOB: 1 BB: 1 P: 14	R: 1 E: 0 K: 0 S: 11	H: 2 LOB: 1 BB: 0 P: 18	R: 0 E: 0 K: 1 S: 7	H: 1 LOB: 0 BB: 0 P: 8	R: 1 E: 0 K: 1 S: 9	H: 1 LOB: 0 BB: 0 P: 13	R: 0 E: 0 K: 0 S: 5	H: 0 LOB: 0 BB: 0 P: 9	R: 3 E: 0 K: 0 S: 14	H: 5 LOB: 1 BB: 0 P: 21	R: 1 E: 0 K: 0 S: 7	H: 2 LOB: 3 BB: 2 P: 16	1B: 11 2B: 2 3B: 0 HR: 2	SF: 0 SAC: 0 DP: 3 HBP: 0	WP: 0 PB: 0 SB: 0 CS: 0	PA: 40			
PITCHER	IP	WLS	BF	H	R	ER	SO	BB	IBB	HBP	BLK	WP	HR	S	P	ERA	WHIP								
Rick Mahler, R ERA: 3.9 (1,1)	7.0	29	5	5	2	0	1	0	0	0	0	0	0	4	6	6.43	1.429								
Bruce Sutter, R ERA: 4.35 (8,1)	0.0	3	3	1	1	0	0	0	0	0	0	0	0	4	6	∞	∞								
Jose Alvarez, R ERA: 3.05 (8,1)	1.1	L	8	3	2	2	0	2	0	0	0	0	0	13	24	13.50	3.750								

Atlanta Braves @ Chicago Cubs
Wrigley Field, Chicago, IL
Fri Aug 19 1988, 3:33 AM CDT
Att: 27,912 - Overcast - 73 F

AB 37
R 8
H 15
RBI 8
BB 3
SO 2
LOB 13



Batter	1	2	3	4	5	6	7	8	9	AB R H RBI BB SO LOB	TOP											
Ron Gant, R OBP: 0.301, SLG: 0.437 (1, 4)	F6		K		K		K		K	5 0 0 0 0 4 2	Atlanta Braves @ Chicago Cubs Wrigley Field, Chicago, IL Sat Aug 20 1988, 3:33 AM CDT Att: 33,325 - Sunny - 77 F											
Ken Oberkfell, L OBP: 0.326, SLG: 0.373 (1, 5)	L8		1B			F7	F9		CS	4 0 1 0 0 0 1												
Gerald Perry, L OBP: 0.367, SLG: 0.416 (1, 3)	CS		1B			3B	2H		1B	3 1 3 1 1 0 0												
Dale Murphy, R OBP: 0.324, SLG: 0.457 (1, 9)	CS		1B		K	K	K		K	4 0 1 0 0 3 4												
Andres Thomas, R OBP: 0.274, SLG: 0.384 (1, 6)		K			F8	1B			6-3	4 1 1 1 0 1 1												
Dion James, L OBP: 0.366, SLG: 0.378 (1, 7)	L7		K			3B			4-3	4 1 1 1 0 1 1												
Ozzie Virgil, R OBP: 0.299, SLG: 0.367 Jim Acker, R OBP: 1.000, SLG: 1.000 Lonnie Smith, R OBP: 0.263, SLG: 0.212 German Jimenez, L OBP: 0.083, SLG: 0.083 (8, PH)					F3	1B			K	2 0 1 1 1 0 0 0 0 0 0 0 0 0 1 0 0 0 0 1 0 0 0 0 0 0 0 0												
Terry Blocker, L OBP: 0.250, SLG: 0.268 (1, 8)	6-3				B1-3	L7			CS	4 0 1 0 0 0 3												
Zane Smith, L OBP: 0.186, SLG: 0.190 Ted Simmons, S OBP: 0.348, SLG: 0.392 (6, 2)			4-3		L7				F7	2 0 0 0 0 0 0 2 1 1 0 0 0 1												
Inning Stats	R: 0 E: 0 K: 0 S: 8	H: 1 LOB: 0 BB: 0 P: 13	R: 0 E: 0 K: 1 S: 10	H: 1 LOB: 2 BB: 1 P: 19	R: 0 E: 0 K: 2 S: 18	H: 2 LOB: 2 BB: 0 P: 25	R: 0 E: 0 K: 1 S: 9	H: 0 LOB: 0 BB: 0 P: 15	R: 0 E: 0 K: 1 S: 9	H: 0 LOB: 0 BB: 0 P: 12		R: 3 E: 0 K: 1 S: 17	H: 3 LOB: 1 BB: 1 P: 25	R: 1 E: 0 K: 2 S: 14	H: 2 LOB: 1 BB: 0 P: 17	R: 0 E: 0 K: 1 S: 9	H: 0 LOB: 0 BB: 0 P: 13	R: 0 E: 0 K: 1 S: 9	H: 1 LOB: 0 BB: 0 P: 13	1B: 7 2B: 2 3B: 1 HR: 0	SF: 0 SAC: 0 DP: 0 HBP: 0	WP: 0 PB: 0 SB: 0 CS: 2
PITCHER	IP WLS BF H R ER SO BB IBB HBP BLK WP HR S P ERA WHIP											IP WLS BF H R ER SO BB IBB HBP BLK WP HR S P ERA WHIP										
Calvin Schiraldi, R ERA: 3.94 Drew Hall, L ERA: 10.57 Jeff Pico, R ERA: 3.94	(1, 1) (7, 1) (8, 1)	6.0 1.0 2.0	WLS W S	BF 26 5 6	H 7 2 1	R 3 1 0	ER 3 1 0	SO 6 2 0	BB 2 0 0	IBB 0 0 0	HBP 0 0 0	BLK 0 0 0	WP 0 0 0	HR 0 14 18	S 71 17 26	P 109 17 26	ERA 4.50 9.00 0.00	WHIP 1.500 2.000 0.500				

Batter	1	2	3	4	5	6	7	8	9	AB R H RBI BB SO LOB	BOTTOM											
Mitch Webster, S OBP: 0.342, SLG: 0.348 (1, 8)	23 BB 1B		6-3		F8		23 E 23 S HBP			3 1 1 0 0 0 0	Atlanta Braves @ Chicago Cubs Wrigley Field, Chicago, IL Sat Aug 20 1988, 3:33 AM CDT Att: 33,325 - Sunny - 77 F											
23 Ryne Sandberg, R OBP: 0.320, SLG: 0.399 (1, 4)	1B E BB		E4 4-3 1B		E 1B BB		K			2 2 1 0 2 1 1												
Mark Grace, L OBP: 0.391, SLG: 0.431 (1, 3)	E 1B		4-3		1B		G3			4 1 2 2 0 0 2												
Andre Dawson, R OBP: 0.354, SLG: 0.526 (1, 9)	F9		F8		E S 1B		S BB			3 0 1 1 1 0 3												
Vance Law, R OBP: 0.350, SLG: 0.407 (1, 5)	E4 G4-6-3				4-1 BB		K		K	3 0 0 1 1 2 4												
Rafael Palmeiro, L OBP: 0.342, SLG: 0.421 (1, 7)	G4-6-3				4-1		G6-4-3 1B		F8	4 0 1 0 0 0 3												
Damon Berryhill, S OBP: 0.312, SLG: 0.408 (1, 2)			5-3		K		G6-4-3 1B		F8	4 0 0 0 0 1 2												
Shawon Dunston, R OBP: 0.274, SLG: 0.372 (1, 6)			K		F7		K		F3	4 0 0 0 0 2 1												
Calvin Schiraldi, R ERA: 3.94 Drew Hall, L ERA: 10.57 Gary Varsho, L OBP: 0.275, SLG: 0.325 Jeff Pico, R OBP: 0.120, SLG: 0.083 (8, 1)	(1, 1) (7, 1) (7, PH) (8, 1)	5.0 2.0 1.0	WLS L	BF 23 9 3	H 5 2 0	R 4 1 0	ER 4 0 0	SO 4 3 0	BB 0 1 0	IBB 0 0 0		HBP 0 1 0	BLK 0 0 0	WP 0 0 0	HR 0 21 7	S 53 36 8	P 91 36 8	ERA 7.20 0.00 0.00	WHIP 1.600 1.500 0.000			
Inning Stats	R: 2 E: 1 K: 0 S: 8	H: 2 LOB: 1 BB: 1 P: 17	R: 0 E: 0 K: 1 S: 11	H: 0 LOB: 0 BB: 0 P: 17	R: 0 E: 1 K: 0 S: 12	H: 1 LOB: 1 BB: 0 P: 18	R: 0 E: 0 K: 1 S: 10	H: 0 LOB: 1 BB: 1 P: 18	R: 2 E: 0 K: 2 S: 12	H: 2 LOB: 1 BB: 1 P: 21		R: 0 E: 0 K: 1 S: 9	H: 1 LOB: 0 BB: 0 P: 13	R: 1 E: 0 K: 2 S: 12	H: 1 LOB: 2 BB: 1 P: 23	R: 0 E: 0 K: 0 S: 7	H: 0 LOB: 0 BB: 0 P: 8	R: 0 E: 0 K: 0 S: 7	H: 0 LOB: 0 BB: 0 P: 8	1B: 7 2B: 0 3B: 0 HR: 0	SF: 0 SAC: 0 DP: 2 HBP: 1	WP: 0 PB: 0 SB: 5 CS: 0
PITCHER	IP WLS BF H R ER SO BB IBB HBP BLK WP HR S P ERA WHIP											IP WLS BF H R ER SO BB IBB HBP BLK WP HR S P ERA WHIP										
Zane Smith, L ERA: 4.3 Jim Acker, R ERA: 6.35 German Jimenez, L ERA: 5.12	(1, 1) (6, 1) (8, 1)	5.0 2.0 1.0	WLS L	BF 23 9 3	H 5 2 0	R 4 1 0	ER 4 0 0	SO 4 3 0	BB 0 1 0	IBB 0 0 0	HBP 0 1 0	BLK 0 0 0	WP 0 0 0	HR 0 21 7	S 53 36 8	P 91 36 8	ERA 7.20 0.00 0.00	WHIP 1.600 1.500 0.000				



Batter	1	2	3	4	5	6	7	8	9	AB	R	H	RBI	BB	SO	LOB	TOP		
Terry Blocker, L (1, 8) OBP: 0.250, SLG: 0.259	4-1 1B SF7 BB		1-0 L8		0-0 FC3-6		0-1 L9			3	1	0	0	1	0	2			
Ken Oberkfell, L (1, 5) OBP: 0.327, SLG: 0.371	2-1 1B 1B		0-0 G3		1-2 1-3		0-0 4-3			4	0	1	0	0	0	2			
Gerald Perry, L (1, 3) OBP: 0.366, SLG: 0.415	0-0 SF7		2-1 F7		0-0 G5-4-3 1B		2-1 4-3			3	0	1	1	0	0	0			
Dale Murphy, R (1, 9) OBP: 0.321, SLG: 0.453	3-3 K		0-0 L6		0-0 G5-4-3 1-2		3-2 F8			4	0	0	0	0	1	2			
Andres Thomas, R (1, 6) OBP: 0.274, SLG: 0.383	2-2 FC6-4 1B		1-2 4-3		0-1 E6		1-0 F8			4	0	1	0	0	0	0			
Dion James, L (1, 7) OBP: 0.364, SLG: 0.375	1-1 FC6-4 1-2		0-2 L5		4-2 BB		2-3 K			3	0	0	0	1	1	2			
Paul Runge, R (1, 4) OBP: 0.368, SLG: 0.339		0-2 F3		2-1 FC1-5 1B		1-3 K		2-2 5-3		4	0	1	0	0	1	2			
Bruce Benedict, R (1, 2) OBP: 0.301, SLG: 0.281		0-3 K		0-1 FC3-6 FC1-5 1B		1-0 F8				3	0	1	0	0	1	0			
Pete Smith, R (1, 1) OBP: 0.114, SLG: 0.136		2-2 4-3		0-1 FC1-5 FC3-6 1-2 2-3		1-0 6-3				3	0	0	0	0	0	2			
Inning Stats	R: 1 H: 2 E: 0 K: 1 S: 13	H: 2 LOB: 2 BB: 1 P: 25	R: 0 H: 0 E: 0 K: 1 S: 10	H: 0 LOB: 0 BB: 0 P: 12	R: 0 H: 0 E: 0 K: 0 S: 4	H: 0 LOB: 0 BB: 0 P: 7	R: 0 H: 0 E: 0 K: 0 S: 8	H: 0 LOB: 0 BB: 0 P: 9	R: 0 H: 2 E: 0 K: 0 S: 10	H: 1 LOB: 2 BB: 1 P: 15	R: 0 H: 0 E: 0 K: 0 S: 4	H: 0 LOB: 0 BB: 0 P: 6	R: 0 H: 0 E: 0 K: 0 S: 8	H: 0 LOB: 0 BB: 0 P: 13	R: 0 H: 0 E: 0 K: 1 S: 11	H: 0 LOB: 0 BB: 0 P: 16	1B: 5 2B: 0 3B: 0 HR: 0	SF: 1 SAC: 0 DP: 1 HBP: 0	WP: 0 PA: 34 PB: 0 SB: 1 CS: 0
PITCHER	IP WLS BF H R ER SO BB IBB HBP BLK WP HR S P ERA WHIP	IP WLS BF H R ER SO BB IBB HBP BLK WP HR S P ERA WHIP																	
Mike Bielecki, R (1, 1) ERA: 3.63	7.0 L 28 5 1 1 3 2 0 0 0 0 0 0 59 87 1.29 1.000	2.0 6 0 0 0 0 1 0 0 0 0 0 0 0 19 29 0.00 0.000																	
Drew Hall, L (8, 1) ERA: 8.38																			

Atlanta Braves @ Chicago Cubs
Wrigley Field, Chicago, IL
Sun Aug 21 1988, 3:33 AM CDT
Att: 33,097 - Sunny - 77 F

AB 31
R 1
H 5
RBI 1
BB 2
SO 4
LOB 12



Batter	1	2	3	4	5	6	7	8	9	AB	R	H	RBI	BB	SO	LOB	BOTTOM		
Mitch Webster, S (1, 8) OBP: 0.341, SLG: 0.345	2-3 K		4-1 23 BLK BB		1-2 F8		1-1 F6			3	0	0	0	1	1	2			
23 Ryne Sandberg, R (1, 4) OBP: 0.317, SLG: 0.395	2-0 L5		0-3 K		3-2 F8		3-2 F8			4	0	0	0	0	1	3			
Mark Grace, L (1, 3) OBP: 0.386, SLG: 0.426	1-1 5-3			3-2 F6		0-0 3-1		0-0 F2		4	0	0	0	0	0	0			
Andre Dawson, R (1, 9) OBP: 0.351, SLG: 0.522		3-1 F3		1-3 K		0-1 F7		0-0 6-3		4	0	0	0	0	1	0			
Rafael Palmeiro, L (1, 7) OBP: 0.343, SLG: 0.420		0-1 F3		3-1 1B		4-1 S BB		0-0 L9		3	0	1	0	1	0	0			
Vance Law, R (1, 5) OBP: 0.353, SLG: 0.409		1-0 1B		0-0 1B		4-2 BB		1-2 BB		3	0	2	0	1	0	0			
Damon Berryhill, S (1, 2) OBP: 0.306, SLG: 0.399		0-1 6-3		1-0 F7		0-0 3-1			3-2 G3	4	0	0	0	0	0	5			
Shawon Dunston, R (1, 6) OBP: 0.276, SLG: 0.373			1-3 K		0-0 F8 S 1B		1-2 SH1-4 1B		2-2 6-3	4	0	2	0	0	1	0			
Mike Bielecki, R (1, 1)			1-3 K		1-3 K		0-0 SH1-4			2	0	0	0	0	2	1			
Manny Trillo, R (7, PH) OBP: 0.280, SLG: 0.282										0	0	0	0	0	0	0			
Drew Hall, L (8, 1)										0	0	0	0	0	0	0			
Inning Stats	R: 0 H: 0 E: 0 K: 1 S: 7	H: 1 LOB: 1 BB: 0 P: 11	R: 0 H: 0 E: 0 K: 3 S: 13	H: 0 LOB: 1 BB: 1 P: 19	R: 0 H: 2 E: 0 K: 1 S: 14	H: 2 LOB: 2 BB: 0 P: 22	R: 0 H: 1 E: 0 K: 1 S: 10	H: 1 LOB: 1 BB: 0 P: 15	R: 0 H: 0 E: 0 K: 0 S: 8	H: 0 LOB: 2 BB: 2 P: 16	R: 0 H: 1 E: 0 K: 0 S: 11	H: 1 LOB: 1 BB: 0 P: 16	R: 0 H: 0 E: 0 K: 0 S: 3	H: 0 LOB: 0 BB: 0 P: 3	R: 0 H: 0 E: 0 K: 0 S: 10	H: 0 LOB: 0 BB: 0 P: 15	1B: 5 2B: 0 3B: 0 HR: 0	SF: 0 SAC: 1 DP: 0 HBP: 0	WP: 0 PA: 35 PB: 0 SB: 2 CS: 0
PITCHER	IP WLS BF H R ER SO BB IBB HBP BLK WP HR S P ERA WHIP	IP WLS BF H R ER SO BB IBB HBP BLK WP HR S P ERA WHIP																	
Pete Smith, R (1, 1) ERA: 4.07	9.0 W 35 5 0 0 6 3 0 0 0 0 0 0 83 129 0.00 0.889																		

Atlanta Braves @ Chicago Cubs
Wrigley Field, Chicago, IL
Sun Aug 21 1988, 3:33 AM CDT
Att: 33,097 - Sunny - 77 F

AB 31
R 0
H 5
RBI 0
BB 3
SO 6
LOB 11



Batter	1	2	3	4	5	6	7	8	9	AB	R	H	RBI	BB	SO	LOB	TOP										
Ron Gant, R OBP: 0.304, SLG: 0.448 (1, 4)	0-2 E 1B		3-2 HR		2-0 WP G1-3 2B		1-1 G1-3		2-2 P4	5	3	3	1	0	0	0											
Lonnie Smith, R OBP: 0.286, SLG: 0.200 (1, 7)	2-0 E5 G5-3 1B G6-3		1-2 G6-3		4-0 G1-3 WP BB		4-2 G1-6-3 S BB			2	1	0	0	2	0	1											
Gerald Perry, L OBP: 0.365, SLG: 0.414 (1, 3)	2-2 G6-3 G5-3 1-2 2-H 1B		0-0 G6-3		1-1 G1-3		2-1 G1-6-3			4	0	1	2	0	0	2											
Dale Murphy, R OBP: 0.319, SLG: 0.449 (1, 9)	0-2 G5-3 1-2 2-3 1B		2-2 G6-3		1-1 G4-3		2-0 P3			4	0	0	0	0	0	4											
Andres Thomas, R OBP: 0.273, SLG: 0.386 (1, 6)	0-2 G6-3 2-3 3-H 1B			0-0 CS 3B		1-3 K		1-2 P2		4	0	1	1	0	1	1											
Jim Morrison, R OBP: 0.213, SLG: 0.247 (1, 5)	0-1 G1-3			1-1 G6-3		1-0 F9		0-3 K		4	0	0	0	0	1	2											
José Álvarez, R OBP: 0.500, SLG: 0.429 (8, 1)										0	0	0	0	0	0	0											
Bruce Benedict, R OBP: 0.300, SLG: 0.280 (1, 2)		1-1 G4-3		2-0 G5-3 3-H		1-1 1B		1-3 K		4	0	1	0	0	1	1											
Terry Blocker, L OBP: 0.250, SLG: 0.258 (1, 8)		0-2 G1-3			0-0 E4 FC5-6		1-2 1B		1-2 F9	4	0	1	0	0	0	0											
Tom Glavine, L OBP: 0.250, SLG: 0.239 (1, 1)		0-1 G6-3			0-1 FC5-6 2B WP		1-3 K		1-2 G4-3	3	1	0	0	0	1	3											
Ken Oberkfell, L OBP: 0.327, SLG: 0.370 (8, 5)										1	0	0	0	0	0	0											
Inning Stats	R: 2 E: 1 K: 0 S: 17	H: 2 LOB: 1 BB: 0 P: 21	R: 0 E: 0 K: 0 S: 7	H: 0 LOB: 0 BB: 0 P: 8	R: 1 E: 0 K: 0 S: 13	H: 1 LOB: 0 BB: 0 P: 19	R: 0 E: 0 K: 0 S: 4	H: 1 LOB: 0 BB: 0 P: 7	R: 2 E: 1 K: 0 S: 8	H: 1 LOB: 1 BB: 0 P: 16	R: 0 E: 0 K: 2 S: 12	H: 2 LOB: 2 BB: 0 P: 17	R: 0 E: 0 K: 0 S: 8	H: 0 LOB: 1 BB: 1 P: 17	R: 0 E: 0 K: 2 S: 10	H: 0 LOB: 0 BB: 0 P: 12	R: 0 E: 0 K: 0 S: 13	H: 0 LOB: 0 BB: 0 P: 17	1B: 4 2B: 1 3B: 1 HR: 1	SF: 0 SAC: 0 DP: 0 HBP: 0	WP: 1 PB: 0 SB: 1 CS: 1	PA: 37					
PITCHER	IP	WLS	BF	H	R	ER	SO	BB	IBB	HBP	BLK	WP	HR	S	P	ERA	WHIP										
Joe Magrane, L ERA: 2.35 (1, 1)	7.0	L	31	7	5	1	2	2	0	0	0	1	1	69	105	1.29	1.286										
John Costello, R ERA: 0.84 (8, 1)	2.0	S	6	0	0	0	2	0	0	0	0	0	0	23	29	0.00	0.000										

Atlanta Braves @ St. Louis Cardinals
Busch Stadium, St. Louis, MO

AB 35
R 5
H 7
RBI 4
BB 2
SO 4
LOB 14



Mon Aug 22 1988, 7:05 PM CDT
Att: 23,635 - Unknown - 89 F

Batter	1	2	3	4	5	6	7	8	9	AB	R	H	RBI	BB	SO	LOB	BOTTOM										
Vince Coleman, S OBP: 0.320, SLG: 0.354 (1, 7)	2-1 F7	4-2 BB			1-2 P3		3-1 G5-3			3	0	0	0	1	0	2											
Willie McGee, S OBP: 0.324, SLG: 0.351 (1, 8)	1-1 1B 2B	1-2 G4-3			1-1 G5-3		0-0 G4-3			4	1	1	0	0	0	3											
Pedro Guerrero, R OBP: 0.369, SLG: 0.400 (1, 3)	1-0 1B 2B		0-2 G4-3		0-1 F7		0-0 G5-3			4	1	1	0	0	0	0											
Tom Brunansky, R OBP: 0.357, SLG: 0.430 (1, 9)	2-2 G4-3 2B 2B		0-2 F8		2-2 G4-3		2-3 K			4	1	1	2	0	1	0											
Terry Pendleton, S OBP: 0.300, SLG: 0.375 (1, 5)	0-2 G4-3 2-3		2-2 L1		2-2 G3-1		1-0 1B			4	0	1	0	0	0	1											
Ozzie Smith, S OBP: 0.344, SLG: 0.325 (1, 6)	1-1 2B			2-1 P4		2-1 P8		2-3 K		4	0	1	1	0	1	1											
José Oquendo, S OBP: 0.342, SLG: 0.347 (1, 4)	3-1 P4			1-0 G6-3			0-0 G6-3		2-1 G4-3	4	0	0	0	0	0	1											
Tony Peña, R OBP: 0.302, SLG: 0.358 (1, 2)		1-3 K		0-2 1B			2-2 2B 1B		0-2 F8	4	0	2	0	0	1	0											
Joe Magrane, R OBP: 0.206, SLG: 0.303 (1, 1)		0-0 F9			1-1 L6		0-0 1B		2-2 G6-3	2	0	0	0	0	0	1											
Steve Lake, R OBP: 0.333, SLG: 0.383 (7, PH)										1	0	1	0	0	0	0											
Tim Jones, L OBP: 0.320, SLG: 0.227 (7, PR)										0	0	0	0	0	0	0											
John Costello, R OBP: 0.320, SLG: 0.227 (7, PR)										0	0	0	0	0	0	0											
Curt Ford, L OBP: 0.219, SLG: 0.213 (8, PH)										1	0	0	0	0	0	0											
Inning Stats	R: 3 E: 0 K: 0 S: 17	H: 4 LOB: 1 BB: 0 P: 27	R: 0 E: 0 K: 1 S: 10	H: 0 LOB: 1 BB: 1 P: 16	R: 0 E: 0 K: 0 S: 9	H: 0 LOB: 0 BB: 0 P: 11	R: 0 E: 0 K: 0 S: 8	H: 1 LOB: 1 BB: 0 P: 12	R: 0 E: 0 K: 0 S: 7	H: 0 LOB: 0 BB: 0 P: 9	R: 0 E: 0 K: 0 S: 10	H: 0 LOB: 0 BB: 0 P: 16	R: 0 E: 0 K: 0 S: 8	H: 2 LOB: 2 BB: 0 P: 13	R: 0 E: 0 K: 2 S: 8	H: 1 LOB: 1 BB: 0 P: 13	R: 0 E: 0 K: 0 S: 8	H: 0 LOB: 0 BB: 0 P: 12	1B: 5 2B: 3 3B: 0 HR: 0	SF: 0 SAC: 0 DP: 0 HBP: 0	WP: 0 PB: 0 SB: 0 CS: 0	PA: 36					
PITCHER	IP	WLS	BF	H	R	ER	SO	BB	IBB	HBP	BLK	WP	HR	S	P	ERA	WHIP										
Tom Glavine, L ERA: 5.06 (1, 1)	7.0	W	29	7	3	3	1	1	0	0	0	0	0	69	104	3.86	1.143										
José Álvarez, R ERA: 2.98 (8, 1)	2.0	S	7	1	0	0	2	0	0	0	0	0	0	16	25	0.00	0.500										

Atlanta Braves @ St. Louis Cardinals
Busch Stadium, St. Louis, MO

AB 35
R 3
H 8
RBI 3
BB 1
SO 3
LOB 9



Mon Aug 22 1988, 7:05 PM CDT
Att: 23,635 - Unknown - 89 F

Batter	1	2	3	4	5	6	7	8	9	AB	R	H	RBI	BB	SO	LOB	TOP					
Ron Gant, R OBP: 0.308, SLG: 0.450 (1, 4)	F7		G6-4-3 1B		BB			FC6-4 1B		3	0	2	0	1	0	0	Atlanta Braves @ St. Louis Cardinals Busch Stadium, St. Louis, MO Tue Aug 23 1988, 7:05 PM CDT Att: 23,806 - Unknown - 86 F					
Ken Oberkfell, L OBP: 0.324, SLG: 0.367 (1, 5)	E1		G6-4-3		G3			L8		4	0	0	0	0	0	4						
Gerald Perry, L OBP: 0.362, SLG: 0.410 (1, 3)	G5-3		G4-3			P6		FC6-4		4	0	0	0	0	0	3						
Andres Thomas, R OBP: 0.271, SLG: 0.382 (1, 6)	P6				P3		K		F8	4	0	0	0	0	1	1						
Dion James, L OBP: 0.361, SLG: 0.370 (1, 9)		K			G1-3		K		G3	4	0	0	0	0	2	0						
Lonnie Smith, R OBP: 0.304, SLG: 0.231 (1, 7)		G4-3			1B				1B	4	0	2	0	0	1	0						
Bruce Benedict, R OBP: 0.302, SLG: 0.279 Ted Simmons, S OBP: 0.351, SLG: 0.395 (7, PH) (7, 2)					G6-3		P4		1B	1	0	0	0	1	0	1						
Terry Blocker, L OBP: 0.242, SLG: 0.250 José Álvarez, R OBP: 0.500, SLG: 0.429 Jim Morrison, R OBP: 0.211, SLG: 0.245 (8, 1)		G3					G5-3		FC6-4	3	0	0	0	0	1	1						
29 John Smoltz, R OBP: 0.167, SLG: 0.167 Jim Acker, R OBP: 0.750, SLG: 0.667 Jerry Royster, R OBP: 0.214, SLG: 0.185 (2, 1) (7, 8)					P3				P4	0	0	0	0	0	0	0						
			G6-4-3 1B							2	0	1	0	0	0	0						
										1	0	0	0	0	0	0						
Inning Stats	R: 0 E: 1 K: 0 S: 10	H: 0 LOB: 1 BB: 0 P: 15	R: 0 E: 0 K: 1 S: 9	H: 0 LOB: 1 BB: 1 P: 15	R: 0 E: 0 K: 0 S: 6	H: 2 LOB: 1 BB: 0 P: 11	R: 0 E: 0 K: 0 S: 8	H: 1 LOB: 1 BB: 0 P: 10	R: 0 E: 0 K: 1 S: 9	H: 0 LOB: 1 BB: 1 P: 15	R: 0 E: 0 K: 2 S: 8	H: 0 LOB: 0 BB: 0 P: 13	R: 0 E: 0 K: 1 S: 7	H: 0 LOB: 0 BB: 0 P: 10	R: 0 E: 0 K: 0 S: 9	H: 1 LOB: 1 BB: 0 P: 14	R: 0 E: 0 K: 0 S: 11	H: 2 LOB: 2 BB: 0 P: 13	1B: 6 2B: 0 3B: 0 HR: 0	SF: 0 SAC: 0 DP: 1 HBP: 0	WP: 0 PB: 0 SB: 0 CS: 0	PA: 35
PITCHER Bob Forsch, R ERA: 3.68 (1, 1)	IP: 9.0 WLS: W BF: 35 H: 6 R: 0 ER: 0 SO: 5 BB: 2 IBB: 0 HBP: 0 BLK: 0 WP: 0 HR: 0 S: 77 P: 116 ERA: 0.00 WHIP: 0.889															PITCHER						

Batter	1	2	3	4	5	6	7	8	9	AB	R	H	RBI	BB	SO	LOB	BOTTOM
Willie McGee, S OBP: 0.327, SLG: 0.356 (1, 8)	1B FC6-5	1B S	F7		P5			3B		4	2	2	1	1	0	2	Atlanta Braves @ St. Louis Cardinals Busch Stadium, St. Louis, MO Tue Aug 23 1988, 7:05 PM CDT Att: 23,806 - Unknown - 86 F
Ozzie Smith, S OBP: 0.344, SLG: 0.324 (1, 6)	1B FC6-5	F8		G4-3		G5-3		BB		4	0	1	0	1	0	1	
Pedro Guerrero, R OBP: 0.370, SLG: 0.397 (1, 3)	1B FC6-5	1B S		1B FC5-4		E5		F8		4	1	1	1	1	0	3	
Tom Brunansky, R OBP: 0.357, SLG: 0.437 (1, 9)	HR	1B S		K		L7		F9		5	1	2	3	0	1	2	
Terry Pendleton, S OBP: 0.301, SLG: 0.373 (1, 5)	1B	1B		FC5-4		F8		P5		4	0	1	0	1	0	2	
Curt Ford, L OBP: 0.216, SLG: 0.204 (1, 7)	L9	G5-3				K		BB		4	0	0	0	1	2	4	
José Oquendo, S OBP: 0.346, SLG: 0.351 (1, 4)	1B		G4-3		1B B1-4		1B WP	F8		5	2	3	0	0	0	1	
Tony Peña, R OBP: 0.304, SLG: 0.360 (1, 2)	F9		SH2-4		1B B1-4		1B WP	3B		4	1	2	0	0	0	3	
Bob Forsch, R OBP: 0.304, SLG: 0.304 (1, 1)		P5	SH2-4		1B		G5-3			3	0	1	1	0	0	1	
										1B: 11 2B: 0 3B: 1 HR: 1	SF: 0 SAC: 1 DP: 0 HBP: 0	WP: 2 PB: 0 SB: 2 CS: 0	PA: 43				
PITCHER 29 John Smoltz, R ERA: 6.44 Jim Acker, R ERA: 5.48 José Álvarez, R ERA: 3.16 Jim Morrison, R ERA: (1, 1) (2, 1) (7, 1) (8, 1)	IP: 1.2 WLS: L BF: 14 H: 6 R: 4 ER: 4 SO: 4 BB: 3 IBB: 4 HBP: 4 BLK: 0 WP: 0 HR: 1 S: 28 P: 51 ERA: 21.60 WHIP: 5.400															PITCHER	

Batter	1	2	3	4	5	6	7	8	9	AB	R	H	RBI	BB	SO	LOB	TOP		
Ron Gant, R OBP: 0.309, SLG: 0.451 (1, 4)										3	1	1	0	1	1	0	Atlanta Braves @ St. Louis Cardinals Busch Stadium, St. Louis, MO Wed Aug 24 1988, 7:05 PM CDT Att: 24,997 - Unknown - 84 F		
Ken Oberkfell, L OBP: 0.327, SLG: 0.366 (1, 5)										1	1	0	0	3	0	1			
Gerald Perry, L OBP: 0.361, SLG: 0.411 (1, 3)										4	1	1	0	0	0	4			
Ted Simmons, S OBP: 0.347, SLG: 0.386 (1, 2)										2	0	0	1	1	0	1			
Tom Glavine, L OBP: 0.250, SLG: 0.239 (8, PR)										0	0	0	0	0	0	0			
Bruce Sutter, R OBP: 0.302, SLG: 0.279 (8, 1)										0	0	0	0	0	0	0			
Andres Thomas, R OBP: 0.271, SLG: 0.381 (1, 6)										4	0	1	2	0	3	1			
Dion James, L OBP: 0.357, SLG: 0.366 (1, 9)										4	0	0	0	0	1	0			
Lonnie Smith, R OBP: 0.300, SLG: 0.233 (1, 7)										4	0	1	0	0	0	0			
Terry Blocker, L OBP: 0.243, SLG: 0.250 (1, 8)										4	0	1	0	0	0	0			
Rick Mahler, R OBP: 0.167, SLG: 0.169 (1, 1)										2	0	0	0	0	2	2			
Paul Runge, R OBP: 0.362, SLG: 0.333 (8, PH)										1	0	0	0	0	0	0			
Bruce Benedict, R OBP: 0.302, SLG: 0.279 (8, 2)										0	0	0	0	0	0	0			
Inning Stats	R: 0 H: 1 E: 0 LOB: 1 K: 0 S: 9	H: 1 R: 1 ER: 1 SO: 6 BB: 0 P: 16	R: 0 H: 0 E: 0 LOB: 0 K: 1 S: 6	H: 0 R: 0 ER: 0 SO: 1 BB: 0 P: 10	R: 0 H: 0 E: 0 LOB: 0 K: 1 S: 8	H: 0 R: 0 ER: 0 SO: 1 BB: 0 P: 10	R: 0 H: 0 E: 0 LOB: 0 K: 0 S: 5	H: 2 R: 0 ER: 0 SO: 13 BB: 2 P: 12	R: 0 H: 2 E: 0 LOB: 2 K: 3 S: 14	H: 0 R: 0 ER: 0 SO: 13 BB: 2 P: 24	R: 0 H: 0 E: 0 LOB: 0 K: 0 S: 7	H: 0 R: 0 ER: 0 SO: 14 BB: 0 P: 14	R: 2 H: 2 E: 0 LOB: 2 K: 1 S: 7	H: 2 R: 0 ER: 0 SO: 17 BB: 2 P: 17	R: 0 H: 0 E: 0 LOB: 0 K: 0 S: 6	H: 0 R: 0 ER: 0 SO: 6 BB: 0 P: 6	1B: 3 2B: 2 3B: 0 HR: 0	SF: 1 SAC: 0 DP: 1 HBP: 0	WP: 0 PA: 35 PB: 0 SB: 1 CS: 0
PITCHER	IP: 7.0 WLS: 26 BF: 3 H: 1 R: 1 ER: 1 SO: 6 BB: 3 IBB: 0 HBP: 0 BLK: 0 WP: 0 HR: 0 S: 62 P: 106 ERA: 1.29 WHIP: 0.857	IP: 2.0 WLS: 9 BF: 2 H: 2 R: 2 ER: 2 SO: 1 BB: 1 IBB: 1 HBP: 0 BLK: 0 WP: 0 HR: 0 S: 13 P: 23 ERA: 9.00 WHIP: 1.500																	

Batter	1	2	3	4	5	6	7	8	9	AB	R	H	RBI	BB	SO	LOB	BOTTOM	
Willie McGee, S OBP: 0.326, SLG: 0.354 (1, 8)										3	1	0	0	1	0	0	Atlanta Braves @ St. Louis Cardinals Busch Stadium, St. Louis, MO Wed Aug 24 1988, 7:05 PM CDT Att: 24,997 - Unknown - 84 F	
Ozzie Smith, S OBP: 0.347, SLG: 0.332 (1, 6)										4	2	3	1	0	0	0		
Pedro Guerrero, R OBP: 0.371, SLG: 0.403 (1, 3)										4	1	2	2	0	1	1		
Tom Brunansky, R OBP: 0.358, SLG: 0.438 (1, 9)										3	1	1	0	1	2	2		
Terry Pendleton, S OBP: 0.301, SLG: 0.372 (1, 5)											4	0	1	0	0	1		1
Curt Ford, L OBP: 0.225, SLG: 0.216 (1, 7)										4	0	2	1	0	1	0		
José Oquendo, S OBP: 0.344, SLG: 0.349 (1, 4)										2	0	0	1	0	1	0		
Tony Peña, R OBP: 0.304, SLG: 0.357 (1, 2)										3	0	0	0	1	0	1		
Jose DeLeon, R OBP: 0.140, SLG: 0.125 (1, 1)										2	0	0	0	0	0	0		
Vince Coleman, S OBP: 0.319, SLG: 0.353 (7, PH)										1	0	0	0	0	0	1		
Todd Worrell, R OBP: 0.302, SLG: 0.279 (8, 1)										1	0	0	0	0	1	3		
Inning Stats	R: 0 H: 1 E: 0 LOB: 1 K: 2 S: 12	H: 0 R: 0 ER: 0 SO: 17 BB: 0 P: 19	R: 2 H: 2 E: 0 LOB: 1 K: 1 S: 9	H: 2 R: 0 ER: 0 SO: 18 BB: 1 P: 18	R: 0 H: 0 E: 0 LOB: 0 K: 0 S: 10	H: 0 R: 0 ER: 0 SO: 13 BB: 0 P: 13	R: 0 H: 0 E: 0 LOB: 0 K: 0 S: 7	H: 1 R: 0 ER: 0 SO: 14 BB: 0 P: 14	R: 0 H: 1 E: 0 LOB: 1 K: 0 S: 11	H: 1 R: 0 ER: 0 SO: 16 BB: 0 P: 16	R: 3 H: 4 E: 0 LOB: 3 K: 1 S: 16	H: 4 R: 0 ER: 0 SO: 32 BB: 2 P: 32	1B: 6 2B: 2 3B: 1 HR: 0	SF: 0 SAC: 2 DP: 0 HBP: 0	WP: 0 PA: 36 PB: 0 SB: 1 CS: 0			
PITCHER	IP: 7.0 WLS: 27 BF: 4 H: 4 R: 3 ER: 3 SO: 6 BB: 1 IBB: 0 HBP: 0 BLK: 0 WP: 0 HR: 0 S: 69 P: 105 ERA: 2.57 WHIP: 0.857	IP: 1.0 WLS: 9 BF: 4 H: 3 R: 3 ER: 3 SO: 1 BB: 0 IBB: 2 HBP: 0 BLK: 0 WP: 0 HR: 0 S: 16 P: 32 ERA: 27.00 WHIP: 4.000																

Batter	1	2	3	4	5	6	7	8	9	AB	R	H	RBI	BB	SO	LOB	TOP	
Shawon Dunston, R OBP: 0.277, SLG: 0.372	F9	F9			F8		6-3		23 HR	5	1	1	0	0	0	3		
23 Ryne Sandberg, R OBP: 0.331, SLG: 0.418			P9		F7			1B	1B	5	2	3	2	0	0	1		
Mark Grace, L OBP: 0.372, SLG: 0.410	FC1-5-6-5		6-3		3-1			F8	G3	5	0	0	0	0	0	3		
Andre Dawson, R OBP: 0.347, SLG: 0.518	6-3		P9					F8		4	0	2	1	0	0	1		
Jody Davis, R OBP: 0.312, SLG: 0.349		L9			6-3			F9	F8	4	0	0	0	0	0	2		
Rafael Palmeiro, L OBP: 0.348, SLG: 0.424		BB	1B		L8			4-3	S	2	1	0	0	2	0	1		
Manny Trillo, R OBP: 0.259, SLG: 0.281		4-3	BB		F7			F9	F9	4	0	1	0	0	0	3		
Darrin Jackson, R OBP: 0.272, SLG: 0.414		4-3	BB					K	F7	3	1	1	0	1	1	0		
Jeff Pico, R OBP: 0.107, SLG: 0.074	4-3		SH		SH			K	5-3	3	0	0	1	0	1	2		
Inning Stats	R: 0 H: 1 E: 0 LOB: 1 K: 0 BB: 0 S: 8	H: 1 R: 0 ER: 0 SO: 21 LOB: 2 BB: 2 P: 9	H: 0 R: 0 ER: 0 SO: 5 LOB: 0 BB: 0 P: 7	H: 0 R: 0 ER: 0 SO: 5 LOB: 0 BB: 0 P: 8	H: 1 R: 1 ER: 1 SO: 8 LOB: 1 BB: 0 P: 12	H: 0 R: 0 ER: 0 SO: 10 LOB: 0 BB: 0 P: 15	H: 0 R: 0 ER: 0 SO: 9 LOB: 0 BB: 0 P: 11	H: 2 R: 1 ER: 0 SO: 13 LOB: 2 BB: 1 P: 24	H: 2 R: 2 ER: 0 SO: 14 LOB: 2 BB: 0 P: 18	1B: 4 2B: 2 3B: 1 HR: 1	SF: 0 SAC: 1 DP: 0 HBP: 0	WP: 0 PB: 1 SB: 3 CS: 0	PA: 39					
PITCHER	IP WLS BF H R ER SO BB IBB HBP BLK WP HR S P ERA WHIP	6.0 L 25 4 2 2 0 2 0 0 0 0 0 57 88 3.00 1.000	2.0 9 2 1 1 2 0 1 0 0 0 0 22 35 4.50 1.000	1.0 5 2 2 2 0 0 0 0 0 0 1 14 18 18.00 2.000														

Chicago Cubs @ Atlanta Braves
Atlanta-Fulton County Stadium, Atlanta, GA
Sat Aug 27 1988, 7:05 PM EDT
Att: 20,256 - Unknown - 95 F

AB	35
R	5
H	8
RBI	4
BB	3
SO	2
LOB	16





Batter	1	2	3	4	5	6	7	8	9	AB	R	H	RBI	BB	SO	LOB	BOTTOM	
Ron Gant, R OBP: 0.303, SLG: 0.440	K		L5-4			F7			6-3	4	0	0	0	0	1	2		
Ken Oberkfell, L OBP: 0.325, SLG: 0.365	L9				4-3			L7	L9	4	0	0	0	0	0	0		
Gerald Perry, L OBP: 0.361, SLG: 0.410	L7				6-3			F7		3	0	0	0	0	0	0		
Dale Murphy, R OBP: 0.316, SLG: 0.445		5-3			6-3			K		3	0	0	0	0	1	0		
Andres Thomas, R OBP: 0.269, SLG: 0.377		G6-4-3			P3			6-3		3	0	1	0	0	0	0		
Dion James, L OBP: 0.354, SLG: 0.359	G6-4-3				K			L9		3	0	0	0	0	1	1		
Bruce Benedict, R OBP: 0.311, SLG: 0.286			FC5-6		FC4-6			F8		3	0	2	0	0	0	0		
Terry Blocker, L OBP: 0.232, SLG: 0.238			L5-4		FC4-6			4-3		3	0	1	0	0	0	1		
Bruce Sutter, R			FC5-6							0	0	0	0	0	0	0		
Tom Glavine, L OBP: 0.245, SLG: 0.234			FC5-6					F8		1	0	0	0	0	0	2		
Jerry Royster, R OBP: 0.220, SLG: 0.191										1	0	0	0	0	0	0		
Jim Acker, R OBP: 0.750, SLG: 0.667										0	0	0	0	0	0	0		
Lonnie Smith, R OBP: 0.283, SLG: 0.217										1	0	0	0	0	0	0		
Inning Stats	R: 0 H: 0 E: 0 LOB: 0 K: 1 BB: 0 S: 7	H: 1 R: 0 ER: 0 SO: 5 LOB: 0 BB: 0 P: 6	H: 2 R: 0 ER: 0 SO: 9 LOB: 1 BB: 0 P: 14	H: 0 R: 0 ER: 0 SO: 7 LOB: 0 BB: 0 P: 8	H: 1 R: 0 ER: 0 SO: 9 LOB: 1 BB: 0 P: 11	H: 0 R: 0 ER: 0 SO: 7 LOB: 0 BB: 0 P: 14	H: 0 R: 0 ER: 0 SO: 8 LOB: 0 BB: 0 P: 11	H: 0 R: 0 ER: 0 SO: 6 LOB: 0 BB: 0 P: 7	H: 0 R: 0 ER: 0 SO: 8 LOB: 0 BB: 0 P: 11	1B: 4 2B: 1 3B: 0 HR: 0	SF: 0 SAC: 0 DP: 2 HBP: 0	WP: 0 PB: 0 SB: 0 CS: 0	PA: 29					
PITCHER	IP WLS BF H R ER SO BB IBB HBP BLK WP HR S P ERA WHIP	9.0 W 29 4 0 0 3 0 0 0 0 0 0 66 95 0.00 0.444																

Chicago Cubs @ Atlanta Braves
Atlanta-Fulton County Stadium, Atlanta, GA
Sat Aug 27 1988, 7:05 PM EDT
Att: 20,256 - Unknown - 95 F

AB	29
R	0
H	4
RBI	0
BB	0
SO	3
LOB	6



Batter	1	2	3	4	5	6	7	8	9	AB	R	H	RBI	BB	SO	LOB	TOP			
Mitch Webster, S (1, 8) OBP: 0.336, SLG: 0.348	0-3 K		0-0 HR			2-3 K		2-1 F5		4	1	1	2	0	2	1	<p>Chicago Cubs @ Atlanta Braves Atlanta-Fulton County Stadium, Atlanta, GA</p> <p>Sun Aug 28 1988, 3:33 AM EDT Att: 17,377 - Sunny - 82 F</p> <p>livebaseballscores.com</p> <p>AB 30 R 2 H 4 RBI 2 BB 1 SO 7 LOB 5</p> 			
23 Ryne Sandberg, R (1, 4) OBP: 0.328, SLG: 0.415	1-2 5-3		2-0 F7			0-0 F5		3-1 F7		4	0	0	0	0	0	1				
Mark Grace, L (1, 3) OBP: 0.369, SLG: 0.405	2-2 F9		1-1 L3			1-1 F7			3-3 K	4	0	0	0	0	1	0				
Andre Dawson, R (1, 9) OBP: 0.344, SLG: 0.513		1-2 5-3		0-0 F3			0-0 F7		0-1 5-3	4	0	0	0	0	0	0				
Rafael Palmeiro, L (1, 7) OBP: 0.348, SLG: 0.425		1-1 F5		2-2 F4			1-1 2B		1-0 F4	4	0	1	0	0	0	0				
Vance Law, R (1, 5) OBP: 0.352, SLG: 0.401		0-0 1B		2-2 F8			1-3 K			3	0	1	0	0	1	1				
Damon Berryhill, S (1, 2) OBP: 0.303, SLG: 0.438		0-1 L4			0-3 K		3-1 F5			3	0	0	0	0	1	2				
Shawon Dunston, R (1, 6) OBP: 0.277, SLG: 0.372			0-0 SH1-4 HR 1B		3-2 4-3			1-3 K		3	1	1	0	0	1	0				
Jamie Moyer, L (1, 1) OBP: 0.127, SLG: 0.096			0-1 SH1-4		3-3 K			4-2 BB		1	0	0	0	0	1	0				
Gary Varsho, L (8, PH) OBP: 0.279, SLG: 0.310			1-2							0	0	0	0	1	0	0				
Rich Gossage, R (8, 1)										0	0	0	0	0	0	0				
Inning Stats	R: 0 E: 0 K: 1 S: 11	H: 0 LOB: 0 BB: 0 P: 14	R: 0 E: 0 K: 0 S: 8	H: 1 LOB: 1 BB: 0 P: 10	R: 2 E: 0 K: 0 S: 7	H: 2 LOB: 0 BB: 0 P: 10	R: 0 E: 0 K: 0 S: 7	H: 0 LOB: 0 BB: 0 P: 11	R: 0 E: 0 K: 1 S: 7	H: 0 LOB: 0 BB: 0 P: 20	R: 0 E: 0 K: 1 S: 7	H: 1 LOB: 1 BB: 0 P: 10	R: 0 E: 0 K: 1 S: 12	H: 0 LOB: 1 BB: 1 P: 22	R: 0 E: 0 K: 1 S: 6	H: 0 LOB: 0 BB: 0 P: 10	1B: 2 2B: 1 3B: 0 HR: 1	SF: 0 SAC: 1 DP: 0 HBP: 0	WP: 0 PB: 0 SB: 0 CS: 0	PA: 32
PITCHER	IP WLS BF H R ER SO BB IBB HBP BLK WP HR S P ERA WHIP																			
29 John Smoltz, R (1, 1) ERA: 5.54	8.0 W 29 4 2 2 6 1 0 0 0 0 0 1 74 110 2.25 0.625																			
Paul Assenmacher, L (9, 1) ERA: 3.29	1.0 S 3 0 0 0 1 0 0 0 0 0 0 0 6 10 0.00 0.000																			

Batter	1	2	3	4	5	6	7	8	9	AB	R	H	RBI	BB	SO	LOB	BOTTOM			
Ron Gant, R (1, 4) OBP: 0.304, SLG: 0.437	1-2 F7	0-0 F8			1-0 6-3	4-2 S 1B BB		1-1 S HBP		3	1	0	0	1	0	4	<p>Chicago Cubs @ Atlanta Braves Atlanta-Fulton County Stadium, Atlanta, GA</p> <p>Sun Aug 28 1988, 3:33 AM EDT Att: 17,377 - Sunny - 82 F</p> <p>livebaseballscores.com</p> <p>AB 33 R 4 H 9 RBI 4 BB 4 SO 7 LOB 12</p> 			
Lonnie Smith, R (1, 7) OBP: 0.293, SLG: 0.294	3-2 HR		2-3 K		1-0 6-3	1-2 FC6 1B		3-2 L4		5	1	2	2	0	1	2				
Paul Assenmacher, L (9, 1) OBP: 0.500, SLG: 1.000					2-3 K	1-2 FC6 1B		1-2 L4		0	0	0	0	0	0	0				
Gerald Perry, L (1, 3) OBP: 0.360, SLG: 0.409	2-3 K		3-2 F8		1-0 1B BB S	0-1 FC6				4	1	1	1	0	1	1				
Dale Murphy, R (1, 9) OBP: 0.317, SLG: 0.447	3-3 K		1-0 2B		3-4 BB 1B BB		2-2 F7			3	0	1	0	1	1	0				
Andres Thomas, R (1, 6) OBP: 0.269, SLG: 0.376		2-1 6-3	1-0 L5		0-0 FC5 BB 1B		0-3 K			4	0	1	0	0	1	1				
Paul Runge, R (1, 5) OBP: 0.370, SLG: 0.333		0-0 6-3		1-3 K	4-2 BB 1B		3-2 1B			3	0	1	1	1	1	0				
Bruce Benedict, R (1, 2) OBP: 0.310, SLG: 0.285		0-1 1B		2-2 5-3	4-2 FC5 BB 1B		0-1 F4			4	0	1	0	0	0	4				
Terry Blocker, L (1, 8) OBP: 0.233, SLG: 0.239		0-0 2B BB		1-3 K	1-1 F6		3-1 4-3			4	0	1	0	0	1	0				
29 John Smoltz, R (1, 1) OBP: 0.333, SLG: 0.375		4-0 1B			0-1 6-3 1B 2B		2-1 3-1			2	1	1	0	1	0	0				
Dion James, L (8, PH) OBP: 0.354, SLG: 0.358		1-2 BB								1	0	0	0	0	1	0				
Inning Stats	R: 1 E: 0 K: 2 S: 12	H: 1 LOB: 0 BB: 0 P: 21	R: 0 E: 0 K: 0 S: 7	H: 2 LOB: 3 BB: 1 P: 13	R: 0 E: 0 K: 1 S: 9	H: 1 LOB: 1 BB: 0 P: 16	R: 0 E: 0 K: 2 S: 9	H: 0 LOB: 0 BB: 0 P: 13	R: 2 E: 0 K: 0 S: 9	H: 3 LOB: 3 BB: 2 P: 21	R: 1 E: 0 K: 0 S: 13	H: 1 LOB: 1 BB: 1 P: 21	R: 0 E: 0 K: 1 S: 11	H: 1 LOB: 1 BB: 0 P: 16	R: 0 E: 0 K: 1 S: 9	H: 0 LOB: 1 BB: 0 P: 18	1B: 6 2B: 2 3B: 0 HR: 1	SF: 0 SAC: 0 DP: 0 HBP: 1	WP: 0 PB: 0 SB: 3 CS: 0	PA: 38
PITCHER	IP WLS BF H R ER SO BB IBB HBP BLK WP HR S P ERA WHIP																			
Jamie Moyer, L (1, 1) ERA: 3.36	7.0 L 34 9 4 4 6 4 0 0 0 0 0 0 1 70 121 5.14 1.857																			
Rich Gossage, R (8, 1) ERA: 4.11	1.0 4 0 0 0 1 0 0 0 1 0 0 0 9 18 0.00 0.000																			

Batter	1	2	3	4	5	6	7	8	9	AB	R	H	RBI	BB	SO	LOB	TOP			
Vince Coleman, S OBP: 0.319, SLG: 0.353 (1, 8)	F7		1B HR		FC5-4			6-3		4	1	1	0	0	0	1	St. Louis Cardinals @ Atlanta Braves Atlanta-Fulton County Stadium, Atlanta, GA Mon Aug 29 1988, 7:05 PM EDT Att: 6,668 - Unknown - 82 F			
Ozzie Smith, S OBP: 0.344, SLG: 0.331 (1, 6)	4-3		1B HR		4-3			6-3		4	1	1	0	0	0	1				
Pedro Guerrero, R OBP: 0.386, SLG: 0.430 (1, 3)	2B		1B HR						5-3	4	1	2	3	0	0	0				
Tom Brunansky, R OBP: 0.354, SLG: 0.426 (1, 9)	F9		6-3						F7	4	0	1	0	0	0	1				
Terry Pendleton, S OBP: 0.290, SLG: 0.354 (1, 5)	F8								F8	4	0	1	0	0	1	1				
Jose Oquendo, S OBP: 0.341, SLG: 0.351 (1, 4)	G4-3 1B								FC5-4	4	0	1	0	0	1	1				
Curt Ford, L OBP: 0.220, SLG: 0.208 (1, 7)	G4-3 1-2									3	0	0	0	0	1	1				
Tony Peña, R OBP: 0.301, SLG: 0.362 (1, 2)			5-3							3	0	0	0	0	0	0				
Jose DeLeon, R OBP: 0.150, SLG: 0.136 Larry McWilliams, L OBP: 0.168, SLG: 0.167 John Costello, R (8, 1)	F8								1-3	3	0	1	0	0	0	0				
Inning Stats	R: 0 E: 0 K: 0 S: 10	H: 1 LOB: 1 BB: 0 P: 14	R: 0 E: 0 K: 0 S: 4	H: 1 LOB: 0 BB: 0 P: 5	R: 3 E: 0 K: 0 S: 9	H: 3 LOB: 0 BB: 0 P: 15	R: 0 E: 0 K: 2 S: 11	H: 0 LOB: 0 BB: 0 P: 16	R: 0 E: 0 K: 0 S: 10	H: 1 LOB: 0 BB: 0 P: 14	R: 0 E: 0 K: 1 S: 9	H: 0 LOB: 0 BB: 0 P: 9	R: 0 E: 0 K: 0 S: 6	H: 0 LOB: 0 BB: 0 P: 7	R: 0 E: 0 K: 0 S: 8	H: 1 LOB: 1 BB: 0 P: 11		1B: 6 2B: 1 3B: 0 HR: 1	SF: 0 SAC: 0 DP: 1 HBP: 0	WP: 1 PB: 0 SB: 0 CS: 1
PITCHER Rick Mahler, R ERA: 3.81 (1, 1)	IP: 9.0 WLS: L BF: 33 H: 8 R: 3 ER: 3 SO: 3	BB: 0 IBB: 0 HBP: 0 BLK: 0	WP: 1 HR: 1 S: 74 P: 102	ERA: 3.00 WHIP: 0.889	PITCHER											IP: 9.0 WLS: L BF: 33 H: 8 R: 3 ER: 3 SO: 3	BB: 0 IBB: 0 HBP: 0 BLK: 0	WP: 1 HR: 1 S: 74 P: 102	ERA: 3.00 WHIP: 0.889	

livebaseballscores.com

AB 33
R 3
H 8
RBI 3
BB 0
SO 3
LOB 6



Batter	1	2	3	4	5	6	7	8	9	AB	R	H	RBI	BB	SO	LOB	BOTTOM					
Ron Gant, R OBP: 0.304, SLG: 0.434 (1, 4)	2B BB									3	1	0	0	1	2	1	St. Louis Cardinals @ Atlanta Braves Atlanta-Fulton County Stadium, Atlanta, GA Mon Aug 29 1988, 7:05 PM EDT Att: 6,668 - Unknown - 82 F					
Dion James, L OBP: 0.358, SLG: 0.362 (1, 7)	1B 2B									2	1	1	1	2	0	0						
Gerald Perry, L OBP: 0.361, SLG: 0.412 (1, 3)	G6-4-3 1B									4	0	2	1	0	1	2						
Dale Murphy, R OBP: 0.315, SLG: 0.443 (1, 9)	G6-4-3 1-2									4	0	0	0	0	1	4						
Andres Thomas, R OBP: 0.269, SLG: 0.375 (1, 6)	K									4	0	1	0	0	1	2						
Paul Runge, R OBP: 0.351, SLG: 0.313 (1, 5)	6-3									4	0	0	0	0	3	2						
Bruce Benedict, R OBP: 0.310, SLG: 0.286 Ted Simmons, S OBP: 0.350, SLG: 0.388 (9, PH)	1B									3	0	1	0	0	1	1						
Terry Blocker, L OBP: 0.233, SLG: 0.239 (1, 8)	F2									4	0	1	0	0	1	2						
Rick Mahler, R OBP: 0.161, SLG: 0.164 (1, 1)	K									2	0	0	0	0	1	1						
Inning Stats	R: 2 E: 0 K: 1 S: 10	H: 2 LOB: 0 BB: 1 P: 16	R: 0 E: 0 K: 1 S: 9	H: 1 LOB: 0 BB: 0 P: 13	R: 0 E: 0 K: 2 S: 10	H: 0 LOB: 1 BB: 1 P: 20	R: 0 E: 0 K: 1 S: 10	H: 1 LOB: 0 BB: 0 P: 13	R: 0 E: 0 K: 0 S: 5	H: 0 LOB: 0 BB: 0 P: 7	R: 0 E: 0 K: 1 S: 13	H: 1 LOB: 1 BB: 0 P: 18	R: 0 E: 0 K: 2 S: 11	H: 1 LOB: 1 BB: 0 P: 15	R: 0 E: 0 K: 1 S: 10	H: 0 LOB: 1 BB: 1 P: 19		R: 0 E: 0 K: 2 S: 8	H: 0 LOB: 0 BB: 0 P: 12	1B: 4 2B: 2 3B: 0 HR: 0	SF: 0 SAC: 1 DP: 1 HBP: 0	WP: 1 PB: 0 SB: 0 CS: 0
PITCHER Jose DeLeon, R ERA: 4.04 Larry McWilliams, L ERA: 2.89 John Costello, R ERA: 0.74 (1, 1)	IP: 7.0 WLS: W BF: 29 H: 6 R: 2 ER: 2 SO: 8	BB: 3 IBB: 0 HBP: 0 BLK: 0	WP: 1 HR: 0 S: 69 P: 107	ERA: 2.57 WHIP: 1.286	PITCHER											IP: 7.0 WLS: W BF: 29 H: 6 R: 2 ER: 2 SO: 8	BB: 3 IBB: 0 HBP: 0 BLK: 0	WP: 1 HR: 0 S: 69 P: 107	ERA: 2.57 WHIP: 1.286			

livebaseballscores.com

AB 31
R 2
H 6
RBI 2
BB 3
SO 11
LOB 15



Batter	1	2	3	4	5	6	7	8	9	AB	R	H	RBI	BB	SO	LOB	TOP										
Vince Coleman, S (1, 8) OBP: 0.319, SLG: 0.352	E4 1B	F6					F7		1B BB	4	2	1	0	1	0	0											
Ozzie Smith, S (1, 6) OBP: 0.344, SLG: 0.331 Dan Quisenberry, R (9, 1)	L6		6-3				SF8 BB	F7	1B BB	4	1	1	2	1	0	1											
Pedro Guerrero, R (1, 3) OBP: 0.386, SLG: 0.429 Mike Laga, L (9, PR) OBP: 0.160, SLG: 0.174	1B HR BB		F3				SF8	K	1B	3	1	1	2	1	1	0											
Tom Brunansky, R (1, 9) OBP: 0.355, SLG: 0.428	F3		5-3				K		1B	5	0	2	1	0	1	4											
Terry Pendleton, S (1, 5) OBP: 0.289, SLG: 0.351	HR 1B						F9		F5	5	1	1	1	0	0	3											
José Oquendo, S (1, 4) OBP: 0.342, SLG: 0.359	HR						F9		BB G3 1B BB	3	2	1	3	1	0	0											
Tony Peña, R (1, 2) OBP: 0.298, SLG: 0.358	F6						4-3		G3	4	0	0	0	0	1	1											
Tom Lawless, R (1, 7) OBP: 0.239, SLG: 0.302 Curt Ford, L (9, PH) OBP: 0.216, SLG: 0.206		6-3					1B SF8 1B	5-3	F7	3	1	1	0	0	0	0											
Greg Mathews, R (1, 1) OBP: 0.176, SLG: 0.125 Tim Jones, L (9, PH) OBP: 0.406, SLG: 0.321		6-3					SH5-4	4-3	BB 1B BB	2	0	0	0	0	0	0											
Inning Stats	R: 4 E: 1 K: 0 S: 12	H: 2 LOB: 0 BB: 1 P: 21	R: 0 E: 0 K: 0 S: 4	H: 0 LOB: 0 BB: 0 P: 8	R: 0 E: 0 K: 0 S: 4	H: 0 LOB: 0 BB: 0 P: 9	R: 0 E: 0 K: 0 S: 3	H: 0 LOB: 0 BB: 0 P: 4	R: 1 E: 0 K: 1 S: 14	H: 2 LOB: 2 BB: 1 P: 27	R: 0 E: 0 K: 1 S: 7	H: 0 LOB: 0 BB: 0 P: 8	R: 0 E: 0 K: 1 S: 10	H: 0 LOB: 0 BB: 0 P: 15	R: 0 E: 0 K: 1 S: 7	H: 1 LOB: 1 BB: 0 P: 12	R: 4 E: 0 K: 0 S: 15	H: 3 LOB: 2 BB: 3 P: 35	1B: 6 2B: 1 3B: 0 HR: 1	SF: 1 SAC: 1 DP: 0 HBP: 0	WP: 0 PB: 0 SB: 3 CS: 0	PA: 41					
PITCHER	IP	WLS	BF	H	R	ER	SO	BB	IBB	HBP	BLK	WP	HR	S	P	ERA	WHIP										
German Jimenez, L (1, 1) ERA: 5.06	4.1	L	20	4	5	1	0	2	0	0	0	0	0	12	18	2.08	1.385										
Charlie Puleo, R (5, 1) ERA: 3.63	1.2		5	0	0	0	2	0	0	0	0	0	0	0	0	0.00	0.000										
Jim Acker, R (7, 1) ERA: 5.18	1.0		3	0	0	0	0	0	0	0	0	0	0	0	0	0.00	0.000										
José Álvarez, R (8, 1) ERA: 3.52	1.2		12	4	4	4	1	3	0	0	0	0	0	21	46	21.60	4.200										
Jim Morrison, R (9, 1) ERA:	0.1		1	0	0	0	0	0	0	0	0	0	0	1	1	0.00	0.000										

St. Louis Cardinals @ Atlanta Braves
Atlanta-Fulton County Stadium, Atlanta, GA
Tue Aug 30 1988, 7:05 PM EDT
Att: 6,278 - Unknown - 79 F

AB 34
R 9
H 8
RBI 9
BB 5
SO 3
LOB 10



Batter	1	2	3	4	5	6	7	8	9	AB	R	H	RBI	BB	SO	LOB	BOTTOM										
Ron Gant, R (1, 4) OBP: 0.303, SLG: 0.432	K		4-3					K		3	0	0	0	1	2	0											
Lonnie Smith, R (1, 7) OBP: 0.290, SLG: 0.291	E6 6-3						F8 1B	F8		4	0	1	0	0	0	2											
Gerald Perry, L (1, 3) OBP: 0.360, SLG: 0.413	6-3						E1 G5-4-3	G4-6-3		4	0	1	0	0	0	4											
Dale Murphy, R (1, 9) OBP: 0.315, SLG: 0.441	6-3						F7		F7	4	0	1	0	0	0	4											
Andres Thomas, R (1, 6) OBP: 0.269, SLG: 0.374		F8					G5-4-3	F8		4	1	1	0	0	0	3											
Ozzie Virgil, R (1, 2) OBP: 0.304, SLG: 0.370		5-3					F7		1B 1B	3	0	1	0	1	0	0											
Paul Runge, R (1, 5) OBP: 0.346, SLG: 0.299		5-3					6-3		1B 1-3	3	0	0	0	1	0	2											
Terry Blocker, L (1, 8) OBP: 0.234, SLG: 0.239							6-3		FC3-2	4	0	1	1	0	0	3											
German Jimenez, L (1, 1) OBP: 0.071, SLG: 0.071 Charlie Puleo, R (5, 1) OBP: 0.182, SLG: 0.182 Jerry Royster, R (6, PH) OBP: 0.221, SLG: 0.221 Jim Acker, R (7, 1) OBP: 0.160, SLG: 0.160 Ted Simmons, S (7, PH) OBP: 0.342, SLG: 0.384 José Álvarez, R (8, 1) OBP: 0.302, SLG: 0.429 Jim Morrison, R (9, 1) OBP: 0.216, SLG: 0.243							3-1		G6-4-3	1	0	0	0	0	0	0											
Inning Stats	R: 0 E: 1 K: 1 S: 7	H: 0 LOB: 1 BB: 0 P: 11	R: 0 E: 0 K: 0 S: 6	H: 0 LOB: 0 BB: 0 P: 10	R: 0 E: 0 K: 0 S: 5	H: 0 LOB: 0 BB: 0 P: 8	R: 0 E: 1 K: 0 S: 7	H: 1 LOB: 1 BB: 0 P: 9	R: 0 E: 0 K: 0 S: 6	H: 0 LOB: 0 BB: 0 P: 10	R: 0 E: 0 K: 0 S: 5	H: 1 LOB: 1 BB: 1 P: 11	R: 0 E: 0 K: 0 S: 10	H: 1 LOB: 3 BB: 2 P: 22	R: 0 E: 0 K: 1 S: 11	H: 1 LOB: 1 BB: 0 P: 16	R: 1 E: 0 K: 0 S: 8	H: 3 LOB: 1 BB: 0 P: 9	1B: 5 2B: 2 3B: 0 HR: 0	SF: 0 SAC: 0 DP: 3 HBP: 0	WP: 1 PB: 0 SB: 0 CS: 0	PA: 36					
PITCHER	IP	WLS	BF	H	R	ER	SO	BB	IBB	HBP	BLK	WP	HR	S	P	ERA	WHIP										
Greg Mathews, L (1, 1) ERA: 3.18	8.0	W	31	4	0	0	2	3	0	0	0	0	0	57	97	0.00	0.875										
Dan Quisenberry, R (9, 1) ERA: 4.70	1.0		5	3	1	1	0	0	0	0	0	0	0	8	9	9.00	3.000										

St. Louis Cardinals @ Atlanta Braves
Atlanta-Fulton County Stadium, Atlanta, GA
Tue Aug 30 1988, 7:05 PM EDT
Att: 6,278 - Unknown - 79 F

AB 33
R 1
H 7
RBI 1
BB 3
SO 2
LOB 23



Batter	1	2	3	4	5	6	7	8	9	AB	R	H	RBI	BB	SO	LOB	TOP										
Vince Coleman, S (1, 8) OBP: 0.317, SLG: 0.349	0-1 6-3	2-3 K		1-0 E6		1-0 5-3		1-3 K		5	0	0	0	0	2	3											
Tim Jones, L (1, 6) OBP: 0.405, SLG: 0.333	1-1 S		1-0 6-3	1-0 SAFE	1-0 SAFE	1-1 F7		1-2 F8	1-2 F8	5	0	2	1	0	0	0											
Pedro Guerrero, R (1, 3) OBP: 0.380, SLG: 0.421	1-2 SAFE	2-3 SAFE	0-2 5-3	1-2 3-H	2-1 F8	3-1 F8		3-2 5-3		5	0	0	0	0	1	3											
Tom Brunansky, R (1, 9) OBP: 0.353, SLG: 0.432	2-2 F2		2-3 K		0-1 F7		1-3 K		2-2 HR	5	1	1	1	0	2	1											
Terry Pendleton, S (1, 5)		2-2 BB		2-0 F8	0-2 3-1		0-0 FC3-6		0-0 6-3	5	1	2	0	0	0	0											
José Oquendo, S (1, 4) OBP: 0.346, SLG: 0.365	4-1 SAFE	1-2 SAFE		0-1 2B	0-0 2B		0-0 FC3-6			3	2	2	0	1	0	1											
Curt Ford, L (1, 7) OBP: 0.237, SLG: 0.245	0-2 SAFE	0-2 SAFE		0-0 1B	2-1 WP		0-0 F8			4	1	3	2	0	0	1											
Tony Peña, R (1, 2) OBP: 0.300, SLG: 0.358	0-2 F4		2-0 E	2-0 SH1-4	4-0 WP		1-2 F5			3	1	1	2	1	0	2											
Scott Terry, R (1, 1) OBP: 0.125, SLG: 0.125	0-3 K		0-2 SH1-4	3-1 F8			2-2 6-3			2	0	0	0	0	1	4											
Mike Laga, L (8, PH) OBP: 0.158, SLG: 0.172				1-2 2-S						1	0	0	0	0	0	0											
Ken Dayley, L (8, 1)										0	0	0	0	0	0	0											
Todd Worrell, R (9, 1)										0	0	0	0	0	0	0											
Inning Stats	R: 0 E: 0 K: 1 S: 10	H: 1 LOB: 1 BB: 0 P: 15	R: 1 E: 0 K: 2 S: 22	H: 2 LOB: 2 BB: 1 P: 30	R: 0 E: 0 K: 1 S: 8	H: 0 LOB: 0 BB: 0 P: 11	R: 3 E: 1 K: 0 S: 12	H: 4 LOB: 2 BB: 0 P: 20	R: 1 E: 0 K: 0 S: 10	H: 2 LOB: 1 BB: 0 P: 19	R: 0 E: 0 K: 1 S: 6	H: 1 LOB: 1 BB: 0 P: 7	R: 0 E: 0 K: 1 S: 10	H: 0 LOB: 0 BB: 1 P: 14	R: 1 E: 0 K: 0 S: 11	H: 1 LOB: 0 BB: 0 P: 17	1B: 7 2B: 3 3B: 0 HR: 1	SF: 0 SAC: 1 DP: 0 HBP: 0	WP: 1 PB: 1 SB: 1 CS: 0	PA: 41							
PITCHER	IP	WLS	BF	H	R	ER	SO	BB	IBB	HBP	BLK	WP	HR	S	P	ERA	WHIP										
Pete Smith, R (1, 1) ERA: 3.94	5.0	L	27	9	5	4	4	1	1	0	0	1	0	62	95	7.20	2.000										
Charlie Puleo, R (6, 1) ERA: 3.55	2.0		7	1	0	0	1	0	0	0	0	0	0	11	17	0.00	0.500										
Bruce Sutter, R (8, 1) ERA: 5.1	1.0		3	0	0	0	1	0	0	0	0	0	0	10	14	0.00	0.000										
Jim Acker, R (9, 1) ERA: 5.33	1.0		4	1	1	1	0	0	0	0	0	0	1	11	17	9.00	1.000										

St. Louis Cardinals @ Atlanta Braves
Atlanta-Fulton County Stadium, Atlanta, GA
Wed Aug 31 1988, 7:05 PM EDT
Att: 6,358 - Unknown - 73 F

AB 38
R 6
H 11
RBI 6
BB 2
SO 6
LOB 15



Batter	1	2	3	4	5	6	7	8	9	AB	R	H	RBI	BB	SO	LOB	BOTTOM										
Ron Gant, R (1, 4) OBP: 0.306, SLG: 0.432	2-0 G4-6-3	4-0 BB			2-2 G1-4-3			4-0 G6-4-3		2	0	1	0	1	0	1											
Charlie Puleo, R (6, 1) OBP: 0.162, SLG: 0.182					1-2 SAFE			1-1 BB		0	0	0	0	0	0	0											
Bruce Sutter, R (8, 1)					3-2 F8			1-1 F9		0	0	0	0	0	0	0											
Jim Morrison, R (8, PH) OBP: 0.215, SLG: 0.243					0-1 F7			1-2 G6-4-3		0	0	0	0	1	0	0											
Jim Acker, R (9, 1) OBP: 0.150, SLG: 0.667					3-2 F7			1-1 F9		0	0	0	0	0	0	0											
Dion James, L (1, 7) OBP: 0.355, SLG: 0.359	2-0 G4-6-3	3-2 F8			0-1 F7			1-1 F9		3	0	0	0	0	0	4											
Lonnie Smith, R (8, PH) OBP: 0.286, SLG: 0.286	1-2 SAFE							1-2 G6-4-3		1	0	0	0	0	0	1											
Gerald Perry, L (1, 3) OBP: 0.357, SLG: 0.409	0-2 4-3		1-0 1-3		1-1 G3			1-2 G6-4-3		4	0	0	0	0	0	1											
Dale Murphy, R (1, 9) OBP: 0.318, SLG: 0.452		0-1 E	1-3 K2-3		0-0 2B			2-1 HR		4	2	3	1	0	1	0											
Andres Thomas, R (1, 6) OBP: 0.269, SLG: 0.373		0-0 E8	1-1 4-3		0-1 1-3			0-0 L4		4	1	1	0	0	0	1											
Paul Runge, R (1, 5) OBP: 0.353, SLG: 0.300		3-0 1B		1-0 1-3		3-1 6-3		4-1 PB		3	1	1	1	1	0	1											
Bruce Benedict, R (1, 2) OBP: 0.311, SLG: 0.286		0-0 BB		0-1 6-3			1-1 6-3	2-2 F9		3	0	1	0	0	0	0											
Ozzie Virgil, R (9, PH) OBP: 0.303, SLG: 0.369		1-3 BB						1-2 F9		1	0	0	0	0	0	1											
Terry Blocker, L (1, 8) OBP: 0.227, SLG: 0.231		0-0 7-2		1-2 F8			2-0 F8	3-2 E6		4	0	0	0	0	0	2											
Pete Smith, R (1, 1) OBP: 0.146, SLG: 0.149		3-0 7-2		4-1 G1-4-3			1-0 5-3	2-1 F7		0	0	0	0	1	0	0											
Jerry Royster, R (5, PH) OBP: 0.233, SLG: 0.216								1-2 F7		2	0	1	0	0	0	0											
Ted Simmons, S (9, PH) OBP: 0.343, SLG: 0.379								1-2 F7		1	0	0	0	0	0	1											
Inning Stats	R: 0 E: 0 K: 0 S: 5	H: 1 LOB: 0 BB: 0 P: 9	R: 2 E: 1 K: 0 S: 10	H: 4 LOB: 3 BB: 2 P: 24	R: 0 E: 0 K: 1 S: 6	H: 0 LOB: 0 BB: 0 P: 9	R: 0 E: 0 K: 0 S: 7	H: 0 LOB: 0 BB: 0 P: 9	R: 0 E: 0 K: 0 S: 7	H: 1 LOB: 0 BB: 0 P: 11	R: 0 E: 0 K: 0 S: 7	H: 1 LOB: 1 BB: 0 P: 11	R: 0 E: 0 K: 0 S: 4	H: 0 LOB: 0 BB: 0 P: 8	R: 0 E: 0 K: 0 S: 5	H: 0 LOB: 0 BB: 1 P: 11	R: 2 E: 1 K: 0 S: 13	H: 1 LOB: 1 BB: 1 P: 26	1B: 6 2B: 2 3B: 0 HR: 1	SF: 0 SAC: 0 DP: 4 HBP: 0	WP: 1 PB: 1 SB: 0 CS: 0	PA: 36					
PITCHER	IP	WLS	BF	H	R	ER	SO	BB	IBB	HBP	BLK	WP	HR	S	P	ERA	WHIP										
Scott Terry, R (1, 1) ERA: 2.74	7.0	W	27	7	2	2	1	2	0	0	0	0	0	46	81	2.57	1.286										
Ken Dayley, L (8, 1) ERA: 3.4	1.0		4	1	1	1	0	1	0	0	0	0	1	7	15	9.00	2.000										
Todd Worrell, R (9, 1) ERA: 3.2	1.0	S	5	0	1	0	0	1	0	0	0	1	0	11	22	0.00	1.000										


St. Louis Cardinals @ Atlanta Braves
Atlanta-Fulton County Stadium, Atlanta, GA
Wed Aug 31 1988, 7:05 PM EDT
Att: 6,358 - Unknown - 73 F

AB 32
R 4
H 8
RBI 2
BB 4
SO 1
LOB 13



Batter	1	2	3	4	5	6	7	8	9	AB	R	H	RBI	BB	SO	LOB	TOP								
Barry Bonds, L (1, 7) OBP: 0.367, SLG: 0.507										4	0	1	0	0	1	1	Pittsburgh Pirates @ Atlanta Braves Atlanta-Fulton County Stadium, Atlanta, GA Fri Sep 02 1988, 7:05 PM EDT Att. 7,938 - Unknown - 76 F								
Jose Lind, R (1, 4) OBP: 0.291, SLG: 0.302										4	0	0	0	0	0	1									
Andy Van Slyke, L (1, 8) OBP: 0.345, SLG: 0.517										4	0	1	0	0	0	1									
Bobby Bonilla, S (1, 5) OBP: 0.368, SLG: 0.475										4	0	0	0	0	0	2									
Glenn Wilson, R (1, 9) OBP: 0.280, SLG: 0.312										4	1	1	0	0	1	1									
Sid Bream, L (1, 3) OBP: 0.338, SLG: 0.419										2	0	1	0	2	1	1									
Tom Prince, R (1, 2) OBP: 0.250, SLG: 0.245										3	0	0	0	0	0	3									
Rafael Belliard, R (1, 6) OBP: 0.286, SLG: 0.243										2	0	1	0	0	0	0									
Gary Redus, R (7, PH) OBP: 0.330, SLG: 0.390										1	0	0	0	0	0	2									
Felix Fermin, R (7, 6) OBP: 0.340, SLG: 0.268										0	0	0	0	0	0	0									
Bob Walk, R (1, 1) OBP: 0.143, SLG: 0.117										3	0	1	0	0	1	1									
Bob Kipper, R (8, 1)										0	0	0	0	0	0	0									
Jim Gott, R (8, 1)										0	0	0	0	0	0	0									
Inning Stats	R: 0 E: 0 K: 0 S: 7	H: 1 LOB: 1 BB: 0 P: 12	R: 0 E: 0 K: 0 S: 7	H: 0 LOB: 0 BB: 1 P: 13	R: 0 E: 0 K: 1 S: 7	H: 1 LOB: 1 BB: 0 P: 10	R: 0 E: 0 K: 0 S: 7	H: 0 LOB: 0 BB: 0 P: 9	R: 1 E: 0 K: 0 S: 15	H: 3 LOB: 1 BB: 0 P: 21	R: 0 E: 0 K: 0 S: 3	H: 0 LOB: 2 BB: 0 P: 6	R: 0 E: 1 K: 0 S: 14	H: 0 LOB: 2 BB: 1 P: 23	R: 0 E: 0 K: 0 S: 7	H: 0 LOB: 0 BB: 0 P: 11	R: 0 E: 0 K: 2 S: 9	H: 1 LOB: 1 BB: 0 P: 11	1B: 6 2B: 1 3B: 0 HR: 0	SF: 0 SAC: 0 DP: 3 HBP: 0	WP: 0 PB: 0 CS: 0	PA: 33			
PITCHER	IP	WLS	BF	H	R	ER	SO	BB	IBB	HBP	BLK	WP	HR	S	P	ERA	WHIP								
Tom Glavine, L (1, 1) ERA: 4.82	7.0		26	5	1	1	2	2	0	0	0	0	0	60	94	1.29	1.000								
Paul Assenmacher, L (8, 1) ERA: 3.2	2.0	W	7	1	0	0	2	0	0	0	0	0	0	16	22	0.00	0.500								

Batter	1	2	3	4	5	6	7	8	9	AB	R	H	RBI	BB	SO	LOB	BOTTOM								
Jeff Blauser, R (1, 4) OBP: 0.400, SLG: 0.600										5	0	2	1	0	0	0	Pittsburgh Pirates @ Atlanta Braves Atlanta-Fulton County Stadium, Atlanta, GA Fri Sep 02 1988, 7:05 PM EDT Att. 7,938 - Unknown - 76 F								
Dion James, L (1, 7) OBP: 0.359, SLG: 0.360										2	1	1	0	2	0	1									
Gerald Perry, L (1, 3) OBP: 0.359, SLG: 0.412										4	0	2	0	0	0	2									
Dale Murphy, R (1, 9) OBP: 0.317, SLG: 0.449										3	0	0	1	1	0	3									
Andres Thomas, R (1, 6) OBP: 0.269, SLG: 0.371										3	0	0	0	1	1	3									
Paul Runge, R (1, 5) OBP: 0.341, SLG: 0.288										3	0	0	0	0	0	3									
Lonnie Smith, R (9, PH) OBP: 0.281, SLG: 0.281										1	0	0	0	0	1	0									
Bruce Benedict, R (1, 2) OBP: 0.311, SLG: 0.287										3	0	1	0	0	0	0									
Ozzie Virgil, R (9, PH) OBP: 0.306, SLG: 0.371										1	0	1	0	0	0	0									
Jerry Royster, R (9, PR) OBP: 0.233, SLG: 0.216										0	1	0	0	0	0	0									
Terry Blocker, L (1, 8) OBP: 0.227, SLG: 0.232										4	0	1	0	0	0	1									
Tom Glavine, L (1, 1) OBP: 0.235, SLG: 0.224										2	0	0	0	0	0	0									
Albert Hall, S (7, PH) OBP: 0.318, SLG: 0.303										1	0	0	0	0	0	0									
Paul Assenmacher, L (8, 1) ERA: 3.23										0	0	0	0	0	0	0									
Ted Simmons, S (9, PH) OBP: 0.340, SLG: 0.375										1	0	0	0	0	1	2									
Inning Stats	R: 0 E: 0 K: 0 S: 6	H: 1 LOB: 2 BB: 1 P: 15	R: 0 E: 0 K: 0 S: 8	H: 1 LOB: 0 BB: 0 P: 13	R: 0 E: 0 K: 0 S: 5	H: 0 LOB: 1 BB: 1 P: 12	R: 0 E: 0 K: 0 S: 7	H: 0 LOB: 0 BB: 0 P: 10	R: 0 E: 0 K: 0 S: 6	H: 0 LOB: 0 BB: 0 P: 10	R: 0 E: 0 K: 0 S: 10	H: 1 LOB: 3 BB: 2 P: 23	R: 0 E: 0 K: 0 S: 5	H: 0 LOB: 0 BB: 0 P: 6	R: 1 E: 0 K: 1 S: 10	H: 2 LOB: 1 BB: 0 P: 14	R: 1 E: 0 K: 2 S: 14	H: 3 LOB: 2 BB: 0 P: 19	1B: 6 2B: 2 3B: 0 HR: 0	SF: 0 SAC: 0 DP: 1 HBP: 0	WP: 0 PB: 0 CS: 0	PA: 37			
PITCHER	IP	WLS	BF	H	R	ER	SO	BB	IBB	HBP	BLK	WP	HR	S	P	ERA	WHIP								
Bob Walk, R (1, 1) ERA: 2.72	7.1		29	4	1	1	0	3	1	0	0	0	0	50	92	1.23	0.955								
Bob Kipper, L (8, 1)	0.0		1	1	0	0	0	0	0	0	0	0	0	3	4	∞	∞								
Jim Gott, R (8, 1) ERA: 3.33	1.1	L	7	3	1	1	3	0	0	0	0	0	0	18	26	6.75	2.250								

Batter	1	2	3	4	5	6	7	8	9	AB	R	H	RBI	BB	SO	LOB	TOP		
Steve Sax, R OBP: 0.330, SLG: 0.351 (1, 4)	0-1 4-3 1B		1-0 S E 2B		0-0 1-3		4-0 BB			3	1	1	0	1	0	0	Los Angeles Dodgers @ Atlanta Braves Atlanta-Fulton County Stadium, Atlanta, GA Mon Sep 05 1988, 7:05 PM EDT Att: 10,768 - Unknown		
Alfredo Griffin, S OBP: 0.243, SLG: 0.253 (1, 6)	3-2 HBP 1B		3-3 2H 1B		0-0 CS BB 1B		3-1 G1-6-3			4	1	2	0	0	1	2			
Kirk Gibson, L OBP: 0.382, SLG: 0.502 (1, 7)	2-2 1B E HBP		2-1 F8		4-1 G3 CS BB		3-1 3-1			2	1	0	0	1	0	0			
Mickey Hatcher, R OBP: 0.366, SLG: 0.400 Jose Gonzalez, R OBP: 0.192, SLG: 0.273 (8, 9)	1-0 E7 1H 2H 1B		0-0 F8		2-2 G3 HBP		0-0 S 1B			3	0	2	1	0	0	0			
John Shelby, S OBP: 0.324, SLG: 0.387 (1, 8)	1-1 F7		2-2 G6-4-3 1B		1-2 G3		2-3 K			4	0	1	0	0	1	4			
Franklin Stubbs, L OBP: 0.291, SLG: 0.371 (1, 3)	2-3 K		2-3 K		1-3 K		1-0 G3			4	0	0	0	0	3	6			
Mike Scioscia, L OBP: 0.328, SLG: 0.323 (1, 2)		2-0 1B	1-0 G6-4-3 1-2		0-0 P6		0-0 G4-3			4	0	1	0	0	0	1			
Jeff Hamilton, R OBP: 0.274, SLG: 0.365 (1, 5)		1-3 K	0-0 F9		0-0 WP SH1-4 1B		1-0 4-3			4	0	1	0	0	1	0			
Orel Hershiser, R OBP: 0.123, SLG: 0.178 (1, 1)		1-3 K	0-3 K		0-0 SH1-4		0-1 F9			3	0	0	0	0	2	0			
Inning Stats	R: 2 H: 2 E: 1 K: 1 S: 14	H: 2 LOB: 1 BB: 0 P: 23	R: 0 H: 1 E: 0 K: 2 S: 9	H: 1 LOB: 0 BB: 0 P: 13	R: 1 H: 1 E: 0 K: 1 S: 10	H: 1 LOB: 0 BB: 0 P: 16	R: 0 H: 1 E: 0 K: 1 S: 7	H: 0 LOB: 0 BB: 0 P: 12	R: 0 H: 1 E: 0 K: 1 S: 11	H: 1 LOB: 2 BB: 1 P: 19	R: 0 H: 1 E: 0 K: 0 S: 5	H: 1 LOB: 2 BB: 0 P: 15	R: 0 H: 0 E: 0 K: 0 S: 4	H: 0 LOB: 0 BB: 0 P: 5	1B: 7 2B: 1 3B: 0 HR: 0	SF: 0 SAC: 1 DP: 1 HBP: 2		WP: 1 PB: 0 SB: 2 CS: 2	PA: 36
PITCHER	IP WLS BF H R ER SO BB IBB HBP BLK WP HR S P ERA WHIP	8.0 L 33 8 3 2 8 2 0 2 0 1 0 70 115 2.25 1.250	1.0 3 0 0 0 0 0 0 0 0 0 0 0 4 5 0.00 0.000	PITCHER															

Batter	1	2	3	4	5	6	7	8	9	AB	R	H	RBI	BB	SO	LOB	BOTTOM					
Jeff Blauser, R OBP: 0.333, SLG: 0.444 (1, 4)	0-0 6-3		1-1 L8			0-2 G6-3			1-0 G3 1B	4	0	1	0	0	0	1	Los Angeles Dodgers @ Atlanta Braves Atlanta-Fulton County Stadium, Atlanta, GA Mon Sep 05 1988, 7:05 PM EDT Att: 10,768 - Unknown					
Dion James, L OBP: 0.358, SLG: 0.357 (1, 7)	2-1 4-3		4-1 BB		2-0 4-3			1-1 G3	3	0	0	0	1	0	1							
Gerald Perry, L OBP: 0.356, SLG: 0.413 (1, 3)	0-0 2B		2-2 F8		1-3 K			1-1 F8	4	0	1	0	0	1	3							
Dale Murphy, R OBP: 0.315, SLG: 0.446 (1, 9)	2-3 K		2-3 K		2-3 K			3-3 K	4	0	0	0	0	4	2							
Andres Thomas, R OBP: 0.269, SLG: 0.371 (1, 6)		2-1 G6-4-3 1B	1-2 5-3		2-3 K			2-3 K	3	0	1	0	0	1	0							
Ozzie Virgil, R OBP: 0.302, SLG: 0.367 (1, 2)		2-2 G6-4-3 1-2	3-3 K		0-1 F9			1-1 F9	3	0	0	0	0	1	1							
Paul Runge, R OBP: 0.333, SLG: 0.280 Albert Hall, S OBP: 0.317, SLG: 0.302 Jerry Royster, R OBP: 0.233, SLG: 0.216 (8, 9)		1-3 K	0-2 F9		0-2 G4-3			0-2 G4-3	2	0	0	0	0	1	0							
Terry Blocker, L OBP: 0.230, SLG: 0.234 (1, 8)			2-1 SH3-4 1B		0-0 3-1			0-0 G3	3	0	1	0	0	0	0							
Rick Mahler, R OBP: 0.159, SLG: 0.161 Ron Gant, R OBP: 0.305, SLG: 0.431 Bruce Sutter, R (9, 1)			0-0 SH3-4 1-2		1-0 4-3			2-2 5-3	1	0	0	0	0	0	0							
Inning Stats	R: 0 H: 1 E: 0 K: 1 S: 7	H: 1 LOB: 1 BB: 0 P: 11	R: 0 H: 1 E: 0 K: 1 S: 8	H: 1 LOB: 0 BB: 0 P: 13	R: 0 H: 1 E: 0 K: 0 S: 9	H: 1 LOB: 2 BB: 1 P: 18	R: 0 H: 0 E: 0 K: 2 S: 9	H: 0 LOB: 0 BB: 0 P: 15	R: 0 H: 0 E: 0 K: 0 S: 5	H: 0 LOB: 0 BB: 0 P: 6	R: 0 H: 0 E: 0 K: 1 S: 7	H: 0 LOB: 0 BB: 0 P: 10	R: 0 H: 0 E: 0 K: 2 S: 8	H: 0 LOB: 0 BB: 0 P: 12	R: 0 H: 0 E: 0 K: 0 S: 8	H: 0 LOB: 0 BB: 0 P: 10	R: 0 H: 1 E: 0 K: 1 S: 8	H: 1 LOB: 1 BB: 0 P: 14	1B: 3 2B: 1 3B: 0 HR: 0	SF: 0 SAC: 1 DP: 1 HBP: 0	WP: 0 PB: 0 SB: 0 CS: 0	PA: 31
PITCHER	IP WLS BF H R ER SO BB IBB HBP BLK WP HR S P ERA WHIP	9.0 W 31 4 0 0 8 1 0 0 0 0 0 69 109 0.00 0.556	PITCHER																			



Batter	1	2	3	4	5	6	7	8	9	AB	R	H	RBI	BB	SO	LOB	TOP							
Steve Sax, R (1, 4) OBP: 0.330, SLG: 0.349	2-1 F9		1-1 L5			4-1 SH3-4 BB		2-2 F8		3	0	0	0	1	0	1	Los Angeles Dodgers @ Atlanta Braves Atlanta-Fulton County Stadium, Atlanta, GA Tue Sep 06 1988, 3:33 AM EDT Att: 7,245 - Unknown livebaseballscorecards.com							
Alfredo Griffin, S (1, 6) OBP: 0.248, SLG: 0.256	0-0			4-2		0-1 SH3-4		4-2		1	0	1	0	1	0	0								
Mike Marshall, R (8, PH) OBP: 0.320, SLG: 0.448	4-3			CS BB				1B BB		0	0	0	0	0	0	0								
Chris Gwynn, L (8, PH)										0	0	0	0	1	0	0								
Mike Devereaux, R (8, PR) OBP: 0.148, SLG: 0.115	1B			CS BB		1-2		BB		0	0	0	0	0	0	0								
Kirk Gibson, L (1, 7) OBP: 0.383, SLG: 0.501	3-2 4-3			4-2 CS S BB		0-1 F9		0-0		3	0	1	1	1	0	2								
Mickey Hatcher, R (1, 9) OBP: 0.363, SLG: 0.391	2-1 F8			4-2 CS BB		1-0 F9		1-2 1B		3	0	0	0	1	0	4								
Jesse Orosco, R (8, 1)				1-3 1B BB				1-1 L5		0	0	0	0	0	0	0								
Jay Howell, R (8, 1)										0	0	0	0	0	0	0								
John Shelby, S (1, 8) OBP: 0.325, SLG: 0.387		3-2 5-3		1-0 1B		4-1 CS BB		2-2 4-3		3	0	1	0	1	0	0								
Franklin Stubbs, L (1, 3) OBP: 0.286, SLG: 0.363	2-2 F7			3-1 F9		1-2 G3		0-0 G3		4	0	0	0	0	0	3								
Mike Scioscia, L (1, 2) OBP: 0.328, SLG: 0.323	1-3 K					0-0 F8		1-1 1B		4	0	1	0	0	1	0								
Jose Gonzalez, R (8, PR) OBP: 0.182, SLG: 0.273										0	0	0	0	0	0	0								
Jeff Hamilton, R (1, 5) OBP: 0.271, SLG: 0.362			0-3 K			2-3 K		1-0 F7		2	0	0	0	0	2	0								
Danny Heep, L (8, PH) OBP: 0.337, SLG: 0.274								1-1 6-3		1	0	0	0	0	0	0								
Dave Anderson, R (8, 6) OBP: 0.338, SLG: 0.336										1	0	0	0	0	0	1								
Tim Belcher, R (1, 1) OBP: 0.064, SLG: 0.106			0-1 F9			0-3 K		0-2 F8 1B 2B		2	0	0	0	0	1	0								
Mike Davis, L (8, PH) OBP: 0.276, SLG: 0.284										1	1	1	0	0	0	0								
Mike Sharperson, R (8, 5) OBP: 0.333, SLG: 0.350										0	0	0	0	0	0	0								
Inning Stats	R: 0 E: 0 K: 0 S: 9	H: 1 LOB: 1 BB: 0 P: 16	R: 0 E: 0 K: 1 S: 9	H: 0 LOB: 0 BB: 0 P: 15	R: 0 E: 0 K: 1 S: 9	H: 0 LOB: 0 BB: 0 P: 10	R: 0 E: 0 K: 0 S: 10	H: 1 LOB: 2 BB: 3 P: 26	R: 0 E: 0 K: 2 S: 7	H: 0 LOB: 0 BB: 0 P: 9	R: 0 E: 0 K: 0 S: 6	H: 0 LOB: 0 BB: 1 P: 11	R: 0 E: 0 K: 0 S: 5	H: 0 LOB: 0 BB: 1 P: 10	R: 1 E: 0 K: 0 S: 14	H: 2 LOB: 2 BB: 1 P: 22	R: 0 E: 0 K: 0 S: 8	H: 1 LOB: 1 BB: 0 P: 12	1B: 4 2B: 1 3B: 0 HR: 0	SF: 0 SAC: 1 DP: 0 HBP: 0	WP: 0 PB: 0 SB: 1 CS: 3	PA: 35		
PITCHER	IP WLS BF H R ER SO BB IBB HBP BLK WP HR S P ERA WHIP	7.2 29 3 1 1 4 6 0 0 0 0 0 0 66 115 1.17 1.174	0.1 W 2 1 0 0 0 0 0 0 0 0 0 3 4 0.00 3.000	1.0 S 4 1 0 0 0 0 0 0 0 0 0 8 12 0.00 1.000																				

Batter	1	2	3	4	5	6	7	8	9	AB	R	H	RBI	BB	SO	LOB	BOTTOM						
Jeff Blauser, R (1, 4) OBP: 0.308, SLG: 0.615	1-3 K		0-0 5-3		3-3 K			1-2 HR		4	1	1	1	0	2	0	Los Angeles Dodgers @ Atlanta Braves Atlanta-Fulton County Stadium, Atlanta, GA Tue Sep 06 1988, 3:33 AM EDT Att: 7,245 - Unknown livebaseballscorecards.com						
Dion James, L (1, 7) OBP: 0.359, SLG: 0.362	2-2 2B 3B		2-2 F6			0-1 F7		4-2 S BB		3	1	1	0	1	0	0							
Gerald Perry, L (1, 3) OBP: 0.361, SLG: 0.417	3-2 3H 2B		0-0 FC6-4 1B			1-3 K		4-2 BB		3	0	2	1	1	1	0							
Dale Murphy, R (1, 9) OBP: 0.313, SLG: 0.442	0-3 K		1-0 FC6-4			2-3 K		2-3 K		4	0	0	0	0	3	4							
Andres Thomas, R (1, 6) OBP: 0.269, SLG: 0.370	4-2 BB			0-0 F8			0-3 K			2	0	0	0	1	1	0							
Jim Morrison, R (1, 5) OBP: 0.211, SLG: 0.239	2-3 K			0-1 5-3			2-1 F9			3	0	0	0	0	1	2							
Bruce Benedict, R (1, 2) OBP: 0.307, SLG: 0.283			1-1 F8		0-0 F3		2-2 5-3			3	0	0	0	0	0	0							
Terry Blocker, L (1, 8) OBP: 0.226, SLG: 0.231			2-2 6-3			2-1 B1-3		2-3 K		2	0	0	0	0	0	0							
Lonnie Smith, R (8, PH) OBP: 0.277, SLG: 0.276										1	0	0	0	0	1	0							
Pete Smith, R (1, 1) OBP: 0.140, SLG: 0.143			2-2 F9		1-0 F9		2-2 F6			2	0	0	0	0	0	0							
Paul Assenmacher, L (8, 1) ERA: 3.25										0	0	0	0	0	0	0							
Ron Gant, R (8, PH) OBP: 0.304, SLG: 0.430										1	0	0	0	0	0	0							
Bruce Sutter, R (9, 1) ERA: 4.87										0	0	0	0	0	0	0							
Inning Stats	R: 1 E: 0 K: 3 S: 25	H: 2 LOB: 2 BB: 1 P: 37	R: 0 E: 0 K: 0 S: 11	H: 0 LOB: 0 BB: 0 P: 16	R: 0 E: 0 K: 0 S: 7	H: 1 LOB: 1 BB: 0 P: 10	R: 0 E: 0 K: 0 S: 4	H: 0 LOB: 0 BB: 0 P: 4	R: 0 E: 0 K: 1 S: 6	H: 0 LOB: 0 BB: 0 P: 12	R: 0 E: 0 K: 2 S: 8	H: 0 LOB: 0 BB: 0 P: 11	R: 0 E: 0 K: 1 S: 8	H: 0 LOB: 0 BB: 0 P: 12	R: 1 E: 0 K: 2 S: 19	H: 1 LOB: 2 BB: 2 P: 34	1B: 1 2B: 1 3B: 1 HR: 1	SF: 0 SAC: 0 DP: 0 HBP: 0	WP: 0 PB: 0 SB: 1 CS: 0	PA: 31			
PITCHER	IP WLS BF H R ER SO BB IBB HBP BLK WP HR S P ERA WHIP	7.0 25 3 1 1 1 1 2 0 0 0 0 0 1 15 28 13.50 4.500	0.2 L 5 1 1 1 1 2 0 0 0 0 0 1 15 28 13.50 4.500	0.1 1 0 0 0 1 0 0 0 0 0 0 0 4 6 0.00 0.000																			



Batter	1	2	3	4	5	6	7	8	9	AB	R	H	RBI	BB	SO	LOB	TOP				
Ron Gant, R OBP: 0.311, SLG: 0.440 Jerry Royster, R OBP: 0.233, SLG: 0.216	4-1 G5-3 BLK BB	0-0 1-2 1B		3-2 2H HR			1-1 S 1B	4-2 1-2 2-3 BB		3	1	3	2	2	0	0					
Jeff Blausler, R OBP: 0.333, SLG: 0.500	2-2 G5-3 HBP	1-0 G5		2-1 F9			4-2 1-2 FC5-4 BB	0-1 F8		3	0	0	0	1	0	5					
Gerald Perry, L OBP: 0.359, SLG: 0.413	0-2 G5-3 1-2 2-3F		4-1 S BB	0-0 4-3			0-0 P5		3-1 6-3	4	0	0	0	1	0	4					
Dale Murphy, R OBP: 0.310, SLG: 0.438	1-3 K		1-2 P4		0-0 5-3		1-1 F9		1-3 K	5	0	0	0	0	2	4					
Andres Thomas, R OBP: 0.270, SLG: 0.369		1-2 G3 BB 1B	3-1 F3		2-2 5-3		2-2 FC5-4		4-0 K2 IBB	4	1	1	0	1	0	3					
Dion James, L OBP: 0.362, SLG: 0.362		4-0 G3 1B BB	4-0 IBB		2-2 6-3			0-1 CS 1B	3-3 K2	3	1	1	0	2	1	2					
Bruce Benedict, R OBP: 0.306, SLG: 0.282		0-3 K	0-0 F8			1-0 F8		2-0 1B 1-2 1B		4	0	1	0	0	1	4					
Terry Blocker, L OBP: 0.234, SLG: 0.239	0-1 G3		3-1 SH1-4 HR 1B		2-3 K		2-0 BB PB 1B		1-2 1B	4	1	2	0	0	1	2					
Tom Glavine, L OBP: 0.259, SLG: 0.235	1-1 1B 1B		0-1 SH1-4		1-3 K		4-2 BB 1-2 BB			2	0	1	2	1	1	0					
Inning Stats	R: 0 E: 0 K: 1 S: 9	H: 0 LOB: 1 BB: 1 P: 16	R: 2 E: 0 K: 1 S: 12	H: 3 LOB: 2 BB: 1 P: 19	R: 0 E: 0 K: 0 S: 8	H: 0 LOB: 0 BB: 2 P: 19	R: 2 E: 0 K: 0 S: 10	H: 2 LOB: 0 BB: 0 P: 18	R: 0 E: 0 K: 2 S: 7	H: 0 LOB: 0 BB: 0 P: 11	R: 0 E: 0 K: 0 S: 14	H: 1 LOB: 2 BB: 1 P: 21	R: 0 E: 0 K: 0 S: 16	H: 3 LOB: 3 BB: 2 P: 28	R: 0 E: 0 K: 2 S: 10	H: 0 LOB: 2 BB: 1 P: 21	1B: 8 2B: 1 3B: 0 HR: 1	SF: 0 SAC: 1 DP: 2 HBP: 1	WP: 1 PB: 1 SB: 3 CS: 1	PA: 42	
PITCHER	IP WLS BF H R ER SO BB IBB HBP BLK WP HR S P ERA WHIP	IP WLS BF H R ER SO BB IBB HBP BLK WP HR S P ERA WHIP	IP WLS BF H R ER SO BB IBB HBP BLK WP HR S P ERA WHIP	IP WLS BF H R ER SO BB IBB HBP BLK WP HR S P ERA WHIP	IP WLS BF H R ER SO BB IBB HBP BLK WP HR S P ERA WHIP	IP WLS BF H R ER SO BB IBB HBP BLK WP HR S P ERA WHIP	IP WLS BF H R ER SO BB IBB HBP BLK WP HR S P ERA WHIP	IP WLS BF H R ER SO BB IBB HBP BLK WP HR S P ERA WHIP	IP WLS BF H R ER SO BB IBB HBP BLK WP HR S P ERA WHIP	IP WLS BF H R ER SO BB IBB HBP BLK WP HR S P ERA WHIP	IP WLS BF H R ER SO BB IBB HBP BLK WP HR S P ERA WHIP	IP WLS BF H R ER SO BB IBB HBP BLK WP HR S P ERA WHIP	IP WLS BF H R ER SO BB IBB HBP BLK WP HR S P ERA WHIP	IP WLS BF H R ER SO BB IBB HBP BLK WP HR S P ERA WHIP	IP WLS BF H R ER SO BB IBB HBP BLK WP HR S P ERA WHIP	IP WLS BF H R ER SO BB IBB HBP BLK WP HR S P ERA WHIP	IP WLS BF H R ER SO BB IBB HBP BLK WP HR S P ERA WHIP	IP WLS BF H R ER SO BB IBB HBP BLK WP HR S P ERA WHIP	IP WLS BF H R ER SO BB IBB HBP BLK WP HR S P ERA WHIP	IP WLS BF H R ER SO BB IBB HBP BLK WP HR S P ERA WHIP	IP WLS BF H R ER SO BB IBB HBP BLK WP HR S P ERA WHIP

Atlanta Braves @ San Francisco Giants
Candlestick Park, San Francisco, CA
Wed Sep 07 1988, 10:05 PM EDT
Att. 4,910 - Unknown

AB 32
R 4
H 9
RBI 4
BB 8
SO 6
LOB 24



Batter	1	2	3	4	5	6	7	8	9	AB	R	H	RBI	BB	SO	LOB	BOTTOM				
Brett Butler, L OBP: 0.395, SLG: 0.389	4-0 BB BB		2-2 6-3		1-2 1-3			1-0 SF9 HBP		2	0	0	0	1	0	0					
Tony Perezchica, R OBP: 0.500, SLG: 0.500	4-0 L3-6 BB		0-0 1B		2-3 K		0-0 SF9		1-2 3H 3-2 4-3	2	0	1	1	1	1	0					
Will Clark, L OBP: 0.378, SLG: 0.504	3-1 L3-6		2-2 4-3		2-0 F7		2-0 K		3-2 4-3	4	0	0	0	0	0	4					
Kevin Mitchell, R OBP: 0.322, SLG: 0.444	0-3 K		1-0 6-3		2-3 K			2-3 K		4	0	0	0	0	3	1					
Candy Maldonado, R OBP: 0.316, SLG: 0.376		1-0 4-3		0-0 1B		3-2 F3		2-2 F8		4	0	1	0	0	0	0					
Bob Melvin, R OBP: 0.273, SLG: 0.389		2-3 K		0-1 L4		1-1 1-3		3-2 4-3		4	0	0	0	0	1	1					
Matt Williams, R OBP: 0.276, SLG: 0.429 Craig Lefferts, L		1-0 E6 FC6-4		0-0 F3		2-0 5-3				3	0	0	0	0	0	1					
Jose Uribe, S OBP: 0.298, SLG: 0.313		2-0 FC6-4		0-0 F9				0-0 4-3 SF9 2B		3	1	1	0	0	0	1					
Jeff Brantley, R OBP: 0.500, SLG: 0.500 Phil Garner, R OBP: 0.200, SLG: 0.200 Joe Price, R Ron Davis, R Joel Youngblood, R OBP: 0.311, SLG: 0.287			1-2 5-3		3-2 F8			0-1 4-3		1	0	0	0	0	0	0					
Inning Stats	R: 0 E: 0 K: 1 S: 5	H: 0 LOB: 2 BB: 0 P: 16	R: 0 E: 1 K: 1 S: 6	H: 0 LOB: 1 BB: 0 P: 12	R: 0 E: 0 K: 0 S: 10	H: 1 LOB: 1 BB: 0 P: 15	R: 0 E: 0 K: 0 S: 5	H: 1 LOB: 1 BB: 0 P: 6	R: 0 E: 0 K: 2 S: 8	H: 0 LOB: 0 BB: 0 P: 14	R: 0 E: 0 K: 0 S: 6	H: 0 LOB: 0 BB: 0 P: 12	R: 1 E: 0 K: 0 S: 8	H: 1 LOB: 1 BB: 0 P: 12	R: 0 E: 0 K: 1 S: 10	H: 0 LOB: 0 BB: 0 P: 17	1B: 2 2B: 2 3B: 0 HR: 0	SF: 1 SAC: 0 DP: 1 HBP: 1	WP: 0 PB: 0 SB: 0 CS: 0	PA: 33	
PITCHER	IP WLS BF H R ER SO BB IBB HBP BLK WP HR S P ERA WHIP	IP WLS BF H R ER SO BB IBB HBP BLK WP HR S P ERA WHIP	IP WLS BF H R ER SO BB IBB HBP BLK WP HR S P ERA WHIP	IP WLS BF H R ER SO BB IBB HBP BLK WP HR S P ERA WHIP	IP WLS BF H R ER SO BB IBB HBP BLK WP HR S P ERA WHIP	IP WLS BF H R ER SO BB IBB HBP BLK WP HR S P ERA WHIP	IP WLS BF H R ER SO BB IBB HBP BLK WP HR S P ERA WHIP	IP WLS BF H R ER SO BB IBB HBP BLK WP HR S P ERA WHIP	IP WLS BF H R ER SO BB IBB HBP BLK WP HR S P ERA WHIP	IP WLS BF H R ER SO BB IBB HBP BLK WP HR S P ERA WHIP	IP WLS BF H R ER SO BB IBB HBP BLK WP HR S P ERA WHIP	IP WLS BF H R ER SO BB IBB HBP BLK WP HR S P ERA WHIP	IP WLS BF H R ER SO BB IBB HBP BLK WP HR S P ERA WHIP	IP WLS BF H R ER SO BB IBB HBP BLK WP HR S P ERA WHIP	IP WLS BF H R ER SO BB IBB HBP BLK WP HR S P ERA WHIP	IP WLS BF H R ER SO BB IBB HBP BLK WP HR S P ERA WHIP	IP WLS BF H R ER SO BB IBB HBP BLK WP HR S P ERA WHIP	IP WLS BF H R ER SO BB IBB HBP BLK WP HR S P ERA WHIP	IP WLS BF H R ER SO BB IBB HBP BLK WP HR S P ERA WHIP	IP WLS BF H R ER SO BB IBB HBP BLK WP HR S P ERA WHIP	IP WLS BF H R ER SO BB IBB HBP BLK WP HR S P ERA WHIP

Atlanta Braves @ San Francisco Giants
Candlestick Park, San Francisco, CA
Wed Sep 07 1988, 10:05 PM EDT
Att. 4,910 - Unknown

AB 29
R 1
H 3
RBI 1
BB 2
SO 5
LOB 9



Batter	1	2	3	4	5	6	7	8	9	AB	R	H	RBI	BB	SO	LOB	TOP			
Ron Gant, R OBP: 0.311, SLG: 0.439	1-0 G3	2-1 1B			2-2 P6		2-1 F8			4	0	1	0	0	0	1	Atlanta Braves @ San Francisco Giants Candlestick Park, San Francisco, CA Thu Sep 08 1988, 10:05 PM EDT Att: 5,005 - Unknown livebaseballscorecards.com			
Jeff Blausler, R OBP: 0.273, SLG: 0.400	0-0 6-3	0-0 F9			1-2 F8		2-0 P4			4	0	0	0	0	0	3				
Gerald Perry, L OBP: 0.356, SLG: 0.414	1-2 2B		0-0 B1			0-0 1-3		1-3 K2-3		4	1	1	0	0	1	0				
Dale Murphy, R OBP: 0.313, SLG: 0.442	0-0 2B		0-0 F8			1-0 1B		2-2 1B		4	1	3	1	0	0	0				
Andres Thomas, R OBP: 0.270, SLG: 0.368	1-1 1B		0-2 6-3			0-1 P6		1-1 G6-4-3		4	0	1	1	0	0	2				
Dion James, L OBP: 0.363, SLG: 0.362	2-1 4-3		0-0 1B			4-0 1B		1-2 F9		3	0	1	0	1	0	1				
Bruce Benedict, R OBP: 0.306, SLG: 0.283		0-1 1B		2-2 F7		0-0 3-1		1-2 4-3		3	0	1	0	0	0	3				
Albert Hall, S OBP: 0.316, SLG: 0.300			1-2 1B							1	0	0	0	0	0	0				
Terry Blocker, L OBP: 0.234, SLG: 0.234		3-1 F7		3-2 G3			4-1 SH5-4		0-0 6-3	3	0	0	0	1	0	1				
29 John Smoltz, R OBP: 0.273, SLG: 0.300		1-3 K			0-3 K		1-0 SH5-4			2	0	0	0	0	2	1				
Charlie Puleo, R OBP: 0.182, SLG: 0.182							1-2			0	0	0	0	0	0	0				
Inning Stats	R: 2 E: 0 K: 0 S: 10	H: 3 LOB: 1 BB: 0 P: 15	R: 0 E: 0 K: 1 S: 10	H: 2 LOB: 2 BB: 0 P: 16	R: 0 E: 0 K: 0 S: 5	H: 0 LOB: 0 BB: 0 P: 5	R: 0 E: 0 K: 0 S: 11	H: 1 LOB: 0 BB: 0 P: 15	R: 0 E: 0 K: 1 S: 9	H: 0 LOB: 0 BB: 0 P: 12	R: 0 E: 0 K: 0 S: 6	H: 1 LOB: 2 BB: 1 P: 10	R: 0 E: 0 K: 1 S: 8	H: 0 LOB: 1 BB: 1 P: 14	R: 0 E: 0 K: 1 S: 9	H: 0 LOB: 0 BB: 0 P: 11	1B: 6 2B: 2 3B: 0 HR: 0	SF: 0 SAC: 1 DP: 1 HBP: 0	WP: 0 PB: 0 SB: 2 CS: 1	PA: 35
PITCHER Don Robinson, R ERA: 2.5	IP: 9.0 WLS: W BF: 35 H: 8 R: 2 ER: 2 SO: 3	BB: 1 IBB: 1 HBP: 0 BLK: 0	WP: 0 HR: 0 S: 73 P: 110	ERA: 2.00 WHIP: 1.000	PITCHER											IP: 9.0 WLS: W BF: 35 H: 8 R: 2 ER: 2 SO: 3	BB: 1 IBB: 1 HBP: 0 BLK: 0	WP: 0 HR: 0 S: 73 P: 110	ERA: 2.00 WHIP: 1.000	

Batter	1	2	3	4	5	6	7	8	9	AB	R	H	RBI	BB	SO	LOB	BOTTOM			
Brett Butler, L OBP: 0.400, SLG: 0.400	3-2 1B		0-0 2B	4-1 BB		2-0 2B		1-0 2B		4	0	4	0	1	0	0	Atlanta Braves @ San Francisco Giants Candlestick Park, San Francisco, CA Thu Sep 08 1988, 10:05 PM EDT Att: 5,005 - Unknown livebaseballscorecards.com			
Tony Perezchica, R OBP: 0.429, SLG: 0.250	0-1 FC6-4		4-2 BB	0-1 F3		2-2 P6		2-3 K		2	0	0	0	1	0	4				
Francisco Melendez, L OBP: 0.233, SLG: 0.188	1-2 FC6-4		FC3-2 BB							1	0	0	0	0	0	1				
Chris Speier, R OBP: 0.322, SLG: 0.358										1	0	0	0	0	1	1				
Will Clark, L OBP: 0.380, SLG: 0.509	0-0 F8		2-2 FC3-2		3-1 HR	4-0 FC6-4		4-0 IBB		3	1	1	1	2	0	4				
Kevin Mitchell, R OBP: 0.320, SLG: 0.441	0-0 F8		1-2 F8		3-2 F8	2-2 FC6-4		0-1 6-3		3	0	0	0	0	0	4				
Joel Youngblood, R OBP: 0.306, SLG: 0.292						1-2 FC6-4				2	0	0	0	0	0	4				
Mike Aldrete, L OBP: 0.355, SLG: 0.346		2-1 F8		3-1 L4	1-2 P6		2-3 K			4	0	0	0	0	1	0				
Ernest Riles, L OBP: 0.299, SLG: 0.364		0-2 F8		2-2 BB	1-1 1B		1-2 SH1-3			4	1	3	0	0	0	0				
Donell Nixon, R OBP: 0.400, SLG: 0.391										0	1	0	0	0	0	0				
Matt Williams, R OBP: 0.276, SLG: 0.429										0	0	0	0	0	0	0				
Bob Brenly, R OBP: 0.261, SLG: 0.292		2-3 K		0-0 P9	0-0 1B		1-1 SH1-3			3	0	1	1	0	1	1				
Jose Uribe, S OBP: 0.298, SLG: 0.311			3-2 F5	4-0 1B	2-1 4-3		3-2 4-3			3	0	0	0	1	0	3				
Don Robinson, R OBP: 0.200, SLG: 0.231			1-1 2B	0-2 BB		1-1 6-3		3-2 P4		4	0	2	1	0	0	0				
Inning Stats	R: 0 E: 0 K: 0 S: 7	H: 1 LOB: 1 BB: 0 P: 10	R: 0 E: 0 K: 1 S: 8	H: 0 LOB: 0 BB: 0 P: 12	R: 0 E: 0 K: 0 S: 15	H: 2 LOB: 3 BB: 1 P: 27	R: 1 E: 0 K: 0 S: 12	H: 2 LOB: 3 BB: 2 P: 25	R: 1 E: 0 K: 0 S: 13	H: 3 LOB: 2 BB: 0 P: 23	R: 0 E: 0 K: 0 S: 9	H: 1 LOB: 2 BB: 1 P: 20	R: 1 E: 0 K: 1 S: 11	H: 1 LOB: 1 BB: 0 P: 16	R: 0 E: 0 K: 1 S: 9	H: 1 LOB: 2 BB: 1 P: 19	1B: 6 2B: 3 3B: 1 HR: 1	SF: 0 SAC: 1 DP: 0 HBP: 0	WP: 0 PB: 0 SB: 0 CS: 0	PA: 40
PITCHER 29 John Smoltz, R ERA: 5.31	IP: 5.0 WLS: L BF: 26 H: 8 R: 2 ER: 2 SO: 1	BB: 3 IBB: 0 HBP: 0 BLK: 0	WP: 0 HR: 0 S: 55 P: 97	ERA: 3.60 WHIP: 2.200	PITCHER											IP: 5.0 WLS: L BF: 26 H: 8 R: 2 ER: 2 SO: 1	BB: 3 IBB: 0 HBP: 0 BLK: 0	WP: 0 HR: 0 S: 55 P: 97	ERA: 3.60 WHIP: 2.200	
Charlie Puleo, R ERA: 3.53	IP: 3.0 WLS: L BF: 14 H: 3 R: 1 ER: 1 SO: 2	BB: 0 IBB: 0 HBP: 0 BLK: 0	WP: 0 HR: 0 S: 29 P: 55	ERA: 3.00 WHIP: 1.000																

Batter	1	2	3	4	5	6	7	8	9	10	11	AB	R	H	RBI	BB	SO	LOB	TOP								
Ron Gant, R OBP: 0.309, SLG: 0.437 Bruce Sutter, R (11, 1)	L5		4-3		5-3			E 1B 2B	6-3		G6-4-3	6	1	1	0	0	0	3									
Jeff Blausler, R OBP: 0.296, SLG: 0.458 (1, 4)	SF7 3B			BB		F7		E5 1B BB		K		4	2	1	0	1	1	1									
Gerald Perry, L OBP: 0.357, SLG: 0.411 (1, 3)	SF7		4-3			1-3		1B 1B BB		6-3		3	1	0	1	1	0	1									
Dale Murphy, R OBP: 0.316, SLG: 0.443 (1, 9)	FC6-4 1B				F7			1B 1B		FC5-4 BB		4	0	2	2	1	0	0									
Andres Thomas, R OBP: 0.270, SLG: 0.366 (1, 6)	FC6-4 1-2f				F5		5-3	1-3 2-H 3-H		FC5-4		5	0	1	1	0	0	2									
Dion James, L OBP: 0.381, SLG: 0.359 Ted Simmons, S OBP: 0.337, SLG: 0.371 José Alvarez, R OBP: 0.500, SLG: 0.429 Jim Morrison, R OBP: 0.216, SLG: 0.244 (11, 5)		G3		3-1		4-3		P3			E6 1B	3	0	0	0	0	0	0									
Ozzie Virgil, R OBP: 0.304, SLG: 0.368 (1, 2)	K					K		6-3			1B	5	0	2	1	0	2	2									
Terry Blocker, L OBP: 0.236, SLG: 0.236 Lonnie Smith, R OBP: 0.289, SLG: 0.267 (9, 7)	K					6-3 1B		F2		L6		3	0	1	0	0	1	1									
German Jimenez, L OBP: 0.316, SLG: 0.367 Jerry Royster, R OBP: 0.214, SLG: 0.214 Jim Acker, R OBP: 0.199, SLG: 0.667 Albert Hall, S OBP: 0.316, SLG: 0.301 (8, 7)			F5			6-3		F9		B1-3		1	0	0	0	0	0	0									
											G6-4-3 1B	3	0	1	0	0	0	0									
Inning Stats	R: 1 E: 0 K: 0 S: 15	H: 2 LOB: 1 P: 23	R: 0 E: 0 K: 2 S: 7	H: 0 LOB: 0 BB: 0 P: 8	R: 0 E: 0 K: 0 S: 11	H: 0 LOB: 1 BB: 1 P: 18	R: 0 E: 0 K: 0 S: 5	H: 0 LOB: 0 BB: 0 P: 10	R: 0 E: 0 K: 1 S: 10	H: 1 LOB: 1 BB: 0 P: 17	R: 0 E: 0 K: 0 S: 6	H: 0 LOB: 0 BB: 0 P: 10	R: 0 E: 0 K: 0 S: 15	H: 3 LOB: 2 BB: 1 P: 27	R: 0 E: 0 K: 0 S: 6	H: 0 LOB: 0 BB: 0 P: 10	R: 0 E: 0 K: 1 S: 11	H: 0 LOB: 1 BB: 1 P: 16	R: 1 E: 1 K: 1 S: 11	H: 3 LOB: 1 BB: 0 P: 17	1B: 8 2B: 1 3B: 1 HR: 0	SF: 1 SAC: 0 DP: 1 HBP: 0	WP: 0 PB: 0 SB: 0 CS: 0	PA: 46			
PITCHER	IP 7.1	WLS L	BF 16	H 5	R 3	ER 0	SO 2	BB 2	IBB 0	HBP 0	BLK 0	WP 0	HR 0	S 69	P 111	ERA 0.00	WHIP 2.333										
Jimmy Jones, R ERA: 3.77 Mark Davis, L ERA: 2.01 Lance McCullers, R ERA: 2.15																											

Atlanta Braves @ San Diego Padres
Jack Murphy Stadium, San Diego, CA
Fri Sep 09 1988, 10:05 PM EDT
Att: 44,112 - Unknown

AB 42
R 5
H 10
RBI 5
BB 3
SO 5
LOB 14



Batter	1	2	3	4	5	6	7	8	9	10	11	AB	R	H	RBI	BB	SO	LOB	BOTTOM								
Dickie Thon, R OBP: 0.346, SLG: 0.320 (1, 6)	2B 1B			E 1B 1B		4-3 G3 1B		6-3			6-3	5	2	3	0	1	0	0									
Roberto Alomar, S OBP: 0.316, SLG: 0.358 (1, 4)	F8	F2		E5 1B		G3				4-3		6	1	1	0	0	1	5									
Tony Gwynn, L OBP: 0.366, SLG: 0.417 Marvell Wynne, L OBP: 0.326, SLG: 0.439 (8, 8)	F8			P4		4-3		4-3		K		4	0	1	2	0	0	2									
Carmelo Martinez, R OBP: 0.293, SLG: 0.394 (11, 3)			1-3	F8		6-3		6-3		6-3		5	0	1	1	0	0	2									
Keith Moreland, R OBP: 0.316, SLG: 0.343 Stan Jefferson, S OBP: 0.228, SLG: 0.233 (11, 7)	F8			2B BB		F8		F7		SH5-4 1B		4	1	1	0	1	0	1									
Benito Santiago, R OBP: 0.293, SLG: 0.365 (1, 2)		4-3		2B		4-3 2B		F8		SH5-4		4	0	2	1	0	0	0									
John Kruk, L OBP: 0.372, SLG: 0.375 (1, 9)		F7		6-3		4-3		6-3		G6-4-3 1B		4	0	0	0	1	0	2									
Chris Brown, R OBP: 0.303, SLG: 0.294 Lance McCullers, S OBP: 0.250, SLG: 0.143 (11, 1)		1B				F8		4-3		G6-4-3		4	0	1	0	1	0	2									
Jimmy Jones, R ERA: 5.19 Jim Acker, R ERA: 4.76 José Alvarez, R ERA: 3.4 Bruce Sutter, R ERA: 4.76				6-3		L6		F7		F7		3	0	1	0	0	0	2									
Inning Stats	R: 1 E: 0 K: 0 S: 12	H: 2 LOB: 1 BB: 0 P: 19	R: 0 E: 0 K: 0 S: 12	H: 2 LOB: 3 BB: 1 P: 23	R: 1 E: 0 K: 0 S: 10	H: 1 LOB: 1 BB: 1 P: 16	R: 2 E: 1 K: 0 S: 11	H: 3 LOB: 1 BB: 0 P: 18	R: 0 E: 0 K: 0 S: 9	H: 0 LOB: 0 BB: 0 P: 8	R: 0 E: 0 K: 0 S: 6	H: 0 LOB: 0 BB: 0 P: 8	R: 0 E: 0 K: 0 S: 9	H: 0 LOB: 0 BB: 0 P: 15	R: 0 E: 0 K: 0 S: 7	H: 1 LOB: 1 BB: 1 P: 13	R: 0 E: 0 K: 1 S: 6	H: 0 LOB: 0 BB: 0 P: 7	1B: 8 2B: 3 3B: 0 HR: 0	SF: 0 SAC: 1 DP: 1 HBP: 0	WP: 0 PB: 0 SB: 0 CS: 0	PA: 47					
PITCHER	IP 4.0	WLS 2	BF 22	H 8	R 4	ER 3	SO 0	BB 2	IBB 0	HBP 0	BLK 0	WP 0	HR 0	S 45	P 76	ERA 6.75	WHIP 2.500										
Jim Acker, R ERA: 4.76 José Alvarez, R ERA: 3.4 Bruce Sutter, R ERA: 4.76																											

Atlanta Braves @ San Diego Padres
Jack Murphy Stadium, San Diego, CA
Fri Sep 09 1988, 10:05 PM EDT
Att: 44,112 - Unknown

AB 42
R 4
H 11
RBI 4
BB 4
SO 2
LOB 16



Batter	1	2	3	4	5	6	7	8	9	AB	R	H	RBI	BB	SO	LOB	TOP			
Ron Gant, R OBP: 0.309, SLG: 0.435 (1, 5)	G3 S BB		F8		P4			K		3	0	0	0	1	1	0				
Jeff Blausler, R OBP: 0.290, SLG: 0.429 (1, 4)	K		5-3			6-3			1B WP	4	1	1	0	0	1	1				
Gerald Perry, L OBP: 0.354, SLG: 0.408 (1, 3)	G3			F7		K		6-3	4	0	0	0	0	0	1	2				
Dale Murphy, R OBP: 0.315, SLG: 0.441 (1, 9)	6-3			F8		F8			4	0	1	1	0	0	1					
Andres Thomas, R OBP: 0.268, SLG: 0.364 (1, 6)		L5		E7			K		4	0	0	0	0	0	1	1				
Dion James, L OBP: 0.360, SLG: 0.356 (1, 7)	4-3					K			3	0	0	0	1	1	1					
Ozzie Virgil, R OBP: 0.304, SLG: 0.378 (1, 2)				F8			F7		3	1	1	1	0	0	2					
Terry Blocker, L OBP: 0.232, SLG: 0.231 (1, 8)	4-3				6-3				3	0	0	0	0	0	0					
Rick Mahler, R OBP: 0.154, SLG: 0.156 (8, PH)								F9	2	0	0	0	0	1	0					
Albert Hall, S OBP: 0.315, SLG: 0.300 (8, PH)									1	0	0	0	0	0	0					
Joe Boever, R OBP: 0.315, SLG: 0.300 (8, 1)									0	0	0	0	0	0	0					
Inning Stats	R: 0 E: 0 K: 1 S: 10	H: 0 LOB: 1 BB: 1 P: 17	R: 1 E: 0 K: 0 S: 7	H: 1 LOB: 0 BB: 0 P: 9	R: 0 E: 0 K: 1 S: 7	H: 0 LOB: 0 BB: 0 P: 9	R: 0 E: 0 K: 0 S: 11	H: 0 LOB: 0 BB: 0 P: 19	R: 0 E: 0 K: 1 S: 4	H: 0 LOB: 0 BB: 0 P: 5	R: 0 E: 0 K: 2 S: 8	H: 0 LOB: 0 BB: 0 P: 10	R: 0 E: 0 K: 1 S: 7	H: 0 LOB: 0 BB: 0 P: 11	R: 1 E: 0 K: 0 S: 9	H: 2 LOB: 1 BB: 0 P: 12	1B: 2 2B: 0 3B: 0 HR: 1	SF: 0 SAC: 0 DP: 0 HBP: 0	WP: 1 PB: 0 SB: 2 CS: 0	PA: 33
PITCHER Eric Show, R ERA: 3.2 (1, 1)	IP: 9.0 WLS: W BF: 33 H: 3 R: 2 ER: 2 SO: 6 BB: 2 IBB: 0 HBP: 0 BLK: 0 WP: 1 HR: 1 S: 69 P: 100 ERA: 2.00 WHIP: 0.556																			

Atlanta Braves @ San Diego Padres
Jack Murphy Stadium, San Diego, CA
Sat Sep 10 1988, 10:05 PM EDT
Att: 15,349 - Unknown - 70 F

AB	31
R	2
H	3
RBI	2
BB	2
SO	6
LOB	8



Batter	1	2	3	4	5	6	7	8	9	AB	R	H	RBI	BB	SO	LOB	BOTTOM			
John Kruk, L OBP: 0.368, SLG: 0.370 (1, 9)	3-1		4-3	K		5-3				4	0	0	0	0	1	3				
Roberto Alomar, S OBP: 0.319, SLG: 0.366 (1, 4)	3-1							6-3-5 1B		4	0	3	2	0	0	0				
Tony Gwynn, L OBP: 0.365, SLG: 0.415 (1, 8)			6-3	4-3			5-3-5 1-2 1B			4	0	1	0	0	0	4				
Carmelo Martinez, R OBP: 0.293, SLG: 0.403 (1, 7)	4-3		6-3				K			4	1	1	1	0	1	2				
Keith Moreland, R OBP: 0.315, SLG: 0.341 (1, 3)								6-3		3	1	0	0	1	0	0				
Benito Santiago, R OBP: 0.292, SLG: 0.364 (1, 2)								K		4	1	1	0	0	2	1				
Tim Flannery, L OBP: 0.372, SLG: 0.389 (1, 5)										4	2	2	0	0	0	1				
Garry Templeton, S OBP: 0.277, SLG: 0.340 (1, 6)										4	1	3	2	0	0	0				
Eric Show, R OBP: 0.153, SLG: 0.155 (1, 1)										4	0	1	1	0	1	3				
Inning Stats	R: 0 E: 0 K: 0 S: 13	H: 1 LOB: 1 BB: 0 P: 20	R: 1 E: 0 K: 1 S: 11	H: 1 LOB: 1 BB: 1 P: 20	R: 0 E: 0 K: 0 S: 7	H: 1 LOB: 1 BB: 0 P: 12	R: 3 E: 1 K: 1 S: 18	H: 4 LOB: 2 BB: 0 P: 28	R: 1 E: 0 K: 0 S: 7	H: 1 LOB: 0 BB: 0 P: 12	R: 0 E: 0 K: 1 S: 7	H: 0 LOB: 0 BB: 0 P: 9	R: 0 E: 0 K: 1 S: 8	H: 1 LOB: 0 BB: 0 P: 11	R: 1 E: 1 K: 1 S: 13	H: 3 LOB: 2 BB: 0 P: 19	1B: 10 2B: 1 3B: 1 HR: 1	SF: 0 SAC: 0 DP: 1 HBP: 0	WP: 0 PB: 0 SB: 1 CS: 0	PA: 36
PITCHER Rick Mahler, R ERA: 3.76 (1, 1)	IP: 7.0 WLS: L BF: 31 H: 9 R: 5 ER: 3 SO: 4 BB: 1 IBB: 0 HBP: 0 BLK: 0 WP: 0 HR: 1 S: 71 P: 112 ERA: 3.86 WHIP: 1.429																			
Joe Boever, R ERA: 1.69 (8, 1)	IP: 1.0 WLS: 5 BF: 3 H: 3 R: 1 ER: 1 SO: 1 BB: 0 IBB: 0 HBP: 0 BLK: 0 WP: 0 HR: 0 S: 13 P: 19 ERA: 9.00 WHIP: 3.000																			

Atlanta Braves @ San Diego Padres
Jack Murphy Stadium, San Diego, CA
Sat Sep 10 1988, 10:05 PM EDT
Att: 15,349 - Unknown - 70 F

AB	35
R	6
H	12
RBI	6
BB	1
SO	5
LOB	14



Batter	1	2	3	4	5	6	7	8	9	AB	R	H	RBI	BB	SO	LOB	TOP																			
Ron Gant, R OBP: 0.310, SLG: 0.434 (1, 5)										3	0	1	2	1	0	0	Atlanta Braves @ San Diego Padres Jack Murphy Stadium, San Diego, CA Sun Sep 11 1988, 6:33 AM EDT Att: 10,089 - Sunny - 75 F																			
Jeff Blauer, R OBP: 0.297, SLG: 0.375 (1, 4)										4	0	0	0	0	0	4																				
Gerald Perry, L OBP: 0.351, SLG: 0.404 (1, 3)										4	0	0	0	0	1	3																				
Dale Murphy, R OBP: 0.313, SLG: 0.438 (1, 9)										4	0	0	0	0	0	1																				
Andres Thomas, R OBP: 0.268, SLG: 0.363 (1, 6)										4	0	1	0	0	2	0																				
Ozzie Virgil, R OBP: 0.304, SLG: 0.374 (1, 2)										3	1	0	0	1	0	1																				
Lonnie Smith, R OBP: 0.282, SLG: 0.281 (1, 7)										4	1	2	0	0	0	1																				
Terry Blocker, L OBP: 0.234, SLG: 0.233 (1, 8)										3	0	1	0	0	2	1																				
Charlie Puleo, R OBP: 0.182, SLG: 0.182 (1, 1)										0	0	0	0	0	0	0																				
Inning Stats	R: 0 E: 0 K: 0 S: 5	H: 0 LOB: 0 BB: 1 P: 10	R: 0 E: 0 K: 1 S: 8	H: 0 LOB: 0 BB: 0 P: 13	R: 0 E: 0 K: 1 S: 7	H: 0 LOB: 0 BB: 0 P: 12	R: 0 E: 1 K: 1 S: 6	H: 0 LOB: 1 BB: 0 P: 8	R: 0 E: 0 K: 0 S: 11	H: 1 LOB: 1 BB: 0 P: 16	R: 0 E: 0 K: 0 S: 6	H: 0 LOB: 0 BB: 0 P: 11	R: 0 E: 0 K: 1 S: 9	H: 0 LOB: 0 BB: 0 P: 14	R: 2 E: 0 K: 0 S: 9	H: 3 LOB: 2 BB: 1 P: 18	R: 0 E: 0 K: 0 S: 8	H: 1 LOB: 1 BB: 0 P: 12	1B: 5 2B: 0 3B: 0 HR: 0	SF: 0 SAC: 0 DP: 1 HBP: 0	WP: 0 PA: 34 PB: 0 SB: 0 CS: 0															
PITCHER	IP	WLS	BF	H	R	ER	SO	BB	IBB	HBP	BLK	WP	HR	S	P	ERA	WHIP	PITCHER		IP	WLS	BF	H	R	ER	SO	BB	IBB	HBP	BLK	WP	HR	S	P	ERA	WHIP
Dennis Rasmussen, L ERA: 3.62 (1, 1)	7.0	W	23	1	0	0	5	1	0	0	0	0	0	52	84	0.00	0.286																			
Greg Booker, R ERA: 4.01 (8, 1)	2.0		11	4	2	2	0	1	0	0	0	0	0	17	30	9.00	2.500																			

AB	32
R	2
H	5
RBI	2
BB	2
SO	5
LOB	14



Batter	1	2	3	4	5	6	7	8	9	AB	R	H	RBI	BB	SO	LOB	BOTTOM																			
Stan Jefferson, S OBP: 0.218, SLG: 0.222 (1, 7)										5	1	0	0	0	0	5	Atlanta Braves @ San Diego Padres Jack Murphy Stadium, San Diego, CA Sun Sep 11 1988, 6:33 AM EDT Att: 10,089 - Sunny - 75 F																			
Roberto Alomar, S OBP: 0.320, SLG: 0.365 (1, 4)										4	1	1	1	1	0	1																				
Marvell Wynne, L OBP: 0.325, SLG: 0.447 (1, 8)										4	1	1	4	0	0	2																				
Carmelo Martinez, R OBP: 0.298, SLG: 0.404 (1, 3)										2	1	1	0	2	0	2																				
John Kruk, L OBP: 0.370, SLG: 0.368 (1, 9)										2	1	0	0	2	0	1																				
Tim Flannery, L OBP: 0.372, SLG: 0.383 (1, 5)										2	0	0	0	1	0	2																				
Garry Templeton, S OBP: 0.277, SLG: 0.342 (1, 6)										4	1	1	2	0	0	1																				
Mark Parent, R OBP: 0.227, SLG: 0.323 (1, 2)										4	1	1	1	0	1	2																				
Dennis Rasmussen, L OBP: 0.200, SLG: 0.197 (1, 1)										1	1	1	0	1	0	0																				
Inning Stats	R: 0 E: 0 K: 0 S: 6	H: 0 LOB: 0 BB: 0 P: 11	R: 7 E: 1 K: 0 S: 22	H: 3 LOB: 5 BB: 5 P: 44	R: 0 E: 0 K: 1 S: 9	H: 1 LOB: 0 BB: 0 P: 12	R: 0 E: 0 K: 0 S: 6	H: 1 LOB: 1 BB: 1 P: 13	R: 0 E: 0 K: 0 S: 5	H: 0 LOB: 0 BB: 1 P: 11	R: 0 E: 1 K: 0 S: 11	H: 0 LOB: 2 BB: 0 P: 21	R: 0 E: 0 K: 0 S: 6	H: 0 LOB: 0 BB: 0 P: 9	R: 1 E: 0 K: 1 S: 9	H: 1 LOB: 0 BB: 0 P: 14	R: 0 E: 0 K: 0 S: 8	H: 1 LOB: 1 BB: 0 P: 12	1B: 3 2B: 2 3B: 0 HR: 2	SF: 0 SAC: 1 DP: 1 HBP: 1	WP: 2 PA: 38 PB: 0 SB: 0 CS: 0															
PITCHER	IP	WLS	BF	H	R	ER	SO	BB	IBB	HBP	BLK	WP	HR	S	P	ERA	WHIP	PITCHER		IP	WLS	BF	H	R	ER	SO	BB	IBB	HBP	BLK	WP	HR	S	P	ERA	WHIP
Charlie Puleo, R ERA: 3.66 (1, 1)	1.2	L	13	3	7	2	0	4	0	0	0	0	0	26	48	10.80	4.200																			
Kevin Coffman, R ERA: 5.78 (2, 1)	3.1		13	2	0	0	1	3	0	0	0	2	0	22	43	0.00	1.500																			
Chuck Cary, L ERA: 7.11 (6, 1)	2.0		8	0	0	0	0	0	0	1	0	0	0	17	30	0.00	0.000																			
Ed Olwine, L ERA: 7.53 (8, 1)	1.0		4	1	1	1	1	0	0	0	0	0	1	9	14	9.00	1.000																			



Batter	1	2	3	4	5	6	7	8	9	AB	R	H	RBI	BB	SO	LOB	TOP										
Ron Gant, R OBP: 0.311, SLG: 0.434 (1,4)	L9		WP 1B						K	5	1	2	0	0	1	3	Atlanta Braves @ Los Angeles Dodgers Dodger Stadium, Los Angeles, CA Mon Sep 12 1988, 7:05 PM PDT Att: 24,578 - Unknown - 65 F										
Dion James, L OBP: 0.358, SLG: 0.354 (1,7)	4-3		G3			1B	B1-3		F7	5	1	1	0	0	0	2											
Gerald Perry, L OBP: 0.349, SLG: 0.401 (1,3)	G1			6-3		F7	G6-3			4	0	0	0	0	0	2											
Dale Murphy, R OBP: 0.314, SLG: 0.438 (1,9)		K		F9		BB 1B				4	1	2	1	0	1	0											
Andres Thomas, R OBP: 0.269, SLG: 0.364 (1,6)		K				BB 1B	L9			4	1	2	1	0	1	1											
Jim Morrison, R OBP: 0.216, SLG: 0.239 (1,5)		K		K		BB FC5-2			F9	3	0	0	0	1	2	1											
Bruce Benedict, R Ozzie Virgil, R OBP: 0.303, SLG: 0.280 (6, PH) OBP: 0.305, SLG: 0.375 (6, 2)			G6-3		5-3	FC5-2 1B			1-3	2	0	0	0	0	0	0											
Terry Blocker, L OBP: 0.234, SLG: 0.233 (1,8)			G3-1		6-3	FC5-2 1B			F7	4	0	1	0	0	0	0											
Tom Glavine, L Tommy Griggs, L Jim Acker, R Jerry Royster, C José Alvarez, R Paul Runge, R Paul Assenmacher, L Ted Simmons, S OBP: 0.226, SLG: 0.235 (3, PH) OBP: 0.272, SLG: 0.500 (3, 1) OBP: 0.292, SLG: 0.278 (5, PH) OBP: 0.302, SLG: 0.425 (5, 1) OBP: 0.305, SLG: 0.279 (5, PH) OBP: 0.266, SLG: 1.000 (5, 1) OBP: 0.333, SLG: 0.367 (5, PH)			WP 1B		6-3	FC5-2			K	0	0	0	0	0	0	0											
Inning Stats	R: 0 E: 0 K: 0 S: 9	H: 0 LOB: 0 BB: 0 P: 12	R: 0 E: 0 K: 3 S: 11	H: 0 LOB: 0 BB: 0 P: 13	R: 0 E: 0 K: 0 S: 9	H: 2 LOB: 2 BB: 0 P: 15	R: 0 E: 0 K: 1 S: 9	H: 1 LOB: 1 BB: 0 P: 10	R: 0 E: 0 K: 0 S: 3	H: 0 LOB: 0 BB: 0 P: 3	R: 4 E: 0 K: 0 S: 17	H: 6 LOB: 3 BB: 1 P: 28	R: 0 E: 0 K: 0 S: 9	H: 1 LOB: 1 BB: 0 P: 12	R: 0 E: 0 K: 0 S: 11	H: 0 LOB: 0 BB: 0 P: 14		R: 0 E: 0 K: 2 S: 7	H: 0 LOB: 0 BB: 0 P: 11	1B: 10 2B: 0 3B: 0 HR: 0	SF: 0 SAC: 0 DP: 0 HBP: 0	WP: 1 PB: 0 SB: 0 CS: 0	PA: 38				
PITCHER	IP	WLS	BF	H	R	ER	SO	BB	IBB	HBP	BLK	WP	HR	S	P	ERA	WHIP										
Tim Leary, R ERA: 2.68 (1, 1)	5.1	W	25	8	4	4	4	1	0	0	0	1	0	48	67	6.75	1.688										
Ricky Horton, L ERA: 4.78 (6, 1)	1.1		5	1	0	0	0	0	0	0	0	0	0	15	21	0.00	0.750										
Alejandro Pena, R ERA: 2.1 (7, 1)	2.1	S	8	1	0	0	2	0	0	0	0	0	0	22	30	0.00	0.429										

AB	37
R	4
H	10
RBI	4
BB	1
SO	6
LOB	12



Batter	1	2	3	4	5	6	7	8	9	AB	R	H	RBI	BB	SO	LOB	BOTTOM										
Dave Anderson, R OBP: 0.324, SLG: 0.320 (1,4)	G4-3	F9		4-3					K	4	0	0	0	0	1	0	Atlanta Braves @ Los Angeles Dodgers Dodger Stadium, Los Angeles, CA Mon Sep 12 1988, 7:05 PM PDT Att: 24,578 - Unknown - 65 F										
Alfredo Griffin, S OBP: 0.282, SLG: 0.268 (1,6)	1B	1B SF8		4-3					E4 1B	3	2	2	0	1	0	0											
Kirk Gibson, L OBP: 0.387, SLG: 0.507 (1,7)	1B	1B			L4				K	4	1	2	0	0	1	1											
Mickey Hatcher, R OBP: 0.337, SLG: 0.358 (7,3)	1B	SF8			F8				L7	3	1	1	2	0	0	0											
Franklin Stubbs, L OBP: 0.286, SLG: 0.363 (9,3)	1B	1B			F8					0	0	0	0	0	0	0											
John Shelby, S OBP: 0.320, SLG: 0.387 (1,8)	1B	1B			K				K	4	1	1	1	0	2	1											
Jeff Hamilton, R OBP: 0.283, SLG: 0.378 (1,5)	1B	1B			F8				K	4	0	2	1	0	1	0											
Tracy Woodson, R OBP: 0.259, SLG: 0.293 (1,3)	1B	1B			F9				K	3	0	0	0	0	1	2											
Alejandro Pena, R OBP: 0.282, SLG: 0.268 (7, 1)	1B	1B			F9				K	0	0	0	0	0	0	0											
Rick Dempsey, R OBP: 0.354, SLG: 0.496 (1,2)	1B	1B			F7				K	2	0	0	0	1	1	0											
Tim Leary, R OBP: 0.308, SLG: 0.339 (1,1)	1B	1B			K				K	2	0	0	0	0	2	2											
Ricky Horton, L ERA: 4.78 (6, 1)										0	0	0	0	0	0	0											
Jose Gonzalez, R OBP: 0.154, SLG: 0.231 (7,9)									K	1	0	0	0	0	1	0											
Inning Stats	R: 4 E: 1 K: 1 S: 16	H: 5 LOB: 2 BB: 1 P: 25	R: 1 E: 0 K: 0 S: 9	H: 1 LOB: 1 BB: 1 P: 17	R: 0 E: 0 K: 0 S: 4	H: 0 LOB: 0 BB: 0 P: 8	R: 0 E: 0 K: 1 S: 7	H: 0 LOB: 0 BB: 0 P: 7	R: 0 E: 0 K: 1 S: 9	H: 0 LOB: 0 BB: 0 P: 12	R: 0 E: 0 K: 2 S: 8	H: 1 LOB: 0 BB: 0 P: 12	R: 0 E: 1 K: 3 S: 10	H: 1 LOB: 1 BB: 0 P: 13	R: 0 E: 0 K: 2 S: 10	H: 0 LOB: 0 BB: 0 P: 14	1B: 8 2B: 0 3B: 0 HR: 0	SF: 1 SAC: 0 DP: 0 HBP: 0	WP: 0 PB: 0 SB: 0 CS: 1	PA: 33							
PITCHER	IP	WLS	BF	H	R	ER	SO	BB	IBB	HBP	BLK	WP	HR	S	P	ERA	WHIP										
Tom Glavine, L ERA: 4.78 (1, 1)	2.0	L	14	6	5	4	1	2	0	0	0	0	0	25	42	18.00	4.000										
Jim Acker, R ERA: 4.45 (3, 1)	2.0		6	0	0	0	1	0	0	0	0	0	0	11	15	0.00	0.000										
José Alvarez, R ERA: 3.98 (5, 1)	1.0		3	0	0	0	1	0	0	0	0	0	0	9	12	0.00	0.000										
Paul Assenmacher, L ERA: 3.05 (6, 1)	3.0		10	2	0	0	7	0	0	0	0	0	0	28	39	0.00	0.667										



Batter	1	2	3	4	5	6	7	8	9	AB	R	H	RBI	BB	SO	LOB	TOP			
Ron Gant, R OBP: 0.310, SLG: 0.432 (1,4)	0-0 CS 1B		1-1 G4-3		2-1 5-3			1-3 K		4	0	1	0	0	1	0				
Lonnie Smith, R OBP: 0.280, SLG: 0.269 (1,7)	4-1 SAFE SAFE SAFE SAFE BB BB		0-2 F7			0-0 F8		0-0 5-3		3	0	0	0	1	0	0				
Gerald Perry, L OBP: 0.348, SLG: 0.398 (1,3)	1-2 SAFE P3			1-1 P5		4-2 BB BB		0-1 G3		3	0	0	0	1	0	1				
Dale Murphy, R OBP: 0.316, SLG: 0.437 (1,9)	4-0 FC5-4 1-2 BB BB			1-3 K		4-2 SAFE SAFE SAFE SAFE BB BB		2-2 E5 4-3		2	0	0	0	2	1	0				
Andres Thomas, R OBP: 0.269, SLG: 0.363 (1,6)	0-2 FC5-4 1-2			3-2 BB 1B		0-0 BB		1-0 P3		4	0	1	0	0	0	5				
Jim Morrison, R OBP: 0.218, SLG: 0.236 (1,5)		2-2 4-3		4-0 BB BB BB BB		0-3 K		2-1 4-3		2	0	0	0	1	1	2				
Ted Simmons, S OBP: 0.330, SLG: 0.363 (9, PH)				1-2 BB				2-3 4-3		1	0	0	0	0	0	1				
Bruce Benedict, R OBP: 0.301, SLG: 0.278 (1,2)		2-0 G5-3		0-0 L7				2-2 P4		2	0	0	0	0	0	2	AB			
Tommy Gregg, L OBP: 0.263, SLG: 0.471 (7, PH)										1	0	0	0	0	0	0	R			
Ozzie Virgil, R OBP: 0.304, SLG: 0.374 (7,2)										1	0	0	0	0	0	1	H			
Terry Blocker, L OBP: 0.230, SLG: 0.229 (1,8)		1-2 G3-1			0-0 4-3			0-1 6-3		3	0	0	0	0	0	0	RBI			
29 John Smoltz, R OBP: 0.231, SLG: 0.250 (1,1)																	BB			
Ed Olwine, R OBP: 0.312, SLG: 0.297 (6,1)																	SO			
Albert Hall, S OBP: 0.300, SLG: 0.325 (7, PH)																	LOB			
José Álvarez, R OBP: 0.500, SLG: 0.429 (7,1)																				
Inning Stats	R: 0 E: 0 K: 0 S: 9	H: 1 LOB: 2 BB: 2 P: 18	R: 0 E: 0 K: 0 S: 8	H: 0 LOB: 0 BB: 0 P: 13	R: 0 E: 0 K: 0 S: 8	H: 0 LOB: 0 BB: 0 P: 11	R: 0 E: 0 K: 1 S: 9	H: 1 LOB: 2 BB: 1 P: 18	R: 0 E: 0 K: 1 S: 14	H: 0 LOB: 2 BB: 2 P: 22	R: 0 E: 0 K: 0 S: 8	H: 0 LOB: 0 BB: 0 P: 11	R: 0 E: 0 K: 1 S: 7	H: 0 LOB: 0 BB: 0 P: 8	R: 0 E: 1 K: 0 S: 10	H: 0 LOB: 1 BB: 0 P: 18	1B: 2 2B: 0 3B: 0 HR: 0	SF: 0 SAC: 0 DP: 0 HBP: 0	WP: 0 PB: 0 SB: 0 CS: 1	PA: 34
PITCHER	IP	WLS	BF	H	R	ER	SO	BB	IBB	HBP	BLK	WP	HR	S	P	ERA	WHIP			
John Tudor, L ERA: 2.27 (1,1)	5.0	W	19	2	0	0	2	3	0	0	0	0	0	40	71	0.00	1.000			
Ramon Martinez, R ERA: 2.54 (6,1)	2.0		8	0	0	0	1	2	0	0	0	0	0	22	33	0.00	1.000			
Jay Howell, R ERA: 2.21 (8,1)	2.0	S	7	0	0	0	1	0	0	0	0	0	0	17	26	0.00	0.000			

Atlanta Braves @ Los Angeles Dodgers
Dodger Stadium, Los Angeles, CA
Tue Sep 13 1988, 7:05 PM PDT
Att: 22,758 - Unknown

AB 29
R 0
H 2
RBI 0
BB 5
SO 4
LOB 12



Batter	1	2	3	4	5	6	7	8	9	AB	R	H	RBI	BB	SO	LOB	BOTTOM			
Alfredo Griffin, S OBP: 0.262, SLG: 0.267 (1,6)	2-3 K		0-3 K		0-1 G1-6-3 1B			0-0 G4-3		4	0	1	0	0	2	0				
Steve Sax, R OBP: 0.323, SLG: 0.341 (1,4)	2-1 6-3		1-1 G4-3		1-2 G1-6-3 1B			1-1 G5-3		4	0	0	0	0	0	2				
Kirk Gibson, L OBP: 0.389, SLG: 0.508 (1,7)	4-0 BB			1-1 G4-3 1B		3-2 L6-4 E 1B		1-2 5-3		3	0	2	0	1	0	0				
Mike Marshall, R OBP: 0.319, SLG: 0.445 (1,9)	0-3 K			0-1 G4-3		0-2 E6		1-2 F9		3	0	0	0	0	1	3				
José González, R OBP: 0.154, SLG: 0.231 (9,9)				1-2 K		1-2 F9				0	0	0	0	0	0	0				
John Shelby, S OBP: 0.320, SLG: 0.385 (1,8)		4-2 BB						1-2 F9		2	0	0	0	1	1	2				
Franklin Stubbs, L OBP: 0.283, SLG: 0.360 (1,3)		1 SAFE SAFE SAFE SAFE L9						1-1 G3		2	0	0	0	0	0	1				
Mickey Hatcher, R OBP: 0.335, SLG: 0.356 (6, PH)								1-1 L6-4		1	0	0	0	0	0	2				
Jeff Hamilton, R OBP: 0.284, SLG: 0.375 (1,5)		3-1 SAFE SAFE SAFE SAFE F8						2-3 L6-4		2	1	0	0	1	0	1	AB			
Mike Scioscia, L OBP: 0.323, SLG: 0.325 (1,2)								0-1 6-3		2	1	0	0	1	0	1	R			
John Tudor, L OBP: 0.150, SLG: 0.089 (1,1)																	H			
Chris Gwynn, L OBP: 0.500, SLG: 0.333 (5, PH)																	RBI			
Ramon Martinez, R OBP: 0.335, SLG: 0.356 (6, PH)																	BB			
Mike Davis, L OBP: 0.268, SLG: 0.275 (7, PH)																	SO			
Jay Howell, R ERA: 3.29 (8,1)																	LOB			
Inning Stats	R: 0 E: 0 K: 2 S: 8	H: 0 LOB: 1 BB: 1 P: 16	R: 0 E: 0 K: 0 S: 10	H: 0 LOB: 1 BB: 1 P: 20	R: 0 E: 0 K: 2 S: 8	H: 0 LOB: 0 BB: 0 P: 9	R: 0 E: 0 K: 1 S: 7	H: 1 LOB: 0 BB: 0 P: 8	R: 2 E: 0 K: 0 S: 13	H: 3 LOB: 1 BB: 1 P: 23	R: 0 E: 1 K: 0 S: 11	H: 1 LOB: 1 BB: 0 P: 16	R: 0 E: 0 K: 1 S: 7	H: 0 LOB: 0 BB: 0 P: 10	R: 0 E: 0 K: 0 S: 6	H: 0 LOB: 0 BB: 0 P: 8	1B: 4 2B: 1 3B: 0 HR: 1	SF: 0 SAC: 0 DP: 3 HBP: 0	WP: 0 PB: 0 SB: 0 CS: 0	PA: 30
PITCHER	IP	WLS	BF	H	R	ER	SO	BB	IBB	HBP	BLK	WP	HR	S	P	ERA	WHIP			
29 John Smoltz, R ERA: 5.1 (1,1)	5.1	L	23	5	2	2	5	3	0	0	0	0	0	55	89	3.38	1.500			
Ed Olwine, L ERA: 7.2 (6,1)	0.2		1	0	0	0	0	0	0	0	0	0	0	2	3	0.00	0.000			
José Álvarez, R ERA: 3.29 (7,1)	2.0		6	0	0	0	1	0	0	0	0	0	0	13	18	0.00	0.000			

Atlanta Braves @ Los Angeles Dodgers
Dodger Stadium, Los Angeles, CA
Tue Sep 13 1988, 7:05 PM PDT
Att: 22,758 - Unknown

AB 27
R 2
H 5
RBI 2
BB 3
SO 6
LOB 12



Batter	1	2	3	4	5	6	7	8	9	AB	R	H	RBI	BB	SO	LOB	TOP					
Ron Gant, R OBP: 0.310, SLG: 0.429 (1.5)										3	0	0	0	1	2	5	<p>Atlanta Braves @ Los Angeles Dodgers Dodger Stadium, Los Angeles, CA</p> <p>Wed Sep 14 1988, 7:05 PM PDT Att: 42,434 - Unknown - 70 F</p> <p>livebaseballscores.com</p>					
Jeff Blausler, R OBP: 0.237, SLG: 0.343 (1.4)										3	0	0	0	0	1	2						
Gerald Perry, L OBP: 0.345, SLG: 0.395 (1.3)										4	0	0	0	0	1	1						
Dale Murphy, R OBP: 0.315, SLG: 0.435 (1.9)										4	0	1	0	0	2	1						
Andres Thomas, R OBP: 0.271, SLG: 0.366 (1.6)										4	0	2	0	0	0	1						
Dion James, L OBP: 0.355, SLG: 0.350 (1.7)										4	0	0	0	0	0	2						
Ozzie Virgil, R OBP: 0.306, SLG: 0.375 (1.2)										4	0	2	0	0	0	2						
Terry Blocker, L OBP: 0.236, SLG: 0.231 (1.8)										3	0	1	0	1	0	1						
Rick Mahler, R OBP: 0.147, SLG: 0.149 (1.1)										3	0	0	0	0	2	5						
Inning Stats	R: 0 E: 0 K: 2 S: 7	H: 0 LOB: 0 BB: 0 P: 9	R: 0 E: 0 K: 0 S: 6	H: 1 LOB: 0 BB: 0 P: 8	R: 0 E: 0 K: 2 S: 13	H: 2 LOB: 2 BB: 0 P: 19	R: 0 E: 0 K: 1 S: 9	H: 1 LOB: 1 BB: 0 P: 12	R: 0 E: 0 K: 0 S: 5	H: 0 LOB: 0 BB: 0 P: 6	R: 0 E: 1 K: 1 S: 9	H: 0 LOB: 1 BB: 1 P: 17	R: 0 E: 1 K: 1 S: 8	H: 1 LOB: 3 BB: 1 P: 15	R: 0 E: 0 K: 1 S: 6	H: 0 LOB: 0 BB: 0 P: 9		R: 0 E: 0 K: 0 S: 7	H: 1 LOB: 1 BB: 0 P: 8	1B: 5 2B: 1 3B: 0 HR: 0	SF: 0 SAC: 1 DP: 1 HBP: 0	WP: 0 PB: 0 SB: 0 CS: 0
PITCHER Orel Hershiser, R ERA: 2.52 (1.1)	IP: 9.0 WLS: W BF: 35 H: 6 R: 0 ER: 0 SO: 8 BB: 1 IBB: 1 HBP: 0 BLK: 0 WP: 0 HR: 0 S: 70 P: 103 ERA: 0.00 WHIP: 0.778															PITCHER						

Batter	1	2	3	4	5	6	7	8	9	AB	R	H	RBI	BB	SO	LOB	BOTTOM					
Alfredo Griffin, S OBP: 0.258, SLG: 0.263 (1.6)										4	0	0	0	0	0	2	<p>Atlanta Braves @ Los Angeles Dodgers Dodger Stadium, Los Angeles, CA</p> <p>Wed Sep 14 1988, 7:05 PM PDT Att: 42,434 - Unknown - 70 F</p> <p>livebaseballscores.com</p>					
Steve Sax, R OBP: 0.321, SLG: 0.339 (1.4)										4	0	0	0	0	0	2						
Kirk Gibson, L OBP: 0.390, SLG: 0.507 (1.7)										3	1	1	0	1	1	0						
Mike Marshall, R OBP: 0.321, SLG: 0.448 (1.9)										4	0	2	1	0	0	0						
John Shelby, S OBP: 0.319, SLG: 0.383 (1.8)										2	0	0	0	0	1	0						
Franklin Stubbs, L OBP: 0.288, SLG: 0.361 (1.3)										2	0	1	0	1	1	0						
Jeff Hamilton, R OBP: 0.284, SLG: 0.375 (1.5)										3	0	1	0	0	0	4						
Mike Scioscia, L OBP: 0.321, SLG: 0.323 (1.2)										3	0	0	0	0	0	1						
Jose Gonzalez, R OBP: 0.154, SLG: 0.231 (8, PR)										0	0	0	0	0	0	0						
Rick Dempsey, R OBP: 0.354, SLG: 0.496 (9.2)										0	0	0	0	0	0	0						
Orel Hershiser, R OBP: 0.128, SLG: 0.179 (1.1)										2	0	0	0	0	0	0						
Inning Stats	R: 0 E: 0 K: 1 S: 8	H: 0 LOB: 0 BB: 0 P: 11	R: 0 E: 0 K: 1 S: 11	H: 1 LOB: 1 BB: 0 P: 15	R: 0 E: 0 K: 0 S: 5	H: 0 LOB: 0 BB: 0 P: 6	R: 0 E: 0 K: 0 S: 5	H: 0 LOB: 0 BB: 0 P: 7	R: 0 E: 0 K: 0 S: 11	H: 1 LOB: 1 BB: 0 P: 18	R: 0 E: 0 K: 0 S: 4	H: 0 LOB: 0 BB: 0 P: 5	R: 0 E: 0 K: 0 S: 7	H: 2 LOB: 2 BB: 1 P: 15	R: 0 E: 1 K: 0 S: 5	H: 0 LOB: 2 BB: 0 P: 8	R: 1 E: 0 K: 0 S: 6	H: 1 LOB: 1 BB: 1 P: 12	1B: 4 2B: 1 3B: 0 HR: 0	SF: 0 SAC: 2 DP: 1 HBP: 0	WP: 0 PB: 0 SB: 0 CS: 0	PA: 31
PITCHER Rick Mahler, R ERA: 3.66 (1.1)	IP: 8.0 WLS: L BF: 31 H: 5 R: 1 ER: 1 SO: 3 BB: 1 IBB: 1 HBP: 0 BLK: 0 WP: 0 HR: 0 S: 62 P: 97 ERA: 1.12 WHIP: 0.750															PITCHER						



Batter	1	2	3	4	5	6	7	8	9	AB	R	H	RBI	BB	SO	LOB	TOP								
John Kruk, L OBP: 0.373, SLG: 0.365 (1, 9)	F7		2B				G3	G4-3		4	1	1	0	1	0	1									
Roberto Alomar, S OBP: 0.319, SLG: 0.366 (1, 4)	F8		3B				1B		6-3	5	2	2	2	0	0	2									
Tony Gwynn, L OBP: 0.366, SLG: 0.418 (1, 8)	G6-3		3B				HR		1B	4	2	2	2	1	0	2									
Carmelo Martinez, R OBP: 0.307, SLG: 0.423 (1, 7)		F2	P4				4-3		2B	5	2	2	2	0	0	1									
Keith Moreland, R OBP: 0.311, SLG: 0.342 (1, 3)	F9			F7			F7	K	SF8	4	0	0	1	0	1	0									
Benito Santiago, R OBP: 0.292, SLG: 0.364 (1, 2)	K			F7			F3		2B	5	1	2	1	0	1	0									
Tim Flannery, L OBP: 0.375, SLG: 0.377 (1, 5)			6-3	6-3			1B		G6-3	4	0	0	0	1	1	1									
Garry Templeton, S OBP: 0.275, SLG: 0.337 (1, 6)			L5				SH2-4		G6-3	4	0	2	1	0	0	0									
Eric Show, R OBP: 0.162, SLG: 0.164 (1, 1)							SH2-4			2	1	1	0	0	1	2									
Lance McCullers, S OBP: 0.333, SLG: 0.250 (7, 1)			1B				K		1B	1	0	1	0	0	0	0									
Inning Stats	R: 0 E: 0 K: 0 S: 5	H: 0 LOB: 0 BB: 0 P: 8	R: 0 E: 0 K: 1 S: 6	H: 0 LOB: 0 BB: 0 P: 9	R: 3 E: 0 K: 0 S: 17	H: 4 LOB: 1 BB: 0 P: 27	R: 0 E: 0 K: 0 S: 4	H: 0 LOB: 0 BB: 0 P: 6	R: 0 E: 0 K: 0 S: 9	H: 1 LOB: 2 BB: 1 P: 17	R: 1 E: 0 K: 1 S: 10	H: 2 LOB: 2 BB: 1 P: 16	R: 3 E: 0 K: 1 S: 15	H: 3 LOB: 0 BB: 0 P: 25	R: 0 E: 0 K: 0 S: 11	H: 1 LOB: 1 BB: 0 P: 19	R: 2 E: 0 K: 1 S: 15	H: 2 LOB: 1 BB: 1 P: 25	1B: 8 2B: 3 3B: 1 HR: 1	SF: 1 SAC: 1 DP: 0 HBP: 0	WP: 0 PB: 0 SB: 1 CS: 0	PA: 43			
PITCHER	IP	WLS	BF	H	R	ER	SO	BB	IBB	HBP	BLK	WP	HR	S	P	ERA	WHIP								
Pete Smith, R ERA: 3.86 (1, 1)	5.0	L	21	5	3	3	1	1	0	0	0	0	0	41	67	5.40	1.200								
Jim Acker, R ERA: 5.29 (6, 1)	2.0		12	5	4	4	2	1	0	0	0	0	1	25	41	18.00	3.000								
Ed Olwine, L ERA: 7.16 (8, 1)	1.1		6	1	1	1	0	1	0	0	0	0	0	15	27	6.75	1.500								
José Álvarez, R ERA: 3.36 (9, 1)	0.2		4	2	1	1	1	0	0	0	0	0	0	11	17	13.50	3.000								

San Diego Padres @ Atlanta Braves
Atlanta-Fulton County Stadium, Atlanta, GA
Sat Sep 17 1988, 7:05 PM EDT
Overcast - 69 F

AB 38
R 9
H 13
RBI 9
BB 3
SO 4
LOB 9



Batter	1	2	3	4	5	6	7	8	9	AB	R	H	RBI	BB	SO	LOB	BOTTOM								
Ron Gant, R OBP: 0.313, SLG: 0.432 (1, 5)	P4		P4				1B		1B	4	0	2	0	1	0	0									
Tommy Gregg, L OBP: 0.292, SLG: 0.500 (1, 7)	1-3				F8		BB		1B	5	0	2	1	0	1	3									
Gerald Perry, L OBP: 0.346, SLG: 0.396 (1, 3)	6-3				2B		1B		3-1	4	1	1	0	1	0	3									
Dale Murphy, R OBP: 0.313, SLG: 0.432 (1, 9)		L3			F9		F9		F5	4	0	0	0	0	0	3									
Andres Thomas, R OBP: 0.269, SLG: 0.364 (1, 6)		K			P3		SF7		K	3	0	0	1	0	2	2									
Mark Lemke, S (1, 4)		G4-3			G3		F7		WP	3	1	0	0	1	0	2									
Bruce Benedict, R OBP: 0.304, SLG: 0.282 (1, 2)			G6-3		G6-3		1B		1B	4	1	2	1	0	0	0									
Terry Blocker, L OBP: 0.237, SLG: 0.250 (1, 8)					F6		P6		F7	4	1	1	1	0	0	2									
Pete Smith, R OBP: 0.137, SLG: 0.140 (1, 1)										1	0	0	0	0	0	0									
Albert Hall, S OBP: 0.119, SLG: 0.140 (5, PH)										1	0	1	0	0	0	0									
Jim Acker, R OBP: 0.319, SLG: 0.300 (6, 1)										0	0	0	0	0	0	0									
Dion James, R OBP: 0.295, SLG: 0.867 (8, 1)										1	0	0	0	0	1	1									
Ed Olwine, R OBP: 0.352, SLG: 0.349 (9, 1)										0	0	0	0	0	0	0									
José Álvarez, R OBP: 0.305, SLG: 0.429 (9, 1)										0	0	0	0	0	0	0									
Ted Simmons, S OBP: 0.307, SLG: 0.359 (9, PH)										1	0	0	0	0	0	0									
Inning Stats	R: 0 E: 0 K: 0 S: 6	H: 0 LOB: 0 BB: 0 P: 9	R: 0 E: 0 K: 1 S: 5	H: 0 LOB: 0 BB: 0 P: 6	R: 1 E: 0 K: 0 S: 7	H: 1 LOB: 0 BB: 0 P: 11	R: 0 E: 0 K: 0 S: 10	H: 1 LOB: 2 BB: 1 P: 19	R: 0 E: 0 K: 0 S: 6	H: 1 LOB: 0 BB: 0 P: 7	R: 1 E: 0 K: 1 S: 20	H: 2 LOB: 2 BB: 1 P: 30	R: 1 E: 0 K: 1 S: 10	H: 1 LOB: 1 BB: 1 P: 19	R: 0 E: 0 K: 1 S: 11	H: 1 LOB: 1 BB: 0 P: 14	1B: 5 2B: 3 3B: 0 HR: 1	SF: 1 SAC: 0 DP: 0 HBP: 0	WP: 1 PB: 0 SB: 0 CS: 0	PA: 39					
PITCHER	IP	WLS	BF	H	R	ER	SO	BB	IBB	HBP	BLK	WP	HR	S	P	ERA	WHIP								
Eric Show, R ERA: 3.2 (1, 1)	6.0	W	24	5	2	2	1	1	0	0	0	1	0	43	65	3.00	1.000								
Lance McCullers, R ERA: 2.31 (7, 1)	3.0	S	15	4	2	2	3	2	0	0	0	1	0	41	63	6.00	2.000								

San Diego Padres @ Atlanta Braves
Atlanta-Fulton County Stadium, Atlanta, GA
Sat Sep 17 1988, 7:05 PM EDT
Overcast - 69 F


AB 35
R 4
H 9
RBI 4
BB 3
SO 4
LOB 16



Batter	1	2	3	4	5	6	7	8	9	10	AB	R	H	RBI	BB	SO	LOB	TOP			
Marvell Wynne, L (1, 7) OBP: 0.316, SLG: 0.433 (8, 9)	F2		F9			B1-3		K	L6		5	0	0	0	0	1	2				
Roberto Alomar, S (1, 4) OBP: 0.319, SLG: 0.367	F9		4-3			G5-3 1B		1B 2B	F7		5	1	2	0	0	0	1				
Tony Gwynn, L (1, 8) OBP: 0.365, SLG: 0.416	F2		F7					1B 1B			5	0	2	1	0	0	0				
Carmelo Martinez, R (1, 3) OBP: 0.302, SLG: 0.417		1B 2B		F7		G5-3		P3			5	1	1	0	0	0	4				
John Kruk, L (1, 9) OBP: 0.370, SLG: 0.362 Keith Moreland, R (8, PH) OBP: 0.314, SLG: 0.345 Stan Jefferson, S (8, PR) OBP: 0.219, SLG: 0.222 Mark Davis, L (8, 1) OBP: 0.273, SLG: 0.500		K		G6-3				F7	FC6-4 1B		3	0	0	0	0	1	1				
Benito Santiago, R (1, 2) OBP: 0.235, SLG: 0.373		FC3-6 1B		F9				FC6-4 1B			4	1	2	1	0	0	2				
Tim Flannery, L (1, 5) OBP: 0.374, SLG: 0.376 Dickie Thon, R (9, PH) OBP: 0.344, SLG: 0.329 (9, 6)		FC3-6 1B				L4		F9			3	0	1	1	0	0	0				
Garry Templeton, S (1, 6) OBP: 0.273, SLG: 0.334 (9, 5)		FC3-6 1B		F9				F5			4	0	0	0	0	0	2				
Andy Hawkins, R (1, 1) OBP: 0.136, SLG: 0.121 Mark Grant, R (3, 1) Randy Ready, R (8, PH) OBP: 0.339, SLG: 0.373 (8, 7)		FC6				K					1	0	0	0	0	0	2				
											2	1	2	0	0	0	0				
Inning Stats	R: 0 E: 0 K: 0 S: 6	H: 0 LOB: 0 BB: 0 P: 8	R: 1 E: 0 K: 14 S: 14	H: 3 LOB: 2 BB: 0 P: 22	R: 0 E: 0 K: 0 S: 7	H: 0 LOB: 0 BB: 0 P: 11	R: 0 E: 0 K: 1 S: 7	H: 0 LOB: 0 BB: 0 P: 11	R: 0 E: 0 K: 0 S: 7	H: 2 LOB: 1 BB: 0 P: 10	R: 1 E: 0 K: 0 S: 12	H: 1 LOB: 0 BB: 0 P: 18	R: 2 E: 0 K: 1 S: 18	H: 4 LOB: 2 BB: 0 P: 26	R: 1 E: 0 K: 0 S: 8	H: 2 LOB: 1 BB: 0 P: 11	R: 0 E: 0 K: 1 S: 9	H: 0 LOB: 0 BB: 0 P: 12	1B: 8 2B: 2 3B: 0 HR: 2	SF: 0 SAC: 0 DP: 1 HBP: 0	WP: 0 PA: 41
PITCHER	IP WLS BF H R ER SO BB IBB HBP BLK WP HR S P ERA WHIP	29 7.1 2.2	WLS BF H R ER SO BB IBB HBP BLK WP HR S P ERA WHIP	12 4 1 1 0 0 0 0 0 0 0 1 27 37 3.38 1.500																	

San Diego Padres @ Atlanta Braves
Atlanta-Fulton County Stadium, Atlanta, GA
Sun Sep 18 1988, 3:33 AM EDT
Att: 4,837 - Overcast - 72 F


AB	41
R	5
H	12
RBI	5
BB	0
SO	4
LOB	14



Batter	1	2	3	4	5	6	7	8	9	10	AB	R	H	RBI	BB	SO	LOB	BOTTOM			
Ron Gant, R (1, 5) OBP: 0.314, SLG: 0.432	2B 1B	G1-6-3 1B		F9		6-3					5	1	2	0	0	1	0				
Tommy Gregg, L (1, 7) OBP: 0.321, SLG: 0.538 Lonnie Smith, R (9, PH) OBP: 0.288, SLG: 0.278 (10, 7)	1B 2B	F8		F7				G6-3 1B	G4-3		4	1	2	1	0	0	1				
Gerald Perry, L (1, 3) OBP: 0.349, SLG: 0.407	1B CS	G1-6-3		4-3				G6-3 1B	K		5	0	2	1	0	1	1				
Dale Murphy, R (1, 9) OBP: 0.312, SLG: 0.429	F8		F7			L9		G6-3	G4-3		5	0	0	0	0	0	3				
Andres Thomas, R (1, 6) OBP: 0.272, SLG: 0.365	1B 1B	K		K				F8	BB 1B		5	2	3	0	0	1	1				
Mark Lemke, S (1, 4) OBP: 0.308, SLG: 0.182	1B 2B 1B	G3		G3				G6-3	1B BB		4	2	2	0	1	0	1				
Bruce Benedict, R (1, 2) OBP: 0.307, SLG: 0.286 Ted Simmons, S (10, PH) OBP: 0.324, SLG: 0.355	2B 1B	F8		F8				L5	F5		4	0	2	1	0	0	1				
Terry Blocker, L (1, 8) OBP: 0.249, SLG: 0.280 Ozzie Virgil, R (10, PH) OBP: 0.314, SLG: 0.381	1B 2B					4-3		K			4	0	2	2	0	1	0				
29 John Smoltz, R (1, 1) OBP: 0.188, SLG: 0.200 Paul Assenmacher, L (8, 1) OBP: 0.333, SLG: 0.987	K			K				L5			3	0	0	0	0	3	4				
											1	0	0	0	0	0	1				
Inning Stats	R: 4 E: 0 K: 1 S: 20	H: 7 LOB: 2 BB: 0 P: 32	R: 0 E: 0 K: 0 S: 11	H: 1 LOB: 0 BB: 0 P: 14	R: 1 E: 0 K: 2 S: 12	H: 3 LOB: 2 BB: 0 P: 17	R: 0 E: 0 K: 0 S: 4	H: 0 LOB: 0 BB: 0 P: 8	R: 0 E: 0 K: 0 S: 4	H: 1 LOB: 1 BB: 0 P: 4	R: 0 E: 0 K: 0 S: 9	H: 2 LOB: 1 BB: 0 P: 12	R: 0 E: 0 K: 1 S: 10	H: 0 LOB: 1 BB: 0 P: 13	R: 0 E: 0 K: 2 S: 10	H: 0 LOB: 0 BB: 0 P: 15	R: 1 E: 0 K: 0 S: 10	H: 2 LOB: 2 BB: 1 P: 19	1B: 13 2B: 3 3B: 0 HR: 0	SF: 0 SAC: 0 DP: 2 HBP: 0	WP: 1 PA: 44
PITCHER	IP WLS BF H R ER SO BB IBB HBP BLK WP HR S P ERA WHIP	2.2 4.1 2.2	IP WLS BF H R ER SO BB IBB HBP BLK WP HR S P ERA WHIP	11 5 1 1 1 3 1 0 0 0 0 1 0 30 47 3.38 1.125																	

San Diego Padres @ Atlanta Braves
Atlanta-Fulton County Stadium, Atlanta, GA
Sun Sep 18 1988, 3:33 AM EDT
Att: 4,837 - Overcast - 72 F

AB	43
R	6
H	16
RBI	6
BB	1
SO	7
LOB	15



Batter	1	2	3	4	5	6	7	8	9	10	AB	R	H	RBI	BB	SO	LOB
Brett Butler, L OBP: 0.394, SLG: 0.394 (1, 8)	4-0 BLK 2B BB	0-0 4-3					0-0 2-3			0-3 K	4	1	0	0	1	1	1
Ernest Riles, L OBP: 0.313, SLG: 0.383 Scott Garrelts, R OBP: 0.077, SLG: 0.077 Craig Leferts, L OBP: 0.273, SLG: 0.200 Francisco Melendez, L OBP: 0.273, SLG: 0.200 Joe Price, R	0-0 F1		0-0 3-1			0-0 1B	0-0 F7			0-0 F8	4	0	1	0	0	0	0
Will Clark, L OBP: 0.387, SLG: 0.510 (1, 3)	0-0 E 2H 2B		0-0 F7			0-0 F7			0-0 F6		4	0	1	1	0	0	1
Candy Maldonado, R OBP: 0.313, SLG: 0.379 (1, 9)	0-0 E6		0-0 6-3			0-0 F9			0-0 F7		4	0	0	0	0	0	2
Mike Aldrete, L OBP: 0.361, SLG: 0.342 (1, 7)	0-3 K			0-0 4-3					0-0 F8		4	1	1	0	0	1	2
Robby Thompson, R OBP: 0.328, SLG: 0.396 (1, 4)	0-3 K			0-0 F8					0-0 5-3		3	0	0	0	0	1	3
Kirt Manwaring, R OBP: 0.286, SLG: 0.358 (1, 2)		0-0 6-3							1-2 SH3-4 HBP		3	1	2	2	0	0	0
Jose Uribe, S OBP: 0.300, SLG: 0.315 (1, 6)		0-0 WP SH3-4 1B							0-0 SH3-4		4	0	2	0	0	1	2
Trevor Wilson, L OBP: 0.200, SLG: 0.200 Chris Speier, R OBP: 0.308, SLG: 0.340 (1, 1) (7, 5)		0-0 SH3-4							0-0 L1-4		2	0	0	0	0	1	1
Inning Stats	R: 1 E: 1 K: 2 S: 9	H: 1 LOB: 2 BB: 1 P: 13	R: 0 E: 0 K: 0 S: 4	H: 1 LOB: 1 BB: 0 P: 4	R: 0 E: 0 K: 0 S: 3	H: 0 LOB: 0 BB: 0 P: 3	R: 1 E: 0 K: 0 S: 5	H: 2 LOB: 1 BB: 0 P: 5	R: 0 E: 0 K: 1 S: 5	H: 0 LOB: 0 BB: 0 P: 5	R: 0 E: 0 K: 0 S: 3	H: 0 LOB: 0 BB: 0 P: 3	R: 0 E: 0 K: 1 S: 5	H: 0 LOB: 0 BB: 0 P: 5	1B: 5 2B: 2 3B: 0 HR: 1	SF: 0 SAC: 2 DP: 1 HBP: 1	WP: 1 PA: 38 PB: 0 SB: 0 CS: 1
PITCHER	IP WLS BF H R ER SO BB IBB HBP BLK WP HR S P ERA WHIP	7.0 29 7 3 3 4 1 0 0 0 1 1 36 40 3.86 1.143															
Rick Mahler, R ERA: 3.67 Joe Boever, R ERA: 1.42 José Álvarez, R ERA: 3.33	(1, 1) (8, 1) (10, 1)	7.0 2.0 1.0	29 6 3	7 0 0	3 0 0	3 0 0	4 0 1	4 0 0	1 0 0	0 0 0	0 0 0	1 5 5	36 6 5	40 0.00 0.000	0.000 0.000 0.000		

TOP

San Francisco Giants @ Atlanta Braves
Atlanta-Fulton County Stadium, Atlanta, GA

Mon Sep 19 1988, 7:05 PM EDT
Att: 2,351 - Unknown - 80 F

livebaseballscorecards.com

AB 34
R 3
H 7
RBI 3
BB 1
SO 5
LOB 13

GIANTS

WP: 1 PA: 38
PB: 0
SB: 0
CS: 1

Batter	1	2	3	4	5	6	7	8	9	10	AB	R	H	RBI	BB	SO	LOB						
Ron Gant, R OBP: 0.313, SLG: 0.432 (1, 5)	0-0 6-3		0-0 F8			0-0 F7	0-0 WP 2B		0-0 B3-4		5	0	1	2	0	0	1						
Lonnie Smith, R OBP: 0.308, SLG: 0.303 (1, 7)	0-3 K			0-0 F7					0-0 F8		4	2	2	0	1	1	0						
Gerald Perry, L OBP: 0.348, SLG: 0.405 (1, 3)	0-3 K			0-0 G1					0-0 F8		5	0	1	0	0	1	3						
Dale Murphy, R OBP: 0.312, SLG: 0.427 (1, 9)		0-0 F9				0-0 5-3			0-0 K		4	0	1	1	1	1	0						
Andres Thomas, R OBP: 0.271, SLG: 0.362 (1, 6)		0-0 1-6-3				0-0 F9			0-0 F9		4	0	0	0	1	0	2						
Ozzie Virgil, R OBP: 0.319, SLG: 0.386 (1, 2)		4-0 BB				0-0 1B 2B			0-0 5-3		4	1	2	1	1	0	0						
Mark Lemke, S OBP: 0.353, SLG: 0.267 (1, 4)		0-0 F8				0-0 1B 2B			0-0 F3		4	1	2	0	0	0	1						
Terry Blocker, L OBP: 0.250, SLG: 0.281 (1, 8)			0-0 F4			0-0 G4-6-3 1B			0-0 SH5-3 1B		3	0	1	0	0	0	2						
Rick Mahler, R OBP: 0.143, SLG: 0.145 Ted Simmons, S OBP: 0.321, SLG: 0.351 Joe Boever, R OBP: 0.224, SLG: 0.208 Jerry Royster, R OBP: 0.224, SLG: 0.208 José Álvarez, R OBP: 0.500, SLG: 0.429 (1, 1) (7, PH) (8, 1) (9, PH) (10, 1)		0-0 K				0-0 F8			0-0 F3		2	0	0	0	0	1	0						
Inning Stats	R: 0 E: 0 K: 2 S: 7	H: 0 LOB: 0 BB: 0 P: 7	R: 0 E: 0 K: 0 S: 3	H: 0 LOB: 0 BB: 1 P: 7	R: 0 E: 0 K: 1 S: 5	H: 0 LOB: 0 BB: 0 P: 5	R: 0 E: 0 K: 0 S: 3	H: 0 LOB: 0 BB: 0 P: 3	R: 0 E: 0 K: 0 S: 4	H: 2 LOB: 1 BB: 0 P: 4	R: 1 E: 1 K: 0 S: 6	H: 3 LOB: 2 BB: 0 P: 6	R: 2 E: 1 K: 0 S: 6	H: 2 LOB: 2 BB: 10 P: 10	R: 0 E: 0 K: 1 S: 5	H: 0 LOB: 0 BB: 0 P: 5	R: 0 E: 0 K: 1 S: 6	H: 1 LOB: 1 BB: 2 P: 6	R: 1 E: 0 K: 0 S: 3	H: 2 LOB: 3 BB: 11 P: 11	1B: 7 2B: 3 3B: 0 HR: 0	SF: 0 SAC: 1 DP: 1 HBP: 0	WP: 1 PA: 42 PB: 0 SB: 0 CS: 0
PITCHER	IP WLS BF H R ER SO BB IBB HBP BLK WP HR S P ERA WHIP	6.1 3 1 0 0 0 0 1 0 0 0 0 0 31 35 1.42 1.105																					
Trevor Wilson, L ERA: 3.57 Scott Garrelts, R ERA: 3.05 Craig Leferts, L ERA: 3.05 Joe Price, L ERA: 3.88	(1, 1) (7, 1) (7, 1) (10, 1)	6.1 0.1 2.1 0.1	26 3 8 5	6 1 1 2	3 0 0 1	3 0 0 1	3 0 0 0	3 0 0 0	0 0 12 3	31 6 12 11	35 6 12 11	1.42 0.00 0.000 27.00	1.105 6.000 0.429 6.000										

BOTTOM

San Francisco Giants @ Atlanta Braves
Atlanta-Fulton County Stadium, Atlanta, GA

Mon Sep 19 1988, 7:05 PM EDT
Att: 2,351 - Unknown - 80 F

livebaseballscorecards.com

AB 37
R 4
H 10
RBI 4
BB 4
SO 5
LOB 12

Braves

WP: 1 PA: 42
PB: 0
SB: 0
CS: 0

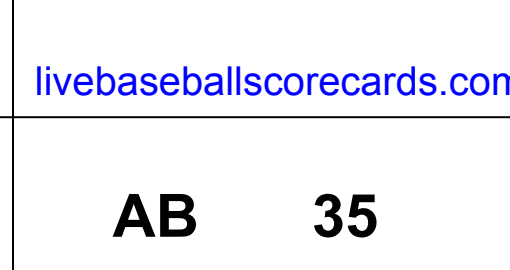
Batter	1	2	3	4	5	6	7	8	9	AB	R	H	RBI	BB	SO	LOB	TOP								
Brett Butler, L OBP: 0.397, SLG: 0.406 (1, 8)										4	2	3	3	1	1	0	San Francisco Giants @ Atlanta Braves Atlanta-Fulton County Stadium, Atlanta, GA Tue Sep 20 1988, 7:05 PM EDT Att. 3,034 - Unknown - 83 F								
Ernest Riles, L OBP: 0.311, SLG: 0.380 Kevin Mitchell, R OBP: 0.322, SLG: 0.441 Matt Williams, R OBP: 0.250, SLG: 0.380										2	0	0	0	0	0	1									
Will Clark, L OBP: 0.390, SLG: 0.512 (1, 3)										4	1	3	0	1	0	0									
Candy Maldonado, R OBP: 0.313, SLG: 0.378 Donell Nixon, R OBP: 0.408, SLG: 0.400 (6, 7)										4	0	1	1	0	0	3									
Mike Aldrete, L OBP: 0.363, SLG: 0.342 (6, 9)										3	2	1	0	2	0	1									
Robby Thomsson, R OBP: 0.327, SLG: 0.393 (1, 4)										4	0	0	0	0	0	4									
Kirt Manwaring, R OBP: 0.301, SLG: 0.351 (1, 2)										2	1	0	0	2	0	0									
Jose Uribe, S OBP: 0.303, SLG: 0.315 (1, 6)										3	1	1	2	2	0	0									
Dennis Cook, L Francisco Melendez, L ERA: 3.64 Jeff Brantley, R OBP: 0.500, SLG: 0.500 Roger Samuels, L ERA: 3.98										1	0	0	0	1	0	2									
Inning Stats	R: 0 E: 0 K: 1 S: 10	H: 0 LOB: 0 BB: 0 P: 18	R: 1 E: 0 K: 0 S: 12	H: 1 LOB: 2 BB: 1 P: 24	R: 0 E: 0 K: 0 S: 6	H: 1 LOB: 1 BB: 1 P: 12	R: 2 E: 0 K: 1 S: 13	H: 1 LOB: 2 BB: 3 P: 32	R: 1 E: 0 K: 0 S: 13	H: 2 LOB: 3 BB: 2 P: 29	R: 2 E: 0 K: 1 S: 25	H: 3 LOB: 1 BB: 0 P: 37	R: 0 E: 0 K: 0 S: 7	H: 0 LOB: 0 BB: 0 P: 7	R: 1 E: 0 K: 0 S: 9	H: 1 LOB: 2 BB: 2 P: 25		R: 0 E: 0 K: 1 S: 7	H: 0 LOB: 0 BB: 0 P: 9	1B: 6 2B: 2 3B: 0 HR: 1	SF: 0 SAC: 1 DP: 2 HBP: 2	WP: 1 PB: 0 SB: 4 CS: 0	PA: 45		
PITCHER	IP	WLS	BF	H	R	ER	SO	BB	IBB	HBP	BLK	WP	HR	S	P	ERA	WHIP								
Kevin Blankenship, R ERA: 7.36	3.2	L	18	2	3	3	1	5	0	1	0	0	0	35	75	7.36	1.909								
Ed O'Neil, L ERA: 7.27	1.0		6	3	1	1	1	0	0	1	0	0	0	12	24	9.00	3.000								
Charlie Puleo, R ERA: 5.64	0.1		3	0	0	0	0	2	0	0	0	0	0	7	16	0.00	6.000								
Jim Acker, R ERA: 5.5	2.0		9	3	2	2	1	0	0	0	0	0	1	32	44	9.00	1.500								
Chuck Cary, L ERA: 7.71	0.2		5	1	1	1	0	2	0	0	0	1	0	6	19	13.50	4.500								

livebaseballscorecards.com

AB	33
R	7
H	9
RBI	6
BB	9
SO	4
LOB	17



Batter	1	2	3	4	5	6	7	8	9	AB	R	H	RBI	BB	SO	LOB	BOTTOM								
Ron Gant, R OBP: 0.314, SLG: 0.431 (1, 5)										4	1	1	0	1	0	0	San Francisco Giants @ Atlanta Braves Atlanta-Fulton County Stadium, Atlanta, GA Tue Sep 20 1988, 7:05 PM EDT Att. 3,034 - Unknown - 83 F								
Lonnie Smith, R OBP: 0.303, SLG: 0.338 (1, 7)										4	1	1	1	0	2	2									
Gerald Perry, L OBP: 0.347, SLG: 0.404 (1, 3)										4	0	1	1	0	0	1									
Dale Murphy, R OBP: 0.314, SLG: 0.429 (1, 9)										3	1	1	0	1	0	1									
Ozzie Virgil, R OBP: 0.315, SLG: 0.380 (1, 2)										4	0	0	0	0	0	3									
Mark Lemke, S OBP: 0.333, SLG: 0.263 (1, 4)										4	1	1	1	0	0	1									
Jeff Blauser, R OBP: 0.238, SLG: 0.359 (1, 6)										4	0	1	1	0	0	1									
Terry Blocker, L OBP: 0.251, SLG: 0.282 Andres Thomas, R OBP: 0.270, SLG: 0.362 (9, PH)										3	0	1	0	0	0	1									
Kevin Blankenship, R ERA: 7.36 Ed O'Neil, L ERA: 7.27 Charlie Puleo, R ERA: 5.64 Jim Acker, R ERA: 5.5 Chuck Cary, L ERA: 7.71										1	0	0	0	0	0	0									
Inning Stats	R: 1 E: 0 K: 1 S: 8	H: 1 LOB: 1 BB: 1 P: 18	R: 0 E: 0 K: 1 S: 10	H: 1 LOB: 0 BB: 0 P: 18	R: 1 E: 0 K: 0 S: 12	H: 1 LOB: 1 BB: 1 P: 24	R: 0 E: 0 K: 0 S: 6	H: 0 LOB: 0 BB: 0 P: 7	R: 0 E: 0 K: 0 S: 8	H: 0 LOB: 0 BB: 0 P: 9	R: 2 E: 0 K: 0 S: 12	H: 3 LOB: 1 BB: 0 P: 20	R: 0 E: 1 K: 1 S: 10	H: 1 LOB: 1 BB: 0 P: 13	R: 0 E: 1 K: 0 S: 8	H: 0 LOB: 1 BB: 0 P: 10		R: 0 E: 0 K: 0 S: 8	H: 0 LOB: 0 BB: 0 P: 9	1B: 4 2B: 2 3B: 0 HR: 1	SF: 0 SAC: 0 DP: 0 HBP: 0	WP: 0 PB: 0 SB: 2 CS: 0	PA: 37		
PITCHER	IP	WLS	BF	H	R	ER	SO	BB	IBB	HBP	BLK	WP	HR	S	P	ERA	WHIP								
Dennis Cook, L ERA: 1.93	4.0		17	3	2	2	2	2	0	0	0	0	0	18	25	10.80	1.800								
Jeff Brantley, R ERA: 6.27	1.2		8	3	2	2	0	0	0	0	0	0	0	18	25	10.80	1.800								
Roger Samuels, L ERA: 3.98	3.1	W	12	1	0	0	1	0	0	0	0	0	0	28	36	0.00	0.300								



Batter	1	2	3	4	5	6	7	8	9	AB	R	H	RBI	BB	SO	LOB	TOP						
Ron Gant, R OBP: 0.312, SLG: 0.428 (1,5)	F4			F9			L7			3	0	0	0	0	0	0							
Lonnie Smith, R OBP: 0.293, SLG: 0.325 (1,7)	5-3			K			F4			3	0	0	0	0	1	0							
Gerald Perry, L OBP: 0.345, SLG: 0.401 (1,3)	K			1-3			3-1			3	0	0	0	0	1	0							
Dale Murphy, R OBP: 0.314, SLG: 0.428 (1,9)																							
Mark Lemke, S OBP: 0.292, SLG: 0.227 (1,4)																							
Jeff Blauser, R OBP: 0.222, SLG: 0.333 (1,6)																							
Bruce Benedict, R OBP: 0.308, SLG: 0.283 (9, PR)																							
Albert Hall, S OBP: 0.315, SLG: 0.300 (9, PH)																							
Terry Blocker, L OBP: 0.249, SLG: 0.278 (9, PH)																							
Ozzie Virgil, R OBP: 0.314, SLG: 0.379 (9, PH)																							
Pete Smith, R OBP: 0.132, SLG: 0.135 (9, PH)																							
Ted Simmons, S OBP: 0.315, SLG: 0.344 (9, PH)																							
Inning Stats	R: 0 E: 0 K: 1 S: 8	H: 0 LOB: 0 BB: 0 P: 13	R: 0 E: 0 K: 0 S: 6	H: 1 LOB: 0 BB: 0 P: 9	R: 0 E: 0 K: 1 S: 9	H: 0 LOB: 0 BB: 0 P: 14	R: 0 E: 0 K: 1 S: 11	H: 0 LOB: 0 BB: 0 P: 16	R: 0 E: 0 K: 0 S: 4	H: 0 LOB: 0 BB: 0 P: 7	R: 0 E: 0 K: 1 S: 8	H: 0 LOB: 0 BB: 0 P: 12	R: 0 E: 0 K: 0 S: 5	H: 0 LOB: 0 BB: 0 P: 8	R: 0 E: 0 K: 1 S: 8	H: 0 LOB: 0 BB: 0 P: 10	R: 0 E: 0 K: 2 S: 9	H: 0 LOB: 1 BB: 1 P: 15	1B: 1 2B: 1 3B: 0 HR: 0	SF: 0 SAC: 0 DP: 1 HBP: 0	WP: 0 PB: 0 SB: 0 CS: 2	PA: 27	
PITCHER Bob Knepper, L ERA: 3.09 (1,1)	IP: 9.0 WLS: W BF: 27 H: 1 R: 0 ER: 0 SO: 7 BB: 1 IBB: 0 HBP: 0 BLK: 0 WP: 0 HR: 0 S: 68 P: 104 ERA: 0.00 WHIP: 0.222											PITCHER	IP: 9.0 WLS: W BF: 27 H: 1 R: 0 ER: 0 SO: 7 BB: 1 IBB: 0 HBP: 0 BLK: 0 WP: 0 HR: 0 S: 68 P: 104 ERA: 0.00 WHIP: 0.222										

Atlanta Braves @ Houston Astros
Astrodome, Houston, TX
Wed Sep 21 1988, 8:05 PM EDT
Att. 7,411 - Dome - 72 F

AB 26
R 0
H 1
RBI 0
BB 1
SO 7
LOB 4



Batter	1	2	3	4	5	6	7	8	9	AB	R	H	RBI	BB	SO	LOB	BOTTOM						
Gerald Young, S OBP: 0.336, SLG: 0.327 (1,8)	L4									4	0	2	1	0	0	1							
Craig Reynolds, L OBP: 0.286, SLG: 0.309 (1,4)										3	0	1	0	1	0	1							
Louie Meadows, L OBP: 0.289, SLG: 0.441 (1,7)										4	0	1	0	0	0	2							
Glenn Davis, R OBP: 0.344, SLG: 0.487 (1,3)										3	0	0	0	0	0	3							
Kevin Bass, S OBP: 0.312, SLG: 0.388 (1,9)										3	0	1	0	0	0	0							
Alan Ashby, S OBP: 0.313, SLG: 0.382 (1,2)										3	0	0	0	0	2	1							
Rafael Ramirez, R OBP: 0.298, SLG: 0.384 (1,6)										3	0	0	0	0	0	1							
Ken Caminiti, S OBP: 0.227, SLG: 0.262 (1,5)										3	1	1	0	0	2	1							
Bob Knepper, L OBP: 0.160, SLG: 0.128 (1,1)										2	0	1	0	0	1	0							
Inning Stats	R: 0 E: 0 K: 0 S: 9	H: 1 LOB: 1 BB: 0 P: 14	R: 0 E: 0 K: 2 S: 9	H: 1 LOB: 1 BB: 0 P: 13	R: 0 E: 0 K: 0 S: 6	H: 2 LOB: 2 BB: 1 P: 9	R: 0 E: 0 K: 1 S: 5	H: 0 LOB: 0 BB: 0 P: 9	R: 0 E: 0 K: 2 S: 9	H: 1 LOB: 0 BB: 0 P: 18	R: 0 E: 0 K: 0 S: 11	H: 0 LOB: 0 BB: 0 P: 17	R: 0 E: 0 K: 0 S: 5	H: 0 LOB: 0 BB: 0 P: 6	R: 1 E: 0 K: 0 S: 11	H: 2 LOB: 1 BB: 0 P: 22	R: 1 E: 0 K: 0 S: 11	H: 2 LOB: 1 BB: 0 P: 22	1B: 5 2B: 2 3B: 0 HR: 0	SF: 0 SAC: 1 DP: 0 HBP: 0	WP: 0 PB: 0 SB: 0 CS: 2	PA: 31	
PITCHER Pete Smith, R ERA: 3.75 (1,1)	IP: 8.0 WLS: L BF: 30 H: 7 R: 1 ER: 1 SO: 5 BB: 1 IBB: 0 HBP: 0 BLK: 0 WP: 0 HR: 0 S: 65 P: 108 ERA: 1.12 WHIP: 1.000											PITCHER	IP: 8.0 WLS: L BF: 30 H: 7 R: 1 ER: 1 SO: 5 BB: 1 IBB: 0 HBP: 0 BLK: 0 WP: 0 HR: 0 S: 65 P: 108 ERA: 1.12 WHIP: 1.000										

Atlanta Braves @ Houston Astros
Astrodome, Houston, TX
Wed Sep 21 1988, 8:05 PM EDT
Att. 7,411 - Dome - 72 F

AB 28
R 1
H 7
RBI 1
BB 1
SO 5
LOB 10



Batter	1	2	3	4	5	6	7	8	9	AB	R	H	RBI	BB	SO	LOB	TOP										
Ron Gant, R OBP: 0.312, SLG: 0.432 (1, 5)	2-2 6-3		0-3 K			3-1 HR	3-2 5-3			4	1	1	1	0	1	1											
Lonnie Smith, R OBP: 0.313, SLG: 0.349 (1, 7)	1-0 1B 2B			4-2 F9 S BB		1-1 1-3 E SF8 1B		1-2 1-3		3	1	2	0	1	0	0											
Gerald Perry, L OBP: 0.345, SLG: 0.400 (1, 3)	0-0 G6-4-3 1B			0-0 L6		1-0 1-3		1-1 4-3		4	0	1	0	0	0	2											
Dale Murphy, R OBP: 0.312, SLG: 0.426 (1, 9)	0-0 G6-4-3			1-1 F9		0-0 SF8		1-0 1-6-3		3	0	0	1	0	0	3											
Ozzie Virgil, R OBP: 0.313, SLG: 0.377 (1, 2)		1-1 6-3		1-3 K		0-0 1B		1-3 K		4	0	1	0	0	2	1											
Mark Lemke, S OBP: 0.286, SLG: 0.231 (1, 4)		0-0 F5			2-0 6-3	1-1 F8		0-1 1B		4	0	1	0	0	0	1											
Jeff Blauser, R OBP: 0.250, SLG: 0.378 Dion James, L OBP: 0.353, SLG: 0.348 (9, PH)				3-3 K	2-0 2B	0-1 CS 1B		1-2 F6		3	0	2	0	0	1	0											
Terry Blocker, L OBP: 0.249, SLG: 0.289 (1, 8)			2-3 K		1-0 F8	2-1 1B		0-1 F8		4	0	1	0	0	1	2											
Tom Glavine, L OBP: 0.230, SLG: 0.207 José Alvarez, R OBP: 0.500, SLG: 0.429 (7, 1)			1-3 K		2-2 6-3	0-2 5-3				3	0	0	0	0	1	2											
										0	0	0	0	0	0	0											
Inning Stats	R: 0 E: 0 K: 0 S: 6	H: 2 LOB: 1 BB: 0 P: 9	R: 0 E: 0 K: 1 S: 8	H: 0 LOB: 0 BB: 0 P: 12	R: 0 E: 0 K: 3 S: 9	H: 0 LOB: 0 BB: 0 P: 12	R: 0 E: 0 K: 1 S: 8	H: 0 LOB: 1 BB: 1 P: 14	R: 0 E: 0 K: 0 S: 6	H: 1 LOB: 1 BB: 0 P: 13	R: 2 E: 1 K: 0 S: 9	H: 3 LOB: 1 BB: 0 P: 15	R: 0 E: 0 K: 0 S: 10	H: 2 LOB: 1 BB: 0 P: 15	R: 0 E: 0 K: 0 S: 6	H: 0 LOB: 0 BB: 0 P: 9	R: 0 E: 0 K: 1 S: 12	H: 1 LOB: 1 BB: 0 P: 14	1B: 5 2B: 2 3B: 1 HR: 1	SF: 1 SAC: 0 DP: 1 HBP: 0	WP: 0 PA: 35 PB: 0 SB: 1 CS: 1						
PITCHER	IP	WLS	BF	H	R	ER	SO	BB	IBB	HBP	BLK	WP	HR	S	P	ERA	WHIP										
Jim Deshaies, L ERA: 3.09 (1, 1)	7.0	W	28	8	2	2	5	1	0	0	0	0	1	56	90	2.57	1.286										
Larry Andersen, R ERA: 3.01 (8, 1)	1.0		3	0	0	0	0	0	0	0	0	0	0	6	9	0.00	0.000										
Dave Smith, R ERA: 2.26 (9, 1)	1.0	S	4	1	0	0	1	0	0	0	0	0	0	12	14	0.00	1.000										

Atlanta Braves @ Houston Astros
Astrodome, Houston, TX
Thu Sep 22 1988, 8:05 PM EDT
Att: 19,633 - Dome - 72 F

AB 33
R 2
H 9
RBI 2
BB 1
SO 6
LOB 13



Batter	1	2	3	4	5	6	7	8	9	AB	R	H	RBI	BB	SO	LOB	BOTTOM										
Gerald Young, S OBP: 0.337, SLG: 0.329 (1, 8)	2-1 F8		1-1 2B HBP		0-1 F9		1-2 1B 2B			3	2	1	0	0	0	0											
Casey Candaele, S OBP: 0.222, SLG: 0.231 (1, 4)	1-0 4-3		1-2 1B H		1-3 K		1-3 K			4	0	1	1	0	2	1											
Billy Hatcher, R OBP: 0.324, SLG: 0.370 (1, 7)	2-0 FC5-4 1B		1-1 F4			2-2 S 1B	2-2 2H 1B			4	0	3	1	0	0	1											
Glenn Davis, R OBP: 0.341, SLG: 0.483 (1, 3)	0-0 FC5-4		1-0 4-3			1-2 5-3	0-3 K			4	0	0	0	0	1	4											
Kevin Bass, S OBP: 0.312, SLG: 0.386 (1, 9)		2-0 6-3		2-2 1-3		4-2 S BB		1-0 6-3		3	0	0	0	1	0	0											
Ken Caminiti, S OBP: 0.229, SLG: 0.262 (1, 5)		0-1 5-3		2-1 FC6-4 1B		2-3 K		0-0 G3		4	0	1	0	0	1	2											
Rafael Ramirez, R OBP: 0.298, SLG: 0.383 (1, 6)		1-0 FC6-4 1B		1-1 FC6-4		2-2 F3		0-3 K		4	0	1	0	0	1	3											
Craig Biggio, R OBP: 0.257, SLG: 0.379 (1, 2)		0-0 FC6-4		1-3 K			3-2 HR			3	1	1	1	0	1	2											
Jim Deshaies, L OBP: 0.081, SLG: 0.050 John Fishel, R OBP: 0.214, SLG: 0.429 Larry Andersen, R OBP: 0.333, SLG: 0.333 Dave Smith, R (9, 1)			1-1 B1-3		0-1 1-3		1-0 L5			2	0	0	0	0	0	0											
										1	0	0	0	0	0	0											
										0	0	0	0	0	0	0											
										0	0	0	0	0	0	0											
Inning Stats	R: 0 E: 0 K: 0 S: 5	H: 1 LOB: 1 BB: 0 P: 10	R: 0 E: 0 K: 0 S: 5	H: 1 LOB: 0 BB: 0 P: 8	R: 1 E: 0 K: 0 S: 10	H: 1 LOB: 1 BB: 0 P: 15	R: 0 E: 0 K: 1 S: 12	H: 1 LOB: 1 BB: 0 P: 18	R: 0 E: 0 K: 1 S: 8	H: 0 LOB: 0 BB: 0 P: 9	R: 0 E: 0 K: 1 S: 16	H: 1 LOB: 2 BB: 1 P: 27	R: 2 E: 0 K: 2 S: 17	H: 3 LOB: 1 BB: 0 P: 25	R: 0 E: 0 K: 1 S: 5	H: 0 LOB: 0 BB: 0 P: 6	1B: 5 2B: 2 3B: 0 HR: 1	SF: 0 SAC: 0 DP: 0 HBP: 1	WP: 0 PA: 34 PB: 0 SB: 4 CS: 0								
PITCHER	IP	WLS	BF	H	R	ER	SO	BB	IBB	HBP	BLK	WP	HR	S	P	ERA	WHIP										
Tom Glavine, L ERA: 4.59 (1, 1)	6.1	L	28	7	3	3	3	1	0	1	0	0	0	63	99	4.26	1.263										
José Alvarez, R ERA: 3.27 (7, 1)	1.2		6	1	0	0	3	0	0	0	0	0	0	15	19	0.00	0.600										

Atlanta Braves @ Houston Astros
Astrodome, Houston, TX
Thu Sep 22 1988, 8:05 PM EDT
Att: 19,633 - Dome - 72 F

AB 32
R 3
H 8
RBI 3
BB 1
SO 6
LOB 13



Batter	1	2	3	4	5	6	7	8	9	AB	R	H	RBI	BB	SO	LOB	TOP					
Barry Larkin, R OBP: 0.346, SLG: 0.430	F7		1B	F8			6-3			4	1	1	0	0	0	0						
Lenny Harris, L OBP: 0.522, SLG: 0.526	K		1B			CS		FC4-6		4	1	3	0	0	1	0						
Kal Daniels, L OBP: 0.395, SLG: 0.468	F7		1B			L4-3		FC4-6		3	1	1	1	1	0	1						
Eric Davis, R OBP: 0.366, SLG: 0.501		HR	1B	E5		L4-3		1B		4	2	2	1	0	0	1						
Paul O'Neill, L OBP: 0.311, SLG: 0.410	L7		1B			F7		K		4	0	1	1	0	1	2						
Ken Griffey, L OBP: 0.313, SLG: 0.325			1B			L3				3	0	2	0	0	0	0						
Nick Esasky, R OBP: 0.323, SLG: 0.393	BLK		1B	G4-6-3				K		1	0	0	0	0	1	2						
Jeff Reed, L OBP: 0.290, SLG: 0.283	L9		1B	G4-6-3		F5				3	0	0	0	0	0	3						
Chris Sabo, R OBP: 0.314, SLG: 0.414								5-3		1	0	0	0	0	0	0						
John Franco, L OBP: 0.314, SLG: 0.414										0	0	0	0	0	0	0						
Ron Oester, S OBP: 0.336, SLG: 0.345	L4					F8		L7		2	0	0	0	0	0	1						
Marty Brown, R OBP: 0.336, SLG: 0.345										2	0	0	0	0	0	0						
Jose Rijo, R ERA: 5.95			4-3			3-1				0	0	0	0	0	0	0						
Tim Lincecum, L ERA: 5.95				1-3						2	0	0	0	0	0	0						
Randy St. Claire, R ERA: 4.0										0	0	0	0	0	0	0						
Van Snider, L ERA: 4.0										0	0	0	0	0	0	0						
Rob Murphy, L ERA: 3.05										0	0	0	0	0	0	0						
Rob Dibble, L ERA: 1.88										0	0	0	0	0	0	0						
Lloyd McClendon, R ERA: 2.97										1	0	0	0	0	1	0						
Inning Stats	R: 0 E: 0 K: 1 S: 6	H: 0 LOB: 0 BB: 0 P: 9	R: 1 E: 0 K: 0 S: 8	H: 2 LOB: 1 BB: 0 P: 13	R: 4 E: 1 K: 0 S: 11	H: 5 LOB: 1 BB: 0 P: 16	R: 0 E: 0 K: 0 S: 5	H: 0 LOB: 0 BB: 0 P: 7	R: 0 E: 0 K: 0 S: 4	H: 1 LOB: 0 BB: 0 P: 11	R: 0 E: 0 K: 0 S: 9	H: 0 LOB: 0 BB: 0 P: 17	R: 0 E: 0 K: 0 S: 9	H: 0 LOB: 0 BB: 0 P: 12	R: 0 E: 0 K: 2 S: 14	H: 2 LOB: 2 BB: 0 P: 20	R: 0 E: 0 K: 1 S: 6	H: 0 LOB: 0 BB: 0 P: 13	1B: 9 2B: 1 3B: 0 HR: 1	SF: 0 SAC: 0 DP: 2 HBP: 0	WP: 0 PB: 0 SB: 0 CS: 1	PA: 36
PITCHER	IP	WLS	BF	H	R	ER	SO	BB	IBB	HBP	BLK	WP	HR	S	P	ERA	WHIP					
29 John Smoltz, R ERA: 5.49	2.1	L	15	7	5	4	1	0	0	0	1	0	1	24	37	15.43	3.000					
German Jimenez, L ERA: 5.03	1.2		4	0	0	0	0	0	0	0	0	0	0	6	8	0.00	0.000					
Charlie Puleo, R ERA: 3.53	3.0		9	1	0	0	0	1	0	0	0	0	0	22	40	0.00	0.667					
Paul Assenmacher, L ERA: 2.97	2.0		8	2	0	0	3	0	0	0	0	0	0	20	33	0.00	1.000					

Cincinnati Reds @ Atlanta Braves
Atlanta-Fulton County Stadium, Atlanta, GA
Fri Sep 23 1988, 7:05 PM EDT
Att: 10,223 - Unknown

AB 35
R 5
H 10
RBI 3
BB 1
SO 4
LOB 10



Batter	1	2	3	4	5	6	7	8	9	AB	R	H	RBI	BB	SO	LOB	BOTTOM					
Ron Gant, R OBP: 0.314, SLG: 0.432	6-3		FC4-6	5-3			4-3		FC5-2	3	1	1	1	2	0	2						
Tommy Gregg, L OBP: 0.273, SLG: 0.452	6-3		FC4-6			4-3			FC5-2	4	0	0	0	0	0	2						
Lonnie Smith, R OBP: 0.309, SLG: 0.345	6-3		FC4			4-3			FC5-2	1	0	0	0	0	0	3						
Gerald Perry, L OBP: 0.343, SLG: 0.398	2B		FC4			B1-3		1-3	L6	5	0	1	1	0	0	4						
Dale Murphy, R OBP: 0.314, SLG: 0.435	2B			HR		1B		6-3		4	1	3	1	0	0	0						
Andres Thomas, R OBP: 0.269, SLG: 0.359	L3		6-3			5-3		F8		4	0	0	0	0	0	2						
Mark Lemke, S OBP: 0.313, SLG: 0.267	F8			1B		G3			SH2-4	4	2	2	0	0	0	0						
Bruce Benedict, R OBP: 0.263, SLG: 0.279	5-3			1B		K			SH2-4	3	0	0	0	0	2	1						
Ozzie Virgil, R OBP: 0.315, SLG: 0.380	5-3			K		K			SH2-4	1	0	1	0	0	0	0						
Terry Blocker, L OBP: 0.250, SLG: 0.290	L7			1B		4-3			SH2-4	3	0	1	0	0	0	0						
29 John Smoltz, R ERA: 5.49										0	0	0	0	0	0	0						
German Jimenez, L ERA: 5.03										1	0	0	0	0	1	0						
Jim Morrison, R ERA: 4.29										1	0	1	0	0	0	0						
Charlie Puleo, R ERA: 3.53										0	0	0	0	0	0	0						
Jeff Blauser, R ERA: 4.0										0	0	0	0	0	0	0						
Rob Murphy, L ERA: 3.05										0	0	0	0	0	0	0						
Paul Assenmacher, L ERA: 2.97										0	0	0	0	0	0	0						
Ted Simmons, S ERA: 1.88										0	0	0	0	0	1	0						
Albert Hall, S ERA: 3.00										0	0	0	0	0	0	0						
Inning Stats	R: 1 E: 0 K: 0 S: 12	H: 3 LOB: 1 BB: 0 P: 19	R: 0 E: 0 K: 0 S: 7	H: 0 LOB: 0 BB: 0 P: 11	R: 0 E: 0 K: 1 S: 13	H: 0 LOB: 1 BB: 1 P: 22	R: 2 E: 0 K: 1 S: 15	H: 4 LOB: 2 BB: 0 P: 25	R: 0 E: 0 K: 0 S: 7	H: 1 LOB: 1 BB: 0 P: 8	R: 0 E: 0 K: 1 S: 7	H: 0 LOB: 0 BB: 0 P: 9	R: 0 E: 0 K: 1 S: 7	H: 0 LOB: 0 BB: 0 P: 11	R: 0 E: 0 K: 0 S: 9	H: 0 LOB: 0 BB: 0 P: 13	R: 1 E: 0 K: 0 S: 11	H: 2 LOB: 3 BB: 2 P: 25	1B: 8 2B: 1 3B: 0 HR: 1	SF: 0 SAC: 1 DP: 0 HBP: 0	WP: 0 PB: 0 SB: 0 CS: 0	PA: 39
PITCHER	IP	WLS	BF	H	R	ER	SO	BB	IBB	HBP	BLK	WP	HR	S	P	ERA	WHIP					
John Franco, L ERA: 1.65	1.0	S	7	2	1	1	0	0	0	0	0	0	0	16	19	0.00	0.429					
Jose Rijo, R ERA: 2.99	1.2		11	4	2	2	2	1	0	0	0	0	0	10	15	0.00	0.000					
Randy St. Claire, R ERA: 4.0	2.1	W	8	1	0	0	1	0	0	0	0	0	0	16	19	0.00	0.429					
Rob Murphy, L ERA: 3.05	1.1		4	0	0	0	1	0	0	0	0	0	0	10	15	0.00	0.000					
Rob Dibble, R ERA: 1.88	0.2		2	0	0	0	0	0	0	0	0	0	0	6	9	0.00	0.000					

Cincinnati Reds @ Atlanta Braves
Atlanta-Fulton County Stadium, Atlanta, GA
Fri Sep 23 1988, 7:05 PM EDT
Att: 10,223 - Unknown

AB 35
R 4
H 10
RBI 4
BB 3
SO 4
LOB 14



Batter	1	2	3	4	5	6	7	8	9	AB	R	H	RBI	BB	SO	LOB	TOP			
Barry Larkin, R (1,6) X OBP: 0.345, SLG: 0.429	0-0 FC1-6 1B		1-0 E4 BB BB E		3-1 G5-3			1-2 4-3		4	1	1	0	0	0	0	Cincinnati Reds @ Atlanta Braves Atlanta-Fulton County Stadium, Atlanta, GA Sat Sep 24 1988, 7:05 PM EDT Att: 21,098 - Unknown - 83 F			
Lenny Harris, L (1,4) 1 SAFE OBP: 0.481, SLG: 0.455	0-2 FC1-6 FC5-4 1-2		4-0 BB E BB		0-0 G5-3			0-0 G5-3		3	1	0	0	1	0	1				
Kal Daniels, L (1,7) F B X OBP: 0.396, SLG: 0.468	1-1 F8		4-2 E BB		2-3 K2-3			0-1 CS 1B		3	0	1	0	1	1	1				
Eric Davis, R (1,8) X OBP: 0.365, SLG: 0.499	0-0 FC5-4 1-2		2-3 K		0-0 F8			0-1 CS 1-2	0-0 G3 S 1B	4	0	1	0	0	1	4				
Paul O'Neill, L (1,9) B X OBP: 0.308, SLG: 0.406		1-1 G3-1	1-0 E4		0-1 G3			2-0 P3 1-2		4	0	0	0	0	0	2				
Ken Griffey, L (1,3) C B X OBP: 0.308, SLG: 0.319		1-1 G3-1	1-2 2-H 3-H 2-2 G6-3		1-2 F7			1-0 G3 2-3		4	0	0	0	0	0	3				
Jeff Reed, L (1,2) C C C C X OBP: 0.290, SLG: 0.283		2-2 WP 1B		1-0 G4-3				1-1 4-3		4	0	1	0	0	1	1				
Luis Quinones, S (1,5) C B X OBP: 0.316, SLG: 0.444		3-1 F8 1-2		2-3 K				1-3 K		3	0	0	0	0	2	1				
Danny Jackson, R (1,1) C X OBP: 0.165, SLG: 0.182			1-1 F8		2-3 K			0-0 4-3		3	0	0	0	0	1	0				
Inning Stats	R: 0 E: 0 K: 0 S: 8	H: 1 LOB: 1 BB: 0 P: 9	R: 0 E: 0 K: 0 S: 9	H: 1 LOB: 1 BB: 0 P: 16	R: 2 E: 2 K: 1 S: 15	H: 0 LOB: 2 BB: 2 P: 30	R: 0 E: 0 K: 2 S: 8	H: 0 LOB: 0 BB: 0 P: 13	R: 0 E: 0 K: 1 S: 6	H: 0 LOB: 0 BB: 0 P: 11	R: 0 E: 0 K: 0 S: 7	H: 0 LOB: 0 BB: 0 P: 9	R: 0 E: 0 K: 1 S: 9	H: 1 LOB: 0 BB: 0 P: 10	R: 0 E: 0 K: 1 S: 6	H: 1 LOB: 1 BB: 0 P: 10	1B: 4 2B: 0 3B: 0 HR: 0	SF: 0 SAC: 0 DP: 0 HBP: 0	WP: 1 PB: 0 SB: 1 CS: 1	PA: 35
PITCHER	IP WLS BF H R ER SO BB IBB HBP BLK WP HR S P ERA WHIP																			
Rick Mahler, R (1,1) ERA: 3.55	8.0 L 30 3 2 0 5 2 0 0 0 0 1 0 68 105 0.00 0.625																			
Joe Boever, R (9,1) ERA: 1.2	1.0 4 1 0 0 1 0 0 0 0 0 0 0 6 10 0.00 1.000																			

AB	32
R	2
H	4
RBI	0
BB	2
SO	6
LOB	13



Batter	1	2	3	4	5	6	7	8	9	AB	R	H	RBI	BB	SO	LOB	BOTTOM			
Ron Gant, R (1,5) S X OBP: 0.314, SLG: 0.436	0-1 HR		2-0 F7			2-1 L4 2-3			2-1 F7	4	1	1	1	0	0	1	Cincinnati Reds @ Atlanta Braves Atlanta-Fulton County Stadium, Atlanta, GA Sat Sep 24 1988, 7:05 PM EDT Att: 21,098 - Unknown - 83 F			
Lonnie Smith, R (1,7) F B X OBP: 0.297, SLG: 0.330	3-2 L9		1-1 F7			0-3 K		2-2 6-3		4	0	0	0	0	1	0				
Gerald Perry, L (1,3) F B X OBP: 0.343, SLG: 0.399	1-1 P6		1-1 F7			3-2 2B		0-0 G4-3		4	0	1	0	0	0	0				
Dale Murphy, R (1,9) B B X OBP: 0.313, SLG: 0.433	3-2 6-3		1-3 K			0-0 G5-3				3	0	0	0	0	1	1				
Andres Thomas, R (1,6) C B X OBP: 0.267, SLG: 0.357		1-1 G5-3			1-1 F9			2-1 F9		3	0	0	0	0	0	1				
Ozzie Virgil, R (1,2) B X OBP: 0.315, SLG: 0.379		1-0 G6-3			2-2 6-3			2-2 6-3 SH3 1B		3	0	1	0	0	0	0				
Albert Hall, S (8, FR) (8, PH) Dion James, L (9, 8) B X OBP: 0.315, SLG: 0.300 OBP: 0.353, SLG: 0.348										0	0	0	0	0	0	0				
Mark Lemke, S (1,4) C X OBP: 0.294, SLG: 0.250		1-2 F9			0-1 P1			0-1 SH3		2	0	0	0	0	0	0				
Terry Blocker, L (1,8) B X OBP: 0.253, SLG: 0.292			3-3 K			0-0 L4 SH1-4 1B		1-0 6-3		2	0	1	0	0	1	0				
Ted Simmons, S (8, PH) (8, PH) Bruce Benedict, R (9, 2) F X OBP: 0.219, SLG: 0.340 OBP: 0.304, SLG: 0.279								2-3 6-3		1	0	0	0	0	0	2				
Rick Mahler, R (1,1) F X OBP: 0.141, SLG: 0.143			0-1 4-3			0-0 SH1-4		1-1 F8		1	0	0	0	0	0	0				
Jim Morrison, R (8, PH) (8, PH) Joe Boever, R (9, 1) F X OBP: 0.222, SLG: 0.239						1-2 1B				1	0	0	0	0	0	2				
Inning Stats	R: 1 E: 0 K: 0 S: 11	H: 1 LOB: 0 BB: 0 P: 18	R: 0 E: 0 K: 0 S: 7	H: 0 LOB: 0 BB: 0 P: 10	R: 0 E: 0 K: 1 S: 6	H: 0 LOB: 0 BB: 0 P: 11	R: 0 E: 0 K: 1 S: 7	H: 0 LOB: 0 BB: 0 P: 10	R: 0 E: 0 K: 0 S: 4	H: 1 LOB: 0 BB: 0 P: 6	R: 0 E: 0 K: 1 S: 10	H: 1 LOB: 1 BB: 0 P: 15	R: 0 E: 0 K: 0 S: 8	H: 1 LOB: 2 BB: 0 P: 12	R: 0 E: 0 K: 0 S: 6	H: 0 LOB: 0 BB: 0 P: 10	1B: 2 2B: 2 3B: 0 HR: 1	SF: 0 SAC: 2 DP: 1 HBP: 0	WP: 0 PB: 0 SB: 0 CS: 0	PA: 30
PITCHER	IP WLS BF H R ER SO BB IBB HBP BLK WP HR S P ERA WHIP																			
Danny Jackson, L (1,1) ERA: 2.88	9.0 W 30 4 1 1 3 0 0 0 0 0 0 1 66 102 1.00 0.444																			

AB	28
R	1
H	4
RBI	1
BB	0
SO	3
LOB	7



Batter	1	2	3	4	5	6	7	8	9	AB	R	H	RBI	BB	SO	LOB	TOP								
Barry Larkin, R OBP: 0.347, SLG: 0.430										5	2	3	0	0	0	2	Cincinnati Reds @ Atlanta Braves Atlanta-Fulton County Stadium, Atlanta, GA Sun Sep 25 1988, 3:33 AM EDT Att: 7,622 - Cloudy								
Lenny Harris, L OBP: 0.500, SLG: 0.458 Marty Brown, R OBP: 0.125, SLG: 0.125										2	0	1	0	1	1	1									
Kal Daniels, L OBP: 0.397, SLG: 0.468										4	0	2	1	0	0	3									
Eric Davis, R OBP: 0.364, SLG: 0.496										3	0	0	0	1	0	2									
Ken Griffey, L OBP: 0.305, SLG: 0.315 Nick Esasky, R OBP: 0.323, SLG: 0.392										3	0	0	0	0	0	0									
Van Snider, L OBP: 0.182, SLG: 0.381										4	0	0	0	0	3	3									
Jeff Reed, L OBP: 0.293, SLG: 0.283										3	0	1	0	1	0	0									
Luis Quinones, S OBP: 0.317, SLG: 0.436										3	0	1	0	0	0	1									
Norm Charlton, S										2	0	0	0	0	1	1									
Dave Collins, S OBP: 0.285, SLG: 0.297 Rob Dibble, L Paul O'Neill, L OBP: 0.308, SLG: 0.406 John Franco, L										1	0	0	0	0	0	0									
Inning Stats	R: 1 E: 0 K: 0 S: 8	H: 2 LOB: 0 BB: 0 P: 15	R: 0 E: 0 K: 1 S: 8	H: 0 LOB: 0 BB: 0 P: 8	R: 0 E: 0 K: 0 S: 14	H: 1 LOB: 2 BB: 1 P: 24	R: 0 E: 0 K: 1 S: 7	H: 0 LOB: 0 BB: 0 P: 12	R: 0 E: 0 K: 1 S: 10	H: 0 LOB: 0 BB: 0 P: 13	R: 0 E: 0 K: 1 S: 6	H: 2 LOB: 1 BB: 0 P: 8	R: 0 E: 0 K: 0 S: 6	H: 0 LOB: 1 BB: 1 P: 13	R: 1 E: 0 K: 0 S: 17	H: 3 LOB: 3 BB: 1 P: 32	R: 0 E: 0 K: 0 S: 9	H: 1 LOB: 1 BB: 0 P: 16	1B: 9 2B: 0 3B: 0 HR: 0	SF: 0 SAC: 1 DP: 1 HBP: 0	WP: 0 PB: 0 SB: 2 CS: 0	PA: 37			
PITCHER	IP	WLS	BF	H	R	ER	SO	BB	IBB	HBP	BLK	WP	HR	S	P	ERA	WHIP								
Kevin Blankenship, R ERA: 3.38	7.0		26	5	1	1	4	2	0	0	0	0	0	61	93	1.29	1.000								
Paul Assenmacher, L ERA: 3.08	0.1	L	5	3	1	1	0	0	1	0	0	0	0	10	22	27.00	9.000								
José Álvarez, R ERA: 3.21	1.2		6	1	0	0	1	0	0	0	0	0	0	16	26	0.00	0.600								

Batter	1	2	3	4	5	6	7	8	9	AB	R	H	RBI	BB	SO	LOB	BOTTOM								
Ron Gant, R OBP: 0.313, SLG: 0.434										3	0	0	0	1	2	0	Cincinnati Reds @ Atlanta Braves Atlanta-Fulton County Stadium, Atlanta, GA Sun Sep 25 1988, 3:33 AM EDT Att: 7,622 - Cloudy								
Lonnie Smith, R OBP: 0.295, SLG: 0.319										3	1	0	0	1	1	1									
Gerald Perry, L OBP: 0.342, SLG: 0.398										4	0	1	1	0	1	0									
Dale Murphy, R OBP: 0.311, SLG: 0.430										4	0	0	0	0	2	1									
Andres Thomas, R OBP: 0.269, SLG: 0.362										4	0	2	0	0	0	0									
Ozzie Virgil, R OBP: 0.313, SLG: 0.375										3	0	0	0	0	1	2									
Mark Lemke, S OBP: 0.297, SLG: 0.235										2	0	0	0	1	1	1									
Terry Blocker, L OBP: 0.255, SLG: 0.294 Jim Morrison, R OBP: 0.220, SLG: 0.238 Paul Assenmacher, L OBP: 0.333, SLG: 0.667 José Álvarez, R OBP: 0.500, SLG: 0.429										2	0	1	0	0	0	0									
Kevin Blankenship, R										2	0	0	0	0	1	3									
Dion James, L OBP: 0.352, SLG: 0.347										1	0	0	0	0	1	0									
Inning Stats	R: 0 E: 0 K: 1 S: 5	H: 0 LOB: 1 BB: 1 P: 12	R: 0 E: 0 K: 2 S: 13	H: 2 LOB: 3 BB: 1 P: 25	R: 1 E: 0 K: 2 S: 12	H: 1 LOB: 1 BB: 1 P: 19	R: 0 E: 0 K: 1 S: 9	H: 0 LOB: 0 BB: 0 P: 10	R: 0 E: 0 K: 1 S: 6	H: 0 LOB: 0 BB: 0 P: 9	R: 0 E: 0 K: 0 S: 7	H: 1 LOB: 1 BB: 0 P: 8	R: 0 E: 0 K: 2 S: 8	H: 0 LOB: 0 BB: 0 P: 12	R: 0 E: 0 K: 0 S: 7	H: 0 LOB: 0 BB: 0 P: 10	1B: 2 2B: 3 3B: 0 HR: 0	SF: 0 SAC: 0 DP: 1 HBP: 0	WP: 0 PB: 0 SB: 0 CS: 2	PA: 32					
PITCHER	IP	WLS	BF	H	R	ER	SO	BB	IBB	HBP	BLK	WP	HR	S	P	ERA	WHIP								
Norm Charlton, L ERA: 3.9	7.0		26	4	1	1	8	3	0	0	1	0	0	60	93	1.29	1.000								
Rob Dibble, R ERA: 1.96	1.0		3	0	0	0	2	0	0	0	0	0	0	8	12	0.00	0.000								
John Franco, L ERA: 1.63	1.0	S	3	0	0	0	0	0	0	0	0	0	0	7	10	0.00	0.000								



Batter	1	2	3	4	5	6	7	8	9	10	AB	R	H	RBI	BB	SO	LOB	TOP	
Gerald Young, S OBP: 0.333, SLG: 0.324	(1, 8) 4-2 BB		(1, 0) L6			(1, 0) 1B		(1, 1) 2B 1B		(1, 2) FC4-6	4	1	2	0	1	0	1	Houston Astros @ Atlanta Braves Atlanta-Fulton County Stadium, Atlanta, GA Tue Sep 27 1988, 7:05 PM EDT Att: 3,071 - Unknown - 71 F	
Craig Reynolds, L OBP: 0.285, SLG: 0.313	(1, 4) 2-0 F7		(2, 3) K			(2, 2) P2		(2, 2) 2B 1B		(2, 1) CS	4	0	1	2	0	1	2		
Louie Meadows, L OBP: 0.273, SLG: 0.385 Juan Agosto, L OBP: 0.319, SLG: 0.364	(1, 7) 2-3 K			(2, 1) L6		(3, 0) F8		(3, 1) L8			4	0	0	0	0	1	4		
Glenn Davis, R OBP: 0.340, SLG: 0.481				(2, 0) P4			(1, 1) 6-3			(3, 0) P6	4	0	0	0	0	0	0		
Terry Duhi, L OBP: 0.333, SLG: 0.387		(2, 2) 3-1		(4, 1) CS			(1, 2) F8			(1, 2) 4-3	3	0	0	0	1	0	0		
Danny Darwin, R OBP: 0.286, SLG: 0.161											0	0	0	0	0	0	0		
Ken Caminiti, S OBP: 0.231, SLG: 0.250				(1, 1) CS	(2, 3) K		(3, 2) F7			(1, 2) L7	3	0	0	0	1	1	0		
Rafael Ramirez, R OBP: 0.298, SLG: 0.382		(0, 2) 1B				(2, 0) F7		(3, 1) P3		(1, 2) SH1-4	4	1	2	0	0	0	0		
Craig Biggio, R OBP: 0.262, SLG: 0.365 Kevin Bass, S OBP: 0.316, SLG: 0.395	(1, 2) 0-3 K					(2, 1) 6-3		(2, 2) 3-1		(0, 0) SH1-4	2	0	0	0	0	1	2		
Jim Deshaies, L OBP: 0.078, SLG: 0.048 Alan Ashby, S OBP: 0.315, SLG: 0.384 Craig Smajstrla, S OBP: 0.341, SLG: 0.368	(1, 1) 2-3 K					(1, 2) B5-3		(0, 1) 1B 2B 1B		(1, 0) FC4-6	2	0	0	0	0	1	0		
Inning Stats	R: 0 E: 0 K: 1 S: 6	H: 0 LOB: 0 BB: 1 P: 14	R: 0 E: 0 K: 1 S: 12	H: 1 LOB: 2 BB: 1 P: 18	R: 0 E: 0 K: 2 S: 8	H: 0 LOB: 0 BB: 0 P: 12	R: 0 E: 0 K: 1 S: 5	H: 0 LOB: 0 BB: 0 P: 12	R: 0 E: 0 K: 0 S: 10	H: 0 LOB: 0 BB: 0 P: 15	R: 2 E: 0 K: 0 S: 16	H: 3 LOB: 2 BB: 0 P: 27	R: 0 E: 0 K: 0 S: 7	H: 0 LOB: 0 BB: 0 P: 12	R: 1 E: 0 K: 0 S: 11	H: 2 LOB: 0 BB: 0 P: 15	1B: 6 2B: 1 3B: 0 HR: 0	SF: 0 SAC: 1 DP: 0 HBP: 0	WP: 1 PB: 0 SB: 1 CS: 2
PITCHER	IP 8.0	WLS 30	H 5	R 2	ER 2	SO 5	BB 3	IBB 0	HBP 0	BLK 0	WP 1	HR 0	S 71	P 122	ERA 2.25	WHIP 1.000			
Pete Smith, R ERA: 3.69 Joe Boever, R ERA: 1.59	(9, 1) 2.0	L 7	2 1	1 1	0 0	0 0	0 0	0 0	0 0	0 0	0 0	18	27	4.50	1.000				

AB	33
R	3
H	7
RBI	3
BB	3
SO	5
LOB	9



Batter	1	2	3	4	5	6	7	8	9	10	AB	R	H	RBI	BB	SO	LOB	BOTTOM	
Ron Gant, R OBP: 0.315, SLG: 0.434	(1, 5) 3-1 SF8 1B		(0, 2) F7			(2, 2) 1B		(3, 1) 1-3			4	1	2	0	0	0	1	Houston Astros @ Atlanta Braves Atlanta-Fulton County Stadium, Atlanta, GA Tue Sep 27 1988, 7:05 PM EDT Att: 3,071 - Unknown - 71 F	
Lonnie Smith, R OBP: 0.294, SLG: 0.316	(1, 7) 2-1 B3		(1, 1) F9			(0, 0) F9			(3, 2) 4-3 1B	4	0	1	0	0	0	3			
Gerald Perry, L OBP: 0.340, SLG: 0.395	(1, 3) 3-2 SF8			(0, 0) L9		(0, 0) G3			(1, 0) 4-3 1B	3	0	0	1	0	0	2			
Dale Murphy, R OBP: 0.311, SLG: 0.428	(1, 9) 3-3 K			(3, 0) 1-3			(1, 2) P6			(4, 0) IBB	3	0	0	0	1	1	0		
Andres Thomas, R OBP: 0.267, SLG: 0.359		(0, 3) K		(0, 3) K			(3, 3) K			(0, 0) P3	4	0	0	0	0	3	2		
Mark Lemke, S OBP: 0.268, SLG: 0.211		(3, 1) P5			(1, 3) K		(0, 2) P2			(0, 0) F9	4	0	0	0	0	1	2		
Bruce Benedict, R OBP: 0.302, SLG: 0.277 Jim Morrison, R OBP: 0.225, SLG: 0.261 Joe Boever, R	(1, 2) 3-2 4-3				(2, 3) K			(1, 1) HR			(0, 1) 4-3	2	0	0	0	0	1		
Dion James, L OBP: 0.351, SLG: 0.346						(3, 2) P5					(0, 0) 4-3	3	0	0	0	1	0		
Terry Blocker, L OBP: 0.255, SLG: 0.289			(4, 2) SH5-4 BB					(1, 0) 1-3			(0, 0) 4-3	3	0	0	0	1	0		
Pete Smith, R OBP: 0.130, SLG: 0.132 Ozzie Virgil, R OBP: 0.311, SLG: 0.373	(1, 1) 0-0 SH5-4					(3, 3) K		(0, 1) 6-3		(1, 3) K	1	0	0	0	0	1	0		
Inning Stats	R: 1 E: 0 K: 1 S: 15	H: 1 LOB: 0 BB: 0 P: 26	R: 0 E: 0 K: 1 S: 9	H: 0 LOB: 0 BB: 0 P: 15	R: 0 E: 0 K: 0 S: 9	H: 0 LOB: 1 BB: 1 P: 14	R: 0 E: 0 K: 1 S: 6	H: 0 LOB: 0 BB: 0 P: 9	R: 0 E: 0 K: 2 S: 10	H: 0 LOB: 0 BB: 0 P: 16	R: 0 E: 0 K: 1 S: 11	H: 1 LOB: 0 BB: 0 P: 12	R: 0 E: 0 K: 0 S: 6	H: 1 LOB: 2 BB: 1 P: 14	R: 0 E: 0 K: 1 S: 8	H: 0 LOB: 0 BB: 0 P: 9	1B: 3 2B: 0 3B: 0 HR: 1	SF: 1 SAC: 1 DP: 0 HBP: 0	WP: 0 PB: 1 SB: 0 CS: 0
PITCHER	IP 7.0	WLS 24	H 2	R 1	ER 1	SO 7	BB 1	IBB 0	HBP 0	BLK 0	WP 0	HR 0	S 68	P 108	ERA 0.000	WHIP 0.429			
Jim Deshaies, L ERA: 2.99 Juan Agosto, L ERA: 2.35 Danny Darwin, R ERA: 3.88	(8, 1) 1.1	W 7	2 1	1 0	0 0	0 0	0 0	0 0	0 1	11	24	6.75	1.500						
	(9, 1) 1.2	W 5	0 0	0 0	1 0	0 0	0 0	0 0	0 0	10	11	0.00	0.000						



Batter	1	2	3	4	5	6	7	8	9	AB	R	H	RBI	BB	SO	LOB	TOP								
Billy Hatcher, R OBP: 0.322, SLG: 0.372 (1, 7)	F9		F8							5	2	3	1	0	0	0	Houston Astros @ Atlanta Braves Atlanta-Fulton County Stadium, Atlanta, GA Thu Sep 29 1988, 7:05 PM EDT Att: 5,789 - Unknown - 72 F								
Gerald Young, S OBP: 0.337, SLG: 0.327 (1, 8)	2B		F6							4	2	3	1	1	0	0									
Kevin Bass, S OBP: 0.316, SLG: 0.393 (1, 9)	1-H		K							5	0	2	3	0	1	1									
Glenn Davis, R OBP: 0.339, SLG: 0.475 (1, 3)	K									5	0	2	0	0	1	2									
Alan Ashby, S OBP: 0.320, SLG: 0.377 (1, 2)	G3-1									2	0	0	0	3	0	1									
Craig Biggio, R OBP: 0.264, SLG: 0.364 (9, PR) (9, 2)										0	0	0	0	0	0	0									
Craig Reynolds, L OBP: 0.287, SLG: 0.314 (1, 4)										3	0	2	0	0	0	1									
Buddy Bell, R OBP: 0.300, SLG: 0.349 (7, PH)										1	0	0	0	0	0	2									
Casey Candaele, S OBP: 0.229, SLG: 0.232 (7, 4)										0	0	0	0	1	0	0									
Rafael Ramirez, R OBP: 0.299, SLG: 0.380 (1, 6)	F8		F8							5	1	1	0	0	0	6									
Ken Caminiti, S OBP: 0.229, SLG: 0.247 (1, 5)	L9									4	0	1	0	0	1	2									
Mike Scott, R OBP: 0.097, SLG: 0.099 (1, 1)										3	0	0	0	0	1	3									
Louie Meadows, L OBP: 0.283, SLG: 0.390 (8, PH)	K									1	0	0	0	0	1	1									
Dave Smith, R (8, 1)										0	0	0	0	0	0	0									
Inning Stats	R: 1 E: 0 K: 1 S: 16	H: 1 LOB: 1 BB: 1 P: 25	R: 0 E: 0 K: 1 S: 7	H: 1 LOB: 1 BB: 0 P: 9	R: 0 E: 0 K: 1 S: 7	H: 0 LOB: 0 BB: 0 P: 11	R: 0 E: 0 K: 0 S: 9	H: 0 LOB: 1 BB: 1 P: 18	R: 2 E: 0 K: 0 S: 16	H: 3 LOB: 1 BB: 0 P: 25	R: 0 E: 0 K: 0 S: 13	H: 2 LOB: 2 BB: 0 P: 21	R: 1 E: 0 K: 0 S: 6	H: 3 LOB: 2 BB: 1 P: 12	R: 1 E: 0 K: 2 S: 11	H: 3 LOB: 1 BB: 0 P: 15	R: 0 E: 0 K: 0 S: 11	H: 1 LOB: 3 BB: 2 P: 21	1B: 12 2B: 1 3B: 0 HR: 1	SF: 0 SAC: 0 DP: 2 HBP: 0	WP: 1 PB: 1 SB: 1 CS: 0	PA: 44			
PITCHER	IP	WLS	BF	H	R	ER	SO	BB	IBB	HBP	BLK	WP	HR	S	P	ERA	WHIP								
29 John Smoltz, R ERA: 5.48 (1, 1)	6.2	L	32	10	4	4	3	3	0	0	0	1	1	72	119	5.40	1.950								
Chuck Cary, L ERA: 7.39 (7, 1)	0.1		0	0	0	0	0	0	0	0	0	0	0	2	2	0.00	0.000								
Charlie Puleo, R ERA: 3.51 (8, 1)	1.1	9	4	1	1	2	2	2	0	0	0	0	0	17	30	6.75	4.500								
Joe Boever, R ERA: 1.37 (9, 1)	0.2	1	0	0	0	0	0	0	0	0	0	0	0	5	6	0.00	0.000								

AB	38
R	5
H	14
RBI	5
BB	5
SO	5
LOB	19



Batter	1	2	3	4	5	6	7	8	9	AB	R	H	RBI	BB	SO	LOB	BOTTOM								
Ron Gant, R OBP: 0.316, SLG: 0.432 (1, 5)	F9		K							4	0	1	0	0	2	0	Houston Astros @ Atlanta Braves Atlanta-Fulton County Stadium, Atlanta, GA Thu Sep 29 1988, 7:05 PM EDT Att: 5,789 - Unknown - 72 F								
Jeff Blausler, R OBP: 0.254, SLG: 0.411 (1, 6)	F8		HR							4	1	1	1	0	2	1									
Gerald Perry, L OBP: 0.336, SLG: 0.394 (1, 3)	3-1		G3							4	1	1	0	0	0	0									
Dale Murphy, R OBP: 0.312, SLG: 0.424 (1, 9)	2B									4	1	1	0	0	2	1									
Mark Lemke, S OBP: 0.255, SLG: 0.250 (1, 4)	4-3									4	1	1	0	0	0	1									
Tommy Gregg, L OBP: 0.289, SLG: 0.472 (1, 7)	4-3									4	0	2	2	0	0	1									
Bruce Benedict, R OBP: 0.299, SLG: 0.275 (1, 2)	SH3									2	0	0	1	0	0	1									
Charlie Puleo, R OBP: 0.182, SLG: 0.182 (8, 1)	SH3									0	0	0	0	0	0	0									
Joe Boever, R (9, 1)										0	0	0	0	0	0	0									
Ted Simmons, S OBP: 0.313, SLG: 0.333 (9, PH)										1	0	0	0	0	0	1									
Terry Blocker, L OBP: 0.252, SLG: 0.286 (1, 8)	3-1									3	0	0	0	0	0	0									
29 John Smoltz, R OBP: 0.167, SLG: 0.176 (1, 1)										2	0	0	0	0	0	0									
Chuck Cary, L (7, 1)										0	0	0	0	0	0	0									
Ozzie Virgil, R OBP: 0.309, SLG: 0.370 (8, 2)										1	0	0	0	0	0	0									
Inning Stats	R: 0 E: 0 K: 0 S: 6	H: 0 LOB: 0 BB: 0 P: 8	R: 2 E: 0 K: 0 S: 13	H: 2 LOB: 0 BB: 0 P: 19	R: 1 E: 0 K: 1 S: 12	H: 1 LOB: 0 BB: 0 P: 18	R: 0 E: 0 K: 1 S: 8	H: 1 LOB: 1 BB: 0 P: 14	R: 0 E: 0 K: 2 S: 8	H: 0 LOB: 0 BB: 0 P: 10	R: 0 E: 0 K: 0 S: 5	H: 0 LOB: 0 BB: 0 P: 6	R: 0 E: 0 K: 1 S: 10	H: 1 LOB: 1 BB: 0 P: 14	R: 1 E: 0 K: 0 S: 10	H: 2 LOB: 1 BB: 0 P: 16	1B: 4 2B: 2 3B: 0 HR: 1	SF: 0 SAC: 1 DP: 0 HBP: 0	WP: 0 PB: 0 SB: 0 CS: 0	PA: 34					
PITCHER	IP	WLS	BF	H	R	ER	SO	BB	IBB	HBP	BLK	WP	HR	S	P	ERA	WHIP								
Mike Scott, R ERA: 2.92 (1, 1)	7.0	W	25	4	3	3	5	0	0	0	0	0	0	58	83	3.86	0.571								
Dave Smith, R ERA: 2.29 (8, 1)	2.0	S	9	3	1	1	1	0	0	0	0	0	0	20	30	4.50	1.500								

AB	33
R	4
H	7
RBI	4
BB	0
SO	6
LOB	6



Batter	1	2	3	4	5	6	7	8	9	AB	R	H	RBI	BB	SO	LOB	TOP								
Ron Gant, R OBP: 0.313, SLG: 0.428 (1, 5)	4-3		F9		K		F8		6-3	5	0	0	0	0	1	3									
Lonnie Smith, R OBP: 0.283, SLG: 0.303 (1, 7)	F9			F7	F5		F8			4	0	0	0	0	0	0									
Gerald Perry, L OBP: 0.340, SLG: 0.402 (1, 3)	K			HR		HR		6-3		4	2	2	1	0	1	0									
Dale Murphy, R OBP: 0.314, SLG: 0.424 (1, 9)		CS BB		1B 2B		HR BB		L9		1	2	0	0	3	0	0									
Jody Davis, R OBP: 0.311, SLG: 0.352 (1, 2)	L8			2B 5-3	1B	HR		F7		4	2	2	3	0	0	1									
Mark Lemke, S OBP: 0.255, SLG: 0.269 (1, 4)	K			1-3 2-H	2B	F4		K		4	0	1	1	0	2	0									
Jeff Blausler, R OBP: 0.270, SLG: 0.417 (1, 6)			SH1-4 1B	5-3		4-3		1B E 1B		4	1	2	1	0	0	1									
Tommy Gregg, L OBP: 0.266, SLG: 0.436 (9, PH)			F8	F6		K		FC3-6 1B		3	0	0	0	0	1	2									
Ozzie Virgil, R OBP: 0.311, SLG: 0.372 (9, PR)										1	0	1	0	0	0	0									
Terry Blocker, L OBP: 0.252, SLG: 0.286 (9, 8)								1-2 FC3-6 1B		0	0	0	0	0	0	0									
Rick Mahler, R OBP: 0.137, SLG: 0.139 (9, PH)			SH1-4		4-3			FC3-6		2	0	0	0	0	0	0									
Ted Simmons, S OBP: 0.310, SLG: 0.330 (9, PR)								1-2 FC3-6		1	0	0	0	0	0	1									
Albert Hall, S OBP: 0.314, SLG: 0.299 (9, PR)										0	0	0	0	0	0	0									
Joe Boever, R (9, 1)										0	0	0	0	0	0	0									
Inning Stats	R: 0 E: 0 K: 1 S: 5	H: 0 LOB: 0 BB: 0 P: 5	R: 0 E: 0 K: 1 S: 4	H: 0 LOB: 0 BB: 1 P: 8	R: 0 E: 0 K: 0 S: 4	H: 1 LOB: 1 BB: 0 P: 4	R: 3 E: 0 K: 0 S: 6	H: 3 LOB: 1 BB: 0 P: 10	R: 0 E: 0 K: 1 S: 5	H: 0 LOB: 0 BB: 0 P: 5	R: 3 E: 0 K: 1 S: 7	H: 2 LOB: 0 BB: 1 P: 11	R: 0 E: 0 K: 0 S: 3	H: 0 LOB: 0 BB: 0 P: 3	R: 0 E: 0 K: 0 S: 3	H: 0 LOB: 0 BB: 0 P: 3	R: 1 E: 1 K: 1 S: 7	H: 2 LOB: 2 BB: 0 P: 7	1B: 4 2B: 2 3B: 0 HR: 2	SF: 0 SAC: 1 DP: 0 HBP: 0	WP: 0 PB: 0 SB: 0 CS: 1	PA: 37			
PITCHER	IP WLS BF H R ER SO BB IBB HBP BLK WP HR S P ERA WHIP	IP WLS BF H R ER SO BB IBB HBP BLK WP HR S P ERA WHIP	IP WLS BF H R ER SO BB IBB HBP BLK WP HR S P ERA WHIP	IP WLS BF H R ER SO BB IBB HBP BLK WP HR S P ERA WHIP	IP WLS BF H R ER SO BB IBB HBP BLK WP HR S P ERA WHIP	IP WLS BF H R ER SO BB IBB HBP BLK WP HR S P ERA WHIP	IP WLS BF H R ER SO BB IBB HBP BLK WP HR S P ERA WHIP	IP WLS BF H R ER SO BB IBB HBP BLK WP HR S P ERA WHIP	IP WLS BF H R ER SO BB IBB HBP BLK WP HR S P ERA WHIP	IP WLS BF H R ER SO BB IBB HBP BLK WP HR S P ERA WHIP	IP WLS BF H R ER SO BB IBB HBP BLK WP HR S P ERA WHIP	IP WLS BF H R ER SO BB IBB HBP BLK WP HR S P ERA WHIP	IP WLS BF H R ER SO BB IBB HBP BLK WP HR S P ERA WHIP	IP WLS BF H R ER SO BB IBB HBP BLK WP HR S P ERA WHIP	IP WLS BF H R ER SO BB IBB HBP BLK WP HR S P ERA WHIP	IP WLS BF H R ER SO BB IBB HBP BLK WP HR S P ERA WHIP	IP WLS BF H R ER SO BB IBB HBP BLK WP HR S P ERA WHIP	IP WLS BF H R ER SO BB IBB HBP BLK WP HR S P ERA WHIP	IP WLS BF H R ER SO BB IBB HBP BLK WP HR S P ERA WHIP	IP WLS BF H R ER SO BB IBB HBP BLK WP HR S P ERA WHIP	IP WLS BF H R ER SO BB IBB HBP BLK WP HR S P ERA WHIP	IP WLS BF H R ER SO BB IBB HBP BLK WP HR S P ERA WHIP	IP WLS BF H R ER SO BB IBB HBP BLK WP HR S P ERA WHIP	IP WLS BF H R ER SO BB IBB HBP BLK WP HR S P ERA WHIP	IP WLS BF H R ER SO BB IBB HBP BLK WP HR S P ERA WHIP

Atlanta Braves @ Cincinnati Reds
Riverfront Stadium, Cincinnati, OH
Fri Sep 30 1988, 7:05 PM EDT
Att: 21,222 - Unknown - 70 F

AB 33
R 7
H 8
RBI 6
BB 3
SO 5
LOB 8



Batter	1	2	3	4	5	6	7	8	9	AB	R	H	RBI	BB	SO	LOB	BOTTOM								
Barry Larkin, R OBP: 0.347, SLG: 0.429 (1, 6)	1-3		G6-4-3		3-1				S 1B	5	1	2	0	0	0	1									
Lenny Harris, L OBP: 0.455, SLG: 0.432 (1, 5)	K			S HR 1B		F9	K		1-H 1B	5	1	2	1	0	2	1									
Kal Daniels, L OBP: 0.396, SLG: 0.463 (9, 1)	6-3			L8		1B BB		HR 1B		3	2	1	0	1	0	1									
John Franco, L (9, 1)										0	0	0	0	0	0	0									
Paul O'Neill, L OBP: 0.310, SLG: 0.421 (1, 8)		4-3				F7		HR		4	2	2	4	0	0	1									
Van Snider, L OBP: 0.192, SLG: 0.360 (9, 7)		F8		G3		1B		K2-3		4	0	1	0	0	1	0									
Nick Esasky, R OBP: 0.323, SLG: 0.406 (1, 3)		K		HR		1-3 1B		F9		4	1	2	2	0	1	0									
Jeff Reed, L OBP: 0.299, SLG: 0.289 (1, 2)			1-3 1B	F8		F9		4-3		4	1	1	0	0	0	2									
Ron Oester, S OBP: 0.325, SLG: 0.333 (1, 4)			1-3		F7			F7		4	0	0	0	0	1	1									
Tom Browning, L OBP: 0.193, SLG: 0.169 (9, 8)			2-3		4-3			K		3	0	1	1	0	0	0									
Herm Winningham, L OBP: 0.284, SLG: 0.284 (9, 8)			G6-4-3 1B			B5-3		K		1	0	0	0	0	1	0									
Inning Stats	R: 0 E: 0 K: 1 S: 5	H: 0 LOB: 0 BB: 0 P: 5	R: 0 E: 0 K: 1 S: 5	H: 0 LOB: 0 BB: 0 P: 5	R: 1 E: 0 K: 0 S: 4	H: 2 LOB: 0 BB: 0 P: 4	R: 3 E: 0 K: 0 S: 6	H: 3 LOB: 0 BB: 0 P: 6	R: 0 E: 0 K: 0 S: 3	H: 0 LOB: 0 BB: 0 P: 3	R: 1 E: 0 K: 0 S: 5	H: 2 LOB: 2 BB: 1 P: 9	R: 0 E: 0 K: 2 S: 8	H: 1 LOB: 1 BB: 0 P: 8	R: 2 E: 0 K: 1 S: 7	H: 2 LOB: 2 BB: 0 P: 7	R: 1 E: 0 K: 1 S: 6	H: 2 LOB: 1 BB: 0 P: 6	1B: 8 2B: 1 3B: 0 HR: 3	SF: 0 SAC: 0 DP: 1 HBP: 0	WP: 0 PB: 0 SB: 2 CS: 0	PA: 38			
PITCHER	IP WLS BF H R ER SO BB IBB HBP BLK WP HR S P ERA WHIP	IP WLS BF H R ER SO BB IBB HBP BLK WP HR S P ERA WHIP	IP WLS BF H R ER SO BB IBB HBP BLK WP HR S P ERA WHIP	IP WLS BF H R ER SO BB IBB HBP BLK WP HR S P ERA WHIP	IP WLS BF H R ER SO BB IBB HBP BLK WP HR S P ERA WHIP	IP WLS BF H R ER SO BB IBB HBP BLK WP HR S P ERA WHIP	IP WLS BF H R ER SO BB IBB HBP BLK WP HR S P ERA WHIP	IP WLS BF H R ER SO BB IBB HBP BLK WP HR S P ERA WHIP	IP WLS BF H R ER SO BB IBB HBP BLK WP HR S P ERA WHIP	IP WLS BF H R ER SO BB IBB HBP BLK WP HR S P ERA WHIP	IP WLS BF H R ER SO BB IBB HBP BLK WP HR S P ERA WHIP	IP WLS BF H R ER SO BB IBB HBP BLK WP HR S P ERA WHIP	IP WLS BF H R ER SO BB IBB HBP BLK WP HR S P ERA WHIP	IP WLS BF H R ER SO BB IBB HBP BLK WP HR S P ERA WHIP	IP WLS BF H R ER SO BB IBB HBP BLK WP HR S P ERA WHIP	IP WLS BF H R ER SO BB IBB HBP BLK WP HR S P ERA WHIP	IP WLS BF H R ER SO BB IBB HBP BLK WP HR S P ERA WHIP	IP WLS BF H R ER SO BB IBB HBP BLK WP HR S P ERA WHIP	IP WLS BF H R ER SO BB IBB HBP BLK WP HR S P ERA WHIP	IP WLS BF H R ER SO BB IBB HBP BLK WP HR S P ERA WHIP	IP WLS BF H R ER SO BB IBB HBP BLK WP HR S P ERA WHIP	IP WLS BF H R ER SO BB IBB HBP BLK WP HR S P ERA WHIP	IP WLS BF H R ER SO BB IBB HBP BLK WP HR S P ERA WHIP	IP WLS BF H R ER SO BB IBB HBP BLK WP HR S P ERA WHIP	IP WLS BF H R ER SO BB IBB HBP BLK WP HR S P ERA WHIP

Atlanta Braves @ Cincinnati Reds
Riverfront Stadium, Cincinnati, OH
Fri Sep 30 1988, 7:05 PM EDT
Att: 21,222 - Unknown - 70 F

AB 37
R 8
H 12
RBI 8
BB 1
SO 6
LOB 7



Batter	1	2	3	4	5	6	7	8	9	AB R H RBI BB SO LOB	TOP											
Ron Gant, R OBP: 0.317, SLG: 0.438 (1, 5)										5 1 4 1 0 0 0	Atlanta Braves @ Cincinnati Reds Riverfront Stadium, Cincinnati, OH Sat Oct 01 1988, 3:33 AM EDT Att: 15,180 - Overcast											
Jeff Blauer, R OBP: 0.269, SLG: 0.413 (1, 6)										3 0 1 1 0 1 0												
Gerald Perry, L OBP: 0.336, SLG: 0.490 Ted Simmons, S OBP: 0.303, SLG: 0.320 (1, 3) (4, 3)										2 0 0 0 0 0 2 3 0 0 0 0 0 2												
Dale Murphy, R OBP: 0.315, SLG: 0.423 (1, 9)										5 1 2 0 0 1 1												
Jody Davis, R OBP: 0.307, SLG: 0.346 (1, 2)										4 0 0 0 0 1 3												
Lonnie Smith, R OBP: 0.290, SLG: 0.336 (1, 7)										4 1 2 2 0 1 0												
Mark Lemke, S OBP: 0.254, SLG: 0.286 (1, 4)										4 0 1 0 0 0 1												
Tommy Gregg, L OBP: 0.311, SLG: 0.439 (1, 8)										2 0 1 0 2 0 0												
German Jimenez, L OBP: 0.059, SLG: 0.059 Charlie Puleo, R OBP: 0.231, SLG: 0.231 José Álvarez, R OBP: 0.444, SLG: 0.375 (1, 1) (3, 1) (6, 1)										1 0 0 0 0 1 1 2 1 1 0 0 0 1 1 0 0 0 0 0 2												
Inning Stats	R: 0 E: 0 K: 0 S: 12	H: 3 LOB: 2 BB: 0 P: 21	R: 0 E: 0 K: 2 S: 11	H: 1 LOB: 1 BB: 0 P: 15	R: 0 E: 0 K: 1 S: 11	H: 0 LOB: 0 BB: 0 P: 16	R: 0 E: 0 K: 1 S: 7	H: 1 LOB: 1 BB: 0 P: 10	R: 1 E: 0 K: 0 S: 14	H: 2 LOB: 1 BB: 0 P: 20		R: 2 E: 0 K: 0 S: 14	H: 2 LOB: 1 BB: 1 P: 22	R: 1 E: 0 K: 1 S: 8	H: 1 LOB: 0 BB: 0 P: 18	R: 0 E: 0 K: 0 S: 5	H: 1 LOB: 2 BB: 1 P: 12	R: 0 E: 0 K: 0 S: 5	H: 1 LOB: 1 BB: 0 P: 8	1B: 8 2B: 2 3B: 0 HR: 2	SF: 1 SAC: 1 DP: 0 HBP: 0	WP: 1 PB: 0 SB: 0 CS: 0
PITCHER	IP WLS BF H R ER SO BB IBB HBP BLK WP HR S P ERA WHIP											IP WLS BF H R ER SO BB IBB HBP BLK WP HR S P ERA WHIP										
Norm Charlton, L ERA: 3.96 Randy St. Claire, R ERA: 3.86 Rob Murphy, L ERA: 3.08 (1, 1) (7, 1) (9, 1)	6.0 L 27 9 3 3 4 1 0 0 0 0 1 1 69 104 4.50 1.667											2.0 9 2 1 1 1 0 1 0 0 0 0 1 13 30 4.50 1.000										
	1.0 4 1 0 0 0 0 0 0 0 0 0 0 5 8 0.00 1.000																					

AB	36
R	4
H	12
RBI	4
BB	2
SO	5
LOB	13



Batter	1	2	3	4	5	6	7	8	9	AB R H RBI BB SO LOB	BOTTOM											
Barry Larkin, R OBP: 0.346, SLG: 0.428 (1, 6)										4 1 1 0 0 0 0	Atlanta Braves @ Cincinnati Reds Riverfront Stadium, Cincinnati, OH Sat Oct 01 1988, 3:33 AM EDT Att: 15,180 - Overcast											
Dave Collins, S OBP: 0.287, SLG: 0.295 (1, 7)										3 0 1 0 0 0 0												
Paul O'Neill, L OBP: 0.308, SLG: 0.418 (1, 9)										3 0 0 1 0 1 1												
Nick Esasky, R OBP: 0.327, SLG: 0.412 (1, 3)										4 1 3 0 0 1 1												
Lloyd McClendon, R OBP: 0.301, SLG: 0.314 (1, 2)										3 0 1 0 1 0 2												
Marty Brown, R OBP: 0.250, SLG: 0.267 Kal Daniels, L OBP: 0.397, SLG: 0.463 Randy St. Claire, R Rob Murphy, L Ken Griffey, L (1, 5) (6, PH) (7, 1) (9, 1) (9, PH)										2 0 1 1 0 0 1 0 0 0 0 1 0 0 0 0 0 0 0 0 0 0 0 0 0 0 0 0 1 0 0 0 0 0 0												
Herm Winningham, L OBP: 0.283, SLG: 0.284 (1, 8)										4 0 1 0 0 2 5												
Ron Oester, S OBP: 0.316, SLG: 0.324 (1, 4)										4 0 0 0 0 0 3												
Norm Charlton, S Lenny Harris, L (1, 1) (7, 5)										2 0 0 0 0 2 2 2 0 0 0 0 0 1												
Inning Stats	R: 0 E: 0 K: 0 S: 5	H: 0 LOB: 0 BB: 0 P: 8	R: 1 E: 0 K: 2 S: 14	H: 3 LOB: 2 BB: 0 P: 23	R: 0 E: 0 K: 0 S: 7	H: 0 LOB: 0 BB: 0 P: 10	R: 0 E: 0 K: 0 S: 9	H: 1 LOB: 0 BB: 0 P: 15	R: 0 E: 0 K: 1 S: 8	H: 0 LOB: 0 BB: 0 P: 11		R: 1 E: 0 K: 0 S: 14	H: 3 LOB: 3 BB: 2 P: 27	R: 0 E: 0 K: 0 S: 7	H: 0 LOB: 0 BB: 0 P: 8	R: 0 E: 0 K: 2 S: 11	H: 0 LOB: 1 BB: 0 P: 19	R: 0 E: 1 K: 0 S: 7	H: 1 LOB: 1 BB: 0 P: 7	1B: 6 2B: 3 3B: 0 HR: 0	SF: 1 SAC: 0 DP: 1 HBP: 1	WP: 1 PB: 0 SB: 0 CS: 1
PITCHER	IP WLS BF H R ER SO BB IBB HBP BLK WP HR S P ERA WHIP											IP WLS BF H R ER SO BB IBB HBP BLK WP HR S P ERA WHIP										
German Jimenez, L ERA: 5.01 Charlie Puleo, R ERA: 3.47 José Álvarez, R ERA: 3.01 (1, 1) (3, 1) (6, 1)	2.0 9 3 1 1 2 1 0 0 0 0 0 0 19 31 4.50 1.500											3.2 W 14 4 1 1 1 1 0 0 0 0 0 0 33 53 2.46 1.364										
	3.1 S 13 1 0 0 3 1 0 1 0 1 0 0 30 44 0.00 0.600																					

AB	32
R	2
H	8
RBI	2
BB	2
SO	6
LOB	16



Batter	1	2	3	4	5	6	7	8	9	AB	R	H	RBI	BB	SO	LOB	TOP					
Ron Gant, R OBP: 0.317, SLG: 0.439 (1, 5)	F2		2B			F7		K		4	0	1	0	0	1	1	Atlanta Braves @ Cincinnati Reds Riverfront Stadium, Cincinnati, OH Sun Oct 02 1988, 3:33 AM EDT Att. 24,173 - Cloudy					
Jeff Blausler, R OBP: 0.268, SLG: 0.403 (1, 6)	F3		F8			1B		K		4	0	1	0	0	1	2						
Tommy Gregg, L OBP: 0.333, SLG: 0.455 (1, 7)	F9									3	0	2	0	0	0	0						
Ozzie Virgil, R OBP: 0.313, SLG: 0.372 (9, FH)				G1-4-3					CS	0	0	0	0	1	0	0						
Albert Hall, S OBP: 0.314, SLG: 0.299 (9, FR)				1B					BB	0	0	0	0	0	0	0						
Dale Murphy, R OBP: 0.313, SLG: 0.421 (1, 9)		6-3		G1-4-3		5-3			K	4	0	0	0	0	1	4						
Ted Simmons, S OBP: 0.293, SLG: 0.308 (1, 3)		G3		4-3					6-3	4	0	0	0	0	0	1						
Mark Lemke, S OBP: 0.274, SLG: 0.293 (1, 4)									6-3	2	0	1	0	1	0	0						
Bruce Benedict, R OBP: 0.296, SLG: 0.271 (1, 2)										3	0	0	0	0	0	2						
Terry Blocker, L OBP: 0.250, SLG: 0.283 (8, FH)										2	0	0	0	0	0	0						
Lonnie Smith, R OBP: 0.296, SLG: 0.342 (8, 7)										1	0	1	0	0	0	0						
Jim Acker, R OBP: 0.500, SLG: 0.400 (6, 1)										2	0	0	0	0	1	0						
Ed Olwine, R OBP: 0.444, SLG: 0.375 (7, 1)										0	0	0	0	0	0	0						
José Álvarez, R OBP: 0.268, SLG: 0.360 (8, PH)										1	0	0	0	0	0	1						
Chuck Cary, L OBP: 0.268, SLG: 0.360 (8, 1)										0	0	0	0	0	0	0						
Inning Stats	R: 0 E: 0 K: 0 S: 3	H: 0 LOB: 0 BB: 0 P: 3	R: 0 E: 0 K: 0 S: 3	H: 0 LOB: 1 BB: 1 P: 7	R: 0 E: 0 K: 0 S: 4	H: 1 LOB: 1 BB: 0 P: 4	R: 0 E: 0 K: 0 S: 3	H: 1 LOB: 0 BB: 0 P: 3	R: 0 E: 0 K: 1 S: 7	H: 2 LOB: 2 BB: 0 P: 7	R: 0 E: 0 K: 0 S: 3	H: 0 LOB: 0 BB: 0 P: 3	R: 0 E: 0 K: 2 S: 8	H: 1 LOB: 1 BB: 0 P: 8	R: 0 E: 0 K: 1 S: 4	H: 0 LOB: 1 BB: 1 P: 8	1B: 5 2B: 1 3B: 0 HR: 0	SF: 0 SAC: 0 DP: 1 HBP: 0	WP: 0 PB: 0 SB: 1 CS: 2	PA: 32		
PITCHER	IP WLS BF H R ER SO BB IBB HBP BLK WP HR S P ERA WHIP	IP WLS BF H R ER SO BB IBB HBP BLK WP HR S P ERA WHIP	IP WLS BF H R ER SO BB IBB HBP BLK WP HR S P ERA WHIP	IP WLS BF H R ER SO BB IBB HBP BLK WP HR S P ERA WHIP	IP WLS BF H R ER SO BB IBB HBP BLK WP HR S P ERA WHIP	IP WLS BF H R ER SO BB IBB HBP BLK WP HR S P ERA WHIP	IP WLS BF H R ER SO BB IBB HBP BLK WP HR S P ERA WHIP	IP WLS BF H R ER SO BB IBB HBP BLK WP HR S P ERA WHIP	IP WLS BF H R ER SO BB IBB HBP BLK WP HR S P ERA WHIP	IP WLS BF H R ER SO BB IBB HBP BLK WP HR S P ERA WHIP	IP WLS BF H R ER SO BB IBB HBP BLK WP HR S P ERA WHIP	IP WLS BF H R ER SO BB IBB HBP BLK WP HR S P ERA WHIP	IP WLS BF H R ER SO BB IBB HBP BLK WP HR S P ERA WHIP	IP WLS BF H R ER SO BB IBB HBP BLK WP HR S P ERA WHIP	IP WLS BF H R ER SO BB IBB HBP BLK WP HR S P ERA WHIP	IP WLS BF H R ER SO BB IBB HBP BLK WP HR S P ERA WHIP	IP WLS BF H R ER SO BB IBB HBP BLK WP HR S P ERA WHIP	IP WLS BF H R ER SO BB IBB HBP BLK WP HR S P ERA WHIP	IP WLS BF H R ER SO BB IBB HBP BLK WP HR S P ERA WHIP	IP WLS BF H R ER SO BB IBB HBP BLK WP HR S P ERA WHIP	IP WLS BF H R ER SO BB IBB HBP BLK WP HR S P ERA WHIP	IP WLS BF H R ER SO BB IBB HBP BLK WP HR S P ERA WHIP
Keith Brown, R ERA: 2.76 (1, 1)	7.0	W	25	5	0	0	1	1	0	0	0	0	0	0	0	0	0.00	0.857				
Rob Murphy, L ERA: 3.09 (8, 1)	0.0		1	1	0	0	0	0	0	0	0	0	0	0	0	0	∞	∞				
Rob Dibble, R ERA: 1.82 (9, 1)	1.0	S	3	0	0	0	2	0	0	0	0	0	0	1	7	7	0.00	0.000				
John Franco, L ERA: 1.57 (9, 1)	1.0	S	3	0	0	0	1	1	0	0	0	0	0	4	8	8	0.00	1.000				
Batter	1	2	3	4	5	6	7	8	9	AB	R	H	RBI	BB	SO	LOB	BOTTOM					
Barry Larkin, R OBP: 0.347, SLG: 0.429 (1, 6)										1	0	1	0	0	0	0	Atlanta Braves @ Cincinnati Reds Riverfront Stadium, Cincinnati, OH Sun Oct 02 1988, 3:33 AM EDT Att. 24,173 - Cloudy					
Luis Quinones, S OBP: 0.255, SLG: 0.346 (2, 6)		FC4-6								3	0	0	0	0	1	4						
Lenny Harris, L OBP: 0.420, SLG: 0.395 (1, 5)										4	0	1	0	0	0	3						
Paul O'Neill, L OBP: 0.306, SLG: 0.414 (1, 9)										4	0	0	0	0	1	3						
Nick Esasky, R OBP: 0.327, SLG: 0.412 (1, 3)										3	0	1	0	0	1	0						
Van Snider, L OBP: 0.207, SLG: 0.357 (1, 7)										3	1	1	0	0	0	1						
Herm Winningham, L OBP: 0.288, SLG: 0.286 (1, 8)										2	0	1	0	1	0	1						
Jeff Reed, L OBP: 0.299, SLG: 0.287 (1, 2)										2	0	0	0	1	1	1						
Ron Oester, S OBP: 0.319, SLG: 0.327 (5, FR)										2	0	1	1	0	0	2						
Marty Brown, R OBP: 0.235, SLG: 0.250 (6, 5)										1	0	0	0	0	0	0						
Keith Brown, S (1, 1)										1	0	0	0	0	0	2						
Dave Collins, S OBP: 0.286, SLG: 0.293 (7, PH)										1	0	0	0	0	0	0						
Rob Murphy, L (8, 1)										0	0	0	0	0	0	0						
Rob Dibble, L (8, 1)										0	0	0	0	0	0	0						
John Franco, L (9, 1)										0	0	0	0	0	0	0						
Inning Stats	R: 0 E: 0 K: 1 S: 6	H: 2 LOB: 2 BB: 0 P: 6	R: 0 E: 0 K: 0 S: 5	H: 2 LOB: 2 BB: 1 P: 9	R: 0 E: 0 K: 1 S: 5	H: 1 LOB: 0 BB: 0 P: 5	R: 0 E: 0 K: 1 S: 4	H: 0 LOB: 0 BB: 1 P: 8	R: 0 E: 0 K: 0 S: 3	H: 0 LOB: 0 BB: 0 P: 3	R: 0 E: 0 K: 1 S: 5	H: 0 LOB: 0 BB: 0 P: 5	R: 0 E: 0 K: 1 S: 5	H: 0 LOB: 0 BB: 0 P: 5	R: 0 E: 0 K: 1 S: 5	H: 0 LOB: 0 BB: 0 P: 5	1B: 6 2B: 0 3B: 0 HR: 0	SF: 0 SAC: 1 DP: 1 HBP: 0	WP: 0 PB: 0 SB: 0 CS: 1	PA: 30		
PITCHER	IP WLS BF H R ER SO BB IBB HBP BLK WP HR S P ERA WHIP	IP WLS BF H R ER SO BB IBB HBP BLK WP HR S P ERA WHIP	IP WLS BF H R ER SO BB IBB HBP BLK WP HR S P ERA WHIP	IP WLS BF H R ER SO BB IBB HBP BLK WP HR S P ERA WHIP	IP WLS BF H R ER SO BB IBB HBP BLK WP HR S P ERA WHIP	IP WLS BF H R ER SO BB IBB HBP BLK WP HR S P ERA WHIP	IP WLS BF H R ER SO BB IBB HBP BLK WP HR S P ERA WHIP	IP WLS BF H R ER SO BB IBB HBP BLK WP HR S P ERA WHIP	IP WLS BF H R ER SO BB IBB HBP BLK WP HR S P ERA WHIP	IP WLS BF H R ER SO BB IBB HBP BLK WP HR S P ERA WHIP	IP WLS BF H R ER SO BB IBB HBP BLK WP HR S P ERA WHIP	IP WLS BF H R ER SO BB IBB HBP BLK WP HR S P ERA WHIP	IP WLS BF H R ER SO BB IBB HBP BLK WP HR S P ERA WHIP	IP WLS BF H R ER SO BB IBB HBP BLK WP HR S P ERA WHIP	IP WLS BF H R ER SO BB IBB HBP BLK WP HR S P ERA WHIP	IP WLS BF H R ER SO BB IBB HBP BLK WP HR S P ERA WHIP	IP WLS BF H R ER SO BB IBB HBP BLK WP HR S P ERA WHIP	IP WLS BF H R ER SO BB IBB HBP BLK WP HR S P ERA WHIP	IP WLS BF H R ER SO BB IBB HBP BLK WP HR S P ERA WHIP	IP WLS BF H R ER SO BB IBB HBP BLK WP HR S P ERA WHIP	IP WLS BF H R ER SO BB IBB HBP BLK WP HR S P ERA WHIP	IP WLS BF H R ER SO BB IBB HBP BLK WP HR S P ERA WHIP
Jim Acker, R ERA: 4.71 (6, 1)	5.0	L	20	6	1	1	3	2	0	0	0	0	0	0	0	0	1.80	1.600				
Ed Olwine, L ERA: 6.75 (7, 1)	1.1		5	0	0	0	0	0	0	0	5	5	0.00	0.000								
José Álvarez, R ERA: 2.99 (8, 1)	0.2		2	0	0	0	0	0	0	0	2	2	0.00	0.000								
Chuck Cary, L ERA: 6.48 (8, 1)	1.0		3	0	0	0	1	0	0	0	5	5	0.00	0.000								