

Atlanta Braves - 1989

Batter	1	2	3	4	5	6	7	8	9	AB R H RBI BB SO LOB	TOP														
Lonnie Smith, R (1, 7) S F B B S	2-3 K		4-2 G4-6-3 BB		2-2 F8		1-1 F8		1-3 K	4 0 0 0 1 2 3	<p>Atlanta Braves @ Houston Astros Astrodome, Houston, TX Tue Apr 04 1989, 8:05 PM EDT Att. 27,989 - Dome</p> <p>livebaseballscorecards.com</p> <table border="1"> <tr><td>AB</td><td>33</td></tr> <tr><td>R</td><td>3</td></tr> <tr><td>H</td><td>7</td></tr> <tr><td>RBI</td><td>3</td></tr> <tr><td>BB</td><td>5</td></tr> <tr><td>SO</td><td>9</td></tr> <tr><td>LOB</td><td>15</td></tr> </table>	AB	33	R	3	H	7	RBI	3	BB	5	SO	9	LOB	15
AB	33																								
R	3																								
H	7																								
RBI	3																								
BB	5																								
SO	9																								
LOB	15																								
Tommy Gregg, L (1, 9) OBP: 0.600, SLG: 1.500 B B F C B B	4-2 BB		1-3 K		0-1 E4 2B		0-2 HR		1-1 F8	4 1 2 2 1 1 3															
Gerald Perry, L (1, 3) 1 SAFE 1 SAFE 1 SAFE F B X 1 SAFE	2-2 F7		1-1 G4-6-3		0-0 L4		0-0 G3-1			4 0 0 0 0 0 3															
Dale Murphy, R (1, 8) B F B C B F S	3-3 K			0-1 P6		1-3 K		0-1 F9		4 0 0 0 0 2 1															
Jody Davis, R (1, 2) F C B B C		2-3 K		1-2 G6-3		2-3 K		2-2 G6-3		4 0 0 0 0 2 0															
Ron Gant, R (1, 5) OBP: 0.500, SLG: 1.333 C B B S B X			2-2 F9		3-2 HR		4-2 1B BB		3-3 K	3 1 1 1 1 1 0															
Andres Thomas, R (1, 6) OBP: 0.500, SLG: 0.500 F X			0-1 BB 1B		0-0 G5-3		0-0 1B		0-2 F8	4 0 2 0 0 0 0															
Jeff Blauser, R (1, 4) OBP: 0.750, SLG: 0.667 B SAFE B B B B		4-1 BB 1B			3-1 E 1B		1-3 K		0-0 BB 1B	3 1 2 0 1 1 2															
Zane Smith, L (1, 1) José Álvarez, R (3, 1) Dion James, L (5, PH) Jim Acker, R (5, 1) Jeff Treadway, L (7, PH) Mark Eichhorn, R (7, 1) Darrell Evans, L (9, PH)			3-1 G3		0-0 L4		0-0 F8		4-2 BB	1 0 0 0 0 0 0 2 0 0 0 0 0 0 0 0 1 0 0 0 0 0 0 1 0 0 0 0 0 0 0 0 1 0 1 0 0															
Inning Stats	R: 0 E: 0 K: 2 S: 14	H: 0 LOB: 1 BB: 1 P: 25	R: 0 E: 0 K: 1 S: 11	H: 1 LOB: 2 BB: 1 P: 22	R: 0 E: 0 K: 1 S: 8	H: 0 LOB: 0 BB: 1 P: 14	R: 1 E: 0 K: 0 S: 10	H: 1 LOB: 0 BB: 0 P: 14	R: 1 E: 1 K: 0 S: 11	H: 2 LOB: 1 BB: 0 P: 16	R: 0 E: 0 K: 3 S: 13	H: 1 LOB: 2 BB: 1 P: 21	R: 1 E: 0 K: 0 S: 8	H: 1 LOB: 0 BB: 0 P: 9	R: 0 E: 0 K: 1 S: 11	H: 0 LOB: 0 BB: 0 P: 16	R: 0 E: 0 K: 1 S: 16	H: 1 LOB: 2 BB: 1 P: 22	1B: 4 2B: 1 3B: 0 HR: 2	SF: 0 SAC: 0 DP: 1 HBP: 0	WP: 0 PB: 0 SB: 0 CS: 0	PA: 38			
PITCHER	IP WLS BF H R ER SO BB IBB HBP BLK WP HR S P ERA WHIP																								
Mike Scott, R (1, 1) ERA: 3.86	7.0 W 30 6 3 3 7 4 0 0 0 0 2 75 121 3.86 1.429																								
Larry Andersen, R (8, 1) ERA:	1.0 3 0 0 0 1 0 0 0 0 0 0 11 16 0.00 0.000																								
Dave Smith, R (9, 1) ERA:	1.0 5 1 0 0 1 1 0 0 0 0 0 16 22 0.00 2.000																								

Batter	1	2	3	4	5	6	7	8	9	AB R H RBI BB SO LOB	BOTTOM									
Gerald Young, S (1, 8) B C C C C X B B B F F X	3-2 G6-3 1	1-2 F7 3		3-0 F9 1		0-1 F9 2		1-0 SH2-3 1 1-2		4 0 0 0 0 0 1	Atlanta Braves @ Houston Astros Astrodome, Houston, TX Tue Apr 04 1989, 8:05 PM EDT Att. 27,989 - Dome									
Rafael Ramirez, R (1, 6) OBP: 0.400, SLG: 0.400 B B C X B B C X	2-1 G6-3 2		1-0 BB FC5-2 1B	1-1 G5-3 2		1-1 1B		3-2 F8 2		5 0 2 0 0 0 1										
Billy Hatcher, R (1, 7) OBP: 0.600, SLG: 0.600 B B C X B B C X	2-1 G5-3 3		1 SAFE 1 SAFE FC5-2 BB 1-2 PB 1B	3-1 S 1B		0-3 K 3		2-2 2B 1B 2-H		5 2 3 1 0 1 1										
Glenn Davis, R (1, 3) OBP: 0.600, SLG: 1.500 B C B X B B B		2-1 HR	4-0 PB FC5-2 E BB	3-3 K 3		0-3 K 1		0-0 1B 2B 1-3		4 3 2 1 1 2 1										
Kevin Bass, S (1, 9) OBP: 0.600, SLG: 0.333 C X X C X		0-2 G1-3 1B 1B	2-0 FC5-2 E PB G6-3 1-2 2-3 3-H		0-1 E5 CS		4-1 FC3-6 E BB	4-0 1B 1B IBB		3 3 1 0 2 0 3										
Bill Doran, S (1, 4) OBP: 0.667, SLG: 1.000 Steve Lombardozzi, R (7, 4) Craig Reynolds, L (8, PH) OBP: 1.000, SLG: 1.000 1 SAFE 1 SAFE 1 SAFE 1 SAFE P B B X 1 F F F X 1 SAFE P B B X		2-2 F7 1	4-1 G6-3 E BB		3-2 2B 1-2		0-1 E5 FC3-6 1-2	0-1 1B 1B		2 0 1 0 1 0 1 1 0 0 0 0 0 1 1 0 1 2 0 0 0										
Ken Caminiti, S (1, 5) OBP: 0.400, SLG: 0.400 X		0-0 G1-3 1B 1B	2-2 E4 G6-3		2-1 G1-3		0-1 FC3-6 1-2f 2-3	1-2 1B 1-2 3-H		5 1 2 1 0 0 5										
Craig Biggio, R (1, 2) B C C X B B C X		1-0 G1-3 1-2 2-3	2-1 G6-3 1-2 2-3 3-H		1-1 P3 3		1-3 K 3	0-2 F9 3		5 0 0 1 0 1 9										
Mike Scott, R (1, 1) OBP: 0.333, SLG: 0.333 Larry Andersen, R (8, 1) Terry Puhl, L (8, PH) OBP: 1.000, SLG: 1.000 Dave Smith, R (9, 1) B C C X C C C S B C C X 2-H 3-H		2-2 1B	0-3 K			1-2 P6 1		0-0 SH2-3 1B 1B		3 0 1 2 0 1 2 0 0 0 0 0 0 0 1 1 1 0 0 0 0 0 0 0 0 0 0 0										
Inning Stats	R: 0 H: 0 E: 0 K: 9	H: 0 LOB: 0 BB: 0 P: 16	R: 3 H: 4 E: 0 K: 18	LOB: 1 BB: 0 P: 25	R: 3 H: 2 E: 1 K: 15	LOB: 2 BB: 2 P: 31	R: 0 H: 1 E: 0 K: 8	H: 1 LOB: 1 BB: 0 P: 18	R: 0 H: 1 E: 1 K: 10	H: 1 LOB: 1 BB: 0 P: 15		R: 0 H: 0 E: 1 K: 11	H: 0 LOB: 2 BB: 1 P: 16	R: 4 H: 5 E: 0 K: 18	H: 2 LOB: 2 BB: 1 P: 29	1B: 11 2B: 2 3B: 0 HR: 1	SF: 0 SAC: 1 DP: 0 HBP: 0	WP: 0 PA: 44	PB: 1 SB: 1 CS: 1	
PITCHER	IP WLS BF H R ER SO BB IBB HBP BLK WP HR S P ERA WHIP	IP WLS BF H R ER SO BB IBB HBP BLK WP HR S P ERA WHIP	IP WLS BF H R ER SO BB IBB HBP BLK WP HR S P ERA WHIP	IP WLS BF H R ER SO BB IBB HBP BLK WP HR S P ERA WHIP	IP WLS BF H R ER SO BB IBB HBP BLK WP HR S P ERA WHIP	IP WLS BF H R ER SO BB IBB HBP BLK WP HR S P ERA WHIP	IP WLS BF H R ER SO BB IBB HBP BLK WP HR S P ERA WHIP	IP WLS BF H R ER SO BB IBB HBP BLK WP HR S P ERA WHIP	IP WLS BF H R ER SO BB IBB HBP BLK WP HR S P ERA WHIP	IP WLS BF H R ER SO BB IBB HBP BLK WP HR S P ERA WHIP		IP WLS BF H R ER SO BB IBB HBP BLK WP HR S P ERA WHIP	IP WLS BF H R ER SO BB IBB HBP BLK WP HR S P ERA WHIP	IP WLS BF H R ER SO BB IBB HBP BLK WP HR S P ERA WHIP	IP WLS BF H R ER SO BB IBB HBP BLK WP HR S P ERA WHIP	IP WLS BF H R ER SO BB IBB HBP BLK WP HR S P ERA WHIP	IP WLS BF H R ER SO BB IBB HBP BLK WP HR S P ERA WHIP	IP WLS BF H R ER SO BB IBB HBP BLK WP HR S P ERA WHIP	IP WLS BF H R ER SO BB IBB HBP BLK WP HR S P ERA WHIP	IP WLS BF H R ER SO BB IBB HBP BLK WP HR S P ERA WHIP
Zane Smith, L (1, 1) ERA: 15.43	2.1 L	6 6	6 6	4 0	2 0	0 0	0 0	0 0	0 0	0 0		0 0	0 0	0 0	13 25	0.00 0.600				
José Álvarez, R (3, 1) ERA:	1.2	6 1	0 0	0 2	0 0	0 0	0 0	0 0	0 0	0 0		0 0	0 0	0 0	20 27	0.00 1.000				
Jim Acker, R (5, 1) ERA:	2.0	8 2	0 0	0 1	0 0	0 0	0 0	0 0	0 0	0 0		0 0	0 0	0 0	29 45	18.00 3.000				
Mark Eichhorn, R (7, 1) ERA: 18.0	2.0	14 5	4 4	4 2	1 1	0 0	0 0	0 0	0 0	0 0	0 0	0 0	0 0							

Atlanta Braves @ Houston Astros

Astrodome, Houston, TX

Tue Apr 04 1989, 8:05 PM EDT

Att. 27,989 - Dome

AB 39
R 10
H 14
RBI 8
BB 4
SO 5
LOB 25



Batter	1	2	3	4	5	6	7	8	9	AB R H RBI BB SO LOB	TOP											
Lonnie Smith, R (1, 7) SS BBB S	2-3 K		4-2 F9 2B BB	4-0 2B BB		0-0 F9		3-1 F8	1-2 HBP	3 2 0 0 2 1 1												
Jeff Blausler, R (1, 4) OBP: 0.500, SLG: 0.667 CS FB X	1-2 G5-3		0-0 G5-3	1-1 2B 2B		3-1 L8		2-2 2B	2-0 F7	6 1 2 2 0 0 4												
Gerald Perry, L (1, 3) OBP: 0.444, SLG: 0.625 B FX	1-1 1B 1B		2-1 2B 2B	3-2 2B 2B		1-0 G4-3		4-0 IBB		4 1 3 2 1 0 0												
Dale Murphy, R (1, 8) OBP: 0.222, SLG: 0.125 B B SAFE X	3-1 1B BLK 1B		2-2 F7	1-3 K			4-1 BLK BB	1-1 F8		4 1 1 0 1 1 5												
Jody Davis, R (1, 2) OBP: 0.333, SLG: 0.375 B B C X	2-1 BLK 1B		4-1 BB		3-0 G6-3		1 SAFE 2-1 G6-3		3-2 1B WP 2B	4 1 2 1 1 0 1												
Ron Gant, R (1, 5) OBP: 0.222, SLG: 0.500 B S FB S	3-3 K		3-3 K		2-3 K		2-2 G6-3		1-1 G5-3	5 0 0 0 0 3 5												
Andres Thomas, R (1, 6) OBP: 0.556, SLG: 0.429 B C X		1-2 G6-3		0-1 SH3-4-1 2B 1B	4-1 BLK 1B BB		3-2 F4		4-0 WP 1B IBB	3 2 1 0 2 0 1	AB 38 R 8 H 12 RBI 6 BB 7 SO 5 LOB 21											
Geronimo Berroa, R (1, 9) OBP: 0.333, SLG: 0.333		1-0 G6-3		1 SAFE 1-0 F9	2-2 1B			3-2 G3	1-1 WP 1B	3 0 1 1 0 0 1 2 0 1 0 0 0 0												
Tommy Gregg, L (7, 9) OBP: 0.571, SLG: 1.167					1-1 1B				1-2 2-3 1B													
Pete Smith, R (1, 1)		1-0 G6-3		0-1 SH3-4-1	1-0 G6-3			3-2 2B 1B	3-2 G1-3	1 0 0 0 0 0 0 1 0 0 0 0 0 1 0 0 0 0 0 0 0 1 0 1 0 0 0 0 1 0 0 0 0 0 2												
José Álvarez, R (3, 1)																						
Jim Acker, R (6, 1)																						
Darrell Evans, L (8, PH) OBP: 1.000, SLG: 1.000																						
Joe Boever, R (8, 1)																						
Inning Stats	R: 2 E: 0 K: 2 S: 17	H: 3 LOB: 1 BB: 0 P: 29	R: 0 E: 0 K: 0 S: 5	H: 0 LOB: 0 BB: 0 P: 8	R: 1 E: 0 K: 1 S: 13	H: 1 LOB: 2 BB: 2 P: 28	R: 3 E: 0 K: 1 S: 13	H: 3 LOB: 1 BB: 1 P: 23	R: 1 E: 0 K: 1 S: 10	H: 1 LOB: 1 BB: 1 P: 22	R: 0 E: 0 K: 0 S: 4	H: 0 LOB: 0 BB: 0 P: 8	R: 0 E: 0 K: 0 S: 10	H: 0 LOB: 1 BB: 1 P: 21	R: 0 E: 0 K: 0 S: 15	H: 2 LOB: 3 BB: 1 P: 31	R: 1 E: 0 K: 0 S: 16	H: 2 LOB: 3 BB: 1 P: 31	1B: 7 2B: 5 3B: 0 HR: 0	SF: 0 SAC: 1 DP: 0 HBP: 1	WP: 1 PB: 0 SB: 0 CS: 0	PA: 47
PITCHER	IP WLS BF H R ER SO BB IBB HBP BLK WP HR S P ERA WHIP																					
Bob Knepper, L (1, 1) ERA: 14.73	3.2 L 20 6 6 6 3 3 0 0 1 0 0 42 78 14.73 2.455																					
Danny Darwin, R (4, 1) ERA: 3.86	2.1 10 2 1 1 2 1 0 0 1 0 0 20 40 3.86 1.286																					
Bob Forsch, R (7, 1) ERA:	2.0 10 2 0 0 0 1 1 0 1 0 0 25 52 0.00 1.500																					
Juan Agosto, L (9, 1) ERA: 9.0	1.0 7 2 1 1 0 0 0 1 1 0 1 0 16 31 9.00 2.000																					

Atlanta Braves @ Houston Astros
Astrodome, Houston, TX
Wed Apr 05 1989, 4:33 AM EDT
Att. 12,154 - Dome - 72 F

livebaseballscorecards.com



Batter	1	2	3	4	5	6	7	8	9	AB	R	H	RBI	BB	SO	LOB
Gerald Young, S OBP: 0.222, SLG: 0.222 (1, 8)	0-0 BLK 2B 1B	2-0 G3		2-2 S 1B		2-1 E4		0-0 L8		5	1	2	0	0	0	2
Craig Reynolds, L OBP: 0.500, SLG: 0.500 (1, 6)	1-2 F8 1-2		1-0 1B 1B	2-3 K 1-2		2-3 K		0-0 1B		5	1	2	0	0	2	3
Terry Puhl, L OBP: 0.333, SLG: 0.333 (1, 7)	0-0 P5		1-3 G3 2B 1B	0-1 G3		2-1 F8		3-2 G4-3		5	1	1	0	0	0	4
Glenn Davis, R OBP: 0.600, SLG: 1.111 (1, 3)	2-2 2B 2-H		0-1 G3 2B 1B		2-1 G6-3		3-3 K		2-1 1B	5	1	3	2	0	1	0
Kevin Bass, S OBP: 0.400, SLG: 0.375 (1, 9)	0-0 G4-3		1-1 G3	3-1 2B		3-2 F8		3-3 K		5	0	1	0	0	1	4
Bill Doran, S OBP: 0.625, SLG: 1.000 (1, 4)		1-0 F8	2-2 2B		3-2 2B		0-1 1B		1-1 F7	5	0	3	2	0	0	1
Alan Ashby, S OBP: 0.400, SLG: 0.250 (1, 2)		2-0 F7	3-3 K		4-2 BB		1-1 1B		0-1 F8	4	0	1	0	1	1	2
Ken Caminiti, S OBP: 0.333, SLG: 0.333 (1, 5)		0-1 1B	2-3 K		3-0 P6		1-0 F7			4	0	1	0	0	1	5
Bob Knepper, L OBP: 1.000, SLG: 1.000 (1, 1) Danny Darwin, R (4, 1) Rafael Ramirez, R (6, PH) Bob Forsch, R (7, 1) Greg Gross, L (8, PH) Juan Agosto, L (9, 1)		3-2 1B		2-1 F9		2-1 G6-3		2-2 L8		1	0	1	0	0	0	0

Inning Stats	R: 1	H: 2	E: 0	K: 13	H: 2	LOB: 1	BB: 0	P: 16	R: 0	H: 2	E: 0	K: 8	S: 8	R: 0	H: 4	LOB: 1	BB: 0	P: 28	R: 0	H: 1	E: 0	K: 1	S: 12	R: 0	H: 2	E: 0	K: 10	S: 10	R: 0	H: 0	E: 1	K: 10	S: 10	R: 0	H: 2	E: 0	K: 1	S: 12	R: 0	H: 1	E: 0	K: 1	S: 10	R: 0	H: 1	E: 0	K: 1	S: 10	1B: 11	SF: 0	2B: 4	SAC: 0	3B: 0	DP: 0	HR: 0	HBP: 0	WP: 0	PA: 43
--------------	------	------	------	-------	------	--------	-------	-------	------	------	------	------	------	------	------	--------	-------	-------	------	------	------	------	-------	------	------	------	-------	-------	------	------	------	-------	-------	------	------	------	------	-------	------	------	------	------	-------	------	------	------	------	-------	--------	-------	-------	--------	-------	-------	-------	--------	-------	--------

PITCHER	IP	WLS	BF	H	R	ER	SO	BB	IBB	HBP	BLK	WP	HR	S	P	ERA	WHIP
Pete Smith, R ERA: 15.43 (1, 1)	2.1		15	8	4	4	0	0	0	0	1	0	0	31	49	15.43	3.429
José Alvarez, R ERA: (3, 1)	2.2	W	11	3	0	0	3	1	0	0	0	0	0	28	54	0.00	1.500
Jim Acker, R ERA: (6, 1)	2.0		9	2	0	0	2	0	0	0	0	0	0	22	38	0.00	1.000
Joe Boever, R ERA: (8, 1)	2.0	S	8	2	0	0	1	0	0	0	0	0	0	18	29	0.00	1.000

BOTTOM

Atlanta Braves @ Houston Astros
Astrodome, Houston, TX
Wed Apr 05 1989, 4:33 AM EDT
Att. 12,154 - Dome - 72 F

livebaseballscorecards.com

AB	42
R	4
H	15
RBI	4
BB	1
SO	6
LOB	21



Batter	1	2	3	4	5	6	7	8	9	AB R H RBI BB SO LOB	TOP											
Lonnie Smith, R (1, 7) OBP: 0.400, SLG: 0.300	2-2 F8		0-0 2-H 3B		4-0 2B BB		2-1 F8			3 0 1 1 1 0 0												
Jeff Blauser, R (1, 4) OBP: 0.429, SLG: 0.615	3-3 K		0-0 G5-3		0-0 1-3 2B			1-2 G6-3		4 0 1 0 0 1 1												
Gerald Perry, L (1, 3) OBP: 0.385, SLG: 0.500	1-1 G6-3			0-0 L5-4 G6-3 1B	2-2 P6			1-2 P5		4 0 1 0 0 0 2												
Dale Murphy, R (1, 8) OBP: 0.154, SLG: 0.083		1-3 K		0-1 G6-3		0-0 F9		1-3 K		4 0 0 0 0 2 1												
Jody Davis, R (1, 2) OBP: 0.231, SLG: 0.250		2-3 K		1-1 L5-4		1-2 F9		0-1 G5-3		4 0 0 0 0 1 1												
Ron Gant, R (1, 5) OBP: 0.231, SLG: 0.364		0-3 K			1-0 G5-3	4-0 BB		3-2 P5		3 0 0 0 1 1 0												
Andres Thomas, R (1, 6) OBP: 0.462, SLG: 0.364			1-2 29 SH2-4 3B 1B		2-1 P6	0-3 K		1-0 F8		4 1 1 0 0 1 1												
Geronimo Berroa, R (1, 9) OBP: 0.333, SLG: 0.200			2-3 K		4-2 29 3B BB		1-0 G6-3			2 1 0 0 1 1 1												
Tommy Gregg, L (8, 9) OBP: 0.571, SLG: 1.167										0 0 0 0 0 0 0												
29 John Smoltz, R (1, 1) OBP: 0.500, SLG: 1.500			0-2 SH2-4		0-1 WP 3B		1-1 F8			2 1 1 1 0 0 0												
Joe Boever, R (9, 1)										0 0 0 0 0 0 0												
Inning Stats	R: 0 E: 0 K: 1 S: 9	H: 0 LOB: 0 BB: 0 P: 15	R: 0 E: 0 K: 3 S: 11	H: 0 LOB: 0 BB: 0 P: 14	R: 1 E: 0 K: 1 S: 12	H: 2 LOB: 1 BB: 0 P: 15	R: 0 E: 0 K: 0 S: 5	H: 1 LOB: 0 BB: 0 P: 6	R: 2 E: 0 K: 0 S: 13	H: 2 LOB: 2 BB: 2 P: 26	R: 0 E: 0 K: 1 S: 8	H: 0 LOB: 1 BB: 1 P: 13	R: 0 E: 0 K: 0 S: 5	H: 0 LOB: 0 BB: 0 P: 9	R: 0 E: 0 K: 1 S: 9	H: 0 LOB: 0 BB: 0 P: 12	R: 0 E: 0 K: 0 S: 6	H: 0 LOB: 0 BB: 0 P: 10	1B: 2 2B: 2 3B: 2 HR: 0	SF: 0 SAC: 1 DP: 1 HBP: 0	WP: 1 PB: 0 SB: 0 CS: 0	PA: 34
PITCHER	IP WLS BF H R ER SO BB IBB HBP BLK WP HR S P ERA WHIP																					
Jim Deshaies, L (1, 1) ERA: 3.86	7.0 L 28 5 3 3 6 3 0 0 0 1 0 63 98 3.86 1.143																					
Larry Andersen, R (8, 1) ERA:	2.0 6 0 0 0 1 0 0 0 0 0 0 15 22 0.00 0.000																					

Atlanta Braves @ Houston Astros
Astrodome, Houston, TX
Thu Apr 06 1989, 8:05 PM EDT
Att. 9,259 - Dome - 72 F

livebaseballscorecards.com

AB 30
R 3
H 5
RBI 2
BB 3
SO 7
LOB 7



Batter	1	2	3	4	5	6	7	8	9	AB	R	H	RBI	BB	SO	LOB
Gerald Young, S OBP: 0.308, SLG: 0.333 (1, 8)	4-2 BB 1B		1-1 G4-3		0-1 2B		0-0 F8			3	1	1	0	1	0	0
Rafael Ramirez, R OBP: 0.400, SLG: 0.400 (1, 6)	0-2 1-H 1B		0-0 1B		0-3 K			2-3 K		4	0	2	1	0	2	2
Billy Hatcher, R OBP: 0.444, SLG: 0.444 (1, 7)	0-0 B2		3-1 F9		3-2 WP G5-3 1B			0-1 P2		4	0	1	0	0	0	2
Glenn Davis, R OBP: 0.429, SLG: 0.769 (1, 3)	2-3 K			2-2 G5-3		1-0 G5-3		0-3 K		4	0	0	0	0	2	2
Kevin Bass, S OBP: 0.357, SLG: 0.333 (1, 9)	0-2 L7			3-3 K		0-0 F7			1-1 2B 1B	4	1	1	0	0	1	2
Bill Doran, S OBP: 0.583, SLG: 0.900 (1, 4)		0-3 K		1-0 P2		4-2 WP BB			2-1 G3-1 1-H 2B	3	0	1	1	1	1	0
Alan Ashby, S OBP: 0.222, SLG: 0.125 (1, 2)		0-1 G3-1			2-0 L3		1-1 G1-3		1-3 K	4	0	0	0	0	1	3
Ken Caminiti, S OBP: 0.333, SLG: 0.273 (1, 5)		1-0 G4-3			4-1 2B BB		2-2 F7		0-2 G3-1	2	0	0	0	1	0	0
Craig Reynolds, L OBP: 0.429, SLG: 0.429 (9, PH)									2-3 G3-1	1	0	0	0	0	0	1
Jim Deshaies, L (1, 1)			0-3 K		1-0 B2		1-2 G1-3		0-1 G5-3	2	0	0	0	0	1	1
Greg Gross, L (7, PH)										1	0	0	0	0	0	0
Larry Andersen, R (8, 1)										0	0	0	0	0	0	0
Terry Puhl, L (9, PH)										1	0	0	0	0	0	1

Inning Stats	R: 1	H: 1	E: 1	K: 1	S: 13	R: 0	H: 0	E: 0	K: 1	S: 6	R: 0	H: 1	E: 0	K: 1	S: 8	R: 0	H: 0	E: 0	K: 1	S: 9	R: 0	H: 1	E: 0	K: 1	S: 8	R: 0	H: 1	E: 0	K: 0	S: 9	R: 0	H: 0	E: 0	K: 2	S: 9	R: 1	H: 2	E: 0	K: 1	S: 13	R: 0	H: 0	E: 0	K: 1	S: 7	R: 0	H: 0	E: 0	K: 0	S: 7	R: 0	H: 0	E: 0	K: 2	S: 9	R: 0	H: 0	E: 0	K: 1	S: 13	R: 0	H: 2	E: 0	K: 1	S: 17	1B: 4	2B: 2	3B: 0	HR: 0	SF: 0	SAC: 0	DP: 0	HBP: 0	WP: 1	PB: 0	SB: 0	CS: 0	PA: 36
--------------	------	------	------	------	-------	------	------	------	------	------	------	------	------	------	------	------	------	------	------	------	------	------	------	------	------	------	------	------	------	------	------	------	------	------	------	------	------	------	------	-------	------	------	------	------	------	------	------	------	------	------	------	------	------	------	------	------	------	------	------	-------	------	------	------	------	-------	-------	-------	-------	-------	-------	--------	-------	--------	-------	-------	-------	-------	--------

PITCHER	IP	WLS	BF	H	R	ER	SO	BB	IBB	HBP	BLK	WP	HR	S	P	ERA	WHIP
29 John Smoltz, R ERA: 1.13 (1, 1)	8.0	W	33	6	2	1	7	3	0	0	0	1	0	73	114	1.12	1.125
Joe Boever, R ERA: (9, 1)	1.0	S	3	0	0	0	1	0	0	0	0	0	0	9	10	0.00	0.000

BOTTOM

Atlanta Braves @ Houston Astros
Astrodome, Houston, TX

Thu Apr 06 1989, 8:05 PM EDT
Att. 9,259 - Dome - 72 F

livebaseballscorecards.com

AB	33
R	2
H	6
RBI	2
BB	3
SO	8
LOB	14



Batter	1	2	3	4	5	6	7	8	9	AB R H RBI BB SO LOB	TOP											
Willie Randolph, R (1, 4) OBP: 0.222, SLG: 0.125	0-0 G5-3		2-1 FC5-4 1B		0-0 F9			3-2 F9		4 0 1 0 0 0 0												
Alfredo Griffin, S (1, 6) OBP: 0.250, SLG: 0.267	2-2 1B		0-0 FC5-4 1-2f		0-0 G6-3			1-0 G6-3		4 0 1 0 0 0 1												
Kirk Gibson, L (1, 7) OBP: 0.375, SLG: 0.500	1-1 P6			3-2 G6-4-3 1B E HBP		1-2 P4		3-2 F7		3 1 0 0 0 0 1												
Eddie Murray, S (1, 3) OBP: 0.125, SLG: 0.125	3-1 P3			0-0 G6-4-3 1-2 1B		0-0 L7		3-1 BB 1B		4 0 2 0 0 0 1												
Mickey Hatcher, R (1, 9)		0-0 G4-3		1-2 G6-4-3 1-2f 2-3		0-0 G6-3		4-0 BB 1-2		3 0 0 0 1 0 2												
John Shelby, S (1, 8) OBP: 0.375, SLG: 0.167		2-1 L5		4-0 E BB		1-0 G6-3		0-1 F8		3 0 0 0 1 0 2												
Jeff Hamilton, R (1, 5) OBP: 0.133, SLG: 0.200		1-1 F8		2-2 E6 1-3 3-H		3-1 G5-6-3		1-0 F9		4 0 0 0 0 0 3												
Mike Scioscia, L (1, 2) OBP: 0.286, SLG: 0.167			2-3 K		1-2 F9		0-0 L4			3 0 0 0 0 1 2												
Tim Crews, R (7, 1)										0 0 0 0 0 0 0												
Fernando Valenzuela, L (1, 1)		0-2 B5						3-1 P3		2 0 0 0 0 0 0												
Rick Dempsey, R (7, 2)					1-2 G5-3					1 0 0 0 0 0 0												
Inning Stats	R: 0 E: 0 K: 0 S: 8	H: 1 LOB: 1 BB: 0 P: 14	R: 0 E: 0 K: 0 S: 5	H: 0 LOB: 0 BB: 0 P: 8	R: 0 E: 0 K: 1 S: 12	H: 1 LOB: 1 BB: 0 P: 16	R: 1 E: 1 K: 0 S: 12	H: 1 LOB: 2 BB: 1 P: 23	R: 0 E: 0 K: 0 S: 5	H: 0 LOB: 0 BB: 0 P: 6	R: 0 E: 0 K: 0 S: 5	H: 0 LOB: 0 BB: 0 P: 6	R: 0 E: 0 K: 0 S: 4	H: 0 LOB: 0 BB: 0 P: 8	R: 0 E: 0 K: 0 S: 8	H: 0 LOB: 0 BB: 0 P: 15	R: 0 E: 0 K: 0 S: 8	H: 1 LOB: 2 BB: 1 P: 19	1B: 4 2B: 0 3B: 0 HR: 0	SF: 0 SAC: 0 DP: 1 HBP: 1	WP: 0 PB: 0 SB: 0 CS: 0	PA: 34
PITCHER Tom Glavine, L (1, 1) ERA:	IP 9.0	WLS W	BF 34	H 4	R 1	ER 0	SO 1	BB 2	IBB 0	HBP 1	BLK 0	WP 0	HR 0	S 67	P 115	ERA 0.00	WHIP 0.667					
PITCHER	IP	WLS	BF	H	R	ER	SO	BB	IBB	HBP	BLK	WP	HR	S	P	ERA	WHIP					

Los Angeles Dodgers @ Atlanta Braves
Atlanta-Fulton County Stadium, Atlanta, GA

AB	31
R	1
H	4
RBI	0
BB	2
SO	1
LOB	12



Fri Apr 07 1989, 7:05 PM EDT
Att. 31,929 - Unknown

livebaseballscorecards.com

Batter	1	2	3	4	5	6	7	8	9	AB	R	H	RBI	BB	SO	LOB	BOTTOM
Lonnie Smith, R <small>OBP: 0.500, SLG: 0.571</small> (1, 7) X	0-0 1B		4-1 2B BB		2-0 1B WP 2B		1-1 G5-3	0-0 1-H 2B		4	2	3	1	1	0	0	Los Angeles Dodgers @ Atlanta Braves Atlanta-Fulton County Stadium, Atlanta, GA Fri Apr 07 1989, 7:05 PM EDT Att. 31,929 - Unknown livebaseballscorecards.com AB 34 R 6 H 9 RBI 5 BB 4 SO 10 LOB 13
Jeff Blausler, R <small>OBP: 0.368, SLG: 0.500</small> (1, 4) 1 SAFE	2-1 F7		2-0 G1-3		0-0 1B WP 1B		2-3 K	1-1 F8		5	1	1	0	0	1	3	
Gerald Perry, L <small>OBP: 0.471, SLG: 0.600</small> (1, 3) 1 SAFE	1-2 F7-3		0-0 2-H 2B		4-2 1B 1B BB		0-0 S 2B 1B			3	2	2	1	1	0	1	
Dale Murphy, R <small>OBP: 0.235, SLG: 0.133</small> (1, 8)		1-2 G1-3	0-0 F7		3-2 1B 1-2 2-3 1B		4-1 2B 1-2 BB			3	0	1	0	1	0	1	
Jody Davis, R <small>OBP: 0.294, SLG: 0.375</small> (1, 2)		0-1 E5 BB		2-3 K	2-1 1-3 2-H 3-H 1B		2-0 1-3 2-H 2B			4	0	2	3	0	1	0	
Ron Gant, R <small>OBP: 0.235, SLG: 0.286</small> (1, 5)		4-1 1-2 BB		2-3 K	3-0 P3		3-3 K			3	0	0	0	1	2	4	
Andres Thomas, R <small>OBP: 0.353, SLG: 0.267</small> (1, 6)		0-0 F8		1-3 K		1-1 P3		0-3 K		4	0	0	0	0	2	2	
Geronimo Berroa, R <small>OBP: 0.222, SLG: 0.125</small> Tommy Gregg, L <small>OBP: 0.500, SLG: 1.000</small> (1, 9) (8, 9)		3-3 K		2-3 K	0-3 K		0-2 G4-3			3	0	0	0	0	3	2	
Tom Glavine, L (1, 1)			0-3 K		0-0 G5-3	0-1 G4-1		2-2 E6 2B		4	1	0	0	0	1	0	
Inning Stats	R: 0 H: 1 E: 0 LOB: 0 K: 0 BB: 0 S: 6 P: 9	R: 0 H: 0 E: 1 LOB: 2 K: 1 BB: 1 S: 11 P: 19	R: 1 H: 1 E: 0 LOB: 1 K: 1 BB: 1 S: 7 P: 13	R: 0 H: 0 E: 0 LOB: 0 K: 3 BB: 0 S: 9 P: 14	R: 3 H: 4 E: 0 LOB: 2 K: 1 BB: 1 S: 17 P: 33	R: 0 H: 0 E: 0 LOB: 0 K: 1 BB: 0 S: 7 P: 8	R: 1 H: 2 E: 0 LOB: 2 K: 2 BB: 1 S: 12 P: 24	R: 1 H: 1 E: 1 LOB: 1 K: 1 BB: 0 S: 12 P: 15		1B: 5 SF: 0 2B: 5 SAC: 0 3B: 0 DP: 1 HR: 0 HBP: 0	WP: 1 PA: 38 PB: 0 SB: 1 CS: 0						
PITCHER Fernando Valenzuela, L <small>ERA: 6.75</small> Tim Crews, R <small>ERA:</small>	IP WLS BF H R ER SO BB IBB HBP BLK WP HR S P ERA WHIP (1, 1) 6.2 L 32 8 5 5 8 4 0 0 0 1 0 66 114 6.75 1.800 (7, 1) 1.1 6 1 1 0 2 0 0 0 0 0 0 15 21 0.00 0.750					PITCHER IP WLS BF H R ER SO BB IBB HBP BLK WP HR S P ERA WHIP											

Batter	1	2	3	4	5	6	7	8	9	10	11	12	AB	R	H	RBI	BB	SO	LOB	TOP								
Willie Randolph, R OBP: 0.250, SLG: 0.150 (1, 4)	F9		G4-3			FC6-4 HBP		E 1B		G4-3		SF9	4	1	1	1	0	0	2									
Alfredo Griffin, S OBP: 0.182, SLG: 0.190 (1, 6)	G6-3			G6-3		FC6-4		E5 1B FC3-2		B1-6		G3-1	6	0	0	0	0	0	4									
Kirk Gibson, L OBP: 0.333, SLG: 0.412 (1, 7)	P4			E6 G4-6-3			F9	S 1B			G3			5	0	1	1	0	0	0								
Eddie Murray, S OBP: 0.095, SLG: 0.095 (1, 3)		G4-3		G4-6-3			P4	FC3-2			G3			5	0	0	0	0	0	3								
Mike Marshall, R OBP: 0.417, SLG: 0.222 (1, 9)		G1-3			L4			F9			G6-3			5	1	1	0	0	0	2								
John Shelby, S OBP: 0.381, SLG: 0.235 (1, 8)		G6-3			G6-3									5	1	2	0	0	1	0								
Jeff Hamilton, R OBP: 0.200, SLG: 0.300 (1, 5)			G4-3		G6-3									5	1	2	1	0	1	0								
Rick Dempsey, R (1, 2)																												
Mariano Duncan, R OBP: 1.000, SLG: 1.500 (9, PR)																												
Alejandro Pena, R (9, 1)																												
Mickey Hatcher, R (12, PH)																												
Tim Crews, R (12, 1)																												
Tim Belcher, R (1, 1)																												
Dave Anderson, R (6, PH)																												
Mike Morgan, R (6, 1)																												
Mike Davis, L OBP: 0.250, SLG: 0.250 (8, PH)																												
Jay Howell, R (8, 1)																												
Mike Scioscia, L OBP: 0.375, SLG: 0.357 (9, 2)																												
Inning Stats	R: 0 E: 0 K: 0 S: 7	H: 0 LOB: 0 BB: 0 P: 12	R: 0 E: 0 K: 0 S: 6	H: 0 LOB: 0 BB: 0 P: 9	R: 0 E: 0 K: 0 S: 8	H: 0 LOB: 1 BB: 1 P: 17	R: 0 E: 1 K: 0 S: 7	H: 0 LOB: 0 BB: 0 P: 9	R: 0 E: 0 K: 0 S: 4	H: 0 LOB: 0 BB: 0 P: 5	R: 0 E: 0 K: 0 S: 7	H: 0 LOB: 1 BB: 0 P: 15	R: 1 E: 0 K: 0 S: 11	H: 3 LOB: 2 BB: 0 P: 23	R: 1 E: 1 K: 1 S: 11	H: 2 LOB: 2 BB: 0 P: 15	R: 0 E: 0 K: 2 S: 10	H: 0 LOB: 1 BB: 1 P: 19	R: 0 E: 0 K: 0 S: 8	H: 0 LOB: 0 BB: 0 P: 12	R: 0 E: 0 K: 0 S: 6	H: 0 LOB: 0 BB: 0 P: 8	R: 2 E: 0 K: 0 S: 10	H: 3 LOB: 1 BB: 0 P: 17	1B: 7 2B: 3 3B: 0 HR: 0	SF: 2 SAC: 1 DP: 2 HBP: 1	WP: 0 PB: 0 SB: 1 CS: 1	PA: 48
PITCHER	IP WLS BF H R ER SO BB IBB HBP BLK WP HR S P ERA WHIP																											
Zane Smith, L ERA: 4.82 (1, 1)	7.0																											
Joe Boever, R ERA: (8, 1)	2.0																											
Mark Eichhorn, R ERA: 12.46 (10, 1)	2.1	L																										
Jim Acker, R ERA: (12, 1)	0.2																											

Los Angeles Dodgers @ Atlanta Braves
 Atlanta-Fulton County Stadium, Atlanta, GA
 Sun Apr 09 1989, 3:33 AM EDT
 Att. 17,041 - Unknown

livebaseballscorecards.com

AB	41
R	4
H	9
RBI	4
BB	2
SO	3
LOB	13



Batter	1	2	3	4	5	6	7	8	9	10	11	12	AB R H RBI BB SO LOB														
Lonnie Smith, R OBP: 0.500, SLG: 0.500 (1, 7)	2-3 K		4-2 G4-3 BB		1-1 1B SF8 1B		3-3 K			4-2 1B HBP		3-2 L4-6	4 1 1 0 1 2 1														
Tommy Gregg, L OBP: 0.571, SLG: 0.833 (1, 9)	4-2 S 1B BB		2-2 G4-3		2-2 1B			1-2 G4-3		1-1 1B		0-2 BB 1B	5 0 3 1 1 0 1														
Gerald Perry, L OBP: 0.522, SLG: 0.588 (1, 3)	2-2 S 1B		4-0 BB		0-1 SF8			4-2 1B BB		0-0 L9		4-1 BB	2 0 1 1 3 0 2														
Dale Murphy, R OBP: 0.217, SLG: 0.143 (1, 8)	3-3 K		2-0 F9		0-0 P3			2-0 1B		1-1 P2		3-3 K	6 0 1 0 0 2 9														
Jody Davis, R OBP: 0.273, SLG: 0.333 (1, 2)	0-0 P6			1-1 F9		2-1 G5-4-3 1B		2-1 G5-4-3		3-3 K			5 0 1 0 0 1 6														
Ron Gant, R OBP: 0.273, SLG: 0.235 (1, 5)		4-0 CS BB		4-1 CS BB		0-0 F7		0-0 F7		3-1 P5		3-3 K	3 0 0 0 2 1 1														
Andres Thomas, R OBP: 0.273, SLG: 0.200 (1, 6)		0-2 F8		1-2 F8		0-0 G5-4-3		0-0 G5-4-3		3-1 P5		2-3 K	5 0 0 0 0 1 3														
Jeff Treadway, L OBP: 0.167, SLG: 0.167 Jim Acker, R (12, 1)		1-2 G3-1		1-2 F9		0-3 K		0-3 K		1-1 1B		0-0 F9	5 0 1 0 0 1 1 0 0 0 0 0 0 0														
Zane Smith, L Darrell Evers, L Joe Boever, R Dion James, L Mark Eichhorn, R Jeff Blausner, R (1, 1) (7, PH) (8, 1) (9, PH) (10, 1) (12, 4)			0-2 G5-3		0-0 1B		2-3 K		2-2 G4-3			1-0 L4-6 2B	2 1 1 0 0 0 0 1 0 0 0 0 1 0 0 0 0 0 0 0 0 1 0 0 0 0 0 1 0 0 0 0 0 0 0 1 0 1 0 0 0 0														
Inning Stats	R: 0 E: 0 K: 2 S: 16	H: 1 LOB: 2 BB: 1 P: 26	R: 0 E: 0 K: 0 S: 8	H: 0 LOB: 0 BB: 1 P: 13	R: 0 E: 0 K: 0 S: 11	H: 0 LOB: 0 BB: 2 P: 23	R: 0 E: 0 K: 0 S: 6	H: 0 LOB: 0 BB: 1 P: 12	R: 2 E: 0 K: 0 S: 14	H: 3 LOB: 1 BB: 0 P: 18	R: 0 E: 0 K: 0 S: 4	H: 1 LOB: 0 BB: 0 P: 6	R: 0 E: 0 K: 3 S: 10	H: 0 LOB: 0 BB: 0 P: 15	R: 0 E: 0 K: 0 S: 8	H: 1 LOB: 1 BB: 1 P: 17	R: 0 E: 0 K: 0 S: 9	H: 1 LOB: 1 BB: 0 P: 18	R: 0 E: 0 K: 1 S: 11	H: 1 LOB: 2 BB: 0 P: 20	R: 0 E: 0 K: 2 S: 7	H: 0 LOB: 0 BB: 0 P: 12	R: 0 E: 0 K: 1 S: 12	H: 2 LOB: 2 BB: 1 P: 23	1B: 9 2B: 2 3B: 0 HR: 0	SF: 1 SAC: 0 DP: 3 HBP: 1	WP: 0 PA: 49


BOTTOM

Los Angeles Dodgers @ Atlanta Braves
Atlanta-Fulton County Stadium, Atlanta, GA

Sun Apr 09 1989, 3:33 AM EDT
Att: 17,041 - Unknown

livebaseballscorecards.com

AB	40
R	2
H	10
RBI	2
BB	7
SO	9
LOB	25



PITCHER																	
IP	WLS	BF	H	R	ER	SO	BB	IBB	HBP	BLK	WP	HR	S	P	ERA	WHIP	
5.0		22	4	2	2	2	5	0	0	0	0	0	55	92	3.60	1.800	
2.0		6	1	0	0	3	0	0	0	0	0	0	14	21	0.00	0.500	
1.0		4	1	0	0	0	1	0	0	0	0	0	8	17	0.00	2.000	
3.0	W	12	2	0	0	3	0	0	1	0	0	0	27	50	0.00	0.667	
1.0	S	5	2	0	0	1	1	0	0	0	0	0	12	23	0.00	3.000	

Batter	1	2	3	4	5	6	7	8	9	AB R H RBI BB SO LOB	TOP
Lonnie Smith, R (1, 7) OBP: 0.467, SLG: 0.591	0-0 F7		0-2 HR			1-3 K			1-3 K	4 1 1 2 0 2 0	
Jeff Blausen, R (1, 4) OBP: 0.333, SLG: 0.478	1-1 F8		2-3 K2-3			3-2 G5-3			1-2 G6-3	4 0 0 0 0 1 0	
Gerald Perry, L (1, 3) OBP: 0.462, SLG: 0.500	1-0 G6-3				2-0 P4				1-1 F9	3 0 0 0 0 0 0	
Dale Murphy, R (1, 8) OBP: 0.192, SLG: 0.125		1-3 K2-3			1-0 F9				0-3 K	3 0 0 0 0 2 0	
Jody Davis, R (1, 2) OBP: 0.240, SLG: 0.292		1-3 K			0-3 K				0-0 G6-3	3 0 0 0 0 2 0	
Ron Gant, R (1, 5) OBP: 0.240, SLG: 0.200		3-3 K			1-1 F7				0-3 K	3 0 0 0 0 2 0	
Andres Thomas, R (1, 6) OBP: 0.240, SLG: 0.174			1-1 F7		1-3 K				0-2 G5-3	3 0 0 0 0 1 0	
Geronimo Berroa, R (1, 9) OBP: 0.167, SLG: 0.091			0-3 K		0-3 K				0-0 G5-3	3 0 0 0 0 2 0	
Pete Smith, R (1, 1) Jim Acker, R (6, 1) Paul Assenmacher, L (8, 1) John Russell, R (9, PH)			4-2 HR BB			0-0 G5-3			3-3 K	1 1 0 0 1 0 0 0 0 0 0 0 0 0 0 0 0 0 0 0 0 1 0 0 0 0 1 0	
Inning Stats	R: 0 E: 0 K: 0 S: 4 H: 0 LOB: 0 BB: 0 P: 6	R: 0 E: 0 K: 3 S: 9 H: 0 LOB: 0 BB: 0 P: 14	R: 2 E: 0 K: 2 S: 14 H: 1 LOB: 0 BB: 1 P: 21	R: 0 E: 0 K: 1 S: 5 H: 0 LOB: 0 BB: 0 P: 8	R: 0 E: 0 K: 2 S: 8 H: 0 LOB: 0 BB: 0 P: 10	R: 0 E: 0 K: 1 S: 8 H: 0 LOB: 0 BB: 0 P: 12	R: 0 E: 0 K: 1 S: 6 H: 0 LOB: 0 BB: 0 P: 7	R: 0 E: 0 K: 1 S: 8 H: 0 LOB: 0 BB: 0 P: 8	R: 0 E: 0 K: 2 S: 10 H: 0 LOB: 0 BB: 0 P: 15	1B: 0 2B: 0 3B: 0 HR: 1 SF: 0 SAC: 0 DP: 0 HBP: 0	WP: 0 PB: 0 SB: 0 CS: 0 PA: 29
PITCHER Bruce Hurst, L (1, 1) ERA: 5.79	IP: 9.0 WLS: W BF: 29 H: 1 R: 2 ER: 2 SO: 13 BB: 1 IBB: 0 HBP: 0 BLK: 0 WP: 0 HR: 1 S: 72 P: 101 ERA: 2.00 WHIP: 0.222										

Atlanta Braves @ San Diego Padres
 Jack Murphy Stadium, San Diego, CA
 Mon Apr 10 1989, 10:05 PM EDT
 Att: 15,749 - Unknown

livebaseballscorecards.com

AB 28
 R 2
 H 1
 RBI 2
 BB 1
 SO 13
 LOB 0



Batter	1	2	3	4	5	6	7	8	9
Roberto Alomar, S OBP: 0.424, SLG: 0.321 (1, 4) C X	0-1 F7 ①		2-0 BLK 1B		4-1 BB	1-1 PB 1B		1-0 F8 ③	
Luis Salazar, R OBP: 0.316, SLG: 0.316 (1, 5) B C S S	1-3 K ②		0-1 G5-3 ③		2-3 K ②	3-1 F7 ②			
Tony Gwynn, L OBP: 0.414, SLG: 0.593 (1, 8) B C B F X	2-2 G6-3 ③			0-1 HR	1-0 F8 ③	0-1 G4-3 ③			
Jack Clark, R OBP: 0.296, SLG: 0.150 (1, 3) C C C X		0-3 K ①		0-2 G5-3 ①		1-0 1B HR 1B	1-1 L7 ①		
John Kruk, L OBP: 0.231, SLG: 0.091 (1, 9) B C C B S B		2-3 K ②		4-1 BB		0-0 1B HR 1B	3-2 F7 ②		
Carmelo Martinez, R OBP: 0.250, SLG: 0.286 (1, 7) B B F C X		1-2 1B		2-1 F7 ②		2-1 1B HR 1B	4-2 BB		
Benito Santiago, R OBP: 0.174, SLG: 0.304 (1, 2) X		0-0 F9 ③		2-3 K ③		0-1 F9 ①	0-0 F7 ③		
Garry Templeton, S OBP: 0.280, SLG: 0.520 (1, 6) B C C X			1-1 G3 ①		1-3 K2-3 ①	0-0 HR		1-0 F9 ①	
Bruce Hurst, L OBP: 0.400, SLG: 0.250 (1, 1) B S S F T B S			3-3 K ②		2-1 1B BB	4-1 PB 1B BB		1-3 K ②	

Inning Stats	R: 0 E: 0 K: 1 S: 8	H: 0 LOB: 0 BB: 0 P: 11	R: 0 E: 0 K: 2 S: 10	H: 1 LOB: 1 BB: 0 P: 13	R: 0 E: 0 K: 1 S: 10	H: 1 LOB: 1 BB: 0 P: 16	R: 1 E: 0 K: 1 S: 11	H: 1 LOB: 1 BB: 1 P: 19	R: 0 E: 0 K: 2 S: 11	H: 1 LOB: 2 BB: 1 P: 21	R: 4 E: 0 K: 0 S: 14	H: 5 LOB: 2 BB: 1 P: 25	R: 0 E: 0 K: 0 S: 8	H: 0 LOB: 1 BB: 1 P: 16	R: 0 E: 0 K: 1 S: 5	H: 0 LOB: 0 BB: 0 P: 8
1B: 6 2B: 0 3B: 0 HR: 3	SF: 0 SAC: 0 DP: 0 HBP: 0	WP: 0 PA: 37	ERA WHIP	ERA WHIP	ERA WHIP	ERA WHIP	ERA WHIP	ERA WHIP	ERA WHIP	ERA WHIP	ERA WHIP	ERA WHIP	ERA WHIP	ERA WHIP	ERA WHIP	

PITCHER	IP	WLS	BF	H	R	ER	SO	BB	IBB	HBP	BLK	WP	HR	S	P	ERA	WHIP
Pete Smith, R ERA: 10.57 (1, 1)	5.1	L	26	8	5	5	7	2	0	0	1	0	3	57	90	8.44	1.875
Jim Acker, R ERA: (6, 1)	1.2		8	1	0	0	0	2	0	0	0	0	0	15	31	0.00	1.800
Paul Assenmacher, L ERA: (8, 1)	1.0		3	0	0	0	1	0	0	0	0	0	0	5	8	0.00	0.000


BOTTOM

Atlanta Braves @ San Diego Padres
Jack Murphy Stadium, San Diego, CA
 Mon Apr 10 1989, 10:05 PM EDT
 Att. 15,749 - Unknown

livebaseballscorecards.com

AB	33
R	5
H	9
RBI	5
BB	4
SO	8
LOB	13



Batter	1	2	3	4	5	6	7	8	9	AB R H RBI BB SO LOB	TOP
Lonnie Smith, R (1, 7) OBP: 0.457, SLG: 0.538	2-2 F8	1-1 F7			0-0 PO 1B		3-3 K		4-1 BB	4 0 1 0 1 1 3	
Tommy Gregg, L (1, 9) OBP: 0.444, SLG: 0.625 Geronimo Berroa, R (9, PH) OBP: 0.154, SLG: 0.083	2-2 F7		3-2 F8		0-1 F8			1-3 K	1-1 G6-3	4 0 0 0 0 1 1 1 0 0 0 0 0 1	
Gerald Perry, L (1, 3) OBP: 0.433, SLG: 0.435	2-2 FC6-4 HBP		1-0 F8		0-0 F8			0-0 G4-3		3 0 0 0 0 0 1	
Dale Murphy, R (1, 8) OBP: 0.200, SLG: 0.111	1-2 FC6-4 1-2f		1-3 K		0-1 PO 1-2		1-3 K	4-1 1B BB		3 0 0 0 1 2 1	
Darrell Evans, L (1, 5) OBP: 0.571, SLG: 1.000 Ron Gant, R (8, PR) OBP: 0.240, SLG: 0.200 (8, 5)		2-2 G3-1		1-2 P4		1-2 HR		1-2 1B		4 1 2 1 0 0 0 0 0 0 0 0 0 0	
Jody Davis, R (1, 2) OBP: 0.276, SLG: 0.321		0-0 29 BB 1B		2-0 BB 1B		1-3 K		1-3 K		4 0 2 0 0 2 2	
Andres Thomas, R (1, 6) OBP: 0.276, SLG: 0.333		1-2 29 BB 1B		0-3 K		2-2 G4-3			0-1 HR	4 1 2 1 0 1 1	AB 33 R 2 H 7 RBI 2 BB 4 SO 10 LOB 14
Jeff Blauser, R (1, 4) OBP: 0.321, SLG: 0.423		1-1 F8		4-2 BB			2-3 K		2-2 G1-3	3 0 0 0 1 1 2	
29 John Smoltz, R (1, 1) OBP: 0.500, SLG: 1.000 Dion James, L (7, PH) José Álvarez, R (7, 1) John Russell, R (9, PH)		4-2 BB		1-3 K			0-0 G6-3		1-3 K	1 0 0 0 1 1 2 1 0 0 0 0 0 0 0 0 0 0 0 0 0 1 0 0 0 0 1 0	
Inning Stats	R: 0 H: 0 E: 0 LOB: 1 K: 0 BB: 0 S: 12 P: 19	R: 0 H: 2 E: 0 LOB: 3 K: 0 BB: 1 S: 16 P: 25	R: 0 H: 0 E: 0 LOB: 0 K: 1 BB: 0 S: 9 P: 14	R: 0 H: 1 E: 0 LOB: 2 K: 2 BB: 1 S: 14 P: 22	R: 0 H: 1 E: 0 LOB: 0 K: 0 BB: 0 S: 5 P: 5	R: 1 H: 1 E: 0 LOB: 0 K: 2 BB: 0 S: 14 P: 19	R: 0 H: 0 E: 0 LOB: 0 K: 2 BB: 0 S: 8 P: 13	R: 0 H: 1 E: 0 LOB: 2 K: 2 BB: 1 S: 12 P: 19	R: 1 H: 1 E: 0 LOB: 1 K: 1 BB: 1 S: 11 P: 19	1B: 5 SF: 0 2B: 0 SAC: 0 3B: 0 DP: 0 HR: 2 HBP: 1	WP: 0 PA: 39 PB: 0 SB: 0 CS: 0
PITCHER	IP WLS BF H R ER SO BB IBB HBP BLK WP HR S P ERA WHIP										
Ed Whitson, R (1, 1) ERA: 2.51	7.2 W 31 5 1 1 8 3 0 1 0 0 1 84 128 1.17 1.043										
Mark Davis, L (8, 1) ERA: 1.5	1.1 S 7 2 1 1 2 1 0 0 0 0 0 1 17 27 6.75 2.250										

Atlanta Braves @ San Diego Padres
Jack Murphy Stadium, San Diego, CA

Tue Apr 11 1989, 10:05 PM EDT
Att. 14,649 - Unknown - 65 F

livebaseballscorecards.com

Batter	1	2	3	4	5	6	7	8	9	AB	R	H	RBI	BB	SO	LOB	BOTTOM								
Roberto Alomar, S OBP: 0.405, SLG: 0.323 (1, 4) C F F F X	1-2 1B 1B	0-1 SF8 3-H		0-1 G4-3			0-1 G6-3			3	0	1	1	0	0	1	<p align="center">Atlanta Braves @ San Diego Padres Jack Murphy Stadium, San Diego, CA</p> <p align="center">Tue Apr 11 1989, 10:05 PM EDT Att: 14,649 - Unknown - 65 F</p>								
Luis Salazar, R OBP: 0.261, SLG: 0.261 (1, 5) B 1 SAFE B 1 SAFE F 1 SAFE X	2-1 F8	1-3 K			1-2 P4		2-3 K			4	0	0	0	0	2	2									
Tony Gwynn, L OBP: 0.424, SLG: 0.677 (1, 8) F 1 SAFE B X	1-1 1B 1-3 1B		B X	1-0 G1-3		2-1 HR	0-3 K			4	1	2	1	0	1	0									
Jack Clark, R OBP: 0.323, SLG: 0.174 Bip Roberts, S (8, PR) (9, 7) C B B B S S	3-3 K 1-2 K		B C S B B	4-2 G5-3 BB		1-2 G6-3		3-1 BLK SH1-3 1B		3	0	1	0	1	1	2									
John Kruk, L OBP: 0.250, SLG: 0.077 (1, 9) C F B B X	3-2 G5-3		X	0-0 G5-3 1-2 BB		4-1 BB		1 SAFE 1 SAFE C P 1 SAFE 1 SAFE B X	2-1 SH1-3 1-2 BB	2	0	0	0	1	0	3									
Carmelo Martinez, R OBP: 0.250, SLG: 0.320 (1, 7) (9, 3) B C B B X		3-1 1B 1B 2B	B C B B X	3-2 F9		1-0 P2		1-1 G2-3 2-3 BB		4	1	1	0	0	0	4									
Benito Santiago, R OBP: 0.185, SLG: 0.296 (1, 2) S X		0-1 1B SF8 1B 2-3	B C B B X	2-2 E5		0-0 G6-3		0-1 P8		4	1	1	0	0	0	2									
Garry Templeton, S OBP: 0.250, SLG: 0.464 (1, 6) B X		1-0 F7	B X	1 SAFE 0-1 G3 1-3		1-0 G4-3				3	0	0	0	0	0	3									
Ed Whitson, R OBP: 0.167, SLG: 0.167 Mark Davis, L (8, 1) X		0-0 1B 1-3 3-H	X	2-3 K		1-1 F9				3	0	1	1	0	1	1									
Inning Stats	R: 0 E: 0 K: 1 S: 15	H: 2 LOB: 2 BB: 0 P: 25	R: 2 E: 0 K: 1 S: 11	H: 3 LOB: 1 BB: 0 P: 16	R: 0 E: 0 K: 0 S: 7	H: 0 LOB: 1 BB: 1 P: 15	R: 0 E: 2 K: 1 S: 12	H: 0 LOB: 1 BB: 0 P: 16	R: 1 E: 0 K: 0 S: 10	H: 1 LOB: 1 BB: 1 P: 19	R: 0 E: 0 K: 0 S: 4	H: 0 LOB: 0 BB: 0 P: 6	R: 0 E: 0 K: 2 S: 8	H: 0 LOB: 0 BB: 0 P: 10	R: 0 E: 0 K: 0 S: 9	H: 1 LOB: 2 BB: 0 P: 14	1B: 5 2B: 1 3B: 0 HR: 1	SF: 1 SAC: 1 DP: 0 HBP: 0	WP: 0 PB: 0 SB: 1 CS: 0	PA: 34					
PITCHER 29 John Smoltz, R ERA: 2.57 José Álvarez, R ERA:	IP 6.0	WLS L	BF 27	H 6	R 3	ER 3	SO 3	BB 2	IBB 0	HBP 0	BLK 0	WP 0	HR 1	S 59	P 97	ERA 4.50	WHIP 1.333								
	(7, 1)		7	1	0	0	2	0	0	0	1	0	0	17	24	0.00	0.500								



Batter	1	2	3	4	5	6	7	8	9	AB R H RBI BB SO LOB	TOP										
Lonnie Smith, R OBP: 0.450, SLG: 0.613 (1, 7) FC BB X	2-2 HR 1B	1-3 K			1-2 G6-3	0-2 L6			0-0 HR	5 2 2 1 0 1 3											
Dale Murphy, R OBP: 0.229, SLG: 0.226 (1, 8) SAFE X	0-0 HR 1-H		0-0 F8		4-2 1B 1B BB	2-2 FC6-4 1-2f			0-2 G3	4 2 1 2 1 0 2											
Gerald Perry, L OBP: 0.486, SLG: 0.500 (1, 3) BB X	2-0 1B 1B		1-0 S 1B		1-1 1B 1-2 1B			1-0 G5-4-3 1B 1B	0-0 L8	5 0 4 0 0 0 0											
Andres Thomas, R OBP: 0.324, SLG: 0.375 (1, 6) X	0-0 CS 1B		2-2 G6-3		0-0 1-2 2-H			0-1 G5-4-3 1B	0-1 L5	5 0 3 1 0 0 1											
Jody Davis, R OBP: 0.273, SLG: 0.290 (1, 2) BB SAFE FC BB X	3-2 F9		4-2 FC5-4 BB		1-2 L5			1-1 G5-4-3 1-2f 2-3		3 0 0 0 1 0 5											
Ron Gant, R OBP: 0.241, SLG: 0.174 (1, 5) S BB SAFE F S	3-3 K 1-2		0-0 FC5-4			4-1 SH5-4 1B BB E		2-2 G6-3		3 1 0 0 1 1 5											
John Russell, R OBP: 0.333, SLG: 0.333 (1, 9) BB X C		1-1 G5-3 1B		0-0 F8		1-2 E SH5-4 1B		0-0 G6-3		4 0 2 0 0 0 0											
Jeff Blauser, R OBP: 0.290, SLG: 0.379 (1, 4) X		0-0 G5-3		0-2 G6-3		1-1 SH5-4		0-0 F9		3 0 0 0 0 0 1											
Tom Glavine, L (1, 1) SAFE C BB X		0-3 K		2-3 K		1-0 E4 FC6-4 2-3 3-H		1-3 K		4 0 0 0 0 3 2											
Inning Stats	R: 2 E: 0 K: 1 S: 13	H: 4 LOB: 2 BB: 0 P: 23	R: 0 E: 0 K: 2 S: 11	H: 1 LOB: 1 BB: 0 P: 13	R: 0 E: 0 K: 0 S: 10	H: 1 LOB: 2 BB: 1 P: 17	R: 0 E: 0 K: 1 S: 8	H: 0 LOB: 0 BB: 0 P: 10	R: 1 E: 0 K: 0 S: 11	H: 2 LOB: 1 BB: 1 P: 18	R: 0 E: 0 K: 0 S: 8	H: 2 LOB: 1 BB: 0 P: 12	R: 0 E: 0 K: 1 S: 5	H: 0 LOB: 0 BB: 0 P: 6	R: 1 E: 0 K: 0 S: 10	H: 1 LOB: 0 BB: 0 P: 10	1B: 10 2B: 1 3B: 0 HR: 2	SF: 0 SAC: 1 DP: 2 HBP: 0	WP: 0 PB: 0 SB: 1 CS: 1	PA: 40	
PITCHER	IP WLS BF H R ER SO BB IBB HBP BLK WP HR S P ERA WHIP																			PITCHER	IP WLS BF H R ER SO BB IBB HBP BLK WP HR S P ERA WHIP
Dennis Rasmussen, L ERA: 3.46 (1, 1)	5.0 L 23 8 3 3 4 2 0 0 0 0 1 53 81 5.40 2.000																				
Greg Booker, R ERA: (6, 1)	3.0 13 3 1 0 1 1 0 0 0 0 0 0 27 41 0.00 1.333																				
Mark Grant, R ERA: 3.0 (9, 1)	1.0 4 1 1 1 0 0 0 0 0 0 0 1 10 10 9.00 1.000																				

Atlanta Braves @ San Diego Padres
 Jack Murphy Stadium, San Diego, CA
 Wed Apr 12 1989, 10:05 PM EDT
 Att. 14,621 - Unknown

AB	36
R	5
H	12
RBI	4
BB	3
SO	5
LOB	19



Batter	1	2	3	4	5	6	7	8	9	AB	R	H	RBI	BB	SO	LOB
Roberto Alomar, S OBP: 0.366, SLG: 0.286 (1, 4)	2-2 F8		0-1 F7		1-2 FC6-4			1-2 G5-3		4	0	0	0	0	0	1
Luis Salazar, R OBP: 0.222, SLG: 0.222 Mark Grant, R (1, 9) (9, 1)	0-3 K		1-2 G4-3			0-1 G5-3		1-0 G6-3		4	0	0	0	0	1	0
Tony Gwynn, L OBP: 0.432, SLG: 0.647 (1, 8)	4-2 FC6-4 BB			0-0 L8		2-1 G6-3			2-2 FC5-4 1B	3	0	1	0	1	0	0
Jack Clark, R OBP: 0.286, SLG: 0.148 (1, 3)	0-0 FC6-4			3-1 F8		2-2 P6			2-3 K	4	0	0	0	0	1	2
Carmelo Martinez, R OBP: 0.281, SLG: 0.379 (1, 7)		2-1 F9		3-2 FC5-4 1B			1-0 F9 2B		3-2 FC5-4 1B	4	0	2	0	0	0	1
Benito Santiago, R OBP: 0.194, SLG: 0.290 (1, 2)		0-1 G5-3		0-1 FC5-4			0-0 F7		0-0 FC5-4 1B	4	0	1	0	0	0	2
Randy Ready, R OBP: 0.364, SLG: 0.250 (1, 5)		2-2 1B			0-1 FC6-4 1B		3-1 F9		1-1 FC5-4	4	0	2	0	0	0	3
Garry Templeton, S OBP: 0.226, SLG: 0.419 (1, 6)		2-3 K			2-1 P4		0-2 G6-3			3	0	0	0	0	1	3
Dennis Rasmussen, L OBP: 0.200, SLG: 0.200 Marvell Wynne, L OBP: 0.444, SLG: 0.824 Greg Booker, R Bip Roberts, S (1, 1) (5, PH) (6, 1) (8, PH) (9, 9)			1-3 K		1-1 L7			1-1 F7		1	0	0	0	0	1	0
										1	0	0	0	0	0	1
										0	0	0	0	0	0	0
										1	0	0	0	0	0	0

Inning Stats	R: 0	H: 0	E: 0	K: 1	S: 9	R: 0	H: 1	E: 0	K: 1	S: 12	R: 0	H: 0	E: 0	K: 1	S: 8	R: 0	H: 1	E: 0	K: 0	S: 9	R: 0	H: 1	E: 0	K: 10	S: 10	R: 0	H: 0	E: 0	K: 0	S: 7	R: 0	H: 1	E: 0	K: 0	S: 7	R: 0	H: 0	E: 0	K: 0	S: 7	R: 0	H: 2	E: 0	K: 1	S: 16	1B: 5	SF: 0	2B: 1	SAC: 0	3B: 0	DP: 0	HR: 0	HBP: 0	WP: 0	PA: 34
Tom Glavine, L ERA: (1, 1)	IP: 9.0	WLS: W	BF: 34	H: 6	R: 0	ER: 0	SO: 4	BB: 1	IBB: 0	HBP: 0	BLK: 0	WP: 0	HR: 0	S: 85	P: 128	ERA: 0.00	WHIP: 0.778																																						
PITCHER	IP	WLS	BF	H	R	ER	SO	BB	IBB	HBP	BLK	WP	HR	S	P	ERA	WHIP																																						

BOTTOM

Atlanta Braves @ San Diego Padres
Jack Murphy Stadium, San Diego, CA

Wed Apr 12 1989, 10:05 PM EDT
Att. 14,621 - Unknown

AB	33
R	0
H	6
RBI	0
BB	1
SO	4
LOB	13



Batter	1	2	3	4	5	6	7	8	9	AB R H RBI BB SO LOB	TOP		
Tommy Gregg, L (1, 9) OBP: 0.364, SLG: 0.500	0-1 E6 WP G5-3 1B		3-3 K			2-0 G3-1		1-1 G3		4 1 0 0 0 1 0	<p>Atlanta Braves @ San Diego Padres</p> <p>Jack Murphy Stadium, San Diego, CA</p> <p>Thu Apr 13 1989, 6:33 AM EDT</p> <p>Att. 18,596 - Unknown</p>		
Dale Murphy, R (1, 8) OBP: 0.231, SLG: 0.229	1-3 K		1-3 K			0-0 1B 1B		1-2 P2		4 1 1 0 0 2 1			
Gerald Perry, L (1, 3) OBP: 0.487, SLG: 0.594	1-0 G5-3				0-0 B3				2-0 HR	4 1 2 1 0 0 1			
Andres Thomas, R (1, 6) OBP: 0.342, SLG: 0.389	2-0 1B				0-0 G6-3				0-0 G5-3	4 0 2 2 0 0 0			
Darrell Evans, L (1, 5) OBP: 0.455, SLG: 0.667 Jeff Blauser, R (9, PR) OBP: 0.290, SLG: 0.379	2-2 F9				1-3 K				4-0 1B FC4-6 BB	3 0 0 0 1 2 3 0 1 0 0 0 0 0			
Dion James, L (1, 7) OBP: 0.429		2-1 G4-6-3 1B			1-1 CS 1B				1-0 FC4-6 1B	4 0 3 0 0 0 0			
Jeff Treadway, L (1, 4) OBP: 0.100, SLG: 0.100		1-0 G4-6-3			0-3 K				0-0 FC4-6	4 0 0 1 0 1 3			
Bruce Benedict, R (1, 2)		1-2 F8			0-0 G6-3				2-1 FC6-4	4 0 0 0 0 0 1			
Derek Lilliquist, L (1, 1) Joe Boever, R (8, 1)			0-0 G4-3			1-0 G3		3-2 G4-3		3 0 0 0 0 0 0 0 0 0 0 0 0 0			
Inning Stats	R: 1 H: 1 E: 1 LOB: 1 K: 1 BB: 0 S: 10 P: 16	R: 0 H: 1 E: 0 LOB: 0 K: 0 BB: 0 S: 6 P: 10	R: 0 H: 0 E: 0 LOB: 0 K: 2 BB: 0 S: 8 P: 12	R: 0 H: 0 E: 0 LOB: 0 K: 1 BB: 0 S: 5 P: 6	R: 0 H: 1 E: 0 LOB: 0 K: 1 BB: 0 S: 6 P: 7	R: 1 H: 3 E: 0 LOB: 2 K: 1 BB: 0 S: 10 P: 15	R: 0 H: 0 E: 0 LOB: 0 K: 0 BB: 0 S: 6 P: 11	R: 0 H: 0 E: 0 LOB: 0 K: 0 BB: 0 S: 8 P: 13	R: 2 H: 2 E: 0 LOB: 1 K: 0 BB: 1 S: 6 P: 15	1B: 7 SF: 0 2B: 0 SAC: 0 3B: 0 DP: 1 HR: 1 HBP: 0	WP: 1 PA: 35 PB: 0 SB: 0 CS: 1		
PITCHER	IP WLS BF H R ER SO BB IBB HBP BLK WP HR S P ERA WHIP											PITCHER	IP WLS BF H R ER SO BB IBB HBP BLK WP HR S P ERA WHIP
Walt Terrell, R (1, 1) ERA: 3.65	8.0 L 29 6 2 1 6 0 0 0 0 1 0 59 90 1.12 0.750												
Dave Leiper, L (9, 1) ERA: 9.0	1.0 6 2 2 2 0 1 0 0 0 0 1 6 15 18.00 3.000												

livebaseballscorecards.com

AB	34
R	4
H	8
RBI	4
BB	1
SO	6
LOB	9



Batter	1	2	3	4	5	6	7	8	9
Roberto Alomar, S (1, 4) OBP: 0.356, SLG: 0.282	2-2 G4-3		0-2 L6		1-2 G6-3			0-1 1B	
Bip Roberts, S (1, 9) OBP: 0.333, SLG: 0.600 Marvell Wynne, L (8, PH) OBP: 0.421, SLG: 0.778	4-0 FC5 L8 BB		0-2 3B			1-2 G6-3		2-3 K	
Tony Gwynn, L (1, 8) OBP: 0.390, SLG: 0.579 Dave Leiper, L (9, 1)	2-2 L8		0-0 P6			2-1 P6		2-1 G4-3	
Jack Clark, R (1, 3) OBP: 0.282, SLG: 0.133	4-2 FC5 BB		1-1 G1-3			1-3 K		2-3 K	
Carmelo Martinez, R (1, 7) OBP: 0.250, SLG: 0.333	1-1 FC5			3-1 P4		2-3 K		0-0 G6-3	
Randy Ready, R (1, 5) OBP: 0.333, SLG: 0.250		2-2 F7		2-0 G6-3		0-1 P2		0-1 1B	
Mark Parent, R (1, 2) OBP: 0.333, SLG: 0.625		2-1 1B		2-3 K		1-1 F9		0-1 P6	
Gary Green, R (1, 6) Garry Templeton, S (8, PH) OBP: 0.219, SLG: 0.406		2-0 F8			2-2 G4-3			3-3 K	
Walt Terrell, L (1, 1) OBP: 0.250, SLG: 0.500 Luis Salazar, R (8, PH) OBP: 0.250, SLG: 0.357		2-3 K			1-0 P6			1-0 HR	

Inning Stats	R: 0	H: 0	E: 0	K: 11	H: 0	LOB: 2	BB: 2	P: 24	R: 0	H: 1	E: 0	K: 10	H: 1	LOB: 1	BB: 0	P: 18	R: 0	H: 1	E: 0	K: 9	H: 0	LOB: 0	BB: 0	P: 10	R: 0	H: 0	E: 0	K: 8	H: 0	LOB: 0	BB: 0	P: 12	R: 0	H: 0	E: 0	K: 7	H: 0	LOB: 0	BB: 0	P: 10	R: 1	H: 2	E: 0	K: 12	H: 1	LOB: 1	BB: 0	P: 20	R: 0	H: 1	E: 0	K: 8	H: 1	LOB: 1	BB: 0	P: 10	1B: 3	2B: 0	3B: 1	SF: 0	SAC: 0	DP: 0	HBP: 0
--------------	------	------	------	-------	------	--------	-------	-------	------	------	------	-------	------	--------	-------	-------	------	------	------	------	------	--------	-------	-------	------	------	------	------	------	--------	-------	-------	------	------	------	------	------	--------	-------	-------	------	------	------	-------	------	--------	-------	-------	------	------	------	------	------	--------	-------	-------	-------	-------	-------	-------	--------	-------	--------

PITCHER	IP	WLS	BF	H	R	ER	SO	BB	IBB	HBP	BLK	WP	HR	S	P	ERA	WHIP
Derek Lilliquist, L (1, 1) ERA: 1.23	7.1	W	27	3	1	1	5	2	0	0	0	0	1	65	109	1.23	0.682
Joe Boever, R (8, 1) ERA:	1.2	S	7	2	0	0	2	0	0	0	0	0	0	15	21	0.00	1.200

BOTTOM

Atlanta Braves @ San Diego Padres
Jack Murphy Stadium, San Diego, CA

Thu Apr 13 1989, 6:33 AM EDT
Att. 18,596 - Unknown

AB	32
R	1
H	5
RBI	1
BB	2
SO	7
LOB	10



Batter	1	2	3	4	5	6	7	8	9	AB R H RBI BB SO LOB	TOP											
Lonnie Smith, R (1, 7) OBP: 0.467, SLG: 0.694	0-1 G3	0-0 BB 2-H 1B		0-0 S 1B			0-0 HR		1-0 F9	5 1 3 2 0 0 0												
Dale Murphy, R (1, 8) OBP: 0.250, SLG: 0.231	0-0 2B 1B	4-2 FC4-6 BB		3-2 G5-3 1-2			1-1 F7		1-3 K	4 1 1 0 1 1 1												
Gerald Perry, L (1, 3) OBP: 0.488, SLG: 0.600	1-0 HR 2B	1-3 K			1-1 G4-3		4-1 1B BB			3 1 1 1 1 1 2												
Andres Thomas, R (1, 6) OBP: 0.357, SLG: 0.475	1-0 HR	1-0 FC4-6			0-0 F8		0-1 1-2 1B			4 1 2 2 0 0 2												
Darrell Evans, L (1, 5) OBP: 0.333, SLG: 0.462	2-1 F8			1-2 P5		2-2 G6-3		1-1 G4-3		4 0 0 0 0 0 2												
Jody Davis, R (1, 2) OBP: 0.270, SLG: 0.286	3-0 FC6-4 1B			1-2 G2-3		3-3 K		1-3 K		4 0 1 0 0 2 0												
Dion James, L (1, 9) OBP: 0.300, SLG: 0.300	1-1 FC6-4			0-3 K		0-0 G4-3		1-1 G6-3		3 0 0 0 0 1 1												
John Russell, R (8, PH) OBP: 0.286, SLG: 0.286	1-1 FC6-4									1 0 0 0 0 0 0												
Jeff Treadway, L (1, 4) OBP: 0.154, SLG: 0.154				0-0 L9		2-1 G3-1		1-0 L6		3 1 1 0 0 0 0												
Jeff Blauser, R (8, PH) OBP: 0.281, SLG: 0.367		0-0 SH3-4 1B 1B								1 0 0 0 0 0 0												
Zane Smith, L (1, 1) OBP: 0.333, SLG: 0.333		0-1 SH3-4		2-3 K			3-1 F9		2-3 K	0 0 0 0 0 0 0												
Geronimo Berroa, R (4, PH) OBP: 0.143, SLG: 0.077										1 0 0 0 0 1 0												
Mark Eichhorn, R (4, 1)										0 0 0 0 0 0 0												
Tommy Gregg, L (7, PH) OBP: 0.348, SLG: 0.476										1 0 0 0 0 0 0												
Jim Acker, R (7, 1)										0 0 0 0 0 0 0												
Ron Gant, R (8, PH) OBP: 0.233, SLG: 0.167										1 0 0 0 0 1 0												
Inning Stats	R: 3 E: 0 K: 0 S: 10	H: 4 LOB: 1 BB: 0 P: 18	R: 1 E: 0 K: 1 S: 11	H: 2 LOB: 2 BB: 1 P: 16	R: 0 E: 0 K: 1 S: 10	H: 0 LOB: 0 BB: 0 P: 12	R: 0 E: 0 K: 1 S: 12	H: 1 LOB: 1 BB: 0 P: 17	R: 0 E: 0 K: 0 S: 6	H: 0 LOB: 0 BB: 0 P: 9	R: 0 E: 0 K: 1 S: 7	H: 0 LOB: 0 BB: 0 P: 12	R: 1 E: 0 K: 0 S: 10	H: 2 LOB: 2 BB: 1 P: 19	R: 0 E: 0 K: 1 S: 6	H: 0 LOB: 0 BB: 0 P: 9	R: 0 E: 0 K: 2 S: 7	H: 0 LOB: 0 BB: 0 P: 11	1B: 6 2B: 1 3B: 0 HR: 2	SF: 0 SAC: 1 DP: 0 HBP: 0	WP: 0 PB: 0 SB: 1 CS: 0	PA: 38
PITCHER	IP WLS BF H R ER SO BB IBB HBP BLK WP HR S P ERA WHIP																				PITCHER	IP WLS BF H R ER SO BB IBB HBP BLK WP HR S P ERA WHIP
Rick Reuschel, R (1, 1) ERA: 4.34	6.2 W 30 8 5 5 4 2 0 0 0 0 2 62 98 6.75 1.500																					
Jeff Brantley, R (7, 1) ERA: 1.29	0.0 S 1 1 0 0 0 0 0 0 0 0 0 2 2 ∞ ∞																					
Craig Lefferts, L (7, 1) ERA:	2.1 S 7 0 0 0 3 0 0 0 0 0 0 15 23 0.00 0.000																					

Atlanta Braves @ San Francisco Giants
Candlestick Park, San Francisco, CA

AB	35
R	5
H	9
RBI	5
BB	2
SO	7
LOB	8



Fri Apr 14 1989, 10:05 PM EDT
Att: 11,808 - Unknown

livebaseballscorecards.com

Batter	1	2	3	4	5	6	7	8	9
Brett Butler, L OBP: 0.556, SLG: 0.568 (1, 8)	0-0 FC4-6 BB 2B 1B	1-3 K		1-0 SH3-4 S SF9 1B		1-0 L9			
Robby Thompson, R OBP: 0.341, SLG: 0.343 (1, 4)	4-1 FC4-6 BB 1-2	2-2 G1-3		2-1 SH3-4 1-3		3-2 F9			
Will Clark, L OBP: 0.500, SLG: 0.694 (1, 3)	1-0 FC4-6 2B 1-2f 2-3		1-1 G4-3	0-1 SF9 3-H		1-2 1B			
Kevin Mitchell, R OBP: 0.341, SLG: 0.659 (1, 7)	3-2 1-H 3-H 2B		1-0 HR	3-3 K		2-2 L6			
Candy Maldonado, R OBP: 0.375, SLG: 0.371 (1, 9)	0-1 L6		0-0 F9 3B HBP 1B		3-2 G4-3	0-3 K			
Kirt Manwaring, R OBP: 0.318, SLG: 0.368 (1, 2)	1-0 F9		3-2 3B HBP 1-2		1-2 G1-3	1-3 K			
Matt Williams, R OBP: 0.133, SLG: 0.179 (1, 5)		1-1 DI BB FC6-4 1B	0-1 F9 2-3		0-0 G4-3	0-3 K			
Jose Uribe, S OBP: 0.278, SLG: 0.324 (1, 6)		4-0 FC6-4 BB 1-2	3-1 1-H 3-H 3B		1-1 SH2-4 2B	2-0 G5-3			
Rick Reuschel, R OBP: 0.333, SLG: 0.200 (1, 1) Jeff Brantley, R (7, 1) Craig Lefferts, L (7, 1)		3-2 FC6-4 1-2f 2-H	3-2 G6-3		3-2 SH2-4 2-3	0-0 L4			


Inning Stats	R: 2 E: 0 K: 0 S: 9	H: 2 LOB: 1 BB: 1 P: 18	R: 1 E: 0 K: 1 S: 11	H: 1 LOB: 1 BB: 1 P: 22	R: 3 E: 0 K: 0 S: 16	H: 3 LOB: 1 BB: 0 P: 26	R: 1 E: 0 K: 1 S: 8	H: 1 LOB: 0 BB: 0 P: 14	R: 0 E: 0 K: 0 S: 11	H: 0 LOB: 0 BB: 0 P: 15	R: 0 E: 0 K: 1 S: 10	H: 1 LOB: 1 BB: 0 P: 18	R: 0 E: 0 K: 2 S: 14	H: 1 LOB: 1 BB: 0 P: 18	R: 0 E: 0 K: 1 S: 5	H: 0 LOB: 0 BB: 0 P: 7
--------------	------------------------------	----------------------------------	-------------------------------	----------------------------------	-------------------------------	----------------------------------	------------------------------	----------------------------------	-------------------------------	----------------------------------	-------------------------------	----------------------------------	-------------------------------	----------------------------------	------------------------------	---------------------------------

BOTTOM											
AB	R	H	RBI	BB	SO	LOB					
4	2	2	0	0	1	2					
2	0	0	0	1	0	2					
3	1	1	1	0	0	2					
4	1	2	3	0	1	1					
4	1	1	0	0	1	2					
3	1	0	0	0	1	2					
4	1	1	0	0	1	2					
3	0	2	2	1	0	0					
2	0	0	1	0	0	2					
0	0	0	0	0	0	0					
1	0	0	0	0	0	0					

Atlanta Braves @ San Francisco Giants
Candlestick Park, San Francisco, CA

livebaseballscorecards.com

WP: 0 PA: 36
PB: 0 SB: 1 CS: 0
ERA WHIP



PITCHER	IP	WLS	BF	H	R	ER	SO	BB	IBB	HBP	BLK	WP	HR	S	P	ERA	WHIP
Zane Smith, L ERA: 8.03 (1, 1)	3.0	L	18	6	6	6	1	2	0	1	0	0	1	36	66	18.00	2.667
Mark Eichhorn, R ERA: 8.59 (4, 1)	3.0		11	2	1	1	1	0	0	0	0	0	0	29	47	3.00	0.667
Jim Acker, R ERA: (7, 1)	2.0		7	1	0	0	3	0	0	0	0	0	0	19	25	0.00	0.500

Batter	1	2	3	4	5	6	7	8	9	AB R H RBI BB SO LOB	TOP											
Lonnie Smith, R (1, 7) OBP: 0.429, SLG: 0.625	0-0 G6-3		0-0 G6-3			0-3 K			0-0 1-3	4 0 0 0 0 1 0	Atlanta Braves @ San Francisco Giants Candlestick Park, San Francisco, CA Sat Apr 15 1989, 6:33 AM EDT Att. 29,798 - Sunny - 74 F livebaseballscorecards.com											
Dale Murphy, R (1, 8) OBP: 0.229, SLG: 0.209	0-3 K			0-0 P5		0-0 L6		0-0 6-3	4 0 0 0 0 1 0													
Gerald Perry, L (1, 3) OBP: 0.478, SLG: 0.568	0-0 4-3			0-0 P5		4-0 FC5-4 BB			2 0 0 0 1 0 0													
Andres Thomas, R (1, 6) OBP: 0.356, SLG: 0.465		0-0 1B 1B		0-3 K		0-0 FC5-4 FC6-4 1-2f			3 0 1 0 0 1 1													
Ron Gant, R (1, 5) OBP: 0.212, SLG: 0.148		0-0 F8			0-0 6-3	0-0 FC6-4 1-2f			3 0 0 0 0 0 2													
Tommy Gregg, L (1, 9) OBP: 0.360, SLG: 0.478		0-0 G6-4-3 1B			0-0 F8		0-3 K		2 0 1 0 0 0 0													
John Russell, R (8, PH) OBP: 0.250, SLG: 0.250		1-2 G6-4-3 1B							1 0 0 0 0 1 0													
Jeff Blausler, R (1, 4) OBP: 0.257, SLG: 0.333		0-0 G6-4-3 1-2f			0-0 6-3		0-3 K		3 0 0 0 0 1 2													
Bruce Benedict, R (1, 2) OBP: 0.263, SLG: 0.278			0-3 K			0-3 K		0-0 F9	2 0 0 0 0 2 0													
Jody Davis, R (8, PH) OBP: 0.263, SLG: 0.278			0-3 K			0-0 6-3		0-0 5-3	1 0 0 0 0 0 0													
Pete Smith, R (1, 1) OBP: 0.133, SLG: 0.071									2 0 0 0 0 1 0													
Geronimo Berroa, R (9, PH) OBP: 0.133, SLG: 0.071									1 0 0 0 0 0 0													
Inning Stats	R: 0 E: 0 K: 1 S: 5	H: 0 LOB: 0 BB: 0 P: 5	R: 0 E: 0 K: 0 S: 4	H: 2 LOB: 1 BB: 0 P: 4	R: 0 E: 0 K: 2 S: 7	H: 0 LOB: 0 BB: 0 P: 7	R: 0 E: 0 K: 1 S: 5	H: 0 LOB: 0 BB: 0 P: 5	R: 0 E: 0 K: 0 S: 3	H: 0 LOB: 0 BB: 0 P: 3	R: 0 E: 0 K: 2 S: 7	H: 0 LOB: 0 BB: 0 P: 7	R: 0 E: 0 K: 0 S: 3	H: 0 LOB: 1 BB: 1 P: 7	R: 0 E: 0 K: 2 S: 7	H: 0 LOB: 0 BB: 0 P: 7	R: 0 E: 0 K: 0 S: 3	H: 0 LOB: 0 BB: 0 P: 3	1B: 2 2B: 0 3B: 0 HR: 0	SF: 0 SAC: 0 DP: 1 HBP: 0	WP: 0 PB: 0 SB: 0 CS: 0	PA: 29
PITCHER	IP WLS BF H R ER SO BB IBB HBP BLK WP HR S P ERA WHIP																					
Don Robinson, R (1, 1) ERA: 3.14	5.0	16	2	0	0	4	0	0	0	0	0	0	0	24	24	0.00	0.400					
Atlee Hammaker, L (6, 1) ERA: 0.75	4.0	13	0	0	0	4	1	0	0	0	0	0	0	20	24	0.00	0.250					



Batter	1	2	3	4	5	6	7	8	9
Brett Butler, L OBP: 0.531, SLG: 0.537 (1, 8)	0-0 4-3 1B		0-0 1B			0-0 F8		0-0 F8	
Robby Thompson, R OBP: 0.311, SLG: 0.308 (1, 4)	0-3 K		0-3 K			0-0 F9		0-0 F8	
Will Clark, L OBP: 0.490, SLG: 0.667 (1, 3)	0-0 1B		0-0 F8			0-0 5-3			
Kevin Mitchell, R OBP: 0.319, SLG: 0.614 (1, 7)	0-3 K			0-3 K			0-0 E8 2B		
Candy Maldonado, R OBP: 0.349, SLG: 0.342 (1, 9)		0-3 K		0-3 K			0-3 K		
Terry Kennedy, L OBP: 0.429, SLG: 0.579 (1, 2)		4-0 BB		0-0 F7			0-0 F8 2-H 2B		
Donell Nixon, R (7, PR)									
Kirt Manwaring, R OBP: 0.318, SLG: 0.368 (8, 2)									
Matt Williams, R OBP: 0.125, SLG: 0.167 (1, 5)		0-3 K			0-0 5-3		0-0 F8 2-3		
Ernest Riles, L OBP: 0.333, SLG: 0.600 (7, PH)									
Jose Uribe, S OBP: 0.256, SLG: 0.297 (1, 6)		0-3 K			0-3 K		0-3 K		
Don Robinson, R OBP: 0.167, SLG: 0.167 (1, 1)			0-3 K			0-0 P5		0-3 K	
Atlee Hammaker, S (6, 1)									

Inning Stats	R: 0	H: 1	E: 0	LOB: 1	K: 2	BB: 0	S: 8	P: 8
	R: 0	H: 0	E: 0	LOB: 1	K: 3	BB: 1	S: 9	P: 13
	R: 0	H: 1	E: 0	LOB: 1	K: 2	BB: 0	S: 8	P: 8
	R: 0	H: 0	E: 0	LOB: 0	K: 2	BB: 0	S: 7	P: 7
	R: 0	H: 0	E: 0	LOB: 0	K: 1	BB: 0	S: 5	P: 5
	R: 0	H: 0	E: 0	LOB: 0	K: 0	BB: 0	S: 3	P: 3
	R: 1	H: 1	E: 1	LOB: 2	K: 2	BB: 0	S: 9	P: 9
	R: 0	H: 0	E: 0	LOB: 0	K: 1	BB: 0	S: 5	P: 5

PITCHER	IP	WLS	BF	H	R	ER	SO	BB	IBB	HBP	BLK	WP	HR	S	P	ERA	WHIP
Pete Smith, R ERA: 5.17 (1, 1)	8.0	L	29	3	1	0	13	1	0	0	0	0	0	54	58	0.00	0.500

BOTTOM

AB R H RBI BB SO LOB

4 0 1 0 0 0 0

4 0 0 0 0 2 1

3 0 1 0 0 0 1

3 1 0 0 0 2 1

3 0 0 0 0 3 1

2 0 1 1 1 0 0

0 0 0 0 0 0 0

0 0 0 0 0 0 0

2 0 0 0 0 1 1

1 0 0 0 0 0 1

3 0 0 0 0 3 3

2 0 0 0 0 1 0

1 0 0 0 0 1 0

AB 28

R 1

H 3

RBI 1

BB 1

SO 13

LOB 9

GIANTS

WP: 0 PA: 29

PB: 0

SB: 1

CS: 0

Atlanta Braves @ San Francisco Giants

Candlestick Park, San Francisco, CA

Sat Apr 15 1989, 6:33 AM EDT

Att: 29,798 - Sunny - 74 F

livebaseballscorecards.com

Batter	1	2	3	4	5	6	7	8	9	AB R H RBI BB SO LOB	TOP											
Lonnie Smith, R (1, 7) OBP: 0.444, SLG: 0.614	2-0 CS 1B	0-2 P4		2-1 1B			0-0 E5 G4-3		4-0 CS BB	4 0 2 0 1 0 3	<p>Atlanta Braves @ San Francisco Giants</p> <p>Candlestick Park, San Francisco, CA</p> <p>Sun Apr 16 1989, 6:33 AM EDT Unknown</p>											
Tommy Gregg, L (1, 9) OBP: 0.367, SLG: 0.519	2-1 1B	1-1 HR 1B		0-0 SF7		0-0 L8	0-0 L8	3-2 F8	4 2 2 3 0 0 2													
Gerald Perry, L (1, 3) OBP: 0.480, SLG: 0.634	0-2 G4-3 BLK 1B	1-0 HR		3-H 1-1 G4-3		1-1 G4-3	1-1 G4-3		4 1 2 4 0 0 2													
Andres Thomas, R (1, 6) OBP: 0.327, SLG: 0.426	0-1 G4-3	0-0 P5			1-2 F9	0-0 G6-3	0-0 G6-3		4 0 0 0 0 0 2													
Darrell Evans, L (1, 5) OBP: 0.316, SLG: 0.375	3-1 G4-3		0-0 L3		0-0 P3		4-2 G1 PB BB		3 0 0 0 1 0 1													
Jeff Blauser, R (8, PR) OBP: 0.257, SLG: 0.333									0 0 0 0 0 0 0													
Jody Davis, R (1, 2) OBP: 0.262, SLG: 0.256		1-1 1B HBP	2-2 P9		2-0 F8		2-3 K	1-2 K	3 1 0 0 0 1 1													
Dion James, L (1, 8) OBP: 0.357, SLG: 0.308		0-0 FC4-6 1B	1-0 G6-3			4-2 G6-4-3 BB	3-2 G1	2-3 G1	3 0 1 0 1 0 2													
Jeff Treadway, L (1, 4) OBP: 0.176, SLG: 0.176		0-1 FC4-6 1B		1-1 1B SF7		0-0 G6-4-3	0-0 G6-4-3	1-0 F7	4 2 1 0 0 0 5													
29 John Smoltz, R (1, 1) OBP: 0.500, SLG: 0.750		4-2 1B HR BB		0-2 SH2-4		0-2 G4-3		0-3 K	1 1 0 0 1 0 0													
José Álvarez, R (6, 1)									1 0 0 0 0 1 0													
Inning Stats	R: 1 E: 0 K: 0 S: 10	H: 3 LOB: 1 BB: 0 P: 17	R: 5 E: 0 K: 0 S: 13	H: 3 LOB: 0 BB: 1 P: 20	R: 0 E: 0 K: 0 S: 5	H: 0 LOB: 0 BB: 0 P: 8	R: 1 E: 0 K: 0 S: 10	H: 2 LOB: 1 BB: 0 P: 14	R: 0 E: 0 K: 0 S: 5	H: 0 LOB: 0 BB: 0 P: 8	R: 0 E: 0 K: 0 S: 9	H: 0 LOB: 0 BB: 1 P: 13	R: 0 E: 1 K: 0 S: 5	H: 0 LOB: 1 BB: 0 P: 6	R: 0 E: 0 K: 1 S: 12	H: 0 LOB: 2 BB: 1 P: 22	R: 0 E: 0 K: 1 S: 8	H: 0 LOB: 0 BB: 1 P: 15	1B: 6 2B: 1 3B: 0 HR: 1	SF: 1 SAC: 1 DP: 1 HBP: 1	WP: 0 PB: 1 SB: 0 CS: 2	PA: 38
PITCHER	IP WLS BF H R ER SO BB IBB HBP BLK WP HR S P ERA WHIP																					
Kelly Downs, R (1, 1) ERA: 3.86	5.0 L 24 8 7 7 0 1 0 1 1 1 0 1 43 67 12.60 1.800																					
Jeff Brantley, R (6, 1) ERA: 1.0	2.0 7 0 0 0 0 1 0 0 0 0 0 0 14 19 0.00 0.500																					
Rich Gossage, R (8, 1) ERA:	2.0 7 0 0 0 0 2 0 0 0 0 0 0 20 37 0.00 1.000																					

livebaseballscorecards.com

AB	31
R	7
H	8
RBI	7
BB	4
SO	2
LOB	18



Batter	1	2	3	4	5	6	7	8	9	AB	R	H	RBI	BB	SO	LOB
--------	---	---	---	---	---	---	---	---	---	----	---	---	-----	----	----	-----

BOTTOM

<p>Brett Butler, L (1, 8) OBP: 0.519, SLG: 0.523</p> <p>Jeff Brantley, R (6, 1) OBP: 0.121, SLG: 0.161</p> <p>Matt Williams, R (7, PH) OBP: 0.364, SLG: 0.342</p> <p>Rich Gossage, R (8, 1) OBP: 0.320, SLG: 0.318</p> <p>Candy Maldonado, R (9, PH) OBP: 0.320, SLG: 0.318</p>										3	0	1	0	0	0	0
<p>Robby Thompson, R (1, 4) OBP: 0.320, SLG: 0.318</p>										5	1	2	0	0	1	4
<p>Will Clark, L (1, 3) OBP: 0.472, SLG: 0.651</p>										4	0	1	0	0	1	4
<p>Kevin Mitchell, R (1, 7) OBP: 0.333, SLG: 0.688</p>										4	1	2	2	0	2	1
<p>Ernest Riles, L (1, 5) OBP: 0.500, SLG: 0.750</p>										3	0	2	0	1	1	0
<p>Tracy Jones, R (1, 9) OBP: 0.364, SLG: 0.342</p>										4	0	0	0	0	0	4
<p>Terry Kennedy, L (1, 2) OBP: 0.360, SLG: 0.478</p>										4	0	0	0	0	0	2
<p>Jose Uribe, S (1, 6) OBP: 0.250, SLG: 0.289</p> <p>Donell Nixon, R (5, PH) OBP: 0.500, SLG: 0.500</p>										1	0	0	0	0	1	0
<p>Kelly Downs, R (1, 1) OBP: 0.200, SLG: 0.200</p> <p>Ed Jurak, R (5, PH) OBP: 0.500, SLG: 0.500</p> <p>Chris Speier, R (7, 6) OBP: 0.333, SLG: 0.111</p>										1	0	0	0	0	1	0
<p>Inning Stats</p>	<p>R: 2 H: 3 E: 0 LOB: 1 K: 1 BB: 0 S: 20 P: 24</p>	<p>R: 0 H: 0 E: 0 LOB: 0 K: 2 BB: 0 S: 9 P: 14</p>	<p>R: 0 H: 1 E: 0 LOB: 1 K: 1 BB: 0 S: 8 P: 13</p>	<p>R: 0 H: 1 E: 0 LOB: 0 K: 0 BB: 0 S: 10 P: 14</p>	<p>R: 0 H: 2 E: 0 LOB: 2 K: 1 BB: 0 S: 12 P: 18</p>	<p>R: 0 H: 1 E: 0 LOB: 2 K: 1 BB: 1 S: 8 P: 14</p>	<p>R: 0 H: 1 E: 0 LOB: 1 K: 1 BB: 0 S: 7 P: 11</p>	<p>R: 0 H: 0 E: 0 LOB: 0 K: 2 BB: 0 S: 7 P: 11</p>	<p>R: 0 H: 0 E: 0 LOB: 2 K: 0 BB: 2 S: 10 P: 24</p>	<p>1B: 5 SF: 0 2B: 3 SAC: 0 3B: 0 DP: 1 HR: 1 HBP: 0</p>	<p>WP: 0 PA: 38 PB: 0 SB: 0 CS: 0</p>					

Atlanta Braves @ San Francisco Giants
 Candlestick Park, San Francisco, CA
 Sun Apr 16 1989, 6:33 AM EDT
 Unknown

AB 35
R 2
H 9
RBI 2
BB 3
SO 8
LOB 17

PITCHER	IP	WLS	BF	H	R	ER	SO	BB	IBB	HBP	BLK	WP	HR	S	P	ERA	WHIP
29 John Smoltz, R (1, 1) ERA: 2.84	5.0	W	23	8	2	2	5	1	0	0	0	0	1	62	90	3.60	1.800
José Álvarez, R (6, 1) ERA:	4.0	S	15	1	0	0	3	2	0	0	0	0	0	29	53	0.00	0.750

WP: 0 PA: 38
PB: 0
SB: 0
CS: 0

Batter	1	2	3	4	5	6	7	8	9	AB R H RBI BB SO LOB	TOP												
Lonnie Smith, R (1, 7) OBP: 0.466, SLG: 0.638	0-0 G4-6-3 1B		1-2 2-H 2B		4-2 BB			3-2 F9		3 0 2 1 1 0 0	<div style="text-align: center;"> Atlanta Braves @ San Francisco Giants Candlestick Park, San Francisco, CA Sun Apr 16 1989, 6:38 AM EDT Att: 26,048 - Unknown </div>												
Dale Murphy, R (1, 8) Joe Boever, R (8, 1) OBP: 0.212, SLG: 0.191	3-2 F9		1-0 P6		2-2 G5-3			3-2 F8		4 0 0 0 0 0 3 0 0 0 0 0 0 0													
Gerald Perry, L (1, 3) OBP: 0.463, SLG: 0.600	0-0 G4-6-3 1-2f						1-1 F8			4 0 1 0 0 1 1													
Andres Thomas, R (1, 6) OBP: 0.321, SLG: 0.412							0-0 G5-3			4 0 1 0 0 0 1													
Ron Gant, R (1, 5) Paul Assenmacher, L (6, 1) Tommy Gregg, L (8, 8) OBP: 0.194, SLG: 0.133							2-2 F8			3 0 0 0 0 0 1 0 0 0 0 0 0 0 1 0 0 0 0 0 1													
John Russell, R (1, 9) Dion James, L (9, PH) OBP: 0.273, SLG: 0.273							0-1 G4-3			3 0 1 0 0 1 0 1 0 0 0 0 0 1													
Jeff Blausler, R (1, 4) OBP: 0.237, SLG: 0.306							2-1 G6-3			3 0 0 0 0 0 2													
Bruce Benedict, R (1, 2) OBP: 0.222, SLG: 0.222							1-1 L4			3 1 2 0 0 0 0													
Charlie Puleo, R (1, 1) Jim Acker, R (3, 1) Geronimo Berroa, R (6, 9) OBP: 0.125, SLG: 0.067							1-0 G6-3			0 0 0 0 0 0 0 1 0 0 0 0 0 1 1 0 0 0 0 0 0													
Inning Stats	R: 0 E: 0 K: 0 S: 5	H: 1 LOB: 0 BB: 0 P: 8	R: 0 E: 0 K: 1 S: 7	H: 0 LOB: 0 BB: 0 P: 9	R: 1 E: 0 K: 0 S: 9	H: 2 LOB: 1 BB: 0 P: 16	R: 0 E: 0 K: 0 S: 16	H: 2 LOB: 2 BB: 0 P: 22	R: 0 E: 0 K: 0 S: 11	H: 1 LOB: 1 BB: 1 P: 17	R: 0 E: 0 K: 0 S: 6	H: 0 LOB: 0 BB: 0 P: 9	R: 0 E: 0 K: 0 S: 6	H: 0 LOB: 0 BB: 0 P: 9	R: 0 E: 0 K: 1 S: 9	H: 0 LOB: 0 BB: 0 P: 16	R: 0 E: 0 K: 1 S: 7	H: 1 LOB: 1 BB: 0 P: 12	1B: 6 2B: 1 3B: 0 HR: 0	SF: 0 SAC: 1 DP: 2 HBP: 0	WP: 0 PB: 0 SB: 0 CS: 0	PA: 33	
PITCHER	IP WLS BF H R ER SO BB IBB HBP BLK WP HR S P ERA WHIP																						
Joe Price, L (1, 1) ERA: 4.5	5.0 W 20 6 1 1 1 1 1 0 0 0 0 0 0 48 72 1.80 1.400																						
Craig Lefferts, L (6, 1) ERA:	2.0 6 0 0 0 0 0 0 0 0 0 0 0 0 12 18 0.00 0.000																						
Michael LaCoss, R (8, 1) ERA: 3.68	2.0 7 1 0 0 1 0 0 0 0 0 0 0 0 16 28 0.00 0.500																						

AB	31
R	1
H	7
RBI	1
BB	1
SO	2
LOB	11



Batter	1	2	3	4	5	6	7	8	9	AB	R	H	RBI	BB	SO	LOB
Brett Butler, L OBP: 0.518, SLG: 0.521 (1, 8)	P9		1B 2B	CS 1B		K				4	1	2	0	0	1	0
Chris Speier, R OBP: 0.375, SLG: 0.308 (1, 4)	G4-3		SF7 1B	CS 1-2	2B 2B	G6-3				4	2	2	0	0	0	0
Will Clark, L OBP: 0.474, SLG: 0.630 (1, 3)	WP 1B		P4		2B 1B		F8			3	2	1	0	1	0	3
Kevin Mitchell, R OBP: 0.364, SLG: 0.731 (1, 7)	1B		SF7 2B	1B 2B	1B 2B		G5-3			4	0	3	3	0	0	0
Candy Maldonado, R OBP: 0.333, SLG: 0.317 Michael LaCoss, R (8, 1)	G5-3		SF7	K			G6-3			3	0	0	1	0	1	3
Ernest Riles, L OBP: 0.538, SLG: 0.667 Craig Lefferts, L Tracy Jones, R (6, 1) (8, 9)		F9	IBB	1B IBB			G6-3			1	0	0	0	2	0	0
Kirt Manwaring, R OBP: 0.308, SLG: 0.348 (1, 2)	G4-3		F7	G6-4-3 1B			G5-3			4	0	1	1	0	0	2
Jose Uribe, S OBP: 0.227, SLG: 0.262 (1, 6)	K		F8	G6-4-3			F9			4	0	0	0	0	1	3
Joe Price, R Matt Williams, R OBP: 0.118, SLG: 0.156 (6, 5) (1, 1)			1B 2B BB	G1-6-3		G1-3				1	1	0	0	1	0	0

Inning Stats	R: 1	H: 2	E: 0	K: 0	S: 15	LOB: 1	BB: 0	P: 24	R: 0	H: 0	E: 0	K: 1	S: 10	LOB: 0	BB: 0	P: 12	R: 3	H: 3	E: 0	K: 0	S: 14	LOB: 2	BB: 2	P: 30	R: 0	H: 1	E: 0	K: 0	S: 7	LOB: 0	BB: 0	P: 12	R: 2	H: 3	E: 0	K: 1	S: 20	LOB: 2	BB: 2	P: 34	R: 0	H: 0	E: 0	K: 1	S: 7	LOB: 0	BB: 0	P: 12	R: 0	H: 0	E: 0	K: 0	S: 6	LOB: 0	BB: 0	P: 7	R: 0	H: 0	E: 0	K: 0	S: 8	LOB: 0	BB: 0	P: 9
1B:	6	SF:	1	2B:	3	SAC:	0	3B:	0	DP:	1	HR:	0	WP:	3	PA:	36	SO:	3	PB:	0	CS:	1	IBB:	0	SB:	0	HBP:	0																																			

PITCHER	IP	WLS	BF	H	R	ER	SO	BB	IBB	HBP	BLK	WP	HR	S	P	ERA	WHIP
Charlie Puleo, R ERA: 15.43 (1, 1)	2.1	L	13	5	4	4	1	1	0	0	0	1	0	34	54	15.43	2.571
Jim Acker, R ERA: 1.64 (3, 1)	2.2		13	4	2	2	1	1	2	0	0	0	0	32	58	6.75	1.875
Paul Assenmacher, L ERA: (6, 1)	2.0		6	0	0	0	1	0	0	0	0	0	0	13	19	0.00	0.000
Joe Boever, R ERA: (8, 1)	1.0		3	0	0	0	0	0	0	0	0	0	0	8	9	0.00	0.000

BOTTOM

Atlanta Braves @ San Francisco Giants

Candlestick Park, San Francisco, CA

Sun Apr 16 1989, 6:38 AM EDT
Att. 26,048 - Unknown

livebaseballscorecards.com

AB	30
R	6
H	9
RBI	5
BB	4
SO	3
LOB	11

Batter	1	2	3	4	5	6	7	8	9	10	11	AB R H RBI BB SO LOB	TOP
Gerald Young, S (1, 8) OBP: 0.283, SLG: 0.268	0-1 FC4-6 1B		0-1 F9			1-2 F8			1-0 F8		1-0 B4-3	5 1 1 0 0 0 0	
Rafael Ramirez, R (1, 6) OBP: 0.333, SLG: 0.357	1-2 FC4-6 1B			1-0 G3		3-1 G4-3			1-2 HR 1B		2-3 K	5 1 2 0 0 1 0	
Billy Hatcher, R (1, 7) OBP: 0.315, SLG: 0.404	0-0 FC4-6 G1-4-3			1-0 P6					1-3 K		1-1 G4-3	5 1 1 3 0 1 1	
Glenn Davis, R (1, 3) OBP: 0.290, SLG: 0.483	0-2 G1-4-3			0-0 G4-3					0-1 F7			4 0 0 0 0 0 1	
Bill Doran, S (1, 4) OBP: 0.255, SLG: 0.396					0-0 G5-4-3 1B				3-1 K			4 0 2 0 0 0 0	
Kevin Bass, S (1, 9) OBP: 0.327, SLG: 0.277					1-2 G5-4-3				3-3 K			4 0 0 0 0 1 2	
Ken Caminiti, S (1, 5) OBP: 0.309, SLG: 0.462					1-2 HR				0-1 F8			4 1 1 1 0 0 0	
Craig Biggio, R (1, 2) OBP: 0.158, SLG: 0.167 Alan Ashby, S (10, PH) OBP: 0.250, SLG: 0.148					0-0 G5-3				1-1 G4-3			3 0 0 0 0 0 0 0 0 0 0 1 0 0	
Rick Rhoden, R (1, 1) OBP: 0.167, SLG: 0.167 Alex Trevino, R (8, PH) OBP: 0.286, SLG: 0.167 Danny Darwin, R (8, 1) Craig Reynolds, L (10, PH) OBP: 0.167, SLG: 0.167 Dave Smith, R (10, 1)					0-1 G6-3				2-2 P3			2 0 0 0 0 0 0 1 0 0 0 0 0 0 0 0 0 0 0 0 0 1 0 0 0 0 1 1 0 0 0 0 0 0 0	
Inning Stats	R: 1 H: 2 E: 0 LOB: 0 K: 10 P: 11	R: 0 H: 0 E: 0 LOB: 0 K: 0 BB: 0 S: 8 P: 14	R: 0 H: 0 E: 0 LOB: 0 K: 0 BB: 0 S: 7 P: 8	R: 0 H: 0 E: 0 LOB: 0 K: 0 BB: 0 S: 3 P: 5	R: 1 H: 2 E: 0 LOB: 0 K: 9 P: 11	R: 0 H: 0 E: 0 LOB: 0 K: 2 BB: 0 S: 9 P: 15	R: 0 H: 1 E: 0 LOB: 1 K: 2 BB: 0 S: 10 P: 20	R: 0 H: 0 E: 0 LOB: 0 K: 6 BB: 0 S: 6 P: 10	R: 2 H: 2 E: 0 LOB: 0 K: 0 BB: 0 S: 10 P: 14	R: 0 H: 0 E: 0 LOB: 1 K: 1 BB: 0 S: 8 P: 14	R: 0 H: 0 E: 0 LOB: 0 K: 1 BB: 0 S: 6 P: 10	1B: 5 SF: 0 2B: 0 SAC: 0 3B: 0 DP: 2 HR: 2 HBP: 0	WP: 0 PA: 39 PB: 0 SB: 0 CS: 0
PITCHER	IP WLS BF H R ER SO BB IBB HBP BLK WP HR S P ERA WHIP												
Tom Glavine, L (1, 1) ERA: 1.37	8.1 30 7 4 4 2 0 0 0 0 0 0 2 67 102 4.32 0.840												
Joe Boever, R (9, 1) ERA:	2.2 9 0 0 0 2 1 0 0 0 0 0 0 19 30 0.00 0.375												

Houston Astros @ Atlanta Braves
Atlanta-Fulton County Stadium, Atlanta, GA

Tue Apr 18 1989, 7:05 PM EDT
Att: 8,758 - Unknown

livebaseballscorecards.com

AB 38
R 4
H 7
RBI 4
BB 1
SO 4
LOB 5



Houston Astros @ Atlanta Braves

Atlanta-Fulton County Stadium, Atlanta, GA

Wed Apr 19 1989, 7:05 PM EDT
Attn: 6,292 - Unknown

AB	36
R	3
H	10
RBI	3
BB	2
SO	2
LOB	11



WP:	0	PA:	38
PB:	0	SAC:	0
SB:	0	DP:	0
CS:	1	HR:	1

Batter	1	2	3	4	5	6	7	8	9	AB	R	H	RBI	BB	SO	LOB
Gerald Young, S (1, 8) OBP: 0.292, SLG: 0.267	0-0 P3		1-1 G5-3	0-0 FC5-4			4-1 BLK BB		0-1 CS	4	0	1	0	1	0	1
Rafael Ramirez, R (1, 6) OBP: 0.323, SLG: 0.393	1-2 G5-3		3-2 HR				2-1 P2		2-2 G4-3	5	1	1	1	1	0	3
Billy Hatcher, R (1, 7) OBP: 0.293, SLG: 0.375	1-2 G3		2-2 F8							4	0	0	0	0	0	0
Glenn Davis, R (1, 3) OBP: 0.303, SLG: 0.484		0-0 F9	0-0 1B						1-2 1B	4	0	2	0	0	0	0
Bill Doran, S (1, 4) OBP: 0.271, SLG: 0.404		2-0 G5-3	0-0 1B						2-1 1B	4	0	2	0	0	0	0
Kevin Bass, S (1, 9) OBP: 0.322, SLG: 0.294		1-0 1B 2B	2-3 K						3-3 K	4	1	1	0	0	2	4
Ken Caminiti, S (1, 5) OBP: 0.305, SLG: 0.446		0-2 1B 1B							3-2 P6	4	1	1	1	0	0	2
Alex Trevino, R (1, 2) OBP: 0.273, SLG: 0.200		1-1 1B							0-2 G4-3	4	0	1	1	0	0	0
Jim Clancy, R (1, 1)		0-1 1-3							2-0 1B	2	0	0	0	1	0	1
Juan Agosto, L (8, 1)										0	0	0	0	0	0	0
Larry Andersen, R (8, 1)										0	0	0	0	0	0	0
Craig Biggio, R (9, PH) OBP: 0.200, SLG: 0.211										1	0	1	0	0	0	0

Inning Stats		R: 0	H: 0	E: 0	K: 0	S: 8	P: 10	R: 2	H: 3	E: 0	K: 0	S: 10	P: 14	R: 1	H: 3	E: 0	K: 1	S: 14	P: 22	R: 0	H: 0	E: 0	K: 0	S: 6	P: 10	R: 0	H: 0	E: 0	K: 0	S: 4	P: 6	R: 0	H: 0	E: 0	K: 0	S: 8	P: 15	R: 0	H: 0	E: 0	K: 0	S: 6	P: 14	R: 0	H: 2	E: 0	K: 1	S: 12	P: 21	R: 0	H: 2	E: 0	K: 0	S: 10	P: 14	1B: 8	SF: 0	2B: 1	SAC: 0	3B: 0	DP: 0	HR: 1	HBP: 0	WP: 0	PA: 38
--------------	--	------	------	------	------	------	-------	------	------	------	------	-------	-------	------	------	------	------	-------	-------	------	------	------	------	------	-------	------	------	------	------	------	------	------	------	------	------	------	-------	------	------	------	------	------	-------	------	------	------	------	-------	-------	------	------	------	------	-------	-------	-------	-------	-------	--------	-------	-------	-------	--------	-------	--------

PITCHER		IP	WLS	BF	H	R	ER	SO	BB	IBB	HBP	BLK	WP	HR	S	P	ERA	WHIP
Derek Lilliquist, L (1, 1) ERA: 2.57		6.2		28	6	3	3	1	2	0	0	0	0	1	54	87	4.05	1.200
José Álvarez, R (7, 1) ERA:		1.1	W	6	2	0	0	1	0	0	0	1	0	0	14	25	0.00	1.500
Paul Assenmacher, L (9, 1) ERA:		0.1		3	2	0	0	0	0	0	0	0	0	0	6	8	0.00	6.000
Joe Boever, R (9, 1) ERA:		0.2	S	1	0	0	0	0	0	0	0	0	0	0	4	6	0.00	0.000

Batter	1	2	3	4	5	6	7	8	9	AB R H RBI BB SO LOB	BOTTOM	
Lonnie Smith, R OBP: 0.456, SLG: 0.607	1-1 G1-6-3 1B			4-2 WP G4-3 1B BB	0-0 F9			3-2 SAFE 1-3 1B 1B		3 2 2 0 1 0 0	Houston Astros @ Atlanta Braves Atlanta-Fulton County Stadium, Atlanta, GA Wed Apr 19 1989, 7:05 PM EDT Att. 6,292 - Unknown	
Tommy Gregg, L OBP: 0.425, SLG: 0.583 Gerónimo Berroa, R OBP: 0.123, SLG: 0.067 Darrell Evans, L OBP: 0.300, SLG: 0.353 Paul Assenmacher, L Joe Boever, R	1-2 G1-6-3 1-2f			1-1 G4-3 1-2		1-3 K		3-3 SAFE 1-2 K		3 0 0 0 0 1 2 0 0 0 0 0 0 0 1 0 0 0 0 1 2 0 0 0 0 0 0 0 0 0 0 0 0 0 0		
Gerald Perry, L OBP: 0.492, SLG: 0.580	2-0 F7			4-0 1B 2-3 2B BB		1-0 G4-3		4-0 1B BB		2 1 0 0 2 0 0		
Dale Murphy, R OBP: 0.213, SLG: 0.196			0-0 G6-3	0-1 2B 1-2 3-H 1B		2-1 F9		0-1 1-2 2-H 3-H 1B		4 0 2 3 0 0 0		
Ron Gant, R OBP: 0.222, SLG: 0.205			2-3 K	3-2 SAFE 1-3 2-H 2B		3-3 K		1-2 P6		4 0 1 1 0 2 2		
Jody Davis, R OBP: 0.245, SLG: 0.222			1-3 K	0-3 K		3-3 K				3 0 0 0 0 3 2		
Jeff Treadway, L OBP: 0.160, SLG: 0.160			2-2 G5-3	0-2 P5		0-0 L4				3 0 0 0 0 0 2		
Jeff Blauser, R OBP: 0.217, SLG: 0.273			2-2 G6-3		0-1 L6		0-1 G6-3			3 0 0 0 0 0 0		
Derek Lilliquist, L José Álvarez, R Dion James, L OBP: 0.294, SLG: 0.250	1-1 G6-3		1-2 G6-3		0-3 K		1-1 E6 1B 1B			2 0 0 0 0 1 0 0 0 0 0 0 0 0 1 1 0 0 0 0 0		
Inning Stats	R: 0 H: 1 E: 0 LOB: 0 K: 0 BB: 0 S: 7 P: 11	R: 0 H: 0 E: 0 LOB: 0 K: 2 BB: 0 S: 7 P: 10	R: 0 H: 0 E: 0 LOB: 0 K: 0 BB: 0 S: 13 P: 18	R: 2 H: 2 E: 0 LOB: 2 K: 1 BB: 2 S: 17 P: 29	R: 0 H: 0 E: 0 LOB: 0 K: 1 BB: 0 S: 6 P: 6	R: 0 H: 0 E: 0 LOB: 0 K: 1 BB: 0 S: 6 P: 10	R: 0 H: 0 E: 0 LOB: 0 K: 2 BB: 0 S: 11 P: 17	R: 2 H: 2 E: 1 LOB: 2 K: 1 BB: 1 S: 17 P: 29		1B: 4 SF: 0 2B: 1 SAC: 0 3B: 0 DP: 1 HR: 0 HBP: 0		WP: 1 PA: 32 PB: 0 SB: 1 CS: 0
PITCHER	IP WLS BF H R ER SO BB IBB HBP BLK WP HR S P ERA WHIP											
Jim Clancy, R ERA: 2.49	(1, 1) 7.1 L 28 4 4 2 7 2 0 0 0 1 0 75 113 2.46 0.818											
Juan Agosto, L ERA: 7.71	(8, 1) 0.1 2 0 0 0 1 1 0 0 0 0 3 10 0.00 3.000											
Larry Andersen, R ERA:	(8, 1) 0.1 2 1 0 0 0 0 0 0 0 0 6 7 0.00 3.000											

Houston Astros @ Atlanta Braves
Atlanta-Fulton County Stadium, Atlanta, GA
 Wed Apr 19 1989, 7:05 PM EDT
 Att. 6,292 - Unknown

AB 29
 R 4
 H 5
 RBI 4
 BB 3
 SO 8
 LOB 10



Batter 1 2 3 4 5 6 7 8 9 AB R H RBI BB SO LOB TOP

Gerald Young, S OBP: 0.300, SLG: 0.266 (1, 8)	1-2 G4-3		1-1 F9		0-1 1B		2-3 K		4-1 CS	4 1 1 0 1 1 0
Billy Hatcher, R OBP: 0.302, SLG: 0.377 (1, 7)	2-2 G1-3		0-0 G5-3		0-0 1B		2-1 FC5-4		2-0 P4	5 0 2 1 0 0 1
Bill Doran, S OBP: 0.266, SLG: 0.387 (1, 4)	3-2 E5		1-1 G5-3		0-1 WP		1-1 FC5-4		2-3 K	5 0 1 1 0 1 2
Glenn Davis, R OBP: 0.314, SLG: 0.469 (1, 3)	4-2 FC6-4		1-3 K		1-2 G5-3		4-2 SH5-4			2 1 0 0 2 1 2
Rafael Ramirez, R OBP: 0.308, SLG: 0.375 (1, 6)	2-1 FC6-4		2-2 G5-3		2-0 G6-3		0-0 SH5-4			3 0 0 0 0 0 2
Kevin Bass, S OBP: 0.317, SLG: 0.309 (1, 9)		0-1 L6	2-3 K		1-3 K		2-2 WP		2B	4 1 1 1 0 2 0
Ken Caminiti, S OBP: 0.317, SLG: 0.450 (1, 5)		2-3 K		0-0 1B	0-0 1B		1-2 F7			4 1 2 0 0 1 1
Craig Biggio, R OBP: 0.208, SLG: 0.217 (1, 2)		3-2 FC6-4		1-0 F9	0-0 G5-3		1-1 E5			4 0 1 0 0 0 2
Mike Scott, R OBP: 0.222, SLG: 0.222 (7, PH)		2-2 FC6-4		0-0 SH1-4		1-3 K	2-2 G6-3			1 0 0 0 0 0 1
Alex Trevino, R OBP: 0.250, SLG: 0.182 (7, 1)										1 0 0 0 0 0 1 0
Danny Darwin, R OBP: 0.242, SLG: 0.143 (8, PH)										0 0 0 0 0 0 0 0
Alan Ashby, S OBP: 0.242, SLG: 0.143 (8, 1)										1 0 0 0 0 0 0 1
Juan Agosto, L OBP: 0.242, SLG: 0.143 (8, 1)										0 0 0 0 0 0 0 0
Dave Smith, R OBP: 0.242, SLG: 0.143 (8, 1)										0 0 0 0 0 0 0 0

AB R H RBI BB SO LOB

Houston Astros @ Atlanta Braves
 Atlanta-Fulton County Stadium, Atlanta, GA
 Thu Apr 20 1989, 7:05 PM EDT
 Att. 5,568 - Unknown

AB	34
R	4
H	8
RBI	3
BB	3
SO	7
LOB	12



Inning Stats		R: 0	H: 0	R: 0	H: 1	R: 0	H: 0	R: 2	H: 4	R: 0	H: 1	R: 2	H: 1	R: 0	H: 0	1B: 7	SF: 0	WP: 2	PA: 39
		E: 1	LOB: 2	E: 0	LOB: 1	E: 0	LOB: 0	E: 0	LOB: 2	E: 0	LOB: 1	E: 1	LOB: 1	E: 1	LOB: 1	2B: 2	SAC: 2	PB: 0	
		K: 0	BB: 1	K: 1	BB: 0	K: 0	BB: 0	K: 2	BB: 0	K: 1	BB: 0	K: 2	BB: 0	K: 0	BB: 1	3B: 0	DP: 1	SB: 0	
		S: 14	P: 26	S: 13	P: 20	S: 5	P: 7	S: 9	P: 14	S: 7	P: 10	S: 10	P: 16	S: 15	P: 25	HR: 0	HBP: 0	CS: 1	

PITCHER		IP	WLS	BF	H	R	ER	SO	BB	IBB	HBP	BLK	WP	HR	S	P	ERA	WHIP		
Zane Smith, L	(1, 1)	7.0		30	7	2	2	6	1	0	0	0	1	0	69	106	2.57	1.143		
Jim Acker, R	(8, 1)	0.1		2	0	1	1	0	1	0	0	0	0	0	3	7	27.00	3.000		
Paul Assenmacher, L	(8, 1)	1.2	L	7	1	1	0	1	1	0	0	0	1	0	18	31	0.00	1.200		

BOTTOM

San Diego Padres @ Atlanta Braves
Atlanta-Fulton County Stadium, Atlanta, GA

livebaseballscorecards.com

Summary statistics table for the team including AB, R, H, RBI, BB, SO, and LOB.



Team statistics table including WP, PA, ERA, WHIP, and other metrics.

Sun Apr 23 1989, 3:33 AM EDT
Att. 17,069 - Unknown

Main statistics table with columns for AB, R, H, RBI, BB, SO, LOB for each batter and a total row.

Main game log table with columns for Batter, Inning, Pitcher, and various statistics (IP, WLS, BF, H, R, ER, SO, etc.).

Pitcher performance table listing individual pitchers and their statistics (IP, WLS, BF, H, R, ER, SO, etc.).

Batter	1	2	3	4	5	6	7	8	9	AB	R	H	RBI	BB	SO	LOB
Lonnie Smith, R OBP: 0.416, SLG: 0.507 (1, 7)	0-0 P4		0-1 G5-3		1-3 K			2-0 F8		4	0	0	0	0	1	0
Dion James, L OBP: 0.370, SLG: 0.333 John Russell, R OBP: 0.190, SLG: 0.190 (8, PH) (9, 9)	1-3 K		0-0 G3-1			4-1 HR, G4-3 BB		0-0 L3		2	0	0	0	1	1	0
Gerald Perry, L OBP: 0.488, SLG: 0.576 (1, 3)	1-1 1B		1-2 P4			2-0 G4-3		2-2 HBP		3	0	1	0	0	0	1
Dale Murphy, R OBP: 0.268, SLG: 0.382 (1, 8)	0-1 1B			2-3 K		3-1 HR		1-1 G5-3		4	1	2	1	0	1	1
Ron Gant, R OBP: 0.273, SLG: 0.298 (1, 5)	3-3 K			0-1 3B		0-0 G5-3			1-2 G6-4-3 1B	4	0	2	0	0	1	2
Jody Davis, R OBP: 0.200, SLG: 0.180 (1, 2)		2-0 F8		1-1 P4			3-3 K		0-2 G6-4-3	4	0	0	0	0	1	2
Jeff Treadway, L OBP: 0.233, SLG: 0.333 Andres Thomas, R OBP: 0.315, SLG: 0.404 (9, PH)		0-0 G4-3		0-1 G6-3			1-1 HR		3-1 L6	3	1	1	1	0	0	1
Jeff Blauser, R OBP: 0.246, SLG: 0.302 (1, 6)		1-0 1B			2-1 G5-3		1-0 G6-3			3	0	1	0	0	0	0
Derek Lilliquist, L Terry Blocker, L Charlie Puleo, R Darrell Evans, L José Álvarez, R (8, 1)		0-0 G1-3			3-2 F9		1-3 K			1	0	0	0	0	0	1

Inning Stats	R: 0	H: 2	E: 0	K: 2	S: 16	H: 2	LOB: 2	BB: 0	P: 21	R: 0	H: 1	E: 0	K: 0	S: 4	H: 1	LOB: 1	BB: 0	P: 7	R: 0	H: 0	E: 0	K: 0	S: 6	H: 0	LOB: 0	BB: 0	P: 7	R: 0	H: 1	E: 0	K: 1	S: 9	H: 1	LOB: 1	BB: 0	P: 12	R: 0	H: 0	E: 0	K: 1	S: 8	H: 0	LOB: 0	BB: 0	P: 14	R: 1	H: 1	E: 0	K: 0	S: 5	H: 1	LOB: 0	BB: 1	P: 14	R: 1	H: 1	E: 0	K: 2	S: 9	H: 1	LOB: 0	BB: 0	P: 15	R: 0	H: 0	E: 0	K: 0	S: 6	H: 0	LOB: 1	BB: 0	P: 11	R: 0	H: 1	E: 0	K: 0	S: 8	H: 1	LOB: 0	BB: 0	P: 12	1B: 4	2B: 0	3B: 1	HR: 2	SF: 0	SAC: 0	DP: 1	HBP: 1	WP: 0	PA: 34
--------------	------	------	------	------	-------	------	--------	-------	-------	------	------	------	------	------	------	--------	-------	------	------	------	------	------	------	------	--------	-------	------	------	------	------	------	------	------	--------	-------	-------	------	------	------	------	------	------	--------	-------	-------	------	------	------	------	------	------	--------	-------	-------	------	------	------	------	------	------	--------	-------	-------	------	------	------	------	------	------	--------	-------	-------	------	------	------	------	------	------	--------	-------	-------	-------	-------	-------	-------	-------	--------	-------	--------	-------	--------

PITCHER	IP	WLS	BF	H	R	ER	SO	BB	IBB	HBP	BLK	WP	HR	S	P	ERA	WHIP
Walt Terrell, R ERA: 2.96 (1, 1)	7.0	W	27	6	2	2	6	1	0	0	0	0	2	57	90	2.57	1.000
Mark Davis, L ERA: 1.35 (8, 1)	2.0	S	7	1	0	0	0	0	0	1	0	0	0	14	23	0.00	0.500

BOTTOM

San Diego Padres @ Atlanta Braves
Atlanta-Fulton County Stadium, Atlanta, GA

Mon Apr 24 1989, 7:05 PM EDT
Att. 6,936 - Unknown

AB 32
R 2
H 7
RBI 2
BB 1
SO 6
LOB 8



PITCHER	IP	WLS	BF	H	R	ER	SO	BB	IBB	HBP	BLK	WP	HR	S	P	ERA	WHIP
---------	----	-----	----	---	---	----	----	----	-----	-----	-----	----	----	---	---	-----	------

Batter	1	2	3	4	5	6	7	8	9	AB R H RBI BB SO LOB	TOP	
Ron Gant, R (1, 5) OBP: 0.271, SLG: 0.344	0-0 P2		1-3 K			2-2 P5		1-2 HR		4 1 1 1 0 1 0		
Lonnie Smith, R (1, 7) OBP: 0.409, SLG: 0.487	4-2 S BB		1-1 F7			2-2 G6-3		1-1 B1		3 0 0 0 1 0 0		
Gerald Perry, L (1, 3) OBP: 0.489, SLG: 0.559	1-1 SAFE F7		1-1 F7		3-1 P5	4-1 BB		4-2 S BB		2 0 0 0 2 0 1		
Dale Murphy, R (1, 8) OBP: 0.256, SLG: 0.363	1-1 L5		1-1 L5		0-3 K	1-3 K		3-3 K		4 0 0 0 0 3 3		
Andres Thomas, R (1, 6) OBP: 0.310, SLG: 0.393		0-1 G6-3		1-3 K		1-1 E1 F8 1B		0-3 K		4 0 1 0 0 2 0		
Dion James, L (1, 9) OBP: 0.387, SLG: 0.357		3-2 G4-3		3-2 FC1-6 1B		0-0 F8		1-1 1B		4 0 2 0 0 0 1		
Jody Davis, R (1, 2) OBP: 0.203, SLG: 0.172		4-1 BB		0-0 FC1-6 1-2f		1-3 K		0-3 K		3 0 0 0 1 2 3		
Jeff Treadway, L (1, 4) OBP: 0.234, SLG: 0.326		0-1 G3		2-3 K		1-2 L1		2-2 FC6-4 1B		4 0 1 0 0 1 3		
Zane Smith, L (1, 1) OBP: 0.143, SLG: 0.143			0-0 F8		2-0 F7			2-3 K		2 0 0 0 0 0 1		
Terry Blocker, L (8, PH)										1 0 0 0 0 1 0		
Jim Acker, R (8, 1)										0 0 0 0 0 0 0		
Darrell Evans, L (9, PH) OBP: 0.250, SLG: 0.286										1 0 0 0 0 0 2		
Inning Stats	R: 0 E: 0 K: 0 S: 7 H: 0 LOB: 1 BB: 1 P: 13	R: 0 E: 0 K: 0 S: 8 H: 0 LOB: 1 BB: 1 P: 15	R: 0 E: 0 K: 1 S: 6 H: 0 LOB: 0 BB: 0 P: 8	R: 0 E: 0 K: 2 S: 8 H: 0 LOB: 0 BB: 0 P: 12	R: 0 E: 0 K: 1 S: 8 H: 1 LOB: 1 BB: 0 P: 15	R: 0 E: 0 K: 1 S: 10 H: 0 LOB: 1 BB: 1 P: 19	R: 0 E: 1 K: 1 S: 9 H: 1 LOB: 1 BB: 0 P: 12	R: 1 E: 0 K: 2 S: 14 H: 1 LOB: 1 BB: 1 P: 24	R: 0 E: 0 K: 2 S: 15 H: 2 LOB: 2 BB: 0 P: 18	1B: 4 2B: 0 3B: 0 HR: 1 SF: 0 SAC: 0 DP: 0 HBP: 0	WP: 0 PB: 0 SB: 2 CS: 0 PA: 36	
PITCHER	IP WLS BF H R ER SO BB IBB HBP BLK WP HR S P ERA WHIP											
David Cone, R (1, 1) ERA: 2.59	8.2 W 35 5 1 1 10 4 0 0 0 0 1 82 133 1.04 1.038											
Randy Myers, L (9, 1) ERA: 1.69	0.1 S 1 0 0 0 0 0 0 0 0 0 0 0 3 3 0.00 0.000											

Atlanta Braves @ New York Mets
Shea Stadium, Flushing, NY

Tue Apr 25 1989, 7:05 PM EDT
Att. 25,452 - Unknown - 63 F

livebaseballscorecards.com

AB 32
R 1
H 5
RBI 1
BB 4
SO 10
LOB 14



Batter	1	2	3	4	5	6	7	8	9
Mookie Wilson, S OBP: 0.231, SLG: 0.367 (1, 9)	2-1 G4-3 ①		2-0 F9 ③			2-1 SF7 3B ②		1-1 G4-3 ③	
Lenny Dykstra, L OBP: 0.449, SLG: 0.538 (1, 8)	2-2 G4-6-3 1B			1-2 SF9 3B		0-0 SF7 3-H ②			
Gregg Jefferies, S OBP: 0.167, SLG: 0.190 (1, 5)	1-2 G4-6-3 1-2f ②			2-2 G5-3 ①		1-3 K ③			
Kevin McReynolds, R OBP: 0.351, SLG: 0.381 (1, 7)		4-1 G4-3 S BB		2-1 SF9 3-H ②		1-2 G6-3 ①			
Keith Hernandez, L OBP: 0.308, SLG: 0.362 (1, 3)		1 SAFE 1 SAFE 1 SAFE K 1-2		0-3 K ③		2-1 P5 ②			
Tim Teufel, R OBP: 0.400, SLG: 0.407 (1, 4)		2-1 G4-3 2-3		0-3 K ①		1-3 K ③			
Gary Carter, R OBP: 0.200, SLG: 0.235 (1, 2)		2-1 G5-3 ③		4-1 G4-6-3 BB		0-1 L5 ①			
Kevin Elster, R OBP: 0.302, SLG: 0.390 (1, 6)			3-1 F9 ①		1-2 G4-6-3 1-2f ②		1-3 K ②		
David Cone, L OBP: 0.333, SLG: 0.273 Randy Myers, L (9, 1)			2-3 K ②			2-2 G6-3 ①		0-0 1B	

AB R H RBI BB SO LOB		BOTTOM															
4	1	1	0	0	0	1											
2	1	2	1	0	0	0											
3	0	0	0	0	1	2											
1	0	0	1	1	0	0											
3	0	0	0	0	2	1											
3	0	0	0	0	2	1											
2	0	0	0	1	0	1											
3	0	0	0	0	1	1											
3	0	1	0	0	1	0											
0	0	0	0	0	0	0											
1B: 2	SF: 2	WP: 0	PA: 28	2B: 0	SAC: 0	PB: 0		3B: 2	DP: 2	SB: 1		HR: 0	HBP: 0	CS: 0			
PITCHER	IP	WLS	BF	H	R	ER	SO	BB	IBB	HBP	BLK	WP	HR	S	P	ERA	WHIP
Zane Smith, L ERA: 5.13 (1, 1)	7.0	L	24	3	2	2	6	2	0	0	0	0	0	62	103	2.57	0.714
Jim Acker, R ERA: 1.98 (8, 1)	1.0		4	1	0	0	1	0	0	0	0	0	0	8	10	0.00	1.000


Atlanta Braves @ New York Mets

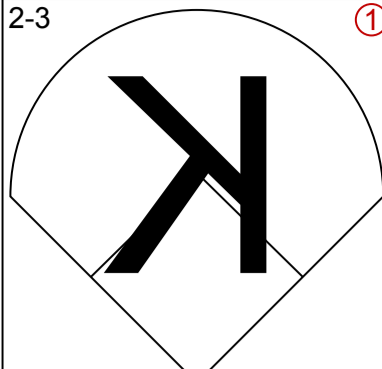
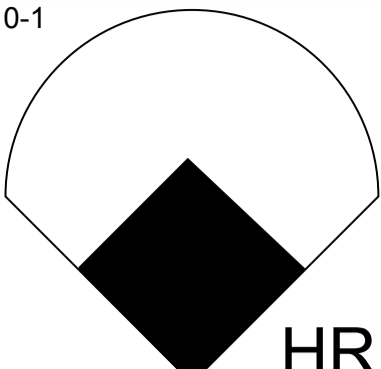
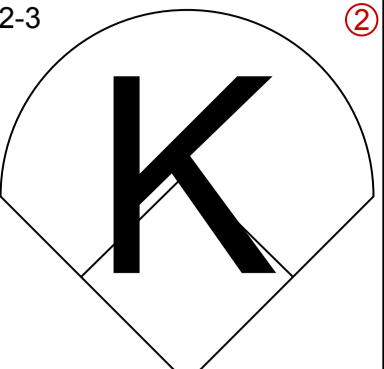
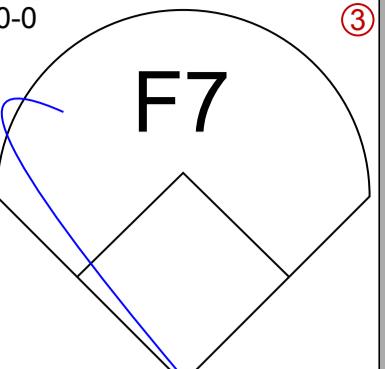
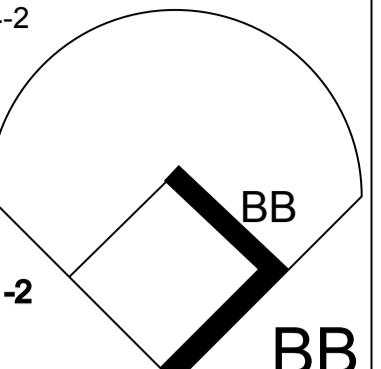
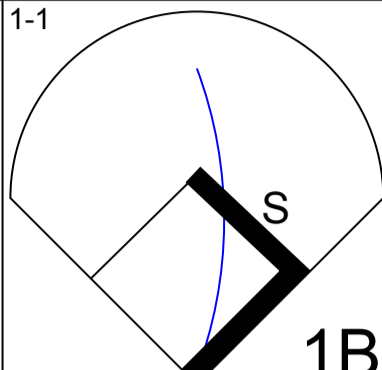
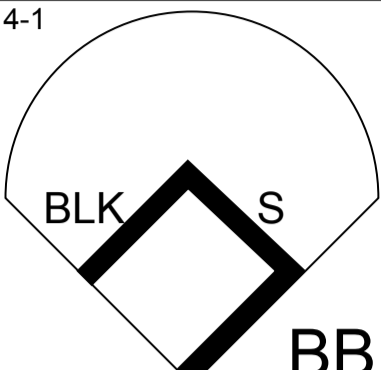
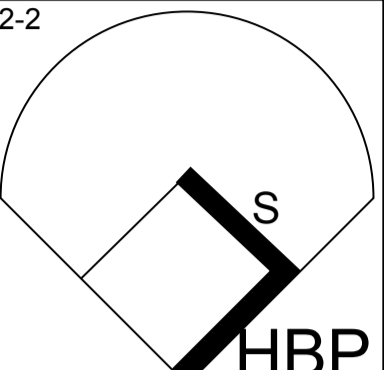
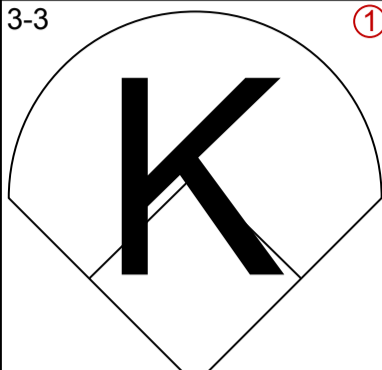
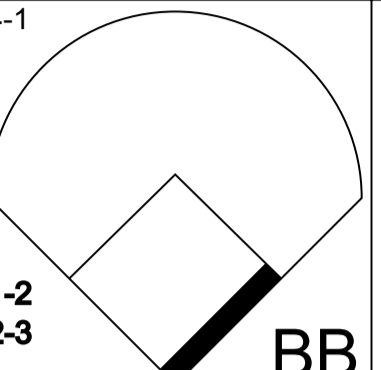
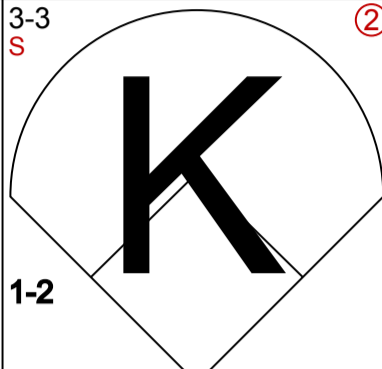
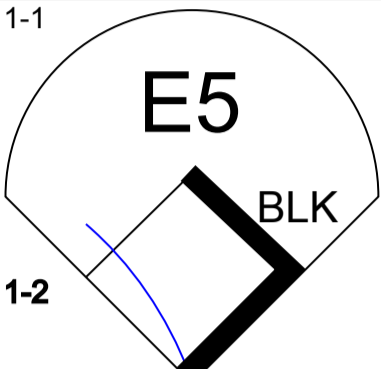
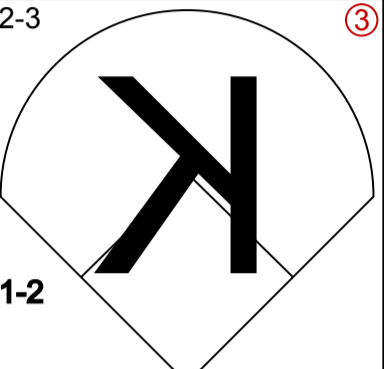
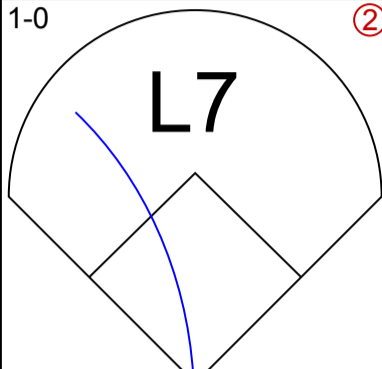
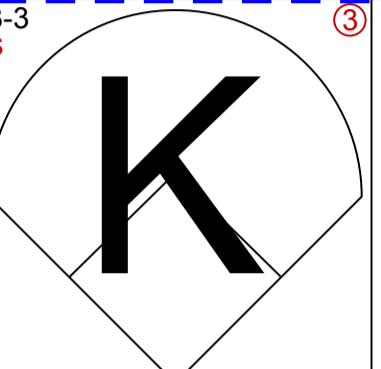
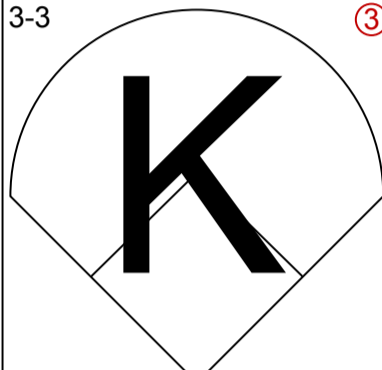
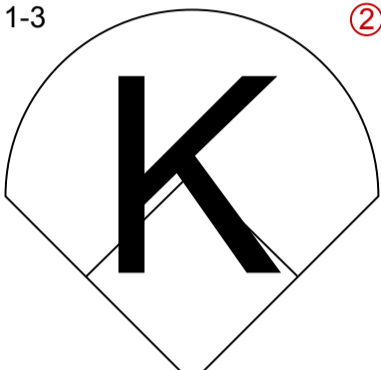
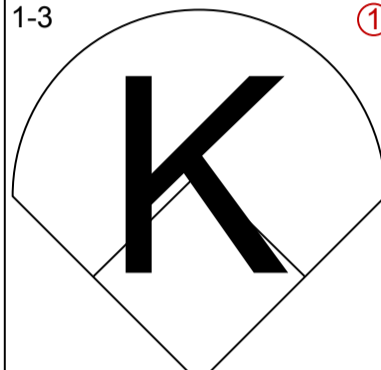
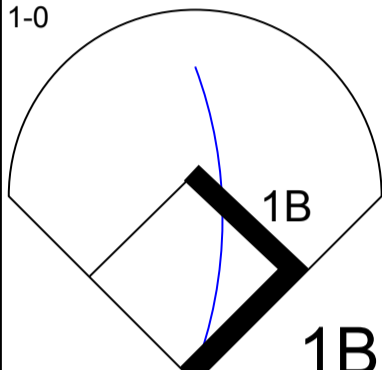
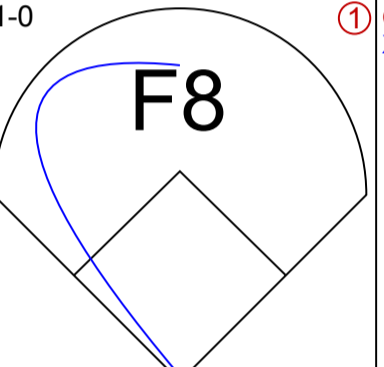
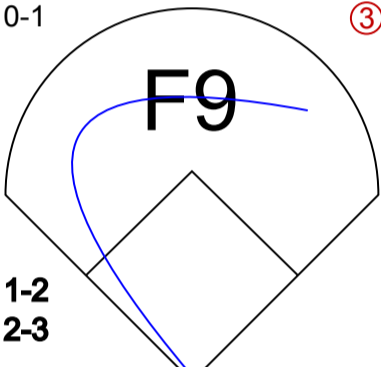
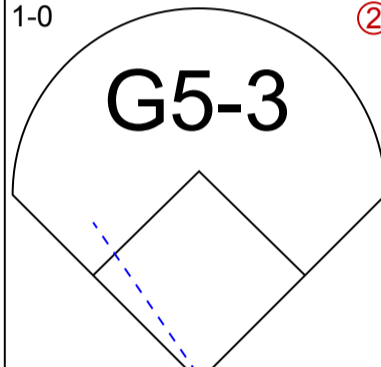
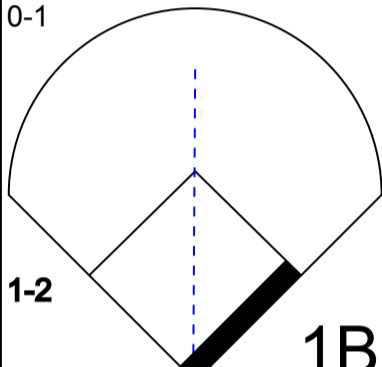
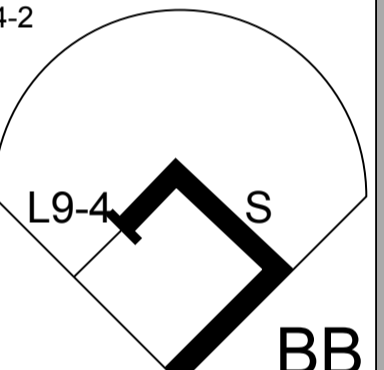
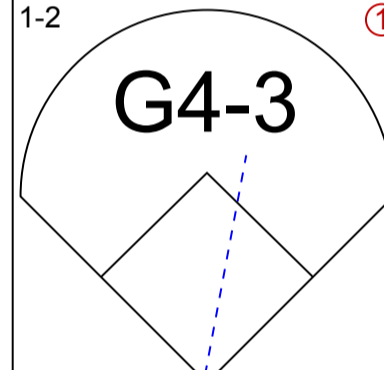
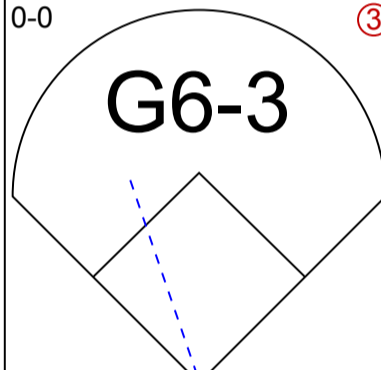
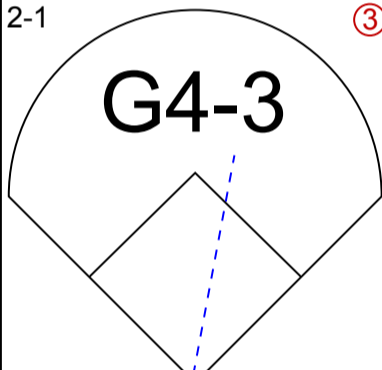
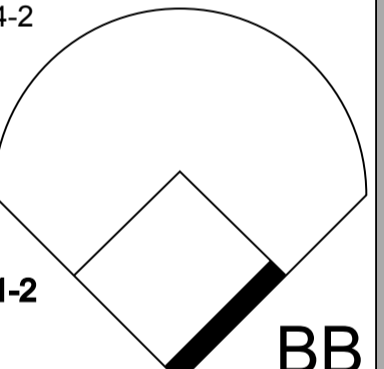
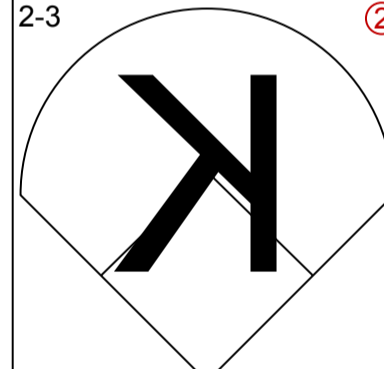
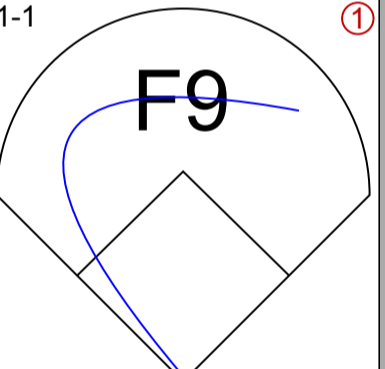
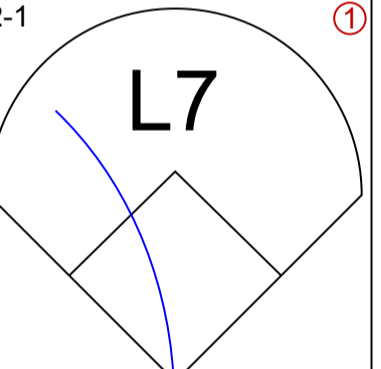
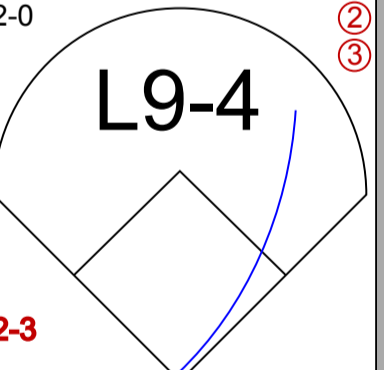
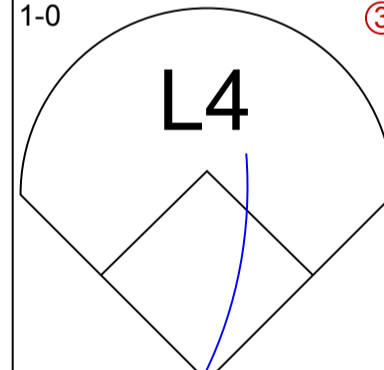
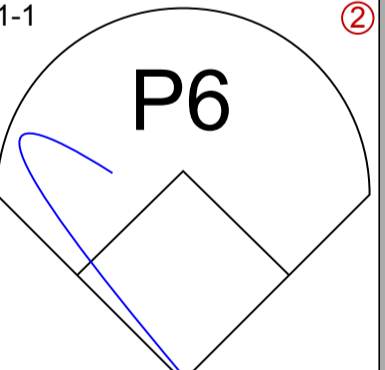
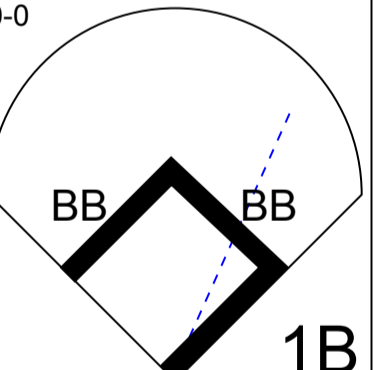
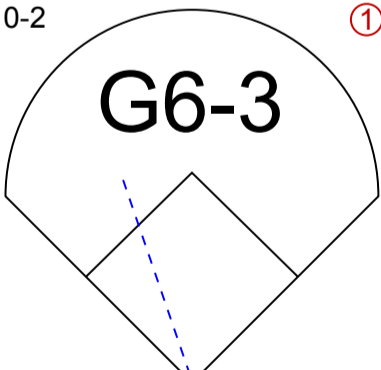
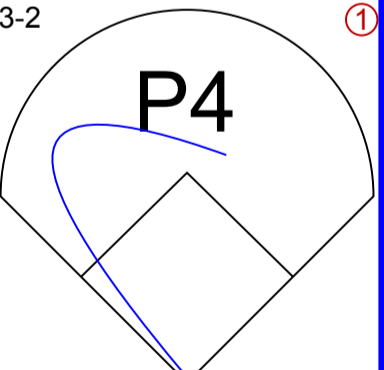
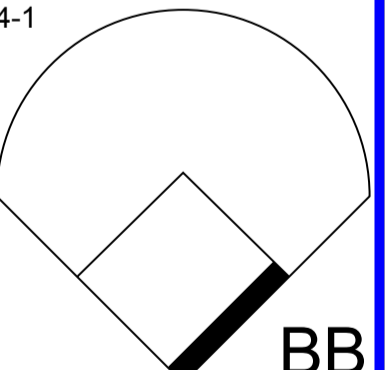
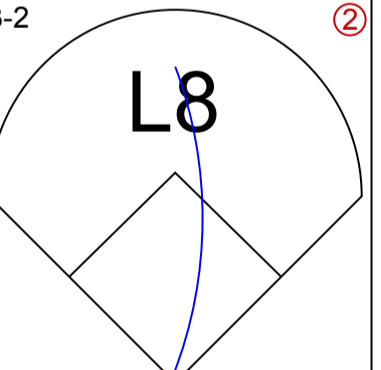
Shea Stadium, Flushing, NY

Tue Apr 25 1989, 7:05 PM EDT
Att: 25,452 - Unknown - 63 F

livebaseballscorecards.com

AB	24
R	2
H	4
RBI	2
BB	2
SO	7
LOB	7



Batter	1	2	3	4	5	6	7	8	9	AB R H RBI BB SO LOB	TOP											
Ron Gant, R OBP: 0.280, SLG: 0.385 (1, 5)	2-3 		0-1 		2-3 		0-0 		4-2 	4 1 1 1 1 2 1												
Lonnie Smith, R OBP: 0.429, SLG: 0.488 (1, 7)	1-1 		4-1 		2-2 			3-3 	4-1 	2 0 1 0 2 1 0												
Gerald Perry, L OBP: 0.462, SLG: 0.521 (1, 3)	3-3 		1-1 		2-3 			1-0 	3-3 	5 0 0 0 0 3 6												
Dale Murphy, R OBP: 0.256, SLG: 0.357 (1, 8)	3-3 		1-3 			1-3 		1-0 		4 0 1 0 0 3 3												
Andres Thomas, R OBP: 0.306, SLG: 0.383 (1, 6)		1-0 	0-1 			1-0 		0-1 		4 0 1 0 0 0 2												
Dion James, L OBP: 0.371, SLG: 0.323 (1, 9)		4-2 		1-2 		0-0 		2-1 		3 0 0 0 1 0 2												
Jody Davis, R OBP: 0.205, SLG: 0.164 (1, 2)		4-2 		2-3 			1-1 		2-1 	3 0 0 0 1 1 0												
Jeff Treadway, L OBP: 0.235, SLG: 0.320 (1, 4)		2-0 		1-0 			1-1 		0-0 	4 0 1 0 0 0 2												
Pete Smith, R (1, 1)			0-2 			3-2 		4-1 	3-2 	2 0 0 0 0 0 0												
Paul Assenmacher, L (5, 1)										0 0 0 0 0 0 0												
Terry Blocker, L (7, PH)										0 0 0 0 1 0 0												
Jim Acker, R (7, 1)										0 0 0 0 0 0 0												
Darrell Evans, L OBP: 0.240, SLG: 0.273 (9, PH)										1 0 0 0 0 0 1												
Inning Stats	R: 0 E: 0 K: 3 S: 12	H: 1 LOB: 1 BB: 0 P: 21	R: 0 E: 0 K: 0 S: 7	H: 0 LOB: 1 BB: 2 P: 18	R: 1 E: 1 K: 1 S: 13	H: 1 LOB: 2 BB: 1 P: 19	R: 0 E: 0 K: 1 S: 7	H: 0 LOB: 0 BB: 0 P: 11	R: 0 E: 0 K: 2 S: 11	H: 0 LOB: 1 BB: 0 P: 20	R: 0 E: 0 K: 1 S: 5	H: 0 LOB: 0 BB: 0 P: 7	R: 0 E: 0 K: 0 S: 6	H: 0 LOB: 1 BB: 1 P: 12	R: 0 E: 0 K: 1 S: 9	H: 2 LOB: 2 BB: 0 P: 16	R: 0 E: 0 K: 1 S: 16	H: 1 LOB: 3 BB: 2 P: 32	1B: 4 2B: 1 3B: 0 HR: 1	SF: 0 SAC: 0 DP: 1 HBP: 1	WP: 0 PB: 0 SB: 4 CS: 0	PA: 39
PITCHER	IP WLS BF H R ER SO BB IBB HBP BLK WP HR S P ERA WHIP																					
Dwight Gooden, R ERA: 2.41 (1, 1)	8.2 W 38 5 1 1 9 6 0 1 1 0 1 79 146 1.04 1.269																					
Randy Myers, L ERA: 1.64 (9, 1)	0.1 S 1 0 0 0 1 0 0 0 0 0 0 0 7 10 0.00 0.000																					

Atlanta Braves @ New York Mets
Shea Stadium, Flushing, NY
Wed Apr 26 1989, 7:05 PM EDT
Att. 39,665 - Unknown - 60 F

livebaseballscorecards.com

AB	32
R	1
H	5
RBI	1
BB	6
SO	10
LOB	17



BOTTOM

Atlanta Braves @ New York Mets
 Shea Stadium, Flushing, NY
 Wed Apr 26 1989, 7:05 PM EDT
 Att: 39,665 - Unknown - 60 F

livebaseballscorecards.com

AB	33
R	6
H	11
RBI	5
BB	1
SO	12
LOB	12



WP: 1	PA: 34
PB: 0	
SB: 1	
CS: 0	

AB	R	H	RBI	BB	SO	LOB
3	2	2	1	1	0	1
4	0	2	1	0	1	2
4	1	2	0	0	0	3
4	0	1	0	0	3	3
4	1	1	1	0	1	3
4	1	1	2	0	2	0
4	0	0	0	0	2	0
3	0	0	0	0	2	0
3	1	2	0	0	1	0
0	0	0	0	0	0	0
1B: 7	SF: 0					
2B: 2	SAC: 0					
3B: 0	DP: 2					
HR: 2	HBP: 0					

Batter	1	2	3	4	5	6	7	8	9							
Lenny Dykstra, L OBP: 0.472, SLG: 0.548 (1, 8)	4-1 1B WP BB		0-0 F8		2-0 2B 1B		1-0 G5-4-3 1B									
Gregg Jefferies, S OBP: 0.188, SLG: 0.226 (1, 4)	1-1 1B WP 1-3		1-3 K		1-0 1B 2B		1-1 G5-4-3 1-2f									
Dave Magadan, L OBP: 0.333, SLG: 0.391 (1, 3)	2-1 L6		1-1 F7		3-2 1B		3-1 G6-4-3 1B HR									
Darryl Strawberry, L OBP: 0.377, SLG: 0.623 (1, 9)	1-3 K		1-3 K		3-3 K		0-1 G6-4-3 1B									
Kevin McReynolds, R OBP: 0.346, SLG: 0.418 (1, 7)	1-3 K		0-1 L5		2-2 HR		0-0 G6-4-3 1-2f 2-3									
Howard Johnson, S OBP: 0.352, SLG: 0.489 (1, 5)		0-0 G4-3		0-3 K		0-3 K		1-1 HR								
Gary Carter, R OBP: 0.186, SLG: 0.218 (1, 2)		2-3 K		0-3 K		1-0 G5-3		0-0 F9								
Kevin Elster, R OBP: 0.286, SLG: 0.371 (1, 6)		1-1 P2		1-3 K		2-3 K										
Dwight Gooden, R OBP: 0.231, SLG: 0.417 Randy Myers, L (9, 1)			1-2 1B		1-1 1B 2B		0-3 K									
Inning Stats	R: 1 E: 0 K: 2 S: 14	H: 1 LOB: 1 BB: 1 P: 23	R: 0 E: 0 K: 1 S: 6	H: 0 LOB: 0 BB: 0 P: 9	R: 0 E: 0 K: 1 S: 10	H: 1 LOB: 1 BB: 0 P: 13	R: 0 E: 0 K: 2 S: 8	H: 0 LOB: 0 BB: 0 P: 9	R: 2 E: 0 K: 3 S: 20	H: 4 LOB: 2 BB: 0 P: 31	R: 1 E: 0 K: 2 S: 10	H: 1 LOB: 0 BB: 0 P: 15	R: 0 E: 0 K: 1 S: 7	H: 1 LOB: 0 BB: 0 P: 8	R: 2 E: 0 K: 0 S: 8	H: 3 LOB: 0 BB: 0 P: 12

PITCHER	IP	WLS	BF	H	R	ER	SO	BB	IBB	HBP	BLK	WP	HR	S	P	ERA	WHIP
Pete Smith, R ERA: 4.44 (1, 1)	4.2	L	21	6	3	3	8	1	0	0	0	1	0	55	79	5.79	1.500
Paul Assenmacher, L ERA: 1.17 (5, 1)	1.1		5	1	1	1	3	0	0	0	0	0	1	13	21	6.75	0.750
Jim Acker, R ERA: 2.87 (7, 1)	2.0		8	4	2	2	1	0	0	0	0	0	1	15	20	9.00	2.000

Atlanta Braves @ Montreal Expos
 Olympic Stadium, Montreal, QB
 Fri Apr 28 1989, 7:05 PM EDT
 Att. 14,591 - Unknown

livebaseballscorecards.com

AB	37
R	4
H	11
RBI	4
BB	3
SO	4
LOB	23



WP	0	PA	40
PB	0		
SB	1		
CS	0		

AB R H RBI BB SO LOB

5	0	1	0	0	1	3
5	0	3	1	0	0	1
4	0	1	0	1	0	5
5	1	1	0	0	1	6
3	1	1	1	1	0	3
4	0	1	1	0	0	2
4	1	1	0	0	2	1
3	0	0	0	0	0	1
0	0	0	0	0	0	0
0	0	0	0	0	0	0
1	1	1	0	0	0	0
1	0	0	0	1	0	1
2	0	1	1	0	0	0

Batter	1	2	3	4	5	6	7	8	9
Ron Gant, R (1, 5) OBP: 0.275, SLG: 0.371	0-3 K		1-2 FC5-4 1B		0-0 S 1B		1-2 F8		1-0 P5
Lonnie Smith, R (1, 7) OBP: 0.437, SLG: 0.494	1-1 5-3 1B		0-0 1-3 1B		0-1 F8		3-1 6-3		0-0 4-3 1B
Gerald Perry, L (1, 3) OBP: 0.459, SLG: 0.506	1-0 5-3 1-2		1-0 5-3		4-0 FC6-4 BB			1-0 1B	2-1 4-3
Dale Murphy, R (1, 8) OBP: 0.253, SLG: 0.360	1-3 K			0-0 1B 2B	2-2 F8			2-2 F8 1B	0-0 5-3
Andres Thomas, R (1, 6) OBP: 0.318, SLG: 0.381				0-1 2B 1B	1-1 FC6-4 1-2f			0-0 P2	
Dion James, L (1, 9) OBP: 0.359, SLG: 0.343				3-1 4-3 2B		0-0 G3		2-0 F8	
Jody Davis, R (1, 2) OBP: 0.208, SLG: 0.169				2-3 K		2-1 4-3			0-0 1B 1B
Jeff Treadway, L (1, 4) OBP: 0.222, SLG: 0.302				3-1 4-3		3-0 F7			2-2 1B 1B
José Álvarez, R (6, 1)									
Joe Boever, R (7, 1)									
Darrell Evans, L (9, PH) OBP: 0.269, SLG: 0.304				2-3					1-3 1B 1B
29 John Smoltz, R (1, 1) OBP: 0.364, SLG: 0.375				4-2 FC5-4 BB			2-2 F8		0-1 4-3 1B
Jeff Blausler, R (6, 4) OBP: 0.254, SLG: 0.308									1-3 3-H 1B

Inning Stats	R: 0	H: 1	E: 0	K: 2	S: 10	P: 13	R: 0	H: 0	E: 0	K: 1	S: 7	P: 14	R: 0	H: 1	E: 0	K: 0	S: 8	P: 16	R: 2	H: 3	E: 0	K: 1	S: 14	P: 24	R: 0	H: 1	E: 0	K: 0	S: 8	P: 15	R: 0	H: 0	E: 0	K: 0	S: 4	P: 9	R: 0	H: 0	E: 0	K: 0	S: 9	P: 15	R: 0	H: 1	E: 0	K: 0	S: 6	P: 11	R: 2	H: 4	E: 0	K: 0	S: 11	P: 16	1B: 9	2B: 2	3B: 0	HR: 0	SF: 0	SAC: 0	DP: 1	HBP: 0	WP: 0	PA: 40
--------------	------	------	------	------	-------	-------	------	------	------	------	------	-------	------	------	------	------	------	-------	------	------	------	------	-------	-------	------	------	------	------	------	-------	------	------	------	------	------	------	------	------	------	------	------	-------	------	------	------	------	------	-------	------	------	------	------	-------	-------	-------	-------	-------	-------	-------	--------	-------	--------	-------	--------

PITCHER	IP	WLS	BF	H	R	ER	SO	BB	IBB	HBP	BLK	WP	HR	S	P	ERA	WHIP
Kevin Gross, R (1, 1) ERA: 4.06	8.0	W	33	7	2	2	4	3	0	0	0	0	0	66	117	2.25	1.250
Tim Burke, R (9, 1) ERA: 4.66	1.0		7	4	2	2	0	0	0	0	0	0	0	11	16	18.00	4.000

Batter	1	2	3	4	5	6	7	8	9
Tim Raines, S (1, 7) OBP: 0.406, SLG: 0.421	2-1 5-3		2-2 1-3		3-2 1-H 2-H 3-H 3B		4-2 HR BB	4-2 WP 1B BB	
Tom Foley, L (1, 4) OBP: 0.286, SLG: 0.371	4-0 BB		1-1 F9		3-3 K		2-1 F7	1-3 K	
Andres Galarraga, R (1, 3) OBP: 0.318, SLG: 0.392	1-3 K			4-2 CS BB	1-2 F9		2-1 1-H HR	0-2 2-H 3-H 1B	
Hubie Brooks, R (1, 9) OBP: 0.294, SLG: 0.372	2-2 F9			0-3 K		0-0 5-3	3-2 6-3	0-3 K	
Tim Wallach, R (1, 5) OBP: 0.364, SLG: 0.457		2-0 SH1-3 SF7 2B		1-3 K		4-2 1B BB	0-1 1B	1-2 4-3	
Dave Martinez, L (1, 8) OBP: 0.250, SLG: 0.244		0-0 SH1-3			3-1 F7	4-0 1B BB	3-2 2-H 1B		
Nelson Santovenia, R (1, 2) OBP: 0.364, SLG: 0.418		0-1 SF7			0-1 E 3B 2B	3-1 F7	0-0 1-2 1B		
Spike Owen, S (1, 6) OBP: 0.344, SLG: 0.352		2-3 K			4-2 E 3B BB	2-2 FC6-4 1B	0-0 P5		
Kevin Gross, R (1, 1) OBP: 0.222, SLG: 0.125			1-3 K		1-1 E1 3B	2-1 FC6-4		4-2 WP BB 1B BB	
Wallace Johnson, S (8, PH) OBP: 0.400, SLG: 0.500									
Tim Burke, R (9, 1)									

AB	R	H	RBI	BB	SO	LOB
3	2	1	3	2	0	0
4	0	0	0	1	2	4
4	1	2	4	1	1	2
5	0	0	0	0	2	3
4	3	2	0	1	1	2
2	0	1	1	1	0	0
3	1	2	1	0	0	2
3	1	1	1	1	1	2
3	1	0	0	0	1	4
0	1	0	0	1	0	0
0	0	0	0	0	0	0

BOTTOM

Atlanta Braves @ Montreal Expos
 Olympic Stadium, Montreal, QB
 Fri Apr 28 1989, 7:05 PM EDT
 Att. 14,591 - Unknown

livebaseballscores.com

AB	31
R	10
H	9
RBI	10
BB	8
SO	8
LOB	19



1B: 4	SF: 1	WP: 1	PA: 41
2B: 3	SAC: 1	PB: 0	
3B: 1	DP: 0	SB: 0	
HR: 1	HBP: 0	CS: 1	

Inning Stats	R	H	E	K	S	R	H	E	K	S	R	H	E	K	S	R	H	E	K	S	R	H	E	K	S	R	H	E	K	S	R	H	E	K	S					
29 John Smoltz, R (1, 1) ERA: 3.06	5	1	0	1	18	5	1	0	1	18	5	1	0	1	18	5	1	0	1	18	5	1	0	1	18	5	1	0	1	18	5	1	0	1	18	5	1	0	1	18
José Álvarez, R (6, 1) ERA: 2.12	1	1	0	1	18	1	1	0	1	18	1	1	0	1	18	1	1	0	1	18	1	1	0	1	18	1	1	0	1	18	1	1	0	1	18	1	1	0	1	18
Joe Boever, R (7, 1) ERA: 3.86	1	1	0	1	18	1	1	0	1	18	1	1	0	1	18	1	1	0	1	18	1	1	0	1	18	1	1	0	1	18	1	1	0	1	18	1	1	0	1	18

PITCHER	IP	WLS	BF	H	R	ER	SO	BB	IBB	HBP	BLK	WP	HR	S	P	ERA	WHIP
29 John Smoltz, R (1, 1) ERA: 3.06	5.1	L	24	3	5	4	6	5	0	0	0	0	0	59	104	6.75	1.500
José Álvarez, R (6, 1) ERA: 2.12	1.1		10	5	3	3	0	1	0	0	0	0	1	24	45	20.25	4.500
Joe Boever, R (7, 1) ERA: 3.86	1.1		7	1	2	2	2	2	0	0	0	1	0	21	31	13.50	2.250

Batter	1	2	3	4	5	6	7	8	9	AB R H RBI BB SO LOB	TOP											
Ron Gant, R (1, 5) OBP: 0.271, SLG: 0.360	3-2 BLK S 1B	2-2 FC5-4		0-2 G5-3		0-0 F8		3-3 K		5 0 1 0 0 1 3												
Lonnie Smith, R (1, 7) OBP: 0.451, SLG: 0.500	1-3 SAFE K		1-3 K	3-2 E 2B		2-1 1-2 1B		1-1 BB 1B G6-4-3 1B		5 2 3 0 0 2 1												
Gerald Perry, L (1, 3) OBP: 0.444, SLG: 0.477	3-3 K		4-0 BB 1B BB	1-2 E4 2-H		3-1 G4-3		0-0 G6-4-3 BB 1-2 1B		4 1 1 0 1 1 3												
Dale Murphy, R (1, 8) OBP: 0.257, SLG: 0.357	1-2 F8		2-0 L8	1-1 F8		1-3 K		4-1 G6-4-3 BB 1-2 2-3		4 0 0 0 1 1 3												
Andres Thomas, R (1, 6) OBP: 0.289, SLG: 0.342		0-3 K	1-0 BB 1-2 1B 1B		2-1 L6		0-2 F8	0-2 G6-4-3 1-2f 2-3 3-H		5 1 1 0 0 1 2												
Dion James, L (1, 9) OBP: 0.362, SLG: 0.357		0-0 1B 1B	4-2 1B 1-2 2-3 BB		1-2 F7		2-1 F7	2-3 K		4 1 1 0 1 1 1												
Jeff Treadway, L (1, 4) OBP: 0.242, SLG: 0.328		1-1 P4	1-2 1-2 2-H 3-H 1B		0-0 F9			0-0 F8 WP 2B		4 1 2 2 0 0 1												
Bruce Benedict, R (1, 2) OBP: 0.176, SLG: 0.176		0-0 1B 1-2 1B	1-0 F9		2-1 L9		1-1 F8	2-3 F8		4 0 1 0 0 0 3												
Derek Lilliquist, L (1, 1) OBP: 0.125, SLG: 0.125 Charlie Puleo, R (4, 1) Terry Blocker, L (6, PH) Jim Acker, R (6, 1) Darrell Evans, L (8, PH) Jose Alvarez, R (8, 1)		0-0 FC5-4 1-2 2-H 1B		0-2 G4-3		1-0 1B 1B		0-0 P5		2 0 1 1 0 0 0 0 0 0 0 0 0 0 1 0 1 0 0 0 0 0 0 0 0 0 0 0 1 0 0 0 0 0 1 0 0 0 0 0 0 0												
Inning Stats	R: 0 E: 0 K: 2 S: 17	H: 1 LOB: 1 BB: 0 P: 25	R: 1 E: 0 K: 1 S: 11	H: 3 LOB: 2 BB: 0 P: 14	R: 2 E: 0 K: 1 S: 13	H: 2 LOB: 2 BB: 2 P: 27	R: 1 E: 1 K: 0 S: 17	H: 1 LOB: 1 BB: 0 P: 22	R: 0 E: 0 K: 0 S: 6	H: 0 LOB: 0 BB: 0 P: 9	R: 0 E: 0 K: 0 S: 8	H: 2 LOB: 2 BB: 0 P: 16	R: 0 E: 0 K: 1 S: 10	H: 0 LOB: 0 BB: 0 P: 13	R: 1 E: 0 K: 1 S: 8	H: 1 LOB: 0 BB: 0 P: 12	R: 1 E: 0 K: 1 S: 11	H: 2 LOB: 1 BB: 1 P: 18	1B: 10 2B: 2 3B: 0 HR: 0	SF: 0 SAC: 0 DP: 1 HBP: 0	WP: 1 PB: 0 SB: 1 CS: 0	PA: 42
PITCHER	IP WLS BF H R ER SO BB IBB HBP BLK WP HR S P ERA WHIP																					
Brian Holman, R (1, 1) ERA: 2.45	5.2 W 29 9 4 3 4 2 0 0 1 0 0 70 108 4.76 1.941																					
Gene Harris, R (6, 1) ERA: 3.78	2.1 11 3 2 2 2 1 0 0 0 1 0 24 39 7.71 1.714																					
Tim Burke, R (9, 1) ERA: 4.26	1.0 S 2 0 0 0 1 0 0 0 0 0 0 7 9 0.00 0.000																					

Atlanta Braves @ Montreal Expos
Olympic Stadium, Montreal, QB
Sun Apr 30 1989, 3:33 AM EDT
Att. 25,221 - Unknown

livebaseballscorecards.com

AB 39
R 6
H 12
RBI 3
BB 3
SO 7
LOB 18



Batter	1	2	3	4	5	6	7	8	9
Tim Raines, S OBP: 0.415, SLG: 0.451 (1, 7)	1-1 P3	4-1 2B IBB		2-0 G3		3-2 G6-3 3B		4-0 BB	
Otis Nixon, S OBP: 0.315, SLG: 0.313 (1, 8)	0-1 BLK 1B	0-0 S 2B 1-H 2-H 3-H		2-1 1B SF9 1B		0-0 G1-3		0-2 F9	
Andres Galarraga, R OBP: 0.306, SLG: 0.368 (1, 3)	3-3 K	2-3 K		2-2 1B		0-2 G6-3		2-3 K	
Hubie Brooks, R OBP: 0.309, SLG: 0.424 (1, 9)	1-0 G5-3		1-1 HR	0-2 SF9		2-3 K			
Tim Wallach, R OBP: 0.372, SLG: 0.487 (1, 5)		1-0 1B E 1B 1B	1-1 P3	0-0 G5-3		2-3 K			
Damaso Garcia, R OBP: 0.321, SLG: 0.333 (1, 4)		2-2 P6	1-2 G5-3		4-1 F8 S BB	2-0 G6-3			
Nelson Santovenia, R OBP: 0.361, SLG: 0.410 (1, 2)		1-1 E 2B 1B	1-2 E5 HR		1-3 K	2-2 G6-3			
Spike Owen, S OBP: 0.375, SLG: 0.443 (1, 6)		2-3 K	1-0 HR		3-2 F8		1-1 F9 SH3-4 1B		
Brian Holman, R OBP: 0.200, SLG: 0.200 (1, 1)		1-1 E5	1-3 K		1-2 G6-3		0-0 SH3-4		
Gene Harris, R (6, 1)									
Tim Burke, R (9, 1)		1-3 2B 1B						1-2	

AB	R	H	RBI	BB	SO	LOB
3	2	1	0	2	0	0
5	1	3	3	0	0	3
5	0	1	1	0	3	4
3	1	1	2	0	1	1
4	1	1	0	0	1	1
3	0	0	0	1	0	1
4	2	1	0	0	1	1
4	1	2	2	0	1	3
3	1	1	0	0	1	1
0	0	0	0	0	0	0
0	0	0	0	0	0	0

AB	R	H	RBI	BB	SO	LOB
34	9	11	8	3	8	15

Inning Stats															Inning Stats														
R	E	K	S	H	LOB	BB	P	R	H	LOB	BB	P	R	E	K	S	H	LOB	BB	P	R	E	K	S	H	LOB	BB	P	
0	0	1	10	1	0	0	15	4	1	1	2	16	3	1	1	15	2	0	0	21	1	0	0	1	1	2	1	15	

PITCHER															PITCHER																			
IP	WLS	BF	H	R	ER	SO	BB	IBB	HBP	BLK	WP	HR	S	P	ERA	WHIP	IP	WLS	BF	H	R	ER	SO	BB	IBB	HBP	BLK	WP	HR	S	P	ERA	WHIP	
3.0	L	18	7	7	5	4	0	0	0	0	0	0	2	41	65	15.00	2.333	2.0	9	2	1	1	1	1	0	0	0	0	0	0	20	35	4.50	1.500
2.0		7	1	1	1	2	0	0	0	0	0	0	0	17	28	4.50	0.500	2.0	7	1	1	1	2	0	0	0	0	0	17	28	4.50	0.500		
1.0		5	1	0	0	1	1	0	0	0	0	0	0	9	16	0.00	2.000	1.0	5	1	0	0	1	1	0	0	0	0	9	16	0.00	2.000		

Atlanta Braves @ Montreal Expos
Olympic Stadium, Montreal, QB
Sun Apr 30 1989, 3:33 AM EDT
Att. 25,221 - Unknown

livebaseballscorecards.com



Batter	1	2	3	4	5	6	7	8	9	AB R H RBI BB SO LOB	TOP	
Lenny Dykstra, L OBP: 0.431, SLG: 0.517 (1, 8) C X	0-1 G6-3		2-1 FC1-6-5 2B		0-0 F7			1-3 K		4 1 0 0 0 1 2		
Howard Johnson, S OBP: 0.397, SLG: 0.563 (1, 5) B C C S S X	2-3 K		0-0 2B		0-0 F9			3-2 P2		4 0 1 1 0 1 0		
Keith Hernandez, L OBP: 0.298, SLG: 0.382 (1, 3) C B B B X	3-1 G6-3		2-3 K		2-3 K			1-3 K		4 0 0 0 0 3 1		
Darryl Strawberry, L OBP: 0.354, SLG: 0.571 (1, 9) C B C C C X		2-3 K		0-1 F9				1-0 F8		4 0 0 0 0 2 0		
Kevin McReynolds, R OBP: 0.380, SLG: 0.469 (1, 7) B X		1-1 1B		3-2 F9				1-0 1B 2B		4 1 2 0 0 0 0		
Tim Teufel, R OBP: 0.366, SLG: 0.351 (1, 4) 1 SAFE B B F 1 SAFE 1 SAFE 1 SAFE C B		3-3 K		2-1 G6-3				1-0 1B G6-4-3 1B		4 1 2 0 0 1 1		
Gary Carter, R OBP: 0.176, SLG: 0.203 (1, 2) C X		0-1 F7			0-1 F9			1-0 1B G6-4-3 1B		4 0 1 1 0 0 2		
Kevin Elster, R OBP: 0.311, SLG: 0.377 (1, 6) B F B X			3-1 SH1-4 FC1-6-5 1B		0-0 SH1-4 1B			2-0 G6-4-3 1-2f 3-H 2-0		3 0 2 0 0 0 1		
Dwight Gooden, R OBP: 0.214, SLG: 0.385 Roger McDowell, R (8, 1) B X			1-0 SH1-4		1-1 SH1-4			0-0 G1-3		1 0 0 0 0 0 0 0 0 0 0 0 0 0		
Inning Stats	R: 0 E: 0 K: 1 S: 8 H: 0 LOB: 0 BB: 0 P: 13	R: 0 E: 0 K: 2 S: 10 H: 1 LOB: 1 BB: 0 P: 16	R: 1 E: 0 K: 1 S: 9 H: 2 LOB: 1 BB: 0 P: 17	R: 0 E: 0 K: 0 S: 9 H: 0 LOB: 0 BB: 0 P: 14	R: 0 E: 0 K: 0 S: 6 H: 1 LOB: 1 BB: 0 P: 7	R: 0 E: 0 K: 1 S: 6 H: 0 LOB: 0 BB: 0 P: 9	R: 2 E: 0 K: 0 S: 5 H: 3 LOB: 0 BB: 0 P: 10	R: 0 E: 0 K: 2 S: 9 H: 0 LOB: 0 BB: 0 P: 14	R: 0 E: 0 K: 1 S: 8 H: 1 LOB: 1 BB: 0 P: 17	1B: 6 2B: 2 3B: 0 HR: 0 SF: 0 SAC: 2 DP: 1 HBP: 0	WP: 0 PB: 0 SB: 1 CS: 0 PA: 34	
PITCHER Zane Smith, L ERA: 4.72 Joe Boever, R ERA: 3.6	IP WLS BF H R ER SO BB IBB HBP BLK WP HR S P ERA WHIP	8.0 L 30 7 3 3 7 0 0 0 0 0 0 0 62 100 3.38 0.875	1.0 4 1 0 0 1 0 0 0 0 0 0 0 8 17 0.00 1.000	PITCHER IP WLS BF H R ER SO BB IBB HBP BLK WP HR S P ERA WHIP								

New York Mets @ Atlanta Braves
Atlanta-Fulton County Stadium, Atlanta, GA

Mon May 01 1989, 7:05 PM EDT
Att. 8,854 - Unknown

livebaseballscorecards.com

AB	32
R	3
H	8
RBI	2
BB	0
SO	8
LOB	7



Batter	1	2	3	4	5	6	7	8	9	AB R H RBI BB SO LOB
Ron Gant, R OBP: 0.281, SLG: 0.367 (1, 5)	3-1 P4		0-1 BLK S 1B			2-2 P6		2-1 SH1-4 1B		4 0 2 1 0 0 0
Lonnie Smith, R OBP: 0.448, SLG: 0.495 (1, 7)	2-3 K CS		0-2 F9			0-1 1B		0-1 SH1-4		3 0 1 0 0 1 1
Gerald Perry, L OBP: 0.438, SLG: 0.461 (1, 3)	4-0 1-2 BB				0-1 G4-3	0-0 G1-3		2-0 F7		3 0 0 0 1 0 3
Dale Murphy, R OBP: 0.266, SLG: 0.363 (1, 8)	1-1 G1-3				0-2 G6-4-3 1B		2-1 BLK 1B	0-0 F9		4 0 2 0 0 0 3
Andres Thomas, R OBP: 0.275, SLG: 0.325 (1, 6)		1-1 G4-3			0-0 G6-4-3 1-2f		2-2 G6-3		2-1 G1-3	4 0 0 0 0 0 2
Dion James, L OBP: 0.333, SLG: 0.326 (1, 9)		1-0 G4-3				1-2 F8		3-3 K	0-1 G4-3	4 0 0 0 0 1 1
Jody Davis, R OBP: 0.221, SLG: 0.215 (1, 2)		1-2 P4				4-2 G4-6-3 BB		3-1 P6	1-3 K	3 0 0 0 1 1 1
Jeff Treadway, L OBP: 0.246, SLG: 0.328 (1, 4)			1-0 G4-3			0-0 G4-6-3 1-2f		1-0 1B		3 1 1 0 0 0 1
Zane Smith, L OBP: 0.111, SLG: 0.111 (1, 1)			0-0 G3-1				1-1 G3	2-2 SH1-4 1B		2 0 0 0 0 0 0
Darrell Evans, L OBP: 0.333, SLG: 0.536 (8, PH)								1-2		1 0 0 0 0 0 1
Tom Glavine, L OBP: 0.188, SLG: 0.133 (8, PR)										0 0 0 0 0 0 0
Joe Boever, R (9, 1)										0 0 0 0 0 0 0

Inning Stats	R: 0	H: 0	E: 0	K: 1	S: 9	LOB: 1	BB: 1	P: 19	R: 0	H: 0	E: 0	K: 0	S: 7	LOB: 0	BB: 0	P: 10	R: 0	H: 1	E: 0	K: 0	S: 7	LOB: 1	BB: 0	P: 8	R: 0	H: 1	E: 0	K: 0	S: 6	LOB: 0	BB: 0	P: 6	R: 0	H: 0	E: 0	K: 0	S: 6	LOB: 0	BB: 1	P: 11	R: 0	H: 1	E: 0	K: 1	S: 8	LOB: 1	BB: 0	P: 11	R: 0	H: 1	E: 0	K: 1	S: 11	LOB: 1	BB: 0	P: 21	R: 1	H: 2	E: 1	K: 0	S: 11	LOB: 2	BB: 0	P: 18	R: 0	H: 0	E: 0	K: 1	S: 7	LOB: 0	BB: 0	P: 10	1B: 6	SF: 0	2B: 0	SAC: 1	3B: 0	DP: 2	HR: 0	HBP: 0	WP: 0	PA: 34
--------------	------	------	------	------	------	--------	-------	-------	------	------	------	------	------	--------	-------	-------	------	------	------	------	------	--------	-------	------	------	------	------	------	------	--------	-------	------	------	------	------	------	------	--------	-------	-------	------	------	------	------	------	--------	-------	-------	------	------	------	------	-------	--------	-------	-------	------	------	------	------	-------	--------	-------	-------	------	------	------	------	------	--------	-------	-------	-------	-------	-------	--------	-------	-------	-------	--------	-------	--------

PITCHER	IP	WLS	BF	H	R	ER	SO	BB	IBB	HBP	BLK	WP	HR	S	P	ERA	WHIP
Dwight Gooden, R ERA: 2.03 (1, 1)	7.0	W	28	6	1	0	2	2	0	0	2	0	0	61	98	0.00	1.143
Roger McDowell, R ERA: 0.79 (8, 1)	2.0	S	6	0	0	0	1	0	0	0	0	0	0	11	16	0.00	0.000


BOTTOM

New York Mets @ Atlanta Braves
Atlanta-Fulton County Stadium, Atlanta, GA

Mon May 01 1989, 7:05 PM EDT
Att. 8,854 - Unknown

livebaseballscorecards.com

AB	31
R	1
H	6
RBI	1
BB	2
SO	3
LOB	13




Batter	1	2	3	4	5	6	7	8	9	AB R H RBI BB SO LOB	TOP																								
Lenny Dykstra, L (1, 8) OBP: 0.416, SLG: 0.484	1-2 G3		1-2 G3-1	0-0 F8		4-1 1B BB		0-0 F7		4 0 0 0 1 0 1																									
Howard Johnson, S (1, 5) OBP: 0.397, SLG: 0.544	4-2 S HR BB		3-3 K	0-1 BB 1B 1B		0-3 K		2-1 G3		4 1 1 0 1 2 2																									
Keith Hernandez, L (1, 3) OBP: 0.315, SLG: 0.388	2-3 K		4-1 BB 2B BB	0-0 BB 1B		0-1 1B		2-2 G4-3		4 1 2 1 1 1 1																									
Darryl Strawberry, L (1, 9) OBP: 0.369, SLG: 0.603	3-2 2-H HR		4-2 2B 1B BB	4-1 FC5-4 BB		1-2 P6		0-0 F7		3 2 1 2 2 0 3																									
Kevin McReynolds, R (1, 7) OBP: 0.385, SLG: 0.482	1-2 E 1B		2-1 1B 2B	3-1 FC5-4		0-0 P3		0-0 G6-3		4 1 2 1 0 0 6																									
Mookie Wilson, S (9, PH) OBP: 0.228, SLG: 0.352			1-3 2-H	1-2f				0-0 G6-3		1 0 0 0 0 0 0																									
Gregg Jefferies, S (1, 4) OBP: 0.213, SLG: 0.274	1-2 G3-1		0-0 E S 1B			2-2 G4-3		0-2 G6-3		5 1 2 2 0 0 1																									
Barry Lyons, R (1, 2)		1-0 F9	1 SAFE 3-2 F8			3-2 F9		1-1 G4-6-3 2-H 1B		4 0 1 1 0 0 1																									
Kevin Elster, R (1, 6) OBP: 0.295, SLG: 0.356		1-3 K	1 SAFE 1-3 F8			3-1 G5-3		0-0 G4-6-3		4 0 0 0 0 2 1																									
Bob Ojeda, L (1, 1) OBP: 0.375, SLG: 0.286		2-2 G4-3		0-3 K		3-1 G5-3		0-0 G4-6-3		4 1 2 0 0 1 0																									
Don Aase, R (9, 1)				2-1 1B 1B		2-1 1B BB 1B		2-3 K		0 0 0 0 0 0 0																									
Inning Stats	R: 2 E: 1 K: 1 S: 19	H: 2 LOB: 1 BB: 1 P: 31	R: 0 E: 0 K: 1 S: 7	H: 0 LOB: 0 BB: 0 P: 11	R: 3 E: 0 K: 1 S: 18	H: 2 LOB: 1 BB: 2 P: 35	R: 1 E: 0 K: 1 S: 12	H: 3 LOB: 3 BB: 1 P: 21	R: 0 E: 0 K: 0 S: 11	H: 0 LOB: 0 BB: 0 P: 19	R: 0 E: 0 K: 1 S: 12	H: 2 LOB: 3 BB: 1 P: 19	R: 1 E: 0 K: 1 S: 9	H: 2 LOB: 0 BB: 0 P: 14	R: 0 E: 0 K: 0 S: 7	H: 0 LOB: 0 BB: 0 P: 11	R: 0 E: 0 K: 0 S: 5	H: 0 LOB: 0 BB: 0 P: 5	1B: 8 2B: 2 3B: 0 HR: 1	SF: 0 SAC: 0 DP: 1 HBP: 0	WP: 0 PB: 0 SB: 2 CS: 0	PA: 42													
PITCHER	IP	WLS	BF	H	R	ER	SO	BB	IBB	HBP	BLK	WP	HR	S	P	ERA	WHIP	PITCHER	IP	WLS	BF	H	R	ER	SO	BB	IBB	HBP	BLK	WP	HR	S	P	ERA	WHIP
Pete Smith, R (1, 1) ERA: 5.7	3.2	L	21	7	6	6	4	3	0	0	0	0	1	53	88	14.73	2.727																		
Charlie Puleo, R (4, 1) ERA: 6.52	2.1		11	2	0	0	1	2	0	0	0	0	0	26	48	0.00	1.714																		
Jim Acker, R (7, 1) ERA: 4.58	2.0		7	2	1	1	1	0	0	0	0	0	0	16	25	4.50	1.000																		
Paul Assenmacher, L (9, 1) ERA: 0.84	1.0		3	0	0	0	0	0	0	0	0	0	0	5	5	0.00	0.000																		

New York Mets @ Atlanta Braves
Atlanta-Fulton County Stadium, Atlanta, GA
Tue May 02 1989, 7:05 PM EDT
Att. 12,834 - Unknown - 65 F

livebaseballscorecards.com

AB	37
R	7
H	11
RBI	7
BB	5
SO	6
LOB	16



Batter	1	2	3	4	5	6	7	8	9	AB	R	H	RBI	BB	SO	LOB
Ron Gant, R OBP: 0.269, SLG: 0.349 (1, 5)	0-0 F9		2-0 F8			0-1 F7		1-2 F4		4	0	0	0	0	0	3
Lonnie Smith, R OBP: 0.442, SLG: 0.495 (1, 7)	2-0 5-3			1-1 B1-3		1-3 K		2-2 1-3 2-H 2B		4	0	1	1	0	1	0
Gerald Perry, L OBP: 0.422, SLG: 0.441 (1, 3)	2-1 6-3			0-0 4-3			0-0 4-3	1-2 F8		4	0	0	0	0	0	2
Dale Murphy, R OBP: 0.265, SLG: 0.358 (1, 8)		2-3 K		0-1 3-1			3-2 1B		2-0 1-3	4	0	1	0	0	1	0
Andres Thomas, R OBP: 0.262, SLG: 0.309 (1, 6)		2-0 L9			0-0 F9		1-1 F8		2-2 4-3	4	0	0	0	0	0	1
Jody Davis, R OBP: 0.211, SLG: 0.205 (1, 2)		1-1 1-3			0-0 F8		1-2 F4		2-2 F8	4	0	0	0	0	0	1
Geronimo Berroa, R OBP: 0.238, SLG: 0.200 (1, 9)			2-1 G4-6-3 1B		0-0 FC6-4 1B			2-3 K		3	0	2	0	0	1	0
Jeff Blauser, R OBP: 0.254, SLG: 0.304 (1, 4)			3-2 G4-6-3 1-2f		1-2 FC6-4 1-2f			2-1 E 2B 1B		3	1	1	0	0	0	2
Pete Smith, R Charlie Puleo, R Dion James, L Jim Acker, R John Russell, R Paul Assenmacher, L			4-2 BB			1-2 4-3		0-0 E9 2B		0	0	0	0	1	0	0

Inning Stats	R: 0	H: 0	E: 0	LOB: 0	K: 0	BB: 0	S: 4	P: 8	R: 0	H: 0	E: 0	LOB: 0	K: 1	BB: 0	S: 6	P: 11	R: 0	H: 1	E: 0	LOB: 1	K: 0	BB: 1	S: 9	P: 20	R: 0	H: 0	E: 0	LOB: 0	K: 0	BB: 0	S: 5	P: 6	R: 0	H: 1	E: 0	LOB: 1	K: 0	BB: 0	S: 6	P: 7	R: 0	H: 0	E: 0	LOB: 0	K: 1	BB: 0	S: 9	P: 11	R: 0	H: 1	E: 0	LOB: 1	K: 0	BB: 0	S: 9	P: 14	R: 1	H: 2	E: 1	LOB: 2	K: 1	BB: 0	S: 17	P: 25	R: 0	H: 0	E: 0	LOB: 0	K: 0	BB: 0	S: 8	P: 14	1B: 4	SF: 0	2B: 1	SAC: 0	3B: 0	DP: 1	HR: 0	HBP: 0	WP: 0	PA: 33
PITCHER	IP	WLS	BF	H	R	ER	SO	BB	IBB	HBP	BLK	WP	HR	S	P	ERA	WHIP																																																																	
Bob Ojeda, L ERA: 4.44 (1, 1)	8.0	W	30	5	1	0	3	1	0	0	0	0	0	65	102	0.00	0.750																																																																	
Don Aase, R ERA: 1.74 (9, 1)	1.0		3	0	0	0	0	0	0	0	0	0	0	8	14	0.00	0.000																																																																	

BOTTOM

New York Mets @ Atlanta Braves
Atlanta-Fulton County Stadium, Atlanta, GA

Tue May 02 1989, 7:05 PM EDT
Att: 12,834 - Unknown - 65 F

AB	32
R	1
H	5
RBI	1
BB	1
SO	3
LOB	10



Batter	1	2	3	4	5	6	7	8	9	AB R H RBI BB SO LOB	TOP																								
Juan Samuel, R (1, 8) OBP: 0.278, SLG: 0.385	2-2 HR		2-3 K			3-3 K		0-2 1B		4 1 2 1 0 2 1																									
Tom Herr, S (1, 4) OBP: 0.400, SLG: 0.400	4-2 BB			1-2 F9		2-2 1B		1-2 F7		3 0 1 1 1 0 2																									
Von Hayes, L (1, 9) OBP: 0.500, SLG: 0.732	0-0 F8			2-3 K		0-0 E3		2-3 K		4 0 0 0 0 2 4																									
Steve Bedrosian, R (8, 1)						1-3				0 0 0 0 0 0 0																									
Mike Schmidt, R (1, 5) OBP: 0.330, SLG: 0.526	2-2 G6-4-3			1-1 F7		3-1 F7			2-2 F7	4 0 0 0 0 0 3																									
Darren Daulton, L (1, 2) OBP: 0.355, SLG: 0.537			3-3 K		1-1 P6		0-2 2-3		2-1 F8	4 0 0 0 0 1 0																									
Curt Ford, L (1, 7) OBP: 0.143, SLG: 0.100			3-3 K		0-3 K		0-3 K		4-2 BB	3 1 0 0 1 3 0																									
Mark Ryal, L (1, 3) OBP: 0.182, SLG: 0.100			0-0 1-3		3-2 3-1		0-0 F7		1-1 1B	4 0 1 1 0 0 0																									
Steve Jeltz, S (1, 6) OBP: 0.407, SLG: 0.435			0-1 4-3			1-2 1B		0-0 B1-3	3-2 F7	4 1 1 0 0 0 1																									
Don Carman, L (1, 1)			1-3 K			0-0 SH1-4		1-1 1B		1 0 0 0 0 1 0																									
Todd Frohwirth, R (7, 1)										0 0 0 0 0 0 0																									
Dwayne Murphy, L (8, PH) (8, 9) OBP: 0.500, SLG: 0.500										1 0 1 0 0 0 0																									
Inning Stats	R: 1 E: 0 K: 0 S: 10	H: 1 LOB: 0 BB: 1 P: 18	R: 0 E: 0 K: 2 S: 12	H: 0 LOB: 0 BB: 0 P: 18	R: 0 E: 0 K: 2 S: 9	H: 0 LOB: 0 BB: 0 P: 12	R: 0 E: 0 K: 1 S: 10	H: 0 LOB: 0 BB: 0 P: 14	R: 0 E: 0 K: 1 S: 8	H: 0 LOB: 0 BB: 0 P: 12	R: 1 E: 1 K: 1 S: 14	H: 2 LOB: 2 BB: 0 P: 23	R: 0 E: 0 K: 1 S: 7	H: 0 LOB: 0 BB: 0 P: 7	R: 0 E: 0 K: 1 S: 15	H: 2 LOB: 2 BB: 0 P: 19	R: 1 E: 0 K: 0 S: 17	H: 1 LOB: 1 BB: 1 P: 29	1B: 5 2B: 0 3B: 0 HR: 1	SF: 0 SAC: 1 DP: 1 HBP: 0	WP: 0 PB: 0 SB: 0 CS: 0	PA: 35													
PITCHER 29 John Smoltz, R (1, 1) ERA: 3.05	IP 9.0	WLS W	BF 35	H 6	R 3	ER 3	SO 9	BB 2	IBB 0	HBP 0	BLK 0	WP 0	HR 1	S 102	P 152	ERA 3.00	WHIP 0.889	PITCHER	IP 9.0	WLS W	BF 35	H 6	R 3	ER 3	SO 9	BB 2	IBB 0	HBP 0	BLK 0	WP 0	HR 1	S 102	P 152	ERA 3.00	WHIP 0.889

Philadelphia Phillies @ Atlanta Braves
Atlanta-Fulton County Stadium, Atlanta, GA
Wed May 03 1989, 7:05 PM EDT
Att. 4,143 - Unknown

livebaseballscorecards.com

AB	32
R	3
H	6
RBI	3
BB	2
SO	9
LOB	11



Batter	1	2	3	4	5	6	7	8	9	AB	R	H	RBI	BB	SO	LOB
Ron Gant, R OBP: 0.278, SLG: 0.368 (1, 5)	1-0 F9		2-1 1B		3-2 P2		2-1 1B 2B			4	1	2	1	0	0	0
Lonnie Smith, R OBP: 0.435, SLG: 0.485 (1, 7)	2-1 F9		1-0 F8			1-1 L6	1-1 1B			4	0	1	1	0	0	1
Gerald Perry, L OBP: 0.408, SLG: 0.423 (1, 3)	2-1 4-3			0-0 4-3		0-0 P5	1-3 K			4	0	0	0	0	1	1
Dale Murphy, R OBP: 0.274, SLG: 0.385 (1, 8)		2-2 HR		1-2 5-3		4-1 FC6-4 BB		0-2 F9		3	1	1	1	1	0	0
Andres Thomas, R OBP: 0.250, SLG: 0.294 (1, 6)		3-2 P6		1-0 F8		1-1 FC6-4		2-1 5-3		4	0	0	0	0	0	1
Jeff Blauser, R OBP: 0.253, SLG: 0.342 (1, 4)		3-1 6-3			2-2 F4		2-2 HR	0-3 K		4	1	1	1	0	1	0
John Russell, R OBP: 0.148, SLG: 0.148 (1, 9)		3-2 F8			3-2 F9		2-0 F7			3	0	0	0	0	0	0
Bruce Benedict, R OBP: 0.200, SLG: 0.200 (1, 2)			2-1 F9		1-2 29 HR 1B		2-0 F8			3	1	1	0	0	0	0
29 John Smoltz, R OBP: 0.429, SLG: 0.727 (1, 1)			1-1 F9		0-1 HR		0-0 2B 1B			3	2	2	2	0	0	0

Inning Stats	R: 0	H: 0	E: 0	K: 0	S: 5	R: 1	H: 1	E: 0	K: 0	S: 12	R: 0	H: 0	E: 0	K: 0	S: 5	R: 2	H: 2	E: 0	K: 0	S: 18	R: 0	H: 0	E: 0	K: 0	S: 6	R: 3	H: 4	E: 0	K: 1	S: 13	R: 0	H: 0	E: 0	K: 1	S: 11	1B: 4	SF: 0	2B: 1	SAC: 0	3B: 0	DP: 0	HR: 3	HBP: 0	WP: 0	PA: 33
	0	0	0	0	5	1	1	0	0	12	0	0	0	0	5	2	2	0	0	18	0	0	0	0	6	3	4	0	1	13	0	0	0	1	11	4	0	1	0	0	3	0	0	0	33

PITCHER	IP	WLS	BF	H	R	ER	SO	BB	IBB	HBP	BLK	WP	HR	S	P	ERA	WHIP
Don Carman, L ERA: 5.14 (1, 1)	6.2	L	28	7	6	6	0	1	0	0	0	0	3	61	108	8.10	1.200
Todd Frohwrth, R ERA: 2.35 (7, 1)	0.1		2	1	0	0	1	0	0	0	0	0	0	5	7	0.00	3.000
Steve Bedrosian, R ERA: 3.86 (8, 1)	1.0		3	0	0	0	1	0	0	0	0	0	0	11	13	0.00	0.000

BOTTOM

Philadelphia Phillies @ Atlanta Braves
Atlanta-Fulton County Stadium, Atlanta, GA

Wed May 03 1989, 7:05 PM EDT
Att. 4,143 - Unknown

livebaseballscorecards.com

AB	32
R	6
H	8
RBI	6
BB	1
SO	2
LOB	3



Batter	1	2	3	4	5	6	7	8	9	AB R H RBI BB SO LOB	TOP
Bob Dernier, R OBP: 0.321, SLG: 0.294 (1, 9) C B X	1-1 P6 ①			0-1 G4-3 ①		2-0 G5-3 ②			2-1 G6-3 ②	4 0 0 0 0 0 0	Philadelphia Phillies @ Atlanta Braves Atlanta-Fulton County Stadium, Atlanta, GA Thu May 04 1989, 7:05 PM EDT Att. 2,047 - Unknown
Tom Herr, S OBP: 0.395, SLG: 0.394 (1, 4) X	0-0 G4-3 ②			3-2 G4-3 FC6-4 1B ②		1-1 G4-3 ③		0-0 F7 ③	4 0 1 0 0 0 0		
Von Hayes, L OBP: 0.486, SLG: 0.706 (1, 3) B C C B S	2-3 K ③			2-2 FC6-4 1-2f ②			2-2 G4-3 ①		3 0 0 0 0 1 1		
Mike Schmidt, R OBP: 0.321, SLG: 0.510 (1, 5) B X				1-1 F7 ③			1-1 F8 ②		3 0 0 0 0 0 1		
Juan Samuel, R OBP: 0.263, SLG: 0.364 (1, 8) X					0-3 K ①		3-2 G3 ③		3 0 0 0 0 1 1		
Chris James, R OBP: 0.288, SLG: 0.382 (1, 7) B 1 F SAFE X				1-1 G6-4-3 1-2f ② ③		1-0 G5-3 ②		2-2 P4 ①	3 0 0 0 0 0 1		
Darren Daulton, L OBP: 0.354, SLG: 0.561 (1, 2) F B C X				1-2 G3-1 ①		3-2 3B ③		2-0 G3 ②	3 0 1 0 0 0 0		
Steve Jeltz, S OBP: 0.367, SLG: 0.385 (1, 6) B B B C C X				3-2 G4-3 ②		2-0 G5-3 ③		1-1 G5-3 ③	3 0 0 0 0 0 1		
Mike Maddux, L Dickie Thon, R OBP: 0.269, SLG: 0.214 (9, PH) C S B X				2-2 G1-3 ③		0-0 G4-3 ①		0-0 F8 ①	2 0 0 0 0 0 0 1 0 0 0 0 0 0		
Inning Stats	R: 0 H: 0 E: 0 LOB: 0 K: 1 BB: 0 S: 6 P: 9	R: 0 H: 0 E: 1 LOB: 0 K: 0 BB: 0 S: 4 P: 6	R: 0 H: 0 E: 0 LOB: 0 K: 0 BB: 0 S: 9 P: 15	R: 0 H: 1 E: 0 LOB: 1 K: 0 BB: 0 S: 12 P: 18	R: 0 H: 1 E: 0 LOB: 1 K: 1 BB: 0 S: 10 P: 16	R: 0 H: 0 E: 0 LOB: 0 K: 0 BB: 0 S: 4 P: 7	R: 0 H: 0 E: 0 LOB: 0 K: 0 BB: 0 S: 8 P: 14	R: 0 H: 0 E: 0 LOB: 0 K: 0 BB: 0 S: 6 P: 11	R: 0 H: 0 E: 0 LOB: 0 K: 0 BB: 0 S: 4 P: 6	1B: 1 SF: 0 2B: 0 SAC: 0 3B: 1 DP: 1 HR: 0 HBP: 0	WP: 0 PA: 29 PB: 0 SB: 0 CS: 0
PITCHER Tom Glavine, L ERA: 1.91 (1, 1)	IP WLS BF H R ER SO BB IBB HBP BLK WP HR S P ERA WHIP										
	9.0 W 29 2 0 0 2 0 0 0 0 0 0 0 63 102 0.00 0.222										
		PITCHER IP WLS BF H R ER SO BB IBB HBP BLK WP HR S P ERA WHIP									

livebaseballscorecards.com

AB	29
R	0
H	2
RBI	0
BB	0
SO	2
LOB	5



Batter	1	2	3	4	5	6	7	8	9
Ron Gant, R OBP: 0.277, SLG: 0.396 (1, 5)	0-0 HR		2-1 G3-1			2-2 FC6-4		1-3 K	
Lonnie Smith, R OBP: 0.430, SLG: 0.472 (1, 7)	4-1 BB		3-3 K			2-3 K		0-0 G3-1	
Gerald Perry, L OBP: 0.395, SLG: 0.406 (1, 3)	3-1 F7				1-2 G5-3			3-2 G4-3	
Dale Murphy, R OBP: 0.275, SLG: 0.384 (1, 8)	0-0 1B				2-2 F7			1-1 E5	
Andres Thomas, R OBP: 0.253, SLG: 0.295 (1, 6)	3-1 P3				1-0 L7			0-2 E9	
Dion James, L OBP: 0.327, SLG: 0.306 (1, 9)								4-0 WP	
Jeff Treadway, L OBP: 0.265, SLG: 0.348 (1, 4)								2-0 SF9	
Bruce Benedict, R OBP: 0.217, SLG: 0.182 (1, 2)								4-0 FC6-4	
Tom Glavine, L OBP: 0.211, SLG: 0.167 (1, 1)								1-1 FC6-4	

AB	R	H	RBI	BB	SO	LOB
4	1	1	1	0	1	1
3	0	0	0	1	2	1
4	0	0	0	0	0	1
3	1	1	0	0	0	0
3	1	1	0	0	0	1
2	0	0	0	1	0	0
2	0	2	1	0	0	0
2	0	0	0	1	0	1
3	0	1	0	0	0	2

BOTTOM	
Philadelphia Phillies @ Atlanta Braves Atlanta-Fulton County Stadium, Atlanta, GA Thu May 04 1989, 7:05 PM EDT Att. 2,047 - Unknown	
AB 26 R 3 H 6 RBI 2 BB 3 SO 3 LOB 7	WP : 1 PA : 30 PB : 0 SB : 1 CS : 2

Inning Stats	R: 1	H: 2	E: 0	K: 0	S: 7	LOB: 1	BB: 1	P: 17
	R: 0	H: 1	E: 0	K: 0	S: 4	LOB: 0	BB: 0	P: 6
	R: 0	H: 0	E: 0	K: 1	S: 6	LOB: 0	BB: 0	P: 11
	R: 0	H: 0	E: 0	K: 0	S: 8	LOB: 0	BB: 0	P: 12
	R: 0	H: 1	E: 0	K: 0	S: 7	LOB: 0	BB: 0	P: 12
	R: 0	H: 1	E: 0	K: 1	S: 8	LOB: 0	BB: 0	P: 15
	R: 2	H: 1	E: 2	K: 0	S: 10	LOB: 2	BB: 2	P: 25
	R: 0	H: 0	E: 0	K: 1	S: 9	LOB: 0	BB: 0	P: 13

PITCHER	IP	WLS	BF	H	R	ER	SO	BB	IBB	HBP	BLK	WP	HR	S	P	ERA	WHIP
Mike Maddux, R ERA: 3.81 (1, 1)	8.0	L	30	6	3	1	3	1	2	0	0	1	1	59	111	1.12	0.875

PITCHER	IP	WLS	BF	H	R	ER	SO	BB	IBB	HBP	BLK	WP	HR	S	P	ERA	WHIP



Batter	1	2	3	4	5	6	7	8	9	AB R H RBI BB SO LOB	TOP											
Otis Nixon, S OBP: 0.303, SLG: 0.288 (1, 8) B X	1-0 P3		1-0 B1-3	0-1 L1			X 0-0 4-3		B 2-3 K	5 0 0 0 0 1 3												
Damaso Garcia, R OBP: 0.323, SLG: 0.333 (1, 4) X	0-0 1B 1B		0-0 F9			F 2-3 K		B 1-0 E5		4 0 1 0 0 1 0												
Andres Galarraga, R OBP: 0.303, SLG: 0.436 (1, 3) S X	0-1 F8		1-2 2B			F 3-2 1B FC5-4		B 1-3 K		4 0 2 0 0 1 2												
Hubie Brooks, R OBP: 0.310, SLG: 0.425 (1, 9) B X	1-0 1-2 1B		1-0 3-1			X 0-0 FC5-4 1-2f		C 0-3 K		4 0 1 0 0 1 2												
Tim Wallach, R OBP: 0.355, SLG: 0.439 (1, 5) B X X T C F	1-2 F7			S 0-1 F9		X 0-0 FC5-4 1-2f		X 0-0 1B		4 0 1 0 0 0 3												
Nelson Santovenia, R OBP: 0.404, SLG: 0.432 (1, 2) X		0-0 E BLK G6-4-3 1B		B 2-1 1B 2B		B 2-0 F9		S 0-3 K		4 1 2 0 0 1 1												
Mike Fitzgerald, R OBP: 0.268, SLG: 0.343 (1, 7) S B X		1-1 E1 G6-4-3		B 2-2 5-3		B 2-0 F8		S 1-3 K		4 0 0 0 0 1 3												
Spike Owen, S OBP: 0.366, SLG: 0.443 (1, 6) F X		0-1 G6-4-3		B 4-2 1B BB		B 2-1 F8		B 2-1 F9		3 0 0 0 1 0 1												
Bryn Smith, R OBP: 0.273, SLG: 0.111 (1, 1) Rex Hudler, R OBP: 0.250, SLG: 0.250 (7, PH) Gene Harris, R (7, 1) Wallace Johnson, S OBP: 0.368, SLG: 0.438 (9, PH)		0-0 5-3		S 2-2 1-2 2-3 1B		X 0-0 5-3		X 0-0 P5		2 0 1 0 0 0 0 1 0 0 0 0 0 0 0 0 0 0 0 0 0 1 0 0 0 0 0 0												
Inning Stats	R: 0 E: 0 K: 0 S: 9	H: 2 LOB: 2 BB: 0 P: 12	R: 1 E: 1 K: 0 S: 6	H: 1 LOB: 0 BB: 0 P: 7	R: 0 E: 0 K: 0 S: 6	H: 1 LOB: 1 BB: 0 P: 9	R: 0 E: 0 K: 0 S: 15	H: 2 LOB: 3 BB: 1 P: 25	R: 0 E: 0 K: 1 S: 10	H: 1 LOB: 1 BB: 0 P: 15	R: 0 E: 0 K: 0 S: 4	H: 0 LOB: 0 BB: 0 P: 10	R: 0 E: 1 K: 1 S: 6	H: 0 LOB: 1 BB: 0 P: 8	R: 0 E: 0 K: 3 S: 12	H: 1 LOB: 1 BB: 0 P: 13	R: 0 E: 0 K: 1 S: 6	H: 0 LOB: 0 BB: 0 P: 10	1B: 6 2B: 2 3B: 0 HR: 0	SF: 0 SAC: 0 DP: 1 HBP: 0	WP: 0 PB: 0 SB: 0 CS: 0	PA: 37
PITCHER	IP WLS BF H R ER SO BB IBB HBP BLK WP HR S P ERA WHIP																					
Derek Lilliquist, L ERA: 3.21 José Álvarez, R ERA: 1.71	(1, 1) 6.0 W 26 7 1 0 1 1 0 0 0 1 0 0 50 78 0.00 1.333	(7, 1) 3.0 S 11 1 0 0 5 0 0 0 0 0 0 0 24 31 0.00 0.333																				

Montreal Expos @ Atlanta Braves
Atlanta-Fulton County Stadium, Atlanta, GA
Fri May 05 1989, 7:05 PM EDT
Att. 6,104 - Unknown

livebaseballscorecards.com

AB 36
R 1
H 8
RBI 0
BB 1
SO 6
LOB 15



Batter	1	2	3	4	5	6	7	8	9
Ron Gant, R OBP: 0.274, SLG: 0.385 (1, 5)	0-3 K	0-0 F7			0-0 F8		1-1 P5	2-2 1B 1B	
Lonnie Smith, R OBP: 0.436, SLG: 0.482 (1, 7)	2-1 WP 3B 2B		1-2 4-3		2-2 E5 1B		4-2 WP BB	0-0 1B 1B	
Andres Thomas, R OBP: 0.250, SLG: 0.290 (1, 6)	1-3 K		0-1 5-3		1-1 FC5-4 1B		1-1 5-3	0-3 K	
Dale Murphy, R OBP: 0.274, SLG: 0.374 (1, 8)	4-1 3B BB		0-0 E2		0-0 FC5-4		0-3 K		
Darrell Evans, L OBP: 0.324, SLG: 0.563 (1, 3)	1-0 3B		3-3 K			2-2 4-3		0-0 F4	
Dion James, L OBP: 0.322, SLG: 0.302 (1, 9)	0-1 5-3		2-1 F8		2-3 K		1-0 1B 1B		
Jody Davis, R OBP: 0.234, SLG: 0.221 (1, 2)		4-1 BB		0-0 F9		0-0 1B	0-0 SH3 1B		
Jeff Treadway, L OBP: 0.254, SLG: 0.333 José Alvarez, R (7, 1)		1-3 K		0-0 6-3		0-0 1-3	0-1 SH3		
Derek Lilliquist, L OBP: 0.100, SLG: 0.100 Jeff Blauser, R OBP: 0.273, SLG: 0.378 (7, 4)		0-0 F8			1-0 F7		0-1 WP 3B	4-1 1B BB	

Inning Stats	R: 2	H: 2	E: 0	K: 2	S: 12	LOB: 1	BB: 1	P: 20
	R: 0	H: 0	E: 0	K: 1	S: 7 <td>LOB: 1</td> <td>BB: 1</td> <td>P: 12 </td>	LOB: 1	BB: 1	P: 12
	R: 0	H: 0	E: 1	K: 1	S: 9 <td>LOB: 1</td> <td>BB: 0</td> <td>P: 13 </td>	LOB: 1	BB: 0	P: 13
	R: 0	H: 0	E: 0	K: 0	S: 4 <td>LOB: 0</td> <td>BB: 0</td> <td>P: 6 </td>	LOB: 0	BB: 0	P: 6
	R: 0	H: 1	E: 1	K: 0	S: 9 <td>LOB: 2</td> <td>BB: 0</td> <td>P: 13 </td>	LOB: 2	BB: 0	P: 13
	R: 0	H: 1	E: 0	K: 1	S: 8 <td>LOB: 1</td> <td>BB: 0</td> <td>P: 12 </td>	LOB: 1	BB: 0	P: 12
	R: 1	H: 1	E: 0	K: 1	S: 14 <td>LOB: 1</td> <td>BB: 1</td> <td>P: 20 </td>	LOB: 1	BB: 1	P: 20
	R: 3	H: 4	E: 0	K: 1	S: 13 <td>LOB: 2</td> <td>BB: 1</td> <td>P: 20 </td>	LOB: 2	BB: 1	P: 20

PITCHER	IP	WLS	BF	H	R	ER	SO	BB	IBB	HBP	BLK	WP	HR	S	P	ERA	WHIP
Bryn Smith, R ERA: 2.64 (1, 1)	6.0	L	26	4	2	2	5	2	0	0	0	1	0	49	76	3.00	1.000
Gene Harris, R ERA: 4.95 (7, 1)	2.0		13	5	4	4	2	2	0	0	0	1	0	27	40	18.00	3.500

AB	R	H	RBI	BB	SO	LOB
5	0	1	2	0	1	2
4	1	2	1	1	0	0
5	0	1	0	0	2	4
3	1	0	0	1	1	3
4	0	1	2	0	1	1
4	1	1	0	0	1	1
3	1	2	0	1	0	0
3	0	0	0	0	1	2
0	0	0	0	0	0	0
2	0	0	0	0	0	1
1	2	1	0	1	0	0

AB	34
R	6
H	9
RBI	5
BB	4
SO	7
LOB	14

WP	PA
2	39

Montreal Expos @ Atlanta Braves
 Atlanta-Fulton County Stadium, Atlanta, GA
 Fri May 05 1989, 7:05 PM EDT
 Att. 6,104 - Unknown

livebaseballscores.com



Batter	1	2	3	4	5	6	7	8	9	AB R H RBI BB SO LOB	TOP		
Otis Nixon, S (1, 8) OBP: 0.338, SLG: 0.317 BB FC4-6 BB	4-0 		1-2 1B		3-2 G4-3 1B 1B		0-0 1B 1B		2-2 F7	4 2 3 0 1 0 0			
Damaso Garcia, R (1, 4) OBP: 0.309, SLG: 0.317 Rex Hudler, R (5, 4) OBP: 0.286, SLG: 0.286 (7, 9) SAFE P4	2-2 P4		0-0 L9		2-1 G4-3 1-3		0-1 S 1-3 1B		1-0 P4	3 0 0 0 0 0 3 2 0 1 0 0 0 0			
Andres Galarraga, R (1, 3) OBP: 0.310, SLG: 0.434 BB FC4-6 BB	4-2 FC4-6 BB		2-3 K		0-0 G6-4-3 1B		3-3 K 1-2			3 0 1 1 1 2 3			
Hubie Brooks, R (1, 9) OBP: 0.300, SLG: 0.409 Joe Hesketh, R (7, 1) OBP: 1.000, SLG: 1.000 Mike Aldrete, L (8, 7) OBP: 0.259, SLG: 0.136 BB FC4-6 BB 1-2f 2-H	1-2 FC4-6 BB		0-0 F8		2-2 G6-4-3 1-2f		0-1 G6-3			4 0 0 1 0 0 5 0 0 0 0 0 0 0 0 0 0 0 0 0 0			
Tim Wallach, R (1, 5) OBP: 0.360, SLG: 0.436 (8, 1) BB 1-2 BB	4-1 1-2 BB			3-2 G1-3 E G6-3 1B		2-2 G3		1-1 G4-3		3 1 1 0 1 0 0			
Nelson Santovenia, R (1, 2) OBP: 0.398, SLG: 0.423 F7	0-0 F7		1-2 E6 G1-3 1-2		2-2 FC6-4 1B		2-0 F8		4 0 1 0 0 0 3				
Mike Fitzgerald, R (1, 7) OBP: 0.267, SLG: 0.333 (8, 5) P4		1-1 P4		2-0 G1-3 1-2 2-3		3-2 FC6-4 1-2f		2-1 1B		4 0 1 0 0 0 3			
Spike Owen, S (1, 6) OBP: 0.351, SLG: 0.422 F8		2-2 F8		2-1 G6-3 3-H		1-3 K		0-0 F8		4 0 0 1 0 1 3			
Pascual Perez, R (1, 1) OBP: 0.182, SLG: 0.273 Wallace Johnson, S (4, PH) OBP: 0.350, SLG: 0.412 Brian Holman, R (4, 1) OBP: 0.200, SLG: 0.200 Tom Foley, L (7, PH) OBP: 0.307, SLG: 0.342 (7, 4) K		2-3 K		1-0 P4		0-1 G3		3-3 K		1 0 0 0 0 1 0 1 0 0 0 0 0 1 0 0 0 0 0 0 0 2 0 0 0 0 1 0			
Inning Stats	R: 1 H: 0 E: 0 LOB: 2 K: 0 BB: 3 S: 12 P: 27	R: 0 H: 0 E: 0 LOB: 0 K: 1 BB: 0 S: 11 P: 16	R: 0 H: 1 E: 0 LOB: 1 K: 1 BB: 0 S: 9 P: 12	R: 1 H: 1 E: 1 LOB: 1 K: 0 BB: 0 S: 11 P: 20	R: 1 H: 2 E: 0 LOB: 0 K: 0 BB: 0 S: 10 P: 17	R: 0 H: 1 E: 0 LOB: 1 K: 1 BB: 0 S: 15 P: 23	R: 0 H: 2 E: 0 LOB: 2 K: 1 BB: 0 S: 11 P: 14	R: 0 H: 1 E: 0 LOB: 1 K: 0 BB: 0 S: 6 P: 11	R: 0 H: 0 E: 0 LOB: 0 K: 1 BB: 0 S: 7 P: 13	1B: 8 SF: 0 2B: 0 SAC: 0 3B: 0 DP: 1 HR: 0 HBP: 0	WP: 0 PA: 38 PB: 0 SB: 3 CS: 0		
PITCHER	IP WLS BF H R ER SO BB IBB HBP BLK WP HR S P ERA WHIP											PITCHER	IP WLS BF H R ER SO BB IBB HBP BLK WP HR S P ERA WHIP
Zane Smith, L (1, 1) ERA: 4.46	0.0 W 0 0 0 0 0 0 0 0 0 0 0 0 0 0 0 0												
Jim Acker, R (7, 1) ERA: 4.35	1.0 5 2 0 0 1 0 0 0 0 0 0 0 0 11 14 0.00 2.000												
Paul Assenmacher, L (8, 1) ERA: 0.77	1.0 4 1 0 0 0 0 0 0 0 0 0 0 0 6 11 0.00 1.000												
Joe Boever, R (9, 1) ERA: 3.38	1.0 3 0 0 0 0 1 0 0 0 0 0 0 0 7 13 0.00 0.000												

Montreal Expos @ Atlanta Braves
 Atlanta-Fulton County Stadium, Atlanta, GA

Sat May 06 1989, 7:05 PM EDT
 Att: 15,556 - Unknown

livebaseballscorecards.com

AB 35
R 3
H 8
RBI 3
BB 3
SO 5
LOB 21



Batter	1	2	3	4	5	6	7	8	9
Ron Gant, R OBP: 0.268, SLG: 0.402 (1, 5)	1-0 HR	2-2 G3-1	1-0 F8	0-0 FC6-4		2-3 K		3-2 F8	
Lonnie Smith, R OBP: 0.457, SLG: 0.536 Geronimo Berroa, R OBP: 0.273, SLG: 0.238 (1, 7) (7, 9)	1-1 1B	4-2 1B 3B	1-0 HR		4-1 BB 1B 2B	4-1 2B		1-1 BLK 1B	
Andres Thomas, R OBP: 0.275, SLG: 0.323 (1, 6)	0-2 1B	0-0 WP 1B	0-1 F8		1-1 F8	0-1 2B		0-0 G6-3 1B	
Dale Murphy, R OBP: 0.287, SLG: 0.383 Jim Acker, R Paul Assenmacher, L Joe Boever, R (1, 8) (7, 1) (8, 1) (9, 1)	2-2 F9	0-0 1B WP	0-0		0-1 BB 2B	3-3 K		2-1 G6-3	
Darrell Evans, L OBP: 0.357, SLG: 0.543 John Russell, R OBP: 0.148, SLG: 0.148 (1, 3) (7, PR) (8, 3)	2-2 CS 1B	4-1 1B BB	1-2 F8		3-3 SAFE K		4-1 1B BB		
Dion James, L OBP: 0.344, SLG: 0.304 (1, 9) (7, 7)	4-2 BB	0-0 BB 1B		1-2 G3	4-0 2B BB		0-3 K		
Jody Davis, R OBP: 0.242, SLG: 0.242 (1, 2)	2-1 F9	2-2 BB 1B		2-3 K	0-1 2B		0-0 F9		
Jeff Treadway, L OBP: 0.280, SLG: 0.338 Jeff Blauser, R OBP: 0.282, SLG: 0.387 (1, 4) (7, 4)				4-1 1B BB		1-0 F7	1-1 1B		
Zane Smith, L OBP: 0.167, SLG: 0.167 Terry Blocker, L OBP: 0.375, SLG: 0.286 (1, 1) (6, PH) (7, 8)		G2-6		0-0 1B		3-2 BB 2B	1-2 G4-3		

AB	R	H	RBI	BB	SO	LOB
6	1	1	1	0	1	4
2	5	2	1	3	0	0
1	1	1	0	0	0	0
6	1	4	5	0	0	1
5	2	3	1	0	1	2
0	0	0	0	0	0	0
1	0	0	0	0	0	1
0	0	0	0	0	0	0
3	1	1	0	2	1	3
0	0	0	0	0	0	0
3	0	1	1	2	1	1
5	0	2	4	0	1	3
2	0	1	0	2	0	0
1	0	1	0	0	0	0
3	0	1	0	0	1	4
2	1	1	0	0	0	2

Inning Stats	R	H	E	K	S	R	H	E	K	S	R	H	E	K	S	R	H	E	K	S	R	H	E	K	S	R	H	E	K	S												
	2	4	0	17	20	5	5	0	1	20	1	2	0	8	11	0	2	0	11	9	0	2	0	8	16	2	2	0	12	15	0	1	10	10	0	1	16	2	2	0	10	14

BOTTOM

Montreal Expos @ Atlanta Braves
Atlanta-Fulton County Stadium, Atlanta, GA

Sat May 06 1989, 7:05 PM EDT
Att. 15,556 - Unknown

livebaseballscorecards.com

AB	40
R	12
H	19
RBI	13
BB	9
SO	6
LOB	21

Braves

1B:	14	SF:	0	WP:	2	PA:	49
2B:	2	SAC:	0	PB:	0		
3B:	1	DP:	1	SB:	0		
HR:	2	HBP:	0	CS:	1		

PITCHER	IP	WLS	BF	H	R	ER	SO	BB	IBB	HBP	BLK	WP	HR	S	P	ERA	WHIP
Pascual Perez, R ERA: 6.02	3.0	L	23	11	8	8	1	4	0	0	0	2	2	45	76	24.00	5.000
Brian Holman, R ERA: 4.12	3.0		17	5	4	4	4	4	0	0	0	0	0	36	68	12.00	3.000
Joe Hesketh, L ERA: 10.29	1.0		5	1	0	0	1	1	0	0	0	0	0	10	16	0.00	2.000
Tim Wallach, R ERA: 9.0	1.0		4	2	1	1	0	0	0	0	1	0	0	8	14	9.00	2.000

Batter 1 2 3 4 5 6 7 8 9 AB R H RBI BB SO LOB TOP

<p>Otis Nixon, S (1, 8) OBP: 0.316, SLG: 0.294</p>			<p>P6</p>			<p>F7</p>		<p>F9</p>	5 0 0 0 0 2 4	
<p>Mike Aldrete, L (1, 3) OBP: 0.258, SLG: 0.120</p>			<p>G5-3</p>					<p>G4-3</p>	3 0 0 0 1 1 0	
<p>Tim Raines, S (1, 7) OBP: 0.402, SLG: 0.446</p>				<p>K</p>				<p>G4-3</p>	3 0 0 0 1 1 1	
<p>Hubie Brooks, R (1, 9) OBP: 0.298, SLG: 0.412</p>				<p>K</p>				<p>F8</p>	4 1 1 0 0 2 2	
								<p>2B</p>		
								<p>P4</p>	4 0 1 1 0 1 0	
<p>Tim Wallach, R (1, 5) OBP: 0.357, SLG: 0.438</p>				<p>K</p>				<p>2B</p>		
								<p>G6-3</p>	4 0 0 0 0 0 1	
<p>Tom Foley, L (1, 4) OBP: 0.293, SLG: 0.325</p>				<p>G4-3</p>				<p>F8</p>		
								<p>G6-3</p>		
<p>Mike Fitzgerald, R (1, 2) OBP: 0.306, SLG: 0.381</p>				<p>2B</p>				<p>K</p>	3 0 2 0 1 1 0	
								<p>1B</p>		
<p>Spike Owen, S (1, 6) OBP: 0.356, SLG: 0.412</p>			<p>F8</p>					<p>F9</p>	2 0 0 0 2 0 0	
								<p>BB</p>		
								<p>F8</p>		
								<p>1B</p>		
								<p>1B</p>		
<p>Randy Johnson, R (1, 1) OBP: 0.143, SLG: 0.143</p> <p>Wallace Johnson, S (5, PH) OBP: 0.333, SLG: 0.389</p> <p>Andy McGaffigan, R (5, 1)</p> <p>Dave Martinez, L (7, PH) OBP: 0.279, SLG: 0.293</p> <p>Joe Hesketh, R (7, 1) OBP: 1.000, SLG: 1.000</p> <p>Tim Burke, R (8, 1)</p> <p>Rex Hudler, R (9, PH) OBP: 0.333, SLG: 0.333</p>				<p>K</p>				<p>F8</p>	1 0 0 0 0 1 0	
									<p>1B</p>	1 0 0 0 0 0 2
									<p>1B</p>	0 0 0 0 0 0 0
									<p>1B</p>	1 0 1 0 0 0 0
									<p>1B</p>	0 0 0 0 0 0 0
									<p>1B</p>	0 0 0 0 0 0 0
									<p>1B</p>	1 0 1 0 0 0 0

AB R H RBI BB SO LOB

TOP

MONTREAL EXPOS

Montreal Expos @ Atlanta Braves
Atlanta-Fulton County Stadium, Atlanta, GA

Sun May 07 1989, 3:33 AM EDT
Att. 14,278 - Unknown

livebaseballscorecards.com

AB 32
R 1
H 6
RBI 1
BB 5
SO 9
LOB 10

WP: 0 PA: 38
PB: 0
SB: 0
CS: 1

1B: 3 SF: 0
2B: 3 SAC: 0
3B: 0 DP: 0
HR: 0 HBP: 0

<p>Inning Stats</p> <p>R: 0 H: 0 E: 0 LOB: 1 K: 2 BB: 1 S: 8 P: 15</p>	<p>R: 0 H: 1 E: 0 LOB: 0 K: 0 BB: 0 S: 10 P: 16</p>	<p>R: 0 H: 0 E: 0 LOB: 0 K: 1 BB: 0 S: 6 P: 10</p>	<p>R: 0 H: 0 E: 0 LOB: 0 K: 2 BB: 0 S: 8 P: 10</p>	<p>R: 0 H: 1 E: 0 LOB: 2 K: 1 BB: 1 S: 9 P: 17</p>	<p>R: 0 H: 0 E: 0 LOB: 1 K: 2 BB: 1 S: 10 P: 19</p>	<p>R: 0 H: 1 E: 0 LOB: 3 K: 0 BB: 2 S: 9 P: 21</p>	<p>R: 1 H: 2 E: 0 LOB: 1 K: 0 BB: 0 S: 8 P: 15</p>	<p>R: 0 H: 1 E: 0 LOB: 1 K: 1 BB: 0 S: 11 P: 17</p>	<p>1B: 3 SF: 0 2B: 3 SAC: 0 3B: 0 DP: 0 HR: 0 HBP: 0</p>	<p>WP: 0 PA: 38 PB: 0 SB: 0 CS: 1</p>
<p>PITCHER</p> <p>Pete Smith, R (1, 1) ERA: 4.62</p> <p>Joe Boever, R (8, 1) ERA: 3.5</p>	<p>IP WLS BF H R ER SO BB IBB HBP BLK WP HR S P ERA WHIP</p> <p>7.0 W 28 3 0 0 8 5 0 0 0 0 0 0 60 108 0.00 1.143</p> <p>2.0 9 3 1 1 1 0 0 0 0 0 0 0 19 32 4.50 1.500</p>	<p>PITCHER</p> <p>IP WLS BF H R ER SO BB IBB HBP BLK WP HR S P ERA WHIP</p>								

Batter	1	2	3	4	5	6	7	8	9	AB	R	H	RBI	BB	SO	LOB	BOTTOM		
Ron Gant, R OBP: 0.265, SLG: 0.387 (1, 5)	E5 FC5-4 BB		SH 1B BB			K		FC1-6-4 2B 1-2f SF9-3-5		4	2	0	0	1	2	3			
Lonnie Smith, R OBP: 0.469, SLG: 0.544 (1, 7)	FC5-4 BB		SH 1B BB	K2 BB		F7		FC1-6-4 2B 1-3 SF9-3-5		2	1	1	0	3	0	0			
Jeff Blausler, R OBP: 0.268, SLG: 0.372 (1, 4)	FC5-4 1-2f 2-3		SH 1B 1-2 2-3	K2 BB		K		SF9-3-5 2-3 3-H		3	1	0	1	0	2	3			
Dale Murphy, R OBP: 0.293, SLG: 0.382 (1, 8)	K		K	E WP BB		1B				3	0	1	0	1	2	5			
Andres Thomas, R OBP: 0.274, SLG: 0.320 (1, 6)	G4-3		1B 3B 1B 1-3 2-H 3-H	E5 1-3		P4				4	1	1	2	0	0	4			
Geronimo Berroa, R OBP: 0.308, SLG: 0.280 (1, 9)		FC6-4 1B	WP 3B 1B 1-3 3-H	F8				G6-3		4	1	2	1	0	0	2			
John Russell, R OBP: 0.161, SLG: 0.161 (1, 3) Joe Boever, R (8, 1)	F7		P3	SH2-3 1B				F7		4	0	1	0	0	0	3			
Bruce Benedict, R OBP: 0.222, SLG: 0.160 (1, 2)	F8		3B IBB	L5				G6-3		3	1	0	0	1	0	2			
Pete Smith, R OBP: 0.273, SLG: 0.333 (1, 1) Gerald Perry, L OBP: 0.400, SLG: 0.406 (8, 3)	FC6-4 1-2f		3B	SH2-3 1-2				FC1-6-4 BB		2	0	1	3	0	0	1			
Inning Stats	R: 0 E: 1 K: 1 S: 14	H: 0 LOB: 2 BB: 1 P: 21	R: 0 E: 0 K: 0 S: 11	H: 1 LOB: 1 BB: 0 P: 18	R: 6 E: 0 K: 2 S: 27	H: 3 LOB: 1 BB: 3 P: 46	R: 0 E: 1 K: 1 S: 9	H: 0 LOB: 2 BB: 2 P: 21	R: 0 E: 0 K: 1 S: 8	H: 1 LOB: 1 BB: 0 P: 9	R: 0 E: 0 K: 1 S: 9	H: 0 LOB: 0 BB: 0 P: 7	R: 1 E: 0 K: 0 S: 9	H: 1 LOB: 0 BB: 1 P: 20	1B: 5 2B: 3 3B: 1 HR: 0	SF: 1 SAC: 2 DP: 2 HBP: 0	WP: 2 PB: 0 SB: 1 CS: 0	PA: 39	
PITCHER	IP	WLS	BF	H	R	ER	SO	BB	IBB	HBP	BLK	WP	HR	S	P	ERA	WHIP		
Randy Johnson, L ERA: 6.67 (1, 1)	4.0	L	24	4	6	6	4	5	1	0	0	2	0	61	106	13.50	2.250		
Andy McGaffigan, R ERA: 4.34 (5, 1)	2.0		8	2	0	0	2	0	0	0	0	0	0	17	25	0.00	1.000		
Joe Hesketh, L ERA: 9.6 (7, 1)	1.0		3	0	0	0	0	0	0	0	0	0	0	6	7	0.00	0.000		
Tim Burke, R ERA: 5.09 (8, 1)	1.0		4	1	1	1	0	1	0	0	0	0	0	9	20	9.00	2.000		

Montreal Expos @ Atlanta Braves
Atlanta-Fulton County Stadium, Atlanta, GA

Sun May 07 1989, 3:33 AM EDT
Att. 14,278 - Unknown

livebaseballscorecards.com

AB	29
R	7
H	7
RBI	7
BB	7
SO	6
LOB	23



Batter	1	2	3	4	5	6	7	8	9	AB R H RBI BB SO LOB	TOP																
Ron Gant, R OBP: 0.254, SLG: 0.369 (1, 5)	2-1 6-3		3-2 4-3 1-3 2-H	1-0 P9			0-1 F7		2-3 K	5 0 0 1 0 1 3																	
Lonnie Smith, R OBP: 0.473, SLG: 0.534 (1, 7)	4-1 FC4-6 BB		4-2 BB		3-2 L8			3-3 K	4-1 2B BB	2 1 0 0 3 1 0																	
Gerald Perry, L OBP: 0.392, SLG: 0.390 (1, 3)	2-0 FC4-6 1-2f		1-3 K		0-3 K			1-2 S 1B HBP	2-2 F7	4 1 0 0 0 2 4																	
Dale Murphy, R OBP: 0.297, SLG: 0.386 (1, 8)	2-3 K		3-2 L8		3-3 K			1-1 SAFE 1B BB	3-1 2B	4 0 1 1 1 2 3																	
Andres Thomas, R OBP: 0.275, SLG: 0.314 Jeff Treadway, L OBP: 0.286, SLG: 0.342 (1, 6) (6, 4)		0-2 P4		4-1 E S SF8 BB		1-3 K		1-1 1B 1B	1-2 F9	2 1 0 0 1 1 0 2 1 1 1 0 0 1																	
Jody Davis, R OBP: 0.243, SLG: 0.242 (1, 2)		1-0 P2		3-2 F2		1-0 F7		1-2 1B 1B		4 1 1 0 0 0 1																	
Geronimo Berroa, R OBP: 0.310, SLG: 0.259 Dion James, L OBP: 0.354, SLG: 0.316 (1, 9) (8, PH) (8, 9)		2-1 F9		4-1 29 1B BB		1-1 G5-3		1-0 E9 1B 1B		2 0 0 0 1 0 0 1 1 1 1 0 0 0																	
Jeff Blauser, R OBP: 0.279, SLG: 0.395 (1, 4) (6, 6)			3-2 WP 4-3 2B		0-0 SF8		1-3 K	1-2 1B		3 1 2 2 0 1 0																	
29 John Smoltz, R OBP: 0.444, SLG: 0.643 (1, 1)			4-2 4-3 WP BB		2-2 1B		1-1 F9	2-2 6-3		3 0 1 0 1 0 1																	
Inning Stats	R: 0 E: 0 K: 1 S: 7	H: 0 LOB: 1 BB: 1 P: 17	R: 0 E: 0 K: 0 S: 6	H: 0 LOB: 0 BB: 0 P: 9	R: 1 E: 0 K: 1 S: 19	H: 1 LOB: 2 BB: 2 P: 37	R: 1 E: 0 K: 0 S: 10	H: 1 LOB: 2 BB: 2 P: 24	R: 0 E: 0 K: 2 S: 9	H: 0 LOB: 0 BB: 0 P: 15	R: 0 E: 0 K: 1 S: 6	H: 0 LOB: 0 BB: 0 P: 9	R: 0 E: 0 K: 1 S: 7	H: 0 LOB: 0 BB: 0 P: 9	R: 4 E: 1 K: 1 S: 19	H: 4 LOB: 1 BB: 1 P: 34	R: 1 E: 0 K: 1 S: 14	H: 1 LOB: 1 BB: 1 P: 26	1B: 5 2B: 2 3B: 0 HR: 0	SF: 1 SAC: 0 DP: 0 HBP: 1	WP: 1 PB: 0 SB: 3 CS: 0	PA: 41					
PITCHER	IP	WLS	BF	H	R	ER	SO	BB	IBB	HBP	BLK	WP	HR	S	P	ERA	WHIP										
Don Carman, L ERA: 4.89 (1, 1)	7.1	L	30	2	3	3	7	5	0	1	0	1	0	70	130	3.68	0.955										
Todd Frohwrth, R ERA: 4.5 (8, 1)	0.0		1	0	0	0	0	1	0	0	0	0	0	1	5	∞	∞										
Gordon Dillard, L ERA: 6.75 (8, 1)	0.0		1	1	0	0	0	0	0	0	0	0	0	2	3	∞	∞										
Greg Harris, R ERA: 2.78 (8, 1)	1.2		9	4	4	3	1	1	0	0	0	0	0	24	42	16.20	3.000										

Atlanta Braves @ Philadelphia Phillies
Veterans Stadium, Philadelphia, PA
Tue May 09 1989, 7:05 PM EDT
Att: 11,544 - Unknown

livebaseballscorecards.com

AB	32
R	7
H	7
RBI	6
BB	7
SO	8
LOB	13



Batter	1	2	3	4	5	6	7	8	9	AB	R	H	RBI	BB	SO	LOB						
Juan Samuel, R OBP: 0.263, SLG: 0.411 (1, 8) C X	0-1 1B SF7 1B		0-3 K2-3			1-3 K		2-2 F8		4	1	1	0	0	2	1						
Tom Herr, S OBP: 0.391, SLG: 0.407 (1, 4) 1 SAFE 1 SAFE C 1 SAFE P X	1-1 1-3 1B		1-3 K			0-1 4-3		2-2 5-3 1-2		4	0	1	0	0	1	1						
Von Hayes, L OBP: 0.465, SLG: 0.643 (1, 9) F X	0-1 SF7 3-H				1-2 G6-3	2-3 K		1-0 P5		3	0	0	1	0	1	1						
Mike Schmidt, R OBP: 0.331, SLG: 0.491 (1, 5) B X	1-0 F9			0-1 L7			0-1 E 1B 1B		2-0 G5-4-3 1B	4	0	2	0	0	0	1						
Darren Daulton, L OBP: 0.312, SLG: 0.493 (1, 2) B B X	2-0 P3			0-1 P4			1-0 L4		1-0 F7	4	0	0	0	0	0	3						
Ricky Jordan, R OBP: 0.275, SLG: 0.316 (1, 3) F X			0-1 F9		1-1 E FC4 FC4-6 1B		0-2 E6 1-2 1B		1-0 G5-4-3 1-2f	4	1	1	0	0	0	2						
Dwayne Murphy, L OBP: 0.400, SLG: 0.353 (1, 7) G BB C C C C			2-3 K		1-0 FC4 1-3 FC4-6		0-0 F8			3	0	0	0	0	1	3						
Steve Jeltz, S OBP: 0.405, SLG: 0.406 (1, 6) F B X			1-1 G5-3		2-2 FC4-6 1-2f 3-H G1-6-3		1-1 G1-6-3 1-2 2-H 1B			3	0	1	1	0	0	1						
Don Carman, L (1, 1) M S B T H S			1-3 K		0-0 G1-6-3 1-2f			4-2 5-3 BB		2	0	0	0	0	1	1						
Todd Frohwirth, R (8, 1)										0	0	0	0	0	0	0						
Gordon Dillard, L (8, 1)										0	0	0	0	0	0	0						
Greg Harris, S (8, 1)										0	0	0	0	0	0	0						
Curt Ford, L OBP: 0.185, SLG: 0.120 (8, 7)										0	0	0	0	1	0	0						
Inning Stats	R: 1 E: 0 K: 0 S: 9	H: 2 LOB: 1 BB: 0 P: 12	R: 0 E: 0 K: 1 S: 8	H: 0 LOB: 0 BB: 0 P: 11	R: 0 E: 0 K: 3 S: 12	H: 0 LOB: 0 BB: 0 P: 14	R: 0 E: 0 K: 0 S: 7	H: 0 LOB: 0 BB: 0 P: 8	R: 1 E: 1 K: 0 S: 7	H: 1 LOB: 0 BB: 0 P: 11	R: 0 E: 0 K: 2 S: 8	H: 0 LOB: 0 BB: 0 P: 11	R: 0 E: 1 K: 0 S: 9	H: 2 LOB: 2 BB: 0 P: 11	R: 0 E: 0 K: 0 S: 12	H: 0 LOB: 1 BB: 1 P: 21	R: 0 E: 0 K: 0 S: 3	H: 1 LOB: 0 BB: 0 P: 7	1B: 6 2B: 0 3B: 0 HR: 0	SF: 1 SAC: 0 DP: 2 HBP: 0	WP: 0 PB: 0 SB: 0 CS: 0	PA: 33
PITCHER 29 John Smoltz, R ERA: 2.68 (1, 1)	IP 9.0 WLS W BF 33 H 6 R 2 ER 1 SO 6	BB 1 IBB 0 HBP 0 BLK 0	WP 0 HR 0 S 75 P 106 ERA 1.00 WHIP 0.778						PITCHER IP 9.0 WLS W BF 33 H 6 R 2 ER 1 SO 6	BB 1 IBB 0 HBP 0 BLK 0	WP 0 HR 0 S 75 P 106 ERA 1.00 WHIP 0.778											

Atlanta Braves @ Philadelphia Phillies
Veterans Stadium, Philadelphia, PA

Tue May 09 1989, 7:05 PM EDT
Att. 11,544 - Unknown

livebaseballscores.com

AB 31
R 2
H 6
RBI 2
BB 1
SO 6
LOB 14



Batter	1	2	3	4	5	6	7	8	9	AB R H RBI BB SO LOB	TOP																									
Ron Gant, R (1, 5) OBP: 0.266, SLG: 0.388	0-3 K		0-0 CS 1B		0-0 F8 2B	0-0 SF8		0-0 1B BB 1B	0-0 F8	5 2 3 2 0 1 0																										
Lonnie Smith, R (1, 7) OBP: 0.484, SLG: 0.575	0-0 6-3 2B		0-0 4-3 1B		1-0 2B HBP	0-0 HR		0-0 F8		4 3 3 1 0 0 2																										
Gerald Perry, L (1, 3) OBP: 0.385, SLG: 0.376	0-0 6-3 2-3		0-0 4-3 1-3		0-0 F8 2-3	0-0 F9		4-0 BB 1B IBB		4 0 0 0 1 0 4																										
Dale Murphy, R (1, 8) OBP: 0.294, SLG: 0.386	0-0 3-H 2B		0-3 K		0-3 K 1-2		0-3 K	0-3 K		5 0 1 1 0 4 6																										
Andres Thomas, R (1, 6) OBP: 0.289, SLG: 0.336	0-0 6-3			0-0 1-3	0-0 2B 2-H 3-H		0-0 1B 1B	0-0 BB 1B 1-2 2-3 3-H		5 0 3 3 0 0 1																										
Dion James, L (1, 9) OBP: 0.386, SLG: 0.333		0-0 6-4-3 1B		0-3 K	4-0 IBB		0-0 1B G5-4-3	4-0 BB		3 0 2 1 2 1 0																										
Jody Davis, R (1, 2) OBP: 0.241, SLG: 0.240		0-0 P3		0-0 1B 1B	0-3 K		0-0 G5-4-3 1-2	0-0 F9		5 0 1 0 0 1 8																										
Jeff Treadway, L (1, 4) OBP: 0.305, SLG: 0.397		0-0 6-4-3 1-2		0-0 1B 1B		0-0 SF8 3B		0-0 1B 2B	0-3 K	5 2 3 0 0 1 1																										
Tom Glavine, L (1, 1) OBP: 0.250, SLG: 0.217		0-0 5-3		0-0 1B 1-2 2-H	0-0 5-3		0-0 5-3	0-0 F8 1B 1B	0-0 6-3	5 1 2 0 0 0 2																										
Inning Stats	R: 1 E: 0 K: 1 S: 7	H: 2 LOB: 1 BB: 0 P: 7	R: 0 E: 0 K: 0 S: 4	H: 1 LOB: 1 BB: 0 P: 4	R: 0 E: 0 K: 1 S: 6	H: 2 LOB: 1 BB: 0 P: 6	R: 0 E: 0 K: 1 S: 7	H: 3 LOB: 2 BB: 0 P: 7	R: 2 E: 0 K: 2 S: 9	H: 2 LOB: 2 BB: 1 P: 14	R: 2 E: 0 K: 0 S: 5	H: 2 LOB: 0 BB: 0 P: 5	R: 0 E: 0 K: 1 S: 6	H: 2 LOB: 1 BB: 0 P: 6	R: 3 E: 0 K: 1 S: 9	H: 4 LOB: 3 BB: 2 P: 17	R: 0 E: 0 K: 1 S: 5	H: 0 LOB: 0 BB: 0 P: 5	1B: 11 2B: 5 3B: 1 HR: 1	SF: 1 SAC: 0 DP: 1 HBP: 1	WP: 0 PB: 0 SB: 2 CS: 1	PA: 46														
PITCHER	IP WLS BF H R ER SO BB IBB HBP BLK WP HR S P ERA WHIP																																			
Mike Maddux, R (1, 1) ERA: 4.06	5.0		25	10	3	3	5	0	1	1	0	0	0	33	38	5.40	2.000																			
Randy O'Neal, R (6, 1) ERA: 4.91	2.0	L	9	4	2	2	1	0	0	0	0	0	1	11	11	9.00	2.000																			
Greg Harris, R (8, 1) ERA: 3.86	0.2		8	4	3	3	1	1	1	0	0	0	0	8	16	40.50	7.500																			
Steve Bedrosian, R (8, 1) ERA: 3.0	1.1		4	0	0	0	1	0	0	0	0	0	0	6	6	0.00	0.000																			

Atlanta Braves @ Philadelphia Phillies
Veterans Stadium, Philadelphia, PA
Thu May 11 1989, 7:05 PM EDT
Att. 14,841 - Unknown - 52 F

livebaseballscorecards.com

AB 41
R 8
H 18
RBI 8
BB 3
SO 8
LOB 24



Batter	1	2	3	4	5	6	7	8	9	AB R H RBI BB SO LOB
Juan Samuel, R OBP: 0.259, SLG: 0.410 (1, 8)	0-0 3-1		0-0 WP 1B 2B		0-0 6-3		0-0 E5		0-0 FC6-4 1-2f	5 1 1 0 0 0 2
Tom Herr, S OBP: 0.387, SLG: 0.397 (1, 4)	0-0 L8		4-0 BB BB BB 1B BB		0-0 F8		0-0 5-3			3 1 0 0 1 0 1
Von Hayes, L OBP: 0.459, SLG: 0.627 (1, 9)	0-0 FC5-4 1B		0-0 G3 1-2		0-0 1-3			0-0 G3		4 0 1 0 0 0 2
Mike Schmidt, R OBP: 0.328, SLG: 0.482 (1, 5)	0-0 FC5-4 1-2f		0-0 2-H 3-H 1B			0-0 5-3		0-3 K		4 0 1 2 0 1 1
Chris James, R OBP: 0.274, SLG: 0.357 (1, 7)		0-0 L7	0-0 F8		0-0 2-3 1B			0-0 6-3		4 0 1 0 0 0 1
Ricky Jordan, R OBP: 0.286, SLG: 0.325 (1, 3)		0-0 2B 1B	0-0 F7		0-0 2-3			0-0 FC4-6 1B 1B		4 1 2 0 0 0 2
Dickie Thon, R OBP: 0.300, SLG: 0.288 (1, 6)		0-0 1-H 2B		0-3 K		0-0 F8		0-0 FC4-6 1B 1B		4 0 2 1 0 1 1
Steve Lake, R OBP: 0.283, SLG: 0.238 (1, 2)		0-0 F9		0-0 F4			0-0 G3		0-0 P2	4 0 0 0 0 0 3
Mike Maddux, L Randy O'Neal, R Bob Dernier, R Greg Harris, S Steve Bedrosian, R Steve Jeltz, S		0-0 G3		0-0 5-3			0-0 F9		0-0 FC4-6 FC6-4 1-2f 2-3	2 0 0 0 0 0 0 1 0 0 0 0 0 0 0 0 1 0 1 0 0 0 0 0 0 2

Inning Stats	R: 0 E: 0 K: 0 S: 4	H: 1 LOB: 1 BB: 0 P: 4	R: 1 E: 0 K: 0 S: 5	H: 2 LOB: 1 BB: 0 P: 5	R: 2 E: 0 K: 0 S: 5	H: 2 LOB: 1 BB: 1 P: 9	R: 0 E: 0 K: 1 S: 5	H: 0 LOB: 0 BB: 0 P: 5	R: 0 E: 0 K: 0 S: 3	H: 0 LOB: 0 BB: 0 P: 3	R: 0 E: 0 K: 0 S: 4	H: 1 LOB: 1 BB: 0 P: 4	R: 0 E: 1 K: 0 S: 4	H: 0 LOB: 1 BB: 0 P: 4	R: 0 E: 0 K: 1 S: 5	H: 0 LOB: 0 BB: 0 P: 5	R: 0 E: 0 K: 0 S: 5	H: 2 LOB: 2 BB: 0 P: 5	1B: 6 2B: 2 3B: 0 HR: 0	SF: 0 SAC: 0 DP: 0 HBP: 0	WP: 1 PB: 0 SB: 0 CS: 0	PA: 37
PITCHER Tom Glavine, L ERA: 2.09 (1, 1)	IP 9.0	WLS W	BF 37	H 8	R 3	ER 3	SO 2	BB 1	IBB 0	HBP 0	BLK 0	WP 1	HR 0	S 40	P 44	ERA 3.00	WHIP 1.000					
PITCHER	IP	WLS	BF	H	R	ER	SO	BB	IBB	HBP	BLK	WP	HR	S	P	ERA	WHIP					

BOTTOM

Atlanta Braves @ Philadelphia Phillies
Veterans Stadium, Philadelphia, PA

Thu May 11 1989, 7:05 PM EDT
Att: 14,841 - Unknown - 52 F

livebaseballscorecards.com

AB	36
R	3
H	8
RBI	3
BB	1
SO	2
LOB	16



Batter	1	2	3	4	5	6	7	8	9	AB R H RBI BB SO LOB	TOP																								
Ron Gant, R OBP: 0.265, SLG: 0.378 (1, 5) X	0-0 P3		4-0 S BB			X 0-0 2-3		X 0-0 1-3		3 0 0 0 1 0 1																									
Lonnie Smith, R OBP: 0.471, SLG: 0.556 (1, 7) S S S	0-3 K		X 0-0 F9			X 0-0 F9		X 0-0 F8		4 0 0 0 0 1 2																									
Gerald Perry, L OBP: 0.381, SLG: 0.366 (1, 3) B B B	4-0 CS BB			X 0-0 1-3		X 0-3 K			X 0-0 F7	3 0 0 0 1 1 1																									
Dale Murphy, R OBP: 0.299, SLG: 0.397 (1, 8) X	0-0 CS 1-2	X 0-0 F9 2B		X 0-0 4-3		X 0-0 4-3		X 0-0 1B		4 0 2 0 0 0 0																									
Andres Thomas, R OBP: 0.288, SLG: 0.333 (1, 6) X			X 0-0 F9		X 0-0 6-3		X 0-0 HR 1B		X 0-0 L6	4 1 1 0 0 0 2																									
Jody Davis, R OBP: 0.241, SLG: 0.269 (1, 2) X			X 0-0 F9 2-3		X 0-0 F8		X 0-0 1-H HR		X 0-0 F8	4 1 1 2 0 0 2																									
John Russell, R OBP: 0.147, SLG: 0.147 (1, 9) S S S			X 0-3 K		X 0-0 5-3		X 0-3 K			3 0 0 0 0 2 1																									
Jeff Blauser, R OBP: 0.270, SLG: 0.381 (1, 4) S S S			X 0-3 K		X 0-0 P6		X 0-0 5-3			3 0 0 0 0 1 0																									
Zane Smith, L OBP: 0.154, SLG: 0.154 (1, 1) X			X 0-0 F7			X 0-0 F9 2-3 1B		X 0-0 P6		1 0 0 0 0 0 0																									
Jim Acker, R (4, 1)										0 0 0 0 0 0 0																									
Geronimo Berros, R OBP: 0.853, SLG: 0.286 (6, PH)										1 0 1 0 0 0 0																									
Charlie Puleo, R (6, 1)										0 0 0 0 0 0 0																									
Bruce Benedict, R OBP: 0.214, SLG: 0.154 (8, PH)										1 0 0 0 0 0 0																									
Paul Assenmacher, L (8, 1)										0 0 0 0 0 0 0																									
Inning Stats	R: 0 E: 0 K: 1 S: 4 H: 0 LOB: 0 BB: 1 P: 8	R: 0 E: 0 K: 1 S: 6 H: 1 LOB: 1 BB: 0 P: 6	R: 0 E: 0 K: 1 S: 5 H: 0 LOB: 1 BB: 1 P: 9	R: 0 E: 0 K: 0 S: 3 H: 0 LOB: 0 BB: 0 P: 3	R: 0 E: 0 K: 0 S: 3 H: 0 LOB: 0 BB: 0 P: 3	R: 0 E: 0 K: 1 S: 6 H: 1 LOB: 1 BB: 0 P: 6	R: 2 E: 0 K: 1 S: 7 H: 2 LOB: 0 BB: 0 P: 7	R: 0 E: 0 K: 0 S: 3 H: 0 LOB: 0 BB: 0 P: 3	R: 0 E: 0 K: 0 S: 4 H: 1 LOB: 1 BB: 0 P: 4	1B: 3 2B: 1 3B: 0 HR: 1 SF: 0 SAC: 0 DP: 0 HBP: 0	WP: 0 PB: 0 SB: 1 CS: 1 PA: 34																								
PITCHER John Smiley, L ERA: 2.17 (1, 1)	IP 9.0	WLS W	BF 33	H 5	R 2	ER 2	SO 5	BB 2	IBB 0	HBP 0	BLK 0	WP 0	HR 1	S 41	P 49	ERA 2.00	WHIP 0.778	PITCHER	IP 9.0	WLS W	BF 33	H 5	R 2	ER 2	SO 5	BB 2	IBB 0	HBP 0	BLK 0	WP 0	HR 1	S 41	P 49	ERA 2.00	WHIP 0.778

Atlanta Braves @ Pittsburgh Pirates
 Three Rivers Stadium, Pittsburgh, PA
 Fri May 12 1989, 7:05 PM EDT
 Att: 13,378 - Unknown

livebaseballscorecards.com

AB	31
R	2
H	5
RBI	2
BB	2
SO	5
LOB	9



BOTTOM

Atlanta Braves @ Pittsburgh Pirates
Three Rivers Stadium, Pittsburgh, PA
Fri May 12 1989, 7:05 PM EDT
Att. 13,378 - Unknown

livebaseballscores.com

AB 34
R 10
H 11
RBI 8
BB 2
SO 6
LOB 11



WP: 1 PA: 38
PB: 0
SB: 0
CS: 0

AB R H RBI BB SO LOB

4 1 2 0 1 0 1

5 2 2 1 0 0 3

3 1 0 1 0 0 2

4 2 3 3 0 1 1

4 1 1 2 0 0 1

3 0 1 1 0 1 0
1 0 0 0 0 0 0

4 1 1 0 0 2 1

3 2 1 0 1 0 0

3 0 0 0 0 2 2

1B: 7 SF: 1
2B: 3 SAC: 1
3B: 0 DP: 1
HR: 1 HBP: 0

Batter	1	2	3	4	5	6	7	8	9
Barry Bonds, L (1, 7) OBP: 0.350, SLG: 0.488	4-0 FC4-6 BB		0-0 4-3	0-0 1B 1B		0-0 F7		0-0 G6-4-3 1B	
Jose Lind, R (1, 4) OBP: 0.280, SLG: 0.289	0-0 FC4-6 4-3 1-2f		0-0 E 1B 2B	0-0 1B WP 1B		0-0 F9		0-0 G6-4-3 1-2f	
R.J. Reynolds, S (1, 8) OBP: 0.304, SLG: 0.418	0-0 4-3 1-2		0-0 E5 1B 2B	0-0 SF7			0-0 1-3		
Bobby Bonilla, S (1, 5) OBP: 0.353, SLG: 0.460	0-3 K		0-0 1-2 2B 1B	0-0 1-3 2-H 1B			0-0 HR		
Glenn Wilson, R (1, 9) OBP: 0.311, SLG: 0.438		0-0 L5	0-0 1H 2-H 1B 2B	0-0 4-3			0-0 5-3		
Gary Redus, R (1, 3) OBP: 0.390, SLG: 0.333 Benny Distefano, L (7, PH) OBP: 0.303, SLG: 0.148 (8, 3)	0-3 K		0-0 2-H 1B		0-0 P3		0-0 F9		
Rey Quinones, R (1, 6) OBP: 0.203, SLG: 0.246	0-0 F8		0-3 K		0-3 K			0-0 E 2B	
Junior Ortiz, R (1, 2) OBP: 0.259, SLG: 0.212			0-0 4-3 SH1-4 2B 1B	0-0 1B SF7 BB	0-0 6-3		0-0 E3 FC1-6-4 2-H		
John Smiley, L (1, 1) OBP: 0.053, SLG: 0.053			0-0 SH1-4 1-2	0-3 K		0-3 K		0-0 FC1-6-4 1B 1-2f	

Inning Stats	R: 0	H: 0	E: 0	K: 1	S: 5	L: 0	LOB: 1	BB: 1	P: 9	R: 0	H: 0	E: 0	K: 1	S: 5	R: 5	H: 5	E: 1	K: 1	S: 11	R: 3	H: 3	E: 0	K: 1	S: 8	R: 0	H: 0	E: 0	K: 1	S: 5	R: 1	H: 1	E: 0	K: 0	S: 4	R: 1	H: 2	E: 1	K: 0	S: 5	R: 0	H: 0	E: 0	K: 1	S: 5	R: 0	H: 0	E: 0	K: 1	S: 5
--------------	------	------	------	------	------	------	--------	-------	------	------	------	------	------	------	------	------	------	------	-------	------	------	------	------	------	------	------	------	------	------	------	------	------	------	------	------	------	------	------	------	------	------	------	------	------	------	------	------	------	------

PITCHER	IP	WLS	BF	H	R	ER	SO	BB	IBB	HBP	BLK	WP	HR	S	P	ERA	WHIP
Zane Smith, L (1, 1) ERA: 4.95	3.1	L	20	7	8	4	4	2	0	0	0	0	0	26	34	10.80	2.700
Jim Acker, R (4, 1) ERA: 4.03	1.2		6	1	0	0	1	0	0	0	0	1	0	8	8	0.00	0.600
Charlie Puleo, R (6, 1) ERA: 6.17	2.0		7	1	1	1	1	0	0	0	0	0	1	9	9	4.50	0.500
Paul Assenmacher, L (8, 1) ERA: 1.42	1.0		5	2	1	1	0	0	0	0	0	0	0	5	5	9.00	2.000

Batter	1	2	3	4	5	6	7	8	9	AB R H RBI BB SO LOB	TOP											
Ron Gant, R (1, 5) OBP: 0.257, SLG: 0.366	1-1 G6-3			2-0 P3	1-1 FC5-4			0-0 G5-3		4 0 0 0 0 0 5												
Lonnie Smith, R (1, 7) OBP: 0.478, SLG: 0.594	3-1 G6-3			0-1 2B		2-0 G6-4-3 1B		0-1 HR		4 1 3 3 0 0 0												
Gerald Perry, L (1, 3) OBP: 0.371, SLG: 0.353	2-1 G6-3			2-1 P4		2-0 L7		0-2 G6-3		4 0 0 0 0 0 2												
Dale Murphy, R (1, 8) OBP: 0.298, SLG: 0.393		3-1 G5-4-3 1B		2-2 P4		0-0 G6-4-3		0-0 P3		4 0 1 0 0 0 2												
Andres Thomas, R (1, 6) OBP: 0.279, SLG: 0.322		0-0 G5-4-3			1-1 P6		0-0 G6-3		0-0 G6-3	4 0 0 0 0 0 1												
Dion James, L (1, 9) OBP: 0.378, SLG: 0.328		1-1 F9			1-1 BB 1B		2-0 L3		1-0 E1 1B	4 0 1 0 0 0 0												
Jeff Treadway, L (1, 4) OBP: 0.302, SLG: 0.390			2-3 K		0-0 BB 1B		2-2 F7		2-2 F9	4 0 1 0 0 1 1												
Bruce Benedict, R (1, 2) OBP: 0.250, SLG: 0.172			2-1 G6-3		4-0 FC5-4 BB			1-0 E5 G5-3 HR	2-2 1B	3 1 1 0 1 0 0												
Pete Smith, R (1, 1) OBP: 0.250, SLG: 0.300			2-3 K		3-3 K			4-2 HR	3-2 G1-3	1 0 0 0 0 0 1 0 0 0 0 0 0 0 0 0 0 0 0 0 0 0 0 0 1 0 0 0 0 0 1 3 0 0 0 0 0 0 0 0 0 0 1 0 0 1 0 0 0 0 0 0 0 0 0 0 1 0 0 0 0 0 0 2												
Charlie Puleo, R (3, 1)																						
Jim Acker, R (4, 1)																						
Terry Blocker, L (5, PH) OBP: 0.333, SLG: 0.250																						
José Alvarez, R (5, 1)																						
Darrell Evans, L (8, PH) OBP: 0.372, SLG: 0.543																						
Joe Boever, R (8, 1)																						
Geronimo Berros, R (9, PH) OBP: 0.320, SLG: 0.276																						
Inning Stats	R: 0 E: 0 K: 0 S: 6	H: 0 LOB: 0 BB: 0 P: 12	R: 0 E: 0 K: 0 S: 5	H: 1 LOB: 0 BB: 0 P: 9	R: 0 E: 0 K: 2 S: 10	H: 0 LOB: 0 BB: 0 P: 16	R: 0 E: 0 K: 0 S: 8	H: 1 LOB: 1 BB: 0 P: 14	R: 0 E: 0 K: 1 S: 11	H: 2 LOB: 3 BB: 1 P: 21	R: 0 E: 0 K: 0 S: 3	H: 1 LOB: 0 BB: 0 P: 7	R: 0 E: 0 K: 0 S: 5	H: 0 LOB: 0 BB: 0 P: 9	R: 3 E: 1 K: 0 S: 13	H: 1 LOB: 0 BB: 1 P: 18	R: 0 E: 1 K: 0 S: 12	H: 1 LOB: 2 BB: 0 P: 20	1B: 5 2B: 1 3B: 0 HR: 1	SF: 0 SAC: 0 DP: 2 HBP: 0	WP: 0 PB: 0 SB: 0 CS: 0	PA: 36
PITCHER	IP WLS BF H R ER SO BB IBB HBP BLK WP HR S P ERA WHIP																					
Bob Walk, R (1, 1) ERA: 3.47	7.1 W 29 6 3 2 3 2 0 0 0 0 0 1 55 100 2.46 1.091																					
Bob Kipper, L (8, 1) ERA: 3.63	1.1 6 1 0 0 0 0 0 0 0 0 0 0 14 19 0.00 0.750																					
Jeff Robinson, R (9, 1) ERA: 4.02	0.1 1 0 0 0 0 0 0 0 0 0 0 0 4 7 0.00 0.000																					

Atlanta Braves @ Pittsburgh Pirates
 Three Rivers Stadium, Pittsburgh, PA
 Sat May 13 1989, 7:05 PM EDT
 Att: 15,828 - Unknown

livebaseballscorecards.com

AB 34
 R 3
 H 7
 RBI 3
 BB 2
 SO 3
 LOB 16



Batter	1	2	3	4	5	6	7	8	9	AB R H RBI BB SO LOB
Barry Bonds, L OBP: 0.345, SLG: 0.474 (1, 7)	1-3 K	4-1 BB	2-1 F9		3-3 K			0-2 F7		4 0 0 0 1 2 2
Jose Lind, R OBP: 0.277, SLG: 0.286 (1, 4)	2-1 F9	1-1 F7	0-1 FC6-4		2-0 F7			1-0 1B		5 0 1 0 0 0 5
R.J. Reynolds, S OBP: 0.308, SLG: 0.412 (1, 8)	3-3 K		1-1 WP BB 1B	4-2 F8 1B BB	3-1 G3			0-1 F9		4 2 1 0 1 1 1
Bobby Bonilla, S OBP: 0.355, SLG: 0.450 (1, 5)		4-1 BB S SF7 BB	4-2 BB WP SF7 BB	2-1 F8		0-0 F8		2-2 P4		3 2 0 0 2 0 2
Glenn Wilson, R OBP: 0.327, SLG: 0.440 (1, 9)		4-2 F9 BB 1B BB	4-2 1B BB 1B BB	0-2 1B BB 1B		0-0 F9				2 3 1 1 2 0 0
Benny Distefano, L OBP: 0.351, SLG: 0.143 (1, 3)		4-1 BB 1B BB	4-2 1B BB 1B BB	4-1 1B 1B BB		3-3 K				1 1 0 1 3 1 0
Rey Quinones, R OBP: 0.205, SLG: 0.254 (1, 6)		3-2 SF7	2-1 SF7	1-0 1B 1B		1-2 P6				2 0 1 2 0 0 0
Junior Ortiz, R OBP: 0.274, SLG: 0.232 (1, 2)		0-2 F9	2-2 F9 1B 1B	2-1 G5-4-3 1B		2-0 G6-3				4 0 2 1 0 0 2
Bob Walk, R OBP: 0.300, SLG: 0.400 Bob Kipper, R Jeff Robinson, R	1-1 BB 1B	1-1 FC6-4 1B	1-2 G5-4-3	0-0 G5-4-3		0-0 P3				4 0 2 3 0 0 3 0 0 0 0 0 0 0 0 0 0 0 0 0 0

Inning Stats	R: 0	H: 0	E: 0	K: 2	S: 8	LOB: 0	BB: 0	P: 14	R: 2	H: 1	E: 0	K: 0	S: 17	LOB: 3	BB: 4	P: 38	R: 4	H: 3	E: 0	K: 0	S: 21	LOB: 2	BB: 3	P: 41	R: 2	H: 3	E: 0	K: 0	S: 14	R: 0	H: 0	E: 0	K: 1	S: 6	LOB: 0	BB: 0	P: 9	R: 0	H: 0	E: 0	K: 0	S: 5	LOB: 0	BB: 0	P: 8	R: 0	H: 1	E: 0	K: 0	S: 11	LOB: 1	BB: 0	P: 13
1B: 8	SF: 2	2B: 0	SAC: 0	3B: 0	DP: 1	HR: 0	HBP: 0																																														

BOTTOM

Atlanta Braves @ Pittsburgh Pirates
Three Rivers Stadium, Pittsburgh, PA

livebaseballscores.com

AB	29
R	8
H	8
RBI	8
BB	9
SO	4
LOB	15



WP: 1	PA: 40
PB: 0	
SB: 3	
CS: 0	

PITCHER	IP	WLS	BF	H	R	ER	SO	BB	IBB	HBP	BLK	WP	HR	S	P	ERA	WHIP
Pete Smith, R ERA: 5.54 (1, 1)	2.0	L	14	2	5	5	2	6	0	0	0	1	0	32	68	22.50	4.000
Charlie Puleo, R ERA: 7.62 (3, 1)	1.1		11	4	3	3	0	3	0	0	0	0	0	25	47	20.25	5.250
Jim Acker, R ERA: 3.91 (4, 1)	0.2		2	1	0	0	0	0	0	0	0	0	0	3	5	0.00	1.500
José Álvarez, R ERA: 1.5 (5, 1)	3.0		9	0	0	0	2	0	0	0	0	0	0	19	33	0.00	0.000
Joe Boever, R ERA: 3.32 (8, 1)	1.0		4	1	0	0	0	0	0	0	0	0	0	11	13	0.00	1.000

Sat May 13 1989, 7:05 PM EDT
Att. 15,828 - Unknown

Atlanta Braves @ Pittsburgh Pirates
 Three Rivers Stadium, Pittsburgh, PA

Sun May 14 1989, 3:33 AM EDT
 Att. 11,403 - Unknown

livebaseballscorecards.com

AB	37
R	5
H	9
RBI	5
BB	2
SO	6
LOB	15



Batter	1	2	3	4	5	6	7	8	9	AB	R	H	RBI	BB	SO	LOB
Ron Gant, R (1, 5) OBP: 0.255, SLG: 0.359	2-3 K		3-3 K		1-0 1B		1-0 F8		1-3 K	5	0	1	2	0	3	1
Lonnie Smith, R (1, 7) OBP: 0.476, SLG: 0.583	3-2 G5-3		4-1 BB		2-0 F8		2-2 BLK 1B		2-0 G6-3	4	0	1	0	1	0	1
Gerald Perry, L (1, 3) OBP: 0.358, SLG: 0.339	2-0 P6		3-3 K		0-1 F7		3-2 L4		0-1 G4-3	5	0	0	0	0	1	4
Dale Murphy, R (1, 8) OBP: 0.297, SLG: 0.396		0-0 G4-3 2B		1-1 G6-3		0-2 F7		0-1 G5-3		4	0	1	0	0	0	0
Andres Thomas, R (1, 6) OBP: 0.286, SLG: 0.352		0-1 G5-3		1-2 P3		2-2 HR		2-1 2B 1B		4	2	2	1	0	0	1
Dion James, L (1, 9) OBP: 0.385, SLG: 0.343		0-0 G4-3		1-0 G3-1		4-2 BB		1-0 1B 2B		3	1	1	1	1	0	1
Jody Davis, R (1, 2) OBP: 0.250, SLG: 0.278		1-1 F7		0-1 2B 1B 1B		0-0 F7		1-2 1B		4	1	2	1	0	0	2
Jeff Treadway, L (1, 4) OBP: 0.300, SLG: 0.395		1-0 G1-3		2-2 1B 2B		2-0 F9		2-0 F8		4	1	1	0	0	0	2
29 John Smoltz, R (1, 1) OBP: 0.381, SLG: 0.529		0-1 E5 BB		1-3 K		0-0 F9		0-3 K		3	0	0	0	0	1	2
Geronimo Berroa, R (8, PH) OBP: 0.313, SLG: 0.267										1	0	0	0	0	1	1
José Álvarez, R (8, 1)										0	0	0	0	0	0	0
Paul Assenmacher, L (8, 1)										0	0	0	0	0	0	0
Joe Boever, R (9, 1)										0	0	0	0	0	0	0

Batter	1	2	3	4	5	6	7	8	9
Ron Gant, R (1, 5) OBP: 0.255, SLG: 0.359	2-3 K		3-3 K		1-0 1B		1-0 F8		1-3 K
Lonnie Smith, R (1, 7) OBP: 0.476, SLG: 0.583	3-2 G5-3		4-1 BB		2-0 F8		2-2 BLK 1B		2-0 G6-3
Gerald Perry, L (1, 3) OBP: 0.358, SLG: 0.339	2-0 P6		3-3 K		0-1 F7		3-2 L4		0-1 G4-3
Dale Murphy, R (1, 8) OBP: 0.297, SLG: 0.396		0-0 G4-3 2B		1-1 G6-3		0-2 F7		0-1 G5-3	
Andres Thomas, R (1, 6) OBP: 0.286, SLG: 0.352		0-1 G5-3		1-2 P3		2-2 HR		2-1 2B 1B	
Dion James, L (1, 9) OBP: 0.385, SLG: 0.343		0-0 G4-3		1-0 G3-1		4-2 BB		1-0 1B 2B	
Jody Davis, R (1, 2) OBP: 0.250, SLG: 0.278		1-1 F7		0-1 2B 1B 1B		0-0 F7		1-2 1B	
Jeff Treadway, L (1, 4) OBP: 0.300, SLG: 0.395		1-0 G1-3		2-2 1B 2B		2-0 F9		2-0 F8	
29 John Smoltz, R (1, 1) OBP: 0.381, SLG: 0.529		0-1 E5 BB		1-3 K		0-0 F9		0-3 K	

Inning Stats	R: 0	H: 0	E: 0	K: 1	S: 8	P: 15	R: 0	H: 1	E: 0	K: 0	S: 6	P: 7	R: 0	H: 0	E: 1	K: 2	S: 10	P: 21	R: 0	H: 0	E: 0	K: 0	S: 6	P: 9	R: 2	H: 3	E: 0	K: 1	S: 13	P: 18	R: 1	H: 1	E: 0	K: 0	S: 13	P: 20	R: 0	H: 1	E: 0	K: 0	S: 10	P: 15	R: 2	H: 3	E: 0	K: 1	S: 13	P: 19	R: 0	H: 0	E: 0	K: 1	S: 8	P: 11	1B: 5	2B: 3	3B: 0	HR: 1	SF: 0	SAC: 0	DP: 0	HBP: 0	WP: 0	PB: 0	SB: 0	CS: 0	PA: 39
--------------	------	------	------	------	------	-------	------	------	------	------	------	------	------	------	------	------	-------	-------	------	------	------	------	------	------	------	------	------	------	-------	-------	------	------	------	------	-------	-------	------	------	------	------	-------	-------	------	------	------	------	-------	-------	------	------	------	------	------	-------	-------	-------	-------	-------	-------	--------	-------	--------	-------	-------	-------	-------	--------

PITCHER	IP	WLS	BF	H	R	ER	SO	BB	IBB	HBP	BLK	WP	HR	S	P	ERA	WHIP
Doug Drabek, R (1, 1) ERA: 2.53	6.0	L	26	5	3	3	4	2	0	0	0	0	1	56	90	4.50	1.167
Logan Easley, R (7, 1) ERA: 6.14	1.1		8	4	2	2	0	0	0	0	1	0	0	19	28	13.50	3.000
Bob Kipper, L (8, 1) ERA: 3.5	0.2		2	0	0	0	1	0	0	0	0	0	0	4	6	0.00	0.000
Bill Landrum, R (9, 1) ERA:	1.0		3	0	0	0	1	0	0	0	0	0	0	8	11	0.00	0.000

Batter	1	2	3	4	5	6	7	8	9	AB	R	H	RBI	BB	SO	LOB	BOTTOM										
Barry Bonds, L (1, 7) OBP: 0.340, SLG: 0.460	2-2 F7		2-2 F8		4-2 G5-4-3 BB		0-2 F8	1-2 G3		4	0	0	0	1	0	4	Atlanta Braves @ Pittsburgh Pirates Three Rivers Stadium, Pittsburgh, PA Sun May 14 1989, 3:33 AM EDT Att. 11,403 - Unknown										
Jose Lind, R (1, 4) OBP: 0.275, SLG: 0.277	0-1 L9		2-2 F8		0-0 G5-4-3 1-2f		2-1 F9		4-1 BB	4	0	0	0	1	0	2											
R.J. Reynolds, S (1, 8) OBP: 0.313, SLG: 0.415 (9, 9)	0-3 K			1-2 G3-1		0-0 G4-3 E 2B	4-2 BB		0-1 F7	4	1	1	0	1	1	1											
Bobby Bonilla, S (1, 5) OBP: 0.349, SLG: 0.448		3-2 G4-3		0-0 BB 2B		1-2 G4-3	3-3 K		3-3 K	5	0	1	0	0	2	3											
Glenn Wilson, R (1, 9) OBP: 0.330, SLG: 0.432 (9, 3)		4-2 FC6-4 BB		3-3 K		1-0 E4 2B		0-1 BB HBP 1B	0-1 F8	4	1	1	0	1	1	2											
Benny Distefano, L (1, 3) OBP: 0.366, SLG: 0.194 (9, 2)		2-3 K		4-1 BB BB		1-1 1-H 2B		1-1 SAFE F7		3	0	1	1	1	1	2											
Rey Quinones, R (1, 6) OBP: 0.232, SLG: 0.250		2-1 FC6-4 1-2f		4-0 BB BB	1-2 2-3 BB	4-2 FC4-6 BB		4-2 BB HBP		1	0	0	0	2	0	1											
Tom Prince, R (1, 2) OBP: 0.173, SLG: 0.226 Andy Van Slyke, L (6, PH) OBP: 0.291, SLG: 0.345 Logan Easley, R (7, 1) Bob Kipper, R (8, 1) Sid Bream, L (8, PH) OBP: 0.382, SLG: 0.357 Bill Landrum, R (9, 1)			3-1 P3	0-1 P4		0-3 K		4-2 BB		2	0	0	0	0	0	3											
Doug Drabek, R (1, 1) OBP: 0.158, SLG: 0.111 Junior Ortiz, R (6, PH) OBP: 0.270, SLG: 0.228 (7, 2) John Cangelosi, S (8, PH) OBP: 0.317, SLG: 0.182 (9, 8)			1-0 BB		1-1 F7	0-2 FC4-6 1-2f		2-3 K		2	0	1	0	0	0	0											
Inning Stats	R: 0 E: 0 K: 1 S: 9	H: 0 LOB: 0 BB: 0 P: 11	R: 0 E: 0 K: 1 S: 12	H: 0 LOB: 1 BB: 1 P: 23	R: 0 E: 0 K: 1 S: 10	H: 1 LOB: 1 BB: 0 P: 18	R: 0 E: 0 K: 1 S: 13	H: 1 LOB: 3 BB: 2 P: 25	R: 0 E: 0 K: 0 S: 6	H: 0 LOB: 0 BB: 1 P: 11	R: 2 E: 1 K: 1 S: 16	H: 2 LOB: 2 BB: 1 P: 23	R: 0 E: 0 K: 1 S: 14	H: 0 LOB: 1 BB: 1 P: 22	R: 0 E: 0 K: 1 S: 15	H: 1 LOB: 3 BB: 1 P: 27			R: 0 E: 0 K: 1 S: 8	H: 0 LOB: 1 BB: 1 P: 15	1B: 2 2B: 3 3B: 0 HR: 0	SF: 0 SAC: 0 DP: 1 HBP: 1	WP: 0 PB: 0 SB: 0 CS: 0	PA: 41			
PITCHER	IP	WLS	BF	H	R	ER	SO	BB	IBB	HBP	BLK	WP	HR	S	P	ERA	WHIP										
29 John Smoltz, R (1, 1) ERA: 2.51	7.0	W	31	4	2	1	5	6	0	0	0	0	0	80	133	1.29	1.429										
José Álvarez, R (8, 1) ERA: 1.46	0.2		5	1	0	0	1	1	0	1	0	0	0	12	23	0.00	3.000										
Paul Assenmacher, L (8, 1) ERA: 1.38	0.1		1	0	0	0	0	0	0	0	0	0	0	3	4	0.00	0.000										
Joe Boever, R (9, 1) ERA: 3.15	1.0	S	4	0	0	0	1	1	0	0	0	0	0	8	15	0.00	1.000										

livebaseballscorecards.com

AB	32
R	2
H	5
RBI	1
BB	8
SO	7
LOB	25



Batter	1	2	3	4	5	6	7	8	9	AB R H RBI BB SO LOB	TOP	
Ron Gant, R (1, 5) OBP: 0.248, SLG: 0.348 Jim Acker, R (7, 1) Terry Blocker, L (9, PH) OBP: 0.300, SLG: 0.222	1-3 K		2-3 K		0-0 FC5		1-1 FC5-4		1-1 F7	4 0 0 0 0 2 5 0 0 0 0 0 0 0 1 0 0 0 0 0 2		
Lonnie Smith, R (1, 7) OBP: 0.465, SLG: 0.566	2-1 F9			0-0 F9		1-0 L9		2-2 F9		4 0 0 0 0 0 0		
Darrell Evans, L (1, 3) OBP: 0.340, SLG: 0.487	2-1 F8			3-2 L9		1-1 L9		2-1 F9		4 0 0 0 0 0 0		
Dale Murphy, R (1, 8) OBP: 0.302, SLG: 0.405		1-3 K		0-0 2B		2-1 F9		1-0 FC6-4 1B		4 0 2 0 0 1 0		
Andres Thomas, R (1, 6) OBP: 0.277, SLG: 0.341		1-3 K		3-2 G6-3			0-1 G4-3	2-1 FC6-4		4 0 0 0 0 1 2		
Dion James, L (1, 9) OBP: 0.402, SLG: 0.371		1-0 1B		4-1 G6-4-3 BB		2-0 E 2B		2-3 K		3 0 2 0 1 1 0		
Jody Davis, R (1, 2) OBP: 0.242, SLG: 0.268		2-3 K		0-0 G6-4-3 1-2f		2-3 K		0-3 K		4 0 0 0 0 3 3		
Jeff Treadway, L (1, 4) OBP: 0.309, SLG: 0.393			0-3 K		4-1 FC5 1B BB		1-0 E6 BB	2-1 1B 1B		3 0 1 0 1 1 1		
Derek Lilliquist, L (1, 1) OBP: 0.167, SLG: 0.167 Gerald Perry, L (7, PH) OBP: 0.367, SLG: 0.344			2-3 K		1-2 1B		4-2 FC5-4 BB	0-1 1B		2 0 1 0 0 1 0 1 0 1 0 1 0 0		
Inning Stats	R: 0 H: 0 E: 0 LOB: 0 K: 1 BB: 0 S: 7 P: 12	R: 0 H: 1 E: 0 LOB: 1 K: 3 BB: 0 S: 12 P: 16	R: 0 H: 0 E: 0 LOB: 0 K: 3 BB: 0 S: 9 P: 13	R: 0 H: 1 E: 0 LOB: 1 K: 0 BB: 0 S: 9 P: 15	R: 0 H: 1 E: 0 LOB: 2 K: 0 BB: 2 S: 7 P: 16	R: 0 H: 0 E: 0 LOB: 0 K: 0 BB: 0 S: 5 P: 9	R: 0 H: 1 E: 1 LOB: 3 K: 1 BB: 1 S: 12 P: 22	R: 0 H: 1 E: 0 LOB: 1 K: 0 BB: 0 S: 8 P: 15	R: 0 H: 2 E: 0 LOB: 2 K: 2 BB: 0 S: 12 P: 17	1B: 5 SF: 0 2B: 2 SAC: 0 3B: 0 DP: 1 HR: 0 HBP: 0	WP: 0 PA: 37 PB: 0 SB: 0 CS: 0	
PITCHER	IP WLS BF H R ER SO BB IBB HBP BLK WP HR S P ERA WHIP											
Mike Bielecki, R (1, 1) ERA: 1.05	7.0 W 28 4 0 0 8 3 0 0 0 0 0 0 61 103 0.00 1.000											
Calvin Schiraldi, R (8, 1) ERA: 3.04	2.0 9 3 0 0 2 0 0 0 0 0 0 0 20 32 0.00 1.500											

Atlanta Braves @ Chicago Cubs
Wrigley Field, Chicago, IL
Mon May 15 1989, 3:33 AM CDT
Att: 16,920 - Unknown

livebaseballscorecards.com

AB	34
R	0
H	7
RBI	0
BB	3
SO	10
LOB	13



Batter	1	2	3	4	5	6	7	8	9
Doug Dascenzo, S (1, 8)	G6-3 (3-2)	G4-3 (2-1)			P5 (0-0)		G4-3 (2-2)		
Domingo Ramos, R (1, 6) OBP: 0.286, SLG: 0.390	G6-3 (0-0)		G5-3 (0-0)		FC4-6 (1-0)			G4-6-3 (0-1)	
23 Ryne Sandberg, R (1, 4) OBP: 0.327, SLG: 0.380	F8 (1-1)		L8 (1-0)		FC4-6 (1-1)			P6 (0-1)	
Mark Grace, L (1, 3) OBP: 0.393, SLG: 0.400			K (1-3)			G1-3 (2-2)		G4-6-3 (0-0)	
Damon Berryhill, S (1, 2) OBP: 0.310, SLG: 0.410					G3-1 (1-1)		K (0-3)		
Lloyd McClendon, R (1, 7) OBP: 0.667, SLG: 1.667					G6-3 (2-2)				
Curtis Wilkerson, S (1, 5) OBP: 0.203, SLG: 0.345					F7 (1-1)				
Darrin Jackson, R (1, 9) OBP: 0.231, SLG: 0.208									
Mike Bielecki, R (1, 1)									
Phil Stephenson, L (7, PH) OBP: 0.190, SLG: 0.150									
Calvin Schiraldi, R (8, 1)									

Inning Stats	R: 0 E: 0 K: 0 S: 6	H: 0 LOB: 0 BB: 0 P: 10	R: 3 E: 1 K: 0 S: 13	H: 4 LOB: 1 BB: 0 P: 18	R: 0 E: 0 K: 1 S: 5	H: 0 LOB: 0 BB: 0 P: 7	R: 0 E: 0 K: 0 S: 7	H: 0 LOB: 0 BB: 0 P: 11	R: 1 E: 0 K: 0 S: 8	H: 1 LOB: 1 BB: 1 P: 15	R: 0 E: 0 K: 1 S: 9	H: 1 LOB: 1 BB: 0 P: 11	R: 0 E: 0 K: 1 S: 9	H: 0 LOB: 0 BB: 0 P: 15	R: 0 E: 0 K: 0 S: 5	H: 1 LOB: 0 BB: 0 P: 5
--------------	------------------------------	----------------------------------	-------------------------------	----------------------------------	------------------------------	---------------------------------	------------------------------	----------------------------------	------------------------------	----------------------------------	------------------------------	----------------------------------	------------------------------	----------------------------------	------------------------------	---------------------------------

PITCHER	IP	WLS	BF	H	R	ER	SO	BB	IBB	HBP	BLK	WP	HR	S	P	ERA	WHIP
Derek Lilliquist, L (1, 1) ERA: 3.71	6.0	L	25	6	4	4	2	1	0	0	0	0	1	48	72	6.00	1.167
Jim Acker, R (7, 1) ERA: 3.6	2.0		6	1	0	0	1	0	0	0	0	0	0	14	20	0.00	0.500

BOTTOM

Atlanta Braves @ Chicago Cubs
Wrigley Field, Chicago, IL
Mon May 15 1989, 3:33 AM CDT
Att. 16,920 - Unknown

livebaseballscorecards.com

AB	29
R	4
H	7
RBI	4
BB	1
SO	3
LOB	7



1B:	6	SF:	0	WP:	0	PA:	31
2B:	0	SAC:	1	PB:	0		
3B:	0	DP:	1	SB:	0		
HR:	1	HBP:	0	CS:	0		

Batter	1	2	3	4	5	6	7	8	9	AB R H RBI BB SO LOB	TOP									
Lonnie Smith, R (1, 7) OBP: 0.457, SLG: 0.550	2-1 L5		3-2 F9			0-0 F7	2-0 F9		4-2 BB	4 0 0 0 1 0 2										
Dion James, L (1, 9) OBP: 0.419, SLG: 0.384 John Russell, R (9, PH) OBP: 0.143, SLG: 0.143	0-1 G4-3			3-2 G6-4-3 1B		1-2 1B SF8 HBP		3-1 1B SF8 1B	3-3 K	3 2 2 0 0 0 0 1 0 0 0 0 1 2										
Gerald Perry, L (1, 3) OBP: 0.364, SLG: 0.341	0-3 K			0-2 P4		0-1 1B		1-3 K		4 0 1 0 0 2 2										
Dale Murphy, R (1, 8) OBP: 0.301, SLG: 0.404		1-0 G6-3		0-0 G6-4-3 1-2f		0-0 SF8		2-1 FC6-4 1B		3 0 1 1 0 0 1										
Darrell Evans, L (1, 5) OBP: 0.314, SLG: 0.452		2-1 P2			2-2 F7	2-3 K		2-0 SF8		3 0 0 1 0 1 1										
Andres Thomas, R (1, 6) OBP: 0.284, SLG: 0.377 José Álvarez, R (8, 1)		0-0 2B			2-0 HR		3-2 F9	2-2 FC6-4		4 1 2 1 0 0 1 0 0 0 0 0 0 0										
Jody Davis, R (1, 2) OBP: 0.242, SLG: 0.261		0-0 G6-3			0-0 F7		4-1 1B BB		2-3 K	3 0 0 0 1 1 1										
Jeff Treadway, L (1, 4) OBP: 0.327, SLG: 0.402			0-0 L4		4-1 BB		2-0 1B		0-0 BB 1B	3 0 2 0 1 0 0										
Tom Glavine, L (1, 1) OBP: 0.250, SLG: 0.217 Charlie Puleo, R (1, 1) Terry Blocker, L (5, PH) OBP: 0.273, SLG: 0.200 Jim Acker, R (5, 1) Ron Gant, R (7, PH) OBP: 0.247, SLG: 0.346 Paul Assenmacher, L (7, 1) Jeff Blauser, R (8, 6) OBP: 0.267, SLG: 0.376			0-3 K		2-2 P6		2-3 K		0-3 K	0 0 0 0 0 0 0 1 0 0 0 0 0 1 0 1 0 0 0 0 0 0 1 0 0 0 0 0 0 0 0 1 0 0 0 0 0 1 2 0 0 0 0 0 0 0 0 1 0 0 0 0 0 1 1										
Inning Stats	R: 0 E: 0 K: 1 S: 7	H: 0 LOB: 0 BB: 0 P: 9	R: 0 E: 0 K: 0 S: 5	H: 1 LOB: 1 BB: 0 P: 8	R: 0 E: 0 K: 1 S: 7	H: 0 LOB: 0 BB: 0 P: 10	R: 0 E: 0 K: 0 S: 7	H: 1 LOB: 0 BB: 0 P: 10	R: 1 E: 0 K: 1 S: 9	H: 1 LOB: 1 BB: 1 P: 12	R: 0 E: 0 K: 1 S: 10	H: 1 LOB: 2 BB: 1 P: 23	R: 1 E: 0 K: 1 S: 13	H: 2 LOB: 1 BB: 0 P: 23	R: 0 E: 0 K: 3 S: 14	H: 1 LOB: 2 BB: 1 P: 23	1B: 6 2B: 1 3B: 0 HR: 1	SF: 2 SAC: 0 DP: 1 HBP: 1	WP: 0 PB: 0 SB: 0 CS: 0	PA: 38
PITCHER	IP WLS BF H R ER SO BB IBB HBP BLK WP HR S P ERA WHIP																			
Scott Sanderson, R (1, 1) ERA: 4.14	6.0 W 23 4 2 2 3 1 0 1 0 0 1 49 73 3.00 0.833																			
Calvin Schiraldi, R (7, 1) ERA: 3.28	1.0 6 2 1 1 1 1 0 0 0 0 0 0 12 28 9.00 3.000																			
Mitch Williams, L (8, 1) ERA: 2.11	2.0 S 9 2 0 0 4 1 0 0 0 0 0 0 25 41 0.00 1.500																			

Atlanta Braves @ Chicago Cubs
Wrigley Field, Chicago, IL
Tue May 16 1989, 3:33 AM CDT
Att. 24,070 - Sunny

livebaseballscorecards.com

AB	32
R	3
H	8
RBI	3
BB	3
SO	8
LOB	14



Batter	1	2	3	4	5	6	7	8	9	AB	R	H	RBI	BB	SO	LOB
Doug Dascenzo, S OBP: 0.100, SLG: 0.053 (1, 8)	0-0 1B 23 3B 1B	1-1 P6		1-0 CS 1-2	0-0 G4-3		1-3 K			4	1	1	0	0	1	1
Domingo Ramos, R OBP: 0.304, SLG: 0.386 (1, 6)	2-0 1B 23 3B 1B	1-0 G4-3			1-3 K			4-0 E 23 1B FC5-2 BB		3	1	1	0	1	1	0
23 Ryne Sandberg, R OBP: 0.331, SLG: 0.397 (1, 4)	0-1 FC5-2 1-H 3-H 3B		0-1 P6		0-2 G4-3			1-2 FC5-2 E 1B		4	0	2	2	0	0	0
Mark Grace, L OBP: 0.389, SLG: 0.395 (1, 3)	0-0 FC5-2 PB 1B		0-0 G4-3		2-2 G4-3			1-2 E8 FC5-2		4	1	1	0	0	0	2
Damon Berryhill, S OBP: 0.304, SLG: 0.419 (1, 2)	1-2 P4		0-0 2B		2-2 G4-3			1-2 FC5-2		4	0	1	0	0	0	5
Lloyd McClendon, R OBP: 0.333, SLG: 0.833 Calvin Schiraldi, R Mitch Williams, L (7, 1) (8, 1)	1-0 FC5-2 WP PB WP 1-3 3-H		2-2 P6		0-0 G5-3			0-3 K		3	1	0	0	0	0	3
Vance Law, R OBP: 0.235, SLG: 0.253 (1, 5)	4-2 E S BB 1-3 3-H			0-1 F9			1-0 G3-1 1B	2-2 F8		3	0	1	0	1	0	3
Darrin Jackson, R OBP: 0.241, SLG: 0.222 (1, 9)	3-3 K 1-3 3-H			0-0 CS 1B			3-2 G3-1			3	0	1	0	0	1	2
Scott Sanderson, R OBP: 0.231, SLG: 0.091 Gary Varsho, L OBP: 0.267, SLG: 0.345 (7, 7)		0-1 G6-3		1-0 B3			1-1 L4			2	0	0	0	0	0	1
										1	0	0	0	0	0	1


Inning Stats		R: 4	H: 4	E: 0	LOB: 1	K: 1	P: 27	R: 0	H: 0	E: 0	LOB: 0	K: 0	P: 5	R: 0	H: 1	E: 0	LOB: 1	K: 0	P: 11	R: 0	H: 0	E: 0	LOB: 0	K: 0	P: 6	R: 0	H: 0	E: 0	LOB: 0	K: 1	P: 9	R: 0	H: 0	E: 0	LOB: 0	K: 0	P: 12	R: 0	H: 1	E: 0	LOB: 1	K: 1	P: 19	R: 0	H: 1	E: 1	LOB: 3	K: 1	P: 25
PITCHER		IP	WLS	BF	H	R	ER	SO	BB	IBB	HBP	BLK	WP	HR	S	P	ERA	WHIP																															
Tom Glavine, L ERA: 2.57 (1, 1)	0.0	L	4	4	4	4	3	0	0	0	0	0	0	0	5	7	∞	∞																															
Charlie Puleo, R ERA: 5.82 (1, 1)	4.0		14	2	0	0	1	1	0	0	0	0	2	0	30	44	0.00	0.750																															
Jim Acker, R ERA: 3.33 (5, 1)	2.0		6	0	0	0	1	0	0	0	0	0	0	0	16	21	0.00	0.000																															
Paul Assenmacher, L ERA: 1.23 (7, 1)	1.2		9	2	0	0	2	1	0	0	0	0	0	0	27	39	0.00	1.800																															
José Álvarez, R ERA: 1.44 (8, 1)	0.1		1	0	0	0	0	0	0	0	0	0	0	0	3	5	0.00	0.000																															

BOTTOM

Atlanta Braves @ Chicago Cubs
Wrigley Field, Chicago, IL
Tue May 16 1989, 3:33 AM CDT
Att. 24,070 - Sunny

AB	32
R	4
H	8
RBI	2
BB	2
SO	4
LOB	21

livebaseballscorecards.com



1B: 6	SF: 0	WP: 2	PA: 35
2B: 1	SAC: 0	PB: 1	
3B: 1	DP: 0	SB: 1	
HR: 0	HBP: 0	CS: 1	


Batter	1	2	3	4	5	6	7	8	9	AB R H RBI BB SO LOB	TOP		
Lonnie Smith, R (1, 7) OBP: 0.453, SLG: 0.542 	1-2 L9 		1-3 K 		1-0 FC4-6 1B 		3-2 L5 			4 0 1 0 0 1 0			
Dion James, L (1, 9) OBP: 0.416, SLG: 0.382 Geronimo Berroa, R (8, PH) OBP: 0.333, SLG: 0.290 	1-0 FC3-6 1B 		0-0 G6-3 		1-2 FC4-6 FC4-6 1-2f 		2-1 G6-4-3 1B 			3 0 1 0 0 0 1 1 0 1 0 0 0 0			
Gerald Perry, L (1, 3) OBP: 0.361, SLG: 0.333 	1-0 FC3-6 1-2f 		4-1 BB 1B BB 		1-2 FC4-6 1-2f 		2-1 G6-4-3 1-2f 			3 0 0 0 1 0 3			
Dale Murphy, R (1, 8) OBP: 0.305, SLG: 0.403 	0-3 K 		0-0 BB 1B 		1-2 F9 		4-0 BB 			3 0 1 0 1 1 2			
Darrell Evans, L (1, 5) OBP: 0.327, SLG: 0.432 		4-2 FC4-6 BB 	4-0 FC4-6 1-2 2-3 BB 		1-1 P6 		1-1 P6 			2 0 0 0 2 0 1			
Andres Thomas, R (1, 6) OBP: 0.275, SLG: 0.366 	1-0 FC4-6 1-2f 1B 		0-1 FC4-6 1-2f 		0-3 K 		0-1 G6-3 			4 0 0 0 0 1 4			
Jody Davis, R (1, 2) OBP: 0.242, SLG: 0.261 	1-0 F8 		2-0 G6-3 		1-0 F9 		1-0 G4-1 1B 			4 0 1 0 0 0 1			
Jeff Treadway, L (1, 4) OBP: 0.324, SLG: 0.396 	0-1 F7 1-2 1B 		1-0 F7 		0-0 L3 		0-0 G4-1 			4 0 1 0 0 0 1			
Zane Smith, L (1, 1) OBP: 0.133, SLG: 0.133 Terry Blocker, L (7, PH) OBP: 0.250, SLG: 0.182 José Álvarez, R (7, 1) Ron Gant, R (9, PH) OBP: 0.245, SLG: 0.343 	1-1 L8 		2-2 P5 		3-1 F8 		3-3 K 			2 0 0 0 0 0 2 1 0 0 0 0 0 0 0 0 0 0 0 0 0 1 0 0 0 0 1 1			
Inning Stats	R: 0 H: 1 E: 0 LOB: 1 K: 1 BB: 0 S: 8 P: 11	R: 0 H: 1 E: 0 LOB: 2 K: 0 BB: 1 S: 10 P: 16	R: 0 H: 1 E: 0 LOB: 3 K: 1 BB: 2 S: 8 P: 17	R: 0 H: 0 E: 0 LOB: 0 K: 0 BB: 0 S: 5 P: 10	R: 0 H: 1 E: 0 LOB: 1 K: 0 BB: 0 S: 12 P: 16	R: 0 H: 0 E: 0 LOB: 0 K: 1 BB: 0 S: 6 P: 8	R: 0 H: 0 E: 0 LOB: 0 K: 0 BB: 0 S: 9 P: 15	R: 0 H: 1 E: 0 LOB: 1 K: 0 BB: 1 S: 6 P: 15	R: 0 H: 1 E: 0 LOB: 1 K: 1 BB: 0 S: 7 P: 11	1B: 6 SF: 0 2B: 0 SAC: 0 3B: 0 DP: 1 HR: 0 HBP: 0	WP: 0 PA: 36 PB: 0 SB: 0 CS: 0		
PITCHER	IP WLS BF H R ER SO BB IBB HBP BLK WP HR S P ERA WHIP											PITCHER	IP WLS BF H R ER SO BB IBB HBP BLK WP HR S P ERA WHIP
Jeff Pico, R (1, 1) ERA: 1.78 Pat Perry, L (8, 1) ERA: 1.4	7.0 W 28 4 0 0 3 3 0 0 0 0 0 0 0 58 93 0.00 1.000												

Atlanta Braves @ Chicago Cubs
 Wrigley Field, Chicago, IL
 Wed May 17 1989, 7:05 PM CDT
 Att: 31,196 - Unknown

livebaseballscorecards.com

AB	32
R	0
H	6
RBI	0
BB	4
SO	4
LOB	16



Batter	1	2	3	4	5	6	7	8	9	AB R H RBI BB SO LOB	BOTTOM
Doug Dascenzo, S OBP: 0.208, SLG: 0.136 (1, 8)	3-2 G4-3 BB 1B	0-0 G4-3			2-1 G1-3 L4 1B		4-2 BB 1-2			3 1 2 1 1 0 1	<p>Atlanta Braves @ Chicago Cubs Wrigley Field, Chicago, IL Wed May 17 1989, 7:05 PM CDT Att. 31,196 - Unknown</p> <p>AB 28 R 4 H 8 RBI 4 BB 3 SO 3 LOB 11</p> 
Shawon Dunston, R OBP: 0.250, SLG: 0.227 Domingo Ramos, R OBP: 0.292, SLG: 0.370 (1, 6) (4, 6)	4-2 BB G4-3 23 S 1-2 2-1 BB	1-0 G5-3			2-0 G1-3 1-2		3-2 P9			1 0 0 0 1 0 1 2 0 0 0 0 0 3	
23 Ryne Sandberg, R OBP: 0.323, SLG: 0.387 (1, 4)	1-3 K		0-0 G4-3		1-1 L4 2-3		1-3 K			4 0 0 0 0 2 3	
Mark Grace, L OBP: 0.386, SLG: 0.391 (1, 3)	3-2 G4-3 2-3 3-H		2-0 G5-3		0-0 G6-4-3 1B		0-0 G4-3			4 0 1 1 0 0 1	
Damon Berryhill, S OBP: 0.320, SLG: 0.426 (1, 2)	1-1 2-1	0-0 1B 2B 1B	2-1 1B		2-1 G6-4-3 1-2 1B		2-0 P6			4 1 2 0 0 0 1	
Lloyd McClendon, R OBP: 0.333, SLG: 0.667 (1, 7)		1-0 2B 1B 1B	2-1 P4		0-0 G5-3					3 1 1 0 0 0 1	
Vance Law, R OBP: 0.238, SLG: 0.265 (1, 5)		2-2 1B G4-3 2B			3-2 P3		2-3 K			3 1 1 1 0 1 0	
Darrin Jackson, R OBP: 0.250, SLG: 0.233 (1, 9)		3-2 G4-3 SH2-4 1B			1-2 L5-3		2-2 F8			3 0 1 1 0 0 0	
Jeff Pico, R Phil Stephenson, L Pat Perry, L (1, 1) (7, PH) (8, 1)		1-1 SH2-4			0-0 G1-3		4-2 BB			1 0 0 0 0 0 0 0 0 0 0 1 0 0 0 0 0 0 0 0 0	

Inning Stats	R: 1 E: 0 K: 1 S: 13	H: 1 LOB: 1 BB: 1 P: 25	R: 3 E: 0 K: 0 S: 12	H: 4 LOB: 1 BB: 0 P: 20	R: 0 E: 0 K: 0 S: 6	H: 1 LOB: 1 BB: 0 P: 12	R: 0 E: 0 K: 0 S: 8	H: 0 LOB: 0 BB: 0 P: 12	R: 0 E: 0 K: 0 S: 6	H: 1 LOB: 0 BB: 0 P: 10	R: 0 E: 0 K: 0 S: 4	H: 1 LOB: 0 BB: 0 P: 6	R: 0 E: 0 K: 1 S: 13	H: 0 LOB: 2 BB: 2 P: 28	R: 0 E: 0 K: 1 S: 5	H: 0 LOB: 0 BB: 0 P: 8	1B: 7 2B: 2 3B: 0 HR: 0	SF: 0 SAC: 1 DP: 2 HBP: 0	WP: 0 PB: 0 SB: 3 CS: 0	PA: 32 ERA WHIP	
PITCHER																					
Zane Smith, L ERA: 5.07 (1, 1)	IP	WLS	BF	H	R	ER	SO	BB	IBB	HBP	BLK	WP	HR	S	P	ERA	WHIP				
José Alvarez, R ERA: 1.33 (7, 1)	2.0	L	8	0	0	0	2	2	0	0	0	0	0	18	36	0.00	1.000				

Batter	1	2	3	4	5	6	7	8	9	AB R H RBI BB SO LOB	TOP					
Vince Coleman, S OBP: 0.370, SLG: 0.414 (1, 7) X	0-0 F6		0-0 5-3			0-0 4-3		0-0 4-3		4 0 0 0 0 0 0						
Ozzie Smith, S OBP: 0.333, SLG: 0.317 (1, 6) X	0-0 G5-4-3 1B		0-3 K			0-0 1B		0-0 FC 3B		4 1 3 0 0 1 0						
Pedro Guerrero, R OBP: 0.388, SLG: 0.522 (1, 3) X	0-0 G5-4-3 1-2f				0-0 F4			0-0 F6		4 0 0 0 0 0 3						
Tom Brunansky, R OBP: 0.309, SLG: 0.403 (1, 9) X		0-0 F6			0-0 G4-6-3 1B			0-0 FC		4 0 1 1 0 0 0						
Terry Pendleton, S OBP: 0.315, SLG: 0.320 (1, 5) X		0-3 K			0-0 G4-6-3 1-2f			0-0 F8		4 0 0 0 0 1 2						
Willie McGee, S OBP: 0.214, SLG: 0.245 (1, 8) X		0-0 S 1B						0-0 F8		4 0 1 0 0 0 1						
Dan Quisenberry, R (9, 1) X								0-0 1-3		0 0 0 0 0 0 0						
José Oquendo, S OBP: 0.314, SLG: 0.279 (1, 4) X		4-0 BB BB BB FC6-4 BB						4-0 4-3 BLK 4-3 BB		1 1 1 0 2 0 0						
Tony Peña, R OBP: 0.282, SLG: 0.352 (1, 2) X		0-0 FC6-4						0-0 4-3		2 0 0 0 0 0 3						
Milt Thompson, L OBP: 0.395, SLG: 0.439 (8, PH) X								0-0 1-3		1 0 0 0 0 0 1						
Frank DiPino, L OBP: 0.250, SLG: 0.250 (8, 1) X		0-0 1-2f						0-0 4-3		0 0 0 0 0 0 0						
John Morris, L OBP: 0.407, SLG: 0.667 (9, 8) X								0-0 4-3		0 0 0 0 0 0 0						
Ken Hill, R OBP: 0.250, SLG: 0.250 (1, 1) X			0-3 K					0-0 4-3		2 0 0 0 0 2 0						
Denny Walling, L OBP: 0.571, SLG: 0.636 (8, PH) X										1 0 0 1 0 0 0						
Tom Pagnozzi, R OBP: 0.300, SLG: 0.316 (8, 2) X										0 0 0 0 0 0 0						
Inning Stats	R: 0 H: 1 E: 0 LOB: 0 K: 0 BB: 0 S: 3 P: 3	R: 0 H: 1 E: 0 LOB: 2 K: 1 BB: 1 S: 6 P: 10	R: 0 H: 0 E: 0 LOB: 0 K: 2 BB: 0 S: 7 P: 7	R: 0 H: 1 E: 0 LOB: 0 K: 0 BB: 0 S: 3 P: 3	R: 0 H: 1 E: 0 LOB: 0 K: 0 BB: 0 S: 3 P: 3	R: 0 H: 1 E: 0 LOB: 1 K: 1 BB: 0 S: 6 P: 6	R: 0 H: 0 E: 0 LOB: 0 K: 0 BB: 0 S: 3 P: 3	R: 1 H: 0 E: 0 LOB: 0 K: 0 BB: 1 S: 3 P: 7	R: 1 H: 1 E: 0 LOB: 1 K: 0 BB: 0 S: 5 P: 5	1B: 5 SF: 0 2B: 0 SAC: 0 3B: 1 DP: 2 HR: 0 HBP: 0	WP: 0 PA: 33 PB: 0 SB: 1 CS: 1					
PITCHER	IP WLS BF H R ER SO BB IBB HBP BLK WP HR S P ERA WHIP															
Pete Smith, R ERA: 4.79 (1, 1)	8.0	28	5	1	1	4	2	0	0	1	0	0	34	42	1.12	0.875
Joe Boever, R ERA: 3.43 (9, 1)	1.0	W	5	1	1	1	0	0	0	0	0	0	5	5	9.00	1.000

St. Louis Cardinals @ Atlanta Braves
Atlanta-Fulton County Stadium, Atlanta, GA

Fri May 19 1989, 7:05 PM EDT
Att: 18,594 - Unknown

livebaseballscorecards.com

AB	31
R	2
H	6
RBI	2
BB	2
SO	4
LOB	10



Batter	1	2	3	4	5	6	7	8	9	AB	R	H	RBI	BB	SO	LOB
Ron Gant, R OBP: 0.250, SLG: 0.341 (1, 5)	4-0 WP 2B BB	0-0 1-2 1B			0-0 6-3	0-0 P3			0-0 F7	4	1	1	0	1	0	3
Lonnie Smith, R OBP: 0.456, SLG: 0.552 Terry Blocker, L OBP: 0.250, SLG: 0.200 (1, 7) (2, 9)	0-0 4-3 WP 2B	0-0 F8			0-0 1-3		0-0 4-3 S 1B		0-3 K	1	1	1	0	0	0	0
Gerald Perry, L OBP: 0.362, SLG: 0.336 (1, 3)	0-0 4-3		0-0 5-3		0-0 1B		0-0 4-3		0-0 S 1B	5	1	2	0	0	0	2
Dale Murphy, R OBP: 0.308, SLG: 0.395 (1, 8)	4-0 3-H BB		0-0 5-3		0-0 6-3		0-3 K		4-0 1B IBB	3	0	0	0	2	1	2
Andres Thomas, R OBP: 0.287, SLG: 0.388 (1, 6)	0-0 F8		0-0 2B		0-0 BB 2B		0-0 6-3		0-0 1-2 2-H 1B	5	0	3	1	0	0	2
Dion James, L OBP: 0.398, SLG: 0.363 (1, 9) (2, 7)	0-0 4-3		0-0 6-3		0-0 6-3			0-0 F7		4	0	0	0	0	0	3
Jeff Treadway, L OBP: 0.311, SLG: 0.380 (1, 4)		0-0 5-3		0-0 F7		0-0 L5		0-0 6-3		4	0	0	0	0	0	1
Bruce Benedict, R OBP: 0.306, SLG: 0.219 (1, 2)		0-0 1B 1B		0-0 6-3		4-0 BB IBB		0-0 1B		3	0	2	0	1	0	0
Pete Smith, R OBP: 0.267, SLG: 0.250 Geronimo Berroa, R OBP: 0.324, SLG: 0.281 Joe Boever, R (8, PH) (9, 1)		0-0 B1		0-0 4-1		4-0 BB BB BB 1-2 2-3 BB		0-0 1-3		2	0	0	0	1	0	1
										1	0	0	0	0	0	1
										0	0	0	0	0	0	0

Inning Stats	R: 2	H: 1	E: 0	K: 0	S: 4	H: 1	LOB: 1	BB: 2	P: 12	R: 0	H: 2	E: 0	K: 0	S: 5	R: 0	H: 1	E: 0	K: 0	S: 4	R: 0	H: 1	E: 0	K: 0	S: 3	R: 0	H: 1	E: 0	K: 0	S: 4	R: 0	H: 1	E: 0	K: 1	S: 6	R: 0	H: 1	E: 0	K: 0	S: 4	R: 1	H: 2	E: 0	K: 1	S: 6	H: 2	LOB: 2	BB: 1	P: 10	1B: 7	2B: 3	3B: 0	HR: 0	SF: 0	SAC: 0	DP: 0	HBP: 0
--------------	------	------	------	------	------	------	--------	-------	-------	------	------	------	------	------	------	------	------	------	------	------	------	------	------	------	------	------	------	------	------	------	------	------	------	------	------	------	------	------	------	------	------	------	------	------	------	--------	-------	-------	-------	-------	-------	-------	-------	--------	-------	--------

PITCHER	IP	WLS	BF	H	R	ER	SO	BB	IBB	HBP	BLK	WP	HR	S	P	ERA	WHIP
Ken Hill, R ERA: 2.09 (1, 1)	7.0		32	7	2	2	1	3	1	0	0	2	0	30	46	2.57	1.429
Frank DiPino, L ERA: 2.38 (8, 1)	1.0		4	1	0	0	0	0	0	0	0	0	0	4	4	0.00	1.000
Dan Quisenberry, R ERA: 2.91 (9, 1)	0.2	L	5	2	1	1	1	0	1	0	0	0	0	6	10	13.50	3.000


BOTTOM

St. Louis Cardinals @ Atlanta Braves
Atlanta-Fulton County Stadium, Atlanta, GA

Fri May 19 1989, 7:05 PM EDT
Att. 18,594 - Unknown

livebaseballscorecards.com

AB	36
R	3
H	10
RBI	1
BB	5
SO	2
LOB	17



WP	PA	ERA	WHIP
2	41		
0			
2			
0			

Batter	1	2	3	4	5	6	7	8	9	10	11	12	13	AB R H RBI BB SO LOB	TOP																	
Vince Coleman, S OBP: 0.363, SLG: 0.400 (1, 7)	4-0 BB G4-6-3		0-2 G5-3			0-1 F9		0-0 F8		1-3 K		1-2 F8		5 0 0 0 1 1 5																		
Ozzie Smith, S OBP: 0.333, SLG: 0.333 (1, 6)	2-1 F8			0-1 G6-3		2-1 F8		1-0 FC5-4 1B		2-3 K			1-0 1B 3B	6 1 2 0 0 1 3																		
Pedro Guerrero, R Cris Carpenter, R Milt Thompson, L Ken Dayley, L John Morris, L OBP: 0.378, SLG: 0.507 OBP: 0.400, SLG: 0.400 OBP: 0.352, SLG: 0.435 OBP: 0.393, SLG: 0.643 (1, 3) (8, 1) (11, PH) (11, 1) (13, PH) (13, 8)	1-2 G4-6-3 1-2f			1-3 K		2-0 G1-4-3		2-0 FC5-4 1-2f			1-3 K		0-3 K	4 0 0 0 0 0 1 3 0 0 0 0 0 0 0 0 1 0 0 0 0 0 1 0 0 0 0 0 0 0 0 0 0 1 0 0 0 0 0 1 1																		
Tom Brunansky, R OBP: 0.303, SLG: 0.388 (1, 9)		3-1 G6-3		0-0 F9			3-1 G6-3		2-3 K		4-2 G4-6-3 BB		3-2 G6-3	5 0 0 0 1 1 1																		
Terry Pendleton, S OBP: 0.310, SLG: 0.314 (1, 5)		2-3 K			0-1 P4		1-0 G3-1		0-1 G4-3		0-2 G4-6-3 1-2f		1-1 S 1B	6 0 1 1 0 1 1																		
Willie McGee, S Dan Quisenberry, R OBP: 0.242, SLG: 0.293 (1, 8) (13, 1)		2-1 3B		4-1 G5-3 BB		2-0 1B		1-3 K				0-1 L7	3-2 F7 1-2	5 0 2 0 1 1 1 0 0 0 0 0 0 0																		
José Oquendo, S OBP: 0.316, SLG: 0.279 (1, 4)		0-0 F8		2-1 G5-3 1-2		0-0 F8				2-1 1B FC6-2 1B		4-1 1B BB	4 0 1 0 1 0 3																			
Tony Peña, R OBP: 0.294, SLG: 0.357 (1, 2)			0-1 L7		4-0 IBB		0-0 1B 1B		2-0 1B FC6-2 1B		1-3 1B	1-3 K	4 0 2 0 1 1 1																			
Scott Terry, R Matt Kinzer, R Tim Jones, L Denny Walling, L Jim Lindeman, R OBP: 0.226, SLG: 0.438 ERA: 3.02 OBP: 0.271, SLG: 0.310 ERA: 1.27 OBP: 0.571, SLG: 0.636 OBP: 0.290, SLG: 0.143 (1, 1) (7, 1) (8, PH) (8, 3) (10, PH) (10, 3)			0-0 G6-3		1-0 F9		0-1 B3		0-2 FC6-2 3-H		1-2 1B	2-2 1B	2 0 0 0 0 0 0 2 0 0 0 0 0 0 0 0 1 0 0 0 0 0 0 1 0 0 0 0 0 0 0 0 2 0 1 0 0 0 0 2																			
Inning Stats	R: 0 E: 0 K: 0 S: 5	H: 0 LOB: 0 BB: 1 P: 12	R: 0 E: 0 K: 1 S: 8	H: 1 LOB: 1 BB: 0 P: 15	R: 0 E: 0 K: 0 S: 6	H: 0 LOB: 0 BB: 0 P: 6	R: 0 E: 0 K: 1 S: 7	H: 0 LOB: 2 BB: 0 P: 8	R: 0 E: 0 K: 0 S: 6	H: 0 LOB: 0 BB: 0 P: 9	R: 0 E: 0 K: 2 S: 8	H: 0 LOB: 0 BB: 0 P: 11	R: 0 E: 0 K: 1 S: 12	H: 0 LOB: 0 BB: 1 P: 17	R: 1 E: 0 K: 1 S: 15	H: 2 LOB: 1 BB: 0 P: 23	1B: 7 2B: 0 3B: 2 HR: 0	SF: 0 SAC: 0 DP: 2 HBP: 0	WP: 0 PB: 0 SB: 1 CS: 0	PA: 51												
PITCHER	IP WLS BF H R ER SO BB IBB HBP BLK WP HR S P ERA WHIP														IP WLS BF H R ER SO BB IBB HBP BLK WP HR S P ERA WHIP																	
Derek Lilliquist, L ERA: 3.02 (1, 1)	7.2	29	4	0	0	2	2	1	0	0	0	0	0	0	0	47	84	0.00	0.783													
José Álvarez, R ERA: 1.27 (8, 1)	1.1	6	2	0	0	2	0	0	0	0	0	0	0	0	0	12	21	0.00	1.500													
Paul Assenmacher, L ERA: 1.15 (10, 1)	1.0	3	0	0	0	2	0	0	0	0	0	0	0	0	0	9	12	0.00	0.000													
Joe Boever, R ERA: 3.38 (11, 1)	3.0	L	13	3	1	1	3	2	0	0	0	0	0	0	0	39	60	3.00	1.667													

St. Louis Cardinals @ Atlanta Braves
Atlanta-Fulton County Stadium, Atlanta, GA
Sat May 20 1989, 7:05 PM EDT
Att. 26,840 - Unknown

livebaseballscorecards.com

AB	46
R	1
H	9
RBI	1
BB	5
SO	9
LOB	24



Batter	1	2	3	4	5	6	7	8	9	10	11	12	13	AB R H RBI BB SO LOB
Ron Gant, R OBP: 0.248, SLG: 0.336 (1, 5)	0-0 F9		0-0 F8			0-1 SH2-4 1B		1-0 P5			3-2 F8			5 0 1 0 0 0 0
Dion James, L OBP: 0.381, SLG: 0.345 (1, 7)	2-1 L7		1-2 G3			1-1 SH2-4			2-3 K		1-1 G6-3			4 0 0 0 0 1 0
Gerald Perry, L OBP: 0.363, SLG: 0.338 (1, 3)	2-0 1B		2-0 P3			0-0 G4-6-3 1B			2-1 F7		3-2 F8			5 0 2 0 0 0 0
Dale Murphy, R OBP: 0.305, SLG: 0.385 (1, 8)	0-0 F9			0-0 G5-3		0-0 G4-6-3 1-2f			4-1 BB		2-1 G6-3			4 0 0 0 1 0 3
Andres Thomas, R OBP: 0.284, SLG: 0.382 (1, 6)		3-1 1B BLK 1B		0-1 G4-3			1-0 G6-3		0-0 P5		1-2 P6			5 0 1 0 0 0 1
Geronimo Berroa, R OBP: 0.282, SLG: 0.243 (1, 9)		1-1 G6-3		1-3 K			1-0 F9			0-1 F7			2-3 K	5 0 0 0 0 2 1
Jeff Treadway, L OBP: 0.312, SLG: 0.379 (8, 1)		0-0 FC4-6 1B		1-2 P6			2-1 F7			1-0 P2			1-1 G4-3	3 0 1 0 0 0 0
Jose Alvarez, R Paul Assenmacher, L Darrell Evans, L Joe Boevey, R Terry Blocker, L OBP: 0.321, SLG: 0.422 OBP: 0.238, SLG: 0.188 (10, PH) (11, 1) (13, PH)		2-3 FC4-6 1B		0-0 P6			2-1 F7			1-0 P2			1-1 G4-3	0 0 0 0 0 0 0 0 0 0 0 0 0 0 1 0 0 0 0 0 0 1 0 0 0 0 0 0
Bruce Benedict, R OBP: 0.282, SLG: 0.200 (1, 2)		2-3 K		3-2 G5-3			2-2 F9			1-0 P4			1-0 G1-3	3 0 0 0 0 1 2 2 0 0 0 0 0 0
Jody Davis, R OBP: 0.238, SLG: 0.256 (10, PH) (11, 2)		2-3 K		3-2 G5-3			2-2 F9			1-0 P4			1-0 G1-3	3 0 0 0 0 1 2 2 0 0 0 0 0 0
Derek Lilliquist, L OBP: 0.143, SLG: 0.143 (1, 1)		0-1 FC4-6		1-3 K			2-3 K				3-2 F9			2 0 0 0 0 1 2 2 0 0 0 0 1 0
Jeff Blauser, R OBP: 0.261, SLG: 0.368 (8, 4)		0-1 FC4-6		1-3 K			2-3 K				3-2 F9			2 0 0 0 0 1 2 2 0 0 0 0 1 0

Inning Stats	R: 0	H: 1	E: 0	LOB: 1	K: 0	S: 5	R: 0	H: 2	E: 0	LOB: 2	K: 1	S: 11	R: 0	H: 0	E: 0	LOB: 0	K: 0	S: 5	R: 0	H: 0	E: 0	LOB: 0	K: 1	S: 9	R: 0	H: 2	E: 0	LOB: 1	K: 0	S: 6	R: 0	H: 0	E: 0	LOB: 0	K: 0	S: 4	R: 0	H: 0	E: 0	LOB: 0	K: 1	S: 7	R: 0	H: 0	E: 0	LOB: 0	K: 1	S: 7	R: 0	H: 0	E: 0	LOB: 0	K: 0	S: 4	R: 0	H: 0	E: 0	LOB: 0	K: 0	S: 8	R: 0	H: 0	E: 0	LOB: 0	K: 0	S: 9	R: 0	H: 0	E: 0	LOB: 0	K: 1	S: 6	R: 0	H: 0	E: 0	LOB: 0	K: 1	S: 6	R: 0	H: 0	E: 0	LOB: 0	K: 0	S: 9
--------------	------	------	------	--------	------	------	------	------	------	--------	------	-------	------	------	------	--------	------	------	------	------	------	--------	------	------	------	------	------	--------	------	------	------	------	------	--------	------	------	------	------	------	--------	------	------	------	------	------	--------	------	------	------	------	------	--------	------	------	------	------	------	--------	------	------	------	------	------	--------	------	------	------	------	------	--------	------	------	------	------	------	--------	------	------	------	------	------	--------	------	------

PITCHER	IP	WLS	BF	H	R	ER	SO	BB	IBB	HBP	BLK	WP	HR	S	P	ERA	WHIP
Scott Terry, R ERA: 2.6 (1, 1)	6.0		22	5	0	0	3	0	0	0	1	0	0	43	63	0.00	0.833
Matt Kinzer, R ERA: (7, 1)	1.0		3	0	0	0	0	0	0	0	0	0	0	4	8	0.00	0.000
Cris Carpenter, R ERA: 2.67 (8, 1)	3.0		10	0	0	0	2	1	0	0	0	0	0	18	33	0.00	0.333
Ken Dayley, L ERA: 2.21 (11, 1)	2.0	W	6	0	0	0	0	0	0	0	0	0	0	17	30	0.00	0.000
Dan Qisenberry, R ERA: 2.78 (13, 1)	1.0	S	3	0	0	0	1	0	0	0	0	0	0	6	10	0.00	0.000

BOTTOM

St. Louis Cardinals @ Atlanta Braves
Atlanta-Fulton County Stadium, Atlanta, GA

Sat May 20 1989, 7:05 PM EDT
Att: 26,840 - Unknown

AB	42
R	0
H	5
RBI	0
BB	1
SO	6
LOB	9

livebaseballscorecards.com

Braves

WP: 0	PA: 44
PB: 0	
SB: 0	
CS: 0	

Batter	1	2	3	4	5	6	7	8	9	10	AB R H RBI BB SO LOB	TOP														
Ozzie Smith, S OBP: 0.336, SLG: 0.343 (1, 6)	0-1 G6-3		1-2 F7			3-2 L8		1-1 2B		0-1 1B	5 1 2 1 0 0 2	St. Louis Cardinals @ Atlanta Braves Atlanta-Fulton County Stadium, Atlanta, GA Sun May 21 1989, 3:33 AM EDT Att. 36,560 - Unknown - 85 F														
Milt Thompson, L OBP: 0.381, SLG: 0.420 John Costello, R (8, 1)	0-1 G3		1-2 F8			1-0 G6-3		1-2 L8		0-1 1B	4 0 0 0 0 0 3															
Frank DiPino, L OBP: 0.250, SLG: 0.250 Vince Coleman, S OBP: 0.366, SLG: 0.404 (10, PH)	0-1 G3		1-2 F8			1-0 G6-3		1-2 L8		0-1 1B	0 0 0 0 0 0 0															
Willie McGee, S OBP: 0.269, SLG: 0.333 (1, 8)	0-2 G3				2-1 SF9	1-1 2B			0-0 G3	0-0 1B	5 1 3 2 0 0 0															
Pedro Guerrero, R OBP: 0.367, SLG: 0.493 Dan Quisenberry, R (10, 1)		2-3 K			2-2 SF9	0-3 K			0-2 F8	0-1 G5-3	4 0 0 1 0 2 3															
Terry Pendleton, S OBP: 0.302, SLG: 0.305 (1, 5)		0-0 G6-3			0-3 K		2-3 K		1-0 F8	0-0 P3	5 0 0 0 0 2 2															
Tom Brunansky, R OBP: 0.302, SLG: 0.380 (1, 9)		1-3 K			0-1 F7		0-1 F9				3 1 0 0 1 1 0															
José Oquendo, S OBP: 0.321, SLG: 0.280 (1, 4)					4-1 1B		3-1 G4-3			2-0 1B	3 1 1 0 1 0 0															
Tom Pagnozzi, R OBP: 0.273, SLG: 0.286 John Morris, L OBP: 0.379, SLG: 0.621 (8, PH)					2-3 K		0-0 F9		2-1 G3-1	2-1 E5	2 0 0 0 0 1 1															
Jim Lindeman, R OBP: 0.235, SLG: 0.133 (10, PH)					0-0 K		0-1 G1		1-0 L9	1-3 1B	1 0 0 0 0 0 0															
Jose DeLeon, R OBP: 0.120, SLG: 0.120 Denny Walling, L OBP: 0.533, SLG: 0.583 Tony Peña, R OBP: 0.299, SLG: 0.357 (8, 2)					1-2 1B		0-1 G1		1-0 L9	4-0 1B	0 1 0 0 1 0 0															
Inning Stats	R: 0 E: 0 K: 0 S: 7	H: 0 LOB: 0 BB: 0 P: 7	R: 0 E: 0 K: 2 S: 9	H: 0 LOB: 0 BB: 0 P: 12	R: 0 E: 0 K: 1 S: 14	H: 1 LOB: 2 BB: 1 P: 22	R: 1 E: 0 K: 1 S: 10	H: 1 LOB: 0 BB: 0 P: 14	R: 0 E: 0 K: 0 S: 5	H: 0 LOB: 0 BB: 0 P: 8	R: 0 E: 0 K: 1 S: 9	H: 1 LOB: 1 BB: 0 P: 14	R: 0 E: 0 K: 1 S: 8	H: 0 LOB: 0 BB: 0 P: 12	R: 0 E: 0 K: 0 S: 6	H: 0 LOB: 0 BB: 0 P: 7	R: 5 E: 1 K: 0 S: 12	H: 4 LOB: 2 BB: 2 P: 27	1B: 6 2B: 2 3B: 0 HR: 0	SF: 1 SAC: 0 DP: 0 HBP: 0	WP: 0 PB: 0 SB: 1 CS: 0	PA: 41				
PITCHER	IP WLS BF H R ER SO BB IBB HBP BLK WP HR S P ERA WHIP																									
29 John Smoltz, R ERA: 2.17 (1, 1)	9.0	L	32	4	1	0	6	1	0	0	0	0	0	0	0	0	0	0	0	0	0	0	0	0	0.00	0.556
José Alvarez, R ERA: 1.91 (10, 1)	0.0		2	1	2	2	0	1	0	0	0	0	0	0	0	0	0	0	0	0	0	0	0	0	∞	∞
Paul Assenmacher, L ERA: 2.3 (10, 1)	0.0		5	3	3	2	0	0	1	0	0	0	0	0	0	0	0	0	0	0	0	0	0	0	∞	∞
Jim Acker, R ERA: 3.21 (10, 1)	1.0		3	0	0	0	0	0	0	0	0	0	0	0	0	0	0	0	0	0	0	0	0	0	0.00	0.000

AB	37
R	6
H	8
RBI	5
BB	3
SO	6
LOB	12



livebaseballscorecards.com

Batter	1	2	3	4	5	6	7	8	9	10	AB	R	H	RBI	BB	SO	LOB
Ron Gant, R OBP: 0.248, SLG: 0.333 (1, 5)	K		G5-3		1B		K		SH1-4		4	0	1	0	0	2	0
Dion James, L OBP: 0.392, SLG: 0.345 (1, 7)	1B		K		1B				G6-3		3	0	1	0	2	1	1
Gerald Perry, L OBP: 0.364, SLG: 0.347 (1, 3)	1B		1B		P5		P5		G5-3		5	1	2	0	0	0	4
Dale Murphy, R OBP: 0.308, SLG: 0.392 (1, 8)	K		1B		F9						5	0	2	1	0	2	4
Andres Thomas, R OBP: 0.275, SLG: 0.369 (1, 6)	P3		P5		P4				K		5	0	0	0	0	1	6
Jody Davis, R OBP: 0.237, SLG: 0.254 (1, 2)			K		K				K		5	0	1	0	0	3	1
Jeff Treadway, L OBP: 0.325, SLG: 0.383 (1, 4)			1B		1B				G3-1		4	0	2	0	1	0	1
Geronimo Berroa, R OBP: 0.262, SLG: 0.225 (1, 9)			K		K				P5		3	0	0	0	0	2	2
Darrell Evans, L OBP: 0.316, SLG: 0.413 (8, PH)											1	0	0	0	0	0	2
John Russell, R OBP: 0.143, SLG: 0.143 (9, 9)											0	0	0	0	0	0	0
29 John Smoltz, R OBP: 0.333, SLG: 0.450 (1, 1)			FC6-4		K				K		3	0	0	0	0	2	2
Jeff Blausler, R OBP: 0.269, SLG: 0.375 (9, PH)											1	0	1	0	0	0	0
José Álvarez, R (10, 1)											0	0	0	0	0	0	0
Paul Assenmacher, L (10, 1)											0	0	0	0	0	0	0
Jim Acker, R (10, 1)									SH1-4		0	0	0	0	0	0	0

Inning Stats	R: 0	H: 1	E: 0	K: 2	S: 11	P: 19	R: 0	H: 1	E: 0	K: 2	S: 10	P: 13	R: 1	H: 2	E: 0	K: 1	S: 11	P: 15	R: 0	H: 1	E: 0	K: 3	S: 11	P: 18	R: 0	H: 2	E: 0	K: 0	S: 14	P: 20	R: 0	H: 0	E: 0	K: 0	S: 5	P: 8	R: 0	H: 0	E: 0	K: 2	S: 9	P: 17	R: 0	H: 1	E: 0	K: 2	S: 10	P: 17	R: 0	H: 1	E: 0	K: 0	S: 6	P: 13	R: 0	H: 1	E: 0	K: 1	S: 6	P: 6	1B: 8	SF: 0	2B: 2	SAC: 1	3B: 0	DP: 0	HR: 0	HBP: 0	WP: 0	PA: 43
--------------	------	------	------	------	-------	-------	------	------	------	------	-------	-------	------	------	------	------	-------	-------	------	------	------	------	-------	-------	------	------	------	------	-------	-------	------	------	------	------	------	------	------	------	------	------	------	-------	------	------	------	------	-------	-------	------	------	------	------	------	-------	------	------	------	------	------	------	-------	-------	-------	--------	-------	-------	-------	--------	-------	--------

PITCHER	IP	WLS	BF	H	R	ER	SO	BB	IBB	HBP	BLK	WP	HR	S	P	ERA	WHIP
Jose DeLeon, R (1, 1)	7.0		30	7	1	1	10	2	0	0	0	0	0	71	110	1.29	1.286
John Costello, R (8, 1)	0.2		4	1	0	0	2	0	1	0	0	0	0	9	16	0.00	1.500
Frank DiPino, L (8, 1)	1.1	W	5	1	0	0	0	0	0	0	0	0	0	7	14	0.00	0.750
Dan Quisenberry, R (10, 1)	1.0		4	1	0	0	1	0	0	0	0	0	0	6	6	0.00	1.000


BOTTOM

St. Louis Cardinals @ Atlanta Braves
 Atlanta-Fulton County Stadium, Atlanta, GA

Sun May 21 1989, 3:33 AM EDT
 Att. 36,560 - Unknown - 85 F

livebaseballscorecards.com

AB	39
R	1
H	10
RBI	1
BB	3
SO	13
LOB	23



Batter	1	2	3	4	5	6	7	8	9	AB R H RBI BB SO LOB	TOP		
Barry Bonds, L (1, 7) OBP: 0.340, SLG: 0.452	2-0 4-3		3-2 4-3		3-3 K		1-0 E7 1B		0-1 L3	5 1 0 0 0 1 1			
Jose Lind, R (1, 4) OBP: 0.272, SLG: 0.264	2-1 L1			4-1 FC5-4 BB		1-2 B2	0-0 E 1B			3 1 1 1 1 0 0			
Andy Van Slyke, L (1, 8) OBP: 0.318, SLG: 0.410	1-3 K			1-3 K		3-1 FC5-4 1B	2-1 E3 2-H			4 0 1 0 0 2 1			
Bobby Bonilla, S (1, 5) OBP: 0.341, SLG: 0.460		4-1 G5-4-3 BB		2-2 FC5-4 1B 1-2f		0-0 FC5-4 HR 1-2f	0-0 P2			3 1 0 0 1 0 3			
Glenn Wilson, R (1, 9) OBP: 0.336, SLG: 0.455		1-2 G5-4-3 1-2f		2-2 1B 1-3		0-0 HR 1-H		0-1 6-3		4 1 2 2 0 0 1			
Gary Redus, R (1, 3) OBP: 0.380, SLG: 0.325		4-2 BB		2-3 K		1-1 P3		1-0 L9		2 0 0 0 1 1 2			
Benny Distefano, L (8, PH) OBP: 0.380, SLG: 0.189										1 0 0 0 0 0 0			
Rey Quinones, R (1, 6) OBP: 0.241, SLG: 0.297		0-3 K			2-2 FC5-4 1B		0-0 F9	1-0 6-3		4 0 1 0 0 1 1			
Junior Ortiz, R (1, 2) OBP: 0.259, SLG: 0.221			0-1 G1-3		0-1 FC5-4 FC4 1-2f		2-1 E 2B	1-0 F8		4 1 1 0 0 0 1			
John Smiley, L (1, 1) OBP: 0.040, SLG: 0.040			3-3 K		0-0 FC4 1-2f		0-0 F8	0-0 B2		4 0 0 0 0 1 2			
Inning Stats	R: 0 E: 0 K: 1 S: 6 H: 0 LOB: 0 BB: 0 P: 11	R: 0 E: 0 K: 1 S: 10 H: 0 LOB: 1 BB: 2 P: 19	R: 0 E: 0 K: 1 S: 9 H: 0 LOB: 0 BB: 0 P: 15	R: 0 E: 0 K: 2 S: 15 H: 1 LOB: 2 BB: 1 P: 26	R: 0 E: 0 K: 1 S: 9 H: 1 LOB: 1 BB: 0 P: 14	R: 2 E: 0 K: 0 S: 9 H: 2 LOB: 0 BB: 0 P: 14	R: 3 E: 2 K: 0 S: 9 H: 2 LOB: 1 BB: 0 P: 14	R: 0 E: 0 K: 0 S: 4 H: 0 LOB: 0 BB: 0 P: 6	R: 0 E: 0 K: 0 S: 4 H: 0 LOB: 0 BB: 0 P: 5	1B: 4 2B: 1 3B: 0 HR: 1 SF: 0 SAC: 0 DP: 1 HBP: 0	WP: 0 PB: 0 SB: 0 CS: 0 PA: 37		
PITCHER	IP WLS BF H R ER SO BB IBB HBP BLK WP HR S P ERA WHIP											PITCHER	IP WLS BF H R ER SO BB IBB HBP BLK WP HR S P ERA WHIP
Zane Smith, L (1, 1) ERA: 4.79	6.2 L 30 6 5 2 6 3 0 0 0 0 0 1 66 112 2.70 1.350												
Paul Assenmacher, L (7, 1) ERA: 2.25	0.1 1 0 0 0 0 0 0 0 0 0 0 0 1 1 0.00 0.000												
Jim Acker, R (8, 1) ERA: 3.1	1.0 3 0 0 0 0 0 0 0 0 0 0 0 4 6 0.00 0.000												
Charlie Puleo, R (9, 1) ERA: 5.5	1.0 3 0 0 0 0 0 0 0 0 0 0 0 4 5 0.00 0.000												

Pittsburgh Pirates @ Atlanta Braves
Atlanta-Fulton County Stadium, Atlanta, GA

Tue May 23 1989, 7:05 PM EDT
Att: 6,137 - Unknown - 80 F

livebaseballscorecards.com

AB 34
R 5
H 6
RBI 3
BB 3
SO 6
LOB 12



Batter	1	2	3	4	5	6	7	8	9	AB	R	H	RBI	BB	SO	LOB
--------	---	---	---	---	---	---	---	---	---	----	---	---	-----	----	----	-----

Ron Gant, R <small>OBP: 0.242, SLG: 0.325</small> (1, 5)	0-1 F6 		2-2 5-3 			3-3 K 		2-2 5-3 		4	0	0	0	0	1	1
Jeff Blauser, R <small>OBP: 0.268, SLG: 0.402</small> (1, 4)	1-1 HR 			0-3 K 		0-2 L9 			1-2 5-3 	4	1	1	1	0	1	1
Gerald Perry, L <small>OBP: 0.367, SLG: 0.358</small> (1, 3)	2-3 K 			0-1 CS 1B		0-0 4-3 			0-0 F8 1B 2B	4	1	2	0	0	1	1
Dale Murphy, R <small>OBP: 0.306, SLG: 0.385</small> (1, 8)	0-0 G3 			0-0 P3 			0-3 K2-3 		4-0 1B 1B BB	3	0	0	0	1	1	1
Andres Thomas, R <small>OBP: 0.268, SLG: 0.359</small> (1, 6)		3-1 F7 		1-0 CS 1-2	0-0 P4 		1-2 P6 		0-2 F8 	4	0	0	0	0	0	2
Geronimo Berroa, R <small>OBP: 0.304, SLG: 0.273</small> (1, 7)		1-1 F8 			0-2 1B		0-1 1B		0-0 1B 1B	4	0	3	1	0	0	0
John Russell, R <small>OBP: 0.154, SLG: 0.154</small> (1, 9)		0-3 K 			0-3 K 		1-3 K 		0-1 FC5-4 1B	4	0	1	0	0	3	2
Bruce Benedict, R <small>OBP: 0.256, SLG: 0.179</small> (1, 2)			1-2 F7 		1-2 F8 			0-3 K 	2-2 FC5-4 FC5-4	4	0	0	0	0	1	4
Zane Smith, L <small>OBP: 0.176, SLG: 0.176</small> (1, 1)			3-2 F7 			0-0 1B		2-3 K 		2	0	1	0	0	0	0
Paul Assenmacher, L (7, 1)										0	0	0	0	0	0	0
Jim Acker, R (8, 1)										0	0	0	0	0	0	0
Jody Davis, R <small>OBP: 0.235, SLG: 0.252</small> (8, PH)										1	0	0	0	0	1	0
Charlie Puleo, R (9, 1)										0	0	0	0	0	0	0

Inning Stats	R: 1	H: 1	E: 0	K: 1	S: 8	R: 0	H: 0	E: 0	K: 1	S: 7	R: 0	H: 0	E: 0	K: 0	S: 11	R: 0	H: 1	E: 0	K: 1	S: 6	R: 0	H: 1	E: 0	K: 1	S: 10	R: 0	H: 1	E: 0	K: 1	S: 8	R: 0	H: 1	E: 0	K: 2	S: 11	R: 0	H: 0	E: 0	K: 2	S: 10	R: 1	H: 3	E: 0	K: 0	S: 15	1B: 6	2B: 1	3B: 0	HR: 1	SF: 0	SAC: 0	DP: 0	HBP: 0	WP: 0	PA: 36
--------------	------	------	------	------	------	------	------	------	------	------	------	------	------	------	-------	------	------	------	------	------	------	------	------	------	-------	------	------	------	------	------	------	------	------	------	-------	------	------	------	------	-------	------	------	------	------	-------	-------	-------	-------	-------	-------	--------	-------	--------	-------	--------

PITCHER	IP	WLS	BF	H	R	ER	SO	BB	IBB	HBP	BLK	WP	HR	S	P	ERA	WHIP
John Smiley, L <small>ERA: 2.48</small>	(1, 1)	9.0	W	35	8	2	2	9	1	0	0	0	1	86	117	2.00	1.000

BOTTOM

Pittsburgh Pirates @ Atlanta Braves
 Atlanta-Fulton County Stadium, Atlanta, GA

Tue May 23 1989, 7:05 PM EDT
 Att. 6,137 - Unknown - 80 F

livebaseballscores.com

AB	34
R	2
H	8
RBI	2
BB	1
SO	9
LOB	12



Batter	1	2	3	4	5	6	7	8	9	10	11	12	13	14	AB R H RBI BB SO LOB	TOP		
Barry Bonds, L OBP: 0.330, SLG: 0.436 Bill Landrum, R (13, 1)	0-0 G3		3-1 F7			2-2 F7		1-1 F8			0-3 K		3-2 G6-3		6 0 0 0 0 1 3 0 0 0 0 0 0 0			
Jose Lind, R OBP: 0.262, SLG: 0.253 (1, 4)	2-0 F9		1-2 G4-3			0-0 F9		2-2 F8			3-2 G6-3			3-2 G6-3	6 0 0 0 0 0 3			
Andy Van Slyke, L OBP: 0.319, SLG: 0.394 (1, 8)	3-1 P5				1-1 F9			0-0 PB 1B G6-3 1B			2-3 K			4-2 1B 2B BB	5 2 1 0 1 1 0			
Bobby Bonilla, S OBP: 0.341, SLG: 0.455 (1, 5)		1-2 G1-6-3 1B			0-0 G5-3			0-2 P6			0-0 G6-3			0-2 P4	6 1 2 0 0 0 2			
Glenn Wilson, R OBP: 0.342, SLG: 0.472 (1, 9) (7, 3) (13, 9)		0-1 G1-6-3			2-1 G6-3			1-2 G6-3 PB 1-2 1B			3-3 K			0-0 2B	6 1 3 2 0 1 1			
Gary Redus, R OBP: 0.365, SLG: 0.310 R.J. Reynolds, S OBP: 0.326, SLG: 0.395 (1, 3) (7, PH) (7, 9) (13, 7)		0-2 F8			0-0 G6-3			3-2 G6-3 1-3 2-H			2-2 P3			4-0 IBB	2 0 0 0 0 0 0 2 0 0 1 2 0 1			
Rey Quinones, R OBP: 0.229, SLG: 0.280 (1, 6)			0-0 F8			2-2 F8					1-3 K			2-2 F8	6 0 0 0 0 2 5			
Junior Ortiz, R OBP: 0.264, SLG: 0.229 John Cangelosi, S OBP: 0.348, SLG: 0.189 Jeff Robinson, R (8, PH) (8, 1) Bob Kipper, R (8, 1) Rafael Belliard, R OBP: 0.318, SLG: 0.346 Randy Kratner, R (10, PH) Benny Distefano, L OBP: 0.366, SLG: 0.205 (13, PH) (13, 3)			0-0 1B			3-2 G3					1-1 SH1-4 1B			0-0 G3-1	2 0 1 0 0 0 0 1 0 1 0 0 0 0 0 0 0 0 0 0 0 0 0 0 0 0 0 0 1 0 0 0 0 0 1 0 0 0 0 0 0 0 2 0 1 1 0 0 0			
Bob Walk, R OBP: 0.292, SLG: 0.375 Sid Bream, L OBP: 0.422, SLG: 0.324 Tom Prince, R OBP: 0.167, SLG: 0.231 (1, 1) (8, PH) (8, 2)			1-2 1B			0-2 G4-3					0-1 SH1-4			0-1 F7	2 0 1 0 0 0 0 0 0 0 0 0 0 0 3 0 0 0 0 1 2			
Inning Stats	R: 0 H: 0 E: 0 LOB: 0 K: 0 BB: 9 S: 4 P: 9	R: 0 H: 1 E: 0 LOB: 0 K: 0 BB: 9 S: 8 P: 9	R: 0 H: 2 E: 0 LOB: 2 K: 0 BB: 0 S: 13 P: 18	R: 0 H: 0 E: 0 LOB: 0 K: 0 BB: 0 S: 5 P: 8	R: 0 H: 0 E: 0 LOB: 0 K: 0 BB: 0 S: 7 P: 12	R: 0 H: 0 E: 0 LOB: 0 K: 1 BB: 0 S: 7 P: 9	R: 1 H: 2 E: 0 LOB: 1 K: 1 BB: 0 S: 18 P: 25	R: 0 H: 1 E: 0 LOB: 1 K: 0 BB: 0 S: 9 P: 13	R: 0 H: 0 E: 0 LOB: 0 K: 2 BB: 0 S: 7 P: 12	R: 0 H: 0 E: 0 LOB: 0 K: 2 BB: 0 S: 10 P: 14	R: 0 H: 0 E: 0 LOB: 0 K: 2 BB: 0 S: 10 P: 14	R: 0 H: 1 E: 1 LOB: 2 K: 0 BB: 1 S: 12 P: 20	R: 0 H: 0 E: 0 LOB: 0 K: 0 BB: 0 S: 7 P: 10	R: 3 H: 3 E: 0 LOB: 2 K: 0 BB: 2 S: 19 P: 35	1B: 8 SF: 0 2B: 2 SAC: 1 3B: 0 DP: 1 HR: 0 HBP: 0	WP: 0 PA: 54 PB: 1 SB: 0 CS: 1		
PITCHER	IP WLS BF H R ER SO BB IBB HBP BLK WP HR S P ERA WHIP																	
Derek Lilliquist, L ERA: 2.63 (1, 1)	6.1	23	5	1	0	0	0	0	0	0	0	0	0	0	54	76	0.00	0.789
Jose Alvarez, R ERA: 1.86 (7, 1)	0.2	3	1	0	0	1	0	0	0	0	0	0	0	0	10	17	0.00	1.500
Paul Assenmacher, L ERA: 1.89 (8, 1)	3.0	9	0	0	0	4	0	0	0	0	0	0	0	0	24	36	0.00	0.000
Joe Boever, R ERA: 3.12 (11, 1)	2.0	8	1	0	0	2	0	1	0	0	0	0	0	0	22	34	0.00	0.500
Jim Acker, R ERA: 3.77 (13, 1)	2.0	L 11	3	3	3	0	1	1	0	0	0	0	0	0	26	45	13.50	2.000

Pittsburgh Pirates @ Atlanta Braves
Atlanta-Fulton County Stadium, Atlanta, GA
Wed May 24 1989, 7:05 PM EDT
Att: 5,896 - Unknown

livebaseballscores.com

AB	50
R	4
H	10
RBI	4
BB	3
SO	7
LOB	17



Batter	1	2	3	4	5	6	7	8	9	10	11	12	13	14	AB	R	H	RBI	BB	SO	LOB	BOTTOM																	
Ron Gant, R OBP: 0.240, SLG: 0.318 (1, 5)	G6-3		PO 1B			E6 CS		G5-3			F9		F9		6	0	1	0	0	0	1	Pittsburgh Pirates @ Atlanta Braves Atlanta-Fulton County Stadium, Atlanta, GA Wed May 24 1989, 7:05 PM EDT Att: 5,896 - Unknown																	
Dion James, L OBP: 0.396, SLG: 0.363 Jody Davis, R OBP: 0.232, SLG: 0.248 (1, 7) (9, 2)	2B		PO 1-2	1B 1B		F7		G4-3			F8		K		4	1	2	0	0	0	2																		
Gerald Perry, L OBP: 0.366, SLG: 0.353 (1, 3)	G5-3			1B		G6-3		G4-3			BB		G4-3		5	0	1	0	1	0	2																		
Dale Murphy, R OBP: 0.313, SLG: 0.385 (1, 8)	F7			1B							BB		G4-3		5	0	2	1	1	0	1																		
Andres Thomas, R OBP: 0.258, SLG: 0.346 (1, 6)			G3	F7 1B				F8			P3		P4		6	0	0	0	0	0	4																		
David Justice, L OBP: 0.200, SLG: 0.200 (1, 9)			G6-3			G6-3		F7					CS 1B		5	0	1	0	0	1	1																		
Jeff Treadway, L OBP: 0.316, SLG: 0.373 Joe Boever, R (11, 1)			G6-3			E6		G6-3			P6		B2		3	0	0	0	0	0	1																		
Zane Smith, L OBP: 0.167, SLG: 0.167 Jim Acker, R (12, PH) (13, 1)						S									0	0	0	0	0	0	0																		
Bruce Benedict, R OBP: 0.244, SLG: 0.171 Terry Blocker, L OBP: 0.300, SLG: 0.316 (8, PH) (9, 7)			G5-3			G5-3		WP SH2-4 1B					K		2	0	0	0	0	0	1																		
Derek Lilliquist, L OBP: 0.125, SLG: 0.125 José Alvarez, R (7, 1)			F8			G3-1		SH2-4 1B					K		3	0	2	0	0	1	1																		
Paul Assenmacher, L (8, 1)															2	0	0	0	0	0	0																		
Jeff Blauser, R OBP: 0.263, SLG: 0.394 Darrell Evans, L OBP: 0.310, SLG: 0.404 (8, 4) (10, PH)															2	0	0	0	0	2	1																		
															1	0	0	0	0	0	0																		
Inning Stats	R: 0 E: 0 K: 0 S: 9	H: 1 LOB: 1 BB: 0 P: 14	R: 0 E: 0 K: 0 S: 8	H: 0 LOB: 0 BB: 0 P: 13	R: 0 E: 0 K: 0 S: 5	H: 1 LOB: 0 BB: 0 P: 10	R: 1 E: 0 K: 0 S: 7	H: 3 LOB: 0 BB: 0 P: 10	R: 0 E: 1 K: 0 S: 10	H: 0 LOB: 1 BB: 0 P: 14	R: 0 E: 0 K: 0 S: 4	H: 0 LOB: 0 BB: 0 P: 7	R: 0 E: 0 K: 0 S: 9	H: 1 LOB: 1 BB: 0 P: 15	R: 0 E: 0 K: 0 S: 6	H: 0 LOB: 0 BB: 0 P: 9	R: 0 E: 0 K: 2 S: 12	H: 1 LOB: 1 BB: 0 P: 20	R: 0 E: 0 K: 0 S: 9	H: 0 LOB: 2 BB: 2 P: 16	R: 0 E: 0 K: 1 S: 7		H: 1 LOB: 0 BB: 0 P: 8	R: 0 E: 0 K: 2 S: 9	H: 0 LOB: 0 BB: 0 P: 12	R: 0 E: 0 K: 0 S: 5	H: 0 LOB: 0 BB: 0 P: 6	1B: 7 2B: 2 3B: 0 HR: 0	SF: 0 SAC: 1 DP: 0 HBP: 0	WP: 1 PB: 0 SB: 2 CS: 3	PA: 51								
PITCHER	IP WLS BF H R ER SO BB IBB HBP BLK WP HR S P ERA WHIP																																						
Bob Walk, R ERA: 3.3 (1, 1)	7.0		25	6	1	1	0	0	0	0	0	0	0	0	0	0	0	6	7	0.00	1.500																		
Jeff Robinson, R ERA: 6.2 (8, 1)	0.2		3	1	0	0	0	0	0	0	0	0	0	0	0	0	0	0	0	0	0																		
Bob Kipper, L ERA: 3.0 (8, 1)	1.1		4	0	0	0	0	0	0	0	0	0	0	0	0	0	0	0	0	0	0																		
Randy Kramer, R ERA: 1.93 (10, 1)	3.0		12	2	0	0	3	1	1	0	0	0	0	0	0	0	0	28	44	0.00	1.000																		
Bill Landrum, R ERA: 0.87 (13, 1)	2.0	W	6	0	0	0	2	0	0	0	0	0	0	0	0	0	0	0	0	0	0																		



Batter	1	2	3	4	5	6	7	8	9	AB R H RBI BB SO LOB	TOP											
Barry Bonds, L (1, 7) OBP: 0.332, SLG: 0.432	1-1 G3		1-1 6-3		0-2 CS 1B		4-0 2B IBB		0-2 E4 2B	4 1 1 1 1 0 0	Pittsburgh Pirates @ Atlanta Braves Atlanta-Fulton County Stadium, Atlanta, GA Thu May 25 1989, 7:05 PM EDT Att: 5,517 - Unknown - 86 F											
Jose Lind, R (1, 4) OBP: 0.266, SLG: 0.270	2-1 F8		1-0 6-3		1-2 6-3		0-0 2B	2-0 2B	5 0 2 2 0 0 1													
Andy Van Slyke, L (1, 8) OBP: 0.312, SLG: 0.371	2-3 K			0-1 G3		2-3 K	1-3 K	4-0 G4-6-3 BB	4 0 0 0 1 3 1													
Bobby Bonilla, S (1, 5) Rafael Belliard, R (9, 5) OBP: 0.337, SLG: 0.453 OBP: 0.315, SLG: 0.346		2-2 G3		1-1 F8		2-3 K		1-0 4-3 SF9 2B	5 1 1 0 0 1 3 0 0 0 0 0 0 0													
Glenn Wilson, R (1, 9) OBP: 0.347, SLG: 0.496		0-3 K		0-2 2B 1B		0-0 HR		0-0 4-3	4 2 2 1 0 1 1													
Benny Distefano, L (1, 3) OBP: 0.411, SLG: 0.286		2-1 1B 2B		0-0 1-H 2B		3-1 P3		4-0 IBB	3 1 2 1 1 0 0													
Rey Quinones, R (1, 6) OBP: 0.238, SLG: 0.291		0-0 2-H 1B		0-2 L6		2-0 SH4-3 2B 1B		3-2 SF9	3 1 2 2 0 0 1													
Junior Ortiz, R (1, 2) OBP: 0.267, SLG: 0.232		0-2 P6		0-1 SH2-4 S 1B 1B		0-0 SH4-3		0-1 F9	3 1 1 0 0 0 2													
Doug Drabek, R (1, 1) OBP: 0.182, SLG: 0.143 Sid Bream, L (7, PH) OBP: 0.413, SLG: 0.314 Bob Kipper, R (7, 1) John Cangelosi, S (9, PH) OBP: 0.319, SLG: 0.194 Jeff Robinson, R (9, 1) Bill Landrum, R (9, 1)			1-0 F9		2-2 SH2-4		2-3 K	2-1 6-3	1 0 0 0 0 0 0 1 0 0 0 0 1 1 0 0 0 0 0 0 0 1 0													
Inning Stats	R: 0 E: 0 K: 1 S: 7	H: 0 LOB: 0 BB: 0 P: 12	R: 1 E: 0 K: 1 S: 12	H: 2 LOB: 1 BB: 0 P: 16	R: 0 E: 0 K: 0 S: 4	H: 0 LOB: 0 BB: 0 P: 7	R: 1 E: 0 K: 0 S: 12	H: 2 LOB: 1 BB: 0 P: 13	R: 1 E: 0 K: 0 S: 13	H: 2 LOB: 0 BB: 0 P: 15		R: 1 E: 0 K: 2 S: 12	H: 1 LOB: 0 BB: 0 P: 19	R: 2 E: 0 K: 2 S: 9	H: 2 LOB: 1 BB: 1 P: 18	R: 1 E: 0 K: 0 S: 9	H: 1 LOB: 1 BB: 1 P: 16	R: 0 E: 1 K: 0 S: 7	H: 1 LOB: 2 BB: 1 P: 16	1B: 5 2B: 5 3B: 0 HR: 1	SF: 1 SAC: 2 DP: 1 HBP: 0	WP: 0 PB: 0 SB: 1 CS: 1
PITCHER	IP WLS BF H R ER SO BB IBB HBP BLK WP HR S P ERA WHIP																					
Pete Smith, R (1, 1) ERA: 4.92	6.0 L 24 7 4 4 4 0 0 0 0 0 1 60 82 6.00 1.167																					
Charlie Puleo, R (7, 1) ERA: 6.27	0.2 5 2 2 2 1 0 1 0 0 0 0 6 14 27.00 3.000																					
Paul Assenmacher, L (7, 1) ERA: 1.86	0.1 1 0 0 0 1 0 0 0 0 0 0 3 4 0.00 0.000																					
José Álvarez, R (8, 1) ERA: 2.03	2.0 10 2 1 1 0 1 1 0 0 0 0 16 32 4.50 1.500																					

livebaseballscorecards.com

AB	34
R	7
H	11
RBI	7
BB	3
SO	6
LOB	10



Batter	1	2	3	4	5	6	7	8	9	AB R H RBI BB SO LOB
Jeff Treadway, L (1, 4) OBP: 0.328, SLG: 0.391	3-1 FC3-6 1B	1-2 1-3 2-H 2B			0-1 6-3		0-0 F9		0-1 1B	5 0 3 1 0 0 0
Dion James, L (1, 7) OBP: 0.405, SLG: 0.368	3-1 FC3-6 1B	1-0 F7			3-2 6-3		4-1 BB		3-1 1B	4 0 2 1 1 0 2
Gerald Perry, L (1, 3) OBP: 0.362, SLG: 0.354	0-0 L6		1-1 1-3			0-0 4-1 1B 2B	1-3 K		3-H 2-2 F8	5 1 1 0 0 1 5
Darrell Evans, L (1, 5) OBP: 0.302, SLG: 0.373	2-2 FC3-6		4-1 G4-6-3 BB			1-2 4-1	2-3 K		2-1 F8	4 0 0 0 1 1 6
Andres Thomas, R (1, 6) OBP: 0.251, SLG: 0.337	1-0 L5		3-2 G4-6-3			0-1 L3		0-0 6-3		4 0 0 0 0 0 4
David Justice, L (1, 9) OBP: 0.222, SLG: 0.125		2-1 F7		0-3 K		4-1 BB 1B BB		0-2 F9		3 0 0 0 1 1 0
Terry Blocker, L (1, 8) OBP: 0.304, SLG: 0.318		0-1 F7		1-0 6-3		0-0 BB		2-3 K		3 0 1 1 0 0 0
Jeff Blauser, R (8, PH) OBP: 0.260, SLG: 0.389						1-2 3-H 1B				1 0 0 0 0 1 0
Bruce Benedict, R (1, 2) OBP: 0.286, SLG: 0.167		4-1 1B 2B BB		0-0 F7		4-0 FC6-4 BB			4-2 1B 1-3 1B BB	1 2 0 0 3 0 0
Pete Smith, R (1, 1) OBP: 0.294, SLG: 0.298		2-2 2B 1B			1-1 P3	2-2 FC6-4			2-0 1-3	2 0 1 0 0 0 0
Geronimo Berroa, R (6, PH) OBP: 0.296, SLG: 0.267										1 0 0 0 0 0 3
Charlie Puliso, R (7, 1)										0 0 0 0 0 0 0
Paul Assenmacher, L (7, 1)										0 0 0 0 0 0 0
José Álvarez, R (8, 1)										0 0 0 0 0 0 0
Ron Gant, R (9, PH) OBP: 0.238, SLG: 0.316										1 0 0 0 0 0 1

Inning Stats	R: 0	H: 2	E: 0	K: 10	LOB: 2	BB: 0	P: 18	R: 1	H: 2	E: 0	K: 13	LOB: 2	BB: 1	P: 23	R: 0	H: 0	E: 0	K: 6	LOB: 0	BB: 1	P: 14	R: 0	H: 0	E: 0	K: 7	LOB: 0	BB: 0	P: 11	R: 1	H: 2	E: 0	K: 11	LOB: 3	BB: 2	P: 22	R: 0	H: 0	E: 0	K: 8	LOB: 1	BB: 1	P: 15	R: 0	H: 0	E: 0	K: 8	LOB: 0	BB: 0	P: 10	R: 1	H: 2	E: 0	K: 13	LOB: 2	BB: 1	P: 26	1B: 6	SF: 0	2B: 2	SAC: 0	3B: 0	DP: 1	HR: 0	HBP: 0
--------------	------	------	------	-------	--------	-------	-------	------	------	------	-------	--------	-------	-------	------	------	------	------	--------	-------	-------	------	------	------	------	--------	-------	-------	------	------	------	-------	--------	-------	-------	------	------	------	------	--------	-------	-------	------	------	------	------	--------	-------	-------	------	------	------	-------	--------	-------	-------	-------	-------	-------	--------	-------	-------	-------	--------

PITCHER	IP	WLS	BF	H	R	ER	SO	BB	IBB	HBP	BLK	WP	HR	S	P	ERA	WHIP
Doug Drabek, R (1, 1) ERA: 2.35	6.0		27	6	2	2	1	4	0	0	0	0	0	52	94	3.00	1.667
Bob Kipper, L (7, 1) ERA: 2.77	2.0		7	0	0	0	3	1	0	0	0	0	0	16	25	0.00	0.500
Jeff Robinson, R (9, 1) ERA: 6.53	0.1		4	2	1	1	0	1	0	0	0	0	0	7	16	27.00	9.000
Bill Landrum, R (9, 1) ERA: 0.82	0.2	S	2	0	0	0	0	0	0	0	0	0	0	6	10	0.00	0.000

BOTTOM

Pittsburgh Pirates @ Atlanta Braves
Atlanta-Fulton County Stadium, Atlanta, GA

Thu May 25 1989, 7:05 PM EDT
Att. 5,517 - Unknown - 86 F

livebaseballscorecards.com

AB	34
R	3
H	8
RBI	3
BB	6
SO	4
LOB	21

Braves

WP: 0	PA: 40
PB: 0	
SB: 0	
CS: 0	

Batter	1	2	3	4	5	6	7	8	9	AB R H RBI BB SO LOB	TOP	
Jeff Treadway, L (1, 4) OBP: 0.325, SLG: 0.387	2-2 L7		1-1 L9			0-0 G3 1B		0-0 F7		4 0 1 0 0 0 3		
Dion James, L (1, 7) OBP: 0.391, SLG: 0.354	1-1 G4-3		3-2 L5			0-0 G3		1-0 G4-6-3		4 0 0 0 0 0 4		
Gerald Perry, L (1, 3) OBP: 0.359, SLG: 0.348	4-2 BB				0-0 L5				1-3 K	3 0 0 0 1 1 1		
Dale Murphy, R (1, 8) OBP: 0.306, SLG: 0.376	0-1 G6-3				0-0 F9				2-2 G4-3	4 0 0 0 0 1 1		
Andres Thomas, R (1, 6) OBP: 0.251, SLG: 0.335					0-0 F8				0-1 F9	4 0 1 0 0 0 0		
David Justice, L (1, 9) OBP: 0.250, SLG: 0.100						1-1 F7			0-0 1B	2 0 0 0 1 0 0		
Geronimo Berroa, R (9, PH) OBP: 0.313, SLG: 0.283									1-2 1B	1 0 1 0 0 0 0		
Jody Davis, R (1, 2) OBP: 0.234, SLG: 0.244									0-0 1B	2 0 0 0 1 1 1		
Zane Smith, L (8, PR) OBP: 0.167, SLG: 0.167									0-0 G3-1	0 0 0 0 0 0 0		
Bruce Benedict, R (8, 2) OBP: 0.266, SLG: 0.167									4-1 1B 1B BB	0 0 0 0 0 0 0		
Jeff Blauser, R (9, PH) OBP: 0.260, SLG: 0.389									0-2 1B	0 0 0 0 0 0 0		
Terry Blocker, L (9, PH) OBP: 0.292, SLG: 0.304									1-2 1B	1 0 0 0 0 0 2		
Ron Gant, R (1, 5) OBP: 0.240, SLG: 0.317									0-2 1B	3 0 1 0 0 0 1		
29 John Smoltz, R (1, 1) OBP: 0.308, SLG: 0.409									0-2 G4-6-3	2 0 0 0 0 2 0		
Darrell Evans, L (8, PH) OBP: 0.313, SLG: 0.385									1-2 2-3 1B	1 0 1 0 0 0 0		
Jim Acker, R (8, 1)										0 0 0 0 0 0 0		
Inning Stats	R: 0 E: 0 K: 0 S: 10 H: 0 LOB: 1 BB: 1 P: 17	R: 0 E: 0 K: 1 S: 11 H: 0 LOB: 1 BB: 1 P: 19	R: 0 E: 0 K: 1 S: 11 H: 0 LOB: 0 BB: 0 P: 16	R: 0 E: 0 K: 0 S: 3 H: 0 LOB: 0 BB: 0 P: 3	R: 0 E: 0 K: 0 S: 6 H: 0 LOB: 0 BB: 0 P: 9	R: 0 E: 0 K: 1 S: 8 H: 1 LOB: 1 BB: 0 P: 12	R: 0 E: 0 K: 1 S: 8 H: 0 LOB: 0 BB: 0 P: 10	R: 0 E: 0 K: 0 S: 9 H: 2 LOB: 2 BB: 1 P: 14	R: 0 E: 0 K: 1 S: 11 H: 2 LOB: 2 BB: 0 P: 14	1B: 5 2B: 0 3B: 0 HR: 0 SF: 0 SAC: 0 DP: 1 HBP: 0	WP: 0 PB: 0 SB: 1 CS: 0 PA: 34	
PITCHER	IP WLS BF H R ER SO BB IBB HBP BLK WP HR S P ERA WHIP											
Scott Terry, R (1, 1) ERA: 2.25	7.0 W 26 2 0 0 4 3 0 0 0 0 0 0 61 94 0.00 0.714											
Ken Dayley, L (8, 1) ERA: 2.28	1.2 7 3 0 0 1 0 0 0 0 0 0 0 15 19 0.00 1.800											
Dan Quisenberry, R (9, 1) ERA: 2.63	0.1 S 1 0 0 0 0 0 0 0 0 0 0 0 1 1 0.00 0.000											

Atlanta Braves @ St. Louis Cardinals
 Busch Stadium, St. Louis, MO
 Fri May 26 1989, 7:05 PM CDT
 Att. 34,818 - Unknown

livebaseballscorecards.com

AB	31
R	0
H	5
RBI	0
BB	3
SO	5
LOB	13



Batter	1	2	3	4	5	6	7	8	9	AB R H RBI BB SO LOB	BOTTOM	
Vince Coleman, S OBP: 0.357, SLG: 0.397 (1, 7)	0-1 E 2B	2-1 B4-3			0-1 G6-3		2-2 F9			4 1 1 0 0 0 0	Atlanta Braves @ St. Louis Cardinals Busch Stadium, St. Louis, MO Fri May 26 1989, 7:05 PM CDT Att. 34,818 - Unknown livebaseballscorecards.com	
Ozzie Smith, S OBP: 0.335, SLG: 0.340 (1, 6)	1-0 E HBP	2-0 L9			0-3 K		1-0 G3-1			3 1 0 0 0 1 0		
Willie McGee, S OBP: 0.275, SLG: 0.324 (1, 8)	1-0 E6 1B 2B				0-0 G5-3		1-3 K			4 1 1 2 0 1 0		
Pedro Guerrero, R OBP: 0.370, SLG: 0.490 (1, 3)	1-2 BB 1B				3-2 WP 1B		3-2 G6-3			4 0 2 1 0 1 0		
Jim Lindeman, R OBP: 0.227, SLG: 0.105 (9, 3)	3-H									0 0 0 0 0 0 0		
Terry Pendleton, S OBP: 0.304, SLG: 0.303 (1, 5)	4-2 BB				2-3 K		0-0 G3			3 0 0 0 1 1 1		
Tom Brunansky, R OBP: 0.306, SLG: 0.375 (1, 9)	0-1 F8				1-0 1B		2-3 K			3 0 1 0 0 1 3		
José Oquendo, S OBP: 0.324, SLG: 0.294 (1, 4)	1-0 F7				0-0 P6		4-2 BB			2 0 0 0 1 0 3		
Tony Peña, R OBP: 0.284, SLG: 0.343 (1, 2)	0-3 K				0-0 P2		1-3 K			3 0 0 0 0 2 5		
Scott Terry, R OBP: 0.200, SLG: 0.368 (1, 1)		1-1 G4-3			0-1 F9		1-0 F8			3 0 0 0 0 0 1		
Ken Dayley, L (8, 1)										0 0 0 0 0 0 0		
Dan Quisenberry, R (9, 1)										0 0 0 0 0 0 0		
Inning Stats	R: 3 H: 3 E: 1 LOB: 2 K: 1 BB: 1 S: 14 P: 22	R: 0 H: 0 E: 0 LOB: 0 K: 0 BB: 0 S: 5 P: 10	R: 0 H: 0 E: 0 LOB: 0 K: 2 BB: 0 S: 11 P: 17	R: 0 H: 1 E: 0 LOB: 1 K: 0 BB: 0 S: 5 P: 6	R: 0 H: 0 E: 0 LOB: 0 K: 1 BB: 0 S: 6 P: 6	R: 0 H: 1 E: 0 LOB: 2 K: 2 BB: 1 S: 14 P: 25	R: 0 H: 0 E: 0 LOB: 0 K: 0 BB: 0 S: 6 P: 10	R: 0 H: 0 E: 0 LOB: 0 K: 1 BB: 0 S: 11 P: 15			1B: 3 SF: 0 2B: 2 SAC: 0 3B: 0 DP: 0 HR: 0 HBP: 1	WP: 1 PA: 32 PB: 0 SB: 0 CS: 0
PITCHER	IP WLS BF H R ER SO BB IBB HBP BLK WP HR S P ERA WHIP											
29 John Smoltz, R ERA: 2.33 (1, 1)	7.0 L 29 5 3 3 6 2 0 1 0 0 1 0 61 96 3.86 1.000											
Jim Acker, R ERA: 3.66 (8, 1)	1.0 3 0 0 0 1 0 0 0 0 0 0 0 11 15 0.00 0.000											

AB	29
R	3
H	5
RBI	3
BB	2
SO	7
LOB	13



Batter	1	2	3	4	5	6	7	8	9	AB R H RBI BB SO LOB	TOP											
Jeff Treadway, L (1, 4) OBP: 0.336, SLG: 0.390	0-0 G3 1B		2-1 G4-3		1-3 K			2-2 E 1B	4-0 IBB	4 1 2 0 1 1 1												
Dion James, L (1, 7) OBP: 0.392, SLG: 0.350	0-1 L8		2-0 F8			1-0 1B 1B		4-0 CS E 1B BB	3-1 G3-2 3-Hr	4 0 1 0 1 0 4												
Gerald Perry, L (1, 3) OBP: 0.357, SLG: 0.345	0-2 G3 1-2			2-3 K		2-2 1B		1-2 E5 HR 1-2 2-H		4 1 1 0 0 1 2												
Dale Murphy, R (1, 8) OBP: 0.310, SLG: 0.376	4-0 BB			2-1 CS 1B		1-3 K		1-2 P2 2-3		3 0 1 0 0 1 1 4												
Andres Thomas, R (1, 6) OBP: 0.251, SLG: 0.351	0-3 K			3-3 K 1-2		1-1 L8		0-0 HR 1-H		4 1 1 2 0 2 5												
David Justice, L (1, 9) OBP: 0.188, SLG: 0.071		1-2 P4			2-2 F8		1-3 K	2-2 F7		4 0 0 0 0 1 2												
Ron Gant, R (1, 5) OBP: 0.240, SLG: 0.321			1-3 K		0-0 1B 2B		0-0 G6-3	0-0 G5-3		4 1 1 0 0 1 0												
Bruce Benedict, R (1, 2) OBP: 0.283, SLG: 0.174			2-3 K		3-2 P2		2-0 G5-3	0-1 E G3-2 1B		4 0 1 0 0 1 1												
Tom Glavine, L (1, 1) OBP: 0.259, SLG: 0.231					0-1 G3-1		0-0 L8	1-0 E6		3 0 1 1 0 0 0												
José Álvarez, R (7, 1)										0 0 0 0 0 0 0												
Joe Boever, R (8, 1)										0 0 0 0 0 0 0												
Terry Blocker, L (8, 9) OBP: 0.280, SLG: 0.292					2-H 1B			1-3		1 0 0 0 0 0 1												
Inning Stats	R: 0 E: 0 K: 1 S: 9	H: 1 LOB: 2 BB: 1 P: 13	R: 0 E: 0 K: 2 S: 9	H: 0 LOB: 0 BB: 0 P: 13	R: 0 E: 0 K: 0 S: 4	H: 0 LOB: 0 BB: 0 P: 8	R: 0 E: 0 K: 2 S: 9	H: 1 LOB: 1 BB: 0 P: 16	R: 1 E: 0 K: 1 S: 16	H: 2 LOB: 1 BB: 0 P: 22	R: 0 E: 0 K: 2 S: 12	H: 2 LOB: 2 BB: 0 P: 18	R: 0 E: 0 K: 0 S: 3	H: 0 LOB: 0 BB: 0 P: 5	R: 3 E: 1 K: 0 S: 17	H: 2 LOB: 0 BB: 1 P: 27	R: 0 E: 1 K: 0 S: 6	H: 1 LOB: 2 BB: 1 P: 14	1B: 7 2B: 2 3B: 0 HR: 1	SF: 0 SAC: 0 DP: 2 HBP: 0	WP: 0 PB: 0 SB: 0 CS: 2	PA: 38
PITCHER	IP WLS BF H R ER SO BB IBB HBP BLK WP HR S P ERA WHIP																				ERA WHIP	
Jose DeLeon, R (1, 1) ERA: 2.96	8.0 L 33 8 4 1 8 2 0 0 0 0 1 79 122 1.12 1.250																					
Cris Carpenter, R (9, 1) ERA: 2.51	0.1 3 1 0 0 0 0 0 0 0 0 0 0 4 5 0.00 3.000																					
Frank DiPino, L (9, 1) ERA: 2.28	0.2 2 0 0 0 0 0 0 1 0 0 0 0 2 9 0.00 0.000																					

Atlanta Braves @ St. Louis Cardinals
 Busch Stadium, St. Louis, MO
 Sat May 27 1989, 7:05 PM CDT
 Att: 48,866 - Unknown

livebaseballscorecards.com

AB	35
R	4
H	9
RBI	3
BB	3
SO	8
LOB	20



Batter	1	2	3	4	5	6	7	8	9	AB	R	H	RBI	BB	SO	LOB
Vince Coleman, S OBP: 0.354, SLG: 0.394 (1, 7)	1-1 S 1B 1B		0-3 K			0-1 G6-3	3-2 F8			4	0	1	0	0	1	1
Ozzie Smith, S OBP: 0.333, SLG: 0.333 (1, 6)	1-2 SAFE 1 SAFE 1 SAFE 1 SAFE 1 SAFE 1 SAFE 1 SAFE 1 SAFE 1 SAFE 1 SAFE		2-2 G6-3			1-2 G6-3		4-1 G4-3 BB BB		3	0	0	0	1	0	1
Willie McGee, S OBP: 0.298, SLG: 0.377 (1, 8)	1-1 S 1B		2-3 K			2-2 HR		4-0 G4-3 1-2 BB		3	1	2	1	1	1	0
Pedro Guerrero, R OBP: 0.368, SLG: 0.491 (1, 3)	1-3 K		2-3 K		2-3 K	3-0 E8 2B		0-1 G4-3 1-2f 2-3		4	0	1	0	0	2	4
Tom Brunansky, R OBP: 0.310, SLG: 0.370 (1, 9)	4-0 BB		3-1 F8			4-1 BB		1-0 P6		2	0	0	0	2	0	1
Terry Pendleton, S OBP: 0.297, SLG: 0.296 (1, 5)	1-3 K		0-1 F8			1-0 L7		2-2 F8		4	0	0	0	0	1	5
José Oquendo, S OBP: 0.328, SLG: 0.299 (1, 4)		3-2 F7			1-0 G4-6-3 1B		2-2 G4-3		2-2 G4-6-3 1B	4	0	2	0	0	0	0
Tony Peña, R OBP: 0.285, SLG: 0.343 John Morris, L OBP: 0.367, SLG: 0.600 (9, PH)		1-3 K			0-0 G4-6-3		0-0 SH1-4 1B		2-2 G4-6-3	3	0	1	0	0	1	1
Jose DeLeon, R OBP: 0.111, SLG: 0.111 Cris Carpenter, R OBP: 0.400, SLG: 0.400 Frank DiPino, L OBP: 0.200, SLG: 0.200 (9, 1)		2-3 K			1-3 K		1-1 SH1-4			1	0	0	0	0	0	0

Inning Stats	R: 0 E: 0 K: 2 S: 14	H: 2 LOB: 3 BB: 1 P: 23	R: 0 E: 0 K: 2 S: 11	H: 0 LOB: 0 BB: 0 P: 17	R: 0 E: 0 K: 2 S: 9	H: 0 LOB: 0 BB: 0 P: 13	R: 0 E: 0 K: 1 S: 5	H: 1 LOB: 0 BB: 0 P: 7	R: 1 E: 1 K: 0 S: 16	H: 2 LOB: 2 BB: 1 P: 27	R: 0 E: 0 K: 0 S: 12	H: 1 LOB: 1 BB: 0 P: 18	R: 0 E: 0 K: 0 S: 4	H: 0 LOB: 1 BB: 2 P: 13	R: 0 E: 0 K: 0 S: 13	H: 1 LOB: 0 BB: 0 P: 19	1B: 5 2B: 1 3B: 0 HR: 1	SF: 0 SAC: 1 DP: 3 HBP: 0
PITCHER	IP WLS BF H R ER SO BB IBB HBP BLK WP HR S P ERA WHIP	IP WLS BF H R ER SO BB IBB HBP BLK WP HR S P ERA WHIP	Tom Glavine, L ERA: 2.47 José Alvarez, R ERA: 1.97 Joe Boever, R ERA: 2.89														WP: 0 PB: 0 SB: 2 CS: 0	PA: 35 ERA WHIP

BOTTOM

Atlanta Braves @ St. Louis Cardinals
 Busch Stadium, St. Louis, MO
 Sat May 27 1989, 7:05 PM CDT
 Att. 48,866 - Unknown

AB	30
R	1
H	7
RBI	1
BB	4
SO	8
LOB	14



livebaseballscorecards.com

Batter	1	2	3	4	5	6	7	8	9	10	AB	R	H	RBI	BB	SO	LOB	TOP						
Ron Gant, R OBP: 0.234, SLG: 0.312 Paul Assenmacher, L (8, 1)	0-0 F7	0-0 6-3		0-0 F3			0-0 5-3	0-0 L6			5	0	0	0	0	0	6							
Jeff Blauser, R OBP: 0.257, SLG: 0.390 (1, 4)	0-3 K		0-0 6-3		0-0 6-3		0-0 2B		0-0 F9		5	0	1	0	0	1	0							
Gerald Perry, L OBP: 0.363, SLG: 0.349 (1, 3)	0-0 1B E 1B		4-0 FC6-5 BLK BB		0-0 FC6-4 1B		0-0 F9		0-0 4-3		4	0	2	0	1	0	1							
Dale Murphy, R OBP: 0.307, SLG: 0.371 (1, 8)	0-0 1-3 1B		0-0 FC6-5		0-0 FC6-4 FC6-4 1B			0-0 E7 1B		0-0 5-3	5	1	1	0	0	0	2							
Andres Thomas, R OBP: 0.250, SLG: 0.347 (1, 6)	0-0 6-3		0-0 F9		0-0 FC6-4 1-2f			0-0 1B 2B 1B		0-0 6-3	5	1	1	1	0	0	4							
Jody Davis, R OBP: 0.229, SLG: 0.239 Darrell Evans, L OBP: 0.323, SLG: 0.396 David Justice, L OBP: 0.176, SLG: 0.067 (8, 7)		0-3 K		0-0 4-3		0-0 5-3		0-0 1-3 2B 1B		0-0 6-3	3	0	0	0	0	1	0							
Geronimo Berroa, R OBP: 0.340, SLG: 0.333 (1, 9)		0-0 SH1-4 BB 1B		0-0 SH3-4 BB 1B		0-0 F9		0-0 1-H 3-H 2B		0-0 1-3	5	0	3	2	0	0	0							
Dion James, L OBP: 0.395, SLG: 0.343 Bruce Benedict, R OBP: 0.283, SLG: 0.174 (8, 2)		4-0 SH1-4 BB		4-0 SH3-4 BB		0-0 4-3		0-0 1-3			2	0	0	0	2	0	2							
Zane Smith, L OBP: 0.167, SLG: 0.167 John Russell, R OBP: 0.150, SLG: 0.150 Jim Acker, R OBP: 0.333, SLG: 0.387 (8, 5)		0-0 SH1-4		0-0 SH3-4		0-0 F9		0-0 6-3			0	0	0	0	0	0	0							
Inning Stats	R: 0 E: 1 K: 1 S: 7	H: 2 LOB: 2 BB: 0 P: 7	R: 0 E: 0 K: 1 S: 6	H: 1 LOB: 2 BB: 1 P: 10	R: 0 E: 0 K: 0 S: 3	H: 0 LOB: 1 BB: 1 P: 7	R: 0 E: 0 K: 0 S: 4	H: 1 LOB: 2 BB: 1 P: 8	R: 0 E: 0 K: 0 S: 4	H: 0 LOB: 0 BB: 0 P: 4	R: 0 E: 0 K: 0 S: 3	H: 0 LOB: 0 BB: 0 P: 3	R: 0 E: 0 K: 0 S: 4	H: 1 LOB: 1 BB: 0 P: 4	R: 3 E: 1 K: 0 S: 7	H: 3 LOB: 2 BB: 0 P: 7	R: 0 E: 0 K: 0 S: 3	H: 0 LOB: 0 BB: 0 P: 3	R: 0 E: 0 K: 0 S: 3	H: 0 LOB: 0 BB: 0 P: 3	1B: 7 2B: 2 3B: 0 HR: 0	SF: 0 SAC: 2 DP: 0 HBP: 0	WP: 0 PB: 0 SB: 0 CS: 0	PA: 43
PITCHER	IP WLS BF H R ER SO BB IBB HBP BLK WP HR S P ERA WHIP																							
Joe Magrane, L ERA: 4.35 Dan Quisenberry, R ERA: 3.0 Ken Dayley, L ERA: 2.59 John Costello, R ERA: 1.74 Cris Carpenter, R ERA: 2.43	7.0 0.0 0.2 1.1 1.0	30 2 4 4 3	6 1 2 0 0	0 2 1 0 0	0 1 0 0 0	0 0 0 0 0	0 0 0 0 0	0 0 0 0 0	0 0 0 0 0	0 0 0 0 0	0 0 0 0 0	0 0 0 0 0	0 0 0 0 0	0 0 0 0 0	0 0 0 0 0	0 0 0 0 0	0 0 0 0 0	0 0 0 0 0	0 0 0 0 0	0 0 0 0 0	0 0 0 0 0	0.00 ∞ 13.50 0.00 0.00	1.286 ∞ 3.000 0.000 0.000	

Atlanta Braves @ St. Louis Cardinals
 Busch Stadium, St. Louis, MO
 Sun May 28 1989, 3:33 AM CDT
 Att. 35,832 - Unknown

livebaseballscorecards.com

AB 38
 R 3
 H 9
 RBI 3
 BB 3
 SO 2
 LOB 17



Batter	1	2	3	4	5	6	7	8	9	10	AB R H RBI BB SO LOB	BOTTOM
--------	---	---	---	---	---	---	---	---	---	----	----------------------	--------

Vince Coleman, S OBP: 0.356, SLG: 0.406 (1, 7)	0-0 SH1 1B 2B		0-0 F9		0-0 F9	0-0 4-3			0-0 SH1-4 2B		5 1 2 0 0 0 2	
Ozzie Smith, S OBP: 0.345, SLG: 0.353 (1, 6)	0-0 SH1 2-3		0-0 HR 1B		0-0 2B		0-0 FC3-2-5-1 1B		0-0 SH1-4 2-3		3 1 3 0 0 0 0	
Willie McGee, S OBP: 0.281, SLG: 0.354 (1, 8)	0-3 K		0-0 F8 1-2		0-0 6-3		0-0 4-3 1-3		0-0 6-3		5 0 0 0 0 1 5	
Pedro Guerrero, R OBP: 0.376, SLG: 0.512 (1, 3) Rod Booker, L (7, PR) Dan Ouisenberry, R (8, 1) Ken Dayley, L (8, 1) John Costello, R (8, 1) Tony Peña, R (9, PH) Cris Carpenter, R (10, 1)	0-0 E 1B 3-H		0-0 HR		4-0 IBB		0-0 FC3-2-5-1 3-H		0-0 6-3		3 1 2 3 1 0 1 0 1 0 0 0 0 0 1 0 0 0 0 0 0 0	
Tom Brunansky, R OBP: 0.303, SLG: 0.361 (1, 9)	0-0 E6 1-2		0-0 F9		0-0 F8		0-0 5-3				4 0 0 0 0 0 4	
Terry Pendleton, S OBP: 0.296, SLG: 0.295 (1, 5)	0-0 1-3			0-0 4-3		0-0 FC5-4 1B		0-0 F8			4 0 1 0 0 0 2	
José Oquendo, S OBP: 0.331, SLG: 0.304 (1, 4)		0-0 E3 CS		0-0 6-3 1B		0-0 FC5-4 PB 1-2f		0-0 1B			4 0 2 0 0 0 1	
Tom Pagnozzi, R OBP: 0.259, SLG: 0.240 (1, 2)		0-3 K 1-2		0-0 6-3 1-2		4-0 BB 1-2		0-0 F8			3 0 0 0 1 1 3	
Joe Magrane, R (1, 1) Jim Lindeman, R (8, 3)		0-3 K		0-0 5-3		0-3 K		0-3 K			3 0 0 0 0 2 3 1 0 0 0 0 1 1	

Inning Stats	R: 1 E: 1 K: 1 S: 8	H: 2 LOB: 2 BB: 0 P: 8	R: 0 E: 1 K: 2 S: 7	H: 0 LOB: 0 BB: 0 P: 7	R: 2 E: 0 K: 0 S: 5	H: 2 LOB: 0 BB: 0 P: 5	R: 0 E: 0 K: 0 S: 4	H: 1 LOB: 1 BB: 0 P: 4	R: 0 E: 0 K: 1 S: 4	H: 1 LOB: 2 BB: 1 P: 10	R: 0 E: 0 K: 0 S: 4	H: 1 LOB: 1 BB: 0 P: 4	R: 0 E: 0 K: 1 S: 6	H: 1 LOB: 1 BB: 0 P: 6	R: 0 E: 0 K: 0 S: 4	H: 1 LOB: 1 BB: 0 P: 4	R: 0 E: 0 K: 0 S: 4	H: 1 LOB: 1 BB: 0 P: 4	1B: 6 2B: 3 3B: 0 HR: 1	SF: 0 SAC: 2 DP: 0 HBP: 0	WP: 0 PB: 1 SB: 2 CS: 1	PA: 40
--------------	------------------------------	---------------------------------	------------------------------	---------------------------------	------------------------------	---------------------------------	------------------------------	---------------------------------	------------------------------	----------------------------------	------------------------------	---------------------------------	------------------------------	---------------------------------	------------------------------	---------------------------------	------------------------------	---------------------------------	----------------------------------	------------------------------------	----------------------------------	--------

PITCHER	IP	WLS	BF	H	R	ER	SO	BB	IBB	HBP	BLK	WP	HR	S	P	ERA	WHIP
Zane Smith, L ERA: 4.76 (1, 1)	6.0		28	7	3	3	4	1	1	0	0	0	1	34	42	4.50	1.333
Jim Acker, R ERA: 3.55 (7, 1)	1.0		4	1	0	0	0	0	0	0	0	0	0	4	4	0.00	1.000
Paul Assenmacher, L ERA: 1.69 (8, 1)	2.0		8	2	0	0	1	0	0	0	0	0	0	10	10	0.00	1.000

Atlanta Braves @ St. Louis Cardinals
 Busch Stadium, St. Louis, MO
 Sun May 28 1989, 3:33 AM CDT
 Att: 35,832 - Unknown

livebaseballscorecards.com

AB	36
R	3
H	10
RBI	3
BB	2
SO	5
LOB	23



Batter	1	2	3	4	5	6	7	8	9	AB R H RBI BB SO LOB	TOP									
Doug Dasenczo, S (1, 8) OBP: 0.189, SLG: 0.174	1-2 F9		0-1 F8		2-1 1B		1-1 SF7		1-1 G6-3	4 0 1 1 0 0 1	Chicago Cubs @ Atlanta Braves Atlanta-Fulton County Stadium, Atlanta, GA Mon May 29 1989, 7:05 PM EDT Att. 15,123 - Sunny livebaseballscorecards.com									
Vance Law, R (1, 5) OBP: 0.262, SLG: 0.305	2-2 G5-3		0-0 P4		1-0 P4		3-H FC5-4			4 0 0 0 0 0 3										
23 Ryne Sandberg, R (1, 4) OBP: 0.340, SLG: 0.385	1-0 1B		1-0 1B		1-2 F8			2-0 G4-3		4 0 3 0 0 0 2										
Mark Grace, L (1, 3) OBP: 0.393, SLG: 0.395	0-1 1B		0-0 F7		2-3 K			0-0 G4-3		4 0 1 0 0 1 2										
Damon Berryhill, S (1, 2) OBP: 0.319, SLG: 0.404	1-0 F7			2-2 G3-1		1-0 F9		1-3 K		4 0 0 0 0 1 3										
Lloyd McClendon, R (1, 7) OBP: 0.387, SLG: 0.520		1-0 F7		3-1 G5-3		1-1 G1-3		2-3 K		3 0 0 0 0 0 0										
Dwight Smith, L (6, 7) OBP: 0.385, SLG: 0.490										1 0 0 0 0 1 1										
Darrin Jackson, R (1, 9) OBP: 0.288, SLG: 0.333		0-0 G1-3		3-2 L6			0-0 1B		2-3 K	3 1 1 0 0 0 0										
Gary Varsho, L (9, PH) OBP: 0.280, SLG: 0.375							SF7			1 0 0 0 0 1 0										
Shawon Dunston, R (1, 6) OBP: 0.277, SLG: 0.269		1-2 E5			1-1 1B		1-3 K		1-0 1B	3 0 1 0 0 1 1										
Curtis Wilkerson, S (9, PH) OBP: 0.224, SLG: 0.333										1 0 1 0 0 0 0										
Scott Sanderson, R (1, 1) OBP: 0.222, SLG: 0.125		1-3 K			0-0 B1				0-3 K	2 0 0 0 0 1 2										
Domingo Ramos, R (7, PH) OBP: 0.294, SLG: 0.367										1 0 1 0 0 0 0										
Steve Wilson, L (7, 1)										0 0 0 0 0 0 0										
Mitch Webster, S (9, PH) OBP: 0.296, SLG: 0.288							2-3 1B			1 0 0 0 0 1 1										
Inning Stats	R: 0 E: 0 K: 0 S: 10	H: 2 LOB: 2 BB: 0 P: 15	R: 0 E: 1 K: 1 S: 10	H: 0 LOB: 1 BB: 0 P: 13	R: 0 E: 0 K: 0 S: 5	H: 1 LOB: 1 BB: 0 P: 6	R: 0 E: 0 K: 0 S: 8	H: 0 LOB: 0 BB: 0 P: 16	R: 0 E: 0 K: 1 S: 6	H: 0 LOB: 0 BB: 0 P: 10	R: 1 E: 0 K: 1 S: 9	H: 2 LOB: 1 BB: 0 P: 14	R: 0 E: 0 K: 2 S: 8	H: 1 LOB: 1 BB: 0 P: 13	R: 0 E: 0 K: 2 S: 9	H: 1 LOB: 1 BB: 0 P: 13	1B: 6 2B: 3 3B: 0 HR: 0	SF: 1 SAC: 0 DP: 0 HBP: 0	WP: 0 PB: 0 SB: 0 CS: 0	PA: 37
PITCHER	IP WLS BF H R ER SO BB IBB HBP BLK WP HR S P ERA WHIP																			IP WLS BF H R ER SO BB IBB HBP BLK WP HR S P ERA WHIP
Derek Lilliquist, L (1, 1) ERA: 2.45	7.0 W 29 7 1 1 3 0 0 0 0 0 0 58 89 1.29 1.000																			
Paul Assenmacher, L (8, 1) ERA: 1.61	0.0 S 4 1 0 0 2 0 0 0 0 0 0 9 13 0.00 1.000																			
Joe Boever, R (9, 1) ERA: 2.79																				

Chicago Cubs @ Atlanta Braves
Atlanta-Fulton County Stadium, Atlanta, GA
Mon May 29 1989, 7:05 PM EDT
Att. 15,123 - Sunny

AB	36
R	1
H	9
RBI	1
BB	0
SO	7
LOB	16



Batter	1	2	3	4	5	6	7	8	9
Jeff Treadway, L (1, 4) <small>OBP: 0.331, SLG: 0.391</small> FBFX	1-2 			0-0 		1-0 		2-2 	
Dion James, L (1, 7) <small>OBP: 0.386, SLG: 0.333</small> X	0-0 			2-2 		2-1 			
Gerald Perry, L (1, 3) <small>OBP: 0.358, SLG: 0.343</small> SBFFC	1-3 			0-1 		1-0 			
Dale Murphy, R (1, 8) <small>OBP: 0.308, SLG: 0.370</small> CTR			0-3 	0-0 		3-1 			
Darrell Evans, L (1, 5) <small>OBP: 0.324, SLG: 0.393</small> Paul Assenmacher, L (8, 1) Joe Boever, R (9, 1)			2-3 	3-2 		0-1 			
Andres Thomas, R (1, 6) <small>OBP: 0.246, SLG: 0.341</small> CFBFX			1-2 	0-1 		1-0 			
David Justice, L (1, 9) <small>OBP: 0.150, SLG: 0.056</small> FBS			1-3 		1-0 			2-3 	
Bruce Benedict, R (1, 2) <small>OBP: 0.286, SLG: 0.167</small> B			1-0 		2-2 			4-1 	
Derek Lilliquist, L (1, 1) <small>OBP: 0.111, SLG: 0.111</small> Jeff Blauser, R (8, 5) <small>OBP: 0.255, SLG: 0.386</small> BFBFX			3-1 		0-0 			1-0 	

Inning Stats	R: 0	H: 0	E: 0	LOB: 0	K: 1	BB: 0	S: 9	P: 11
	R: 0	H: 0	E: 0	LOB: 0	K: 2	BB: 0	S: 9	P: 12
	R: 0	H: 0	E: 0	LOB: 0	K: 1	BB: 0	S: 6	P: 11
	R: 2	H: 3	E: 0	LOB: 1	K: 0	BB: 0	S: 12	P: 17
	R: 0	H: 0	E: 0	LOB: 0	K: 0	BB: 0	S: 5	P: 8
	R: 0	H: 0	E: 0	LOB: 0	K: 0	BB: 0	S: 4	P: 8
	R: 0	H: 0	E: 0	LOB: 0	K: 0	BB: 0	S: 5	P: 9
	R: 0	H: 0	E: 0	LOB: 1	K: 1	BB: 1	S: 10	P: 19

PITCHER	IP	WLS	BF	H	R	ER	SO	BB	IBB	HBP	BLK	WP	HR	S	P	ERA	WHIP
Scott Sanderson, R (1, 1) <small>ERA: 4.28</small>	6.0	L	21	3	2	2	4	0	0	0	0	0	0	45	67	3.00	0.500
Steve Wilson, L (7, 1) <small>ERA: 2.57</small>	2.0		7	0	0	0	1	1	0	0	0	0	0	15	28	0.00	0.500

BOTTOM

Chicago Cubs @ Atlanta Braves
 Atlanta-Fulton County Stadium, Atlanta, GA

Mon May 29 1989, 7:05 PM EDT
 Att. 15,123 - Sunny

AB	R	H	RBI	BB	SO	LOB
4	1	1	0	0	0	1
3	0	0	0	0	0	1
3	0	0	0	0	1	1
3	1	1	1	0	1	0
3	0	1	1	0	1	0
0	0	0	0	0	0	0
0	0	0	0	0	0	0
3	0	0	0	0	0	1
3	0	0	0	0	2	0
2	0	0	0	1	0	0
2	0	0	0	0	0	0
1	0	0	0	0	0	1

livebaseballscorecards.com

AB	27
R	2
H	3
RBI	2
BB	1
SO	5
LOB	5

WP: 0	PA: 28
PB: 0	
SB: 1	
CS: 0	

Batter	1	2	3	4	5	6	7	8	9	AB R H RBI BB SO LOB	TOP	
Doug Dasenczo, S (1, 8) OBP: 0.190, SLG: 0.164	1-0 G3-1		4-2 23 CS 1B BB		2-1 E4 1B G4-3		0-1 G4-3		3-2 G3-1	4 1 0 0 1 0 0		
Gary Varsho, L (1, 7) OBP: 0.278, SLG: 0.365	1-2 G5-3		0-1 23 1B 23 CS FC3 1B		0-0 G4-3		1-2 G3-1			4 1 1 0 0 0 1		
23 Ryne Sandberg, R (1, 4) OBP: 0.343, SLG: 0.384	2-3 K		0-1 FC3 1B 1-3 2-3		4-0 1B BB		0-1 G6-3			3 0 1 0 1 1 0		
Mark Grace, L (1, 3) OBP: 0.395, SLG: 0.398		0-0 2B 1B	0-1 FC3 FC5-4 1-2 3-H		0-0 1-3 2-H 1B		1-1 G3-1			4 1 2 2 0 0 1		
Damon Berryhill, S (1, 2) OBP: 0.316, SLG: 0.409		0-2 SH1-3 1-H 2B	0-2 FC5-4 1-2f		1-3 SAFE K		0-2 G5-3			4 0 1 1 0 1 4		
Dwight Smith, L (1, 9) OBP: 0.382, SLG: 0.500 Mitch Williams, L (8, 1)		0-0 SH1-3 2-3	2-1 G4-3		0-0 G4-3		1-0 2B			3 0 1 0 0 0 4 0 0 0 0 0 0 0		
Vance Law, R (1, 5) OBP: 0.261, SLG: 0.299		4-0 BB		2-0 F7		1-3 K		2-2 G1		3 0 0 0 1 1 1		
Shawon Dunston, R (1, 6) OBP: 0.277, SLG: 0.276		0-3 K		1-2 P3		0-2 P4-6 2B		1-3 K		4 0 1 0 0 2 2		
Greg Maddux, R (1, 1) OBP: 0.200, SLG: 0.240 Darrin Jackson, R (8, 9) OBP: 0.283, SLG: 0.327		0-0 G3		0-3 K		0-2 P4-6 2-3f		1-1 P6		3 0 0 0 0 1 3 1 0 0 0 0 0 0		
Inning Stats	R: 0 E: 0 K: 1 S: 9 H: 0 LOB: 0 BB: 0 P: 13	R: 1 E: 0 K: 1 S: 9 H: 2 LOB: 2 BB: 1 P: 13	R: 1 E: 0 K: 0 S: 14 H: 2 LOB: 2 BB: 1 P: 20	R: 0 E: 0 K: 1 S: 7 H: 0 LOB: 0 BB: 0 P: 10	R: 1 E: 1 K: 1 S: 8 H: 1 LOB: 2 BB: 1 P: 15	R: 0 E: 0 K: 1 S: 9 H: 1 LOB: 0 BB: 0 P: 10	R: 0 E: 0 K: 0 S: 7 H: 0 LOB: 0 BB: 0 P: 8	R: 0 E: 0 K: 0 S: 11 H: 1 LOB: 1 BB: 0 P: 15	R: 0 E: 0 K: 1 S: 9 H: 0 LOB: 0 BB: 0 P: 14	1B: 4 2B: 4 3B: 0 HR: 0 SF: 0 SAC: 1 DP: 1 HBP: 0	WP: 0 PB: 0 SB: 0 CS: 2 PA: 37	
PITCHER Pete Smith, R (1, 1) ERA: 4.73 Jim Acker, R (7, 1) ERA: 3.25	IP WLS BF H R ER SO BB IBB HBP BLK WP HR S P ERA WHIP											
	6.0 L 27 6 3 2 5 3 0 0 0 0 0 0 56 81 3.00 1.500											
	3.0 10 1 0 0 1 0 0 0 0 0 0 0 27 37 0.00 0.333											

Chicago Cubs @ Atlanta Braves
Atlanta-Fulton County Stadium, Atlanta, GA
Tue May 30 1989, 7:05 PM EDT
Att. 7,566 - Unknown

AB	33
R	3
H	7
RBI	3
BB	3
SO	6
LOB	16



WP	0	PA	37
PB	0		
SB	0		
CS	2		

livebaseballscorecards.com

Batter	1	2	3	4	5	6	7	8	9	AB R H RBI BB SO LOB
Jeff Treadway, L (1, 4) OBP: 0.326, SLG: 0.383	2-2 F8		0-0 G4-3		3-1 F8		0-0 P4		0-1 BB	5 0 1 0 0 0 1
Dion James, L (1, 7) OBP: 0.402, SLG: 0.345	1-1 2B		4-1 FC4-6 BB		4-2 FC6-4 BB		1-3 K	1 SAFE	4-2 BB	2 0 1 0 3 1 0
Gerald Perry, L (1, 3) OBP: 0.349, SLG: 0.333	1-1 L7		3-1 FC4-6		0-0 FC6-4		0-0 F7	1 SAFE	1-3 K	5 0 0 0 0 1 6
Dale Murphy, R (1, 8) OBP: 0.311, SLG: 0.373	1-3 K			0-0 HR		0-0 FC5-2		1-1 G5-3		4 1 2 0 0 1 1
Darrell Evans, L (1, 5) OBP: 0.306, SLG: 0.367		1-0 G4-3		1-0 F7		0-1 F9		2-0 P3		4 0 0 0 0 0 2
Andres Thomas, R (1, 6) OBP: 0.257, SLG: 0.372		2-0 F8		0-0 HR		1-2 E4		0-2 2B		4 1 3 2 0 0 0
David Justice, L (1, 9) OBP: 0.174, SLG: 0.050		0-1 G3-1		1-2 G3-1		4-0 FC5-2		2-3 K		2 0 0 0 1 0 0
Jeff Blauser, R (8, PH) OBP: 0.252, SLG: 0.382										1 0 0 0 0 1 1
Bruce Benedict, R (1, 2) OBP: 0.293, SLG: 0.163			4-2 G4-3 SH2-3 BB		0-0 G6-3		0-0 FC5-2		2-2 G3	1 0 0 0 1 0 0
Terry Blocker, L (6, PH) OBP: 0.269, SLG: 0.280										1 0 0 0 0 0 3
John Russell, R (7, 2) OBP: 0.146, SLG: 0.146										1 0 0 0 0 0 0
Pete Smith, R (1, 1) OBP: 0.278, SLG: 0.267			0-1 SH2-3			0-1 G3			1-3 K	1 0 0 0 0 0 0
Geronimo Berroa, R (6, PH) OBP: 0.333, SLG: 0.327										1 0 0 0 0 0 3
Jim Acker, R (7, 1)										0 0 0 0 0 0 0
Ron Gant, R (9, PH) OBP: 0.232, SLG: 0.310			1-2							1 0 0 0 0 1 0

Inning Stats	R: 0	H: 1	E: 0	K: 1	S: 10	LOB: 1	BB: 0	P: 15	R: 0	H: 0	E: 0	K: 0	S: 4	LOB: 0	BB: 0	P: 7	R: 0	H: 0	E: 0	K: 0	S: 9	LOB: 2	BB: 2	P: 20	R: 2	H: 2	E: 0	K: 0	S: 8	LOB: 0	BB: 0	P: 10	R: 0	H: 0	E: 0	K: 0	S: 7	LOB: 1	BB: 1	P: 14	R: 0	H: 2	E: 1	K: 0	S: 10	LOB: 3	BB: 1	P: 17	R: 0	H: 0	E: 0	K: 1	S: 5	LOB: 0	BB: 0	P: 6	R: 0	H: 1	E: 0	K: 1	S: 10	LOB: 1	BB: 0	P: 15	R: 0	H: 1	E: 0	K: 2	S: 16	LOB: 2	BB: 1	P: 24	1B: 4	2B: 2	3B: 0	HR: 1	SF: 0	SAC: 1	DP: 0	HBP: 0	WP: 0	PA: 39
PITCHER	IP	WLS	BF	H	R	ER	SO	BB	IBB	HBP	BLK	WP	HR	S	P	ERA	WHIP																																																																	
Greg Maddux, R (1, 1) ERA: 3.05	7.1	W	31	5	2	2	2	3	1	0	0	0	0	55	92	2.46	1.091																																																																	
Mitch Williams, L (8, 1) ERA: 2.13	1.2	S	8	2	0	0	3	1	0	0	0	0	0	24	36	0.00	1.800																																																																	

BOTTOM

Chicago Cubs @ Atlanta Braves
 Atlanta-Fulton County Stadium, Atlanta, GA
 Tue May 30 1989, 7:05 PM EDT
 Att. 7,566 - Unknown

livebaseballscores.com

AB	33
R	2
H	7
RBI	2
BB	5
SO	5
LOB	17



Batter	1	2	3	4	5	6	7	8	9	AB R H RBI BB SO LOB	TOP	
Doug Dasenczo, S (1, 8) OBP: 0.185, SLG: 0.160 Mitch Webster, S (9, PH) OBP: 0.301, SLG: 0.293	2-3 		2-0 SH1-3 			1-0 F7 			0-0 	2 0 0 1 0 1 0 1 0 1 0 0 0 0		
Gary Varsho, L (1, 7) OBP: 0.259, SLG: 0.339	2-3 		0-0 F9 			1-0 L9 			0-3 	4 0 0 0 0 2 2		
23 Ryne Sandberg, R (1, 4) OBP: 0.346, SLG: 0.402	0-0 HR 								2-0 G6-4-3 	4 1 2 1 0 0 2		
Mark Grace, L (1, 3) OBP: 0.389, SLG: 0.391	2-2 G4-3 								0-0 G4-6-3 	3 0 0 0 0 0 1		
Damon Berryhill, S (1, 2) OBP: 0.317, SLG: 0.406									1-1 F9 	3 0 1 0 0 0 0		
Dwight Smith, L (1, 9) OBP: 0.362, SLG: 0.473									1-2 G1-6-3 	3 0 0 0 0 1 1		
Vance Law, R (1, 5) OBP: 0.256, SLG: 0.293									0-0 G3 	3 0 0 0 0 1 0		
Shawon Dunston, R (1, 6) OBP: 0.278, SLG: 0.278									1-0 F9 	3 1 1 0 0 0 0		
Paul Kilgus, L (1, 1) OBP: 0.091, SLG: 0.091 Jeff Pico, R (8, 1) Curtis Wilkerson, S (9, PH) OBP: 0.234, SLG: 0.342									0-1 	2 0 0 0 0 0 1 0 0 0 0 0 0 0 1 0 1 0 0 0 0		
Inning Stats	R: 1 H: 1 E: 0 LOB: 0 K: 2 BB: 0 S: 12 P: 18	R: 0 H: 1 E: 0 LOB: 0 K: 1 BB: 0 S: 9 P: 10	R: 1 H: 1 E: 0 LOB: 0 K: 0 BB: 0 S: 9 P: 12	R: 0 H: 0 E: 0 LOB: 0 K: 0 BB: 0 S: 8 P: 12	R: 0 H: 0 E: 0 LOB: 0 K: 1 BB: 0 S: 8 P: 12	R: 0 H: 0 E: 0 LOB: 0 K: 0 BB: 0 S: 4 P: 7	R: 0 H: 1 E: 0 LOB: 0 K: 0 BB: 0 S: 5 P: 8	R: 0 H: 0 E: 0 LOB: 0 K: 0 BB: 0 S: 5 P: 7	R: 0 H: 2 E: 0 LOB: 1 K: 1 BB: 0 S: 7 P: 9	1B: 5 SF: 0 2B: 0 SAC: 1 3B: 0 DP: 3 HR: 1 HBP: 0	WP: 1 PA: 30 PB: 0 SB: 0 CS: 0	
PITCHER	IP WLS BF H R ER SO BB IBB HBP BLK WP HR S P ERA WHIP											
29 John Smoltz, R (1, 1) ERA: 2.32	8.0 W 27 5 2 2 4 0 0 0 0 1 1 62 88 2.25 0.625											
Paul Assenmacher, L (9, 1) ERA: 1.59	0.0 0 0 0 0 0 0 0 0 0 0 0 0 0 0 0 0 0											
Joe Boever, R (9, 1) ERA: 2.73	0.2 S 1 0 0 0 0 0 0 0 0 0 0 0 1 3 0.00 0.000											

Chicago Cubs @ Atlanta Braves
Atlanta-Fulton County Stadium, Atlanta, GA

Wed May 31 1989, 7:05 PM EDT
Att: 7,958 - Unknown - 90 F

livebaseballscorecards.com

AB	29
R	2
H	6
RBI	2
BB	0
SO	5
LOB	7



Batter	1	2	3	4	5	6	7	8	9	AB	R	H	RBI	BB	SO	LOB
Ron Gant, R OBP: 0.233, SLG: 0.314 (1, 5)	F8		2B		P4		G5-3			4	1	1	1	0	0	0
Jeff Blauser, R OBP: 0.261, SLG: 0.406 (1, 4)	F9		2B			1B	F8			4	0	2	1	0	0	0
Gerald Perry, L OBP: 0.352, SLG: 0.333 (1, 3)	K		BB			1B		G3-1		3	0	1	0	1	1	0
Dale Murphy, R OBP: 0.306, SLG: 0.365 (1, 8)		G6-3	1-3			FC6-4-5	F8			4	1	0	0	0	0	2
Andres Thomas, R OBP: 0.262, SLG: 0.371 (1, 6)		G1-3		F8		E	1B	1B		3	0	1	0	1	0	0
Geronimo Berroa, R OBP: 0.345, SLG: 0.339 (1, 9)		1B		G4-3		E6		FC6-4		4	0	2	0	0	0	1
Joe Boever, R (9, 1)										0	0	0	0	0	0	0
Jody Davis, R OBP: 0.230, SLG: 0.234 (1, 2)	F9		F8			FC6-4	1B	FC6-4		3	0	0	0	1	0	3
Dion James, L OBP: 0.393, SLG: 0.336 (1, 7)			K		G4-3	FC6-4				3	0	0	0	0	1	3
29 John Smoltz, R OBP: 0.310, SLG: 0.375 (1, 1)										2	1	0	0	1	2	0
Paul Assenmacher, L (9, 1)										0	0	0	0	0	0	0
David Justice, L OBP: 0.174, SLG: 0.050 (9, 9)			2B				K			0	0	0	0	0	0	0

Inning Stats	R: 0	H: 0	E: 0	K: 1	S: 8	R: 0	H: 1	E: 0	K: 0	S: 8	R: 2	H: 2	E: 0	K: 1	S: 11	R: 0	H: 0	E: 0	K: 0	S: 5	R: 0	H: 0	E: 0	K: 1	S: 6	R: 1	H: 2	E: 1	K: 0	S: 5	R: 0	H: 0	E: 0	K: 1	S: 7	R: 0	H: 2	E: 0	K: 0	S: 5			
IP	7.2	WLS	L	BF	33	H	7	R	3	ER	2	SO	4	BB	2	IBB	2	HBP	0	BLK	0	WP	0	HR	0	S	54	P	92	ERA	2.35	WHIP	1.174										
PITCHER	Paul Kilgus, L ERA: 3.65 (1, 1)	Jeff Pico, R ERA: 2.79 (8, 1)																																									

BOTTOM


Chicago Cubs @ Atlanta Braves
Atlanta-Fulton County Stadium, Atlanta, GA

Wed May 31 1989, 7:05 PM EDT
Att. 7,958 - Unknown - 90 F

livebaseballscorecards.com

AB	30
R	3
H	7
RBI	2
BB	4
SO	4
LOB	9

WP: 0 PA: 34
PB: 0
SB: 0
CS: 0



San Francisco Giants @ Atlanta Braves
 Atlanta-Fulton County Stadium, Atlanta, GA

Fri Jun 02 1989, 7:05 PM EDT
 Att. 14,052 - Unknown - 84 F

AB 35
 R 7
 H 10
 RBI 7
 BB 5
 SO 5
 LOB 21



Batter	1	2	3	4	5	6	7	8	9	AB	R	H	RBI	BB	SO	LOB	TOP										
Brett Butler, L OBP: 0.393, SLG: 0.384 (1, 8)	1-3 K		1-2 HR 1B	0-0 F7			0-0 F7		2-1 E5 BB 1B	5	2	2	0	0	1	1											
Robby Thompson, R OBP: 0.360, SLG: 0.486 (1, 4)	0-1 1B 2B		0-1 F7		0-1 HR		4-2 G1-3 BB		1-0 BB BB HBP	3	2	2	1	1	0	1											
Will Clark, L OBP: 0.453, SLG: 0.630 (1, 3)	0-1 E S 1B 2-H		1-3 K	1-2	3-2 G4-3		0-0 G1-3	1-2	4-1 BB BB	4	0	1	1	1	1	2											
Kevin Mitchell, R OBP: 0.368, SLG: 0.677 (1, 7)	1-0 F9		3-1 HR 2-H		0-1 HR		4-0 FC5-4 IBB		0-0 P3	4	2	2	3	1	0	4											
Candy Maldonado, R OBP: 0.273, SLG: 0.271 (1, 9) Jeff Brantley, R (7, 1) Michael LaCoss, R (8, 1) Donell Nixon, R OBP: 0.258, SLG: 0.250 (9, PH) Craig Lefferts, L (9, 1) Rich Gossage, R (9, 1)	4-2 B FC5-4 BB 1-3		1-1 P2		1-3 K		2-2 FC5-4 1-2f		2-2 F9	3	0	0	0	0	1	1	2										
Ernest Riles, L OBP: 0.386, SLG: 0.500 (1, 5)	2-1 FC5-4 1-2f			0-1 1B FC6-4 2B	1-1 G3-1			1-2 SH1-3 1B	4-2 BB 1-2 2-3 3-H	4	1	2	1	1	0	2											
Kirt Manwaring, R OBP: 0.293, SLG: 0.300 (1, 2) Terry Kennedy, L OBP: 0.311, SLG: 0.377 (9, PH) (9, 2)		0-0 F8		1-2 FC6-4 1B 2-3		0-0 G6-3		0-0 SH1-3	2-3 K	3	0	1	0	0	0	0											
Jose Uribe, S OBP: 0.285, SLG: 0.298 (1, 6)		1-3 K		0-0 FC6-4 SH5-4 1-2f 3-H		1-1 G4-3		0-2 F7		4	0	0	1	0	1	2											
Rick Reuschel, R OBP: 0.148, SLG: 0.080 (1, 1) Tracy Jones, R OBP: 0.153, SLG: 0.109 (7, 9)		2-0 G6-3		2-2 SH5-4 1-2		1-1 G6-3		1-1 G6-3		2	0	0	0	0	0	0											
Inning Stats	R: 1 E: 0 K: 1 S: 15	H: 2 LOB: 2 BB: 1 P: 23	R: 0 E: 0 K: 1 S: 6	H: 0 LOB: 0 BB: 0 P: 9	R: 2 E: 0 K: 1 S: 12	H: 2 LOB: 0 BB: 0 P: 18	R: 1 E: 0 K: 0 S: 11	H: 2 LOB: 1 BB: 0 P: 14	R: 2 E: 0 K: 1 S: 13	H: 2 LOB: 0 BB: 0 P: 18	R: 0 E: 0 K: 0 S: 5	H: 0 LOB: 0 BB: 0 P: 7	R: 0 E: 0 K: 0 S: 9	H: 0 LOB: 2 BB: 2 P: 19	R: 0 E: 0 K: 0 S: 10	H: 1 LOB: 1 BB: 0 P: 12	R: 1 E: 1 K: 1 S: 13	H: 1 LOB: 3 BB: 2 P: 28	1B: 5 2B: 2 3B: 0 HR: 3	SF: 0 SAC: 2 DP: 0 HBP: 1	WP: 0 PB: 0 SB: 2 CS: 0	PA: 43					
PITCHER	IP	WLS	BF	H	R	ER	SO	BB	IBB	HBP	BLK	WP	HR	S	P	ERA	WHIP										
Tom Glavine, L ERA: 3.12 (1, 1)	4.1	L	22	8	6	6	3	1	0	0	0	0	3	52	75	12.46	2.077										
Charlie Puleo, R ERA: 5.75 (5, 1)	1.2		5	0	0	0	1	0	0	0	0	0	0	10	14	0.00	0.000										
Jim Acker, R ERA: 3.08 (7, 1)	2.0		9	1	0	0	0	1	1	0	0	0	0	19	31	0.00	1.000										
Paul Assenmacher, L ERA: 1.99 (9, 1)	0.0		3	1	1	1	0	1	0	1	0	0	0	3	10	∞	∞										
Joe Boever, R ERA: 2.64 (9, 1)	1.0		4	0	0	0	1	1	0	0	0	0	0	10	18	0.00	1.000										

BOTTOM

San Francisco Giants @ Atlanta Braves
Atlanta-Fulton County Stadium, Atlanta, GA

AB 38
R 6
H 14
RBI 6
BB 4
SO 4
LOB 18



WP: 0 PA: 44
PB: 0
SB: 0
CS: 0

Fri Jun 02 1989, 7:05 PM EDT
Att: 14,052 - Unknown - 84 F

AB R H RBI BB SO LOB

4 1 2 0 1 0 2
5 1 2 0 0 0 5
0 0 0 0 0 0 0
0 0 0 0 0 0 0

5 2 3 0 0 0 4

5 0 2 0 0 2 1

3 1 2 4 0 0 0

4 0 1 1 1 0 3

5 1 1 1 0 1 2

3 0 0 0 0 0 0
1 0 0 0 1 1 1

1 0 0 0 1 0 0
0 0 0 0 0 0 0
1 0 0 0 0 0 0
0 0 0 0 0 0 0
1 0 1 0 0 0 0
0 0 0 0 0 0 0
0 0 0 0 0 0 0

1B: 12 SF: 2
2B: 0 SAC: 0
3B: 0 DP: 0
HR: 2 HBP: 0

Batter	1	2	3	4	5	6	7	8	9
Jeff Treadway, L (1, 4) OBP: 0.336, SLG: 0.387	0-0 G6-3	4-2 1B BB		0-0 1-2 1B			0-0 1B 1B SF9 1B	2-0 P6	
Tommy Gregg, L (1, 9) OBP: 0.422, SLG: 0.561 Paul Assenmacher, L (9, 1) Joe Boever, R (9, 1)	0-0 1B 1B SF7 1B	0-1 1-2 1B		0-2 F9 2-3			1-1 L4	1-1 FC6-4 1-2f	
Gerald Perry, L (1, 3) OBP: 0.358, SLG: 0.341	1-0 1-2 1B	2-0 F9		2-2 G5-3			1-1 1-2 1B 1B	0-0 HR 1B	
Dale Murphy, R (1, 8) OBP: 0.308, SLG: 0.366	1-0 1-2 2-3 1B		1-3 K		2-3 K		3-2 1-2 2-3 1B	1-2 P3	
Andres Thomas, R (1, 6) OBP: 0.265, SLG: 0.392	0-0 SF7 3-H		2-2 1B		0-2 G5-3		0-1 SF9 3-H	2-2 1-H HR	
Dion James, L (1, 7) OBP: 0.393, SLG: 0.333	3-2 F8		0-0 F8		2-1 F7		2-1 1-3 2-H 1B	4-1 BB	
Ron Gant, R (1, 5) OBP: 0.232, SLG: 0.328		0-0 HR	1-3 K				3-2 L6	2-2 P4	1-0 F8
Bruce Benedict, R (1, 2) OBP: 0.279, SLG: 0.154 Geronimo Berroa, R (8, PH) OBP: 0.350, SLG: 0.333		0-1 G5-3		0-1 G1-3			3-2 G5-3	4-2 1B BB	1-3 K
Tom Glavine, L (1, 1) OBP: 0.276, SLG: 0.222 Charlie Fuleo, R (5, 1) Terry Blocker, L (6, PH) OBP: 0.259, SLG: 0.269 Jim Acker, R (7, 1) Darrell Evans, L (8, PH) OBP: 0.316, SLG: 0.377 Zane Smith, L (8, PR) OBP: 0.189, SLG: 0.167 Jody Davis, R (9, 2) OBP: 0.230, SLG: 0.234		2-1 G4-3		4-2 F9 1B BB			0-1 F9	1-0 FC6-4 1-2 1B	

Inning Stats	R: 1	H: 3	E: 0	LOB: 2	K: 0	BB: 0	S: 9	R: 1	H: 2	E: 0	LOB: 2	K: 0	BB: 1	S: 10	R: 0	H: 1	E: 0	LOB: 1	K: 2	BB: 0	S: 12	R: 0	H: 1	E: 0	LOB: 2	K: 0	BB: 1	S: 13	R: 0	H: 0	E: 0	LOB: 0	K: 1	BB: 0	S: 8	R: 0	H: 0	E: 0	LOB: 0	K: 0	BB: 0	S: 9	R: 2	H: 4	E: 0	LOB: 2	K: 0	BB: 0	S: 13	R: 0	H: 1	E: 0	LOB: 2	K: 0	BB: 1	S: 9	R: 0	H: 2	E: 0	LOB: 1	K: 1	BB: 1	S: 15	1B: 12	SF: 2	2B: 0	SAC: 0	3B: 0	DP: 0	HR: 2	HBP: 0	WP: 0	PA: 44
--------------	------	------	------	--------	------	-------	------	------	------	------	--------	------	-------	-------	------	------	------	--------	------	-------	-------	------	------	------	--------	------	-------	-------	------	------	------	--------	------	-------	------	------	------	------	--------	------	-------	------	------	------	------	--------	------	-------	-------	------	------	------	--------	------	-------	------	------	------	------	--------	------	-------	-------	--------	-------	-------	--------	-------	-------	-------	--------	-------	--------

PITCHER	IP	WLS	BF	H	R	ER	SO	BB	IBB	HBP	BLK	WP	HR	S	P	ERA	WHIP
Rick Reuschel, R (1, 1) ERA: 2.41	6.1	W	30	9	4	4	3	2	0	0	0	0	0	66	101	5.68	1.737
Jeff Brantley, R (7, 1) ERA: 3.0	0.2		3	2	0	0	0	0	0	0	0	0	0	8	13	0.00	3.000
Michael LaCoss, R (8, 1) ERA: 2.0	1.0		5	1	0	0	0	1	0	0	0	0	0	9	19	0.00	2.000
Craig Lefferts, L (9, 1) ERA: 1.83	0.1		3	2	2	0	0	0	0	0	0	0	1	10	13	54.00	6.000
Rich Gossage, R (9, 1) ERA: 0.59	0.2	S	3	0	0	0	1	1	0	0	0	0	0	5	11	0.00	1.500

Batter	1	2	3	4	5	6	7	8	9	AB R H RBI BB SO LOB	TOP									
Brett Butler, L (1, 8) OBP: 0.395, SLG: 0.383	0-1 CS 1B		4-1 G6-4-3 BB		1-3 K			0-3 K		3 0 1 0 1 2 0										
Robby Thompson, R (1, 4) OBP: 0.353, SLG: 0.476	2-1 G6-3		0-0 G6-4-3			3-1 F8		3-2 G6-3		4 0 0 0 0 0 3										
Will Clark, L (1, 3) OBP: 0.450, SLG: 0.622	0-1 E6			2-0 HR 1B		1-2 G4-3		1-0 G6-3		4 1 1 0 0 0 0										
Kevin Mitchell, R (1, 7) OBP: 0.370, SLG: 0.688	3-2 G5-3			1-2 HR		1-1 F8			0-0 HR 1B	4 2 2 2 0 0 1										
Candy Maldonado, R (1, 9) OBP: 0.278, SLG: 0.293		1-1 G6-3		3-2 F9		4-0 G3 S BB		2-0 HR		3 1 1 2 1 0 0										
Ernest Riles, L (1, 5) OBP: 0.375, SLG: 0.483		1-3 K		1-3 K		3-3 K		1-1 G3		4 0 0 0 0 3 1										
Kirt Manwaring, R (1, 2) OBP: 0.278, SLG: 0.284		1-1 G3		1-0 G6-3		0-1 G3		2-1 G6-3		4 0 0 0 0 0 1										
Jose Uribe, S (1, 6) OBP: 0.284, SLG: 0.293			1-1 L6		3-2 F8		4-0 IBB		0-0 G4-3	3 0 0 0 1 0 0										
Don Robinson, R (1, 1) OBP: 0.300, SLG: 0.433			0-0 BB 1B		2-2 G5-3		1-0 F9			1 0 1 0 0 0 0										
Atlee Hammaker, S (4, 1) OBP: 0.364, SLG: 0.455										2 0 0 0 0 0 2										
Michael LaCoss, R (9, 1)										0 0 0 0 0 0 0										
Inning Stats	R: 0 E: 1 K: 0 S: 9	H: 1 LOB: 1 BB: 0 P: 14	R: 0 E: 0 K: 1 S: 7	H: 0 LOB: 0 BB: 0 P: 10	R: 0 E: 0 K: 0 S: 5	H: 1 LOB: 1 BB: 1 P: 10	R: 2 E: 0 K: 1 S: 14	H: 2 LOB: 0 BB: 0 P: 22	R: 0 E: 0 K: 1 S: 10	H: 0 LOB: 0 BB: 0 P: 16	R: 0 E: 0 K: 1 S: 6	H: 0 LOB: 2 BB: 2 P: 18	R: 0 E: 0 K: 1 S: 8	H: 0 LOB: 0 BB: 0 P: 12	R: 2 E: 0 K: 0 S: 7	H: 2 LOB: 0 BB: 0 P: 12	1B: 4 2B: 0 3B: 0 HR: 2	SF: 0 SAC: 0 DP: 1 HBP: 0	WP: 0 PB: 0 SB: 1 CS: 1	PA: 35
PITCHER	IP WLS BF H R ER SO BB IBB HBP BLK WP HR S P ERA WHIP																			
Zane Smith, L (1, 1) ERA: 4.48	8.0 L 30 4 2 2 5 2 1 0 0 0 0 1 66 114 2.25 0.750																			
José Álvarez, R (9, 1) ERA: 2.45	1.0 5 2 2 2 0 0 0 0 0 0 0 1 7 12 18.00 2.000																			

San Francisco Giants @ Atlanta Braves
Atlanta-Fulton County Stadium, Atlanta, GA

AB	32
R	4
H	6
RBI	4
BB	3
SO	5
LOB	8



Sat Jun 03 1989, 3:33 AM EDT
Att. 16,181 - Unknown - 87 F

livebaseballscorecards.com

Batter	1	2	3	4	5	6	7	8	9	AB	R	H	RBI	BB	SO	LOB
Jeff Treadway, L (1, 4) OBP: 0.333, SLG: 0.383	1-0 F9		1-2 F8			0-1 BB 1B		2-2 F7		4	0	1	0	0	0	1
Tommy Gregg, L (1, 9) OBP: 0.408, SLG: 0.523	3-2 P2			3-2 F8		4-1 BB			1-2 F7	3	0	0	0	1	0	0
Gerald Perry, L (1, 3) OBP: 0.360, SLG: 0.344	0-1 G3-1			1-2 G5-4-3 1B		0-0 G6-3			0-0 E1 1B	4	0	2	0	0	0	2
Dale Murphy, R (1, 8) OBP: 0.302, SLG: 0.359		1-1 G4-3		1-2 G5-4-3 1-2f		0-0 G6-3			1-0 G4-3	4	0	0	0	0	0	2
Andres Thomas, R (1, 6) OBP: 0.260, SLG: 0.383		0-0 F8			0-0 P4				0-2 G4-3	4	0	0	0	0	0	1
Dion James, L (1, 7) OBP: 0.392, SLG: 0.333		0-0 FC5-4 1B			1-2 L3				1-0 4-3	3	0	1	0	0	0	0
Jody Davis, R (1, 2) OBP: 0.232, SLG: 0.236		0-0 FC5-4 1-2f			0-0 F9				3-2 FC5-4 1B	3	0	1	0	0	0	1
John Russell, R (8, PR) OBP: 0.146, SLG: 0.146										0	0	0	0	0	0	0
Ron Gant, R (1, 5) OBP: 0.228, SLG: 0.322			0-0 F8			1-1 F9			0-0 FC5-4 1-2f	3	0	0	0	0	0	1
Zane Smith, L (1, 1) OBP: 0.150, SLG: 0.150			0-1 G3			1-1 G2-3			1-0 F9	2	0	0	0	0	0	0
Geronimo Berroa, R (8, PH) OBP: 0.344, SLG: 0.328										1	0	0	0	0	0	1
José Álvarez, R (9, 1)										0	0	0	0	0	0	0

Inning Stats	R: 0	H: 0	E: 0	K: 0	S: 8	H: 0	LOB: 0	BB: 0	P: 12	R: 0	H: 1	E: 0	K: 0	S: 5	H: 1	LOB: 1	BB: 0	P: 6	R: 0	H: 1	E: 0	K: 0	S: 9	H: 0	LOB: 0	BB: 0	P: 10	R: 0	H: 0	E: 0	K: 0	S: 5	H: 0	LOB: 0	BB: 0	P: 6	R: 0	H: 1	E: 0	K: 0	S: 8	H: 1	LOB: 2	BB: 1	P: 14	R: 0	H: 0	E: 0	K: 0	S: 3	H: 0	LOB: 0	BB: 0	P: 4	R: 0	H: 1	E: 0	K: 0	S: 8	H: 1	LOB: 1	BB: 0	P: 14	R: 0	H: 1	E: 1	K: 0	S: 8	H: 1	LOB: 1	BB: 0	P: 10	1B: 5	2B: 0	3B: 0	HR: 0	SF: 0	SAC: 0	DP: 1	HBP: 0	WP: 0	PB: 0	SB: 0	CS: 0	PA: 32
--------------	------	------	------	------	------	------	--------	-------	-------	------	------	------	------	------	------	--------	-------	------	------	------	------	------	------	------	--------	-------	-------	------	------	------	------	------	------	--------	-------	------	------	------	------	------	------	------	--------	-------	-------	------	------	------	------	------	------	--------	-------	------	------	------	------	------	------	------	--------	-------	-------	------	------	------	------	------	------	--------	-------	-------	-------	-------	-------	-------	-------	--------	-------	--------	-------	-------	-------	-------	--------

PITCHER	IP	WLS	BF	H	R	ER	SO	BB	IBB	HBP	BLK	WP	HR	S	P	ERA	WHIP
Don Robinson, R (1, 1) ERA: 3.08	3.0		10	1	0	0	0	0	0	0	0	0	0	22	28	0.00	0.333
Atlee Hammaker, L (4, 1) ERA: 2.64	5.0	W	18	3	0	0	0	1	0	0	0	0	0	33	52	0.00	0.800
Michael LaCoss, R (9, 1) ERA: 1.95	1.0		4	1	0	0	0	0	0	0	0	0	0	8	10	0.00	1.000

BOTTOM

San Francisco Giants @ Atlanta Braves
Atlanta-Fulton County Stadium, Atlanta, GA

Sat Jun 03 1989, 3:33 AM EDT
Att: 16,181 - Unknown - 87 F

livebaseballscorecards.com

AB	31
R	0
H	5
RBI	0
BB	1
SO	0
LOB	9



Batter	1	2	3	4	5	6	7	8	9	AB R H RBI BB SO LOB	TOP											
Brett Butler, L (1, 8) OBP: 0.392, SLG: 0.381	3-2 P6			1-1 P6		0-0 G5-4-3 1B		1-3 K		4 0 1 0 0 1 0												
Robby Thompson, R (1, 4) OBP: 0.351, SLG: 0.471	2-2 F8			2-2 G6-3		2-1 G5-4-3 1-2f			0-0 G1-4-3 2B 1B	4 1 1 0 0 0 1												
Will Clark, L (1, 3) OBP: 0.446, SLG: 0.614	2-0 F8			2-1 1B 1B		2-1 L5			1-2 G1-4-3 1-2	4 0 1 0 0 0 1												
Kevin Mitchell, R (1, 7) OBP: 0.377, SLG: 0.702		2-2 F8		0-1 1-3 1B			0-1 HR		4-0 2B WP BB	3 2 2 1 1 0 0												
Candy Maldonado, R (1, 9) OBP: 0.277, SLG: 0.298		1-0 G5-3		0-1 G3			1-3 K		1-0 WP 2B 1-3 2-H	4 0 1 1 0 1 2												
Ernest Riles, L (1, 5) OBP: 0.371, SLG: 0.475 (7, 6)		2-2 G4-3			2-2 CS 1B		2-2 G3		2-3 K 2-3 3-H	4 0 1 0 0 1 1												
Chris Speier, R (1, 6) OBP: 0.233, SLG: 0.154				0-0 F7		3-1 G5-3 1-2		0-0 G3	1-3 K	3 0 0 0 0 0 1												
Rich Gossage, R (7, 1)										0 0 0 0 0 0 0												
Tracy Jones, R (9, PH) OBP: 0.153, SLG: 0.109										0 0 0 0 0 0 0												
Terry Kennedy, L (9, PH) OBP: 0.309, SLG: 0.374										1 0 0 0 0 1 1												
Kirt Manwaring, R (1, 2) OBP: 0.280, SLG: 0.286				2-3 K		0-0 1B		0-3 K		3 0 1 0 0 2 0												
Mike Krukow, R (1, 1) OBP: 0.063, SLG: 0.063				1-2 G1-3		0-0 P2		1-1 P6		2 0 0 0 0 0 1												
Jeff Brantley, R (5, 1)										0 0 0 0 0 0 0												
Ken Oberkfell, L (7, 5) OBP: 0.154, SLG: 0.150										1 0 0 0 0 0 0												
Inning Stats	R: 0 E: 0 K: 0 S: 8	H: 0 LOB: 0 BB: 0 P: 15	R: 0 E: 0 K: 0 S: 7	H: 0 LOB: 0 BB: 0 P: 12	R: 0 E: 0 K: 1 S: 7	H: 0 LOB: 0 BB: 0 P: 10	R: 0 E: 0 K: 0 S: 13	H: 2 LOB: 2 BB: 0 P: 18	R: 0 E: 0 K: 0 S: 7	H: 2 LOB: 1 BB: 0 P: 12	R: 0 E: 0 K: 0 S: 5	H: 1 LOB: 0 BB: 0 P: 9	R: 1 E: 0 K: 1 S: 9	H: 1 LOB: 0 BB: 0 P: 12	R: 0 E: 0 K: 2 S: 8	H: 0 LOB: 0 BB: 0 P: 10	R: 2 E: 0 K: 2 S: 13	H: 2 LOB: 1 BB: 1 P: 22	1B: 6 2B: 1 3B: 0 HR: 1	SF: 0 SAC: 0 DP: 1 HBP: 0	WP: 1 PB: 0 SB: 0 CS: 1	PA: 34
PITCHER	IP WLS BF H R ER SO BB IBB HBP BLK WP HR S P ERA WHIP																					
Derek Lilliquist, L (1, 1) ERA: 2.21	6.0 W 21 5 0 0 1 0 0 0 0 0 0 0 47 76 0.00 0.833																					
Jim Acker, R (7, 1) ERA: 3.2	1.1 5 1 1 1 2 0 0 0 0 0 0 1 12 15 6.75 0.750																					
Paul Assenmacher, L (8, 1) ERA: 2.63	1.1 7 2 2 2 2 1 0 0 0 1 0 14 24 13.50 2.250																					
Joe Boever, R (9, 1) ERA: 2.61	0.1 S 1 0 0 0 1 0 0 0 0 0 0 0 4 5 0.00 0.000																					

San Francisco Giants @ Atlanta Braves
Atlanta-Fulton County Stadium, Atlanta, GA

Sun Jun 04 1989, 3:33 AM EDT
Att. 13,700 - Unknown

livebaseballscorecards.com

AB	33
R	3
H	8
RBI	2
BB	1
SO	6
LOB	8



Batter	1	2	3	4	5	6	7	8	9	AB	R	H	RBI	BB	SO	LOB
Gerald Perry, L OBP: 0.352, SLG: 0.335 (1, 3)	0-2 F8	0-0 F7			1-2 G4-3	3-0 G6-4-3		2-0 F7		5	0	0	0	0	0	4
Jeff Treadway, L OBP: 0.335, SLG: 0.390 (1, 4)	1-2 2B		0-0 F9		0-1 1B		1-1 G3-1	2-2 F8		5	2	2	0	0	0	2
Tommy Gregg, L OBP: 0.415, SLG: 0.511 (1, 9)	3-0 F9		1-2 P2		1-1 1B		4-2 WP			3	2	1	0	1	0	1
Dale Murphy, R OBP: 0.310, SLG: 0.371 (1, 8)	1-1 2B		3-2 G5-3		0-0 1B		1-1 1B			4	1	3	3	0	0	0
Darrell Evans, L OBP: 0.325, SLG: 0.422 (1, 5)	4-2 BB			1-1 G3-1	3-2 1B		1-0 F9			3	1	1	3	1	0	1
Paul Assenmacher, L Joe Boever, R (8, 1) (9, 1)					1-H 2-H HR					0	0	0	0	0	0	0
Andres Thomas, R OBP: 0.265, SLG: 0.386 (1, 6)	1-0 P4			1-2 CS	0-1 1B		1-0 G5-3			4	0	2	0	0	0	3
Dion James, L OBP: 0.388, SLG: 0.331 (1, 7)		0-0 G3		1 SAFE	3-2 1B	1-3 K		1-1 F7		4	0	1	0	0	1	1
Bruce Benedict, R OBP: 0.292, SLG: 0.164 (1, 2)		4-1 BB		1 SAFE	3-2 F8		2-1 G6-3	0-0 PB		3	0	1	0	1	0	1
Derek Lilliquist, L OBP: 0.143, SLG: 0.143 (1, 1)		0-0 L9				2-3 K	1-1 G6-4-3	4-0 1B		3	0	1	0	0	1	1
Jim Acker, R Jeff Blauser, R (7, 1) (8, 5)								1-2 BB		0	0	0	0	0	0	0
										0	0	0	0	1	0	0

Inning Stats	R: 1	H: 2	R: 0	H: 0	R: 0	H: 0	R: 0	H: 2	R: 4	H: 5	R: 0	H: 1	R: 1	H: 1	R: 0	H: 1
	E: 0	LOB: 2	E: 0	LOB: 1	E: 0	LOB: 0	E: 0	LOB: 1	E: 0	LOB: 1	E: 0	LOB: 0	E: 0	LOB: 1	E: 0	LOB: 2
	K: 0	BB: 1	K: 0	BB: 1	K: 0	BB: 0	K: 0	BB: 0	K: 2	BB: 0	K: 0	BB: 0	K: 0	BB: 1	K: 0	BB: 1
	S: 15	P: 25	S: 4	P: 8	S: 9	P: 13	S: 15	P: 22	S: 21	P: 29	S: 5	P: 11	S: 8	P: 16	S: 7	P: 16

PITCHER	IP	WLS	BF	H	R	ER	SO	BB	IBB	HBP	BLK	WP	HR	S	P	ERA	WHIP
Mike Krukow, R ERA: 3.98 (1, 1)	4.2	L	23	8	5	5	1	2	0	0	0	0	1	59	91	9.64	2.143
Jeff Brantley, R ERA: 2.87 (5, 1)	1.1		5	2	0	0	1	0	0	0	0	0	0	10	17	0.00	1.500
Rich Gossage, R ERA: 1.04 (7, 1)	2.0		10	2	1	1	0	2	0	0	0	1	0	15	32	4.50	2.000

BOTTOM

San Francisco Giants @ Atlanta Braves
Atlanta-Fulton County Stadium, Atlanta, GA

Sun Jun 04 1989, 3:33 AM EDT
Att. 13,700 - Unknown

AB	34
R	6
H	12
RBI	6
BB	4
SO	2
LOB	14

livebaseballscorecards.com

Braves

WP: 1	PA: 38
PB: 1	
SB: 0	
CS: 1	

Batter	1	2	3	4	5	6	7	8	9	AB R H RBI BB SO LOB	TOP		
Chris Gwynn, L (1, 8) OBP: 0.258, SLG: 0.339 John Shelby, S (2, 8) OBP: 0.239, SLG: 0.176	1-2 F8	1-2 FC4-6 1B		4-2 1B BB	0-0 P4		2-1 G1-3			2 1 0 0 0 0 2 2 1 0 0 1 0 1			
Willie Randolph, R (1, 4) OBP: 0.379, SLG: 0.300	4-2 1B BB	0-0 1B 1B		1-0 BB BB		3-1 1B 1B		3-1 G6-3		4 1 3 1 1 0 0			
Kirk Gibson, L (1, 7) OBP: 0.385, SLG: 0.462 Jose Gonzalez, R (8, PH) OBP: 1.000, SLG: 2.000	2-1 1B FC4-6	0-1 1B		4-2 BB BB		0-0 F9		0-0 WP 1B		3 1 2 1 1 0 1 1 0 1 0 0 0 0			
Eddie Murray, S (1, 3) OBP: 0.361, SLG: 0.424 Franklin Stubbs, L (6, 3) OBP: 0.342, SLG: 0.324	0-1 FC4-6 1B	3-2 F8		4-2 BB		2-3 K		2-2 F7		3 0 1 2 1 1 3 1 0 0 0 0 0 1			
Mike Davis, L (1, 9) OBP: 0.317, SLG: 0.357	1-0 FC4-6 1B		2-1 B1-3		2-3 K		2-0 1B		2-1 G3-1	5 0 1 1 0 1 5			
Mike Scioscia, L (1, 2) OBP: 0.353, SLG: 0.373	2-3 K		1-1 G3-1		1-0 2B		3-1 F9		4-1 L5-3 BB	4 1 1 0 1 1 3			
Jeff Hamilton, R (1, 5) OBP: 0.291, SLG: 0.406		0-1 FC4-6 BB 1B	0-1 F8		3-2 1B 2B		0-1 G5-3		2-0 L5-3	5 2 2 1 0 0 1			
Alfredo Griffin, S (1, 6) OBP: 0.244, SLG: 0.280 Dave Anderson, R (9, PH) OBP: 0.267, SLG: 0.145		4-0 FC4-6 BB		2-3 K	0-0 SH5-4 1B		1-2 1B		4-1 BB	3 0 2 1 1 1 0 0 0 0 0 1 0 0			
Ramon Martinez, R (1, 1) OBP: 0.267, SLG: 0.145		0-3 K		1-3 K	0-1 SH5-4		0-3 K		0-0 F9	4 0 0 0 0 3 4			
Inning Stats	R: 2 H: 2 E: 0 LOB: 1 K: 1 BB: 1 S: 16 P: 26	R: 2 H: 3 E: 0 LOB: 2 K: 1 BB: 1 S: 16 P: 24	R: 0 H: 0 E: 0 LOB: 0 K: 0 BB: 0 S: 6 P: 9	R: 1 H: 1 E: 0 LOB: 3 K: 3 BB: 3 S: 19 P: 37	R: 2 H: 3 E: 0 LOB: 0 K: 0 BB: 0 S: 8 P: 12	R: 0 H: 2 E: 0 LOB: 2 K: 1 BB: 0 S: 9 P: 19	R: 0 H: 1 E: 0 LOB: 1 K: 1 BB: 0 S: 11 P: 14	R: 0 H: 1 E: 0 LOB: 1 K: 0 BB: 0 S: 10 P: 17	R: 0 H: 0 E: 0 LOB: 1 K: 0 BB: 2 S: 4 P: 14	1B: 11 SF: 0 2B: 4 SAC: 1 3B: 0 DP: 2 HR: 0 HBP: 0	WP: 1 PA: 45 PB: 0 SB: 1 CS: 0		
PITCHER	IP WLS BF H R ER SO BB IBB HBP BLK WP HR S P ERA WHIP											PITCHER	IP WLS BF H R ER SO BB IBB HBP BLK WP HR S P ERA WHIP
Pete Smith, R (1, 1) ERA: 5.16	2.0 L 13 5 4 4 2 2 0 0 0 0 0 0 32 50 18.00 3.500												
José Álvarez, R (3, 1) ERA: 2.92	4.0 20 6 3 3 4 3 0 0 0 0 0 0 42 77 6.75 2.250												
Jim Acker, R (7, 1) ERA: 3.05	2.0 8 2 0 0 1 0 0 0 0 0 1 0 21 31 0.00 1.000												
Terry Blocker, L (9, 1) ERA:	1.0 4 0 0 0 0 2 0 0 0 0 0 0 4 14 0.00 2.000												

Los Angeles Dodgers @ Atlanta Braves
Atlanta-Fulton County Stadium, Atlanta, GA
Mon Jun 05 1989, 7:05 PM EDT
Unknown

livebaseballscorecards.com

AB 37
R 7
H 13
RBI 7
BB 7
SO 7
LOB 21



Batter	1	2	3	4	5	6	7	8	9	AB R H RBI BB SO LOB
--------	---	---	---	---	---	---	---	---	---	----------------------

Gerald Perry, L (1, 3) <small>OBP: 0.354, SLG: 0.333</small> Ron Gant, R (5, 5) <small>OBP: 0.227, SLG: 0.321</small> Jim Acker, R (7, 1) Terry Blocker, L (9, 1) <small>OBP: 0.286, SLG: 0.296</small>	4-2 CS BB		0-0 G3-1			2-1 F7			0-0 1B 1B	1 0 0 0 1 0 0 1 0 0 0 0 0 0 0 0 0 0 0 0 0 1 0 1 0 0 0 0
Jeff Treadway, L (1, 4) <small>OBP: 0.333, SLG: 0.387</small>	3-2 F9			2-2 G6-4-3 1B			2-2 G6-3		0-0 L9	4 0 1 0 0 0 2
Tommy Gregg, L (1, 9) <small>OBP: 0.439, SLG: 0.529</small>	1-1 1-2 1B			1-2 G6-4-3 1-2f			1-1 1B 1B		1-0 1-3 1B	4 0 3 0 0 0 1
Dale Murphy, R (1, 8) <small>OBP: 0.305, SLG: 0.364</small>	0-0 L6			2-1 F9			1-1 F7		1-3 K	4 0 0 0 0 1 4
Darrell Evans, L (1, 5) <small>OBP: 0.321, SLG: 0.412</small> (5, 3)		3-3 K			0-1 P5		1-0 1-2 1B		2-2 F7	4 0 1 0 0 1 2
Andres Thomas, R (1, 6) <small>OBP: 0.261, SLG: 0.380</small>		1-3 K			1-1 L9		1-1 F8			3 0 0 0 0 1 2
Dion James, L (1, 7) <small>OBP: 0.380, SLG: 0.323</small>		1-3 K			2-2 G3			3-1 F7		3 0 0 0 0 1 0
Bruce Benedict, R (1, 2) <small>OBP: 0.284, SLG: 0.158</small> John Russell, R (8, PH) <small>OBP: 0.143, SLG: 0.143</small> (9, 2)		1-3 K			2-0 G5-3			3-3 K		2 0 0 0 0 1 0 1 0 0 0 0 1 0
Pete Smith, R (1, 1) <small>OBP: 0.278, SLG: 0.267</small> José Álvarez, R (3, 1) Jeff Blauser, R (6, PH) <small>OBP: 0.263, SLG: 0.398</small> (7, 5)		0-3 K			2-3 K			1-3 K		0 0 0 0 0 0 0 1 0 0 0 0 1 0 2 0 0 0 0 2 0

Inning Stats	R: 0	H: 1	E: 0	K: 0	S: 11	LOB: 1	BB: 1	P: 19	R: 0	H: 0	E: 0	K: 3	S: 11	LOB: 0	BB: 0	P: 16	R: 0	H: 1	E: 0	K: 2	S: 7	LOB: 0	BB: 0	P: 8	R: 0	H: 0	E: 0	K: 0	S: 9	LOB: 0	BB: 0	P: 10	R: 0	H: 0	E: 0	K: 1	S: 6	LOB: 0	BB: 0	P: 12	R: 0	H: 2	E: 0	K: 0	S: 11	LOB: 2	BB: 0	P: 17	R: 0	H: 0	E: 0	K: 2	S: 8	LOB: 0	BB: 0	P: 15	R: 0	H: 2	E: 0	K: 1	S: 10	LOB: 2	BB: 0	P: 14	1B: 6	2B: 0	3B: 0	HR: 0	SF: 0	SAC: 0	DP: 1	HBP: 0	WP: 0	PB: 0	SB: 0	CS: 1	PA: 32
--------------	------	------	------	------	-------	--------	-------	-------	------	------	------	------	-------	--------	-------	-------	------	------	------	------	------	--------	-------	------	------	------	------	------	------	--------	-------	-------	------	------	------	------	------	--------	-------	-------	------	------	------	------	-------	--------	-------	-------	------	------	------	------	------	--------	-------	-------	------	------	------	------	-------	--------	-------	-------	-------	-------	-------	-------	-------	--------	-------	--------	-------	-------	-------	-------	--------

PITCHER	IP	WLS	BF	H	R	ER	SO	BB	IBB	HBP	BLK	WP	HR	S	P	ERA	WHIP
Ramon Martinez, R (1, 1) <small>ERA:</small>	9.0	W	32	6	0	0	9	1	0	0	0	0	0	80	125	0.00	0.778

BOTTOM

Los Angeles Dodgers @ Atlanta Braves
 Atlanta-Fulton County Stadium, Atlanta, GA
 Mon Jun 05 1989, 7:05 PM EDT
 Unknown

AB	31
R	0
H	6
RBI	0
BB	1
SO	9
LOB	11



PITCHER	IP	WLS	BF	H	R	ER	SO	BB	IBB	HBP	BLK	WP	HR	S	P	ERA	WHIP
---------	----	-----	----	---	---	----	----	----	-----	-----	-----	----	----	---	---	-----	------

Batter	1	2	3	4	5	6	7	8	9	AB R H RBI BB SO LOB	TOP											
Willie Randolph, R (1, 4) OBP: 0.381, SLG: 0.297	0-0 P3			4-0 SH1-3 BLK BB		4-0 IHR BB	2-1 L7			2 1 0 0 2 0 1	Los Angeles Dodgers @ Atlanta Braves Atlanta-Fulton County Stadium, Atlanta, GA Mon Jun 05 1989, 7:05 PM EDT Att. 10,340 - Unknown - 76 F											
Alfredo Griffin, S (1, 6) OBP: 0.238, SLG: 0.273	0-1 P6			0-0 SH1-3 1-3		2-1 F8	0-0 FC4-6 1-2f			3 0 0 0 0 0 2												
Kirk Gibson, L (1, 7) OBP: 0.381, SLG: 0.481	3-3 K2-3			1-3 K1-3		0-0 IHR 1-H		2-2 G6-3		4 1 1 2 0 2 1												
Eddie Murray, S (1, 3) OBP: 0.359, SLG: 0.421		1-0 G3		1-2 G1-3		1-0 1B		1-3 K		4 0 1 0 0 1 1												
Franklin Stubbs, L (1, 9) OBP: 0.341, SLG: 0.306 Ricky Horton, L (6, 1) Tim Leary, R (6, 1) Mike Scioscia, L (9, 2) OBP: 0.353, SLG: 0.373		4-2 L6-3 BB			3-3 K	1-3 K		2-3 K		2 0 0 0 1 2 1 0 0 0 0 0 0 0 1 0 0 0 0 1 0 0 0 0 0 0 0 0												
Jeff Hamilton, R (1, 5) OBP: 0.296, SLG: 0.426		0-0 L6-3 1-2			3-3 K		2-0 HR 1B		0-0 HR	4 2 2 1 0 1 1												
John Shelby, S (1, 8) OBP: 0.245, SLG: 0.201			1-3 K		1-1 E 1B		1-2 HR		0-1 F7	4 1 2 2 0 1 0												
Rick Dempsey, R (1, 2) OBP: 0.315, SLG: 0.250 Jay Howell, R (9, 1)			0-1 F9		3-3 K		4-0 FC4-6 BB		1-1 F8	3 0 0 0 1 1 1 0 0 0 0 0 0 0												
John Wetteland, R (1, 1) Chris Gwynn, L (6, PH) OBP: 0.254, SLG: 0.333 Jose Gonzalez, R (6, 9) OBP: 0.600, SLG: 1.000			0-3 K			3-3 K	1-0 B5		0-1 F9	1 0 0 0 0 1 0 1 0 0 0 0 1 0 2 0 0 0 0 0 1												
Inning Stats	R: 0 E: 0 K: 1 S: 7	H: 0 LOB: 0 BB: 0 P: 10	R: 0 E: 0 K: 0 S: 7	H: 0 LOB: 0 BB: 1 P: 12	R: 0 E: 0 K: 2 S: 8	H: 0 LOB: 0 BB: 0 P: 9	R: 0 E: 0 K: 1 S: 9	H: 0 LOB: 1 BB: 1 P: 15	R: 0 E: 1 K: 3 S: 16	H: 1 LOB: 1 BB: 0 P: 25	R: 2 E: 0 K: 2 S: 15	H: 2 LOB: 1 BB: 1 P: 26	R: 2 E: 0 K: 0 S: 9	H: 2 LOB: 1 BB: 1 P: 19	R: 0 E: 0 K: 2 S: 12	H: 0 LOB: 0 BB: 0 P: 17	R: 1 E: 0 K: 0 S: 7	H: 1 LOB: 0 BB: 0 P: 8	1B: 3 2B: 1 3B: 0 HR: 3	SF: 0 SAC: 1 DP: 1 HBP: 0	WP: 0 PB: 0 SB: 0 CS: 0	PA: 36
PITCHER 29 John Smoltz, R (1, 1) ERA: 2.55 Paul Assenmacher, L (8, 1) ERA: 2.77	IP 7.0	WLS L	BF 29	H 5	R 4	ER 4	SO 9	BB 4	IBB 0	HBP 0	BLK 1	WP 0	HR 1	S 71	P 116	ERA 5.14	WHIP 1.286					
											PITCHER IP 2.0 WLS L BF 7 H 1 R 1 ER 1 SO 2 BB 0 IBB 0 HBP 0 BLK 0 WP 0 HR 1 S 19 P 25 ERA 4.50 WHIP 0.500											

livebaseballscorecards.com

AB	31
R	5
H	6
RBI	5
BB	4
SO	11
LOB	9



Batter	1	2	3	4	5	6	7	8	9	AB R H RBI BB SO LOB	TOP											
Jose Gonzalez, R (1, 9) OBP: 0.556, SLG: 0.750	1-2 CS 1B		1-1 G5-3			0-2 F8		0-2 BB 1B		4 0 2 0 0 0 0	Los Angeles Dodgers @ Atlanta Braves Atlanta-Fulton County Stadium, Atlanta, GA Tue Jun 06 1989, 7:05 PM EDT Att. 7,623 - Unknown											
Willie Randolph, R (1, 4) OBP: 0.386, SLG: 0.302	2-2 F8 1-2		0-0 1B			3-2 G6-4-3 1B		4-1 BB 1-2 2-3		3 0 2 0 1 0 1												
Kirk Gibson, L (1, 7) OBP: 0.377, SLG: 0.468	4-0 BB		1-2 G1-3			0-0 G6-4-3 1-2f		0-0 P6		3 0 0 0 1 0 5												
Eddie Murray, S (1, 3) OBP: 0.353, SLG: 0.413	0-0 F8				0-0 F8		1-1 G5-3		0-0 F8	4 0 0 0 0 0 1												
Jeff Hamilton, R (1, 5) OBP: 0.290, SLG: 0.416		0-1 G3-1			1-0 F7		2-0 L8		0-0 L3	4 0 0 0 0 0 0												
John Shelby, S (1, 8) OBP: 0.240, SLG: 0.197		1-0 F7			2-2 F9		0-0 G5-3		2-1 G1-6-3	4 0 0 0 0 0 0												
Mike Scioscia, L (1, 2) OBP: 0.353, SLG: 0.372		0-1 1B			1-2 G4-3			0-0 F7		3 0 1 0 0 0 0												
Alfredo Griffin, S (1, 6) OBP: 0.240, SLG: 0.274		0-0 G1-3			3-2 G4-3			0-1 FC5-4 1B		3 0 1 0 0 0 1												
Mike Morgan, R (1, 1) OBP: 0.095, SLG: 0.095			1-0 G6-3			0-1 G5-3		0-1 FC5-4 BB 1B 1-2f		2 0 0 0 0 0 0												
Tracy Woodson, R (8, PH)										1 0 0 0 0 0 1												
Franklin Stubbs, L (8, PR)										0 0 0 0 0 0 0												
Tim Crews, R (8, 1)										0 0 0 0 0 0 0												
Inning Stats	R: 0 E: 0 K: 0 S: 9	H: 1 LOB: 1 BB: 1 P: 16	R: 0 E: 0 K: 0 S: 6	H: 1 LOB: 1 BB: 0 P: 7	R: 0 E: 0 K: 0 S: 7	H: 1 LOB: 1 BB: 0 P: 10	R: 0 E: 0 K: 0 S: 5	H: 0 LOB: 0 BB: 0 P: 8	R: 0 E: 0 K: 0 S: 9	H: 0 LOB: 0 BB: 0 P: 13	R: 0 E: 0 K: 0 S: 7	H: 1 LOB: 0 BB: 0 P: 10	R: 0 E: 0 K: 0 S: 4	H: 0 LOB: 0 BB: 0 P: 7	R: 0 E: 0 K: 0 S: 11	H: 2 LOB: 3 BB: 1 P: 15	R: 0 E: 0 K: 0 S: 4	H: 0 LOB: 0 BB: 0 P: 6	1B: 6 2B: 0 3B: 0 HR: 0	SF: 0 SAC: 0 DP: 1 HBP: 0	WP: 0 PB: 0 SB: 0 CS: 1	PA: 33
PITCHER Tom Glavine, L (1, 1) ERA: 2.75	IP: 9.0 WLS: W BF: 33 H: 6 R: 0 ER: 0 SO: 0 BB: 2 IBB: 0 HBP: 0 BLK: 0 WP: 0 HR: 0 S: 62 P: 92 ERA: 0.00 WHIP: 0.889											PITCHER	IP: 0.0 WLS: 0 BF: 0 H: 0 R: 0 ER: 0 SO: 0 BB: 0 IBB: 0 HBP: 0 BLK: 0 WP: 0 HR: 0 S: 0 P: 0 ERA: 0.00 WHIP: 0.000									

livebaseballscorecards.com

AB	31
R	0
H	6
RBI	0
BB	2
SO	0
LOB	9



Batter	1	2	3	4	5	6	7	8	9	AB	R	H	RBI	BB	SO	LOB
Jeff Treadway, L OBP: 0.329, SLG: 0.380 (1, 4)	0-1 1B 2B 1B		2-0 G1-3	2-0 F8			0-0 SH2-3 1B			4	1	2	0	0	0	1
Dion James, L OBP: 0.385, SLG: 0.331 (1, 7)	1-0 2B 1-2 1B		0-0 1B 1B			3-1 F7	0-0 SH2-3			3	1	2	0	0	0	0
Tommy Gregg, L OBP: 0.462, SLG: 0.544 (1, 9)	3-1 1-3 2-H 2B		2-2 1-3 1B 1B			1-2 G3-1 E 1B	3-0 P6			4	0	3	1	0	0	1
Dale Murphy, R OBP: 0.303, SLG: 0.365 (1, 8)	1-3 1B		0-0 1-2 3-H 1B			0-0 E5 G3-1	0-2 P3			4	0	1	1	0	1	4
Darrell Evans, L OBP: 0.315, SLG: 0.387 (1, 3)	4-0 G6-4-3 IBB		2-1 F7			1-0 G3-1	1-2 G4-3			3	0	0	0	1	0	4
Andres Thomas, R OBP: 0.256, SLG: 0.385 (1, 6)	0-0 G6-4-3		1-0 F7			3-1 P6-3	0-0 HR			4	1	1	1	0	0	7
Jody Davis, R OBP: 0.236, SLG: 0.234 (1, 2)		0-1 G5-3		2-2 P3		3-1 P6	2-0 1B			4	0	1	0	0	0	0
Jeff Blauser, R OBP: 0.263, SLG: 0.393 (1, 5)		1-2 F9		1-0 WP SH1-4 1B		2-3 1B	0-3 1B			4	0	1	0	0	2	1
Tom Glavine, L OBP: 0.250, SLG: 0.200 (1, 1)		2-0 G5-3		0-1 SH1-4		0-0 G1	0-1 F8			3	0	0	0	0	0	1

Inning Stats	R: 1	H: 3	E: 0	K: 1	S: 9	LOB: 2	BB: 1	P: 18	R: 0	H: 0	E: 0	K: 0	S: 6	LOB: 0	BB: 0	P: 9	R: 1	H: 3	E: 0	K: 0	S: 9	LOB: 2	BB: 0	P: 16	R: 0	H: 1	E: 0	K: 0	S: 8	LOB: 1	BB: 0	P: 13	R: 0	H: 1	E: 1	K: 0	S: 9	LOB: 2	BB: 0	P: 17	R: 0	H: 0	E: 0	K: 1	S: 6	LOB: 0	BB: 0	P: 11	R: 0	H: 1	E: 0	K: 0	S: 6	LOB: 1	BB: 0	P: 9	R: 1	H: 2	E: 0	K: 1	S: 10	LOB: 1	BB: 0	P: 13
AB	33																																																															
R	3																																																															
H	11																																																															
RBI	3																																																															
BB	1																																																															
SO	3																																																															
LOB	19																																																															
1B	9																																																															
2B	1																																																															
3B	0																																																															
HR	1																																																															
SF	0																																																															
SAC	2																																																															
DP	1																																																															
HBP	0																																																															
WP	1																																																															
PA	36																																																															
ERA	9.00																																																															
WHIP	2.000																																																															

Los Angeles Dodgers @ Atlanta Braves
Atlanta-Fulton County Stadium, Atlanta, GA

Tue Jun 06 1989, 7:05 PM EDT
Att. 7,623 - Unknown

livebaseballscorecards.com



Batter	1	2	3	4	5	6	7	8	9	AB R H RBI BB SO LOB	TOP																									
Jose Gonzalez, R (1, 9) OBP: 0.417, SLG: 0.545 Mike Davis, L (6, PH) OBP: 0.320, SLG: 0.354 (6, 9)	0-0 L4		1-0 G6-3		1-0 G1-3	0-0 F9			4-2 BB	3 0 0 0 0 0 0 1 0 0 0 1 0 2																										
Willie Randolph, R (1, 4) OBP: 0.391, SLG: 0.309	2-2 BB 1B		2-3 K			1-0 2B 1B		0-0 G6-3	2-0 SAFE 1B	5 2 3 0 0 1 0																										
Kirk Gibson, L (1, 7) OBP: 0.370, SLG: 0.466	2-3 SAFE K		2-2 G1-3			3-1 SAFE BB 1B 2B 1-H		1-3 K	2-2 G4-3	5 1 1 1 0 2 3																										
Eddie Murray, S (1, 3) OBP: 0.356, SLG: 0.411	4-1 SAFE 1B 1-2 BB			2-0 BB FC6-4 1B		2-1 G5-3		2-1 G4-3		3 0 1 0 1 0 1																										
Jeff Hamilton, R (1, 5) OBP: 0.294, SLG: 0.415	1-0 BB 1-3 2-H 1B			2-1 SAFE L4		4-0 1B FC3-2 IBB		1-1 G5-3		3 0 1 1 1 0 1																										
Rick Dempsey, R (1, 2) OBP: 0.310, SLG: 0.234	2-3 SAFE K			0-3 SAFE K		4-0 FC3-2 1B 1-2 2-3 BB		2-2 L6		3 1 0 0 1 2 3																										
John Shelby, S (1, 8) OBP: 0.240, SLG: 0.198				2-1 BB FC6-4 1-2f		0-0 1-2 2-3 3-H 1B 1B		0-0 F7		4 1 1 1 0 0 1																										
Alfredo Griffin, S (1, 6) OBP: 0.233, SLG: 0.266						2-2 F9			0-0 F9	4 0 0 0 0 0 3																										
Fernando Valenzuela, L (1, 1) OBP: 0.050, SLG: 0.050 Ricky Horton, L (7, 1) Alejandro Pena, R (7, 1) Jay Howell, R (7, 1)						1-3 K			0-1 G3	3 0 1 2 0 2 0 0 0 0 0 0 0 0 0 0 0 0 0 0 0 1 0 0 0 0 0 0																										
Inning Stats	R: 1 E: 0 K: 2 S: 12	H: 2 LOB: 2 BB: 1 P: 23	R: 0 E: 0 K: 1 S: 8	H: 0 LOB: 0 BB: 0 P: 12	R: 0 E: 0 K: 1 S: 7	H: 1 LOB: 1 BB: 0 P: 14	R: 0 E: 0 K: 1 S: 8	H: 0 LOB: 0 BB: 0 P: 12	R: 4 E: 0 K: 0 S: 12	H: 4 LOB: 2 BB: 2 P: 29	R: 0 E: 0 K: 1 S: 7	H: 0 LOB: 0 BB: 0 P: 10	R: 0 E: 0 K: 0 S: 8	H: 0 LOB: 0 BB: 0 P: 11	R: 0 E: 0 K: 0 S: 12	H: 1 LOB: 2 BB: 1 P: 20	1B: 7 2B: 1 3B: 0 HR: 0	SF: 0 SAC: 0 DP: 0 HBP: 0	WP: 0 PB: 0 SB: 0 CS: 0	PA: 39																
PITCHER	IP WLS BF H R ER SO BB IBB HBP BLK WP HR S P ERA WHIP																																			
Zane Smith, L (1, 1) ERA: 4.74 José Álvarez, R (6, 1) ERA: 2.89 Jim Acker, R (7, 1) ERA: 2.91 Joe Boever, R (9, 1) ERA: 2.53	5.2 L	27	7	5	5	6	2	1	0	0	0	0	0	54	101	7.94	1.588																			

Los Angeles Dodgers @ Atlanta Braves
 Atlanta-Fulton County Stadium, Atlanta, GA

AB	35
R	5
H	8
RBI	5
BB	4
SO	7
LOB	14



Wed Jun 07 1989, 7:05 PM EDT
 Att: 11,324 - Unknown

livebaseballscorecards.com

Batter	1	2	3	4	5	6	7	8	9	AB	R	H	RBI	BB	SO	LOB
Jeff Blausler, R OBP: 0.276, SLG: 0.397 (1, 5)	4-2 PB 1B BB		3-2 G4-3 G6-3 1B	1-1 1-2 1B			0-0 F8	2-2 F8		4	0	2	0	1	0	0
Tommy Gregg, L OBP: 0.443, SLG: 0.532 (1, 7) (8, 9)	2-0 F8 1-2		0-0 G6-3 1-2	3-1 L8			1-1 1B 2B	1-2 G4-3		5	1	1	0	0	0	4
Andres Thomas, R OBP: 0.255, SLG: 0.377 (1, 6)	1-1 G5-3		0-0 G4-3 2-3		2-0 F9		4-1 1B BB		0-0 G4-3	4	1	0	0	1	0	2
Dale Murphy, R OBP: 0.313, SLG: 0.372 (1, 8)	3-2 1B 2-H		4-2 BB		1-1 F8		1-2 1B 1B 1-2 2-H		1-2 1B	4	1	3	1	1	0	0
Darrell Evans, L OBP: 0.298, SLG: 0.363 (1, 3)		2-3 K	0-1 F7		1-0 G4-3		1-1 P6		1-0 F9	5	0	0	0	0	1	5
Jody Davis, R OBP: 0.238, SLG: 0.231 Dion James, L OBP: 0.386, SLG: 0.333 (7, PH) (8, 7)		1-1 P5		1-1 L6		4-1 G1-6-3 BB	0-0 1B 1B 1-3 2-H		1-3 K	2	0	0	0	1	0	0
Geronimo Berroa, R OBP: 0.359, SLG: 0.393 Jeff Wetherby, L OBP: 1.000, SLG: 1.000 Bruce Benedict, R OBP: 0.284, SLG: 0.158 (8, 2)		2-2 2B 1B		0-1 HR		2-2 E5 G1-6-3 1-2	0-0 1B 1B 1-2 3-H			3	1	2	1	0	0	1
Jeff Treadway, L OBP: 0.327, SLG: 0.383 (1, 4)		0-0 1-3 2B		3-3 K		0-1 G1-6-3 1-2f 2-3	0-0 F7			4	0	1	0	0	1	4
Zane Smith, L OBP: 0.182, SLG: 0.182 Jose Alvarez, R OBP: 0.136, SLG: 0.136 John Russell, R OBP: 0.136, SLG: 0.136 Jim Acker, R Terry Blocker, L OBP: 0.287, SLG: 0.276 Joe Boever, R (6, 1) (6, PH) (7, 1) (8, PH) (9, 1)		0-0 G1-3		0-1 1B 1B		2-1 G3-1		0-1 P6		2	0	1	0	0	0	2

Inning Stats	R: 0	H: 1	E: 0	K: 0	S: 9	H: 1	LOB: 2	BB: 1	P: 19	R: 0	H: 2	E: 0	K: 1	S: 11	H: 2	LOB: 2	BB: 0	P: 16	R: 0	H: 1	E: 0	K: 0	S: 9	H: 3	LOB: 2	BB: 0	P: 21	R: 0	H: 0	E: 0	K: 0	S: 4	R: 0	H: 0	E: 1	K: 0	S: 9	H: 0	LOB: 1	BB: 1	P: 17	R: 3	H: 4	E: 0	K: 0	S: 12	H: 4	LOB: 2	BB: 1	P: 19	R: 0	H: 0	E: 0	K: 0	S: 9	H: 1	LOB: 1	BB: 0	P: 13	1B: 9	SF: 0	2B: 2	SAC: 0	3B: 0	DP: 1	HR: 1	HBP: 0	WP: 0	PA: 42
--------------	------	------	------	------	------	------	--------	-------	-------	------	------	------	------	-------	------	--------	-------	-------	------	------	------	------	------	------	--------	-------	-------	------	------	------	------	------	------	------	------	------	------	------	--------	-------	-------	------	------	------	------	-------	------	--------	-------	-------	------	------	------	------	------	------	--------	-------	-------	-------	-------	-------	--------	-------	-------	-------	--------	-------	--------

PITCHER	IP	WLS	BF	H	R	ER	SO	BB	IBB	HBP	BLK	WP	HR	S	P	ERA	WHIP
Fernando Valenzuela, L ERA: 4.37	(1, 1)	6.1	W	31	9	4	4	2	4	0	0	0	0	62	110	5.68	2.053
Ricky Horton, L ERA: 4.19	(7, 1)	0.1		1	0	0	0	0	0	0	0	0	0	2	3	0.00	0.000
Alejandro Pena, R ERA: 3.49	(7, 1)	0.0		2	2	0	0	0	0	0	0	0	0	2	2	∞	∞
Jay Howell, R ERA: 1.06	(7, 1)	2.1	S	8	1	0	1	0	0	0	0	0	0	20	26	0.00	0.429

BOTTOM

Los Angeles Dodgers @ Atlanta Braves
Atlanta-Fulton County Stadium, Atlanta, GA

Wed Jun 07 1989, 7:05 PM EDT
Att. 11,324 - Unknown

AB	38
R	4
H	12
RBI	4
BB	4
SO	3
LOB	20

livebaseballscorecards.com



Batter	1	2	3	4	5	6	7	8	9	AB	R	H	RBI	BB	SO	LOB	TOP					
Jeff Treadway, L (1, 4) <small>OBP: 0.337, SLG: 0.392</small> Jim Acker, R (7, 1)	 FC4-6 1B		 FC5-2 1B	 FC4-6 1B		 SH G6-3 SH5-4 1-2	 G4-3			4	0	3	0	0	0	2						
Dion James, L (1, 7) <small>OBP: 0.377, SLG: 0.326</small>	 FC4-6 CS 1-2f		 SF9	 FC4-6 1-2f 2-3		 SH5-4 1-2 2-3		 B2-3		3	0	0	1	0	0	3						
Tommy Gregg, L (1, 9) <small>OBP: 0.427, SLG: 0.500</small>	 4-2 SAFE 1-2 BB		 E3 FC5-2 1-3 1B	 K		 G6-3 2-3 3-H		 F9		4	1	0	1	1	1	4						
Dale Murphy, R (1, 8) <small>OBP: 0.311, SLG: 0.365</small>	 F9		 FC5-2 1B BB E 2-3 3-H		 P5	 4-0 IBB		 K		4	1	0	0	1	1	3						
Darrell Evans, L (1, 3) <small>OBP: 0.313, SLG: 0.354</small> Zane Smith, L (9, PR) <small>OBP: 0.182, SLG: 0.182</small>		 P5	 E BB 1-2		 4-2 FC5-4 BB	 K		 1B BB		2	0	0	0	3	1	2						
Andres Thomas, R (1, 6) <small>OBP: 0.258, SLG: 0.378</small>		 P3	 E5 BB 1-3 2-H 3-H 1B		 F9		 3-1 S SH1-3 1B		 P3		5	0	2	1	0	0	2					
Ron Gant, R (1, 5) <small>OBP: 0.224, SLG: 0.311</small> Jeff Wetherby, L (9, PH) <small>OBP: 1.000, SLG: 1.000</small>		 BB	 K		 2-1 FC5-4 1-2f		 3-1 SH1-3		 1-2 1B		2	0	0	0	1	1	3					
Bruce Benedict, R (1, 2) <small>OBP: 0.286, SLG: 0.217</small> Terry Blocker, L (7, PH) <small>OBP: 0.267, SLG: 0.276</small> Jeff Blausen, R (7, PH) <small>OBP: 0.280, SLG: 0.398</small>	 F8			 F9		 HR	 3-2 S 1B		 K		3	1	1	1	0	0	1					
Derek Lilliquist, L (1, 1) <small>OBP: 0.250, SLG: 0.292</small> José Alvarez, R (6, 1) Paul Assenmacher, L (6, 1) Jody Davis, R (7, PH) <small>OBP: 0.235, SLG: 0.228</small>			 1B SF9 2B	 FC4-6 1B		 SH5-4 SH G6-3 1B		 K		3	2	3	0	0	0	0	0					
Inning Stats	R: 0 E: 0 K: 0 S: 9	H: 1 LOB: 1 BB: 1 P: 16	R: 0 E: 0 K: 0 S: 6	H: 0 LOB: 1 BB: 1 P: 12	R: 3 E: 2 K: 1 S: 14	H: 3 LOB: 2 BB: 1 P: 25	R: 0 E: 0 K: 1 S: 11	H: 2 LOB: 2 BB: 0 P: 16	R: 0 E: 0 K: 0 S: 12	H: 0 LOB: 1 BB: 1 P: 18	R: 2 E: 0 K: 1 S: 14	H: 2 LOB: 2 BB: 1 P: 23	R: 0 E: 0 K: 1 S: 13	H: 2 LOB: 2 BB: 0 P: 25	R: 0 E: 0 K: 1 S: 7	H: 0 LOB: 0 BB: 0 P: 8	R: 0 E: 0 K: 2 S: 19	H: 1 LOB: 2 BB: 1 P: 26	1B: 9 2B: 1 3B: 0 HR: 1	SF: 1 SAC: 3 DP: 0 HBP: 0	WP: 0 PB: 0 SB: 2 CS: 1	PA: 45
PITCHER Bob Forsch, R (1, 1) <small>ERA: 4.93</small> Juan Agosto, L (6, 1) <small>ERA: 2.9</small> Mark Portugal, R (7, 1) <small>ERA: 8.53</small> Dan Schatzeder, L (7, 1) <small>ERA: 1.59</small> Danny Darwin, R (9, 1) <small>ERA: 2.55</small>	IP	WLS	BF	H	R	ER	SO	BB	IBB	HBP	BLK	WP	HR	S	P	ERA	WHIP					
	5.0		26	7	4	2	2	4	0	0	0	0	1	54	91	3.60	2.200					
	1.0	W	6	1	1	1	1	0	1	0	0	0	0	12	19	9.00	1.000					
	0.1		2	1	0	0	0	0	0	0	0	0	0	4	10	0.00	3.000					
	1.2		7	1	0	0	2	1	0	0	0	0	0	21	32	0.00	1.200					
	1.0	S	4	1	0	0	2	0	0	0	0	0	0	14	17	0.00	1.000					

Atlanta Braves @ Houston Astros
 Astrodome, Houston, TX
 Fri Jun 09 1989, 8:05 PM EDT
 Att. 24,530 - Unknown

livebaseballscorecards.com

AB	35
R	5
H	11
RBI	4
BB	6
SO	7
LOB	26



Batter	1	2	3	4	5	6	7	8	9
Billy Hatcher, R OBP: 0.273, SLG: 0.306 (1, 7)	2-2 G3 2B	1-1 1-3 2-H 1B			1-0 F8	0-0 1B		1-1 P3	
Gerald Young, S OBP: 0.313, SLG: 0.230 (1, 8)	2-2 G3 2-3		1-1 F8		1-2 G5-3	4-2 3-H 1B		1-1 2B	
Bill Doran, S OBP: 0.345, SLG: 0.401 (1, 4)	0-0 P2		2-2 F7		3-1 L6	2-3 K			
Glenn Davis, R OBP: 0.346, SLG: 0.500 (1, 3)	4-0 BB		1-1 F8			1-1 E5 1B BB	0-3 K		
Ken Caminiti, S OBP: 0.305, SLG: 0.381 (1, 5)	0-3 K			0-0 E 2B		0-0 BB 1B	1-2 1B		
Rafael Ramirez, R OBP: 0.291, SLG: 0.318 (1, 6)		2-3 K		1-1 E9 G6-3 2-H 1B		0-0 BB 1B	3-2 F8		
Terry Puhl, L OBP: 0.364, SLG: 0.402 (1, 9)		3-2 F9		1-2 F8		4-2 E 1B BB	4-0 IBB		
Craig Biggio, R OBP: 0.350, SLG: 0.440 (1, 2)		2-1 1B 1B		2-1 G6-3		0-0 E5 FC1-4	1-0 F7		
Bob Forsch, R OBP: 0.375, SLG: 0.375 (6, 1)		0-0		3-3 K		0-2 FC1-4 1B CS		1-3 K	
Juan Agosto, L OBP: 0.208, SLG: 0.304 (6, PH)									
Louie Meadows, L OBP: 0.208, SLG: 0.304 (7, 1)									
Mark Portugal, R OBP: 0.143, SLG: 0.143 (7, 1)									
Dan Schatzeder, L OBP: 0.143, SLG: 0.143 (9, 1)									

Inning Stats	R: 0	H: 1	E: 0	K: 11	S: 19	R: 1	H: 3	E: 0	K: 11	S: 19	R: 0	H: 0	E: 0	K: 8	S: 12	R: 1	H: 2	E: 1	K: 14	S: 21	R: 0	H: 0	E: 0	K: 6	S: 11	R: 4	H: 3	E: 2	K: 17	S: 28	R: 0	H: 1	E: 0	K: 12	S: 20	R: 0	H: 1	E: 0	K: 7	S: 10					
	LOB: 2	BB: 1	P: 19			LOB: 0	BB: 0	P: 12			LOB: 1	BB: 0	P: 11			LOB: 2	BB: 2	P: 28			LOB: 2	BB: 1	P: 20			LOB: 1	BB: 0	P: 10																	

PITCHER	IP	WLS	BF	H	R	ER	SO	BB	IBB	HBP	BLK	WP	HR	S	P	ERA	WHIP
Derek Lilliquist, L ERA: 2.45 (1, 1)	5.0		23	7	4	4	3	1	0	0	0	0	0	53	86	7.20	1.600
José Álvarez, R ERA: 3.11 (6, 1)	0.1	L	5	2	2	0	0	1	0	0	0	0	0	9	13	0.00	9.000
Paul Assenmacher, L ERA: 2.7 (6, 1)	0.2		2	0	0	0	1	1	0	0	0	0	0	5	11	0.00	1.500
Jim Acker, R ERA: 2.78 (7, 1)	2.0		8	2	0	0	2	0	1	0	0	0	0	19	30	0.00	1.000

AB	R	H	RBI	BB	SO	LOB
5	0	3	2	0	0	0
4	0	1	0	1	0	1
4	0	0	0	0	1	3
3	1	0	0	1	1	0
4	2	3	0	0	1	2
4	1	2	1	0	1	1
2	1	0	1	2	0	1
4	1	1	1	0	0	4
2	0	1	0	0	1	1
0	0	0	0	0	0	0
1	0	0	0	0	0	2
0	0	0	0	0	0	0
1	0	0	0	0	1	0
0	0	0	0	0	0	0

AB	R	H	RBI	BB	SO	LOB
34	6	11	5	4	6	15



Atlanta Braves @ Houston Astros
Astrodome, Houston, TX
Fri Jun 09 1989, 8:05 PM EDT
Att. 24,530 - Unknown

WP	PA	CS
0	38	1

Batter	1	2	3	4	5	6	7	8	9	AB R H RBI BB SO LOB	TOP											
Jeff Treadway, L (1, 4) OBP: 0.335, SLG: 0.388	1-3 K		1-1 G1-3			1-2 G3		2-2 1B		4 0 1 0 0 1 1												
Dion James, L (1, 7) OBP: 0.376, SLG: 0.321 Geronimo Berroa, R (8, PH) OBP: 0.354, SLG: 0.387 Jody Davis, R (8, 2) OBP: 0.235, SLG: 0.228	1-2 L5			1-3 K		4-1 G5-3-6 BB		1-3 K		2 0 0 0 1 1 0 1 0 0 0 0 1 2 0 0 0 0 0 0 0												
Tommy Gregg, L (1, 9) OBP: 0.418, SLG: 0.486 José Álvarez, R (8, 1)	0-1 G4-3			0-1 1B		3-0 G5-3-6 1-2f		2-0 G4-3		4 0 1 0 0 0 3 0 0 0 0 0 0 0												
Dale Murphy, R (1, 8) OBP: 0.310, SLG: 0.363		0-0 L7		1-3 K			0-0 L9 BLK 1B		1-1 F8	4 0 1 0 0 1 1												
Darrell Evans, L (1, 3) OBP: 0.301, SLG: 0.337		1-2 P6		1-2 F9			1-1 L9		3-2 G3	4 0 0 0 0 0 2												
Andres Thomas, R (1, 6) OBP: 0.258, SLG: 0.376		1-1 G6-3			2-2 P6		0-0 L3		0-1 FC5-4 1B	4 0 1 0 0 0 1												
Jeff Blausen, R (1, 5) OBP: 0.271, SLG: 0.385			2-1 P2		1-0 F7		0-1 G5-3		2-2 FC5-4 1-2f	4 0 0 0 0 0 2												
Bruce Benedict, R (1, 2) OBP: 0.306, SLG: 0.230 Terry Blocker, L (8, PH) OBP: 0.258, SLG: 0.267 (8, 9)			4-1 29 SH1-4 BB		2-2 1B			0-2 G6-3		1 0 1 0 1 0 0 1 0 0 0 0 0 0												
29 John Smoltz, R (1, 1) OBP: 0.313, SLG: 0.407 Jeff Wetherby, L (8, PH) OBP: 1.000, SLG: 1.000 (8, 7)			1-2 SH1-4		1-0 G3			3-2 1B		1 0 0 0 0 0 1 1 0 1 0 0 0 0												
Inning Stats	R: 0 E: 0 K: 1 S: 8	H: 0 LOB: 0 BB: 0 P: 10	R: 0 E: 0 K: 0 S: 6	H: 0 LOB: 0 BB: 0 P: 8	R: 0 E: 0 K: 0 S: 8	H: 0 LOB: 1 BB: 1 P: 16	R: 0 E: 0 K: 2 S: 12	H: 1 LOB: 1 BB: 0 P: 15	R: 0 E: 0 K: 0 S: 8	H: 1 LOB: 1 BB: 0 P: 14	R: 0 E: 0 K: 0 S: 6	H: 0 LOB: 0 BB: 1 P: 14	R: 0 E: 0 K: 0 S: 6	H: 1 LOB: 1 BB: 0 P: 7	R: 0 E: 0 K: 1 S: 15	H: 2 LOB: 2 BB: 0 P: 23	R: 0 E: 0 K: 0 S: 12	H: 1 LOB: 1 BB: 0 P: 18	1B: 6 2B: 1 3B: 0 HR: 0	SF: 0 SAC: 1 DP: 1 HBP: 0	WP: 0 PB: 0 SB: 0 CS: 0	PA: 34
PITCHER	IP WLS BF H R ER SO BB IBB HBP BLK WP HR S P ERA WHIP																					
Jim Clancy, R (1, 1) ERA: 3.94	7.1 W 28 5 0 0 3 2 0 0 0 1 0 0 65 100 0.00 0.955																					
Juan Agosto, L (8, 1) ERA: 2.84	0.2 2 0 0 0 1 0 0 0 0 0 0 4 7 0.00 0.000																					
Dave Smith, R (9, 1) ERA: 2.45	1.0 S 4 1 0 0 0 0 0 0 0 0 0 0 12 18 0.00 1.000																					

Atlanta Braves @ Houston Astros
Astrodome, Houston, TX
Sat Jun 10 1989, 8:05 PM EDT
Att. 31,972 - Unknown

livebaseballscorecards.com

AB 31
R 0
H 6
RBI 0
BB 2
SO 4
LOB 13



Batter	1	2	3	4	5	6	7	8	9
Billy Hatcher, R OBP: 0.272, SLG: 0.305 (1, 7)	0-3 K		1-3 K			0-0 2B 1B		2-3 K	
Gerald Young, S OBP: 0.309, SLG: 0.227 (1, 8)	0-3 K		1-3 K			1-0 F7			
Bill Doran, S OBP: 0.349, SLG: 0.409 (1, 4)	1-0 PB 1B				3-1 G5-3	1-1 2B			
Glenn Davis, R OBP: 0.346, SLG: 0.498 (1, 3)	2-2 PB 1B				3-1 G6-3	2-0 F7			
Terry Puhl, L OBP: 0.356, SLG: 0.392 (1, 9)	2-1 G6-3				1-1 F7				
Ken Caminiti, S OBP: 0.301, SLG: 0.376 (1, 5)		1-0 F9			1-2 P6				
Rafael Ramirez, R OBP: 0.287, SLG: 0.314 (1, 6)		1-2 G6-3			1-0 G5-3				
Craig Biggio, R OBP: 0.343, SLG: 0.430 (1, 2)		1-3 K			0-1 G6-3				
Jim Clancy, R OBP: 0.211, SLG: 0.222 (8, 1)			2-2 G3-1			0-3 K			
Louie Meadows, L OBP: 0.200, SLG: 0.292 (8, PH)								0-0 F9	
Dave Smith, R (9, 1)									

Inning Stats	R: 0	H: 2	E: 0	K: 2	S: 12	LOB: 2	BB: 0	P: 17
	R: 0	H: 0	E: 0	K: 1	S: 7	LOB: 0	BB: 0	P: 10
	R: 0	H: 0	E: 0	K: 2	S: 10	LOB: 0	BB: 0	P: 14
	R: 0	H: 0	E: 0	K: 0	S: 6	LOB: 0	BB: 0	P: 13
	R: 0	H: 0	E: 0	K: 0	S: 7	LOB: 0	BB: 0	P: 9
	R: 1	H: 2	E: 0	K: 1	S: 8	LOB: 1	BB: 0	P: 12
	R: 0	H: 0	E: 0	K: 2	S: 13	LOB: 0	BB: 0	P: 14
	R: 0	H: 0	E: 0	K: 2	S: 8	LOB: 0	BB: 0	P: 10

PITCHER	IP	WLS	BF	H	R	ER	SO	BB	IBB	HBP	BLK	WP	HR	S	P	ERA	WHIP
29 John Smoltz, R ERA: 2.45 (1, 1)	7.0	L	25	4	1	1	8	0	0	0	0	0	0	63	89	1.29	0.571
José Álvarez, R ERA: 3.03 (8, 1)	1.0		3	0	0	0	2	0	0	0	0	0	0	8	10	0.00	0.000

AB	R	H	RBI	BB	SO	LOB
4	1	1	0	0	3	0
3	0	0	0	0	2	1
3	0	2	1	0	0	0
3	0	1	0	0	0	1
3	0	0	0	0	1	2
3	0	0	0	0	0	0
3	0	0	0	0	1	0
3	0	0	0	0	2	0
2	0	0	0	0	1	0
0	0	0	0	0	0	0
1	0	0	0	0	0	0
0	0	0	0	0	0	0

AB	28
R	1
H	4
RBI	1
BB	0
SO	10
LOB	4

WP: 0 PA: 28
 PB: 1
 SB: 0
 CS: 0



Atlanta Braves @ Houston Astros
 Astrodome, Houston, TX
 Sat Jun 10 1989, 8:05 PM EDT
 Att. 31,972 - Unknown

livebaseballscorecards.com

Batter	1	2	3	4	5	6	7	8	9	AB R H RBI BB SO LOB	TOP		
Jeff Blausler, R (1, 5) OBP: 0.284, SLG: 0.389 (1, 5)	2-2 		2-0 	3-3 		1-3 			4-1 	4 2 2 0 1 2 2			
Tommy Gregg, L (1, 7) OBP: 0.432, SLG: 0.500 José Álvarez, R (4, 1)	0-0 		2-2 	3-2 		0-1 		1-1 	1-1 	2 1 2 0 0 0 0 0 0 0 0 0 0 0 1 0 0 0 0 0 0 0 0 0 0 0 0 0 1 1 1 1 0 0 0			
Terry Blocker, L (7, PH) OBP: 0.250, SLG: 0.258 Jim Acker, R (7, 1)	1-2 		1-2 	1-3 		1-1 		1-1 	0-0 	5 1 2 2 0 0 4			
Andres Thomas, R (1, 6) OBP: 0.261, SLG: 0.385 (1, 6)	0-1 		1-2 	1-1 		1-1 		1-1 	0-0 				
Dale Murphy, R (1, 8) OBP: 0.312, SLG: 0.361 (1, 8)	2-2 		3-1 		1-3 		2-2 		4-1 	4 0 1 0 1 1 2			
Gerónimo Berroa, R (1, 9) OBP: 0.353, SLG: 0.431 Dion James, L (7, PH) OBP: 0.377, SLG: 0.324 (7, 7)		1-1 	1-3 		0-1 		2-1 		2-2 	3 1 1 1 0 1 2 2 0 1 0 0 0 1			
Darrell Evans, L (1, 3) OBP: 0.296, SLG: 0.333 (1, 3)		3-3 	3-2 		1-2 			2-2 	2-1 	4 0 1 2 0 1 0			
Jody Davis, R (1, 2) OBP: 0.241, SLG: 0.237 Jeff Wetherby, L (9, PH) OBP: 0.750, SLG: 0.750 (1, 2)		4-2 	3-1 			1-3 		0-0 	2-1 	3 0 1 0 1 1 1 1 0 0 0 0 0 3			
Jeff Treadway, L (1, 4) OBP: 0.332, SLG: 0.383 (1, 4)		0-3 		0-2 		1-1 		1-3 	1-2 	5 0 1 0 0 2 5			
Tom Glavine, L (1, 1) OBP: 0.242, SLG: 0.194 Charlie Puleo, R (2, 1)		1-0 		4-1 		3-3 		2-1 		1 0 0 0 0 0 1 0 0 0 0 0 0 0 2 0 0 0 1 1 2			
John Russell, R (4, PH) OBP: 0.149, SLG: 0.130 (4, 7) (7, 9)													
Inning Stats	R: 0 H: 1 E: 0 LOB: 1 K: 0 BB: 0 S: 12 P: 16	R: 1 H: 1 E: 0 LOB: 1 K: 2 BB: 1 S: 11 P: 20	R: 3 H: 4 E: 0 LOB: 1 K: 1 BB: 0 S: 21 P: 36	R: 0 H: 1 E: 0 LOB: 2 K: 1 BB: 1 S: 15 P: 26	R: 0 H: 0 E: 0 LOB: 0 K: 1 BB: 0 S: 9 P: 11	R: 0 H: 1 E: 0 LOB: 1 K: 3 BB: 0 S: 11 P: 17	R: 0 H: 1 E: 0 LOB: 1 K: 0 BB: 0 S: 10 P: 15	R: 0 H: 1 E: 0 LOB: 1 K: 1 BB: 0 S: 9 P: 14	R: 2 H: 3 E: 0 LOB: 3 K: 0 BB: 2 S: 16 P: 32	1B: 8 SF: 1 2B: 4 SAC: 1 3B: 0 DP: 0 HR: 1 HBP: 0	WP: 0 PA: 44 PB: 0 SB: 0 CS: 0		
PITCHER	IP WLS BF H R ER SO BB IBB HBP BLK WP HR S P ERA WHIP											PITCHER	IP WLS BF H R ER SO BB IBB HBP BLK WP HR S P ERA WHIP
Jim Deshaies, L (1, 1) ERA: 3.27	5.0 W 24 7 4 4 5 2 0 0 0 0 0 1 68 109 7.20 1.800												
Larry Andersen, R (6, 1) ERA: 0.24	2.0 8 2 0 0 3 0 0 0 0 0 0 0 21 32 0.00 1.000												
Dan Schatzeder, L (8, 1) ERA: 2.12	1.1 9 3 2 2 1 2 0 0 0 0 0 0 17 33 13.50 3.750												
Juan Agosto, L (9, 1) ERA: 2.84	0.0 1 1 0 0 0 0 0 0 0 0 0 0 2 4 ∞ ∞												
Danny Darwin, R (9, 1) ERA: 2.52	0.2 S 2 0 0 0 0 0 0 0 0 0 0 0 6 9 0.00 0.000												

Atlanta Braves @ Houston Astros
 Astrodome, Houston, TX
 Sun Jun 11 1989, 4:33 AM EDT
 Att: 30,001 - Unknown

livebaseballscorecards.com

AB	38
R	6
H	13
RBI	6
BB	4
SO	9
LOB	23



Batter	1	2	3	4	5	6	7	8	9
Billy Hatcher, R OBP: 0.279, SLG: 0.326 (1, 7)	1-0 1B 3B	2-2 HR 1B	2-3 K			0-1 G5-3		1-0 1B 2B	
Gerald Young, S OBP: 0.315, SLG: 0.229 (1, 8)	1-3 K	4-1 HR BB	4-2 BB			0-0 F8		0-0 G4-3 1B 1B	
Bill Doran, S OBP: 0.353, SLG: 0.423 (1, 4)	3-1 G6-4-3 1B	3-2 HR	1-1 F9			4-1 S BB		2-0 G4-3 1-2	
Glenn Davis, R OBP: 0.347, SLG: 0.492 (1, 3)	1-1 G6-4-3 1-2	4-2 2B BB		0-1 P6		3-2 F8 1-2		4-0 1B BB	
Ken Caminiti, S OBP: 0.300, SLG: 0.374 Craig Reynolds, L OBP: 0.273, SLG: 0.257 (2, PH) (3, 5)		L5 P6		2-0 G1-3			0-1 SH3-4 1B	0-0 1-3 2-H 1B	
Rafael Ramirez, R OBP: 0.292, SLG: 0.323 (1, 6)		1B 2B		3-2 F8			0-0 SH3-4 1-2		
Terry Puhl, L OBP: 0.360, SLG: 0.390 (1, 9)		1B 1B BB			1-1 G6-3		1-0 G1-3		
Craig Biggio, R OBP: 0.340, SLG: 0.424 (1, 2)		1B K			2-3 K		1-1 G5-3		
Jim Deshaies, L OBP: 0.212, SLG: 0.188 Greg Gross, L OBP: 0.387, SLG: 0.206 Larry Andersen, R OBP: 1.000, SLG: 1.000 Dan Schatzeder, L OBP: 0.000, SLG: 0.000 Juan Agosto, L OBP: 0.143, SLG: 0.143 (1, 1) (5, PH) (6, 1) (8, 1) (9, 1) (9, 1)		1-2 HR 1B	1-3 K		2-2 F9		2-2 G5-3		

Inning Stats	R: 1 E: 0 K: 1 S: 8	H: 2 LOB: 0 BB: 0 P: 14	R: 7 H: 7 ER: 7 SO: 1 BB: 3 P: 57	R: 0 E: 0 K: 2 S: 11	H: 0 LOB: 1 BB: 1 P: 18	R: 0 E: 0 K: 0 S: 7	H: 0 LOB: 0 BB: 0 P: 12	R: 0 E: 0 K: 1 S: 9	H: 0 LOB: 0 BB: 0 P: 14	R: 0 E: 0 K: 0 S: 8	H: 0 LOB: 1 BB: 1 P: 15	R: 0 E: 0 K: 0 S: 6	H: 1 LOB: 1 BB: 0 P: 8	R: 2 E: 0 K: 0 S: 7	H: 3 LOB: 2 BB: 1 P: 16
--------------	------------------------------	----------------------------------	--	-------------------------------	----------------------------------	------------------------------	----------------------------------	------------------------------	----------------------------------	------------------------------	----------------------------------	------------------------------	---------------------------------	------------------------------	----------------------------------

PITCHER	IP	WLS	BF	H	R	ER	SO	BB	IBB	HBP	BLK	WP	HR	S	P	ERA	WHIP
Tom Glavine, L ERA: 3.52 (1, 1)	1.1	L	11	7	7	7	1	1	0	0	0	0	0	22	37	47.25	6.000
Charlie Puleo, R ERA: 5.73 (2, 1)	1.2		10	2	1	1	3	3	0	0	0	0	1	29	52	5.40	3.000
José Álvarez, R ERA: 2.81 (4, 1)	3.0		10	0	0	0	1	1	0	0	0	0	0	24	41	0.00	0.333
Jim Acker, R ERA: 3.04 (7, 1)	2.0		10	4	2	2	0	1	0	0	0	0	0	13	24	9.00	2.500

BOTTOM

Atlanta Braves @ Houston Astros
Astrodome, Houston, TX

Sun Jun 11 1989, 4:33 AM EDT
Att. 30,001 - Unknown


AB	34
R	10
H	13
RBI	10
BB	6
SO	5
LOB	11

livebaseballscorecards.com



1B: 9	SF: 0	WP: 0	PA: 41
2B: 2	SAC: 1	PB: 0	
3B: 1	DP: 1	SB: 1	
HR: 1	HBP: 0	CS: 0	

PITCHER	IP	WLS	BF	H	R	ER	SO	BB	IBB	HBP	BLK	WP	HR	S	P	ERA	WHIP
---------	----	-----	----	---	---	----	----	----	-----	-----	-----	----	----	---	---	-----	------

Batter	1	2	3	4	5	6	7	8	9	AB R H RBI BB SO LOB	TOP											
Jeff Blausler, R (1, 5) OBP: 0.281, SLG: 0.382	0-0 G6-3		1-2 F9			1-0 G6-3		1-0 1B 1B	1-1 FC5	5 1 1 0 0 0 3												
Tommy Gregg, L (1, 7) OBP: 0.419, SLG: 0.481 (8, 9)	1-2 G1-3		0-0 G4-3			0-0 L6		0-0 1B 1B	1-1 P5	5 1 1 0 0 0 3												
Andres Thomas, R (1, 6) OBP: 0.265, SLG: 0.387	1-3 K				1-1 G4-3	1-1 1B 1B		2-2 1B 1B		4 0 2 0 0 1 0												
Dale Murphy, R (1, 8) OBP: 0.318, SLG: 0.368		1-1 E6 PB		3-2 FC4-6 1B		2-2 1B 1B		2-2 1B 1B		4 0 3 2 0 0 0												
Geronimo Berroa, R (1, 9) OBP: 0.338, SLG: 0.412 Dion James, L (8, PH) OBP: 0.377, SLG: 0.324 Ron Gant, R (8, PH) OBP: 0.227, SLG: 0.318 Joe Boever, R (8, 1)		1-0 L8		0-1 FC4-6 1-2f		0-0 L8		1-2 F7		3 0 0 0 0 0 4 0 0 0 0 0 0 0 1 0 0 0 0 0 2 0 0 0 0 0 0 0												
Darrell Evans, L (1, 3) OBP: 0.295, SLG: 0.330		2-3 SAFE K		0-0 L9			1-0 G5-4-3 1B	1-1 P5		4 0 1 0 0 1 4												
Jody Davis, R (1, 2) OBP: 0.247, SLG: 0.244 John Russell, R (9, PR) OBP: 0.149, SLG: 0.130		2-3 K			0-0 G4-6-3 1B		1-0 G5-4-3		3-2 FC5 SH1-4 1B	4 0 2 0 0 1 2 0 0 0 0 0 0 0	AB 35 R 2 H 10 RBI 2 BB 0 SO 5 LOB 19											
Jeff Treadway, L (1, 4) OBP: 0.326, SLG: 0.376			0-1 E1 SH3-4		1-0 G4-6-3 1-2f		0-3 K		0-0 SH1-4	3 0 0 0 0 1 1												
Zane Smith, L (1, 1) OBP: 0.174, SLG: 0.174 Lonnie Smith, R (8, PH) OBP: 0.456, SLG: 0.548 (8, 7) 29 John Smoltz, R (9, PR) OBP: 0.313, SLG: 0.407			0-0 SH3-4		1-2 G6-3			1-3 K	1-2 FC5 HBP	1 0 0 0 0 0 0 1 0 0 0 0 1 0 0 0 0 0 0 0 0												
Inning Stats	R: 0 E: 0 K: 1 S: 8	H: 0 LOB: 0 BB: 0 P: 10	R: 0 E: 1 K: 2 S: 9	H: 0 LOB: 1 BB: 0 P: 15	R: 0 E: 1 K: 0 S: 7	H: 0 LOB: 1 BB: 0 P: 8	R: 0 E: 0 K: 0 S: 8	H: 1 LOB: 1 BB: 0 P: 12	R: 0 E: 0 K: 0 S: 5	H: 1 LOB: 0 BB: 0 P: 7	R: 0 E: 0 K: 1 S: 8	H: 2 LOB: 2 BB: 0 P: 12	R: 0 E: 0 K: 1 S: 5	H: 1 LOB: 0 BB: 0 P: 7	R: 2 E: 0 K: 1 S: 21	H: 4 LOB: 2 BB: 0 P: 29	R: 0 E: 0 K: 0 S: 10	H: 1 LOB: 2 BB: 0 P: 16	1B: 10 2B: 0 3B: 0 HR: 0	SF: 0 SAC: 2 DP: 2 HBP: 1	WP: 0 PB: 1 SB: 0 CS: 0	PA: 38
PITCHER	IP WLS BF H R ER SO BB IBB HBP BLK WP HR S P ERA WHIP												PITCHER	IP WLS BF H R ER SO BB IBB HBP BLK WP HR S P ERA WHIP								
Atlee Hammaker, L (1, 1) ERA: 3.57	7.1 W 30 8 2 2 5 0 0 0 0 0 0 0 60 85 2.46 1.091																					
Ernie Camacho, R (8, 1) ERA:	0.0 1 1 0 0 0 0 0 0 0 0 0 0 4 6 ∞ ∞																					
Craig Lefferts, L (8, 1) ERA: 1.55	1.2 S 7 1 0 0 0 0 0 0 1 0 0 0 17 25 0.00 0.600																					

Atlanta Braves @ San Francisco Giants
Candlestick Park, San Francisco, CA
Tue Jun 13 1989, 10:05 PM EDT
Att. 10,484 - Unknown - 62 F

livebaseballscorecards.com

Batter	1	2	3	4	5	6	7	8	9	AB	R	H	RBI	BB	SO	LOB
Brett Butler, L OBP: 0.381, SLG: 0.361 (1, 8)	G1-3		FC1-6		G6-3		K			4	1	0	1	0	1	3
Robby Thompson, R OBP: 0.372, SLG: 0.475 (1, 4)	K		E6			G6-3 1B 2B		P3		4	1	1	0	0	1	0
Will Clark, L OBP: 0.425, SLG: 0.573 (1, 3)	F9		CS	B2-3		G6-3		G3-1		4	0	0	0	0	0	1
Candy Maldonado, R OBP: 0.281, SLG: 0.320 (1, 9)		G6-3						K		4	0	2	1	0	1	0
Tracy Jones, R OBP: 0.226, SLG: 0.195 (1, 7)		G3								3	0	1	0	0	0	1
Greg Litton, R OBP: 0.360, SLG: 0.522 (1, 5)		L9								3	0	0	0	0	0	4
Kirt Manwaring, R OBP: 0.257, SLG: 0.253 (1, 2)			G1-3					F8		3	0	0	0	0	0	0
Jose Uribe, S OBP: 0.302, SLG: 0.305 (1, 6)			E6							3	1	2	0	0	0	0
Atlee Hammaker, S OBP: 0.417, SLG: 0.500 (1, 1)			E3					SH3-4		1	0	1	0	0	0	0
Ernie Camacho, R (8, 1)										0	0	0	0	0	0	0
Craig Lefferts, L (8, 1)										0	0	0	0	0	0	0

Inning Stats	R: 0	H: 0	E: 0	K: 1	S: 11	LOB: 0	BB: 0	P: 17	R: 0	H: 0	E: 0	K: 0	S: 6	LOB: 0	BB: 0	P: 12	R: 2	H: 1	E: 4	K: 0	S: 8	LOB: 0	BB: 0	P: 14	R: 0	H: 2	E: 0	K: 0	S: 8	LOB: 1	BB: 0	P: 12	R: 0	H: 1	E: 0	K: 0	S: 9	LOB: 1	BB: 0	P: 14	R: 1	H: 2	E: 1	K: 0	S: 9	LOB: 1	BB: 0	P: 13	R: 0	H: 1	E: 0	K: 1	S: 8	LOB: 1	BB: 0	P: 12	R: 0	H: 0	E: 0	K: 1	S: 8	LOB: 0	BB: 0	P: 10
1B: 6	SF: 0	2B: 1	SAC: 2	3B: 0	DP: 2	HR: 0	HBP: 0	WP: 0	PA: 32	WP: 0	PA: 32	PB: 0	SB: 0	CS: 1																																																		

PITCHER	IP	WLS	BF	H	R	ER	SO	BB	IBB	HBP	BLK	WP	HR	S	P	ERA	WHIP
Zane Smith, L ERA: 4.45 (1, 1)	7.0	L	28	7	3	1	2	0	0	0	0	0	0	59	94	1.29	1.000
Joe Boever, R ERA: 2.45 (8, 1)	1.0		3	0	0	0	1	0	0	0	0	0	0	8	10	0.00	0.000

BOTTOM

Atlanta Braves @ San Francisco Giants
Candlestick Park, San Francisco, CA

Tue Jun 13 1989, 10:05 PM EDT
Att: 10,484 - Unknown - 62 F

livebaseballscores.com

AB	29
R	3
H	7
RBI	2
BB	0
SO	3
LOB	9



Batter	1	2	3	4	5	6	7	8	9	AB R H RBI BB SO LOB	TOP									
Jeff Treadway, L (1, 4) OBP: 0.325, SLG: 0.390	1-2 HR		1-3 K		0-1 G6-3			1-0 L8		4 1 1 1 0 1 1										
Dion James, L (1, 7) OBP: 0.380, SLG: 0.329	0-0 G3-1		1-2 E5			0-0 1B		2-2 G6-4-3 1B		4 0 2 0 0 0 0										
Tommy Gregg, L (1, 9) OBP: 0.400, SLG: 0.457	1-0 P6		2-1 P5			2-2 L8		1-1 G6-4-3 1-2f		4 0 0 0 0 0 4										
Dale Murphy, R (1, 8) OBP: 0.313, SLG: 0.362	1-2 G6-3			0-1 G6-3		1-3 K		1-3 K		4 0 0 0 0 2 1										
Darrell Evans, L (1, 3) OBP: 0.295, SLG: 0.330		3-2 G4-3 2B		4-2 BB		1-1 F9		1-0 L9		0 0 0 0 0 0 0										
Lonnie Smith, R (1, 7) OBP: 0.457, SLG: 0.550								3 0 1 0 1 0 1												
Andres Thomas, R (1, 6) OBP: 0.260, SLG: 0.380		0-2 G4-3		1-1 F8		1-1 L9		0-0 L9		4 0 0 0 0 0 2										
Ron Gant, R (1, 5) OBP: 0.224, SLG: 0.313		2-3	1-3 K		1-1 P6		2-3 K			3 0 0 0 0 2 2										
Bruce Benedict, R (1, 2) OBP: 0.293, SLG: 0.219		1-2 P3			1-0 G5-3		0-0 G5-3			3 0 0 0 0 0 1										
Derek Lilliquist, L (1, 1) OBP: 0.240, SLG: 0.280																				
Charlie Puleo, R (3, 1) OBP: 0.276, SLG: 0.379																				
Jeff Blauser, R (5, PH) OBP: 0.347, SLG: 0.429			0-0 F7					0-1 1B		1 0 0 0 0 0 0										
José Alvarez, R (5, 1) OBP: 0.347, SLG: 0.429										0 0 0 0 0 0 0										
Geronimo Berroa, R (8, PH) OBP: 0.347, SLG: 0.429										1 0 0 0 0 0 0										
Paul Assenmacher, L (8, 1) OBP: 0.347, SLG: 0.429										0 0 0 0 0 0 0										
Inning Stats	R: 1 E: 0 K: 0 S: 9	H: 1 LOB: 0 BB: 0 P: 12	R: 0 E: 0 K: 1 S: 14	H: 1 LOB: 1 BB: 0 P: 19	R: 0 E: 1 K: 1 S: 14	H: 0 LOB: 1 BB: 0 P: 18	R: 0 E: 0 K: 1 S: 6	H: 0 LOB: 0 BB: 0 P: 7	R: 0 E: 0 K: 1 S: 9	H: 1 LOB: 1 BB: 0 P: 13	R: 0 E: 0 K: 1 S: 6	H: 0 LOB: 0 BB: 0 P: 9	R: 0 E: 0 K: 1 S: 9	H: 2 LOB: 1 BB: 0 P: 13	R: 0 E: 0 K: 1 S: 5	H: 0 LOB: 0 BB: 0 P: 7	1B: 3 2B: 1 3B: 0 HR: 1	SF: 0 SAC: 0 DP: 1 HBP: 0	WP: 0 PB: 0 SB: 0 CS: 0	PA: 33
PITCHER	IP WLS BF H R ER SO BB IBB HBP BLK WP HR S P ERA WHIP																			
Don Robinson, R (1, 1) ERA: 2.76	7.0 W 26 3 1 1 5 1 0 0 0 0 1 67 93 1.29 0.571																			
Terry Mulholland, L (8, 1) ERA: 4.09	1.0 4 2 0 0 0 0 0 0 0 0 0 9 13 0.00 2.000																			
Michael LaCoss, R (9, 1) ERA: 1.9	1.0 3 0 0 0 0 1 0 0 0 0 0 5 7 0.00 0.000																			

Atlanta Braves @ San Francisco Giants
Candlestick Park, San Francisco, CA
Wed Jun 14 1989, 6:33 AM EDT
Att. 12,140 - Sunny

livebaseballscorecards.com

AB	32
R	1
H	5
RBI	1
BB	1
SO	6
LOB	12



Batter	1	2	3	4	5	6	7	8	9	AB	R	H	RBI	BB	SO	LOB	BOTTOM			
Tracy Jones, R <small>(1, 8) OBP: 0.245, SLG: 0.239</small> <small>(5, 7)</small>	2-1 G6-3	0-1 2B	3-2 2B			0-1 WP BB 1B		2-3 K		5	0	3	2	0	1	1				
Robby Thompson, R <small>(1, 4) OBP: 0.373, SLG: 0.491</small> <small>(5, 7)</small>	3-2 HR	0-0 G6-3	2-3 K			2-0 P3		1-2 1B 2B		5	2	2	2	0	1	3				
Will Clark, L <small>(1, 3) OBP: 0.426, SLG: 0.574</small> Ken Oberkfell, L <small>(6, PR) OBP: 0.164, SLG: 0.206</small> <small>(7, 3)</small>	2-0 2B	1-1 F8			0-3 K	4-1 WP BB 1-2		1-1 E 1B		3	1	1	0	1	1	1				
Kevin Mitchell, R <small>(1, 7) OBP: 0.392, SLG: 0.712</small> Donell Nixon, R <small>(5, 8) OBP: 0.267, SLG: 0.260</small>	4-0 2B 1B IBB		3-1 SH BB SF7 1B		2-0 F8	3-2 F9 1-2 2-3		0-1 E4 1-2		2	2	1	0	1	0	0				
Candy Maldonado, R <small>(1, 9) OBP: 0.289, SLG: 0.329</small>	2-2 1B 2B		4-2 SH 1B BB 1-2 2-3		0-0 G6-3		0-1 G3-6-3 1B	1-3 K		4	2	2	1	1	1	2				
Greg Litton, R <small>(1, 5) OBP: 0.357, SLG: 0.480</small>	3-3 K		1-1 SH 1B 2B 1-2 2-3		4-2 G4-6-3 BB		0-0 G3-6-3 1-2f		2	1	0	0	1	1	3					
Kirt Manwaring, R <small>(1, 2) OBP: 0.265, SLG: 0.260</small> Terry Kennedy, L <small>(3, PH) OBP: 0.325, SLG: 0.396</small> <small>(4, 2)</small>	2-2 1B		2-2 SF7		0-0 G4-6-3 1-2f		0-1 G3		1	0	1	2	0	0	0	0				
Jose Uribe, S <small>(1, 6) OBP: 0.296, SLG: 0.299</small>	1-0 P6		2-2 F8		0-0 G3		1-3 K		4	0	0	0	0	0	1	3				
Don Robinson, R <small>(1, 1) OBP: 0.289, SLG: 0.395</small> Terry Mulholland, R <small>(8, 1)</small> Bill Bathe, R <small>(8, PH) OBP: 0.500, SLG: 0.500</small> Michael LaCoss, R <small>(9, 1)</small>		1-2 F8	1-0 2B 1B		2-3 K		0-0 2B 1B		3	1	1	1	0	1	0	0				
Inning Stats	R: 4 E: 0 K: 1 S: 17	H: 4 LOB: 1 BB: 1 P: 36	R: 0 E: 0 K: 0 S: 10	H: 1 LOB: 1 BB: 0 P: 12	R: 4 E: 1 K: 1 S: 21	H: 3 LOB: 1 BB: 1 P: 39	R: 0 E: 0 K: 1 S: 5	H: 0 LOB: 0 BB: 0 P: 7	R: 0 E: 0 K: 0 S: 6	H: 0 LOB: 0 BB: 1 P: 10	R: 0 E: 0 K: 1 S: 11	H: 1 LOB: 3 BB: 1 P: 22	R: 0 E: 0 K: 0 S: 5	H: 1 LOB: 0 BB: 0 P: 5	R: 2 E: 1 K: 3 S: 20	H: 3 LOB: 2 BB: 0 P: 26	1B: 7 2B: 5 3B: 0 HR: 1	SF: 1 SAC: 1 DP: 2 HBP: 0	WP: 1 PB: 0 SB: 0 CS: 0	PA: 41
PITCHER Derek Lilliquist, L <small>(1, 1) ERA: 3.04</small> Charlie Puleo, R <small>(3, 1) ERA: 5.63</small> José Alvarez, R <small>(5, 1) ERA: 2.62</small> Paul Assenmacher, L <small>(8, 1) ERA: 3.25</small>	IP 2.0 2.0 3.0 1.0	WLS L 8 7	BF 15 8 11 7	H 6 2 2 3	R 7 1 0 2	ER 6 0 0 2	SO 1 2 1 3	BB 1 0 0 0	IBB 1 0 0 0	HBP 0 0 0 0	BLK 0 0 0 0	WP 0 0 1 0	HR 1 0 0 0	S 34 19 22 20	P 63 31 37 26	ERA 27.00 0.00 0.00 18.00	WHIP 3.500 1.000 1.333 3.000	PITCHER IP WLS BF H R ER SO BB IBB HBP BLK WP HR S P ERA WHIP		

Atlanta Braves @ San Francisco Giants
 Candlestick Park, San Francisco, CA
 Wed Jun 14 1989, 6:33 AM EDT
 Att. 12,140 - Sunny

livebaseballscores.com

AB	35
R	10
H	13
RBI	10
BB	4
SO	7
LOB	17



Batter	1	2	3	4	5	6	7	8	9	AB R H RBI BB SO LOB	TOP											
Lonnie Smith, R (1, 7) OBP: 0.458, SLG: 0.569	1-0 G6-3			1-1 HR		1-1 F9		2-1 1B		4 1 2 1 0 0 0												
Jeff Treadway, L (1, 4) OBP: 0.323, SLG: 0.387	2-1 F7			2-2 G3		1-2 FC6-4 1B		2-1 G4-3		4 0 1 0 0 0 1												
Tommy Gregg, L (1, 9) OBP: 0.383, SLG: 0.435	0-3 K			0-2 G6-3		2-2 F9			2-0 F9	4 0 0 0 0 1 1												
Dale Murphy, R (1, 8) OBP: 0.309, SLG: 0.356		3-3 K		3-3 K		0-2 FC6-4 1-2f			2-0 G3	4 0 0 0 0 2 1												
Andres Thomas, R (1, 6) OBP: 0.256, SLG: 0.374		1-2 G1-3			1-0 P3		2-2 G3-1		0-0 G1-3	4 0 0 0 0 0 0												
Dion James, L (1, 3) OBP: 0.379, SLG: 0.324		1-0 G3			4-2 E BB		3-2 G3			2 1 0 0 1 0 0												
Ron Gant, R (1, 5) OBP: 0.225, SLG: 0.310			4-2 F9 E BB		3-1 P5		2-1 G6-3			2 0 0 0 1 0 1												
Jeff Blauser, R (9, 5) OBP: 0.279, SLG: 0.379					0-0 E4 1-H 2B					0 0 0 0 0 0 0												
Bruce Benedict, R (1, 2) OBP: 0.295, SLG: 0.239		2-0 F9 1-3			0-0 E4 1-H 2B			2-1 G5-3		3 0 1 1 0 0 1												
29 John Smoltz, R (1, 1) OBP: 0.286, SLG: 0.367			1-2 G3		1-3 K			1-1 B1-3		3 0 0 0 0 1 1												
Inning Stats	R: 0 E: 0 K: 1 S: 8	H: 0 LOB: 0 BB: 0 P: 11	R: 0 E: 0 K: 1 S: 7	H: 0 LOB: 0 BB: 0 P: 12	R: 0 E: 1 K: 0 S: 8	H: 0 LOB: 0 BB: 1 P: 15	R: 1 E: 0 K: 1 S: 15	H: 1 LOB: 0 BB: 0 P: 21	R: 1 E: 1 K: 1 S: 11	H: 1 LOB: 1 BB: 1 P: 19	R: 0 E: 0 K: 0 S: 12	H: 1 LOB: 1 BB: 0 P: 16	R: 0 E: 0 K: 0 S: 8	H: 0 LOB: 0 BB: 0 P: 15	R: 0 E: 0 K: 0 S: 8	H: 1 LOB: 1 BB: 0 P: 15	R: 0 E: 0 K: 0 S: 3	H: 0 LOB: 0 BB: 0 P: 7	1B: 2 2B: 1 3B: 0 HR: 1	SF: 0 SAC: 0 DP: 0 HBP: 0	WP: 0 PB: 0 SB: 0 CS: 0	PA: 32
PITCHER	IP WLS BF H R ER SO BB IBB HBP BLK WP HR S P ERA WHIP																					
Scott Garrelts, R (1, 1) ERA: 2.44	7.0 L 25 3 2 2 4 2 0 0 0 0 0 1 69 109 2.57 0.714																					
Ernie Camacho, R (8, 1) ERA:	2.0 7 1 0 0 0 0 0 0 0 0 0 0 11 22 0.00 0.500																					

Atlanta Braves @ San Francisco Giants
Candlestick Park, San Francisco, CA

AB	30
R	2
H	4
RBI	2
BB	2
SO	4
LOB	6



Thu Jun 15 1989, 6:33 AM EDT
Att. 9,403 - Sunny

livebaseballscorecards.com

Batter	1	2	3	4	5	6	7	8	9	AB	R	H	RBI	BB	SO	LOB
Tracy Jones, R OBP: 0.233, SLG: 0.227 (1, 8)	1-0 G5-3		2-3 K		3-1 L6		1-1 E1		0-0 FC6-4	5	0	0	0	0	1	4
Robby Thompson, R OBP: 0.365, SLG: 0.480 (1, 4)	0-0 G6-3			0-1 L6		2-3 K	1-3 K		2-3 K	5	0	0	0	0	3	4
Will Clark, L OBP: 0.423, SLG: 0.569 (1, 3)	2-2 F7			1-1 2B 1B		1-2 F8		0-0 F7		4	0	1	0	0	0	0
Kevin Mitchell, R OBP: 0.390, SLG: 0.703 (1, 7)		0-1 L1-3		0-2 L6		4-2 FC4-6 BB		0-1 E5		3	0	0	0	1	0	1
Ernest Riles, L OBP: 0.358, SLG: 0.458 (1, 5)		2-1 1B		2-2 2B		0-0 FC4-6		1-1 P5		4	0	2	0	0	0	2
Candy Maldonado, R OBP: 0.284, SLG: 0.322 (1, 9)		2-3 K		0-0 L6			0-0 P4	0-3 K		4	0	0	0	0	2	4
Terry Kennedy, L OBP: 0.323, SLG: 0.387 (1, 2)		2-0 F7			0-1 P6		0-0 G3-1		4-1 FC6-4 1B BB	3	0	0	0	1	0	1
Brett Butler, L OBP: 0.381, SLG: 0.361 (9, PR)										0	0	0	0	0	0	0
Jose Uribe, S OBP: 0.296, SLG: 0.303 (1, 6)			2-3 K		1-0 P2		0-1 1B 2B		0-3 K	4	1	1	1	0	0	2
Scott Garrelts, R OBP: 0.182, SLG: 0.219 (1, 1)			2-3 K2-3		0-0 1B		1-0 E 1B		1-0 FC6-4 1B	2	0	1	0	0	1	0
Ken Oberkfell, L OBP: 0.176, SLG: 0.217 (7, PH)										1	0	1	1	0	0	0
Donell Nixon, R OBP: 0.267, SLG: 0.260 (7, PR)										0	0	0	0	0	0	0
Ernie Camacho, R (8, 1)										0	0	0	0	0	0	0
Greg Litton, R OBP: 0.379, SLG: 0.500 (9, PH)										1	0	1	0	0	0	0

Inning Stats	R: 0	H: 0	E: 0	K: 0	S: 5	R: 0	H: 1	E: 0	K: 1	S: 8	R: 0	H: 0	E: 0	K: 3	S: 10	R: 0	H: 2	E: 0	K: 0	S: 11	R: 0	H: 1	E: 0	K: 0	S: 6	R: 0	H: 0	E: 0	K: 1	S: 12	R: 1	H: 2	E: 1	K: 1	S: 10	R: 0	H: 0	E: 1	K: 1	S: 8	R: 0	H: 1	E: 0	K: 2	S: 9	1B: 5	SF: 0	2B: 2	3B: 0	HR: 0	WP: 0	PA: 38
	LOB: 0	BB: 0	P: 8	LOB: 1	BB: 0	P: 14	LOB: 0	BB: 0	P: 16	LOB: 2	BB: 0	P: 14	LOB: 1	BB: 0	P: 10	LOB: 1	BB: 1	P: 19	LOB: 2	BB: 0	P: 13	LOB: 1	BB: 0	P: 9	LOB: 2	BB: 1	P: 16	LOB: 0	BB: 0	P: 10	LOB: 0	BB: 0	P: 13	LOB: 1	BB: 0	P: 9	LOB: 2	BB: 1	P: 16	SF: 0	SAC: 0	DP: 0	HBP: 0	ERA: 1.00	WHIP: 1.000							

PITCHER	IP	WLS	BF	H	R	ER	SO	BB	IBB	HBP	BLK	WP	HR	S	P	ERA	WHIP	IP	WLS	BF	H	R	ER	SO	BB	IBB	HBP	BLK	WP	HR	S	P	ERA	WHIP	
29 John Smoltz, R ERA: 2.33 (1, 1)	9.0	W	38	7	1	1	9	2	0	0	0	0	0	79	119	1.00	1.000	9.0	W	38	7	1	1	9	2	0	0	0	0	0	0	0	0	1.00	1.000

BOTTOM

Atlanta Braves @ San Francisco Giants
Candlestick Park, San Francisco, CA

Thu Jun 15 1989, 6:33 AM EDT
Att. 9,403 - Sunny

AB	36
R	1
H	7
RBI	1
BB	2
SO	9
LOB	17

livebaseballscorecards.com



Batter	1	2	3	4	5	6	7	8	9	AB R H RBI BB SO LOB	TOP		
Lonnie Smith, R (1, 7) <small>OBP: 0.456, SLG: 0.561</small>	1-0 		0-1 		4-2 	0-0 			0-2 	4 1 1 0 1 0 1	Atlanta Braves @ Los Angeles Dodgers Dodger Stadium, Los Angeles, CA Fri Jun 16 1989, 7:05 PM PDT Att. 33,372 - Unknown		
Jeff Treadway, L (1, 4) <small>OBP: 0.325, SLG: 0.403</small>	0-0 		0-1 		2-0 		1-2 	3-2 	5 2 2 1 0 0 1				
Tommy Gregg, L (1, 9) <small>OBP: 0.384, SLG: 0.433</small>	0-1 		0-0 		3-2 		2-1 	2-2 	5 0 2 1 0 0 1				
Dale Murphy, R (1, 8) <small>OBP: 0.310, SLG: 0.360</small>	1-1 			0-1 	2-2 		1-1 	0-2 	3 2 1 1 0 0 1				
Andres Thomas, R (1, 6) <small>OBP: 0.256, SLG: 0.372</small>		0-2 		1-1 	0-0 		2-1 		4 0 1 1 0 0 2				
Dion James, L (1, 3) <small>OBP: 0.376, SLG: 0.318</small>		1-2 		4-0 		1-3 	1-1 		3 0 0 0 1 1 1				
Ron Gant, R (1, 5) <small>OBP: 0.230, SLG: 0.312</small> Jeff Blauser, R (8, 5) <small>OBP: 0.279, SLG: 0.379</small>		1-1 		0-1 		2-1 		2-1 	2 1 1 1 0 0 0 0 0 0 0 0 0 0				
Bruce Benedict, R (1, 2) <small>OBP: 0.280, SLG: 0.225</small>		1-0 		1-0 		1-2 		1-3 	4 0 0 0 0 1 3				
Tom Glavine, L (1, 1) <small>OBP: 0.243, SLG: 0.257</small> Joe Boever, R (8, 1)			0-1 		1-1 	2-2 		1-3 	4 0 1 1 0 1 0 0 0 0 0 0 0 0				
Inning Stats	R: 1 H: 1 E: 0 LOB: 0 K: 0 BB: 0 S: 6 P: 8	R: 0 H: 0 E: 0 LOB: 1 K: 0 BB: 0 S: 11 P: 14	R: 0 H: 1 E: 0 LOB: 1 K: 0 BB: 0 S: 7 P: 7	R: 1 H: 1 E: 0 LOB: 1 K: 0 BB: 1 S: 7 P: 13	R: 2 H: 2 E: 0 LOB: 1 K: 0 BB: 1 S: 14 P: 26	R: 1 H: 2 E: 0 LOB: 1 K: 1 BB: 0 S: 12 P: 18	R: 1 H: 1 E: 1 LOB: 1 K: 0 BB: 0 S: 10 P: 17	R: 0 H: 0 E: 0 LOB: 0 K: 2 BB: 0 S: 8 P: 12	R: 0 H: 1 E: 0 LOB: 1 K: 0 BB: 0 S: 12 P: 17	1B: 6 SF: 2 2B: 1 SAC: 0 3B: 1 DP: 0 HR: 1 HBP: 2		WP: 0 PA: 40 PB: 0 SB: 2 CS: 0	
PITCHER	IP WLS BF H R ER SO BB IBB HBP BLK WP HR S P ERA WHIP											PITCHER	IP WLS BF H R ER SO BB IBB HBP BLK WP HR S P ERA WHIP
Tim Leary, R (1, 1) <small>ERA: 3.2</small>	5.0 L 23 5 4 4 0 2 0 0 1 0 0 1 45 68 7.20 1.400												
Tim Crews, R (6, 1) <small>ERA: 2.81</small>	2.0 10 3 2 2 1 0 0 0 1 0 0 0 22 35 9.00 1.500												
Alejandro Pena, R (8, 1) <small>ERA: 2.97</small>	2.0 7 1 0 0 0 2 0 0 0 0 0 0 20 29 0.00 0.500												

livebaseballscorecards.com

AB	34
R	6
H	9
RBI	6
BB	2
SO	3
LOB	10



Batter	1	2	3	4	5	6	7	8	9	AB R H RBI BB SO LOB
Kirk Gibson, L (1, 7) OBP: 0.386, SLG: 0.493	1-3 K		2-3 K		0-1 1B			3-2 F9		4 0 1 0 0 2 2
Willie Randolph, R (1, 4) OBP: 0.390, SLG: 0.316	1-2 F7		1-0 G4-3		3-2 1B			1-2 1B		4 0 2 0 0 0 2
Jose Gonzalez, R (1, 9) OBP: 0.370, SLG: 0.348	1-1 FC6-4 1B		2-2 E1		1-3 K			1-1 F9		4 0 1 0 0 1 4
Eddie Murray, S (1, 3) OBP: 0.336, SLG: 0.370	2-0 FC6-4		0-0 G6-3					1-0 1B		4 0 1 0 0 0 3
Jeff Hamilton, R (1, 5) OBP: 0.299, SLG: 0.401		2-2 L7		0-0 L8				1-0 P4		4 0 0 0 0 1 2
Rick Dempsey, R (1, 2) OBP: 0.290, SLG: 0.211		3-1 P6		3-3 K					1-3 K	3 0 0 0 0 2 0
Franklin Stubbs, L (9, PH) OBP: 0.340, SLG: 0.310										1 0 0 0 0 1 0
John Shelby, S (1, 8) OBP: 0.233, SLG: 0.197		2-0 G4-3		2-1 G5-3					0-0 F8	4 0 0 0 0 1 0
Alfredo Griffin, S (1, 6) OBP: 0.256, SLG: 0.275			0-1 G4-3 1B E		1-3 K			0-1 G6-4-3 1B		4 1 2 0 0 1 0
Tim Leary, R (1, 1) OBP: 0.040, SLG: 0.040			1-2 E		2-1 G4-3			0-0 G6-4-3		1 0 1 0 0 0 0
Dave Anderson, R (5, PH) OBP: 0.287, SLG: 0.208			1-2 E							1 0 0 0 0 0 0
Tim Crews, R (6, 1)										0 0 0 0 0 0 0
Tracy Woodson, R (7, PH)										1 0 0 0 0 0 1
Alejandro Pena, R (8, 1)										0 0 0 0 0 0 0

Inning Stats	R: 0	H: 1	R: 0	H: 0	R: 1	H: 2	R: 0	H: 2	R: 0	H: 1	R: 0	H: 2	R: 0	H: 0	R: 0	H: 0	R: 0	H: 2	R: 0	H: 0	1B: 8	SF: 0	WP: 0	PA: 35
	E: 0	LOB: 1	E: 0	LOB: 0	E: 1	LOB: 2	E: 0	LOB: 2	E: 0	LOB: 0	E: 0	LOB: 0	E: 0	LOB: 0	E: 0	LOB: 0	E: 0	LOB: 2	E: 0	LOB: 0	2B: 0	SAC: 0	PB: 0	
	K: 1	BB: 0	K: 0	BB: 0	K: 1	BB: 0	K: 2	BB: 0	K: 2	BB: 0	K: 1	BB: 0	K: 1	BB: 0	K: 1	BB: 0	K: 0	BB: 0	K: 1	BB: 0	3B: 0	DP: 1	SB: 0	
	S: 9	P: 14	S: 6	P: 13	S: 19	P: 24	S: 6	P: 11	S: 7	P: 10	S: 6	P: 8	S: 11	P: 18	S: 5	P: 6	S: 11	P: 18	S: 5	P: 6	HR: 0	HBP: 0	CS: 0	

PITCHER	IP	WLS	BF	H	R	ER	SO	BB	IBB	HBP	BLK	WP	HR	S	P	ERA	WHIP
Tom Glavine, L (1, 1) ERA: 3.2	7.2	W	31	8	1	0	8	0	0	0	0	0	0	76	116	0.00	1.043
Joe Boever, R (8, 1) ERA: 2.36	1.1		4	0	0	0	1	0	0	0	0	0	0	6	8	0.00	0.000

BOTTOM

Atlanta Braves @ Los Angeles Dodgers
Dodger Stadium, Los Angeles, CA

Fri Jun 16 1989, 7:05 PM PDT
Att. 33,372 - Unknown

livebaseballscorecards.com

AB 35
R 1
H 8
RBI 0
BB 0
SO 9
LOB 14



Batter	1	2	3	4	5	6	7	8	9	AB R H RBI BB SO LOB	TOP											
Lonnie Smith, R OBP: 0.447, SLG: 0.547 (1, 7)	2-2 G4-3		0-0 G4-3		1-2 G5-3			0-1 E6 FC1-6		4 0 0 0 0 0 2												
Jeff Treadway, L OBP: 0.324, SLG: 0.400 (1, 4)	1-1 G3			1-0 G3 1B		1-1 G3-1		0-1 FC1-6 FC4-6		4 0 1 1 0 0 1												
Tommy Gregg, L OBP: 0.379, SLG: 0.426 (1, 9)	1-2 FC5-4 1B			0-0 G3 1-2		3-2 F9		0-1 FC4-6 1-2f		4 0 1 0 0 0 2												
Dale Murphy, R OBP: 0.306, SLG: 0.354 (1, 8)	0-0 FC5-4 1-2f			2-3 K		2-1 P4			0-2 P2	4 0 0 0 0 1 2												
Andres Thomas, R OBP: 0.252, SLG: 0.366 (1, 6)				1-1 G4-3			1-1 G1-3		2-2 G4-3	4 0 0 0 0 0 1												
Dion James, L OBP: 0.374, SLG: 0.335 (1, 3)					1-2 HR		1-3 K		2-2 G4-3	4 1 1 1 0 1 0												
Ron Gant, R OBP: 0.232, SLG: 0.312 Paul Assenmacher, L (7, 1) Joe Boever, R (8, 1)							0-1 G5-6-3 1B			3 0 1 0 0 0 0 0 0 0 0 0 0 0 0 0 0 0 0 0 0	AB 33 R 2 H 5 RBI 2 BB 0 SO 2 LOB 11											
Bruce Benedict, R OBP: 0.282, SLG: 0.243 (1, 2)					0-1 G5-3		2-1 G5-6-3		1-1 E FC1-6 2B	3 1 1 0 0 0 1												
Pete Smith, R OBP: 0.250, SLG: 0.235 Jeff Blauser, R OBP: 0.277, SLG: 0.376 (7, 5)					0-1 G4-3		0-0 G6-3		0-0 B1-3	2 0 0 0 0 0 1 1 0 0 0 0 0 1												
Inning Stats	R: 0 E: 0 K: 0 S: 9	H: 1 LOB: 1 BB: 0 P: 13	R: 0 E: 0 K: 0 S: 11	H: 0 LOB: 0 BB: 0 P: 16	R: 0 E: 0 K: 0 S: 5	H: 0 LOB: 0 BB: 0 P: 5	R: 0 E: 0 K: 1 S: 7	H: 1 LOB: 1 BB: 0 P: 11	R: 1 E: 0 K: 0 S: 14	H: 2 LOB: 1 BB: 0 P: 18	R: 0 E: 0 K: 0 S: 10	H: 0 LOB: 0 BB: 0 P: 16	R: 0 E: 0 K: 1 S: 6	H: 0 LOB: 0 BB: 0 P: 8	R: 1 E: 1 K: 0 S: 9	H: 1 LOB: 1 BB: 0 P: 10	R: 0 E: 0 K: 0 S: 9	H: 0 LOB: 0 BB: 0 P: 13	1B: 3 2B: 1 3B: 0 HR: 1	SF: 0 SAC: 0 DP: 0 HBP: 0	WP: 0 PB: 0 SB: 0 CS: 0	PA: 33
PITCHER	IP WLS BF H R ER SO BB IBB HBP BLK WP HR S P ERA WHIP																					
Mike Morgan, R ERA: 1.55 John Wetteland, R ERA: 2.25	(1, 1) 8.0 L 30 5 2 1 2 0 0 0 0 0 0 1 71 97 1.12 0.625																					
	(9, 1) 1.0 3 0 0 0 0 0 0 0 0 0 0 0 9 13 0.00 0.000																					

Atlanta Braves @ Los Angeles Dodgers
Dodger Stadium, Los Angeles, CA
Sat Jun 17 1989, 7:05 PM PDT
Att. 42,940 - Unknown

livebaseballscorecards.com



Batter	1	2	3	4	5	6	7	8	9	AB	R	H	RBI	BB	SO	LOB
Kirk Gibson, L (1, 7) OBP: 0.376, SLG: 0.479	1-2 G4-3		3-2 G3			3-2 F8		0-1 F6		4	0	0	0	0	0	1
Willie Randolph, R (1, 4) OBP: 0.391, SLG: 0.323	1-2 1B		1-3 K			2-2 P6		0-1 2B		4	0	2	1	0	1	0
Eddie Murray, S (1, 3) OBP: 0.334, SLG: 0.365	3-3 K				3-3 K		2-3 K	4-0 BB		3	0	0	0	1	3	1
Mike Davis, L (1, 9) OBP: 0.308, SLG: 0.351		1-1 F9		0-0 G4-3			0-0 G5-3	3-3 K		2	0	0	0	0	0	0
Jose Gonzalez, R (7, PH) OBP: 0.357, SLG: 0.333										1	0	0	0	0	0	0
Franklin Stubbs, L (8, PH) OBP: 0.333, SLG: 0.302										1	0	0	0	0	1	2
John Wetteland, R (9, 1)										0	0	0	0	0	0	0
Mike Scioscia, L (1, 2) OBP: 0.346, SLG: 0.351		4-2 FC3-6 BB		1-1 G6-3			1-2 1B		4-1 FC3-6 BB	2	0	1	0	2	0	0
Dave Anderson, R (9, PR) OBP: 0.287, SLG: 0.208										0	0	0	0	0	0	0
Jeff Hamilton, R (1, 5) OBP: 0.293, SLG: 0.393		0-0 FC3-6 1B		2-2 G6-3		1-2 L7		1-3 K		4	0	0	0	0	1	3
John Shelby, S (1, 8) OBP: 0.233, SLG: 0.198		0-0 1B		2-3 K		1-1 F7		0-0 FC3-6 1B		4	0	1	0	0	1	2
Alfredo Griffin, S (1, 6) OBP: 0.263, SLG: 0.281		1-0 F7		0-2 1B				1-2 1B		4	0	2	0	0	0	2
Mike Morgan, R (1, 1) OBP: 0.080, SLG: 0.080			1-1 G3		1-0 G4-3			1-1 2B		2	0	0	0	0	0	1
Mariano Duncan, R (8, PH) OBP: 0.258, SLG: 0.323									2-3 K	2	1	1	0	0	1	2

Inning Stats		R: 0	H: 1	R: 0	H: 1	R: 0	H: 0	R: 0	H: 1	R: 0	H: 0	R: 0	H: 1	R: 1	H: 2	R: 0	H: 1	1B: 5	SF: 0
E: 0	LOB: 0	E: 0	LOB: 2	E: 0	LOB: 0	E: 0	LOB: 0	E: 0	LOB: 1	E: 0	LOB: 0	E: 0	LOB: 1	E: 0	LOB: 2	E: 0	LOB: 2	2B: 2	SAC: 0
K: 1	BB: 0	K: 0	BB: 1	K: 1	BB: 0	K: 1	BB: 0	K: 1	BB: 0	K: 0	BB: 0	K: 0	BB: 0	K: 1	BB: 1	K: 2	BB: 1	3B: 0	DP: 0
S: 9	P: 14	S: 7	P: 13	S: 9	P: 14	S: 6	P: 10	S: 10	P: 15	S: 10	P: 17	S: 10	P: 13	S: 12	P: 23	S: 17	P: 25	HR: 0	HBP: 0

PITCHER	IP	WLS	BF	H	R	ER	SO	BB	IBB	HBP	BLK	WP	HR	S	P	ERA	WHIP
Pete Smith, R (1, 1) ERA: 4.7	6.0	W	21	3	0	0	5	1	0	0	0	0	0	51	83	0.00	0.667
Paul Assenmacher, L (7, 1) ERA: 3.38	1.2		7	2	1	1	0	0	0	0	0	0	0	17	24	5.40	1.200
Joe Boever, R (8, 1) ERA: 2.27	1.1	S	8	2	0	0	3	2	0	0	0	0	0	22	37	0.00	3.000

PITCHER	IP	WLS	BF	H	R	ER	SO	BB	IBB	HBP	BLK	WP	HR	S	P	ERA	WHIP

BOTTOM

Atlanta Braves @ Los Angeles Dodgers
 Dodger Stadium, Los Angeles, CA
 Sat Jun 17 1989, 7:05 PM PDT
 Att. 42,940 - Unknown

livebaseballscorecards.com

AB	33
R	1
H	7
RBI	1
BB	3
SO	8
LOB	14



Batter	1	2	3	4	5	6	7	8	9	AB R H RBI BB SO LOB	TOP											
Lonnie Smith, R (1, 7) OBP: 0.443, SLG: 0.545	2-2 G6-3		0-1 F8			1-2 F8		3-2 2B		4 1 1 0 0 0 0	<p>Atlanta Braves @ Los Angeles Dodgers Dodger Stadium, Los Angeles, CA</p> <p>Sun Jun 18 1989, 3:33 AM PDT Att. 43,050 - Unknown</p>											
Jeff Blauser, R (1, 4) OBP: 0.283, SLG: 0.387	1-3 K		0-0 1B			2-2 G6-3		2-0 E		4 0 2 2 0 1 0												
Andres Thomas, R (1, 6) OBP: 0.252, SLG: 0.376	0-0 HR		1-1 F9			1-3 K		0-0 E6		4 1 1 1 0 1 2												
Dale Murphy, R (1, 8) OBP: 0.302, SLG: 0.349	3-2 P6							0-0 G6-4-3		4 0 0 0 0 0 2												
Geronimo Berroa, R (1, 9) OBP: 0.347, SLG: 0.417																						
Tommy Gregg, L (9, PH) OBP: 0.375, SLG: 0.421																						
Ron Gant, R (1, 5) OBP: 0.233, SLG: 0.309																						
Jeff Treadway, L (9, PH) OBP: 0.327, SLG: 0.403																						
Jody Davis, R (1, 2) OBP: 0.243, SLG: 0.239																						
José Alvarez, R (7, 1) OBP: 0.292, SLG: 0.326																						
Darrell Evans, L (9, PH)																						
Dion James, L (1, 3) OBP: 0.371, SLG: 0.333																						
Zane Smith, L (1, 1) OBP: 0.160, SLG: 0.160																						
John Russell, R (7, 2) OBP: 0.146, SLG: 0.128																						
Inning Stats	R: 1 E: 0 K: 1 S: 12	H: 1 LOB: 0 BB: 0 P: 18	R: 0 E: 0 K: 0 S: 5	H: 1 LOB: 1 BB: 1 P: 11	R: 0 E: 0 K: 0 S: 7	H: 1 LOB: 1 BB: 0 P: 9	R: 0 E: 0 K: 0 S: 4	H: 0 LOB: 0 BB: 0 P: 5	R: 0 E: 0 K: 0 S: 5	H: 0 LOB: 0 BB: 0 P: 6	R: 0 E: 0 K: 1 S: 10	H: 0 LOB: 0 BB: 0 P: 14	R: 0 E: 1 K: 1 S: 13	H: 0 LOB: 1 BB: 0 P: 17	R: 2 E: 1 K: 0 S: 15	H: 3 LOB: 1 BB: 0 P: 24	R: 0 E: 0 K: 2 S: 13	H: 1 LOB: 1 BB: 0 P: 19	1B: 4 2B: 2 3B: 0 HR: 1	SF: 0 SAC: 0 DP: 1 HBP: 0	WP: 1 PB: 0 SB: 0 CS: 1	PA: 35
PITCHER	IP WLS BF H R ER SO BB IBB HBP BLK WP HR S P ERA WHIP																					
Fernando Valenzuela, L (1, 1) ERA: 4.12	7.1 W 29 6 3 3 3 1 0 0 0 1 1 69 102 3.68 0.955																					
Jay Howell, R (8, 1) ERA: 0.89	1.2 S 6 1 0 0 2 0 0 0 0 0 0 0 15 21 0.00 0.600																					

livebaseballscorecards.com

AB	34
R	3
H	7
RBI	3
BB	1
SO	5
LOB	10



Batter	1	2	3	4	5	6	7	8	9	AB	R	H	RBI	BB	SO	LOB
Mariano Duncan, R (1, 4) OBP: 0.271, SLG: 0.362	1-2 G4-3 1B		2-1 SF9 3B		1-0 F8	2-1 F7				4	1	2	1	0	0	0
Jose Gonzalez, R (1, 9) OBP: 0.344, SLG: 0.333	1-1 G4-3		3-1 SF9		0-0 BB WP 1B		0-1 P2			3	1	1	1	0	0	1
Kirk Gibson, L (1, 7) OBP: 0.391, SLG: 0.493	4-2 G4-6-3 BB		0-1 S 1B		1-1 E1 SF9 BB		2-1 2B			2	1	2	0	2	0	0
Eddie Murray, S (1, 3) OBP: 0.337, SLG: 0.362	0-1 G4-6-3		4-1 BB		4-0 BB		3-3 K			2	0	0	0	2	1	3
Jeff Hamilton, R (1, 5) OBP: 0.288, SLG: 0.387			2-0 F8		0-0 SF9		1-1 F8			3	0	0	1	0	0	3
Jay Howell, R (8, 1)										0	0	0	0	0	0	0
Mike Scioscia, L (1, 2) OBP: 0.344, SLG: 0.349		2-2 G6-3		1-3 K	2-1 G3			0-0 G3-6 1B		4	0	1	0	0	1	1
John Shelby, S (1, 8) OBP: 0.234, SLG: 0.204		1-1 L7		2-3 K		0-1 G4-3 CS 2B		0-3 K		4	1	1	0	0	2	1
Alfredo Griffin, S (1, 6) OBP: 0.268, SLG: 0.299			1-1 3B 3B	3-2 FC4-6 1B		1-1 G4-3		1-2 G3-6		4	1	2	0	0	0	2
Fernando Valenzuela, L (1, 1) OBP: 0.040, SLG: 0.040			0-1 G1-3	0-1 FC4-6		2-0 G6-3				3	0	0	0	0	0	2
Dave Anderson, R (8, 5) OBP: 0.267, SLG: 0.208				1-2f						0	0	0	0	0	0	0

Inning Stats	R: 0	H: 1	R: 0	H: 0	R: 2	H: 3	R: 0	H: 1	R: 2	H: 1	R: 0	H: 1	R: 0	H: 1	R: 0	H: 1
	E: 0	LOB: 1	E: 0	LOB: 0	E: 0	LOB: 2	E: 0	LOB: 1	E: 1	LOB: 1	E: 0	LOB: 0	E: 0	LOB: 1	E: 0	LOB: 0
	K: 0	BB: 1	K: 0	BB: 0	K: 0	BB: 1	K: 2	BB: 0	K: 0	BB: 2	K: 1	BB: 0	K: 1	BB: 0	K: 1	BB: 0
	S: 11	P: 17	S: 6	P: 9	S: 13	P: 24	S: 13	P: 19	S: 7	P: 18	S: 7	P: 12	S: 10	P: 16	S: 7	P: 8

PITCHER	IP	WLS	BF	H	R	ER	SO	BB	IBB	HBP	BLK	WP	HR	S	P	ERA	WHIP
Zane Smith, L (1, 1) ERA: 4.45	6.0	L	28	7	5	3	2	4	0	0	0	1	0	57	99	4.50	1.833
José Álvarez, R (7, 1) ERA: 2.51	2.0		7	2	0	0	2	0	0	0	0	0	0	17	24	0.00	1.000

BOTTOM

Atlanta Braves @ Los Angeles Dodgers
Dodger Stadium, Los Angeles, CA

Sun Jun 18 1989, 3:33 AM PDT
 Att. 43,050 - Unknown

livebaseballscorecards.com

AB	29
R	5
H	9
RBI	3
BB	4
SO	4
LOB	13



WP: 1	PA: 35
PB: 0	
SB: 1	
CS: 1	

Batter	1	2	3	4	5	6	7	8	9	AB R H RBI BB SO LOB	TOP																
Chris Sabo, R OBP: 0.310, SLG: 0.392 (1, 5)	1-1 FC6-4 1B		3-2 G5-3		2-1 G4-3	1-0 F8		1-3 K		5 0 1 0 0 1 4																	
Todd Benzinger, S OBP: 0.300, SLG: 0.375 (1, 3)	2-1 FC6-4 1B		0-1 1B		0-0 1B		2-1 2B	3-1 G3		5 0 4 0 0 0 1																	
Barry Larkin, R OBP: 0.381, SLG: 0.459 Luis Quinones, S OBP: 0.192, SLG: 0.440 (1, 6) (8, 4)	1-2 FC6-4 1-2f 2-3		0-0 FC6-4 1B		1-0 F7		2-3 K		0-1 G3	4 0 1 0 0 1 4 1 0 0 0 0 0 0																	
Rolando Roomes, R OBP: 0.317, SLG: 0.475 (1, 8)	1-0 L9		0-0 FC6-4			3-1 1B	0-3 K		4-2 BB	4 1 1 0 1 1 5																	
Paul O'Neill, L OBP: 0.347, SLG: 0.466 (1, 9)	2-3 K				1-3 K	0-0 F9	4-0 IBB		0-2 F8	4 0 0 0 1 2 4																	
Joel Youngblood, R OBP: 0.322, SLG: 0.392 Herm Winningham, L OBP: 0.311, SLG: 0.353 Rob Dibble, L (7, 1) Ken Griffey, L OBP: 0.356, SLG: 0.438 John Franco, L (9, 1)		1-1 G5-3		1-1 G4-3		1-2 1B	2-2 F7		0-1 G4-3	3 1 1 0 0 0 0 1 0 0 0 0 0 2 0 0 0 0 0 0 0 1 0 0 0 0 0 1 0 0 0 0 0 0 0																	
Bo Diaz, R OBP: 0.208, SLG: 0.217 (1, 2)		1-1 G5-3		0-1 1B		0-0 1B		0-2 G6-3		4 0 2 1 0 0 0																	
Lenny Harris, L OBP: 0.270, SLG: 0.262 (1, 4) (8, 6)		1-3 K		2-3 K		1-1 F9		1-0 1B		4 1 1 0 0 2 3																	
Tom Browning, L OBP: 0.206, SLG: 0.156 Van Snider, L OBP: 0.333, SLG: 0.333 (1, 1) (7, 7)			0-0 L6		1-2 F7	1-0 1B		2-2 1B		3 0 1 1 0 0 0 1 0 1 0 0 0 0																	
Inning Stats	R: 0 E: 0 K: 1 S: 12	H: 2 LOB: 2 BB: 0 P: 19	R: 0 E: 0 K: 1 S: 8	H: 0 LOB: 0 BB: 0 P: 11	R: 0 E: 0 K: 2 S: 10	H: 1 LOB: 1 BB: 0 P: 14	R: 0 E: 0 K: 0 S: 7	H: 1 LOB: 1 BB: 0 P: 11	R: 2 E: 0 K: 2 S: 11	H: 4 LOB: 2 BB: 0 P: 18	R: 0 E: 0 K: 2 S: 11	H: 1 LOB: 2 BB: 1 P: 21	R: 1 E: 0 K: 1 S: 13	H: 2 LOB: 1 BB: 0 P: 19	R: 0 E: 0 K: 0 S: 9	H: 0 LOB: 1 BB: 1 P: 13	1B: 12 2B: 1 3B: 0 HR: 0	SF: 0 SAC: 0 DP: 0 HBP: 0	WP: 0 PB: 0 SB: 0 CS: 0	PA: 42							
PITCHER	IP WLS BF H R ER SO BB IBB HBP BLK WP HR S P ERA WHIP																										
Derek Lilliquist, L ERA: 3.05 (1, 1)	5.2		27	10	2	2	4	0	0	0	0	0	0	55	82	3.18	1.765										
Jim Acker, R ERA: 3.08 (6, 1)	2.1		11	3	1	1	3	0	1	0	0	0	0	25	42	3.86	1.286										
Mark Eichhorn, R ERA: 7.56 (9, 1)	1.0	W	4	0	0	0	0	1	0	0	0	0	0	9	13	0.00	1.000										

Cincinnati Reds @ Atlanta Braves
Atlanta-Fulton County Stadium, Atlanta, GA

Wed Jun 21 1989, 7:05 PM EDT
Unknown

AB 40
R 3
H 13
RBI 2
BB 2
SO 7
LOB 24



livebaseballscorecards.com

Batter	1	2	3	4	5	6	7	8	9	AB	R	H	RBI	BB	SO	LOB
Lonnie Smith, R OBP: 0.444, SLG: 0.560 (1, 7)	2-3 K		4-0 BB			1-0 F7		0-1 HR		3	1	1	2	1	1	0
Jeff Blausler, R OBP: 0.282, SLG: 0.379 (1, 5)	4-1 G1-3 BB		3-2 F8			2-1 F7		1-0 G5-3		3	0	0	0	1	0	1
Gerald Perry, L OBP: 0.356, SLG: 0.337 (1, 3)	0-2 G1-3 1B					0-0 F8		1-1 L4		4	0	2	0	0	0	0
Dale Murphy, R OBP: 0.301, SLG: 0.347 (1, 8)	0-0 G1-3					2-1 L6				4	1	1	0	0	1	3
Andres Thomas, R OBP: 0.252, SLG: 0.374 (1, 6)	1-2 G6-3					2-3 K				4	1	1	0	0	2	2
Geronimo Berroa, R OBP: 0.338, SLG: 0.405 (1, 9)		3-1 P3				0-3 K				2	0	0	0	0	1	0
Tommy Gregg, L OBP: 0.371, SLG: 0.417 (7, PH) (8, 9)										1	0	0	0	0	1	0
Jody Davis, R OBP: 0.243, SLG: 0.235 (1, 2)		3-3 K				1-0 P5				3	0	0	0	1	2	0
Jeff Treadway, L OBP: 0.330, SLG: 0.402 (1, 4)		0-0 F8				4-1 BB				3	0	1	2	1	0	0
Derek Lilliquist, L OBP: 0.222, SLG: 0.259 (1, 1)			1-1 G4-3			2-3 K				2	0	0	0	0	1	1
Jim Acker, R (6, 1)										0	0	0	0	0	0	0
Jeff Wetherby, L (8, PH)										1	1	1	0	0	0	0
Mark Eichhorn, R (9, 1)										0	0	0	0	0	0	0

Inning Stats	R: 0	H: 1	E: 0	K: 1	S: 12	P: 19	R: 0	H: 0	E: 0	K: 1	S: 7	P: 13	R: 0	H: 0	E: 0	K: 0	S: 5	R: 0	H: 0	E: 0	K: 2	S: 7	P: 10	R: 0	H: 0	E: 0	K: 2	S: 9	P: 16	R: 0	H: 1	E: 0	K: 0	S: 6	P: 11	R: 0	H: 0	E: 0	K: 3	S: 10	P: 14	R: 2	H: 2	E: 0	K: 0	S: 8	P: 12	R: 2	H: 3	E: 0	K: 0	S: 8	P: 18	1B: 5	2B: 1	3B: 0	HR: 1	SF: 0	SAC: 1	DP: 0	HBP: 0	WP: 0	PA: 35
PITCHER	IP	WLS	BF	H	R	ER	SO	BB	IBB	HBP	BLK	WP	HR	S	P	ERA	WHIP																																														
Tom Browning, L (1, 1)	6.0		22	2	0	0	6	3	0	0	0	0	0	46	82	0.00	0.833																																														
Rob Dibble, R (7, 1)	2.0		8	2	2	2	3	0	0	0	0	0	1	18	26	9.00	1.000																																														
John Franco, L (9, 1)	0.1	L	5	3	2	2	0	0	1	0	0	0	0	8	18	54.00	9.000																																														

BOTTOM

Cincinnati Reds @ Atlanta Braves
 Atlanta-Fulton County Stadium, Atlanta, GA
 Wed Jun 21 1989, 7:05 PM EDT
 Unknown

livebaseballscorecards.com

AB	30
R	4
H	7
RBI	4
BB	4
SO	9
LOB	7



Batter	1	2	3	4	5	6	7	8	9	AB R H RBI BB SO LOB	TOP											
Chris Sabo, R (1, 5) OBP: 0.312, SLG: 0.392	1-1 CS 1B 1B	2-3 K			1-1 P6		3-2 G6-4-3 1B		2-3 K	5 0 2 0 0 2 1												
Kal Daniels, L (1, 7) OBP: 0.417, SLG: 0.356	1-2 BB CS 1B		3-3 K		0-1 WP 1B		3-1 G6-4-3 1-2f			3 0 1 0 0 1 0 0 0 0 0 0 0 0 1 0 0 0 0 0 1												
Ken Griffey, L (5, PR) OBP: 0.356, SLG: 0.438																						
Joel Youngblood, R (7, PH) OBP: 0.317, SLG: 0.385	1-2 1B																					
Todd Benzing, S (1, 3) OBP: 0.300, SLG: 0.373	3-3 K 1-2 2-3		1-1 FC3-6 CS 1B		2 SAFE 2-3 K 2-3			1-3 K		4 0 1 0 0 3 3												
Paul O'Neill, L (1, 9) OBP: 0.357, SLG: 0.473	4-2 BB BB		1-2 FC3-6 1B		1-1 1B			1-0 2B 1B		3 0 3 0 1 0 0												
Herm Winningham, L (1, 8) OBP: 0.312, SLG: 0.343	4-2 BB		0-0 FC3-6 1-2f 2-3		2-3 K		1 SAFE 2-3 K	2-3 K		2 0 0 0 1 1 3 1 0 0 0 0 1 1												
Rolando Roomes, R (8, PH) OBP: 0.314, SLG: 0.471	1-2 2-3 BB																					
Luis Quinones, S (1, 4) OBP: 0.267, SLG: 0.481	3-3 K		1-1 CS	4-2 G6-3 BB		4-2 FC6 BB		0-0 2B		2 0 1 0 2 1 3												
Jeff Reed, L (1, 2) OBP: 0.281, SLG: 0.312					3-2 F8		2-3 K	2-3 K		2 0 0 0 0 0 1 2 0 0 0 0 2 4												
Bo Diaz, R (6, PH) OBP: 0.204, SLG: 0.213																						
Lenny Harris, L (1, 6) OBP: 0.270, SLG: 0.271		2-1 2B			1-0 G6-3 1-2f		1-0 FC6 1-2f		0-0 G1-3	4 0 1 0 0 0 3												
Rick Mahler, R (1, 1) OBP: 0.268, SLG: 0.237																						
Dave Collins, S (7, PH) OBP: 0.303, SLG: 0.233																						
Norm Charlton, S (7, 1)																						
Eric Davis, R (9, PH) OBP: 0.356, SLG: 0.539		0-1 P2			0-0 L1		2-3 K		1-3 K	2 0 0 0 0 0 1 1 0 0 0 0 1 0 0 0 0 0 0 0 0 1 0 0 0 0 1 0												
Inning Stats	R: 0 E: 0 K: 2 S: 16	H: 2 LOB: 3 BB: 2 P: 32	R: 0 E: 0 K: 1 S: 9	H: 1 LOB: 1 BB: 0 P: 15	R: 0 E: 0 K: 1 S: 11	H: 2 LOB: 1 BB: 0 P: 17	R: 0 E: 0 K: 0 S: 8	H: 0 LOB: 0 BB: 1 P: 16	R: 0 E: 1 K: 1 S: 9	H: 0 LOB: 2 BB: 0 P: 12	R: 0 E: 0 K: 2 S: 16	H: 1 LOB: 2 BB: 1 P: 26	R: 0 E: 0 K: 1 S: 12	H: 1 LOB: 0 BB: 0 P: 20	R: 0 E: 0 K: 3 S: 12	H: 2 LOB: 2 BB: 0 P: 18	R: 0 E: 0 K: 2 S: 8	H: 0 LOB: 0 BB: 0 P: 11	1B: 7 2B: 3 3B: 0 HR: 0	SF: 0 SAC: 0 DP: 3 HBP: 0	WP: 1 PB: 0 SB: 1 CS: 3	PA: 38
PITCHER	IP WLS BF H R ER SO BB IBB HBP BLK WP HR S P ERA WHIP																					
29 John Smoltz, R (1, 1) ERA: 2.22	5.1 W 24 6 0 0 6 4 0 0 0 1 0 62 108 0.00 1.875																					
Paul Assenmacher, L (6, 1) ERA: 3.16	2.0 7 2 0 0 3 0 0 0 0 0 0 24 37 0.00 1.000																					
Mark Eichhorn, R (8, 1) ERA: 7.0	0.2 3 1 0 0 2 0 0 0 0 0 0 7 11 0.00 1.500																					
Joe Boever, R (9, 1) ERA: 2.21	1.0 S 3 0 0 0 2 0 0 0 0 0 0 8 11 0.00 0.000																					

Cincinnati Reds @ Atlanta Braves
Atlanta-Fulton County Stadium, Atlanta, GA

Wed Jun 21 1989, 7:05 PM EDT
Att. 10,247 - Unknown

livebaseballscorecards.com

AB 33
R 0
H 9
RBI 0
BB 4
SO 13
LOB 21



Batter	1	2	3	4	5	6	7	8	9
Jeff Treadway, L (1, 4) <small>OBP: 0.333, SLG: 0.414</small> 	3-2 		1-0 		2-1 			1-2 	
Tommy Gregg, L (1, 9) <small>OBP: 0.367, SLG: 0.410</small> Joe Boever, R (9, 1) 	1-2 		0-0 			2-1 		2-3 	
Gerald Perry, L (1, 3) <small>OBP: 0.352, SLG: 0.332</small> 	2-2 		1-3 			2-3 			
Dale Murphy, R (1, 8) <small>OBP: 0.298, SLG: 0.343</small> 	2-1 		1-2 			0-0 			
Darrell Evans, L (1, 5) <small>OBP: 0.293, SLG: 0.327</small> Mark Eichhorn, R (8, 1) Jeff Wetherby, L (9, 7) <small>OBP: 0.800, SLG: 1.000</small> 		1-0 		1-1 			1-1 		
Andres Thomas, R (1, 6) <small>OBP: 0.249, SLG: 0.370</small> 		2-0 		2-2 			0-0 		
Dion James, L (1, 7) <small>OBP: 0.365, SLG: 0.327</small> 		2-0 		2-3 			2-2 		
Bruce Benedict, R (1, 2) <small>OBP: 0.295, SLG: 0.250</small> 		1-0 			2-0 			4-1 	
29 John Smoltz, R (1, 1) <small>OBP: 0.270, SLG: 0.344</small> Paul Assenmacher, L (6, 1) Jeff Blauser, R (8, 5) <small>OBP: 0.282, SLG: 0.379</small> 		1-3 			0-1 			0-1 	

Inning Stats	R: 1	H: 2	E: 1	LOB: 0	K: 0	S: 11	R: 0	H: 2	E: 0	LOB: 2	K: 1	S: 7	R: 0	H: 1	E: 0	LOB: 1	K: 1	S: 8	R: 0	H: 0	E: 0	LOB: 0	K: 1	S: 8	R: 0	H: 0	E: 0	LOB: 0	K: 0	S: 5	R: 0	H: 0	E: 0	LOB: 0	K: 1	S: 6	R: 0	H: 0	E: 0	LOB: 0	K: 0	S: 6	R: 0	H: 0	E: 0	LOB: 1	K: 1	S: 12
	11	19	11	14	11	13	9	10	19																																							

PITCHER	IP	WLS	BF	H	R	ER	SO	BB	IBB	HBP	BLK	WP	HR	S	P	ERA	WHIP
Rick Mahler, R (1, 1) <small>ERA: 3.19</small>	6.0	L	22	5	1	0	4	0	0	0	0	0	0	45	76	0.00	0.833
Norm Charlton, L (7, 1) <small>ERA: 3.18</small>	2.0		7	0	0	0	1	0	0	0	0	0	0	18	28	0.00	0.500

AB	R	H	RBI	BB	SO	LOB
4	1	2	0	0	0	1
4	0	1	0	0	1	2
0	0	0	0	0	0	0
3	0	0	0	0	2	2
3	0	0	0	0	0	2
3	0	1	0	0	0	0
0	0	0	0	0	0	0
0	0	0	0	0	0	0
3	0	0	0	0	0	1
3	0	0	0	0	1	1
2	0	1	0	1	0	0
2	0	0	0	0	1	2
0	0	0	0	0	0	0
0	0	0	0	0	0	0

WP	PA
0	29

Cincinnati Reds @ Atlanta Braves
 Atlanta-Fulton County Stadium, Atlanta, GA
 Wed Jun 21 1989, 7:05 PM EDT
 Att. 10,247 - Unknown

livebaseballscorecards.com

AB	27
R	1
H	5
RBI	0
BB	1
SO	5
LOB	11



Batter	1	2	3	4	5	6	7	8	9	AB R H RBI BB SO LOB	TOP	
Chris Sabo, R (1, 5) OBP: 0.314, SLG: 0.394 Lenny Harris, L (8, 5) OBP: 0.267, SLG: 0.269	3-2 F7		2-0 P5		0-0 HR	0-1 1B			0-1 4-3	4 1 2 1 0 0 1 1 0 0 0 0 0 0		
Todd Benzinger, S (1, 3) OBP: 0.305, SLG: 0.384	0-1 6-3		4-2 HR		2-2 HR	2-3 1B			4-0 1B	3 2 1 2 2 1 2		
Barry Larkin, R (1, 6) OBP: 0.381, SLG: 0.470	1-0 F8		2-1 HR		0-0 6-3				1-1 1B	5 1 2 3 0 1 0		
Rolando Roomes, R (1, 8) OBP: 0.309, SLG: 0.453		2-3 K	4-2 BB		3-3 K				2-3 K	4 0 0 0 1 3 2		
Paul O'Neill, L (1, 9) OBP: 0.350, SLG: 0.463		2-2 6-3	0-0 4-3		3-2 F7				0-1 1-3	5 0 0 0 0 0 3		
Joel Youngblood, R (1, 7) OBP: 0.313, SLG: 0.375 Herm Winningham, L (7, 7) OBP: 0.312, SLG: 0.343		3-2 1B			0-0 F8				2-3 K	4 0 1 0 0 1 1 0 0 0 0 0 0 0		
Bo Diaz, R (1, 2) OBP: 0.206, SLG: 0.224		0-0 F8			3-1 2B				0-1 F9	4 0 1 0 0 0 1		
Luis Quinones, S (1, 4) OBP: 0.294, SLG: 0.516			0-1 HR		2-2 P3				1-2 1-3	4 2 2 0 0 0 1		
Scott Scudder, R (1, 1) Rob Dibble, L (8, 1)			1-0 SH3-4		2-3 K				0-0 P4	2 0 0 0 1 1 1 0 0 0 0 0 0 0		
Inning Stats	R: 0 H: 0 E: 0 LOB: 0 K: 0 BB: 0 S: 6 P: 10	R: 0 H: 1 E: 0 LOB: 1 K: 1 BB: 0 S: 11 P: 18	R: 3 H: 2 E: 0 LOB: 1 K: 0 BB: 2 S: 16 P: 29	R: 0 H: 1 E: 0 LOB: 1 K: 1 BB: 0 S: 10 P: 17	R: 2 H: 2 E: 0 LOB: 0 K: 1 BB: 0 S: 11 P: 19	R: 1 H: 2 E: 0 LOB: 2 K: 1 BB: 1 S: 14 P: 21	R: 0 H: 0 E: 1 LOB: 1 K: 2 BB: 0 S: 11 P: 17	R: 0 H: 0 E: 0 LOB: 0 K: 0 BB: 0 S: 6 P: 7	R: 0 H: 1 E: 0 LOB: 2 K: 1 BB: 1 S: 9 P: 16	1B: 5 SF: 0 2B: 2 SAC: 1 3B: 0 DP: 0 HR: 2 HBP: 0	WP: 0 PA: 41 PB: 0 SB: 0 CS: 0	
PITCHER	IP WLS BF H R ER SO BB IBB HBP BLK WP HR S P ERA WHIP											
Tom Glavine, L (1, 1) ERA: 3.57	4.0 L 20 6 5 5 2 2 0 0 0 0 0 2 47 80 11.25 2.000											
Jim Acker, R (5, 1) ERA: 3.02	1.0 3 0 0 0 1 0 0 0 0 0 0 0 7 13 0.00 0.000											
José Alvarez, R (6, 1) ERA: 2.59	2.0 10 2 1 1 3 1 0 0 0 0 0 0 25 38 4.50 1.500											
Mark Eichhorn, R (8, 1) ERA: 5.73	2.0 8 1 0 0 1 1 0 0 0 0 0 0 15 23 0.00 1.000											

Cincinnati Reds @ Atlanta Braves
Atlanta-Fulton County Stadium, Atlanta, GA

Thu Jun 22 1989, 7:05 PM EDT
Att. 10,203 - Unknown - 75 F

livebaseballscorecards.com

AB 36
R 6
H 9
RBI 6
BB 4
SO 7
LOB 12



Batter	1	2	3	4	5	6	7	8	9	AB	R	H	RBI	BB	SO	LOB
Lonnie Smith, R OBP: 0.445, SLG: 0.558 (1, 7)	0-0 F9		1-0 F7		1-0 F7			2-0 1B		4	1	2	0	0	0	1
Jeff Treadway, L OBP: 0.332, SLG: 0.411 (1, 4)	1-0 F9		2-2 F8			0-0 F7		1-2 1B		4	0	1	0	0	0	2
Tommy Gregg, L OBP: 0.363, SLG: 0.404 (1, 9)	0-1 F8			2-0 4-3		1-2 P5		0-0 1B		4	0	1	1	0	0	0
Dale Murphy, R OBP: 0.297, SLG: 0.346 (1, 8)		0-3 K		3-2 2B		2-3 K		0-3 K		4	0	1	0	0	3	2
Gerald Perry, L OBP: 0.350, SLG: 0.335 (1, 3)		3-1 F8		1-2 2B			1-1 1-3		0-3 K	4	0	1	0	0	1	2
Andres Thomas, R OBP: 0.245, SLG: 0.364 (1, 6)		0-1 F8		2-2 F7			0-2 F8		3-2 6-3	4	0	0	0	0	0	3
Jeff Blauser, R OBP: 0.275, SLG: 0.368 (1, 5)			2-3 K		2-3 K		0-0 E2		3-3 K	4	0	0	0	0	3	0
Bruce Benedict, R OBP: 0.319, SLG: 0.260 (1, 2)		4-0 1B		4-1 FC3-6		1-2 1B		0-0 L4		1	0	1	0	2	0	0
Geronimo Berroa, R (9, PH) OBP: 0.333, SLG: 0.400							1-2 1B			1	0	0	0	0	0	0
Tom Glavine, L OBP: 0.232, SLG: 0.250 (1, 1)			1-3 K		0-0 FC3-6		2-1 L3		2-3 K	1	0	0	0	0	1	1
Jim Ackert, R (5, 1)										0	0	0	0	0	0	0
Dion James, L OBP: 0.363, SLG: 0.325 (5, PH)										1	0	0	0	0	0	1
José Álvarez, R (8, 1)										0	0	0	0	0	0	0
Jeff Wetherby, L OBP: 0.167, SLG: 0.833 (7, PH)										1	0	0	0	0	0	2
Mark Eichhorn, R (8, 1)										0	0	0	0	0	0	0
Darrell Evans, L OBP: 0.291, SLG: 0.323 (9, PH)										1	0	0	0	0	1	0

Inning Stats	R: 0	H: 0	E: 0	LOB: 0	K: 0	BB: 0	S: 4	P: 5	R: 0	H: 0	E: 0	LOB: 0	K: 1	BB: 0	S: 7	P: 10	R: 0	H: 1	E: 0	LOB: 2	K: 2	BB: 1	S: 15	P: 25	R: 0	H: 2	E: 0	LOB: 1	K: 0	BB: 0	S: 14	P: 22	R: 0	H: 0	E: 0	LOB: 1	K: 1	BB: 1	S: 6	P: 13	R: 0	H: 0	E: 0	LOB: 0	K: 1	BB: 0	S: 8	P: 11	R: 0	H: 1	E: 1	LOB: 2	K: 0	BB: 0	S: 11	P: 15	R: 1	H: 3	E: 0	LOB: 2	K: 2	BB: 0	S: 15	P: 21	R: 0	H: 0	E: 0	LOB: 0	K: 2	BB: 0	S: 9	P: 14	1B: 5	SF: 0	2B: 2	SAC: 0	3B: 0	DP: 0	HR: 0	HBP: 0	WP: 0	PA: 36
--------------	------	------	------	--------	------	-------	------	------	------	------	------	--------	------	-------	------	-------	------	------	------	--------	------	-------	-------	-------	------	------	------	--------	------	-------	-------	-------	------	------	------	--------	------	-------	------	-------	------	------	------	--------	------	-------	------	-------	------	------	------	--------	------	-------	-------	-------	------	------	------	--------	------	-------	-------	-------	------	------	------	--------	------	-------	------	-------	-------	-------	-------	--------	-------	-------	-------	--------	-------	--------

PITCHER	IP	WLS	BF	H	R	ER	SO	BB	IBB	HBP	BLK	WP	HR	S	P	ERA	WHIP
Scott Scudder, R ERA: 3.71 (1, 1)	7.0		30	7	1	1	5	2	0	0	0	0	0	70	109	1.29	1.286
Rob Dibble, R ERA: 2.15 (8, 1)	2.0		6	0	0	0	4	0	0	0	0	0	0	19	27	0.00	0.000

BOTTOM

Cincinnati Reds @ Atlanta Braves
Atlanta-Fulton County Stadium, Atlanta, GA

Thu Jun 22 1989, 7:05 PM EDT
Att: 10,203 - Unknown - 75 F

AB	34
R	1
H	7
RBI	1
BB	2
SO	9
LOB	14

Braves

livebaseballscorecards.com

Batter	1	2	3	4	5	6	7	8	9	AB R H RBI BB SO LOB	TOP																
Billy Hatcher, R OBP: 0.270, SLG: 0.327 (1, 7) B C B F F F X	2-2 P6 ①			1-3 K ① B B C S F S F S F X	2-2 G6-3 ③		2-3 K ③ B B C S F S F S F X		2-2 G1-3 ② ③ 1-2 1 SAFE SAFE B 1 SAFE SAFE C O C B X	5 0 0 0 0 2 5																	
Gerald Young, S OBP: 0.333, SLG: 0.258 (1, 8) B C X	1-1 G6-4-3 1B			2-0 1B BLK SF8 1B		4-0 G3-1 S 1B BB		2-1 L4-3 ①		3 2 2 0 1 0 0																	
Bill Doran, S OBP: 0.339, SLG: 0.403 (1, 4) 1 SAFE X	0-0 G6-4-3 ② ③ 1-2f			1-1 BB 1B		1-0 G3-1 ① 1-3		3-2 F9 ②		4 0 1 0 0 0 2																	
Glenn Davis, R OBP: 0.322, SLG: 0.467 (1, 3) B B F T F B X		3-2 F8 ①		0-0 SF8 ②		2-2 G4-6-3 1B 3-H		0-0 P6 ③		3 0 1 2 0 0 0																	
Terry Puhl, L OBP: 0.347, SLG: 0.382 (1, 9) B C X		0-1 G6-3 ②		4-1 BB 1-2		3-2 G4-6-3 ② ③ 1-2f		1-1 SH 1B 2B		3 1 1 0 1 0 1																	
Craig Reynolds, L OBP: 0.273, SLG: 0.250 (1, 6) Eric Yelding, R OBP: 0.250, SLG: 0.227 (9, PR) Rafael Ramirez, R OBP: 0.289, SLG: 0.321 (9, 6) B X		1-0 F7 ③		3-3 K ③		4-0 SH5-4 1B BB		1-2 SH 1B 2-3		2 0 0 0 1 1 2 0 1 0 0 0 0 0 0 0 0 0 0 0 0																	
Ken Caminiti, S OBP: 0.295, SLG: 0.362 (1, 5) B X			1-0 G4-3 ①		0-1 P6 ①		1-0 SH5-4 1B		2-1 S 1B		4 1 2 1 0 0 0																
Craig Biggio, R OBP: 0.319, SLG: 0.398 (1, 2) C F B T F B X			1-2 G5-3 ②		2-2 SH5-3 1B		0-2 L3 ①		1-2 S 1B 3-H 2-3 ①		4 0 1 0 0 1 4																
Jim Deshaies, L OBP: 0.189, SLG: 0.167 (1, 1) Danny Darwin, R OBP: 0.143, SLG: 0.143 (7, 1) Louie Meadows, L OBP: 0.205, SLG: 0.263 (9, PH) Dave Smith, R (9, 1) L 1 SAFE B B T F B X			1-2 G5-3 ③		2-2 SH5-3 ② 1-2		0-0 SH5-4 ② 1-2 2-3		1-2 CS 1B 1-H 2-H		1 0 0 0 0 0 0 0 0 0 0 0 0 0 1 0 1 2 0 0 0 0 0 0 0 0 0 0																
Inning Stats	R: 0 E: 0 K: 0 S: 7	H: 1 LOB: 0 BB: 0 P: 10	R: 0 E: 0 K: 0 S: 7	H: 0 LOB: 0 BB: 0 P: 11	R: 0 E: 0 K: 0 S: 11	H: 0 LOB: 0 BB: 0 P: 14	R: 1 E: 0 K: 2 S: 15	H: 2 LOB: 2 BB: 1 P: 26	R: 0 E: 0 K: 0 S: 14	H: 1 LOB: 1 BB: 0 P: 20	R: 1 E: 0 K: 0 S: 8	H: 1 LOB: 0 BB: 1 P: 18	R: 0 E: 0 K: 1 S: 9	H: 1 LOB: 2 BB: 1 P: 16	R: 0 E: 0 K: 0 S: 6	H: 0 LOB: 0 BB: 0 P: 11	R: 3 E: 0 K: 1 S: 18	H: 3 LOB: 1 BB: 0 P: 27	1B: 8 2B: 1 3B: 0 HR: 0	SF: 1 SAC: 3 DP: 2 HBP: 0	WP: 0 PB: 0 SB: 3 CS: 1	PA: 37					
PITCHER	IP	WLS	BF	H	R	ER	SO	BB	IBB	HBP	BLK	WP	HR	S	P	ERA	WHIP										
Pete Smith, R ERA: 4.56 (1, 1)	6.0		24	5	2	2	2	3	0	0	1	0	0	62	103	3.00	1.333										
Jim Acker, R ERA: 2.91 (7, 1)	2.0		7	1	0	0	1	0	0	0	0	0	0	15	23	0.00	0.500										
Paul Assenmacher, L ERA: 4.02 (9, 1)	0.0	L	3	2	3	3	0	0	0	0	0	0	0	7	11	∞	∞										
Mark Eichhorn, R ERA: 5.25 (9, 1)	1.0		3	1	0	0	1	0	0	0	0	0	0	11	16	0.00	1.000										

Houston Astros @ Atlanta Braves
Atlanta-Fulton County Stadium, Atlanta, GA

Fri Jun 23 1989, 7:05 PM EDT
Att. 12,614 - Unknown

AB	30
R	5
H	9
RBI	5
BB	3
SO	4
LOB	14



WP: 0	PA: 37
PB: 0	
SB: 3	
CS: 1	

BOTTOM

Houston Astros @ Atlanta Braves
 Atlanta-Fulton County Stadium, Atlanta, GA

Fri Jun 23 1989, 7:05 PM EDT
 Att. 12,614 - Unknown

livebaseballscores.com

AB	38
R	2
H	12
RBI	2
BB	1
SO	4
LOB	17



WP: 0	PA: 39
PB: 0	
SB: 1	
CS: 1	

AB R H RBI BB SO LOB

5	0	4	1	0	0	0
4	1	2	1	0	1	3
1	0	0	0	0	0	2
5	0	2	0	0	0	4
4	0	0	0	0	2	3
4	0	2	0	0	0	1
3	0	0	0	0	0	1
0	0	0	0	0	0	0
0	0	0	0	0	0	0
4	0	0	0	0	0	1
3	0	1	0	0	0	0
0	1	0	0	0	0	0
1	0	1	0	0	0	0
2	0	0	0	0	1	0
0	0	0	0	0	0	0
1	0	0	0	1	0	1
1	0	0	0	0	0	1

Batter	1	2	3	4	5	6	7	8	9
Lonnie Smith, R OBP: 0.454, SLG: 0.571 (1, 7)	F7		CS 1B		2B		FC5-4 1B		G3 1B
Jeff Blausler, R OBP: 0.280, SLG: 0.399 (1, 5)	HR		1B 2B		K		F9		G3
Darrell Evans, L OBP: 0.288, SLG: 0.320 (9, PH)			1B 2B						1-2 2-3
Gerald Perry, L OBP: 0.351, SLG: 0.336 (1, 3)	1B		1B			G4-3	FC5-4		G4-3
Dale Murphy, R OBP: 0.293, SLG: 0.341 (1, 8)	K		P5			F7		K	
Andres Thomas, R OBP: 0.249, SLG: 0.366 (1, 6)	G6-3				P2	1B		FC6-4 1B	
Geronimo Berroa, R OBP: 0.321, SLG: 0.385 (1, 9)		F7			F9			L7	
Paul Assenmacher, L OBP: 0.146, SLG: 0.128 (9, 1)						P4			
Mark Eichhorn, R (9, 1)									
Jeff Treadway, L OBP: 0.326, SLG: 0.403 (1, 4)		F8			G4-3		F7	FC6-4	
Bruce Benedict, R OBP: 0.319, SLG: 0.263 (1, 2)									
John Russell, R OBP: 0.146, SLG: 0.128 (7, PR)		F7			P2		BB 1B		G3 1B 1B
Dion James, L OBP: 0.366, SLG: 0.329 (9, PH)									
Pete Smith, R OBP: 0.227, SLG: 0.211 (1, 1)									L7
Jim Acker, R (7, 1)									
Tommy Gregg, L OBP: 0.365, SLG: 0.400 (7, 9)									
Jeff Wetherby, L OBP: 0.571, SLG: 0.714 (8, PH)									

Inning Stats	R: 1	H: 2	E: 0	K: 1	S: 10	R: 0	H: 0	E: 0	K: 0	S: 8	R: 0	H: 3	E: 0	K: 1	S: 16	R: 0	H: 0	E: 0	K: 0	S: 3	R: 0	H: 1	E: 0	K: 1	S: 10	R: 0	H: 1	E: 0	K: 0	S: 4	R: 1	H: 2	E: 0	K: 0	S: 9	R: 0	H: 1	E: 0	K: 1	S: 9	R: 0	H: 2	E: 0	K: 0	S: 8
	LOB: 1	BB: 0	P: 16			LOB: 0	BB: 0	P: 13			LOB: 2	BB: 0	P: 28			LOB: 1	BB: 0	P: 19			LOB: 1	BB: 0	P: 6			LOB: 2	BB: 1	P: 15			LOB: 1	BB: 0	P: 10			LOB: 2	BB: 0	P: 12			LOB: 2	BB: 0	P: 12		

PITCHER	IP	WLS	BF	H	R	ER	SO	BB	IBB	HBP	BLK	WP	HR	S	P	ERA	WHIP
Jim Deshaies, L ERA: 3.11 (1, 1)	6.1		27	8	2	2	3	1	0	0	0	0	0	55	97	2.84	1.421
Danny Darwin, R ERA: 2.4 (7, 1)	1.2	W	7	2	0	0	1	0	0	0	0	0	0	14	16	0.00	1.200
Dave Smith, R ERA: 2.28 (9, 1)	1.0	S	5	2	0	0	0	0	0	0	0	0	0	8	12	0.00	2.000

Batter	1	2	3	4	5	6	7	8	9	AB R H RBI BB SO LOB	TOP																									
Billy Hatcher, R (1, 7) OBP: 0.269, SLG: 0.324	2-2 E5 S 1B	0-0 FC3 FC4-6 1-2		1-0 PO 1B			2-2 F8		0-0 G4-3	5 1 1 0 0 0 2																										
Gerald Young, S (1, 8) OBP: 0.329, SLG: 0.255	2-3 SAFE SAFE SAFE SAFE SAFE SAFE SAFE SAFE	0-0 FC4-6		0-0 SF9			1-3 K			3 0 0 2 0 2 3																										
Bill Doran, S (1, 4) OBP: 0.341, SLG: 0.415	1-1 SAFE SAFE SAFE SAFE SAFE SAFE SAFE SAFE	3-2 L5		2-1 PO 1-2		1-2 L4		3-1 HR		4 1 2 2 0 0 2																										
Glenn Davis, R (1, 3) OBP: 0.321, SLG: 0.462	0-1 G6-3 1-2		0-3 K		4-1 FC4-6 BB			3-2 G5-3		3 0 0 0 1 1 1																										
Ken Caminiti, S (1, 5) OBP: 0.295, SLG: 0.361	3-3 K FC4-6 2-3		0-2 G1-3		0-0 FC4-6 CS 1-2f			1-2 WP 1B		4 1 1 0 0 1 2																										
Rafael Ramirez, R (1, 6) OBP: 0.288, SLG: 0.320	0-2 FC4-6 1-2f		1-1 1B		0-0 CS 1-2		3-2 F8		0-3 K	4 0 1 0 0 1 3																										
Terry Puhl, L (1, 9) OBP: 0.344, SLG: 0.379		3-3 K	0-0 G5-3			2-0 L7		3-2 CS 1B		4 0 1 1 0 1 1																										
Craig Biggio, R (1, 2) OBP: 0.323, SLG: 0.400		2-0 1B S FC4-6 1B		0-0 1B G3 SF9 1B		0-0 B1-3		0-0 CS 1-2	0-1 F8	4 2 2 0 0 0 0																										
Mike Scott, R (1, 1) OBP: 0.119, SLG: 0.100		2-2 SAFE SAFE SAFE SAFE SAFE		2-1 G3			0-0 G2-3		1-0 F9	3 0 1 0 0 0 1																										
Larry Andersen, R (8, 1) OBP: 1.000, SLG: 1.000										0 0 0 0 0 0 0																										
Louie Meadows, L (9, PH) OBP: 0.200, SLG: 0.256										1 0 0 0 0 0 0																										
Dave Smith, R (9, 1)										0 0 0 0 0 0 0																										
Inning Stats	R: 1 E: 1 K: 2 S: 18	H: 1 LOB: 2 BB: 0 P: 25	R: 1 E: 0 K: 1 S: 13	H: 2 LOB: 2 BB: 0 P: 23	R: 0 E: 0 K: 1 S: 9	H: 1 LOB: 1 BB: 0 P: 10	R: 1 E: 0 K: 0 S: 6	H: 2 LOB: 0 BB: 0 P: 11	R: 0 E: 0 K: 0 S: 6	H: 0 LOB: 0 BB: 1 P: 11	R: 0 E: 0 K: 1 S: 9	H: 0 LOB: 0 BB: 0 P: 12	R: 2 E: 0 K: 1 S: 14	H: 3 LOB: 0 BB: 0 P: 24	R: 0 E: 0 K: 0 S: 4	H: 0 LOB: 0 BB: 0 P: 5	1B: 8 2B: 0 3B: 0 HR: 1	SF: 1 SAC: 0 DP: 0 HBP: 0	WP: 2 PB: 0 SB: 2 CS: 2	PA: 40																
PITCHER	IP WLS BF H R ER SO BB IBB HBP BLK WP HR S P ERA WHIP																																			
Zane Smith, L (1, 1) ERA: 4.36	6.0		26	6	3	2	4	1	0	0	0	1	0	58	91	3.00	1.167																			
José Álvarez, R (7, 1) ERA: 2.86	1.2	L	8	3	2	2	2	0	0	0	0	1	1	23	36	10.80	1.800																			
Mark Eichhorn, R (8, 1) ERA: 4.73	1.1		3	0	0	0	0	0	0	0	0	0	0	4	5	0.00	0.000																			

Houston Astros @ Atlanta Braves
Atlanta-Fulton County Stadium, Atlanta, GA

Sat Jun 24 1989, 7:05 PM EDT
Att: 27,944 - Unknown

livebaseballscorecards.com

AB	35
R	5
H	9
RBI	5
BB	1
SO	6
LOB	15



Batter	1	2	3	4	5	6	7	8	9	AB R H RBI BB SO LOB
Gerald Perry, L (1, 3) OBP: 0.345, SLG: 0.330	3-2 F9		0-0 P5		1-1 F7			2-2 P5		4 0 0 0 0 0 1
Tommy Gregg, L (1, 9) OBP: 0.353, SLG: 0.385	2-2 F9		0-0 F7		0-0 F8			3-3 K		4 0 0 0 0 0 1 1
Lonnie Smith, R (1, 7) OBP: 0.450, SLG: 0.580	0-1 P3		1-0 HR			1-2 F9			0-3 K	4 1 1 2 0 1 0
Darrell Evans, L (1, 5) OBP: 0.289, SLG: 0.314		4-2 HR	3-2 G5-3			1-0 G3			1-3 K	2 1 0 0 1 0 0
José Alvarez, R (7, 1)										0 0 0 0 0 0 0
Mark Eichhorn, R (8, 1)										0 0 0 0 0 0 0
Jeff Wetherby, L (9, PH) OBP: 0.500, SLG: 0.625										1 0 0 0 0 0 1 0
Andres Thomas, R (1, 6) OBP: 0.245, SLG: 0.361		1-3 K			0-2 F9		0-1 G6-3		1-0 G6-3	4 0 0 0 0 0 1 1
Dale Murphy, R (1, 8) OBP: 0.297, SLG: 0.355		0-0 HR			1-1 1B			3-2 F8		3 1 2 2 0 0 0
Jody Davis, R (1, 2) OBP: 0.239, SLG: 0.230		0-3 K			0-1 F8			0-1 F7		3 0 0 0 0 0 1 1
Jeff Treadway, L (1, 4) OBP: 0.321, SLG: 0.397		0-1 G3-1			1 SAFE 0-3 K			1-1 G4-3		3 0 0 0 0 0 1 1
Zane Smith, L (1, 1) OBP: 0.185, SLG: 0.185			0-0 HR			1-1 G5-3			3-3 K	2 1 1 0 0 0 0
Jeff Blauser, R (7, 5) OBP: 0.278, SLG: 0.396										1 0 0 0 0 0 1 0

Inning Stats	R: 0 E: 0 K: 0 S: 9	H: 0 LOB: 0 BB: 0 P: 14	R: 2 E: 0 K: 2 S: 15	H: 1 LOB: 0 BB: 1 P: 20	R: 2 E: 0 K: 0 S: 8	H: 2 LOB: 0 BB: 0 P: 12	R: 0 E: 0 K: 1 S: 11	H: 1 LOB: 1 BB: 0 P: 12	R: 0 E: 0 K: 0 S: 5	H: 0 LOB: 0 BB: 0 P: 7	R: 0 E: 0 K: 0 S: 8	H: 0 LOB: 0 BB: 0 P: 10	R: 0 E: 0 K: 0 S: 9	H: 0 LOB: 0 BB: 0 P: 13	R: 0 E: 0 K: 2 S: 11	H: 0 LOB: 0 BB: 0 P: 19	R: 0 E: 0 K: 2 S: 7	H: 0 LOB: 0 BB: 0 P: 9	1B: 2 2B: 0 3B: 0 HR: 2	SF: 0 SAC: 0 DP: 0 HBP: 0
--------------	------------------------------	----------------------------------	-------------------------------	----------------------------------	------------------------------	----------------------------------	-------------------------------	----------------------------------	------------------------------	---------------------------------	------------------------------	----------------------------------	------------------------------	----------------------------------	-------------------------------	----------------------------------	------------------------------	---------------------------------	----------------------------------	------------------------------------

PITCHER	IP	WLS	BF	H	R	ER	SO	BB	IBB	HBP	BLK	WP	HR	S	P	ERA	WHIP
Mike Scott, R (1, 1) ERA: 2.46	7.0	W	26	4	4	4	3	1	0	0	0	0	2	65	88	5.14	0.714
Larry Andersen, R (8, 1) ERA: 0.42	1.0		3	0	0	0	2	0	0	0	0	0	0	11	19	0.00	0.000
Dave Smith, R (9, 1) ERA: 2.2	1.0	S	3	0	0	0	2	0	0	0	0	0	0	7	9	0.00	0.000

BOTTOM

Houston Astros @ Atlanta Braves
Atlanta-Fulton County Stadium, Atlanta, GA

Sat Jun 24 1989, 7:05 PM EDT
Att. 27,944 - Unknown

livebaseballscorecards.com

AB	31
R	4
H	4
RBI	4
BB	1
SO	7
LOB	5

Braves

WP: 0	PA: 32
PB: 0	
SB: 0	
CS: 0	

Batter	1	2	3	4	5	6	7	8	9	AB R H RBI BB SO LOB	TOP		
Billy Hatcher, R (1, 7) OBP: 0.270, SLG: 0.322	0-2 2B 1B	0-2 P6			0-1 F8		0-3 SAFE K		G5-3 HBP	5 1 1 1 0 1 3			
Gerald Young, S (1, 8) OBP: 0.332, SLG: 0.264	1-1 L8		0-0 S 1B 2B		2-3 K		2-0 CS 1B		1B 1B P5	6 2 3 2 0 1 4			
Bill Doran, S (1, 4) OBP: 0.345, SLG: 0.420 Ron Washington, R (9, 4)	2-2 1B 2B		1-2 P3		0-0 G1-3		4-2 BB		1B 1B	4 2 2 1 1 0 1 0 0 0 0 0 0 0			
Glenn Davis, R (1, 3) OBP: 0.322, SLG: 0.461	0-2 P3		2-1 G5-4-3 1B		0-1 G5-3		0-0 G1-3		0-2 BB 1B 1B	5 1 2 2 0 0 2			
Ken Caminiti, S (1, 5) OBP: 0.296, SLG: 0.361	0-0 2-H 1B		0-1 G5-4-3		2-2 G3-1		1-0 G3-1		1-1 BB 1B 1B	5 1 2 2 0 0 1			
Rafael Ramirez, R (1, 6) OBP: 0.285, SLG: 0.317 Dan Schatzeder, L (6, 1) Louie Meadows, L (8, PH) OBP: 0.195, SLG: 0.250 Danny Darwin, R (8, 1) OBP: 0.125, SLG: 0.125	0-2 G5-3		2-3 K		1-3 K2-3		3-3 K		0-3 K	3 0 0 0 0 2 1 0 0 0 0 0 0 0 1 0 0 0 0 1 0 1 0 0 0 0 1 2			
Terry Puhl, L (1, 9) OBP: 0.351, SLG: 0.382			2-3 K		1-1 1B 1B		0-1 1B 1B		4-1 BB 1B HBP BB	4 2 2 0 1 2 0	AB 42		
Alex Trevino, R (1, 2) OBP: 0.278, SLG: 0.280 Eric Yelding, R (7, PR) OBP: 0.308, SLG: 0.292			4-2 2B BB		0-0 1B 1B		0-1 1B 1B		1-1 HBP BB 1B	2 1 2 0 1 0 0 2 1 2 2 0 0 0	R 12		
Bob Knepper, L (1, 1) OBP: 0.321, SLG: 0.480 Craig Reynolds, L (6, 6) OBP: 0.273, SLG: 0.250 Craig Biggio, R (7, PH) OBP: 0.328, SLG: 0.401			2-1 FC1-6 2B		1-0 SAFE 1B 3-H		1-3 K		4-1 HBP BB	2 0 1 1 0 0 1 0 0 0 0 0 0 0 2 1 1 1 1 1 2	H 18		
Inning Stats	R: 2 H: 3 E: 0 LOB: 1 K: 0 BB: 0 S: 16 P: 18	R: 0 H: 1 E: 0 LOB: 1 K: 1 BB: 0 S: 10 P: 13	R: 1 H: 2 E: 0 LOB: 0 K: 0 BB: 1 S: 8 P: 11	R: 1 H: 1 E: 0 LOB: 1 K: 2 BB: 1 S: 12 P: 22	R: 0 H: 0 E: 0 LOB: 0 K: 1 BB: 0 S: 6 P: 8	R: 0 H: 0 E: 0 LOB: 0 K: 1 BB: 0 S: 8 P: 11	R: 3 H: 4 E: 0 LOB: 1 K: 1 BB: 1 S: 12 P: 20	R: 0 H: 2 E: 0 LOB: 2 K: 2 BB: 0 S: 12 P: 17	R: 5 H: 5 E: 0 LOB: 3 K: 1 BB: 2 S: 20 P: 39	1B: 15 SF: 0 2B: 3 SAC: 0 3B: 0 DP: 1 HR: 0 HBP: 1	SO 9		
PITCHER	IP WLS BF H R ER SO BB IBB HBP BLK WP HR S P ERA WHIP	IP WLS BF H R ER SO BB IBB HBP BLK WP HR S P ERA WHIP											
Derek Lilliquist, L (1, 1) ERA: 3.36	4.0		7 4 4 4 3 1 0 0 0 0 0 0 46 64 9.00 2.000										
Jim Acker, R (5, 1) ERA: 3.13	2.0	L	8 2 2 2 2 0 0 0 0 0 0 0 17 23 9.00 1.000										
Paul Assenmacher, L (7, 1) ERA: 4.22	0.2		4 2 1 1 1 1 0 0 0 0 0 0 8 15 13.50 4.500										
Mark Eichhorn, R (7, 1) ERA: 4.3	1.1		6 2 0 0 2 0 0 0 0 0 0 0 13 18 0.00 1.500										
Joe Boever, R (9, 1) ERA: 3.38	0.2		10 5 5 5 1 2 0 1 0 0 0 0 18 34 67.50 10.500										
PITCHER	IP WLS BF H R ER SO BB IBB HBP BLK WP HR S P ERA WHIP	IP WLS BF H R ER SO BB IBB HBP BLK WP HR S P ERA WHIP											
John Russell, R (9, 1) ERA:	0.1		1 0 0 0 0 0 0 0 0 0 0 0 1 5 0.00 0.000										

Houston Astros @ Atlanta Braves
Atlanta-Fulton County Stadium, Atlanta, GA

Sun Jun 25 1989, 3:33 AM EDT
Att. 15,698 - Unknown

AB	42
R	12
H	18
RBI	12
BB	4
SO	9
LOB	17



WP:	0	PA:	47
PB:	0		
SB:	2		
CS:	1		

Batter	1	2	3	4	5	6	7	8	9	AB R H RBI BB SO LOB
Gerald Perry, L (1, 3) OBP: 0.346, SLG: 0.332	0-1 E5 WP SF9 1B	2-3 K			1-3 K	2-0 FC1-6 BLK 1-2f		3-2 1B		5 1 2 0 0 2 2
Jeff Blausler, R (1, 5) OBP: 0.278, SLG: 0.388 Darrell Evans, L (8, PH) OBP: 0.287, SLG: 0.311	3-3 K 2-3		2-1 F9		4-1 3B BB	1-3 K		3-3 K		3 1 0 0 1 2 2 1 0 0 0 0 1 1
Lonnie Smith, R (1, 7) OBP: 0.449, SLG: 0.605 Joe Boever, R (9, 1) John Russell, R (9, 1) OBP: 0.146, SLG: 0.128	1-1 SF9		1-0 HR		1-0 1B 3B	3-2 L6		1-3 K		4 2 2 3 0 1 2 0 0 0 0 0 0 0 0 0 0 0 0 0 0
Andres Thomas, R (1, 6) OBP: 0.248, SLG: 0.361	2-2 BB 1B		3-2 F9		1-2 G6-3		0-0 G5-3		0-2 1B 1B	5 1 2 0 0 0 1
Dale Murphy, R (1, 8) OBP: 0.308, SLG: 0.359	4-1 FC5-4 BB		4-2 BB		4-1 1B BB		2-2 2B 1B		2-2 1B 1B	2 0 2 0 3 0 0
Geronimo Berroa, R (1, 9) OBP: 0.329, SLG: 0.402 Tommy Gregg, L (9, PH) OBP: 0.358, SLG: 0.391	2-1 FC5-4 1-2f		1-1 F8		1-1 1B		0-1 2B		1-2 1B	4 0 2 1 0 0 3 1 0 1 1 0 0 0
Jeff Treadway, L (1, 4) OBP: 0.319, SLG: 0.390			4-1 G6-3 BB		0-0 B1		0-1 F7		1-2 F7	4 0 0 0 1 0 6
Bruce Benedict, R (1, 2) OBP: 0.316, SLG: 0.262 Jeff Wetherby, L (9, PH) OBP: 0.444, SLG: 0.556			3-2 G6-3		2-1 G6-3		2-1 PB E 1B		0-2 P5	4 1 1 0 0 1 3 1 0 0 0 0 0 2
Derek Lilliquist, L (1, 1) OBP: 0.202, SLG: 0.241 Jim Acker, R (5, 1) OBP: 0.500, SLG: 0.500 Paul Assenmacher, L (7, 1) Mark Eichhorn, R (7, 1) Dion James, L (8, PH) OBP: 0.363, SLG: 0.325			2-0 F8		1-0 G6-3		1-0 E1 FC1-6 1B		3-3 K F8	2 0 0 0 0 0 1 1 0 1 0 0 0 0 0 0 0 0 0 0 0 0 0 0 0 0 0 0 2 0 0 0 0 1 2

Inning Stats	R: 1 E: 1 K: 1 S: 13	H: 2 LOB: 2 BB: 1 P: 25	R: 0 E: 0 K: 1 S: 8	H: 0 LOB: 1 BB: 1 P: 19	R: 1 E: 0 K: 0 S: 11	H: 1 LOB: 1 BB: 1 P: 22	R: 0 E: 0 K: 0 S: 4	H: 0 LOB: 0 BB: 0 P: 7	R: 2 E: 0 K: 1 S: 13	H: 2 LOB: 2 BB: 2 P: 25	R: 1 E: 1 K: 1 S: 12	H: 2 LOB: 1 BB: 0 P: 21	R: 0 E: 0 K: 1 S: 13	H: 2 LOB: 2 BB: 0 P: 16	R: 0 E: 0 K: 3 S: 13	H: 1 LOB: 1 BB: 0 P: 23	R: 1 E: 0 K: 0 S: 19	H: 3 LOB: 2 BB: 0 P: 23	1B: 10 2B: 1 3B: 1 HR: 1	SF: 1 SAC: 0 DP: 0 HBP: 0	WP: 1 PB: 1 SB: 0 CS: 0	PA: 45
--------------	-------------------------------	----------------------------------	------------------------------	----------------------------------	-------------------------------	----------------------------------	------------------------------	---------------------------------	-------------------------------	----------------------------------	-------------------------------	----------------------------------	-------------------------------	----------------------------------	-------------------------------	----------------------------------	-------------------------------	----------------------------------	-----------------------------------	------------------------------------	----------------------------------	--------

PITCHER	IP	WLS	BF	H	R	ER	SO	BB	IBB	HBP	BLK	WP	HR	S	P	ERA	WHIP
Bob Knepper, L (1, 1) ERA: 4.86	5.0		25	5	4	4	3	5	0	0	0	1	0	49	98	7.20	2.000
Dan Schatzeder, L (6, 1) ERA: 1.85	2.0	W	10	4	1	0	2	0	0	0	1	0	0	25	37	0.00	2.000
Danny Darwin, R (8, 1) ERA: 2.47	2.0	S	10	4	1	1	3	0	0	0	0	0	0	32	46	4.50	2.000

Houston Astros @ Atlanta Braves

Atlanta-Fulton County Stadium, Atlanta, GA

Sun Jun 25 1989, 3:33 AM EDT
Att. 15,698 - Unknown

AB	39
R	6
H	13
RBI	5
BB	5
SO	8
LOB	25

livebaseballscorecards.com

WP: 1	PA: 45
PB: 1	
SB: 0	
CS: 0	

Batter	1	2	3	4	5	6	7	8	9	AB R H RBI BB SO LOB	TOP																
Gerald Perry, L (1, 3) OBP: 0.345, SLG: 0.327 Paul Assenmacher, L (7, 1) Marty Clary, R (7, 1) Joe Boever, R (8, 1) Darrell Evans, L (9, PH) OBP: 0.285, SLG: 0.308	1-0 G6-3		0-0 F9			4-0 FC6-4 BB	1-2 G3		0-1 G4-3	3 0 0 0 1 0 4 0 1 0 0 0 0 0 0																	
Tommy Gregg, L (1, 9) OBP: 0.352, SLG: 0.383	2-3 K		0-1 P2			1-0 FC6-4 1-2f		2-1 1B 1B	2-2 G1-3	5 1 1 0 0 1 2																	
Lonnie Smith, R (1, 7) OBP: 0.448, SLG: 0.598	2-2 G5-3			4-1 BB BB BB BB		0-0 F8		3-1 1B E 1B	1-2 G5-3	4 1 1 0 1 0 1																	
Andres Thomas, R (1, 6) OBP: 0.252, SLG: 0.367		3-1 G4-3 2B		2-3 K C 1 SAFE C C B P S		1-0 F4		2-0 BB E G3 1B		4 1 2 1 0 1 2																	
Dale Murphy, R (1, 8) OBP: 0.304, SLG: 0.354		2-2 G4-3 2-3		1-0 L9 P 1 SAFE X		0-0 E6 1B		0-2 E5 G3 BB		4 0 0 1 0 0 3																	
Jeff Treadway, L (1, 4) OBP: 0.318, SLG: 0.385		2-0 P6		0-0 L8 1 SAFE 1 SAFE X		1-0 F9		4-0 G3 BB		3 0 0 0 1 0 3																	
Jeff Blauser, R (1, 5) OBP: 0.277, SLG: 0.385		1-2 P3			1-0 F9		0-0 BB 1B	2-2 G3		4 0 1 1 0 0 3																	
Bruce Benedict, R (1, 2) OBP: 0.310, SLG: 0.256 Jeff Wetherby, L (7, PH) OBP: 0.444, SLG: 0.556 Jody Davis, R (7, PH) OBP: 0.242, SLG: 0.229 (7, 2)			2-1 L7		1-0 G6-3		4-2 SAFE BB	0-0 G1-3		2 0 0 0 0 0 0 0 0 0 0 0 0 0 1 0 0 0 1 0 2																	
29 John Smoltz, R (1, 1) OBP: 0.282, SLG: 0.333 Geronimo Berroa, R (7, PH) OBP: 0.329, SLG: 0.402 Dion James, L (7, PH) OBP: 0.359, SLG: 0.321 (7, 3)			4-2 BB		3-3 K		0-3 K	2-3 K		1 0 0 0 1 1 0 0 0 0 0 0 0 0 2 0 0 0 0 2 5																	
Inning Stats	R: 0 E: 0 K: 1 S: 7	H: 0 LOB: 0 BB: 0 P: 12	R: 0 E: 0 K: 0 S: 11	H: 1 LOB: 1 BB: 0 P: 19	R: 0 E: 0 K: 0 S: 7	H: 0 LOB: 1 BB: 1 P: 13	R: 0 E: 0 K: 1 S: 7	H: 0 LOB: 0 BB: 0 P: 12	R: 0 E: 1 K: 1 S: 11	H: 1 LOB: 3 BB: 1 P: 17	R: 3 E: 1 K: 1 S: 17	H: 3 LOB: 2 BB: 1 P: 32	R: 0 E: 0 K: 0 S: 8	H: 0 LOB: 0 BB: 0 P: 11	1B: 4 2B: 1 3B: 0 HR: 0	SF: 0 SAC: 0 DP: 0 HBP: 0	WP: 0 PB: 0 SB: 0 CS: 0	PA: 39									
PITCHER	IP	WLS	BF	H	R	ER	SO	BB	IBB	HBP	BLK	WP	HR	S	P	ERA	WHIP										
Scott Scudder, R (1, 1) ERA: 2.7	6.1	W	25	2	0	0	3	3	0	0	0	0	0	46	82	0.00	0.789										
Norm Charlton, L (7, 1) ERA: 2.92	0.0		1	0	0	0	0	1	0	0	0	0	0	2	6	∞	∞										
Rob Dibble, R (7, 1) ERA: 2.01	0.2		2	0	0	0	1	0	0	0	0	0	0	6	7	0.00	0.000										
Tim Birtsas, L (8, 1) ERA: 3.82	0.0		3	3	3	3	0	0	0	0	0	0	0	5	12	∞	∞										
Kent Tekulve, R (8, 1) ERA: 4.85	2.0		8	0	0	0	1	1	0	0	0	0	0	20	31	0.00	0.500										

Atlanta Braves @ Cincinnati Reds
Riverfront Stadium, Cincinnati, OH

Tue Jun 27 1989, 7:05 PM EDT
Att. 20,227 - Unknown - 85 F

livebaseballscorecards.com

AB	34
R	3
H	5
RBI	3
BB	5
SO	5
LOB	25



Batter	1	2	3	4	5	6	7	8	9	AB	R	H	RBI	BB	SO	LOB	BOTTOM			
Lenny Harris, L (1, 5) OBP: 0.288, SLG: 0.298	0-1 L8		0-3 K	2-1 G4-3		2-2 PO	0-0 PB SH5-3 BB 1B	0-1 L8		5	1	1	0	0	1	3	Atlanta Braves @ Cincinnati Reds Riverfront Stadium, Cincinnati, OH Tue Jun 27 1989, 7:05 PM EDT Att: 20,227 - Unknown - 85 F			
Herm Winningham, L (1, 8) OBP: 0.309, SLG: 0.345	0-1 B4-3		2-0 1B 2B		0-0 P6		0-0 SH5-3 1-2 2B 1B	1-2 2B 1B		4	2	2	0	0	0	0				
Barry Larkin, R (1, 6) OBP: 0.393, SLG: 0.476	0-1 1B 1B		1-1 2-H 1B		0-0 F9 1B		4-0 BB PB HR IBB	0-2 L3		4	2	3	1	1	0	2				
Paul O'Neill, L (1, 9) OBP: 0.351, SLG: 0.472	2-1 1-2 1B		2-1 L8		0-0 F9		4-0 BB HR IBB	0-0 1-1 2-H 2B		4	1	2	2	1	0	2				
Ken Griffey, L (1, 7) OBP: 0.357, SLG: 0.427	2-1 L9		0-0 L9		1-1 2-H 1B		4-2 HR BB	1-3 K		3	0	1	1	0	0	3				
Eric Davis, R (7, PH) OBP: 0.359, SLG: 0.539										0	0	0	1	1	0	0				
Rolando Roomes, R (7, PR) OBP: 0.308, SLG: 0.438										1	1	0	0	0	1	1				
Todd Benzinger, S (1, 3) OBP: 0.307, SLG: 0.384		3-2 F7		2-2 F8	1-1 G4-3		2-0 HR			4	1	1	4	0	0	1				
Luis Quinones, S (1, 4) OBP: 0.263, SLG: 0.457		2-3 K		1-2 F8		0-0 P2	2-2 G3			4	0	0	0	0	1	1				
Bo Diaz, R (1, 2) OBP: 0.228, SLG: 0.273		2-1 1B		1-2 1B		1-0 F7	2-1 F7			4	0	2	0	0	0	1				
Scott Scudder, R (1, 1) OBP: 0.333, SLG: 0.143		1-3 K		2-2 1B		4-2 PO BB		2-1 2B 1B		2	0	1	0	1	1	1				
Norm Charlton, S (7, 1)										0	0	0	0	0	0	0				
Rob Dibble, L (7, 1)										0	0	0	0	0	0	0				
Tim Birtsas, L (8, 1)										0	0	0	0	0	0	0				
Kent Tekulve, R (8, 1) OBP: 1.000, SLG: 1.000										1	1	1	0	0	0	0				
Inning Stats	R: 0 E: 0 K: 0 S: 10	H: 2 LOB: 2 BB: 0 P: 14	R: 0 E: 0 K: 2 S: 11	H: 1 LOB: 1 BB: 0 P: 19	R: 1 E: 0 K: 1 S: 9	H: 2 LOB: 1 BB: 0 P: 14	R: 0 E: 0 K: 0 S: 14	H: 2 LOB: 2 BB: 0 P: 22	R: 1 E: 0 K: 0 S: 7	H: 2 LOB: 1 BB: 0 P: 9	R: 0 E: 0 K: 0 S: 8	H: 0 LOB: 0 BB: 1 P: 15	R: 5 E: 0 K: 0 S: 10	H: 2 LOB: 1 BB: 3 P: 28	R: 2 E: 0 K: 1 S: 15	H: 3 LOB: 1 BB: 0 P: 19	1B: 11 2B: 2 3B: 0 HR: 1	SF: 0 SAC: 1 DP: 0 HBP: 0	WP: 0 PB: 1 SB: 0 CS: 0	PA: 42
PITCHER	IP WLS BF H R ER SO	IP WLS BF H R ER SO	IP WLS BF H R ER SO	IP WLS BF H R ER SO	IP WLS BF H R ER SO	IP WLS BF H R ER SO	IP WLS BF H R ER SO	IP WLS BF H R ER SO	IP WLS BF H R ER SO	IP WLS BF H R ER SO	IP WLS BF H R ER SO	IP WLS BF H R ER SO	IP WLS BF H R ER SO	IP WLS BF H R ER SO	IP WLS BF H R ER SO	IP WLS BF H R ER SO	ERA WHIP	ERA WHIP		
29 John Smoltz, R (1, 1) ERA: 2.26	6.0 L	27	9	2	2	3	1	0	0	0	0	0	0	0	0	0	3.00	1.667		
Paul Assenmacher, L (7, 1) ERA: 5.01	0.1	4	1	3	3	0	0	2	0	0	0	0	0	0	0	0	81.00	3.000		
Marty Glary, R (7, 1) ERA: 27.0	0.2	4	1	2	2	0	1	0	0	0	0	1	8	18	0	0	27.00	3.000		
Joe Boever, R (8, 1) ERA: 3.76	1.0	6	3	2	2	1	0	0	0	0	0	0	0	15	19	0	18.00	3.000		

AB	36
R	9
H	14
RBI	9
BB	4
SO	4
LOB	15



WP: 0	PA: 42
PB: 1	
SB: 0	
CS: 0	

WP: 0	PA: 42
PB: 1	
SB: 0	
CS: 0	

livebaseballscores.com

Batter	1	2	3	4	5	6	7	8	9	AB R H RBI BB SO LOB	TOP											
Gerald Perry, L OBP: 0.347, SLG: 0.330 (1, 3)	1-0 L5		0-0 1B G6-4-3		0-0 1B SF8		3-3 K			4 2 2 0 0 1 0												
Tommy Gregg, L OBP: 0.364, SLG: 0.403 (1, 9)	3-2 1B 2B		0-0 1B G6-4-3		1-0 1B		1-3 K			4 1 3 0 0 1 0												
Lonnie Smith, R OBP: 0.440, SLG: 0.589 (1, 7)	1-0 F7		0-0 G6-4-3		2-0 SF8		3-3 K			3 0 0 1 0 1 2												
Andres Thomas, R OBP: 0.252, SLG: 0.365 (1, 6)	0-0 1B		0-0 F7		2-2 G4-3		3-0 G6-3			4 0 1 1 0 0 1												
Dale Murphy, R OBP: 0.304, SLG: 0.353 (1, 8)	2-3 K			1-1 G6-3		2-1 1B 1B		0-3 K		4 1 1 0 0 2 1												
Jeff Treadway, L OBP: 0.321, SLG: 0.387 (1, 4)		2-1 G3		0-0 1B		0-0 1B L6-4-3		0-0 G6-3		4 0 2 0 0 0 0												
Jeff Blauser, R OBP: 0.282, SLG: 0.388 (1, 5)		2-2 1B FC1-4		1-2 F9		1-1 1B L6-4-3		1-3 K		4 0 2 1 0 1 1												
Bruce Benedict, R OBP: 0.298, SLG: 0.244 (1, 2)		1-1 FC1-4		3-2 P3		0-1 L6-4-3		1-1 G4-3		4 0 0 0 0 0 4												
Joe Boever, R (9, 1)		1-2 1B		1-2 1B		1-2 2-3				0 0 0 0 0 0 0												
Tom Glavine, L OBP: 0.220, SLG: 0.231 (1, 1)		1-3 K				2-2 G6-3		0-2 G6-3		3 0 0 0 0 1 1												
Mark Eichhorn, R (9, 1)										0 0 0 0 0 0 0												
Derek Lilliquist, L OBP: 0.207, SLG: 0.241 (9, 1)										0 0 0 0 0 0 0												
Jody Davis, R OBP: 0.242, SLG: 0.229 (9, 2)										0 0 0 0 0 0 0												
Inning Stats	R: 1 E: 0 K: 1 S: 9	H: 2 LOB: 1 BB: 0 P: 16	R: 0 E: 0 K: 1 S: 11	H: 1 LOB: 1 BB: 0 P: 17	R: 1 E: 0 K: 0 S: 9	H: 2 LOB: 0 BB: 0 P: 11	R: 0 E: 0 K: 0 S: 9	H: 1 LOB: 1 BB: 0 P: 14	R: 1 E: 0 K: 0 S: 11	H: 2 LOB: 1 BB: 0 P: 16	R: 1 E: 0 K: 2 S: 9	H: 3 LOB: 0 BB: 0 P: 10	R: 0 E: 0 K: 2 S: 9	H: 0 LOB: 0 BB: 0 P: 13	R: 0 E: 0 K: 2 S: 8	H: 0 LOB: 0 BB: 0 P: 14	R: 0 E: 0 K: 1 S: 6	H: 0 LOB: 0 BB: 0 P: 8	1B: 10 2B: 1 3B: 1 HR: 0	SF: 1 SAC: 0 DP: 1 HBP: 0	WP: 0 PB: 0 SB: 1 CS: 0	PA: 35
PITCHER	IP WLS BF H R ER SO BB IBB HBP BLK WP HR S P ERA WHIP																					
Jose Rijo, R ERA: 2.94 (1, 1)	6.0 L 26 11 4 4 2 0 0 0 0 0 0 0 56 84 6.00 1.833																					
Norm Charlton, L ERA: 2.77 (7, 1)	2.0 6 0 0 0 4 0 0 0 0 0 0 0 17 27 0.00 0.000																					
Kent Tekulve, R ERA: 4.73 (9, 1)	1.0 3 0 0 0 1 0 0 0 0 0 0 0 6 8 0.00 0.000																					

Atlanta Braves @ Cincinnati Reds
Riverfront Stadium, Cincinnati, OH

Wed Jun 28 1989, 7:05 PM EDT
Att. 32,855 - Unknown - 80 F

livebaseballscorecards.com

AB	34
R	4
H	11
RBI	3
BB	0
SO	7
LOB	10



Batter	1	2	3	4	5	6	7	8	9	AB	R	H	RBI	BB	SO	LOB
Lenny Harris, L (1, 4) OBP: 0.280, SLG: 0.289	3-3 K			1-0 F8		0-0 L9		1-3 K		4	0	0	0	0	2	1
Todd Benzinger, S (1, 3) OBP: 0.306, SLG: 0.382	0-1 G1-3			2-2 G6-3		0-0 1B		1-1 F7		4	0	1	0	0	0	0
Barry Larkin, R (1, 6) OBP: 0.395, SLG: 0.476	1-0 G6-3			2-2 1B		2-0 G1-3		3-1 HR		4	1	2	0	0	0	2
Eric Davis, R (1, 8) OBP: 0.386, SLG: 0.576		0-0 CS 1B		3-2 F7		2-2 HR		3-2 HR		4	2	3	3	0	0	1
Paul O'Neill, L (1, 9) OBP: 0.347, SLG: 0.465		3-2 SAFE SAFE G4-3		2-1 G6-3		0-3 K		0-0 G3		4	0	0	0	0	1	1
Rolando Roomes, R (1, 7) OBP: 0.306, SLG: 0.440		0-0 F9		1-3 K		0-2 G4-3		1-1 2B		4	0	1	0	0	1	0
Luis Quinones, S (1, 5) OBP: 0.244, SLG: 0.421			0-1 P3		1-0 L7		0-0 F8		1-1 G4-3	3	0	0	0	0	0	0
Ken Griffey, L (9, PH) OBP: 0.353, SLG: 0.423										1	0	0	0	0	0	1
Bo Diaz, R (1, 2) OBP: 0.231, SLG: 0.274				2-0 G5-3		0-2 1B		0-0 G5-3		3	0	1	0	0	0	0
Jose Rijo, R (1, 1) OBP: 0.222, SLG: 0.229						0-3 K		1-0 F9		1	0	0	0	0	0	0
Marty Brown, R (6, PH)										1	0	0	0	0	1	1
Norm Charlton, S (7, 1)										0	0	0	0	0	0	0
Joel Youngblood, R (8, PH) OBP: 0.314, SLG: 0.387										1	0	0	0	0	0	0
Kent Tekulve, R (9, 1) OBP: 1.000, SLG: 1.000										0	0	0	0	0	0	0

Inning Stats	R: 0	H: 0	E: 0	K: 1	S: 6	R: 0	H: 1	E: 0	K: 0	S: 6	R: 0	H: 0	E: 0	K: 0	S: 5	R: 0	H: 1	E: 0	K: 0	S: 12	R: 0	H: 0	E: 0	K: 1	S: 6	R: 1	H: 1	E: 0	K: 1	S: 10	R: 0	H: 0	E: 0	K: 1	S: 5	R: 2	H: 3	E: 0	K: 0	S: 12	1B: 5	SF: 0	2B: 1	SAC: 0	3B: 0	DP: 0	HR: 2	HBP: 0	WP: 0	PA: 34
--------------	------	------	------	------	------	------	------	------	------	------	------	------	------	------	------	------	------	------	------	-------	------	------	------	------	------	------	------	------	------	-------	------	------	------	------	------	------	------	------	------	-------	-------	-------	-------	--------	-------	-------	-------	--------	-------	--------

PITCHER	IP	WLS	BF	H	R	ER	SO	BB	IBB	HBP	BLK	WP	HR	S	P	ERA	WHIP
Tom Glavine, L (1, 1) ERA: 3.44	8.1	W	30	6	2	2	5	0	0	0	0	0	1	63	94	2.16	0.720
Mark Eichhorn, R (9, 1) ERA: 4.91	0.0		1	1	1	1	0	0	0	0	0	0	1	3	6	∞	∞
Derek Lilliquist, L (9, 1) ERA: 3.35	0.1		2	1	0	0	0	0	0	0	0	0	0	3	4	0.00	3.000
Joe Boever, R (9, 1) ERA: 3.72	0.1	S	1	0	0	0	0	0	0	0	0	0	0	2	3	0.00	0.000

BOTTOM

Atlanta Braves @ Cincinnati Reds
Riverfront Stadium, Cincinnati, OH
Wed Jun 28 1989, 7:05 PM EDT
Att: 32,855 - Unknown - 80 F

livebaseballscorecards.com

AB	34
R	3
H	8
RBI	3
BB	0
SO	5
LOB	7



Batter	1	2	3	4	5	6	7	8	9	AB R H RBI BB SO LOB	TOP											
Gerald Perry, L (1, 3) OBP: 0.350, SLG: 0.338	1-0 P6		0-2 2B			1-2 1B		0-1 F8		4 0 2 1 0 0 0												
Jeff Blauser, R (1, 5) OBP: 0.282, SLG: 0.390	1-2 F8		1-1 G6-3			1-2 G6-4-3			0-1 FC4 1B 2B	4 1 1 0 0 0 2												
Lonnie Smith, R (1, 7) OBP: 0.433, SLG: 0.577	1-2 G1-3				0-0 F3				1-2 G5-3	4 0 0 0 0 0 1												
Andres Thomas, R (1, 6) OBP: 0.255, SLG: 0.371		0-2 G4-3			0-0 1B 1B				0-0 FC4 1B	4 0 2 0 0 0 1												
Dale Murphy, R (1, 8) OBP: 0.309, SLG: 0.358		1-0 G4-6-3 1B			0-0 G6-4-3 1B				0-0 1B	4 0 3 1 0 0 1												
Geronimo Berroa, R (1, 9) OBP: 0.330, SLG: 0.400		0-2 G4-6-3			0-0 G6-4-3				2-0 F7	3 0 1 0 0 0 3												
Tommy Gregg, L (9, PH) OBP: 0.362, SLG: 0.400		1-2f			1-2f					1 0 0 0 0 0 2												
Jeff Treadway, L (1, 4) OBP: 0.320, SLG: 0.384			1-0 E SH2 2B 1B			1-0 F7			0-3 K2-3	4 1 1 0 0 1 4												
Bruce Benedict, R (1, 2) OBP: 0.290, SLG: 0.237			3-2 F7			3-2 F8			1-2 F4	3 0 0 0 0 0 1												
Marty Clary, R (1, 1)			1-1 SH2			0-0 B2-3			0-0 L4	2 0 0 0 0 0 0												
Inning Stats	R: 0 E: 0 K: 0 S: 7	H: 0 LOB: 0 BB: 0 P: 10	R: 0 E: 0 K: 0 S: 8	H: 1 LOB: 0 BB: 0 P: 9	R: 1 E: 1 K: 0 S: 11	H: 2 LOB: 1 BB: 0 P: 17	R: 0 E: 0 K: 0 S: 4	H: 2 LOB: 1 BB: 0 P: 4	R: 0 E: 0 K: 0 S: 5	H: 0 LOB: 0 BB: 0 P: 9	R: 0 E: 0 K: 0 S: 7	H: 1 LOB: 0 BB: 0 P: 9	R: 0 E: 0 K: 0 S: 6	H: 2 LOB: 1 BB: 0 P: 9	R: 0 E: 0 K: 0 S: 7	H: 0 LOB: 0 BB: 0 P: 8	R: 1 E: 0 K: 1 S: 12	H: 2 LOB: 2 BB: 0 P: 15	1B: 7 2B: 3 3B: 0 HR: 0	SF: 0 SAC: 1 DP: 4 HBP: 0	WP: 0 PB: 0 SB: 0 CS: 0	PA: 34
PITCHER	IP WLS BF H R ER SO BB IBB HBP BLK WP HR S P ERA WHIP																				IP WLS BF H R ER SO BB IBB HBP BLK WP HR S P ERA WHIP	
Tom Browning, L (1, 1) ERA: 3.25	8.0 28 8 1 1 0 0 0 0 0 0 0 0 55 75 1.12 1.000																					
Rob Dibble, R (9, 1) ERA: 2.14	1.0 L 6 2 1 1 1 0 0 0 0 0 0 12 15 9.00 2.000																					

Atlanta Braves @ Cincinnati Reds
Riverfront Stadium, Cincinnati, OH
Thu Jun 29 1989, 7:05 PM EDT
Att. 25,614 - Unknown - 75 F

AB	33
R	2
H	10
RBI	2
BB	0
SO	1
LOB	15



livebaseballscorecards.com

Batter	1	2	3	4	5	6	7	8	9	AB R H RBI BB SO LOB
Lenny Harris, L (1, 4) OBP: 0.279, SLG: 0.283	4-0 G4-3 L1-3 BB		0-1 L8			0-0 F7			0-0 F7	3 0 0 0 1 0 0
Todd Benzinger, S (1, 3) OBP: 0.302, SLG: 0.377	0-1 L1-3		1-2 G4-3			1-3 K			3-1 F6	4 0 0 0 0 1 1
Barry Larkin, R (1, 6) OBP: 0.389, SLG: 0.470	1-1 G4-3					0-0 F9			2-1 G4-3	4 0 0 0 0 0 1
Eric Davis, R (1, 8) OBP: 0.386, SLG: 0.572	2-2 F7					1-0 P5				3 0 1 0 0 0 1
Paul O'Neill, L (1, 9) OBP: 0.346, SLG: 0.467						1-0 2B				3 0 1 0 0 0 1
Ken Griffey, L (1, 7) OBP: 0.345, SLG: 0.411						3-2 G4-3				3 0 0 0 0 0 2
Luis Quinones, S (1, 5) OBP: 0.250, SLG: 0.488										3 1 1 1 0 0 0
Bo Diaz, R (1, 2) OBP: 0.233, SLG: 0.276										3 0 1 0 0 0 0
Tom Browning, L (1, 1) OBP: 0.184, SLG: 0.139										2 0 0 0 0 0 1
Kal Daniels, L (8, PH) OBP: 0.415, SLG: 0.348										1 0 0 0 0 0 0
Rob Dibble, L (9, 1)										0 0 0 0 0 0 0

Inning Stats	R: 0 E: 0 K: 7 S: 7	H: 0 LOB: 1 BB: 1 P: 14	R: 1 E: 0 K: 0 S: 6	H: 1 LOB: 0 BB: 0 P: 13	R: 0 E: 0 K: 0 S: 6	H: 0 LOB: 0 BB: 0 P: 7	R: 0 E: 0 K: 0 S: 7	H: 1 LOB: 1 BB: 0 P: 15	R: 0 E: 0 K: 0 S: 5	H: 1 LOB: 0 BB: 0 P: 7	R: 0 E: 0 K: 1 S: 5	H: 0 LOB: 0 BB: 0 P: 6	R: 0 E: 0 K: 0 S: 5	H: 1 LOB: 0 BB: 0 P: 7	R: 0 E: 0 K: 0 S: 5	H: 0 LOB: 0 BB: 0 P: 8	R: 0 E: 0 K: 0 S: 5	H: 0 LOB: 0 BB: 0 P: 10	1B: 2 2B: 1 3B: 0 HR: 1	SF: 0 SAC: 0 DP: 1 HBP: 0
--------------	------------------------------	----------------------------------	------------------------------	----------------------------------	------------------------------	---------------------------------	------------------------------	----------------------------------	------------------------------	---------------------------------	------------------------------	---------------------------------	------------------------------	---------------------------------	------------------------------	---------------------------------	------------------------------	----------------------------------	----------------------------------	------------------------------------

PITCHER	IP	WLS	BF	H	R	ER	SO	BB	IBB	HBP	BLK	WP	HR	S	P	ERA	WHIP	PITCHER	IP	WLS	BF	H	R	ER	SO	BB	IBB	HBP	BLK	WP	HR	S	P	ERA	WHIP	
Marty Clary, R (1, 1) ERA: 2.79	9.0	W	30	4	1	1	1	1	1	0	0	0	1	51	87	1.00	0.556																			

BOTTOM

Atlanta Braves @ Cincinnati Reds
Riverfront Stadium, Cincinnati, OH

Thu Jun 29 1989, 7:05 PM EDT
Att: 25,614 - Unknown - 75 F

livebaseballscorecards.com

AB	29
R	1
H	4
RBI	1
BB	1
SO	1
LOB	7



Batter	1	2	3	4	5	6	7	8	9	AB R H RBI BB SO LOB	TOP	
Gerald Perry, L (1, 3) OBP: 0.344, SLG: 0.332 Mark Eichhorn, R (8, 1)	2-2 F7		1-0 G4-3			1-0 G6-3		2-0 G6-3		4 0 0 0 0 0 1 0 0 0 0 0 0 0		
Jeff Blauser, R (1, 5) OBP: 0.287, SLG: 0.389	1-3 K			0-0 FC6-4 1B		4-1 HBP BB			0-1 F9	3 0 1 0 1 1 0		
Lonnie Smith, R (1, 7) OBP: 0.434, SLG: 0.573	0-2 F8			2-3 SAFE K		1-1 HBP			0-0 HR 1B	3 1 1 0 0 1 1		
Andres Thomas, R (1, 6) OBP: 0.255, SLG: 0.379		1-0 G6-3		1-2 FC6-4 1-2f		0-1 F9			0-1 HR 1-H	4 1 1 2 0 0 3		
Dale Murphy, R (1, 8) OBP: 0.306, SLG: 0.354		0-1 L9		0-3 K			0-0 G6-3		1-3 K	4 0 0 0 0 2 1		
Geronimo Berroa, R (1, 9) OBP: 0.319, SLG: 0.386 Tommy Gregg, L (9, PH) OBP: 0.359, SLG: 0.397		3-2 G6-3			3-1 F8		2-1 G6-3		1-1 F7	3 0 0 0 0 0 0 1 0 0 0 0 0 0		
Jeff Treadway, L (1, 4) OBP: 0.320, SLG: 0.384				0-0 G5-3 1B		1-2 F7		0-1 G5-3		3 0 1 0 0 0 0		
Bruce Benedict, R (1, 2) OBP: 0.284, SLG: 0.232			3-2 SAFE G5-3		0-1 G5-3			1-0 F7		2 0 0 0 0 0 1		
Zane Smith, L (1, 1) OBP: 0.179, SLG: 0.179 Jim Acker, R (5, 1) OBP: 0.500, SLG: 0.500 John Russell, R (5, 2) OBP: 0.140, SLG: 0.122 Dion James, L (8, PH) OBP: 0.357, SLG: 0.320 (8, 3)			0-0 B1-3		0-3 K		0-3 K			1 0 0 0 0 0 1 0 0 0 0 0 0 0 2 0 0 0 0 2 0 1 0 0 0 0 0 0		
Inning Stats	R: 0 H: 0 E: 0 LOB: 0 K: 1 BB: 0 S: 9 P: 12	R: 0 H: 0 E: 0 LOB: 0 K: 0 BB: 0 S: 7 P: 11	R: 0 H: 1 E: 0 LOB: 1 K: 0 BB: 0 S: 7 P: 11	R: 0 H: 1 E: 0 LOB: 1 K: 2 BB: 0 S: 11 P: 14	R: 0 H: 0 E: 0 LOB: 0 K: 0 BB: 0 S: 7 P: 11	R: 0 H: 0 E: 0 LOB: 2 K: 1 BB: 1 S: 8 P: 14	R: 0 H: 0 E: 0 LOB: 0 K: 0 BB: 0 S: 5 P: 7	R: 0 H: 0 E: 0 LOB: 0 K: 1 BB: 0 S: 5 P: 8	R: 2 H: 2 E: 0 LOB: 0 K: 1 BB: 0 S: 10 P: 12	1B: 3 SF: 0 2B: 0 SAC: 0 3B: 0 DP: 0 HR: 1 HBP: 1	WP: 0 PA: 33 PB: 0 SB: 0 CS: 0	
PITCHER Terry Mulholland, L (1, 1) ERA: 5.65 Jeff Parrett, R (9, 1) ERA: 3.35	IP WLS BF H R ER SO BB IBB HBP BLK WP HR S P ERA WHIP											PITCHER IP WLS BF H R ER SO BB IBB HBP BLK WP HR S P ERA WHIP
	8.1 W 31 4 2 2 5 1 0 1 0 0 1 64 93 2.16 0.600											

Atlanta Braves @ Philadelphia Phillies
Veterans Stadium, Philadelphia, PA
Fri Jun 30 1989, 7:05 PM EDT
Unknown

livebaseballscorecards.com



Batter	1	2	3	4	5	6	7	8	9	AB	R	H	RBI	BB	SO	LOB
Bob Demier, R OBP: 0.237, SLG: 0.218 (1, 8)	0-0 F9	1-2 G5-3			4-2 1B E BB		1-2 F8			3	1	0	0	1	0	2
Tom Herr, S OBP: 0.351, SLG: 0.369 (1, 4)	2-2 G6-3		4-1 CS BB		0-1 E 1B		1-0 G3-1			3	0	1	1	1	0	0
Von Hayes, L OBP: 0.401, SLG: 0.496 (1, 9)	2-0 L3		2-3 K		0-1 E3		2-1 L4			4	0	0	1	0	1	2
Ricky Jordan, R OBP: 0.297, SLG: 0.348 (1, 3)		2-2 F8	0-0 F8		0-1 P6		2-2 P6			4	0	0	0	0	0	3
Randy Ready, R OBP: 0.376, SLG: 0.381 Jeff Parrett, R (9, 1)		3-1 E5 2B 1B	1-1 CS	0-1 F7	1-3 K		1-1 G6-3			4	1	0	0	0	1	2
Charlie Hayes, R OBP: 0.333, SLG: 0.375 (1, 5)		2-2 1B 1B 2B		4-2 L6-4 1B BB	0-0 F8		2-3 K			3	1	1	0	1	1	2
Dickie Thon, R OBP: 0.290, SLG: 0.356 (1, 6)		0-0 1B 1B		0-0 1B 1B	1-3 K		1-3 K			3	0	2	1	0	1	0
Steve Lake, R OBP: 0.318, SLG: 0.350 (1, 2)		0-1 SH1-4 1B		1-2 L6-4	1-2 F9		1-0 F9			3	0	1	1	0	0	2
Terry Mulholland, R OBP: 0.143, SLG: 0.143 Curt Ford, L OBP: 0.313, SLG: 0.352 (1, 1) (9, 7)		0-2 SH1-4			0-0 1B 1B		0-0 G6-3			2	1	1	0	0	0	0
										0	0	0	0	0	0	0

Inning Stats	R: 0	H: 0	E: 0	K: 0	S: 5	LOB: 0	BB: 0	P: 9	R: 2	H: 3	E: 1	K: 0	S: 17	LOB: 2	BB: 0	P: 25	R: 0	H: 0	E: 0	K: 1	S: 6	LOB: 0	BB: 1	P: 13	R: 0	H: 1	E: 0	K: 0	S: 9	LOB: 1	BB: 1	P: 14	R: 2	H: 2	E: 1	K: 1	S: 14	LOB: 2	BB: 1	P: 19	R: 0	H: 0	E: 0	K: 1	S: 5	LOB: 0	BB: 0	P: 7	R: 0	H: 0	E: 0	K: 0	S: 7	LOB: 0	BB: 0	P: 11	R: 0	H: 0	E: 0	K: 1	S: 8	LOB: 0	BB: 0	P: 13
1B: 5	SF: 0	2B: 2	SAC: 1	3B: 0	DP: 1	HR: 0	HBP: 0	WP: 0	PA: 34																																																							

PITCHER	IP	WLS	BF	H	R	ER	SO	BB	IBB	HBP	BLK	WP	HR	S	P	ERA	WHIP
Zane Smith, L ERA: 4.45 (1, 1)	4.0	L	21	6	4	3	1	3	0	0	0	0	0	44	72	6.75	2.250
Jim Acker, R ERA: 2.97 (5, 1)	3.0		9	0	0	0	2	0	0	0	0	0	0	19	26	0.00	0.000
Mark Eichhorn, R ERA: 4.6 (8, 1)	1.0		3	0	0	0	1	0	0	0	0	0	0	8	13	0.00	0.000

BOTTOM

Atlanta Braves @ Philadelphia Phillies
Veterans Stadium, Philadelphia, PA

Fri Jun 30 1989, 7:05 PM EDT
Unknown

livebaseballscorecards.com

AB	29
R	4
H	6
RBI	4
BB	3
SO	4
LOB	13



Batter	1	2	3	4	5	6	7	8	9	AB R H RBI BB SO LOB	TOP											
Gerald Perry, L (1, 3) OBP: 0.338, SLG: 0.325	0-2 G6-3		1-2 L5			0-2 G1-3	2-2 G4-3		1-2 F9	5 0 0 0 0 0 0	Atlanta Braves @ Philadelphia Phillies Veterans Stadium, Philadelphia, PA Fri Jun 30 1989, 7:05 PM EDT Att. 25,586 - Unknown											
Jeff Blauser, R (1, 5) OBP: 0.284, SLG: 0.395	0-0 B1-3		2-0 F8			3-1 E5 1B SF9	1-0 1B 3B		1-3 K	5 2 1 0 0 1 0												
Lonnie Smith, R (1, 7) OBP: 0.437, SLG: 0.571	2-2 1B				3-0 L9	3-2 1B 2B 1B	1-0 1B HBP		0-1 P3	4 1 2 0 0 0 0												
Andres Thomas, R (1, 6) OBP: 0.255, SLG: 0.379	1-0 L4				3-1 F7	1-0 SF9	0-0 1-2 1B			3 0 1 2 0 0 1												
Dale Murphy, R (1, 8) OBP: 0.305, SLG: 0.352					0-3 K	0-0 2B 1B	0-0 F9			4 0 1 0 0 1 2												
Geronimo Berroa, R (1, 9) OBP: 0.330, SLG: 0.400					1-1 F9	2-0 1-3 3-H 2B		1-1 F8		2 0 1 1 1 0 0												
Tommy Gregg, L (8, PH) OBP: 0.356, SLG: 0.393										1 0 0 0 0 0 0												
Jody Davis, R (1, 2) OBP: 0.239, SLG: 0.226						2-1 G4-3	4-0 BB			2 0 0 0 0 0 1												
Jeff Wetherby, L (6, PH) OBP: 0.500, SLG: 0.556										0 0 0 0 1 0 0												
Bruce Benedict, R (6, 2) OBP: 0.262, SLG: 0.229										1 0 0 0 0 1 0												
Jeff Treadway, L (1, 4) OBP: 0.323, SLG: 0.386						2-2 1B	3-2 F9			4 0 2 0 0 0 4												
Derek Lilliquist, L (1, 1) OBP: 0.188, SLG: 0.219						0-0 G4-3				3 0 0 0 0 0 1												
Jim Acker, R (7, 1) OBP: 0.333, SLG: 0.333										1 0 0 0 0 1 1												
Joe Boever, R (9, 1)										0 0 0 0 0 0 0												
Inning Stats	R: 0 E: 0 K: 0 S: 8	H: 1 LOB: 1 BB: 0 P: 11	R: 0 E: 0 K: 0 S: 8	H: 0 LOB: 1 BB: 1 P: 15	R: 0 E: 0 K: 0 S: 5	H: 0 LOB: 0 BB: 0 P: 8	R: 0 E: 0 K: 1 S: 6	H: 0 LOB: 0 BB: 0 P: 12	R: 0 E: 0 K: 0 S: 8	H: 1 LOB: 1 BB: 0 P: 13	R: 2 E: 1 K: 0 S: 17	H: 3 LOB: 3 BB: 1 P: 33	R: 1 E: 0 K: 0 S: 7	H: 2 LOB: 2 BB: 0 P: 12	R: 0 E: 0 K: 2 S: 11	H: 1 LOB: 1 BB: 0 P: 14	R: 0 E: 0 K: 1 S: 8	H: 0 LOB: 0 BB: 0 P: 10	1B: 6 2B: 1 3B: 1 HR: 0	SF: 1 SAC: 0 DP: 0 HBP: 1	WP: 0 PB: 0 SB: 0 CS: 0	PA: 39
PITCHER	IP WLS BF H R ER SO BB IBB HBP BLK WP HR S P ERA WHIP																					
Larry McWilliams, L (1, 1) ERA: 3.26	5.2 L 24 5 2 0 1 1 0 0 0 0 0 0 49 82 0.00 1.059																					
Greg Harris, R (6, 1) ERA: 3.29	0.0 1 0 0 0 0 1 0 0 0 0 0 0 0 4 ∞ ∞																					
Don Carman, L (6, 1) ERA: 4.97	1.0 4 1 1 1 0 0 0 0 0 0 0 0 8 15 9.00 1.000																					
Todd Frohwirth, R (7, 1) ERA: 6.35	0.1 3 1 0 0 0 0 0 0 1 0 0 0 2 3 0.00 3.000																					
Jeff Parrett, R (8, 1) ERA: 3.21	2.0 7 1 0 0 0 3 0 0 0 0 0 0 0 19 24 0.00 0.500																					

livebaseballscorecards.com

AB	35
R	3
H	8
RBI	3
BB	2
SO	4
LOB	10



Batter	1	2	3	4	5	6	7	8	9	AB	R	H	RBI	BB	SO	LOB
Bob Demier, R (1, 8) OBP: 0.239, SLG: 0.221 John Kruk, L (7, PH) OBP: 0.344, SLG: 0.358 Jeff Parrett, R (8, 1) Steve Lake, R (9, PH) OBP: 0.315, SLG: 0.346	1-0 F7		3-1 F7		1-2 FC6 2-3 3-H 1B		3-3 K		0-0 F8	3	0	1	1	0	0	0
Tom Herr, S (1, 4) OBP: 0.350, SLG: 0.367	2-1 F7			0-0 F8	0-0 FC6 1-2			1-2 BB 1B		4	0	1	0	0	0	2
Von Hayes, L (1, 9) OBP: 0.399, SLG: 0.490	4-2 BB			1-2 F9		2-2 P4		1-0 F7		3	0	0	0	1	0	1
Ricky Jordan, R (1, 3) OBP: 0.296, SLG: 0.346	3-2 1 SAFE L3			0-1 1B		0-1 L6		0-0 L7		4	0	1	0	0	0	2
Randy Ready, R (1, 7) OBP: 0.369, SLG: 0.373 Dwayne Murphy, L (8, PH) OBP: 0.301, SLG: 0.375		1-3 K		2-2 G5-3		1-1 F8		4-0 BB		3	0	0	0	0	1	1
Charlie Hayes, R (1, 5) OBP: 0.308, SLG: 0.333		1-3 K			1-3 K		0-2 G1-3 1B		0-0 P3	4	0	1	0	0	2	2
Steve Jeltz, S (1, 6) OBP: 0.432, SLG: 0.424		0-0 B1-3			3-2 SH1-4 1B		0-0 G1-3 1B		3-2 G4-3	4	1	2	0	0	0	0
Darren Daulton, L (1, 2) OBP: 0.306, SLG: 0.338			0-1 P5		4-1 1B SH1-4 BB		0-0 B1		4-1 BB	2	0	0	0	2	0	2
Larry McWilliams, L (1, 1) OBP: 0.185, SLG: 0.105 Greg Harris, S (6, 1) Don Carman, L (6, 1) Todd Frohwirth, R (7, 1) Dickie Thorn, R (7, PH) OBP: 0.290, SLG: 0.356 Curt Ford, L (7, PH) OBP: 0.307, SLG: 0.344			0-0 P5		0-0 SH1-4		2-1 G1-3		1-3 K	1	0	0	0	0	0	0

Inning Stats	R: 0	H: 0	E: 0	K: 0	S: 8	LOB: 1	BB: 1	P: 18	R: 0	H: 0	E: 0	K: 2	S: 8	LOB: 0	BB: 0	P: 10	R: 0	H: 0	E: 0	K: 0	S: 5	LOB: 0	BB: 0	P: 8	R: 0	H: 1	E: 0	K: 0	S: 9	LOB: 1	BB: 0	P: 12	R: 1	H: 2	E: 0	K: 1	S: 14	LOB: 2	BB: 1	P: 23	R: 0	H: 0	E: 0	K: 0	S: 8	LOB: 0	BB: 0	P: 11	R: 0	H: 2	E: 0	K: 1	S: 10	LOB: 2	BB: 0	P: 15	R: 0	H: 1	E: 0	K: 0	S: 6	LOB: 2	BB: 1	P: 12	R: 0	H: 0	E: 0	K: 1	S: 9	LOB: 1	BB: 1	P: 17	1B: 6	SF: 0	2B: 0	SAC: 1	3B: 0	DP: 0	HR: 0	HBP: 0	WP: 0	PA: 37
--------------	------	------	------	------	------	--------	-------	-------	------	------	------	------	------	--------	-------	-------	------	------	------	------	------	--------	-------	------	------	------	------	------	------	--------	-------	-------	------	------	------	------	-------	--------	-------	-------	------	------	------	------	------	--------	-------	-------	------	------	------	------	-------	--------	-------	-------	------	------	------	------	------	--------	-------	-------	------	------	------	------	------	--------	-------	-------	-------	-------	-------	--------	-------	-------	-------	--------	-------	--------

PITCHER	IP	WLS	BF	H	R	ER	SO	BB	IBB	HBP	BLK	WP	HR	S	P	ERA	WHIP
Derek Lilliquist, L (1, 1) ERA: 3.2	6.1	W	26	5	1	1	3	2	0	0	0	0	0	57	87	1.42	1.105
Jim Acker, R (7, 1) ERA: 2.88	1.2		7	1	0	0	1	1	0	0	0	0	0	11	22	0.00	1.200
Joe Boever, R (9, 1) ERA: 3.63	1.0	S	4	0	0	0	1	1	0	0	0	0	0	9	17	0.00	1.000

BOTTOM

Atlanta Braves @ Philadelphia Phillies
Veterans Stadium, Philadelphia, PA

Fri Jun 30 1989, 7:05 PM EDT
Att. 25,586 - Unknown

livebaseballscorecards.com

AB	32
R	1
H	6
RBI	1
BB	4
SO	5
LOB	16



Batter	1	2	3	4	5	6	7	8	9	AB	R	H	RBI	BB	SO	LOB	TOP										
Gerald Perry, L (1, 3) OBP: 0.332, SLG: 0.318 Mark Eichhorn, R (8, 1)	1-2 G3-1		0-0 B1-3		1-0 F7	1-0 FC4-6		2-0 G3		5	0	0	0	0	0	3											
Jeff Blauser, R (1, 5) OBP: 0.298, SLG: 0.420	2-2 G5-3 BB 1B		0-0 1B		2-2 HR		4-0 FC6-4 1B BB		2-2 G5-3	4	2	3	1	1	0	0											
Lonnie Smith, R (1, 7) OBP: 0.440, SLG: 0.570	4-1 G5-3 BB 1-2		2-2 F8		1-3 K		0-0 FC6-4 1-2 1B		3-2 G5-4-3 1B	4	0	2	0	1	1	1											
Andres Thomas, R (1, 6) OBP: 0.251, SLG: 0.372	0-1 G5-3 1-2 2-3		0-2 G4-3		2-0 F9		0-0 FC6-4 1B FC3-6 1-2f 2-3		0-1 G5-4-3 1-2f	5	0	0	0	0	0	6											
Dale Murphy, R (1, 8) OBP: 0.307, SLG: 0.352	0-0 G6-3				1-2 L7		4-0 FC3-4 1B BB		1-1 FC3-6 1-2 1B 3-H	3	0	1	1	1	0	2											
Geronimo Berroa, R (1, 9) OBP: 0.351, SLG: 0.413 Tommy Gregg, L (7, PH) OBP: 0.353, SLG: 0.390 (7, 9)			4-0 G4-3 BB		0-0 G4-3 WP 1B		1-1 FC3-4 1-2 1B		1-1 FC3-6 1-2f 2-3	2	0	2	0	1	0	0											
Jeff Treadway, L (1, 4) OBP: 0.317, SLG: 0.379			2-2 G4-3 1-2f		1-2 G4-3 1-3		1-0 FC3-4 HBP 1-2f 2-3		3-1 G1-3	4	0	0	0	0	0	6											
Bruce Benedict, R (1, 2) OBP: 0.301, SLG: 0.237 Dion James, L (8, PH) OBP: 0.355, SLG: 0.318 (8, 3)			0-2 1B		4-0 BB		2-2 FC4-6 1-2 HBP		1-2 F7	1	0	1	0	1	0	0											
Pete Smith, R (1, 1) OBP: 0.200, SLG: 0.182 Paul Assenmacher, L (7, 1) Jeff Wetherby, L (8, PH) OBP: 0.455, SLG: 0.500 Jody Davis, R (8, 2) OBP: 0.239, SLG: 0.226			1-2 G3		1-0 G3		1-3 K		1-2 G4-3	3	0	0	0	0	0	1											
Inning Stats	R: 0 E: 0 K: 0 S: 10	H: 1 LOB: 2 BB: 1 P: 17	R: 0 E: 0 K: 0 S: 11	H: 1 LOB: 1 BB: 1 P: 18	R: 0 E: 0 K: 0 S: 11	H: 1 LOB: 2 BB: 1 P: 17	R: 1 E: 0 K: 1 S: 11	H: 1 LOB: 0 BB: 0 P: 17	R: 0 E: 0 K: 1 S: 9	H: 1 LOB: 3 BB: 1 P: 19	R: 1 E: 0 K: 0 S: 8	H: 2 LOB: 2 BB: 1 P: 17	R: 0 E: 0 K: 0 S: 7	H: 0 LOB: 0 BB: 0 P: 11	R: 0 E: 0 K: 0 S: 8	H: 1 LOB: 0 BB: 0 P: 13	1B: 8 2B: 0 3B: 0 HR: 1	SF: 0 SAC: 0 DP: 2 HBP: 1	WP: 1 PB: 0 SB: 0 CS: 0	PA: 40							
PITCHER	IP	WLS	BF	H	R	ER	SO	BB	IBB	HBP	BLK	WP	HR	S	P	ERA	WHIP										
Bruce Ruffin, L (1, 1) ERA: 7.59	5.0	W	24	6	1	1	1	4	0	0	0	1	1	55	89	1.80	2.000										
Greg Harris, R (6, 1) ERA: 3.25	0.2		3	0	0	0	1	0	0	1	0	0	0	6	10	0.00	0.000										
Don Carman, L (6, 1) ERA: 5.06	0.1		3	1	1	1	0	1	0	0	0	0	0	2	7	27.00	6.000										
Roger McDowell, R (7, 1) ERA: 2.74	3.0	S	10	2	0	0	0	0	0	0	0	0	0	22	36	0.00	0.667										

Atlanta Braves @ Philadelphia Phillies
Veterans Stadium, Philadelphia, PA
Sat Jul 01 1989, 7:05 PM EDT
Att. 33,045 - Unknown

livebaseballscores.com

AB 34
R 2
H 9
RBI 2
BB 5
SO 2
LOB 26



Batter	1	2	3	4	5	6	7	8	9	AB	R	H	RBI	BB	SO	LOB
--------	---	---	---	---	---	---	---	---	---	----	---	---	-----	----	----	-----

Lenny Dykstra, L OBP: 0.366, SLG: 0.440 (1, 8) C B X	1-1 G6-3		B X 1-0 L9		X 0-0 L9		F C B X 1-2 G5-3			4	0	0	0	0	0	0
Tom Herr, S OBP: 0.352, SLG: 0.367 (1, 4) C C X	0-2 1B BLK 1B		B B B B 4-0 S BB			B B C T C B C 3-3 K		B L X 1-1 G4-3		3	1	1	0	1	1	0
Von Hayes, L OBP: 0.403, SLG: 0.492 (1, 9) B 1 SAFE C X	1-1 S BLK SF8 1-3 1B		B B C C B B 4-2 G1-6-3 BB			B B T C B X 2-2 G6-3		C B F X 1-2 FC3-6 1B		3	1	2	0	1	0	0
John Kruk, L OBP: 0.349, SLG: 0.360 (1, 7) B B B S B	4-1 1-3 BB		X 0-0 G1-6-3			B F X 1-1 1B 1B		F SAFE SAFE SAFE X 0-1 FC3-6		2	0	1	0	1	0	2
Bob Demier, R OBP: 0.239, SLG: 0.221 (6, PR) (7, 7) Curt Ford, L OBP: 0.304, SLG: 0.340 (8, PH) (9, 7)	1-3 3-H BB		1-2 1-2f G1-6-3			1 SAFE SAFE SAFE X 0-1 1B 1B		1 SAFE SAFE SAFE SAFE SAFE X 0-2 L7		0	1	0	0	0	0	0
Ricky Jordan, R OBP: 0.296, SLG: 0.346 (1, 3) C B SAFE B X	2-1 3-H SF8		2-1 SAFE K			1 SAFE SAFE SAFE SAFE X 1-2 1B 1B		1 SAFE SAFE SAFE SAFE SAFE X 0-2 L7		3	1	1	1	0	1	1
Charlie Hayes, R OBP: 0.375, SLG: 0.400 (1, 5) S X	0-1 F9		0-2 SAFE CS 1B			B C C B B X 3-2 E9 1B		1 SAFE SAFE SAFE SAFE SAFE X 3-2 E9 1B		3	0	2	1	0	0	1
Dickie Thon, R OBP: 0.286, SLG: 0.350 (1, 6) C B SAFE B X	1-3 SAFE K		1 SAFE SAFE SAFE SAFE SAFE X 0-1 F7			C C S S C C 1-3 K		C C S S C C 1-3 K		3	0	0	0	0	2	3
Darren Daulton, L OBP: 0.301, SLG: 0.331 (1, 2) C B SAFE B X	2-2 SAFE G3-1		0-0 SAFE G4-3		X 0-0 G4-3		B T C B X 1-2 P6			3	0	0	0	0	0	0
Bruce Ruffin, S OBP: 0.333, SLG: 0.143 (6, 1) Greg Harris, S (6, 1) Don Carman, L (6, 1) Roger McDowell, R OBP: 0.500, SLG: 0.500 (7, 1) Steve Jeltz, S OBP: 0.429, SLG: 0.420 (7, 6)	1-3 SAFE K		2-1 SAFE P3			B B B X 2-1 P3		B B B X 2-1 F8		2	0	0	0	0	1	0
Inning Stats	R: 2 E: 0 K: 12 H: 2 LOB: 1 BB: 1 P: 20	R: 0 E: 0 K: 2 S: 10 H: 0 LOB: 0 BB: 0 P: 14	R: 0 E: 0 K: 0 S: 4 H: 0 LOB: 1 BB: 2 P: 13	R: 0 E: 0 K: 1 S: 8 H: 1 LOB: 0 BB: 0 P: 10	R: 0 E: 0 K: 0 S: 4 H: 0 LOB: 0 BB: 0 P: 6	R: 2 E: 1 K: 2 S: 19 H: 3 LOB: 2 BB: 0 P: 29	R: 0 E: 0 K: 0 S: 8 H: 0 LOB: 0 BB: 0 P: 12	R: 0 E: 0 K: 0 S: 10 H: 1 LOB: 1 BB: 0 P: 12	1B: 7 2B: 0 3B: 0 HR: 0 SF: 1 SAC: 0 DP: 1 HBP: 0	WP: 0 PB: 0 SB: 2 CS: 1 PA: 32						
PITCHER	IP WLS BF H R ER SO	IP WLS BF H R ER SO	IP WLS BF H R ER SO	IP WLS BF H R ER SO	IP WLS BF H R ER SO	IP WLS BF H R ER SO	IP WLS BF H R ER SO	IP WLS BF H R ER SO	IP WLS BF H R ER SO	ERA WHIP	ERA WHIP	ERA WHIP	ERA WHIP	ERA WHIP	ERA WHIP	ERA WHIP
Pete Smith, R ERA: 4.56 (1, 1)	6.0 L 25 6 4 3 5		3 0 0 0 0 0	3 0 0 0 0 0	3 0 0 0 0 0	3 0 0 0 0 0	3 0 0 0 0 0	3 0 0 0 0 0	3 0 0 0 0 0	4.50 1.500	0.00 0.000	0.00 1.000	0.00 1.000	0.00 1.000	0.00 1.000	0.00 1.000
Paul Assenmacher, L ERA: 4.86 (7, 1)	1.0 3 0 0 0 0		0 0 0 0 0 0	0 0 0 0 0 0	0 0 0 0 0 0	0 0 0 0 0 0	0 0 0 0 0 0	0 0 0 0 0 0	0 0 0 0 0 0	0.00 0.000	0.00 0.000	0.00 0.000	0.00 0.000	0.00 0.000	0.00 0.000	0.00 0.000
Mark Eichhorn, R ERA: 4.32 (8, 1)	1.0 4 1 0 0 0		0 0 0 0 0 0	0 0 0 0 0 0	0 0 0 0 0 0	0 0 0 0 0 0	0 0 0 0 0 0	0 0 0 0 0 0	0 0 0 0 0 0	0.00 1.000	0.00 1.000	0.00 1.000	0.00 1.000	0.00 1.000	0.00 1.000	0.00 1.000

BOTTOM

Atlanta Braves @ Philadelphia Phillies
Veterans Stadium, Philadelphia, PA
Sat Jul 01 1989, 7:05 PM EDT
Att. 33,045 - Unknown

livebaseballscorecards.com

AB	28
R	4
H	7
RBI	2
BB	3
SO	5
LOB	8



Batter	1	2	3	4	5	6	7	8	9	AB R H RBI BB SO LOB	TOP
Jeff Blausler, R (1, 5) OBP: 0.297, SLG: 0.417 B C F B F X 2-2 		2-3 			2-2 			3-2 		4 1 1 0 0 1 0	Atlanta Braves @ Philadelphia Phillies Veterans Stadium, Philadelphia, PA Sun Jul 02 1989, 3:33 AM EDT Att. 28,524 - Sunny - 85 F
Lonnie Smith, R (1, 7) OBP: 0.445, SLG: 0.592 B F B F X 2-1 			2-2 		0-1 		2-1 		4 2 3 2 0 0 0		
Andres Thomas, R (1, 6) OBP: 0.254, SLG: 0.377 C S B X 1-2 			3-2 		0-0 		0-0 		4 0 2 1 0 0 1		
Dale Murphy, R (1, 8) OBP: 0.304, SLG: 0.347 C B S X 1-2 			0-0 		0-2 			1-0 	4 0 0 0 0 0 2		
Darrell Evans, L (1, 3) OBP: 0.283, SLG: 0.299 B F B F B 4-2 				1-2 		3-2 		0-1 	3 0 0 0 1 0 1		
Geronimo Berroa, R (1, 9) OBP: 0.340, SLG: 0.400 Tommy Gregg, L (7, 9) OBP: 0.351, SLG: 0.387 S B F F S 1-3 			3-3 		2-2 		0-1 	3 0 0 0 0 2 2 1 0 0 0 0 0 0			
Jody Davis, R (1, 2) OBP: 0.235, SLG: 0.222 B X 1-0 			1-3 		2-3 			3 0 0 0 0 2 2			
Jeff Treadway, L (1, 4) OBP: 0.314, SLG: 0.374 X 0-0 		0-0 		3-2 		3-1 		3 0 0 0 0 0 0			
29 John Smoltz, R (1, 1) OBP: 0.262, SLG: 0.306 X 1-2 		1-2 		0-3 		1-2 		3 0 0 0 0 1 0			
Inning Stats	R: 2 H: 2 E: 1 LOB: 2 K: 1 BB: 1 S: 19 P: 31	R: 0 H: 0 E: 0 LOB: 0 K: 1 BB: 0 S: 10 P: 13	R: 0 H: 1 E: 0 LOB: 0 K: 0 BB: 0 S: 10 P: 15	R: 0 H: 0 E: 0 LOB: 0 K: 2 BB: 0 S: 10 P: 15	R: 0 H: 0 E: 0 LOB: 0 K: 1 BB: 0 S: 10 P: 15	R: 0 H: 1 E: 0 LOB: 1 K: 0 BB: 0 S: 10 P: 13	R: 0 H: 0 E: 0 LOB: 0 K: 1 BB: 0 S: 8 P: 15	R: 1 H: 2 E: 0 LOB: 0 K: 0 BB: 0 S: 9 P: 15	R: 0 H: 0 E: 0 LOB: 0 K: 0 BB: 0 S: 5 P: 6	1B: 3 SF: 0 2B: 2 SAC: 0 3B: 0 DP: 0 HR: 1 HBP: 0	WP: 1 PA: 33 PB: 0 SB: 0 CS: 2
PITCHER Dennis Cook, L (1, 1) ERA: 1.89 Don Carman, L (9, 1) ERA: 5.0	IP WLS BF H R ER SO BB IBB HBP BLK WP HR S P ERA WHIP 8.0 L 30 6 3 2 6 1 0 0 0 1 1 86 132 2.25 0.875 1.0 3 0 0 0 0 0 0 0 0 0 0 5 6 0.00 0.000					PITCHER IP WLS BF H R ER SO BB IBB HBP BLK WP HR S P ERA WHIP					

livebaseballscorecards.com

AB	32
R	3
H	6
RBI	3
BB	1
SO	6
LOB	8



Batter	1	2	3	4	5	6	7	8	9	AB R H RBI BB SO LOB	TOP		
Otis Nixon, S (1, 8) OBP: 0.330, SLG: 0.278 (7, 7)	3-2 CS S 1B		0-0 FC4 1-2			0-1 P3 1B		0-1 HR 1B		4 1 2 0 0 0 1			
Rex Hudler, R (1, 7) OBP: 0.315, SLG: 0.465 (5, 4)	2-1 F9 1-2		0-3 K			1-1 G5-3 1B		0-0 F8 1B		4 0 0 0 0 1 4			
Andres Galarraga, R (1, 3) OBP: 0.326, SLG: 0.440	3-3 K 2-3		1-0 FC5 2-3f			2-2 G4-3 1B		2-0 HR 1-H		4 1 1 2 0 1 3			
Hubie Brooks, R (1, 9) OBP: 0.312, SLG: 0.388		0-1 G5-3 1B		1-2 F9 1B			0-0 F7 1B	3-3 K 1B		4 0 0 0 0 1 0			
Tim Wallach, R (1, 5) OBP: 0.335, SLG: 0.399		1-2 E3 1B		1-0 F8 1B			1-0 E5 1B	1-1 G6-3 CS 2B		4 1 1 0 0 0 0			
Damaso Garcia, R (1, 4) OBP: 0.291, SLG: 0.315 Mike Fitzgerald, R (5, 7) OBP: 0.371, SLG: 0.425 Dave Martinez, L (7, 8) OBP: 0.328, SLG: 0.409		0-0 G1-4-3 1B		0-0 G6-3 1B			2-2 F9 2-3	1-3 K 1B		2 0 1 0 0 0 0 1 0 0 0 0 0 1 1 0 0 0 0 1 1			
Nelson Santovenia, R (1, 2) OBP: 0.340, SLG: 0.368		2-1 G1-4-3 1-2f		0-2 G6-3 1B			0-0 1B	0-0 G6-3 2-3		4 0 1 1 0 0 3			
Spike Owen, S (1, 6) OBP: 0.378, SLG: 0.359			3-2 G1-3 1B		1-2 F9 1B		2-2 F9 1B	4-0 IBB		3 0 0 0 1 0 1			
Mark Langston, R (1, 1) OBP: 0.240, SLG: 0.280			0-2 FC5 E 1B		1-3 K 1B			0-1 G5-3 1B	2-1 CS 3-H	3 0 1 0 0 1 0			
Inning Stats	R: 0 H: 1 E: 0 LOB: 0 K: 1 BB: 0 S: 8 P: 16	R: 0 H: 1 E: 1 LOB: 1 K: 0 BB: 0 S: 8 P: 11	R: 0 H: 1 E: 1 LOB: 2 K: 1 BB: 0 S: 15 P: 19	R: 0 H: 0 E: 0 LOB: 0 K: 0 BB: 0 S: 5 P: 7	R: 0 H: 0 E: 0 LOB: 0 K: 1 BB: 0 S: 10 P: 12	R: 0 H: 0 E: 0 LOB: 0 K: 0 BB: 0 S: 8 P: 11	R: 1 H: 1 E: 1 LOB: 1 K: 0 BB: 0 S: 10 P: 15	R: 2 H: 2 E: 0 LOB: 0 K: 1 BB: 0 S: 12 P: 16	R: 0 H: 1 E: 0 LOB: 1 K: 1 BB: 1 S: 7 P: 15	1B: 5 SF: 0 2B: 1 SAC: 0 3B: 0 DP: 1 HR: 1 HBP: 0	WP: 0 PA: 36 PB: 0 SB: 2 CS: 2		
PITCHER	IP WLS BF H R ER SO BB IBB HBP BLK WP HR S P ERA WHIP											PITCHER	IP WLS BF H R ER SO BB IBB HBP BLK WP HR S P ERA WHIP
Tom Glavine, L (1, 1) ERA: 3.35 Jim Acker, R (9, 1) ERA: 2.83	8.0 L 31 6 3 2 4 0 0 0 0 0 0 1 76 107 2.25 0.750												

Montreal Expos @ Atlanta Braves
 Atlanta-Fulton County Stadium, Atlanta, GA

Mon Jul 03 1989, 7:05 PM EDT
 Att: 10,555 - Unknown

AB	34
R	3
H	7
RBI	3
BB	1
SO	5
LOB	14



Batter	1	2	3	4	5	6	7	8	9	AB	R	H	RBI	BB	SO	LOB						
Jeff Blauser, R OBP: 0.296, SLG: 0.410 (1, 5) BFBX (7, 6)	2-1 L6		2-0 P3			3-3 K		4-0 BB		3	0	0	0	1	1	0						
Lonnie Smith, R OBP: 0.446, SLG: 0.587 (1, 7) CBBFBFBFC	3-3 K			4-2 FC6-4 BB		4-2 ES BB		1-0 F9		2	0	0	0	2	1	1						
Andres Thomas, R OBP: 0.252, SLG: 0.374 Darrell Evans, L OBP: 0.281, SLG: 0.296 (1, 6) X (7, 5)	0-0 F9			2-2 FC6-4 FC6-4 1-2f		0-3 K		2-1 P3		3	0	0	0	0	1	2						
Dale Murphy, R OBP: 0.306, SLG: 0.347 (1, 8) BFBX		3-0 G6-3		1-3 K		4-1 1-3 BB		3-2 FC6-4 1B		3	0	1	0	1	1	1						
Geronimo Berroa, R OBP: 0.327, SLG: 0.384 (1, 9) CBBB		2-3 K		1-0 FC6-4 1-2f		1-3 K		1-2 F8		4	0	0	0	0	2	4						
Gerald Perry, L OBP: 0.331, SLG: 0.317 (1, 3) FX		0-1 1B			0-0 G4-3		0-0 F7		0-0 F8		4	0	1	0	0	1						
Jody Davis, R OBP: 0.236, SLG: 0.218 (1, 2) CBB1SAFE 1SAFE C		2-3 K		4-2 BB		1-2 L9		2-2 FC6-4 1-2f		3	0	0	0	1	1	2						
Jeff Treadway, L OBP: 0.310, SLG: 0.370 (1, 4) BFBX			1-1 G1-3		3-3 K		2-3 K		2-3 K		3	0	0	0	0	2						
Tom Glavine, L OBP: 0.209, SLG: 0.220 Oddibe McDowell, L OBP: 0.295, SLG: 0.296 Jim Acker, R OBP: 0.333, SLG: 0.333 (1, 1) (8, PH) (9, 1)			1-2 G4-3		0-0 G5-3			2-3 K		2	0	0	0	0	0	1						
Inning Stats	R: 0 E: 0 K: 1 S: 8	H: 0 LOB: 0 BB: 0 P: 13	R: 0 E: 0 K: 2 S: 9	H: 1 LOB: 1 BB: 0 P: 16	R: 0 E: 0 K: 0 S: 6	H: 0 LOB: 0 BB: 0 P: 10	R: 0 E: 0 K: 1 S: 13	H: 0 LOB: 1 BB: 1 P: 21	R: 0 E: 0 K: 1 S: 7	H: 0 LOB: 1 BB: 1 P: 14	R: 0 E: 0 K: 3 S: 12	H: 0 LOB: 2 BB: 2 P: 24	R: 0 E: 0 K: 1 S: 8	H: 0 LOB: 0 BB: 0 P: 11	R: 0 E: 0 K: 1 S: 6	H: 0 LOB: 1 BB: 1 P: 15	R: 0 E: 0 K: 0 S: 11	H: 1 LOB: 1 BB: 0 P: 17	1B: 2 2B: 0 3B: 0 HR: 0	SF: 0 SAC: 0 DP: 0 HBP: 0	WP: 0 PB: 0 SB: 1 CS: 0	PA: 34
PITCHER Mark Langston, L ERA: 2.91 (1, 1)	IP 9.0	WLS W	BF 34	H 2	R 0	ER 0	SO 10	BB 5	IBB 0	HBP 0	BLK 0	WP 0	HR 0	S 80	P 141	ERA 0.00	WHIP 0.778					

BOTTOM

Montreal Expos @ Atlanta Braves
Atlanta-Fulton County Stadium, Atlanta, GA

Mon Jul 03 1989, 7:05 PM EDT
Att. 10,555 - Unknown

livebaseballscores.com

AB	29
R	0
H	2
RBI	0
BB	5
SO	10
LOB	14



Batter	1	2	3	4	5	6	7	8	9	AB R H RBI BB SO LOB	TOP									
Dave Martinez, L (1, 8) OBP: 0.321, SLG: 0.400	1-1 L6		1-0 G3-1		1-1 F7		3-2 G3-1			4 0 0 0 0 0 1										
Tom Foley, L (1, 4) OBP: 0.324, SLG: 0.357	3-2 G3		0-1 F9		1-1 1B			0-1 1B		4 0 2 0 0 0 0										
Andres Galarraga, R (1, 3) OBP: 0.328, SLG: 0.441	2-1 1B		3-2 G4-3		2-2 1B			1-1 F7		4 1 2 1 0 0 1										
Tim Raines, S (1, 7) OBP: 0.419, SLG: 0.465	2-0 1B			2-1 FC5-4		3-2 F8		2-3 K		1 1 1 0 0 0 0										
Mike Aldrete, L (1, 7) OBP: 0.300, SLG: 0.235	1-2 PB									3 0 1 0 0 0 1 3										
Hubie Brooks, R (1, 9) OBP: 0.312, SLG: 0.386	1-0 PB			0-0 FC5-4		0-3 K		0-0 G5-3		4 0 1 1 0 0 1 2										
Tim Wallach, R (1, 5) OBP: 0.334, SLG: 0.397	3-1 F7			0-0 F8		3-3 K			1-0 E	4 0 1 0 0 0 1 2										
Nelson Santovenia, R (1, 2) OBP: 0.331, SLG: 0.357				2-0 F8		1-3 K			0-1 B2-3	4 0 0 0 0 0 1 2										
Spike Owen, S (1, 6) OBP: 0.376, SLG: 0.357					1-1 1B		3-2 F8		3-2 E6	4 1 1 0 0 0 0 1										
Kevin Gross, R (1, 1) OBP: 0.225, SLG: 0.139									1-0 G4-3	2 0 0 0 0 0 2 1										
Steve Frey, R (6, 1) OBP: 0.259, SLG: 0.276					3-3 K		0-0 G3			0 0 0 0 0 0 0 0										
Otis Nixon, S (7, PH) OBP: 0.259, SLG: 0.276										1 0 0 0 0 0 0 0										
Andy McGaffigan, R (7, 1) OBP: 1.000, SLG: 1.000										0 0 0 0 0 0 0 0										
Joe Hesketh, R (8, 1) OBP: 1.000, SLG: 1.000										0 0 0 0 0 0 0 0										
Wallace Johnson, S (9, PH) OBP: 0.270, SLG: 0.316										1 0 0 0 0 0 0 2										
Inning Stats	R: 2 E: 0 K: 0 S: 12	H: 3 LOB: 1 BB: 0 P: 24	R: 0 E: 0 K: 1 S: 7	H: 0 LOB: 0 BB: 0 P: 10	R: 0 E: 0 K: 0 S: 6	H: 1 LOB: 1 BB: 0 P: 9	R: 1 E: 0 K: 1 S: 16	H: 3 LOB: 2 BB: 0 P: 27	R: 0 E: 0 K: 3 S: 11	H: 0 LOB: 0 BB: 0 P: 15	R: 0 E: 0 K: 0 S: 9	H: 0 LOB: 0 BB: 0 P: 15	R: 0 E: 0 K: 1 S: 9	H: 1 LOB: 1 BB: 0 P: 12	R: 0 E: 1 K: 0 S: 7	H: 1 LOB: 1 BB: 0 P: 12	1B: 9 2B: 0 3B: 0 HR: 0	SF: 0 SAC: 0 DP: 1 HBP: 0	WP: 0 PB: 1 SB: 0 CS: 0	PA: 36
PITCHER	IP WLS BF H R ER SO BB IBB HBP BLK WP HR S P ERA WHIP																			
Marty Clary, R (1, 1) ERA: 3.07	5.0 W 22 7 3 2 2 0 0 0 0 0 0 0 46 80 3.60 1.400																			
Jim Acker, R (6, 1) ERA: 2.7	3.0 10 1 0 0 4 0 0 0 0 0 0 0 29 42 0.00 0.333																			
Mark Eichhorn, R (9, 1) ERA: 4.08	1.0 4 1 0 0 0 0 0 0 0 0 0 0 7 12 0.00 1.000																			

Montreal Expos @ Atlanta Braves
Atlanta-Fulton County Stadium, Atlanta, GA

Tue Jul 04 1989, 7:05 PM EDT
Att. 27,245 - Unknown

livebaseballscorecards.com

AB 36
R 3
H 9
RBI 2
BB 0
SO 6
LOB 15



Batter	1	2	3	4	5	6	7	8	9
Oddibe McDowell, L OBP: 0.297, SLG: 0.299 (1, 8)	F8			B3		1B 2B		F8	
Jeff Treadway, L OBP: 0.312, SLG: 0.371 (1, 4)	F9			F8		G5-3 1B		BLK 1B	
Lonnie Smith, R OBP: 0.445, SLG: 0.587 (1, 7)	1B 2B		K	G1-3		G5-3		G4-3 1B	
Andres Thomas, R OBP: 0.256, SLG: 0.377 (1, 6)	BB 2B		F9			L4		G4-3	
Jim Acker, R OBP: 0.250, SLG: 0.250 (6, 1)	BB 2B					CS 1B			
Geronimo Berroa, R OBP: 0.324, SLG: 0.380 (8, PH)	2B 1B								
Mark Eichhorn, R OBP: 0.307, SLG: 0.344 (9, 1)	2B BB		K			L4		IBB	
Dale Murphy, R OBP: 0.278, SLG: 0.286 (1, 3)	2B 1B BB		P5			F8		F7	
Darrell Evans, L OBP: 0.310, SLG: 0.433 (6, 6)	1B BB 2B								
Jeff Blauser, R OBP: 0.308, SLG: 0.240 (1, 2)	1B BB 2B		G5-3			P5		1B	
Bruce Benedict, R OBP: 0.250, SLG: 0.250 (1, 1)	1B BB 1B								
Marty Clary, R OBP: 0.154, SLG: 0.137 (6, 5)	1B BB		K			2B 1B		K	

AB	R	H	RBI	BB	SO	LOB
4	1	1	2	1	0	0
5	1	2	2	0	0	3
5	1	2	1	0	1	1
3	1	2	1	0	0	0
1	0	0	0	0	0	1
1	0	0	0	0	0	1
0	0	0	0	0	0	0
3	1	0	0	2	1	1
4	1	0	0	1	0	3
4	2	4	2	0	0	0
3	0	1	0	1	0	2
2	0	1	1	0	1	1
2	1	1	0	0	1	2

Inning Stats		R: 5	H: 4	E: 0	LOB: 3	K: 0	P: 45	R: 0	H: 0	E: 0	LOB: 0	K: 2	P: 13	R: 0	H: 1	E: 0	LOB: 1	K: 1	P: 13	R: 0	H: 0	E: 0	LOB: 0	K: 0	P: 10	R: 0	H: 1	E: 0	LOB: 0	K: 0	P: 11	R: 3	H: 4	E: 0	LOB: 1	K: 0	P: 24	R: 0	H: 2	E: 0	LOB: 2	K: 1	P: 16	R: 1	H: 2	E: 0	LOB: 2	K: 0	P: 18
Kevin Gross, R ERA: 4.89 (1, 1)	IP	5.1	WLS	L	BF	27	H	8	R	7	ER	7	SO	3	BB	3	IBB	1	HBP	0	BLK	0	WP	0	HR	0	S	54	P	101	ERA	11.81	WHIP	2.062															
Steve Frey, L ERA: 2.3 (6, 1)	IP	0.2	WLS	L	BF	4	H	2	R	1	ER	1	SO	0	BB	0	IBB	0	HBP	0	BLK	0	WP	0	HR	0	S	9	P	15	ERA	13.50	WHIP	3.000															
Andy McGaffigan, R ERA: 3.57 (7, 1)	IP	1.0	WLS	L	BF	5	H	2	R	0	ER	0	SO	1	BB	0	IBB	0	HBP	0	BLK	0	WP	0	HR	0	S	11	P	16	ERA	0.00	WHIP	2.000															
Joe Hesketh, L ERA: 7.82 (8, 1)	IP	1.0	WLS	L	BF	6	H	2	R	1	ER	1	SO	0	BB	1	IBB	0	HBP	0	BLK	1	WP	0	HR	0	S	11	P	18	ERA	9.00	WHIP	2.000															


BOTTOM

Montreal Expos @ Atlanta Braves
Atlanta-Fulton County Stadium, Atlanta, GA

Tue Jul 04 1989, 7:05 PM EDT
Att. 27,245 - Unknown

AB	37
R	9
H	14
RBI	9
BB	5
SO	4
LOB	15

WP: 0 PA: 42
PB: 0 SB: 0
CS: 1



livebaseballscores.com

Montreal Expos @ Atlanta Braves
 Atlanta-Fulton County Stadium, Atlanta, GA

Wed Jul 05 1989, 7:05 PM EDT
 Att: 50,091 - Unknown

livebaseballscorecards.com

AB 38
R 7
H 12
RBI 7
BB 3
SO 5
LOB 13



WP: 0 PA: 43
 PB: 1
 SB: 0
 CS: 0

AB R H RBI BB SO LOB

5	1	1	0	0	0	4
3	1	1	1	0	1	0
1	0	1	2	0	0	0
0	0	0	0	0	0	0
1	1	1	1	0	0	0
4	1	2	0	1	1	0
3	0	1	1	1	0	1
5	1	1	2	0	0	5
5	0	0	0	0	0	2
4	0	1	0	0	0	0
1	0	0	0	0	1	0
2	1	0	0	1	1	1
2	0	2	0	0	0	0
2	1	1	0	0	1	0

Batter	1	2	3	4	5	6	7	8	9																		
Otis Nixon, S OBP: 0.325, SLG: 0.274 (1, 8) (6, 7)	1-1 P4	1-1 F8		1-0 F9		1-0 2B SF7 1B		2-2 G4-3																			
Rex Hudler, R OBP: 0.316, SLG: 0.500 (1, 7) Mike Aldrete, L OBP: 0.307, SLG: 0.256 (6, PH) Zane Smith, L OBP: 0.179, SLG: 0.179 (6, 1) Tom Foley, L OBP: 0.327, SLG: 0.374 (8, 4) (8, 4)	0-2 L7		1-3 K		1-1 HR	1-0 G2-3 2B		0-1 HR																			
Andres Galarraga, R OBP: 0.332, SLG: 0.441 (1, 3)	1-2 1B 1B		1-3 K		0-0 HR 1B	4-0 G2-3 IBB		1-2 G6-3																			
Hubie Brooks, R OBP: 0.313, SLG: 0.386 (1, 9)	1-0 1-2 1B		4-2 BB		3-2 F9	0-0 SF7		1-2 G6-3																			
Tim Wallach, R OBP: 0.332, SLG: 0.404 (1, 5)	0-0 P4		3-2 F8		0-0 2-H HR	0-0 G2-3		1-0 F8																			
Mike Fitzgerald, R OBP: 0.360, SLG: 0.410 (1, 2)		2-2 G5-3		0-0 G6-3	1-0 G6-3	0-1 G5-3		3-2 F8																			
Damaso Garcia, R OBP: 0.289, SLG: 0.321 (1, 4) Tim Burke, R (8, 1)		0-0 1B 2B		0-1 P2	1-0 P2		0-0 G4-3		1-3 K																		
Spike Owen, S OBP: 0.378, SLG: 0.354 (1, 6)		1-2 F9		4-0 1B BB		1-0 2B 2B HBP	2-3 K																				
Dennis Martinez, R OBP: 0.159, SLG: 0.140 (1, 1) Dave Martinez, L OBP: 0.323, SLG: 0.407 (6, PH) (6, 8)		0-1 1B		2-2 1-2 1B		1-2 2B 2B	2-3 K																				
Inning Stats	R: 0 H: 2 E: 0 LOB: 2 K: 0 BB: 0 S: 10 P: 13	R: 0 H: 2 E: 0 LOB: 2 K: 0 BB: 0 S: 11 P: 15	R: 0 H: 0 E: 0 LOB: 1 K: 2 BB: 1 S: 15 P: 24	R: 0 H: 1 E: 0 LOB: 2 K: 0 BB: 1 S: 7 P: 14	R: 3 H: 3 E: 0 LOB: 0 K: 0 BB: 0 S: 9 P: 15	R: 3 H: 3 E: 0 LOB: 2 K: 2 BB: 1 S: 10 P: 18	R: 0 H: 0 E: 0 LOB: 0 K: 2 BB: 0 S: 7 P: 11	R: 1 H: 1 E: 0 LOB: 0 K: 0 BB: 0 S: 12 P: 16	R: 0 H: 0 E: 0 LOB: 0 K: 1 BB: 0 S: 7 P: 12																		
PITCHER	IP WLS BF H R ER SO BB IBB HBP BLK WP HR S P ERA WHIP																										
Derek Lilliquist, L ERA: 3.32 (1, 1)	5.0	25	8	3	3	2	2	0	0	0	0	2	52	81	5.40	2.000											
Mark Eichhorn, R ERA: 5.3 (6, 1)	1.0	L	8	3	3	0	0	1	1	0	0	0	10	18	27.00	3.000											
Sergio Valdez, R ERA: 3.0 (7, 1)	3.0		10	1	1	1	3	0	0	0	0	1	26	39	3.00	0.333											

Batter	1	2	3	4	5	6	7	8	9	AB	R	H	RBI	BB	SO	LOB
Oddibe McDowell, L OBP: 0.295, SLG: 0.294 (1, 8)	 2-3	 2-2		 4-2		 3-2			 1-1	4	0	0	0	1	1	1
Jeff Treadway, L OBP: 0.315, SLG: 0.370 (1, 4)	 4-0		 1-0	 1-2			 2-0			3	2	1	0	1	0	2
Lonnie Smith, R OBP: 0.446, SLG: 0.599 (1, 7)	 0-1		 0-1		 2-0		 3-1			4	2	2	1	0	0	1
Darrell Evans, L OBP: 0.277, SLG: 0.293 (1, 5)	 3-2		 1-0		 0-0		 1-1			4	1	1	1	0	0	2
Dale Murphy, R OBP: 0.309, SLG: 0.346 (1, 9)	 1-1		 0-0		 1-0		 1-2			4	0	2	1	0	0	2
Gerald Perry, L OBP: 0.333, SLG: 0.324 (1, 3)	 0-1		 0-0		 1-0		 2-2			4	0	2	2	0	0	1
Jeff Blauser, R OBP: 0.309, SLG: 0.426 (1, 6)	 0-3		 3-2			 4-2			 1-3	3	0	0	0	1	2	3
Bruce Benedict, R OBP: 0.311, SLG: 0.245 Tommy Gregg, L OBP: 0.346, SLG: 0.384 (1, 2) (9, PH)		 1-3		 0-1		 0-0			 1-1	2	0	1	0	0	1	0
Derek Lilliquist, L OBP: 0.182, SLG: 0.212 Mark Eichhorn, R (6, 1) Geronimo Berroa, R OBP: 0.321, SLG: 0.376 Sergio Valdez, R (7, 1) Ed Whited, R (9, PH)		 0-1		 0-1		 0-2			 0-1	1	0	0	0	0	0	0
		 0-1		 0-1		 2-3				0	0	0	0	0	0	0
		 0-1		 1-2						1	0	0	0	0	0	0
		 0-1		 1-2						0	0	0	0	0	0	0
		 0-1		 1-2						0	0	0	0	0	0	0
		 0-1		 1-2						1	0	0	0	0	0	0

Inning Stats	R: 2	H: 3	E: 1	LOB: 2	K: 2	BB: 1	S: 15	R: 0	H: 0	E: 0	LOB: 0	K: 1	BB: 0	S: 8	R: 2	H: 3	E: 0	LOB: 1	K: 0	BB: 0	S: 9	R: 0	H: 1	E: 0	LOB: 1	K: 0	BB: 1	S: 10	R: 1	H: 2	E: 0	LOB: 0	K: 0	BB: 0	S: 4	R: 0	H: 0	E: 0	LOB: 1	K: 0	BB: 1	S: 10	R: 0	H: 0	E: 0	LOB: 0	K: 1	BB: 0	S: 9	R: 0	H: 0	E: 0	LOB: 0	K: 1	BB: 0	S: 9	R: 0	H: 0	E: 0	LOB: 0	K: 0	BB: 0	S: 6	R: 0	H: 0	E: 0	LOB: 0	K: 0	BB: 0	S: 6	R: 0	H: 0	E: 0	LOB: 0	K: 0	BB: 0	S: 6	1B: 6	SF: 0	2B: 2	SAC: 2	3B: 0	DP: 2	HR: 1	HBP: 0	WP: 0	PA: 37	PB: 0	SB: 0	CS: 0
--------------	------	------	------	--------	------	-------	-------	------	------	------	--------	------	-------	------	------	------	------	--------	------	-------	------	------	------	------	--------	------	-------	-------	------	------	------	--------	------	-------	------	------	------	------	--------	------	-------	-------	------	------	------	--------	------	-------	------	------	------	------	--------	------	-------	------	------	------	------	--------	------	-------	------	------	------	------	--------	------	-------	------	------	------	------	--------	------	-------	------	-------	-------	-------	--------	-------	-------	-------	--------	-------	--------	-------	-------	-------

Montreal Expos @ Atlanta Braves
Atlanta-Fulton County Stadium, Atlanta, GA

Wed Jul 05 1989, 7:05 PM EDT
Att. 50,091 - Unknown

AB	32
R	5
H	9
RBI	5
BB	3
SO	4
LOB	13

Batter	1	2	3	4	5	6	7	8	9	AB R H RBI BB SO LOB	TOP											
Lenny Dykstra, L OBP: 0.353, SLG: 0.414 (1, 8) X	0-0 4-3		0-0 G3 S 1B		0-0 F9	0-0 2-H 3-H 1B			0-0 6-3	5 0 2 2 0 0 0												
Tom Herr, S OBP: 0.348, SLG: 0.353 (1, 4) B B B	4-0 1B BB		0-3 K 1-2		0-0 F9	0-0 L4			4-0 BB	3 0 0 0 2 1 2												
Von Hayes, L OBP: 0.394, SLG: 0.475 (1, 9) X	0-0 P5		0-0 G3 2-3		0-0 CS 1B				0-0 4-3	5 0 1 0 0 1 3												
Ricky Jordan, R OBP: 0.302, SLG: 0.355 (1, 3) X	0-0 1-2 1B		0-0 F9		0-0 CS 1-2	0-0 HR 1B			0-0 F7	4 1 2 0 0 0 1												
Dwayne Murphy, L OBP: 0.301, SLG: 0.397 (1, 7) X	0-0 1-3				0-0 F8	0-0 1-H HR			0-0 F9	4 1 1 2 0 0 2												
Darren Daulton, L OBP: 0.308, SLG: 0.321 (1, 2) B B B B		4-0 G6-4-3 1B BB			0-0 G3	0-0 F9 1B 1B			0-0 F9	3 1 1 0 1 0 0												
Charlie Hayes, R OBP: 0.323, SLG: 0.310 (1, 5) X		0-0 G6-4-3 1-2 1B			0-0 BLK 1B	0-0 1-2 SH1-4 1B 1B			0-0 L4	4 1 3 0 0 0 0												
Steve Jeltz, S OBP: 0.417, SLG: 0.398 (1, 6) X		0-0 G6-4-3 1-2 2-3			4-0 1-2 IBB	0-0 2-3 F9			0-3 K	3 0 0 0 1 1 4												
Bruce Ruffin, S OBP: 0.250, SLG: 0.100 (1, 1) X		0-0 6-3			0-3 K	0-0 SH1-4 1-2			0-0 3-1	3 0 0 0 0 1 3 0 0 0 0 0 0 0												
Jeff Parrett, R (9, 1)																						
Inning Stats	R: 0 E: 0 K: 0 S: 4	H: 1 LOB: 2 BB: 1 P: 8	R: 0 E: 0 K: 0 S: 3	H: 1 LOB: 1 BB: 1 P: 7	R: 0 E: 0 K: 1 S: 6	H: 1 LOB: 1 BB: 1 P: 6	R: 0 E: 0 K: 1 S: 6	H: 1 LOB: 2 BB: 1 P: 10	R: 0 E: 0 K: 0 S: 3	H: 1 LOB: 0 BB: 0 P: 3	R: 4 E: 0 K: 0 S: 8	H: 5 LOB: 1 BB: 0 P: 8	R: 0 E: 0 K: 1 S: 5	H: 0 LOB: 0 BB: 0 P: 5	R: 0 E: 0 K: 1 S: 5	H: 0 LOB: 0 BB: 0 P: 5	R: 0 E: 0 K: 0 S: 3	H: 0 LOB: 1 BB: 1 P: 7	1B: 9 2B: 0 3B: 0 HR: 1	SF: 0 SAC: 1 DP: 1 HBP: 0	WP: 0 PB: 0 SB: 1 CS: 1	PA: 40
PITCHER	IP WLS BF H R ER SO BB IBB HBP BLK WP HR S P ERA WHIP																					
Pete Smith, R ERA: 4.7 (1, 1)	5.1 L 26 9 4 4 2 2 1 0 1 0 1 27 39 6.75 2.062																					
Paul Assenmacher, L ERA: 4.63 (6, 1)	1.2 6 1 0 0 1 0 0 0 0 0 0 8 8 0.00 0.600																					
Joe Boever, R ERA: 3.46 (8, 1)	2.0 7 0 0 0 1 1 0 0 0 0 0 8 12 0.00 0.500																					

Philadelphia Phillies @ Atlanta Braves
Atlanta-Fulton County Stadium, Atlanta, GA

Thu Jul 06 1989, 7:05 PM EDT
Att: 6,544 - Unknown - 83 F

livebaseballscorecards.com

AB	34
R	4
H	10
RBI	4
BB	4
SO	4
LOB	15



Batter	1	2	3	4	5	6	7	8	9	AB R H RBI BB SO LOB
Oddibe McDowell, L (1, 8) OBP: 0.297, SLG: 0.296	0-0 1B	0-0 P6		0-0 4-3			0-3 K		0-0 1B	5 0 2 0 0 1 4
Jeff Blausen, R (1, 6) OBP: 0.308, SLG: 0.423 Darrell Evans, L (9, PH) OBP: 0.275, SLG: 0.291	0-3 K		0-0 6-3		0-0 F7		0-0 1B		0-3 K	4 0 1 0 0 1 1 1 0 0 0 0 1 2
Lonnie Smith, R (1, 7) OBP: 0.443, SLG: 0.591	0-0 5-3 1-2		4-0 1B BB		0-3 K		0-0 6-3			3 0 0 0 1 1 2
Dale Murphy, R (1, 9) OBP: 0.306, SLG: 0.342	0-0 4-3		0-3 K		0-3 K			0-0 1-3		4 0 0 0 0 2 2
Gerald Perry, L (1, 3) OBP: 0.336, SLG: 0.327		0-0 CS 1B	0-0 FC4-6 1B			0-0 E3 FC6-4		0-0 4-3		4 0 2 0 0 0 0
Ed Whited, R (1, 5)		0-3 K 1-2	0-0 FC4-6 1-2f			0-0 FC6-4 FC4-6 1-2f		0-0 6-3		4 0 0 0 0 1 4
Jeff Treadway, L (1, 4) OBP: 0.317, SLG: 0.370		4-0 1B BB BB		0-0 5-3 1B		0-0 FC4-6 1-2f			0-0 1-3	3 0 1 0 1 0 1
Bruce Benedict, R (1, 2) OBP: 0.309, SLG: 0.238		4-0 1B 1-2 BB		0-0 5-3 1-2		0-0 6-3			0-0 F8	3 0 0 0 1 0 2
Pete Smith, R (1, 1) OBP: 0.222, SLG: 0.208 Paul Assenmacher, L (6, 1) Geronimo Berroa, R (7, PH) OBP: 0.318, SLG: 0.373 Joe Boever, R (8, 1) John Russell, R (9, PH) OBP: 0.170, SLG: 0.154		0-0 1B 1-2 2-3		0-0 2-3			0-0 4-3		0-0 1B	2 0 1 0 0 0 1 0 0 0 0 0 0 0 1 0 0 0 0 0 0 0 0 0 0 0 0 0 1 0 1 0 0 0 0

BOTTOM

Philadelphia Phillies @ Atlanta Braves
Atlanta-Fulton County Stadium, Atlanta, GA

Thu Jul 06 1989, 7:05 PM EDT
Att. 6,544 - Unknown - 83 F

livebaseballscorecards.com

AB	35
R	0
H	8
RBI	0
BB	3
SO	7
LOB	19



WP: 0	PA: 38
PB: 0	
SB: 1	
CS: 1	

Inning Stats	R: 0	H: 1	E: 0	K: 1	S: 6	H: 2	LOB: 3	BB: 2	P: 14	R: 0	H: 1	E: 0	K: 1	S: 6	R: 0	H: 0	E: 0	K: 2	S: 7	R: 0	H: 0	E: 1	K: 0	S: 4	R: 0	H: 0	E: 0	K: 1	S: 6	R: 0	H: 0	E: 0	K: 1	S: 3	R: 0	H: 2	E: 0	K: 1	S: 7	1B: 8	2B: 0	3B: 0	HR: 0	SF: 0	SAC: 0	DP: 0	HBP: 0	WP: 0	PA: 38
PITCHER	IP	WLS	BF	H	R	ER	SO	BB	IBB	HBP	BLK	WP	HR	S	P	ERA	WHIP																																
Bruce Ruffin, L (1, 1) ERA: 5.98	8.2	W	37	8	0	0	6	3	0	0	0	0	0	46	58	0.00	1.269																																
Jeff Parrett, R (9, 1) ERA: 3.1	0.1	S	1	0	0	0	1	0	0	0	0	0	0	3	3	0.00	0.000																																

Philadelphia Phillies @ Atlanta Braves
 Atlanta-Fulton County Stadium, Atlanta, GA

Fri Jul 07 1989, 7:05 PM EDT
 Att: 11,450 - Unknown

livebaseballscorecards.com

AB	30
R	3
H	6
RBI	3
BB	5
SO	4
LOB	15



WP:	0	PA:	37
PB:	0		
SB:	3		
CS:	1		

Batter	1	2	3	4	5	6	7	8	9	AB	R	H	RBI	BB	SO	LOB
Lenny Dykstra, L (1, 8) OBP: 0.355, SLG: 0.416	F7	1B		G4-6-3			4-3			4	0	2	2	0	0	0
Tom Herr, S (1, 4) OBP: 0.349, SLG: 0.352	1B	G3		G4-6-3			CS	BB		3	0	1	0	1	0	2
Von Hayes, L (1, 9) OBP: 0.398, SLG: 0.477	1B			1B			P6			3	0	2	0	1	0	1
Ricky Jordan, R (1, 3) OBP: 0.298, SLG: 0.349	P3			K			CS	F9		4	0	0	0	0	1	4
Dwayne Murphy, L (1, 7) OBP: 0.310, SLG: 0.387	BB			BB			4-3	4-3		2	0	0	0	2	0	1
Darren Daulton, L (1, 2) OBP: 0.302, SLG: 0.314	F9			L8			L9	G1-3		4	0	0	0	0	0	5
Charlie Hayes, R (1, 5) OBP: 0.314, SLG: 0.394		E5		HR			L9			4	2	1	1	0	1	0
Steve Jeltz, S (1, 6) OBP: 0.413, SLG: 0.390		6-3		1B			F7			3	1	0	0	1	1	1
Dennis Cook, L (1, 1) OBP: 0.294, SLG: 0.412		G1		SH1-4			F7			2	0	0	0	0	0	1
Greg Harris, S (6, 1)										0	0	0	0	0	0	0
Don Carman, L (7, 1)										0	0	0	0	0	0	0
Todd Frohwirth, R (7, 1)										0	0	0	0	0	0	0
Curt Ford, L (9, PH) OBP: 0.292, SLG: 0.327										1	0	0	0	0	1	0

Inning Stats	R: 0	H: 2	E: 0	K: 0	S: 14	P: 21	R: 1	H: 1	E: 1	K: 0	S: 14	P: 19	R: 0	H: 1	E: 0	K: 1	S: 8	P: 13	R: 2	H: 2	E: 0	K: 0	S: 11	P: 19	R: 0	H: 0	E: 0	K: 0	S: 8	P: 18	R: 0	H: 0	E: 0	K: 0	S: 4	P: 4	R: 0	H: 0	E: 0	K: 0	S: 3	P: 7	R: 0	H: 0	E: 0	K: 0	S: 6	P: 10	R: 0	H: 0	E: 0	K: 3	S: 11	P: 16	1B: 5	2B: 0	3B: 0	HR: 1	SF: 0	SAC: 1	DP: 1	HBP: 0	WP: 0	PB: 0	SB: 3	CS: 1	PA: 37
--------------	------	------	------	------	-------	-------	------	------	------	------	-------	-------	------	------	------	------	------	-------	------	------	------	------	-------	-------	------	------	------	------	------	-------	------	------	------	------	------	------	------	------	------	------	------	------	------	------	------	------	------	-------	------	------	------	------	-------	-------	-------	-------	-------	-------	-------	--------	-------	--------	-------	-------	-------	-------	--------

PITCHER	IP	WLS	BF	H	R	ER	SO	BB	IBB	HBP	BLK	WP	HR	S	P	ERA	WHIP
29 John Smoltz, R (1, 1) ERA: 2.1	8.0	W	33	6	3	2	1	5	0	0	0	0	1	68	111	2.25	1.375
Joe Boever, R (9, 1) ERA: 3.38	1.0	S	3	0	0	0	3	0	0	0	0	0	0	11	16	0.00	0.000

Batter	1	2	3	4	5	6	7	8	9
Oddibe McDowell, L (1, 8) OBP: 0.303, SLG: 0.304	0-2 CS 1B		3-2 F8			0-1 SH1 1B	2-2 1-2 2-H 1B		
Jeff Blauser, R (1, 6) OBP: 0.303, SLG: 0.416	0-2 F8 1-2			0-2 G3-1		3-1 SH1 1-2	0-2 F7		
Lonnie Smith, R (1, 7) OBP: 0.444, SLG: 0.603	0-0 P3			1-2 E1 1B		0-0 2-H HR	3-3 K		
Dale Murphy, R (1, 9) OBP: 0.305, SLG: 0.340		1-1 P4		3-2 FC3-6 1B 2-H		2-3 K		0-3 K	
Gerald Perry, L (1, 3) OBP: 0.336, SLG: 0.341		3-1 HR		0-0 FC3-6 FC6-4 1-2f		1-1 1B		2-1 L8	
Ed Whited, R (1, 5)		3-1 G6-3		2-2 FC6-4 1-2f		2-2 SAFE F9		0-1 L5	
Jeff Treadway, L (1, 4) OBP: 0.314, SLG: 0.365		2-3 K			0-0 F7		2-2 4-3		
Bruce Benedict, R (1, 2) OBP: 0.310, SLG: 0.234			3-3 K		2-1 P3		4-0 29 1B BB		
29 John Smoltz, R (1, 1) OBP: 0.267, SLG: 0.308			2-2 G5-3		1-1 G3		3-1 1B 1-2 1B		
Joe Boever, R (9, 1)									

Inning Stats	R: 0	H: 1	E: 0	LOB: 0	K: 0	S: 8	P: 8	R: 1	H: 1	E: 0	LOB: 0	K: 1	S: 9	R: 0	H: 0	E: 0	LOB: 0	K: 1	S: 9	R: 1	H: 2	E: 2	LOB: 1	K: 0	S: 14	R: 0	H: 0	E: 0	LOB: 0	K: 0	S: 5	R: 2	H: 3	E: 0	LOB: 1	K: 1	S: 18	R: 1	H: 2	E: 0	LOB: 2	K: 1	S: 16	R: 0	H: 0	E: 0	LOB: 0	K: 1	S: 7	

PITCHER	IP	WLS	BF	H	R	ER	SO	BB	IBB	HBP	BLK	WP	HR	S	P	ERA	WHIP
Dennis Cook, L (1, 1) ERA: 2.27	5.2	L	23	7	4	3	3	0	0	0	0	0	2	55	87	4.76	1.235
Greg Harris, R (6, 1) ERA: 3.38	0.2		4	1	1	1	0	1	0	0	0	0	0	14	24	13.50	3.000
Don Carman, L (7, 1) ERA: 5.0	0.0		1	1	0	0	0	0	0	0	0	0	0	4	6	∞	∞
Todd Frohwirth, R (7, 1) ERA: 5.54	1.2		5	0	0	0	2	0	0	0	0	0	0	13	18	0.00	0.000

BOTTOM

4 1 3 1 0 0 0

3 0 0 0 0 0 3

4 2 2 2 0 1 2

4 0 1 1 0 2 0

4 1 2 1 0 0 1

4 0 0 0 0 0 2

3 0 0 0 0 1 0

2 1 0 0 1 1 0

3 0 1 0 0 0 0

0 0 0 0 0 0 0

AB R H RBI BB SO LOB

Philadelphia Phillies @ Atlanta Braves
Atlanta-Fulton County Stadium, Atlanta, GA

livebaseballscores.com

AB 31
R 5
H 9
RBI 5
BB 1
SO 5
LOB 8

Braves

WP: 0 PA: 33
PB: 0
SB: 0
CS: 1

ERA WHIP

Fri Jul 07 1989, 7:05 PM EDT
Att. 11,450 - Unknown

Philadelphia Phillies @ Atlanta Braves
 Atlanta-Fulton County Stadium, Atlanta, GA

Sat Jul 08 1989, 7:05 PM EDT
 Att. 21,337 - Unknown - 85 F

livebaseballscorecards.com



Batter	1	2	3	4	5	6	7	8	9	AB R H RBI BB SO LOB	TOP																
Lenny Dykstra, L OBP: 0.357, SLG: 0.422 (1, 8)	2-0 G4-3		0-0 G1-3		0-1 S E 2B		3-2 CS 1B			4 1 2 0 0 0 0																	
Tom Herr, S OBP: 0.348, SLG: 0.349 (1, 4)	1-1 F9		4-1 FC4-6 BB		1-2 G5-3 2-H		2-3 K 1-2			3 0 0 0 1 1 1																	
Von Hayes, L OBP: 0.397, SLG: 0.474 (1, 9)	3-3 K		1-1 FC4-6 1-2f		2-1 G6-3			2-2 L5-3 1B		4 0 1 0 0 1 1																	
Ricky Jordan, R OBP: 0.293, SLG: 0.343 (1, 3)		1-2 F9	3-2 L9		1-0 F7			2-2 L5-3 1-2		4 0 0 0 0 0 2																	
Randy Ready, R OBP: 0.362, SLG: 0.385 (1, 7)		1-0 G5-3		2-0 HR		3-2 G5-3		0-1 G6-3		3 1 1 1 0 0 0																	
Larry McWilliams, L OBP: 0.095, SLG: 0.095 (6, 1)										0 0 0 0 0 0 0																	
Bob Demier, R OBP: 0.239, SLG: 0.222 (8, PH)										1 0 0 0 0 0 0																	
Jeff Parrett, R (8, 1)										0 0 0 0 0 0 0																	
Charlie Hayes, R OBP: 0.333, SLG: 0.417 (1, 5)		0-0 2B		4-2 G5-3 BB		2-2 F5-3			1-0 G4-3	3 1 1 0 1 0 0																	
Dickie Thon, R OBP: 0.291, SLG: 0.365 (1, 6)		1-1 2B		0-3 K		0-0 1B			2-3 K	3 0 2 1 0 1 1																	
Dwayne Murphy, L OBP: 0.307, SLG: 0.382 (9, PH)		2-H		F SAFE						1 0 0 0 0 1 0																	
Steve Lake, R OBP: 0.308, SLG: 0.330 (1, 2)		4-0 IBB		P SAFE		0-1 F7			2-1 P3	2 0 0 0 1 0 2																	
Darren Daulton, L OBP: 0.300, SLG: 0.312 (9, PH)				F SAFE						1 0 0 0 0 0 0																	
Ken Howell, R OBP: 0.200, SLG: 0.156 (1, 1)		0-1 G5-3		0-3 K						2 0 0 0 0 1 3																	
Curt Ford, L OBP: 0.290, SLG: 0.323 (6, 7)							0-1 G6-3			1 0 0 0 0 0 0																	
Inning Stats	R: 0 E: 0 K: 1 S: 6	H: 0 LOB: 0 BB: 0 P: 12	R: 1 E: 0 K: 0 S: 9	H: 2 LOB: 2 BB: 1 P: 16	R: 0 E: 0 K: 0 S: 8	H: 0 LOB: 1 BB: 1 P: 16	R: 1 E: 0 K: 2 S: 13	H: 1 LOB: 1 BB: 1 P: 21	R: 1 E: 0 K: 0 S: 8	H: 1 LOB: 0 BB: 0 P: 12	R: 0 E: 0 K: 0 S: 9	H: 1 LOB: 1 BB: 0 P: 14	R: 0 E: 0 K: 1 S: 9	H: 1 LOB: 0 BB: 0 P: 14	R: 0 E: 0 K: 0 S: 8	H: 1 LOB: 0 BB: 0 P: 12	R: 0 E: 0 K: 1 S: 7	H: 0 LOB: 0 BB: 0 P: 12	R: 0 E: 0 K: 1 S: 7	H: 0 LOB: 0 BB: 0 P: 12	1B: 3 2B: 4 3B: 0 HR: 1	SF: 0 SAC: 0 DP: 1 HBP: 0	WP: 0 PB: 0 SB: 1 CS: 1	PA: 35			
PITCHER	IP WLS BF H R ER SO BB IBB HBP BLK WP HR S P ERA WHIP																										
Tom Glavine, L (1, 1) ERA: 3.45	5.0		22	4	3	3	3	2	1	0	0	0	1	44	77	5.40	1.200										
Jim Acker, R (6, 1) ERA: 2.62	2.0		7	2	0	0	1	0	0	0	0	0	0	18	28	0.00	1.000										
Paul Assenmacher, L (8, 1) ERA: 4.5	1.0	W	3	1	0	0	0	0	0	0	0	0	0	8	12	0.00	1.000										
Joe Boever, R (9, 1) ERA: 3.3	1.0	S	3	0	0	0	1	0	0	0	0	0	0	7	12	0.00	0.000										

AB	32
R	3
H	7
RBI	2
BB	3
SO	5
LOB	10

Batter	1	2	3	4	5	6	7	8	9	AB	R	H	RBI	BB	SO	LOB	BOTTOM
--------	---	---	---	---	---	---	---	---	---	----	---	---	-----	----	----	-----	--------

Oddibe McDowell, L <small>(1, 8) OBP: 0.302, SLG: 0.307</small>										4	1	1	0	0	2	1	Philadelphia Phillies @ Atlanta Braves Atlanta-Fulton County Stadium, Atlanta, GA Sat Jul 08 1989, 7:05 PM EDT Att: 21,337 - Unknown - 85 F
---	--	--	--	--	--	--	--	--	--	---	---	---	---	---	---	---	---

Jeff Treadway, L <small>(1, 4) OBP: 0.313, SLG: 0.361</small>										3	1	0	0	1	0	1	
---	--	--	--	--	--	--	--	--	--	---	---	---	---	---	---	---	--

Lonnie Smith, R <small>(1, 7) OBP: 0.445, SLG: 0.603</small>										3	1	1	0	1	2	1	
--	--	--	--	--	--	--	--	--	--	---	---	---	---	---	---	---	--

Darrell Evans, L <small>(1, 5) OBP: 0.282, SLG: 0.308</small> Joe Boever, R <small>(9, 1)</small>										3	1	2	2	0	0	0	
--	--	--	--	--	--	--	--	--	--	---	---	---	---	---	---	---	--

Gerald Perry, L <small>(1, 3) OBP: 0.340, SLG: 0.341</small>										3	0	1	1	1	1	1	
--	--	--	--	--	--	--	--	--	--	---	---	---	---	---	---	---	--

Tommy Gregg, L <small>(1, 9) OBP: 0.345, SLG: 0.380</small>										4	0	1	1	0	0	1	
---	--	--	--	--	--	--	--	--	--	---	---	---	---	---	---	---	--

Jeff Blauser, R <small>(1, 6) OBP: 0.298, SLG: 0.408</small>										4	0	0	0	0	2	3	
--	--	--	--	--	--	--	--	--	--	---	---	---	---	---	---	---	--

Bruce Benedict, R <small>(1, 2) OBP: 0.308, SLG: 0.234</small>										4	0	1	0	0	0	3	
--	--	--	--	--	--	--	--	--	--	---	---	---	---	---	---	---	--

Tom Glavine, L <small>(1, 1) OBP: 0.295, SLG: 0.234</small> Geronimo Berroa, R <small>(5, PH) OBP: 0.315, SLG: 0.369</small> Jim Acker, R <small>(6, 1) OBP: 0.250, SLG: 0.250</small> Andres Thomas, R <small>(7, PH) OBP: 0.228, SLG: 0.377</small> Pete Smith, R <small>(7, PR) OBP: 0.222, SLG: 0.208</small> Paul Assenmacher, L <small>(8, 1)</small> Ed Whited, R <small>(9, 5)</small>										1	0	0	0	0	0	0	
--	--	--	--	--	--	--	--	--	--	---	---	---	---	---	---	---	--

Inning Stats	R: 0 E: 0 K: 2 S: 8	H: 0 LOB: 0 BB: 0 P: 14	R: 0 E: 0 K: 1 S: 7	H: 0 LOB: 0 BB: 0 P: 11	R: 0 E: 0 K: 0 S: 6	H: 0 LOB: 0 BB: 0 P: 10	R: 1 E: 0 K: 0 S: 8	H: 1 LOB: 1 BB: 1 P: 16	R: 0 E: 0 K: 1 S: 8	H: 1 LOB: 1 BB: 0 P: 13	R: 2 E: 0 K: 2 S: 8	H: 3 LOB: 1 BB: 0 P: 15	R: 0 E: 0 K: 2 S: 10	H: 0 LOB: 1 BB: 1 P: 19	R: 1 E: 0 K: 2 S: 15	H: 2 LOB: 3 BB: 2 P: 28	1B: 4 2B: 3 3B: 0 HR: 0	SF: 1 SAC: 0 DP: 0 HBP: 0	WP: 2 PB: 0 SB: 0 CS: 0	PA: 35
---------------------	------------------------------	----------------------------------	------------------------------	----------------------------------	------------------------------	----------------------------------	------------------------------	----------------------------------	------------------------------	----------------------------------	------------------------------	----------------------------------	-------------------------------	----------------------------------	-------------------------------	----------------------------------	----------------------------------	------------------------------------	----------------------------------	--------

PITCHER	IP	WLS	BF	H	R	ER	SO	BB	IBB	HBP	BLK	WP	HR	S	P	ERA	WHIP
Ken Howell, R <small>(1, 1) ERA: 3.89</small>	5.0		18	2	1	1	4	1	0	0	0	2	0	37	64	1.80	0.600
Larry McWilliams, L <small>(6, 1) ERA: 3.21</small>	2.0		10	3	2	2	2	1	0	0	0	0	0	18	34	9.00	2.000
Jeff Parrett, R <small>(8, 1) ERA: 3.22</small>	1.0	L	7	2	1	1	2	2	0	0	0	0	0	15	28	9.00	4.000

livebaseballscorecards.com

AB	30
R	4
H	7
RBI	4
BB	4
SO	8
LOB	12



Batter	1	2	3	4	5	6	7	8	9	10	11	12	13	AB R H RBI BB SO LOB	TOP														
Lenny Dykstra, L OBP: 0.360, SLG: 0.421	4-1 1B G4-3 SF9 BB		1-2 L8		2-1 CS 1B		0-1 1B		3-2 E3			1-1 F7		5 1 2 1 1 0 0															
Tom Herr, S OBP: 0.346, SLG: 0.346	2-1 G4-3		1-1 G3		2-1 CS	2-2 CI 1B	1-2 1B			3-2 G3			2-1 F8	5 0 1 1 0 0 1															
Von Hayes, L OBP: 0.396, SLG: 0.473	2-0 SF9 1B			1-3 K		0-0 CS 1B	1-3 K			2-1 G3			4-0 1B FC3-6 BB	5 1 2 0 1 2 2															
Ricky Jordan, R OBP: 0.294, SLG: 0.342	0-1 SF9			4-2 1B BB		1-0 F4		0-0 G6-3		2-2 F8			0-2 FC3-6 1B	4 0 1 1 1 0 2															
Dwayne Murphy, L OBP: 0.296, SLG: 0.366	1-1 G3-1			0-0 F7		3-2 L8		0-1 1B			2-2 F9		0-1 FC3-6	6 0 1 1 0 0 5															
Darren Daulton, L OBP: 0.297, SLG: 0.307		3-1 F9		2-0 1B		1-0 G3	2-2 SAFE P6			1-3 K			0-0 F9	6 0 1 0 0 1 2															
Charlie Hayes, R OBP: 0.302, SLG: 0.375		2-2 G6-3		0-0 G6-3		3-2 G1-3	2-3 K			4-0 CS BB				4 0 0 0 0 1 3	AB 44														
Roger McDowell, R OBP: 0.500, SLG: 0.500														0 0 0 0 0 0 0	R 4														
Randy Ready, R OBP: 0.366, SLG: 0.385														0 0 0 0 1 0 0	H 9														
Jeff Parrett, R														0 0 0 0 0 0 0	RBI 4														
Dickie Thon, R OBP: 0.289, SLG: 0.357		1-3 K			2-2 L8		4-2 1B BB		3-2 G6-3		2-1 SAFE CS	1-0 F7		4 1 0 0 1 1 0	BB 5														
Terry Mulholland, R OBP: 0.091, SLG: 0.091			2-2 G3			0-0 G4-3		3-0 1B BB		0-0 G4-3		1-1 G1-3		2 0 0 0 0 0 0	SO 5														
Jim Adduci, L OBP: 0.500, SLG: 0.500							1-3 1B 1B							1 1 1 0 0 0 0	LOB 15														
Don Carman, L														0 0 0 0 0 0 0															
Steve Jeltz, S OBP: 0.406, SLG: 0.384														2 0 0 0 0 0 0															
Inning Stats	R: 1 E: 0 K: 0 S: 8	H: 1 LOB: 1 BB: 1 P: 17	R: 0 E: 0 K: 1 S: 8	H: 0 LOB: 0 BB: 0 P: 14	R: 0 E: 0 K: 0 S: 9	H: 0 LOB: 0 BB: 0 P: 13	R: 0 E: 0 K: 1 S: 9	H: 1 LOB: 2 BB: 1 P: 16	R: 0 E: 1 K: 0 S: 8	H: 1 LOB: 1 BB: 0 P: 14	R: 2 E: 0 K: 1 S: 17	H: 3 LOB: 2 BB: 1 P: 30	R: 0 E: 0 K: 1 S: 9	H: 1 LOB: 0 BB: 0 P: 13	R: 0 E: 1 K: 0 S: 10	H: 0 LOB: 1 BB: 0 P: 16	R: 0 E: 0 K: 1 S: 7	H: 0 LOB: 0 BB: 1 P: 16	R: 0 E: 0 K: 0 S: 5	H: 0 LOB: 0 BB: 0 P: 8	R: 1 E: 0 K: 0 S: 8	H: 1 LOB: 1 BB: 1 P: 14	1B: 9 2B: 0 3B: 0 HR: 0	SF: 1 SAC: 0 DP: 0 HBP: 0	WP: 0 PB: 0 SB: 0 CS: 3	PA: 53			
PITCHER	IP WLS BF H R ER SO BB IBB HBP BLK WP HR S P ERA WHIP																												
Marty Clary, R ERA: 3.38	(1, 1) 6.2 27 5 3 3 2 3 0 0 0 0 0 0 0 57 106 4.05 1.200																												
Derek Lilliquist, L ERA: 3.31	(7, 1) 0.1 3 2 0 0 1 0 0 0 0 0 0 0 9 11 0.00 6.000																												
Jim Acker, R ERA: 2.58	(8, 1) 1.0 4 1 0 0 1 0 0 0 0 0 0 0 9 13 0.00 1.000																												
Mark Eichhorn, R ERA: 4.79	(9, 1) 2.0 6 0 0 0 0 0 0 0 0 0 0 0 19 32 0.00 0.000																												
Joe Boeyer, R ERA: 3.28	(11, 1) 3.0 L 11 1 1 1 1 2 0 0 0 0 0 0 20 38 3.00 1.000																												

Philadelphia Phillies @ Atlanta Braves
Atlanta-Fulton County Stadium, Atlanta, GA
Sun Jul 09 1989, 3:33 AM EDT
Att. 9,292 - Sunny - 95 F

livebaseballscorecards.com



Batter	1	2	3	4	5	6	7	8	9	10	11	12	13	AB R H RBI BB SO LOB
Oddibe McDowell, L OBP: 0.300, SLG: 0.303 (1, 8)	1-3 K		1-3 K		1-0 P5		2-2 F8		0-1 G3-1			1-2 1B		6 0 1 0 0 2 4
Jeff Blausler, R OBP: 0.294, SLG: 0.398 (1, 6)	2-2 P6		4-0 2B SF8 BB		0-2 G5-3			2-2 G6-3	3-2 F8			1-2 K		5 1 0 0 1 1 3
Lonnie Smith, R OBP: 0.453, SLG: 0.610 (1, 7)	0-0 FC6-4 1B		2-2 1-3 3-H 2B		0-1 PO 1B			1-0 L8		4-2 CS BB		4-0 IBB		4 0 3 1 2 0 0
Dale Murphy, R OBP: 0.306, SLG: 0.338 (1, 9)	0-1 FC6-4		4-0 FC6-4 IBB		1-1 PO	2-0 L7		1-1 1B		2-2 G6-3		3-3 K		5 0 1 0 1 1 4
Gerald Perry, L Derek Lilliquist, L Jim Acker, R Tommy Griggs, L Mark Eichhorn, R Andres Thomas, R Joe Boever, R Geronimo Beras, R (1, 3) (7, 1) (8, 1) (8, PH) (8, 1) (10, PH) (11, 1) (13, PH)		2-3 K	1-0 SF8		1-0 G1-3			0-1 G1-3		0-2 P3			2-1 F8 2B	2 0 0 1 0 1 0 0 0 0 0 0 0 0 0 0 0 0 0 0 0 1 0 0 0 0 0 1 0 0 0 0 0 0 0 1 0 0 0 0 0 0 1 0 0 0 0 0 0 1 0 1 0 0 0 0
Ed Whited, R OBP: 0.067, SLG: 0.067 (1, 5)		0-0 G6-3	0-0 FC6-4		1-1 G1-3				2-2 FC5-6 BB 1B		3-2 P7		0-0 F8	6 0 1 0 0 0 3
Jeff Treadway, L OBP: 0.313, SLG: 0.358 (1, 4)		0-2 1B		1-3 K			1-2 G4-3		4-0 1-2 E BB		1-0 F8		1-3 K	5 1 1 0 1 2 1
Bruce Benedict, R John Russell, R Jody Davis, R Marty Clary, R Darrell Evans, L (1, 2) (7, PH) (8, 2) (13, PH) (1, 1) (7, 3)		1-0 G5-3		2-2 F9			3-3 K		2-0 FC5-6 G3-1		0-3 K		2-3 K	2 0 0 0 0 0 1 3 0 0 0 0 2 1 1 0 0 0 0 1 1
			2-2 E 2B 1B		1-1 G6-3		2-0 1B		4-0 G3-1 IBB			0-3 K		2 1 1 0 0 0 0 2 0 1 0 1 1 0

Inning Stats	R: 0	H: 1	R: 0	H: 1	R: 2	H: 2	R: 0	H: 0	R: 0	H: 1	R: 0	H: 1	R: 0	H: 1	R: 0	H: 0	R: 0	H: 1	R: 0	H: 0	R: 0	H: 0	R: 0	H: 1	R: 0	H: 1	R: 0	H: 1	R: 0	H: 0	R: 0	H: 0	R: 0	H: 1	R: 0	H: 0		
	E: 0	LOB: 1	E: 0	LOB: 1	E: 1	LOB: 2	E: 0	LOB: 0	E: 0	LOB: 1	E: 0	LOB: 1	E: 0	LOB: 0	E: 0	LOB: 0	E: 0	LOB: 1	E: 0	LOB: 0	E: 0	LOB: 0	E: 0	LOB: 2	E: 0	LOB: 2	E: 0	LOB: 0	E: 0	LOB: 0	E: 0	LOB: 0	E: 0	LOB: 1	E: 0	LOB: 0	E: 0	LOB: 0
	K: 1	BB: 0	K: 1	BB: 0	K: 1	BB: 2	K: 0	BB: 0	K: 0	BB: 0	K: 1	BB: 0	K: 0	BB: 0	K: 1	BB: 0	K: 0	BB: 0	K: 0	BB: 1	K: 1	BB: 0	K: 3	BB: 1	K: 3	BB: 1	K: 1	BB: 0	K: 1	BB: 0	K: 0	BB: 0	K: 0	BB: 1	K: 2	BB: 0	K: 0	BB: 0
	S: 11	P: 14	S: 9	P: 12	S: 13	P: 28	S: 7	P: 9	S: 11	P: 15	S: 7	P: 9	S: 4	P: 8	S: 13	P: 21	S: 9	P: 13	S: 10	P: 25	S: 9	P: 15	S: 7	P: 11	S: 15	P: 25	S: 10	P: 15	S: 7	P: 11	S: 15	P: 25	S: 10	P: 15	S: 10	P: 15		

PITCHER	IP	WLS	BF	H	R	ER	SO	BB	IBB	HBP	BLK	WP	HR	S	P	ERA	WHIP
Terry Mulholland, L ERA: 4.53 (1, 1)	6.0		24	5	2	2	4	1	1	0	0	0	0	55	86	3.00	1.000
Don Carman, L ERA: 4.94 (7, 1)	1.0		4	1	0	0	1	0	0	0	0	0	0	13	21	0.00	1.000
Roger McDowell, R ERA: 2.45 (8, 1)	3.0		13	2	1	0	0	2	1	0	0	0	0	28	53	0.00	1.333
Jeff Parrett, R ERA: 3.04 (11, 1)	3.0	W	12	2	0	0	6	0	1	0	0	0	0	32	51	0.00	0.667

Philadelphia Phillies @ Atlanta Braves
Atlanta-Fulton County Stadium, Atlanta, GA

Sun Jul 09 1989, 3:33 AM EDT
Att: 9,292 - Sunny - 95 F

AB	46
R	3
H	10
RBI	2
BB	6
SO	11
LOB	19

Braves

1B: 8	SF: 1	WP: 0	PA: 54
2B: 2	SAC: 0	PB: 0	
3B: 0	DP: 0	SB: 1	
HR: 0	HBP: 0	CS: 1	

Batter	1	2	3	4	5	6	7	8	9	AB R H RBI BB SO LOB	TOP											
Juan Samuel, R (1, 8) OBP: 0.316, SLG: 0.380	0-1 L7	0-2 E7		4-2 S BB			0-1 G4-3 WP 1B		0-3 K	4 1 1 0 1 1 1												
Dave Magadan, L (1, 5) OBP: 0.382, SLG: 0.440	1-0 E4 BB BB	1-2 G4-3		2-2 G4-3			3-1 G4-3		1-0 E8 1B	4 0 0 0 0 0 3 1 0 1 1 0 0 0												
Kevin Elster, R (8, 6) OBP: 0.258, SLG: 0.286				1-2			1-3		3-H 0-3 K	5 1 1 0 0 2 2												
Howard Johnson, S (1, 6) OBP: 0.364, SLG: 0.602	1-3 K		0-1 PB 1B 2B			1-1 F8	2-0 G4-3			3 1 1 1 1 0 1												
Darryl Strawberry, L (1, 9) OBP: 0.326, SLG: 0.525	1-2 BB BB		2-2 G1-3			0-0 HR	0-1 F7			3 0 0 0 1 0 1												
Kevin McReynolds, R (1, 7) OBP: 0.341, SLG: 0.396	4-1 FC6-4 BB		1-1 P2			1-1 G1-3		3-2 G6-3		4 0 1 1 0 0 3												
Keith Hernandez, L (1, 3) OBP: 0.360, SLG: 0.405	0-1 FC6-4		1-0 1B			1-2 G3		2-2 G4-3		4 1 1 1 0 0 1												
Gregg Jefferies, S (1, 4) OBP: 0.283, SLG: 0.328			2-1 F7 HR			0-2 L4		0-0 L3		4 1 1 0 0 0 0												
Mackey Sasser, L (1, 2) OBP: 0.289, SLG: 0.380			0-0 F7			0-0 F8		0-0 G1-3 E 2B		4 0 0 0 0 1 1												
Ron Darling, R (1, 1) OBP: 0.175, SLG: 0.350			1-3 K			0-0 P6		0-0 G6-3														
Inning Stats	R: 0 E: 1 K: 1 S: 13	H: 0 LOB: 3 BB: 2 P: 23	R: 1 E: 1 K: 1 S: 13	H: 1 LOB: 1 BB: 0 P: 17	R: 1 E: 0 K: 0 S: 11	H: 2 LOB: 1 BB: 0 P: 17	R: 0 E: 0 K: 0 S: 9	H: 0 LOB: 1 BB: 1 P: 17	R: 1 E: 0 K: 0 S: 8	H: 1 LOB: 0 BB: 0 P: 11	R: 0 E: 0 K: 0 S: 5	H: 0 LOB: 0 BB: 0 P: 5	R: 1 E: 0 K: 0 S: 7	H: 1 LOB: 0 BB: 0 P: 12	R: 0 E: 0 K: 0 S: 10	H: 0 LOB: 0 BB: 0 P: 15	R: 1 E: 1 K: 2 S: 10	H: 2 LOB: 1 BB: 0 P: 12	1B: 3 2B: 2 3B: 0 HR: 2	SF: 0 SAC: 0 DP: 0 HBP: 0	WP: 1 PB: 1 SB: 2 CS: 0	PA: 39
PITCHER	IP WLS BF H R ER SO BB IBB HBP BLK WP HR S P ERA WHIP																					
Pete Smith, R (1, 1) ERA: 4.74	5.0 L 24 4 3 3 2 3 0 0 0 0 0 2 54 85 5.40 1.400																					
Sergio Valdez, R (6, 1) ERA: 3.0	3.0 10 1 1 1 0 0 0 0 0 0 1 0 22 32 3.00 0.333																					
Mark Eichhorn, R (9, 1) ERA: 4.98	1.0 5 2 1 1 2 0 0 0 0 0 0 0 10 12 9.00 2.000																					

New York Mets @ Atlanta Braves
Atlanta-Fulton County Stadium, Atlanta, GA

Thu Jul 13 1989, 7:05 PM EDT
Att: 13,690 - Unknown

livebaseballscorecards.com

AB 36
R 5
H 7
RBI 4
BB 3
SO 4
LOB 13



Batter	1	2	3	4	5	6	7	8	9	AB R H RBI BB SO LOB	TOP																	
Juan Samuel, R (1, 8) OBP: 0.312, SLG: 0.374	2-3 K		2-0 F8			1-3 K		0-3 K		4 0 0 0 0 3 0																		
Dave Magadan, L (1, 5) OBP: 0.376, SLG: 0.431	3-2 F8			2-0 G4-3		3-2 F8			0-2 F7	4 0 0 0 0 0 0																		
Howard Johnson, S (1, 6) OBP: 0.365, SLG: 0.604	0-3 K2-3			3-1 P6		3-2 2B			1-1 1B	4 0 2 0 0 1 0																		
Darryl Strawberry, L (1, 9) OBP: 0.321, SLG: 0.516		0-1 G6-3		2-2 P4		1-0 P2			0-2 F7	4 0 0 0 0 0 2																		
Kevin McReynolds, R (1, 7) OBP: 0.343, SLG: 0.411		0-0 HR			3-1 G4-3 1B 2B		1-3 K		1-3 K	4 2 2 1 0 2 1																		
Keith Hernandez, L (1, 3) OBP: 0.353, SLG: 0.395		1-0 G3			2-0 P6		1-1 F9			3 0 0 0 0 0 1																		
Gregg Jefferies, S (1, 4) OBP: 0.280, SLG: 0.325		2-3 K			1-0 G4-3		0-0 P6			3 0 0 0 0 1 1																		
Mackey Sasser, L (1, 2) OBP: 0.290, SLG: 0.379			0-0 F7		0-0 1B			1-0 F8		3 0 1 1 0 0 0																		
Sid Fernandez, L (1, 1) OBP: 0.231, SLG: 0.243			0-3 K		0-0 F8			1-2 F9		3 0 0 0 0 1 1																		
Inning Stats	R: 0 E: 0 K: 2 S: 9	H: 0 LOB: 0 BB: 0 P: 14	R: 1 E: 0 K: 1 S: 9	H: 1 LOB: 0 BB: 0 P: 12	R: 0 E: 0 K: 1 S: 5	H: 0 LOB: 0 BB: 0 P: 7	R: 0 E: 0 K: 0 S: 6	H: 0 LOB: 0 BB: 0 P: 13	R: 1 E: 0 K: 0 S: 6	H: 2 LOB: 1 BB: 0 P: 12	R: 0 E: 0 K: 1 S: 13	H: 1 LOB: 1 BB: 0 P: 21	R: 0 E: 0 K: 1 S: 7	H: 0 LOB: 0 BB: 0 P: 9	R: 0 E: 0 K: 1 S: 7	H: 0 LOB: 0 BB: 0 P: 9	R: 0 E: 0 K: 1 S: 13	H: 1 LOB: 1 BB: 0 P: 14	1B: 2 2B: 2 3B: 0 HR: 1	SF: 0 SAC: 0 DP: 0 HBP: 0	WP: 0 PB: 0 SB: 0 CS: 0	PA: 32						
PITCHER	IP WLS BF H R ER SO BB IBB HBP BLK WP HR S P ERA WHIP																											
29 John Smoltz, R (1, 1) ERA: 2.11	8.0		28	4	2	2	7	0	0	0	0	0	0	1	62	97	2.25	0.500										
Joe Boever, R (9, 1) ERA: 3.21	1.0	W	4	1	0	0	1	0	0	0	0	0	0	0	13	14	0.00	1.000										

New York Mets @ Atlanta Braves
Atlanta-Fulton County Stadium, Atlanta, GA

Fri Jul 14 1989, 7:05 PM EDT
Att: 24,143 - Unknown

livebaseballscorecards.com

AB	32
R	2
H	5
RBI	2
BB	0
SO	8
LOB	6



Batter	1	2	3	4	5	6	7	8	9	AB R H RBI BB SO LOB
Oddibe McDowell, L (1, 8) OBP: 0.292, SLG: 0.295	2-3 K	0-3 K			1-0 P6			0-3 K		4 0 0 0 0 3 1
Jeff Blauser, R (1, 4) OBP: 0.294, SLG: 0.413	2-2 2B		1-0 P3		0-3 K			0-2 F8		4 0 1 0 0 1 0
Lonnie Smith, R (1, 7) OBP: 0.444, SLG: 0.607	1-3 K		1-3 K			1-3 K			1-0 HR	4 1 1 1 0 3 1
Andres Thomas, R (1, 6) OBP: 0.298, SLG: 0.373	2-1 G6-3		1-1 1B			1-3 K				3 0 1 0 0 1 1
Dale Murphy, R (1, 9) OBP: 0.305, SLG: 0.337		1-1 SH5-4 1B 1B	3-2 G1-3			3-3 K				3 1 1 0 0 1 1
Ed Whited, R (1, 5) OBP: 0.111, SLG: 0.111		0-1 1B SH5-4 29 FC4-6 1B		0-3 K			1-2 G6-3			3 1 1 0 0 1 0
Tommy Gregg, L (1, 3) OBP: 0.331, SLG: 0.363		1-1 SH5-4		1-3 K			3-3 K			2 0 0 0 0 2 0
Bruce Benedict, R (1, 2) OBP: 0.304, SLG: 0.235		1-2 29 FC4-6 1B		0-3 K			1-3 K			3 0 1 1 0 2 0
29 John Smoltz, R (1, 1) OBP: 0.255, SLG: 0.293		0-2 FC4-6			1-3 K			0-3 K		2 0 0 1 0 1 1
Geronimo Berroa, R (8, PH) OBP: 0.318, SLG: 0.381										1 0 0 0 0 1 0
Joe Boever, R (9, 1)										0 0 0 0 0 0 0

Inning Stats	R: 0	H: 1	E: 0	LOB: 1	K: 2	BB: 0	S: 12	R: 2	H: 3	E: 0	LOB: 1	K: 1	BB: 0	S: 16	R: 0	H: 1	E: 0	LOB: 1	K: 1	BB: 0	S: 11	R: 0	H: 0	E: 0	LOB: 0	K: 3	BB: 0	S: 10	R: 0	H: 0	E: 0	LOB: 0	K: 2	BB: 0	S: 7	R: 0	H: 0	E: 0	LOB: 0	K: 3	BB: 0	S: 12	R: 0	H: 0	E: 0	LOB: 0	K: 2	BB: 0	S: 13	R: 0	H: 0	E: 0	LOB: 0	K: 2	BB: 0	S: 9	R: 1	H: 1	E: 0	LOB: 0	K: 0	BB: 0	S: 1	1B: 4	SF: 0	2B: 1	SAC: 1	3B: 0	DP: 0	HR: 1	HBP: 0	WP: 0	PA: 30
--------------	------	------	------	--------	------	-------	-------	------	------	------	--------	------	-------	-------	------	------	------	--------	------	-------	-------	------	------	------	--------	------	-------	-------	------	------	------	--------	------	-------	------	------	------	------	--------	------	-------	-------	------	------	------	--------	------	-------	-------	------	------	------	--------	------	-------	------	------	------	------	--------	------	-------	------	-------	-------	-------	--------	-------	-------	-------	--------	-------	--------

PITCHER	IP	WLS	BF	H	R	ER	SO	BB	IBB	HBP	BLK	WP	HR	S	P	ERA	WHIP
Sid Fernandez, L (1, 1) ERA: 2.86	8.0	L	30	6	3	3	16	0	0	0	0	0	1	91	121	3.38	0.750


BOTTOM

New York Mets @ Atlanta Braves
Atlanta-Fulton County Stadium, Atlanta, GA

Fri Jul 14 1989, 7:05 PM EDT
Att. 24,143 - Unknown

livebaseballscorecards.com

AB	29
R	3
H	6
RBI	3
BB	0
SO	16
LOB	5



New York Mets @ Atlanta Braves
 Atlanta-Fulton County Stadium, Atlanta, GA

Sat Jul 15 1989, 7:05 PM EDT
 Att. 35,542 - Unknown - 80 F

AB	35
R	6
H	12
RBI	5
BB	5
SO	5
LOB	18



TOP									
AB	R	H	RBI	BB	SO	LOB			
4	0	1	0	0	0	5			
0	0	0	0	0	0	0			
1	0	1	1	0	0	0			
0	0	0	0	0	0	0			

3	0	1	0	1	0	1			
1	1	0	0	0	0	1			

5	0	1	0	0	0	3			
---	---	---	---	---	---	---	--	--	--

5	1	1	1	0	3	3			
---	---	---	---	---	---	---	--	--	--

4	0	0	0	1	1	0			
---	---	---	---	---	---	---	--	--	--

2	2	2	1	1	0	0			
---	---	---	---	---	---	---	--	--	--

4	1	1	0	0	0	4			
---	---	---	---	---	---	---	--	--	--

2	0	1	0	2	1	0			
---	---	---	---	---	---	---	--	--	--

2	0	2	2	0	0	0			
2	1	1	0	0	0	1			

1B:	9	SF:	1	WP:	0	PA:	41
2B:	2	SAC:	0	PB:	0		
3B:	0	DP:	2	SB:	2		
HR:	1	HBP:	0	CS:	1		

Batter	1	2	3	4	5	6	7	8	9
Juan Samuel, R (1, 8) OBP: 0.311, SLG: 0.372 Rick Aguilera, R (6, 1) Mark Carreon, R (8, PH) OBP: 0.346, SLG: 0.532 Randy Myers, L (8, 1)	1-0 S 1B	2-2 F9		1-0 G6-4-3 1-2f 2-3 3-H		1-2 G6-4-3 1-2f		3-1 CS 1B	
Dave Magadan, L (1, 5) OBP: 0.378, SLG: 0.430 Kevin Elster, R (7, PR) OBP: 0.257, SLG: 0.284	0-1 F7		1-1 F9	4-1 BB			0-0 2B SF8 1B	2-2 G3 1-2	
Howard Johnson, S (1, 6) OBP: 0.363, SLG: 0.601	1-1 P4		3-1 G6-3	1-0 G3			0-1 SF8 1-3 2B		3-2 P6
Darryl Strawberry, L (1, 9) OBP: 0.319, SLG: 0.522	2-3 K 1-2		1-1 HR		2-3 K		0-3 K		3-2 G1-3
Kevin McReynolds, R (1, 7) OBP: 0.340, SLG: 0.405		3-2 F8	0-1 F7		1-2 G6-3		4-0 IBB		0-3 K
Tim Teufel, R (1, 3) OBP: 0.389, SLG: 0.344		2-2 BB 1B 1B		2-1 BB 1B 1B	4-0 BB		1-0 SF8		
Gregg Jefferies, S (1, 4) OBP: 0.280, SLG: 0.324		0-2 P6		0-0 1B BB G6-4-3 1B	2-2 F7		2-3 3-H 2-0 L9		
Phil Lombardi, R (1, 2) OBP: 0.290, SLG: 0.357		4-0 1B 1-2 BB		4-1 G6-4-3 1B 1-2 2-3 BB		0-1 FC4-6 1B		2-3 K	
David Cone, L (1, 1) OBP: 0.282, SLG: 0.297 Mookie Wilson, S (6, PH) OBP: 0.234, SLG: 0.292	1-1 1-2 2-H 1B	1-1 1B		1-0 G6-4-3 1B 1-2 2-3 3-H		1-0 FC4-6 1-2f G6-4-3		2-2 S 1B 2B	

Inning Stats	R: 0 E: 0 K: 1 S: 8	H: 1 LOB: 1 BB: 0 P: 12	R: 1 E: 0 K: 0 S: 17	H: 2 LOB: 2 BB: 1 P: 29	R: 1 E: 0 K: 0 S: 8	H: 1 LOB: 0 BB: 0 P: 13	R: 2 E: 0 K: 0 S: 8	H: 3 LOB: 2 BB: 2 P: 21	R: 0 E: 0 K: 1 S: 11	H: 0 LOB: 1 BB: 1 P: 20	R: 0 E: 0 K: 0 S: 6	H: 1 LOB: 0 BB: 0 P: 8	R: 1 E: 0 K: 1 S: 8	H: 2 LOB: 2 BB: 1 P: 15	R: 1 E: 0 K: 1 S: 15	H: 2 LOB: 0 BB: 0 P: 23	R: 0 E: 0 K: 1 S: 14	H: 0 LOB: 0 BB: 0 P: 20
--------------	------------------------------	----------------------------------	-------------------------------	----------------------------------	------------------------------	----------------------------------	------------------------------	----------------------------------	-------------------------------	----------------------------------	------------------------------	---------------------------------	------------------------------	----------------------------------	-------------------------------	----------------------------------	-------------------------------	----------------------------------

PITCHER	IP	WLS	BF	H	R	ER	SO	BB	IBB	HBP	BLK	WP	HR	S	P	ERA	WHIP
Derek Lilliquist, L (1, 1) ERA: 3.59	3.0		18	7	4	4	1	2	0	0	0	0	1	38	66	12.00	3.000
Sergio Valdez, R (4, 1) ERA: 2.25	2.0		7	0	0	0	1	2	0	0	0	0	0	14	29	0.00	1.000
Jim Acker, R (6, 1) ERA: 2.54	1.0		3	1	0	0	0	0	0	0	0	0	0	6	8	0.00	1.000
Paul Assenmacher, L (7, 1) ERA: 4.82	1.1	L	8	3	2	2	2	0	1	0	0	0	0	16	27	13.50	2.250
Mark Eichhorn, R (8, 1) ERA: 4.84	0.2		2	1	0	0	0	0	0	0	0	0	0	7	11	0.00	1.500

PITCHER	IP	WLS	BF	H	R	ER	SO	BB	IBB	HBP	BLK	WP	HR	S	P	ERA	WHIP
Joe Boever, R (9, 1) ERA: 3.14	1.0		3	0	0	0	1	0	0	0	0	0	0	14	20	0.00	0.000

Batter	1	2	3	4	5	6	7	8	9	AB	R	H	RBI	BB	SO	LOB
Oddibe McDowell, L OBP: 0.290, SLG: 0.290 (1, 8)	0-1 E3 WP 1B BLK		2-3 K		1-1 FC3-6 1B WP	4-0 1B BB		1-0 G3		4	2	0	0	1	1	1
Jeff Treadway, L OBP: 0.321, SLG: 0.360 (1, 4)	2-2 1B 1-H		1-0 G3-1		4-1 1B BB	0-0 FC5-4 1B		4-2 BB BB		3	1	2	2	2	0	0
Lonnie Smith, R OBP: 0.443, SLG: 0.601 (1, 7)	1-0 L9			2-0 F9	1-0 1B BB	0-0 FC5-4		4-1 BB BB		4	0	1	1	1	0	3
Andres Thomas, R OBP: 0.260, SLG: 0.374 (1, 6) Joe Boever, R (9, 1)	0-3 K			0-3 K	1-1 BB 1B		1-0 FC6-4 1B	2-2 P6		5	0	2	1	0	2	3
Dale Murphy, R OBP: 0.307, SLG: 0.336 (1, 9)	0-1 P6			2-0 BB 1B	4-0 BB BB		0-0 FC6-4 FC5-4 1B		3-2 P3	4	0	1	0	1	0	2
Tommy Gregg, L OBP: 0.333, SLG: 0.360 (1, 3)		0-1 F8		4-2 BB	1-2 F7		1 SAFE 0-1 FC5-4 1B	1-1 G6-3		4	0	1	0	1	0	3
Jeff Blauser, R OBP: 0.288, SLG: 0.404 (1, 5) (9, 6)		0-3 K		2-3 K		2-3 K	0-0 FC5-4	2-3 K		5	0	0	0	0	4	4
Bruce Benedict, R OBP: 0.303, SLG: 0.236 (1, 2)		1-1 P3			0-0 F7	2-0 BLK 1B	0-0 G1-3			4	1	1	0	0	0	2
Derek Liliquist, L Sergio Valdez, R Jeff Wetherby, L Jim Auer, R Darrell Evans, L Paul Assenmacher, L Mark Eichhorn, R Gerónimo Berroa, R Ed Whitfield, R			1-1 P3		4-2 FC3-6 BB	1-1 F7		2-2 F8		1	0	0	0	0	0	0

BOTTOM

New York Mets @ Atlanta Braves
Atlanta-Fulton County Stadium, Atlanta, GA

Sat Jul 15 1989, 7:05 PM EDT
Att: 35,542 - Unknown - 80 F


livebaseballscorecards.com

AB	36
R	4
H	8
RBI	4
BB	7
SO	7
LOB	19



Inning Stats	R: 1	H: 1	R: 0	H: 0	R: 0	H: 0	R: 0	H: 1	R: 2	H: 2	R: 0	H: 2	R: 0	H: 0	R: 0	H: 0	R: 0	H: 0	R: 0	H: 0	1B: 8	SF: 0	WP: 2	PA: 43	
E: 1	LOB: 1	E: 0	LOB: 0	E: 0	LOB: 2	E: 0	LOB: 3	E: 0	LOB: 2	E: 0	LOB: 2	E: 0	LOB: 2	E: 0	LOB: 0	E: 0	LOB: 0	E: 0	LOB: 0	E: 0	LOB: 0	2B: 0	SAC: 0	PB: 0	
K: 1	BB: 0	K: 1	BB: 0	K: 2	BB: 1	K: 0	BB: 0	K: 1	BB: 1	K: 0	BB: 0	K: 0	BB: 2	K: 1	BB: 0	K: 1	BB: 0	K: 1	BB: 0	K: 0	BB: 0	3B: 0	DP: 0	SB: 0	
S: 12	P: 15	S: 7	P: 8	S: 11	P: 21	S: 13	P: 29	S: 10	P: 19	S: 6	P: 7	S: 10	P: 23	S: 14	P: 20	S: 14	P: 20	S: 14	P: 20	S: 14	P: 20	HR: 0	HBP: 0	CS: 0	

PITCHER	IP	WLS	BF	H	R	ER	SO	BB	IBB	HBP	BLK	WP	HR	S	P	ERA	WHIP
David Cone, R ERA: 3.98 (1, 1)	5.0		24	4	3	2	5	4	0	0	1	2	0	51	85	3.60	1.600
Rick Aguilera, R ERA: 1.72 (6, 1)	2.0	W	11	4	1	1	1	1	0	0	1	0	0	16	26	4.50	2.500
Randy Myers, L ERA: 1.39 (8, 1)	2.0	S	8	0	0	0	1	2	0	0	0	0	0	24	43	0.00	1.000

Batter	1	2	3	4	5	6	7	8	9	AB R H RBI BB SO LOB	TOP																															
Mookie Wilson, S OBP: 0.233, SLG: 0.290 (1, 8)	0-1 CS 1B	0-0 F7			1-3 K		0-0 G4-3		1-2 G1-3	5 0 1 0 0 1 3																																
Keith Hernandez, L OBP: 0.340, SLG: 0.380 (1, 3)	3-2 SAFE SAFE 1-2 F7		1-1 F8		0-1 G4-3		2-2 F7		0-1 G3-1	5 0 0 0 0 0 2																																
Howard Johnson, S OBP: 0.367, SLG: 0.614 (1, 5) (7, 6)	4-0 1B BB		3-3 K			1-0 2B		0-0 HR		3 2 2 1 1 1 0																																
Darryl Strawberry, L OBP: 0.318, SLG: 0.518 (1, 9)	1-1 SAFE 1-3 FC6-4 1B		3-2 G3-1			3-2 F7		2-3 K		4 0 1 0 0 1 1																																
Kevin McReynolds, R OBP: 0.339, SLG: 0.407 (1, 7)	1-1 FC6-4 1-2f			1-0 F9		1-0 2B		0-3 K		4 0 1 1 0 1 2																																
Gregg Jefferies, S OBP: 0.279, SLG: 0.322 (1, 4)		0-0 G5-3		2-1 L5		2-1 L7		0-1 E 1B		4 0 1 0 0 0 1																																
Mackey Sasser, L OBP: 0.288, SLG: 0.374 (1, 2)		1-0 E7 FC6-5		1-1 FC5-4 1B		1-1 L3-1		1-0 E5		4 0 1 0 0 0 2																																
Kevin Elster, R OBP: 0.254, SLG: 0.281 Don Aase, R (7, 1) Tim Teufel, R OBP: 0.387, SLG: 0.341 Rick Aguilera, R (8, 1)		3-2 FC6-5 1B		1-0 FC5-4			0-0 G6-3	2-3 K		3 0 0 0 0 0 2 0 0 0 0 0 0 0 1 0 0 0 0 1 2 0 0 0 0 0 0 0	AB 37 R 2 H 9 RBI 2 BB 1 SO 5 LOB 15																															
Bob Ojeda, L OBP: 0.189, SLG: 0.167 Jeff Innis, R (4, 1) Lee Mazzilli, S OBP: 0.385, SLG: 0.316 Kevin Tapani, R (5, 1) Dave Magadan, L OBP: 0.379, SLG: 0.435 (7, 5)		2-2 1B		3-2 G3			2-1 G4-3 2B		1-0 F8	1 0 1 0 0 0 0 0 0 0 0 0 0 0 1 0 0 0 0 0 0 0 0 0 0 0 0 0 2 0 1 0 0 0 0																																
Inning Stats	R: 0 E: 0 K: 0 S: 10	H: 2 LOB: 2 BB: 1 P: 19	R: 0 E: 1 K: 0 S: 11	H: 1 LOB: 2 BB: 0 P: 17	R: 0 E: 0 K: 1 S: 10	H: 0 LOB: 0 BB: 0 P: 17	R: 0 E: 0 K: 1 S: 6	H: 1 LOB: 1 BB: 0 P: 11	R: 0 E: 0 K: 1 S: 8	H: 0 LOB: 0 BB: 0 P: 12	R: 1 E: 0 K: 0 S: 9	H: 2 LOB: 1 BB: 0 P: 17	R: 0 E: 0 K: 0 S: 8	H: 1 LOB: 1 BB: 0 P: 12	R: 1 E: 1 K: 3 S: 15	H: 2 LOB: 2 BB: 0 P: 20	R: 0 E: 0 K: 0 S: 7	H: 0 LOB: 0 BB: 0 P: 9	1B: 5 2B: 3 3B: 0 HR: 1	SF: 0 SAC: 0 DP: 0 HBP: 0	WP: 0 PB: 0 SB: 0 CS: 1	PA: 38																				
PITCHER	IP	WLS	BF	H	R	ER	SO	BB	IBB	HBP	BLK	WP	HR	S	P	ERA	WHIP								PITCHER	IP	WLS	BF	H	R	ER	SO	BB	IBB	HBP	BLK	WP	HR	S	P	ERA	WHIP
Marty Clary, R ERA: 2.89 Jim Acker, R ERA: 2.62 Joe Boever, R ERA: 3.08	(1, 1) (7, 1) (9, 1)	6.2 1.1 1.0	W 7 3	28 2 0	7 2 0	1 1 0	2 3 0	1 0 0	0 0 0	0 0 0	0 0 0	0 0 0	0 1 0	58 19 7	99 26 9	1.35 6.75 0.00	1.200 1.500 0.000																									

New York Mets @ Atlanta Braves
Atlanta-Fulton County Stadium, Atlanta, GA

Sun Jul 16 1989, 3:33 AM EDT
Att: 16,977 - Unknown

livebaseballscorecards.com



BOTTOM

New York Mets @ Atlanta Braves
Atlanta-Fulton County Stadium, Atlanta, GA

Sun Jul 16 1989, 3:33 AM EDT
Att. 16,977 - Unknown

livebaseballscorecards.com

AB 32
R 6
H 10
RBI 4
BB 6
SO 4
LOB 17



WP: 1 PA: 38
PB: 0
SB: 2
CS: 0

AB	R	H	RBI	BB	SO	LOB
4	0	2	0	1	0	3
3	0	1	2	1	0	1
1	0	0	0	0	0	1
4	0	1	0	0	1	5
3	0	0	0	1	1	2
4	0	1	0	0	0	1
4	2	2	2	0	1	1
3	0	1	0	1	0	0
3	2	1	0	1	1	2
2	2	1	0	1	0	0
0	0	0	0	0	0	0
1	0	0	0	0	0	1
0	0	0	0	0	0	0

Batter	1	2	3	4	5	6	7	8	9
Oddibe McDowell, L (1, 8) OBP: 0.295, SLG: 0.293	0-0 B5-3	0-2 FC4-2 E 1B 1-2 2-3 3-H		0-1 G6-4-3 BB 1-2 1B		4-0 S BB BB		2-1 S BB BB 3-H 1B	
Jeff Blauser, R (1, 4) OBP: 0.291, SLG: 0.403	1-2 F8	1-0 E 1B 1-2 2-3 2-H 3-H		4-0 G6-4-3 BB 1-2 2-3		0-1 F9		2-2 G4-3	
Jeff Treadway, L (8, PH) (9, 4) OBP: 0.320, SLG: 0.359									
Lonnie Smith, R (1, 7) OBP: 0.441, SLG: 0.595	3-2 1B	1-1 F9 1-2 2-3		1-0 G6-4-3 1-2f 2-3 3-H		3-3 K 1-2			
Andres Thomas, R (1, 6) OBP: 0.260, SLG: 0.370	0-0 P4		1-0 G1-3		2-3 K		4-1 G5-4-3 BB		
Dale Murphy, R (1, 9) OBP: 0.306, SLG: 0.335		1-0 G4-3	2-1 BB 1B		0-0 G6-3		0-0 G5-4-3 1-2f		
Darrell Evans, L (1, 3) OBP: 0.291, SLG: 0.359		2-0 HR	2-3 K		0-1 HR		2-0 P4		
Jody Davis, R (1, 2) OBP: 0.240, SLG: 0.219		1-1 2B FC4-2 1B	4-2 1-2 BB		1-1 G4-3		0-0 G5-3		
Ed Whited, R (1, 5) OBP: 0.182, SLG: 0.190		0-0 FC4-2 1B 1-3 2B	2-3 K		0-0 G6-3		4-1 F9 S WP BB		
Marty Clary, R (1, 1) OBP: 0.444, SLG: 0.375		4-0 FC4-2 1B BB		0-0 BB G6-4-3 1B		1-0 G6-3		2-2 F9 1-3	
Jim Acker, R (7, 1) OBP: 0.250, SLG: 0.250									
Jeff Wetherby, L (8, PH) OBP: 0.429, SLG: 0.417									
Joe Boever, R (9, 1)									

Inning	R	H	E	K	S	IP	WLS	BF	H	R	ER	SO	BB	IBB	HBP	BLK	WP	HR	S	P	ERA	WHIP
1	0	1	0	8	12	3.0	L	20	8	4	4	2	3	0	0	0	0	1	36	65	12.00	3.667
2	3	4	1	0	12	1.0		2	0	0	0	1	0	0	0	0	0	0	4	7	0.00	0.000
3	0	1	0	1	12	2.0		8	1	1	1	1	1	0	0	0	0	1	12	21	4.50	1.000
4	0	0	0	0	9	1.0		3	0	0	0	0	1	0	0	0	0	0	3	9	0.00	1.000
5	0	1	0	1	9	1.0		5	1	1	0	0	1	0	0	0	1	0	12	22	9.00	2.000

PITCHER	IP	WLS	BF	H	R	ER	SO	BB	IBB	HBP	BLK	WP	HR	S	P	ERA	WHIP
Bob Ojeda, L (1, 1) ERA: 4.19	3.0	L	20	8	4	4	2	3	0	0	0	0	1	36	65	12.00	3.667
Jeff Innis, R (4, 1) ERA: 2.38	1.0		2	0	0	0	1	0	0	0	0	0	0	4	7	0.00	0.000
Kevin Tapani, R (5, 1) ERA: 3.68	2.0		8	1	1	1	1	1	0	0	0	0	0	1	12	4.50	1.000
Don Aase, R (7, 1) ERA: 2.48	1.0		3	0	0	0	0	1	0	0	0	0	0	3	9	0.00	1.000
Rick Aguilera, R (8, 1) ERA: 1.84	1.0		5	1	1	1	0	1	0	0	0	1	0	12	22	9.00	2.000

WP: 1 PA: 38
PB: 0
SB: 2
CS: 0

Batter	1	2	3	4	5	6	7	8	9	AB R H RBI BB SO LOB	TOP											
Oddibe McDowell, L (1, 8) OBP: 0.301, SLG: 0.301	1-2 BLK 1B		0-0 L8			3-1 F9 FC5-2-5 2B		4-1 HR BB		3 1 2 0 1 0 0	Atlanta Braves @ Montreal Expos Olympic Stadium, Montreal, QB Mon Jul 17 1989, 7:05 PM EDT Att: 35,110 - Unknown											
Tommy Gregg, L (1, 3) OBP: 0.331, SLG: 0.378	1-0 F8		1-2 G4-3			1-0 F9		1-0 1-H HR		4 1 1 2 0 0 2												
Lonnie Smith, R (1, 7) OBP: 0.438, SLG: 0.590	0-3 K 1-2				1-1 S 1B	0-1 FC5-2-5 E		2-2 F9		4 0 1 0 0 1 2												
Andres Thomas, R (1, 6) OBP: 0.257, SLG: 0.366	1-0 F9				0-0 F7	0-2 E6 1-3		2-0 G6-3		4 0 0 0 0 0 3												
Darrell Evans, L (1, 5) OBP: 0.284, SLG: 0.348					2-3 K 1-2	2-2 F9		2-2 G3		4 0 0 0 0 2 3												
Dale Murphy, R (1, 9) OBP: 0.303, SLG: 0.331					0-0 G1-3			0-1 G4-3		4 0 0 0 0 2 1												
Jeff Treadway, L (1, 4) OBP: 0.319, SLG: 0.357						3-2 F9		0-3 K		4 0 1 0 0 1 0												
Bruce Benedict, R (1, 2) OBP: 0.299, SLG: 0.232						1-2 G6-3		1-0 G6-3		2 0 0 0 0 0 1												
Jeff Wetherby, L (7, PH) OBP: 0.400, SLG: 0.385										1 0 0 0 0 0 1												
Sergio Valdez, R (7, 1)										0 0 0 0 0 0 0												
Geronimo Berroa, R (9, PH) OBP: 0.313, SLG: 0.374										1 0 0 0 0 0 0												
Tom Glavine, L (1, 1) OBP: 0.196, SLG: 0.205										2 0 0 0 0 0 0												
John Russell, R (7, PH) OBP: 0.158, SLG: 0.143										1 0 0 0 0 1 1												
Inning Stats	R: 0 E: 0 K: 1 S: 8	H: 1 LOB: 1 BB: 0 P: 11	R: 0 E: 0 K: 2 S: 10	H: 1 LOB: 1 BB: 0 P: 13	R: 0 E: 0 K: 0 S: 5	H: 0 LOB: 0 BB: 0 P: 6	R: 0 E: 0 K: 1 S: 8	H: 1 LOB: 1 BB: 0 P: 11	R: 0 E: 0 K: 0 S: 11	H: 0 LOB: 0 BB: 0 P: 15	R: 0 E: 1 K: 2 S: 12	H: 1 LOB: 2 BB: 0 P: 18	R: 0 E: 1 K: 2 S: 10	H: 0 LOB: 1 BB: 0 P: 15	R: 2 E: 0 K: 0 S: 10	H: 1 LOB: 0 BB: 1 P: 21	R: 0 E: 0 K: 1 S: 6	H: 0 LOB: 0 BB: 0 P: 7	1B: 3 2B: 1 3B: 0 HR: 1	SF: 0 SAC: 0 DP: 0 HBP: 0	WP: 0 PB: 0 SB: 1 CS: 0	PA: 35
PITCHER	IP WLS BF H R ER SO BB IBB HBP BLK WP HR S P ERA WHIP																					
Pascual Perez, R (1, 1) ERA: 4.18	8.0 W 32 5 2 2 6 1 0 0 0 0 0 1 74 110 2.25 0.750																					
Tim Burke, R (9, 1) ERA: 2.67	1.0 S 3 0 0 0 1 0 0 0 0 0 0 0 6 7 0.00 0.000																					

livebaseballscorecards.com

AB	34
R	2
H	5
RBI	2
BB	1
SO	7
LOB	14



Batter	1	2	3	4	5	6	7	8	9	AB	R	H	RBI	BB	SO	LOB
Otis Nixon, S (1, 8) <small>OBP: 0.314, SLG: 0.269</small>	0-0 B1-3		4-2 B1-3 BB	3-1 F8		0-1 L3				3	0	0	0	1	0	3
Rex Hudler, R (1, 7) <small>OBP: 0.301, SLG: 0.444</small>	1-1 G4-3		0-0 B1-3		1-1 G1-3		1-3 K			4	0	0	0	0	1	2
Andres Galarraga, R (1, 3) <small>OBP: 0.342, SLG: 0.450</small>	2-3 K2-3		1-3 K		2-3 K		3-3 K			4	0	0	0	0	4	2
Hubie Brooks, R (1, 9) <small>OBP: 0.308, SLG: 0.375</small> Dave Martinez, L (7, 9) <small>OBP: 0.338, SLG: 0.420</small>		1-3 K		1-1 L9	1-2 G5-3		1-3 K2-3			3	0	0	0	0	1	0
Tim Wallach, R (1, 5) <small>OBP: 0.337, SLG: 0.402</small>		1-0 L6		0-0 2B 2B		0-1 G3-1		1-2 G6-3		4	1	1	0	0	0	0
Damaso Garcia, R (1, 4) <small>OBP: 0.294, SLG: 0.312</small> Tom Foley, L (8, 4) <small>OBP: 0.321, SLG: 0.373</small>		2-3 K		0-3 K		1-3 K 2B		4-1 G5-4-3 BB		3	1	0	0	0	3	1
Nelson Santovenia, R (1, 2) <small>OBP: 0.343, SLG: 0.407</small>			2-0 HR	4-0 2B IBB		0-2 SH1-4 1-H 2B		0-0 G5-4-3		3	2	2	2	1	0	1
Jeff Huson, L (1, 6) <small>OBP: 0.667, SLG: 1.000</small>			2-2 E1 B1-3 SH1-4	0-1 1B 2B		4-1 SH1-4 BB				2	1	1	2	1	0	0
Pascual Perez, R (1, 1) <small>OBP: 0.250, SLG: 0.300</small> Tim Burke, R (9, 1)			0-0 SH1-4	1-2 1B		1-2 SH1-4				1	0	1	1	0	0	0
			1-2 1B			1-2 2-3				0	0	0	0	0	0	0


Inning Stats		R: 0	H: 0	R: 0	H: 0	R: 0	H: 1	R: 0	H: 0	R: 0	H: 0	R: 0	H: 0	R: 0	H: 0	R: 0	H: 0	R: 0	H: 0	R: 0	H: 0	R: 0	H: 0	R: 0	H: 0	R: 0	H: 0	R: 0	H: 0		
		E: 0	LOB: 0	E: 0	LOB: 0	E: 0	LOB: 0	E: 0	LOB: 0	E: 0	LOB: 0	E: 0	LOB: 0	E: 0	LOB: 0	E: 0	LOB: 0	E: 0	LOB: 0	E: 0	LOB: 0	E: 0	LOB: 0	E: 0	LOB: 0	E: 0	LOB: 0	E: 0	LOB: 0	E: 0	LOB: 0
		K: 1	BB: 0	K: 2	BB: 0	K: 1	BB: 1	K: 3	BB: 1	K: 1	BB: 1	K: 1	BB: 1	K: 3	BB: 0	K: 0	BB: 1	K: 0	BB: 1	K: 0	BB: 1	K: 0	BB: 1	K: 0	BB: 1	K: 0	BB: 1	K: 0	BB: 1	K: 0	BB: 1
		S: 7	P: 10	S: 8	P: 12	S: 11	P: 20	S: 14	P: 23	S: 8	P: 12	S: 14	P: 20	S: 10	P: 15	S: 5	P: 10	S: 5	P: 10	S: 5	P: 10	S: 5	P: 10	S: 5	P: 10	S: 5	P: 10	S: 5	P: 10	S: 5	P: 10

BOTTOM

Atlanta Braves @ Montreal Expos
 Olympic Stadium, Montreal, QB
 Mon Jul 17 1989, 7:05 PM EDT
 Att. 35,110 - Unknown

AB	28
R	5
H	5
RBI	5
BB	4
SO	10
LOB	9

livebaseballscorecards.com



1B: 1	SF: 0	WP: 1	PA: 34
2B: 3	SAC: 2	PB: 0	
3B: 0	DP: 1	SB: 1	
HR: 1	HBP: 0	CS: 0	

PITCHER		IP	WLS	BF	H	R	ER	SO	BB	IBB	HBP	BLK	WP	HR	S	P	ERA	WHIP
Tom Glavine, L (1, 1)	ERA: 3.66	6.0	L	28	5	5	5	7	2	1	0	0	1	1	62	97	7.50	1.167
Sergio Valdez, R (7, 1)	ERA: 1.8	2.0		6	0	0	0	3	1	0	0	0	0	0	15	25	0.00	0.500

Atlanta Braves @ Montreal Expos
 Olympic Stadium, Montreal, QB
 Tue Jul 18 1989, 7:05 PM EDT
 Att. 26,259 - Unknown

livebaseballscorecards.com

AB	36
R	7
H	11
RBI	7
BB	2
SO	8
LOB	13



AB	R	H	RBI	BB	SO	LOB
5	1	2	2	0	1	2
3	0	0	0	1	2	2
0	0	0	0	0	0	0
1	0	0	0	0	0	0
0	0	0	0	0	0	0
4	0	2	3	0	0	0
4	0	1	0	0	0	3
3	1	1	0	1	1	1
4	0	0	0	0	1	3
4	1	1	0	0	0	1
4	2	2	1	0	2	1
0	0	0	0	0	0	0
1	0	0	0	0	1	0
1	1	1	0	0	0	0
0	0	0	0	0	0	0
0	0	0	0	0	0	0
2	1	1	1	0	0	0

Batter	1	2	3	4	5	6	7	8	9
Oddibe McDowell, L (1, 8) OBP: 0.302, SLG: 0.309	0-2 CS 1B			0-0 L6		3-2 E 1-H 3-H 3B	1-3 K		1-2 P5
Tommy Gregg, L (1, 3) OBP: 0.329, SLG: 0.370	3-1 P5			1-3 K		3-3 K	4-2 1B BB		1-2 P4
Jim Acker, R (7, 1) OBP: 0.250, SLG: 0.250	1-2								
Derek Lilliquist, L (9, PH) OBP: 0.171, SLG: 0.200									
Joe Boever, R (9, 1)									
Lonnie Smith, R (1, 7) OBP: 0.439, SLG: 0.588	2-2 G3-1			0-2 F9		1-2 E8 1B	1-2 1B		
Andres Thomas, R (1, 6) OBP: 0.257, SLG: 0.364		2-0 G1-6-3 1B			1-2 G5-3	2-2 F7	1-2 F9		
Darrell Evans, L (1, 5) OBP: 0.289, SLG: 0.348			1-3 K		1-2 P5		1-2 1B 1B	4-2 G3 BB	
Dale Murphy, R (1, 9) OBP: 0.300, SLG: 0.328			3-2 G1-6-3		1-1 G5-3		0-0 F9	2-3 K	
Jeff Treadway, L (1, 4) OBP: 0.318, SLG: 0.356				0-1 G1-3		1-1 F8	0-1 1B 1B	3-2 G3	
John Russell, R (1, 2) OBP: 0.180, SLG: 0.183				0-3 K		0-0 1B 3B 2B	0-1 BB 1B	2-3 K	
Pete Smith, R (1, 1) OBP: 0.214, SLG: 0.200									3-1 L5
Paul Assenmacher, L (2, 1) OBP: 0.319, SLG: 0.380									
Geronimo Berros, R (6, PH)									
Mark Eichhorn, R (6, 1)									
Jeff Wetherby, L (7, PH) OBP: 0.400, SLG: 0.385									
Jeff Blausett, R (7, PH) OBP: 0.293, SLG: 0.404									

Inning Stats	R: 0	H: 1	R: 0	H: 1	R: 0	H: 0	R: 0	H: 0	R: 3	H: 4	R: 4	H: 5	R: 0	H: 0	R: 0	H: 0	R: 0	H: 0
	E: 0	LOB: 0	E: 0	LOB: 0	E: 0	LOB: 0	E: 0	LOB: 0	E: 1	LOB: 1	E: 0	LOB: 2	E: 0	LOB: 1	E: 0	LOB: 0	E: 0	LOB: 0
	K: 0	BB: 0	K: 1	BB: 0	K: 2	BB: 0	K: 1	BB: 0	K: 1	BB: 0	K: 2	BB: 1	K: 2	BB: 1	K: 0	BB: 0	K: 0	BB: 0
	S: 9	P: 13	S: 7	P: 13	S: 8	P: 9	S: 8	P: 9	S: 19	P: 30	S: 20	P: 28	S: 13	P: 24	S: 9	P: 14	S: 9	P: 14

PITCHER	IP	WLS	BF	H	R	ER	SO	BB	IBB	HBP	BLK	WP	HR	S	P	ERA	WHIP
Dennis Martinez, R (1, 1) ERA: 3.15	6.1		26	9	6	6	5	0	0	0	0	0	0	69	96	8.53	1.421
Steve Frey, L (7, 1) ERA: 2.65	0.1	L	3	1	0	0	1	1	0	0	0	0	0	6	11	0.00	6.000
Andy McGaffigan, R (7, 1) ERA: 3.35	2.1		9	1	1	1	2	1	0	0	0	0	0	28	46	3.86	0.857

WP: 0	PA: 38
PB: 0	
SB: 0	
CS: 1	

BOTTOM

Atlanta Braves @ Montreal Expos
 Olympic Stadium, Montreal, QB

Tue Jul 18 1989, 7:05 PM EDT
 Att. 26,259 - Unknown

livebaseballscorecards.com

AB	36
R	6
H	9
RBI	6
BB	2
SO	10
LOB	12



WP: 0	PA: 38
PB: 0	
SB: 1	
CS: 0	

AB R H RBI BB SO LOB

5	1	1	0	0	0	1
5	0	0	0	0	3	5
4	0	1	2	0	1	0
4	1	3	1	0	1	0
4	1	1	0	0	0	3
4	1	2	2	0	2	1
4	1	1	1	0	3	1
4	0	0	0	0	0	1
2	1	0	0	1	0	0
0	0	0	0	0	0	0
0	0	0	0	0	0	0
0	0	0	0	1	0	0
0	0	0	0	0	0	0

1B: 7	SF: 0
2B: 2	SAC: 0
3B: 0	DP: 0
HR: 0	HBP: 0

Batter	1	2	3	4	5	6	7	8	9
Dave Martinez, L (1, 8) OBP: 0.335, SLG: 0.415	G4-3	1B		F8			G4-3		P6
Tom Foley, L (1, 4) OBP: 0.316, SLG: 0.365	G1-3	K		K2-3			G3		K
Andres Galarraga, R (1, 3) OBP: 0.341, SLG: 0.448	G4-3	1B					K		
Tim Raines, S (1, 7) OBP: 0.426, SLG: 0.466		1B						K	
Mike Aldrete, L (1, 9) OBP: 0.311, SLG: 0.288		1B						G1-3	
Tim Wallach, R (1, 5) OBP: 0.339, SLG: 0.407		2B		K				1B	
Mike Fitzgerald, R (1, 2) OBP: 0.344, SLG: 0.392		1B		K				K	
Jeff Huson, L (1, 6) OBP: 0.286, SLG: 0.333		F7		L1			L1		G3
Dennis Martinez, R (1, 1) OBP: 0.220, SLG: 0.152									
Steve Frey, R (7, 1)									
Andy McGaffigan, R (7, 1) OBP: 1.000, SLG: 1.000		1B							
Wallace Johnson, S (9, PH) OBP: 0.268, SLG: 0.297		1B							
Otis Nixon, S (9, PR) OBP: 0.314, SLG: 0.269		BB							BB

Inning Stats	R: 0	H: 0	E: 0	K: 5	S: 6	H: 0	LOB: 0	BB: 0	P: 9	R: 6	H: 7	E: 0	K: 1	S: 31	H: 0	LOB: 2	BB: 1	P: 46	R: 0	H: 0	E: 0	K: 2	S: 9	H: 0	LOB: 0	BB: 0	P: 15	R: 0	H: 0	E: 0	K: 1	S: 8	H: 0	LOB: 0	BB: 0	P: 11	R: 0	H: 1	E: 0	K: 1	S: 7	H: 0	LOB: 1	BB: 0	P: 10	R: 0	H: 0	E: 0	K: 1	S: 7	H: 0	LOB: 0	BB: 0	P: 8	R: 0	H: 0	E: 0	K: 1	S: 6	H: 0	LOB: 0	BB: 0	P: 10	R: 0	H: 1	E: 0	K: 2	S: 11	H: 0	LOB: 1	BB: 0	P: 22	R: 0	H: 0	E: 0	K: 1	S: 9	H: 0	LOB: 2	BB: 1	P: 14	1B: 7	SF: 0	2B: 2	SAC: 0	3B: 0	DP: 0	HR: 0	HBP: 0	WP: 0	PA: 38
--------------	------	------	------	------	------	------	--------	-------	------	------	------	------	------	-------	------	--------	-------	-------	------	------	------	------	------	------	--------	-------	-------	------	------	------	------	------	------	--------	-------	-------	------	------	------	------	------	------	--------	-------	-------	------	------	------	------	------	------	--------	-------	------	------	------	------	------	------	------	--------	-------	-------	------	------	------	------	-------	------	--------	-------	-------	------	------	------	------	------	------	--------	-------	-------	-------	-------	-------	--------	-------	-------	-------	--------	-------	--------

PITCHER	IP	WLS	BF	H	R	ER	SO	BB	IBB	HBP	BLK	WP	HR	S	P	ERA	WHIP
Pete Smith, R (1, 1) ERA: 5.26	1.1		10	5	6	6	0	1	0	0	0	0	0	27	42	40.50	4.500
Paul Assenmacher, L (2, 1) ERA: 4.39	3.2		14	3	0	0	5	0	0	0	0	0	0	34	49	0.00	0.818
Mark Eichhorn, R (6, 1) ERA: 4.63	1.0	W	3	0	0	0	1	0	0	0	0	0	0	7	8	0.00	0.000
Jim Acker, R (7, 1) ERA: 2.55	2.0		7	1	0	0	3	0	0	0	0	0	0	17	32	0.00	0.500
Joe Boever, R (9, 1) ERA: 3.02	1.0	S	4	0	0	0	1	1	0	0	0	0	0	9	14	0.00	1.000

Batter	1	2	3	4	5	6	7	8	9	10	11	12	AB R H RBI BB SO LOB	TOP								
Oddibe McDowell, L OBP: 0.306, SLG: 0.311	3-2 1B SF7	2-3 K			2-3 K		1-3 K			0-0 1B		4-1 1B S BB	5 2 2 0 1 3 1									
Tommy Gregg, L OBP: 0.335, SLG: 0.375	0-0 1B		1-1 F7		1-2 G4-3		1-3 K		1-3 K	0-0 1B		2-0 1B 1-H	6 0 3 1 0 1 0									
Lonnie Smith, R OBP: 0.438, SLG: 0.586 Jeff Blausler, R OBP: 0.289, SLG: 0.398	0-2 SF7		4-2 CS BB		0-1 G3-1		2-3 K		2-3 K	3-3 K		0-3 K	1 0 0 1 1 0 0 3 0 0 0 0 3 3									
Andres Thomas, R OBP: 0.253, SLG: 0.359	0-0 F9		2-1 G6-3		0-0 F9		2-2 F9				1-1 G1-3		5 0 0 0 0 0 2									
Darrell Evans, L OBP: 0.280, SLG: 0.336	2-0 L3			1-1 G4-3		2-1 F8			2-2 G4-3		2-2 G3		5 0 0 0 0 0 1									
Dale Murphy, R OBP: 0.304, SLG: 0.340		0-1 HR		3-2 G5-3		0-0 FC6-4 1B		2-3 K		0-1 1B			5 1 3 1 0 1 0									
Jeff Treadway, L OBP: 0.313, SLG: 0.349		1-1 G6-3		0-0 E6 BB		1-2 FC6-4		2-3 K		1-0 F8			5 0 0 0 0 1 2									
John Russell, R OBP: 0.194, SLG: 0.183 Bruce Benedict, R OBP: 0.297, SLG: 0.227		1-2 29 FC3-6 HBP		4-1 29 FC6 BB		1-0 G6-3			0-1 G4-3		1-1 G4-3		0 0 0 0 0 0 0 3 0 0 0 1 0 0									
29 John Smoltz, R OBP: 0.240, SLG: 0.273 Jim Acker, R OBP: 0.250, SLG: 0.250 Jeff Wetherby, L OBP: 0.375, SLG: 0.357 Sergio Valdez, R Mark Eichhorn, R Geronimo Berroa, R Joe Boever, R	2-0 FC3-6		1-2 FC6		1-3 K				1-2 G5-3		2-3 K		3 0 0 0 0 0 1 3 0 0 0 0 0 0 0 0 1 0 1 0 0 0 0 0 1 0 0 0 0 0 0 0 0 0									
Inning Stats	R: 1 E: 0 K: 10 S: 10	H: 2 LOB: 1 BB: 0 P: 15	R: 1 E: 0 K: 1 S: 10	H: 1 LOB: 1 BB: 0 P: 16	R: 0 E: 0 K: 0 S: 8	H: 0 LOB: 0 BB: 1 P: 14	R: 0 E: 1 K: 0 S: 12	H: 0 LOB: 2 BB: 1 P: 21	R: 0 E: 0 K: 1 S: 10	H: 1 LOB: 1 BB: 0 P: 10	R: 0 E: 0 K: 2 S: 10	H: 0 LOB: 0 BB: 0 P: 15	R: 0 E: 0 K: 11 S: 11	H: 0 LOB: 0 BB: 0 P: 17	R: 0 E: 0 K: 8 S: 8	H: 1 LOB: 1 BB: 0 P: 12	R: 1 E: 0 K: 2 S: 10	H: 1 LOB: 1 BB: 1 P: 19	1B: 7 2B: 0 3B: 0 HR: 1	SF: 1 SAC: 0 DP: 0 HBP: 1	WP: 0 PB: 0 SB: 1 CS: 1	PA: 48
PITCHER	IP WLS BF H R ER SO BB IBB HBP BLK WP HR S P ERA WHIP																					
Bryn Smith, R ERA: 2.07	(1, 1) 7.0 0 28 4 2 2 4 2 0 1 0 0 1 64 99 2.57 0.857																					
Zane Smith, L ERA: 4.07	(8, 1) 0.0 0 0 0 0 0 0 0 0 0 0 0 0 0 0 ∞ ∞																					
Tim Burke, R ERA: 2.57	(10, 1) 2.0 9 3 0 0 1 0 0 0 0 0 0 0 19 27 0.00 1.500																					
Joe Hesketh, L ERA: 7.06	(12, 1) 1.0 L 5 1 1 1 2 1 0 0 0 0 0 0 10 19 9.00 2.000																					

Atlanta Braves @ Montreal Expos
Olympic Stadium, Montreal, QB
Wed Jul 19 1989, 7:05 PM EDT
Att. 20,222 - Unknown

livebaseballscorecards.com

AB	43
R	3
H	8
RBI	3
BB	3
SO	11
LOB	12



Batter	1	2	3	4	5	6	7	8	9	10	11	12	AB R H RBI BB SO LOB
Dave Martinez, L OBP: 0.335, SLG: 0.422 (1, 8) X	0-0 G1-3 ①		1-3 K ①		0-0 F8 ①		2-1 SF7 3B ①			1-1 BB SH3-4 1B ①		0-0 P6 ①	6 1 2 0 0 1 1
Tom Foley, L OBP: 0.314, SLG: 0.368 (1, 4) C B X	1-1 G4-3 ②		1-0 2B ②		3-3 K ②		2-1 SF7 ②			2-0 SH3-4 ①		2-3 K ②	4 0 1 1 0 2 0
Andres Galarraga, R OBP: 0.338, SLG: 0.442 (1, 3) S B F X	2-2 G1-3 ③		1-0 SF8 ②		3-3 K ③		2-2 G4-3 ③			4-0 BB IBB ①		1-3 K ③	4 0 0 1 1 2 0
Tim Raines, S OBP: 0.423, SLG: 0.460 (1, 7)		2-2 G6-3 ①	1-0 G4-3 ③			2-2 P6 ①			1-1 G6-3 ①		4-0 BB ②		4 0 0 0 1 0 1
Mike Aldrete, L OBP: 0.323, SLG: 0.306 (1, 9)		4-0 G5-3 1B BB ②		0-0 2B ①		2-2 1B ②			2-2 G4-3 ②		0-3 K ②		4 0 2 0 1 1 3
Tim Wallach, R OBP: 0.337, SLG: 0.404 (1, 5)		1-1 G5-3 1B ②		1-3 K2-3 ①		1-2 F7 ②			3-3 K2-3 ③		1-0 G1-3 ③		5 0 1 0 0 2 5
Mike Fitzgerald, R OBP: 0.346, SLG: 0.389 (1, 2)		0-1 G5-3 1-2 2-3 ②		4-1 BB ②		2-1 1B ③			1-0 P6 ①		3-2 G4-3 ①		4 0 1 0 1 0 2
Jeff Huson, L OBP: 0.167, SLG: 0.182 (1, 6)		2-3 K2-3 ③		0-3 K ②		2-0 F8 ③			2-1 G5-3 ②		2-1 G4-3 ②		5 0 0 0 0 2 6
Bryn Smith, R OBP: 0.174, SLG: 0.119 (7, PH)			4-1 2B SF8 BB ③		2-3 K ③		0-1 G3 ①		3-3 K ③		1-3 K ③		1 1 0 0 0 1 1 2 1 0 0 0 0 0 0 0 0 0 0 0 0 0 0 0 1 0 0 0 0 0 1 0 0 0 0 0 0 0 0 0 1 0 0 0 0 0 1 0 0 0 0 0 0 0 0 0
Wallace Johnson, S OBP: 0.264, SLG: 0.292 (8, 1)													
Zane Smith, R OBP: 0.179, SLG: 0.179 (9, PH)													
Hubie Brooks, R OBP: 0.307, SLG: 0.374 (10, 1)													
Tim Burke, R OBP: 0.292, SLG: 0.310 (11, PH)													
Damaso Garcia, R OBP: 0.292, SLG: 0.310 (12, 1)													
Joe Hesketh, R OBP: 1.000, SLG: 1.000 (12, 1)													

Inning Stats	R: 0	H: 0	E: 0	LOB: 0	K: 0	P: 9	R: 0	H: 1	E: 0	LOB: 2	K: 1	P: 11	R: 1	H: 1	E: 0	LOB: 1	K: 1	P: 15	R: 0	H: 0	E: 0	LOB: 0	K: 2	P: 14	R: 0	H: 2	E: 0	LOB: 2	K: 0	P: 22	R: 1	H: 1	E: 0	LOB: 0	K: 0	P: 17	R: 0	H: 0	E: 0	LOB: 0	K: 1	P: 15	R: 0	H: 0	E: 0	LOB: 0	K: 1	P: 12	R: 0	H: 1	E: 0	LOB: 3	K: 1	P: 20	R: 0	H: 0	E: 0	LOB: 0	K: 1	P: 14	R: 0	H: 0	E: 0	LOB: 0	K: 2	P: 10	R: 0	H: 0	E: 0	LOB: 0	K: 2	P: 10	1B: 4	SF: 2	2B: 2	SAC: 1	3B: 1	DP: 0	HR: 0	HBP: 0	WP: 0	PA: 48
--------------	------	------	------	--------	------	------	------	------	------	--------	------	-------	------	------	------	--------	------	-------	------	------	------	--------	------	-------	------	------	------	--------	------	-------	------	------	------	--------	------	-------	------	------	------	--------	------	-------	------	------	------	--------	------	-------	------	------	------	--------	------	-------	------	------	------	--------	------	-------	------	------	------	--------	------	-------	------	------	------	--------	------	-------	-------	-------	-------	--------	-------	-------	-------	--------	-------	--------


PITCHER	IP	WLS	BF	H	R	ER	SO	BB	IBB	HBP	BLK	WP	HR	S	P	ERA	WHIP
29 John Smoltz, R ERA: 2.13 (1, 1)	7.0		30	6	2	2	7	3	0	0	0	0	0	68	116	2.57	1.286
Jim Acker, R ERA: 2.48 (8, 1)	2.0		6	0	0	0	2	0	0	0	0	0	0	15	27	0.00	0.000
Sergio Valdez, R ERA: 1.69 (10, 1)	0.2		5	1	0	0	1	1	1	0	0	0	0	7	18	0.00	3.000
Mark Eichhorn, R ERA: 4.38 (10, 1)	1.1	W	4	0	0	0	1	0	0	0	0	0	0	9	16	0.00	0.000
Joe Boever, R ERA: 2.96 (12, 1)	1.0	S	3	0	0	0	2	0	0	0	0	0	0	7	10	0.00	0.000

Atlanta Braves @ Montreal Expos
Olympic Stadium, Montreal, QB
 Wed Jul 19 1989, 7:05 PM EDT
 Att: 20,222 - Unknown

livebaseballscorecards.com

AB	40
R	2
H	7
RBI	2
BB	5
SO	13
LOB	20



Batter	1	2	3	4	5	6	7	8	9	AB R H RBI BB SO LOB	TOP											
Oddibe McDowell, L (1, 8) OBP: 0.302, SLG: 0.307	0-0 B3		2-2 F9			0-0 F7	1-3 K			4 0 0 0 0 1 1												
Jeff Blauser, R (1, 4) OBP: 0.285, SLG: 0.391	2-1 G5-3			1-1 G5-3		1-1 G1-3		1-3 K		4 0 0 0 0 1 0												
Lonnie Smith, R (1, 7) OBP: 0.439, SLG: 0.582	3-3 K			4-2 S BB		4-2 S 1B BB		3-3 K		2 1 0 0 2 2 0												
Andres Thomas, R (1, 6) OBP: 0.256, SLG: 0.361		2-0 G6-4-3 1B		1-3 K		1-1 BB 1B		1-3 K		4 0 2 1 0 2 1												
Dale Murphy, R (1, 9) OBP: 0.306, SLG: 0.338		0-0 G6-4-3		4-2 BB		4-2 BB			0-1 G6-3	2 0 0 0 2 0 1												
Darrell Evans, L (1, 3) (6, 5)		3-1 F8		2-1 P4		4-2 BB			2-3 K	3 0 0 0 1 1 2												
Ed Whited, R (1, 5) Tommy Gregg, L (6, PH) OBP: 0.331, SLG: 0.370			4-2 SH2-4 BB		1-2 F8	1-3 K			0-1 F8	1 0 0 0 1 0 0 2 0 0 0 0 1 3	AB 27 R 1 H 2 RBI 1 BB 6 SO 10 LOB 9											
John Russell, R (1, 2) OBP: 0.185, SLG: 0.175		1-2 SAFE F9		2-3 K			3-3 K			3 0 0 0 0 2 1												
Derek Lilliquist, L (1, 1) Jeff Wetherby, L (7, PH) Mark Eichhorn, R (7, 1)		0-0 SH2-4		0-0 P6			0-0 G4-3			1 0 0 0 0 0 0 1 0 0 0 0 0 0 0 0 0 0 0 0 0												
Inning Stats	R: 0 E: 0 K: 1 S: 6	H: 0 LOB: 0 BB: 0 P: 11	R: 0 E: 0 K: 0 S: 4	H: 1 LOB: 0 BB: 0 P: 9	R: 0 E: 0 K: 0 S: 10	H: 0 LOB: 1 BB: 1 P: 17	R: 0 E: 0 K: 1 S: 11	H: 0 LOB: 2 BB: 2 P: 23	R: 0 E: 0 K: 1 S: 8	H: 0 LOB: 0 BB: 0 P: 11	R: 1 E: 0 K: 1 S: 19	H: 1 LOB: 3 BB: 3 P: 34	R: 0 E: 0 K: 2 S: 12	H: 0 LOB: 0 BB: 0 P: 16	R: 0 E: 0 K: 3 S: 9	H: 0 LOB: 0 BB: 0 P: 14	R: 0 E: 0 K: 1 S: 7	H: 0 LOB: 0 BB: 0 P: 9	1B: 2 2B: 0 3B: 0 HR: 0	SF: 0 SAC: 1 DP: 1 HBP: 0	WP: 0 PB: 0 SB: 2 CS: 0	PA: 34
PITCHER	IP WLS BF H R ER SO BB IBB HBP BLK WP HR S P ERA WHIP												PITCHER	IP WLS BF H R ER SO BB IBB HBP BLK WP HR S P ERA WHIP								
Bob Ojeda, L (1, 1) ERA: 4.05	5.2 W 24 2 1 1 3 6 0 0 0 0 0 0 55 101 1.59 1.412																					
Rick Aguilera, R (6, 1) ERA: 1.74	3.1 S 10 0 0 0 7 0 0 0 0 0 0 0 31 43 0.00 0.000																					

Atlanta Braves @ New York Mets
Shea Stadium, Flushing, NY
Thu Jul 20 1989, 7:05 PM EDT
Att. 21,376 - Unknown

livebaseballscorecards.com

Batter	1	2	3	4	5	6	7	8	9	AB	R	H	RBI	BB	SO	LOB			
Juan Samuel, R OBP: 0.307, SLG: 0.364 (1, 8)	0-1 G4-3 2B	0-1 G6-4-3			4-1 L5-3 BB			1-2 F8		3	1	1	0	1	0	2			
Dave Magadan, L OBP: 0.378, SLG: 0.429 (1, 3)	2-1 G4-3 2-3		3-2 E8 HR 1B		1-2 F8			1-1 F8 1B 1B		4	1	2	0	0	0	2			
Howard Johnson, S OBP: 0.374, SLG: 0.627 (1, 5)	0-1 2B		2-0 F8		1-0 L5-3			2-1 E4 1B		4	1	2	1	0	0	2			
Darryl Strawberry, L OBP: 0.321, SLG: 0.532 (1, 9)	3-2 2B		1-2 HR		1-3 K			3-3 K		4	1	2	3	0	2	2			
Kevin McReynolds, R OBP: 0.333, SLG: 0.402 (1, 7)	1-1 G6-3		2-1 F8		3-2 F9			2-0 G6-3		4	0	0	0	0	0	3			
Gregg Jefferies, S OBP: 0.279, SLG: 0.331 (1, 4)	3-2 G3-1		0-1 G4-3		0-0 G6-3					3	0	0	0	0	0	1			
Phil Lombardi, R OBP: 0.243, SLG: 0.294 (1, 2)		2-0 P6		0-0 G5-3				3-2 L9		3	0	0	0	0	0	0			
Kevin Elster, R OBP: 0.256, SLG: 0.289 (1, 6)		1-2 2B		2-3 K				1-1 G6-3		3	0	1	0	0	1	0			
Bob Ojeda, L OBP: 0.205, SLG: 0.162 (1, 1)		4-2 BB		2-0 G3				2-2 G5-3		1	0	0	0	1	0	0			
Rick Aguilera, R (6, 1)										1	0	0	0	0	0	0			
Inning Stats	R: 2 E: 0 K: 0 S: 14	H: 3 LOB: 1 BB: 0 P: 23	R: 0 E: 0 K: 0 S: 8	H: 1 LOB: 1 BB: 1 P: 15	R: 2 E: 1 K: 0 S: 13	H: 2 LOB: 0 BB: 0 P: 21	R: 0 E: 0 K: 1 S: 5	H: 0 LOB: 0 BB: 1 P: 9	R: 0 E: 0 K: 1 S: 8	H: 0 LOB: 0 BB: 0 P: 12	R: 0 E: 0 K: 0 S: 9	H: 2 LOB: 2 BB: 0 P: 15	R: 0 E: 1 K: 1 S: 12	H: 0 LOB: 0 BB: 0 P: 21	1B: 3 2B: 5 3B: 0 HR: 1	SF: 0 SAC: 0 DP: 2 HBP: 0	WP: 0 PB: 0 SB: 1 CS: 0	PA: 32	
PITCHER	IP WLS BF H R ER SO BB IBB HBP BLK WP HR S P ERA WHIP	IP WLS BF H R ER SO BB IBB HBP BLK WP HR S P ERA WHIP	IP WLS BF H R ER SO BB IBB HBP BLK WP HR S P ERA WHIP	IP WLS BF H R ER SO BB IBB HBP BLK WP HR S P ERA WHIP	IP WLS BF H R ER SO BB IBB HBP BLK WP HR S P ERA WHIP	IP WLS BF H R ER SO BB IBB HBP BLK WP HR S P ERA WHIP	IP WLS BF H R ER SO BB IBB HBP BLK WP HR S P ERA WHIP	IP WLS BF H R ER SO BB IBB HBP BLK WP HR S P ERA WHIP	IP WLS BF H R ER SO BB IBB HBP BLK WP HR S P ERA WHIP	IP WLS BF H R ER SO BB IBB HBP BLK WP HR S P ERA WHIP	IP WLS BF H R ER SO BB IBB HBP BLK WP HR S P ERA WHIP	IP WLS BF H R ER SO BB IBB HBP BLK WP HR S P ERA WHIP	IP WLS BF H R ER SO BB IBB HBP BLK WP HR S P ERA WHIP	IP WLS BF H R ER SO BB IBB HBP BLK WP HR S P ERA WHIP	IP WLS BF H R ER SO BB IBB HBP BLK WP HR S P ERA WHIP	IP WLS BF H R ER SO BB IBB HBP BLK WP HR S P ERA WHIP	IP WLS BF H R ER SO BB IBB HBP BLK WP HR S P ERA WHIP	IP WLS BF H R ER SO BB IBB HBP BLK WP HR S P ERA WHIP	
Derek Lilliquist, L ERA: 3.74 (1, 1)	6.0 L 24 6 4 4 2 2 0 0 0 0 0 1 53 91 6.00 1.333																		
Mark Eichhorn, R ERA: 4.05 (7, 1)	2.0 8 2 0 0 0 1 0 0 0 0 0 0 0 21 36 0.00 1.000																		

BOTTOM

Atlanta Braves @ New York Mets
 Shea Stadium, Flushing, NY
 Thu Jul 20 1989, 7:05 PM EDT
 Att. 21,376 - Unknown

livebaseballscorecards.com

AB	30
R	4
H	8
RBI	4
BB	2
SO	3
LOB	12



Batter	1	2	3	4	5	6	7	8	9	AB R H RBI BB SO LOB	TOP									
Oddibe McDowell, L (1, 8) OBP: 0.310, SLG: 0.313	3-2 F7		0-0 E9 BB 1B		0-0 CS 1B		4-2 BB 1-2 2-3		1-1 1B 1B	4 0 3 0 1 0 0										
Tommy Gregg, L (1, 3) OBP: 0.327, SLG: 0.361	1-0 L6		4-1 BB BB		0-2 CS 1-2	2-3 K	0-3 K		3-2 F7	4 0 0 0 1 2 4										
Lonnie Smith, R (1, 7) OBP: 0.441, SLG: 0.581	2-3 K		4-2 BB G3-6-1 1-2 2-3			0-1 F9		0-2 1B SF8 1B	1-0 1B 1B	4 1 2 0 1 1 0										
Andres Thomas, R (1, 6) OBP: 0.255, SLG: 0.358		0-1 F9	1-2 G3-6-1 1-2f		1-0 F8			0-1 BB 1B 1-3	1-1 F9	5 0 1 0 0 0 5										
Darrell Evans, L (1, 5) OBP: 0.285, SLG: 0.331		3-2 F8		2-1 L1-3 1B			4-1 1B BB	3-2 SF8		2 1 1 1 1 0 0										
Dale Murphy, R (1, 9) OBP: 0.305, SLG: 0.335		4-2 HR BB		0-0 P6			0-1 F8	1-0 F7		3 1 0 0 1 0 3										
Jeff Treadway, L (1, 4) OBP: 0.316, SLG: 0.363		1-0 HR		2-2 L1-3 1-2			1-0 BB 1B 1-2	4-1 BB		3 1 2 2 0 0 1										
Jeff Blausen, R (8, PH) OBP: 0.287, SLG: 0.391										0 0 0 0 1 0 0										
John Russell, R (1, 2) OBP: 0.188, SLG: 0.179		1-3 K			0-0 F4		0-2 BB 1B 1-2 2-H	0-1 F4		4 0 1 1 0 1 2										
Marty Clary, R (1, 1) OBP: 0.384, SLG: 0.300			0-1 G5-3			0-0 G6-3			0-3 K	2 0 0 0 0 0 0										
Paul Assenmacher, L (6, 1) OBP: 0.953, SLG: 0.333										0 0 0 0 0 0 0										
Jeff Wetherby, L (7, PH) OBP: 0.313, SLG: 0.373										0 0 0 0 0 0 0										
Geronimo Berroa, R (7, PH) OBP: 0.250, SLG: 0.250										1 0 0 0 0 0 2										
Jim Acker, R (7, 1) OBP: 0.239, SLG: 0.218										0 0 0 0 0 0 0										
Jody Lavis, R (8, PH)										1 0 0 0 0 1 0										
Inning Stats	R: 0 E: 0 K: 1 S: 8	H: 0 LOB: 0 BB: 0 P: 14	R: 2 E: 0 K: 1 S: 11	H: 1 LOB: 0 BB: 1 P: 20	R: 0 E: 1 K: 0 S: 9	H: 1 LOB: 2 BB: 2 P: 18	R: 0 E: 0 K: 0 S: 6	H: 1 LOB: 0 BB: 0 P: 10	R: 0 E: 0 K: 1 S: 6	H: 0 LOB: 0 BB: 0 P: 9	R: 1 E: 0 K: 1 S: 17	H: 2 LOB: 3 BB: 2 P: 28	R: 1 E: 0 K: 0 S: 14	H: 2 LOB: 2 BB: 1 P: 22	R: 0 E: 0 K: 1 S: 11	H: 2 LOB: 2 BB: 0 P: 17	1B: 9 2B: 1 3B: 0 HR: 1	SF: 1 SAC: 0 DP: 2 HBP: 0	WP: 0 PB: 0 SB: 0 CS: 1	PA: 41
PITCHER	IP WLS BF H R ER SO BB IBB HBP BLK WP HR S P ERA WHIP																			
Ron Darling, R (1, 1) ERA: 4.21	6.1 W 26 6 3 3 3 4 0 0 0 0 1 52 88 4.26 1.579																			
Randy Myers, L (7, 1) ERA: 1.46	2.2 S 14 4 1 1 2 2 0 0 0 0 0 35 55 3.38 2.250																			

Atlanta Braves @ New York Mets
Shea Stadium, Flushing, NY
Fri Jul 21 1989, 7:05 PM EDT
Att: 31,969 - Unknown

livebaseballscorecards.com

AB	33
R	4
H	10
RBI	4
BB	6
SO	5
LOB	17



Batter	1	2	3	4	5	6	7	8	9	AB	R	H	RBI	BB	SO	LOB
Mookie Wilson, S OBP: 0.237, SLG: 0.293 (1, 8)	1-1 G4-3	0-0 G4-3		3-3 K WP		1-2 P3				4	0	0	0	0	1	3
Dave Magadan, L OBP: 0.372, SLG: 0.422 (1, 3)	1-0 F8		0-1 G4-3	3-1 F8			2-2 F9			4	0	0	0	0	0	1
Howard Johnson, S OBP: 0.372, SLG: 0.621 (1, 5)	0-0 E6		4-2 HR BB		3-1 F9		2-2 F8			3	1	0	0	1	0	0
Darryl Strawberry, L OBP: 0.324, SLG: 0.542 (1, 9)	2-1 G6-3		0-0 HR		3-0 2B 1B		2-2 G3			4	2	2	2	0	0	1
Kevin McReynolds, R OBP: 0.335, SLG: 0.406 (1, 7)		0-0 F7 1B WP 1B	0-0 F7		1-0 SF8 2B		0-1 F4			4	2	2	1	0	0	0
Gregg Jefferies, S OBP: 0.282, SLG: 0.332 (1, 4)		2-0 CS 1B	0-1 G6-3		0-0 SF8		4-0 BB			2	0	1	1	1	0	0
Mackey Sasser, L OBP: 0.308, SLG: 0.404 (1, 2)		0-0 F7		0-0 F9	2-1 G3		0-0 F8			4	0	0	0	0	0	3
Kevin Elster, R OBP: 0.261, SLG: 0.289 (1, 6)		4-1 PB BB 1-2 3-H		0-0 WP SH3-4 WP 1B		1-3 K		0-0 G1-3		3	1	1	0	1	1	1
Ron Darling, R OBP: 0.182, SLG: 0.326 Randy Myers, L (7, 1)		4-2 HBP		1-1 SH3-4		0-3 K				1	0	0	0	0	1	0
										0	0	0	0	0	0	0

Inning Stats	R: 0	H: 0	E: 1	K: 0	S: 6	H: 0	LOB: 1	BB: 0	P: 10	R: 1	H: 2	E: 0	K: 0	S: 7	H: 2	LOB: 2	BB: 1	P: 17	R: 2	H: 1	E: 0	K: 0	S: 12	H: 1	LOB: 0	BB: 1	P: 16	R: 1	H: 1	E: 0	K: 1	S: 10	H: 0	LOB: 0	BB: 0	P: 13	R: 0	H: 0	E: 0	K: 2	S: 11	H: 0	LOB: 0	BB: 0	P: 16	R: 0	H: 0	E: 0	K: 0	S: 4	H: 0	LOB: 1	BB: 1	P: 8
--------------	------	------	------	------	------	------	--------	-------	-------	------	------	------	------	------	------	--------	-------	-------	------	------	------	------	-------	------	--------	-------	-------	------	------	------	------	-------	------	--------	-------	-------	------	------	------	------	-------	------	--------	-------	-------	------	------	------	------	------	------	--------	-------	------

PITCHER	IP	WLS	BF	H	R	ER	SO	BB	IBB	HBP	BLK	WP	HR	S	P	ERA	WHIP
Marty Clary, R ERA: 4.09 (1, 1)	5.0	L	25	6	6	6	1	2	0	0	0	3	1	42	76	10.80	1.600
Paul Assenmacher, L ERA: 4.29 (6, 1)	1.0		3	0	0	0	2	0	0	0	0	0	0	11	13	0.00	0.000
Jim Acker, R ERA: 2.41 (7, 1)	2.0		7	0	0	0	0	1	0	0	0	0	0	14	24	0.00	0.500


BOTTOM

Atlanta Braves @ New York Mets
Shea Stadium, Flushing, NY

Fri Jul 21 1989, 7:05 PM EDT
Att. 31,969 - Unknown

AB	29
R	6
H	6
RBI	4
BB	3
SO	3
LOB	9

livebaseballscorecards.com



WP	HR	S	P	ERA	WHIP
3	1	1	1	3	1

Atlanta Braves @ New York Mets
 Shea Stadium, Flushing, NY
 Sat Jul 22 1989, 7:05 PM EDT
 Att: 49,142 - Unknown

livebaseballscorecards.com

AB	32
R	5
H	6
RBI	5
BB	3
SO	8
LOB	11



Batter	1	2	3	4	5	6	7	8	9	AB R H RBI BB SO LOB	TOP												
Oddibe McDowell, L (1, 8) OBP: 0.305, SLG: 0.307	1-0 F8		0-3 K		2-2 G4-3			3-2 G3	2-1 F7	5 0 0 0 0 1 1													
Jeff Blauser, R (1, 4) OBP: 0.291, SLG: 0.402	1-3 K			2-0 2B	1-2 2B			1-2 F9		4 1 2 1 0 1 0													
Lonnie Smith, R (1, 7) OBP: 0.442, SLG: 0.576	1-3 K			3-2 2B G1-2-3 HBP	3-2 F9			4-2 1B HR BB		2 1 0 0 1 1 1													
Andres Thomas, R (1, 6) OBP: 0.258, SLG: 0.363		1-0 F9		2-1 2B		0-1 G1-3		0-1 HR 1B		4 1 2 1 0 0 0													
Dale Murphy, R (1, 9) OBP: 0.309, SLG: 0.344		4-2 BB		4-0 IBB		0-0 G5-3		1-2 HR		2 1 1 3 2 0 0													
Ed Whited, R (1, 5) OBP: 0.185, SLG: 0.160		1-3 SAFE K		3-3 K		3-3 K		2-2 FC6-4 1B		3 0 0 0 0 3 4													
Jeff Treadway, L (8, PH) OBP: 0.318, SLG: 0.365		SAFE								1 0 1 0 0 0 0													
Tommy Gregg, L (1, 3) OBP: 0.320, SLG: 0.352		0-0 B5-3		2-2 G1-2-3		1-1 P6		2-2 FC6-4		4 0 0 0 0 0 5													
Jim Acker, R (8, 1) OBP: 0.250, SLG: 0.250				3-H				1-2 1-2f		0 0 0 0 0 0 0													
John Russell, R (1, 2) OBP: 0.178, SLG: 0.169			1-2 G3-1		1-2 E5 G4-3 SH1-4 2B		3-2 F7		1-3 K	4 1 0 0 0 1 0													
Tom Glavine, L (1, 1) OBP: 0.191, SLG: 0.200			3-3 K		0-0 SH1-4		1-1 F9		1-2 P4	1 0 0 0 0 1 0													
Mark Eichhorn, R (5, 1)										0 0 0 0 0 0 0													
Gerónimo Berroa, R (7, PH) OBP: 0.310, SLG: 0.369										1 0 0 0 0 0 0													
Paul Assenmacher, L (7, 1)										0 0 0 0 0 0 0													
Darrell Evans, L (8, 3) OBP: 0.283, SLG: 0.329										1 0 0 0 0 0 0													
Inning Stats	R: 0 E: 0 K: 2 S: 8	H: 0 LOB: 0 BB: 0 P: 11	R: 0 E: 0 K: 1 S: 9	H: 0 LOB: 1 BB: 1 P: 15	R: 0 E: 0 K: 2 S: 10	H: 0 LOB: 0 BB: 0 P: 14	R: 1 E: 0 K: 1 S: 13	H: 2 LOB: 2 BB: 1 P: 29	R: 1 E: 1 K: 0 S: 16	H: 1 LOB: 1 BB: 0 P: 23	R: 0 E: 0 K: 1 S: 6	H: 0 LOB: 0 BB: 0 P: 9	R: 0 E: 0 K: 0 S: 7	H: 0 LOB: 0 BB: 0 P: 12	R: 3 E: 0 K: 0 S: 23	H: 3 LOB: 1 BB: 1 P: 36	R: 0 E: 0 K: 1 S: 9	H: 0 LOB: 0 BB: 0 P: 13	1B: 2 2B: 3 3B: 0 HR: 1	SF: 0 SAC: 1 DP: 1 HBP: 1	WP: 0 PB: 0 SB: 0 CS: 0	PA: 37	
PITCHER	IP WLS BF H R ER SO BB IBB HBP BLK WP HR S P ERA WHIP																						
Sid Fernandez, L (1, 1) ERA: 2.66	5.0		21	3	2	1	6	1	1	1	0	0	0	56	92	1.80	0.800						
Jeff Innis, R (6, 1) ERA: 2.08	1.0		3	0	0	0	1	0	0	0	0	0	0	6	9	0.00	0.000						
Don Aase, R (7, 1) ERA: 3.38	1.2		7	1	2	2	0	1	0	0	0	0	0	20	33	10.80	1.200						
Rick Aguilera, R (8, 1) ERA: 1.88	0.1	W	3	2	1	1	0	0	0	0	0	0	1	10	15	27.00	6.000						
Randy Myers, L (9, 1) ERA: 1.44	1.0	S	3	0	0	0	1	0	0	0	0	0	0	9	13	0.00	0.000						

BOTTOM

Atlanta Braves @ New York Mets
Shea Stadium, Flushing, NY
Sat Jul 22 1989, 7:05 PM EDT
Att. 49,142 - Unknown

livebaseballscorecards.com

AB 36
R 7
H 14
RBI 7
BB 1
SO 6
LOB 16



WP: 0 PA: 39
PB: 0
SB: 1
CS: 2

AB R H RBI BB SO LOB

5	1	3	2	0	1	1
2	0	1	0	0	0	0
3	0	1	1	0	0	3
3	0	0	0	1	0	2
4	0	0	0	0	3	5
4	1	2	0	0	1	1
4	2	3	2	0	0	0
4	2	2	0	0	0	1
3	1	1	1	0	0	1
1	0	0	0	0	1	0
1	0	0	0	0	0	1
0	0	0	0	0	0	0
1	0	0	0	0	0	1
0	0	0	0	0	0	0
0	0	0	0	0	0	0
1	0	1	1	0	0	0
0	0	0	0	0	0	0

1B: 11 SF: 1
2B: 1 SAC: 0
3B: 1 DP: 0
HR: 1 HBP: 0

Batter	1	2	3	4	5	6	7	8	9
Juan Samuel, R OBP: 0.311, SLG: 0.368 (1, 8)	3-2 CS 1B		3-3 K		0-0 BB 1B		2-1 1B 1B	1-2 FC6-4 S	
Tim Teufel, R OBP: 0.373, SLG: 0.328 Dave Magadan, L OBP: 0.372, SLG: 0.421 (5, PH) (6, 3)	3-1 1-2 1B		3-2 L3		0-0 L9		1-1 1-H 1B	1-0 G3	
Howard Johnson, S OBP: 0.371, SLG: 0.616 (1, 5)	2-2 F8			0-0 G6-3	4-2 BB		1-2 F8		
Darryl Strawberry, L OBP: 0.319, SLG: 0.535 (1, 9)	2-3 K		2-2 L8	1-3 K	1-3 K		1-3 K		
Kevin McReynolds, R OBP: 0.337, SLG: 0.407 (1, 7)		1-2 G3		1-0 CS 1B		1-0 3B 1B	2-3 K		
Gregg Jefferies, S OBP: 0.288, SLG: 0.358 (1, 4)		1-1 HR		2-2 CS	1-0 1B SF8 2B	1-1 1-H 3B		1-2 L7	
Phil Lombardi, R OBP: 0.268, SLG: 0.316 (1, 2)		1-1 F8			0-0 1B E 1B	1-2 F8		2-2 1B 1B	
Kevin Elster, R OBP: 0.261, SLG: 0.290 (1, 6)		1-0 F9			3-2 SF8	2-1 F7		1-0 1B FC6-4 1B	
Sid Fernandez, L OBP: 0.256, SLG: 0.268 Mark Carrson, R OBP: 0.321, SLG: 0.490 Jeff Innis, R (5, PH) Mookie Wilson, S OBP: 0.239, SLG: 0.292 Don Aase, R (6, PH) Rick Aguilera, R (7, 1) Lee Mazzilli, S OBP: 0.364, SLG: 0.317 Randy Myers, L (8, PH) (9, 1)			2-3 K		1-2 BB 1B	0-1 G3-1		2-0 FC6-4 1B	

Inning Stats	R: 0	H: 2	E: 0	K: 1	S: 12	R: 1	H: 1	E: 0	K: 0	S: 8	R: 0	H: 0	E: 0	K: 2	S: 10	R: 0	H: 1	E: 0	K: 0	S: 7	R: 2	H: 3	E: 1	K: 1	S: 17	R: 1	H: 2	E: 0	K: 0	S: 11	R: 1	H: 2	E: 0	K: 2	S: 15	R: 2	H: 3	E: 0	K: 0	S: 12
	LOB: 1	BB: 0	LOB: 0	BB: 0	LOB: 0	LOB: 0	BB: 0	LOB: 0	BB: 0	LOB: 0	LOB: 0	BB: 0	LOB: 0	LOB: 0	BB: 0	LOB: 0	LOB: 0	BB: 0	LOB: 0	BB: 0	LOB: 0	LOB: 1	BB: 0	LOB: 1	BB: 0	LOB: 1	LOB: 1	BB: 0	LOB: 1	BB: 0	LOB: 1	LOB: 1	BB: 0	LOB: 1	LOB: 1	BB: 0	LOB: 1	LOB: 1	BB: 0	LOB: 1

PITCHER	IP	WLS	BF	H	R	ER	SO	BB	IBB	HBP	BLK	WP	HR	S	P	ERA	WHIP
Tom Glavine, L ERA: 3.68 (1, 1)	4.1		19	7	3	2	3	0	0	0	0	0	1	46	78	4.15	1.615
Mark Eichhorn, R ERA: 4.13 (5, 1)	1.2		8	2	1	1	1	1	0	0	0	0	0	19	28	5.40	1.800
Paul Assenmacher, L ERA: 4.4 (7, 1)	1.0		5	2	1	1	2	0	0	0	0	0	0	15	21	9.00	2.000
Jim Acker, R ERA: 2.62 (8, 1)	1.0	L	6	3	2	2	0	0	0	0	0	0	0	12	20	18.00	3.000

Batter	1	2	3	4	5	6	7	8	9	AB R H RBI BB SO LOB	TOP											
Oddibe McDowell, L (1, 8) OBP: 0.305, SLG: 0.304	2-2 F9		4-2 BB		0-0 G4-3		0-2 L9			3 0 0 0 1 0 3												
Tommy Gregg, L (1, 3) OBP: 0.313, SLG: 0.343	2-1 P6		0-0 P6			2-2 G4-3		0-3 K		4 0 0 0 0 1 2												
Lonnie Smith, R (1, 7) OBP: 0.443, SLG: 0.586	2-2 F7			3-3 K		1-1 HR		1-2 G6-4-3 1B		4 1 2 1 0 1 0												
Dale Murphy, R (1, 9) OBP: 0.306, SLG: 0.341		2-1 F9		3-1 G6-3		1-1 F9		0-0 G6-4-3 1-2f		4 0 0 0 0 0 1												
Darrell Evans, L (1, 5) OBP: 0.282, SLG: 0.322		2-3 K		2-3 K		3-2 F9			4-1 FC3-6 BB	3 0 0 0 1 2 0												
Jeff Treadway, L (1, 4) OBP: 0.317, SLG: 0.367		0-1 G6-3			0-0 1B 2B		3-3 K		2-1 FC3-6 BB 1-2f	4 1 1 0 0 1 1												
Jeff Blauser, R (1, 6) OBP: 0.298, SLG: 0.405			0-1 SH3-4 1B		3-2 F9		4-2 1B BB		2-1 BB 1B	3 0 2 0 1 0 1												
Bruce Benedict, R (1, 2) OBP: 0.303, SLG: 0.229			0-3 K		2-0 1B 2-H		2-1 P4		4-2 G5-4-3 BB	3 0 1 1 1 1 2												
Sergio Valdez, R (1, 1) Mark Eichhorn, R (1, 1) Jeff Wetherby, L (5, PH) Pete Smith, R (5, 1) Geronimo Berroa, R (7, PH) Paul Assenmacher, L (7, 1) John Russell, R (9, PH)			0-1 SH3-4		1-3 K		0-0 1B		1-0 G5-4-3 1-2f	0 0 0 0 0 0 0 0 0 0 0 0 0 0 1 0 0 0 0 1 1 0 0 0 0 0 0 0 1 0 1 0 0 0 0 0 0 0 0 0 0 0 1 0 0 0 0 0 3												
Inning Stats	R: 0 E: 0 K: 0 S: 8	H: 0 LOB: 0 BB: 0 P: 14	R: 0 E: 0 K: 1 S: 7	H: 0 LOB: 0 BB: 0 P: 11	R: 0 E: 0 K: 1 S: 10	H: 1 LOB: 2 BB: 1 P: 14	R: 0 E: 0 K: 2 S: 10	H: 0 LOB: 0 BB: 0 P: 18	R: 1 E: 0 K: 1 S: 9	H: 2 LOB: 1 BB: 0 P: 15	R: 1 E: 0 K: 0 S: 11	H: 1 LOB: 0 BB: 0 P: 18	R: 0 E: 0 K: 1 S: 14	H: 1 LOB: 2 BB: 1 P: 23	R: 0 E: 0 K: 1 S: 8	H: 1 LOB: 0 BB: 0 P: 9	R: 0 E: 0 K: 0 S: 8	H: 1 LOB: 2 BB: 2 P: 21	1B: 5 2B: 1 3B: 0 HR: 1	SF: 0 SAC: 1 DP: 2 HBP: 0	WP: 0 PB: 0 SB: 0 CS: 0	PA: 36
PITCHER	IP WLS BF H R ER SO BB IBB HBP BLK WP HR S P ERA WHIP																					
David Cone, R (1, 1) ERA: 3.78	6.2 W 27 5 2 2 6 2 0 0 0 0 0 1 66 110 2.70 1.050																					
David West, L (7, 1) ERA: 6.45	1.1 5 1 0 0 1 1 0 0 0 0 0 0 12 17 0.00 1.500																					
Jeff Innis, R (9, 1) ERA: 1.96	1.0 4 1 0 0 0 0 1 0 0 0 0 0 7 16 0.00 2.000																					

Atlanta Braves @ New York Mets
Shea Stadium, Flushing, NY
Sun Jul 23 1989, 3:33 AM EDT
Att. 45,226 - Sunny

livebaseballscorecards.com

AB	31
R	2
H	7
RBI	2
BB	4
SO	7
LOB	14



Batter	1	2	3	4	5	6	7	8	9
Mookie Wilson, S OBP: 0.239, SLG: 0.294 (1, 8) (6, 9)									
Dave Magadan, L OBP: 0.374, SLG: 0.419 (1, 3)									
Howard Johnson, S OBP: 0.375, SLG: 0.619 (1, 5)									
Darryl Strawberry, L OBP: 0.318, SLG: 0.529 Juan Samuel, R OBP: 0.310, SLG: 0.367 (1, 9) (6, 8)									
Kevin McReynolds, R OBP: 0.336, SLG: 0.409 (1, 7)									
Gregg Jefferies, S OBP: 0.287, SLG: 0.354 (1, 4)									
Mackey Sasser, L OBP: 0.315, SLG: 0.415 (1, 2)									
Kevin Elster, R OBP: 0.268, SLG: 0.294 (1, 6)									
David Cone, L OBP: 0.267, SLG: 0.279 David West, L OBP: 0.200, SLG: 0.200 Jeff Innis, R (9, 1)									

AB	R	H	RBI	BB	SO	LOB
5	1	2	1	0	1	2
3	2	1	0	1	0	2
3	1	2	0	1	1	0
3	0	0	0	0	3	5
1	0	0	0	0	0	0
4	1	1	2	0	3	2
3	1	0	0	1	1	2
4	1	2	2	0	0	0
3	0	2	1	1	1	0
2	0	0	0	0	0	2
1	0	0	0	0	1	2
0	0	0	0	0	0	0

BOTTOM	
AB	32
R	7
H	10
RBI	6
BB	4
SO	11
LOB	17

WP	PA
0	37

PITCHER	IP	WLS	BF	H	R	ER	SO	BB	IBB	HBP	BLK	WP	HR	S	P	ERA	WHIP
Sergio Valdez, R ERA: 6.35 (1, 1)	0.2	L	10	5	6	6	1	2	1	0	0	0	0	19	36	81.00	10.500
Mark Eichhorn, R ERA: 3.69 (1, 1)	3.1		14	4	1	0	4	0	0	0	0	0	0	39	55	0.00	1.200
Pete Smith, R ERA: 5.15 (5, 1)	2.0		6	0	0	0	2	0	0	0	0	0	0	17	25	0.00	0.000
Paul Assenmacher, L ERA: 4.2 (7, 1)	2.0		7	1	0	0	4	1	0	0	0	0	0	20	34	0.00	1.000

Atlanta Braves @ New York Mets
Shea Stadium, Flushing, NY
Sun Jul 23 1989, 3:33 AM EDT
Att. 45,226 - Sunny



1B	2B	3B	HR	SF	SAC	DP	HBP	WP	PB	SB	CS
7	3	0	0	0	1	0	0	0	0	2	1

Batter	1	2	3	4	5	6	7	8	9	AB R H RBI BB SO LOB	TOP	
Brett Butler, L (1, 8) OBP: 0.351, SLG: 0.367	2-1 L9		3-3 K			3-1 B5-3			2-1 F8	4 0 0 0 0 1 0	San Francisco Giants @ Atlanta Braves Atlanta-Fulton County Stadium, Atlanta, GA Mon Jul 24 1989, 7:05 PM EDT Att. 12,985 - Unknown - 86 F livebaseballscorecards.com	
Ernest Riles, L (1, 4) OBP: 0.340, SLG: 0.413 Steve Bedrosian, R (9, 1) OBP: 0.333, SLG: 0.333	0-1 F7			1-1 BLK HR 1B		1-3 K		0-0 G3-1	4 1 1 0 0 1 0 0 0 0 0 0 0 0			
Will Clark, L (1, 3) OBP: 0.412, SLG: 0.536	1-1 L9			0-0 P6		1-1 F9		2-2 F8	4 0 0 0 0 0 1			
Kevin Mitchell, R (1, 7) OBP: 0.385, SLG: 0.683		2-3 K		0-2 1-H HR		3-3 K			3 1 1 2 0 2 0			
Candy Maldonado, R (1, 9) OBP: 0.307, SLG: 0.390 Craig Lefferts, L (7, 1) Robby Thompson, R (9, 4) OBP: 0.346, SLG: 0.453		2-3 K		2-2 F8		0-0 P3			3 0 0 0 0 1 0 0 0 0 0 0 0 0 0 0 0 0 0 0 0			
Matt Williams, R (1, 5) OBP: 0.183, SLG: 0.263		1-2 1B		0-1 G6-3		0-3 K			3 0 1 0 0 1 0			
Terry Kennedy, L (1, 2) OBP: 0.300, SLG: 0.324		2-3 K			1-2 F7		2-3 K		3 0 0 0 0 2 1			
Jose Uribe, S (1, 6) OBP: 0.290, SLG: 0.315			2-3 K		1-1 F7		1-1 F8		3 0 0 0 0 1 0			
Rick Reuschel, R (1, 1) OBP: 0.234, SLG: 0.182 Jeff Brantley, R (6, 1) OBP: 0.125, SLG: 0.125 Pat Sheridan, L (7, 9) OBP: 0.320, SLG: 0.345			0-3 K		1-0 F7		0-1 F9		2 0 0 0 0 1 0 0 0 0 0 0 0 0 1 0 0 0 0 0 0			
Inning Stats	R: 0 H: 0 E: 0 LOB: 0 K: 0 BB: 0 S: 6 P: 9	R: 0 H: 1 E: 0 LOB: 1 K: 3 BB: 0 S: 12 P: 19	R: 0 H: 0 E: 0 LOB: 0 K: 3 BB: 0 S: 11 P: 16	R: 2 H: 2 E: 0 LOB: 0 K: 0 BB: 0 S: 13 P: 16	R: 0 H: 0 E: 0 LOB: 0 K: 0 BB: 0 S: 6 P: 9	R: 0 H: 0 E: 0 LOB: 0 K: 1 BB: 0 S: 7 P: 12	R: 0 H: 0 E: 0 LOB: 0 K: 2 BB: 0 S: 9 P: 12	R: 0 H: 0 E: 0 LOB: 0 K: 1 BB: 0 S: 10 P: 13	R: 0 H: 0 E: 0 LOB: 0 K: 0 BB: 0 S: 7 P: 11	1B: 2 SF: 0 2B: 0 SAC: 0 3B: 0 DP: 0 HR: 1 HBP: 0	WP: 0 PA: 30 PB: 0 SB: 0 CS: 0	
PITCHER 29 John Smoltz, R (1, 1) ERA: 2.13	IP WLS BF H R ER SO BB IBB HBP BLK WP HR S P ERA WHIP	9.0 L 30 3 2 2 10 0 0 0 1 0 1 81 117 2.00 0.333										

San Francisco Giants @ Atlanta Braves
Atlanta-Fulton County Stadium, Atlanta, GA
Mon Jul 24 1989, 7:05 PM EDT
Att. 12,985 - Unknown - 86 F

AB	30
R	2
H	3
RBI	2
BB	0
SO	10
LOB	2



Batter	1	2	3	4	5	6	7	8	9	AB	R	H	RBI	BB	SO	LOB
Oddibe McDowell, L OBP: 0.307, SLG: 0.310 (1, 8)	1-2 P7		1-1 G3							4	0	2	0	0	0	0
Tommy Gregg, L OBP: 0.317, SLG: 0.347 (1, 3)	1-0 L4 BB 1B			0-0 BB 1B 1B						4	0	2	0	0	1	4
Lonnie Smith, R OBP: 0.443, SLG: 0.583 (1, 7)	4-2 1-2 BB			2-2 SAFE 1-2 BB 1B						3	0	1	0	1	0	2
Dale Murphy, R OBP: 0.306, SLG: 0.338 (1, 9)	1-0 L4 2-3			4-2 1-2 2-3 BB						3	0	0	0	1	2	2
Darrell Evans, L OBP: 0.276, SLG: 0.314 (1, 5)		2-1 F8		0-0 P8						4	0	0	0	0	0	3
Andres Thomas, R OBP: 0.258, SLG: 0.362 (1, 6)		1-0 F7		1-0 P4						4	0	1	0	0	0	3
Jeff Treadway, L OBP: 0.317, SLG: 0.365 (1, 4)		0-0 L7		1-1 F7						4	0	1	0	0	0	4
Bruce Benedict, R OBP: 0.303, SLG: 0.231 Geronimo Berroa, R OBP: 0.314, SLG: 0.372 (9, PH)		1-0 F7		2-1 FC2-6 1B						3	0	1	0	0	1	1
29 John Smoltz, R OBP: 0.226, SLG: 0.255 Jeff Wetherby, L OBP: 0.316, SLG: 0.294 (9, PH)		1-0 G6-3		1-1 FC2-6 1B 1-2f						1	0	0	0	0	0	1

Inning Stats	R: 0	H: 1	E: 0	K: 0	S: 7	WLS	BF	H	R	ER	SO	BB	IBB	HBP	BLK	WP	HR	S	P	ERA	WHIP
	0	1	0	0	7		21	5	0	0	0	2	0	0	0	0	0	37	62	0.00	1.400
	0	0	0	0	4		7	2	0	0	2	0	0	0	0	0	0	20	27	0.00	1.200
	0	0	0	0	4		6	1	0	0	2	0	0	0	0	0	0	21	26	0.00	0.600
	0	0	0	0	4		2	0	0	0	0	0	0	0	0	0	0	6	8	0.00	0.000

PITCHER	IP	WLS	BF	H	R	ER	SO	BB	IBB	HBP	BLK	WP	HR	S	P	ERA	WHIP
Rick Reuschel, R ERA: 2.28 (1, 1)	5.0	W	21	5	0	0	0	2	0	0	0	0	0	37	62	0.00	1.400
Jeff Brantley, R ERA: 3.41 (6, 1)	1.2		7	2	0	0	2	0	0	0	0	0	0	20	27	0.00	1.200
Craig Lefferts, L ERA: 2.07 (7, 1)	1.2		6	1	0	0	2	0	0	0	0	0	0	21	26	0.00	0.600
Steve Bedrosian, R ERA: 3.46 (9, 1)	0.2	S	2	0	0	0	0	0	0	0	0	0	0	6	8	0.00	0.000

BOTTOM

San Francisco Giants @ Atlanta Braves
Atlanta-Fulton County Stadium, Atlanta, GA

Mon Jul 24 1989, 7:05 PM EDT
Att: 12,985 - Unknown - 86 F

AB	34
R	0
H	8
RBI	0
BB	2
SO	4
LOB	23

livebaseballscorecards.com

Braves

WP: 0	PA: 36
PB: 0	
SB: 0	
CS: 0	

Batter	1	2	3	4	5	6	7	8	9	AB R H RBI BB SO LOB	TOP																
Brett Butler, L (1, 8) OBP: 0.347, SLG: 0.363	3-2 G4-3		1-3 K		2-3 K		1-0 G6-3			4 0 0 0 0 2 0																	
Robby Thompson, R (1, 4) OBP: 0.345, SLG: 0.459	1-1 HR		2-2 F9			0-1 G6-3		0-0 F7		4 1 1 1 0 0 0																	
Will Clark, L (1, 3) OBP: 0.413, SLG: 0.535	0-1 G6-4-3 1B		2-2 G3			0-0 F8 1B 1B		2-3 K		4 1 2 0 0 1 0																	
Kevin Mitchell, R (1, 7) OBP: 0.386, SLG: 0.679	3-0 G6-4-3 1-2f			1-0 G6-4-3 HBP		4-0 F8 1-2 E BB		1-2 L7		2 1 0 0 1 0 1																	
Candy Maldonado, R (1, 9) OBP: 0.303, SLG: 0.384			1-1 F9		0-0 G6-4-3 1-2f		1-0 F8 1-2 2-3		1-2 G1-3	4 0 0 0 0 0 3																	
Matt Williams, R (1, 5) OBP: 0.203, SLG: 0.279			0-1 1B E 1B		1-1 G5-3		3-1 E6 2-H 3-H 1B		2-2 F7	4 1 2 1 0 0 0																	
Kirt Manwaring, R (1, 2) OBP: 0.282, SLG: 0.276			1-1 1B E 1-3 1B 1B			4-0 1B G5-6-3 BB		2-3 K		3 1 1 0 1 1 1																	
Jose Uribe, S (1, 6) OBP: 0.283, SLG: 0.319			2-0 E8 1-H 3-H 1B			1-2 G5-6-3 1-3 1B		0-0 G4-3		3 0 2 1 0 0 0																	
Michael LaCoss, R (1, 1) OBP: 0.143, SLG: 0.105			1-3 K			2-0 G5-6-3 1-2f 3-H				3 0 0 0 0 1 2																	
Craig Lefferts, L (8, 1)										0 0 0 0 0 0 0																	
Inning Stats	R: 1 E: 0 K: 0 S: 10	H: 2 LOB: 0 BB: 0 P: 17	R: 1 E: 1 K: 1 S: 10	H: 3 LOB: 1 BB: 0 P: 15	R: 0 E: 0 K: 1 S: 10	H: 0 LOB: 0 BB: 0 P: 15	R: 0 E: 0 K: 0 S: 3	H: 0 LOB: 0 BB: 0 P: 5	R: 1 E: 0 K: 1 S: 9	H: 1 LOB: 0 BB: 1 P: 17	R: 2 E: 1 K: 1 S: 9	H: 2 LOB: 1 BB: 1 P: 19	R: 0 E: 0 K: 0 S: 6	H: 0 LOB: 0 BB: 0 P: 9	R: 0 E: 0 K: 1 S: 8	H: 0 LOB: 0 BB: 0 P: 11	R: 0 E: 0 K: 0 S: 10	H: 0 LOB: 0 BB: 0 P: 15	1B: 7 2B: 0 3B: 0 HR: 1	SF: 0 SAC: 0 DP: 3 HBP: 1	WP: 0 PB: 0 SB: 0 CS: 0	PA: 34					
PITCHER	IP	WLS	BF	H	R	ER	SO	BB	IBB	HBP	BLK	WP	HR	S	P	ERA	WHIP										
Derek Lilliquist, L (1, 1) ERA: 3.88	5.2	L	23	7	5	4	3	2	0	1	0	0	1	46	78	6.35	1.588										
Mark Eichhorn, R (6, 1) ERA: 3.55	1.1		5	1	0	0	1	0	0	0	0	0	0	11	19	0.00	0.750										
Paul Assenmacher, L (8, 1) ERA: 4.11	1.0		3	0	0	0	1	0	0	0	0	0	0	8	11	0.00	0.000										
Joe Boever, R (9, 1) ERA: 2.91	1.0		3	0	0	0	0	0	0	0	0	0	0	10	15	0.00	0.000										

San Francisco Giants @ Atlanta Braves
Atlanta-Fulton County Stadium, Atlanta, GA

Tue Jul 25 1989, 7:05 PM EDT
Att. 10,564 - Unknown - 81 F

AB	31
R	5
H	8
RBI	3
BB	2
SO	5
LOB	7



Batter	1	2	3	4	5	6	7	8	9	AB	R	H	RBI	BB	SO	LOB
Oddibe McDowell, L (1, 8) OBP: 0.308, SLG: 0.309	3-2 G4-3	1-0 G1-3			1-0 BB 1-2 1B		4-1 BB		0-1 F8	4	0	1	0	1	0	2
Tommy Gregg, L (1, 3) OBP: 0.309, SLG: 0.337	3-2 G6-3		0-0 G1-3		1-0 L7		1-0 F7		1-1 P3	5	0	0	0	0	0	3
Lonnie Smith, R (1, 7) OBP: 0.444, SLG: 0.581	1-1 L6		2-2 CS 1B		4-2 BB 1-2 2-3 BB				0-3 K	3	0	1	0	1	1	0
Dale Murphy, R (1, 9) OBP: 0.308, SLG: 0.338		3-2 BB 1B 1B	2-3 K		1-1 P5				4-0 BB	3	1	1	0	1	1	4
Darrell Evans, L (1, 5) Joe Boever, R (9, 1) OBP: 0.276, SLG: 0.312		0-1 BB 1-2 1B 1B	2-0 CS	2-2 P5		2-2 G3			2-2 P5	4	1	1	0	0	0	1
Andres Thomas, R (1, 6) OBP: 0.255, SLG: 0.358		2-3 K		0-2 G4-3		0-1 G5-3			0-3 K	4	0	0	0	0	2	3
Jeff Treadway, L (1, 4) Jeff Blauser, R (9, PH) OBP: 0.314, SLG: 0.362		0-0 F7		1-1 G6-3		1-0 G1-3			0-1 F8 HR 2B	3	0	0	0	0	0	2
Bruce Benedict, R (1, 2) Geronimo Berroa, R (9, PH) OBP: 0.304, SLG: 0.228		4-2 BB 1-2 2-3 BB		2-1 G6-3		0-0 P4			0-1 F8	2	0	0	0	1	0	0
Derek Lilliquist, L (1, 1) Mark Eichhorn, R (6, 1) Jeff Wetherby, L (7, PH) Paul Assenmacher, L (8, 1) Ed Whited, R (9, 5) OBP: 0.211, SLG: 0.237		0-1 BB 1-2 2-3 BB		0-1 BB 1B 1B		0-1 F9			2-2 HR	2	0	2	2	0	0	0

Inning Stats	R: 0	H: 0	E: 0	K: 0	S: 12	R: 2	H: 3	E: 0	K: 1	S: 15	R: 0	H: 1	E: 0	K: 1	S: 11	R: 0	H: 0	E: 0	K: 0	S: 8	R: 0	H: 2	E: 0	K: 0	S: 10	R: 0	H: 0	E: 0	K: 0	S: 7	R: 0	H: 0	E: 0	K: 2	S: 14	R: 2	H: 2	E: 0	K: 0	S: 11	1B: 6	SF: 0	2B: 1	SAC: 0	3B: 0	DP: 0	HR: 1	HBP: 0	WP: 0	PA: 39
--------------	------	------	------	------	-------	------	------	------	------	-------	------	------	------	------	-------	------	------	------	------	------	------	------	------	------	-------	------	------	------	------	------	------	------	------	------	-------	------	------	------	------	-------	-------	-------	-------	--------	-------	-------	-------	--------	-------	--------

PITCHER	IP	WLS	BF	H	R	ER	SO	BB	IBB	HBP	BLK	WP	HR	S	P	ERA	WHIP
Michael LaCoss, R (1, 1) ERA: 2.9	7.0	W	29	6	2	2	2	3	0	0	0	0	0	70	115	2.57	1.286
Craig Lefferts, L (8, 1) ERA: 2.26	2.0	S	9	2	2	2	2	1	0	0	0	0	1	25	34	9.00	1.500

BOTTOM

San Francisco Giants @ Atlanta Braves
Atlanta-Fulton County Stadium, Atlanta, GA

Tue Jul 25 1989, 7:05 PM EDT
Att: 10,564 - Unknown - 81 F

livebaseballscores.com

AB	34
R	4
H	8
RBI	4
BB	4
SO	4
LOB	16



Batter	1	2	3	4	5	6	7	8	9	AB R H RBI BB SO LOB	TOP																	
Pat Sheridan, L OBP: 0.317, SLG: 0.346 (1, 8) (8, 9)	2-1 F8 2B		0-1 F8 2B		2-2 E4 FC4 1-2		2-0 G4-3	1-0 G4-3		5 0 1 0 0 0 3	<p>San Francisco Giants @ Atlanta Braves Atlanta-Fulton County Stadium, Atlanta, GA</p> <p>Wed Jul 26 1989, 7:05 PM EDT Att. 8,055 - Unknown</p> <p>livebaseballscorecards.com</p> <p>AB 37 R 4 H 11 RBI 4 BB 3 SO 4 LOB 21</p> <p></p> <p>WP: 0 PA: 41 PB: 0 SB: 0 CS: 0</p>																	
Robby Thompson, R OBP: 0.343, SLG: 0.459 (1, 4)	1-1 G5-3		2-0 FC4 2B		1-1 FC4 1-2 2-3		0-3 K		1-1 G5-3	5 0 1 0 0 1 3																		
Ken Oberkfell, L OBP: 0.283, SLG: 0.356 (1, 3) (8, 5)	1-0 F8 2-3		0-2 G1-3			2-0 1B 3B	0-1 1B		3-2 1B	5 1 3 0 0 0 2 0 0 0 0 0 0 0																		
Donell Nixon, R OBP: 0.312, SLG: 0.275 (9, PR)																												
Kevin Mitchell, R OBP: 0.383, SLG: 0.672 (1, 7)	3-3 K			1-2 F8		0-0 BB FC4-6 1B 3-H	0-0 F9		2-1 L3	5 1 1 1 0 1 3																		
Candy Maldonado, R OBP: 0.309, SLG: 0.387 Brett Butler, L OBP: 0.346, SLG: 0.362 (1, 9) (8, PR) (8, 8)		2-2 F9		4-2 G6-3 BB		0-0 FC4-6 FC6 1B 1-2		3-2 SH1-4 1B	2-2 L7	3 1 2 0 1 0 0 1 1 0 0 0 0 1																		
Matt Williams, R OBP: 0.209, SLG: 0.270 (1, 5) (8, 6)		2-1 L4		0-0 G6-3 1-2		4-0 FC4-6 BB 1-2 2-3		0-0 SH1-4		2 0 0 0 1 0 1																		
Terry Kennedy, L OBP: 0.304, SLG: 0.324 (1, 2)		1-1 1B		0-0 G6-3		1-0 FC4-6 FC6 1-2 2-3 3-H		4-0 1B IBB		3 0 1 1 1 0 3																		
Jose Uribe, S OBP: 0.291, SLG: 0.316 Will Clark, L OBP: 0.412, SLG: 0.534 (1, 6) (8, PH) (8, 3)		0-0 F8			0-0 F9	2-2 FC6 1-2 3-H		0-3 K		3 0 0 1 0 0 2 1 0 0 0 0 1 2																		
Scott Garrelts, R OBP: 0.191, SLG: 0.261 Ernest Riles, L OBP: 0.343, SLG: 0.416 Steve Bedrosian, R OBP: 0.333, SLG: 0.333 (1, 1) (8, PH) (8, 1)			3-2 F8		2-2 FC4 E 1B	0-3 K		0-0 1B 1-2 2-H		3 0 1 0 0 1 1 1 0 1 1 0 0 0 0 0 0 0 0 0 0																		
Inning Stats	R: 0 E: 0 K: 1 S: 8	H: 1 LOB: 1 BB: 0 P: 15	R: 0 E: 0 K: 0 S: 9	H: 1 LOB: 1 BB: 0 P: 14	R: 0 E: 0 K: 0 S: 7	H: 0 LOB: 1 BB: 1 P: 12	R: 0 E: 1 K: 0 S: 10	H: 1 LOB: 1 BB: 0 P: 15	R: 3 E: 0 K: 1 S: 11	H: 3 LOB: 1 BB: 1 P: 19	R: 0 E: 0 K: 1 S: 7	H: 1 LOB: 1 BB: 0 P: 9	R: 1 E: 0 K: 1 S: 9	H: 2 LOB: 2 BB: 1 P: 17	R: 0 E: 0 K: 0 S: 10	H: 1 LOB: 1 BB: 0 P: 18	1B: 8 2B: 2 3B: 1 HR: 0	SF: 0 SAC: 1 DP: 0 HBP: 0	WP: 0 PA: 41 PB: 0 SB: 0 CS: 0									
PITCHER	IP WLS BF H R ER SO BB IBB HBP BLK WP HR S P ERA WHIP																											
Marty Clary, R ERA: 4.26 (1, 1)	5.0		24	7	3	3	1	2	0	0	0	0	0	46	79	5.40	1.800											
Jim Acker, R ERA: 2.58 (6, 1)	1.0		3	0	0	0	1	0	0	0	0	0	0	8	10	0.00	0.000											
Mark Eichhorn, R ERA: 3.67 (7, 1)	1.1		7	2	1	1	1	0	1	0	0	0	0	11	20	6.75	1.500											
Joe Boever, R ERA: 2.82 (8, 1)	1.2	W	7	2	0	0	1	0	0	0	0	0	0	15	24	0.00	1.200											

Batter	1	2	3	4	5	6	7	8	9
Oddibe McDowell, L (1, 8) OBP: 0.307, SLG: 0.309	1-0 F8		3-1 F7			1-1 FC4		1-2 1B SF7	
Jeff Treadway, L (1, 4) OBP: 0.316, SLG: 0.364	3-2 1B		3-2 L7			2-0 P4		0-1 1B BB	
Lonnie Smith, R (1, 7) OBP: 0.442, SLG: 0.574	2-1 L8			0-0 G5-3		2-2 FC5-4 HR		4-2 1B BB	
Dale Murphy, R (1, 9) OBP: 0.307, SLG: 0.346	3-2 G3			2-2 L8		0-1 HR		1-1 SF7	
Darrell Evans, L (1, 3) OBP: 0.270, SLG: 0.304		3-1 F8		0-1 G4-3		2-2 G4-3		0-1 F8	
Andres Thomas, R (1, 6) OBP: 0.252, SLG: 0.354		1-1 G6-3			1-2 P2		2-1 G2-3	1-0 P2	
Jeff Blauser, R (1, 5) OBP: 0.301, SLG: 0.411		3-1 1B			1-1 G5-3		1-3 K		
Bruce Benedict, R (1, 2) Joe Boever, R (8, 1)		3-1 G5-3			1-0 F9		1-2 P5		
Marty Clary, R (1, 1) Jim Acker, R (6, 1) Derek Lilliquist, L (6, PH) Mark Eichhorn, R (7, 1) Jody Davis, R (8, 2) John Russell, R (8, PR)			0-0 F8			2-0 FC5-4 HR		4-2 1B PB BB	

Inning Stats	R: 0	H: 1	E: 0	LOB: 1	K: 0	BB: 0	S: 9	P: 18
	R: 0	H: 1	E: 0	LOB: 1	K: 0	BB: 0	S: 8	P: 18
	R: 0	H: 0	E: 0	LOB: 0	K: 0	BB: 0	S: 7	P: 13
	R: 0	H: 0	E: 0	LOB: 0	K: 0	BB: 0	S: 6	P: 8
	R: 0	H: 0	E: 0	LOB: 0	K: 0	BB: 0	S: 10	P: 13
	R: 3	H: 2	E: 1	LOB: 0	K: 0	BB: 0	S: 13	P: 22
	R: 0	H: 0	E: 0	LOB: 0	K: 1	BB: 0	S: 9	P: 13
	R: 2	H: 2	E: 0	LOB: 2	K: 0	BB: 2	S: 17	P: 28

PITCHER	IP	WLS	BF	H	R	ER	SO	BB	IBB	HBP	BLK	WP	HR	S	P	ERA	WHIP
Scott Garrelts, R (1, 1) ERA: 2.38	7.0		26	4	3	0	1	0	0	0	0	0	1	62	105	0.00	0.571
Steve Bedrosian, R (8, 1) ERA: 3.74	1.0	L	7	2	2	2	0	2	0	0	0	0	0	17	28	18.00	4.000

AB	R	H	RBI	BB	SO	LOB
4	1	1	0	0	0	1
4	0	2	1	0	0	2
3	1	0	0	1	0	3
3	1	1	4	0	0	1
4	0	0	0	0	0	2
4	0	0	0	0	0	2
3	0	1	0	0	1	0
3	0	0	0	0	0	1
0	0	0	0	0	0	0
1	0	0	0	0	0	0
0	0	0	0	0	0	0
1	1	1	0	0	0	0
0	0	0	0	0	0	0
0	0	0	0	1	0	0
0	1	0	0	0	0	0

WP	PA	ERA	WHIP
0	33		
1			
0			

San Francisco Giants @ Atlanta Braves
 Atlanta-Fulton County Stadium, Atlanta, GA
 Wed Jul 26 1989, 7:05 PM EDT
 Att. 8,055 - Unknown

livebaseballscorecards.com

AB	30
R	5
H	6
RBI	5
BB	2
SO	1
LOB	12



Batter	1	2	3	4	5	6	7	8	9	AB R H RBI BB SO LOB	TOP		
Donell Nixon, R (1, 8) <small>OBP: 0.301, SLG: 0.264</small>	0-3 		0-0 		0-0 		0-0 			4 0 0 0 0 1 2			
Greg Litton, R (1, 4) <small>OBP: 0.356, SLG: 0.525</small>	0-0 		0-0 			0-0 		0-0 		4 1 1 1 0 0 0			
Will Clark, L (1, 3) <small>OBP: 0.408, SLG: 0.528</small> Terry Kennedy, L (8, 3) <small>OBP: 0.304, SLG: 0.324</small>	0-3 			0-0 		0-3 		0-3 		4 0 0 0 0 3 0 0 0 0 0 0 0 0			
Kevin Mitchell, R (1, 7) <small>OBP: 0.387, SLG: 0.674</small> Ken Oberkfell, L (8, 4) <small>OBP: 0.283, SLG: 0.356</small>	0-0 			0-0 		4-0 		0-0 		3 0 2 0 1 0 0 0 0 0 0 0 0 0			
Candy Maldonado, R (1, 9) <small>OBP: 0.309, SLG: 0.387</small> Rich Gossage, R (6, 1) Don Robinson, R (8, PH) <small>OBP: 0.250, SLG: 0.356</small> Trevor Wilson, L (8, 1) <small>OBP: 0.429, SLG: 0.333</small>	0-0 			0-0 		0-0 		0-0 		3 0 1 0 0 0 2 0 0 0 0 0 0 0 1 0 0 0 0 0 1 0 0 0 0 0 0 0			
Matt Williams, R (1, 5) <small>OBP: 0.211, SLG: 0.258</small>		0-0 		4-0 		0-0 			0-0 	3 0 0 0 1 0 2			
Kirt Manwaring, R (1, 2) <small>OBP: 0.275, SLG: 0.268</small>		0-0 		0-0 		0-0 			0-0 	4 0 0 0 0 0 3			
Jose Uribe, S (1, 6) <small>OBP: 0.291, SLG: 0.316</small> Ernest Riles, L (7, 6) <small>OBP: 0.341, SLG: 0.414</small>		0-0 			0-0 		0-0 		0-0 	3 0 1 0 0 0 0 1 0 0 0 0 0 1			
Atlee Hammaker, S (1, 1) <small>OBP: 0.333, SLG: 0.389</small> Jeff Brantley, R (6, 1) <small>OBP: 0.125, SLG: 0.125</small> Pat Sheridan, L (6, 9) <small>OBP: 0.314, SLG: 0.342</small>		0-3 		0-0 		0-3 		0-3 		2 0 1 0 0 1 0 0 0 0 0 0 0 0 2 0 0 0 0 2 2			
Inning Stats	R: 1 H: 1 E: 1 LOB: 1 K: 2 BB: 0 S: 9 P: 9	R: 0 H: 0 E: 0 LOB: 0 K: 0 BB: 0 S: 3 P: 3	R: 0 H: 0 E: 0 LOB: 0 K: 1 BB: 0 S: 5 P: 5	R: 0 H: 1 E: 0 LOB: 2 K: 0 BB: 1 S: 4 P: 8	R: 0 H: 1 E: 0 LOB: 0 K: 0 BB: 0 S: 3 P: 3	R: 0 H: 1 E: 0 LOB: 2 K: 1 BB: 1 S: 6 P: 10	R: 0 H: 1 E: 0 LOB: 1 K: 1 BB: 0 S: 6 P: 6	R: 0 H: 1 E: 0 LOB: 1 K: 1 BB: 0 S: 6 P: 6	R: 0 H: 0 E: 1 LOB: 1 K: 1 BB: 0 S: 6 P: 6	1B: 4 SF: 0 2B: 1 SAC: 0 3B: 0 DP: 1 HR: 1 HBP: 0	WP: 0 PA: 36 PB: 0 SB: 0 CS: 0		
PITCHER	IP WLS BF H R ER SO BB IBB HBP BLK WP HR S P ERA WHIP											PITCHER	IP WLS BF H R ER SO BB IBB HBP BLK WP HR S P ERA WHIP
Tom Glavine, L (1, 1) <small>ERA: 3.52</small> Paul Assenmacher, L (9, 1) <small>ERA: 4.02</small>	8.0 W 32 6 1 1 6 2 0 0 0 0 0 1 42 50 1.12 1.000												

San Francisco Giants @ Atlanta Braves
 Atlanta-Fulton County Stadium, Atlanta, GA

Thu Jul 27 1989, 7:05 PM EDT
 Att: 10,471 - Unknown

livebaseballscorecards.com

AB 34
 R 1
 H 6
 RBI 1
 BB 2
 SO 7
 LOB 13



Batter	1	2	3	4	5	6	7	8	9
Oddibe McDowell, L (1, 8) OBP: 0.311, SLG: 0.311	0-0 FC5-4 1B			0-0 CS 1B	0-0 4-3	4-0 1-2 1B IBB		0-0 G3	
Jeff Blausler, R (1, 4) OBP: 0.307, SLG: 0.412	0-0 FC5-4 1-2f G6-4-3			0-0 1-2 FC5 1B		0-0 1B HR		0-0 6-3	
Lonnie Smith, R (1, 7) OBP: 0.443, SLG: 0.572	0-0 1-2f G6-4-3			0-0 1-2 FC5 G6-4-3		0-0 1-2 HR BB			
Dale Murphy, R (1, 9) OBP: 0.309, SLG: 0.363			0-3 K	0-0 1-2f G6-4-3		0-0 HR			
Andres Thomas, R (1, 6) OBP: 0.252, SLG: 0.355			0-0 K		0-0 BB 2B	0-0 F9			
Darrell Evans, L (1, 3) OBP: 0.275, SLG: 0.305			0-0 F9		0-0 F7	0-0 HR 1B	4-0 G6-4-3 BB		
Jody Davis, R (1, 2) OBP: 0.243, SLG: 0.235			0-0 F7		0-0 6-3	0-0 1-H HR	0-0 1-2f G6-4-3		
Ed Whited, R (1, 5) OBP: 0.250, SLG: 0.310			0-3 K		4-0 BB IBB	0-0 FC3-6 1B	0-0 F8		
Tom Glavine, L (1, 1) OBP: 0.200, SLG: 0.191			0-3 K		4-0 1-2 2-3 BB	0-0 1-2f 1B		0-3 K	
Gerónimo Berroa, R (8, PH) OBP: 0.308, SLG: 0.365									
Paul Assenmacher, L (9, 1)									

AB	R	H	RBI	BB	SO	LOB
4	1	2	0	1	0	3
4	2	2	0	1	0	1
3	2	1	2	1	0	2
4	2	2	6	0	1	2
4	0	1	0	0	0	0
3	1	1	0	1	0	1
4	1	1	2	0	0	2
3	0	1	0	1	1	0
2	1	0	0	1	1	1
1	0	0	0	0	1	0
0	0	0	0	0	0	0

BOTTOM

San Francisco Giants @ Atlanta Braves
Atlanta-Fulton County Stadium, Atlanta, GA

Thu Jul 27 1989, 7:05 PM EDT
Att. 10,471 - Unknown

AB	32
R	10
H	11
RBI	10
BB	6
SO	4
LOB	12

livebaseballscorecards.com

Braves

1B: 7	SF: 0	WP: 0	PA: 38
2B: 1	SAC: 0	PB: 0	
3B: 0	DP: 3	SB: 0	
HR: 3	HBP: 0	CS: 1	

Inning Stats		R: 0	H: 1	E: 0	K: 0	S: 3	R: 0	H: 0	E: 0	K: 1	S: 5	R: 0	H: 0	E: 0	K: 2	S: 7	R: 0	H: 2	E: 0	K: 0	S: 4	R: 0	H: 1	E: 0	K: 0	S: 4	R: 10	H: 7	E: 0	K: 0	S: 10	R: 0	H: 0	E: 0	K: 0	S: 2	R: 0	H: 0	E: 0	K: 1	S: 5
Inning Stats		LOB: 0	BB: 0	P: 3	LOB: 0	BB: 0	P: 5	LOB: 0	BB: 0	P: 7	LOB: 1	BB: 0	P: 4	LOB: 0	BB: 3	P: 22	LOB: 0	BB: 3	P: 6	LOB: 0	BB: 0	P: 5	LOB: 0	BB: 0	P: 5	LOB: 0	BB: 0	P: 5	LOB: 0	BB: 0	P: 5	LOB: 0	BB: 0	P: 5	LOB: 0	BB: 0	P: 5				
PITCHER	ATLEE HAMMAKER, L (1, 1) ERA: 3.77	IP 5.0	WLS L	BF 21	H 5	R 2	ER 2	SO 3	BB 2	IBB 1	HBP 0	BLK 0	WP 0	HR 0	S 24	P 36	ERA 3.60	WHIP 1.400																							
	JEFF BRANTLEY, R (6, 1) ERA: 4.08	IP 0.2	WLS L	BF 7	H 4	R 3	ER 3	SO 0	BB 0	IBB 0	HBP 0	BLK 1	WP 0	HR 2	S 6	P 10	ERA 40.50	WHIP 6.000																							
	RICH GOSSAGE, R (6, 1) ERA: 2.63	IP 1.1	WLS L	BF 7	H 2	R 5	ER 5	SO 0	BB 2	IBB 0	HBP 0	BLK 0	WP 0	HR 1	S 5	P 13	ERA 33.75	WHIP 3.000																							
	TREVOR WILSON, L (8, 1) ERA: 3.71	IP 1.0	WLS L	BF 3	H 0	R 0	ER 0	SO 1	BB 0	IBB 0	HBP 0	BLK 0	WP 0	HR 0	S 5	P 5	ERA 0.00	WHIP 0.000																							

Batter	1	2	3	4	5	6	7	8	9	10	11	12	13	14	15	16	17	AB	R	H	RBI	BB	SO	LOB	TOP												
Mariano Duncan, R OBP: 0.277, SLG: 0.333 (1, 6)																		8	1	2	0	0	1	2													
Todd Benzinger, S OBP: 0.286, SLG: 0.363 (1, 3)																		8	1	1	0	0	3	6													
Eric Davis, R OBP: 0.352, SLG: 0.508 (1, 8)																		7	0	2	0	1	2	2													
Ken Griffey, L OBP: 0.345, SLG: 0.432 (1, 7)																		8	0	2	2	0	2	3													
Rolando Roomes, R OBP: 0.322, SLG: 0.485 (1, 9)																			8	0	2	0	0	4	3												
Scotti Madison, S OBP: 0.321, SLG: 0.360 (1, 5)																			7	1	1	0	0	0	2												
Jeff Reed, L OBP: 0.298, SLG: 0.309 (1, 2)																			2	0	1	0	1	1	0												
Jeff Richardson, R OBP: 0.240, SLG: 0.174 (7, PR)																			0	1	0	0	0	0	0												
Joe Oliver, R OBP: 0.276, SLG: 0.231 (7, 2)																			2	0	0	0	1	1	0												
Ron Cester, S OBP: 0.281, SLG: 0.244 (9, 1)																			4	0	1	0	0	0	1												
John Franco, L OBP: 0.243, SLG: 0.143 (9, 1)																			0	0	0	0	0	0	0												
Van Snider, L OBP: 0.223, SLG: 0.143 (11, PH)																			1	0	0	0	0	1	2												
Scott Scudder, R OBP: 0.273, SLG: 0.111 (11, 1)																			0	0	0	0	0	0	0												
Joel Youngblood, R OBP: 0.315, SLG: 0.258 (14, PH)																			1	0	1	1	0	0	0												
Nom Chiraltoli, S OBP: 0.143, SLG: 0.106 (17, PH)																			0	0	0	0	1	0	0												
Tom Browning, L OBP: 0.143, SLG: 0.106 (17, 1)																			1	0	0	0	0	0	0												
Bob Sebra, R OBP: 0.143, SLG: 0.106 (17, 1)																			0	0	0	0	0	0	0												
Ron Robinson, R OBP: 0.500, SLG: 0.400 (1, 1)																			2	0	1	0	0	1	1												
Herm Winningham, L OBP: 0.307, SLG: 0.310 (7, PH)																			1	0	1	1	0	0	0												
Rob Dibble, L OBP: 0.258, SLG: 0.389 (9, 4)																			0	0	0	0	0	0	0												
Luis Quinones, S OBP: 0.258, SLG: 0.389 (9, 4)																			4	0	0	0	0	1	1												
Inning Stats	R: 0 E: 0 K: 2 S: 12	H: 1 LOB: 1 BB: 0 P: 19	R: 0 E: 0 K: 1 S: 8	H: 0 LOB: 0 BB: 0 P: 12	R: 0 E: 0 K: 1 S: 8	H: 1 LOB: 1 BB: 0 P: 12	R: 0 E: 0 K: 1 S: 10	H: 1 LOB: 0 BB: 0 P: 13	R: 0 E: 0 K: 1 S: 7	H: 0 LOB: 1 BB: 1 P: 14	R: 0 E: 0 K: 1 S: 10	H: 0 LOB: 0 BB: 0 P: 11	R: 0 E: 0 K: 0 S: 9	H: 0 LOB: 0 BB: 0 P: 9	R: 0 E: 0 K: 1 S: 10	H: 1 LOB: 2 BB: 1 P: 20	R: 0 E: 0 K: 2 S: 10	H: 1 LOB: 0 BB: 0 P: 13	R: 0 E: 0 K: 1 S: 6	H: 0 LOB: 0 BB: 0 P: 10	R: 1 E: 0 K: 0 S: 13	H: 2 LOB: 1 BB: 0 P: 20	R: 0 E: 0 K: 1 S: 8	H: 0 LOB: 0 BB: 0 P: 15	R: 0 E: 0 K: 1 S: 7	H: 0 LOB: 0 BB: 0 P: 13	R: 2 E: 2 K: 2 S: 16	H: 1 LOB: 2 BB: 1 P: 27	1B: 13 2B: 2 3B: 0 HR: 0	SF: 0 SAC: 1 DP: 2 HBP: 0	WP: 0 PB: 0 SB: 0 CS: 1	PA: 69					
PITCHER	IP WLS BF H R ER SO BB IBB HBP BLK WP HR S P ERA WHIP																		IP WLS BF H R ER SO BB IBB HBP BLK WP HR S P ERA WHIP																		
Pete Smith, R ERA: 4.89 (11, 1)	6.2	26	7	1	1	1	7	1	0	0	0	0	0	0	0	0	61	94	1.35	1.200																	
Jim Acker, R ERA: 2.54 (7, 1)	1.1	6	2	0	0	0	2	0	0	0	0	0	0	0	0	0	13	20	0.00	1.500																	
Joe Boever, R ERA: 2.72 (8, 1)	2.0	7	1	0	0	0	0	0	0	0	0	0	0	0	0	0	16	24	0.00	0.500																	
Mark Eichhorn, R ERA: 3.38 (11, 1)	3.0	11	2	0	0	0	5	1	0	0	0	0	0	0	0	0	26	43	0.00	1.000																	
Paul Assenmacher, L ERA: 3.96 (14, 1)	3.0	11	2	1	1	2	0	0	0	0	0	0	0	0	0	0	28	48	3.00	0.667																	
Sergio Valdez, R ERA: 5.84 (17, 1)	1.0	7	1	2	0	2	0	0	0	0	0	0	0	0	0	0	16	27	0.00	1.000																	

Cincinnati Reds @ Atlanta Braves
 Atlanta-Fulton County Stadium, Atlanta, GA
 Fri Jul 28 1989, 7:05 PM EDT
 Att: 18,883 - Unknown

livebaseballscores.com


AB	64
R	4
H	15
RBI	4
BB	3
SO	18
LOB	23



Batter	1	2	3	4	5	6	7	8	9	10	11	12	13	14	15	16	17	AB R H RBI BB SO LOB	BOTTOM	
Jeff Blauser, R (1,5) (14,4) OBP: 0.299, SLG: 0.401	1-1 B1-3		1-0 G5-3			1-1 G4-3		2-2 F9		3-2 G6-3			0-0 P3		1-2 FC6-4			7 0 0 0 0 0 1	Cincinnati Reds @ Atlanta Braves Atlanta-Fulton County Stadium, Atlanta, GA Fri Jul 28 1989, 7:05 PM EDT Att. 18,883 - Unknown	
Jeff Treadway, L (1,4) Paul Assenmacher, L (14,1) 29 John Smoltz, R (16,PH) Sergio Valdez, R (17,1)	2-2 1B 2B		0-0 G4-3			0-2 G4-3		2-1 1B 1B		2-2 G6-3			1-0 F9			1-3 K		6 1 2 0 0 0 0 0 0 0 0 0 0 0 1 0 0 0 0 1 0 0 0 0 0 0 0 0		
Lonnie Smith, R (1,7) OBP: 0.445, SLG: 0.577	1-0 2+H 1B		3-1 F9			4-0 BB		3-1 1B 1-2 1B		1 SAFE K			0-0 SF9 3B			3-3 K		6 1 3 1 1 2 0		
Dale Murphy, R (1,8) OBP: 0.306, SLG: 0.358	4-0 BB			0-0 G6-3		1 SAFE G3		0-3 K		2-2 G6-3			0-0 SF9			1-3 K2-3		5 0 0 1 1 2 3		
Andres Thomas, R (1,6) OBP: 0.250, SLG: 0.354	1-2 P5		0-1 F9				2-2 FC5-6 2B		1-0 G6-3				0-1 F9				2-0 F9			7 0 1 0 0 0 2
Darrell Evans, L (1,3) Ed Whited, R (9,PR) OBP: 0.279, SLG: 0.305 OBP: 0.257, SLG: 0.344	1-1 G6-3		2-1 F9				4-2 FC5-6 BB		3-2 1B				1-2 G5-3				2-0 2B			3 0 1 0 1 0 2 3 0 1 0 0 0 0
Jody Davis, R (1,2) OBP: 0.239, SLG: 0.228		0-0 F7			1-1 P7		0-0 FC5-6 G4-6-3 1-2+ 2-3		2-0 F8				0-0 P9			4-0 FC6-4 BB		3-3 K		6 0 0 0 1 1 4
Jeff Wetherby, L (1,9) Geronimo Berroa, R (9,PH) OBP: 0.261, SLG: 0.238 OBP: 0.298, SLG: 0.353		2-3 K			0-0 G5-3		0-0 G4-6-3 1-2+		2-2 G2-3				3-3 K			1-1 L9		0-1 G5-3		3 0 0 0 0 1 2 4 0 0 0 0 1 3
Pete Smith, R (1,1) Jim Acker, R (7,1) Tommy Summers, R (8,PH) Joe Slaughter, R (8,1) John Russell, R (16,PH) Mark Eichhorn, R (11,1) Derek Lilliquist, L (13,PH) Bruce Benedict, R (14,2) OBP: 0.225, SLG: 0.250 OBP: 0.295, SLG: 0.221		1-2 P9			0-3 K			1-2 F9		2-3 K			2-2 P2		2-2 F9			2 0 0 0 0 0 1 0 0 0 0 0 0 0 0 0 1 0 0 0 0 0 0 0 0 0 0 0 0 0 0 0 1 0 0 0 0 0 1 0 0 0 0 0 0 0 0 0 1 0 0 0 0 0 0 0 1 0 0 0 0 0 0 1		

Inning Stats	R: 1 E: 0 K: 0 S: 16	H: 2 LOB: 2 BB: 1 P: 26	R: 0 E: 0 K: 1 S: 7	H: 0 LOB: 0 BB: 0 P: 10	R: 0 E: 0 K: 0 S: 4	H: 0 LOB: 0 BB: 0 P: 8	R: 0 E: 0 K: 0 S: 5	H: 0 LOB: 0 BB: 0 P: 7	R: 0 E: 0 K: 1 S: 6	H: 0 LOB: 0 BB: 1 P: 11	R: 0 E: 0 K: 0 S: 9	H: 1 LOB: 1 BB: 1 P: 15	R: 0 E: 0 K: 1 S: 17	H: 2 LOB: 2 BB: 0 P: 25	R: 0 E: 0 K: 0 S: 9	H: 1 LOB: 1 BB: 0 P: 17	R: 0 E: 0 K: 1 S: 10	H: 0 LOB: 0 BB: 0 P: 17	R: 0 E: 0 K: 1 S: 11	H: 0 LOB: 0 BB: 0 P: 16	R: 0 E: 0 K: 1 S: 8	H: 0 LOB: 0 BB: 0 P: 12	R: 0 E: 0 K: 0 S: 5	H: 1 LOB: 0 BB: 0 P: 7	R: 0 E: 0 K: 0 S: 10	H: 0 LOB: 1 BB: 1 P: 18	R: 0 E: 0 K: 3 S: 10	H: 0 LOB: 0 BB: 0 P: 15	R: 0 E: 0 K: 1 S: 7	H: 1 LOB: 1 BB: 0 P: 14	1B: 4 2B: 3 3B: 1 HR: 0	SF: 1 SAC: 0 DP: 1 HBP: 0	WP: 0 PB: 0 SB: 0 CS: 0	PA: 62		
PITCHER Ron Robinson, R (1,1) ERA: 2.12	IP: 6.0	WLS: 2	BF: 22	H: 2	R: 1	ER: 1	SO: 2	BB: 2	IBB: 0	HBP: 0	BLK: 0	WP: 0	HR: 0	S: 44	P: 69	ERA: 1.50	WHIP: 0.667																			
Rob Dibble, R (7,1) ERA: 2.44	IP: 2.0	WLS: 9	BF: 3	H: 0	R: 0	ER: 0	SO: 1	BB: 1	IBB: 0	HBP: 0	BLK: 0	WP: 0	HR: 0	S: 26	P: 40	ERA: 0.00	WHIP: 2.000																			
John Franco, L (9,1) ERA: 2.63	IP: 2.0	WLS: 7	BF: 1	H: 0	R: 0	ER: 0	SO: 1	BB: 0	IBB: 0	HBP: 0	BLK: 0	WP: 0	HR: 0	S: 19	P: 34	ERA: 0.00	WHIP: 0.500																			
Scott Scudder, R (11,1) ERA: 4.15	IP: 3.0	WLS: 9	BF: 0	H: 0	R: 0	ER: 0	SO: 2	BB: 0	IBB: 0	HBP: 0	BLK: 0	WP: 0	HR: 0	S: 24	P: 36	ERA: 0.00	WHIP: 0.000																			
Norm Charlton, L (14,1) ERA: 3.49	IP: 3.0	WLS: W	BF: 11	H: 1	R: 1	ER: 1	SO: 3	BB: 1	IBB: 0	HBP: 0	BLK: 0	WP: 0	HR: 0	S: 25	P: 40	ERA: 3.00	WHIP: 0.667																			
PITCHER Bob Sebra, R (17,1) ERA: 5.14	IP: 1.0	WLS: S	BF: 4	H: 1	R: 0	ER: 0	SO: 1	BB: 0	IBB: 0	HBP: 0	BLK: 0	WP: 0	HR: 0	S: 7	P: 14	ERA: 0.00	WHIP: 1.000																			



Batter	1	2	3	4	5	6	7	8	9	AB R H RBI BB SO LOB	TOP																				
Mariano Duncan, R (1, 6) OBP: 0.269, SLG: 0.323	0-0 P3		0-1 G1-3		0-3 K		2-2 F7			4 0 0 0 0 1 3																					
Scotti Madison, S (1, 5) OBP: 0.313, SLG: 0.345 Jeff Richardson, R (8, 5) OBP: 0.240, SLG: 0.174	0-2 P2			1-1 G4-3		0-0 BB 3B 1B		3-1 G4-3		4 1 1 0 0 0 0 0 0 0 0 0 0 0																					
Eric Davis, R (1, 8) OBP: 0.354, SLG: 0.517	1-3 K			1-2 HR		4-1 3B BB		0-0 G6-3		3 2 1 1 1 1 0																					
Ken Griffey, L (1, 7) OBP: 0.343, SLG: 0.441 Van Snider, L (8, 7) OBP: 0.143, SLG: 0.143		0-2 G4-3		0-1 F9		3-2 3B		1-0 G3		4 0 1 2 0 0 0 0 0 0 0 0 0 0																					
Rolando Roomes, R (1, 9) OBP: 0.315, SLG: 0.474		2-2 G4-3		0-1 G6-3		3-3 K			1-3 K	4 0 0 0 0 2 1																					
Todd Benzinger, S (1, 3) OBP: 0.288, SLG: 0.371		1-0 F8			4-2 SH5-4 BB 1B	3-0 FC4-2-5-2-6			2-0 HR	3 1 1 1 1 0 1																					
Jeff Reed, L (1, 2) OBP: 0.297, SLG: 0.304			2-0 P6		2-0 P3	1-1 P6			4-0 FC6-4 BB	3 0 0 0 1 0 2	AB 31 R 4 H 6 RBI 4 BB 3 SO 5 LOB 9																				
Ron Oester, S (1, 4) OBP: 0.272, SLG: 0.250		0-2 SH5-6-3 1B		1-1 SH5-4 1B		1-2 G6-3			0-0 FC6-4	4 0 2 0 0 0 1																					
Tom Browning, L (1, 1) OBP: 0.140, SLG: 0.104 Rob Dibble, L (8, 1) Herm Winningham, L (9, PH) OBP: 0.305, SLG: 0.308 John Franco, L (9, 1)		0-0 SH5-6-3		0-1 SH5-4		0-3 K			1-0 G4-3	1 0 0 0 0 1 0 0 0 0 0 0 0 0 1 0 0 0 0 0 1 0 0 0 0 0 0 0																					
Inning Stats	R: 0 E: 0 K: 1 S: 7	H: 0 LOB: 0 BB: 0 P: 8	R: 0 E: 0 K: 0 S: 9	H: 0 LOB: 0 BB: 0 P: 12	R: 0 E: 0 K: 0 S: 7	H: 1 LOB: 1 BB: 0 P: 9	R: 1 E: 0 K: 0 S: 9	H: 1 LOB: 0 BB: 0 P: 11	R: 0 E: 0 K: 1 S: 11	H: 1 LOB: 2 BB: 1 P: 17	R: 2 E: 0 K: 1 S: 16	H: 2 LOB: 1 BB: 1 P: 30	R: 0 E: 0 K: 1 S: 9	H: 0 LOB: 0 BB: 0 P: 12	R: 0 E: 0 K: 0 S: 4	H: 0 LOB: 0 BB: 0 P: 8	R: 1 E: 0 K: 1 S: 8	H: 1 LOB: 1 BB: 1 P: 16	1B: 3 2B: 0 3B: 1 HR: 2	SF: 0 SAC: 2 DP: 0 HBP: 0	WP: 0 PB: 0 SB: 0 CS: 0	PA: 36									
PITCHER 29 John Smoltz, R (1, 1) ERA: 2.2 Jim Acker, R (8, 1) ERA: 2.59	IP 7.0	WLS L	BF 28	H 5	R 3	ER 3	SO 4	BB 2	IBB 0	HBP 0	BLK 0	WP 0	HR 1	S 68	P 99	ERA 3.86	WHIP 1.000														
											PITCHER	IP	WLS	BF	H	R	ER	SO	BB	IBB	HBP	BLK	WP	HR	S	P	ERA	WHIP			

Cincinnati Reds @ Atlanta Braves
Atlanta-Fulton County Stadium, Atlanta, GA

Sat Jul 29 1989, 7:05 PM EDT
Att. 31,470 - Unknown - 93 F

livebaseballscorecards.com

BOTTOM

Cincinnati Reds @ Atlanta Braves
Atlanta-Fulton County Stadium, Atlanta, GA

Sat Jul 29 1989, 7:05 PM EDT
Att: 31,470 - Unknown - 93 F

livebaseballscores.com

AB	31
R	1
H	5
RBI	1
BB	2
SO	4
LOB	10



WP:	0	PA:	34
PB:	0	SB:	0
CS:	0		

AB	R	H	RBI	BB	SO	LOB
3	0	0	0	1	0	1
3	0	1	0	1	1	3
4	1	1	1	0	0	2
4	0	0	0	0	0	1
4	0	1	0	0	0	0
4	0	1	0	0	0	1
4	0	0	0	0	2	1
3	0	1	0	0	0	0
1	0	0	0	0	0	1
1	0	0	0	0	1	0
0	0	0	0	0	0	0

Batter	1	2	3	4	5	6	7	8	9
Jeff Blausler, R OBP: 0.298, SLG: 0.396 (1, 4)	0-0 B3 ①		1-0 G5-3 ②		4-0 IBB ③			2-2 L6 ①	
Tommy Gregg, L OBP: 0.311, SLG: 0.335 (1, 3)	2-2 1B ②		1-0 F8 ③		2-3 K ③			4-1 G6-4-3 BB ②	
Lonnie Smith, R OBP: 0.443, SLG: 0.583 (1, 7)	1-2 F8 ②			2-1 HR ①		0-0 F8 ①		2-0 G6-4-3 1-2f ②	
Dale Murphy, R OBP: 0.303, SLG: 0.355 (1, 8)	0-1 G4-3 ③			0-0 P3 ①		3-2 P3 ②		0-1 G4-3 ①	
Andres Thomas, R OBP: 0.250, SLG: 0.355 (1, 6)		1-0 F8 ①		0-0 P5 ②		0-0 2B ③		2-2 G6-3 ②	
Geronimo Berroa, R OBP: 0.297, SLG: 0.350 (1, 9)		2-2 G4-3 ②		3-2 F9 ③		1-2 L6 ③		3-1 1B ③	
Jody Davis, R OBP: 0.235, SLG: 0.223 (1, 2)		0-1 P4 ③			2-3 K ①		2-2 P4 ①	0-3 K ③	
Ed Whited, R OBP: 0.263, SLG: 0.343 (1, 5)			2-2 29 SH1-4 1B ①		0-0 E6 ②		0-0 F8 ②		
29 John Smoltz, R OBP: 0.218, SLG: 0.245 Oddibe McDowell, L OBP: 0.311, SLG: 0.310 Jim Acker, R OBP: 0.250, SLG: 0.250 (1, 1) (7, PH) (8, 1)			0-1 SH1-4 ①		0-1 F8 ②		2-3 K ③		

Inning Stats	R: 0	H: 1	E: 0	K: 0	S: 9	R: 0	H: 0	E: 0	K: 0	S: 6	R: 0	H: 1	E: 0	K: 0	S: 8	R: 1	H: 1	E: 0	K: 0	S: 9	R: 0	H: 0	E: 1	K: 2	S: 9	R: 0	H: 1	E: 0	K: 1	S: 9	R: 0	H: 0	E: 0	K: 0	S: 6	R: 0	H: 0	E: 0	K: 1	S: 10	R: 0	H: 1	E: 0	K: 1	S: 10	1B: 3	SF: 0	2B: 1	SAC: 1	3B: 0	DP: 1	HR: 1	HBP: 0	WP: 0	PA: 34
--------------	------	------	------	------	------	------	------	------	------	------	------	------	------	------	------	------	------	------	------	------	------	------	------	------	------	------	------	------	------	------	------	------	------	------	------	------	------	------	------	-------	------	------	------	------	-------	-------	-------	-------	--------	-------	-------	-------	--------	-------	--------

PITCHER	IP	WLS	BF	H	R	ER	SO	BB	IBB	HBP	BLK	WP	HR	S	P	ERA	WHIP
Tom Browning, L ERA: 3.49 (1, 1)	7.1	W	29	4	1	1	3	1	1	0	0	0	1	63	100	1.23	0.682
Rob Dibble, R ERA: 2.42 (8, 1)	0.2		1	0	0	0	0	0	0	0	0	0	0	1	3	0.00	0.000
John Franco, L ERA: 2.58 (9, 1)	1.0	S	4	1	0	0	1	0	0	0	0	0	0	10	15	0.00	1.000

Batter	1	2	3	4	5	6	7	8	9	AB R H RBI BB SO LOB	TOP									
Mariano Duncan, R (1, 6) OBP: 0.266, SLG: 0.319	2-3 K		0-2 P6			0-0 1B	2-3 K		2-1 P4	5 1 1 0 0 2 1										
Scotti Madison, S (1, 5) OBP: 0.306, SLG: 0.333	2-0 1B SF8		0-0 P3			1-0 F9	0-0 G3			4 1 1 0 0 0 2										
Eric Davis, R (1, 8) OBP: 0.355, SLG: 0.516	1-0 CS				2-1 P3	0-0 G3 1B		1-2 G6-3		4 0 2 0 0 0 0										
Rolando Roomes, R (1, 9) OBP: 0.319, SLG: 0.477	0-1 SF8				0-0 1B	2-0 G3 1B		1-3 K		3 0 2 2 0 1 0										
Joel Youngblood, R (1, 7) OBP: 0.309, SLG: 0.349	2-1 CS	2-3 K			0-1 F8	1-2 G3		2-0 2B		2 0 0 0 0 1 1										
Ken Griffey, L (6, PH) OBP: 0.345, SLG: 0.448	1-2				1-0 F9	1-2 2-3				2 0 1 0 0 0 2										
Todd Benzinger, S (1, 3) OBP: 0.292, SLG: 0.372					1-0 F9	4-0 IBB		4-2 BB		2 0 1 0 2 0 1										
Joe Oliver, R (1, 2) OBP: 0.258, SLG: 0.214					1-2 F8	0-0 F9		0-2 P3		2 0 0 0 0 0 1										
Jeff Reed, L (6, PH) OBP: 0.294, SLG: 0.301										2 0 0 0 0 1 5										
Ron Oester, S (1, 4) OBP: 0.266, SLG: 0.244						0-0 G5-3		1-0 G4-3		4 0 0 0 0 1 1										
Rick Mahler, R (1, 1) OBP: 0.237, SLG: 0.232						0-0 F8				3 0 1 0 0 0 0										
Norm Charlton, S (7, 1)										0 0 0 0 0 0 0										
Herm Winningham, L (9, PH) OBP: 0.302, SLG: 0.305										1 0 0 0 0 0 0										
Inning Stats	R: 1 E: 0 K: 1 S: 9	H: 2 LOB: 0 BB: 0 P: 16	R: 0 E: 0 K: 2 S: 14	H: 1 LOB: 1 BB: 0 P: 18	R: 0 E: 0 K: 0 S: 7	H: 0 LOB: 0 BB: 0 P: 10	R: 0 E: 0 K: 0 S: 6	H: 1 LOB: 1 BB: 0 P: 9	R: 0 E: 0 K: 1 S: 10	H: 3 LOB: 3 BB: 1 P: 18	R: 0 E: 0 K: 1 S: 6	H: 1 LOB: 1 BB: 0 P: 9	R: 0 E: 0 K: 1 S: 12	H: 1 LOB: 2 BB: 1 P: 20	R: 0 E: 0 K: 0 S: 6	H: 0 LOB: 0 BB: 0 P: 9	1B: 8 2B: 1 3B: 0 HR: 0	SF: 1 SAC: 0 DP: 0 HBP: 0	WP: 0 PB: 0 SB: 0 CS: 1	PA: 38
PITCHER	IP WLS BF H R ER SO BB IBB HBP BLK WP HR S P ERA WHIP																			
Derek Lilliquist, L (1, 1) ERA: 3.86	5.1 W 22 7 2 2 3 0 0 0 0 0 0 0 43 63 3.38 1.312																			
Mark Eichhorn, R (6, 1) ERA: 3.23	1.2 7 1 0 0 2 0 1 0 0 0 0 0 12 20 0.00 0.600																			
Joe Boever, R (8, 1) ERA: 2.62	2.0 S 8 1 0 0 1 1 0 0 0 0 0 0 18 29 0.00 1.000																			

Cincinnati Reds @ Atlanta Braves
Atlanta-Fulton County Stadium, Atlanta, GA

Sun Jul 30 1989, 3:33 AM EDT
Att. 14,177 - Cloudy

livebaseballscorecards.com

AB	34
R	2
H	9
RBI	2
BB	2
SO	6
LOB	14



Batter	1	2	3	4	5	6	7	8	9
Oddibe McDowell, L OBP: 0.315, SLG: 0.315 (1, 8)	0-1 1B G6-4-3 1B		0-0 1B G3		0-0 F8		0-0 2-H 1B G5-3		
Jeff Treadway, L OBP: 0.315, SLG: 0.365 (1, 4)	3-1 1B G6-4-3 1B		1-0 G3		0-3 K		0-0 1-2 G5-3		
Lonnie Smith, R OBP: 0.441, SLG: 0.579 (1, 7)	0-0 G6-4-3 1-2f 3-H 1B		0-1 1B S 2-H		0-0 G5-3		2-1 G6-3		
Dale Murphy, R OBP: 0.303, SLG: 0.352 (1, 9)	0-0 F8		1-2 P4		4-2 BB		0-0 G6-3		
Darrell Evans, L OBP: 0.279, SLG: 0.322 (1, 3)		2-0 HR		2-1 P6		2-2 F9		0-0 F9	
Andres Thomas, R OBP: 0.247, SLG: 0.352 (1, 6)		2-2 G4-3		0-0 F7		2-3 K		0-1 P3	
Jeff Blauser, R OBP: 0.302, SLG: 0.399 (1, 5)		1-1 CS 1B		1-2 L6			1-2 SH3-4 2B 1B		
Bruce Benedict, R OBP: 0.299, SLG: 0.225 (1, 2)		2-3 K			3-2 SH3-4 1B		1-0 SH3-4		
Derek Lilliquist, L OBP: 0.220, SLG: 0.244 (1, 1)			2-2 G4-3		1-2 SH3-4		1-0 1B 2B		
Mark Eichhorn, R (6, 1)									
Jeff Wetherby, L OBP: 0.292, SLG: 0.318 (7, PH)									
Joe Boever, R (8, 1)									

Inning Stats	R: 1	H: 2	E: 0	LOB: 0	K: 0	BB: 0	S: 6	P: 9
	R: 1	H: 2	E: 0	LOB: 0	K: 1	BB: 0	S: 10	P: 17
	R: 1	H: 2	E: 0	LOB: 1	K: 0	BB: 0	S: 10	P: 14
	R: 0	H: 0	E: 0	LOB: 0	K: 0	BB: 0	S: 6	P: 9
	R: 0	H: 1	E: 0	LOB: 1	K: 1	BB: 0	S: 13	P: 17
	R: 0	H: 0	E: 0	LOB: 1	K: 1	BB: 1	S: 11	P: 18
	R: 2	H: 3	E: 0	LOB: 1	K: 0	BB: 0	S: 9	P: 14
	R: 0	H: 0	E: 0	LOB: 0	K: 0	BB: 0	S: 4	P: 4

1B	2B	3B	HR	SF	SAC	DP	HBP
8	1	0	1	0	2	1	0

PITCHER	IP	WLS	BF	H	R	ER	SO	BB	IBB	HBP	BLK	WP	HR	S	P	ERA	WHIP
Rick Mahler, R ERA: 3.39 (1, 1)	6.1	L	27	9	5	5	3	1	0	0	0	0	1	61	92	7.11	1.579
Norm Charlton, L ERA: 3.39 (7, 1)	1.2		6	1	0	0	0	0	0	0	0	0	0	8	10	0.00	0.600

AB R H RBI BB SO LOB

4	2	3	1	0	0	1
4	0	1	0	0	1	3
4	0	1	1	0	0	2
3	0	0	0	1	0	1
4	1	1	1	0	0	1
4	0	0	0	0	1	1
3	1	2	0	0	0	0
2	0	1	0	0	1	1
1	0	0	0	0	0	0
0	0	0	0	0	0	0
1	1	1	1	0	0	0
0	0	0	0	0	0	0

WP: 0	PA: 33
PB: 0	
SB: 1	
CS: 1	

AB	R	H	RBI	BB	SO	LOB
30	5	10	4	1	3	10



Cincinnati Reds @ Atlanta Braves
Atlanta-Fulton County Stadium, Atlanta, GA
Sun Jul 30 1989, 3:33 AM EDT
Att. 14,177 - Cloudy

livebaseballscorecards.com

Batter	1	2	3	4	5	6	7	8	9	10	11	AB	R	H	RBI	BB	SO	LOB	TOP							
Bip Roberts, S (1, 6) OBP: 0.380, SLG: 0.408	2-1 G4-3		1-1 L7		0-0 1B			0-0 SH2-4		3-2 F7	0-0 G4-3	5	0	1	0	0	0	2								
Roberto Alomar, S (1, 4) OBP: 0.324, SLG: 0.323	3-2 F7		2-1 G6-3		2-2 L6			2-0 1B		0-0 G4-3	0-0 G6-3	6	0	1	1	0	0	4								
Tony Gwynn, L (1, 9) OBP: 0.394, SLG: 0.439	2-1 P6			3-2 G6-3				1-1 1B		3-1 1B	4-1 BB	5	0	3	0	1	0	0								
Jack Clark, R (1, 3) OBP: 0.397, SLG: 0.390		1-0 G1-3 2B		1-1 P6				2-3 K		1-1 L9	0-0 P3	5	0	1	0	1	1	5								
Marvell Wynne, L (1, 8) OBP: 0.286, SLG: 0.351		2-1 P5		0-0 P6				1-1 F8		0-1 L9	1-0 G4-3	5	0	0	0	0	0	5								
Chris James, R (1, 7) OBP: 0.263, SLG: 0.325		2-2 G1-3		1-0 G6-3				0-1 P3		1-3 K	0-2 2B 3B 1B	5	0	1	0	0	1	1								
Shawn Abner, R (11, PR) OBP: 0.212, SLG: 0.290		2-3										0	1	0	0	0	0	0								
Mike Pagliarulo, L (1, 5) OBP: 0.268, SLG: 0.294		1-0 F9		0-0 F8 1B 2B				3-2 F7		0-0 L3	1-0 3B 2B	5	2	2	0	0	0	1								
Benito Santiago, R (1, 2) OBP: 0.283, SLG: 0.361			3-2 L7		2-0 F8			2-2 L7		2-2 1B	4-0 3B IBB	4	1	1	0	1	0	1								
Dennis Rasmussen, L (1, 1) OBP: 0.186, SLG: 0.233			0-0		1-1 1B			1-2 SH2-4 1B		2-2 G6-3	2-2 1-H 2-H 3-H 3B	2	0	2	1	0	0	0								
Tim Flannery, L (8, PH) OBP: 0.314, SLG: 0.294					3-H							1	1	1	0	0	0	0								
Greg Harris, R (8, 1) OBP: 0.295, SLG: 0.347												0	0	0	0	0	0	0								
Gary Templeton, S (9, PH) OBP: 0.286, SLG: 0.347												1	0	0	0	0	0	0								
Mark Grant, R (9, 1) OBP: 0.288, SLG: 0.338												0	0	0	0	0	0	0								
Carmelo Martinez, R (11, PH) OBP: 0.288, SLG: 0.338												1	0	1	3	0	0	0								
Mark Davis, L (11, 1)												0	0	0	0	0	0	0								
Inning Stats	R: 0 E: 0 K: 0 S: 8	H: 0 LOB: 0 BB: 0 P: 15	R: 0 E: 0 K: 0 S: 9	H: 1 LOB: 1 BB: 0 P: 15	R: 0 E: 0 K: 0 S: 9	H: 1 LOB: 1 BB: 0 P: 15	R: 0 E: 0 K: 0 S: 6	H: 0 LOB: 0 BB: 0 P: 10	R: 1 E: 0 K: 0 S: 9	H: 3 LOB: 2 BB: 0 P: 15	R: 0 E: 0 K: 1 S: 7	H: 1 LOB: 0 BB: 0 P: 12	R: 0 E: 0 K: 0 S: 9	H: 0 LOB: 0 BB: 0 P: 14	R: 1 E: 0 K: 0 S: 11	H: 3 LOB: 2 BB: 0 P: 16	R: 0 E: 0 K: 1 S: 11	H: 1 LOB: 1 BB: 0 P: 16	R: 0 E: 0 K: 0 S: 18	H: 1 LOB: 2 BB: 1 P: 29	R: 3 E: 0 K: 0 S: 11	H: 3 LOB: 2 BB: 2 P: 22	1B: 9 2B: 4 3B: 1 HR: 0	SF: 0 SAC: 1 DP: 0 HBP: 0	WP: 0 PB: 0 SB: 1 CS: 1	PA: 49
PITCHER	IP	WLS	BF	H	R	ER	SO	BB	IBB	HBP	BLK	WP	HR	S	P	ERA	WHIP									
Marty Clary, R (1, 1) ERA: 3.8	7.0		26	6	1	1	1	0	0	0	0	0	0	57	96	1.29	0.857									
Joe Boever, R (8, 1) ERA: 2.64	3.0		15	5	1	1	1	1	0	0	0	0	0	40	61	3.00	2.000									
Jim Acker, R (11, 1) ERA: 2.89	1.0	L	8	3	3	3	0	1	1	0	0	0	0	11	22	27.00	4.000									

San Diego Padres @ Atlanta Braves
 Atlanta-Fulton County Stadium, Atlanta, GA
 Tue Aug 01 1989, 7:05 PM EDT
 Att: 8,363 - Unknown

AB	45
R	5
H	14
RBI	5
BB	3
SO	2
LOB	20



livebaseballscorecards.com

Batter	1	2	3	4	5	6	7	8	9	10	11	AB R H RBI BB SO LOB
Oddibe McDowell, L (1, 8) OBP: 0.316, SLG: 0.315	4-2 1B SF8 BB		2-0 F9		3-2 1B CS			0-2 G4-3		1-0 F8		4 1 1 0 1 0 0
Jeff Blausler, R (1, 4) OBP: 0.304, SLG: 0.399 (10, 5)	1-0 SF8 1B		2-2 2B 1B		2-2 P4			1-2 G6-3		1-0 F8		5 1 2 0 0 0 1
Lonnie Smith, R (1, 7) OBP: 0.438, SLG: 0.578	3-2 SF8		1-0 1-H 2B		1-2 G5-3			1-0 F8		3-3 K		4 0 1 2 0 1 1
Dale Murphy, R (1, 9) OBP: 0.304, SLG: 0.349	2-0 P5		4-1 BB		4-2 G6-3 BB			1-3 K		3-2 F9		3 0 0 0 2 1 1
Andres Thomas, R (1, 6) OBP: 0.247, SLG: 0.351	0-1 G5-3		0-0 F7		0-1 G6-3			2-2 FC4-6 1B		1-0 FC4-6 FC4		4 0 1 0 0 0 4
Ed Whited, R (1, 5) OBP: 0.244, SLG: 0.316		0-0 F7		3-1 G5-3		2-3 K		1-0 FC4-6 1-2f		1-0 FC4		3 0 0 0 0 1 0
Jeff Treadway, L (9, PH) OBP: 0.315, SLG: 0.364 (10, 4)												1 0 0 0 0 0 1
Tommy Gregg, L (1, 3) OBP: 0.305, SLG: 0.328		3-2 P6		2-2 E5				1-3 K		1-2 FC4		4 0 0 0 0 1 1
John Russell, R (1, 2) OBP: 0.167, SLG: 0.158		1-0 P3		1-1 F9				1-2 G4-3		0-0 G4-3		3 0 0 0 0 0 1
Jeff Wetherby, L (10, PH) OBP: 0.280, SLG: 0.304												1 0 0 0 0 0 0
Bruce Benedict, R (11, 2) OBP: 0.299, SLG: 0.225												0 0 0 0 0 0 0
Marty Clary, R (1, 1) OBP: 0.267, SLG: 0.214			0-2 P4		0-0 G1-3			2-1 G4-3		0-0 G4-3		3 0 0 0 0 0 1
Joe Boever, R (8, 1)												0 0 0 0 0 0 0
Darrell Evans, L (10, PH) OBP: 0.277, SLG: 0.320												1 0 0 0 0 0 0
Jim Acker, R (11, 1) OBP: 0.250, SLG: 0.250												0 0 0 0 0 0 0

Inning Stats	R: 1	H: 1	E: 0	LOB: 1	K: 0	BB: 1	S: 11	P: 21	R: 0	H: 0	E: 0	LOB: 0	K: 0	BB: 0	S: 5	P: 9	R: 1	H: 2	E: 0	LOB: 2	K: 0	BB: 1	S: 11	P: 20	R: 0	H: 0	E: 1	LOB: 1	K: 0	BB: 0	S: 8	P: 14	R: 0	H: 1	E: 0	LOB: 0	K: 0	BB: 0	S: 11	P: 17	R: 0	H: 0	E: 0	LOB: 0	K: 1	BB: 1	S: 10	P: 16	R: 0	H: 0	E: 0	LOB: 0	K: 1	BB: 0	S: 9	P: 13	R: 0	H: 0	E: 0	LOB: 0	K: 0	BB: 0	S: 7	P: 9	R: 0	H: 1	E: 0	LOB: 1	K: 1	BB: 0	S: 11	P: 16	R: 0	H: 0	E: 0	LOB: 0	K: 0	BB: 0	S: 3	P: 4	R: 0	H: 0	E: 0	LOB: 0	K: 1	BB: 0	S: 7	P: 14
--------------	------	------	------	--------	------	-------	-------	-------	------	------	------	--------	------	-------	------	------	------	------	------	--------	------	-------	-------	-------	------	------	------	--------	------	-------	------	-------	------	------	------	--------	------	-------	-------	-------	------	------	------	--------	------	-------	-------	-------	------	------	------	--------	------	-------	------	-------	------	------	------	--------	------	-------	------	------	------	------	------	--------	------	-------	-------	-------	------	------	------	--------	------	-------	------	------	------	------	------	--------	------	-------	------	-------

1B: 4	SF: 1	WP: 0	PA: 40
2B: 1	SAC: 0	PB: 0	
3B: 0	DP: 1	SB: 0	
HR: 0	HBP: 0	CS: 1	

PITCHER	IP	WLS	BF	H	R	ER	SO	BB	IBB	HBP	BLK	WP	HR	S	P	ERA	WHIP
Dennis Rasmussen, L (1, 1) ERA: 4.41	7.0		27	4	2	2	2	3	0	0	0	0	0	65	110	2.57	1.000
Greg Harris, R (8, 1) ERA: 2.75	1.0		3	0	0	0	0	0	0	0	0	0	0	7	9	0.00	0.000
Mark Grant, R (9, 1) ERA: 2.59	2.0	W	7	1	0	0	1	0	0	0	0	0	0	14	20	0.00	0.500
Mark Davis, L (11, 1) ERA: 2.19	1.0	S	3	0	0	0	1	0	0	0	0	0	0	7	14	0.00	0.000


BOTTOM

San Diego Padres @ Atlanta Braves
Atlanta-Fulton County Stadium, Atlanta, GA
Tue Aug 01 1989, 7:05 PM EDT
Att: 8,363 - Unknown

livebaseballscores.com

AB	36
R	2
H	5
RBI	2
BB	3
SO	4
LOB	11



Batter	1	2	3	4	5	6	7	8	9	AB R H RBI BB SO LOB	TOP				
Bip Roberts, S (1, 6) X OBP: 0.380, SLG: 0.407 Garry Templeton, S (9, 6) OBP: 0.286, SLG: 0.347	0-0 B3		2-1 F9		1-1 G4-3		1-1 2B 1B		0-1 E 1B G5-3	5 2 2 0 0 0 0 0 0 0 0 0 0 0					
Roberto Alomar, S (1, 4) OBP: 0.327, SLG: 0.327	2-3 K		2-1 1B		4-1 FC4-6 BB		1-1 HR 2B		1-1 G5-3	4 1 2 2 1 1 1					
Tony Gwynn, L (1, 9) OBP: 0.392, SLG: 0.435	0-1 F7		0-1 G4-3		1-0 FC4-6 FC6-4		4-0 HR IBB		1-2 E 1B E6	4 1 0 0 1 0 3					
Jack Clark, R (1, 3) OBP: 0.402, SLG: 0.406		1-1 F8 1B FC6-4 1B		1-1 HR 1B	1-0 FC6-4		1-2 HR		2-0 E6 1B	5 3 4 4 0 0 1					
Carmelo Martinez, R (1, 7) OBP: 0.291, SLG: 0.357 Greg Harris, R (7, 1) Mike Pagliarulo, L (8, 5) OBP: 0.267, SLG: 0.293		1-2 FC6-4 1B		0-0 HR		0-0 P4	0-2 G1-3		0-3 K	4 1 2 2 0 0 0 0 0 0 0 0 0 0 1 0 0 0 0 1 2					
Benito Santiago, R (1, 2) OBP: 0.282, SLG: 0.356		1-1 F8		1-0 G6-3		0-1 P6	2-3 K		4-0 IBB	4 0 0 0 1 1 2					
Luis Salazar, R (1, 5) OBP: 0.299, SLG: 0.391 Mark Davis, L (8, 1)		1-0 FC6-4		2-0 1B 1B		1-3 K		1-1 G1-3	3-3 K	4 0 1 1 0 1 1 1 0 0 0 0 1 3	AB 40 R 9 H 12 RBI 9 BB 3 SO 7 LOB 16				
Shawn Abner, R (1, 8) OBP: 0.214, SLG: 0.288		1-0 F9		1-0 G1-4-3 1B			0-0 G5-3	1-0 F7		4 0 1 0 0 0 1					
Bruce Hurst, L (1, 1) OBP: 0.145, SLG: 0.060 Tim Flannery, L (7, PH) OBP: 0.311, SLG: 0.291 Marvell Wynne, L (7, 7) OBP: 0.285, SLG: 0.350			0-3 K	1-1 G1-4-3			0-1 E4 1B 2B	0-3 K		2 0 0 0 0 1 2 1 1 0 0 0 0 0 1 0 0 0 0 1 0					
Inning Stats	R: 0 H: 0 E: 0 LOB: 0 K: 1 BB: 0 S: 6 P: 8	R: 1 H: 2 E: 0 LOB: 1 K: 0 BB: 0 S: 10 P: 15	R: 0 H: 1 E: 0 LOB: 1 K: 1 BB: 0 S: 9 P: 13	R: 2 H: 4 E: 0 LOB: 1 K: 0 BB: 0 S: 8 P: 14	R: 0 H: 0 E: 0 LOB: 1 K: 0 BB: 1 S: 5 P: 12	R: 0 H: 0 E: 0 LOB: 0 K: 1 BB: 0 S: 6 P: 7	R: 5 H: 3 E: 1 LOB: 0 K: 1 BB: 1 S: 21 P: 30	R: 0 H: 0 E: 0 LOB: 0 K: 1 BB: 0 S: 6 P: 8	R: 1 H: 2 E: 2 LOB: 3 K: 2 BB: 1 S: 16 P: 27	1B: 9 SF: 0 2B: 1 SAC: 0 3B: 0 DP: 1 HR: 2 HBP: 0	WP: 0 PA: 43 PB: 0 SB: 1 CS: 0				
PITCHER	IP WLS BF H R ER SO BB IBB HBP BLK WP HR S P ERA WHIP														
Tom Glavine, L (1, 1) ERA: 3.61 Sergio Valdez, R (5, 1) ERA: 5.4 Mark Eichhorn, R (6, 1) ERA: 3.95 Paul Assenmacher, L (8, 1) ERA: 3.81	4.0 18 7 3 3 2 0 0 0 0 0 1 33 50 6.75 1.750	1.0 4 0 0 0 0 1 0 0 0 0 0 5 12 0.00 1.000	2.0 L 11 3 5 4 2 0 1 0 0 0 1 27 37 18.00 1.500	2.0 10 2 1 0 3 0 1 0 0 0 0 22 35 0.00 1.000											

San Diego Padres @ Atlanta Braves
 Atlanta-Fulton County Stadium, Atlanta, GA

Wed Aug 02 1989, 7:05 PM EDT
 Att. 6,967 - Unknown

livebaseballscorecards.com

BOTTOM

San Diego Padres @ Atlanta Braves
Atlanta-Fulton County Stadium, Atlanta, GA

Wed Aug 02 1989, 7:05 PM EDT
Att. 6,967 - Unknown

livebaseballscores.com

AB	33
R	7
H	8
RBI	7
BB	5
SO	3
LOB	13



WP:	1	PA:	39
PB:	0	SB:	2
CS:	0		

AB R H RBI BB SO LOB

4	3	1	2	1	0	2
3	0	0	0	1	1	1
5	1	2	2	0	0	1
2	0	0	0	2	1	0
4	2	1	1	0	0	2
4	0	1	1	0	0	2
4	0	1	1	0	0	2
4	1	2	0	0	1	1
1	0	0	0	0	0	0
0	0	0	0	0	0	0
1	0	0	0	0	0	1
1	0	0	0	0	0	0
0	0	0	0	0	0	0
0	0	0	0	1	0	0

1B:	3	SF:	0
2B:	4	SAC:	1
3B:	0	DP:	1
HR:	1	HBP:	0

Batter	1	2	3	4	5	6	7	8	9
Oddibe McDowell, L OBP: 0.318, SLG: 0.323 (1, 8)	1-1 F8		2-0 FC5-4 WP S 2B 1-2f			4-1 SH1-3 1B BB	1-1 HR		1-2 FC6-4 FC6-4 1-2f
Jeff Blauser, R OBP: 0.303, SLG: 0.395 (1, 4)	1-2 L5		4-2 2B BB 1-3			0-0 SH1-3 1-2	3-3 K		2-2 F9
Lonnie Smith, R OBP: 0.437, SLG: 0.578 (1, 7)	0-1 G4-3		0-2 2B 1-3 3-H			0-0 FC5-4 1B 2-H	0-1 F9		1-2 FC6-4 1-2f
Dale Murphy, R OBP: 0.306, SLG: 0.348 (1, 9)		4-2 FC5-4 BB		0-3 K		4-2 FC5-4 BB 1-3		2-0 P4	
Andres Thomas, R OBP: 0.248, SLG: 0.350 (1, 6)		0-0 F7		2-2 G4-3		0-0 FC5-4 2B 1-2f 3-H		0-0 2B 1B	
Darrell Evans, L OBP: 0.277, SLG: 0.324 (1, 3)		3-1 P6		0-0 G3		3-1 2B 1-H		0-0 P6	
Ed Whited, R OBP: 0.244, SLG: 0.333 (1, 5)		1-1 FC5-4 1-2f		2-1 F9		2-2 G5-3		1-1 2B 1-H	
Bruce Benedict, R OBP: 0.304, SLG: 0.240 (1, 2)			2-3 K		0-1 G4-6-3 1B		2-1 F8 HR 2B		0-1 G4-3
Tom Glavine, L OBP: 0.186, SLG: 0.188 (5, 1)			0-1 E4 FC5-4		2-2 G4-6-3 1-2f		0-0 F8		4-2 FC6-4 BB
Gregg Jefferies, R OBP: 0.269, SLG: 0.292 (5, PH)									
Mark Eichhorn, R OBP: 0.303, SLG: 0.326 (8, 1)									
Tommy Gregg, L OBP: 0.302, SLG: 0.350 (9, PH)									

Inning Stats	R: 0 E: 0 K: 0 S: 7	H: 0 LOB: 0 BB: 0 P: 9	R: 0 E: 0 K: 0 S: 8	H: 0 LOB: 1 BB: 1 P: 16	R: 1 E: 1 K: 1 S: 12	H: 1 LOB: 2 BB: 1 P: 20	R: 0 E: 0 K: 1 S: 7	H: 0 LOB: 0 BB: 0 P: 9	R: 0 E: 0 K: 0 S: 8	H: 1 LOB: 0 BB: 0 P: 12	R: 3 E: 0 K: 0 S: 11	H: 2 LOB: 1 BB: 2 P: 24	R: 2 E: 0 K: 1 S: 10	H: 2 LOB: 0 BB: 0 P: 16	R: 1 E: 0 K: 0 S: 7	H: 2 LOB: 1 BB: 0 P: 10	R: 0 E: 0 K: 0 S: 13	H: 0 LOB: 1 BB: 1 P: 21	1B: 3 2B: 4 3B: 0 HR: 1	SF: 0 SAC: 1 DP: 1 HBP: 0	WP: 1 PB: 0 SB: 2 CS: 0	PA: 39
--------------	------------------------------	---------------------------------	------------------------------	----------------------------------	-------------------------------	----------------------------------	------------------------------	---------------------------------	------------------------------	----------------------------------	-------------------------------	----------------------------------	-------------------------------	----------------------------------	------------------------------	----------------------------------	-------------------------------	----------------------------------	----------------------------------	------------------------------------	----------------------------------	--------

PITCHER	IP	WLS	BF	H	R	ER	SO	BB	IBB	HBP	BLK	WP	HR	S	P	ERA	WHIP
Bruce Hurst, L ERA: 3.05 (1, 1)	6.0	W	25	4	4	3	2	4	0	0	0	1	0	53	90	4.50	1.333
Greg Harris, R ERA: 3.12 (7, 1)	1.1		7	3	3	3	1	0	0	0	0	0	1	12	20	20.25	2.250
Mark Davis, L ERA: 2.13 (8, 1)	1.2	S	7	1	0	0	0	1	0	0	0	0	0	18	27	0.00	1.200

Batter	1	2	3	4	5	6	7	8	9	AB R H RBI BB SO LOB	TOP										
Bip Roberts, S (1, 6) OBP: 0.392, SLG: 0.418 Garry Templeton, S (8, 6) OBP: 0.286, SLG: 0.347	4-2 1B BB	4-2 E BB		1-1 G4-3 1B 2B		2-2 1B 1B		0-2 G4-3		3 2 2 0 2 0 0 0 0 0 0 0 0 0											
Roberto Alomar, S (1, 4) OBP: 0.325, SLG: 0.325	1-1 1B 1-2 1B	2-3 SAFE SAFE SAFE SAFE SAFE SAFE K		0-1 G4-3		2-2 F7		1-3 K		5 0 1 0 0 2 3											
Tony Gwynn, L (1, 9) OBP: 0.394, SLG: 0.437	0-1 S 1-3 2-H 1B		1-1 G6-3	0-1 1B		2-1 SAFE SAFE FC5-4 1B		0-0 G6-3		5 0 3 2 0 0 0											
Jack Clark, R (1, 3) OBP: 0.400, SLG: 0.401	0-3 K		4-2 1B BB	0-0 F9		0-0 FC5-4		0-0 G4-3		4 1 0 0 1 1 5											
Carmelo Martinez, R (1, 7) OBP: 0.294, SLG: 0.358 Marvell Wynne, L (9, 7) OBP: 0.285, SLG: 0.350	3-3 K 1-2		1-2 1B BB	0-0 P4		2-2 1B FC6-4 1B		0-0 G6-3		5 2 2 0 0 1 3 0 0 0 0 0 0 0											
Mike Pagliarulo, L (1, 5) OBP: 0.269, SLG: 0.292	4-2 BB		0-2 1B SF8 1B	1-2 L3		0-0 F8		3-3 K		4 1 1 1 1 1 1											
Mark Parent, R (1, 2) OBP: 0.198, SLG: 0.319	1-3 K		0-0 1B	0-0 P3		1-0 FC6-4 1B				4 0 2 1 0 1 3											
Shawn Abner, R (1, 8) OBP: 0.203, SLG: 0.275			0-0 SF8	1-0 P4		1-0 FC6-4				3 0 0 2 0 0 1											
Don Schulze, R (1, 1) Tim Flannery, L (6, PH) OBP: 0.309, SLG: 0.288 Mark Grant, R (6, 1) OBP: 0.231, SLG: 0.091 Mark Davis, L (9, 1)			0-3 K	0-2 G1-3		1-3 K		1-3 K		2 0 0 0 0 1 1 1 0 0 0 0 1 0 1 0 0 0 0 1 1 0 0 0 0 0 0 0											
Inning Stats	R: 1 E: 0 K: 3 S: 21	H: 2 LOB: 3 BB: 2 P: 34	R: 0 E: 1 K: 2 S: 18	H: 0 LOB: 1 BB: 1 P: 23	R: 3 E: 0 K: 0 S: 16	H: 3 LOB: 1 BB: 1 P: 22	R: 1 E: 0 K: 0 S: 8	H: 2 LOB: 1 BB: 0 P: 9	R: 0 E: 0 K: 0 S: 5	H: 0 LOB: 0 BB: 0 P: 7	R: 0 E: 0 K: 1 S: 13	H: 2 LOB: 2 BB: 0 P: 19	R: 1 E: 1 K: 1 S: 9	H: 2 LOB: 1 BB: 0 P: 14	R: 0 E: 0 K: 1 S: 9	H: 0 LOB: 0 BB: 0 P: 10	R: 0 E: 0 K: 1 S: 5	H: 0 LOB: 0 BB: 0 P: 8	1B: 10 SF: 1 2B: 1 SAC: 0 3B: 0 DP: 0 HR: 0 HBP: 0	WP: 0 PA: 42 PB: 0 SB: 1 CS: 0	
29 John Smoltz, R (1, 1) ERA: 2.43 Jim Acker, R (8, 1) ERA: 2.82	PITCHER	IP WLS BF H R ER SO BB IBB HBP BLK WP HR S P ERA WHIP																			
		7.0 L 36 11 6 6 7 4 0 0 0 0 0 0 90 128 7.71 2.143																			
		2.0 6 0 0 0 2 0 0 0 0 0 0 0 14 18 0.00 0.000																			

San Diego Padres @ Atlanta Braves
Atlanta-Fulton County Stadium, Atlanta, GA

AB 37
R 6
H 11
RBI 6
BB 4
SO 9
LOB 18



Thu Aug 03 1989, 7:05 PM EDT
Att: 12,357 - Unknown

livebaseballscorecards.com

BOTTOM

San Diego Padres @ Atlanta Braves
Atlanta-Fulton County Stadium, Atlanta, GA

Thu Aug 03 1989, 7:05 PM EDT
Att. 12,357 - Unknown

livebaseballscorecards.com

AB	35
R	5
H	11
RBI	4
BB	1
SO	9
LOB	12




WP:	1	PA:	38
PB:	0		
SB:	1		
CS:	0		

Batter	1	2	3	4	5	6	7	8	9	AB	R	H	RBI	BB	SO	LOB
Oddibe McDowell, L (1, 8) OBP: 0.321, SLG: 0.327	0-0 B1-3		1-2 2B WP 1B		1-0 G3 1B		2-2 G4-3		3-2 1-3 2-H 1B	5	1	3	1	0	0	0
Jeff Treadway, L (1, 4) OBP: 0.316, SLG: 0.364	0-2 E6 1B SF3 1B		3-2 1 SAFE L7		0-0 G3 1-2			1-2 G5-3 1B	5	1	2	0	0	1	4	
Lonnie Smith, R (1, 7) OBP: 0.438, SLG: 0.580	0-0 S 1B		0-1 WP 1-3 SF7 2B		1-3 K			0-0 F7	4	1	2	0	0	1	2	
Dale Murphy, R (1, 9) OBP: 0.305, SLG: 0.346	1-0 SF3 1-2		4-1 BB		3-3 K			2-1 G5-3 1-2	2	0	0	1	1	1	2	
Andres Thomas, R (1, 6) OBP: 0.245, SLG: 0.347	3-3 K		1 SAFE 3-3 SF7			0-0 G6-3		0-0 P3	3	0	0	1	0	1	2	
Tommy Gregg, L (1, 3) OBP: 0.302, SLG: 0.340		0-0 HR	0-1 F7			2-1 G5-3			0-3 K	4	1	1	1	0	1	1
Jeff Blauser, R (1, 5) OBP: 0.302, SLG: 0.393		1-3 K		2-2 G4-6-3 1B		1-1 F7			2-3 K	4	0	1	0	0	2	0
Bruce Benedict, R (1, 2) OBP: 0.300, SLG: 0.236		1-0 F8		1 SAFE 1 SAFE G4-6-3 1-2f			0-2 L1		1-0 1B 1B	2	0	0	0	0	0	1
Jeff Wetherby, L (7, PH) OBP: 0.259, SLG: 0.280										1	0	0	0	0	0	0
John Russell, R (8, 2) OBP: 0.177, SLG: 0.169										1	1	1	0	0	0	0
29 John Smoltz, R (1, 1) OBP: 0.211, SLG: 0.235		0-3 K		2-3 K			2-2 G3		0-2 1B 1B	2	0	0	0	0	2	0
Darrell Evans, L (7, PH) OBP: 0.275, SLG: 0.322										1	0	0	0	0	0	0
Jim Acker, R (8, 1) OBP: 0.250, SLG: 0.250										0	0	0	0	0	0	0
Geronimo Berroa, R (9, PH) OBP: 0.308, SLG: 0.355										1	0	1	0	0	0	0

Inning Stats	R: 1	H: 2	E: 1	LOB: 1	K: 1	BB: 0	S: 10	R: 1	H: 1	E: 0	LOB: 0	K: 2	BB: 0	S: 8	R: 2	H: 2	E: 0	LOB: 1	K: 0	BB: 1	S: 16	R: 0	H: 1	E: 0	LOB: 0	K: 1	BB: 0	S: 9	R: 0	H: 1	E: 0	LOB: 1	K: 2	BB: 0	S: 8	R: 0	H: 0	E: 0	LOB: 0	K: 0	BB: 0	S: 5	R: 0	H: 0	E: 0	LOB: 0	K: 0	BB: 0	S: 10	R: 0	H: 1	E: 0	LOB: 1	K: 0	BB: 0	S: 10	R: 1	H: 3	E: 0	LOB: 2	K: 3	BB: 0	S: 18	R: 1	H: 3	E: 0	LOB: 2	K: 3	BB: 0	S: 18	1B: 9	SF: 2	2B: 1	SAC: 0	3B: 0	DP: 1	HR: 1	HBP: 0	WP: 1	PA: 38
--------------	------	------	------	--------	------	-------	-------	------	------	------	--------	------	-------	------	------	------	------	--------	------	-------	-------	------	------	------	--------	------	-------	------	------	------	------	--------	------	-------	------	------	------	------	--------	------	-------	------	------	------	------	--------	------	-------	-------	------	------	------	--------	------	-------	-------	------	------	------	--------	------	-------	-------	------	------	------	--------	------	-------	-------	-------	-------	-------	--------	-------	-------	-------	--------	-------	--------

PITCHER	IP	WLS	BF	H	R	ER	SO	BB	IBB	HBP	BLK	WP	HR	S	P	ERA	WHIP
Don Schulze, R (1, 1) ERA: 4.09	5.0	W	22	7	4	3	6	1	0	0	0	1	1	51	75	5.40	1.600
Mark Grant, R (6, 1) ERA: 2.58	3.2		15	4	1	1	2	0	0	0	0	0	0	40	56	2.46	1.091
Mark Davis, L (9, 1) ERA: 2.11	0.1	S	1	0	0	0	1	0	0	0	0	0	0	3	3	0.00	0.000

Batter	1	2	3	4	5	6	7	8	9	10	AB R H RBI BB SO LOB	TOP													
Oddibe McDowell, L (1, 8) OBP: 0.320, SLG: 0.325	0-1 1B S G6-4-3 1B		0-1 F4		0-0 L9	1-1 G3		1-3 K			5 1 1 0 0 1 3														
Jeff Treadway, L (1, 4) OBP: 0.317, SLG: 0.363	2-1 SAFE 1B SAFE 1B G6-4-3 1B		1-1 F7		1-0 G4-3		2-2 G5-3	4-1 1-2 2-3 BB			4 0 1 0 1 0 0														
Lonnie Smith, R (1, 7) OBP: 0.437, SLG: 0.580	0-1 G6-4-3 1-2f 3-H 1B		0-0 F7		1-1 HR 2B		3-2 FC4-6 1B	1-3 K			5 1 2 0 0 1 4														
Dale Murphy, R (1, 9) OBP: 0.309, SLG: 0.355	3-2 1B			0-0 F9	1-0 HR 2-H HR		4-2 SAFE 1-2 FC4-6 BB	0-1 G6-3			4 1 2 2 1 0 0														
Darrell Evans, L (1, 3) Joe Boever, R (9, 1)	0-0 L8			4-0 1B BB	1-0 2B		0-0 FC4-6 1-2f 2-3	0-1 F7			4 1 1 0 1 0 3 0 0 0 0 0 0 0														
Andres Thomas, R (1, 6) OBP: 0.242, SLG: 0.343		0-1 G1-3		2-1 F8	2-2 L3		1-2 L6	1-1 F8			5 0 0 0 0 0 4														
Jeff Blauser, R (1, 5) OBP: 0.304, SLG: 0.393		0-0 1B 1B		1-0 E4 1B 1-2		1-2 FC5-4 1B	0-0 E1 FC1-6	1-0 F8			5 0 2 0 0 0 1	AB 41 R 4 H 11 RBI 3 BB 4 SO 4 LOB 22													
John Russell, R (1, 2) OBP: 0.190, SLG: 0.183		3-2 G6-4-3 1B 1-3		1-1 FC5-4 1B 1-3 2-H		1-0 FC5-4 1-2f	1-0 FC1-6 BB 1-2f	3-3 K			5 0 2 1 0 1 2														
Pete Smith, R (1, 1) OBP: 0.162, SLG: 0.167 Mark Eichhorn, R (7, 1) Jeff Wetherby, L (8, PH) OBP: 0.299, SLG: 0.280 Geronimo Berroa, R (8, PH) OBP: 0.313, SLG: 0.355 Jim Ackley, R (8, 1) Tommy Gregor, L (9, 3) OBP: 0.250, SLG: 0.250 OBP: 0.300, SLG: 0.339		3-2 G6-4-3 1-2f 3		1-0 F9		0-0 F8	4-0 BB IBB	1-3 K			3 0 0 0 0 0 5 0 0 0 0 0 0 0 0 0 0 0 0 0 0 0 0 0 0 1 0 0 0 0 0 0 0 0 0 1 0 0 0 0 1 0														
Inning Stats	R: 1 E: 0 K: 0 S: 12	H: 3 LOB: 1 BB: 0 P: 16	R: 0 E: 0 K: 10 S: 10	H: 2 LOB: 1 BB: 0 P: 16	R: 0 E: 0 K: 5 S: 5	H: 0 LOB: 0 BB: 0 P: 6	R: 1 E: 1 K: 0 S: 7	H: 1 LOB: 2 BB: 1 P: 16	R: 2 E: 0 K: 9 S: 9	H: 3 LOB: 1 BB: 0 P: 15	R: 0 E: 1 K: 0 S: 8	H: 1 LOB: 1 BB: 0 P: 10	R: 0 E: 0 K: 13 S: 13	H: 1 LOB: 2 BB: 1 P: 23	R: 0 E: 2 K: 2 S: 10	H: 0 LOB: 3 BB: 2 P: 20	R: 0 E: 0 K: 6 S: 6	H: 0 LOB: 0 BB: 0 P: 7	R: 0 E: 0 K: 7 S: 7	H: 0 LOB: 0 BB: 0 P: 12	1B: 8 2B: 2 3B: 0 HR: 1	SF: 0 SAC: 0 DP: 2 HBP: 0	WP: 0 PB: 0 SB: 1 CS: 0	PA: 45	
PITCHER	IP WLS BF H R ER SO BB IBB HBP BLK WP HR S P ERA WHIP																								
Rick Mahler, R (1, 1) ERA: 3.43	6.0		28	10	4	3	0	1	0	0	0	0	0	0	0	0	0	0	0	0	0	0	0	4.50	1.833
Tim Birtsas, L (7, 1) ERA: 3.8	0.2		4	1	0	0	0	0	0	0	0	0	0	0	0	0	0	0	0	0	0	0	0	0.00	3.000
Bob Sebra, R (7, 1) ERA: 4.84	0.2		3	0	0	0	0	0	0	0	0	0	0	0	0	0	0	0	0	0	0	0	0	0.00	0.000
Norm Charlton, L (8, 1) ERA: 3.47	0.1		3	0	0	0	1	1	1	0	0	0	0	0	0	0	0	0	0	0	0	0	0	0.00	3.000
Rob Dibble, R (8, 1) ERA: 2.43	1.1		4	0	0	0	1	0	0	0	0	0	0	0	0	0	0	0	0	0	0	0	0	0.00	0.000
PITCHER	IP WLS BF H R ER SO BB IBB HBP BLK WP HR S P ERA WHIP																								
John Franco, L (10, 1) ERA: 2.48	1.0		3	0	0	0	0	0	0	0	0	0	0	0	0	0	0	0	0	0	0	0	0	0.00	0.000

Atlanta Braves @ Cincinnati Reds
Riverfront Stadium, Cincinnati, OH
Fri Aug 04 1989, 7:05 PM EDT
Att: 32,531 - Unknown - 85 F

livebaseballscores.com



Atlanta Braves @ Cincinnati Reds
 Riverfront Stadium, Cincinnati, OH

Fri Aug 04 1989, 7:05 PM EDT
 Att. 32,531 - Unknown - 85 F

livebaseballscorecards.com


AB	33
R	5
H	8
RBI	5
BB	4
SO	7
LOB	13



WP:	0	PA:	37
PB:	0		
SB:	3		
CS:	1		

Batter	1	2	3	4	5	6	7	8	9	10	AB	R	H	RBI	BB	SO	LOB
Mariano Duncan, R OBP: 0.288, SLG: 0.345	F8			F8		HR		K		HR	5	2	2	1	0	1	0
Luis Quinones, S OBP: 0.261, SLG: 0.378	F6			F8		L9		K			4	0	0	0	0	1	1
Eric Davis, R OBP: 0.361, SLG: 0.524	G6-3			G6-3		HR			S	S	3	2	1	2	1	0	0
Ken Griffey, L OBP: 0.364, SLG: 0.470		K			1B				S	S	2	1	1	0	2	1	0
Rolando Roomes, R OBP: 0.320, SLG: 0.485		K			K		F8		K		4	0	0	0	0	3	4
Todd Benzinger, S OBP: 0.301, SLG: 0.377	F8					1B		G4-3		1B	4	0	2	2	0	0	0
Jeff Reed, L OBP: 0.311, SLG: 0.333											4	0	2	0	0	1	2
Jeff Richardson, R OBP: 0.258, SLG: 0.179											0	0	0	0	0	0	0
Ron Oester, S OBP: 0.275, SLG: 0.258											3	0	0	0	0	0	3
Norm Charlton, S											0	0	0	0	0	0	0
Rob Dibble, L											0	0	0	0	0	0	0
Herm Winningham, L OBP: 0.304, SLG: 0.309											0	0	0	0	1	0	0
John Franco, L											0	0	0	0	0	0	0
Rick Mahler, R OBP: 0.233, SLG: 0.228											1	0	0	0	0	0	0
Dave Collins, S OBP: 0.270, SLG: 0.206											0	0	0	0	0	0	0
Tim Birtsas, R OBP: 0.500, SLG: 2.000											0	0	0	0	0	0	0
Bob Sebra, R											0	0	0	0	0	0	0
Scotti Madison, S OBP: 0.258, SLG: 0.275											2	0	0	0	0	0	3
Joe Oliver, R OBP: 0.258, SLG: 0.250											0	0	0	0	0	0	0

Inning Stats	R: 0	H: 0	E: 0	K: 0	S: 9	P: 14	R: 0	H: 0	E: 0	K: 2	S: 8	P: 12	R: 0	H: 1	E: 0	K: 0	S: 7	R: 0	H: 0	E: 0	K: 2	S: 15	P: 22	R: 2	H: 2	E: 0	K: 0	S: 7	R: 0	H: 0	E: 0	K: 2	S: 8	R: 0	H: 0	E: 0	K: 1	S: 12	R: 1	H: 1	E: 0	K: 0	S: 4	P: 4	1B: 6	SF: 0	2B: 0	3B: 0	HR: 2	SAC: 0	DP: 1	HBP: 0	WP: 0	PA: 37
PITCHER	IP	WLS	BF	H	R	ER	SO	BB	IBB	HBP	BLK	WP	HR	S	P	ERA	WHIP																																					
Pete Smith, R ERA: 4.78	(1, 1)		23	5	2	2	4	1	0	0	0	0	1	53	77	3.00	1.000																																					
Mark Eichhorn, R ERA: 3.86	(7, 1)		3	0	0	0	0	0	0	0	0	0	0	7	8	0.00	0.000																																					
Jim Acker, R ERA: 2.79	(8, 1)		3	0	0	0	2	0	0	0	0	0	0	8	11	0.00	0.000																																					
Joe Boever, R ERA: 3.03	(9, 1)	L	8	3	3	3	1	2	1	0	0	0	1	16	32	27.00	5.000																																					

Batter	1	2	3	4	5	6	7	8	9	AB R H RBI BB SO LOB	TOP											
Oddibe McDowell, L (1, 8) OBP: 0.318, SLG: 0.321	1-1 G3		0-1 G3		2-2 F9		1-1 B1-3	4-0 BLK IBB		4 0 0 0 1 0 1												
Jeff Treadway, L (1, 4) OBP: 0.318, SLG: 0.373	2-2 HR		0-1 P7		0-0 P4		2-0 2B SF8 1B	0-2 SF8		4 2 2 2 0 0 1												
Lonnie Smith, R (1, 7) OBP: 0.434, SLG: 0.578	3-3 K		2-2 F8			2-1 G5-3	0-0 SF8 2B	0-0 P4		5 0 1 0 0 1 1												
Dale Murphy, R (1, 9) OBP: 0.310, SLG: 0.361	1-3 K			3-2 F9		2-2 HR	4-0 IBB		3-2 G6-3	4 1 1 1 1 1 0												
Darrell Evans, L (1, 5) OBP: 0.282, SLG: 0.348		1-0 F8		1-0 HR		1-2 2B 1B	3-1 SF8		0-1 G5-3	3 1 2 2 0 0 0 1 0 0 0 0 0 0												
Andres Thomas, R (7, 6) OBP: 0.241, SLG: 0.342																						
Tommy Gregg, L (1, 3) OBP: 0.298, SLG: 0.351		0-3 K		1-0 P4		0-1 L8	1-3 K		0-0 HR	5 1 1 1 0 2 3												
Jeff Blauser, R (1, 6) OBP: 0.312, SLG: 0.403				1-0 G6-3		2-1 2B		2-1 SF8 2B	4-0 BB	3 1 2 0 2 0 0	AB 35 R 7 H 10 RBI 6 BB 7 SO 6 LOB 14											
John Russell, R (1, 2) OBP: 0.213, SLG: 0.179		4-1 FC3-6 BB			0-0 L7	4-0 IBB		4-0 SF8 BLK BB	2-3 K	2 1 0 0 3 1 1												
Derek Lilliquist, L (1, 1) OBP: 0.227, SLG: 0.250		1-2 FC3-6			1-2 1B		1-2 P3			3 0 1 0 0 0 5 1 0 0 0 0 1 2 0 0 0 0 0 0 0												
Jim Acker, R (6, 1) OBP: 0.200, SLG: 0.200																						
Paul Assenmacher, L (9, 1)																						
Inning Stats	R: 1 E: 0 K: 2 S: 12	H: 1 LOB: 0 BB: 0 P: 19	R: 0 E: 0 K: 1 S: 9	H: 0 LOB: 2 BB: 2 P: 19	R: 0 E: 0 K: 0 S: 7	H: 0 LOB: 0 BB: 0 P: 9	R: 1 E: 0 K: 0 S: 6	H: 1 LOB: 0 BB: 0 P: 12	R: 0 E: 0 K: 0 S: 8	H: 1 LOB: 1 BB: 0 P: 11	R: 1 E: 0 K: 1 S: 20	H: 3 LOB: 3 BB: 1 P: 32	R: 1 E: 0 K: 1 S: 9	H: 2 LOB: 2 BB: 1 P: 20	R: 2 E: 1 K: 1 S: 9	H: 1 LOB: 1 BB: 2 P: 21	R: 1 E: 0 K: 1 S: 10	H: 1 LOB: 1 BB: 1 P: 19	1B: 3 2B: 3 3B: 0 HR: 4	SF: 2 SAC: 0 DP: 0 HBP: 0	WP: 0 PB: 0 SB: 0 CS: 0	PA: 44
PITCHER	IP WLS BF H R ER SO BB IBB HBP BLK WP HR S P ERA WHIP																					
Scott Scudder, R (1, 1) ERA: 4.3	6.0 L 27 6 3 3 3 2 1 0 0 0 3 62 102 4.50 1.333																					
Tim Birtsas, L (7, 1) ERA: 3.91	1.0 6 2 1 1 1 0 1 0 0 0 0 9 20 9.00 2.000																					
Bob Sebra, R (8, 1) ERA: 5.21	2.0 11 2 3 3 2 2 1 0 1 0 1 19 40 13.50 2.000																					

Atlanta Braves @ Cincinnati Reds
Riverfront Stadium, Cincinnati, OH
Sat Aug 05 1989, 7:05 PM EDT
Att. 29,882 - Unknown - 70 F

livebaseballscorecards.com

Batter	1	2	3	4	5	6	7	8	9	AB	R	H	RBI	BB	SO	LOB
Mariano Duncan, R OBP: 0.293, SLG: 0.369 (1, 6)	1-1 HR	2-1 P3			1-2 1B		1-3 K			4	1	2	1	0	1	1
Luis Quinones, S OBP: 0.268, SLG: 0.385 (1, 4) (8, 5)	1-0 L7		4-2 CS BB		0-1 P8			1-1 F9 2B		3	0	1	0	1	0	1
Eric Davis, R OBP: 0.360, SLG: 0.521 (1, 8)	3-2 1B 1B		3-2 F8 1-2			3-2 P9		1-1 F9 2-3		4	0	1	0	0	0	2
Rolando Roames, R OBP: 0.314, SLG: 0.475 (1, 9)	0-3 K		1-0 F8			2-1 P3		3-3 K		4	0	0	0	0	2	2
Joel Youngblood, R OBP: 0.317, SLG: 0.348 (1, 7)	0-0 1B			1-2 G4-3		0-0 1B 1B		0-0 G5-3		4	0	2	0	0	0	1
Todd Benzinger, S OBP: 0.300, SLG: 0.375 (1, 3)	0-1 G3			1-2 F7		3-2 1B			0-0 F8	4	0	1	0	0	0	2
Joe Oliver, R OBP: 0.308, SLG: 0.278 (1, 2)		3-2 SH3-1 1B		0-0 G5-3		1-1 F7			1-2 1B 1B	4	0	2	0	0	0	2
Jeff Richardson, R OBP: 0.242, SLG: 0.167 Herm Winningham, L (7, PH) OBP: 0.301, SLG: 0.306 Ron Oester, S OBP: 0.278, SLG: 0.262 (8, 4)		1-0 P5			0-2 F8		1-1 F8		0-1 G6-3 1B	2	0	0	0	0	0	1
Scott Scudder, R OBP: 0.250, SLG: 0.100 Tim Birtsas, L (7, 1) OBP: 0.500, SLG: 2.000 Dave Collins, S (7, PH) OBP: 0.263, SLG: 0.200 Bob Sebra, R (8, 1) Scotti Madison, S (9, PH) OBP: 0.250, SLG: 0.268		1-0 SH3-1			1-3 K		2-1 G4-3		1-0 G6-3 1-2	1	0	0	0	0	1	0

Inning Stats	R: 1	H: 3	E: 0	K: 1	S: 12	H: 3	LOB: 2	BB: 0	P: 17	R: 0	H: 1	E: 0	K: 0	S: 7	H: 1	LOB: 1	BB: 0	P: 14	R: 0	H: 0	E: 0	K: 0	S: 6	H: 0	LOB: 0	BB: 1	P: 14	R: 0	H: 0	E: 0	K: 0	S: 7	H: 0	LOB: 0	BB: 0	P: 9	R: 0	H: 1	E: 0	K: 1	S: 12	H: 1	LOB: 1	BB: 0	P: 14	R: 0	H: 2	E: 0	K: 0	S: 12	H: 2	LOB: 2	BB: 0	P: 21	R: 0	H: 0	E: 0	K: 1	S: 7	H: 0	LOB: 0	BB: 0	P: 11	R: 0	H: 1	E: 0	K: 1	S: 8	H: 1	LOB: 1	BB: 0	P: 13	R: 0	H: 2	E: 0	K: 0	S: 11	H: 2	LOB: 1	BB: 0	P: 13	1B: 8	SF: 0	2B: 1	SAC: 1	3B: 0	DP: 1	HR: 1	HBP: 0	WP: 0	PA: 36
--------------	------	------	------	------	-------	------	--------	-------	-------	------	------	------	------	------	------	--------	-------	-------	------	------	------	------	------	------	--------	-------	-------	------	------	------	------	------	------	--------	-------	------	------	------	------	------	-------	------	--------	-------	-------	------	------	------	------	-------	------	--------	-------	-------	------	------	------	------	------	------	--------	-------	-------	------	------	------	------	------	------	--------	-------	-------	------	------	------	------	-------	------	--------	-------	-------	-------	-------	-------	--------	-------	-------	-------	--------	-------	--------

PITCHER	IP	WLS	BF	H	R	ER	SO	BB	IBB	HBP	BLK	WP	HR	S	P	ERA	WHIP
Derek Lilliquist, L (1, 1) ERA: 3.75	5.2	W	24	7	1	1	2	1	0	0	0	0	1	54	86	1.59	1.412
Jim Acker, R (6, 1) ERA: 2.71	2.1		8	1	0	0	2	0	0	0	0	0	0	17	27	0.00	0.429
Paul Assenmacher, L (9, 1) ERA: 3.74	1.0		4	2	0	0	0	0	0	0	0	0	0	11	13	0.00	2.000

BOTTOM

Atlanta Braves @ Cincinnati Reds
Riverfront Stadium, Cincinnati, OH
Sat Aug 05 1989, 7:05 PM EDT
Att: 29,882 - Unknown - 70 F

livebaseballscorecards.com

AB	34
R	1
H	10
RBI	1
BB	1
SO	4
LOB	14



Batter	1	2	3	4	5	6	7	8	9	AB R H RBI BB SO LOB	TOP																
Oddibe McDowell, L (1, 8) OBP: 0.319, SLG: 0.318	0-2 G3		4-0 BB		4-2 BB		0-0 FC4-6 IHR		0-1 G4-3	3 1 0 0 2 0 1																	
Jeff Treadway, L (1, 4) OBP: 0.317, SLG: 0.380	0-0 G6-3		2-1 F8		0-0 G3		0-1 IHR		0-1 G6-3	5 1 1 2 0 0 5																	
Lonnie Smith, R (1, 7) OBP: 0.432, SLG: 0.577	1-3 K			1-0 G4-3		0-0 F9		0-0 2B		4 0 1 0 0 1 0																	
Dale Murphy, R (1, 9) OBP: 0.309, SLG: 0.358		0-0 G4-3		3-1 P2		4-2 1B BB		3-1 P5		3 0 0 0 1 0 1																	
Darrell Evans, L (1, 3) OBP: 0.286, SLG: 0.351		1-0 G6-4-3 1B		3-0 G3		1-1 FC6-4 1B		1-1 P5		4 0 2 0 0 0 0																	
Andres Thomas, R (1, 6) OBP: 0.239, SLG: 0.338		1-0 G6-4-3 1-2f			0-0 F8		2-3 K		0-1 E6 FC5-4	4 0 0 0 0 1 3																	
Jeff Blauser, R (1, 5) OBP: 0.311, SLG: 0.401			1-3 K		0-1 FC1-5 1B		1-0 FC6-4 1-2f		2-3 K	4 0 1 0 0 2 3																	
John Russell, R (1, 2) OBP: 0.226, SLG: 0.193			0-0 SH3-4 1B		1-0 WP FC1-5 1B		1-3 K		0-0 FC5-4 1-2f	4 0 2 0 0 1 1																	
Marty Clary, R (1, 1) OBP: 0.284, SLG: 0.250			0-0 SH3-4		2-2 FC1-5 WP		2-0 FC4-6 1B		2-1 P4	2 0 1 0 0 0 2																	
Paul Assenmacher, L (8, 1)										0 0 0 0 0 0 0																	
Mark Eichhorn, R (8, 1)										0 0 0 0 0 0 0																	
Geronimo Berroa, R (9, PH) OBP: 0.311, SLG: 0.352										1 0 0 0 0 0 0																	
Joe Boever, R (9, 1)										0 0 0 0 0 0 0																	
Inning Stats	R: 0 E: 0 K: 1 S: 8	H: 0 LOB: 0 BB: 0 P: 9	R: 0 E: 0 K: 0 S: 3	H: 1 LOB: 0 BB: 0 P: 5	R: 0 E: 0 K: 1 S: 7	H: 1 LOB: 2 BB: 1 P: 14	R: 0 E: 0 K: 0 S: 4	H: 0 LOB: 0 BB: 0 P: 11	R: 0 E: 0 K: 0 S: 10	H: 2 LOB: 3 BB: 1 P: 17	R: 0 E: 0 K: 1 S: 9	H: 1 LOB: 2 BB: 1 P: 17	R: 2 E: 0 K: 1 S: 11	H: 3 LOB: 1 BB: 0 P: 17	R: 0 E: 1 K: 1 S: 8	H: 0 LOB: 1 BB: 0 P: 11	R: 0 E: 0 K: 0 S: 6	H: 0 LOB: 0 BB: 0 P: 8	1B: 6 2B: 1 3B: 0 HR: 1	SF: 0 SAC: 1 DP: 1 HBP: 0	WP: 1 PB: 0 SB: 0 CS: 0	PA: 38					
PITCHER	IP WLS BF H R ER SO BB IBB HBP BLK WP HR S P ERA WHIP																										
Tim Leary, R (1, 1) ERA: 3.33	6.2		30	8	2	2	4	3	0	0	0	1	0	50	85	2.70	1.650										
Rob Dibble, R (7, 1) ERA: 2.38	1.1		5	0	0	0	1	0	0	0	0	0	0	10	16	0.00	0.000										
Norm Charlton, L (9, 1) ERA: 3.41	1.0	W	3	0	0	0	0	0	0	0	0	0	0	6	8	0.00	0.000										

Atlanta Braves @ Cincinnati Reds
Riverfront Stadium, Cincinnati, OH
Sun Aug 06 1989, 3:33 AM EDT
Att: 38,077 - Unknown

livebaseballscorecards.com

AB	34
R	2
H	8
RBI	2
BB	3
SO	5
LOB	16



BOTTOM

Atlanta Braves @ Cincinnati Reds
Riverfront Stadium, Cincinnati, OH

livebaseballscorecards.com

AB	26
R	3
H	4
RBI	3
BB	2
SO	3
LOB	10



WP	0	PA	30
PB	0		
SB	0		
CS	0		

Sun Aug 06 1989, 3:33 AM EDT
Att. 38,077 - Unknown

AB R H RBI BB SO LOB

3	0	0	0	0	1	0
4	1	1	0	0	0	1
4	1	1	2	0	0	1
2	0	1	0	1	0	0
3	0	0	0	0	1	2
3	0	0	0	0	0	1
2	0	0	0	0	1	2
1	1	1	0	0	0	0
0	0	0	0	0	0	0
2	0	0	0	0	0	2
1	0	0	0	0	0	1
0	0	0	0	0	0	0
0	0	0	1	0	0	0
0	0	0	1	0	0	0

1B	1	SF	1
2B	2	SAC	1
3B	0	DP	1
HR	1	HBP	0

Batter	1	2	3	4	5	6	7	8	9
Mariano Duncan, R (1, 6) OBP: 0.288, SLG: 0.362	0-1 F9			0-1 F7		0-0 SH1-3		3-3 K	
Luis Quinones, S (1, 5) OBP: 0.267, SLG: 0.381	3-2 P6			3-1 F8		1-2 G4-3		1-0 HR	1B
Eric Davis, R (1, 8) OBP: 0.359, SLG: 0.527	1-1 G1-3			3-1 F9		3-1 P5		2-0 HR	1-H
Ken Griffey, L (1, 7) OBP: 0.369, SLG: 0.476		1-2 F8			3-2 2B		4-2 G3-6-1 BB		
Todd Benzinger, S (1, 3) OBP: 0.298, SLG: 0.373		3-1 F7			2-3 K		1-2 G3-6-1		
Herm Winningham, L (1, 9) OBP: 0.295, SLG: 0.299		0-1 F8			1-2 E5 FC4		2-1 G4-3		
Jeff Reed, L (1, 2) OBP: 0.309, SLG: 0.330			3-1 F9		1-3 K		0-0 G4-3 SF9		2B
Dave Collins, S (8, PH) OBP: 0.282, SLG: 0.250									
Joe Oliver, R (9, 2) OBP: 0.308, SLG: 0.278									
Ron Oester, S (1, 4) OBP: 0.275, SLG: 0.259			1-0 G4-3		0-0 FC4		3-2 G4-3		
Joel Youngblood, R (8, PH) OBP: 0.314, SLG: 0.344									
Norm Charlton, S (9, 1)									
Tim Leary, R (1, 1) OBP: 0.122, SLG: 0.077			2-1 G5-3			4-2 G4-3 SH1-3 BB		2-0 SF9	
Rob Dibble, L (7, 1)									
Scotti Madison, S (8, PH) OBP: 0.244, SLG: 0.268									

Inning Stats	R: 0	H: 0	R: 0	H: 0	R: 0	H: 0	R: 0	H: 1	R: 0	H: 0	R: 0	H: 0	R: 1	H: 1	R: 2	H: 2	
E: 0	LOB: 0	E: 0	LOB: 0	E: 0	LOB: 0	E: 1	LOB: 2	E: 0	LOB: 1	E: 0	LOB: 0	E: 0	LOB: 0	E: 0	LOB: 0	E: 0	LOB: 0
K: 0	BB: 0	K: 0	BB: 0	K: 0	BB: 0	K: 2	BB: 0	K: 0	BB: 1	K: 0	BB: 1	K: 1	BB: 0	K: 0	BB: 0	K: 0	BB: 0
S: 7	P: 11	S: 7	P: 11	S: 5	P: 11	S: 6	P: 12	S: 9	P: 17	S: 10	P: 17	S: 8	P: 16	S: 8	P: 5	S: 2	P: 5

PITCHER	IP	WLS	BF	H	R	ER	SO	BB	IBB	HBP	BLK	WP	HR	S	P	ERA	WHIP
Marty Clary, R (1, 1) ERA: 3.29	7.0		24	1	0	0	2	2	0	0	0	0	0	59	101	0.00	0.429
Paul Assenmacher, L (8, 1) ERA: 3.91	0.0		1	1	1	1	0	0	0	0	0	0	0	1	1	∞	∞
Mark Eichhorn, R (8, 1) ERA: 3.77	1.0		3	0	0	0	1	0	0	0	0	0	0	7	15	0.00	0.000
Joe Boever, R (9, 1) ERA: 3.32	0.0	L	2	2	2	2	0	0	0	0	0	0	1	2	5	∞	∞

PITCHER	IP	WLS	BF	H	R	ER	SO	BB	IBB	HBP	BLK	WP	HR	S	P	ERA	WHIP
Marty Clary, R (1, 1) ERA: 3.29	7.0		24	1	0	0	2	2	0	0	0	0	0	59	101	0.00	0.429
Paul Assenmacher, L (8, 1) ERA: 3.91	0.0		1	1	1	1	0	0	0	0	0	0	0	1	1	∞	∞
Mark Eichhorn, R (8, 1) ERA: 3.77	1.0		3	0	0	0	1	0	0	0	0	0	0	7	15	0.00	0.000
Joe Boever, R (9, 1) ERA: 3.32	0.0	L	2	2	2	2	0	0	0	0	0	0	1	2	5	∞	∞

Batter	1	2	3	4	5	6	7	8	9	AB R H RBI BB SO LOB	TOP											
Oddibe McDowell, L (1, 8) OBP: 0.319, SLG: 0.318	3-2 L9		2-0 G4-3		1-1 P6			0-1 CS 1B		4 0 1 0 0 0 2												
Jeff Treadway, L (1, 4) OBP: 0.319, SLG: 0.382	1-2 P6			0-0 G1-3 2B		4-1 BB		1-2 K		3 0 1 0 1 1 1												
Lonnie Smith, R (1, 7) OBP: 0.428, SLG: 0.570	2-3 K			1-0 F9		1-2 F8			1-0 G5-3	4 0 0 0 0 1 2												
Dale Murphy, R (1, 9) OBP: 0.306, SLG: 0.355		3-1 F7		2-1 G1-3		2-2 P6		3-2 P4		4 0 0 0 0 0 2												
Tommy Gregg, L (1, 3) OBP: 0.292, SLG: 0.343		1-3 K		0-1 P6		0-0 G3		0-0 G4-3		4 0 0 0 0 1 2												
Andres Thomas, R (1, 6) OBP: 0.240, SLG: 0.337		1-3 K			4-0 1B BB		2-3 K			2 0 0 0 1 2 0												
Jeff Blausen, R (1, 5) OBP: 0.315, SLG: 0.414			2-0 HR		0-1 1B		2-2 F9			3 1 2 1 0 0 0												
John Russell, R (1, 2) OBP: 0.219, SLG: 0.187			3-3 K		0-3 K		1-3 K			3 0 0 0 0 3 2												
Tom Glavine, L (1, 1) OBP: 0.185, SLG: 0.176			1-1 G6-3		3-3 K			0-0 G4-3		3 0 0 0 0 1 2												
Inning Stats	R: 0 E: 0 K: 1 S: 11	H: 0 LOB: 0 BB: 0 P: 17	R: 0 E: 0 K: 2 S: 8	H: 0 LOB: 0 BB: 0 P: 13	R: 1 E: 0 K: 1 S: 7	H: 1 LOB: 0 BB: 0 P: 15	R: 0 E: 0 K: 0 S: 6	H: 1 LOB: 1 BB: 0 P: 9	R: 0 E: 0 K: 2 S: 13	H: 1 LOB: 2 BB: 1 P: 21	R: 0 E: 0 K: 0 S: 11	H: 0 LOB: 1 BB: 1 P: 18	R: 0 E: 0 K: 2 S: 11	H: 0 LOB: 0 BB: 0 P: 16	R: 0 E: 0 K: 1 S: 6	H: 1 LOB: 0 BB: 0 P: 6	R: 0 E: 0 K: 0 S: 11	H: 0 LOB: 0 BB: 0 P: 15	1B: 2 2B: 1 3B: 0 HR: 1	SF: 0 SAC: 0 DP: 0 HBP: 0	WP: 0 PB: 0 SB: 0 CS: 1	PA: 32
PITCHER	IP WLS BF H R ER SO BB IBB HBP BLK WP HR S P ERA WHIP																					
Ramon Martinez, R (1, 1) ERA: 3.15	8.0 L 29 4 1 1 9 2 0 0 0 0 0 1 73 115 1.12 0.750																					
Mike Morgan, R (9, 1) ERA: 2.57	1.0 3 0 0 0 0 0 0 0 0 0 0 0 11 15 0.00 0.000																					

Atlanta Braves @ Los Angeles Dodgers
Dodger Stadium, Los Angeles, CA
 Mon Aug 07 1989, 7:05 PM PDT
 Att: 27,284 - Unknown

AB	30
R	1
H	4
RBI	1
BB	2
SO	9
LOB	13



Batter	1	2	3	4	5	6	7	8	9	AB R H RBI BB SO LOB
Alfredo Griffin, S OBP: 0.305, SLG: 0.335 (1, 6)	2-1 G4-3		2-2 P3			0-0 G4-3		0-0 F8		4 0 0 0 0 0 1
Willie Randolph, R OBP: 0.374, SLG: 0.314 (1, 4)	1-0 L9			1-0 1B		1-3 K		0-0 L7		4 0 1 0 0 1 1
Eddie Murray, S OBP: 0.342, SLG: 0.388 (1, 3)	1-0 G4-3			1-3 K		1-0 F7		1-1 F7		4 0 0 0 0 1 1
Mike Marshall, R OBP: 0.331, SLG: 0.402 (1, 9)		3-2 G5-3		0-1 P3		0-0 G6-3		1-2 G6-3		4 0 0 0 0 0 1
Jeff Hamilton, R OBP: 0.264, SLG: 0.370 (1, 5)		1-1 1B		2-2 F8		3-1 F9		2-2 F9		4 0 1 0 0 0 1
Jose Gonzalez, R OBP: 0.331, SLG: 0.338 (1, 8)		1-0 P6			0-0 L8		3-2 E5			3 0 1 0 0 0 1
Franklin Stubbs, L OBP: 0.370, SLG: 0.443 (1, 7)		1-3 K			0-1 L8		2-0 G4-3			3 0 0 0 0 1 3
Mike Scioscia, L OBP: 0.331, SLG: 0.318 (1, 2)			1-2 G3		3-0 G4-3			0-0 F8 SH5-4		2 0 0 0 0 0 1
Mike Huff, R OBP: 1.000, SLG: 1.000 (8, PH)								1-0 SH5-4		1 0 1 0 0 0 0
Rick Dempsey, R OBP: 0.261, SLG: 0.204 (9, 2)								1-2		0 0 0 0 0 0 0
Ramon Martinez, R OBP: 0.286, SLG: 0.308 (1, 1)			1-2 G6-3		1-2 G5-3					2 0 0 0 0 0 1
Dave Anderson, R OBP: 0.296, SLG: 0.231 (8, PH)										0 0 0 0 0 0 0
Mike Morgan, R OBP: 0.108, SLG: 0.083 (9, 1)										0 0 0 0 0 0 0

Inning Stats	R: 0	H: 0	E: 0	K: 0	S: 4	R: 0	H: 1	E: 0	K: 1	S: 9	R: 0	H: 0	E: 0	K: 0	S: 10	R: 0	H: 1	E: 0	K: 1	S: 9	R: 0	H: 1	E: 0	K: 0	S: 8	R: 0	H: 0	E: 0	K: 1	S: 5	R: 0	H: 0	E: 1	K: 0	S: 8	R: 0	H: 1	E: 0	K: 0	S: 4	R: 0	H: 0	E: 0	K: 0	S: 8	R: 0	H: 0	E: 0	K: 0	S: 8	1B: 3	2B: 1	3B: 0	HR: 0	SF: 0	SAC: 1	DP: 0	HBP: 0	WP: 0	PB: 0	SB: 1	CS: 0	PA: 32
PITCHER Tom Glavine, L ERA: 3.38 (1, 1)	IP	WLS	BF	H	R	ER	SO	BB	IBB	HBP	BLK	WP	HR	S	P	ERA	WHIP																																														


BOTTOM


Atlanta Braves @ Los Angeles Dodgers
Dodger Stadium, Los Angeles, CA

Mon Aug 07 1989, 7:05 PM PDT
Att. 27,284 - Unknown

livebaseballscorecards.com

AB 31
R 0
H 4
RBI 0
BB 0
SO 3
LOB 11



Batter	1	2	3	4	5	6	7	8	9	AB R H RBI BB SO LOB	TOP														
Oddibe McDowell, L (1, 8) OBP: 0.318, SLG: 0.317	0-0 G4-3		1-0 G4-3		3-1 P6			1-2 1B		4 0 1 0 0 0 2	<p>Atlanta Braves @ Los Angeles Dodgers Dodger Stadium, Los Angeles, CA</p> <p>Tue Aug 08 1989, 7:05 PM PDT Att: 30,713 - Unknown</p> <p>livebaseballscorecards.com</p> <table border="1"> <tr><td>AB</td><td>31</td></tr> <tr><td>R</td><td>2</td></tr> <tr><td>H</td><td>7</td></tr> <tr><td>RBI</td><td>2</td></tr> <tr><td>BB</td><td>3</td></tr> <tr><td>SO</td><td>2</td></tr> <tr><td>LOB</td><td>12</td></tr> </table> 	AB	31	R	2	H	7	RBI	2	BB	3	SO	2	LOB	12
AB	31																								
R	2																								
H	7																								
RBI	2																								
BB	3																								
SO	2																								
LOB	12																								
Jeff Treadway, L (1, 4) OBP: 0.315, SLG: 0.378	0-1 G4-3		0-1 G3		2-1 G3			0-2 L4-6		4 0 0 0 0 0 4															
Lonnie Smith, R (1, 7) OBP: 0.431, SLG: 0.580	3-1 HR			3-2 F9		3-1 1B		4-2 1B		3 1 2 1 1 0 0															
Dale Murphy, R (1, 9) OBP: 0.304, SLG: 0.352	3-2 P6			0-0 L7		1-1 G6-3		0-0 G4-3		4 0 0 0 0 0 3															
Darrell Evans, L (1, 3) OBP: 0.281, SLG: 0.344		1-0 F8		1-1 F9		1-2 P6		0-0 G1-3		4 0 0 0 0 0 0															
Andres Thomas, R (1, 6) OBP: 0.240, SLG: 0.338		0-1 G3-1			0-0 1B		2-1 F8	3-1 F7		4 1 1 0 0 0 0															
Jeff Blauser, R (1, 5) OBP: 0.321, SLG: 0.415		4-2 BB		1-1 1B	2-H 1B		4-2 BB	0-0 P4		2 0 1 1 2 0 0															
John Russell, R (1, 2) OBP: 0.212, SLG: 0.181		0-3 SAFE K		0-3 K		2-1 G6-4-3				3 0 0 0 0 2 3															
29 John Smoltz, R (1, 1) OBP: 0.207, SLG: 0.231 Jeff Wetherby, L (5, PH) OBP: 0.286, SLG: 0.308 Sergio Valdez, R (5, 1) Mark Eichhorn, R (7, 1) Tommy Gregg, L (8, PH) Joe Boever, R (8, 1)			1-0 G6-3		0-0 1B			2-2 1B		1 0 0 0 0 0 0 1 0 1 0 0 0 0 0 0 0 0 0 0 0 0 0 0 0 0 0 0 1 0 1 0 0 0 0 0 0 0 0 0 0 0															
Inning Stats	R: 1 H: 1 E: 0 LOB: 0 K: 0 BB: 0 S: 11 P: 17	R: 0 H: 0 E: 0 LOB: 1 K: 1 BB: 1 S: 8 P: 13	R: 0 H: 0 E: 0 LOB: 0 K: 0 BB: 0 S: 4 P: 6	R: 0 H: 0 E: 0 LOB: 0 K: 0 BB: 0 S: 6 P: 10	R: 1 H: 3 E: 0 LOB: 2 K: 1 BB: 0 S: 11 P: 17	R: 0 H: 1 E: 0 LOB: 0 K: 0 BB: 0 S: 8 P: 13	R: 0 H: 0 E: 0 LOB: 0 K: 0 BB: 1 S: 6 P: 14	R: 0 H: 2 E: 0 LOB: 2 K: 0 BB: 1 S: 12 P: 19	R: 0 H: 0 E: 0 LOB: 0 K: 0 BB: 0 S: 4 P: 7	1B: 5 SF: 0 2B: 2 SAC: 0 3B: 0 DP: 3 HR: 1 HBP: 0	WP: 0 PA: 34 PB: 0 SB: 0 CS: 0														
PITCHER Orel Hershiser, R (1, 1) ERA: 2.4	IP WLS BF H R ER SO BB IBB HBP BLK WP HR S P ERA WHIP	9.0 W 34 7 2 2 2 3 0 0 0 0 0 1 70 116 2.00 1.111																							

Batter	1	2	3	4	5	6	7	8	9
Alfredo Griffin, S OBP: 0.304, SLG: 0.334 Dave Anderson, R OBP: 0.302, SLG: 0.248	1-3 K	2-3 K		3-2 P5		0-0 FC5-4 1B 1B		2-0 G4-3 1B 2B	
Willie Randolph, R OBP: 0.378, SLG: 0.316 Jeff Hamilton, R OBP: 0.263, SLG: 0.369	2-2 G6-4-3 1B		4-0 S 1B BB BB	0-0 G6-3		1 SAFE 1 SAFE FC5-4 1B		1-0 G6-3	
Lenny Harris, L OBP: 0.277, SLG: 0.291	0-1 G6-4-3 1-2f		1-2 BB S 1B		2-1 F8	1-2 FC5-4 1B HR		0-0 G4-3	
Eddie Murray, S OBP: 0.347, SLG: 0.391		0-0 BB FC1-2 1B	0-1 F8		4-2 BB 1B BB	0-0 HR 1B		2-1 1B	
Franklin Stubbs, L OBP: 0.381, SLG: 0.478		0-2 FC1-2 HR 1B	4-2 BB BB		0-3 K	1-1 HR		2-1 L8	
Bill Bean, L OBP: 0.235, SLG: 0.138		4-1 FC1-2 HR BB	0-2 P6		0-2 BB 1B	3-1 F9			
Mike Huff, R OBP: 0.600, SLG: 0.333		1-2 FC1-2 HR	4-2 BB		4-1 BB		2-3 K		
Mike Scioscia, L OBP: 0.331, SLG: 0.327		1-0 HR	3-1 F9		0-1 P4		1-1 G3-1		
Orel Hershiser, R OBP: 0.210, SLG: 0.276		0-0 B5-3		2-3 K		1-0 P6	0-3 K		

Inning Stats	R: 0 E: 0 K: 1 S: 8	H: 1 LOB: 0 BB: 0 P: 11	R: 4 E: 0 K: 1 S: 13	H: 3 LOB: 0 BB: 1 P: 21	R: 1 E: 0 K: 0 S: 17	H: 1 LOB: 3 BB: 3 P: 33	R: 0 E: 0 K: 1 S: 8	H: 0 LOB: 0 BB: 0 P: 13	R: 0 E: 0 K: 1 S: 13	H: 1 LOB: 3 BB: 2 P: 23	R: 4 E: 0 K: 2 S: 14	H: 4 LOB: 0 BB: 0 P: 20	R: 0 E: 0 K: 2 S: 8	H: 0 LOB: 0 BB: 0 P: 11	R: 1 E: 0 K: 0 S: 7	H: 2 LOB: 1 BB: 0 P: 14
--------------	------------------------------	----------------------------------	-------------------------------	----------------------------------	-------------------------------	----------------------------------	------------------------------	----------------------------------	-------------------------------	----------------------------------	-------------------------------	----------------------------------	------------------------------	----------------------------------	------------------------------	----------------------------------

PITCHER														PITCHER																			
IP	WLS	BF	H	R	ER	SO	BB	IBB	HBP	BLK	WP	HR	S	P	ERA	WHIP	IP	WLS	BF	H	R	ER	SO	BB	IBB	HBP	BLK	WP	HR	S	P	ERA	WHIP
29 John Smoltz, R ERA: 2.63	(1, 1)	4.0	L	20	5	5	5	3	4	0	0	0	0	0	11.25	2.250																	
Sergio Valdez, R ERA: 7.04	(5, 1)	2.0		13	5	4	4	1	2	0	0	0	0	0	18.00	3.500																	
Mark Eichhorn, R ERA: 3.68	(7, 1)	1.0		3	0	0	0	2	0	0	0	0	0	0	0.00	0.000																	
Joe Boever, R ERA: 3.41	(8, 1)	1.0		5	2	1	1	0	0	0	0	0	0	0	9.00	2.000																	

BOTTOM

Atlanta Braves @ Los Angeles Dodgers
 Dodger Stadium, Los Angeles, CA
 Tue Aug 08 1989, 7:05 PM PDT
 Att. 30,713 - Unknown

livebaseballscorecards.com

AB	35
R	10
H	12
RBI	10
BB	6
SO	6
LOB	21



1B:	9	SF:	0	WP:	0	PA:	41
2B:	1	SAC:	0	PB:	0		
3B:	0	DP:	1	SB:	2		
HR:	2	HBP:	0	CS:	0		

Batter	1	2	3	4	5	6	7	8	9	AB R H RBI BB SO LOB	TOP									
Oddibe McDowell, L OBP: 0.317, SLG: 0.316 (1, 8) C C B F F F X	1-2 HR 1B		2-1 F8		0-3 K		2-2 G3			4 1 1 0 0 1 0										
Jeff Treadway, L OBP: 0.317, SLG: 0.380 (1, 4) B X	1-0 P6		2-1 2B		4-0 BB			2-2 G4-3		3 1 1 0 1 0 1										
Lonnie Smith, R OBP: 0.434, SLG: 0.583 (1, 7) 1 SAFE B C S B B B	4-2 HR BB		0-1 2B		0-0 P3			2-2 HR 1B		3 2 2 1 1 0 1										
Dale Murphy, R OBP: 0.305, SLG: 0.367 (1, 9) X	0-0 HR		3-3 K		2-1 P6			0-2 HR		4 2 2 5 0 1 1										
Tommy Gregg, L OBP: 0.290, SLG: 0.340 (1, 3) B B F B X	3-1 F9		2-2 F9		1-0 F8			1-2 P5		4 0 0 0 0 0 1										
Andres Thomas, R OBP: 0.240, SLG: 0.337 (1, 6) B B X	2-0 P3			0-0 G5-3		0-1 1B		0-3 K		4 0 1 0 0 1 0										
Jeff Blausler, R OBP: 0.316, SLG: 0.409 (1, 5) S B X		1-1 G5-3		2-0 P6		0-3 K		1-0 F8		4 0 0 0 0 1 1										
Bruce Benedict, R OBP: 0.293, SLG: 0.230 (1, 2) C X		0-1 G5-3		2-1 F7			3-2 F7		0-0 G6-3	4 0 0 0 0 0 0										
Pete Smith, R OBP: 0.171, SLG: 0.156 (1, 1) Jim Acker, R OBP: 0.143, SLG: 0.143 (6, 1) C T C		1-3 K			0-2 G3-1		0-0 G1-3		1-1 G5-3	2 0 0 0 0 1 0 2 0 0 0 0 0 0										
Inning Stats	R: 3 E: 0 K: 0 S: 12	H: 2 LOB: 0 BB: 1 P: 23	R: 0 E: 0 K: 1 S: 7	H: 0 LOB: 0 BB: 0 P: 9	R: 1 E: 0 K: 1 S: 14	H: 2 LOB: 1 BB: 0 P: 23	R: 0 E: 0 K: 0 S: 4	H: 0 LOB: 0 BB: 0 P: 8	R: 0 E: 0 K: 1 S: 7	H: 1 LOB: 1 BB: 0 P: 11	R: 0 E: 0 K: 0 S: 9	H: 0 LOB: 0 BB: 0 P: 14	R: 2 E: 0 K: 1 S: 17	H: 2 LOB: 0 BB: 0 P: 22	R: 0 E: 0 K: 0 S: 4	H: 0 LOB: 0 BB: 0 P: 6	1B: 3 2B: 2 3B: 0 HR: 2	SF: 0 SAC: 0 DP: 0 HBP: 0	WP: 0 PB: 0 SB: 1 CS: 0	PA: 36
PITCHER	IP WLS BF H R ER SO BB IBB HBP BLK WP HR S P ERA WHIP																			
John Wetteland, R ERA: 2.8 (1, 1)	5.0 L 21 4 4 4 3 2 0 0 0 0 0 1 44 74 7.20 1.200																			
Mike Morgan, R ERA: 2.53 (6, 1)	2.0 7 1 0 0 1 0 0 0 0 0 0 0 17 25 0.00 0.500																			
Tim Crews, R ERA: 2.65 (8, 1)	2.0 8 2 2 2 1 0 0 0 0 0 0 1 21 28 9.00 1.000																			

Atlanta Braves @ Los Angeles Dodgers
Dodger Stadium, Los Angeles, CA
Wed Aug 09 1989, 7:05 PM PDT
Att: 41,328 - Unknown

AB	34
R	6
H	7
RBI	6
BB	2
SO	5
LOB	5



livebaseballscorecards.com

Batter	1	2	3	4	5	6	7	8	9	AB	R	H	RBI	BB	SO	LOB
Lenny Harris, L (1, 4) OBP: 0.272, SLG: 0.286	1-1 G5-3		0-1 G6-3		1-1 G4-3			1-1 F8		4	0	0	1	0	0	1
Alfredo Griffin, S (1, 6) OBP: 0.306, SLG: 0.336	1-2 G6-3		2-0 F8			1-0 F9 BB CS 1B		1-1 G5-3 1B		4	0	2	0	0	0	0
Franklin Stubbs, L (1, 7) OBP: 0.385, SLG: 0.474	2-2 1B			0-1 F8		4-0 1B CS BB		0-0 G5-3		3	0	1	0	1	0	1
Eddie Murray, S (1, 3) OBP: 0.346, SLG: 0.389	3-2 G5-3			3-2 G4-3		0-0 F9		4-0 BB		3	0	0	0	1	0	3
Mike Marshall, R (1, 9) OBP: 0.330, SLG: 0.400		1-2 F8		0-1 G4-3		3-2 1B		2-3 BB		4	0	1	0	0	1	2
Jeff Hamilton, R (1, 5) OBP: 0.266, SLG: 0.386		0-1 G6-3			1-1 HR		0-0 F7		0-0 HR	4	2	2	2	0	0	2
Bill Bean, L (1, 8) OBP: 0.211, SLG: 0.121		1-3 K			1-0 G6-3		1-2 G5-3		1-1 F8	4	0	0	0	0	1	0
Mike Scioscia, L (1, 2) OBP: 0.330, SLG: 0.329			3-2 SH1-4 G6-3 2B		1-1 G3-1		0-1 F8		0-1 G3	4	1	1	0	0	0	0
John Wetteland, R (1, 1) OBP: 0.111, SLG: 0.111 Mike Sharperson, R (5, PH) OBP: 0.500, SLG: 0.500 Mike Morgan, R (6, 1) OBP: 0.108, SLG: 0.083 Mike Huff, R (7, PH) OBP: 0.500, SLG: 0.250 Tim Crews, R (8, 1) Willie Randolph, R (9, PH) OBP: 0.377, SLG: 0.316			0-0 SH1-4		2-2 1B		0-3 K		0-2 P3	0	0	0	0	0	0	0

Inning Stats	R: 0	H: 1	E: 0	LOB: 1	K: 0	P: 18	R: 0	H: 0	E: 0	LOB: 0	K: 1	P: 11	R: 1	H: 1	E: 0	LOB: 0	K: 0	P: 12	R: 0	H: 0	E: 0	LOB: 0	K: 0	P: 10	R: 1	H: 2	E: 0	LOB: 1	K: 0	P: 16	R: 0	H: 2	E: 0	LOB: 2	K: 0	P: 14	R: 0	H: 0	E: 0	LOB: 0	K: 1	P: 9	R: 0	H: 1	E: 0	LOB: 2	K: 1	P: 16	R: 1	H: 1	E: 0	LOB: 0	K: 0	P: 9	1B: 5	SF: 0	2B: 1	SAC: 1	3B: 0	DP: 0	HR: 2	HBP: 0	WP: 0	PA: 36
--------------	------	------	------	--------	------	-------	------	------	------	--------	------	-------	------	------	------	--------	------	-------	------	------	------	--------	------	-------	------	------	------	--------	------	-------	------	------	------	--------	------	-------	------	------	------	--------	------	------	------	------	------	--------	------	-------	------	------	------	--------	------	------	-------	-------	-------	--------	-------	-------	-------	--------	-------	--------

PITCHER	IP	WLS	BF	H	R	ER	SO	BB	IBB	HBP	BLK	WP	HR	S	P	ERA	WHIP
Pete Smith, R (1, 1) ERA: 4.73	5.0	W	21	5	2	2	1	1	0	0	0	0	1	47	75	3.60	1.200
Jim Acker, R (6, 1) ERA: 2.69	4.0	S	15	3	1	1	2	1	0	0	0	0	1	29	42	2.25	1.000

BOTTOM

Atlanta Braves @ Los Angeles Dodgers
Dodger Stadium, Los Angeles, CA

Wed Aug 09 1989, 7:05 PM PDT
Att. 41,328 - Unknown

livebaseballscorecards.com

AB	33
R	3
H	8
RBI	3
BB	2
SO	3
LOB	9



Batter	1	2	3	4	5	6	7	8	9	AB R H RBI BB SO LOB	TOP	
Oddibe McDowell, L (1, 8) OBP: 0.321, SLG: 0.329	1-3 		2-0 HR		1-0 1B HR 2B		4-1 SH1-3 BB		0-0 F8	4 2 2 1 1 1 0		
Jeff Treadway, L (1, 4) OBP: 0.322, SLG: 0.383	4-1 CS BB		0-0 PB 1B		3-2 HR 1B		0-0 SH1-3		1-0 F8	3 1 2 1 1 0 0		
Lonnie Smith, R (1, 7) OBP: 0.432, SLG: 0.578	3-3 K		2-1 G5-3		3-3 SAFE K		4-2 SAFE BB			3 0 0 0 1 2 4		
Dale Murphy, R (1, 9) OBP: 0.305, SLG: 0.373		2-2 G3-1		2-3 K	2-2 HR		2-3 SAFE K			4 1 1 3 0 2 2		
Darrell Evans, L (1, 3) OBP: 0.289, SLG: 0.361		3-2 HR		4-1 BB	4-2 FC6-4 BB		3-3 K			2 1 1 1 2 1 2		
Andres Thomas, R (1, 6) OBP: 0.238, SLG: 0.334		3-3 K		1-2 F7	0-0 FC6-4		1-1 P6			4 0 0 0 0 1 2		
Jeff Blausen, R (1, 5) OBP: 0.313, SLG: 0.403		1-2 F9		1-0 F8		1-0 G5-3		2-1 G5-3		4 0 0 0 0 0 1		
John Russell, R (1, 2) OBP: 0.214, SLG: 0.175			2-1 F9		4-0 FC1-6 BB		0-0 G5-3		0-3 K	3 0 0 0 1 1 0		
Derek Lilliquist, L (1, 1) OBP: 0.217, SLG: 0.239			3-3 K		0-0 FC1-6 2B 1B		3-3 K		0-0 G6-3	2 1 0 0 0 1 1		
Mark Eichhorn, R (5, 1)										1 0 0 0 0 1 0		
Tommy Gregg, L (9, PH) OBP: 0.289, SLG: 0.338										1 0 0 0 0 0 0		
Joe Boever, R (9, 1)										0 0 0 0 0 0 0		
Inning Stats	R: 0 E: 0 K: 2 S: 8 H: 0 LOB: 1 BB: 1 P: 16	R: 1 E: 0 K: 1 S: 13 H: 1 LOB: 0 BB: 0 P: 22	R: 1 E: 0 K: 1 S: 11 H: 2 LOB: 1 BB: 0 P: 20	R: 0 E: 0 K: 1 S: 9 H: 0 LOB: 1 BB: 1 P: 17	R: 4 E: 0 K: 1 S: 15 H: 3 LOB: 1 BB: 2 P: 32	R: 0 E: 0 K: 1 S: 5 H: 0 LOB: 0 BB: 0 P: 9	R: 0 E: 0 K: 2 S: 11 H: 0 LOB: 2 BB: 2 P: 24	R: 0 E: 0 K: 1 S: 7 H: 0 LOB: 0 BB: 0 P: 10	R: 0 E: 0 K: 0 S: 3 H: 0 LOB: 0 BB: 0 P: 4	1B: 2 2B: 2 3B: 0 HR: 3 SF: 0 SAC: 1 DP: 1 HBP: 0	WP: 0 PB: 1 SB: 0 CS: 1 PA: 38	
PITCHER	IP WLS BF H R ER SO BB IBB HBP BLK WP HR S P ERA WHIP											
Andy Benes, R (1, 1) ERA: 9.0	6.0 L 27 6 6 6 7 4 0 0 0 0 3 61 116 9.00 1.667											
Pat Clements, L (7, 1) ERA: 3.76	0.1 2 0 0 0 0 1 0 0 0 0 0 2 6 0.00 3.000											
Mark Grant, R (7, 1) ERA: 2.83	2.2 9 0 0 0 3 1 0 0 0 0 0 19 32 0.00 0.375											

Atlanta Braves @ San Diego Padres
 Jack Murphy Stadium, San Diego, CA
 Fri Aug 11 1989, 10:05 PM EDT
 Unknown

livebaseballscorecards.com

AB	31
R	6
H	6
RBI	6
BB	6
SO	10
LOB	12



Batter	1	2	3	4	5	6	7	8	9	AB R H RBI BB SO LOB
Bip Roberts, S OBP: 0.402, SLG: 0.442 (1, 5) B B C B X	3-1 SH5-3 FC6 2B		0-1 CS 1B		2-2 HR	2-3 K			1-0 SH3-4 1-2	4 2 3 1 0 1 0
Roberto Alomar, S OBP: 0.327, SLG: 0.328 (1, 4) F X	0-1 SH5-3 2-3		0-1 F9 2-3		4-2 1B FC5-2 1B BB			1-1 E FC5-4 1B	2-3 K 2-3	3 1 1 0 0 1 1 2
Tony Gwynn, L OBP: 0.396, SLG: 0.433 (1, 8) C F B X	1-2 FC6 1B		1-2 CS 1-2	1-2 S BB WP 1B	1-1 FC5-2 1B 1-2 1B			0-0 E3 FC5-4		4 1 2 1 0 0 1
Jack Clark, R OBP: 0.401, SLG: 0.402 (1, 3) B X	1-0 G6-4-3 1-2 1B			4-1 WP 2B BB	1-2 FC5-2 1B			0-0 FC5-4 G6-4-3		3 1 2 1 1 0 1
Chris James, R OBP: 0.280, SLG: 0.359 (1, 9) X	0-0 G6-4-3 1-2f			1-2 1-H 2-H 2B	1-0 FC5-2			1-0 G6-4-3		4 0 1 1 0 0 6
Carmelo Martinez, R OBP: 0.303, SLG: 0.358 (1, 7) S T B B T F L X		1-3 K		0-0 G6-3	1-3 K			0-1 G5-3		4 0 0 0 0 2 4
Benito Santiago, R OBP: 0.275, SLG: 0.345 (1, 2) X C C X		0-2 P3		1-1 P4	0-3 K			3-2 F9		4 0 0 0 0 1 4
Garry Templeton, S OBP: 0.283, SLG: 0.349 (1, 6) X C		0-1 G6-3		4-0 IBB		1-2 G4-3		0-3 K		3 0 0 0 1 1 0
Andy Benes, R (1, 1) C B X			1-1 G6-3		0-3 K	1-3 K			2-2 K SH3-4 1B	2 0 0 0 0 1 2
Tim Flannery, L OBP: 0.307, SLG: 0.287 (6, PH) Pat Clements, R (7, 1) Mark Grant, R OBP: 0.286, SLG: 0.091 (7, 1) Marvell Wynne, L OBP: 0.284, SLG: 0.358 (9, PH)										1 0 0 0 0 1 0
										0 0 0 0 0 0 0
										0 0 0 0 0 0 0
										1 0 1 0 0 0 0

Inning Stats	R: 1 E: 0 K: 0 S: 9	H: 2 LOB: 1 BB: 0 P: 14	R: 0 E: 0 K: 1 S: 9	H: 0 LOB: 0 BB: 0 P: 10	R: 0 E: 0 K: 0 S: 8	H: 1 LOB: 0 BB: 0 P: 10	R: 2 E: 0 K: 1 S: 14	H: 2 LOB: 2 BB: 2 P: 25	R: 1 E: 0 K: 2 S: 24	H: 3 LOB: 3 BB: 1 P: 34	R: 0 E: 0 K: 2 S: 9	H: 0 LOB: 0 BB: 0 P: 13	R: 1 E: 1 K: 0 S: 5	H: 1 LOB: 0 BB: 0 P: 7	R: 0 E: 0 K: 1 S: 9	H: 0 LOB: 0 BB: 0 P: 12	R: 0 E: 0 K: 1 S: 8	H: 1 LOB: 0 BB: 0 P: 13	1B: 7 2B: 2 3B: 0 HR: 1	SF: 0 SAC: 2 DP: 2 HBP: 0	WP: 1 PB: 0 SB: 1 CS: 1	PA: 39
--------------	------------------------------	----------------------------------	------------------------------	----------------------------------	------------------------------	----------------------------------	-------------------------------	----------------------------------	-------------------------------	----------------------------------	------------------------------	----------------------------------	------------------------------	---------------------------------	------------------------------	----------------------------------	------------------------------	----------------------------------	----------------------------------	------------------------------------	----------------------------------	--------

PITCHER	IP	WLS	BF	H	R	ER	SO	BB	IBB	HBP	BLK	WP	HR	S	P	ERA	WHIP
Derek Lilliquist, L ERA: 3.92 (1, 1)	4.0		21	7	4	4	2	2	1	0	0	1	1	54	80	9.00	2.250
Mark Eichhorn, R ERA: 3.38 (5, 1)	4.0	W	14	2	1	0	5	0	0	0	0	0	0	33	45	0.00	0.500
Joe Boever, R ERA: 3.36 (9, 1)	1.0	S	3	1	0	0	1	0	0	0	0	0	0	8	13	0.00	1.000

BOTTOM

Atlanta Braves @ San Diego Padres
Jack Murphy Stadium, San Diego, CA
Fri Aug 11 1989, 10:05 PM EDT
Unknown

livebaseballscorecards.com

AB	33
R	5
H	10
RBI	4
BB	3
SO	8
LOB	20



Batter	1	2	3	4	5	6	7	8	9	AB R H RBI BB SO LOB	TOP
Oddibe McDowell, L (1, 8) OBP: 0.322, SLG: 0.331 F C B X	1-2 G6-4-3 1B		3-2 1B		2-1 F7			1-1 F7		4 0 2 0 0 0 1	
Jeff Blausler, R (1, 5) OBP: 0.318, SLG: 0.408 (8, 6) 1 SAFE X	0-0 P6		0-0 1B			2-1 1B		2-2 BB 1-2 1B		4 0 3 0 0 0 1	
Lonnie Smith, R (1, 7) OBP: 0.431, SLG: 0.573 X	0-0 G6-4-3 1-2f		1-3 K			4-2 FC5-4 BB		0-1 F7		3 0 0 0 1 1 5	
Dale Murphy, R (1, 9) OBP: 0.307, SLG: 0.371		4-1 FC4-6 BB		1-3 K		1 SAFE B 1 SAFE 1 SAFE B C X	3-1 FC5-4 1-2f	4-2 BB 1-2 2-3		2 0 0 0 2 1 1	
Andres Thomas, R (1, 6) OBP: 0.236, SLG: 0.331 Jim Acker, R (8, 1) OBP: 0.143, SLG: 0.143		1 SAFE C B B 1 SAFE S F T	2-3 K	3-3 K		B S B F B X S	3-2 G4-3	0-3 K		4 0 0 0 0 3 5 0 0 0 0 0 0 0	
Jody Davis, R (1, 3) OBP: 0.240, SLG: 0.224		C C C B B B	1-3 K	2-1 1B		B F B B B S	4-2 G6-4-3 BB	1-2 F9		3 0 1 0 1 1 1	
Jeff Treadway, L (1, 4) OBP: 0.318, SLG: 0.379 C X		C C X	0-1 FC4-6 1-2f	1-0 F7		B F B B B S X	1-2 G6-4-3 1-2f	0-0 B1-3		4 0 0 0 0 0 3	
Bruce Benedict, R (1, 2) OBP: 0.287, SLG: 0.224		C C B B B X	2-2 L4		1-0 L6		2-1 P3	3-1 F7		4 0 0 0 0 0 0	
Marty Clary, R (1, 1) OBP: 0.263, SLG: 0.222 Geronimo Berroa, R (8, PH) OBP: 0.316, SLG: 0.357 Paul Assenmacher, L (8, 1) Ed Whited, R (8, 5) OBP: 0.244, SLG: 0.333		B C X	1-1 F8	0-0 F8		B B B B B X	3-1 BB 1B 1B			2 0 0 0 0 0 0 1 0 1 0 0 0 0 0 0 0 0 0 0 0 0 0 0 0 0 0 0	
Inning Stats	R: 0 H: 1 E: 0 LOB: 0 K: 0 BB: 0 S: 5 P: 6	R: 0 H: 0 E: 0 LOB: 1 K: 2 BB: 1 S: 9 P: 16	R: 0 H: 2 E: 0 LOB: 2 K: 1 BB: 0 S: 13 P: 20	R: 0 H: 1 E: 0 LOB: 1 K: 2 BB: 0 S: 9 P: 16	R: 0 H: 0 E: 0 LOB: 0 K: 0 BB: 0 S: 4 P: 7	R: 0 H: 1 E: 0 LOB: 1 K: 0 BB: 1 S: 9 P: 21	R: 0 H: 0 E: 0 LOB: 0 K: 0 BB: 1 S: 7 P: 14	R: 0 H: 2 E: 0 LOB: 3 K: 1 BB: 1 S: 16 P: 26	R: 0 H: 0 E: 0 LOB: 0 K: 0 BB: 0 S: 6 P: 10	1B: 7 SF: 0 2B: 0 SAC: 0 3B: 0 DP: 2 HR: 0 HBP: 0	WP: 0 PA: 35 PB: 0 SB: 0 CS: 0
PITCHER Dennis Rasmussen, L (1, 1) ERA: 4.18 Mark Davis, L (8, 1) ERA: 2.23	IP WLS BF H R ER SO BB IBB HBP BLK WP HR S P ERA WHIP 7.1 W 29 7 0 0 5 3 0 0 0 0 0 0 63 113 0.00 1.364 1.2 S 6 0 0 0 1 1 0 0 0 0 0 0 0 15 23 0.00 0.600										

Atlanta Braves @ San Diego Padres
 Jack Murphy Stadium, San Diego, CA
 Fri Aug 11 1989, 10:05 PM EDT
 Att: 27,563 - Unknown

livebaseballscorecards.com

AB 31
 R 0
 H 7
 RBI 0
 BB 4
 SO 6
 LOB 17



Batter	1	2	3	4	5	6	7	8	9
Bip Roberts, S (1, 6) OBP: 0.394, SLG: 0.432 Garry Templeton, S (9, 6) OBP: 0.283, SLG: 0.349	0-3 K		1-1 G2-3		1-2 G6-4-3		1-2 F7		
Roberto Alomar, S (1, 4) OBP: 0.327, SLG: 0.327	3-2 1B		2-0 G4-3			3-1 G4-3		0-1 G5-3	
Tony Gwynn, L (1, 8) OBP: 0.400, SLG: 0.438	1-0 G6-4-3 1B			0-1 HR 1B		0-1 F7 S 1B		1-2 CS 1B	
Jack Clark, R (1, 3) OBP: 0.402, SLG: 0.410 Carmelo Martinez, R (9, 3) OBP: 0.303, SLG: 0.358	0-1 G6-4-3 1-2f			1-1 HR		4-0 1-2 IBB		1-2 P4 1-2	
Chris James, R (1, 9) OBP: 0.281, SLG: 0.359		1-1 G6-3		0-1 G6-4-3 1B		0-0 F7 2-3			
Marvell Wynne, L (1, 7) OBP: 0.281, SLG: 0.354		0-1 P5		0-0 G6-4-3 1-2f		1-0 G3			
Mike Pagliarulo, L (1, 5) OBP: 0.268, SLG: 0.289		1-0 F9		0-0 F7			1-3 K		
Mark Parent, R (1, 2) OBP: 0.225, SLG: 0.358			1-1 G2-3 1B		2-1 G6-4-3 1B		4-2 G4-3 BB		
Dennis Rasmussen, L (1, 1) OBP: 0.204, SLG: 0.229 Mark Davis, L (8, 1)			0-3 K		1-3 K		0-0 G4-3 1-2		

AB	R	H	RBI	BB	SO	LOB
4	0	0	0	0	1	3
0	0	0	0	0	0	0
4	0	1	0	0	0	1
4	1	4	0	0	0	0
3	1	1	2	1	0	3
0	0	0	0	0	0	0
3	0	1	0	0	0	2
3	0	0	0	0	0	3
3	0	0	0	0	1	0
2	0	2	0	1	0	0
3	0	0	0	0	2	3
0	0	0	0	0	0	0
1B: 8	SF: 0					
2B: 0	SAC: 0					
3B: 0	DP: 3					
HR: 1	HBP: 0					

BOTTOM

Atlanta Braves @ San Diego Padres
Jack Murphy Stadium, San Diego, CA
 Fri Aug 11 1989, 10:05 PM EDT
 Att. 27,563 - Unknown

livebaseballscorecards.com

AB	29
R	2
H	9
RBI	2
BB	2
SO	4
LOB	15



Inning Stats		R	H	E	K	S	R	H	E	K	S	R	H	E	K	S	R	H	E	K	S	R	H	E	K	S						
R: 0 H: 2 E: 0 K: 1 S: 9		0	2	0	1	13	R: 0 H: 0 E: 0 K: 0 S: 5	0	0	0	0	R: 0 H: 1 E: 0 K: 1 S: 8	1	1	0	0	R: 2 H: 3 E: 0 K: 0 S: 8	3	0	0	0	R: 0 H: 1 E: 0 K: 1 S: 8	1	0	0	0						
PITCHER		IP	WLS	BF	H	R	ER	SO	BB	IBB	HBP	BLK	WP	HR	S	P	ERA	WHIP														
Marty Clary, R (1, 1) ERA: 3.2		7.0	L	28	8	2	2	4	1	1	0	0	0	0	54	83	2.57	1.286														
Paul Assenmacher, L (8, 1) ERA: 3.88		0.1		2	1	0	0	0	0	0	0	0	0	0	6	7	0.00	3.000														
Jim Acker, R (8, 1) ERA: 2.67		0.2		1	0	0	0	0	0	0	0	0	0	0	3	4	0.00	0.000														
PITCHER		IP	WLS	BF	H	R	ER	SO	BB	IBB	HBP	BLK	WP	HR	S	P	ERA	WHIP														

Batter	1	2	3	4	5	6	7	8	9	AB R H RBI BB SO LOB	TOP	
Oddibe McDowell, L (1, 8) OBP: 0.328, SLG: 0.339	2-1 K 1B		0-0 CS 1B			0-0 SH3 1B	2-1 1-H 2-H 1B 2B		2-2 F7	5 2 4 1 0 0 1		
Jeff Blauser, R (1, 5) OBP: 0.321, SLG: 0.411	2-3 K 1-2		3-2 FC5-4 1B			1-0 SH3 1-2	1-2 2-H 1B			3 0 2 1 0 1 1		
Lonnie Smith, R (1, 7) OBP: 0.427, SLG: 0.566	0-1 G5-3		1-0 FC5-4 1-2f			1-2 L6	0-0 G3-1			4 0 0 0 0 0 3		
Dale Murphy, R (1, 9) OBP: 0.306, SLG: 0.369		1-1 E6 HR		0-0 G5-3		4-2 1B BB		3-2 G5-3		3 1 0 0 1 0 0		
Darrell Evans, L (1, 3) OBP: 0.293, SLG: 0.379		3-2 HR		2-1 F7		1-2 1-2 2-H 1B		3-3 K		4 1 2 3 0 1 0		
Jim Acker, R (8, 1) OBP: 0.143, SLG: 0.143										0 0 0 0 0 0 0		
Andres Thomas, R (1, 6) OBP: 0.236, SLG: 0.330		3-2 1B		3-2 F6		0-0 L3		3-0 L8		4 0 1 0 0 0 2		
Jody Davis, R (1, 2) OBP: 0.244, SLG: 0.226		2-1 F7								3 1 1 0 1 1 0		
29 John Smoltz, R (9, PR) OBP: 0.207, SLG: 0.231					2-3 K					0 0 0 0 0 0 0		
Bruce Benedict, R (9, 2) OBP: 0.267, SLG: 0.224							2-0 1B 2B 1B			0 0 0 0 0 0 0		
Ed Romero, R (1, 4) OBP: 0.260, SLG: 0.248		1-1 P3			0-0 F9		0-1 2B 1B		0-1 FC2-6	4 0 1 0 0 0 1		
Tom Glavine, L (1, 1) OBP: 0.175, SLG: 0.167					0-0 F7					3 0 0 0 0 2 2		
Tommy Gregg, L (8, 3) OBP: 0.288, SLG: 0.337						0-3 K			0-3 K	1 0 0 0 0 1 1		
Inning Stats	R: 0 E: 0 K: 1 S: 7 H: 1 LOB: 0 BB: 0 P: 11	R: 2 E: 1 K: 0 S: 13 H: 2 LOB: 0 BB: 0 P: 23	R: 0 E: 0 K: 0 S: 6 H: 2 LOB: 1 BB: 0 P: 10	R: 0 E: 0 K: 0 S: 8 H: 0 LOB: 0 BB: 0 P: 13	R: 0 E: 0 K: 2 S: 7 H: 0 LOB: 0 BB: 0 P: 9	R: 1 E: 0 K: 0 S: 13 H: 2 LOB: 2 BB: 1 P: 20	R: 2 E: 0 K: 1 S: 12 H: 4 LOB: 1 BB: 0 P: 17	R: 0 E: 0 K: 1 S: 9 H: 0 LOB: 0 BB: 0 P: 18	R: 0 E: 0 K: 1 S: 8 H: 0 LOB: 1 BB: 1 P: 14	1B: 9 2B: 1 3B: 0 HR: 1 SF: 0 SAC: 1 DP: 0 HBP: 0	WP: 0 PB: 0 SB: 0 CS: 1 PA: 37	
PITCHER	IP WLS BF H R ER SO BB IBB HBP BLK WP HR S P ERA WHIP											
Bruce Hurst, L (1, 1) ERA: 3.08	7.0 L 30 11 5 4 4 1 0 0 0 0 1 66 103 5.14 1.714											
Greg Harris, R (8, 1) ERA: 2.72	1.1 5 0 0 0 1 1 0 0 0 0 0 11 24 0.00 0.750											
Mark Davis, L (9, 1) ERA: 2.2	0.2 2 0 0 0 1 0 0 0 0 0 0 6 8 0.00 0.000											

Atlanta Braves @ San Diego Padres
 Jack Murphy Stadium, San Diego, CA
 Sat Aug 12 1989, 10:05 PM EDT
 Att: 21,657 - Unknown

livebaseballscorecards.com

AB	34
R	5
H	11
RBI	5
BB	2
SO	6
LOB	11



Batter	1	2	3	4	5	6	7	8	9	AB	R	H	RBI	BB	SO	LOB
Bip Roberts, S OBP: 0.396, SLG: 0.431 (1, 7) C F H	1-2 SH3-4 HBP		3-2 L4			0-1 F8		1-2 G4-3 1B		3	1	1	0	0	0	0
Roberto Alomar, S OBP: 0.325, SLG: 0.325 (1, 4) X	0-0 SH3-4		1-2 F8			2-1 G6-3		1-0 G4-3		3	0	0	0	0	0	1
Tony Gwynn, L OBP: 0.397, SLG: 0.434 (1, 8) B B X	2-0 F7				1-0 G6-3		0-2 G4-3	1-0 G4-3		4	0	0	0	0	0	2
Jack Clark, R OBP: 0.406, SLG: 0.411 (1, 3) C F B B B	4-2 BB				4-0 BB		0-1 F7	0-0 1B		2	0	1	1	2	0	0
Chris James, R OBP: 0.280, SLG: 0.366 (1, 9) Mark Davis, L (9, 1) B X	1-0 L7				1-0 F7		3-2 HR	0-3 K		4	1	1	1	0	1	4
Garry Templeton, S OBP: 0.286, SLG: 0.350 (1, 6) B B C B X		2-2 G6-3			0-0 L6		1-1 HR 1B		2-2 SH3-4 1B	4	1	2	0	0	0	1
Mike Pagliarulo, L OBP: 0.267, SLG: 0.287 (1, 5) Luis Salazar, R OBP: 0.299, SLG: 0.404 (7, PH) (8, 5) B B C B X		1-3 K			1-3 K		0-1 HR		0-0 SH3-4	2	0	0	0	0	2	0
Mark Parent, R OBP: 0.218, SLG: 0.347 (1, 2) B X		1-0 G6-3			1-0 F8		2-2 G6-3		0-0 G5-3	4	0	0	0	0	0	1
Bruce Hurst, L OBP: 0.148, SLG: 0.055 (1, 1) Carmelo Martinez, R OBP: 0.302, SLG: 0.356 (7, PH) Greg Harris, R (8, 1) Marvell Wynne, L OBP: 0.280, SLG: 0.353 (9, 9) C B F B S			2-3 K		0-0 G4-3		2-0 F8		1-3 K	2	0	0	0	0	1	0

Inning Stats	R: 0	H: 0	E: 0	K: 0	S: 9	R: 0	H: 0	E: 0	K: 1	S: 7	R: 0	H: 0	E: 0	K: 1	S: 9	R: 0	H: 0	E: 0	K: 1	S: 5	R: 0	H: 0	E: 0	K: 0	S: 7	R: 3	H: 3	E: 0	K: 0	S: 13	R: 1	H: 2	E: 0	K: 1	S: 9	R: 0	H: 1	E: 0	K: 1	S: 9	1B: 4	2B: 0	3B: 0	HR: 2	SF: 0	SAC: 2	DP: 0	HBP: 1	WP: 0	PB: 0	SB: 0	CS: 0	PA: 36
--------------	------	------	------	------	------	------	------	------	------	------	------	------	------	------	------	------	------	------	------	------	------	------	------	------	------	------	------	------	------	-------	------	------	------	------	------	------	------	------	------	------	-------	-------	-------	-------	-------	--------	-------	--------	-------	-------	-------	-------	--------

PITCHER	IP	WLS	BF	H	R	ER	SO	BB	IBB	HBP	BLK	WP	HR	S	P	ERA	WHIP
Tom Glavine, L ERA: 3.41 (1, 1)	7.0	W	27	3	3	3	3	2	0	1	0	0	2	53	89	3.86	0.714
Jim Acker, R ERA: 2.71 (8, 1)	2.0	S	9	3	1	1	2	0	0	0	0	0	0	18	24	4.50	1.500

BOTTOM

Atlanta Braves @ San Diego Padres
Jack Murphy Stadium, San Diego, CA

Sat Aug 12 1989, 10:05 PM EDT
Att. 21,657 - Unknown

livebaseballscorecards.com

AB	31
R	4
H	6
RBI	4
BB	2
SO	5
LOB	10



Batter	1	2	3	4	5	6	7	8	9	AB R H RBI BB SO LOB	TOP											
Oddibe McDowell, L (1, 8) OBP: 0.326, SLG: 0.340	1-0 F7		3-2 G3		1-2 L8		0-0 FC5-4		1-2 E6 1B	5 0 1 0 0 0 2												
Jeff Blauser, R (1, 5) OBP: 0.322, SLG: 0.408	2-2 G5-3			4-1 BB 1B BB	2-2 F9			2-2 G5-3	2-2 1B	4 1 1 0 1 0 1												
Lonnie Smith, R (1, 7) OBP: 0.426, SLG: 0.566	3-2 G3			0-0 F8		0-2 2B		4-2 G4-3 1B BB	0-3 K	4 1 1 0 1 1 3												
Dale Murphy, R (1, 9) OBP: 0.306, SLG: 0.366		1-3 K2-3		4-2 1B 1-2 BB		0-2 G6-3		1-2 G4-3		3 0 0 0 1 1 2												
Darrell Evans, L (1, 3) OBP: 0.297, SLG: 0.381		2-3 K		2-2 1-2 2-H 1B		0-1 P9		0-2 1B 2-H		4 0 2 2 0 1 1												
Andres Thomas, R (1, 6) OBP: 0.234, SLG: 0.327		0-0 G6-3		2-2 F8		1-2 G4-3		2-0 P3		4 0 0 0 0 0 4												
Jody Davis, R (1, 2) OBP: 0.246, SLG: 0.228			2-3 K		3-3 K		0-0 FC5-4 1B		0-3 K	3 0 1 0 0 2 2												
Jeff Wetherby, L (9, PH) OBP: 0.276, SLG: 0.296										1 0 0 0 0 1 0	AB 35											
Ed Romero, R (1, 4) OBP: 0.269, SLG: 0.283			1-0 HR		1-0 SH3-4 1B		1-1 P5		0-1 2B E 1B	3 1 2 1 0 0 1	R 4											
Jeff Treadway, L (9, PH) OBP: 0.320, SLG: 0.380										1 1 1 0 0 0 0	H 9											
29 John Smoltz, R (1, 1) OBP: 0.203, SLG: 0.226			0-3 K		1-0 SH3-4		0-3 K		1-0 L9	1 0 0 0 0 1 0	RBI 3											
Geronimo Berroa, R (7, PH) OBP: 0.313, SLG: 0.354										1 0 0 0 0 1 1	BB 3											
Mark Eichhorn, R (7, 1)										0 0 0 0 0 0 0	SO 8											
Tommy Gregg, L (9, PH) OBP: 0.286, SLG: 0.335					1-2					1 0 0 0 0 0 1	LOB 18											
Inning Stats	R: 0 E: 0 K: 0 S: 8	H: 0 LOB: 0 BB: 0 P: 14	R: 0 E: 0 K: 2 S: 7	H: 0 LOB: 0 BB: 0 P: 10	R: 1 E: 0 K: 2 S: 14	H: 1 LOB: 0 BB: 0 P: 20	R: 1 E: 0 K: 1 S: 15	H: 1 LOB: 2 BB: 2 P: 30	R: 0 E: 0 K: 0 S: 9	H: 1 LOB: 1 BB: 0 P: 14	R: 0 E: 0 K: 1 S: 12	H: 1 LOB: 1 BB: 0 P: 13	R: 0 E: 0 K: 1 S: 7	H: 1 LOB: 1 BB: 0 P: 8	R: 1 E: 0 K: 0 S: 13	H: 1 LOB: 1 BB: 1 P: 22	R: 1 E: 1 K: 2 S: 16	H: 3 LOB: 2 BB: 0 P: 20	1B: 6 2B: 2 3B: 0 HR: 1	SF: 0 SAC: 1 DP: 0 HBP: 0	WP: 0 PB: 0 SB: 0 CS: 0	PA: 39
PITCHER	IP WLS BF H R ER SO BB IBB HBP BLK WP HR S P ERA WHIP																					
Joe Magrane, L (1, 1) ERA: 3.03	8.0 W 33 6 3 3 6 3 0 0 0 0 0 1 85 131 3.38 1.125																					
Dan Quisenberry, R (9, 1) ERA: 2.51	0.2 4 2 1 1 1 0 0 0 0 0 0 9 11 13.50 3.000																					
Todd Worrell, R (9, 1) ERA: 2.28	0.1 S 2 1 0 0 1 0 0 0 0 0 0 7 9 0.00 3.000																					

Atlanta Braves @ St. Louis Cardinals
 Busch Stadium, St. Louis, MO
 Mon Aug 14 1989, 7:05 PM CDT
 Unknown

livebaseballscorecards.com



Batter	1	2	3	4	5	6	7	8	9
Vince Coleman, S OBP: 0.336, SLG: 0.357 (1, 7)	2-1 G6-3		1-0 SH3-4		2-1 F8 BLK WP 1B		1-0 1B 2B		
Ozzie Smith, S OBP: 0.348, SLG: 0.364 (1, 6)	1-1 G3-1		4-0 1B FC6 BB		1-0 F8		0-1 F9		
Milt Thompson, L OBP: 0.342, SLG: 0.386 (1, 8)	2-2 G3-1		0-0 FC6 1B		3-1 E S 1B		3-2 2-H 1B		
Pedro Guerrero, R OBP: 0.387, SLG: 0.464 Dan Quisenberry, R OBP: 0.250, SLG: 0.250 Todd Worrell, R (9, 1)		1-3 K2-3	0-1 FC6 1B		2-1 P2		1-2 F7		
Terry Pendleton, S OBP: 0.298, SLG: 0.362 (1, 5)		1-0 F7	2-3 K		3-3 K		0-1 G4-3		
José Oquendo, S OBP: 0.364, SLG: 0.369 (1, 4)		1-0 G4-3	3-2 1B		4-0 G4-6-3 BB		3-2 G3		
John Morris, L OBP: 0.284, SLG: 0.345 (1, 9)			1-0 1B 1B	0-1 F8		0-3 K			
Tony Peña, R OBP: 0.307, SLG: 0.322 (1, 2)			1-1 SH3-4 1B 1B	2-3 K		1-1 G4-6-3			
Joe Magrane, R OBP: 0.242, SLG: 0.293 Jim Lindeman, R OBP: 0.182, SLG: 0.150 (9, 3)			0-0 1B SH3-4 1B	0-1 P9			0-0 G6-3		

Inning Stats	R: 0	H: 0	E: 0	LOB: 0	K: 0	BB: 0	S: 8	P: 13
	R: 0	H: 0	E: 0	LOB: 0	K: 1	BB: 0	S: 5	P: 8
	R: 5	H: 5	E: 0	LOB: 2	K: 1	BB: 1	S: 14	P: 26
	R: 0	H: 0	E: 0	LOB: 0	K: 1	BB: 0	S: 7	P: 9
	R: 1	H: 2	E: 0	LOB: 1	K: 1	BB: 0	S: 10	P: 21
	R: 0	H: 0	E: 0	LOB: 0	K: 1	BB: 1	S: 5	P: 10
	R: 1	H: 2	E: 0	LOB: 1	K: 0	BB: 0	S: 10	P: 14
	R: 0	H: 0	E: 0	LOB: 0	K: 0	BB: 0	S: 8	P: 12

PITCHER	IP	WLS	BF	H	R	ER	SO	BB	IBB	HBP	BLK	WP	HR	S	P	ERA	WHIP
29 John Smoltz, R ERA: 2.84 (1, 1)	6.0	L	26	7	6	6	5	2	0	0	1	1	0	49	87	9.00	1.500
Mark Eichhorn, R ERA: 3.42 (7, 1)	2.0		7	2	1	1	0	0	0	0	0	0	0	18	26	4.50	1.000

AB R H RBI BB SO LOB

AB	R	H	RBI	BB	SO	LOB
3	2	2	0	0	0	0
3	1	0	0	1	0	2
4	1	3	3	0	0	0
4	0	0	1	0	1	2
0	0	0	0	0	0	0
0	0	0	0	0	0	0
4	0	0	0	0	2	3
3	0	1	1	1	0	0
3	1	1	0	0	1	1
3	1	1	0	0	1	1
3	1	1	1	0	0	0
0	0	0	0	0	0	0

AB	30
R	7
H	9
RBI	6
BB	2
SO	5
LOB	9



WP	PA	3B	SF	SAC	DP	HBP	CS
1	33	0	0	1	1	0	0

Atlanta Braves @ St. Louis Cardinals
 Busch Stadium, St. Louis, MO
 Mon Aug 14 1989, 7:05 PM CDT
 Unknown

livebaseballscorecards.com

Batter	1	2	3	4	5	6	7	8	9	AB R H RBI BB SO LOB	TOP																
Oddibe McDowell, L (1, 8) OBP: 0.323, SLG: 0.337	0-1 B1-3		0-0 P5		2-2 G3		1-0 F8			4 0 0 0 0 0 1																	
Jeff Blauser, R (1, 5) OBP: 0.321, SLG: 0.406	3-2 F9		3-2 F9		2-1 HBP 1B		1-2 P9			4 0 1 0 0 0 1																	
Lonnie Smith, R (1, 7) OBP: 0.422, SLG: 0.559	0-0 F9			0-0 P8	0-0 L8			2-3 K		4 0 0 0 0 1 1																	
Dale Murphy, R (1, 9) OBP: 0.309, SLG: 0.368		1-0 1B 1B		3-2 1B 1B 1B	1-0 HBP		3-2 P3			3 1 2 0 0 0 0																	
Andres Thomas, R (1, 6) OBP: 0.231, SLG: 0.324		0-0 P8		0-1 P4	0-1 F7		1-1 G1-3			4 0 0 0 0 0 4																	
Tommy Gregg, L (1, 3) OBP: 0.290, SLG: 0.338		0-0 G5-4-3 1B		2-1 1B 1B		0-1 G5-3		0-0 F9		4 1 2 0 0 0 0																	
Ed Romero, R (1, 4) OBP: 0.269, SLG: 0.282		1-0 G5-4-3		0-0 E 1B 1B	1-2 2-3	0-0 L4		2-2 L3		4 0 1 0 0 0 2																	
Bruce Benedict, R (1, 2) OBP: 0.293, SLG: 0.228			4-0 SH5-4 BB	0-0 E7 1B		1-0 P6		1-1 E6		2 0 1 2 1 0 0																	
Jeff Treadway, L (9, PH) OBP: 0.319, SLG: 0.379				1-3 2-H 3-H					1 0 0 0 0 0 0																		
Pete Smith, R (1, 1) OBP: 0.167, SLG: 0.152			0-0 SH5-4	0-0 G5-3			1-2 G5-3		0-1 G6-3	1 0 0 0 0 0 2																	
Paul Assenmacher, L (6, 1)										0 0 0 0 0 0 0																	
Jeff Wetherby, L (7, PH) OBP: 0.267, SLG: 0.286										1 0 0 0 0 0 0																	
Jim Acker, R (7, 1) OBP: 0.143, SLG: 0.143										0 0 0 0 0 0 0																	
Darrell Evans, L (9, PH) OBP: 0.295, SLG: 0.379										1 0 0 0 0 0 1																	
Inning Stats	R: 0 E: 0 K: 0 S: 6	H: 0 LOB: 0 BB: 0 P: 9	R: 0 E: 0 K: 0 S: 4	H: 2 LOB: 1 BB: 0 P: 6	R: 0 E: 0 K: 0 S: 8	H: 0 LOB: 1 BB: 1 P: 15	R: 2 E: 1 K: 0 S: 11	H: 4 LOB: 2 BB: 0 P: 16	R: 0 E: 0 K: 0 S: 8	H: 1 LOB: 2 BB: 0 P: 13	R: 0 E: 0 K: 0 S: 4	H: 0 LOB: 0 BB: 0 P: 5	R: 0 E: 0 K: 0 S: 9	H: 0 LOB: 0 BB: 0 P: 12	R: 0 E: 0 K: 1 S: 8	H: 0 LOB: 0 BB: 0 P: 14	R: 0 E: 1 K: 0 S: 8	H: 0 LOB: 1 BB: 0 P: 11	1B: 7 2B: 0 3B: 0 HR: 0	SF: 0 SAC: 1 DP: 1 HBP: 1	WP: 0 PB: 0 SB: 0 CS: 0	PA: 36					
PITCHER	IP WLS BF H R ER SO BB IBB HBP BLK WP HR S P ERA WHIP																										
Ricky Horton, L (1, 1) ERA: 5.26	4.2		21	7	2	2	0	1	0	0	0	0	0	35	56	3.86	1.714										
John Costello, R (5, 1) ERA: 2.88	4.0	W	14	0	0	0	1	0	0	1	0	0	0	29	43	0.00	0.000										
Ken Dayley, L (9, 1) ERA: 2.33	0.1	S	1	0	0	0	0	0	0	0	0	0	0	2	2	0.00	0.000										

Atlanta Braves @ St. Louis Cardinals
 Busch Stadium, St. Louis, MO
 Mon Aug 14 1989, 7:05 PM CDT
 Att: 39,186 - Unknown

livebaseballscorecards.com

AB 33
 R 2
 H 7
 RBI 2
 BB 1
 SO 1
 LOB 12



Batter 1 2 3 4 5 6 7 8 9 AB R H RBI BB SO LOB BOTTOM

Vince Coleman, S (1, 7) OBP: 0.340, SLG: 0.359	4-2 BBB C S 1B BB		1-0 BLK G6-4-3 1B		2-1 G5-3		1-0 CS 1B		3 2 2 0 1 0 0
José Oquendo, S (1, 4) OBP: 0.367, SLG: 0.372	1 SAFE 0-2 G3 1-H SF8 1B		2-0 1 SAFE 1 SAFE G6-4-3 1-3 1B		4-0 FC4 BB E BB		2-2 G4-3 1-2		3 2 2 1 1 0 1
Milt Thompson, L (1, 8) OBP: 0.343, SLG: 0.386	1 SAFE 1 SAFE G3 1-3		0-0 G6-4-3 1-2f 3-H		1 SAFE 1 SAFE 1 SAFE 1 SAFE 4-0 E SH5-3 BB		1-0 1B 1B		3 1 1 0 1 0 2
Pedro Guerrero, R (1, 3) OBP: 0.386, SLG: 0.463	1-3 SF8		0-0 P9		0-2 FC4 SH5-3 G2-3 1-3 2-H		3-0 1B		3 0 1 1 0 0 1 0 0 0 0 0 0 0
Jim Lindeman, R (7, PR) OBP: 0.182, SLG: 0.150	3-H K				1-2 G2-3 1-2		3-3 K		2 0 0 0 0 1 0 2 0 0 0 0 1 4
Denny Walling, L (1, 9) OBP: 0.408, SLG: 0.452	0-3 K				1-1 F7				
Tom Brunansky, R (6, PH) OBP: 0.317, SLG: 0.406					1-1 L9				
Terry Pendleton, S (1, 5) OBP: 0.298, SLG: 0.359					2-3 K				
Tim Jones, L (1, 6) OBP: 0.322, SLG: 0.340					1-1 SH5-3 IBB				
Tom Pagnozzi, R (1, 2) OBP: 0.221, SLG: 0.179					1-2 2-3 3-H SH5-3				
Ricky Horton, L (1, 1) OBP: 0.200, SLG: 0.200					1-0 P4				
John Costello, R (5, 1)					1-0 P4				
Ken Dayley, L (9, 1)					1-3 K				
					0-3 K				
					0-3 K				

Inning Stats	R: 2 E: 0 K: 1 S: 14	H: 1 LOB: 0 BB: 1 P: 19	R: 0 E: 0 K: 0 S: 8	H: 1 LOB: 1 BB: 0 P: 14	R: 1 E: 0 K: 0 S: 5	H: 2 LOB: 0 BB: 0 P: 7	R: 0 E: 0 K: 1 S: 7	H: 0 LOB: 0 BB: 0 P: 11	R: 0 E: 0 K: 1 S: 6	H: 0 LOB: 0 BB: 0 P: 10	R: 2 E: 1 K: 1 S: 14	H: 0 LOB: 3 BB: 4 P: 32	R: 0 E: 0 K: 1 S: 9	H: 3 LOB: 2 BB: 0 P: 19	R: 0 E: 0 K: 3 S: 15	H: 1 LOB: 1 BB: 0 P: 22	1B: 8 2B: 0 3B: 0 HR: 0	SF: 1 SAC: 1 DP: 1 HBP: 0	WP: 0 PB: 0 SB: 3 CS: 1	PA: 36 ERA WHIP	
PITCHER	IP WLS BF H R ER SO BB IBB HBP BLK WP HR S P ERA WHIP																				
Pete Smith, R (1, 1) ERA: 4.76	5.0 L	22	4	5	3	3	3	3	3	0	0	0	0	0	0	0	0	0	0	0	0
Paul Assenmacher, L (6, 1) ERA: 3.81	1.0	5	0	0	0	1	0	2	0	0	0	0	0	0	0	0	0	0	0	0	0
Jim Acker, R (7, 1) ERA: 2.85	2.0	9	4	0	0	4	0	0	0	0	0	0	0	0	0	0	0	0	0	0	0

Atlanta Braves @ St. Louis Cardinals
Busch Stadium, St. Louis, MO
Mon Aug 14 1989, 7:05 PM CDT
Att. 39,186 - Unknown
livebaseballscorecards.com

AB	29
R	5
H	8
RBI	3
BB	5
SO	8
LOB	14



Batter	1	2	3	4	5	6	7	8	9	AB R H RBI BB SO LOB	TOP
Oddibe McDowell, L (1, 8) OBP: 0.320, SLG: 0.333	0-3 K		3-1 P3			1-3 K			1-0 F8	4 0 0 0 0 2 1	
Jeff Treadway, L (1, 4) OBP: 0.321, SLG: 0.389	0-1 G4-3			1-0 G4-6-3 1B		0-0 F7			3-2 HR	4 1 2 1 0 0 0	
Lonnie Smith, R (1, 7) OBP: 0.419, SLG: 0.555 Jeff Wetherby, L (8, 7) OBP: 0.258, SLG: 0.276	2-3 K			3-2 L8			3-3 K		0-3 K	3 0 0 0 0 2 1 1 0 0 0 0 1 0	
Dale Murphy, R (1, 9) OBP: 0.307, SLG: 0.366 Geronimo Berroa, R (8, 9) OBP: 0.313, SLG: 0.354		0-2 G4-3		0-0 G4-6-3 1-2f		1-3 K				3 0 0 0 0 1 1 0 0 0 0 0 0 0	
Darrell Evans, L (1, 3) OBP: 0.296, SLG: 0.376 Sergio Valdez, R (8, 1)		2-2 G3			4-2 FC6-4 BB		0-0 G3-1			2 0 0 0 1 0 0 0 0 0 0 0 0 0	
Jeff Blausen, R (1, 5) OBP: 0.319, SLG: 0.403		0-3 K			2-3 K			2-2 L7		3 0 0 0 0 2 1	
Jody Davis, R (1, 2) OBP: 0.242, SLG: 0.224			3-3 K		2-3 K			2-2 F8		3 0 0 0 0 2 1	
Ed Romero, R (1, 6) OBP: 0.270, SLG: 0.291			1-1 FC6-4 2B		0-2 FC6-4 1-2f			0-2 L9		3 0 1 0 0 0 1	
Derek Lilliquist, L (1, 1) OBP: 0.208, SLG: 0.229 Mark Eichhorn, R (6, 1) Joe Boever, R (7, 1) Tommy Gregg, L (8, 3) OBP: 0.289, SLG: 0.336			0-2 P7			1-1 P5			2-1 L9	2 0 0 0 0 0 1 0 0 0 0 0 0 0 0 0 0 0 0 0 0 1 0 0 0 0 0 0	
Inning Stats	R: 0 E: 0 K: 2 S: 8 H: 0 LOB: 0 BB: 0 P: 10	R: 0 E: 0 K: 1 S: 9 H: 0 LOB: 0 BB: 0 P: 11	R: 0 E: 0 K: 1 S: 10 H: 1 LOB: 1 BB: 0 P: 17	R: 0 E: 0 K: 0 S: 5 H: 1 LOB: 0 BB: 0 P: 9	R: 0 E: 0 K: 2 S: 14 H: 0 LOB: 1 BB: 1 P: 22	R: 0 E: 0 K: 1 S: 6 H: 0 LOB: 0 BB: 0 P: 8	R: 0 E: 0 K: 2 S: 8 H: 0 LOB: 0 BB: 0 P: 12	R: 0 E: 0 K: 0 S: 10 H: 0 LOB: 0 BB: 0 P: 14	R: 1 E: 0 K: 1 S: 9 H: 1 LOB: 0 BB: 0 P: 15	1B: 1 2B: 1 3B: 0 HR: 1 SF: 0 SAC: 0 DP: 1 HBP: 0	WP: 0 PB: 0 SB: 0 CS: 0 PA: 30
PITCHER Jose DeLeon, R (1, 1) ERA: 3.36	IP WLS BF H R ER SO BB IBB HBP BLK WP HR S P ERA WHIP	9.0 W 30 3 1 1 10 1 0 0 0 0 1 79 118 1.00 0.444									

Atlanta Braves @ St. Louis Cardinals

Busch Stadium, St. Louis, MO

Tue Aug 15 1989, 7:05 PM CDT
Att. 39,970 - Unknown - 75 F

livebaseballscorecards.com

AB	29
R	1
H	3
RBI	1
BB	1
SO	10
LOB	7



Batter	1	2	3	4	5	6	7	8	9
Vince Coleman, S OBP: 0.336, SLG: 0.355 (1, 7)	1-3 K		0-1 E5 CS 1B		1-0 P8	2-1 G4-3	3-2 G6-3		
Ozzie Smith, S OBP: 0.349, SLG: 0.366 Tim Jones, L OBP: 0.317, SLG: 0.333 (1, 6) (8, 6)	1-0 G6-4-3 1B		1-0 CS 1-2 1B		0-1 G5-3		1-2 L8	0-1 G6-3	
José Oquendo, S OBP: 0.365, SLG: 0.370 (1, 4)	0-0 G6-4-3 1-2f		3-1 L7 1-2 2-3			0-0 L7	0-1 1B 2B 1B	0-0 P6	
Pedro Guerrero, R OBP: 0.385, SLG: 0.461 Jim Lindeman, R OBP: 0.178, SLG: 0.146 (1, 3) (7, PR) (8, 3)		1-0 F9		2-2 G6-3		1-2 G5-3	0-2 2B 1B	2-3 K	
Tom Brunansky, R OBP: 0.321, SLG: 0.412 (1, 9)		2-2 P3		2-0 1B FC6-4 1B		2-0 2B 1B	2-1 1B HR 2B		
Terry Pendleton, S OBP: 0.303, SLG: 0.376 Denny Walling, L OBP: 0.408, SLG: 0.452 (1, 5) (8, 5)		1-1 1B 2B		2-1 FC6-4 1-3 1B		0-0 1B 2B	2-2 HR		
Milt Thompson, L OBP: 0.347, SLG: 0.397 (1, 8)		1-1 1B		0-0 FC6-4 1-2f 3-H		1-0 1B 1B	0-1 HR		
Tony Peña, R OBP: 0.309, SLG: 0.322 (1, 2)		0-0 P5		2-1 G3		4-0 1B IBB	2-2 1B		
Jose DeLeon, R OBP: 0.133, SLG: 0.103 (1, 1)			2-3 K		1-3 K	1-0 1B	0-3 K		

AB	R	H	RBI	BB	SO	LOB
5	0	0	0	0	1	3
4	0	2	0	0	0	0
1	0	0	0	0	0	0
5	1	1	0	0	0	3
4	0	1	0	0	0	0
1	1	0	0	0	1	0
4	3	3	2	0	0	0
4	2	4	2	0	0	0
0	0	0	0	0	0	0
4	2	3	4	0	0	1
3	0	1	0	1	0	3
4	0	1	1	0	3	1

AB	R	H	RBI	BB	SO	LOB
39	9	16	9	1	5	11

WP	HR	S	P	ERA	WHIP
0	0	0	0	6.35	1.765
0	0	0	0	67.50	6.000
0	0	0	0	0.00	3.000
0	0	0	0	0.00	0.000

1B	2B	3B	HR	SF	SAC	DP	HBP
11	3	0	2	0	0	1	0

WP	HR	S	P	ERA	WHIP
0	0	0	0	6.35	1.765
0	0	0	0	67.50	6.000
0	0	0	0	0.00	3.000
0	0	0	0	0.00	0.000

Atlanta Braves @ St. Louis Cardinals
 Busch Stadium, St. Louis, MO
 Tue Aug 15 1989, 7:05 PM CDT
 Att: 39,970 - Unknown - 75 F

livebaseballscorecards.com



Batter	1	2	3	4	5	6	7	8	9	AB R H RBI BB SO LOB	TOP														
Oddibe McDowell, L (1, 8) OBP: 0.318, SLG: 0.330	1-1 G4-3		1-0 F7		0-1 G4-3			2-1 B1-3		4 0 0 0 0 0 1															
Jeff Treadway, L (1, 4) OBP: 0.318, SLG: 0.385	1-2 G3		0-0 G6-3			0-1 G4-3		1-3 K		4 0 0 0 0 1 0															
Tommy Gregg, L (1, 9) OBP: 0.289, SLG: 0.336 Lonnie Smith, R (9, PH) OBP: 0.418, SLG: 0.553	2-2 1B		1-2 G4-3			1-2 G4-3			0-3 K	3 0 1 0 0 0 0 1 0 0 0 0 1 0															
Darrell Evans, L (1, 3) OBP: 0.291, SLG: 0.368	2-2 G4-3			1-2 F9		0-1 F9			0-0 F8	4 0 0 0 0 0 1															
Jeff Wetherby, L (1, 7) OBP: 0.294, SLG: 0.375 Dale Murphy, R (9, PH) OBP: 0.307, SLG: 0.365					1-1 L7				0-0 P3	3 2 2 0 0 0 0 1 0 0 0 0 0 0															
Jeff Blauser, R (1, 5) OBP: 0.316, SLG: 0.400					1-1 L9					2 0 0 1 0 1 1															
Ed Romero, R (1, 6) OBP: 0.264, SLG: 0.285										3 0 0 0 0 0 1															
John Russell, R (1, 2) OBP: 0.217, SLG: 0.180										3 0 1 1 0 1 0															
Marty Clary, R (1, 1) OBP: 0.273, SLG: 0.238 Jim Acker, R (8, 1) OBP: 0.143, SLG: 0.143										3 0 1 0 0 0 1 0 0 0 0 0 0 0															
Inning Stats	R: 0 E: 0 K: 0 S: 13	H: 1 LOB: 1 BB: 0 P: 19	R: 1 E: 0 K: 1 S: 12	H: 2 LOB: 1 BB: 0 P: 18	R: 0 E: 0 K: 0 S: 6	H: 0 LOB: 0 BB: 0 P: 8	R: 0 E: 0 K: 0 S: 7	H: 0 LOB: 0 BB: 0 P: 10	R: 0 E: 0 K: 0 S: 7	H: 1 LOB: 1 BB: 0 P: 7	R: 0 E: 0 K: 0 S: 7	H: 0 LOB: 0 BB: 0 P: 8	R: 1 E: 0 K: 1 S: 8	H: 1 LOB: 0 BB: 0 P: 13	R: 0 E: 0 K: 1 S: 7	H: 0 LOB: 0 BB: 0 P: 10	R: 0 E: 0 K: 1 S: 5	H: 0 LOB: 0 BB: 0 P: 5	1B: 4 2B: 0 3B: 1 HR: 0	SF: 1 SAC: 0 DP: 0 HBP: 0	WP: 0 PB: 0 SB: 1 CS: 0	PA: 32			
PITCHER	IP	WLS	BF	H	R	ER	SO	BB	IBB	HBP	BLK	WP	HR	S	P	ERA	WHIP								
Ted Power, R (1, 1) ERA: 3.82	7.0		26	5	2	2	2	0	0	0	0	0	0	60	83	2.57	0.714								
Frank DiPino, L (8, 1) ERA: 2.95	1.0	W	3	0	0	0	1	0	0	0	0	0	0	7	10	0.00	0.000								
John Costello, R (9, 1) ERA: 2.85	0.1		1	0	0	0	1	0	0	0	0	0	0	3	3	0.00	0.000								
Ken Dayley, L (9, 1) ERA: 2.31	0.1		1	0	0	0	0	0	0	0	0	0	0	1	1	0.00	0.000								
Todd Worrell, R (9, 1) ERA: 2.27	0.1	S	1	0	0	0	0	0	0	0	0	0	0	1	1	0.00	0.000								

Atlanta Braves @ St. Louis Cardinals
Busch Stadium, St. Louis, MO

Wed Aug 16 1989, 7:05 PM CDT
Att. 42,989 - Unknown - 75 F

livebaseballscorecards.com

AB	31
R	2
H	5
RBI	2
BB	0
SO	4
LOB	5



Batter	1	2	3	4	5	6	7	8	9
Vince Coleman, S OBP: 0.335, SLG: 0.354 (1, 7)	2-2 G3	0-0 FC6-4			3-2 BB 1B		0-1 L7		
José Oquendo, S OBP: 0.369, SLG: 0.374 (1, 4)	0-0 G6-3		3-1 CS 1B		4-0 BB 1-2			3-1 L8 1B 2B	
Milt Thompson, L OBP: 0.344, SLG: 0.393 (1, 8)	2-1 E3 1B		0-0 L8		1-0 G4-3			2-2 L8	
Pedro Guerrero, R OBP: 0.386, SLG: 0.462 John Morris, L OBP: 0.284, SLG: 0.345 (1, 3) (8, PR) (9, 9)	0-0 FC6-4 1B		2-1 F8		2-0 G6-3			0-0 FC5-4 1B	
Terry Pendleton, S OBP: 0.301, SLG: 0.373 (1, 5)	0-1 FC6-4			0-0 F8		1-1 F9		0-2 FC5-4 2B	
Tom Brunansky, R OBP: 0.320, SLG: 0.413 Jim Lindeman, R OBP: 0.178, SLG: 0.146 (1, 9) (9, 3)		0-1 G6-3		2-3 K		0-2 L8		3-1 1B 2B	
Tim Jones, L OBP: 0.328, SLG: 0.345 John Costello, R Ken Dayley, L Todd Worrell, R (1, 6) (9, 1) (9, 1) (9, 1)		1-0 1B		0-0 G3-1			2-2 L7	1-0 1B 2B	
Tony Peña, R OBP: 0.310, SLG: 0.322 (1, 2)		0-0 FC6-4 1B			1-1 F9		3-2 G6-3	2-0 6-2	
Ted Power, R OBP: 0.130, SLG: 0.130 Denny Walling, L OBP: 0.420, SLG: 0.452 Frank DiPino, L OBP: 0.111, SLG: 0.111 Ozzie Smith, S OBP: 0.349, SLG: 0.366 (1, 1) (7, PH) (8, 1) (9, 6)		1-3 K			2-3 K		4-2 BB		


AB	R	H	RBI	BB	SO	LOB
4	0	1	0	0	0	3
3	1	2	0	1	0	0
4	0	0	0	0	0	4
4	0	2	1	0	0	1
0	0	0	0	0	0	0
4	1	0	0	0	0	3
4	1	1	1	0	1	0
0	0	0	0	0	0	0
4	0	2	1	0	0	0
0	0	0	0	0	0	0
0	0	0	0	0	0	0
0	0	0	0	0	0	0
3	0	1	0	0	0	0
2	0	0	0	0	2	2
0	0	0	0	1	0	0
0	0	0	0	0	0	0
0	0	0	0	0	0	0

Inning Stats		R: 0	H: 1	E: 1	K: 0	S: 9	R: 0	H: 2	E: 0	K: 1	S: 8	R: 0	H: 1	E: 0	K: 0	S: 5	R: 0	H: 0	E: 0	K: 1	S: 6	R: 0	H: 1	E: 0	K: 1	S: 11	R: 0	H: 0	E: 0	K: 0	S: 6	R: 0	H: 0	E: 0	K: 0	S: 10	R: 3	H: 4	E: 0	K: 0	S: 14			
Marty Clary, R ERA: 3.12 Jim Acker, R ERA: 2.73		7.1	WLS	31	H	7	R	2	ER	2	SO	3	BB	2	IBB	0	HBP	0	BLK	0	WP	0	HR	0	S	63	P	103	ERA	2.46	WHIP	1.227												
		0.2	L	4	H	2	R	1	ER	1	SO	0	BB	0	IBB	0	HBP	0	BLK	0	WP	0	HR	0	S	6	P	12	ERA	13.50	WHIP	3.000												

BOTTOM

Atlanta Braves @ St. Louis Cardinals
 Busch Stadium, St. Louis, MO
 Wed Aug 16 1989, 7:05 PM CDT
 Att: 42,989 - Unknown - 75 F

AB	32
R	3
H	9
RBI	3
BB	2
SO	3
LOB	13



WP: 0	PA: 34
PB: 0	
SB: 0	
CS: 1	

Batter	1	2	3	4	5	6	7	8	9	AB R H RBI BB SO LOB	TOP											
Barry Bonds, L (1, 7) OBP: 0.358, SLG: 0.425	0-0 E 1B	0-3 K			0-3 K		0-0 CS 1B			4 1 2 0 0 2 0												
Jay Bell, R (1, 6) OBP: 0.225, SLG: 0.245	0-0 E 1B		0-3 K			0-0 BB 1B	0-0 L5			4 2 2 0 0 1 1												
Jeff King, R (1, 3) OBP: 0.277, SLG: 0.357	0-0 E4 FC6		4-0 CS BB			0-0 P6		0-0 F8		3 1 0 0 1 0 1												
Bobby Bonilla, S (1, 5) OBP: 0.340, SLG: 0.450	0-0 3-1		0-0 2-3			0-0 P6		0-3 K		4 0 0 0 0 1 3												
Glenn Wilson, R (1, 9) Randy Kramer, R (8, 1) OBP: 0.342, SLG: 0.448 OBP: 0.154, SLG: 0.192	0-0 FC6 2B			0-0 4-3		0-0 BB 1B		0-0 F8		4 2 1 1 0 0 0 0 0 0 0 0 0 0												
Andy Van Slyke, L (1, 8) OBP: 0.303, SLG: 0.370	0-0 L4-6 2B			0-0 G4-3 1B		4-0 1B BB		0-0 6-3		3 0 2 1 1 0 0												
Junior Ortiz, R (1, 2) Benny Distefano, L (6, PH) OBP: 0.286, SLG: 0.285 OBP: 0.331, SLG: 0.306	0-0 L4-6			0-0 G4-3		0-0 1B		0-0 1B		2 0 0 0 0 0 2 2 0 2 2 0 0 0												
Jose Lind, R (1, 4) OBP: 0.275, SLG: 0.284		0-0 6-3			0-0 F3	0-0 F8		0-0 F7		4 0 0 0 0 0 3												
Bob Walk, R (1, 1) Mike Smith, R (3, 1) John Cangelosi, S (7, PH) Doug Bair, R (7, 1) Gary Redus, R (8, 9) OBP: 0.232, SLG: 0.327 OBP: 0.373, SLG: 0.281 OBP: 0.500, SLG: 1.000 OBP: 0.356, SLG: 0.412		0-3 K			0-0 F3		0-0 6-3		0-0 5-3	1 0 0 0 0 1 0 1 0 0 0 0 0 0 1 0 0 0 0 0 0 0 0 0 0 0 0 0 1 0 0 0 0 0 1												
Inning Stats	R: 4 E: 2 K: 0 S: 7	H: 3 LOB: 0 BB: 0 P: 7	R: 0 E: 0 K: 2 S: 7	H: 0 LOB: 0 BB: 0 P: 7	R: 0 E: 0 K: 1 S: 4	H: 0 LOB: 0 BB: 1 P: 8	R: 0 E: 0 K: 0 S: 3	H: 1 LOB: 0 BB: 0 P: 3	R: 0 E: 0 K: 1 S: 5	H: 0 LOB: 0 BB: 0 P: 5	R: 2 E: 0 K: 0 S: 6	H: 3 LOB: 2 BB: 1 P: 10	R: 0 E: 0 K: 0 S: 3	H: 1 LOB: 0 BB: 0 P: 3	R: 0 E: 0 K: 1 S: 5	H: 0 LOB: 0 BB: 0 P: 5	R: 0 E: 0 K: 0 S: 4	H: 1 LOB: 1 BB: 0 P: 4	1B: 8 2B: 2 3B: 0 HR: 0	SF: 0 SAC: 0 DP: 2 HBP: 0	WP: 0 PB: 0 SB: 0 CS: 2	PA: 36
PITCHER	IP WLS BF H R ER SO BB IBB HBP BLK WP HR S P ERA WHIP																					
Tom Glavine, L (1, 1) ERA: 3.46	5.2 W 24 6 6 3 4 2 0 0 0 0 0 0 30 38 4.76 1.412																					
Mark Eichhorn, R (6, 1) ERA: 3.98	1.1 5 2 0 0 0 0 0 0 0 0 0 0 5 5 0.00 1.500																					
Paul Assenmacher, L (8, 1) ERA: 3.67	2.0 7 1 0 0 1 0 0 0 0 0 0 0 9 9 0.00 0.500																					

Pittsburgh Pirates @ Atlanta Braves
Atlanta-Fulton County Stadium, Atlanta, GA

Fri Aug 18 1989, 7:05 PM EDT
Att. 17,154 - Unknown - 85 F

livebaseballscorecards.com

AB 34
R 6
H 9
RBI 4
BB 2
SO 5
LOB 11



Batter	1	2	3	4	5	6	7	8	9	AB	R	H	RBI	BB	SO	LOB
Oddibe McDowell, L (1, 8) OBP: 0.320, SLG: 0.331	0-0 S 3B 1B	4-0 E S 1B BB	0-0 4-3		0-0 FC4-6 1B E 1-2f		0-0 WP S 8-6-5 1B	0-0 F8		5	3	2	0	1	0	2
Jeff Treadway, L (1, 4) OBP: 0.324, SLG: 0.392	0-0 1B 3B	4-0 1B BB		0-0 P6	0-0 E 1B		4-0 1B PB BB		3	2	2	1	2	0	0	
Lonnie Smith, R (1, 7) OBP: 0.420, SLG: 0.554	0-0 E S WP 1B	0-0 CS 1B		0-0 1B 1B	0-0 E4 1B		0-0 8-6-5 2-Hf		5	1	3	2	0	0	3	
Dale Murphy, R (1, 9) OBP: 0.306, SLG: 0.363	0-3 K 1-3	0-0 CS 1-2	0-0 F8	0-3 K	0-3 K		0-0 PB 1B 1B		5	1	1	0	0	3	4	
Darrell Evans, L (1, 3) OBP: 0.301, SLG: 0.387	0-0 HR		4-0 1B BB	0-0 BB 1B		0-0 F8	4-0 1B IBB		3	2	2	1	2	0	0	
Andres Thomas, R (1, 6) OBP: 0.236, SLG: 0.326	0-0 F7		0-0 WP SF8 1B 1B	4-0 BB		0-0 4-3	0-0 1B		4	1	2	1	1	0	0	
Jeff Blauser, R (1, 5) OBP: 0.317, SLG: 0.398 Paul Assenmacher, L (8, 1)	0-0 5-3		0-0 SF8 WP 1B 1B	0-0 P4		4-0 HR BB	0-0 L6		4	2	1	1	1	0	5	
John Russell, R (1, 2) OBP: 0.216, SLG: 0.212		0-0 F7	0-0 SF8		0-0 6-3	0-0 HR	0-0 F7		4	1	1	3	0	0	0	
Tom Glavine, L (1, 1) OBP: 0.200, SLG: 0.179 Mark Eichhorn, R (6, 1) Ed Romero, R (8, 5) OBP: 0.262, SLG: 0.282		0-3 K	0-0 1B		4-0 FC4-6 BB	0-0 L3	0-0 F9		2	0	1	1	1	1	0	

Inning Stats	R: 4	H: 4	E: 0	LOB: 0	K: 1	P: 9	R: 1	H: 1	E: 0	LOB: 1	K: 1	P: 13	R: 3	H: 3	E: 0	LOB: 1	K: 0	P: 10	R: 0	H: 2	E: 0	LOB: 3	K: 1	P: 11	R: 1	H: 1	E: 1	LOB: 2	K: 1	P: 11	R: 2	H: 1	E: 0	LOB: 0	K: 0	P: 8	R: 2	H: 3	E: 0	LOB: 2	K: 0	P: 13	R: 0	H: 0	E: 0	LOB: 0	K: 0	P: 3
	S: 9	BB: 0	S: 5	BB: 2	S: 6	BB: 1	S: 7	BB: 1	S: 7	BB: 1	S: 4	BB: 1	S: 5	BB: 0	S: 3	BB: 0	S: 3	BB: 0	S: 3	BB: 1	S: 7	BB: 1	S: 4	BB: 1	S: 5	BB: 0	S: 3	BB: 0	S: 3	BB: 1	S: 4	BB: 1	S: 5	BB: 2	S: 5	BB: 13	S: 3	BB: 2	S: 13	S: 3	BB: 0	S: 3	BB: 0	S: 3	BB: 0	S: 3		

BOTTOM

Pittsburgh Pirates @ Atlanta Braves
Atlanta-Fulton County Stadium, Atlanta, GA

Fri Aug 18 1989, 7:05 PM EDT
Att: 17,154 - Unknown - 85 F

livebaseballscorecards.com

AB	37
R	13
H	15
RBI	10
BB	8
SO	4
LOB	14



PITCHER	IP	WLS	BF	H	R	ER	SO	BB	IBB	HBP	BLK	WP	HR	S	P	ERA	WHIP
Bob Walk, R (1, 1) ERA: 4.61	2.1	L	16	7	8	8	2	3	0	0	0	1	1	17	29	30.86	4.286
Mike Smith, R (3, 1) ERA: 5.25	3.2		20	5	3	2	2	3	0	0	0	1	1	21	33	4.91	2.182
Doug Bair, R (7, 1) ERA: 2.74	1.0		7	3	2	2	0	1	1	0	0	1	0	5	13	18.00	4.000
Randy Kramer, R (8, 1) ERA: 3.78	1.0		3	0	0	0	0	0	0	0	0	0	0	3	3	0.00	0.000

Batter	1	2	3	4	5	6	7	8	9	AB R H RBI BB SO LOB	TOP						
Billy Hatcher, R (1, 9) OBP: 0.279, SLG: 0.301	2-3 K		1-1 F7		2-1 P3			2-2 G2		4 0 0 0 0 1 0							
Jay Bell, R (1, 6) OBP: 0.219, SLG: 0.239 John Cangelosi, S (8, PH) OBP: 0.377, SLG: 0.281 Rafael Belliard, R (8, 6) OBP: 0.257, SLG: 0.243	0-1 F8		2-3 K		2-2 G1-3			4-2 1B BB		3 0 0 0 0 1 0 0 0 0 0 1 0 0 0 0 0 0 0 0 0							
Andy Van Slyke, L (1, 8) OBP: 0.299, SLG: 0.366	3-3 K		3-1 F9			1-2 E6 CS		0-0 F7		4 0 0 0 0 1 1							
Bobby Bonilla, S (1, 5) OBP: 0.343, SLG: 0.451		4-2 2B WP BB		3-3 K		4-1 1 SAFE 1 SAFE 1 SAFE BB		1-2 1B		2 1 1 0 2 1 0							
Barry Bonds, L (1, 7) OBP: 0.359, SLG: 0.434		1-1 WP 2B 2B		1-0 HR		2-2 F7		1-0 G4-3		4 2 2 1 0 0 3							
Benny Distefano, L (1, 3) OBP: 0.336, SLG: 0.307 Gary Redus, R (9, PR) OBP: 0.356, SLG: 0.412		1-0 G6-3		1-1 1B 1B		1-2 F7		4-2 FC1-5-6 S BB		3 0 1 0 1 0 2 0 0 0 0 0 0 0							
Michael LaValliere, L (1, 2) OBP: 0.435, SLG: 0.400		1-1 3-H 2B		0-2 G6-4-3 1B		1-2 F7		1-2 F7		4 0 2 1 0 0 1							
Jose Lind, R (1, 4) OBP: 0.273, SLG: 0.282		2-1 F9		0-1 G6-4-3		0-0 G5-3		3-2 FC1-5-6-1 1-3		4 0 0 0 0 0 4							
Doug Drabek, R (1, 1) OBP: 0.164, SLG: 0.105 Neal Heaton, L (7, 1) OBP: 0.276, SLG: 0.276 R.J. Reynolds, S (9, PH) OBP: 0.341, SLG: 0.398		2-3 K		2-3 K		1-2 P5		2-2 G3		3 0 0 0 0 2 1 0 0 0 0 0 0 0 1 0 0 0 0 0 2							
Inning Stats	R: 0 E: 0 K: 2 S: 9 H: 0 LOB: 0 BB: 0 P: 14	R: 2 E: 0 K: 1 S: 13 H: 2 LOB: 1 BB: 1 P: 24	R: 0 E: 0 K: 1 S: 7 H: 0 LOB: 0 BB: 0 P: 13	R: 1 E: 0 K: 1 S: 12 H: 3 LOB: 1 BB: 0 P: 17	R: 0 E: 0 K: 1 S: 8 H: 0 LOB: 0 BB: 0 P: 14	R: 0 E: 1 K: 0 S: 14 H: 0 LOB: 1 BB: 1 P: 22	R: 0 E: 0 K: 0 S: 9 H: 0 LOB: 0 BB: 0 P: 11	R: 0 E: 0 K: 0 S: 10 H: 1 LOB: 2 BB: 1 P: 18	R: 0 E: 0 K: 0 S: 24 H: 0 LOB: 2 BB: 1 P: 34	1B: 3 2B: 2 3B: 0 HR: 1 SF: 0 SAC: 0 DP: 1 HBP: 0	WP: 1 PB: 0 SB: 1 CS: 1 PA: 36						
PITCHER 29 John Smoltz, R (1, 1) ERA: 2.86 Joe Boever, R (9, 1) ERA: 3.41	IP WLS BF H R ER SO BB IBB HBP BLK WP HR S P ERA WHIP	8.0 W 32 6 3 3 6 3 0 0 0 1 1 82 133 3.38 1.125	1.0 S 4 0 0 0 0 1 0 0 0 0 0 0 24 34 0.00 1.000	PITCHER IP WLS BF H R ER SO BB IBB HBP BLK WP HR S P ERA WHIP													

Pittsburgh Pirates @ Atlanta Braves
Atlanta-Fulton County Stadium, Atlanta, GA

Sat Aug 19 1989, 7:05 PM EDT
Att: 27,034 - Unknown

livebaseballscorecards.com

AB 32
R 3
H 6
RBI 2
BB 4
SO 6
LOB 14



Batter	1	2	3	4	5	6	7	8	9
Oddibe McDowell, L (1, 8) <small>OBP: 0.319, SLG: 0.328</small>	4-0 		1-1 B3		2-1 F8		1-0 G3		
Jeff Treadway, L (1, 4) <small>OBP: 0.322, SLG: 0.389</small>	0-1 SH5-3			0-0 F7		0-3 K		0-1 G4-3	
Lonnie Smith, R (1, 7) <small>OBP: 0.421, SLG: 0.553</small>	0-2 			2-2 1B		3-2 G6-3		1-3 K	
Dale Murphy, R (1, 9) <small>OBP: 0.303, SLG: 0.360</small>	0-0 G6-4-3			1-0 F8		3-2 G6-3		2-2 F8	
Tommy Gregg, L (1, 3) <small>OBP: 0.294, SLG: 0.346</small>		0-2 F8		1-3 1B			0-1 2B		
Andres Thomas, R (1, 6) <small>OBP: 0.236, SLG: 0.326</small>		1-2 G6-3		0-0 1B			1-0 P3		
Jeff Blauser, R (1, 5) <small>OBP: 0.317, SLG: 0.401</small>		1-2 G4-3		0-1 L3-4-3			3-2 2B		
John Russell, R (1, 2) <small>OBP: 0.219, SLG: 0.224</small>					0-1 P3		0-1 		
29 John Smoltz, R (1, 1) Joe Boever, R (9, 1)					1-2 F9		3-2 G5-3		

AB R H RBI BB SO LOB

3	1	0	0	1	0	1	
3	0	0	0	0	1	0	
4	1	2	1	0	1	0	
4	0	0	0	0	0	2	
3	1	2	0	0	0	0	
3	0	1	1	0	0	1	
3	1	1	1	0	0	2	
3	0	1	1	0	1	0	
3	0	0	0	0	1	1	
0	0	0	0	0	0	0	
1B: 4	SF: 0	2B: 3	SAC: 1	3B: 0	DP: 1	HR: 0	HBP: 0

BOTTOM

Pittsburgh Pirates @ Atlanta Braves
 Atlanta-Fulton County Stadium, Atlanta, GA

Sat Aug 19 1989, 7:05 PM EDT
 Att. 27,034 - Unknown

livebaseballscorecards.com

AB	29
R	4
H	7
RBI	4
BB	1
SO	4
LOB	7



Inning Stats		PITCHER										PITCHER																										
R	H	E	K	S	IP	WLS	BF	H	R	ER	SO	BB	IBB	HBP	BLK	WP	HR	S	P	ERA	WHIP	IP	WLS	BF	H	R	ER	SO	BB	IBB	HBP	BLK	WP	HR	S	P	ERA	WHIP
1	1	0	1	6	6.2	L	27	7	4	4	3	1	0	0	0	0	0	69	98	5.40	1.200	7.1	L	4	0	0	0	1	0	0	0	0	0	9	13	0.00	0.000	

WP: 0	PA: 31
PB: 0	
SB: 1	
CS: 0	

Pittsburgh Pirates @ Atlanta Braves
 Atlanta-Fulton County Stadium, Atlanta, GA

Sun Aug 20 1989, 3:33 AM EDT
 Att. 9,222 - Sunny

livebaseballscorecards.com

AB	36
R	7
H	9
RBI	5
BB	3
SO	6
LOB	14



WP:	0	PA:	41
PB:	0		
SB:	0		
CS:	0		

Batter	1	2	3	4	5	6	7	8	9	AB	R	H	RBI	BB	SO	LOB
Billy Hatcher, R (1, 8) OBP: 0.280, SLG: 0.309	0-3 K			0-0 E 1B	0-2 P4		2-1 HR		0-0 L7	5	2	2	1	0	1	2
Jay Bell, R (1, 6) OBP: 0.218, SLG: 0.254	0-0 F9			0-1 E SF8 1-2	0-1 1B 3B		3-3 K		1-1 G6-3	5	2	1	2	0	1	1
R.J. Reynolds, S (1, 9) OBP: 0.342, SLG: 0.398	0-1 G3			3-1 SF8 E 1-3 2-H	1-2 1B 1B		0-0 L7		1-0 1B 1B	5	1	2	1	0	0	1
Bobby Bonilla, S (1, 5) OBP: 0.343, SLG: 0.451		3-3 K		1-1 SF8 2-3 3-H	0-1 1B		2-3 K		2-1 1B 1B	4	0	2	1	0	2	0
Barry Bonds, L (1, 7) OBP: 0.358, SLG: 0.430		4-0 L6-3 BB		2-1 L8 3-H	2-3 K		2-1 F8		3-3 K	4	0	0	0	1	2	4
Michael LaValliere, L (1, 2) OBP: 0.423, SLG: 0.387		1 SAFE 1 SAFE 1 SAFE 1 SAFE 1 SAFE	2-2 L6-3 1-2	1-1 G4-3		3-2 P4		0-0 L7		4	0	0	0	0	0	1
Jeff King, R (1, 3) OBP: 0.291, SLG: 0.359			0-0 F9		4-2 FC4-6 BB	2-0 G6-3 1B		3-2 1B HBP		2	0	1	0	1	0	0
Rafael Belliard, R (1, 4) OBP: 0.256, SLG: 0.243			1-2 G4-3		1 SAFE FC4-6 BB 1-2f 3B	0-0 G6-3		0-0 1B		4	1	1	0	0	0	2
Rick Reed, R (1, 1) OBP: 0.231, SLG: 0.091			0-1 G4-3		4-1 3B BB	0-0 G6-3		1-0 L7		2	1	0	0	1	0	1
Randy Kramer, R (6, 1) OBP: 0.154, SLG: 0.192										0	0	0	0	0	0	0
Benny Distefano, L (8, PH) OBP: 0.333, SLG: 0.305										1	0	0	0	0	0	2
Neal Heaton, L (8, 1) OBP: 0.276, SLG: 0.276										0	0	0	0	0	0	0
Bill Landrum, R (8, 1) OBP: 0.276, SLG: 0.276										0	0	0	0	0	0	0

Inning Stats	R: 0 E: 0 K: 1 S: 6	H: 0 LOB: 0 BB: 0 P: 6	R: 0 E: 0 K: 1 S: 9	H: 0 LOB: 0 BB: 1 P: 18	R: 0 E: 0 K: 0 S: 9	H: 0 LOB: 0 BB: 0 P: 10	R: 3 E: 3 K: 0 S: 11	H: 1 LOB: 0 BB: 0 P: 18	R: 3 E: 0 K: 1 S: 20	H: 3 LOB: 2 BB: 2 P: 31	R: 0 E: 0 K: 0 S: 6	H: 1 LOB: 1 BB: 0 P: 11	R: 1 E: 0 K: 2 S: 9	H: 1 LOB: 0 BB: 0 P: 16	R: 0 E: 0 K: 0 S: 8	H: 1 LOB: 2 BB: 0 P: 14	R: 0 E: 0 K: 1 S: 9	H: 2 LOB: 2 BB: 0 P: 16	1B: 7 2B: 1 3B: 1 HR: 1	SF: 1 SAC: 0 DP: 1 HBP: 1
--------------	------------------------------	---------------------------------	------------------------------	----------------------------------	------------------------------	----------------------------------	-------------------------------	----------------------------------	-------------------------------	----------------------------------	------------------------------	----------------------------------	------------------------------	----------------------------------	------------------------------	----------------------------------	------------------------------	----------------------------------	----------------------------------	------------------------------------

PITCHER	IP	WLS	BF	H	R	ER	SO	BB	IBB	HBP	BLK	WP	HR	S	P	ERA	WHIP
Pete Smith, R (1, 1) ERA: 4.8	4.2	L	22	4	6	3	2	3	0	0	0	0	0	52	78	5.79	1.500
Paul Assenmacher, L (5, 1) ERA: 3.65	0.1		1	0	0	0	1	0	0	0	0	0	0	3	5	0.00	0.000
Sergio Valdez, R (6, 1) ERA: 6.38	2.0		8	2	1	1	2	0	0	0	0	0	1	15	27	4.50	1.000
Jim Acker, R (8, 1) ERA: 2.67	2.0		10	3	0	0	1	0	0	1	0	0	0	17	30	0.00	1.500

Batter	1	2	3	4	5	6	7	8	9	AB	R	H	RBI	BB	SO	LOB
Oddibe McDowell, L (1, 8) OBP: 0.319, SLG: 0.330	0-0 P6		0-3 K		1 SAFE 2-2 1-H 2B			1-1 P3		4	0	1	1	0	1	0
Jeff Treadway, L (1, 4) Ed Romero, R (8, PH) OBP: 0.319, SLG: 0.386 OBP: 0.261, SLG: 0.280	0-0 F8		2-1 F7		0-0 G4-3			1-0 L9		3	0	0	0	0	0	1
Lonnie Smith, R (1, 7) OBP: 0.422, SLG: 0.563	0-3 K			3-2 L6				3-2 2B		4	1	2	1	0	1	0
Dale Murphy, R (1, 9) OBP: 0.303, SLG: 0.359		1-2 1B BLK 1B		2-3 K				1-0 G6-3		4	1	1	0	0	2	1
Darrell Evans, L (1, 3) OBP: 0.308, SLG: 0.391		1-2 1B BLK 1B		0-1 G3				4-2 BB		3	1	2	0	1	0	0
Andres Thomas, R (1, 6) OBP: 0.239, SLG: 0.336		2-2 P5			1-1 1B SF8 2B			0-0 G5-4-3		4	2	2	2	0	0	3
Jeff Blauser, R (1, 5) OBP: 0.316, SLG: 0.399		0-3 K			0-2 2B 1B			0-0 F9		4	1	1	0	0	2	2
John Russell, R (1, 2) OBP: 0.212, SLG: 0.216		3-3 K			0-1 L5			1-2 L7		4	0	0	0	0	1	3
Pete Smith, R (1, 1) Paul Assenmacher, L (5, 1) Jeff Wetherby, L (5, PH) Sergio Valdez, R (8, 1) Jody Davis, R (7, PH) Jim Acker, R (8, 1) Tommy Gregg, L (9, PH) OBP: 0.162, SLG: 0.147 OBP: 0.286, SLG: 0.375 OBP: 0.143, SLG: 0.143 OBP: 0.283, SLG: 0.344			0-1 G5-3		1-2 SF8			3-2 G5-3		1	0	0	0	0	0	0

Inning Stats	R: 0	H: 0	E: 0	K: 1	S: 5	H: 0	LOB: 0	BB: 0	P: 5	R: 1	H: 2	E: 0	K: 2	S: 16	H: 0	LOB: 1	BB: 0	P: 23	R: 0	H: 0	E: 0	K: 1	S: 7	H: 0	LOB: 0	BB: 0	P: 9	R: 0	H: 0	E: 0	K: 1	S: 8	H: 0	LOB: 0	BB: 0	P: 13	R: 2	H: 3	E: 0	K: 0	S: 14	H: 1	LOB: 1	BB: 0	P: 18	R: 1	H: 1	E: 0	K: 0	S: 6	H: 1	LOB: 0	BB: 1	P: 12	R: 0	H: 0	E: 0	K: 0	S: 8	H: 0	LOB: 0	BB: 0	P: 12	R: 0	H: 1	E: 0	K: 1	S: 16	H: 1	LOB: 1	BB: 0	P: 21	R: 2	H: 2	E: 0	K: 1	S: 9	H: 2	LOB: 0	BB: 0	P: 14	1B: 4	SF: 1	2B: 3	SAC: 0	3B: 0	DP: 1	HR: 2	HBP: 0	WP: 0	PA: 36
--------------	------	------	------	------	------	------	--------	-------	------	------	------	------	------	-------	------	--------	-------	-------	------	------	------	------	------	------	--------	-------	------	------	------	------	------	------	------	--------	-------	-------	------	------	------	------	-------	------	--------	-------	-------	------	------	------	------	------	------	--------	-------	-------	------	------	------	------	------	------	--------	-------	-------	------	------	------	------	-------	------	--------	-------	-------	------	------	------	------	------	------	--------	-------	-------	-------	-------	-------	--------	-------	-------	-------	--------	-------	--------

PITCHER	IP	WLS	BF	H	R	ER	SO	BB	IBB	HBP	BLK	WP	HR	S	P	ERA	WHIP
Rick Reed, R (1, 1) ERA: 4.26	5.0	W	21	6	4	4	5	0	0	0	1	0	1	52	71	7.20	1.200
Randy Kramer, R (6, 1) ERA: 3.7	2.0		6	0	0	0	0	1	0	0	0	0	0	12	21	0.00	0.500
Neal Heaton, L (8, 1) ERA: 3.69	0.1		1	0	0	0	0	0	0	0	0	0	0	2	3	0.00	0.000
Bill Landrum, R (8, 1) ERA: 1.15	1.2	S	8	3	2	2	2	0	0	0	0	0	1	23	32	10.80	1.800

BOTTOM

Pittsburgh Pirates @ Atlanta Braves
Atlanta-Fulton County Stadium, Atlanta, GA

Sun Aug 20 1989, 3:33 AM EDT
Att: 9,222 - Sunny

livebaseballscores.com

AB	34
R	6
H	9
RBI	5
BB	1
SO	7
LOB	10



Batter	1	2	3	4	5	6	7	8	9	AB R H RBI BB SO LOB	TOP											
Vince Coleman, S (1, 7) OBP: 0.336, SLG: 0.359	0-3 K	1-2 FC5-2-5-1		1-0 G5-3		0-1 G3-1 BLK HR 1B	2-2 G4-3		0-3 K	6 1 1 0 0 2 5												
Ozzie Smith, S (1, 6) OBP: 0.346, SLG: 0.362	0-0 L4	1-1 F7			4-2 1B WP BB	2-1 G3-1	0-0 L7			4 1 0 0 1 0 3												
Pedro Guerrero, R (1, 3) OBP: 0.389, SLG: 0.468 Denny Walling, L (8, PR) OBP: 0.426, SLG: 0.511	3-2 2B		3-2 G5-3		0-0 E WP 1B	1-0 P6		0-0 G4-3 1B		5 2 3 0 0 0 1 0 0 0 0 0 0 0												
Tom Brunansky, R (1, 9) OBP: 0.327, SLG: 0.443	1-0 2B		1-1 G1-3		4-1 WP E BB	3-2 HR		3-1 L9		4 1 2 3 1 0 1												
Terry Pendleton, S (1, 5) OBP: 0.302, SLG: 0.379	0-0 G4-3		0-0 G6-3		0-3 K	4-2 1B BB 2B BB		0-1 G4-3		4 1 0 0 1 1 4												
José Oquendo, S (1, 4) OBP: 0.372, SLG: 0.373		1-1 1B 1B 2B		0-0 E6 1B 1B	1-0 E5 WP BB	4-0 1B 2B BB		4-2 SH1-4 1B BB		3 3 2 0 2 0 2												
Milt Thompson, L (1, 8) OBP: 0.343, SLG: 0.389		1-2 SH1-4 1B FC5-2-5-1 1B		1-3 K	1-3 K	0-0 2B 1B		2-1 SH1-4 1B		5 1 3 0 0 2 4												
Tony Peña, R (1, 2) OBP: 0.314, SLG: 0.329		0-0 FC5-2-5-1 SH1-4 1B		1-2 SH2-4 1B	2-3 K	1-1 2B		0-1 SH1-4		4 0 3 5 0 1 2												
Ted Power, R (1, 1) OBP: 0.120, SLG: 0.120 Frank DiPino, L (8, 1) OBP: 0.111, SLG: 0.111 John Morris, L (9, PH) OBP: 0.272, SLG: 0.330 Dan Quisenberry, R (9, 1) OBP: 0.250, SLG: 0.250 Ken Dayley, L (9, 1) OBP: 0.250, SLG: 0.250		0-2 SH1-4		0-0 SH2-4	0-3 K		0-0 L8		2-3 K	2 0 0 0 0 1 3 0 0 0 0 0 0 0 1 0 0 0 0 1 2 0 0 0 0 0 0 0 0 0 0 0 0 0 0												
Inning Stats	R: 1 E: 0 K: 1 S: 13	H: 2 LOB: 1 BB: 0 P: 17	R: 1 E: 0 K: 0 S: 14	H: 3 LOB: 2 BB: 0 P: 18	R: 0 E: 0 K: 0 S: 7	H: 0 LOB: 0 BB: 0 P: 11	R: 1 E: 1 K: 1 S: 11	H: 2 LOB: 1 BB: 0 P: 14	R: 2 E: 1 K: 4 S: 20	H: 1 LOB: 3 BB: 2 P: 32	R: 5 E: 0 K: 0 S: 15	H: 4 LOB: 1 BB: 2 P: 30	R: 0 E: 0 K: 0 S: 5	H: 0 LOB: 0 BB: 0 P: 7	R: 0 E: 0 K: 0 S: 5	H: 1 LOB: 1 BB: 0 P: 8	R: 0 E: 0 K: 2 S: 14	H: 1 LOB: 2 BB: 1 P: 22	1B: 9 2B: 4 3B: 0 HR: 1	SF: 0 SAC: 3 DP: 1 HBP: 0	WP: 3 PB: 0 SB: 0 CS: 0	PA: 46
PITCHER	IP WLS BF H R ER SO BB IBB HBP BLK WP HR S P ERA WHIP																					
Derek Lilliquist, L (1, 1) ERA: 4.12	4.0 L 22 8 5 3 2 2 0 0 0 1 0 49 72 6.75 2.500																					
Paul Assenmacher, L (5, 1) ERA: 3.59	1.0 5 0 0 0 4 0 0 0 0 1 0 16 20 0.00 0.000																					
Mark Eichhorn, R (6, 1) ERA: 4.67	2.0 11 4 5 5 0 2 0 0 1 0 1 20 37 22.50 3.000																					
Sergio Valdez, R (8, 1) ERA: 6.05	1.0 3 1 0 0 0 0 0 0 0 0 0 5 8 0.00 1.000																					
Joe Boever, R (9, 1) ERA: 3.36	1.0 5 1 0 0 2 1 0 0 0 0 0 14 22 0.00 2.000																					

St. Louis Cardinals @ Atlanta Braves
Atlanta-Fulton County Stadium, Atlanta, GA

Tue Aug 22 1989, 7:05 PM EDT
Att: 9,117 - Unknown - 90 F

livebaseballscorecards.com

AB 38
R 10
H 14
RBI 8
BB 5
SO 8
LOB 27



BOTTOM

St. Louis Cardinals @ Atlanta Braves
Atlanta-Fulton County Stadium, Atlanta, GA

Tue Aug 22 1989, 7:05 PM EDT
Att. 9,117 - Unknown - 90 F

livebaseballscorecards.com

AB	33
R	5
H	6
RBI	5
BB	4
SO	5
LOB	7



WP:	0	PA:	37
PB:	0		
SB:	0		
CS:	0		

AB R H RBI BB SO LOB

5	1	0	0	0	1	2
4	0	0	0	0	0	1
3	1	1	0	1	0	0
4	1	1	3	0	1	1
3	0	0	0	1	0	0
0	0	0	0	0	0	0
4	0	1	0	0	1	1
3	0	0	0	1	0	1
3	1	1	0	1	0	1
1	0	0	0	0	1	0
0	0	0	0	0	0	0
1	0	0	0	0	1	0
0	0	0	0	0	0	0
0	0	0	0	0	0	0
0	0	0	0	0	0	0
1	1	1	2	0	0	0
1	0	1	0	0	0	0

Batter	1	2	3	4	5	6	7	8	9
Oddibe McDowell, L (1, 8) OBP: 0.315, SLG: 0.326	1-0 L8		0-0 G3			0-1 B1-3		0-0 E3 2B HR	1-3 K
Jeff Treadway, L (1, 4) OBP: 0.316, SLG: 0.382	2-0 G6-3		1-0 G6-3			2-2 P5		2-0 F8	
Lonnie Smith, R (1, 7) OBP: 0.422, SLG: 0.564	4-2 BB				0-1 L3	0-1 G6-3		1-0 HR 2B	
Dale Murphy, R (1, 9) OBP: 0.303, SLG: 0.364	1-0 L8				0-3 K		0-0 G5-3	1-1 HR	
Darrell Evans, L (1, 3) Joe Boever, R (9, 1)		3-2 G4-1		4-2 BB		1-0 F8		2-1 F8	
Andres Thomas, R (1, 6) OBP: 0.239, SLG: 0.336		0-1 G1-3		0-2 P4		0-3 K			0-1 G5-4-3 1B
Jeff Blauser, R (1, 5) OBP: 0.316, SLG: 0.395		4-2 BB			0-0 F7			0-0 G5-3	0-0 G5-4-3 1-2f
John Russell, R (1, 2) OBP: 0.221, SLG: 0.219		0-0 F9			3-2 P7			4-2 HR BB	2-2 1B 1B
Derek Lilliquist, L (1, 1) Paul Assenmacher, L (5, 1)			0-3 K			1-3 K		0-1 HR	2-2 1B
Jeff Wetherby, L (5, PH) Mark Eichhorn, R (8, 1) Sergio Valdez, R (8, 1) Tommy Gregg, L (8, PH) Geronimo Berroa, R (9, PH)									

Inning Stats	R: 0	H: 0	E: 0	K: 0	S: 6	LOB: 1	BB: 1	P: 14	R: 0	H: 0	E: 0	K: 0	S: 12	LOB: 1	BB: 1	P: 19	R: 0	H: 0	E: 0	K: 1	S: 5	LOB: 0	BB: 0	P: 6	R: 0	H: 0	E: 0	K: 1	S: 10	LOB: 1	BB: 1	P: 14	R: 0	H: 0	E: 0	K: 1	S: 9	LOB: 0	BB: 0	P: 13	R: 0	H: 0	E: 0	K: 0	S: 8	LOB: 0	BB: 0	P: 10	R: 0	H: 0	E: 0	K: 1	S: 5	LOB: 0	BB: 0	P: 6	R: 5	H: 3	E: 1	K: 0	S: 12	LOB: 0	BB: 1	P: 22	R: 0	H: 3	E: 0	K: 1	S: 14	LOB: 2	BB: 0	P: 19	1B: 3	SF: 0	2B: 1	SAC: 0	3B: 0	DP: 1	HR: 2	HBP: 0	WP: 0	PA: 37
--------------	------	------	------	------	------	--------	-------	-------	------	------	------	------	-------	--------	-------	-------	------	------	------	------	------	--------	-------	------	------	------	------	------	-------	--------	-------	-------	------	------	------	------	------	--------	-------	-------	------	------	------	------	------	--------	-------	-------	------	------	------	------	------	--------	-------	------	------	------	------	------	-------	--------	-------	-------	------	------	------	------	-------	--------	-------	-------	-------	-------	-------	--------	-------	-------	-------	--------	-------	--------

PITCHER	IP	WLS	BF	H	R	ER	SO	BB	IBB	HBP	BLK	WP	HR	S	P	ERA	WHIP
Ted Power, R (1, 1) ERA: 3.67	7.2		31	3	5	2	4	4	0	0	0	0	2	65	100	2.35	0.913
Frank DiPino, L (8, 1) ERA: 2.86	0.1		1	0	0	0	0	0	0	0	0	0	0	2	4	0.00	0.000
Dan Quisenberry, R (9, 1) ERA: 2.54	0.2		3	2	0	0	0	0	0	0	0	0	0	6	8	0.00	3.000
Ken Dayley, L (9, 1) ERA: 2.26	0.1		2	1	0	0	1	0	0	0	0	0	0	8	11	0.00	3.000

Batter	1	2	3	4	5	6	7	8	9	AB R H RBI BB SO LOB	TOP									
Vince Coleman, S OBP: 0.333, SLG: 0.356 (1, 7)	1-3 			1-1 F7		1-0 FC6-4		1-2 G4-3		4 0 0 0 0 1 1										
Ozzie Smith, S OBP: 0.343, SLG: 0.359 (1, 6)	0-1 G3			1-2 P4		2-1 G3			1-2 P3	4 0 0 0 0 0 1										
Milt Thompson, L OBP: 0.342, SLG: 0.386 (1, 8)	1-0 G4-3			4-0 CS BB			0-1 G6-3		2-1 G4-3	3 0 0 0 1 0 0										
Pedro Guerrero, R OBP: 0.389, SLG: 0.471 (1, 3)		2-2 G1-3		2-0 CS	1-1 G5-3		2-1 1B 1B		2-1 2B	4 0 2 0 0 0 0										
Terry Pendleton, S OBP: 0.304, SLG: 0.380 (1, 5)		0-3 			0-0 1B		0-0 1B		1-1 F8	4 0 2 0 0 1 1										
Tom Brunansky, R OBP: 0.325, SLG: 0.440 (1, 9)		1-0 G6-3			3-2 F8		0-0 P3			3 0 0 0 0 0 3										
José Oquendo, S OBP: 0.369, SLG: 0.371 (1, 4)			0-1 L9		1-2 G4-3		1-1 F8			3 0 0 0 0 0 3										
Todd Zeile, R OBP: 0.385, SLG: 0.583 (1, 2)			1-1 G5-3			0-0 P3		1-0 G4-3		3 0 0 0 0 0 0										
Ricky Horton, L OBP: 0.286, SLG: 0.286 (1, 1)			1-1 G4-3			1-1 FC6-4 1B		2-1 G1-3		1 0 0 0 0 0 0										
John Morris, L OBP: 0.280, SLG: 0.337 (6, PH)										1 0 1 0 0 0 0										
John Costello, R (6, 1)										0 0 0 0 0 0 0										
Denny Walling, L OBP: 0.418, SLG: 0.500 (8, PH)										1 0 0 0 0 0 0										
Dan Quisenberry, R OBP: 0.250, SLG: 0.250 (8, 1)										0 0 0 0 0 0 0										
Inning Stats	R: 0 E: 0 K: 1 S: 6	H: 0 LOB: 0 BB: 0 P: 8	R: 0 E: 0 K: 1 S: 8	H: 0 LOB: 0 BB: 0 P: 11	R: 0 E: 0 K: 0 S: 6	H: 0 LOB: 0 BB: 1 P: 14	R: 0 E: 0 K: 0 S: 10	H: 1 LOB: 1 BB: 0 P: 15	R: 0 E: 0 K: 0 S: 6	H: 1 LOB: 1 BB: 0 P: 10	R: 0 E: 0 K: 0 S: 8	H: 2 LOB: 2 BB: 0 P: 11	R: 0 E: 0 K: 0 S: 6	H: 0 LOB: 0 BB: 0 P: 10	R: 0 E: 0 K: 0 S: 9	H: 1 LOB: 1 BB: 0 P: 15	1B: 4 2B: 1 3B: 0 HR: 0	SF: 0 SAC: 0 DP: 0 HBP: 0	WP: 0 PB: 0 SB: 1 CS: 1	PA: 33
PITCHER Marty Clary, R ERA: 2.75 (1, 1)	IP: 9.0 WLS: W BF: 32 H: 5 R: 0 ER: 0 SO: 2 BB: 1 IBB: 0 HBP: 0 BLK: 0 WP: 0 HR: 0 S: 65 P: 102 ERA: 0.00 WHIP: 0.667																			

St. Louis Cardinals @ Atlanta Braves
Atlanta-Fulton County Stadium, Atlanta, GA

Wed Aug 23 1989, 7:05 PM EDT
Att: 7,792 - Unknown - 92 F

livebaseballscorecards.com

AB	31
R	0
H	5
RBI	0
BB	1
SO	2
LOB	9



Batter	1	2	3	4	5	6	7	8	9	AB	R	H	RBI	BB	SO	LOB
Oddibe McDowell, L OBP: 0.317, SLG: 0.330 (1, 8)	0-0 P6			1-1 L9	0-0 1B		1-0 2B			4	0	2	1	0	0	0
Jeff Blauser, R OBP: 0.315, SLG: 0.396 (1, 5)	2-1 G5-3			1-2 1B 2B	1-0 FC5		1-3 K			4	1	1	0	0	1	4
Lonnie Smith, R OBP: 0.425, SLG: 0.565 (1, 7)	1-2 G5-3			1-1 2-H 1B		1-1 E 1B S	4-0 IBB			3	1	2	1	1	0	0
Dale Murphy, R OBP: 0.300, SLG: 0.361 (1, 9)		3-1 P5		1-0 1 SAFE F8	0-0 P4	1-1 1 SAFE P4	2-1 F7			4	0	0	0	0	0	5
Andres Thomas, R OBP: 0.239, SLG: 0.335 (1, 6)		0-0 F8		2-1 G3		1-1 1 SAFE FC6-4 1B	0-0 L7			4	0	1	1	0	0	1
Tommy Gregg, L OBP: 0.291, SLG: 0.354 (1, 3)		1-0 G4-3			2-2 G4-3	1-2 FC6-4	1-3 K			4	0	0	0	0	1	1
Jody Davis, R OBP: 0.237, SLG: 0.219 (1, 2)			0-1 F8		3-2 L9	0-0 P4	2-2 F9			4	0	0	0	0	0	1
Jeff Treadway, L OBP: 0.319, SLG: 0.384 (1, 4)		2-1 F7		1-1 BB 1B		0-2 2B 1B				3	1	2	0	0	0	0
Marty Clary, R OBP: 0.280, SLG: 0.217 (1, 1)		1-3 K		1-2 FC5 1B BB		0-3 K				2	0	0	0	1	2	1

Inning Stats	R: 0	H: 0	E: 0	K: 0	S: 6	LOB: 0	BB: 0	P: 9	R: 0	H: 0	E: 0	K: 0	S: 4	LOB: 0	BB: 0	P: 8	R: 0	H: 0	E: 0	K: 1	S: 7	LOB: 0	BB: 0	P: 10	R: 1	H: 2	E: 0	K: 0	S: 10	LOB: 1	BB: 0	P: 15	R: 1	H: 2	E: 0	K: 0	S: 12	LOB: 2	BB: 1	P: 23	R: 1	H: 2	E: 0	K: 0	S: 9	LOB: 1	BB: 0	P: 11	R: 0	H: 2	E: 0	K: 2	S: 12	LOB: 3	BB: 1	P: 20	R: 0	H: 0	E: 0	K: 1	S: 7	LOB: 0	BB: 0	P: 10
--------------	------	------	------	------	------	--------	-------	------	------	------	------	------	------	--------	-------	------	------	------	------	------	------	--------	-------	-------	------	------	------	------	-------	--------	-------	-------	------	------	------	------	-------	--------	-------	-------	------	------	------	------	------	--------	-------	-------	------	------	------	------	-------	--------	-------	-------	------	------	------	------	------	--------	-------	-------

PITCHER	IP	WLS	BF	H	R	ER	SO	BB	IBB	HBP	BLK	WP	HR	S	P	ERA	WHIP
Ricky Horton, L ERA: 4.93 (1, 1)	5.0	L	20	4	2	2	1	1	0	0	0	0	0	39	65	3.60	1.000
John Costello, R ERA: 3.0 (6, 1)	2.0		11	4	1	1	2	0	1	0	0	0	0	21	31	4.50	2.000
Dan Quisenberry, R ERA: 2.51 (8, 1)	1.0		3	0	0	0	1	0	0	0	0	0	0	7	10	0.00	0.000

BOTTOM

St. Louis Cardinals @ Atlanta Braves
Atlanta-Fulton County Stadium, Atlanta, GA

Wed Aug 23 1989, 7:05 PM EDT
Att. 7,792 - Unknown - 92 F

livebaseballscorecards.com

AB	32
R	3
H	8
RBI	3
BB	2
SO	4
LOB	13

Braves

WP: 0	PA: 34
PB: 0	
SB: 1	
CS: 0	

Batter	1	2	3	4	5	6	7	8	9	AB R H RBI BB SO LOB	TOP											
Vince Coleman, S (1, 7) OBP: 0.331, SLG: 0.353 Milt Thompson, L (6, 7) OBP: 0.343, SLG: 0.385	0-3 K		0-3 K			0-0 1-3		4-0 FC1-6 BB	0-0 4-3	3 0 0 0 0 2 0 1 0 0 0 1 0 1												
Ozzie Smith, S (1, 6) OBP: 0.342, SLG: 0.360	0-0 L4		0-0 F7			0-0 2B		0-0 FC1-6 1-2f HR		4 2 1 0 0 0 1												
Pedro Guerrero, R (1, 3) OBP: 0.390, SLG: 0.480 Denny Walling, L (8, 3) OBP: 0.418, SLG: 0.500	0-0 F9				0-0 F8	0-0 2B		0-0 1-H HR		4 1 2 3 0 0 0 0 0 0 0 0 0 0												
Tom Brunansky, R (1, 9) OBP: 0.324, SLG: 0.437		0-0 L6			0-0 5-3	0-3 K		4-0 BB		3 0 0 0 1 1 1												
Willie McGee, S (1, 8) OBP: 0.264, SLG: 0.321		0-0 6-3			0-0 4-3	0-0 5-3		0-3 K		4 0 0 0 0 1 2												
Terry Pendleton, S (1, 5) OBP: 0.305, SLG: 0.381					0-0 1B	0-0 1B G5-4-3		0-0 L5	0-0 4-3	4 1 2 0 0 0 1												
José Oquendo, S (1, 4) OBP: 0.371, SLG: 0.372						0-0 1B G5-4-3		0-0 F7		4 0 2 0 0 0 0												
Tony Peña, R (1, 2) OBP: 0.313, SLG: 0.328		0-0 FC6-4			0-0 G5-4-3	0-0 E6 FC5-4			0-0 SH1-4 1B	4 0 1 0 0 0 3												
Joe Magrane, R (1, 1) OBP: 0.217, SLG: 0.262			0-0 F8		0-0 F4	0-0 FC5-4			0-0 SH1-4	3 0 0 0 0 0 1												
Inning Stats	R: 0 E: 0 K: 1 S: 5	H: 0 LOB: 0 BB: 0 P: 5	R: 0 E: 0 K: 0 S: 5	H: 2 LOB: 2 BB: 0 P: 5	R: 0 E: 0 K: 1 S: 5	H: 0 LOB: 0 BB: 0 P: 5	R: 0 E: 0 K: 0 S: 3	H: 0 LOB: 0 BB: 0 P: 3	R: 1 E: 0 K: 0 S: 4	H: 2 LOB: 0 BB: 0 P: 4	R: 1 E: 0 K: 1 S: 7	H: 2 LOB: 1 BB: 0 P: 7	R: 0 E: 1 K: 0 S: 4	H: 0 LOB: 1 BB: 0 P: 4	R: 2 E: 0 K: 1 S: 6	H: 1 LOB: 1 BB: 2 P: 14	R: 0 E: 0 K: 0 S: 4	H: 1 LOB: 1 BB: 0 P: 4	1B: 5 2B: 2 3B: 0 HR: 1	SF: 0 SAC: 1 DP: 1 HBP: 0	WP: 0 PB: 0 SB: 0 CS: 0	PA: 37
PITCHER	IP WLS BF H R ER SO BB IBB HBP BLK WP HR S P ERA WHIP																					
Tom Glavine, L (1, 1) ERA: 3.52	7.1 L 31 7 4 4 3 2 0 0 0 0 0 1 35 43 4.91 1.227																					
Mark Eichhorn, R (8, 1) ERA: 4.61	0.2 2 0 0 0 1 0 0 0 0 0 0 4 4 0.00 0.000																					
Mike Stanton, L (9, 1) ERA:	1.0 4 1 0 0 0 0 0 0 0 0 0 4 4 0.00 1.000																					

St. Louis Cardinals @ Atlanta Braves
Atlanta-Fulton County Stadium, Atlanta, GA

Thu Aug 24 1989, 7:05 PM EDT
Att: 8,174 - Unknown - 96 F

livebaseballscorecards.com

AB	34
R	4
H	8
RBI	3
BB	2
SO	4
LOB	10



Batter	1	2	3	4	5	6	7	8	9	AB	R	H	RBI	BB	SO	LOB
Oddibe McDowell, L (1, 8) OBP: 0.314, SLG: 0.327	0-0 F3		0-0 4-3			0-0 F8			0-0 F7	4	0	0	0	0	0	0
Jeff Blauser, R (1, 5) OBP: 0.314, SLG: 0.395	0-0 P3		0-0 5-3			0-0 1B			0-0 4-3	4	0	1	0	0	0	0
Lonnie Smith, R (1, 7) OBP: 0.422, SLG: 0.559	0-0 F8					0-0 5-3			0-3 K	4	0	0	0	0	1	1
Dale Murphy, R (1, 9) OBP: 0.298, SLG: 0.359		0-3 K				0-0 4-3			0-0 G3	3	0	0	0	0	1	0
Andres Thomas, R (1, 6) OBP: 0.237, SLG: 0.333		0-0 6-3				0-0 F9			0-0 F8	3	0	0	0	0	0	0
Tommy Gregg, L (1, 3) OBP: 0.292, SLG: 0.354		0-0 2B 1B				0-3 K			0-0 G3	3	1	1	0	0	1	0
Jody Davis, R (1, 2) OBP: 0.238, SLG: 0.225		0-0 1-H 2B				0-0 5-3			0-0 F8	3	0	1	1	0	0	0
Jeff Treadway, L (1, 4) OBP: 0.316, SLG: 0.381		0-0 4-3				0-0 6-3			0-0 F7	3	0	0	0	0	0	1
Tom Glavine, L (1, 1) OBP: 0.194, SLG: 0.172 Mark Eichhorn, R (8, 1) Geronimo Berroa, R (8, PH) OBP: 0.316, SLG: 0.357 Mike Stanton, L (9, 1)			0-3 K			0-3 K			0-3 K	2	0	0	0	0	2	0

Inning Stats	R: 0	H: 0	E: 0	K: 0	S: 3	R: 1	H: 2	E: 0	K: 1	S: 7	R: 0	H: 0	E: 0	K: 1	S: 5	R: 0	H: 0	E: 0	K: 1	S: 5	R: 0	H: 0	E: 0	K: 1	S: 6	R: 0	H: 0	E: 0	K: 0	S: 3	R: 0	H: 0	E: 0	K: 1	S: 5	R: 0	H: 0	E: 0	K: 1	S: 5	R: 0	H: 0	E: 0	K: 1	S: 5
Joe Magrane, L (1, 1) ERA: 2.84	IP	WLS	BF	H	R	ER	SO	BB	IBB	HBP	BLK	WP	HR	S	P	ERA	WHIP																												

BOTTOM

St. Louis Cardinals @ Atlanta Braves
Atlanta-Fulton County Stadium, Atlanta, GA

Thu Aug 24 1989, 7:05 PM EDT
Att. 8,174 - Unknown - 96 F

livebaseballscorecards.com

AB	30
R	1
H	3
RBI	1
BB	0
SO	6
LOB	2

1B: 2	SF: 0	WP: 0	PA: 30
2B: 1	SAC: 0	PB: 0	
3B: 0	DP: 0	SB: 0	
HR: 0	HBP: 0	CS: 0	



Batter	1	2	3	4	5	6	7	8	9	10	11	12	AB R H RBI BB SO LOB	TOP																			
Oddibe McDowell, L OBP: 0.314, SLG: 0.327 (1, 8)	G3		FC4-6 1B		CS 1B		F7		G3			P6	6 0 2 0 0 0 1	Atlanta Braves @ Chicago Cubs Wrigley Field, Chicago, IL Fri Aug 25 1989, 3:33 AM CDT Att. 35,456 - Unknown																			
Jeff Treadway, L OBP: 0.316, SLG: 0.380 (1, 4)	K		P4		CS 1-2	PB FC5-2 1B	G6-3			K		1B	6 0 2 0 0 2 1																				
Lonnie Smith, R OBP: 0.420, SLG: 0.562 (1, 7)	HR		FC4-6 1-2f		FC5-2 1-2 BB BB	BB BB	K			G5-3		P3	5 2 1 1 1 1 2																				
Dale Murphy, R OBP: 0.299, SLG: 0.366 (1, 9)	G6-3		K		L9		HR			1B			5 1 2 1 0 1 3																				
Darrell Evans, L OBP: 0.314, SLG: 0.386 (8, 1)			1B BB		G6-4-3 1B	BB FC5-2 1-2 2-3 IBB	K						2 0 1 0 2 1 0																				
Geronimo Berroa, R OBP: 0.314, SLG: 0.354 (10, PH)					G6-4-3 1-2f	FC5-2 BB							0 0 0 0 0 0 0																				
Mark Eichhorn, R (10, 1)						1-2 2-3 3-H							1 0 0 0 0 1 1																				
Andres Thomas, R OBP: 0.235, SLG: 0.329 (1, 6)			P2		G6-4-3 1-2f	FC5-2 BB							0 0 0 0 0 0 0																				
Jeff Blausler, R OBP: 0.313, SLG: 0.390 (1, 5)			F8		G5-3	1-2 2-3 3-H BB							5 0 0 0 0 0 5																				
John Russell, R OBP: 0.220, SLG: 0.218 (1, 2)			1B			1-2 2-3 3-H BB							4 0 0 1 1 0 1																				
29 John Smoltz, R OBP: 0.185, SLG: 0.203 Mike Stanton, L (8, 1)			K			1-2 2-3 3-H BB							5 0 1 0 0 2 3																				
Tommy Gregg, L OBP: 0.293, SLG: 0.355 (8, 3)													3 0 0 0 0 0 3 2																				
Inning Stats	R: 1 E: 0 K: 1 S: 9	H: 1 LOB: 0 BB: 0 P: 17	R: 0 E: 0 K: 1 S: 18	H: 1 LOB: 2 BB: 1 P: 30	R: 0 E: 0 K: 1 S: 8	H: 1 LOB: 0 BB: 0 P: 12	R: 0 E: 0 K: 1 S: 10	H: 1 LOB: 0 BB: 0 P: 18	R: 1 E: 0 K: 1 S: 10	H: 1 LOB: 3 BB: 3 P: 25	R: 0 E: 0 K: 1 S: 9	H: 0 LOB: 0 BB: 0 P: 13	R: 1 E: 0 K: 2 S: 9	H: 1 LOB: 0 BB: 0 P: 12	R: 0 E: 0 K: 1 S: 12	H: 1 LOB: 1 BB: 0 P: 16	R: 0 E: 0 K: 2 S: 16	H: 1 LOB: 1 BB: 0 P: 22	R: 0 E: 0 K: 0 S: 5	H: 0 LOB: 0 BB: 0 P: 9	R: 0 E: 0 K: 1 S: 13	H: 1 LOB: 1 BB: 0 P: 19	1B: 8 2B: 0 3B: 0 HR: 2	SF: 0 SAC: 0 DP: 1 HBP: 0	WP: 0 PB: 1 SB: 0 CS: 1	PA: 49							
PITCHER	IP WLS BF H R ER SO BB IBB HBP BLK WP HR S P ERA WHIP																																
Mike Bielecki, R ERA: 2.95 (1, 1)	5.1		23	6	2	2	4	2	1	0	0	0	0	0	1	56	102	3.38	1.500														
Les Lancaster, R ERA: 1.26 (6, 1)	3.1		13	2	1	1	5	1	0	0	0	0	0	0	1	31	45	2.70	0.900														
Paul Assenmacher, L ERA: 3.45 (9, 1)	0.0	W	0	0	0	0	0	0	0	0	0	0	0	0	0	0	0	∞	∞														
Mitch Williams, L ERA: 2.05 (12, 1)	1.0		4	1	0	0	1	0	0	0	0	0	0	0	0	13	19	0.00	1.000														

AB	44
R	3
H	10
RBI	3
BB	4
SO	12
LOB	19



Batter	1	2	3	4	5	6	7	8	9	10	11	12	AB R H RBI BB SO LOB
Jerome Walton, R OBP: 0.352, SLG: 0.420	0-1 G5-3 23 2B 1B	2-2 G6-3			0-0 1-2 1B		3-1 L1			0-2 G5-3		4-0 23 1B IBB	5 1 2 0 1 0 0
23 Ryne Sandberg, R OBP: 0.349, SLG: 0.493	3-2 G5-3 1-3		0-3 K		2-2 F9			4-1 WP 2B BB		1-0 1B		0-1 1-2 2-H 1B	5 1 2 1 1 1 3
Lloyd McClendon, R OBP: 0.372, SLG: 0.487	2-2 1B 2B		1-2 F9		0-1 L1			0-1 F9		1-2 G3-1			5 1 1 1 0 0 3
Mark Grace, L OBP: 0.399, SLG: 0.473	2-2 1B 1B 2-H		2-0 F9		1-1 WP 1B			1-0 P5			4-2 G6-4-3 BB		4 0 2 1 1 0 1
Andre Dawson, R OBP: 0.309, SLG: 0.466	0-2 1-3 1B			0-0 G6-3		1-0 P4		1-2 1-H 2B		2-2 G6-4-3			5 0 2 1 0 0 2
Vance Law, R OBP: 0.291, SLG: 0.358 Paul Assenmacher, L OBP: 0.330, SLG: 0.359 Curtis Wilkerson, S OBP: 0.279, SLG: 0.324 Mitch Williams, L OBP: 0.243, SLG: 0.222	2-3 K		1-2 F9		3-2 P4 1-2		1-3 K		1-2 1B		1-2 1B		4 0 0 0 0 2 4 0 0 0 0 0 0 0 1 0 1 0 0 0 0 0 0 0 0 0 0 0
Shawon Dunston, R OBP: 0.325, SLG: 0.406	2-2 G6-3 1-2		0-2 G5-3		3-2 P4			1-1 G4-3		1-1 G5-3			5 0 0 0 0 0 4
Joe Girardi, R OBP: 0.233, SLG: 0.257 Mitch Webster, S OBP: 0.330, SLG: 0.359 Rick Wrona, R OBP: 0.243, SLG: 0.222		1-1 G1-3		1-2 G6-3		1-3 K		4-2 G4-6-3 BB			1-1 SH1-4 23 1B		3 0 0 0 0 1 0 0 0 0 0 0 1 0 0 1 1 1 0 0 0 0
Mike Bielecki, R OBP: 0.085, SLG: 0.053 Les Lancaster, R OBP: 0.167, SLG: 0.333 Domingo Ramos, R OBP: 0.335, SLG: 0.340		1-3 K		4-2 1B BB		0-1 B1		2-0 G4-6-3 1-2f			0-0 SH1-4		1 0 0 0 0 1 1 0 1 0 0 0 0 0 0 0 1 0 0 0 0 0 0 1

Inning Stats	R: 2 E: 0 K: 1 S: 25	H: 4 LOB: 2 BB: 0 P: 36	R: 0 E: 0 K: 1 S: 8	H: 0 LOB: 0 BB: 0 P: 12	R: 0 E: 0 K: 1 S: 7	H: 0 LOB: 0 BB: 0 P: 10	R: 0 E: 0 K: 0 S: 7	H: 0 LOB: 0 BB: 0 P: 8	R: 0 E: 0 K: 0 S: 17	H: 1 LOB: 2 BB: 1 P: 24	R: 0 E: 0 K: 1 S: 7	H: 0 LOB: 0 BB: 0 P: 11	R: 1 E: 0 K: 1 S: 10	H: 1 LOB: 1 BB: 1 P: 17	R: 0 E: 0 K: 0 S: 5	H: 0 LOB: 0 BB: 1 P: 12	R: 0 E: 0 K: 0 S: 9	H: 1 LOB: 0 BB: 0 P: 11	R: 0 E: 0 K: 0 S: 14	H: 1 LOB: 1 BB: 1 P: 22	R: 1 E: 0 K: 0 S: 5	H: 2 LOB: 2 BB: 1 P: 10	1B: 9 2B: 2 3B: 0 HR: 0	SF: 0 DP: 2 HBP: 0	WP: 2 PB: 0 SB: 2 CS: 0	PA: 47
--------------	-------------------------------	----------------------------------	------------------------------	----------------------------------	------------------------------	----------------------------------	------------------------------	---------------------------------	-------------------------------	----------------------------------	------------------------------	----------------------------------	-------------------------------	----------------------------------	------------------------------	----------------------------------	------------------------------	----------------------------------	-------------------------------	----------------------------------	------------------------------	----------------------------------	----------------------------------	--------------------------	----------------------------------	--------

PITCHER	IP	WLS	BF	H	R	ER	SO	BB	IBB	HBP	BLK	WP	HR	S	P	ERA	WHIP
29 John Smoltz, R ERA: 2.89	7.1		30	6	3	3	4	2	0	0	0	1	0	84	126	3.68	1.091
Mike Stanton, L ERA:	0.1		1	0	0	0	0	0	0	0	0	0	0	1	2	0.00	0.000
Joe Boever, R ERA: 3.29	1.1		5	1	0	0	1	1	0	0	0	1	0	11	20	0.00	1.500
Mark Eichhorn, R ERA: 4.58	2.1	L	11	4	1	1	0	1	1	0	0	0	0	28	43	3.86	2.143

Atlanta Braves @ Chicago Cubs
Wrigley Field, Chicago, IL
Fri Aug 25 1989, 3:33 AM CDT
Att. 35,456 - Unknown

AB	41
R	4
H	11
RBI	4
BB	5
SO	5
LOB	18



PITCHER	IP	WLS	BF	H	R	ER	SO	BB	IBB	HBP	BLK	WP	HR	S	P	ERA	WHIP
---------	----	-----	----	---	---	----	----	----	-----	-----	-----	----	----	---	---	-----	------

Batter	1	2	3	4	5	6	7	8	9	AB R H RBI BB SO LOB	TOP											
Oddibe McDowell, L (1, 8) OBP: 0.315, SLG: 0.335	1-0 HR		3-2 1B SF7 1B	1-0 F9		1-3 K		0-1 G4-1		5 2 2 1 0 1 5												
Jeff Treadway, L (1, 4) OBP: 0.317, SLG: 0.381	2-0 BB 1B		1-2 1B 1B	1-2 F8			0-1 G4-3		0-0 L9	5 0 2 0 0 0 1												
Lonnie Smith, R (1, 7) OBP: 0.420, SLG: 0.559	4-1 G6-4-3 BB		0-1 1B		1-0 G5-3		2-2 G1-3		3-3 K	4 0 1 0 1 1 0												
Dale Murphy, R (1, 9) OBP: 0.300, SLG: 0.366	1-1 G6-4-3		1-2 SF7		1-1 G4-6-3 1B		2-3 K		4-1 BB	3 0 1 1 1 1 2												
Darrell Evans, L (1, 3) OBP: 0.308, SLG: 0.378	1-3 K		1-3 K		1-0 G4-6-3			0-1 G6-3	1-0 P6	5 0 0 0 0 2 5												
Jeff Blausler, R (1, 5) OBP: 0.317, SLG: 0.412		0-2 G6-4-3 1B		3-2 HR		1-0 L9		0-2 HR		4 2 3 2 0 0 0												
Andres Thomas, R (1, 6) OBP: 0.237, SLG: 0.333		0-0 F8		0-1 E S 1B 1B		2-2 P2		1-2 2B		4 1 2 0 0 0 1												
John Russell, R (1, 2) OBP: 0.221, SLG: 0.213		1 SAFE G6-4-3		3-3 K		4-2 1B BB		1-2 P4		3 0 0 0 1 1 3												
Derek Lilliquist, L (1, 1) OBP: 0.216, SLG: 0.235			1-3 K		0-0 1B		1-0 1B		4-0 IBB	2 0 1 1 0 1 0												
Sergio Valdez, R (4, 1) OBP: 1.000, SLG: 1.000										1 0 1 0 0 0 0												
Tommy Gregg, L (8, PH) OBP: 0.296, SLG: 0.355										0 0 0 0 1 0 0												
Joe Boever, R (8, 1)										0 0 0 0 0 0 0												
Inning Stats	R: 1 E: 0 K: 1 S: 8	H: 2 LOB: 1 BB: 1 P: 17	R: 0 E: 0 K: 2 S: 6	H: 1 LOB: 0 BB: 0 P: 7	R: 1 E: 0 K: 1 S: 18	H: 3 LOB: 2 BB: 0 P: 25	R: 2 E: 1 K: 1 S: 13	H: 3 LOB: 1 BB: 0 P: 21	R: 0 E: 0 K: 1 S: 4	H: 1 LOB: 0 BB: 0 P: 7	R: 0 E: 0 K: 1 S: 12	H: 1 LOB: 2 BB: 1 P: 21	R: 0 E: 0 K: 1 S: 8	H: 0 LOB: 0 BB: 0 P: 12	R: 1 E: 0 K: 0 S: 14	H: 2 LOB: 2 BB: 1 P: 20	R: 0 E: 0 K: 1 S: 7	H: 0 LOB: 1 BB: 1 P: 15	1B: 9 2B: 2 3B: 0 HR: 3	SF: 1 SAC: 0 DP: 3 HBP: 0	WP: 0 PA: 41 PB: 0 SB: 1 CS: 0	
PITCHER	IP WLS BF H R ER SO BB IBB HBP BLK WP HR S P ERA WHIP	IP WLS BF H R ER SO BB IBB HBP BLK WP HR S P ERA WHIP	IP WLS BF H R ER SO BB IBB HBP BLK WP HR S P ERA WHIP	IP WLS BF H R ER SO BB IBB HBP BLK WP HR S P ERA WHIP	IP WLS BF H R ER SO BB IBB HBP BLK WP HR S P ERA WHIP	IP WLS BF H R ER SO BB IBB HBP BLK WP HR S P ERA WHIP	IP WLS BF H R ER SO BB IBB HBP BLK WP HR S P ERA WHIP	IP WLS BF H R ER SO BB IBB HBP BLK WP HR S P ERA WHIP	IP WLS BF H R ER SO BB IBB HBP BLK WP HR S P ERA WHIP	IP WLS BF H R ER SO BB IBB HBP BLK WP HR S P ERA WHIP	IP WLS BF H R ER SO BB IBB HBP BLK WP HR S P ERA WHIP	IP WLS BF H R ER SO BB IBB HBP BLK WP HR S P ERA WHIP	IP WLS BF H R ER SO BB IBB HBP BLK WP HR S P ERA WHIP	IP WLS BF H R ER SO BB IBB HBP BLK WP HR S P ERA WHIP	IP WLS BF H R ER SO BB IBB HBP BLK WP HR S P ERA WHIP	IP WLS BF H R ER SO BB IBB HBP BLK WP HR S P ERA WHIP	IP WLS BF H R ER SO BB IBB HBP BLK WP HR S P ERA WHIP	IP WLS BF H R ER SO BB IBB HBP BLK WP HR S P ERA WHIP	IP WLS BF H R ER SO BB IBB HBP BLK WP HR S P ERA WHIP	IP WLS BF H R ER SO BB IBB HBP BLK WP HR S P ERA WHIP	IP WLS BF H R ER SO BB IBB HBP BLK WP HR S P ERA WHIP	
Rick Sutcliffe, R (1, 1) ERA: 3.46	3.0 L	16 8 4 4 3	3 0 2	1 0 0	0 0 0	0 0 0	0 0 0	0 0 0	0 0 0	0 0 0	0 0 0	0 0 0	0 0 0	0 0 0	0 0 0	0 0 0	0 0 0	0 0 0	0 0 0	0 0 0	0 0 0	0 0 0
Scott Sanderson, R (4, 1) ERA: 4.2	3.0	12 3 0 0 2	1 0 0	0 0 0	0 0 0	0 0 0	0 0 0	0 0 0	0 0 0	0 0 0	0 0 0	0 0 0	0 0 0	0 0 0	0 0 0	0 0 0	0 0 0	0 0 0	0 0 0	0 0 0	0 0 0	0 0 0
Dean Wilkins, R (7, 1) ERA: 3.86	1.2	8 2 1 1 1	0 1 0	0 0 0	0 0 0	0 0 0	0 0 0	0 0 0	0 0 0	0 0 0	0 0 0	0 0 0	0 0 0	0 0 0	0 0 0	0 0 0	0 0 0	0 0 0	0 0 0	0 0 0	0 0 0	0 0 0
Paul Assenmacher, L (8, 1) ERA: 3.43	0.0	0 0 0 0 0	0 0 0 0 0	0 0 0 0 0	0 0 0 0 0	0 0 0 0 0	0 0 0 0 0	0 0 0 0 0	0 0 0 0 0	0 0 0 0 0	0 0 0 0 0	0 0 0 0 0	0 0 0 0 0	0 0 0 0 0	0 0 0 0 0	0 0 0 0 0	0 0 0 0 0	0 0 0 0 0	0 0 0 0 0	0 0 0 0 0	0 0 0 0 0	0 0 0 0 0
Calvin Schiraldi, R (9, 1) ERA: 3.82	1.0	4 0 0 0 1	1 0 0 0 1	0 0 0 0 0	0 0 0 0 0	0 0 0 0 0	0 0 0 0 0	0 0 0 0 0	0 0 0 0 0	0 0 0 0 0	0 0 0 0 0	0 0 0 0 0	0 0 0 0 0	0 0 0 0 0	0 0 0 0 0	0 0 0 0 0	0 0 0 0 0	0 0 0 0 0	0 0 0 0 0	0 0 0 0 0	0 0 0 0 0	0 0 0 0 0

Atlanta Braves @ Chicago Cubs
Wrigley Field, Chicago, IL
Sat Aug 26 1989, 3:33 AM CDT
Att. 35,752 - Overcast - 73 F

livebaseballscorecards.com

AB	36
R	5
H	13
RBI	5
BB	4
SO	7
LOB	17



Batter	1	2	3	4	5	6	7	8	9	AB R H RBI BB SO LOB
Jerome Walton, R OBP: 0.350, SLG: 0.417 (1, 8)	0-0 B1-3 ①		0-0 F8 ③		0-1 23 CS 1B		1-2 G5-3 ①		1-3 K ③	5 0 1 0 0 1 1
23 Ryne Sandberg, R OBP: 0.348, SLG: 0.493 (1, 4)	1-1 F9 ②			1-1 F8 2B	1-1 SAFE SAFE K ① ②		1-0 F9 ②			4 1 1 0 0 1 1
Mark Grace, L OBP: 0.398, SLG: 0.470 (1, 3)	3-2 F7 ③			2-2 F8 ①	0-0 E 1B		2-2 F7 ③			4 0 1 0 0 0 1
Andre Dawson, R OBP: 0.308, SLG: 0.466 (1, 9)		1-2 P3 ①		1-2 2B 2B	1-2 E2 ①		1-1 G4-3 ①			4 1 1 1 0 0 1
Lloyd McClendon, R OBP: 0.374, SLG: 0.492 (1, 7)		0-0 G6-3 ②		0-1 G6-3 1B 2B	1-2 F9 ③		1-1 G1-3 1B			4 1 2 1 0 0 2
Vance Law, R OBP: 0.291, SLG: 0.360 (1, 5)		1-3 K ③		0-0 G6-3 ②		1-0 SH1-3 FC1-2 2B		0-0 G1-3 ②		4 0 1 0 0 1 2
Shawon Dunston, R OBP: 0.325, SLG: 0.405 (1, 6)			0-0 L9 ①	0-0 1B 1B	0-2 SH1-3 ①		1-2 G3-1 ③			3 0 1 1 0 0 1
Rick Wrona, R OBP: 0.282, SLG: 0.263 (1, 2)			0-0 SH1-4 1B	0-0 SH1-4 1B	0-1 FC1-2 ②		2-1 G5-3 ①			2 0 2 0 0 0 0
Curtis Wilkerson, S OBP: 0.277, SLG: 0.321 (6, PH)				1-3 1B	1-3 K ③					1 0 0 0 0 0 1
Joe Girardi, R OBP: 0.233, SLG: 0.257 (7, 2)										0 0 0 0 0 0 0
Darrin Jackson, R OBP: 0.279, SLG: 0.313 (9, PH)										1 0 0 0 0 0 0
Rick Sutcliffe, L OBP: 0.288, SLG: 0.231 (1, 1)			0-1 SH1-4 ②	1-3 K ③						0 0 0 0 0 0 0
Scott Sanderson, R OBP: 0.156, SLG: 0.050 (4, 1)										1 0 0 0 0 0 1 2
Mitch Webster, S OBP: 0.329, SLG: 0.357 (6, PH)										1 0 0 0 0 1 1
Dean Wilkins, R (7, 1)										0 0 0 0 0 0 0
Paul Assenmacher, L (8, 1)										0 0 0 0 0 0 0
Calvin Schiraldi, R (9, 1)										0 0 0 0 0 0 0
Domingo Ramos, R OBP: 0.333, SLG: 0.338 (9, PH)			1-2 K ③							1 0 0 0 0 1 0

Inning Stats	R: 0 E: 0 K: 0 S: 8	H: 0 LOB: 0 BB: 0 P: 12	R: 0 E: 0 K: 1 S: 9	H: 0 LOB: 0 BB: 0 P: 11	R: 0 E: 0 K: 0 S: 5	H: 1 LOB: 1 BB: 0 P: 5	R: 3 E: 0 K: 1 S: 18	H: 5 LOB: 2 BB: 0 P: 23	R: 0 E: 1 K: 1 S: 13	H: 2 LOB: 2 BB: 0 P: 17	R: 0 E: 0 K: 1 S: 11	H: 1 LOB: 1 BB: 0 P: 13	R: 0 E: 0 K: 0 S: 11	H: 0 LOB: 0 BB: 0 P: 15	R: 0 E: 0 K: 0 S: 8	H: 1 LOB: 1 BB: 0 P: 11	R: 0 E: 0 K: 2 S: 8	H: 0 LOB: 0 BB: 0 P: 13	1B: 6 3B: 0 HR: 0	SF: 0 SAC: 2 DP: 0 HBP: 0	WP: 0 PB: 0 SB: 0 CS: 1	PA: 37	
PITCHER	IP	WLS	BF	H	R	ER	SO	BB	IBB	HBP	BLK	WP	HR	S	P	ERA	WHIP						
Derek Lilliquist, L ERA: 4.21 (1, 1)	3.2		17	6	3	3	1	0	0	0	0	0	0	37	47	7.36	1.636						
Sergio Valdez, R ERA: 5.16 (4, 1)	3.1	W	13	3	0	0	3	0	0	0	0	0	0	38	49	0.00	0.900						
Joe Boever, R ERA: 3.2 (8, 1)	2.0	S	7	1	0	0	2	0	0	0	0	0	0	16	24	0.00	0.500						

BOTTOM

Atlanta Braves @ Chicago Cubs
Wrigley Field, Chicago, IL

Sat Aug 26 1989, 3:33 AM CDT
Att. 35,752 - Overcast - 73 F

livebaseballscorecards.com

AB	35
R	3
H	10
RBI	3
BB	0
SO	6
LOB	13



Batter	1	2	3	4	5	6	7	8	9	10	AB	R	H	RBI	BB	SO	LOB	TOP								
Oddibe McDowell, L (1, 8) OBP: 0.314, SLG: 0.338	1-3 K	1-0 L8			1-0 F8		0-0 1B 3B		1-2 G3		5	1	1	1	0	1	2									
Jeff Blauser, R (1, 5) OBP: 0.321, SLG: 0.413	2-3 K		0-1 F9		1-1 1B		2-1 FC5-4 1B		4-2 BB BB		4	0	2	1	1	1	0									
Lonnie Smith, R (1, 7) OBP: 0.422, SLG: 0.557	1-1 BB HBP		2-1 CS 1B		0-1 L6		2-1 FC5-4 WP		4-1 BB		3	0	1	0	1	0	2									
Dale Murphy, R (1, 9) OBP: 0.301, SLG: 0.365	4-1 BB		1-1 FC6-4 1B		2-2 F8		3-3 K		0-3 K		4	0	1	0	1	2	4									
Andres Thomas, R (1, 6) OBP: 0.237, SLG: 0.331	1-2 P7		2-1 FC6-4 1B		2-2 6-3		1-2 1B		0-3 K		5	0	1	0	0	1	3									
Tommy Gregg, L (1, 3) OBP: 0.298, SLG: 0.356		0-0 FC1-5 1B		1-2 1B		0-1 F7		2-3 K		1-0 1B	5	0	2	0	0	1	1									
John Russell, R (1, 2) OBP: 0.222, SLG: 0.214		1-2 SH1-4 FC1-5 1B		3-2 F9		1-2 F9		1-1 F8		2-3 K	4	0	1	0	0	0	2									
Joe Boever, R (8, 1)											0	0	0	0	0	0	0									
Geronimo Berroa, R (10, PH) OBP: 0.312, SLG: 0.351											1	0	0	0	0	1	1									
Mark Eichhorn, R (10, 1)											0	0	0	0	0	0	0									
Jeff Treadway, L (1, 4) OBP: 0.316, SLG: 0.378		3-2 FC1-5 SH1-4 1B		2-3 K		2-1 SH2-3 3B 1B		0-1 F8		3-3 K	5	1	1	0	0	2	5									
Marty Clary, R (1, 1) OBP: 0.269, SLG: 0.208		1-1 SH1-4		0-0 4-3		0-1 SH2-3		0-1 F8			1	0	0	0	0	0	1									
Mike Stanton, L (8, 1)											0	0	0	0	0	0	0									
Jody Davis, R (8, 2) OBP: 0.237, SLG: 0.224		1-2 2-3									1	0	0	0	0	0	0									
											0	0	0	0	0	0	0									
											1	0	0	0	0	0	0									
Inning Stats	R: 0 E: 0 K: 2 S: 14	H: 0 LOB: 2 BB: 1 P: 23	R: 0 E: 1 K: 0 S: 10	H: 1 LOB: 2 BB: 0 P: 16	R: 0 E: 0 K: 0 S: 8	H: 2 LOB: 1 BB: 0 P: 13	R: 0 E: 0 K: 1 S: 17	H: 1 LOB: 1 BB: 0 P: 23	R: 0 E: 0 K: 0 S: 8	H: 0 LOB: 0 BB: 0 P: 12	R: 0 E: 0 K: 0 S: 10	H: 0 LOB: 0 BB: 0 P: 13	R: 2 E: 0 K: 1 S: 13	H: 3 LOB: 1 BB: 0 P: 22	R: 0 E: 0 K: 1 S: 10	H: 1 LOB: 1 BB: 0 P: 14	R: 0 E: 0 K: 1 S: 11	H: 0 LOB: 2 BB: 2 P: 20	R: 0 E: 0 K: 3 S: 11	H: 1 LOB: 1 BB: 0 P: 17	1B: 9 2B: 0 3B: 1 HR: 0	SF: 0 SAC: 2 DP: 0 HBP: 1	WP: 1 PB: 0 SB: 2 CS: 1	PA: 44		
PITCHER	IP WLS BF H R ER SO BB IBB HBP BLK WP HR S P ERA WHIP																									
Steve Wilson, L (1, 1) ERA: 3.39	6.1																									
Les Lancaster, R (7, 1) ERA: 1.21	1.2	W																								
Mitch Williams, L (9, 1) ERA: 1.99	2.0																									

Atlanta Braves @ Chicago Cubs

Wrigley Field, Chicago, IL

Sun Aug 27 1989 3:33 AM CDT
Att: 35,107 - Unknown - 75 F

livebaseballscores.com

AB	38
R	2
H	10
RBI	2
BB	3
SO	9
LOB	21



BOTTOM

Atlanta Braves @ Chicago Cubs
Wrigley Field, Chicago, IL
Sun Aug 27 1989, 3:33 AM CDT
Att. 35,107 - Unknown - 75 F

livebaseballscorecards.com

AB 35
R 3
H 9
RBI 3
BB 5
SO 4
LOB 18



WP: 0 PA: 42
PB: 0
SB: 1
CS: 1

AB R H RBI BB SO LOB

4	1	1	0	1	0	1
5	0	1	0	0	1	3
3	0	0	0	0	0	1
0	0	0	0	0	0	0
0	0	0	0	0	0	0
0	0	0	0	1	0	0
0	0	0	0	0	0	0
1	0	0	0	0	0	1
4	1	2	0	1	1	2
5	0	2	2	0	1	3
3	1	1	0	1	0	1
3	0	0	0	0	0	2
3	0	1	0	0	0	2
1	0	0	0	0	0	1
1	0	0	0	1	0	0
2	0	1	1	0	1	1

Batter	1	2	3	4	5	6	7	8	9	10
Shawon Dunston, R (1, 6) OBP: 0.326, SLG: 0.406	1-1 G3		1-2 FC5-4 2B		0-0 FC5-4 1-2f			1-1 F4	2-1 CS	4-1 3-1 23 1-3 1B BB
23 Ryne Sandberg, R (1, 4) OBP: 0.347, SLG: 0.490	2-3 K		1-0 F9		1-0 5-3			2-1 BB 1B		1-1 1-3 1-2
Mitch Webster, S (1, 8) OBP: 0.326, SLG: 0.353 Les Lancaster, R (7, 1) OBP: 0.197, SLG: 0.333 Curtis Wilkerson, S (8, PH) OBP: 0.277, SLG: 0.321 Jerome Walton, R (8, PH) OBP: 0.352, SLG: 0.417 Mitch Williams, L (9, 1) Rick Sutcliffe, L (10, PH) OBP: 0.284, SLG: 0.207	2-0 F9		0-0 6-3			1-0 F8		4-1 BB 1-2 BB		0-0 3-1 2-3
Mark Grace, L (1, 3) OBP: 0.400, SLG: 0.473		3-2 1B 1B		1-0 1B 2B		3-1 4-3		2-3 K		4-0 1B IBB
Andre Dawson, R (1, 9) OBP: 0.309, SLG: 0.465		0-1 F8		3-1 G6-4-3 2-H 1B		2-3 K		2-1 F6		1-2 3-H 1B
Lloyd McClendon, R (1, 7) OBP: 0.377, SLG: 0.490		1-2 1B		0-2 G6-4-3 1-2f		0-0 5-3			4-0 SH1-4 1B BB	
Domingo Ramos, R (1, 5) OBP: 0.327, SLG: 0.331		0-2 F8		1-1 6-3		1-0 F4			0-0 SH1-4 1-2	
Joe Girardi, R (1, 2) OBP: 0.235, SLG: 0.259 Vance Law, R (9, PH) OBP: 0.290, SLG: 0.359		1-0 F3			0-1 6-3		0-0 S 1B		3-2 5-3	
Steve Wilson, L (1, 1) Darrin Jackson, R (7, 8) OBP: 0.284, SLG: 0.317			2-2 5-3		4-2 FC5-4 BB		2-3 K		1-2 2-H 1B	

Inning Stats	R: 0	H: 0	E: 0	K: 1	S: 7	WLS	BF	H	R	ER	SO	BB	IBB	HBP	BLK	WP	HR	S	P	ERA	WHIP
	0	0	0	1	12		29	7	1	1	3	1	0	0	0	0	0	63	99	1.23	1.091
	0	0	0	0	15		20	2	2	0	0	0	0	0	0	0	0	4	10	0.00	3.000
	0	2	0	0	20		15	1	1	1	0	1	0	0	0	0	0	12	24	6.75	1.500
	0	0	0	0	8		12	1	1	0	12	1	0	0	0	0	0	7	17	13.50	3.000
	0	0	0	0	14		14	2	0	0	0	0	0	0	0	0	0	10	10		
	0	1	0	0	10		21	1	1	0	10	0	0	0	0	0	0	10	10		
	0	1	0	1	20		20	1	1	1	20	1	0	0	0	0	0	10	20		
	0	1	0	1	17		17	1	1	2	17	2	0	0	0	0	0	10	17		

PITCHER	IP	WLS	BF	H	R	ER	SO	BB	IBB	HBP	BLK	WP	HR	S	P	ERA	WHIP
Marty Clary, R (1, 1) ERA: 2.61	7.1		29	7	1	1	3	1	0	0	0	0	0	63	99	1.23	1.091
Mike Stanton, L (8, 1) ERA:	0.1		2	0	0	0	1	1	0	0	0	0	0	4	10	0.00	3.000
Joe Boever, R (8, 1) ERA: 3.27	1.1		5	1	1	1	0	1	0	0	0	0	0	12	24	6.75	1.500
Mark Eichhorn, R (10, 1) ERA: 4.68	0.2	L	5	1	1	1	0	1	1	0	0	0	0	7	17	13.50	3.000

Batter	1	2	3	4	5	6	7	8	9	AB R H RBI BB SO LOB	TOP											
Oddibe McDowell, L (1, 8) OBP: 0.313, SLG: 0.336	2-0 F7		2-2 F8		2-0 BLK 2B 1B	2-0 G4-3			1-0 F8	5 1 1 1 0 0 3												
Jeff Treadway, L (1, 4) OBP: 0.315, SLG: 0.379	1-1 F9			0-0 G4-3	3-2 1B 2B			1-0 F7	0-0 F8	5 1 1 1 0 0 1												
Lonnie Smith, R (1, 7) OBP: 0.423, SLG: 0.557	2-2 F8			3-2 G5-3 1B	0-1 S 1B			0-0 F9		4 0 2 1 0 0 0												
Dale Murphy, R (1, 9) OBP: 0.299, SLG: 0.362		0-1 P5		2-1 G5-3	1-1 G5-3			1-1 F7		4 0 0 0 0 0 2												
Tommy Gregg, L (1, 3) OBP: 0.298, SLG: 0.354		1-0 G6-3		1-2 G4-3		1-1 CS 1B		3-2 F9		4 0 1 0 0 0 1												
Jeff Blausler, R (1, 5) Mike Stanton, L (8, 1)		2-0 1B			0-0 P4	2-1 HR		1-2 G6-3		4 1 2 1 0 0 0 0 0 0 0 0 0 0												
Andres Thomas, R (1, 6) OBP: 0.237, SLG: 0.331		1-2 G4-3			1-0 SH3-4 WP 1B	2-0 G5-3		1-2 P4		4 1 1 0 0 0 1												
John Russell, R (1, 2) OBP: 0.230, SLG: 0.223			1-0 G6-3		0-0 WP SH3-4 1B	2-1 BB 1B		1-1 F1		4 1 2 0 0 0 0												
Pete Smith, R (1, 1) Tony Castillo, L (7, 1) Ed Whited, R (8, 5) OBP: 0.179, SLG: 0.143			0-2 G4-3		0-0 SH3-4	4-0 BB		1-0 1B		1 0 0 0 1 0 0 0 0 0 0 0 0 0 1 0 1 0 0 0 0												
Inning Stats	R: 0 E: 0 K: 0 S: 7	H: 0 LOB: 0 BB: 0 P: 12	R: 0 E: 0 K: 0 S: 7	H: 1 LOB: 1 BB: 0 P: 11	R: 0 E: 0 K: 0 S: 7	H: 0 LOB: 0 BB: 0 P: 10	R: 0 E: 0 K: 0 S: 9	H: 1 LOB: 1 BB: 0 P: 15	R: 4 E: 0 K: 0 S: 12	H: 5 LOB: 1 BB: 0 P: 19	R: 1 E: 0 K: 0 S: 8	H: 3 LOB: 2 BB: 1 P: 21	R: 0 E: 0 K: 0 S: 4	H: 0 LOB: 0 BB: 0 P: 6	R: 0 E: 0 K: 0 S: 13	H: 0 LOB: 0 BB: 0 P: 18	R: 0 E: 0 K: 0 S: 5	H: 1 LOB: 1 BB: 0 P: 8	1B: 9 2B: 1 3B: 0 HR: 1	SF: 0 SAC: 1 DP: 0 HBP: 0	WP: 1 PB: 0 SB: 1 CS: 1	PA: 38
PITCHER	IP WLS BF H R ER SO BB IBB HBP BLK WP HR S P ERA WHIP																					
Bob Walk, R (1, 1) ERA: 4.5	5.2 L 27 10 5 5 0 1 0 0 0 1 1 49 85 7.94 1.941																					
Mike Smith, R (6, 1) ERA: 4.02	1.1 4 0 0 0 0 0 0 0 0 0 0 5 9 0.00 0.000																					
Rick Reed, R (8, 1) ERA: 4.97	2.0 7 1 0 0 0 0 0 0 0 0 0 0 0 18 26 0.00 0.500																					

Atlanta Braves @ Pittsburgh Pirates
 Three Rivers Stadium, Pittsburgh, PA
 Mon Aug 28 1989, 7:05 PM EDT
 Att. 9,854 - Unknown

livebaseballscorecards.com

AB 36
 R 5
 H 11
 RBI 4
 BB 1
 SO 0
 LOB 8



Batter	1	2	3	4	5	6	7	8	9	AB	R	H	RBI	BB	SO	LOB
R.J. Reynolds, S OBP: 0.337, SLG: 0.380 (1, 9)	1-1 F7		1-0 F7			4-1 BB		4-0 BB		2	0	0	0	2	0	0
Jay Bell, R OBP: 0.252, SLG: 0.306 (1, 6)	1-3 K		3-2 G5-3			1-3 K		1-3 K		4	0	0	0	0	3	4
Andy Van Slyke, L OBP: 0.300, SLG: 0.364 Rick Reed, R OBP: 0.214, SLG: 0.083 (1, 8) (8, 1)	1-1 G3-1		1-0 F6			1-0 F8		1-0 P9		4	0	0	0	0	0	2
Bobby Bonilla, S OBP: 0.345, SLG: 0.458 (1, 5)		1-1 E8 2B 1B		1-3 K		4-2 1B BB		3-2 L9		3	1	1	0	1	1	0
Barry Bonds, L OBP: 0.362, SLG: 0.437 (1, 7)		2-0 G3		2-1 F7		1 SAFE 2-1 1 SAFE 1 SAFE 1 SAFE		2-1 F7		4	0	0	0	0	0	2
Jeff King, R OBP: 0.283, SLG: 0.376 (1, 3)		0-1 1B 2B		1-0 F9		0-2 1B		2-1 P6		4	1	2	1	0	0	0
Michael LaValliere, L OBP: 0.404, SLG: 0.365 Junior Ortiz, R OBP: 0.276, SLG: 0.271 (1, 2) (9, PH)		1-1 2-H 1B		2-1 G4-3		1-1 P8		0-0 G5-3		3	0	1	1	0	0	2
Jose Lind, R OBP: 0.273, SLG: 0.281 (1, 4)		1-0 F8		1-2 F4		1-1 2B		1-3 K		4	0	1	0	0	1	1
Bob Walk, R OBP: 0.213, SLG: 0.300 Mike Smith, R OBP: 0.370, SLG: 0.276 (1, 1) (6, 1) (7, PH) (8, 8)		0-1 P6		0-0 E5 BB		1-0 F7		3-2 G6-3		2	0	0	0	0	0	1
										0	0	0	0	0	0	0
										2	0	0	0	0	0	1

Inning Stats	R: 0	H: 0	E: 0	K: 1	S: 7	R: 2	H: 3	E: 1	K: 0	S: 10	R: 0	H: 0	E: 0	K: 0	S: 5	R: 0	H: 0	E: 0	K: 1	S: 7	R: 0	H: 1	E: 0	K: 0	S: 11	R: 0	H: 1	E: 0	K: 1	S: 7	R: 0	H: 0	E: 0	K: 0	S: 8	R: 0	H: 0	E: 0	K: 1	S: 9	1B: 3	SF: 0	2B: 2	SAC: 0	3B: 0	DP: 0	HR: 0	HBP: 0	WP: 0	PA: 36
--------------	------	------	------	------	------	------	------	------	------	-------	------	------	------	------	------	------	------	------	------	------	------	------	------	------	-------	------	------	------	------	------	------	------	------	------	------	------	------	------	------	------	-------	-------	-------	--------	-------	-------	-------	--------	-------	--------

PITCHER	IP	WLS	BF	H	R	ER	SO	BB	IBB	HBP	BLK	WP	HR	S	P	ERA	WHIP
Pete Smith, R ERA: 4.69 (1, 1)	6.2	W	29	5	2	2	4	3	0	0	0	0	0	56	96	2.70	1.200
Tony Castillo, L ERA: 6.0 (7, 1)	0.1		1	0	0	0	0	0	0	0	0	0	0	1	2	0.00	0.000
Mike Stanton, L ERA: (8, 1)	2.0	S	6	0	0	0	1	0	0	0	0	0	0	17	28	0.00	0.000

BOTTOM

Atlanta Braves @ Pittsburgh Pirates
Three Rivers Stadium, Pittsburgh, PA
 Mon Aug 28 1989, 7:05 PM EDT
 Att. 9,854 - Unknown

AB	33
R	2
H	5
RBI	2
BB	3
SO	5
LOB	13



PITCHER	IP	WLS	BF	H	R	ER	SO	BB	IBB	HBP	BLK	WP	HR	S	P	ERA	WHIP
---------	----	-----	----	---	---	----	----	----	-----	-----	-----	----	----	---	---	-----	------

Batter	1	2	3	4	5	6	7	8	9	AB R H RBI BB SO LOB	TOP											
Oddibe McDowell, L (1, 8) OBP: 0.317, SLG: 0.352	0-1 B1		1-0 HR			2-0 HR		4-2 1B BB		3 3 2 3 1 0 0												
Jeff Treadway, L (1, 4) OBP: 0.319, SLG: 0.382	0-1 L5-3 1B		1-0 F7			2-2 FC6-4 1B		1-0 1B 1-2 1B		4 0 3 0 0 0 0												
Lonnie Smith, R (1, 7) OBP: 0.423, SLG: 0.555	3-2 L5-3			4-2 CS BB		0-1 FC6-4 1B		1-1 1B 1-2 2-H		3 0 1 1 1 0 2												
Dale Murphy, R (1, 9) OBP: 0.299, SLG: 0.361		3-3 K		0-3 K		0-0 1B		0-3 K		4 0 1 0 0 3 3												
Tommy Gregg, L (1, 3) OBP: 0.293, SLG: 0.349		0-1 L9		0-0 G4-3		1-0 P6		1-0 G4-3		4 0 0 0 0 0 4												
Jeff Blauser, R (1, 5) OBP: 0.320, SLG: 0.417		3-3 K			2-2 P9		2-2 G5-3		1-3 K	4 0 0 0 0 2 0												
Andres Thomas, R (1, 6) OBP: 0.235, SLG: 0.328			0-0 G5-3		2-3 K		0-0 P4		0-2 G4-3	4 0 0 0 0 1 0												
John Russell, R (1, 2) OBP: 0.225, SLG: 0.218			0-0 G6-3		1-3 K		0-1 G5-3		2-2 G4-1	3 0 0 0 0 1 0												
Darrell Evans, L (9, PH) OBP: 0.307, SLG: 0.376										1 0 0 0 0 0 0												
Tom Glavine, L (1, 1) OBP: 0.206, SLG: 0.172			4-1 HR			0-1 G3		0-2 G4-3		0 1 0 0 1 0 0												
Jeff Wetherby, L (6, PH) OBP: 0.270, SLG: 0.353										1 0 0 0 0 0 0												
Sergio Valdez, R (6, 1) OBP: 1.000, SLG: 1.000										0 0 0 0 0 0 0												
Ed Whited, R (8, PH) OBP: 0.255, SLG: 0.341										1 0 0 0 0 0 0												
Tony Castillo, L (8, 1)										0 0 0 0 0 0 0												
Inning Stats	R: 0 E: 0 K: 0 S: 8	H: 1 LOB: 0 BB: 0 P: 10	R: 0 E: 0 K: 2 S: 8	H: 0 LOB: 0 BB: 0 P: 14	R: 2 E: 0 K: 0 S: 5	H: 1 LOB: 0 BB: 1 P: 11	R: 0 E: 0 K: 1 S: 6	H: 0 LOB: 0 BB: 1 P: 10	R: 0 E: 0 K: 2 S: 9	H: 0 LOB: 0 BB: 0 P: 14	R: 1 E: 0 K: 0 S: 10	H: 3 LOB: 2 BB: 0 P: 15	R: 0 E: 0 K: 0 S: 6	H: 0 LOB: 0 BB: 0 P: 8	R: 1 E: 0 K: 1 S: 12	H: 2 LOB: 2 BB: 1 P: 19	R: 0 E: 0 K: 1 S: 10	H: 0 LOB: 0 BB: 0 P: 13	1B: 5 2B: 2 3B: 0 HR: 2	SF: 0 SAC: 0 DP: 2 HBP: 0	WP: 0 PB: 0 SB: 0 CS: 1	PA: 35
PITCHER	IP WLS BF H R ER SO BB IBB HBP BLK WP HR S P ERA WHIP																					
Doug Drabek, R (1, 1) ERA: 2.88	7.1 W 29 6 4 4 5 3 0 0 0 0 0 2 58 93 4.91 1.227																					
Bill Landrum, R (8, 1) ERA: 1.05	1.2 S 6 1 0 0 2 0 0 0 0 0 0 0 16 21 0.00 0.600																					

Atlanta Braves @ Pittsburgh Pirates
 Three Rivers Stadium, Pittsburgh, PA
 Tue Aug 29 1989, 7:05 PM EDT
 Att. 9,686 - Unknown

livebaseballscorecards.com

AB	32
R	4
H	7
RBI	4
BB	3
SO	7
LOB	9



Batter	1	2	3	4	5	6	7	8	9	AB	R	H	RBI	BB	SO	LOB
Billy Hatcher, R OBP: 0.278, SLG: 0.306 (1, 7)	3-1 SH 1B SF9	2-1 CS 1B		2-1 G6-3		1-0 G4-3				4	1	2	0	0	0	0
Jay Bell, R OBP: 0.252, SLG: 0.304 (1, 6)	0-0 S SH 1B	1 SAFE SAFE 0-3 1-2		3-2 G5-3			2-1 G5-3			4	1	1	0	0	1	1
Jeff King, R OBP: 0.284, SLG: 0.370 (1, 3)	0-0 SH 1B		0-0 F7	4-2 BB			0-3 K			2	1	0	0	1	1	0
Bill Landrum, R (8, 1)	1-2 2-3 2B									0	0	0	0	0	0	0
Bobby Bonilla, S OBP: 0.342, SLG: 0.455 (1, 5)	2-2 SF9		1-1 G1-3	0-0 F8			1-2 F9			3	0	0	1	0	0	1
R.J. Reynolds, S OBP: 0.339, SLG: 0.382 (1, 9)	3-H 1-0 2B G1-2-3 1B		2-1 S 1B		1-1 G1-3		2-2 G3			4	1	2	1	0	0	0
Andy Van Slyke, L OBP: 0.302, SLG: 0.368 (1, 8)	1-1 1-3 2-H 2B		2-2 1-H 1B		3-2 F9		3-2 P4			4	1	2	2	0	0	0
Junior Ortiz, R OBP: 0.280, SLG: 0.269 (1, 2)	4-0 IBB		4-2 1B BB		2-2 G4-3		2-2 F9			2	0	0	0	2	0	0
Jose Lind, R OBP: 0.273, SLG: 0.281 (1, 4)	1-2 G1-2-3		0-0 FC6-4 1B			1-0 G5-3				3	0	1	1	0	0	3
Doug Drabek, R OBP: 0.149, SLG: 0.095 (1, 1)			0-0 FC6-4			2-2 L4				3	0	0	0	0	0	2
Benny Distefano, L OBP: 0.329, SLG: 0.300 (8, 3)			0-0 G6-3	1-2f FC6-4						0	0	0	0	0	0	0

Inning Stats	R: 3	H: 4	E: 0	K: 0	S: 13	LOB: 2	BB: 1	P: 25	R: 0	H: 1	E: 0	K: 1	S: 6	LOB: 0	BB: 0	P: 8	R: 2	H: 3	E: 0	K: 0	S: 14	LOB: 2	BB: 1	P: 23	R: 0	H: 0	E: 0	K: 0	S: 9	LOB: 1	BB: 1	P: 18	R: 0	H: 0	E: 0	K: 0	S: 10	LOB: 0	BB: 0	P: 16	R: 0	H: 0	E: 0	K: 0	S: 5	LOB: 0	BB: 0	P: 9	R: 0	H: 0	E: 0	K: 1	S: 9	LOB: 0	BB: 0	P: 12	R: 0	H: 0	E: 0	K: 0	S: 10	LOB: 0	BB: 0	P: 17
PITCHER	IP	WLS	BF	H	R	ER	SO	BB	IBB	HBP	BLK	WP	HR	S	P	ERA	WHIP																																															
Tom Glavine, L ERA: 3.69 (1, 1)	5.0	L	25	8	5	5	1	2	1	0	0	0	0	52	90	9.00	2.000																																															
Sergio Valdez, R ERA: 4.74 (6, 1)	2.0		6	0	0	0	1	0	0	0	0	0	0	14	21	0.00	0.000																																															
Tony Castillo, L ERA: 5.68 (8, 1)	1.0		3	0	0	0	0	0	0	0	0	0	0	10	17	0.00	0.000																																															


BOTTOM

Atlanta Braves @ Pittsburgh Pirates
Three Rivers Stadium, Pittsburgh, PA

Tue Aug 29 1989, 7:05 PM EDT
Att. 9,686 - Unknown

AB	29
R	5
H	8
RBI	5
BB	3
SO	2
LOB	7

WP: 0 PA: 34
PB: 0
SB: 2
CS: 1



WP	HR	S	P	ERA	WHIP
0	0	1	0	0.00	0.000

Batter	1	2	3	4	5	6	7	8	9	AB R H RBI BB SO LOB	TOP																
Oddibe McDowell, L (1, 8) OBP: 0.315, SLG: 0.350	3-1 CS 1B		2-2 F9		1-1 F8	1-0 F8		0-0 FC6-4 1-2f		5 0 1 0 0 0 3																	
Jeff Treadway, L (1, 4) OBP: 0.322, SLG: 0.386	4-1 SAFE SAFE 1-2 BB BB		0-1 2B 1B		0-1 2B		1-2 L3		3-2 F7	4 2 2 0 1 0 0																	
Lonnie Smith, R (1, 7) OBP: 0.425, SLG: 0.559	4-1 1-2 BB		2-2 1-H 2B		3-2 2-H 3-H 2B		2-1 F9		0-1 G4-3	4 0 2 3 1 0 0																	
Dale Murphy, R (1, 9) OBP: 0.296, SLG: 0.357	2-3 K		2-3 K		0-3 K		0-1 G6-3		1-2 F8	5 0 0 0 0 3 4																	
Darrell Evans, L (1, 3) OBP: 0.310, SLG: 0.376	0-2 F8		1-2 G6-3		4-0 IBB			3-1 SH3 1B 1B		3 1 1 0 1 0 3																	
Jeff Blausler, R (1, 5) OBP: 0.319, SLG: 0.416		2-3 K		2-0 G5-3	3-3 K			1-0 SH3 1B 1B		4 1 1 0 0 2 2																	
Andres Thomas, R (1, 6) OBP: 0.233, SLG: 0.326		2-1 P2		0-1 P2		0-0 F7		0-0 SH3		3 0 0 0 0 0 0																	
Bruce Benedict, R (1, 2) OBP: 0.299, SLG: 0.231		2-1		1-1 G5-3		4-2 29 SH1-4 BB		1-0 P5		2 0 1 0 1 0 0																	
Tommy Gregg, L (8, PH) OBP: 0.292, SLG: 0.347										1 0 0 0 0 0 2																	
John Russell, R (8, 2) OBP: 0.225, SLG: 0.218										0 0 0 0 0 0 0																	
29 John Smoltz, R (1, 1) OBP: 0.194, SLG: 0.213		2-1 G4-3			3-2 2B 2B 1B		0-0 SH1-4		0-0 FC6-4	2 1 1 0 0 0 1																	
Mike Stanton, L (7, 1)										0 0 0 0 0 0 0																	
Jeff Wetherby, L (8, PH) OBP: 0.289, SLG: 0.371										1 0 1 2 0 0 0																	
Joe Boever, R (8, 1)										0 0 0 0 0 0 0																	
Inning Stats	R: 0 E: 0 K: 1 S: 11	H: 1 LOB: 2 BB: 2 P: 23	R: 0 E: 0 K: 1 S: 9	H: 1 LOB: 1 BB: 0 P: 17	R: 1 E: 0 K: 1 S: 16	H: 2 LOB: 1 BB: 0 P: 23	R: 0 E: 0 K: 0 S: 5	H: 0 LOB: 0 BB: 0 P: 8	R: 2 E: 0 K: 2 S: 16	H: 3 LOB: 2 BB: 1 P: 30	R: 0 E: 0 K: 0 S: 5	H: 0 LOB: 1 BB: 1 P: 10	R: 0 E: 0 K: 0 S: 7	H: 0 LOB: 0 BB: 0 P: 10	R: 2 E: 0 K: 0 S: 7	H: 3 LOB: 1 BB: 0 P: 12	R: 0 E: 0 K: 0 S: 9	H: 0 LOB: 0 BB: 0 P: 13	1B: 7 2B: 3 3B: 0 HR: 0	SF: 0 SAC: 2 DP: 0 HBP: 0	WP: 0 PB: 0 SB: 0 CS: 1	PA: 40					
PITCHER	IP WLS BF H R ER SO BB IBB HBP BLK WP HR S P ERA WHIP																										
Jeff Robinson, R (1, 1) ERA: 4.61	5.2		27	7	3	3	5	3	1	0	0	0	0	61	109	4.76	1.765										
Neal Heaton, L (6, 1) ERA: 3.55	1.1		4	0	0	0	0	0	0	0	0	0	0	8	12	0.00	0.000										
Randy Kramer, R (8, 1) ERA: 3.79	1.0	W	6	3	2	2	0	0	0	0	0	0	0	7	12	18.00	3.000										
Bill Landrum, R (9, 1) ERA: 1.04	1.0	S	3	0	0	0	0	0	0	0	0	0	0	9	13	0.00	0.000										

Atlanta Braves @ Pittsburgh Pirates
Three Rivers Stadium, Pittsburgh, PA

Wed Aug 30 1989, 7:05 PM EDT
Att: 8,314 - Unknown - 80 F

livebaseballscorecards.com

AB	34
R	5
H	10
RBI	5
BB	4
SO	5
LOB	15



BOTTOM

Atlanta Braves @ Pittsburgh Pirates

Three Rivers Stadium, Pittsburgh, PA

Wed Aug 30 1989, 7:05 PM EDT
Att. 8,314 - Unknown - 80 F

livebaseballscorecards.com

AB	31
R	7
H	10
RBI	5
BB	5
SO	3
LOB	21



WP:	1	PA:	38
PB:	0	SB:	0
CS:	2		

AB R H RBI BB SO LOB

4	1	2	0	1	0	2
4	0	1	1	1	1	7
4	0	1	2	0	1	3
4	0	1	1	0	0	2
2	0	0	0	2	0	0
3	1	1	0	0	0	1
1	0	0	0	0	1	2
3	1	2	0	1	0	0
0	1	0	0	0	0	0
0	0	0	0	0	0	0
3	0	0	0	0	0	2
2	1	1	0	0	0	2
0	0	0	0	0	0	0
0	1	0	0	0	0	0
0	0	0	0	0	0	0
0	0	0	0	0	0	0
1	1	1	1	0	0	0
0	0	0	0	0	0	0

1B:	9	SF:	0
2B:	2	SAC:	1
3B:	0	DP:	2
HR:	0	HBP:	1

WP	HR	S	P	ERA	WHIP
1	0	0	0	6.00	1.667
1	0	0	0	0.00	2.000
1	0	2	0	18.00	2.000

R: 0	H: 0	R: 0	H: 0	R: 2	H: 4	R: 1	H: 1	R: 0	H: 0	R: 2	H: 3	R: 2	H: 2
E: 0	LOB: 1	E: 0	LOB: 0	E: 0	LOB: 2	E: 1	LOB: 3	E: 0	LOB: 0	E: 0	LOB: 2	E: 0	LOB: 1
K: 1	BB: 1	K: 0	BB: 0	K: 1	BB: 0	K: 0	BB: 2	K: 0	BB: 0	K: 1	BB: 1	K: 0	BB: 0
S: 7	P: 17	S: 12	P: 17	S: 17	P: 24	S: 13	P: 28	S: 10	P: 16	S: 6	P: 10	S: 11	P: 19

IP	WLS	BF	H	R	ER	SO	BB	IBB	HBP	BLK	WP	HR	S	P	ERA	WHIP
6.0		29	7	5	4	2	3	1	1	0	0	0	70	120	6.00	1.667
1.0		4	1	0	0	1	1	0	0	0	0	0	6	13	0.00	2.000
1.0	L	5	2	2	2	0	0	0	0	0	1	0	12	19	18.00	2.000

R: 0	H: 0	R: 2	H: 3	R: 0	H: 0	R: 0	H: 0	R: 0	H: 0	R: 2	H: 0	R: 2	H: 2
E: 0	LOB: 0	E: 0	LOB: 2	E: 0	LOB: 0	E: 0	LOB: 0	E: 0	LOB: 0	E: 0	LOB: 2	E: 0	LOB: 1
K: 0	BB: 0	K: 1	BB: 1	K: 0	BB: 0	K: 0	BB: 0	K: 0	BB: 0	K: 1	BB: 1	K: 0	BB: 0
S: 6	P: 10	S: 6	P: 10	S: 6	P: 10	S: 6	P: 10	S: 6	P: 10	S: 6	P: 10	S: 6	P: 10

IP	WLS	BF	H	R	ER	SO	BB	IBB	HBP	BLK	WP	HR	S	P	ERA	WHIP
6.0		29	7	5	4	2	3	1	1	0	0	0	70	120	6.00	1.667
1.0		4	1	0	0	1	1	0	0	0	0	0	6	13	0.00	2.000
1.0	L	5	2	2	2	0	0	0	0	0	1	0	12	19	18.00	2.000

R: 0	H: 0	R: 0	H: 0	R: 2	H: 4	R: 1	H: 1	R: 0	H: 0	R: 2	H: 3	R: 2	H: 2
E: 0	LOB: 1	E: 0	LOB: 0	E: 0	LOB: 2	E: 1	LOB: 3	E: 0	LOB: 0	E: 0	LOB: 2	E: 0	LOB: 1
K: 1	BB: 1	K: 0	BB: 0	K: 1	BB: 0	K: 0	BB: 2	K: 0	BB: 0	K: 1	BB: 1	K: 0	BB: 0
S: 7	P: 17	S: 12	P: 17	S: 17	P: 24	S: 13	P: 28	S: 10	P: 16	S: 6	P: 10	S: 11	P: 19

IP	WLS	BF	H	R	ER	SO	BB	IBB	HBP	BLK	WP	HR	S	P	ERA	WHIP
6.0		29	7	5	4	2	3	1	1	0	0	0	70	120	6.00	1.667
1.0		4	1	0	0	1	1	0	0	0	0	0	6	13	0.00	2.000
1.0	L	5	2	2	2	0	0	0	0	0	1	0	12	19	18.00	2.000

Batter	1	2	3	4	5	6	7	8	9
R.J. Reynolds, S	(1, 9)								
Jay Bell, R	(1, 6)								
Andy Van Slyke, L	(1, 8)								
Bobby Bonilla, S	(1, 5)								
Barry Bonds, L	(1, 7)								
Benny Distefano, L	(1, 3)								
Jeff King, R	(7, PH)								
Michael LaValliere, L	(1, 2)								
Gary Redus, R	(8, PR)								
Junior Ortiz, R	(9, 2)								
Jose Lind, R	(1, 4)								
Jeff Robinson, R	(1, 1)								
Neal Heston, L	(6, 1)								
John Cangelosi, S	(7, PH)								
Randy Kramer, R	(8, 1)								
Billy Hatcher, R	(8, PH)								
Bill Landrum, R	(9, 1)								

IP	WLS	BF	H	R	ER	SO	BB	IBB	HBP	BLK	WP	HR	S	P	ERA	WHIP
6.0		29	7	5	4	2	3	1	1	0	0	0	70	120	6.00	1.667
1.0		4	1	0	0	1	1	0	0	0	0	0	6	13	0.00	2.000
1.0	L	5	2	2	2	0	0	0	0	0	1	0	12	19	18.00	2.000

Batter	1	2	3	4	5	6	7	8	9	AB R H RBI BB SO LOB	TOP	
Jerome Walton, R (1, 8) OBP: 0.351, SLG: 0.410	0-0 F9		1-3 K			1-1 G6-3			1-0 G5-3 23 1B	4 0 1 0 0 1 0		
23 Ryne Sandberg, R (1, 4) OBP: 0.347, SLG: 0.491	1-1 G6-3			0-1 F8		1-2 G5-3			1-2 G5-3 1B	4 0 1 0 0 0 0		
Mark Grace, L (1, 3) OBP: 0.398, SLG: 0.470	1-0 F7			2-1 F8		0-0 F8			0-1 G5-3 1-2 2-3f	4 0 0 0 0 0 2		
Andre Dawson, R (1, 9) OBP: 0.307, SLG: 0.468		1-1 P6		1-2 HR		1-0 F8			2-3 K	4 1 1 1 0 1 1		
Lloyd McClendon, R (1, 7) OBP: 0.379, SLG: 0.512		3-1 2B		1-2 L6		0-1 P5				3 0 1 0 0 0 0		
Luis Salazar, R (1, 5) OBP: 0.289, SLG: 0.406 Paul Assenmacher, L (7, 1)		3-3 K			2-0 F7		0-1 F7			3 0 0 0 0 1 1 0 0 0 0 0 0 0		
Shawon Dunston, R (1, 6) OBP: 0.324, SLG: 0.406		1-2 F7			1-1 2B			0-0 F8		3 0 1 0 0 0 1		
Joe Girardi, R (1, 2) OBP: 0.254, SLG: 0.271 Mitch Webster, S (8, PH) Rick Wrona, R (8, 2) OBP: 0.244, SLG: 0.233			0-0 F9		1-0 G6-3			0-0 G5-3		2 0 0 0 0 0 1 1 0 0 0 0 0 0 0 0 0 0 0 0 0		
Steve Wilson, L (1, 1) Paul Kilgus, L (1, 1) OBP: 0.114, SLG: 0.088 Vance Law, R (5, PH) OBP: 0.289, SLG: 0.357 Jeff Pico, R (5, 1) OBP: 0.125, SLG: 0.125 Domingo Ramos, R (7, 5) OBP: 0.333, SLG: 0.329			1-3 K		1-1 F7			3-1 G6-3		0 0 0 0 0 0 0 1 0 0 0 0 1 0 1 0 0 0 0 0 1 0 0 0 0 0 0 0 1 0 0 0 0 0 0		
Inning Stats	R: 0 H: 0 E: 0 LOB: 0 K: 0 BB: 0 S: 4 P: 6	R: 0 H: 1 E: 0 LOB: 1 K: 1 BB: 0 S: 12 P: 20	R: 0 H: 0 E: 0 LOB: 0 K: 2 BB: 0 S: 7 P: 9	R: 1 H: 1 E: 0 LOB: 0 K: 0 BB: 0 S: 11 P: 15	R: 0 H: 1 E: 0 LOB: 1 K: 0 BB: 0 S: 6 P: 11	R: 0 H: 0 E: 0 LOB: 0 K: 0 BB: 0 S: 6 P: 8	R: 0 H: 0 E: 0 LOB: 0 K: 0 BB: 0 S: 5 P: 6	R: 0 H: 0 E: 0 LOB: 0 K: 0 BB: 0 S: 4 P: 7	R: 0 H: 2 E: 0 LOB: 1 K: 1 BB: 0 S: 12 P: 16	1B: 2 SF: 0 2B: 2 SAC: 0 3B: 0 DP: 1 HR: 1 HBP: 0	WP: 0 PA: 31 PB: 0 SB: 0 CS: 0	
PITCHER	IP WLS BF H R ER SO BB IBB HBP BLK WP HR S P ERA WHIP											
Derek Lilliquist, L (1, 1) ERA: 4.03	8.0 W 29 5 1 1 3 0 0 0 0 0 1 60 89 1.12 0.625											
Mike Stanton, L (9, 1) ERA:	1.0 S 2 0 0 0 1 0 0 0 0 0 0 7 9 0.00 0.000											

Chicago Cubs @ Atlanta Braves
Atlanta-Fulton County Stadium, Atlanta, GA

Fri Sep 01 1989, 7:05 PM EDT
Att. 14,255 - Unknown

livebaseballscorecards.com

AB 31
R 1
H 5
RBI 1
BB 0
SO 4
LOB 7



Batter	1	2	3	4	5	6	7	8	9
Oddibe McDowell, L (1, 8) OBP: 0.318, SLG: 0.352	4-1 BB 1B BB	4-2 G6-3 BB		0-1 G4-3		0-0 CS 2B		3-1 P6	
Jeff Blauser, R (1, 5) OBP: 0.318, SLG: 0.412	4-0 1B BB	2-0 G6-3		0-2 E5 FC5-4		2-2 G5-3 2-3			
Lonnie Smith, R (1, 7) OBP: 0.424, SLG: 0.556	0-0 1B 2B 1B	1-2 F8		3-1 FC5-4 1B 1-2f		3-3 K			
Tommy Gregg, L (7, 7) OBP: 0.292, SLG: 0.347									
Dale Murphy, R (1, 9) OBP: 0.301, SLG: 0.362	1-2 2B 1B 1-3 2-H		0-0 2B 1B	2-1 1B	2-1 1B		1-2 G1-6-3 1B		
Darrell Evans, L (1, 3) OBP: 0.316, SLG: 0.391	1-1 2B 1-3 3-H		2-1 1B 2B	2-0 P5		1-1 G1-6-3 1B			
Andres Thomas, R (1, 6) OBP: 0.231, SLG: 0.323	1-2 G4-3		0-2 G2-3		2-3 K	0-0 G1-6-3			
Jeff Treadway, L (1, 4) OBP: 0.324, SLG: 0.386	4-0 G6-3 BB		0-0 1B 2-H 3-H		0-1 L7	0-0 G4-3			
John Russell, R (1, 2) OBP: 0.226, SLG: 0.219	2-0 G6-3 1-2f		2-3 K		0-1 1B		2-0 P4		
Derek Lilliquist, L (1, 1) OBP: 0.200, SLG: 0.218			0-1 F9		0-3 K		0-3 K		
Mike Stanton, L (9, 1)									

Inning Stats	R: 3	H: 3	E: 0	K: 0	S: 11	LOB: 2	BB: 3	P: 28	R: 0	H: 0	E: 0	K: 0	S: 8	LOB: 1	BB: 1	P: 17	R: 2	H: 3	E: 0	K: 1	S: 12	LOB: 1	BB: 0	P: 16	R: 0	H: 1	E: 1	K: 0	S: 10	LOB: 2	BB: 0	P: 17	R: 0	H: 1	E: 0	K: 2	S: 10	LOB: 1	BB: 0	P: 12	R: 0	H: 1	E: 0	K: 1	S: 8	LOB: 0	BB: 0	P: 13	R: 0	H: 2	E: 0	K: 0	S: 7	LOB: 1	BB: 0	P: 9	R: 0	H: 0	E: 0	K: 1	S: 6	LOB: 0	BB: 0	P: 11
--------------	------	------	------	------	-------	--------	-------	-------	------	------	------	------	------	--------	-------	-------	------	------	------	------	-------	--------	-------	-------	------	------	------	------	-------	--------	-------	-------	------	------	------	------	-------	--------	-------	-------	------	------	------	------	------	--------	-------	-------	------	------	------	------	------	--------	-------	------	------	------	------	------	------	--------	-------	-------

PITCHER	IP	WLS	BF	H	R	ER	SO	BB	IBB	HBP	BLK	WP	HR	S	P	ERA	WHIP
Steve Wilson, L (1, 1) ERA: 3.8	0.0	L	4	2	3	3	0	2	0	0	0	0	0	5	14	∞	∞
Paul Kilgus, L (1, 1) ERA: 4.66	4.0		19	5	2	2	1	2	0	0	0	0	0	36	64	4.50	1.750
Jeff Pico, R (5, 1) ERA: 4.4	2.2		10	4	0	0	3	0	0	0	0	0	0	24	33	0.00	1.500
Paul Assenmacher, L (7, 1) ERA: 3.3	1.1		4	0	0	0	1	0	0	0	0	0	0	7	12	0.00	0.000

AB	R	H	RBI	BB	SO	LOB
3	1	1	0	2	0	0
3	1	0	0	1	0	2
4	1	1	1	0	1	2
0	0	0	0	0	0	0
4	1	4	1	0	0	0
4	1	3	1	0	0	2
4	0	0	0	0	1	6
3	0	1	2	1	0	1
4	0	1	0	0	1	4
4	0	0	0	0	2	2
0	0	0	0	0	0	0

WP	PA	ERA	WHIP
0	37		
0			
0			
0			

Chicago Cubs @ Atlanta Braves
Atlanta-Fulton County Stadium, Atlanta, GA
Fri Sep 01 1989, 7:05 PM EDT
Att. 14,255 - Unknown

livebaseballscorecards.com

AB	33
R	5
H	11
RBI	5
BB	4
SO	5
LOB	19



Batter	1	2	3	4	5	6	7	8	9	AB R H RBI BB SO LOB	TOP			
Jerome Walton, R (1, 8) OBP: 0.352, SLG: 0.414 Doug Dascenzo, S (5, 8) OBP: 0.195, SLG: 0.150	0-0 G1-3 E 1B	1-2 G3-1 23 1B 2B	1-1 G4-3		0-0 G5-3			1-0 G5-3		4 2 2 0 0 0 1 1 0 0 0 0 0 0				
23 Ryne Sandberg, R (1, 4) OBP: 0.345, SLG: 0.487 Greg Smith, S (5, 4)	0-1 E5 G1-3 1-2 E	0-2 G3-1 2-3		2-0 F8	0-3 K			0-0 G4-3		4 1 0 0 0 1 2 1 0 0 0 0 0 0				
Dwight Smith, L (1, 7) OBP: 0.353, SLG: 0.473	1-1 G1-3 1-2 2-3	3-0 1B 1B		4-2 1B 2B BB		1-1 L9		0-0 E FC3-2 1B 1B		4 1 2 1 1 0 2				
Mark Grace, L (1, 3) OBP: 0.400, SLG: 0.472	2-1 E6 1B 2-H 3-H	0-0 1B		0-0 2B 1B		1-0 G5-3		0-0 E9 FC3-2 1B		5 2 3 0 0 0 0				
Andre Dawson, R (1, 9) OBP: 0.310, SLG: 0.471 Marvell Wynne, L (4, 7) OBP: 0.281, SLG: 0.355	4-2 1B HR 2-3 BB	1-3 K		0-0 2B 2B 1-H 2-H		3-1 P2		1-3 K		2 2 1 2 1 1 2 2 0 0 0 0 1 2				
Luis Salazar, R (1, 5) OBP: 0.303, SLG: 0.413 Curtis Wilkerson, S (5, 5) OBP: 0.276, SLG: 0.315	1-1 HR 1B 3-H	1-1 F8		2-1 G5-3 2B 2-H		3-2 G3		3-2 FC3-2 1-2 3-H		3 1 2 2 0 0 2 2 0 0 0 0 0 2				
Shawon Dunston, R (1, 6) OBP: 0.322, SLG: 0.403 Domingo Ramos, R (5, 6) OBP: 0.329, SLG: 0.325	0-2 F9		2-0 F7	0-1 G5-3		0-2 G5-3		2-1 F7		3 0 0 0 0 0 3 2 0 0 0 0 0 2				
Rick Wrona, R (1, 2) OBP: 0.245, SLG: 0.298	0-0 HR		1-2 G4-3	0-3 K2-3		2-3 K				4 1 1 3 0 2 1				
Greg Maddux, R (1, 1) OBP: 0.225, SLG: 0.243 Gary Varsho, L (8, PH) OBP: 0.235, SLG: 0.296 Kevin Blankenship, R (8, 1)	0-0 G1-3		0-1 WP 1B		1-2 G3			1-0 F8		3 0 1 0 0 0 0 1 0 0 0 0 0 0 0 0 0 0 0 0 0				
Inning Stats	R: 6 H: 3 E: 2 LOB: 0 K: 0 BB: 1 S: 16 P: 24	R: 1 H: 3 E: 0 LOB: 2 K: 1 BB: 0 S: 13 P: 19	R: 0 H: 1 E: 0 LOB: 1 K: 0 BB: 0 S: 8 P: 12	R: 3 H: 3 E: 0 LOB: 1 K: 1 BB: 1 S: 12 P: 20	R: 0 H: 0 E: 0 LOB: 0 K: 1 BB: 0 S: 8 P: 9	R: 0 H: 0 E: 0 LOB: 0 K: 0 BB: 0 S: 5 P: 10	R: 0 H: 0 E: 0 LOB: 0 K: 1 BB: 0 S: 9 P: 14	R: 0 H: 0 E: 0 LOB: 0 K: 0 BB: 0 S: 3 P: 5	R: 0 H: 2 E: 1 LOB: 2 K: 1 BB: 0 S: 11 P: 17	1B: 8 SF: 0 2B: 3 SAC: 0 3B: 0 DP: 0 HR: 1 HBP: 0	WP: 1 PA: 43 PB: 0 SB: 1 CS: 0			
PITCHER	IP WLS BF H R ER SO BB IBB HBP BLK WP HR S P ERA WHIP												PITCHER	IP WLS BF H R ER SO BB IBB HBP BLK WP HR S P ERA WHIP
Marty Clary, R (1, 1) ERA: 2.63	3.0 L 19 7 7 1 1 1 0 0 0 0 1 1 37 55 3.00 2.667													
Sergio Valdez, R (4, 1) ERA: 5.4	2.0 10 3 3 3 2 1 0 0 0 0 0 0 20 29 13.50 2.000													
Tony Castillo, L (6, 1) ERA: 5.4	1.0 3 0 0 0 0 0 0 0 0 0 0 0 5 10 0.00 0.000													
Jay Aldrich, R (7, 1) ERA: 3.54	2.0 6 0 0 0 1 0 0 0 0 0 0 0 12 19 0.00 0.000													
Joe Boever, R (9, 1) ERA: 3.42	1.0 5 2 0 0 1 0 0 0 0 0 0 0 11 17 0.00 2.000													

Chicago Cubs @ Atlanta Braves
Atlanta-Fulton County Stadium, Atlanta, GA

Sat Sep 02 1989, 7:05 PM EDT
Att: 41,020 - Unknown

AB	41
R	10
H	12
RBI	8
BB	2
SO	5
LOB	19



livebaseballscorecards.com

Batter	1	2	3	4	5	6	7	8	9	AB	R	H	RBI	BB	SO	LOB
Oddibe McDowell, L (1, 8) OBP: 0.320, SLG: 0.356	3-1 E9 G4-3 1B		2-0 F7			0-0 G4-3		0-0 1B 2B		4	2	2	0	0	0	0
Jeff Treadway, L (1, 4) OBP: 0.323, SLG: 0.384	1-2 G4-3			3-2 L5		0-0 1B 1B		1-0 L9		4	0	1	1	0	0	1
Lonnie Smith, R (1, 7) OBP: 0.424, SLG: 0.556	3-H 3-2 G1-3			1-0 G6-3		1-1 1-2 1B		1-2 2-H 1B		4	0	2	1	0	0	0
Dale Murphy, R (1, 9) Joe Boever, R (9, 1) OBP: 0.299, SLG: 0.359	3-3 K			1-3 K		0-0 F9		2-2 F7		4	0	0	0	0	2	3
Darrell Evans, L (1, 3) OBP: 0.315, SLG: 0.388		1-0 F8			1-0 P5		2-1 1B		3-1 G3-1	4	0	1	0	0	0	0
Jeff Blauser, R (1, 5) OBP: 0.318, SLG: 0.410		1-1 G1-6-3 1B			3-1 F7		0-1 P2		1-1 P6	4	0	1	0	0	0	1
Andres Thomas, R (1, 6) OBP: 0.230, SLG: 0.320		0-1 G1-6-3 1-2f			0-0 G3		0-1 P3		0-0 P8	4	0	0	0	0	0	2
John Russell, R (1, 2) OBP: 0.221, SLG: 0.214			1-1 P2			1-2 F8		0-1 F8		3	0	0	0	0	0	1
Marty Clary, R (1, 1) Derek Lillicrust, L (3, PH) Sergio Valdez, R (4, 1) Tony Castillo, L (6, 1) Jeff Wetherby, L (6, PH) Jay Aldrich, R (7, 1) Tommy Gregg, L (8, PH)			1-0 G4-3			2-2 HR		0-2 G5-3		0	0	0	0	0	0	0

Inning Stats	R: 1	H: 1	E: 1	LOB: 0	K: 1	BB: 0	S: 11	P: 21	R: 0	H: 1	E: 0	LOB: 0	K: 0	BB: 0	S: 5	P: 7	R: 0	H: 0	E: 0	LOB: 0	K: 0	BB: 0	S: 4	P: 8	R: 0	H: 0	E: 0	LOB: 0	K: 0	BB: 0	S: 4	P: 8	R: 1	H: 3	E: 0	LOB: 2	K: 0	BB: 0	S: 13	P: 17	R: 0	H: 1	E: 0	LOB: 1	K: 0	BB: 0	S: 8	P: 10	R: 1	H: 2	E: 0	LOB: 1	K: 0	BB: 0	S: 13	P: 17	R: 0	H: 0	E: 0	LOB: 0	K: 0	BB: 0	S: 5	P: 9	1B: 6	SF: 0	2B: 1	SAC: 0	3B: 0	DP: 1	HR: 1	HBP: 0	WP: 0	PA: 34
PITCHER	IP	WLS	BF	H	R	ER	SO	BB	IBB	HBP	BLK	WP	HR	S	P	ERA	WHIP																		IP	WLS	BF	H	R	ER	SO	BB	IBB	HBP	BLK	WP	HR	S	P	ERA	WHIP																							
Greg Maddux, R (1, 1) ERA: 2.77	7.0	W	26	6	2	1	2	0	0	0	0	0	1	53	84	1.29	0.857																																																									
Kevin Blankenship, R (8, 1) ERA: 4.5	2.0		8	2	1	1	0	0	0	0	0	0	0	18	26	4.50	1.000																																																									


BOTTOM

Chicago Cubs @ Atlanta Braves
Atlanta-Fulton County Stadium, Atlanta, GA

Sat Sep 02 1989, 7:05 PM EDT
Att. 41,020 - Unknown

livebaseballscorecards.com

AB	34
R	3
H	8
RBI	3
BB	0
SO	2
LOB	8



Batter	1	2	3	4	5	6	7	8	9
Oddibe McDowell, L OBP: 0.320, SLG: 0.361 (1, 8)	1-1 F8	2-2 2B		3-1 1B 2B	1-1 L8		0-1 F8		
Jeff Treadway, L OBP: 0.326, SLG: 0.388 (1, 4)	2-2 1B 2B	4-0 BB		0-2 1B E 1B	0-1 P7			0-0 B3-1	
Lonnie Smith, R OBP: 0.422, SLG: 0.550 (1, 7)	4-2 1B BB	1-3 K		0-1 P9				0-0 F8	
Dale Murphy, R OBP: 0.300, SLG: 0.360 (1, 9)	1-1 1B 1B			1-2 E 1B 1B				3-2 G6-3	
Darrell Evans, L OBP: 0.322, SLG: 0.392 (1, 3)	2-1 1B 1B			3-1 E9 1B 1B					
Jeff Blauser, R OBP: 0.322, SLG: 0.414 (1, 5)	0-1 G6-4-3 1B			2-2 1B 1B					
Andres Thomas, R OBP: 0.230, SLG: 0.320 (1, 6)	1-1 G6-4-3			1-0 P4 1B					
John Russell, R OBP: 0.222, SLG: 0.210 (1, 2)									
Pete Smith, R OBP: 0.190, SLG: 0.158 (1, 1)									
Mark Eichhorn, R ERA: 3.38 (7, 1)									
Geronimo Berroa, R OBP: 0.309, SLG: 0.348 (7, PH)									
Tony Castillo, L (8, 1)									
Joe Boever, R (8, 1)									
Mike Stanton, L (9, 1)									

Inning Stats	R: 3 E: 0 K: 0 S: 15	H: 4 LOB: 1 BB: 1 P: 26	R: 0 E: 0 K: 2 S: 11	H: 1 LOB: 2 BB: 1 P: 19	R: 0 E: 0 K: 0 S: 5	H: 0 LOB: 1 BB: 1 P: 9	R: 5 E: 1 K: 0 S: 24	H: 7 LOB: 2 BB: 0 P: 40	R: 0 E: 0 K: 0 S: 5	H: 0 LOB: 0 BB: 0 P: 7	R: 0 E: 0 K: 1 S: 10	H: 0 LOB: 0 BB: 0 P: 13	R: 0 E: 0 K: 0 S: 9	H: 1 LOB: 2 BB: 1 P: 16	R: 0 E: 0 K: 0 S: 5	H: 0 LOB: 0 BB: 0 P: 8
--------------	-------------------------------	----------------------------------	-------------------------------	----------------------------------	------------------------------	---------------------------------	-------------------------------	----------------------------------	------------------------------	---------------------------------	-------------------------------	----------------------------------	------------------------------	----------------------------------	------------------------------	---------------------------------

PITCHER	IP	WLS	BF	H	R	ER	SO	BB	IBB	HBP	BLK	WP	HR	S	P	ERA	WHIP
Mike Bielecki, R ERA: 3.38 (1, 1)	3.1	L	20	8	6	6	2	3	0	0	0	0	0	42	73	16.20	3.300
Scott Sanderson, R ERA: 4.24 (4, 1)	0.1		2	1	0	0	0	0	0	0	0	0	0	5	6	0.00	3.000
Steve Wilson, L ERA: 3.93 (4, 1)	0.0		1	1	0	0	0	0	0	0	0	0	0	2	5	∞	∞
Jeff Pico, R ERA: 4.26 (4, 1)	2.1		9	2	2	2	1	0	0	0	0	0	0	21	30	7.71	0.857
Paul Kilgus, L ERA: 4.59 (7, 1)	2.0		8	1	0	0	0	1	0	0	0	0	0	14	24	0.00	1.000

AB R H RBI BB SO LOB

5	1	2	0	0	0	2
4	2	2	1	1	0	0
4	1	0	0	1	2	4
5	2	2	2	0	0	0
3	1	2	2	1	0	0
4	0	3	3	0	0	1
4	0	1	0	0	0	4
3	0	0	0	1	1	2
3	1	1	0	0	0	0
0	0	0	0	0	0	0
1	0	0	0	0	0	2
0	0	0	0	0	0	0
0	0	0	0	0	0	0
0	0	0	0	0	0	0

AB	R	H	RBI	BB	SO	LOB
36	8	13	8	4	3	15

BOTTOM

Chicago Cubs @ Atlanta Braves
Atlanta-Fulton County Stadium, Atlanta, GA
Sun Sep 03 1989, 3:33 AM EDT
Att. 25,189 - Unknown

livebaseballscorecards.com



WP	HR	S	P	ERA	WHIP
0	0	0	0	0	0

Batter	1	2	3	4	5	6	7	8	9	AB	R	H	RBI	BB	SO	LOB
Oddibe McDowell, L (1, 8) OBP: 0.324, SLG: 0.372	0-0 HR	2-0 E4		0-2 P6		0-1 SF8 1B	2-2 1B		4-2 FC4-6 BB	5	2	3	1	1	0	1
Jeff Treadway, L (1, 4) OBP: 0.325, SLG: 0.386 Geronimo Berroa, R (9, PH) OBP: 0.307, SLG: 0.346	0-1 G4-3	2-1 G4-3		0-0 FC5 1B		1-2 SF8	0-0 G2-3		0-2 FC4-6	4	0	1	2	0	0	3
Lonnie Smith, R (1, 7) OBP: 0.428, SLG: 0.554	1-1 FC6-4 1B		2-0 S 1B HBP	0-2 1B		1-0 2B 1B		4-0 FC4-6 1B BB		3	3	3	1	1	0	0
Dale Murphy, R (1, 9) OBP: 0.301, SLG: 0.362	1-1 FC6-4 BB		1-3 K	0-0 FC5		0-0 1B		2-1 FC4-6 1B		5	1	2	0	0	1	4
Darrell Evans, L (1, 3) OBP: 0.326, SLG: 0.393 Ed Whited, R (8, PR) OBP: 0.255, SLG: 0.341	4-1 BB		3-2 1B		1-0 G6-3	2-1 G6-4-3 1B		0-0 FC4-6 1B		4	0	2	3	1	0	2
Jeff Blausen, R (1, 5) OBP: 0.320, SLG: 0.411	3-3 K		1-1 L7		1-2 P4	0-0 G6-4-3		2-2 G5-4-3 1B		5	0	1	1	0	1	4
Andres Thomas, R (1, 6) OBP: 0.231, SLG: 0.321		0-1 G4-3 G6-3 E 1B		0-1 F8		0-0 FC5-4 1B		3-2 G5-3	0-1 G5-4-3	5	1	2	0	0	0	3
Kelly Mann, R (1, 2) OBP: 0.250, SLG: 0.500 Tommy Gregg, L (9, PH) OBP: 0.290, SLG: 0.344		3-1 G6-3		0-1 SH5-4 1B		2-1 FC5-4		2-3 K	1-0 F7	4	1	1	0	0	1	2
Tom Glavine, L (1, 1) OBP: 0.215, SLG: 0.183 Mark Eichhorn, R (7, 1) Jody Davis, R (7, PH) OBP: 0.241, SLG: 0.228 29 John Smoltz, R (7, PR) OBP: 0.194, SLG: 0.213 Joe Boever, R (8, 1) Jeff Wetherby, L (9, PH) OBP: 0.300, SLG: 0.459		0-1 G4-3		0-1 SH5-4		1-2 2B SF8 1B		2-2 1B	0-1 L3	2	1	1	0	0	0	1

Inning Stats	R: 1	H: 2	E: 0	K: 1	S: 11	H: 2	LOB: 2	BB: 1	P: 20	R: 1	H: 1	E: 1	K: 0	S: 9	H: 1	LOB: 1	BB: 0	P: 16	R: 1	H: 1	E: 0	K: 1	S: 10	R: 1	H: 3	E: 0	K: 0	S: 13	R: 0	H: 1	E: 0	K: 0	S: 8	R: 4	H: 5	E: 0	K: 0	S: 13	R: 0	H: 2	E: 0	K: 1	S: 15	R: 1	H: 2	E: 0	K: 0	S: 8	R: 0	H: 0	E: 0	K: 0	S: 8	R: 0	H: 0	E: 0	K: 0	S: 8	1B: 13	2B: 3	3B: 0	HR: 1	SF: 1	SAC: 1	DP: 2	HBP: 1	WP: 0	PA: 47
--------------	------	------	------	------	-------	------	--------	-------	-------	------	------	------	------	------	------	--------	-------	-------	------	------	------	------	-------	------	------	------	------	-------	------	------	------	------	------	------	------	------	------	-------	------	------	------	------	-------	------	------	------	------	------	------	------	------	------	------	------	------	------	------	------	--------	-------	-------	-------	-------	--------	-------	--------	-------	--------

PITCHER	IP	WLS	BF	H	R	ER	SO	BB	IBB	HBP	BLK	WP	HR	S	P	ERA	WHIP
Ed Whitson, R (1, 1) ERA: 2.77	3.2		21	7	4	3	2	1	0	0	0	0	0	42	65	7.36	2.182
Mark Grant, R (4, 1) ERA: 2.96	1.2		10	5	4	4	0	0	0	0	0	0	0	19	26	21.60	3.000
Pat Clements, L (6, 1) ERA: 3.71	1.2	W	7	3	0	0	1	0	0	0	0	0	0	18	29	0.00	1.800
Greg Harris, R (8, 1) ERA: 3.0	1.2		8	2	1	1	0	2	0	0	0	0	0	13	26	5.40	2.400
Mark Davis, L (9, 1) ERA: 2.27	0.1	S	1	0	0	0	0	0	0	0	0	0	0	3	3	0.00	0.000

BOTTOM

San Diego Padres @ Atlanta Braves
Atlanta-Fulton County Stadium, Atlanta, GA

AB 41
R 9
H 17
RBI 8
BB 3
SO 3
LOB 21



Mon Sep 04 1989, 3:33 AM EDT
Att. 5,332 - Sunny - 82 F

livebaseballscorecards.com

Batter	1	2	3	4	5	6	7	8	9	10	AB R H RBI BB SO LOB	TOP											
Bip Roberts, S OBP: 0.381, SLG: 0.441 (1, 7) B F C F C B (6, 9) B	4-2 S BB	4-2 HR BB		3-1 G6-3			2-3 K		0-1 G2-3		3 1 0 0 2 1 2												
Roberto Alomar, S OBP: 0.337, SLG: 0.359 (1, 4) C S S C (8, 9) C	1-3 K 1-2	0-0 HR			2-2 L5		3-2 2B			2-1 G3 1B 1B	5 2 3 3 0 1 1												
Tony Gwynn, L OBP: 0.396, SLG: 0.433 (1, 8) C S S C X (8, 9) X	1-2 L4	0-1 E6			1-2 G4-3		0-1 G6-3			0-0 G3 1-2	5 0 0 0 0 0 3												
Jack Clark, R OBP: 0.400, SLG: 0.445 (1, 3) S S S C X (8, 9) X	4-0 IBB	1-3 K			2-3 K			0-3 K		4-0 1B 1B IBB	3 1 0 0 2 3 1												
Chris James, R OBP: 0.280, SLG: 0.373 (6, 1) S T C S S C X (8, PH) S (8, 1) S (10, PH) S (10, 1) S	0-3 K		1-0 L4			0-3 K		0-3 K		2-1 1B 1B 1B 1B 1-3 2-H	3 0 0 0 0 2 2 0 0 0 0 0 0 0 1 0 0 0 0 1 0 0 0 0 0 0 0 0 1 0 1 1 0 0 0 0 0 0 0 0 0 0												
Garry Templeton, S OBP: 0.286, SLG: 0.355 (1, 6) X C T C X (8, 9) X		0-0 E4 HR	0-2 P4		2-2 L7		1-0 G6-3			1-2 WP 1B 1-3 3-H	5 1 1 1 0 0 0												
Benito Santiago, R OBP: 0.286, SLG: 0.380 (1, 2) B X (8, 9) X		1-0 HR	0-3 K		3-1 F9				2-0 SH1-4 1B	2-3 K 1-2	5 1 2 2 0 2 2												
Mike Pagliarulo, L OBP: 0.263, SLG: 0.294 (1, 5) S C C S X (8, 9) X		0-3 K		3-3 K			2-2 2B 1B		0-0 SH1-4 1-2	2-0 G4-3	4 1 1 0 0 2 2												
Dennis Rasmussen, L OBP: 0.200, SLG: 0.237 (1, 1) C S S S C X (6, 7) X		2-2 G3-1		2-3 K			1 SAFE 0-1 L8		1-0 F9		2 0 0 0 0 1 0 2 0 0 0 0 0 2												
Inning Stats	R: 0 E: 0 K: 2 S: 13	H: 0 LOB: 2 BB: 2 P: 23	R: 4 E: 2 K: 2 S: 18	H: 2 LOB: 1 BB: 1 P: 26	R: 0 E: 0 K: 1 S: 8	H: 0 LOB: 0 BB: 0 P: 9	R: 0 E: 0 K: 1 S: 11	H: 0 LOB: 0 BB: 0 P: 16	R: 0 E: 0 K: 1 S: 9	H: 0 LOB: 0 BB: 0 P: 14	R: 1 E: 0 K: 1 S: 14	H: 2 LOB: 1 BB: 0 P: 21	R: 0 E: 0 K: 2 S: 7	H: 0 LOB: 0 BB: 0 P: 8	R: 0 E: 0 K: 0 S: 5	H: 1 LOB: 1 BB: 0 P: 8	R: 2 E: 0 K: 1 S: 13	H: 3 LOB: 2 BB: 1 P: 26	1B: 5 2B: 1 3B: 0 HR: 2	SF: 0 SAC: 1 DP: 0 HBP: 0	WP: 1 PB: 0 SB: 1 CS: 0	PA: 44	
PITCHER	IP WLS BF H R ER SO BB IBB HBP BLK WP HR S P ERA WHIP																						
29 John Smoltz, R ERA: 2.94 (1, 1)	6.0		25	2	4	1	9	2	1	0	0	0	0	0	2	68	105	1.50	0.667				
Tony Castillo, L ERA: 5.75 (7, 1)	0.0	1	1	1	1	0	0	0	0	0	0	0	0	0	3	5	∞	∞					
Jay Aldrich, R ERA: 3.45 (7, 1)	0.2	3	1	0	0	1	0	0	0	0	0	0	0	0	9	14	0.00	1.500					
Mike Stanton, L ERA: (7, 1)	2.1	8	1	0	0	2	0	0	0	0	0	0	0	0	14	18	0.00	0.429					
Joe Boeyer, R ERA: 3.84 (10, 1)	1.0	L	7	3	2	2	1	0	1	0	0	1	0	0	13	26	18.00	3.000					

San Diego Padres @ Atlanta Braves
Atlanta-Fulton County Stadium, Atlanta, GA

Tue Sep 05 1989, 7:05 PM EDT
Att. 1,528 - Unknown - 70 F

AB	39
R	7
H	8
RBI	7
BB	4
SO	13
LOB	15



Batter	1	2	3	4	5	6	7	8	9	10	AB	R	H	RBI	BB	SO	LOB
Oddibe McDowell, L OBP: 0.323, SLG: 0.370 (1, 8)	P6		L3			1B	K			G4-3	5	1	1	1	0	1	0
Jeff Blauser, R OBP: 0.321, SLG: 0.409 (1, 5)	K			L5		1B	P4			1B	4	1	1	0	1	1	0
Lonnie Smith, R OBP: 0.428, SLG: 0.552 (1, 7)	FC4-6 1B			K		1B				G5-3	5	1	2	1	0	2	1
Dale Murphy, R OBP: 0.300, SLG: 0.361 (1, 9)	FC4-6 1-2f			K		1B				G6-3	4	1	1	1	0	1	1
Darrell Evans, L OBP: 0.322, SLG: 0.387 (1, 3)		K			F7	P5				K	4	0	0	0	0	2	2
Andres Thomas, R OBP: 0.232, SLG: 0.320 (1, 6)		K			P3	1B				G6-3	4	0	1	1	0	1	0
Jeff Treadway, L OBP: 0.324, SLG: 0.385 (1, 4)		F7			G1-3	1B				F9	4	0	1	1	0	0	0
Kelly Mann, R OBP: 0.143, SLG: 0.286 (7, 1)			G6-3			L8				K	3	0	0	0	0	0	2
Tommy Gregg, L OBP: 0.288, SLG: 0.343 (9, PH)						G5-3					0	0	0	0	0	0	0
Joe Boever, R (10, 1)											1	0	0	0	0	1	0
29 John Smoltz, R OBP: 0.191, SLG: 0.210 (1, 1)						E5	K			K	1	0	0	0	0	1	0
Ed Whited, R OBP: 0.250, SLG: 0.333 (6, PH)											1	1	0	0	0	0	0
Tony Castillo, L (7, 1)											0	0	0	0	0	0	0
Jay Aldrich, R (7, 1)											0	0	0	0	0	0	0
John Russell, R OBP: 0.219, SLG: 0.207 (7, 2)											2	0	0	0	0	2	0

Inning Stats	R: 0	H: 1	R: 0	H: 0	R: 0	H: 0	R: 0	H: 0	R: 5	H: 5	R: 0	H: 0	R: 0	H: 0	R: 0	H: 1	R: 0	H: 1	1B: 7	SF: 0	WP: 0	PA: 39
E: 0	LOB: 1	E: 0	LOB: 0	E: 0	LOB: 0	E: 0	LOB: 0	E: 1	LOB: 2	E: 0	LOB: 0	E: 0	LOB: 0	E: 0	LOB: 0	K: 1	BB: 1	K: 1	BB: 1	2B: 0	SAC: 0	PB: 0
K: 1	BB: 0	K: 2	BB: 0	K: 1	BB: 0	K: 2	BB: 0	K: 0	BB: 1	K: 2	BB: 0	K: 2	BB: 0	K: 1	BB: 0	S: 10	P: 17	S: 9	P: 12	3B: 0	DP: 0	SB: 0
S: 10	P: 17	S: 9	P: 12	S: 7	P: 9	S: 10	P: 16	S: 7	P: 9	S: 9	P: 14	S: 8	P: 11	S: 7	P: 11			S: 12	P: 15	HR: 0	HBP: 0	CS: 0

PITCHER	IP	WLS	BF	H	R	ER	SO	BB	IBB	HBP	BLK	WP	HR	S	P	ERA	WHIP
Dennis Rasmussen, L ERA: 4.08 (1, 1)	5.2		25	6	5	2	6	1	0	0	0	0	0	63	95	3.18	1.235
Greg Harris, R ERA: 2.96 (6, 1)	1.1		4	0	0	0	2	0	0	0	0	0	0	11	16	0.00	0.000
Mark Grant, R ERA: 2.9 (8, 1)	2.0	W	6	0	0	0	3	0	0	0	0	0	0	15	22	0.00	0.000
Mark Davis, L ERA: 2.24 (10, 1)	1.0	S	4	1	0	0	1	0	0	0	0	0	0	12	15	0.00	1.000


BOTTOM

San Diego Padres @ Atlanta Braves
Atlanta-Fulton County Stadium, Atlanta, GA

Tue Sep 05 1989, 7:05 PM EDT
Att: 1,528 - Unknown - 70 F

livebaseballscorecards.com

AB	38
R	5
H	7
RBI	5
BB	1
SO	12
LOB	6



WP: 0	PA: 39
PB: 0	
SB: 0	
CS: 0	

Batter	1	2	3	4	5	6	7	8	9	AB R H RBI BB SO LOB
Brett Butler, L (1, 8) OBP: 0.342, SLG: 0.350	0-3 K		0-0 P3	0-0 L6			0-0 2B	0-0 G3		5 1 1 0 0 1 1
Robby Thompson, R (1, 4) OBP: 0.332, SLG: 0.411	0-0 HR		0-3 K		0-0 5-3		0-0 L5-4		0-3 K	5 1 3 1 0 2 0
Will Clark, L (1, 3) OBP: 0.413, SLG: 0.558	0-0 HR		0-0 E		0-3 K		1-0 HBP		0-0 3-1	4 2 2 2 0 1 1
Kevin Mitchell, R (1, 7) Pat Sheridan, L (9, 9) OBP: 0.385, SLG: 0.644 OBP: 0.294, SLG: 0.329	0-0 G1		0-0 E6		0-0 5-3		0-0 L5-4		0-0 6-3	5 1 0 0 0 0 4 0 0 0 0 0 0 0
Matt Williams, R (1, 5) OBP: 0.248, SLG: 0.505	0-0 L5		0-0 1B		0-0 5-3			0-0 F6		4 0 1 1 0 0 1
Donell Nixon, R (1, 9) OBP: 0.313, SLG: 0.300		0-3 K	0-0 1B			0-0 P2		0-0 HR		4 1 2 2 0 1 0
Bob Brenly, R (1, 2) OBP: 0.246, SLG: 0.273		0-3 K	0-3 K			0-0 4-3		0-0 1B		4 1 1 0 0 2 2
Jose Uribe, S (1, 6) OBP: 0.268, SLG: 0.278		0-0 1B		0-0 F7		0-0 F7		0-0 1B		4 0 2 1 0 0 0
Scott Garrelts, R (1, 1) OBP: 0.180, SLG: 0.207		0-0 F8		0-3 K			0-0 6-3	0-3 K		4 0 0 0 0 2 2

San Francisco Giants @ Atlanta Braves
Atlanta-Fulton County Stadium, Atlanta, GA

Wed Sep 06 1989, 7:05 PM EDT
Att: 2,735 - Unknown - 72 F

AB	39
R	7
H	12
RBI	7
BB	0
SO	9
LOB	11



Inning Stats	R: 2	H: 2	R: 0	H: 1	R: 2	H: 3	R: 0	H: 0	R: 0	H: 1	R: 0	H: 0	R: 1	H: 2	R: 2	H: 3	R: 0	H: 0	
E: 0	LOB: 0	E: 0	LOB: 1	E: 1	LOB: 2	E: 0	LOB: 0	E: 0	LOB: 1	E: 0	LOB: 0	E: 0	LOB: 1	E: 0	LOB: 1	E: 0	LOB: 0	E: 0	LOB: 0
K: 1	BB: 0	K: 2	BB: 0	K: 2	BB: 0	K: 1	BB: 0	K: 0	BB: 0	K: 1	BB: 0	K: 0	BB: 0	K: 0	BB: 0	K: 1	BB: 0	K: 1	BB: 0
S: 7	P: 7	S: 8	P: 8	S: 11	P: 11	S: 5	P: 5	S: 3	P: 3	S: 4	P: 5	S: 8	P: 8	S: 5	P: 5	S: 8	P: 5	S: 5	P: 5

PITCHER	IP	WLS	BF	H	R	ER	SO	BB	IBB	HBP	BLK	WP	HR	S	P	ERA	WHIP
Derek Lilliquist, L (1, 1) ERA: 4.02	7.0	L	31	9	5	3	7	0	0	1	0	0	1	44	45	3.86	1.286
Sergio Valdez, R (8, 1) ERA: 5.65	2.0		9	3	2	2	2	0	0	0	0	0	1	13	13	9.00	1.500

WP: 0	PA: 40
PB: 0	
SB: 0	
CS: 0	

Batter	1	2	3	4	5	6	7	8	9	AB R H RBI BB SO LOB
Oddibe McDowell, L (1, 8) OBP: 0.325, SLG: 0.371	0-0 L4-6 PB 1B		0-0 2-3 1B			0-0 1-3		0-0 F5		4 0 2 0 0 0 2
Jeff Treadway, L (1, 4) OBP: 0.323, SLG: 0.385	0-0 L4-6 1-3		0-0 SF8			0-0 4-3		0-0 FC5-4 1B		3 0 1 1 0 0 1
Lonnie Smith, R (1, 7) OBP: 0.424, SLG: 0.547	0-3 K2-3		0-3 K			0-0 1-3		0-0 FC5-4		4 0 0 1 0 2 3
Dale Murphy, R (1, 9) OBP: 0.300, SLG: 0.360		0-0 FC6-4 1B		0-0 F8			0-0 F8	0-3 K		4 0 1 0 0 1 2
Tommy Gregg, L (1, 3) OBP: 0.292, SLG: 0.345		0-0 FC6-4 BLK 1-2f		0-0 G4-6-3 1B			0-0 1B		0-0 4-3	4 0 2 0 0 0 1
Jeff Blausen, R (1, 5) OBP: 0.318, SLG: 0.405 (8, 6)		0-3 K 1-2		0-0 G4-6-3 1-2f			0-0 F4		0-0 F9	4 0 0 0 0 1 3
Andres Thomas, R (1, 6) OBP: 0.230, SLG: 0.318 Sergio Valdez, R (8, 1) OBP: 1.000, SLG: 1.000 Jeff Wetherby, L (9, PH) OBP: 0.293, SLG: 0.447		0-0 4-3					0-0 F7		0-0 F7	3 0 0 0 0 0 2 0 0 0 0 0 0 0 1 0 0 0 0 0 0
John Russell, R (1, 2) OBP: 0.222, SLG: 0.209			0-0 F8			0-0 F8		0-0 1B FC5-4 1B		3 1 1 0 0 0 0
Derek Lilliquist, L (1, 1) OBP: 0.190, SLG: 0.207 Ed Whited, R (8, 5) OBP: 0.265, SLG: 0.348			0-0 E9 1B SF8			0-0 P5		0-0 FC5-4 1B 1-2 1B		2 1 0 0 0 0 0 1 0 1 0 0 0 0

Inning Stats	R: 0 E: 0 K: 1 S: 5	H: 1 LOB: 0 BB: 0 P: 5	R: 0 E: 0 K: 1 S: 6	H: 1 LOB: 1 BB: 0 P: 6	R: 1 E: 1 K: 1 S: 7	H: 1 LOB: 1 BB: 0 P: 7	R: 0 E: 0 K: 0 S: 3	H: 1 LOB: 0 BB: 0 P: 3	R: 0 E: 0 K: 0 S: 3	H: 0 LOB: 0 BB: 0 P: 3	R: 0 E: 0 K: 0 S: 3	H: 0 LOB: 0 BB: 0 P: 3	R: 0 E: 0 K: 0 S: 4	H: 1 LOB: 1 BB: 0 P: 4	R: 1 E: 0 K: 1 S: 8	H: 3 LOB: 2 BB: 0 P: 8	R: 0 E: 0 K: 0 S: 3	H: 0 LOB: 0 BB: 0 P: 3	1B: 8 2B: 1 3B: 0 HR: 0	SF: 1 SAC: 0 DP: 2 HBP: 0	WP: 0 PB: 1 SB: 0 CS: 0	PA: 34
PITCHER Scott Garrelts, R (1, 1) ERA: 2.19	IP 9.0 WLS W BF 34 H 8 R 2 ER 1 SO 4 BB 0 IBB 0 HBP 0 BLK 1 WP 0 HR 0 S 42 P 42 ERA 1.00 WHIP 0.889																					

BOTTOM

San Francisco Giants @ Atlanta Braves
Atlanta-Fulton County Stadium, Atlanta, GA

Wed Sep 06 1989, 7:05 PM EDT
Att. 2,735 - Unknown - 72 F

AB	33
R	2
H	8
RBI	2
BB	0
SO	4
LOB	14



Batter	1	2	3	4	5	6	7	8	9	AB	R	H	RBI	BB	SO	LOB
Oddibe McDowell, L (1, 8) OBP: 0.326, SLG: 0.376	0-1 B1-3		0-1 HR 3B		1-0 P6			1-2 SF8 1B		4	2	2	1	0	0	0
Jeff Treadway, L (1, 4) OBP: 0.323, SLG: 0.390	0-0 P5		0-0 HR		1-0 F7			1-2 F9 1-3		4	1	1	2	0	0	1
Lonnie Smith, R (1, 7) OBP: 0.423, SLG: 0.544	2-3 K		4-2 BB			1-0 P3		3-1 SF8 3-H		2	0	0	1	1	1	0
Dale Murphy, R (1, 9) Dwayne Henry, R (9, 1) OBP: 0.298, SLG: 0.358		1-2 F8	2-3 K			1-2 G6-3		1-1 F9		4	0	0	0	0	1	1
Darrell Evans, L (1, 3) Mike Stanton, L (7, 1) Jeff Wetherby, L (9, 9) OBP: 0.286, SLG: 0.436		1-0 G5-3		0-2 F8		3-2 E4 FC6-4			1-1 F8	3	0	0	0	0	0	0
Jeff Blauser, R (1, 5) OBP: 0.315, SLG: 0.401		2-3 K		1-0 P4		2-1 FC6-4 1-2f			0-2 G5-3	4	0	0	0	0	1	1
Andres Thomas, R (1, 6) OBP: 0.230, SLG: 0.323			0-1 P5	1-1 HR			0-1 G6-3		0-0 P5	4	1	1	1	0	0	0
John Russell, R (1, 2) OBP: 0.224, SLG: 0.212			2-1 SH1-4 3B 1B	0-0 L6			1-3 K			3	1	1	0	0	1	0
Marty Clary, R (1, 1) Tommy Gregg, L (7, 3) OBP: 0.259, SLG: 0.200			0-0 SH1-4		1-3 K		3-2 P6			1	0	0	0	0	1	0
			1-2 K							1	0	0	0	0	0	0

Inning Stats	R: 0	H: 0	E: 0	K: 1	S: 6	R: 0	H: 0	E: 0	K: 1	S: 7	R: 3	H: 3	E: 0	K: 1	S: 16	R: 1	H: 1	E: 0	K: 0	S: 7	R: 0	H: 0	E: 0	K: 1	S: 5	R: 0	H: 0	E: 1	K: 0	S: 11	R: 0	H: 0	E: 0	K: 1	S: 8	R: 1	H: 1	E: 0	K: 0	S: 10	R: 0	H: 0	E: 0	K: 0	S: 6	1B: 2	2B: 0	3B: 1	HR: 2	SF: 1	SAC: 1	DP: 0	HBP: 0	WP: 0	PB: 0	SB: 2	CS: 0	PA: 34
PITCHER	IP	WLS	BF	H	R	ER	SO	BB	IBB	HBP	BLK	WP	HR	S	P	ERA	WHIP																																									
Rick Reuschel, R (1, 1) ERA: 2.71	6.0		24	4	4	4	4	1	0	0	0	0	2	52	78	6.00	0.833																																									
Steve Bedrosian, R (7, 1) ERA: 3.15	3.0	W	10	1	1	1	1	0	0	0	0	0	0	24	35	3.00	0.333																																									

BOTTOM

San Francisco Giants @ Atlanta Braves
Atlanta-Fulton County Stadium, Atlanta, GA

Thu Sep 07 1989, 7:05 PM EDT
Att. 4,474 - Unknown - 75 F

livebaseballscores.com

AB	31
R	5
H	5
RBI	5
BB	1
SO	5
LOB	3



Batter	1	2	3	4	5	6	7	8	9	AB R H RBI BB SO LOB	TOP											
Oddibe McDowell, L (1, 8) OBP: 0.325, SLG: 0.375	1-0 F7		2-1 G3-1			1-2 1B BB		1-3 K		4 1 1 0 0 1 0												
Jeff Treadway, L (1, 4) OBP: 0.322, SLG: 0.389	2-2 1B S			2-0 G3		1-0 P7		1-1 F7		4 0 1 0 0 0 1												
Lonnie Smith, R (1, 7) OBP: 0.422, SLG: 0.540	3-3 K			2-3 K		4-0 1B BB		3-2 G5-3		3 0 0 0 1 2 1												
Dale Murphy, R (1, 9) OBP: 0.301, SLG: 0.361	2-0 G5-3			1-2 1B		1-2 1B BB		0-2 1B		4 0 3 1 0 0 1												
Tommy Gregg, L (1, 3) OBP: 0.290, SLG: 0.340		2-2 L7		0-3 K		4-2 1B BB		1-3 K		3 0 0 0 1 2 2												
Jeff Blauser, R (1, 5) OBP: 0.312, SLG: 0.397		1-2 G5-3			1-0 P2	2-3 K		3-2 P3		4 0 0 0 0 1 4												
Andres Thomas, R (1, 6) OBP: 0.229, SLG: 0.321		1-0 G6-3			0-1 F8		1-3 K		1-2 F9	4 0 0 0 0 1 1												
Kelly Mann, R (1, 2) OBP: 0.100, SLG: 0.200			1-1 L8		3-3 K		1-1 G6-3			3 0 0 0 0 1 0												
Pete Smith, R (1, 1) OBP: 0.186, SLG: 0.154 Mark Eichhorn, R (3, 1) Jeff Wetherby, L (6, PH) Tony Castillo, L (6, 1) Jay Aldrich, R (6, 1) Ed Whited, R (7, PH) Sergio Valdez, R (7, 1)			1-3 K		0-0 P8		0-3 K			1 0 0 0 0 0 1 0 0 0 0 0 0 0 0 0 1 0 1 0 0 0 0 0 1 0 0 0 0 0 0 0 0 0												
Inning Stats	R: 0 E: 0 K: 1 S: 9	H: 1 LOB: 1 BB: 0 P: 17	R: 0 E: 0 K: 0 S: 8	H: 0 LOB: 0 BB: 0 P: 12	R: 0 E: 0 K: 1 S: 7	H: 0 LOB: 0 BB: 0 P: 11	R: 0 E: 0 K: 2 S: 12	H: 1 LOB: 1 BB: 0 P: 17	R: 0 E: 0 K: 1 S: 6	H: 0 LOB: 0 BB: 0 P: 10	R: 1 E: 0 K: 1 S: 16	H: 2 LOB: 3 BB: 2 P: 29	R: 0 E: 0 K: 2 S: 8	H: 0 LOB: 0 BB: 0 P: 10	R: 0 E: 0 K: 1 S: 9	H: 0 LOB: 0 BB: 0 P: 14	R: 0 E: 0 K: 1 S: 14	H: 1 LOB: 1 BB: 0 P: 19	1B: 5 2B: 0 3B: 0 HR: 0	SF: 0 SAC: 0 DP: 0 HBP: 0	WP: 0 PB: 0 SB: 1 CS: 0	PA: 34
PITCHER	IP WLS BF H R ER SO BB IBB HBP BLK WP HR S P ERA WHIP																					
Scott Scudder, R (1, 1) ERA: 3.8	5.2 W 23 4 1 1 5 2 0 0 0 0 0 0 53 89 1.59 1.059																					
Rob Dibble, R (6, 1) ERA: 2.16	1.1 4 0 0 0 3 0 0 0 0 0 0 0 13 17 0.00 0.000																					
Norm Charlton, L (8, 1) ERA: 3.46	2.0 7 1 0 0 2 0 0 0 0 0 0 0 23 33 0.00 0.500																					

Atlanta Braves @ Cincinnati Reds
Riverfront Stadium, Cincinnati, OH

Fri Sep 08 1989, 7:05 PM EDT
Att. 18,044 - Unknown - 84 F

livebaseballscorecards.com

AB	32
R	1
H	5
RBI	1
BB	2
SO	10
LOB	10



Batter	1	2	3	4	5	6	7	8	9	AB	R	H	RBI	BB	SO	LOB
Herm Winningham, L (1, 7) OBP: 0.327, SLG: 0.374	1-1 1B 3B	2-2 G4-3		2-1 1B 2B		2-2 1B 2B		4-1 FC6-4 BB		4	2	3	0	1	0	1
Luis Quinones, S (1, 4) OBP: 0.338, SLG: 0.483 (8, 5)	1-0 FC6 1B 1B		4-1 G6-4-3 1B BB	0-0 1B		2-2 2-H 1B		1-0 L8		4	1	3	2	1	0	1
Eric Davis, R (1, 8) OBP: 0.360, SLG: 0.533	1-0 FC6 1B		1-2 G6-4-3 1B	0-0 G6-4-3 1-2f		1-3 K		1-0 FC6-4 BB 1-2f		5	1	2	0	0	1	4
Paul O'Neill, L (1, 9) OBP: 0.357, SLG: 0.464	1-2 FC6 1-2f 2-3		3-2 G6-4-3 1-2 2-3		1-0 1B	1-0 G6-3		4-0 BB 1-2 BB		4	0	1	0	1	0	5
Todd Benzinger, S (1, 3) OBP: 0.293, SLG: 0.387	3-3 K2-3 1-2		4-0 1B IBB		0-0 F7		0-0 F8	1-3 K		4	0	0	0	1	2	5
Joe Oliver, R (1, 2) OBP: 0.303, SLG: 0.384	0-1 P4		1-1 1-2 2-H 3-H 1B		1-0 L7		0-0 1B 2B			4	1	2	2	0	0	3
Chris Sabo, R (1, 5) OBP: 0.319, SLG: 0.401		3-3 K	3-3 K		4-0 IBB		1-0 2B 1B			3	0	1	1	1	2	2
Ron Oester, S (7, PR) OBP: 0.305, SLG: 0.286 (8, 4)										0	0	0	0	0	0	0
Mariano Duncan, R (1, 6) OBP: 0.287, SLG: 0.368		1-2 G6-3	0-3 K		0-3 K		0-0 F7			3	0	0	0	0	2	4
Rob Dibble, L (6, 1)										0	0	0	0	0	0	0
Scotti Madison, S (7, PH) OBP: 0.221, SLG: 0.282										1	0	0	0	0	0	1
Norm Charlton, S (8, 1)										0	0	0	0	0	0	0
Scott Scudder, R (1, 1) OBP: 0.250, SLG: 0.100		1-1 1B		1-1 G5-3		0-0 G4-3		0-1 G6-3		2	0	1	0	0	0	0
Jeff Richardson, R (6, 6) OBP: 0.264, SLG: 0.293										2	0	0	0	0	0	1

Inning Stats	R: 1	H: 3	E: 0	K: 1	S: 12	H: 3	LOB: 2	BB: 0	P: 19	R: 0	H: 1	E: 0	K: 1	S: 12	R: 0	H: 2	E: 0	K: 2	S: 17	R: 0	H: 2	E: 0	K: 0	S: 6	R: 0	H: 1	E: 0	K: 1	S: 6	R: 1	H: 2	E: 0	K: 1	S: 15	R: 1	H: 2	E: 0	K: 0	S: 6	R: 0	H: 0	E: 0	K: 1	S: 8	H: 0	LOB: 2	BB: 2	P: 19
--------------	------	------	------	------	-------	------	--------	-------	-------	------	------	------	------	-------	------	------	------	------	-------	------	------	------	------	------	------	------	------	------	------	------	------	------	------	-------	------	------	------	------	------	------	------	------	------	------	------	--------	-------	-------

PITCHER	IP	WLS	BF	H	R	ER	SO	BB	IBB	HBP	BLK	WP	HR	S	P	ERA	WHIP
Pete Smith, R (1, 1) ERA: 4.93	2.1	L	15	6	3	3	2	1	1	0	0	0	0	33	60	11.57	3.000
Mark Eichhorn, R (3, 1) ERA: 4.48	2.2		11	3	0	0	3	0	1	0	0	0	0	20	32	0.00	1.125
Tony Castillo, L (6, 1) ERA: 6.1	0.1		3	2	1	1	0	0	0	0	0	0	0	10	14	27.00	6.000
Jay Aldrich, R (6, 1) ERA: 3.38	0.2		2	0	0	0	1	0	0	0	0	0	0	5	7	0.00	0.000
Sergio Valdez, R (7, 1) ERA: 5.58	2.0		10	2	1	1	1	2	0	0	0	0	0	14	26	4.50	2.000

BOTTOM

Atlanta Braves @ Cincinnati Reds
Riverfront Stadium, Cincinnati, OH

Fri Sep 08 1989, 7:05 PM EDT
Att: 18,044 - Unknown - 84 F

AB	36
R	5
H	13
RBI	5
BB	5
SO	7
LOB	27

livebaseballscorecards.com



WP	PA	ERA	WHIP
0	41		

Batter	1	2	3	4	5	6	7	8	9	AB R H RBI BB SO LOB	TOP									
Oddibe McDowell, L (1, 8) OBP: 0.323, SLG: 0.372	1-0 G3		2-3 K		0-1 B1-3			0-2 F8		4 0 0 0 0 1 2										
Jeff Treadway, L (1, 4) OBP: 0.324, SLG: 0.392	0-3 K			0-1 2B SF8 1B		1-1 F7		1-0 2B		4 1 2 0 0 1 0										
Lonnie Smith, R (1, 7) OBP: 0.422, SLG: 0.541	0-3 K			0-0 FC6-4 2B		2-3 K		2-2 HBP		3 0 1 0 0 2 0										
Dale Murphy, R (1, 9) OBP: 0.301, SLG: 0.358		1-3 K		4-1 FC6-4 BB		2-1 P3		1-3 K		3 0 0 0 1 2 3										
Darrell Evans, L (1, 3) OBP: 0.314, SLG: 0.378		0-0 P7		0-1 SF8		0-3 K		1-1 F9		3 0 0 1 0 1 0										
Jeff Blausler, R (1, 5) OBP: 0.312, SLG: 0.395		1-3 K		2-2 FC6-4 S		1-3 K		0-0 1B SF9 1B		4 1 1 0 0 2 2										
Andres Thomas, R (1, 6) OBP: 0.229, SLG: 0.320			2-2 1-3	2-2 F8		0-3 K		1-0 1B		4 0 1 0 0 1 2										
Jody Davis, R (1, 2) OBP: 0.241, SLG: 0.226			1-0 F8		2-2 F8		4-0 2B BB	2-1 SF9		2 0 0 1 1 0 0										
Tom Glavine, L (1, 1) OBP: 0.217, SLG: 0.188			1-2 1B		2-3 K		0-0 B3	1-3 K		4 0 1 0 0 2 2										
Dwayne Henry, R (9, 1)										0 0 0 0 0 0 0										
Inning Stats	R: 0 E: 0 K: 2 S: 7	H: 0 LOB: 0 BB: 0 P: 8	R: 0 E: 0 K: 2 S: 7	H: 0 LOB: 0 BB: 0 P: 9	R: 0 E: 0 K: 1 S: 13	H: 1 LOB: 1 BB: 0 P: 19	R: 1 E: 0 K: 0 S: 13	H: 2 LOB: 2 BB: 1 P: 21	R: 0 E: 0 K: 1 S: 9	H: 0 LOB: 0 BB: 0 P: 13	R: 0 E: 0 K: 3 S: 9	H: 0 LOB: 0 BB: 0 P: 10	R: 0 E: 0 K: 1 S: 11	H: 1 LOB: 3 BB: 1 P: 19	R: 1 E: 0 K: 1 S: 9	H: 2 LOB: 1 BB: 0 P: 14	1B: 4 2B: 2 3B: 0 HR: 0	SF: 2 SAC: 0 DP: 0 HBP: 1	WP: 0 PB: 0 SB: 1 CS: 0	PA: 36
PITCHER	IP WLS BF H R ER SO BB IBB HBP BLK WP HR S P ERA WHIP																			
Tim Leary, R (1, 1) ERA: 3.66	8.0 L 31 4 1 1 11 2 0 1 0 0 0 0 77 112 1.12 0.750																			
John Franco, L (9, 1) ERA: 2.74	1.0 5 2 1 1 1 0 0 0 0 0 0 0 9 14 9.00 2.000																			

Atlanta Braves @ Cincinnati Reds
Riverfront Stadium, Cincinnati, OH
Sat Sep 09 1989, 3:33 AM EDT
Att: 18,082 - Unknown

livebaseballscorecards.com

AB 31
R 2
H 6
RBI 2
BB 2
SO 12
LOB 11



Batter	1	2	3	4	5	6	7	8	9	AB R H RBI BB SO LOB
Dave Collins, S (1, 7) OBP: 0.310, SLG: 0.278 Barry Larkin, R (9, PH) OBP: 0.372, SLG: 0.450	0-0 5-3			0-0 P3		2-2 F9			4-1 WP 1B BB	3 0 0 0 0 0 1 0 1 0 0 1 0 0
Luis Quinones, S (1, 5) OBP: 0.337, SLG: 0.479 (9, 4)	3-2 5-3			2-1 F7		2-2 L7			2-2 FC4-6 1B 1-H	4 0 1 1 0 0 1
Eric Davis, R (1, 8) OBP: 0.357, SLG: 0.528	3-1 F9			2-1 F8			0-0 F8		1-2 FC4-6 S 1-2f	4 0 0 0 0 0 1
Todd Benzinger, S (1, 3) OBP: 0.295, SLG: 0.390		1-0 CS 1B		3-1 2B		2-0 P3			2-3 K 1-2	4 0 2 0 0 1 1
Joe Oliver, R (1, 2) OBP: 0.301, SLG: 0.379		2-2 SAFE F8 1-2		1-0 L8		1-0 1B			0-3 K	4 0 1 0 0 1 3
Joel Youngblood, R (1, 9) OBP: 0.310, SLG: 0.351		3-2 5-3		3-3 K		1-2 5-3				3 0 0 0 0 1 2
Mariano Duncan, R (1, 6) OBP: 0.283, SLG: 0.363			1-1 6-3		2-3 K			0-0 P4		3 0 0 0 0 1 1
Ron Oester, S (1, 4) OBP: 0.303, SLG: 0.284 Chris Sabo, R (8, PH) OBP: 0.318, SLG: 0.400 Jeff Richardson, R (9, 5) OBP: 0.264, SLG: 0.293			1-0 G1-3		0-0 5-3			3-1 P4		2 0 0 0 0 0 0 1 0 0 0 0 0 0 0 0 0 0 0 0 0
Tim Leary, R (1, 1) OBP: 0.185, SLG: 0.140 Rolando Roomes, R (8, PH) OBP: 0.282, SLG: 0.416 John Franco, L (9, 1)			2-2 P3		4-2 BB			0-1 F8		1 0 0 0 1 0 0 1 0 0 0 0 0 0 0 0 0 0 0 0 0

Inning Stats	R: 0 E: 0 K: 0 S: 6	H: 0 LOB: 0 BB: 0 P: 12	R: 0 E: 0 K: 0 S: 10	H: 1 LOB: 0 BB: 0 P: 16	R: 0 E: 0 K: 0 S: 7	H: 0 LOB: 0 BB: 0 P: 11	R: 0 E: 0 K: 0 S: 5	H: 0 LOB: 0 BB: 0 P: 9	R: 0 E: 0 K: 2 S: 10	H: 1 LOB: 1 BB: 0 P: 19	R: 0 E: 0 K: 0 S: 10	H: 0 LOB: 1 BB: 1 P: 18	R: 0 E: 0 K: 0 S: 6	H: 1 LOB: 1 BB: 0 P: 10	R: 0 E: 0 K: 0 S: 5	H: 0 LOB: 0 BB: 0 P: 8	R: 1 E: 0 K: 2 S: 14	H: 1 LOB: 1 BB: 1 P: 23	1B: 3 2B: 1 3B: 0 HR: 0	SF: 0 SAC: 0 DP: 0 HBP: 0
--------------	------------------------------	----------------------------------	-------------------------------	----------------------------------	------------------------------	----------------------------------	------------------------------	---------------------------------	-------------------------------	----------------------------------	-------------------------------	----------------------------------	------------------------------	----------------------------------	------------------------------	---------------------------------	-------------------------------	----------------------------------	----------------------------------	------------------------------------

PITCHER	IP	WLS	BF	H	R	ER	SO	BB	IBB	HBP	BLK	WP	HR	S	P	ERA	WHIP
Tom Glavine, L (1, 1) ERA: 3.75	8.0	W	28	3	1	1	2	2	0	0	0	0	0	60	108	1.12	0.625
Dwayne Henry, R (9, 1) ERA: 4.5	1.0	S	4	1	0	0	2	0	0	0	0	1	0	13	18	0.00	1.000

BOTTOM

Atlanta Braves @ Cincinnati Reds
 Riverfront Stadium, Cincinnati, OH

Sat Sep 09 1989, 3:33 AM EDT
 Att. 18,082 - Unknown

AB	30
R	1
H	4
RBI	1
BB	2
SO	4
LOB	10



WP	PA	ERA	WHIP
1	32		
0			
1			
1			

Atlanta Braves @ Cincinnati Reds

Riverfront Stadium, Cincinnati, OH

Sun Sep 10 1989, 3:33 AM EDT
Att: 12,779 - Unknown

AB	31
R	4
H	6
RBI	4
BB	4
SO	7
LOB	13



AB R H RBI BB SO LOB

3	1	1	0	1	1	0
4	1	1	1	0	1	1
3	1	0	0	1	2	2
4	1	2	1	0	0	1
4	0	0	0	0	1	3
2	0	0	1	1	1	1
3	0	1	0	1	0	1
4	0	1	1	0	0	2
2	0	0	0	0	0	0
0	0	0	0	0	0	0
1	0	0	0	0	1	0
0	0	0	0	0	0	0
1	0	0	0	0	0	0
1	0	0	0	0	0	2
0	0	0	0	0	0	0

WP:	0	PA:	36
PB:	0		
SB:	2		
CS:	0		

Batter	1	2	3	4	5	6	7	8	9
Oddibe McDowell, L (1, 8) OBP: 0.324, SLG: 0.372	4-0 S 2B BB		3-1 P4			3-2 S 1B		2-3 K	
Jeff Treadway, L (1, 4) OBP: 0.323, SLG: 0.393	0-0 1-H 1B 2B		0-0 G3			0-1 F8		1-3 K	
Lonnie Smith, R (1, 7) OBP: 0.421, SLG: 0.538	0-3 K		1-0 B1-3			2-3 K		4-2 1B SF7 BB	
Dale Murphy, R (1, 9) OBP: 0.302, SLG: 0.360	0-0 2-H 1B			1-2 F8		0-2 6-3		2-2 BB 1B 1B	
Darrell Evans, L (1, 3) OBP: 0.310, SLG: 0.372	0-0 P5			1-2 F9		1-0 G3-1		0-3 K	
Jeff Blauser, R (1, 5) OBP: 0.311, SLG: 0.393	1-0 F8			1-3 K		4-2 FC5-4 BB		2-2 SF7	
Andres Thomas, R (1, 6) OBP: 0.231, SLG: 0.320		2-0 P6			0-0 G5-4-3 1B	0-1 F5		3-H 4-2 1B BB	
Jody Davis, R (1, 2) OBP: 0.241, SLG: 0.226		1-0 F4			2-1 G5-4-3 1-2f	1-2 FC5-4 1-2f		3-1 1-2 2-H 1B	
Tommy Greene, R (1, 1) Tony Castillo, L (6, 1) Geronimo Berros, R (8, PH) Mike Stanton, L (8, 1) John Russell, R (9, PH) Dwayne Henry, R (9, 1)		1-0 G1-3			1-1 5-3		0-3 K	1-0 F7	

Inning Stats	R: 2	H: 2	E: 0	LOB: 1	K: 1	S: 7	P: 12	R: 0	H: 0	E: 0	LOB: 0	K: 0	BB: 0	S: 3	P: 7	R: 0	H: 0	E: 0	LOB: 0	K: 0	BB: 0	S: 4	P: 8	R: 0	H: 0	E: 0	LOB: 0	K: 1	BB: 0	S: 5	P: 8	R: 0	H: 1	E: 0	LOB: 1	K: 0	BB: 0	S: 11	P: 16	R: 0	H: 0	E: 0	LOB: 1	K: 0	BB: 1	S: 8	P: 14	R: 0	H: 0	E: 0	LOB: 0	K: 3	BB: 0	S: 11	P: 14	R: 2	H: 2	E: 0	LOB: 2	K: 1	BB: 2	S: 22	P: 38	1B: 5	SF: 1	2B: 1	SAC: 0	3B: 0	DP: 1	HR: 0	HBP: 0
--------------	------	------	------	--------	------	------	-------	------	------	------	--------	------	-------	------	------	------	------	------	--------	------	-------	------	------	------	------	------	--------	------	-------	------	------	------	------	------	--------	------	-------	-------	-------	------	------	------	--------	------	-------	------	-------	------	------	------	--------	------	-------	-------	-------	------	------	------	--------	------	-------	-------	-------	-------	-------	-------	--------	-------	-------	-------	--------

PITCHER	IP	WLS	BF	H	R	ER	SO	BB	IBB	HBP	BLK	WP	HR	S	P	ERA	WHIP
Jack Armstrong, R (1, 1) ERA: 4.06	5.1		20	4	2	2	2	1	0	0	0	0	0	33	55	3.38	0.938
Rob Dibble, R (6, 1) ERA: 2.12	1.2		6	0	0	0	1	1	0	0	0	0	0	14	22	0.00	0.600
Norm Charlton, L (8, 1) ERA: 3.42	1.0		3	0	0	0	3	0	0	0	0	0	0	11	14	0.00	0.000
John Franco, L (9, 1) ERA: 2.96	1.0	W	7	2	2	2	1	2	0	0	0	0	0	22	38	18.00	4.000

PITCHER	IP	WLS	BF	H	R	ER	SO	BB	IBB	HBP	BLK	WP	HR	S	P	ERA	WHIP
---------	----	-----	----	---	---	----	----	----	-----	-----	-----	----	----	---	---	-----	------

Batter	1	2	3	4	5	6	7	8	9	AB	R	H	RBI	BB	SO	LOB
Herm Winningham, L (1, 7) OBP: 0.326, SLG: 0.372	3-3 K		1-1 F4		2-2 CS 1B			1-3 K		4	0	1	0	0	2	0
Luis Quinones, S (1, 5) OBP: 0.336, SLG: 0.481	2-2 WP SF9 2B		3-2 G3-1		1-1 SAFE SF9			3-2 F8		3	1	1	1	0	0	0
Eric Davis, R (1, 8) OBP: 0.356, SLG: 0.533	2-2 SF9 2-H		2-2 L8		1-0 CS 1-2			2-3 K		3	1	1	2	0	1	0
Paul O'Neill, L (1, 9) OBP: 0.358, SLG: 0.473	3-2 F8			1-0 HR			2-3 K		3-1 1B SH3-4 1B	4	2	2	1	0	1	0
Todd Benzinger, S (1, 3) OBP: 0.298, SLG: 0.390		1-1 E 1B		0-0 4-3			1-2 F5		1-0 SAFE SH3-4	3	0	1	0	0	0	0
Jeff Reed, L (1, 2) OBP: 0.298, SLG: 0.311		2-2 SAFE SAFE F7		2-3 K			0-0 F9		0-0 1B	2	0	0	0	0	1	1
Joe Oliver, R (6, PH) OBP: 0.304, SLG: 0.381		1-2 1B							2-3 1B	2	0	1	0	0	0	0
Mariano Duncan, R (1, 6) OBP: 0.280, SLG: 0.358		1-3 K		1-3 K					0-0 1B	3	0	0	0	0	2	1
Ken Griffey, L (9, PH) OBP: 0.346, SLG: 0.425									1-2 3-H 1B	1	0	1	1	0	0	0
Ron Oester, S (1, 4) OBP: 0.307, SLG: 0.283		4-1 IBB			4-1 1B SH3-4 SF9 BB			0-3 K		1	1	0	0	2	1	0
Jack Armstrong, R (1, 1) Rob Dibble, L (6, 1) Chris Sabo, R (7, PH) Norm Charlton, S (8, 1) John Franco, L (9, 1)		1-3 K			0-0 SH3-4			2-2 F7		1	0	0	0	0	1	2

Inning Stats	R: 1	H: 1	E: 0	K: 1	S: 13	H: 1	LOB: 0	BB: 0	P: 23	R: 0	H: 1	E: 1	K: 2	S: 13	H: 0	LOB: 2	BB: 1	P: 22	R: 0	H: 0	E: 0	K: 0	S: 9	H: 1	LOB: 0	BB: 0	P: 15	R: 1	H: 1	E: 0	K: 2	S: 9	H: 1	LOB: 0	BB: 1	P: 13	R: 1	H: 1	E: 0	K: 1	S: 12	H: 1	LOB: 0	BB: 0	P: 16	R: 0	H: 0	E: 0	K: 1	S: 9	H: 0	LOB: 0	BB: 0	P: 11	R: 0	H: 0	E: 0	K: 2	S: 10	H: 0	LOB: 0	BB: 0	P: 16	R: 1	H: 3	E: 0	K: 0	S: 5	H: 3	LOB: 2	BB: 0	P: 9	1B: 5	SF: 2	2B: 1	SAC: 2	3B: 0	DP: 0	HR: 2	HBP: 0	WP: 1	PA: 35
--------------	------	------	------	------	-------	------	--------	-------	-------	------	------	------	------	-------	------	--------	-------	-------	------	------	------	------	------	------	--------	-------	-------	------	------	------	------	------	------	--------	-------	-------	------	------	------	------	-------	------	--------	-------	-------	------	------	------	------	------	------	--------	-------	-------	------	------	------	------	-------	------	--------	-------	-------	------	------	------	------	------	------	--------	-------	------	-------	-------	-------	--------	-------	-------	-------	--------	-------	--------

PITCHER	IP	WLS	BF	H	R	ER	SO	BB	IBB	HBP	BLK	WP	HR	S	P	ERA	WHIP
Tommy Greene, R (1, 1) ERA: 7.2	5.0		21	5	4	4	5	1	1	0	0	1	2	56	94	7.20	1.200
Tony Castillo, L (6, 1) ERA: 5.56	2.0		6	0	0	0	2	0	0	0	0	0	0	16	21	0.00	0.000
Mike Stanton, L (8, 1) ERA: 1.54	1.0		3	0	0	0	2	0	0	0	0	0	0	10	16	0.00	0.000
Dwayne Henry, R (9, 1) ERA: 7.71	0.1	L	4	3	1	1	0	0	0	0	0	0	0	5	9	27.00	9.000


BOTTOM

Atlanta Braves @ Cincinnati Reds
Riverfront Stadium, Cincinnati, OH

Sun Sep 10 1989, 3:33 AM EDT
Att. 12,779 - Unknown

AB	28
R	5
H	8
RBI	5
BB	2
SO	9
LOB	4



Batter	1	2	3	4	5	6	7	8	9	AB R H RBI BB SO LOB	TOP												
Oddibe McDowell, L (1, 8) OBP: 0.324, SLG: 0.375	3-1 SF7 3B		1-0 P3		0-0 P4			1-0 F8		4 1 1 0 0 0 1	<p>Atlanta Braves @ San Francisco Giants</p> <p>Candlestick Park, San Francisco, CA</p> <p>Mon Sep 11 1989, 10:05 PM EDT</p> <p>Att. 11,930 - Unknown - 55 F</p>												
Jeff Treadway, L (1, 4) OBP: 0.320, SLG: 0.391	0-0 SF7		2-0 L4		0-2 L7			1-3 K		3 0 0 1 0 1 1													
Lonnie Smith, R (1, 7) OBP: 0.420, SLG: 0.542	0-1 F9		3-2 HR			2-3 K		3-3 K		4 1 1 1 0 2 0													
Dale Murphy, R (1, 9) OBP: 0.300, SLG: 0.357	1-1 F8		0-1 G5-3			0-3 K		3-2 G6-3		4 0 0 0 0 1 0													
Tommy Gregg, L (1, 3) OBP: 0.289, SLG: 0.339						0-2 L8		1-3 K		4 0 1 0 0 2 0													
Jeff Blauser, R (1, 5) OBP: 0.311, SLG: 0.393								2-3 K		3 0 1 0 0 2 0													
Andres Thomas, R (1, 6) OBP: 0.229, SLG: 0.319								1-1 P5		3 0 0 0 0 1 2													
Jody Davis, R (1, 2) OBP: 0.242, SLG: 0.228								2-2 G6-3		3 0 1 0 0 0 2													
Mark Eichhorn, R (7, 1)										0 0 0 0 0 0 0													
Tony Castillo, L (8, 1)										0 0 0 0 0 0 0													
Dwayne Henry, R (8, 1)										0 0 0 0 0 0 0													
Derek Lilliquist, L (1, 1) OBP: 0.183, SLG: 0.200										2 0 0 0 0 0 3	<p>AB 31</p> <p>R 2</p> <p>H 5</p> <p>RBI 2</p> <p>BB 0</p> <p>SO 9</p> <p>LOB 9</p> 												
Bruce Benedict, R (7, 2) OBP: 0.299, SLG: 0.231										0 0 0 0 0 0 0													
Jeff Wetherby, L (8, PH) OBP: 0.273, SLG: 0.415										1 0 0 0 0 0 0													
John Russell, R (8, 2) OBP: 0.222, SLG: 0.211										0 0 0 0 0 0 0													
Inning Stats	R: 1 E: 0 K: 0 S: 7	H: 1 LOB: 0 BB: 0 P: 11	R: 0 E: 0 K: 0 S: 12	H: 2 LOB: 2 BB: 0 P: 20	R: 1 E: 0 K: 0 S: 7	H: 1 LOB: 0 BB: 0 P: 13	R: 0 E: 0 K: 3 S: 10	H: 0 LOB: 0 BB: 0 P: 13	R: 0 E: 0 K: 0 S: 9	H: 1 LOB: 1 BB: 0 P: 10		R: 0 E: 0 K: 2 S: 9	H: 0 LOB: 0 BB: 0 P: 11	R: 0 E: 0 K: 1 S: 8	H: 0 LOB: 0 BB: 0 P: 13	R: 0 E: 0 K: 1 S: 5	H: 0 LOB: 0 BB: 0 P: 8	R: 0 E: 0 K: 2 S: 10	H: 0 LOB: 0 BB: 0 P: 17	1B: 3 2B: 0 3B: 1 HR: 1	SF: 1 SAC: 0 DP: 0 HBP: 0	WP: 0 PB: 0 SB: 0 CS: 0	PA: 32
PITCHER	IP WLS BF H R ER SO BB IBB HBP BLK WP HR S P ERA WHIP																						
Scott Garrelts, R (1, 1) ERA: 2.19	8.0 W 29 5 2 2 7 0 0 0 0 0 1 67 99 2.25 0.625																						
Steve Bedrosian, R (9, 1) ERA: 3.11	1.0 S 3 0 0 0 2 0 0 0 0 0 0 0 10 17 0.00 0.000																						

Batter	1	2	3	4	5	6	7	8	9
Brett Butler, L (1, 8) OBP: 0.345, SLG: 0.354	2-2 G6-3		1-2 L7			2-0 1B 3B		0-0 SH1-4	
Robby Thompson, R (1, 4) OBP: 0.333, SLG: 0.410 Terry Kennedy, L (8, 2) OBP: 0.321, SLG: 0.342	0-0 F9			1-0 F7		2-1 WP SF8 1B		4-2 1B BB	
Will Clark, L (1, 3) OBP: 0.414, SLG: 0.562	2-1 P2			1-1 L3		0-0 P5		0-1 1-3 2-H 1B	
Matt Williams, R (1, 5) OBP: 0.239, SLG: 0.470 Mike Laga, L (8, PH) OBP: 0.500, SLG: 1.000 Steve Bedrosian, R (9, 1) OBP: 0.250, SLG: 0.250		4-0 BB		0-2 1B		1 SAFE 3-2 SF8		2-3 K	
Candy Maldonado, R (1, 9) OBP: 0.296, SLG: 0.369		1-2 G6-4-3 BB		1-0 P3		2-3 K		1-2 P6	
Donell Nixon, R (1, 7) OBP: 0.312, SLG: 0.299 Pat Sheridan, L (7, PH) OBP: 0.292, SLG: 0.331		1-2 FC4-6 1B		2-2 F9		2-2 G4-3			
Bob Brenly, R (1, 2) OBP: 0.250, SLG: 0.275 Ernest Riles, L (7, PH) OBP: 0.333, SLG: 0.405		0-0 FC4-6 1-2f		2-0 1B		2-2 P6		2-2 K	
Jose Uribe, S (1, 6) OBP: 0.264, SLG: 0.274 Greg Litton, R (5, PH) OBP: 0.299, SLG: 0.426			0-0 F7		2-3 K		1-3 K		
Scott Garrelts, R (1, 1) OBP: 0.175, SLG: 0.200 Ken Oberkfell, L (8, PH) OBP: 0.292, SLG: 0.348 Bill Bathe, R (8, PH) OBP: 0.280, SLG: 0.333 Mike Benjamin, R (8, PR) OBP: 0.250, SLG: 0.250			1-0 F7		0-3 K		0-1 SH1-4 1B		

Inning Stats	R: 0 E: 0 K: 10	H: 0 LOB: 0 BB: 0 P: 14	R: 0 E: 0 K: 8	H: 1 LOB: 1 BB: 1 P: 14	R: 0 E: 0 K: 6	H: 0 LOB: 0 BB: 0 P: 8	R: 0 E: 0 K: 10	H: 1 LOB: 1 BB: 0 P: 13	R: 0 E: 0 K: 11	H: 1 LOB: 1 BB: 0 P: 17	R: 2 E: 0 K: 10	H: 2 LOB: 0 BB: 0 P: 19	R: 0 E: 0 K: 9	H: 0 LOB: 0 BB: 0 P: 14	R: 1 E: 0 K: 16	H: 2 LOB: 2 BB: 1 P: 23
1B: 6 2B: 0 3B: 1 HR: 0	SF: 1 SAC: 1 DP: 1 HBP: 0	WP: 1 PB: 0 SB: 1 CS: 0	PA: 32													

PITCHER	IP	WLS	BF	H	R	ER	SO	BB	IBB	HBP	BLK	WP	HR	S	P	ERA	WHIP
Derek Lilliquist, L (1, 1) ERA: 3.98	6.0		23	5	2	2	3	1	0	0	0	1	0	55	85	3.00	1.000
Mark Eichhorn, R (7, 1) ERA: 4.41	1.0		3	0	0	0	1	0	0	0	0	0	0	9	14	0.00	0.000
Tony Castillo, L (8, 1) ERA: 5.87	0.1	L	4	2	1	1	0	1	0	0	0	0	0	9	13	27.00	9.000
Dwayne Henry, R (8, 1) ERA: 6.0	0.2		2	0	0	0	1	0	0	0	0	0	0	7	10	0.00	0.000

BOTTOM

Atlanta Braves @ San Francisco Giants
Candlestick Park, San Francisco, CA

Mon Sep 11 1989, 10:05 PM EDT
Att: 11,930 - Unknown - 55 F

livebaseballscorecards.com

AB	28
R	3
H	7
RBI	3
BB	2
SO	5
LOB	10



Batter	1	2	3	4	5	6	7	8	9	AB R H RBI BB SO LOB	TOP																
Oddibe McDowell, L (1, 8) OBP: 0.323, SLG: 0.375	0-0 G4-3		0-3 K		0-0 P9			0-0 2B	0-0 G3	5 1 1 1 0 1 1																	
Jeff Treadway, L (1, 4) OBP: 0.322, SLG: 0.390	0-0 1B		0-0 F9		0-0 P4			4-0 HR		3 1 1 0 1 0 0																	
Lonnie Smith, R (1, 7) OBP: 0.420, SLG: 0.544	0-0 1B		0-0 G6-3		0-3 K			0-0 HR		4 1 2 1 0 1 0																	
Dale Murphy, R (1, 9) OBP: 0.300, SLG: 0.362	0-3 K			0-3 K		0-0 L4		0-0 HR		4 1 1 3 0 2 2																	
Darrell Evans, L (1, 3) Joe Boever, R (8, 1) Ed Whited, R (9, 3) OBP: 0.306, SLG: 0.366	0-3 K			0-0 P4			0-0 P6	0-0 P3		4 0 0 0 0 1 2																	
Jeff Blauser, R (1, 5) OBP: 0.311, SLG: 0.392		0-0 F7		0-0 1B		0-0 P3		0-0 F8		0 0 0 0 0 0 0																	
Andres Thomas, R (1, 6) OBP: 0.230, SLG: 0.324		0-0 HR		0-0 L9		0-0 G5-3			0-3 K	4 1 1 1 0 1 1																	
Jody Davis, R (1, 2) OBP: 0.238, SLG: 0.224		0-0 P6			0-0 F7			0-3 K	0-0 F7	4 0 0 0 0 1 0																	
Marty Clary, R (1, 1) Jeff Wetherby, L (5, PH) Jay Aldrich, R (5, 1) Tommy Gregg, L (8, PH) Mike Stanton, L (8, 3)		0-0 G6-3			0-0 F7			0-0 2B	4-0 BB	1 0 0 0 0 0 0																	
Inning Stats	R: 0 E: 1 K: 2 S: 9	H: 2 LOB: 2 BB: 0 P: 9	R: 1 E: 0 K: 0 S: 4	H: 1 LOB: 0 BB: 0 P: 4	R: 0 E: 0 K: 1 S: 5	H: 0 LOB: 0 BB: 0 P: 5	R: 0 E: 0 K: 1 S: 6	H: 1 LOB: 1 BB: 0 P: 6	R: 0 E: 0 K: 0 S: 3	H: 0 LOB: 0 BB: 0 P: 3	R: 0 E: 0 K: 1 S: 5	H: 0 LOB: 0 BB: 0 P: 5	R: 0 E: 0 K: 0 S: 3	H: 0 LOB: 0 BB: 0 P: 3	R: 5 E: 0 K: 1 S: 9	H: 4 LOB: 0 BB: 1 P: 13	R: 0 E: 0 K: 1 S: 5	H: 0 LOB: 1 BB: 1 P: 9	1B: 4 2B: 2 3B: 0 HR: 2	SF: 0 SAC: 0 DP: 0 HBP: 0	WP: 0 PB: 0 SB: 0 CS: 0	PA: 37					
PITCHER	IP WLS BF H R ER SO BB IBB HBP BLK WP HR S P ERA WHIP																										
Rick Reuschel, R (1, 1) ERA: 2.68	6.0		22	4	1	1	5	0	0	0	0	0	1	32	32	1.50	0.667										
Kelly Downs, R (7, 1) ERA: 5.64	1.1		8	3	4	4	1	1	0	0	0	0	0	9	13	27.00	3.000										
Steve Bedrosian, R (8, 1) ERA: 3.16	1.2	L	7	1	1	1	1	1	0	0	0	0	1	8	12	5.40	1.200										

Atlanta Braves @ San Francisco Giants
 Candlestick Park, San Francisco, CA
 Tue Sep 12 1989, 10:05 PM EDT
 Att: 11,077 - Unknown

livebaseballscorecards.com

AB 35
 R 6
 H 8
 RBI 6
 BB 2
 SO 7
 LOB 6



Batter	1	2	3	4	5	6	7	8	9	AB	R	H	RBI	BB	SO	LOB
Brett Butler, L OBP: 0.344, SLG: 0.352 (1, 8) X	0-0 G1-3	0-0 FC2-5		0-0 L9		0-0 L6		0-0 1B		5	0	1	0	0	0	2
Ernest Riles, L OBP: 0.332, SLG: 0.403 (1, 4) X	0-0 1B	0-0 G4-3		0-0 G3-1		0-0 G4-3		0-3 K		4	1	1	0	0	0	2
Kelly Downs, R OBP: 0.118, SLG: 0.118 (7, 1)	1B									0	0	0	0	0	0	0
Candy Maldonado, R OBP: 0.295, SLG: 0.368 (8, 9)	1B									1	0	0	0	0	1	1
Will Clark, L OBP: 0.417, SLG: 0.562 (1, 3) B B B	4-0 1B			0-0 F7		4-0 FC5-4		4-0 G4-3		2	1	1	0	3	0	0
	1-2 FC5					1B		BB								
Kevin Mitchell, R OBP: 0.388, SLG: 0.645 (1, 7) X	0-0 FC5			0-0 HR		0-0 FC5-4		0-0 P2		5	3	2	1	0	0	3
	1-2 FC4-6					1B										
Matt Williams, R OBP: 0.242, SLG: 0.466 (1, 5) X	0-0 FC5			0-0 1B		4-0 1B		0-3 K		4	0	1	1	1	1	2
	FC4-6			1B		1-2 BB										
Terry Kennedy, L OBP: 0.323, SLG: 0.342 (1, 2)	0-0 FC4-6			0-0 G4-6-3		0-0 F7		0-0 F8		3	0	1	0	1	0	2
Bill Bathe, R OBP: 0.269, SLG: 0.320 (9, PH)	IBB			1-3 1B						1	0	0	0	0	1	1
Pat Sheridan, L OBP: 0.291, SLG: 0.329 (1, 9) X	0-0 FC4-6			0-0 G4-6-3		0-0 F8		0-0 F8		4	0	1	2	0	0	4
Steve Bedrosian, R OBP: 0.250, SLG: 0.250 (8, 1)	1-2 FC4			1-2 1B		1-3 1B				0	0	0	0	0	0	0
Jose Uribe, S OBP: 0.267, SLG: 0.275 (1, 6) X	0-0 FC4			0-0 SH1-4		4-0 IBB		0-0 1B		2	0	1	0	1	0	2
Ken Oberkell, L OBP: 0.297, SLG: 0.353 (8, PH)										1	0	1	0	0	0	0
Mike Benjamin, R OBP: 0.250, SLG: 0.250 (8, PR) (9, 6)	1-2 1B									0	0	0	0	0	0	0
Rick Reuschel, R OBP: 0.230, SLG: 0.179 (1, 1)				0-0 SH1-4		0-3 K		0-3 K		2	0	1	0	0	1	3
Greg Litton, R OBP: 0.297, SLG: 0.423 (7, 4)				1-2 2B						1	0	0	0	0	1	1

Inning Stats	R: 3	H: 2	E: 1	K: 0	S: 6	LOB: 2	BB: 2	P: 14	R: 0	H: 1	E: 0	K: 0	S: 3	LOB: 0	BB: 0	P: 3	R: 1	H: 3	E: 0	K: 0	S: 5	LOB: 1	BB: 0	P: 5	R: 0	H: 1	E: 0	K: 0	S: 4	LOB: 1	BB: 0	P: 4	R: 1	H: 2	E: 0	K: 1	S: 7	LOB: 3	BB: 2	P: 15	R: 0	H: 0	E: 0	K: 0	S: 3	LOB: 1	BB: 1	P: 7	R: 0	H: 0	E: 0	K: 1	S: 5	LOB: 0	BB: 0	P: 5	R: 0	H: 2	E: 0	K: 2	S: 8	LOB: 2	BB: 0	P: 8	R: 0	H: 0	E: 0	K: 1	S: 5	LOB: 1	BB: 1	P: 9	1B: 9	SF: 0	2B: 1	SAC: 1	3B: 0	DP: 1	HR: 1	HBP: 0	WP: 0	PA: 42
--------------	------	------	------	------	------	--------	-------	-------	------	------	------	------	------	--------	-------	------	------	------	------	------	------	--------	-------	------	------	------	------	------	------	--------	-------	------	------	------	------	------	------	--------	-------	-------	------	------	------	------	------	--------	-------	------	------	------	------	------	------	--------	-------	------	------	------	------	------	------	--------	-------	------	------	------	------	------	------	--------	-------	------	-------	-------	-------	--------	-------	-------	-------	--------	-------	--------

PITCHER	IP	WLS	BF	H	R	ER	SO	BB	IBB	HBP	BLK	WP	HR	S	P	ERA	WHIP
Marty Clary, R ERA: 2.91 (1, 1)	4.0		20	7	4	2	0	1	1	0	0	0	1	18	26	4.50	2.000
Jay Aldrich, R ERA: 3.34 (5, 1)	3.0	W	14	2	1	1	2	2	1	0	0	0	0	15	27	3.00	1.333
Joe Boever, R ERA: 3.79 (8, 1)	1.0		4	2	0	0	2	0	0	0	0	0	0	8	8	0.00	2.000
Mike Stanton, L ERA: 1.42 (9, 1)	1.0	S	4	0	0	0	1	1	0	0	0	0	0	5	9	0.00	1.000

BOTTOM

Atlanta Braves @ San Francisco Giants
Candlestick Park, San Francisco, CA

Tue Sep 12 1989, 10:05 PM EDT
Att. 11,077 - Unknown

livebaseballscores.com

AB	35
R	5
H	11
RBI	4
BB	6
SO	5
LOB	23



Batter	1	2	3	4	5	6	7	8	9	AB R H RBI BB SO LOB	TOP														
Oddibe McDowell, L (1, 8) OBP: 0.323, SLG: 0.374	4-1 F8-3 BB		1-3 K			2-2 P2		0-0 SH5-4		2 0 0 0 1 1 0															
Jeff Treadway, L (1, 4) OBP: 0.321, SLG: 0.388	1-0 F8		0-2 F9			4-1 FC5-4 BB		0-1 P6		3 0 0 0 1 0 3															
Lonnie Smith, R (1, 7) OBP: 0.419, SLG: 0.541	3-1 F8-3				2-1 G1-6-3	1-2 FC5-4 1-2f		0-0 2B 1B		4 0 1 1 0 0 2															
Dale Murphy, R (1, 9) OBP: 0.299, SLG: 0.363		2-3 K		0-1 F9		1-3 K		0-0 1-3 2B		4 0 1 0 0 2 1															
Tommy Gregg, L (1, 3) OBP: 0.295, SLG: 0.338		4-1 BB		1-3 K			3-1 F6	2-2 G6-3		2 0 0 0 1 1 0															
Gerónimo Berroa, R (8, PH) OBP: 0.303, SLG: 0.341										1 0 0 0 0 0 3															
Dwayne Henry, R (8, 1)										0 0 0 0 0 0 0															
Mike Stanton, L (8, 1)										0 0 0 0 0 0 0															
Jeff Blauser, R (1, 5) OBP: 0.310, SLG: 0.390		1-3 K		0-0 B3			2-0 1B		2-1 F9	4 0 1 0 0 1 1															
Andres Thomas, R (1, 6) OBP: 0.228, SLG: 0.321		2-3 K		0-1 G6-3			0-0 L5		0-1 P6	4 0 0 0 0 1 2															
Jody Davis, R (1, 2) OBP: 0.246, SLG: 0.242			1-0 HR		4-0 BB		2-3 K		0-1 1B	3 1 2 1 1 1 1															
Ed Whited, R (9, PR) OBP: 0.260, SLG: 0.340										0 0 0 0 0 0 0															
Pete Smith, R (1, 1) OBP: 0.178, SLG: 0.146			0-3 K		0-3 K			4-1 SH5-4 1B BB	2-2 G6-3	2 0 0 0 0 2 1															
Jeff Wetherby, L (8, PH) OBP: 0.283, SLG: 0.405										0 0 0 0 1 0 0															
Ron Gant, R (8, PR) OBP: 0.233, SLG: 0.309										0 1 0 0 0 0 0															
Drew Denson, S (8, 3)										1 0 0 0 0 0 1															
Inning Stats	R: 0 E: 0 K: 0 S: 5	H: 0 LOB: 0 BB: 1 P: 12	R: 0 E: 0 K: 3 S: 10	H: 0 LOB: 1 BB: 1 P: 19	R: 1 E: 0 K: 2 S: 10	H: 1 LOB: 0 BB: 0 P: 12	R: 0 E: 0 K: 1 S: 7	H: 0 LOB: 0 BB: 0 P: 10	R: 0 E: 0 K: 1 S: 7	H: 0 LOB: 1 BB: 1 P: 11	R: 0 E: 0 K: 1 S: 10	H: 0 LOB: 1 BB: 1 P: 18	R: 0 E: 0 K: 1 S: 8	H: 1 LOB: 1 BB: 0 P: 15	R: 1 E: 0 K: 0 S: 9	H: 2 LOB: 3 BB: 1 P: 15	R: 0 E: 0 K: 0 S: 9	H: 1 LOB: 1 BB: 0 P: 13	1B: 3 2B: 2 3B: 0 HR: 1	SF: 0 SAC: 1 DP: 1 HBP: 0	WP: 0 PB: 0 SB: 0 CS: 0	PA: 36			
PITCHER	IP	WLS	BF	H	R	ER	SO	BB	IBB	HBP	BLK	WP	HR	S	P	ERA	WHIP								
Andy Benes, R (1, 1) ERA: 4.05	7.2		31	4	2	2	9	5	0	0	0	0	1	63	107	2.35	1.174								
Mark Davis, L (8, 1) ERA: 2.12	1.1	W	5	1	0	0	0	0	0	0	0	0	0	12	18	0.00	0.750								

Atlanta Braves @ San Diego Padres
 Jack Murphy Stadium, San Diego, CA
 Wed Sep 13 1989, 10:05 PM EDT
 Att. 14,541 - Unknown - 65 F

livebaseballscorecards.com

AB	30
R	2
H	5
RBI	2
BB	5
SO	9
LOB	15



Batter	1	2	3	4	5	6	7	8	9
Bip Roberts, S OBP: 0.401, SLG: 0.444 (1, 5) Shawn Abner, R OBP: 0.206, SLG: 0.283 (8, 7) (9, 7)	1-1 G4-3		1-2 L5-3			1-2 L9		4-0 BB	
Roberto Alomar, S OBP: 0.340, SLG: 0.363 (1, 4)	2-2 G5-3			2-2 G6-3		0-1 F8		0-0 G6-3	
Tony Gwynn, L OBP: 0.394, SLG: 0.429 (1, 9)	0-1 2B			2-1 G4-3			0-0 G1-6-3 1B		
Jack Clark, R OBP: 0.402, SLG: 0.438 (1, 3)	3-3 K			1-3 K			1-2 G1-6-3 1-2f		
Chris James, R OBP: 0.279, SLG: 0.364 Mark Davis, L (8, 1)		1-1 P3		0-3 K			1-3 K		
Garry Templeton, S OBP: 0.286, SLG: 0.361 Joey Cora, S OBP: 0.250, SLG: 0.250 (8, PR) (9, 6)		1-1 G6-3		1-2 HR			4-2 HR BB		
Benito Santiago, R OBP: 0.280, SLG: 0.377 (1, 2)		1-3 K		1-1 F8			0-2 HR		
Darrin Jackson, R OBP: 0.289, SLG: 0.367 (1, 8)			0-0 B1-3		3-3 K		1-3 K		
Andy Benes, R OBP: 0.235, SLG: 0.412 Mike Pagliarulo, L OBP: 0.265, SLG: 0.291 (8, 5)			2-2 L5-3 1B			2-3 K		2-3 K	

Inning Stats	R: 0 E: 0 K: 1 S: 11	H: 1 LOB: 1 BB: 0 P: 17	R: 0 E: 0 K: 1 S: 7	H: 0 LOB: 0 BB: 0 P: 10	R: 0 E: 0 K: 0 S: 8	H: 1 LOB: 0 BB: 0 P: 11	R: 0 E: 0 K: 1 S: 8	H: 0 LOB: 0 BB: 0 P: 13	R: 1 E: 0 K: 2 S: 13	H: 1 LOB: 0 BB: 0 P: 18	R: 0 E: 0 K: 1 S: 8	H: 0 LOB: 0 BB: 0 P: 11	R: 0 E: 0 K: 1 S: 8	H: 1 LOB: 0 BB: 0 P: 9	R: 2 E: 0 K: 2 S: 15	H: 1 LOB: 1 BB: 2 P: 26
--------------	-------------------------------	----------------------------------	------------------------------	----------------------------------	------------------------------	----------------------------------	------------------------------	----------------------------------	-------------------------------	----------------------------------	------------------------------	----------------------------------	------------------------------	---------------------------------	-------------------------------	----------------------------------

PITCHER	IP	WLS	BF	H	R	ER	SO	BB	IBB	HBP	BLK	WP	HR	S	P	ERA	WHIP
Pete Smith, R ERA: 4.75 (1, 1)	7.0		23	4	1	1	7	0	0	0	0	0	1	63	89	1.29	0.571
Dwayne Henry, R ERA: 9.82 (8, 1)	0.2	L	5	1	2	2	2	2	0	0	0	0	1	14	25	27.00	4.500
Mike Stanton, L ERA: 1.38 (8, 1)	0.1		1	0	0	0	0	0	0	0	0	0	0	1	1	0.00	0.000

BOTTOM

AB	R	H	RBI	BB	SO	LOB
3	0	0	0	1	0	1
0	0	0	0	0	0	0
4	0	0	0	0	0	1
3	0	2	0	0	0	0
3	0	0	0	0	2	2
3	0	0	0	0	2	0
0	0	0	0	0	0	0
2	1	1	1	1	0	0
0	1	0	0	0	0	0
3	1	1	2	0	1	0
3	0	0	0	0	2	1
2	0	1	0	0	1	0
1	0	0	0	0	1	1

AB 27
R 3
H 5
RBI 3
BB 2
SO 9
LOB 6

WP: 0 **PA: 29**
PB: 0
SB: 0
CS: 0

Atlanta Braves @ San Diego Padres
Jack Murphy Stadium, San Diego, CA

Wed Sep 13 1989, 10:05 PM EDT
Att: 14,541 - Unknown - 65 F



WP	HR	S	P	ERA	WHIP
0	0	0	0	0	0

Batter	1	2	3	4	5	6	7	8	9	AB R H RBI BB SO LOB	TOP	
Ron Gant, R OBP: 0.232, SLG: 0.311 (1, 8) X	0-0 P3		1-1 P5			1-0 2B		3-1 P3		4 0 1 0 0 0 1		
Mark Lemke, S OBP: 0.333, SLG: 0.800 (1, 4) C B S	1-3 K			2-3 K		2-2 F9		4-1 BB		3 0 0 0 1 2 1		
Tommy Gregg, L OBP: 0.290, SLG: 0.332 (1, 7) B F X	1-1 P5			1-2 E4 CS		1-3 K		0-2 F9		4 0 0 0 0 1 3		
Dale Murphy, R OBP: 0.303, SLG: 0.368 (1, 9) B B B		4-0 BB		0-0 F8			0-1 FC6-4 1B		3-3 K	3 0 1 0 1 1 1		
Drew Denson, S OBP: 0.167, SLG: 0.333 (1, 3) S T B S	1-3 K		1-0 CS 1-2	0-0 G4-3		2-3 K		1-0 G4-3		4 0 0 0 0 2 2		
Jeff Blausler, R OBP: 0.317, SLG: 0.403 (1, 5) C T B S	1-3 K			2-3 K		1-3 K		4-0 1B BB		3 0 0 0 1 3 2		
Andres Thomas, R OBP: 0.231, SLG: 0.323 (1, 6) C T B T	2-3 K			1-0 1B		0-0 FC6-4 1-2f		1-1 1-2 1B		4 0 2 0 0 1 2		
John Mizerock, L OBP: 0.333, SLG: 0.333 (1, 2) B C B S			3-3 K		2-0 F8		3-2 WP 1B	1-0 G3-1		4 0 1 0 0 1 3		
Tommy Greene, R (1, 1)			2-2 G1-3			2-1 G1-3		2-3 K		2 0 0 0 0 0 0		
Tony Castillo, L (6, 1)										0 0 0 0 0 0 0		
Oddibe McDowell, L (8, PH)										1 0 0 0 0 1 1		
Jay Aldrich, R (8, 1)										0 0 0 0 0 0 0		
Inning Stats	R: 0 H: 0 E: 0 LOB: 0 K: 1 BB: 0 S: 6 P: 8	R: 0 H: 0 E: 0 LOB: 1 K: 3 BB: 1 S: 11 P: 19	R: 0 H: 0 E: 0 LOB: 0 K: 1 BB: 0 S: 12 P: 18	R: 0 H: 0 E: 1 LOB: 0 K: 1 BB: 0 S: 7 P: 11	R: 0 H: 1 E: 0 LOB: 1 K: 1 BB: 0 S: 6 P: 11	R: 0 H: 1 E: 0 LOB: 1 K: 2 BB: 0 S: 10 P: 16	R: 0 H: 1 E: 0 LOB: 1 K: 2 BB: 0 S: 10 P: 13	R: 0 H: 1 E: 0 LOB: 2 K: 1 BB: 1 S: 16 P: 28	R: 0 H: 1 E: 0 LOB: 2 K: 1 BB: 1 S: 9 P: 19	1B: 4 SF: 0 2B: 1 SAC: 0 3B: 0 DP: 0 HR: 0 HBP: 0	WP: 1 PA: 36 PB: 0 SB: 0 CS: 1	
PITCHER Ramon Martinez, R (1, 1) ERA: 3.23	IP WLS BF H R ER SO BB IBB HBP BLK WP HR S P ERA WHIP	9.0 W 35 5 0 0 12 3 0 0 0 1 0 87 143 0.00 0.889										

Atlanta Braves @ Los Angeles Dodgers
Dodger Stadium, Los Angeles, CA
Fri Sep 15 1989, 7:05 PM PDT
Att. 37,405 - Unknown

AB	32
R	0
H	5
RBI	0
BB	3
SO	12
LOB	16



Batter	1	2	3	4	5	6	7	8	9	AB	R	H	RBI	BB	SO	LOB
Alfredo Griffin, S OBP: 0.292, SLG: 0.312 Jose Vizcaino, S OBP: 0.333, SLG: 0.333	1-2 P4		2-2 FC6-4		1-2 B4-3	1-0 P3				4	0	0	0	0	0	4
Willie Randolph, R OBP: 0.367, SLG: 0.327	1-3 K		0-0 FC6-4			0-0 HR	3-1 G5-3			4	1	1	0	0	1	2
Eddie Murray, S OBP: 0.347, SLG: 0.409	1-1 G6-3			3-0 S		1-1 HR	1-3 K			4	2	2	2	0	1	0
Mike Marshall, R OBP: 0.328, SLG: 0.415		2-2 P3		1-3 K		1-2 G5-3	0-1 F9			4	0	0	0	0	1	1
Jeff Hamilton, R OBP: 0.277, SLG: 0.389		0-0 G6-3		2-0 G5-3		1-2 HR		1-2 F8		4	1	1	0	0	0	1
Lenny Harris, L OBP: 0.281, SLG: 0.293 Jose Gonzalez, R OBP: 0.327, SLG: 0.349		1-0 F8		1-1 1B		0-0 HR		0-1 G4-3		4	1	2	3	0	0	0
John Shelby, S OBP: 0.239, SLG: 0.219			2-2 FC6-4		0-0 F8		1-1 G6-3		4-2 BB	3	0	1	0	1	0	1
Mike Scioscia, L OBP: 0.332, SLG: 0.344			0-1 FC6-4		2-2 G3-1	3-1 E		2-3 K		4	0	2	0	0	1	1
Ramon Martinez, R OBP: 0.188, SLG: 0.194			0-1 B3		1-3 K	1-2 E5				3	0	0	0	0	1	3

Inning Stats	R: 0	H: 0	E: 0	K: 1	S: 9	R: 0	H: 0	E: 0	K: 0	S: 5	R: 0	H: 2	E: 0	K: 0	S: 14	R: 1	H: 2	E: 0	K: 1	S: 8	R: 0	H: 0	E: 0	K: 1	S: 9	R: 4	H: 5	E: 1	K: 0	S: 21	R: 0	H: 0	E: 0	K: 1	S: 8	R: 0	H: 0	E: 0	K: 1	S: 10	
	0	0	0	1	12	0	0	0	0	8	0	2	0	0	18	0	2	0	1	0	13	0	0	0	1	0	5	2	0	0	12	0	0	0	0	12	0	0	0	1	17

PITCHER	IP	WLS	BF	H	R	ER	SO	BB	IBB	HBP	BLK	WP	HR	S	P	ERA	WHIP
Tommy Greene, R ERA: 7.84	5.1	L	24	8	5	5	3	0	0	0	0	0	2	56	80	8.44	1.500
Tony Castillo, L ERA: 5.47	1.2		7	1	0	0	1	0	0	0	0	0	0	18	28	0.00	0.600
Jay Aldrich, R ERA: 3.24	1.0		4	0	0	0	1	1	0	0	0	0	0	10	17	0.00	1.000

BOTTOM

Atlanta Braves @ Los Angeles Dodgers
Dodger Stadium, Los Angeles, CA

Fri Sep 15 1989, 7:05 PM PDT
 Att. 37,405 - Unknown

AB	34
R	5
H	9
RBI	5
BB	1
SO	5
LOB	13

livebaseballscorecards.com



1B:	7	SF:	0	WP:	0	PA:	35
2B:	0	SAC:	0	PB:	0		
3B:	0	DP:	0	SB:	1		
HR:	2	HBP:	0	CS:	0		

Batter	1	2	3	4	5	6	7	8	9	AB R H RBI BB SO LOB	TOP	
Ron Gant, R (1, 8) OBP: 0.234, SLG: 0.321 Jeff Treadway, L (8, PH) OBP: 0.319, SLG: 0.385 Joe Boever, R (8, 1) Mike Stanton, L (9, 1)	3-2 P6		0-2 G5-3			0-1 3B		0-0 P5		3 0 1 0 0 0 0 1 0 0 0 0 0 2 0 0 0 0 0 0 0 0 0 0 0 0 0 0		
Mark Lemke, S (1, 4) OBP: 0.200, SLG: 0.444	3-3 K			1-3 K		1-2 F7			2-3 K	4 0 0 0 0 3 1		
Tommy Gregg, L (1, 7) OBP: 0.286, SLG: 0.327	0-1 G4-3			0-0 F8			2-1 G5-3		0-2 F7	4 0 0 0 0 0 0		
Dale Murphy, R (1, 9) OBP: 0.303, SLG: 0.367		2-1 G1-6-3 1B		2-3 K			0-3 K		0-0 L8	4 0 1 0 0 2 0		
Jeff Blauser, R (1, 5) OBP: 0.315, SLG: 0.400		1-3 K SAFE			1-1 G5-3		1-1 G4-3			3 0 0 0 0 1 1		
Drew Denson, S (1, 3) OBP: 0.222, SLG: 0.333		3-2 G1-6-3 1B SAFE			0-1 G4-3			2-1 1B		3 0 1 0 0 0 1		
Andres Thomas, R (1, 6) OBP: 0.230, SLG: 0.322		0-1 G4-1			0-0 F8			2-3 K		3 0 0 0 0 1 2		
John Mizerock, L (1, 2) OBP: 0.250, SLG: 0.250			0-0 G4-3			2-1 G4-3		2-0 L9		3 0 0 0 0 0 1		
Derek Lilliquist, L (1, 1) OBP: 0.177, SLG: 0.194 Oddibe McDowell, L (8, PH) OBP: 0.327, SLG: 0.381 (8, 8)			0-3 K			0-3 K		4-0 IBB		2 0 0 0 0 2 0 0 0 0 0 1 0 0		
Inning Stats	R: 0 H: 0 E: 0 LOB: 0 K: 1 BB: 0 S: 8 P: 14	R: 0 H: 1 E: 0 LOB: 1 K: 1 BB: 0 S: 13 P: 19	R: 0 H: 0 E: 0 LOB: 0 K: 1 BB: 0 S: 7 P: 7	R: 0 H: 0 E: 0 LOB: 0 K: 2 BB: 0 S: 7 P: 10	R: 0 H: 0 E: 0 LOB: 0 K: 0 BB: 0 S: 5 P: 6	R: 0 H: 1 E: 0 LOB: 1 K: 1 BB: 0 S: 10 P: 13	R: 0 H: 0 E: 0 LOB: 0 K: 1 BB: 0 S: 7 P: 10	R: 0 H: 1 E: 0 LOB: 2 K: 1 BB: 1 S: 9 P: 17	R: 0 H: 0 E: 0 LOB: 0 K: 1 BB: 0 S: 10 P: 12	1B: 2 SF: 0 2B: 0 SAC: 0 3B: 1 DP: 0 HR: 0 HBP: 0	WP: 0 PA: 31 PB: 0 SB: 1 CS: 0	
PITCHER Tim Belcher, R (1, 1) ERA: 3.01	IP WLS BF H R ER SO BB IBB HBP BLK WP HR S P ERA WHIP	9.0 W 31 3 0 0 9 0 1 0 0 0 0 0 76 108 0.00 0.333										

Atlanta Braves @ Los Angeles Dodgers
Dodger Stadium, Los Angeles, CA
Sat Sep 16 1989, 7:05 PM PDT
Att. 23,192 - Unknown

livebaseballscorecards.com

AB 30
R 0
H 3
RBI 0
BB 1
SO 9
LOB 8



Batter	1	2	3	4	5	6	7	8	9	AB R H RBI BB SO LOB
Jose Gonzalez, R (1, 8) <small>OBP: 0.327, SLG: 0.349</small> Lenny Harris, L (9, PH) <small>OBP: 0.283, SLG: 0.299</small>	1-0 P2		0-1 E8 1B			1-3 K			2-1 G5-3 BB 2B	3 0 1 0 0 1 0 1 1 1 0 0 0 0
Willie Randolph, R (1, 4) <small>OBP: 0.366, SLG: 0.326</small>	0-0 1B		1-1 L4			0-0 G6-3			0-2 G5-3 2-3	4 0 1 0 0 0 2
Eddie Murray, S (1, 3) <small>OBP: 0.348, SLG: 0.409</small>	2-3 K				0-1 F8		0-0 FC3-6 1B		4-0 BB IBB IBB	3 0 1 0 1 1 1
Mike Marshall, R (1, 9) <small>OBP: 0.328, SLG: 0.411</small>	0-1 L9				0-1 G5-3		1-0 FC3-6 CS 1-2f		4-0 BB IBB 1-2	3 0 0 0 1 0 2
Mickey Hatcher, R (1, 7) <small>OBP: 0.325, SLG: 0.384</small> Bill Bean, L (8, 7) <small>OBP: 0.227, SLG: 0.203</small> Mike Sharperson, R (9, PH) <small>OBP: 0.375, SLG: 0.316</small>			1-2 G6-4-3 1B		1-2 P4		2-0 G6-3 1-2		4-0 BB 1-2 2-3 3-H	3 0 1 0 0 0 1 0 0 0 0 0 0 0 0 0 0 1 1 0 0
Jeff Hamilton, R (1, 5) <small>OBP: 0.276, SLG: 0.387</small>			0-1 G6-4-3 1-2f			2-1 F8		0-0 G4-3		3 0 0 0 0 0 1
Rick Dempsey, R (1, 2) <small>OBP: 0.316, SLG: 0.294</small>			2-3 K			1-1 P2		2-3 K		3 0 0 0 0 2 0
Dave Anderson, R (1, 6) <small>OBP: 0.314, SLG: 0.267</small>			0-1 G4-3			1-3 K		1-0 1B		3 0 1 0 0 1 0
Tim Belcher, R (1, 1) <small>OBP: 0.149, SLG: 0.125</small>			0-3 K			1-2 L7		1-0 P9		3 0 0 0 0 1 1

Inning Stats	R: 0 E: 0 K: 1 S: 8	H: 1 LOB: 1 BB: 0 P: 11	R: 0 E: 0 K: 1 S: 10	H: 1 LOB: 0 BB: 0 P: 13	R: 0 E: 1 K: 1 S: 9	H: 1 LOB: 1 BB: 0 P: 10	R: 0 E: 0 K: 0 S: 9	H: 0 LOB: 0 BB: 0 P: 10	R: 0 E: 0 K: 1 S: 8	H: 0 LOB: 0 BB: 0 P: 12	R: 0 E: 0 K: 1 S: 7	H: 0 LOB: 0 BB: 0 P: 9	R: 0 E: 0 K: 0 S: 4	H: 1 LOB: 0 BB: 0 P: 6	R: 0 E: 0 K: 1 S: 6	H: 1 LOB: 1 BB: 0 P: 10	R: 1 E: 0 K: 0 S: 5	H: 1 LOB: 3 BB: 3 P: 19	1B: 5 2B: 1 3B: 0 HR: 0	SF: 0 SAC: 0 DP: 1 HBP: 0	WP: 0 PB: 0 SB: 0 CS: 1	PA: 32
--------------	------------------------------	----------------------------------	-------------------------------	----------------------------------	------------------------------	----------------------------------	------------------------------	----------------------------------	------------------------------	----------------------------------	------------------------------	---------------------------------	------------------------------	---------------------------------	------------------------------	----------------------------------	------------------------------	----------------------------------	----------------------------------	------------------------------------	----------------------------------	--------

PITCHER	IP	WLS	BF	H	R	ER	SO	BB	IBB	HBP	BLK	WP	HR	S	P	ERA	WHIP
Derek Lilliquist, L (1, 1) <small>ERA: 3.81</small>	7.0		23	4	0	0	5	0	0	0	0	0	0	55	71	0.00	0.571
Joe Boever, R (8, 1) <small>ERA: 3.84</small>	1.1	L	8	2	1	1	1	0	2	0	0	0	0	11	25	6.75	1.500
Mike Stanton, L (9, 1) <small>ERA: 1.38</small>	0.0		1	0	0	0	0	1	0	0	0	0	0	0	4	∞	∞

BOTTOM

Atlanta Braves @ Los Angeles Dodgers
Dodger Stadium, Los Angeles, CA

Sat Sep 16 1989, 7:05 PM PDT
Att. 23,192 - Unknown

livebaseballscorecards.com

AB	29
R	1
H	6
RBI	1
BB	3
SO	6
LOB	8



Batter	1	2	3	4	5	6	7	8	9	10	11	AB R H RBI BB SO LOB	TOP														
Ron Gant, R OBP: 0.236, SLG: 0.318 (1, 8)	2-2 1B WP S 1B		3-2 G1-3	2-2 P5			1-3 K		4-1 FC3-6 BB		1-0 F9	5 1 1 0 1 1 3															
Jeff Blausler, R OBP: 0.314, SLG: 0.398 (1, 5)	2-3 K		2-2 G5-3		0-0 F8		3-2 FC6-4 1B		0-0 FC3-6 FC5 S 1-2f		0-0 F8	5 0 1 0 0 1 2 1 0 0 0 0 0 0 0 0 0 0 0 0 0															
Ed Whited, R OBP: 0.255, SLG: 0.333 (9, 5)	1-2 K																										
Joe Boever, R (11, 1)																											
Lonnie Smith, R OBP: 0.415, SLG: 0.533 (1, 7)	2-1 F7		4-1 BB		2-3 K		1-2 F8		3-3 K 1-2			4 0 0 0 1 2 3															
Dale Murphy, R OBP: 0.305, SLG: 0.367 (1, 9)	2-0 WP		2-1 G1-3		4-1 BB		3-2 FC6-4 1-2f		4-0 IBB			3 0 1 0 2 0 2 0 0 0 0 0 0 0 0 0 0 0 0 0 0															
Mike Stanton, L (9, 1)	2-3 1B																										
Jeff Treadway, L OBP: 0.319, SLG: 0.385 (11, 5)																											
Andres Thomas, R OBP: 0.230, SLG: 0.321 (1, 6)	3-3 K		3-3 K	2-2 BB 1B 1B		0-0 P2		0-0 G6-3	1-0 FC5 2-3f			5 0 1 0 0 1 4															
Drew Denson, S OBP: 0.214, SLG: 0.286 (1, 3)	1-2 P4			2-1 BB 1B		2-1 P3		0-1 G3		2-2 G6-3		5 0 1 0 0 0 2															
Mark Lemke, S OBP: 0.200, SLG: 0.308 (1, 4)		0-0 G4-3		4-2 BB 1B		3-1 G5-3		0-0 L9		1-1 L9		4 0 0 0 1 0 0															
Kelly Mann, R OBP: 0.154, SLG: 0.231 (1, 2)		3-3 K		2-0 P6		2-1 1B			1-1 HR 2B		3-3 K	3 0 1 0 0 1 3 1 1 1 0 0 0 0 1 0 0 0 0 1 0															
Oddibe McDowell, L OBP: 0.329, SLG: 0.384 (9, PH)																											
John Mizerock, L OBP: 0.231, SLG: 0.231 (9, 2)																											
Marty Clary, R OBP: 0.226, SLG: 0.172 (1, 1)		2-1 G5-3		1-3 K		2-3 K			2-0 HR		2-3 K	3 0 0 0 0 2 4 0 0 0 0 0 0 0 2 1 1 2 0 1 0															
Dwayne Henry, R (7, 1)																											
Tommy Gregg, L OBP: 0.287, SLG: 0.339 (9, PH) (9, 9)																											
Inning Stats	R: 1 H: 2 E: 0 LOB: 2 K: 2 BB: 0 S: 16 P: 28	R: 0 H: 0 E: 0 LOB: 0 K: 1 BB: 0 S: 7 P: 12	R: 0 H: 0 E: 0 LOB: 1 K: 0 BB: 1 S: 10 P: 21	R: 0 H: 2 E: 0 LOB: 3 K: 1 BB: 1 S: 16 P: 29	R: 0 H: 0 E: 0 LOB: 1 K: 1 BB: 1 S: 7 P: 13	R: 0 H: 1 E: 0 LOB: 1 K: 1 BB: 0 S: 9 P: 18	R: 0 H: 1 E: 0 LOB: 1 K: 1 BB: 0 S: 15 P: 23	R: 0 H: 0 E: 0 LOB: 0 K: 0 BB: 0 S: 4 P: 4	R: 2 H: 2 E: 0 LOB: 2 K: 1 BB: 2 S: 9 P: 24	R: 0 H: 0 E: 0 LOB: 0 K: 1 BB: 0 S: 9 P: 15	R: 0 H: 0 E: 0 LOB: 0 K: 1 BB: 0 S: 6 P: 9	1B: 6 SF: 0 2B: 1 SAC: 0 3B: 0 DP: 0 HR: 1 HBP: 0	WP: 1 PA: 47 PB: 0 SB: 2 CS: 0														
PITCHER	IP WLS BF H R ER SO BB IBB HBP BLK WP HR S P ERA WHIP												PITCHER		IP WLS BF H R ER SO BB IBB HBP BLK WP HR S P ERA WHIP												
Fernando Valenzuela, L ERA: 3.28 (1, 1)	7.0	31	6	1	1	7	3	0	0	0	1	0	80	144	1.29	1.286											
Jay Howell, R ERA: 1.18 (8, 1)	2.0	10	2	2	2	1	1	1	0	0	0	1	13	28	9.00	1.500											
Alejandro Pena, R ERA: 2.31 (10, 1)	2.0	W 6	0	0	0	2	0	0	0	0	0	0	15	24	0.00	0.000											

Atlanta Braves @ Los Angeles Dodgers
Dodger Stadium, Los Angeles, CA
Sun Sep 17 1989, 3:33 AM PDT
Att. 31,192 - Sunny

livebaseballscorecards.com

AB	42
R	3
H	8
RBI	2
BB	5
SO	10
LOB	23



Batter	1	2	3	4	5	6	7	8	9	10	11	AB R H RBI BB SO LOB	BOTTOM																			
Alfredo Griffin, S OBP: 0.291, SLG: 0.311 (1, 6)	1-3 K		0-1 F7			0-0 F7		1-2 F7	0-2 BB 1B			5 0 1 0 0 1 1	Atlanta Braves @ Los Angeles Dodgers Dodger Stadium, Los Angeles, CA Sun Sep 17 1989, 3:33 AM PDT Att. 31,192 - Sunny																			
Bill Bean, L OBP: 0.241, SLG: 0.197 (1, 7)	4-0 BB			4-1 CS BB		0-0 F7		3-3 K	4-0 BB			2 0 0 0 0 2 1 0																				
Willie Randolph, R OBP: 0.367, SLG: 0.326 (9, PH)	G4-6-3 BB								1-2 2-3 BB			0 0 0 0 0 1 0 0																				
Alejandro Pena, R OBP: 1.000, SLG: 1.000 (10, 1)												0 0 0 0 0 0 0 0																				
Lenny Harris, L OBP: 0.285, SLG: 0.298 (1, 4) (10, 7)	2-1 G4-6-3 1-2f			3-2 G4-3 1-2			3-2 1B FC5-4 1B	4-2 1B BB	2-3 K			4 2 1 0 1 1 5																				
Eddie Murray, S OBP: 0.352, SLG: 0.412 (1, 3)		2-2 G3		0-0 1B			1-2 FC5-4 1B	0-0 1B		1-1 SH5-4 1B		5 0 4 0 0 0 0 0																				
Jeff Hamilton, R OBP: 0.275, SLG: 0.386 (1, 5)		0-0 F7		1-1 F8			0-0 FC5-4 2B	0-1 1B		1-1 SH5-4 1-2		4 1 1 2 0 0 2																				
John Shelby, S OBP: 0.238, SLG: 0.222 (1, 8)		2-3 K			1-0 P6		0-1 2B	0-2 G5-3		1-3 K		5 0 1 0 0 2 3																				
Mike Scioscia, L OBP: 0.332, SLG: 0.346 (1, 2)			1-2 F9		1-1 G4-3		1-0 2B		2-3 K	0-0 P3		3 0 1 1 0 0 0 0																				
Mike Sharperson, R OBP: 0.346, SLG: 0.286 (9, PH) (10, 4)							2-3 3-H 2B					2 0 0 0 0 0 1 1																				
Jose Gonzalez, R OBP: 0.328, SLG: 0.354 (1, 9)			2-1 G4-3		3-3 K		2-2 P5		4-0 BB 1B BB		1-0 HR	2 0 1 0 0 0 1 0																				
Mike Davis, L OBP: 0.305, SLG: 0.398 (7, PH)												1 0 0 0 0 0 0 2																				
Jay Howell, R (8, 1)												0 0 0 0 0 0 0 0																				
Rick Dempsey, R OBP: 0.324, SLG: 0.319 (9, PH) (10, 2)												1 1 1 1 1 0 0																				
Fernando Valenzuela, L OBP: 0.185, SLG: 0.215 (1, 1)			1-0 G4-3			1-1 F8		0-3 K		3-2 L8		2 0 0 0 0 0 0 1																				
Mike Marshall, R OBP: 0.326, SLG: 0.409 (7, PH) (8, 9)												2 0 0 0 0 0 1 3																				
Inning Stats	R: 0 E: 0 K: 1 S: 7	H: 0 LOB: 0 BB: 1 P: 14	R: 0 E: 0 K: 1 S: 7	H: 0 LOB: 0 BB: 0 P: 11	R: 0 E: 0 K: 0 S: 8	H: 1 LOB: 1 BB: 0 P: 12	R: 0 E: 0 K: 0 S: 9	H: 1 LOB: 1 BB: 1 P: 17	R: 0 E: 0 K: 1 S: 7	H: 0 LOB: 0 BB: 0 P: 12	R: 0 E: 0 K: 1 S: 4	H: 0 LOB: 0 BB: 0 P: 5	R: 2 E: 0 K: 1 S: 18	H: 4 LOB: 2 BB: 0 P: 25	R: 1 E: 0 K: 1 S: 14	H: 2 LOB: 2 BB: 1 P: 22	R: 0 E: 0 K: 2 S: 18	H: 1 LOB: 3 BB: 2 P: 33	R: 0 E: 0 K: 1 S: 9	H: 1 LOB: 1 BB: 0 P: 12	R: 1 E: 0 K: 0 S: 1	H: 1 LOB: 0 BB: 0 P: 2	1B: 7 2B: 3 3B: 0 HR: 1	SF: 0 SAC: 1 DP: 1 HBP: 0	WP: 0 PA: 44 PB: 0 SB: 0 CS: 1							
PITCHER	IP WLS BF H R ER SO BB IBB HBP BLK WP HR S P ERA WHIP																															
Marty Clary, R ERA: 2.9 (1, 1)	6.1		24	5	2	2	3	2	0	0	0	0	0	51	84	2.84	1.105															
Dwayne Henry, R ERA: 8.44 (7, 1)	1.2		9	3	1	1	2	1	0	0	0	0	0	23	34	5.40	2.400															
Mike Stanton, L ERA: 1.2 (9, 1)	2.0		10	2	0	0	3	2	0	0	0	0	0	27	45	0.00	2.000															
Joe Boever, R ERA: 3.95 (11, 1)	0.0	L	1	1	1	1	0	0	0	0	0	0	0	1	1	2	∞	∞														

livebaseballscores.com

AB	38
R	4
H	11
RBI	4
BB	5
SO	8
LOB	18



Batter	1	2	3	4	5	6	7	8	9	AB R H RBI BB SO LOB	TOP			
Gerald Young, S (1, 8) OBP: 0.329, SLG: 0.282 Eric Anthony, L (8, PH) OBP: 0.239, SLG: 0.357 (8, 9)	4-2 FC5-4 BB		4-0 CS BB			1-0 L6		3-2 F9		1 0 0 0 2 0 0 1 0 0 0 0 0 2				
Craig Biggio, R (1, 2) OBP: 0.337, SLG: 0.393	1-0 P6		0-3 SAFE K			4-1 BB		1-1 F8		3 0 0 0 1 1 4				
Kevin Bass, S (1, 7) OBP: 0.358, SLG: 0.433	0-1 FC5-4 1B 1-2f				0-0 F9		0-1 SAFE F7		4-0 BB 1-2 2-3	3 0 0 0 1 0 2				
Glenn Davis, R (1, 3) OBP: 0.347, SLG: 0.492	1-1 1B				4-1 FC6 BB		0-2 F8		0-3 K	3 0 1 0 1 1 4				
Terry Puhl, L (1, 9) OBP: 0.340, SLG: 0.356 (8, 8) Mark Davidson, R (9, PH) OBP: 0.300, SLG: 0.321	1-3 K				1-2 F9		2-1 F9		1-1 1B 1B	3 0 0 0 0 1 3 1 0 1 0 0 0 0				
Ken Caminiti, S (1, 5) OBP: 0.314, SLG: 0.370			1-0 F8		1-0 FC6 1-2f		3-1 P5		2-1 L7	4 0 0 0 0 0 2				
Bill Doran, S (1, 4) OBP: 0.306, SLG: 0.329			0-1 F8		0-1 L8		3-2 F7		2-1 1B 1B	4 0 1 0 0 0 0				
Rafael Ramirez, R (1, 6) OBP: 0.284, SLG: 0.328			2-0 F8		0-1 P6		4-0 BB 1B BB		1-0 F8	3 0 0 0 1 0 2				
Mike Scott, R (1, 1) OBP: 0.145, SLG: 0.123 Harry Spilman, L (8, PH) OBP: 0.389, SLG: 0.333 Larry Andersen, R (8, 1) OBP: 0.333, SLG: 0.333 Steve Lombardozzi, R (9, PH) OBP: 0.227, SLG: 0.400			1-3 K		1-3 K		0-1 BB 1B		1-0 G4-3	2 0 0 0 0 2 0 1 0 1 0 0 0 0 0 0 0 0 0 0 0 1 0 0 0 0 0 2				
Inning Stats	R: 0 H: 1 E: 0 LOB: 2 K: 1 BB: 1 S: 10 P: 17	R: 0 H: 0 E: 0 LOB: 0 K: 0 BB: 0 S: 4 P: 7	R: 0 H: 0 E: 0 LOB: 0 K: 2 BB: 1 S: 6 P: 11	R: 0 H: 0 E: 0 LOB: 1 K: 0 BB: 1 S: 6 P: 12	R: 0 H: 0 E: 0 LOB: 0 K: 1 BB: 0 S: 7 P: 8	R: 0 H: 0 E: 0 LOB: 1 K: 0 BB: 1 S: 7 P: 12	R: 0 H: 0 E: 0 LOB: 0 K: 0 BB: 0 S: 10 P: 18	R: 0 H: 1 E: 0 LOB: 3 K: 1 BB: 2 S: 10 P: 22	R: 0 H: 2 E: 0 LOB: 2 K: 0 BB: 0 S: 8 P: 15	1B: 4 SF: 0 2B: 0 SAC: 0 3B: 0 DP: 0 HR: 0 HBP: 0	WP: 0 PA: 36 PB: 0 SB: 0 CS: 1			
PITCHER	IP WLS BF H R ER SO BB IBB HBP BLK WP HR S P ERA WHIP												PITCHER	IP WLS BF H R ER SO BB IBB HBP BLK WP HR S P ERA WHIP
Gary Eave, R (1, 1) ERA:	7.2 W 30 2 0 0 4 6 0 0 0 0 0 0 57 104 0.00 1.043													
Dwayne Henry, R (8, 1) ERA: 7.94	0.1 1 0 0 0 1 0 0 0 0 0 0 0 3 3 0.00 0.000													
Mike Stanton, L (9, 1) ERA: 1.13	1.0 S 5 2 0 0 0 0 0 0 0 0 0 0 8 15 0.00 2.000													

Houston Astros @ Atlanta Braves
Atlanta-Fulton County Stadium, Atlanta, GA

Tue Sep 19 1989, 7:05 PM EDT
Att: 3,425 - Unknown - 80 F

livebaseballscorecards.com

AB	30
R	0
H	4
RBI	0
BB	6
SO	5
LOB	21



Batter	1	2	3	4	5	6	7	8	9
Ron Gant, R OBP: 0.237, SLG: 0.330 (1, 8)	2-2 G5-3			1-0 HR		1-3 K		0-3 K	
Jeff Treadway, L OBP: 0.317, SLG: 0.382 (1, 5) Ed Whited, R OBP: 0.255, SLG: 0.333 (9, 5)	1-0 P7			0-0 L7		0-0 F8		2-1 F8	
David Justice, L OBP: 0.222, SLG: 0.250 (1, 9)	0-0 F8			1-2 HR		1-1 2B 1B		1-3 K	
Lonnie Smith, R OBP: 0.415, SLG: 0.534 (1, 7)		2-3 K		0-1 P3		0-0 2B			
Darrell Evans, L OBP: 0.303, SLG: 0.358 (1, 3)		2-2 P5		2-3 K		4-0 IBB			
Mark Lemke, S OBP: 0.167, SLG: 0.250 (1, 4)		0-0 F8			1-1 F9	1-1 G3			
Andres Thomas, R OBP: 0.229, SLG: 0.319 (1, 6)			1-0 F9		0-0 F8		0-3 K		
John Mizerock, L OBP: 0.250, SLG: 0.250 (1, 2)			0-1 G4-3		1-0 1B		0-0 F7		
Gary Eave, R (1, 1) Dwayne Henry, R (8, 1) Mike Stanton, L (9, 1)			2-2 G4-3		1-3 K		0-1 L9		

Inning Stats	R: 0	H: 0	E: 0	LOB: 0	K: 0	BB: 0	S: 6	P: 9
	R: 0	H: 0	E: 0	LOB: 0	K: 1	BB: 0	S: 8	P: 12
	R: 0	H: 0	E: 0	LOB: 0	K: 0	BB: 0	S: 6	P: 9
	R: 2	H: 2	E: 0	LOB: 0	K: 1	BB: 0	S: 11	P: 15
	R: 0	H: 1	E: 0	LOB: 1	K: 1	BB: 0	S: 7	P: 10
	R: 1	H: 2	E: 0	LOB: 2	K: 1	BB: 1	S: 9	P: 16
	R: 0	H: 0	E: 0	LOB: 0	K: 1	BB: 0	S: 6	P: 6
	R: 0	H: 0	E: 0	LOB: 0	K: 2	BB: 0	S: 8	P: 11

PITCHER	IP	WLS	BF	H	R	ER	SO	BB	IBB	HBP	BLK	WP	HR	S	P	ERA	WHIP
Mike Scott, R ERA: 3.07 (1, 1)	7.0	L	27	5	3	3	5	0	1	0	0	0	2	53	77	3.86	0.714
Larry Andersen, R ERA: 1.65 (8, 1)	1.0		3	0	0	0	2	0	0	0	0	0	0	8	11	0.00	0.000

BOTTOM

Houston Astros @ Atlanta Braves
Atlanta-Fulton County Stadium, Atlanta, GA

Tue Sep 19 1989, 7:05 PM EDT
Att. 3,425 - Unknown - 80 F

AB	R	H	RBI	BB	SO	LOB
4	1	1	1	0	2	0
4	0	0	0	0	0	0
0	0	0	0	0	0	0
4	2	2	1	0	1	0
3	0	1	1	0	1	0
2	0	0	0	1	1	0
3	0	0	0	0	0	2
3	0	0	0	0	1	0
3	0	1	0	0	0	0
3	0	0	0	0	1	1
0	0	0	0	0	0	0
0	0	0	0	0	0	0

livebaseballscorecards.com

AB	29
R	3
H	5
RBI	3
BB	1
SO	7
LOB	3

Braves

WP	PA
0	30
PB	0
SB	0
CS	0

Batter	1	2	3	4	5	6	7	8	9	10	11	12	13	14	AB	R	H	RBI	BB	SO	LOB	TOP								
Gerald Young, S OBP: 0.327, SLG: 0.279	G4-3 BB	G6-3			G4-6-3		P6		L8		G4-3			B1-3	6	0	0	0	1	0	6									
Craig Biggio, R OBP: 0.357, SLG: 0.400	F9		B1-3			HR	HR		K			G6-4-3 BB 1B		G6-3	3	1	1	1	0	0	1									
Kevin Bass, S OBP: 0.356, SLG: 0.438	G4-3		G4-3			K	HR			G6-3		G6-4-3 BB		K	6	1	1	4	1	2	1									
Glenn Davis, R OBP: 0.347, SLG: 0.490	G6-3		F7			1B	G5-3			1B		G6-4-3			6	0	2	0	0	0	3									
Terry Puhl, L OBP: 0.346, SLG: 0.360		2-1 WP			F7										2	1	1	0	0	0	0									
Eric Anthony, L OBP: 0.260, SLG: 0.349		1B				B2									1	0	0	0	0	0	1									
Ken Caminiti, S OBP: 0.314, SLG: 0.369		1B			P8										4	0	1	0	1	1	1									
Bill Doran, S OBP: 0.306, SLG: 0.329															4	1	1	0	0	0	3									
Danny Darwin, R OBP: 0.111, SLG: 0.118		F7			G3-1										0	0	0	0	0	0	0									
Glenn Wilson, R OBP: 0.325, SLG: 0.433							HR								1	0	0	0	0	0	2									
Craig Reynolds, L OBP: 0.284, SLG: 0.258							1B								1	0	0	0	0	0	0									
Rafael Ramirez, R OBP: 0.283, SLG: 0.326					G5-3		B5-3								6	0	1	1	0	1	2									
Rick Rhoden, R OBP: 0.222, SLG: 0.259															1	0	1	0	0	0	0									
Greg Gross, L OBP: 0.199, SLG: 0.200															0	0	0	0	0	1	0									
Alex Trevino, R OBP: 0.347, SLG: 0.429															3	2	1	1	1	2	0									
Inning Stats	R: 0 E: 0 K: 0 S: 4	H: 0 LOB: 1 BB: 1 P: 10	R: 1 E: 0 K: 0 S: 13	H: 3 LOB: 2 BB: 1 P: 22	R: 0 E: 0 K: 0 S: 6	H: 0 LOB: 0 BB: 0 P: 7	R: 0 E: 0 K: 0 S: 7	H: 0 LOB: 0 BB: 0 P: 13	R: 0 E: 0 K: 1 S: 6	H: 0 LOB: 1 BB: 1 P: 16	R: 0 E: 0 K: 0 S: 6	H: 0 LOB: 1 BB: 1 P: 12	R: 0 E: 0 K: 2 S: 11	H: 0 LOB: 0 BB: 0 P: 15	R: 0 E: 0 K: 1 S: 8	H: 1 LOB: 1 BB: 1 P: 14	R: 0 E: 0 K: 1 S: 11	H: 0 LOB: 0 BB: 0 P: 19	R: 1 E: 0 K: 1 S: 12	H: 1 LOB: 0 BB: 0 P: 18	1B: 7 2B: 1 3B: 0 HR: 3	SF: 0 SAC: 1 DP: 3 HBP: 0	WP: 1 PB: 0 SB: 0 CS: 0	PA: 57						
PITCHER	IP WLS BF H R ER SO BB IBB HBP BLK WP HR S P ERA WHIP															IP WLS BF H R ER SO BB IBB HBP BLK WP HR S P ERA WHIP														
Rusty Richards, R ERA: 3.38	5.1	22	5	2	2	1	3	0	0	0	1	1	45	77	3.38	1.500														
Tony Castillo, L ERA: 5.96	1.0	5	1	2	2	0	1	0	0	0	0	0	10	16	18.00	2.000														
Mark Eichhorn, R ERA: 4.48	1.0	6	1	2	2	0	2	0	0	0	0	0	13	23	18.00	3.000														
Dwayne Henry, R ERA: 6.14	1.2	5	0	0	0	2	0	0	0	0	0	0	14	20	0.00	0.000														
Mike Stanton, L ERA: 0.95	3.0	12	3	0	0	4	1	0	0	0	0	0	27	39	0.00	1.333														
PITCHER	IP WLS BF H R ER SO BB IBB HBP BLK WP HR S P ERA WHIP															IP WLS BF H R ER SO BB IBB HBP BLK WP HR S P ERA WHIP														
Joe Boever, R ERA: 3.97	2.0	7	1	1	1	2	0	0	0	0	0	0	23	37	4.50	0.500														

Houston Astros @ Atlanta Braves
Atlanta-Fulton County Stadium, Atlanta, GA
Wed Sep 20 1989, 7:05 PM EDT
Att. 2,794 - Unknown

livebaseballscorecards.com

AB	49
R	7
H	11
RBI	7
BB	7
SO	9
LOB	22



Batter	1	2	3	4	5	6	7	8	9	10	11	12	13	14	AB	R	H	RBI	BB	SO	LOB
Ron Gant, R OBP: 0.230, SLG: 0.320 (1, 8)	G5-3	F7		F8		K			K			F8		K	7	0	0	0	0	3	3
Jeff Treadway, L OBP: 0.318, SLG: 0.380 (1, 5)	F8				1B 1B BB	F7			F8			1-1 1-2 1B		G4-3	5	2	1	0	2	0	1
David Justice, L OBP: 0.212, SLG: 0.233 (1, 9)	BB 1B		L9		F7			G5-3				K		K	6	1	1	0	0	2	4
Lonnie Smith, R OBP: 0.415, SLG: 0.531 (1, 7)	1B 2B BB					3B IBB		F8				L5		K	4	2	1	0	2	1	2
Darrell Evans, L OBP: 0.303, SLG: 0.358 (1, 3)	2B 1B		G1-6-3			K		L8				G4-3		G3	6	1	2	2	0	1	2
Mark Lemke, S OBP: 0.208, SLG: 0.409 (1, 4)	2B		G1-6-3			3B		E4				G3		F9	6	0	2	4	0	0	2
Andres Thomas, R OBP: 0.228, SLG: 0.316 (1, 6)	G6-3				P7			G3-6-4				G5-3		G1-3	5	0	0	0	1	0	2
John Mizerock, L OBP: 0.238, SLG: 0.238 Jeff Wetherby, L OBP: 0.292, SLG: 0.395 (14, PH)	G4-3		G4-3		G4-3			F8				K		L7	5	0	1	0	0	1	2
Rusty Richards, L Tony Castillo, L Mark Eichhorn, R Dwayne Henry, R Oshane McGowan, L Mike Stanton, L Tommy Strang, L Joe Bowers, R Dale Mustny, R	G3				K				P3			1B 1B			1	0	0	0	0	0	0

BOTTOM


Houston Astros @ Atlanta Braves
Atlanta-Fulton County Stadium, Atlanta, GA
Wed Sep 20 1989, 7:05 PM EDT
Att: 2,794 - Unknown

livebaseballscorecards.com

AB 50
R 6
H 9
RBI 6
BB 6
SO 10
LOB 19



Inning Stats	R: 3	H: 3	E: 0	LOB: 1	K: 0	BB: 1	S: 12	P: 26	R: 0	H: 0	E: 0	LOB: 0	K: 0	BB: 0	S: 5	P: 8	R: 1	H: 2	E: 0	LOB: 1	K: 0	BB: 1	S: 7	P: 14	R: 0	H: 1	E: 0	LOB: 1	K: 1	BB: 0	S: 9	P: 11	R: 2	H: 1	E: 0	LOB: 2	K: 1	BB: 3	S: 10	P: 25	R: 0	H: 0	E: 0	LOB: 0	K: 0	BB: 0	S: 8	P: 11	R: 0	H: 0	E: 0	LOB: 0	K: 0	BB: 0	S: 7	P: 9	R: 0	H: 0	E: 0	LOB: 0	K: 1	BB: 0	S: 11	P: 17	R: 0	H: 0	E: 0	LOB: 0	K: 1	BB: 0	S: 11	P: 16	R: 0	H: 0	E: 0	LOB: 0	K: 1	BB: 0	S: 8	P: 10	R: 0	H: 2	E: 0	LOB: 2	K: 2	BB: 0	S: 14	P: 20	R: 0	H: 0	E: 0	LOB: 0	K: 0	BB: 0	S: 10	P: 15	R: 0	H: 0	E: 0	LOB: 0	K: 1	BB: 1	S: 5	P: 13	R: 0	H: 0	E: 0	LOB: 1	K: 1	BB: 1	S: 5	P: 13	1B: 7	SF: 0	2B: 1	SAC: 0	3B: 1	DP: 2	HR: 0	HBP: 0	WP: 0	PA: 56
PITCHER	IP	WLS	BF	H	R	ER	SO	BB	IBB	HBP	BLK	WP	HR	S	P	ERA	WHIP																																																																																																									
Rick Rhoden, R ERA: 4.22 (1, 1)	2.1		14	5	4	4	0	0	0	0	0	0	0	10	47	15.43	3.000																																																																																																									
Jose Cano, R ERA: 7.2 (3, 1)	1.2		5	1	0	0	1	0	0	0	0	0	0	10	12	0.00	0.600																																																																																																									
Dan Schatzeder, L ERA: 3.88 (5, 1)	2.0		10	1	2	2	3	1	2	0	0	0	0	18	36	9.00	1.000																																																																																																									
Juan Agosto, L ERA: 3.14 (7, 1)	1.0		3	0	0	0	0	0	0	0	0	0	0	8	12	0.00	0.000																																																																																																									
Danny Darwin, R ERA: 2.45 (8, 1)	2.0		6	0	0	0	1	0	0	0	0	0	0	18	26	0.00	0.000																																																																																																									
PITCHER	IP	WLS	BF	H	R	ER	SO	BB	IBB	HBP	BLK	WP	HR	S	P	ERA	WHIP																																																																																																									
Dave Smith, R ERA: 2.68 (10, 1)	2.0		6	0	0	0	2	0	0	0	0	0	0	24	35	0.00	1.000																																																																																																									
Larry Andersen, R ERA: 1.61 (12, 1)	2.0	W	8	2	0	0	2	0	0	0	0	0	0	24	35	0.00	1.000																																																																																																									
Brian Meyer, R ERA: 5.68 (14, 1)	1.0	S	4	0	0	0	1	1	0	0	0	0	0	5	13	0.00	1.000																																																																																																									

Batter	1	2	3	4	5	6	7	8	9	AB R H RBI BB SO LOB	TOP											
Gerald Young, S (1, 8) OBP: 0.326, SLG: 0.277	2-3 K		0-0 P6			0-0 F8			4-2 G5-4-3 BB	3 0 0 0 1 1 0	Houston Astros @ Atlanta Braves Atlanta-Fulton County Stadium, Atlanta, GA Thu Sep 21 1989, 3:33 AM EDT Att. 2,117 - Overcast livebaseballscorecards.com AB 28 R 0 H 3 RBI 0 BB 2 SO 7 LOB 7 											
Craig Biggio, R (1, 2) OBP: 0.336, SLG: 0.398	0-2 CS 1B			1-3 K		1-2 P3		0-1 G5-4-3 1-2f	4 0 1 0 0 1 1													
Terry Puhl, L (1, 7) OBP: 0.339, SLG: 0.357	4-2 SAFE 1-2 BB			3-2 F8		1-1 F7		1-2 G3	3 0 0 0 1 0 0													
Glenn Davis, R (1, 3) OBP: 0.345, SLG: 0.487	1-0 F8			2-3 K		3-2 F8			3 0 0 0 0 1 1													
Eric Anthony, L (1, 9) OBP: 0.235, SLG: 0.326		2-3 K			0-0 G5-3		1-3 K		3 0 0 0 0 2 0													
Ken Caminiti, S (1, 5) OBP: 0.316, SLG: 0.370		0-0 P4			2-1 1B		0-0 1B		3 0 2 0 0 0 0													
Bill Doran, S (1, 4) OBP: 0.304, SLG: 0.327		0-0 L8			3-2 SAFE P5		0-3 SAFE K		3 0 0 0 0 1 2													
Rafael Ramirez, R (1, 6) OBP: 0.281, SLG: 0.324			1-0 P6		3-1 SAFE F8		3-2 SAFE P4		3 0 0 0 0 0 2													
Jim Deshaies, L (1, 1) OBP: 0.143, SLG: 0.130			0-2 G6-3			3-3 K		2-2 F8	1 0 0 0 0 0 0													
Greg Gross, L (8, PH) OBP: 0.306, SLG: 0.197									1 0 0 0 0 0 1													
Bob Forsch, R (6, 1) OBP: 0.167, SLG: 0.167									0 0 0 0 0 0 0													
Juan Agosto, L (6, 1) OBP: 0.200, SLG: 0.200									0 0 0 0 0 0 0													
Harry Spilman, L (8, PH) OBP: 0.386, SLG: 0.323									1 0 0 0 0 0 1													
Brian Meyer, R (8, 1)									0 0 0 0 0 0 0													
Inning Stats	R: 0 E: 0 K: 1 S: 11	H: 1 LOB: 1 BB: 1 P: 18	R: 0 E: 0 K: 1 S: 5	H: 0 LOB: 0 BB: 0 P: 7	R: 0 E: 0 K: 0 S: 5	H: 0 LOB: 0 BB: 0 P: 6	R: 0 E: 0 K: 2 S: 9	H: 0 LOB: 0 BB: 0 P: 15	R: 0 E: 0 K: 1 S: 8	H: 1 LOB: 1 BB: 0 P: 16	R: 0 E: 0 K: 1 S: 8	H: 0 LOB: 0 BB: 0 P: 12	R: 0 E: 0 K: 1 S: 9	H: 0 LOB: 0 BB: 0 P: 14	R: 0 E: 0 K: 1 S: 14	H: 1 LOB: 1 BB: 0 P: 19	R: 0 E: 0 K: 0 S: 7	H: 0 LOB: 0 BB: 1 P: 12	1B: 3 2B: 0 3B: 0 HR: 0	SF: 0 SAC: 0 DP: 1 HBP: 0	WP: 0 PB: 0 SB: 0 CS: 1	PA: 30
PITCHER Tommy Greene, R (1, 1) ERA: 4.19	IP 9.0 WLS W BF 30 H 3 R 0 ER 0 SO 7 BB 2 IBB 0 HBP 0 BLK 0 WP 0 HR 0 S 76 P 119 ERA 0.00 WHIP 0.556											PITCHER IP WLS BF H R ER SO BB IBB HBP BLK WP HR S P ERA WHIP										

BOTTOM

Houston Astros @ Atlanta Braves
Atlanta-Fulton County Stadium, Atlanta, GA

Thu Sep 21 1989, 3:33 AM EDT
Att. 2,117 - Overcast

livebaseballscorecards.com

AB	30
R	3
H	6
RBI	3
BB	2
SO	6
LOB	12



WP: 0	PA: 33
PB: 0	
SB: 0	
CS: 1	

AB	R	H	RBI	BB	SO	LOB
4	0	0	0	0	1	0
4	1	1	0	0	1	0
3	1	1	0	1	0	0
4	1	2	3	0	1	0
3	0	1	0	1	1	2
3	0	1	0	0	0	2
3	0	0	0	0	0	5
3	0	0	0	0	1	3
3	0	0	0	0	1	0
1B: 3	SF: 0					
2B: 2	SAC: 0					
3B: 0	DP: 0					
HR: 1	HBP: 0					

Batter	1	2	3	4	5	6	7	8	9							
Ron Gant, R OBP: 0.226, SLG: 0.315 (1, 8)	1-0 F8 ①		1-3 K ③		2-2 G5-3 ③		0-0 G5-3 ②									
Jeff Blauser, R OBP: 0.313, SLG: 0.399 (1, 6)	3-1 F8 ②			0-0 F8 ①		0-0 1B 2B	2-3 K ③									
Mark Lemke, S OBP: 0.250, SLG: 0.440 (1, 4)	2-1 E6 CS			1-1 HR 2B		4-2 1B 1B BB	0-0 F9 ①									
Lonnie Smith, R OBP: 0.416, SLG: 0.537 (1, 7)	1-0 CS ③ 1-2	2-3 K ①		0-0 HR		1-2 1B 1B 1-2 2-H	1-1 P4 ②									
Drew Denson, S OBP: 0.278, SLG: 0.294 (1, 3)		0-0 1B		4-2 FC5-4 BB		2-1 F8 ①	1-3 K ③									
Ed Whited, R OBP: 0.259, SLG: 0.333 (1, 5)		1-1 F7 ②		1-1 FC5-4 ② 1-2f		2-1 1B 1-2 2-3										
David Justice, L OBP: 0.194, SLG: 0.212 (1, 9)		1-1 P5 ③		1-1 P4 ③		1-0 F8 ②										
John Russell, R OBP: 0.218, SLG: 0.206 (1, 2)			1-3 K ①		3-2 P4 ①	2-0 F8 ③										
Tommy Greene, R (1, 1)			1-1 G6-3 ②		2-3 K ②		1-1 G4-3 ①									
Inning Stats	R: 0 E: 1 K: 0 S: 5	H: 0 LOB: 0 BB: 0 P: 12	R: 0 E: 0 K: 1 S: 8	H: 1 LOB: 1 BB: 0 P: 12	R: 0 E: 0 K: 2 S: 8	H: 0 LOB: 0 BB: 0 P: 11	R: 2 E: 0 K: 0 S: 10	H: 2 LOB: 1 BB: 1 P: 17	R: 0 E: 0 K: 1 S: 13	H: 0 LOB: 0 BB: 0 P: 20	R: 1 E: 0 K: 0 S: 15	H: 3 LOB: 3 BB: 1 P: 27	R: 0 E: 0 K: 1 S: 8	H: 0 LOB: 0 BB: 0 P: 11	R: 0 E: 0 K: 1 S: 6	H: 0 LOB: 0 BB: 0 P: 8

PITCHER	IP	WLS	BF	H	R	ER	SO	BB	IBB	HBP	BLK	WP	HR	S	P	ERA	WHIP
Jim Deshaies, L ERA: 3.09 (1, 1)	5.0	L	19	3	2	2	4	1	0	0	0	0	1	44	72	3.60	0.800
Bob Forsch, R ERA: 5.33 (6, 1)	0.0		3	2	1	1	0	1	0	0	0	0	0	9	14	∞	∞
Juan Agosto, L ERA: 3.06 (6, 1)	2.0		7	1	0	0	1	0	0	0	0	0	0	14	24	0.00	0.500
Brian Meyer, R ERA: 5.27 (8, 1)	1.0		3	0	0	0	1	0	0	0	0	0	0	6	8	0.00	0.000

PITCHER	IP	WLS	BF	H	R	ER	SO	BB	IBB	HBP	BLK	WP	HR	S	P	ERA	WHIP
Jim Deshaies, L ERA: 3.09 (1, 1)	5.0	L	19	3	2	2	4	1	0	0	0	0	1	44	72	3.60	0.800
Bob Forsch, R ERA: 5.33 (6, 1)	0.0		3	2	1	1	0	1	0	0	0	0	0	9	14	∞	∞
Juan Agosto, L ERA: 3.06 (6, 1)	2.0		7	1	0	0	1	0	0	0	0	0	0	14	24	0.00	0.500
Brian Meyer, R ERA: 5.27 (8, 1)	1.0		3	0	0	0	1	0	0	0	0	0	0	6	8	0.00	0.000

Batter	1	2	3	4	5	6	7	8	9	AB R H RBI BB SO LOB	TOP		
Dave Collins, S OBP: 0.297, SLG: 0.261 (1, 7) B X	1-0 P6	2-2 L7			1-0 FC4-6 1B	3-2 F7		2-3 K		5 0 1 0 0 1 6			
Luis Quinones, S OBP: 0.306, SLG: 0.429 (1, 4) B X	1-1 G1-3		1-0 G4-3		0-0 FC4-6 HR		3-2 G4-3	0-0 2B		5 1 1 3 0 0 1			
Eric Davis, R OBP: 0.370, SLG: 0.554 (1, 8) Mike Roesler, R (8, 1) C B F S	1-3 K		4-0 1B 2B BB		0-0 HR		4-2 BB	2-0 P2		3 2 1 2 2 1 1 0 0 0 0 0 0 0			
Todd Benzinger, S OBP: 0.293, SLG: 0.384 (1, 3) B X		0-0 2B G4-3 1B	2-1 2B 1B		1-0 1B		3-2 SAFE P7		0-0 F9	5 1 3 0 0 0 1			
Rolando Roomes, R OBP: 0.286, SLG: 0.424 (1, 9) B X		0-0 G4-3 1B 2B	1-1 L4 2B		0-3 K		1-2 P5		0-0 G6-3	5 1 2 1 0 1 2			
Scotti Madison, S OBP: 0.213, SLG: 0.268 (1, 5) B X		1-0 G4-3	0-0 L4		0-0 F8			4-0 1B 2B BB	2-1 1B 2B	4 1 1 1 1 0 4			
Terry McGriff, R OBP: 0.385, SLG: 0.273 (1, 2) B B C F S X		3-2 1B 1B		0-0 G4-3		0-1 G6-3		4-2 1B 2B BB	3-2 1B	4 1 2 1 1 0 0			
Jeff Richardson, R OBP: 0.257, SLG: 0.273 (1, 6) F B X		1-1 P3		0-1 P4		0-2 E5 SH3-4		2-1 2B 1B		4 1 1 0 0 0 1			
Ron Robinson, R OBP: 0.259, SLG: 0.269 (1, 1) Rob Dibble, L (7, 1) Herm Winningham, L OBP: 0.321, SLG: 0.368 (8, 8) B S		1-1 1B		1-3 K		1-0 SH3-4		2-0 F7		2 0 1 0 0 1 0 1 0 0 0 0 0 3 0 0 0 0 0 0 0			
Inning Stats	R: 0 E: 0 K: 1 S: 6 H: 0 LOB: 0 BB: 0 P: 9	R: 2 E: 0 K: 0 S: 15 H: 4 LOB: 2 BB: 0 P: 23	R: 1 E: 0 K: 0 S: 6 H: 2 LOB: 1 BB: 1 P: 14	R: 0 E: 0 K: 1 S: 6 H: 0 LOB: 0 BB: 0 P: 7	R: 2 E: 0 K: 1 S: 9 H: 3 LOB: 1 BB: 0 P: 11	R: 0 E: 1 K: 0 S: 9 H: 0 LOB: 1 BB: 0 P: 13	R: 0 E: 0 K: 0 S: 16 H: 0 LOB: 1 BB: 1 P: 27	R: 3 E: 0 K: 1 S: 12 H: 2 LOB: 1 BB: 2 P: 28	R: 0 E: 0 K: 0 S: 7 H: 2 LOB: 2 BB: 0 P: 12	1B: 8 2B: 5 3B: 0 HR: 1 SF: 0 SAC: 1 DP: 1 HBP: 0	WP: 0 PB: 0 SB: 0 CS: 0 PA: 43		
PITCHER	IP WLS BF H R ER SO BB IBB HBP BLK WP HR S P ERA WHIP											PITCHER	IP WLS BF H R ER SO BB IBB HBP BLK WP HR S P ERA WHIP
Derek Lilliquist, L ERA: 3.97 (1, 1)	5.0 L 24 9 5 5 3 1 0 0 0 0 0 1 42 64 9.00 2.000												
Charlie Puleo, R ERA: 5.19 (6, 1)	2.0 8 0 0 0 0 1 0 0 0 0 0 0 25 40 0.00 0.500												
Kent Mercker, L ERA: 13.5 (8, 1)	2.0 11 4 3 3 1 2 0 0 0 0 0 0 19 40 13.50 3.000												

Cincinnati Reds @ Atlanta Braves
Atlanta-Fulton County Stadium, Atlanta, GA

Fri Sep 22 1989, 7:05 PM EDT
Att: 4,273 - Unknown - 77 F

livebaseballscorecards.com

AB 38
R 8
H 13
RBI 8
BB 4
SO 4
LOB 19



Batter	1	2	3	4	5	6	7	8	9	AB	R	H	RBI	BB	SO	LOB
Ron Gant, R OBP: 0.223, SLG: 0.309 (1, 8)	1-0 P6		0-0 FC1		2-1 FC6-4			3-3 K		4	0	0	0	0	1	2
Jeff Blauser, R OBP: 0.313, SLG: 0.396 (1, 6)	3-3 K		4-1 L3 BB			2-2 G1-3		1-3 K		3	0	0	0	1	2	0
Mark Lemke, S OBP: 0.219, SLG: 0.379 (1, 4)	3-2 G3		1-0 L3			1-0 G3		0-0 P6		4	0	0	0	0	0	3
Lonnie Smith, R OBP: 0.415, SLG: 0.535 (1, 7)		0-0 F8		0-0 F7		2-2 L8			0-0 2B 1B 1B	4	1	1	0	0	0	0
David Justice, L OBP: 0.250, SLG: 0.324 (1, 9)		1-0 1B		3-2 L4			0-1 1B SF7 2B		1-1 1B 2B	4	2	3	0	0	0	0
Drew Denson, S OBP: 0.318, SLG: 0.333 (1, 3)		0-3 K		0-1 L1			1-0 1B		2-1 1B	4	0	2	2	0	1	1
Ed Whited, R OBP: 0.241, SLG: 0.315 (1, 5)		2-2 G5-3			0-0 F7		3-2 SF7		1-1 G6-4-3	3	0	0	1	0	0	2
John Mizerock, L OBP: 0.200, SLG: 0.200 (1, 2)			1-1 F9		2-1 P5		1-1 P4		0-0 G4-3	4	0	0	0	0	0	1
Derek Lilliquist, L OBP: 0.190, SLG: 0.206 (1, 1)			1-1 E FC1 1B		4-0 FC6-4 BB		0-1 P7			1	0	1	0	0	0	0
Oddibe McDowell, L OBP: 0.329, SLG: 0.383 (5, PH)										0	0	0	0	1	0	0
Charlie Puleo, R (6, 1)										0	0	0	0	0	0	0
Tommy Gregg, L OBP: 0.289, SLG: 0.341 (7, PH)										1	0	0	0	0	0	1
Kent Mercker, L (8, 1)										0	0	0	0	0	0	0

Inning Stats	R: 0	H: 0	E: 0	K: 1	S: 10	R: 0	H: 1	E: 0	K: 1	S: 9	R: 0	H: 1	E: 1	K: 0	S: 7	R: 0	H: 0	E: 0	K: 0	S: 6	R: 0	H: 0	E: 0	K: 0	S: 5	R: 0	H: 0	E: 0	K: 0	S: 9	R: 1	H: 2	E: 0	K: 0	S: 14	R: 0	H: 0	E: 0	K: 2	S: 7	R: 2	H: 3	E: 0	K: 0	S: 8	1B: 5	2B: 3	3B: 0	HR: 0	SF: 1	SAC: 0	DP: 2	HBP: 0	WP: 0	PA: 35
--------------	------	------	------	------	-------	------	------	------	------	------	------	------	------	------	------	------	------	------	------	------	------	------	------	------	------	------	------	------	------	------	------	------	------	------	-------	------	------	------	------	------	------	------	------	------	------	-------	-------	-------	-------	-------	--------	-------	--------	-------	--------

PITCHER	IP	WLS	BF	H	R	ER	SO	BB	IBB	HBP	BLK	WP	HR	S	P	ERA	WHIP
Ron Robinson, R ERA: 3.61 (1, 1)	6.0		24	4	1	1	2	2	0	0	0	0	0	49	83	1.50	1.000
Rob Dibble, R ERA: 2.2 (7, 1)	1.0		3	0	0	0	0	0	0	0	0	0	0	11	15	0.00	0.000
Mike Roesler, R ERA: 4.03 (8, 1)	2.0		8	3	2	2	2	0	0	0	0	0	0	15	23	9.00	1.500

BOTTOM


Cincinnati Reds @ Atlanta Braves
Atlanta-Fulton County Stadium, Atlanta, GA

Fri Sep 22 1989, 7:05 PM EDT
Att. 4,273 - Unknown - 77 F

livebaseballscorecards.com

AB 32
R 3
H 7
RBI 3
BB 2
SO 4
LOB 10



Batter	1	2	3	4	5	6	7	8	9	AB R H RBI BB SO LOB	TOP																									
Herm Winningham, L (1, 7) OBP: 0.324, SLG: 0.365 Rolando Roomes, R (8, PH) OBP: 0.287, SLG: 0.428 (8, 7)	4-2 1B BB 2B BB	2-0 FC4-6 1-2f		3-2 3-1			4-1 WP SH SF8 BB	1-3 2x	0-0 WP 1-3 2-H 2B	2 2 0 0 2 0 1 2 0 1 1 0 1 1																										
Luis Quinones, S (1, 5) OBP: 0.310, SLG: 0.435 (8, 4)	4-0 1B 2B BB	3-2 F7 1-2		2-2 3-1			0-0 SH SF8 WP 1-2	3-1 2-H 1B 3B	4-2 2-3 3-H BB	3 2 1 1 2 0 1																										
Eric Davis, R (1, 8) OBP: 0.370, SLG: 0.551	1-0 2B 1-2 2-3 FC3-6 1B	0-0 F8		1-0 4-3			1-1 SF8 1-3 2-H	4-0 S 1B IBB	0-0 F7	4 2 1 1 1 0 3																										
Paul O'Neill, L (1, 9) OBP: 0.349, SLG: 0.452	1-0 FC3-6 1-3 2-H 3-H 2B		1-1 4-3		2-0 5-3		0-3 K 1-H 3-H	3-1 1-H 3-H 1B		5 0 2 4 0 1 1																										
Todd Benzinger, S (1, 3) OBP: 0.292, SLG: 0.381	3-1 P5		2-3 K			1-0 F7	4-0 IBB	2-1 6-3		4 0 0 0 1 1 4																										
Jeff Reed, L (1, 2) OBP: 0.301, SLG: 0.295 Joe Oliver, R (7, PH) OBP: 0.301, SLG: 0.398 (7, 2)	4-0 FC3-6 IBB		4-0 BB			1-1 F7	2-0 F7		1-3 K2-3	1 0 0 0 2 0 0 2 0 0 0 0 1 2																										
Ron Oester, S (1, 4) OBP: 0.310, SLG: 0.292 Marty Brown, R (8, PR) OBP: 0.235, SLG: 0.200 (8, 5)	2-2 FC3-6 1-2f 2-3 3-H 1B		0-0 4-3			1-1 1B 2B 1B		1-1 1B 2B	1-3 K2-3	4 1 2 1 0 0 3 1 1 0 0 0 1 0	AB 37 R 11 H 12 RBI 10 BB 9 SO 6 LOB 19																									
Jeff Richardson, R (1, 6) OBP: 0.263, SLG: 0.272	1-0 F8		1-1 F7			1-0 2B 1B		0-3 K 1B	4-2 1B 2B BB	4 1 1 0 1 1 3																										
Tom Browning, L (1, 1) OBP: 0.136, SLG: 0.091 Ken Griffey, L (8, PH) OBP: 0.351, SLG: 0.431 Bob Sebra, R (6, 1) Norm Charlton, S (7, 1) Barry Larkin, R (8, PH) OBP: 0.373, SLG: 0.448 John Franco, L (8, 1) OBP: 0.333, SLG: 0.333		0-0 FC4-6 1B		2-2 B1-3		0-0 2B 1B		0-1 3B 1B	0-0 2B WP 1B	2 0 1 0 0 0 0 1 0 1 1 0 0 0 0 0 0 0 0 0 0 0 0 0 0 0 0 0 1 1 1 1 0 0 0 1 1 1 0 0 0 0																										
Inning Stats	R: 3 H: 2 E: 0 LOB: 2 K: 0 BB: 3 S: 10 P: 30	R: 0 H: 1 E: 0 LOB: 1 K: 0 BB: 0 S: 8 P: 13	R: 0 H: 0 E: 0 LOB: 1 K: 1 BB: 1 S: 6 P: 13	R: 0 H: 0 E: 0 LOB: 0 K: 0 BB: 0 S: 8 P: 14	R: 0 H: 0 E: 0 LOB: 0 K: 0 BB: 0 S: 5 P: 10	R: 1 H: 3 E: 0 LOB: 2 K: 0 BB: 0 S: 7 P: 11	R: 1 H: 0 E: 1 LOB: 2 K: 1 BB: 2 S: 10 P: 21	R: 4 H: 4 E: 0 LOB: 2 K: 2 BB: 1 S: 18 P: 32	R: 2 H: 2 E: 0 LOB: 2 K: 2 BB: 2 S: 15 P: 25	1B: 7 SF: 1 2B: 4 SAC: 1 3B: 1 DP: 0 HR: 0 HBP: 0	WP: 2 PA: 48 PB: 0 SB: 2 CS: 0																									
PITCHER	IP WLS BF H R ER SO BB IBB HBP BLK WP HR S P ERA WHIP											PITCHER	IP WLS BF H R ER SO BB IBB HBP BLK WP HR S P ERA WHIP																							
Marty Clary, R (1, 1) ERA: 3.15	6.1		6	5	5	1	4	1	0	0	1	0	48	100	7.11	1.579	Sergio Valdez, R (9, 1) ERA: 6.06	1.0		7	2	2	2	2	2	2	0	0	0	1	0	15	25	18.00	4.000	
Tony Castillo, L (7, 1) ERA: 5.88	0.1		2	0	0	0	0	1	0	0	0	0	5	9	0.00	0.000																				
Jay Aldrich, R (7, 1) ERA: 3.48	0.1	L	2	1	1	1	0	0	0	0	0	0	3	6	27.00	3.000																				
Dwayne Henry, R (8, 1) ERA: 7.04	0.1		2	1	0	0	1	0	0	0	0	0	7	7	0.00	3.000																				
Mike Stanton, L (8, 1) ERA: 1.83	0.2		5	2	3	3	1	0	1	0	0	0	9	22	40.50	3.000																				

Cincinnati Reds @ Atlanta Braves
Atlanta-Fulton County Stadium, Atlanta, GA

Sat Sep 23 1989, 7:05 PM EDT
Att: 7,674 - Unknown - 66 F

livebaseballscorecards.com

Batter	1	2	3	4	5	6	7	8	9	AB	R	H	RBI	BB	SO	LOB
Ron Gant, R OBP: 0.230, SLG: 0.322 (1, 8)	4-0 1B SF8 BB		2-2 HR	1-1 F8		4-2 1B BB		0-1 1-3		3	2	1	1	2	0	1
Jeff Blauser, R OBP: 0.316, SLG: 0.398 (1, 6)	2-1 SF8 DI 4-3 1B		3-1 2B 1B		1-3 K	0-0 1B 1-2		2-1 5-3		5	1	3	0	0	1	0
Lonnie Smith, R OBP: 0.417, SLG: 0.538 (1, 7)	1-2 SF8 1-3 3-H		0-0 2B		4-1 2B 1B BB	0-0 1B 1-2		2-0 5-3		3	1	2	1	1	0	0
Dale Murphy, R OBP: 0.307, SLG: 0.368 (1, 9)	3-2 4-3 3-H		4-0 IBB		0-0 1B 1-3 2B	2-1 F8		3-1 F8		4	0	1	1	1	0	2
Drew Denson, S OBP: 0.308, SLG: 0.292 (1, 3)	2-1 P5		1-3 K		4-2 1B BB		3-3 K		3	0	0	0	1	2	2	
Mark Lemke, S OBP: 0.250, SLG: 0.485 (1, 4)		1-0 HR	1-2 5-3		1-1 FC5-4 1B 1-2 2-3 3-H		2-2 4-3		4	1	2	2	0	0	2	
Francisco Cabrera, R OBP: 0.167, SLG: 0.176 (1, 2)		1-0 P3		1-0 F7	1-0 F9		1-3 K		4	0	0	0	0	0	1	3
Mike Stanton, L (8, 1)									0	0	0	0	0	0	0	0
John Russell, R (9, 2)									0	0	0	0	0	0	0	0
Ed Whited, R OBP: 0.226, SLG: 0.293 (1, 5)		1-0 1-3		3-3 K	2-1 FC5-4		1-0 F7		4	0	0	0	0	1	3	
Marty Clary, R (1, 1)		0-3 K		4-2 BB		1-0 F7		3-1 4-3		2	0	0	0	1	1	0
Tony Castillo, L (7, 1)									0	0	0	0	0	0	0	0
Jay Aldrich, R (7, 1)									0	0	0	0	0	0	0	0
John Mizerock, L (8, 2)									0	0	0	0	0	0	0	0
Dwayne Henry, R (8, 1)									0	0	0	0	0	0	0	0
Geronimo Berroa, R (8, PH)									1	0	0	0	0	0	0	0
Sergio Valdez, R (9, 1)									0	0	0	0	0	0	0	0

Inning Stats	R: 2	H: 1	E: 0	K: 0	S: 13	H: 1	LOB: 0	BB: 1	P: 25	R: 1	H: 1	E: 0	K: 1	S: 6	R: 1	H: 3	E: 0	K: 1	S: 14	R: 0	H: 0	E: 0	K: 1	S: 10	R: 1	H: 2	E: 0	K: 1	S: 12	R: 0	H: 2	E: 0	K: 0	S: 7	R: 0	H: 0	E: 0	K: 2	S: 9	R: 0	H: 0	E: 0	K: 0	S: 5	R: 0	H: 0	E: 0	K: 0	S: 5	R: 0	H: 0	E: 0	K: 0	S: 5	1B: 5	SF: 1	2B: 2	SAC: 0	3B: 0	DP: 0	HR: 2	HBP: 0	WP: 0	PA: 40
--------------	------	------	------	------	-------	------	--------	-------	-------	------	------	------	------	------	------	------	------	------	-------	------	------	------	------	-------	------	------	------	------	-------	------	------	------	------	------	------	------	------	------	------	------	------	------	------	------	------	------	------	------	------	------	------	------	------	------	-------	-------	-------	--------	-------	-------	-------	--------	-------	--------

PITCHER	IP	WLS	BF	H	R	ER	SO	BB	IBB	HBP	BLK	WP	HR	S	P	ERA	WHIP
Tom Browning, L (1, 1) ERA: 3.38	5.0		26	7	5	5	4	4	1	0	0	0	2	55	102	9.00	2.200
Bob Sebra, R (6, 1) ERA: 5.3	1.0		5	2	0	0	0	1	0	0	0	0	0	7	14	0.00	3.000
Norm Charlton, L (7, 1) ERA: 3.12	1.0	W	3	0	0	0	2	0	0	0	0	0	0	9	15	0.00	0.000
John Franco, L (8, 1) ERA: 3.17	2.0		6	0	0	0	0	0	0	0	0	0	0	10	21	0.00	0.000

BOTTOM

Cincinnati Reds @ Atlanta Braves
Atlanta-Fulton County Stadium, Atlanta, GA

Sat Sep 23 1989, 7:05 PM EDT
Att. 7,674 - Unknown - 66 F

livebaseballscores.com

AB	33
R	5
H	9
RBI	5
BB	6
SO	6
LOB	13

2	0	0	0	0	1	1	0
0	0	0	0	0	0	0	0
0	0	0	0	0	0	0	0
0	0	0	0	0	0	0	0
0	0	0	0	0	0	0	0
1	0	0	0	0	0	0	0
0	0	0	0	0	0	0	0



Batter	1	2	3	4	5	6	7	8	9	AB R H RBI BB SO LOB	TOP											
Herm Winningham, L (1, 8) OBP: 0.328, SLG: 0.370 Joel Youngblood, R (7, PH) OBP: 0.303, SLG: 0.336 (7, 7)	4-2 S BB		2-2 F7		3-1 2B		4-2 FC1-5 BB		1-3 K	2 0 1 0 1 0 0 1 0 0 0 1 1 0												
Luis Quinones, S (1, 5) OBP: 0.306, SLG: 0.429	1-1 F7		0-1 F8		2-1 P5		0-1 FC1-5			4 0 0 0 0 0 4												
Paul O'Neill, L (1, 9) OBP: 0.348, SLG: 0.449	4-0 BB 1-2 BB		2-3 K		3-2 P5		1-3 K			3 0 0 0 1 2 3												
Todd Benzinger, S (1, 3) OBP: 0.292, SLG: 0.380	0-0 F7			0-0 E6 FC2-5 1B		1-0 F7		3-2 F8		4 0 1 0 0 0 5												
Joe Oliver, R (1, 2) OBP: 0.293, SLG: 0.386	1-0 F7			0-1 FC2-5 BLK BB 2B 2-3		1-2 F7		1-1 F8		4 1 0 0 0 0 3												
Rolando Roomes, R (1, 7) OBP: 0.290, SLG: 0.425 (7, 8)		1-1 CS HBP		4-1 BLK 1-2 2B BB		2-3 K		3-1 L8		2 1 0 0 1 1 0												
Ron Oester, S (1, 4) OBP: 0.313, SLG: 0.292		4-0 1-2 BB		1-3 K		3-2 FC5-4 1B		0-0 B5-3		3 0 1 0 1 1 2												
Jeff Richardson, R (1, 6) OBP: 0.263, SLG: 0.280		1-0 P4		1-0 1-H 2-H 2B		0-0 FC5-4			2-3 K	4 0 1 2 0 1 2												
Scott Scudder, R (1, 1) OBP: 0.231, SLG: 0.091 Dave Collins, S (7, PH) OBP: 0.304, SLG: 0.261 Tim Birtsas, L (7, 1) OBP: 0.250, SLG: 1.000 Scotti Madison, S (9, PH) OBP: 0.211, SLG: 0.265		1-2 SAFE G5-3		0-2 L6			4-1 FC1-5 BB BB		0-0 F9	2 0 0 0 0 0 2 0 0 0 0 1 0 0 0 0 0 0 0 0 0 1 0 0 0 0 0 0												
Inning Stats	R: 0 E: 0 K: 0 S: 7	H: 0 LOB: 2 BB: 2 P: 17	R: 0 E: 0 K: 0 S: 5	H: 0 LOB: 1 BB: 1 P: 12	R: 0 E: 0 K: 1 S: 11	H: 0 LOB: 0 BB: 0 P: 15	R: 2 E: 1 K: 1 S: 12	H: 2 LOB: 1 BB: 1 P: 18	R: 0 E: 0 K: 0 S: 9	H: 1 LOB: 1 BB: 0 P: 18	R: 0 E: 0 K: 1 S: 12	H: 1 LOB: 1 BB: 0 P: 18	R: 0 E: 0 K: 1 S: 12	H: 0 LOB: 2 BB: 2 P: 24	R: 0 E: 0 K: 0 S: 5	H: 0 LOB: 0 BB: 0 P: 9	R: 0 E: 0 K: 2 S: 8	H: 0 LOB: 0 BB: 0 P: 11	1B: 2 2B: 2 3B: 0 HR: 0	SF: 0 SAC: 0 DP: 0 HBP: 1	WP: 0 PB: 0 SB: 1 CS: 1	PA: 37
PITCHER	IP WLS BF H R ER SO BB IBB HBP BLK WP HR S P ERA WHIP																					
Gary Eave, R (1, 1) ERA: 1.32	6.0 W 27 4 2 2 3 5 0 1 1 0 0 57 103 3.00 1.500																					
Tony Castillo, L (7, 1) ERA: 5.67	1.0 4 0 0 0 1 1 0 0 0 0 0 0 11 19 0.00 1.000																					
Dwayne Henry, R (8, 1) ERA: 5.59	2.0 6 0 0 0 2 0 0 0 0 0 0 0 13 20 0.00 0.000																					

Cincinnati Reds @ Atlanta Braves
Atlanta-Fulton County Stadium, Atlanta, GA

Sun Sep 24 1989, 3:33 AM EDT
Att. 4,689 - Overcast - 60 F

livebaseballscorecards.com

AB	30
R	2
H	4
RBI	2
BB	6
SO	6
LOB	21



Batter	1	2	3	4	5	6	7	8	9	AB R H RBI BB SO LOB
--------	---	---	---	---	---	---	---	---	---	----------------------

<p>Oddibe McDowell, L (1, 8) OBP: 0.330, SLG: 0.384</p> <p>Jeff Wetherby, L (4, 7) OBP: 0.286, SLG: 0.386</p>										<p>2 1 1 0 0 1 0</p> <p>1 0 0 0 0 0 0</p>
<p>Jeff Blauser, R (1, 6) OBP: 0.319, SLG: 0.405</p>										<p>2 3 1 1 1 0 0</p>
<p>Mark Lemke, S (1, 4) OBP: 0.275, SLG: 0.472</p>										<p>3 0 1 1 1 1 0</p>
<p>David Justice, L (1, 9) OBP: 0.227, SLG: 0.293</p>										<p>4 0 0 0 0 0 4</p>
<p>Drew Denson, S (1, 3) OBP: 0.333, SLG: 0.321</p>										<p>4 1 2 2 0 2 1</p>
<p>Ron Gant, R (1, 7) OBP: 0.230, SLG: 0.318</p> <p>(4, 8)</p>										<p>3 0 0 0 1 1 2</p>
<p>Ed Whited, R (1, 5) OBP: 0.212, SLG: 0.274</p>										<p>4 0 0 0 0 2 4</p>
<p>Kelly Mann, R (1, 2) OBP: 0.176, SLG: 0.235</p>										<p>4 0 1 1 0 2 0</p>
<p>Gary Eave, R (1, 1)</p> <p>Tony Castillo, L (7, 1)</p> <p>Lonnie Smith, R (7, PH) OBP: 0.418, SLG: 0.538</p> <p>Dwayne Henry, R (8, 1)</p>										<p>2 0 0 0 0 1 2</p> <p>0 0 0 0 0 0 0</p> <p>0 1 0 0 1 0 0</p> <p>0 0 0 0 0 0 0</p>

Inning Stats	R: 0	H: 0	E: 0	K: 1	S: 8	H: 0	LOB: 0	BB: 0	P: 11	R: 1	H: 2	E: 0	K: 1	S: 14	H: 2	LOB: 2	BB: 1	P: 25	R: 2	H: 2	E: 0	K: 0	S: 10	H: 0	LOB: 0	BB: 0	P: 16	R: 1	H: 1	E: 0	K: 2	S: 11	H: 0	LOB: 0	BB: 0	P: 18	R: 0	H: 0	E: 0	K: 1	S: 7	H: 0	LOB: 0	BB: 0	P: 11	R: 2	H: 1	E: 1	K: 1	S: 8	H: 0	LOB: 0	BB: 0	P: 14	R: 0	H: 0	E: 0	K: 2	S: 8	H: 0	LOB: 0	BB: 0	P: 14	1B: 5	2B: 0	3B: 0	HR: 1	SF: 0	SAC: 1	DP: 0	HBP: 1	WP: 0	PB: 0	SB: 0	CS: 0	PA: 35
--------------	------	------	------	------	------	------	--------	-------	-------	------	------	------	------	-------	------	--------	-------	-------	------	------	------	------	-------	------	--------	-------	-------	------	------	------	------	-------	------	--------	-------	-------	------	------	------	------	------	------	--------	-------	-------	------	------	------	------	------	------	--------	-------	-------	------	------	------	------	------	------	--------	-------	-------	-------	-------	-------	-------	-------	--------	-------	--------	-------	-------	-------	-------	--------

PITCHER	IP	WLS	BF	H	R	ER	SO	BB	IBB	HBP	BLK	WP	HR	S	P	ERA	WHIP
Scott Scudder, R (1, 1) ERA: 4.13	6.0	L	26	5	4	4	7	2	0	1	0	0	1	60	104	6.00	1.167
Tim Birtsas, L (7, 1) ERA: 3.75	2.0		9	1	2	1	3	1	1	0	0	0	0	16	35	4.50	1.000

BOTTOM

Cincinnati Reds @ Atlanta Braves
 Atlanta-Fulton County Stadium, Atlanta, GA

Sun Sep 24 1989, 3:33 AM EDT
 Att. 4,689 - Overcast - 60 F

AB	29
R	6
H	6
RBI	5
BB	4
SO	10
LOB	13



Batter	1	2	3	4	5	6	7	8	9	AB R H RBI BB SO LOB	TOP
Oddibe McDowell, L (1, 8) <small>OBP: 0.332, SLG: 0.384</small> Dale Murphy, R (5, PH) <small>OBP: 0.306, SLG: 0.367</small> Charlie Puleo, R (5, 1) Jeff Wetherby, L (8, PH) <small>OBP: 0.280, SLG: 0.378</small> Joe Boever, R (8, 1) Mike Stanton, L (8, 1)	0-1 1B		1-0 B4-3	4-1 FC4 BB	3-1 G5-3			1-1 G4-3		2 1 1 0 1 0 0 1 0 0 0 0 0 3 0 0 0 0 0 0 0 1 0	
Jeff Blauser, R (1, 6) <small>OBP: 0.322, SLG: 0.406</small>	1-2 G3 1B		3-2 1B	2-2 FC4		4-2 G3-6-1 E BB		2-2 F9		4 1 2 1 1 0 2	
Mark Lemke, S (1, 4) <small>OBP: 0.289, SLG: 0.463</small>	3-1 G5-3		1-1 1B		1-0 1B 2B 1B		1-1 E5		1-0 G3-4-1	5 1 2 0 0 0 2	
David Justice, L (1, 9) <small>OBP: 0.245, SLG: 0.289</small>	1-1 G3		0-1 L9		1-0 2B BB 1B		3-1 G3-6-1		1-0 G3 HBP	4 1 1 0 0 0 5	
Drew Denson, S (1, 3) <small>OBP: 0.314, SLG: 0.303</small>	1-2 FC6-4 1B		3-3 K		1-0 F9		1-0 F9		3-2 G3	5 0 1 1 0 1 6	
Ron Gant, R (1, 7) <small>OBP: 0.233, SLG: 0.324</small>	1-0 FC6-4			3-2 F9 S 1B	3-1 BB 2B		1-0 F8		0-2 P5	5 1 2 1 0 0 2	
Ed Whited, R (1, 5) <small>OBP: 0.214, SLG: 0.262</small>		0-0 G3		0-1 F9	4-0 BB IBB		1-3 K			3 0 0 0 1 1 1	
John Mizerock, L (1, 2) <small>OBP: 0.222, SLG: 0.222</small> Lonnie Smith, R (5, PH) <small>OBP: 0.416, SLG: 0.536</small>		1-0 F8		1-0 SH2-4 1B	3-3 K		1-3 K			2 0 1 1 0 0 0 2 0 0 0 0 2 3	
Rusty Richards, L (1, 1) Darrell Evans, L (5, PH) <small>OBP: 0.305, SLG: 0.358</small> John Russell, R (5, 2) <small>OBP: 0.217, SLG: 0.205</small>		1-3 K		0-0 SH2-4	4-1 BB		2-3 K			1 0 0 0 0 1 0 0 0 0 1 1 0 0 1 0 0 0 0 1 0	
Inning Stats	R: 2 H: 3 E: 0 LOB: 1 K: 0 BB: 0 S: 14 P: 20	R: 0 H: 0 E: 0 LOB: 0 K: 1 BB: 0 S: 5 P: 7	R: 0 H: 2 E: 0 LOB: 2 K: 1 BB: 1 S: 13 P: 20	R: 1 H: 2 E: 0 LOB: 2 K: 0 BB: 1 S: 11 P: 21	R: 2 H: 3 E: 0 LOB: 3 K: 1 BB: 2 S: 11 P: 31	R: 0 H: 0 E: 1 LOB: 1 K: 0 BB: 1 S: 7 P: 16	R: 0 H: 0 E: 0 LOB: 0 K: 2 BB: 0 S: 7 P: 10	R: 0 H: 0 E: 0 LOB: 0 K: 1 BB: 0 S: 8 P: 13	R: 0 H: 0 E: 0 LOB: 1 K: 0 BB: 0 S: 7 P: 12	1B: 9 SF: 0 2B: 1 SAC: 1 3B: 0 DP: 1 HR: 0 HBP: 1	WP: 0 PA: 42 PB: 0 SB: 4 CS: 0
PITCHER	Jose Cano, R (1, 1) <small>ERA: 7.07</small> Dan Schatzeder, L (5, 1) <small>ERA: 4.45</small> Bob Forsch, R (5, 1) <small>ERA: 5.32</small> Juan Agosto, L (5, 1) <small>ERA: 2.93</small> Larry Andersen, R (7, 1) <small>ERA: 1.58</small>	IP WLS BF H R ER SO BB IBB HBP BLK WP HR S P ERA WHIP	PITCHER	Dave Smith, R (9, 1) <small>ERA: 2.64</small>	IP WLS BF H R ER SO BB IBB HBP BLK WP HR S P ERA WHIP						

Atlanta Braves @ Houston Astros
Astrodome, Houston, TX
Mon Sep 25 1989, 8:05 PM EDT
Att. 18,547 - Dome

livebaseballscorecards.com

AB 36
R 5
H 10
RBI 5
BB 4
SO 6
LOB 24



Batter	1	2	3	4	5	6	7	8	9	AB R H RBI BB SO LOB
Terry Puhl, L OBP: 0.355, SLG: 0.366 (1, 8) BB BB C B (4, 7)	4-1 HR BB	1-0 1B		4-0 G1-3 BB		4-1 S BB		4-2 BB BB		1 1 1 0 4 0 0
Craig Biggio, R OBP: 0.335, SLG: 0.400 (1, 2) C B B C B X	3-2 HR 1-H	0-1 P5		1-2 G1-3		2-3 K		4-1 BB		4 1 1 2 1 1 4
Kevin Bass, S OBP: 0.357, SLG: 0.435 (1, 7) S X	0-1 2B 1B		2-2 F8	1-0 L7			4-2 G4-3 BB	0-3 K		2 1 1 0 0 0 0 1 0 0 0 1 0 2 1 0 0 0 0 1 3 0 0 0 0 0 0 0
Glenn Davis, R OBP: 0.344, SLG: 0.484 (1, 3) X	0-0 G6-3 1-H FC1-2-5 2B		1-2 1B HBP		1-1 G4-3 2B		1-2 P6	1-2 F9		4 0 2 1 0 0 1
Eric Anthony, L OBP: 0.250, SLG: 0.362 (1, 9) B X	1-0 G6-3		1-3 K		1-0 L7		1-0 G4-3	1-3 K		4 0 0 0 0 1 4 1 0 0 0 0 1 0
Alex Trevino, R OBP: 0.333, SLG: 0.410 (9, PH)	2-3						1-2			
Ken Caminiti, S OBP: 0.314, SLG: 0.366 (1, 5) X	0-0 FC1-2-5 FC6-4		0-2 1B		2-1 G4-3		3-2 G3-1	0-1 F7		5 0 1 0 0 0 3
Rafael Ramirez, R OBP: 0.281, SLG: 0.323 (1, 6) C C X X	0-2 FC6-4 1-2f		0-3 K		0-1 G5-3			1-2 BB BB 1B		4 0 1 0 0 1 4
Steve Lombardozzi, R OBP: 0.259, SLG: 0.375 (1, 4) B X		1-0 G5-3		4-0 G1-3 BB BB		3-3 K		2-2 L8		2 0 0 0 1 1 0 1 0 0 0 0 0 1
Bill Doran, S OBP: 0.302, SLG: 0.322 (8, PH) (9, 4)										
Jose Cano, R OBP: 0.259, SLG: 0.375 (1, 4) B X		1-0 G5-3		4-0 G1-3 BB BB		3-3 K		2-2 L8		2 0 0 0 1 1 0 1 0 0 0 0 0 1
Greg Gross, L OBP: 0.259, SLG: 0.375 (1, 4) B X		1-3 K		2-2 F7		1-1 F8		1-0 F8		1 0 0 0 0 0 1 0 1 0 1 0 0 0 0 0 0 0 0 0 0 0 0 0 0 0 1 0 0 0 0 0 0 0 1 0 0 0 0 0 0 0 0 0 0 0 0 0 0 0

BOTTOM

Atlanta Braves @ Houston Astros
Astrodome, Houston, TX
Mon Sep 25 1989, 8:05 PM EDT
Att. 18,547 - Dome

livebaseballscorecards.com

AB	34
R	3
H	7
RBI	3
BB	7
SO	7
LOB	24



Inning Stats	R: 3	H: 3	E: 0	K: 0	S: 12	LOB: 1	BB: 1	P: 20	R: 0	H: 1	E: 0	K: 1	S: 7	LOB: 1	BB: 0	P: 10	R: 0	H: 1	E: 0	K: 2	S: 14	LOB: 2	BB: 0	P: 18	R: 0	H: 0	E: 0	K: 0	S: 7	LOB: 2	BB: 2	P: 19	R: 0	H: 1	E: 0	K: 0	S: 9	LOB: 1	BB: 0	P: 11	R: 0	H: 0	E: 0	K: 2	S: 9	LOB: 1	BB: 1	P: 19	R: 0	H: 0	E: 0	K: 0	S: 9	LOB: 1	BB: 1	P: 18	R: 0	H: 1	E: 0	K: 1	S: 14	LOB: 3	BB: 2	P: 26	R: 0	H: 0	E: 0	K: 1	S: 8	LOB: 0	BB: 0	P: 10	1B: 4	SF: 0	2B: 2	SAC: 0	3B: 0	DP: 0	HR: 1	HBP: 1	WP: 0	PA: 42
--------------	------	------	------	------	-------	--------	-------	-------	------	------	------	------	------	--------	-------	-------	------	------	------	------	-------	--------	-------	-------	------	------	------	------	------	--------	-------	-------	------	------	------	------	------	--------	-------	-------	------	------	------	------	------	--------	-------	-------	------	------	------	------	------	--------	-------	-------	------	------	------	------	-------	--------	-------	-------	------	------	------	------	------	--------	-------	-------	-------	-------	-------	--------	-------	-------	-------	--------	-------	--------

PITCHER	IP	WLS	BF	H	R	ER	SO	BB	IBB	HBP	BLK	WP	HR	S	P	ERA	WHIP
Rusty Richards, R ERA: 4.82 (1, 1)	4.0		21	5	3	3	3	3	0	0	0	0	1	40	67	6.75	2.000
Charlie Puleo, R ERA: 4.66 (5, 1)	3.0	W	12	1	0	0	2	2	0	0	0	0	0	25	48	0.00	1.000
Joe Boever, R ERA: 3.94 (8, 1)	0.2		5	1	0	0	0	2	0	0	0	0	0	10	22	0.00	4.500
Mike Stanton, L ERA: 1.71 (8, 1)	1.1	S	4	0	0	0	2	0	0	0	0	0	0	12	14	0.00	0.000

Batter	1	2	3	4	5	6	7	8	9	AB R H RBI BB SO LOB	TOP											
Ron Gant, R (1, 8) OBP: 0.230, SLG: 0.319	0-3 K			0-0 F2		0-0 F6		0-3 K		4 0 0 0 0 2 1	Atlanta Braves @ Houston Astros Astrodome, Houston, TX Tue Sep 26 1989, 8:05 PM EDT Att: 13,063 - Unknown											
Jeff Blausler, R (1, 6) OBP: 0.320, SLG: 0.403	0-0 F8			0-0 4-3		0-0 F8		0-3 K		4 0 0 0 0 1 1												
Lonnie Smith, R (1, 7) OBP: 0.415, SLG: 0.533	0-0 F7			0-0 1B		0-0 E5 1-H		0-3 K		4 0 1 0 0 1 0												
Dale Murphy, R (1, 9) OBP: 0.306, SLG: 0.365		0-0 F7		0-3 K		4-0 IBB		0-0 6-3		3 0 0 0 1 1 1												
Drew Denson, S (1, 3) OBP: 0.308, SLG: 0.278 Oddibe McDowell, L (9, PR) OBP: 0.332, SLG: 0.384		0-0 5-3			0-0 P3	0-0 5-3		4-0 BB		3 0 0 0 1 0 2 0 0 0 0 0 0 0												
Mark Lemke, S (1, 4) OBP: 0.265, SLG: 0.422		0-0 F6			0-0 F7		0-0 F5	0-0 F9		4 0 0 0 0 0 1												
Ed Whited, R (1, 5) OBP: 0.205, SLG: 0.250 Darrell Evans, L (9, PH) OBP: 0.304, SLG: 0.356			0-3 K		0-0 F8		0-0 F9	0-0 F5		3 0 0 0 0 1 0 1 0 0 0 0 0 1												
John Russell, R (1, 2) OBP: 0.225, SLG: 0.233			0-0 6-3			0-0 HR	0-0 1B			3 1 2 1 0 0 0												
Tommy Greene, R (1, 1) OBP: 0.100, SLG: 0.100 Dwayne Henry, R (8, 1)			0-3 K			0-0 E 1B	0-3 K			3 1 1 0 0 2 1 0 0 0 0 0 0 0												
Inning Stats	R: 0 E: 0 K: 1 S: 5	H: 0 LOB: 0 BB: 0 P: 5	R: 0 E: 0 K: 0 S: 3	H: 0 LOB: 0 BB: 0 P: 3	R: 0 E: 0 K: 2 S: 7	H: 0 LOB: 0 BB: 0 P: 7	R: 0 E: 0 K: 1 S: 6	H: 1 LOB: 1 BB: 0 P: 6	R: 0 E: 0 K: 0 S: 3	H: 0 LOB: 0 BB: 0 P: 3	R: 2 E: 1 K: 0 S: 6	H: 2 LOB: 2 BB: 1 P: 10	R: 0 E: 0 K: 1 S: 6	H: 1 LOB: 1 BB: 0 P: 6	R: 0 E: 0 K: 3 S: 9	H: 0 LOB: 0 BB: 0 P: 9	R: 0 E: 0 K: 0 S: 3	H: 0 LOB: 1 BB: 1 P: 7	1B: 3 2B: 0 3B: 0 HR: 1	SF: 0 SAC: 0 DP: 0 HBP: 0	WP: 0 PB: 0 SB: 0 CS: 0	PA: 34
PITCHER	IP WLS BF H R ER SO BB IBB HBP BLK WP HR S P ERA WHIP																					
Jim Deshaies, L (1, 1) ERA: 3.03	7.0 W 27 4 2 1 5 0 1 0 0 0 1 36 40 1.29 0.571																					
Danny Darwin, R (8, 1) ERA: 2.38	2.0 S 7 0 0 0 3 1 0 0 0 0 0 0 12 16 0.00 0.500																					

AB	32
R	2
H	4
RBI	1
BB	2
SO	8
LOB	8



livebaseballscorecards.com

Batter	1	2	3	4	5	6	7	8	9	AB	R	H	RBI	BB	SO	LOB
Eric Yelding, R (1, 6) OBP: 0.264, SLG: 0.218	0-0 CS 1B		0-0 F8		0-3 K		0-3 K			4	0	1	0	0	2	1
Craig Biggio, R (1, 8) OBP: 0.334, SLG: 0.399	0-0 F9 1-2			0-0 4-3		0-0 FC1-6 1B		0-0 F9		4	0	1	0	0	0	1
Terry Puhl, L (1, 7) OBP: 0.354, SLG: 0.365 Mark Davidson, R (4, 7) OBP: 0.313, SLG: 0.351	0-0 P5			0-0 2B 4-3 2B		0-0 FC1-6 1-2f 1B		0-0 3-1 1B 1B		1	0	0	0	0	0	0
Glenn Davis, R (1, 3) OBP: 0.345, SLG: 0.486		0-0 F3		0-0 4-3 2-3 2B		0-0 F8		0-0 3-1 1-2 1B		4	0	2	0	0	0	1
Ken Caminiti, S (1, 5) OBP: 0.312, SLG: 0.364		0-0 F7		0-0 4-3 2-3 3-H 4-0		0-0 4-3		0-0 3-1 1-2 2-3		4	0	0	1	0	0	4
Eric Anthony, L (1, 9) OBP: 0.279, SLG: 0.417		0-0 HR		0-0 BB			0-0 F9		4-0 IBB	2	1	1	1	2	0	0
Alex Trevino, R (1, 2) OBP: 0.323, SLG: 0.397		0-0 6-3		0-0 F6			0-0 P5		0-0 5-3	4	0	0	0	0	0	5
Steve Lombardozzi, R (1, 4) OBP: 0.267, SLG: 0.346			0-0 6-3		0-0 F8		4-0 2B BB			2	1	0	0	1	0	0
Jim Deshaies, L (1, 1) OBP: 0.139, SLG: 0.127 Harry Spilman, L (7, PH) OBP: 0.405, SLG: 0.371 Kevin Bass, S (7, PR) OBP: 0.357, SLG: 0.435 Danny Darwin, R (8, 1) OBP: 0.111, SLG: 0.118			0-0 1-3		0-0 5-3		0-0 1-H 2B			2	0	0	0	0	0	0
Inning Stats	R: 0 E: 0 K: 0 S: 3	H: 1 LOB: 0 BB: 0 P: 3	R: 1 E: 0 K: 0 S: 4	H: 1 LOB: 0 BB: 0 P: 4	R: 0 E: 0 K: 0 S: 3	H: 0 LOB: 0 BB: 0 P: 3	R: 1 E: 0 K: 0 S: 5	H: 2 LOB: 2 BB: 1 P: 9	R: 0 E: 0 K: 1 S: 5	H: 0 LOB: 0 BB: 0 P: 5	R: 0 E: 0 K: 0 S: 4	H: 1 LOB: 1 BB: 0 P: 4	R: 1 E: 0 K: 1 S: 6	H: 1 LOB: 1 BB: 1 P: 10	R: 0 E: 0 K: 0 S: 5	H: 2 LOB: 3 BB: 1 P: 9

BOTTOM

Atlanta Braves @ Houston Astros
Astrodome, Houston, TX
Tue Sep 26 1989, 8:05 PM EDT
Att. 13,063 - Unknown

livebaseballscorecards.com

AB	31
R	3
H	8
RBI	3
BB	3
SO	2
LOB	13



PITCHER	IP	WLS	BF	H	R	ER	SO	BB	IBB	HBP	BLK	WP	HR	S	P	ERA	WHIP
Tommy Greene, R (1, 1) ERA: 4.1	7.0	L	28	6	3	3	2	2	0	0	0	0	1	30	38	3.86	1.143
Dwayne Henry, R (8, 1) ERA: 5.06	1.0		6	2	0	0	0	0	1	0	0	0	0	5	9	0.00	2.000

WP: 0	PA: 34
PB: 0	
SB: 0	
CS: 1	

Batter	1	2	3	4	5	6	7	8	9	AB R H RBI BB SO LOB	TOP																									
Ron Gant, R OBP: 0.237, SLG: 0.336 (1, 8)	3-2 HR		3-2 HR 1B		1-1 F8 1B WP		0-1 G1-3		0-1 L5	5 3 3 1 0 0 0	Atlanta Braves @ Houston Astros Astrodome, Houston, TX Wed Sep 27 1989, 8:05 PM EDT Att. 12,338 - Dome																									
Jeff Blauser, R OBP: 0.323, SLG: 0.410 (1, 6)	2-1 F8		1-1 HR 1-H		4-1 F8 1B BB		1-1 1B	1-1 G6-3	4 1 2 2 1 0 0																											
Mark Lemke, S OBP: 0.259, SLG: 0.388 (1, 4)	4-1 1B BB		1-0 L8		1-0 F8		3-2 G4-3	2-0 L3	4 0 0 0 1 0 3																											
Dale Murphy, R OBP: 0.307, SLG: 0.364 (1, 9)	1-3 K		0-0 G6-3		4-2 1B BB		4-0 G4-3 SH3-4 BB		2 0 0 0 2 1 1																											
David Justice, L OBP: 0.269, SLG: 0.313 (1, 7)	2-2 1B		1-3 K		0-0 1B		1-0 SH3-4		3 0 2 1 0 1 0																											
Francisco Cabrera, R OBP: 0.136, SLG: 0.143 Drew Denson, S OBP: 0.308, SLG: 0.278 (1, 3) (9, 3)	0-1 G6-3			1-3 K		0-1 F9	0-1 G4-3		4 0 0 0 0 1 3 0 0 0 0 0 0 0																											
Ed Whited, R OBP: 0.234, SLG: 0.257 (1, 5)		2-2 L7		2-2 PO 1B		4-2 G6-4-3 BB	4-0 BB		2 0 1 0 2 0 0																											
Kelly Mann, R OBP: 0.150, SLG: 0.200 Jeff Treadway, L OBP: 0.318, SLG: 0.379 John Mizerock, L OBP: 0.222, SLG: 0.222 (1, 2) (8, PH) (8, 2)		2-2 G1-3		2-2 F9		0-0 G6-4-3	1-0 G3		3 0 0 0 0 0 2 1 0 0 0 0 0 2 0 0 0 0 0 0 0																											
Kent Mercker, L Jay Aldrich, R Tommy Gregg, L OBP: 0.296, SLG: 0.339 Mark Eichhorn, R Oddibe McDowell, L OBP: 0.333, SLG: 0.391 Mike Stanton, L (1, 1) (8, 1) (7, PH) (7, 1) (9, PH) (9, 1)		1-2 G4-3		0-2 PO 1-2	1-3 K		3-3 K	0-0 HR	1 0 0 0 0 0 0 1 0 0 0 0 1 0 1 0 0 0 0 1 0 0 0 0 0 0 0 0 1 1 1 1 0 0 0 0 0 0 0 0 0 0																											
Inning Stats	R: 1 E: 0 K: 1 S: 15	H: 2 LOB: 2 BB: 1 P: 27	R: 0 E: 0 K: 0 S: 10	H: 0 LOB: 0 BB: 0 P: 15	R: 2 E: 0 K: 1 S: 10	H: 2 LOB: 0 BB: 0 P: 16	R: 0 E: 0 K: 1 S: 13	H: 1 LOB: 0 BB: 0 P: 18	R: 1 E: 0 K: 1 S: 11	H: 2 LOB: 2 BB: 2 P: 22		R: 0 E: 0 K: 0 S: 6	H: 0 LOB: 0 BB: 1 P: 10	R: 0 E: 0 K: 1 S: 10	H: 1 LOB: 1 BB: 0 P: 17	R: 0 E: 0 K: 0 S: 4	H: 0 LOB: 2 BB: 2 P: 14	R: 1 E: 0 K: 0 S: 6	H: 1 LOB: 0 BB: 0 P: 9	1B: 6 2B: 0 3B: 0 HR: 3	SF: 0 SAC: 1 DP: 1 HBP: 0	WP: 1 PB: 0 SB: 1 CS: 0	PA: 40													
PITCHER	IP WLS BF H R ER SO BB IBB HBP BLK WP HR S P ERA WHIP																																			
Mark Portugal, R ERA: 2.75 (1, 1)	5.0		23	7	4	4	4	3	0	0	0	1	2	59	98	7.20	2.000																			
Brian Meyer, R ERA: 4.5 (6, 1)	1.0		3	0	0	0	0	1	0	0	0	0	0	6	10	0.00	1.000																			
Larry Andersen, R ERA: 1.54 (7, 1)	2.0		9	1	0	0	1	2	0	0	0	0	0	14	31	0.00	1.500																			
Jim Clancy, R ERA: 5.08 (9, 1)	1.0	L	4	1	1	1	0	0	0	0	0	0	1	6	9	9.00	1.000																			

livebaseballscorecards.com

AB	32
R	5
H	9
RBI	5
BB	6
SO	5
LOB	11



Batter	1	2	3	4	5	6	7	8	9	AB	R	H	RBI	BB	SO	LOB
Eric Yelding, R OBP: 0.275, SLG: 0.232 (1, 6)	0-3 K	0-2 S 2-3 1B		1-0 G5-3		1-2 1B			0-1 SH3-4	4	0	2	0	0	1	0
Craig Biggio, R OBP: 0.333, SLG: 0.395 (1, 8)	1-3 K	3-2 P2 1-2		4-0 BB		0-1 G6			0-0 F7	4	0	0	0	1	1	5
Ken Caminiti, S OBP: 0.311, SLG: 0.361 (1, 5)	2-0 P5		4-1 BB BB BB	1-0 L8					3-3 K2-3 2-3	4	0	0	0	1	1	3
Glenn Davis, R OBP: 0.346, SLG: 0.487 (1, 3)		0-1 G6-3	4-0 BB BB		0-1 1B 2B				0-3 K	3	1	1	0	1	1	0
Glenn Wilson, R OBP: 0.326, SLG: 0.431 (1, 9)		1-0 BB 2B 1B	4-0 BB BB	1-2 2-3 BB	0-2 G5-3				1-0 G6-3	3	1	1	0	1	0	1
Eric Anthony, L OBP: 0.286, SLG: 0.410 (1, 7)		4-2 2B G4-3 BB	2-3 K		2-2 G4-6-3 1B				1-1 G6-3	1	1	0	0	1	1	3
Greg Gross, L OBP: 0.310, SLG: 0.200 (5, PH) (6, 7)		1-2 G4-3 BB			2-H					2	0	1	1	0	0	0
Steve Lombardozzi, R OBP: 0.281, SLG: 0.393 (1, 4)		0-0 G4-3 2B 2B	1-3 K		1-0 G4-6-3				1-2 G4-3	2	1	1	1	0	1	3
Craig Reynolds, L OBP: 0.274, SLG: 0.254 (5, PH) (6, 4)		1-3 2-H G4-3 2B 2B			1-2 1-2f					2	0	0	0	0	0	1
Carl Nichols, R (1, 2)		1-2 G4-3	2-2 G5-3						0-1 G1-3	4	0	0	1	0	1	4
Jim Clancy, R OBP: 0.167, SLG: 0.171 (9, 1)		2-3 3-H G4-3							3-3 K	0	0	0	0	0	0	0
Mark Portugal, R OBP: 0.228, SLG: 0.382 (1, 1)		1-0 1B 2B		0-1 G4-3					1-1 WP SH3-4 1B	2	0	1	1	0	0	0
Brian Meyer, R (6, 1)										0	0	0	0	0	0	0
Terry Puhl, L OBP: 0.353, SLG: 0.364 (6, PH)										1	0	0	0	0	0	0
Larry Andersen, R OBP: 0.333, SLG: 0.333 (7, 1)										0	0	0	0	0	0	0
Alex Trevino, R OBP: 0.326, SLG: 0.402 (9, 2)										1	0	1	0	0	0	0
Gerald Young, S OBP: 0.327, SLG: 0.277 (9, PR)										0	0	0	0	0	0	0

Inning Stats	R: 0	H: 0	E: 0	K: 2	S: 8	LOB: 0	BB: 0	P: 11	R: 3	H: 4	E: 0	K: 0	S: 18	LOB: 2	BB: 1	P: 28	R: 0	H: 0	E: 0	K: 2	S: 10	LOB: 3	BB: 3	P: 27	R: 0	H: 0	E: 0	K: 0	S: 4	LOB: 1	BB: 1	P: 10	R: 1	H: 2	E: 0	K: 0	S: 13	LOB: 0	BB: 0	P: 16	R: 0	H: 1	E: 0	K: 0	S: 11	LOB: 1	BB: 0	P: 14	R: 0	H: 0	E: 0	K: 1	S: 8	LOB: 0	BB: 0	P: 10	R: 0	H: 0	E: 0	K: 1	S: 8	LOB: 0	BB: 0	P: 13	R: 0	H: 1	E: 0	K: 1	S: 8	LOB: 2	BB: 0	P: 12	1B: 5	SF: 0	2B: 3	SAC: 1	3B: 0	DP: 1	HR: 0	HBP: 0	WP: 1	PA: 39
--------------	------	------	------	------	------	--------	-------	-------	------	------	------	------	-------	--------	-------	-------	------	------	------	------	-------	--------	-------	-------	------	------	------	------	------	--------	-------	-------	------	------	------	------	-------	--------	-------	-------	------	------	------	------	-------	--------	-------	-------	------	------	------	------	------	--------	-------	-------	------	------	------	------	------	--------	-------	-------	------	------	------	------	------	--------	-------	-------	-------	-------	-------	--------	-------	-------	-------	--------	-------	--------

PITCHER	IP	WLS	BF	H	R	ER	SO	BB	IBB	HBP	BLK	WP	HR	S	P	ERA	WHIP
Kent Mercker, L ERA: 12.46 (1, 1)	2.1		15	4	3	3	3	4	0	0	0	0	0	30	57	11.57	3.429
Jay Aldrich, R ERA: 3.38 (3, 1)	3.2		14	3	1	1	1	1	0	0	0	0	0	34	49	2.46	1.091
Mark Eichhorn, R ERA: 4.35 (7, 1)	2.0	W	6	0	0	0	2	0	0	0	0	0	0	16	23	0.00	0.000
Mike Stanton, L ERA: 1.64 (9, 1)	1.0	S	4	1	0	0	1	0	0	0	0	1	0	8	12	0.00	1.000

BOTTOM

Atlanta Braves @ Houston Astros
Astrodome, Houston, TX

Wed Sep 27 1989, 8:05 PM EDT
Att. 12,338 - Dome

livebaseballscorecards.com

AB	33
R	4
H	8
RBI	4
BB	5
SO	7
LOB	20



Batter	1	2	3	4	5	6	7	8	9	10	11	12	AB	R	H	RBI	BB	SO	LOB	TOP								
Jose Vizcaino, S OBP: 0.200, SLG: 0.200 (1, 6)	F7	G3			FC3 1B		G6-3		F8			SH SF8	5	1	1	0	0	0	2									
Lenny Harris, L OBP: 0.283, SLG: 0.299 (1, 7)	1B 1B		G4-3		FC3 WP 1-2f		G3-1		K			G4-3	6	0	1	0	0	1	4									
Bill Bean, L OBP: 0.244, SLG: 0.220 John Shelby, S OBP: 0.237, SLG: 0.229 (10, PH) (10, 8)	SAFE SAFE 1B	2-1 1B			P3		FC4-6 1B		K			SF8	4	0	3	0	0	0	2									
Eddie Murray, S OBP: 0.342, SLG: 0.401 (1, 3)	F9		F7		L7		FC4-6 1-2 2-3		G6-3			P6	6	0	0	0	0	0	7									
Jeff Hamilton, R OBP: 0.272, SLG: 0.378 (1, 5)	K		F9				G5-3		F8			G6-3	5	0	0	0	0	1	3									
Jose Gonzalez, R OBP: 0.556, SLG: 0.360 (1, 8) (10, 9)		G5-3			G6-3		G6-3		FC BB			K	4	0	0	0	1	1	0									
Mike Sharperson, R OBP: 0.333, SLG: 0.357 (1, 4)		2B			F9		1B 2B		FC FC6-4 1-3			K	5	1	2	0	0	1	1									
Darrin Fletcher, L OBP: 0.556, SLG: 0.875 Rick Dempsey, R OBP: 0.319, SLG: 0.305 (11, PH) (11, 2)		BB			F7		2-H 1B		FC6-4 1-2f			L5	3	0	1	1	1	0	1									
Orel Hershiser, R OBP: 0.220, SLG: 0.260 Mike Davis, L OBP: 0.309, SLG: 0.387 Dave Anderson, R OBP: 0.310, SLG: 0.264 Jay Howell, R (12, 1)		K			WP 1B 1B		P5		K			SH SH BB	4	0	1	0	0	2	3									
Inning Stats	R: 0 E: 0 K: 1 S: 14	H: 2 LOB: 2 BB: 0 P: 21	R: 0 E: 0 K: 1 S: 11	H: 1 LOB: 2 BB: 1 P: 16	R: 0 E: 0 K: 0 S: 9	H: 1 LOB: 1 BB: 0 P: 16	R: 0 E: 0 K: 0 S: 5	H: 0 LOB: 0 BB: 0 P: 9	R: 0 E: 0 K: 0 S: 10	H: 2 LOB: 2 BB: 0 P: 13	R: 1 E: 0 K: 0 S: 11	H: 2 LOB: 1 BB: 0 P: 20	R: 0 E: 0 K: 0 S: 7	H: 1 LOB: 1 BB: 0 P: 11	R: 0 E: 1 K: 0 S: 8	H: 0 LOB: 1 BB: 1 P: 14	R: 0 E: 0 K: 2 S: 13	H: 0 LOB: 0 BB: 0 P: 19	R: 0 E: 0 K: 1 S: 8	H: 0 LOB: 0 BB: 0 P: 12	R: 0 E: 0 K: 2 S: 8	H: 0 LOB: 0 BB: 0 P: 10	R: 2 E: 1 K: 0 S: 8	H: 0 LOB: 1 BB: 1 P: 16	1B: 6 2B: 3 3B: 0 HR: 0	SF: 1 SAC: 2 DP: 0 HBP: 0	WP: 1 PB: 0 SB: 0 CS: 0	PA: 49
PITCHER	IP	WLS	BF	H	R	ER	SO	BB	IBB	HBP	BLK	WP	HR	S	P	ERA	WHIP											
Gary Eave, R ERA: 1.31 (1, 1)	7.0		31	9	1	1	2	1	0	0	0	1	0	67	106	1.29	1.429											
Dwayne Henry, R ERA: 4.26 (8, 1)	2.0		7	0	0	0	2	1	0	0	0	0	0	21	33	0.00	0.500											
Mike Stanton, L ERA: 1.5 (10, 1)	2.0		6	0	0	0	3	0	0	0	0	0	0	16	22	0.00	0.000											
Jay Aldrich, R ERA: 3.29 (12, 1)	1.0	L	5	0	2	0	0	1	0	0	0	0	0	8	16	0.00	1.000											

Los Angeles Dodgers @ Atlanta Braves
 Atlanta-Fulton County Stadium, Atlanta, GA

Sun Oct 01 1989, 3:33 AM EDT
 Att: 4,840 - Overcast - 74 F

livebaseballscorecards.com

AB	44
R	3
H	9
RBI	2
BB	3
SO	7
LOB	23



Batter	1	2	3	4	5	6	7	8	9	10	11	12	AB	R	H	RBI	BB	SO	LOB
Ron Gant, R Dwayne Henry, R Darrell Evans, L Mike Stanton, L Jeff Treadway, L Jay Aldrich, R	0-1 G5-4-3 1B		1-0 P5		2-3 K		3-2 F9		0-3 K		1-2 G3-1		4	0	1	0	0	1	2
Jeff Blauer, R	0-0 G5-4-3 1-2f		1-2 1B		4-2 BB		1-2 G6-3			2-1 G6-3		2-2 G5-3 1B	5	0	2	0	1	0	2
Mark Lemke, S	2-0 F7		1-2 F9		3-3 K			2-1 G4-3		2-1 1B		1-0 F9	6	0	1	0	0	1	4
Dale Murphy, R		4-0 PB 2B BB		2-2 P4		2-2 P6		0-3 K		0-0 P3		2-0 G5-3	5	1	0	0	1	1	2
David Justice, L Jeff Wetherby, L		2-0 G4-3 1-H 2B		0-1 F9		3-2 E 1B		1-2 F7		0-0 G3		1-2 F8	3	0	2	1	0	0	0
Francisco Cabrera, R Oddibe McDowell, L		0-3 K		0-0 2B		0-2 E6 G6-4-3 1-2 2B			3-2 G3 SH3-4 1B		1-2 FC3-6 2B		5	0	3	0	0	1	2
Ed Whited, R	0-0 G4-3 2-3		1-3 K		2-1 G6-4-3 1-2f			0-0 SH3-4		1-2 G5-3			4	0	0	0	0	1	5
Kelly Mann, R John Mizerock, L		0-3 K		1-0 SH1-4 1B		1-0 2B		1-0 2B		3-2 G3		2-0 FC3-6 HBP	4	0	2	0	0	1	2
Gary Eave, R Tommy Gregg, L			0-3 K		0-2 SH1-4		1-1 G2-3			4-0 IBB		2-1 FC3-6	1	0	0	0	0	1	0

Inning Stats	R: 0	H: 1	E: 0	LOB: 0	K: 0	BB: 0	S: 4	P: 6
	R: 1	H: 1	E: 0	LOB: 1	K: 2	BB: 1	S: 9	P: 15
	R: 0	H: 1	E: 0	LOB: 1	K: 1	BB: 0	S: 10	P: 13
	R: 0	H: 1	E: 0	LOB: 1	K: 1	BB: 0	S: 9	P: 12
	R: 0	H: 1	E: 0	LOB: 2	K: 2	BB: 1	S: 12	P: 22
	R: 0	H: 1	E: 1	LOB: 1	K: 0	BB: 0	S: 12	P: 19
	R: 0	H: 1	E: 0	LOB: 1	K: 0	BB: 0	S: 10	P: 16
	R: 0	H: 0	E: 0	LOB: 0	K: 1	BB: 0	S: 10	P: 13
	R: 0	H: 1	E: 0	LOB: 2	K: 1	BB: 1	S: 13	P: 23
	R: 0	H: 1	E: 0	LOB: 1	K: 0	BB: 0	S: 6	P: 10
	R: 0	H: 1	E: 0	LOB: 3	K: 0	BB: 0	S: 13	P: 20
	R: 0	H: 1	E: 0	LOB: 1	K: 0	BB: 0	S: 8	P: 14
	1B: 7	SF: 0	2B: 4	SAC: 2	3B: 0	DP: 2	HR: 0	HBP: 1

PITCHER	IP	WLS	BF	H	R	ER	SO	BB	IBB	HBP	BLK	WP	HR	S	P	ERA	WHIP
Orel Hershiser, R	11.0	W	46	10	1	1	8	2	1	1	0	0	0	108	169	0.82	1.091
Jay Howell, R	1.0	S	4	1	0	0	0	0	0	0	0	0	0	8	14	0.00	1.000

PITCHER	IP	WLS	BF	H	R	ER	SO	BB	IBB	HBP	BLK	WP	HR	S	P	ERA	WHIP

Los Angeles Dodgers @ Atlanta Braves
Atlanta-Fulton County Stadium, Atlanta, GA

Sun Oct.01 1989, 3:33 AM EDT
Att. 4,840 - Overcast - 74 F

livebaseballscorecards.com

AB	44
R	1
H	11
RBI	1
BB	3
SO	8
LOB	29

WP: 0 PA: 50
PB: 1
SB: 0
CS: 0

