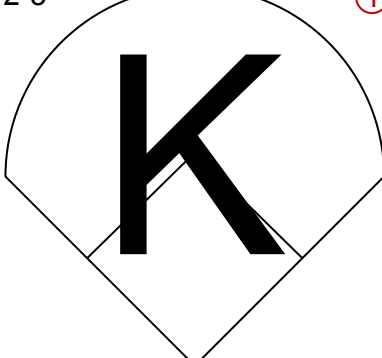
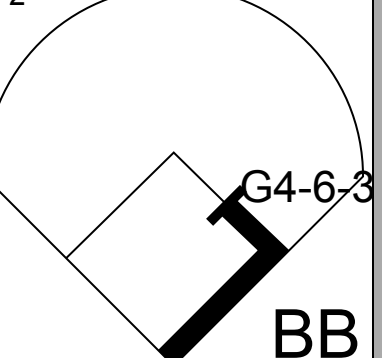
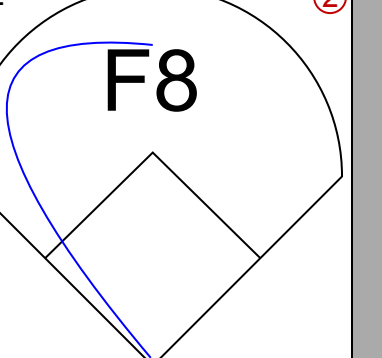
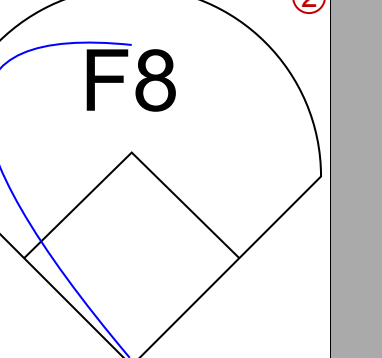
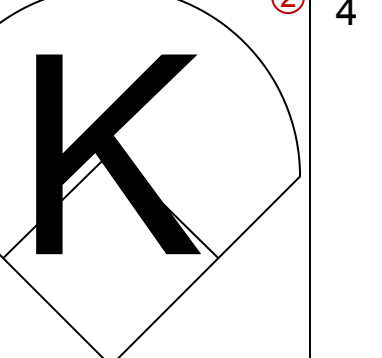

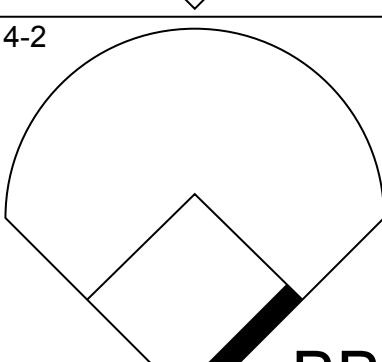
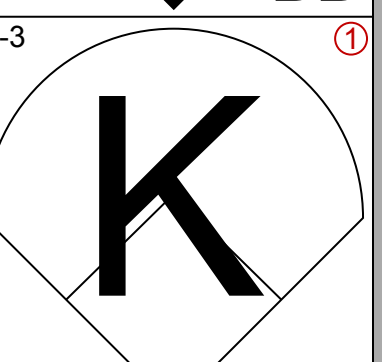
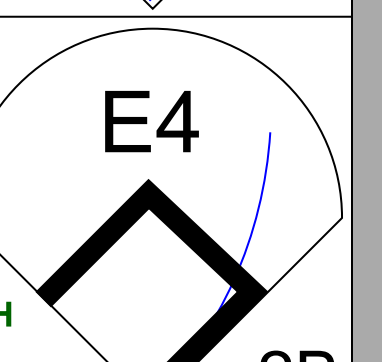
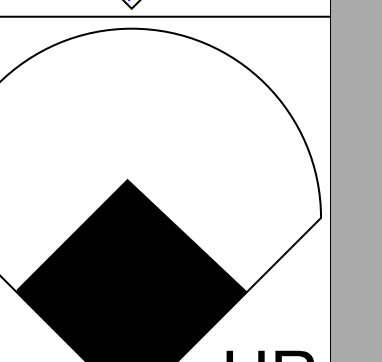
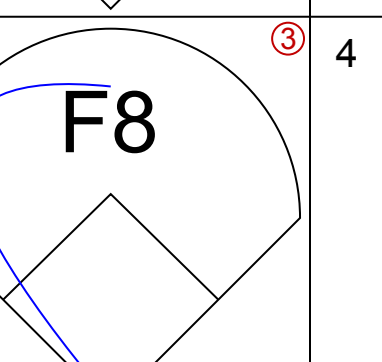
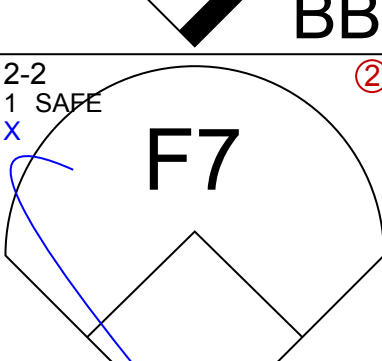
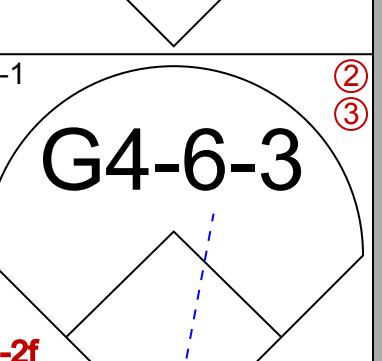
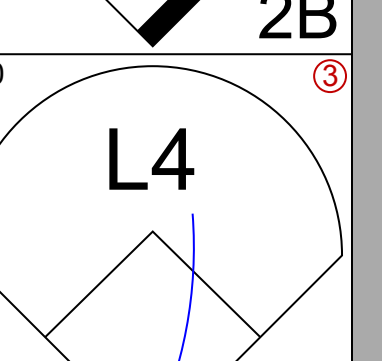
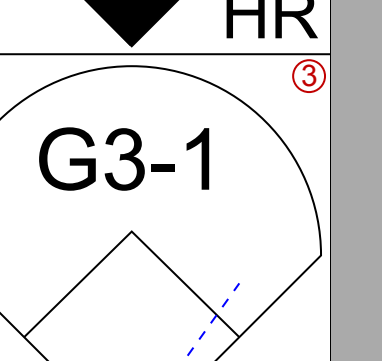
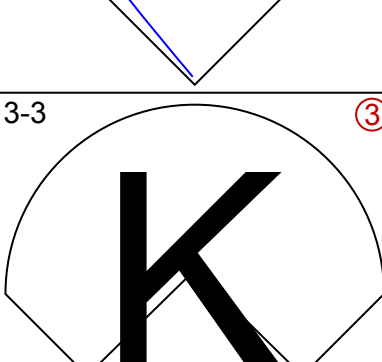
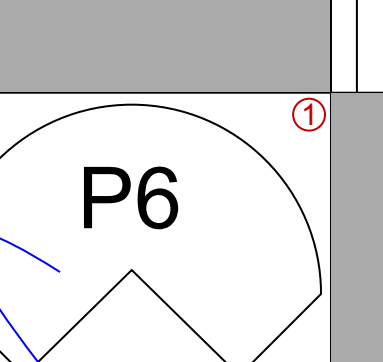
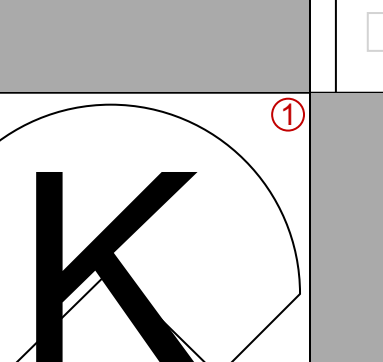
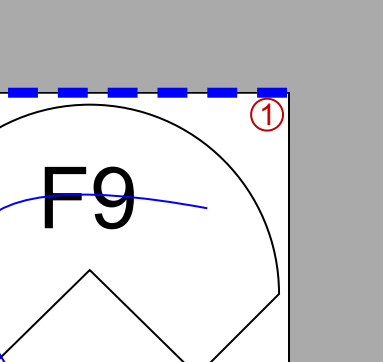
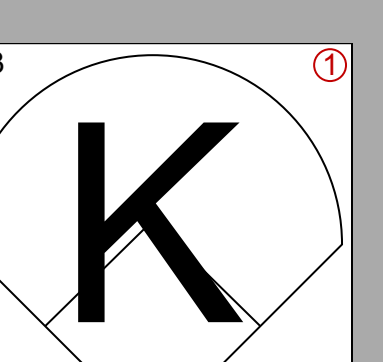
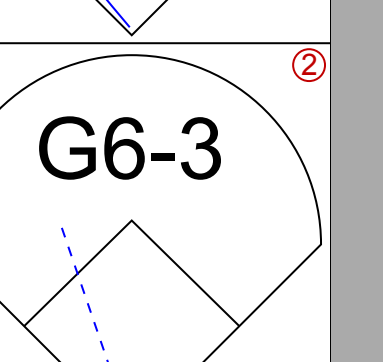
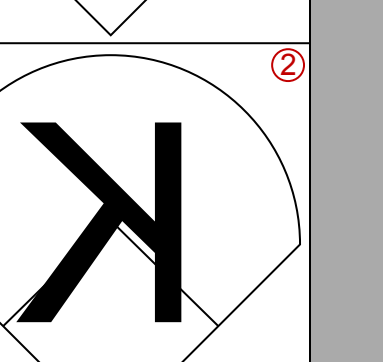
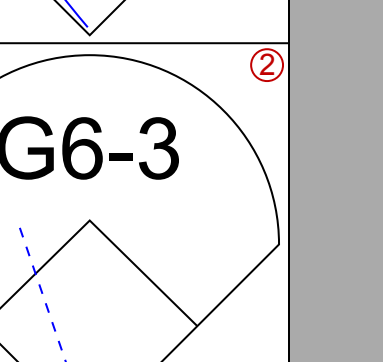
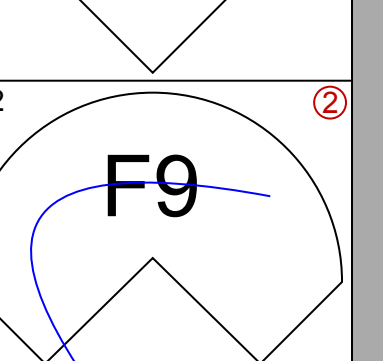
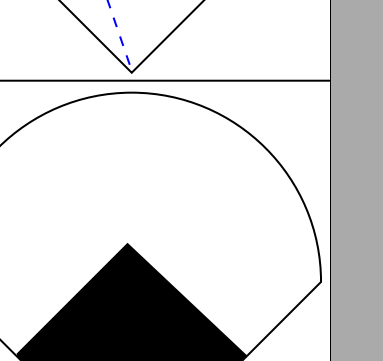
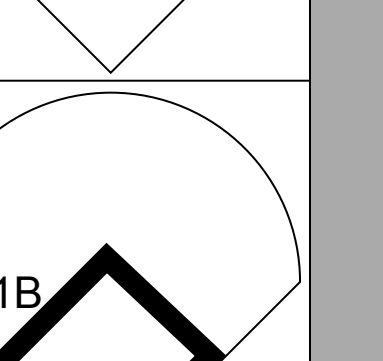
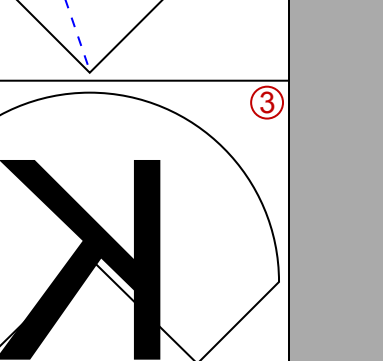
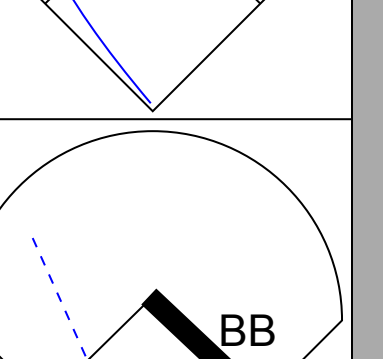
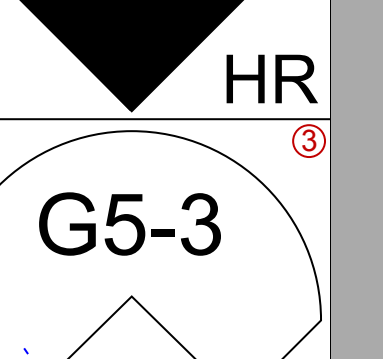
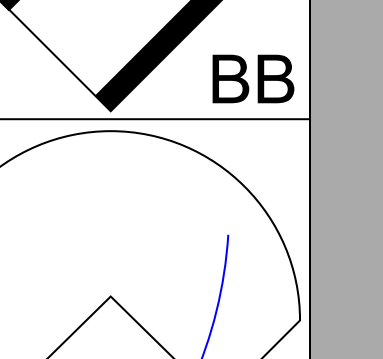
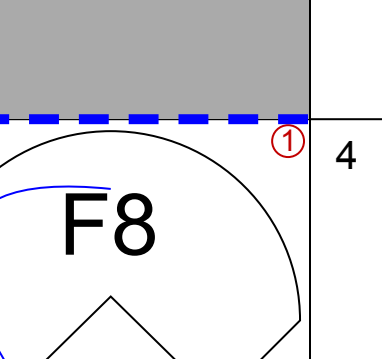
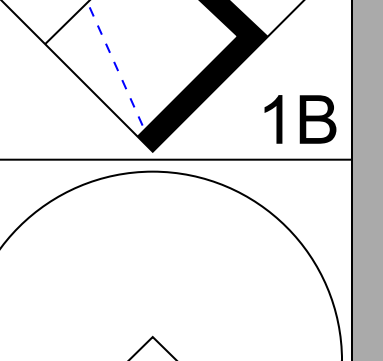
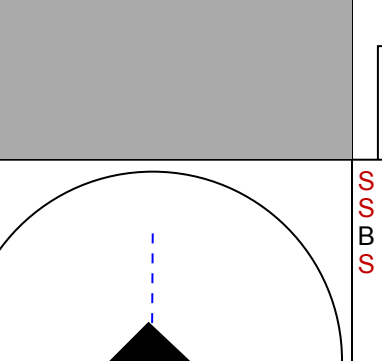
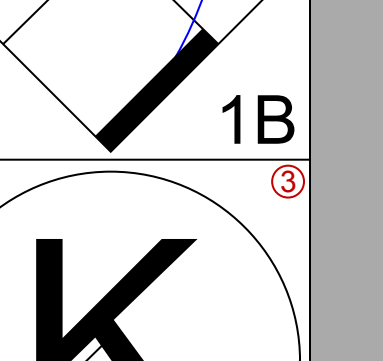
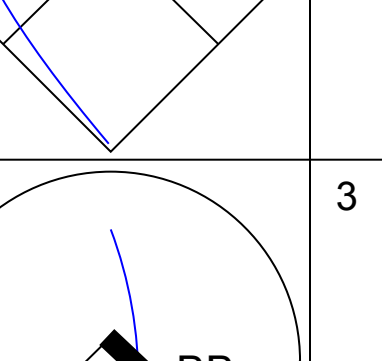
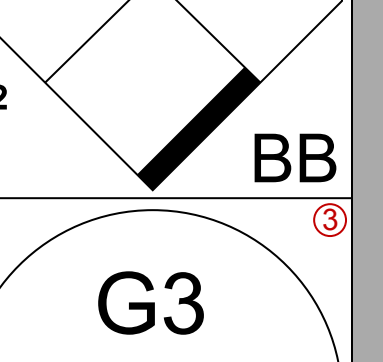
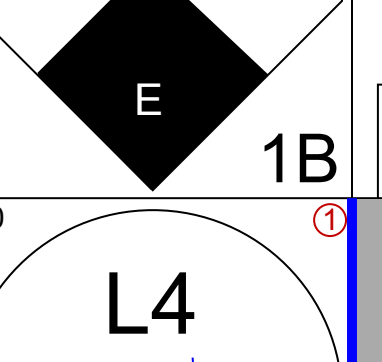
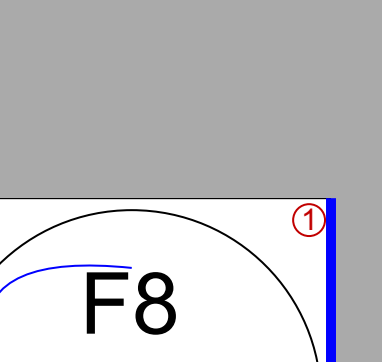
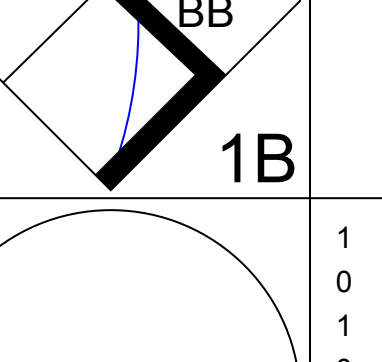
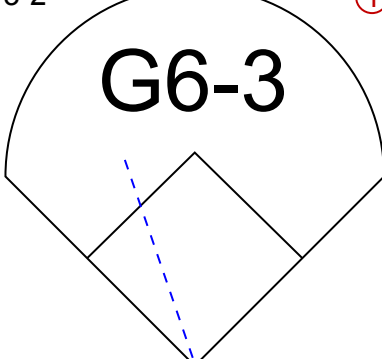
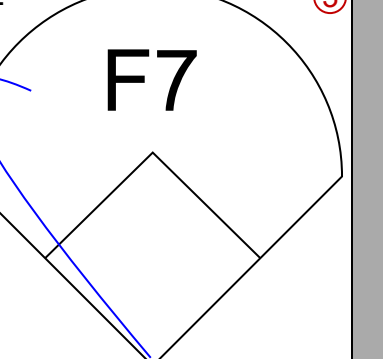
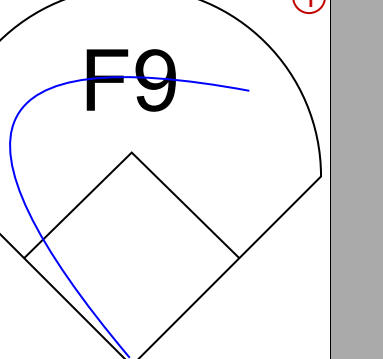
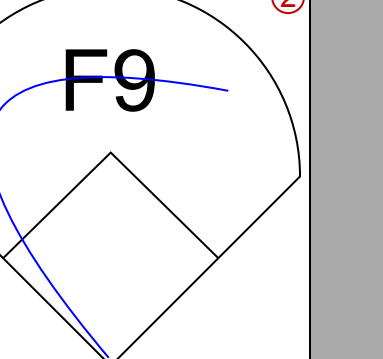
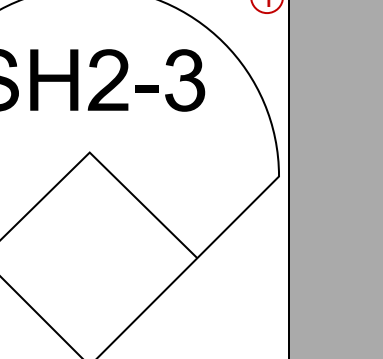

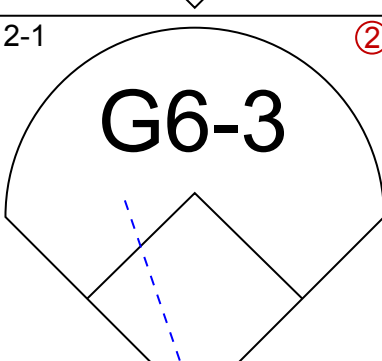
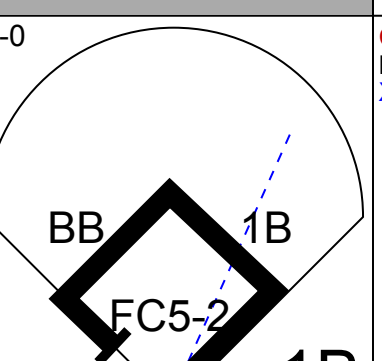
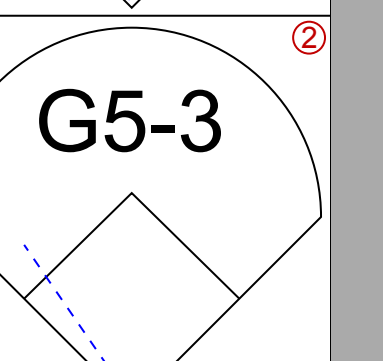
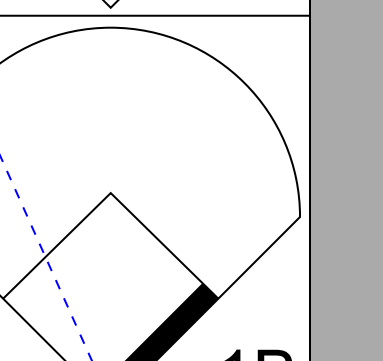
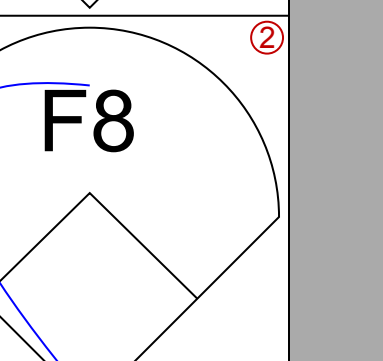
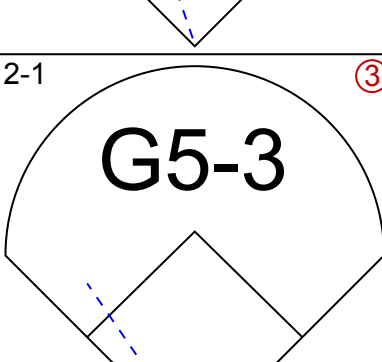
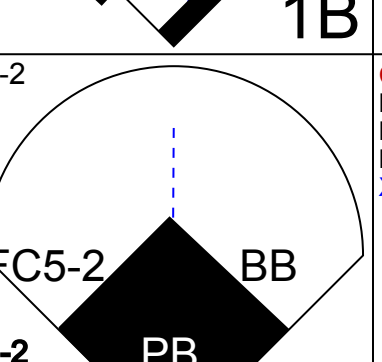
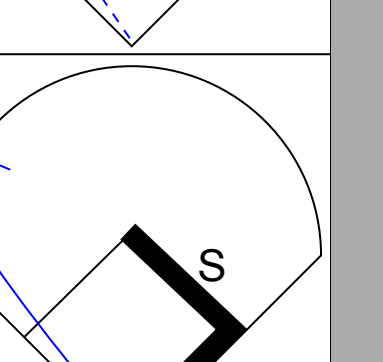
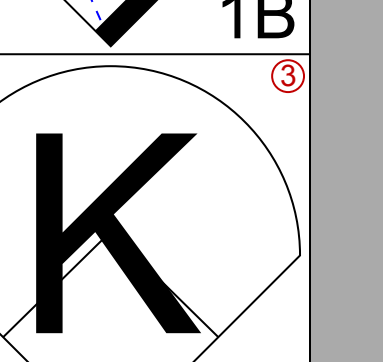
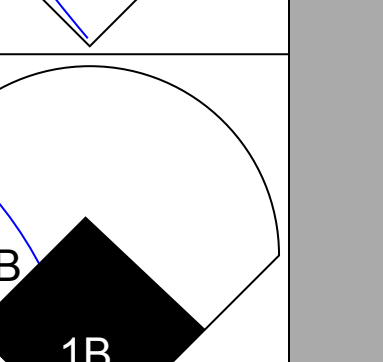
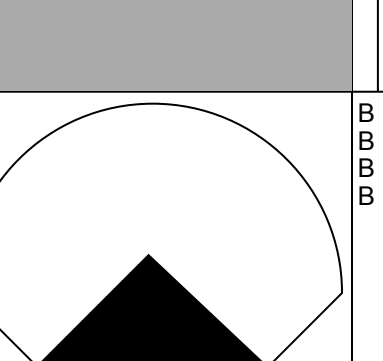
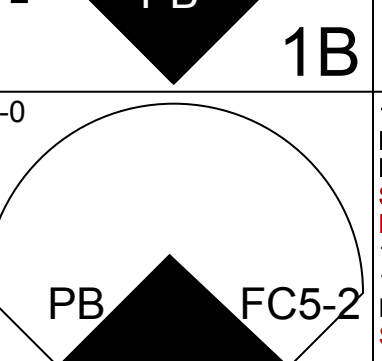
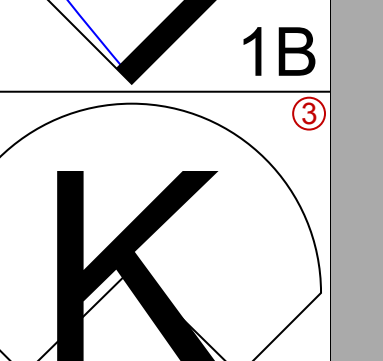
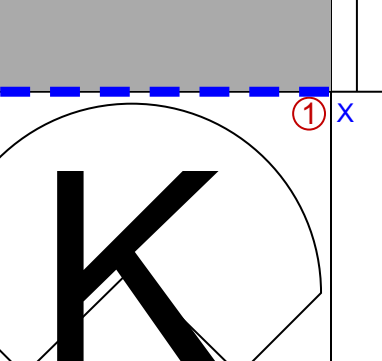
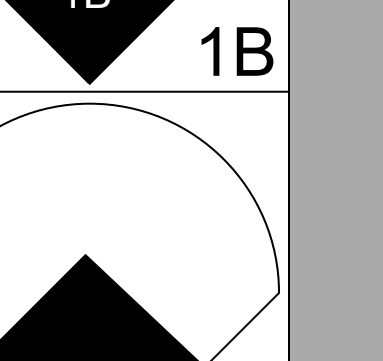

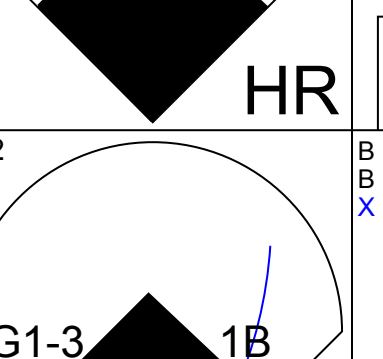
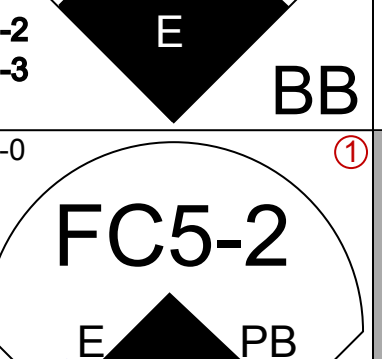
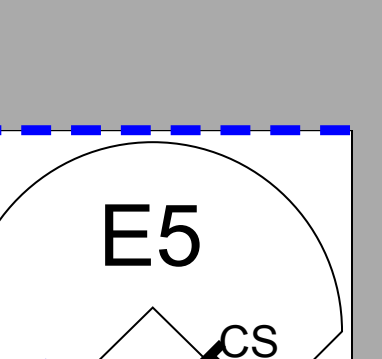
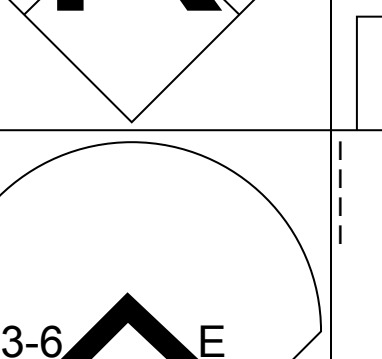
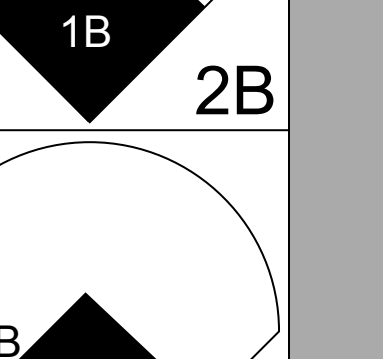

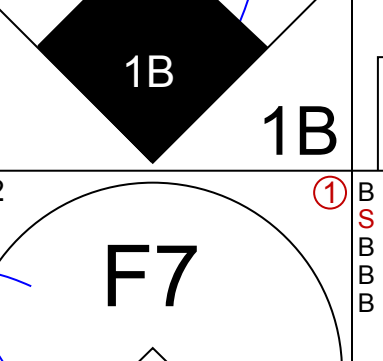
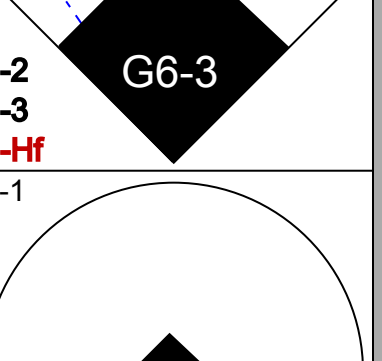
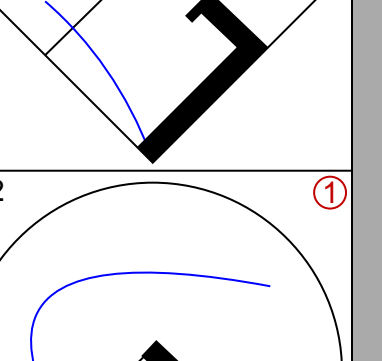
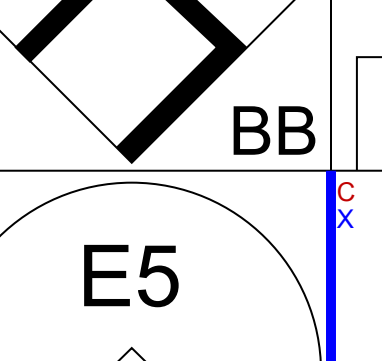
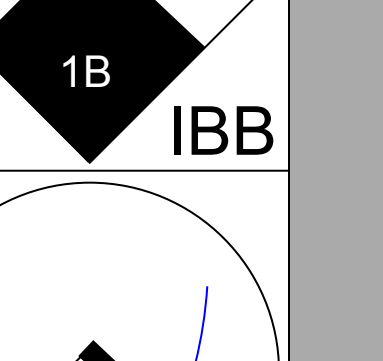

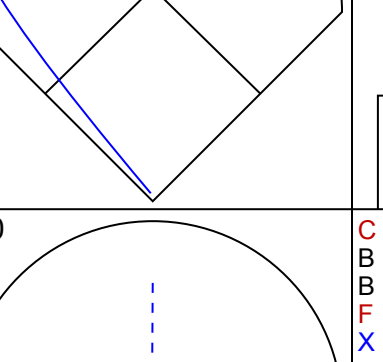
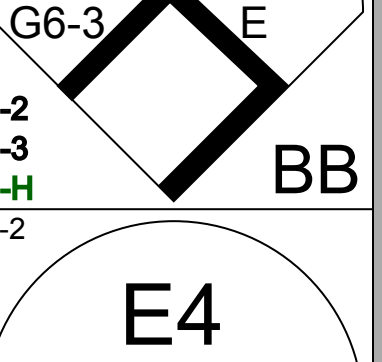
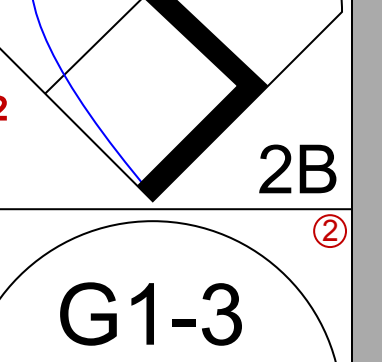
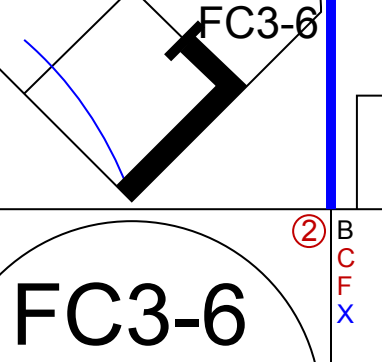
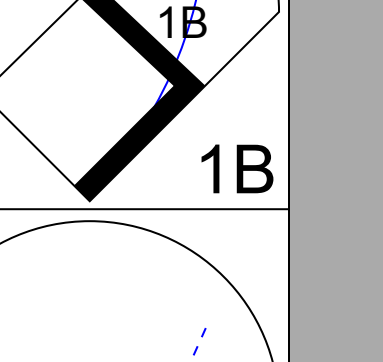

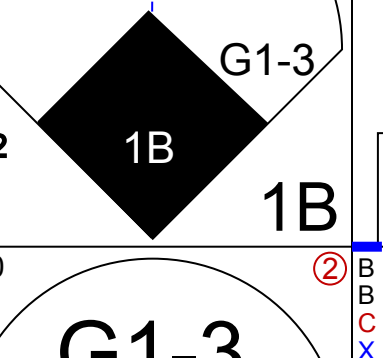
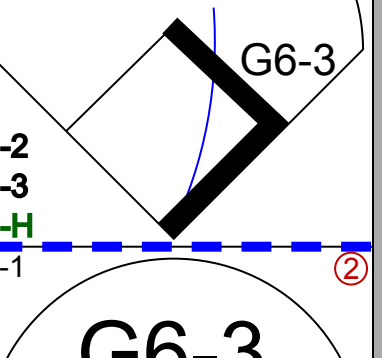
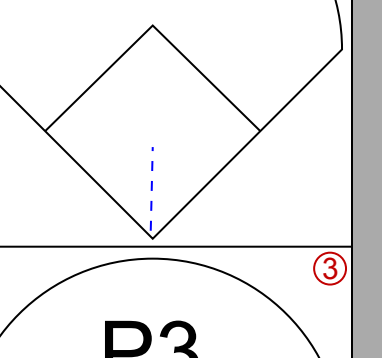
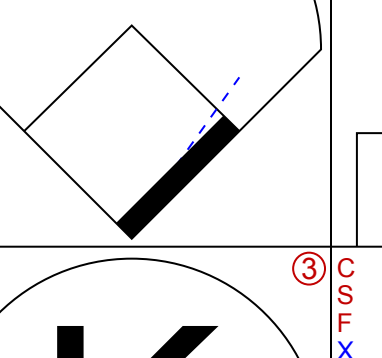
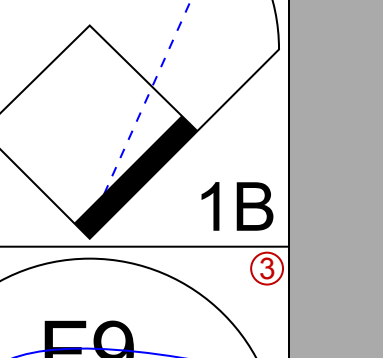

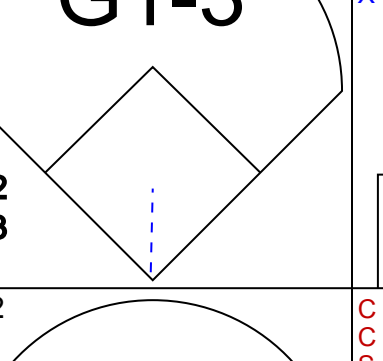
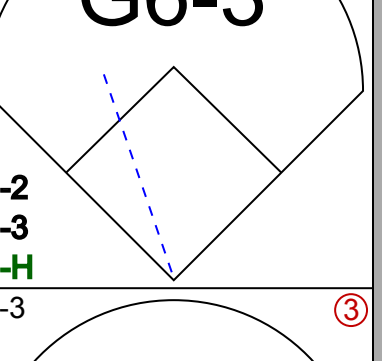
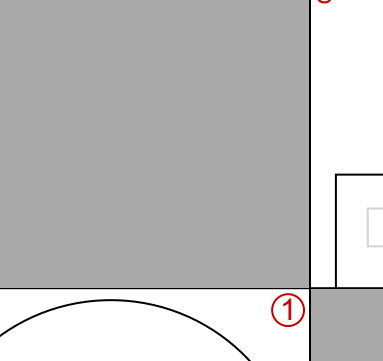
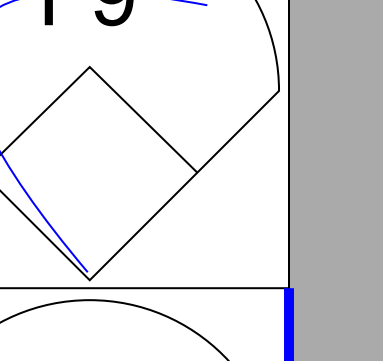


Atlanta Braves - 1989

Batter	1	2	3	4	5	6	7	8	9	AB	R	H	RBI	BB	SO	LOB	TOP					
Lonnie Smith, R (1, 7)										4	0	0	0	1	2	3	<p>Atlanta Braves @ Houston Astros Astrodome, Houston, TX Tue Apr 04 1989, 8:05 PM EDT Att: 27,989 - Dome</p> <p>livebaseballscores.com</p> <p>AB 33 R 3 H 7 RBI 3 BB 5 SO 9 LOB 15</p> 					
Tommy Gregg, L (1, 9) OBP: 0.600, SLG: 1.500										4	1	2	2	1	1	3						
Gerald Perry, L (1, 3)										4	0	0	0	0	0	3						
Dale Murphy, R (1, 8)										4	0	0	0	0	2	1						
Jody Davis, R (1, 2)										4	0	0	0	0	2	0						
Ron Gant, R (1, 5) OBP: 0.500, SLG: 1.333										3	1	1	1	1	1	0						
Andres Thomas, R (1, 6) OBP: 0.500, SLG: 0.500										4	0	2	0	0	0	0						
Jeff Blauser, R (1, 4) OBP: 0.750, SLG: 0.667										3	1	2	0	1	1	2						
Zane Smith, L (1, 1) José Alvarez, R (1, 1) Dion James, L (1, 1) Jim Acker, R (1, 1) Jeff Treadway, L (1, 1) Mark Eichhorn, R (1, 1) Darrell Evans, L (1, 1)										1	0	0	0	0	0	2						
Inning Stats	R: 0 E: 0 K: 2 S: 14	H: 0 LOB: 1 BB: 1 P: 25	R: 0 E: 0 K: 1 S: 11	H: 1 LOB: 2 BB: 1 P: 22	R: 0 E: 0 K: 1 S: 8	H: 0 LOB: 0 BB: 1 P: 14	R: 1 E: 0 K: 0 S: 10	H: 1 LOB: 0 BB: 0 P: 14	R: 1 E: 1 K: 0 S: 11	H: 2 LOB: 1 BB: 0 P: 16	R: 0 E: 0 K: 3 S: 13	H: 1 LOB: 2 BB: 1 P: 21	R: 1 E: 0 K: 0 S: 8	H: 1 LOB: 0 BB: 0 P: 9	R: 0 E: 0 K: 1 S: 11	H: 0 LOB: 0 BB: 0 P: 16	R: 0 E: 0 K: 1 S: 16	H: 1 LOB: 2 BB: 1 P: 22	1B: 4 2B: 1 3B: 0 HR: 2	SF: 0 SAC: 0 DP: 1 HBP: 0	WP: 0 PB: 0 SB: 0 CS: 0	PA: 38
PITCHER	IP WLS BF H R ER SO BB IBB HBP BLK WP HR S P ERA WHIP																					
Mike Scott, R (1, 1) ERA: 3.86	7.0 W 30 6 3 3 7 4 0 0 0 0 2 75 121 3.86 1.429																					
Larry Andersen, R (1, 1) ERA:	1.0 3 0 0 0 1 0 0 0 0 0 0 0 11 16 0.00 0.000																					
Dave Smith, R (1, 1) ERA:	1.0 5 1 0 0 1 1 0 0 0 0 0 0 16 22 0.00 2.000																					

Batter	1	2	3	4	5	6	7	8	9	AB	R	H	RBI	BB	SO	LOB	BOTTOM			
Gerald Young, S (1, 8)										4	0	0	0	0	0	1	<p>Atlanta Braves @ Houston Astros Astrodome, Houston, TX Tue Apr 04 1989, 8:05 PM EDT Att: 27,989 - Dome</p> <p>livebaseballscores.com</p> <p>AB 39 R 10 H 14 RBI 8 BB 4 SO 5 LOB 25</p> 			
Rafael Ramirez, R (1, 6) OBP: 0.400, SLG: 0.400										5	0	2	0	0	0	1				
Billy Hatcher, R (1, 7) OBP: 0.600, SLG: 0.600										5	2	3	1	0	1	1				
Glenn Davis, R (1, 3) OBP: 0.600, SLG: 1.500										4	3	2	1	1	2	1				
Kevin Bass, S (1, 9) OBP: 0.600, SLG: 0.333										3	3	1	0	2	0	3				
Bill Doran, S (1, 4) OBP: 0.667, SLG: 1.000 Steve Lombardozzi, R (7, 4) Craig Reynolds, L (1, 4) OBP: 1.000, SLG: 1.000										2	0	1	0	1	0	1				
Ken Caminiti, S (1, 5) OBP: 0.400, SLG: 0.400										5	1	2	1	0	0	5				
Craig Biggio, R (1, 2)										5	0	0	1	0	1	9				
Mike Scott, R (1, 1) OBP: 0.333, SLG: 0.333 Larry Andersen, R (1, 1) Terry Puhl, L (1, 1) OBP: 1.000, SLG: 1.000 Dave Smith, R (1, 1)										3	0	1	2	0	1	2				
Inning Stats	R: 0 E: 0 K: 0 S: 9	H: 4 LOB: 1 BB: 0 P: 16	R: 3 E: 0 K: 1 S: 15	H: 2 LOB: 2 BB: 2 P: 31	R: 0 E: 0 K: 1 S: 8	H: 1 LOB: 1 BB: 0 P: 18	R: 0 E: 0 K: 1 S: 10	H: 1 LOB: 1 BB: 0 P: 15	R: 0 E: 0 K: 2 S: 11	H: 0 LOB: 2 BB: 1 P: 16	R: 4 E: 0 K: 0 S: 18	H: 5 LOB: 2 BB: 1 P: 29	R: 0 E: 0 K: 0 S: 11	H: 0 LOB: 0 BB: 0 P: 9	R: 0 E: 0 K: 1 S: 16	H: 1 LOB: 2 BB: 1 P: 22	1B: 11 2B: 2 3B: 0 HR: 1	SF: 0 SAC: 1 DP: 0 HBP: 0	WP: 0 PB: 1 SB: 1 CS: 1	PA: 44
PITCHER	IP WLS BF H R ER SO BB IBB HBP BLK WP HR S P ERA WHIP																			
Zane Smith, L (1, 1) ERA: 15.43	2.1 L 16 6 6 4 0 2 2 0 0 0 0 0 13 25 15.43 3.429																			
José Alvarez, R (1, 1) ERA:	1.2 6 1 0 0 2 0 0 0 0 0 0 0 13 25 0.00 0.600																			
Jim Acker, R (1, 1) ERA:	2.0 8 2 0 0 1 0 0 0 0 0 0 0 20 27 0.00 1.000																			
Mark Eichhorn, R (1, 1) ERA: 18.0	2.0 14 5 4 4 2 1 1 0 0 0 0 0 29 45 18.00 3.000																			

Batter	1	2	3	4	5	6	7	8	9	AB	R	H	RBI	BB	SO	LOB	TOP					
Lonnie Smith, R (1.7)										3	2	0	0	2	1	1						
Jeff Blauer, R (1.4) OBP: 0.500, SLG: 0.667										6	1	2	2	0	0	4						
Gerald Perry, L (1.3) OBP: 0.444, SLG: 0.625										4	1	3	2	1	0	0						
Dale Murphy, R (1.8) OBP: 0.222, SLG: 0.125										4	1	1	0	1	1	5						
Jody Davis, R (1.2) OBP: 0.333, SLG: 0.375										4	1	2	1	1	0	1						
Ron Gant, R (1.5) OBP: 0.222, SLG: 0.500										5	0	0	0	0	3	5						
Andres Thomas, R (1.6) OBP: 0.556, SLG: 0.429										3	2	1	0	2	0	1						
Geronimo Berroa, R (1.9) OBP: 0.333, SLG: 0.333										3	0	1	1	0	0	1						
Tommy Gregg, L (7.9) OBP: 0.571, SLG: 1.167										2	0	1	0	0	0	0						
Pete Smith, R (1.1)										1	0	0	0	0	0	0						
José Álvarez, R (3.1)										1	0	0	0	0	0	1						
Jim Acker, R (6.1)										0	0	0	0	0	0	0						
Darrell Evans, L (8, PH) OBP: 1.000, SLG: 1.000										1	0	1	0	0	0	0						
Joe Boever, R (8.1)										1	0	0	0	0	0	2						
Inning Stats	R: 2 E: 0 K: 2 S: 17	H: 3 LOB: 1 BB: 0 P: 29	R: 0 E: 0 K: 0 S: 5	H: 0 LOB: 0 BB: 0 P: 8	R: 1 E: 0 K: 1 S: 13	H: 1 LOB: 2 BB: 2 P: 28	R: 3 E: 0 K: 1 S: 13	H: 3 LOB: 1 BB: 1 P: 23	R: 1 E: 0 K: 1 S: 10	H: 1 LOB: 1 BB: 1 P: 22	R: 0 E: 0 K: 0 S: 4	H: 0 LOB: 0 BB: 0 P: 8	R: 0 E: 0 K: 0 S: 10	H: 0 LOB: 1 BB: 1 P: 21	R: 0 E: 0 K: 0 S: 15	H: 2 LOB: 3 BB: 1 P: 31	R: 1 E: 0 K: 0 S: 16	H: 2 LOB: 3 BB: 1 P: 31	1B: 7 2B: 5 3B: 0 HR: 0	SF: 0 SAC: 1 DP: 0 HBP: 1	WP: 1 PB: 0 SB: 0 CS: 0	PA: 47
PITCHER	IP WLS BF H R ER SO BB IBB HBP BLK WP HR S P ERA WHIP																					
Bob Knepper, L (1.1) ERA: 14.73	3.2 L 20 6 6 6 3 3 0 0 0 1 0 0 42 78 14.73 2.455																					
Danny Darwin, R (4.1) ERA: 3.86	2.1 10 2 1 1 2 1 0 0 1 0 0 20 40 3.86 1.286																					
Bob Forsch, R (7.1) ERA: 3.86	2.0 10 2 0 0 0 1 1 0 0 1 0 0 25 52 0.00 1.500																					
Juan Agosto, L (9.1) ERA: 9.0	1.0 7 2 1 1 0 0 1 1 0 1 0 16 31 9.00 2.000																					

Atlanta Braves @ Houston Astros
Astrodome, Houston, TX
Wed Apr 05 1989, 4:33 AM EDT
Att. 12,154 - Dome - 72 F

AB 38
R 8
H 12
RBI 6
BB 7
SO 5
LOB 21



Batter	1	2	3	4	5	6	7	8	9	AB	R	H	RBI	BB	SO	LOB	BOTTOM			
Gerald Young, S (1.8) OBP: 0.222, SLG: 0.222										5	1	2	0	0	0	2				
Craig Reynolds, L (1.6) OBP: 0.500, SLG: 0.500										5	1	2	0	0	2	3				
Terry Puhl, L (1.7) OBP: 0.333, SLG: 0.333										5	1	1	0	0	0	4				
Glenn Davis, R (1.3) OBP: 0.600, SLG: 1.111										5	1	3	2	0	1	0				
Kevin Bass, S (1.9) OBP: 0.400, SLG: 0.375										5	0	1	0	0	1	4				
Bill Doran, S (1.4) OBP: 0.625, SLG: 1.000										5	0	3	2	0	0	1				
Alan Ashby, S (1.2) OBP: 0.400, SLG: 0.250										4	0	1	0	1	1	2				
Ken Caminiti, S (1.5) OBP: 0.333, SLG: 0.333										4	0	1	0	0	1	5				
Bob Knepper, L (1.1) ERA: 15.43	2.1 15 8 4 4 0 0 0 0 0 0 0 28 54 15.43 3.429																			
Rafael Ramirez, R (6, PH) ERA: 0.00	2.2 W 11 3 0 0 3 1 0 0 0 0 0 0 28 54 0.00 1.500																			
Jim Acker, R (6.1) ERA: 0.00	2.0 9 2 0 0 2 0 0 0 0 0 0 22 38 0.00 1.000																			
Joe Boever, R (8.1) ERA: 0.00	2.0 S 8 2 0 0 1 0 0 0 0 0 0 18 29 0.00 1.000																			
Inning Stats	R: 1 E: 0 K: 0 S: 13	H: 2 LOB: 1 BB: 0 P: 16	R: 0 E: 0 K: 0 S: 8	H: 2 LOB: 2 BB: 0 P: 16	R: 3 E: 0 K: 2 S: 16	H: 4 LOB: 1 BB: 0 P: 28	R: 0 E: 0 K: 1 S: 12	H: 1 LOB: 0 BB: 0 P: 18	R: 0 E: 1 K: 1 S: 10	H: 0 LOB: 1 BB: 0 P: 18	R: 0 E: 0 K: 1 S: 12	H: 2 LOB: 2 BB: 0 P: 20	R: 0 E: 0 K: 0 S: 8	H: 1 LOB: 1 BB: 0 P: 13	R: 0 E: 0 K: 1 S: 10	H: 1 LOB: 1 BB: 0 P: 16	1B: 11 2B: 4 3B: 0 HR: 0	SF: 0 SAC: 0 DP: 0 HBP: 0	WP: 0 PB: 0 SB: 1 CS: 0	PA: 43
PITCHER	IP WLS BF H R ER SO BB IBB HBP BLK WP HR S P ERA WHIP																			
Pete Smith, R (1.1) ERA: 15.43	2.1 15 8 4 4 0 0 0 0 0 0 0 28 54 15.43 3.429																			
José Álvarez, R (3.1) ERA: 0.00	2.2 W 11 3 0 0 3 1 0 0 0 0 0 0 28 54 0.00 1.500																			
Jim Acker, R (6.1) ERA: 0.00	2.0 9 2 0 0 2 0 0 0 0 0 0 22 38 0.00 1.000																			
Joe Boever, R (8.1) ERA: 0.00	2.0 S 8 2 0 0 1 0 0 0 0 0 0 18 29 0.00 1.000																			

Atlanta Braves @ Houston Astros
Astrodome, Houston, TX
Wed Apr 05 1989, 4:33 AM EDT
Att. 12,154 - Dome - 72 F

AB 42
R 4
H 15
RBI 4
BB 1
SO 6
LOB 21



Batter	1	2	3	4	5	6	7	8	9	AB	R	H	RBI	BB	SO	LOB	TOP								
Lonnie Smith, R OBP: 0.400, SLG: 0.300 (1, 7)										3	0	1	1	1	1	0	0								
Jeff Blausler, R OBP: 0.429, SLG: 0.615 (1, 4)										4	0	1	0	0	0	1	1								
Gerald Perry, L OBP: 0.385, SLG: 0.500 (1, 3)										4	0	1	0	0	0	2									
Dale Murphy, R OBP: 0.154, SLG: 0.083 (1, 8)										4	0	0	0	0	2	1									
Jody Davis, R OBP: 0.231, SLG: 0.250 (1, 2)										4	0	0	0	0	1	1									
Ron Gant, R OBP: 0.231, SLG: 0.364 (1, 5)										3	0	0	0	1	1	0									
Andres Thomas, R OBP: 0.462, SLG: 0.364 (1, 6)										4	1	1	0	0	1	1									
Geronimo Berroa, R OBP: 0.333, SLG: 0.200 (1, 9)										2	1	0	0	1	1	1									
Tommy Gregg, L OBP: 0.571, SLG: 1.167 (8, 9)										0	0	0	0	0	0	0									
29 John Smoltz, R OBP: 0.500, SLG: 1.500 (1, 1)										2	1	1	1	0	0	0									
Joe Boever, R (9, 1)										0	0	0	0	0	0	0									
Inning Stats	R: 0 E: 0 K: 1 S: 9	H: 0 LOB: 0 BB: 0 P: 15	R: 0 E: 0 K: 3 S: 11	H: 0 LOB: 0 BB: 0 P: 14	R: 1 E: 0 K: 1 S: 12	H: 2 LOB: 1 BB: 0 P: 15	R: 0 E: 0 K: 0 S: 5	H: 1 LOB: 0 BB: 0 P: 6	R: 2 E: 0 K: 0 S: 13	H: 2 LOB: 2 BB: 2 P: 26	R: 0 E: 0 K: 1 S: 8	H: 0 LOB: 1 BB: 1 P: 13	R: 0 E: 0 K: 0 S: 5	H: 0 LOB: 0 BB: 0 P: 9	R: 0 E: 0 K: 1 S: 9	H: 0 LOB: 0 BB: 0 P: 10	R: 0 E: 0 K: 0 S: 6	H: 0 LOB: 0 BB: 0 P: 10	1B: 2 2B: 2 3B: 2 HR: 0	SF: 0 SAC: 1 DP: 1 HBP: 0	WP: 1 PB: 0 SB: 0 CS: 0	PA: 34			
PITCHER	IP	WLS	BF	H	R	ER	SO	BB	IBB	HBP	BLK	WP	HR	S	P	ERA	WHIP								
Jim Deshaies, L ERA: 3.86 (1, 1)	7.0	L	28	5	3	3	6	3	0	0	0	1	0	63	98	3.86	1.143								
Larry Andersen, R ERA: (8, 1)	2.0		6	0	0	0	1	0	0	0	0	0	0	15	22	0.00	0.000								

Atlanta Braves @ Houston Astros
Astrodome, Houston, TX
Thu Apr 06 1989, 8:05 PM EDT
Att. 9,259 - Dome - 72 F

AB 30
R 3
H 5
RBI 2
BB 3
SO 7
LOB 7



Batter	1	2	3	4	5	6	7	8	9	AB	R	H	RBI	BB	SO	LOB	BOTTOM								
Gerald Young, S OBP: 0.308, SLG: 0.333 (1, 8)										3	1	1	0	1	0	0									
Rafael Ramirez, R OBP: 0.400, SLG: 0.400 (1, 6)										4	0	2	1	0	2	2									
Billy Hatcher, R OBP: 0.444, SLG: 0.444 (1, 7)										4	0	1	0	0	0	2									
Glenn Davis, R OBP: 0.429, SLG: 0.769 (1, 3)										4	0	0	0	0	2	2									
Kevin Bass, S OBP: 0.357, SLG: 0.333 (1, 9)										4	1	1	0	0	1	2									
Bill Doran, S OBP: 0.583, SLG: 0.900 (1, 4)										3	0	1	1	1	1	0									
Alan Ashby, S OBP: 0.222, SLG: 0.125 (1, 2)										4	0	0	0	0	1	3									
Ken Caminiti, S OBP: 0.333, SLG: 0.273 (1, 5)										2	0	0	0	1	0	0									
Craig Reynolds, L OBP: 0.429, SLG: 0.429 (9, PH)										1	0	0	0	0	0	1									
Jim Deshaies, L (1, 1)										2	0	0	0	0	1	1									
Greg Gross, L (7, PH)										1	0	0	0	0	0	0									
Larry Andersen, R (8, 1)										0	0	0	0	0	0	0									
Terry Puhl, L OBP: 0.286, SLG: 0.286 (9, PH)										1	0	0	0	0	0	1									
Inning Stats	R: 1 E: 1 K: 1 S: 13	H: 1 LOB: 1 BB: 1 P: 19	R: 0 E: 0 K: 1 S: 6	H: 0 LOB: 0 BB: 0 P: 7	R: 0 E: 0 K: 1 S: 8	H: 1 LOB: 1 BB: 0 P: 12	R: 0 E: 0 K: 1 S: 9	H: 0 LOB: 0 BB: 0 P: 15	R: 0 E: 0 K: 0 S: 8	H: 1 LOB: 2 BB: 1 P: 15	R: 0 E: 0 K: 0 S: 9	H: 1 LOB: 2 BB: 1 P: 18	R: 0 E: 0 K: 0 S: 7	H: 0 LOB: 0 BB: 0 P: 10	R: 0 E: 0 K: 2 S: 9	H: 0 LOB: 0 BB: 0 P: 11	R: 0 E: 0 K: 1 S: 13	H: 2 LOB: 1 BB: 0 P: 17	1B: 4 2B: 2 3B: 0 HR: 0	SF: 0 SAC: 0 DP: 0 HBP: 0	WP: 1 PB: 0 SB: 0 CS: 0	PA: 36			
PITCHER	IP	WLS	BF	H	R	ER	SO	BB	IBB	HBP	BLK	WP	HR	S	P	ERA	WHIP								
29 John Smoltz, R ERA: 1.13 (1, 1)	8.0	W	33	6	2	1	7	3	0	0	0	0	0	73	114	1.12	1.125								
Joe Boever, R ERA: (9, 1)	1.0	S	3	0	0	0	1	0	0	0	0	0	0	9	10	0.00	0.000								

Atlanta Braves @ Houston Astros
Astrodome, Houston, TX
Thu Apr 06 1989, 8:05 PM EDT
Att. 9,259 - Dome - 72 F

AB 33
R 2
H 6
RBI 2
BB 3
SO 8
LOB 14



Batter	1	2	3	4	5	6	7	8	9	AB	R	H	RBI	BB	SO	LOB	TOP			
Willie Randolph, R (1.4)	G5-3		FC5-4 1B		F9			F9		4	0	1	0	0	0	0	Los Angeles Dodgers @ Atlanta Braves Atlanta-Fulton County Stadium, Atlanta, GA Fri Apr 07 1989, 7:05 PM EDT Att: 31,929 - Unknown			
Alfredo Griffin, S (1.6)	1B		FC5-4 1-2		G6-3			G6-3		4	0	1	0	0	0	1				
Kirk Gibson, L (1.7)	P6			G6-4-3 1B E HBP		P4		F7		3	1	0	0	0	0	1				
Eddie Murray, S (1.3)	P3			G6-4-3 1B		L7		BB 1B		4	0	2	0	0	0	1				
Mickey Hatcher, R (1.9)		G4-3		G6-4-3 1-2 2-3		G6-3		BB 1B		3	0	0	0	1	0	2				
John Shelby, S (1.8)	L5			E BB		G6-3		F8		3	0	0	0	1	0	2				
Jeff Hamilton, R (1.5)	F8			E6 1-3 3-H 1-2		G5-6-3		F9		4	0	0	0	0	0	3				
Mike Scioscia, L (1.2) Tim Crews, R (7.1)			K	F9		L4				3	0	0	0	0	1	2				
Fernando Valenzuela, L (1.1) Rick Dempsey, R (7.2)		B5				G5-3		P3		2	0	0	0	0	0	0				
Inning Stats	R: 0 E: 0 K: 0 S: 8	H: 1 LOB: 1 BB: 0 P: 14	R: 0 E: 0 K: 0 S: 5	H: 0 LOB: 0 BB: 0 P: 8	R: 0 E: 0 K: 1 S: 12	H: 1 LOB: 1 BB: 0 P: 16	R: 1 E: 1 K: 0 S: 12	H: 1 LOB: 2 BB: 1 P: 23	R: 0 E: 0 K: 0 S: 5	H: 0 LOB: 0 BB: 0 P: 6	R: 0 E: 0 K: 0 S: 4	H: 0 LOB: 0 BB: 0 P: 8	R: 0 E: 0 K: 0 S: 8	H: 0 LOB: 0 BB: 0 P: 15	R: 0 E: 0 K: 0 S: 8	H: 1 LOB: 2 BB: 1 P: 19	1B: 4 2B: 0 3B: 0 HR: 0	SF: 0 SAC: 0 DP: 1 HBP: 1	WP: 0 PB: 0 SB: 0 CS: 0	PA: 34
PITCHER Tom Glavine, L (1.1) ERA:	IP: 9.0 WLS: W BF: 34 H: 4 R: 1 ER: 0 SO: 1 BB: 2 IBB: 0 HBP: 1 BLK: 0 WP: 0 HR: 0 S: 67 P: 115 ERA: 0.00 WHIP: 0.667															PITCHER				

Batter	1	2	3	4	5	6	7	8	9	AB	R	H	RBI	BB	SO	LOB	BOTTOM			
Lonnie Smith, R (1.7)	F7-3 1B		G1-3 2B BB		1B WP 2B		G5-3	1-H 2B		4	2	3	1	1	0	0	Los Angeles Dodgers @ Atlanta Braves Atlanta-Fulton County Stadium, Atlanta, GA Fri Apr 07 1989, 7:05 PM EDT Att: 31,929 - Unknown			
Jeff Blauser, R (1.4)	F7		G1-3 1-2		1B WP 1B		K	F8		5	1	1	0	0	1	3				
Gerald Perry, L (1.3)	F7-3 1-2		2-H 2B		1B BB BB		2B 1B			3	2	2	1	1	0	1				
Dale Murphy, R (1.8)		G1-3	F7		1B 1B 1B		2B BB			3	0	1	0	1	0	1				
Jody Davis, R (1.2)	E5 BB			K	1B 1B		2B 2B			4	0	2	3	0	1	0				
Ron Gant, R (1.5)		BB		K	P3		K			3	0	0	0	1	2	4				
Andres Thomas, R (1.6)	F8			K		P3		K		4	0	0	0	0	2	2				
Geronimo Berroa, R (1.9) Tommy Gregg, L (8.9)			K		K	K		G4-3		3	0	0	0	0	3	2				
Tom Glavine, L (1.1)			K		G5-3	G4-1		E6 2B		4	1	0	0	0	1	0				
Inning Stats	R: 0 E: 0 K: 0 S: 6	H: 1 LOB: 0 BB: 0 P: 9	R: 0 E: 1 K: 1 S: 11	H: 0 LOB: 2 BB: 1 P: 19	R: 1 E: 0 K: 1 S: 7	H: 1 LOB: 1 BB: 1 P: 13	R: 0 E: 0 K: 3 S: 9	H: 0 LOB: 0 BB: 0 P: 14	R: 3 E: 0 K: 1 S: 17	H: 4 LOB: 2 BB: 1 P: 33	R: 0 E: 0 K: 1 S: 7	H: 0 LOB: 0 BB: 0 P: 8	R: 1 E: 0 K: 2 S: 12	H: 2 LOB: 2 BB: 1 P: 24	R: 1 E: 1 K: 1 S: 12	H: 1 LOB: 1 BB: 0 P: 15	1B: 5 2B: 5 3B: 0 HR: 0	SF: 0 SAC: 0 DP: 1 HBP: 0	WP: 1 PB: 0 SB: 1 CS: 0	PA: 38
PITCHER Fernando Valenzuela, L (1.1) ERA: 6.75 Tim Crews, R (7.1) ERA:	IP: 6.2 WLS: L BF: 6 H: 1 R: 1 ER: 0 SO: 2 BB: 0 IBB: 0 HBP: 0 BLK: 0 WP: 0 HR: 0 S: 15 P: 21 ERA: 0.00 WHIP: 0.750															PITCHER				

AB	31
R	1
H	4
RBI	0
BB	2
SO	1
LOB	12



AB	34
R	6
H	9
RBI	5
BB	4
SO	10
LOB	13



Batter	1	2	3	4	5	6	7	8	9	AB	R	H	RBI	BB	SO	LOB	TOP		
Lonnie Smith, R OBP: 0.467, SLG: 0.591 (1, 7)	F7		HR			K			K	4	1	1	2	0	2	0			
Jeff Blausler, R OBP: 0.333, SLG: 0.478 (1, 4)	F8		K2-3			G5-3			G6-3	4	0	0	0	0	1	0			
Gerald Perry, L OBP: 0.462, SLG: 0.500 (1, 3)	G6-3			P4			F9			3	0	0	0	0	0	0			
Dale Murphy, R OBP: 0.192, SLG: 0.125 (1, 8)		K2-3		F9			K			3	0	0	0	0	2	0			
Jody Davis, R OBP: 0.240, SLG: 0.292 (1, 2)	K			K				G6-3		3	0	0	0	0	2	0			
Ron Gant, R OBP: 0.240, SLG: 0.200 (1, 5)	K				F7			K		3	0	0	0	0	2	0			
Andres Thomas, R OBP: 0.240, SLG: 0.174 (1, 6)			F7		K			G5-3		3	0	0	0	0	1	0			
Geronimo Berroa, R OBP: 0.167, SLG: 0.091 (1, 9)			K		K			G5-3		3	0	0	0	0	2	0			
Pete Smith, R OBP: 0.167, SLG: 0.091 (1, 1)										1	1	0	0	1	0	0			
Jim Acker, R OBP: 0.167, SLG: 0.091 (8, 1)										0	0	0	0	0	0	0			
Paul Assenmacher, L OBP: 0.167, SLG: 0.091 (8, 1)										0	0	0	0	0	0	0			
John Russell, R OBP: 0.167, SLG: 0.091 (9, PH)			HR							1	0	0	0	0	1	0			
Inning Stats	R: 0 E: 0 K: 1 S: 4	H: 0 LOB: 0 BB: 0 P: 6	R: 0 E: 0 K: 3 S: 9	H: 0 LOB: 0 BB: 0 P: 14	R: 2 E: 0 K: 2 S: 14	H: 1 LOB: 0 BB: 1 P: 21	R: 0 E: 0 K: 1 S: 5	H: 0 LOB: 0 BB: 0 P: 8	R: 0 E: 0 K: 2 S: 8	H: 0 LOB: 0 BB: 0 P: 10	R: 0 E: 0 K: 1 S: 6	H: 0 LOB: 0 BB: 0 P: 7	R: 0 E: 0 K: 1 S: 8	H: 0 LOB: 0 BB: 0 P: 8	R: 0 E: 0 K: 2 S: 10	H: 0 LOB: 0 BB: 0 P: 15	1B: 0 2B: 0 3B: 0 HR: 1	SF: 0 SAC: 0 DP: 0 HBP: 0	WP: 0 PA: 29 PB: 0 SB: 0 CS: 0
PITCHER Bruce Hurst, L ERA: 5.79 (1, 1)	IP: 9.0 WLS: W BF: 29	H: 1 R: 2 ER: 2 SO: 13	BB: 1 IBB: 0 HBP: 0 BLK: 0	WP: 0 HR: 1 S: 72 P: 101	ERA: 2.00 WHIP: 0.222	PITCHER IP: 0 WLS: 0 BF: 0 H: 0 R: 0 ER: 0 SO: 0 BB: 0 IBB: 0 HBP: 0 BLK: 0 WP: 0 HR: 0 S: 0 P: 0 ERA: 0.00 WHIP: 0.000													

Atlanta Braves @ San Diego Padres
Jack Murphy Stadium, San Diego, CA
Mon Apr 10 1989, 10:05 PM EDT
Att: 15,749 - Unknown

AB 28
R 2
H 1
RBI 2
BB 1
SO 13
LOB 0



Batter	1	2	3	4	5	6	7	8	9	AB	R	H	RBI	BB	SO	LOB	BOTTOM		
Roberto Alomar, S OBP: 0.424, SLG: 0.321 (1, 4)	F7		BLK			PB		F8		4	0	2	0	1	0	0			
Luis Salazar, R OBP: 0.316, SLG: 0.316 (1, 5)	K		G5-3		K	F7				4	0	0	0	0	2	5			
Tony Gwynn, L OBP: 0.414, SLG: 0.593 (1, 8)	G6-3			HR	F8	G4-3				4	1	1	1	0	0	4			
Jack Clark, R OBP: 0.296, SLG: 0.150 (1, 3)		K		G5-3		HR	L7			4	1	1	0	0	1	0			
John Kruk, L OBP: 0.231, SLG: 0.091 (1, 9)		K			BB	HR	F7			3	1	1	0	1	1	0			
Carmelo Martinez, R OBP: 0.250, SLG: 0.286 (1, 7)				F7		HR		BB		3	1	2	3	1	0	1			
Benito Santiago, R OBP: 0.174, SLG: 0.304 (1, 2)	F9				K	F9	F7			4	0	0	0	0	1	3			
Garry Templeton, S OBP: 0.280, SLG: 0.520 (1, 6)			G3		K2-3	HR		F9		4	1	1	1	0	1	0			
Bruce Hurst, L OBP: 0.400, SLG: 0.250 (1, 1)			K		BB	PB		K		3	0	1	0	1	2	0			
Inning Stats	R: 0 E: 0 K: 1 S: 8	H: 0 LOB: 0 BB: 0 P: 11	R: 0 E: 0 K: 2 S: 10	H: 1 LOB: 1 BB: 0 P: 13	R: 0 E: 0 K: 1 S: 10	H: 1 LOB: 1 BB: 0 P: 16	R: 1 E: 0 K: 1 S: 11	H: 1 LOB: 1 BB: 1 P: 19	R: 0 E: 0 K: 2 S: 11	H: 1 LOB: 2 BB: 1 P: 21	R: 4 E: 0 K: 0 S: 14	H: 5 LOB: 2 BB: 1 P: 25	R: 0 E: 0 K: 0 S: 8	H: 0 LOB: 1 BB: 1 P: 16	R: 0 E: 0 K: 1 S: 5	H: 0 LOB: 0 BB: 0 P: 8	1B: 6 2B: 0 3B: 0 HR: 3	SF: 0 SAC: 0 DP: 0 HBP: 0	WP: 0 PA: 37 PB: 1 SB: 0 CS: 0
PITCHER Pete Smith, R ERA: 10.57 Jim Acker, R ERA: Paul Assenmacher, L ERA:	IP: 1.1 WLS: L BF: 8	H: 1 R: 0 ER: 0 SO: 0	BB: 2 IBB: 0 HBP: 0 BLK: 0	WP: 0 HR: 0 S: 15 P: 31	ERA: 0.00 WHIP: 1.875	PITCHER IP: 0 WLS: 0 BF: 0 H: 0 R: 0 ER: 0 SO: 0 BB: 0 IBB: 0 HBP: 0 BLK: 0 WP: 0 HR: 0 S: 0 P: 0 ERA: 0.00 WHIP: 0.000													

Atlanta Braves @ San Diego Padres
Jack Murphy Stadium, San Diego, CA
Mon Apr 10 1989, 10:05 PM EDT
Att: 15,749 - Unknown

AB 33
R 5
H 9
RBI 5
BB 4
SO 8
LOB 13



Batter	1	2	3	4	5	6	7	8	9	AB	R	H	RBI	BB	SO	LOB	TOP					
Lonnie Smith, R OBP: 0.457, SLG: 0.538 (1, 7)	F8	F7					K			4	0	1	0	1	1	3						
Tommy Gregg, L OBP: 0.444, SLG: 0.625 Gerónimo Berroa, R OBP: 0.154, SLG: 0.083 (8, PH)	F7		F8				F8	K	G6-3	4	0	0	0	0	1	1						
Gerald Perry, L OBP: 0.433, SLG: 0.435 (1, 3)	FC6-4 HBP		F8				F8	G4-3		3	0	0	0	0	0	1						
Dale Murphy, R OBP: 0.200, SLG: 0.111 (1, 8)	FC6-4		K				PO	K	1B BB	3	0	0	0	1	2	1						
Darrell Evans, L OBP: 0.571, SLG: 1.000 Ron Gant, R OBP: 0.240, SLG: 0.200 (8, PR)		G3-1					P4	HR		4	1	2	1	0	0	0						
Jody Davis, R OBP: 0.276, SLG: 0.321 (1, 2)									1B	4	0	2	0	0	2	2						
Andres Thomas, R OBP: 0.276, SLG: 0.333 (1, 6)										4	1	2	1	0	1	1						
Jeff Blausler, R OBP: 0.321, SLG: 0.423 (1, 4)										3	0	0	0	1	1	2						
29 John Smoltz, R OBP: 0.500, SLG: 1.000 Dion James, L (7, PH)										1	0	0	0	1	1	2						
José Álvarez, R John Russell, R (9, PH)										1	0	0	0	0	0	0						
Inning Stats	R: 0 E: 0 K: 0 S: 12	H: 0 LOB: 1 BB: 0 P: 19	R: 0 E: 0 K: 0 S: 16	H: 2 LOB: 3 BB: 1 P: 25	R: 0 E: 0 K: 1 S: 9	H: 0 LOB: 0 BB: 0 P: 14	R: 0 E: 0 K: 2 S: 14	H: 1 LOB: 2 BB: 1 P: 22	R: 0 E: 0 K: 0 S: 5	H: 1 LOB: 0 BB: 0 P: 5	R: 1 E: 0 K: 2 S: 14	H: 1 LOB: 0 BB: 0 P: 19	R: 0 E: 0 K: 2 S: 8	H: 0 LOB: 0 BB: 0 P: 13	R: 0 E: 0 K: 2 S: 12	H: 1 LOB: 2 BB: 1 P: 19	R: 1 E: 0 K: 1 S: 11	H: 1 LOB: 1 BB: 1 P: 19	1B: 5 2B: 0 3B: 0 HR: 2	SF: 0 SAC: 0 DP: 0 HBP: 1	WP: 0 PB: 0 SB: 0 CS: 0	PA: 39
PITCHER	IP	WLS	BF	H	R	ER	SO	BB	IBB	HBP	BLK	WP	HR	S	P	ERA	WHIP					
Ed Whitson, R ERA: 2.51 Mark Davis, L ERA: 1.5	(1, 1)	7.2	W	31	5	1	1	8	3	0	1	0	0	1	84	128	1.17	1.043				
(8, 1)	1.1	S	7	2	1	1	2	1	0	0	0	0	0	1	17	27	6.75	2.250				

Atlanta Braves @ San Diego Padres
Jack Murphy Stadium, San Diego, CA
Tue Apr 11 1989, 10:05 PM EDT
Att: 14,649 - Unknown - 65 F

livebaseballscorecards.com

AB 33
R 2
H 7
RBI 2
BB 4
SO 10
LOB 14

Braves


Batter	1	2	3	4	5	6	7	8	9	AB	R	H	RBI	BB	SO	LOB	BOTTOM					
Roberto Alomar, S OBP: 0.405, SLG: 0.323 (1, 4)	1B	SF8					G6-3			3	0	1	1	0	0	1						
Luis Salazar, R OBP: 0.281, SLG: 0.261 (1, 5)	F8	K					P4			4	0	0	0	0	2	2						
Tony Gwynn, L OBP: 0.424, SLG: 0.677 (1, 8)	1B									4	1	2	1	0	1	0						
Jack Clark, R OBP: 0.323, SLG: 0.174 Bip Roberts, S (8, PR)	K						G6-3			3	0	1	0	1	1	2						
John Kruk, L OBP: 0.250, SLG: 0.077 (1, 9)	G5-3									2	0	0	0	1	0	3						
Carmelo Martínez, R OBP: 0.250, SLG: 0.320 (9, 3)	1B	2B					P2			4	1	1	0	0	0	4						
Benito Santiago, R OBP: 0.185, SLG: 0.296 (1, 2)	1B	1B					E5			4	1	1	0	0	0	2						
Garry Templeton, S OBP: 0.250, SLG: 0.464 (1, 6)	F7						G3			3	0	0	0	0	0	3						
Ed Whitson, R OBP: 0.167, SLG: 0.167 Mark Davis, L (8, 1)	1B						K			3	0	1	1	0	1	1						
Inning Stats	R: 0 E: 0 K: 1 S: 15	H: 2 LOB: 2 BB: 0 P: 25	R: 2 E: 0 K: 1 S: 11	H: 3 LOB: 1 BB: 0 P: 16	R: 0 E: 0 K: 0 S: 7	H: 0 LOB: 1 BB: 1 P: 15	R: 0 E: 2 K: 1 S: 12	H: 0 LOB: 1 BB: 0 P: 16	R: 1 E: 0 K: 0 S: 10	H: 1 LOB: 1 BB: 1 P: 19	R: 0 E: 0 K: 0 S: 4	H: 0 LOB: 0 BB: 0 P: 6	R: 0 E: 0 K: 2 S: 8	H: 0 LOB: 0 BB: 0 P: 10	R: 0 E: 0 K: 0 S: 9	H: 1 LOB: 2 BB: 0 P: 14	1B: 5 2B: 1 3B: 0 HR: 1	SF: 1 SAC: 1 DP: 0 HBP: 0	WP: 0 PB: 0 SB: 1 CS: 0	PA: 34		
PITCHER	IP	WLS	BF	H	R	ER	SO	BB	IBB	HBP	BLK	WP	HR	S	P	ERA	WHIP					
29 John Smoltz, R ERA: 2.57 José Álvarez, R ERA:	(1, 1)	6.0	L	27	6	3	3	3	2	0	0	0	0	1	59	97	4.50	1.333				
(7, 1)	2.0		7	1	0	0	2	0	0	0	1	0	0	17	24	0.00	0.500					


Atlanta Braves @ San Diego Padres
Jack Murphy Stadium, San Diego, CA
Tue Apr 11 1989, 10:05 PM EDT
Att: 14,649 - Unknown - 65 F

livebaseballscorecards.com

AB 30
R 3
H 7
RBI 3
BB 2
SO 5
LOB 18

SD

Batter	1	2	3	4	5	6	7	8	9	AB	R	H	RBI	BB	SO	LOB	TOP		
Lonnie Smith, R OBP: 0.450, SLG: 0.613 (1, 7)	2-2 HR 1B	1-3 K			1-2 G6-3	0-2 L6			0-0 HR	5	2	2	1	0	1	3	Atlanta Braves @ San Diego Padres Jack Murphy Stadium, San Diego, CA Wed Apr 12 1989, 10:05 PM EDT Att: 14,621 - Unknown AB 36 R 5 H 12 RBI 4 BB 3 SO 5 LOB 19 		
Dale Murphy, R OBP: 0.225, SLG: 0.226 (1, 8)	0-0 HR		0-0 F8		4-2 1B BB	2-2 FC6-4			0-2 G3	4	2	1	2	1	0	2			
Gerald Perry, L OBP: 0.486, SLG: 0.500 (1, 3)	2-0 1B		1-0 S 1B		1-1 1B			1-0 G5-4-3 1B	0-0 L8	5	0	4	0	0	0	0			
Andres Thomas, R OBP: 0.324, SLG: 0.375 (1, 6)	0-0 CS 1B		2-2 G6-3		0-0 1B			0-1 G5-4-3 1B	0-1 L5	5	0	3	1	0	0	1			
Jody Davis, R OBP: 0.273, SLG: 0.290 (1, 2)	3-2 F9		4-2 FC5-4 BB		1-2 L5			1-1 G5-4-3		3	0	0	0	1	0	5			
Ron Gant, R OBP: 0.241, SLG: 0.174 (1, 5)	3-3 K		0-0 FC5-4					2-2 G6-3		3	1	0	0	1	1	5			
John Russell, R OBP: 0.333, SLG: 0.333 (1, 9)		1-1 G5-3 1B		0-0 F8		1-2 E SH5-4 1B		0-0 G6-3		4	0	2	0	0	0	0			
Jeff Blauser, R OBP: 0.290, SLG: 0.379 (1, 4)	0-0 G5-3		0-2 G6-3		1-1 SH5-4			0-0 F9		3	0	0	0	0	0	1			
Tom Glavine, L (1, 1)	0-3 K		2-3 K		1-0 E4 FC6-4			1-3 K		4	0	0	0	0	3	2			
Inning Stats	R: 2 H: 4 E: 0 K: 1 S: 13	L: 23 BB: 0 P: 23	R: 0 H: 1 E: 0 K: 2 S: 11	R: 0 H: 1 E: 0 K: 0 S: 10	R: 0 H: 0 E: 0 K: 1 S: 8	R: 1 H: 2 E: 0 K: 0 S: 11	R: 1 H: 1 E: 1 K: 0 S: 14	R: 0 H: 2 E: 0 K: 0 S: 8	R: 0 H: 0 E: 0 K: 1 S: 5	R: 1 H: 1 E: 0 K: 0 S: 10	H: 1 LOB: 1 BB: 0 P: 10	H: 2 LOB: 1 BB: 1 P: 18	H: 1 LOB: 2 BB: 1 P: 23	H: 0 LOB: 0 BB: 0 P: 6	H: 1 LOB: 0 BB: 0 P: 10	1B: 10 2B: 1 3B: 0 HR: 2	SF: 0 SAC: 1 DP: 2 HBP: 0	WP: 0 PB: 0 SB: 1 CS: 1	PA: 40
PITCHER	IP	WLS	BF	H	R	ER	SO	BB	IBB	HBP	BLK	WP	HR	S	P	ERA	WHIP		
Dennis Rasmussen, L ERA: 3.48 (1, 1)	5.0	L	23	8	3	3	4	2	0	0	0	0	1	53	81	5.40	2.000		
Greg Bookser, R ERA: (6, 1)	3.0		13	3	1	0	1	1	0	0	0	0	0	27	41	0.00	1.333		
Mark Grant, R ERA: 3.0 (9, 1)	1.0		4	1	1	1	0	0	0	0	0	0	1	10	10	9.00	1.000		

Batter	1	2	3	4	5	6	7	8	9	AB	R	H	RBI	BB	SO	LOB	BOTTOM		
Roberto Alomar, S OBP: 0.366, SLG: 0.286 (1, 4)	2-2 F8		0-1 F7		1-2 FC6-4			1-2 G5-3		4	0	0	0	0	0	1	Atlanta Braves @ San Diego Padres Jack Murphy Stadium, San Diego, CA Wed Apr 12 1989, 10:05 PM EDT Att: 14,621 - Unknown AB 33 R 0 H 6 RBI 0 BB 1 SO 4 LOB 13 		
Luis Salazar, R OBP: 0.222, SLG: 0.222 Mark Grant, R (9, 1)	0-3 K		1-2 G4-3		0-1 G5-3			1-0 G6-3		4	0	0	0	0	1	0			
Tony Gwynn, L OBP: 0.432, SLG: 0.647 (1, 8)	4-2 FC6-4 BB		0-0 L8		2-1 G6-3			2-2 FC5-4 1B		3	0	1	0	1	0	0			
Jack Clark, R OBP: 0.286, SLG: 0.148 (1, 3)	0-0 FC6-4		3-1 F8		2-2 P6			2-3 K		4	0	0	0	1	2				
Carmelo Martinez, R OBP: 0.281, SLG: 0.379 (1, 7)		2-1 F9		3-2 FC5-4 1B			1-0 F9 2B	3-2 FC5-4 1B		4	0	2	0	0	1				
Benito Santiago, R OBP: 0.194, SLG: 0.290 (1, 2)		0-1 G5-3		0-1 FC5-4			0-0 F7	0-0 FC5-4 1B		4	0	1	0	0	2				
Randy Ready, R OBP: 0.364, SLG: 0.250 (1, 5)		2-2 1B		0-1 FC6-4 1B			3-1 F9	1-1 FC5-4		4	0	2	0	0	3				
Garry Templeton, S OBP: 0.226, SLG: 0.419 (1, 6)		2-3 K		2-1 P4			0-2 G6-3			3	0	0	0	1	3				
Dennis Rasmussen, L OBP: 0.200, SLG: 0.200 Manvell Wynne, L OBP: 0.444, SLG: 0.824 Greg Bookser, R Bip Roberts, S (1, 1) (5, PH) (6, 1) (8, PH) (9, 9)			1-3 K		1-1 L7		1-1 F7			1	0	0	0	0	1	0			
Inning Stats	R: 0 H: 0 E: 0 K: 1 S: 9	H: 1 LOB: 1 BB: 1 P: 15	R: 0 H: 1 E: 0 K: 1 S: 12	R: 0 H: 0 E: 0 K: 1 S: 8	R: 0 H: 1 E: 0 K: 0 S: 9	R: 0 H: 1 E: 0 K: 0 S: 10	R: 0 H: 0 E: 0 K: 0 S: 7	R: 0 H: 1 E: 0 K: 0 S: 7	R: 0 H: 0 E: 0 K: 0 S: 7	R: 0 H: 2 E: 0 K: 1 S: 16	H: 2 LOB: 2 BB: 0 P: 24	H: 0 LOB: 0 BB: 0 P: 10	H: 1 LOB: 1 BB: 0 P: 11	H: 0 LOB: 0 BB: 0 P: 10	H: 2 LOB: 2 BB: 0 P: 24	1B: 5 2B: 1 3B: 0 HR: 0	SF: 0 SAC: 0 DP: 0 HBP: 0	WP: 0 PB: 0 SB: 0 CS: 0	PA: 34
PITCHER	IP	WLS	BF	H	R	ER	SO	BB	IBB	HBP	BLK	WP	HR	S	P	ERA	WHIP		
Tom Glavine, L ERA: (1, 1)	9.0	W	34	6	0	0	4	1	0	0	0	0	0	85	128	0.00	0.778		

Batter	1	2	3	4	5	6	7	8	9	AB	R	H	RBI	BB	SO	LOB	TOP			
Tommy Gregg, L OBP: 0.364, SLG: 0.500 (1, 9)	E6 WP 1B G5-3		K			G3-1		G3		4	1	0	0	0	1	0	Atlanta Braves @ San Diego Padres Jack Murphy Stadium, San Diego, CA Thu Apr 13 1989, 6:33 AM EDT Att: 18,596 - Unknown			
Dale Murphy, R OBP: 0.231, SLG: 0.229 (1, 8)	K		K			1B		P2		4	1	1	0	0	2	1				
Gerald Perry, L OBP: 0.467, SLG: 0.594 (1, 3)	G5-3				B3	1B			HR	4	1	2	1	0	0	1				
Andres Thomas, R OBP: 0.342, SLG: 0.389 (1, 6)	2H 1B				G6-3	1B		G5-3		4	0	2	2	0	0	0				
Darrell Evans, L OBP: 0.455, SLG: 0.667 Jeff Blausler, R OBP: 0.290, SLG: 0.379 (9, PR) (9, 4)	F9				K	K		1B	BB	3	0	0	0	1	2	3				
Dion James, L OBP: 0.429, SLG: 0.429 (1, 7)		G4-6-3 1B					F8	FC4-6 1B		4	0	3	0	0	0	0				
Jeff Treadway, L OBP: 0.100, SLG: 0.100 (9, 5)	G4-6-3 1-2				K		F8	FC4-6 FC6-4		4	0	0	1	0	1	3				
Bruce Benedict, R (1, 2)	F8				G6-3		G6-3	FC6-4		4	0	0	0	0	0	1				
Derek Lilliquist, L Joe Boever, R (8, 1)			G4-3			G3		G4-3		3	0	0	0	0	0	0				
Inning Stats	R: 1 H: 1 E: 1 K: 1 S: 10	H: 1 LOB: 1 BB: 0 P: 16	R: 0 H: 1 E: 0 K: 0 S: 6	H: 1 LOB: 0 BB: 0 P: 10	R: 0 H: 0 E: 0 K: 2 S: 8	H: 0 LOB: 0 BB: 0 P: 12	R: 0 H: 0 E: 0 K: 1 S: 5	H: 1 LOB: 0 BB: 0 P: 7	R: 1 H: 3 E: 0 K: 1 S: 10	H: 3 LOB: 2 BB: 0 P: 15	R: 0 H: 0 E: 0 K: 0 S: 6	H: 0 LOB: 0 BB: 0 P: 11	R: 0 H: 0 E: 0 K: 0 S: 8	H: 0 LOB: 0 BB: 0 P: 13	R: 2 H: 2 E: 0 K: 0 S: 6	H: 2 LOB: 1 BB: 1 P: 15		1B: 7 2B: 0 3B: 0 HR: 1	SF: 0 SAC: 0 DP: 1 HBP: 0	WP: 1 PB: 0 SB: 0 CS: 1
PITCHER	IP	WLS	BF	H	R	ER	SO	BB	IBB	HBP	BLK	WP	HR	S	P	ERA	WHIP			
Walt Terrell, R ERA: 3.65	8.0	L	29	6	2	1	6	0	0	0	0	1	0	59	90	1.12	0.750			
Dave Leiper, L ERA: 9.0	1.0		6	2	2	2	0	1	0	0	0	0	1	6	15	18.00	3.000			

Batter	1	2	3	4	5	6	7	8	9	AB	R	H	RBI	BB	SO	LOB	BOTTOM			
Roberto Alomar, S OBP: 0.356, SLG: 0.282 (1, 4)	G4-3		L6		G6-3			S 1B		4	0	1	0	0	0	0	Atlanta Braves @ San Diego Padres Jack Murphy Stadium, San Diego, CA Thu Apr 13 1989, 6:33 AM EDT Att: 18,596 - Unknown			
Bjo Roberts, S OBP: 0.333, SLG: 0.600 Marvell Wynne, L OBP: 0.421, SLG: 0.778 (8, PH) (9, 8)	FC5 L8 BB		3B			G6-3		K		2	0	1	0	1	0	0				
Tony Gwynn, L OBP: 0.390, SLG: 0.579 Dave Leiper, L (9, 1)	L8		P6			P6		G4-3		4	0	0	0	0	0	3				
Jack Clark, R OBP: 0.282, SLG: 0.133 (1, 3)	FC5 BB		G1-3			K			K	3	0	0	0	1	2	1				
Carmelo Martinez, R OBP: 0.250, SLG: 0.333 (1, 7)	FC5				P4		K		G6-3	4	0	0	0	0	1	2				
Randy Ready, R OBP: 0.333, SLG: 0.250 (1, 5)		F7			G6-3		P2		1B	4	0	1	0	0	0	0				
Mark Parent, R OBP: 0.333, SLG: 0.625 (1, 2)		1B			K		F9		P6	4	0	1	0	0	1	1				
Gary Green, R Gary Templeton, S OBP: 0.219, SLG: 0.406 (8, PH) (9, 6)		F8			G4-3			K		2	0	0	0	0	0	1				
Walt Terrell, L OBP: 0.250, SLG: 0.500 Luis Salazar, R OBP: 0.250, SLG: 0.357 (8, PH) (9, 9)			K		P6			HR		1	1	1	1	0	0	0				
Inning Stats	R: 0 H: 0 E: 0 K: 0 S: 11	H: 1 LOB: 2 BB: 2 P: 24	R: 0 H: 1 E: 0 K: 1 S: 10	H: 1 LOB: 1 BB: 0 P: 18	R: 0 H: 1 E: 0 K: 0 S: 9	H: 1 LOB: 1 BB: 0 P: 10	R: 0 H: 0 E: 0 K: 1 S: 6	H: 0 LOB: 0 BB: 0 P: 13	R: 0 H: 0 E: 0 K: 1 S: 8	H: 0 LOB: 0 BB: 0 P: 12	R: 0 H: 0 E: 0 K: 1 S: 7	H: 0 LOB: 0 BB: 0 P: 10	R: 1 H: 2 E: 0 K: 2 S: 12	H: 2 LOB: 1 BB: 0 P: 20	R: 0 H: 1 E: 0 K: 1 S: 8	H: 1 LOB: 1 BB: 0 P: 10		1B: 3 2B: 0 3B: 1 HR: 1	SF: 0 SAC: 0 DP: 0 HBP: 0	WP: 0 PB: 0 SB: 1 CS: 0
PITCHER	IP	WLS	BF	H	R	ER	SO	BB	IBB	HBP	BLK	WP	HR	S	P	ERA	WHIP			
Derek Lilliquist, L ERA: 1.23	7.1	W	27	3	1	1	5	2	0	0	0	0	0	65	109	1.23	0.682			
Joe Boever, R ERA:	1.2	S	7	2	0	0	2	0	0	0	0	0	0	15	21	0.00	1.200			

Batter	1	2	3	4	5	6	7	8	9	AB	R	H	RBI	BB	SO	LOB	TOP		
Lonnie Smith, R (1, 7) OBP: 0.428, SLG: 0.625	G6-3		G6-3			K			1-3	4	0	0	0	0	1	0	Atlanta Braves @ San Francisco Giants Candlestick Park, San Francisco, CA Sat Apr 15 1989, 6:33 AM EDT Att: 29,798 - Sunny - 74 F livebaseballscorecards.com		
Dale Murphy, R (1, 8) OBP: 0.223, SLG: 0.209	K			P5			L6		6-3	4	0	0	0	0	1	0			
Gerald Perry, L (1, 3) OBP: 0.476, SLG: 0.568	4-3			P5			FC5-4 BB			2	0	0	0	1	0	0			
Andres Thomas, R (1, 6) OBP: 0.356, SLG: 0.465		1B		K			FC5-4 FC6-4			3	0	1	0	0	1	1			
Ron Gant, R (1, 5) OBP: 0.212, SLG: 0.148	F8				6-3		FC6-4			3	0	0	0	0	0	2			
Tommy Gregg, L (1, 9) OBP: 0.360, SLG: 0.478						F8			K	2	0	1	0	0	0	0			
John Russell, R (8, PH) OBP: 0.250, SLG: 0.250			G6-4-3 1B						K	1	0	0	0	0	1	0			
Jeff Blauser, R (1, 4) OBP: 0.257, SLG: 0.333			G6-4-3			6-3			K	3	0	0	0	0	1	2			
Bruce Benedict, R (1, 2) OBP: 0.263, SLG: 0.278				K					F9	2	0	0	0	0	2	0			
Jody Davis, R (8, PH) OBP: 0.263, SLG: 0.278						K				1	0	0	0	0	0	0			
Pete Smith, R (1, 1) OBP: 0.133, SLG: 0.071						6-3			5-3	2	0	0	0	0	1	0			
Geronimo Berroa, R (9, PH) OBP: 0.133, SLG: 0.071										1	0	0	0	0	0	0			
Inning Stats	R: 0 E: 0 K: 1 S: 5	H: 0 LOB: 0 BB: 0 P: 5	R: 0 E: 0 K: 0 S: 4	H: 2 LOB: 1 BB: 0 P: 4	R: 0 E: 0 K: 2 S: 7	H: 0 LOB: 0 BB: 0 P: 7	R: 0 E: 0 K: 1 S: 5	H: 0 LOB: 0 BB: 0 P: 5	R: 0 E: 0 K: 2 S: 7	H: 0 LOB: 0 BB: 0 P: 7	R: 0 E: 0 K: 0 S: 3	H: 0 LOB: 1 BB: 1 P: 7	R: 0 E: 0 K: 2 S: 7	H: 0 LOB: 0 BB: 0 P: 7	R: 0 E: 0 K: 0 S: 3	H: 0 LOB: 0 BB: 0 P: 3	1B: 2 2B: 0 3B: 0 HR: 0	SF: 0 SAC: 0 DP: 1 HBP: 0	WP: 0 PA: 29 PB: 0 SB: 0 CS: 0
PITCHER	IP WLS BF H R ER SO BB IBB HBP BLK WP HR S P ERA WHIP																		
Don Robinson, R (1, 1) ERA: 3.14	5.0		16	2	0	0	4	0	0	0	0	0	0	0	24	24	0.00	0.400	
Atlee Hammaker, L (6, 1) ERA: 0.75	4.0	W	13	0	0	0	4	1	0	0	0	0	0	0	20	24	0.00	0.250	

Batter	1	2	3	4	5	6	7	8	9	AB	R	H	RBI	BB	SO	LOB	BOTTOM		
Brett Butler, L (1, 8) OBP: 0.531, SLG: 0.537	4-3		S 1B			F8			F8	4	0	1	0	0	0	0	Atlanta Braves @ San Francisco Giants Candlestick Park, San Francisco, CA Sat Apr 15 1989, 6:33 AM EDT Att: 29,798 - Sunny - 74 F livebaseballscorecards.com		
Robby Thompson, R (1, 4) OBP: 0.311, SLG: 0.308	K		K			F9			F8	4	0	0	0	0	2	1			
Will Clark, L (1, 3) OBP: 0.490, SLG: 0.667			F8			5-3				3	0	1	0	0	0	1			
Kevin Mitchell, R (1, 7) OBP: 0.319, SLG: 0.614	K			K		E8 2B				3	1	0	0	0	2	1			
Candy Maldonado, R (1, 9) OBP: 0.349, SLG: 0.342		K		K		K				3	0	0	0	0	3	1			
Terry Kennedy, L (1, 2) OBP: 0.428, SLG: 0.579										2	0	1	1	1	0	0			
Donell Nixon, R (7, PR) OBP: 0.316, SLG: 0.368					F7			F8 2B		0	0	0	0	0	0	0			
Kirt Manwaring, R (8, 2) OBP: 0.316, SLG: 0.368										0	0	0	0	0	0	0			
Matt Williams, R (1, 5) OBP: 0.125, SLG: 0.167										2	0	0	0	0	1	1			
Ernest Riles, L (7, PH) OBP: 0.333, SLG: 0.600		K								1	0	0	0	0	0	1			
Jose Uribe, S (1, 6) OBP: 0.256, SLG: 0.297										3	0	0	0	0	3	3			
Don Robinson, R (1, 1) OBP: 0.167, SLG: 0.167										2	0	0	0	0	1	0			
Atlee Hammaker, S (6, 1) ERA: 5.17				K			P5			1	0	0	0	0	1	0			
Inning Stats	R: 0 E: 0 K: 2 S: 8	H: 1 LOB: 1 BB: 0 P: 8	R: 0 E: 0 K: 3 S: 9	H: 0 LOB: 1 BB: 1 P: 13	R: 0 E: 0 K: 2 S: 8	H: 1 LOB: 0 BB: 0 P: 8	R: 0 E: 0 K: 2 S: 7	H: 0 LOB: 0 BB: 0 P: 7	R: 0 E: 0 K: 1 S: 5	H: 0 LOB: 0 BB: 0 P: 5	R: 0 E: 0 K: 0 S: 3	H: 0 LOB: 0 BB: 0 P: 3	R: 1 E: 1 K: 2 S: 9	H: 1 LOB: 2 BB: 0 P: 9	R: 0 E: 0 K: 1 S: 5	H: 0 LOB: 0 BB: 0 P: 5	1B: 2 2B: 1 3B: 0 HR: 0	SF: 0 SAC: 0 DP: 0 HBP: 0	WP: 0 PA: 29 PB: 0 SB: 1 CS: 0
PITCHER	IP WLS BF H R ER SO BB IBB HBP BLK WP HR S P ERA WHIP																		
Pete Smith, R (1, 1) ERA: 5.17	8.0	L	29	3	1	0	13	1	0	0	0	0	0	0	54	58	0.00	0.500	

Batter	1	2	3	4	5	6	7	8	9	AB	R	H	RBI	BB	SO	LOB	TOP				
Lonnie Smith, R OBP: 0.444, SLG: 0.614 (1, 7)										4	0	2	0	1	0	3	Atlanta Braves @ San Francisco Giants Candlestick Park, San Francisco, CA Sun Apr 16 1989, 6:33 AM EDT Unknown				
Tommy Gregg, L OBP: 0.367, SLG: 0.519 (1, 9)										4	2	2	3	0	0	2					
Gerald Perry, L OBP: 0.486, SLG: 0.634 (1, 3)										4	1	2	4	0	0	2					
Andres Thomas, R OBP: 0.327, SLG: 0.426 (1, 6)										4	0	0	0	0	0	2					
Darrell Evans, L OBP: 0.316, SLG: 0.375 Jeff Blausler, R OBP: 0.257, SLG: 0.333 (8, PR) (8, 4)										3	0	0	0	1	0	1					
Jody Davis, R OBP: 0.282, SLG: 0.256 (1, 2)										3	1	0	0	0	1	1					
Dion James, L OBP: 0.357, SLG: 0.308 (1, 8)										3	0	1	0	1	0	2					
Jeff Treadway, L OBP: 0.176, SLG: 0.176 (8, 5)										4	2	1	0	0	0	5					
29 John Smoltz, R OBP: 0.500, SLG: 0.750 José Alvarez, R (6, 1)										1	1	0	0	1	0	0					
										1	0	0	0	0	1	0					
Inning Stats	R: 1 E: 0 K: 0 S: 10	H: 3 LOB: 1 BB: 0 P: 17	R: 5 E: 0 K: 0 S: 13	H: 3 LOB: 0 BB: 1 P: 20	R: 0 E: 0 K: 0 S: 5	H: 0 LOB: 0 BB: 0 P: 8	R: 1 E: 0 K: 0 S: 10	H: 2 LOB: 1 BB: 0 P: 14	R: 0 E: 0 K: 0 S: 5	H: 0 LOB: 0 BB: 0 P: 8	R: 0 E: 0 K: 0 S: 9	H: 0 LOB: 0 BB: 1 P: 13	R: 0 E: 1 K: 1 S: 12	H: 0 LOB: 2 BB: 0 P: 22	R: 0 E: 0 K: 1 S: 8	H: 0 LOB: 0 BB: 1 P: 15	1B: 6 2B: 1 3B: 0 HR: 1	SF: 1 SAC: 1 DP: 1 HBP: 1	WP: 0 PB: 1 SB: 0 CS: 2	PA: 38	
PITCHER	IP	WLS	BF	H	R	ER	SO	BB	IBB	HBP	BLK	WP	HR	S	P	ERA	WHIP				
Kelly Downs, R ERA: 3.86 (1, 1)	5.0	L	24	8	7	7	0	1	0	1	1	0	1	43	67	12.60	1.800				
Jeff Brantley, R ERA: 1.0 (6, 1)	2.0		7	0	0	0	0	1	0	0	0	0	0	14	19	0.00	0.500				
Rich Gossage, R ERA: (8, 1)	2.0		7	0	0	0	2	2	0	0	0	0	0	20	37	0.00	1.000				

Batter	1	2	3	4	5	6	7	8	9	AB	R	H	RBI	BB	SO	LOB	BOTTOM				
Brett Butler, L OBP: 0.519, SLG: 0.523 Jeff Brantley, R (6, 1)										3	0	1	0	0	0	0	Atlanta Braves @ San Francisco Giants Candlestick Park, San Francisco, CA Sun Apr 16 1989, 6:33 AM EDT Unknown				
Matt Williams, R OBP: 0.121, SLG: 0.161 (7, PH) Rich Gossage, R (8, 1)										5	1	2	0	0	1	4					
Candy Maldonado, R OBP: 0.384, SLG: 0.342 (9, PH) Robby Thompson, R OBP: 0.320, SLG: 0.318 (1, 4)										4	0	1	0	0	1	4					
Will Clark, L OBP: 0.472, SLG: 0.651 (1, 3)										4	1	2	2	0	2	1					
Kevin Mitchell, R OBP: 0.333, SLG: 0.688 (1, 7)										3	0	2	0	1	1	0					
Ernest Riles, L OBP: 0.500, SLG: 0.750 (1, 5)										4	0	0	0	0	0	4					
Tracy Jones, R (1, 9)										4	0	0	0	0	0	2					
Terry Kennedy, L OBP: 0.360, SLG: 0.478 (1, 2)										1	0	0	0	0	1	0					
Jose Uribe, S OBP: 0.250, SLG: 0.289 Donell Nixon, R (5, PH) (6, 8)										1	0	0	0	0	1	0					
Kelly Downs, R OBP: 0.200, SLG: 0.200 Ed Jurak, R OBP: 0.500, SLG: 0.500 (6, 6)										1	0	1	0	0	0	0					
Chris Speier, R OBP: 0.333, SLG: 0.111 (7, 6)										1	0	0	0	1	0	0					
Inning Stats	R: 2 E: 0 K: 1 S: 20	H: 3 LOB: 1 BB: 0 P: 24	R: 0 E: 0 K: 2 S: 9	H: 0 LOB: 0 BB: 0 P: 14	R: 0 E: 0 K: 1 S: 8	H: 1 LOB: 1 BB: 0 P: 13	R: 0 E: 0 K: 0 S: 10	H: 1 LOB: 0 BB: 0 P: 14	R: 0 E: 0 K: 1 S: 12	H: 2 LOB: 2 BB: 0 P: 18	R: 0 E: 0 K: 0 S: 8	H: 1 LOB: 1 BB: 1 P: 14	R: 0 E: 0 K: 2 S: 7	H: 0 LOB: 0 BB: 0 P: 11	R: 0 E: 0 K: 2 S: 10	H: 0 LOB: 2 BB: 2 P: 24	1B: 5 2B: 3 3B: 0 HR: 1	SF: 0 SAC: 0 DP: 1 HBP: 0	WP: 0 PB: 0 SB: 0 CS: 0	PA: 38	
PITCHER	IP	WLS	BF	H	R	ER	SO	BB	IBB	HBP	BLK	WP	HR	S	P	ERA	WHIP				
29 John Smoltz, R ERA: 2.84 (1, 1)	5.0	W	23	8	2	2	5	1	0	0	0	0	0	62	90	3.60	1.800				
José Alvarez, R ERA: (6, 1)	4.0	S	15	1	0	0	3	2	0	0	0	0	0	29	53	0.00	0.750				



Batter	1	2	3	4	5	6	7	8	9	AB	R	H	RBI	BB	SO	LOB	TOP				
Gerald Young, S OBP: 0.292, SLG: 0.267	0-0 P3		1-1 G5-3	0-0 FC5-4			4-1 BLK BB		0-1 CS	4	0	1	0	1	0	1	Houston Astros @ Atlanta Braves Atlanta-Fulton County Stadium, Atlanta, GA Wed Apr 19 1989, 7:05 PM EDT Att: 6,292 - Unknown				
Rafael Ramirez, R OBP: 0.323, SLG: 0.393	1-2 G5-3		3-2 HR		0-1 G5-3		2-1 P2		2-2 G4-3	5	1	1	1	0	0	3					
Billy Hatcher, R OBP: 0.293, SLG: 0.375	1-2 G3		2-2 F8		0-0 G1-3				0-0 G1-3	4	0	0	0	0	0	0					
Glenn Davis, R OBP: 0.303, SLG: 0.484		0-0 F9	0-0 1B		2-0 F7				1-2 1B	4	0	2	0	0	0	0					
Bill Doran, S OBP: 0.271, SLG: 0.404		2-0 G5-3	0-0 1B			1-0 F9			2-1 1B	4	0	2	0	0	0	0					
Kevin Bass, S OBP: 0.322, SLG: 0.294		1-0 1B	2-3 K			3-2 F7			3-3 K	4	1	1	0	0	2	4					
Ken Caminiti, S OBP: 0.305, SLG: 0.446		0-2 1B			0-0 F8				3-2 P6	4	1	1	1	0	0	2					
Alex Trevino, R OBP: 0.273, SLG: 0.200		1-1 1B			0-0 P4				0-2 G4-3	4	0	1	1	0	0	0					
Jim Clancy, R		0-1 1-3			4-2 FC5-4 BB				2-0 1B	2	0	0	0	1	0	1					
Juan Agosto, L										0	0	0	0	0	0	0					
Larry Andersen, R										0	0	0	0	0	0	0					
Craig Biggio, R OBP: 0.200, SLG: 0.211										1	0	1	0	0	0	0					
Inning Stats	R: 0 E: 0 K: 0 S: 8	H: 0 LOB: 0 BB: 0 P: 10	R: 2 E: 0 K: 0 S: 10	H: 3 LOB: 1 BB: 0 P: 14	R: 1 E: 0 K: 1 S: 14	H: 3 LOB: 2 BB: 0 P: 22	R: 0 E: 0 K: 0 S: 6	H: 0 LOB: 0 BB: 0 P: 10	R: 0 E: 0 K: 0 S: 4	H: 0 LOB: 0 BB: 0 P: 6	R: 0 E: 0 K: 0 S: 6	H: 0 LOB: 1 BB: 1 P: 14	R: 0 E: 0 K: 1 S: 12	H: 2 LOB: 2 BB: 0 P: 21	R: 0 E: 0 K: 0 S: 10	H: 2 LOB: 1 BB: 0 P: 14	1B: 8 2B: 1 3B: 0 HR: 1	SF: 0 SAC: 0 DP: 0 HBP: 0	WP: 0 PB: 0 SB: 0 CS: 1	PA: 38	
PITCHER	IP	WLS	BF	H	R	ER	SO	BB	IBB	HBP	BLK	WP	HR	S	P	ERA	WHIP				
Derek Lilliquist, L ERA: 2.97	(1, 1)	6.2	28	6	3	3	1	2	0	0	0	0	1	54	87	4.05	1.200				
José Álvarez, R ERA:	(7, 1)	1.1	W	6	2	0	1	0	0	0	1	0	0	14	25	0.00	1.500				
Paul Assenmacher, L ERA:	(9, 1)	0.1	S	3	2	0	0	0	0	0	0	0	0	6	8	0.00	6.000				
Joe Boever, R ERA:	(9, 1)	0.2	S	1	0	0	0	0	0	0	0	0	0	4	6	0.00	0.000				

AB 36
R 3
H 10
RBI 3
BB 2
SO 2
LOB 11



Batter	1	2	3	4	5	6	7	8	9	AB	R	H	RBI	BB	SO	LOB	BOTTOM					
Lonnie Smith, R OBP: 0.456, SLG: 0.607	1-1 G1-6-3			4-2 WP 1B	0-0 F9			3-2 S		3	2	2	0	1	0	0	Houston Astros @ Atlanta Braves Atlanta-Fulton County Stadium, Atlanta, GA Wed Apr 19 1989, 7:05 PM EDT Att: 6,292 - Unknown					
Tommy Gregg, L OBP: 0.422, SLG: 0.583	1-2 G1-6-3			1-1 G4-3		1-3 K		3-3 K		3	0	0	0	0	1	2						
Gerónimo Berroa, R OBP: 0.125, SLG: 0.067				1-2 1B				1-2 K		0	0	0	0	0	0	0						
Darrell Evans, L OBP: 0.300, SLG: 0.353				4-0 1B		1-0 G4-3		4-0 1B		2	1	0	0	2	0	0						
Paul Assenmacher, L ERA:				2-3 2B				4-0 BB		2	1	0	0	2	0	0						
Joe Boever, R ERA:				0-1 2B		2-1 F9		0-1 1B		4	0	2	3	0	0	0						
Gerald Perry, L OBP: 0.492, SLG: 0.580	2-0 F7			1-2 3-H				1-2 2-H		4	0	1	1	0	2	2						
Dale Murphy, R OBP: 0.213, SLG: 0.196		0-0 G6-3		0-1 1B				0-1 1B		4	0	2	3	0	0	0						
Ron Gant, R OBP: 0.222, SLG: 0.205		2-3 K		3-2 2B				1-2 P6		4	0	1	1	0	2	2						
Jody Davis, R OBP: 0.245, SLG: 0.222		1-3 K		1-3 2-H				3-3 K		3	0	0	0	0	3	2						
Jeff Treadway, L OBP: 0.160, SLG: 0.160				2-2 G5-3		0-2 P5				3	0	0	0	0	2	0						
Jeff Blauser, R OBP: 0.217, SLG: 0.273				2-2 G6-3		0-1 L6				3	0	0	0	0	0	0						
Derek Lilliquist, L ERA: 2.49	(1, 1)	7.1	L	4	4	2	7	2	0	0	0	0	0	0	0	0	2.46	0.818				
Juan Agosto, L ERA: 7.71	(8, 1)	0.1	S	2	0	0	1	1	0	0	0	0	0	3	10	0.00	3.000					
Larry Andersen, R ERA:	(8, 1)	0.1	S	2	1	0	0	0	0	0	0	0	0	6	7	0.00	3.000					
Inning Stats	R: 0 E: 0 K: 0 S: 7	H: 1 LOB: 0 BB: 0 P: 11	R: 0 E: 0 K: 2 S: 7	H: 0 LOB: 0 BB: 0 P: 10	R: 0 E: 0 K: 0 S: 13	H: 0 LOB: 0 BB: 0 P: 18	R: 2 E: 0 K: 1 S: 17	H: 2 LOB: 2 BB: 2 P: 29	R: 0 E: 0 K: 1 S: 6	H: 0 LOB: 0 BB: 0 P: 6	R: 0 E: 0 K: 1 S: 6	H: 0 LOB: 0 BB: 0 P: 10	R: 0 E: 0 K: 2 S: 11	H: 0 LOB: 0 BB: 0 P: 17	R: 2 E: 1 K: 1 S: 17	H: 2 LOB: 2 BB: 1 P: 29	1B: 4 2B: 1 3B: 0 HR: 0	SF: 0 SAC: 0 DP: 1 HBP: 0	WP: 1 PB: 0 SB: 1 CS: 0	PA: 32		
PITCHER	IP	WLS	BF	H	R	ER	SO	BB	IBB	HBP	BLK	WP	HR	S	P	ERA	WHIP					
Jim Clancy, R	(1, 1)	7.1	L	4	4	2	7	2	0	0	0	0	0	0	0	0	2.46	0.818				
Juan Agosto, L ERA: 7.71	(8, 1)	0.1	S	2	0	0	1	1	0	0	0	0	0	3	10	0.00	3.000					
Larry Andersen, R ERA:	(8, 1)	0.1	S	2	1	0	0	0	0	0	0	0	0	6	7	0.00	3.000					



Batter	1	2	3	4	5	6	7	8	9	AB	R	H	RBI	BB	SO	LOB	TOP										
John Kruk, L OBP: 0.306, SLG: 0.138 (1, 9)	G4-3		FC3-6 1B		G4-3			G4-3	F7	5	0	1	1	0	0	1	San Diego Padres @ Atlanta Braves Atlanta-Fulton County Stadium, Atlanta, GA Fri Apr 21 1989, 3:33 AM EDT Att: 14,070 - Unknown livebaseballscorecards.com										
Roberto Alomar, S OBP: 0.276, SLG: 0.232 (1, 4)	P6		FC3-6 1-2f		G6-3			BB 1B	F9	5	1	1	0	0	0	2											
Tony Gwynn, L OBP: 0.386, SLG: 0.485 (1, 8)	G4-3							G3		5	1	3	0	0	0	0											
Jack Clark, R OBP: 0.339, SLG: 0.327 Bip Roberts, S OBP: 0.222, SLG: 0.375 (8, 7)		K							F9	2	0	1	0	2	1	0											
Carmelo Martinez, R OBP: 0.214, SLG: 0.255 (8, 3)		G1-6-3 2B							F9	1	1	0	0	0	0	1											
Benito Santiago, R OBP: 0.273, SLG: 0.463 (1, 2)		G1-6-3 2B								4	0	1	0	0	2	5											
Tim Flannery, L OBP: 0.429, SLG: 0.417 Luis Salazar, R OBP: 0.275, SLG: 0.425 (8, 5)		G4-3								4	1	1	2	0	0	4											
Garry Templeton, S OBP: 0.246, SLG: 0.339 (1, 6)										3	0	1	1	1	1	1											
Bruce Hurst, L OBP: 0.273, SLG: 0.111 Mark Davis, L (9, 1)										0	0	0	0	0	0	0											
Inning Stats	R: 0 E: 0 K: 0 S: 8	H: 0 LOB: 0 BB: 0 P: 14	R: 0 E: 0 K: 1 S: 9	H: 1 LOB: 1 BB: 0 P: 12	R: 0 E: 0 K: 0 S: 9	H: 1 LOB: 1 BB: 0 P: 13	R: 0 E: 0 K: 1 S: 9	H: 2 LOB: 1 BB: 0 P: 14	R: 1 E: 0 K: 1 S: 12	H: 1 LOB: 1 BB: 1 P: 22	R: 0 E: 0 K: 0 S: 5	H: 0 LOB: 1 BB: 1 P: 12	R: 0 E: 0 K: 1 S: 9	H: 0 LOB: 0 BB: 1 P: 17	R: 4 E: 0 K: 2 S: 23	H: 5 LOB: 2 BB: 1 P: 42		R: 0 E: 0 K: 0 S: 7	H: 1 LOB: 1 BB: 0 P: 12	1B: 9 2B: 2 3B: 0 HR: 0	SF: 0 SAC: 0 DP: 2 HBP: 0	WP: 2 PB: 1 CS: 0	PA: 40				
PITCHER	IP	WLS	BF	H	R	ER	SO	BB	IBB	HBP	BLK	WP	HR	S	P	ERA	WHIP										
Pete Smith, R ERA: 4.15	(1, 1)	6.0	25	5	1	1	3	3	0	0	0	1	0	56	95	1.50	1.333										
José Álvarez, R ERA: 3.09	(7, 1)	1.0	2	0	0	0	1	0	0	0	0	0	0	5	9	0.00	0.000										
Joe Boever, R ERA: 3.09	(8, 1)	0.2	L	7	4	4	1	1	0	0	0	1	0	18	33	54.00	7.500										
Paul Assenmacher, L ERA: 1.50	(8, 1)	1.1	6	2	0	0	1	0	0	0	1	0	0	12	21	0.00	1.500										

Batter	1	2	3	4	5	6	7	8	9	AB	R	H	RBI	BB	SO	LOB	BOTTOM										
Lonnie Smith, R OBP: 0.434, SLG: 0.563 (1, 7)	B3							G5-3		4	0	2	1	0	0	0	San Diego Padres @ Atlanta Braves Atlanta-Fulton County Stadium, Atlanta, GA Fri Apr 21 1989, 3:33 AM EDT Att: 14,070 - Unknown livebaseballscorecards.com										
Jeff Blauser, R OBP: 0.204, SLG: 0.250 (1, 6)	L5							K		4	1	0	0	0	1	2											
Gerald Perry, L OBP: 0.465, SLG: 0.534 (1, 3)	CS 1B									4	0	2	0	0	0	1											
Dale Murphy, R OBP: 0.217, SLG: 0.238 (1, 8)	CS 1-2	G4-3								4	1	1	2	0	1	1											
Ron Gant, R OBP: 0.226, SLG: 0.239 (1, 5)		K								3	0	0	0	1	2	1											
Jody Davis, R OBP: 0.211, SLG: 0.189 (1, 2)	G6-3									4	0	0	0	0	0	2											
John Russell, R OBP: 0.200, SLG: 0.200 Paul Assenmacher, L (8, 1)										3	0	0	0	0	1	0											
Jeff Treadway, L OBP: 0.188, SLG: 0.188 (1, 4)										3	1	1	0	0	0	0											
Pete Smith, R ERA: 4.34 José Álvarez, R ERA: 3.09 Joe Boever, R ERA: 3.09 Terry Blocker, L OBP: 0.116, SLG: 0.048 Geronimo Berroa, R OBP: 0.116, SLG: 0.048 (8, 9)	(1, 1)	8.0	W	30	3	3	3	1	0	0	0	0	0	0	0	0											
Inning Stats	R: 0 E: 0 K: 0 S: 7	H: 1 LOB: 0 BB: 0 P: 10	R: 0 E: 0 K: 1 S: 8	H: 0 LOB: 0 BB: 0 P: 11	R: 0 E: 0 K: 0 S: 4	H: 0 LOB: 0 BB: 0 P: 4	R: 2 E: 0 K: 0 S: 9	H: 2 LOB: 1 BB: 1 P: 15	R: 1 E: 0 K: 1 S: 10	H: 2 LOB: 1 BB: 0 P: 14	R: 0 E: 0 K: 0 S: 7	H: 0 LOB: 0 BB: 0 P: 8	R: 0 E: 0 K: 1 S: 4	H: 0 LOB: 0 BB: 0 P: 6	R: 0 E: 0 K: 1 S: 5	H: 0 LOB: 0 BB: 0 P: 9		R: 0 E: 0 K: 2 S: 13	H: 1 LOB: 1 BB: 0 P: 14	1B: 5 2B: 0 3B: 0 HR: 1	SF: 0 SAC: 1 DP: 0 HBP: 0	WP: 0 PB: 0 SB: 1 CS: 1	PA: 34				
PITCHER	IP	WLS	BF	H	R	ER	SO	BB	IBB	HBP	BLK	WP	HR	S	P	ERA	WHIP										
Bruce Hurst, L ERA: 4.34	(1, 1)	8.0	W	30	3	3	3	1	0	0	0	0	0	10	10	0.00	0.000										
Mark Davis, L ERA: 1.59	(9, 1)	1.0	S	3	0	0	0	0	0	0	0	0	0	10	10	0.00	0.000										



Batter	1	2	3	4	5	6	7	8	9	AB	R	H	RBI	BB	SO	LOB	TOP					
John Kruk, L OBP: 0.300, SLG: 0.125 (1, 9)	G1-3		F8		G4-3			FC5 WP BB		3	0	0	0	1	0	2	San Diego Padres @ Atlanta Braves Atlanta-Fulton County Stadium, Atlanta, GA Sat Apr 22 1989, 7:05 PM EDT Att: 19,216 - Unknown livebaseballscorecards.com					
Roberto Alomar, S OBP: 0.263, SLG: 0.219 (1, 4)	P4		F9			B1-3		FC5 G3-4		4	0	0	0	0	0	2						
Tony Gwynn, L OBP: 0.365, SLG: 0.457 (1, 8)	G4-3			G3-1		G6-3		G3-4-1		4	0	0	0	0	0	1						
Jack Clark, R OBP: 0.379, SLG: 0.400 (1, 3)		FC4-6 BB		HR				BB		1	1	1	1	3	0	0						
Marvell Wynne, L OBP: 0.297, SLG: 0.472 (1, 7)	FC4-6			K		F7		F9		4	0	0	0	0	1	4						
Bento Santiago, R OBP: 0.271, SLG: 0.439 (1, 2)		K		K			G5-3		L4-3 BB	3	0	0	0	1	2	1						
Tim Flannery, L OBP: 0.419, SLG: 0.385 (7, PR)					L6				L4-3	2	0	0	0	1	1	1						
Luis Salazar, R OBP: 0.268, SLG: 0.415 (7, 5)										1	0	0	0	0	0	1						
Garry Templeton, S OBP: 0.246, SLG: 0.333 (1, 6)			K			F7 SH3		F7	G3-1	4	0	1	0	0	1	1						
Ed Whitson, R OBP: 0.222, SLG: 0.333 (1, 1)										1	0	1	0	0	0	0						
Carmelo Martinez, R OBP: 0.211, SLG: 0.250 (7, 1)										1	0	0	0	0	0	0						
Dave Leiper, L OBP: 0.273, SLG: 0.316 (8, PH)										0	0	0	0	0	0	0						
Mark Grant, R OBP: 0.400, SLG: 0.350 (8, 7)										0	0	0	0	0	0	0						
Randy Ready, R OBP: 0.400, SLG: 0.350 (8, 7)										0	0	0	0	0	0	0						
Inning Stats	R: 0 E: 0 K: 0 S: 6	H: 0 LOB: 0 BB: 0 P: 10	R: 0 E: 0 K: 2 S: 11	H: 0 LOB: 1 BB: 1 P: 19	R: 0 E: 0 K: 1 S: 9	H: 1 LOB: 1 BB: 0 P: 11	R: 1 E: 0 K: 2 S: 13	H: 1 LOB: 0 BB: 0 P: 19	R: 0 E: 0 K: 0 S: 9	H: 1 LOB: 1 BB: 0 P: 9	R: 0 E: 0 K: 0 S: 8	H: 0 LOB: 1 BB: 1 P: 14	R: 0 E: 0 K: 0 S: 8	H: 0 LOB: 1 BB: 1 P: 13	R: 0 E: 0 K: 0 S: 5	H: 0 LOB: 2 BB: 2 P: 16	R: 0 E: 0 K: 0 S: 9	H: 0 LOB: 0 BB: 1 P: 18	1B: 1 2B: 2 3B: 0 HR: 1	SF: 0 SAC: 1 DP: 1 HBP: 0	WP: 1 PB: 0 SB: 1 CS: 0	PA: 35
PITCHER	IP WLS BF H R ER SO BB IBB HBP BLK WP HR S P ERA WHIP																					
29 John Smoltz, R ERA: 2.33 (1, 1)	8.0 W 32 3 1 1 5 5 0 0 0 1 1 69 111 1.12 1.000																					
José Álvarez, R ERA: (9, 1)	1.0 3 0 0 0 0 1 0 0 0 0 0 9 18 0.00 1.000																					

Batter	1	2	3	4	5	6	7	8	9	AB	R	H	RBI	BB	SO	LOB	BOTTOM					
Lonnie Smith, R OBP: 0.438, SLG: 0.545 (1, 7)	F8		G4-6-3 BB		G3		F8			2	0	0	0	2	0	0	San Diego Padres @ Atlanta Braves Atlanta-Fulton County Stadium, Atlanta, GA Sat Apr 22 1989, 7:05 PM EDT Att: 19,216 - Unknown livebaseballscorecards.com					
Dion James, L OBP: 0.375, SLG: 0.364 (1, 9)	F8		G4-6-3		G3			2B BB		3	1	0	1	1	0	4						
Gerald Perry, L OBP: 0.467, SLG: 0.541 (1, 3)	G4-3			F8				1B		3	1	1	1	1	0	0						
Dale Murphy, R OBP: 0.219, SLG: 0.239 (1, 8)		G6-3		K		P6		1B 2B		4	1	1	1	0	1	3						
Ron Gant, R OBP: 0.246, SLG: 0.245 (1, 5)		P4		L6			CS	1B		3	0	1	0	1	0	0						
Jody Davis, R OBP: 0.213, SLG: 0.193 (1, 2)					K		F9		G5-3	4	0	1	0	0	1	3						
Jeff Treadway, L OBP: 0.222, SLG: 0.257 (1, 4)							B2-3			3	1	1	0	1	0	2						
Jeff Blauser, R OBP: 0.224, SLG: 0.286 (1, 6)								F9	FC6-4	4	1	2	2	0	0	2						
29 John Smoltz, R ERA: 3.18 (1, 1)										3	0	0	0	0	0	2						
Darrell Evans, L ERA: 9.53 (8, PH)										1	0	0	0	0	0	2						
José Álvarez, R ERA: 2.89 (9, 1)										0	0	0	0	0	0	0						
Inning Stats	R: 0 E: 0 K: 0 S: 6	H: 0 LOB: 0 BB: 0 P: 10	R: 0 E: 0 K: 0 S: 8	H: 1 LOB: 1 BB: 0 P: 12	R: 0 E: 0 K: 1 S: 6	H: 0 LOB: 0 BB: 0 P: 6	R: 0 E: 0 K: 1 S: 6	H: 0 LOB: 0 BB: 0 P: 6	R: 2 E: 1 K: 1 S: 15	H: 2 LOB: 3 BB: 2 P: 27	R: 0 E: 0 K: 0 S: 8	H: 1 LOB: 0 BB: 0 P: 11	R: 0 E: 0 K: 0 S: 4	H: 0 LOB: 0 BB: 0 P: 9	R: 3 E: 0 K: 0 S: 8	H: 2 LOB: 2 BB: 3 P: 26	R: 0 E: 0 K: 0 S: 8	H: 0 LOB: 0 BB: 0 P: 10	1B: 4 2B: 2 3B: 1 HR: 0	SF: 0 SAC: 0 DP: 1 HBP: 0	WP: 0 PB: 0 SB: 1 CS: 1	PA: 36
PITCHER	IP WLS BF H R ER SO BB IBB HBP BLK WP HR S P ERA WHIP																					
Ed Whitson, R ERA: 3.18 (1, 1)	6.0 L 25 5 2 1 2 2 0 0 0 0 0 7 21 1.50 1.167																					
Dave Leiper, L ERA: 9.53 (7, 1)	1.0 7 2 3 3 0 2 0 0 0 0 0 7 21 27.00 4.000																					
Mark Grant, R ERA: 2.89 (8, 1)	1.0 4 0 0 0 0 0 0 1 0 0 0 0 5 14 0.00 0.000																					



Batter	1	2	3	4	5	6	7	8	9	AB	R	H	RBI	BB	SO	LOB	TOP					
Roberto Alomar, S OBP: 0.271, SLG: 0.244 (1, 4)										5	2	2	0	0	0	2						
Randy Ready, R OBP: 0.400, SLG: 0.400 (1, 5)										5	0	2	2	0	0	2						
Tony Gwynn, L OBP: 0.372, SLG: 0.459 (1, 8)										4	0	2	1	0	0	2						
Jack Clark, R OBP: 0.380, SLG: 0.377 (1, 3)										3	0	0	0	2	2	3						
Luis Salazar, R OBP: 0.261, SLG: 0.391 (1, 9)										5	0	1	0	0	0	4						
Carmelo Martínez, R OBP: 0.197, SLG: 0.232 (1, 7)										4	0	0	0	0	0	4						
Mark Parent, R OBP: 0.278, SLG: 0.471 (8, PR)										4	0	1	0	0	1	1	AB 38					
Benito Santiago, R OBP: 0.271, SLG: 0.439 (8, 2)										0	0	0	0	0	0	0	R 4					
Garry Templeton, S OBP: 0.262, SLG: 0.344 (1, 6)										4	1	2	0	0	1	1	H 11					
Dennis Rasmussen, L OBP: 0.143, SLG: 0.143 (4, 1)										1	0	0	0	0	0	0	RBI 3					
Bip Roberts, S OBP: 0.300, SLG: 0.444 (5, PH)										0	0	0	0	0	0	0	BB 2					
Tim Flannery, L OBP: 0.400, SLG: 0.370 (8, 1)										0	0	0	0	0	0	0	SO 5					
John Kruk, L OBP: 0.223, SLG: 0.121 (8, PH)										1	0	0	0	0	0	0	LOB 21					
Dave Leipert, L OBP: 0.197, SLG: 0.232 (8, 1)										0	0	0	0	0	0	0						
Inning Stats	R: 1 E: 1 K: 1 S: 12	H: 2 LOB: 1 BB: 0 P: 17	R: 0 E: 0 K: 1 S: 5	H: 0 LOB: 0 BB: 0 P: 6	R: 0 E: 0 K: 1 S: 9	H: 1 LOB: 1 BB: 0 P: 10	R: 0 E: 0 K: 1 S: 11	H: 0 LOB: 1 BB: 1 P: 21	R: 3 E: 1 K: 0 S: 11	H: 3 LOB: 1 BB: 0 P: 15	R: 0 E: 0 K: 0 S: 7	H: 1 LOB: 1 BB: 0 P: 10	R: 0 E: 0 K: 0 S: 10	H: 2 LOB: 3 BB: 1 P: 21	R: 0 E: 0 K: 0 S: 8	H: 1 LOB: 1 BB: 0 P: 11	R: 0 E: 0 K: 1 S: 7	H: 1 LOB: 1 BB: 0 P: 12	1B: 8 2B: 3 3B: 0 HR: 0	SF: 0 SAC: 1 DP: 0 HBP: 0	WP: 0 PB: 0 SB: 0 CS: 0	PA: 41
PITCHER	IP	WLS	BF	H	R	ER	SO	BB	IBB	HBP	BLK	WP	HR	S	P	ERA	WHIP					
Tom Glavine, L ERA: 1.64 (1, 1)	6.2	W	31	8	4	2	4	2	0	0	0	0	0	62	94	2.70	1.500					
Jim Acker, R ERA: 2.13 (7, 1)	1.1		6	2	0	0	0	0	0	0	0	0	0	11	17	0.00	1.500					
Joe Boever, R ERA: 2.84 (9, 1)	1.0		4	1	0	0	1	0	0	0	0	0	0	7	12	0.00	1.000					

San Diego Padres @ Atlanta Braves
Atlanta-Fulton County Stadium, Atlanta, GA
Sun Apr 23 1989, 3:33 AM EDT
Att: 17,069 - Unknown

AB	38
R	4
H	11
RBI	3
BB	2
SO	5
LOB	21



Batter	1	2	3	4	5	6	7	8	9	AB	R	H	RBI	BB	SO	LOB	BOTTOM					
Lonnie Smith, R OBP: 0.435, SLG: 0.535 (1, 7)										5	1	2	0	0	0	1						
Jeff Blauser, R OBP: 0.242, SLG: 0.300 (1, 6)										4	2	2	0	0	1	2						
Gerald Perry, L OBP: 0.488, SLG: 0.587 (1, 3)										2	2	1	2	3	0	2						
Dale Murphy, R OBP: 0.296, SLG: 0.333 (1, 8)										5	2	4	6	0	0	3						
Ron Gant, R OBP: 0.258, SLG: 0.245 (1, 5)										4	0	1	0	1	1	6						
John Russell, R OBP: 0.200, SLG: 0.200 (1, 9)										5	0	1	0	0	2	3						
Jeff Treadway, L OBP: 0.225, SLG: 0.256 (1, 4)										4	0	1	1	0	0	1	AB 37					
Bruce Benedict, R OBP: 0.154, SLG: 0.154 (1, 2)										4	0	0	0	0	1	3	R 9					
Tom Glavine, L OBP: 0.143, SLG: 0.143 (7, 1)										3	1	1	0	0	0	0	H 14					
Gerónimo Berroa, R OBP: 0.167, SLG: 0.118 (8, PH)										1	1	1	0	0	0	0	RBI 9					
Joe Boever, R ERA: 10.8 (9, 1)										0	0	0	0	0	0	0	BB 4					
Inning Stats	R: 3 E: 0 K: 1 S: 23	H: 5 LOB: 2 BB: 0 P: 35	R: 0 E: 0 K: 0 S: 3	H: 0 LOB: 0 BB: 0 P: 6	R: 2 E: 0 K: 0 S: 7	H: 1 LOB: 1 BB: 2 P: 18	R: 0 E: 0 K: 0 S: 10	H: 2 LOB: 3 BB: 1 P: 21	R: 0 E: 0 K: 2 S: 10	H: 0 LOB: 0 BB: 0 P: 12	R: 2 E: 1 K: 0 S: 10	H: 2 LOB: 1 BB: 1 P: 18	R: 0 E: 0 K: 1 S: 6	H: 0 LOB: 0 BB: 0 P: 8	R: 2 E: 0 K: 1 S: 12	H: 4 LOB: 2 BB: 0 P: 19	R: 2 E: 0 K: 1 S: 12	H: 4 LOB: 2 BB: 0 P: 19	1B: 11 2B: 1 3B: 0 HR: 2	SF: 0 SAC: 1 DP: 0 HBP: 0	WP: 0 PB: 0 SB: 0 CS: 2	PA: 42
PITCHER	IP	WLS	BF	H	R	ER	SO	BB	IBB	HBP	BLK	WP	HR	S	P	ERA	WHIP					
Dennis Rasmussen, L ERA: 7.68 (4, 1)	3.0	L	19	8	5	5	1	2	0	0	0	0	0	4	11	0.00	0.000					
Greg Booker, R ERA: 3.0 (5, 1)	1.0		4	0	0	0	0	0	0	0	0	0	0	10	12	0.00	0.000					
Mark Grant, R ERA: 3.18 (6, 1)	2.0		9	2	2	1	1	1	0	0	0	0	0	16	26	4.50	1.500					
Dave Leipert, L ERA: 10.8 (8, 1)	1.0		7	4	2	2	1	0	0	0	0	0	0	12	19	18.00	4.000					

San Diego Padres @ Atlanta Braves
Atlanta-Fulton County Stadium, Atlanta, GA
Sun Apr 23 1989, 3:33 AM EDT
Att: 17,069 - Unknown

AB	37
R	9
H	14
RBI	9
BB	4
SO	5
LOB	21



Batter	1	2	3	4	5	6	7	8	9	AB	R	H	RBI	BB	SO	LOB	TOP					
Ron Gant, R OBP: 0.271, SLG: 0.344 (1, 5)	0-0 P2		1-3 K			2-2 P5		1-2 HR		4	1	1	1	0	1	0						
Lonnie Smith, R OBP: 0.409, SLG: 0.487 (1, 7)	4-2 S BB		1-1 F7			2-2 G6-3		1-1 B1		3	0	0	0	1	0	0						
Gerald Perry, L OBP: 0.489, SLG: 0.559 (1, 3)	1-1 SAFE F7			3-1 P5		4-1 BB		4-2 S BB		2	0	0	0	2	0	1						
Dale Murphy, R OBP: 0.256, SLG: 0.363 (1, 8)	1-1 L5			0-3 K		1-3 K		3-3 K		4	0	0	0	0	3	3						
Andres Thomas, R OBP: 0.310, SLG: 0.393 (1, 6)		0-1 G6-3		1-3 K			1-1 E1 F8 1B		0-3 K	4	0	1	0	0	2	0						
Dion James, L OBP: 0.387, SLG: 0.357 (1, 9)		3-2 G4-3			3-2 FC1-6 1B		0-0 F8		1-1 1B	4	0	2	0	0	0	1						
Jody Davis, R OBP: 0.203, SLG: 0.172 (1, 2)		4-1 BB			0-0 FC1-6 1-2		1-3 K		0-3 K	3	0	0	0	1	2	3						
Jeff Treadway, L OBP: 0.234, SLG: 0.326 (1, 4)		0-1 G3			2-3 K		1-2 L1		2-2 FC6-4 1B	4	0	1	0	0	1	3						
Zane Smith, L OBP: 0.143, SLG: 0.143 (1, 1)			0-0 F8		2-0 F7			2-3 K	0-2 FC6-4 1-2	2	0	0	0	0	0	1						
Terry Blocker, L (8, PH)										1	0	0	0	0	1	0						
Jim Acker, R (8, PH)										0	0	0	0	0	0	0						
Darrell Evans, L OBP: 0.250, SLG: 0.286 (9, PH)										1	0	0	0	0	0	2						
Inning Stats	R: 0 E: 0 K: 0 S: 7	H: 0 LOB: 1 BB: 1 P: 13	R: 0 E: 0 K: 0 S: 8	H: 0 LOB: 1 BB: 1 P: 15	R: 0 E: 0 K: 1 S: 6	H: 0 LOB: 0 BB: 0 P: 8	R: 0 E: 0 K: 2 S: 8	H: 0 LOB: 0 BB: 0 P: 12	R: 0 E: 0 K: 1 S: 8	H: 1 LOB: 1 BB: 0 P: 15	R: 0 E: 0 K: 1 S: 10	H: 0 LOB: 1 BB: 1 P: 19	R: 0 E: 1 K: 1 S: 9	H: 1 LOB: 1 BB: 0 P: 12	R: 1 E: 0 K: 2 S: 14	H: 1 LOB: 1 BB: 0 P: 24	R: 0 E: 0 K: 2 S: 15	H: 2 LOB: 2 BB: 0 P: 18	1B: 4 2B: 0 3B: 0 HR: 1	SF: 0 SAC: 0 DP: 0 HBP: 0	WP: 0 PB: 0 CS: 0	PA: 36
PITCHER	IP WLS BF H R ER SO BB IBB HBP BLK WP HR S P ERA WHIP																					
David Cone, R ERA: 2.59 (1, 1)	8.2 W 35 5 1 1 10 4 0 0 0 0 1 82 133 1.04 1.038																					
Randy Myers, L ERA: 1.69 (9, 1)	0.1 S 1 0 0 0 0 0 0 0 0 0 0 0 3 3 0.00 0.000																					

Atlanta Braves @ New York Mets
Shea Stadium, Flushing, NY
Tue Apr 25 1989, 7:05 PM EDT
Att: 25,452 - Unknown - 63 F

AB 32
R 1
H 5
RBI 1
BB 4
SO 10
LOB 14



Batter	1	2	3	4	5	6	7	8	9	AB	R	H	RBI	BB	SO	LOB	BOTTOM	
Mookie Wilson, S OBP: 0.231, SLG: 0.367 (1, 9)	2-1 G4-3		2-0 F9			2-1 SF7 3B		1-1 G4-3		4	1	1	0	0	0	1		
Lenny Dykstra, L OBP: 0.449, SLG: 0.538 (1, 8)	2-2 G4-6-3 1B			1-2 SF9 3B		0-0 SF7		3-H K		2	1	2	1	0	0	0		
Gregg Jefferies, S OBP: 0.167, SLG: 0.190 (1, 5)	1-2 SAFE G4-6-3 1-2			2-2 G5-3		1-3 K				3	0	0	0	0	1	2		
Kevin Reynolds, R OBP: 0.351, SLG: 0.381 (1, 7)		4-1 G4-3 S BB		2-1 SF9		1-2 G6-3				1	0	0	1	1	0	0		
Keith Hernandez, L OBP: 0.308, SLG: 0.362 (1, 3)		1-1 SAFE SAFE SAFE K		3-3 K		2-1 P5				3	0	0	0	0	2	1		
Tim Lincecum, R OBP: 0.400, SLG: 0.407 (1, 4)		2-1 G4-3			0-3 K		1-3 K			3	0	0	0	0	2	1		
Gary Carter, R OBP: 0.200, SLG: 0.235 (1, 2)		2-1 G5-3			4-1 G4-6-3 BB			0-1 L5		2	0	0	0	1	0	1		
Kevin Elster, R OBP: 0.302, SLG: 0.390 (1, 6)			3-1 F9		1-2 G4-6-3			1-3 K		3	0	0	0	0	1	1		
David Cone, L OBP: 0.333, SLG: 0.273 (1, 1)			2-3 K			2-2 G6-3			0-0 1B	3	0	1	0	0	1	0		
Randy Myers, L ERA: 1.69 (9, 1)										0	0	0	0	0	0	0		
Inning Stats	R: 0 E: 0 K: 0 S: 8	H: 1 LOB: 0 BB: 0 P: 13	R: 0 E: 0 K: 1 S: 8	H: 0 LOB: 1 BB: 1 P: 19	R: 0 E: 0 K: 1 S: 7	H: 0 LOB: 0 BB: 0 P: 14	R: 1 E: 0 K: 1 S: 11	H: 1 LOB: 0 BB: 0 P: 16	R: 0 E: 0 K: 1 S: 8	H: 0 LOB: 0 BB: 0 P: 12	R: 0 E: 0 K: 1 S: 8	H: 1 LOB: 1 BB: 0 P: 10	R: 0 E: 0 K: 1 S: 8	H: 1 LOB: 1 BB: 0 P: 10	1B: 2 2B: 0 3B: 2 HR: 0	SF: 2 SAC: 0 DP: 2 HBP: 0	WP: 0 PB: 0 CS: 0	PA: 28
PITCHER	IP WLS BF H R ER SO BB IBB HBP BLK WP HR S P ERA WHIP																	
Zane Smith, L ERA: 5.13 (1, 1)	7.0 L 24 3 2 2 6 2 0 0 0 0 0 0 62 103 2.57 0.714																	
Jim Acker, R ERA: 1.98 (8, 1)	1.0 4 1 0 0 1 0 0 0 0 0 0 0 8 10 0.00 1.000																	

Atlanta Braves @ New York Mets
Shea Stadium, Flushing, NY
Tue Apr 25 1989, 7:05 PM EDT
Att: 25,452 - Unknown - 63 F

AB 24
R 2
H 4
RBI 2
BB 2
SO 7
LOB 7



Batter	1	2	3	4	5	6	7	8	9	AB	R	H	RBI	BB	SO	LOB	TOP								
Ron Gant, R OBP: 0.280, SLG: 0.385 (1, 5)										4	1	1	1	1	1	2	1								
Lonnie Smith, R OBP: 0.429, SLG: 0.488 (1, 7)										2	0	1	0	2	1	0									
Gerald Perry, L OBP: 0.462, SLG: 0.521 (1, 3)										5	0	0	0	0	0	3	6								
Dale Murphy, R OBP: 0.256, SLG: 0.357 (1, 8)										4	0	1	0	0	0	3	3								
Andres Thomas, R OBP: 0.306, SLG: 0.383 (1, 6)										4	0	1	0	0	0	2									
Dion James, L OBP: 0.371, SLG: 0.323 (1, 9)										3	0	0	0	1	0	2									
Jody Davis, R OBP: 0.205, SLG: 0.164 (1, 2)										3	0	0	0	1	1	0									
Jeff Treadway, L OBP: 0.235, SLG: 0.320 (1, 4)										4	0	1	0	0	0	2									
Pete Smith, R (1, 1)										2	0	0	0	0	0	0									
Paul Assenmacher, L (5, 1)										0	0	0	0	0	0	0									
Terry Blocker, L (7, PH)										0	0	0	0	1	0	0									
Jim Acker, R (7, 1)										0	0	0	0	0	0	0									
Darrell Evans, L OBP: 0.240, SLG: 0.273 (9, PH)										1	0	0	0	0	0	1									
Inning Stats	R: 0 E: 0 K: 3 S: 12	H: 1 LOB: 1 BB: 0 P: 21	R: 0 E: 0 K: 0 S: 7	H: 0 LOB: 1 BB: 2 P: 18	R: 1 E: 1 K: 1 S: 13	H: 1 LOB: 2 BB: 1 P: 19	R: 0 E: 0 K: 1 S: 7	H: 0 LOB: 0 BB: 0 P: 11	R: 0 E: 0 K: 2 S: 11	H: 0 LOB: 1 BB: 0 P: 20	R: 0 E: 0 K: 1 S: 5	H: 0 LOB: 0 BB: 0 P: 7	R: 0 E: 0 K: 0 S: 6	H: 0 LOB: 1 BB: 1 P: 12	R: 0 E: 0 K: 1 S: 9	H: 2 LOB: 2 BB: 0 P: 16	R: 0 E: 0 K: 1 S: 16	H: 1 LOB: 3 BB: 2 P: 32	1B: 4 2B: 1 3B: 0 HR: 1	SF: 0 SAC: 0 DP: 1 HBP: 1	WP: 0 PB: 0 SB: 4 CS: 0	PA: 39			
PITCHER	IP	WLS	BF	H	R	ER	SO	BB	IBB	HBP	BLK	WP	HR	S	P	ERA	WHIP								
Dwight Gooden, R ERA: 2.41 (1, 1)	8.2	W	38	5	1	1	9	6	0	0	1	0	1	79	146	1.04	1.269								
Randy Myers, L ERA: 1.64 (9, 1)	0.1	S	1	0	0	0	1	0	0	0	0	0	0	7	10	0.00	0.000								

Atlanta Braves @ New York Mets
Shea Stadium, Flushing, NY
Wed Apr 26 1989, 7:05 PM EDT
Att: 39,665 - Unknown - 60 F

AB 32
R 1
H 5
RBI 1
BB 6
SO 10
LOB 17

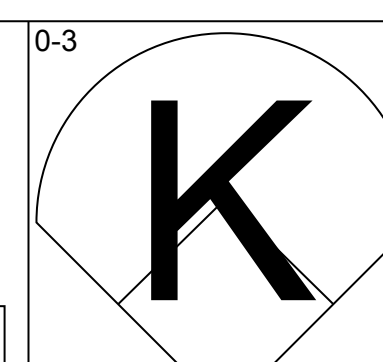
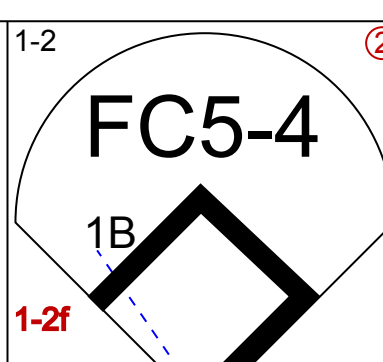
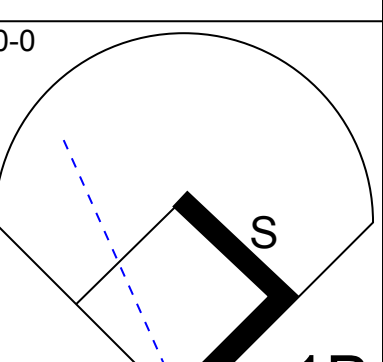
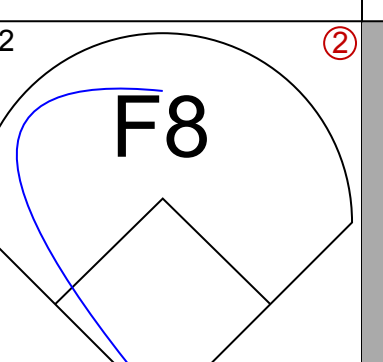
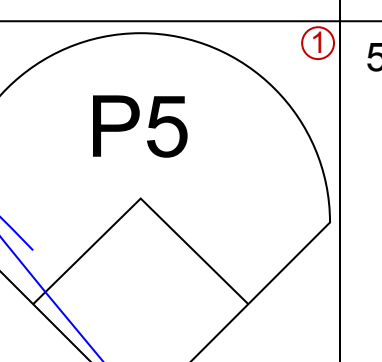
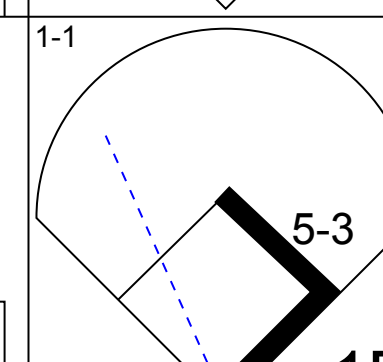
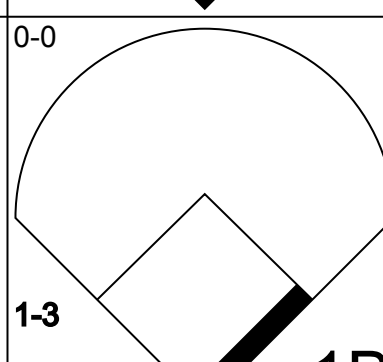
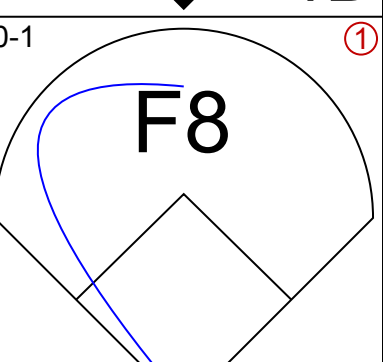
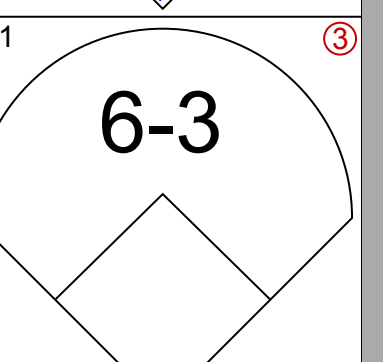
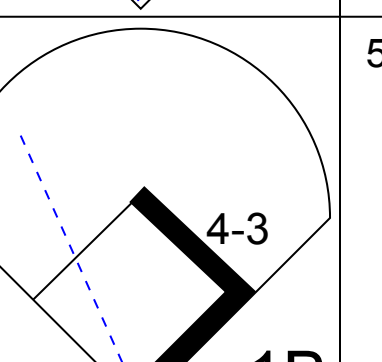
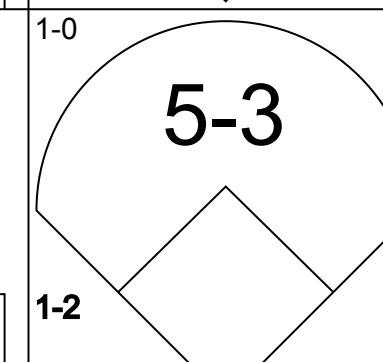
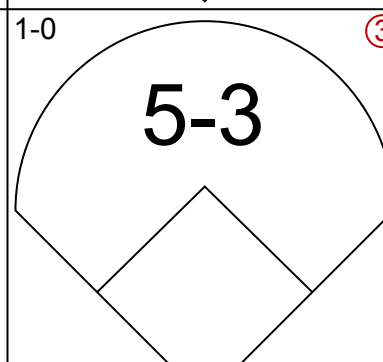
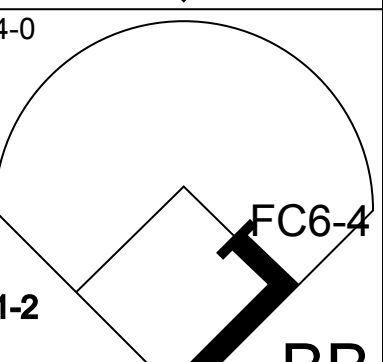
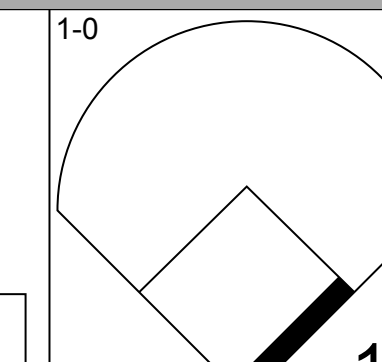
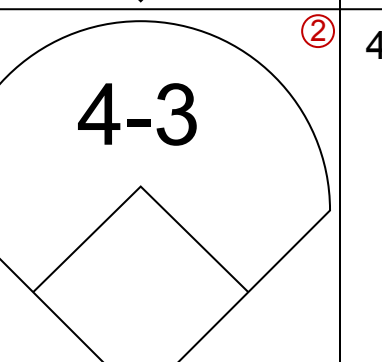
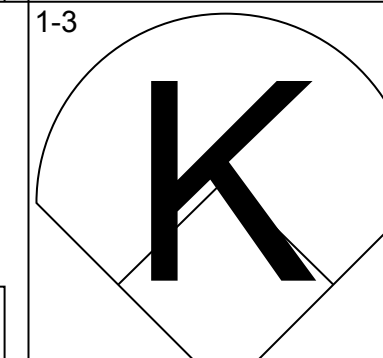
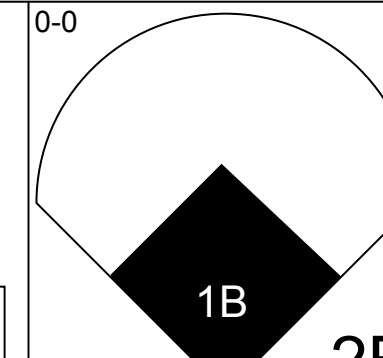
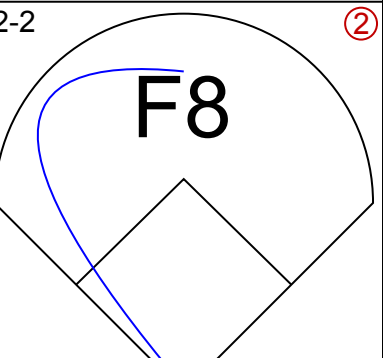
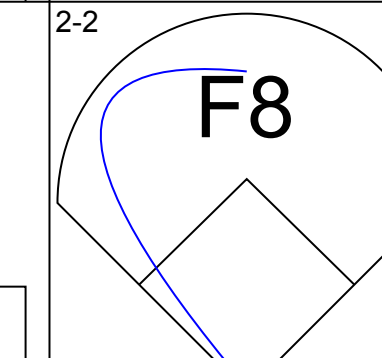
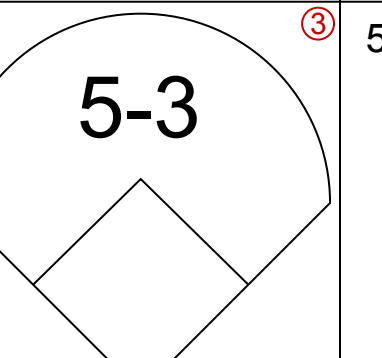
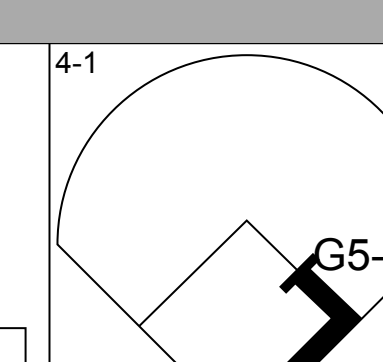
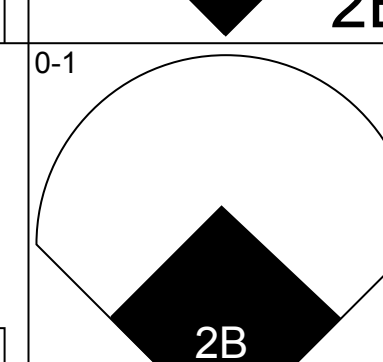
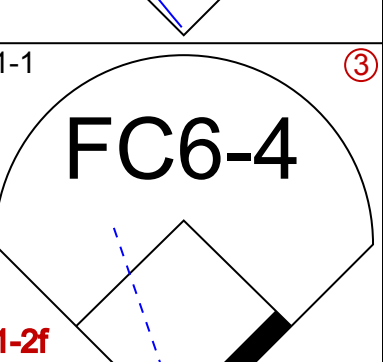
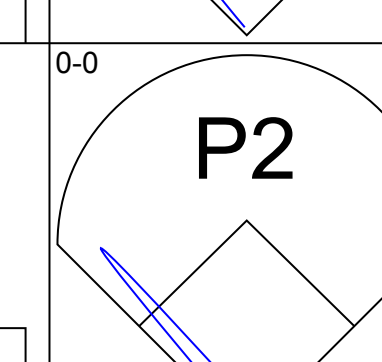
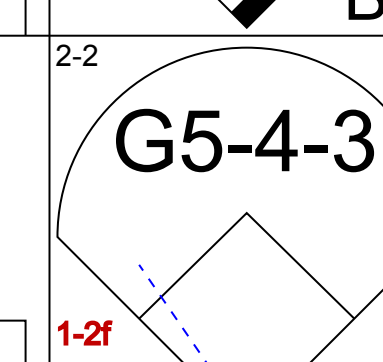
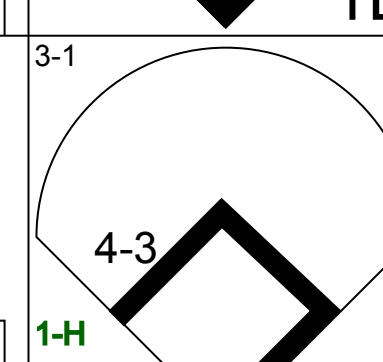
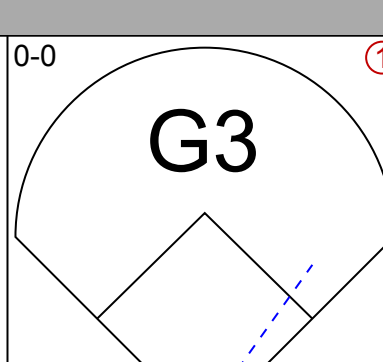
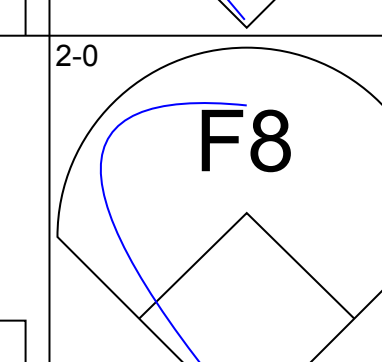
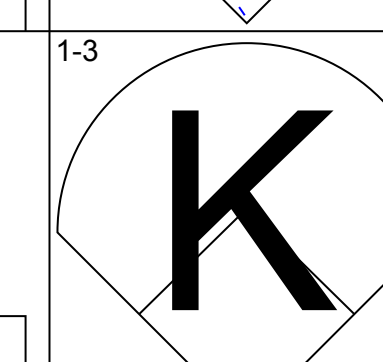
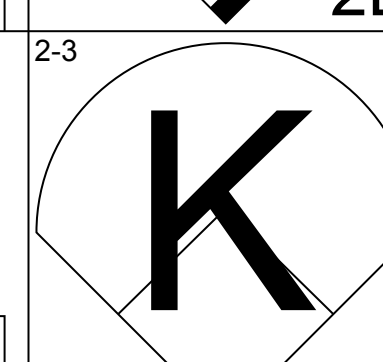
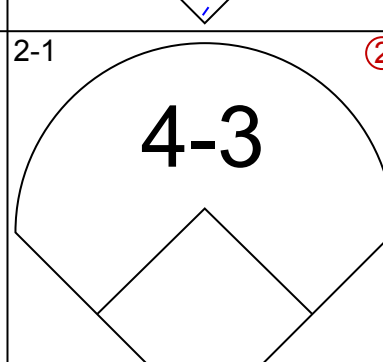
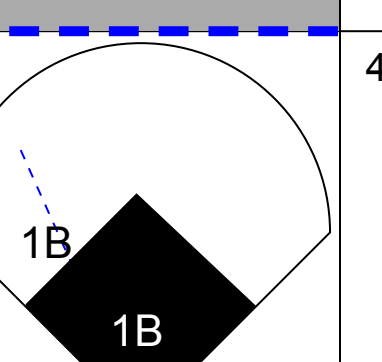
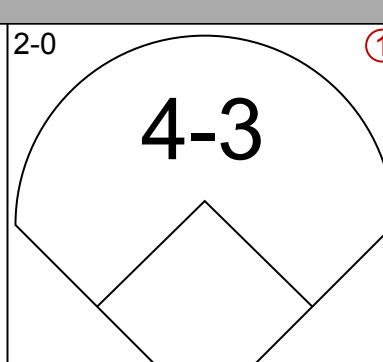
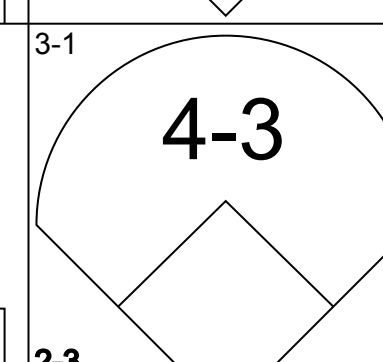
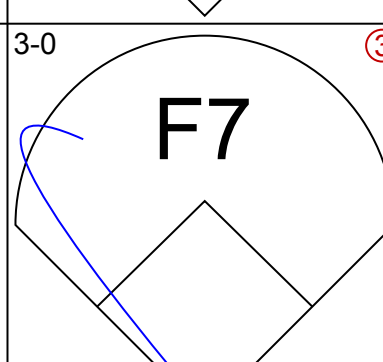
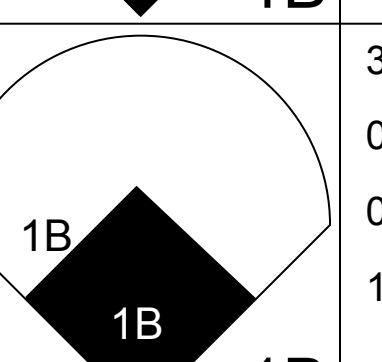
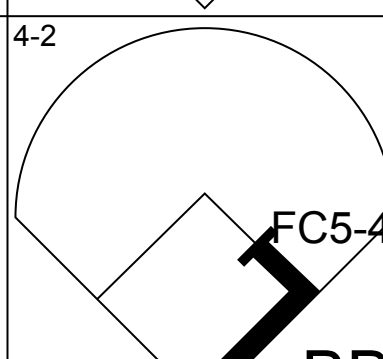
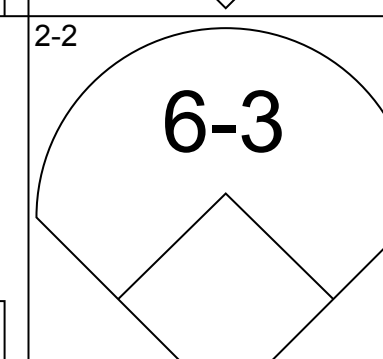
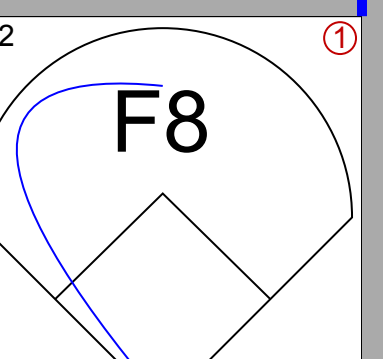
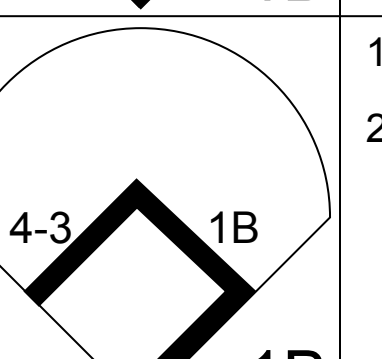


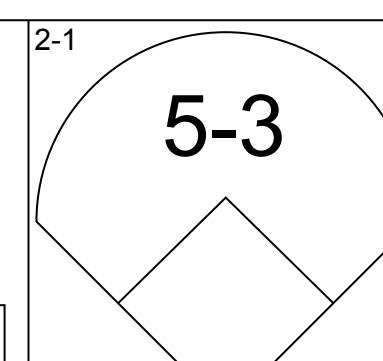
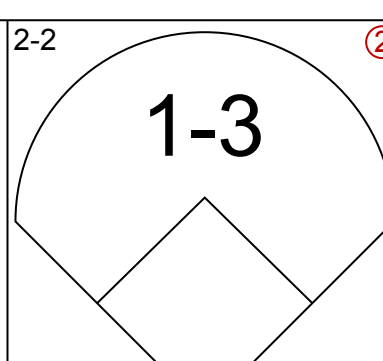
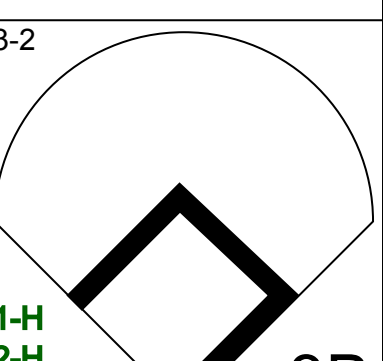
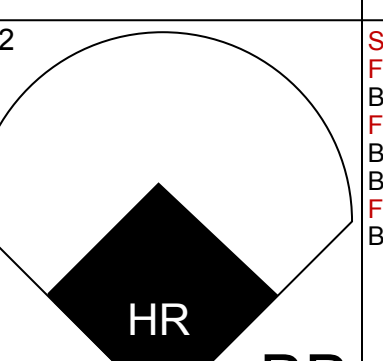

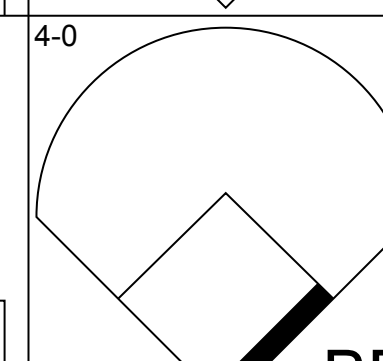
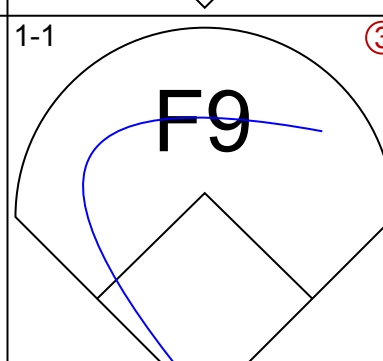
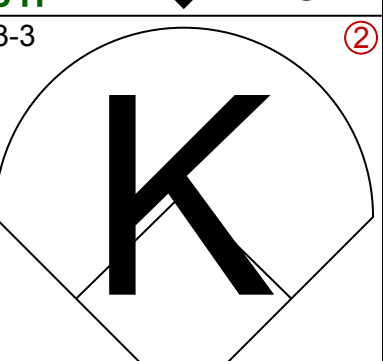
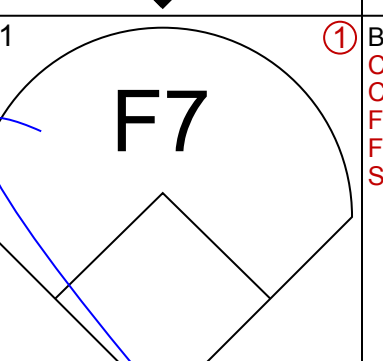

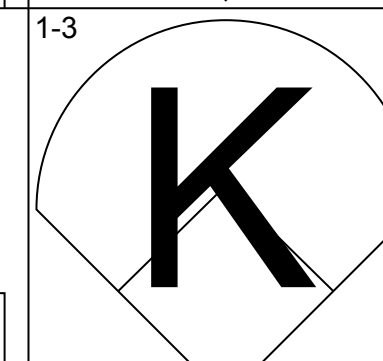
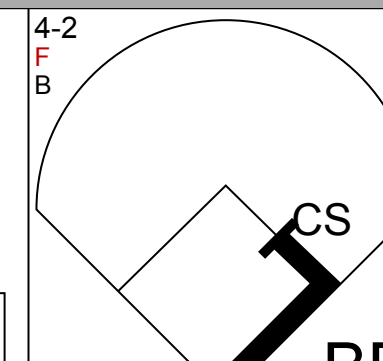
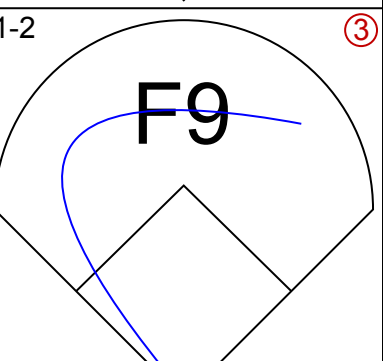
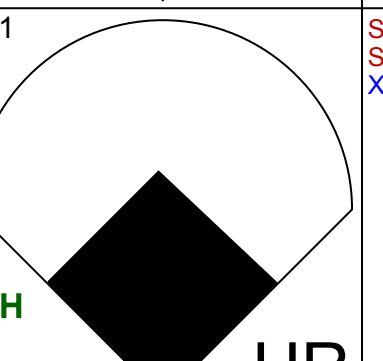

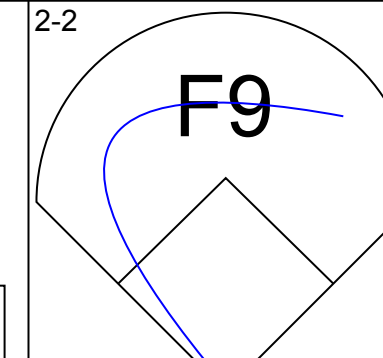
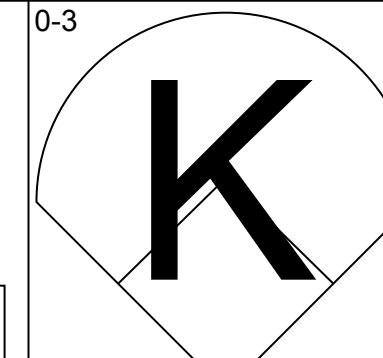
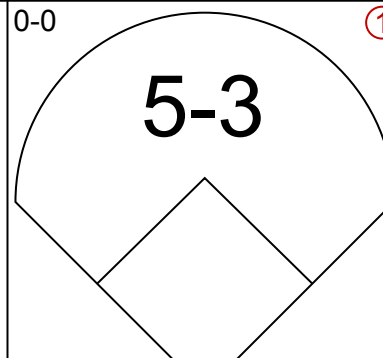
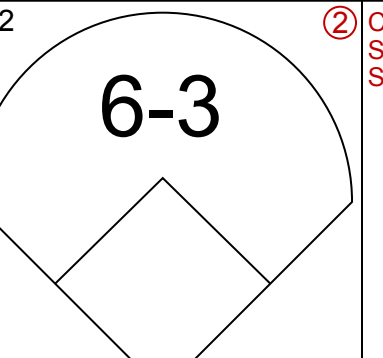

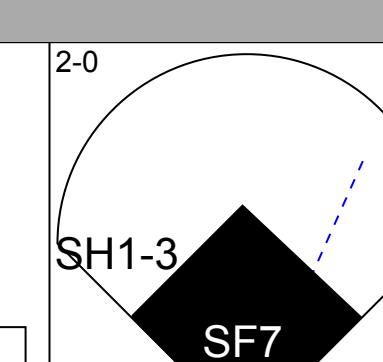
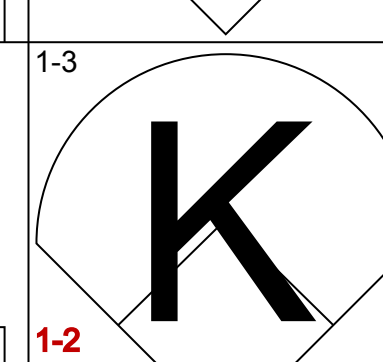
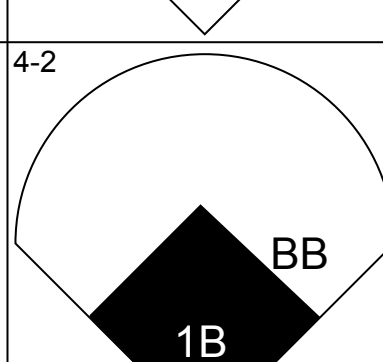
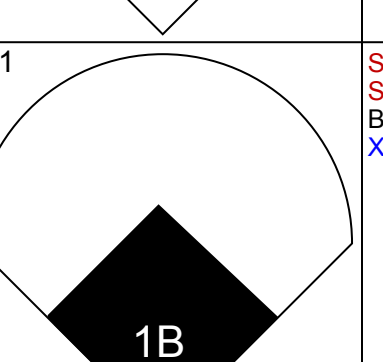

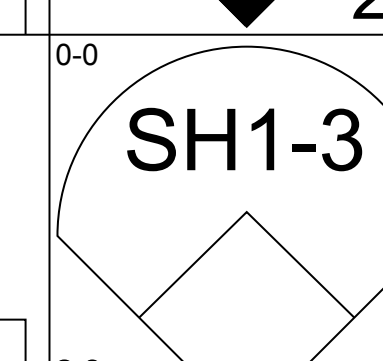
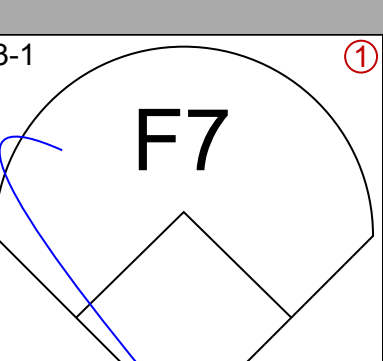
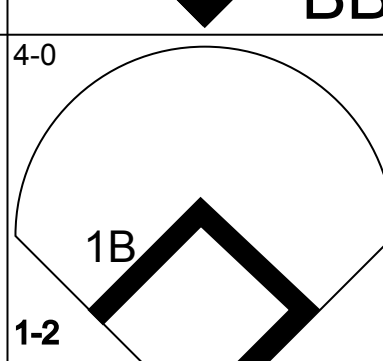
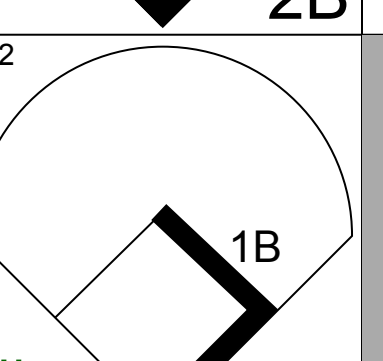
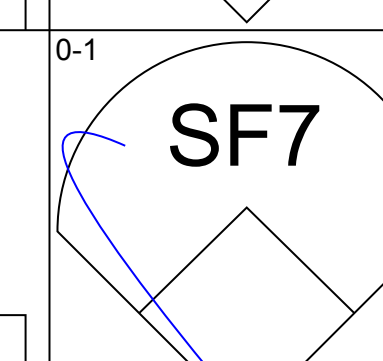
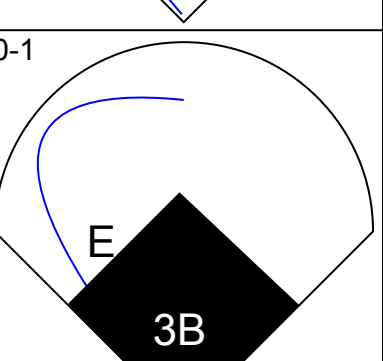
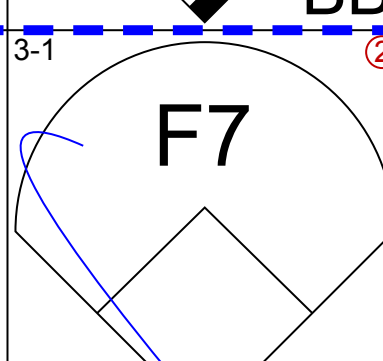
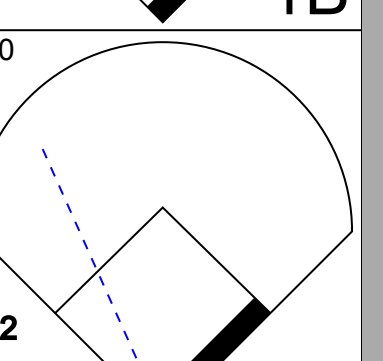
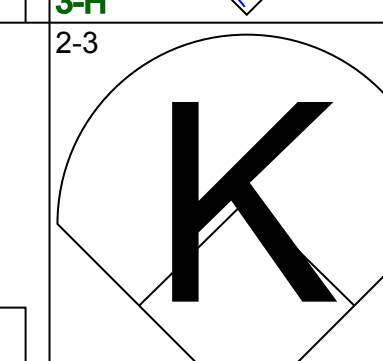
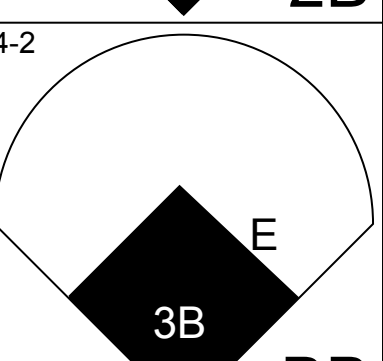
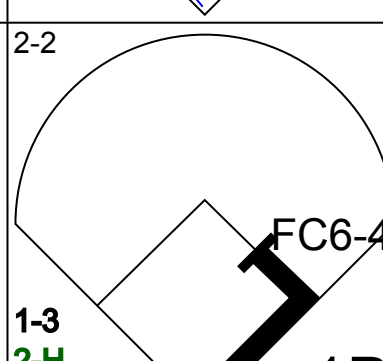
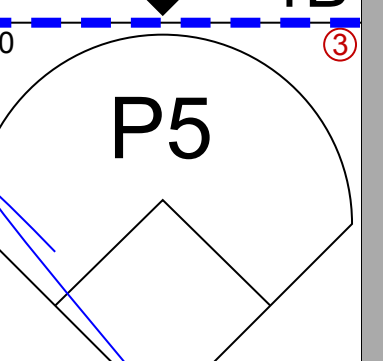
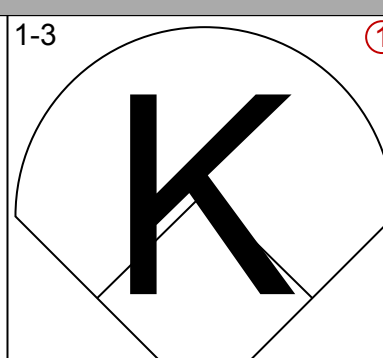
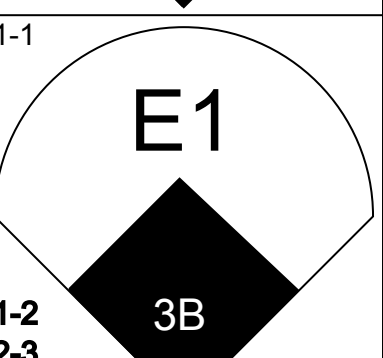
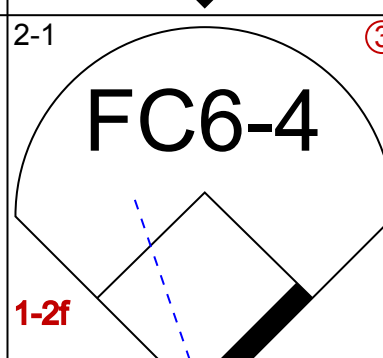

Batter	1	2	3	4	5	6	7	8	9	AB	R	H	RBI	BB	SO	LOB	BOTTOM								
Lenny Dykstra, L OBP: 0.472, SLG: 0.548 (1, 8)										3	2	2	1	1	0	1									
Gregg Jefferies, S OBP: 0.188, SLG: 0.226 (1, 4)										4	0	2	1	0	1	2									
Dave Magadan, L OBP: 0.333, SLG: 0.391 (1, 3)										4	1	2	0	0	0	3									
Darryl Strawberry, L OBP: 0.377, SLG: 0.623 (1, 9)										4	0	1	0	0	3	3									
Kevin McReynolds, R OBP: 0.346, SLG: 0.418 (1, 7)										4	1	1	1	0	1	3									
Howard Johnson, S OBP: 0.352, SLG: 0.489 (1, 5)										4	1	1	2	0	2	0									
Gary Carter, R OBP: 0.186, SLG: 0.218 (1, 2)										4	0	0	0	0	2	0									
Kevin Elster, R OBP: 0.288, SLG: 0.371 (1, 6)										3	0	0	0	0	2	0									
Dwight Gooden, R OBP: 0.231, SLG: 0.417 (1, 1)										3	1	2	0	0	1	0									
Randy Myers, L (9, 1)										0	0	0	0	0	0	0									
Inning Stats	R: 1 E: 0 K: 2 S: 14	H: 1 LOB: 1 BB: 1 P: 23	R: 0 E: 0 K: 1 S: 6	H: 0 LOB: 0 BB: 0 P: 9	R: 0 E: 0 K: 1 S: 10	H: 1 LOB: 1 BB: 0 P: 13	R: 0 E: 0 K: 2 S: 8	H: 0 LOB: 0 BB: 0 P: 9	R: 2 E: 0 K: 3 S: 20	H: 4 LOB: 2 BB: 0 P: 31	R: 1 E: 0 K: 2 S: 10	H: 1 LOB: 0 BB: 0 P: 15	R: 0 E: 0 K: 1 S: 7	H: 1 LOB: 0 BB: 0 P: 8	R: 2 E: 0 K: 0 S: 8	H: 3 LOB: 0 BB: 0 P: 12	1B: 7 2B: 2 3B: 0 HR: 2	SF: 0 SAC: 0 DP: 2 HBP: 0	WP: 1 PB: 0 SB: 1 CS: 0	PA: 34					
PITCHER	IP	WLS	BF	H	R	ER	SO	BB	IBB	HBP	BLK	WP	HR	S	P	ERA	WHIP								
Pete Smith, R ERA: 4.44 (1, 1)	4.2	L	21	6	3	3	8	1	0	0	0	0	1	55	79	5.79	1.500								
Paul Assenmacher, L ERA: 1.17 (5, 1)	1.1		5	1	1	1	3	0	0	0	0	0	1	13	21	6.75	0.750								
Jim Acker, R ERA: 2.87 (7, 1)	2.0		8	4	2	2	1	0	0	0	0	0	1	15	20	9.00	2.000								

Atlanta Braves @ New York Mets
Shea Stadium, Flushing, NY
Wed Apr 26 1989, 7:05 PM EDT
Att: 39,665 - Unknown - 60 F

AB 33
R 6
H 11
RBI 5
BB 1
SO 12
LOB 12



Batter	1	2	3	4	5	6	7	8	9	AB	R	H	RBI	BB	SO	LOB	TOP		
Ron Gant, R OBP: 0.275, SLG: 0.371 (1, 5)										5	0	1	0	0	1	3	Atlanta Braves @ Montreal Expos Olympic Stadium, Montreal, QB Fri Apr 28 1989, 7:05 PM EDT Att: 14,591 - Unknown		
Lonnie Smith, R OBP: 0.437, SLG: 0.494 (1, 7)										5	0	3	1	0	0	1			
Gerald Perry, L OBP: 0.459, SLG: 0.506 (1, 3)										4	0	1	0	1	0	5			
Dale Murphy, R OBP: 0.253, SLG: 0.360 (1, 8)										5	1	1	0	0	1	6			
Andres Thomas, R OBP: 0.318, SLG: 0.381 (1, 6)										3	1	1	1	1	0	3			
Dion James, L OBP: 0.359, SLG: 0.343 (1, 9)										4	0	1	1	0	0	2			
Jody Davis, R OBP: 0.208, SLG: 0.169 (1, 2)										4	1	1	0	0	2	1			
Jeff Treadway, L OBP: 0.222, SLG: 0.302 José Alvarez, R OBP: 0.286, SLG: 0.371 Joe Boever, R OBP: 0.269, SLG: 0.304 Darrell Evans, L OBP: 0.254, SLG: 0.308 (1, 4)										3	0	0	0	0	0	1			
29 John Smoltz, R OBP: 0.364, SLG: 0.375 Jeff Blausler, R OBP: 0.254, SLG: 0.308 (1, 1)										1	0	0	0	1	0	1			
Inning Stats	R: 0 H: 1 E: 0 K: 2 S: 10	H: 1 LOB: 1 BB: 0 P: 13	R: 0 H: 0 E: 0 K: 1 S: 7	H: 0 LOB: 0 BB: 1 P: 14	R: 0 H: 1 E: 0 K: 0 S: 8	H: 2 LOB: 1 BB: 1 P: 16	R: 2 H: 3 E: 0 K: 1 S: 14	H: 3 LOB: 1 BB: 0 P: 24	R: 0 H: 1 E: 0 K: 0 S: 8	H: 0 LOB: 0 BB: 0 P: 9	R: 0 H: 0 E: 0 K: 0 S: 9	H: 0 LOB: 0 BB: 0 P: 15	R: 0 H: 1 E: 0 K: 0 S: 6	H: 1 LOB: 1 BB: 0 P: 11	R: 2 H: 4 E: 0 K: 0 S: 11	H: 4 LOB: 2 BB: 0 P: 16		1B: 9 2B: 2 3B: 0 HR: 0	SF: 0 SAC: 0 DP: 1 HBP: 0
PITCHER	IP WLS BF H R ER SO BB IBB HBP BLK WP HR S P ERA WHIP																		
Kevin Gross, R ERA: 4.06 Tim Burke, R ERA: 4.66 (1, 1)	8.0 W 33 7 2 2 4 3 0 0 0 0 0 0 0 66 117 2.25 1.250																		
(9, 1)	1.0 7 4 2 2 0 0 0 0 0 0 0 0 0 11 16 18.00 4.000																		

Batter	1	2	3	4	5	6	7	8	9	AB	R	H	RBI	BB	SO	LOB	BOTTOM
Tim Raines, S OBP: 0.406, SLG: 0.421 (1, 7)										3	2	1	3	2	0	0	Atlanta Braves @ Montreal Expos Olympic Stadium, Montreal, QB Fri Apr 28 1989, 7:05 PM EDT Att: 14,591 - Unknown
Tom Foley, L OBP: 0.286, SLG: 0.371 (1, 4)										4	0	0	0	1	2	4	
Andres Galarraga, R OBP: 0.318, SLG: 0.392 (1, 3)										4	1	2	4	1	1	2	
Hubie Brooks, R OBP: 0.294, SLG: 0.372 (1, 9)										5	0	0	0	0	2	3	
Tim Wallach, R OBP: 0.364, SLG: 0.457 (1, 5)										4	3	2	0	1	1	2	
Dave Martinez, L OBP: 0.250, SLG: 0.244 (1, 8)										2	0	1	1	1	0	0	
Nelson Santovenia, R OBP: 0.364, SLG: 0.416 (1, 2)										3	1	2	1	0	0	2	
Spike Owen, S OBP: 0.344, SLG: 0.352 (1, 6)										3	1	1	1	1	1	2	
Kevin Gross, R OBP: 0.222, SLG: 0.125 Wallace Johnson, S OBP: 0.400, SLG: 0.500 Tim Burke, R ERA: 3.86 (1, 1)										3	1	0	0	0	1	4	
Inning Stats	R: 0 H: 0 E: 0 K: 1 S: 9	H: 0 LOB: 1 BB: 1 P: 18	R: 1 H: 1 E: 0 K: 1 S: 8	H: 1 LOB: 0 BB: 0 P: 12	R: 0 H: 0 E: 0 K: 1 S: 8	H: 0 LOB: 0 BB: 0 P: 12	R: 0 H: 0 E: 0 K: 2 S: 13	H: 0 LOB: 1 BB: 1 P: 18	R: 3 H: 4 E: 0 K: 0 S: 18	H: 1 LOB: 2 BB: 1 P: 25	R: 0 H: 1 E: 0 K: 0 S: 10	H: 1 LOB: 2 BB: 1 P: 32	R: 2 H: 1 E: 0 K: 2 S: 20	H: 1 LOB: 1 BB: 2 P: 30	1B: 4 2B: 3 3B: 1 HR: 1	SF: 1 SAC: 1 DP: 0 HBP: 0	
PITCHER	IP WLS BF H R ER SO BB IBB HBP BLK WP HR S P ERA WHIP																
29 John Smoltz, R ERA: 3.06 José Alvarez, R ERA: 2.12 Joe Boever, R ERA: 3.86 (1, 1)	5.1 L 24 5 3 3 0 1 0 0 0 0 0 1 24 45 20.25 4.500																
(6, 1)	1.1 10 5 3 3 0 1 0 0 0 0 0 1 24 45 20.25 4.500																
(7, 1)	1.1 7 1 2 2 2 2 0 0 0 0 1 0 21 31 13.50 2.250																

Batter	1	2	3	4	5	6	7	8	9	AB	R	H	RBI	BB	SO	LOB	TOP																
Lonnie Smith, R OBP: 0.444, SLG: 0.483 (1, 7)										2	2	0	0	3	0	1	Atlanta Braves @ Montreal Expos Olympic Stadium, Montreal, QB Sat Apr 29 1989, 3:33 AM EDT Att: 14,261 - Unknown																
Dion James, L OBP: 0.357, SLG: 0.368 John Russell, R OBP: 0.174, SLG: 0.174 (1, 9) (7, PH) (7, 9)										3	0	1	0	0	0	1																	
Gerald Perry, L OBP: 0.447, SLG: 0.488 (1, 3)										5	1	1	0	0	0	3																	
Dale Murphy, R OBP: 0.260, SLG: 0.372 (1, 8)											5	1	2	2	0	3																	
Andres Thomas, R OBP: 0.296, SLG: 0.353 (1, 6)											5	0	0	0	0	3																	
Darrell Evans, L OBP: 0.355, SLG: 0.577 (1, 5)											3	2	2	2	0	2																	
Jody Davis, R OBP: 0.220, SLG: 0.224 (1, 2)											5	1	2	2	0	1																	
Jeff Treadway, L OBP: 0.224, SLG: 0.298 (1, 4)										4	0	1	0	0	0	2																	
Tom Glavine, L Terry Glavin, L Charlie Puleo, R Jim Acker, R Jeff Blauser, R Paul Assenmacher, L (1, 1) (6, PH) (6, 1) (7, 1) (7, 4) (7, 1)										1	0	0	0	1	0	0																	
Inning Stats	R: 1 E: 1 K: 1 S: 12	H: 1 LOB: 2 BB: 1 P: 19	R: 0 E: 0 K: 0 S: 9	H: 1 LOB: 0 BB: 0 P: 13	R: 0 E: 0 K: 1 S: 10	H: 0 LOB: 0 BB: 0 P: 15	R: 1 E: 0 K: 1 S: 7	H: 1 LOB: 2 BB: 1 P: 8	R: 0 E: 0 K: 1 S: 6	H: 1 LOB: 2 BB: 1 P: 10	R: 0 E: 0 K: 0 S: 7	H: 1 LOB: 2 BB: 1 P: 11	R: 3 E: 0 K: 1 S: 14	H: 3 LOB: 2 BB: 2 P: 26	R: 0 E: 0 K: 1 S: 9	H: 0 LOB: 1 BB: 1 P: 16		R: 1 E: 0 K: 2 S: 11	H: 1 LOB: 0 BB: 0 P: 17	1B: 4 2B: 2 3B: 0 HR: 3	SF: 0 SAC: 0 DP: 0 HBP: 0	WP: 0 PB: 0 SB: 2 CS: 0	PA: 43										
PITCHER	IP WLS BF H R ER SO BB IBB HBP BLK WP HR S P ERA WHIP	IP WLS BF H R ER SO BB IBB HBP BLK WP HR S P ERA WHIP																															
Bryn Smith, R ERA: 2.55 (1, 1)	5.2	26	5	3	3	4	3	0	0	0	0	0	2	50	75	4.76	1.412																
Andy McGaffigan, R ERA: 4.15 (6, 1)	0.1	2	0	1	1	0	1	0	0	0	0	0	0	2	6	27.00	3.000																
Joe Hesketh, L ERA: 5.06 (7, 1)	1.0	W	7	3	2	2	1	0	0	0	0	0	0	13	21	18.00	4.000																
Tim Burke, R ERA: 4.63 (8, 1)	2.0	S	8	1	1	1	3	1	0	0	0	0	1	20	33	4.50	1.000																

Batter	1	2	3	4	5	6	7	8	9	AB	R	H	RBI	BB	SO	LOB	BOTTOM																
Tim Raines, S OBP: 0.406, SLG: 0.430 (1, 7)										3	1	2	4	0	0	0	Atlanta Braves @ Montreal Expos Olympic Stadium, Montreal, QB Sat Apr 29 1989, 3:33 AM EDT Att: 14,261 - Unknown																
Otis Nixon, S OBP: 0.286, SLG: 0.256 (1, 8)										4	0	2	0	0	0	3																	
Andres Galarraga, R OBP: 0.312, SLG: 0.376 (1, 3)										3	0	0	1	1	0	3																	
Hubie Brooks, R OBP: 0.311, SLG: 0.390 (1, 9)										4	1	2	0	1	1	2																	
Tim Wallach, R OBP: 0.378, SLG: 0.500 (1, 5)										4	2	2	1	1	0	1																	
Damaso Garcia, R OBP: 0.327, SLG: 0.354 (1, 4)										4	1	2	1	1	0	2																	
Mike Fitzgerald, R ERA: 2.37 Andy McGaffigan, R (1, 2) (6, 1)										2	1	0	0	1	1	3																	
Joe Hesketh, R OBP: 1.000, SLG: 1.000 Wallace Johnson, S OBP: 0.438, SLG: 0.538 Tim Burke, R (7, 1) (7, PH) (8, 1)										0	0	0	0	0	0	0																	
Spike Owen, S OBP: 0.368, SLG: 0.386 (1, 6)										3	2	2	0	1	0	1																	
Bryn Smith, R Nelson Santovenia, R OBP: 0.368, SLG: 0.421 (1, 1) (6, 2)										1	0	0	0	0	0	0																	
Inning Stats	R: 1 E: 0 K: 0 S: 8	H: 2 LOB: 1 BB: 0 P: 14	R: 0 E: 0 K: 0 S: 6	H: 1 LOB: 0 BB: 0 P: 8	R: 0 E: 1 K: 0 S: 12	H: 1 LOB: 2 BB: 1 P: 22	R: 3 E: 0 K: 0 S: 12	H: 3 LOB: 1 BB: 1 P: 22	R: 0 E: 0 K: 1 S: 11	H: 1 LOB: 2 BB: 1 P: 19	R: 1 E: 0 K: 0 S: 11	H: 2 LOB: 1 BB: 0 P: 18	R: 4 E: 0 K: 0 S: 16	H: 4 LOB: 2 BB: 2 P: 29	R: 0 E: 0 K: 2 S: 8	H: 0 LOB: 1 BB: 1 P: 16	1B: 11 2B: 2 3B: 0 HR: 1	SF: 3 SAC: 2 DP: 0 HBP: 0	WP: 0 PB: 0 SB: 1 CS: 1	PA: 43													
PITCHER	IP WLS BF H R ER SO BB IBB HBP BLK WP HR S P ERA WHIP	IP WLS BF H R ER SO BB IBB HBP BLK WP HR S P ERA WHIP																															
Tom Glavine, L ERA: 2.37 Charlie Puleo, R ERA: 10.13 Jim Acker, R ERA: 4.5 Paul Assenmacher, L ERA: 0.93 (1, 1) (6, 1) (7, 1) (7, 1) (7, 1)	5.0	25	4	4	4	1	3	0	0	0	0	0	0	12	23	18.00	3.000																
Paul Assenmacher, L ERA: 0.93 (7, 1)	2.0	9	1	2	2	2	2	0	0	0	0	0	0	19	34	9.00	1.500																



Batter	1	2	3	4	5	6	7	8	9	AB	R	H	RBI	BB	SO	LOB	TOP						
Ron Gant, R OBP: 0.271, SLG: 0.360 (1, 5)										5	0	1	0	0	1	3							
Lonnie Smith, R OBP: 0.451, SLG: 0.500 (1, 7)										5	2	3	0	0	2	1							
Gerald Perry, L OBP: 0.444, SLG: 0.477 (1, 3)										4	1	1	0	1	1	3							
Dale Murphy, R OBP: 0.257, SLG: 0.357 (1, 8)										4	0	0	0	1	1	3							
Andres Thomas, R OBP: 0.289, SLG: 0.342 (1, 6)										5	1	1	0	0	1	2							
Dion James, L OBP: 0.362, SLG: 0.357 (1, 9)										4	1	1	0	1	1	1							
Jeff Treadway, L OBP: 0.242, SLG: 0.328 (1, 4)									4	1	2	2	0	0	1								
Bruce Benedict, R OBP: 0.176, SLG: 0.176 (1, 2)										4	0	1	0	0	0	3							
Derek Lilliquist, L OBP: 0.125, SLG: 0.125 (4, 1)										2	0	1	1	0	0	0							
Terry Blocker, L OBP: 0.000, SLG: 0.000 (6, 1)										0	0	0	0	0	0	0							
Jim Acker, R OBP: 0.000, SLG: 0.000 (6, 1)										0	0	0	0	0	0	0							
Darrell Evans, L OBP: 0.000, SLG: 0.000 (8, 1)										0	0	0	0	0	0	0							
José Álvarez, R OBP: 0.000, SLG: 0.000 (8, 1)										0	0	0	0	0	0	0							
Inning Stats	R: 0 E: 0 K: 2 S: 17	H: 1 LOB: 1 BB: 0 P: 25	R: 1 E: 0 K: 1 S: 11	H: 3 LOB: 2 BB: 0 P: 14	R: 2 E: 0 K: 1 S: 13	H: 2 LOB: 2 BB: 2 P: 27	R: 1 E: 1 K: 0 S: 17	H: 1 LOB: 0 BB: 0 P: 22	R: 0 E: 0 K: 0 S: 6	H: 0 LOB: 0 BB: 0 P: 9	R: 0 E: 0 K: 0 S: 8	H: 2 LOB: 2 BB: 0 P: 16	R: 0 E: 0 K: 1 S: 10	H: 0 LOB: 0 BB: 0 P: 13	R: 1 E: 0 K: 1 S: 8	H: 1 LOB: 0 BB: 0 P: 12	R: 1 E: 0 K: 1 S: 11	H: 2 LOB: 1 BB: 1 P: 18	1B: 10 2B: 2 3B: 0 HR: 0	SF: 0 SAC: 0 DP: 1 HBP: 0	WP: 1 PB: 0 SB: 1 CS: 0	PA: 42	
PITCHER	IP	WLS	BF	H	R	ER	SO	BB	IBB	HBP	BLK	WP	HR	S	P	ERA	WHIP					ERA	WHIP
Brian Holman, R ERA: 2.45 (1, 1)	5.2	W	29	9	4	3	4	2	0	0	1	0	0	70	108	4.76	1.941						
Gene Harris, R ERA: 3.79 (6, 1)	2.1		11	3	2	2	2	1	0	0	0	1	0	24	39	7.71	1.714						
Tim Burke, R ERA: 4.26 (9, 1)	1.0	S	2	0	0	0	1	0	0	0	0	0	0	7	9	0.00	0.000						

Atlanta Braves @ Montreal Expos
Olympic Stadium, Montreal, QB
Sun Apr 30 1989, 3:33 AM EDT
Att: 25,221 - Unknown

AB 39
R 6
H 12
RBI 3
BB 3
SO 7
LOB 18



Batter	1	2	3	4	5	6	7	8	9	AB	R	H	RBI	BB	SO	LOB	BOTTOM						
Tim Raines, S OBP: 0.415, SLG: 0.451 (1, 7)										3	2	1	0	2	0	0							
Otis Nixon, S OBP: 0.315, SLG: 0.313 (1, 8)										5	1	3	3	0	0	3							
Andres Galarraga, R OBP: 0.309, SLG: 0.366 (1, 3)										5	0	1	1	0	3	4							
Hubie Brooks, R OBP: 0.309, SLG: 0.424 (1, 9)										3	1	1	2	0	1	1							
Tim Wallach, R OBP: 0.372, SLG: 0.487 (1, 5)										4	1	1	0	0	1	1							
Damaso Garcia, R OBP: 0.321, SLG: 0.333 (1, 4)										3	0	0	0	1	0	1							
Nelson Santovenia, R OBP: 0.361, SLG: 0.410 (1, 2)										4	2	1	0	0	1	1							
Spike Owen, S OBP: 0.375, SLG: 0.443 (1, 6)										4	1	2	2	0	1	3							
Brian Holman, R OBP: 0.200, SLG: 0.200 (6, 1)										3	1	1	0	0	1	1							
Gene Harris, R (6, 1)										0	0	0	0	0	0	0							
Tim Burke, R (9, 1)										0	0	0	0	0	0	0							
Inning Stats	R: 0 E: 0 K: 1 S: 10	H: 1 LOB: 1 BB: 0 P: 15	R: 4 E: 1 K: 2 S: 16	H: 4 LOB: 1 BB: 1 P: 29	R: 3 E: 1 K: 1 S: 15	H: 2 LOB: 0 BB: 0 P: 21	R: 1 E: 0 K: 0 S: 10	H: 2 LOB: 1 BB: 0 P: 16	R: 0 E: 0 K: 1 S: 10	H: 0 LOB: 1 BB: 1 P: 19	R: 1 E: 0 K: 0 S: 10	H: 1 LOB: 0 BB: 0 P: 15	R: 0 E: 0 K: 1 S: 7	H: 0 LOB: 0 BB: 0 P: 13	R: 0 E: 0 K: 1 S: 9	H: 1 LOB: 2 BB: 1 P: 16	1B: 7 2B: 1 3B: 1 HR: 2	SF: 1 SAC: 1 DP: 0 HBP: 0	WP: 0 PB: 0 SB: 4 CS: 0	PA: 39			
PITCHER	IP	WLS	BF	H	R	ER	SO	BB	IBB	HBP	BLK	WP	HR	S	P	ERA	WHIP					ERA	WHIP
Derek Lilliquist, L ERA: 4.09 (4, 1)	3.0	L	18	7	7	5	4	0	1	0	1	0	0	20	35	4.50	1.500						
Charlie Puleo, R ERA: 8.59 (6, 1)	2.0		9	2	1	1	1	1	0	0	0	0	0	17	28	4.50	0.500						
Jim Acker, R ERA: 4.58 (8, 1)	2.0		7	1	1	1	2	0	0	0	0	0	0	9	16	0.00	2.000						
José Álvarez, R ERA: 2.0 (8, 1)	1.0		5	1	0	0	1	1	0	0	0	0	0	9	16	0.00	2.000						

Atlanta Braves @ Montreal Expos
Olympic Stadium, Montreal, QB
Sun Apr 30 1989, 3:33 AM EDT
Att: 25,221 - Unknown

AB 34
R 9
H 11
RBI 8
BB 3
SO 8
LOB 15




Batter	1	2	3	4	5	6	7	8	9	AB	R	H	RBI	BB	SO	LOB	TOP								
Lenny Dykstra, L (1, 8) OBP: 0.431, SLG: 0.517	G6-3		FC1-6-5 2B		F7			K		4	1	0	0	0	1	2	New York Mets @ Atlanta Braves Atlanta-Fulton County Stadium, Atlanta, GA Mon May 01 1989, 7:05 PM EDT Att: 8,854 - Unknown								
Howard Johnson, S (1, 5) OBP: 0.397, SLG: 0.563	K				F9			P2		4	0	1	1	0	1	0									
Keith Hernandez, L (1, 3) OBP: 0.298, SLG: 0.382	G6-3		K					K		4	0	0	0	0	3	1									
Darryl Strawberry, L (1, 9) OBP: 0.354, SLG: 0.571		K			F9			F8		4	0	0	0	0	2	0									
Kevin McReynolds, R (1, 7) OBP: 0.380, SLG: 0.469		S 1B			F9			1B 2B		4	1	2	0	0	0	0									
Tim Lincecum, R (1, 4) OBP: 0.366, SLG: 0.351	K				G6-3			1B G6-4-3		4	1	2	0	0	1	1									
Gary Carter, R (1, 2) OBP: 0.176, SLG: 0.203	F7							1B G6-4-3		4	0	1	1	0	0	2									
Kevin Elster, R (1, 6) OBP: 0.311, SLG: 0.377			SH1-4 1B					G6-4-3		3	0	2	0	0	0	1									
Dwight Gooden, R (1, 1) OBP: 0.214, SLG: 0.385			SH1-4					G1-3		1	0	0	0	0	0	0									
Roger McDowell, R (8, 1)										0	0	0	0	0	0	0									
Inning Stats	R: 0 E: 0 K: 1 S: 8	H: 0 LOB: 0 BB: 0 P: 13	R: 0 E: 0 K: 2 S: 10	H: 1 LOB: 1 BB: 0 P: 16	R: 1 E: 0 K: 1 S: 9	H: 2 LOB: 1 BB: 0 P: 17	R: 0 E: 0 K: 0 S: 9	H: 0 LOB: 0 BB: 0 P: 14	R: 0 E: 0 K: 0 S: 6	H: 1 LOB: 1 BB: 0 P: 7	R: 0 E: 0 K: 1 S: 6	H: 0 LOB: 0 BB: 0 P: 9	R: 2 E: 0 K: 0 S: 5	H: 3 LOB: 0 BB: 0 P: 10	R: 0 E: 0 K: 2 S: 9	H: 0 LOB: 1 BB: 0 P: 14	R: 0 E: 0 K: 1 S: 8	H: 1 LOB: 1 BB: 0 P: 17	1B: 6 2B: 2 3B: 0 HR: 0	SF: 0 SAC: 2 DP: 1 HBP: 0	WP: 0 PB: 0 CS: 1	PA: 34			
PITCHER	IP WLS BF H R ER SO BB IBB HBP BLK WP HR S P ERA WHIP	8.0 L 30 7 3 3 7 0 0 0 0 0 0 62 100 3.38 0.875	1.0 S 4 1 0 0 1 0 0 0 0 0 0 8 17 0.00 1.000																						

AB	32
R	3
H	8
RBI	2
BB	0
SO	8
LOB	7



Batter	1	2	3	4	5	6	7	8	9	AB	R	H	RBI	BB	SO	LOB	BOTTOM							
Ron Gant, R (1, 5) OBP: 0.281, SLG: 0.367	P4		BLK S 1B			P6		SH1-4 1B		4	0	2	1	0	0	0	New York Mets @ Atlanta Braves Atlanta-Fulton County Stadium, Atlanta, GA Mon May 01 1989, 7:05 PM EDT Att: 8,854 - Unknown							
Lonnie Smith, R (1, 7) OBP: 0.448, SLG: 0.495	K		F9					SH1-4		3	0	1	0	0	1	1								
Gerald Perry, L (1, 3) OBP: 0.436, SLG: 0.461	BB				G4-3			F7		3	0	0	0	1	0	3								
Dale Murphy, R (1, 8) OBP: 0.266, SLG: 0.363	G1-3				G6-4-3 1B			F9		4	0	2	0	0	0	3								
Andres Thomas, R (1, 6) OBP: 0.275, SLG: 0.325		G4-3			G6-4-3			G1-3		4	0	0	0	0	0	2								
Dion James, L (1, 9) OBP: 0.333, SLG: 0.326		G4-3						G4-3		4	0	0	0	0	1	1								
Jody Davis, R (1, 2) OBP: 0.221, SLG: 0.215		P4						K		3	0	0	0	1	1	1								
Jeff Treadway, L (1, 4) OBP: 0.246, SLG: 0.328					G4-3			1B 1B		3	1	1	0	0	0	1								
Zane Smith, L (1, 1) OBP: 0.111, SLG: 0.111					G3-1			E1		2	0	0	0	0	0	0								
Darrell Evans, L (8, PH) OBP: 0.333, SLG: 0.536								SH1-4 1B		1	0	0	0	0	0	1								
Tom Glavine, L (8, PR) OBP: 0.188, SLG: 0.133										0	0	0	0	0	0	0								
Joe Boever, R (9, 1)										0	0	0	0	0	0	0								
Inning Stats	R: 0 E: 0 K: 1 S: 9	H: 0 LOB: 1 BB: 1 P: 19	R: 0 E: 0 K: 0 S: 7	H: 0 LOB: 0 BB: 0 P: 10	R: 0 E: 0 K: 0 S: 7	H: 1 LOB: 1 BB: 0 P: 8	R: 0 E: 0 K: 0 S: 6	H: 1 LOB: 0 BB: 0 P: 6	R: 0 E: 0 K: 0 S: 6	H: 0 LOB: 0 BB: 1 P: 11	R: 0 E: 0 K: 0 S: 8	H: 1 LOB: 1 BB: 0 P: 11	R: 0 E: 1 K: 1 S: 11	H: 1 LOB: 2 BB: 0 P: 18	R: 0 E: 0 K: 1 S: 7	H: 0 LOB: 0 BB: 0 P: 10	1B: 6 2B: 0 3B: 0 HR: 0	SF: 0 SAC: 1 DP: 2 HBP: 0	WP: 0 PB: 1 CS: 1	PA: 34				
PITCHER	IP WLS BF H R ER SO BB IBB HBP BLK WP HR S P ERA WHIP	7.0 W 28 6 1 0 2 2 0 0 2 0 0 61 98 0.00 1.143	2.0 S 6 0 0 0 1 0 0 0 0 0 0 11 16 0.00 0.000																					




Batter	1	2	3	4	5	6	7	8	9	AB	R	H	RBI	BB	SO	LOB	TOP			
Lenny Dykstra, L OBP: 0.416, SLG: 0.484 (1, 8)	G3		G3-1	F8				F7		4	0	0	0	1	0	1	New York Mets @ Atlanta Braves Atlanta-Fulton County Stadium, Atlanta, GA Tue May 02 1989, 7:05 PM EDT Att: 12,834 - Unknown - 65 F			
Howard Johnson, S OBP: 0.397, SLG: 0.244 (1, 5)	HR		K	BB	1B			G3		4	1	1	0	1	2	2				
Keith Hernandez, L OBP: 0.315, SLG: 0.388 (1, 3)	K		BB	BB	1B			G4-3		4	1	2	1	1	1	1				
Darryl Strawberry, L OBP: 0.369, SLG: 0.603 (1, 9)	HR		2B	BB	FC5-4			F7		3	2	1	2	2	0	3				
Kevin McReynolds, R OBP: 0.385, SLG: 0.482 Mookie Wilson, S OBP: 0.229, SLG: 0.352 (9, PH) (9, 7)	1B		1B	BB	FC5-4			G6-3		4	1	2	1	0	0	6				
Gregg Jefferies, S OBP: 0.213, SLG: 0.274 (1, 4)	G3-1		1B	2B				G6-3		5	1	2	2	0	0	1				
Barry Lyons, R OBP: 0.316, SLG: 0.250 (1, 2)			F8					1B		4	0	1	1	0	0	1				
Kevin Elster, R OBP: 0.295, SLG: 0.356 (1, 6)	K			K	G5-3			G4-6-3		4	0	0	0	0	2	1				
Bob Ojeda, L OBP: 0.375, SLG: 0.286 Don Aase, R (9, 1)	G4-3			1B				K		4	1	2	0	0	1	0				
				1B				1B		0	0	0	0	0	0	0				
Inning Stats	R: 2 E: 1 K: 1 S: 19	H: 2 LOB: 1 BB: 1 P: 31	R: 0 E: 0 K: 1 S: 7	H: 0 LOB: 0 BB: 0 P: 11	R: 3 E: 0 K: 1 S: 18	H: 2 LOB: 1 BB: 2 P: 35	R: 1 E: 0 K: 1 S: 12	H: 3 LOB: 3 BB: 1 P: 21	R: 0 E: 0 K: 1 S: 12	H: 2 LOB: 0 BB: 1 P: 19	R: 1 E: 0 K: 1 S: 9	H: 2 LOB: 0 BB: 0 P: 14	R: 0 E: 0 K: 0 S: 7	H: 0 LOB: 0 BB: 0 P: 11	R: 0 E: 0 K: 0 S: 5	H: 0 LOB: 0 BB: 0 P: 5	1B: 8 2B: 2 3B: 0 HR: 1	SF: 0 SAC: 0 DP: 1 HBP: 0	WP: 0 PB: 0 CS: 0	PA: 42
PITCHER	IP WLS BF H R ER SO BB IBB HBP BLK WP HR S P ERA WHIP																			
Pete Smith, R ERA: 5.7 Charlie Puleo, R ERA: 6.52 Jim Acker, R ERA: 4.58 Paul Assenmacher, L ERA: 0.84	(1, 1) (4, 1) (7, 1) (9, 1)	3.2 2.1 2.0 1.0	L 11 7 3	21 11 2 0	7 2 1 0	6 0 1 0	6 0 1 0	4 1 1 0	3 2 0 0	0 0 0 0	0 0 0 0	0 0 0 0	0 0 0 0	0 0 0 0	0 0 0 0	0 0 0 0	0.00 4.50 0.00 0.00			


Batter	1	2	3	4	5	6	7	8	9	AB	R	H	RBI	BB	SO	LOB	BOTTOM					
Ron Gant, R OBP: 0.269, SLG: 0.349 (1, 5)	F9		F8					F4		4	0	0	0	0	0	3	New York Mets @ Atlanta Braves Atlanta-Fulton County Stadium, Atlanta, GA Tue May 02 1989, 7:05 PM EDT Att: 12,834 - Unknown - 65 F					
Lonnie Smith, R OBP: 0.442, SLG: 0.495 (1, 7)	5-3			B1-3				2B		4	0	1	1	0	1	0						
Gerald Perry, L OBP: 0.422, SLG: 0.441 (1, 3)	6-3			4-3				F8		4	0	0	0	0	0	2						
Dale Murphy, R OBP: 0.265, SLG: 0.358 (1, 8)			K	3-1				1B		4	0	1	0	0	1	0						
Andres Thomas, R OBP: 0.262, SLG: 0.309 (1, 6)	L9				F9			F8		4	0	0	0	0	0	1						
Jody Davis, R OBP: 0.211, SLG: 0.205 (1, 2)	1-3				F8			F4		4	0	0	0	0	0	1						
Geronimo Berroa, R OBP: 0.238, SLG: 0.200 (1, 9)								K		3	0	2	0	0	1	0						
Jeff Blauser, R OBP: 0.254, SLG: 0.304 (1, 4)					G4-6-3			2B		3	1	1	0	0	0	2						
Pete Smith, R Charlie Puleo, R Dion James, L Jim Acker, R John Russell, R Paul Assenmacher, L	(1, 1) (4, 1) (6, PH) (7, 1) (8, PH) (9, 1)	8.0 1.0	W 3	30 0	5 0	1 0	1 0	0 0	0 0	0 0	0 0	0 0	0 0	0 0	0 0	0 0	0.00 1.74					
Inning Stats	R: 0 E: 0 K: 0 S: 4	H: 0 LOB: 0 BB: 0 P: 8	R: 0 E: 0 K: 1 S: 6	H: 0 LOB: 0 BB: 0 P: 11	R: 0 E: 0 K: 0 S: 9	H: 1 LOB: 1 BB: 1 P: 20	R: 0 E: 0 K: 0 S: 5	H: 0 LOB: 0 BB: 0 P: 6	R: 0 E: 0 K: 0 S: 6	H: 1 LOB: 1 BB: 0 P: 7	R: 0 E: 0 K: 1 S: 9	H: 0 LOB: 0 BB: 0 P: 11	R: 0 E: 0 K: 0 S: 9	H: 1 LOB: 1 BB: 0 P: 14	R: 1 E: 1 K: 1 S: 17	H: 2 LOB: 2 BB: 0 P: 25	R: 0 E: 0 K: 0 S: 8	H: 0 LOB: 0 BB: 0 P: 14	1B: 4 2B: 1 3B: 0 HR: 0	SF: 0 SAC: 0 DP: 1 HBP: 0	WP: 0 PB: 0 CS: 0	PA: 33
PITCHER	IP WLS BF H R ER SO BB IBB HBP BLK WP HR S P ERA WHIP																					
Bob Ojeda, L Don Aase, R	(1, 1) (9, 1)	8.0 1.0	W 3	30 0	5 0	1 0	0 0	0 0	0 0	0 0	0 0	0 0	0 0	0 0	0 0	0 0	0.00 1.74					



Batter	1	2	3	4	5	6	7	8	9	AB	R	H	RBI	BB	SO	LOB	TOP			
Juan Samuel, R (1, 8) OBP: 0.278, SLG: 0.385	2-2 HR		2-3 K			3-3 K		0-2 1B		4	1	2	1	0	2	1	Philadelphia Phillies @ Atlanta Braves Atlanta-Fulton County Stadium, Atlanta, GA Wed May 03 1989, 7:05 PM EDT Att: 4,143 - Unknown			
Tom Herr, S (1, 4) OBP: 0.400, SLG: 0.400	4-2 G6-4-3 BB			1-2 F9		2-2 F 2H 1B		1-2 F7		3	0	1	1	1	0	2				
Von Hayes, L (1, 9) OBP: 0.500, SLG: 0.732 Steve Bedrosian, R (8, 1)	0-0 F8			2-3 K		0-0 E3		2-3 K		4	0	0	0	0	2	4				
Mike Schmidt, R (1, 5) OBP: 0.330, SLG: 0.526	2-2 G6-4-3 1-2			1-1 F7		3-1 F7			2-2 F7	4	0	0	0	0	0	3				
Darren Daulton, L (1, 2) OBP: 0.355, SLG: 0.537		3-3 K			1-1 P6		0-2 2-3		2-1 F8	4	0	0	0	0	1	0				
Curt Ford, L (1, 7) OBP: 0.143, SLG: 0.100		3-3 K			0-3 K		0-3 K		4-2 DI 1B BB	3	1	0	0	1	3	0				
Mark Ryal, L (1, 3) OBP: 0.182, SLG: 0.100		0-0 1-3			3-2 3-1		0-0 F7		1-1 DI 1B	4	0	1	1	0	0	0				
Steve Jeltz, S (1, 6) OBP: 0.407, SLG: 0.435			0-1 4-3		1-2 SH1-4 1B		0-0 B1-3		3-2 F7	4	1	1	0	0	0	1				
Don Carman, L (1, 1) Todd Frohwirth, R (7, 1) Dwayne Murphy, L (8, PH) OBP: 0.500, SLG: 0.500			1-3 K		0-0 SH1-4		1-1 1B			1	0	0	0	0	1	0				
Inning Stats	R: 1 E: 0 K: 0 S: 10	H: 1 LOB: 0 BB: 1 P: 18	R: 0 E: 0 K: 2 S: 12	H: 0 LOB: 0 BB: 0 P: 18	R: 0 E: 0 K: 2 S: 9	H: 0 LOB: 0 BB: 0 P: 12	R: 0 E: 0 K: 1 S: 10	H: 0 LOB: 0 BB: 0 P: 14	R: 0 E: 0 K: 1 S: 8	H: 2 LOB: 2 BB: 0 P: 12	R: 0 E: 0 K: 1 S: 7	H: 0 LOB: 0 BB: 0 P: 7	R: 0 E: 0 K: 1 S: 15	H: 2 LOB: 2 BB: 0 P: 19	R: 1 E: 0 K: 0 S: 17	H: 1 LOB: 1 BB: 1 P: 29		1B: 5 2B: 0 3B: 0 HR: 1	SF: 0 SAC: 1 DP: 1 HBP: 0	WP: 0 PB: 0 SB: 0 CS: 0
PITCHER 29 John Smoltz, R (1, 1) ERA: 3.05	IP: 9.0 WLS: W BF: 35	H: 6 R: 3 ER: 3 SO: 9	BB: 2 IBB: 0 HBP: 0 BLK: 0	WP: 0 HR: 1 S: 102 P: 152	ERA: 3.00 WHIP: 0.889	PITCHER										IP: 9.0 WLS: W BF: 35	H: 6 R: 3 ER: 3 SO: 9	BB: 2 IBB: 0 HBP: 0 BLK: 0	WP: 0 HR: 1 S: 102 P: 152	ERA: 3.00 WHIP: 0.889

Batter	1	2	3	4	5	6	7	8	9	AB	R	H	RBI	BB	SO	LOB	BOTTOM			
Ron Gant, R (1, 5) OBP: 0.278, SLG: 0.368	1-0 F9		2-1 1B		3-2 P2		2-1 1B 2B			4	1	2	1	0	0	0	Philadelphia Phillies @ Atlanta Braves Atlanta-Fulton County Stadium, Atlanta, GA Wed May 03 1989, 7:05 PM EDT Att: 4,143 - Unknown			
Lonnie Smith, R (1, 7) OBP: 0.435, SLG: 0.485	2-1 F9		1-0 F8		1-1 L6		1-1 S 1B			4	0	1	1	0	0	1				
Gerald Perry, L (1, 3) OBP: 0.408, SLG: 0.423	2-1 4-3			0-0 4-3		0-0 P5		1-3 K		4	0	0	0	0	1	1				
Dale Murphy, R (1, 8) OBP: 0.274, SLG: 0.385		2-2 HR		1-2 5-3		4-1 FC6-4 BB		0-2 F9		3	1	1	1	1	0	0				
Andres Thomas, R (1, 6) OBP: 0.250, SLG: 0.294		3-2 P6		1-0 F8		1-1 FC6-4		2-1 5-3		4	0	0	0	0	0	1				
Jeff Blauser, R (1, 4) OBP: 0.253, SLG: 0.342		3-1 6-3			2-2 F4		2-2 HR		0-3 K	4	1	1	1	0	1	0				
John Russell, R (1, 9) OBP: 0.148, SLG: 0.148		3-2 F8			3-2 F9		2-0 F7			3	0	0	0	0	0	0				
Bruce Benedict, R (1, 2) OBP: 0.200, SLG: 0.200			2-1 F9		1-2 29 HR 1B		2-0 F8			3	1	1	0	0	0	0				
29 John Smoltz, R (1, 1) OBP: 0.429, SLG: 0.727			1-1 F9		0-1 HR		0-0 2B 1B			3	2	2	2	0	0	0				
Inning Stats	R: 0 E: 0 K: 0 S: 5	H: 0 LOB: 0 BB: 0 P: 10	R: 1 E: 0 K: 0 S: 12	H: 1 LOB: 0 BB: 0 P: 23	R: 0 E: 0 K: 0 S: 7	H: 1 LOB: 1 BB: 0 P: 13	R: 0 E: 0 K: 0 S: 5	H: 0 LOB: 0 BB: 0 P: 7	R: 2 E: 0 K: 0 S: 18	H: 2 LOB: 0 BB: 0 P: 27	R: 0 E: 0 K: 0 S: 6	H: 0 LOB: 1 BB: 1 P: 12	R: 3 E: 0 K: 1 S: 13	H: 4 LOB: 1 BB: 0 P: 23	R: 0 E: 0 K: 1 S: 11	H: 0 LOB: 0 BB: 0 P: 13		1B: 4 2B: 1 3B: 0 HR: 3	SF: 0 SAC: 0 DP: 0 HBP: 0	WP: 0 PB: 0 SB: 1 CS: 0
PITCHER Don Carman, L (1, 1) ERA: 5.14 Todd Frohwirth, R (7, 1) ERA: 2.35 Steve Bedrosian, R (8, 1) ERA: 3.86	IP: 6.2 WLS: L BF: 28	H: 7 R: 6 ER: 6 SO: 0	BB: 1 IBB: 0 HBP: 0 BLK: 0	WP: 0 HR: 3 S: 61 P: 108	ERA: 8.10 WHIP: 1.200	PITCHER										IP: 6.2 WLS: L BF: 28	H: 7 R: 6 ER: 6 SO: 0	BB: 1 IBB: 0 HBP: 0 BLK: 0	WP: 0 HR: 3 S: 61 P: 108	ERA: 8.10 WHIP: 1.200

Batter	1	2	3	4	5	6	7	8	9	AB	R	H	RBI	BB	SO	LOB	TOP					
Bob Dernier, R OBP: 0.321, SLG: 0.294	1-1 P6			0-1 G4-3		2-0 G5-3			2-1 G6-3	4	0	0	0	0	0	0	Philadelphia Phillies @ Atlanta Braves Atlanta-Fulton County Stadium, Atlanta, GA Thu May 04 1989, 7:05 PM EDT Att: 2,047 - Unknown					
Tom Herr, S OBP: 0.395, SLG: 0.394	0-0 G4-3			3-2 FC6-4 1B		1-1 G4-3			0-0 F7	4	0	1	0	0	0	0						
Von Hayes, L OBP: 0.486, SLG: 0.706	2-3 K			2-2 FC6-4 1-2f			2-2 G4-3			3	0	0	0	0	1	1						
Mike Schmidt, R OBP: 0.321, SLG: 0.510		1-0 E4 G6-4-3		1-1 F7			1-1 F8			3	0	0	0	0	0	1						
Juan Samuel, R OBP: 0.263, SLG: 0.364	0-0 F9				0-3 K		3-2 G3			3	0	0	0	0	1	1						
Chris James, R OBP: 0.288, SLG: 0.382	1-1 G6-4-3 1-2f				1-0 G5-3			2-2 P4		3	0	0	0	0	0	1						
Darren Daulton, L OBP: 0.354, SLG: 0.561			1-2 G3-1		3-2 3B		2-0 G3			3	0	1	0	0	0	0						
Steve Jeltz, S OBP: 0.367, SLG: 0.385			3-2 G4-3		2-0 G5-3		1-1 G5-3			3	0	0	0	0	0	1						
Mike Maddux, L Dickie Thon, R (9, PH) OBP: 0.269, SLG: 0.214			2-2 G1-3			0-0 G4-3			0-0 F8	2	0	0	0	0	0	0						
Inning Stats	R: 0 E: 0 K: 1 S: 6	H: 0 LOB: 0 BB: 0 P: 9	R: 0 E: 1 K: 0 S: 4	H: 0 LOB: 0 BB: 0 P: 6	R: 0 E: 0 K: 0 S: 9	H: 0 LOB: 0 BB: 0 P: 15	R: 0 E: 0 K: 0 S: 12	H: 1 LOB: 1 BB: 0 P: 18	R: 0 E: 0 K: 1 S: 10	H: 1 LOB: 1 BB: 0 P: 16	R: 0 E: 0 K: 0 S: 4	H: 0 LOB: 0 BB: 0 P: 7	R: 0 E: 0 K: 0 S: 8	H: 0 LOB: 0 BB: 0 P: 14	R: 0 E: 0 K: 0 S: 6	H: 0 LOB: 0 BB: 0 P: 11		R: 0 E: 0 K: 0 S: 4	H: 0 LOB: 0 BB: 0 P: 6	1B: 1 2B: 0 3B: 1 HR: 0	SF: 0 SAC: 0 DP: 1 HBP: 0	WP: 0 PB: 0 SB: 0 CS: 0
PITCHER Tom Glavine, L ERA: 1.91	IP: 9.0 WLS: W BF: 29 H: 2 R: 0 ER: 0 SO: 2 BB: 0 IBB: 0 HBP: 0 BLK: 0 WP: 0 HR: 0 S: 63 P: 102 ERA: 0.00 WHIP: 0.222															PITCHER						

Batter	1	2	3	4	5	6	7	8	9	AB	R	H	RBI	BB	SO	LOB	BOTTOM			
Ron Gant, R OBP: 0.277, SLG: 0.396	0-0 HR		2-1 G3-1			2-2 FC6-4 CS 1-2f			1-3 K	4	1	1	1	0	1	1	Philadelphia Phillies @ Atlanta Braves Atlanta-Fulton County Stadium, Atlanta, GA Thu May 04 1989, 7:05 PM EDT Att: 2,047 - Unknown			
Lonnie Smith, R OBP: 0.430, SLG: 0.472	4-1 F7 S BB		3-3 K			2-3 K 1-2			0-0 G3-1	3	0	0	0	1	2	1				
Gerald Perry, L OBP: 0.395, SLG: 0.406	3-1 F7 1-3			1-2 G5-3			3-1 G4-3		3-2 G4-3	4	0	0	0	0	0	1				
Dale Murphy, R OBP: 0.275, SLG: 0.384	0-0 1B			2-2 F7			1-1 E5 1B SF9			3	1	1	0	0	0	0				
Andres Thomas, R OBP: 0.253, SLG: 0.295	3-1 P3			1-0 L7			0-2 E9 SF9 WP 1B			3	1	1	0	0	0	1				
Dion James, L OBP: 0.327, SLG: 0.306		1-0 F8			0-1 G4-3		4-0 WP IBB			2	0	0	0	1	0	0				
Jeff Treadway, L OBP: 0.265, SLG: 0.348		1-1 1B			2-1 CS 1B		2-0 SF9			2	0	2	1	0	0	0				
Bruce Benedict, R OBP: 0.217, SLG: 0.182		0-0 G6-3			3-2 F8 1-2		4-0 FC6-4 IBB			2	0	0	0	1	0	1				
Tom Glavine, L OBP: 0.211, SLG: 0.167			0-0 G6-3			3-1 FC6-4 1B 1-2f			1-1 FC6-4	3	0	1	0	0	0	2				
Inning Stats	R: 1 E: 0 K: 0 S: 7	H: 2 LOB: 1 BB: 1 P: 17	R: 0 E: 0 K: 0 S: 4	H: 1 LOB: 0 BB: 0 P: 6	R: 0 E: 0 K: 1 S: 6	H: 0 LOB: 0 BB: 0 P: 11	R: 0 E: 0 K: 0 S: 8	H: 0 LOB: 0 BB: 0 P: 12	R: 0 E: 0 K: 0 S: 7	H: 1 LOB: 0 BB: 0 P: 12	R: 0 E: 0 K: 1 S: 8	H: 1 LOB: 0 BB: 0 P: 15	R: 2 E: 2 K: 0 S: 10	H: 1 LOB: 2 BB: 2 P: 25	R: 0 E: 0 K: 1 S: 9	H: 0 LOB: 0 BB: 0 P: 13		1B: 5 2B: 0 3B: 0 HR: 1	SF: 1 SAC: 0 DP: 0 HBP: 0	WP: 1 PB: 0 SB: 1 CS: 2
PITCHER Mike Maddux, R ERA: 3.81	IP: 8.0 WLS: L BF: 30 H: 6 R: 3 ER: 1 SO: 3 BB: 1 IBB: 2 HBP: 0 BLK: 0 WP: 1 HR: 1 S: 59 P: 111 ERA: 1.12 WHIP: 0.875															PITCHER				

Batter	1	2	3	4	5	6	7	8	9	AB	R	H	RBI	BB	SO	LOB	TOP			
Otis Nixon, S <small>OBP: 0.303, SLG: 0.288</small> 										5	0	0	0	0	1	3				
Damaso Garcia, R <small>OBP: 0.323, SLG: 0.333</small> 										4	0	1	0	0	1	0				
Andres Calarraga, R <small>OBP: 0.303, SLG: 0.436</small> 										4	0	2	0	0	1	2				
Hubie Brooks, R <small>OBP: 0.310, SLG: 0.425</small> 										4	0	1	0	0	1	2				
Tim Wallach, R <small>OBP: 0.355, SLG: 0.439</small> 										4	0	1	0	0	0	3				
Nelson Santovenia, R <small>OBP: 0.404, SLG: 0.432</small> 										4	1	2	0	0	1	1				
Mike Fitzgerald, R <small>OBP: 0.266, SLG: 0.343</small> 										4	0	0	0	0	1	3				
Spike Owen, S <small>OBP: 0.366, SLG: 0.443</small> 										3	0	0	0	1	0	1				
Bryn Smith, R <small>OBP: 0.273, SLG: 0.111</small> Rex Hudler, R <small>OBP: 0.250, SLG: 0.250</small> Gene Harris, R <small>OBP: 0.368, SLG: 0.438</small> 										2	0	1	0	0	0	0				
Inning Stats	R: 0 E: 0 K: 0 S: 9	H: 2 LOB: 2 BB: 0 P: 12	R: 1 E: 1 K: 0 S: 6	H: 1 LOB: 0 BB: 0 P: 7	R: 0 E: 0 K: 0 S: 6	H: 1 LOB: 1 BB: 0 P: 9	R: 0 E: 0 K: 0 S: 15	H: 2 LOB: 3 BB: 1 P: 25	R: 0 E: 0 K: 1 S: 10	H: 0 LOB: 0 BB: 0 P: 15	R: 0 E: 1 K: 1 S: 6	H: 0 LOB: 1 BB: 0 P: 8	R: 0 E: 0 K: 3 S: 12	H: 1 LOB: 1 BB: 0 P: 13	R: 0 E: 0 K: 1 S: 6	H: 0 LOB: 0 BB: 0 P: 10	1B: 6 2B: 2 3B: 0 HR: 0	SF: 0 SAC: 0 DP: 1 HBP: 0	WP: 0 PB: 0 SB: 0 CS: 0	PA: 37
PITCHER	IP: 6.0 WLS: W BF: 26 ERA: 3.21	IP: 3.0 WLS: S BF: 11 ERA: 1.71																		

Montreal Expos @ Atlanta Braves
 Atlanta-Fulton County Stadium, Atlanta, GA
 Fri May 05 1989, 7:05 PM EDT
 Att: 6,104 - Unknown

AB	36
R	1
H	8
RBI	0
BB	1
SO	6
LOB	15



Batter	1	2	3	4	5	6	7	8	9	AB	R	H	RBI	BB	SO	LOB	BOTTOM			
Ron Gant, R <small>OBP: 0.274, SLG: 0.385</small> 										5	0	1	2	0	1	2				
Lonnie Smith, R <small>OBP: 0.436, SLG: 0.482</small> 										4	1	2	1	1	0	0				
Andres Thomas, R <small>OBP: 0.250, SLG: 0.290</small> 										5	0	1	0	0	2	4				
Dale Murphy, R <small>OBP: 0.274, SLG: 0.374</small> 										3	1	0	0	1	1	3				
Darrell Evans, L <small>OBP: 0.324, SLG: 0.563</small> 										4	0	1	2	0	1	1				
Dion James, L <small>OBP: 0.322, SLG: 0.302</small> 										4	1	1	0	0	1	1				
Jody Davis, R <small>OBP: 0.234, SLG: 0.221</small> 										3	1	2	0	1	0	0				
Jeff Treadway, L <small>OBP: 0.254, SLG: 0.333</small> Jose Alvarez, R <small>OBP: 0.273, SLG: 0.378</small> 										3	0	0	0	0	1	2				
Derek Lilliquist, L <small>OBP: 0.100, SLG: 0.100</small> Jeff Blauser, R <small>OBP: 0.273, SLG: 0.378</small> 										2	0	0	0	0	0	1				
Inning Stats	R: 2 E: 0 K: 2 S: 12	H: 2 LOB: 1 BB: 1 P: 20	R: 0 E: 0 K: 1 S: 7	H: 0 LOB: 1 BB: 1 P: 12	R: 0 E: 1 K: 1 S: 9	H: 0 LOB: 0 BB: 0 P: 13	R: 0 E: 0 K: 0 S: 4	H: 0 LOB: 0 BB: 0 P: 6	R: 0 E: 1 K: 0 S: 9	H: 1 LOB: 2 BB: 0 P: 13	R: 0 E: 0 K: 1 S: 8	H: 1 LOB: 1 BB: 0 P: 12	R: 1 E: 0 K: 1 S: 14	H: 1 LOB: 1 BB: 1 P: 20	R: 3 E: 0 K: 1 S: 13	H: 4 LOB: 2 BB: 1 P: 20	1B: 6 2B: 1 3B: 2 HR: 0	SF: 0 SAC: 1 DP: 0 HBP: 0	WP: 2 PB: 0 SB: 0 CS: 0	PA: 39
PITCHER	IP: 6.0 WLS: L BF: 26 ERA: 2.64	IP: 2.0 WLS: 13 BF: 5 ERA: 4.95																		

Montreal Expos @ Atlanta Braves
 Atlanta-Fulton County Stadium, Atlanta, GA
 Fri May 05 1989, 7:05 PM EDT
 Att: 6,104 - Unknown

AB	34
R	6
H	9
RBI	5
BB	4
SO	7
LOB	14



Batter	1	2	3	4	5	6	7	8	9	AB	R	H	RBI	BB	SO	LOB	TOP				
Otis Nixon, S <small>OBP: 0.338, SLG: 0.317</small> (1, 8)										4	2	3	0	1	0	0	Montreal Expos @ Atlanta Braves Atlanta-Fulton County Stadium, Atlanta, GA Sat May 06 1989, 7:05 PM EDT Att: 15,556 - Unknown				
Damaso Garcia, R <small>OBP: 0.309, SLG: 0.317</small> Rex Hudler, R <small>OBP: 0.286, SLG: 0.286</small> (5, 4)									3	0	0	0	0	0	3						
Andres Calarraga, R <small>OBP: 0.310, SLG: 0.434</small> (1, 3)										3	0	1	1	1	2	3					
Hubie Brooks, R <small>OBP: 0.300, SLG: 0.409</small> Joe Hesketh, R <small>OBP: 1.000, SLG: 1.000</small> Mike Aldrete, L <small>OBP: 0.259, SLG: 0.136</small> (8, 7)										4	0	0	1	0	0	5					
Tim Wallach, R <small>OBP: 0.360, SLG: 0.436</small> (8, 1)										3	1	1	0	1	0	0					
Nelson Santovenia, R <small>OBP: 0.388, SLG: 0.423</small> (1, 2)										4	0	1	0	0	0	3					
Mike Fitzgerald, R <small>OBP: 0.267, SLG: 0.333</small> (8, 5)										4	0	1	0	0	0	3					
Spike Owen, S <small>OBP: 0.351, SLG: 0.422</small> (1, 6)										4	0	0	1	0	1	3					
Pascual Perez, R <small>OBP: 0.182, SLG: 0.273</small> Wallace Johnson, S <small>OBP: 0.350, SLG: 0.412</small> Brian Holman, R <small>OBP: 0.200, SLG: 0.200</small> Tom Foley, L <small>OBP: 0.307, SLG: 0.342</small> (7, 4)										1	0	0	0	0	1	0					
Inning Stats	R: 1 E: 0 K: 0 S: 12	H: 0 LOB: 2 BB: 3 P: 27	R: 0 E: 0 K: 1 S: 11	H: 0 LOB: 0 BB: 0 P: 16	R: 0 E: 0 K: 1 S: 9	H: 1 LOB: 1 BB: 0 P: 12	R: 1 E: 0 K: 0 S: 11	H: 1 LOB: 1 BB: 0 P: 20	R: 1 E: 0 K: 1 S: 10	H: 2 LOB: 0 BB: 0 P: 17	R: 0 E: 0 K: 1 S: 15	H: 1 LOB: 1 BB: 0 P: 23	R: 0 E: 0 K: 1 S: 11	H: 2 LOB: 2 BB: 0 P: 14	R: 0 E: 0 K: 0 S: 6	H: 1 LOB: 0 BB: 0 P: 11		R: 0 E: 0 K: 1 S: 7	H: 0 LOB: 0 BB: 0 P: 13	1B: 8 2B: 0 3B: 0 HR: 0	SF: 0 SAC: 0 DP: 1 HBP: 0
PITCHER	IP: 0.0 WLS: 0 BF: 0 H: 0 R: 0 ER: 0 SO: 0 BB: 0 IBB: 0 HBP: 0 BLK: 0 WP: 0 HR: 0 S: 0 P: 0 ERA: ∞ WHIP: ∞	IP: 5.0 WLS: 2 BF: 23 H: 2 R: 0 ER: 0 SO: 1 BB: 3 IBB: 0 HBP: 0 BLK: 0 WP: 0 HR: 0 S: 11 P: 16 ERA: 0.00 WHIP: 2.000	IP: 1.0 WLS: 0 BF: 4 H: 1 R: 0 ER: 0 SO: 0 BB: 0 IBB: 0 HBP: 0 BLK: 0 WP: 0 HR: 0 S: 6 P: 11 ERA: 0.00 WHIP: 1.000	IP: 1.0 WLS: 0 BF: 3 H: 0 R: 0 ER: 0 SO: 1 BB: 0 IBB: 0 HBP: 0 BLK: 0 WP: 0 HR: 0 S: 7 P: 13 ERA: 0.00 WHIP: 0.000	IP: 0.0 WLS: 0 BF: 0 H: 0 R: 0 ER: 0 SO: 0 BB: 0 IBB: 0 HBP: 0 BLK: 0 WP: 0 HR: 0 S: 0 P: 0 ERA: ∞ WHIP: ∞	IP: 2.0 WLS: 1 BF: 10 H: 1 R: 0 ER: 0 SO: 1 BB: 2 IBB: 0 HBP: 0 BLK: 0 WP: 0 HR: 0 S: 14 P: 23 ERA: 0.00 WHIP: 2.000	IP: 3.0 WLS: 2 BF: 14 H: 2 R: 0 ER: 0 SO: 0 BB: 0 IBB: 0 HBP: 0 BLK: 0 WP: 0 HR: 0 S: 17 P: 23 ERA: 0.00 WHIP: 1.000	IP: 1.0 WLS: 0 BF: 4 H: 1 R: 0 ER: 0 SO: 0 BB: 0 IBB: 0 HBP: 0 BLK: 0 WP: 0 HR: 0 S: 7 P: 13 ERA: 0.00 WHIP: 0.000	IP: 0.0 WLS: 0 BF: 0 H: 0 R: 0 ER: 0 SO: 0 BB: 0 IBB: 0 HBP: 0 BLK: 0 WP: 0 HR: 0 S: 0 P: 0 ERA: ∞ WHIP: ∞												

Batter	1	2	3	4	5	6	7	8	9	AB	R	H	RBI	BB	SO	LOB	BOTTOM		
Ron Gant, R <small>OBP: 0.268, SLG: 0.402</small> (1, 5)										6	1	1	1	0	1	4	Montreal Expos @ Atlanta Braves Atlanta-Fulton County Stadium, Atlanta, GA Sat May 06 1989, 7:05 PM EDT Att: 15,556 - Unknown		
Lonnie Smith, R <small>OBP: 0.457, SLG: 0.536</small> Geronimo Berroa, R <small>OBP: 0.273, SLG: 0.238</small> (7, 9)										2	5	2	1	3	0				
Andres Thomas, R <small>OBP: 0.275, SLG: 0.323</small> (1, 6)										6	1	4	5	0	0	1			
Dale Murphy, R <small>OBP: 0.297, SLG: 0.383</small> Jim Acker, R <small>OBP: 0.273, SLG: 0.238</small> Paul Assenmacher, L <small>OBP: 0.273, SLG: 0.238</small> Joe Boever, R <small>OBP: 0.273, SLG: 0.238</small> (8, 1)										5	2	3	1	0	1	2			
Darrell Evans, L <small>OBP: 0.357, SLG: 0.543</small> John Russell, R <small>OBP: 0.148, SLG: 0.148</small> (7, PR)										3	1	1	0	2	1	3			
Dion James, L <small>OBP: 0.344, SLG: 0.304</small> (7, 7)										3	0	1	1	2	1	1			
Jody Davis, R <small>OBP: 0.242, SLG: 0.242</small> (1, 2)										5	0	2	4	0	1	3			
Jeff Treadway, L <small>OBP: 0.280, SLG: 0.338</small> Jeff Blauser, R <small>OBP: 0.282, SLG: 0.387</small> (7, 4)										2	0	1	0	2	0	0			
Zane Smith, L <small>OBP: 0.167, SLG: 0.167</small> Terry Blocker, L <small>OBP: 0.375, SLG: 0.286</small> (6, PH)										3	0	1	0	0	1	4			
Inning Stats	R: 2 E: 0 K: 0 S: 17	H: 4 LOB: 2 BB: 1 P: 29	R: 5 E: 0 K: 1 S: 20	H: 5 LOB: 3 BB: 3 P: 36	R: 1 E: 0 K: 0 S: 8	H: 2 LOB: 1 BB: 0 P: 11	R: 0 E: 0 K: 1 S: 9	H: 1 LOB: 2 BB: 1 P: 16	R: 2 E: 0 K: 2 S: 15	H: 2 LOB: 2 BB: 2 P: 24	R: 2 E: 0 K: 2 S: 15	H: 2 LOB: 1 BB: 1 P: 28	R: 0 E: 0 K: 1 S: 10	H: 1 LOB: 2 BB: 1 P: 16	R: 1 E: 0 K: 0 S: 8	H: 2 LOB: 0 BB: 0 P: 14		1B: 14 2B: 2 3B: 1 HR: 2	SF: 0 SAC: 0 DP: 1 HBP: 0
PITCHER	IP: 3.0 WLS: 1 BF: 23 H: 11 R: 8 ER: 8 SO: 8 BB: 4 IBB: 0 HBP: 0 BLK: 0 WP: 0 HR: 2 S: 45 P: 76 ERA: 24.00 WHIP: 5.000	IP: 4.0 WLS: 17 BF: 54 H: 4 R: 4 ER: 4 SO: 4 BB: 4 IBB: 0 HBP: 0 BLK: 0 WP: 0 HR: 0 S: 36 P: 68 ERA: 12.00 WHIP: 3.000	IP: 1.0 WLS: 5 BF: 1 H: 0 R: 0 ER: 0 SO: 1 BB: 1 IBB: 0 HBP: 0 BLK: 0 WP: 0 HR: 0 S: 10 P: 16 ERA: 0.00 WHIP: 2.000	IP: 1.0 WLS: 4 BF: 2 H: 1 R: 1 ER: 1 SO: 0 BB: 0 IBB: 0 HBP: 0 BLK: 1 WP: 0 HR: 0 S: 8 P: 14 ERA: 9.00 WHIP: 2.000	IP: 0.0 WLS: 0 BF: 0 H: 0 R: 0 ER: 0 SO: 0 BB: 0 IBB: 0 HBP: 0 BLK: 0 WP: 0 HR: 0 S: 0 P: 0 ERA: ∞ WHIP: ∞	IP: 2.0 WLS: 1 BF: 10 H: 1 R: 0 ER: 0 SO: 1 BB: 2 IBB: 0 HBP: 0 BLK: 0 WP: 0 HR: 0 S: 14 P: 23 ERA: 0.00 WHIP: 2.000	IP: 3.0 WLS: 2 BF: 14 H: 2 R: 0 ER: 0 SO: 0 BB: 0 IBB: 0 HBP: 0 BLK: 0 WP: 0 HR: 0 S: 17 P: 23 ERA: 0.00 WHIP: 1.000	IP: 1.0 WLS: 0 BF: 4 H: 1 R: 0 ER: 0 SO: 0 BB: 0 IBB: 0 HBP: 0 BLK: 0 WP: 0 HR: 0 S: 7 P: 13 ERA: 0.00 WHIP: 0.000	IP: 0.0 WLS: 0 BF: 0 H: 0 R: 0 ER: 0 SO: 0 BB: 0 IBB: 0 HBP: 0 BLK: 0 WP: 0 HR: 0 S: 0 P: 0 ERA: ∞ WHIP: ∞										



Batter	1	2	3	4	5	6	7	8	9	AB	R	H	RBI	BB	SO	LOB	TOP
Otis Nixon, S <small>OBP: 0.316, SLG: 0.294</small> 										5	0	0	0	0	2	4	
Mike Aldrete, L <small>OBP: 0.258, SLG: 0.120</small> 										3	0	0	0	1	1	0	
Tim Raines, S <small>OBP: 0.402, SLG: 0.446</small> 										3	0	0	0	1	1	1	
Hubie Brooks, R <small>OBP: 0.298, SLG: 0.412</small> 										4	1	1	0	0	2	2	
Tim Wallach, R <small>OBP: 0.357, SLG: 0.438</small> 										4	0	1	1	0	1	0	
Tom Foley, L <small>OBP: 0.293, SLG: 0.325</small> 										4	0	0	0	0	0	1	
Mike Fitzgerald, R <small>OBP: 0.306, SLG: 0.381</small> 										3	0	2	0	1	1	0	
Spike Owen, S <small>OBP: 0.356, SLG: 0.412</small> 										2	0	0	0	2	0	0	
Randy Johnson, R <small>OBP: 0.143, SLG: 0.143</small> Wallace Johnson, S <small>OBP: 0.333, SLG: 0.333</small> Andy McCaffigan, R <small>OBP: 0.279, SLG: 0.299</small> Dave Martinez, L <small>OBP: 0.190, SLG: 1.000</small> Joe Hesketh, R <small>OBP: 0.190, SLG: 1.000</small> Tim Burke, R <small>OBP: 0.333, SLG: 0.333</small> 										1	0	0	0	0	1	0	
Inning Stats <small>R: 0 H: 0 E: 0 LOB: 1 K: 2 BB: 1 S: 8</small>	<small>R: 0 H: 1 E: 0 LOB: 0 K: 0 BB: 0 S: 10</small>	<small>R: 0 H: 0 E: 0 LOB: 0 K: 1 BB: 0 S: 6</small>	<small>R: 0 H: 0 E: 0 LOB: 0 K: 1 BB: 0 S: 6</small>	<small>R: 0 H: 0 E: 0 LOB: 0 K: 2 BB: 0 S: 8</small>	<small>R: 0 H: 1 E: 0 LOB: 2 K: 1 BB: 1 S: 9</small>	<small>R: 0 H: 0 E: 0 LOB: 1 K: 2 BB: 1 S: 10</small>	<small>R: 0 H: 1 E: 0 LOB: 3 K: 0 BB: 2 S: 9</small>	<small>R: 1 H: 2 E: 0 LOB: 1 K: 0 BB: 0 S: 8</small>	<small>R: 0 H: 1 E: 0 LOB: 1 K: 1 BB: 0 S: 11</small>	<small>1B: 3 SF: 0 2B: 3 SAC: 0 3B: 0 DP: 0 HR: 0 HBP: 0</small>	<small>WP: 0 PA: 38</small>						
PITCHER Pete Smith, R <small>ERA: 4.62</small> Joe Boever, R <small>ERA: 3.5</small>	<small>IP: 7.0 WLS: W BF: 28 H: 3 R: 0 ER: 0 SO: 8 BB: 5 IBB: 0 HBP: 0 BLK: 0 WP: 0 HR: 0 S: 60 P: 108 ERA: 0.00 WHIP: 1.143</small>							<small>IP: 2.0 WLS: 9 BF: 9 H: 3 R: 1 ER: 1 SO: 1 BB: 0 IBB: 0 HBP: 0 BLK: 0 WP: 0 HR: 19 S: 32 ERA: 4.50 WHIP: 1.500</small>									

Montreal Expos @ Atlanta Braves
 Atlanta-Fulton County Stadium, Atlanta, GA
 Sun May 07 1989, 3:33 AM EDT
 Att: 14,278 - Unknown

AB	32
R	1
H	6
RBI	1
BB	5
SO	9
LOB	10



Batter	1	2	3	4	5	6	7	8	9	AB	R	H	RBI	BB	SO	LOB	BOTTOM
Ron Gant, R <small>OBP: 0.265, SLG: 0.387</small> 										4	2	0	0	1	2	3	
Lonnie Smith, R <small>OBP: 0.469, SLG: 0.544</small> 										2	1	1	0	3	0	0	
Jeff Blauer, R <small>OBP: 0.268, SLG: 0.372</small> 										3	1	0	1	0	2	3	
Dale Murphy, R <small>OBP: 0.293, SLG: 0.382</small> 										3	0	1	0	1	2	5	
Andres Thomas, R <small>OBP: 0.274, SLG: 0.320</small> 										4	1	1	2	0	0	4	
Geromino Berroa, R <small>OBP: 0.308, SLG: 0.280</small> 										4	1	2	1	0	0	2	
John Russell, R <small>OBP: 0.161, SLG: 0.161</small> Joe Boever, R <small>ERA: 3.5</small> 										4	0	1	0	0	0	3	
Bruce Benedict, R <small>OBP: 0.222, SLG: 0.160</small> 										3	1	0	0	1	0	2	
Pete Smith, R <small>OBP: 0.273, SLG: 0.333</small> Gerald Perry, L <small>OBP: 0.400, SLG: 0.406</small> 										2	0	1	3	0	0	1	
Inning Stats <small>R: 0 H: 0 E: 1 LOB: 2 K: 1 BB: 1 S: 14</small>	<small>R: 0 H: 1 E: 0 LOB: 1 K: 0 BB: 0 S: 11</small>	<small>R: 6 H: 3 E: 0 LOB: 1 K: 2 BB: 3 S: 27</small>	<small>R: 0 H: 0 E: 1 LOB: 2 K: 1 BB: 2 S: 9</small>	<small>R: 0 H: 1 E: 0 LOB: 1 K: 1 BB: 0 S: 8</small>	<small>R: 0 H: 1 E: 0 LOB: 1 K: 1 BB: 0 S: 9</small>	<small>R: 0 H: 1 E: 0 LOB: 1 K: 1 BB: 0 S: 9</small>	<small>R: 0 H: 0 E: 0 LOB: 0 K: 0 BB: 0 S: 6</small>	<small>R: 1 H: 1 E: 0 LOB: 0 K: 0 BB: 1 S: 9</small>	<small>1B: 5 SF: 1 2B: 3 SAC: 2 3B: 1 DP: 2 HR: 0 HBP: 0</small>	<small>WP: 2 PA: 39</small>							
PITCHER Randy Johnson, L <small>ERA: 6.67</small> Andy McCaffigan, R <small>ERA: 4.34</small> Joe Hesketh, L <small>ERA: 9.6</small> Tim Burke, R <small>ERA: 5.09</small>	<small>IP: 4.0 WLS: L BF: 24 H: 4 R: 6 ER: 6 SO: 4 BB: 5 IBB: 0 HBP: 0 BLK: 0 WP: 0 HR: 0 S: 17 P: 25 ERA: 0.00 WHIP: 1.000</small>							<small>IP: 2.0 WLS: 8 BF: 8 H: 2 R: 0 ER: 0 SO: 2 BB: 0 IBB: 0 HBP: 0 BLK: 0 WP: 0 HR: 6 S: 7 P: 7 ERA: 0.00 WHIP: 0.000</small>									

Montreal Expos @ Atlanta Braves
 Atlanta-Fulton County Stadium, Atlanta, GA
 Sun May 07 1989, 3:33 AM EDT
 Att: 14,278 - Unknown

AB	29
R	7
H	7
RBI	7
BB	7
SO	6
LOB	23



Batter	1	2	3	4	5	6	7	8	9	AB	R	H	RBI	BB	SO	LOB	TOP										
Ron Gant, R OBP: 0.254, SLG: 0.369 (1, 5)	2-1 6-3		3-2 4-3	1-0 P9			0-1 F7		2-3 K	5	0	0	1	0	1	3											
Lonnie Smith, R OBP: 0.473, SLG: 0.534 (1, 7)	4-1 FC4-6 BB		4-2 BB		3-2 L8			3-3 K	4-1 2B BB	2	1	0	0	3	1	0											
Gerald Perry, L OBP: 0.392, SLG: 0.390 (1, 3)	2-0 FC4-6 1-2		1-3 K		0-3 K			1-2 1B HBP	2-2 F7	4	1	0	0	0	2	4											
Dale Murphy, R OBP: 0.297, SLG: 0.386 (1, 8)	2-3 K		3-2 L8		3-3 K			4-1 1B BB	3-1 2B	4	0	1	1	1	2	3											
Andres Thomas, R OBP: 0.310, SLG: 0.259 Jeff Treadway, L OBP: 0.286, SLG: 0.342 (1, 6) (6, 4)		0-2 P4		4-1 E S SF8 BB		1-3 K		1-1 1B BB	1-2 F9	2	1	0	0	1	1	0											
Jody Davis, R OBP: 0.243, SLG: 0.242 (1, 2)	1-0 P2		3-2 F2		1-0 F7			3-H 2-1 1B		4	1	1	0	0	0	1											
Gerónimo Berroa, R Dion James, L OBP: 0.354, SLG: 0.316 (8, PH) (8, 9)	2-1 F9		4-1 29 1B BB		1-1 G5-3			1-0 E9 1B	1-H 2-H 1B	2	0	0	0	1	0	0											
Jeff Blauser, R OBP: 0.279, SLG: 0.395 (1, 4) (6, 6)			3-2 WP 4-3 2B		0-0 SF8		1-3 K	1-2 1B		3	1	2	2	0	1	0											
29 John Smoltz, R OBP: 0.444, SLG: 0.643 (1, 1)			4-2 4-3 WP BB		1-2 1B		1-1 F9	3-H 2-2 6-3		3	0	1	0	1	0	1											
Inning Stats	R: 0 H: 0 E: 0 K: 1 S: 7	H: 0 LOB: 1 BB: 1 P: 17	R: 0 H: 0 E: 0 K: 0 S: 6	H: 0 LOB: 0 BB: 0 P: 9	R: 1 H: 1 E: 0 K: 1 S: 19	H: 1 LOB: 2 BB: 2 P: 37	R: 1 H: 1 E: 0 K: 0 S: 10	H: 1 LOB: 0 BB: 0 P: 24	R: 0 H: 0 E: 0 K: 1 S: 9	H: 0 LOB: 0 BB: 0 P: 15	R: 0 H: 0 E: 0 K: 1 S: 6	H: 0 LOB: 0 BB: 0 P: 9	R: 0 H: 0 E: 0 K: 1 S: 7	H: 0 LOB: 0 BB: 0 P: 9	R: 4 H: 4 E: 1 K: 1 S: 19	H: 4 LOB: 1 BB: 1 P: 34	R: 1 H: 1 E: 0 K: 1 S: 14	H: 1 LOB: 1 BB: 1 P: 26	1B: 5 2B: 2 3B: 0 HR: 0	SF: 1 SAC: 0 DP: 0 HBP: 1	WP: 1 PA: 41 PB: 0 SB: 3 CS: 0						
PITCHER	IP	WLS	BF	H	R	ER	SO	BB	IBB	HBP	BLK	WP	HR	S	P	ERA	WHIP										
Don Carman, L ERA: 4.89 (1, 1)	7.1	L	30	2	3	3	7	5	0	1	0	1	0	70	130	3.68	0.955										
Todd Frohwirth, R ERA: 4.5 (8, 1)	0.0		1	0	0	0	0	1	0	0	0	0	0	1	5	∞	∞										
Gordon Dillard, L ERA: 6.75 (8, 1)	0.0		1	1	0	0	0	0	0	0	0	0	0	2	3	∞	∞										
Greg Harris, R ERA: 2.78 (8, 1)	1.2		9	4	4	3	1	1	0	0	0	0	0	24	42	16.20	3.000										

Atlanta Braves @ Philadelphia Phillies
Veterans Stadium, Philadelphia, PA
Tue May 09 1989, 7:05 PM EDT
Att: 11,544 - Unknown


AB 32
R 7
H 7
RBI 6
BB 7
SO 8
LOB 13



Batter	1	2	3	4	5	6	7	8	9	AB	R	H	RBI	BB	SO	LOB	BOTTOM										
Juan Samuel, R OBP: 0.263, SLG: 0.411 (1, 8)	0-1 1B SF7		0-3 K2-3			1-3 K		2-2 F8		4	1	1	0	0	2	1											
Tom Herr, S OBP: 0.391, SLG: 0.407 (1, 4)	1-1 1B		1-3 K			0-1 4-3		2-2 5-3		4	0	1	0	0	1	1											
Von Hayes, L OBP: 0.465, SLG: 0.643 (1, 9)	0-1 SF7			1-2 G6-3		2-3 K		1-0 P5		3	0	0	1	0	1	1											
Mike Schmidt, R OBP: 0.331, SLG: 0.491 (1, 5)	1-0 F9			0-1 L7			0-1 E 1B		2-0 G5-4-3 1B	4	0	2	0	0	0	1											
Darren Daulton, L OBP: 0.312, SLG: 0.493 (1, 2)	2-0 P3			0-1 P4			1-0 L4		1-0 F7	4	0	0	0	0	0	3											
Ricky Jordan, R OBP: 0.275, SLG: 0.316 (1, 3)		0-1 F9			1-1 E FC4 FC4-6 1B		0-2 E6 1B		1-0 G5-4-3	4	1	1	0	0	0	2											
Dwayne Murphy, L OBP: 0.400, SLG: 0.353 (1, 7)		2-3 K			1-0 FC4 FC4-6		0-0 F8			3	0	0	0	0	1	3											
Steve Jeltz, S OBP: 0.405, SLG: 0.406 (1, 6)		1-1 G5-3			2-2 FC4-6 G1-6-3		1-1 1B			3	0	1	1	0	0	1											
Don Carman, L (1, 1)					1-3 K			4-2 5-3 BB		2	0	0	0	0	1	1											
Todd Frohwirth, R (8, 1)										0	0	0	0	0	0	0											
Gordon Dillard, L (8, 1)										0	0	0	0	0	0	0											
Greg Harris, S (8, 1)										0	0	0	0	0	0	0											
Curt Ford, L OBP: 0.185, SLG: 0.120 (8, 7)										0	0	0	0	1	0	0											
Inning Stats	R: 1 H: 2 E: 0 K: 0 S: 9	H: 2 LOB: 1 BB: 0 P: 12	R: 0 H: 0 E: 0 K: 1 S: 8	H: 0 LOB: 0 BB: 0 P: 11	R: 0 H: 0 E: 0 K: 3 S: 12	H: 0 LOB: 0 BB: 0 P: 14	R: 0 H: 0 E: 0 K: 0 S: 7	H: 0 LOB: 0 BB: 0 P: 8	R: 1 H: 1 E: 1 K: 0 S: 7	H: 1 LOB: 0 BB: 0 P: 11	R: 0 H: 0 E: 0 K: 2 S: 8	H: 0 LOB: 0 BB: 0 P: 11	R: 0 H: 2 E: 1 K: 0 S: 9	H: 2 LOB: 2 BB: 0 P: 11	R: 0 H: 0 E: 0 K: 0 S: 12	H: 0 LOB: 1 BB: 1 P: 21	R: 0 H: 1 E: 0 K: 0 S: 3	H: 1 LOB: 0 BB: 0 P: 7	1B: 6 2B: 0 3B: 0 HR: 0	SF: 1 SAC: 0 DP: 2 HBP: 0	WP: 0 PA: 33 PB: 0 SB: 0 CS: 0						
PITCHER	IP	WLS	BF	H	R	ER	SO	BB	IBB	HBP	BLK	WP	HR	S	P	ERA	WHIP										
29 John Smoltz, R ERA: 2.88 (1, 1)	9.0	W	33	6	2	1	6	1	0	0	0	0	0	75	106	1.00	0.778										

Atlanta Braves @ Philadelphia Phillies
Veterans Stadium, Philadelphia, PA
Tue May 09 1989, 7:05 PM EDT
Att: 11,544 - Unknown

AB 31
R 2
H 6
RBI 2
BB 1
SO 6
LOB 14



Batter	1	2	3	4	5	6	7	8	9	AB	R	H	RBI	BB	SO	LOB	TOP						
Ron Gant, R OBP: 0.266, SLG: 0.388 (1, 5)	0-3 K		0-0 CS 1B		0-0 F8 2B	0-0 SF8		0-0 1B BB F8 1B	0-0 F8	5	2	3	2	0	1	0							
Lonnie Smith, R OBP: 0.494, SLG: 0.575 (1, 7)	0-0 6-3 2B		0-0 4-3 S 1B		1-0 S 2B HBP	0-0		0-0 F8		4	3	3	1	0	0	2							
Gerald Perry, L OBP: 0.385, SLG: 0.376 (1, 3)	0-0 6-3		0-0 4-3		0-0 F8	0-0 F9		4-0 BB 1B IBB		4	0	0	0	1	0	4							
Dale Murphy, R OBP: 0.294, SLG: 0.386 (1, 8)	0-0 3-H 2B		0-3 K		0-3 K		0-3 K	0-3 K		5	0	1	1	0	4	6							
Andres Thomas, R OBP: 0.289, SLG: 0.336 (1, 6)	0-0 6-3			0-0 1-3	0-0		0-0 1B	0-0 BB 1B		5	0	3	3	0	0	1							
Dion James, L OBP: 0.386, SLG: 0.333 (1, 9)		0-0 6-4-3 1B		0-3 K	0-0 2B IBB		0-0 1B	4-0 1B BB		3	0	2	1	2	1	0							
Jody Davis, R OBP: 0.241, SLG: 0.240 (1, 2)	0-0 P3		0-0 1B 1B	0-0 1B	0-3 K		0-0 G5-4-3 1B	0-0 F9		5	0	1	0	0	1	8							
Jeff Treadway, L OBP: 0.305, SLG: 0.397 (1, 4)	0-0 6-4-3		0-0 1B 1B	0-0 1B		0-0 SF8 3B		0-0 1B 2B	0-3 K	5	2	3	0	0	1	1							
Tom Glavine, L OBP: 0.250, SLG: 0.217 (1, 1)	0-0 5-3		0-0 1B	0-0 1-2 2-H	0-0 5-3		0-0 5-3	0-0 F8 1B 1B	0-0 6-3	5	1	2	0	0	0	2							
Inning Stats	R: 1 E: 0 K: 1 S: 7	H: 2 LOB: 1 BB: 0 P: 7	R: 0 E: 0 K: 0 S: 4	H: 1 LOB: 1 BB: 0 P: 4	R: 0 E: 0 K: 1 S: 6	H: 2 LOB: 1 BB: 0 P: 6	R: 0 E: 0 K: 1 S: 7	H: 3 LOB: 2 BB: 0 P: 7	R: 2 E: 0 K: 2 S: 9	H: 2 LOB: 1 BB: 0 P: 14	R: 2 E: 0 K: 0 S: 5	H: 2 LOB: 0 BB: 0 P: 5	R: 0 E: 0 K: 1 S: 6	H: 2 LOB: 1 BB: 0 P: 6	R: 3 E: 0 K: 1 S: 9	H: 4 LOB: 3 BB: 2 P: 17	R: 0 E: 0 K: 1 S: 5	H: 0 LOB: 0 BB: 0 P: 5	1B: 11 2B: 5 3B: 1 HR: 1	SF: 1 SAC: 0 DP: 1 HBP: 1	WP: 0 PB: 0 SB: 2 CS: 1	PA: 46	
PITCHER	IP WLS BF H R ER SO BB IBB HBP BLK WP HR S P ERA WHIP	IP WLS BF H R ER SO BB IBB HBP BLK WP HR S P ERA WHIP															IP WLS BF H R ER SO BB IBB HBP BLK WP HR S P ERA WHIP						
Mike Maddux, R ERA: 4.06 (1, 1)	5.0	25	10	3	3	5	0	1	1	0	0	0	0	0	1	11	11	9.00	2.000				
Randy O'Neal, R ERA: 4.91 (6, 1)	2.0	L	9	4	2	2	1	0	0	0	0	0	0	1	11	11	9.00	2.000					
Greg Harris, R ERA: 3.86 (8, 1)	0.2		8	4	3	3	1	1	1	0	0	0	0	0	8	16	40.50	7.500					
Steve Bedrosian, R ERA: 3.0 (8, 1)	1.1		4	0	0	0	1	0	0	0	0	0	0	0	6	6	0.00	0.000					

Atlanta Braves @ Philadelphia Phillies
Veterans Stadium, Philadelphia, PA
Thu May 11 1989, 7:05 PM EDT
Att: 14,841 - Unknown - 52 F

AB 41
R 8
H 18
RBI 8
BB 3
SO 8
LOB 24



Batter	1	2	3	4	5	6	7	8	9	AB	R	H	RBI	BB	SO	LOB	BOTTOM						
Juan Samuel, R OBP: 0.259, SLG: 0.410 (1, 8)	0-0 3-1		0-0 WP 1B 2B		0-0 6-3		0-0 E5		0-0 FC6-4	5	1	1	0	0	0	2							
Tom Herr, S OBP: 0.387, SLG: 0.397 (1, 4)	0-0 L8		4-0 1B BB		0-0 F8		0-0 5-3			3	1	0	0	1	0	1							
Von Hayes, L OBP: 0.459, SLG: 0.627 (1, 9)	0-0 FC5-4 1B		0-0 G3		0-0 1-3			0-0 G3		4	0	1	0	0	0	2							
Mike Schmidt, R OBP: 0.328, SLG: 0.482 (1, 5)	0-0 FC5-4		0-0 2-H 3-H 1B		0-0 5-3		0-0 K	0-3 K		4	0	1	2	0	1	1							
Chris James, R OBP: 0.274, SLG: 0.357 (1, 7)		0-0 L7	0-0 F8		0-0 2-3 1B		0-0 6-3			4	0	1	0	0	0	1							
Ricky Jordan, R OBP: 0.286, SLG: 0.325 (1, 3)		0-0 2B 1B	0-0 F7		0-0 2-3		0-0 1-2		0-0 FC4-6 1B	4	1	2	0	0	0	2							
Dickie Thon, R OBP: 0.300, SLG: 0.288 (1, 6)		0-0 1-H 2B		0-3 K		0-0 F8		0-0 FC4-6 1B		4	0	2	1	0	1	1							
Steve Lake, R OBP: 0.283, SLG: 0.238 (1, 2)		0-0 F9		0-0 F4		0-0 G3		0-0 P2		4	0	0	0	0	0	3							
Mike Maddux, L Randy O'Neal, R Bob Demier, R Greg Harris, S Steve Bedrosian, R Steve Jeltz, S (1, 1) (6, 1) (7, PH) (8, 1) (8, 1) (9, PH)		0-0 G3		0-0 5-3		0-0 F9		0-0 FC4-6 FC6-4		2	0	0	0	0	0	1							
Inning Stats	R: 0 E: 0 K: 0 S: 4	H: 1 LOB: 1 BB: 0 P: 4	R: 1 E: 0 K: 0 S: 5	H: 2 LOB: 1 BB: 0 P: 5	R: 2 E: 0 K: 0 S: 5	H: 2 LOB: 1 BB: 1 P: 9	R: 0 E: 0 K: 1 S: 5	H: 0 LOB: 0 BB: 0 P: 5	R: 0 E: 0 K: 0 S: 3	H: 0 LOB: 0 BB: 0 P: 3	R: 0 E: 0 K: 0 S: 4	H: 1 LOB: 1 BB: 0 P: 4	R: 0 E: 1 K: 0 S: 4	H: 0 LOB: 1 BB: 0 P: 4	R: 0 E: 0 K: 1 S: 5	H: 0 LOB: 0 BB: 0 P: 5	R: 0 E: 0 K: 0 S: 5	H: 2 LOB: 2 BB: 0 P: 5	1B: 6 2B: 2 3B: 0 HR: 0	SF: 0 SAC: 0 DP: 0 HBP: 0	WP: 1 PB: 0 SB: 0 CS: 0	PA: 37	
PITCHER	IP WLS BF H R ER SO BB IBB HBP BLK WP HR S P ERA WHIP	IP WLS BF H R ER SO BB IBB HBP BLK WP HR S P ERA WHIP															IP WLS BF H R ER SO BB IBB HBP BLK WP HR S P ERA WHIP						
Tom Glavine, L ERA: 2.09 (1, 1)	9.0	W	37	8	3	3	2	1	0	0	0	0	0	0	1	44	3.00	1.000					

Atlanta Braves @ Philadelphia Phillies
Veterans Stadium, Philadelphia, PA
Thu May 11 1989, 7:05 PM EDT
Att: 14,841 - Unknown - 52 F

AB 36
R 3
H 8
RBI 3
BB 1
SO 2
LOB 16



Batter	1	2	3	4	5	6	7	8	9	AB	R	H	RBI	BB	SO	LOB	TOP				
Ron Gant, R OBP: 0.265, SLG: 0.378 (1, 5)										3	0	0	0	1	0	1	Atlanta Braves @ Pittsburgh Pirates Three Rivers Stadium, Pittsburgh, PA Fri May 12 1989, 7:05 PM EDT Att: 13,378 - Unknown				
Lonnie Smith, R OBP: 0.471, SLG: 0.556 (1, 7)										4	0	0	0	0	1	2					
Gerald Perry, L OBP: 0.361, SLG: 0.366 (1, 3)										3	0	0	0	1	1						
Dale Murphy, R OBP: 0.299, SLG: 0.397 (1, 8)										4	0	2	0	0	0	0					
Andres Thomas, R OBP: 0.288, SLG: 0.333 (1, 6)										4	1	1	0	0	0	2					
Jody Davis, R OBP: 0.241, SLG: 0.269 (1, 2)										4	1	1	2	0	0	2					
John Russell, R OBP: 0.147, SLG: 0.147 (1, 9)										3	0	0	0	0	2	1					
Jeff Blausler, R OBP: 0.270, SLG: 0.381 (1, 4)										3	0	0	0	0	1	0					
Zane Smith, L OBP: 0.154, SLG: 0.154 (1, 1)										1	0	0	0	0	0	0					
Jim Ackley, R OBP: 0.340, SLG: 0.286 (4, 1)										0	0	0	0	0	0	0					
Geronimo Berroa, R OBP: 0.330, SLG: 0.286 (6, PH)										1	0	1	0	0	0	0					
Charlie Puleo, R OBP: 0.330, SLG: 0.286 (6, 1)										0	0	0	0	0	0	0					
Bruce Benedict, R OBP: 0.274, SLG: 0.154 (8, PH)										1	0	0	0	0	0	0					
Paul Assenmacher, L OBP: 0.274, SLG: 0.154 (8, 1)										0	0	0	0	0	0	0					
Inning Stats	R: 0 E: 0 K: 1 S: 4	H: 0 LOB: 0 BB: 1 P: 8	R: 0 E: 0 K: 1 S: 6	H: 1 LOB: 1 BB: 0 P: 6	R: 0 E: 0 K: 1 S: 5	H: 0 LOB: 1 BB: 1 P: 9	R: 0 E: 0 K: 0 S: 3	H: 0 LOB: 0 BB: 0 P: 3	R: 0 E: 0 K: 0 S: 3	H: 0 LOB: 0 BB: 0 P: 3	R: 0 E: 0 K: 1 S: 6	H: 1 LOB: 0 BB: 0 P: 6	R: 2 E: 0 K: 1 S: 7	H: 2 LOB: 0 BB: 0 P: 7	R: 0 E: 0 K: 0 S: 3	H: 0 LOB: 0 BB: 0 P: 3	R: 0 E: 0 K: 0 S: 4	H: 1 LOB: 1 BB: 0 P: 4	1B: 3 2B: 1 3B: 0 HR: 1	SF: 0 SAC: 0 DP: 0 HBP: 0	WP: 0 PA: 34 CS: 1
PITCHER John Smiley, L ERA: 2.17 (1, 1)	IP: 9.0 WLS: W BF: 33 H: 5 R: 2 ER: 2 SO: 5 BB: 2 IBB: 0 HBP: 0 BLK: 0 WP: 0 HR: 1 S: 41 P: 49 ERA: 2.00 WHIP: 0.778																				

Batter	1	2	3	4	5	6	7	8	9	AB	R	H	RBI	BB	SO	LOB	BOTTOM		
Barry Bonds, L OBP: 0.350, SLG: 0.488 (1, 7)										4	1	2	0	1	0	1	Atlanta Braves @ Pittsburgh Pirates Three Rivers Stadium, Pittsburgh, PA Fri May 12 1989, 7:05 PM EDT Att: 13,378 - Unknown		
Jose Lind, R OBP: 0.280, SLG: 0.289 (1, 4)										5	2	2	1	0	0	3			
R.J. Reynolds, S OBP: 0.304, SLG: 0.418 (1, 8)										3	1	0	1	0	0	2			
Bobby Bonilla, S OBP: 0.353, SLG: 0.460 (1, 5)										4	2	3	3	0	1	1			
Glenn Wilson, R OBP: 0.311, SLG: 0.438 (1, 9)										4	1	1	2	0	0	1			
Gary Redus, R OBP: 0.390, SLG: 0.333 (1, 3)										3	0	1	1	0	1	0			
Benny Distefano, L OBP: 0.303, SLG: 0.148 (7, PH) (8, 3)										1	0	0	0	0	0	0			
Rey Quinones, R OBP: 0.203, SLG: 0.246 (1, 6)										4	1	1	0	0	2	1			
Junior Ortiz, R OBP: 0.259, SLG: 0.212 (1, 2)										3	2	1	0	1	0	0			
John Smiley, L OBP: 0.053, SLG: 0.053 (1, 1)										3	0	0	0	0	2	2			
Inning Stats	R: 0 E: 0 K: 1 S: 5	H: 0 LOB: 0 BB: 1 P: 9	R: 0 E: 0 K: 1 S: 5	H: 0 LOB: 0 BB: 0 P: 5	R: 5 E: 1 K: 1 S: 11	H: 5 LOB: 1 BB: 0 P: 11	R: 3 E: 0 K: 1 S: 8	H: 3 LOB: 1 BB: 1 P: 12	R: 0 E: 0 K: 1 S: 5	H: 0 LOB: 0 BB: 0 P: 5	R: 0 E: 0 K: 1 S: 5	H: 0 LOB: 0 BB: 0 P: 5	R: 1 E: 0 K: 0 S: 4	H: 1 LOB: 0 BB: 0 P: 4	R: 1 E: 1 K: 0 S: 5	H: 2 LOB: 1 BB: 0 P: 5	1B: 7 2B: 3 3B: 0 HR: 1	SF: 1 SAC: 1 DP: 1 HBP: 0	WP: 1 PA: 38 CS: 0
PITCHER Zane Smith, L ERA: 4.95 (1, 1)	IP: 3.1 WLS: L BF: 20 H: 7 R: 8 ER: 4 SO: 4 BB: 2 IBB: 0 HBP: 0 BLK: 0 WP: 0 HR: 0 S: 26 P: 34 ERA: 10.80 WHIP: 2.700																		
Jim Ackley, R ERA: 4.03 (4, 1)	IP: 1.2 WLS: 6 BF: 1 H: 0 R: 0 ER: 0 SO: 1 BB: 0 IBB: 0 HBP: 0 BLK: 0 WP: 1 HR: 0 S: 8 P: 8 ERA: 0.00 WHIP: 0.600																		
Charlie Puleo, R ERA: 6.17 (6, 1)	IP: 2.0 WLS: 7 BF: 1 H: 1 R: 1 ER: 1 SO: 1 BB: 0 IBB: 0 HBP: 0 BLK: 0 WP: 1 HR: 0 S: 9 P: 9 ERA: 4.50 WHIP: 0.500																		
Paul Assenmacher, L ERA: 1.42 (8, 1)	IP: 1.0 WLS: 5 BF: 2 H: 1 R: 1 ER: 1 SO: 0 BB: 0 IBB: 0 HBP: 0 BLK: 0 WP: 0 HR: 0 S: 5 P: 5 ERA: 9.00 WHIP: 2.000																		

Batter	1	2	3	4	5	6	7	8	9	AB	R	H	RBI	BB	SO	LOB	TOP								
Ron Gant, R OBP: 0.257, SLG: 0.366	G6-3			P3	FC5-4			G5-3		4	0	0	0	0	0	5	Atlanta Braves @ Pittsburgh Pirates Three Rivers Stadium, Pittsburgh, PA Sat May 13 1989, 7:05 PM EDT Att: 15,828 - Unknown								
Lonnie Smith, R OBP: 0.478, SLG: 0.594	G6-3			2B				HR		4	1	3	3	0	0										
Gerald Perry, L OBP: 0.371, SLG: 0.353	G6-3			P4				G6-3		4	0	0	0	0	2										
Dale Murphy, R OBP: 0.298, SLG: 0.393				P4				P3		4	0	1	0	0	2										
Andres Thomas, R OBP: 0.279, SLG: 0.322								G6-3		4	0	0	0	0	1										
Dion James, L OBP: 0.378, SLG: 0.328								E1		4	0	1	0	0	0										
Jeff Treadway, L OBP: 0.302, SLG: 0.390				K				F9		4	0	1	0	0	1										
Bruce Benedict, R OBP: 0.250, SLG: 0.172				G6-3				E5		3	1	1	0	1	0										
Pete Smith, R ERA: 3.26, SLG: 0.300				K				G1-3		1	0	0	0	0	1	0									
Charlie Puleo, R ERA: 3.63										0	0	0	0	0	0	0									
Jim Acker, R ERA: 3.91										0	0	0	0	0	0	0									
Terry Blocker, L ERA: 3.32, SLG: 0.250										0	0	0	0	0	0	0									
José Alvarez, R ERA: 1.5										0	0	0	0	0	0	0									
Darrell Evans, L ERA: 3.32										0	0	0	0	0	0	0									
Joe Boever, R ERA: 3.32										0	0	0	0	0	0	0									
Geronimo Berroa, R ERA: 3.32										0	0	0	0	0	0	0									
Inning Stats	R: 0 E: 0 K: 0 S: 6	H: 0 LOB: 0 BB: 0 P: 12	R: 0 E: 0 K: 0 S: 5	H: 1 LOB: 0 BB: 0 P: 9	R: 0 E: 0 K: 2 S: 10	H: 0 LOB: 0 BB: 0 P: 16	R: 0 E: 0 K: 0 S: 8	H: 1 LOB: 1 BB: 0 P: 14	R: 0 E: 0 K: 1 S: 11	H: 2 LOB: 3 BB: 1 P: 21	R: 0 E: 0 K: 0 S: 3	H: 0 LOB: 0 BB: 0 P: 7	R: 0 E: 0 K: 0 S: 5	H: 0 LOB: 0 BB: 0 P: 9	R: 3 E: 1 K: 0 S: 13	H: 1 LOB: 0 BB: 1 P: 18	R: 0 E: 1 K: 0 S: 12	H: 1 LOB: 2 BB: 0 P: 20	1B: 5 2B: 1 3B: 0 HR: 1	SF: 0 SAC: 0 DP: 2 HBP: 0	WP: 0 PB: 0 SB: 0 CS: 0	PA: 36			
PITCHER	IP	WLS	BF	H	R	ER	SO	BB	IBB	HBP	BLK	WP	HR	S	P	ERA	WHIP								
Bob Walk, R ERA: 3.47	7.1	W	29	6	3	2	3	2	0	0	0	0	1	55	100	2.46	1.091								
Bob Kipper, L ERA: 3.63	1.1		6	1	0	0	0	0	0	0	0	0	0	14	19	0.00	0.750								
Jeff Robinson, R ERA: 4.02	0.1		1	0	0	0	0	0	0	0	0	0	0	4	7	0.00	0.000								

Batter	1	2	3	4	5	6	7	8	9	AB	R	H	RBI	BB	SO	LOB	BOTTOM								
Barry Bonds, L OBP: 0.345, SLG: 0.474	K			F9	K			F7		4	0	0	0	1	2	2	Atlanta Braves @ Pittsburgh Pirates Three Rivers Stadium, Pittsburgh, PA Sat May 13 1989, 7:05 PM EDT Att: 15,828 - Unknown								
Jose Lind, R OBP: 0.277, SLG: 0.286	F9			FC6-4	F7			1B		5	0	1	0	0	5										
R.J. Reynolds, S OBP: 0.308, SLG: 0.412	K			WP	G3			F9		4	2	1	0	1	1										
Bobby Bonilla, S OBP: 0.355, SLG: 0.450				BB	F8			P4		3	2	0	0	2	2										
Glenn Wilson, R OBP: 0.327, SLG: 0.440				BB	F8			F9		2	3	1	1	2	0	0									
Benny Distefano, L OBP: 0.351, SLG: 0.143				BB	G3			K		1	1	0	1	3	1	0									
Rey Quinones, R OBP: 0.205, SLG: 0.254				BB	F9			P6		2	0	1	2	0	0										
Junior Ortiz, R OBP: 0.274, SLG: 0.232				BB	F9			G6-3		4	0	2	1	0	2										
Bob Walk, R OBP: 0.300, SLG: 0.400				BB	G5-4-3			P3		4	0	2	3	0	0	3									
Bob Kipper, R ERA: 3.32				BB						0	0	0	0	0	0	0									
Jeff Robinson, R ERA: 3.32				BB						0	0	0	0	0	0	0									
Inning Stats	R: 0 E: 0 K: 2 S: 8	H: 0 LOB: 0 BB: 0 P: 14	R: 2 E: 0 K: 0 S: 17	H: 1 LOB: 3 BB: 4 P: 38	R: 4 E: 0 K: 0 S: 21	H: 3 LOB: 2 BB: 3 P: 41	R: 2 E: 0 K: 0 S: 14	H: 3 LOB: 2 BB: 2 P: 27	R: 0 E: 0 K: 1 S: 8	H: 0 LOB: 0 BB: 0 P: 16	R: 0 E: 0 K: 1 S: 6	H: 0 LOB: 0 BB: 0 P: 9	R: 0 E: 0 K: 0 S: 5	H: 0 LOB: 0 BB: 0 P: 8	R: 0 E: 0 K: 0 S: 11	H: 1 LOB: 1 BB: 0 P: 13	1B: 8 2B: 0 3B: 0 HR: 0	SF: 2 SAC: 0 DP: 1 HBP: 0	WP: 1 PB: 0 SB: 3 CS: 0	PA: 40					
PITCHER	IP	WLS	BF	H	R	ER	SO	BB	IBB	HBP	BLK	WP	HR	S	P	ERA	WHIP								
Pete Smith, R ERA: 5.54	1.1		11	4	3	3	0	3	0	0	0	0	0	25	47	20.25	5.250								
Charlie Puleo, R ERA: 7.62	0.2		2	1	0	0	0	0	0	0	0	0	0	3	5	0.00	1.500								
Jim Acker, R ERA: 3.91	3.0		9	0	0	0	2	0	0	0	0	0	0	19	33	0.00	0.000								
José Alvarez, R ERA: 1.5	1.0		4	1	0	0	0	0	0	0	0	0	0	11	13	0.00	1.000								

Batter	1	2	3	4	5	6	7	8	9	AB	R	H	RBI	BB	SO	LOB	TOP					
Ron Gant, R OBP: 0.255, SLG: 0.359 (1, 5)										5	0	1	2	0	3	1	Atlanta Braves @ Pittsburgh Pirates Three Rivers Stadium, Pittsburgh, PA Sun May 14 1989, 3:33 AM EDT Att: 11,403 - Unknown livebaseballscorecards.com AB 37 R 5 H 9 RBI 5 BB 2 SO 6 LOB 15 					
Lonnie Smith, R OBP: 0.476, SLG: 0.583 (1, 7)										4	0	1	0	1	0	1						
Gerald Perry, L OBP: 0.356, SLG: 0.339 (1, 3)										5	0	0	0	0	1	4						
Dale Murphy, R OBP: 0.297, SLG: 0.396 (1, 8)										4	0	1	0	0	0	0						
Andres Thomas, R OBP: 0.286, SLG: 0.352 (1, 6)											4	2	1	0	0	1						
Dion James, L OBP: 0.385, SLG: 0.343 (1, 9)										3	1	1	1	1	0	1						
Jody Davis, R OBP: 0.250, SLG: 0.278 (1, 2)										4	1	2	1	0	0	2						
Jeff Treadway, L OBP: 0.300, SLG: 0.395 (1, 4)										4	1	1	0	0	0	2						
29 John Smoltz, R OBP: 0.381, SLG: 0.529 (8, PH)										3	0	0	0	0	1	2						
Geronimo Berros, R OBP: 0.313, SLG: 0.267 (8, 1)										1	0	0	0	0	1	1						
Paul Assenmacher, L OBP: 0.250, SLG: 0.278 (8, 1)										0	0	0	0	0	0	0						
Joe Boever, R OBP: 0.250, SLG: 0.278 (9, 1)										0	0	0	0	0	0	0						
Inning Stats	R: 0 E: 0 K: 1 S: 8	H: 0 LOB: 0 BB: 0 P: 15	R: 0 E: 0 K: 0 S: 6	H: 1 LOB: 1 BB: 0 P: 7	R: 0 E: 1 K: 2 S: 10	H: 0 LOB: 2 BB: 1 P: 21	R: 0 E: 0 K: 0 S: 6	H: 0 LOB: 0 BB: 0 P: 9	R: 2 E: 0 K: 1 S: 13	H: 3 LOB: 1 BB: 0 P: 18	R: 1 E: 0 K: 0 S: 13	H: 1 LOB: 1 BB: 1 P: 20	R: 0 E: 0 K: 0 S: 10	H: 1 LOB: 1 BB: 0 P: 15	R: 2 E: 0 K: 1 S: 13	H: 3 LOB: 1 BB: 0 P: 19	R: 0 E: 0 K: 1 S: 8	H: 0 LOB: 0 BB: 0 P: 11	1B: 5 2B: 3 3B: 0 HR: 1	SF: 0 SAC: 0 DP: 0 HBP: 0	WP: 0 PB: 0 SB: 0 CS: 0	PA: 39
PITCHER	IP WLS BF H R ER SO BB IBB HBP BLK WP HR S P ERA WHIP																					
Doug Drabek, R ERA: 2.53 (1, 1)	6.0 L 26 5 3 3 4 2 0 0 0 0 0 1 56 90 4.50 1.167																					
Logan Easley, R ERA: 5.14 (7, 1)	1.1 8 4 2 2 0 0 0 0 0 1 0 0 19 28 13.50 3.000																					
Bob Kipper, L ERA: 3.5 (8, 1)	0.2 2 0 0 0 1 0 0 0 0 0 0 0 4 6 0.00 0.000																					
Bill Landrum, R ERA: (9, 1)	1.0 3 0 0 0 1 0 0 0 0 0 0 0 8 11 0.00 0.000																					

Batter	1	2	3	4	5	6	7	8	9	AB	R	H	RBI	BB	SO	LOB	BOTTOM					
Barry Bonds, L OBP: 0.340, SLG: 0.460 (1, 7)										4	0	0	0	1	0	4	Atlanta Braves @ Pittsburgh Pirates Three Rivers Stadium, Pittsburgh, PA Sun May 14 1989, 3:33 AM EDT Att: 11,403 - Unknown livebaseballscorecards.com AB 32 R 2 H 5 RBI 1 BB 8 SO 7 LOB 25 					
Jose Lind, R OBP: 0.275, SLG: 0.277 (1, 4)										4	0	0	0	1	0	2						
R.J. Reynolds, S OBP: 0.313, SLG: 0.415 (1, 8) (9, 9)										4	1	1	0	1	1	1						
Bobby Bonilla, S OBP: 0.349, SLG: 0.448 (1, 5)										5	0	1	0	0	2	3						
Glenn Wilson, R OBP: 0.330, SLG: 0.432 (1, 9) (9, 3)										4	1	1	0	1	1	2						
Benny DiStefano, L OBP: 0.386, SLG: 0.194 (1, 3) (9, 2)										3	0	1	1	1	1	2						
Rey Quinones, R OBP: 0.232, SLG: 0.250 (1, 6)										1	0	0	0	2	0	1						
Tom Prince, R OBP: 0.176, SLG: 0.226 (6, PH)										2	0	0	0	0	0	3						
Andy Van Slyke, L OBP: 0.219, SLG: 0.345 (7, 1)										1	0	0	0	0	1	2						
Logan Easley, R ERA: 1.46 (8, 1)										0	0	0	0	0	0	0						
Bob Kipper, R ERA: 1.36 (8, PH)										0	0	0	0	0	0	0						
Sid Bream, L OBP: 0.380, SLG: 0.357 (8, 1)										0	0	0	0	1	0	0						
Bill Landrum, R ERA: 3.15 (9, 1)										0	0	0	0	0	0	0						
Doug Drabek, R OBP: 0.158, SLG: 0.111 (1, 1)										2	0	1	0	0	0	0						
Junior Ortiz, R OBP: 0.270, SLG: 0.228 (7, 2)										1	0	0	0	0	0	2						
John Cangelosi, S OBP: 0.317, SLG: 0.182 (8, PH) (9, 8)										1	0	0	0	0	1	3						
Inning Stats	R: 0 E: 0 K: 1 S: 9	H: 0 LOB: 0 BB: 0 P: 11	R: 0 E: 0 K: 1 S: 12	H: 0 LOB: 1 BB: 1 P: 23	R: 0 E: 0 K: 0 S: 10	H: 1 LOB: 1 BB: 0 P: 18	R: 0 E: 0 K: 1 S: 13	H: 1 LOB: 3 BB: 2 P: 25	R: 0 E: 0 K: 0 S: 6	H: 0 LOB: 0 BB: 1 P: 11	R: 2 E: 1 K: 1 S: 16	H: 2 LOB: 2 BB: 1 P: 23	R: 0 E: 0 K: 1 S: 14	H: 0 LOB: 1 BB: 1 P: 22	R: 0 E: 0 K: 1 S: 15	H: 1 LOB: 3 BB: 1 P: 27	R: 0 E: 0 K: 1 S: 8	H: 0 LOB: 1 BB: 1 P: 15	1B: 2 2B: 3 3B: 0 HR: 0	SF: 0 SAC: 0 DP: 1 HBP: 1	WP: 0 PB: 0 SB: 0 CS: 0	PA: 41
PITCHER	IP WLS BF H R ER SO BB IBB HBP BLK WP HR S P ERA WHIP																					
29 John Smoltz, R ERA: 2.91 (1, 1)	7.0 W 31 4 2 1 5 6 0 0 0 0 0 0 80 133 1.29 1.429																					
Jose Alvarez, R ERA: 1.46 (8, 1)	0.2 5 1 0 0 1 1 0 1 0 0 0 0 12 23 0.00 3.000																					
Paul Assenmacher, L ERA: 1.36 (8, 1)	0.1 1 0 0 0 0 0 0 0 0 0 0 0 3 4 0.00 0.000																					
Joe Boever, R ERA: 3.15 (9, 1)	1.0 S 4 0 0 0 1 1 0 0 0 0 0 0 8 15 0.00 1.000																					

Batter	1	2	3	4	5	6	7	8	9	AB	R	H	RBI	BB	SO	LOB	TOP				
Lonnie Smith, R OBP: 0.457, SLG: 0.550 (1, 7)	2-1 L5		3-2 F9			0-0 F7	2-0 F9		4-2 BB	4	0	0	0	1	0	2					
Dion James, L OBP: 0.419, SLG: 0.384 John Russell, R OBP: 0.143, SLG: 0.143 (1, 9)	0-1 G4-3			3-2 G6-4-3 1B		1-2 1B SF8 HBP		3-1 1B SF8 1B	3-3 K	3	2	2	0	0	0	0					
Gerald Perry, L OBP: 0.364, SLG: 0.341 (1, 3)	0-3 K			0-2 P4		0-1 1B		1-3 1B		4	0	1	0	0	2	2					
Dale Murphy, R OBP: 0.301, SLG: 0.404 (1, 8)		1-0 G6-3		0-0 G6-4-3		0-0 SF8		2-1 FC6-4 1B		3	0	1	1	0	0	1					
Darrell Evans, L OBP: 0.314, SLG: 0.452 (1, 5)		2-1 P2			2-2 F7		2-3 K		2-0 SF8	3	0	0	1	0	1	1					
Andres Thomas, R OBP: 0.284, SLG: 0.377 José Alvarez, R (8, 1)		0-0 2B						3-H FC6-4		4	1	2	1	0	0	1					
Jody Davis, R OBP: 0.242, SLG: 0.261 (1, 2)		0-0 G6-3			0-0 F7		4-1 1B BB		2-3 K	3	0	0	0	1	1	1					
Jeff Treadway, L OBP: 0.327, SLG: 0.402 (1, 4)			0-0 L4		4-1 BB		2-0 1B		0-0 BB	3	0	2	0	1	0	0					
Tom Glavine, L OBP: 0.226, SLG: 0.217 Charlie Puteo, R OBP: 0.225, SLG: 0.200 Terry Blocker, L OBP: 0.225, SLG: 0.200 Jim Acker, R OBP: 0.225, SLG: 0.200 Ron Cant, R OBP: 0.225, SLG: 0.200 Paul Assenmacher, L OBP: 0.225, SLG: 0.200 Jeff Blauser, R OBP: 0.225, SLG: 0.200 (1, 1)			0-3 K		2-2 P6		2-3 K		0-3 K	0	0	0	0	0	0	0					
Inning Stats	R: 0 E: 0 K: 1 S: 7	H: 0 LOB: 0 BB: 0 P: 9	R: 0 E: 0 K: 0 S: 5	H: 1 LOB: 1 BB: 0 P: 8	R: 0 E: 0 K: 1 S: 7	H: 0 LOB: 0 BB: 0 P: 10	R: 0 E: 0 K: 0 S: 7	H: 1 LOB: 0 BB: 0 P: 10	R: 1 E: 0 K: 1 S: 14	H: 1 LOB: 1 BB: 0 P: 24	R: 1 E: 0 K: 1 S: 9	H: 1 LOB: 1 BB: 0 P: 12	R: 0 E: 0 K: 1 S: 10	H: 1 LOB: 2 BB: 1 P: 23	R: 1 E: 0 K: 1 S: 13	H: 2 LOB: 1 BB: 0 P: 23	R: 0 E: 0 K: 3 S: 14	H: 1 LOB: 2 BB: 1 P: 23	1B: 6 2B: 1 3B: 0 HR: 1	SF: 2 SAC: 0 DP: 1 HBP: 1	WP: 0 PA: 38 PB: 0 SB: 0 CS: 0
PITCHER	IP WLS BF H R ER SO BB IBB HBP BLK WP HR S P ERA WHIP	IP WLS BF H R ER SO BB IBB HBP BLK WP HR S P ERA WHIP	IP WLS BF H R ER SO BB IBB HBP BLK WP HR S P ERA WHIP	IP WLS BF H R ER SO BB IBB HBP BLK WP HR S P ERA WHIP	IP WLS BF H R ER SO BB IBB HBP BLK WP HR S P ERA WHIP	IP WLS BF H R ER SO BB IBB HBP BLK WP HR S P ERA WHIP	IP WLS BF H R ER SO BB IBB HBP BLK WP HR S P ERA WHIP	IP WLS BF H R ER SO BB IBB HBP BLK WP HR S P ERA WHIP	IP WLS BF H R ER SO BB IBB HBP BLK WP HR S P ERA WHIP	IP WLS BF H R ER SO BB IBB HBP BLK WP HR S P ERA WHIP	IP WLS BF H R ER SO BB IBB HBP BLK WP HR S P ERA WHIP	IP WLS BF H R ER SO BB IBB HBP BLK WP HR S P ERA WHIP	IP WLS BF H R ER SO BB IBB HBP BLK WP HR S P ERA WHIP	IP WLS BF H R ER SO BB IBB HBP BLK WP HR S P ERA WHIP	IP WLS BF H R ER SO BB IBB HBP BLK WP HR S P ERA WHIP	IP WLS BF H R ER SO BB IBB HBP BLK WP HR S P ERA WHIP	IP WLS BF H R ER SO BB IBB HBP BLK WP HR S P ERA WHIP	IP WLS BF H R ER SO BB IBB HBP BLK WP HR S P ERA WHIP	IP WLS BF H R ER SO BB IBB HBP BLK WP HR S P ERA WHIP	IP WLS BF H R ER SO BB IBB HBP BLK WP HR S P ERA WHIP	IP WLS BF H R ER SO BB IBB HBP BLK WP HR S P ERA WHIP

Atlanta Braves @ Chicago Cubs
Wrigley Field, Chicago, IL
Tue May 16 1989, 3:33 AM CDT
Att: 24,070 - Sunny

AB 32
R 3
H 8
RBI 3
BB 3
SO 8
LOB 14



Batter	1	2	3	4	5	6	7	8	9	AB	R	H	RBI	BB	SO	LOB	BOTTOM				
Doug Dascenzo, S OBP: 0.100, SLG: 0.053 (1, 8)	0-0 1B 23 3B			1-0 CS	0-0 G4-3				1-3 K	4	1	1	0	0	1	1					
Domingo Ramos, R OBP: 0.304, SLG: 0.386 (1, 6)	2-0 1B 23 3B	1-0 G4-3			1-3 K			4-0 E 23 1B FC5-2 BB		3	1	1	0	1	1	0					
23 Ryne Sandberg, R OBP: 0.331, SLG: 0.397 (1, 4)	0-1 FC5-2 3B		0-1 P6		0-2 G4-3			1-2 FC5-2 E 1B		4	0	2	2	0	0	0					
Mark Grace, L OBP: 0.389, SLG: 0.395 (1, 3)	0-0 FC5-2 PB 1B		0-0 G4-3			2-2 G4-3		1-2 E8 FC5-2		4	1	1	0	0	0	2					
Damon Berryhill, S OBP: 0.304, SLG: 0.419 (1, 2)	1-2 P4		0-0 2B			2-2 G4-3		1-2 FC5-2		4	0	1	0	0	0	5					
Lloyd McClendon, R OBP: 0.333, SLG: 0.833 Calvin Schiraldi, R OBP: 0.333, SLG: 0.833 Mitch Williams, L OBP: 0.333, SLG: 0.833 (1, 7)	1-0 FC5-2 WP PB 1B		2-2 P6			0-0 G5-3		0-3 K		3	1	0	0	0	0	3					
Vance Law, R OBP: 0.235, SLG: 0.253 (1, 5)	4-2 E S 1B BB			0-1 F9				2-2 F8		3	0	1	0	1	0	3					
Darrin Jackson, R OBP: 0.241, SLG: 0.222 (1, 9)	3-3 K			0-0 CS 1B				3-2 G3-1		3	0	1	0	0	1	2					
Scott Sanderson, R OBP: 0.231, SLG: 0.091 Gary Varsho, L OBP: 0.267, SLG: 0.345 (1, 1)		0-1 G6-3		1-0 B3				1-1 L4		2	0	0	0	0	0	1					
Inning Stats	R: 4 E: 0 K: 1 S: 16	H: 4 LOB: 1 BB: 1 P: 27	R: 0 E: 0 K: 0 S: 5	H: 0 LOB: 0 BB: 0 P: 7	R: 0 E: 0 K: 0 S: 9	H: 1 LOB: 1 BB: 0 P: 11	R: 0 E: 0 K: 0 S: 5	H: 1 LOB: 0 BB: 0 P: 6	R: 0 E: 0 K: 1 S: 8	H: 0 LOB: 0 BB: 0 P: 9	R: 0 E: 0 K: 0 S: 8	H: 0 LOB: 0 BB: 0 P: 12	R: 0 E: 0 K: 1 S: 14	H: 1 LOB: 1 BB: 0 P: 19	R: 0 E: 1 K: 1 S: 16	H: 1 LOB: 3 BB: 1 P: 25	1B: 6 2B: 1 3B: 1 HR: 0	SF: 0 SAC: 0 DP: 0 HBP: 0	WP: 2 PA: 35 PB: 1 SB: 1 CS: 1		
PITCHER	IP WLS BF H R ER SO BB IBB HBP BLK WP HR S P ERA WHIP	IP WLS BF H R ER SO BB IBB HBP BLK WP HR S P ERA WHIP	IP WLS BF H R ER SO BB IBB HBP BLK WP HR S P ERA WHIP	IP WLS BF H R ER SO BB IBB HBP BLK WP HR S P ERA WHIP	IP WLS BF H R ER SO BB IBB HBP BLK WP HR S P ERA WHIP	IP WLS BF H R ER SO BB IBB HBP BLK WP HR S P ERA WHIP	IP WLS BF H R ER SO BB IBB HBP BLK WP HR S P ERA WHIP	IP WLS BF H R ER SO BB IBB HBP BLK WP HR S P ERA WHIP	IP WLS BF H R ER SO BB IBB HBP BLK WP HR S P ERA WHIP	IP WLS BF H R ER SO BB IBB HBP BLK WP HR S P ERA WHIP	IP WLS BF H R ER SO BB IBB HBP BLK WP HR S P ERA WHIP	IP WLS BF H R ER SO BB IBB HBP BLK WP HR S P ERA WHIP	IP WLS BF H R ER SO BB IBB HBP BLK WP HR S P ERA WHIP	IP WLS BF H R ER SO BB IBB HBP BLK WP HR S P ERA WHIP	IP WLS BF H R ER SO BB IBB HBP BLK WP HR S P ERA WHIP	IP WLS BF H R ER SO BB IBB HBP BLK WP HR S P ERA WHIP	IP WLS BF H R ER SO BB IBB HBP BLK WP HR S P ERA WHIP	IP WLS BF H R ER SO BB IBB HBP BLK WP HR S P ERA WHIP	IP WLS BF H R ER SO BB IBB HBP BLK WP HR S P ERA WHIP	IP WLS BF H R ER SO BB IBB HBP BLK WP HR S P ERA WHIP	IP WLS BF H R ER SO BB IBB HBP BLK WP HR S P ERA WHIP

Atlanta Braves @ Chicago Cubs
Wrigley Field, Chicago, IL
Tue May 16 1989, 3:33 AM CDT
Att: 24,070 - Sunny

AB 32
R 4
H 8
RBI 2
BB 2
SO 4
LOB 21



Batter	1	2	3	4	5	6	7	8	9	AB	R	H	RBI	BB	SO	LOB	TOP											
Lonnie Smith, R OBP: 0.453, SLG: 0.542 (1, 7)	L9		K				L5			4	0	1	0	0	1	0	Atlanta Braves @ Chicago Cubs Wrigley Field, Chicago, IL Wed May 17 1989, 7:05 PM CDT Att: 31,196 - Unknown											
Dion James, L OBP: 0.416, SLG: 0.382 Geronimo Berroa, R OBP: 0.333, SLG: 0.290 (8, PH) (8, 9)	FC3-6 1B		G6-3				FC4-6 1B			3	0	1	0	0	0	1												
Gerald Perry, L OBP: 0.361, SLG: 0.333 (1, 3)	FC3-6 1-2		BB 1B				FC4-6 1-2			3	0	0	0	1	0	3												
Dale Murphy, R OBP: 0.305, SLG: 0.403 (1, 8)	K		BB 1B				F9			3	0	1	0	1	1	2												
Darrell Evans, L OBP: 0.327, SLG: 0.432 (1, 5)			FC4-6 BB				P6			2	0	0	0	2	0	1												
Andres Thomas, R OBP: 0.275, SLG: 0.366 (1, 6)			FC4-6 1B				K			4	0	0	0	0	1	4												
Jody Davis, R OBP: 0.242, SLG: 0.261 (1, 2)			F8				F9			4	0	1	0	0	0	1												
Jeff Treadway, L OBP: 0.324, SLG: 0.396 (1, 4)			F7				L3			4	0	1	0	0	0	1												
Zane Smith, L OBP: 0.133, SLG: 0.133 Terry Blocker, L OBP: 0.250, SLG: 0.162 (7, PH) José Álvarez, R (7, 1) Ron Gant, R OBP: 0.245, SLG: 0.343 (8, PH)	L8		P5				F8			2	0	0	0	0	0	2												
Inning Stats	R: 0 E: 0 K: 1 S: 8	H: 1 LOB: 1 BB: 0 P: 11	R: 0 E: 0 K: 0 S: 10	H: 1 LOB: 2 BB: 1 P: 16	R: 0 E: 0 K: 1 S: 8	H: 1 LOB: 3 BB: 2 P: 17	R: 0 E: 0 K: 0 S: 5	H: 0 LOB: 0 BB: 0 P: 10	R: 0 E: 0 K: 1 S: 12	H: 1 LOB: 1 BB: 0 P: 16	R: 0 E: 0 K: 0 S: 6	H: 0 LOB: 0 BB: 0 P: 8	R: 0 E: 0 K: 0 S: 9	H: 0 LOB: 0 BB: 0 P: 15	R: 0 E: 0 K: 0 S: 6	H: 1 LOB: 1 BB: 1 P: 15		R: 0 E: 0 K: 1 S: 7	H: 1 LOB: 1 BB: 0 P: 11	1B: 6 2B: 0 3B: 0 HR: 0	SF: 0 SAC: 0 DP: 1 HBP: 0	WP: 0 PB: 0 SB: 0 CS: 0	PA: 36					
PITCHER	IP	WLS	BF	H	R	ER	SO	BB	IBB	HBP	BLK	WP	HR	S	P	ERA	WHIP											
Jeff Pico, R ERA: 1.78 Pat Perry, L ERA: 1.4	(1, 1)	7.0	W	28	4	0	0	3	3	0	0	0	0	0	58	93	0.00	1.000										
(8, 1)	2.0	8	2	0	0	0	1	1	0	0	0	0	0	0	13	26	0.00	1.500										

Batter	1	2	3	4	5	6	7	8	9	AB	R	H	RBI	BB	SO	LOB	BOTTOM											
Doug Dascenzo, S OBP: 0.208, SLG: 0.136 (1, 8)	G4-3 1B						G1-3 1B			3	1	2	1	1	0	1	Atlanta Braves @ Chicago Cubs Wrigley Field, Chicago, IL Wed May 17 1989, 7:05 PM CDT Att: 31,196 - Unknown											
Shawon Dunston, R OBP: 0.250, SLG: 0.227 Domingo Ramos, R OBP: 0.292, SLG: 0.370 (4, 6)	G4-3 BB						P9			1	0	0	0	1	0	1												
23 Ryne Sandberg, R OBP: 0.323, SLG: 0.387 (1, 4)	K						L4			4	0	0	0	0	2	3												
Mark Grace, L OBP: 0.386, SLG: 0.391 (1, 3)	G4-3						G6-4-3 1B			4	0	1	1	0	0	1												
Damon Berryhill, S OBP: 0.320, SLG: 0.426 (1, 2)	2-1						G6-4-3 1B			4	1	2	0	0	0	1												
Lloyd McClendon, R OBP: 0.333, SLG: 0.667 (1, 7)							G5-3			3	1	1	0	0	0	1												
Vance Law, R OBP: 0.238, SLG: 0.265 (1, 5)							P3			3	1	1	1	0	1	0												
Darrin Jackson, R OBP: 0.250, SLG: 0.233 (1, 9)							L5-3			3	0	1	1	0	0	0												
Jeff Pico, R Phil Stephenson, L (7, PH) Pat Perry, L OBP: 0.250, SLG: 0.250 (8, 1)							G1-3			1	0	0	0	0	0	0												
Inning Stats	R: 1 E: 0 K: 1 S: 13	H: 1 LOB: 1 BB: 1 P: 25	R: 3 E: 0 K: 0 S: 12	H: 4 LOB: 1 BB: 0 P: 20	R: 0 E: 0 K: 0 S: 6	H: 1 LOB: 1 BB: 0 P: 12	R: 0 E: 0 K: 0 S: 8	H: 0 LOB: 0 BB: 0 P: 12	R: 0 E: 0 K: 0 S: 4	H: 1 LOB: 0 BB: 0 P: 6	R: 0 E: 0 K: 1 S: 13	H: 0 LOB: 2 BB: 2 P: 28	R: 0 E: 0 K: 1 S: 5	H: 0 LOB: 0 BB: 0 P: 8	1B: 7 2B: 2 3B: 0 HR: 0	SF: 0 SAC: 1 DP: 2 HBP: 0		WP: 0 PB: 0 SB: 3 CS: 0	PA: 32									
PITCHER	IP	WLS	BF	H	R	ER	SO	BB	IBB	HBP	BLK	WP	HR	S	P	ERA	WHIP											
Zane Smith, L ERA: 5.07 José Álvarez, R ERA: 1.33	(1, 1)	6.0	L	25	8	4	4	1	1	0	0	0	0	0	18	36	0.00	1.000										
(7, 1)	2.0	8	0	0	0	2	2	0	0	0	0	0	0	0	0	0	0	0										



Batter	1	2	3	4	5	6	7	8	9	AB	R	H	RBI	BB	SO	LOB	TOP	
Vince Coleman, S (1.7) OBP: 0.370, SLG: 0.414	F6		5-3			4-3		4-3		4	0	0	0	0	0	0		
Ozzie Smith, S (1.6) OBP: 0.333, SLG: 0.317	G5-4-3 1B		K			1B			FC 3B	4	1	3	0	0	1	0		
Pedro Guerrero, R (1.3) OBP: 0.388, SLG: 0.522	G5-4-3			F4		6-3			F6	4	0	0	0	0	0	3		
Tom Brunansky, R (1.9) OBP: 0.309, SLG: 0.403		F6		G4-6-3 1B			5-3		FC	4	0	1	1	0	0	0		
Terry Pendleton, S (1.5) OBP: 0.315, SLG: 0.320		K		G4-6-3 1B		G3			F8	4	0	0	0	0	1	2		
Willie McGee, S (1.8) OBP: 0.214, SLG: 0.245 Dan Quisenberry, R (9.1)					6-3				1-3	4	0	1	0	0	0	1		
José Oquendo, S (1.4) OBP: 0.314, SLG: 0.279								4-3 BLK 4-3 BB		1	1	1	0	2	0	0		
Tony Peña, R (1.2) OBP: 0.282, SLG: 0.352 Milt Thompson, L (8, PH) OBP: 0.395, SLG: 0.439 Frank DiPino, L (8, 1) OBP: 0.250, SLG: 0.250 John Morris, L (9, 8) OBP: 0.407, SLG: 0.667		FC6-4 BB				F7		4-3		2	0	0	0	0	0	3		
Ken Hill, R (1.1) OBP: 0.250, SLG: 0.250 Denny Walling, L (8, PH) OBP: 0.371, SLG: 0.636 Tom Pagnozzi, R (8, 2) OBP: 0.300, SLG: 0.316			K					4-3		1	0	0	1	0	0	0		
Inning Stats	R: 0 E: 0 K: 0 S: 3	H: 1 LOB: 0 BB: 0 P: 3	R: 0 E: 0 K: 1 S: 6	H: 1 LOB: 2 BB: 1 P: 10	R: 0 E: 0 K: 2 S: 7	H: 0 LOB: 0 BB: 0 P: 7	R: 0 E: 0 K: 0 S: 3	H: 1 LOB: 0 BB: 0 P: 3	R: 0 E: 0 K: 1 S: 6	H: 1 LOB: 1 BB: 0 P: 6	R: 0 E: 0 K: 0 S: 3	H: 0 LOB: 0 BB: 0 P: 3	R: 1 E: 0 K: 0 S: 5	H: 1 LOB: 1 BB: 0 P: 5	1B: 5 2B: 0 3B: 1 HR: 0	SF: 0 SAC: 0 DP: 2 HBP: 0	WP: 0 PB: 0 SB: 1 CS: 1	PA: 33
PITCHER	IP WLS BF H R ER SO BB IBB HBP BLK WP HR S P ERA WHIP																	
Pete Smith, R (1, 1) ERA: 4.79	8.0	28	5	1	1	4	2	0	0	0	1	0	0	34	42	1.12	0.875	
Joe Boever, R (9, 1) ERA: 3.43	1.0	5	1	1	1	0	0	0	0	0	0	0	5	5	9.00	1.000		

St. Louis Cardinals @ Atlanta Braves
Atlanta-Fulton County Stadium, Atlanta, GA
Fri May 19 1989, 7:05 PM EDT
Att: 18,594 - Unknown

AB 31
R 2
H 6
RBI 2
BB 2
SO 4
LOB 10



Batter	1	2	3	4	5	6	7	8	9	AB	R	H	RBI	BB	SO	LOB	BOTTOM			
Ron Gant, R (1.5) OBP: 0.250, SLG: 0.341	2B WP BB				6-3	P3			F7	4	1	1	0	1	0	3				
Lonnie Smith, R (1.7) OBP: 0.456, SLG: 0.552 Terry Blocker, L (2, 9) OBP: 0.250, SLG: 0.200	4-3 WP				1-3		4-3 S 1B		K	1	1	1	0	0	0	0				
Gerald Perry, L (1.3) OBP: 0.362, SLG: 0.336	4-3						4-3		S 1B	5	1	2	0	0	0	2				
Dale Murphy, R (1.8) OBP: 0.308, SLG: 0.395	2-3 3-H				5-3		6-3		1B	3	0	0	0	2	1	2				
Andres Thomas, R (1.6) OBP: 0.287, SLG: 0.388	3-H BB				5-3		K		1B											
Andres Thomas, R (1.6) OBP: 0.287, SLG: 0.388	F8					BB 2B	6-3		1B	5	0	3	1	0	0	2				
Dion James, L (1.9) OBP: 0.398, SLG: 0.363	4-3				6-3				1-2 2-H 1B	4	0	0	0	0	0	3				
Jeff Treadway, L (1.4) OBP: 0.311, SLG: 0.380					F7					4	0	0	0	0	1					
Bruce Benedict, R (1.2) OBP: 0.306, SLG: 0.219					6-3		BB IBB		1B	3	0	2	0	1	0	0				
Pete Smith, R (1, 1) ERA: 2.09 Geronimo Berroa, R (8, PH) OBP: 0.324, SLG: 0.281 Joe Boever, R (9, 1) ERA: 2.91					4-1		1-2 2-3 BB		1-3	2	0	0	0	1	0	1				
Inning Stats	R: 2 E: 0 K: 0 S: 4	H: 1 LOB: 2 BB: 2 P: 12	R: 0 E: 0 K: 0 S: 5	H: 2 LOB: 2 BB: 0 P: 5	R: 0 E: 0 K: 0 S: 4	H: 1 LOB: 1 BB: 0 P: 4	R: 0 E: 0 K: 0 S: 3	H: 0 LOB: 0 BB: 0 P: 3	R: 0 E: 0 K: 0 S: 4	H: 1 LOB: 3 BB: 2 P: 12	R: 0 E: 0 K: 1 S: 6	H: 1 LOB: 1 BB: 0 P: 6	R: 0 E: 0 K: 0 S: 4	H: 1 LOB: 1 BB: 0 P: 4	R: 1 E: 0 K: 1 S: 6	H: 2 LOB: 2 BB: 1 P: 10	1B: 7 2B: 3 3B: 0 HR: 0	SF: 0 SAC: 0 DP: 0 HBP: 0	WP: 2 PB: 0 SB: 2 CS: 0	PA: 41
PITCHER	IP WLS BF H R ER SO BB IBB HBP BLK WP HR S P ERA WHIP																			
Ken Hill, R (1, 1) ERA: 2.09	7.0	32	7	2	2	1	3	0	0	0	0	0	0	30	46	2.57	1.429			
Frank DiPino, L (8, 1) ERA: 2.35	1.0	4	1	0	0	0	0	0	0	0	0	0	4	4	0.00	1.000				
Dan Quisenberry, R (9, 1) ERA: 2.91	0.2	5	2	1	1	1	0	1	0	0	0	0	6	10	13.50	3.000				

St. Louis Cardinals @ Atlanta Braves
Atlanta-Fulton County Stadium, Atlanta, GA
Fri May 19 1989, 7:05 PM EDT
Att: 18,594 - Unknown

AB 36
R 3
H 10
RBI 1
BB 5
SO 2
LOB 17




Batter	1	2	3	4	5	6	7	8	9	10	11	12	13	AB	R	H	RBI	BB	SO	LOB	TOP
Vince Coleman, S OBP: 0.363, SLG: 0.400														5	0	0	0	1	1	5	
Ozzie Smith, S OBP: 0.333, SLG: 0.333														6	1	2	0	0	1	3	
Pedro Guerrero, R Cris Carpenter, R Mike Cuddyer, L Ken Dayley, L John Morris, L														4	0	0	0	0	0	1	3
Tom Brunansky, R OBP: 0.303, SLG: 0.388														5	0	0	0	1	1	1	
Terry Pendleton, S OBP: 0.310, SLG: 0.314														6	0	1	1	0	1	1	
Willie McGee, S Dan Quisenberry, R														5	0	2	0	1	1	1	
José Quienro, S OBP: 0.316, SLG: 0.279													4	0	1	0	1	0	3		
Tony Peña, R OBP: 0.294, SLG: 0.357													4	0	2	0	1	1	1		
Scott Terry, R Matt Kinzer, R Tim Jones, L Denny Walling, R Jim Grayson, R													2	0	0	0	0	0	2		
Inning Stats	R: 0 E: 0 K: 0 S: 5	H: 0 LOB: 0 BB: 1 P: 12	R: 0 E: 0 K: 1 S: 8	H: 1 LOB: 1 BB: 0 P: 15	R: 0 E: 0 K: 0 S: 6	H: 0 LOB: 0 BB: 0 P: 6	R: 0 E: 0 K: 1 S: 7	H: 0 LOB: 0 BB: 0 P: 8	R: 0 E: 0 K: 0 S: 5	H: 1 LOB: 1 BB: 0 P: 11	R: 0 E: 0 K: 0 S: 6	H: 2 LOB: 2 BB: 0 P: 9	R: 0 E: 0 K: 1 S: 12	H: 0 LOB: 0 BB: 1 P: 20	R: 0 E: 0 K: 1 S: 15	H: 1 LOB: 1 BB: 0 P: 23	1B: 7 2B: 0 3B: 2 HR: 0	SF: 0 SAC: 0 DP: 2 HBP: 0	WIP: 0 PB: 0 SB: 1 CS: 0	PA: 51	
PITCHER	IP	WLS	BF	H	R	ER	SO	P	ERA	WHIP											
Derek Lilliquist, L ERA: 3.02	7.2		29	4	0	0	2	2	0.00	0.783											
José Alvarez, R ERA: 1.27	1.1		6	2	0	0	0	0	0.00	1.500											
Paul Assenmacher, L ERA: 1.15	1.0		3	0	0	0	2	0	0.00	0.000											
Joe Boever, R ERA: 3.38	3.0	L	13	3	1	1	3	2	3.00	1.667											

St. Louis Cardinals @ Atlanta Braves
Atlanta-Fulton County Stadium, Atlanta, GA
Sat May 20 1989, 7:05 PM EDT
Att. 26,840 - Unknown

livebaseballscorecards.com

AB 46
R 1
H 9
RBI 1
BB 5
SO 9
LOB 24




Batter	1	2	3	4	5	6	7	8	9	10	11	12	13	AB	R	H	RBI	BB	SO	LOB	BOTTOM				
Ron Gant, R OBP: 0.248, SLG: 0.336														5	0	1	0	0	0	0					
Dion James, L OBP: 0.361, SLG: 0.345														4	0	0	0	0	1	0					
Gerald Perry, L OBP: 0.363, SLG: 0.338														5	0	2	0	0	0	0					
Dale Murphy, R OBP: 0.305, SLG: 0.385														4	0	0	0	1	0	3					
Andres Thomas, R OBP: 0.284, SLG: 0.382														5	0	1	0	0	0	1					
Geronimo Berroa, R OBP: 0.282, SLG: 0.243														5	0	0	0	0	2	1					
Jeff Treadway, L ERA: 3.79														3	0	1	0	0	0	0					
Bruce Benedict, R Jody Davis, R														3	0	0	0	1	2						
Derek Lilliquist, L Jeff Blauser, R														2	0	0	0	1	2						
Inning Stats	R: 0 E: 0 K: 0 S: 5	H: 1 LOB: 1 BB: 0 P: 9	R: 0 E: 0 K: 1 S: 11	H: 2 LOB: 2 BB: 0 P: 17	R: 0 E: 0 K: 1 S: 7	H: 0 LOB: 0 BB: 0 P: 8	R: 0 E: 0 K: 1 S: 6	H: 0 LOB: 0 BB: 0 P: 7	R: 0 E: 0 K: 0 S: 5	H: 2 LOB: 1 BB: 0 P: 9	R: 0 E: 0 K: 0 S: 4	H: 0 LOB: 0 BB: 0 P: 8	R: 0 E: 0 K: 1 S: 12	R: 0 E: 0 K: 0 S: 7	H: 0 LOB: 0 BB: 1 P: 15	R: 0 E: 0 K: 0 S: 4	H: 0 LOB: 0 BB: 0 P: 6	R: 0 E: 0 K: 0 S: 9	H: 0 LOB: 0 BB: 0 P: 15	R: 0 E: 0 K: 1 S: 6	H: 0 LOB: 0 BB: 0 P: 10	1B: 5 2B: 0 3B: 0 HR: 0	SF: 0 SAC: 1 DP: 1 HBP: 0	WIP: 0 PB: 0 SB: 0 CS: 0	PA: 44
PITCHER	IP	WLS	BF	H	R	ER	SO	P	ERA	WHIP															
Scott Terry, R ERA: 2.6	6.0		22	5	0	0	3	0	0.00	0.833															
Matt Kinzer, R ERA:	1.0		3	0	0	0	0	0	0.00	0.000															
Cris Carpenter, R ERA: 2.67	3.0		10	0	0	0	2	1	0.00	0.333															
Ken Dayley, L ERA: 2.21	2.0	W	6	0	0	0	0	0	0.00	0.000															
Dan Quisenberry, R ERA: 2.78	1.0	S	3	0	0	0	1	0	0.00	0.000															

St. Louis Cardinals @ Atlanta Braves
Atlanta-Fulton County Stadium, Atlanta, GA
Sat May 20 1989, 7:05 PM EDT
Att. 26,840 - Unknown

livebaseballscorecards.com

AB 42
R 0
H 5
RBI 0
BB 1
SO 6
LOB 9



Batter	1	2	3	4	5	6	7	8	9	10	AB	R	H	RBI	BB	SO	LOB	TOP	
Ozzie Smith, S OBP: 0.336, SLG: 0.343 (1, 6)	G6-3		F7			L8		2B		1B	5	1	2	1	0	0	2	St. Louis Cardinals @ Atlanta Braves Atlanta-Fulton County Stadium, Atlanta, GA Sun May 21 1989, 3:33 AM EDT Att: 36,560 - Unknown - 85 F	
Milt Thompson, L OBP: 0.381, SLG: 0.420 John Costello, R (8, 1)	G3		F8			G6-3		L8		1B	4	0	0	0	0	0	3		
Frank DiPino, L OBP: 0.250, SLG: 0.250 Vince Coleman, S OBP: 0.366, SLG: 0.404 (10, 7)	G3									1B	0	0	0	0	0	0	0		
Willie McGee, S OBP: 0.269, SLG: 0.333 (1, 8)	G3									1B	5	1	3	2	0	0	0		
Pedro Guerrero, R OBP: 0.367, SLG: 0.493 Dan Quisenberry, R (10, 1)	K		SF9							G5-3	4	0	0	1	0	2	3		
Terry Pendleton, S OBP: 0.302, SLG: 0.305 (1, 5)	G6-3										0	0	0	0	0	0	0		
Tom Brunansky, R OBP: 0.302, SLG: 0.380 (1, 9)	K										5	0	0	0	0	2	2		
José Oquendo, S OBP: 0.321, SLG: 0.280 (1, 4)											3	1	0	0	1	1	0		
Tom Pagnozzi, R OBP: 0.273, SLG: 0.286 John Morris, L OBP: 0.379, SLG: 0.621 (8, 7)	K										3	1	1	0	1	0	0		
Jim Lindeman, R OBP: 0.235, SLG: 0.133 (10, 3)											2	0	0	0	0	1	1		
Jose DeLeon, R OBP: 0.120, SLG: 0.120 Denny Walling, L OBP: 0.533, SLG: 0.583 Tony Peña, R OBP: 0.299, SLG: 0.357 (8, 2)											2	0	1	0	0	0	0		
Inning Stats	R: 0 E: 0 K: 0 S: 7	H: 0 LOB: 0 BB: 0 P: 7	R: 0 E: 0 K: 2 S: 9	H: 0 LOB: 0 BB: 0 P: 12	R: 0 E: 0 K: 1 S: 14	H: 1 LOB: 2 BB: 1 P: 22	R: 1 E: 0 K: 1 S: 10	H: 1 LOB: 0 BB: 0 P: 14	R: 0 E: 0 K: 0 S: 8	H: 0 LOB: 0 BB: 0 P: 12	R: 0 E: 0 K: 0 S: 8	H: 1 LOB: 1 BB: 0 P: 13	R: 0 E: 0 K: 0 S: 6	H: 0 LOB: 0 BB: 0 P: 7	R: 5 E: 1 K: 0 S: 12	H: 4 LOB: 2 BB: 2 P: 27	1B: 6 2B: 2 3B: 0 HR: 0	SF: 1 SAC: 0 DP: 0 HBP: 0	WP: 0 PA: 41 PB: 0 SB: 1 CS: 0
PITCHER	IP	WLS	BF	H	R	ER	SO	BB	IBB	HBP	BLK	WP	HR	S	P	ERA	WHIP		
29 John Smoltz, R ERA: 2.17	9.0		32	4	1	0	6	1	0	0	0	0	0	76	109	0.00	0.556		
José Álvarez, R ERA: 1.91	0.0	L	2	1	2	2	0	1	0	0	0	0	0	2	8	∞	∞		
Paul Assenmacher, L ERA: 2.3	0.0		5	3	3	2	0	0	1	0	0	0	0	7	13	∞	∞		
Jim Acker, R ERA: 3.21	1.0		3	0	0	0	0	0	0	0	0	0	0	3	6	0.00	0.000		

AB	37
R	6
H	8
RBI	5
BB	3
SO	6
LOB	12



Batter	1	2	3	4	5	6	7	8	9	10	AB	R	H	RBI	BB	SO	LOB	BOTTOM					
Ron Gant, R OBP: 0.248, SLG: 0.333 (1, 5)	K		G5-3								4	0	1	0	0	2	0	St. Louis Cardinals @ Atlanta Braves Atlanta-Fulton County Stadium, Atlanta, GA Sun May 21 1989, 3:33 AM EDT Att: 36,560 - Unknown - 85 F					
Dion James, L OBP: 0.392, SLG: 0.345 (1, 7)	1B		K								3	0	1	0	2	1	1						
Gerald Perry, L OBP: 0.364, SLG: 0.347 (1, 3)											5	1	2	0	0	0	4						
Dale Murphy, R OBP: 0.308, SLG: 0.392 (1, 8)	K										5	0	2	1	0	2	4						
Andres Thomas, R OBP: 0.275, SLG: 0.369 (1, 6)	P3		P5								5	0	0	0	0	1	6						
Jody Davis, R OBP: 0.237, SLG: 0.254 (1, 2)											5	0	1	0	0	3	1						
Jeff Treadway, L OBP: 0.325, SLG: 0.383 (1, 4)											4	0	2	0	1	0	1						
Gerónimo Berroa, R OBP: 0.262, SLG: 0.225 Darrell Evans, L OBP: 0.316, SLG: 0.413 John Russell, R OBP: 0.143, SLG: 0.143 (9, 9)	K										3	0	0	0	0	2	2						
29 John Smoltz, R OBP: 0.333, SLG: 0.450 Jeff Blauser, R OBP: 0.269, SLG: 0.375 José Álvarez, R OBP: 0.225, SLG: 0.225 Paul Assenmacher, L OBP: 0.225, SLG: 0.225 Jim Acker, R OBP: 0.225, SLG: 0.225 (10, 1)	FC6-4										3	0	0	0	0	2	2						
Inning Stats	R: 0 E: 0 K: 2 S: 11	H: 1 LOB: 2 BB: 1 P: 19	R: 0 E: 0 K: 2 S: 10	H: 1 LOB: 1 BB: 0 P: 13	R: 1 E: 0 K: 1 S: 11	H: 2 LOB: 1 BB: 0 P: 15	R: 0 E: 0 K: 3 S: 11	H: 1 LOB: 1 BB: 0 P: 18	R: 0 E: 0 K: 0 S: 14	H: 2 LOB: 2 BB: 0 P: 20	R: 0 E: 0 K: 0 S: 5	H: 0 LOB: 0 BB: 0 P: 8	R: 0 E: 0 K: 2 S: 9	H: 0 LOB: 1 BB: 1 P: 17	R: 0 E: 0 K: 2 S: 10	H: 1 LOB: 2 BB: 1 P: 17	R: 0 E: 0 K: 0 S: 6		H: 1 LOB: 1 BB: 0 P: 13	R: 0 E: 0 K: 1 S: 6	H: 1 LOB: 1 BB: 0 P: 6	1B: 8 2B: 2 3B: 0 HR: 0	SF: 0 SAC: 1 DP: 0 HBP: 0
PITCHER	IP	WLS	BF	H	R	ER	SO	BB	IBB	HBP	BLK	WP	HR	S	P	ERA	WHIP						
Jose DeLeon, R ERA: 3.17	7.0		30	7	1	1	10	2	0	0	0	0	0	71	110	1.29	1.286						
John Costello, R ERA: 3.0	0.2		4	1	0	0	2	0	1	0	0	0	0	9	16	0.00	1.500						
Frank DiPino, L ERA: 2.25	1.1	W	5	1	0	0	0	0	0	0	0	0	0	7	14	0.00	0.750						
Dan Quisenberry, R ERA: 2.66	1.0		4	1	0	0	1	0	0	0	0	0	0	6	6	0.00	1.000						

AB	39
R	1
H	10
RBI	1
BB	3
SO	13
LOB	23



Batter	1	2	3	4	5	6	7	8	9	AB	R	H	RBI	BB	SO	LOB	TOP									
Barry Bonds, L OBP: 0.340, SLG: 0.452 (1, 7)	2-0 4-3		3-2 4-3		3-3 K		1-0 E7 1B		0-1 L3	5	1	0	0	0	1	1										
Jose Lind, R OBP: 0.272, SLG: 0.264 (1, 4)	2-1 L1			4-1 FC5-4 BB		1-2 B2	0-0 E 1B			3	1	1	1	1	0	0										
Andy Van Slyke, L OBP: 0.318, SLG: 0.410 (1, 8)	1-3 K			1-3 K		3-1 FC5-4 1B	2-1 E3 2H			4	0	1	0	0	2	1										
Bobby Bonilla, S OBP: 0.341, SLG: 0.460 (1, 5)		4-1 G5-4-3 BB		2-2 FC5-4 1B 1-2		0-0 FC5-4 HR	0-0 P2			3	1	0	0	1	0	3										
Glenn Wilson, R OBP: 0.336, SLG: 0.455 (1, 9)	1-2 G5-4-3 1-2			2-2 1B		0-0 HR	0-1 6-3			4	1	2	2	0	0	1										
Gary Redus, R OBP: 0.380, SLG: 0.325 Benny Distefano, L OBP: 0.380, SLG: 0.189 (8, PH) (8, 3)	4-2 BB			2-3 K		1-1 P3	1-0 L9			2	0	0	0	1	1	2										
Rey Quinones, R OBP: 0.241, SLG: 0.297 (1, 6)	0-3 K			2-2 FC5-4 1B		0-0 F9	1-0 6-3			4	0	1	0	0	1	1										
Junior Ortiz, R OBP: 0.259, SLG: 0.221 (1, 2)			0-1 G1-3		0-1 FC5-4 FC4	2-1 E 2B	1-0 F8			4	1	1	0	0	0	1										
John Smiley, L OBP: 0.040, SLG: 0.040 (1, 1)			3-3 K		0-0 FC4	0-0 F8	0-0 B2			4	0	0	0	0	1	2										
Inning Stats	R: 0 E: 0 K: 1 S: 6	H: 0 LOB: 0 BB: 0 P: 11	R: 0 E: 0 K: 1 S: 10	H: 0 LOB: 1 BB: 2 P: 19	R: 0 E: 0 K: 1 S: 9	H: 0 LOB: 0 BB: 0 P: 15	R: 0 E: 0 K: 2 S: 15	H: 1 LOB: 2 BB: 1 P: 26	R: 0 E: 0 K: 1 S: 9	H: 1 LOB: 1 BB: 0 P: 14	R: 2 E: 0 K: 0 S: 9	H: 2 LOB: 0 BB: 0 P: 14	R: 3 E: 2 K: 0 S: 9	H: 2 LOB: 1 BB: 0 P: 14	R: 0 E: 0 K: 0 S: 4	H: 0 LOB: 0 BB: 0 P: 6	R: 0 E: 0 K: 0 S: 4	H: 0 LOB: 0 BB: 0 P: 5	1B: 4 2B: 1 3B: 0 HR: 1	SF: 0 SAC: 0 DP: 1 HBP: 0	WP: 0 PB: 0 SB: 0 CS: 0	PA: 37				
PITCHER	IP	WLS	BF	H	R	ER	SO	BB	IBB	HBP	BLK	WP	HR	S	P	ERA	WHIP									
Zane Smith, L ERA: 4.79	(1, 1)	6.2	L	30	6	5	2	6	3	0	0	0	0	1	66	112	2.70	1.350								
Paul Assenmacher, L ERA: 2.25	(7, 1)	0.1		1	0	0	0	0	0	0	0	0	0	0	1	1	0.00	0.000								
Jim Acker, R ERA: 3.1	(8, 1)	1.0		3	0	0	0	0	0	0	0	0	0	4	6	0.00	0.000									
Charlie Puleo, R ERA: 5.5	(9, 1)	1.0		3	0	0	0	0	0	0	0	0	0	4	5	0.00	0.000									

Pittsburgh Pirates @ Atlanta Braves
Atlanta-Fulton County Stadium, Atlanta, GA
Tue May 23 1989, 7:05 PM EDT
Att. 6,137 - Unknown - 80 F


AB 34
R 5
H 6
RBI 3
BB 3
SO 6
LOB 12



Batter	1	2	3	4	5	6	7	8	9	AB	R	H	RBI	BB	SO	LOB	BOTTOM								
Ron Gant, R OBP: 0.242, SLG: 0.325 (1, 5)	0-1 F6		2-2 5-3			3-3 K		2-2 5-3		4	0	0	0	0	1	1									
Jeff Blauser, R OBP: 0.288, SLG: 0.402 (1, 4)	1-1 HR			0-3 K		0-2 L9			1-2 5-3	4	1	1	1	0	1	1									
Gerald Perry, L OBP: 0.367, SLG: 0.358 (1, 3)	2-3 K			0-1 CS 1B		0-0 4-3			0-0 F8 1B 2B	4	1	2	0	0	1	1									
Dale Murphy, R OBP: 0.306, SLG: 0.385 (1, 8)	0-0 G3			0-0 P3		0-3 K2-3			4-0 1B 1B BB	3	0	0	0	1	1	1									
Andres Thomas, R OBP: 0.268, SLG: 0.359 (1, 6)		3-1 F7		1-0 CS		0-0 P4		1-2 P6	0-2 F8	4	0	0	0	0	0	2									
Geromimo Berroa, R OBP: 0.304, SLG: 0.273 (1, 7)		1-1 F8		0-2 1B		0-2 1B		0-1 1B	0-0 1B	4	0	3	1	0	0	0									
John Russell, R OBP: 0.154, SLG: 0.154 (1, 9)		0-3 K		0-3 K		1-3 K		1-3 K	0-1 FC5-4 1B	4	0	1	0	0	3	2									
Bruce Benedict, R OBP: 0.256, SLG: 0.179 (1, 2)			1-2 F7		1-2 F8			0-3 K	2-2 FC5-4	4	0	0	0	0	1	4									
Zane Smith, L OBP: 0.176, SLG: 0.176 Paul Assenmacher, L Jim Acker, R Jody Davis, R OBP: 0.235, SLG: 0.252 Charlie Puleo, R (9, 1)	(1, 1)		3-2 F7			0-0 1B		2-3 K		2	0	1	0	0	0	0									
Inning Stats	R: 1 E: 0 K: 1 S: 8	H: 1 LOB: 0 BB: 0 P: 11	R: 0 E: 0 K: 1 S: 7	H: 0 LOB: 0 BB: 0 P: 11	R: 0 E: 0 K: 0 S: 11	H: 0 LOB: 0 BB: 0 P: 17	R: 0 E: 0 K: 1 S: 6	H: 1 LOB: 0 BB: 0 P: 7	R: 0 E: 0 K: 1 S: 10	H: 1 LOB: 1 BB: 0 P: 11	R: 0 E: 0 K: 1 S: 8	H: 1 LOB: 0 BB: 0 P: 11	R: 0 E: 0 K: 2 S: 11	H: 1 LOB: 1 BB: 0 P: 13	R: 0 E: 0 K: 2 S: 10	H: 0 LOB: 0 BB: 0 P: 14	R: 1 E: 0 K: 0 S: 15	H: 3 LOB: 3 BB: 1 P: 22	1B: 6 2B: 1 3B: 0 HR: 1	SF: 0 SAC: 0 DP: 0 HBP: 0	WP: 0 PB: 0 SB: 0 CS: 1	PA: 36			
PITCHER	IP	WLS	BF	H	R	ER	SO	BB	IBB	HBP	BLK	WP	HR	S	P	ERA	WHIP								
John Smiley, L ERA: 2.48	(1, 1)	9.0	W	35	8	2	2	9	1	0	0	0	1	86	117	2.00	1.000								

Pittsburgh Pirates @ Atlanta Braves
Atlanta-Fulton County Stadium, Atlanta, GA
Tue May 23 1989, 7:05 PM EDT
Att. 6,137 - Unknown - 80 F

AB 34
R 2
H 8
RBI 2
BB 1
SO 9
LOB 12



Batter	1	2	3	4	5	6	7	8	9	10	11	12	13	14	AB	R	H	RBI	BB	SO	LOB	TOP					
Barry Bonds, L OBP: 0.330, SLG: 0.436 Bill Landrum, R (13, 1)	G3		F7			F7		F8			K		G6-3		6	0	0	0	0	1	3						
Jose Lind, R OBP: 0.262, SLG: 0.253 (1, 4)	F9		G4-3			F9		F8			G6-3			G6-3	6	0	0	0	0	0	3						
Andy Van Slyke, L OBP: 0.319, SLG: 0.394 (1, 8)	P5					F9									5	2	1	0	1	1	0						
Bobby Bonilla, S OBP: 0.341, SLG: 0.455 (1, 5)			G1-6-3			G5-3		G6-3			G6-3			E6													
Glenn Wilson, R OBP: 0.342, SLG: 0.472 (7, 3) (13, 9)	G1-6-3					G6-3								P4	6	1	2	0	0	0	2						
Gary Redus, R OBP: 0.365, SLG: 0.310 R.J. Reynolds, S OBP: 0.326, SLG: 0.395 (7, 9) (13, 7)	F8					G6-3					P3				2	0	0	0	0	0	0						
Rey Quinones, R OBP: 0.229, SLG: 0.280 (1, 6)						F8					K			F8	6	0	0	0	0	2	5						
Junior Ortiz, R OBP: 0.256, SLG: 0.338 John Gangelbach, R OBP: 0.256, SLG: 0.319 Jun Robinson, R OBP: 0.256, SLG: 0.319 Bob Kipper, R OBP: 0.256, SLG: 0.319 Rafael Bellard, R OBP: 0.256, SLG: 0.319 Randy Kramer, R OBP: 0.256, SLG: 0.319 Benny Davidson, R OBP: 0.256, SLG: 0.319 (1, 2) (8, PH) (13, PH)						G3								G3-1	2	0	1	0	0	0	0						
Bob Walk, R OBP: 0.292, SLG: 0.375 Sid Bream, L OBP: 0.422, SLG: 0.324 Tom Prince, R OBP: 0.167, SLG: 0.231 (1, 1) (8, PH) (8, 2)						G4-3								F7	2	0	1	0	0	0	0						
Inning Stats	R: 0 E: 0 K: 0 S: 4	H: 0 LOB: 0 BB: 0 P: 9	R: 0 E: 0 K: 0 S: 8	H: 1 LOB: 0 BB: 0 P: 9	R: 0 E: 0 K: 0 S: 13	H: 2 LOB: 2 BB: 0 P: 18	R: 0 E: 0 K: 0 S: 5	H: 0 LOB: 0 BB: 0 P: 8	R: 0 E: 0 K: 0 S: 7	H: 0 LOB: 0 BB: 0 P: 12	R: 0 E: 0 K: 0 S: 7	H: 0 LOB: 0 BB: 0 P: 12	R: 0 E: 0 K: 0 S: 10	H: 0 LOB: 0 BB: 0 P: 14	R: 0 E: 0 K: 0 S: 10	H: 0 LOB: 0 BB: 0 P: 14	R: 0 E: 0 K: 0 S: 12	H: 1 LOB: 1 BB: 1 P: 20	R: 0 E: 0 K: 0 S: 7	H: 0 LOB: 0 BB: 0 P: 10	R: 3 E: 0 K: 0 S: 19	H: 3 LOB: 2 BB: 2 P: 35	1B: 8 2B: 2 3B: 0 HR: 0	SF: 0 SAC: 1 DP: 1 HBP: 0	WP: 0 PB: 1 SB: 0 CS: 1	PA: 54	
PITCHER	IP	WLS	BF	H	R	ER	SO	BB	IBB	HBP	BLK	WP	HR	S	P	ERA	WHIP										
Derek Lilliquist, L ERA: 2.63 Jose Alvarez, R ERA: 1.96 Paul Assenmacher, L ERA: 1.99 Joe Boever, R ERA: 3.12 Jim Acker, R ERA: 3.77 (1, 1) (7, 1) (8, 1) (11, 1) (13, 1)	6.1	2	23	5	1	0	0	0	0	0	0	0	0	54	76	0.00	0.789										

Pittsburgh Pirates @ Atlanta Braves
Atlanta-Fulton County Stadium, Atlanta, GA
Wed May 24 1989, 7:05 PM EDT
Att. 5,896 - Unknown

AB 50
R 10
H 14
RBI 4
BB 3
SO 7
LOB 17



Batter	1	2	3	4	5	6	7	8	9	10	11	12	13	14	AB	R	H	RBI	BB	SO	LOB	BOTTOM						
Ron Gant, R OBP: 0.240, SLG: 0.318 (1, 5)	G6-3					E6		G5-3			F9		F9		6	0	1	0	0	0	1							
Dion James, L OBP: 0.396, SLG: 0.363 Jody Davis, R OBP: 0.232, SLG: 0.246 (1, 7) (9, 2)			PO			F7		G4-3			F8				4	1	2	0	0	0	2							
Gerald Perry, L OBP: 0.366, SLG: 0.353 (1, 3)	G5-3					G6-3					G4-3			G4-3	6	0	1	0	1	0	2							
Dale Murphy, R OBP: 0.313, SLG: 0.385 (1, 8)	F7										P3			G4-3	5	0	2	1	1	0	1							
Andres Thomas, R OBP: 0.256, SLG: 0.346 (1, 6)			G3			F7		F8			F8			P4	6	0	0	0	0	0	4							
David Justice, L OBP: 0.200, SLG: 0.200 (1, 9)	G6-3					G6-3		F7			K				5	0	1	0	0	1								
Jeff Treadway, L OBP: 0.316, SLG: 0.373 Joe Boever, R OBP: 0.167, SLG: 0.167 Zane Smith, L OBP: 0.263, SLG: 0.394 Jim Acker, R ERA: 3.77 (1, 4) (11, 1) (12, PH) (13, 1)	G6-3							G6-3			P6			B2	3	0	0	0	0	0	1							
Bruce Benedict, R OBP: 0.244, SLG: 0.171 Terry Blocker, L OBP: 0.300, SLG: 0.316 (1, 2) (8, PH) (9, 7)			G5-3			G5-3									2	0	0	0	0	1								
Derek Lilliquist, L OBP: 0.125, SLG: 0.125 Jose Alvarez, R OBP: 0.256, SLG: 0.319 Paul Assenmacher, L OBP: 0.256, SLG: 0.319 Jeff Blauser, R OBP: 0.263, SLG: 0.394 Darrell Evans, L OBP: 0.310, SLG: 0.404 (1, 1) (7, 1) (8, 1) (10, PH) (13, 1)															2	0	0	0	0	0	1							
Inning Stats	R: 0 E: 0 K: 0 S: 9	H: 1 LOB: 1 BB: 0 P: 14	R: 0 E: 0 K: 0 S: 8	H: 0 LOB: 0 BB: 0 P: 13	R: 0 E: 0 K: 0 S: 5	H: 1 LOB: 0 BB: 0 P: 10	R: 1 E: 0 K: 0 S: 7	H: 3 LOB: 1 BB: 0 P: 10	R: 0 E: 0 K: 0 S: 4	H: 0 LOB: 0 BB: 0 P: 7	R: 0 E: 0 K: 0 S: 9	H: 1 LOB: 1 BB: 0 P: 15	R: 0 E: 0 K: 0 S: 6	H: 0 LOB: 0 BB: 0 P: 9	R: 0 E: 0 K: 0 S: 12	H: 1 LOB: 1 BB: 0 P: 20	R: 0 E: 0 K: 0 S: 9	H: 0 LOB: 0 BB: 2 P: 16	R: 0 E: 0 K: 0 S: 7	H: 1 LOB: 0 BB: 0 P: 8	R: 0 E: 0 K: 0 S: 9	H: 0 LOB: 0 BB: 0 P: 12	R: 0 E: 0 K: 0 S: 5	H: 0 LOB: 0 BB: 0 P: 6	1B: 7 2B: 2 3B: 0 HR: 0	SF: 0 SAC: 1 DP: 0 HBP: 0	WP: 1 PB: 0 SB: 2 CS: 3	PA: 51
PITCHER	IP	WLS	BF	H	R	ER	SO	BB	IBB	HBP	BLK	WP	HR	S	P	ERA	WHIP											
Bob Walk, R ERA: 3.3 Jeff Robinson, R ERA: 4.2 Bob Kipper, L ERA: 3.0 Randy Kramer, R ERA: 1.93 Bill Landrum, R ERA: 0.87 (1, 1) (8, 1) (8, 1) (10, 1) (13, 1)	7.0	2	25	6	1	0	0	0	0	0	0	0	0	6	7	0.00	1.500											

Pittsburgh Pirates @ Atlanta Braves
Atlanta-Fulton County Stadium, Atlanta, GA
Wed May 24 1989, 7:05 PM EDT
Att. 5,896 - Unknown

AB 47
R 9
H 19
RBI 1
BB 2
SO 5
LOB 17

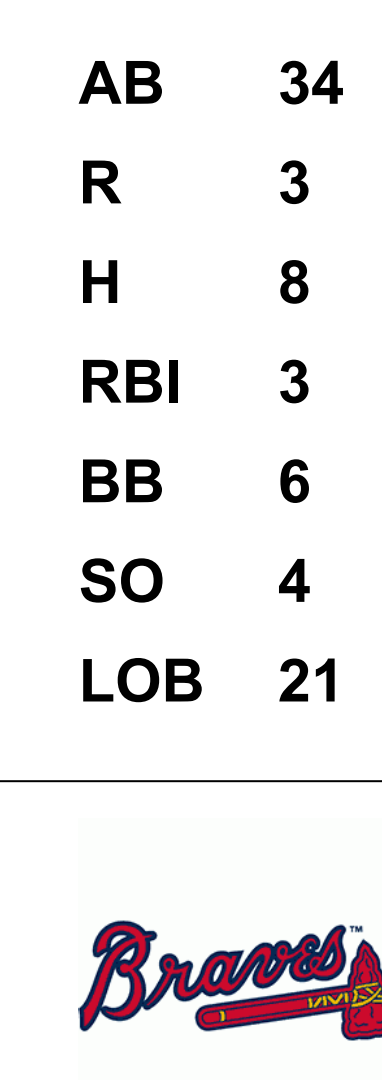


Batter	1	2	3	4	5	6	7	8	9	AB	R	H	RBI	BB	SO	LOB	TOP								
Barry Bonds, L OBP: 0.332, SLG: 0.432 (1, 7)	G3		6-3						E4 2B	4	1	1	1	1	0	0	Pittsburgh Pirates @ Atlanta Braves Atlanta-Fulton County Stadium, Atlanta, GA Thu May 25 1989, 7:05 PM EDT Att. 5,517 - Unknown - 86 F								
Jose Lind, R OBP: 0.266, SLG: 0.270 (1, 4)	F8		6-3						2B	5	0	2	2	0	0	1									
Andy Van Slyke, L OBP: 0.312, SLG: 0.371 (1, 8)	K			G3			K		K	4	0	0	0	1	3	1									
Bobby Bonilla, S OBP: 0.337, SLG: 0.453 Rafael Belliard, R OBP: 0.315, SLG: 0.346 (9, 5)		G3		F8			K		G4-6-3 2B	5	1	1	0	0	1	3									
Glenn Wilson, R OBP: 0.347, SLG: 0.496 (1, 9)		K							4-3 2B	4	2	2	1	0	1	1									
Benny Distefano, L OBP: 0.411, SLG: 0.286 (1, 3)		1B 2B								3	1	2	1	1	0	0									
Rey Quinones, R OBP: 0.238, SLG: 0.291 (1, 6)				L6					SF9	3	1	2	2	0	0	1									
Junior Ortiz, R OBP: 0.267, SLG: 0.232 (1, 2)		P6							F9	3	1	1	0	0	0	2									
Doug Drabek, R OBP: 0.182, SLG: 0.143 Sid Bristow, L OBP: 0.413, SLG: 0.314 Bob Kipper, R ERA: 6.27 John Cangelosi, S OBP: 0.350, SLG: 0.154 Jeff Robinson, R ERA: 6.53 Bill Landrum, R ERA: 0.82 (9, 1)				F9					6-3	1	0	0	0	0	0	0									
Inning Stats	R: 0 E: 0 K: 1 S: 7	H: 0 LOB: 0 BB: 0 P: 12	R: 1 E: 0 K: 1 S: 12	H: 2 LOB: 1 BB: 0 P: 16	R: 0 E: 0 K: 0 S: 4	H: 0 LOB: 0 BB: 0 P: 7	R: 1 E: 0 K: 0 S: 12	H: 2 LOB: 1 BB: 0 P: 13	R: 1 E: 0 K: 0 S: 13	H: 2 LOB: 0 BB: 0 P: 15	R: 1 E: 0 K: 2 S: 12	H: 1 LOB: 0 BB: 0 P: 19	R: 2 E: 0 K: 2 S: 9	H: 2 LOB: 1 BB: 1 P: 18	R: 1 E: 0 K: 0 S: 9	H: 1 LOB: 1 BB: 1 P: 16		R: 0 E: 1 K: 0 S: 7	H: 1 LOB: 2 BB: 1 P: 16	1B: 5 2B: 5 3B: 0 HR: 1	SF: 1 SAC: 2 DP: 1 HBP: 0	WP: 0 PB: 0 SB: 1 CS: 1	PA: 40		
PITCHER	IP	WLS	BF	H	R	ER	SO	BB	IBB	HBP	BLK	WP	HR	S	P	ERA	WHIP								
Pete Smith, R ERA: 4.52 Charlie Puleo, R ERA: 6.27 Paul Assenmacher, L ERA: 1.86 José Álvarez, R ERA: 2.03 (8, 1)	6.0	L	24	7	4	4	4	0	0	0	0	0	1	60	82	6.00	1.167								
Pete Smith, R ERA: 4.52 Charlie Puleo, R ERA: 6.27 Paul Assenmacher, L ERA: 1.86 José Álvarez, R ERA: 2.03 (7, 1)	0.2		5	2	2	2	1	0	1	0	0	0	0	6	14	27.00	3.000								
Pete Smith, R ERA: 4.52 Charlie Puleo, R ERA: 6.27 Paul Assenmacher, L ERA: 1.86 José Álvarez, R ERA: 2.03 (7, 1)	0.1		1	0	0	0	1	0	0	0	0	0	0	3	4	0.00	0.000								
Pete Smith, R ERA: 4.52 Charlie Puleo, R ERA: 6.27 Paul Assenmacher, L ERA: 1.86 José Álvarez, R ERA: 2.03 (8, 1)	2.0		10	2	1	1	0	1	1	0	0	0	0	16	32	4.50	1.500								

AB	34
R	7
H	11
RBI	7
BB	3
SO	6
LOB	10



Batter	1	2	3	4	5	6	7	8	9	AB	R	H	RBI	BB	SO	LOB	BOTTOM								
Jeff Treadway, L OBP: 0.328, SLG: 0.391 (1, 4)	FC3-6 1B								F9 1B	5	0	3	1	0	0	0	Pittsburgh Pirates @ Atlanta Braves Atlanta-Fulton County Stadium, Atlanta, GA Thu May 25 1989, 7:05 PM EDT Att. 5,517 - Unknown - 86 F								
Dion James, L OBP: 0.405, SLG: 0.368 (1, 7)	FC3-6 1B								1B	4	0	2	1	1	0	2									
Gerald Perry, L OBP: 0.362, SLG: 0.354 (1, 3)	L6			1-3					F8	5	1	1	0	0	1	5									
Darrell Evans, L OBP: 0.302, SLG: 0.373 (1, 5)	FC3-6 2B								F8	4	0	0	0	1	1	6									
Andres Thomas, R OBP: 0.251, SLG: 0.337 (1, 6)	L5			G4-6-3 BB					F8	4	0	0	0	0	4										
David Justice, L OBP: 0.222, SLG: 0.125 (1, 9)									F9	3	0	0	0	1	1	0									
Terry Blocker, L OBP: 0.304, SLG: 0.318 Jeff Blauser, R OBP: 0.260, SLG: 0.389 (9, 8)									K	3	0	1	1	0	0	0									
Bruce Benedict, R OBP: 0.286, SLG: 0.167 (1, 2)									K	1	0	0	0	0	1	0									
Pete Smith, R OBP: 0.296, SLG: 0.286 Gerónimo Estrada, R OBP: 0.298, SLG: 0.287 Charlie Puleo, R ERA: 2.77 Paul Assenmacher, L ERA: 1.86 José Álvarez, R ERA: 2.03 Ron Gant, R OBP: 0.238, SLG: 0.316 (9, 1)									1-3 BB	2	0	1	0	0	0	0									
Inning Stats	R: 0 E: 0 K: 0 S: 10	H: 2 LOB: 2 BB: 0 P: 18	R: 1 E: 0 K: 0 S: 13	H: 2 LOB: 1 BB: 1 P: 23	R: 0 E: 0 K: 1 S: 5	H: 0 LOB: 0 BB: 0 P: 6	R: 0 E: 0 K: 0 S: 7	H: 0 LOB: 0 BB: 0 P: 11	R: 1 E: 0 K: 0 S: 11	H: 2 LOB: 3 BB: 2 P: 22	R: 0 E: 0 K: 2 S: 8	H: 0 LOB: 1 BB: 1 P: 15	R: 0 E: 0 K: 1 S: 8	H: 0 LOB: 0 BB: 0 P: 10	R: 1 E: 0 K: 0 S: 13	H: 2 LOB: 2 BB: 1 P: 26		1B: 6 2B: 2 3B: 0 HR: 0	SF: 0 SAC: 0 DP: 1 HBP: 0	WP: 0 PB: 0 SB: 0 CS: 0	PA: 40				
PITCHER	IP	WLS	BF	H	R	ER	SO	BB	IBB	HBP	BLK	WP	HR	S	P	ERA	WHIP								
Doug Drabek, R ERA: 2.35 Bob Kipper, L ERA: 2.77 Jeff Robinson, R ERA: 6.53 Bill Landrum, R ERA: 0.82 (9, 1)	6.0	W	27	4	0	0	3	1	0	0	0	0	0	16	25	0.00	0.500								
Doug Drabek, R ERA: 2.35 Bob Kipper, L ERA: 2.77 Jeff Robinson, R ERA: 6.53 Bill Landrum, R ERA: 0.82 (9, 1)	2.0		7	0	0	0	3	1	0	0	0	0	0	7	16	27.00	9.000								
Doug Drabek, R ERA: 2.35 Bob Kipper, L ERA: 2.77 Jeff Robinson, R ERA: 6.53 Bill Landrum, R ERA: 0.82 (9, 1)	0.2	S	2	0	0	0	0	0	0	0	0	0	0	6	10	0.00	0.000								



Batter	1	2	3	4	5	6	7	8	9	AB	R	H	RBI	BB	SO	LOB	TOP								
Jeff Treadway, L (1,4) OBP: 0.325, SLG: 0.387	L7		L9			G3 1B		F7		4	0	1	0	0	0	3	Atlanta Braves @ St. Louis Cardinals Busch Stadium, St. Louis, MO Fri May 26 1989, 7:05 PM CDT Att: 34,818 - Unknown								
Dion James, L (1,7) OBP: 0.391, SLG: 0.354	G4-3		L5			G3		G4-6-3		4	0	0	0	0	0	4									
Gerald Perry, L (1,3) OBP: 0.359, SLG: 0.348					L5				K	3	0	0	0	1	1										
Dale Murphy, R (1,8) OBP: 0.306, SLG: 0.376	G6-3				F9				G4-3	4	0	0	0	0	1										
Andres Thomas, R (1,6) OBP: 0.251, SLG: 0.335			G4-3		F8			F9		4	0	1	0	0	0										
David Justice, L (1,9) OBP: 0.250, SLG: 0.100									1B	2	0	0	0	1	0										
Geronimo Berroa, R (9, PH) OBP: 0.313, SLG: 0.283					F7			G6-3		1	0	1	0	0	0										
Jody Davis, R (1,2) Zane Smith, L (8, PR) Bruce Benedict, R (8, 2) Jeff Blauser, R (9, PH) Terry Blocker, L (9, PH) Ron Gant, R (1,5) OBP: 0.240, SLG: 0.317									1B	2	0	0	0	1	1										
29 John Smoltz, R (1,1) Darrell Evans, L (8, PH) Jim Acker, R (8, 1)									G3-1	0	0	0	0	0	0										
										1	0	0	0	0	0										
										0	0	0	0	0	0										
Inning Stats	R: 0 E: 0 K: 0 S: 10	H: 0 LOB: 1 BB: 1 P: 17	R: 0 E: 0 K: 1 S: 11	H: 0 LOB: 1 BB: 1 P: 19	R: 0 E: 0 K: 1 S: 11	H: 0 LOB: 0 BB: 0 P: 16	R: 0 E: 0 K: 0 S: 3	H: 0 LOB: 0 BB: 0 P: 3	R: 0 E: 0 K: 0 S: 6	H: 0 LOB: 0 BB: 0 P: 9	R: 0 E: 0 K: 1 S: 8	H: 1 LOB: 1 BB: 0 P: 12	R: 0 E: 0 K: 1 S: 8	H: 0 LOB: 0 BB: 0 P: 10	R: 0 E: 0 K: 0 S: 9	H: 2 LOB: 2 BB: 1 P: 14	R: 0 E: 0 K: 1 S: 11	H: 2 LOB: 2 BB: 0 P: 14	1B: 5 2B: 0 3B: 0 HR: 0	SF: 0 SAC: 0 DP: 1 HBP: 0	WP: 0 PB: 0 SB: 1 CS: 0	PA: 34			
PITCHER	IP	WLS	BF	H	R	ER	SO	BB	IBB	HBP	BLK	WP	HR	S	P	ERA	WHIP								
Scott Terry, R (1,1) ERA: 2.25	7.0	W	26	2	0	0	4	3	0	0	0	0	0	61	94	0.00	0.714								
Ken Dayley, L (8,1) ERA: 2.29	1.2		7	3	0	0	1	0	0	0	0	0	0	15	19	0.00	1.800								
Dan Quisenberry, R (9,1) ERA: 2.63	0.1	S	1	0	0	0	0	0	0	0	0	0	0	1	1	0.00	0.000								

Batter	1	2	3	4	5	6	7	8	9	AB	R	H	RBI	BB	SO	LOB	BOTTOM								
Vince Coleman, S (1,7) OBP: 0.397, SLG: 0.397	E 2B	B4-3			G6-3			F9		4	1	1	0	0	0	0	Atlanta Braves @ St. Louis Cardinals Busch Stadium, St. Louis, MO Fri May 26 1989, 7:05 PM CDT Att: 34,818 - Unknown								
Ozzie Smith, S (1,6) OBP: 0.335, SLG: 0.340	E HBP	L9			K			G3-1		3	1	0	0	0	1	0									
Willie McGee, S (1,8) OBP: 0.275, SLG: 0.324	E6 1B 2B				G1-3				K	4	1	1	2	0	1	0									
Pedro Guerrero, R (1,3) Jim Lindeman, R (9,3) OBP: 0.227, SLG: 0.105	BB 1B				K			G6-3		4	0	2	1	0	1	0									
Terry Pendleton, S (1,5) OBP: 0.304, SLG: 0.303	BB 1B				K			G3		0	0	0	0	0	0	0									
Tom Brunansky, R (1,9) OBP: 0.306, SLG: 0.375	F8				1B			K		3	0	1	0	0	1	3									
José Oquendo, S (1,4) OBP: 0.324, SLG: 0.294	F7				P6			BB		2	0	0	0	1	0	3									
Tony Peña, R (1,2) OBP: 0.284, SLG: 0.343	K				P2			K		3	0	0	0	0	2	5									
Scott Terry, R (1,1) Ken Dayley, L (8,1) Dan Quisenberry, R (9,1)		G4-3			F9			F8		3	0	0	0	0	0	1									
										0	0	0	0	0	0	0									
										0	0	0	0	0	0	0									
Inning Stats	R: 3 E: 1 K: 1 S: 14	H: 3 LOB: 2 BB: 1 P: 22	R: 0 E: 0 K: 0 S: 5	H: 0 LOB: 0 BB: 0 P: 10	R: 0 E: 0 K: 2 S: 11	H: 0 LOB: 0 BB: 0 P: 17	R: 0 E: 0 K: 0 S: 5	H: 1 LOB: 1 BB: 0 P: 6	R: 0 E: 0 K: 1 S: 6	H: 0 LOB: 0 BB: 0 P: 6	R: 0 E: 0 K: 2 S: 14	H: 1 LOB: 2 BB: 1 P: 25	R: 0 E: 0 K: 0 S: 6	H: 0 LOB: 0 BB: 0 P: 10	R: 0 E: 0 K: 1 S: 11	H: 0 LOB: 0 BB: 0 P: 15	1B: 3 2B: 2 3B: 0 HR: 0	SF: 0 SAC: 0 DP: 0 HBP: 1	WP: 1 PB: 0 SB: 0 CS: 0	PA: 32					
PITCHER	IP	WLS	BF	H	R	ER	SO	BB	IBB	HBP	BLK	WP	HR	S	P	ERA	WHIP								
29 John Smoltz, R (1,1) ERA: 2.33	7.0	L	29	5	3	3	6	2	0	1	0	0	0	61	96	3.86	1.000								
Jim Acker, R (8,1) ERA: 3.66	1.0		3	0	0	0	1	0	0	0	0	0	0	11	15	0.00	0.000								

AB	31
R	0
H	5
RBI	0
BB	3
SO	5
LOB	13

AB	29
R	3
H	5
RBI	3
BB	2
SO	7
LOB	13



Batter	1	2	3	4	5	6	7	8	9	10	AB	R	H	RBI	BB	SO	LOB	TOP			
Ron Gant, R OBP: 0.234, SLG: 0.312 Paul Assemmacher, L (8, 1)	F7	6-3		F3			5-3	L6			5	0	0	0	0	0	6				
Jeff Blausler, R OBP: 0.257, SLG: 0.390 (1, 4)	K		6-3		6-3				F9		5	0	1	0	0	1	0				
Gerald Perry, L OBP: 0.363, SLG: 0.349 (1, 3)	1B		FC6-5	BLK	FC6-4		F9		4-3		4	0	2	0	1	0	1				
Dale Murphy, R OBP: 0.307, SLG: 0.371 (1, 8)	1B		FC6-5		FC6-4			E7		5-3	5	1	1	0	0	0	2				
Andres Thomas, R OBP: 0.250, SLG: 0.347 (1, 6)	6-3		F9		FC6-4			1B		6-3	5	1	1	1	0	0	4				
Jody Davis, R OBP: 0.229, SLG: 0.239 Darrell Evans, L OBP: 0.323, SLG: 0.396 David Justice, L OBP: 0.176, SLG: 0.067 (8, 7)		K		4-3		5-3				6-3	3	0	0	0	0	1	0				
Gerónimo Berroa, R OBP: 0.340, SLG: 0.333 (1, 9)		SH1-4	BB	SH3-4	BB	F9				1-3	5	0	3	2	0	0	0				
Dion James, L OBP: 0.395, SLG: 0.343 Bruce Benedict, R OBP: 0.263, SLG: 0.174 (8, 2)		SH1-4	BB	SH3-4	BB	4-3				1-3	2	0	0	0	2	0	2				
Zane Smith, L OBP: 0.167, SLG: 0.167 John Russell, R OBP: 0.150, SLG: 0.150 Jim Acker, R OBP: 0.333, SLG: 0.387 (8, 5)		SH1-4		SH3-4		F9				6-3	1	0	0	0	0	0	0				
Inning Stats	R: 0 E: 1 K: 1 S: 7	H: 2 LOB: 2 BB: 0 P: 7	R: 0 E: 0 K: 1 S: 6	H: 1 LOB: 2 BB: 1 P: 10	R: 0 E: 0 K: 0 S: 4	H: 0 LOB: 1 BB: 1 P: 7	R: 0 E: 0 K: 0 S: 4	H: 1 LOB: 2 BB: 1 P: 8	R: 0 E: 0 K: 0 S: 3	H: 0 LOB: 0 BB: 0 P: 3	R: 0 E: 0 K: 0 S: 4	H: 1 LOB: 1 BB: 0 P: 4	R: 3 E: 1 K: 0 S: 7	H: 3 LOB: 2 BB: 0 P: 7	R: 0 E: 0 K: 0 S: 3	H: 0 LOB: 0 BB: 0 P: 3	R: 0 E: 0 K: 0 S: 3	H: 0 LOB: 0 BB: 0 P: 3	1B: 7 2B: 2 3B: 0 HR: 0	SF: 0 SAC: 2 DP: 0 HBP: 0	WP: 0 PA: 43
PITCHER	IP WLS BF H R ER SO BB IBB HBP BLK WP HR S P ERA WHIP	PITCHER																			
Joe Magrane, L ERA: 4.35 Dan Quisenberry, R ERA: 3.0 Ken Dayley, L ERA: 2.59 John Costello, R ERA: 1.74 Cris Carpenter, R ERA: 2.43	7.0 0.0 0.2 1.1 1.0	30 2 4 4 3	6 1 2 0 0	0 2 1 0 0	0 0 0 0 0	0 0 0 0 0	0 0 0 0 0	0 0 0 0 0	0 0 0 0 0	0 0 0 0 0	0 0 0 0 0	0 0 0 0 0	0 0 0 0 0	0 0 0 0 0	0 0 0 0 0	0 0 0 0 0	0 0 0 0 0	0 0 0 0 0	0 0 0 0 0	0 0 0 0 0	0.00 1.286

Atlanta Braves @ St. Louis Cardinals
 Busch Stadium, St. Louis, MO
 Sun May 28 1989, 3:33 AM CDT
 Att: 35,832 - Unknown

AB 38
 R 3
 H 9
 RBI 3
 BB 3
 SO 2
 LOB 17



Batter	1	2	3	4	5	6	7	8	9	10	AB	R	H	RBI	BB	SO	LOB	BOTTOM			
Vince Coleman, S OBP: 0.356, SLG: 0.406 (1, 7)	SH1		F9		F9	4-3			SH1-4		5	1	2	0	0	2					
Ozzie Smith, S OBP: 0.345, SLG: 0.353 (1, 6)	SH1		HR					4-3	SH1-4		3	1	3	0	0	0					
Willie McGee, S OBP: 0.261, SLG: 0.354 (1, 8)	K		F8		6-3		4-3		6-3		5	0	0	0	1	5					
Pedro Guerrero, R OBP: 0.276, SLG: 0.312 Rod Booker, L OBP: 0.257, SLG: 0.390 Dan Quisenberry, R OBP: 0.323, SLG: 0.396 Ken Dayley, L OBP: 0.176, SLG: 0.067 John Costello, R OBP: 0.333, SLG: 0.387 Cris Carpenter, R OBP: 0.333, SLG: 0.387 (10, 1)							FC3-2-5-1		6-3		3	1	2	3	1	0	1				
Tom Brunansky, R OBP: 0.303, SLG: 0.361 (1, 9)	E6		F9		F8		5-3				4	0	0	0	0	4					
Terry Pendleton, S OBP: 0.296, SLG: 0.295 (1, 5)	1-3			4-3		FC5-4		F8			4	0	1	0	0	2					
José Oquendo, S OBP: 0.331, SLG: 0.304 (1, 4)		E3		6-3		FC5-4					4	0	2	0	0	1					
Tom Pagnozzi, R OBP: 0.259, SLG: 0.240 (1, 2)		K		6-3				F8			3	0	0	0	1	1	3				
Joe Magrane, R OBP: 0.217, SLG: 0.100 Jim Lindeman, R OBP: 0.217, SLG: 0.100 (8, 3)		K		5-3		K		K			3	0	0	0	0	2	3				
Inning Stats	R: 1 E: 1 K: 1 S: 8	H: 2 LOB: 2 BB: 0 P: 8	R: 0 E: 0 K: 2 S: 7	H: 0 LOB: 0 BB: 0 P: 7	R: 2 E: 0 K: 0 S: 5	H: 2 LOB: 0 BB: 0 P: 5	R: 0 E: 0 K: 0 S: 4	H: 1 LOB: 1 BB: 0 P: 4	R: 0 E: 0 K: 0 S: 4	H: 1 LOB: 2 BB: 1 P: 10	R: 0 E: 0 K: 0 S: 6	H: 1 LOB: 1 BB: 0 P: 4	R: 0 E: 0 K: 1 S: 6	H: 1 LOB: 1 BB: 0 P: 6	R: 0 E: 0 K: 0 S: 4	H: 1 LOB: 1 BB: 0 P: 4	1B: 6 2B: 3 3B: 0 HR: 1	SF: 0 SAC: 2 DP: 0 HBP: 0	WP: 0 PA: 40		
PITCHER	IP WLS BF H R ER SO BB IBB HBP BLK WP HR S P ERA WHIP	PITCHER																			
Zane Smith, L ERA: 4.76 Jim Acker, R ERA: 3.55 Paul Assemmacher, L ERA: 1.69	6.0 1.0 2.0	28 4 8	7 1 2	3 0 0	3 0 0	4 0 0	1 0 0	1 0 0	0 0 0	0 0 0	0 0 0	0 0 0	0 0 0	0 0 0	0 0 0	0 0 0	0 0 0	0 0 0	0 0 0	0 0 0	4.50 1.000 0.000

Atlanta Braves @ St. Louis Cardinals
 Busch Stadium, St. Louis, MO
 Sun May 28 1989, 3:33 AM CDT
 Att: 35,832 - Unknown

AB 36
 R 3
 H 10
 RBI 3
 BB 2
 SO 5
 LOB 23



Batter	1	2	3	4	5	6	7	8	9	AB	R	H	RBI	BB	SO	LOB	TOP					
Doug Dasenczo, S OBP: 0.190, SLG: 0.164	G3-1		23 CS 1B BB		E4 1B G4-3		G4-3		G3-1	4	1	0	0	1	0	0	Chicago Cubs @ Atlanta Braves Atlanta-Fulton County Stadium, Atlanta, GA Tue May 30 1989, 7:05 PM EDT Att: 7,566 - Unknown					
Gary Varsho, L OBP: 0.276, SLG: 0.365	G5-3		23 1B FC3 1B		G4-3		G3-1			4	1	1	0	0	0	1						
23 Ryne Sandberg, R OBP: 0.343, SLG: 0.384	K		FC3 1B		1B BB		G6-3			3	0	1	0	1	1	0						
Mark Grace, L OBP: 0.395, SLG: 0.398		2B 1B	FC3 FC5-4		1B				G3-1	4	1	2	2	0	0	1						
Damon Berryhill, S OBP: 0.316, SLG: 0.409	SH1-3 1-H 2B	FC5-4	FC5-4		K				G5-3	4	0	1	1	0	1	4						
Dwight Smith, L OBP: 0.382, SLG: 0.500 Mitch Williams, L (8, 1)	SH1-3 2-3	G4-3	G4-3		G4-3				G3-1	3	0	1	0	0	0	4						
Vance Law, R OBP: 0.261, SLG: 0.299		BB		F7					G1	3	0	0	0	1	1							
Shawon Dunston, R OBP: 0.277, SLG: 0.276	K		P3		P4-6 2B				K	4	0	1	0	0	2	2						
Greg Maddux, R OBP: 0.200, SLG: 0.240 Darrin Jackson, R OBP: 0.283, SLG: 0.327	G3		K		P4-6 2-3f				P6	3	0	0	0	0	1	3						
Inning Stats	R: 0 E: 0 K: 1 S: 9	H: 0 LOB: 0 BB: 0 P: 13	R: 1 E: 0 K: 1 S: 9	H: 2 LOB: 2 BB: 1 P: 13	R: 1 E: 0 K: 0 S: 14	H: 2 LOB: 2 BB: 1 P: 20	R: 0 E: 0 K: 1 S: 7	H: 0 LOB: 0 BB: 0 P: 10	R: 1 E: 1 K: 1 S: 8	H: 1 LOB: 2 BB: 1 P: 15	R: 0 E: 0 K: 0 S: 9	H: 1 LOB: 0 BB: 0 P: 10	R: 0 E: 0 K: 0 S: 7	H: 0 LOB: 1 BB: 0 P: 8	R: 0 E: 0 K: 0 S: 11	H: 1 LOB: 1 BB: 0 P: 15	R: 0 E: 0 K: 1 S: 9	H: 0 LOB: 0 BB: 0 P: 14	1B: 4 2B: 4 3B: 0 HR: 0	SF: 0 SAC: 1 DP: 1 HBP: 0	WP: 0 PB: 0 SB: 0 CS: 2	PA: 37
PITCHER	IP	WLS	BF	H	R	ER	SO	BB	IBB	HBP	BLK	WP	HR	S	P	ERA	WHIP					
Pete Smith, R ERA: 4.73 Jim Acker, R ERA: 3.25	6.0	L	27	6	3	2	5	3	0	0	0	0	0	56	81	3.00	1.500					
	3.0		10	1	0	0	1	0	0	0	0	0	0	27	37	0.00	0.333					

AB	33
R	3
H	7
RBI	3
BB	3
SO	6
LOB	16



Batter	1	2	3	4	5	6	7	8	9	AB	R	H	RBI	BB	SO	LOB	BOTTOM					
Jeff Treadway, L OBP: 0.326, SLG: 0.383	F8		G4-3		F8		P4		BB 1B	5	0	1	0	0	0	1	Chicago Cubs @ Atlanta Braves Atlanta-Fulton County Stadium, Atlanta, GA Tue May 30 1989, 7:05 PM EDT Att: 7,566 - Unknown					
Dion James, L OBP: 0.402, SLG: 0.345	2B		FC4-6 BB		FC6-4 BB		K		BB	2	0	1	0	3	1	0						
Gerald Perry, L OBP: 0.349, SLG: 0.333	L7		FC4-6		FC6-4		F7		K	5	0	0	0	0	1	6						
Dale Murphy, R OBP: 0.311, SLG: 0.373	K			HR 1B		FC5-2 1B			G5-3	4	1	2	0	0	1	1						
Darrell Evans, L OBP: 0.306, SLG: 0.367		G4-3		F7		F9			P3	4	0	0	0	0	0	2						
Andres Thomas, R OBP: 0.257, SLG: 0.372		F8		HR		E4 FC5-2 1B			2B	4	1	3	2	0	0	0						
David Justice, L OBP: 0.174, SLG: 0.050 Jeff Blauser, R OBP: 0.252, SLG: 0.382	G3-1		G3-1		G3-1		FC5-2 IBB		K	2	0	0	0	1	0	0						
Bruce Benedict, R OBP: 0.293, SLG: 0.163 Terry Blocker, L OBP: 0.269, SLG: 0.280 John Russell, R OBP: 0.146, SLG: 0.146			G4-3 SH2-3 BB		G6-3		FC5-2		G3	1	0	0	0	1	0	0						
Pete Smith, R OBP: 0.278, SLG: 0.267 Geronimo Berroa, R OBP: 0.333, SLG: 0.327 Jim Acker, R OBP: 0.232, SLG: 0.310			SH2-3		G3		G1-3		K	1	0	0	0	0	0	3						
Ron Gant, R OBP: 0.232, SLG: 0.310			1-2						K	1	0	0	0	0	1	0						
Inning Stats	R: 0 E: 0 K: 1 S: 10	H: 1 LOB: 1 BB: 0 P: 15	R: 0 E: 0 K: 0 S: 4	H: 0 LOB: 0 BB: 0 P: 7	R: 0 E: 0 K: 0 S: 9	H: 0 LOB: 2 BB: 2 P: 20	R: 2 E: 0 K: 0 S: 8	H: 2 LOB: 0 BB: 0 P: 10	R: 0 E: 0 K: 0 S: 7	H: 0 LOB: 3 BB: 1 P: 14	R: 0 E: 0 K: 0 S: 10	H: 2 LOB: 3 BB: 1 P: 17	R: 0 E: 0 K: 1 S: 5	H: 0 LOB: 0 BB: 0 P: 6	R: 0 E: 0 K: 1 S: 10	H: 1 LOB: 1 BB: 0 P: 15	R: 0 E: 0 K: 2 S: 16	H: 1 LOB: 2 BB: 1 P: 24	1B: 4 2B: 2 3B: 0 HR: 1	SF: 0 SAC: 1 DP: 0 HBP: 0	WP: 0 PB: 0 SB: 0 CS: 0	PA: 39
PITCHER	IP	WLS	BF	H	R	ER	SO	BB	IBB	HBP	BLK	WP	HR	S	P	ERA	WHIP					
Greg Maddux, R ERA: 3.05 Mitch Williams, L ERA: 2.13	7.1	W	31	5	2	2	2	3	1	0	0	0	0	55	92	2.46	1.091					
	1.2	S	8	2	0	0	3	1	0	0	0	0	0	24	36	0.00	1.800					



Batter	1	2	3	4	5	6	7	8	9	AB	R	H	RBI	BB	SO	LOB	TOP										
Brett Butler, L (1, 8) OBP: 0.395, SLG: 0.383	0-1 CS 1B		4-1 G6-4-3 BB		1-3 K			0-3 K		3	0	1	0	1	2	0	San Francisco Giants @ Atlanta Braves Atlanta-Fulton County Stadium, Atlanta, GA Sat Jun 03 1989, 3:33 AM EDT Att: 16,181 - Unknown - 87 F										
Robby Thompson, R (1, 4) OBP: 0.353, SLG: 0.476	1 SAFE G6-3		0-0 G6-4-3			3-1 F8		3-2 G6-3		4	0	0	0	0	0	3											
Will Clark, L (1, 3) OBP: 0.450, SLG: 0.622	0-1 E6			2-0 HR 1B		1-2 G4-3		1-0 G6-3		4	1	1	0	0	0	0											
Kevin Mitchell, R (1, 7) OBP: 0.370, SLG: 0.688	3-2 G5-3			1-2 HR 1-H		1-1 F8			0-0 HR 1B	4	2	2	2	0	0	1											
Candy Maldonado, R (1, 9) OBP: 0.278, SLG: 0.293		1-1 G6-3		3-2 F9			4-0 G3 S BB		2-0 HR 1-H	3	1	1	2	1	0	0											
Ernest Riles, L (1, 5) OBP: 0.375, SLG: 0.483		1-3 K		1-3 K			3-3 K 1-2		1-1 G3	4	0	0	0	0	3	1											
Kirt Manwaring, R (1, 2) OBP: 0.278, SLG: 0.284		1-1 G3		1-0 G6-3			0-1 G3		2-1 G6-3	4	0	0	0	0	0	1											
Jose Uribe, S (1, 6) OBP: 0.284, SLG: 0.293			1-1 L6		3-2 F8				0-0 G4-3	3	0	0	0	1	0	0											
Don Robinson, R (1, 1) OBP: 0.300, SLG: 0.433			0-0 BB 1B		2-2 G5-3					1	0	1	0	0	0	0											
Atlee Hammaker, S (4, 1) OBP: 0.364, SLG: 0.455										2	0	0	0	0	0	2											
Michael LaCoss, R (9, 1) OBP: 0.364, SLG: 0.455										0	0	0	0	0	0	0											
Inning Stats	R: 0 E: 1 K: 0 S: 9	H: 1 LOB: 1 BB: 0 P: 14	R: 0 E: 0 K: 1 S: 7	H: 0 LOB: 0 BB: 0 P: 10	R: 0 E: 0 K: 0 S: 5	H: 1 LOB: 1 BB: 1 P: 10	R: 2 E: 0 K: 1 S: 14	H: 2 LOB: 0 BB: 0 P: 22	R: 0 E: 0 K: 1 S: 10	H: 0 LOB: 0 BB: 0 P: 16	R: 0 E: 0 K: 0 S: 7	H: 0 LOB: 0 BB: 0 P: 12	R: 0 E: 0 K: 1 S: 6	H: 0 LOB: 2 BB: 2 P: 18	R: 0 E: 0 K: 0 S: 8	H: 0 LOB: 0 BB: 0 P: 12	R: 2 E: 0 K: 0 S: 7	H: 2 LOB: 2 BB: 0 P: 12	1B: 4 2B: 0 3B: 0 HR: 2	SF: 0 SAC: 0 DP: 1 HBP: 0	WP: 0 PB: 0 SB: 1 CS: 1	PA: 35					
PITCHER	IP	WLS	BF	H	R	ER	SO	BB	IBB	HBP	BLK	WP	HR	S	P	ERA	WHIP										
Zane Smith, L (1, 1) ERA: 4.48	8.0	L	30	4	2	2	5	2	1	0	0	0	1	66	114	2.25	0.750										
José Álvarez, R (9, 1) ERA: 2.45	1.0		5	2	2	2	0	0	0	0	0	0	1	7	12	18.00	2.000										

AB	32
R	4
H	6
RBI	4
BB	3
SO	5
LOB	8



Batter	1	2	3	4	5	6	7	8	9	AB	R	H	RBI	BB	SO	LOB	BOTTOM										
Jeff Treadway, L (1, 4) OBP: 0.333, SLG: 0.383	1-0 F9		1-2 F8			0-1 BB 1B		2-2 F7		4	0	1	0	0	0	1	San Francisco Giants @ Atlanta Braves Atlanta-Fulton County Stadium, Atlanta, GA Sat Jun 03 1989, 3:33 AM EDT Att: 16,181 - Unknown - 87 F										
Tommy Gregg, L (1, 9) OBP: 0.406, SLG: 0.523	3-2 P2			3-2 F8		4-1 BB 1B		1-2 BB		3	0	0	0	1	0	0											
Gerald Perry, L (1, 3) OBP: 0.360, SLG: 0.344	0-1 G3-1			1-2 G5-4-3 1B		0-0 G6-3			0-0 E1 1B	4	0	2	0	0	0	2											
Dale Murphy, R (1, 8) OBP: 0.502, SLG: 0.359		1-1 G4-3		1-2 G5-4-3 1-2			0-0 G6-3		1-0 G4-3	4	0	0	0	0	0	2											
Andres Thomas, R (1, 6) OBP: 0.260, SLG: 0.383		0-0 F8			0-0 P4		0-0 G6-3		0-2 G4-3	4	0	0	0	0	0	1											
Dion James, L (1, 7) OBP: 0.392, SLG: 0.333		0-0 FC5-4 1B			1-2 L3		1-0 4-3			3	0	1	0	0	0	0											
Jody Davis, R (1, 2) OBP: 0.232, SLG: 0.236		0-0 FC5-4			0-0 F9			3-2 FC5-4 1B		3	0	1	0	0	0	1											
John Russell, R (8, PR) OBP: 0.146, SLG: 0.146										0	0	0	0	0	0	0											
Ron Gant, R (1, 5) OBP: 0.228, SLG: 0.322			0-0 F8			1-1 F9		0-0 FC5-4 1-2		3	0	0	0	0	0	1											
Zane Smith, L (1, 1) OBP: 0.150, SLG: 0.150					0-1 G3		1-1 G2-3		1-0 F9	2	0	0	0	0	0	0											
Geronimo Berroa, R (8, PH) OBP: 0.344, SLG: 0.328										1	0	0	0	0	0	1											
José Álvarez, R (9, 1) ERA: 1.95										0	0	0	0	0	0	0											
Inning Stats	R: 0 E: 0 K: 0 S: 8	H: 0 LOB: 0 BB: 0 P: 12	R: 0 E: 0 K: 0 S: 5	H: 1 LOB: 1 BB: 0 P: 6	R: 0 E: 0 K: 0 S: 9	H: 0 LOB: 0 BB: 0 P: 10	R: 0 E: 0 K: 0 S: 9	H: 1 LOB: 0 BB: 0 P: 14	R: 0 E: 0 K: 0 S: 8	H: 1 LOB: 2 BB: 1 P: 14	R: 0 E: 0 K: 0 S: 3	H: 0 LOB: 0 BB: 0 P: 4	R: 0 E: 0 K: 0 S: 8	H: 1 LOB: 1 BB: 0 P: 14	R: 0 E: 1 K: 0 S: 8	H: 1 LOB: 1 BB: 0 P: 10	R: 0 E: 0 K: 0 S: 7	H: 1 LOB: 2 BB: 0 P: 12	1B: 5 2B: 0 3B: 0 HR: 0	SF: 0 SAC: 0 DP: 1 HBP: 0	WP: 0 PB: 0 SB: 0 CS: 0	PA: 32					
PITCHER	IP	WLS	BF	H	R	ER	SO	BB	IBB	HBP	BLK	WP	HR	S	P	ERA	WHIP										
Don Robinson, R (1, 1) ERA: 3.08	3.0		10	1	0	0	0	0	0	0	0	0	0	22	28	0.00	0.333										
Atlee Hammaker, L (4, 1) ERA: 2.64	5.0	W	18	3	0	0	0	1	0	0	0	0	0	33	52	0.00	0.800										
Michael LaCoss, R (9, 1) ERA: 1.95	1.0		4	1	0	0	0	0	0	0	0	0	0	8	10	0.00	1.000										

AB	31
R	0
H	5
RBI	0
BB	1
SO	0
LOB	9




Batter	1	2	3	4	5	6	7	8	9	AB	R	H	RBI	BB	SO	LOB	TOP								
Brett Butler, L OBP: 0.392, SLG: 0.381 (1, 8)										4	0	1	0	0	1	0	San Francisco Giants @ Atlanta Braves Atlanta-Fulton County Stadium, Atlanta, GA Sun Jun 04 1989, 3:33 AM EDT Att: 13,700 - Unknown AB 33 R 3 H 8 RBI 2 BB 1 SO 6 LOB 8 								
Robby Thompson, R OBP: 0.351, SLG: 0.471 (1, 4)										4	1	1	0	0	0	1									
Will Clark, L OBP: 0.446, SLG: 0.614 (1, 3)										4	0	1	0	0	0	1									
Kevin Mitchell, R OBP: 0.377, SLG: 0.702 (1, 7)										3	2	2	1	1	0	0									
Candy Maldonado, R OBP: 0.277, SLG: 0.298 (1, 9)										4	0	1	1	0	1	2									
Ernest Riles, L OBP: 0.371, SLG: 0.475 (7, 6)										4	0	1	0	0	1	1									
Chris Speier, R OBP: 0.233, SLG: 0.154 Rich Gossage, R (7, 1)										3	0	0	0	0	0	1									
Tracy Jones, R OBP: 0.153, SLG: 0.109 (9, PH)										0	0	0	0	0	0	0									
Terry Kennedy, L OBP: 0.309, SLG: 0.374 (9, PH)										1	0	0	0	0	1	1									
Kirt Manwaring, R OBP: 0.280, SLG: 0.286 (1, 2)										3	0	1	0	0	2	0									
Mike Krukow, R OBP: 0.063, SLG: 0.063 Jeff Brantley, R (5, 1)										2	0	0	0	0	0	1									
Ken Oberkfell, L OBP: 0.154, SLG: 0.150 (7, 5)										0	0	0	0	0	0	0									
										1	0	0	0	0	0	0									
Inning Stats	R: 0 E: 0 K: 0 S: 8	H: 0 LOB: 0 BB: 0 P: 15	R: 0 E: 0 K: 0 S: 7	H: 0 LOB: 0 BB: 0 P: 12	R: 0 E: 0 K: 1 S: 7	H: 0 LOB: 0 BB: 0 P: 10	R: 0 E: 0 K: 0 S: 13	H: 2 LOB: 2 BB: 0 P: 18	R: 0 E: 0 K: 0 S: 7	H: 2 LOB: 1 BB: 0 P: 12	R: 0 E: 0 K: 0 S: 5	H: 1 LOB: 0 BB: 0 P: 9	R: 1 E: 0 K: 1 S: 9	H: 1 LOB: 0 BB: 0 P: 12	R: 0 E: 0 K: 2 S: 8	H: 0 LOB: 0 BB: 0 P: 10	R: 2 E: 0 K: 2 S: 13	H: 2 LOB: 1 BB: 1 P: 22	1B: 6 2B: 1 3B: 0 HR: 1	SF: 0 SAC: 0 DP: 1 HBP: 0	WP: 1 PB: 0 SB: 0 CS: 1	PA: 34			
PITCHER	IP	WLS	BF	H	R	ER	SO	BB	IBB	HBP	BLK	WP	HR	S	P	ERA	WHIP								
Derek Liliquist, L ERA: 2.21	(1, 1)	6.0	W	21	5	0	1	0	0	0	0	0	0	47	76	0.00	0.833								
Jim Acker, R ERA: 3.2	(7, 1)	1.1		5	1	1	2	0	0	0	0	0	1	12	15	6.75	0.750								
Paul Assenmacher, L ERA: 2.63	(8, 1)	1.1		7	2	2	2	1	0	0	0	1	0	14	24	13.50	2.250								
Joe Boever, R ERA: 2.61	(9, 1)	0.1	S	1	0	0	1	0	0	0	0	0	0	4	5	0.00	0.000								


Batter	1	2	3	4	5	6	7	8	9	AB	R	H	RBI	BB	SO	LOB	BOTTOM								
Gerald Perry, L OBP: 0.352, SLG: 0.335 (1, 3)										5	0	0	0	0	0	4	San Francisco Giants @ Atlanta Braves Atlanta-Fulton County Stadium, Atlanta, GA Sun Jun 04 1989, 3:33 AM EDT Att: 13,700 - Unknown AB 34 R 6 H 12 RBI 6 BB 4 SO 2 LOB 14 								
Jeff Treadway, L OBP: 0.335, SLG: 0.390 (1, 4)										5	2	2	0	0	0	2									
Tommy Gregg, L OBP: 0.415, SLG: 0.511 (1, 9)										3	2	1	0	1	0	1									
Dale Murphy, R OBP: 0.310, SLG: 0.371 (1, 8)										4	1	3	3	0	0	0									
Darrell Evans, L OBP: 0.325, SLG: 0.422 Paul Assenmacher, L Joe Boever, R (8, 1) (9, 1)										3	1	1	3	1	0	1									
Andres Thomas, R OBP: 0.285, SLG: 0.386 (1, 6)										4	0	2	0	0	0	3									
Dion James, L OBP: 0.388, SLG: 0.331 (1, 7)										4	0	1	0	0	1	1									
Bruce Benedict, R OBP: 0.292, SLG: 0.164 (1, 2)										3	0	1	0	1	0	1									
Derek Liliquist, L OBP: 0.143, SLG: 0.143 Jim Acker, R Jeff Blauser, R (1, 1) (7, 1) (8, 5)										3	0	1	0	0	1	1									
										0	0	0	0	0	0	0									
										0	0	0	0	1	0	0									
Inning Stats	R: 1 E: 0 K: 0 S: 15	H: 2 LOB: 2 BB: 1 P: 25	R: 0 E: 0 K: 0 S: 4	H: 0 LOB: 1 BB: 1 P: 8	R: 0 E: 0 K: 0 S: 9	H: 0 LOB: 0 BB: 0 P: 13	R: 0 E: 0 K: 0 S: 15	H: 2 LOB: 1 BB: 0 P: 22	R: 4 E: 0 K: 2 S: 21	H: 5 LOB: 1 BB: 0 P: 29	R: 0 E: 0 K: 0 S: 5	H: 1 LOB: 0 BB: 0 P: 11	R: 1 E: 0 K: 0 S: 8	H: 1 LOB: 1 BB: 1 P: 16	R: 0 E: 0 K: 0 S: 7	H: 1 LOB: 2 BB: 1 P: 16		1B: 9 2B: 2 3B: 0 HR: 1	SF: 0 SAC: 0 DP: 1 HBP: 0	WP: 1 PB: 1 SB: 0 CS: 1	PA: 38				
PITCHER	IP	WLS	BF	H	R	ER	SO	BB	IBB	HBP	BLK	WP	HR	S	P	ERA		WHIP							
Mike Krukow, R ERA: 3.98	(1, 1)	4.2	L	23	8	5	1	2	0	0	0	0	0	59	91	9.64	2.143								
Jeff Brantley, R ERA: 2.67	(5, 1)	1.1		5	2	0	1	0	0	0	0	0	0	10	17	0.00	1.500								
Rich Gossage, R ERA: 1.04	(7, 1)	2.0		10	2	1	1	2	0	0	0	1	0	15	32	4.50	2.000								


Batter	1	2	3	4	5	6	7	8	9	AB	R	H	RBI	BB	SO	LOB	TOP								
Willie Randolph, R (1.4) OBP: 0.381, SLG: 0.297	P3			SH1-3 BLK BB		IHR BB	L7			2	1	0	0	2	0	1	Los Angeles Dodgers @ Atlanta Braves Atlanta-Fulton County Stadium, Atlanta, GA Mon Jun 05 1989, 7:05 PM EDT Att: 10,340 - Unknown - 76 F								
Alfredo Griffin, S (1.6) OBP: 0.238, SLG: 0.273	P6			SH1-3		F8	FC4-6			3	0	0	0	0	0	2									
Kirk Gibson, L (1.7) OBP: 0.381, SLG: 0.481	K2-3			K1-3		IHR		G6-3		4	1	1	2	0	2	1									
Eddie Murray, S (1.3) OBP: 0.359, SLG: 0.421		G3		G1-3		IHR		K		4	0	1	0	0	1	1									
Franklin Stubbs, L (1.9) OBP: 0.341, SLG: 0.306 Ricky Horton, L (6.1)						K		K		2	0	0	0	0	1	2									
Tim Leary, R (6.1)						K		K		0	0	0	0	0	0	0									
Mike Scioscia, L (9.2) OBP: 0.353, SLG: 0.373								K		1	0	0	0	0	1	0									
Jeff Hamilton, R (1.5) OBP: 0.296, SLG: 0.426										0	0	0	0	0	0	0									
John Shelby, S (1.8) OBP: 0.245, SLG: 0.201										4	2	2	1	0	1	1									
Rick Dempsey, R (1.2) OBP: 0.315, SLG: 0.250 Jay Howell, R (9.1)										4	1	2	2	0	1	0									
John Wetteland, R (1.1) Chris Gwynn, L (6, PH) Jose Gonzalez, R (6.9) OBP: 0.600, SLG: 1.000										3	0	0	0	1	1	1									
										0	0	0	0	0	0	0									
										1	0	0	0	0	1	0									
										2	0	0	0	0	0	1									
Inning Stats	R: 0 H: 0 E: 0 K: 1 S: 7	H: 0 R: 0 ER: 0 LOB: 0 BB: 0 P: 10	R: 0 H: 0 E: 0 K: 0 S: 7	H: 0 R: 0 ER: 0 LOB: 0 BB: 1 P: 12	R: 0 H: 0 E: 0 K: 2 S: 8	H: 0 R: 0 ER: 0 LOB: 0 BB: 0 P: 9	R: 0 H: 0 E: 0 K: 1 S: 9	H: 1 R: 1 ER: 1 LOB: 1 BB: 0 P: 15	R: 0 H: 1 E: 0 K: 3 S: 16	H: 1 R: 1 ER: 0 LOB: 1 BB: 0 P: 25	R: 2 H: 2 E: 0 K: 2 S: 15	H: 2 R: 1 ER: 0 LOB: 1 BB: 1 P: 26	R: 2 H: 2 E: 0 K: 0 S: 9	H: 2 R: 1 ER: 0 LOB: 1 BB: 1 P: 19	R: 0 H: 0 E: 0 K: 2 S: 12	H: 0 R: 0 ER: 0 LOB: 0 BB: 0 P: 17	R: 1 H: 1 ER: 0 LOB: 0 BB: 0 P: 8	1B: 3 2B: 1 3B: 0 HR: 3	SF: 0 SAC: 1 DP: 1 HBP: 0	WP: 0 PB: 0 SB: 0 CS: 0	PA: 36				
PITCHER	IP	WLS	BF	H	R	ER	SO	BB	IBB	HBP	BLK	WP	HR	S	P	ERA	WHIP								
29 John Smoltz, R (1.1) ERA: 2.95	7.0	L	29	5	4	4	9	4	0	0	1	0	1	71	116	5.14	1.286								
Paul Assenmacher, L (8.1) ERA: 2.77	2.0		7	1	1	1	2	0	0	0	0	0	1	19	25	4.50	0.500								


Batter	1	2	3	4	5	6	7	8	9	AB	R	H	RBI	BB	SO	LOB	BOTTOM								
Ron Gant, R (1.5) OBP: 0.223, SLG: 0.314	K									4	0	0	0	0	4	1	Los Angeles Dodgers @ Atlanta Braves Atlanta-Fulton County Stadium, Atlanta, GA Mon Jun 05 1989, 7:05 PM EDT Att: 10,340 - Unknown - 76 F								
Jeff Treadway, L (1.4) OBP: 0.325, SLG: 0.377	G3									4	0	0	0	0	1	0									
Tommy Gregg, L (1.9) OBP: 0.443, SLG: 0.509										2	0	0	0	2	0	0									
Dale Murphy, R (1.8) OBP: 0.304, SLG: 0.367										4	0	1	0	0	1	2									
Darrell Evans, L (1.3) OBP: 0.318, SLG: 0.403										4	1	1	0	0	2	1									
Andres Thomas, R (1.6) OBP: 0.256, SLG: 0.373										4	0	0	0	0	1	2									
Dion James, L (1.7) OBP: 0.379, SLG: 0.323 Paul Assenmacher, L (8.1)										3	0	1	0	0	0	1									
Jody Davis, R (1.2) OBP: 0.235, SLG: 0.234 John Russell, R (6.2) OBP: 0.140, SLG: 0.140										1	1	0	0	1	0	0									
29 John Smoltz, R (1.1) OBP: 0.323, SLG: 0.423 Terry Blocker, L (8.7) OBP: 0.276, SLG: 0.286										2	0	1	2	0	0	0									
										1	0	0	0	0	1	0									
										2	0	1	2	0	0	0									
										1	0	0	0	0	1	0									
Inning Stats	R: 0 H: 0 E: 0 K: 2 S: 9	H: 0 R: 0 ER: 0 LOB: 0 BB: 1 P: 16	R: 0 H: 0 E: 0 K: 1 S: 8	H: 0 R: 0 ER: 0 LOB: 0 BB: 0 P: 12	R: 0 H: 0 E: 0 K: 1 S: 7	H: 0 R: 0 ER: 0 LOB: 0 BB: 0 P: 9	R: 0 H: 0 E: 0 K: 0 S: 4	H: 0 R: 0 ER: 0 LOB: 0 BB: 0 P: 6	R: 2 H: 2 E: 1 K: 1 S: 13	H: 2 R: 1 ER: 1 LOB: 1 BB: 1 P: 26	R: 0 H: 0 E: 0 K: 1 S: 5	H: 0 R: 0 ER: 0 LOB: 0 BB: 1 P: 11	R: 0 H: 1 E: 0 K: 0 S: 13	H: 1 R: 0 ER: 0 LOB: 0 BB: 0 P: 18	R: 0 H: 0 E: 0 K: 2 S: 9	H: 0 R: 0 ER: 0 LOB: 0 BB: 0 P: 13		R: 0 H: 1 E: 0 K: 2 S: 17	H: 1 R: 0 ER: 0 LOB: 1 BB: 0 P: 23	1B: 2 2B: 2 3B: 0 HR: 0	SF: 0 SAC: 0 DP: 1 HBP: 0	WP: 2 PB: 0 SB: 0 CS: 0	PA: 33		
PITCHER	IP	WLS	BF	H	R	ER	SO	BB	IBB	HBP	BLK	WP	HR	S	P	ERA	WHIP								
John Wetteland, R (1.1) ERA: 2.79	5.0		19	2	2	2	5	1	1	0	0	0	0	41	69	3.60	0.600								
Ricky Horton, L (6.1) ERA: 4.29	0.1		2	0	0	0	1	1	0	0	0	0	0	4	9	0.00	3.000								
Tim Leary, R (6.1) ERA: 3.16	3.0	W	10	2	0	0	2	0	0	0	0	0	0	32	46	0.00	0.667								
Jay Howell, R (9.1) ERA: 1.14	0.2	S	2	0	0	0	2	0	0	0	0	0	0	8	10	0.00	0.000								



Batter	1	2	3	4	5	6	7	8	9	AB	R	H	RBI	BB	SO	LOB	TOP					
Jose Gonzalez, R OBP: 0.556, SLG: 0.750 (1, 9)	1-2 CS 1B		1-1 G5-3			0-2 F8		0-2 BB 1B		4	0	2	0	0	0	0	Los Angeles Dodgers @ Atlanta Braves Atlanta-Fulton County Stadium, Atlanta, GA Tue Jun 06 1989, 7:05 PM EDT Att: 7,623 - Unknown AB 31 R 0 H 6 RBI 0 BB 2 SO 0 LOB 9 					
Willie Randolph, R OBP: 0.396, SLG: 0.302 (1, 4)	2-2 SAFE F8 1-2		0-0 1B			3-2 G6-4-3 1B		4-1 BB 1B 2-3		3	0	2	0	1	0	1						
Kirk Gibson, L OBP: 0.377, SLG: 0.468 (1, 7)	4-0 BB		1-2 G1-3			0-0 G6-4-3 1-2		0-0 P6		3	0	0	0	1	0	5						
Eddie Murray, S OBP: 0.353, SLG: 0.413 (1, 3)	0-0 F8					0-0 F8		1-1 G5-3		4	0	0	0	0	0	1						
Jeff Hamilton, R OBP: 0.290, SLG: 0.416 (1, 5)		0-1 G3-1				1-0 F7		2-0 L8		4	0	0	0	0	0	0						
John Shelby, S OBP: 0.240, SLG: 0.197 (1, 8)		1-0 F7				2-2 F9		0-0 G5-3		4	0	0	0	0	0	0						
Mike Scioscia, L OBP: 0.353, SLG: 0.372 (1, 2)		0-1 1B				1-2 G4-3		0-0 F7		3	0	1	0	0	0	0						
Alfredo Griffin, S OBP: 0.240, SLG: 0.274 (1, 6)		0-0 G1-3				3-2 G4-3		0-1 FC5-4 1B		3	0	1	0	0	0	1						
Mike Morgan, R OBP: 0.095, SLG: 0.095 Tracy Woodson, R (8, PH)						0-1 G6-3		0-1 FC5-4 BB 1B 1-2		2	0	0	0	0	0	0						
Franklin Stubbs, L OBP: 0.341, SLG: 0.306 (8, PR)										1	0	0	0	0	0	0						
Tim Crews, R (8, 1)										0	0	0	0	0	0	0						
Inning Stats	R: 0 E: 0 K: 0 S: 9	H: 1 LOB: 1 BB: 1 P: 16	R: 0 E: 0 K: 0 S: 6	H: 1 LOB: 1 BB: 0 P: 7	R: 0 E: 0 K: 0 S: 7	H: 1 LOB: 1 BB: 0 P: 10	R: 0 E: 0 K: 0 S: 5	H: 0 LOB: 0 BB: 0 P: 8	R: 0 E: 0 K: 0 S: 9	H: 0 LOB: 0 BB: 0 P: 13	R: 0 E: 0 K: 0 S: 7	H: 1 LOB: 0 BB: 0 P: 10	R: 0 E: 0 K: 0 S: 4	H: 0 LOB: 0 BB: 0 P: 7	R: 0 E: 0 K: 0 S: 11	H: 2 LOB: 3 BB: 1 P: 15	R: 0 E: 0 K: 0 S: 4	H: 0 LOB: 0 BB: 0 P: 6	1B: 6 2B: 0 3B: 0 HR: 0	SF: 0 SAC: 0 DP: 1 HBP: 0	WP: 0 PB: 0 SB: 0 CS: 1	PA: 33
PITCHER Tom Glavine, L ERA: 2.75 (1, 1)	IP: 9.0 WLS: W BF: 33 H: 6 R: 0 ER: 0 SO: 0 BB: 2 IBB: 0 HBP: 0 BLK: 0 WP: 0 HR: 0 S: 62 P: 92 ERA: 0.00 WHIP: 0.889															PITCHER						

Batter	1	2	3	4	5	6	7	8	9	AB	R	H	RBI	BB	SO	LOB	BOTTOM					
Jeff Treadway, L OBP: 0.329, SLG: 0.380 (1, 4)	0-1 1B 2B 1B		2-0 G1-3			2-0 F8 2-3		0-0 SH2-3 1B		4	1	2	0	0	0	1	Los Angeles Dodgers @ Atlanta Braves Atlanta-Fulton County Stadium, Atlanta, GA Tue Jun 06 1989, 7:05 PM EDT Att: 7,623 - Unknown AB 33 R 3 H 11 RBI 3 BB 1 SO 3 LOB 19 					
Dion James, L OBP: 0.385, SLG: 0.331 (1, 7)	1-0 2B 1B 1B		0-0 1B 1B			3-1 F7		0-0 SH2-3 1-2		3	1	2	0	0	0	0						
Tommy Gregg, L OBP: 0.462, SLG: 0.544 (1, 9)	3-1 1-3 2-H		2-2 1B 1B			1-2 G3-1 E 1B		3-0 P6		4	0	3	1	0	0	1						
Dale Murphy, R OBP: 0.303, SLG: 0.365 (1, 8)	1-3 K		0-0 1B 1B			0-0 E5 G3-1		0-2 P3		4	0	1	1	0	1	4						
Darrell Evans, L OBP: 0.315, SLG: 0.387 (1, 3)	4-0 G6-4-3 IBB		2-1 F7			1-0 G3-1		1-2 G4-3		3	0	0	0	1	0	4						
Andres Thomas, R OBP: 0.256, SLG: 0.385 (1, 6)	0-0 G6-4-3 1-2		1-0 F7			3-1 P6-3		0-0 HR		4	1	1	1	0	0	7						
Jody Davis, R OBP: 0.236, SLG: 0.234 (1, 2)		0-1 G5-3				2-2 P3		2-0 1B		4	0	1	0	0	0	0						
Jeff Blausler, R OBP: 0.263, SLG: 0.393 (1, 5)	1-2 F9		1-0 WP SH1-4 1B			2-3 K		0-3 K		4	0	1	0	0	2	1						
Tom Glavine, L OBP: 0.250, SLG: 0.200 (1, 1)	2-0 G5-3		0-1 SH1-4 1-2			0-0 G1		0-1 F8		3	0	0	0	0	0	1						
Inning Stats	R: 1 E: 0 K: 1 S: 9	H: 3 LOB: 2 BB: 1 P: 18	R: 0 E: 0 K: 0 S: 6	H: 0 LOB: 0 BB: 0 P: 9	R: 1 E: 0 K: 0 S: 9	H: 3 LOB: 2 BB: 0 P: 16	R: 0 E: 0 K: 0 S: 8	H: 1 LOB: 1 BB: 0 P: 13	R: 0 E: 1 K: 0 S: 9	H: 1 LOB: 2 BB: 0 P: 17	R: 0 E: 0 K: 1 S: 6	H: 0 LOB: 0 BB: 0 P: 11	R: 0 E: 0 K: 0 S: 6	H: 1 LOB: 1 BB: 0 P: 9	R: 1 E: 0 K: 1 S: 10	H: 2 LOB: 1 BB: 0 P: 13	R: 0 E: 0 K: 1 S: 10	H: 0 LOB: 0 BB: 0 P: 6	1B: 9 2B: 1 3B: 0 HR: 1	SF: 0 SAC: 2 DP: 1 HBP: 0	WP: 1 PB: 0 SB: 0 CS: 0	PA: 36
PITCHER Mike Morgan, R ERA: 1.47 Tim Crews, R ERA: 2.57 (8, 1)	IP: 7.0 WLS: L BF: 31 H: 9 R: 2 ER: 2 SO: 2 BB: 0 IBB: 1 HBP: 0 BLK: 0 WP: 1 HR: 0 S: 53 P: 93 ERA: 2.57 WHIP: 1.286															PITCHER						

Batter	1	2	3	4	5	6	7	8	9	AB	R	H	RBI	BB	SO	LOB	TOP			
Jose Gonzalez, R (1, 9) <small>OBP: 0.417, SLG: 0.545</small> Mike Davis, L (6, FH) <small>OBP: 0.320, SLG: 0.354</small>	L4		G6-3		G1-3	F9			1B BB	3	0	0	0	0	0	0	Los Angeles Dodgers @ Atlanta Braves Atlanta-Fulton County Stadium, Atlanta, GA Wed Jun 07 1989, 7:05 PM EDT Att: 11,324 - Unknown AB 35 R 5 H 8 RBI 5 BB 4 SO 7 LOB 14 			
Willie Randolph, R (1, 4) <small>OBP: 0.391, SLG: 0.309</small>	1B BB		K			2B 1B	G6-3		1-2 1B	5	2	3	0	0	1	0				
Kirk Gibson, L (1, 7) <small>OBP: 0.370, SLG: 0.466</small>	K		G1-3			1B 2B	K		G4-3	5	1	1	1	1	0	2				
Eddie Murray, S (1, 3) <small>OBP: 0.356, SLG: 0.411</small>	1B BB					G5-3	G4-3			3	0	1	0	1	0	1				
Jeff Hamilton, R (1, 5) <small>OBP: 0.294, SLG: 0.415</small>	L4					1B BB FC3-2 IBB		G5-3		3	0	1	1	1	0	1				
Rick Dempsey, R (1, 2) <small>OBP: 0.310, SLG: 0.234</small>	K					FC3-2 1B BB	L6			3	1	0	0	1	2	3				
John Shelby, S (1, 8) <small>OBP: 0.240, SLG: 0.198</small>		L9				1-2 2-3 3-H 1B	F7			4	1	1	1	0	0	1				
Alfredo Griffin, S (1, 6) <small>OBP: 0.233, SLG: 0.266</small>	G6-3					F9	FC3-2 1B		F9	4	0	0	0	0	0	3				
Fernando Valenzuela, L (1, 1) <small>OBP: 0.050, SLG: 0.050</small> Ricky Horton, L (7, 1) <small>ERA: 2.99</small> Alejandro Pena, R (7, 1) <small>ERA: 2.91</small> Jay Howell, R (7, 1) <small>ERA: 2.53</small>	K					1-2 2-3 3-H 1B	G3			3	0	1	2	0	2	0				
Inning Stats	R: 1 E: 0 K: 2 S: 12	H: 2 LOB: 2 BB: 1 P: 23	R: 0 E: 0 K: 1 S: 8	H: 0 LOB: 0 BB: 0 P: 12	R: 0 E: 0 K: 1 S: 7	H: 1 LOB: 1 BB: 0 P: 14	R: 0 E: 0 K: 1 S: 8	H: 0 LOB: 0 BB: 0 P: 12	R: 4 E: 0 K: 0 S: 12	H: 4 LOB: 2 BB: 2 P: 29	R: 0 E: 0 K: 1 S: 7	H: 0 LOB: 0 BB: 0 P: 10	R: 0 E: 0 K: 0 S: 8	H: 0 LOB: 0 BB: 0 P: 11	R: 0 E: 0 K: 0 S: 12	H: 1 LOB: 2 BB: 1 P: 20	1B: 7 2B: 1 3B: 0 HR: 0	SF: 0 SAC: 0 DP: 0 HBP: 0	WP: 0 PB: 0 SB: 0 CS: 0	PA: 39
PITCHER	IP WLS BF H R ER SO BB IBB HBP BLK WP HR S P ERA WHIP																			
Zane Smith, L (1, 1) <small>ERA: 4.74</small> Jose Alvarez, R (6, 1) <small>ERA: 2.99</small> Jim Acker, R (7, 1) <small>ERA: 2.91</small> Joe Boever, R (9, 1) <small>ERA: 2.53</small>	5.2 L 27 7 5 5 6 2 1 0 0 0 0 0 1 101 7.94 1.588																			

Batter	1	2	3	4	5	6	7	8	9	AB	R	H	RBI	BB	SO	LOB	BOTTOM					
Jeff Blauser, R (1, 5) <small>OBP: 0.276, SLG: 0.397</small>	PB 1B BB		G4-3 G6-3 1B	1-2 1B			F8	F8		4	0	2	0	1	0	0	Los Angeles Dodgers @ Atlanta Braves Atlanta-Fulton County Stadium, Atlanta, GA Wed Jun 07 1989, 7:05 PM EDT Att: 11,324 - Unknown AB 38 R 4 H 12 RBI 4 BB 4 SO 3 LOB 20 					
Tommy Gregg, L (1, 7) <small>OBP: 0.443, SLG: 0.532</small>	F8		G6-3	L8			1B 2B	G4-3		5	1	1	0	0	0	4						
Andres Thomas, R (1, 6) <small>OBP: 0.295, SLG: 0.377</small>	G5-3		G4-3			F9	1B BB	G4-3		4	1	0	0	1	0	2						
Dale Murphy, R (1, 8) <small>OBP: 0.313, SLG: 0.372</small>	2H 1B					F8	1B BB 1B			4	1	3	1	1	0	0						
Darrell Evans, L (1, 3) <small>OBP: 0.298, SLG: 0.363</small>		K	F7			G4-3	P6			5	0	0	0	0	1	5						
Jody Davis, R (1, 2) <small>OBP: 0.238, SLG: 0.231</small> Dion James, L (7, FH) <small>OBP: 0.386, SLG: 0.333</small>	P5			L6		G1-6-3 BB	1B			2	0	0	0	1	0	0						
Geronimo Berroa, R (1, 9) <small>OBP: 0.359, SLG: 0.393</small> Jeff Wetherby, L (7, FH) <small>OBP: 1.000, SLG: 1.000</small> Bruce Benedict, R (8, 2) <small>OBP: 0.284, SLG: 0.158</small>	2B 1B			HR		E5 G1-6-3	1B			3	1	2	1	0	0	1						
Jeff Treadway, L (1, 4) <small>OBP: 0.327, SLG: 0.383</small>				K		G1-6-3	F7			4	0	1	0	0	1	4						
Zane Smith, L (1, 1) <small>OBP: 0.182, SLG: 0.182</small> Jose Alvarez, R (6, 1) <small>ERA: 4.37</small> John Russell, R (7, PH) <small>OBP: 0.136, SLG: 0.136</small> Jim Acker, R (7, 1) <small>ERA: 3.48</small> Terry Blocker, L (8, PH) <small>OBP: 0.287, SLG: 0.278</small> Joe Boever, R (9, 1) <small>ERA: 1.06</small>	G1-3					G3-1		P6		2	0	1	0	0	0	2						
Inning Stats	R: 0 E: 0 K: 0 S: 9	H: 1 LOB: 2 BB: 1 P: 19	R: 0 E: 0 K: 1 S: 11	H: 2 LOB: 0 BB: 0 P: 16	R: 0 E: 0 K: 0 S: 9	H: 1 LOB: 2 BB: 1 P: 16	R: 1 E: 0 K: 1 S: 13	H: 3 LOB: 0 BB: 0 P: 21	R: 0 E: 0 K: 0 S: 4	H: 0 LOB: 0 BB: 0 P: 8	R: 0 E: 1 K: 0 S: 9	H: 0 LOB: 1 BB: 1 P: 17	R: 3 E: 0 K: 0 S: 12	H: 4 LOB: 2 BB: 1 P: 19	R: 0 E: 0 K: 0 S: 9	H: 0 LOB: 0 BB: 0 P: 12	R: 0 E: 0 K: 1 S: 10	H: 1 LOB: 1 BB: 0 P: 13	1B: 9 2B: 2 3B: 0 HR: 1	SF: 0 SAC: 0 DP: 1 HBP: 0	WP: 0 PB: 1 SB: 0 CS: 0	PA: 42
PITCHER	IP WLS BF H R ER SO BB IBB HBP BLK WP HR S P ERA WHIP																					
Fernando Valenzuela, L (1, 1) <small>ERA: 4.37</small> Ricky Horton, L (7, 1) <small>ERA: 4.19</small> Alejandro Pena, R (7, 1) <small>ERA: 3.48</small> Jay Howell, R (7, 1) <small>ERA: 1.06</small>	6.1 W 31 9 4 4 2 4 0 0 0 0 0 0 2 110 5.68 2.053																					

Batter	1	2	3	4	5	6	7	8	9	AB	R	H	RBI	BB	SO	LOB	TOP		
Jeff Treadway, L (1,4) OBP: 0.337, SLG: 0.392 Jim Acker, R (7,1)											4	0	3	0	0	0	2		
Dion James, L (1,7) OBP: 0.377, SLG: 0.326										3	0	0	1	0	0	3			
Tommy Gregg, L (1,9) OBP: 0.427, SLG: 0.500										4	1	0	1	1	1	4			
Dale Murphy, R (1,8) OBP: 0.311, SLG: 0.365										4	1	0	0	1	1	3			
Darrell Evans, L (1,3) OBP: 0.313, SLG: 0.354 Zane Smith, L (9, PR) OBP: 0.182, SLG: 0.182										2	0	0	0	3	1	2			
Andres Thomas, R (1,6) OBP: 0.256, SLG: 0.378										5	0	2	1	0	0	2			
Ron Gant, R (1,5) OBP: 1.000, SLG: 1.000 Jeff Wetherby, L (9, PH) OBP: 1.000, SLG: 1.000										2	0	0	0	1	1	3			
Bruce Benedict, R (1,2) OBP: 0.286, SLG: 0.217 Terry Blocker, L (7, PH) OBP: 0.297, SLG: 0.276 Jeff Blauser, R (7, PH) OBP: 0.280, SLG: 0.398										3	1	1	1	0	0	1			
Derek Lilliquist, L (1,1) OBP: 0.250, SLG: 0.292 José Álvarez, R (6,1) Paul Assenmacher, L (6,1) Jody Davis, R (7, PH) OBP: 0.235, SLG: 0.228										3	2	3	0	0	0	0			
Inning Stats	R: 0 E: 0 K: 0 S: 9	H: 1 LOB: 1 BB: 1 P: 16	R: 0 E: 0 K: 0 S: 6	H: 0 LOB: 1 BB: 1 P: 12	R: 3 E: 2 K: 1 S: 14	H: 3 LOB: 2 BB: 1 P: 25	R: 0 E: 0 K: 1 S: 11	H: 2 LOB: 2 BB: 0 P: 16	R: 0 E: 0 K: 0 S: 12	H: 0 LOB: 1 BB: 0 P: 18	R: 2 E: 0 K: 1 S: 14	H: 2 LOB: 2 BB: 1 P: 23	R: 0 E: 0 K: 1 S: 13	H: 2 LOB: 2 BB: 0 P: 25	R: 0 E: 0 K: 2 S: 19	H: 0 LOB: 2 BB: 1 P: 26	1B: 9 2B: 1 3B: 0 HR: 1	SF: 1 SAC: 3 DP: 0 HBP: 0	WP: 0 PA: 45 PB: 0 SB: 2 CS: 1
PITCHER	IP WLS BF H R ER SO BB IBB HBP BLK WP HR S P ERA WHIP																		
Bob Forsch, R (1,1) ERA: 4.93	5.0	W	6	1	1	1	1	0	1	0	0	0	0	0	12	19	9.00	1.000	
Juan Agosto, L (6,1) ERA: 2.9	0.1		2	1	0	0	0	0	0	0	0	0	0	4	10	0.00	3.000		
Mark Portugal, R (7,1) ERA: 8.53	1.2		7	1	0	0	2	1	0	0	0	0	0	21	32	0.00	1.200		
Dan Schatzeder, L (7,1) ERA: 1.59	1.0	S	4	1	0	0	2	0	0	0	0	0	0	14	17	0.00	1.000		

Atlanta Braves @ Houston Astros
Astrodome, Houston, TX
Fri Jun 09 1989, 8:05 PM EDT
Att: 24,530 - Unknown

AB 35
R 5
H 11
RBI 4
BB 6
SO 7
LOB 26



Batter	1	2	3	4	5	6	7	8	9	AB	R	H	RBI	BB	SO	LOB	BOTTOM		
Billy Hatcher, R (1,7) OBP: 0.273, SLG: 0.306										5	0	3	2	0	0	0			
Gerald Young, S (1,8) OBP: 0.313, SLG: 0.230										4	0	1	0	1	0	1			
Bill Doran, S (1,4) OBP: 0.345, SLG: 0.401										4	0	0	0	0	1	3			
Glenn Davis, R (1,3) OBP: 0.346, SLG: 0.500										3	1	0	0	1	1	0			
Ken Caminiti, S (1,5) OBP: 0.305, SLG: 0.381										4	2	3	0	0	1	2			
Rafael Ramirez, R (1,6) OBP: 0.291, SLG: 0.318										4	1	2	1	0	1	1			
Terry Puhl, L (1,9) OBP: 0.384, SLG: 0.402										2	1	0	1	2	0	1			
Craig Biggio, R (1,2) OBP: 0.350, SLG: 0.440										4	1	1	1	0	0	4			
Bob Forsch, R (1,1) ERA: 4.93 Juan Agosto, L (6,1) ERA: 2.9 Louie Meadows, L (6, PH) OBP: 0.266, SLG: 0.304 Mark Portugal, R (7,1) ERA: 8.53 Dan Schatzeder, L (7,1) ERA: 1.59 Danny Darwin, R (9,1) ERA: 2.55										2	0	1	0	0	1	1			
Inning Stats	R: 0 E: 0 K: 1 S: 11	H: 1 LOB: 2 BB: 1 P: 19	R: 1 E: 0 K: 1 S: 11	H: 3 LOB: 0 BB: 0 P: 19	R: 0 E: 0 K: 0 S: 8	H: 0 LOB: 0 BB: 0 P: 12	R: 1 E: 1 K: 1 S: 14	H: 2 LOB: 1 BB: 0 P: 21	R: 0 E: 0 K: 0 S: 6	H: 0 LOB: 0 BB: 0 P: 11	R: 4 E: 2 K: 1 S: 17	H: 3 LOB: 2 BB: 2 P: 28	R: 0 E: 0 K: 1 S: 12	H: 1 LOB: 2 BB: 1 P: 20	R: 0 E: 0 K: 1 S: 7	H: 1 LOB: 1 BB: 0 P: 10	1B: 8 2B: 3 3B: 0 HR: 0	SF: 0 SAC: 0 DP: 0 HBP: 0	WP: 0 PA: 38 PB: 0 SB: 2 CS: 1
PITCHER	IP WLS BF H R ER SO BB IBB HBP BLK WP HR S P ERA WHIP																		
Derek Lilliquist, L (1,1) ERA: 2.45	5.0	L	5	2	2	4	3	1	0	0	0	0	0	9	13	0.00	9.000		
José Álvarez, R (6,1) ERA: 3.11	0.1		2	0	0	0	1	1	0	0	0	0	0	5	11	0.00	1.500		
Paul Assenmacher, L (6,1) ERA: 2.7	0.2		2	0	0	0	1	0	0	0	0	0	0	19	30	0.00	1.000		

Atlanta Braves @ Houston Astros
Astrodome, Houston, TX
Fri Jun 09 1989, 8:05 PM EDT
Att: 24,530 - Unknown


AB 34
R 6
H 11
RBI 5
BB 4
SO 6
LOB 15




Batter	1	2	3	4	5	6	7	8	9	AB	R	H	RBI	BB	SO	LOB	TOP				
Jeff Treadway, L (1,4) OBP: 0.335, SLG: 0.388										4	0	1	0	0	1	1	Atlanta Braves @ Houston Astros Astrodome, Houston, TX Sat Jun 10 1989, 8:05 PM EDT Att: 31,972 - Unknown				
Dion James, L (1,7) OBP: 0.376, SLG: 0.321 Geronimo Berroa, R (8, PH) OBP: 0.354, SLG: 0.387 Jody Davis, R (8,2) OBP: 0.235, SLG: 0.228										2	0	0	0	1	1	0					
Tommy Gregg, L (1,9) OBP: 0.416, SLG: 0.486 José Álvarez, R (8,1)										4	0	1	0	0	0	3					
Dale Murphy, R (1,8) OBP: 0.310, SLG: 0.363										4	0	1	0	0	1	1					
Darrell Evans, L (1,3) OBP: 0.301, SLG: 0.337										4	0	0	0	0	0	2					
Andres Thomas, R (1,6) OBP: 0.256, SLG: 0.376										4	0	1	0	0	0	1					
Jeff Blausler, R (1,5) OBP: 0.271, SLG: 0.385										4	0	0	0	0	0	2					
Bruce Benedict, R (1,2) OBP: 0.306, SLG: 0.230 Terry Blocker, L (8, PH) OBP: 0.256, SLG: 0.267										1	0	1	0	1	0	0					
29 John Smoltz, R (1,1) OBP: 0.313, SLG: 0.407 Jeff Wetherby, L (8, PH) OBP: 1.000, SLG: 1.000										1	0	0	0	0	0	1					
										1	0	1	0	0	0	0					
Inning Stats	R: 0 E: 0 K: 1 S: 8	H: 0 LOB: 0 BB: 0 P: 10	R: 0 E: 0 K: 0 S: 6	H: 0 LOB: 0 BB: 0 P: 8	R: 0 E: 0 K: 0 S: 8	H: 0 LOB: 1 BB: 1 P: 16	R: 0 E: 0 K: 2 S: 12	H: 1 LOB: 1 BB: 0 P: 15	R: 0 E: 0 K: 0 S: 8	H: 0 LOB: 0 BB: 1 P: 14	R: 0 E: 0 K: 0 S: 6	H: 1 LOB: 1 BB: 0 P: 7	R: 0 E: 0 K: 1 S: 15	H: 2 LOB: 2 BB: 0 P: 23	R: 0 E: 0 K: 0 S: 12	H: 1 LOB: 1 BB: 0 P: 18	1B: 6 2B: 1 3B: 0 HR: 0	SF: 0 SAC: 1 DP: 1 HBP: 0	WP: 0 PB: 0 SB: 0 CS: 0	PA: 34	
PITCHER	IP WLS BF H R ER SO BB IBB HBP BLK WP HR S P ERA WHIP	7.1 W 28 5 0 0 3 2 0 0 0 0 0 0 65 100 0.00 0.955	0.2 L 2 0 0 0 1 0 0 0 0 0 0 4 7 0.00 0.000	1.0 S 4 1 0 0 0 0 0 0 0 0 0 12 18 0.00 1.000																	

Batter	1	2	3	4	5	6	7	8	9	AB	R	H	RBI	BB	SO	LOB	BOTTOM				
Billy Hatcher, R (1,7) OBP: 0.272, SLG: 0.305										4	1	1	0	0	3	0	Atlanta Braves @ Houston Astros Astrodome, Houston, TX Sat Jun 10 1989, 8:05 PM EDT Att: 31,972 - Unknown				
Gerald Young, S (1,8) OBP: 0.309, SLG: 0.227										3	0	0	0	0	2	1					
Bill Doran, S (1,4) OBP: 0.349, SLG: 0.409										3	0	2	1	0	0	0					
Glenn Davis, R (1,3) OBP: 0.346, SLG: 0.498										3	0	1	0	0	0	1					
Terry Puhl, L (1,9) OBP: 0.356, SLG: 0.392										3	0	0	0	0	1	2					
Ken Caminiti, S (1,5) OBP: 0.301, SLG: 0.376										3	0	0	0	0	0	0					
Rafael Ramirez, R (1,6) OBP: 0.287, SLG: 0.314										3	0	0	0	0	1	0					
Craig Biggio, R (1,2) OBP: 0.343, SLG: 0.430										3	0	0	0	0	2	0					
Jim Clancy, R (1,1) OBP: 0.211, SLG: 0.222 Juan Agosto, L (8,1)										2	0	0	0	0	1	0					
Louie Meadows, L (8, PH) OBP: 0.200, SLG: 0.292 Dave Smith, R (9,1)										1	0	0	0	0	0	0					
Inning Stats	R: 0 E: 0 K: 2 S: 12	H: 2 LOB: 2 BB: 0 P: 17	R: 0 E: 0 K: 1 S: 7	H: 0 LOB: 0 BB: 0 P: 10	R: 0 E: 0 K: 2 S: 10	H: 0 LOB: 0 BB: 0 P: 14	R: 0 E: 0 K: 0 S: 6	H: 0 LOB: 0 BB: 0 P: 13	R: 0 E: 0 K: 0 S: 7	H: 0 LOB: 0 BB: 0 P: 9	R: 1 E: 0 K: 1 S: 8	H: 2 LOB: 1 BB: 0 P: 12	R: 0 E: 0 K: 2 S: 13	H: 0 LOB: 0 BB: 0 P: 14	R: 0 E: 0 K: 2 S: 8	H: 0 LOB: 0 BB: 0 P: 10	1B: 3 2B: 1 3B: 0 HR: 0	SF: 0 SAC: 0 DP: 0 HBP: 0	WP: 0 PB: 1 SB: 0 CS: 0	PA: 28	
PITCHER	IP WLS BF H R ER SO BB IBB HBP BLK WP HR S P ERA WHIP	7.0 L 25 4 1 1 8 4 0 0 0 0 0 0 63 129 0.571	1.0 L 3 0 0 0 2 0 0 0 0 0 0 8 10 0.00 0.000																		



Batter	1	2	3	4	5	6	7	8	9	AB	R	H	RBI	BB	SO	LOB	TOP								
Jeff Blausler, R (1.5) OBP: 0.284, SLG: 0.389	2-2 SH5-3 1B		2-0 1B 2B	3-3 K		1-3 K			4-1 2B BB	4	2	2	0	1	2	2	<p>Atlanta Braves @ Houston Astros Astrodome, Houston, TX Sun Jun 11 1989, 4:33 AM EDT Att: 30,001 - Unknown</p> <p>livebaseballscores.com</p> <p>AB 38 R 6 H 13 RBI 6 BB 4 SO 9 LOB 23</p> 								
Tommy Gregg, L (1.7) OBP: 0.432, SLG: 0.500	0-0 SH5-3		2-2 1B 2B	3-2 FC5-4			0-1 G1-3		1-1 1B 2B	2	1	2	0	0	0	0									
José Álvarez, R (4.1) Terry Blocker, L (7, PH) OBP: 0.259, SLG: 0.258 Jim Acker, R (7, 1)	1-2		1-2 2B 1B	1-3 1B					1-H 1B 2B	1	0	0	0	0	0	0									
Ron Gant, R (9, PH) OBP: 0.228, SLG: 0.319	0-1 P6		1-2 1B SF8	1-1 FC5-4			1-1		0-0 G4-3	5	1	2	2	0	0	4									
Andres Thomas, R (1.6) OBP: 0.261, SLG: 0.385	2-2 G5-3		3-1 1B				2-2 G5-3		4-1 1B 1B BB	4	0	1	0	1	1	2									
Dale Murphy, R (1.8) OBP: 0.312, SLG: 0.361			1-1 HR	1-3 K			0-1 P3		2-2 1B 1B	3	1	1	1	0	1	2									
Geronimo Berroa, R (1.9) OBP: 0.353, SLG: 0.431			3-3 K	3-2 SF8			1-2 G4-1		2-1 1B 1B	4	0	1	2	0	1	0									
Dion James, L (7, PH) OBP: 0.377, SLG: 0.324			4-2 BB	3-1 F9			1-3 K		1-2 2-3 3-H 1B	3	0	1	0	1	1	1									
Darrell Evans, L (1.3) OBP: 0.296, SLG: 0.333			0-3 K	0-2 G6-3			1-1 1B		2-1 F7	5	0	1	0	0	2	5									
Jody Davis, R (1.2) OBP: 0.247, SLG: 0.237			1-0 F7	4-1 1B BB			3-3 K		2-1 G1-3	1	0	0	0	0	0	1									
Jeff Wetherby, L (9, PH) OBP: 0.750, SLG: 0.750										0	0	0	0	0	0	0									
Jeff Treadway, L (1.4) OBP: 0.332, SLG: 0.383										2	0	0	0	1	1	2									
Tom Glavine, L (1.1) OBP: 0.242, SLG: 0.194																									
Charlie Puleo, R (2.1) John Russell, R (4, PH) OBP: 0.149, SLG: 0.130																									
Inning Stats	R: 0 E: 0 K: 0 S: 12	H: 1 LOB: 1 BB: 0 P: 16	R: 1 E: 0 K: 2 S: 11	H: 1 LOB: 1 BB: 20	R: 3 E: 0 K: 1 S: 21	H: 4 LOB: 1 BB: 0 P: 36	R: 0 E: 0 K: 1 S: 15	H: 1 LOB: 2 BB: 1 P: 26	R: 0 E: 0 K: 3 S: 9	H: 0 LOB: 0 BB: 0 P: 11	R: 0 E: 0 K: 3 S: 11	H: 1 LOB: 1 BB: 0 P: 17	R: 0 E: 0 K: 0 S: 10	H: 1 LOB: 1 BB: 0 P: 15	R: 0 E: 0 K: 1 S: 9	H: 1 LOB: 3 BB: 2 P: 14	R: 2 E: 0 K: 0 S: 16	H: 3 LOB: 3 BB: 2 P: 32	1B: 8 2B: 4 3B: 0 HR: 1	SF: 1 SAC: 1 DP: 0 HBP: 0	WP: 0 PB: 0 SB: 0 CS: 0	PA: 44			
PITCHER	IP	WLS	BF	H	R	ER	SO	BB	IBB	HBP	BLK	WP	HR	S	P	ERA	WHIP								
Jim Deshaies, L (1.1) ERA: 3.27	5.0	W	24	7	4	4	5	2	0	0	0	0	1	68	109	7.20	1.800								
Larry Andersen, R (6.1) ERA: 0.24	2.0		8	2	0	0	3	0	0	0	0	0	0	21	32	0.00	1.000								
Dan Schatzeder, L (8.1) ERA: 2.12	1.1		9	3	2	2	1	2	0	0	0	0	0	17	33	13.50	3.750								
Juan Agosto, L (9.1) ERA: 2.84	0.0		1	1	0	0	0	0	0	0	0	0	0	2	4	∞	∞								
Danny Darwin, R (9.1) ERA: 2.52	0.2	S	2	0	0	0	0	0	0	0	0	0	0	6	9	0.00	0.000								

Batter	1	2	3	4	5	6	7	8	9	AB	R	H	RBI	BB	SO	LOB	BOTTOM								
Billy Hatcher, R (1.7) OBP: 0.279, SLG: 0.326	1-0 1B 3B	2-2 1-3 2-H 3-H HR	2-3 K			0-1 G5-3		1-0 1B 2B		5	3	3	2	0	1	0	<p>Atlanta Braves @ Houston Astros Astrodome, Houston, TX Sun Jun 11 1989, 4:33 AM EDT Att: 30,001 - Unknown</p> <p>livebaseballscores.com</p> <p>AB 34 R 10 H 13 RBI 10 BB 6 SO 5 LOB 11</p> 								
Gerald Young, S (1.8) OBP: 0.315, SLG: 0.229	1-3 K	1-1 SAFE 1-1 SAFE 1-1 SAFE 1-1 SAFE 1-1 SAFE 1-1 SAFE	4-2 HR BB			0-0 F8		0-0 2-H 1B G4-3		3	2	1	1	2	1	1									
Bill Doran, S (1.4) OBP: 0.353, SLG: 0.423	3-1 G6-4-3 1B	3-2 1-H 2-H 3-H HR	1-1 F9			4-1 S BB		2-0 G4-3		4	1	2	5	1	0	2									
Glenn Davis, R (1.3) OBP: 0.347, SLG: 0.492	1-1 G6-4-3 1-2	4-2 2B BB	0-1 P6			3-2 F8		4-0 1B BB		3	0	0	0	2	0	2									
Ken Caminiti, S (1.5) OBP: 0.300, SLG: 0.374		L5	2-0 G1-3			0-1 SH3-4 1B		0-0 1-3 2-H 1B		1	0	0	0	0	0	0									
Craig Reynolds, L (2, PH) OBP: 0.273, SLG: 0.257		P6								4	0	2	1	0	0	1									
Rafael Ramirez, R (1.6) OBP: 0.292, SLG: 0.323		1B 2B	3-2 F8			0-0 SH3-4		1-2		3	1	2	0	0	0	0									
Terry Puhl, L (1.9) OBP: 0.380, SLG: 0.390		1B BB	1-1 G6-3			1-0 G1-3				3	1	1	0	1	0	1									
Craig Biggio, R (1.2) OBP: 0.340, SLG: 0.424		1B K	2-3 K			1-1 G5-3				4	1	1	1	0	2	4									
Jim Deshaies, L (1.1) OBP: 0.242, SLG: 0.194		1-2 1B HR	1-3 K			2-2 F9		2-2 G5-3		2	1	1	0	0	1	0									
Larry Andersen, R (6.1) ERA: 0.24		1-2 2-3 HR								1	0	0	0	0	0	0									
Dan Schatzeder, L (8.1) ERA: 2.12										0	0	0	0	0	0	0									
Juan Agosto, L (9.1) ERA: 2.84										0	0	0	0	0	0	0									
Danny Darwin, R (9.1) ERA: 2.52										0	0	0	0	0	0	0									
Inning Stats	R: 1 E: 0 K: 1 S: 8	H: 2 LOB: 0 BB: 0 P: 14	R: 7 E: 0 K: 1 S: 32	H: 7 LOB: 3 BB: 3 P: 57	R: 0 E: 0 K: 2 S: 11	H: 0 LOB: 1 BB: 1 P: 18	R: 0 E: 0 K: 0 S: 7	H: 0 LOB: 0 BB: 0 P: 12	R: 0 E: 0 K: 1 S: 9	H: 0 LOB: 0 BB: 0 P: 14	R: 0 E: 0 K: 0 S: 8	H: 0 LOB: 1 BB: 1 P: 15	R: 0 E: 0 K: 0 S: 6	H: 1 LOB: 1 BB: 0 P: 8	R: 2 E: 0 K: 0 S: 7	H: 3 LOB: 2 BB: 1 P: 16	1B: 9 2B: 2 3B: 1 HR: 1	SF: 0 SAC: 1 DP: 1 HBP: 0	WP: 0 PB: 0 SB: 1 CS: 0	PA: 41					
PITCHER	IP	WLS	BF	H	R	ER	SO	BB	IBB	HBP	BLK	WP	HR	S	P	ERA	WHIP								
Tom Glavine, L (1.1) ERA: 3.52	1.1	L	11	7	7	7	1	1	0	0	0	0	0	22	37	47.25	6.000								
Charlie Puleo, R (2.1) ERA: 5.73	1.2		10	2	1	1	3	3	0	0	0	0	0	29	52	5.40	3.000								
José Álvarez, R (4.1) ERA: 2.81	3.0		10	0	0	0	1	1	0	0	0	0	0	24	41	0.00	0.333								
Jim Acker, R (7.1) ERA: 3.04	2.0		10	4	2	2	0	1	0	0	0	0	0	13	24	9.00	2.500								

Batter	1	2	3	4	5	6	7	8	9	AB	R	H	RBI	BB	SO	LOB	TOP								
Jeff Blauser, R (1,5) OBP: 0.281, SLG: 0.382	G6-3		F9			G6-3		1B 1B	FC5	5	1	1	0	0	0	3	Atlanta Braves @ San Francisco Giants Candlestick Park, San Francisco, CA Tue Jun 13 1989, 10:05 PM EDT Att: 10,484 - Unknown - 62 F								
Tommy Gregg, L (1,7) OBP: 0.419, SLG: 0.481	G1-3		G4-3			L6		1B 1B	P5	5	1	1	0	0	0	3									
Andres Thomas, R (1,6) OBP: 0.265, SLG: 0.387	K			G4-3		1B 1B		1B 1B		4	0	2	0	0	1	0									
Dale Murphy, R (1,8) OBP: 0.318, SLG: 0.368		E6		FC4-6		1B 1B		1B 1B		4	0	3	2	0	0	0									
Geromimo Berroa, R (1,9) OBP: 0.338, SLG: 0.412		L8		FC4-6		L8		F7		3	0	0	0	0	0	4									
Dion James, L (8, PH) OBP: 0.377, SLG: 0.324										0	0	0	0	0	0	0									
Ron Gant, R (8, PH) OBP: 0.227, SLG: 0.318										1	0	0	0	0	0	2									
Joe Boever, R (8,1)										0	0	0	0	0	0	0									
Darrell Evans, L (1,3) OBP: 0.295, SLG: 0.330	K			L9			G5-4-3	P5		4	0	1	0	0	1	4									
Jody Davis, R (1,2) OBP: 0.247, SLG: 0.244										4	0	2	0	0	1	2									
John Russell, R (8, PR) OBP: 0.149, SLG: 0.130	K					G4-6-3		FC5	SH1-4	0	0	0	0	0	0	0									
Jeff Treadway, L (1,4) OBP: 0.326, SLG: 0.376			E1			G4-6-3		K	SH1-4	3	0	0	0	0	1	1									
Zane Smith, L (1,1) OBP: 0.174, SLG: 0.174			SH3-4							1	0	0	0	0	0	0									
Lonnie Smith, R (8, PH) OBP: 0.456, SLG: 0.548						G6-3		K	FC5	1	0	0	0	0	1	0									
29 John Smoltz, R (8, PR) OBP: 0.313, SLG: 0.407									HBP	0	0	0	0	0	0	0									
Inning Stats	R: 0 E: 0 K: 1 S: 8	H: 0 LOB: 0 BB: 0 P: 10	R: 0 E: 1 K: 2 S: 9	H: 0 LOB: 1 BB: 0 P: 15	R: 0 E: 1 K: 0 S: 7	H: 0 LOB: 1 BB: 0 P: 8	R: 0 E: 0 K: 0 S: 8	H: 1 LOB: 1 BB: 0 P: 12	R: 0 E: 0 K: 0 S: 5	H: 1 LOB: 0 BB: 0 P: 7	R: 0 E: 0 K: 0 S: 8	H: 2 LOB: 2 BB: 0 P: 12	R: 0 E: 0 K: 1 S: 5	H: 1 LOB: 0 BB: 0 P: 7	R: 2 E: 0 K: 1 S: 21	H: 4 LOB: 2 BB: 0 P: 29	R: 0 E: 0 K: 0 S: 10	H: 1 LOB: 2 BB: 0 P: 16	1B: 10 2B: 0 3B: 0 HR: 0	SF: 0 SAC: 2 DP: 2 HBP: 1	WP: 0 PB: 1 SB: 0 CS: 0	PA: 38			
PITCHER	IP	WLS	BF	H	R	ER	SO	BB	IBB	HBP	BLK	WP	HR	S	P	ERA	WHIP								
Atlee Hammaker, L (1,1) ERA: 3.57	7.1	W	30	8	2	2	5	0	0	0	0	0	0	60	85	2.46	1.091								
Ernie Camacho, R (8,1)	0.0		1	1	0	0	0	0	0	0	0	0	0	4	6	∞	∞								
Craig Lefferts, L (8,1) ERA: 1.55	1.2	S	7	1	0	0	0	0	0	1	0	0	0	17	25	0.00	0.600								

AB 35
R 2
H 10
RBI 2
BB 0
SO 5
LOB 19



Batter	1	2	3	4	5	6	7	8	9	AB	R	H	RBI	BB	SO	LOB	BOTTOM								
Brett Butler, L (1,8) OBP: 0.381, SLG: 0.361	G1-3		FC1-6			G6-3		K		4	1	0	1	0	1	3	Atlanta Braves @ San Francisco Giants Candlestick Park, San Francisco, CA Tue Jun 13 1989, 10:05 PM EDT Att: 10,484 - Unknown - 62 F								
Robby Thompson, R (1,4) OBP: 0.372, SLG: 0.475	K		E6			G6-3		P3		4	1	1	0	0	1	0									
Will Clark, L (1,3) OBP: 0.425, SLG: 0.573	F9		CS		B2-3	G6-3		G3-1		4	0	0	0	0	0	1									
Candy Maldonado, R (1,9) OBP: 0.281, SLG: 0.320		G6-3			1B			K		4	0	2	1	0	1	0									
Tracy Jones, R (1,7) OBP: 0.226, SLG: 0.195		G3			1B		E5			3	0	1	0	0	0	1									
Greg Litton, R (1,5) OBP: 0.360, SLG: 0.522		L9			1B		G5-4-3			3	0	0	0	0	0	4									
Kirt Manwaring, R (1,2) OBP: 0.257, SLG: 0.253			G1-3			L4		F8		3	0	0	0	0	0	0									
Jose Uribe, S (1,6) OBP: 0.302, SLG: 0.305			E6			SH1		SH3-4		3	1	2	0	0	0	0									
Atlee Hammaker, S (1,1) OBP: 0.417, SLG: 0.500			FC1-6			SH1				1	0	1	0	0	0	0									
Ernie Camacho, R (8,1)										0	0	0	0	0	0	0									
Craig Lefferts, L (8,1)										0	0	0	0	0	0	0									
Inning Stats	R: 0 E: 0 K: 1 S: 11	H: 0 LOB: 0 BB: 0 P: 17	R: 0 E: 0 K: 0 S: 6	H: 0 LOB: 0 BB: 0 P: 12	R: 2 E: 4 K: 0 S: 8	H: 1 LOB: 0 BB: 0 P: 14	R: 0 E: 0 K: 0 S: 8	H: 2 LOB: 1 BB: 0 P: 12	R: 0 E: 1 K: 0 S: 9	H: 1 LOB: 1 BB: 0 P: 13	R: 0 E: 0 K: 1 S: 8	H: 1 LOB: 0 BB: 0 P: 12	R: 0 E: 0 K: 1 S: 8	H: 0 LOB: 0 BB: 0 P: 10	1B: 6 2B: 1 3B: 0 HR: 0	SF: 0 SAC: 2 DP: 2 HBP: 0		WP: 0 PB: 0 SB: 0 CS: 1	PA: 32						
PITCHER	IP	WLS	BF	H	R	ER	SO	BB	IBB	HBP	BLK	WP	HR	S	P	ERA		WHIP							
Zane Smith, L (1,1) ERA: 4.45	7.0	L	28	7	3	1	2	0	0	0	0	0	0	59	94	1.29	1.000								
Joe Boever, R (8,1) ERA: 2.45	1.0		3	0	0	0	1	0	0	0	0	0	0	8	10	0.00	0.000								

AB 29
R 3
H 7
RBI 2
BB 0
SO 3
LOB 9



Batter	1	2	3	4	5	6	7	8	9	AB	R	H	RBI	BB	SO	LOB	TOP			
Jeff Treadway, L (1,4) OBP: 0.325, SLG: 0.390	1-2 HR		1-3 K		0-1 G6-3			1-0 L8		4	1	1	1	0	1	1	<p>Atlanta Braves @ San Francisco Giants</p> <p>Candlestick Park, San Francisco, CA</p> <p>Wed Jun 14, 1989, 6:33 AM EDT</p> <p>Att: 12,140 - Sunny</p>			
Dion James, L (1,7) OBP: 0.390, SLG: 0.329	0-0 G3-1		1-2 E5			0-0 1B		2-2 G6-4-3 1B		4	0	2	0	0	0	0				
Tommy Gregg, L (1,9) OBP: 0.400, SLG: 0.457	1-0 P6		2-1 P5			2-2 L8		1-1 G6-4-3 1-2		4	0	0	0	0	0	4				
Dale Murphy, R (1,8) OBP: 0.313, SLG: 0.362	1-2 G6-3				0-1 G6-3		1-3 K		1-3 K	4	0	0	0	0	2	1				
Darrell Evans, L (1,3) OBP: 0.295, SLG: 0.330		3-2 G4-3 2B		4-2 BB		1-1 F9			1-0 L9	0	0	0	0	0	0	0				
Lonnie Smith, R (1,7) OBP: 0.457, SLG: 0.550										3	0	1	0	1	0	1				
Andres Thomas, R (1,6) OBP: 0.260, SLG: 0.380		0-2 G4-3		1-1 F8					0-0 L9	4	0	0	0	0	0	2				
Ron Gant, R (1,5) OBP: 0.224, SLG: 0.313		2-3 K		1-1 P6				2-3 K		3	0	0	0	0	2	2				
Bruce Benedict, R (1,2) OBP: 0.293, SLG: 0.219		1-2 P3			1-0 G5-3				0-0 G5-3	3	0	0	0	0	0	1				
Derek Lilliquist, L (1,1) OBP: 0.240, SLG: 0.280					0-0 F7				0-1 1B	1	0	0	0	0	0	0				
Charlie Puleo, R (3,1) ERA: 5.63										0	0	0	0	0	0	0				
Jeff Blauser, R (5, PH) ERA: 2.75										0	0	0	0	0	0	0				
José Alvarez, R (5,1) ERA: 2.65										0	0	0	0	0	0	0				
Geronimo Berroa, R (8, PH) ERA: 2.65										0	0	0	0	0	0	0				
Paul Assenmacher, L (8,1) ERA: 1.9										0	0	0	0	0	0	0				
Inning Stats	R: 1 E: 0 K: 0 S: 9	H: 1 LOB: 0 BB: 0 P: 12	R: 0 E: 0 K: 1 S: 14	H: 1 LOB: 1 BB: 0 P: 19	R: 0 E: 1 K: 1 S: 14	H: 0 LOB: 1 BB: 0 P: 18	R: 0 E: 0 K: 0 S: 9	H: 0 LOB: 1 BB: 1 P: 15	R: 0 E: 0 K: 1 S: 6	H: 1 LOB: 0 BB: 0 P: 13	R: 0 E: 0 K: 1 S: 6	H: 0 LOB: 0 BB: 0 P: 9	R: 0 E: 0 K: 0 S: 9	H: 2 LOB: 1 BB: 0 P: 13	R: 0 E: 0 K: 1 S: 5	H: 0 LOB: 0 BB: 0 P: 7	1B: 3 2B: 1 3B: 0 HR: 1	SF: 0 SAC: 0 DP: 1 HBP: 0	WP: 0 PB: 0 SB: 0 CS: 0	PA: 33
PITCHER	IP WLS BF H R ER SO BB IBB HBP BLK WP HR S P ERA WHIP																			
Don Robinson, R (1,1) ERA: 2.75	7.0 W 26 3 1 1 5 1 0 0 0 0 0 1 67 93 1.29 0.571																			
Terry Mulholland, L (8,1) ERA: 4.09	1.0 4 2 0 0 0 0 0 0 0 0 0 0 9 13 0.00 2.000																			
Michael LaCoss, R (9,1) ERA: 1.9	1.0 3 0 0 0 0 1 0 0 0 0 0 0 5 7 0.00 0.000																			

Batter	1	2	3	4	5	6	7	8	9	AB	R	H	RBI	BB	SO	LOB	BOTTOM			
Tracy Jones, R (1,8) OBP: 0.245, SLG: 0.239	2-1 G6-3	0-1 2B	3-2 1H 2H 2B			0-1 WP BB 1B		2-3 K		5	0	3	2	0	1	1	<p>Atlanta Braves @ San Francisco Giants</p> <p>Candlestick Park, San Francisco, CA</p> <p>Wed Jun 14, 1989, 6:33 AM EDT</p> <p>Att: 12,140 - Sunny</p>			
Robby Thompson, R (1,4) OBP: 0.373, SLG: 0.491	3-2 HR	0-0 G6-3	2-3 K			2-0 P3		1-2 1H 2B		5	2	2	2	0	1	3				
Will Clark, L (1,3) OBP: 0.426, SLG: 0.574	2-0 2B	1-1 F8		0-3 K		4-1 WP BB		1-1 E 1B		3	1	1	0	1	1	1				
Ken Oberkfell, L (6, PR) OBP: 0.164, SLG: 0.206	2B					1-2 WP BB		2-H 1B		1	0	1	1	0	0	0				
Kevin Mitchell, R (1,7) OBP: 0.392, SLG: 0.712	4-0 2B 1B IBB		3-1 SH BB SF7 1B		2-0 F8			0-1 E4		2	2	1	0	1	0	0				
Donell Nixon, R (5,8) OBP: 0.297, SLG: 0.260						3-2 F9		0-1 1-2 1B		2	0	0	0	0	0	3				
Candy Maldonado, R (1,9) OBP: 0.289, SLG: 0.329	2-2 1B 2B		4-2 SH BB		0-0 G6-3			1-3 G3-6-3 1B		4	2	2	1	1	1	2				
Greg Litton, R (1,5) OBP: 0.357, SLG: 0.480	3-3 K		1-1 SH 1B 2B			4-2 G4-6-3 BB		0-0 G3-6-3 1-2		2	1	0	0	1	1	3				
Kirt Manwaring, R (1,2) OBP: 0.260, SLG: 0.260	2-2 1B		2-2 SF7			0-0 G4-6-3		0-1 G3		1	0	1	2	0	0	0				
Terry Kennedy, L (3, PH) OBP: 0.325, SLG: 0.396						1-2 1-2				2	0	0	1	0	0	1				
Jose Uribe, S (1,6) OBP: 0.296, SLG: 0.299	1-0 P6		3-H 2-H F8			0-0 G3		1-3 K		4	0	0	0	0	1	3				
Don Robinson, R (1,1) OBP: 0.289, SLG: 0.395		1-2 F8	1-0 2B 1B			2-3 K		0-0 2B 1B		3	1	1	1	0	1	0				
Terry Mulholland, R (8,1) ERA: 5.63										0	0	0	0	0	0	0				
Bill Bathe, R (8, PH) ERA: 2.65										1	1	1	0	0	0	0				
Michael LaCoss, R (9,1) ERA: 1.9										0	0	0	0	0	0	0				
Inning Stats	R: 4 E: 0 K: 1 S: 17	H: 4 LOB: 1 BB: 1 P: 36	R: 0 E: 0 K: 0 S: 10	H: 1 LOB: 1 BB: 0 P: 12	R: 4 E: 1 K: 1 S: 21	H: 3 LOB: 1 BB: 1 P: 39	R: 0 E: 0 K: 1 S: 5	H: 0 LOB: 0 BB: 0 P: 7	R: 0 E: 0 K: 0 S: 6	H: 1 LOB: 3 BB: 1 P: 22	R: 0 E: 0 K: 0 S: 5	H: 1 LOB: 0 BB: 0 P: 5	R: 2 E: 1 K: 3 S: 20	H: 3 LOB: 2 BB: 0 P: 26	R: 0 E: 0 K: 0 S: 5	H: 0 LOB: 0 BB: 0 P: 7	1B: 7 2B: 5 3B: 0 HR: 1	SF: 1 SAC: 1 DP: 2 HBP: 0	WP: 1 PB: 0 SB: 0 CS: 0	PA: 41
PITCHER	IP WLS BF H R ER SO BB IBB HBP BLK WP HR S P ERA WHIP																			
Derek Lilliquist, L (1,1) ERA: 3.08	2.0 L 8 2 1 0 2 0 0 0 0 0 0 0 19 31 0.00 1.000																			
Charlie Puleo, R (3,1) ERA: 5.63	3.0 11 2 0 0 1 2 0 0 0 0 1 0 22 37 0.00 1.333																			
José Alvarez, R (5,1) ERA: 2.65	1.0 7 3 2 2 3 0 0 0 0 0 0 0 20 26 18.00 3.000																			

AB	32
R	1
H	5
RBI	1
BB	1
SO	6
LOB	12




Batter	1	2	3	4	5	6	7	8	9	AB	R	H	RBI	BB	SO	LOB	TOP																			
Lonnie Smith, R (1, 7) OBP: 0.458, SLG: 0.569	G6-3			HR		F9		1B		4	1	2	1	0	0	0	Atlanta Braves @ San Francisco Giants Candlestick Park, San Francisco, CA Thu Jun 15 1989, 6:33 AM EDT Att: 9,403 - Sunny																			
Jeff Treadway, L (1, 4) OBP: 0.323, SLG: 0.387	F7			G3		FC6-4		G4-3		4	0	1	0	0	0	1																				
Tommy Gregg, L (1, 9)	K			G6-3		F9		F9		4	0	0	0	0	1	1																				
Dale Murphy, R (1, 8) OBP: 0.309, SLG: 0.356		K		K		FC6-4		G3		4	0	0	0	0	2	1																				
Andres Thomas, R (1, 6) OBP: 0.256, SLG: 0.374		G1-3				P3		G3-1		4	0	0	0	0	0	0																				
Dion James, L (1, 3) OBP: 0.379, SLG: 0.324		G3				E		G3		2	1	0	0	1	0	0																				
Ron Gant, R (1, 5) OBP: 0.225, SLG: 0.310						P5		G6-3		2	0	0	0	1	0	1																				
Jeff Blauser, R (9, 5) OBP: 0.279, SLG: 0.379						F9				0	0	0	0	0	0	0																				
Bruce Benedict, R (1, 2) OBP: 0.295, SLG: 0.239						E4		G5-3		3	0	1	1	0	0	1																				
29 John Smoltz, R (1, 1) OBP: 0.286, SLG: 0.367						G3		B1-3		3	0	0	0	0	1	1																				
Inning Stats	R: 0 E: 0 K: 1 S: 8	H: 0 LOB: 0 BB: 0 P: 11	R: 0 E: 0 K: 1 S: 7	H: 0 LOB: 0 BB: 0 P: 12	R: 0 E: 1 K: 0 S: 8	H: 0 LOB: 0 BB: 1 P: 15	R: 1 E: 0 K: 1 S: 15	H: 1 LOB: 0 BB: 1 P: 21	R: 1 E: 1 K: 1 S: 11	H: 1 LOB: 1 BB: 1 P: 19	R: 0 E: 0 K: 0 S: 12	H: 1 LOB: 1 BB: 0 P: 16	R: 0 E: 0 K: 0 S: 8	H: 0 LOB: 0 BB: 0 P: 15	R: 0 E: 0 K: 0 S: 8	H: 1 LOB: 1 BB: 0 P: 15	R: 0 E: 0 K: 0 S: 3	H: 0 LOB: 0 BB: 0 P: 7	1B: 2 2B: 1 3B: 0 HR: 1	SF: 0 SAC: 0 DP: 0 HBP: 0	WP: 0 PB: 0 SB: 0 CS: 0	PA: 32														
PITCHER	IP	WLS	BF	H	R	ER	SO	BB	IBB	HBP	BLK	WP	HR	S	P	ERA	WHIP	PITCHER		IP	WLS	BF	H	R	ER	SO	BB	IBB	HBP	BLK	WP	HR	S	P	ERA	WHIP
Scott Garretts, R (1, 1) ERA: 2.44	7.0	L	25	3	2	2	4	2	0	0	0	0	1	69	109	2.57	0.714			7.0	L	25	3	2	2	4	2	0	0	0	0	1	69	109	2.57	0.714
Ernie Camacho, R (8, 1) ERA:	2.0		7	1	0	0	0	0	0	0	0	0	0	11	22	0.00	0.500			2.0		7	1	0	0	0	0	0	0	0	11	22	0.00	0.500		


AB	30
R	2
H	4
RBI	2
BB	2
SO	4
LOB	6



Batter	1	2	3	4	5	6	7	8	9	AB	R	H	RBI	BB	SO	LOB	BOTTOM																			
Tracy Jones, R (1, 8) OBP: 0.233, SLG: 0.227	G5-3		K		L6		E1		FC6-4	5	0	0	0	0	1	4	Atlanta Braves @ San Francisco Giants Candlestick Park, San Francisco, CA Thu Jun 15 1989, 6:33 AM EDT Att: 9,403 - Sunny																			
Robby Thompson, R (1, 4) OBP: 0.395, SLG: 0.480	G6-3				L6		K		K	5	0	0	0	0	3	4																				
Will Clark, L (1, 3) OBP: 0.423, SLG: 0.569	F7				2B		F8		F7	4	0	1	0	0	0	0																				
Kevin Mitchell, R (1, 7) OBP: 0.390, SLG: 0.703		L1-3			L6		FC4-6		E5	3	0	0	0	1	0	1																				
Ernest Riles, L (1, 5) OBP: 0.358, SLG: 0.458							FC4-6		P5	4	0	2	0	0	0	2																				
Candy Maldonado, R (1, 9) OBP: 0.284, SLG: 0.322			K		L6				P4	4	0	0	0	0	2	4																				
Terry Kennedy, L (1, 2) OBP: 0.323, SLG: 0.387										3	0	0	0	1	0	1																				
Brett Butler, L (9, PR) OBP: 0.381, SLG: 0.361									FC6-4	0	0	0	0	0	0	0																				
Jose Uribe, S (1, 6) OBP: 0.296, SLG: 0.303									K	4	1	1	0	0	2	1																				
Scott Garretts, R (1, 1) OBP: 0.182, SLG: 0.219										2	0	1	0	0	1	0																				
Ken Oberkfell, L (7, PH) OBP: 0.176, SLG: 0.217										1	0	1	1	0	0	0																				
Donell Nixon, R (7, PR) OBP: 0.267, SLG: 0.260										0	0	0	0	0	0	0																				
Ernie Camacho, R (8, 1)										0	0	0	0	0	0	0																				
Greg Litton, R (9, PH) OBP: 0.379, SLG: 0.500										1	0	1	0	0	0	0																				
Inning Stats	R: 0 E: 0 K: 0 S: 5	H: 0 LOB: 0 BB: 0 P: 8	R: 0 E: 0 K: 1 S: 8	H: 1 LOB: 0 BB: 0 P: 14	R: 0 E: 0 K: 3 S: 10	H: 0 LOB: 0 BB: 0 P: 16	R: 0 E: 0 K: 0 S: 11	H: 2 LOB: 2 BB: 0 P: 14	R: 0 E: 0 K: 0 S: 6	H: 1 LOB: 1 BB: 0 P: 10	R: 0 E: 0 K: 1 S: 12	H: 0 LOB: 1 BB: 1 P: 19	R: 1 E: 1 K: 1 S: 10	H: 2 LOB: 2 BB: 0 P: 13	R: 0 E: 1 K: 1 S: 8	H: 0 LOB: 1 BB: 0 P: 9	R: 0 E: 0 K: 2 S: 9	H: 1 LOB: 2 BB: 1 P: 16	1B: 5 2B: 2 3B: 0 HR: 0	SF: 0 SAC: 0 DP: 0 HBP: 0	WP: 0 PB: 0 SB: 0 CS: 0	PA: 38														
PITCHER	IP	WLS	BF	H	R	ER	SO	BB	IBB	HBP	BLK	WP	HR	S	P	ERA	WHIP	PITCHER		IP	WLS	BF	H	R	ER	SO	BB	IBB	HBP	BLK	WP	HR	S	P	ERA	WHIP
29 John Smoltz, R (1, 1) ERA: 2.33	9.0	W	38	7	1	1	9	2	0	0	0	0	0	79	119	1.00	1.000			9.0	W	38	7	1	1	9	2	0	0	0	0	79	119	1.00	1.000	



Batter	1	2	3	4	5	6	7	8	9	AB	R	H	RBI	BB	SO	LOB	TOP								
Lonnie Smith, R OBP: 0.456, SLG: 0.561 (1, 7)	G6-3		1B			1B			L7	4	1	1	0	1	0	1	<p>Atlanta Braves @ Los Angeles Dodgers Dodger Stadium, Los Angeles, CA Fri Jun 16 1989, 7:05 PM PDT Att: 33,372 - Unknown</p> <p>livebaseballscorecards.com</p> <p>AB 34 R 6 H 9 RBI 6 BB 2 SO 3 LOB 10</p> 								
Jeff Treadway, L OBP: 0.325, SLG: 0.403 (1, 4)	HR		F7		SF8		G4-1	G4-3	5	2	2	1	0	0	1										
Tommy Gregg, L OBP: 0.384, SLG: 0.433 (1, 9)	G5-3		F8				F7		5	0	2	1	0	0	1										
Dale Murphy, R OBP: 0.310, SLG: 0.360 (1, 8)	G5-3			SF8		SF8		FC4-6	3	2	1	1	0	0	1										
Andres Thomas, R OBP: 0.256, SLG: 0.372 (1, 6)		G5-3		G6-3	G6-3		E2		4	0	1	1	0	0	2										
Dion James, L OBP: 0.376, SLG: 0.318 (1, 3)		F8				K	G3-1		3	0	0	0	1	1	1										
Ron Gant, R OBP: 0.230, SLG: 0.312 Jeff Blauser, R OBP: 0.279, SLG: 0.379 (8, 5)				SF8		S		G6-3	2	1	1	1	0	0	0										
Bruce Benedict, R OBP: 0.280, SLG: 0.225 (1, 2)						L7			4	0	0	0	0	1	3										
Tom Glavine, L OBP: 0.243, SLG: 0.257 Joe Boever, R (8, 1)			G1-3		G3				4	0	1	1	0	1	0										
Inning Stats	R: 1 E: 0 K: 0 S: 6	H: 1 LOB: 0 BB: 0 P: 8	R: 0 E: 0 K: 0 S: 11	H: 0 LOB: 1 BB: 0 P: 14	R: 0 E: 0 K: 0 S: 7	H: 1 LOB: 1 BB: 0 P: 7	R: 1 E: 0 K: 0 S: 7	H: 1 LOB: 1 BB: 1 P: 13	R: 2 E: 0 K: 0 S: 14	H: 2 LOB: 1 BB: 0 P: 26	R: 1 E: 0 K: 1 S: 12	H: 2 LOB: 1 BB: 0 P: 18	R: 1 E: 1 K: 0 S: 10	H: 1 LOB: 0 BB: 0 P: 17	R: 0 E: 0 K: 2 S: 8	H: 0 LOB: 0 BB: 0 P: 12	R: 0 E: 0 K: 0 S: 12	H: 1 LOB: 1 BB: 0 P: 17	1B: 6 2B: 1 3B: 1 HR: 1	SF: 2 SAC: 0 DP: 0 HBP: 2	WP: 0 PB: 0 SB: 2 CS: 0	PA: 40			
PITCHER	IP	WLS	BF	H	R	ER	SO	BB	IBB	HBP	BLK	WP	HR	S	P	ERA	WHIP								
Tim Leary, R ERA: 3.2 (1, 1)	5.0	L	23	5	4	4	0	2	0	1	0	0	1	45	68	7.20	1.400								
Tim Crews, R ERA: 2.51 (6, 1)	2.0		10	3	2	2	1	0	0	1	0	0	0	22	35	9.00	1.500								
Alejandro Pena, R ERA: 2.97 (8, 1)	2.0		7	1	0	0	2	0	0	0	0	0	0	20	29	0.00	0.500								

Batter	1	2	3	4	5	6	7	8	9	AB	R	H	RBI	BB	SO	LOB	BOTTOM								
Kirk Gibson, L OBP: 0.386, SLG: 0.493 (1, 7)	K		K					F9		4	0	1	0	0	2	2	<p>Atlanta Braves @ Los Angeles Dodgers Dodger Stadium, Los Angeles, CA Fri Jun 16 1989, 7:05 PM PDT Att: 33,372 - Unknown</p> <p>livebaseballscorecards.com</p> <p>AB 35 R 1 H 8 RBI 0 BB 0 SO 9 LOB 14</p> 								
Willie Randolph, R OBP: 0.390, SLG: 0.316 (1, 4)	F7		G4-3					1B		4	0	2	0	0	0	2									
Jose Gonzalez, R OBP: 0.370, SLG: 0.348 (1, 9)	FC6-4		E1					F9		4	0	1	0	0	1	4									
Eddie Murray, S OBP: 0.336, SLG: 0.370 (1, 3)	FC6-4		G6-3							4	0	1	0	0	0	3									
Jeff Hamilton, R OBP: 0.299, SLG: 0.401 (1, 5)		L7		L8				K		4	0	0	0	0	1	2									
Rick Dempsey, R OBP: 0.290, SLG: 0.211 Franklin Stubbs, L OBP: 0.340, SLG: 0.310 (9, PH)		P6		K						3	0	0	0	0	2	0									
John Shelby, S OBP: 0.233, SLG: 0.197 (1, 8)										1	0	0	0	0	1	0									
Alfredo Griffin, S OBP: 0.256, SLG: 0.275 (1, 6)										4	1	2	0	0	1	0									
Tim Leary, R OBP: 0.040, SLG: 0.040 Dave Anderson, R OBP: 0.287, SLG: 0.208 Tim Crews, R (6, 1) Tracy Woodson, R (7, PH) Alejandro Pena, R (8, 1)										1	0	1	0	0	0	0									
Inning Stats	R: 0 E: 0 K: 1 S: 9	H: 1 LOB: 0 BB: 0 P: 14	R: 0 E: 0 K: 0 S: 6	H: 0 LOB: 0 BB: 0 P: 13	R: 1 E: 1 K: 1 S: 19	H: 2 LOB: 2 BB: 0 P: 24	R: 0 E: 0 K: 1 S: 6	H: 0 LOB: 0 BB: 0 P: 11	R: 0 E: 0 K: 2 S: 13	H: 2 LOB: 2 BB: 0 P: 20	R: 0 E: 0 K: 2 S: 7	H: 0 LOB: 0 BB: 0 P: 10	R: 0 E: 0 K: 1 S: 6	H: 1 LOB: 0 BB: 0 P: 8	R: 0 E: 0 K: 0 S: 11	H: 2 LOB: 0 BB: 0 P: 18	R: 0 E: 0 K: 1 S: 5	H: 0 LOB: 0 BB: 0 P: 6	1B: 8 2B: 0 3B: 0 HR: 0	SF: 0 SAC: 0 DP: 1 HBP: 0	WP: 0 PB: 0 SB: 0 CS: 0	PA: 35			
PITCHER	IP	WLS	BF	H	R	ER	SO	BB	IBB	HBP	BLK	WP	HR	S	P	ERA	WHIP								
Tom Glavine, L ERA: 3.2 (1, 1)	7.2	W	31	8	1	0	8	0	0	0	0	0	0	76	116	0.00	1.043								
Joe Boever, R ERA: 2.36 (8, 1)	1.1		4	0	0	0	1	0	0	0	0	0	0	6	8	0.00	0.000								

Batter	1	2	3	4	5	6	7	8	9	AB	R	H	RBI	BB	SO	LOB	TOP											
Lonnie Smith, R OBP: 0.447, SLG: 0.547 (1, 7)	G4-3		G4-3		G5-3			E6		4	0	0	0	0	0	2	Atlanta Braves @ Los Angeles Dodgers Dodger Stadium, Los Angeles, CA Sat Jun 17 1989, 7:05 PM PDT Att: 42,940 - Unknown											
Jeff Treadway, L OBP: 0.324, SLG: 0.400 (1, 4)	G3			G3-1B		G3-1		FC1-6		4	0	1	1	0	0	1												
Tommy Gregg, L OBP: 0.379, SLG: 0.426 (1, 9)	FC5-4 1B		G3		F9			FC4-6		4	0	1	0	0	0	2												
Dale Murphy, R OBP: 0.306, SLG: 0.354 (1, 8)	FC5-4 1-2			K		P4			P2	4	0	0	0	0	1	2												
Andres Thomas, R OBP: 0.252, SLG: 0.366 (1, 6)		G2-3		G4-3			G1-3		G4-3	4	0	0	0	0	0	1												
Dion James, L OBP: 0.374, SLG: 0.335 (1, 3)	G6-3				HR		K		G4-3	4	1	1	1	0	1	0												
Ron Gant, R OBP: 0.232, SLG: 0.312 Paul Assenmacher, L Joe Boever, R (7, 1) (8, 1)	G4-3				G5-6-3 1B		G5-3			3	0	1	0	0	0	0												
Bruce Benedict, R OBP: 0.282, SLG: 0.243 (1, 2)			G5-3		G5-6-3			FC1-6 2B		3	1	1	0	0	0	1												
Pete Smith, R OBP: 0.250, SLG: 0.235 Jeff Blauser, R OBP: 0.277, SLG: 0.376 (7, 5) (8, 1)	G4-3		G4-3		G6-3			B1-3		2	0	0	0	0	0	1												
1 0 0 0 0 0 1										1	0	0	0	0	0	1												
Inning Stats	R: 0 E: 0 K: 0 S: 9	H: 1 LOB: 1 BB: 0 P: 13	R: 0 E: 0 K: 0 S: 11	H: 0 LOB: 0 BB: 0 P: 16	R: 0 E: 0 K: 0 S: 5	H: 0 LOB: 0 BB: 0 P: 5	R: 0 E: 0 K: 1 S: 7	H: 1 LOB: 1 BB: 0 P: 11	R: 1 E: 0 K: 0 S: 14	H: 2 LOB: 1 BB: 0 P: 18	R: 0 E: 0 K: 0 S: 10	H: 0 LOB: 0 BB: 0 P: 16	R: 0 E: 0 K: 1 S: 6	H: 0 LOB: 0 BB: 0 P: 8	R: 1 E: 1 K: 0 S: 9	H: 1 LOB: 1 BB: 0 P: 10	R: 0 E: 0 K: 0 S: 9	H: 0 LOB: 0 BB: 0 P: 13	1B: 3 2B: 1 3B: 0 HR: 1	SF: 0 SAC: 0 DP: 0 HBP: 0	WP: 0 PB: 0 SB: 0 CS: 0	PA: 33						
PITCHER	IP	WLS	BF	H	R	ER	SO	BB	IBB	HBP	BLK	WP	HR	S	P	ERA	WHIP											
Mike Morgan, R ERA: 1.55 (1, 1)	8.0	L	30	5	2	1	2	0	0	0	0	0	0	1	71	97	1.12	0.625										
John Wetteland, R ERA: 2.25 (9, 1)	1.0		3	0	0	0	0	0	0	0	0	0	0	9	13	0.00	0.000											

Batter	1	2	3	4	5	6	7	8	9	AB	R	H	RBI	BB	SO	LOB	BOTTOM										
Kirk Gibson, L OBP: 0.376, SLG: 0.479 (1, 7)	G4-3		G3			F8		F6		4	0	0	0	0	0	1	Atlanta Braves @ Los Angeles Dodgers Dodger Stadium, Los Angeles, CA Sat Jun 17 1989, 7:05 PM PDT Att: 42,940 - Unknown										
Willie Randolph, R OBP: 0.391, SLG: 0.323 (1, 4)	CS 1B		K			P6		2B		4	0	2	1	0	1	0											
Eddie Murray, S OBP: 0.334, SLG: 0.365 (1, 3)	K			K		K		BB		3	0	0	0	1	3	1											
Mike Davis, L OBP: 0.308, SLG: 0.351 Jose Gonzalez, R OBP: 0.337, SLG: 0.333 (7, PH) (8, 9)	F9		G4-3		G5-3		K			2	0	0	0	0	0	0											
Franklin Stubbs, L OBP: 0.333, SLG: 0.302 John Wetteland, R (8, PH) (9, 1)										1	0	0	0	0	1	2											
Mike Scioscia, L OBP: 0.346, SLG: 0.351 Dave Anderson, R OBP: 0.287, SLG: 0.208 (9, PR) (8, 9)	FC3-6 BB		G6-3			1B				2	0	1	0	2	0	0											
Jeff Hamilton, R OBP: 0.293, SLG: 0.393 (1, 5)	FC3-6 1B 1-2		G6-3		L7			K		4	0	0	0	0	1	3											
John Shelby, S OBP: 0.233, SLG: 0.198 (1, 8)					K		F7		FC3-6 1B 1-2	4	0	1	0	0	1	2											
Alfredo Griffin, S OBP: 0.263, SLG: 0.281 (1, 6)		F7						P4		4	0	2	0	0	0	2											
Mike Morgan, R OBP: 0.080, SLG: 0.080 Mariano Duncan, R OBP: 0.258, SLG: 0.323 (8, PH) (9, 9)			G3		G4-3			2B		2	0	0	0	0	0	1											
2 1 1 0 0 1 2										2	1	1	0	0	1	2											
Inning Stats	R: 0 E: 0 K: 1 S: 9	H: 1 LOB: 0 BB: 0 P: 14	R: 0 E: 0 K: 0 S: 7	H: 1 LOB: 2 BB: 1 P: 13	R: 0 E: 0 K: 1 S: 9	H: 0 LOB: 0 BB: 0 P: 14	R: 0 E: 0 K: 1 S: 6	H: 0 LOB: 0 BB: 0 P: 10	R: 0 E: 0 K: 1 S: 10	H: 1 LOB: 1 BB: 0 P: 15	R: 0 E: 0 K: 1 S: 10	H: 0 LOB: 0 BB: 0 P: 17	R: 0 E: 0 K: 0 S: 10	H: 1 LOB: 1 BB: 0 P: 13	R: 1 E: 0 K: 1 S: 12	H: 2 LOB: 2 BB: 1 P: 23	R: 0 E: 0 K: 2 S: 17	H: 1 LOB: 2 BB: 1 P: 25	1B: 5 2B: 2 3B: 0 HR: 0	SF: 0 SAC: 0 DP: 0 HBP: 0	WP: 0 PB: 0 SB: 0 CS: 1	PA: 36					
PITCHER	IP	WLS	BF	H	R	ER	SO	BB	IBB	HBP	BLK	WP	HR	S	P	ERA	WHIP										
Pete Smith, R ERA: 4.7 (1, 1)	6.0	W	21	3	0	0	5	1	0	0	0	0	0	51	83	0.00	0.667										
Paul Assenmacher, L ERA: 3.38 (7, 1)	1.2		7	2	1	1	0	0	0	0	0	0	0	17	24	5.40	1.200										
Joe Boever, R ERA: 2.27 (8, 1)	1.1	S	8	2	0	0	3	2	0	0	0	0	0	22	37	0.00	3.000										

Batter	1	2	3	4	5	6	7	8	9	AB	R	H	RBI	BB	SO	LOB	TOP						
Chris Sabo, R OBP: 0.310, SLG: 0.392	1-1 FC6-4 1B		3-2 G5-3			2-1 G4-3	1-0 F8		1-3 K								5 0 1 0 0 1 4						
Todd Benzinger, S OBP: 0.300, SLG: 0.375	2-1 FC6-4 1B		0-1 1B			0-0 1B		2-1 2B	3-1 G3								5 0 4 0 0 0 1						
Barry Larkin, R OBP: 0.311, SLG: 0.459	1-2 FC6-4		0-0 FC6-4 1B			1-0 F7											4 0 1 0 0 1 4						
Luis Quiñones, S OBP: 0.192, SLG: 0.440	1-2 FC6-4		1-3 1B														1 0 0 0 0 0 0						
Rolando Roomes, R OBP: 0.317, SLG: 0.475	1-0 L9		0-0 FC6-4														4 1 1 0 1 1 5						
Paul O'Neill, L OBP: 0.347, SLG: 0.466	2-3 K																4 0 0 0 1 2 4						
Joel Youngblood, R OBP: 0.322, SLG: 0.392		1-1 G5-3															3 1 1 0 0 0 0						
Herm Winningham, L OBP: 0.311, SLG: 0.353																	1 0 0 0 0 0 2						
Rob Dibble, L OBP: 0.356, SLG: 0.438																	0 0 0 0 0 0 0						
Ken Griffey, L OBP: 0.356, SLG: 0.438																	1 0 0 0 0 0 1						
John Franco, L OBP: 0.208, SLG: 0.217																	0 0 0 0 0 0 0						
Bo Diaz, R OBP: 0.208, SLG: 0.217		1-1 G5-3															4 0 2 1 0 0 0						
Lenny Harris, L OBP: 0.270, SLG: 0.262																	4 1 1 0 0 2 3						
Tom Browning, L OBP: 0.206, SLG: 0.156																	3 0 1 1 0 0 0						
Van Snider, L OBP: 0.333, SLG: 0.333																	1 0 1 0 0 0 0						
Inning Stats	R: 0 E: 0 K: 1 S: 12	H: 2 LOB: 2 BB: 0 P: 19	R: 0 E: 0 K: 1 S: 8	H: 0 LOB: 0 BB: 0 P: 11	R: 0 E: 0 K: 0 S: 8	H: 2 LOB: 2 BB: 0 P: 11	R: 0 E: 0 K: 2 S: 10	H: 1 LOB: 1 BB: 0 P: 14	R: 0 E: 0 K: 0 S: 7	H: 1 LOB: 1 BB: 0 P: 11	R: 2 E: 0 K: 0 S: 11	H: 4 LOB: 2 BB: 0 P: 18	R: 0 E: 0 K: 2 S: 11	H: 1 LOB: 2 BB: 1 P: 21	R: 1 E: 0 K: 1 S: 13	H: 2 LOB: 1 BB: 0 P: 19	R: 0 E: 0 K: 0 S: 9	H: 0 LOB: 1 BB: 1 P: 13	1B: 12 2B: 1 3B: 0 HR: 0	SF: 0 SAC: 0 DP: 0 HBP: 0	WP: 0 PB: 0 SB: 0 CS: 0	PA: 42	
PITCHER	IP WLS BF H R ER SO BB IBB HBP BLK WP HR S P ERA WHIP	IP WLS BF H R ER SO BB IBB HBP BLK WP HR S P ERA WHIP	IP WLS BF H R ER SO BB IBB HBP BLK WP HR S P ERA WHIP	IP WLS BF H R ER SO BB IBB HBP BLK WP HR S P ERA WHIP	IP WLS BF H R ER SO BB IBB HBP BLK WP HR S P ERA WHIP	IP WLS BF H R ER SO BB IBB HBP BLK WP HR S P ERA WHIP	IP WLS BF H R ER SO BB IBB HBP BLK WP HR S P ERA WHIP	IP WLS BF H R ER SO BB IBB HBP BLK WP HR S P ERA WHIP	IP WLS BF H R ER SO BB IBB HBP BLK WP HR S P ERA WHIP	IP WLS BF H R ER SO BB IBB HBP BLK WP HR S P ERA WHIP	IP WLS BF H R ER SO BB IBB HBP BLK WP HR S P ERA WHIP	IP WLS BF H R ER SO BB IBB HBP BLK WP HR S P ERA WHIP	IP WLS BF H R ER SO BB IBB HBP BLK WP HR S P ERA WHIP	IP WLS BF H R ER SO BB IBB HBP BLK WP HR S P ERA WHIP	IP WLS BF H R ER SO BB IBB HBP BLK WP HR S P ERA WHIP	IP WLS BF H R ER SO BB IBB HBP BLK WP HR S P ERA WHIP	IP WLS BF H R ER SO BB IBB HBP BLK WP HR S P ERA WHIP	IP WLS BF H R ER SO BB IBB HBP BLK WP HR S P ERA WHIP	IP WLS BF H R ER SO BB IBB HBP BLK WP HR S P ERA WHIP	IP WLS BF H R ER SO BB IBB HBP BLK WP HR S P ERA WHIP	IP WLS BF H R ER SO BB IBB HBP BLK WP HR S P ERA WHIP	IP WLS BF H R ER SO BB IBB HBP BLK WP HR S P ERA WHIP	IP WLS BF H R ER SO BB IBB HBP BLK WP HR S P ERA WHIP

Cincinnati Reds @ Atlanta Braves
Atlanta-Fulton County Stadium, Atlanta, GA
Wed Jun 21 1989, 7:05 PM EDT
Unknown

AB 40
R 3
H 13
RBI 2
BB 2
SO 7
LOB 24



Batter	1	2	3	4	5	6	7	8	9	AB	R	H	RBI	BB	SO	LOB	BOTTOM						
Lonnie Smith, R OBP: 0.444, SLG: 0.560	2-3 K		4-0 CS BB			1-0 F7		0-1 HR									3 1 1 2 1 1 0						
Jeff Blauser, R OBP: 0.282, SLG: 0.379	4-1 G1-3 1B BB		3-2 F8			2-1 F7		1-0 G5-3									3 0 0 0 1 0 1						
Gerald Perry, L OBP: 0.356, SLG: 0.337	0-2 G1-3 1B					0-0 F8		1-1 L4									4 0 2 0 0 0 0						
Dale Murphy, R OBP: 0.301, SLG: 0.347	0-0 G1-3					1-3 K		2-1 L6									4 1 1 0 0 1 3						
Andres Thomas, R OBP: 0.252, SLG: 0.374	1-2 G6-3					2-3 K											4 1 1 0 0 2 2						
Geromino Berroa, R OBP: 0.338, SLG: 0.405		3-1 P3															2 0 0 0 0 1 0						
Tommy Gregg, L OBP: 0.371, SLG: 0.417																	1 0 0 0 0 1 0						
Jody Davis, R OBP: 0.243, SLG: 0.235		3-3 K				1-0 P5											3 0 0 0 1 2 0						
Jeff Treadway, L OBP: 0.330, SLG: 0.402						4-1 BB											3 0 1 2 1 0 0						
Derek Liliquist, L OBP: 0.222, SLG: 0.259																	2 0 0 0 0 1 1						
Jim Acker, R OBP: 0.803, SLG: 1.000						2-3 K											0 0 0 0 0 0 0						
Jeff Wetherby, L OBP: 0.803, SLG: 1.000																	1 1 1 0 0 0 0						
Mark Eichhorn, R OBP: 0.333, SLG: 0.333																	0 0 0 0 0 0 0						
Inning Stats	R: 0 E: 0 K: 1 S: 12	H: 1 LOB: 2 BB: 1 P: 19	R: 0 E: 0 K: 1 S: 7	H: 0 LOB: 0 BB: 0 P: 13	R: 0 E: 0 K: 2 S: 5	H: 0 LOB: 0 BB: 1 P: 13	R: 0 E: 0 K: 2 S: 7	H: 0 LOB: 0 BB: 0 P: 10	R: 0 E: 0 K: 0 S: 9	H: 0 LOB: 1 BB: 1 P: 16	R: 0 E: 0 K: 0 S: 6	H: 1 LOB: 1 BB: 0 P: 11	R: 0 E: 0 K: 3 S: 10	H: 0 LOB: 0 BB: 0 P: 14	R: 2 E: 0 K: 0 S: 8	H: 2 LOB: 0 BB: 0 P: 12	R: 2 E: 0 K: 0 S: 8	H: 3 LOB: 2 BB: 1 P: 18	1B: 5 2B: 1 3B: 0 HR: 1	SF: 0 SAC: 1 DP: 0 HBP: 0	WP: 0 PB: 0 SB: 0 CS: 1	PA: 35	
PITCHER	IP WLS BF H R ER SO BB IBB HBP BLK WP HR S P ERA WHIP	IP WLS BF H R ER SO BB IBB HBP BLK WP HR S P ERA WHIP	IP WLS BF H R ER SO BB IBB HBP BLK WP HR S P ERA WHIP	IP WLS BF H R ER SO BB IBB HBP BLK WP HR S P ERA WHIP	IP WLS BF H R ER SO BB IBB HBP BLK WP HR S P ERA WHIP	IP WLS BF H R ER SO BB IBB HBP BLK WP HR S P ERA WHIP	IP WLS BF H R ER SO BB IBB HBP BLK WP HR S P ERA WHIP	IP WLS BF H R ER SO BB IBB HBP BLK WP HR S P ERA WHIP	IP WLS BF H R ER SO BB IBB HBP BLK WP HR S P ERA WHIP	IP WLS BF H R ER SO BB IBB HBP BLK WP HR S P ERA WHIP	IP WLS BF H R ER SO BB IBB HBP BLK WP HR S P ERA WHIP	IP WLS BF H R ER SO BB IBB HBP BLK WP HR S P ERA WHIP	IP WLS BF H R ER SO BB IBB HBP BLK WP HR S P ERA WHIP	IP WLS BF H R ER SO BB IBB HBP BLK WP HR S P ERA WHIP	IP WLS BF H R ER SO BB IBB HBP BLK WP HR S P ERA WHIP	IP WLS BF H R ER SO BB IBB HBP BLK WP HR S P ERA WHIP	IP WLS BF H R ER SO BB IBB HBP BLK WP HR S P ERA WHIP	IP WLS BF H R ER SO BB IBB HBP BLK WP HR S P ERA WHIP	IP WLS BF H R ER SO BB IBB HBP BLK WP HR S P ERA WHIP	IP WLS BF H R ER SO BB IBB HBP BLK WP HR S P ERA WHIP	IP WLS BF H R ER SO BB IBB HBP BLK WP HR S P ERA WHIP	IP WLS BF H R ER SO BB IBB HBP BLK WP HR S P ERA WHIP	IP WLS BF H R ER SO BB IBB HBP BLK WP HR S P ERA WHIP

Cincinnati Reds @ Atlanta Braves
Atlanta-Fulton County Stadium, Atlanta, GA
Wed Jun 21 1989, 7:05 PM EDT
Unknown

AB 30
R 4
H 7
RBI 4
BB 4
SO 9
LOB 7



Batter	1	2	3	4	5	6	7	8	9	AB	R	H	RBI	BB	SO	LOB	TOP						
Chris Sabo, R OBP: 0.312, SLG: 0.392 (1, 5)										5	0	2	0	0	2	1	Cincinnati Reds @ Atlanta Braves Atlanta-Fulton County Stadium, Atlanta, GA Wed Jun 21 1989, 7:05 PM EDT Att: 10,247 - Unknown						
Kal Daniels, L OBP: 0.417, SLG: 0.356 Ken Griffey, L OBP: 0.356, SLG: 0.438 (5, FR)										3	0	1	0	0	1	0							
Joel Youngblood, R OBP: 0.317, SLG: 0.385 (7, PH)										0	0	0	0	0	0	0							
Todd Benzinger, S OBP: 0.300, SLG: 0.373 (1, 3)										4	0	1	0	0	3	3							
Paul O'Neill, L OBP: 0.357, SLG: 0.473 (1, 9)										3	0	3	0	1	0	0							
Herm Winningham, L OBP: 0.312, SLG: 0.343 Rolando Roomes, R OBP: 0.314, SLG: 0.471 (8, PH)										2	0	0	0	1	1	3							
Luis Quiñones, S OBP: 0.267, SLG: 0.481 (1, 4)										2	0	1	0	2	1	3							
Jeff Reed, L OBP: 0.281, SLG: 0.312 Bo Diaz, R OBP: 0.204, SLG: 0.213 (6, PH)										2	0	0	0	0	0	1							
Lenny Harris, L OBP: 0.270, SLG: 0.271 (1, 6)										4	0	1	0	0	0	3							
Rick Mahler, R OBP: 0.268, SLG: 0.237 Dave Collins, S OBP: 0.303, SLG: 0.233 Norm Charlton, S OBP: 0.356, SLG: 0.539 (9, PH)										2	0	0	0	0	0	1							
Inning Stats	R: 0 H: 2 E: 0 K: 2 S: 16	H: 2 R: 0 ER: 0 LOB: 3 BB: 2 P: 32	R: 0 H: 1 E: 0 K: 1 S: 9	H: 1 R: 0 ER: 0 LOB: 1 BB: 0 P: 15	R: 0 H: 2 E: 0 K: 1 S: 11	H: 2 R: 0 ER: 0 LOB: 0 BB: 0 P: 17	R: 0 H: 0 E: 0 K: 0 S: 8	H: 0 R: 0 ER: 0 LOB: 0 BB: 1 P: 16	R: 0 H: 1 E: 1 K: 1 S: 9	H: 0 R: 0 ER: 0 LOB: 2 BB: 0 P: 12	R: 0 H: 1 E: 0 K: 1 S: 12	H: 1 R: 0 ER: 0 LOB: 0 BB: 0 P: 20	R: 0 H: 2 E: 0 K: 3 S: 12	H: 2 R: 0 ER: 0 LOB: 2 BB: 0 P: 18	R: 0 H: 0 E: 0 K: 2 S: 8	H: 0 R: 0 ER: 0 LOB: 0 BB: 0 P: 11	1B: 7 2B: 3 3B: 0 HR: 0	SF: 0 SAC: 0 DP: 3 HBP: 0	WP: 1 PB: 0 CS: 3	PA: 38			
PITCHER	IP WLS BF H R ER SO BB IBB HBP BLK WP HR S P ERA WHIP	IP WLS BF H R ER SO BB IBB HBP BLK WP HR S P ERA WHIP	IP WLS BF H R ER SO BB IBB HBP BLK WP HR S P ERA WHIP	IP WLS BF H R ER SO BB IBB HBP BLK WP HR S P ERA WHIP	IP WLS BF H R ER SO BB IBB HBP BLK WP HR S P ERA WHIP	IP WLS BF H R ER SO BB IBB HBP BLK WP HR S P ERA WHIP	IP WLS BF H R ER SO BB IBB HBP BLK WP HR S P ERA WHIP	IP WLS BF H R ER SO BB IBB HBP BLK WP HR S P ERA WHIP	IP WLS BF H R ER SO BB IBB HBP BLK WP HR S P ERA WHIP	IP WLS BF H R ER SO BB IBB HBP BLK WP HR S P ERA WHIP	IP WLS BF H R ER SO BB IBB HBP BLK WP HR S P ERA WHIP	IP WLS BF H R ER SO BB IBB HBP BLK WP HR S P ERA WHIP	IP WLS BF H R ER SO BB IBB HBP BLK WP HR S P ERA WHIP	IP WLS BF H R ER SO BB IBB HBP BLK WP HR S P ERA WHIP	IP WLS BF H R ER SO BB IBB HBP BLK WP HR S P ERA WHIP	IP WLS BF H R ER SO BB IBB HBP BLK WP HR S P ERA WHIP	IP WLS BF H R ER SO BB IBB HBP BLK WP HR S P ERA WHIP	IP WLS BF H R ER SO BB IBB HBP BLK WP HR S P ERA WHIP	IP WLS BF H R ER SO BB IBB HBP BLK WP HR S P ERA WHIP	IP WLS BF H R ER SO BB IBB HBP BLK WP HR S P ERA WHIP	IP WLS BF H R ER SO BB IBB HBP BLK WP HR S P ERA WHIP	IP WLS BF H R ER SO BB IBB HBP BLK WP HR S P ERA WHIP	
29 John Smoltz, R ERA: 2.22	5.1 W 24 6 0 0 6 4 0 0 0 1 0 62 108 0.00 1.875	2.0 7 2 0 0 3 0 0 0 0 0 0 24 37 0.00 1.000	0.2 3 1 0 0 2 0 0 0 0 0 0 7 11 0.00 1.500	1.0 S 3 0 0 0 2 0 0 0 0 0 0 8 11 0.00 0.000																			

AB 33
R 0
H 9
RBI 0
BB 4
SO 13
LOB 21



Batter	1	2	3	4	5	6	7	8	9	AB	R	H	RBI	BB	SO	LOB	BOTTOM						
Jeff Treadway, L OBP: 0.333, SLG: 0.414 (1, 4)										4	1	2	0	0	0	1	Cincinnati Reds @ Atlanta Braves Atlanta-Fulton County Stadium, Atlanta, GA Wed Jun 21 1989, 7:05 PM EDT Att: 10,247 - Unknown						
Tommy Gregg, L OBP: 0.367, SLG: 0.410 Joe Boever, R (9, 1)										4	0	1	0	0	1	2							
Gerald Perry, L OBP: 0.352, SLG: 0.332 (1, 3)										3	0	0	0	0	2	2							
Dale Murphy, R OBP: 0.298, SLG: 0.343 (1, 8)										3	0	0	0	0	0	2							
Darrell Evans, L OBP: 0.293, SLG: 0.327 Mark Eichhorn, R (8, 1)										3	0	1	0	0	0	0							
Jeff Wetherby, L OBP: 0.800, SLG: 1.000 (9, 7)										0	0	0	0	0	0	0							
Andres Thomas, R OBP: 0.248, SLG: 0.370 (1, 6)										3	0	0	0	0	0	1							
Dion James, L OBP: 0.365, SLG: 0.327 (9, 9)										3	0	0	0	0	1	1							
Bruce Benedict, R OBP: 0.295, SLG: 0.250 (1, 2)										2	0	1	0	1	0	0							
29 John Smoltz, R OBP: 0.270, SLG: 0.344 Paul Assenmacher, L OBP: 0.282, SLG: 0.379 (8, 5)										2	0	0	0	0	1	2							
Inning Stats	R: 1 H: 2 E: 1 K: 0 S: 11	H: 2 R: 0 ER: 0 LOB: 0 BB: 0 P: 19	R: 0 H: 2 E: 0 K: 1 S: 7	H: 2 R: 0 ER: 0 LOB: 2 BB: 0 P: 14	R: 0 H: 1 E: 0 K: 1 S: 8	H: 1 R: 0 ER: 0 LOB: 1 BB: 0 P: 11	R: 0 H: 0 E: 0 K: 1 S: 8	H: 0 R: 0 ER: 0 LOB: 0 BB: 0 P: 13	R: 0 H: 0 E: 0 K: 0 S: 5	H: 0 R: 0 ER: 0 LOB: 0 BB: 0 P: 9	R: 0 H: 0 E: 0 K: 1 S: 6	H: 0 R: 0 ER: 0 LOB: 0 BB: 0 P: 10	R: 0 H: 0 E: 0 K: 0 S: 6	R: 0 H: 0 E: 0 K: 1 S: 12	H: 0 R: 0 ER: 0 LOB: 1 BB: 1 P: 19	R: 0 H: 0 E: 0 K: 1 S: 8	H: 0 R: 0 ER: 0 LOB: 0 BB: 0 P: 11	1B: 3 2B: 3 3B: 0 HR: 0	SF: 0 SAC: 1 DP: 1 HBP: 0	WP: 0 PB: 0 CS: 1	PA: 29		
PITCHER	IP WLS BF H R ER SO BB IBB HBP BLK WP HR S P ERA WHIP	IP WLS BF H R ER SO BB IBB HBP BLK WP HR S P ERA WHIP	IP WLS BF H R ER SO BB IBB HBP BLK WP HR S P ERA WHIP	IP WLS BF H R ER SO BB IBB HBP BLK WP HR S P ERA WHIP	IP WLS BF H R ER SO BB IBB HBP BLK WP HR S P ERA WHIP	IP WLS BF H R ER SO BB IBB HBP BLK WP HR S P ERA WHIP	IP WLS BF H R ER SO BB IBB HBP BLK WP HR S P ERA WHIP	IP WLS BF H R ER SO BB IBB HBP BLK WP HR S P ERA WHIP	IP WLS BF H R ER SO BB IBB HBP BLK WP HR S P ERA WHIP	IP WLS BF H R ER SO BB IBB HBP BLK WP HR S P ERA WHIP	IP WLS BF H R ER SO BB IBB HBP BLK WP HR S P ERA WHIP	IP WLS BF H R ER SO BB IBB HBP BLK WP HR S P ERA WHIP	IP WLS BF H R ER SO BB IBB HBP BLK WP HR S P ERA WHIP	IP WLS BF H R ER SO BB IBB HBP BLK WP HR S P ERA WHIP	IP WLS BF H R ER SO BB IBB HBP BLK WP HR S P ERA WHIP	IP WLS BF H R ER SO BB IBB HBP BLK WP HR S P ERA WHIP	IP WLS BF H R ER SO BB IBB HBP BLK WP HR S P ERA WHIP	IP WLS BF H R ER SO BB IBB HBP BLK WP HR S P ERA WHIP	IP WLS BF H R ER SO BB IBB HBP BLK WP HR S P ERA WHIP	IP WLS BF H R ER SO BB IBB HBP BLK WP HR S P ERA WHIP	IP WLS BF H R ER SO BB IBB HBP BLK WP HR S P ERA WHIP	IP WLS BF H R ER SO BB IBB HBP BLK WP HR S P ERA WHIP	
Rick Mahler, R ERA: 3.19	6.0 L 22 6 0 0 4 0 0 0 0 0 0 45 76 0.00 0.833	2.0 7 0 0 0 1 1 0 0 0 0 0 18 28 0.00 0.500																					



Batter	1	2	3	4	5	6	7	8	9	AB	R	H	RBI	BB	SO	LOB	TOP								
Billy Hatcher, R OBP: 0.270, SLG: 0.327 (1, 7)										5	0	0	0	0	2	5	Houston Astros @ Atlanta Braves Atlanta-Fulton County Stadium, Atlanta, GA Fri Jun 23 1989, 7:05 PM EDT Att: 12,614 - Unknown								
Gerald Young, S OBP: 0.333, SLG: 0.258 (1, 8)										3	2	2	0	1	0	0									
Bill Doran, S OBP: 0.339, SLG: 0.403 (1, 4)										4	0	1	0	0	0	2									
Glenn Davis, R OBP: 0.322, SLG: 0.467 (1, 3)										3	0	1	2	0	0	0									
Terry Puhl, L OBP: 0.347, SLG: 0.382 (1, 9)										3	1	1	0	1	0	1									
Craig Reynolds, L OBP: 0.273, SLG: 0.250 (1, 6)										2	0	0	0	1	1	2									
Eric Yelding, R OBP: 0.250, SLG: 0.227 (9, PR)										0	1	0	0	0	0	0									
Rafael Ramirez, R OBP: 0.289, SLG: 0.321 (9, 6)										0	0	0	0	0	0	0									
Ken Caminiti, S OBP: 0.295, SLG: 0.362 (1, 5)										4	1	2	1	0	0	0									
Craig Biggio, R OBP: 0.319, SLG: 0.398 (1, 2)										4	0	1	0	0	1	4									
Jim Deshaies, L OBP: 0.189, SLG: 0.167 (1, 1)										1	0	0	0	0	0	0									
Danny Darwin, R OBP: 0.143, SLG: 0.143 (7, 1)										0	0	0	0	0	0	0									
Louie Meadows, L OBP: 0.205, SLG: 0.263 (9, PH)										1	0	1	2	0	0	0									
Dave Smith, R (9, 1)										0	0	0	0	0	0	0									
Inning Stats	R: 0 E: 0 K: 0 S: 7	H: 1 LOB: 0 BB: 0 P: 10	R: 0 E: 0 K: 0 S: 7	H: 0 LOB: 0 BB: 0 P: 11	R: 0 E: 0 K: 0 S: 11	H: 0 LOB: 0 BB: 0 P: 14	R: 1 E: 0 K: 2 S: 15	H: 2 LOB: 2 BB: 1 P: 26	R: 0 E: 0 K: 0 S: 14	H: 1 LOB: 1 BB: 0 P: 20	R: 1 E: 0 K: 0 S: 8	H: 1 LOB: 0 BB: 1 P: 18	R: 0 E: 0 K: 1 S: 9	H: 1 LOB: 2 BB: 1 P: 16	R: 0 E: 0 K: 0 S: 6	H: 0 LOB: 0 BB: 0 P: 11	R: 3 E: 0 K: 1 S: 18	H: 3 LOB: 1 BB: 0 P: 27	1B: 8 2B: 1 3B: 0 HR: 0	SF: 1 SAC: 3 DP: 2 HBP: 0	WP: 0 PB: 0 SB: 3 CS: 1	PA: 37			
PITCHER	IP	WLS	BF	H	R	ER	SO	BB	IBB	HBP	BLK	WP	HR	S	P	ERA	WHIP								
Pete Smith, R ERA: 4.58 (7, 1)	6.0	24	5	2	2	2	2	3	0	0	1	0	0	62	103	3.00	1.333								
Jim Acker, R ERA: 2.91 (9, 1)	2.0	7	1	0	0	1	0	0	0	0	0	0	0	15	23	0.00	0.500								
Paul Assenmacher, L ERA: 4.02 (9, 1)	0.0	L	3	2	3	3	0	0	0	0	0	0	0	7	11	∞	∞								
Mark Eichhorn, R ERA: 5.25 (9, 1)	1.0	3	1	0	0	1	0	0	0	0	0	0	0	11	16	0.00	1.000								

AB	30
R	5
H	9
RBI	5
BB	3
SO	4
LOB	14



Batter	1	2	3	4	5	6	7	8	9	AB	R	H	RBI	BB	SO	LOB	BOTTOM								
Lonnie Smith, R OBP: 0.454, SLG: 0.571 (1, 7)										5	0	4	1	0	0	0	Houston Astros @ Atlanta Braves Atlanta-Fulton County Stadium, Atlanta, GA Fri Jun 23 1989, 7:05 PM EDT Att: 12,614 - Unknown								
Jeff Blauser, R OBP: 0.280, SLG: 0.399 (1, 5)										4	1	2	1	0	1	3									
Darrell Evans, L OBP: 0.288, SLG: 0.320 (9, PH)										1	0	0	0	0	0	2									
Gerald Perry, L OBP: 0.351, SLG: 0.336 (1, 3)										5	0	2	0	0	0	4									
Dale Murphy, R OBP: 0.293, SLG: 0.341 (1, 8)										4	0	0	0	0	2	3									
Andres Thomas, R OBP: 0.249, SLG: 0.366 (1, 6)										4	0	2	0	0	0	1									
Geromino Barros, R OBP: 0.321, SLG: 0.385 (1, 9)										3	0	0	0	0	0	1									
Paul Assenmacher, L (9, 1)										0	0	0	0	0	0	0									
Mark Eichhorn, R (9, 1)										0	0	0	0	0	0	0									
Jeff Treadway, L OBP: 0.326, SLG: 0.403 (1, 4)										4	0	0	0	0	0	1									
Bruce Benedict, R OBP: 0.319, SLG: 0.263 (1, 2)										3	0	1	0	0	0	0									
John Russell, R OBP: 0.146, SLG: 0.128 (7, PR)										0	1	0	0	0	0	0									
Dion James, L OBP: 0.366, SLG: 0.329 (9, PH)										1	0	1	0	0	0	0									
Pete Smith, R OBP: 0.227, SLG: 0.211 (7, 1)										2	0	0	0	0	1	0									
Tommy Gregg, L OBP: 0.365, SLG: 0.400 (7, 9)										1	0	0	0	1	0	1									
Jeff Wetherby, L OBP: 0.571, SLG: 0.714 (8, PH)										1	0	0	0	0	0	1									
Inning Stats	R: 1 E: 0 K: 1 S: 10	H: 2 LOB: 1 BB: 0 P: 16	R: 0 E: 0 K: 0 S: 8	H: 0 LOB: 0 BB: 0 P: 13	R: 0 E: 0 K: 1 S: 16	H: 3 LOB: 0 BB: 0 P: 28	R: 0 E: 0 K: 0 S: 3	H: 0 LOB: 0 BB: 0 P: 6	R: 0 E: 0 K: 0 S: 4	H: 1 LOB: 1 BB: 0 P: 6	R: 1 E: 0 K: 0 S: 9	H: 2 LOB: 2 BB: 1 P: 15	R: 0 E: 0 K: 1 S: 9	H: 1 LOB: 1 BB: 0 P: 10	R: 0 E: 0 K: 0 S: 8	H: 2 LOB: 2 BB: 0 P: 12	1B: 9 2B: 2 3B: 0 HR: 1	SF: 0 SAC: 0 DP: 0 HBP: 0	WP: 0 PB: 0 SB: 1 CS: 1	PA: 39					
PITCHER	IP	WLS	BF	H	R	ER	SO	BB	IBB	HBP	BLK	WP	HR	S	P	ERA	WHIP								
Jim Deshaies, L ERA: 3.11 (7, 1)	6.1	27	7	2	0	0	1	0	0	0	0	0	0	14	16	0.00	1.200								
Dave Smith, R ERA: 2.28 (9, 1)	1.0	S	5	2	0	0	0	0	0	0	0	0	0	8	12	0.00	2.000								


AB	38
R	2
H	12
RBI	2
BB	1
SO	4
LOB	17



Batter	1	2	3	4	5	6	7	8	9	AB	R	H	RBI	BB	SO	LOB	TOP			
Billy Hatcher, R OBP: 0.289, SLG: 0.324 (1, 7)										5	1	1	0	0	0	2				
Gerald Young, S OBP: 0.329, SLG: 0.255 (1, 8)										3	0	0	2	0	2	3				
Bill Doran, S OBP: 0.341, SLG: 0.415 (1, 4)										4	1	2	2	0	0	2				
Glenn Davis, R OBP: 0.321, SLG: 0.462 (1, 3)										3	0	0	0	1	1					
Ken Caminiti, S OBP: 0.295, SLG: 0.361 (1, 5)										4	1	1	0	0	1	2				
Rafael Ramirez, R OBP: 0.288, SLG: 0.320 (1, 6)										4	0	1	0	0	1	3				
Terry Puhl, L OBP: 0.344, SLG: 0.379 (1, 9)										4	0	1	1	0	1	1				
Craig Biggio, R OBP: 0.323, SLG: 0.400 (1, 2)										4	2	2	0	0	0	0				
Mike Scott, R OBP: 0.119, SLG: 0.100 (1, 1)										3	0	1	0	0	0	1				
Larry Andersen, R OBP: 1.000, SLG: 1.000 (8, 1)										0	0	0	0	0	0	0				
Louie Meadows, L OBP: 0.200, SLG: 0.256 (9, PH)										1	0	0	0	0	0	0				
Dave Smith, R (9, 1)										0	0	0	0	0	0	0				
Inning Stats	R: 1 E: 1 K: 2 S: 18	H: 1 LOB: 2 BB: 0 P: 25	R: 1 E: 0 K: 1 S: 13	H: 2 LOB: 2 BB: 0 P: 23	R: 0 E: 0 K: 1 S: 9	H: 1 LOB: 1 BB: 0 P: 10	R: 1 E: 0 K: 0 S: 6	H: 2 LOB: 0 BB: 0 P: 11	R: 0 E: 0 K: 0 S: 6	H: 0 LOB: 0 BB: 0 P: 11	R: 0 E: 0 K: 0 S: 6	H: 0 LOB: 0 BB: 0 P: 12	R: 2 E: 0 K: 1 S: 14	H: 3 LOB: 0 BB: 0 P: 24	R: 0 E: 0 K: 0 S: 4	H: 0 LOB: 0 BB: 5 P: 5	1B: 8 2B: 0 3B: 0 HR: 1	SF: 1 SAC: 0 DP: 0 HBP: 0	WP: 2 PB: 0 SB: 2 CS: 2	PA: 40
PITCHER	IP WLS BF H R ER SO BB IBB HBP BLK WP HR S P ERA WHIP																			
Zane Smith, L ERA: 4.36 (1, 1)	6.0	26	6	3	2	4	1	0	0	0	1	0	58	91	3.00	1.167				
José Álvarez, R ERA: 2.95 (7, 1)	1.2	L 8	3	2	2	2	0	0	0	0	1	1	23	36	10.80	1.800				
Mark Eichhorn, R ERA: 4.73 (8, 1)	1.1	3	0	0	0	0	0	0	0	0	0	0	4	5	0.00	0.000				

Houston Astros @ Atlanta Braves
Atlanta-Fulton County Stadium, Atlanta, GA
Sat Jun 24 1989, 7:05 PM EDT
Att: 27,944 - Unknown

AB 35
R 5
H 9
RBI 5
BB 1
SO 6
LOB 15



Batter	1	2	3	4	5	6	7	8	9	AB	R	H	RBI	BB	SO	LOB	BOTTOM					
Gerald Perry, L OBP: 0.345, SLG: 0.330 (1, 3)										4	0	0	0	0	0	1						
Tommy Gregg, L OBP: 0.353, SLG: 0.385 (1, 9)										4	0	0	0	0	1	1						
Lonnie Smith, R OBP: 0.450, SLG: 0.580 (1, 7)										4	1	1	2	0	1	0						
Darrell Evans, L OBP: 0.289, SLG: 0.314 (1, 5)										2	1	0	0	1	0	0						
José Álvarez, R (7, 1)										0	0	0	0	0	0	0						
Mark Eichhorn, R (8, 1)										0	0	0	0	0	0	0						
Jeff Wetherby, L OBP: 0.500, SLG: 0.625 (9, PH)										1	0	0	0	0	1	0						
Andres Thomas, R OBP: 0.245, SLG: 0.361 (1, 6)										4	0	0	0	0	1	1						
Dale Murphy, R OBP: 0.297, SLG: 0.355 (1, 8)										3	1	2	2	0	0	0						
Jody Davis, R OBP: 0.239, SLG: 0.230 (1, 2)										3	0	0	0	0	1	1						
Jeff Treadway, L OBP: 0.321, SLG: 0.397 (1, 4)										3	0	0	0	0	1	1						
Zane Smith, L OBP: 0.185, SLG: 0.185 (1, 1)										2	1	1	0	0	0	0						
Jeff Blauser, R OBP: 0.278, SLG: 0.396 (7, 5)										1	0	0	0	0	1	0						
Inning Stats	R: 0 E: 0 K: 0 S: 9	H: 0 LOB: 0 BB: 0 P: 14	R: 2 E: 0 K: 2 S: 15	H: 1 LOB: 1 BB: 1 P: 20	R: 2 E: 0 K: 0 S: 8	H: 2 LOB: 0 BB: 0 P: 12	R: 0 E: 0 K: 1 S: 11	H: 1 LOB: 0 BB: 0 P: 12	R: 0 E: 0 K: 0 S: 5	H: 0 LOB: 0 BB: 0 P: 7	R: 0 E: 0 K: 0 S: 8	H: 0 LOB: 0 BB: 0 P: 10	R: 0 E: 0 K: 0 S: 9	H: 0 LOB: 0 BB: 0 P: 13	R: 0 E: 0 K: 2 S: 11	H: 0 LOB: 0 BB: 0 P: 19	R: 0 E: 0 K: 2 S: 7	H: 0 LOB: 0 BB: 9 P: 9	1B: 2 2B: 0 3B: 0 HR: 2	SF: 0 SAC: 0 DP: 0 HBP: 0	WP: 0 PB: 0 SB: 0 CS: 0	PA: 32
PITCHER	IP WLS BF H R ER SO BB IBB HBP BLK WP HR S P ERA WHIP																					
Mike Scott, R ERA: 2.46 (1, 1)	7.0	W 26	4	4	4	3	1	0	0	0	0	0	65	88	5.14	0.714						
Larry Andersen, R ERA: 0.42 (8, 1)	1.0	3	0	0	0	2	0	0	0	0	0	0	11	19	0.00	0.000						
Dave Smith, R ERA: 2.2 (9, 1)	1.0	S 3	0	0	0	2	0	0	0	0	0	0	7	9	0.00	0.000						

Houston Astros @ Atlanta Braves
Atlanta-Fulton County Stadium, Atlanta, GA
Sat Jun 24 1989, 7:05 PM EDT
Att: 27,944 - Unknown

AB 31
R 4
H 4
RBI 4
BB 1
SO 7
LOB 5



Batter	1	2	3	4	5	6	7	8	9	AB	R	H	RBI	BB	SO	LOB	TOP										
Gerald Perry, L OBP: 0.345, SLG: 0.327 Paul Assenmacher, L Marty Clary, R Joe Boever, R Darrell Evans, L OBP: 0.362, SLG: 0.308	G6-3		F9				G3		G4-3	3	0	0	0	1	0	4	<p>Atlanta Braves @ Cincinnati Reds</p> <p>Riverfront Stadium, Cincinnati, OH</p> <p>Tue Jun 27 1989, 7:05 PM EDT</p> <p>Att: 20,227 - Unknown - 85 F</p>										
Tommy Gregg, L OBP: 0.362, SLG: 0.383	K		P2			FC6-4 BB		1B 1B	G1-3	5	1	1	0	0	1	2											
Lonnie Smith, R OBP: 0.448, SLG: 0.598	G5-3				BB		F8	1B E 1B	G5-3	4	1	1	0	1	0	1											
Andres Thomas, R OBP: 0.252, SLG: 0.367		G4-3 2B		K		F4		BB E 1B		4	1	2	1	0	1	2											
Dale Murphy, R OBP: 0.304, SLG: 0.354	G4-3		L9				E6 1B	E5 G3 BB		4	0	0	1	0	0	3											
Jeff Treadway, L OBP: 0.318, SLG: 0.385	P6		L8				F9	G3 BB		3	0	0	0	1	0	3											
Jeff Blauser, R OBP: 0.277, SLG: 0.385	P3				F9		1B	G3		4	0	1	1	0	0	3											
Bruce Benedict, R OBP: 0.310, SLG: 0.256 Jeff Wetherby, L OBP: 0.444, SLG: 0.556 Jody Davis, R OBP: 0.242, SLG: 0.229			L7		G6-3		BB	G1-3		2	0	0	0	0	0	0											
29 John Smoltz, R OBP: 0.282, SLG: 0.333 Geronimo Berroa, R OBP: 0.329, SLG: 0.402 Dion James, L OBP: 0.359, SLG: 0.321					K		K	K		1	0	0	0	1	1	0											
										0	0	0	0	0	0	0											
										2	0	0	0	0	2	5											
Inning Stats	R: 0 E: 0 K: 1 S: 7	H: 0 LOB: 0 BB: 0 P: 12	R: 0 E: 0 K: 0 S: 11	H: 1 LOB: 1 BB: 0 P: 19	R: 0 E: 0 K: 0 S: 7	H: 0 LOB: 1 BB: 1 P: 13	R: 0 E: 0 K: 1 S: 8	H: 0 LOB: 1 BB: 1 P: 13	R: 0 E: 0 K: 0 S: 3	H: 0 LOB: 0 BB: 0 P: 12	R: 0 E: 0 K: 0 S: 3	H: 1 LOB: 3 BB: 1 P: 17	R: 3 E: 1 K: 1 S: 17	H: 3 LOB: 2 BB: 1 P: 32	R: 0 E: 0 K: 0 S: 8	H: 0 LOB: 0 BB: 0 P: 11	1B: 4 2B: 1 3B: 0 HR: 0	SF: 0 SAC: 0 DP: 0 HBP: 0	WP: 0 PB: 0 SB: 0 CS: 0	PA: 39							
PITCHER	IP	WLS	BF	H	R	ER	SO	BB	IBB	HBP	BLK	WP	HR	S	P	ERA	WHIP										
Scott Scudder, R ERA: 2.7	6.1	W	25	2	0	0	3	3	0	0	0	0	0	46	82	0.00	0.789										
Norm Charlton, L ERA: 2.92	0.0		1	0	0	0	0	1	0	0	0	0	0	2	6	∞	∞										
Rob Dibble, R ERA: 2.01	0.2		2	0	0	0	1	0	0	0	0	0	0	6	7	0.00	0.000										
Tim Birtsas, L ERA: 3.82	0.0		3	3	3	3	0	0	0	0	0	0	0	5	12	∞	∞										
Kent Tekulve, R ERA: 4.65	2.0		8	0	0	0	1	1	0	0	0	0	0	20	31	0.00	0.500										

AB	34
R	3
H	5
RBI	3
BB	5
SO	5
LOB	25



Batter	1	2	3	4	5	6	7	8	9	AB	R	H	RBI	BB	SO	LOB	BOTTOM										
Lenny Harris, L OBP: 0.288, SLG: 0.298	L8		K	G4-3		PO		L8		5	1	1	0	0	1	3	<p>Atlanta Braves @ Cincinnati Reds</p> <p>Riverfront Stadium, Cincinnati, OH</p> <p>Tue Jun 27 1989, 7:05 PM EDT</p> <p>Att: 20,227 - Unknown - 85 F</p>										
Herm Winningham, L OBP: 0.309, SLG: 0.345	B4-3		1B 2B		P6		SH5-3 1B	2B 1B		4	2	2	0	0	0	0											
Barry Larkin, R OBP: 0.393, SLG: 0.476	1B		1B		F9 1B		BB PB HR IBB	L3		4	2	3	1	1	0	2											
Paul O'Neill, L OBP: 0.351, SLG: 0.472	1B		L8		F9		BB HR IBB	2B		4	1	2	2	1	0	2											
Ken Griffey, L OBP: 0.357, SLG: 0.427 Eric Davis, R OBP: 0.359, SLG: 0.539 Rolando Roomes, R OBP: 0.308, SLG: 0.438	L9		L9		1B		HR BB	K		3	0	1	1	0	0	3											
										0	0	0	1	1	0	0											
										1	1	0	0	0	1	1											
Todd Benzinger, S OBP: 0.307, SLG: 0.384	F7			F8	G4-3		HR			4	1	1	4	0	0	1											
Luis Quinones, S OBP: 0.283, SLG: 0.457	K			F8		P2	G3			4	0	0	0	0	1	1											
Bo Diaz, R OBP: 0.228, SLG: 0.273	1B			1B		F7	F7			4	0	2	0	0	0	1											
Scott Scudder, R OBP: 0.333, SLG: 0.143 Norm Charlton, S Rob Dibble, L Tim Birtsas, L Kent Tekulve, R OBP: 1.000, SLG: 1.000	K			1B		PO BB	1B			2	0	1	0	1	1	1											
										0	0	0	0	0	0	0											
										0	0	0	0	0	0	0											
										0	0	0	0	0	0	0											
										1	1	1	0	0	0	0											
Inning Stats	R: 0 E: 0 K: 0 S: 10	H: 2 LOB: 2 BB: 0 P: 14	R: 0 E: 0 K: 2 S: 11	H: 1 LOB: 0 BB: 0 P: 19	R: 1 E: 0 K: 1 S: 9	H: 2 LOB: 1 BB: 0 P: 14	R: 0 E: 0 K: 0 S: 14	H: 2 LOB: 2 BB: 0 P: 22	R: 1 E: 0 K: 0 S: 7	H: 2 LOB: 1 BB: 0 P: 9	R: 0 E: 0 K: 0 S: 8	H: 0 LOB: 1 BB: 1 P: 15	R: 5 E: 0 K: 0 S: 10	H: 2 LOB: 1 BB: 3 P: 28	R: 2 E: 0 K: 1 S: 15	H: 3 LOB: 1 BB: 0 P: 19	1B: 11 2B: 2 3B: 0 HR: 1	SF: 0 SAC: 1 DP: 0 HBP: 0	WP: 0 PB: 1 SB: 0 CS: 0	PA: 42							
PITCHER	IP	WLS	BF	H	R	ER	SO	BB	IBB	HBP	BLK	WP	HR	S	P	ERA	WHIP										
29 John Smoltz, R ERA: 2.28	6.0	L	27	9	2	2	3	1	0	0	0	0	0	59	93	3.00	1.667										
Paul Assenmacher, L ERA: 5.01	0.1		4	1	3	3	0	0	2	0	0	0	0	2	10	81.00	3.000										
Marty Clary, R ERA: 0.75	0.2		4	1	2	2	0	1	0	0	0	0	1	8	18	27.00	3.000										
Joe Boever, R ERA: 3.76	1.0		6	3	2	2	1	0	0	0	0	0	0	15	19	18.00	3.000										



Batter	1	2	3	4	5	6	7	8	9	AB	R	H	RBI	BB	SO	LOB	TOP				
Gerald Perry, L (1, 3) OBP: 0.347, SLG: 0.330	L5		1B G6-4-3		1B SF8		K			4	2	2	0	0	1	0					
Tommy Gregg, L (1, 9) OBP: 0.364, SLG: 0.403	1B 2B		1B G6-4-3		1B		K			4	1	3	0	0	1	0					
Lonnie Smith, R (1, 7) OBP: 0.440, SLG: 0.589	F7		G6-4-3		SF8			K		3	0	0	1	0	1	2					
Andres Thomas, R (1, 6) OBP: 0.252, SLG: 0.365	1B		F7		G4-3			G6-3		4	0	1	1	0	0	1					
Dale Murphy, R (1, 8) OBP: 0.304, SLG: 0.353	K			G6-3				K		4	1	1	0	0	2	1					
Jeff Treadway, L (1, 4) OBP: 0.321, SLG: 0.387		G3							G6-3	4	0	2	0	0	0	0					
Jeff Blausler, R (1, 5) OBP: 0.282, SLG: 0.388																					
Jeff Blausler, R (1, 5) OBP: 0.282, SLG: 0.388																					
Bruce Benedict, R (1, 2) OBP: 0.298, SLG: 0.244																					
Joe Boever, R (9, 1)																					
Tom Glavine, L (1, 1) OBP: 0.220, SLG: 0.231																					
Mark Eichhorn, R (9, 1) OBP: 0.287, SLG: 0.241																					
Derek Lilliquist, L (9, 1) OBP: 0.242, SLG: 0.229																					
Jody Davis, R (9, 2) OBP: 0.242, SLG: 0.229																					
Inning Stats	R: 1 E: 0 K: 1 S: 9	H: 2 LOB: 1 BB: 0 P: 16	R: 0 E: 0 K: 1 S: 11	H: 1 LOB: 1 BB: 0 P: 17	R: 1 E: 0 K: 0 S: 9	H: 2 LOB: 0 BB: 0 P: 11	R: 0 E: 0 K: 0 S: 9	H: 1 LOB: 1 BB: 0 P: 14	R: 1 E: 0 K: 0 S: 7	H: 2 LOB: 1 BB: 0 P: 16	R: 0 E: 0 K: 2 S: 9	H: 0 LOB: 0 BB: 0 P: 13	R: 0 E: 0 K: 2 S: 8	H: 0 LOB: 0 BB: 0 P: 14	R: 0 E: 0 K: 1 S: 6	H: 0 LOB: 0 BB: 0 P: 8	1B: 10 2B: 1 3B: 1 HR: 0	SF: 1 SAC: 0 DP: 1 HBP: 0	WP: 0 PB: 0 SB: 1 CS: 0	PA: 35	
PITCHER	IP WLS BF H R ER SO BB IBB HBP BLK WP HR S P ERA WHIP	IP WLS BF H R ER SO BB IBB HBP BLK WP HR S P ERA WHIP	IP WLS BF H R ER SO BB IBB HBP BLK WP HR S P ERA WHIP	IP WLS BF H R ER SO BB IBB HBP BLK WP HR S P ERA WHIP	IP WLS BF H R ER SO BB IBB HBP BLK WP HR S P ERA WHIP	IP WLS BF H R ER SO BB IBB HBP BLK WP HR S P ERA WHIP	IP WLS BF H R ER SO BB IBB HBP BLK WP HR S P ERA WHIP	IP WLS BF H R ER SO BB IBB HBP BLK WP HR S P ERA WHIP	IP WLS BF H R ER SO BB IBB HBP BLK WP HR S P ERA WHIP	IP WLS BF H R ER SO BB IBB HBP BLK WP HR S P ERA WHIP	IP WLS BF H R ER SO BB IBB HBP BLK WP HR S P ERA WHIP	IP WLS BF H R ER SO BB IBB HBP BLK WP HR S P ERA WHIP	IP WLS BF H R ER SO BB IBB HBP BLK WP HR S P ERA WHIP	IP WLS BF H R ER SO BB IBB HBP BLK WP HR S P ERA WHIP	IP WLS BF H R ER SO BB IBB HBP BLK WP HR S P ERA WHIP	IP WLS BF H R ER SO BB IBB HBP BLK WP HR S P ERA WHIP	IP WLS BF H R ER SO BB IBB HBP BLK WP HR S P ERA WHIP	IP WLS BF H R ER SO BB IBB HBP BLK WP HR S P ERA WHIP	IP WLS BF H R ER SO BB IBB HBP BLK WP HR S P ERA WHIP	IP WLS BF H R ER SO BB IBB HBP BLK WP HR S P ERA WHIP	IP WLS BF H R ER SO BB IBB HBP BLK WP HR S P ERA WHIP

Atlanta Braves @ Cincinnati Reds
Riverfront Stadium, Cincinnati, OH
Wed Jun 28 1989, 7:05 PM EDT
Att: 32,855 - Unknown - 80 F

AB 34
R 4
H 11
RBI 3
BB 0
SO 7
LOB 10



Batter	1	2	3	4	5	6	7	8	9	AB	R	H	RBI	BB	SO	LOB	BOTTOM					
Lenny Harris, L (1, 4) OBP: 0.280, SLG: 0.289	K			F8		L9		K		4	0	0	0	0	2	1						
Todd Benzinger, S (1, 3) OBP: 0.306, SLG: 0.382	G1-3			G6-3					F7	4	0	1	0	0	0	0						
Barry Larkin, R (1, 6) OBP: 0.395, SLG: 0.476	G6-3					G1-3				4	1	2	0	0	0	2						
Eric Davis, R (1, 8) OBP: 0.366, SLG: 0.576										4	2	3	3	0	0	1						
Paul O'Neill, L (1, 9) OBP: 0.347, SLG: 0.465										4	0	0	0	0	1	1						
Rolando Roomes, R (1, 7) OBP: 0.306, SLG: 0.440										4	0	1	0	0	1	0						
Luis Quiñones, S (1, 5) OBP: 0.244, SLG: 0.421										3	0	0	0	0	0	0						
Ken Griffey, L (9, PH) OBP: 0.353, SLG: 0.423										1	0	0	0	0	0	1						
Bo Diaz, R (1, 2) OBP: 0.231, SLG: 0.274										3	0	1	0	0	0	0						
Jose Rijo, R (1, 1) OBP: 0.222, SLG: 0.229										1	0	0	0	0	0	0						
Marty Brown, R (6, PH) OBP: 0.314, SLG: 0.387										1	0	0	0	0	1	1						
Norm Charlton, S (7, 1) OBP: 0.314, SLG: 0.387										0	0	0	0	0	0	0						
Joel Youngblood, R (8, PH) OBP: 1.000, SLG: 1.000										0	0	0	0	0	0	0						
Inning Stats	R: 0 E: 0 K: 1 S: 6	H: 0 LOB: 0 BB: 0 P: 10	R: 0 E: 0 K: 0 S: 6	H: 1 LOB: 0 BB: 0 P: 9	R: 0 E: 0 K: 0 S: 5	H: 0 LOB: 0 BB: 0 P: 7	R: 0 E: 0 K: 0 S: 12	H: 1 LOB: 1 BB: 0 P: 20	R: 0 E: 0 K: 1 S: 6	H: 0 LOB: 0 BB: 0 P: 10	R: 0 E: 0 K: 1 S: 9	H: 2 LOB: 2 BB: 0 P: 11	R: 1 E: 0 K: 1 S: 10	H: 1 LOB: 0 BB: 0 P: 12	R: 0 E: 0 K: 1 S: 5	H: 0 LOB: 0 BB: 0 P: 7	R: 2 E: 0 K: 0 S: 12	H: 3 LOB: 1 BB: 0 P: 21	1B: 5 2B: 1 3B: 0 HR: 2	SF: 0 SAC: 0 DP: 0 HBP: 0	WP: 0 PB: 0 SB: 0 CS: 1	PA: 34
PITCHER	IP WLS BF H R ER SO BB IBB HBP BLK WP HR S P ERA WHIP	IP WLS BF H R ER SO BB IBB HBP BLK WP HR S P ERA WHIP	IP WLS BF H R ER SO BB IBB HBP BLK WP HR S P ERA WHIP	IP WLS BF H R ER SO BB IBB HBP BLK WP HR S P ERA WHIP	IP WLS BF H R ER SO BB IBB HBP BLK WP HR S P ERA WHIP	IP WLS BF H R ER SO BB IBB HBP BLK WP HR S P ERA WHIP	IP WLS BF H R ER SO BB IBB HBP BLK WP HR S P ERA WHIP	IP WLS BF H R ER SO BB IBB HBP BLK WP HR S P ERA WHIP	IP WLS BF H R ER SO BB IBB HBP BLK WP HR S P ERA WHIP	IP WLS BF H R ER SO BB IBB HBP BLK WP HR S P ERA WHIP	IP WLS BF H R ER SO BB IBB HBP BLK WP HR S P ERA WHIP	IP WLS BF H R ER SO BB IBB HBP BLK WP HR S P ERA WHIP	IP WLS BF H R ER SO BB IBB HBP BLK WP HR S P ERA WHIP	IP WLS BF H R ER SO BB IBB HBP BLK WP HR S P ERA WHIP	IP WLS BF H R ER SO BB IBB HBP BLK WP HR S P ERA WHIP	IP WLS BF H R ER SO BB IBB HBP BLK WP HR S P ERA WHIP	IP WLS BF H R ER SO BB IBB HBP BLK WP HR S P ERA WHIP	IP WLS BF H R ER SO BB IBB HBP BLK WP HR S P ERA WHIP	IP WLS BF H R ER SO BB IBB HBP BLK WP HR S P ERA WHIP	IP WLS BF H R ER SO BB IBB HBP BLK WP HR S P ERA WHIP	IP WLS BF H R ER SO BB IBB HBP BLK WP HR S P ERA WHIP	IP WLS BF H R ER SO BB IBB HBP BLK WP HR S P ERA WHIP

Atlanta Braves @ Cincinnati Reds
Riverfront Stadium, Cincinnati, OH
Wed Jun 28 1989, 7:05 PM EDT
Att: 32,855 - Unknown - 80 F

AB 34
R 3
H 8
RBI 3
BB 0
SO 5
LOB 7



Batter	1	2	3	4	5	6	7	8	9	AB	R	H	RBI	BB	SO	LOB	TOP										
Gerald Perry, L OBP: 0.350, SLG: 0.338 (1, 3)										4	0	2	1	0	0	0	Atlanta Braves @ Cincinnati Reds Riverfront Stadium, Cincinnati, OH Thu Jun 29 1989, 7:05 PM EDT Att: 25,614 - Unknown - 75 F										
Jeff Blauser, R OBP: 0.282, SLG: 0.350 (1, 5)										4	1	1	0	0	0	2											
Lonnie Smith, R OBP: 0.433, SLG: 0.577 (1, 7)										4	0	0	0	0	0	1											
Andres Thomas, R OBP: 0.255, SLG: 0.371 (1, 6)										4	0	2	0	0	0	1											
Dale Murphy, R OBP: 0.305, SLG: 0.358 (1, 8)										4	0	3	1	0	0	1											
Gerónimo Berroa, R OBP: 0.330, SLG: 0.400 (9, PH)										3	0	1	0	0	0	3											
Tommy Gregg, L OBP: 0.362, SLG: 0.400 (9, 9)										1	0	0	0	0	0	2											
Jeff Treadway, L OBP: 0.320, SLG: 0.384 (1, 4)										4	1	1	0	0	1	4											
Bruce Benedict, R OBP: 0.290, SLG: 0.237 (1, 2)										3	0	0	0	0	0	1											
Marty Clary, R (1, 1)										2	0	0	0	0	0	0											
Inning Stats	R: 0 E: 0 K: 0 S: 7	H: 0 LOB: 0 BB: 0 P: 10	R: 0 E: 0 K: 0 S: 8	H: 1 LOB: 0 BB: 0 P: 9	R: 1 E: 1 K: 0 S: 11	H: 2 LOB: 1 BB: 0 P: 17	R: 0 E: 0 K: 0 S: 4	H: 2 LOB: 1 BB: 0 P: 4	R: 0 E: 0 K: 0 S: 5	H: 0 LOB: 0 BB: 0 P: 9	R: 0 E: 0 K: 0 S: 6	H: 2 LOB: 1 BB: 0 P: 9	R: 0 E: 0 K: 0 S: 7	H: 0 LOB: 0 BB: 0 P: 8	R: 1 E: 0 K: 1 S: 12	H: 2 LOB: 2 BB: 0 P: 15	1B: 7 2B: 3 3B: 0 HR: 0	SF: 0 SAC: 1 DP: 4 HBP: 0	WP: 0 PB: 0 SB: 0 CS: 0	PA: 34							
PITCHER	IP	WLS	BF	H	R	ER	SO	BB	IBB	HBP	BLK	WP	HR	S	P	ERA	WHIP										
Tom Browning, L ERA: 3.25	(1, 1)	8.0	28	8	1	1	0	0	0	0	0	0	0	55	75	1.12	1.000										
Rob Dibble, R ERA: 2.14	(9, 1)	1.0	L 6	2	1	1	1	0	0	0	0	0	0	12	15	9.00	2.000										

AB	33
R	2
H	10
RBI	2
BB	0
SO	1
LOB	15



Batter	1	2	3	4	5	6	7	8	9	AB	R	H	RBI	BB	SO	LOB	BOTTOM										
Lenny Harris, L OBP: 0.279, SLG: 0.283 (1, 4)										3	0	0	0	1	0	0	Atlanta Braves @ Cincinnati Reds Riverfront Stadium, Cincinnati, OH Thu Jun 29 1989, 7:05 PM EDT Att: 25,614 - Unknown - 75 F										
Todd Benzinger, S OBP: 0.302, SLG: 0.377 (1, 3)										4	0	0	0	0	1	1											
Barry Larkin, R OBP: 0.389, SLG: 0.470 (1, 6)										4	0	0	0	0	0	1											
Eric Davis, R OBP: 0.366, SLG: 0.572 (1, 8)										3	0	1	0	0	0	1											
Paul O'Neill, L OBP: 0.346, SLG: 0.467 (1, 9)										3	0	1	0	0	0	1											
Ken Griffey, L OBP: 0.345, SLG: 0.411 (1, 7)										3	0	0	0	0	0	2											
Luis Quiñones, S OBP: 0.250, SLG: 0.488 (1, 5)										3	1	1	1	0	0	0											
Bo Diaz, R OBP: 0.233, SLG: 0.276 (1, 2)										3	0	1	0	0	0	0											
Tom Browning, L OBP: 0.184, SLG: 0.139	(1, 1)	9.0	W 30	4	1	1	1	1	0	0	0	0	0	0	0	0		REDS									
Kal Daniels, L OBP: 0.415, SLG: 0.348	(8, PH)																										
Rob Dibble, L (9, 1)																											
Inning Stats	R: 0 E: 0 K: 0 S: 7	H: 0 LOB: 1 BB: 1 P: 14	R: 1 E: 0 K: 0 S: 6	H: 1 LOB: 0 BB: 0 P: 13	R: 0 E: 0 K: 0 S: 6	H: 0 LOB: 0 BB: 0 P: 7	R: 0 E: 0 K: 0 S: 7	H: 1 LOB: 1 BB: 0 P: 15	R: 0 E: 0 K: 0 S: 5	H: 1 LOB: 0 BB: 0 P: 7	R: 0 E: 0 K: 1 S: 5	H: 0 LOB: 0 BB: 0 P: 6	R: 0 E: 0 K: 0 S: 5	H: 1 LOB: 0 BB: 0 P: 7	R: 0 E: 0 K: 0 S: 5	H: 0 LOB: 0 BB: 0 P: 8	R: 0 E: 0 K: 0 S: 5	H: 0 LOB: 0 BB: 0 P: 10	1B: 2 2B: 1 3B: 0 HR: 1	SF: 0 SAC: 0 DP: 1 HBP: 0	WP: 0 PB: 0 SB: 0 CS: 1	PA: 30					
PITCHER	IP	WLS	BF	H	R	ER	SO	BB	IBB	HBP	BLK	WP	HR	S	P	ERA	WHIP										
Marty Clary, R ERA: 2.79	(1, 1)	9.0	W 30	4	1	1	1	1	0	0	0	0	1	51	87	1.00	0.556										

Batter	1	2	3	4	5	6	7	8	9	AB	R	H	RBI	BB	SO	LOB	TOP				
Gerald Perry, L OBP: 0.344, SLG: 0.332 Mark Eichhorn, R (8, 1)	F7		G4-3			G6-3		G6-3		4	0	0	0	0	0	1					
Jeff Blauer, R OBP: 0.297, SLG: 0.389	K			FC6-4 1B		HBP BB		F9		3	0	1	0	1	1	0					
Lonnie Smith, R OBP: 0.434, SLG: 0.573	F8			K		HBP		HR 1B		3	1	1	0	0	1	1					
Andres Thomas, R OBP: 0.255, SLG: 0.379		G6-3		FC6-4 1-2		F9		HR 1B		4	1	1	2	0	0	3					
Dale Murphy, R OBP: 0.306, SLG: 0.354	L9			K		G6-3		K		4	0	0	0	0	2	1					
Gerónimo Berroa, R OBP: 0.319, SLG: 0.386 Tommy Gregg, L OBP: 0.359, SLG: 0.397	G6-3				F8		G6-3	F7		3	0	0	0	0	0	0					
Jeff Treadway, L OBP: 0.320, SLG: 0.384				G5-3 1B		F7		G5-3		3	0	1	0	0	0	0					
Bruce Benedict, R OBP: 0.284, SLG: 0.232			G5-3		G5-3			F7		2	0	0	0	0	0	1					
Zane Smith, L OBP: 0.179, SLG: 0.179 Jim Acker, R OBP: 0.500, SLG: 0.500 John Russell, R OBP: 0.140, SLG: 0.122 Dion James, L OBP: 0.357, SLG: 0.320			B1-3					K		1	0	0	0	0	0	1					
Inning Stats	R: 0 E: 0 K: 1 S: 9	H: 0 LOB: 0 BB: 0 P: 12	R: 0 E: 0 K: 0 S: 7	H: 0 LOB: 0 BB: 0 P: 11	R: 0 E: 0 K: 0 S: 7	H: 1 LOB: 1 BB: 0 P: 11	R: 0 E: 0 K: 2 S: 11	H: 1 LOB: 1 BB: 0 P: 14	R: 0 E: 0 K: 1 S: 7	H: 0 LOB: 2 BB: 1 P: 11	R: 0 E: 0 K: 0 S: 5	H: 0 LOB: 0 BB: 0 P: 7	R: 0 E: 0 K: 1 S: 5	H: 0 LOB: 0 BB: 0 P: 8	R: 2 E: 0 K: 1 S: 10	H: 2 LOB: 0 BB: 0 P: 12	1B: 3 2B: 0 3B: 0 HR: 1	SF: 0 SAC: 0 DP: 0 HBP: 1	WP: 0 PB: 0 SB: 0 CS: 0	PA: 33	
PITCHER	IP	WLS	BF	H	R	ER	SO	BB	IBB	HBP	BLK	WP	HR	S	P	ERA	WHIP				
Terry Mulholland, L ERA: 5.65 Jeff Parrett, R ERA: 3.35	8.1	W	31	4	2	2	5	1	0	1	0	0	1	64	93	2.16	0.600				

Atlanta Braves @ Philadelphia Phillies
Veterans Stadium, Philadelphia, PA
Fri Jun 30 1989, 7:05 PM EDT
Unknown

AB 31
R 2
H 4
RBI 2
BB 1
SO 6
LOB 8



Batter	1	2	3	4	5	6	7	8	9	AB	R	H	RBI	BB	SO	LOB	BOTTOM				
Bob Dernier, R OBP: 0.237, SLG: 0.218	F9	G5-3			1B E BB		F8			3	1	0	0	1	0	2					
Tom Herr, S OBP: 0.351, SLG: 0.369	G6-3		CS BB		E 1B		G3-1			3	0	1	1	1	0	0					
Von Hayes, L OBP: 0.401, SLG: 0.496	L3		K		E3 1B		L4			4	0	0	1	0	1	2					
Ricky Jordan, R OBP: 0.297, SLG: 0.348		F8	F8		P6		P6			4	0	0	0	0	0	3					
Randy Ready, R OBP: 0.376, SLG: 0.381 Jeff Parrett, R (9, 1)		E5 2B 1B	CS		F7 K		G6-3			4	1	0	0	0	1	2					
Charlie Hayes, R OBP: 0.333, SLG: 0.375		1B 2B		L6-4 1B BB		F8		K		3	1	1	0	1	1	2					
Dickie Thon, R OBP: 0.290, SLG: 0.356		1B 1B				K				3	0	2	1	0	1	0					
Steve Lake, R OBP: 0.318, SLG: 0.350		SH1-4 1B		L6-4		F9				3	0	1	1	0	0	2					
Terry Mulholland, R OBP: 0.143, SLG: 0.143 Curt Ford, L OBP: 0.313, SLG: 0.352		SH1-4				G6-3				2	1	1	0	0	0	0					
Inning Stats	R: 0 E: 0 K: 0 S: 5	H: 0 LOB: 0 BB: 0 P: 9	R: 2 E: 1 K: 0 S: 17	H: 3 LOB: 2 BB: 0 P: 25	R: 0 E: 0 K: 1 S: 6	H: 0 LOB: 0 BB: 1 P: 13	R: 0 E: 0 K: 0 S: 9	H: 1 LOB: 1 BB: 1 P: 14	R: 2 E: 1 K: 1 S: 14	H: 2 LOB: 2 BB: 1 P: 19	R: 0 E: 0 K: 1 S: 5	H: 0 LOB: 0 BB: 0 P: 7	R: 0 E: 0 K: 0 S: 7	H: 0 LOB: 0 BB: 0 P: 11	R: 0 E: 0 K: 1 S: 8	H: 0 LOB: 0 BB: 0 P: 13	1B: 5 2B: 2 3B: 0 HR: 0	SF: 0 SAC: 1 DP: 1 HBP: 0	WP: 0 PB: 0 SB: 0 CS: 1	PA: 34	
PITCHER	IP	WLS	BF	H	R	ER	SO	BB	IBB	HBP	BLK	WP	HR	S	P	ERA	WHIP				
Zane Smith, L ERA: 4.45 Jim Acker, R ERA: 2.97 Mark Eichhorn, R ERA: 4.6	4.0	L	21	6	4	3	1	3	0	0	0	0	0	19	26	0.00	0.000				

Atlanta Braves @ Philadelphia Phillies
Veterans Stadium, Philadelphia, PA
Fri Jun 30 1989, 7:05 PM EDT
Unknown

AB 29
R 4
H 6
RBI 4
BB 3
SO 4
LOB 13



Batter	1	2	3	4	5	6	7	8	9	AB	R	H	RBI	BB	SO	LOB	TOP										
Gerald Perry, L OBP: 0.338, SLG: 0.325	G6-3		L5			G1-3	G4-3		F9	5	0	0	0	0	0	0	Atlanta Braves @ Philadelphia Phillies Veterans Stadium, Philadelphia, PA Fri Jun 30 1989, 7:05 PM EDT Att: 25,586 - Unknown livebaseballscorecards.com										
Jeff Blausler, R OBP: 0.284, SLG: 0.395	B1-3		F8			E5 1B SF9	1B 3B		K	5	2	1	0	0	1	0											
Lonnie Smith, R OBP: 0.437, SLG: 0.571				L9		1B 2B	1B HBP		P3	4	1	2	0	0	0	0											
Andres Thomas, R OBP: 0.255, SLG: 0.379	L4			F7		SF9	1B			3	0	1	2	0	0	1											
Dale Murphy, R OBP: 0.305, SLG: 0.352		F7		K		2B 1B	F9			4	0	1	0	0	1	2											
Gerónimo Berroa, R OBP: 0.330, SLG: 0.400					F9				F8	2	0	1	1	1	0	0											
Tommy Gregg, L OBP: 0.356, SLG: 0.393						1B 2B				1	0	0	0	0	0	0											
Jody Davis, R OBP: 0.229, SLG: 0.228					G4-3				K	2	0	0	0	0	0	1											
Jeff Wetherby, L OBP: 0.500, SLG: 0.556						BB				0	0	0	0	1	0	0											
Bruce Benedict, R OBP: 0.282, SLG: 0.229										1	0	0	0	0	1	0											
Jeff Treadway, L OBP: 0.323, SLG: 0.386										4	0	2	0	0	0	4											
Derek Lilliquist, L OBP: 0.188, SLG: 0.219			P6						K	3	0	0	0	0	0	1											
Jim Acker, R OBP: 0.333, SLG: 0.333					G4-3					1	0	0	0	0	1	1											
Joe Boever, R										0	0	0	0	0	0	0											
Inning Stats	R: 0 E: 0 K: 0 S: 8	H: 1 LOB: 1 BB: 0 P: 11	R: 0 E: 0 K: 0 S: 8	H: 0 LOB: 1 BB: 1 P: 15	R: 0 E: 0 K: 0 S: 5	H: 0 LOB: 0 BB: 0 P: 8	R: 0 E: 0 K: 1 S: 6	H: 0 LOB: 0 BB: 0 P: 12	R: 0 E: 0 K: 0 S: 8	H: 1 LOB: 1 BB: 0 P: 13	R: 2 E: 1 K: 0 S: 17	H: 3 LOB: 3 BB: 1 P: 33	R: 1 E: 0 K: 0 S: 7	H: 2 LOB: 2 BB: 0 P: 12	R: 0 E: 0 K: 2 S: 11	H: 1 LOB: 1 BB: 0 P: 14	R: 0 E: 0 K: 1 S: 8	H: 0 LOB: 0 BB: 0 P: 10	1B: 6 2B: 1 3B: 1 HR: 0	SF: 1 SAC: 0 DP: 0 HBP: 1	WP: 0 PB: 0 SB: 0 CS: 0	PA: 39					
PITCHER	IP	WLS	BF	H	R	ER	SO	BB	IBB	HBP	BLK	WP	HR	S	P	ERA	WHIP										
Larry McWilliams, L ERA: 3.28	5.2	L	24	5	2	0	1	1	0	0	0	0	0	49	82	0.00	1.059										
Greg Harris, R ERA: 3.29	0.0		1	0	0	0	0	1	0	0	0	0	0	0	4	∞	∞										
Don Carman, L ERA: 4.97	1.0		4	1	1	1	0	0	0	0	0	0	0	8	15	9.00	1.000										
Todd Frohwrth, R ERA: 6.35	0.1		3	1	0	0	0	0	0	1	0	0	0	2	3	0.00	3.000										
Jeff Parrett, R ERA: 3.21	2.0		7	1	0	0	3	0	0	0	0	0	0	19	24	0.00	0.500										

Batter	1	2	3	4	5	6	7	8	9	AB	R	H	RBI	BB	SO	LOB	BOTTOM										
Bob Dernier, R OBP: 0.239, SLG: 0.221	F7		F7				K		F8	3	0	1	1	0	0	0	Atlanta Braves @ Philadelphia Phillies Veterans Stadium, Philadelphia, PA Fri Jun 30 1989, 7:05 PM EDT Att: 25,586 - Unknown livebaseballscorecards.com										
John Kruk, L OBP: 0.344, SLG: 0.358					FC6 1B					1	0	0	0	0	1	2											
Steve Lake, R OBP: 0.315, SLG: 0.346										0	0	0	0	0	0	0											
Tom Herr, S OBP: 0.350, SLG: 0.367	F7			F8	FC6					4	0	1	0	0	0	2											
Von Hayes, L OBP: 0.399, SLG: 0.490				F9		P4			F7	3	0	0	0	1	0	1											
Ricky Jordan, R OBP: 0.296, SLG: 0.346	L3					L6			L7	4	0	1	0	0	0	2											
Randy Ready, R OBP: 0.369, SLG: 0.373					G5-3					3	0	0	0	0	1	1											
Dwayne Murphy, L OBP: 0.301, SLG: 0.375			K			F8				0	0	0	0	1	0	0											
Charlie Hayes, R OBP: 0.306, SLG: 0.333			K						P3	4	0	1	0	0	2	2											
Steve Jeltz, S OBP: 0.432, SLG: 0.424										4	1	2	0	0	0	0											
Darren Daulton, L OBP: 0.306, SLG: 0.338				P5						2	0	0	0	2	0	2											
Larry McWilliams, L ERA: 3.2										1	0	0	0	0	0	0											
Greg Harris, S ERA: 3.29										0	0	0	0	0	0	0											
Don Carman, L ERA: 4.97										0	0	0	0	0	0	0											
Todd Frohwrth, R ERA: 6.35										0	0	0	0	0	0	0											
Dickie Thorn, R OBP: 0.290, SLG: 0.356										0	0	0	0	0	0	0											
Curt Ford, L OBP: 0.307, SLG: 0.344										2	0	0	0	0	1	3											
Inning Stats	R: 0 E: 0 K: 0 S: 8	H: 0 LOB: 1 BB: 1 P: 18	R: 0 E: 0 K: 2 S: 8	H: 0 LOB: 0 BB: 0 P: 10	R: 0 E: 0 K: 0 S: 5	H: 0 LOB: 0 BB: 0 P: 8	R: 0 E: 0 K: 0 S: 9	H: 1 LOB: 1 BB: 0 P: 12	R: 1 E: 0 K: 1 S: 14	H: 2 LOB: 2 BB: 1 P: 23	R: 0 E: 0 K: 0 S: 8	H: 0 LOB: 0 BB: 0 P: 11	R: 0 E: 0 K: 1 S: 10	H: 2 LOB: 2 BB: 0 P: 15	R: 0 E: 0 K: 0 S: 6	H: 1 LOB: 2 BB: 1 P: 12	R: 0 E: 0 K: 1 S: 9	H: 0 LOB: 1 BB: 1 P: 17	1B: 6 2B: 0 3B: 0 HR: 0	SF: 0 SAC: 1 DP: 0 HBP: 0	WP: 0 PB: 0 SB: 0 CS: 0	PA: 37					
PITCHER	IP	WLS	BF	H	R	ER	SO	BB	IBB	HBP	BLK	WP	HR	S	P	ERA	WHIP										
Derek Lilliquist, L ERA: 3.2	6.1	W	26	5	1	1	3	2	0	0	0	0	0	11	22	0.00	1.200										
Jim Acker, R ERA: 2.88	1.2		7	1	0	0	1	1	0	0	0	0	0	9	17	0.00	1.000										
Joe Boever, R ERA: 3.63	1.0	S	4	0	0	0	1	1	0	0	0	0	0	9	17	0.00	1.000										

Batter	1	2	3	4	5	6	7	8	9	AB	R	H	RBI	BB	SO	LOB	TOP				
Gerald Perry, L OBP: 0.332, SLG: 0.318 Mark Eichhorn, R	G3-1		B1-3		F7	FC4-6		G3		5	0	0	0	0	0	3					
Jeff Blauer, R OBP: 0.296, SLG: 0.420	G5-3 1B				HR			G5-3		4	2	3	1	1	0	0					
Lonnie Smith, R OBP: 0.440, SLG: 0.570	G5-3 BB		F8		K			G5-4-3 1B		4	0	2	0	1	1	1					
Andres Thomas, R OBP: 0.251, SLG: 0.372	G5-3		G4-3		F9			G5-4-3		5	0	0	0	0	0	6					
Dale Murphy, R OBP: 0.307, SLG: 0.352	G6-3				L7					3	0	1	1	1	0	2					
Gerónimo Berroa, R OBP: 0.351, SLG: 0.413 Tommy Gregg, L			G4-3 BB		G4-3 WP 1B			FC3-6		2	0	2	0	1	0	0					
Jeff Treadway, L OBP: 0.317, SLG: 0.379	G4-3		G4-3		G4-3			G1-3		4	0	0	0	0	0	6					
Bruce Benedict, R OBP: 0.301, SLG: 0.237 Dion James, L								F7		1	0	1	0	1	0	0					
Pete Smith, R OBP: 0.200, SLG: 0.182 Paul Assenmacher, L	G3				G3			G4-3		3	0	0	0	0	1	6					
Jeff Wetherby, L OBP: 0.452, SLG: 0.500 Jody Davis, R										0	0	0	0	0	0	0					
Inning Stats	R: 0 E: 0 K: 0 S: 10	H: 1 LOB: 2 BB: 1 P: 17	R: 0 E: 0 K: 0 S: 11	H: 1 LOB: 1 BB: 1 P: 18	R: 0 E: 0 K: 0 S: 11	H: 1 LOB: 2 BB: 0 P: 13	R: 0 E: 0 K: 0 S: 10	H: 1 LOB: 2 BB: 1 P: 17	R: 1 E: 0 K: 1 S: 9	H: 1 LOB: 0 BB: 0 P: 19	R: 1 E: 0 K: 0 S: 8	H: 2 LOB: 2 BB: 1 P: 17	R: 0 E: 0 K: 0 S: 7	H: 0 LOB: 0 BB: 0 P: 11	R: 0 E: 0 K: 0 S: 8	H: 1 LOB: 0 BB: 0 P: 13	1B: 8 2B: 0 3B: 0 HR: 1	SF: 0 SAC: 0 DP: 2 HBP: 1	WP: 1 PB: 0 SB: 0 CS: 0	PA: 40	
PITCHER	IP	WLS	BF	H	R	ER	SO	BB	IBB	HBP	BLK	WP	HR	S	P	ERA	WHIP				
Bruce Ruffin, L ERA: 7.59	5.0	W	24	6	1	1	1	4	0	0	0	1	1	55	89	1.80	2.000				
Greg Harris, R ERA: 3.25	0.2		3	0	0	0	1	0	0	1	0	0	0	6	10	0.00	0.000				
Don Carman, L ERA: 5.06	0.1		3	1	1	1	0	1	0	0	0	0	0	2	7	27.00	6.000				
Roger McDowell, R ERA: 2.74	3.0	S	10	2	0	0	0	0	0	0	0	0	0	22	36	0.00	0.667				

Atlanta Braves @ Philadelphia Phillies
Veterans Stadium, Philadelphia, PA
Sat Jul 01 1989, 7:05 PM EDT
Att: 33,045 - Unknown

AB 34
R 2
H 9
RBI 2
BB 5
SO 2
LOB 26



Batter	1	2	3	4	5	6	7	8	9	AB	R	H	RBI	BB	SO	LOB	BOTTOM				
Lenny Dykstra, L OBP: 0.366, SLG: 0.440	G6-3		L9		L9			G5-3		4	0	0	0	0	0	0					
Tom Herr, S OBP: 0.352, SLG: 0.367	1B BLK		S BB					G4-3		3	1	1	0	1	1	0					
Von Hayes, L OBP: 0.403, SLG: 0.492	S BLK SF8		G1-6-3 BB					FC3-6 1B		3	1	2	0	1	0	0					
John Kruk, L OBP: 0.349, SLG: 0.360 Bob Demler, R OBP: 0.239, SLG: 0.221			G1-6-3					FC3-6		2	0	1	0	1	0	2					
Curt Ford, L OBP: 0.304, SLG: 0.340	3-H BB							1B 1B		1	0	0	0	0	0	1					
Ricky Jordan, R OBP: 0.296, SLG: 0.346	SF8				K			L7		3	1	1	1	0	1	1					
Charlie Hayes, R OBP: 0.375, SLG: 0.400	3-H F9		CS 1B					E9 1B		3	0	2	1	0	0	1					
Dickie Thon, R OBP: 0.286, SLG: 0.350			F7					K		3	0	0	0	0	2	3					
Darren Daulton, L OBP: 0.301, SLG: 0.331			G3-1					P6		3	0	0	0	0	0	0					
Bruce Ruffin, S OBP: 0.333, SLG: 0.143 Greg Harris, S			K					F8		2	0	0	0	0	1	0					
Don Carman, L OBP: 0.500, SLG: 0.500 Steve Jeltz, S OBP: 0.429, SLG: 0.420					P3					0	0	0	0	0	0	0					
Inning Stats	R: 2 E: 0 K: 0 S: 12	H: 2 LOB: 1 BB: 1 P: 20	R: 0 E: 0 K: 2 S: 10	H: 0 LOB: 0 BB: 0 P: 14	R: 0 E: 0 K: 1 S: 8	H: 1 LOB: 0 BB: 0 P: 10	R: 0 E: 0 K: 0 S: 4	H: 0 LOB: 0 BB: 0 P: 6	R: 2 E: 1 K: 2 S: 19	H: 3 LOB: 2 BB: 0 P: 29	R: 0 E: 0 K: 0 S: 8	H: 0 LOB: 0 BB: 0 P: 12	R: 0 E: 0 K: 0 S: 10	H: 1 LOB: 1 BB: 0 P: 12	1B: 7 2B: 0 3B: 0 HR: 0	SF: 1 SAC: 0 DP: 1 HBP: 0	WP: 0 PB: 0 SB: 0 CS: 1	PA: 32			
PITCHER	IP	WLS	BF	H	R	ER	SO	BB	IBB	HBP	BLK	WP	HR	S	P	ERA	WHIP				
Pete Smith, R ERA: 4.56	6.0	L	25	6	4	3	5	3	0	0	1	0	0	57	92	4.50	1.500				
Paul Assenmacher, L ERA: 4.86	1.0		3	0	0	0	0	0	0	0	0	0	0	8	12	0.00	0.000				
Mark Eichhorn, R ERA: 4.32	1.0		4	1	0	0	0	0	0	0	0	0	0	10	12	0.00	1.000				

Atlanta Braves @ Philadelphia Phillies
Veterans Stadium, Philadelphia, PA
Sat Jul 01 1989, 7:05 PM EDT
Att: 33,045 - Unknown

AB 28
R 4
H 7
RBI 2
BB 3
SO 5
LOB 8



Batter	1	2	3	4	5	6	7	8	9	AB	R	H	RBI	BB	SO	LOB	TOP										
Jeff Blauser, R (1.5) OBP: 0.297, SLG: 0.417	E5 2B	K			F8			CS 1B		4	1	1	0	0	1	0	Atlanta Braves @ Philadelphia Phillies Veterans Stadium, Philadelphia, PA Sun Jul 02 1989, 3:33 AM EDT Att: 28,524 - Sunny - 85 F										
Lonnie Smith, R (1.7) OBP: 0.445, SLG: 0.592	WP 2B	2B	CS 1B		F9			HR		4	2	3	2	0	0	0											
Andres Thomas, R (1.6) OBP: 0.254, SLG: 0.377	2H 2B		F8					G5-3		4	0	2	1	0	0	1											
Dale Murphy, R (1.8) OBP: 0.304, SLG: 0.347	L8		F9		F9			L9		4	0	0	0	0	0	2											
Darrell Evans, L (1.3) OBP: 0.283, SLG: 0.299	BB		G4-3		G5-3			F9		3	0	0	0	1	0	1											
Geronimo Berroa, R (1.9) OBP: 0.340, SLG: 0.400	K		K		G5-3			G4-3		3	0	0	0	0	2	2											
Tommy Gregg, L (7.9) OBP: 0.351, SLG: 0.387	K		K		K			G4-3		1	0	0	0	0	0	0											
Jody Davis, R (1.2) OBP: 0.235, SLG: 0.222	P5		K		K					3	0	0	0	0	2	2											
Jeff Treadway, L (1.4) OBP: 0.314, SLG: 0.374		B3			P6			F8		3	0	0	0	0	0	0											
29 John Smoltz, R (1.1) OBP: 0.262, SLG: 0.306	G6-3		K		K			G1-3		3	0	0	0	0	1	0											
Inning Stats	R: 2 H: 2 E: 1 K: 1 S: 19	H: 2 LOB: 2 BB: 1 P: 31	R: 0 H: 0 E: 0 K: 1 S: 10	H: 0 LOB: 0 BB: 0 P: 13	R: 0 H: 1 E: 0 K: 2 S: 10	H: 0 LOB: 0 BB: 0 P: 15	R: 0 H: 0 E: 0 K: 1 S: 10	H: 0 LOB: 0 BB: 0 P: 15	R: 0 H: 1 E: 0 K: 1 S: 10	H: 1 LOB: 1 BB: 0 P: 13	R: 0 H: 0 E: 0 K: 1 S: 8	H: 0 LOB: 0 BB: 0 P: 15	R: 1 H: 2 E: 0 K: 0 S: 9	H: 2 LOB: 0 BB: 0 P: 15	R: 0 H: 0 E: 0 K: 0 S: 5	H: 0 LOB: 0 BB: 0 P: 6	1B: 3 2B: 2 3B: 0 HR: 1	SF: 0 SAC: 0 DP: 0 HBP: 0	WP: 1 PB: 0 SB: 0 CS: 2	PA: 33							
PITCHER	IP	WLS	BF	H	R	ER	SO	BB	IBB	HBP	BLK	WP	HR	S	P	ERA	WHIP										
Dennis Cook, L (1.1) ERA: 1.89	8.0	L	30	6	3	2	6	1	0	0	0	1	1	86	132	2.25	0.875										
Don Carman, L (9.1) ERA: 5.0	1.0		3	0	0	0	0	0	0	0	0	0	0	5	6	0.00	0.000										

AB	32
R	3
H	6
RBI	3
BB	1
SO	6
LOB	8



Batter	1	2	3	4	5	6	7	8	9	AB	R	H	RBI	BB	SO	LOB	BOTTOM										
Lenny Dykstra, L (1.8) OBP: 0.364, SLG: 0.436	E 1B		F7			F9		K		4	1	1	0	0	1	1	Atlanta Braves @ Philadelphia Phillies Veterans Stadium, Philadelphia, PA Sun Jul 02 1989, 3:33 AM EDT Att: 28,524 - Sunny - 85 F										
Tom Herr, S (1.4) OBP: 0.347, SLG: 0.362	P5		K			G5-4-3		G3-1		4	0	0	0	0	1	2											
Von Hayes, L (1.9) OBP: 0.401, SLG: 0.489	P6				F9			F8		4	0	1	0	0	0	1											
John Kruk, L (1.7) OBP: 0.349, SLG: 0.359					L8			F7		3	0	1	1	0	0	1											
Bob Demler, R (8.7) OBP: 0.239, SLG: 0.221										0	0	0	0	0	0	0											
Dwayne Murphy, L (9. PH) OBP: 0.297, SLG: 0.369	2H 1B							K		1	0	0	0	0	1	0											
Ricky Jordan, R (1.3) OBP: 0.296, SLG: 0.346					G5-3			F8		3	0	1	0	0	0	1											
Charlie Hayes, R (1.5) OBP: 0.385, SLG: 0.375										1	0	0	0	1	1	0											
Steve Jeltz, S (1.6) OBP: 0.420, SLG: 0.410					K			L6		3	0	0	0	0	1	3											
Darren Daulton, L (1.2) OBP: 0.296, SLG: 0.325					P5			K		3	0	0	0	0	1	1											
Dennis Cook, L (1.1) OBP: 0.333, SLG: 0.467					F7			P6		2	0	1	0	0	0	0											
Curt Ford, L (8. PH) OBP: 0.301, SLG: 0.337										1	0	0	0	0	0	0											
Don Carman, L (9.1) ERA: 5.0										0	0	0	0	0	0	0											
Inning Stats	R: 1 H: 2 E: 1 K: 0 S: 10	H: 1 LOB: 1 BB: 0 P: 14	R: 0 H: 1 E: 0 K: 1 S: 7	H: 1 LOB: 0 BB: 0 P: 10	R: 0 H: 0 E: 0 K: 1 S: 8	H: 0 LOB: 0 BB: 0 P: 10	R: 0 H: 0 E: 0 K: 0 S: 7	H: 0 LOB: 0 BB: 0 P: 12	R: 0 H: 0 E: 0 K: 1 S: 7	H: 0 LOB: 0 BB: 0 P: 9	R: 0 H: 1 E: 0 K: 0 S: 3	H: 1 LOB: 0 BB: 0 P: 4	R: 0 H: 1 E: 0 K: 0 S: 14	H: 1 LOB: 2 BB: 1 P: 25	R: 0 H: 0 E: 0 K: 2 S: 9	H: 0 LOB: 0 BB: 0 P: 15	R: 0 H: 0 E: 0 K: 1 S: 9	H: 0 LOB: 0 BB: 0 P: 16	1B: 5 2B: 0 3B: 0 HR: 0	SF: 0 SAC: 1 DP: 1 HBP: 0	WP: 0 PB: 0 SB: 0 CS: 0	PA: 31					
PITCHER	IP	WLS	BF	H	R	ER	SO	BB	IBB	HBP	BLK	WP	HR	S	P	ERA	WHIP										
29 John Smoltz, R (1.1) ERA: 2.09	9.0	W	31	5	1	0	6	1	0	0	0	0	0	74	115	0.00	0.667										

AB	29
R	1
H	5
RBI	1
BB	1
SO	6
LOB	10



Batter	1	2	3	4	5	6	7	8	9	AB	R	H	RBI	BB	SO	LOB	TOP					
Otis Nixon, S OBP: 0.330, SLG: 0.278 (1, 8) 	3-2 		0-0 FC4 			0-1 P3 		0-1 		4	1	2	0	0	0	1	Montreal Expos @ Atlanta Braves Atlanta-Fulton County Stadium, Atlanta, GA Mon Jul 03 1989, 7:05 PM EDT Att: 10,555 - Unknown					
Rex Hudler, R OBP: 0.315, SLG: 0.465 (1, 7) 	2-1 F9 		0-3 			1-1 G5-3 		0-0 F8 		4	0	0	0	0	1	4						
Andres Calarraga, R OBP: 0.326, SLG: 0.440 (1, 3) 	3-3 K 		1-0 FC5 			2-2 G4-3 		2-0 		4	1	1	2	0	1	3						
Hubie Brooks, R OBP: 0.312, SLG: 0.388 (1, 9) 		0-1 G5-3 		1-2 F9 			0-0 F7 	3-3 K 		4	0	0	0	0	1	0						
Tim Wallach, R OBP: 0.335, SLG: 0.399 (1, 5) 	1-2 E3 			1-0 F8 			1-0 E5 	1-1 		4	1	1	0	0	0	0						
Damaso Garcia, R OBP: 0.291, SLG: 0.315 Mike Fitzgerald, R OBP: 0.371, SLG: 0.425 Dave Martinez, L OBP: 0.326, SLG: 0.409 (1, 4) 	0-0 			0-0 G6-3 			2-2 F9 	1-3 K 		2	0	1	0	0	0	0						
Nelson Santovenia, R OBP: 0.340, SLG: 0.366 (1, 2) 	2-1 G1-4-3 				0-2 G6-3 		0-0 	0-0 G6-3 		4	0	1	1	0	0	3						
Spike Owen, S OBP: 0.376, SLG: 0.359 (1, 6) 			3-2 G1-3 		1-2 F9 		2-2 F9 	4-0 		3	0	0	0	1	0	1						
Mark Langston, R OBP: 0.240, SLG: 0.280 (1, 1) 			0-2 		1-3 K 			0-1 G5-3 	2-1 CS 	3	0	1	0	0	1	0						
Inning Stats	R: 0 E: 0 K: 1 S: 8	H: 1 LOB: 0 BB: 0 P: 16	R: 0 E: 1 K: 0 S: 8	H: 1 LOB: 1 BB: 0 P: 11	R: 0 E: 1 K: 1 S: 15	H: 1 LOB: 2 BB: 0 P: 19	R: 0 E: 0 K: 0 S: 5	H: 0 LOB: 0 BB: 0 P: 7	R: 0 E: 0 K: 1 S: 10	H: 0 LOB: 0 BB: 0 P: 12	R: 0 E: 0 K: 0 S: 8	H: 0 LOB: 0 BB: 0 P: 11	R: 1 E: 1 K: 0 S: 10	H: 1 LOB: 1 BB: 0 P: 15	R: 2 E: 0 K: 1 S: 12	H: 2 LOB: 0 BB: 0 P: 16		R: 0 E: 0 K: 1 S: 7	H: 1 LOB: 1 BB: 1 P: 15	1B: 5 2B: 1 3B: 0 HR: 1	SF: 0 SAC: 0 DP: 1 HBP: 0	WP: 0 PB: 0 SB: 2 CS: 2
PITCHER	IP: 8.0 WLS: L BF: 31 H: 6 R: 3 ER: 2 SO: 4 BB: 0 IBB: 0 HBP: 0 BLK: 0 WP: 0 HR: 1 S: 76 P: 107 ERA: 2.25 WHIP: 0.750																					
Tom Glavine, L ERA: 3.35 Jim Acker, R ERA: 2.83																						

AB	34
R	3
H	7
RBI	3
BB	1
SO	5
LOB	14



Batter	1	2	3	4	5	6	7	8	9	AB	R	H	RBI	BB	SO	LOB	BOTTOM					
Jeff Blauser, R OBP: 0.296, SLG: 0.410 (1, 5) 	2-1 L6 		2-0 P3 			3-3 		4-0 		3	0	0	0	1	1	0	Montreal Expos @ Atlanta Braves Atlanta-Fulton County Stadium, Atlanta, GA Mon Jul 03 1989, 7:05 PM EDT Att: 10,555 - Unknown					
Lonnie Smith, R OBP: 0.446, SLG: 0.587 (1, 7) 	3-3 			4-2 		4-2 		1-0 F9 		2	0	0	0	2	1	1						
Andres Thomas, R Darrell Evans, L OBP: 0.281, SLG: 0.296 (1, 6) 	0-0 F9 			2-2 		0-3 		2-1 P3 		3	0	0	0	0	1	2						
Dale Murphy, R OBP: 0.306, SLG: 0.347 (1, 8) 		3-0 G6-3 		1-3 K 		4-1 		1-3 	3-2 	3	0	1	0	1	1	1						
Gerónimo Berroa, R OBP: 0.327, SLG: 0.384 (1, 9) 		2-3 K 		1-0 FC6-4 		1-3 K 		1-2 F8 		4	0	0	0	0	2	4						
Gerald Perry, L OBP: 0.331, SLG: 0.317 (1, 3) 	0-1 				0-0 G4-3 		0-0 F7 	0-0 F8 		4	0	1	0	0	0	1						
Jody Davis, R OBP: 0.236, SLG: 0.218 (1, 2) 		2-3 K 			4-2 		1-2 L9 	2-2 		3	0	0	0	1	1	2						
Jeff Treadway, L OBP: 0.310, SLG: 0.370 (1, 4) 			1-1 G1-3 		3-3 K 		2-3 K 		2-2 	3	0	0	0	0	2	1						
Tom Glavine, L OBP: 0.209, SLG: 0.220 Oddibe McDowell, L OBP: 0.295, SLG: 0.296 Jim Acker, R OBP: 0.333, SLG: 0.333 (1, 1) 	1-2 G4-3 				0-0 G5-3 		2-3 		2	0	0	0	0	0	1	0						
Inning Stats	R: 0 E: 0 K: 1 S: 8	H: 0 LOB: 0 BB: 0 P: 13	R: 0 E: 0 K: 2 S: 9	H: 1 LOB: 1 BB: 0 P: 16	R: 0 E: 0 K: 0 S: 6	H: 0 LOB: 0 BB: 0 P: 10	R: 0 E: 0 K: 1 S: 13	H: 0 LOB: 1 BB: 1 P: 21	R: 0 E: 0 K: 1 S: 7	H: 0 LOB: 1 BB: 1 P: 14	R: 0 E: 0 K: 3 S: 12	H: 0 LOB: 2 BB: 2 P: 24	R: 0 E: 0 K: 1 S: 8	H: 0 LOB: 0 BB: 0 P: 11	R: 0 E: 0 K: 1 S: 6	H: 0 LOB: 1 BB: 1 P: 15		R: 0 E: 0 K: 0 S: 11	H: 1 LOB: 1 BB: 0 P: 17	1B: 2 2B: 0 3B: 0 HR: 0	SF: 0 SAC: 0 DP: 0 HBP: 0	WP: 0 PB: 0 SB: 1 CS: 0
PITCHER	IP: 9.0 WLS: W BF: 34 H: 2 R: 0 ER: 0 SO: 10 BB: 5 IBB: 0 HBP: 0 BLK: 0 WP: 0 HR: 0 S: 80 P: 141 ERA: 0.00 WHIP: 0.778																					
Mark Langston, L ERA: 2.91																						



Batter	1	2	3	4	5	6	7	8	9	AB	R	H	RBI	BB	SO	LOB	TOP					
Dave Martinez, L (1, 8) OBP: 0.321, SLG: 0.400	1-1 L6		1-0 G3-1		1-1 F7		3-2 G3-1			4	0	0	0	0	0	1						
Tom Foley, L (1, 4) OBP: 0.324, SLG: 0.357	3-2 G3		0-1 F9		1-1 1B			0-1 1B		4	0	2	0	0	0	0						
Andres Calarraga, R (1, 3) OBP: 0.329, SLG: 0.441	2-1 1B		3-2 G4-3		2-2 1B			1-1 F7		4	1	2	1	0	0	1						
Tim Raines, S (1, 7) OBP: 0.419, SLG: 0.465	2-0 1B			2-1 FC5-4				2-3 K		1	1	1	0	0	0	0						
Mike Aldrete, L (1, 7) OBP: 0.300, SLG: 0.235	1-2 PB				3-2 F8					3	0	1	0	0	1	3						
Hubie Brooks, R (1, 9) OBP: 0.312, SLG: 0.386	1-0 PB			0-0 FC5-4				0-0 G5-3		4	0	1	1	0	1	2						
Tim Lincecum, R (1, 5) OBP: 0.334, SLG: 0.397	3-1 F7			0-0 F8				3-3 K		4	0	1	0	0	1	2						
Nelson Santovenia, R (1, 2) OBP: 0.331, SLG: 0.357		1-1 P5		2-0 F8				1-3 K		4	0	0	0	0	1	2						
Spike Owen, S (1, 6) OBP: 0.376, SLG: 0.357	1-1 F8				1-1 1B			3-2 F8		4	1	1	0	0	0	1						
Kevin Gross, R (1, 1) OBP: 0.225, SLG: 0.139					3-3 K			0-0 G3		2	0	0	0	0	0	2						
Steve Frey, R (6, 1) ERA: 3.07										1	0	0	0	0	0	0						
Otis Nixon, S (7, PH) OBP: 0.245, SLG: 0.276										0	0	0	0	0	0	0						
Andy McGaffigan, R (7, 1) ERA: 2.3										0	0	0	0	0	0	0						
Joe Hesketh, R (8, 1) OBP: 0.190, SLG: 1.000										0	0	0	0	0	0	0						
Wallace Johnson, S (8, PH) OBP: 0.270, SLG: 0.316										1	0	0	0	0	0	2						
Inning Stats	R: 2 E: 0 K: 0 S: 12	H: 3 LOB: 1 BB: 0 P: 24	R: 0 E: 0 K: 1 S: 7	H: 0 LOB: 0 BB: 0 P: 10	R: 0 E: 0 K: 0 S: 6	H: 0 LOB: 0 BB: 0 P: 10	R: 0 E: 0 K: 0 S: 5	H: 1 LOB: 1 BB: 0 P: 9	R: 1 E: 0 K: 1 S: 16	H: 3 LOB: 2 BB: 0 P: 27	R: 0 E: 0 K: 3 S: 11	H: 0 LOB: 0 BB: 0 P: 15	R: 0 E: 0 K: 0 S: 9	H: 0 LOB: 0 BB: 0 P: 15	R: 0 E: 0 K: 1 S: 9	H: 1 LOB: 1 BB: 0 P: 12	R: 0 E: 1 K: 0 S: 7	H: 1 LOB: 1 BB: 0 P: 12	1B: 9 2B: 0 3B: 0 HR: 0	SF: 0 SAC: 0 DP: 1 HBP: 0	WP: 0 PB: 1 SB: 0 CS: 0	PA: 36
PITCHER	IP	WLS	BF	H	R	ER	SO	BB	IBB	HBP	BLK	WP	HR	S	P	ERA	WHIP					
Marty Clary, R (1, 1) ERA: 3.07	5.0	W	22	7	3	2	2	0	0	0	0	0	0	46	80	3.60	1.400					
Jim Acker, R (6, 1) ERA: 2.7	3.0		10	1	0	0	4	0	0	0	0	0	0	29	42	0.00	0.333					
Mark Eichhorn, R (9, 1) ERA: 4.08	1.0		4	1	0	0	0	0	0	0	0	0	0	7	12	0.00	1.000					

Montreal Expos @ Atlanta Braves
Atlanta-Fulton County Stadium, Atlanta, GA
Tue Jul 04 1989, 7:05 PM EDT
Att: 27,245 - Unknown

AB 36
R 3
H 9
RBI 2
BB 0
SO 6
LOB 15



Batter	1	2	3	4	5	6	7	8	9	AB	R	H	RBI	BB	SO	LOB	BOTTOM				
Oddibe McDowell, L (1, 8) OBP: 0.297, SLG: 0.299	F8			0-0 B3		2-1 1B		0-0 F8		4	1	1	2	1	0	0					
Jeff Treadway, L (1, 4) OBP: 0.312, SLG: 0.371	F9			2-2 F8		0-0 G5-3		1-0 BLK		5	1	2	2	0	0	3					
Lonnie Smith, R (1, 7) OBP: 0.445, SLG: 0.587	0-0 1B		0-3 K	2-1 G1-3		2-2 G5-3		0-2 G4-3		5	1	2	1	0	1	1					
Andres Thomas, R (1, 6) OBP: 0.256, SLG: 0.377	1-0 1B		2-2 F9		1-0 L4		2-1 L4	1-1 G4-3		3	1	2	1	0	0	0					
Jim Acker, R (6, 1) OBP: 0.250, SLG: 0.250	BB									1	0	0	0	0	1	1					
Geronimo Berroa, R (8, PH) OBP: 0.324, SLG: 0.380	2B									0	0	0	0	0	0	0					
Mark Eichhorn, R (9, 1) ERA: 4.08	2B									0	0	0	0	0	0	0					
Dale Murphy, R (1, 9) OBP: 0.307, SLG: 0.344	4-0 2B		2-3 K		1-0 L4		1-1 G5-3	4-0 IBB		3	1	0	0	2	1	1					
Darrell Evans, L (1, 3) OBP: 0.276, SLG: 0.286	4-2 2B		0-1 P5		3-2 F8		1-1 G4-3	1-2 F7		4	1	0	0	1	0	3					
Jeff Blauser, R (1, 5) OBP: 0.310, SLG: 0.433	1-2 1B		0-0 P5			1-1 1B				4	2	4	2	0	0	0					
Bruce Benedict, R (1, 2) OBP: 0.308, SLG: 0.240	4-0 1B		2-1 G5-3			2-1 P5		1-3 1B		3	0	1	0	1	0	2					
Marty Clary, R (1, 1) OBP: 0.250, SLG: 0.250	1-2 BB		3-3 K			0-1 2B				2	0	1	1	0	1	1					
John Russell, R (6, 5) OBP: 0.154, SLG: 0.137	1-2 1B					1-2 1B				2	1	1	0	0	1	2					
Inning Stats	R: 5 E: 0 K: 0 S: 19	H: 4 LOB: 3 BB: 4 P: 45	R: 0 E: 0 K: 2 S: 9	H: 0 LOB: 0 BB: 0 P: 13	R: 0 E: 0 K: 1 S: 8	H: 1 LOB: 1 BB: 0 P: 13	R: 0 E: 0 K: 0 S: 6	H: 0 LOB: 0 BB: 0 P: 10	R: 0 E: 0 K: 0 S: 6	H: 1 LOB: 0 BB: 0 P: 11	R: 3 E: 0 K: 0 S: 15	H: 4 LOB: 1 BB: 0 P: 24	R: 0 E: 0 K: 1 S: 11	H: 2 LOB: 2 BB: 0 P: 16	R: 1 E: 0 K: 0 S: 11	H: 2 LOB: 2 BB: 1 P: 18	1B: 10 2B: 4 3B: 0 HR: 0	SF: 0 SAC: 0 DP: 0 HBP: 0	WP: 0 PB: 0 SB: 0 CS: 1	PA: 42	
PITCHER	IP	WLS	BF	H	R	ER	SO	BB	IBB	HBP	BLK	WP	HR	S	P	ERA	WHIP				
Kevin Gross, R (1, 1) ERA: 4.89	5.1	L	27	8	7	7	3	3	1	0	0	0	0	54	101	11.81	2.062				
Steve Frey, L (6, 1) ERA: 2.3	0.2		4	2	1	1	0	0	0	0	0	0	0	9	15	13.50	3.000				
Andy McGaffigan, R (7, 1) ERA: 3.57	1.0		5	2	0	0	1	0	0	0	0	0	0	11	16	0.00	2.000				
Joe Hesketh, L (8, 1) ERA: 7.82	1.0		6	2	1	1	0	0	1	0	1	0	0	11	18	9.00	2.000				

Montreal Expos @ Atlanta Braves
Atlanta-Fulton County Stadium, Atlanta, GA
Tue Jul 04 1989, 7:05 PM EDT
Att: 27,245 - Unknown

AB 37
R 9
H 14
RBI 9
BB 5
SO 4
LOB 15



Batter	1	2	3	4	5	6	7	8	9	AB	R	H	RBI	BB	SO	LOB	TOP					
Otis Nixon, S <small>OBP: 0.325, SLG: 0.274</small> (1, 8)										5	1	1	0	0	0	4						
Rex Hudler, R <small>OBP: 0.316, SLG: 0.500</small> (1, 7)										3	1	1	1	0	1	0						
Mike Aldrete, L <small>OBP: 0.307, SLG: 0.256</small> (6, PH)										1	0	1	2	0	0	0						
Zane Smith, L <small>OBP: 0.179, SLG: 0.179</small> (6, PH)										0	0	0	0	0	0	0						
Tom Foley, L <small>OBP: 0.327, SLG: 0.374</small> (8, 4)										1	1	1	1	0	0	0						
Andres Calarraga, R <small>OBP: 0.332, SLG: 0.441</small> (1, 3)										4	1	2	0	1	1	0						
Hubie Brooks, R <small>OBP: 0.313, SLG: 0.386</small> (1, 9)										3	0	1	1	1	0	1						
Tim Wallach, R <small>OBP: 0.332, SLG: 0.404</small> (1, 5)										5	1	1	2	0	0	5						
Mike Fitzgerald, R <small>OBP: 0.360, SLG: 0.410</small> (1, 2)										5	0	0	0	0	0	2						
Damaso Garcia, R <small>OBP: 0.289, SLG: 0.321</small> (1, 4)										4	0	1	0	0	0	0						
Tim Burke, R (8, 1)										1	0	0	0	0	1	0						
Spike Owen, S <small>OBP: 0.376, SLG: 0.354</small> (1, 6)										2	1	0	0	1	1	1						
Dennis Martinez, R <small>OBP: 0.159, SLG: 0.140</small> (1, 1)										2	0	2	0	0	0	0						
Dave Martinez, L <small>OBP: 0.323, SLG: 0.407</small> (6, PH)										2	1	1	0	0	1	0						
Inning Stats	R: 0 E: 0 K: 0 S: 10	H: 2 LOB: 2 BB: 0 P: 13	R: 0 E: 0 K: 0 S: 11	H: 2 LOB: 2 BB: 0 P: 15	R: 0 E: 0 K: 2 S: 15	H: 0 LOB: 1 BB: 1 P: 24	R: 0 E: 0 K: 0 S: 7	H: 1 LOB: 2 BB: 1 P: 14	R: 3 E: 0 K: 0 S: 9	H: 3 LOB: 0 BB: 0 P: 15	R: 3 E: 0 K: 2 S: 10	H: 3 LOB: 2 BB: 1 P: 18	R: 0 E: 0 K: 2 S: 12	H: 0 LOB: 0 BB: 0 P: 11	R: 1 E: 0 K: 0 S: 12	H: 1 LOB: 0 BB: 0 P: 16	R: 0 E: 0 K: 1 S: 7	H: 0 LOB: 0 BB: 0 P: 12	1B: 6 2B: 3 3B: 0 HR: 3	SF: 1 SAC: 0 DP: 0 HBP: 1	WP: 0 PB: 1 SB: 0 CS: 0	PA: 43
PITCHER	IP WLS BF H R ER SO BB IBB HBP BLK WP HR S P ERA WHIP																					
Derek Lilliquist, L <small>ERA: 3.32</small> (1, 1)	5.0	25	8	3	3	2	2	0	0	0	0	0	2	52	81	5.40	2.000					
Mark Eichhorn, R <small>ERA: 5.3</small> (6, 1)	1.0	L	8	3	3	3	0	1	1	0	0	0	0	10	18	27.00	3.000					
Sergio Valdez, R <small>ERA: 3.0</small> (7, 1)	3.0		10	1	1	1	3	0	0	0	0	0	1	26	39	3.00	0.333					

Montreal Expos @ Atlanta Braves
 Atlanta-Fulton County Stadium, Atlanta, GA
 Wed Jul 05 1989, 7:05 PM EDT
 Att: 50,091 - Unknown

AB 38
 R 7
 H 12
 RBI 7
 BB 3
 SO 5
 LOB 13



Batter	1	2	3	4	5	6	7	8	9	AB	R	H	RBI	BB	SO	LOB	BOTTOM					
Oddibe McDowell, L <small>OBP: 0.295, SLG: 0.294</small> (1, 8)										4	0	0	0	1	1	1						
Jeff Treadway, L <small>OBP: 0.315, SLG: 0.370</small> (1, 4)										3	2	1	0	1	0	2						
Lonnie Smith, R <small>OBP: 0.446, SLG: 0.599</small> (1, 7)										4	2	2	1	0	0	1						
Darrell Evans, L <small>OBP: 0.277, SLG: 0.293</small> (1, 5)										4	1	1	1	0	0	2						
Dale Murphy, R <small>OBP: 0.305, SLG: 0.346</small> (1, 9)										4	0	2	1	0	0	2						
Gerald Perry, L <small>OBP: 0.333, SLG: 0.324</small> (1, 3)										4	0	2	2	0	0	1						
Jeff Blausler, R <small>OBP: 0.309, SLG: 0.426</small> (1, 6)										3	0	0	0	1	2	3						
Bruce Benedict, R <small>OBP: 0.311, SLG: 0.245</small> (1, 2)										2	0	1	0	0	1	0						
Tommy Gregg, L <small>OBP: 0.346, SLG: 0.384</small> (9, PH)										1	0	0	0	0	0	0						
Derek Lilliquist, L <small>OBP: 0.182, SLG: 0.212</small> (1, 1)										1	0	0	0	0	0	0						
Mark Eichhorn, R (6, 1)										0	0	0	0	0	0	0						
Gerónimo Berroa, R <small>OBP: 0.321, SLG: 0.376</small> (7, 1)										1	0	0	0	0	0	1						
Sergio Valdez, R (7, 1)										0	0	0	0	0	0	0						
Ed Whited, R (9, PH)										1	0	0	0	0	0	0						
Inning Stats	R: 2 E: 1 K: 2 S: 15	H: 3 LOB: 2 BB: 1 P: 25	R: 0 E: 0 K: 1 S: 8	H: 0 LOB: 0 BB: 0 P: 11	R: 2 E: 0 K: 0 S: 9	H: 3 LOB: 1 BB: 0 P: 14	R: 0 E: 0 K: 0 S: 10	H: 1 LOB: 1 BB: 1 P: 15	R: 1 E: 0 K: 0 S: 4	H: 2 LOB: 0 BB: 0 P: 8	R: 0 E: 0 K: 0 S: 10	H: 0 LOB: 1 BB: 1 P: 17	R: 0 E: 0 K: 0 S: 5	H: 0 LOB: 0 BB: 0 P: 11	R: 0 E: 0 K: 1 S: 9	H: 0 LOB: 0 BB: 0 P: 13	R: 0 E: 0 K: 0 S: 6	H: 0 LOB: 0 BB: 0 P: 8	1B: 6 2B: 2 3B: 0 HR: 1	SF: 0 SAC: 2 DP: 2 HBP: 0	WP: 0 PB: 0 SB: 0 CS: 0	PA: 37
PITCHER	IP WLS BF H R ER SO BB IBB HBP BLK WP HR S P ERA WHIP																					
Dennis Martinez, R <small>ERA: 2.83</small> (1, 1)	5.0	W	24	9	5	5	3	2	0	0	0	0	0	46	73	9.00	2.200					
Zane Smith, L <small>ERA: 4.37</small> (6, 1)	2.0		7	0	0	0	0	1	0	0	0	0	0	15	28	0.00	0.500					
Tim Burke, R <small>ERA: 2.37</small> (8, 1)	2.0	S	6	0	0	0	1	0	0	0	0	0	0	15	21	0.00	0.000					

Montreal Expos @ Atlanta Braves
 Atlanta-Fulton County Stadium, Atlanta, GA
 Wed Jul 05 1989, 7:05 PM EDT
 Att: 50,091 - Unknown

AB 32
 R 5
 H 9
 RBI 5
 BB 3
 SO 4
 LOB 13



Batter	1	2	3	4	5	6	7	8	9	AB	R	H	RBI	BB	SO	LOB	TOP			
Lenny Dykstra, L OBP: 0.355, SLG: 0.416	F7	S		G4-6-3			4-3			4	0	2	2	0	0	0	Philadelphia Phillies @ Atlanta Braves Atlanta-Fulton County Stadium, Atlanta, GA Fri Jul 07 1989, 7:05 PM EDT Att: 11,450 - Unknown			
Tom Herr, S OBP: 0.349, SLG: 0.352	1B	G3		G4-6-3			CS			3	0	1	0	1	0	2				
Von Hayes, L OBP: 0.398, SLG: 0.477	1B			1B			P6			3	0	2	0	1	0	1				
Ricky Jordan, R OBP: 0.298, SLG: 0.349	P3			K			CS	F9		4	0	0	0	0	1	4				
Dwayne Murphy, L OBP: 0.310, SLG: 0.387	BB			BB			4-3	4-3		2	0	0	0	2	0	1				
Darren Daulton, L OBP: 0.302, SLG: 0.314	F9			L8			L9	G1-3		4	0	0	0	0	0	5				
Charlie Hayes, R OBP: 0.314, SLG: 0.394		E5		HR			L9			4	2	1	1	0	1	0				
Steve Jeltz, S OBP: 0.413, SLG: 0.390		6-3		SH1-4			F7			3	1	0	0	1	1	1				
Dennis Cook, L OBP: 0.294, SLG: 0.412		G1		SH1-4			F7			2	0	0	0	0	0	1				
Greg Harris, S										0	0	0	0	0	0	0				
Don Carman, L										0	0	0	0	0	0	0				
Todd Frohwrth, R										0	0	0	0	0	0	0				
Curt Ford, L										1	0	0	0	0	1	0				
Inning Stats	R: 0 E: 0 K: 0 S: 14	H: 2 LOB: 3 BB: 1 P: 21	R: 1 E: 1 K: 0 S: 14	H: 1 LOB: 1 BB: 0 P: 19	R: 0 E: 0 K: 1 S: 8	H: 1 LOB: 1 BB: 1 P: 13	R: 2 E: 0 K: 0 S: 11	H: 2 LOB: 0 BB: 1 P: 19	R: 0 E: 0 K: 0 S: 4	H: 0 LOB: 1 BB: 0 P: 4	R: 0 E: 0 K: 0 S: 3	H: 0 LOB: 0 BB: 1 P: 7	R: 0 E: 0 K: 0 S: 6	H: 0 LOB: 0 BB: 0 P: 10	R: 0 E: 0 K: 3 S: 11	H: 0 LOB: 0 BB: 0 P: 16	1B: 5 2B: 0 3B: 0 HR: 1	SF: 0 SAC: 1 DP: 1 HBP: 0	WP: 0 PB: 0 SB: 3 CS: 1	PA: 37
PITCHER	IP WLS BF H R ER SO BB IBB HBP BLK WP HR S P ERA WHIP																			
29 John Smoltz, R ERA: 2.1	(1, 1)	8.0	W	33	6	3	2	1	5	0	0	0	0	0	1	68	111	2.25	1.375	
Joe Boever, R ERA: 3.38	(9, 1)	1.0	S	3	0	0	0	3	0	0	0	0	0	0	0	11	16	0.00	0.000	

Batter	1	2	3	4	5	6	7	8	9	AB	R	H	RBI	BB	SO	LOB	BOTTOM			
Oddibe McDowell, L OBP: 0.303, SLG: 0.304	CS		F8			SH1	HR			4	1	3	1	0	0	0	Philadelphia Phillies @ Atlanta Braves Atlanta-Fulton County Stadium, Atlanta, GA Fri Jul 07 1989, 7:05 PM EDT Att: 11,450 - Unknown			
Jeff Blauser, R OBP: 0.303, SLG: 0.416	F8			G3-1		SH1	F7			3	0	0	0	0	0	3				
Lonnie Smith, R OBP: 0.444, SLG: 0.603	P3			E1		HR	K			4	2	2	2	0	1	2				
Dale Murphy, R OBP: 0.305, SLG: 0.340	P4			FC3-6		K				4	0	1	1	0	2	0				
Gerald Perry, L OBP: 0.338, SLG: 0.341				FC3-6			L8			4	1	2	1	0	0	1				
Ed Whited, R				FC6-4			L5			4	0	0	0	0	0	2				
Jeff Treadway, L OBP: 0.314, SLG: 0.365							F7			3	0	0	0	0	1	0				
Bruce Benedict, R OBP: 0.310, SLG: 0.234							P3			2	1	0	0	1	1	0				
29 John Smoltz, R ERA: 2.27	(1, 1)	5.2	L	23	7	4	3	3	3	3	0	0	0	0	0	0		0	4.76	1.235
Greg Harris, R ERA: 3.38	(6, 1)	0.2		4	1	1	1	0	1	0	0	0	0	0	0	0	0	13.50	3.000	
Don Carman, L ERA: 5.0	(7, 1)	0.0		1	1	0	0	0	0	0	0	0	0	0	0	0	0	∞	∞	
Todd Frohwrth, R ERA: 5.54	(7, 1)	1.2		5	0	0	0	2	0	0	0	0	0	0	2	0	0	0.00	0.000	
Inning Stats	R: 0 E: 0 K: 0 S: 8	H: 1 LOB: 0 BB: 0 P: 8	R: 1 E: 0 K: 1 S: 9	H: 1 LOB: 0 BB: 0 P: 18	R: 0 E: 0 K: 1 S: 9	H: 0 LOB: 0 BB: 0 P: 17	R: 1 E: 2 K: 0 S: 14	H: 2 LOB: 1 BB: 0 P: 20	R: 0 E: 0 K: 0 S: 5	H: 0 LOB: 0 BB: 0 P: 8	R: 2 E: 0 K: 1 S: 18	H: 3 LOB: 1 BB: 0 P: 25	R: 1 E: 0 K: 1 S: 16	H: 2 LOB: 2 BB: 1 P: 30	R: 0 E: 0 K: 1 S: 7	H: 0 LOB: 0 BB: 0 P: 9	1B: 7 2B: 0 3B: 0 HR: 2	SF: 0 SAC: 1 DP: 0 HBP: 0	WP: 0 PB: 0 SB: 0 CS: 1	PA: 33
PITCHER	IP WLS BF H R ER SO BB IBB HBP BLK WP HR S P ERA WHIP																			
Dennis Cook, L ERA: 2.27	(1, 1)	5.2	L	23	7	4	3	3	3	0	0	0	0	0	0	0	0	4.76	1.235	
Greg Harris, R ERA: 3.38	(6, 1)	0.2		4	1	1	1	0	1	0	0	0	0	0	0	0	0	13.50	3.000	
Don Carman, L ERA: 5.0	(7, 1)	0.0		1	1	0	0	0	0	0	0	0	0	0	0	0	0	∞	∞	
Todd Frohwrth, R ERA: 5.54	(7, 1)	1.2		5	0	0	0	2	0	0	0	0	0	0	2	0	0	0.00	0.000	

Batter	1	2	3	4	5	6	7	8	9	AB	R	H	RBI	BB	SO	LOB	TOP							
Lenny Dykstra, L (1, 8) OBP: 0.397, SLG: 0.422	G4-3		G1-3							4	1	2	0	0	0	0	Philadelphia Phillies @ Atlanta Braves Atlanta-Fulton County Stadium, Atlanta, GA Sat Jul 08 1989, 7:05 PM EDT Att: 21,337 - Unknown - 85 F							
Tom Herr, S (1, 4) OBP: 0.348, SLG: 0.349	F9		FC4-6 BB							3	0	0	0	1	1									
Von Hayes, L (1, 9) OBP: 0.397, SLG: 0.474	K		FC4-6 1-2							4	0	1	0	0	1									
Ricky Jordan, R (1, 3) OBP: 0.293, SLG: 0.343			F9 L9							4	0	0	0	0	2									
Randy Ready, R (1, 7) OBP: 0.382, SLG: 0.385										3	1	1	1	0	0									
Larry McWilliams, L (6, 1) OBP: 0.095, SLG: 0.095										0	0	0	0	0	0									
Bob Dernier, R (8, PH) OBP: 0.258, SLG: 0.222										1	0	0	0	0	0									
Jeff Parrett, R (8, 1) OBP: 0.258, SLG: 0.222										0	0	0	0	0	0									
Charlie Hayes, R (1, 5) OBP: 0.333, SLG: 0.417										3	1	1	0	1	0									
Dickie Thon, R (1, 6) OBP: 0.291, SLG: 0.365										3	0	2	1	0	1									
Dwayne Murphy, L (9, PH) OBP: 0.307, SLG: 0.382										1	0	0	0	0	1									
Steve Lake, R (1, 2) OBP: 0.308, SLG: 0.330										2	0	0	0	1	0									
Darren Daulton, L (9, PH) OBP: 0.300, SLG: 0.312										1	0	0	0	0	0									
Ken Howell, R (1, 1) OBP: 0.200, SLG: 0.156										2	0	0	0	0	1									
Curt Ford, L (6, 7) OBP: 0.290, SLG: 0.323										1	0	0	0	0	0									
Inning Stats	R: 0 E: 0 K: 1 S: 6	H: 0 LOB: 0 BB: 0 P: 12	R: 1 E: 0 K: 0 S: 9	H: 2 LOB: 2 BB: 1 P: 16	R: 0 E: 0 K: 0 S: 8	H: 0 LOB: 1 BB: 1 P: 16	R: 1 E: 0 K: 2 S: 13	H: 1 LOB: 1 BB: 1 P: 21	R: 1 E: 0 K: 0 S: 8	H: 1 LOB: 0 BB: 0 P: 12	R: 0 E: 0 K: 0 S: 9	H: 1 LOB: 0 BB: 0 P: 14	R: 0 E: 0 K: 1 S: 9	H: 1 LOB: 0 BB: 0 P: 12	R: 0 E: 0 K: 1 S: 7	H: 0 LOB: 0 BB: 0 P: 12		1B: 3 2B: 4 3B: 0 HR: 1	SF: 0 SAC: 0 DP: 1 HBP: 0	WP: 0 PB: 0 SB: 1 CS: 1	PA: 35			
PITCHER	IP WLS BF H R ER SO BB IBB HBP BLK WP HR S P ERA WHIP																							
Tom Glavine, L (1, 1) ERA: 3.45	5.0	22	4	3	3	3	2	1	0	0	0	0	1	44	77	5.40	1.200							
Jim Acker, R (6, 1) ERA: 2.62	2.0	7	2	0	0	1	0	0	0	0	0	0	0	18	28	0.00	1.000							
Paul Assenmacher, L (8, 1) ERA: 4.5	1.0	W	3	1	0	0	0	0	0	0	0	0	0	8	12	0.00	1.000							
Joe Boever, R (9, 1) ERA: 3.3	1.0	S	3	0	0	0	1	0	0	0	0	0	0	7	12	0.00	0.000							

Batter	1	2	3	4	5	6	7	8	9	AB	R	H	RBI	BB	SO	LOB	BOTTOM							
Oddibe McDowell, L (1, 8) OBP: 0.302, SLG: 0.307	K			WP SF7 2B						4	1	1	0	0	2	1	Philadelphia Phillies @ Atlanta Braves Atlanta-Fulton County Stadium, Atlanta, GA Sat Jul 08 1989, 7:05 PM EDT Att: 21,337 - Unknown - 85 F							
Jeff Treadway, L (1, 4) OBP: 0.313, SLG: 0.361	P6			F7						3	1	0	0	1	0									
Lonnie Smith, R (1, 7) OBP: 0.445, SLG: 0.603	K									3	1	1	0	1	2	1								
Darrell Evans, L (1, 5) OBP: 0.282, SLG: 0.308										3	1	2	2	0	0									
Joe Boever, R (9, 1) ERA: 3.3										0	0	0	0	0	0									
Gerald Perry, L (1, 3) OBP: 0.340, SLG: 0.341										3	0	1	1	1	1									
Tommy Gregg, L (1, 9) OBP: 0.345, SLG: 0.380										4	0	1	1	0	0									
Jeff Blauser, R (1, 6) OBP: 0.298, SLG: 0.408										4	0	0	0	0	2	3								
Bruce Benedict, R (1, 2) OBP: 0.308, SLG: 0.234										4	0	1	0	0	0	3								
Tom Glavine, L (1, 1) ERA: 3.45										1	0	0	0	0	0									
Geoffrey Blum, R (5, PH) OBP: 0.110, SLG: 0.110										1	0	0	0	0	1									
Jim Acker, R (6, 1) ERA: 2.62										0	0	0	0	0	0									
Andres Thomas, R (7, PH) OBP: 0.258, SLG: 0.222										0	0	0	0	1	0									
Pete Smith, R (8, 1) OBP: 0.258, SLG: 0.222										0	0	0	0	0	0									
Paul Assenmacher, L (8, 1) ERA: 4.5										0	0	0	0	0	0									
Ed Whited, R (9, 5) ERA: 3.3										0	0	0	0	0	0									
Inning Stats	R: 0 E: 0 K: 2 S: 8	H: 0 LOB: 0 BB: 0 P: 14	R: 0 E: 0 K: 1 S: 7	H: 0 LOB: 0 BB: 0 P: 11	R: 0 E: 0 K: 0 S: 6	H: 0 LOB: 0 BB: 0 P: 10	R: 1 E: 0 K: 0 S: 8	H: 1 LOB: 1 BB: 1 P: 16	R: 0 E: 0 K: 1 S: 8	H: 1 LOB: 1 BB: 0 P: 13	R: 2 E: 0 K: 0 S: 8	H: 3 LOB: 0 BB: 0 P: 15	R: 0 E: 0 K: 2 S: 10	H: 0 LOB: 1 BB: 1 P: 19	R: 1 E: 0 K: 2 S: 15	H: 2 LOB: 2 BB: 2 P: 28		1B: 4 2B: 3 3B: 0 HR: 0	SF: 1 SAC: 0 DP: 0 HBP: 0	WP: 2 PB: 0 SB: 0 CS: 0	PA: 35			
PITCHER	IP WLS BF H R ER SO BB IBB HBP BLK WP HR S P ERA WHIP																							
Ken Howell, R (1, 1) ERA: 3.88	5.0	18	2	1	1	4	1	0	0	0	0	0	0	18	34	1.80	0.600							
Larry McWilliams, L (6, 1) ERA: 3.21	2.0	10	3	2	2	2	1	0	0	0	0	0	0	18	34	9.00	2.000							
Jeff Parrett, R (8, 1) ERA: 3.22	1.0	L	7	2	1	1	2	2	0	0	0	0	0	15	28	9.00	4.000							

AB	32
R	3
H	7
RBI	2
BB	3
SO	5
LOB	10



AB	30
R	4
H	7
RBI	4
BB	4
SO	8
LOB	12



Batter	1	2	3	4	5	6	7	8	9	AB	R	H	RBI	BB	SO	LOB	TOP										
Juan Samuel, R (1, 8) OBP: 0.316, SLG: 0.380	L7	E7		S BB			G4-3 WP 1B		K	4	1	1	0	1	1	1											
Dave Magadan, L (1, 5) OBP: 0.382, SLG: 0.440 Kevin Elster, R (8, 6) OBP: 0.258, SLG: 0.286	E4 BB BB	G4-3		G4-3			G4-3		E8 1B	4	0	0	0	0	0	3											
Howard Johnson, S (1, 6) OBP: 0.364, SLG: 0.602	K				F8		G4-3		K	5	1	1	0	0	2	2											
Darryl Strawberry, L (1, 9) OBP: 0.326, SLG: 0.525					G1-3		F7			3	1	1	1	1	0	1											
Kevin McReynolds, R (1, 7) OBP: 0.341, SLG: 0.396					P2		G1-3		G6-3	3	0	0	0	1	0	1											
Keith Hernandez, L (1, 3) OBP: 0.356, SLG: 0.405	FC6-4				G3				G4-3	4	0	1	1	0	0	3											
Gregg Jefferies, S (1, 4) OBP: 0.283, SLG: 0.328					F7		L4		L3	4	1	1	1	0	0	1											
Mackey Sasser, L (1, 2) OBP: 0.289, SLG: 0.380					F7		F8		G1-3 E 2B	4	1	1	0	0	0	0											
Ron Darling, R (1, 1) OBP: 0.175, SLG: 0.350					P6		G6-3		G1-3	4	0	0	0	0	1	1											
Inning Stats	R: 0 E: 1 K: 1 S: 13	H: 0 LOB: 3 BB: 2 P: 23	R: 1 E: 1 K: 1 S: 13	H: 1 LOB: 1 BB: 0 P: 17	R: 1 E: 0 K: 0 S: 11	H: 2 LOB: 1 BB: 1 P: 17	R: 0 E: 0 K: 0 S: 9	H: 0 LOB: 1 BB: 1 P: 17	R: 1 E: 0 K: 0 S: 8	H: 1 LOB: 0 BB: 0 P: 11	R: 0 E: 0 K: 0 S: 5	H: 0 LOB: 0 BB: 0 P: 5	R: 1 E: 0 K: 0 S: 7	H: 1 LOB: 0 BB: 0 P: 12	R: 0 E: 0 K: 0 S: 10	H: 0 LOB: 0 BB: 0 P: 15	R: 1 E: 1 K: 2 S: 10	H: 2 LOB: 1 BB: 0 P: 12	1B: 3 2B: 2 3B: 0 HR: 2	SF: 0 SAC: 0 DP: 0 HBP: 0	WP: 1 PB: 1 CS: 2	PA: 39					
PITCHER	IP	WLS	BF	H	R	ER	SO	BB	IBB	HBP	BLK	WP	HR	S	P	ERA	WHIP										
Pete Smith, R (1, 1) ERA: 4.74	5.0	L	24	4	3	3	2	3	0	0	0	0	2	54	85	5.40	1.400										
Sergio Valdez, R (6, 1) ERA: 3.0	3.0		10	1	1	1	0	0	0	0	0	1	0	22	32	3.00	0.333										
Mark Eichhorn, R (9, 1) ERA: 4.98	1.0		5	2	1	1	2	0	0	0	0	0	0	10	12	9.00	2.000										

New York Mets @ Atlanta Braves
 Atlanta-Fulton County Stadium, Atlanta, GA
 Thu Jul 13 1989, 7:05 PM EDT
 Att: 13,690 - Unknown

AB 36
 R 5
 H 7
 RBI 4
 BB 3
 SO 4
 LOB 13



Batter	1	2	3	4	5	6	7	8	9	AB	R	H	RBI	BB	SO	LOB	BOTTOM										
Oddibe McDowell, L (1, 8) OBP: 0.296, SLG: 0.299	L9					F8			K	4	0	0	0	0	1	0											
Jeff Treadway, L (1, 4) OBP: 0.313, SLG: 0.357					G1-3		L8		G6-3	4	0	1	0	0	0	0											
Lonnie Smith, R (1, 7) OBP: 0.447, SLG: 0.600					G5-3		F9		L6	4	0	0	0	0	0	1											
Andres Thomas, R (1, 6) OBP: 0.257, SLG: 0.374					G5-3		G5-3		L6 1B	4	0	1	0	0	0	1											
Dale Murphy, R (1, 9) OBP: 0.305, SLG: 0.337					P3		G1-3		F8	4	0	1	0	0	0	1											
Tommy Gregg, L (1, 3) OBP: 0.336, SLG: 0.368					G4-3		G4-3			3	0	0	0	0	1	1											
Jeff Blauser, R (1, 5) OBP: 0.295, SLG: 0.411					P3				HR	3	1	1	1	0	0	1											
Bruce Benedict, R (1, 2) OBP: 0.304, SLG: 0.233					L7		FC4-6 1B		G6-3	3	0	1	0	0	0	1											
Pete Smith, R (1, 1) OBP: 0.214, SLG: 0.200 Jeff Wetherby, L (5, PH) OBP: 0.417, SLG: 0.455 Sergio Valdez, R (6, 1) OBP: 0.336, SLG: 0.368 Darrell Evans, L (8, PH) OBP: 0.288, SLG: 0.309 Mark Eichhorn, R (9, 1)					F9		FC4-6 1-2		K	1	0	0	0	0	0	0											
Inning Stats	R: 0 E: 0 K: 0 S: 8	H: 1 LOB: 1 BB: 0 P: 13	R: 0 E: 0 K: 1 S: 9	H: 1 LOB: 1 BB: 0 P: 14	R: 0 E: 0 K: 0 S: 8	H: 0 LOB: 0 BB: 0 P: 12	R: 0 E: 0 K: 0 S: 4	H: 0 LOB: 0 BB: 0 P: 5	R: 0 E: 0 K: 0 S: 7	H: 1 LOB: 1 BB: 0 P: 10	R: 0 E: 0 K: 0 S: 6	H: 0 LOB: 0 BB: 0 P: 11	R: 0 E: 0 K: 0 S: 10	H: 0 LOB: 0 BB: 0 P: 15	R: 1 E: 0 K: 2 S: 9	H: 1 LOB: 0 BB: 0 P: 11	R: 0 E: 0 K: 0 S: 7	H: 1 LOB: 1 BB: 0 P: 9	1B: 4 2B: 0 3B: 0 HR: 1	SF: 0 SAC: 0 DP: 0 HBP: 0	WP: 0 PB: 0 CS: 0	PA: 32					
PITCHER	IP	WLS	BF	H	R	ER	SO	BB	IBB	HBP	BLK	WP	HR	S	P	ERA	WHIP										
Ron Darling, R (1, 1) ERA: 4.11	9.0	W	32	5	1	1	3	0	0	0	0	0	1	68	100	1.00	0.556										

New York Mets @ Atlanta Braves
 Atlanta-Fulton County Stadium, Atlanta, GA
 Thu Jul 13 1989, 7:05 PM EDT
 Att: 13,690 - Unknown

AB 32
 R 1
 H 5
 RBI 1
 BB 0
 SO 3
 LOB 7



Batter	1	2	3	4	5	6	7	8	9	AB	R	H	RBI	BB	SO	LOB	TOP								
Juan Samuel, R (1, 8) OBP: 0.312, SLG: 0.374										4	0	0	0	0	3	0									
Dave Magadan, L (1, 5) OBP: 0.376, SLG: 0.431										4	0	0	0	0	0	0									
Howard Johnson, S (1, 6) OBP: 0.365, SLG: 0.604										4	0	2	0	0	1	0									
Darryl Strawberry, L (1, 9) OBP: 0.321, SLG: 0.516										4	0	0	0	0	0	2									
Kevin McReynolds, R (1, 7) OBP: 0.343, SLG: 0.411										4	2	2	1	0	2	1									
Keith Hernandez, L (1, 3) OBP: 0.353, SLG: 0.395										3	0	0	0	0	0	1									
Gregg Jefferies, S (1, 4) OBP: 0.280, SLG: 0.325										3	0	0	0	0	1	1									
Mackey Sasser, L (1, 2) OBP: 0.290, SLG: 0.379										3	0	1	1	0	0	0									
Sid Fernandez, L (1, 1) OBP: 0.231, SLG: 0.243										3	0	0	0	0	1	1									
Inning Stats	R: 0 E: 0 K: 2 S: 9	H: 0 LOB: 0 BB: 0 P: 14	R: 1 E: 0 K: 1 S: 9	H: 1 LOB: 0 BB: 0 P: 12	R: 0 E: 0 K: 1 S: 5	H: 0 LOB: 0 BB: 0 P: 7	R: 0 E: 0 K: 0 S: 6	H: 0 LOB: 0 BB: 0 P: 13	R: 1 E: 0 K: 0 S: 6	H: 2 LOB: 1 BB: 0 P: 12	R: 0 E: 0 K: 1 S: 13	H: 1 LOB: 1 BB: 0 P: 21	R: 0 E: 0 K: 1 S: 7	H: 0 LOB: 0 BB: 0 P: 9	R: 0 E: 0 K: 1 S: 7	H: 0 LOB: 0 BB: 0 P: 9	R: 0 E: 0 K: 1 S: 13	H: 1 LOB: 1 BB: 0 P: 14	1B: 2 2B: 2 3B: 0 HR: 1	SF: 0 SAC: 0 DP: 0 HBP: 0	WP: 0 PB: 0 CS: 0	PA: 32			
PITCHER	IP	WLS	BF	H	R	ER	SO	BB	IBB	HBP	BLK	WP	HR	S	P	ERA	WHIP								
29 John Smoltz, R (1, 1) ERA: 2.11	8.0		28	4	2	2	7	0	0	0	0	0	1	62	97	2.25	0.500								
Joe Boever, R (9, 1) ERA: 3.21	1.0	W	4	1	0	0	1	0	0	0	0	0	0	13	14	0.00	1.000								

New York Mets @ Atlanta Braves
Atlanta-Fulton County Stadium, Atlanta, GA
Fri Jul 14, 1989, 7:05 PM EDT
Att: 24,143 - Unknown

AB	32
R	2
H	5
RBI	2
BB	0
SO	8
LOB	6



Batter	1	2	3	4	5	6	7	8	9	AB	R	H	RBI	BB	SO	LOB	BOTTOM								
Oddibe McDowell, L (1, 8) OBP: 0.292, SLG: 0.295										4	0	0	0	0	3	1									
Jeff Blausler, R (1, 4) OBP: 0.294, SLG: 0.413										4	0	1	0	0	1	0									
Lonnie Smith, R (1, 7) OBP: 0.444, SLG: 0.607										4	1	1	1	0	3	1									
Andres Thomas, R (1, 6) OBP: 0.258, SLG: 0.373										3	0	1	0	0	1	1									
Dale Murphy, R (1, 9) OBP: 0.305, SLG: 0.337										3	1	1	0	0	1	1									
Ed Whited, R (1, 5) OBP: 0.111, SLG: 0.111										3	1	1	0	0	1	0									
Tommy Gregg, L (1, 3) OBP: 0.331, SLG: 0.363										2	0	0	0	0	2	0									
Bruce Benedict, R (1, 2) OBP: 0.304, SLG: 0.235										3	0	1	1	0	2	0									
29 John Smoltz, R (1, 1) OBP: 0.255, SLG: 0.293										2	0	0	1	0	1	1									
Geronimo Berroa, R (8, PH) OBP: 0.318, SLG: 0.381										1	0	0	0	0	1	0									
Joe Boever, R (9, 1) ERA: 3.21										0	0	0	0	0	0	0									
Inning Stats	R: 0 E: 0 K: 2 S: 12	H: 1 LOB: 1 BB: 0 P: 19	R: 2 E: 0 K: 1 S: 16	H: 3 LOB: 1 BB: 0 P: 19	R: 0 E: 0 K: 1 S: 11	H: 1 LOB: 1 BB: 0 P: 17	R: 0 E: 0 K: 3 S: 10	H: 0 LOB: 0 BB: 0 P: 11	R: 0 E: 0 K: 2 S: 7	H: 0 LOB: 0 BB: 0 P: 9	R: 0 E: 0 K: 3 S: 12	H: 0 LOB: 0 BB: 0 P: 17	R: 0 E: 0 K: 2 S: 13	H: 0 LOB: 0 BB: 0 P: 18	R: 0 E: 0 K: 2 S: 9	H: 0 LOB: 0 BB: 0 P: 9	R: 1 E: 0 K: 0 S: 1	H: 1 LOB: 0 BB: 0 P: 2	1B: 4 2B: 1 3B: 0 HR: 1	SF: 0 SAC: 1 DP: 0 HBP: 0	WP: 0 PB: 0 CS: 0	PA: 30			
PITCHER	IP	WLS	BF	H	R	ER	SO	BB	IBB	HBP	BLK	WP	HR	S	P	ERA	WHIP								
Sid Fernandez, L (1, 1) ERA: 2.86	8.0	L	30	6	3	3	16	0	0	0	0	0	1	91	121	3.38	0.750								

New York Mets @ Atlanta Braves
Atlanta-Fulton County Stadium, Atlanta, GA
Fri Jul 14, 1989, 7:05 PM EDT
Att: 24,143 - Unknown

AB	29
R	3
H	6
RBI	3
BB	0
SO	16
LOB	5



Batter	1	2	3	4	5	6	7	8	9	AB	R	H	RBI	BB	SO	LOB	TOP					
Juan Samuel, R OBP: 0.311, SLG: 0.372 Rick Aguilera, R (6, 1) Mark Carreon, R OBP: 0.346, SLG: 0.532 Randy Myers, L (8, 1)	1-0 S 1B	2-2 F9		1-0 G6-4-3 1-2 2-3 3-H		1-2 G6-4-3 1-2		3-1 CS 1B		4	0	1	0	0	0	5						
Dave Magadan, L (1, 5) Kevin Elster, R (7, PR) OBP: 0.257, SLG: 0.284	0-1 SAFE F7		1-1 F9	4-1 BB			0-0 2B SF8 1B	2-2 G3 1-2		3	0	1	0	1	0	1						
Howard Johnson, S (1, 6) OBP: 0.363, SLG: 0.601 (7, 5)	1-1 SAFE P4		3-1 G6-3	1-0 G3			0-1 SF8 1-3 2B	3-2 P6		5	0	1	0	0	0	3						
Darryl Strawberry, L OBP: 0.319, SLG: 0.522 (1, 9)	2-3 K 1-2		1-1 HR		2-3 K		0-3 K	3-2 G1-3		5	1	1	1	0	3	3						
Kevin McReynolds, R OBP: 0.340, SLG: 0.405 (1, 7)		3-2 F8	0-1 F7		1-2 G6-3		4-0 IBB	0-3 K		4	0	0	0	1	1	0						
Tim Lincecum, R OBP: 0.389, SLG: 0.344 (1, 3)		2-2 BB 1B		2-1 BB 1B	4-0 BB		1-0 SF8			2	2	2	1	1	0	0						
Gregg Jefferies, S OBP: 0.280, SLG: 0.324 (1, 4)		0-2 SAFE P6		0-0 1B BB 1B	2-2 F7		2-0 SAFE L9			4	1	1	0	0	0	4						
Phil Lombardi, R OBP: 0.290, SLG: 0.357 (1, 2)		4-0 1B BB		4-1 G6-4-3 1B BB		0-1 FC4-6 1B		2-3 K		2	0	1	0	2	1	0						
David Cone, L OBP: 0.282, SLG: 0.297 Mookie Wilson, S (6, PH) OBP: 0.234, SLG: 0.292 (6, 8)	1-1 1-2 2-H 1B		1-1 G6-4-3 1B	1-0 G6-4-3 1B		1-0 FC4-6 1B		2-2 S 1B 2B		2	0	2	2	0	0	0						
Inning Stats	R: 0 E: 0 K: 1 S: 8	H: 1 LOB: 1 BB: 0 P: 12	R: 1 E: 0 K: 0 S: 17	H: 2 LOB: 2 BB: 1 P: 29	R: 1 E: 0 K: 0 S: 8	H: 1 LOB: 0 BB: 0 P: 13	R: 2 E: 0 K: 0 S: 11	H: 3 LOB: 2 BB: 2 P: 21	R: 0 E: 0 K: 1 S: 6	H: 1 LOB: 0 BB: 0 P: 8	R: 1 E: 0 K: 0 S: 8	H: 2 LOB: 2 BB: 1 P: 15	R: 1 E: 0 K: 1 S: 15	H: 2 LOB: 0 BB: 0 P: 20	R: 0 E: 0 K: 1 S: 14	H: 0 LOB: 0 BB: 0 P: 20	1B: 9 2B: 2 3B: 0 HR: 1	SF: 1 SAC: 0 DP: 2 HBP: 0	WP: 0 PB: 0 SB: 2 CS: 1	PA: 41		
PITCHER	IP WLS BF H R ER SO BB IBB HBP BLK WP HR S P ERA WHIP	IP WLS BF H R ER SO BB IBB HBP BLK WP HR S P ERA WHIP	IP WLS BF H R ER SO BB IBB HBP BLK WP HR S P ERA WHIP	IP WLS BF H R ER SO BB IBB HBP BLK WP HR S P ERA WHIP	IP WLS BF H R ER SO BB IBB HBP BLK WP HR S P ERA WHIP	IP WLS BF H R ER SO BB IBB HBP BLK WP HR S P ERA WHIP	IP WLS BF H R ER SO BB IBB HBP BLK WP HR S P ERA WHIP	IP WLS BF H R ER SO BB IBB HBP BLK WP HR S P ERA WHIP	IP WLS BF H R ER SO BB IBB HBP BLK WP HR S P ERA WHIP	IP WLS BF H R ER SO BB IBB HBP BLK WP HR S P ERA WHIP	IP WLS BF H R ER SO BB IBB HBP BLK WP HR S P ERA WHIP	IP WLS BF H R ER SO BB IBB HBP BLK WP HR S P ERA WHIP	IP WLS BF H R ER SO BB IBB HBP BLK WP HR S P ERA WHIP	IP WLS BF H R ER SO BB IBB HBP BLK WP HR S P ERA WHIP	IP WLS BF H R ER SO BB IBB HBP BLK WP HR S P ERA WHIP	IP WLS BF H R ER SO BB IBB HBP BLK WP HR S P ERA WHIP	IP WLS BF H R ER SO BB IBB HBP BLK WP HR S P ERA WHIP	IP WLS BF H R ER SO BB IBB HBP BLK WP HR S P ERA WHIP	IP WLS BF H R ER SO BB IBB HBP BLK WP HR S P ERA WHIP	IP WLS BF H R ER SO BB IBB HBP BLK WP HR S P ERA WHIP	IP WLS BF H R ER SO BB IBB HBP BLK WP HR S P ERA WHIP	IP WLS BF H R ER SO BB IBB HBP BLK WP HR S P ERA WHIP

New York Mets @ Atlanta Braves
Atlanta-Fulton County Stadium, Atlanta, GA
Sat Jul 15 1989, 7:05 PM EDT
Att: 35,542 - Unknown - 80 F

AB	35
R	6
H	12
RBI	5
BB	5
SO	5
LOB	18



Batter	1	2	3	4	5	6	7	8	9	AB	R	H	RBI	BB	SO	LOB	BOTTOM					
Oddibe McDowell, L OBP: 0.290, SLG: 0.290 (1, 8)	0-1 WP BLK 1B		2-3 K		1-1 FC3-6 1B	4-0 1B BB		1-0 G3		4	2	0	0	1	1	1						
Jeff Treadway, L OBP: 0.321, SLG: 0.360 (1, 4)	2-2 1-H 1B		1-0 G3-1		4-1 1B BB	0-0 FC5-4 1B		4-2 BB BB		3	1	2	2	2	0	0						
Lonnie Smith, R OBP: 0.443, SLG: 0.601 (1, 7)	1-0 L9			2-0 F9	1-0 1B BB	0-0 FC5-4 1B		4-1 BB		4	0	1	1	1	0	3						
Andres Thomas, R OBP: 0.260, SLG: 0.374 Joe Boever, R (9, 1)	0-3 K			0-3 K BB	1-1 BB 1B		1-0 FC6-4 1B	2-2 P6		5	0	2	1	0	2	3						
Dale Murphy, R OBP: 0.307, SLG: 0.336 (1, 9)	0-1 P6			2-0 BB 1B	4-0 BB		0-0 FC6-4 FC5-4 1B	3-2 P3		4	0	1	0	1	0	2						
Tommy Gregg, L OBP: 0.333, SLG: 0.360 (1, 3)		0-1 F8		4-2 BB	1-2 F7		0-1 FC5-4 1B	1-1 G6-3		4	0	1	0	1	0	3						
Jeff Blauser, R OBP: 0.288, SLG: 0.404 (9, 6)		0-3 K		2-3 K		2-3 K	0-0 FC5-4	2-3 K		5	0	0	0	0	4	4						
Bruce Benedict, R OBP: 0.303, SLG: 0.236 (1, 2)		1-1 P3			0-0 F7	2-0 BLK 1B	0-0 G1-3			4	1	1	0	0	0	2						
Derek Lilliquist, L ERA: 3.98 Sergio Valdez, R ERA: 2.25 Jim Acker, R ERA: 2.54 Paul Assenmacher, L ERA: 4.82 Mark Eichhorn, R ERA: 4.84			1-1 P3		4-2 FC3-6 BB	1-1 F7		2-2 F8		1	0	0	0	0	0	0						
Inning Stats	R: 1 E: 1 K: 1 S: 12	H: 1 LOB: 1 BB: 0 P: 15	R: 0 E: 0 K: 1 S: 7	H: 0 LOB: 0 BB: 0 P: 8	R: 0 E: 0 K: 1 S: 8	H: 0 LOB: 0 BB: 0 P: 12	R: 0 E: 0 K: 2 S: 11	H: 1 LOB: 2 BB: 1 P: 21	R: 2 E: 0 K: 0 S: 13	H: 2 LOB: 3 BB: 3 P: 29	R: 1 E: 0 K: 1 S: 10	H: 2 LOB: 2 BB: 1 P: 19	R: 0 E: 0 K: 0 S: 6	H: 2 LOB: 2 BB: 0 P: 7	R: 0 E: 0 K: 0 S: 10	H: 0 LOB: 2 BB: 2 P: 23	R: 0 E: 0 K: 1 S: 14	H: 0 LOB: 0 BB: 0 P: 20	1B: 8 2B: 0 3B: 0 HR: 0	SF: 0 SAC: 0 DP: 0 HBP: 0	WP: 2 PB: 0 SB: 0 CS: 0	PA: 43
PITCHER	IP WLS BF H R ER SO BB IBB HBP BLK WP HR S P ERA WHIP	IP WLS BF H R ER SO BB IBB HBP BLK WP HR S P ERA WHIP	IP WLS BF H R ER SO BB IBB HBP BLK WP HR S P ERA WHIP	IP WLS BF H R ER SO BB IBB HBP BLK WP HR S P ERA WHIP	IP WLS BF H R ER SO BB IBB HBP BLK WP HR S P ERA WHIP	IP WLS BF H R ER SO BB IBB HBP BLK WP HR S P ERA WHIP	IP WLS BF H R ER SO BB IBB HBP BLK WP HR S P ERA WHIP	IP WLS BF H R ER SO BB IBB HBP BLK WP HR S P ERA WHIP	IP WLS BF H R ER SO BB IBB HBP BLK WP HR S P ERA WHIP	IP WLS BF H R ER SO BB IBB HBP BLK WP HR S P ERA WHIP	IP WLS BF H R ER SO BB IBB HBP BLK WP HR S P ERA WHIP	IP WLS BF H R ER SO BB IBB HBP BLK WP HR S P ERA WHIP	IP WLS BF H R ER SO BB IBB HBP BLK WP HR S P ERA WHIP	IP WLS BF H R ER SO BB IBB HBP BLK WP HR S P ERA WHIP	IP WLS BF H R ER SO BB IBB HBP BLK WP HR S P ERA WHIP	IP WLS BF H R ER SO BB IBB HBP BLK WP HR S P ERA WHIP	IP WLS BF H R ER SO BB IBB HBP BLK WP HR S P ERA WHIP	IP WLS BF H R ER SO BB IBB HBP BLK WP HR S P ERA WHIP	IP WLS BF H R ER SO BB IBB HBP BLK WP HR S P ERA WHIP	IP WLS BF H R ER SO BB IBB HBP BLK WP HR S P ERA WHIP	IP WLS BF H R ER SO BB IBB HBP BLK WP HR S P ERA WHIP	IP WLS BF H R ER SO BB IBB HBP BLK WP HR S P ERA WHIP

New York Mets @ Atlanta Braves
Atlanta-Fulton County Stadium, Atlanta, GA
Sat Jul 15 1989, 7:05 PM EDT
Att: 35,542 - Unknown - 80 F

AB	36
R	4
H	8
RBI	4
BB	7
SO	7
LOB	19



Batter	1	2	3	4	5	6	7	8	9	AB	R	H	RBI	BB	SO	LOB	TOP								
Oddibe McDowell, L (1, 8) OBP: 0.301, SLG: 0.301	1-2 BLK 1B		0-0 L8			3-1 F9 2B		4-1 HR BB		3	1	2	0	1	0	0									
Tommy Gregg, L (1, 3) OBP: 0.331, SLG: 0.378	1-0 F8		1-2 G4-3			1-0 F9		1-0 HR		4	1	1	2	0	0	2									
Lonnie Smith, R (1, 7) OBP: 0.438, SLG: 0.590	0-3 K			1-1 1B		0-1 FC5-2-5 E		2-2 F9		4	0	1	0	0	1	2									
Andres Thomas, R (1, 6) OBP: 0.257, SLG: 0.366	1-0 F9			0-0 F7		0-2 E6		2-0 G6-3		4	0	0	0	0	0	3									
Darrell Evans, L (1, 5) OBP: 0.284, SLG: 0.348		2-3 K		2-3 K		2-2 F9		2-2 G3		4	0	0	0	0	2	3									
Dale Murphy, R (1, 9) OBP: 0.303, SLG: 0.331		0-3 K		0-0 G1-3			2-3 K		0-1 G4-3	4	0	0	0	0	2	1									
Jeff Treadway, L (1, 4) OBP: 0.319, SLG: 0.357		0-0 1B			3-2 F9		2-1 E1 G4-3		0-3 K	4	0	1	0	0	1	0									
Bruce Benedict, R (1, 2) OBP: 0.299, SLG: 0.232		1-2 G6-3			1-2 G6-3		0-0 G4-3		1-0 G6-3	2	0	0	0	0	0	1									
Jeff Wetherby, L (7, PH) OBP: 0.400, SLG: 0.385										1	0	0	0	0	0	1									
Sergio Valdez, R (7, 1)										0	0	0	0	0	0	0									
Geronimo Berroa, R (9, PH) OBP: 0.313, SLG: 0.374										1	0	0	0	0	0	0									
Tom Glavine, L (1, 1) OBP: 0.196, SLG: 0.205				0-0 F7		0-1 G4-3				2	0	0	0	0	0	0									
John Russell, R (7, PH) OBP: 0.158, SLG: 0.143										1	0	0	0	0	1	1									
Inning Stats	R: 0 E: 0 K: 1 S: 8	H: 1 LOB: 1 BB: 0 P: 11	R: 0 E: 0 K: 2 S: 10	H: 1 LOB: 1 BB: 0 P: 13	R: 0 E: 0 K: 1 S: 5	H: 0 LOB: 0 BB: 0 P: 6	R: 0 E: 0 K: 1 S: 8	H: 1 LOB: 1 BB: 0 P: 11	R: 0 E: 0 K: 0 S: 11	H: 0 LOB: 0 BB: 0 P: 15	R: 0 E: 1 K: 2 S: 12	H: 1 LOB: 2 BB: 0 P: 18	R: 0 E: 1 K: 2 S: 10	H: 0 LOB: 1 BB: 0 P: 15	R: 2 E: 0 K: 0 S: 10	H: 1 LOB: 0 BB: 1 P: 21	R: 0 E: 0 K: 1 S: 6	H: 0 LOB: 0 BB: 0 P: 7	1B: 3 2B: 1 3B: 0 HR: 1	SF: 0 SAC: 0 DP: 0 HBP: 0	WP: 0 PB: 0 SB: 1 CS: 0	PA: 35			
PITCHER	IP	WLS	BF	H	R	ER	SO	BB	IBB	HBP	BLK	WP	HR	S	P	ERA	WHIP								
Pascual Perez, R (1, 1) ERA: 4.18	8.0	W	32	5	2	2	6	1	0	0	1	0	1	74	110	2.25	0.750								
Tim Burke, R (9, 1) ERA: 2.67	1.0	S	3	0	0	0	1	0	0	0	0	0	0	6	7	0.00	0.000								

Atlanta Braves @ Montreal Expos
Olympic Stadium, Montreal, QB
Mon Jul 17 1989, 7:05 PM EDT
Att: 35,110 - Unknown

AB 34
R 2
H 5
RBI 2
BB 1
SO 7
LOB 14



Batter	1	2	3	4	5	6	7	8	9	AB	R	H	RBI	BB	SO	LOB	BOTTOM								
Otis Nixon, S (1, 8) OBP: 0.314, SLG: 0.269	0-0 B1-3		4-2 B1-3 BB	3-1 F8		0-1 L3				3	0	0	0	1	0	3									
Rex Hudler, R (1, 7) OBP: 0.301, SLG: 0.444	1-1 G4-3		0-0 B1-3		1-1 G1-3		1-3 K			4	0	0	0	0	1	2									
Andres Galarraga, R (1, 3) OBP: 0.342, SLG: 0.450	2-3 K2-3		1-3 K		2-3 K		3-3 K			4	0	0	0	0	4	2									
Hubie Brooks, R (1, 9) OBP: 0.308, SLG: 0.375		1-3 K		1-1 L9	1-2 G5-3		1-3 K2-3			3	0	0	0	0	1	0									
Dave Martinez, L (7, 9) OBP: 0.336, SLG: 0.420										1	0	0	0	0	1	0									
Tim Wallach, R (1, 5) OBP: 0.337, SLG: 0.402	1-0 L6			0-0 2B		0-1 G3-1		1-2 G6-3		4	1	1	0	0	0	0									
Damaso Garcia, R (1, 4) OBP: 0.294, SLG: 0.312		2-3 K		0-3 K		1-3 K		4-1 G5-4-3 BB		3	1	0	0	0	3	1									
Tom Foley, L (8, 4) OBP: 0.321, SLG: 0.373										0	0	0	0	1	0	0									
Nelson Santovenia, R (1, 2) OBP: 0.343, SLG: 0.407			2-0 HR	4-0 2B	IBB	0-2 SH1-4 1H	2B	0-0 G5-4-3		3	2	2	2	1	0	1									
Jeff Huson, L (1, 6) OBP: 0.667, SLG: 1.000			2-2 E1	0-1 1B	2B	4-1 SH1-4	BB			2	1	1	2	1	0	0									
Pascual Perez, R (1, 1) OBP: 0.250, SLG: 0.300			0-0 SH1-4	1-2 1B		1-2 SH1-4				1	0	1	1	0	0	0									
Tim Burke, R (9, 1) ERA: 1.8										0	0	0	0	0	0	0									
Inning Stats	R: 0 E: 0 K: 1 S: 7	H: 0 LOB: 0 BB: 0 P: 10	R: 0 E: 0 K: 2 S: 8	H: 0 LOB: 0 BB: 0 P: 12	R: 1 E: 1 K: 1 S: 11	H: 1 LOB: 2 BB: 1 P: 20	R: 3 E: 0 K: 1 S: 14	H: 3 LOB: 1 BB: 1 P: 23	R: 0 E: 0 K: 1 S: 8	H: 0 LOB: 0 BB: 0 P: 12	R: 1 E: 0 K: 1 S: 14	H: 1 LOB: 2 BB: 1 P: 20	R: 0 E: 0 K: 3 S: 10	H: 0 LOB: 0 BB: 0 P: 15	R: 0 E: 0 K: 0 S: 5	H: 0 LOB: 0 BB: 1 P: 10	1B: 1 2B: 3 3B: 0 HR: 1	SF: 0 SAC: 2 DP: 1 HBP: 0	WP: 1 PB: 0 SB: 1 CS: 0	PA: 34					
PITCHER	IP	WLS	BF	H	R	ER	SO	BB	IBB	HBP	BLK	WP	HR	S	P	ERA	WHIP								
Tom Glavine, L (1, 1) ERA: 3.66	6.0	L	28	5	5	5	7	2	1	0	0	0	1	62	97	7.50	1.167								
Sergio Valdez, R (7, 1) ERA: 1.8	2.0		6	0	0	0	3	1	0	0	0	0	0	15	25	0.00	0.500								

Atlanta Braves @ Montreal Expos
Olympic Stadium, Montreal, QB
Mon Jul 17 1989, 7:05 PM EDT
Att: 35,110 - Unknown

AB 28
R 5
H 5
RBI 5
BB 4
SO 10
LOB 9



Batter	1	2	3	4	5	6	7	8	9	AB	R	H	RBI	BB	SO	LOB	TOP								
Oddibe McDowell, L (1, 8) OBP: 0.302, SLG: 0.309	0-2 CS 1B			0-0 L6			3-2 E 3B	1-3 K	1-2 P5	5	1	2	2	0	1	2									
Tommy Gregg, L (1, 3) OBP: 0.250, SLG: 0.370	3-1 P5			1-3 K			3-3 K	4-2 1B BB	1-2 P4	3	0	0	0	1	2	2									
Jim Acker, R (7, 1) OBP: 0.250, SLG: 0.250										0	0	0	0	0	0	0									
Derek Lilliquist, L (9, PH) OBP: 0.171, SLG: 0.200	1-2									1	0	0	0	0	0	0									
Joe Boever, R (9, 1)										0	0	0	0	0	0	0									
Lonnie Smith, R (1, 7) OBP: 0.439, SLG: 0.588	2-2 G3-1			0-2 F9			1-2 E8 1B	1-2 1B		4	0	2	3	0	0	0									
Andres Thomas, R (1, 6) OBP: 0.257, SLG: 0.364		2-0 G1-6-3 1B					1-2 G5-3	3-H F7	1-2 F9	4	0	1	0	0	0	3									
Darrell Evans, L (1, 5) OBP: 0.289, SLG: 0.348		1-3 K					1-2 P5		1-2 1B 1B	4-2 G3 BB	3	1	1	0	1	1									
Dale Murphy, R (1, 9) OBP: 0.300, SLG: 0.328		3-2 G1-6-3					1-1 G5-3		0-0 F9	2-3 K	4	0	0	0	0	1	3								
Jeff Treadway, L (1, 4) OBP: 0.318, SLG: 0.356				0-1 G1-3				1-1 F8	0-1 1B 1B	3-2 G3	4	1	1	0	0	0	1								
John Russell, R (1, 2) OBP: 0.180, SLG: 0.183				0-3 K				0-0 1B 3B	0-1 BB 1B	2-3 K	4	2	2	1	0	2	1								
Pete Smith, R (1, 1) OBP: 0.214, SLG: 0.200				1-3 K				1-2 1B 3B	0-0 BB 1B		0	0	0	0	0	0									
Paul Assenmacher, L (2, 1) OBP: 0.319, SLG: 0.380											1	0	0	0	0	1	0								
Geronimo Berroa, R (6, PH) OBP: 0.171, SLG: 0.280											1	1	1	0	0	0	0								
Mark Eichhorn, R (6, 1) OBP: 0.171, SLG: 0.280											0	0	0	0	0	0	0								
Jeff Weathers, L (7, PH) OBP: 0.171, SLG: 0.280											0	0	0	0	0	0	0								
Jeff Blausler, R (7, PH) OBP: 0.250, SLG: 0.400											2	1	1	1	0	0	0								
Inning Stats	R: 0 E: 0 K: 0 S: 9	H: 1 LOB: 0 BB: 0 P: 13	R: 0 E: 0 K: 1 S: 7	H: 1 LOB: 0 BB: 0 P: 13	R: 0 E: 0 K: 2 S: 8	H: 0 LOB: 0 BB: 0 P: 9	R: 0 E: 0 K: 1 S: 8	H: 0 LOB: 0 BB: 0 P: 9	R: 0 E: 0 K: 0 S: 10	H: 0 LOB: 0 BB: 0 P: 13	R: 3 E: 1 K: 1 S: 19	H: 4 LOB: 1 BB: 0 P: 30	R: 4 E: 0 K: 1 S: 20	H: 5 LOB: 2 BB: 1 P: 28	R: 0 E: 0 K: 2 S: 13	H: 0 LOB: 1 BB: 0 P: 24	R: 0 E: 0 K: 0 S: 9	H: 0 LOB: 0 BB: 0 P: 14	1B: 9 2B: 1 3B: 1 HR: 0	SF: 0 SAC: 0 DP: 1 HBP: 0	WP: 0 PB: 0 SB: 0 CS: 1	PA: 38			
PITCHER	IP	WLS	BF	H	R	ER	SO	BB	IBB	HBP	BLK	WP	HR	S	P	ERA	WHIP								
Dennis Martinez, R (1, 1) ERA: 3.15	6.1		26	9	6	6	5	0	0	0	0	0	0	69	96	8.53	1.421								
Steve Frey, L (7, 1) ERA: 2.65	0.1	L	3	1	0	0	1	1	0	0	0	0	0	6	11	0.00	6.000								
Andy McGaffigan, R (7, 1) ERA: 3.35	2.1		9	1	1	1	2	1	0	0	0	0	0	28	46	3.86	0.857								

Atlanta Braves @ Montreal Expos
Olympic Stadium, Montreal, QB
Tue Jul 18 1989, 7:05 PM EDT
Att: 26,259 - Unknown

AB 36
R 7
H 11
RBI 7
BB 2
SO 8
LOB 13



Batter	1	2	3	4	5	6	7	8	9	AB	R	H	RBI	BB	SO	LOB	BOTTOM								
Dave Martinez, L (1, 8) OBP: 0.335, SLG: 0.415	1-2 G4-3	3-2 1B 1B		2-0 F8			1-1 G4-3		1-2 P6	5	1	1	0	0	0	1									
Tom Foley, L (1, 4) OBP: 0.316, SLG: 0.365	1-0 G1-3	0-3 K		1-3 K2-3			0-0 G3		1-3 K	5	0	0	0	0	3	5									
Andres Galarraga, R (1, 3) OBP: 0.341, SLG: 0.448	1-1 G4-3	1-0 1B		0-1 G5-3			3-3 K			4	0	1	2	0	1	0									
Tim Raines, S (1, 7) OBP: 0.426, SLG: 0.466		2-0 1B 1B		2-0 1B			3-3 K			4	1	3	1	0	1	0									
Mike Aldrete, L (1, 9) OBP: 0.311, SLG: 0.288		0-0 1B		0-0 P5			3-1 G1-3			4	1	1	0	0	0	3									
Tim Lincecum, R (1, 5) OBP: 0.339, SLG: 0.407		2-1 2B 2B		1-3 K			3-1 K		3-1 1B	4	1	2	2	0	2	1									
Mike Fitzgerald, R (1, 2) OBP: 0.344, SLG: 0.392		0-0 1B 2B		0-0 K			1-3 K		2-3 K	4	1	1	1	0	3	1									
Jeff Huson, L (1, 6) OBP: 0.286, SLG: 0.333		0-1 F7		0-0 L1			0-0 L1		0-1 G3	4	0	0	0	0	0	1									
Dennis Martinez, R (1, 1) OBP: 0.220, SLG: 0.152		4-2 1B		0-0 F8			0-1 G1-3		4-0 S	2	1	0	0	1	0	0									
Steve Frey, R (7, 1) ERA: 3.28										0	0	0	0	0	0	0									
Andy McGaffigan, R (7, 1) OBP: 1.000, SLG: 1.000										0	0	0	0	0	0	0									
Wallace Johnson, S (9, PH) OBP: 0.268, SLG: 0.297										0	0	0	0	1	0	0									
Otis Nixon, S (9, PR) OBP: 0.314, SLG: 0.269										0	0	0	0	0	0	0									
Inning Stats	R: 0 E: 0 K: 0 S: 6	H: 0 LOB: 0 BB: 0 P: 9	R: 6 E: 0 K: 1 S: 31	H: 7 LOB: 2 BB: 1 P: 46	R: 0 E: 0 K: 2 S: 9	H: 0 LOB: 0 BB: 0 P: 15	R: 0 E: 0 K: 1 S: 8	H: 0 LOB: 0 BB: 0 P: 11	R: 0 E: 0 K: 1 S: 7	H: 1 LOB: 1 BB: 0 P: 10	R: 0 E: 0 K: 1 S: 7	H: 0 LOB: 0 BB: 0 P: 8	R: 0 E: 0 K: 1 S: 6	H: 0 LOB: 0 BB: 0 P: 10	R: 0 E: 0 K: 2 S: 11	H: 1 LOB: 2 BB: 0 P: 22	R: 0 E: 0 K: 1 S: 9	H: 0 LOB: 2 BB: 1 P: 14	1B: 7 2B: 2 3B: 0 HR: 0	SF: 0 SAC: 0 DP: 0 HBP: 0	WP: 0 PB: 0 SB: 1 CS: 0	PA: 38			
PITCHER	IP	WLS	BF	H	R	ER	SO	BB	IBB	HBP	BLK	WP	HR	S	P	ERA	WHIP								
Pete Smith, R (1, 1) ERA: 5.28	1.1		10	5	6	6	0	1	0	0	0	0	0	27	42	40.50	4.500								
Paul Assenmacher, L (2, 1) ERA: 4.39	3.2		14	3	0	0	5	0	0	0	0	0	0	34	49	0.00	0.818								
Mark Eichhorn, R (6, 1) ERA: 4.63	1.0	W	3	0	0	0	1	0	0	0	0	0	0	7	8	0.00	0.000								
Jim Acker, R (7, 1) ERA: 2.55	2.0		7	1	0	0	3	0	0	0	0	0	0	17	32	0.00	0.500								
Joe Boever, R (9, 1) ERA: 3.02	1.0	S	4	0	0	0	1	1	0	0	0	0	0	9	14	0.00	1.000								

Atlanta Braves @ Montreal Expos
Olympic Stadium, Montreal, QB
Tue Jul 18 1989, 7:05 PM EDT
Att: 26,259 - Unknown

AB 36
R 6
H 9
RBI 6
BB 2
SO 10
LOB 12



Batter	1	2	3	4	5	6	7	8	9	AB	R	H	RBI	BB	SO	LOB	TOP										
Oddibe McDowell, L OBP: 0.302, SLG: 0.307 (1, 8)	0-0 B3		2-2 F9			0-0 F7	1-3 K			4	0	0	0	0	1	1											
Jeff Blausler, R OBP: 0.265, SLG: 0.391 (1, 4)	2-1 G5-3			1-1 G5-3		1-1 G1-3		1-3 K		4	0	0	0	0	1	0											
Lonnie Smith, R OBP: 0.439, SLG: 0.582 (1, 7)	3-3 K			4-2 BB		4-2 BB		3-3 K		2	1	0	0	2	2	0											
Andres Thomas, R OBP: 0.256, SLG: 0.361 (1, 6)		2-0 1B		1-3 K		1-1 BB		1-3 K		4	0	2	1	0	2	1											
Dale Murphy, R OBP: 0.306, SLG: 0.338 (1, 9)	0-0 G6-4-3			4-2 BB		4-2 BB		0-1 G6-3		2	0	0	0	2	0	1											
Darrell Evans, L OBP: 0.280, SLG: 0.329 (1, 3) (6, 5)	3-1 F8			2-1 P4		4-2 BB		2-3 K		3	0	0	0	1	1	2											
Ed Whited, R OBP: 0.208, SLG: 0.182 Tommy Gregg, L OBP: 0.331, SLG: 0.370 (6, PH) (6, 3)			4-2 SH2-4 BB		1-2 F8		1-3 K		0-1 F8	1	0	0	0	1	0	0											
John Russell, R OBP: 0.185, SLG: 0.175 (1, 2)			1-2 SAFE F9		2-3 K		3-3 K			3	0	0	0	0	2	1											
Derek Lilliquist, L OBP: 0.167, SLG: 0.194 Jeff Wetherby, L OBP: 0.353, SLG: 0.333 Mark Eichhorn, R (7, 1) (7, 1)			0-0 SH2-4		0-0 P6		0-0 G4-3			1	0	0	0	0	0	0											
Inning Stats	R: 0 E: 0 K: 1 S: 6	H: 0 LOB: 0 BB: 0 P: 11	R: 0 E: 0 K: 0 S: 4	H: 1 LOB: 0 BB: 0 P: 9	R: 0 E: 0 K: 0 S: 10	H: 0 LOB: 1 BB: 1 P: 17	R: 0 E: 0 K: 1 S: 11	H: 0 LOB: 2 BB: 2 P: 23	R: 0 E: 0 K: 1 S: 8	H: 0 LOB: 0 BB: 0 P: 11	R: 1 E: 0 K: 2 S: 19	H: 1 LOB: 3 BB: 3 P: 34	R: 0 E: 0 K: 2 S: 12	H: 0 LOB: 0 BB: 0 P: 16	R: 0 E: 0 K: 3 S: 9	H: 0 LOB: 0 BB: 0 P: 14	R: 0 E: 0 K: 1 S: 7	H: 0 LOB: 0 BB: 0 P: 9	1B: 2 2B: 0 3B: 0 HR: 0	SF: 0 SAC: 1 DP: 1 HBP: 0	WP: 0 PB: 0 CS: 0	PA: 34					
PITCHER	IP	WLS	BF	H	R	ER	SO	BB	IBB	HBP	BLK	WP	HR	S	P	ERA	WHIP										
Bob Ojeda, L ERA: 4.05 Rick Aguilera, R ERA: 1.74	(1, 1) (6, 1)	5.2 S	24 10	2 0	1 0	1 0	3 7	6 0	0 0	0 0	0 0	0 0	0 0	55 31	101 43	1.59 0.00	1.412 0.000										

Atlanta Braves @ New York Mets
Shea Stadium, Flushing, NY
Thu Jul 20 1989, 7:05 PM EDT
Att: 21,376 - Unknown

AB 27
R 1
H 2
RBI 1
BB 6
SO 10
LOB 9



Batter	1	2	3	4	5	6	7	8	9	AB	R	H	RBI	BB	SO	LOB	BOTTOM										
Juan Samuel, R OBP: 0.307, SLG: 0.364 (1, 8)	0-1 G4-3 2B	0-1 G6-4-3			4-1 L5-3 BB			1-2 F8		3	1	1	0	1	0	2											
Dave Magadan, L OBP: 0.376, SLG: 0.429 (1, 3)	2-1 G4-3		3-2 E8 HR		1-2 F8			1-1 E 1B		4	1	2	0	0	0	2											
Howard Johnson, S OBP: 0.374, SLG: 0.627 (1, 5)	0-1 2B		2-0 F8		1-0 L5-3			2-1 E4 1B		4	1	2	1	0	0	2											
Darryl Strawberry, L OBP: 0.321, SLG: 0.532 (1, 9)	3-2 2B		1-2 HR		1-3 K			3-3 K		4	1	2	3	0	2	2											
Kevin McReynolds, R OBP: 0.333, SLG: 0.402 (1, 7)	1-1 G6-3		2-1 F8		3-2 F9			2-0 G6-3		4	0	0	0	0	0	3											
Gregg Jefferies, S OBP: 0.279, SLG: 0.331 (1, 4)	3-2 G3-1		0-1 G4-3		0-0 G6-3			1-2 G6-3		3	0	0	0	0	0	1											
Phil Lombardi, R OBP: 0.243, SLG: 0.294 (1, 2)		2-0 P6		0-0 G5-3		3-2 L9				3	0	0	0	0	0	0											
Kevin Elster, R OBP: 0.258, SLG: 0.289 (1, 6)		1-2 2B		2-3 K		1-1 G6-3				3	0	1	0	0	1	0											
Bob Ojeda, L OBP: 0.205, SLG: 0.162 Rick Aguilera, R (6, 1)		4-2 BB		2-0 G3		2-2 G5-3				1	0	0	0	1	0	0											
Inning Stats	R: 2 E: 0 K: 0 S: 14	H: 3 LOB: 1 BB: 0 P: 23	R: 0 E: 0 K: 0 S: 8	H: 1 LOB: 1 BB: 1 P: 15	R: 2 E: 1 K: 0 S: 13	H: 2 LOB: 0 BB: 0 P: 21	R: 0 E: 0 K: 1 S: 5	H: 0 LOB: 0 BB: 0 P: 9	R: 0 E: 0 K: 1 S: 8	H: 0 LOB: 0 BB: 0 P: 11	R: 0 E: 0 K: 1 S: 5	H: 0 LOB: 0 BB: 0 P: 12	R: 0 E: 1 K: 1 S: 9	H: 2 LOB: 2 BB: 0 P: 15	R: 0 E: 1 K: 1 S: 12	H: 0 LOB: 0 BB: 0 P: 21	1B: 3 2B: 5 3B: 0 HR: 1	SF: 0 SAC: 0 DP: 2 HBP: 0	WP: 0 PB: 0 CS: 0	PA: 32							
PITCHER	IP	WLS	BF	H	R	ER	SO	BB	IBB	HBP	BLK	WP	HR	S	P	ERA	WHIP										
Derek Lilliquist, L ERA: 3.74 Mark Eichhorn, R ERA: 4.05	(1, 1) (7, 1)	6.0 L	24 8	6 2	4 0	4 0	2 1	2 0	0 0	0 0	0 0	0 0	0 0	21 21	36	0.00 1.000	1.333										

Atlanta Braves @ New York Mets
Shea Stadium, Flushing, NY
Thu Jul 20 1989, 7:05 PM EDT
Att: 21,376 - Unknown

AB 30
R 4
H 8
RBI 4
BB 2
SO 3
LOB 12



Batter	1	2	3	4	5	6	7	8	9	AB	R	H	RBI	BB	SO	LOB	TOP										
Oddibe McDowell, L OBP: 0.310, SLG: 0.313 (1, 8)	F7		E9 1B														4 0 3 0 1 0 0										
Tommy Gregg, L OBP: 0.327, SLG: 0.361 (1, 3)	L6																4 0 0 0 1 2 4										
Lonnie Smith, R OBP: 0.441, SLG: 0.581 (1, 7)	K																4 1 2 0 1 1 0										
Andres Thomas, R OBP: 0.255, SLG: 0.358 (1, 6)																	5 0 1 0 0 0 5										
Darrell Evans, L OBP: 0.285, SLG: 0.331 (1, 5)																	2 1 1 1 1 0 0										
Dale Murphy, R OBP: 0.305, SLG: 0.335 (1, 9)																	3 1 0 0 1 0 3										
Jeff Treadway, L OBP: 0.364, SLG: 0.363 (8, PH)																	3 1 2 2 0 0 1										
Jeff Blauser, R OBP: 0.287, SLG: 0.391 (8, 4)																	0 0 0 0 1 0 0										
John Russell, R OBP: 0.188, SLG: 0.179 (1, 2)																	4 0 1 1 0 1 2										
Marty Clary, R OBP: 0.364, SLG: 0.307 (6, 1)																	2 0 0 0 0 0 0										
Paul Assenmacher, L OBP: 0.325, SLG: 0.333 (7, PH)																	0 0 0 0 0 0 0										
Geromino Berroa, R OBP: 0.316, SLG: 0.373 (7, PH)																	1 0 0 0 0 0 2										
Jim Acker, R OBP: 0.325, SLG: 0.250 (7, 1)																	0 0 0 0 0 0 0										
Jody Davis, R OBP: 0.226, SLG: 0.278 (6, PH)																	1 0 0 0 0 0 1										
Inning Stats	R: 0 E: 0 K: 1 S: 8	H: 0 LOB: 0 BB: 0 P: 14	R: 2 E: 0 K: 1 S: 11	H: 1 LOB: 0 BB: 1 P: 20	R: 0 E: 1 K: 0 S: 9	H: 1 LOB: 2 BB: 2 P: 18	R: 0 E: 0 K: 0 S: 6	H: 1 LOB: 0 BB: 0 P: 10	R: 0 E: 0 K: 0 S: 5	H: 0 LOB: 0 BB: 0 P: 9	R: 1 E: 0 K: 1 S: 17	H: 2 LOB: 3 BB: 2 P: 28	R: 1 E: 0 K: 0 S: 14	H: 2 LOB: 2 BB: 1 P: 22	R: 0 E: 0 K: 1 S: 11	H: 2 LOB: 2 BB: 0 P: 17	1B: 9 2B: 1 3B: 0 HR: 1	SF: 1 SAC: 0 DP: 2 HBP: 0	WP: 0 PB: 0 SB: 0 CS: 1	PA: 41							
PITCHER	IP	WLS	BF	H	R	ER	SO	BB	IBB	HBP	BLK	WP	HR	S	P	ERA	WHIP										
Ron Darling, R ERA: 4.21 (1, 1)	6.1	W	26	6	3	3	3	4	0	0	0	0	1	52	88	4.26	1.579										
Randy Myers, L ERA: 1.46 (7, 1)	2.2	S	14	4	1	1	2	2	0	0	0	0	0	35	55	3.38	2.250										

Atlanta Braves @ New York Mets
Shea Stadium, Flushing, NY
Fri Jul 21 1989, 7:05 PM EDT
Att: 31,969 - Unknown

AB 33
R 4
H 10
RBI 4
BB 6
SO 5
LOB 17



Batter	1	2	3	4	5	6	7	8	9	AB	R	H	RBI	BB	SO	LOB	BOTTOM										
Mookie Wilson, S OBP: 0.237, SLG: 0.293 (1, 8)	G4-3	G4-3		K WP													4 0 0 0 0 1 3										
Dave Magadan, L OBP: 0.372, SLG: 0.422 (1, 3)	F8		G4-3	F8													4 0 0 0 0 0 1										
Howard Johnson, S OBP: 0.372, SLG: 0.621 (1, 5)	E6			HR BB													3 1 0 0 1 0 0										
Darryl Strawberry, L OBP: 0.324, SLG: 0.542 (1, 9)	G6-3			HR													4 2 2 2 0 0 1										
Kevin McReynolds, R OBP: 0.335, SLG: 0.406 (1, 7)																	4 2 2 1 0 0 0										
Gregg Jefferies, S OBP: 0.282, SLG: 0.332 (1, 4)																	2 0 1 1 1 0 0										
Mackey Sasser, L OBP: 0.308, SLG: 0.404 (1, 2)																	4 0 0 0 0 0 3										
Kevin Elster, R OBP: 0.261, SLG: 0.289 (1, 6)																	3 1 1 0 1 1 1										
Ron Darling, R OBP: 0.182, SLG: 0.326 (1, 1)																	1 0 0 0 0 1 0										
Randy Myers, L ERA: 2.41 (7, 1)																	0 0 0 0 0 0 0										
Inning Stats	R: 0 E: 1 K: 0 S: 6	H: 0 LOB: 1 BB: 0 P: 10	R: 1 E: 0 K: 0 S: 7	H: 2 LOB: 2 BB: 1 P: 17	R: 2 E: 0 K: 0 S: 12	H: 1 LOB: 0 BB: 1 P: 16	R: 1 E: 0 K: 1 S: 10	H: 1 LOB: 1 BB: 0 P: 17	R: 2 E: 0 K: 0 S: 7	H: 2 LOB: 0 BB: 0 P: 16	R: 0 E: 0 K: 2 S: 11	H: 0 LOB: 0 BB: 0 P: 13	R: 0 E: 0 K: 0 S: 10	H: 0 LOB: 0 BB: 0 P: 16	R: 0 E: 0 K: 0 S: 4	H: 0 LOB: 1 BB: 1 P: 8	1B: 4 2B: 1 3B: 0 HR: 1	SF: 1 SAC: 1 DP: 0 HBP: 1	WP: 3 PB: 1 SB: 0 CS: 1	PA: 35							
PITCHER	IP	WLS	BF	H	R	ER	SO	BB	IBB	HBP	BLK	WP	HR	S	P	ERA	WHIP										
Marty Clary, R ERA: 4.06 (6, 1)	5.0	L	25	6	6	6	1	2	0	0	0	0	0	11	13	0.00	0.000										
Paul Assenmacher, L ERA: 4.29 (7, 1)	1.0		3	0	0	0	2	0	0	0	0	0	0	14	24	0.00	0.500										

Atlanta Braves @ New York Mets
Shea Stadium, Flushing, NY
Fri Jul 21 1989, 7:05 PM EDT
Att: 31,969 - Unknown

AB 29
R 6
H 6
RBI 4
BB 3
SO 3
LOB 9



Batter	1	2	3	4	5	6	7	8	9	AB	R	H	RBI	BB	SO	LOB	TOP										
Oddibe McDowell, L OBP: 0.305, SLG: 0.307 (1, 8)	F8		K		G4-3			G3	F7	5	0	0	0	0	1	1											
Jeff Blauer, R OBP: 0.291, SLG: 0.402 (1, 4) (8, 5)	K			2B	2B			F9		4	1	2	1	0	1	0											
Lonnie Smith, R OBP: 0.442, SLG: 0.576 (1, 7)	K			2B	G1-2-3			1B	HR	2	1	0	0	1	1	1											
Andres Thomas, R OBP: 0.258, SLG: 0.363 (1, 6)		F9			2B			HR	1B	4	1	2	1	0	0	0											
Dale Murphy, R OBP: 0.309, SLG: 0.344 (1, 9)										2	1	1	3	2	0	0											
Ed Whited, R OBP: 0.185, SLG: 0.160 (8, PH) Jeff Treadway, L OBP: 0.318, SLG: 0.365 (8, 4)		BB			IBB			HR		3	0	0	0	0	3	4											
Tommy Gregg, L OBP: 0.352, SLG: 0.352 (1, 3) Jim Acker, R OBP: 0.250, SLG: 0.250 (8, 1)		B5-3			G1-2-3			FC6-4	1B	4	0	0	0	0	0	5											
John Russell, R OBP: 0.178, SLG: 0.169 (1, 2)				G3-1				F7		4	1	0	0	0	1	0											
Tom Glavine, L OBP: 0.191, SLG: 0.200 (1, 1) Mark Eichhorn, R OBP: 0.310, SLG: 0.389 (7, PH) Paul Assenmacher, L OBP: 0.250, SLG: 0.250 (8, 3)				K				F9	P4	1	0	0	0	0	1	0											
Darrell Evans, L OBP: 0.283, SLG: 0.329 (8, 3)										1	0	0	0	0	0	0											
Inning Stats	R: 0 E: 0 K: 2 S: 8	H: 0 LOB: 0 BB: 0 P: 11	R: 0 E: 0 K: 1 S: 9	H: 0 LOB: 1 BB: 1 P: 15	R: 0 E: 0 K: 2 S: 10	H: 0 LOB: 0 BB: 0 P: 14	R: 1 E: 0 K: 1 S: 13	H: 2 LOB: 2 BB: 1 P: 29	R: 1 E: 1 K: 0 S: 16	H: 1 LOB: 1 BB: 0 P: 23	R: 0 E: 0 K: 1 S: 6	H: 0 LOB: 0 BB: 0 P: 9	R: 0 E: 0 K: 0 S: 7	H: 0 LOB: 0 BB: 0 P: 12	R: 3 E: 0 K: 0 S: 23	H: 3 LOB: 1 BB: 1 P: 36	R: 0 E: 0 K: 1 S: 9	H: 0 LOB: 0 BB: 0 P: 13	1B: 2 2B: 3 3B: 0 HR: 1	SF: 0 SAC: 1 DP: 1 HBP: 1	WP: 0 PB: 0 SB: 0 CS: 0	PA: 37					
PITCHER	IP	WLS	BF	H	R	ER	SO	BB	IBB	HBP	BLK	WP	HR	S	P	ERA	WHIP										
Sid Fernandez, L ERA: 2.66 (1, 1)	5.0		21	3	2	1	6	1	1	1	0	0	0	56	92	1.80	0.800										
Jeff Innis, R ERA: 2.09 (6, 1)	1.0		3	0	0	0	1	0	0	0	0	0	0	6	9	0.00	0.000										
Don Aase, R ERA: 3.38 (7, 1)	1.2		7	1	2	2	0	1	0	0	0	0	0	20	33	10.80	1.200										
Rick Aguilera, R ERA: 1.88 (8, 1)	0.1	W	3	2	1	1	0	0	0	0	0	0	1	10	15	27.00	6.000										
Randy Myers, L ERA: 1.44 (9, 1)	1.0	S	3	0	0	0	1	0	0	0	0	0	0	9	13	0.00	0.000										
Batter	1	2	3	4	5	6	7	8	9	AB	R	H	RBI	BB	SO	LOB	BOTTOM										
Juan Samuel, R OBP: 0.311, SLG: 0.368 (1, 8)	CS		K		BB			FC6-4		5	1	3	2	0	1	1											
Tim Lincecum, R OBP: 0.373, SLG: 0.328 (1, 3) Dave Magadan, L OBP: 0.372, SLG: 0.421 (5, PH) (6, 3)	1B		L3		L9			G3		2	0	1	0	0	0	0											
Howard Johnson, S OBP: 0.371, SLG: 0.616 (1, 5)	1B				L9			G3		3	0	1	1	0	0	3											
Howard Johnson, S OBP: 0.371, SLG: 0.616 (1, 5)	F8				G6-3			F8		3	0	0	0	1	0	2											
Darryl Strawberry, L OBP: 0.319, SLG: 0.535 (1, 9)	K				L8			K		4	0	0	0	0	3	5											
Kevin McReynolds, R OBP: 0.337, SLG: 0.407 (1, 7)					L8			K		4	1	2	0	0	1	1											
Gregg Jefferies, S OBP: 0.288, SLG: 0.358 (1, 4)					CS			L7		4	2	3	2	0	0	0											
Phil Lombardi, R OBP: 0.268, SLG: 0.316 (1, 2)					CS			L7		4	2	2	0	0	0	1											
Kevin Elster, R OBP: 0.261, SLG: 0.290 (1, 6)					CS			L7		4	2	3	2	0	0	0											
Sid Fernandez, L ERA: 2.66 (1, 1) Mark Eichhorn, R ERA: 4.13 (5, PH) Jeff Innis, R ERA: 2.09 (6, 1) Mookie Wilson, S OBP: 0.266, SLG: 0.292 (8, PH) Don Aase, R ERA: 3.38 (7, 1) Rick Aguilera, R ERA: 1.88 (8, PH) Lee Mazzilli, S OBP: 0.264, SLG: 0.317 (8, PH) Randy Myers, L ERA: 1.44 (9, 1)					K			FC6-4		1	0	0	0	0	1	0											
Inning Stats	R: 0 E: 0 K: 1 S: 12	H: 2 LOB: 1 BB: 0 P: 22	R: 1 E: 0 K: 0 S: 8	H: 1 LOB: 0 BB: 0 P: 12	R: 0 E: 0 K: 2 S: 10	H: 0 LOB: 0 BB: 0 P: 18	R: 0 E: 0 K: 0 S: 7	H: 1 LOB: 0 BB: 0 P: 12	R: 2 E: 1 K: 1 S: 17	H: 3 LOB: 3 BB: 1 P: 27	R: 1 E: 0 K: 0 S: 11	H: 2 LOB: 1 BB: 0 P: 15	R: 1 E: 0 K: 2 S: 15	H: 2 LOB: 1 BB: 0 P: 21	R: 2 E: 0 K: 0 S: 12	H: 3 LOB: 1 BB: 0 P: 20	1B: 11 2B: 1 3B: 1 HR: 1	SF: 1 SAC: 0 DP: 0 HBP: 0	WP: 0 PB: 0 SB: 1 CS: 2	PA: 39							
PITCHER	IP	WLS	BF	H	R	ER	SO	BB	IBB	HBP	BLK	WP	HR	S	P	ERA	WHIP										
Tom Glavine, L ERA: 3.68 (1, 1)	4.1		19	7	3	2	3	0	0	0	0	0	0	46	78	4.15	1.615										
Mark Eichhorn, R ERA: 4.13 (5, 1)	1.2		8	2	1	1	1	1	0	0	0	0	0	19	28	5.40	1.800										
Paul Assenmacher, L ERA: 4.4 (7, 1)	1.0		5	2	1	1	2	0	0	0	0	0	0	15	21	9.00	2.000										
Jim Acker, R ERA: 2.52 (8, 1)	1.0	L	6	3	2	2	0	0	0	0	0	0	0	12	20	18.00	3.000										

Atlanta Braves @ New York Mets
Shea Stadium, Flushing, NY
Sat Jul 22 1989, 7:05 PM EDT
Att: 49,142 - Unknown

AB 32
R 5
H 6
RBI 5
BB 3
SO 8
LOB 11



Atlanta Braves @ New York Mets
Shea Stadium, Flushing, NY
Sat Jul 22 1989, 7:05 PM EDT
Att: 49,142 - Unknown

AB 36
R 7
H 14
RBI 7
BB 1
SO 6
LOB 16



Batter	1	2	3	4	5	6	7	8	9	AB	R	H	RBI	BB	SO	LOB	TOP					
Oddibe McDowell, L OBP: 0.305, SLG: 0.304 (1, 8)	F9		BB		G4-3		L9			3	0	0	0	1	0	3						
Tommy Gregg, L OBP: 0.315, SLG: 0.343 (1, 3)	P6		P6			G4-3		K		4	0	0	0	0	1	2						
Lonnie Smith, R OBP: 0.443, SLG: 0.586 (1, 7)	F7				K		HR	G6-4-3 1B		4	1	2	1	0	1	0						
Dale Murphy, R OBP: 0.306, SLG: 0.341 (1, 9)		F9		G6-3		F9		G6-4-3		4	0	0	0	0	0	1						
Darrell Evans, L OBP: 0.282, SLG: 0.322 (1, 5)		K		K		F9			FC3-6 BB	3	0	0	0	1	2	0						
Jeff Treadway, L OBP: 0.317, SLG: 0.367 (1, 4)		G6-3				1B 2B		K	FC3-6 BB 1B	4	1	1	0	0	1	1						
Jeff Blausler, R OBP: 0.298, SLG: 0.405 (1, 6)			SH3-4 1B		F9			1B BB	2-1 1-2 BB	3	0	2	0	1	0	1						
Bruce Benedict, R OBP: 0.303, SLG: 0.229 (1, 2)			K			2-0 1B		P4	4-2 1-2 G5-4-3 BB	3	0	1	1	1	1	2						
Sergio Valdez, R OBP: 0.255, SLG: 0.299 (1, 1)			SH3-4			1-3 K			1-0 G5-4-3	0	0	0	0	0	0	0						
Mark Eichhorn, R OBP: 0.285, SLG: 0.353 (5, PH)										0	0	0	0	0	0	0						
Jeff Wetherby, L OBP: 0.285, SLG: 0.353 (5, PH)										0	0	0	0	0	0	0						
Pete Smith, R OBP: 0.285, SLG: 0.353 (5, PH)										0	0	0	0	0	0	0						
Gerónimo Berroa, R OBP: 0.285, SLG: 0.353 (7, PH)										0	0	0	0	0	0	0						
Paul Assenmacher, L OBP: 0.176, SLG: 0.187 (9, PH)										1	0	0	0	0	0	0						
Inning Stats	R: 0 E: 0 K: 0 S: 8	H: 0 LOB: 0 BB: 0 P: 14	R: 0 E: 0 K: 1 S: 7	H: 0 LOB: 0 BB: 0 P: 11	R: 0 E: 0 K: 1 S: 10	H: 1 LOB: 2 BB: 1 P: 14	R: 0 E: 0 K: 2 S: 10	H: 0 LOB: 0 BB: 0 P: 18	R: 1 E: 0 K: 1 S: 9	H: 2 LOB: 1 BB: 0 P: 15	R: 1 E: 0 K: 0 S: 11	H: 1 LOB: 2 BB: 1 P: 18	R: 0 E: 0 K: 1 S: 14	H: 1 LOB: 0 BB: 1 P: 23	R: 0 E: 0 K: 1 S: 8	H: 1 LOB: 0 BB: 0 P: 9	R: 0 E: 0 K: 0 S: 8	H: 1 LOB: 2 BB: 2 P: 21	1B: 5 2B: 1 3B: 0 HR: 1	SF: 0 SAC: 1 DP: 2 HBP: 0	WP: 0 PB: 0 CS: 0	PA: 36
PITCHER	IP	WLS	BF	H	R	ER	SO	BB	IBB	HBP	BLK	WP	HR	S	P	ERA	WHIP					
David Cone, R ERA: 3.78 (1, 1)	6.2	W	27	5	2	2	6	2	0	0	0	0	1	66	110	2.70	1.050					
David West, L ERA: 6.45 (7, 1)	1.1		5	1	0	0	1	1	0	0	0	0	0	12	17	0.00	1.500					
Jeff Innis, R ERA: 1.96 (9, 1)	1.0		4	1	0	0	0	1	0	0	0	0	0	7	16	0.00	2.000					

Atlanta Braves @ New York Mets
Shea Stadium, Flushing, NY
Sun Jul 23 1989, 3:33 AM EDT
Att: 45,226 - Sunny

AB 31
R 2
H 7
RBI 2
BB 4
SO 7
LOB 14



Batter	1	2	3	4	5	6	7	8	9	AB	R	H	RBI	BB	SO	LOB	BOTTOM					
Mookie Wilson, S OBP: 0.239, SLG: 0.294 (6, 9)			F8			G6-3		K		5	1	2	1	0	1	2						
Dave Magadan, L OBP: 0.374, SLG: 0.419 (1, 3)					2B E	G4-3				3	2	1	0	1	0	2						
Howard Johnson, S OBP: 0.375, SLG: 0.619 (1, 5)		2B BB			E9 1H	K				3	1	2	0	1	1	0						
Darryl Strawberry, L OBP: 0.316, SLG: 0.529 (1, 9)		K								3	0	0	0	0	3	5						
Juan Samuel, R OBP: 0.310, SLG: 0.387 (6, 8)		K								1	0	0	0	0	0	0						
Kevin McReynolds, R OBP: 0.336, SLG: 0.409 (1, 7)										4	1	1	2	0	3	2						
Gregg Jefferies, S OBP: 0.287, SLG: 0.354 (1, 4)										3	1	0	0	1	1	2						
Mackey Sasser, L OBP: 0.315, SLG: 0.415 (1, 2)		1B BB			F9			L1		4	1	2	2	0	0	0						
Kevin Elster, R OBP: 0.268, SLG: 0.294 (1, 6)										3	0	2	1	1	1	0						
David Cone, L OBP: 0.267, SLG: 0.279 ERA: 6.35 (1, 1)										2	0	0	0	0	0	2						
David West, L OBP: 0.200, SLG: 0.200 (7, 1)										1	0	0	0	0	1	2						
Jeff Innis, R ERA: 1.96 (9, 1)										0	0	0	0	0	0	0						
Inning Stats	R: 6 E: 0 K: 1 S: 22	H: 5 LOB: 2 BB: 3 P: 41	R: 0 E: 0 K: 2 S: 11	H: 1 LOB: 1 BB: 0 P: 17	R: 0 E: 0 K: 0 S: 9	H: 1 LOB: 1 BB: 0 P: 12	R: 1 E: 1 K: 2 S: 16	H: 2 LOB: 1 BB: 0 P: 21	R: 0 E: 0 K: 1 S: 8	H: 0 LOB: 0 BB: 0 P: 11	R: 0 E: 0 K: 1 S: 9	H: 0 LOB: 0 BB: 0 P: 14	R: 0 E: 0 K: 2 S: 10	H: 0 LOB: 0 BB: 0 P: 17	R: 0 E: 0 K: 2 S: 10	H: 1 LOB: 1 BB: 1 P: 17	1B: 7 2B: 3 3B: 0 HR: 0	SF: 0 SAC: 1 DP: 0 HBP: 0	WP: 0 PB: 0 CS: 1	PA: 37		
PITCHER	IP	WLS	BF	H	R	ER	SO	BB	IBB	HBP	BLK	WP	HR	S	P	ERA	WHIP					
Sergio Valdez, R ERA: 6.35 (1, 1)	0.2	L	10	5	6	6	1	2	1	0	0	0	0	19	36	81.00	10.500					
Mark Eichhorn, R ERA: 3.69 (5, 1)	3.1		14	4	1	0	4	0	0	0	0	0	0	39	55	0.00	1.200					
Pete Smith, R ERA: 5.15 (5, 1)	2.0		6	0	0	0	2	0	0	0	0	0	0	17	25	0.00	0.000					
Paul Assenmacher, L ERA: 4.2 (7, 1)	2.0		7	1	0	0	4	1	0	0	0	0	0	20	34	0.00	1.000					

Atlanta Braves @ New York Mets
Shea Stadium, Flushing, NY
Sun Jul 23 1989, 3:33 AM EDT
Att: 45,226 - Sunny

AB 32
R 7
H 10
RBI 6
BB 4
SO 11
LOB 17



Batter	1	2	3	4	5	6	7	8	9	AB	R	H	RBI	BB	SO	LOB	TOP			
Brett Butler, L OBP: 0.351, SLG: 0.367 (1, 8)	L9		K			B5-3			F8	4	0	0	0	0	1	0	San Francisco Giants @ Atlanta Braves Atlanta-Fulton County Stadium, Atlanta, GA Mon Jul 24 1989, 7:05 PM EDT Att: 12,985 - Unknown - 86 F			
Ernest Riles, L OBP: 0.340, SLG: 0.413 Steve Bedrosian, R OBP: 0.333, SLG: 0.333 (1, 4) (9, 1)	F7			HR		K			G3-1	4	1	1	0	0	1	0				
Will Clark, L OBP: 0.412, SLG: 0.536 (1, 3)	L9			P6		F9			F8	4	0	0	0	0	0	1				
Kevin Mitchell, R OBP: 0.385, SLG: 0.683 (1, 7)		K		HR			K			3	1	1	2	0	2	0				
Candy Maldonado, R OBP: 0.307, SLG: 0.390 Craig Lefferts, L (7, 1)		K				F8		P3		3	0	0	0	0	1	0				
Robby Thompson, R OBP: 0.346, SLG: 0.453 (9, 4)										0	0	0	0	0	0	0				
Matt Williams, R OBP: 0.183, SLG: 0.263 (1, 5)					G6-3		K			3	0	1	0	0	1	0				
Terry Kennedy, L OBP: 0.300, SLG: 0.324 (1, 2)										3	0	0	0	0	2	1				
Jose Uribe, S OBP: 0.290, SLG: 0.315 (1, 6)										3	0	0	0	0	1	0				
Rick Reuschel, R OBP: 0.234, SLG: 0.182 Jeff Brantley, R OBP: 0.125, SLG: 0.125 Pat Sheridan, L OBP: 0.320, SLG: 0.345 (1, 1) (6, 1) (7, 9)										2	0	0	0	0	1	0				
Inning Stats	R: 0 E: 0 K: 0 S: 6	H: 0 LOB: 0 BB: 0 P: 9	R: 0 E: 0 K: 3 S: 12	H: 1 LOB: 1 BB: 0 P: 19	R: 0 E: 0 K: 3 S: 11	H: 0 LOB: 0 BB: 0 P: 16	R: 2 E: 0 K: 0 S: 13	H: 2 LOB: 0 BB: 0 P: 16	R: 0 E: 0 K: 1 S: 7	H: 0 LOB: 0 BB: 0 P: 12	R: 0 E: 0 K: 2 S: 9	H: 0 LOB: 0 BB: 0 P: 12	R: 0 E: 0 K: 1 S: 10	H: 0 LOB: 0 BB: 0 P: 13	R: 0 E: 0 K: 0 S: 7	H: 0 LOB: 0 BB: 0 P: 11	1B: 2 2B: 0 3B: 0 HR: 1	SF: 0 SAC: 0 DP: 0 HBP: 0	WP: 0 PB: 0 SB: 0 CS: 0	PA: 30
PITCHER 29 John Smoltz, R ERA: 2.13 (1, 1)	IP: 9.0 WLS: L BF: 30 H: 3 R: 2 ER: 2 SO: 10 BB: 0 IBB: 0 HBP: 0 BLK: 1 WP: 0 HR: 1 S: 81 P: 117 ERA: 2.00 WHIP: 0.333																			

Batter	1	2	3	4	5	6	7	8	9	AB	R	H	RBI	BB	SO	LOB	BOTTOM			
Oddibe McDowell, L OBP: 0.307, SLG: 0.310 (1, 8)	P7		G3							4	0	2	0	0	0	0	San Francisco Giants @ Atlanta Braves Atlanta-Fulton County Stadium, Atlanta, GA Mon Jul 24 1989, 7:05 PM EDT Att: 12,985 - Unknown - 86 F			
Tommy Gregg, L OBP: 0.317, SLG: 0.347 (1, 3)	L4			BB						4	0	2	0	0	1	4				
Lonnie Smith, R OBP: 0.443, SLG: 0.583 (1, 7)										3	0	1	0	1	0	2				
Dale Murphy, R OBP: 0.306, SLG: 0.338 (1, 9)	L4									3	0	0	0	1	2	2				
Darrell Evans, L OBP: 0.276, SLG: 0.314 (1, 5)										4	0	0	0	0	0	3				
Andres Thomas, R OBP: 0.258, SLG: 0.362 (1, 6)										4	0	1	0	0	0	3				
Jeff Treadway, L OBP: 0.317, SLG: 0.365 (1, 4)										4	0	1	0	0	0	4				
Bruce Benedict, R OBP: 0.303, SLG: 0.231 Gerónimo Berroa, R OBP: 0.314, SLG: 0.372 (1, 2) (9, PH)										3	0	1	0	0	1	1				
29 John Smoltz, R OBP: 0.226, SLG: 0.255 Jeff Wetherby, L OBP: 0.316, SLG: 0.294 (1, 1) (9, PH)										3	0	0	0	0	0	2				
Inning Stats	R: 0 E: 0 K: 0 S: 7	H: 1 LOB: 1 BB: 1 P: 14	R: 0 E: 0 K: 0 S: 4	H: 0 LOB: 0 BB: 0 P: 7	R: 0 E: 0 K: 0 S: 4	H: 0 LOB: 0 BB: 0 P: 7	R: 0 E: 0 K: 0 S: 12	H: 2 LOB: 3 BB: 1 P: 20	R: 0 E: 0 K: 1 S: 11	H: 0 LOB: 0 BB: 0 P: 13	R: 0 E: 0 K: 2 S: 13	H: 2 LOB: 2 BB: 0 P: 19	R: 0 E: 0 K: 1 S: 13	H: 0 LOB: 0 BB: 0 P: 17	R: 0 E: 0 K: 0 S: 10	H: 1 LOB: 1 BB: 0 P: 12		1B: 7 2B: 2 3B: 0 HR: 0	SF: 0 SAC: 0 DP: 1 HBP: 0	WP: 0 PB: 0 SB: 0 CS: 0
PITCHER Rick Reuschel, R ERA: 2.28 Jeff Brantley, R ERA: 3.41 Craig Lefferts, L ERA: 2.07 Steve Bedrosian, R ERA: 3.46 (1, 1) (6, 1) (7, 1) (9, 1)	IP: 5.0 WLS: W BF: 21 H: 5 R: 0 ER: 0 SO: 2 BB: 0 IBB: 0 HBP: 0 BLK: 0 WP: 0 HR: 0 S: 37 P: 62 ERA: 0.00 WHIP: 1.400																			



Batter	1	2	3	4	5	6	7	8	9	AB	R	H	RBI	BB	SO	LOB	TOP											
Brett Butler, L OBP: 0.347, SLG: 0.363 (1, 8)	G4-3		K				G6-3			4	0	0	0	0	2	0	San Francisco Giants @ Atlanta Braves Atlanta-Fulton County Stadium, Atlanta, GA Tue Jul 25 1989, 7:05 PM EDT Att: 10,564 - Unknown - 81 F											
Robby Thompson, R OBP: 0.345, SLG: 0.459 (1, 4)	HR		F9				G6-3		F7	4	1	1	1	0	0	0												
Will Clark, L OBP: 0.413, SLG: 0.535 (1, 3)	G6-4-3 1B		G3				F8 BB 1B		K	4	1	2	0	0	1	0												
Kevin Mitchell, R OBP: 0.386, SLG: 0.679 (1, 7)	G6-4-3						F8 BB 1B		L7	2	1	0	0	1	0	1												
Candy Maldonado, R OBP: 0.303, SLG: 0.384 (1, 9)		F9					F8		G1-3	4	0	0	0	0	0	3												
Matt Williams, R OBP: 0.203, SLG: 0.279 (1, 5)	1B E		G5-3				E6 1B		F7	4	1	2	1	0	0	0												
Kirt Manwaring, R OBP: 0.282, SLG: 0.276 (1, 2)	1B E						1B G5-6-3 BB		F8	3	1	1	0	1	1	1												
Jose Uribe, S OBP: 0.293, SLG: 0.319 (1, 6)	E8 1B						G4-3			3	0	2	1	0	0	0												
Michael LaCoss, R OBP: 0.143, SLG: 0.105 Craig Lefferts, L (8, 1)	K						G3			3	0	0	0	0	1	2												
Inning Stats	R: 1 E: 0 K: 0 S: 10	H: 2 LOB: 0 BB: 0 P: 17	R: 1 E: 1 K: 1 S: 10	H: 3 LOB: 1 BB: 0 P: 15	R: 0 E: 0 K: 1 S: 10	H: 0 LOB: 0 BB: 0 P: 15	R: 0 E: 0 K: 0 S: 3	H: 0 LOB: 0 BB: 0 P: 5	R: 1 E: 0 K: 1 S: 9	H: 1 LOB: 0 BB: 1 P: 17	R: 2 E: 1 K: 1 S: 9	H: 2 LOB: 1 BB: 1 P: 19	R: 0 E: 0 K: 0 S: 6	H: 0 LOB: 0 BB: 0 P: 9	R: 0 E: 0 K: 1 S: 8	H: 0 LOB: 0 BB: 0 P: 11	R: 0 E: 0 K: 0 S: 10	H: 0 LOB: 0 BB: 0 P: 15	1B: 7 2B: 0 3B: 0 HR: 1	SF: 0 SAC: 0 DP: 3 HBP: 1	WP: 0 PB: 0 SB: 0 CS: 0	PA: 34						
PITCHER	IP	WLS	BF	H	R	ER	SO	BB	IBB	HBP	BLK	WP	HR	S	P	ERA	WHIP											
Derek Lilliquist, L ERA: 3.88 Mark Eichhorn, R ERA: 3.55 Paul Assenmacher, L ERA: 4.11 Joe Boever, R ERA: 2.91	(1, 1)	5.2	L	23	7	5	4	3	2	0	1	0	0	1	46	78	6.35	1.588										

Batter	1	2	3	4	5	6	7	8	9	AB	R	H	RBI	BB	SO	LOB	BOTTOM											
Oddibe McDowell, L OBP: 0.308, SLG: 0.309 (1, 8)	G4-3	G1-3							F8	4	0	1	0	1	0	2	San Francisco Giants @ Atlanta Braves Atlanta-Fulton County Stadium, Atlanta, GA Tue Jul 25 1989, 7:05 PM EDT Att: 10,564 - Unknown - 81 F											
Tommy Gregg, L OBP: 0.305, SLG: 0.337 (1, 3)	G6-3		G1-3				L7		P3	5	0	0	0	0	0	3												
Lonnie Smith, R OBP: 0.444, SLG: 0.581 (1, 7)	L6						F7			3	0	1	0	1	1	0												
Dale Murphy, R OBP: 0.308, SLG: 0.338 (1, 9)		BB 1B 1B					P5			3	1	1	0	1	1	4												
Darrell Evans, L OBP: 0.276, SLG: 0.312 Joe Boever, R (9, 1)		BB 1B 1B					G3		P5	4	1	1	0	0	0	1												
Andres Thomas, R OBP: 0.255, SLG: 0.358 (1, 6)	K						G4-3		K	4	0	0	0	0	2	3												
Jeff Treadway, L OBP: 0.314, SLG: 0.362 Jeff Blauser, R OBP: 0.301, SLG: 0.412 (9, PH)							G6-3		G1-3	3	0	0	0	0	0	2												
Bruce Benedict, R OBP: 0.304, SLG: 0.228 Geronimo Berroa, R OBP: 0.311, SLG: 0.368 (9, PH)		1B BB					G6-3		P4	2	0	0	0	1	0	0												
Derek Lilliquist, L OBP: 0.211, SLG: 0.237 Mark Eichhorn, R (6, 1) Jeff Wetherby, L OBP: 0.303, SLG: 0.278 Paul Assenmacher, L (8, 1) Ed Whited, R OBP: 0.214, SLG: 0.308 (9, 5)							BB 1B		F9	2	0	2	2	0	0	0												
Inning Stats	R: 0 E: 0 K: 0 S: 12	H: 0 LOB: 0 BB: 0 P: 19	R: 2 E: 0 K: 1 S: 15	H: 3 LOB: 2 BB: 1 P: 25	R: 0 E: 0 K: 1 S: 11	H: 1 LOB: 0 BB: 0 P: 16	R: 0 E: 0 K: 0 S: 8	H: 0 LOB: 0 BB: 0 P: 11	R: 0 E: 0 K: 0 S: 10	H: 2 LOB: 3 BB: 1 P: 19	R: 0 E: 0 K: 0 S: 7	H: 0 LOB: 0 BB: 0 P: 10	R: 0 E: 0 K: 0 S: 7	H: 0 LOB: 1 BB: 1 P: 15	R: 0 E: 0 K: 2 S: 14	H: 0 LOB: 1 BB: 1 P: 20	R: 2 E: 0 K: 0 S: 11	H: 2 LOB: 2 BB: 0 P: 14	1B: 6 2B: 1 3B: 0 HR: 1	SF: 0 SAC: 0 DP: 0 HBP: 0	WP: 0 PB: 0 SB: 0 CS: 1	PA: 39						
PITCHER	IP	WLS	BF	H	R	ER	SO	BB	IBB	HBP	BLK	WP	HR	S	P	ERA	WHIP											
Michael LaCoss, R ERA: 2.9 Craig Lefferts, L ERA: 2.26	(1, 1)	7.0	W	29	6	2	2	2	3	0	0	0	0	1	25	34	9.00	1.500										



Batter	1	2	3	4	5	6	7	8	9	AB	R	H	RBI	BB	SO	LOB	TOP											
Mariano Duncan, R OBP: 0.266, SLG: 0.319	2-3 K		0-2 P6			0-0 1B	2-3 K		2-1 P4	5	1	1	0	0	2	1	Cincinnati Reds @ Atlanta Braves Atlanta-Fulton County Stadium, Atlanta, GA Sun Jul 30 1989, 3:33 AM EDT Att. 14,177 - Cloudy											
Scotti Madison, S OBP: 0.306, SLG: 0.333	2-0 1B SF8		0-0 P3			1-0 F9	0-0 G3			4	1	1	0	0	0	2												
Eric Davis, R OBP: 0.355, SLG: 0.516	1-0 CS			2-1 P3		0-0 G3		1-2 G6-3		4	0	2	0	0	0	0												
Rolando Roomes, R OBP: 0.319, SLG: 0.477	0-1 SF8			0-0 1B		2-0 G3		1-3 K		3	0	2	2	0	1	0												
Joel Youngblood, R OBP: 0.309, SLG: 0.349	2-1 CS	2-3 K		0-1 F8		0-1 G3		2-0 2B		2	0	0	0	0	1	1												
Ken Griffey, L OBP: 0.345, SLG: 0.448	1-2 1-2					1-2 G3				2	0	1	0	0	0	2												
Todd Benzinger, S OBP: 0.292, SLG: 0.372				1-0 F9		4-0 IBB		4-2 BB		2	0	1	0	2	0	1												
Joe Oliver, R OBP: 0.237, SLG: 0.214	1-2 F8			0-0 F9		0-3 K		0-2 P3		2	0	0	0	0	0	1												
Jeff Reed, L OBP: 0.294, SLG: 0.301	1-3 K									2	0	0	0	0	1	5												
Ron Oester, S OBP: 0.266, SLG: 0.244				0-0 G5-3		1-0 G4-3		0-1 F7		4	0	0	0	0	1	1												
Rick Mahler, R OBP: 0.237, SLG: 0.232			3-2 G6-3		0-0 F8			1-1 P6		3	0	1	0	0	0	0	REDS											
Norm Charlton, S OBP: 0.292, SLG: 0.372										0	0	0	0	0	0	0												
Herm Winningham, L OBP: 0.302, SLG: 0.305										1	0	0	0	0	0	0												
Inning Stats	R: 1 E: 0 K: 1 S: 9	H: 2 LOB: 0 BB: 0 P: 16	R: 0 E: 0 K: 2 S: 14	H: 1 LOB: 1 BB: 0 P: 18	R: 0 E: 0 K: 0 S: 7	H: 0 LOB: 0 BB: 0 P: 10	R: 0 E: 0 K: 0 S: 6	H: 1 LOB: 1 BB: 0 P: 9	R: 0 E: 0 K: 1 S: 3	H: 0 LOB: 0 BB: 0 P: 3	R: 1 E: 0 K: 1 S: 10	H: 3 LOB: 3 BB: 1 P: 18	R: 0 E: 0 K: 1 S: 6	H: 1 LOB: 1 BB: 0 P: 9	R: 0 E: 0 K: 1 S: 12	H: 1 LOB: 2 BB: 1 P: 20		R: 0 E: 0 K: 0 S: 6	H: 0 LOB: 0 BB: 0 P: 9	1B: 8 2B: 1 3B: 0 HR: 0	SF: 1 SAC: 0 DP: 0 HBP: 0	WP: 0 PB: 0 SB: 0 CS: 1	PA: 38					
PITCHER	IP	WLS	BF	H	R	ER	SO	BB	IBB	HBP	BLK	WP	HR	S	P	ERA		WHIP										
Derek Liliquist, L ERA: 3.88	(1, 1)	5.1	W	22	7	2	2	3	0	0	0	0	0	43	63	3.38		1.312										
Mark Eichhorn, R ERA: 3.23	(6, 1)	1.2		7	1	0	0	2	0	1	0	0	0	12	20	0.00		0.600										
Joe Boever, R ERA: 2.62	(8, 1)	2.0	S	8	1	0	0	1	1	0	0	0	0	18	29	0.00		1.000										

Batter	1	2	3	4	5	6	7	8	9	AB	R	H	RBI	BB	SO	LOB	BOTTOM										
Oddibe McDowell, L OBP: 0.315, SLG: 0.315	0-1 1B G6-4-3		0-0 G3			0-0 F8		0-0 G5-3		4	2	3	1	0	0	1	Cincinnati Reds @ Atlanta Braves Atlanta-Fulton County Stadium, Atlanta, GA Sun Jul 30 1989, 3:33 AM EDT Att. 14,177 - Cloudy										
Jeff Treadway, L OBP: 0.315, SLG: 0.365	3-1 G6-4-3		1-0 G3		0-3 K		2-1 G5-3			4	0	1	0	0	1	3											
Lonnie Smith, R OBP: 0.441, SLG: 0.579	0-0 G6-4-3		0-1 S		0-0 G5-3		2-1 G6-3			4	0	1	1	0	0	2											
Dale Murphy, R OBP: 0.303, SLG: 0.352	0-0 F8		1-2 P4		4-2 BB			0-0 G6-3		3	0	0	0	1	0	1											
Darrell Evans, L OBP: 0.279, SLG: 0.322		2-0 HR		2-1 P6		2-2 F9		0-0 F9		4	1	1	1	0	0	1											
Andres Thomas, R OBP: 0.247, SLG: 0.352		2-2 G4-3		0-0 F7		2-3 K		0-1 P3		4	0	0	0	0	1	1											
Jeff Blauser, R OBP: 0.302, SLG: 0.399	1-1 CS		1-2 L6				1-2 SH3-4			3	1	2	0	0	0	0											
Bruce Benedict, R OBP: 0.299, SLG: 0.225	2-3 K				3-2 SH3-4		1-0 SH3-4			2	0	1	0	0	1	1											
Derek Liliquist, L OBP: 0.220, SLG: 0.244			2-2 G4-3		1-2 SH3-4		1-0 SH3-4			1	0	0	0	0	0	0											
Mark Eichhorn, R ERA: 3.39	(6, 1)									0	0	0	0	0	0	0											
Jeff Wetherby, L OBP: 0.292, SLG: 0.318	(7, PH)									1	1	1	1	0	0	0											
Joe Boever, R ERA: 2.62	(8, 1)									0	0	0	0	0	0	0											
Inning Stats	R: 1 E: 0 K: 0 S: 6	H: 2 LOB: 0 BB: 0 P: 9	R: 1 E: 0 K: 1 S: 10	H: 2 LOB: 0 BB: 0 P: 17	R: 1 E: 0 K: 0 S: 10	H: 2 LOB: 1 BB: 0 P: 14	R: 0 E: 0 K: 0 S: 6	H: 0 LOB: 0 BB: 0 P: 9	R: 0 E: 0 K: 1 S: 13	H: 1 LOB: 1 BB: 0 P: 17	R: 0 E: 0 K: 1 S: 11	H: 0 LOB: 1 BB: 1 P: 18	R: 2 E: 0 K: 0 S: 9	H: 3 LOB: 1 BB: 0 P: 14	R: 0 E: 0 K: 0 S: 4	H: 0 LOB: 0 BB: 0 P: 4	1B: 8 2B: 1 3B: 0 HR: 1	SF: 0 SAC: 2 DP: 1 HBP: 0	WP: 0 PB: 0 SB: 1 CS: 1	PA: 33							
PITCHER	IP	WLS	BF	H	R	ER	SO	BB	IBB	HBP	BLK	WP	HR	S	P	ERA	WHIP										
Rick Mahler, R ERA: 3.39	(1, 1)	6.1	L	27	9	5	5	3	1	0	0	0	0	61	92	7.11	1.579										
Norm Charlton, L ERA: 3.39	(7, 1)	1.2		6	1	0	0	0	0	0	0	0	0	8	10	0.00	0.600										

Batter	1	2	3	4	5	6	7	8	9	10	11	AB	R	H	RBI	BB	SO	LOB	TOP					
Bip Roberts, S OBP: 0.380, SLG: 0.408 (1, 6)	G4-3		L7		1B			SH2-4		F7	G4-3	5	0	1	0	0	0	2						
Roberto Alomar, S OBP: 0.324, SLG: 0.323 (1, 4)	F7		G6-3		L6			1B		G4-3	G6-3	6	0	1	1	0	0	4						
Tony Gwynn, L OBP: 0.394, SLG: 0.439 (1, 9)	P6							1B		1B		5	0	3	0	1	0	0						
Jack Clark, R OBP: 0.397, SLG: 0.390 (1, 3)		G1-3						L9		L9	P3	5	0	1	0	1	1	5						
Marvell Wynne, L OBP: 0.286, SLG: 0.351 (1, 8)		P5						L9		G4-3		5	0	0	0	0	0	5						
Chris James, R OBP: 0.263, SLG: 0.325 Shawn Abner, R OBP: 0.212, SLG: 0.290 (11, PR)		G1-3						P3		K		5	0	1	0	0	1	1						
Mike Pagliarulo, L OBP: 0.288, SLG: 0.294 (1, 5)		F9						F7		L3		5	2	2	0	0	0	1						
Benito Santiago, R OBP: 0.283, SLG: 0.361 (1, 2)								L7		L7		4	1	1	0	1	0	1						
Dennis Rasmussen, L OBP: 0.294, SLG: 0.329 Tim Flannery, R OBP: 0.294, SLG: 0.294 Greg Harris, R OBP: 0.294, SLG: 0.294 Garry Templeton, S OBP: 0.294, SLG: 0.347 Mark Grant, R OBP: 0.294, SLG: 0.347 Carmelo Martinez, R OBP: 0.294, SLG: 0.347 Mark Davis, L OBP: 0.294, SLG: 0.347								1B		G6-3		2	0	2	1	0	0	0						
Inning Stats	R: 0 E: 0 K: 0 S: 8	H: 0 LOB: 0 BB: 0 P: 15	R: 0 E: 0 K: 0 S: 9	H: 1 LOB: 1 BB: 0 P: 15	R: 0 E: 0 K: 0 S: 9	H: 1 LOB: 1 BB: 0 P: 15	R: 0 E: 0 K: 0 S: 6	H: 0 LOB: 0 BB: 0 P: 10	R: 0 E: 0 K: 0 S: 9	H: 0 LOB: 0 BB: 0 P: 14	R: 1 E: 0 K: 0 S: 11	H: 3 LOB: 2 BB: 0 P: 16	R: 0 E: 0 K: 1 S: 11	H: 1 LOB: 1 BB: 0 P: 16	R: 0 E: 0 K: 0 S: 18	H: 1 LOB: 2 BB: 1 P: 29	R: 3 E: 0 K: 0 S: 11	H: 3 LOB: 2 BB: 2 P: 22	1B: 9 2B: 4 3B: 1 HR: 0	SF: 0 SAC: 1 DP: 0 HBP: 0	WP: 0 PB: 0 SB: 1 CS: 1	PA: 49		
PITCHER	IP 7.0	WLS 3	BF 26	H 6	R 1	ER 1	SO 1	BB 1	IBB 0	HBP 0	BLK 0	WP 0	HR 0	S 57	P 96	ERA 3.00	WHIP 2.000							
Marty Clary, R ERA: 3.8 Joe Boever, R ERA: 2.64 Jim Acker, R ERA: 2.89	(1, 1)	(8, 1)	(11, 1)																					

San Diego Padres @ Atlanta Braves
Atlanta-Fulton County Stadium, Atlanta, GA
Tue Aug 01 1989, 7:05 PM EDT
Att: 8,363 - Unknown

livebaseballscores.com

AB 45
R 5
H 14
RBI 5
BB 3
SO 2
LOB 20



Batter	1	2	3	4	5	6	7	8	9	10	11	AB	R	H	RBI	BB	SO	LOB	BOTTOM					
Oddibe McDowell, L OBP: 0.316, SLG: 0.315 (1, 8)	1B		F9		CS			G4-3		F8		4	1	1	0	1	0	0						
Jeff Blauser, R OBP: 0.304, SLG: 0.399 (1, 4)	SF8		P4		2B			G6-3		F8		5	1	2	0	0	0	1						
Lonnie Smith, R OBP: 0.438, SLG: 0.578 (1, 7)	SF8		G5-3		G5-3			F8		K		4	0	1	2	0	1	1						
Dale Murphy, R OBP: 0.304, SLG: 0.349 (1, 9)	P5							K		F9		3	0	0	0	2	1	1						
Andres Thomas, R OBP: 0.247, SLG: 0.351 (1, 6)	G5-3		F7					G6-3		FC4-6		4	0	1	0	0	0	4						
Ed Whited, R OBP: 0.244, SLG: 0.316 Jeff Treadway, L OBP: 0.315, SLG: 0.364 (9, PH)		F7						K		FC4-6		3	0	0	0	0	1	0						
Tommy Gregg, L OBP: 0.305, SLG: 0.328 (1, 3)		P6						K		FC4		4	0	0	0	0	1	1						
John Russell, R OBP: 0.167, SLG: 0.158 Jeff Wetherby, L OBP: 0.280, SLG: 0.304 Bruce Benedict, R OBP: 0.299, SLG: 0.225								G4-3		G4-3		3	0	0	0	0	0	1						
Marty Clary, R OBP: 0.207, SLG: 0.214 Joe Boever, R	(1, 1)	(8, 1)						G4-3		G4-3		3	0	0	0	0	0	1						
Darrell Evans, L OBP: 0.277, SLG: 0.320 Jim Acker, R OBP: 0.250, SLG: 0.250	(10, PH)	(11, 1)						G1-3				0	0	0	0	0	0	0						
Inning Stats	R: 1 E: 0 K: 0 S: 11	H: 1 LOB: 1 BB: 1 P: 21	R: 0 E: 0 K: 0 S: 5	H: 0 LOB: 0 BB: 0 P: 9	R: 1 E: 1 K: 0 S: 11	H: 2 LOB: 2 BB: 1 P: 20	R: 0 E: 1 K: 0 S: 8	H: 0 LOB: 1 BB: 0 P: 14	R: 0 E: 0 K: 0 S: 11	H: 0 LOB: 0 BB: 0 P: 17	R: 0 E: 0 K: 1 S: 10	H: 0 LOB: 0 BB: 0 P: 16	R: 0 E: 0 K: 0 S: 7	H: 0 LOB: 0 BB: 0 P: 9	R: 0 E: 0 K: 1 S: 11	H: 1 LOB: 1 BB: 0 P: 16	R: 0 E: 0 K: 0 S: 3	H: 0 LOB: 0 BB: 0 P: 4	R: 0 E: 0 K: 1 S: 7	H: 0 LOB: 0 BB: 0 P: 14	1B: 4 2B: 1 3B: 0 HR: 0	SF: 1 SAC: 0 DP: 1 HBP: 0	WP: 0 PB: 0 SB: 0 CS: 1	PA: 40
PITCHER	IP 7.0	WLS 3	BF 27	H 4	R 2	ER 2	SO 2	BB 3	IBB 0	HBP 0	BLK 0	WP 0	HR 0	S 65	P 110	ERA 2.57	WHIP 1.000							
Dennis Rasmussen, L ERA: 4.41 Greg Harris, R ERA: 2.78 Mark Grant, R ERA: 2.59 Mark Davis, L ERA: 2.19	(1, 1)	(8, 1)	(9, 1)	(11, 1)	(11, 1)																			

San Diego Padres @ Atlanta Braves
Atlanta-Fulton County Stadium, Atlanta, GA
Tue Aug 01 1989, 7:05 PM EDT
Att: 8,363 - Unknown

livebaseballscores.com

AB 36
R 2
H 5
RBI 2
BB 3
SO 4
LOB 11



Batter	1	2	3	4	5	6	7	8	9	AB	R	H	RBI	BB	SO	LOB	TOP				
Bip Roberts, S (1, 6) OBP: 0.380, SLG: 0.407 Garry Templeton, S (9, 6) OBP: 0.286, SLG: 0.347	B3		F9		G4-3		2B		G5-3	5	2	2	0	0	0	0	San Diego Padres @ Atlanta Braves Atlanta-Fulton County Stadium, Atlanta, GA Wed Aug 02 1989, 7:05 PM EDT Att: 6,967 - Unknown				
Roberto Alomar, S (1, 4) OBP: 0.327, SLG: 0.327	K		1B		FC4-6		HR		G5-3	4	1	2	2	1	1						
Tony Gwynn, L (1, 9) OBP: 0.392, SLG: 0.435	F7		G4-3		FC4-6		HR		E6	4	1	0	0	1	0	3					
Jack Clark, R (1, 3) OBP: 0.402, SLG: 0.406			FC6-4		HR				E6	5	3	4	4	0	0	1					
Carmelo Martinez, R (1, 7) OBP: 0.291, SLG: 0.357 Greg Harris, R (7, 1)			FC6-4		HR				K	4	1	2	2	0	0	0					
Mike Pagliarulo, L (8, 5) OBP: 0.287, SLG: 0.293			1B		HR				K	0	0	0	0	0	0	0					
Benito Santiago, R (1, 2) OBP: 0.282, SLG: 0.356			F8		G6-3				IBB	4	0	0	0	1	1	2					
Luis Salazar, R (1, 5) OBP: 0.311, SLG: 0.391 Mark Davis, L (8, 1)			FC6-4		1B				K	4	0	1	1	0	1	1					
Shawn Abner, R (1, 8) OBP: 0.214, SLG: 0.288			F9		G1-4-3					4	0	1	0	0	0	1					
Bruce Hurst, L (1, 1) OBP: 0.145, SLG: 0.060 Tim Flannery, L (7, PH) OBP: 0.311, SLG: 0.291 Marvell Wynne, L (7, 7) OBP: 0.285, SLG: 0.350			K		G1-4-3				K	2	0	0	0	0	1	2					
Inning Stats	R: 0 E: 0 K: 1 S: 6	H: 0 LOB: 0 BB: 0 P: 8	R: 1 E: 0 K: 0 S: 10	H: 2 LOB: 1 BB: 0 P: 15	R: 0 E: 0 K: 1 S: 9	H: 1 LOB: 1 BB: 0 P: 13	R: 2 E: 0 K: 0 S: 8	H: 4 LOB: 1 BB: 0 P: 14	R: 0 E: 0 K: 1 S: 5	H: 0 LOB: 0 BB: 0 P: 7	R: 5 E: 1 K: 1 S: 21	H: 3 LOB: 0 BB: 1 P: 30	R: 0 E: 0 K: 1 S: 6	H: 0 LOB: 0 BB: 0 P: 8	R: 1 E: 2 K: 2 S: 16	H: 2 LOB: 3 BB: 1 P: 27	1B: 9 2B: 1 3B: 0 HR: 2	SF: 0 SAC: 0 DP: 1 HBP: 0	WP: 0 PB: 0 SB: 1 CS: 0	PA: 43	
PITCHER	IP	WLS	BF	H	R	ER	SO	BB	IBB	HBP	BLK	WP	HR	S	P	ERA	WHIP				
Tom Glavine, L (1, 1) ERA: 3.61	4.0	18	7	3	3	2	0	0	0	0	0	0	1	33	50	6.75	1.750				
Sergio Valdez, R (5, 1) ERA: 5.4	1.0	4	0	0	0	0	1	0	0	0	0	0	0	5	12	0.00	1.000				
Mark Eichhorn, R (6, 1) ERA: 3.95	2.0	L 11	3	5	4	2	0	1	0	0	0	0	1	27	37	18.00	1.500				
Paul Assenmacher, L (8, 1) ERA: 3.81	2.0	10	2	1	0	3	0	1	0	0	0	0	0	22	35	0.00	1.000				

Batter	1	2	3	4	5	6	7	8	9	AB	R	H	RBI	BB	SO	LOB	BOTTOM					
Oddibe McDowell, L (1, 8) OBP: 0.318, SLG: 0.323	F8		FC5-4				SH1-3		FC6-4	4	3	1	2	1	0	2	San Diego Padres @ Atlanta Braves Atlanta-Fulton County Stadium, Atlanta, GA Wed Aug 02 1989, 7:05 PM EDT Att: 6,967 - Unknown					
Jeff Blauser, R (1, 4) OBP: 0.303, SLG: 0.395	L5		2B			SH1-3			F9	3	0	0	0	1	1	1						
Lonnie Smith, R (1, 7) OBP: 0.437, SLG: 0.578	G4-3		2B			FC5-4			FC6-4	5	1	2	2	0	0	1						
Dale Murphy, R (1, 9) OBP: 0.306, SLG: 0.348			FC5-4			FC5-4			P4	2	0	0	0	2	1	0						
Andres Thomas, R (1, 6) OBP: 0.248, SLG: 0.350			BB			BB				4	2	1	1	0	0	2						
Darrell Evans, L (1, 3) OBP: 0.277, SLG: 0.324			BB			FC5-4			2B	4	0	1	1	0	0	2						
Ed Whited, R (1, 5) OBP: 0.244, SLG: 0.333			2B			2B			P6	4	0	1	1	0	0	2						
Ed Whited, R (1, 5) OBP: 0.244, SLG: 0.333			FC5-4			G5-3			2B	4	0	1	1	0	0	2						
Bruce Benedict, R (1, 2) OBP: 0.304, SLG: 0.240			K			G4-6-3			G4-3	4	1	2	0	0	1	1						
Tom Glavine, L (1, 1) OBP: 0.196, SLG: 0.188 Sergio Valdez, R (5, PH) OBP: 0.285, SLG: 0.292 Mark Eichhorn, R (6, 1) ERA: 3.95 Tommy Gregg, L (7, PH) OBP: 0.307, SLG: 0.328 Paul Assenmacher, L (8, 1) ERA: 3.81 Gerónimo Berroa, R (9, PH) OBP: 0.200, SLG: 0.200			E4			G4-6-3			F8	1	0	0	0	0	0	0						
Inning Stats	R: 0 E: 0 K: 0 S: 7	H: 0 LOB: 0 BB: 0 P: 9	R: 0 E: 0 K: 0 S: 8	H: 0 LOB: 1 BB: 1 P: 16	R: 1 E: 1 K: 1 S: 12	H: 1 LOB: 2 BB: 1 P: 20	R: 0 E: 0 K: 1 S: 7	H: 0 LOB: 0 BB: 0 P: 9	R: 0 E: 0 K: 0 S: 8	H: 1 LOB: 0 BB: 0 P: 12	R: 3 E: 0 K: 0 S: 11	H: 2 LOB: 1 BB: 2 P: 24	R: 2 E: 0 K: 1 S: 10	H: 2 LOB: 0 BB: 0 P: 16	R: 1 E: 0 K: 0 S: 7	H: 2 LOB: 1 BB: 0 P: 10	R: 0 E: 0 K: 0 S: 13	H: 0 LOB: 1 BB: 1 P: 21	1B: 3 2B: 4 3B: 0 HR: 1	SF: 0 SAC: 1 DP: 1 HBP: 0	WP: 1 PB: 0 SB: 2 CS: 0	PA: 39
PITCHER	IP	WLS	BF	H	R	ER	SO	BB	IBB	HBP	BLK	WP	HR	S	P	ERA	WHIP					
Bruce Hurst, L (1, 1) ERA: 3.05	6.0	W 25	4	4	3	2	0	0	0	0	0	0	1	12	20	20.25	2.250					
Greg Harris, R (7, 1) ERA: 3.12	1.1	7	3	3	3	1	0	0	0	0	0	0	1	12	20	20.25	2.250					
Mark Davis, L (8, 1) ERA: 2.13	1.2	S 7	1	0	0	0	1	0	0	0	0	0	0	18	27	0.00	1.200					



Batter	1	2	3	4	5	6	7	8	9	AB	R	H	RBI	BB	SO	LOB	TOP										
Oddibe McDowell, L (1, 8) OBP: 0.319, SLG: 0.318	G3		BB				FC4-6 IHR		G4-3	3	1	0	0	2	0	1	Atlanta Braves @ Cincinnati Reds Riverfront Stadium, Cincinnati, OH Sun Aug 06 1989, 3:33 AM EDT Att: 38,077 - Unknown										
Jeff Treadway, L (1, 4) OBP: 0.317, SLG: 0.380	G6-3		F8						G6-3	5	1	1	2	0	0	5											
Lonnie Smith, R (1, 7) OBP: 0.432, SLG: 0.577	K									4	0	1	0	0	1	0											
Dale Murphy, R (1, 9) OBP: 0.309, SLG: 0.358		G4-3								3	0	0	0	1	0	1											
Darrell Evans, L (1, 3) OBP: 0.286, SLG: 0.351										4	0	2	0	0	0	0											
Andres Thomas, R (1, 6) OBP: 0.239, SLG: 0.338										4	0	0	0	0	1	3											
Jeff Blauser, R (1, 5) OBP: 0.311, SLG: 0.401										4	0	1	0	0	2	3											
John Russell, R (1, 2) OBP: 0.226, SLG: 0.193										4	0	2	0	0	1	1											
Marty Clary, R (1, 1) OBP: 0.284, SLG: 0.250										2	0	1	0	0	0	2											
Paul Assenmacher, L (8, 1) OBP: 0.311, SLG: 0.352										0	0	0	0	0	0	0											
Mark Eichhorn, R (8, 1) OBP: 0.311, SLG: 0.352										0	0	0	0	0	0	0											
Gerónimo Berroa, R (9, PH) OBP: 0.311, SLG: 0.352										1	0	0	0	0	0	0											
Joe Boever, R (9, 1) OBP: 0.311, SLG: 0.352										0	0	0	0	0	0	0											
Inning Stats	R: 0 E: 0 K: 1 S: 8	H: 0 LOB: 0 BB: 0 P: 9	R: 0 E: 0 K: 0 S: 3	H: 1 LOB: 0 BB: 0 P: 5	R: 0 E: 0 K: 1 S: 7	H: 1 LOB: 2 BB: 1 P: 14	R: 0 E: 0 K: 0 S: 4	H: 0 LOB: 0 BB: 0 P: 11	R: 0 E: 0 K: 0 S: 10	H: 2 LOB: 3 BB: 1 P: 17	R: 0 E: 0 K: 1 S: 9	H: 1 LOB: 2 BB: 1 P: 17	R: 2 E: 0 K: 1 S: 11	H: 3 LOB: 1 BB: 0 P: 17	R: 0 E: 1 K: 1 S: 8	H: 0 LOB: 1 BB: 0 P: 11	R: 0 E: 0 K: 0 S: 6	H: 0 LOB: 0 BB: 0 P: 8	1B: 6 2B: 1 3B: 0 HR: 1	SF: 0 SAC: 1 DP: 1 HBP: 0	WP: 1 PB: 0 SB: 0 CS: 0	PA: 38					
PITCHER	IP	WLS	BF	H	R	ER	SO	BB	IBB	HBP	BLK	WP	HR	S	P	ERA	WHIP										
Tim Leary, R (1, 1) ERA: 3.33	6.2		30	8	2	2	4	3	0	0	0	1	0	50	85	2.70	1.650										
Rob Dibble, R (7, 1) ERA: 2.39	1.1		5	0	0	0	1	0	0	0	0	0	0	10	16	0.00	0.000										
Norm Charlton, L (9, 1) ERA: 3.41	1.0	W	3	0	0	0	0	0	0	0	0	0	0	6	8	0.00	0.000										

AB	34
R	2
H	8
RBI	2
BB	3
SO	5
LOB	16




Batter	1	2	3	4	5	6	7	8	9	AB	R	H	RBI	BB	SO	LOB	BOTTOM										
Mariano Duncan, R (1, 6) OBP: 0.288, SLG: 0.362	F9									3	0	0	0	0	1	0	Atlanta Braves @ Cincinnati Reds Riverfront Stadium, Cincinnati, OH Sun Aug 06 1989, 3:33 AM EDT Att: 38,077 - Unknown										
Luis Quinones, S (1, 5) OBP: 0.297, SLG: 0.381	P6									4	1	1	0	0	0	1											
Eric Davis, R (1, 8) OBP: 0.359, SLG: 0.527	G1-3									4	1	1	2	0	0	1											
Ken Griffey, L (1, 7) OBP: 0.369, SLG: 0.476										2	0	1	0	1	0	0											
Todd Benzinger, S (1, 3) OBP: 0.298, SLG: 0.373										3	0	0	0	0	1	2											
Herm Winningham, L (1, 9) OBP: 0.295, SLG: 0.299										3	0	0	0	0	0	1											
Jeff Reed, L (1, 2) OBP: 0.309, SLG: 0.330										2	0	0	0	0	1	2											
Dave Collins, S (8, PH) OBP: 0.282, SLG: 0.250										1	1	1	0	0	0	0											
Joe Oliver, R (9, 2) OBP: 0.308, SLG: 0.278										0	0	0	0	0	0	0											
Ron Oester, S (1, 4) OBP: 0.275, SLG: 0.259										2	0	0	0	0	0	2											
Joel Youngblood, R (8, PH) OBP: 0.314, SLG: 0.344										1	0	0	0	0	0	1											
Norm Charlton, S (9, 1) ERA: 3.71										0	0	0	0	0	0	0											
Tim Leary, R (1, 1) OBP: 0.122, SLG: 0.077										1	0	0	0	1	0	0											
Rob Dibble, L (7, 1) ERA: 3.71										0	0	0	0	0	0	0											
Scotti Madison, S (8, PH) OBP: 0.244, SLG: 0.268										0	0	0	1	0	0	0											
Inning Stats	R: 0 E: 0 K: 0 S: 7	H: 0 LOB: 0 BB: 0 P: 11	R: 0 E: 0 K: 0 S: 7	H: 0 LOB: 0 BB: 0 P: 11	R: 0 E: 0 K: 0 S: 5	H: 0 LOB: 0 BB: 0 P: 11	R: 0 E: 0 K: 0 S: 6	H: 0 LOB: 0 BB: 0 P: 12	R: 0 E: 0 K: 2 S: 15	H: 1 LOB: 2 BB: 0 P: 22	R: 0 E: 0 K: 0 S: 9	H: 0 LOB: 1 BB: 1 P: 17	R: 0 E: 0 K: 0 S: 10	H: 0 LOB: 0 BB: 1 P: 17	R: 1 E: 0 K: 1 S: 8	H: 1 LOB: 0 BB: 0 P: 16	R: 2 E: 0 K: 0 S: 2	H: 2 LOB: 0 BB: 0 P: 5	1B: 1 2B: 2 3B: 0 HR: 1	SF: 1 SAC: 1 DP: 1 HBP: 0	WP: 0 PB: 0 SB: 0 CS: 0	PA: 30					
PITCHER	IP	WLS	BF	H	R	ER	SO	BB	IBB	HBP	BLK	WP	HR	S	P	ERA	WHIP										
Marty Clary, R (1, 1) ERA: 3.29	7.0		24	1	0	0	2	2	0	0	0	0	0	59	101	0.00	0.429										
Paul Assenmacher, L (8, 1) ERA: 3.91	0.0		1	1	1	1	0	0	0	0	0	0	0	1	1	"	"										
Mark Eichhorn, R (8, 1) ERA: 3.71	1.0		3	0	0	0	1	0	0	0	0	0	0	7	15	0.00	0.000										
Joe Boever, R (9, 1) ERA: 3.32	0.0	L	2	2	2	2	0	0	0	0	0	0	1	2	5	"	"										



Batter	1	2	3	4	5	6	7	8	9	AB	R	H	RBI	BB	SO	LOB	TOP				
Oddibe McDowell, L (1, 8) OBP: 0.319, SLG: 0.318	L9		G4-3		P6			CS 1B		4	0	1	0	0	0	2	Atlanta Braves @ Los Angeles Dodgers Dodger Stadium, Los Angeles, CA Mon Aug 07 1989, 7:05 PM PDT Att: 27,284 - Unknown				
Jeff Treadway, L (1, 4) OBP: 0.319, SLG: 0.382	P6			G1-3 2B			BB	K		3	0	1	0	1	1						
Lonnie Smith, R (1, 7) OBP: 0.428, SLG: 0.570	K			F9		F8			G5-3	4	0	0	0	0	2						
Dale Murphy, R (1, 9) OBP: 0.306, SLG: 0.355		F7		G1-3		P6			P4	4	0	0	0	0	2						
Tommy Gregg, L (1, 3) OBP: 0.292, SLG: 0.343	K			P6		G3			G4-3	4	0	0	0	0	2						
Andres Thomas, R (1, 6) OBP: 0.240, SLG: 0.337	K					1B BB				2	0	0	0	1	0						
Jeff Blauer, R (1, 5) OBP: 0.315, SLG: 0.414			HR			F9		F9		3	1	2	1	0	0						
John Russell, R (1, 2) OBP: 0.219, SLG: 0.187			K			K		K		3	0	0	0	0	3						
Tom Glavine, L (1, 1) OBP: 0.185, SLG: 0.176			G6-3		K			G4-3		3	0	0	0	0	2						
Inning Stats	R: 0 E: 0 K: 1 S: 11	H: 0 LOB: 0 BB: 0 P: 17	R: 0 E: 0 K: 2 S: 8	H: 0 LOB: 0 BB: 0 P: 13	R: 1 E: 0 K: 1 S: 7	H: 1 LOB: 0 BB: 0 P: 15	R: 0 E: 0 K: 0 S: 6	H: 1 LOB: 1 BB: 0 P: 9	R: 0 E: 0 K: 2 S: 13	H: 0 LOB: 0 BB: 0 P: 21	R: 0 E: 0 K: 1 S: 11	H: 0 LOB: 0 BB: 0 P: 16	R: 0 E: 0 K: 1 S: 6	H: 1 LOB: 0 BB: 0 P: 6	R: 0 E: 0 K: 0 S: 11	H: 0 LOB: 0 BB: 0 P: 15	1B: 2 2B: 1 3B: 0 HR: 1	SF: 0 SAC: 0 DP: 0 HBP: 0	WP: 0 PB: 0 SB: 0 CS: 1	PA: 32	
PITCHER	IP	WLS	BF	H	R	ER	SO	BB	IBB	HBP	BLK	WP	HR	S	P	ERA	WHIP				
Ramon Martinez, R (1, 1) ERA: 3.15	8.0	L	29	4	1	1	9	2	0	0	0	0	1	73	115	1.12	0.750				
Mike Morgan, R (9, 1) ERA: 2.57	1.0		3	0	0	0	0	0	0	0	0	0	0	11	15	0.00	0.000				

Batter	1	2	3	4	5	6	7	8	9	AB	R	H	RBI	BB	SO	LOB	BOTTOM				
Alfredo Griffin, S (1, 6) OBP: 0.305, SLG: 0.335	G4-3		P3			G4-3		F8		4	0	0	0	0	0	1	Atlanta Braves @ Los Angeles Dodgers Dodger Stadium, Los Angeles, CA Mon Aug 07 1989, 7:05 PM PDT Att: 27,284 - Unknown				
Willie Randolph, R (1, 4) OBP: 0.374, SLG: 0.314	L9			S 1B		K		L7		4	0	1	0	0	1						
Eddie Murray, S (1, 3) OBP: 0.342, SLG: 0.388	G4-3			K		F7			F7	4	0	0	0	0	1						
Mike Marshall, R (1, 9) OBP: 0.331, SLG: 0.402		G5-3		P3		G6-3			G6-3	4	0	0	0	0	0						
Jeff Hamilton, R (1, 5) OBP: 0.264, SLG: 0.370		1B		F8		F9			F9	4	0	1	0	0	0						
Jose Gonzalez, R (1, 8) OBP: 0.331, SLG: 0.338		P6		L8 2B		E5				3	0	1	0	0	0						
Franklin Stubbs, L (1, 7) OBP: 0.370, SLG: 0.443		K		L8		G4-3				3	0	0	0	0	3						
Mike Scioscia, L (1, 2) OBP: 0.331, SLG: 0.318			G3		G4-3			F8 SH5-4 1B		2	0	0	0	0	0	1					
Mike Huff, R (8, PH) OBP: 1.000, SLG: 1.000					G4-3					1	0	1	0	0	0	0					
Rick Dempsey, R (9, 2) OBP: 0.261, SLG: 0.204										0	0	0	0	0	0	0					
Ramon Martinez, R (1, 1) OBP: 0.286, SLG: 0.308			G6-3		G5-3				SH5-4	2	0	0	0	0	0	0					
Dave Anderson, R (8, PH) OBP: 0.296, SLG: 0.231										0	0	0	0	0	0	0					
Mike Morgan, R (9, 1) OBP: 0.108, SLG: 0.083										0	0	0	0	0	0	0					
Inning Stats	R: 0 E: 0 K: 0 S: 4	H: 0 LOB: 0 BB: 0 P: 8	R: 0 E: 0 K: 1 S: 9	H: 1 LOB: 1 BB: 0 P: 15	R: 0 E: 0 K: 0 S: 10	H: 0 LOB: 0 BB: 0 P: 14	R: 0 E: 0 K: 1 S: 9	H: 1 LOB: 1 BB: 0 P: 13	R: 0 E: 0 K: 0 S: 8	H: 0 LOB: 0 BB: 0 P: 7	R: 0 E: 0 K: 0 S: 5	H: 0 LOB: 1 BB: 0 P: 16	R: 0 E: 0 K: 0 S: 4	H: 1 LOB: 1 BB: 0 P: 5	R: 0 E: 0 K: 0 S: 8	H: 0 LOB: 0 BB: 0 P: 12	1B: 3 2B: 1 3B: 0 HR: 0	SF: 0 SAC: 1 DP: 0 HBP: 0	WP: 0 PB: 0 SB: 1 CS: 0	PA: 32	
PITCHER	IP	WLS	BF	H	R	ER	SO	BB	IBB	HBP	BLK	WP	HR	S	P	ERA	WHIP				
Tom Glavine, L (1, 1) ERA: 3.38	9.0	W	32	4	0	0	3	0	0	0	0	0	0	65	102	0.00	0.444				

Batter	1	2	3	4	5	6	7	8	9	AB	R	H	RBI	BB	SO	LOB	TOP					
Oddibe McDowell, L OBP: 0.318, SLG: 0.317 (1, 8)	G4-3		G4-3		P6			1-2 BB 1B		4	0	1	0	0	0	2	Atlanta Braves @ Los Angeles Dodgers Dodger Stadium, Los Angeles, CA Tue Aug 08 1989, 7:05 PM PDT Att: 30,713 - Unknown livebaseballscorecards.com					
Jeff Treadway, L OBP: 0.315, SLG: 0.378 (1, 4)	G4-3		G3		G3			0-2 L4-6 2-3		4	0	0	0	0	0	4						
Lonnie Smith, R OBP: 0.431, SLG: 0.580 (1, 7)	HR				F9			4-2 BB 1-2 BB		3	1	2	1	1	0	0						
Dale Murphy, R OBP: 0.304, SLG: 0.352 (1, 9)	P6				L7			0-0 G4-3		4	0	0	0	0	0	3						
Darrell Evans, L OBP: 0.281, SLG: 0.344 (1, 3)					F9			1-2 P6		4	0	0	0	0	0	0						
Andres Thomas, R OBP: 0.240, SLG: 0.338 (1, 6)								3-1 F8		4	1	1	0	0	0	0						
Jeff Blauser, R OBP: 0.321, SLG: 0.415 (1, 5)								4-2 BB G6-4-3		2	0	1	1	2	0	0						
John Russell, R OBP: 0.212, SLG: 0.181 (1, 2)								2-1 G6-4-3 1-2		3	0	0	0	0	2	3						
29 John Smoltz, R Jeff Wietecha, L Sergio Valdez, R Mark Eichhorn, R Tommy Gregg, L Joe Boever, R (1, 1) (5, PH) (5, 1) (7, 1) (8, PH) (8, 1)								2-2 L4-6 1B		1	0	0	0	0	0	0						
Inning Stats	R: 1 E: 0 K: 0 S: 11	H: 1 LOB: 0 BB: 0 P: 17	R: 0 E: 0 K: 1 S: 8	H: 0 LOB: 1 BB: 1 P: 13	R: 0 E: 0 K: 0 S: 4	H: 0 LOB: 0 BB: 0 P: 6	R: 0 E: 0 K: 0 S: 6	H: 0 LOB: 0 BB: 0 P: 10	R: 1 E: 0 K: 1 S: 11	H: 3 LOB: 2 BB: 0 P: 17	R: 0 E: 0 K: 0 S: 8	H: 1 LOB: 0 BB: 0 P: 13	R: 0 E: 0 K: 0 S: 6	H: 0 LOB: 0 BB: 1 P: 14	R: 0 E: 0 K: 0 S: 12	H: 2 LOB: 2 BB: 1 P: 19		R: 0 E: 0 K: 0 S: 4	H: 0 LOB: 0 BB: 0 P: 7	1B: 5 2B: 2 3B: 0 HR: 1	SF: 0 SAC: 0 DP: 3 HBP: 0	WP: 0 PB: 0 SB: 0 CS: 0
PITCHER Orel Hershiser, R ERA: 2.4 (1, 1)	IP: 9.0 WLS: W BF: 34 H: 7 R: 2 ER: 2 SO: 2 BB: 3 IBB: 0 HBP: 0 BLK: 0 WP: 0 HR: 1 S: 70 P: 116 ERA: 2.00 WHIP: 1.111															PITCHER						

Batter	1	2	3	4	5	6	7	8	9	AB	R	H	RBI	BB	SO	LOB	BOTTOM			
Alfredo Griffin, S OBP: 0.304, SLG: 0.334 (1, 6)	K				P5			G4-3 1B		4	1	1	0	0	2	0	Atlanta Braves @ Los Angeles Dodgers Dodger Stadium, Los Angeles, CA Tue Aug 08 1989, 7:05 PM PDT Att: 30,713 - Unknown livebaseballscorecards.com			
Dave Anderson, R OBP: 0.302, SLG: 0.248 (8, 6)								G6-3 1B		1	1	1	0	0	0	0				
Willie Randolph, R OBP: 0.378, SLG: 0.316 (1, 4)								G6-3		3	1	2	0	1	0	0				
Jeff Hamilton, R OBP: 0.263, SLG: 0.369 (7, 5)								G6-3 1B		1	0	0	0	0	0	1				
Lenny Harris, L OBP: 0.277, SLG: 0.291 (1, 5) (7, 4)								G4-3		5	1	1	0	0	0	4				
Eddie Murray, S OBP: 0.347, SLG: 0.391 (1, 3)								G4-3 2-3		4	1	3	2	1	0	2				
Franklin Stubbs, L OBP: 0.381, SLG: 0.478 (1, 7)								L8		4	2	2	3	1	1	2				
Bill Bean, L OBP: 0.235, SLG: 0.138 (1, 8)										3	1	1	0	1	0	3				
Mike Huff, R OBP: 0.600, SLG: 0.333 (1, 9)										2	1	0	1	2	1	3				
Mike Scioscia, L OBP: 0.331, SLG: 0.327 (1, 2)										4	1	1	4	0	0	6				
Orel Hershiser, R OBP: 0.210, SLG: 0.276 (1, 1)										4	0	0	0	0	2	0				
Inning Stats	R: 0 E: 0 K: 1 S: 8	H: 1 LOB: 0 BB: 0 P: 11	R: 4 E: 0 K: 1 S: 13	H: 3 LOB: 0 BB: 1 P: 21	R: 1 E: 0 K: 0 S: 17	H: 1 LOB: 3 BB: 3 P: 33	R: 0 E: 0 K: 1 S: 8	H: 0 LOB: 0 BB: 0 P: 13	R: 0 E: 0 K: 1 S: 13	H: 1 LOB: 3 BB: 2 P: 23	R: 4 E: 0 K: 0 S: 14	H: 4 LOB: 0 BB: 0 P: 20	R: 0 E: 0 K: 2 S: 8	H: 0 LOB: 0 BB: 0 P: 11	R: 1 E: 0 K: 0 S: 7	H: 2 LOB: 1 BB: 0 P: 14	1B: 9 2B: 1 3B: 0 HR: 2	SF: 0 SAC: 0 DP: 1 HBP: 0	WP: 0 PB: 0 SB: 2 CS: 0	PA: 41
PITCHER 29 John Smoltz, R Sergio Valdez, R Mark Eichhorn, R Joe Boever, R (1, 1) (5, 1) (7, 1) (8, 1)	IP: 4.0 WLS: L BF: 20 H: 5 R: 5 ER: 5 SO: 3 BB: 4 IBB: 0 HBP: 0 BLK: 0 WP: 0 HR: 1 S: 46 P: 78 ERA: 11.25 WHIP: 2.250															PITCHER				

Batter	1	2	3	4	5	6	7	8	9	AB	R	H	RBI	BB	SO	LOB	TOP				
Oddibe McDowell, L OBP: 0.317, SLG: 0.316 (1, 8)	1-2 HR 1B		2-1 F8		0-3 K		2-2 G3			4	1	1	0	0	1	0					
Jeff Treadway, L OBP: 0.317, SLG: 0.380 (1, 4)	1-0 P6		2-1 2B		4-0 BB		2-2 G4-3			3	1	1	0	1	0	1					
Lonnie Smith, R OBP: 0.434, SLG: 0.583 (1, 7)	4-2 HR BB		0-1 2B		0-0 P3		2-2 HR 1B			3	2	2	1	1	0	1					
Dale Murphy, R OBP: 0.305, SLG: 0.367 (1, 9)	0-0 HR		3-3 K		2-1 P6		0-2 HR			4	2	2	5	0	1	1					
Tommy Gregg, L OBP: 0.290, SLG: 0.340 (1, 3)	3-1 F9		2-2 F9		1-0 F8		1-2 P5			4	0	0	0	0	0	1					
Andres Thomas, R OBP: 0.240, SLG: 0.337 (1, 6)	2-0 P3		0-0 G5-3		0-1 1B		0-3 K			4	0	1	0	0	1	0					
Jeff Blausler, R OBP: 0.316, SLG: 0.409 (1, 5)		1-1 G5-3		2-0 P6		0-3 K		1-0 F8		4	0	0	0	0	1	1					
Bruce Benedict, R OBP: 0.293, SLG: 0.230 (1, 2)		0-1 G5-3		2-1 F7		3-2 F7		0-0 G6-3		4	0	0	0	0	0	0					
Pete Smith, R OBP: 0.171, SLG: 0.156 (1, 1)		1-3 K		0-2 G3-1		0-0 G1-3		1-1 G5-3		2	0	0	0	0	1	0					
Jim Acker, R OBP: 0.143, SLG: 0.143 (6, 1)										2	0	0	0	0	0	0					
Inning Stats	R: 3 E: 0 K: 0 S: 12	H: 2 LOB: 0 BB: 1 P: 23	R: 0 E: 0 K: 1 S: 7	H: 0 LOB: 0 BB: 0 P: 9	R: 1 E: 0 K: 1 S: 14	H: 2 LOB: 1 BB: 0 P: 23	R: 0 E: 0 K: 0 S: 4	H: 0 LOB: 0 BB: 0 P: 8	R: 0 E: 0 K: 1 S: 7	H: 1 LOB: 1 BB: 1 P: 11	R: 0 E: 0 K: 0 S: 9	H: 0 LOB: 0 BB: 0 P: 14	R: 2 E: 0 K: 1 S: 17	H: 2 LOB: 0 BB: 0 P: 22	R: 0 E: 0 K: 0 S: 4	H: 0 LOB: 0 BB: 0 P: 6	1B: 3 2B: 2 3B: 0 HR: 2	SF: 0 SAC: 0 DP: 0 HBP: 0	WP: 0 PB: 0 SB: 1 CS: 0	PA: 36	
PITCHER	IP	WLS	BF	H	R	ER	SO	BB	IBB	HBP	BLK	WP	HR	S	P	ERA	WHIP				
John Wetteland, R ERA: 2.8	(1, 1)	5.0	L	21	4	4	4	3	2	0	0	0	0	1	44	74	7.20	1.200			
Mike Morgan, R ERA: 2.53	(6, 1)	2.0		7	1	0	0	1	0	0	0	0	0	0	17	25	0.00	0.500			
Tim Crews, R ERA: 2.65	(8, 1)	2.0		8	2	2	2	1	0	0	0	0	0	1	21	28	9.00	1.000			

Atlanta Braves @ Los Angeles Dodgers
Dodger Stadium, Los Angeles, CA
Wed Aug 09 1989, 7:05 PM PDT
Att: 41,328 - Unknown

AB 34
R 6
H 7
RBI 6
BB 2
SO 5
LOB 5



Batter	1	2	3	4	5	6	7	8	9	AB	R	H	RBI	BB	SO	LOB	BOTTOM					
Lenny Harris, L OBP: 0.272, SLG: 0.286 (1, 4)	1-1 G5-3		0-1 G6-3		1-1 G4-3		1-1 F8			4	0	0	1	0	0	1						
Alfredo Griffin, S OBP: 0.306, SLG: 0.336 (1, 6)	1-2 G6-3		3-H 2-0 F8		1-0 F9 BB CS 1B		1-1 G5-3 1B			4	0	2	0	0	0	0						
Franklin Stubbs, L OBP: 0.385, SLG: 0.474 (1, 7)	2-2 1B		0-1 F8		4-0 1B CS BB		0-0 G5-3			3	0	1	0	1	0	1						
Eddie Murray, S OBP: 0.346, SLG: 0.389 (1, 3)	3-2 G5-3		3-2 G4-3		0-0 F9		4-0 BB			3	0	0	0	1	0	3						
Mike Marshall, R OBP: 0.330, SLG: 0.400 (1, 9)		1-2 F8		0-1 G4-3		3-2 1B		2-3 K		4	0	1	0	0	1	2						
Jeff Hamilton, R OBP: 0.286, SLG: 0.386 (1, 5)		0-1 G6-3		1-1 HR		1-3 3-H 1B		0-0 HR		4	2	2	2	0	0	2						
Bill Bean, L OBP: 0.211, SLG: 0.121 (1, 8)		1-3 K		1-0 G6-3		1-2 G5-3		1-1 F8		4	0	0	0	0	1	0						
Mike Scioscia, L OBP: 0.330, SLG: 0.329 (1, 2)			3-2 SH1-4 G6-3 2B		1-1 G3-1		0-1 F8		0-1 G3	4	1	1	0	0	0	0						
John Wetteland, R ERA: 2.8 Mike Sharperson, R ERA: 2.69 Mike Morgan, R ERA: 2.53 Mike Eruzione, R ERA: 2.90 Tim Crews, R ERA: 2.65 Willie Randolph, R ERA: 3.97, SLG: 0.316 (1, 1) (5, PH) (6, 1) (7, PH) (8, 1) (9, PH)			0-0 SH1-4 2B		2-2 1B		0-3 K		0-2 P3	0	0	0	0	0	0	0						
Inning Stats	R: 0 E: 0 K: 0 S: 11	H: 1 LOB: 1 BB: 0 P: 18	R: 0 E: 0 K: 1 S: 11	H: 0 LOB: 0 BB: 0 P: 13	R: 1 E: 0 K: 0 S: 7	H: 1 LOB: 0 BB: 0 P: 12	R: 0 E: 0 K: 0 S: 7	H: 0 LOB: 0 BB: 0 P: 10	R: 1 E: 0 K: 0 S: 10	H: 2 LOB: 1 BB: 0 P: 16	R: 0 E: 0 K: 0 S: 6	H: 2 LOB: 2 BB: 1 P: 14	R: 0 E: 0 K: 1 S: 8	H: 0 LOB: 0 BB: 0 P: 9	R: 0 E: 0 K: 1 S: 8	H: 1 LOB: 2 BB: 1 P: 16	R: 1 E: 0 K: 0 S: 8	H: 1 LOB: 0 BB: 0 P: 9	1B: 5 2B: 1 3B: 0 HR: 2	SF: 0 SAC: 1 DP: 0 HBP: 0	WP: 0 PB: 0 SB: 0 CS: 2	PA: 36
PITCHER	IP	WLS	BF	H	R	ER	SO	BB	IBB	HBP	BLK	WP	HR	S	P	ERA	WHIP					
Pete Smith, R ERA: 4.73	(1, 1)	5.0	W	21	5	2	2	1	1	0	0	0	0	1	47	75	3.60	1.200				
Jim Acker, R ERA: 2.69	(6, 1)	4.0	S	15	3	1	1	2	1	0	0	0	0	1	29	42	2.25	1.000				

Atlanta Braves @ Los Angeles Dodgers
Dodger Stadium, Los Angeles, CA
Wed Aug 09 1989, 7:05 PM PDT
Att: 41,328 - Unknown

AB 33
R 3
H 8
RBI 3
BB 2
SO 3
LOB 9

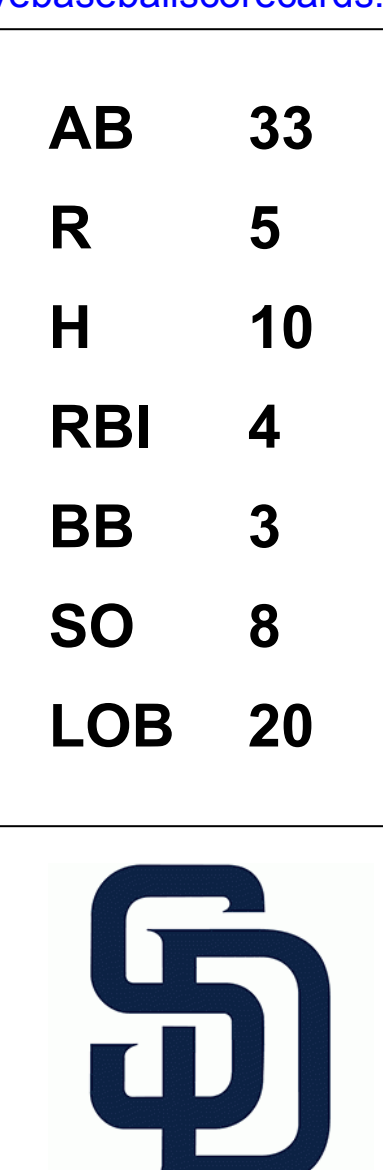


Batter	1	2	3	4	5	6	7	8	9	AB R H RBI BB SO LOB	TOP												
Oddibe McDowell, L OBP: 0.321, SLG: 0.329 (1, 8)										4 2 2 1 1 1 0	Atlanta Braves @ San Diego Padres Jack Murphy Stadium, San Diego, CA Fri Aug 11 1989, 10:05 PM EDT Unknown												
Jeff Treadway, L OBP: 0.322, SLG: 0.383 (1, 4)										3 1 2 1 1 1 0 0													
Lonnie Smith, R OBP: 0.432, SLG: 0.578 (1, 7)										3 0 0 0 1 2 4													
Dale Murphy, R OBP: 0.305, SLG: 0.373 (1, 9)										4 1 1 3 0 2 2													
Darrell Evans, L OBP: 0.289, SLG: 0.361 (1, 3)										2 1 1 1 2 1 2													
Andres Thomas, R OBP: 0.238, SLG: 0.334 (1, 6)										4 0 0 0 0 1 2													
Jeff Blauer, R OBP: 0.313, SLG: 0.403 (1, 5)										4 0 0 0 0 0 1													
John Russell, R OBP: 0.214, SLG: 0.175 (1, 2)										3 0 0 0 1 1 0													
Derek Lilliquist, L OBP: 0.217, SLG: 0.239 (1, 1)										2 1 0 0 0 1 1													
Mark Eichhorn, R OBP: 0.288, SLG: 0.338 (9, PH)										1 0 0 0 0 1 0													
Tommy Gregg, L OBP: 0.288, SLG: 0.338 (9, PH)										1 0 0 0 0 0 0													
Joe Boever, R (9, 1)										0 0 0 0 0 0 0													
Inning Stats	R: 0 E: 0 K: 2 S: 8	H: 0 LOB: 1 BB: 1 P: 16	R: 1 E: 0 K: 1 S: 13	H: 1 LOB: 0 BB: 0 P: 22	R: 1 E: 0 K: 1 S: 11	H: 2 LOB: 1 BB: 0 P: 20	R: 0 E: 0 K: 1 S: 9	H: 0 LOB: 1 BB: 1 P: 17	R: 4 E: 0 K: 1 S: 15	H: 3 LOB: 1 BB: 2 P: 32	R: 0 E: 0 K: 2 S: 5	H: 0 LOB: 0 BB: 0 P: 9	R: 0 E: 0 K: 2 S: 11	H: 0 LOB: 2 BB: 2 P: 24	R: 0 E: 0 K: 1 S: 7	H: 0 LOB: 0 BB: 0 P: 10	R: 0 E: 0 K: 0 S: 3	H: 0 LOB: 0 BB: 4 P: 4	1B: 2 2B: 2 3B: 0 HR: 3	SF: 0 SAC: 1 DP: 1 HBP: 0	WP: 0 PB: 1 SB: 0 CS: 1	PA: 38	
PITCHER	IP WLS BF H R ER SO BB IBB HBP BLK WP HR S P ERA WHIP											PITCHER	IP WLS BF H R ER SO BB IBB HBP BLK WP HR S P ERA WHIP										
Andy Benes, R ERA: 9.0 (1, 1)	6.0 L 27 6 6 6 7 4 0 0 0 0 0 3 61 116 9.00 1.667																						
Pat Clements, L ERA: 3.75 (7, 1)	0.1 2 0 0 0 0 1 0 0 0 0 0 0 2 6 0.00 3.000																						
Mark Grant, R ERA: 2.83 (7, 1)	2.2 9 0 0 0 3 1 0 0 0 0 0 0 19 32 0.00 0.375																						

AB	31
R	6
H	6
RBI	6
BB	6
SO	10
LOB	12



Batter	1	2	3	4	5	6	7	8	9	AB R H RBI BB SO LOB	BOTTOM											
Bip Roberts, S OBP: 0.402, SLG: 0.442 (1, 5)										4 2 3 1 0 1 0	Atlanta Braves @ San Diego Padres Jack Murphy Stadium, San Diego, CA Fri Aug 11 1989, 10:05 PM EDT Unknown											
Roberto Alomar, S OBP: 0.327, SLG: 0.328 (1, 4)										3 1 1 0 1 1 2												
Tony Gwynn, L OBP: 0.396, SLG: 0.433 (1, 8)										4 1 2 1 0 0 1												
Jack Clark, R OBP: 0.401, SLG: 0.402 (1, 3)										3 1 2 1 1 0 1												
Chris James, R OBP: 0.280, SLG: 0.359 (1, 9)										4 0 1 1 0 0 6												
Carmelo Martinez, R OBP: 0.303, SLG: 0.358 (1, 7)										4 0 0 0 0 2 4												
Benito Santiago, R OBP: 0.275, SLG: 0.345 (1, 2)										4 0 0 0 0 1 4												
Garry Templeton, S OBP: 0.283, SLG: 0.349 (1, 6)										3 0 0 0 1 1 0												
Andy Benes, R (1, 1)										2 0 0 0 0 1 2												
Tim Flannery, L OBP: 0.307, SLG: 0.287 (6, PH)										1 0 0 0 0 1 0												
Pat Clements, R (7, 1)										0 0 0 0 0 0 0												
Mark Grant, R OBP: 0.288, SLG: 0.091 (7, 1)										0 0 0 0 0 0 0												
Manvell Wynne, L OBP: 0.284, SLG: 0.358 (9, PH)										1 0 1 0 0 0 0												
Inning Stats	R: 1 E: 0 K: 0 S: 9	H: 2 LOB: 0 BB: 0 P: 14	R: 0 E: 0 K: 1 S: 9	H: 0 LOB: 0 BB: 0 P: 10	R: 0 E: 0 K: 0 S: 8	H: 1 LOB: 0 BB: 0 P: 10	R: 2 E: 0 K: 1 S: 14	H: 2 LOB: 2 BB: 2 P: 25	R: 1 E: 0 K: 2 S: 24	H: 3 LOB: 3 BB: 1 P: 34	R: 0 E: 0 K: 2 S: 9	H: 0 LOB: 0 BB: 0 P: 13	R: 1 E: 1 K: 0 S: 5	H: 1 LOB: 0 BB: 0 P: 7	R: 0 E: 0 K: 1 S: 9	H: 0 LOB: 0 BB: 0 P: 12	R: 0 E: 0 K: 1 S: 8	H: 1 LOB: 0 BB: 0 P: 13	1B: 7 2B: 2 3B: 0 HR: 1	SF: 0 SAC: 2 DP: 2 HBP: 0	WP: 1 PB: 0 SB: 1 CS: 1	PA: 39
PITCHER	IP WLS BF H R ER SO BB IBB HBP BLK WP HR S P ERA WHIP											PITCHER	IP WLS BF H R ER SO BB IBB HBP BLK WP HR S P ERA WHIP									
Derek Lilliquist, L ERA: 3.38 (5, 1)	4.0 W 14 2 1 0 5 0 0 0 0 0 0 0 33 45 0.00 0.500																					
Mark Eichhorn, R ERA: 3.38 (5, 1)	4.0 W 14 2 1 0 5 0 0 0 0 0 0 0 33 45 0.00 0.500																					
Joe Boever, R ERA: 3.38 (9, 1)	1.0 S 3 1 0 0 1 0 0 0 0 0 0 0 8 13 0.00 1.000																					



Batter	1	2	3	4	5	6	7	8	9	AB	R	H	RBI	BB	SO	LOB	TOP								
Oddibe McDowell, L (1, 8) OBP: 0.328, SLG: 0.339	2-1 1B		0-0 1B			0-0 SH3 1B	2-1 1B 2B		2-2 F7	5	2	4	1	0	0	1									
Jeff Blauer, R (1, 5) OBP: 0.321, SLG: 0.411	2-3 K		3-2 FC5-4 1B			1-0 SH3	1-2			3	0	2	1	0	1	1									
Lonnie Smith, R (1, 7) OBP: 0.427, SLG: 0.566	0-1 G5-3		1-0 FC5-4			1-2 L6	2-0 G3-1			4	0	0	0	0	0	3									
Dale Murphy, R (1, 9) OBP: 0.306, SLG: 0.369		1-1 E6 HR		0-0 G5-3		4-2 1B BB		3-2 G5-3		3	1	0	0	1	0	0									
Darrell Evans, L (1, 3) OBP: 0.293, SLG: 0.379	3-2 K		2-1 F7			1-2		3-3 K		4	1	2	3	0	1	0									
Jim Acker, R (8, 1) OBP: 0.143, SLG: 0.143	1-H HR					1-2 2-H 1B				0	0	0	0	0	0	0									
Andres Thomas, R (1, 6) OBP: 0.236, SLG: 0.330	3-2 1B		3-2 F6			0-0 L3		3-0 L8		4	0	1	0	0	0	2									
Jody Davis, R (1, 2) OBP: 0.244, SLG: 0.226	2-1 F7					2-0 1B 2B		4-0 FC2-6 BB		3	1	1	0	1	1	0									
29 John Smoltz, R (9, PR) OBP: 0.207, SLG: 0.231										0	0	0	0	0	0	0									
Bruce Benedict, R (9, 2) OBP: 0.287, SLG: 0.224										0	0	0	0	0	0	0									
Ed Romero, R (1, 4) OBP: 0.260, SLG: 0.248	1-1 P3					0-1 F9	1-2 2B 1B	0-1 FC2-6		4	0	1	0	0	0	1									
Tom Glavine, L (1, 1) OBP: 0.175, SLG: 0.167			0-0 F7			0-3 K		0-3 K		3	0	0	0	0	2	2									
Tommy Gregg, L (8, 3) OBP: 0.286, SLG: 0.337										1	0	0	0	0	1	1									
Inning Stats	R: 0 E: 0 K: 1 S: 7	H: 1 LOB: 0 BB: 0 P: 11	R: 2 E: 1 K: 0 S: 13	H: 2 LOB: 0 BB: 23 P: 23	R: 0 E: 0 K: 0 S: 6	H: 2 LOB: 1 BB: 0 P: 10	R: 0 E: 0 K: 0 S: 8	H: 0 LOB: 0 BB: 0 P: 13	R: 0 E: 0 K: 2 S: 7	H: 0 LOB: 0 BB: 0 P: 9	R: 1 E: 0 K: 0 S: 13	H: 2 LOB: 2 BB: 1 P: 20	R: 2 E: 0 K: 1 S: 12	H: 4 LOB: 1 BB: 0 P: 17	R: 0 E: 0 K: 1 S: 9	H: 0 LOB: 0 BB: 0 P: 18	R: 0 E: 0 K: 1 S: 8	H: 0 LOB: 1 BB: 1 P: 14	1B: 9 2B: 1 3B: 0 HR: 1	SF: 0 SAC: 1 DP: 0 HBP: 0	WP: 0 PB: 0 SB: 0 CS: 1	PA: 37			
PITCHER	IP	WLS	BF	H	R	ER	SO	BB	IBB	HBP	BLK	WP	HR	S	P	ERA	WHIP								
Bruce Hurst, L (1, 1) ERA: 3.08	7.0	L	30	11	5	4	4	1	0	0	0	0	1	66	103	5.14	1.714								
Greg Harris, R (8, 1) ERA: 2.72	1.1		5	0	0	0	1	1	0	0	0	0	0	11	24	0.00	0.750								
Mark Davis, L (9, 1) ERA: 2.2	0.2		2	0	0	0	1	0	0	0	0	0	0	6	8	0.00	0.000								

Atlanta Braves @ San Diego Padres
Jack Murphy Stadium, San Diego, CA
Sat Aug 12 1989, 10:05 PM EDT
Att: 21,657 - Unknown

AB 34
R 5
H 11
RBI 5
BB 2
SO 6
LOB 11



Batter	1	2	3	4	5	6	7	8	9	AB	R	H	RBI	BB	SO	LOB	BOTTOM								
Bip Roberts, S (1, 7) OBP: 0.396, SLG: 0.431	1-2 SH3-4 HBP		3-2 L4			0-1 F8		1-2 G4-3 1B		3	1	1	0	0	0	0									
Roberto Alomar, S (1, 4) OBP: 0.325, SLG: 0.325	0-0 SH3-4		1-2 F8			2-1 G6-3		1-0 G4-3		3	0	0	0	0	0	1									
Tony Gwynn, L (1, 8) OBP: 0.397, SLG: 0.434	2-0 F7				1-0 G6-3		0-2 G4-3		1-0 G4-3	4	0	0	0	0	0	2									
Jack Clark, R (1, 3) OBP: 0.406, SLG: 0.411	4-2 BB				4-0 BB		0-1 F7	0-0 1B		2	0	1	1	2	0	0									
Chris James, R (1, 9) OBP: 0.280, SLG: 0.366	1-0 L7				1-0 F7		3-2 HR	0-3 K		4	1	1	1	0	1	4									
Mark Davis, L (9, 1) ERA: 2.2										0	0	0	0	0	0	0									
Gary Templeton, S (1, 6) OBP: 0.286, SLG: 0.350		2-2 G6-3		0-0 L6		1-1 HR 1B		2-2 SH3-4 1B		4	1	2	0	0	0	1									
Mike Pagliarulo, L (1, 5) OBP: 0.148, SLG: 0.055		1-3 K				0-1 K		0-0 SH3-4		2	0	0	0	0	2	0									
Luis Salazar, R (7, PH) OBP: 0.302, SLG: 0.366						1-H HR		1-2		1	1	1	2	0	0	0									
Greg Harris, R (8, 1) ERA: 2.72										0	0	0	0	0	0	0									
Mark Parent, R (1, 2) OBP: 0.218, SLG: 0.347		1-0 G6-3			1-0 F8		2-2 G6-3		0-0 G5-3	4	0	0	0	0	0	1									
Bruce Hurst, L (1, 1) ERA: 3.41						2-3 K		1-3 K		2	0	0	0	0	1	0									
Carmelo Martinez, R (7, PH) OBP: 0.302, SLG: 0.366										1	0	0	0	0	0	0									
Greg Harris, R (8, 1) ERA: 2.72										0	0	0	0	0	0	0									
Marvell Wynne, L (9, 9) OBP: 0.280, SLG: 0.353										1	0	0	0	0	1	1									
Inning Stats	R: 0 E: 0 K: 0 S: 9	H: 0 LOB: 2 BB: 1 P: 17	R: 0 E: 0 K: 1 S: 7	H: 0 LOB: 0 BB: 0 P: 11	R: 0 E: 0 K: 1 S: 9	H: 0 LOB: 0 BB: 0 P: 15	R: 0 E: 0 K: 0 S: 3	H: 0 LOB: 1 BB: 1 P: 9	R: 0 E: 0 K: 1 S: 5	H: 0 LOB: 0 BB: 0 P: 7	R: 3 E: 0 K: 0 S: 7	H: 3 LOB: 0 BB: 0 P: 9	R: 3 E: 0 K: 0 S: 13	H: 3 LOB: 0 BB: 0 P: 21	R: 1 E: 0 K: 1 S: 9	H: 2 LOB: 1 BB: 0 P: 12	R: 0 E: 0 K: 1 S: 9	H: 1 LOB: 1 BB: 0 P: 12	1B: 4 2B: 0 3B: 0 HR: 2	SF: 0 SAC: 2 DP: 0 HBP: 1	WP: 0 PB: 0 SB: 0 CS: 0	PA: 36			
PITCHER	IP	WLS	BF	H	R	ER	SO	BB	IBB	HBP	BLK	WP	HR	S	P	ERA	WHIP								
Tom Glavine, L (1, 1) ERA: 3.41	7.0	W	27	3	3	3	3	2	0	1	0	0	0	53	89	3.86	0.714								
Jim Acker, R (8, 1) ERA: 2.71	2.0	S	9	3	1	1	2	0	0	0	0	0	0	18	24	4.50	1.500								

Atlanta Braves @ San Diego Padres
Jack Murphy Stadium, San Diego, CA
Sat Aug 12 1989, 10:05 PM EDT
Att: 21,657 - Unknown

AB 31
R 4
H 6
RBI 4
BB 2
SO 5
LOB 10



Batter	1	2	3	4	5	6	7	8	9	AB	R	H	RBI	BB	SO	LOB	TOP			
Oddibe McDowell, L (1, 8) OBP: 0.326, SLG: 0.340	F7		G3		L8		FC5-4		E6	5	0	1	0	0	0	2				
Jeff Blausler, R (1, 5) OBP: 0.322, SLG: 0.408	G5-3			BB	F9			G5-3		4	1	1	0	1	0	1				
Lonnie Smith, R (1, 7) OBP: 0.426, SLG: 0.566	G3			F8				G4-3	K	4	1	1	0	1	1	3				
Dale Murphy, R (1, 9) OBP: 0.306, SLG: 0.366		K2-3		BB	G6-3			G4-3		3	0	0	0	1	1	2				
Darrell Evans, L (1, 3) OBP: 0.297, SLG: 0.381		K		BB	P9					4	0	2	2	0	1	1				
Andres Thomas, R (1, 6) OBP: 0.234, SLG: 0.327	G6-3			BB	F8			P3		4	0	0	0	0	0	4				
Jody Davis, R (1, 2) OBP: 0.248, SLG: 0.228			K						K	3	0	1	0	0	2	2				
Jeff Wetherby, L (9, PH) OBP: 0.276, SLG: 0.296			K							1	0	0	0	0	1	0				
Ed Romero, R (1, 4) OBP: 0.269, SLG: 0.283										3	1	2	1	0	0	1				
Jeff Treadway, L (9, PH) OBP: 0.320, SLG: 0.380			HR		SH3-4				E	1	1	1	0	0	0	0				
29 John Smoltz, R (1, 1) OBP: 0.203, SLG: 0.226										1	0	0	0	0	1	0				
Geronimo Berroa, R (7, PH) OBP: 0.313, SLG: 0.354					SH3-4				L9	1	0	0	0	0	1	1				
Mark Eichhorn, R (7, 1) OBP: 0.286, SLG: 0.335										0	0	0	0	0	0	0				
Tommy Gregg, L (9, PH) OBP: 0.286, SLG: 0.335										1	0	0	0	0	0	1				
Inning Stats	R: 0 E: 0 K: 0 S: 8	H: 0 LOB: 0 BB: 0 P: 14	R: 0 E: 0 K: 2 S: 7	H: 0 LOB: 0 BB: 0 P: 10	R: 1 E: 0 K: 2 S: 14	H: 1 LOB: 0 BB: 0 P: 20	R: 1 E: 0 K: 1 S: 15	H: 1 LOB: 2 BB: 2 P: 30	R: 0 E: 0 K: 0 S: 12	H: 1 LOB: 1 BB: 0 P: 13	R: 0 E: 0 K: 1 S: 7	H: 1 LOB: 1 BB: 0 P: 8	R: 1 E: 0 K: 0 S: 13	H: 1 LOB: 1 BB: 2 P: 22	R: 1 E: 1 K: 2 S: 16	H: 3 LOB: 2 BB: 0 P: 20	1B: 6 2B: 2 3B: 0 HR: 1	SF: 0 SAC: 1 DP: 0 HBP: 0	WP: 0 PB: 0 SB: 0 CS: 0	PA: 39
PITCHER	IP	WLS	BF	H	R	ER	SO	BB	IBB	HBP	BLK	WP	HR	S	P	ERA	WHIP			
Joe Magrane, L (1, 1) ERA: 3.03	8.0	W	33	6	3	3	6	3	0	0	0	0	1	85	131	3.38	1.125			
Dan Quisenberry, R (9, 1) ERA: 2.51	0.2		4	2	1	1	1	0	0	0	0	0	0	9	11	13.50	3.000			
Todd Worrell, R (9, 1) ERA: 2.28	0.1	S	2	1	0	0	1	0	0	0	0	0	0	7	9	0.00	3.000			

Atlanta Braves @ St. Louis Cardinals
 Busch Stadium, St. Louis, MO
 Mon Aug 14 1989, 7:05 PM CDT
 Unknown

AB 35
 R 4
 H 9
 RBI 3
 BB 3
 SO 8
 LOB 18



Batter	1	2	3	4	5	6	7	8	9	AB	R	H	RBI	BB	SO	LOB	BOTTOM			
Vince Coleman, S (1, 7) OBP: 0.336, SLG: 0.357	G6-3		SH3-4		F8					3	2	2	0	0	0	0				
Ozzie Smith, S (1, 6) OBP: 0.348, SLG: 0.364	G3-1		BB		F8					3	1	0	0	1	0	2				
Milt Thompson, L (1, 8) OBP: 0.342, SLG: 0.386	G3-1		BB		F8					4	1	3	3	0	0	0				
Pedro Guerrero, R (1, 3) OBP: 0.387, SLG: 0.464		K2-3			P2					4	0	0	1	0	1	2				
Dan Quisenberry, R (9, 1) OBP: 0.250, SLG: 0.290			BB							0	0	0	0	0	0	0				
Todd Worrell, R (9, 1)										0	0	0	0	0	0	0				
Terry Pendleton, S (1, 5) OBP: 0.298, SLG: 0.362	F7		K		K					4	0	0	0	0	2	3				
José Oquendo, S (1, 4) OBP: 0.384, SLG: 0.369	G4-3		BB							3	0	1	1	1	0	0				
John Morris, L (1, 9) OBP: 0.284, SLG: 0.345			BB		F8					3	1	1	0	0	1	1				
Tony Peña, R (1, 2) OBP: 0.307, SLG: 0.322			BB		K					3	1	1	0	0	1	1				
Joe Magrane, R (1, 1) OBP: 0.242, SLG: 0.293			BB							3	1	1	1	0	0	0				
Jim Lindeman, R (9, 3) OBP: 0.182, SLG: 0.150			BB		P9					0	0	0	0	0	0	0				
Inning Stats	R: 0 E: 0 K: 0 S: 8	H: 0 LOB: 0 BB: 0 P: 13	R: 0 E: 0 K: 1 S: 5	H: 0 LOB: 0 BB: 0 P: 8	R: 5 E: 0 K: 1 S: 14	H: 5 LOB: 2 BB: 1 P: 26	R: 0 E: 0 K: 1 S: 7	H: 0 LOB: 0 BB: 0 P: 9	R: 1 E: 0 K: 1 S: 10	H: 2 LOB: 1 BB: 0 P: 21	R: 0 E: 0 K: 1 S: 5	H: 0 LOB: 0 BB: 1 P: 10	R: 1 E: 0 K: 0 S: 10	H: 2 LOB: 1 BB: 0 P: 14	R: 0 E: 0 K: 0 S: 8	H: 0 LOB: 0 BB: 0 P: 12	1B: 8 2B: 1 3B: 0 HR: 0	SF: 0 SAC: 1 DP: 1 HBP: 0	WP: 1 PB: 0 SB: 1 CS: 0	PA: 33
PITCHER	IP	WLS	BF	H	R	ER	SO	BB	IBB	HBP	BLK	WP	HR	S	P	ERA	WHIP			
29 John Smoltz, R (1, 1) ERA: 2.84	6.0	L	26	7	6	6	5	2	0	0	0	1	0	49	87	9.00	1.500			
Mark Eichhorn, R (7, 1) ERA: 3.42	2.0		7	2	1	1	0	0	0	0	0	0	0	18	26	4.50	1.000			

Atlanta Braves @ St. Louis Cardinals
 Busch Stadium, St. Louis, MO
 Mon Aug 14 1989, 7:05 PM CDT
 Unknown

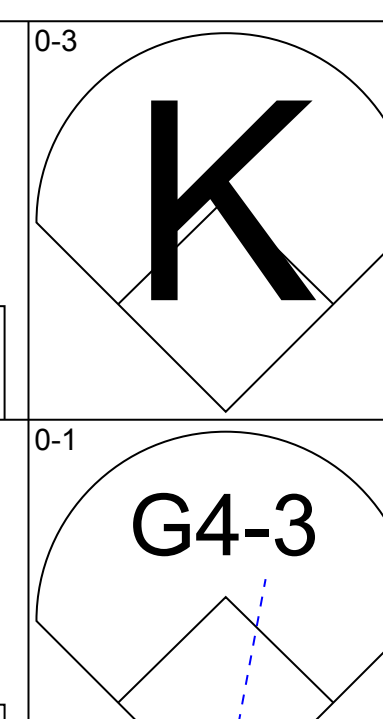
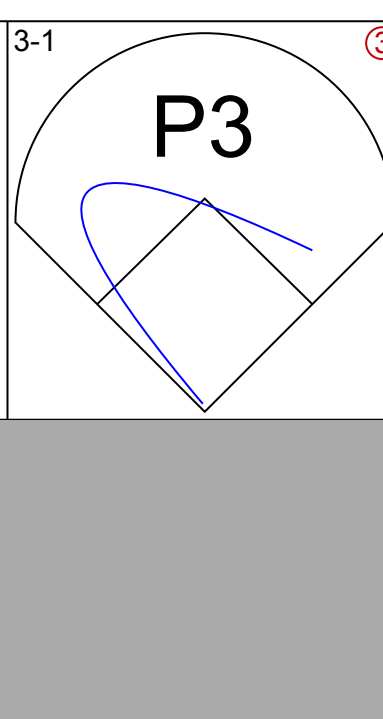
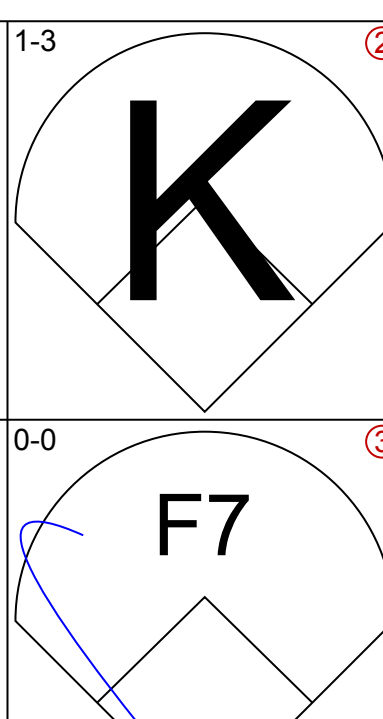
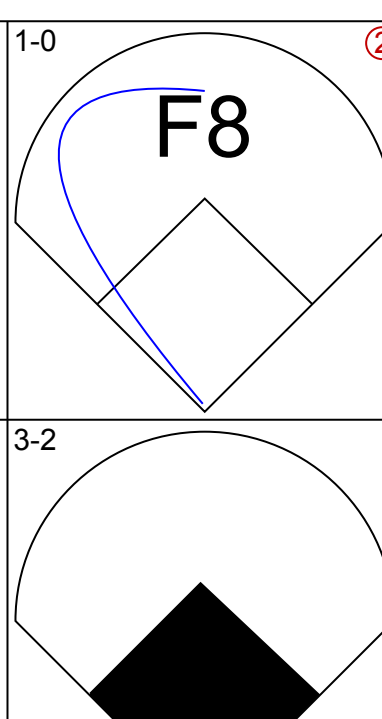
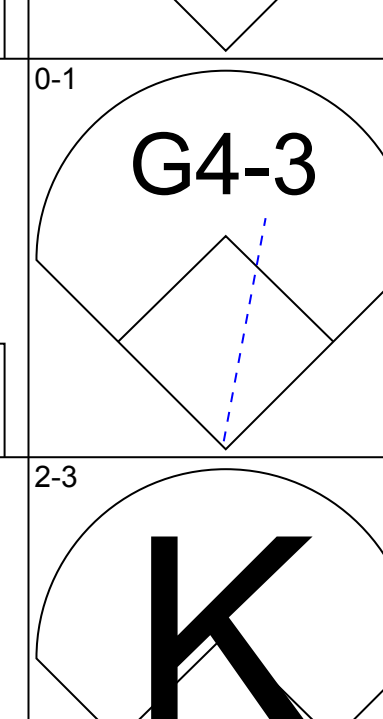
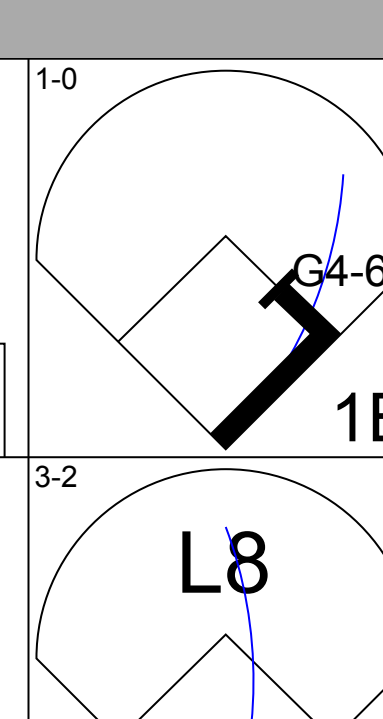
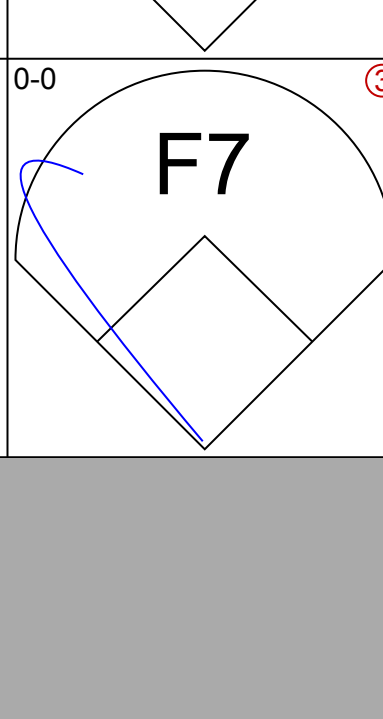
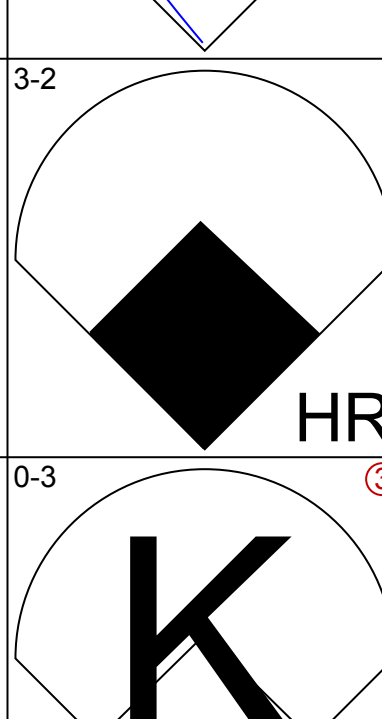
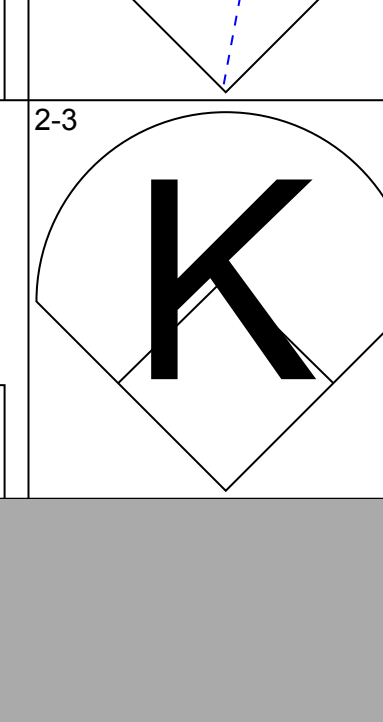
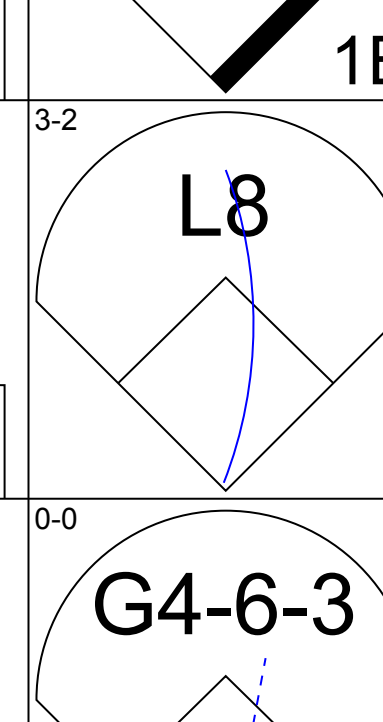
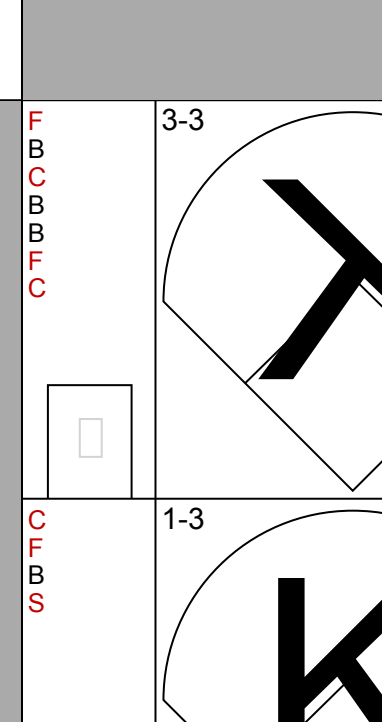
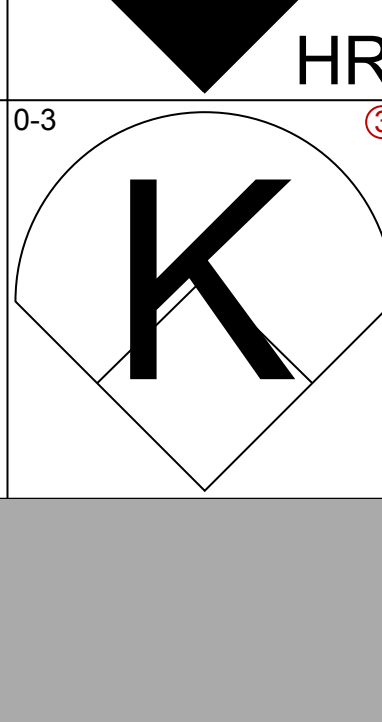
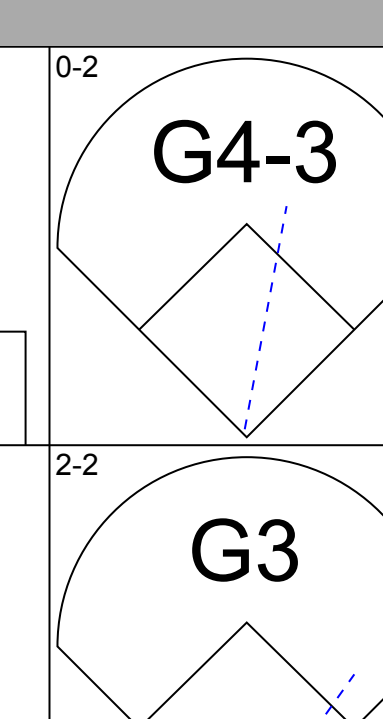
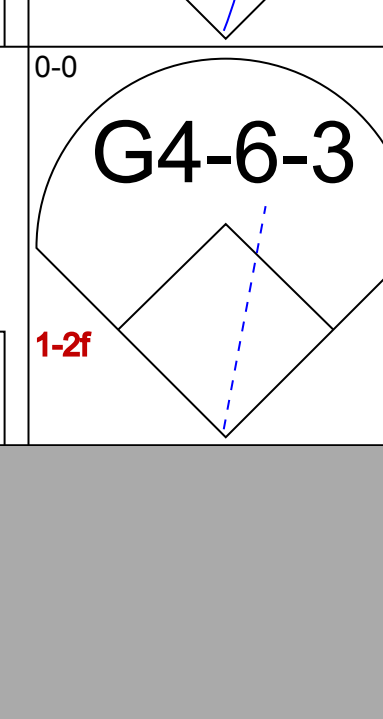
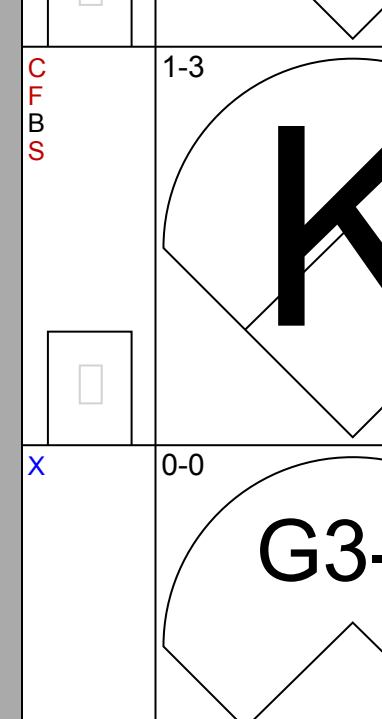
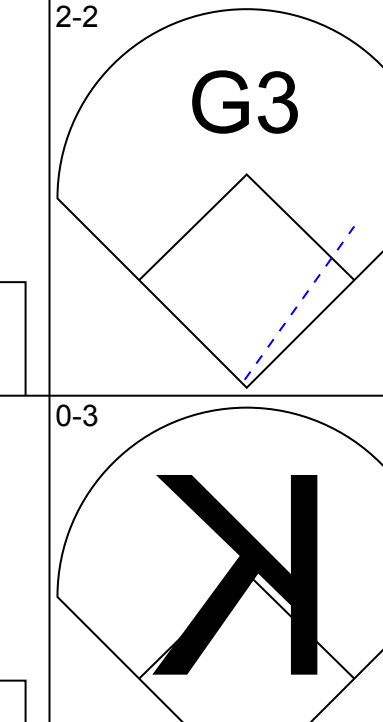
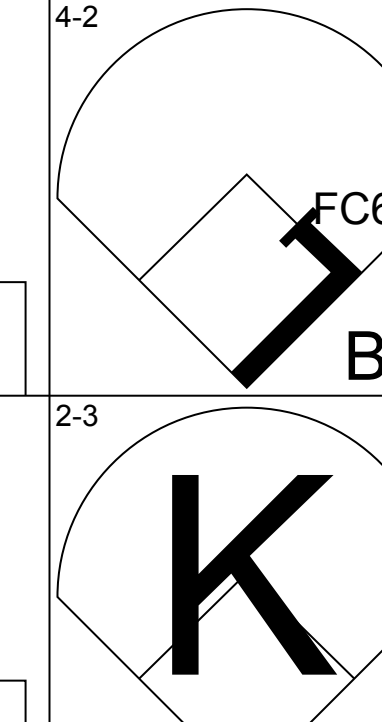
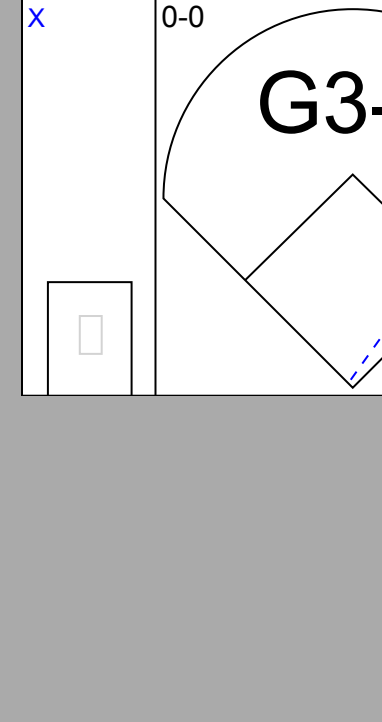

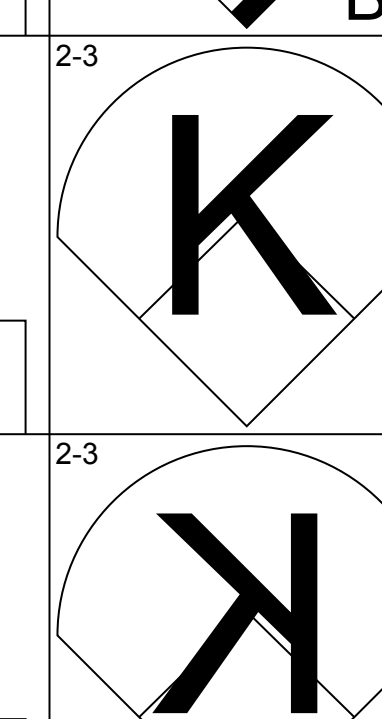
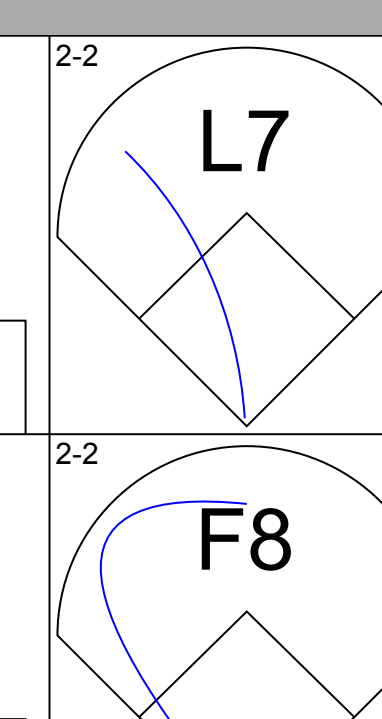
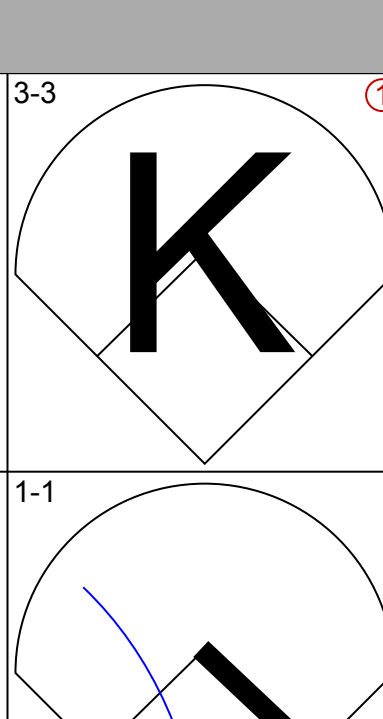

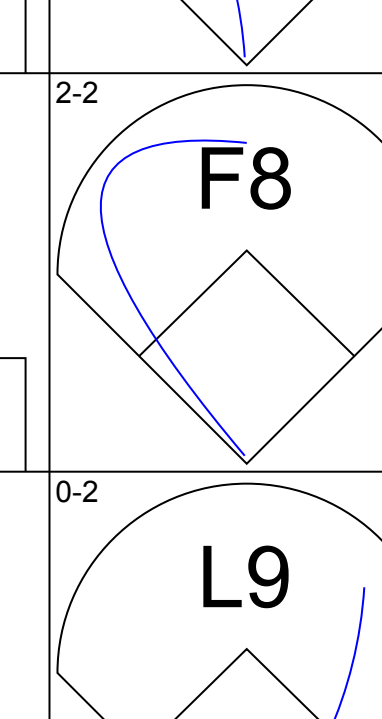
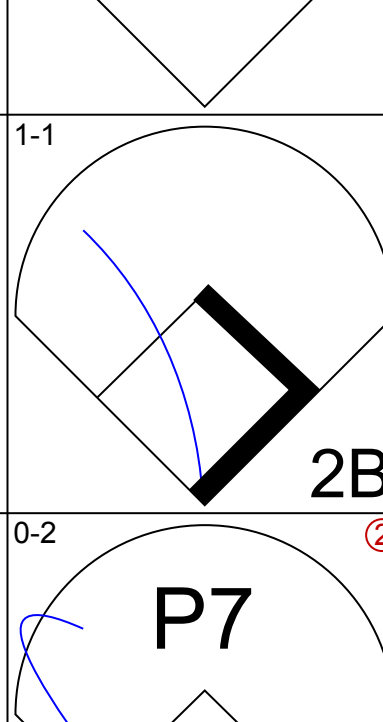
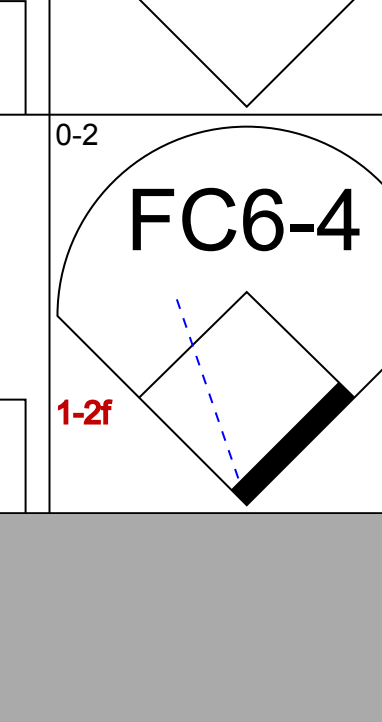
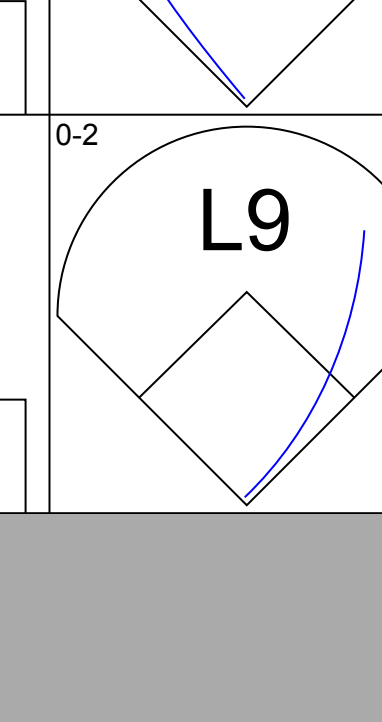
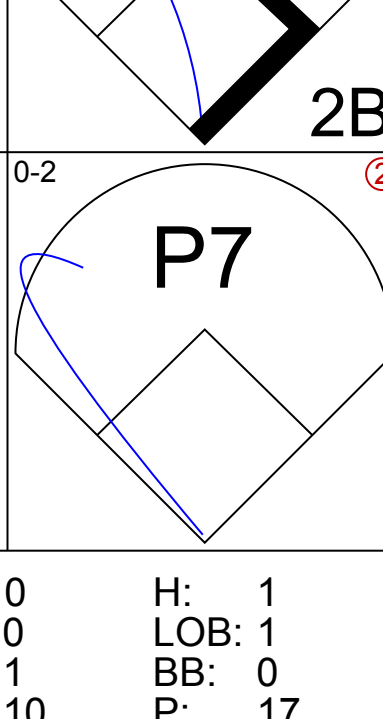
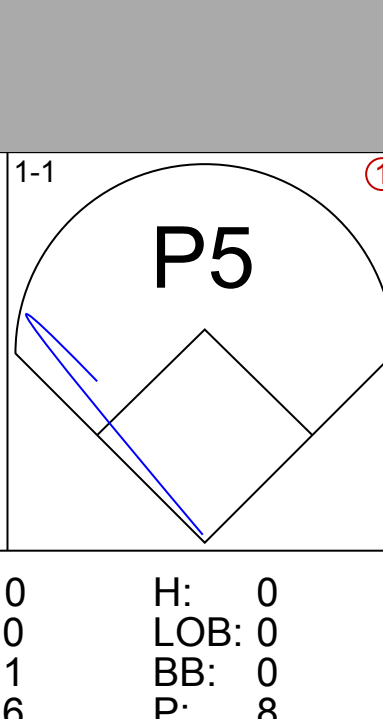
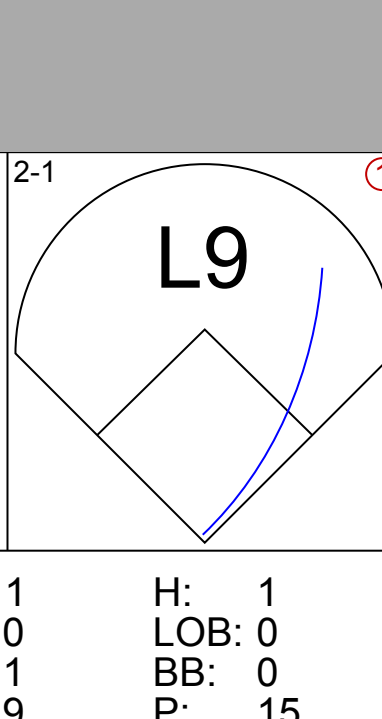
AB 30
 R 7
 H 9
 RBI 6
 BB 2
 SO 5
 LOB 9

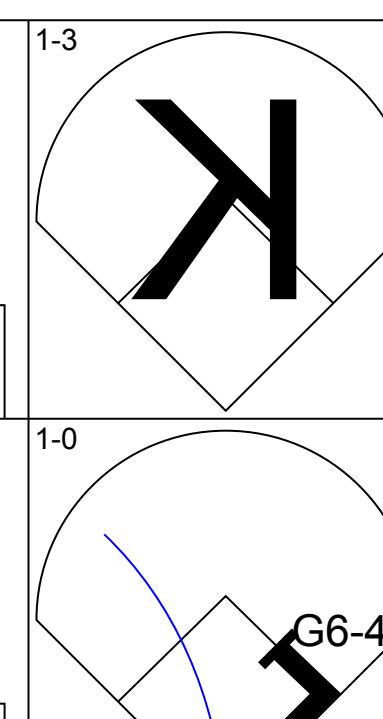
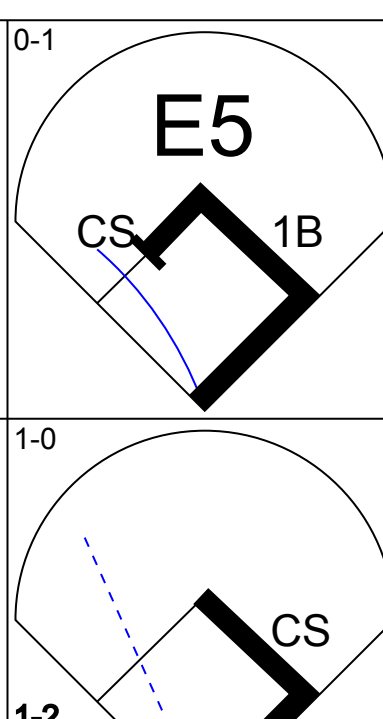
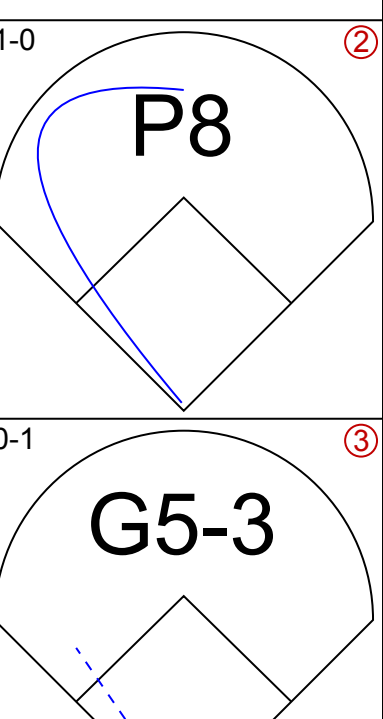
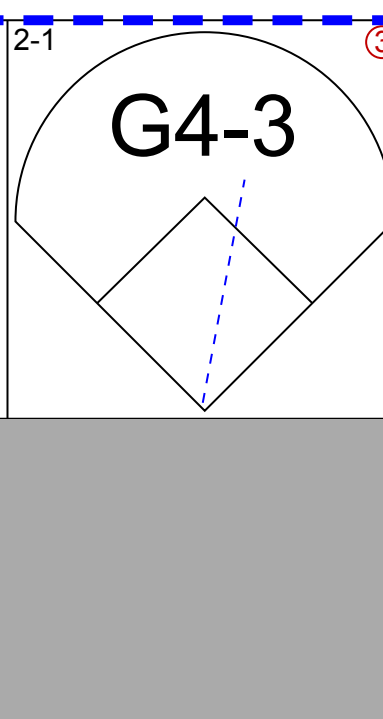
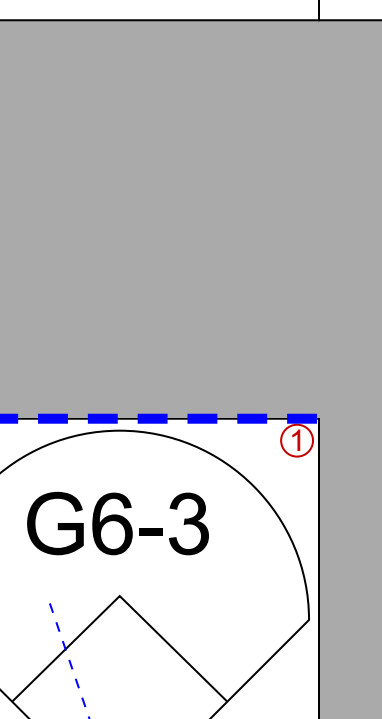
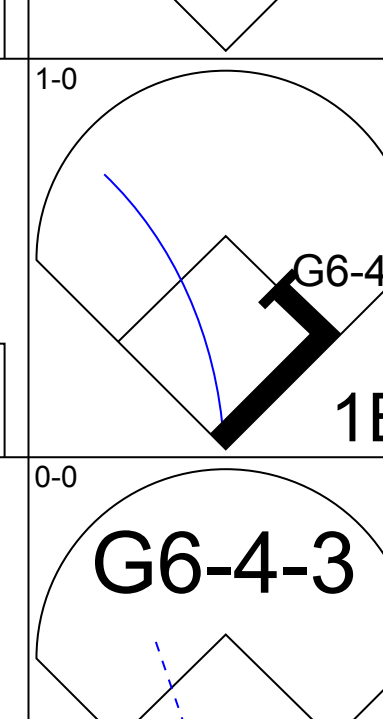
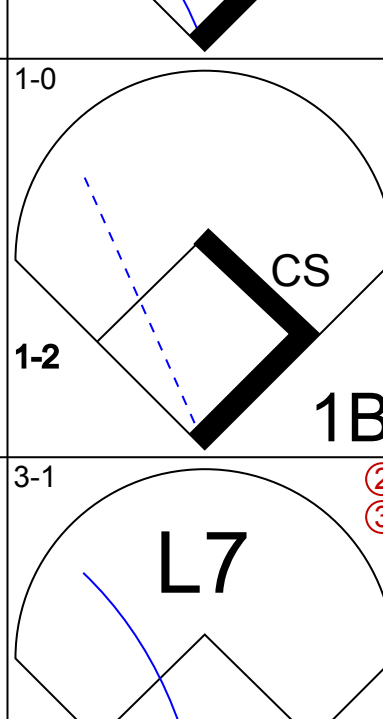
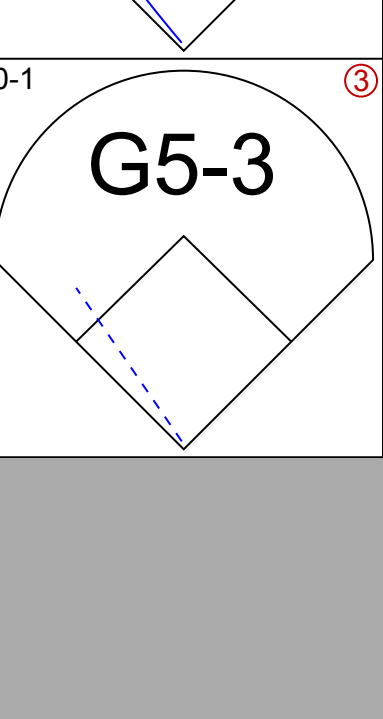
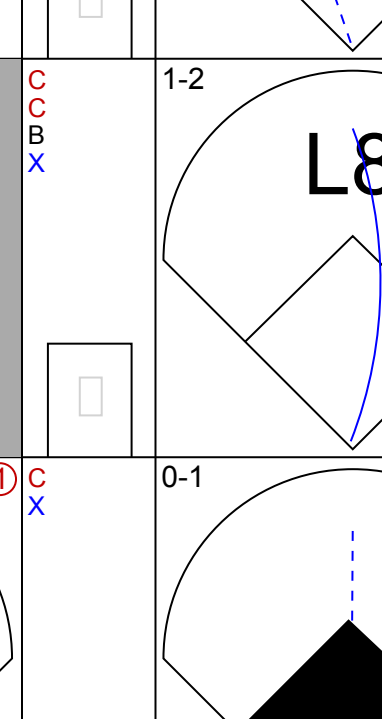
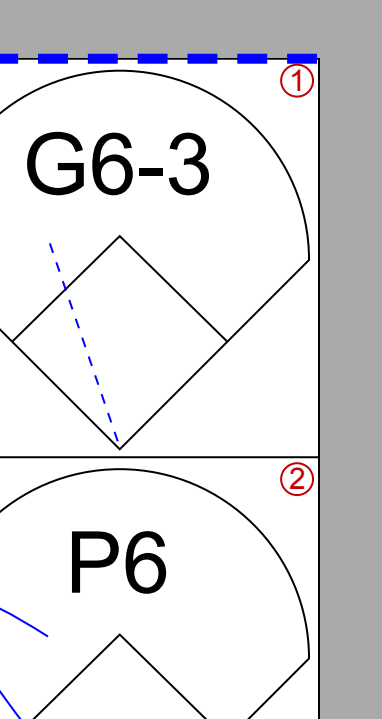
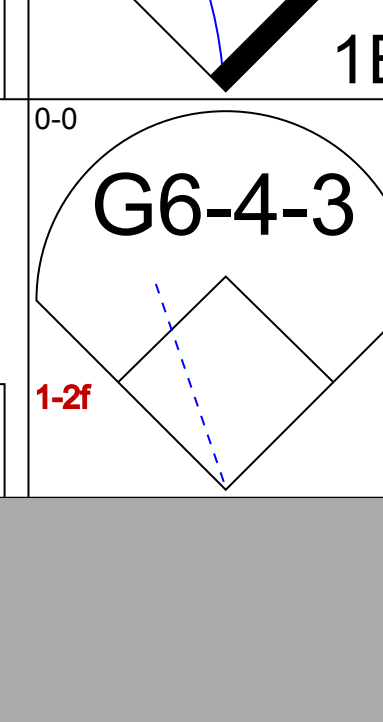
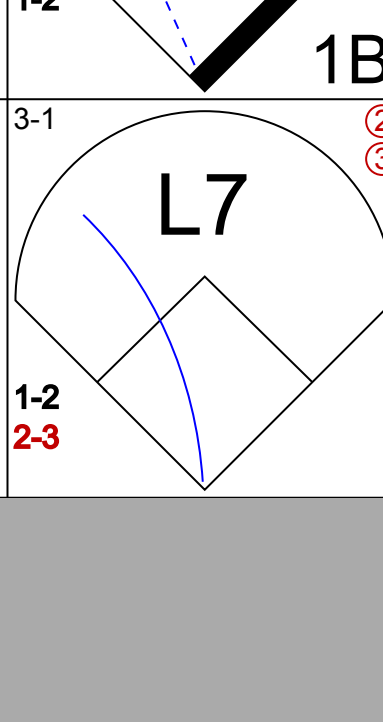
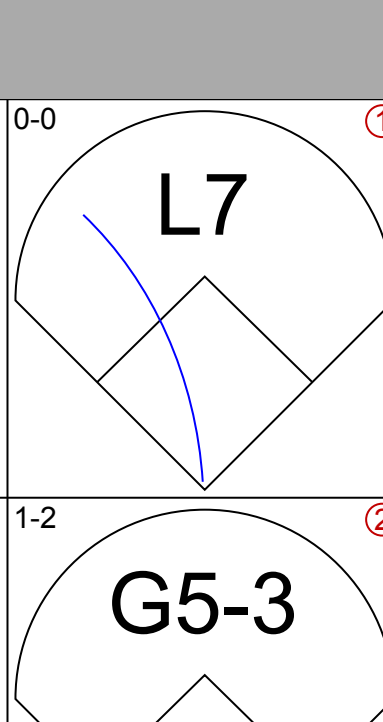
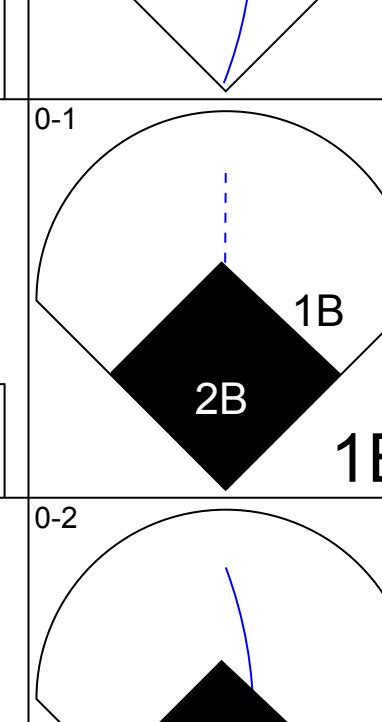
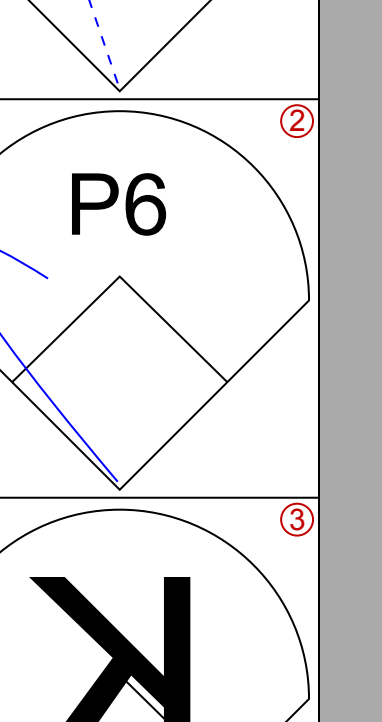
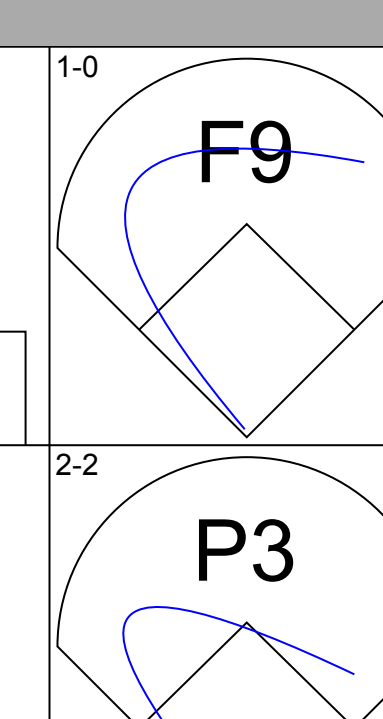
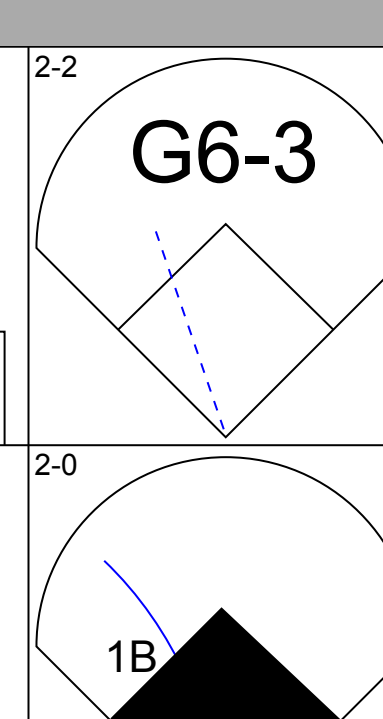
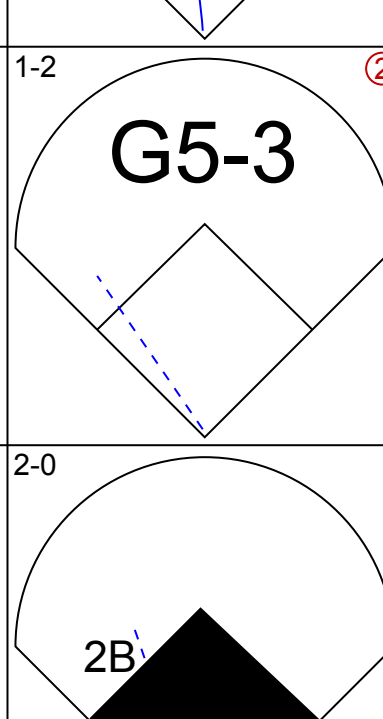
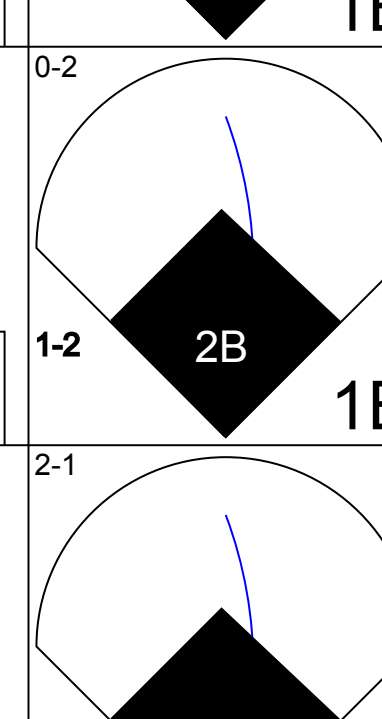

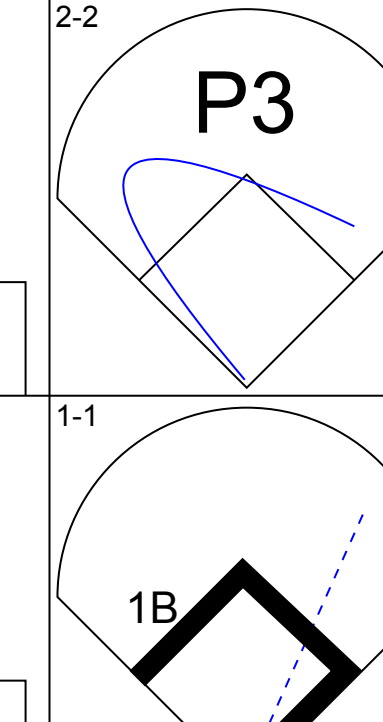
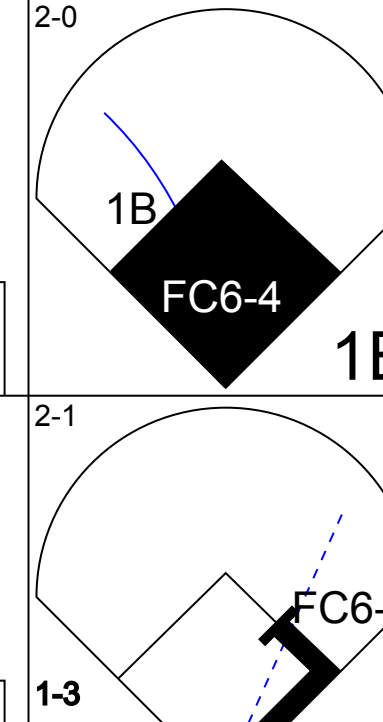
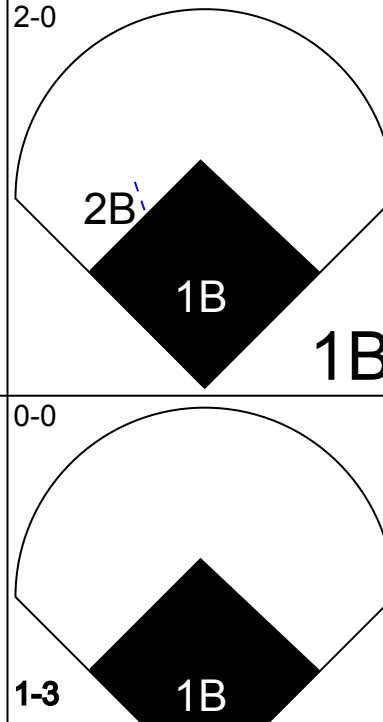
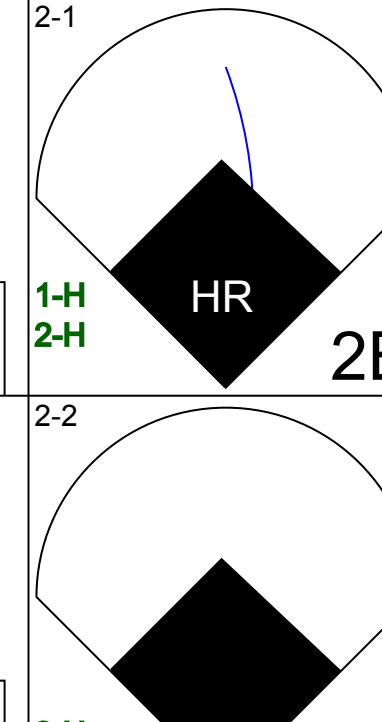
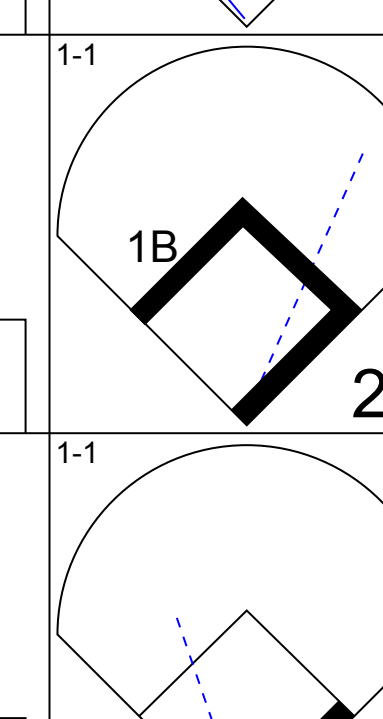
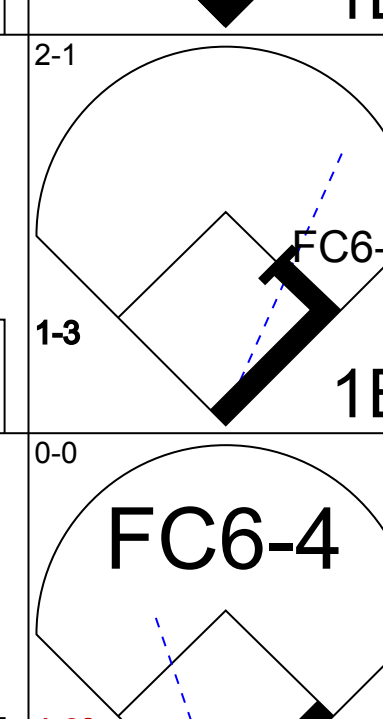
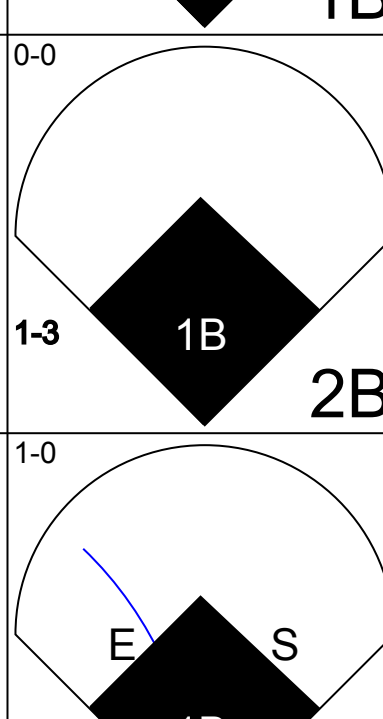
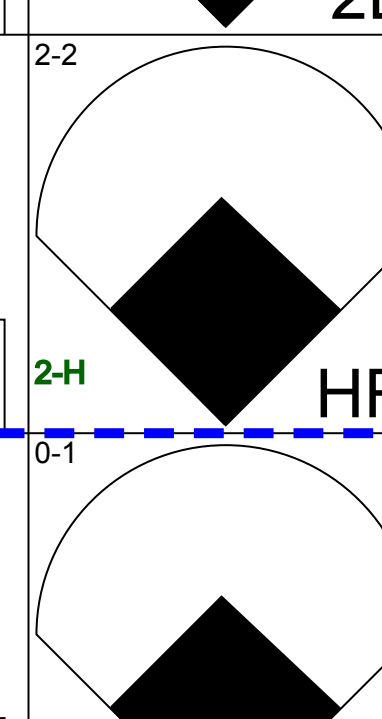
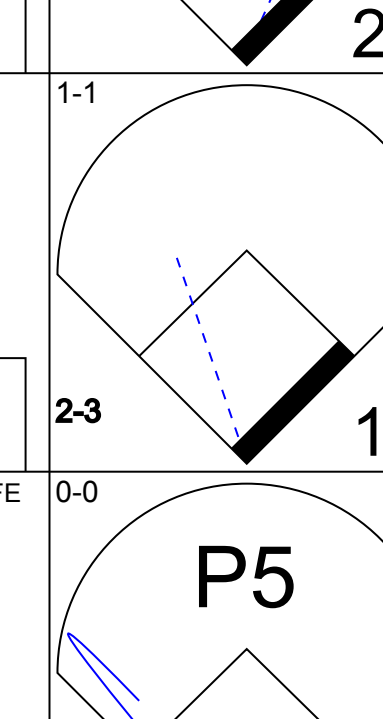
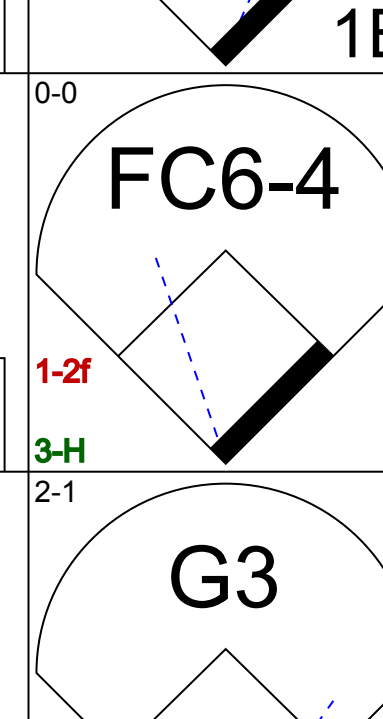
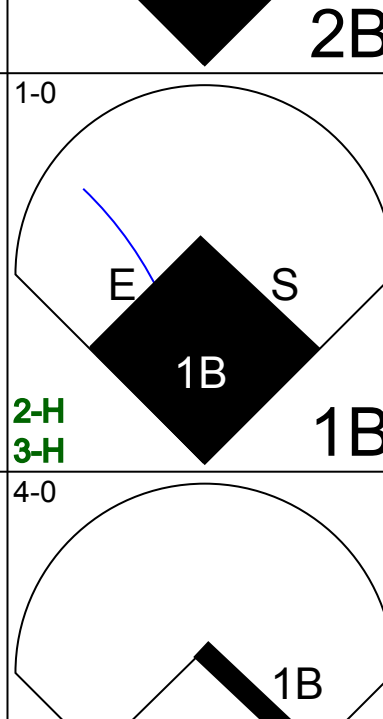
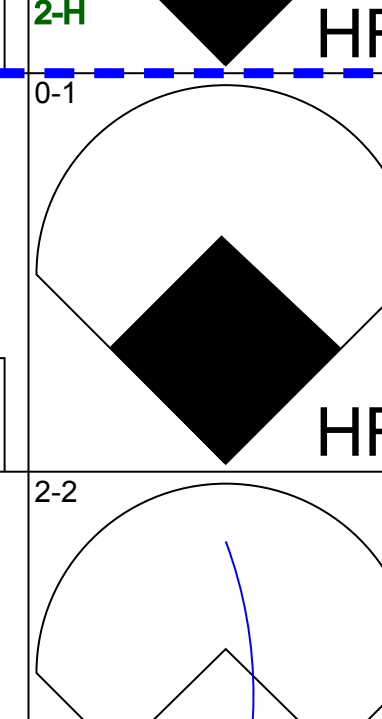
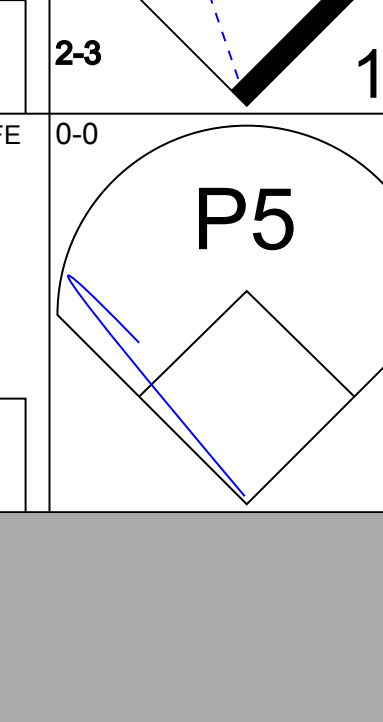
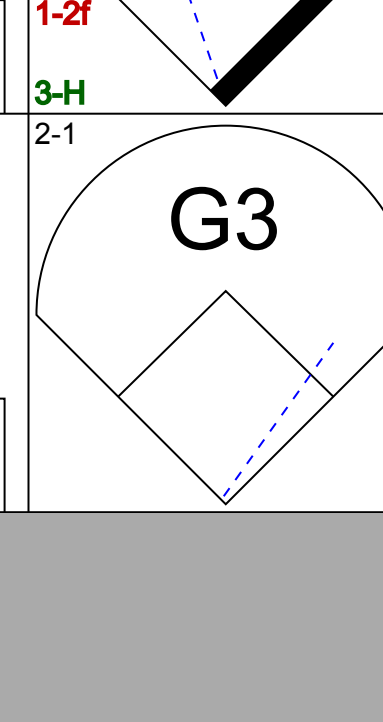
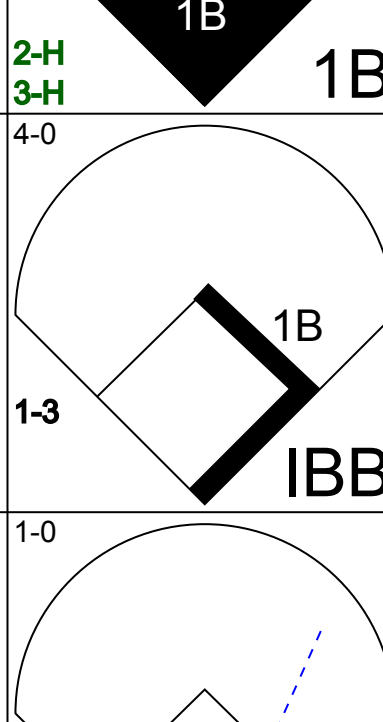
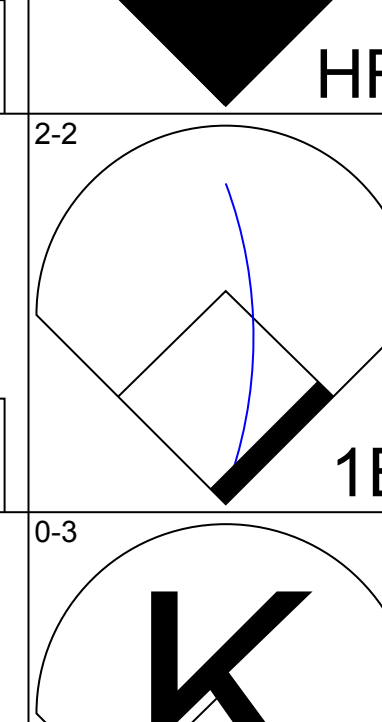
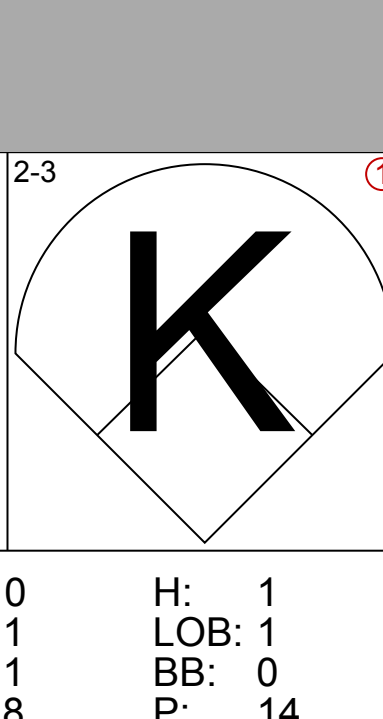
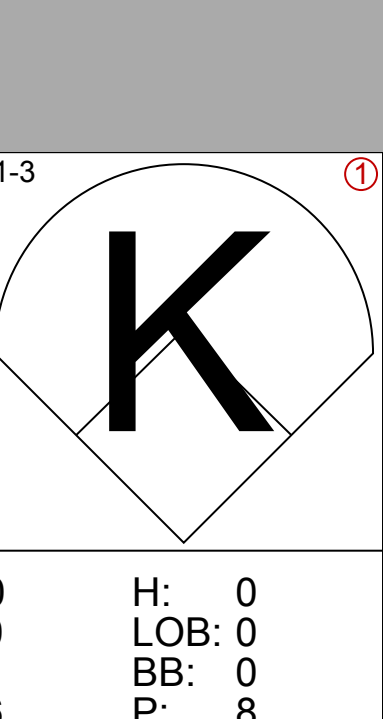
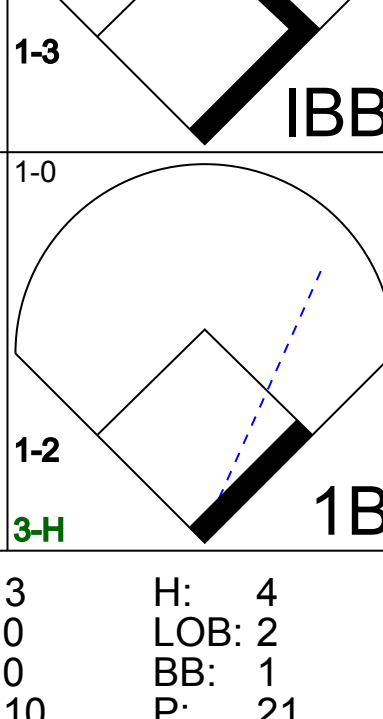



Batter	1	2	3	4	5	6	7	8	9	AB	R	H	RBI	BB	SO	LOB	TOP									
Oddibe McDowell, L OBP: 0.323, SLG: 0.337	B1-3		P5		G3		F8			4	0	0	0	0	0	1	Atlanta Braves @ St. Louis Cardinals Busch Stadium, St. Louis, MO Mon Aug 14 1989, 7:05 PM CDT Att: 39,186 - Unknown									
Jeff Blausler, R OBP: 0.321, SLG: 0.406	F9		F9		HBP 1B		P9			4	0	1	0	0	0	1										
Lonnie Smith, R OBP: 0.422, SLG: 0.559	F9			P8	L8			K		4	0	0	0	0	1	1										
Dale Murphy, R OBP: 0.309, SLG: 0.368		1B 1B		1B 1B	HBP			P3		3	1	2	0	0	0	0										
Andres Thomas, R OBP: 0.231, SLG: 0.324	P8		P4		F7			G1-3		4	0	0	0	0	0	4										
Tommy Gregg, L OBP: 0.290, SLG: 0.338	G5-4-3 1B		1B			G5-3			F9	4	1	2	0	0	0	0										
Ed Romero, R OBP: 0.269, SLG: 0.282	G5-4-3 1-2		1B		L4			L3		4	0	1	0	0	0	2										
Bruce Benedict, R OBP: 0.293, SLG: 0.228			SH5-4 BB		E7			E6		2	0	1	2	1	0	0										
Jeff Treadway, L OBP: 0.319, SLG: 0.379			SH5-4 BB		G5-3			G6-3		1	0	0	0	0	0	2										
Pete Smith, R OBP: 0.167, SLG: 0.152										0	0	0	0	0	0	0										
Paul Assenmacher, L OBP: 0.287, SLG: 0.286										0	0	0	0	0	0	0										
Jeff Wetherby, L OBP: 0.143, SLG: 0.143										0	0	0	0	0	0	0										
Jim Acker, R OBP: 0.143, SLG: 0.143										0	0	0	0	0	0	0										
Darrell Evans, L OBP: 0.295, SLG: 0.379										1	0	0	0	0	0	1										
Inning Stats	R: 0 E: 0 K: 0 S: 6	H: 0 LOB: 0 BB: 0 P: 9	R: 0 E: 0 K: 0 S: 4	H: 2 LOB: 1 BB: 0 P: 6	R: 0 E: 0 K: 0 S: 8	H: 0 LOB: 1 BB: 1 P: 15	R: 2 E: 1 K: 0 S: 11	H: 4 LOB: 2 BB: 0 P: 16	R: 0 E: 0 K: 0 S: 8	H: 1 LOB: 2 BB: 0 P: 13	R: 0 E: 0 K: 0 S: 4	H: 0 LOB: 0 BB: 0 P: 5	R: 0 E: 0 K: 1 S: 9	H: 0 LOB: 0 BB: 0 P: 12	R: 0 E: 0 K: 1 S: 8	H: 0 LOB: 0 BB: 0 P: 14	R: 0 E: 1 K: 0 S: 8	H: 0 LOB: 1 BB: 0 P: 11	1B: 7 2B: 0 3B: 0 HR: 0	SF: 0 SAC: 1 DP: 1 HBP: 1	WP: 0 PB: 0 SB: 0 CS: 0	PA: 36				
PITCHER	IP WLS BF H R ER SO BB IBB HBP BLK WP HR S P ERA WHIP																									
Ricky Horton, L ERA: 5.26	(1, 1) 4.2	W 21	H 7	R 2	ER 2	SO 0	BB 1	IBB 0	HBP 0	BLK 0	WP 0	HR 0	S 35	P 56	ERA 3.86	WHIP 1.714										
John Costello, R ERA: 2.99	(5, 1) 4.0	W 14	H 0	R 0	ER 0	SO 1	BB 0	IBB 0	HBP 1	BLK 0	WP 0	HR 0	S 29	P 43	ERA 0.00	WHIP 0.000										
Ken Dayley, L ERA: 2.33	(9, 1) 0.1	S 1	H 0	R 0	ER 0	SO 0	BB 0	IBB 0	HBP 0	BLK 0	WP 0	HR 0	S 2	P 2	ERA 0.00	WHIP 0.000										

Batter	1	2	3	4	5	6	7	8	9	AB	R	H	RBI	BB	SO	LOB	BOTTOM									
Vince Coleman, S OBP: 0.340, SLG: 0.359	S 1B BB		1B BLK G6-4-3 1B		G5-3		CS 1B			3	2	2	0	1	0	0	Atlanta Braves @ St. Louis Cardinals Busch Stadium, St. Louis, MO Mon Aug 14 1989, 7:05 PM CDT Att: 39,186 - Unknown									
José Oquendo, S OBP: 0.397, SLG: 0.372	G3 SF8 1B		G6-4-3 1B			FC4 BB E BB	G4-3			3	2	2	1	1	0	1										
Milt Thompson, L OBP: 0.343, SLG: 0.386	G3		G6-4-3			E SH5-3 BB	1B			3	1	1	0	1	0	2										
Pedro Guerrero, R OBP: 0.386, SLG: 0.463	SF8		P9			FC4 SH5-3 G2-3	1B			3	0	1	1	0	0	1										
Jim Lindeman, R OBP: 0.182, SLG: 0.150						SH5-3 G2-3	1B			0	0	0	0	0	0	0										
Denny Walling, L OBP: 0.408, SLG: 0.452	K				F7	G2-3	K			2	0	0	0	0	1	0										
Tom Brunansky, R OBP: 0.317, SLG: 0.406						G2-3	K			2	0	0	0	0	1	4										
Terry Pendleton, S OBP: 0.296, SLG: 0.359		G4-3		L9		SH5-3 IBB		K		3	0	0	0	1	1	0										
Tim Jones, L OBP: 0.322, SLG: 0.340		G4-3		K		SH5-3		S 1B		3	0	1	1	0	1	0										
Tom Pagnozzi, R OBP: 0.221, SLG: 0.179					P4			K		3	0	1	0	1	1	1										
Ricky Horton, L OBP: 0.200, SLG: 0.200										1	0	0	0	0	0	1										
John Costello, R										3	0	0	0	0	3	4										
Ken Dayley, L										0	0	0	0	0	0	0										
Inning Stats	R: 2 E: 0 K: 1 S: 14	H: 1 LOB: 0 BB: 1 P: 19	R: 0 E: 0 K: 0 S: 8	H: 1 LOB: 0 BB: 0 P: 14	R: 1 E: 0 K: 0 S: 5	H: 2 LOB: 0 BB: 0 P: 7	R: 0 E: 0 K: 1 S: 7	H: 0 LOB: 0 BB: 0 P: 11	R: 0 E: 0 K: 1 S: 6	H: 0 LOB: 3 BB: 4 P: 10	R: 2 E: 1 K: 1 S: 14	H: 0 LOB: 3 BB: 4 P: 32	R: 0 E: 0 K: 1 S: 9	H: 3 LOB: 2 BB: 0 P: 19	R: 0 E: 0 K: 3 S: 15	H: 1 LOB: 1 BB: 0 P: 22	R: 0 E: 0 K: 3 S: 15	H: 1 LOB: 1 BB: 0 P: 22	1B: 8 2B: 0 3B: 0 HR: 0	SF: 1 SAC: 1 DP: 1 HBP: 0	WP: 0 PB: 0 SB: 0 CS: 1	PA: 36				
PITCHER	IP WLS BF H R ER SO BB IBB HBP BLK WP HR S P ERA WHIP																									
Pete Smith, R ERA: 4.76	(1, 1) 5.0	L 22	H 4	R 5	ER 3	SO 3	BB 3	IBB 0	HBP 0	BLK 0	WP 0	HR 0	S 44	P 73	ERA 5.40	WHIP 1.400										
Paul Assenmacher, L ERA: 3.81	(6, 1) 1.0		H 0	R 0	ER 0	SO 1	BB 0	IBB 2	HBP 0	BLK 0	WP 0	HR 0	S 10	P 20	ERA 0.00	WHIP 0.000										
Jim Acker, R ERA: 2.66	(7, 1) 2.0		H 4	R 0	ER 0	SO 4	BB 0	IBB 0	HBP 0	BLK 0	WP 0	HR 0	S 24	P 41	ERA 0.00	WHIP 2.000										



Batter	1	2	3	4	5	6	7	8	9	AB	R	H	RBI	BB	SO	LOB	TOP					
Oddibe McDowell, L OBP: 0.320, SLG: 0.333 (1, 8)										4	0	0	0	0	2	1	Atlanta Braves @ St. Louis Cardinals Busch Stadium, St. Louis, MO Tue Aug 15 1989, 7:05 PM CDT Att: 39,970 - Unknown - 75 F					
Jeff Treadway, L OBP: 0.321, SLG: 0.389 (1, 4)										4	1	2	1	0	0	0						
Lonnie Smith, R OBP: 0.419, SLG: 0.555 Jeff Wetherby, L OBP: 0.258, SLG: 0.276 (1, 7) (8, 7)										3	0	0	0	0	2	1						
Dale Murphy, R OBP: 0.307, SLG: 0.366 Gerónimo Berroa, R OBP: 0.313, SLG: 0.354 (1, 9) (8, 9)										3	0	0	0	0	1	1						
Darrell Evans, L OBP: 0.296, SLG: 0.376 Sergio Valdez, R (1, 3) (8, 1)										2	0	0	0	1	0	0						
Jeff Blauser, R OBP: 0.319, SLG: 0.403 (1, 5)										3	0	0	0	0	2	1						
Jody Davis, R OBP: 0.242, SLG: 0.224 (1, 2)										3	0	0	0	0	2	1						
Ed Romero, R OBP: 0.270, SLG: 0.291 (1, 6)										3	0	1	0	0	0	1						
Derek Lilliquist, L OBP: 0.208, SLG: 0.229 Mark Eichhorn, R Joe Boever, R Tommy Gregg, L OBP: 0.289, SLG: 0.336 (1, 1) (6, 1) (7, 1) (8, 3)										2	0	0	0	0	0	1						
Inning Stats	R: 0 E: 0 K: 2 S: 8	H: 0 LOB: 0 BB: 0 P: 10	R: 0 E: 0 K: 1 S: 9	H: 0 LOB: 0 BB: 0 P: 11	R: 0 E: 0 K: 1 S: 10	H: 1 LOB: 1 BB: 0 P: 17	R: 0 E: 0 K: 0 S: 5	H: 1 LOB: 0 BB: 0 P: 9	R: 0 E: 0 K: 2 S: 14	H: 0 LOB: 1 BB: 1 P: 22	R: 0 E: 0 K: 1 S: 6	H: 0 LOB: 0 BB: 0 P: 8	R: 0 E: 0 K: 2 S: 8	H: 0 LOB: 0 BB: 0 P: 12	R: 0 E: 0 K: 0 S: 10	H: 0 LOB: 0 BB: 0 P: 14		R: 1 E: 0 K: 1 S: 9	H: 1 LOB: 0 BB: 0 P: 15	1B: 1 2B: 1 3B: 0 HR: 1	SF: 0 SAC: 0 DP: 1 HBP: 0	WP: 0 PB: 0 SB: 0 CS: 0
PITCHER Jose DeLeon, R ERA: 3.36 (1, 1)	IP: 9.0 WLS: W BF: 30 H: 3 R: 1 ER: 1 SO: 10 BB: 1 IBB: 0 HBP: 0 BLK: 0 WP: 0 HR: 1 S: 79 P: 118 ERA: 1.00 WHIP: 0.444											PITCHER	IP: 0 WLS: 0 BF: 0 H: 0 R: 0 ER: 0 SO: 0 BB: 0 IBB: 0 HBP: 0 BLK: 0 WP: 0 HR: 0 S: 0 P: 0 ERA: 0.00 WHIP: 0.000									

Batter	1	2	3	4	5	6	7	8	9	AB	R	H	RBI	BB	SO	LOB	BOTTOM			
Vince Coleman, S OBP: 0.336, SLG: 0.355 (1, 7)										5	0	0	0	0	1	3	Atlanta Braves @ St. Louis Cardinals Busch Stadium, St. Louis, MO Tue Aug 15 1989, 7:05 PM CDT Att: 39,970 - Unknown - 75 F			
Ozzie Smith, S OBP: 0.349, SLG: 0.366 Tim Jones, L OBP: 0.317, SLG: 0.333 (1, 6) (8, 6)										4	0	2	0	0	0	0				
José Oquendo, S OBP: 0.365, SLG: 0.370 (1, 4)										5	1	1	0	0	0	3				
Pedro Guerrero, R OBP: 0.385, SLG: 0.461 Jim Lindeman, R OBP: 0.176, SLG: 0.146 (1, 3) (7, PR) (8, 3)										4	0	1	0	0	0	0				
Tom Brunansky, R OBP: 0.321, SLG: 0.412 (1, 9)										4	3	3	2	0	0	0				
Terry Pendleton, S OBP: 0.303, SLG: 0.376 Denny Walling, L OBP: 0.408, SLG: 0.452 (1, 5) (8, 5)										4	2	4	2	0	0	0				
Milt Thompson, L OBP: 0.347, SLG: 0.397 (1, 8)										4	2	3	4	0	0	1				
Tony Peña, R OBP: 0.309, SLG: 0.322 (1, 2)										3	0	1	0	1	0	3				
Jose DeLeon, R OBP: 0.133, SLG: 0.103 (1, 1)										4	0	1	1	0	3	1				
Inning Stats	R: 0 E: 0 K: 1 S: 7	H: 1 LOB: 0 BB: 0 P: 9	R: 0 E: 0 K: 0 S: 9	H: 2 LOB: 2 BB: 0 P: 14	R: 0 E: 1 K: 1 S: 8	H: 1 LOB: 1 BB: 0 P: 14	R: 1 E: 0 K: 0 S: 10	H: 2 LOB: 1 BB: 0 P: 17	R: 0 E: 0 K: 1 S: 6	H: 0 LOB: 0 BB: 0 P: 8	R: 3 E: 0 K: 0 S: 10	H: 4 LOB: 2 BB: 1 P: 21	R: 5 E: 0 K: 1 S: 25	H: 6 LOB: 1 BB: 0 P: 35	R: 0 E: 0 K: 1 S: 6	H: 0 LOB: 0 BB: 0 P: 8		1B: 11 2B: 3 3B: 0 HR: 2	SF: 0 SAC: 0 DP: 1 HBP: 0	WP: 0 PB: 0 SB: 1 CS: 2
PITCHER Derek Lilliquist, L ERA: 4.03 Mark Eichhorn, R ERA: 4.09 Joe Boever, R ERA: 3.46 Sergio Valdez, R ERA: 6.61 (1, 1) (6, 1) (7, 1) (8, 1)	IP: 5.2 WLS: L BF: 27 H: 10 R: 4 ER: 4 SO: 3 BB: 0 IBB: 0 HBP: 0 BLK: 0 WP: 0 HR: 1 S: 48 P: 79 ERA: 6.35 WHIP: 1.765											PITCHER	IP: 0 WLS: 0 BF: 0 H: 0 R: 0 ER: 0 SO: 0 BB: 0 IBB: 0 HBP: 0 BLK: 0 WP: 0 HR: 0 S: 0 P: 0 ERA: 0.00 WHIP: 0.000							



Batter	1	2	3	4	5	6	7	8	9	AB	R	H	RBI	BB	SO	LOB	TOP										
Oddibe McDowell, L OBP: 0.318, SLG: 0.330	1-1 G4-3		1-0 F7				0-1 G4-3		2-1 B1-3	4	0	0	0	0	0	1	Atlanta Braves @ St. Louis Cardinals Busch Stadium, St. Louis, MO Wed Aug 16 1989, 7:05 PM CDT Att: 42,989 - Unknown - 75 F										
Jeff Treadway, L OBP: 0.318, SLG: 0.385	1-2 G3		0-0 G6-3				0-1 G4-3		1-3 K	4	0	0	0	0	1	0											
Tommy Gregg, L OBP: 0.289, SLG: 0.336 Lonnie Smith, R OBP: 0.418, SLG: 0.553	2-2 1B		1-2 G4-3				1-2 G4-3		0-3 K	3	0	1	0	0	0	0											
Darrell Evans, L OBP: 0.291, SLG: 0.368	2-2 G4-3			1-2 F9			0-1 F9		0-0 F8	4	0	0	0	0	0	1											
Jeff Wetherby, L OBP: 0.294, SLG: 0.375 Dale Murphy, R OBP: 0.307, SLG: 0.365		0-0 1B		1-1 L7			0-0 SF9		0-0 P3	3	2	2	0	0	0	0											
Jeff Blausen, R OBP: 0.316, SLG: 0.400	2-3 K			1-1 L9			1-1 SF9			2	0	0	1	0	1	1											
Ed Romero, R OBP: 0.284, SLG: 0.285	3-2 G6-3				0-0 L7		3-H F9			3	0	0	0	0	0	1											
John Russell, R OBP: 0.217, SLG: 0.180	1-0 1B				0-0 G5-6-3		3-3 K			3	0	1	1	0	1	0											
Marty Clary, R OBP: 0.273, SLG: 0.238 Jim Acker, R OBP: 0.143, SLG: 0.143	0-0 P3				0-2 1B			0-1 G6-3		3	0	1	0	0	0	1											
Inning Stats	R: 0 E: 0 K: 0 S: 13	H: 1 LOB: 1 BB: 0 P: 19	R: 1 E: 0 K: 1 S: 12	H: 2 LOB: 1 BB: 0 P: 18	R: 0 E: 0 K: 0 S: 6	H: 0 LOB: 0 BB: 0 P: 8	R: 0 E: 0 K: 0 S: 7	H: 0 LOB: 0 BB: 0 P: 10	R: 0 E: 0 K: 0 S: 7	H: 0 LOB: 0 BB: 0 P: 8	R: 1 E: 0 K: 1 S: 8	H: 1 LOB: 0 BB: 0 P: 13	R: 0 E: 0 K: 1 S: 7	H: 0 LOB: 0 BB: 0 P: 10	R: 0 E: 0 K: 1 S: 5	H: 0 LOB: 0 BB: 0 P: 5		1B: 4 2B: 0 3B: 1 HR: 0	SF: 1 SAC: 0 DP: 0 HBP: 0	WP: 0 PA: 32 PB: 0 SB: 1 CS: 0							
PITCHER	IP	WLS	BF	H	R	ER	SO	BB	IBB	HBP	BLK	WP	HR	S	P	ERA	WHIP										
Ted Power, R ERA: 3.82	7.0		26	5	2	2	2	0	0	0	0	0	0	60	83	2.57	0.714										
Frank DiPino, L ERA: 2.95	1.0	W	3	0	0	0	1	0	0	0	0	0	0	7	10	0.00	0.000										
John Costello, R ERA: 2.85	0.1		1	0	0	0	1	0	0	0	0	0	0	3	3	0.00	0.000										
Ken Dayley, L ERA: 2.31	0.1		1	0	0	0	0	0	0	0	0	0	0	1	1	0.00	0.000										
Todd Worrell, R ERA: 2.27	0.1	S	1	0	0	0	0	0	0	0	0	0	0	1	1	0.00	0.000										

Batter	1	2	3	4	5	6	7	8	9	AB	R	H	RBI	BB	SO	LOB	BOTTOM										
Vince Coleman, S OBP: 0.335, SLG: 0.354	2-2 G3	0-0 FC6-4			3-2 BB			0-1 L7		4	0	1	0	0	0	3	Atlanta Braves @ St. Louis Cardinals Busch Stadium, St. Louis, MO Wed Aug 16 1989, 7:05 PM CDT Att: 42,989 - Unknown - 75 F										
José Oquendo, S OBP: 0.369, SLG: 0.374	0-0 G6-3		3-1 CS		1-2 BB			3-1 L8		3	1	2	0	1	0	0											
Milt Thompson, L OBP: 0.344, SLG: 0.393	2-1 1B		0-0 L8		1-0 G4-3			2-2 L8		4	0	0	0	0	0	4											
Pedro Guerrero, R OBP: 0.386, SLG: 0.462 John Morris, L OBP: 0.294, SLG: 0.345	0-0 FC6-4		2-1 F8			2-0 G6-3		0-0 FC5-4		4	0	2	1	0	0	1											
Terry Pendleton, S OBP: 0.301, SLG: 0.373	0-1 FC6-4			0-0 F8			1-1 F9		0-2 FC5-4	4	1	0	0	0	0	3											
Tom Brunansky, R OBP: 0.320, SLG: 0.413 Jim Lindeman, R OBP: 0.178, SLG: 0.146		0-1 G6-3		2-3 K			0-2 L8		3-1 1B	4	1	1	1	0	1	0											
Tim Jones, L OBP: 0.345 John Costello, R Ken Dayley, L Todd Worrell, R		1-0 1B		0-0 G3-1			2-2 L7		1-0 6-2	4	0	2	1	0	0	0											
Tony Peña, R OBP: 0.310, SLG: 0.322		0-0 FC6-4			1-1 F9		3-2 G6-3		2-0 6-2	3	0	1	0	0	0	0											
Ted Power, R OBP: 0.130, SLG: 0.130 Denny Walling, L OBP: 0.420, SLG: 0.452 Frank DiPino, L OBP: 0.111, SLG: 0.111 Ozzie Smith, S OBP: 0.349, SLG: 0.366		1-3 K			2-3 K		4-2 BB			2	0	0	0	0	2	2											
Inning Stats	R: 0 E: 1 K: 0 S: 9	H: 1 LOB: 2 BB: 0 P: 13	R: 0 E: 0 K: 1 S: 8	H: 2 LOB: 2 BB: 0 P: 10	R: 0 E: 0 K: 1 S: 5	H: 1 LOB: 0 BB: 0 P: 10	R: 0 E: 0 K: 1 S: 6	H: 0 LOB: 0 BB: 0 P: 8	R: 0 E: 0 K: 0 S: 11	H: 1 LOB: 2 BB: 1 P: 21	R: 0 E: 0 K: 0 S: 6	H: 0 LOB: 0 BB: 0 P: 9	R: 0 E: 0 K: 0 S: 10	H: 0 LOB: 1 BB: 1 P: 19	R: 3 E: 0 K: 0 S: 14	H: 4 LOB: 2 BB: 0 P: 25		1B: 7 2B: 2 3B: 0 HR: 0	SF: 0 SAC: 0 DP: 0 HBP: 0	WP: 0 PA: 34 PB: 0 SB: 0 CS: 1							
PITCHER	IP	WLS	BF	H	R	ER	SO	BB	IBB	HBP	BLK	WP	HR	S	P	ERA	WHIP										
Marty Clary, R ERA: 3.12	7.1		31	7	2	2	3	2	0	0	0	0	0	63	103	2.46	1.227										
Jim Acker, R ERA: 2.73	0.2	L	4	2	1	1	0	0	0	0	0	0	0	6	12	13.50	3.000										



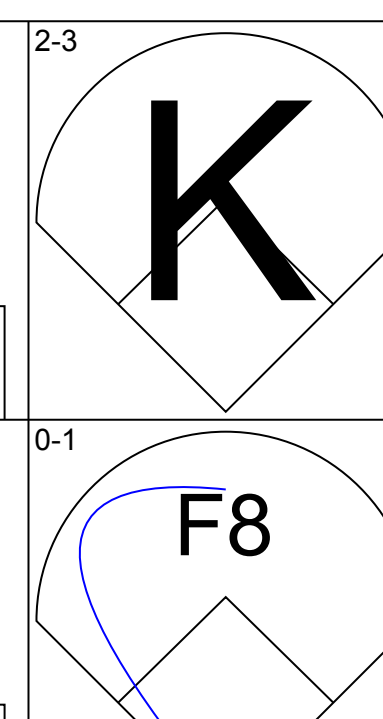
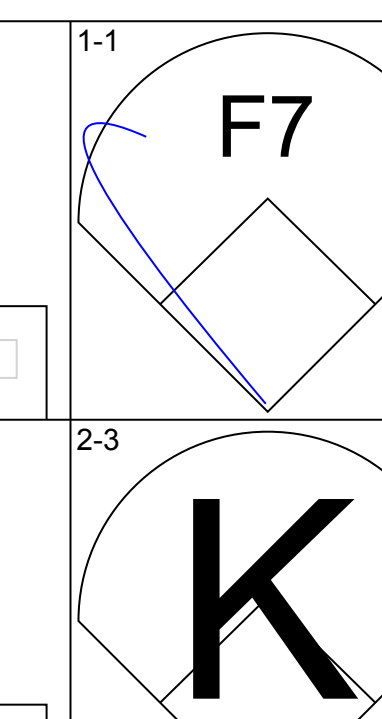
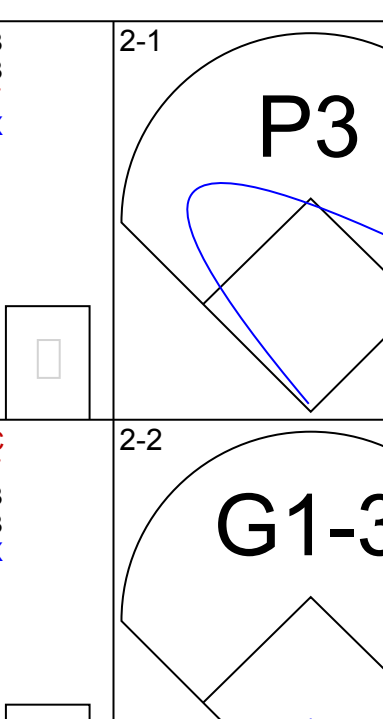
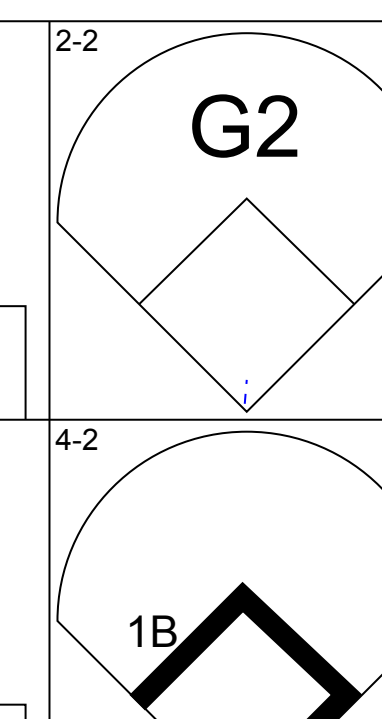
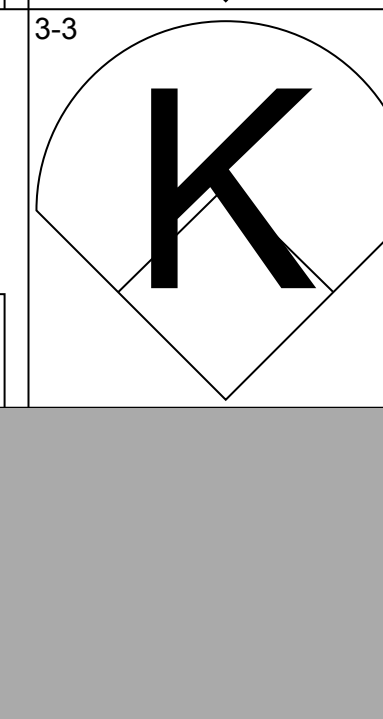
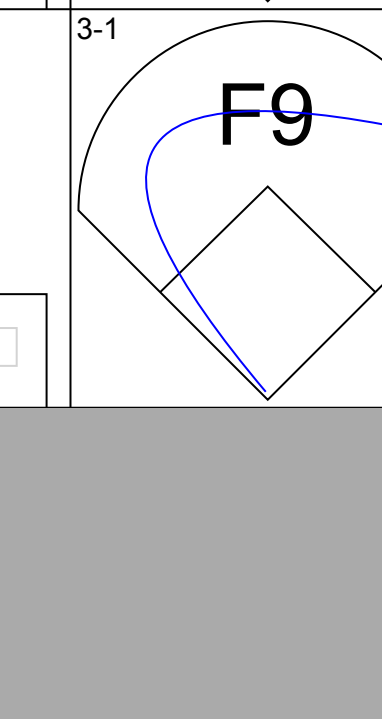

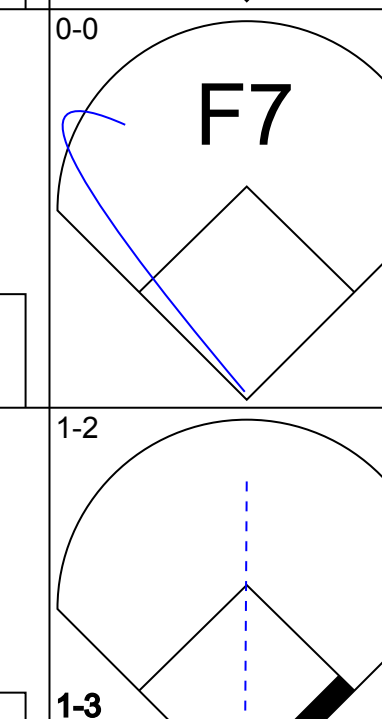



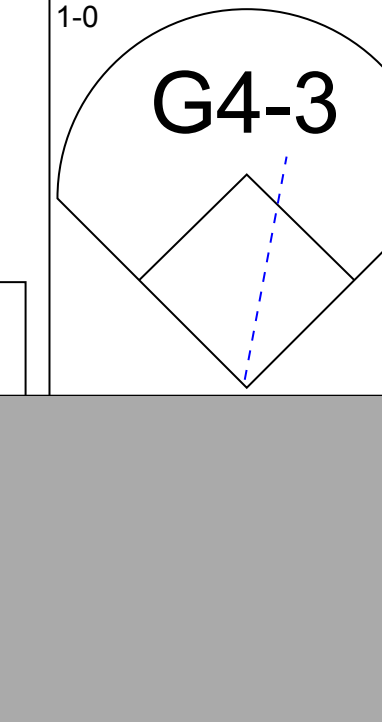
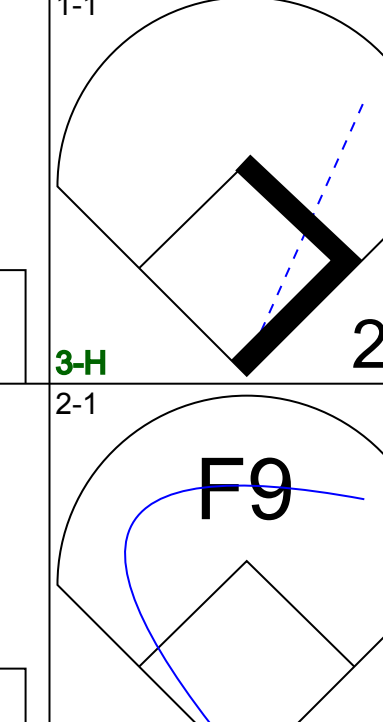
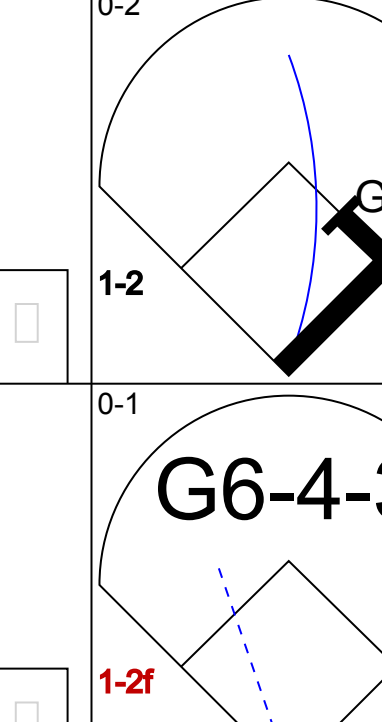


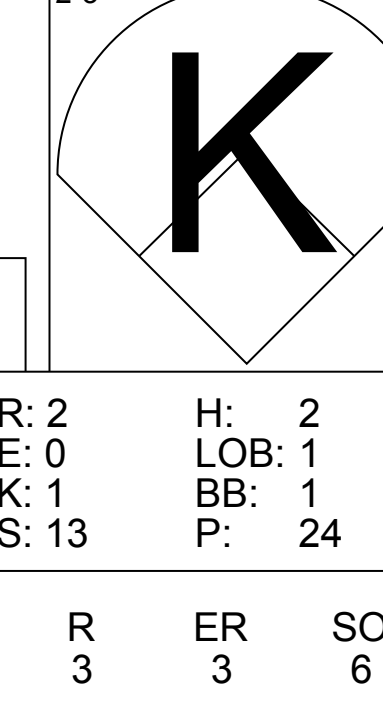
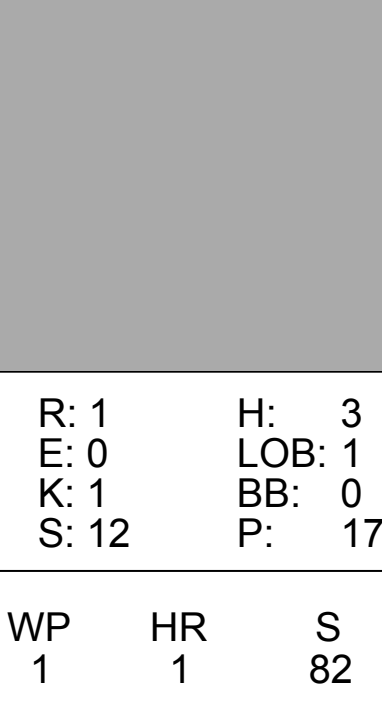
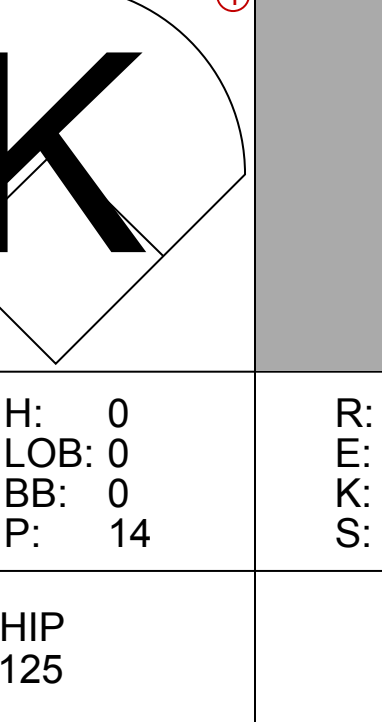
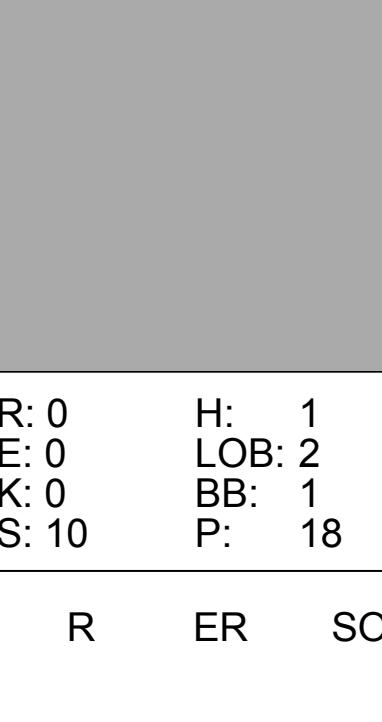
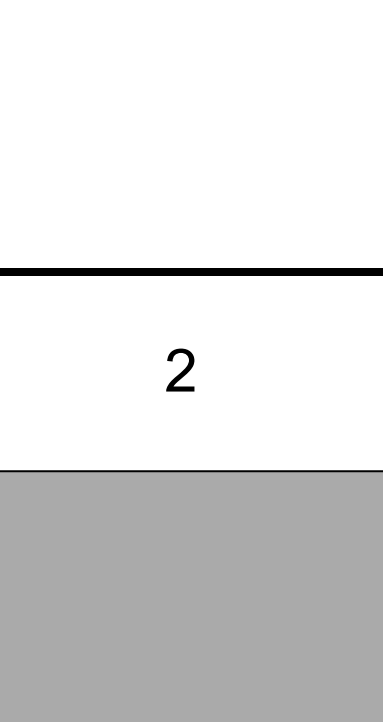
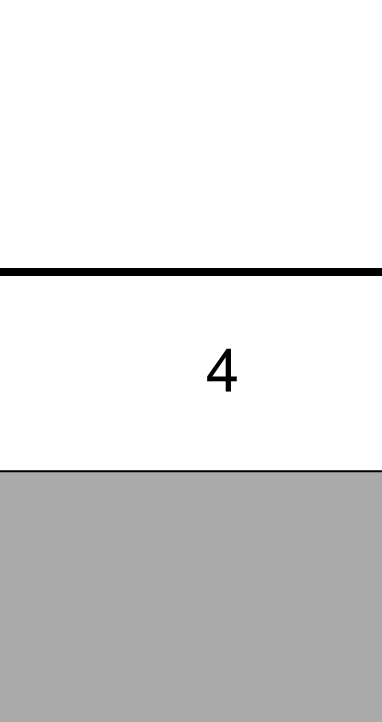
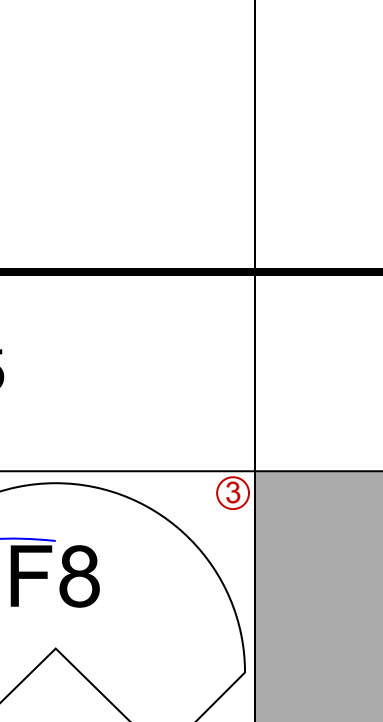

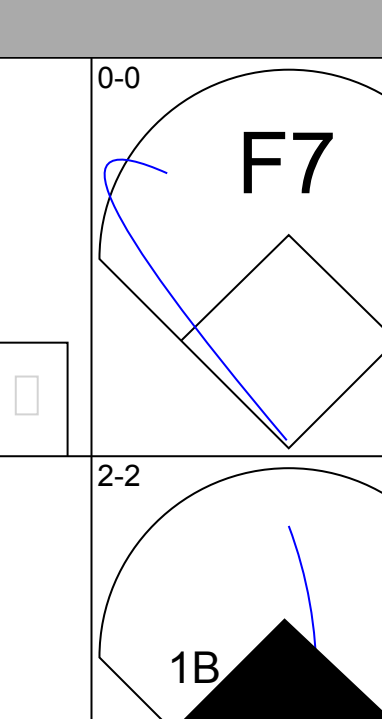
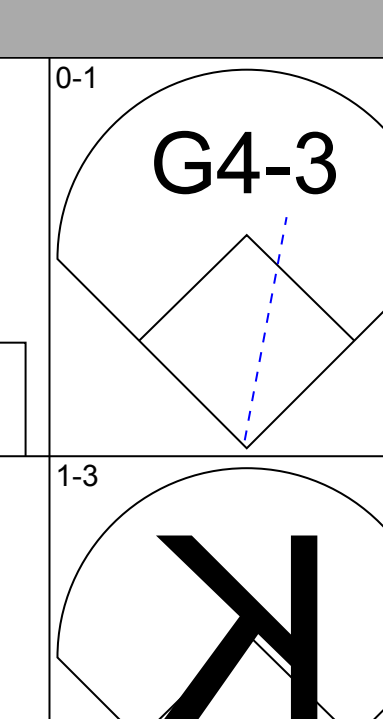
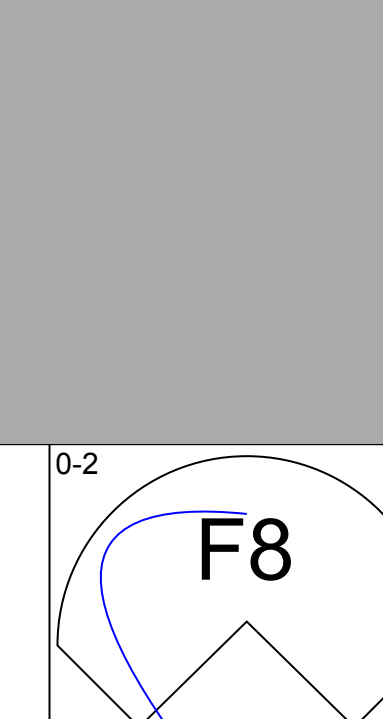
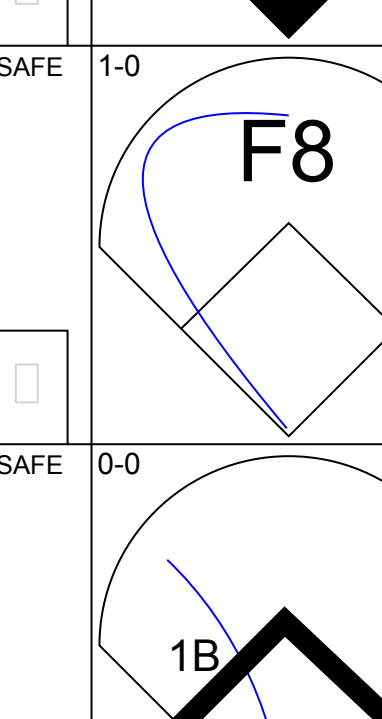
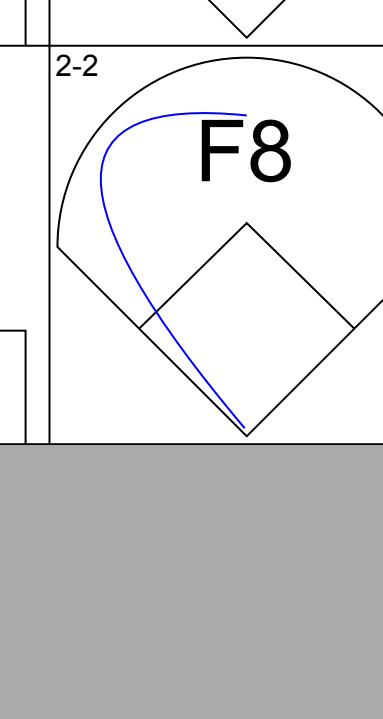
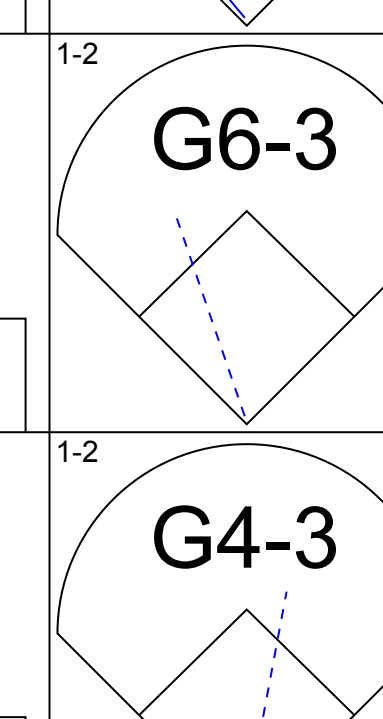
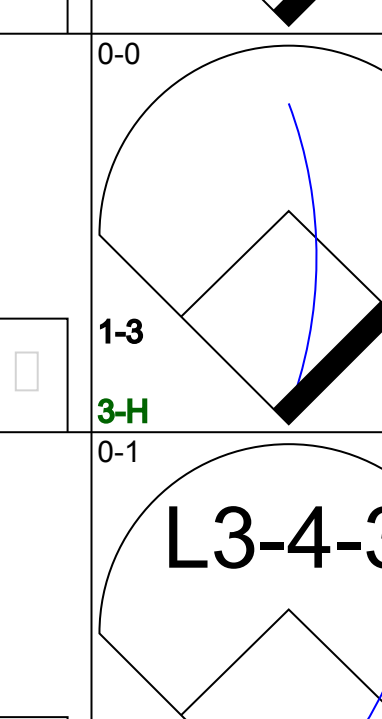



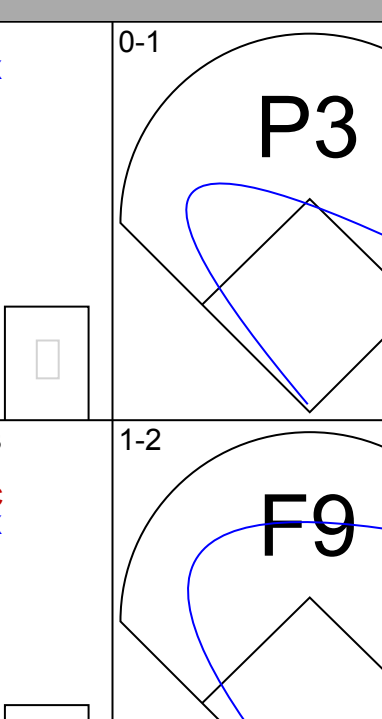

Batter	1	2	3	4	5	6	7	8	9	AB	R	H	RBI	BB	SO	LOB	TOP					
Barry Bonds, L OBP: 0.358, SLG: 0.425										4	1	2	0	0	2	0	Pittsburgh Pirates @ Atlanta Braves Atlanta-Fulton County Stadium, Atlanta, GA Fri Aug 18 1989, 7:05 PM EDT Att: 17,154 - Unknown - 85 F					
Jay Bell, R OBP: 0.225, SLG: 0.245										4	2	2	0	0	1	1						
Jeff King, R OBP: 0.277, SLG: 0.357										3	1	0	0	1	0	1						
Bobby Bonilla, S OBP: 0.340, SLG: 0.450										4	0	0	0	0	1	3						
Glenn Wilson, R OBP: 0.342, SLG: 0.448 Randy Kramer, R OBP: 0.154, SLG: 0.192										4	2	1	1	0	0	0						
Andy Van Slyke, L OBP: 0.303, SLG: 0.370										3	0	2	1	1	0	0						
Junior Ortiz, R OBP: 0.285 Benny Distefano, L OBP: 0.331, SLG: 0.306 Gary Redus, R OBP: 0.356, SLG: 0.412										2	0	0	0	0	0	2						
Jose Lind, R OBP: 0.275, SLG: 0.284										4	0	0	0	0	0	3						
Bob Walk, R OBP: 0.232, SLG: 0.327 Mike Smith, R										1	0	0	0	0	1	0						
John Cangelosi, S OBP: 0.373, SLG: 0.281 Doug Bair, R OBP: 0.500, SLG: 1.000 Gary Redus, R OBP: 0.356, SLG: 0.412										1	0	0	0	0	0	0						
Inning Stats	R: 4 E: 2 K: 0 S: 7	H: 3 LOB: 0 BB: 0 P: 7	R: 0 E: 0 K: 2 S: 7	H: 0 LOB: 0 BB: 0 P: 7	R: 0 E: 0 K: 1 S: 4	H: 0 LOB: 0 BB: 1 P: 8	R: 0 E: 0 K: 0 S: 3	H: 1 LOB: 0 BB: 0 P: 3	R: 0 E: 0 K: 1 S: 5	H: 0 LOB: 0 BB: 0 P: 5	R: 2 E: 0 K: 0 S: 6	H: 3 LOB: 2 BB: 1 P: 10	R: 0 E: 0 K: 0 S: 3	H: 1 LOB: 0 BB: 0 P: 3	R: 0 E: 0 K: 0 S: 5	H: 0 LOB: 0 BB: 0 P: 5	R: 0 E: 0 K: 0 S: 4	H: 1 LOB: 1 BB: 0 P: 4	1B: 8 2B: 2 3B: 0 HR: 0	SF: 0 SAC: 0 DP: 2 HBP: 0	WP: 0 PB: 0 CS: 2	PA: 36
PITCHER	IP WLS BF H R ER SO BB IBB HBP BLK WP HR S P ERA WHIP																					
Tom Glavine, L ERA: 3.48	(1, 1)	5.2 W 24 6 6 3 4 2 0 0 0 0 0 0 30 38 4.76 1.412																				
Mark Eichhorn, R ERA: 3.98	(6, 1)	1.1 5 2 0 0 0 0 0 0 0 0 0 0 5 5 0.00 1.500																				
Paul Assenmacher, L ERA: 3.67	(8, 1)	2.0 7 1 0 0 1 0 0 0 0 0 0 0 9 9 0.00 0.500																				

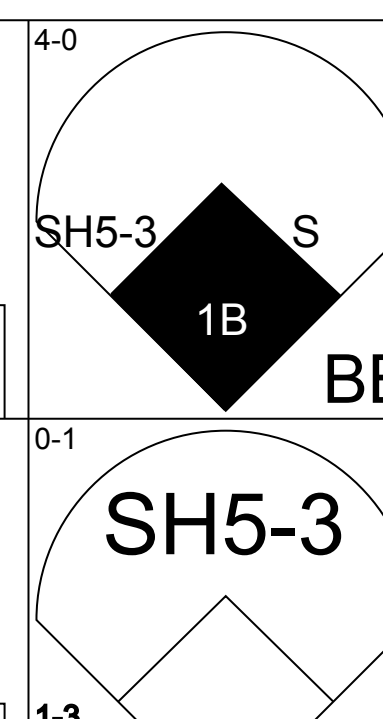
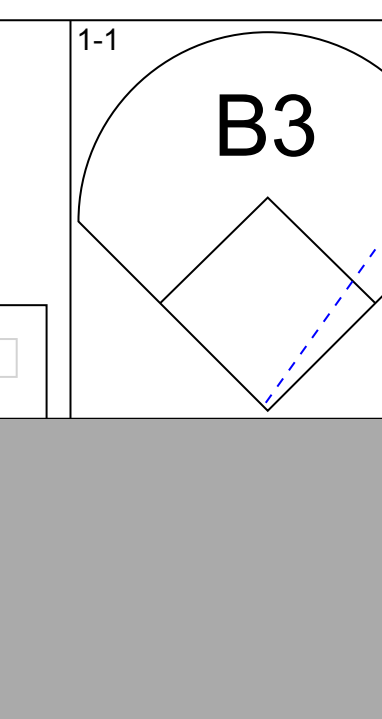
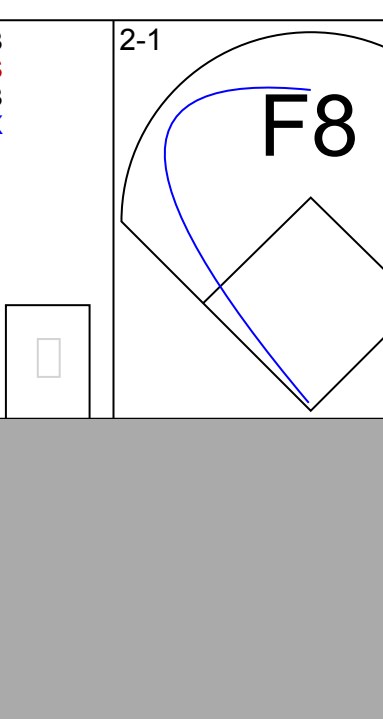
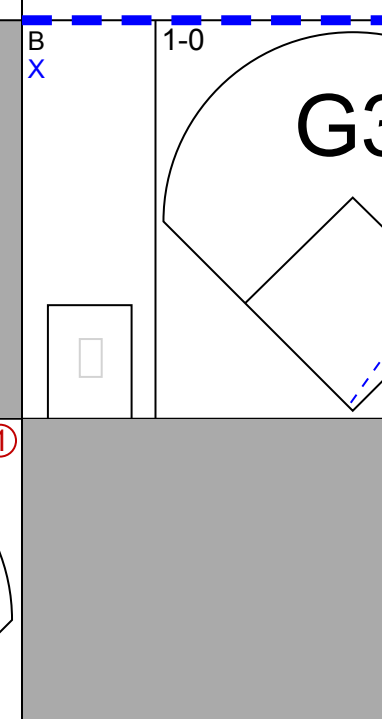
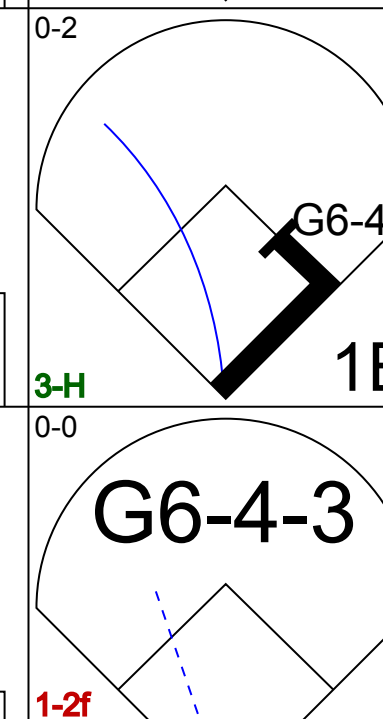
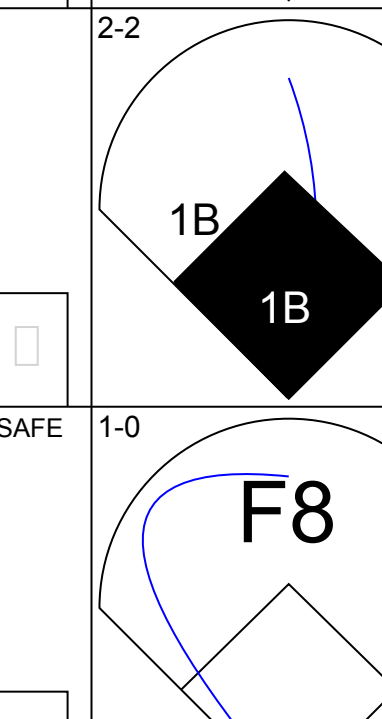
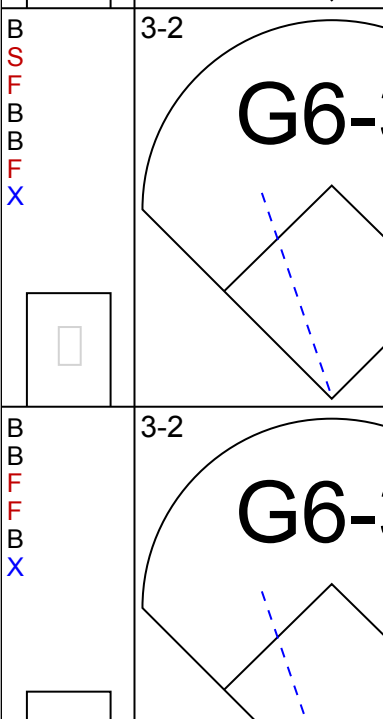
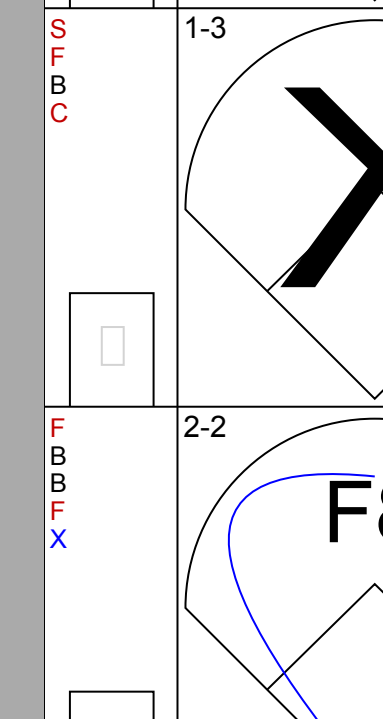

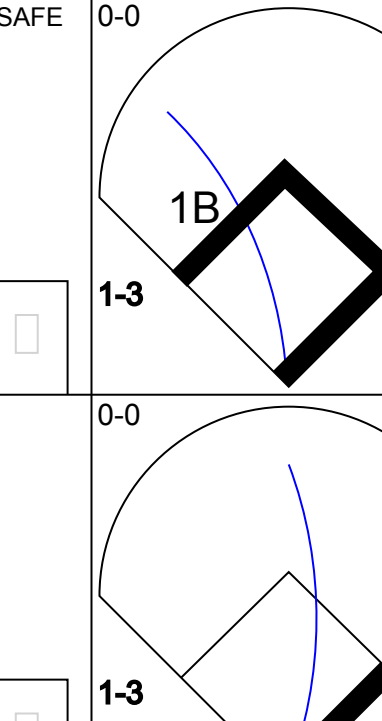

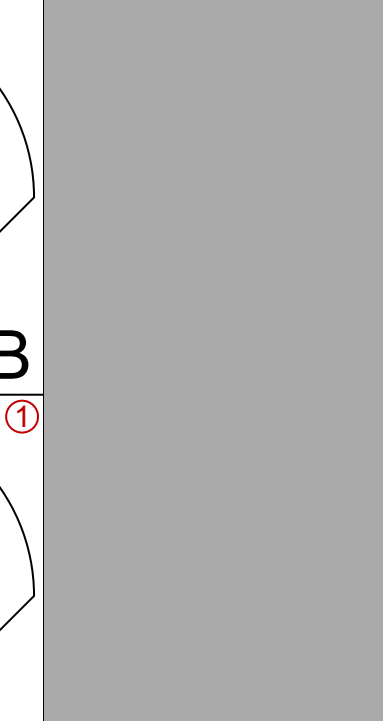

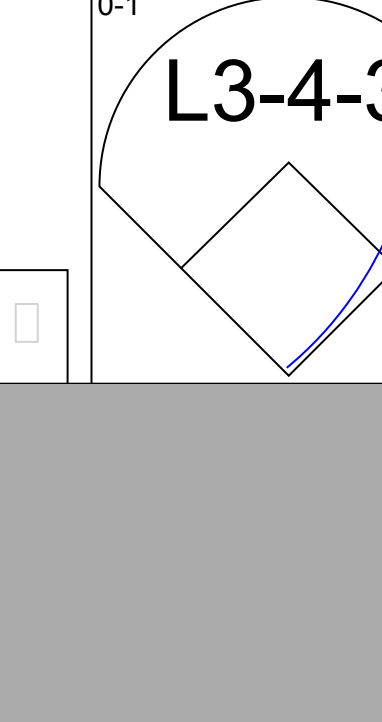

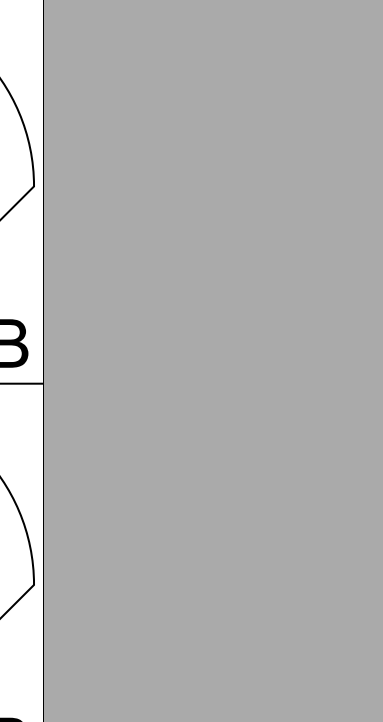

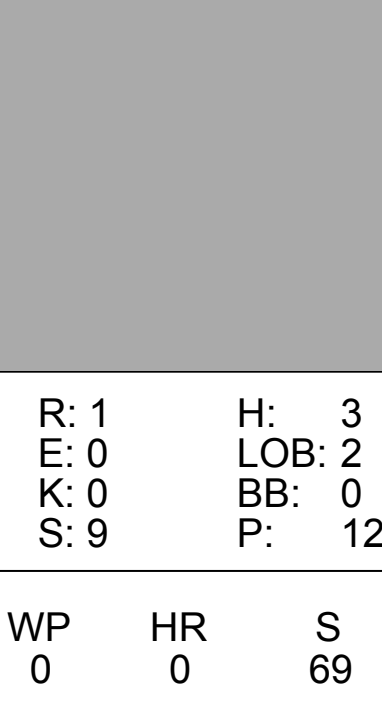
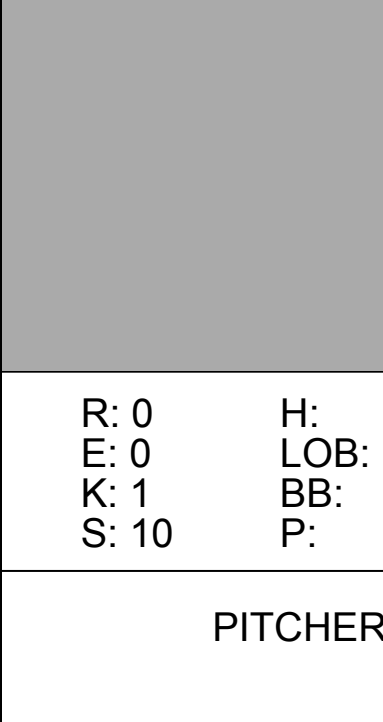



Batter	1	2	3	4	5	6	7	8	9	AB	R	H	RBI	BB	SO	LOB	BOTTOM			
Oddibe McDowell, L OBP: 0.320, SLG: 0.331										5	3	2	0	1	0	2	Pittsburgh Pirates @ Atlanta Braves Atlanta-Fulton County Stadium, Atlanta, GA Fri Aug 18 1989, 7:05 PM EDT Att: 17,154 - Unknown - 85 F			
Jeff Treadway, L OBP: 0.324, SLG: 0.392										3	2	2	1	2	0	0				
Lonnie Smith, R OBP: 0.420, SLG: 0.554										5	1	3	2	0	0	3				
Dale Murphy, R OBP: 0.306, SLG: 0.363										5	1	1	0	0	3	4				
Darrell Evans, L OBP: 0.301, SLG: 0.387										3	2	2	1	2	0	0				
Andres Thomas, R OBP: 0.236, SLG: 0.326										4	1	2	1	1	0	0				
Jeff Blauser, R OBP: 0.377, SLG: 0.398 Paul Assenmacher, L										4	2	1	1	1	0	5				
John Russell, R OBP: 0.216, SLG: 0.212										4	1	1	3	0	0	0				
Tom Glavine, L OBP: 0.200, SLG: 0.179 Mark Eichhorn, R										2	0	1	1	1	1	0				
Ed Romero, R OBP: 0.262, SLG: 0.282										1	0	0	0	0	0	0				
Inning Stats	R: 4 E: 0 K: 1 S: 9	H: 4 LOB: 0 BB: 0 P: 9	R: 1 E: 0 K: 1 S: 5	H: 1 LOB: 1 BB: 2 P: 13	R: 3 E: 0 K: 0 S: 6	H: 3 LOB: 1 BB: 1 P: 10	R: 0 E: 0 K: 1 S: 7	H: 2 LOB: 3 BB: 1 P: 11	R: 1 E: 1 K: 1 S: 7	H: 1 LOB: 2 BB: 1 P: 11	R: 2 E: 0 K: 0 S: 4	H: 1 LOB: 0 BB: 1 P: 8	R: 2 E: 0 K: 0 S: 5	H: 3 LOB: 2 BB: 2 P: 13	R: 0 E: 0 K: 0 S: 3	H: 0 LOB: 0 BB: 0 P: 3	1B: 12 2B: 1 3B: 1 HR: 2	SF: 1 SAC: 0 DP: 1 HBP: 0	WP: 3 PB: 1 SB: 4 CS: 1	PA: 47
PITCHER	IP WLS BF H R ER SO BB IBB HBP BLK WP HR S P ERA WHIP																			
Bob Walk, R ERA: 4.61	(1, 1)	2.1 L 16 7 8 8 2 3 0 0 0 0 1 1 21 33 4.91 2.182																		
Mike Smith, R ERA: 5.25	(3, 1)	3.2 20 5 3 2 2 3 0 0 0 0 1 1 21 33 4.91 2.182																		
Doug Bair, R ERA: 2.74	(7, 1)	1.0 7 3 2 2 0 1 1 0 0 0 1 0 5 13 18.00 4.000																		
Randy Kramer, R ERA: 3.78	(8, 1)	1.0 3 0 0 0 0 0 0 0 0 0 0 0 3 3 0.00 0.000																		

AB	34
R	6
H	9
RBI	4
BB	2
SO	5
LOB	11

AB	37
R	13
H	15
RBI	10
BB	8
SO	4
LOB	14



Batter	1	2	3	4	5	6	7	8	9	AB	R	H	RBI	BB	SO	LOB	TOP					
Billy Hatcher, R OBP: 0.278, SLG: 0.301 (1, 9)										4	0	0	0	0	1	0	Pittsburgh Pirates @ Atlanta Braves Atlanta-Fulton County Stadium, Atlanta, GA Sat Aug 19 1989, 7:05 PM EDT Att: 27,034 - Unknown					
Jay Bell, R OBP: 0.219, SLG: 0.239 (1, 6)										3	0	0	0	0	1	0						
John Cangelosi, S OBP: 0.377, SLG: 0.281 (8, PH)										0	0	0	0	1	0	0						
Rafael Belliard, R OBP: 0.257, SLG: 0.243 (8, 6)										0	0	0	0	0	0	0						
Andy Van Slyke, L OBP: 0.299, SLG: 0.366 (1, 8)										4	0	0	0	0	1	1						
Bobby Bonilla, S OBP: 0.343, SLG: 0.451 (1, 5)										2	1	1	0	2	1	0						
Barry Bonds, L OBP: 0.359, SLG: 0.434 (1, 7)										4	2	2	1	0	0	3						
Benny DiStefano, L OBP: 0.336, SLG: 0.207 (1, 3)										3	0	1	0	1	0	2						
Gary Redus, R OBP: 0.356, SLG: 0.412 (9, FR)										0	0	0	0	0	0	0						
Michael LaValliere, L OBP: 0.435, SLG: 0.490 (1, 2)										4	0	2	1	0	0	1						
Jose Lind, R OBP: 0.273, SLG: 0.282 (1, 4)										4	0	0	0	0	0	4						
Doug Drabek, R OBP: 0.164, SLG: 0.105 (1, 1)										3	0	0	0	0	2	1						
Neal Heaton, L OBP: 0.276, SLG: 0.276 (7, 1)										0	0	0	0	0	0	0						
R.J. Reynolds, S OBP: 0.341, SLG: 0.398 (9, PH)										1	0	0	0	0	0	2						
Inning Stats	R: 0 E: 0 K: 2 S: 9	H: 0 LOB: 0 BB: 0 P: 14	R: 2 E: 0 K: 1 S: 13	H: 2 LOB: 1 BB: 1 P: 24	R: 0 E: 0 K: 1 S: 7	H: 0 LOB: 0 BB: 0 P: 13	R: 1 E: 0 K: 1 S: 12	H: 3 LOB: 1 BB: 0 P: 17	R: 0 E: 0 K: 1 S: 8	H: 0 LOB: 0 BB: 0 P: 14	R: 0 E: 0 K: 0 S: 14	H: 0 LOB: 0 BB: 1 P: 22	R: 0 E: 0 K: 0 S: 9	H: 0 LOB: 0 BB: 0 P: 11	R: 0 E: 0 K: 0 S: 10	H: 1 LOB: 2 BB: 1 P: 18	R: 0 E: 0 K: 0 S: 24	H: 0 LOB: 2 BB: 1 P: 34	1B: 3 2B: 2 3B: 0 HR: 1	SF: 0 SAC: 0 DP: 1 HBP: 0	WP: 1 PB: 0 SB: 1 CS: 1	PA: 36
PITCHER	IP	WLS	BF	H	R	ER	SO	BB	IBB	HBP	BLK	WP	HR	S	P	ERA	WHIP					
29 John Smoltz, R ERA: 2.86 (1, 1)	8.0	W	32	6	3	3	6	3	0	0	0	1	1	82	133	3.38	1.125					
Joe Boever, R ERA: 3.41 (9, 1)	1.0	S	4	0	0	0	0	1	0	0	0	0	0	24	34	0.00	1.000					

Batter	1	2	3	4	5	6	7	8	9	AB	R	H	RBI	BB	SO	LOB	BOTTOM				
Oddibe McDowell, L OBP: 0.319, SLG: 0.328 (1, 8)										3	1	0	0	1	0	1	Pittsburgh Pirates @ Atlanta Braves Atlanta-Fulton County Stadium, Atlanta, GA Sat Aug 19 1989, 7:05 PM EDT Att: 27,034 - Unknown				
Jeff Treadway, L OBP: 0.322, SLG: 0.389 (1, 4)										3	0	0	0	0	1	0					
Lonnie Smith, R OBP: 0.421, SLG: 0.553 (1, 7)										4	1	2	1	0	1	0					
Dale Murphy, R OBP: 0.303, SLG: 0.360 (1, 9)										4	0	0	0	0	0	2					
Tommy Gregg, L OBP: 0.294, SLG: 0.346 (1, 3)										3	1	2	0	0	0	0					
Andres Thomas, R OBP: 0.236, SLG: 0.326 (1, 6)										3	0	1	1	0	0	1					
Jeff Blausler, R OBP: 0.317, SLG: 0.401 (1, 5)										3	1	1	1	0	0	2					
John Russell, R OBP: 0.219, SLG: 0.224 (1, 2)										3	0	1	1	0	1	0					
29 John Smoltz, R OBP: 0.194, SLG: 0.214 (1, 1)										3	0	0	0	0	1	1					
Joe Boever, R ERA: 3.7 (9, 1)										0	0	0	0	0	0	0					
Inning Stats	R: 1 E: 0 K: 0 S: 6	H: 1 LOB: 0 BB: 1 P: 10	R: 0 E: 0 K: 0 S: 10	H: 0 LOB: 0 BB: 0 P: 12	R: 0 E: 0 K: 2 S: 10	H: 0 LOB: 0 BB: 0 P: 14	R: 1 E: 0 K: 0 S: 9	H: 3 LOB: 2 BB: 0 P: 12	R: 0 E: 0 K: 1 S: 7	H: 0 LOB: 0 BB: 0 P: 10	R: 0 E: 0 K: 1 S: 10	H: 0 LOB: 0 BB: 0 P: 16	R: 2 E: 0 K: 0 S: 18	H: 3 LOB: 1 BB: 0 P: 26	R: 0 E: 0 K: 1 S: 8	H: 0 LOB: 0 BB: 0 P: 11	1B: 4 2B: 3 3B: 0 HR: 0	SF: 0 SAC: 1 DP: 1 HBP: 0	WP: 0 PB: 0 SB: 1 CS: 0	PA: 31	
PITCHER	IP	WLS	BF	H	R	ER	SO	BB	IBB	HBP	BLK	WP	HR	S	P	ERA	WHIP				
Doug Drabek, R ERA: 2.94 (1, 1)	6.2	L	27	7	4	4	3	1	0	0	0	0	0	9	13	0.00	0.000				
Neal Heaton, L ERA: 3.7 (7, 1)	1.1		4	0	0	0	1	0	0	0	0	0	0	9	13	0.00	0.000				



Batter	1	2	3	4	5	6	7	8	9	AB	R	H	RBI	BB	SO	LOB	TOP					
Billy Hatcher, R OBP: 0.280, SLG: 0.309 (1, 8)										5	2	2	1	0	1	2	Pittsburgh Pirates @ Atlanta Braves Atlanta-Fulton County Stadium, Atlanta, GA Sun Aug 20 1989, 3:33 AM EDT Att: 9,222 - Sunny AB 36 R 7 H 9 RBI 5 BB 3 SO 6 LOB 14 					
Jay Bell, R OBP: 0.218, SLG: 0.254 (1, 6)										5	2	1	2	0	1	1						
R.J. Reynolds, S OBP: 0.342, SLG: 0.398 (1, 9)										5	1	2	1	0	0	1						
Bobby Bonilla, S OBP: 0.343, SLG: 0.451 (1, 5)										4	0	2	1	0	2	0						
Barry Bonds, L OBP: 0.358, SLG: 0.430 (1, 7)										4	0	0	0	1	2	4						
Michael LaValliere, L OBP: 0.423, SLG: 0.387 (1, 2)										4	0	0	0	0	0	1						
Jeff King, R OBP: 0.291, SLG: 0.359 (1, 3)										2	0	1	0	1	0	0						
Rafael Belliard, R OBP: 0.256, SLG: 0.243 (1, 4)										4	1	1	0	0	0	2						
Rick Reed, R OBP: 0.231, SLG: 0.091 (1, 1)										2	1	0	0	1	0	1						
Randy Kramer, R OBP: 0.154, SLG: 0.192 (6, PH)										0	0	0	0	0	0	0						
Benny Distefano, L OBP: 0.333, SLG: 0.305 (8, PH)										1	0	0	0	0	0	2						
Neal Heaton, L OBP: 0.276, SLG: 0.276 (8, 1)										0	0	0	0	0	0	0						
Bill Landrum, R (8, 1)										0	0	0	0	0	0	0						
Inning Stats	R: 0 E: 0 K: 1 S: 6	H: 0 LOB: 0 BB: 0 P: 6	R: 0 E: 0 K: 1 S: 9	H: 0 LOB: 0 BB: 1 P: 18	R: 0 E: 0 K: 0 S: 9	H: 0 LOB: 0 BB: 0 P: 10	R: 3 E: 3 K: 0 S: 11	H: 1 LOB: 0 BB: 0 P: 18	R: 3 E: 0 K: 1 S: 20	H: 3 LOB: 2 BB: 2 P: 31	R: 0 E: 0 K: 0 S: 6	H: 1 LOB: 1 BB: 0 P: 11	R: 1 E: 0 K: 2 S: 9	H: 1 LOB: 0 BB: 0 P: 16	R: 0 E: 0 K: 0 S: 8	H: 1 LOB: 2 BB: 0 P: 14	R: 0 E: 0 K: 1 S: 9	H: 2 LOB: 2 BB: 0 P: 16	1B: 7 2B: 1 3B: 1 HR: 1	SF: 1 SAC: 0 DP: 1 HBP: 1	WP: 0 PB: 0 SB: 0 CS: 0	PA: 41
PITCHER	IP WLS BF H R ER SO BB IBB HBP BLK WP HR S P ERA WHIP																					
Pete Smith, R ERA: 4.8 (1, 1)	4.2 L 22 4 6 3 2 3 0 0 0 0 0 0 52 78 5.79 1.500																					
Paul Assenmacher, L ERA: 3.65 (5, 1)	0.1 1 0 0 0 1 0 0 0 0 0 0 0 3 5 0.00 0.000																					
Sergio Valdez, R ERA: 9.38 (6, 1)	2.0 8 2 1 1 2 0 0 0 0 0 0 1 15 27 4.50 1.000																					
Jim Acker, R ERA: 2.67 (8, 1)	2.0 10 3 0 0 1 0 0 0 1 0 0 0 17 30 0.00 1.500																					

Batter	1	2	3	4	5	6	7	8	9	AB	R	H	RBI	BB	SO	LOB	BOTTOM			
Oddibe McDowell, L OBP: 0.319, SLG: 0.330 (1, 8)										4	0	1	1	0	1	0	Pittsburgh Pirates @ Atlanta Braves Atlanta-Fulton County Stadium, Atlanta, GA Sun Aug 20 1989, 3:33 AM EDT Att: 9,222 - Sunny AB 34 R 6 H 9 RBI 5 BB 1 SO 7 LOB 10 			
Jeff Treadway, L OBP: 0.318, SLG: 0.386 (1, 4)										3	0	0	0	0	0	1				
Ed Romero, R OBP: 0.261, SLG: 0.280 (8, PH) (9, 4)										1	0	0	0	0	0	0				
Lonnie Smith, R OBP: 0.422, SLG: 0.563 (1, 7)										4	1	2	1	0	1	0				
Dale Murphy, R OBP: 0.303, SLG: 0.359 (1, 9)										4	1	1	0	0	2	1				
Darrell Evans, L OBP: 0.308, SLG: 0.391 (1, 3)										3	1	2	0	1	0	0				
Andres Thomas, R OBP: 0.239, SLG: 0.336 (1, 6)										4	2	2	2	0	0	3				
Jeff Blauser, R OBP: 0.316, SLG: 0.399 (1, 5)										4	1	1	0	0	2	2				
John Russell, R OBP: 0.212, SLG: 0.216 (1, 2)										4	0	0	0	0	1	3				
Pete Smith, R ERA: 4.8 (1, 1)	5.0 W 21 6 4 4 4 5 0 0 0 1 1 0 52 71 5.79 1.200																			
Rick Reed, R ERA: 4.26 (6, 1)	2.0 6 0 0 0 0 1 0 0 0 0 0 0 12 21 0.00 0.500																			
Neal Heaton, L ERA: 3.69 (8, 1)	0.1 1 0 0 0 0 0 0 0 0 0 0 0 2 3 0.00 0.000																			
Bill Landrum, R ERA: 1.15 (8, 1)	1.2 S 8 3 2 2 2 0 0 0 0 0 0 1 23 32 10.80 1.800																			
Inning Stats	R: 0 E: 0 K: 1 S: 5	H: 2 LOB: 1 BB: 0 P: 23	R: 0 E: 0 K: 1 S: 7	H: 0 LOB: 0 BB: 0 P: 9	R: 0 E: 0 K: 1 S: 8	H: 0 LOB: 0 BB: 0 P: 13	R: 2 E: 0 K: 0 S: 14	H: 3 LOB: 1 BB: 0 P: 18	R: 1 E: 0 K: 0 S: 6	H: 1 LOB: 0 BB: 1 P: 12	R: 0 E: 0 K: 0 S: 8	H: 0 LOB: 0 BB: 0 P: 12	R: 0 E: 0 K: 1 S: 16	H: 1 LOB: 1 BB: 0 P: 21	R: 2 E: 0 K: 1 S: 9	H: 2 LOB: 0 BB: 0 P: 14	1B: 4 2B: 3 3B: 0 HR: 2	SF: 1 SAC: 0 DP: 1 HBP: 0	WP: 0 PB: 0 SB: 0 CS: 0	PA: 36
PITCHER	IP WLS BF H R ER SO BB IBB HBP BLK WP HR S P ERA WHIP																			

Batter	1	2	3	4	5	6	7	8	9	AB	R	H	RBI	BB	SO	LOB	TOP			
Vince Coleman, S (1,7) OBP: 0.333, SLG: 0.356										4	0	0	0	0	1	1				
Ozzie Smith, S (1,6) OBP: 0.343, SLG: 0.359										4	0	0	0	0	0	1				
Milt Thompson, L (1,8) OBP: 0.342, SLG: 0.386										3	0	0	0	1	0	0				
Pedro Guerrero, R (1,3) OBP: 0.389, SLG: 0.471										4	0	2	0	0	0	0				
Terry Pendleton, S (1,5) OBP: 0.304, SLG: 0.380										4	0	2	0	0	1	1				
Tom Brunansky, R (1,9) OBP: 0.325, SLG: 0.440										3	0	0	0	0	0	3				
José Oquendo, S (1,4) OBP: 0.369, SLG: 0.371										3	0	0	0	0	0	3				
Todd Zeile, R (1,2) OBP: 0.385, SLG: 0.583										3	0	0	0	0	0	0				
Ricky Horton, L (1,1) OBP: 0.286, SLG: 0.286										1	0	0	0	0	0	0				
John Morris, L (6,PH) OBP: 0.280, SLG: 0.337										1	0	1	0	0	0	0				
John Costello, R (6,PH) OBP: 0.418, SLG: 0.500										0	0	0	0	0	0	0				
Denny Walling, L (8,PH) OBP: 0.250, SLG: 0.250										1	0	0	0	0	0	0				
Dan Quisenberry, R (8,1)										0	0	0	0	0	0	0				
Inning Stats	R: 0 E: 0 K: 1 S: 6	H: 0 LOB: 0 BB: 0 P: 8	R: 0 E: 0 K: 1 S: 8	H: 0 LOB: 0 BB: 0 P: 11	R: 0 E: 0 K: 0 S: 6	H: 0 LOB: 0 BB: 1 P: 8	R: 0 E: 0 K: 0 S: 6	H: 1 LOB: 1 BB: 0 P: 14	R: 0 E: 0 K: 0 S: 10	H: 1 LOB: 1 BB: 0 P: 15	R: 0 E: 0 K: 0 S: 6	H: 2 LOB: 2 BB: 0 P: 11	R: 0 E: 0 K: 0 S: 6	H: 0 LOB: 0 BB: 0 P: 10	R: 0 E: 0 K: 0 S: 9	H: 1 LOB: 1 BB: 0 P: 15	1B: 4 2B: 1 3B: 0 HR: 0	SF: 0 SAC: 0 DP: 0 HBP: 0	WP: 0 PB: 0 SB: 1 CS: 1	PA: 33
PITCHER Marty Clary, R (1,1) ERA: 2.75	IP: 9.0 WLS: W BF: 32 H: 5 R: 0 ER: 0 SO: 2 BB: 1 IBB: 0 HBP: 0 BLK: 0 WP: 0 HR: 0 S: 65 P: 102 ERA: 0.00 WHIP: 0.667															PITCHER				

St. Louis Cardinals @ Atlanta Braves
Atlanta-Fulton County Stadium, Atlanta, GA
Wed Aug 23 1989, 7:05 PM EDT
Att: 7,792 - Unknown - 92 F

AB 31
R 0
H 5
RBI 0
BB 1
SO 2
LOB 9



Batter	1	2	3	4	5	6	7	8	9	AB	R	H	RBI	BB	SO	LOB	BOTTOM			
Oddibe McDowell, L (1,8) OBP: 0.317, SLG: 0.330										4	0	2	1	0	0	0				
Jeff Blauser, R (1,5) OBP: 0.315, SLG: 0.396										4	1	1	0	0	1	4				
Lonnie Smith, R (1,7) OBP: 0.425, SLG: 0.565										3	1	2	1	1	0	0				
Dale Murphy, R (1,9) OBP: 0.300, SLG: 0.361										4	0	0	0	0	0	5				
Andres Thomas, R (1,6) OBP: 0.239, SLG: 0.335										4	0	1	1	0	0	1				
Tommy Gregg, L (1,3) OBP: 0.291, SLG: 0.354										4	0	0	0	0	1	1				
Jody Davis, R (1,2) OBP: 0.237, SLG: 0.219										4	0	0	0	0	0	1				
Jeff Treadway, L (1,4) OBP: 0.319, SLG: 0.384										3	1	2	0	0	0	0				
Marty Clary, R (1,1) OBP: 0.280, SLG: 0.217										2	0	0	0	1	2	1				
Inning Stats	R: 0 E: 0 K: 0 S: 6	H: 0 LOB: 0 BB: 0 P: 9	R: 0 E: 0 K: 0 S: 4	H: 0 LOB: 0 BB: 0 P: 8	R: 0 E: 0 K: 1 S: 7	H: 0 LOB: 0 BB: 0 P: 10	R: 1 E: 0 K: 0 S: 10	H: 2 LOB: 1 BB: 0 P: 15	R: 1 E: 0 K: 0 S: 12	H: 2 LOB: 2 BB: 1 P: 23	R: 1 E: 0 K: 0 S: 9	H: 2 LOB: 1 BB: 0 P: 11	R: 0 E: 0 K: 2 S: 12	H: 2 LOB: 3 BB: 1 P: 20	R: 0 E: 0 K: 1 S: 7	H: 0 LOB: 0 BB: 0 P: 10	1B: 6 2B: 2 3B: 0 HR: 0	SF: 0 SAC: 0 DP: 0 HBP: 0	WP: 0 PB: 0 SB: 1 CS: 0	PA: 34
PITCHER Ricky Horton, L (1,1) ERA: 4.93	IP: 5.0 WLS: L BF: 20 H: 4 R: 2 ER: 2 SO: 1 BB: 1 IBB: 0 HBP: 0 BLK: 0 WP: 0 HR: 0 S: 39 P: 65 ERA: 4.50 WHIP: 2.000															PITCHER				
John Costello, R (6,1) ERA: 3.0	2.0 11 4 1 1 2 0 1 0 0 0 0 0 21 31 4.50 2.000																			
Dan Quisenberry, R (8,1) ERA: 2.51	1.0 3 0 0 0 0 1 0 0 0 0 0 0 7 10 0.00 0.000																			

St. Louis Cardinals @ Atlanta Braves
Atlanta-Fulton County Stadium, Atlanta, GA
Wed Aug 23 1989, 7:05 PM EDT
Att: 7,792 - Unknown - 92 F

AB 32
R 3
H 8
RBI 3
BB 2
SO 4
LOB 13



Batter	1	2	3	4	5	6	7	8	9	AB	R	H	RBI	BB	SO	LOB	TOP				
Vince Coleman, S (1, 7) OBP: 0.331, SLG: 0.353 Milt Thompson, L (6, 7) OBP: 0.343, SLG: 0.385	0-3 K		0-3 K			0-0 1-3		4-0 FC1-6 BB	0-0 4-3	3	0	0	0	0	2	0					
Ozzie Smith, S (1, 6) OBP: 0.342, SLG: 0.360	0-0 L4		0-0 F7			0-0 2B		0-0 FC1-6 1-2 HR		4	2	1	0	0	0	1					
Pedro Guerrero, R (1, 3) Denny Walling, L (6, 3) OBP: 0.390, SLG: 0.480 OBP: 0.418, SLG: 0.500	0-0 F9			0-0 F8		0-0 2B		0-0 1-H HR		4	1	2	3	0	0	0					
Tom Brunansky, R (1, 9) OBP: 0.324, SLG: 0.437		0-0 L6		0-0 5-3		0-3 K		4-0 BB		3	0	0	0	1	1	1					
Willie McGee, S (1, 8) OBP: 0.264, SLG: 0.321		0-0 6-3		0-0 4-3		0-0 5-3		0-3 K		4	0	0	0	0	1	2					
Terry Pendleton, S (1, 5) OBP: 0.305, SLG: 0.381		0-0 1B			0-0 1B		0-0 L5		0-0 4-3	4	1	2	0	0	0	1					
José Oquendo, S (1, 4) OBP: 0.371, SLG: 0.372		0-0 FC6-4 1B		0-0 1B		0-0 F7		0-0 F9		4	0	2	0	0	0	0					
Tony Peña, R (1, 2) OBP: 0.313, SLG: 0.328		0-0 FC6-4		0-0 G5-4-3		0-0 E6		0-0 SH1-4 1B		4	0	1	0	0	0	3					
Joe Magrane, R (1, 1) OBP: 0.217, SLG: 0.262		0-0 F8		0-0 F4		0-0 FC5-4		0-0 SH1-4		3	0	0	0	0	0	1					
Inning Stats	R: 0 E: 0 K: 1 S: 5	H: 0 LOB: 0 BB: 0 P: 5	R: 0 E: 0 K: 0 S: 5	H: 2 LOB: 2 BB: 0 P: 5	R: 0 E: 0 K: 1 S: 5	H: 0 LOB: 0 BB: 0 P: 5	R: 0 E: 0 K: 0 S: 3	H: 0 LOB: 0 BB: 0 P: 3	R: 1 E: 0 K: 0 S: 4	H: 2 LOB: 0 BB: 0 P: 4	R: 1 E: 0 K: 1 S: 7	H: 2 LOB: 1 BB: 0 P: 7	R: 0 E: 1 K: 0 S: 4	H: 0 LOB: 1 BB: 0 P: 4	R: 2 E: 0 K: 1 S: 6	H: 1 LOB: 1 BB: 2 P: 14	R: 0 E: 0 K: 0 S: 4	H: 1 LOB: 1 BB: 0 P: 4	1B: 5 2B: 2 HR: 1	SF: 0 SAC: 1 DP: 1 HBP: 0	WP: 0 PA: 37 CS: 0
PITCHER	IP WLS BF H R ER SO BB IBB HBP BLK WP HR S P ERA WHIP	IP WLS BF H R ER SO BB IBB HBP BLK WP HR S P ERA WHIP	IP WLS BF H R ER SO BB IBB HBP BLK WP HR S P ERA WHIP	IP WLS BF H R ER SO BB IBB HBP BLK WP HR S P ERA WHIP	IP WLS BF H R ER SO BB IBB HBP BLK WP HR S P ERA WHIP	IP WLS BF H R ER SO BB IBB HBP BLK WP HR S P ERA WHIP	IP WLS BF H R ER SO BB IBB HBP BLK WP HR S P ERA WHIP	IP WLS BF H R ER SO BB IBB HBP BLK WP HR S P ERA WHIP	IP WLS BF H R ER SO BB IBB HBP BLK WP HR S P ERA WHIP	IP WLS BF H R ER SO BB IBB HBP BLK WP HR S P ERA WHIP	IP WLS BF H R ER SO BB IBB HBP BLK WP HR S P ERA WHIP	IP WLS BF H R ER SO BB IBB HBP BLK WP HR S P ERA WHIP	IP WLS BF H R ER SO BB IBB HBP BLK WP HR S P ERA WHIP	IP WLS BF H R ER SO BB IBB HBP BLK WP HR S P ERA WHIP	IP WLS BF H R ER SO BB IBB HBP BLK WP HR S P ERA WHIP	IP WLS BF H R ER SO BB IBB HBP BLK WP HR S P ERA WHIP	IP WLS BF H R ER SO BB IBB HBP BLK WP HR S P ERA WHIP	IP WLS BF H R ER SO BB IBB HBP BLK WP HR S P ERA WHIP	IP WLS BF H R ER SO BB IBB HBP BLK WP HR S P ERA WHIP	IP WLS BF H R ER SO BB IBB HBP BLK WP HR S P ERA WHIP	IP WLS BF H R ER SO BB IBB HBP BLK WP HR S P ERA WHIP

St. Louis Cardinals @ Atlanta Braves
 Atlanta-Fulton County Stadium, Atlanta, GA
 Thu Aug 24 1989, 7:05 PM EDT
 Att: 8,174 - Unknown - 96 F

AB 34
 R 4
 H 8
 RBI 3
 BB 2
 SO 4
 LOB 10



Batter	1	2	3	4	5	6	7	8	9	AB	R	H	RBI	BB	SO	LOB	BOTTOM			
Oddibe McDowell, L (1, 8) OBP: 0.314, SLG: 0.327	0-0 F3		0-0 4-3			0-0 F8		0-0 F7		4	0	0	0	0	0	0				
Jeff Blauser, R (1, 5) OBP: 0.314, SLG: 0.395	0-0 P3		0-0 5-3			0-0 1B		0-0 4-3		4	0	1	0	0	0	0				
Lonnie Smith, R (1, 7) OBP: 0.422, SLG: 0.559	0-0 F8		0-0 F9		0-0 5-3		0-3 K			4	0	0	0	0	1	1				
Dale Murphy, R (1, 9) OBP: 0.298, SLG: 0.359		0-3 K		0-0 4-3		0-0 G3		0-0 F8		3	0	0	0	0	1	0				
Andres Thomas, R (1, 6) OBP: 0.237, SLG: 0.333		0-0 6-3		0-0 F9		0-0 G3		0-0 F8		3	0	0	0	0	0	0				
Tommy Gregg, L (1, 3) OBP: 0.292, SLG: 0.354		0-0 2B		0-3 K		0-0 G3		0-0 F8		3	1	1	0	0	1	0				
Jody Davis, R (1, 2) OBP: 0.238, SLG: 0.225		0-0 1B		0-0 5-3		0-0 F8		0-0 F7		3	0	1	1	0	0	0				
Jeff Treadway, L (1, 4) OBP: 0.316, SLG: 0.381		0-0 2B		0-0 6-3		0-0 F7		0-0 K		3	0	0	0	0	0	1				
Tom Glavine, L (1, 1) OBP: 0.194, SLG: 0.172 Mark Eichhorn, R (6, 1) Geronimo Berroa, R (6, PH) Mike Stanton, L (9, 1)		0-3 K		0-3 K		0-3 K		0-3 K		2	0	0	0	0	2	0				
Inning Stats	R: 0 E: 0 K: 0 S: 3	H: 0 LOB: 0 BB: 0 P: 3	R: 1 E: 0 K: 1 S: 7	H: 2 LOB: 1 BB: 0 P: 7	R: 0 E: 0 K: 1 S: 5	H: 0 LOB: 0 BB: 0 P: 5	R: 0 E: 0 K: 0 S: 3	H: 0 LOB: 0 BB: 0 P: 3	R: 0 E: 0 K: 1 S: 6	H: 1 LOB: 1 BB: 0 P: 6	R: 0 E: 0 K: 0 S: 3	H: 0 LOB: 0 BB: 0 P: 3	R: 0 E: 0 K: 1 S: 5	H: 0 LOB: 0 BB: 0 P: 5	R: 0 E: 0 K: 1 S: 5	H: 0 LOB: 0 BB: 0 P: 5	1B: 2 2B: 1 HR: 0	SF: 0 SAC: 0 DP: 0 HBP: 0	WP: 0 PA: 30 CS: 0	
PITCHER	IP WLS BF H R ER SO BB IBB HBP BLK WP HR S P ERA WHIP	IP WLS BF H R ER SO BB IBB HBP BLK WP HR S P ERA WHIP	IP WLS BF H R ER SO BB IBB HBP BLK WP HR S P ERA WHIP	IP WLS BF H R ER SO BB IBB HBP BLK WP HR S P ERA WHIP	IP WLS BF H R ER SO BB IBB HBP BLK WP HR S P ERA WHIP	IP WLS BF H R ER SO BB IBB HBP BLK WP HR S P ERA WHIP	IP WLS BF H R ER SO BB IBB HBP BLK WP HR S P ERA WHIP	IP WLS BF H R ER SO BB IBB HBP BLK WP HR S P ERA WHIP	IP WLS BF H R ER SO BB IBB HBP BLK WP HR S P ERA WHIP	IP WLS BF H R ER SO BB IBB HBP BLK WP HR S P ERA WHIP	IP WLS BF H R ER SO BB IBB HBP BLK WP HR S P ERA WHIP	IP WLS BF H R ER SO BB IBB HBP BLK WP HR S P ERA WHIP	IP WLS BF H R ER SO BB IBB HBP BLK WP HR S P ERA WHIP	IP WLS BF H R ER SO BB IBB HBP BLK WP HR S P ERA WHIP	IP WLS BF H R ER SO BB IBB HBP BLK WP HR S P ERA WHIP	IP WLS BF H R ER SO BB IBB HBP BLK WP HR S P ERA WHIP	IP WLS BF H R ER SO BB IBB HBP BLK WP HR S P ERA WHIP	IP WLS BF H R ER SO BB IBB HBP BLK WP HR S P ERA WHIP	IP WLS BF H R ER SO BB IBB HBP BLK WP HR S P ERA WHIP	IP WLS BF H R ER SO BB IBB HBP BLK WP HR S P ERA WHIP

St. Louis Cardinals @ Atlanta Braves
 Atlanta-Fulton County Stadium, Atlanta, GA
 Thu Aug 24 1989, 7:05 PM EDT
 Att: 8,174 - Unknown - 96 F

AB 30
 R 1
 H 3
 RBI 1
 BB 0
 SO 6
 LOB 2



Batter	1	2	3	4	5	6	7	8	9	AB	R	H	RBI	BB	SO	LOB	TOP									
Oddibe McDowell, L OBP: 0.315, SLG: 0.335 (1, 8)	1-0 HR		3-2 1B SF7 1B	1-0 F9		1-3 K		0-1 G4-1		5	2	2	1	0	1	5										
Jeff Treadway, L OBP: 0.317, SLG: 0.381 (1, 4)	2-0 BB 1B		1-2 1B 1B	1-2 F8				0-1 G4-3	0-0 L9	5	0	2	0	0	0	1										
Lonnie Smith, R OBP: 0.420, SLG: 0.559 (1, 7)	4-1 BB G6-4-3		0-1 1B		1-0 G5-3			2-2 G1-3	3-3 K	4	0	1	0	1	1	0										
Dale Murphy, R OBP: 0.300, SLG: 0.366 (1, 9)	1-1 G6-4-3		1-2 SF7		1-1 G4-6-3 1B			2-3 K	4-1 BB	3	0	1	1	1	1	2										
Darrell Evans, L OBP: 0.308, SLG: 0.378 (1, 3)	1-3 K		1-3 K		1-0 G4-6-3			0-1 G6-3	1-0 P6	5	0	0	0	0	2	5										
Jeff Blauer, R OBP: 0.317, SLG: 0.412 (1, 5)		0-2 G6-4-3 1B		3-2 HR		1-0 L9		0-2 HR		4	2	3	2	0	0	0										
Andres Thomas, R OBP: 0.237, SLG: 0.333 (1, 6)		0-0 F8		0-1 E S 1B		2-2 P2		1-2 2B		4	1	2	0	0	0	1	AB 36									
John Russell, R OBP: 0.221, SLG: 0.213 (1, 2)	1-1 G6-4-3		3-3 K		4-2 1B BB			1-2 P4		3	0	0	0	1	1	3	R 5									
Derek Lilliquist, L OBP: 0.216, SLG: 0.235 (1, 1)			1-3 K		0-0 1B			4-0 IBB		2	0	1	1	0	1	0	H 13									
Sergio Valdez, R OBP: 1.000, SLG: 1.000 (4, 1)										1	0	1	0	0	0	0	RBI 5									
Tommy Gregg, L OBP: 0.258, SLG: 0.355 (8, PH)										0	0	0	0	1	0	0	BB 4									
Joe Boever, R (8, 1)										0	0	0	0	0	0	0	SO 7									
Inning Stats	R: 1 E: 0 K: 1 S: 8	H: 2 LOB: 1 BB: 1 P: 17	R: 0 E: 0 K: 0 S: 6	H: 1 LOB: 0 BB: 0 P: 7	R: 1 E: 0 K: 2 S: 18	H: 3 LOB: 2 BB: 0 P: 25	R: 2 E: 1 K: 1 S: 13	H: 3 LOB: 1 BB: 0 P: 21	R: 0 E: 0 K: 0 S: 4	H: 1 LOB: 0 BB: 0 P: 7	R: 0 E: 0 K: 1 S: 12	H: 1 LOB: 2 BB: 1 P: 21	R: 0 E: 0 K: 0 S: 8	H: 0 LOB: 0 BB: 0 P: 12	R: 1 E: 0 K: 0 S: 14	H: 2 LOB: 2 BB: 1 P: 20	R: 0 E: 0 K: 1 S: 7	H: 0 LOB: 1 BB: 1 P: 15	1B: 9 2B: 2 3B: 0 HR: 3	SF: 1 SAC: 0 DP: 3 HBP: 0	WP: 0 PB: 0 SB: 1 CS: 0	PA: 41				
PITCHER	IP	WLS	BF	H	R	ER	SO	BB	IBB	HBP	BLK	WP	HR	S	P	ERA	WHIP									
Rick Sutcliffe, R ERA: 3.46	(1, 1)	3.0	L	16	8	4	4	3	1	0	0	0	0	2	37	57	12.00	3.000								
Scott Sanderson, R ERA: 4.2	(4, 1)	3.0		12	3	0	0	2	1	0	0	0	0	0	24	41	0.00	1.333								
Dean Wilkins, R ERA: 3.86	(7, 1)	1.2		8	2	1	1	1	0	1	0	0	0	1	20	30	5.40	1.200								
Paul Assenmacher, L ERA: 3.43	(8, 1)	0.0		0	0	0	0	0	0	0	0	0	0	0	0	0	=	=								
Calvin Schiraldi, R ERA: 3.82	(9, 1)	1.0		4	0	0	0	1	1	0	0	0	0	0	7	15	0.00	1.000								

Atlanta Braves @ Chicago Cubs
Wrigley Field, Chicago, IL
Sat Aug 26 1989, 3:33 AM CDT
Att: 35,752 - Overcast - 73 F

AB 36
R 5
H 13
RBI 5
BB 4
SO 7
LOB 17



Batter	1	2	3	4	5	6	7	8	9	AB	R	H	RBI	BB	SO	LOB	BOTTOM									
Jerome Walton, R OBP: 0.350, SLG: 0.417 (1, 8)	0-0 B1-3		0-0 F8		0-1 23 CS 1B		1-2 G5-3		1-3 K	5	0	1	0	0	1	1										
23 Ryne Sandberg, R OBP: 0.348, SLG: 0.493 (1, 4)	1-1 F9		1-1 F8 2B		3-3 K		1-0 F9			4	1	1	0	0	1	1										
Mark Grace, L OBP: 0.398, SLG: 0.470 (1, 3)	3-2 F7		2-2 F8		0-0 E 1B		2-2 F7			4	0	1	0	0	0	1										
Andre Dawson, R OBP: 0.308, SLG: 0.466 (1, 9)		1-2 P3		1-2 2B 2B		1-2 E2		1-1 G4-3		4	1	1	1	0	0	1										
Lloyd McClendon, R OBP: 0.374, SLG: 0.492 (1, 7)		0-0 G6-3		0-1 G6-3 1B 2B		1-2 F9		1-1 G1-3 1B		4	1	2	1	0	0	2										
Vance Law, R OBP: 0.291, SLG: 0.360 (1, 5)		1-3 K		0-0 G6-3		1-0 SH1-3 FC1-2 2B		0-0 G1-3		4	0	1	0	0	1	2										
Shawon Dunston, R OBP: 0.325, SLG: 0.495 (1, 6)			0-0 L9		0-0 1B 1B		0-2 SH1-3		1-2 G3-1	3	0	1	1	0	0	1	AB 35									
Rick Wrona, R OBP: 0.282, SLG: 0.263 (6, PH)	(1, 2)		0-0		0-1 FC1-2			2-1 G5-3		2	0	2	0	0	0	0	R 3									
Curtis Wilkerson, S OBP: 0.277, SLG: 0.321 (6, PH)	(6, PH)									1	0	0	0	0	0	1	H 10									
Joe Girardi, R OBP: 0.233, SLG: 0.257 (7, 2)	(7, 2)									0	0	0	0	0	0	0	RBI 3									
Darnn Jackson, R OBP: 0.279, SLG: 0.313 (9, PH)	(9, PH)									1	0	0	0	0	0	0	BB 0									
Rick Sutcliffe, L OBP: 0.288, SLG: 0.271 (4, 1)	(1, 1)									0	0	0	0	0	0	0	SO 6									
Scott Sanderson, R ERA: 4.23	(4, 1)									1	0	0	0	0	1	2	LOB 13									
Mitch Webster, S OBP: 0.196, SLG: 0.080 (6, PH)	(6, PH)									0	0	0	0	0	0	0										
Dean Wilkins, R OBP: 0.326, SLG: 0.357 (7, 1)	(7, 1)									0	0	0	0	0	0	0										
Paul Assenmacher, L (8, 1)	(8, 1)									0	0	0	0	0	0	0										
Calvin Schiraldi, R (9, 1)	(9, 1)									0	0	0	0	0	0	0										
Domingo Ramos, R OBP: 0.335, SLG: 0.336 (9, PH)	(9, PH)									1	0	0	0	0	1	0										
Inning Stats	R: 0 E: 0 K: 0 S: 8	H: 0 LOB: 0 BB: 0 P: 12	R: 0 E: 0 K: 1 S: 9	H: 0 LOB: 0 BB: 0 P: 11	R: 0 E: 0 K: 0 S: 5	H: 1 LOB: 1 BB: 0 P: 5	R: 3 E: 0 K: 1 S: 18	H: 5 LOB: 2 BB: 0 P: 23	R: 0 E: 1 K: 1 S: 13	H: 2 LOB: 2 BB: 0 P: 17	R: 0 E: 0 K: 1 S: 11	H: 1 LOB: 1 BB: 0 P: 13	R: 0 E: 0 K: 0 S: 11	H: 0 LOB: 0 BB: 0 P: 15	R: 0 E: 0 K: 0 S: 8	H: 1 LOB: 1 BB: 0 P: 11	R: 0 E: 0 K: 2 S: 8	H: 0 LOB: 0 BB: 0 P: 13	1B: 6 2B: 4 3B: 0 HR: 0	SF: 0 SAC: 2 DP: 0 HBP: 0	WP: 0 PB: 0 SB: 0 CS: 1	PA: 37				
PITCHER	IP	WLS	BF	H	R	ER	SO	BB	IBB	HBP	BLK	WP	HR	S	P	ERA	WHIP									
Derek Lilliquist, L ERA: 4.23	(1, 1)	3.2		17	6	3	3	1	0	0	0	0	0	0	37	47	7.36	1.636								
Sergio Valdez, R ERA: 5.16	(4, 1)	3.1	W	13	3	0	0	3	0	0	0	0	0	38	49	0.00	0.900									
Joe Boever, R ERA: 3.2	(8, 1)	2.0	S	7	1	0	0	2	0	0	0	0	0	16	24	0.00	0.500									

Atlanta Braves @ Chicago Cubs
Wrigley Field, Chicago, IL
Sat Aug 26 1989, 3:33 AM CDT
Att: 35,752 - Overcast - 73 F

AB 35
R 3
H 10
RBI 3
BB 0
SO 6
LOB 13



Batter	1	2	3	4	5	6	7	8	9	10	AB	R	H	RBI	BB	SO	LOB	TOP										
Oddibe McDowell, L OBP: 0.314, SLG: 0.338 (1, 8)	K	L8			F8		1B 2H 3B		G3		5	1	1	1	0	1	2	Atlanta Braves @ Chicago Cubs Wrigley Field, Chicago, IL Sun-Aug 27 1989, 3:33 AM CDT Att: 35,107 - Unknown - 75 F										
Jeff Blauer, R OBP: 0.321, SLG: 0.413 (1, 5)	K				F9		FC5-4 1B		BB BB		4	0	2	1	1	1	0											
Lonnie Smith, R OBP: 0.422, SLG: 0.557 (1, 7)	BB HBP				L6		FC5-4 WP 1-2		BB		3	0	1	0	1	0	2											
Dale Murphy, R OBP: 0.301, SLG: 0.365 (1, 9)	BB				F8		K		BB		4	0	1	0	1	2	4											
Andres Thomas, R OBP: 0.237, SLG: 0.331 (1, 6)	P7				FC6-4		6-3		K		5	0	1	0	0	1	3											
Tommy Gregg, L OBP: 0.268, SLG: 0.356 (1, 3)		E5 FC1-5 1B			S 1B		F7		K		5	0	2	0	0	1	1											
John Russell, R OBP: 0.222, SLG: 0.214 Joe Boever, R (8, 1)		SH1-4 FC1-5 1B			F9		F9		F8		4	0	1	0	0	0	2											
Geronimo Berroa, R OBP: 0.312, SLG: 0.351 Mark Eichhorn, R (10, 1)		SH1-4 FC1-5 1B			K				F8		1	0	0	0	0	1	1											
Jeff Treadway, L OBP: 0.316, SLG: 0.378 (1, 4)		FC1-5 SH1-4			K		SH2-3 3B 1B		F8		5	1	1	0	0	2	5											
Marty Clary, R OBP: 0.269, SLG: 0.208 Mike Stanton, L (8, 1)		SH1-4			4-3		SH2-3		F8		1	0	0	0	0	0	1											
Jody Davis, R OBP: 0.237, SLG: 0.224 (8, 2)		SH1-4			4-3		SH2-3		F8		0	0	0	0	0	0	0											
Inning Stats	R: 0 E: 0 K: 2 S: 14	H: 0 LOB: 2 BB: 1 P: 23	R: 0 E: 1 K: 0 S: 10	H: 1 LOB: 2 BB: 0 P: 16	R: 0 E: 0 K: 0 S: 8	H: 2 LOB: 1 BB: 0 P: 13	R: 0 E: 0 K: 0 S: 17	H: 1 LOB: 1 BB: 0 P: 23	R: 0 E: 0 K: 0 S: 8	H: 1 LOB: 1 BB: 0 P: 12	R: 0 E: 0 K: 0 S: 10	H: 0 LOB: 0 BB: 0 P: 13	R: 2 E: 0 K: 1 S: 13	H: 3 LOB: 1 BB: 0 P: 22	R: 0 E: 0 K: 1 S: 10	H: 1 LOB: 1 BB: 0 P: 14	R: 0 E: 0 K: 1 S: 11	H: 0 LOB: 2 BB: 2 P: 20	R: 0 E: 0 K: 3 S: 11	H: 1 LOB: 1 BB: 0 P: 17	1B: 9 2B: 0 3B: 1 HR: 0	SF: 0 SAC: 2 DP: 0 HBP: 1	WP: 1 PB: 0 SB: 2 CS: 1	PA: 44				
PITCHER	IP	WLS	BF	H	R	ER	SO	BB	IBB	HBP	BLK	WP	HR	S	P	ERA	WHIP											
Steve Wilson, L ERA: 3.39 (1, 1)	6.1		28	7	2	2	3							0	72	107	2.84	1.263										
Les Lancaster, R ERA: 1.21 (7, 1)	1.2		7	2	0	0	2					1	0	18	29	0.00	1.200											
Mitch Williams, L ERA: 1.99 (9, 1)	2.0	W	9	1	0	0	4	2	0	0	0	0	0	22	37	0.00	1.500											

Batter	1	2	3	4	5	6	7	8	9	10	AB	R	H	RBI	BB	SO	LOB	BOTTOM									
Shavon Dunston, R OBP: 0.326, SLG: 0.406 (1, 6)	G3				FC5-4				F4		4	1	1	0	1	0	1	Atlanta Braves @ Chicago Cubs Wrigley Field, Chicago, IL Sun-Aug 27 1989, 3:33 AM CDT Att: 35,107 - Unknown - 75 F									
23 Ryne Sandberg, R OBP: 0.347, SLG: 0.490 (1, 4)	K				F9				BB 1B		5	0	1	0	0	1	3										
Mitch Webster, S OBP: 0.329, SLG: 0.303 Les Lancaster, R OBP: 0.327, SLG: 0.333 Curtis Wilkerson, S OBP: 0.327, SLG: 0.321 Jerome Walton, R OBP: 0.329, SLG: 0.417 Mitch Williams, L OBP: 0.294, SLG: 0.207 (1, 8)	F9				6-3				F8		3	0	0	0	0	0	1										
Mark Grace, L OBP: 0.400, SLG: 0.473 (1, 3)		1B 1B			1B 2B				4-3		4	1	2	0	1	1	2										
Andre Dawson, R OBP: 0.309, SLG: 0.465 (1, 9)		F8			G6-4-3 1B				K		5	0	2	2	0	1	3										
Lloyd McClendon, R OBP: 0.377, SLG: 0.490 (1, 7)		1B			G6-4-3 1-2				F6		3	1	1	0	1	0	1										
Domingo Ramos, R OBP: 0.327, SLG: 0.331 (1, 5)		F8			6-3				F4		3	0	0	0	0	2											
Joe Girardi, R OBP: 0.235, SLG: 0.259 Vance Law, R OBP: 0.290, SLG: 0.359 (10, 7)		F3			6-3				F4		3	0	1	0	0	2											
Steve Wilson, L (1, 1)					5-3				5-3		1	0	0	0	1	0	0										
Darrin Jackson, R OBP: 0.294, SLG: 0.317 (7, 8)					5-3				K		2	0	1	1	0	1	1										
Inning Stats	R: 0 E: 0 K: 1 S: 7	H: 0 LOB: 0 BB: 0 P: 12	R: 0 E: 0 K: 0 S: 15	H: 2 LOB: 2 BB: 0 P: 20	R: 0 E: 0 K: 0 S: 8	H: 1 LOB: 1 BB: 0 P: 12	R: 1 E: 0 K: 0 S: 8	H: 2 LOB: 0 BB: 0 P: 13	R: 0 E: 0 K: 0 S: 6	H: 0 LOB: 1 BB: 1 P: 11	R: 0 E: 0 K: 1 S: 8	H: 0 LOB: 0 BB: 0 P: 14	R: 0 E: 0 K: 1 S: 7	H: 1 LOB: 1 BB: 0 P: 10	R: 0 E: 0 K: 1 S: 10	H: 1 LOB: 2 BB: 1 P: 21	R: 1 E: 0 K: 0 S: 10	H: 1 LOB: 0 BB: 2 P: 20	R: 1 E: 0 K: 0 S: 7	H: 1 LOB: 2 BB: 2 P: 17	1B: 7 2B: 2 3B: 0 HR: 0	SF: 0 SAC: 1 DP: 1 HBP: 0	WP: 0 PB: 0 SB: 1 CS: 1	PA: 42			
PITCHER	IP	WLS	BF	H	R	ER	SO	BB	IBB	HBP	BLK	WP	HR	S	P	ERA	WHIP										
Marty Clary, R ERA: 2.61 (1, 1)	7.1		29	7	1	1	3	1	0	0	0	0	0	63	99	1.23	1.091										
Mike Stanton, L ERA: 3.27 (8, 1)	0.1		2	0	0	0	1	1	0	0	0	0	0	4	10	0.00	3.000										
Joe Boever, R ERA: 3.27 (8, 1)	1.1		5	1	1	1	0	1	0	0	0	0	0	12	24	6.75	1.500										
Mark Eichhorn, R ERA: 4.68 (10, 1)	0.2	L	5	1	1	1	0	1	1	0	0	0	0	7	17	13.50	3.000										



Batter	1	2	3	4	5	6	7	8	9	AB	R	H	RBI	BB	SO	LOB	TOP										
Oddibe McDowell, L (1, 8) OBP: 0.313, SLG: 0.336	F7		F8			G4-3			F8	5	1	1	1	0	0	3	Atlanta Braves @ Pittsburgh Pirates Three Rivers Stadium, Pittsburgh, PA Mon Aug 28 1989, 7:05 PM EDT Att: 9,854 - Unknown										
Jeff Treadway, L (1, 4) OBP: 0.315, SLG: 0.379	F9			G4-3			F7		F8	5	1	1	1	0	0	1											
Lonnie Smith, R (1, 7) OBP: 0.423, SLG: 0.557	F8			G5-3			F9			4	0	2	1	0	0	0											
Dale Murphy, R (1, 9) OBP: 0.299, SLG: 0.362		P5		G5-3			F7			4	0	0	0	0	0	2											
Tommy Gregg, L (1, 3) OBP: 0.298, SLG: 0.354	G6-3			G4-3				F9		4	0	1	0	0	0	1											
Jeff Blausler, R (1, 5) OBP: 0.323, SLG: 0.422					P4			G6-3		4	1	2	1	0	0	0											
Mike Stanton, L (8, 1)						HR				0	0	0	0	0	0	0											
Andres Thomas, R (1, 6) OBP: 0.237, SLG: 0.331	G4-3				SH3-4			P4		4	1	1	0	0	0	1											
John Russell, R (1, 2) OBP: 0.230, SLG: 0.223			G6-3					F1		4	1	2	0	0	0	0											
Pete Smith, R (1, 1) OBP: 0.179, SLG: 0.143			G4-3							1	0	0	0	1	0	0											
Tony Castillo, L (7, 1)					SH3-4					0	0	0	0	0	0	0											
Ed Whited, R (8, 5) OBP: 0.261, SLG: 0.349										1	0	1	0	0	0	0											
Inning Stats	R: 0 E: 0 K: 0 S: 7	H: 0 LOB: 0 BB: 0 P: 12	R: 0 E: 0 K: 0 S: 7	H: 1 LOB: 1 BB: 0 P: 11	R: 0 E: 0 K: 0 S: 7	H: 0 LOB: 0 BB: 0 P: 10	R: 0 E: 0 K: 0 S: 9	H: 1 LOB: 1 BB: 0 P: 15	R: 4 E: 0 K: 0 S: 12	H: 5 LOB: 1 BB: 0 P: 19	R: 1 E: 0 K: 0 S: 8	H: 3 LOB: 2 BB: 1 P: 21	R: 0 E: 0 K: 0 S: 13	H: 0 LOB: 0 BB: 0 P: 18	R: 0 E: 0 K: 0 S: 5	H: 1 LOB: 1 BB: 0 P: 8	1B: 9 2B: 1 3B: 0 HR: 1	SF: 0 SAC: 1 DP: 0 HBP: 0	WP: 1 PB: 0 SB: 1 CS: 1	PA: 38							
PITCHER	IP	WLS	BF	H	R	ER	SO	BB	IBB	HBP	BLK	WP	HR	S	P	ERA	WHIP										
Bob Walk, R (1, 1) ERA: 4.5	5.2	L	27	10	5	5	0	1	0	0	1	1	1	49	85	7.94	1.941										
Mike Smith, R (6, 1) ERA: 4.02	1.1		4	0	0	0	0	0	0	0	0	0	0	5	9	0.00	0.000										
Rick Reed, R (8, 1) ERA: 4.97	2.0		7	1	0	0	0	0	0	0	0	0	0	18	26	0.00	0.500										

AB	36
R	5
H	11
RBI	4
BB	1
SO	0
LOB	8



Batter	1	2	3	4	5	6	7	8	9	AB	R	H	RBI	BB	SO	LOB	BOTTOM										
R.J. Reynolds, S (1, 9) OBP: 0.337, SLG: 0.380	F7		F7							2	0	0	0	2	0	0	Atlanta Braves @ Pittsburgh Pirates Three Rivers Stadium, Pittsburgh, PA Mon Aug 28 1989, 7:05 PM EDT Att: 9,854 - Unknown										
Jay Bell, R (1, 6) OBP: 0.252, SLG: 0.306	K		G5-3				K			4	0	0	0	0	3	4											
Andy Van Slyke, L (1, 8) OBP: 0.300, SLG: 0.364										4	0	0	0	0	0	2											
Rick Reed, R (8, 1) OBP: 0.214, SLG: 0.083	G3-1		F6				P9			0	0	0	0	0	0	0											
Bobby Bonilla, S (1, 5) OBP: 0.345, SLG: 0.458		E8		K				L9		3	1	1	0	1	1	0											
Barry Bonds, L (1, 7) OBP: 0.362, SLG: 0.437		G3		F7			F8			4	0	0	0	0	0	2											
Jeff King, R (1, 3) OBP: 0.283, SLG: 0.376				F9				P6		4	1	2	1	0	0	0											
Michael LaValliere, L (1, 2) OBP: 0.494, SLG: 0.365										3	0	1	1	0	0	2											
Junior Ortiz, R (9, PH) OBP: 0.276, SLG: 0.271					G4-3		P8		G5-3	1	0	0	0	0	0	0											
Jose Lind, R (1, 4) OBP: 0.273, SLG: 0.281				F8					K	4	0	1	0	0	1	1											
Bob Walk, R (1, 1) OBP: 0.213, SLG: 0.300										2	0	0	0	0	0	1											
Mike Smith, R (6, 1)										0	0	0	0	0	0	0											
John Cangelosi, S (7, PH) OBP: 0.370, SLG: 0.276										2	0	0	0	0	0	1											
Inning Stats	R: 0 E: 0 K: 1 S: 7	H: 0 LOB: 0 BB: 0 P: 10	R: 2 E: 1 K: 0 S: 10	H: 3 LOB: 1 BB: 0 P: 15	R: 0 E: 0 K: 1 S: 7	H: 0 LOB: 0 BB: 0 P: 10	R: 0 E: 0 K: 1 S: 7	H: 0 LOB: 0 BB: 0 P: 11	R: 0 E: 0 K: 1 S: 10	H: 0 LOB: 2 BB: 1 P: 18	R: 0 E: 0 K: 0 S: 11	H: 1 LOB: 1 BB: 1 P: 19	R: 0 E: 0 K: 1 S: 7	H: 1 LOB: 1 BB: 1 P: 15	R: 0 E: 0 K: 0 S: 8	H: 0 LOB: 0 BB: 0 P: 15	R: 0 E: 0 K: 1 S: 9	H: 0 LOB: 0 BB: 0 P: 13	1B: 3 2B: 2 3B: 0 HR: 0	SF: 0 SAC: 0 DP: 0 HBP: 0	WP: 0 PB: 0 SB: 0 CS: 0	PA: 36					
PITCHER	IP	WLS	BF	H	R	ER	SO	BB	IBB	HBP	BLK	WP	HR	S	P	ERA	WHIP										
Pete Smith, R (1, 1) ERA: 4.69	6.2	W	29	5	2	2	4	3	0	0	0	0	0	56	96	2.70	1.200										
Tony Castillo, L (7, 1) ERA: 6.0	0.1		1	0	0	0	0	0	0	0	0	0	0	1	2	0.00	0.000										
Mike Stanton, L (8, 1)	2.0	S	6	0	0	0	1	0	0	0	0	0	0	17	28	0.00	0.000										



Batter	1	2	3	4	5	6	7	8	9	AB	R	H	RBI	BB	SO	LOB	TOP					
Oddibe McDowell, L OBP: 0.317, SLG: 0.352	B1		1-0 HR			2-0 HR		4-2 1B BB		3	3	2	3	1	0	0	Atlanta Braves @ Pittsburgh Pirates Three Rivers Stadium, Pittsburgh, PA Tue Aug 29 1989, 7:05 PM EDT Att: 9,686 - Unknown					
Jeff Treadway, L OBP: 0.319, SLG: 0.382	L5-3 1B		F7			2-2 FC6-4 1B		1-2 1B		4	0	3	0	0	0	0						
Lonnie Smith, R OBP: 0.423, SLG: 0.555	L5-3					0-1 FC6-4 1B		1-1 1B		3	0	1	1	1	0	2						
Dale Murphy, R OBP: 0.299, SLG: 0.361						0-0 1B		0-3 K		4	0	1	0	0	3	3						
Tommy Gregg, L OBP: 0.293, SLG: 0.349	L9					1-0 P6		1-0 G4-3		4	0	0	0	0	0	4						
Jeff Blausler, R OBP: 0.320, SLG: 0.417	K					2-2 P9		2-2 G5-3		4	0	0	0	0	2	0						
Andres Thomas, R OBP: 0.235, SLG: 0.328						2-3 K		0-0 P4		4	0	0	0	0	1	0						
John Russell, R OBP: 0.225, SLG: 0.218						1-3 K		0-1 G5-3		3	0	0	0	0	1	0						
Darrell Evans, L OBP: 0.307, SLG: 0.376								2-2 G4-1		1	0	0	0	0	0	0						
Tom Glavine, L OBP: 0.206, SLG: 0.172						0-1 G3		0-2 G4-3		0	1	0	0	0	1	0						
Jeff Wetherby, L OBP: 0.270, SLG: 0.353										1	0	0	0	0	0	0						
Sergio Valdez, R OBP: 1.000, SLG: 1.000										0	0	0	0	0	0	0						
Ed Whited, R OBP: 0.255, SLG: 0.341										1	0	0	0	0	0	0						
Tony Castillo, L OBP: 0.255, SLG: 0.341										0	0	0	0	0	0	0						
Inning Stats	R: 0 E: 0 K: 0 S: 8	H: 1 LOB: 0 BB: 0 P: 10	R: 0 E: 0 K: 2 S: 8	H: 0 LOB: 0 BB: 0 P: 14	R: 2 E: 0 K: 0 S: 5	H: 1 LOB: 0 BB: 1 P: 11	R: 0 E: 0 K: 1 S: 6	H: 0 LOB: 0 BB: 1 P: 10	R: 0 E: 0 K: 2 S: 9	H: 0 LOB: 0 BB: 0 P: 14	R: 1 E: 0 K: 0 S: 10	H: 3 LOB: 2 BB: 0 P: 15	R: 0 E: 0 K: 0 S: 6	H: 0 LOB: 0 BB: 0 P: 8	R: 1 E: 0 K: 1 S: 12	H: 2 LOB: 2 BB: 1 P: 19	R: 0 E: 0 K: 1 S: 10	H: 0 LOB: 0 BB: 0 P: 13	1B: 5 2B: 2 3B: 0 HR: 2	SF: 0 SAC: 0 DP: 2 HBP: 0	WP: 0 PB: 0 SB: 0 CS: 1	PA: 35
PITCHER	IP WLS BF H R ER SO BB IBB HBP BLK WP HR S P ERA WHIP																					
Doug Drabek, R ERA: 2.88	(1, 1) 7.1 W 29 6 4 4 5 3 0 0 0 0 0 2 58 93 4.91 1.227																					
Bill Landrum, R ERA: 1.05	(8, 1) 1.2 S 6 1 0 0 2 0 0 0 0 0 0 0 16 21 0.00 0.600																					

AB 32
R 4
H 7
RBI 4
BB 3
SO 7
LOB 9



Batter	1	2	3	4	5	6	7	8	9	AB	R	H	RBI	BB	SO	LOB	BOTTOM			
Billy Hatcher, R OBP: 0.278, SLG: 0.306	SH 1B SF9 1B					2-1 G6-3		1-0 G4-3		4	1	2	0	0	0	0	Atlanta Braves @ Pittsburgh Pirates Three Rivers Stadium, Pittsburgh, PA Tue Aug 29 1989, 7:05 PM EDT Att: 9,686 - Unknown			
Jay Bell, R OBP: 0.252, SLG: 0.304	S 1B SH 1B					3-2 G5-3		2-1 G5-3		4	1	1	0	0	1	1				
Jeff King, R OBP: 0.284, SLG: 0.370	SH 1B 2B					0-0 F7		0-3 K		2	1	0	0	1	1	0				
Bill Landrum, R ERA: 1.05	1-2 2B					4-2 BB		0-3 K		0	0	0	0	0	0	0				
Bobby Bonilla, S OBP: 0.342, SLG: 0.455	SF9					1-1 G1-3		1-2 F9		3	0	0	1	0	0	1				
R.J. Reynolds, S OBP: 0.339, SLG: 0.382	2B G1-2-3 1B					2-1 S 1B 1B		1-1 G1-3		4	1	2	1	0	0	0				
Andy Van Slyke, L OBP: 0.302, SLG: 0.368	1-2 2B					2-2 1B 1B		3-2 F9		4	1	2	2	0	0	0				
Junior Ortiz, R OBP: 0.280, SLG: 0.269	IBB					4-2 1B BB		2-2 G4-3		2	0	0	0	2	0	0				
Jose Lind, R OBP: 0.273, SLG: 0.281	G1-2-3					0-0 FC6-4 1B		1-0 G5-3		3	0	1	1	0	0	3				
Doug Drabek, R OBP: 0.149, SLG: 0.095						0-0 G6-3		2-2 L4		3	0	0	0	0	0	2				
Benny Distefano, L OBP: 0.329, SLG: 0.300						1-2 FC6-4				0	0	0	0	0	0	0				
Inning Stats	R: 3 E: 0 K: 0 S: 13	H: 4 LOB: 2 BB: 1 P: 25	R: 0 E: 0 K: 1 S: 6	H: 1 LOB: 0 BB: 0 P: 8	R: 2 E: 0 K: 0 S: 14	H: 3 LOB: 2 BB: 1 P: 23	R: 0 E: 0 K: 0 S: 9	H: 0 LOB: 1 BB: 1 P: 18	R: 0 E: 0 K: 0 S: 10	H: 0 LOB: 0 BB: 0 P: 16	R: 0 E: 0 K: 0 S: 5	H: 0 LOB: 0 BB: 0 P: 9	R: 0 E: 0 K: 1 S: 9	H: 0 LOB: 0 BB: 0 P: 12	R: 0 E: 0 K: 0 S: 10	H: 0 LOB: 0 BB: 0 P: 17	1B: 7 2B: 1 3B: 0 HR: 0	SF: 1 SAC: 1 DP: 1 HBP: 0	WP: 0 PB: 0 SB: 2 CS: 1	PA: 34
PITCHER	IP WLS BF H R ER SO BB IBB HBP BLK WP HR S P ERA WHIP																			
Tom Glavine, L ERA: 3.69	(1, 1) 5.0 L 25 5 5 5 1 2 1 0 0 0 0 0 14 21 9.00 2.000																			
Sergio Valdez, R ERA: 4.74	(6, 1) 2.0 6 0 0 0 1 0 0 0 0 0 0 0 14 21 0.00 0.000																			
Tony Castillo, L ERA: 5.68	(8, 1) 1.0 3 0 0 0 0 0 0 0 0 0 0 0 10 17 0.00 0.000																			


AB 29
R 5
H 8
RBI 5
BB 3
SO 2
LOB 7



Batter	1	2	3	4	5	6	7	8	9	AB	R	H	RBI	BB	SO	LOB	TOP					
Oddibe McDowell, L (1, 8) OBP: 0.315, SLG: 0.350	3-1 CS 1B		2-2 F9		1-1 F8	1-0 F8		0-0 FC6-4		5	0	1	0	0	0	3						
Jeff Treadway, L (1, 4) OBP: 0.322, SLG: 0.386	4-1 SAFE BB 1-2		0-1 2B		0-1 2B		1-2 L3		3-2 F7	4	2	2	0	1	0	0						
Lonnie Smith, R (1, 7) OBP: 0.425, SLG: 0.559	4-1 BB		2-2 1B		3-2 2B		2-1 F9		0-1 G4-3	4	0	2	3	1	0	0						
Dale Murphy, R (1, 9) OBP: 0.296, SLG: 0.357	2-3 K		2-3 K		0-3 K		0-1 G6-3		1-2 F8	5	0	0	0	0	3	4						
Darrell Evans, L (1, 3) OBP: 0.310, SLG: 0.376	0-2 F8		1-2 G6-3		4-0 IBB				3-1 SH3 1B	3	1	1	0	1	0	3						
Jeff Blaser, R (1, 5) OBP: 0.319, SLG: 0.416		2-3 K		2-0 G5-3		3-3 K		1-0 SH3 1B		4	1	1	0	0	2	2						
Andres Thomas, R (1, 6) OBP: 0.233, SLG: 0.326		2-1 P2		0-1 P2		0-0 F7		0-0 SH3		3	0	0	0	0	0	0						
Bruce Benedict, R (1, 2) OBP: 0.299, SLG: 0.231		2-1		1-1 G5-3		4-2		1-0 P5		2	0	1	0	1	0	0						
Tommy Gregg, L (8, PH) OBP: 0.292, SLG: 0.347										1	0	0	0	0	0	2						
John Russell, R (8, 2) OBP: 0.225, SLG: 0.218										0	0	0	0	0	0	0						
29 John Smoltz, R (1, 1) OBP: 0.194, SLG: 0.213		2-1 1B								2	1	1	0	0	0	1						
Mike Stanton, L (7, 1)		G4-3								0	0	0	0	0	0	0						
Jeff Wetherby, L (8, PH) OBP: 0.289, SLG: 0.371						2B				1	0	1	2	0	0	0						
Joe Boever, R (8, 1)						1B				0	0	0	0	0	0	0						
Inning Stats	R: 0 E: 0 K: 1 S: 11	H: 1 LOB: 2 BB: 2 P: 23	R: 0 E: 0 K: 1 S: 9	H: 1 LOB: 1 BB: 0 P: 17	R: 1 E: 0 K: 1 S: 16	H: 2 LOB: 1 BB: 0 P: 23	R: 0 E: 0 K: 0 S: 5	H: 0 LOB: 0 BB: 0 P: 8	R: 2 E: 0 K: 2 S: 16	H: 3 LOB: 2 BB: 1 P: 30	R: 0 E: 0 K: 0 S: 5	H: 0 LOB: 1 BB: 1 P: 10	R: 0 E: 0 K: 0 S: 7	H: 0 LOB: 0 BB: 0 P: 10	R: 2 E: 0 K: 0 S: 7	H: 3 LOB: 1 BB: 0 P: 12	R: 0 E: 0 K: 0 S: 9	H: 0 LOB: 0 BB: 0 P: 13	1B: 7 2B: 3 3B: 0 HR: 0	SF: 0 SAC: 2 DP: 0 HBP: 0	WP: 0 PB: 0 SB: 0 CS: 1	PA: 40
PITCHER	IP	WLS	BF	H	R	ER	SO	BB	IBB	HBP	BLK	WP	HR	S	P	ERA	WHIP					
Jeff Robinson, R (1, 1) ERA: 4.61	5.2		27	7	3	3	5	3	1	0	0	0	0	61	109	4.76	1.765					
Neal Heaton, L (6, 1) ERA: 3.55	1.1		4	0	0	0	0	0	0	0	0	0	0	8	12	0.00	0.000					
Randy Kramer, R (8, 1) ERA: 3.79	1.0	W	6	3	2	2	0	0	0	0	0	0	0	7	12	18.00	3.000					
Bill Landrum, R (9, 1) ERA: 1.04	1.0	S	3	0	0	0	0	0	0	0	0	0	0	9	13	0.00	0.000					

Atlanta Braves @ Pittsburgh Pirates
Three Rivers Stadium, Pittsburgh, PA
Wed Aug 30 1989, 7:05 PM EDT
Att: 8,314 - Unknown - 80 F


AB 34
R 5
H 10
RBI 5
BB 4
SO 5
LOB 15



Batter	1	2	3	4	5	6	7	8	9	AB	R	H	RBI	BB	SO	LOB	BOTTOM				
R.J. Reynolds, S (1, 9) OBP: 0.343, SLG: 0.384	3-1 L1		0-2 1B		4-0 IBB		2-2 G6-4-3 1B	3-0 G3-1		4	1	2	0	1	0	2					
Jay Bell, R (1, 6) OBP: 0.256, SLG: 0.303	4-2 CS BB		2-3 K		3-2 G5-3		0-1 G6-4-3 1B	3-2 F9		4	0	1	1	1	1	7					
Andy Van Slyke, L (1, 8) OBP: 0.301, SLG: 0.367	3-3 K 1-2		1-1 1B		3-2 P6		0-0 G6-4-3 1B			4	0	1	2	0	1	3					
Bobby Bonilla, S (1, 5) OBP: 0.342, SLG: 0.453		1-0 F7		2-1 P5		2-2 P7		1-0 BB 1B		4	0	1	1	0	0	2					
Barry Bonds, L (1, 7) OBP: 0.363, SLG: 0.435		4-2 CS BB		2-1 F7		1-1 P5		4-0 BB		2	0	0	0	2	0	0					
Benny Distefano, L (1, 3) OBP: 0.329, SLG: 0.308		1-2 F7		1-2 E		0-1 P4		2-3 K		3	1	1	0	0	0	1					
Jeff King, R (7, PH) OBP: 0.282, SLG: 0.368										1	0	0	0	0	1	2					
Michael LaValliere, L (1, 2) OBP: 0.154, SLG: 0.154										3	1	2	0	1	0	0					
Gary Redus, R (8, PH) OBP: 0.207, SLG: 0.207										0	1	0	0	0	0	0					
John Carpenter, S (7, PH) OBP: 0.376, SLG: 0.276										0	1	0	0	0	0	0					
Randy Kramer, R (8, 1) OBP: 0.276, SLG: 0.186										0	0	0	0	0	0	0					
Billy Hatcher, R (8, PH) OBP: 0.276, SLG: 0.209										1	1	1	0	0	0	0					
Bill Landrum, R (9, 1) ERA: 1.04										0	0	0	0	0	0	0					
Jose Lind, R (1, 4) OBP: 0.272, SLG: 0.280										3	0	0	0	0	0	2					
Jeff Robinson, R (1, 1) ERA: 4.61										2	1	1	0	0	0	2					
Neal Heaton, L (6, 1) ERA: 3.55										0	0	0	0	0	0	0					
John Carpenter, S (7, PH) OBP: 0.376, SLG: 0.276										0	1	0	0	0	0	0					
Randy Kramer, R (8, 1) OBP: 0.276, SLG: 0.186										0	0	0	0	0	0	0					
Billy Hatcher, R (8, PH) OBP: 0.276, SLG: 0.209										1	1	1	0	0	0	0					
Bill Landrum, R (9, 1) ERA: 1.04										0	0	0	0	0	0	0					
Inning Stats	R: 0 E: 0 K: 1 S: 7	H: 0 LOB: 1 BB: 1 P: 17	R: 0 E: 0 K: 0 S: 12	H: 0 LOB: 0 BB: 1 P: 17	R: 2 E: 0 K: 1 S: 17	H: 4 LOB: 2 BB: 0 P: 24	R: 1 E: 1 K: 0 S: 13	H: 1 LOB: 3 BB: 2 P: 28	R: 0 E: 0 K: 0 S: 10	H: 0 LOB: 0 BB: 0 P: 16	R: 0 E: 0 K: 0 S: 6	H: 0 LOB: 2 BB: 1 P: 10	R: 2 E: 0 K: 1 S: 11	H: 3 LOB: 1 BB: 1 P: 21	R: 2 E: 0 K: 0 S: 12	H: 2 LOB: 1 BB: 0 P: 19	1B: 9 2B: 2 3B: 0 HR: 0	SF: 0 SAC: 1 DP: 2 HBP: 1	WP: 1 PB: 0 SB: 0 CS: 2	PA: 38	
PITCHER	IP	WLS	BF	H	R	ER	SO	BB	IBB	HBP	BLK	WP	HR	S	P	ERA	WHIP				
29 John Smoltz, R (1, 1) ERA: 2.99	6.0		29	7	5	4	2	3	1	0	0	0	0	70	120	6.00	1.667				
Mike Stanton, L (7, 1) ERA	1.0		4	1	0	0	1	1	0	0	0	0	0	6	13	0.00	2.000				
Joe Boever, R (8, 1) ERA: 3.47	1.0	L	5	2	2	2	0	0	0	0	0	1	0	12	19	18.00	2.000				

Atlanta Braves @ Pittsburgh Pirates
Three Rivers Stadium, Pittsburgh, PA
Wed Aug 30 1989, 7:05 PM EDT
Att: 8,314 - Unknown - 80 F

AB 31
R 7
H 10
RBI 5
BB 5
SO 3
LOB 21



Batter	1	2	3	4	5	6	7	8	9	AB	R	H	RBI	BB	SO	LOB	TOP																			
Jerome Walton, R OBP: 0.351, SLG: 0.410	F9		K			G6-3			G5-3 2B 1B	4	0	1	0	0	1	0	Chicago Cubs @ Atlanta Braves Atlanta-Fulton County Stadium, Atlanta, GA Fri Sep 01 1989, 7:05 PM EDT Att: 14,255 - Unknown livebaseballscorecards.com																			
23 Ryne Sandberg, R OBP: 0.347, SLG: 0.491	G6-3				F8	G5-3			G5-3 1B	4	0	1	0	0	0	0																				
Mark Grace, L OBP: 0.398, SLG: 0.470	F7				F8	F8			G5-3 1-2 2-3*	4	0	0	0	0	0	2																				
Andre Dawson, R OBP: 0.307, SLG: 0.468		P6			HR				F8 K	4	1	1	1	0	1	1																				
Lloyd McClendon, R OBP: 0.379, SLG: 0.512					L6				P5	3	0	1	0	0	0	0																				
Luis Salazar, R OBP: 0.299, SLG: 0.406 Paul Assenmacher, L (7, 1)						F7			F7	3	0	0	0	0	0	1																				
Shawon Dunston, R OBP: 0.324, SLG: 0.406									F8 2B	3	0	1	0	0	0	1																				
Joe Girardi, R OBP: 0.254, SLG: 0.271 Mitch Webster, S OBP: 0.322, SLG: 0.349 Rick Wrona, R OBP: 0.244, SLG: 0.233						F9			G6-3	2	0	0	0	0	0	1																				
Steve Wilson, L Paul Kilgus, L OBP: 0.114, SLG: 0.088 Vance Law, R OBP: 0.289, SLG: 0.357 Jeff Pico, R OBP: 0.125, SLG: 0.125 Domingo Ramos, R OBP: 0.333, SLG: 0.329						K			F7	1	0	0	0	0	0	1																				
									G6-3	1	0	0	0	0	0	1																				
										0	0	0	0	0	0	0																				
										1	0	0	0	0	0	1																				
										1	0	0	0	0	0	1																				
										0	0	0	0	0	0	0																				
										1	0	0	0	0	0	0																				
Inning Stats	R: 0 E: 0 K: 0 S: 4	H: 0 LOB: 0 BB: 0 P: 6	R: 0 E: 0 K: 1 S: 12	H: 1 LOB: 1 BB: 0 P: 20	R: 0 E: 0 K: 2 S: 7	H: 0 LOB: 0 BB: 0 P: 9	R: 1 E: 0 K: 0 S: 11	H: 1 LOB: 0 BB: 0 P: 15	R: 0 E: 0 K: 0 S: 6	H: 0 LOB: 0 BB: 0 P: 8	R: 0 E: 0 K: 0 S: 5	H: 0 LOB: 0 BB: 0 P: 6	R: 0 E: 0 K: 0 S: 4	H: 0 LOB: 0 BB: 0 P: 7	R: 0 E: 0 K: 1 S: 12	H: 2 LOB: 1 BB: 0 P: 16	1B: 2 2B: 2 3B: 0 HR: 1	SF: 0 SAC: 0 DP: 1 HBP: 0	WP: 0 PB: 0 SB: 0 CS: 0	PA: 31																
PITCHER	IP WLS BF H R ER SO BB IBB HBP BLK WP HR S P ERA WHIP																																			
Derek Lilliquist, L ERA: 4.03	(1, 1)	8.0	W	29	5	1	1	3	0	0	0	0	0	0	0	1	60	89	1.12	0.625																
Mike Stanton, L ERA:	(9, 1)	1.0	S	2	0	0	0	1	0	0	0	0	0	0	0	0	7	9	0.00	0.000																

Batter	1	2	3	4	5	6	7	8	9	AB	R	H	RBI	BB	SO	LOB	BOTTOM																			
Oddibe McDowell, L OBP: 0.318, SLG: 0.352	BB 1B	G6-3 BB		G4-3		CS 2B			P6	3	1	1	0	2	0	0	Chicago Cubs @ Atlanta Braves Atlanta-Fulton County Stadium, Atlanta, GA Fri Sep 01 1989, 7:05 PM EDT Att: 14,255 - Unknown livebaseballscorecards.com																			
Jeff Blausler, R OBP: 0.318, SLG: 0.412	BB 1B	G6-3 BB		E5 FC5-4		G5-3 2-3				3	1	0	0	1	0	2																				
Lonnie Smith, R OBP: 0.424, SLG: 0.556 Tommy Gregg, L OBP: 0.292, SLG: 0.347	BB 1B	F8		FC5-4 1B		K				4	1	1	1	0	1	2																				
Dale Murphy, R OBP: 0.301, SLG: 0.362	2B 1B			2B 1B		1B			G1-6-3 1B	4	1	4	1	0	0	0																				
Darrell Evans, L OBP: 0.316, SLG: 0.391	2B			P5		1B			G1-6-3 1B	4	1	3	1	0	0	2																				
Andres Thomas, R OBP: 0.231, SLG: 0.323	G4-3			G2-3		K			G1-6-3 1-2 2-3	4	0	0	0	0	1	6																				
Jeff Treadway, L OBP: 0.324, SLG: 0.386	G6-3 BB			1B		L7			G4-3	3	0	1	2	1	0	1																				
John Russell, R OBP: 0.226, SLG: 0.219	G6-3			K		1B			P4	4	0	1	0	0	1	4																				
Derek Lilliquist, L ERA: 4.4 Mike Stanton, L ERA: 3.3				L8		F9			K	4	0	0	0	0	2	2																				
										0	0	0	0	0	0	0																				
										1B: 8 2B: 3 3B: 0 HR: 0	SF: 0 SAC: 0 DP: 2 HBP: 0	WP: 0 PB: 0 SB: 0 CS: 1	PA: 37																							
Inning Stats	R: 3 E: 0 K: 0 S: 11	H: 3 LOB: 2 BB: 3 P: 28	R: 0 E: 0 K: 0 S: 8	H: 0 LOB: 1 BB: 1 P: 17	R: 2 E: 0 K: 1 S: 12	H: 3 LOB: 1 BB: 0 P: 16	R: 0 E: 1 K: 0 S: 10	H: 1 LOB: 2 BB: 0 P: 17	R: 0 E: 0 K: 2 S: 10	H: 1 LOB: 1 BB: 0 P: 12	R: 0 E: 0 K: 1 S: 8	H: 1 LOB: 0 BB: 0 P: 13	R: 0 E: 0 K: 0 S: 7	H: 2 LOB: 1 BB: 0 P: 9	R: 0 E: 0 K: 1 S: 6	H: 0 LOB: 0 BB: 0 P: 11																				
PITCHER	IP WLS BF H R ER SO BB IBB HBP BLK WP HR S P ERA WHIP																																			
Steve Wilson, L ERA: 3.8	(1, 1)	0.0	L	4	2	3	3	0	0	0	0	0	0	0	0	5		14																		
Paul Kilgus, L ERA: 4.66	(1, 1)	4.0		19	5	2	2	1	2	0	0	0	0	0	0	36		64	4.50	1.750																
Jeff Pico, R ERA: 4.4	(5, 1)	2.2		10	4	0	0	3	0	0	0	0	0	0	24	33	0.00	1.500																		
Paul Assenmacher, L ERA: 3.3	(7, 1)	1.1		4	0	0	0	1	0	0	0	0	0	0	7	12	0.00	0.000																		

Batter	1	2	3	4	5	6	7	8	9	AB	R	H	RBI	BB	SO	LOB	TOP			
Jerome Walton, R (1.8) Doug Dascenzo, S (5.8)	G1-3 E	G3-1 1B	G4-3		G5-3			G5-3		4	2	2	0	0	0	1				
23 Ryne Sandberg, R (1.4) Greg Smith, S (5.4)	E5 G1-3	G3-1		F8	K			G4-3		4	1	0	0	0	1	2				
Dwight Smith, L (1.7) Mark Grace, L (1.3)	G1-3	G3-1 1B		G5-3		L9		G5-3	E FC3-2 1B	4	1	2	1	1	0	2				
Andre Dawson, R (1.9) Marvell Wynne, L (4.7)	E6 1B	G3-1 1B		G5-3		G5-3		G5-3	E9 FC3-2 1B	5	2	3	0	0	0	0				
Luis Salazar, R (1.5) Curtis Wilkerson, S (5.5)	G1-3 HR	G3-1		G5-3		P2		G5-3	K	2	2	1	2	1	1	2				
Shawon Dunston, R (1.6) Domingo Ramos, R (5.6)	F9		F7	G5-3		G3		G5-3	K	2	2	1	2	1	1	2				
Rick Wrona, R (1.2)	G1-3 HR		G4-3	K2-3		G3		G5-3	F7	3	0	0	0	0	0	3				
Greg Maddux, R (1.1) Gary Varsho, L (8. PH) Kevin Blankenship, R (8.1)	G1-3		G4-3		G3			F8		3	0	1	0	0	0	0				
Inning Stats	R: 6 E: 2 K: 0 S: 16	H: 3 LOB: 0 BB: 1 P: 24	R: 1 E: 0 K: 1 S: 13	H: 3 LOB: 2 BB: 0 P: 19	R: 0 E: 0 K: 0 S: 8	H: 1 LOB: 1 BB: 0 P: 12	R: 3 E: 0 K: 1 S: 12	H: 3 LOB: 0 BB: 1 P: 20	R: 0 E: 0 K: 0 S: 5	H: 0 LOB: 0 BB: 0 P: 10	R: 0 E: 0 K: 1 S: 9	H: 0 LOB: 0 BB: 0 P: 14	R: 0 E: 0 K: 0 S: 3	H: 0 LOB: 0 BB: 0 P: 5	R: 0 E: 1 K: 1 S: 11	H: 2 LOB: 2 BB: 0 P: 17	1B: 8 2B: 3 3B: 0 HR: 1	SF: 0 SAC: 0 DP: 0 HBP: 0	WP: 1 PB: 0 SB: 1 CS: 0	PA: 43
PITCHER	IP WLS BF H R ER SO BB IBB HBP BLK WP HR S P ERA WHIP																			
Marty Clary, R (1.1) Sergio Valdez, R (4.1) Tony Castillo, L (6.1) Jay Aldrich, R (7.1) Joe Boever, R (9.1)	3.0 L 19 7 7 1 1 1 0 0 0 0 1 1 37 55 3.00 2.667																			
Darrel Evans, L (1.3) Jeff Blauser, R (1.5) Andres Thomas, R (1.6) John Russell, R (1.2)	7.0 W 26 6 2 1 2 0 0 0 0 0 0 1 53 84 1.29 0.857																			

Chicago Cubs @ Atlanta Braves
Atlanta-Fulton County Stadium, Atlanta, GA
Sat Sep 02 1989, 7:05 PM EDT
Att: 41,020 - Unknown

AB 41
R 10
H 12
RBI 8
BB 2
SO 5
LOB 19



Batter	1	2	3	4	5	6	7	8	9	AB	R	H	RBI	BB	SO	LOB	BOTTOM
Oddibe McDowell, L (1.8) Jeff Treadway, L (1.4)	E9 G4-3 1B		F7		G4-3			G4-3		4	2	2	0	0	0	0	
Lonnie Smith, R (1.7) Dale Murphy, R (1.9) Joe Boever, R (9.1)	G4-3			L5		L9		L9		4	0	1	1	0	0	1	
Jeff Blauser, R (1.5) Andres Thomas, R (1.6)	G1-3		G6-3		G6-3			G1-3		4	0	2	1	0	0	0	
Darrel Evans, L (1.3) Jeff Blauser, R (1.5) Andres Thomas, R (1.6)	G1-3		G6-3		G6-3			G1-3		4	0	2	1	0	0	0	
Darrel Evans, L (1.3) Jeff Blauser, R (1.5) Andres Thomas, R (1.6)	G1-3		G6-3		G6-3			G1-3		4	0	2	1	0	0	0	
Darrel Evans, L (1.3) Jeff Blauser, R (1.5) Andres Thomas, R (1.6)	G1-3		G6-3		G6-3			G1-3		4	0	2	1	0	0	0	
Darrel Evans, L (1.3) Jeff Blauser, R (1.5) Andres Thomas, R (1.6)	G1-3		G6-3		G6-3			G1-3		4	0	2	1	0	0	0	
Darrel Evans, L (1.3) Jeff Blauser, R (1.5) Andres Thomas, R (1.6)	G1-3		G6-3		G6-3			G1-3		4	0	2	1	0	0	0	
Darrel Evans, L (1.3) Jeff Blauser, R (1.5) Andres Thomas, R (1.6)	G1-3		G6-3		G6-3			G1-3		4	0	2	1	0	0	0	
Darrel Evans, L (1.3) Jeff Blauser, R (1.5) Andres Thomas, R (1.6)	G1-3		G6-3		G6-3			G1-3		4	0	2	1	0	0	0	
Darrel Evans, L (1.3) Jeff Blauser, R (1.5) Andres Thomas, R (1.6)	G1-3		G6-3		G6-3			G1-3		4	0	2	1	0	0	0	
Darrel Evans, L (1.3) Jeff Blauser, R (1.5) Andres Thomas, R (1.6)	G1-3		G6-3		G6-3			G1-3		4	0	2	1	0	0	0	
Darrel Evans, L (1.3) Jeff Blauser, R (1.5) Andres Thomas, R (1.6)	G1-3		G6-3		G6-3			G1-3		4	0	2	1	0	0	0	
Darrel Evans, L (1.3) Jeff Blauser, R (1.5) Andres Thomas, R (1.6)	G1-3		G6-3		G6-3			G1-3		4	0	2	1	0	0	0	
Darrel Evans, L (1.3) Jeff Blauser, R (1.5) Andres Thomas, R (1.6)	G1-3		G6-3		G6-3			G1-3		4	0	2	1	0	0	0	
Darrel Evans, L (1.3) Jeff Blauser, R (1.5) Andres Thomas, R (1.6)	G1-3		G6-3		G6-3			G1-3		4	0	2	1	0	0	0	
Darrel Evans, L (1.3) Jeff Blauser, R (1.5) Andres Thomas, R (1.6)	G1-3		G6-3		G6-3			G1-3		4	0	2	1	0	0	0	
Darrel Evans, L (1.3) Jeff Blauser, R (1.5) Andres Thomas, R (1.6)	G1-3		G6-3		G6-3			G1-3		4	0	2	1	0	0	0	
Darrel Evans, L (1.3) Jeff Blauser, R (1.5) Andres Thomas, R (1.6)	G1-3		G6-3		G6-3			G1-3		4	0	2	1	0	0	0	
Darrel Evans, L (1.3) Jeff Blauser, R (1.5) Andres Thomas, R (1.6)	G1-3		G6-3		G6-3			G1-3		4	0	2	1	0	0	0	
Darrel Evans, L (1.3) Jeff Blauser, R (1.5) Andres Thomas, R (1.6)	G1-3		G6-3		G6-3			G1-3		4	0	2	1	0	0	0	
Darrel Evans, L (1.3) Jeff Blauser, R (1.5) Andres Thomas, R (1.6)	G1-3		G6-3		G6-3			G1-3		4	0	2	1	0	0	0	
Darrel Evans, L (1.3) Jeff Blauser, R (1.5) Andres Thomas, R (1.6)	G1-3		G6-3		G6-3			G1-3		4	0	2	1	0	0	0	
Darrel Evans, L (1.3) Jeff Blauser, R (1.5) Andres Thomas, R (1.6)	G1-3		G6-3		G6-3			G1-3		4	0	2	1	0	0	0	
Darrel Evans, L (1.3) Jeff Blauser, R (1.5) Andres Thomas, R (1.6)	G1-3		G6-3		G6-3			G1-3		4	0	2	1	0	0	0	
Darrel Evans, L (1.3) Jeff Blauser, R (1.5) Andres Thomas, R (1.6)	G1-3		G6-3		G6-3			G1-3		4	0	2	1	0	0	0	
Darrel Evans, L (1.3) Jeff Blauser, R (1.5) Andres Thomas, R (1.6)	G1-3		G6-3		G6-3			G1-3		4	0	2	1	0	0	0	
Darrel Evans, L (1.3) Jeff Blauser, R (1.5) Andres Thomas, R (1.6)	G1-3		G6-3		G6-3			G1-3		4	0	2	1	0	0	0	
Darrel Evans, L (1.3) Jeff Blauser, R (1.5) Andres Thomas, R (1.6)	G1-3		G6-3		G6-3			G1-3		4	0	2	1	0	0	0	
Darrel Evans, L (1.3) Jeff Blauser, R (1.5) Andres Thomas, R (1.6)	G1-3		G6-3		G6-3			G1-3		4	0	2	1	0	0	0	
Darrel Evans, L (1.3) Jeff Blauser, R (1.5) Andres Thomas, R (1.6)	G1-3		G6-3		G6-3			G1-3		4	0	2	1	0	0	0	
Darrel Evans, L (1.3) Jeff Blauser, R (1.5) Andres Thomas, R (1.6)	G1-3		G6-3		G6-3			G1-3		4	0	2	1	0	0	0	
Darrel Evans, L (1.3) Jeff Blauser, R (1.5) Andres Thomas, R (1.6)	G1-3		G6-3		G6-3			G1-3		4	0	2	1	0	0	0	
Darrel Evans, L (1.3) Jeff Blauser, R (1.5) Andres Thomas, R (1.6)	G1-3		G6-3		G6-3			G1-3		4	0	2	1	0	0	0	
Darrel Evans, L (1.3) Jeff Blauser, R (1.5) Andres Thomas, R (1.6)	G1-3		G6-3		G6-3			G1-3		4	0	2	1	0	0	0	
Darrel Evans, L (1.3) Jeff Blauser, R (1.5) Andres Thomas, R (1.6)	G1-3		G6-3		G6-3			G1-3		4	0	2	1	0	0	0	
Darrel Evans, L (1.3) Jeff Blauser, R (1.5) Andres Thomas, R (1.6)	G1-3		G6-3		G6-3			G1-3		4	0	2	1	0	0	0	
Darrel Evans, L (1.3) Jeff Blauser, R (1.5) Andres Thomas, R (1.6)	G1-3		G6-3		G6-3			G1-3		4	0	2	1	0	0	0	
Darrel Evans, L (1.3) Jeff Blauser, R (1.5) Andres Thomas, R (1.6)	G1-3		G6-3		G6-3			G1-3		4	0	2	1	0	0	0	
Darrel Evans, L (1.3) Jeff Blauser, R (1.5) Andres Thomas, R (1.6)	G1-3		G6-3		G6-3			G1-3		4	0	2	1	0	0	0	
Darrel Evans, L (1.3) Jeff Blauser, R (1.5) Andres Thomas, R (1.6)	G1-3		G6-3		G6-3			G1-3		4	0	2	1	0	0	0	
Darrel Evans, L (1.3) Jeff Blauser, R (1.5) Andres Thomas, R (1.6)	G1-3		G6-3		G6-3			G1-3		4	0	2	1	0	0	0	
Darrel Evans, L (1.3) Jeff Blauser, R (1.5) Andres Thomas, R (1.6)	G1-3		G6-3		G6-3			G1-3		4	0	2	1	0	0	0	
Darrel Evans, L (1.3) Jeff Blauser, R (1.5) Andres Thomas, R (1.6)	G1-3		G6-3		G6-3			G1-3		4	0	2	1	0	0	0	
Darrel Evans, L (1.3) Jeff Blauser, R (1.5) Andres Thomas, R (1.6)	G1-3		G6-3		G6-3			G1-3		4	0	2	1	0	0	0	
Darrel Evans, L (1.3) Jeff Blauser, R (1.5) Andres Thomas, R (1.6)	G1-3		G6-3		G6-3			G1-3		4	0	2	1	0	0	0	
Darrel Evans, L (1.3) Jeff Blauser, R (1.5) Andres Thomas, R (1.6)	G1-3		G6-3		G6-3			G1-3		4	0	2	1	0	0	0	
Darrel Evans, L (1.3) Jeff Blauser, R (1.5) Andres Thomas, R (1.6)	G1-3		G6-3		G6-3			G1-3		4	0	2	1	0	0	0	
Darrel Evans, L (1.3) Jeff Blauser, R (1.5) Andres Thomas, R (1.6)	G1-3		G6-3		G6-3			G1-3		4	0	2	1	0	0	0	
Darrel Evans, L (1.3) Jeff Blauser, R (1.5) Andres Thomas, R (1.6)	G1-3		G6-3		G6-3			G1-3		4	0	2	1	0	0	0	
Darrel Evans, L (1.3) Jeff Blauser, R (1.5) Andres Thomas, R (1.6)	G1-3		G6-3		G6-3			G1-3		4	0	2	1	0	0	0	
Darrel Evans, L (1.3) Jeff Blauser, R (1.5) Andres Thomas, R (1.6)	G1-3		G6-3		G6-3			G1-3		4	0	2	1	0	0	0	
Darrel Evans, L (1.3) Jeff Blauser, R (1.5) Andres Thomas, R (1.6)	G1-3		G6-3		G6-3			G1-3		4	0	2	1	0	0	0	
Darrel Evans, L (1.3) Jeff Blauser, R (1.5) Andres Thomas, R (1.6)	G1-3		G6-3		G6-3			G1-3		4	0	2	1	0	0	0	
Darrel Evans, L (1.3) Jeff Blauser, R (1.5) Andres Thomas, R (1.6)	G1-3		G6-3		G6-3			G1-3		4	0	2	1	0	0	0	
Darrel Evans, L (1.3) Jeff Blauser, R (1.5) Andres Thomas, R (1.6)	G1-3		G6-3		G6-3			G1-3		4	0	2	1	0	0	0	
Darrel Evans, L (1.3) Jeff Blauser, R (1.5) Andres Thomas, R (1.6)	G1-3		G6-3		G6-3			G1-3		4	0	2	1	0	0	0	
Darrel Evans, L (1.3) Jeff Blauser, R (1.5) Andres Thomas, R (1.6)	G1-3		G6-3		G6-3			G1-3		4	0	2	1	0	0	0	
Darrel Evans, L (1.3) Jeff Blauser, R (1.5) Andres Thomas, R (1.6)	G1-3		G6-3		G6-3			G1-3		4	0	2	1	0	0	0	
Darrel Evans, L (1.3) Jeff Blauser, R (1.5) Andres Thomas, R (1.6)	G1-3		G6-3		G6-3			G1-3		4	0	2	1	0	0	0	
Darrel Evans, L (1.3) Jeff Blauser, R (1.5) Andres Thomas, R (1.6)	G1-3																

Batter	1	2	3	4	5	6	7	8	9	AB	R	H	RBI	BB	SO	LOB	TOP						
Bip Roberts, S OBP: 0.381, SLG: 0.446 (1, 5)	1-1 SH3-4 2B		2-2 CS 1B	3-0 E5			1-2 BB HR 1B	2-1 1B HR 1B		5	2	4	0	0	0	0							
Roberto Alomar, S OBP: 0.334, SLG: 0.349 (1, 4)	0-0 SH3-4 2-3		0-1 P4 1-2	3-3 K			0-2 HR 1B	1-2 F9 1B		4	1	1	0	0	1	3							
Tony Gwynn, L OBP: 0.399, SLG: 0.437 (1, 9)	2-3 K		0-1 1B		3-1 CS 1B		4-0 HR BB	3-1 HR 1B		4	2	3	0	1	1	1							
Jack Clark, R OBP: 0.400, SLG: 0.448 (1, 3)	0-2 G6-3		1-1 G3		0-2 F9		1-1 HR	1-2 HR 1B		5	2	2	7	0	0	3							
Chris James, R OBP: 0.282, SLG: 0.376 Greg Harris, R OBP: 0.153, SLG: 0.067 Carmelo Martinez, R OBP: 0.301, SLG: 0.359 (1, 7) (8, 1) (9, 7)		3-2 G4-3		4-2 BB HR BB	2-2 E4 FC4-6		0-0 G1-3	0-1 HR 1B		4	1	1	0	1	0	1							
Gary Templeton, S OBP: 0.287, SLG: 0.357 (1, 6)	3-1 F9		0-1 P3	0-0 P3	0-0 FC4-6		0-0 2B	0-3 K		5	0	1	0	0	1	3							
Benito Santiago, R OBP: 0.284, SLG: 0.372 (1, 2)	1-0 1B 1B		4-1 HR BB	1-0 G5-3	1-1 P4		1-3 K		4	1	1	0	1	1	1								
Darrin Jackson, R OBP: 0.294, SLG: 0.358 (1, 8)	1-0 FC6-4 1B		2-2 HR	1-2 G1-3	3-3 K		2-2 G5-3		5	1	2	3	0	1	1								
Ed Whitson, R OBP: 0.188, SLG: 0.197 Mark Grant, R OBP: 0.211, SLG: 0.083 Pat Clements, L OBP: 0.307, SLG: 0.346 Tim Flannery, L OBP: 0.297, SLG: 0.279 Shawn Abner, R OBP: 0.234, SLG: 0.234 Mark Davis, L (1, 1) (4, 1) (6, 1) (8, PH) (8, 7) (9, 1)	0-0 FC6-4		1-0 G6-3	1-0 G6-3	2-3 K		2-3 K	2-2 P2		2	0	0	0	0	0	2							
Inning Stats	R: 0 E: 0 K: 1 S: 9	H: 1 LOB: 1 BB: 0 P: 12	R: 0 E: 0 K: 0 S: 8	H: 2 LOB: 2 BB: 0 P: 16	R: 0 E: 0 K: 0 S: 10	H: 2 LOB: 1 BB: 0 P: 13	R: 3 E: 1 K: 1 S: 13	H: 1 LOB: 1 BB: 2 P: 30	R: 0 E: 1 K: 0 S: 9	H: 1 LOB: 1 BB: 0 P: 14	R: 0 E: 0 K: 1 S: 8	H: 0 LOB: 0 BB: 0 P: 12	R: 4 E: 0 K: 1 S: 16	H: 4 LOB: 1 BB: 1 P: 26	R: 3 E: 0 K: 2 S: 21	H: 4 LOB: 1 BB: 0 P: 30	R: 0 E: 0 K: 1 S: 10	H: 0 LOB: 0 BB: 0 P: 15	1B: 10 2B: 2 3B: 0 HR: 3	SF: 0 SAC: 1 DP: 0 HBP: 0	WP: 0 PB: 0 SB: 0 CS: 2	PA: 45	
PITCHER	IP	WLS	BF	H	R	ER	SO	BB	IBB	HBP	BLK	WP	HR	S	P	ERA	WHIP					ERA	WHIP
Tom Glavine, L ERA: 3.87 Mark Eichhorn, R ERA: 4.59 Joe Boever, R ERA: 3.66 (1, 1) (7, 1) (8, 1)	6.0		30	9	6	6	3	3	0	0	0	0	1	63	108	9.00	2.000						

San Diego Padres @ Atlanta Braves
Atlanta-Fulton County Stadium, Atlanta, GA
Mon Sep 04 1989, 3:33 AM EDT
Att: 5,332 - Sunny - 82 F

AB 41
R 10
H 15
RBI 10
BB 3
SO 7
LOB 15

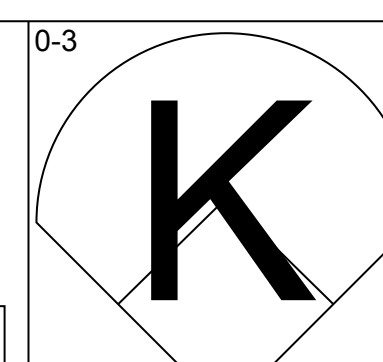
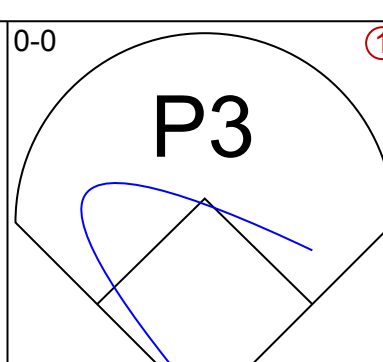
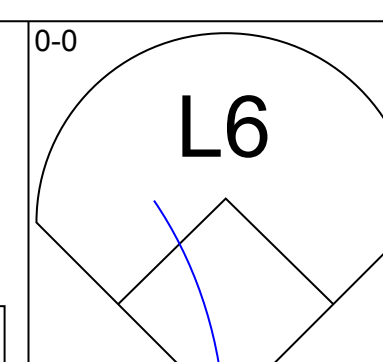
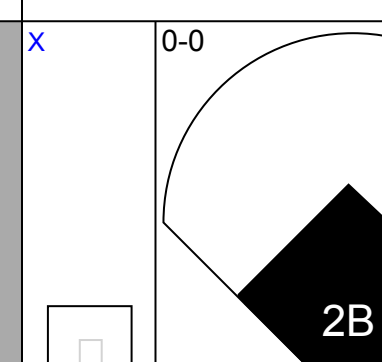
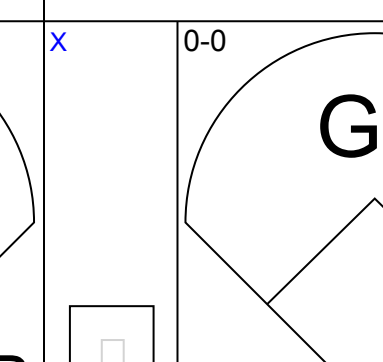
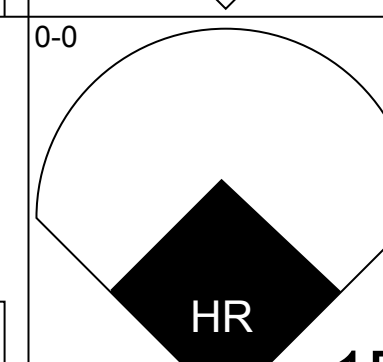
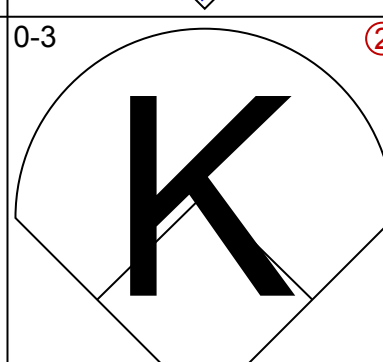
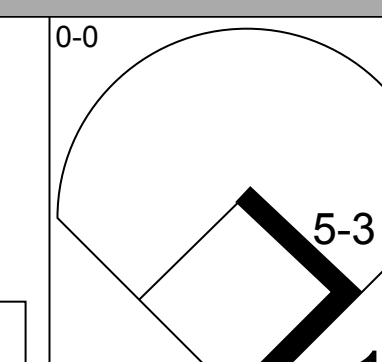
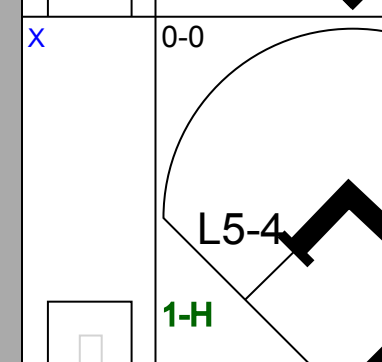
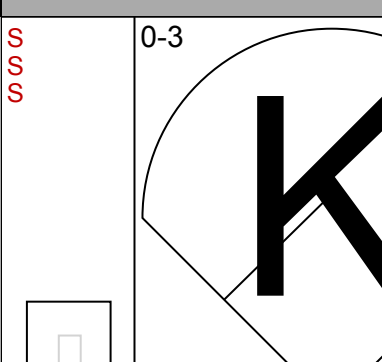
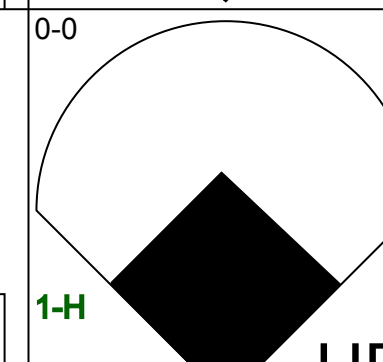
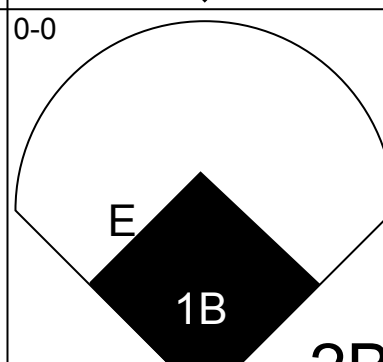

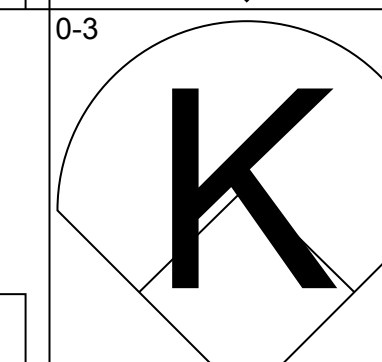
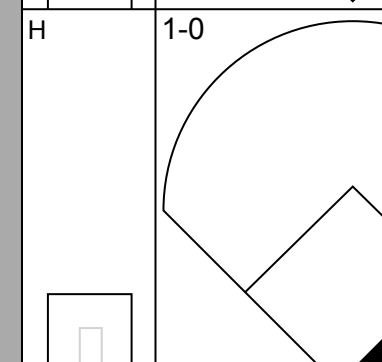
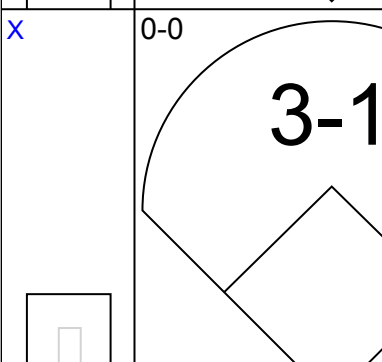
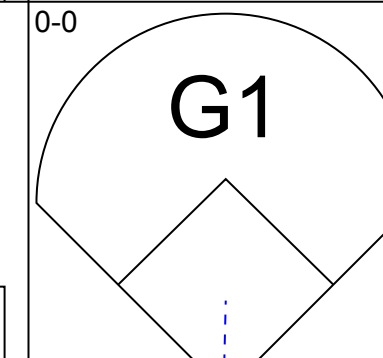
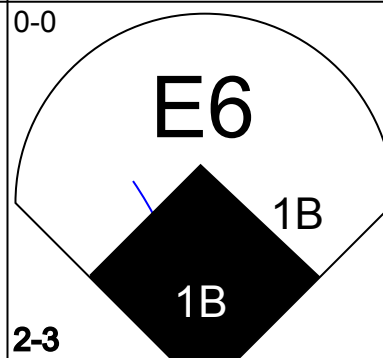

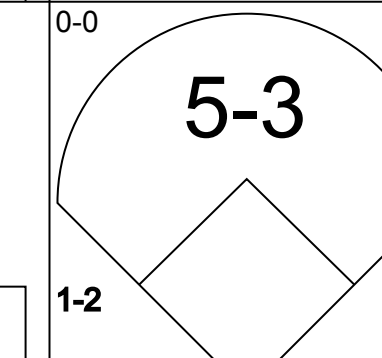
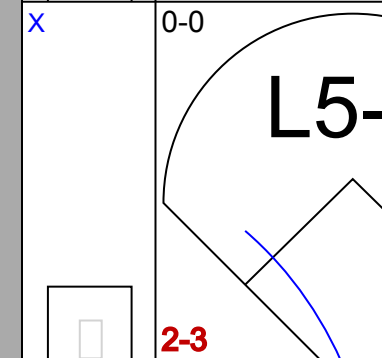
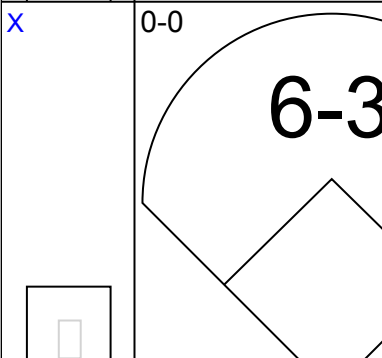
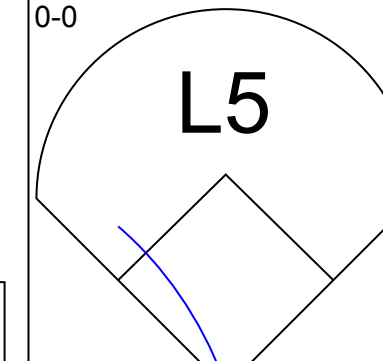
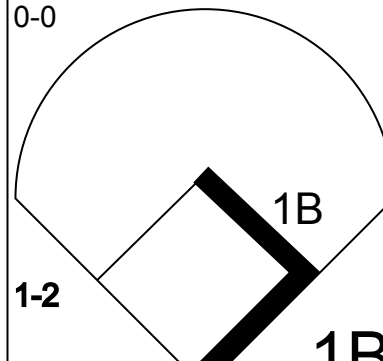

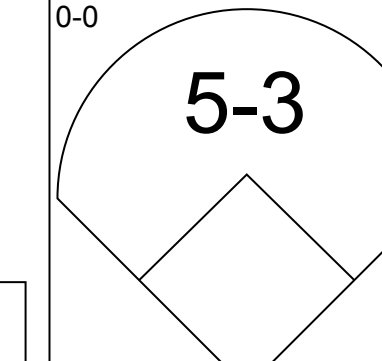
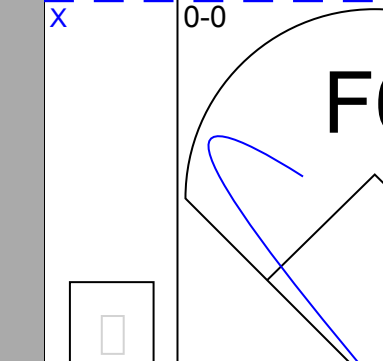
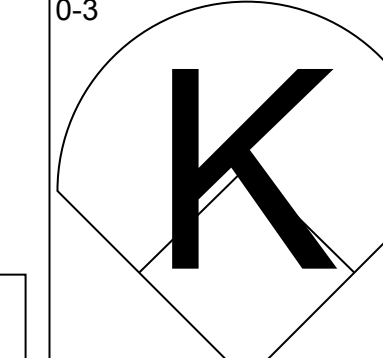
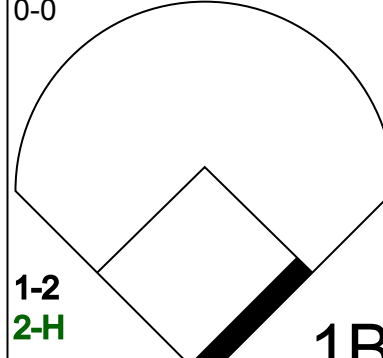
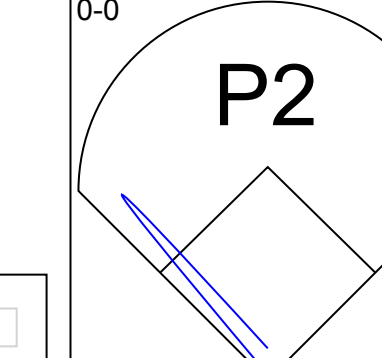
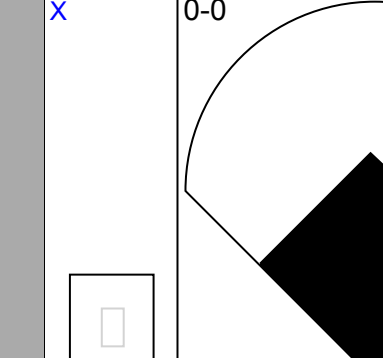
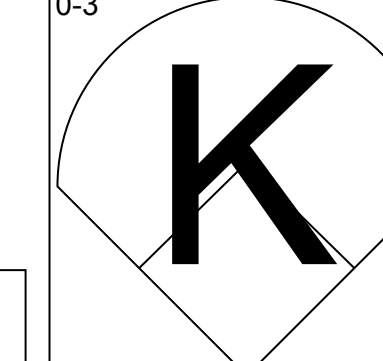
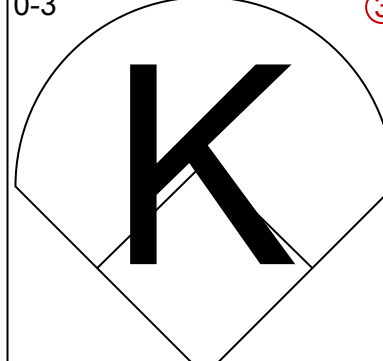
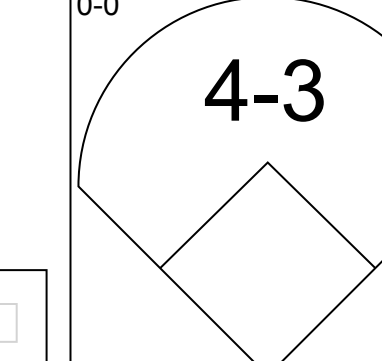
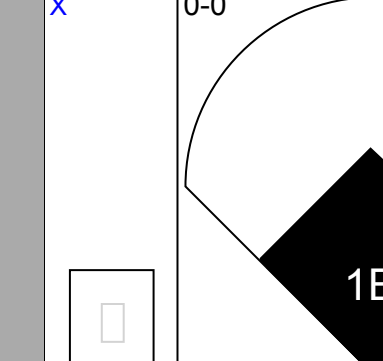
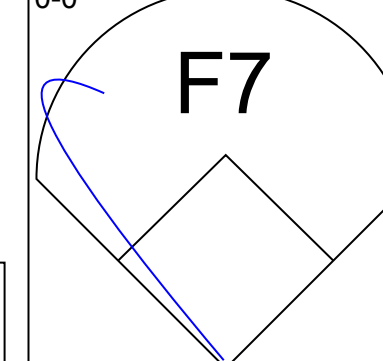
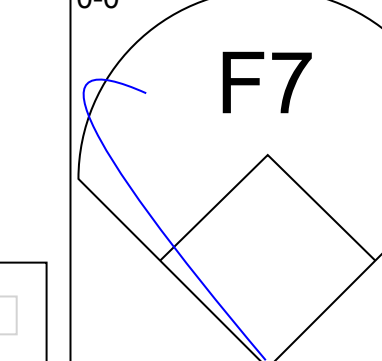
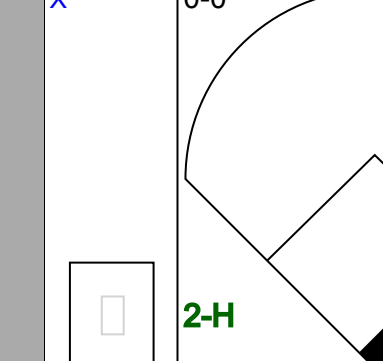
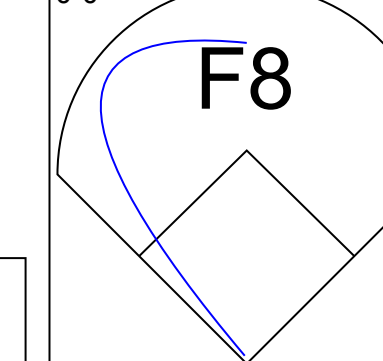
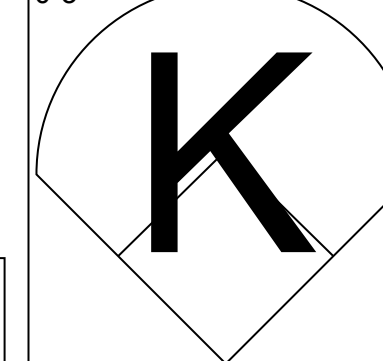
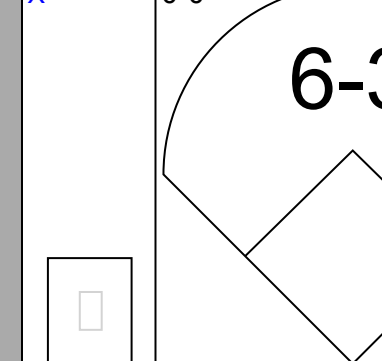
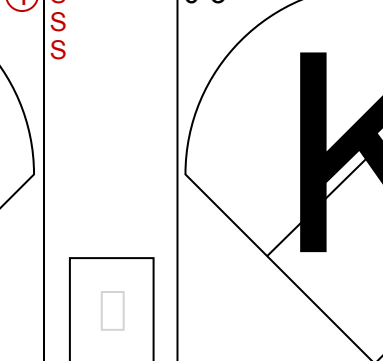


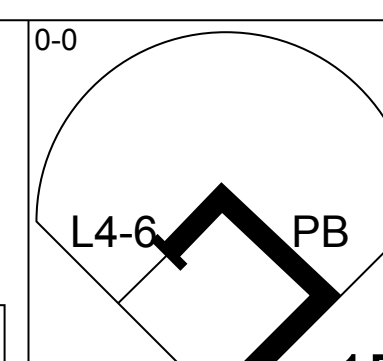
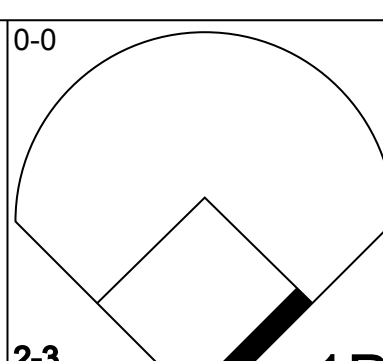
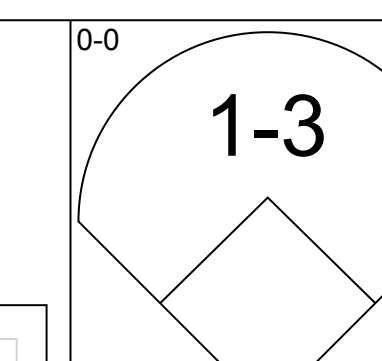
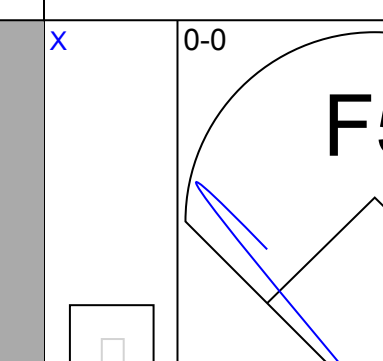
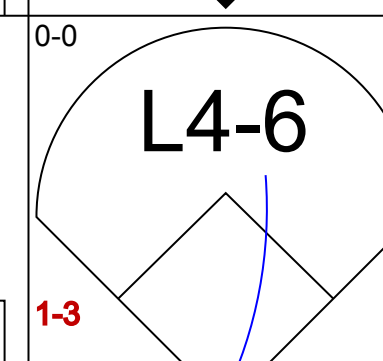
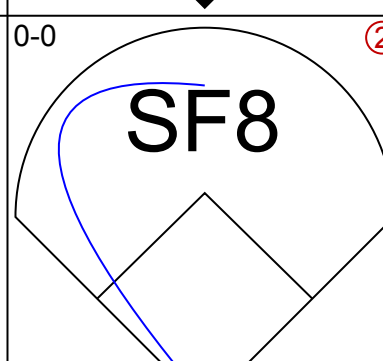
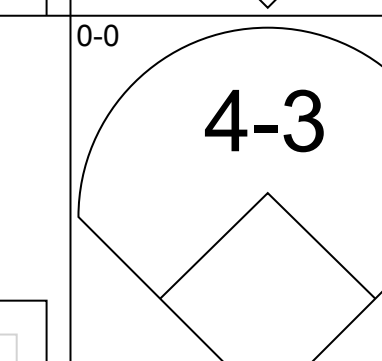
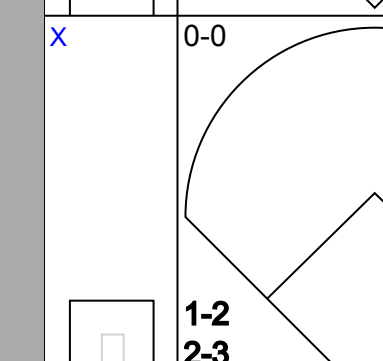
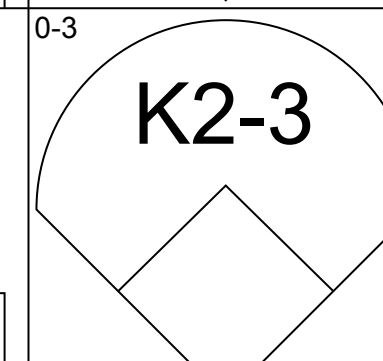
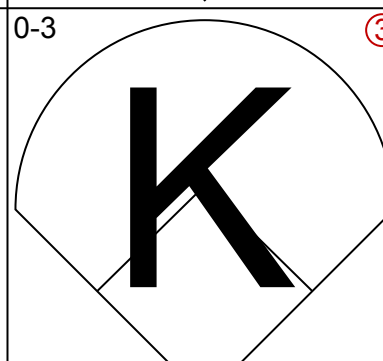
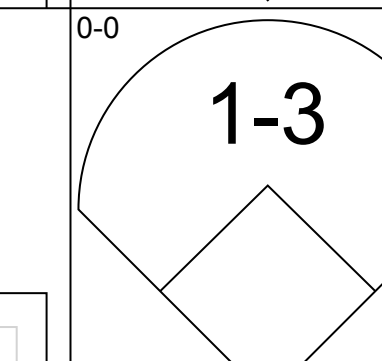
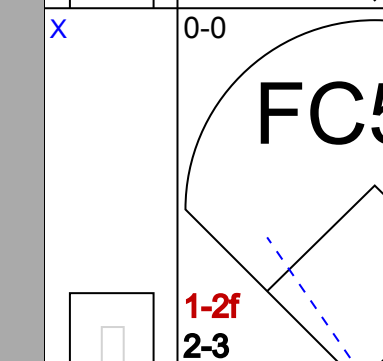
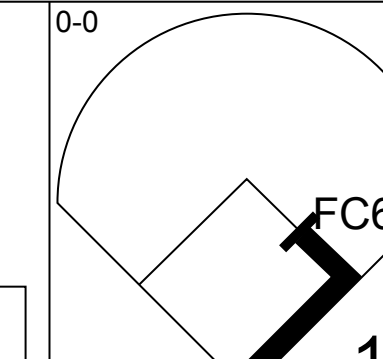
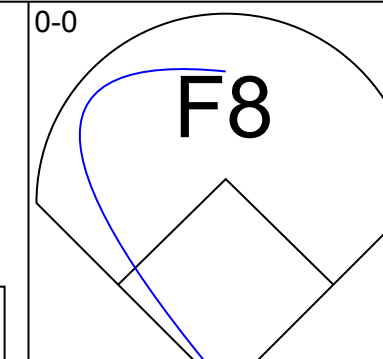
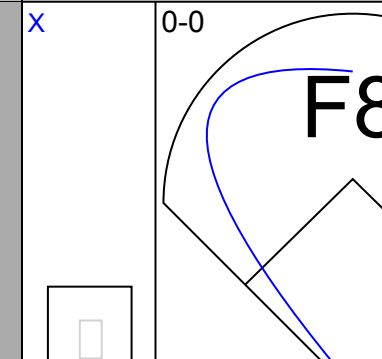
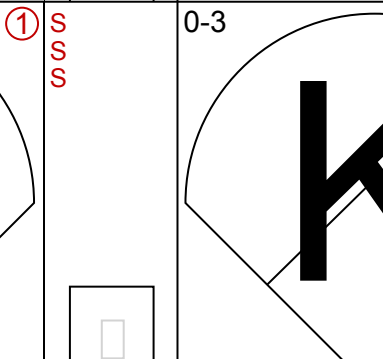
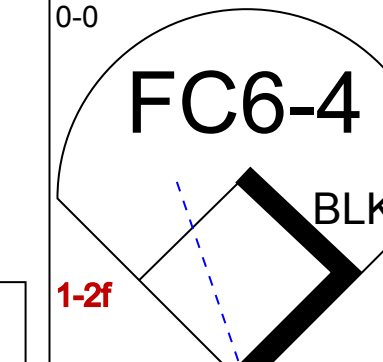
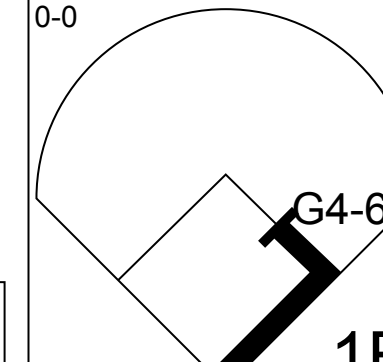
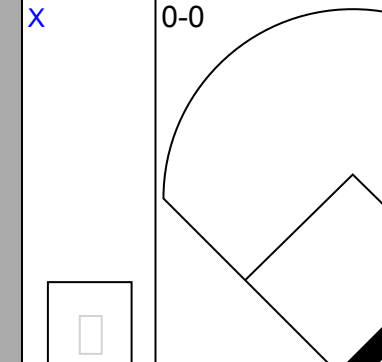
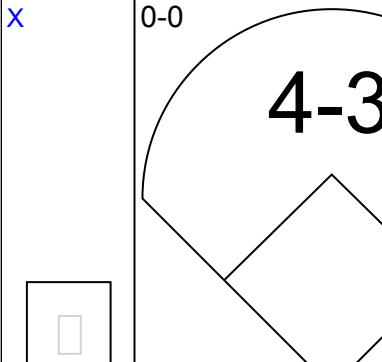
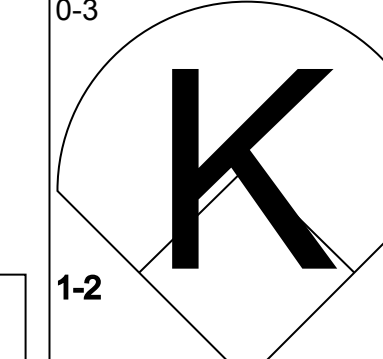
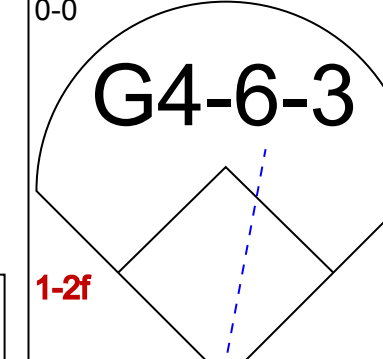
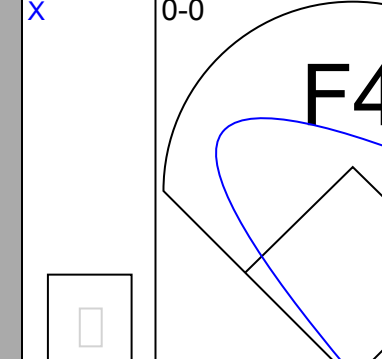
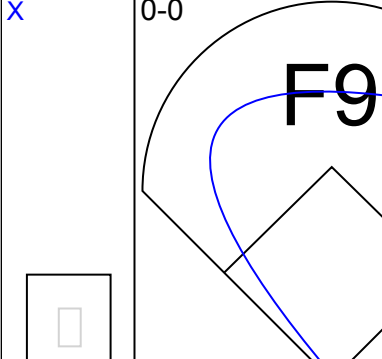
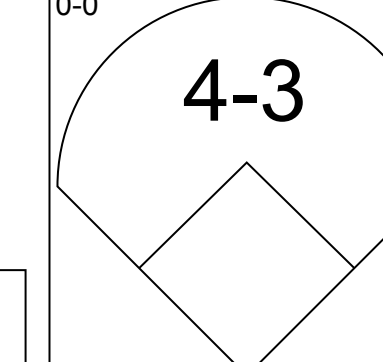
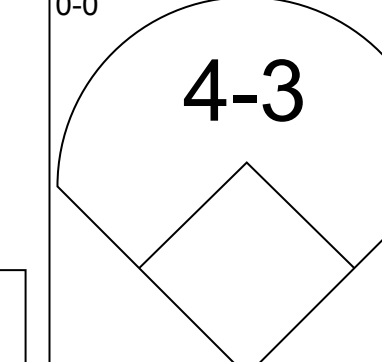
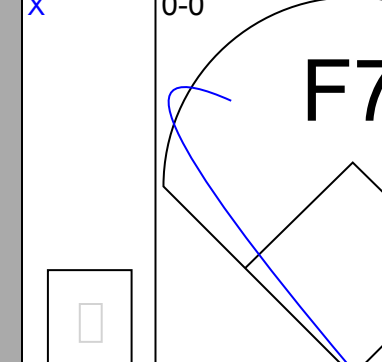
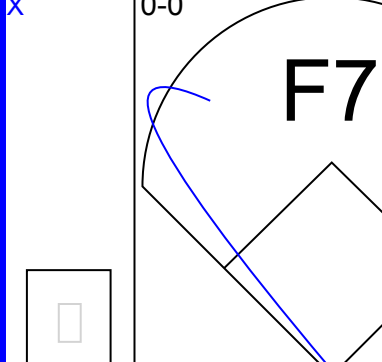
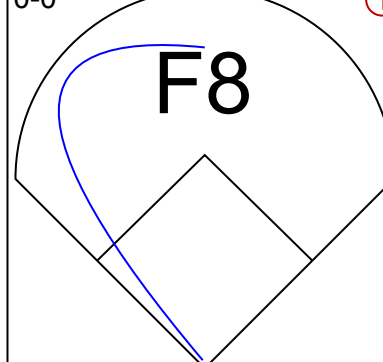
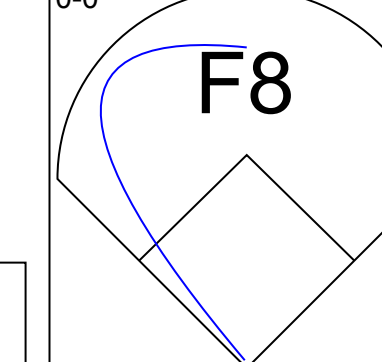
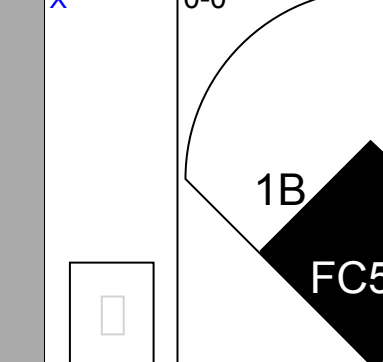
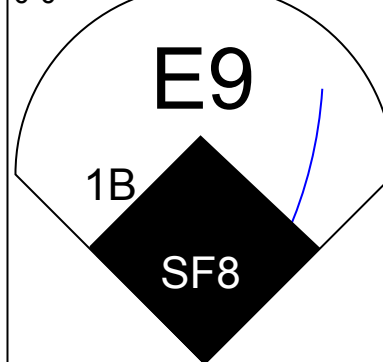
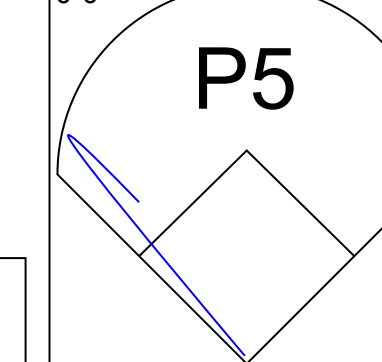
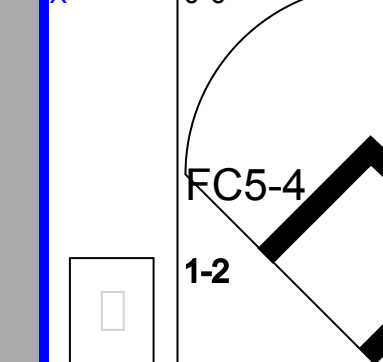
Batter	1	2	3	4	5	6	7	8	9	AB	R	H	RBI	BB	SO	LOB	BOTTOM						
Oddibe McDowell, L OBP: 0.324, SLG: 0.372 (1, 8)	0-0 HR	2-0 E4		0-2 P6		0-1 SF8 1B 2B	2-2 1B		4-2 FC4-6 BB	5	2	3	1	1	0	1							
Jeff Treadway, L OBP: 0.325, SLG: 0.386 Geronimo Berroa, R OBP: 0.307, SLG: 0.346 (1, 4) (8, PH)	0-1 G4-3	2-1 G4-3		0-0 FC5 1B		1-2 SF8	0-0 G2-3		0-2 FC4-6	4	0	1	2	0	0	3							
Lonnie Smith, R OBP: 0.428, SLG: 0.554 (1, 7)	1-1 FC6-4 1B		2-0 S 1B HBP	0-2 1B		1-0 2B 1B 1B		4-0 FC4-6 1B BB		3	3	3	1	1	0	0							
Dale Murphy, R OBP: 0.301, SLG: 0.362 (1, 9)	1-1 FC6-4 BB		1-3 K	0-0 FC5		0-0 1B 2B		2-1 FC4-6 1B		5	1	2	0	0	1	4							
Darrell Evans, L OBP: 0.326, SLG: 0.393 Ed Whited, R OBP: 0.255, SLG: 0.341 (1, 3) (8, PR) (9, 3)	4-1 BB		3-2 1B	1-0 G6-3		2-1 G6-4-3 1B		0-0 FC4-6 1B		4	0	2	3	1	0	2							
Jeff Blauser, R OBP: 0.320, SLG: 0.411 (1, 5)	3-3 K		1-1 L7	1-2 P4		0-0 G6-4-3		2-2 G5-4-3 1B		5	0	1	1	0	1	4							
Andres Thomas, R OBP: 0.231, SLG: 0.321 (1, 6)		0-1 G4-3 G6-3 1B	0-1 F8	0-0 FC5-4 1B			3-2 G5-3	0-1 G5-4-3		5	1	2	0	0	0	3							
Kelly Mann, R OBP: 0.250, SLG: 0.500 Tommy Gregg, L OBP: 0.230, SLG: 0.344 (1, 2) (9, PH)		3-1 G6-3		0-1 SH5-4 1B 2B	2-1 FC5-4		2-3 K		1-0 F7	4	1	1	0	0	1	2							
Tom Glavine, L OBP: 0.215, SLG: 0.183 Mark Grant, R OBP: 0.241, SLG: 0.098 29 John Smoltz, R OBP: 0.241, SLG: 0.213 Joe Boever, L OBP: 0.300, SLG: 0.459 (1, 1) (7, PH) (7, PH) (8, 1) (8, 1) (9, PH)	0-1 G4-3		0-1 SH5-4 2B	0-1 SH5-4		1-2 2B SF8 1B	2-2 1B	0-1 L3		2	1	1	0	0	0	1							
Inning Stats	R: 1 E: 0 K: 1 S: 11	H: 2 LOB: 2 BB: 1 P: 20	R: 1 E: 1 K: 0 S: 9	H: 1 LOB: 1 BB: 0 P: 16	R: 1 E: 0 K: 1 S: 10	H: 1 LOB: 1 BB: 0 P: 17	R: 1 E: 0 K: 0 S: 13	H: 3 LOB: 2 BB: 0 P: 13	R: 0 E: 0 K: 0 S: 8	H: 1 LOB: 1 BB: 0 P: 12	R: 4 E: 0 K: 0 S: 13	H: 5 LOB: 0 BB: 0 P: 18	R: 0 E: 0 K: 1 S: 15	H: 2 LOB: 2 BB: 0 P: 24	R: 1 E: 0 K: 0 S: 8	H: 2 LOB: 2 BB: 1 P: 16	R: 0 E: 0 K: 0 S: 8	H: 0 LOB: 1 BB: 1 P: 13	1B: 13 2B: 3 3B: 0 HR: 1	SF: 1 SAC: 1 DP: 2 HBP: 1	WP: 0 PB: 0 SB: 1 CS: 0	PA: 47	
PITCHER	IP	WLS	BF	H	R	ER	SO	BB	IBB	HBP	BLK	WP	HR	S	P	ERA	WHIP					ERA	WHIP
Ed Whitson, R ERA: 2.77 Mark Grant, R ERA: 2.96 Pat Clements, L ERA: 3.71 Greg Harris, R ERA: 3.0 Mark Davis, L ERA: 2.27 (1, 1) (4, 1) (6, 1) (8, 1) (9, 1)	3.2		21	5	4	4	0	0	0	0	0	0	0	19	26	21.60	3.000						

San Diego Padres @ Atlanta Braves
Atlanta-Fulton County Stadium, Atlanta, GA
Mon Sep 04 1989, 3:33 AM EDT
Att: 5,332 - Sunny - 82 F

AB 41
R 9
H 17
RBI 8
BB 3
SO 3
LOB 21



Batter	1	2	3	4	5	6	7	8	9	AB	R	H	RBI	BB	SO	LOB	TOP					
Brett Butler, L OBP: 0.342, SLG: 0.350 (1, 8)										5	1	1	0	0	1	1	San Francisco Giants @ Atlanta Braves Atlanta-Fulton County Stadium, Atlanta, GA Wed Sep 06 1989, 7:05 PM EDT Alt. 2,735 - Unknown - 72 F livebaseballscorecards.com					
Robby Thompson, R OBP: 0.332, SLG: 0.411 (1, 4)										5	1	3	1	0	2	0						
Will Clark, L OBP: 0.413, SLG: 0.558 (1, 3)										4	2	2	2	0	1	1						
Kevin Mitchell, R OBP: 0.385, SLG: 0.644 Pat Sheridan, L OBP: 0.294, SLG: 0.329 (9, 9)										5	1	0	0	0	0	4						
Matt Williams, R OBP: 0.248, SLG: 0.505 (1, 5)										4	0	1	1	0	0	1						
Donell Nixon, R OBP: 0.313, SLG: 0.300 (9, 7)										4	1	2	2	0	1	0						
Bob Brenly, R OBP: 0.248, SLG: 0.273 (1, 2)										4	1	1	0	0	2	2						
Jose Uribe, S OBP: 0.268, SLG: 0.278 (1, 6)										4	0	2	1	0	0	0						
Scott Garrelts, R OBP: 0.180, SLG: 0.207 (1, 1)										4	0	0	0	0	2	2						
Inning Stats	R: 2 E: 0 K: 1 S: 7	H: 2 LOB: 0 BB: 0 P: 7	R: 0 E: 0 K: 2 S: 8	H: 1 LOB: 1 BB: 0 P: 8	R: 2 E: 1 K: 2 S: 11	H: 3 LOB: 2 BB: 0 P: 11	R: 0 E: 0 K: 1 S: 5	H: 0 LOB: 0 BB: 0 P: 5	R: 0 E: 0 K: 1 S: 6	H: 1 LOB: 1 BB: 0 P: 6	R: 0 E: 0 K: 0 S: 3	H: 0 LOB: 0 BB: 0 P: 3	R: 1 E: 0 K: 0 S: 4	H: 2 LOB: 1 BB: 0 P: 5	R: 2 E: 0 K: 1 S: 8	H: 3 LOB: 1 BB: 0 P: 8	R: 0 E: 0 K: 1 S: 5	H: 0 LOB: 0 BB: 0 P: 5	1B: 7 2B: 4 3B: 0 HR: 2	SF: 0 SAC: 0 DP: 1 HBP: 1	WP: 0 PB: 0 SB: 0 CS: 0	PA: 40
PITCHER	IP	WLS	BF	H	R	ER	SO	BB	IBB	HBP	BLK	WP	HR	S	P	ERA	WHIP					
Derek Lilliquist, L ERA: 4.02 Sergio Valdez, R ERA: 5.65	(1, 1)	7.0	L	31	9	5	3	7	0	0	1	0	0	1	44	45	3.86	1.286				
PITCHER	IP	WLS	BF	H	R	ER	SO	BB	IBB	HBP	BLK	WP	HR	S	P	ERA	WHIP					

Batter	1	2	3	4	5	6	7	8	9	AB	R	H	RBI	BB	SO	LOB	BOTTOM				
Oddibe McDowell, L OBP: 0.325, SLG: 0.371 (1, 8)										4	0	2	0	0	0	2	San Francisco Giants @ Atlanta Braves Atlanta-Fulton County Stadium, Atlanta, GA Wed Sep 06 1989, 7:05 PM EDT Alt. 2,735 - Unknown - 72 F livebaseballscorecards.com				
Jeff Treadway, L OBP: 0.323, SLG: 0.385 (1, 4)										3	0	1	1	0	0	1					
Lonnie Smith, R OBP: 0.424, SLG: 0.547 (1, 7)										4	0	0	1	0	2	3					
Dale Murphy, R OBP: 0.300, SLG: 0.360 (1, 9)										4	0	1	0	0	1	2					
Tommy Gregg, L OBP: 0.292, SLG: 0.345 (1, 3)										4	0	2	0	0	0	1					
Jeff Blauser, R OBP: 0.316, SLG: 0.405 (8, 6)										4	0	0	0	0	1	3					
Andres Thomas, R OBP: 0.230, SLG: 0.318 Sergio Valdez, R OBP: 1.000, SLG: 1.000 Jeff Wetherby, L OBP: 0.293, SLG: 0.447 (9, PH)										3	0	0	0	0	0	2					
John Russell, R OBP: 0.222, SLG: 0.209 (1, 2)										3	1	1	0	0	0	0					
Derek Lilliquist, L OBP: 0.190, SLG: 0.207 Ed Whited, R OBP: 0.266, SLG: 0.348 (8, 5)										2	1	0	0	0	0	0					
Inning Stats	R: 0 E: 0 K: 1 S: 5	H: 1 LOB: 0 BB: 0 P: 5	R: 0 E: 0 K: 1 S: 6	H: 1 LOB: 1 BB: 0 P: 6	R: 1 E: 1 K: 1 S: 7	H: 1 LOB: 1 BB: 0 P: 7	R: 0 E: 0 K: 0 S: 3	H: 0 LOB: 0 BB: 0 P: 3	R: 0 E: 0 K: 0 S: 3	H: 0 LOB: 0 BB: 0 P: 3	R: 0 E: 0 K: 0 S: 4	H: 1 LOB: 1 BB: 0 P: 4	R: 1 E: 0 K: 1 S: 8	H: 3 LOB: 2 BB: 0 P: 8	R: 0 E: 0 K: 0 S: 3	H: 0 LOB: 0 BB: 0 P: 3	1B: 8 2B: 1 3B: 0 HR: 0	SF: 1 SAC: 0 DP: 2 HBP: 0	WP: 0 PB: 1 SB: 0 CS: 0	PA: 34	
PITCHER	IP	WLS	BF	H	R	ER	SO	BB	IBB	HBP	BLK	WP	HR	S	P	ERA	WHIP				
Scott Garrelts, R ERA: 2.19	(1, 1)	9.0	W	34	8	2	1	4	0	0	0	0	0	42	42	1.00	0.889				

Batter	1	2	3	4	5	6	7	8	9	AB	R	H	RBI	BB	SO	LOB	TOP					
Brett Butler, L OBP: 0.342, SLG: 0.351 (1, 8)	G4-3		G3		F9		1B 3B 1B	2H 1B		5	1	2	1	0	0	0	San Francisco Giants @ Atlanta Braves Atlanta-Fulton County Stadium, Atlanta, GA Thu Sep 07 1989, 7:05 PM EDT Att. 4,474 - Unknown - 75 F					
Robby Thompson, R OBP: 0.332, SLG: 0.409 (1, 4)	P7		4-2		G1-3		1B 3B 1B	K		2	1	0	0	1	0	0						
Mike Laga, L OBP: 1.000, SLG: 2.000 (7, PH)			2B				1B 3B 1B			1	0	1	1	0	0	0						
Mike Benjamin, R OBP: 0.250, SLG: 0.250 (7, PR)			BB							0	1	0	0	0	0	0						
Steve Bedrosian, R OBP: 0.250, SLG: 0.250 (7, 1)										1	0	0	0	0	1	1						
Will Clark, L OBP: 0.414, SLG: 0.564 (1, 3)	1B BB		F8 1-H		L7		1-H 3-H		G6-3	4	0	2	3	1	0	0						
Kevin Mitchell, R OBP: 0.387, SLG: 0.650 (1, 7)	1-2		F8			FC4-6 1B	P2		HR	5	1	3	1	0	0	3						
Matt Williams, R OBP: 0.242, SLG: 0.493 (1, 5)	L8		G1-3			F9	P4		K	5	0	0	0	0	1	6						
Jim Weaver, L OBP: 0.273, SLG: 0.455 (1, 9)			G4-3		K				F8	3	0	0	0	0	1	1						
Donell Nixon, R OBP: 0.316, SLG: 0.303 (8, 9)									F8	2	1	1	0	0	0	0						
Terry Kennedy, L OBP: 0.318, SLG: 0.339 (1, 2)			FC1-4 1B		FC4-6 BB				K	3	0	1	0	1	1	2						
Jose Uribe, S OBP: 0.267, SLG: 0.277 (7, PH)			FC1-4		FC4-6				K	2	0	0	0	0	0	2						
Ken Oberkell, L OBP: 0.236, SLG: 0.357 (7, 5)			FC6-4		FC5-4				K	1	0	0	0	0	0	0						
Greg Litton, R OBP: 0.304, SLG: 0.433 (8, PH)			1-2		1-2				K	1	0	0	0	0	1	1						
Rick Reuschel, R OBP: 0.220, SLG: 0.148 (1, 1)			FC6-4		FC5-4				K	2	0	0	0	0	0	2						
Ernest Riles, L OBP: 0.337, SLG: 0.407 (7, PH)									K	1	1	1	0	0	0	0						
Chris Speier, R OBP: 0.273, SLG: 0.241 (8, 4)			1-2		1-2		1B 1B	1B 2B		1	1	1	1	0	0	0						
Inning Stats	R: 0 E: 0 K: 0 S: 8	H: 1 LOB: 2 BB: 1 P: 16	R: 0 E: 0 K: 0 S: 9	H: 1 LOB: 1 BB: 0 P: 11	R: 1 E: 0 K: 0 S: 17	H: 1 LOB: 1 BB: 1 P: 23	R: 0 E: 0 K: 1 S: 7	H: 0 LOB: 1 BB: 1 P: 13	R: 0 E: 0 K: 0 S: 7	H: 0 LOB: 0 BB: 0 P: 10	R: 0 E: 0 K: 0 S: 9	H: 1 LOB: 1 BB: 0 P: 13	R: 3 E: 0 K: 0 S: 18	H: 4 LOB: 2 BB: 0 P: 28	R: 2 E: 1 K: 3 S: 17	H: 3 LOB: 1 BB: 0 P: 23	R: 1 E: 0 K: 1 S: 12	H: 1 LOB: 0 BB: 0 P: 16	1B: 8 2B: 2 3B: 1 HR: 1	SF: 0 SAC: 0 DP: 0 HBP: 0	WP: 0 PB: 0 SB: 0 CS: 0	PA: 42
PITCHER	IP	WLS	BF	H	R	ER	SO	BB	IBB	HBP	BLK	WP	HR	S	P	ERA	WHIP					
Marty Clary, R ERA: 2.84 (1, 1)	6.1		29	7	4	4	1	3	0	0	0	0	0	68	105	5.68	1.579					
Mike Stanton, L ERA: 1.69 (7, 1)	1.2	L	9	4	2	2	3	0	0	0	0	0	0	24	32	10.80	2.400					
Dwayne Henry, R ERA: 9.0 (9, 1)	1.0		4	1	1	1	1	0	0	0	0	0	1	12	16	9.00	1.000					

Batter	1	2	3	4	5	6	7	8	9	AB	R	H	RBI	BB	SO	LOB	BOTTOM					
Oddibe McDowell, L OBP: 0.326, SLG: 0.376 (1, 8)	B1-3		HR		P6			F9 SF8 1B		4	2	2	1	0	0	0	San Francisco Giants @ Atlanta Braves Atlanta-Fulton County Stadium, Atlanta, GA Thu Sep 07 1989, 7:05 PM EDT Att. 4,474 - Unknown - 75 F					
Jeff Treadway, L OBP: 0.323, SLG: 0.390 (1, 4)	P5		2H 3B		F7		1-2	F9		4	1	1	2	0	0	1						
Lonnie Smith, R OBP: 0.423, SLG: 0.544 (1, 7)	K		3H 4-2			P3		SF8		2	0	0	1	1	1	0						
Dale Murphy, R OBP: 0.298, SLG: 0.358 (1, 9)			F8		K			F9		4	0	0	0	0	1	1						
Dwayne Henry, R (9, 1)			1-2			G6-3		F9		0	0	0	0	0	0	0						
Darrell Evans, L OBP: 0.319, SLG: 0.382 (1, 3)			G5-3		F8			F8		3	0	0	0	0	0	0						
Mike Stanton, L (7, 1)						E4 FC6-4				0	0	0	0	0	0	0						
Jeff Wetherby, L OBP: 0.286, SLG: 0.436 (9, 9)										1	0	0	0	0	0	0						
Jeff Blauser, R OBP: 0.315, SLG: 0.401 (1, 5)	K				P4			G5-3		4	0	0	0	0	1	1						
Andres Thomas, R OBP: 0.230, SLG: 0.323 (1, 6)			P5		HR			P5		4	1	1	1	0	0	0						
John Russell, R OBP: 0.224, SLG: 0.212 (1, 2)			2-1		L6			K		3	1	1	0	0	1	0						
Marty Clary, R OBP: 0.259, SLG: 0.200 (1, 1)			0-0		SH1-4 3B 1B			P6		1	0	0	0	0	1	0						
Tommy Gregg, L OBP: 0.291, SLG: 0.344 (7, 3)			SH1-4					K		1	0	0	0	0	0	0						
Inning Stats	R: 0 E: 0 K: 1 S: 6	H: 0 LOB: 0 BB: 0 P: 8	R: 0 E: 0 K: 1 S: 7	H: 0 LOB: 0 BB: 0 P: 11	R: 3 E: 0 K: 1 S: 16	H: 3 LOB: 1 BB: 1 P: 24	R: 1 E: 0 K: 0 S: 7	H: 1 LOB: 0 BB: 0 P: 9	R: 0 E: 0 K: 1 S: 5	H: 0 LOB: 0 BB: 0 P: 8	R: 0 E: 1 K: 0 S: 11	H: 0 LOB: 1 BB: 0 P: 18	R: 0 E: 0 K: 1 S: 8	H: 0 LOB: 0 BB: 0 P: 12	R: 1 E: 0 K: 0 S: 10	H: 1 LOB: 0 BB: 0 P: 16	R: 0 E: 0 K: 0 S: 6	H: 0 LOB: 0 BB: 0 P: 7	1B: 2 2B: 0 3B: 1 HR: 2	SF: 1 SAC: 1 DP: 0 HBP: 0	WP: 0 PB: 0 SB: 2 CS: 0	PA: 34
PITCHER	IP	WLS	BF	H	R	ER	SO	BB	IBB	HBP	BLK	WP	HR	S	P	ERA	WHIP					
Rick Reuschel, R ERA: 2.71 (1, 1)	6.0		24	4	4	4	4	1	0	0	0	0	0	24	78	6.00	0.833					
Steve Bedrosian, R ERA: 3.15 (7, 1)	3.0	W	10	1	1	1	1	0	0	0	0	0	0	24	35	3.00	0.333					



Batter	1	2	3	4	5	6	7	8	9	AB	R	H	RBI	BB	SO	LOB	TOP					
Oddibe McDowell, L (1,8) OBP: 0.325, SLG: 0.375	F7		G3-1			1B		K		4	1	1	0	0	1	0	Atlanta Braves @ Cincinnati Reds Riverfront Stadium, Cincinnati, OH Fri Sep 08 1989, 7:05 PM EDT Att: 18,044 - Unknown - 84 F					
Jeff Treadway, L (1,4) OBP: 0.322, SLG: 0.389	1B			G3		P7		F7		4	0	1	0	0	0	1						
Lonnie Smith, R (1,7) OBP: 0.422, SLG: 0.540	K			K		1B		G5-3		3	0	0	0	1	2	1						
Dale Murphy, R (1,9) OBP: 0.301, SLG: 0.361	G5-3			1B		1B		1B		4	0	3	1	0	0	1						
Tommy Gregg, L (1,3)		L7		K				K		3	0	0	0	1	2	2						
Jeff Blausler, R (1,5) OBP: 0.312, SLG: 0.397		G5-3			P2			P3		4	0	0	0	0	1	4						
Andres Thomas, R (1,6) OBP: 0.229, SLG: 0.321		G6-3			F8			F9		4	0	0	0	0	1	1						
Kelly Mann, R (1,2) OBP: 0.100, SLG: 0.200			L8		K			G6-3		3	0	0	0	0	1	0						
Pete Smith, R (1,1) Mark Eichhorn, R (3,1) Jeff Wetherby, L (6,PH) Tony Castillo, L (8,1) Jay Aldrich, R (8,1) Ed Whited, R (7,PH) Sergio Valdez, R (7,1)			K			P8		K		1	0	0	0	0	1	0						
Inning Stats	R: 0 E: 0 K: 1 S: 9	H: 1 LOB: 1 BB: 0 P: 17	R: 0 E: 0 K: 0 S: 8	H: 0 LOB: 0 BB: 0 P: 12	R: 0 E: 0 K: 1 S: 7	H: 0 LOB: 0 BB: 0 P: 11	R: 0 E: 0 K: 2 S: 12	H: 1 LOB: 1 BB: 0 P: 17	R: 0 E: 0 K: 1 S: 6	H: 0 LOB: 0 BB: 0 P: 10	R: 1 E: 0 K: 1 S: 16	H: 2 LOB: 3 BB: 2 P: 29	R: 0 E: 0 K: 2 S: 8	H: 0 LOB: 0 BB: 0 P: 10	R: 0 E: 0 K: 1 S: 9	H: 0 LOB: 1 BB: 0 P: 14		R: 0 E: 0 K: 1 S: 14	H: 1 LOB: 1 BB: 0 P: 19	1B: 5 2B: 0 3B: 0 HR: 0	SF: 0 SAC: 0 DP: 0 HBP: 0	WP: 0 PB: 0 SB: 1 CS: 0
PITCHER	IP WLS BF H R ER SO BB IBB HBP BLK WP HR S P ERA WHIP																					
Scott Scudder, R (1,1) ERA: 3.8	5.2 W 23 4 1 1 5 2 0 0 0 0 0 0 53 89 1.59 1.059																					
Rob Dibble, R (6,1) ERA: 2.16	1.1 4 0 0 0 3 0 0 0 0 0 0 0 13 17 0.00 0.000																					
Norm Charlton, L (8,1) ERA: 3.46	2.0 7 1 0 0 2 0 0 0 0 0 0 0 23 33 0.00 0.500																					

Batter	1	2	3	4	5	6	7	8	9	AB	R	H	RBI	BB	SO	LOB	BOTTOM			
Herm Winningham, L (1,7) OBP: 0.327, SLG: 0.374	1B	G4-3		1B		1B		FC6-4		4	2	3	0	1	0	1	Atlanta Braves @ Cincinnati Reds Riverfront Stadium, Cincinnati, OH Fri Sep 08 1989, 7:05 PM EDT Att: 18,044 - Unknown - 84 F			
Luis Quiñones, S (1,4) (8,5)	FC6	1B	G6-4-3	1B	G6-4-3	1B		L8		4	1	3	2	1	0	1				
Eric Davis, R (1,8) OBP: 0.360, SLG: 0.533	FC6	1B	1B	BB	G6-4-3	1B		FC6-4		5	1	2	0	0	1	4				
Paul O'Neill, L (1,9) OBP: 0.357, SLG: 0.464	FC6	1B	G6-4-3		G6-4-3	1B		G6-3		4	0	1	0	1	0	5				
Todd Benzinger, S (1,3) OBP: 0.293, SLG: 0.387	K2-3		1B			F7		F8		4	0	0	0	1	2	5				
Joe Oliver, R (1,2) OBP: 0.303, SLG: 0.384	P4		1B		L7			1B		4	1	2	2	0	0	3				
Chris Sabo, R (1,5) OBP: 0.319, SLG: 0.401			K			1B		1B		3	0	1	1	1	2	2				
Ron Oester, S (7,PR) (8,4)			K			IBB		1B		0	0	0	0	0	0	0				
Mariano Duncan, R (1,6) OBP: 0.287, SLG: 0.368		G6-3		K		IBB		F7		3	0	0	0	0	2	4				
Rob Dibble, L (6,1)										0	0	0	0	0	0	0				
Scotti Madison, S (7,PH) OBP: 0.221, SLG: 0.282										1	0	0	0	0	0	1				
Norm Charlton, S (8,1)										0	0	0	0	0	0	0				
Scott Scudder, R (1,1) OBP: 0.250, SLG: 0.100					G5-3			G4-3		2	0	1	0	0	0	0				
Jeff Richardson, R (6,6) OBP: 0.264, SLG: 0.293								G6-3		2	0	0	0	0	0	1				
Inning Stats	R: 1 E: 0 K: 1 S: 12	H: 3 LOB: 2 BB: 0 P: 19	R: 0 E: 0 K: 1 S: 12	H: 1 LOB: 1 BB: 0 P: 19	R: 2 E: 0 K: 2 S: 17	H: 2 LOB: 2 BB: 2 P: 33	R: 0 E: 0 K: 0 S: 6	H: 2 LOB: 1 BB: 0 P: 9	R: 0 E: 0 K: 1 S: 6	H: 1 LOB: 2 BB: 1 P: 12	R: 1 E: 0 K: 1 S: 15	H: 2 LOB: 1 BB: 0 P: 21	R: 1 E: 0 K: 0 S: 6	H: 2 LOB: 1 BB: 0 P: 7	R: 0 E: 0 K: 1 S: 8	H: 0 LOB: 2 BB: 2 P: 19	1B: 9 2B: 3 3B: 1 HR: 0	SF: 0 SAC: 0 DP: 1 HBP: 0	WP: 0 PB: 0 SB: 3 CS: 0	PA: 41
PITCHER	IP WLS BF H R ER SO BB IBB HBP BLK WP HR S P ERA WHIP																			
Pete Smith, R (1,1) ERA: 4.93	2.1 L 15 6 3 3 2 1 1 0 0 0 0 0 20 32 0.00 1.125																			
Mark Eichhorn, R (3,1) ERA: 4.49	2.2 11 3 0 0 3 0 1 0 0 0 0 0 14 14 27.00 6.000																			
Tony Castillo, L (6,1) ERA: 6.1	0.1 3 2 1 1 0 0 0 0 0 0 0 0 5 7 0.00 0.000																			
Jay Aldrich, R (6,1) ERA: 3.38	0.2 2 0 0 0 1 0 0 0 0 0 0 0 5 7 0.00 0.000																			
Sergio Valdez, R (7,1) ERA: 5.88	2.0 10 2 1 1 1 2 0 0 0 0 0 0 14 26 4.50 2.000																			



Batter	1	2	3	4	5	6	7	8	9	AB	R	H	RBI	BB	SO	LOB	TOP				
Oddibe McDowell, L (1, 8) OBP: 0.323, SLG: 0.372	G3		K		B1-3			F8		4	0	0	0	0	1	2					
Jeff Treadway, L (1, 4) OBP: 0.324, SLG: 0.392	K					F7				4	1	2	0	0	1	0					
Lonnie Smith, R (1, 7) OBP: 0.422, SLG: 0.541	K									3	0	1	0	0	2	0					
Dale Murphy, R (1, 9) OBP: 0.301, SLG: 0.358		K								3	0	0	0	1	2	3					
Darrell Evans, L (1, 3) OBP: 0.314, SLG: 0.378		P7								3	0	0	1	0	1	0					
Jeff Blausler, R (1, 5) OBP: 0.312, SLG: 0.395	K									4	1	1	0	0	2	2					
Andres Thomas, R (1, 6) OBP: 0.229, SLG: 0.320										4	0	1	0	0	1	2					
Jody Davis, R (1, 2) OBP: 0.241, SLG: 0.226										2	0	0	1	1	0	0					
Tom Glavine, L (1, 1) OBP: 0.217, SLG: 0.188										4	0	1	0	0	2	2					
Dwayne Henry, R (9, 1)										0	0	0	0	0	0	0					
Inning Stats	R: 0 H: 0 E: 0 K: 2 S: 7	H: 0 LOB: 0 BB: 0 P: 8	R: 0 H: 0 E: 0 K: 2 S: 7	H: 0 LOB: 0 BB: 0 P: 9	R: 0 H: 1 E: 0 K: 1 S: 13	H: 1 LOB: 1 BB: 0 P: 19	R: 1 H: 2 E: 0 K: 0 S: 13	H: 2 LOB: 2 BB: 1 P: 21	R: 0 H: 0 E: 0 K: 1 S: 9	H: 0 LOB: 0 BB: 0 P: 13	R: 0 H: 0 E: 0 K: 3 S: 9	H: 0 LOB: 0 BB: 0 P: 10	R: 0 H: 1 E: 0 K: 1 S: 11	H: 1 LOB: 3 BB: 1 P: 19	R: 1 H: 2 E: 0 K: 1 S: 9	H: 2 LOB: 0 BB: 0 P: 14	1B: 4 2B: 2 HR: 0	SF: 2 SAC: 0 DP: 0 HBP: 1	WP: 0 PB: 0 SB: 1 CS: 0	PA: 36	
PITCHER	IP	WLS	BF	H	R	ER	SO	BB	IBB	HBP	BLK	WP	HR	S	P	ERA	WHIP				
Tim Leary, R (1, 1) ERA: 3.66	8.0	L	31	4	1	1	11	2	0	1	0	0	0	77	112	1.12	0.750				
John Franco, L (9, 1) ERA: 2.74	1.0	S	5	2	1	1	1	0	0	0	0	0	0	9	14	9.00	2.000				

Atlanta Braves @ Cincinnati Reds
Riverfront Stadium, Cincinnati, OH
Sat Sep 09 1989, 3:33 AM EDT
Att: 18,082 - Unknown

AB 31
R 2
H 6
RBI 2
BB 2
SO 12
LOB 11



Batter	1	2	3	4	5	6	7	8	9	AB	R	H	RBI	BB	SO	LOB	BOTTOM				
Dave Collins, S (1, 7) OBP: 0.310, SLG: 0.278	5-3									3	0	0	0	0	0	1					
Barry Larkin, R (9, PH) OBP: 0.372, SLG: 0.450										0	1	0	0	1	0	0					
Luis Quinones, S (1, 5) OBP: 0.337, SLG: 0.479	5-3									4	0	1	1	0	0	1					
Eric Davis, R (1, 8) OBP: 0.357, SLG: 0.528	F9									4	0	0	0	0	0	1					
Todd Benzinger, S (1, 3) OBP: 0.295, SLG: 0.390										4	0	2	0	0	1	1					
Joe Oliver, R (1, 2) OBP: 0.301, SLG: 0.379										4	0	1	0	0	1	3					
Joel Youngblood, R (1, 9) OBP: 0.310, SLG: 0.351	5-3									3	0	0	0	0	1	2					
Mariano Duncan, R (1, 6) OBP: 0.283, SLG: 0.363										3	0	0	0	0	1	1					
Ron Oester, S (1, 4) OBP: 0.303, SLG: 0.284										2	0	0	0	0	0	0					
Chris Sabo, R (8, PH) OBP: 0.318, SLG: 0.400										1	0	0	0	0	0	0					
Jeff Richardson, R (9, 5) OBP: 0.264, SLG: 0.293										0	0	0	0	0	0	0					
Tim Leary, R (1, 1) OBP: 0.185, SLG: 0.140										1	0	0	0	1	0	0					
Rolando Roomes, R (8, PH) OBP: 0.282, SLG: 0.416										1	0	0	0	0	0	0					
John Franco, L (9, 1)										0	0	0	0	0	0	0					
Inning Stats	R: 0 H: 0 E: 0 K: 0 S: 6	H: 1 LOB: 0 BB: 0 P: 12	R: 0 H: 1 E: 0 K: 0 S: 10	H: 1 LOB: 0 BB: 0 P: 16	R: 0 H: 0 E: 0 K: 0 S: 7	H: 0 LOB: 0 BB: 0 P: 11	R: 0 H: 0 E: 0 K: 0 S: 5	H: 0 LOB: 0 BB: 0 P: 9	R: 0 H: 1 E: 0 K: 2 S: 10	H: 1 LOB: 1 BB: 1 P: 18	R: 0 H: 1 E: 0 K: 0 S: 6	H: 1 LOB: 1 BB: 0 P: 10	R: 0 H: 0 E: 0 K: 0 S: 5	H: 0 LOB: 0 BB: 0 P: 8	R: 1 H: 1 E: 0 K: 2 S: 14	H: 1 LOB: 1 BB: 1 P: 23	1B: 3 2B: 1 HR: 0	SF: 0 SAC: 0 DP: 0 HBP: 0	WP: 1 PB: 0 SB: 1 CS: 1	PA: 32	
PITCHER	IP	WLS	BF	H	R	ER	SO	BB	IBB	HBP	BLK	WP	HR	S	P	ERA	WHIP				
Tom Glavine, L (1, 1) ERA: 3.75	8.0	W	28	3	1	1	2	2	0	0	0	0	0	60	108	0.00	1.000				
Dwayne Henry, R (9, 1) ERA: 4.5	1.0	S	4	1	0	0	2	0	0	0	0	1	0	13	18	0.00	1.000				

Atlanta Braves @ Cincinnati Reds
Riverfront Stadium, Cincinnati, OH
Sat Sep 09 1989, 3:33 AM EDT
Att: 18,082 - Unknown

AB 30
R 1
H 4
RBI 1
BB 2
SO 4
LOB 10



Batter	1	2	3	4	5	6	7	8	9	AB R H RBI BB SO LOB	TOP											
Oddibe McDowell, L (1, 8) OBP: 0.324, SLG: 0.372	4-0 S 2B BB		3-1 P4			3-2 S 1B		2-3 K		3 1 1 0 1 1 0	Atlanta Braves @ Cincinnati Reds Riverfront Stadium, Cincinnati, OH Sun Sep 10 1989, 3:33 AM EDT Att: 12,779 - Unknown											
Jeff Treadway, L (1, 4) OBP: 0.323, SLG: 0.393	0-0 1-H 1B 2B		0-0 G3			0-1 F8		1-3 K		4 1 1 1 0 1 1												
Lonnie Smith, R (1, 7) OBP: 0.421, SLG: 0.538	0-3 K		1-0 B1-3			2-3 K			4-2 1B SF7 BB	3 1 0 0 1 2 2												
Dale Murphy, R (1, 9) OBP: 0.302, SLG: 0.360	0-0 2-H 1B			1-2 F8		0-2 6-3			2-2 1-3 1B BB	4 1 2 1 0 0 1												
Darrell Evans, L (1, 3) OBP: 0.310, SLG: 0.372	0-0 P5			1-2 F9			1-0 G3-1		0-3 K	4 0 0 0 0 1 3												
Jeff Blauser, R (1, 5) OBP: 0.311, SLG: 0.393	1-0 F8			1-3 K			4-2 FC5-4 BB		2-2 SF7	2 0 0 1 1 1 1												
Andres Thomas, R (1, 6) OBP: 0.231, SLG: 0.320		2-0 P6			0-0 G5-4-3 1B		0-1 F5		3-H 1-2 1B BB	3 0 1 0 1 0 1												
Jody Davis, R (1, 2) OBP: 0.241, SLG: 0.226		1-0 F4			2-1 G5-4-3 1-2		1-2 FC5-4 1-2		3-1 1-2 2-H 1B	4 0 1 1 0 0 2												
Tommy Greene, R (1, 1) Tony Castillo, L (6, 1) Geronimo Berroa, R (6, PH) Mike Stanton, L (8, 1) John Russell, R (9, PH) Dwayne Henry, R (9, 1)		1-0 G1-3			1-1 5-3			0-3 K	1-0 F7	2 0 0 0 0 0 0 0 0 0 0 0 0 0 1 0 0 0 0 0 1 0 0 0 0 0 0 0 0 0 1 0 0 0 0 0 0 2 0 0 0 0 0 0 0 0												
Inning Stats	R: 2 E: 0 K: 1 S: 7	H: 2 LOB: 1 BB: 1 P: 12	R: 0 E: 0 K: 0 S: 3	H: 0 LOB: 0 BB: 0 P: 7	R: 0 E: 0 K: 0 S: 4	H: 0 LOB: 0 BB: 0 P: 8	R: 0 E: 0 K: 1 S: 9	H: 0 LOB: 0 BB: 0 P: 12	R: 0 E: 0 K: 0 S: 5	H: 1 LOB: 0 BB: 0 P: 8	R: 0 E: 0 K: 1 S: 11	H: 1 LOB: 1 BB: 0 P: 16	R: 0 E: 0 K: 0 S: 8	H: 0 LOB: 1 BB: 1 P: 14	R: 0 E: 0 K: 3 S: 11	H: 0 LOB: 0 BB: 0 P: 14	R: 2 E: 0 K: 1 S: 22	H: 2 LOB: 2 BB: 2 P: 38	1B: 5 2B: 1 3B: 0 HR: 0	SF: 1 SAC: 0 DP: 1 HBP: 0	WP: 0 PB: 0 SB: 2 CS: 0	PA: 36
PITCHER	IP WLS BF H R ER SO BB IBB HBP BLK WP HR S P ERA WHIP											PITCHER	IP WLS BF H R ER SO BB IBB HBP BLK WP HR S P ERA WHIP									
Jack Armstrong, R (1, 1) ERA: 4.06	5.1	20	4	2	2	2	2	1	0	0	0	0	0	0	0	33	55	3.38	0.938			
Rob Dibble, R (6, 1) ERA: 2.12	1.2	6	0	0	0	1	1	0	0	0	0	0	0	0	14	22	0.00	0.600				
Norm Charlton, L (8, 1) ERA: 3.42	1.0	3	0	0	0	3	0	0	0	0	0	0	0	11	14	0.00	0.000					
John Franco, L (9, 1) ERA: 2.96	1.0	W 7	2	2	2	1	2	0	0	0	0	0	0	22	38	18.00	4.000					

AB	31
R	4
H	6
RBI	4
BB	4
SO	7
LOB	13



Batter	1	2	3	4	5	6	7	8	9	AB R H RBI BB SO LOB	BOTTOM											
Herm Winningham, L (1, 7) OBP: 0.326, SLG: 0.372	3-3 K		1-1 F4			2-2 CS 1B		1-3 K		4 0 1 0 0 2 0	Atlanta Braves @ Cincinnati Reds Riverfront Stadium, Cincinnati, OH Sun Sep 10 1989, 3:33 AM EDT Att: 12,779 - Unknown											
Luis Quiñones, S (1, 5) OBP: 0.336, SLG: 0.481	2-2 WP SF9 2B		3-2 G3-1			1-1 SF9		3-2 F8		3 1 1 1 0 0 0												
Eric Davis, R (1, 8) OBP: 0.356, SLG: 0.533	2-2 SF9 2-H		2-2 L8			3-H 1-0 CS		2-3 K		3 1 1 2 0 1 0												
Paul O'Neill, L (1, 9) OBP: 0.358, SLG: 0.473	3-2 F8			1-0 HR		2-3 K			3-1 1B SH3-4 1B	4 2 2 1 0 1 0												
Todd Benzinger, S (1, 3) OBP: 0.295, SLG: 0.390				0-0 4-3		1-2 F5			1-0 SH3-4	3 0 1 0 0 0 0												
Jeff Reed, L (1, 2) OBP: 0.298, SLG: 0.311				2-3 K		0-0 F9			0-0 1B	2 0 0 0 0 1 1												
Joe Oliver, R (6, PH) OBP: 0.304, SLG: 0.381									2-3 1B	2 0 1 0 0 0 0												
Mariano Duncan, R (1, 6) OBP: 0.280, SLG: 0.358				1-3 K					0-0 1B	3 0 0 0 0 2 1												
Ken Griffey, L (9, PH) OBP: 0.346, SLG: 0.425									1-2 3-H 1B	1 0 1 1 0 0 0												
Ron Oester, S (1, 4) OBP: 0.307, SLG: 0.283				4-1 1B SH3-4 SF9 BB						1 1 0 0 2 1 0												
Jack Armstrong, R (1, 1) Rob Dibble, L (6, 1) Chris Sabo, R (7, PH) Norm Charlton, S (8, 1) John Franco, L (9, 1)				0-0 SH3-4						1 0 0 0 0 1 2 0 0 0 0 0 0 0 1 0 0 0 0 0 0 0 0 0 0 0 0 0												
Inning Stats	R: 1 E: 0 K: 1 S: 13	H: 1 LOB: 0 BB: 0 P: 23	R: 0 E: 1 K: 2 S: 13	H: 1 LOB: 2 BB: 1 P: 22	R: 0 E: 0 K: 0 S: 9	H: 0 LOB: 0 BB: 0 P: 15	R: 1 E: 0 K: 2 S: 9	H: 1 LOB: 0 BB: 0 P: 13	R: 1 E: 0 K: 0 S: 7	H: 1 LOB: 1 BB: 1 P: 15	R: 1 E: 0 K: 1 S: 12	H: 1 LOB: 0 BB: 0 P: 16	R: 0 E: 0 K: 1 S: 9	H: 0 LOB: 0 BB: 0 P: 11	R: 0 E: 0 K: 2 S: 10	H: 0 LOB: 0 BB: 0 P: 16	R: 1 E: 0 K: 0 S: 5	H: 3 LOB: 2 BB: 0 P: 9	1B: 5 2B: 1 3B: 0 HR: 2	SF: 2 SAC: 2 DP: 0 HBP: 0	WP: 1 PB: 0 SB: 0 CS: 1	PA: 35
PITCHER	IP WLS BF H R ER SO BB IBB HBP BLK WP HR S P ERA WHIP											PITCHER	IP WLS BF H R ER SO BB IBB HBP BLK WP HR S P ERA WHIP									
Tommy Greene, R (1, 1) ERA: 7.2	5.0	21	5	4	4	5	1	1	0	0	0	0	0	16	21	0.00	1.200					
Tony Castillo, L (6, 1) ERA: 5.56	2.0	6	0	0	0	2	0	0	0	0	0	0	0	10	16	0.00	0.000					
Mike Stanton, L (8, 1) ERA: 1.54	1.0	3	0	0	0	2	0	0	0	0	0	0	0	10	16	0.00	0.000					
Dwayne Henry, R (9, 1) ERA: 7.71	0.1	L 4	3	1	1	0	0	0	0	0	0	0	0	5	9	27.00	9.000					



Batter	1	2	3	4	5	6	7	8	9	AB	R	H	RBI	BB	SO	LOB	TOP				
Oddibe McDowell, L (1, 8) OBP: 0.324, SLG: 0.375										4	1	1	0	0	0	1	Atlanta Braves @ San Francisco Giants Candlestick Park, San Francisco, CA Mon Sep 11 1989, 10:05 PM EDT Att: 11,930 - Unknown - 55 F				
Jeff Treadway, L (1, 4) OBP: 0.320, SLG: 0.391										3	0	0	1	0	1						
Lonnie Smith, R (1, 7) OBP: 0.420, SLG: 0.542										4	1	1	1	0	2						
Dale Murphy, R (1, 9) OBP: 0.300, SLG: 0.357										4	0	0	0	0	1						
Tommy Gregg, L (1, 3)										4	0	1	0	0	2						
Jeff Blaser, R (1, 5) OBP: 0.311, SLG: 0.393										3	0	1	0	0	2						
Andres Thomas, R (1, 6) OBP: 0.229, SLG: 0.319										3	0	0	0	0	1						
Jody Davis, R (1, 2) OBP: 0.242, SLG: 0.228										3	0	1	0	0	0	2					
Mark Eichhorn, R (7, 1)										0	0	0	0	0	0	0					
Tony Castillo, L (8, 1)										0	0	0	0	0	0	0					
Dwayne Henry, R (8, 1)										0	0	0	0	0	0	0					
Derek Lilliquist, L (1, 1) OBP: 0.183, SLG: 0.200										2	0	0	0	0	0	3					
Bruce Benedict, R (7, 2) OBP: 0.259, SLG: 0.231										0	0	0	0	0	0	0					
Jeff Wetherby, L (8, PH) OBP: 0.273, SLG: 0.415										1	0	0	0	0	0	0					
John Russell, R (8, 2) OBP: 0.222, SLG: 0.211										0	0	0	0	0	0	0					
Inning Stats	R: 1 E: 0 K: 0 S: 7	H: 1 LOB: 0 BB: 0 P: 11	R: 0 E: 0 K: 0 S: 12	H: 2 LOB: 2 BB: 0 P: 20	R: 1 E: 0 K: 0 S: 7	H: 1 LOB: 0 BB: 0 P: 13	R: 0 E: 0 K: 3 S: 10	H: 0 LOB: 1 BB: 0 P: 13	R: 0 E: 0 K: 2 S: 9	H: 0 LOB: 0 BB: 0 P: 11	R: 0 E: 0 K: 1 S: 8	H: 0 LOB: 0 BB: 0 P: 13	R: 0 E: 0 K: 1 S: 5	H: 0 LOB: 0 BB: 0 P: 8	R: 0 E: 0 K: 2 S: 10	H: 0 LOB: 0 BB: 0 P: 17	1B: 3 2B: 0 3B: 1 HR: 1	SF: 1 SAC: 0 DP: 0 HBP: 0	WP: 0 PB: 0 SB: 0 CS: 0	PA: 32	
PITCHER	IP	WLS	BF	H	R	ER	SO	BB	IBB	HBP	BLK	WP	HR	S	P	ERA	WHIP				
Scott Garrelts, R (1, 1) ERA: 2.19	8.0	W	29	5	2	2	7	0	0	0	0	0	1	67	99	2.25	0.625				
Steve Bedrosian, R (9, 1) ERA: 3.11	1.0	S	3	0	0	0	2	0	0	0	0	0	0	10	17	0.00	0.000				

Batter	1	2	3	4	5	6	7	8	9	AB	R	H	RBI	BB	SO	LOB	BOTTOM				
Brett Butler, L (1, 8) OBP: 0.345, SLG: 0.354										3	1	1	0	0	0	0	Atlanta Braves @ San Francisco Giants Candlestick Park, San Francisco, CA Mon Sep 11 1989, 10:05 PM EDT Att: 11,930 - Unknown - 55 F				
Robby Thompson, R (1, 4) OBP: 0.333, SLG: 0.410										3	1	1	1	0	0	0					
Terry Kennedy, L (8, 2) OBP: 0.321, SLG: 0.342										4	0	1	1	0	0	1					
Will Clark, L (1, 3) OBP: 0.414, SLG: 0.562										1	0	1	1	1	0	0					
Matt Williams, R (1, 5) OBP: 0.239, SLG: 0.470										1	0	0	0	0	1	2					
Mike Laga, L (8, PH) OBP: 0.500, SLG: 1.000										0	0	0	0	0	0	0					
Steve Bedrosian, R (9, 1) OBP: 0.250, SLG: 0.250										4	0	0	0	0	1	4					
Candy Maldonado, R (1, 9) OBP: 0.296, SLG: 0.369										4	0	0	0	0	1	4					
Donell Nixon, R (1, 7) OBP: 0.312, SLG: 0.299										2	0	1	0	0	0	0					
Pat Sheridan, L (7, PH) OBP: 0.292, SLG: 0.331										1	0	0	0	0	0	0					
Bob Brenly, R (1, 2) OBP: 0.275, SLG: 0.275										2	0	1	0	0	0	1					
Ernest Riles, L (7, PH) OBP: 0.333, SLG: 0.405										1	0	0	0	0	0	0					
Jose Uribe, S (1, 6) OBP: 0.264, SLG: 0.274										1	0	0	0	0	0	0					
Greg Litton, R (5, PH) OBP: 0.239, SLG: 0.426										2	0	0	0	0	2	1					
Scott Garrelts, R (1, 1) OBP: 0.175, SLG: 0.200										2	0	0	0	0	1	1					
Ken Oberkfell, L (8, PH) OBP: 0.292, SLG: 0.348										0	0	0	0	0	0	0					
Bill Bathe, R (8, PH) OBP: 0.280, SLG: 0.333										1	0	1	0	0	0	0					
Mike Benjamin, R (8, FR) OBP: 0.250, SLG: 0.250										0	1	0	0	0	0	0					
Inning Stats	R: 0 E: 0 K: 0 S: 10	H: 0 LOB: 0 BB: 0 P: 14	R: 0 E: 0 K: 0 S: 8	H: 1 LOB: 1 BB: 1 P: 14	R: 0 E: 0 K: 0 S: 6	H: 0 LOB: 0 BB: 0 P: 8	R: 0 E: 0 K: 0 S: 10	H: 1 LOB: 1 BB: 0 P: 13	R: 0 E: 0 K: 2 S: 11	H: 1 LOB: 1 BB: 0 P: 17	R: 2 E: 0 K: 1 S: 10	H: 2 LOB: 0 BB: 0 P: 19	R: 0 E: 0 K: 1 S: 9	H: 0 LOB: 0 BB: 0 P: 14	R: 1 E: 0 K: 1 S: 16	H: 2 LOB: 2 BB: 1 P: 23	1B: 6 2B: 0 3B: 1 HR: 0	SF: 1 SAC: 1 DP: 1 HBP: 0	WP: 1 PB: 0 SB: 1 CS: 0	PA: 32	
PITCHER	IP	WLS	BF	H	R	ER	SO	BB	IBB	HBP	BLK	WP	HR	S	P	ERA	WHIP				
Derek Lilliquist, L (1, 1) ERA: 3.38	6.0		23	5	2	2	3	1	0	0	0	0	0	55	85	3.00	1.000				
Mark Eichhorn, R (7, 1) ERA: 4.41	1.0	L	3	0	0	0	1	0	0	0	0	0	0	9	14	0.00	0.000				
Tony Castillo, L (8, 1) ERA: 5.87	0.1	L	4	2	1	1	0	1	0	0	0	0	0	9	13	27.00	9.000				
Dwayne Henry, R (8, 1) ERA: 6.0	0.2		2	0	0	0	1	0	0	0	0	0	0	7	10	0.00	0.000				

AB 31
R 2
H 5
RBI 2
BB 0
SO 9
LOB 9



AB 28
R 3
H 7
RBI 3
BB 2
SO 5
LOB 10



Batter	1	2	3	4	5	6	7	8	9	AB	R	H	RBI	BB	SO	LOB	TOP										
Oddibe McDowell, L OBP: 0.323, SLG: 0.375	G4-3		K		P9			2B	G3	5	1	1	1	0	1	1	Atlanta Braves @ San Francisco Giants Candlestick Park, San Francisco, CA Tue Sep 12 1989, 10:05 PM EDT Att: 11,077 - Unknown										
Jeff Treadway, L OBP: 0.322, SLG: 0.390	F		F9		P4			HR	BB	3	1	1	0	1	0	0											
Lonnie Smith, R OBP: 0.420, SLG: 0.544	E9		G6-3		K			HR	2B	4	1	2	1	0	1	0											
Dale Murphy, R OBP: 0.300, SLG: 0.362	K				L4			HR		4	1	1	3	0	2	2											
Darrell Evans, L OBP: 0.306, SLG: 0.366	K				P4			P3		4	0	0	0	0	1	2											
Joe Boever, R OBP: 0.260, SLG: 0.340	K				P6			F8		0	0	0	0	0	0	0											
Ed Whited, R OBP: 0.260, SLG: 0.340	K				P3			F8		0	0	0	0	0	0	0											
Jeff Blauser, R OBP: 0.311, SLG: 0.392					P3			F8		4	0	1	0	0	0	0											
Andres Thomas, R OBP: 0.230, SLG: 0.324					L9			K		4	1	1	1	0	1	1											
Jody Davis, R OBP: 0.238, SLG: 0.224					P6			K		4	0	0	0	0	1	0											
Marty Clary, R OBP: 0.285, SLG: 0.192					G6-3					1	0	0	0	0	0	0											
Jeff Wiedman, L OBP: 0.267, SLG: 0.405					F7					1	0	0	0	0	0	0											
Jay Aldrich, R OBP: 0.267, SLG: 0.405					F7					0	0	0	0	0	0	0											
Tommy Gregg, L OBP: 0.258, SLG: 0.341										1	1	1	0	1	0	0											
Mike Stanton, L OBP: 0.258, SLG: 0.341										0	0	0	0	0	0	0											
Inning Stats	R: 0 E: 1 K: 2 S: 9	H: 2 LOB: 2 BB: 0 P: 9	R: 1 E: 0 K: 0 S: 4	H: 1 LOB: 0 BB: 0 P: 4	R: 0 E: 0 K: 1 S: 5	H: 0 LOB: 0 BB: 0 P: 5	R: 0 E: 0 K: 1 S: 6	H: 1 LOB: 1 BB: 0 P: 6	R: 0 E: 0 K: 0 S: 3	H: 0 LOB: 0 BB: 0 P: 3	R: 0 E: 0 K: 0 S: 5	H: 0 LOB: 0 BB: 0 P: 5	R: 0 E: 0 K: 1 S: 3	H: 0 LOB: 0 BB: 0 P: 3	R: 5 E: 0 K: 1 S: 9	H: 4 LOB: 0 BB: 1 P: 13	R: 0 E: 0 K: 1 S: 5	H: 0 LOB: 1 BB: 1 P: 9	1B: 4 2B: 2 3B: 0 HR: 2	SF: 0 SAC: 0 DP: 0 HBP: 0	WP: 0 PB: 0 SB: 0 CS: 0	PA: 37					
PITCHER	IP	WLS	BF	H	R	ER	SO	BB	IBB	HBP	BLK	WP	HR	S	P	ERA	WHIP										
Rick Reuschel, R ERA: 2.68	(1, 1)	6.0	22	4	1	1	5	0	0	0	0	0	1	32	32	1.50	0.667										
Kelly Downs, R ERA: 5.64	(7, 1)	1.1	8	3	4	4	1	1	0	0	0	0	0	9	13	27.00	3.000										
Steve Bedrosian, R ERA: 3.16	(8, 1)	1.2	L	7	1	1	1	1	0	0	0	0	1	8	12	5.40	1.200										

Batter	1	2	3	4	5	6	7	8	9	AB	R	H	RBI	BB	SO	LOB	BOTTOM										
Brett Butler, L OBP: 0.344, SLG: 0.352	G1-3	FC2-5		L9		L6		S		5	0	1	0	0	0	2	Atlanta Braves @ San Francisco Giants Candlestick Park, San Francisco, CA Tue Sep 12 1989, 10:05 PM EDT Att: 11,077 - Unknown										
Ernest Riles, L OBP: 0.332, SLG: 0.403		G4-3		G3-1		G4-3		K		4	1	1	0	0	0	2											
Kelly Downs, R OBP: 0.118, SLG: 0.118	1B									0	0	0	0	0	0	0											
Candy Maldonado, R OBP: 0.295, SLG: 0.368	FC5									1	0	0	0	0	1	1											
Will Clark, L OBP: 0.417, SLG: 0.562	1B			F7		FC5-4				2	1	1	0	3	0	0											
Kevin Mitchell, R OBP: 0.388, SLG: 0.645	FC5					FC5-4		P2		5	3	2	1	0	0	3											
Matt Williams, R OBP: 0.242, SLG: 0.466	FC5			1B		1B		K		4	0	1	1	1	1	2											
Terry Kennedy, L OBP: 0.323, SLG: 0.342	FC4-6			1B		1B		F8		3	0	1	0	1	0	2											
Bill Bathe, R OBP: 0.269, SLG: 0.320	FC4-6			G4-6-3		F7		F8		1	0	0	0	0	1	1											
Pat Sheridan, L OBP: 0.291, SLG: 0.329	FC4-6			G4-6-3		F8		F8		4	0	1	2	0	0	4											
Steve Bedrosian, R OBP: 0.250, SLG: 0.250	FC4-6			G4-6-3		F8		F8		0	0	0	0	0	0	0											
Jose Uribe, S OBP: 0.267, SLG: 0.275	FC4									2	0	1	0	1	0	2											
Ken Oberkell, L OBP: 0.297, SLG: 0.353										1	0	1	0	0	0	0											
Mike Benjamin, R OBP: 0.250, SLG: 0.250										0	0	0	0	0	0	0											
Rick Reuschel, R OBP: 0.230, SLG: 0.179										2	0	1	0	0	1	3											
Greg Litton, R OBP: 0.297, SLG: 0.423										1	0	0	0	0	1	1											
Inning Stats	R: 3 E: 1 K: 0 S: 6	H: 2 LOB: 2 BB: 2 P: 14	R: 0 E: 0 K: 0 S: 3	H: 1 LOB: 0 BB: 0 P: 3	R: 1 E: 0 K: 0 S: 5	H: 3 LOB: 1 BB: 0 P: 5	R: 0 E: 0 K: 0 S: 4	H: 1 LOB: 1 BB: 0 P: 4	R: 1 E: 0 K: 1 S: 7	H: 2 LOB: 3 BB: 2 P: 15	R: 0 E: 0 K: 0 S: 3	H: 0 LOB: 0 BB: 1 P: 7	R: 0 E: 0 K: 1 S: 5	H: 0 LOB: 0 BB: 0 P: 5	R: 0 E: 0 K: 2 S: 8	H: 2 LOB: 2 BB: 0 P: 8	R: 0 E: 0 K: 1 S: 5	H: 0 LOB: 1 BB: 1 P: 9	1B: 9 2B: 1 3B: 0 HR: 1	SF: 0 SAC: 1 DP: 1 HBP: 0	WP: 0 PB: 0 SB: 1 CS: 1	PA: 42					
PITCHER	IP	WLS	BF	H	R	ER	SO	BB	IBB	HBP	BLK	WP	HR	S	P	ERA	WHIP										
Marty Clary, R ERA: 2.91	(1, 1)	4.0		7	4	2	0	1	1	0	0	0	0	15	27	4.50	2.000										
Jay Aldrich, R ERA: 3.34	(5, 1)	3.0	W	14	2	1	1	2	2	1	0	0	0	8	8	3.00	1.333										
Joe Boever, R ERA: 3.79	(8, 1)	1.0		4	2	0	0	2	0	0	0	0	0	8	8	0.00	2.000										
Mike Stanton, L ERA: 1.42	(9, 1)	1.0	S	4	0	0	0	1	1	0	0	0	0	5	9	0.00	1.000										





Batter	1	2	3	4	5	6	7	8	9	AB	R	H	RBI	BB	SO	LOB	TOP					
Oddibe McDowell, L (1, 8) OBP: 0.323, SLG: 0.374	4-1 F8-3 BB		1-3 K			2-2 P2		0-0 SH5-4		2	0	0	0	1	1	0	Atlanta Braves @ San Diego Padres Jack Murphy Stadium, San Diego, CA Wed Sep 13 1989, 10:05 PM EDT Att: 14,541 - Unknown - 65 F					
Jeff Treadway, L (1, 4) OBP: 0.321, SLG: 0.388	1-0 F8		0-2 F9			4-1 FC5-4 BB		0-1 P6		3	0	0	0	1	0	3						
Lonnie Smith, R (1, 7) OBP: 0.419, SLG: 0.541	3-1 F8-3			2-1 G1-6-3		1-2 FC5-4		0-0 2B 1B		4	0	1	1	0	0	2						
Dale Murphy, R (1, 9) OBP: 0.299, SLG: 0.363		2-3 K		0-1 F9		1-3 K		0-0 1B		4	0	1	0	0	2	1						
Tommy Gregg, L (1, 3) OBP: 0.295, SLG: 0.338		4-1 BB		1-3 K			3-1 F6	2-2 G6-3		2	0	0	0	1	1	0						
Geronimo Berroa, R (8, PH) OBP: 0.303, SLG: 0.341										1	0	0	0	0	0	3						
Dwayne Henry, R (8, 1)										0	0	0	0	0	0	0						
Mike Stanton, L (8, 1)										0	0	0	0	0	0	0						
Jeff Blauser, R (1, 5) OBP: 0.310, SLG: 0.390	1-3 K				0-0 B3		2-0 1B		2-1 F9	4	0	1	0	0	1	1						
Andres Thomas, R (1, 6) OBP: 0.228, SLG: 0.321		2-3 K			0-1 G6-3		0-0 L5		0-1 P6	4	0	0	0	0	1	2						
Jody Davis, R (1, 2) OBP: 0.246, SLG: 0.242			1-0 HR		4-0 BB		2-3 K		0-1 1B	3	1	2	1	1	1	1						
Ed Whited, R (9, FR) OBP: 0.260, SLG: 0.340										0	0	0	0	0	0	0						
Pete Smith, R (1, 1) OBP: 0.178, SLG: 0.146			0-3 K		0-3 K			4-1 SH5-4 1B BB	2-2 G6-3	2	0	0	0	0	2	1						
Jeff Wetherby, L (8, PH) OBP: 0.263, SLG: 0.405										0	0	0	0	1	0	0						
Ron Gant, R (8, FR) OBP: 0.233, SLG: 0.309										0	1	0	0	0	0	0						
Drew Denson, S (8, 3)										1	0	0	0	0	0	1						
Inning Stats	R: 0 E: 0 K: 0 S: 5	H: 0 LOB: 0 BB: 1 P: 12	R: 0 E: 0 K: 3 S: 10	H: 0 LOB: 1 BB: 1 P: 19	R: 1 E: 0 K: 2 S: 10	H: 1 LOB: 0 BB: 0 P: 12	R: 0 E: 0 K: 1 S: 7	H: 0 LOB: 0 BB: 0 P: 10	R: 0 E: 0 K: 1 S: 7	H: 0 LOB: 1 BB: 1 P: 11	R: 0 E: 0 K: 1 S: 10	H: 0 LOB: 1 BB: 1 P: 18	R: 0 E: 0 K: 1 S: 8	H: 1 LOB: 1 BB: 0 P: 15	R: 1 E: 0 K: 0 S: 9	H: 2 LOB: 2 BB: 1 P: 15	R: 0 E: 0 K: 0 S: 9	H: 1 LOB: 1 BB: 0 P: 13	1B: 3 2B: 2 3B: 0 HR: 1	SF: 0 SAC: 1 DP: 1 HBP: 0	WP: 0 PB: 0 SB: 0 CS: 0	PA: 36
PITCHER	IP WLS BF H R ER SO BB IBB HBP BLK WP HR S P ERA WHIP																					
Andy Benes, R (1, 1) ERA: 4.05	7.2	31	4	2	2	9	5	0	0	0	0	0	0	1	63	107	2.35	1.174				
Mark Davis, L (8, 1) ERA: 2.12	1.1	W 5	1	0	0	0	0	0	0	0	0	0	0	0	12	18	0.00	0.750				

Batter	1	2	3	4	5	6	7	8	9	AB	R	H	RBI	BB	SO	LOB	BOTTOM					
Bip Roberts, S (1, 5) OBP: 0.401, SLG: 0.444	1-1 G4-3		1-2 L5-3			1-2 L9		4-0 BB		3	0	0	0	1	0	1	Atlanta Braves @ San Diego Padres Jack Murphy Stadium, San Diego, CA Wed Sep 13 1989, 10:05 PM EDT Att: 14,541 - Unknown - 65 F					
Shawn Abner, R (8, 7) OBP: 0.206, SLG: 0.283										0	0	0	0	0	0	0						
Roberto Alomar, S (1, 4) OBP: 0.340, SLG: 0.363	2-2 G5-3			2-2 G6-3		0-1 F8		0-0 G6-3		4	0	0	0	0	0	1						
Tony Gwynn, L (1, 9) OBP: 0.394, SLG: 0.429	0-1 2B			2-1 G4-3			0-0 G1-6-3 1B			3	0	2	0	0	0	0						
Jack Clark, R (1, 3) OBP: 0.402, SLG: 0.438	3-3 K			1-3 K			1-2 G1-6-3			3	0	0	0	0	2	2						
Chris James, R (1, 7) OBP: 0.279, SLG: 0.364		1-1 P3			0-3 K		1-3 K			3	0	0	0	0	2	0						
Mark Davis, L (8, 1)										0	0	0	0	0	0	0						
Gary Templeton, S (1, 6) OBP: 0.286, SLG: 0.361		1-1 G6-3			1-2 HR			4-2 HR BB		2	1	1	1	1	0	0						
Joey Cora, S (8, FR) OBP: 0.250, SLG: 0.250										0	1	0	0	0	0	0						
Benito Santiago, R (1, 2) OBP: 0.280, SLG: 0.377		1-3 K			1-1 F8			0-2 HR		3	1	1	2	0	1	0						
Darrin Jackson, R (1, 8) OBP: 0.289, SLG: 0.367					0-0 B1-3		3-3 K		1-3 K	3	0	0	0	0	2	1						
Andy Benes, R (1, 1) OBP: 0.235, SLG: 0.412								2-3 K		2	0	1	0	0	1	0						
Mike Pagliarulo, L (8, 5) OBP: 0.265, SLG: 0.291					2-2 L5-3 1B					1	0	0	0	0	1	1						
Inning Stats	R: 0 E: 0 K: 1 S: 11	H: 1 LOB: 1 BB: 0 P: 17	R: 0 E: 0 K: 1 S: 7	H: 0 LOB: 0 BB: 0 P: 10	R: 0 E: 0 K: 0 S: 8	H: 1 LOB: 0 BB: 0 P: 11	R: 0 E: 0 K: 1 S: 8	H: 0 LOB: 0 BB: 0 P: 13	R: 1 E: 0 K: 2 S: 13	H: 1 LOB: 0 BB: 0 P: 18	R: 0 E: 0 K: 1 S: 8	H: 0 LOB: 0 BB: 0 P: 11	R: 0 E: 0 K: 1 S: 8	H: 1 LOB: 0 BB: 0 P: 9	R: 2 E: 0 K: 2 S: 15	H: 1 LOB: 1 BB: 2 P: 26	R: 0 E: 0 K: 0 S: 9	H: 1 LOB: 1 BB: 2 P: 13	1B: 2 2B: 2 3B: 0 HR: 2	SF: 0 SAC: 0 DP: 2 HBP: 0	WP: 0 PB: 0 SB: 0 CS: 0	PA: 29
PITCHER	IP WLS BF H R ER SO BB IBB HBP BLK WP HR S P ERA WHIP																					
Pete Smith, R (1, 1) ERA: 4.75	7.0	23	4	1	1	7	4	0	0	0	0	0	0	0	63	89	1.29	0.571				
Dwayne Henry, R (8, 1) ERA: 9.52	0.2	L 5	1	2	2	2	2	0	0	0	0	0	1	14	25	27.00	4.500					
Mike Stanton, L (8, 1) ERA: 1.38	0.1	1	0	0	0	0	0	0	0	0	0	0	0	1	1	0.00	0.000					

AB	30
R	2
H	5
RBI	2
BB	5
SO	9
LOB	15



Batter	1	2	3	4	5	6	7	8	9	AB	R	H	RBI	BB	SO	LOB	TOP					
Ron Gant, R OBP: 0.232, SLG: 0.311 (1, 8)	P3		P5			2B		P3		4	0	1	0	0	0	1	<p>Atlanta Braves @ Los Angeles Dodgers Dodger Stadium, Los Angeles, CA Fri Sep 15 1989, 7:05 PM PDT Att: 37,405 - Unknown</p> <p>AB 32 R 0 H 5 RBI 0 BB 3 SO 12 LOB 16</p> 					
Mark Lemke, S OBP: 0.333, SLG: 0.800 (1, 4)	K			K		F9				3	0	0	0	1	2	1						
Tommy Gregg, L OBP: 0.290, SLG: 0.332 (1, 7)	P5			E4		K		F9		4	0	0	0	0	1	3						
Dale Murphy, R OBP: 0.303, SLG: 0.368 (1, 9)		BB		F8			FC6-4 1B		K	3	0	1	0	1	1	1						
Drew Denson, S OBP: 0.167, SLG: 0.333 (1, 3)	K			CS	G4-3		K	G4-3		4	0	0	0	0	2	2						
Jeff Blauser, R OBP: 0.317, SLG: 0.403 (1, 5)	K				K		K	1B BB		3	0	0	0	1	3	2						
Andres Thomas, R OBP: 0.231, SLG: 0.323 (1, 6)	K				1B		FC6-4 1-2	1-2 1B		4	0	2	0	0	1	2						
John Mizerock, L OBP: 0.333, SLG: 0.333 (1, 2)			K		F8			WP 1B	G3-1	4	0	1	0	0	1	3						
Tommy Greene, R (1, 1)			G1-3			G1-3				2	0	0	0	0	0	0						
Tony Castillo, L (6, 1)										0	0	0	0	0	0	0						
Oddibe McDowell, L OBP: 0.326, SLG: 0.381 (8, PH)										1	0	0	0	0	1	1						
Jay Aldrich, R (8, 1)										0	0	0	0	0	0	0						
Inning Stats	R: 0 E: 0 K: 1 S: 6	H: 0 LOB: 0 BB: 0 P: 8	R: 0 E: 0 K: 3 S: 11	H: 0 LOB: 1 BB: 1 P: 19	R: 0 E: 0 K: 1 S: 12	H: 0 LOB: 0 BB: 0 P: 18	R: 0 E: 1 K: 1 S: 7	H: 0 LOB: 0 BB: 0 P: 11	R: 0 E: 0 K: 1 S: 6	H: 1 LOB: 1 BB: 0 P: 11	R: 0 E: 0 K: 2 S: 10	H: 1 LOB: 1 BB: 0 P: 16	R: 0 E: 0 K: 2 S: 10	H: 1 LOB: 1 BB: 0 P: 13	R: 0 E: 0 K: 1 S: 16	H: 1 LOB: 2 BB: 1 P: 28	R: 0 E: 0 K: 1 S: 9	H: 1 LOB: 2 BB: 1 P: 19	1B: 4 2B: 1 3B: 0 HR: 0	SF: 0 SAC: 0 DP: 0 HBP: 0	WP: 1 PB: 0 SB: 1 CS: 0	PA: 36
PITCHER Ramon Martinez, R ERA: 3.23 (1, 1)	IP: 9.0 WLS: W BF: 35 H: 5 R: 0 ER: 0 SO: 12 BB: 3 IBB: 0 HBP: 0 BLK: 0 WP: 1 HR: 0 S: 87 P: 143 ERA: 0.00 WHIP: 0.889															PITCHER						

Batter	1	2	3	4	5	6	7	8	9	AB	R	H	RBI	BB	SO	LOB	BOTTOM				
Alfredo Griffin, S OBP: 0.292, SLG: 0.312 (1, 6)	P4		FC6-4		B4-3	P3				4	0	0	0	0	0	4	<p>Atlanta Braves @ Los Angeles Dodgers Dodger Stadium, Los Angeles, CA Fri Sep 15 1989, 7:05 PM PDT Att: 37,405 - Unknown</p> <p>AB 34 R 5 H 9 RBI 5 BB 1 SO 5 LOB 13</p> 				
Jose Vizcaino, S OBP: 0.333, SLG: 0.333 (7, 6)			FC6-4							0	0	0	0	0	0	0					
Willie Randolph, R OBP: 0.397, SLG: 0.327 (1, 4)	K		FC6-4			HR		G5-3		4	1	1	0	0	1	2					
Eddie Murray, S OBP: 0.347, SLG: 0.409 (1, 3)	G6-3			S 1B		HR		K		4	2	2	2	0	1	0					
Mike Marshall, R OBP: 0.328, SLG: 0.415 (1, 9)		P3		K		G5-3		F9		4	0	0	0	0	1	1					
Jeff Hamilton, R OBP: 0.277, SLG: 0.389 (1, 5)		G6-3		G5-3		HR		F8		4	1	1	0	0	0	1					
Lenny Harris, L OBP: 0.281, SLG: 0.293 (1, 7)						HR		G4-3		4	1	2	3	0	0	0					
Jose Gonzalez, R OBP: 0.327, SLG: 0.349 (9, 7)	F8					HR				0	0	0	0	0	0	0					
John Shelby, S OBP: 0.239, SLG: 0.219 (1, 8)			FC6-4 1B	F8		G6-3				3	0	1	0	1	0	1					
Mike Scioscia, L OBP: 0.332, SLG: 0.344 (1, 2)			FC6-4 1B		G3-1			K		4	0	2	0	0	1	1					
Ramon Martinez, R OBP: 0.188, SLG: 0.194 (1, 1)			B3		K	E5				3	0	0	0	0	1	3					
Inning Stats	R: 0 E: 0 K: 1 S: 9	H: 0 LOB: 0 BB: 0 P: 12	R: 0 E: 0 K: 0 S: 5	H: 0 LOB: 0 BB: 0 P: 8	R: 0 E: 0 K: 0 S: 14	H: 2 LOB: 2 BB: 0 P: 18	R: 1 E: 0 K: 1 S: 8	H: 2 LOB: 1 BB: 0 P: 15	R: 0 E: 0 K: 1 S: 9	H: 0 LOB: 0 BB: 0 P: 13	R: 4 E: 1 K: 0 S: 21	H: 5 LOB: 2 BB: 0 P: 30	R: 0 E: 0 K: 1 S: 8	H: 0 LOB: 0 BB: 0 P: 12	R: 0 E: 0 K: 1 S: 10	H: 0 LOB: 1 BB: 1 P: 17		1B: 7 2B: 0 3B: 0 HR: 2	SF: 0 SAC: 0 DP: 0 HBP: 0	WP: 0 PB: 0 SB: 1 CS: 0	PA: 35
PITCHER Tommy Greene, R ERA: 7.84 (1, 1)	IP: 5.1 WLS: L BF: 24 H: 8 R: 5 ER: 5 SO: 3 BB: 0 IBB: 0 HBP: 0 BLK: 0 WP: 0 HR: 2 S: 56 P: 80 ERA: 8.44 WHIP: 1.500															PITCHER					
Tony Castillo, L ERA: 5.47 (6, 1)	IP: 1.2 WLS: 7 BF: 1 H: 0 R: 0 ER: 0 SO: 1 BB: 0 IBB: 0 HBP: 0 BLK: 0 WP: 0 HR: 18 S: 28 P: 28 ERA: 0.00 WHIP: 0.600																				
Jay Aldrich, R ERA: 3.24 (8, 1)	IP: 1.0 WLS: 4 BF: 0 H: 0 R: 0 ER: 0 SO: 1 BB: 0 IBB: 0 HBP: 0 BLK: 0 WP: 0 HR: 10 S: 17 P: 17 ERA: 0.00 WHIP: 1.000																				

Batter	1	2	3	4	5	6	7	8	9	AB	R	H	RBI	BB	SO	LOB	TOP					
Ron Gant, R OBP: 0.234, SLG: 0.321 Jeff Treadway, L OBP: 0.319, SLG: 0.385 Joe Boever, R (8, 1) Mike Stanton, L (9, 1)	P6		G5-3			3B		P5		3	0	1	0	0	0	0	Atlanta Braves @ Los Angeles Dodgers Dodger Stadium, Los Angeles, CA Sat Sep 16 1989, 7:05 PM PDT Att: 23,192 - Unknown					
Mark Lemke, S OBP: 0.200, SLG: 0.444	K			K		F7		K		4	0	0	0	0	3	1						
Tommy Gregg, L OBP: 0.286, SLG: 0.327	G4-3			F8			G5-3		F7	4	0	0	0	0	0	0						
Dale Murphy, R OBP: 0.303, SLG: 0.367		G1-6-3 1B		K			K		L8	4	0	1	0	0	2	0						
Jeff Blauser, R OBP: 0.315, SLG: 0.400	K			G5-3			G4-3			3	0	0	0	0	1	1						
Drew Denson, S OBP: 0.222, SLG: 0.333	G1-6-3			G4-3				S 1B		3	0	1	0	0	0	1						
Andres Thomas, R OBP: 0.230, SLG: 0.322	G4-1			F8				K		3	0	0	0	0	1	2						
John Mizerock, L OBP: 0.250, SLG: 0.250			G4-3			G4-3		L9		3	0	0	0	0	0	1						
Derek Lilliquist, L OBP: 0.177, SLG: 0.194 Oddibe McDowell, L OBP: 0.327, SLG: 0.351 (8, 8)			K			K		IBB		2	0	0	0	0	2	0						
										0	0	0	0	1	0	0						
Inning Stats	R: 0 E: 0 K: 1 S: 8	H: 0 LOB: 0 BB: 0 P: 14	R: 0 E: 0 K: 1 S: 13	H: 1 LOB: 1 BB: 0 P: 19	R: 0 E: 0 K: 1 S: 7	H: 0 LOB: 0 BB: 0 P: 7	R: 0 E: 0 K: 2 S: 7	H: 0 LOB: 0 BB: 0 P: 10	R: 0 E: 0 K: 0 S: 5	H: 0 LOB: 0 BB: 0 P: 6	R: 0 E: 0 K: 1 S: 10	H: 1 LOB: 1 BB: 0 P: 13	R: 0 E: 0 K: 1 S: 7	H: 0 LOB: 0 BB: 0 P: 10	R: 0 E: 0 K: 1 S: 9	H: 1 LOB: 2 BB: 1 P: 17	R: 0 E: 0 K: 1 S: 10	H: 0 LOB: 0 BB: 0 P: 12	1B: 2 2B: 0 3B: 1 HR: 0	SF: 0 SAC: 0 DP: 0 HBP: 0	WP: 0 PB: 0 SB: 1 CS: 0	PA: 31
PITCHER Tim Belcher, R ERA: 3.01	IP: 9.0 WLS: W BF: 31 H: 3 R: 0 ER: 0 SO: 9 BB: 0 IBB: 1 HBP: 0 BLK: 0 WP: 0 HR: 0 S: 76 P: 108 ERA: 0.00 WHIP: 0.333															PITCHER						

Batter	1	2	3	4	5	6	7	8	9	AB	R	H	RBI	BB	SO	LOB	BOTTOM					
Jose Gonzalez, R OBP: 0.327, SLG: 0.349 Lenny Harris, L OBP: 0.283, SLG: 0.299 (9, PH)	P2		E8 1B			K			G5-3 BB 2B	3	0	1	0	0	1	0	Atlanta Braves @ Los Angeles Dodgers Dodger Stadium, Los Angeles, CA Sat Sep 16 1989, 7:05 PM PDT Att: 23,192 - Unknown					
Willie Randolph, R OBP: 0.396, SLG: 0.326			L4			G6-3			G5-3	4	0	1	0	0	2	2						
Eddie Murray, S OBP: 0.348, SLG: 0.409	K			F8			FC3-6 1B		BB IBB IBB	3	0	1	0	1	1	1						
Mike Marshall, R OBP: 0.328, SLG: 0.411	L9			G5-3		FC3-6 CS			BB IBB	3	0	0	0	1	0	2						
Mickey Hatcher, R OBP: 0.325, SLG: 0.384 Bill Bean, L OBP: 0.227, SLG: 0.293 Mike Sharperson, R OBP: 0.375, SLG: 0.316 (9, PH)		G6-4-3 1B		P4		G6-3			BB	3	0	1	0	0	0	1						
Jeff Hamilton, R OBP: 0.276, SLG: 0.387	G6-4-3			F8			G4-3			3	0	0	0	0	0	1						
Rick Dempsey, R OBP: 0.316, SLG: 0.294	K			P2			K			3	0	0	0	0	2	0						
Dave Anderson, R OBP: 0.314, SLG: 0.267			G4-3			K			1B	3	0	1	0	0	1	0						
Tim Belcher, R OBP: 0.149, SLG: 0.125			K			L7			P9	3	0	0	0	0	1	1						
Inning Stats	R: 0 E: 0 K: 1 S: 8	H: 1 LOB: 1 BB: 0 P: 11	R: 0 E: 0 K: 1 S: 10	H: 1 LOB: 0 BB: 0 P: 13	R: 0 E: 1 K: 1 S: 9	H: 1 LOB: 1 BB: 0 P: 10	R: 0 E: 0 K: 0 S: 9	H: 0 LOB: 0 BB: 0 P: 10	R: 0 E: 0 K: 1 S: 8	H: 0 LOB: 0 BB: 0 P: 12	R: 0 E: 0 K: 1 S: 7	H: 0 LOB: 0 BB: 0 P: 9	R: 0 E: 0 K: 0 S: 4	H: 1 LOB: 0 BB: 0 P: 6	R: 0 E: 0 K: 1 S: 6	H: 1 LOB: 1 BB: 0 P: 10	R: 1 E: 0 K: 0 S: 5	H: 1 LOB: 3 BB: 3 P: 19	1B: 5 2B: 1 3B: 0 HR: 0	SF: 0 SAC: 0 DP: 1 HBP: 0	WP: 0 PB: 0 SB: 0 CS: 1	PA: 32
PITCHER Derek Lilliquist, L ERA: 3.81 Joe Boever, R ERA: 3.84 Mike Stanton, L ERA: 1.38	IP: 7.0 WLS: L BF: 8 H: 2 R: 1 ER: 1 SO: 1 BB: 0 IBB: 0 HBP: 0 BLK: 0 WP: 0 HR: 0 S: 55 P: 71 ERA: 0.00 WHIP: 0.571															PITCHER						



Batter	1	2	3	4	5	6	7	8	9	10	11	AB	R	H	RBI	BB	SO	LOB	TOP						
Ron Gant, R OBP: 0.236, SLG: 0.318			G1-3	P5			K		FC3-6 BB		F9	5	1	1	0	1	1	3							
Jeff Blausler, R OBP: 0.194, SLG: 0.398			G5-3				F8		FC3-6 FC5 S		F8	5	0	1	0	0	1	2							
Ed Whited, R OBP: 0.255, SLG: 0.333								FC6-4 1B				1	0	0	0	0	0	0							
Joe Boever, R												0	0	0	0	0	0	0							
Lonnie Smith, R OBP: 0.415, SLG: 0.533							F8		K			4	0	0	0	1	2	3							
Dale Murphy, R OBP: 0.305, SLG: 0.367			G1-3									3	0	1	0	2	0	2							
Mike Stanton, L												0	0	0	0	0	0	0							
Jeff Treadway, L OBP: 0.319, SLG: 0.385												0	0	0	0	0	0	0							
Andres Thomas, R OBP: 0.230, SLG: 0.321												5	0	1	0	0	1	4							
Drew Denson, S OBP: 0.214, SLG: 0.286												5	0	1	0	0	0	2							
Mark Lemke, S OBP: 0.200, SLG: 0.308			G4-3									4	0	0	0	1	0	0							
Kelly Mann, R OBP: 0.154, SLG: 0.231												3	0	1	0	0	1	3							
Ocdibe McDowell, L OBP: 0.329, SLG: 0.384												1	1	1	0	0	0	0							
John Mizerock, L OBP: 0.231, SLG: 0.231												1	0	0	0	0	1	0							
Marty Clary, R OBP: 0.172, SLG: 0.172												3	0	0	0	0	2	4							
Dwayne Henry, R												0	0	0	0	0	0	0							
Tommy Gregg, L OBP: 0.237, SLG: 0.339												2	1	1	2	0	1	0							
Inning Stats	R: 1 E: 0 K: 2 S: 16	H: 2 LOB: 2 BB: 0 P: 28	R: 0 E: 0 K: 1 S: 7	H: 0 LOB: 0 BB: 0 P: 12	R: 0 E: 0 K: 0 S: 10	H: 0 LOB: 1 BB: 1 P: 21	R: 0 E: 0 K: 1 S: 16	H: 2 LOB: 3 BB: 1 P: 29	R: 0 E: 0 K: 1 S: 7	H: 0 LOB: 1 BB: 1 P: 13	R: 0 E: 0 K: 1 S: 9	H: 1 LOB: 1 BB: 0 P: 18	R: 0 E: 0 K: 0 S: 4	H: 0 LOB: 0 BB: 0 P: 4	R: 2 E: 0 K: 1 S: 9	H: 2 LOB: 2 BB: 2 P: 24	R: 0 E: 0 K: 1 S: 9	H: 0 LOB: 0 BB: 0 P: 15	R: 0 E: 0 K: 1 S: 6	H: 0 LOB: 0 BB: 0 P: 9	1B: 6 2B: 1 3B: 0 HR: 1	SF: 0 SAC: 0 DP: 0 HBP: 0	WP: 1 PB: 0 SB: 2 CS: 0	PA: 47	
PITCHER	IP 7.0	WLS 3	BF 31	H 6	R 1	ER 1	SO 7	BB 3	IBB 1	HBP 0	BLK 0	WP 0	HR 1	S 0	P 144	ERA 1.29	WHIP 1.286								
Fernando Valenzuela, L ERA: 3.28	(1, 1)																								
Jay Howell, R ERA: 1.18	(8, 1)	2.0	10	2	2	2	1	1	1	0	0	0	1	13	28	9.00	1.500								
Alejandro Pena, R ERA: 2.31	(10, 1)	2.0	W	6	0	0	0	2	0	0	0	0	0	15	24	0.00	0.000								

Atlanta Braves @ Los Angeles Dodgers
Dodger Stadium, Los Angeles, CA
Sun Sep 17 1989, 3:33 AM PDT
Att: 31,192 - Sunny

AB 42
R 3
H 8
RBI 2
BB 5
SO 10
LOB 23



Batter	1	2	3	4	5	6	7	8	9	10	11	AB	R	H	RBI	BB	SO	LOB	BOTTOM							
Alfredo Griffin, S OBP: 0.291, SLG: 0.311			F7				F7		F7			5	0	1	0	0	1	1								
Bill Bean, L OBP: 0.241, SLG: 0.197												2	0	0	0	2	1	0								
Willie Randolph, R OBP: 0.367, SLG: 0.326												0	0	0	0	1	0	0								
Alejandro Pena, R OBP: 1.000, SLG: 1.000												0	0	0	0	0	0	0								
Lenny Harris, L OBP: 0.285, SLG: 0.298												4	2	1	0	1	1	5								
Eddie Murray, S OBP: 0.352, SLG: 0.412												5	0	4	0	0	0	0								
Jeff Hamilton, R OBP: 0.275, SLG: 0.386												4	1	1	2	0	0	2								
John Shelby, S OBP: 0.238, SLG: 0.222												5	0	1	0	0	2	3								
Mike Scioscia, L OBP: 0.332, SLG: 0.346												3	0	1	1	0	0	0								
Mike Sharperson, R OBP: 0.346, SLG: 0.286												2	0	0	0	0	1	1								
Jose Gonzalez, R OBP: 0.328, SLG: 0.354												2	0	1	0	0	1	0								
Mike Davis, L OBP: 0.305, SLG: 0.398												1	0	0	0	0	0	2								
Jay Howell, R												0	0	0	0	0	0	0								
Rick Dempsey, R OBP: 0.324, SLG: 0.319												1	1	1	1	1	0	0								
Fernando Valenzuela, L OBP: 0.188, SLG: 0.215												2	0	0	0	0	0	1								
Mike Marshall, R OBP: 0.326, SLG: 0.409												2	0	0	0	0	1	3								
Inning Stats	R: 0 E: 0 K: 1 S: 7	H: 0 LOB: 0 BB: 1 P: 14	R: 0 E: 0 K: 1 S: 7	H: 0 LOB: 0 BB: 0 P: 11	R: 0 E: 0 K: 0 S: 8	H: 1 LOB: 1 BB: 0 P: 12	R: 0 E: 0 K: 0 S: 9	H: 1 LOB: 1 BB: 1 P: 17	R: 0 E: 0 K: 1 S: 7	H: 0 LOB: 0 BB: 0 P: 12	R: 0 E: 0 K: 0 S: 4	H: 0 LOB: 0 BB: 0 P: 5	R: 2 E: 0 K: 1 S: 18	H: 4 LOB: 2 BB: 0 P: 25	R: 1 E: 0 K: 1 S: 14	H: 2 LOB: 2 BB: 1 P: 22	R: 0 E: 0 K: 2 S: 18	H: 1 LOB: 3 BB: 2 P: 33	R: 0 E: 0 K: 1 S: 9	H: 1 LOB: 1 BB: 0 P: 12	R: 1 E: 0 K: 0 S: 1	H: 1 LOB: 0 BB: 0 P: 2	1B: 7 2B: 3 3B: 0 HR: 1	SF: 0 SAC: 1 DP: 1 HBP: 0	WP: 0 PB: 0 SB: 0 CS: 1	PA: 44
PITCHER	IP 6.1	WLS 3	BF 24	H 5	R 3	ER 1	SO 2	BB 2	IBB 0	HBP 0	BLK 0	WP 0	HR 0	S 51	P 84	ERA 2.84	WHIP 1.105									
Marty Clary, R ERA: 2.9	(1, 1)																									
Dwayne Henry, R ERA: 8.44	(7, 1)	1.2	9	3	1	1	2	1	0	0	0	0	0	23	34	5.40	2.400									
Mike Stanton, L ERA: 1.2	(9, 1)	2.0	10	2	0	0	3	2	0	0	0	0	0	27	45	0.00	2.000									
Joe Boever, R ERA: 3.95	(11, 1)	0.0	L	1	1	1	0	0	0	0	0	0	1	1	2	∞	∞									

Atlanta Braves @ Los Angeles Dodgers
Dodger Stadium, Los Angeles, CA
Sun Sep 17 1989, 3:33 AM PDT
Att: 31,192 - Sunny

AB 38
R 4
H 11
RBI 4
BB 5
SO 8
LOB 18



Batter	1	2	3	4	5	6	7	8	9	10	11	12	13	14	AB	R	H	RBI	BB	SO	LOB	TOP
Gerald Young, S OBP: 0.327, SLG: 0.279															6	0	0	0	1	0	6	
Chig Bieglo, R OBP: 0.252, SLG: 0.400															0	1	1	1	0	0	1	
Kevin Bass, S OBP: 0.356, SLG: 0.438															6	1	1	4	1	2	1	
Glenn Davis, R OBP: 0.347, SLG: 0.490															6	0	2	0	0	0	3	
Terry Puhl, L OBP: 0.330, SLG: 0.380															2	1	1	0	0	0	0	
Ken Caminiti, S OBP: 0.314, SLG: 0.369															4	0	1	0	1	1	1	
Bill Doran, S OBP: 0.306, SLG: 0.329															4	1	1	0	0	0	3	
Rafael Ramirez, R OBP: 0.283, SLG: 0.326															6	0	1	1	0	1	2	
Rick Rhoden, R OBP: 0.259, SLG: 0.259															1	0	1	0	0	0	0	
Inning Stats	R: 0 E: 0 K: 0 S: 4	H: 0 LOB: 1 BB: 1 P: 10	R: 1 E: 0 K: 0 S: 13	H: 3 LOB: 2 BB: 1 P: 22	R: 0 E: 0 K: 0 S: 6	H: 0 LOB: 0 BB: 0 P: 7	R: 0 E: 0 K: 0 S: 7	H: 0 LOB: 0 BB: 0 P: 13	R: 0 E: 0 K: 0 S: 6	H: 0 LOB: 1 BB: 1 P: 12	R: 0 E: 0 K: 1 S: 11	H: 1 LOB: 1 BB: 0 P: 14	R: 0 E: 0 K: 1 S: 11	H: 0 LOB: 0 BB: 0 P: 19	R: 1 E: 0 K: 1 S: 12	H: 1 LOB: 0 BB: 0 P: 18	1B: 7 2B: 1 3B: 0 HR: 3	SF: 0 SAC: 1 DP: 3 HBP: 0	WP: 1 PB: 0 SB: 0 CS: 0	PA: 57		
PITCHER	IP WLS BF H R ER SO BB IBB HBP BLK WP HR S P ERA WHIP	5.1 2.0 14 5 2 2 0 1 0 0 0 0 1 45 77 3.38 1.500																				
Rusty Richards, R ERA: 3.38																						
Tony Castillo, L ERA: 5.96																						
Mark Eichhorn, R ERA: 4.48																						
Wayne Henry, R ERA: 6.14																						
Mike Stanton, L ERA: 9.95																						

Houston Astros @ Atlanta Braves
Atlanta-Fulton County Stadium, Atlanta, GA
Wed Sep 20 1989, 7:05 PM EDT
Att. 2,794 - Unknown


AB	49
R	7
H	11
RBI	7
BB	7
SO	9
LOB	22



Batter	1	2	3	4	5	6	7	8	9	10	11	12	13	14	AB	R	H	RBI	BB	SO	LOB	BOTTOM
Ron Gant, R OBP: 0.280, SLG: 0.320															7	0	0	0	0	3	3	
Jeff Treadway, L OBP: 0.318, SLG: 0.380															5	2	1	0	2	0	1	
David Justice, L OBP: 0.212, SLG: 0.233															6	1	1	0	0	2	4	
Lonnie Smith, R OBP: 0.415, SLG: 0.531															4	2	1	0	2	1	2	
Darrell Evans, L OBP: 0.303, SLG: 0.356															6	1	2	2	0	1	2	
Mark Lemke, S OBP: 0.205, SLG: 0.409															6	0	2	4	0	0	2	
Andres Thomas, R OBP: 0.228, SLG: 0.316															5	0	0	0	1	0	2	
John Mizerock, L OBP: 0.238, SLG: 0.238															5	0	1	0	0	1	2	
Jeff Wetherby, L OBP: 0.292, SLG: 0.395															1	0	0	0	0	0	0	
Rusty Rhoden, R ERA: 4.22																						
Jose Cano, R ERA: 2.2																						
Dan Schatzeder, L ERA: 3.88																						
Juan Agosto, L ERA: 3.14																						
Danny Darwin, R ERA: 2.45																						
PITCHER	IP WLS BF H R ER SO BB IBB HBP BLK WP HR S P ERA WHIP	2.1 2.0 14 5 4 4 0 2 0 0 0 0 1 23 47 15.43 3.000																				
Dave Smith, R ERA: 2.68																						
Larry Andersen, R ERA: 1.61																						
Brian Meyer, R ERA: 5.68																						

Houston Astros @ Atlanta Braves
Atlanta-Fulton County Stadium, Atlanta, GA
Wed Sep 20 1989, 7:05 PM EDT
Att. 2,794 - Unknown

AB	50
R	6
H	9
RBI	6
BB	6
SO	10
LOB	19



Batter	1	2	3	4	5	6	7	8	9	AB	R	H	RBI	BB	SO	LOB	TOP							
Gerald Young, S OBP: 0.326, SLG: 0.277	(1, 8) K		(0, 0) P6			(0, 0) F8			(4, 2) G5-4-3 BB	3	0	0	0	1	1	0								
Craig Biggio, R OBP: 0.336, SLG: 0.398	(1, 2) CS 1B			(1, 3) K		(1, 2) P3			(0, 1) G5-4-3 1-2	4	0	1	0	0	0	1								
Terry Puhl, L OBP: 0.339, SLG: 0.357	(1, 7) 1-2 BB			(3, 2) F8			(1, 1) F7		(1, 2) G3	3	0	0	0	1	0	0								
Glenn Davis, R OBP: 0.345, SLG: 0.487	(1, 3) F8			(2, 3) K			(3, 2) F8			3	0	0	0	0	1	1								
Eric Anthony, L OBP: 0.235, SLG: 0.326		(2, 3) K			(0, 0) G5-3			(1, 3) K		3	0	0	0	0	2	0								
Ken Caminiti, S OBP: 0.316, SLG: 0.370		(0, 0) P4			(2, 1) 1B			(0, 0) 1B		3	0	2	0	0	0	0								
Bill Doran, S OBP: 0.304, SLG: 0.327		(0, 0) L8			(3, 2) P5			(0, 3) K		3	0	0	0	0	1	2								
Rafael Ramirez, R OBP: 0.281, SLG: 0.324			(1, 0) P6		(3, 1) F8			(3, 2) P4		3	0	0	0	0	0	2								
Jim Deshaies, L OBP: 0.143, SLG: 0.130			(0, 2) G6-3			(3, 3) K		(2, 2) F8		1	0	0	0	0	0	0								
Greg Gross, R OBP: 0.326, SLG: 0.197										1	0	0	0	0	1	0								
Bob Forsch, R OBP: 0.127, SLG: 0.167										0	0	0	0	0	0	0								
Juan Agosto, L OBP: 0.295, SLG: 0.200										0	0	0	0	0	0	0								
Harry Spilman, L OBP: 0.295, SLG: 0.323										1	0	0	0	0	0	1								
Brian Meyer, R OBP: 0.295, SLG: 0.323										0	0	0	0	0	0	0								
Inning Stats	R: 0 H: 1 E: 0 K: 1 S: 11	H: 1 LOB: 1 BB: 1 P: 18	R: 0 H: 0 E: 0 K: 1 S: 5	H: 0 LOB: 0 BB: 0 P: 7	R: 0 H: 0 E: 0 K: 0 S: 5	H: 0 LOB: 0 BB: 0 P: 6	R: 0 H: 0 E: 0 K: 2 S: 9	H: 0 LOB: 0 BB: 0 P: 15	R: 0 H: 1 E: 0 K: 0 S: 8	H: 1 LOB: 1 BB: 0 P: 16	R: 0 H: 0 E: 0 K: 1 S: 8	H: 0 LOB: 0 BB: 0 P: 12	R: 0 H: 0 E: 0 K: 1 S: 9	H: 0 LOB: 0 BB: 0 P: 14	R: 0 H: 1 E: 0 K: 1 S: 14	H: 1 LOB: 1 BB: 0 P: 19	R: 0 H: 0 E: 0 K: 0 S: 7	H: 0 LOB: 0 BB: 1 P: 12	1B: 3 2B: 0 3B: 0 HR: 0	SF: 0 SAC: 0 DP: 1 HBP: 0	WP: 0 PB: 0 SB: 0 CS: 1	PA: 30		
PITCHER Tommy Greene, R ERA: 4.19	(1, 1)	IP: 9.0 WLS: W BF: 30	H: 3 R: 0 ER: 0 SO: 7	BB: 2 IBB: 0 HBP: 0 BLK: 0	WP: 0 HR: 0 S: 76 P: 119	ERA: 0.00 WHIP: 0.556		PITCHER	IP: 9.0 WLS: W BF: 30	H: 3 R: 0 ER: 0 SO: 7	BB: 2 IBB: 0 HBP: 0 BLK: 0	WP: 0 HR: 0 S: 76 P: 119	ERA: 0.00 WHIP: 0.556											

Houston Astros @ Atlanta Braves
Atlanta-Fulton County Stadium, Atlanta, GA
Thu Sep 21 1989, 3:33 AM EDT
Att. 2,117 - Overcast

AB 28
R 0
H 3
RBI 0
BB 2
SO 7
LOB 7



Batter	1	2	3	4	5	6	7	8	9	AB	R	H	RBI	BB	SO	LOB	BOTTOM						
Ron Gant, R OBP: 0.226, SLG: 0.315	(1, 8) F8		(1, 3) K		(2, 2) G5-3		(0, 0) G5-3			4	0	0	0	0	1	0							
Jeff Blauser, R OBP: 0.313, SLG: 0.399	(1, 6) F8			(0, 0) F8		(0, 0) 1B 2B	(2, 3) K			4	1	1	0	0	1	0							
Mark Lemke, S OBP: 0.250, SLG: 0.440	(1, 4) E6 CS			(1, 1) HR 2B		(4, 2) 1B 1B BB		(0, 0) F9		3	1	1	0	1	0	0							
Lonnie Smith, R OBP: 0.416, SLG: 0.537	(1, 7) CS 1-2	(2, 3) K		(0, 0) HR		(1, 2) 1B 1B	(1, 1) P4			4	1	2	3	0	1	0							
Drew Denson, S OBP: 0.278, SLG: 0.294		(0, 0) 1B		(4, 2) FC5-4 BB		(2, 1) F8	(1, 3) K			3	0	1	0	1	1	2							
Ed Whited, R OBP: 0.295, SLG: 0.333		(1, 1) F7		(1, 1) FC5-4 1-2		(2, 1) 1B	(1, 2) 2-3 1B			3	0	1	0	0	0	2							
David Justice, L OBP: 0.194, SLG: 0.212		(1, 1) P5		(1, 1) P4		(1, 0) F8				3	0	0	0	0	0	5							
John Russell, R OBP: 0.218, SLG: 0.206			(1, 3) K		(3, 2) P4	(2, 0) F8				3	0	0	0	0	1	3							
Tommy Greene, R OBP: 0.295, SLG: 0.333			(1, 1) G6-3		(2, 3) K		(1, 1) G4-3			3	0	0	0	0	1	0							
Inning Stats	R: 0 H: 0 E: 1 K: 0 S: 5	H: 0 LOB: 0 BB: 0 P: 12	R: 0 H: 1 E: 0 K: 1 S: 8	H: 1 LOB: 1 BB: 0 P: 12	R: 0 H: 0 E: 0 K: 2 S: 8	H: 0 LOB: 0 BB: 0 P: 11	R: 2 H: 2 E: 0 K: 0 S: 10	H: 2 LOB: 1 BB: 1 P: 17	R: 0 H: 0 E: 0 K: 1 S: 13	H: 0 LOB: 0 BB: 0 P: 20	R: 1 H: 3 E: 0 K: 0 S: 15	H: 3 LOB: 3 BB: 1 P: 27	R: 0 H: 0 E: 0 K: 1 S: 8	H: 0 LOB: 0 BB: 0 P: 11	R: 0 H: 0 E: 0 K: 1 S: 6	H: 0 LOB: 0 BB: 0 P: 8	1B: 3 2B: 2 3B: 0 HR: 1	SF: 0 SAC: 0 DP: 0 HBP: 0	WP: 0 PB: 0 SB: 0 CS: 1	PA: 33			
PITCHER Jim Deshaies, L ERA: 3.09	(1, 1)	IP: 5.0 WLS: L BF: 19	H: 3 R: 2 ER: 2 SO: 4	BB: 1 IBB: 0 HBP: 0 BLK: 0	WP: 0 HR: 1 S: 44 P: 72	ERA: 3.60 WHIP: 0.800		PITCHER	IP: 5.0 WLS: L BF: 19	H: 3 R: 2 ER: 2 SO: 4	BB: 1 IBB: 0 HBP: 0 BLK: 0	WP: 0 HR: 1 S: 44 P: 72	ERA: 3.60 WHIP: 0.800										
Bob Forsch, R ERA: 5.33	(6, 1)	0.0	3	2	1	1	0	1	0	0	0	0	0	0	0	0	9	14	∞	∞			
Juan Agosto, L ERA: 3.06	(6, 1)	2.0	7	1	0	0	1	0	0	0	0	0	0	0	0	0	14	24	0.00	0.500			
Brian Meyer, R ERA: 5.27	(8, 1)	1.0	3	0	0	0	1	0	0	0	0	0	0	0	0	0	6	8	0.00	0.000			

Houston Astros @ Atlanta Braves
Atlanta-Fulton County Stadium, Atlanta, GA
Thu Sep 21 1989, 3:33 AM EDT
Att. 2,117 - Overcast

AB 30
R 3
H 6
RBI 3
BB 2
SO 6
LOB 12



Batter	1	2	3	4	5	6	7	8	9	AB	R	H	RBI	BB	SO	LOB	TOP							
Dave Collins, S OBP: 0.297, SLG: 0.261 (1, 7)	P6	L7			FC4-6 1B	F7		K		5	0	1	0	0	1	6	Cincinnati Reds @ Atlanta Braves Atlanta-Fulton County Stadium, Atlanta, GA Fri Sep 22 1989, 7:05 PM EDT Att. 4,273 - Unknown - 77 F							
Luis Quiñones, S OBP: 0.306, SLG: 0.429 (1, 4)	G1-3		G4-3		FC4-6 HR		G4-3			5	1	1	3	0	0	1								
Eric Davis, R Mike Roesler, R (8, 1)	K			1B 2B BB		HR		P2		3	2	1	2	2	1	1								
Todd Benzinger, S OBP: 0.293, SLG: 0.384 (1, 3)		2B G4-3 1B	2B 1-2 1B		1-0 1B		P7		F9	5	1	3	0	0	0	1								
Rolando Roomes, R OBP: 0.286, SLG: 0.424 (1, 9)		G4-3 1B 2B	L4 1-3 2-H 2B		K		P5		G6-3	5	1	2	1	0	1	2								
Scotti Madison, S OBP: 0.213, SLG: 0.268 (1, 5)		G4-3	L4		F8			1B 2B BB	1B 2B	4	1	1	1	1	0	4								
Terry McGriff, R OBP: 0.385, SLG: 0.273 (1, 2)		1B		G4-3		G6-3		1B 2B BB	1B 2B	4	1	2	1	1	0	0								
Jeff Richardson, R OBP: 0.257, SLG: 0.273 (1, 6)		P3		P4		E5 SH3-4		2B 1B		4	1	1	0	0	0	1								
Ron Robinson, R Rob Dibble, L Herm Winingham, L OBP: 0.259, SLG: 0.269 (7, 1) OBP: 0.321, SLG: 0.368 (8, 8)				K		SH3-4		F7		2	0	1	0	0	1	0								
		1-2 1B				1-2 1B				1	0	0	0	0	0	3								
										0	0	0	0	0	0	0								
Inning Stats	R: 0 E: 0 K: 1 S: 6	H: 0 LOB: 0 BB: 0 P: 9	R: 2 E: 0 K: 0 S: 15	H: 4 LOB: 2 BB: 0 P: 23	R: 1 E: 0 K: 0 S: 6	H: 2 LOB: 1 BB: 1 P: 14	R: 0 E: 0 K: 1 S: 6	H: 0 LOB: 0 BB: 0 P: 7	R: 2 E: 0 K: 0 S: 9	H: 3 LOB: 1 BB: 0 P: 11	R: 0 E: 1 K: 0 S: 9	H: 0 LOB: 1 BB: 0 P: 13	R: 0 E: 0 K: 0 S: 16	H: 0 LOB: 1 BB: 1 P: 27	R: 3 E: 0 K: 1 S: 12	H: 2 LOB: 1 BB: 2 P: 28	R: 0 E: 0 K: 0 S: 7	H: 2 LOB: 2 BB: 0 P: 12	1B: 8 2B: 5 3B: 0 HR: 1	SF: 0 SAC: 1 DP: 1 HBP: 0	WP: 0 PB: 0 SB: 0 CS: 0	PA: 43		
PITCHER	IP WLS BF H R ER SO BB IBB HBP BLK WP HR S P ERA WHIP	IP WLS BF H R ER SO BB IBB HBP BLK WP HR S P ERA WHIP	IP WLS BF H R ER SO BB IBB HBP BLK WP HR S P ERA WHIP	IP WLS BF H R ER SO BB IBB HBP BLK WP HR S P ERA WHIP	IP WLS BF H R ER SO BB IBB HBP BLK WP HR S P ERA WHIP	IP WLS BF H R ER SO BB IBB HBP BLK WP HR S P ERA WHIP	IP WLS BF H R ER SO BB IBB HBP BLK WP HR S P ERA WHIP	IP WLS BF H R ER SO BB IBB HBP BLK WP HR S P ERA WHIP	IP WLS BF H R ER SO BB IBB HBP BLK WP HR S P ERA WHIP	IP WLS BF H R ER SO BB IBB HBP BLK WP HR S P ERA WHIP	IP WLS BF H R ER SO BB IBB HBP BLK WP HR S P ERA WHIP	IP WLS BF H R ER SO BB IBB HBP BLK WP HR S P ERA WHIP	IP WLS BF H R ER SO BB IBB HBP BLK WP HR S P ERA WHIP	IP WLS BF H R ER SO BB IBB HBP BLK WP HR S P ERA WHIP	IP WLS BF H R ER SO BB IBB HBP BLK WP HR S P ERA WHIP	IP WLS BF H R ER SO BB IBB HBP BLK WP HR S P ERA WHIP	IP WLS BF H R ER SO BB IBB HBP BLK WP HR S P ERA WHIP	IP WLS BF H R ER SO BB IBB HBP BLK WP HR S P ERA WHIP	IP WLS BF H R ER SO BB IBB HBP BLK WP HR S P ERA WHIP	IP WLS BF H R ER SO BB IBB HBP BLK WP HR S P ERA WHIP	IP WLS BF H R ER SO BB IBB HBP BLK WP HR S P ERA WHIP	IP WLS BF H R ER SO BB IBB HBP BLK WP HR S P ERA WHIP	IP WLS BF H R ER SO BB IBB HBP BLK WP HR S P ERA WHIP	IP WLS BF H R ER SO BB IBB HBP BLK WP HR S P ERA WHIP

AB	38
R	8
H	13
RBI	8
BB	4
SO	4
LOB	19



Batter	1	2	3	4	5	6	7	8	9	AB	R	H	RBI	BB	SO	LOB	BOTTOM							
Ron Gant, R OBP: 0.223, SLG: 0.309 (1, 8)	P6		FC1		FC6-4 1-2			K		4	0	0	0	0	1	2	Cincinnati Reds @ Atlanta Braves Atlanta-Fulton County Stadium, Atlanta, GA Fri Sep 22 1989, 7:05 PM EDT Att. 4,273 - Unknown - 77 F							
Jeff Blausler, R OBP: 0.313, SLG: 0.396 (1, 6)	K		L3 BB		G1-3		K			3	0	0	0	1	2	0								
Mark Lemke, S OBP: 0.219, SLG: 0.379 (1, 4)	G3		L3		G3		P6			4	0	0	0	0	0	3								
Lonnie Smith, R OBP: 0.415, SLG: 0.535 (1, 7)		F8		F7		L8		2B 1B		4	1	1	0	0	0	0								
David Justice, L OBP: 0.250, SLG: 0.324 (1, 9)		L4 1B		L4		1B SF7 2B		1B 2B		4	2	3	0	0	0	0								
Drew Denson, S OBP: 0.318, SLG: 0.333 (1, 3)		K		L1		1B		G6-4-3 1B		4	0	2	2	0	1	1								
Ed Whited, R OBP: 0.241, SLG: 0.315 (1, 5)		G5-3		F7		SF7		G6-4-3 1B		3	0	0	1	0	0	2								
John Mizerock, L OBP: 0.200, SLG: 0.200 (1, 2)			F9		P5		P4		G4-3	4	0	0	0	0	0	1								
Derek Lilliquist, L OBP: 0.190, SLG: 0.206 Oddie McDowell, L Charlie Puleo, R Tommy Gregg, L Kent Mercker, L (1, 1) (6, PH) (6, 1) (7, PH) (8, 1)			E FC1 1B		FC6-4 BB		P7			1	0	1	0	0	0	0								
										0	0	0	0	0	0	0								
										0	0	0	0	0	0	0								
Inning Stats	R: 0 E: 0 K: 1 S: 10	H: 0 LOB: 0 BB: 0 P: 17	R: 0 E: 0 K: 1 S: 9	H: 1 LOB: 1 BB: 0 P: 12	R: 0 E: 1 K: 0 S: 7	H: 1 LOB: 2 BB: 1 P: 14	R: 0 E: 0 K: 0 S: 6	H: 0 LOB: 0 BB: 0 P: 9	R: 0 E: 0 K: 0 S: 5	H: 0 LOB: 1 BB: 1 P: 13	R: 0 E: 0 K: 0 S: 9	H: 0 LOB: 0 BB: 0 P: 14	R: 1 E: 0 K: 0 S: 14	H: 2 LOB: 1 BB: 0 P: 19	R: 0 E: 0 K: 2 S: 7	H: 0 LOB: 0 BB: 0 P: 11	R: 2 E: 0 K: 0 S: 8	H: 3 LOB: 0 BB: 0 P: 12	1B: 5 2B: 3 3B: 0 HR: 0	SF: 1 SAC: 0 DP: 2 HBP: 0	WP: 0 PB: 0 SB: 1 CS: 0	PA: 35		
PITCHER	IP WLS BF H R ER SO BB IBB HBP BLK WP HR S P ERA WHIP	IP WLS BF H R ER SO BB IBB HBP BLK WP HR S P ERA WHIP	IP WLS BF H R ER SO BB IBB HBP BLK WP HR S P ERA WHIP	IP WLS BF H R ER SO BB IBB HBP BLK WP HR S P ERA WHIP	IP WLS BF H R ER SO BB IBB HBP BLK WP HR S P ERA WHIP	IP WLS BF H R ER SO BB IBB HBP BLK WP HR S P ERA WHIP	IP WLS BF H R ER SO BB IBB HBP BLK WP HR S P ERA WHIP	IP WLS BF H R ER SO BB IBB HBP BLK WP HR S P ERA WHIP	IP WLS BF H R ER SO BB IBB HBP BLK WP HR S P ERA WHIP	IP WLS BF H R ER SO BB IBB HBP BLK WP HR S P ERA WHIP	IP WLS BF H R ER SO BB IBB HBP BLK WP HR S P ERA WHIP	IP WLS BF H R ER SO BB IBB HBP BLK WP HR S P ERA WHIP	IP WLS BF H R ER SO BB IBB HBP BLK WP HR S P ERA WHIP	IP WLS BF H R ER SO BB IBB HBP BLK WP HR S P ERA WHIP	IP WLS BF H R ER SO BB IBB HBP BLK WP HR S P ERA WHIP	IP WLS BF H R ER SO BB IBB HBP BLK WP HR S P ERA WHIP	IP WLS BF H R ER SO BB IBB HBP BLK WP HR S P ERA WHIP	IP WLS BF H R ER SO BB IBB HBP BLK WP HR S P ERA WHIP	IP WLS BF H R ER SO BB IBB HBP BLK WP HR S P ERA WHIP	IP WLS BF H R ER SO BB IBB HBP BLK WP HR S P ERA WHIP	IP WLS BF H R ER SO BB IBB HBP BLK WP HR S P ERA WHIP	IP WLS BF H R ER SO BB IBB HBP BLK WP HR S P ERA WHIP	IP WLS BF H R ER SO BB IBB HBP BLK WP HR S P ERA WHIP	IP WLS BF H R ER SO BB IBB HBP BLK WP HR S P ERA WHIP



Batter	1	2	3	4	5	6	7	8	9	AB	R	H	RBI	BB	SO	LOB	TOP					
Oddie McDowell, L (1, 8) <small>ERA: 3.32, SLG: 0.354</small> Dale Murphy, R (5, PH) <small>ERA: 3.04, SLG: 0.387</small> Charlie Puleo, R (5, 1) <small>ERA: 3.28, SLG: 0.378</small> Jeff Weathers, L (5, PH) <small>ERA: 3.28, SLG: 0.378</small> Joe Boever, R (8, 1) <small>ERA: 3.28, SLG: 0.378</small> Mike Stanton, L (8, 1)	 1B		 B4-3	 FC4 BB	 G5-3			 G4-3		2	1	1	0	1	0	0	Atlanta Braves @ Houston Astros Astrodome, Houston, TX Mon Sep 25 1989, 8:05 PM EDT Att: 18,547 - Dome					
Jeff Blauer, R (1, 6) <small>OBP: 0.322, SLG: 0.406</small>	 G3 1B		 1B	 FC4			 G3-6-1 BB	 F9		4	1	2	1	1	0	2						
Mark Lemke, S (1, 4) <small>OBP: 0.289, SLG: 0.463</small>	 G5-3		 1B		 1B		 E5	 G3-6-1 BB	 G3-4-1		5	1	2	0	0	0		2				
David Justice, L (1, 9) <small>OBP: 0.245, SLG: 0.289</small>	 G3		 L9		 2B		 G3-6-1	 G3 HBP	 G3 S		4	1	1	0	0	0		5				
Drew Denson, S (1, 3) <small>OBP: 0.314, SLG: 0.303</small>	 FC6-4 1B		 K		 F9		 F9	 G3	 G3		5	0	1	1	0	1		6				
Ron Gant, R (1, 7) <small>OBP: 0.233, SLG: 0.324</small>	 FC6-4 1B			 F9 S 1B	 BB 2B		 F8	 P5		5	1	2	1	0	0	2						
Ed Whited, R (1, 5) <small>OBP: 0.214, SLG: 0.262</small>		 G3	 F9	 BB IBB	 K		 K			3	0	0	0	1	1	1						
John Mizerock, L (1, 2) <small>OBP: 0.222, SLG: 0.222</small> Lonnie Smith, R (5, PH) <small>OBP: 0.416, SLG: 0.536</small>	 F8		 SH2-4 1B	 K	 K		 K			2	0	1	1	0	0	0						
Rusty Richards, L (1, 1) <small>OBP: 0.305, SLG: 0.358</small> Darrell Evans, L (5, PH) <small>OBP: 0.217, SLG: 0.205</small> John Russell, R (5, 2)	 K		 SH2-4 1B	 BB	 K					1	0	0	0	0	1	0						
Inning Stats	R: 2 E: 0 K: 0 S: 14	H: 3 LOB: 1 BB: 0 P: 20	R: 0 E: 0 K: 1 S: 5	H: 0 LOB: 0 BB: 0 P: 7	R: 0 E: 0 K: 1 S: 13	H: 2 LOB: 2 BB: 0 P: 20	R: 1 E: 0 K: 0 S: 11	H: 2 LOB: 2 BB: 2 P: 21	R: 2 E: 0 K: 1 S: 11	H: 3 LOB: 3 BB: 2 P: 31	R: 0 E: 0 K: 0 S: 7	H: 0 LOB: 0 BB: 0 P: 16	R: 0 E: 0 K: 2 S: 7	H: 0 LOB: 0 BB: 0 P: 10	R: 0 E: 0 K: 1 S: 8	H: 0 LOB: 1 BB: 0 P: 13		R: 0 E: 0 K: 0 S: 7	H: 0 LOB: 0 BB: 0 P: 12	1B: 9 2B: 1 3B: 0 HR: 0	SF: 0 SAC: 1 DP: 1 HBP: 1	WP: 0 PB: 0 SB: 4 CS: 0
PITCHER	IP: 4.0 WLS: L BF: 20	H: 7 R: 3 ER: 3 SO: 2	BB: 1 IBB: 0 HBP: 0 BLK: 0	WP: 0 HR: 0 S: 43 P: 68	ERA: 6.75 WHIP: 2.000	Dave Smith, R (9, 1) <small>ERA: 2.64</small>	IP: 1.0 WLS: W BF: 4	H: 0 R: 0 ER: 0 SO: 0	BB: 0 IBB: 0 HBP: 1 BLK: 0	WP: 0 HR: 0 S: 7 P: 12	ERA: 0.00 WHIP: 0.000											

Batter	1	2	3	4	5	6	7	8	9	AB	R	H	RBI	BB	SO	LOB	BOTTOM					
Terry Puhl, L (1, 8) <small>OBP: 0.355, SLG: 0.366</small>	 HR BB	 1B		 G1-3 BB		 S BB		 BB BB		1	1	1	0	4	0	0	Atlanta Braves @ Houston Astros Astrodome, Houston, TX Mon Sep 25 1989, 8:05 PM EDT Att: 18,547 - Dome					
Craig Biggio, R (1, 2) <small>OBP: 0.335, SLG: 0.400</small>	 HR 1B	 P5		 G1-3 1B		 K		 BB BB	 BB BB	4	1	1	2	1	1	4						
Kevin Bass, S (1, 7) <small>OBP: 0.357, SLG: 0.435</small> Gerald Young, S (4, 8) <small>OBP: 0.327, SLG: 0.277</small> Glenn Wilson, R (8, PH) <small>OBP: 0.325, SLG: 0.432</small> Dave Smith, R (9, 1)	 2B		 F8	 L7		 G4-3 BB	 K			2	1	1	0	0	0	0						
Glenn Davis, R (1, 3) <small>OBP: 0.344, SLG: 0.484</small>	 G6-3 2B		 1B HBP		 G4-3 2B		 P6	 F9		4	0	2	1	0	0	1						
Eric Anthony, L (1, 9) <small>OBP: 0.250, SLG: 0.362</small> Alex Trevino, R (9, PH) <small>OBP: 0.333, SLG: 0.410</small>	 G6-3		 K		 L7		 G4-3	 K		4	0	0	0	0	1	4						
Ken Caminiti, S (1, 5) <small>OBP: 0.314, SLG: 0.366</small>	 FC1-2-5 FC6-4		 1B		 G4-3		 G3-1	 F7		5	0	1	0	0	0	3						
Rafael Ramirez, R (1, 6) <small>OBP: 0.281, SLG: 0.323</small>	 FC6-4		 K		 G5-3		 BB BB 1B			4	0	1	0	0	1	4						
Steve Lombardozzi, R (1, 4) <small>OBP: 0.259, SLG: 0.375</small> Bill Doran, S (8, PH) <small>OBP: 0.302, SLG: 0.322</small>	 G5-3		 G1-3 BB BB		 K		 L8			2	0	0	0	1	1	0						
Jose Cano, R (1, 1) <small>ERA: 4.82</small> Charlie Puleo, R (5, 1) <small>ERA: 4.69</small> Joe Boever, R (8, 1) <small>ERA: 3.94</small> Mike Stanton, L (8, 1) <small>ERA: 1.71</small>	 K		 F7		 F8		 F8			1	0	0	0	0	0	0						
Inning Stats	R: 3 E: 0 K: 0 S: 12	H: 3 LOB: 1 BB: 1 P: 20	R: 0 E: 0 K: 1 S: 7	H: 1 LOB: 0 BB: 0 P: 10	R: 0 E: 0 K: 2 S: 14	H: 1 LOB: 2 BB: 0 P: 18	R: 0 E: 0 K: 0 S: 7	H: 0 LOB: 2 BB: 2 P: 19	R: 0 E: 0 K: 2 S: 9	H: 0 LOB: 1 BB: 1 P: 19	R: 0 E: 0 K: 0 S: 9	H: 0 LOB: 0 BB: 1 P: 18	R: 0 E: 0 K: 1 S: 14	H: 1 LOB: 3 BB: 2 P: 26	R: 0 E: 0 K: 1 S: 8	H: 0 LOB: 0 BB: 0 P: 10		1B: 4 2B: 2 3B: 0 HR: 1	SF: 0 SAC: 0 DP: 0 HBP: 1	WP: 0 PB: 0 SB: 1 CS: 0	PA: 42	
PITCHER	IP: 4.0 WLS: W BF: 21	H: 5 R: 0 ER: 0 SO: 2	BB: 3 IBB: 0 HBP: 0 BLK: 0	WP: 0 HR: 0 S: 25 P: 48	ERA: 0.00 WHIP: 1.000	Steve Largent, R (1, 1) <small>ERA: 4.82</small>	IP: 3.0 WLS: W BF: 12	H: 1 R: 0 ER: 0 SO: 0	BB: 2 IBB: 0 HBP: 0 BLK: 0	WP: 0 HR: 0 S: 10 P: 22	ERA: 0.00 WHIP: 4.500	Mike Stanton, L (8, 1) <small>ERA: 1.71</small>	IP: 1.1 WLS: S BF: 4	H: 0 R: 0 ER: 0 SO: 2	BB: 0 IBB: 0 HBP: 0 BLK: 0	WP: 0 HR: 0 S: 12 P: 14	ERA: 0.00 WHIP: 0.000					



Batter	1	2	3	4	5	6	7	8	9	AB	R	H	RBI	BB	SO	LOB	TOP										
Ron Gant, R OBP: 0.230, SLG: 0.319 (1, 8)										4	0	0	0	0	2	1	Atlanta Braves @ Houston Astros Astrodome, Houston, TX Tue Sep 26 1989, 8:05 PM EDT Att: 13,063 - Unknown										
Jeff Blausler, R OBP: 0.320, SLG: 0.403 (1, 6)										4	0	0	0	0	1	1											
Lonnie Smith, R OBP: 0.415, SLG: 0.533 (1, 7)										4	0	1	0	0	1	0											
Dale Murphy, R OBP: 0.306, SLG: 0.365 (1, 9)										3	0	0	0	1	1	1											
Drew Denson, S OBP: 0.308, SLG: 0.278 Oddibe McDowell, L (9, PR) OBP: 0.332, SLG: 0.384 (1, 3)										3	0	0	0	1	0	2											
Mark Lemke, S OBP: 0.285, SLG: 0.422 (1, 4)										4	0	0	0	0	0	1											
Ed Whited, R OBP: 0.205, SLG: 0.250 Darrell Evans, L (9, PH) OBP: 0.304, SLG: 0.356 (1, 5)										3	0	0	0	0	1	0											
John Russell, R OBP: 0.225, SLG: 0.233 (1, 2)										3	1	2	1	0	0	0											
Tommy Greene, R OBP: 0.100, SLG: 0.100 Dwayne Henry, R (8, 1)										3	1	1	0	0	2	1											
										0	0	0	0	0	0	0	Braves										
Inning Stats	R: 0 E: 0 K: 1 S: 5	H: 0 LOB: 0 BB: 0 P: 5	R: 0 E: 0 K: 0 S: 3	H: 0 LOB: 0 BB: 0 P: 3	R: 0 E: 0 K: 2 S: 7	H: 0 LOB: 0 BB: 0 P: 7	R: 0 E: 0 K: 1 S: 6	H: 1 LOB: 1 BB: 0 P: 6	R: 0 E: 0 K: 0 S: 3	H: 0 LOB: 0 BB: 0 P: 3	R: 2 E: 1 K: 0 S: 6	H: 2 LOB: 2 BB: 1 P: 10	R: 0 E: 0 K: 1 S: 6	H: 1 LOB: 1 BB: 0 P: 6	R: 0 E: 0 K: 3 S: 9	H: 0 LOB: 0 BB: 0 P: 9		R: 0 E: 0 K: 0 S: 3	H: 0 LOB: 1 BB: 1 P: 7	1B: 3 2B: 0 3B: 0 HR: 1	SF: 0 SAC: 0 DP: 0 HBP: 0	WP: 0 PB: 0 SB: 0 CS: 0	PA: 34				
PITCHER	IP	WLS	BF	H	R	ER	SO	BB	IBB	HBP	BLK	WP	HR	S	P	ERA	WHIP										
Jim Deshaies, L ERA: 3.03 (1, 1)	7.0	W	27	4	2	1	5	0	1	0	0	0	1	36	40	1.29	0.571										
Danny Darwin, R ERA: 2.39 (8, 1)	2.0	S	7	0	0	0	3	1	0	0	0	0	0	12	16	0.00	0.500										

Batter	1	2	3	4	5	6	7	8	9	AB	R	H	RBI	BB	SO	LOB	BOTTOM										
Eric Yelding, R OBP: 0.264, SLG: 0.218 (1, 6)										4	0	1	0	0	2	1	Atlanta Braves @ Houston Astros Astrodome, Houston, TX Tue Sep 26 1989, 8:05 PM EDT Att: 13,063 - Unknown										
Craig Biggio, R OBP: 0.334, SLG: 0.399 (1, 8)										4	0	1	0	0	0	1											
Terry Puhl, L OBP: 0.354, SLG: 0.365 Mark Davidson, R OBP: 0.313, SLG: 0.351 (1, 7) (4, 7)										1	0	0	0	0	0	0											
Glenn Davis, R OBP: 0.345, SLG: 0.486 (1, 3)										4	0	2	0	0	0	1											
Ken Caminiti, S OBP: 0.312, SLG: 0.364 (1, 5)										4	0	0	1	0	0	4											
Eric Anthony, L OBP: 0.275, SLG: 0.417 (1, 9)										2	1	1	1	2	0	0											
Alex Trevino, R OBP: 0.323, SLG: 0.397 (1, 2)										4	0	0	0	0	0	5											
Steve Lombardozzi, R OBP: 0.267, SLG: 0.346 (1, 4)										2	1	0	0	1	0	0											
Jim Deshaies, L OBP: 0.139, SLG: 0.127 Harry Spilman, L (7, PH) OBP: 0.409, SLG: 0.371 Kevin Bass, S OBP: 0.357, SLG: 0.435 Danny Darwin, R OBP: 0.111, SLG: 0.118 (1, 1) (8, 1)										2	0	0	0	0	0	0											
										0	0	0	0	0	0	0	HOUSTON ASTROS										
Inning Stats	R: 0 E: 0 K: 0 S: 3	H: 1 LOB: 0 BB: 0 P: 3	R: 1 E: 0 K: 0 S: 4	H: 1 LOB: 0 BB: 0 P: 4	R: 0 E: 0 K: 0 S: 3	H: 0 LOB: 0 BB: 0 P: 3	R: 1 E: 0 K: 0 S: 5	H: 2 LOB: 2 BB: 1 P: 9	R: 0 E: 0 K: 1 S: 5	H: 0 LOB: 0 BB: 0 P: 5	R: 0 E: 0 K: 0 S: 4	H: 1 LOB: 1 BB: 0 P: 4	R: 1 E: 0 K: 1 S: 6	H: 1 LOB: 1 BB: 1 P: 10	R: 0 E: 0 K: 0 S: 5	H: 2 LOB: 3 BB: 1 P: 9		1B: 4 2B: 3 3B: 0 HR: 1	SF: 0 SAC: 0 DP: 0 HBP: 0	WP: 0 PB: 0 SB: 0 CS: 1	PA: 34						
PITCHER	IP	WLS	BF	H	R	ER	SO	BB	IBB	HBP	BLK	WP	HR	S	P	ERA	WHIP										
Tommy Greene, R ERA: 4.1 (1, 1)	7.0	L	28	6	3	3	2	2	0	0	0	0	0	30	38	3.86	1.143										
Dwayne Henry, R ERA: 5.06 (8, 1)	1.0		6	2	0	0	0	0	1	0	0	0	0	5	9	0.00	2.000										

Batter	1	2	3	4	5	6	7	8	9	10	11	12	AB	R	H	RBI	BB	SO	LOB	TOP							
Jose Vizcaino, S OBP: 0.200, SLG: 0.200	F7	G3			FC3 1B		G6-3		F8			SH SF8	5	1	1	0	0	0	2								
Lenny Harris, L OBP: 0.283, SLG: 0.299	1B		G4-3		FC3 WP		G3-1		K			G4-3	6	0	1	0	0	1	4								
Bill Bean, L OBP: 0.244, SLG: 0.220	1B				P3							SF8	4	0	3	0	0	0	2								
John Shelby, S OBP: 0.237, SLG: 0.229	1B						FC4-6 1B							1	0	0	1	0	1								
Eddie Murray, S OBP: 0.342, SLG: 0.401	F9		F7		L7		FC4-6			G6-3		P6	6	0	0	0	0	0	7								
Jeff Hamilton, R OBP: 0.272, SLG: 0.378	K		F9			G5-3			F8				5	0	0	0	0	1	3								
Jose Gonzalez, R OBP: 0.326, SLG: 0.360		G5-3			G6-3	G6-3		FC BB				K	4	0	0	0	1	1	0								
Mike Sharperson, R OBP: 0.333, SLG: 0.357					F9			FC FC6-4				K	5	1	2	0	0	1	1								
Darrin Fletcher, L OBP: 0.556, SLG: 0.875					F7			FC6-4				L5	3	0	1	1	1	0	1								
Rick Dempsey, R OBP: 0.316, SLG: 0.305													1	0	0	0	0	0	0								
Orel Hershiser, R OBP: 0.260, SLG: 0.260																											
Mike Davis, L OBP: 0.309, SLG: 0.357																											
Dave Anderson, R OBP: 0.310, SLG: 0.264																											
Jay Howell, R OBP: 0.264, SLG: 0.264					WP 1B		P5					SH BB	4	0	1	0	0	2	3								
Inning Stats	R: 0 E: 0 K: 1 S: 14	H: 2 LOB: 2 BB: 0 P: 21	R: 0 E: 1 K: 1 S: 11	H: 1 LOB: 1 BB: 1 P: 16	R: 0 E: 0 K: 0 S: 9	H: 1 LOB: 1 BB: 0 P: 16	R: 0 E: 0 K: 0 S: 5	H: 0 LOB: 0 BB: 0 P: 9	R: 0 E: 0 K: 0 S: 10	H: 2 LOB: 2 BB: 0 P: 13	R: 1 E: 0 K: 0 S: 11	H: 1 LOB: 1 BB: 0 P: 20	R: 0 E: 0 K: 2 S: 7	H: 0 LOB: 0 BB: 0 P: 14	R: 0 E: 0 K: 1 S: 13	H: 0 LOB: 0 BB: 0 P: 19	R: 0 E: 0 K: 2 S: 8	H: 0 LOB: 0 BB: 0 P: 12	R: 0 E: 0 K: 2 S: 8	H: 0 LOB: 0 BB: 0 P: 10	R: 2 E: 1 K: 0 S: 6	H: 0 LOB: 1 BB: 1 P: 16	1B: 6 2B: 3 3B: 0 HR: 0	SF: 1 SAC: 2 DP: 0 HBP: 0	WP: 1 PB: 0 CS: 0	PA: 49	
PITCHER	IP	WLS	BF	H	R	ER	SO	BB	IBB	HBP	BLK	WP	HR	S	P	ERA	WHIP										
Gary Eave, R ERA: 1.31	(1, 1)	7.0	31	9	1	1	2	1	0	0	0	0	0	21	33	0.00	0.500										
Dwayne Henry, R ERA: 4.26	(8, 1)	2.0	7	0	0	0	2	1	0	0	0	0	0	21	33	0.00	0.500										
Mike Stanton, L ERA: 1.5	(10, 1)	2.0	6	0	0	0	3	0	0	0	0	0	0	16	22	0.00	0.000										
Jay Aldrich, R ERA: 3.29	(12, 1)	1.0	L	5	0	2	0	1	0	0	0	0	0	8	16	0.00	1.000										

Los Angeles Dodgers @ Atlanta Braves
Atlanta-Fulton County Stadium, Atlanta, GA

Sun Oct 01 1989, 3:33 AM EDT
Att: 4,840 - Overcast - 74 F

AB 44
R 3
H 9
RBI 2
BB 3
SO 7
LOB 23



Batter	1	2	3	4	5	6	7	8	9	10	11	12	AB	R	H	RBI	BB	SO	LOB	BOTTOM								
Ron Gant, R OBP: 0.290, SLG: 0.335	G5-4-3 1B		P5		K		F9		K			G3-1	4	0	1	0	0	1	2									
Dwayne Henry, R ERA: 4.26	G5-4-3												1	0	0	0	0	0	0									
David Justice, L OBP: 0.291, SLG: 0.353													1	0	0	0	0	1	2									
Jeff Wetherby, L OBP: 0.264, SLG: 0.354													1	0	0	0	0	0	3									
Jeff Topaway, L OBP: 0.279, SLG: 0.329													1	0	0	0	0	0	0									
Jeff Blausler, R OBP: 0.325, SLG: 0.410	G5-4-3												5	0	2	0	1	0	2									
Mark Lemke, S OBP: 0.250, SLG: 0.364	F7		F9		K								6	0	1	0	0	1	4									
Dale Murphy, R OBP: 0.306, SLG: 0.361		PB 2B BB			P4				K				5	1	0	0	1	1	2									
David Justice, L OBP: 0.291, SLG: 0.353					F9								3	0	2	1	0	0	0									
Jeff Wetherby, L OBP: 0.264, SLG: 0.354													3	0	0	0	0	0	2									
Francisco Cabrera, R OBP: 0.222, SLG: 0.308																												
Oddibe McDowell, L OBP: 0.333, SLG: 0.391																												
Ed Whited, R OBP: 0.222, SLG: 0.243																												
Kelly Mann, R OBP: 0.240, SLG: 0.292																												
John Mizerock, L OBP: 0.222, SLG: 0.222																												
Gary Eave, R ERA: 1.58																												
Tommy Gregg, L OBP: 0.288, SLG: 0.337																												
Inning Stats	R: 0 E: 0 K: 0 S: 4	H: 1 LOB: 0 BB: 0 P: 6	R: 1 E: 0 K: 2 S: 9	H: 1 LOB: 1 BB: 1 P: 15	R: 0 E: 0 K: 1 S: 10	H: 1 LOB: 1 BB: 0 P: 13	R: 0 E: 0 K: 1 S: 9	H: 1 LOB: 1 BB: 0 P: 12	R: 0 E: 0 K: 2 S: 12	H: 1 LOB: 2 BB: 1 P: 22	R: 0 E: 1 K: 0 S: 12	H: 0 LOB: 0 BB: 0 P: 19	R: 0 E: 0 K: 1 S: 10	H: 1 LOB: 1 BB: 1 P: 13	R: 0 E: 0 K: 1 S: 13	H: 1 LOB: 2 BB: 1 P: 23	R: 0 E: 0 K: 0 S: 6	H: 1 LOB: 1 BB: 0 P: 10	R: 0 E: 0 K: 0 S: 13	H: 1 LOB: 3 BB: 0 P: 20	R: 0 E: 0 K: 0 S: 6	H: 1 LOB: 1 BB: 0 P: 14	1B: 7 2B: 4 3B: 0 HR: 0	SF: 0 SAC: 2 DP: 2 HBP: 1	WP: 0 PB: 1 CS: 0	PA: 50		
PITCHER	IP	WLS	BF	H	R	ER	SO	BB	IBB	HBP	BLK	WP	HR	S	P	ERA	WHIP											
Orel Hershiser, R ERA: 2.31	(1, 1)	11.0	W	46	10	1	1	8	2	1	1	0	0	0	108	169	0.82	1.091										
Jay Howell, R ERA: 1.58	(12, 1)	1.0	S	4	1	0	0	0	0	0	0	0	0	8	14	0.00	1.000											

Los Angeles Dodgers @ Atlanta Braves
Atlanta-Fulton County Stadium, Atlanta, GA

Sun Oct 01 1989, 3:33 AM EDT
Att: 4,840 - Overcast - 74 F

AB 44
R 1
H 11
RBI 1
BB 3
SO 8
LOB 29

