

Atlanta Braves - 1990

Batter	1	2	3	4	5	6	7	8	9	AB	R	H	RBI	BB	SO	LOB	TOP					
Brett Butler, L (1,8) OBP: 0.400, SLG: 0.500	4-0 BB BB	0-0 4-3			4-0 G4-6-3 BB		0-0 F8		0-0 1-3	3	0	0	0	2	0	1	San Francisco Giants @ Atlanta Braves Atlanta-Fulton County Stadium, Atlanta, GA Wed Apr 11, 1990, 7:05 PM EDT Att: 11,082 - Unknown - 55 F livebaseballscorecards.com					
Kevin Bass, S (1,9) OBP: 0.375, SLG: 0.857	0-3 K		0-0 F7		0-0 G4-6-3		0-0 F8		0-0 P2	4	0	0	0	0	1	2						
Eric Gunderson, R (7,1)										0	0	0	0	0	0	0						
Dan Quisenberry, R (7,1)										0	0	0	0	0	0	0						
Gary Carter, R (9,PH)										1	0	0	0	0	0	0						
Will Clark, L (1,3) OBP: 0.667, SLG: 0.625	4-0 1-2 BB		0-0 1B		0-0 1B			0-0 1B		3	1	3	0	1	0	0						
Kevin Mitchell, R (1,7) OBP: 0.250, SLG: 0.375	0-3 K		0-0 P5		0-3 K			0-0 1B		4	0	1	0	0	2	4						
Matt Williams, R (1,5) OBP: 0.333, SLG: 0.333	0-3 K2-3		0-0 1B				0-0 F8		0-0 1B	4	1	2	1	0	1	2						
Robby Thompson, R (1,4) OBP: 0.500, SLG: 1.000		4-0 1B FC4-6 BB	0-3 K				0-0 6-3		0-0 L5	3	1	0	0	1	1	4						
Terry Kennedy, L (1,2)			0-0 FC4-6 1B		0-0 4-3			0-0 1B		3	0	2	0	0	0	0						
Bill Bathe, R (8,PH) OBP: 1.000, SLG: 1.000			1-3 FC4-6 1B						0-0 2-H 1B	1	0	1	1	0	0	0						
Jose Uribe, S (1,6)			0-0 FC4-6		0-0 4-3		0-0 F9		0-3 K	2	0	0	1	0	0	1						
Ernest Riles, L (6,PH)			1-2 FC4-6 S							1	0	0	0	0	0	1						
Tony Perezchica, R (8,PH)			1-2 3-H							1	0	0	0	0	1	1						
Russ Swan, L (1,1)			0-3 K		0-0 P3				0-3 K	1	0	0	0	0	1	1						
Randy O'Neal, R (3,1)			1-2 K							1	0	0	0	0	0	0						
Rick Leach, L (7,9)			1-2 K							1	0	0	0	0	1	0						
Dave Anderson, R (9,PH)										1	0	0	0	0	1	0						
Inning Stats	R: 0 E: 0 K: 3 S: 9	H: 0 LOB: 2 BB: 2 P: 17	R: 1 E: 0 K: 1 S: 6	H: 1 LOB: 1 BB: 1 P: 10	R: 0 E: 0 K: 1 S: 7	H: 2 LOB: 2 BB: 0 P: 7	R: 0 E: 0 K: 0 S: 3	H: 0 LOB: 0 BB: 0 P: 3	R: 0 E: 0 K: 1 S: 5	H: 1 LOB: 1 BB: 1 P: 9	R: 0 E: 0 K: 0 S: 4	H: 1 LOB: 1 BB: 0 P: 4	R: 0 E: 0 K: 1 S: 5	H: 0 LOB: 0 BB: 0 P: 5	R: 2 E: 0 K: 1 S: 8	H: 4 LOB: 1 BB: 0 P: 8	R: 0 E: 0 K: 1 S: 5	H: 0 LOB: 0 BB: 0 P: 5	1B: 9 2B: 1 3B: 0 HR: 0	SF: 0 SAC: 0 DP: 2 HBP: 0	WP: 0 PB: 0 SB: 1 CS: 0	PA: 38
PITCHER	IP WLS BF H R ER SO BB IBB HBP BLK WP HR S P ERA WHIP	5.0 W 22 4 1 1 6 4 0 0 0 0 0 0 30 46 1.80 1.600	2.0 7 1 0 0 1 0 0 0 0 0 0 0 0 9 9 0.00 0.500	0.0 2 2 2 0 2 0 0 0 0 0 0 0 0 2 2 ∞ ∞	2.0 S 7 2 0 0 2 0 0 0 0 0 0 0 11 11 0.00 1.000	PITCHER										IP WLS BF H R ER SO BB IBB HBP BLK WP HR S P ERA WHIP						

Batter	1	2	3	4	5	6	7	8	9	AB	R	H	RBI	BB	SO	LOB	BOTTOM			
Ron Gant, R (1,8)	0-0 L5	4-0 1B E BB		4-0 1-2 BB			0-0 F7			2	1	0	0	2	0	0	San Francisco Giants @ Atlanta Braves Atlanta-Fulton County Stadium, Atlanta, GA Wed Apr 11, 1990, 7:05 PM EDT Att: 11,082 - Unknown - 55 F livebaseballscorecards.com			
Mark Lemke, S (1,4)	0-0 F8	0-0 E7 1B		0-3 K		0-0 F8			4	0	1	2	0	1	2					
Lonnie Smith, R (1,7)	0-0 WP 1B	0-3 K		0-3 K		0-0 E6 1B BLK			4	1	1	0	0	2	3					
Nick Esasky, R (1,3) OBP: 0.625, SLG: 0.500	4-0 1-2 BB		0-0 PB 1B		4-0 G5-4-3 BB		0-0 BLK 1B		0-0 BLK	2	0	2	0	2	0	0				
Dale Murphy, R (1,9)	0-0 F8		0-0 F8		0-3 K		0-3 K		0-3 K	4	0	0	0	0	2	5				
Jim Presley, R (1,5)		0-0 1-3		4-0 G4-6-3 BB		0-0 G5-4-3		0-0 4-3	3	0	0	0	1	0	1					
Andres Thomas, R (1,6)		4-0 BB E 1B BB		0-0 G4-6-3		0-0 6-3		0-0 5-3	3	1	0	0	1	0	2					
Jody Davis, R (1,2)		0-0 F8		0-0 5-3		0-0 4-3		0-0 5-3	4	0	0	0	0	0	1					
Pete Smith, R (1,1) OBP: 0.500, SLG: 0.500		0-0 E4 BB		0-0 BB 1B		0-0 G3			2	1	1	0	0	0	1					
Joe Boever, R (6,1)									1	0	0	0	0	0	0					
Dwayne Henry, R (8,1)									0	0	0	0	0	0	0					
Mike Stanton, L (8,1)									0	0	0	0	0	0	0					
Tommy Gregg, L (8,7)									0	0	0	0	0	0	0					
Inning Stats	R: 0 E: 0 K: 0 S: 4	H: 1 LOB: 2 BB: 1 P: 8	R: 3 E: 2 K: 1 S: 7	H: 1 LOB: 1 BB: 2 P: 15	R: 0 E: 0 K: 0 S: 3	H: 1 LOB: 1 BB: 1 P: 7	R: 0 E: 0 K: 2 S: 8	H: 1 LOB: 2 BB: 1 P: 12	R: 0 E: 0 K: 1 S: 4	H: 0 LOB: 0 BB: 1 P: 8	R: 0 E: 0 K: 0 S: 3	H: 0 LOB: 0 BB: 0 P: 3	R: 1 E: 1 K: 1 S: 7	H: 1 LOB: 1 BB: 0 P: 7	R: 0 E: 0 K: 0 S: 3	H: 0 LOB: 0 BB: 0 P: 3	1B: 5 2B: 0 3B: 0 HR: 0	SF: 0 SAC: 0 DP: 2 HBP: 0	WP: 1 PB: 1 SB: 0 CS: 0	PA: 35
PITCHER	IP WLS BF H R ER SO BB IBB HBP BLK WP HR S P ERA WHIP	2.1 L 15 3 0 0 3 2 0 0 0 0 0 0 16 24 0.00 0.818	0.2 4 1 1 0 0 0 0 0 0 0 0 0 0 4 4 0.00 1.500	1.1 4 0 0 0 1 0 0 0 0 1 0 0 6 6 0.00 0.000	PITCHER										IP WLS BF H R ER SO BB IBB HBP BLK WP HR S P ERA WHIP					



Batter	1	2	3	4	5	6	7	8	9	AB	R	H	RBI	BB	SO	LOB	TOP								
Brett Butler, L (1, 8) OBP: 0.625, SLG: 0.556	F8 S BB	1B E BB		1B 2B BB			2B BB		1B E BB	1	4	1	1	5	0	0	San Francisco Giants @ Atlanta Braves Atlanta-Fulton County Stadium, Atlanta, GA Thu Apr 12 1990, 3:33 AM EDT Att: 6,425 - Sunny - 59 F								
Robby Thompson, R (1, 4) OBP: 0.500, SLG: 0.818	F7	F WP 1B		2B 1B 1B			K		E3 FC4-6 1B	4	2	2	2	0	1	3									
Tony Perezchica, R (5, 4) OBP: 0.667, SLG: 0.500	F8	E8 WP 1B		1B 2B			K		P5	4	1	2	3	0	0	3									
Will Clark, L (1, 3) OBP: 0.615, SLG: 0.667	F8	E8 WP 1B		1B 2B			K		P5	2	0	0	0	0	1	3									
Mike Laga, L (5, 3)	F8	E8 WP 1B		1B 2B			K		P5	2	0	0	0	0	1	3									
Matt Williams, R (1, 5) OBP: 0.308, SLG: 0.308	K	K		FC1-6 1B			4-3		FC4-6	4	0	1	2	0	2	2									
Andy McGaffigan, R (6, 1)	K	K		FC1-6 1B			4-3		FC4-6	0	0	0	0	0	0	0									
Jeff Brantley, R (6, 1) OBP: 0.500, SLG: 1.000	K	K		FC1-6 1B			4-3		FC4-6	2	0	1	2	0	0	1									
Kevin Bass, S (1, 9) OBP: 0.273, SLG: 0.600		4-3		FC1-6 1B			4-3		FC4-6	3	0	0	0	0	0	1									
Brad Kominski, R (4, 9) OBP: 0.667, SLG: 0.500		4-3		FC1-6 1B			4-3		FC4-6	1	0	0	0	1	0	1									
Terry Kennedy, L (1, 2) OBP: 0.625, SLG: 0.667		1B 2B		K			F9		G6-4-3 1B	2	1	1	0	1	1	1									
Gary Carter, R (6, PH) OBP: 0.167, SLG: 0.167		1B 2B		K			F9		G6-4-3 1B	2	0	1	0	0	0	1									
Rick Leach, L (1, 7) OBP: 0.571, SLG: 0.250		BB 1B 1B		G4-6-3			1B BB		G6-4-3	3	2	1	0	1	0	2									
Jose Uribe, S (1, 6) OBP: 0.250, SLG: 0.250		BB 1B 1B		G4-6-3			1B BB		G6-4-3	2	2	2	1	0	0	0									
Dave Anderson, R (5, PH) OBP: 0.250, SLG: 0.250		BB 1B 1B		G4-6-3			1B SH3 1B		5-3	3	0	1	0	0	0	2									
Michael LaCoss, R (1, 1)		BB 1B 1B		G4-6-3			1B SH3 1B		5-3	2	0	0	0	0	2	4									
Ernest Riles, L (6, 5)		BB 1B 1B		G4-6-3			1B SH3 1B		5-3	2	0	0	0	0	1	0									
Inning Stats	R: 0 E: 0 K: 1 S: 5	H: 0 LOB: 1 BB: 1 P: 9	R: 5 E: 1 K: 2 S: 12	H: 5 LOB: 1 BB: 1 P: 16	R: 0 E: 0 K: 0 S: 2	H: 0 LOB: 0 BB: 1 P: 6	R: 4 E: 0 K: 1 S: 9	H: 4 LOB: 1 BB: 1 P: 13	R: 1 E: 0 K: 2 S: 9	H: 2 LOB: 2 BB: 1 P: 13	R: 0 E: 0 K: 0 S: 3	H: 0 LOB: 2 BB: 2 P: 8	R: 2 E: 0 K: 1 S: 6	H: 1 LOB: 1 BB: 2 P: 14	R: 0 E: 0 K: 0 S: 3	H: 1 LOB: 0 BB: 0 P: 3	R: 1 E: 1 K: 1 S: 6	H: 1 LOB: 1 BB: 1 P: 10	1B: 11 2B: 3 3B: 0 HR: 0	SF: 0 SAC: 1 DP: 2 HBP: 1	WP: 1 PB: 0 SB: 2 CS: 0	PA: 49			
PITCHER	IP	WLS	BF	H	R	ER	SO	BB	IBB	HBP	BLK	WP	HR	S	P	ERA	WHIP								
29 John Smoltz, R (1, 1) ERA: 22.5	2.0	L	13	5	5	5	3	2	0	0	0	0	0	17	25	22.50	3.500								
Sergio Valdez, R (3, 1) ERA: 15.43	2.0		11	4	4	4	1	2	0	0	0	0	0	11	19	18.00	3.000								
Tony Castillo, L (5, 1) ERA: 4.5	2.0		11	2	1	1	2	2	0	1	0	0	0	12	21	4.50	2.000								
Dwayne Henry, R (7, 1) ERA: 9.0	3.0		14	3	3	2	2	3	0	0	0	0	0	15	27	6.00	2.000								


Batter	1	2	3	4	5	6	7	8	9	AB	R	H	RBI	BB	SO	LOB	BOTTOM								
Oddibe McDowell, L (1, 8) OBP: 0.333, SLG: 0.333	K		F9	1B		BB 1B		F8		5	0	2	3	0	1	0	San Francisco Giants @ Atlanta Braves Atlanta-Fulton County Stadium, Atlanta, GA Thu Apr 12 1990, 3:33 AM EDT Att: 6,425 - Sunny - 59 F								
Jeff Treadway, L (1, 4) OBP: 0.333, SLG: 0.333			F9	1B		BB 1B		G3		5	0	3	0	0	0	0									
Lonnie Smith, R (1, 7) OBP: 0.200, SLG: 0.111	K		BB			BB 1B		P6		4	0	0	0	1	1	4									
Nick Esasky, R (1, 3) OBP: 0.462, SLG: 0.300	G3		K			BB		K		4	0	0	0	1	3	3									
Dale Murphy, R (1, 9)		6-3		F8		K		P4		4	0	0	0	0	1	4									
Dwayne Henry, R (7, 1)		6-3		F8		K		P4		0	0	0	0	0	0	0									
Jody Davis, R (9, PH)		6-3		F8		K		P4		1	0	0	0	0	0	0									
Ernie Whitt, L (1, 2)		1B E BB		BB 1B BB		BB 1B BB		L9		1	2	0	0	3	0	0									
Jim Presley, R (1, 5) OBP: 0.250, SLG: 0.182		E5 G4-3 1B		BB 1B 1B		BB 1B 1B		P4		4	1	2	0	0	0	1									
Jeff Blausler, R (1, 6) OBP: 0.250, SLG: 0.143				P9		F8		5-3		4	0	1	0	0	0	4									
29 John Smoltz, R (1, 1) ERA: 22.5		G4-3		BB		BB		K		0	0	0	0	0	0	0									
Mark Lemke, S (2, PH) OBP: 0.167, SLG: 0.167		G4-3		BB		BB		K		1	0	0	0	0	0	3									
Sergio Valdez, R (3, 1) ERA: 15.43		G4-3		BB		BB		K		0	0	0	0	0	0	0									
Tommy Gregg, L (4, PH)		G4-3		BB		BB		K		0	0	0	0	1	0	0									
Tony Castillo, L (5, 1) ERA: 4.5		G4-3		BB		BB		K		0	0	0	0	0	0	0									
Ron Gant, R (6, PH) OBP: 0.429, SLG: 0.400		G4-3		BB		BB		K		2	1	1	1	0	1	0									
Inning Stats	R: 0 E: 0 K: 2 S: 8	H: 1 LOB: 0 BB: 0 P: 8	R: 0 E: 0 K: 0 S: 4	H: 1 LOB: 2 BB: 1 P: 8	R: 0 E: 0 K: 1 S: 5	H: 0 LOB: 1 BB: 1 P: 9	R: 1 E: 0 K: 0 S: 4	H: 2 LOB: 2 BB: 2 P: 12	R: 0 E: 0 K: 1 S: 6	H: 1 LOB: 1 BB: 0 P: 6	R: 3 E: 0 K: 1 S: 9	H: 4 LOB: 3 BB: 2 P: 17	R: 0 E: 0 K: 0 S: 3	H: 0 LOB: 0 BB: 0 P: 3	R: 0 E: 0 K: 1 S: 5	H: 0 LOB: 0 BB: 0 P: 5	R: 0 E: 0 K: 1 S: 5	H: 0 LOB: 0 BB: 0 P: 5	1B: 8 2B: 1 3B: 0 HR: 0	SF: 0 SAC: 0 DP: 1 HBP: 0	WP: 0 PB: 0 SB: 0 CS: 0	PA: 41			
PITCHER	IP	WLS	BF	H	R	ER	SO	BB	IBB	HBP	BLK	WP	HR	S	P	ERA	WHIP								
Michael LaCoss, R (1, 1) ERA: 1.8	5.0	W	23	5	1	1	4	4	0	0	0	0	0	5	9	81.00	15.000								
Andy McGaffigan, R (6, 1) ERA: 81.0	0.1		6	4	3	3	0	1	0	0	0	0	0	5	9	81.00	15.000								
Jeff Brantley, R (6, 1) ERA:	3.2	S	12	0	0	0	3	1	0	0	0	0	0	17	21	0.00	0.273								


AB	38
R	13
H	14
RBI	11
BB	9
SO	8
LOB	24



AB	35
R	4
H	9
RBI	4
BB	6
SO	7
LOB	19



Batter	1	2	3	4	5	6	7	8	9	AB	R	H	RBI	BB	SO	LOB	TOP									
Chris Sabo, R OBP: 0.429, SLG: 0.647	1-0 HR	0-1 P4		0-0 P3			4-2 BB		0-1 HR	4	2	2	2	1	0	1	<p>Cincinnati Reds @ Atlanta Braves Atlanta-Fulton County Stadium, Atlanta, GA</p> <p>Fri Apr 13 1990, 7:05 PM EDT Att: 12,364 - Unknown</p> <p>livebaseballscores.com</p> <p>AB 33 R 5 H 11 RBI 5 BB 4 SO 5 LOB 17</p> 									
Billy Hatcher, R OBP: 0.286, SLG: 0.300	2-2 F7	3-1 G6-3			1-1 F9		4-2 BB		0-0 1B SF8 2B	4	1	1	0	1	0	1										
Barry Larkin, R OBP: 0.524, SLG: 0.667	0-1 1B			1-1 FC5-4 2B		0-2 P5	2-1 SF9		0-0 2B 1B	4	0	3	1	0	0	0										
Eric Davis, R OBP: 0.190, SLG: 0.263	1-3 K			1-3 K		1-0 F8	3-H F9		0-0 SF8	4	0	0	1	0	2	4										
Todd Benzinger, S OBP: 0.421, SLG: 0.375	1-1 1B			1-0 FC5-4 1B		1-1 G6-4-3 1B		2-2 G6-3	1-0 G3	5	0	3	0	0	0	1										
Paul O'Neill, L OBP: 0.421, SLG: 0.286	2-3 K			0-0 FC5-4		2-2 P4		4-1 BB		3	0	0	0	1	1	5										
Joe Oliver, R OBP: 0.353, SLG: 0.400		2-1 2B		1-3 K		0-0 G6-4-3		0-3 K		4	1	1	0	0	2	4										
Mariano Duncan, R OBP: 0.533, SLG: 0.846		1-0 SH5-4 2B		0-1 G6-3			4-0 S SH1 BB	1-0 F8		3	1	1	1	1	0	1										
Tom Browning, L Rob Dibble, L Ken Griffey, L Randy Myers, L	0-1 SH5-4			0-0 G4-3			1-1 SH1		2-2 F7	1	0	0	0	0	0	0										
Inning Stats	R: 1 E: 0 K: 2 S: 15	H: 3 LOB: 2 BB: 0 P: 22	R: 1 E: 0 K: 0 S: 9	H: 2 LOB: 1 BB: 0 P: 15	R: 0 E: 0 K: 2 S: 11	H: 2 LOB: 2 BB: 0 P: 15	R: 0 E: 0 K: 0 S: 4	H: 0 LOB: 0 BB: 0 P: 4	R: 0 E: 0 K: 0 S: 7	H: 1 LOB: 0 BB: 0 P: 9	R: 0 E: 0 K: 0 S: 6	H: 0 LOB: 2 BB: 3 P: 26	R: 1 E: 0 K: 1 S: 11	H: 0 LOB: 1 BB: 1 P: 15	R: 0 E: 0 K: 1 S: 9	H: 0 LOB: 1 BB: 1 P: 15	R: 2 E: 0 K: 0 S: 9	H: 3 LOB: 1 BB: 0 P: 12	1B: 5 2B: 4 3B: 0 HR: 2	SF: 2 SAC: 2 DP: 1 HBP: 0	WP: 0 PB: 0 SB: 2 CS: 0	PA: 41				
PITCHER	IP WLS BF H R ER SO BB IBB HBP BLK WP HR S P ERA WHIP																									
Derek Liliquist, L ERA: 4.26	(1, 1)	6.1	L	28	8	3	3	4	2	0	0	0	0	0	0	1	57	87	4.26	1.579						
Joe Boever, R ERA: 3.86	(7, 1)	2.2		13	3	2	2	1	2	0	0	0	0	0	0	1	24	40	6.75	1.875						

Batter	1	2	3	4	5	6	7	8	9	AB	R	H	RBI	BB	SO	LOB	BOTTOM									
Oddibe McDowell, L OBP: 0.286, SLG: 0.286	1-0 G4-3	1-3 K		2-2 F7			0-0 E4 G6-3 1B		0-0 G4-6-3	5	0	1	0	0	1	5	<p>Cincinnati Reds @ Atlanta Braves Atlanta-Fulton County Stadium, Atlanta, GA</p> <p>Fri Apr 13 1990, 7:05 PM EDT Att: 12,364 - Unknown</p> <p>livebaseballscores.com</p> <p>AB 36 R 2 H 10 RBI 2 BB 1 SO 7 LOB 18</p> 									
Jeff Blauser, R OBP: 0.167, SLG: 0.091	0-2 G5-3	2-3 K		1-3 K			0-0 G6-3			4	0	0	0	0	2	5										
Lonnie Smith, R OBP: 0.143, SLG: 0.077	2-1 F7			1-1 G5-3		0-0 F3	2-3 K			4	0	0	0	0	1	1										
Nick Esasky, R OBP: 0.412, SLG: 0.286		0-0 HR 1B		0-0 F8		0-0 F6	1-3 K			4	1	1	0	0	1	1										
Dale Murphy, R OBP: 0.188, SLG: 0.333		0-1 HR 1B		1-2 P4 1B					1-3 K	4	1	2	2	0	1	0										
Jim Prestley, R OBP: 0.313, SLG: 0.333		1-1 G5-3		0-0 FC5-4 1B		1-1 2B		1-0 G4-3		4	0	2	0	0	0	0										
Jody Davis, R OBP: 0.111, SLG: 0.111		0-1 1B BB 1B		1-1 FC5-4		0-0 F3		0-3 K		4	0	1	0	0	1	3										
Mark Lemke, S OBP: 0.300, SLG: 0.222		4-1 1B BB		2-1 G6-3		1-0 F7		1-1 G4-6-3 1B		3	0	1	0	1	0	1										
Derek Liliquist, L Joe Boever, R Ron Gant, R	(1, 1) (7, 1) (9, PH)	IP WLS BF H R ER SO BB IBB HBP BLK WP HR S P ERA WHIP																								
Tom Browning, L ERA: 5.23	(1, 1)	6.1	W	29	8	2	2	3	4	1	0	0	0	0	0	1	56	79	2.84	1.579						
Rob Dibble, R ERA:	(7, 1)	1.2		5	0	0	0	4	0	0	0	0	0	0	0	0	13	18	0.00	0.000						
Randy Myers, L ERA:	(9, 1)	1.0	S	3	1	0	0	0	0	0	0	0	0	0	0	0	6	9	0.00	1.000						
Inning Stats	R: 0 E: 0 K: 0 S: 6	H: 0 LOB: 0 BB: 0 P: 9	R: 2 E: 0 K: 2 S: 18	H: 4 LOB: 3 BB: 1 P: 27	R: 0 E: 0 K: 0 S: 9	H: 2 LOB: 2 BB: 0 P: 12	R: 0 E: 0 K: 1 S: 10	H: 1 LOB: 1 BB: 0 P: 15	R: 0 E: 0 K: 0 S: 4	H: 0 LOB: 0 BB: 0 P: 4	R: 0 E: 0 K: 0 S: 7	H: 1 LOB: 1 BB: 0 P: 10	R: 0 E: 1 K: 2 S: 8	H: 1 LOB: 1 BB: 0 P: 11	R: 0 E: 0 K: 2 S: 7	H: 0 LOB: 0 BB: 0 P: 9	R: 0 E: 0 K: 0 S: 6	H: 1 LOB: 0 BB: 0 P: 9	1B: 8 2B: 1 3B: 0 HR: 1	SF: 0 SAC: 0 DP: 1 HBP: 0	WP: 0 PB: 0 SB: 0 CS: 0	PA: 37				

Batter	1	2	3	4	5	6	7	8	9	AB	R	H	RBI	BB	SO	LOB	TOP															
Chris Sabo, R OBP: 0.469, SLG: 0.692	1-1 1B 1B	0-0 G5-3			1-1 FC1-6 1B		4-2 S BB		2-0 1B 1B	4	2	2	1	1	0	1	<p>Cincinnati Reds @ Atlanta Braves Atlanta-Fulton County Stadium, Atlanta, GA</p> <p>Mon Apr 16 1990, 7:05 PM EDT Att. 6,484 - Unknown - 76 F</p>															
Billy Hatcher, R OBP: 0.375, SLG: 0.484	0-0 1B 1B		1-3 K		0-0 FC5-4 1B		1-2 F7		0-0 PB 1B	5	1	3	0	0	1	1																
Barry Larkin, R OBP: 0.581, SLG: 0.714	1-2 1B 1B		0-1 CS 1B		1-1 FC5-4 1B			0-2 WP E 1B	2-2 PB 1B	5	1	4	2	0	0	2																
Eric Davis, R OBP: 0.194, SLG: 0.321	2-1 L5		2-3 K		0-1 G6-3			3-3 K	2-2 3-H K	5	0	0	0	0	3	6																
Paul O'Neill, L OBP: 0.440, SLG: 0.316	2-2 G4-3 S 1B			0-3 K		0-1 G4-3		3-3 K		4	0	1	2	0	2	1																
Todd Benzinger, S OBP: 0.370, SLG: 0.375 Norm Charlton, S Rob Dibble, L	2-0 G4-3		1-2 G4-3		3-1 1B		1-1 G5-3			4	0	1	0	0	0	2																
Jeff Reed, L Joe Oliver, R OBP: 0.364, SLG: 0.400	0-3 K		1-0 G4-3		2-3 K			0-1 SH1-4 1B		3	0	0	0	0	2	2																
Ron Oester, S OBP: 0.500, SLG: 0.500		1-0 F7		1-1 FC1-6 SH1-4 1B		0-3 K		0-0 SH1-4		3	0	1	0	0	1	0																
Jack Armstrong, R Hal Morris, L OBP: 0.500, SLG: 0.333		1-1 G6-3		0-1 SH1-4		0-3 K		1-3 K		2	0	0	0	0	1	0																
Inning Stats	R: 3 E: 0 K: 1 S: 19	H: 4 LOB: 1 BB: 0 P: 27	R: 0 E: 0 K: 0 S: 4	H: 0 LOB: 0 BB: 0 P: 6	R: 0 E: 0 K: 2 S: 9	H: 1 LOB: 0 BB: 0 P: 11	R: 0 E: 0 K: 1 S: 7	H: 0 LOB: 0 BB: 0 P: 9	R: 0 E: 0 K: 0 S: 9	H: 2 LOB: 2 BB: 0 P: 12	R: 0 E: 0 K: 1 S: 11	H: 1 LOB: 1 BB: 0 P: 16	R: 0 E: 0 K: 2 S: 13	H: 0 LOB: 1 BB: 1 P: 18	R: 0 E: 1 K: 2 S: 11	H: 1 LOB: 1 BB: 0 P: 18		R: 2 E: 0 K: 2 S: 17	H: 4 LOB: 2 BB: 0 P: 25	1B: 13 2B: 0 3B: 0 HR: 0	SF: 0 SAC: 2 DP: 0 HBP: 0	WP: 1 PB: 1 CS: 3	PA: 40									
PITCHER	IP WLS BF	H R ER SO	BB IBB HBP BLK	WP HR S P	ERA WHIP	PITCHER														ERA WHIP												
Pete Smith, R ERA: 2.92	7.1	L	31	9	3	3	8	1	0	0	0	0	1	0	78	108	3.68	1.364														
Mike Stanton, L ERA: 14.54	1.2		9	4	2	2	3	0	0	0	0	0	0	0	22	34	10.80	2.400														

AB	37
R	5
H	13
RBI	5
BB	1
SO	11
LOB	16



Batter	1	2	3	4	5	6	7	8	9	AB	R	H	RBI	BB	SO	LOB	BOTTOM															
Oddibe McDowell, L OBP: 0.348, SLG: 0.476	0-1 B1-3		3-2 G4-3 1-2			1-1 G3 SF9 2B		3-3 K		4	1	1	0	0	1	1	<p>Cincinnati Reds @ Atlanta Braves Atlanta-Fulton County Stadium, Atlanta, GA</p> <p>Mon Apr 16 1990, 7:05 PM EDT Att. 6,484 - Unknown - 76 F</p>															
Jeff Treadway, L OBP: 0.287, SLG: 0.287 Ron Gant, R Alexis Infante, R	1-0 L1			0-1 1B		1-2 G3		2-1 F8		3	0	1	0	0	0	1																
Lonnie Smith, R OBP: 0.217, SLG: 0.200	0-1 F8			0-0 F8		0-2 SF9			0-0 1B 2B	3	1	1	1	0	0	1																
Nick Esasky, R OBP: 0.308, SLG: 0.217		3-3 K		0-0 F8		3-H 1-2 F7			3-1 2B 1B	4	1	1	0	0	1	1																
Dale Murphy, R OBP: 0.250, SLG: 0.318		2-1 F9		1-2 1B		2-1 G5-3			0-3 K	4	0	1	0	0	1	2																
Ernie Whitt, L OBP: 0.400, SLG: 0.200		3-2 G4-3		0-0 L7		2-0 G3			0-0 G3 1-H 3-H 2B	4	0	1	2	0	0	2																
Jim Presley, R OBP: 0.348, SLG: 0.364 Mike Stanton, L Tommy Gregg, L			0-2 L7		1-3 K		0-1 1B		1-2 G3	3	0	1	0	0	0	1																
Jeff Blauser, R OBP: 0.250, SLG: 0.167			1-0 G4-3 1B		1-2 L5		0-1 F8		3-3 K	4	0	1	0	0	1	2																
Pete Smith, R OBP: 0.250, SLG: 0.250 Mark Lemke, S OBP: 0.308, SLG: 0.333			1-3 K		1-0 P3		1-1 F9			2	0	0	0	0	1	1																
Inning Stats	R: 0 E: 0 K: 0 S: 5	H: 0 LOB: 0 BB: 0 P: 6	R: 0 E: 0 K: 1 S: 10	H: 0 LOB: 0 BB: 0 P: 18	R: 0 E: 0 K: 1 S: 11	H: 1 LOB: 1 BB: 0 P: 16	R: 0 E: 0 K: 0 S: 8	H: 2 LOB: 2 BB: 0 P: 9	R: 0 E: 0 K: 1 S: 7	H: 0 LOB: 0 BB: 0 P: 10	R: 1 E: 0 K: 0 S: 12	H: 1 LOB: 0 BB: 0 P: 15	R: 0 E: 0 K: 0 S: 7	H: 1 LOB: 1 BB: 0 P: 11	R: 0 E: 0 K: 1 S: 7	H: 0 LOB: 0 BB: 0 P: 13		R: 2 E: 0 K: 2 S: 15	H: 3 LOB: 1 BB: 0 P: 22	1B: 5 2B: 3 3B: 0 HR: 0	SF: 1 SAC: 0 DP: 0 HBP: 0	WP: 0 PB: 0 SB: 0 CS: 0	PA: 35									
PITCHER	IP WLS BF	H R ER SO	BB IBB HBP BLK	WP HR S P	ERA WHIP	PITCHER														ERA WHIP												
Jack Armstrong, R ERA: 6.89	7.0	W	26	5	1	1	3	0	0	0	0	0	0	0	60	85	1.29	0.714														
Norm Charlton, L ERA: 4.5	1.0		5	2	2	2	1	0	0	0	0	0	0	10	19	18.00	2.000															
Rob Dibble, R ERA:	1.0	S	4	1	0	0	2	0	0	0	0	0	0	12	16	0.00	1.000															



Batter	1	2	3	4	5	6	7	8	9	AB	R	H	RBI	BB	SO	LOB	TOP								
Oddibe McDowell, L (1, 8) OBP: 0.278, SLG: 0.382	1-2 G4-3			1-1 P6	2-3 K		2-3 K			4	0	0	0	0	2	4	Atlanta Braves @ Cincinnati Reds Riverfront Stadium, Cincinnati, OH Sat Apr 21 1990, 3:33 AM EDT Att: 24,091 - Cloudy - 63 F								
Jeff Treadway, L (1, 4) OBP: 0.269, SLG: 0.269	2-2 F8			2-0 1B	2-2 F8		3-3 K			3	1	1	0	0	0	2									
Ron Gant, R (7, PH) OBP: 0.273, SLG: 0.222										1	0	0	0	0	1	2									
Tony Castillo, L (7, 1)										0	0	0	0	0	0	0									
Sergio Valdez, R (7, 1)										0	0	0	0	0	0	0									
Lonnie Smith, R (1, 7) OBP: 0.278, SLG: 0.344	3-3 K			1-3 K		4-2 FC6-4 BB		0-0 P4		3	0	0	0	1	2	1									
Nick Esasky, R (1, 3) OBP: 0.256, SLG: 0.171		3-3 K		1-2 1B	1-3 1B	1-1 FC6-4 FC5-4		1-1 F7		4	0	1	0	0	1	1									
Jim Prestley, R (1, 5) OBP: 0.314, SLG: 0.353		0-0 G6-3		1-2 1B	1-2 1B	2-0 FC5-4		2-2 G6-3		4	0	1	1	0	0	1									
Dale Murphy, R (1, 9) OBP: 0.250, SLG: 0.324		3-2 G6-3		1-2 3-H F8	0-0 F8	0-3 K			3-1 G6-3	4	0	0	0	0	1	3									
Ernie Whitt, L (1, 2) OBP: 0.370, SLG: 0.250			2-1 G5-3		1-1 1B 2B		4-0 1B BB		1-2 F9	3	0	1	0	1	0	0									
Jeff Blausler, R (1, 6) OBP: 0.290, SLG: 0.241			2-2 F7		2-1 1B		1-2 1B		2-0 P4	4	0	2	0	0	0	0									
Marty Clary, R (1, 1)			0-3 K		0-3 K		1-3 K			2	0	0	0	0	2	2									
Dwayne Henry, R (6, 1)										0	0	0	0	0	0	0									
Andres Thomas, R (7, PH)										1	0	0	0	0	1	2									
Alexis Infante, R (7, 4)										0	0	0	0	0	0	0									
Inning Stats	R: 0 E: 0 K: 1 S: 12	H: 0 LOB: 0 BB: 0 P: 18	R: 0 E: 0 K: 1 S: 9	H: 0 LOB: 0 BB: 0 P: 15	R: 0 E: 0 K: 1 S: 9	H: 0 LOB: 0 BB: 0 P: 13	R: 1 E: 0 K: 1 S: 15	H: 3 LOB: 2 BB: 0 P: 21	R: 0 E: 0 K: 2 S: 15	H: 2 LOB: 2 BB: 0 P: 21	R: 0 E: 0 K: 3 S: 8	H: 0 LOB: 1 BB: 1 P: 15	R: 0 E: 0 K: 3 S: 12	H: 1 LOB: 2 BB: 1 P: 23	R: 0 E: 0 K: 0 S: 7	H: 0 LOB: 0 BB: 0 P: 10	R: 0 E: 0 K: 0 S: 6	H: 0 LOB: 0 BB: 0 P: 12	1B: 5 2B: 1 3B: 0 HR: 0	SF: 0 SAC: 0 DP: 0 HBP: 0	WP: 0 PB: 0 SB: 0 CS: 0	PA: 35			
PITCHER	IP	WLS	BF	H	R	ER	SO	BB	IBB	HBP	BLK	WP	HR	S	P	ERA	WHIP								
Jack Armstrong, R (1, 1) ERA: 0.95	6.0	W	24	5	1	1	7	1	0	0	0	0	0	68	103	1.50	1.000								
Norm Charlton, L (7, 1) ERA: 2.57	1.0		5	1	0	0	3	1	0	0	0	0	0	12	23	0.00	2.000								
Tim Layana, R (8, 1) ERA: 3.0	1.0		3	0	0	0	0	0	0	0	0	0	0	7	10	0.00	0.000								
Kip Gross, R (9, 1) ERA:	1.0		3	0	0	0	0	0	0	0	0	0	0	6	12	0.00	0.000								

Batter	1	2	3	4	5	6	7	8	9	AB	R	H	RBI	BB	SO	LOB	BOTTOM								
Chris Sabo, R (1, 5) OBP: 0.458, SLG: 0.725	1-2 FC5-4 1B	1-2 G6-3 2H		0-0 G1-3		0-1 E 2B	4-1 BB			4	1	3	1	1	0	0	Atlanta Braves @ Cincinnati Reds Riverfront Stadium, Cincinnati, OH Sat Apr 21 1990, 3:33 AM EDT Att: 24,091 - Cloudy - 63 F								
Billy Hatcher, R (1, 7) OBP: 0.383, SLG: 0.444	0-0 FC5-4 E	0-0 G6-3		0-2 F7		2-1 G5-3	1-2 P4			5	1	0	0	0	0	6									
Barry Larkin, R (1, 6) OBP: 0.600, SLG: 0.667	3-2 F8	1-2 F9		4-2 CS BB		1-1 E7 1B		1-1 E3 1B		4	0	1	2	1	0	2									
Eric Davis, R (1, 8) OBP: 0.267, SLG: 0.342	4-1 BB E BB		1-0 CS 3B	0-1 CS	0-0 G6-3	0-0 G3		1-3 K		4	1	1	0	1	1	2									
Kip Gross, R (9, 1) ERA:				1-2 3B						0	0	0	0	0	0	0									
Paul O'Neill, L (1, 9) OBP: 0.447, SLG: 0.452	4-0 FC5 E BB		0-0 G6-3		2-3 K		2-2 FC5 1B	0-0 P5		4	0	1	0	1	1	2									
Todd Benzinger, S (1, 3) OBP: 0.415, SLG: 0.333	1-1 E5		4-0 BB BB	1-1 F7			2-2 F8	2-1 FC6-4 1B		4	0	1	0	1	0	2									
Joe Oliver, R (1, 2) OBP: 0.278, SLG: 0.273	2-2 FC5		2-2 P4			0-0 F9	0-0 FC5 1B	0-1 FC6-4 1B		5	1	1	0	0	0	6									
Mariano Duncan, R (1, 4) OBP: 0.515, SLG: 0.759		4-1 SH3-4 2B BB	4-1 BB			3-2 E 1B	0-1 FC5 1B WP			2	3	1	0	2	0	2									
Jack Armstrong, R (1, 1) ERA: 6.75		0-1 SH3-4		0-3 K		0-1 E9 2B E 1B	2-2 WP 1B			1	0	0	0	0	1	3									
Ken Griffey, L (6, PH) OBP: 0.290, SLG: 0.333										1	1	1	0	0	0	0									
Norm Charlton, S (7, 1) ERA: 7.2										0	0	0	0	0	0	0									
Luis Quiñones, S (7, PH) OBP: 0.267, SLG: 0.330										1	0	1	1	0	0	0									
Tim Layana, R (8, 1) ERA: 9.0										0	0	0	0	0	0	0									
Herm Winningham, L (8, 8) ERA: 6.75										0	0	0	0	0	0	0									
Inning Stats	R: 2 E: 1 K: 0 S: 13	H: 1 LOB: 2 BB: 2 P: 28	R: 1 E: 0 K: 0 S: 10	H: 1 LOB: 1 BB: 1 P: 16	R: 0 E: 0 K: 1 S: 10	H: 1 LOB: 3 BB: 2 P: 21	R: 0 E: 0 K: 0 S: 9	H: 0 LOB: 0 BB: 1 P: 13	R: 0 E: 0 K: 1 S: 7	H: 0 LOB: 0 BB: 0 P: 10	R: 3 E: 2 K: 0 S: 14	H: 4 LOB: 1 BB: 1 P: 20	R: 2 E: 0 K: 0 S: 17	H: 3 LOB: 2 BB: 1 P: 28	R: 0 E: 1 K: 1 S: 10	H: 1 LOB: 2 BB: 0 P: 14	1B: 8 2B: 2 3B: 1 HR: 0	SF: 0 SAC: 1 DP: 0 HBP: 0	WP: 1 PB: 0 SB: 1 CS: 1	PA: 44					
PITCHER	IP	WLS	BF	H	R	ER	SO	BB	IBB	HBP	BLK	WP	HR	S	P	ERA	WHIP								
Marty Clary, R (1, 1) ERA: 6.75	5.1	L	28	6	6	4	2	6	0	0	0	0	0	5	8	0.00	1.500								
Dwayne Henry, R (6, 1) ERA: 7.2	0.2		3	1	0	0	0	0	0	0	0	0	0	5	8	0.00	1.500								
Tony Castillo, L (7, 1) ERA: 9.0	0.2		5	3	2	2	0	0	0	0	0	0	0	12	18	27.00	4.500								
Sergio Valdez, R (7, 1) ERA: 6.75	1.1		7	1	0	0	1	1	0	0	0	1	0	15	24	0.00	1.500								

livebaseballscores.com

Braves



Batter	1	2	3	4	5	6	7	8	9	AB	R	H	RBI	BB	SO	LOB	TOP				
Ron Gant, R OBP: 0.200, SLG: 0.154 (1, 8)	G6-3	FC6-4			E6		G6-3			4	0	0	0	0	0	2	Atlanta Braves @ Cincinnati Reds Riverfront Stadium, Cincinnati, OH Sun Apr 22 1990, 3:33 AM EDT Att: 29,299 - Sunny - 70 F				
Jeff Blausler, R OBP: 0.286, SLG: 0.242 (1, 6)	1B HR	K			F8		B5-3			4	1	1	0	0	1	3					
Lonnie Smith, R OBP: 0.300, SLG: 0.343 (1, 7)	F9				1B WP BB		G6-3			3	0	1	0	1	0	1					
Jim Presley, R OBP: 0.308, SLG: 0.342 (1, 5)	1B HR				G6-3			G5-3		4	1	1	0	0	0	2					
Dale Murphy, R OBP: 0.275, SLG: 0.405 (1, 9)	1B HR						F8	L8		3	1	1	3	1	0	0					
Jody Davis, R OBP: 0.071, SLG: 0.071 Mike Stanton, L (8, 1)	F9				P4		F9	L7		4	0	0	0	0	0	1					
Jeff Treadway, L OBP: 0.267, SLG: 0.267 (1, 4)							E8			4	0	1	0	0	0	0					
Greg Olson, R OBP: 0.500, SLG: 0.333 (1, 2)										3	0	1	0	1	2	1					
Tom Glavine, L OBP: 0.400, SLG: 0.600 Tommy Gregg, L OBP: 0.286, SLG: 0.167 (8, 3)										2	0	0	0	0	1	2					
Inning Stats	R: 3 E: 0 K: 0 S: 10	H: 3 LOB: 0 BB: 0 P: 14	R: 0 E: 0 K: 1 S: 13	H: 1 LOB: 2 BB: 0 P: 17	R: 0 E: 0 K: 0 S: 8	H: 1 LOB: 1 BB: 1 P: 13	R: 0 E: 0 K: 2 S: 7	H: 1 LOB: 0 BB: 0 P: 9	R: 0 E: 1 K: 0 S: 10	H: 0 LOB: 1 BB: 1 P: 18	R: 0 E: 0 K: 0 S: 5	H: 0 LOB: 0 BB: 0 P: 7	R: 0 E: 0 K: 0 S: 5	H: 0 LOB: 0 BB: 0 P: 8	R: 0 E: 0 K: 2 S: 9	H: 0 LOB: 0 BB: 0 P: 15	1B: 5 2B: 0 3B: 0 HR: 1	SF: 0 SAC: 1 DP: 0 HBP: 0	WP: 1 PB: 0 SB: 1 CS: 3	PA: 36	
PITCHER	IP	WLS	BF	H	R	ER	SO	BB	IBB	HBP	BLK	WP	HR	S	P	ERA	WHIP				
Tom Browning, L ERA: 4.03 (1, 1)	6.0	L	27	6	3	3	3	2	1	0	0	1	1	57	89	4.50	1.333				
Tim Layana, R ERA: 2.25 (7, 1)	2.0		6	0	0	0	0	0	0	0	0	0	0	10	15	0.00	0.000				
Randy Myers, L ERA: 2.7 (9, 1)	1.0		3	0	0	0	2	0	0	0	0	0	0	9	15	0.00	0.000				

Batter	1	2	3	4	5	6	7	8	9	AB	R	H	RBI	BB	SO	LOB	BOTTOM					
Chris Sabo, R OBP: 0.462, SLG: 0.705 (1, 5)	G1-6-3 1B				G6-3		P3			4	0	2	0	0	0	1	Atlanta Braves @ Cincinnati Reds Riverfront Stadium, Cincinnati, OH Sun Apr 22 1990, 3:33 AM EDT Att: 29,299 - Sunny - 70 F					
Billy Hatcher, R OBP: 0.373, SLG: 0.417 (1, 7)	G1-6-3				G4-3		B3			3	0	0	0	1	0	2						
Barry Larkin, R OBP: 0.551, SLG: 0.605 (1, 6)	G3				G3-1					4	0	0	0	0	0	3						
Eric Davis, R OBP: 0.265, SLG: 0.333 (1, 8)							G6-3			4	0	1	0	0	1	0						
Todd Benzinger, S OBP: 0.422, SLG: 0.432 (1, 3)										4	1	2	1	0	0	0						
Paul O'Neill, L OBP: 0.405, SLG: 0.400 (1, 9)										4	0	0	0	0	3	2						
Joe Oliver, R OBP: 0.282, SLG: 0.278 (1, 2)										3	0	1	0	0	1	2						
Mariano Duncan, R OBP: 0.500, SLG: 0.781 (1, 4)										3	0	1	0	0	0	1						
Tom Browning, L (1, 1)										1	0	0	0	0	1	0						
Rolando Roomes, R OBP: 0.400, SLG: 0.400 (6, PH)										1	0	0	0	0	1	1						
Tim Layana, R (7, 1)										0	0	0	0	0	0	0						
Luis Quinones, S OBP: 0.500, SLG: 0.333 (8, PH)										1	0	0	0	0	0	1						
Randy Myers, L (9, 1)										0	0	0	0	0	0	0						
Inning Stats	R: 0 E: 0 K: 0 S: 7	H: 1 LOB: 0 BB: 0 P: 9	R: 0 E: 0 K: 0 S: 6	H: 0 LOB: 0 BB: 0 P: 10	R: 0 E: 0 K: 2 S: 12	H: 0 LOB: 0 BB: 0 P: 16	R: 0 E: 0 K: 0 S: 11	H: 0 LOB: 0 BB: 0 P: 16	R: 0 E: 0 K: 1 S: 8	H: 2 LOB: 1 BB: 0 P: 15	R: 0 E: 0 K: 1 S: 13	H: 1 LOB: 0 BB: 0 P: 16	R: 1 E: 0 K: 0 S: 7	H: 1 LOB: 0 BB: 0 P: 11	R: 0 E: 0 K: 0 S: 9	H: 2 LOB: 3 BB: 1 P: 16	R: 0 E: 0 K: 2 S: 11	H: 0 LOB: 0 BB: 0 P: 17	1B: 5 2B: 0 3B: 1 HR: 1	SF: 0 SAC: 0 DP: 2 HBP: 0	WP: 0 PB: 0 SB: 0 CS: 0	PA: 33
PITCHER	IP	WLS	BF	H	R	ER	SO	BB	IBB	HBP	BLK	WP	HR	S	P	ERA	WHIP					
Tom Glavine, L ERA: 4.66 (1, 1)	7.2		28	7	1	1	5	0	0	0	0	0	0	71	103	1.17	0.913					
Mike Stanton, L ERA: 11.12 (8, 1)	1.1	S	5	0	0	0	2	1	0	0	0	0	0	13	23	0.00	0.750					



Batter	1	2	3	4	5	6	7	8	9	AB	R	H	RBI	BB	SO	LOB	TOP			
Oddibe McDowell, L (1, 8) OBP: 0.275, SLG: 0.351	0-3 K		4-2 CS S BB		2-3 K			2-0 F9		3	0	0	0	1	2	1				
Jeff Treadway, L (1, 4) OBP: 0.294, SLG: 0.324	0-0 2B 1B		2-1 F8			0-1 F8 2B		2-2 F7		4	1	2	0	0	0	1				
Lonnie Smith, R (1, 7) OBP: 0.295, SLG: 0.316 Mike Stanton, L (9, 1)	0-2 G1-3		3-3 K		2-3 K			4-2 CS BB		3	0	0	0	1	2	3				
Jim Presley, R (1, 5) OBP: 0.302, SLG: 0.357	1-2 2H 2B		2-0 G4-3		0-1 F8			2-3 1-2 K		4	0	1	1	0	1	2				
Tommy Gregg, L (1, 3) OBP: 0.182, SLG: 0.100	0-1 G3		0-2 G3-1		2-3 K			2-3 K		4	0	0	0	0	2	2				
Dale Murphy, R (1, 9) OBP: 0.255, SLG: 0.375		3-2 F8		0-0 G6-3			1-3 K			3	0	0	0	0	1	0				
Ernie Whitt, L (1, 2) OBP: 0.307, SLG: 0.227		4-2 FC4-6 BB		0-3 K		2-3 K		2-3 K		2	0	0	0	1	2	0				
Jeff Blausler, R (1, 6) OBP: 0.289, SLG: 0.229		1-2 FC4-6 1-2		4-1 SH1-4 BB		2-3 K				2	0	0	0	1	1					
Pete Smith, R (1, 1) OBP: 0.200, SLG: 0.200 Mark Lemke, S (8, PH) OBP: 0.287, SLG: 0.286 Rick Luecken, R (8, 1) Ron Gant, R (9, 7) OBP: 0.200, SLG: 0.154	1-2 P4		0-0 SH1-4		1-2 K		2-3 K			1	0	0	0	0	0	1				
Inning Stats	R: 1 E: 1 K: 1 S: 13	H: 2 LOB: 1 BB: 0 P: 14	R: 0 E: 0 K: 0 S: 13	H: 0 LOB: 1 BB: 1 P: 22	R: 0 E: 0 K: 1 S: 9	H: 0 LOB: 0 BB: 1 P: 18	R: 0 E: 0 K: 0 S: 6	H: 0 LOB: 0 BB: 0 P: 8	R: 0 E: 0 K: 2 S: 8	H: 1 LOB: 1 BB: 0 P: 15	R: 0 E: 0 K: 3 S: 9	H: 0 LOB: 0 BB: 0 P: 14	R: 0 E: 0 K: 1 S: 9	H: 0 LOB: 0 BB: 0 P: 15	R: 0 E: 0 K: 2 S: 12	H: 0 LOB: 0 BB: 1 P: 19	1B: 1 2B: 3 3B: 0 HR: 0	SF: 0 SAC: 1 DP: 1 HBP: 0	WP: 0 PA: 32 PB: 0 SB: 1 CS: 2	
PITCHER	IP	WLS	BF	H	R	ER	SO	BB	IBB	HBP	BLK	WP	HR	S	P	ERA	WHIP			
Dwight Gooden, R (1, 1) ERA: 4.76	8.0		29	3	1	1	10	3	0	0	0	0	0	78	120	1.12	0.750			
Julio Machado, R (9, 1) ERA: 1.13	1.0	W	3	0	0	0	2	1	0	0	0	0	0	12	19	0.00	1.000			

Atlanta Braves @ New York Mets
Shea Stadium, Flushing, NY
Tue Apr 24 1990, 7:05 PM EDT
Att: 22,553 - Unknown - 57 F

AB 27
R 1
H 3
RBI 1
BB 4
SO 12
LOB 11



Batter	1	2	3	4	5	6	7	8	9	AB	R	H	RBI	BB	SO	LOB	BOTTOM			
Gregg Jefferies, S (1, 4) OBP: 0.359, SLG: 0.375	2-1 G4-3		1-2 G4-3			3-2 G4-3		1-1 FC6-4		4	0	0	0	0	0	1				
Keith Miller, R (1, 8) OBP: 0.350, SLG: 0.404 Lou Thornton, L (7, 8) Mark Carreon, R (9, PH) OBP: 0.407, SLG: 0.625	1-3 K		1-3 K		1-1 G6-3			3-2 1B FC6-4 2B		3	0	0	0	0	0	2				
Howard Johnson, S (1, 5) OBP: 0.293, SLG: 0.491	1-0 F7		1-1 F7		2-3 K			0-0 FC6-4 1B		4	0	1	0	0	1	0				
Darryl Strawberry, L (1, 9) OBP: 0.426, SLG: 0.479		1-1 G3		4-1 WP SF9 BB		1-3 K		1-1 P4		3	1	0	0	1	1	2				
Kevin McReynolds, R (1, 7) OBP: 0.400, SLG: 0.375		1-1 F9		1-1 SF9		0-1 E6 1B		4-0 FC6-4 1B		2	0	1	1	1	0	0				
Mike Marshall, R (1, 3) OBP: 0.234, SLG: 0.391		0-3 K		0-0 G2-3		0-0 F7		0-2 FC6-4		4	0	0	1	0	1	3				
Barry Lyons, R (1, 2) OBP: 0.238, SLG: 0.350			1-3 K		1-2 1B			0-0 G5-3		3	0	1	0	0	1	0				
Kevin Elster, R (1, 6) OBP: 0.176, SLG: 0.174			2-3 K		1-3 K			2-1 G6-3		3	0	0	0	0	2	1				
Dwight Gooden, R (1, 1) Tom O'Malley, L (8, PH) OBP: 0.143, SLG: 0.143 Julio Machado, R (9, 1) ERA: 11.37			0-3 K		0-0 B5			1-1 FC6-4 1B		2	0	0	0	0	1	0				
Inning Stats	R: 0 E: 0 K: 1 S: 6	H: 0 LOB: 0 BB: 0 P: 10	R: 0 E: 0 K: 1 S: 7	H: 0 LOB: 0 BB: 0 P: 9	R: 0 E: 0 K: 3 S: 10	H: 0 LOB: 0 BB: 0 P: 13	R: 0 E: 0 K: 1 S: 12	H: 0 LOB: 0 BB: 0 P: 15	R: 1 E: 0 K: 1 S: 10	H: 1 LOB: 1 BB: 1 P: 17	R: 0 E: 0 K: 2 S: 9	H: 1 LOB: 1 BB: 0 P: 12	R: 0 E: 0 K: 0 S: 7	H: 1 LOB: 0 BB: 0 P: 11	R: 1 E: 0 K: 0 S: 10	H: 2 LOB: 3 BB: 1 P: 18	1B: 4 2B: 1 3B: 0 HR: 0	SF: 1 SAC: 0 DP: 0 HBP: 0	WP: 1 PA: 33 PB: 0 SB: 1 CS: 0	
PITCHER	IP	WLS	BF	H	R	ER	SO	BB	IBB	HBP	BLK	WP	HR	S	P	ERA	WHIP			
Pete Smith, R (1, 1) ERA: 2.33	7.0		24	2	1	1	9	1	0	0	0	0	0	60	86	1.29	0.429			
Rick Luecken, R (8, 1) ERA: 5.87	1.0	L	4	1	0	0	0	0	0	0	0	0	0	7	11	0.00	1.000			
Mike Stanton, L (9, 1) ERA: 11.37	0.2	L	5	2	1	1	0	0	1	0	0	0	0	10	18	13.50	3.000			

Atlanta Braves @ New York Mets
Shea Stadium, Flushing, NY
Tue Apr 24 1990, 7:05 PM EDT
Att: 22,553 - Unknown - 57 F

AB 30
R 2
H 5
RBI 2
BB 2
SO 9
LOB 7



Batter	1	2	3	4	5	6	7	8	9	AB R H RBI BB SO LOB	TOP																
Oddibe McDowell, L (1, 8) OBP: 0.267, SLG: 0.333	0-1 1B	1-3 K		1-0 P6	2-2 G3			0-2 F7		5 1 1 0 0 1 3	Atlanta Braves @ New York Mets Shea Stadium, Flushing, NY Wed Apr 25 1990, 7:05 PM EDT Att: 19,935 - Unknown - 57 F																
Jeff Treadway, L (1, 4) OBP: 0.292, SLG: 0.308	1-2 1B	3-3 K		0-3 K			0-2 P5	1-1 F9		5 1 1 0 0 2 1																	
Lonnie Smith, R (1, 7) OBP: 0.327, SLG: 0.405	1-2 1B		2-1 HR	4-1 2B			1-3 K	0-1 G3-1		4 2 2 2 1 1 0																	
Jim Presley, R (1, 5) OBP: 0.313, SLG: 0.404	1-3 K		2-0 1B WP	0-2 2B			2-3 K	1-1 G6-3		5 1 2 1 0 2 2																	
Tommy Gregg, L (1, 3) OBP: 0.200, SLG: 0.077	2-3 K		4-2 WP 1B BB	1-3 K			1-0 G1-3			3 0 0 0 1 2 3																	
Dale Murphy, R (1, 9) OBP: 0.319, SLG: 0.442	3-2 1B		3-2 WP 1B		2-2 2B		4-0 L7-3 BB			3 0 3 1 1 0 0																	
Ernie Whitt, L (1, 2) OBP: 0.324, SLG: 0.192	1-3 K		0-3 K		0-1 P6		0-0 L7-3			4 0 0 0 0 2 7																	
Jeff Blauser, R (1, 6) OBP: 0.286, SLG: 0.211		2-2 L3	3-3 K	1-2 2-3 3-H	4-2 BB		0-3 K			3 0 0 0 1 2 2																	
29 John Smoltz, R (1, 1)		4-2 S BB	2-3 K		1-3 K		1-3 K			2 0 0 0 1 2 4																	
Mark Lemke, S (8, PH) OBP: 0.250, SLG: 0.267										1 0 0 0 0 1 0																	
Mike Stanton, L (8, 1)										0 0 0 0 0 0 0																	
Rick Luecken, R (8, 1)										0 0 0 0 0 0 0																	
Inning Stats	R: 2 E: 0 K: 3 S: 22	H: 4 LOB: 2 BB: 0 P: 31	R: 0 E: 0 K: 2 S: 13	H: 0 LOB: 1 BB: 1 P: 23	R: 2 E: 0 K: 3 S: 22	H: 3 LOB: 2 BB: 1 P: 38	R: 1 E: 0 K: 2 S: 11	H: 1 LOB: 1 BB: 1 P: 17	R: 0 E: 0 K: 1 S: 14	H: 1 LOB: 2 BB: 1 P: 23	R: 0 E: 0 K: 2 S: 10	H: 0 LOB: 0 BB: 0 P: 13	R: 0 E: 0 K: 0 S: 2	H: 0 LOB: 0 BB: 1 P: 7	R: 0 E: 0 K: 2 S: 9	H: 0 LOB: 0 BB: 0 P: 10	R: 0 E: 0 K: 0 S: 6	H: 0 LOB: 0 BB: 0 P: 8	1B: 5 2B: 4 3B: 0 HR: 1	SF: 0 SAC: 0 DP: 1 HBP: 0	WP: 1 PB: 0 CS: 1	PA: 40					
PITCHER	IP WLS BF H R ER SO BB IBB HBP BLK WP HR S P ERA WHIP											IP WLS BF H R ER SO BB IBB HBP BLK WP HR S P ERA WHIP															
David Cone, R (1, 1) ERA: 6.48	3.2	22	8	5	5	9	3	0	0	0	0	1	1	65	105	12.27	3.000										
Bob Ojeda, L (4, 1) ERA: 1.0	3.1	12	1	0	0	4	2	0	0	0	0	0	0	29	47	0.00	0.900										
Ron Darling, R (8, 1) ERA: 3.0	1.0	W	3	0	0	2	0	0	0	0	0	0	0	9	10	0.00	0.000										
John Franco, L (9, 1) ERA: 1.35	1.0	S	3	0	0	0	0	0	0	0	0	0	0	6	8	0.00	0.000										

AB	35
R	5
H	9
RBI	4
BB	5
SO	15
LOB	22



Batter	1	2	3	4	5	6	7	8	9	AB R H RBI BB SO LOB	BOTTOM																
Gregg Jefferies, S (1, 4) OBP: 0.368, SLG: 0.400	3-2 P6	0-0 F7			1-0 G3-1 2B			1-2 E 1B 1B		4 1 2 0 0 0 1	Atlanta Braves @ New York Mets Shea Stadium, Flushing, NY Wed Apr 25 1990, 7:05 PM EDT Att: 19,935 - Unknown - 57 F																
Mark Carreon, R (1, 8) OBP: 0.355, SLG: 0.536	1-1 G1-4-3		2-3 K		2-2 G3-1		0-0 P6	0-0 1B		4 0 0 0 0 1 2																	
Howard Johnson, S (1, 5) OBP: 0.290, SLG: 0.475	3-2 F8		0-0 P6		0-3 K		3-1 E 1B 1B	1-2 1B		4 1 1 0 0 1 1																	
Darryl Strawberry, L (1, 9) OBP: 0.431, SLG: 0.471		4-2 FC6-4 BB	0-0 1B		0-0 G4-3		1-2 E4 1B 2B	1-2 2B		3 1 1 0 1 0 2																	
Kevin McReynolds, R (1, 7) OBP: 0.386, SLG: 0.361		1-0 FC6-4 1B 3B	1-3 K		1-0 G5-3		1-1 2B 1B	1-3 2-H 3-H		4 2 1 2 0 1 2																	
Dave Magadan, L (1, 3) OBP: 0.281, SLG: 0.211		2-2 3B 1B		1-0 G3-1		2-2 L8	4-0 2B SF9 IBB			3 1 1 0 0 0 0																	
Tim Teufel, R (8, PH) OBP: 0.400, SLG: 0.250		1-3 3B 1B		0-0 G3-1			0-1 WP 2B			0 1 0 0 1 0 0																	
Mackey Sasser, L (1, 2) OBP: 0.250, SLG: 0.426		0-3 K		0-0 G3-1			1-3 2-H 3-H			3 0 0 0 0 1 2																	
Mike Marshall, R (8, PH) OBP: 0.250, SLG: 0.426							1-3 2-H 3-H			1 0 1 2 0 0 0																	
John Franco, L (9, 1)							3-2 SF9			0 0 0 0 0 0 0																	
Kevin Elster, R (1, 6) OBP: 0.182, SLG: 0.224		1-1 1B 3B		1-0 L7			2-3 K	3-2 SF9		3 1 1 3 0 1 0																	
David Cone, L (1, 1) ERA: 6.48		1-2 3B 1B			3-3 K		0-3 K	3-H P5		1 0 1 1 0 0 0																	
Bob Ojeda, L (4, 1) ERA: 1.0								2-3		1 0 0 0 0 1 0																	
Tom O'Malley, L (7, PH) ERA: 14.95										1 0 0 0 0 1 0																	
Ron Darling, R (8, 1) ERA: 3.0										0 0 0 0 0 0 0																	
Barry Lyons, R (8, PH) ERA: 1.35										1 0 0 0 0 0 1																	
Inning Stats	R: 0 E: 0 K: 0 S: 9	H: 0 LOB: 0 BB: 0 P: 16	R: 3 E: 0 K: 1 S: 16	H: 3 LOB: 1 BB: 1 P: 25	R: 0 E: 0 K: 2 S: 9	H: 1 LOB: 0 BB: 0 P: 12	R: 0 E: 0 K: 0 S: 3	H: 0 LOB: 0 BB: 0 P: 5	R: 0 E: 0 K: 0 S: 12	H: 1 LOB: 1 BB: 0 P: 18	R: 0 E: 0 K: 0 S: 5	H: 0 LOB: 0 BB: 0 P: 8	R: 0 E: 0 K: 2 S: 7	H: 0 LOB: 0 BB: 0 P: 10	R: 5 E: 1 K: 0 S: 19	H: 4 LOB: 1 BB: 1 P: 33	1B: 6 2B: 2 3B: 1 HR: 0	SF: 1 SAC: 0 DP: 1 HBP: 0	WP: 1 PB: 0 CS: 0	PA: 36							
PITCHER	IP WLS BF H R ER SO BB IBB HBP BLK WP HR S P ERA WHIP											IP WLS BF H R ER SO BB IBB HBP BLK WP HR S P ERA WHIP															
29 John Smoltz, R (1, 1) ERA: 8.56	7.0	27	5	3	3	7	1	0	0	0	0	0	0	61	94	3.86	0.857										
Mike Stanton, L (8, 1) ERA: 14.95	0.1	L	6	3	5	3	0	1	0	0	0	0	0	12	22	81.00	9.000										
Rick Luecken, R (8, 1) ERA: 5.4	0.2		3	1	0	0	0	0	0	0	0	1	0	7	11	0.00	1.500										

AB	33
R	8
H	9
RBI	8
BB	2
SO	7
LOB	11



Batter	1	2	3	4	5	6	7	8	9	AB	R	H	RBI	BB	SO	LOB	TOP					
Gerald Young, S (1, 8) OBP: 0.244, SLG: 0.220	G6-3		K		F9		S		BB	4	0	1	1	1	1	1	Houston Astros @ Atlanta Braves Atlanta-Fulton County Stadium, Atlanta, GA Thu Apr 26 1990, 7:05 PM EDT Att: 3,415 - Sunny					
Craig Biggio, R (1, 2) OBP: 0.397, SLG: 0.400	F7		K		HR		L6-4		BB	5	1	1	2	0	2	4						
Bill Doran, S (1, 4) OBP: 0.323, SLG: 0.375	BB		BB		E5		P4			3	0	1	0	1	0	1						
Glenn Davis, R (1, 3) OBP: 0.438, SLG: 0.582	BB		K		F8			CS	BB	3	0	1	0	1	1	2						
Glenn Wilson, R (1, 9) OBP: 0.193, SLG: 0.291	K				F9		G5-3		F9	4	0	0	0	0	1	3						
Ken Caminiti, S (1, 5) OBP: 0.291, SLG: 0.275		K			G6-3		L4		P6	4	0	0	0	0	1	1						
Rafael Ramirez, R (1, 6) OBP: 0.283, SLG: 0.288		E4			G4-3		K		L8	4	0	0	0	0	1	0						
Eric Yelding, R (1, 7) OBP: 0.190, SLG: 0.200		K					HR	BB	5-3	4	2	2	0	0	1	1						
Jim Clancy, R (1, 1) OBP: 0.250, SLG: 0.250					B1				BB	3	0	1	0	0	0	2						
Juan Agosto, L (8, 1) OBP: 0.385, SLG: 0.364							L6-4		BB	0	0	0	0	0	0	0						
Casey Candaele, S (9, PR) OBP: 0.333, SLG: 1.333									BB	0	0	0	0	0	0	0						
Dave Smith, R (9, 1) OBP: 0.333, SLG: 1.333									BB	0	0	0	0	0	0	0						
Inning Stats	R: 0 E: 0 K: 1 S: 8	H: 1 LOB: 2 BB: 1 P: 16	R: 0 E: 1 K: 2 S: 11	H: 0 LOB: 1 BB: 0 P: 16	R: 0 E: 0 K: 3 S: 12	H: 1 LOB: 1 BB: 0 P: 15	R: 0 E: 0 K: 0 S: 5	H: 0 LOB: 0 BB: 0 P: 6	R: 2 E: 1 K: 0 S: 13	H: 2 LOB: 1 BB: 0 P: 17	R: 0 E: 0 K: 1 S: 9	H: 0 LOB: 0 BB: 0 P: 12	R: 1 E: 0 K: 0 S: 10	H: 3 LOB: 1 BB: 0 P: 15	R: 0 E: 0 K: 0 S: 7	H: 0 LOB: 0 BB: 1 P: 16	R: 0 E: 0 K: 1 S: 7	H: 0 LOB: 2 BB: 2 P: 19	1B: 6 2B: 1 3B: 0 HR: 1	SF: 0 SAC: 0 DP: 1 HBP: 0	WP: 0 PB: 0 SB: 2 CS: 1	PA: 38
PITCHER	IP WLS BF H R ER SO BB IBB HBP BLK WP HR S P ERA WHIP																					
Derek Liliquist, L (1, 1) ERA: 7.98	7.0 L 30 7 3 3 7 1 0 0 1 0 1 68 97 3.86 1.143																					
Joe Boever, R (8, 1) ERA: 3.12	2.0 8 0 0 0 1 3 0 0 0 0 0 0 14 35 0.00 1.500																					

Batter	1	2	3	4	5	6	7	8	9	AB	R	H	RBI	BB	SO	LOB	BOTTOM					
Oddibe McDowell, L (1, 8) OBP: 0.245, SLG: 0.304	F8		G4-3			G1-3			G3	4	0	0	0	0	0	0	Houston Astros @ Atlanta Braves Atlanta-Fulton County Stadium, Atlanta, GA Thu Apr 26 1990, 7:05 PM EDT Att: 3,415 - Sunny					
Jeff Treadway, L (1, 4) OBP: 0.278, SLG: 0.302	CS		L7			G3-1			F8	4	0	1	0	0	0	0						
Lonnie Smith, R (1, 7) OBP: 0.321, SLG: 0.378	G5-3				G6-3		HBP		F8	3	0	0	0	0	0	1						
Jim Presley, R (1, 5) OBP: 0.294, SLG: 0.380		F9			G6-3		K			3	0	0	0	0	1	1						
Tommy Gregg, L (1, 3) OBP: 0.167, SLG: 0.063		F8			G6-3		F7			3	0	0	0	0	0	1						
Joe Boever, R (8, 1) ERA: 3.12										0	0	0	0	0	0	0						
Dale Murphy, R (1, 9) OBP: 0.320, SLG: 0.435		BB			P3		F7			3	0	1	0	0	0	1						
Ernie Whitt, L (1, 2) OBP: 0.333, SLG: 0.185						P5			G5-3	1	0	0	0	1	0	0						
Jody Davis, R (6, PH) OBP: 0.067, SLG: 0.067										1	0	0	0	0	0	0						
Jeff Blausler, R (1, 6) OBP: 0.286, SLG: 0.211									G5-3	0	0	0	0	0	0	0						
Andres Thomas, R (2, PH) OBP: 0.286, SLG: 0.211									G5-3	3	0	0	0	0	1	2						
Derek Liliquist, L (1, 1) OBP: 0.500, SLG: 0.500									G5-3	2	0	0	0	0	0	0						
Mark Lemke, S (8, 5) OBP: 0.255, SLG: 0.250										1	0	0	0	0	0	0						
Inning Stats	R: 0 E: 0 K: 0 S: 6	H: 1 LOB: 0 BB: 0 P: 11	R: 0 E: 0 K: 0 S: 10	H: 1 LOB: 2 BB: 1 P: 17	R: 0 E: 0 K: 0 S: 5	H: 0 LOB: 0 BB: 0 P: 8	R: 0 E: 0 K: 0 S: 6	H: 0 LOB: 0 BB: 0 P: 6	R: 0 E: 0 K: 1 S: 8	H: 0 LOB: 0 BB: 0 P: 13	R: 0 E: 0 K: 0 S: 3	H: 0 LOB: 0 BB: 0 P: 4	R: 0 E: 0 K: 1 S: 10	H: 0 LOB: 1 BB: 0 P: 16	R: 0 E: 0 K: 0 S: 7	H: 0 LOB: 0 BB: 0 P: 9	R: 0 E: 0 K: 0 S: 6	H: 0 LOB: 0 BB: 0 P: 9	1B: 2 2B: 0 3B: 0 HR: 0	SF: 0 SAC: 0 DP: 0 HBP: 1	WP: 0 PB: 0 SB: 1 CS: 1	PA: 30
PITCHER	IP WLS BF H R ER SO BB IBB HBP BLK WP HR S P ERA WHIP																					
Jim Clancy, R (1, 1) ERA: 1.76	7.0 W 24 2 0 0 0 0 1 0 1 0 0 0 7 9 0.00 0.429																					
Juan Agosto, L (8, 1) ERA: 1.13	1.0 3 0 0 0 0 0 0 0 0 0 0 0 7 9 0.00 0.000																					
Dave Smith, R (9, 1) ERA: 0.93	1.0 S 3 0 0 0 0 0 0 0 0 0 0 0 6 9 0.00 0.000																					



Batter	1	2	3	4	5	6	7	8	9	AB	R	H	RBI	BB	SO	LOB	TOP										
Lenny Dykstra, L OBP: 0.404, SLG: 0.521	G4-3		G3-1		G4-3			1B HR	2B	4	2	1	1	0	0	2	Philadelphia Phillies @ Atlanta Braves Atlanta-Fulton County Stadium, Atlanta, GA Fri Apr 27 1990, 7:05 PM EDT Att: 12,598 - Unknown										
Tom Herr, S OBP: 0.381, SLG: 0.517	HR		G6-3			L7		1B HR	2B	5	2	3	2	0	0	0											
Von Hayes, L OBP: 0.437, SLG: 0.400	G5-3			K		G4-3		1B HR	IBB	4	1	1	0	1	1	0											
Ricky Jordan, R OBP: 0.328, SLG: 0.351 Carmelo Martinez, R OBP: 0.400, SLG: 0.368	G6-3			G1-3		FC4-6 1B		1B HR	F8	2	0	0	0	0	0	0											
John Kruk, L OBP: 0.304, SLG: 0.385				K		FC4-6 1-2		G6-3		4	0	0	0	0	2	1											
Charlie Hayes, R OBP: 0.310, SLG: 0.278				K		G6-3		L9		4	0	1	0	0	1	0											
Darren Daulton, L OBP: 0.333, SLG: 0.293				FC3-6 BB		1B		1B CS		3	0	1	0	1	1	1											
Rod Booker, L OBP: 0.385, SLG: 0.273				FC3-6 1-2		1B		K		3	1	1	0	1	1	1											
Dennis Cook, L Curt Ford, L Randy Ready, R Jeff Parrett, R				K		K		L5	SH3-4	2	0	0	0	0	2	2											
										0	0	0	0	0	0	0											
										1	0	0	0	0	0	0											
										0	0	0	0	0	0	0											
Inning Stats	R: 1 E: 0 K: 0 S: 7	H: 1 LOB: 0 BB: 0 P: 13	R: 0 E: 0 K: 2 S: 10	H: 0 LOB: 1 BB: 1 P: 18	R: 0 E: 0 K: 1 S: 9	H: 0 LOB: 0 BB: 0 P: 16	R: 0 E: 0 K: 2 S: 10	H: 0 LOB: 0 BB: 0 P: 12	R: 0 E: 0 K: 1 S: 11	H: 2 LOB: 2 BB: 0 P: 16	R: 0 E: 0 K: 2 S: 9	H: 1 LOB: 1 BB: 0 P: 15	R: 0 E: 0 K: 2 S: 9	H: 1 LOB: 0 BB: 0 P: 12	R: 4 E: 0 K: 0 S: 8	H: 3 LOB: 0 BB: 0 P: 14	R: 2 E: 0 K: 0 S: 9	H: 2 LOB: 2 BB: 2 P: 23	1B: 7 2B: 1 3B: 0 HR: 2	SF: 0 SAC: 1 DP: 0 HBP: 1	WP: 0 PB: 0 SB: 0 CS: 1	PA: 40					
PITCHER	IP	WLS	BF	H	R	ER	SO	BB	IBB	HBP	BLK	WP	HR	S	P	ERA	WHIP										
Marty Clary, R ERA: 3.65	7.0		26	5	1	1	8	1	0	0	0	0	1	65	102	1.29	0.857										
Mike Stanton, L ERA: 18.0	0.1	L	4	2	3	3	0	0	0	1	0	0	0	4	7	81.00	6.000										
Rick Luecken, R ERA: 7.45	1.1		9	3	3	3	0	1	1	0	0	0	1	12	28	20.25	3.000										
Dwayne Henry, R ERA: 6.75	0.1		1	0	0	0	0	0	0	0	0	0	0	1	2	0.00	0.000										

AB	35
R	7
H	10
RBI	7
BB	3
SO	8
LOB	9



Batter	1	2	3	4	5	6	7	8	9	AB	R	H	RBI	BB	SO	LOB	BOTTOM										
Ron Gant, R OBP: 0.211, SLG: 0.235	L7			P6	P4			G1-3		4	0	1	0	0	0	0	Philadelphia Phillies @ Atlanta Braves Atlanta-Fulton County Stadium, Atlanta, GA Fri Apr 27 1990, 7:05 PM EDT Att: 12,598 - Unknown										
Mark Lemke, S OBP: 0.238, SLG: 0.300	F9			1B		P3		G1-3		4	1	1	0	0	0	1											
Lonnie Smith, R OBP: 0.316, SLG: 0.367	F8			2B		F9		G6-3		4	0	1	1	0	0	1											
Jim Presley, R OBP: 0.291, SLG: 0.370		G6-3		1B		F9		F8		4	0	1	0	0	0	1											
Dale Murphy, R OBP: 0.333, SLG: 0.429		G6-3		1B		F8		F8		3	0	1	0	1	0	1											
Jody Davis, R OBP: 0.105, SLG: 0.056		G4-3		BB		F8		F8		3	0	0	0	1	0	1											
Andres Thomas, R OBP: 0.154, SLG: 0.083				K		P3		E6		4	0	1	0	0	1	4											
Greg Olson, R OBP: 0.286, SLG: 0.167 Mike Stanton, L Rick Luecken, R Dwayne Henry, R				F8		P6		K		3	0	0	0	0	1	1											
Tommy Gregg, L OBP: 0.158, SLG: 0.059 Marty Clary, R Ernie Whitt, L				B1-3		F9		F8		2	0	0	0	0	0	0											
										1	0	0	0	0	0	0											
Inning Stats	R: 0 E: 0 K: 0 S: 6	H: 0 LOB: 0 BB: 0 P: 9	R: 0 E: 0 K: 0 S: 5	H: 0 LOB: 0 BB: 0 P: 9	R: 0 E: 0 K: 1 S: 8	H: 0 LOB: 0 BB: 0 P: 12	R: 1 E: 0 K: 0 S: 16	H: 2 LOB: 2 BB: 2 P: 30	R: 0 E: 0 K: 0 S: 5	H: 0 LOB: 0 BB: 0 P: 5	R: 0 E: 0 K: 0 S: 11	H: 1 LOB: 1 BB: 0 P: 17	R: 0 E: 0 K: 1 S: 6	H: 1 LOB: 1 BB: 0 P: 10	R: 0 E: 0 K: 0 S: 11	H: 1 LOB: 1 BB: 0 P: 13	R: 0 E: 1 K: 1 S: 10	H: 1 LOB: 2 BB: 0 P: 18	1B: 4 2B: 3 3B: 0 HR: 0	SF: 0 SAC: 0 DP: 1 HBP: 0	WP: 0 PB: 0 SB: 0 CS: 1	PA: 35					
PITCHER	IP	WLS	BF	H	R	ER	SO	BB	IBB	HBP	BLK	WP	HR	S	P	ERA	WHIP										
Dennis Cook, L ERA: 0.66	7.0	W	26	4	1	1	2	2	0	0	0	0	0	57	92	0.00	1.000										
Jeff Parrett, R ERA: 4.41	2.0		9	2	0	0	1	0	0	0	0	0	0	21	31	0.00	1.000										




Batter	1	2	3	4	5	6	7	8	9	AB	R	H	RBI	BB	SO	LOB	TOP								
Lenny Dykstra, L OBP: 0.400, SLG: 0.510 (1, 8)	B4-3			G5-3		SH5-4		G5-4-3 1B		3	0	1	0	0	0	0	Philadelphia Phillies @ Atlanta Braves Atlanta-Fulton County Stadium, Atlanta, GA Sat Apr 28 1990, 7:05 PM EDT Att: 12,659 - Unknown - 75 F								
Tom Herr, S OBP: 0.373, SLG: 0.492 (1, 4)	F9			E5		2B		G5-4-3 1-2		3	0	0	0	1	0	3									
Von Hayes, L OBP: 0.427, SLG: 0.407 (1, 9)	G3			F9		2B				4	0	1	0	0	1	1									
Carmelo Martinez, R OBP: 0.379, SLG: 0.478 (1, 3)		P4		F7		P6				4	1	1	1	0	0	3									
Randy Ready, R OBP: 0.391, SLG: 0.471 Roger McDowell, R (9, 1)	G5-3				E		F9		K	4	1	1	0	0	1	0									
Dickie Thon, R OBP: 0.262, SLG: 0.250 (1, 6)	G4-3			G5-3			G6-4-3 1B		G5-3	4	0	1	0	0	0	1									
Charlie Hayes, R OBP: 0.311, SLG: 0.298 (1, 5)			G6-3	E7		G6-4-3 1-2				3	0	1	1	0	0	1									
Steve Lake, R OBP: 0.250, SLG: 0.316 Darren Daulton, L OBP: 0.333, SLG: 0.293 (8, PR) (8, 2)	F8			F9			G4-1 2B			3	0	1	0	0	0	1									
Terry Mulholland, R OBP: 0.429, SLG: 0.571 Darrel Akerfelds, R (6, 1)								G4-1		2	0	1	0	0	0	0									
Sil Campusano, R OBP: 0.222, SLG: 0.176 Jeff Parrett, R (8, 1)	G3									0	0	0	0	0	0	0									
John Kruk, L OBP: 0.304, SLG: 0.385 (9, 7)										0	0	0	0	0	0	0									
Inning Stats	R: 0 E: 0 K: 0 S: 5	H: 0 LOB: 0 BB: 0 P: 9	R: 0 E: 0 K: 0 S: 8	H: 0 LOB: 0 BB: 0 P: 15	R: 0 E: 0 K: 0 S: 8	H: 0 LOB: 0 BB: 0 P: 11	R: 0 E: 1 K: 0 S: 12	H: 0 LOB: 1 BB: 0 P: 18	R: 1 E: 1 K: 0 S: 9	H: 2 LOB: 0 BB: 0 P: 14	R: 0 E: 0 K: 0 S: 9	H: 2 LOB: 2 BB: 1 P: 19	R: 0 E: 0 K: 0 S: 5	H: 1 LOB: 0 BB: 0 P: 8	R: 0 E: 0 K: 0 S: 6	H: 2 LOB: 2 BB: 0 P: 7	R: 1 E: 0 K: 2 S: 14	H: 1 LOB: 0 BB: 0 P: 17	1B: 3 2B: 4 3B: 0 HR: 1	SF: 0 SAC: 1 DP: 2 HBP: 0	WP: 0 PB: 0 SB: 0 CS: 2	PA: 33			
PITCHER	IP	WLS	BF	H	R	ER	SO	BB	IBB	HBP	BLK	WP	HR	S	P	ERA	WHIP								
Tom Glavine, L ERA: 3.62 Joe Boever, R ERA: 3.72	(1, 1)	8.0	29	7	1	1	0	1	0	0	0	0	0	62	101	1.12	1.000								
	(9, 1)	1.0	L	4	1	1	2	0	0	0	0	0	1	14	17	9.00	1.000								

Batter	1	2	3	4	5	6	7	8	9	AB	R	H	RBI	BB	SO	LOB	BOTTOM								
Ron Gant, R OBP: 0.261, SLG: 0.286 Joe Boever, R (9, 1)	BLK 2B 1B	P2			P4			CS 1B		4	1	2	0	0	0	3	Philadelphia Phillies @ Atlanta Braves Atlanta-Fulton County Stadium, Atlanta, GA Sat Apr 28 1990, 7:05 PM EDT Att: 12,659 - Unknown - 75 F								
Mark Lemke, S OBP: 0.200, SLG: 0.250 (1, 4)	F8 1-2		F8		L5-3 1-2			F8		4	0	0	0	0	0	4									
Lonnie Smith, R OBP: 0.311, SLG: 0.358 (1, 7)	K		L7			1B 1B		CS 1-2	G6-3	4	0	1	0	0	1	1									
Jim Presley, R OBP: 0.322, SLG: 0.414 (1, 5)	1B 2B		F8			G5-4-3 1B			G4-3 1B	4	0	3	1	0	0	0									
Dale Murphy, R OBP: 0.345, SLG: 0.423 (1, 9)						G5-4-3 1-2			G4-3	3	0	1	0	1	0	2									
Jody Davis, R OBP: 0.095, SLG: 0.050 Tommy Gregg, L OBP: 0.150, SLG: 0.056 (7, PH) (8, 3)	G1-3			G6-4-3			G6-3			2	0	0	0	0	0	3									
										1	0	0	0	0	0	0									
Andres Thomas, R OBP: 0.125, SLG: 0.067 (1, 6)			F8		G5-3			F9		3	0	0	0	0	0	0									
Greg Olson, R OBP: 0.400, SLG: 0.375 (1, 2)		G6-3 2B					G5-3			2	0	1	0	1	0	0									
Tom Glavine, L OBP: 0.333, SLG: 0.500 Oddibe McDowell, L OBP: 0.240, SLG: 0.298 (8, PH) (9, 8)									G3	1	0	0	0	0	0	1									
										1	0	0	0	0	0	0									
Inning Stats	R: 1 E: 0 K: 1 S: 11	H: 3 LOB: 2 BB: 0 P: 17	R: 0 E: 0 K: 0 S: 8	H: 1 LOB: 1 BB: 0 P: 11	R: 0 E: 0 K: 0 S: 6	H: 0 LOB: 0 BB: 0 P: 8	R: 0 E: 0 K: 0 S: 5	H: 0 LOB: 1 BB: 1 P: 12	R: 0 E: 0 K: 0 S: 4	H: 2 LOB: 0 BB: 0 P: 6	R: 0 E: 0 K: 0 S: 6	H: 0 LOB: 0 BB: 0 P: 10	R: 0 E: 0 K: 0 S: 5	H: 1 LOB: 0 BB: 0 P: 9	R: 0 E: 0 K: 0 S: 5	H: 1 LOB: 0 BB: 0 P: 9	1B: 6 2B: 3 3B: 0 HR: 0	SF: 0 SAC: 1 DP: 4 HBP: 0	WP: 0 PB: 0 SB: 0 CS: 1	PA: 33					
PITCHER	IP	WLS	BF	H	R	ER	SO	BB	IBB	HBP	BLK	WP	HR	S	P	ERA	WHIP								
Terry Mulholland, L ERA: 4.66 Darrel Akerfelds, R ERA: Jeff Parrett, R ERA: 4.15 Roger McDowell, R ERA: 7.56	(1, 1)	5.1	22	6	1	1	1	2	0	0	0	0	0	38	64	1.69	1.500								
	(6, 1)	1.2	4	0	0	0	0	0	0	0	0	0	0	7	11	0.00	0.000								
	(8, 1)	1.0	W	3	1	0	0	0	0	0	0	0	0	5	9	0.00	1.000								
	(9, 1)	1.0	S	3	1	0	0	0	0	0	0	0	0	5	9	0.00	1.000								




Batter	1	2	3	4	5	6	7	8	9	AB	R	H	RBI	BB	SO	LOB	TOP					
Lenny Dykstra, L OBP: 0.373, SLG: 0.473 (1, 8)	0-1 4-3		0-1 F7		2-1 F7		0-0 L3			4	0	0	0	0	0	1	Philadelphia Phillies @ Atlanta Braves Atlanta-Fulton County Stadium, Atlanta, GA Sun Apr 29 1990, 3:33 AM EDT Att: 11,966 - Sunny - 85 F					
Tom Herr, S OBP: 0.366, SLG: 0.477 (1, 4)	2-1 1B 1B		2-2 L4		1-0 F7			1-1 F8		4	1	1	0	0	0	0						
Von Hayes, L OBP: 0.430, SLG: 0.403 (1, 9)	1-2 1B 1B		2-3 K		4-1 FC6-4 BB			1-1 F7		3	0	1	0	1	1	0						
Carmelo Martinez, R OBP: 0.364, SLG: 0.444 (1, 3)	2-2 G6-4-3 1B			1-3 K	0-0 FC6-4			3-2 P8		4	0	1	1	0	1	1						
John Kruk, L OBP: 0.300, SLG: 0.375 (1, 7)	0-0 G6-4-3			0-2 2B 1B		2-1 G2-3			1-0 F7	4	0	1	0	0	0	2						
Charlie Hayes, R OBP: 0.292, SLG: 0.279 (1, 5)		1-3 K		1-3 K		2-2 5-3			0-2 F9	4	0	0	0	0	2	1						
Darren Daulton, L OBP: 0.346, SLG: 0.318 (1, 2)		4-1 BB		1-0 2B		1-2 F8			3-3 K	3	0	1	0	1	1	0						
Dickie Thon, R OBP: 0.281, SLG: 0.259 (1, 6)		0-1 P3		4-0 IBB		2-1 L3 1B				2	0	1	0	1	0	1						
Pat Combs, L OBP: 0.143, SLG: 0.286 (7, PH)		0-1 5-3		1-0 4-3		1-0 P6				2	0	0	0	0	0	4						
Don Carman, L OBP: 1.000, SLG: 1.000 (7, 1)										1	0	0	0	0	0	1						
										0	0	0	0	0	0	0						
Inning Stats	R: 1 E: 0 K: 0 S: 11	H: 3 LOB: 1 BB: 0 P: 16	R: 0 E: 0 K: 1 S: 10	H: 0 LOB: 1 BB: 1 P: 15	R: 0 E: 0 K: 1 S: 12	H: 0 LOB: 0 BB: 0 P: 16	R: 0 E: 0 K: 2 S: 12	H: 2 LOB: 3 BB: 1 P: 20	R: 0 E: 0 K: 0 S: 5	H: 0 LOB: 1 BB: 1 P: 12	R: 0 E: 0 K: 0 S: 11	H: 0 LOB: 0 BB: 0 P: 16	R: 0 E: 0 K: 0 S: 4	H: 1 LOB: 0 BB: 0 P: 7	R: 0 E: 0 K: 0 S: 7	H: 0 LOB: 0 BB: 0 P: 12	R: 0 E: 0 K: 1 S: 7	H: 0 LOB: 0 BB: 0 P: 11	1B: 5 2B: 2 3B: 0 HR: 0	SF: 0 SAC: 0 DP: 2 HBP: 0	WP: 0 PB: 0 SB: 0 CS: 0	PA: 34
PITCHER Pete Smith, R ERA: 1.91 (1, 1)	IP: 9.0 WLS: W BF: 34 H: 6 R: 1 ER: 1 SO: 5 BB: 2 IBB: 1 HBP: 0 BLK: 0 WP: 0 HR: 0 S: 79 P: 125 ERA: 1.00 WHIP: 0.889															PITCHER Pete Smith, R ERA: 1.91 (1, 1)	IP: 9.0 WLS: W BF: 34 H: 6 R: 1 ER: 1 SO: 5 BB: 2 IBB: 1 HBP: 0 BLK: 0 WP: 0 HR: 0 S: 79 P: 125 ERA: 1.00 WHIP: 0.889					

AB	31
R	1
H	6
RBI	1
BB	3
SO	5
LOB	11



Batter	1	2	3	4	5	6	7	8	9	AB	R	H	RBI	BB	SO	LOB	BOTTOM					
Ron Gant, R OBP: 0.259, SLG: 0.280 (1, 8)	1-1 SH5-3 1B		1-2 5-3		2-0 F8		0-0 P9			4	0	1	0	0	0	0	Philadelphia Phillies @ Atlanta Braves Atlanta-Fulton County Stadium, Atlanta, GA Sun Apr 29 1990, 3:33 AM EDT Att: 11,966 - Sunny - 85 F					
Mark Lemke, S OBP: 0.178, SLG: 0.222 (1, 5)	0-0 SH5-3		0-2 6-3		0-1 F8			1-0 1-3		3	0	0	0	0	0	0						
Lonnie Smith, R OBP: 0.323, SLG: 0.345 (1, 7)	3-3 K			4-0 1B G3-1 BB		4-2 HR BB		3-1 F9		2	2	0	0	2	1	1						
Jim Presley, R OBP: 0.333, SLG: 0.468 (1, 3)	0-1 5-3			2-2 G3-1 BB 1B		1-0 HR HR		2-1 F8		4	1	2	2	0	0	1						
Dale Murphy, R OBP: 0.344, SLG: 0.407 (1, 9)		1-3 K		4-2 BB 1B		0-0 F9			0-0 F9	2	0	0	0	1	1	0						
Andres Thomas, R OBP: 0.105, SLG: 0.056 (1, 6)		1-3 K		1-3 K		0-1 1-3			0-1 1-3	3	0	0	0	0	2	3						
Greg Olson, R OBP: 0.385, SLG: 0.364 (1, 2)		0-0 1B		0-2 G3-1		3-2 G3-1			3-2 G3-1	3	0	1	1	0	2	2						
Jeff Treadway, L OBP: 0.261, SLG: 0.283 (1, 4)	0-0 F8			1-2 2-3 3-H 0-0 4-3				3-2 3-1		3	0	0	0	0	3	3						
Pete Smith, R OBP: 0.125, SLG: 0.125 (1, 1)			3-2 6-3		0-1 6-3			1-1 F8		3	0	0	0	0	0	0						
Inning Stats	R: 0 E: 0 K: 1 S: 8	H: 1 LOB: 1 BB: 0 P: 12	R: 0 E: 0 K: 2 S: 12	H: 1 LOB: 0 BB: 0 P: 14	R: 0 E: 0 K: 0 S: 9	H: 0 LOB: 0 BB: 0 P: 13	R: 1 E: 0 K: 1 S: 13	H: 1 LOB: 2 BB: 2 P: 24	R: 0 E: 0 K: 0 S: 5	H: 0 LOB: 0 BB: 0 P: 7	R: 2 E: 0 K: 0 S: 9	H: 1 LOB: 0 BB: 1 P: 17	R: 0 E: 0 K: 0 S: 8	H: 0 LOB: 0 BB: 0 P: 12	R: 0 E: 0 K: 0 S: 5	H: 0 LOB: 0 BB: 0 P: 11	R: 0 E: 0 K: 0 S: 5	H: 0 LOB: 0 BB: 0 P: 11	1B: 3 2B: 0 3B: 0 HR: 1	SF: 0 SAC: 1 DP: 0 HBP: 0	WP: 0 PB: 0 SB: 0 CS: 0	PA: 31
PITCHER Pat Combs, L ERA: 4.29 Don Carman, L ERA: (7, 1)	IP: 6.0 WLS: L BF: 25 H: 4 R: 3 ER: 3 SO: 4 BB: 3 IBB: 0 HBP: 0 BLK: 0 WP: 0 HR: 1 S: 56 P: 87 ERA: 4.50 WHIP: 1.167															PITCHER Pat Combs, L ERA: 4.29 Don Carman, L ERA: (7, 1)	IP: 2.0 WLS: L BF: 6 H: 0 R: 0 ER: 0 SO: 0 BB: 0 IBB: 0 HBP: 0 BLK: 0 WP: 0 HR: 0 S: 13 P: 23 ERA: 0.00 WHIP: 0.000					

AB	27
R	3
H	4
RBI	3
BB	3
SO	4
LOB	10



Batter	1	2	3	4	5	6	7	8	9	AB	R	H	RBI	BB	SO	LOB	TOP										
Gregg Jefferies, S OBP: 0.325, SLG: 0.360 (1, 4)	F7		G3-6-1		P6		F7		K	5	0	0	0	0	1	4											
Mark Carreon, R OBP: 0.313, SLG: 0.523 (1, 8)	G6-3			G6-3		L8 G6-3 2B		HR BB		3	2	1	0	1	0	0											
Howard Johnson, S OBP: 0.308, SLG: 0.472 (1, 5)	G4-3			1B 1B		G6-3 BB		HR		3	1	2	2	1	0	0											
Darryl Strawberry, L OBP: 0.407, SLG: 0.424 (1, 9)		K		F7		L8		G4-6-3 1B		4	0	1	0	0	1	3											
Kevin McReynolds, R OBP: 0.367, SLG: 0.365 (1, 7)	F9			1B		G6-3		G4-6-3		4	0	1	1	0	0	2											
Mike Marshall, R OBP: 0.254, SLG: 0.404 Jeff Musselman, L (6, 1)	F8			F8		P4		F8		3	0	0	0	0	0	3											
Tom O'Malley, L OBP: 0.100, SLG: 0.100 Alejandro Pena, R (6, 1)										0	0	0	0	0	0	0											
										1	0	0	0	0	0	0											
										0	0	0	0	0	0	0											
Mackey Sasser, L OBP: 0.100, SLG: 0.053 (1, 2)			G6-3		G4-3		G3-1		L9	4	0	0	0	0	0	0											
Kevin Elster, R OBP: 0.174, SLG: 0.194 (1, 6)			1B BB		E6 SH1-3		F8		G6-3	3	1	0	0	1	0	0											
David Cone, L OBP: 0.375, SLG: 0.375 Wally Whitehurst, R (6, 1)					SH1-3					1	0	1	1	0	0	0											
Dave Magadan, L OBP: 0.323, SLG: 0.269 (6, 3)			1B						1B	0	0	0	0	0	0	0											
										1	0	1	0	1	0	0											
Inning Stats	R: 0 E: 0 K: 0 S: 6	H: 0 LOB: 0 BB: 0 P: 8	R: 0 E: 0 K: 1 S: 9	H: 0 LOB: 0 BB: 0 P: 13	R: 1 E: 0 K: 0 S: 10	H: 1 LOB: 0 BB: 1 P: 18	R: 0 E: 0 K: 0 S: 5	H: 2 LOB: 2 BB: 0 P: 9	R: 0 E: 1 K: 0 S: 7	H: 0 LOB: 1 BB: 0 P: 9	R: 1 E: 0 K: 0 S: 11	H: 1 LOB: 1 BB: 1 P: 21	R: 0 E: 0 K: 0 S: 4	H: 0 LOB: 1 BB: 1 P: 9	R: 2 E: 0 K: 0 S: 9	H: 2 LOB: 0 BB: 1 P: 16	R: 0 E: 0 K: 1 S: 11	H: 1 LOB: 1 BB: 0 P: 11	1B: 5 2B: 1 3B: 0 HR: 1	SF: 0 SAC: 1 DP: 2 HBP: 0	WP: 0 PA: 37 CS: 1						
PITCHER	IP	WLS	BF	H	R	ER	SO	BB	IBB	HBP	BLK	WP	HR	S	P	ERA	WHIP	PITCHER									
29 John Smoltz, R ERA: 7.4 (1, 1)	7.0	W	31	6	4	4	1	4	0	0	0	0	1	55	94	5.14	1.429										
Dwayne Henry, R ERA: 5.69 (8, 1)	1.0		2	0	0	0	0	0	0	0	0	0	0	6	9	0.00	0.000										
Joe Boever, R ERA: 3.38 (9, 1)	1.0	S	4	1	0	0	1	0	0	0	0	0	0	11	11	0.00	1.000										

New York Mets @ Atlanta Braves
Atlanta-Fulton County Stadium, Atlanta, GA
Mon Apr 30 1990, 7:05 PM EDT
Att: 8,232 - Unknown

AB 32
R 4
H 7
RBI 4
BB 4
SO 2
LOB 12

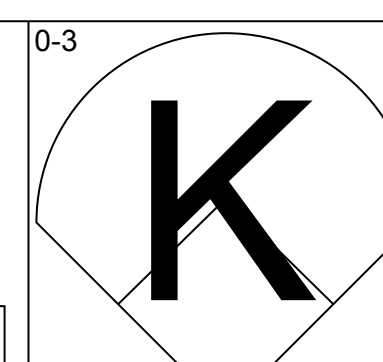
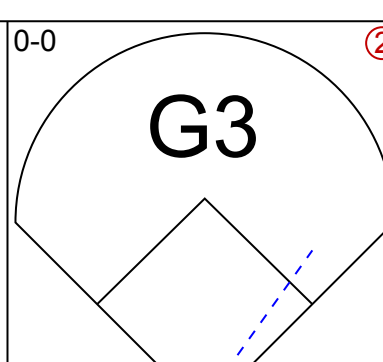
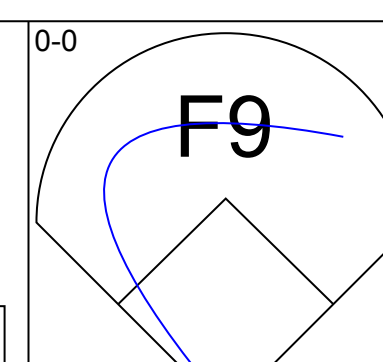
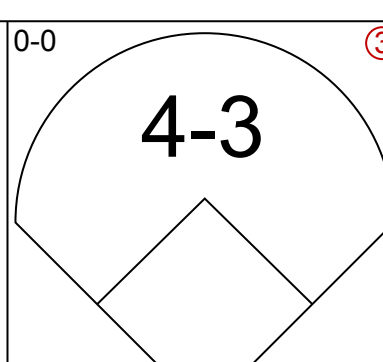
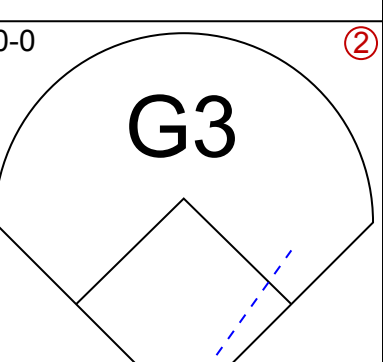
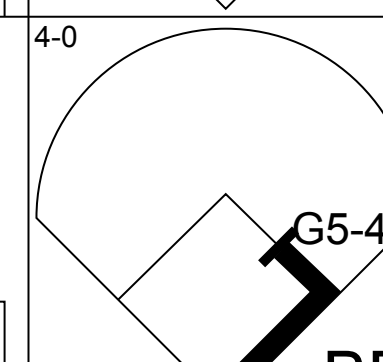
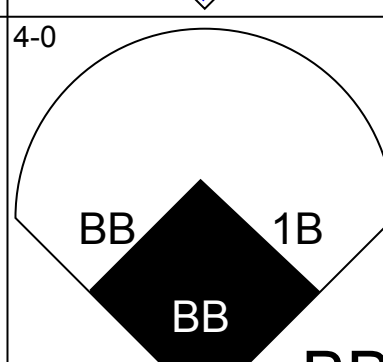
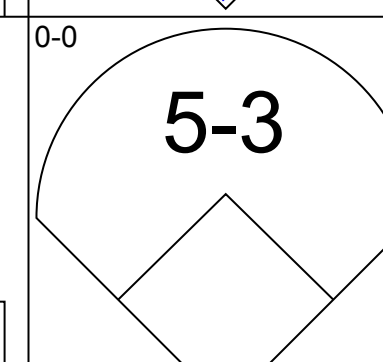
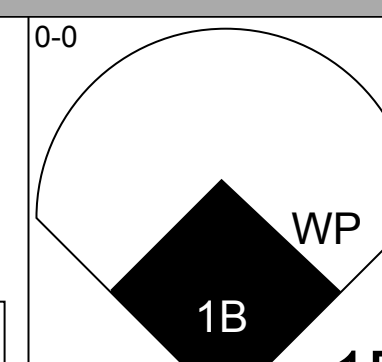
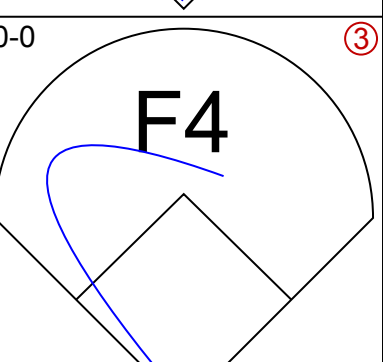
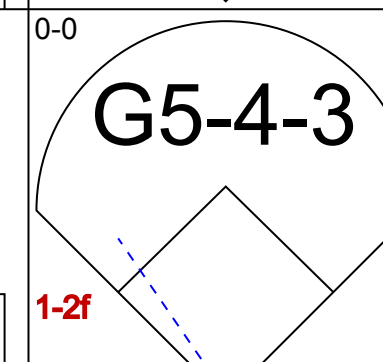
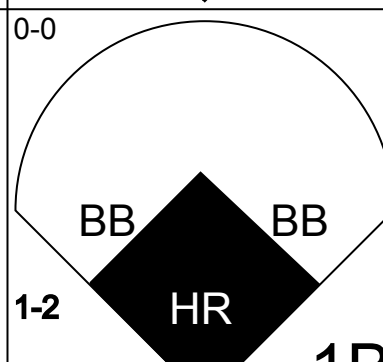
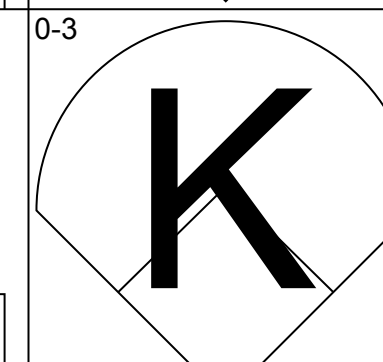
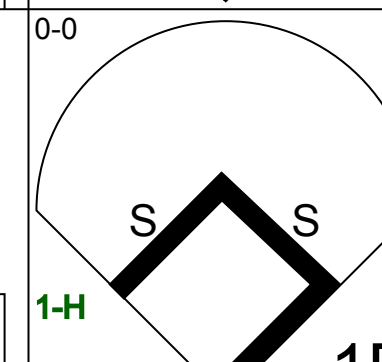

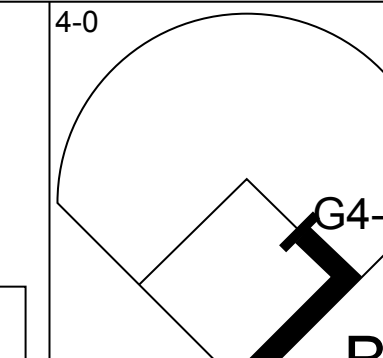
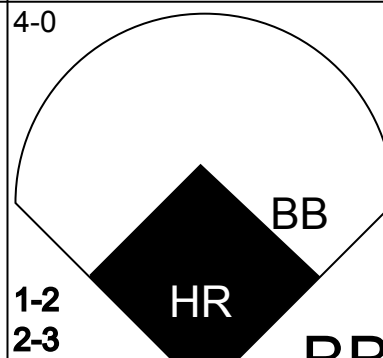
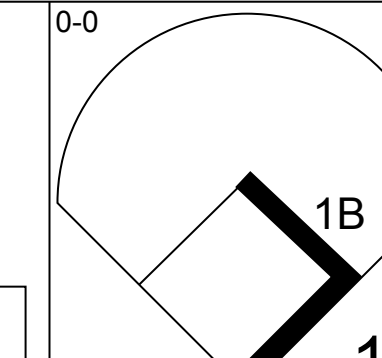
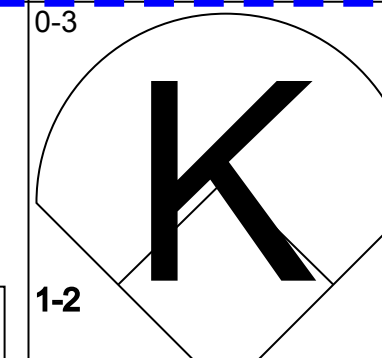


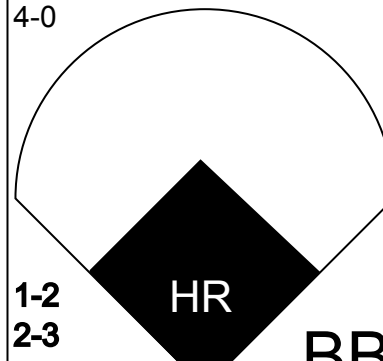
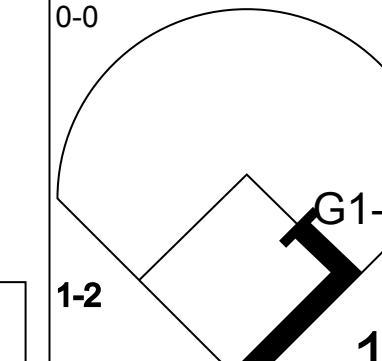
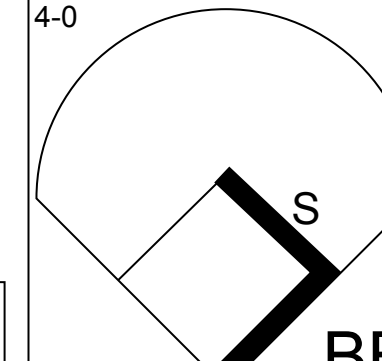


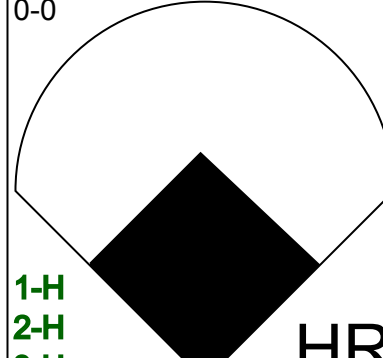
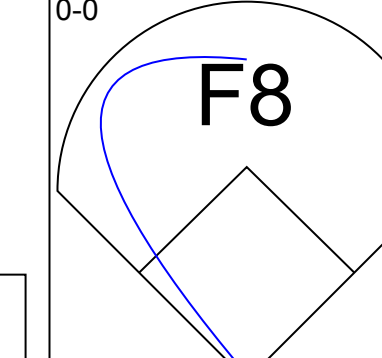
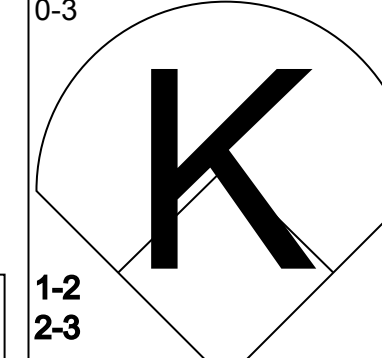


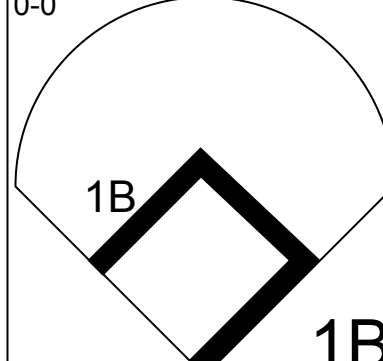
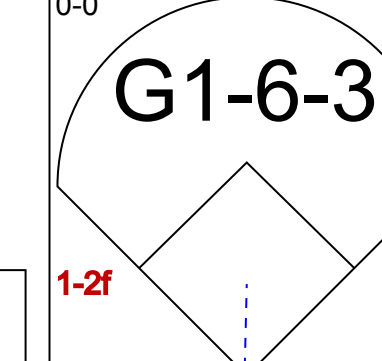
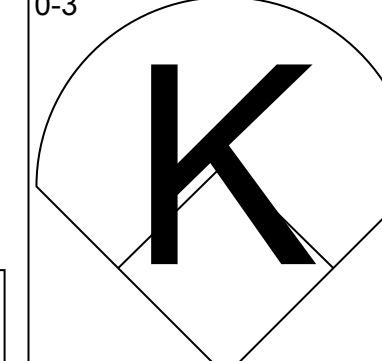


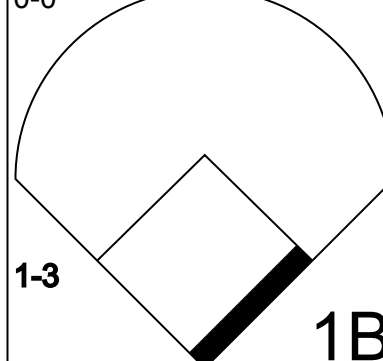
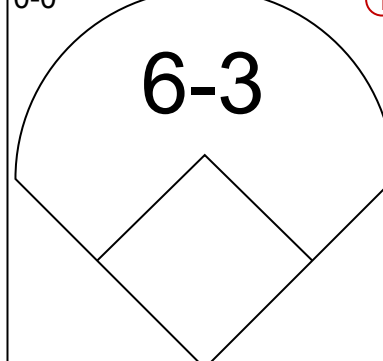
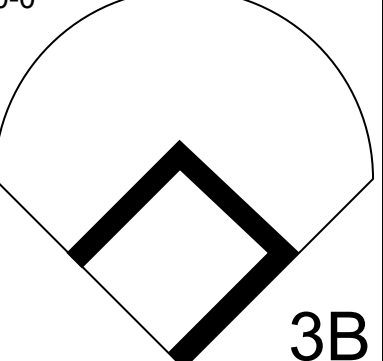
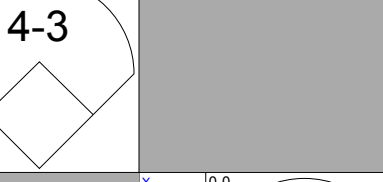


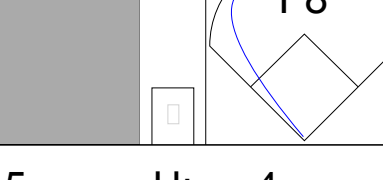


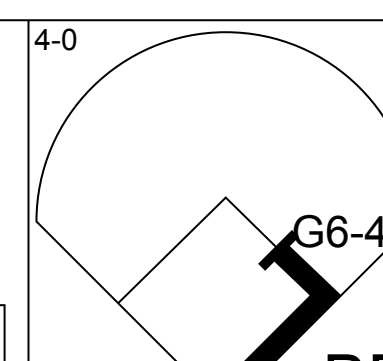
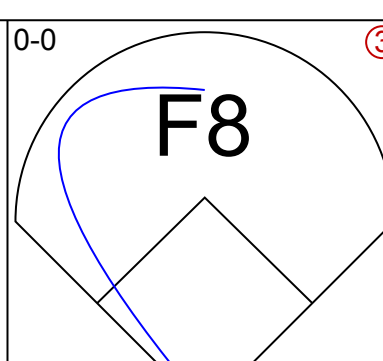
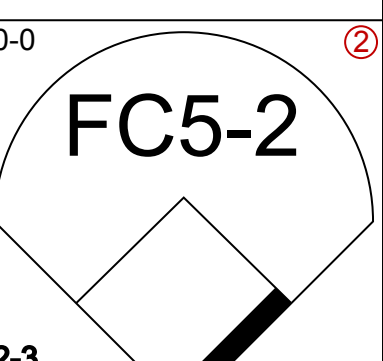
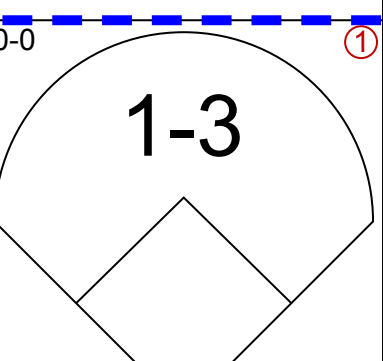
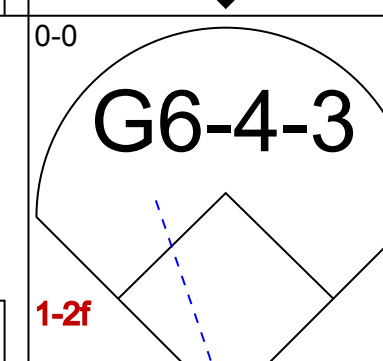
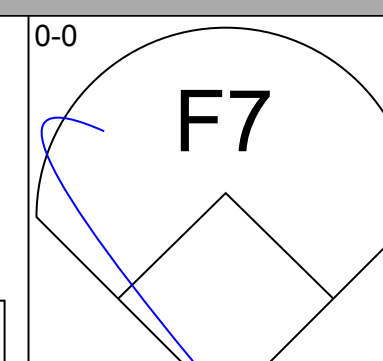
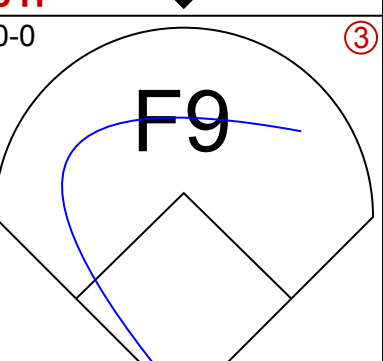
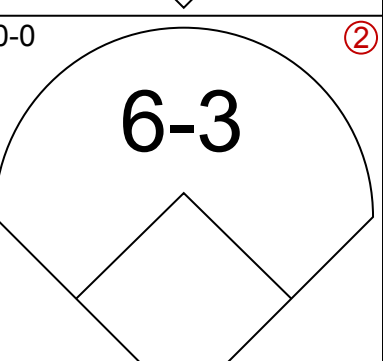
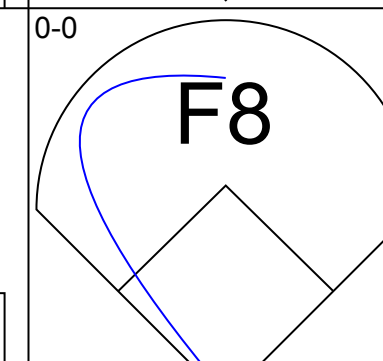
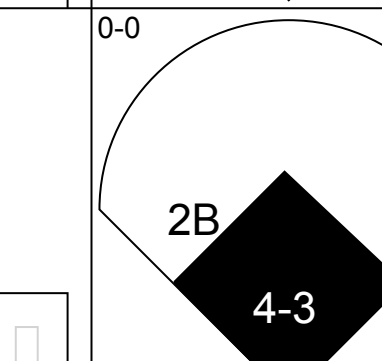
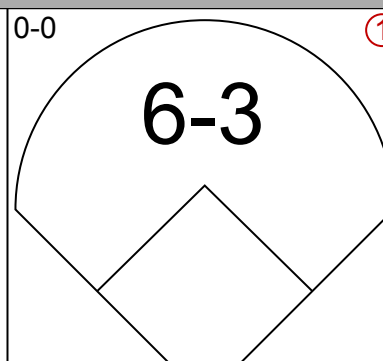
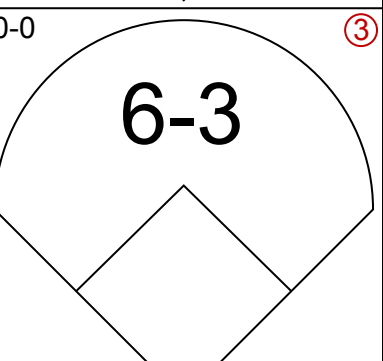
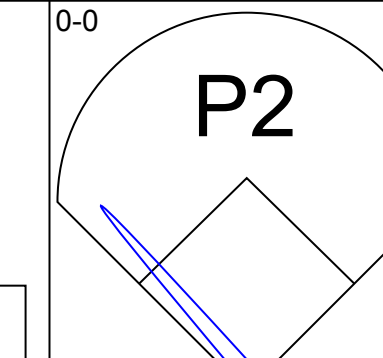
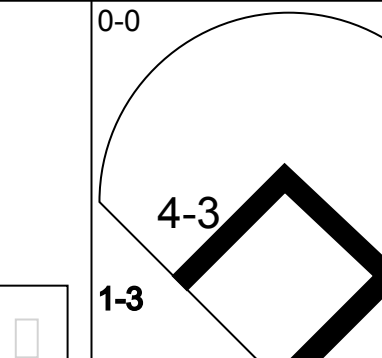
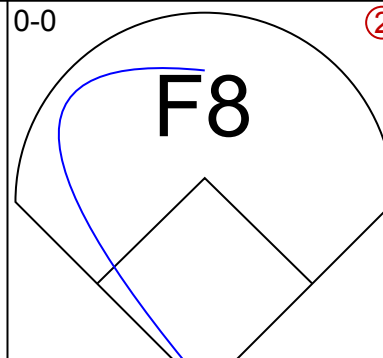

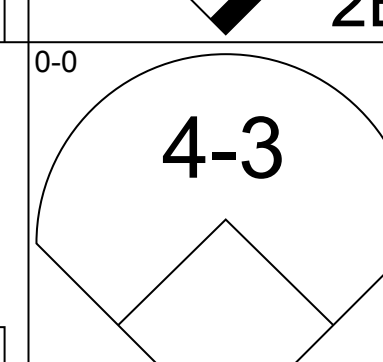

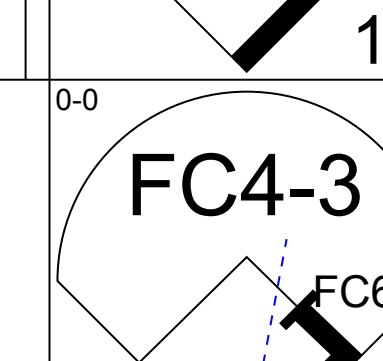

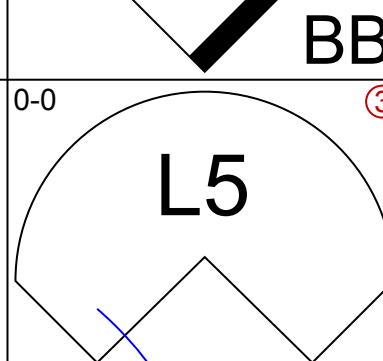
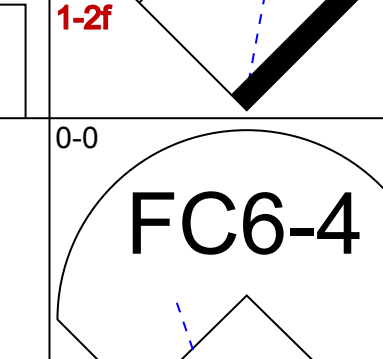

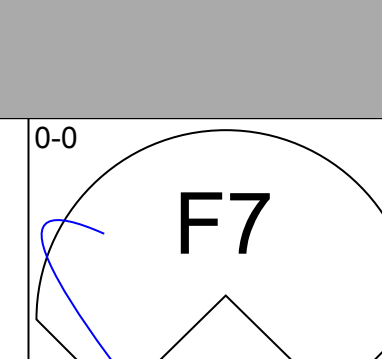

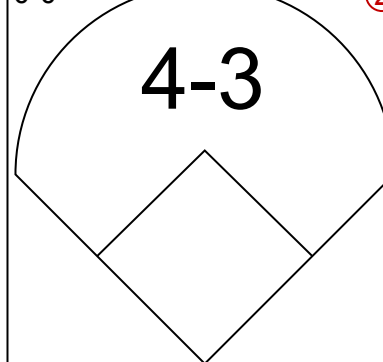
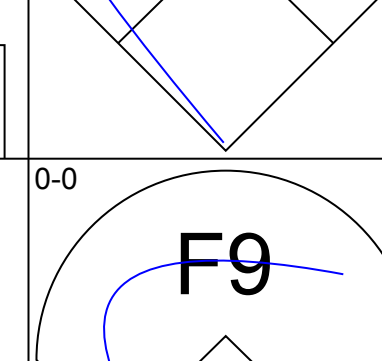
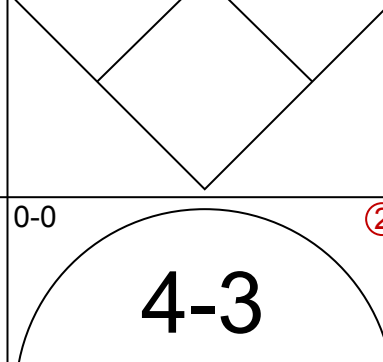
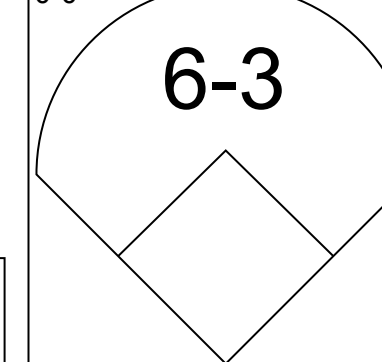
Batter	1	2	3	4	5	6	7	8	9	AB	R	H	RBI	BB	SO	LOB	BOTTOM										
Oddibe McDowell, L OBP: 0.259, SLG: 0.360 (1, 8)	F8		HR		HR BB	FC6-2				3	2	1	2	1	0	2											
Jeff Treadway, L OBP: 0.300, SLG: 0.380 (1, 4)	G3 1B		CS 1B		HR	G4-3				4	1	3	2	0	0	2											
Tommy Gregg, L OBP: 0.125, SLG: 0.045 (1, 7)	G3		P5		K		G4-3			4	0	0	0	0	1	2											
Jim Presley, R OBP: 0.313, SLG: 0.439 (1, 3)	L4			K	P5		F8			4	0	0	0	0	1	1											
Dale Murphy, R OBP: 0.338, SLG: 0.397 (1, 9)		K		E 1B	G5-3		P4			4	1	1	0	0	1	0											
Ernie Whitt, L OBP: 0.341, SLG: 0.226 Joe Boever, R (9, 1)	P6			E BB		1B 2B		F9		3	2	1	0	1	0	0											
Andres Thomas, R OBP: 0.130, SLG: 0.091 (1, 6)	G3			L8		29 SH3-4 FC6-2 1B		P3		4	0	1	1	0	0	2											
Mark Lemke, S OBP: 0.219, SLG: 0.233 (1, 5)			29 WP HR BB	E1		FC6-2 29 SH3-4 1B		K		3	1	1	0	1	1	0											
29 John Smoltz, R (1, 1)			B1-3		K					2	0	0	0	0	1	2											
Dwayne Henry, R (8, 1)										0	0	0	0	0	0	0											
Greg Olson, R OBP: 0.385, SLG: 0.364 (9, 2)										0	0	0	0	0	0	0											
Inning Stats	R: 0 E: 0 K: 0 S: 6	H: 1 LOB: 1 BB: 0 P: 8	R: 0 E: 0 K: 1 S: 7	H: 0 LOB: 0 BB: 0 P: 7	R: 2 E: 0 K: 0 S: 12	H: 2 LOB: 0 BB: 1 P: 21	R: 2 E: 1 K: 2 S: 15	H: 1 LOB: 1 BB: 1 P: 22	R: 2 E: 0 K: 1 S: 11	H: 1 LOB: 0 BB: 1 P: 17	R: 1 E: 0 K: 0 S: 9	H: 3 LOB: 2 BB: 0 P: 11	R: 0 E: 0 K: 0 S: 5	H: 0 LOB: 0 BB: 0 P: 9	R: 0 E: 0 K: 1 S: 8	H: 0 LOB: 0 BB: 0 P: 12	1B: 5 2B: 1 3B: 0 HR: 2	SF: 0 SAC: 1 DP: 0 HBP: 0	WP: 1 PA: 35 CS: 1								
PITCHER	IP	WLS	BF	H	R	ER	SO	BB	IBB	HBP	BLK	WP	HR	S	P	ERA	WHIP	PITCHER									
David Cone, R ERA: 6.65 (1, 1)	5.0	L	23	5	6	4	4	3	0	0	0	0	2	51	75	7.20	1.600										
Wally Whitehurst, R ERA: 2.84 (6, 1)	0.1		4	3	1	1	0	0	0	0	0	0	0	6	7	27.00	9.000										
Jeff Musselman, L ERA: 2.16 (6, 1)	1.2		5	0	0	0	0	0	0	0	0	0	0	8	13	0.00	0.000										
Alejandro Pena, R ERA: 5.0 (8, 1)	1.0		3	0	0	0	1	0	0	0	0	0	0	8	12	0.00	0.000										

New York Mets @ Atlanta Braves
Atlanta-Fulton County Stadium, Atlanta, GA
Mon Apr 30 1990, 7:05 PM EDT
Att: 8,232 - Unknown

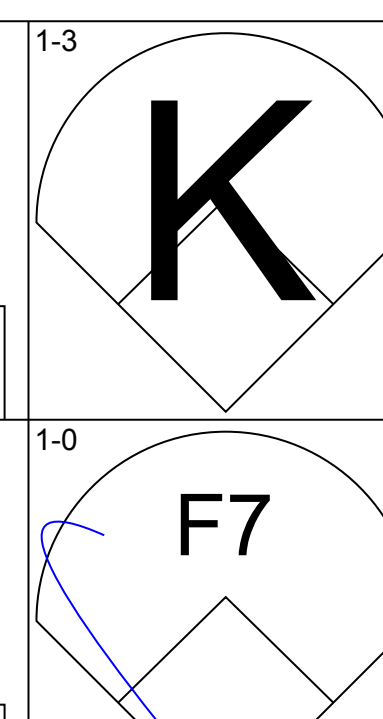
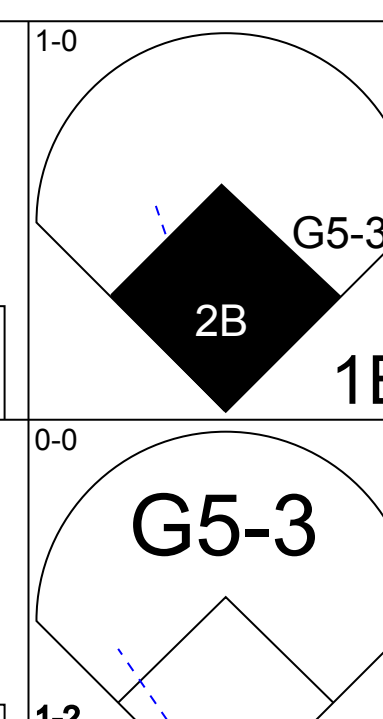
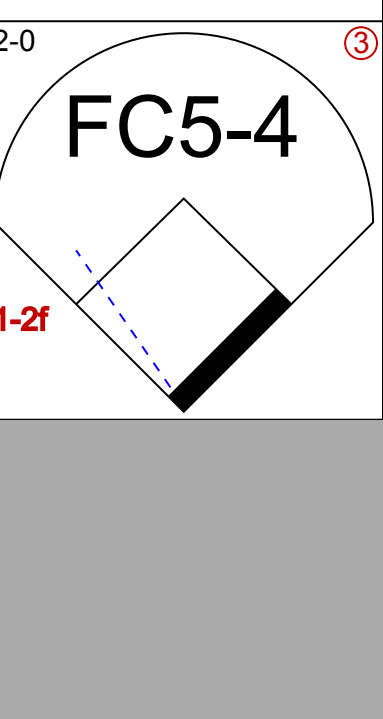
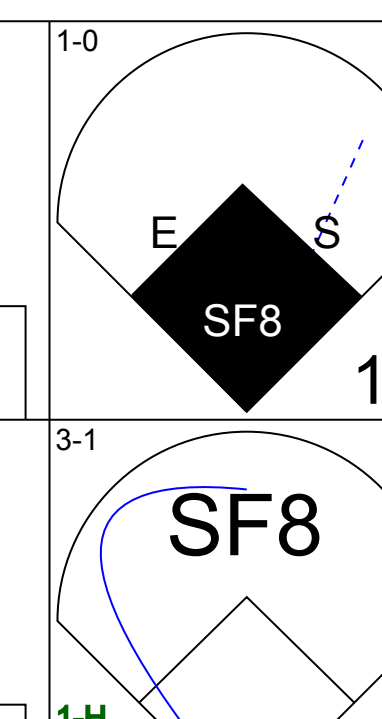
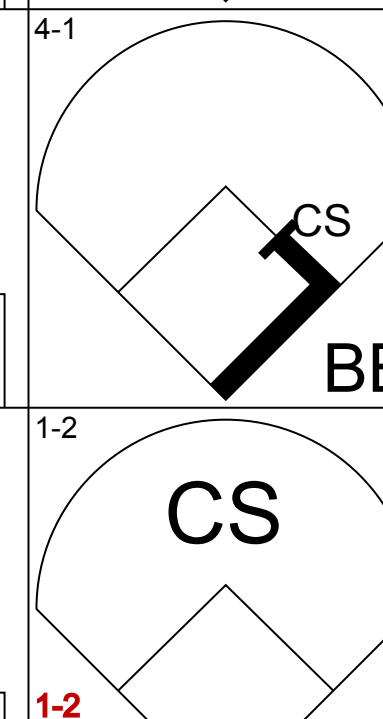
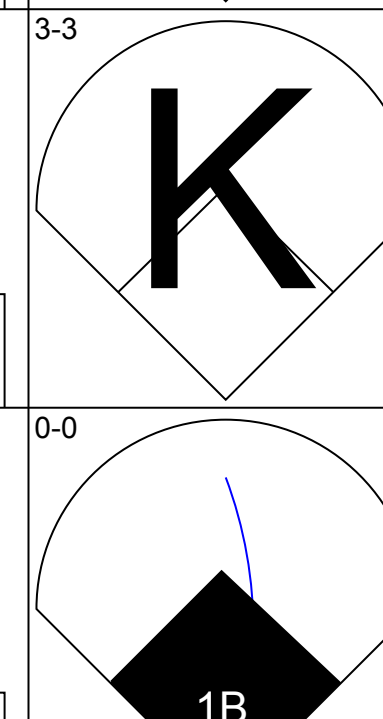
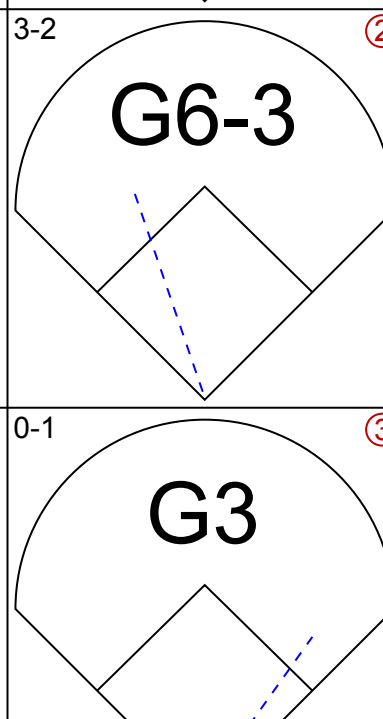
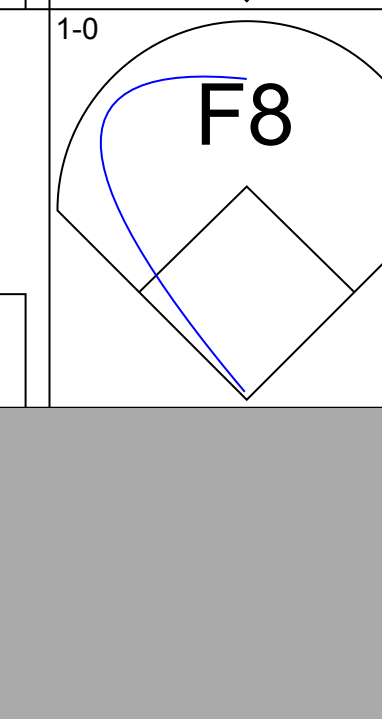

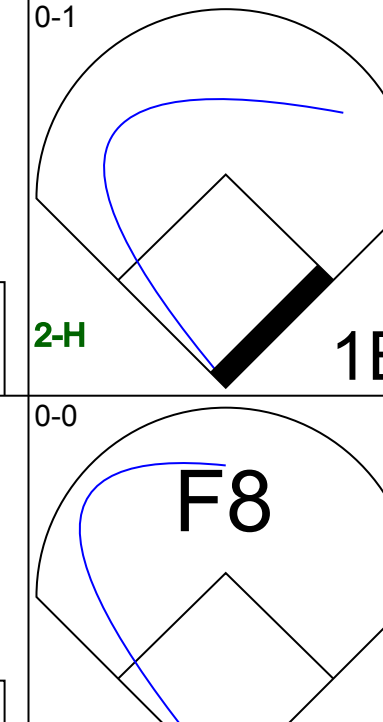






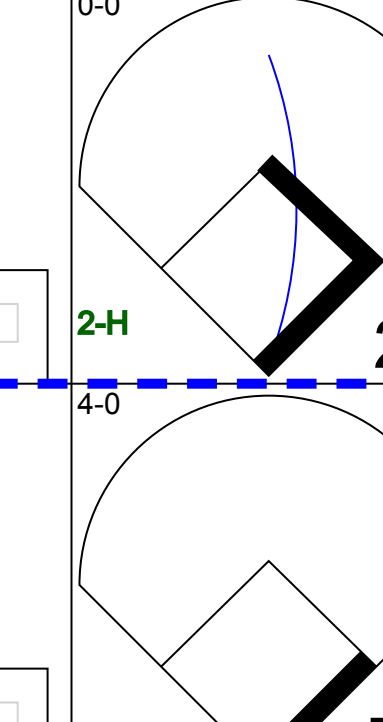

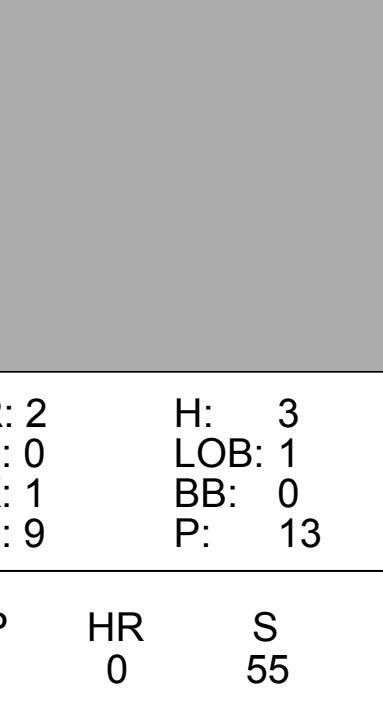

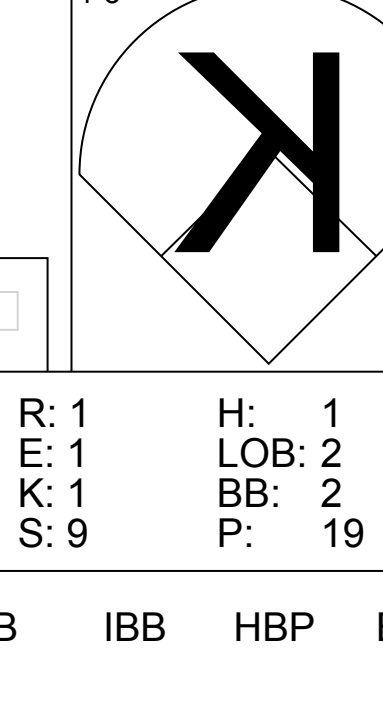
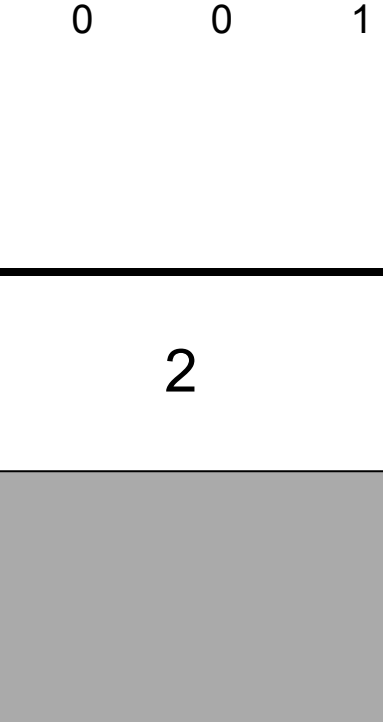
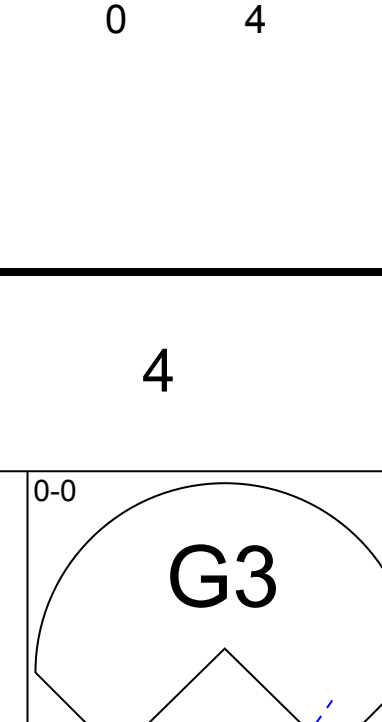
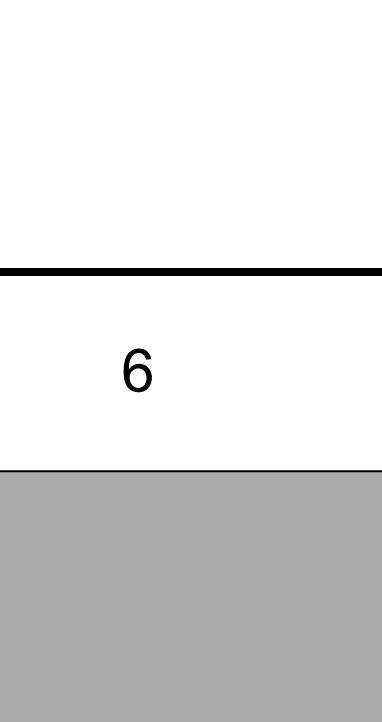
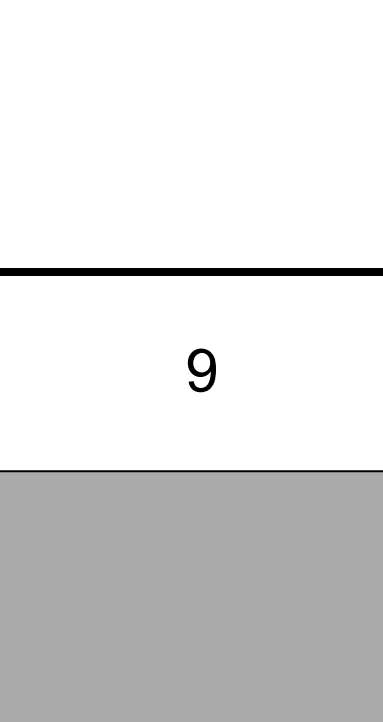

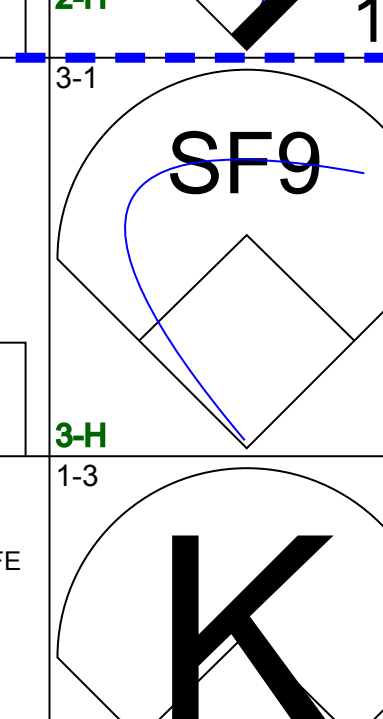
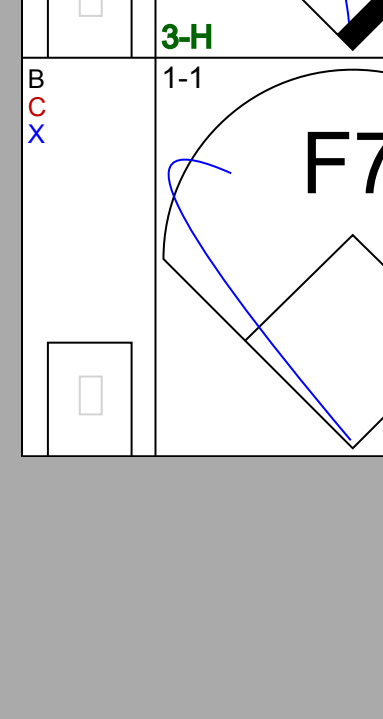


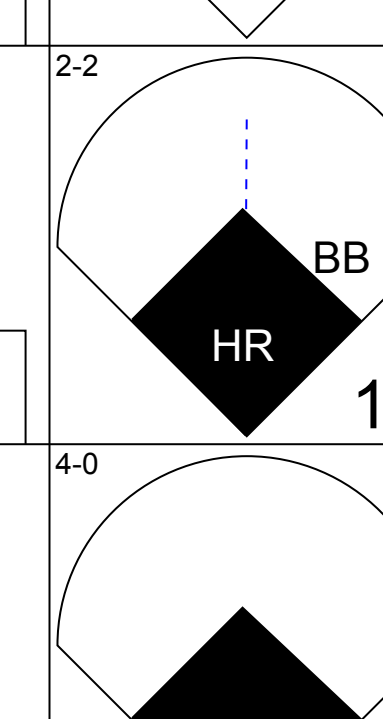


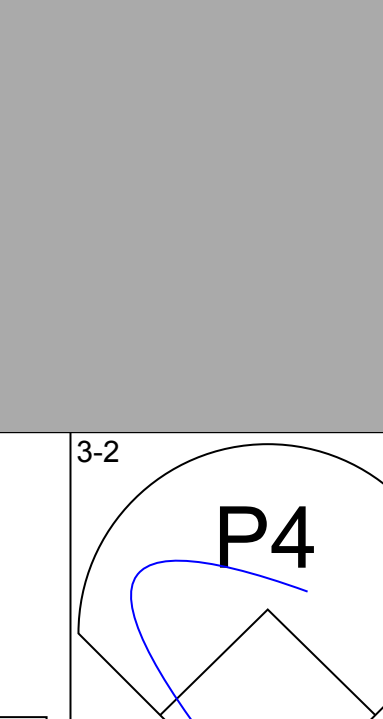
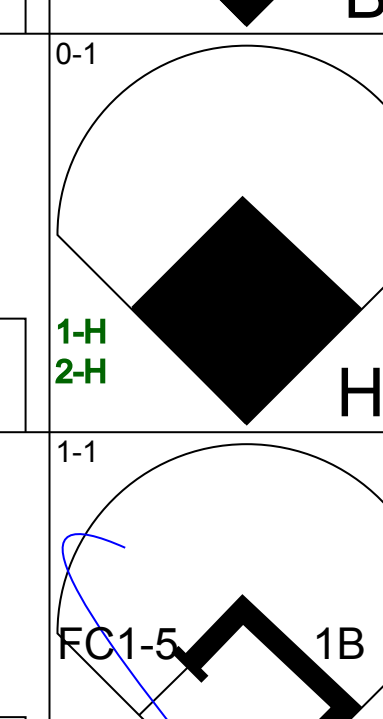
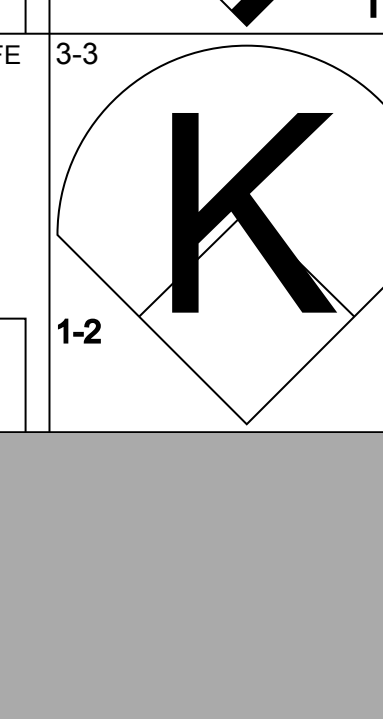

AB 31
R 7
H 8
RBI 5
BB 3
SO 5
LOB 11



Batter	1	2	3	4	5	6	7	8	9	AB	R	H	RBI	BB	SO	LOB	TOP					
Oddibe McDowell, L OBP: 0.254, SLG: 0.379 (1, 8)										5	0	0	0	0	1	1	Atlanta Braves @ Montreal Expos Olympic Stadium, Montreal, QB Wed May 02 1990, 7:05 PM EDT Att: 9,575 - Dome					
Mark Lemke, S OBP: 0.250, SLG: 0.222 (1, 5)										3	2	1	0	2	0	1						
Ron Gant, R OBP: 0.281, SLG: 0.300 (1, 7)										5	2	2	1	0	1	1						
Jim Presley, R OBP: 0.329, SLG: 0.438 Mike Bell, L (9, PR) (9, 3)										3	1	2	1	2	1	1						
Dale Murphy, R OBP: 0.365, SLG: 0.415 (1, 9)										3	1	1	1	2	0	2						
Andres Thomas, R OBP: 0.194, SLG: 0.310 (1, 6)										4	1	2	5	0	1	4						
Greg Olson, R OBP: 0.389, SLG: 0.333 (1, 2)										4	0	1	0	1	1	5						
Jeff Treadway, L OBP: 0.328, SLG: 0.431 (1, 4)										4	0	2	0	0	0	2						
Marty Clary, R (1, 1)										3	0	0	0	0	0	2						
Tommy Gregg, L OBP: 0.163, SLG: 0.037 Tony Castillo, L (8, 1)										1	0	0	0	0	1	1						
Inning Stats	R: 0 E: 0 K: 1 S: 4	H: 0 LOB: 0 BB: 1 P: 8	R: 0 E: 0 K: 0 S: 3	H: 1 LOB: 2 BB: 2 P: 11	R: 5 E: 0 K: 0 S: 7	H: 4 LOB: 2 BB: 3 P: 19	R: 0 E: 0 K: 1 S: 5	H: 0 LOB: 1 BB: 0 P: 5	R: 0 E: 0 K: 0 S: 4	H: 2 LOB: 1 BB: 0 P: 4	R: 0 E: 0 K: 0 S: 3	H: 0 LOB: 0 BB: 0 P: 3	R: 1 E: 0 K: 3 S: 11	H: 2 LOB: 2 BB: 1 P: 15	R: 0 E: 0 K: 1 S: 6	H: 1 LOB: 1 BB: 0 P: 6	R: 2 E: 1 K: 0 S: 5	H: 1 LOB: 1 BB: 0 P: 5	1B: 7 2B: 2 3B: 1 HR: 1	SF: 1 SAC: 0 DP: 3 HBP: 0	WP: 1 PB: 0 SB: 4 CS: 0	PA: 43
PITCHER	IP	WLS	BF	H	R	ER	SO	BB	IBB	HBP	BLK	WP	HR	S	P	ERA	WHIP					
Zane Smith, L ERA: 2.91 (1, 1)	6.0	L	30	9	6	6	2	6	0	0	0	1	1	28	52	9.00	2.500					
Dave Schmidt, R ERA: (7, 1)	2.0		8	1	0	0	4	1	0	0	0	0	0	15	19	0.00	1.000					
Steve Frey, L ERA: 2.77 (9, 1)	1.0		5	1	2	0	0	0	0	0	0	0	0	5	5	0.00	1.000					

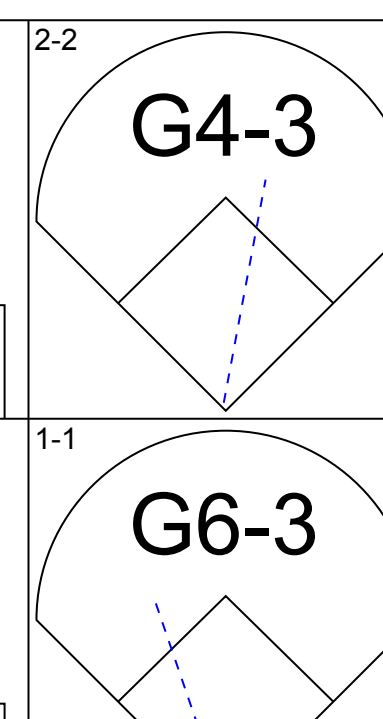
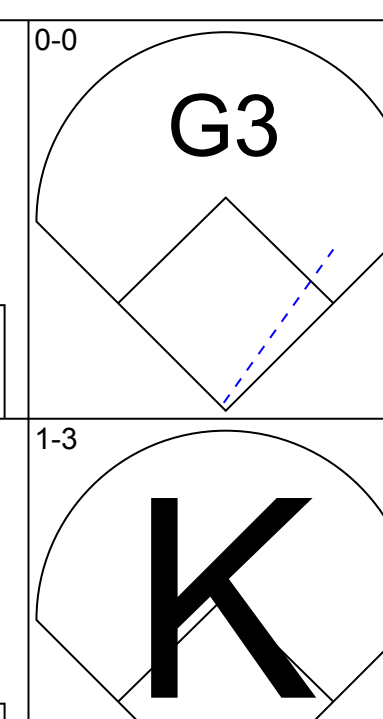
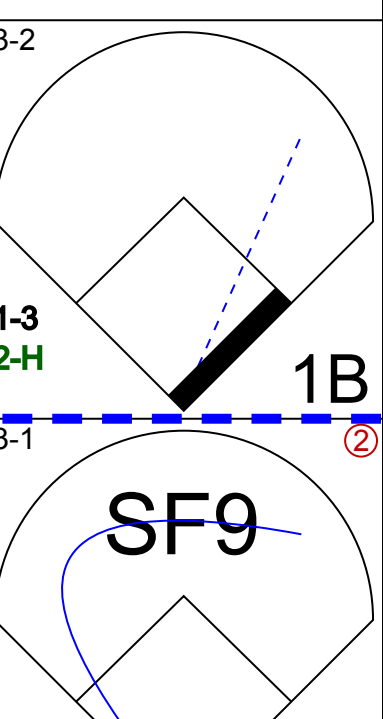
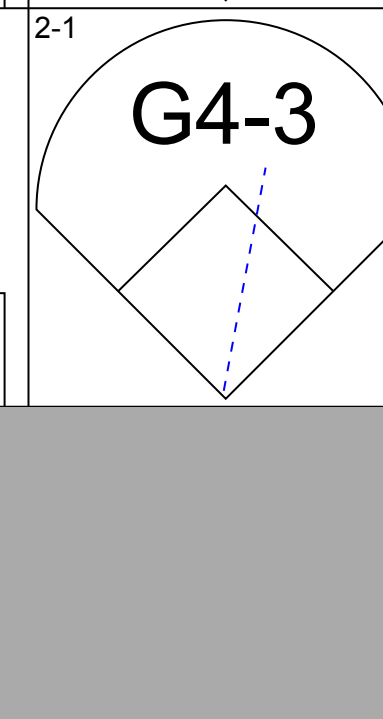
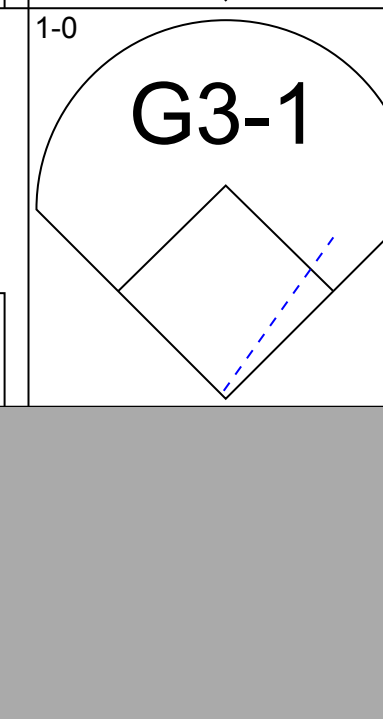
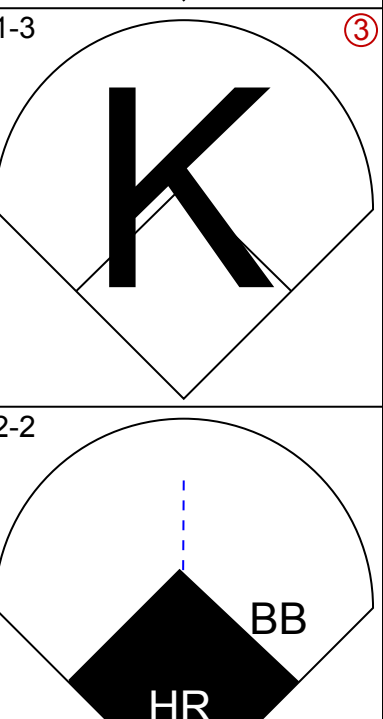



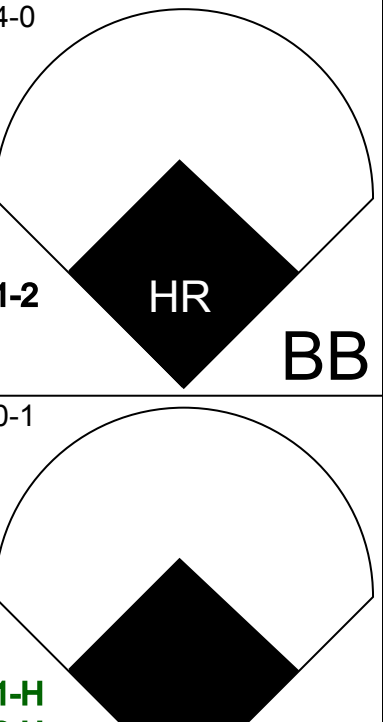
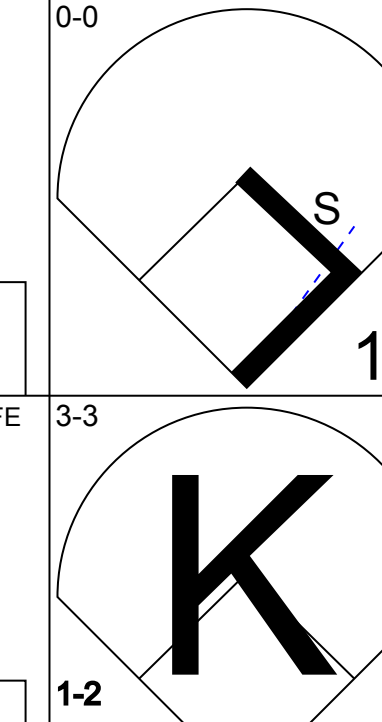

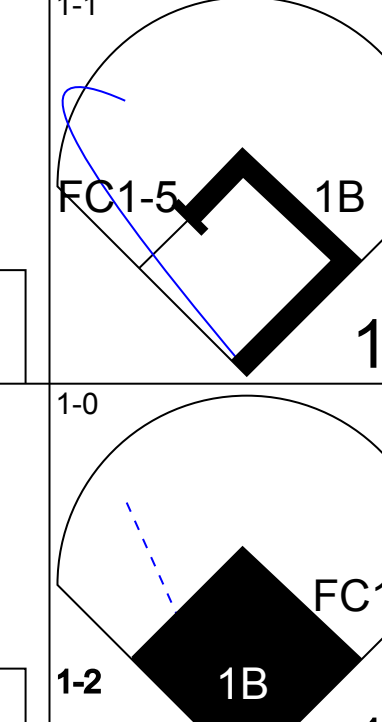



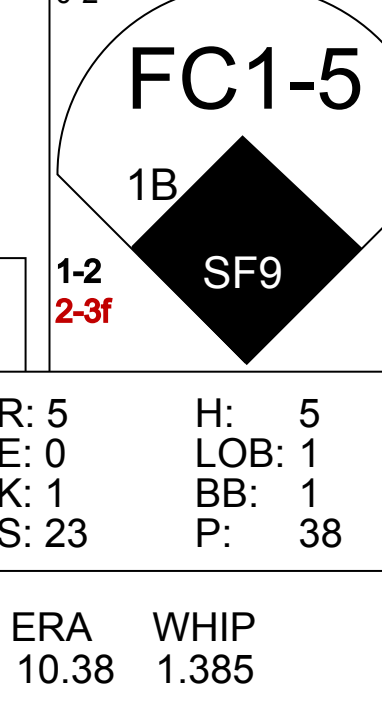






Batter	1	2	3	4	5	6	7	8	9	AB	R	H	RBI	BB	SO	LOB	BOTTOM				
Delino DeShields, L OBP: 0.411, SLG: 0.423 (1, 4)										3	0	0	0	1	0	2	Atlanta Braves @ Montreal Expos Olympic Stadium, Montreal, QB Wed May 02 1990, 7:05 PM EDT Att: 9,575 - Dome				
Marquis Grissom, R OBP: 0.286, SLG: 0.321 (1, 9)										4	0	0	0	0	0	3					
Wallace Johnson, S OBP: 0.250, SLG: 0.182 (1, 3)										4	1	1	0	0	0	0					
Tim Wallach, R OBP: 0.356, SLG: 0.463 (1, 5)										4	0	1	0	0	0	0					
Mike Aldrete, L OBP: 0.529, SLG: 0.385 Junior Noboa, R OBP: 0.316, SLG: 0.316 (1, 7)										2	0	1	1	1	0	1					
Nelson Santovenia, R OBP: 0.123, SLG: 0.204 Steve Frey, R (9, 1)										1	0	0	0	0	0	0					
Steve Frey, R OBP: 0.231, SLG: 0.091 Otis Nixon, S (9, PH)										3	0	0	0	0	0	3					
Dave Martinez, L OBP: 0.214, SLG: 0.214 (1, 8)										0	0	0	0	0	0	0					
Spike Owen, S OBP: 0.410, SLG: 0.557 (1, 6)										4	0	1	0	0	1	2					
Zane Smith, L OBP: 0.300, SLG: 0.600 Mike Fitzgerald, R OBP: 0.324, SLG: 0.348 Dave Schmidt, R (7, 1)										4	0	1	0	0	1	2					
Inning Stats	R: 0 E: 0 K: 0 S: 2	H: 0 LOB: 0 BB: 1 P: 6	R: 0 E: 0 K: 0 S: 4	H: 1 LOB: 1 BB: 0 P: 4	R: 0 E: 0 K: 0 S: 3	H: 0 LOB: 0 BB: 0 P: 3	R: 1 E: 0 K: 0 S: 5	H: 2 LOB: 1 BB: 0 P: 5	R: 0 E: 0 K: 0 S: 3	H: 2 LOB: 2 BB: 0 P: 5	R: 0 E: 0 K: 0 S: 3	H: 0 LOB: 1 BB: 1 P: 7	R: 0 E: 0 K: 0 S: 3	H: 0 LOB: 0 BB: 0 P: 3	R: 0 E: 0 K: 1 S: 5	H: 0 LOB: 1 BB: 1 P: 9	1B: 4 2B: 1 3B: 0 HR: 0	SF: 0 SAC: 1 DP: 1 HBP: 0	WP: 0 PB: 0 SB: 0 CS: 0	PA: 34	
PITCHER	IP	WLS	BF	H	R	ER	SO	BB	IBB	HBP	BLK	WP	HR	S	P	ERA	WHIP				
Marty Clary, R ERA: 2.79 (1, 1)	7.0	W	27	5	1	1	0	1	0	0	0	0	0	25	33	1.29	1.000				
Tony Castillo, L ERA: 5.4 (8, 1)	2.0		7	0	0	0	1	1	0	0	0	0	0	8	12	0.00	0.500				




Batter	1	2	3	4	5	6	7	8	9	AB	R	H	RBI	BB	SO	LOB	TOP					
Ron Gant, R OBP: 0.306, SLG: 0.324 (1, 8)										4	2	2	0	0	1	1	Atlanta Braves @ Pittsburgh Pirates Three Rivers Stadium, Pittsburgh, PA Sun May 06 1990, 3:33 AM EDT Cloudy - 58 F					
Mark Lemke, S OBP: 0.255, SLG: 0.200 (1, 5)										3	0	0	1	0	0	1						
Lonnie Smith, R Tony Castillo, L (1, 7) (8, 1)										3	0	0	0	1	1	1						
Jim Presley, R OBP: 0.318, SLG: 0.427 (1, 3)										4	1	1	1	0	0	0						
Dale Murphy, R OBP: 0.366, SLG: 0.417 (1, 9)										3	1	1	1	1	1	0						
Andres Thomas, R OBP: 0.205, SLG: 0.297 (1, 6)										4	0	0	0	0	1	2						
Greg Olson, R Jeff Treadway, L (1, 2) (9, PH)										3	0	1	0	0	0	0						
Alexis Infante, R Tommy Gregg, L Jody Davis, R Tom Glavine, L (1, 4) (9, PH) (9, PH) (9, PR)										3	0	0	0	0	0	1						
29 John Smoltz, R Joe Hesketh, R Oddibe McDowell, L Jeff Blauser, R (1, 1) (5, 1) (8, PH) (9, PH)										1	0	0	0	1	0	0						
Inning Stats	R: 0 E: 0 K: 1 S: 9	H: 0 LOB: 0 BB: 1 P: 16	R: 0 E: 0 K: 2 S: 8	H: 0 LOB: 0 BB: 0 P: 14	R: 0 E: 0 K: 0 S: 7	H: 0 LOB: 0 BB: 0 P: 10	R: 2 E: 0 K: 1 S: 9	H: 3 LOB: 1 BB: 0 P: 13	R: 0 E: 0 K: 0 S: 7	H: 0 LOB: 0 BB: 0 P: 13	R: 0 E: 0 K: 0 S: 8	H: 0 LOB: 0 BB: 0 P: 14	R: 0 E: 0 K: 0 S: 7	H: 1 LOB: 1 BB: 0 P: 11	R: 1 E: 0 K: 0 S: 9	H: 1 LOB: 0 BB: 2 P: 17		R: 1 E: 1 K: 1 S: 9	H: 1 LOB: 2 BB: 2 P: 19	1B: 4 2B: 2 3B: 0 HR: 0	SF: 1 SAC: 0 DP: 0 HBP: 0	WP: 0 PB: 0 SB: 1 CS: 1
PITCHER	IP	WLS	BF	H	R	ER	SO	BB	IBB	HBP	BLK	WP	HR	S	P	ERA	WHIP					
Neal Heaton, L ERA: 2.59 Bill Landrum, R ERA: 0.71 Scott Ruskin, L ERA: 2.0	(1, 1) (8, 1) (9, 1)	7.0 1.2 0.1	W 8 S	26 2 2	4 2 0	2 0 0	4 0 1	2 1 1	0 0 0	0 0 0	0 0 0	0 0 0	0 0 0	0 14 4	91 27 9	2.57 0.00 0.00	0.857 1.800 3.000					

AB	31
R	4
H	6
RBI	4
BB	4
SO	5
LOB	8



Batter	1	2	3	4	5	6	7	8	9	AB	R	H	RBI	BB	SO	LOB	BOTTOM				
Wally Backman, S OBP: 0.411, SLG: 0.431 (1, 5)										4	0	1	1	0	0	0	Atlanta Braves @ Pittsburgh Pirates Three Rivers Stadium, Pittsburgh, PA Sun May 06 1990, 3:33 AM EDT Cloudy - 58 F				
Jay Bell, R OBP: 0.300, SLG: 0.300 (1, 6)										3	0	0	1	0	1	1					
Andy Van Slyke, L OBP: 0.337, SLG: 0.481 (1, 8)										4	0	0	0	0	1	1					
Bobby Bonilla, S OBP: 0.290, SLG: 0.551 (1, 9)										4	1	1	0	0	0	0					
Barry Bonds, L OBP: 0.385, SLG: 0.567 (1, 7)										3	1	1	0	1	1	0					
Sid Bream, L OBP: 0.283, SLG: 0.380 (1, 3)										4	1	1	3	0	2	1					
Michael LaValliere, L OBP: 0.333, SLG: 0.244 (1, 2)										3	0	1	0	0	0	0					
Jose Lind, R OBP: 0.356, SLG: 0.354 (1, 4)										3	2	2	0	0	0	0					
Neal Heaton, L R.J. Reynolds, S Bill Landrum, R Scott Ruskin, R (1, 1) (7, PH) (8, 1) (9, 1)										2	1	0	0	0	0	2					
Inning Stats	R: 0 E: 0 K: 0 S: 7	H: 0 LOB: 0 BB: 0 P: 12	R: 0 E: 0 K: 1 S: 9	H: 0 LOB: 0 BB: 0 P: 12	R: 0 E: 0 K: 0 S: 5	H: 0 LOB: 0 BB: 0 P: 7	R: 5 E: 0 K: 1 S: 23	H: 5 LOB: 1 BB: 1 P: 38	R: 0 E: 0 K: 1 S: 7	H: 0 LOB: 0 BB: 0 P: 8	R: 1 E: 1 K: 0 S: 10	H: 1 LOB: 1 BB: 0 P: 13	R: 0 E: 0 K: 1 S: 7	H: 1 LOB: 1 BB: 0 P: 12	1B: 5 2B: 1 3B: 0 HR: 1	SF: 1 SAC: 0 DP: 0 HBP: 0		WP: 0 PB: 0 SB: 1 CS: 0	PA: 33		
PITCHER	IP	WLS	BF	H	R	ER	SO	BB	IBB	HBP	BLK	WP	HR	S	P	ERA	WHIP				
29 John Smoltz, R Joe Hesketh, L Tony Castillo, L ERA: 7.92 ERA: 4.5	(1, 1) (5, 1) (8, 1)	4.1 2.2 1.0	L 10 4	19 1 1	5 1 0	5 0 0	2 2 1	1 0 0	0 0 0	0 0 0	0 0 0	0 0 0	0 24 7	0 32 12	10.38 0.00 0.00	1.385 0.375 1.000					



Batter	1	2	3	4	5	6	7	8	9	AB	R	H	RBI	BB	SO	LOB	TOP								
Oddibe McDowell, L (1, 8) OBP: 0.269, SLG: 0.352 Charlie Kerfeld, R (7, 1) Alexis Infante, R (9, PH) Joe Boever, R (9, 1)	2-2 G3-6-3 1B	4-1 BB		2-0 P6		1-1 G6-3 1B	1-0 G4-3		3-3 K	4	0	2	1	1	0	2									
Jeff Treadway, L (1, 4) OBP: 0.329, SLG: 0.466	0-0 G3-6-3 1-2	3-3 K			2-0 FC4-6 1B	2-2 G6-3 1-2 2-3 3-H		1-0 P7		5	0	1	1	0	1	6									
Ron Gant, R (1, 7) OBP: 0.310, SLG: 0.333	2-1 S 1B		3-2 G4-6-3 1B		3-3 K	3-1 SF8		3-2 G6-3		4	1	2	1	0	1	1									
Dale Murphy, R (1, 9) OBP: 0.374, SLG: 0.443	3-2 1-H 1B		1-0 G4-6-3 1-2		3-1 FC4-6 1-2	3-H 4-0 IBB		4-0 BB		3	0	1	1	2	0	2									
Ernie Whitt, L (1, 2) OBP: 0.304, SLG: 0.289 Joe Hesketh, R (6, 1) Dwayne Henry, R (6, 1) Andres Thomas, R (7, 6) OBP: 0.195, SLG: 0.282	1-2 G4-3		2-0 G3-1		1-2 G5-3	0-0 G1-3		1-0 P4		4	0	0	0	0	0	4									
Mark Lemke, S (1, 5) OBP: 0.291, SLG: 0.200		1-0 E1 BB BB		4-1 G6-4-3 BB		4-2 1B E BB	0-3 K		4-2 HR BB	2	2	0	0	3	1	0									
Mike Bell, L (1, 3) OBP: 0.150, SLG: 0.500 Jody Davis, R (9, PH) OBP: 0.130, SLG: 0.048		4-2 BB BB		2-2 G6-4-3 1-2		0-0 E BB 1B	2-1 1B HBP		1-3 K	2	1	1	0	1	0	1									
Jeff Blausler, R (1, 6) OBP: 0.333, SLG: 0.391		0-3 K		3-1 HR		4-2 1B E G6-3 BB	1-0 F8		0-0 HR	4	3	2	3	1	1	3									
Marty Clary, R (1, 1) Tommy Gregg, L (4, PH) OBP: 0.135, SLG: 0.147 Tony Castillo, L (4, 1) Lonnie Smith, R (6, PH) OBP: 0.307, SLG: 0.313 Greg Olson, R (6, 2) OBP: 0.417, SLG: 0.429		1-3 K		1-1 HR		3-2 E6 G6-3 1B SF8	3-1 1B		1-3 K	1	0	0	0	0	1	2									
Inning Stats	R: 1 E: 0 K: 0 S: 12	H: 3 LOB: 1 BB: 0 P: 20	R: 0 E: 1 K: 3 S: 14	H: 0 LOB: 3 BB: 2 P: 27	R: 0 E: 0 K: 0 S: 5	H: 1 LOB: 0 BB: 0 P: 11	R: 2 E: 0 K: 0 S: 9	H: 2 LOB: 1 BB: 0 P: 21	R: 0 E: 0 K: 1 S: 9	H: 1 LOB: 1 BB: 0 P: 18	R: 4 E: 1 K: 0 S: 19	H: 2 LOB: 2 BB: 3 P: 38	R: 0 E: 0 K: 1 S: 8	H: 1 LOB: 2 BB: 0 P: 15	R: 0 E: 0 K: 0 S: 7	H: 0 LOB: 1 BB: 1 P: 16	R: 2 E: 0 K: 3 S: 15	H: 1 LOB: 0 BB: 1 P: 24	1B: 8 2B: 0 3B: 0 HR: 3	SF: 1 SAC: 0 DP: 3 HBP: 1	WP: 0 PB: 0 SB: 1 CS: 0	PA: 46			
PITCHER	IP	WLS	BF	H	R	ER	SO	BB	IBB	HBP	BLK	WP	HR	S	P	ERA	WHIP								
Mike Harkey, R (1, 1) ERA: 4.55	5.0		26	8	6	5	4	5	0	0	0	0	2	56	112	9.00	2.600								
Bill Long, R (6, 1) ERA: 5.23	0.0		1	0	0	0	0	0	0	0	0	0	0	5	8	∞	∞								
Joe Kraemer, L (6, 1) ERA: 4.4	2.0		10	2	1	0	1	0	1	1	0	0	0	15	30	0.00	1.000								
Mitch Williams, L (8, 1) ERA: 1.13	2.0	L	9	1	2	2	3	2	0	0	0	0	1	22	40	9.00	1.500								

Atlanta Braves @ Chicago Cubs
Wrigley Field, Chicago, IL
Mon May 07 1990, 7:05 PM CDT
Att: 32,266 - Unknown - 75 F

AB 36
R 9
H 11
RBI 9
BB 8
SO 8
LOB 25



Batter	1	2	3	4	5	6	7	8	9	AB	R	H	RBI	BB	SO	LOB	BOTTOM									
Curtis Wilkerson, S (1, 5) OBP: 0.349, SLG: 0.409	1-0 G1-3	1-0 23 WP 23 HR 1B		0-0 1B		0-3 K		2-0 G4-3		5	1	2	1	0	1	1										
23 Ryne Sandberg, R (1, 4) OBP: 0.318, SLG: 0.451	1-0 1B	1-0 1-H HR		2-3 K		0-1 FC5-4 1-2		0-1 G2-3		5	2	2	2	0	1	2										
Mark Grace, L (1, 3) OBP: 0.361, SLG: 0.323	1-0 2-H 1B	0-3 K			0-0 G5-3		1-0 BLK G1 BB 1B		1-1 L7	5	1	2	1	0	1	0										
Andre Dawson, R (1, 9) OBP: 0.333, SLG: 0.563	0-0 F9		2-1 G5-3		1-3 K		4-0 G1 BLK BB		4-1 S BB	3	0	0	0	2	1	1										
Dwight Smith, L (1, 7) OBP: 0.375, SLG: 0.456 Mitch Williams, L (8, 1) Lloyd McClendon, R (9, PH) OBP: 0.264, SLG: 0.327	1-3 K		1-2 F7		3-2 CS 1B		2-2 G3		3-3 K	3	0	1	0	0	1	1										
Marvell Wynne, L (1, 8) OBP: 0.238, SLG: 0.237		0-1 F8 E 1B		2-0 2B		1-1 CS		4-0 G1 IBB		4	1	2	0	1	2	1										
Shawon Dunston, R (1, 6) OBP: 0.300, SLG: 0.495		1-1 F8		0-0 P1		1-2 CS 1B		2-2 G1		4	1	1	1	0	0	4										
Joe Girardi, R (1, 2) OBP: 0.319, SLG: 0.323		0-0 S 1B			0-0 G4-3		1-2 2B 1B		0-0 K	4	2	2	2	0	1	2										
Mike Harkey, R (1, 1) ERA: 4.43 Bill Long, R (6, 1) ERA: 5.23 Joe Kraemer, L (6, 1) ERA: 3.0 Doug Dascenzo, S (7, PH) OBP: 0.228, SLG: 0.335 Jerome Walton, R (7, PH) OBP: 0.250, SLG: 0.250		3-H 1B		2-2 G4-3		1-2 2B 1B		3-2 G6-3		2	0	0	0	0	1	1										
Inning Stats	R: 1 E: 0 K: 1 S: 8	H: 2 LOB: 1 BB: 0 P: 11	R: 4 E: 1 K: 2 S: 13	H: 4 LOB: 0 BB: 0 P: 17	R: 0 E: 0 K: 0 S: 7	H: 1 LOB: 1 BB: 0 P: 12	R: 0 E: 0 K: 1 S: 9	H: 1 LOB: 1 BB: 0 P: 13	R: 0 E: 0 K: 2 S: 17	H: 3 LOB: 1 BB: 0 P: 21	R: 1 E: 0 K: 1 S: 12	H: 1 LOB: 2 BB: 2 P: 26	R: 0 E: 0 K: 0 S: 7	H: 0 LOB: 0 BB: 0 P: 12	R: 0 E: 0 K: 2 S: 10	H: 0 LOB: 1 BB: 1 P: 19	1B: 9 2B: 3 3B: 0 HR: 1	SF: 0 SAC: 0 DP: 0 HBP: 0	WP: 1 PB: 0 SB: 2 CS: 1	PA: 43						
PITCHER	IP	WLS	BF	H	R	ER	SO	BB	IBB	HBP	BLK	WP	HR	S	P	ERA	WHIP									
Marty Clary, R (1, 1) ERA: 4.43	3.0		16	7	5	5	3	0	0	0	0	0	0	17	28	40	15.00	2.333								
Tony Castillo, L (4, 1) ERA: 3.38	2.0		7	2	0	0	2	0	0	0	0	0	0	17	26	0.00	1.000									
Joe Hesketh, L (6, 1) ERA: 3.0	0.1		4	3	2	2	1	0	0	0	0	0	0	12	16	54.00	9.000									
Dwayne Henry, R (6, 1) ERA: 5.87	1.0		5	1	1	1	1	1	0	0	1	0	0	10	17	9.00	2.000									
Charlie Kerfeld, R (7, 1) ERA: 6.0	1.2	W	6	0	0	0	1	0	1	0	0	0	0	14	26	0.00	0.000									

Atlanta Braves @ Chicago Cubs
Wrigley Field, Chicago, IL
Mon May 07 1990, 7:05 PM CDT
Att: 32,266 - Unknown - 75 F

AB 39
R 8
H 13
RBI 8
BB 3
SO 10
LOB 16



Batter	1	2	3	4	5	6	7	8	9	10	11	AB	R	H	RBI	BB	SO	LOB	TOP							
Ron Gant, R OBP: 0.333, SLG: 0.409	F8 BB		F8		HR 1B	K2-3		HR				5	2	2	2	1	2	0								
Jeff Blausler, R OBP: 0.351, SLG: 0.440	K		G5-3		HR			FC5-2 BB		G3-1 1B		4	1	1	2	2	1	1								
Lonnie Smith, R OBP: 0.321, SLG: 0.333			L5		F9			FC5-2 1B		G3-1 1B		5	1	2	0	1	0	0								
Dale Murphy, R OBP: 0.361, SLG: 0.417	F8			G6-3				1B FC5-2		K		5	0	0	0	1	2	4								
Jody Davis, R OBP: 0.140, SLG: 0.080	P4			F8				1B		G3-1		4	0	1	0	0	1	5								
Tommy Gregg, L OBP: 0.132, SLG: 0.143												1	0	0	0	0	0	2								
Joe Boever, R OBP: 0.278, SLG: 0.375					1B							0	0	0	0	0	0	0								
Oddibe McDowell, L OBP: 0.278, SLG: 0.375												0	1	0	1	0	0	0								
Dwayne Henry, R OBP: 0.278, SLG: 0.375												0	0	0	0	0	0	0								
Mark Lemke, S OBP: 0.283, SLG: 0.200		P2						FC5-2 1B		F8		5	1	1	0	0	0	6								
Jeff Treadway, L OBP: 0.354, SLG: 0.474												5	1	3	1	1	0	0								
Greg Olson, R OBP: 0.483, SLG: 0.583																										
Ernie Whitt, L OBP: 0.298, SLG: 0.283												3	1	2	2	1	1	3								
Tom Glavine, L OBP: 0.250, SLG: 0.250												3	0	0	0	0	1	3								
Andres Thomas, R OBP: 0.214, SLG: 0.300												1	1	1	0	0	0	0								
Mike Bell, L OBP: 0.600, SLG: 0.333												1	0	0	0	0	0	2								
Inning Stats	R: 0 E: 0 K: 1 S: 14	H: 0 LOB: 2 BB: 2 P: 25	R: 0 E: 0 K: 0 S: 15	H: 0 LOB: 1 BB: 1 P: 23	R: 0 E: 0 K: 0 S: 7	H: 0 LOB: 0 BB: 0 P: 13	R: 1 E: 0 K: 1 S: 18	H: 3 LOB: 2 BB: 0 P: 29	R: 2 E: 0 K: 1 S: 16	H: 3 LOB: 1 BB: 0 P: 21	R: 1 E: 0 K: 1 S: 14	H: 1 LOB: 0 BB: 0 P: 19	R: 1 E: 0 K: 2 S: 14	H: 2 LOB: 3 BB: 2 P: 28	R: 2 E: 0 K: 1 S: 13	H: 3 LOB: 2 BB: 1 P: 27	R: 1 E: 0 K: 1 S: 10	H: 1 LOB: 0 BB: 0 P: 16	R: 0 E: 0 K: 0 S: 5	H: 0 LOB: 0 BB: 0 P: 6	R: 0 E: 0 K: 0 S: 5	H: 1 LOB: 1 BB: 1 P: 14	1B: 9 2B: 2 3B: 0 HR: 3	SF: 0 SAC: 1 DP: 2 HBP: 1	WP: 1 PB: 0 SB: 0 CS: 0	PA: 53
PITCHER	IP: 5.1 WLS: 2 BF: 26 H: 7 R: 4 ER: 4 SO: 3 BB: 3 IBB: 0 HBP: 0 BLK: 0 WP: 0 HR: 2 S: 78 ERA: 6.75 WHIP: 1.875	IP: 1.2 WLS: 4 BF: 3 H: 3 R: 3 ER: 3 SO: 1 BB: 2 IBB: 1 HBP: 0 BLK: 0 WP: 1 HR: 23 S: 46 ERA: 16.20 WHIP: 3.600	IP: 0.1 WLS: 2 BF: 1 H: 0 R: 0 ER: 0 SO: 0 BB: 0 IBB: 0 HBP: 0 BLK: 0 WP: 0 HR: 6 S: 11 ERA: 0.00 WHIP: 3.000	IP: 1.1 WLS: 5 BF: 1 H: 1 R: 1 ER: 1 SO: 0 BB: 0 IBB: 0 HBP: 0 BLK: 0 WP: 0 HR: 11 S: 18 ERA: 6.75 WHIP: 0.750	IP: 2.1 WLS: 8 BF: 1 H: 0 R: 0 ER: 0 SO: 1 BB: 0 IBB: 0 HBP: 0 BLK: 0 WP: 1 HR: 13 S: 25 ERA: 0.00 WHIP: 0.429	PITCHER														IP: 6.7 WLS: 2 BF: 26 H: 7 R: 4 ER: 4 SO: 3 BB: 3 IBB: 0 HBP: 0 BLK: 0 WP: 0 HR: 2 S: 78 ERA: 6.75 WHIP: 1.875						

Atlanta Braves @ Chicago Cubs
Wrigley Field, Chicago, IL
Tue May 08 1990, 3:33 AM CDT
Att: 18,503 - Sunny - 77 F

AB 44
R 8
H 14
RBI 7
BB 7
SO 8
LOB 28



Batter	1	2	3	4	5	6	7	8	9	10	11	AB	R	H	RBI	BB	SO	LOB	BOTTOM					
Jerome Walton, R OBP: 0.389, SLG: 0.342												5	2	3	0	0	1	2						
Bill Long, R												1	0	0	0	0	1	0						
23 Ryne Sandberg, R OBP: 0.319, SLG: 0.454												6	2	2	1	0	0	2						
Mark Grace, L OBP: 0.360, SLG: 0.316												5	1	1	0	1	2	4						
Andre Dawson, R OBP: 0.355, SLG: 0.635												5	2	3	3	1	1	2						
Lloyd McClendon, R OBP: 0.276, SLG: 0.321												4	1	1	1	1	2	2						
Curtis Wilkerson, S OBP: 0.346, SLG: 0.440												3	1	1	3	0	1	2						
Paul Assenmacher, L OBP: 0.297, SLG: 0.490												0	0	0	0	0	0	0						
Jose Antonio Nunez, R OBP: 0.253, SLG: 0.231												0	0	0	0	0	0	0						
Marvell Wynne, L												1	0	0	0	0	0	0						
Shawon Dunston, R OBP: 0.297, SLG: 0.490												1	1	0	0	0	0	0						
Domingo Ramos, R OBP: 0.194, SLG: 0.167												4	0	0	0	0	0	4						
Joe Girardi, R OBP: 0.319, SLG: 0.313												2	0	0	0	1	1	0						
Dwight Smith, L OBP: 0.389, SLG: 0.448												1	0	0	0	0	0	0						
Rick Wrona, R OBP: 0.357, SLG: 0.308												1	0	0	0	0	1	0						
Steve Wilson, L OBP: 0.143, SLG: 0.143												2	0	1	1	0	1	0						
Luis Salazar, R OBP: 0.268, SLG: 0.279												3	0	0	0	0	1	0						
Inning Stats	R: 5 E: 2 K: 1 S: 20	H: 3 LOB: 2 BB: 2 P: 38	R: 0 E: 0 K: 1 S: 6	H: 0 LOB: 0 BB: 0 P: 10	R: 0 E: 0 K: 1 S: 8	H: 0 LOB: 0 BB: 0 P: 12	R: 0 E: 0 K: 2 S: 10	H: 1 LOB: 1 BB: 0 P: 16	R: 0 E: 0 K: 1 S: 14	H: 1 LOB: 2 BB: 1 P: 20	R: 1 E: 0 K: 1 S: 7	H: 2 LOB: 2 BB: 1 P: 14	R: 1 E: 0 K: 0 S: 12	H: 2 LOB: 1 BB: 0 P: 21	R: 1 E: 0 K: 1 S: 7	H: 1 LOB: 0 BB: 0 P: 11	R: 0 E: 0 K: 2 S: 10	H: 0 LOB: 0 BB: 0 P: 12	R: 2 E: 0 K: 0 S: 6	H: 2 LOB: 0 BB: 0 P: 8	1B: 7 2B: 3 3B: 0 HR: 2	SF: 0 SAC: 1 DP: 0 HBP: 0	WP: 1 PB: 0 SB: 2 CS: 0	PA: 49
PITCHER	IP: 7.0 WLS: 3 BF: 34 H: 7 R: 6 ER: 1 SO: 9 BB: 2 IBB: 2 HBP: 0 BLK: 0 WP: 1 HR: 0 S: 72 ERA: 1.29 WHIP: 1.286	IP: 3.0 WLS: 12 BF: 7 H: 2 R: 2 ER: 3 SO: 3 BB: 0 IBB: 0 HBP: 0 BLK: 0 WP: 0 HR: 29 S: 44 ERA: 6.00 WHIP: 1.000	IP: 0.1 WLS: 3 BF: 2 H: 2 R: 2 ER: 2 SO: 0 BB: 0 IBB: 0 HBP: 0 BLK: 0 WP: 1 HR: 6 S: 8 ERA: 54.00 WHIP: 6.000	PITCHER														IP: 7.0 WLS: 3 BF: 34 H: 7 R: 6 ER: 1 SO: 9 BB: 2 IBB: 2 HBP: 0 BLK: 0 WP: 1 HR: 0 S: 72 ERA: 1.29 WHIP: 1.286						

Atlanta Braves @ Chicago Cubs
Wrigley Field, Chicago, IL
Tue May 08 1990, 3:33 AM CDT
Att: 18,503 - Sunny - 77 F

AB 44
R 10
H 12
RBI 9
BB 4
SO 12
LOB 18



Batter	1	2	3	4	5	6	7	8	9	AB	R	H	RBI	BB	SO	LOB	TOP	
Oddibe McDowell, L OBP: 0.280, SLG: 0.373	0-3 K		0-0 CS 1B		1-1 G6-3					3	0	1	0	0	1	1		
Jeff Treadway, L OBP: 0.358, SLG: 0.475	1-1 1B		3-2 F8 1-2							2	0	1	0	0	0	1		
Ron Gant, R OBP: 0.320, SLG: 0.391	0-2 L9		0-0 F8							2	0	0	0	0	0	1		
Dale Murphy, R OBP: 0.364, SLG: 0.419	1-1 1B			2-2 E5 G3-6-3						2	0	1	0	0	0	0		
Ernie Whitt, L OBP: 0.288, SLG: 0.271	1-3 K			1-0 L8						2	0	0	0	0	1	3		
Mark Lemke, S OBP: 0.274, SLG: 0.192			2-0 G4-3		2-0 G3-6-3					2	0	0	0	0	0	1		
Mike Bell, L OBP: 0.429, SLG: 0.200			0-1 G4-3		1-1 G4-3					2	0	0	0	0	0	0		
Jeff Blauser, R OBP: 0.373, SLG: 0.471			1-1 HBP		2-1 2B					1	0	1	0	0	0	0		
Pete Smith, R OBP: 0.100, SLG: 0.100			0-1 F8		0-0 G6-3					2	0	0	0	0	0	2		
Inning Stats	R: 0 H: 2 E: 0 K: 2 S: 13	H: 2 LOB: 2 BB: 0 P: 16	R: 0 H: 0 E: 0 K: 0 S: 6	H: 0 LOB: 1 BB: 0 P: 9	R: 0 H: 1 E: 0 K: 0 S: 7	H: 0 LOB: 0 BB: 0 P: 10	R: 0 H: 0 E: 1 K: 0 S: 5	H: 0 LOB: 0 BB: 0 P: 10	R: 0 H: 1 E: 0 K: 0 S: 7	H: 1 LOB: 1 BB: 0 P: 11								
PITCHER Les Lancaster, R ERA: 2.33	IP: 5.0 WLS: W BF: 19 H: 4 R: 0 ER: 0 SO: 2 BB: 0 IBB: 0 HBP: 1 BLK: 0 WP: 0 HR: 0 S: 38 P: 56 ERA: 0.00 WHIP: 0.800																	

Atlanta Braves @ Chicago Cubs
Wrigley Field, Chicago, IL
Wed May 09 1990, 3:33 AM CDT
Att: 14,266 - Cloudy - 65 F

AB 18
R 0
H 4
RBI 0
BB 0
SO 2
LOB 9



WP: 0 PA: 19
PB: 0
SB: 0
CS: 1
1B: 3 SF: 0
2B: 1 SAC: 0
3B: 0 DP: 1
HR: 0 HBP: 1

Batter	1	2	3	4	5	6	7	8	9	AB	R	H	RBI	BB	SO	LOB	BOTTOM	
Jerome Walton, R OBP: 0.391, SLG: 0.346	3-2 F9		1-2 23 BLK 23 HR 1B							2	1	1	0	0	0	0		
23 Ryne Sandberg, R OBP: 0.322, SLG: 0.482	0-0 L9		0-2 1-H HR							2	1	1	2	0	0	0		
Mark Grace, L OBP: 0.353, SLG: 0.310	2-2 G6-3		0-3 K							2	0	0	0	0	1	0		
Andre Dawson, R OBP: 0.347, SLG: 0.621			2-0 F8		3-2 G5-3					2	0	0	0	0	0	0		
Dwight Smith, L OBP: 0.373, SLG: 0.450			2-1 G6-3		3-2 CS 1B					2	0	1	0	0	0	0		
Curtis Wilkerson, S OBP: 0.393, SLG: 0.481			1-2 FC6 1B		2-2 1-2 HR 1B					2	1	2	0	0	0	0		
Domingo Ramos, R OBP: 0.212, SLG: 0.281			1-0 FC6		2-0 1-H HR					2	1	1	2	0	0	1		
Rick Wrona, R OBP: 0.313, SLG: 0.267			1-1 P6		0-0 G5-3					2	0	0	0	0	0	0		
Les Lancaster, R ERA: 2.78			3-3 K							1	0	0	0	0	1	0		
Inning Stats	R: 0 H: 0 E: 0 K: 0 S: 9	H: 0 LOB: 0 BB: 0 P: 14	R: 0 H: 1 E: 0 K: 0 S: 7	H: 1 LOB: 0 BB: 0 P: 13	R: 2 H: 2 E: 0 K: 2 S: 15	H: 2 LOB: 0 BB: 0 P: 20	R: 2 H: 3 E: 0 K: 0 S: 12	H: 3 LOB: 0 BB: 0 P: 22										
PITCHER Pete Smith, R ERA: 2.78	IP: 4.0 WLS: L BF: 17 H: 6 R: 4 ER: 4 SO: 2 BB: 0 IBB: 0 HBP: 0 BLK: 1 WP: 0 HR: 2 S: 43 P: 69 ERA: 9.00 WHIP: 1.500																	

Atlanta Braves @ Chicago Cubs
Wrigley Field, Chicago, IL
Wed May 09 1990, 3:33 AM CDT
Att: 14,266 - Cloudy - 65 F

AB 17
R 4
H 6
RBI 4
BB 0
SO 2
LOB 1



WP: 0 PA: 17
PB: 0
SB: 0
CS: 1
1B: 4 SF: 0
2B: 0 SAC: 0
3B: 0 DP: 0
HR: 2 HBP: 0

Batter	1	2	3	4	5	6	7	8	9	AB	R	H	RBI	BB	SO	LOB	TOP								
Oddibe McDowell, L (1, 8) OBP: 0.279, SLG: 0.359	P3		BB 1B 2B BB		K		F9			3	1	0	0	1	1	1	Atlanta Braves @ St. Louis Cardinals Busch Stadium, St. Louis, MO Fri May 11 1990, 7:05 PM CDT Att: 41,408 - Unknown - 64 F								
Jeff Treadway, L (1, 4) OBP: 0.353, SLG: 0.464	G6-3		BB 2B 1B		G3		P5			4	1	1	0	0	0	1									
Ron Gant, R (1, 7) OBP: 0.315, SLG: 0.367	F7		2B 1-2 2-3 BB		L7			G5-3		3	0	0	0	1	0	1									
Jim Presley, R (1, 3) OBP: 0.337, SLG: 0.453		2-2 1B	2-2 1B 2B		SH1-4 1B			K		4	0	3	2	0	1	0									
Dale Murphy, R (1, 9) OBP: 0.359, SLG: 0.404	K		F8		SH1-4 BB			L5		3	0	0	0	1	1	3									
Jeff Blauser, R (1, 6) OBP: 0.355, SLG: 0.444	K			P4		SH1-4			K	3	0	0	0	0	2	1									
Mark Lemke, S (1, 5) OBP: 0.258, SLG: 0.179	K			P9		G1-3			G3	4	0	0	0	0	1	3									
Greg Olson, R (1, 2) OBP: 0.452, SLG: 0.538			P8		G3				F8	2	0	0	0	0	0	0									
Ernie Whitl, L (6, PH) OBP: 0.279, SLG: 0.260				G3		P8				2	0	0	0	0	0	2									
29 John Smoltz, R (1, 1) OBP: 0.273, SLG: 0.111			G4-3							2	0	1	0	0	0	0									
Tommy Gregg, L (7, PH) OBP: 0.126, SLG: 0.139										1	0	0	0	0	1	0									
Tony Castillo, L (7, 1)										0	0	0	0	0	0	0									
Inning Stats	R: 0 E: 0 K: 0 S: 5	H: 0 LOB: 0 BB: 0 P: 8	R: 0 E: 0 K: 3 S: 13	H: 1 LOB: 1 BB: 0 P: 18	R: 2 E: 0 K: 0 S: 13	H: 2 LOB: 2 BB: 2 P: 27	R: 0 E: 0 K: 0 S: 5	H: 0 LOB: 0 BB: 0 P: 6	R: 0 E: 0 K: 1 S: 13	H: 1 LOB: 1 BB: 0 P: 16	R: 0 E: 0 K: 0 S: 10	H: 1 LOB: 2 BB: 1 P: 19	R: 0 E: 0 K: 1 S: 6	H: 0 LOB: 0 BB: 0 P: 8	R: 0 E: 0 K: 1 S: 8	H: 0 LOB: 0 BB: 0 P: 12	R: 0 E: 0 K: 1 S: 5	H: 0 LOB: 0 BB: 0 P: 6	1B: 4 2B: 1 3B: 0 HR: 0	SF: 0 SAC: 1 DP: 0 HBP: 0	WP: 0 PB: 0 SB: 0 CS: 0	PA: 35			
PITCHER	IP	WLS	BF	H	R	ER	SO	BB	IBB	HBP	BLK	WP	HR	S	P	ERA	WHIP								
Bryn Smith, R (1, 1) ERA: 2.54	8.0	W	32	5	2	2	6	3	0	0	0	0	0	73	114	2.25	1.000								
Lee Smith, R (9, 1) ERA: 2.45	1.0	S	3	0	0	0	1	0	0	0	0	0	0	5	6	0.00	0.000								

AB	31
R	2
H	5
RBI	2
BB	3
SO	7
LOB	12



Batter	1	2	3	4	5	6	7	8	9	AB	R	H	RBI	BB	SO	LOB	BOTTOM								
Vince Coleman, S (1, 7) OBP: 0.325, SLG: 0.313	E 1B	F9		K			K			4	1	1	0	0	2	1	Atlanta Braves @ St. Louis Cardinals Busch Stadium, St. Louis, MO Fri May 11 1990, 7:05 PM CDT Att: 41,408 - Unknown - 64 F								
Willie McGee, S (1, 8) OBP: 0.383, SLG: 0.424	E 2B BB	G5-4-3 1B			G4-3		G1-3			3	1	1	0	1	0	0									
Terry Pendleton, S (1, 5) OBP: 0.282, SLG: 0.297	E3 2B FC3-2	G5-4-3			K		G4-3			4	0	0	0	0	1	2									
Denny Walling, L (1, 3) OBP: 0.227, SLG: 0.244				L8				G4-3		3	1	1	1	0	0	0									
Rex Hudler, R (6, PH) OBP: 0.368, SLG: 0.500	FC3-2 1B 2B				F7					1	0	0	0	0	0	0									
Lee Smith, R (9, 1)										0	0	0	0	0	0	0									
Milt Thompson, L (1, 9) OBP: 0.343, SLG: 0.390	FC3-2 1B BB			F7		G5-3		G3-1		3	1	0	0	1	0	0									
Todd Zeile, R (1, 2) OBP: 0.330, SLG: 0.436	K			G6-3		P8		1B		4	0	1	0	0	1	3									
José Oquendo, S (1, 4) OBP: 0.351, SLG: 0.287	FC3-2 1B			G4-3		2B BB		FC6-4 1B		3	1	1	0	1	0	3									
Ozzie Smith, S (1, 6) OBP: 0.310, SLG: 0.291				SH1 BB		PB BB		FC6-4		3	0	2	2	1	0	2									
Bryn Smith, R (1, 1) OBP: 0.250, SLG: 0.250				SH1		G1				2	0	0	0	0	1	3									
Dave Collins, S (9, 3) OBP: 0.158, SLG: 0.111										0	0	0	0	0	0	0									
Inning Stats	R: 4 E: 1 K: 2 S: 18	H: 3 LOB: 2 BB: 2 P: 34	R: 0 E: 0 K: 0 S: 10	H: 1 LOB: 0 BB: 0 P: 15	R: 0 E: 0 K: 0 S: 4	H: 0 LOB: 0 BB: 0 P: 9	R: 0 E: 0 K: 1 S: 10	H: 0 LOB: 1 BB: 1 P: 20	R: 0 E: 0 K: 0 S: 6	H: 0 LOB: 0 BB: 0 P: 7	R: 0 E: 0 K: 0 S: 9	H: 1 LOB: 1 BB: 1 P: 18	R: 0 E: 0 K: 1 S: 6	H: 0 LOB: 0 BB: 0 P: 8	R: 0 E: 0 K: 0 S: 10	H: 2 LOB: 2 BB: 0 P: 14	R: 0 E: 0 K: 0 S: 5	H: 0 LOB: 0 BB: 0 P: 6	1B: 5 2B: 2 3B: 0 HR: 0	SF: 0 SAC: 1 DP: 1 HBP: 0	WP: 0 PB: 1 SB: 1 CS: 0	PA: 35			
PITCHER	IP	WLS	BF	H	R	ER	SO	BB	IBB	HBP	BLK	WP	HR	S	P	ERA	WHIP								
29 John Smoltz, R (1, 1) ERA: 6.97	6.0	L	27	5	5	2	4	4	0	0	0	0	0	16	22	3.00	1.500								
Tony Castillo, L (7, 1) ERA: 2.7	2.0		8	2	0	0	1	0	0	0	0	0	0	16	22	0.00	1.000								

AB	30
R	5
H	7
RBI	3
BB	4
SO	5
LOB	14



Batter	1	2	3	4	5	6	7	8	9	AB	R	H	RBI	BB	SO	LOB	TOP								
Jerome Walton, R (1, 8) OBP: 0.366, SLG: 0.366	F8	F9					F8		K	4	0	0	0	1	1	4									
23 Ryne Sandberg, R (1, 4) OBP: 0.333, SLG: 0.516	HR		6-3				6-3		FC5	5	1	2	1	0	0	3									
Mark Grace, L (1, 3) OBP: 0.366, SLG: 0.368	1B		F7				K		G3	4	0	1	0	0	1	1									
Andre Dawson, R (1, 9) OBP: 0.345, SLG: 0.638	P6		HR				4-3		K	4	1	1	1	0	1	2									
Lloyd McClendon, R (1, 7) OBP: 0.299, SLG: 0.305	1-2		4-0				4-3		CS	2	0	1	0	2	0	0									
Doug Dasencho, S (8, PR) OBP: 0.259, SLG: 0.385	1-2		S				BB		BB	0	0	0	0	0	0	0									
Luis Salazar, R (1, 5) OBP: 0.257, SLG: 0.268	G4-1		2-1				F9		CS	3	0	0	0	0	0	3									
Dwight Smith, L (9, PH) OBP: 0.395, SLG: 0.463			1-2						1B	1	0	1	0	0	0	0									
Shawon Dunston, R (1, 6) OBP: 0.328, SLG: 0.526			F8				F8		FC3-2	4	0	2	0	0	0	0									
Joe Girardi, R (1, 2) OBP: 0.307, SLG: 0.325			G4-3				5-3		1B	3	0	0	0	0	0	1									
Marvell Wynne, L (9, PH) OBP: 0.244, SLG: 0.225							F9		FC3-2	0	0	0	0	1	0	0									
Les Lancaster, R (1, 1)							K		FC3-2	2	0	0	0	1	2	0									
Mitch Williams, L (8, 1)										0	0	0	0	0	0	0									
Bill Long, R (8, 1)										0	0	0	0	0	0	0									
Dave Clark, L (9, PH) OBP: 0.235, SLG: 0.235										0	0	0	0	0	0	0									
Domingo Ramos, R (9, PH) OBP: 0.237, SLG: 0.297			BB						FC3-2	1	0	0	0	0	0	3									
Inning Stats	R: 1 E: 0 K: 0 S: 9	H: 3 LOB: 2 BB: 0 P: 15	R: 0 E: 0 K: 0 S: 5	H: 0 LOB: 1 BB: 1 P: 14	R: 1 E: 0 K: 0 S: 8	H: 1 LOB: 1 BB: 1 P: 18	R: 0 E: 0 K: 1 S: 7	H: 0 LOB: 0 BB: 0 P: 9	R: 0 E: 0 K: 1 S: 6	H: 1 LOB: 1 BB: 1 P: 12	R: 0 E: 0 K: 1 S: 10	H: 1 LOB: 0 BB: 0 P: 14	R: 0 E: 0 K: 1 S: 9	H: 0 LOB: 0 BB: 0 P: 15	R: 0 E: 0 K: 1 S: 11	H: 0 LOB: 1 BB: 1 P: 17	R: 0 E: 0 K: 1 S: 15	H: 2 LOB: 3 BB: 1 P: 23	1B: 5 2B: 1 3B: 0 HR: 2	SF: 0 SAC: 0 DP: 0 HBP: 0	WP: 0 PB: 0 SB: 2 CS: 1	PA: 39			
PITCHER	IP	WLS	BF	H	R	ER	SO	BB	IBB	HBP	BLK	WP	HR	S	P	ERA	WHIP								
Tom Glavine, L (1, 1) ERA: 2.79	7.0		29	6	2	2	3	3	0	0	0	0	2	54	97	2.57	1.286								
Dwayne Henry, R (8, 1) ERA: 7.0	1.0	W	3	0	0	0	1	1	0	0	0	0	0	11	17	0.00	1.000								
Joe Boever, R (9, 1) ERA: 3.12	0.0		3	2	0	0	0	1	0	0	0	0	0	6	12	∞	∞								
Joe Hesketh, L (9, 1) ERA: 2.57	0.2		2	0	0	0	1	0	0	0	0	0	0	6	8	0.00	0.000								
Charlie Kerfeld, R (9, 1) ERA: 4.15	0.1	S	1	0	0	0	0	0	0	0	0	0	0	3	3	0.00	0.000								

Chicago Cubs @ Atlanta Braves
Atlanta-Fulton County Stadium, Atlanta, GA
Mon May 14 1990, 7:05 PM EDT
Att: 16,417 - Unknown

AB 33
R 2
H 8
RBI 2
BB 5
SO 5
LOB 17



Batter	1	2	3	4	5	6	7	8	9	AB	R	H	RBI	BB	SO	LOB	BOTTOM								
Oddibe McDowell, L (1, 8) OBP: 0.284, SLG: 0.368	B1-3						F7			4	0	1	0	0	0	1									
Dwayne Henry, R (8, 1)										0	0	0	0	0	0	0									
Greg Olson, R (9, 2) OBP: 0.486, SLG: 0.533			5-3							0	0	0	0	0	0	0									
Ron Gant, R (1, 7) OBP: 0.294, SLG: 0.397	CS		5-3				6-3		6-3	4	0	1	0	0	0	1									
Tommy Gregg, L (1, 3) OBP: 0.170, SLG: 0.122	1-3		4-3				4-3		2B	3	1	0	0	1	0	2									
Jim Presley, R (1, 5) OBP: 0.333, SLG: 0.469			2B				F9		1B	4	2	3	1	0	0	0									
Dale Murphy, R (1, 9) OBP: 0.365, SLG: 0.404			2B				1B		1B	4	3	1	0	0	0	0									
Ernie Whitt, L (1, 2) OBP: 0.277, SLG: 0.278			1-3				2B		1B	3	0	2	0	1	0	1									
Francisco Cabrera, R (8, PH) OBP: 1.000, SLG: 1.000							2B		1B	0	0	0	0	0	0	0									
Joe Boever, R (9, 1)			G6-3				6-3		4-3	0	0	1	1	0	0	0									
Joe Hesketh, R (9, 1)			2H						1B	0	0	0	0	0	0	0									
Charlie Kerfeld, R (9, 1)			2B						1B	0	0	0	0	0	0	0									
Mark Lemke, S (1, 4) OBP: 0.267, SLG: 0.206			G6-3				F8		SH1-3	4	0	1	0	0	1	4									
Alexis Infante, R (1, 6)			2-3						K	0	0	1	0	0	1	4									
Tom Glavine, L (1, 1) OBP: 0.143, SLG: 0.214									SH1-3	3	0	0	0	0	1	3									
Lonnie Smith, R (7, PH) OBP: 0.330, SLG: 0.324									4-3	0	0	0	0	0	1	3									
Inning Stats	R: 0 E: 0 K: 0 S: 6	H: 1 LOB: 0 BB: 0 P: 8	R: 1 E: 0 K: 0 S: 12	H: 2 LOB: 1 BB: 0 P: 16	R: 0 E: 0 K: 1 S: 9	H: 1 LOB: 1 BB: 0 P: 12	R: 0 E: 0 K: 0 S: 9	H: 1 LOB: 1 BB: 0 P: 17	R: 0 E: 0 K: 1 S: 8	H: 2 LOB: 2 BB: 0 P: 10	R: 0 E: 0 K: 0 S: 9	H: 1 LOB: 1 BB: 0 P: 10	R: 2 E: 0 K: 1 S: 17	H: 2 LOB: 2 BB: 2 P: 32	R: 0 E: 0 K: 1 S: 15	H: 0 LOB: 0 BB: 0 P: 15	R: 0 E: 0 K: 1 S: 9	H: 2 LOB: 2 BB: 0 P: 10	R: 2 E: 0 K: 1 S: 17	H: 2 LOB: 2 BB: 2 P: 32	1B: 6 2B: 4 3B: 0 HR: 0	SF: 0 SAC: 1 DP: 0 HBP: 0	WP: 0 PB: 0 SB: 0 CS: 1	PA: 35	
PITCHER	IP	WLS	BF	H	R	ER	SO	BB	IBB	HBP	BLK	WP	HR	S	P	ERA	WHIP								
Les Lancaster, R (1, 1) ERA: 2.03	1.0		3	1	1	1	0	1	1	0	0	0	0	7	16	∞	∞								
Mitch Williams, L (8, 1) ERA: 3.57	0.0	L	3	1	1	1	0	1	1	0	0	0	0	7	16	∞	∞								
Bill Long, R (8, 1) ERA: 4.4	0.2		3	1	1	1	1	0	0	0	0	0	0	7	11	13.50	1.500								

Chicago Cubs @ Atlanta Braves
Atlanta-Fulton County Stadium, Atlanta, GA
Mon May 14 1990, 7:05 PM EDT
Att: 16,417 - Unknown

AB 32
R 3
H 10
RBI 3
BB 2
SO 3
LOB 16



Batter	1	2	3	4	5	6	7	8	9	AB	R	H	RBI	BB	SO	LOB	TOP								
Jerome Walton, R (1, 8) OBP: 0.364, SLG: 0.317	0-0 SF7 2B	0-2 P3			1-1 1-3	2-2 L6		0-0 G4-6-3 1B	0-3 K	6	1	2	0	0	1	3									
23 Ryne Sandberg, R (1, 4) OBP: 0.324, SLG: 0.500	1-1 F9		2-2 4-3		0-1 F9	1-0 6-3		0-0 G4-6-3 1B		4	0	0	0	0	0	1									
Doug Dasenczo, S (7, 9) OBP: 0.250, SLG: 0.370	2-3 F9							1-2 G4-6-3 1B		1	0	0	0	0	0	1									
Mark Grace, L (1, 3) OBP: 0.370, SLG: 0.376	1-2 SF7		2-1 HR		3-1 HR			2-0 6-3 1B		3	2	2	1	0	0	0									
Lloyd McClendon, R (6, PH) OBP: 0.309, SLG: 0.317	3-H SF7		1-2 HR		0-0 HR			1-0 6-3 1B		1	0	1	0	0	0	0									
Andre Dawson, R (1, 9) OBP: 0.359, SLG: 0.706	3-2 E		1-2 HR		0-0 HR			1-0 FC6-4 1B		4	4	3	4	0	0	0									
Paul Assenmacher, L (7, 1) OBP: 0.251, SLG: 0.289	0-0 E		1-H HR		1-1 HR			1-0 FC6-4 1B		0	0	0	0	0	0	0									
Domingo Ramos, R (8, PH) OBP: 0.143, SLG: 0.143	2-H E		HR		1-H HR			1-2 FC6-4 1B		1	0	0	0	0	0	0									
Steve Wilson, L (8, 1) OBP: 0.143, SLG: 0.143	1-0 E6		0-0 L9		1-1 1B			1-0 1B		5	3	3	1	0	0	0									
Mitch Williams, L (9, 1) OBP: 0.407, SLG: 0.528	2-H E6		0-0 L9		1-1 1B			1-3 HR																	
Dwight Smith, L (1, 7) OBP: 0.331, SLG: 0.521	1-3 K		0-1 P4		1-0 1B			0-0 1B		5	1	2	2	0	1	1									
Shawon Dunston, R (1, 6) OBP: 0.331, SLG: 0.521	1 SAFE 1 SAFE 1 SAFE K		1-3 P4		2-H 1B			1-2 HR																	
Luis Salazar, R (1, 5) OBP: 0.278, SLG: 0.320		2-0 1B		1-2 4-3		4-0 IBB		0-1 1B		4	1	2	3	1	0	0									
Rick Wrona, R (1, 2) OBP: 0.286, SLG: 0.250		1-1 F7		3-3 K		0-3 K		2-3 K		5	0	1	0	0	3	3									
Jeff Pico, R (1, 1) OBP: 0.317, SLG: 0.359		1-3 K		3-2 P3		1-3 K		1-3 K		3	0	0	0	0	2	1									
Curtis Wilkerson, S (7, PH) OBP: 0.317, SLG: 0.359		1-3 K		3-2 P3		1-3 K		1-2 1B		2	0	1	0	0	1	0									
Inning Stats	R: 2 E: 1 K: 1 S: 14	H: 2 LOB: 1 BB: 0 P: 21	R: 0 E: 0 K: 1 S: 10	H: 1 LOB: 1 BB: 0 P: 14	R: 2 E: 0 K: 0 S: 15	H: 2 LOB: 0 BB: 0 P: 20	R: 0 E: 0 K: 1 S: 11	H: 0 LOB: 0 BB: 0 P: 18	R: 3 E: 0 K: 1 S: 15	H: 4 LOB: 2 BB: 1 P: 25	R: 0 E: 0 K: 1 S: 8	H: 0 LOB: 0 BB: 0 P: 12	R: 4 E: 1 K: 2 S: 12	H: 3 LOB: 0 BB: 0 P: 17	R: 0 E: 0 K: 0 S: 4	H: 2 LOB: 1 BB: 0 P: 7	R: 1 E: 0 K: 1 S: 17	H: 3 LOB: 2 BB: 0 P: 26	1B: 10 2B: 3 3B: 0 HR: 4	SF: 1 SAC: 0 DP: 1 HBP: 0	WP: 0 PB: 0 SB: 0 CS: 0	PA: 46			
PITCHER	IP WLS BF H R ER SO BB IBB HBP BLK WP HR S P ERA WHIP	5.0 L 26 9 7 6 4 0 1 0 0 0 2 65 98 10.80 1.800	3.0 L 14 5 4 3 3 0 0 0 0 0 1 24 36 9.00 1.667	1.0 L 6 3 1 1 1 0 0 0 0 0 1 17 26 9.00 3.000																					

Chicago Cubs @ Atlanta Braves
Atlanta-Fulton County Stadium, Atlanta, GA
Tue May 15 1990, 7:05 PM EDT
Att: 16,271 - Unknown

AB	44
R	12
H	17
RBI	11
BB	1
SO	8
LOB	11



Batter	1	2	3	4	5	6	7	8	9	AB	R	H	RBI	BB	SO	LOB	BOTTOM								
Oddibe McDowell, L (1, 8) OBP: 0.293, SLG: 0.374	1-0 F9		1-0 F8			2-1 G5-4-3 1B		1-0 1B		4	1	2	0	0	0	0									
Ron Gant, R (1, 7) OBP: 0.292, SLG: 0.379	1-0 G3		4-2 BB			1-2 G5-4-3 1B		1-0 F8		3	0	0	0	1	0	2									
Jim Presley, R (1, 5) OBP: 0.340, SLG: 0.465	4-2 BB		0-1 3-1			1-1 1-3		2-2 2B		3	1	1	0	1	0	1									
Dale Murphy, R (1, 9) OBP: 0.361, SLG: 0.408	1-3 K				0-2 F8			1-2 2B		4	0	1	2	0	1	1									
Francisco Cabrera, R (1, 3) OBP: 0.400, SLG: 0.400		1-2 L8		1-1 P6		0-1 1B		1-1 4-3		4	0	1	0	0	0	1									
Ernie Whitt, L (1, 2) OBP: 0.261, SLG: 0.259		2-0 G3		2-2 4-3		1-0 P2		3-3 K		4	0	0	0	0	1	1									
Mark Lemke, S (1, 4) OBP: 0.278, SLG: 0.212		4-0 BB			0-0 P2			2-1 5-3		3	0	1	0	1	0	0									
Alexis Infante, R (1, 6) OBP: 0.083, SLG: 0.167		0-1 6-3			1-2 F7			1-2 2B		4	0	1	0	0	0	3									
Pete Smith, R (1, 1) OBP: 0.091, SLG: 0.091			1-2 G3		0-0 5-3			2-2 F7		1	0	0	0	0	0	0									
Derek Lilliquist, L (5, PH) OBP: 0.091, SLG: 0.091										1	0	0	0	0	0	0									
Tony Castillo, L (6, 1) OBP: 0.091, SLG: 0.091										0	0	0	0	0	0	0									
Lonnie Smith, R (8, PH) OBP: 0.091, SLG: 0.091										1	0	0	0	0	0	0									
Dwayne Henry, R (9, 1) OBP: 0.091, SLG: 0.091										0	0	0	0	0	0	0									
Greg Olson, R (9, PH) OBP: 0.091, SLG: 0.091										1	0	0	0	0	0	1									
Inning Stats	R: 0 E: 0 K: 1 S: 7	H: 0 LOB: 1 BB: 1 P: 14	R: 0 E: 0 K: 0 S: 7	H: 0 LOB: 1 BB: 1 P: 14	R: 0 E: 0 K: 0 S: 9	H: 0 LOB: 0 BB: 0 P: 15	R: 0 E: 0 K: 0 S: 9	H: 0 LOB: 0 BB: 0 P: 12	R: 0 E: 0 K: 0 S: 5	H: 0 LOB: 0 BB: 0 P: 6	R: 0 E: 0 K: 0 S: 8	H: 1 LOB: 0 BB: 0 P: 12	R: 0 E: 0 K: 0 S: 8	H: 2 LOB: 2 BB: 0 P: 10	R: 2 E: 0 K: 0 S: 16	H: 3 LOB: 1 BB: 0 P: 24	R: 0 E: 0 K: 1 S: 13	H: 1 LOB: 1 BB: 0 P: 22	1B: 5 2B: 2 3B: 0 HR: 0	SF: 0 SAC: 0 DP: 1 HBP: 0	WP: 0 PB: 0 SB: 0 CS: 0	PA: 36			
PITCHER	IP WLS BF H R ER SO BB IBB HBP BLK WP HR S P ERA WHIP	6.0 W 21 10 0 0 0 3 0 0 0 0 0 45 73 0.00 0.667	1.0 L 5 2 0 0 0 0 0 0 0 0 0 8 10 0.00 2.000	1.0 L 6 3 2 2 0 0 0 0 0 0 0 16 24 18.00 3.000	1.0 L 4 1 0 0 1 0 0 0 0 0 0 13 22 0.00 1.000																				

Chicago Cubs @ Atlanta Braves
Atlanta-Fulton County Stadium, Atlanta, GA
Tue May 15 1990, 7:05 PM EDT
Att: 16,271 - Unknown

AB	33
R	2
H	7
RBI	2
BB	3
SO	2
LOB	10



Batter	1	2	3	4	5	6	7	8	9	AB	R	H	RBI	BB	SO	LOB	TOP					
Jerome Walton, R (1, 8) OBP: 0.369, SLG: 0.324	F8		F7			23 FC6 1B		1B		4	0	2	0	0	0	0	Chicago Cubs @ Atlanta Braves Atlanta-Fulton County Stadium, Atlanta, GA Wed May 16 1990, 7:05 PM EDT Att. 13,345 - Sunny - 85 F					
23 Ryne Sandberg, R (1, 4) OBP: 0.329, SLG: 0.496	1B			BLK BB		FC6		L7		3	0	1	0	1	0	2						
Mark Grace, L (1, 3) OBP: 0.367, SLG: 0.372	P5			F8		4-3			G5-4-3 1B	4	0	1	0	0	0	3						
Andre Dawson, R (1, 9) OBP: 0.347, SLG: 0.681	K			K					G5-4-3 1B	4	0	0	0	0	3	3						
Dwight Smith, L (1, 7) OBP: 0.388, SLG: 0.500		P7		P6			4-3		4-3	4	0	0	0	0	0	1						
Shawon Dunston, R (1, 6) OBP: 0.331, SLG: 0.516		K			CS 1B		K			3	0	1	0	0	2	0						
Luis Salazar, R (1, 5) OBP: 0.268, SLG: 0.308		K			P5		K			3	0	0	0	0	2	2						
Rick Wrona, R (1, 2) OBP: 0.261, SLG: 0.227			K			L7		3-1		2	0	0	0	0	1	1						
Paul Assenmacher, L (5, 1) OBP: 0.222, SLG: 0.222						1-2				1	0	0	0	0	0	0						
Dave Clark, L (8, PH) OBP: 0.222, SLG: 0.222										0	0	0	0	0	0	0						
Bill Long, R (8, 1)										0	0	0	0	0	0	0						
Greg Maddux, R (1, 1)					F9			P9		1	0	0	0	0	0	0						
Lloyd McClendon, R (5, 2) OBP: 0.300, SLG: 0.306						K				2	0	0	0	0	1	0						
Inning Stats	R: 0 E: 0 K: 1 S: 6	H: 1 LOB: 1 BB: 0 P: 6	R: 0 E: 0 K: 2 S: 7	H: 0 LOB: 0 BB: 0 P: 7	R: 0 E: 0 K: 1 S: 5	H: 0 LOB: 0 BB: 0 P: 5	R: 0 E: 0 K: 1 S: 5	H: 0 LOB: 1 BB: 1 P: 9	R: 0 E: 0 K: 0 S: 3	H: 1 LOB: 1 BB: 0 P: 3	R: 0 E: 1 K: 1 S: 6	H: 1 LOB: 1 BB: 0 P: 6	R: 0 E: 0 K: 3 S: 10	H: 0 LOB: 1 BB: 0 P: 10	R: 0 E: 0 K: 0 S: 4	H: 1 LOB: 1 BB: 0 P: 4	R: 0 E: 0 K: 0 S: 3	H: 1 LOB: 0 BB: 0 P: 3	1B: 5 2B: 0 3B: 0 HR: 0	SF: 0 SAC: 0 DP: 1 HBP: 0	WP: 1 PB: 0 SB: 1 CS: 1	PA: 32
PITCHER 29 John Smoltz, R (1, 1) ERA: 5.4	IP: 9.0 WLS: W BF: 32	H: 5 R: 0 ER: 0 SO: 9	BB: 1 IBB: 0 HBP: 0 BLK: 1	WP: 1 HR: 0 S: 49 P: 53	ERA: 0.00 WHIP: 0.667	PITCHER										IP: 9.0 WLS: W BF: 32	H: 5 R: 0 ER: 0 SO: 9	BB: 1 IBB: 0 HBP: 0 BLK: 1	WP: 1 HR: 0 S: 49 P: 53	ERA: 0.00 WHIP: 0.667		

AB	31
R	0
H	5
RBI	0
BB	1
SO	9
LOB	12



Batter	1	2	3	4	5	6	7	8	9	AB	R	H	RBI	BB	SO	LOB	BOTTOM			
Oddibe McDowell, L (1, 8) OBP: 0.291, SLG: 0.379	6-3		K				G4-6-3 1B			4	1	1	2	0	1	2	Chicago Cubs @ Atlanta Braves Atlanta-Fulton County Stadium, Atlanta, GA Wed May 16 1990, 7:05 PM EDT Att. 13,345 - Sunny - 85 F			
Ron Gant, R (1, 7) OBP: 0.303, SLG: 0.377	F8			K		1-2 2H 1B		1B		3	0	1	0	1	1	0				
Jeff Treadway, L (1, 4) OBP: 0.333, SLG: 0.435	6-3			P6		1-2 3H 1B		P7		4	0	1	1	0	0	1				
Jim Presley, R (1, 5) OBP: 0.336, SLG: 0.467		K			P3			K		4	1	1	0	0	2	2				
David Justice, L (1, 3) OBP: 0.250, SLG: 0.500		K						3-1		4	0	1	1	0	2	2				
Mark Lemke, S (9, 5) OBP: 0.278, SLG: 0.212		K			K					0	0	0	0	0	0	0				
Dale Murphy, R (1, 9) OBP: 0.355, SLG: 0.402		6-3			6-3			F8		4	0	1	0	0	0	1				
Ernie Whitt, L (1, 2) OBP: 0.264, SLG: 0.262			6-3			SH1-3 2B		F8		3	1	1	0	0	0	1				
Alexis Infante, R (1, 6) OBP: 0.071, SLG: 0.143			K		SH1-3		G4-6-3			2	0	0	0	0	1	1				
29 John Smoltz, R (1, 1) OBP: 0.357, SLG: 0.182			E5			2B		1B		2	1	1	0	1	0	0				
Inning Stats	R: 0 E: 0 K: 0 S: 3	H: 0 LOB: 0 BB: 0 P: 3	R: 0 E: 0 K: 2 S: 7	H: 0 LOB: 0 BB: 0 P: 7	R: 0 E: 1 K: 2 S: 8	H: 0 LOB: 1 BB: 0 P: 8	R: 1 E: 0 K: 1 S: 7	H: 2 LOB: 1 BB: 0 P: 7	R: 3 E: 0 K: 1 S: 8	H: 3 LOB: 2 BB: 2 P: 16	R: 0 E: 0 K: 0 S: 3	H: 1 LOB: 0 BB: 0 P: 3	R: 0 E: 0 K: 0 S: 4	H: 2 LOB: 1 BB: 0 P: 4	R: 0 E: 0 K: 1 S: 5	H: 0 LOB: 0 BB: 0 P: 5	1B: 5 2B: 3 3B: 0 HR: 0	SF: 0 SAC: 1 DP: 2 HBP: 0	WP: 0 PB: 0 SB: 0 CS: 0	PA: 33
PITCHER Greg Maddux, R (1, 1) ERA: 3.17	IP: 2.2 WLS: L BF: 10	H: 4 R: 4 ER: 4 SO: 5	BB: 2 IBB: 0 HBP: 0 BLK: 0	WP: 0 HR: 0 S: 28 P: 36	ERA: 0.00 WHIP: 1.385	PITCHER										IP: 2.2 WLS: L BF: 10	H: 4 R: 4 ER: 4 SO: 5	BB: 2 IBB: 0 HBP: 0 BLK: 0	WP: 0 HR: 0 S: 28 P: 36	ERA: 0.00 WHIP: 1.385
Paul Assenmacher, L (5, 1) ERA: 1.84	IP: 1.0 WLS: 3 BF: 0	H: 0 R: 0 ER: 0 SO: 1	BB: 0 IBB: 0 HBP: 0 BLK: 0	WP: 0 HR: 0 S: 5 P: 5	ERA: 0.00 WHIP: 0.000	PITCHER										IP: 1.0 WLS: 3 BF: 0	H: 0 R: 0 ER: 0 SO: 1	BB: 0 IBB: 0 HBP: 0 BLK: 0	WP: 0 HR: 0 S: 5 P: 5	ERA: 0.00 WHIP: 0.000



Batter	1	2	3	4	5	6	7	8	9	AB	R	H	RBI	BB	SO	LOB	TOP										
Barry Bonds, L (1,7) OBP: 0.386, SLG: 0.545	G4-3		P6				F9		G3-1	5	1	1	0	0	0	3	Pittsburgh Pirates @ Atlanta Braves Atlanta-Fulton County Stadium, Atlanta, GA Thu May 17 1990, 7:05 PM EDT Att. 6,340 - Unknown - 60 F										
Jay Bell, R (1,6) OBP: 0.348, SLG: 0.387	1B		F7				G4-6-3			3	0	1	0	0	0	1											
Gary Redus, R (1,3) OBP: 0.290, SLG: 0.385	P2		1B						K	3	0	1	1	0	1	1											
Bobby Bonilla, S (1,9) OBP: 0.292, SLG: 0.518	F8		F8						K	4	0	0	0	0	1	2											
Jeff King, R (1,5) OBP: 0.239, SLG: 0.323		P4							G6-3	3	0	0	0	1	0	0											
Don Slaught, R (1,2) OBP: 0.375, SLG: 0.660	1B								FC3-6 1B	4	0	3	0	0	0	1											
Andy Van Slyke, L (1,8) OBP: 0.409, SLG: 0.509	1B								FC3-6 BB	4	0	2	0	0	0	2											
Jose Lind, R (1,4) OBP: 0.338, SLG: 0.364	F8									3	0	0	0	1	0	5											
Neal Heaton, L (1,1) OBP: 0.176, SLG: 0.067										2	0	0	0	0	1	4											
John Cangelosi, S (7,PH) OBP: 0.318, SLG: 0.211										1	0	1	0	0	0	0											
Randy Kramer, R (7,1) OBP: 0.306, SLG: 0.286										0	0	0	0	0	0	0											
R.J. Reynolds, S (9,PH)										1	0	0	0	0	1	2											
Inning Stats	R: 0 E: 0 K: 0 S: 11	H: 1 LOB: 1 BB: 0 P: 15	R: 0 E: 0 K: 1 S: 16	H: 2 LOB: 2 BB: 0 P: 24	R: 0 E: 0 K: 0 S: 10	H: 1 LOB: 1 BB: 0 P: 17	R: 0 E: 0 K: 0 S: 7	H: 1 LOB: 0 BB: 1 P: 12	R: 1 E: 0 K: 0 S: 9	H: 1 LOB: 0 BB: 0 P: 14	R: 0 E: 0 K: 0 S: 11	H: 1 LOB: 1 BB: 0 P: 16	R: 0 E: 0 K: 2 S: 8	H: 0 LOB: 0 BB: 0 P: 15	R: 0 E: 0 K: 1 S: 8	H: 1 LOB: 2 BB: 1 P: 16	1B: 8 2B: 1 3B: 0 HR: 0	SF: 1 SAC: 1 DP: 1 HBP: 0	WP: 0 PB: 0 SB: 0 CS: 0	PA: 37							
PITCHER	IP	WLS	BF	H	R	ER	SO	BB	IBB	HBP	BLK	WP	HR	S	P	ERA	WHIP										
Derek Lilliquist, L (1,1) ERA: 5.0	7.0	W	29	8	1	1	1	1	0	0	0	0	0	68	103	1.29	1.286										
Joe Hesketh, L (8,1) ERA: 2.0	2.0	S	8	1	0	0	3	1	0	0	0	0	0	16	31	0.00	1.000										

Batter	1	2	3	4	5	6	7	8	9	AB	R	H	RBI	BB	SO	LOB	BOTTOM										
Ron Gant, R (1,8) OBP: 0.309, SLG: 0.384	G3-1								P9	4	0	1	0	1	1	1	Pittsburgh Pirates @ Atlanta Braves Atlanta-Fulton County Stadium, Atlanta, GA Thu May 17 1990, 7:05 PM EDT Att. 6,340 - Unknown - 60 F										
Jeff Treadway, L (1,4) OBP: 0.340, SLG: 0.448	G5-3 1B									4	0	2	0	0	0	1											
Lonnie Smith, R (1,7) OBP: 0.312, SLG: 0.304	G5-3									4	0	0	0	0	1	3											
Jim Presley, R (1,5) OBP: 0.333, SLG: 0.454	BB									3	0	0	0	1	0	0											
Dale Murphy, R (1,9) OBP: 0.362, SLG: 0.405	G6-3									4	2	2	0	0	0	2											
David Justice, L (1,3) OBP: 0.250, SLG: 0.500										4	0	1	0	0	0	2											
Mark Lemke, S (9,5) OBP: 0.278, SLG: 0.212										0	0	0	0	0	0	0											
Andres Thomas, R (1,6) OBP: 0.250, SLG: 0.311										3	2	2	1	1	0	1											
Greg Olson, R (1,2) OBP: 0.476, SLG: 0.686										4	2	2	5	0	0	0											
Derek Lilliquist, L (1,1) OBP: 0.412, SLG: 0.765										3	0	1	0	0	0	0											
Joe Hesketh, R (8,1)										1	0	0	0	0	1	0											
Inning Stats	R: 0 E: 0 K: 0 S: 7	H: 1 LOB: 2 BB: 1 P: 16	R: 2 E: 0 K: 1 S: 15	H: 4 LOB: 2 BB: 0 P: 22	R: 0 E: 0 K: 0 S: 7	H: 1 LOB: 1 BB: 0 P: 9	R: 0 E: 0 K: 0 S: 6	H: 1 LOB: 1 BB: 0 P: 12	R: 1 E: 0 K: 0 S: 16	H: 3 LOB: 2 BB: 0 P: 23	R: 0 E: 0 K: 0 S: 5	H: 0 LOB: 0 BB: 1 P: 12	R: 0 E: 0 K: 1 S: 7	H: 0 LOB: 0 BB: 0 P: 11	R: 3 E: 1 K: 1 S: 12	H: 1 LOB: 0 BB: 1 P: 24	1B: 6 2B: 3 3B: 0 HR: 2	SF: 0 SAC: 0 DP: 0 HBP: 0	WP: 0 PB: 0 SB: 0 CS: 1	PA: 38							
PITCHER	IP	WLS	BF	H	R	ER	SO	BB	IBB	HBP	BLK	WP	HR	S	P	ERA	WHIP										
Neal Heaton, L (1,1) ERA: 2.44	6.0	L	28	10	3	3	1	2	0	0	0	0	1	56	94	4.50	2.000										
Randy Kramer, R (7,1) ERA: 2.7	2.0		9	1	3	2	2	0	1	0	0	0	1	19	35	9.00	0.500										



Batter	1	2	3	4	5	6	7	8	9	AB	R	H	RBI	BB	SO	LOB	TOP										
John Cangelosi , S (1, 7) OBP: 0.308, SLG: 0.182	F8		G4-3			K			1B FC5	3	1	0	0	1	1	0	Pittsburgh Pirates @ Atlanta Braves Atlanta-Fulton County Stadium, Atlanta, GA Sat May 19 1990, 7:05 PM EDT Att: 26,170 - Unknown										
Jay Bell , R (1, 6) OBP: 0.348, SLG: 0.383	1B			WP 1B		K			FC5 1B	4	0	3	0	0	1	0											
Gary Redus , R (1, 3) OBP: 0.303, SLG: 0.393	K			K			CS 1B		FC5 1B	4	0	2	0	0	2	2											
Bobby Bonilla , S (1, 9) OBP: 0.301, SLG: 0.544	K			L4-3 IBB		K			K	3	0	0	0	1	3	5											
Jeff King , R (1, 5) OBP: 0.225, SLG: 0.303	F7			L4-3			F8		FC5 FC5-4	4	0	0	1	0	0	4											
Don Slaught , R (1, 2) OBP: 0.360, SLG: 0.632	G4-3				L6			G4-6-3 1B	FC5-4	4	0	1	0	0	0	2											
Andy Van Slyke , L (1, 8) OBP: 0.407, SLG: 0.492	G4-3				1-1 G4-6-3 1B			G4-6-3 1-2f		3	0	1	0	0	0	1											
Jose Lind , R (1, 4) OBP: 0.355, SLG: 0.384			F9		1-1 G4-6-3 1-2f					3	0	1	0	0	0	1											
Walt Terrell , L (1, 1) OBP: 0.071, SLG: 0.071										2	0	0	0	0	2	0											
R.J. Reynolds , S (8, PH) OBP: 0.302, SLG: 0.281										1	0	0	0	0	0	1											
Bill Landrum , R (8, 1)									G6-3	0	0	0	0	0	0	0											
Inning Stats	R: 0 E: 0 K: 2 S: 11	H: 1 LOB: 1 BB: 0 P: 17	R: 0 E: 0 K: 0 S: 4	H: 0 LOB: 0 BB: 0 P: 5	R: 0 E: 0 K: 1 S: 9	H: 0 LOB: 0 BB: 0 P: 14	R: 0 E: 0 K: 1 S: 9	H: 1 LOB: 1 BB: 1 P: 20	R: 0 E: 0 K: 0 S: 5	H: 1 LOB: 0 BB: 0 P: 8	R: 0 E: 0 K: 1 S: 8	H: 1 LOB: 0 BB: 0 P: 14	R: 0 E: 0 K: 0 S: 7	H: 2 LOB: 1 BB: 0 P: 11	R: 1 E: 0 K: 1 S: 17	H: 2 LOB: 2 BB: 1 P: 25	1B: 7 2B: 3 3B: 0 HR: 0	SF: 0 SAC: 0 DP: 4 HBP: 0	WP: 1 PB: 0 SB: 0 CS: 1	PA: 33							
PITCHER	IP	WLS	BF	H	R	ER	SO	BB	IBB	HBP	BLK	WP	HR	S	P	ERA	WHIP										
Tom Glavine , L (1, 1) ERA: 2.56	8.0	W	29	7	1	1	8	1	1	0	0	1	0	67	113	1.12	1.000										
Joe Hesketh , L (9, 1) ERA: 1.6	1.0	S	4	1	0	0	1	0	0	0	0	0	0	13	15	0.00	1.000										

AB	31
R	1
H	8
RBI	1
BB	2
SO	9
LOB	16




Batter	1	2	3	4	5	6	7	8	9	AB	R	H	RBI	BB	SO	LOB	BOTTOM										
Oddibe McDowell , L (1, 8) OBP: 0.273, SLG: 0.353	P4		F8			K			E6	4	0	0	0	0	1	0	Pittsburgh Pirates @ Atlanta Braves Atlanta-Fulton County Stadium, Atlanta, GA Sat May 19 1990, 7:05 PM EDT Att: 26,170 - Unknown										
Lonnie Smith , R (1, 7) OBP: 0.304, SLG: 0.330	K		E5			K			K	4	0	0	0	0	3	1											
Jeff Treadway , L (1, 4) OBP: 0.321, SLG: 0.413	L6		G4-3				P5		L9	4	0	0	0	0	0	2											
Jim Presley , R (1, 5) OBP: 0.341, SLG: 0.474		G6-3		1B G5-4-3 1B		P3			HR	4	2	2	1	0	0	0											
David Justice , L (1, 3) OBP: 0.412, SLG: 0.588		BB 1B		G5-4-3 1B		BB 2B			F7	4	0	3	0	0	0	0											
Mark Lemke , S (9, 5) OBP: 0.288, SLG: 0.212		1B		1-2 G5-4-3 1B					F8	0	0	0	0	0	0	0											
Dale Murphy , R (1, 9) OBP: 0.365, SLG: 0.398		BB		1-2 G5-4-3 1B		BB HBP			F8	2	0	1	0	1	0	0											
Andres Thomas , R (1, 6) OBP: 0.266, SLG: 0.327		P4		G5-4-3		BB			P5	3	0	0	0	1	0	4											
Greg Olson , R (1, 2) OBP: 0.429, SLG: 0.595		G1-3		G3		G1-3				3	0	0	0	0	0	6											
Tom Glavine , L (1, 1) OBP: 0.118, SLG: 0.176			G4-3			G5-3			G4-3	3	0	0	0	0	0	0											
Joe Hesketh , R (9, 1)										0	0	0	0	0	0	0											
Inning Stats	R: 0 E: 0 K: 1 S: 7	H: 0 LOB: 0 BB: 0 P: 11	R: 0 E: 0 K: 0 S: 8	H: 1 LOB: 2 BB: 1 P: 16	R: 0 E: 1 K: 0 S: 6	H: 0 LOB: 1 BB: 0 P: 10	R: 1 E: 0 K: 0 S: 8	H: 3 LOB: 1 BB: 0 P: 14	R: 0 E: 0 K: 2 S: 7	H: 0 LOB: 0 BB: 0 P: 8	R: 0 E: 0 K: 0 S: 8	H: 1 LOB: 3 BB: 1 P: 17	R: 0 E: 1 K: 1 S: 6	H: 0 LOB: 1 BB: 0 P: 9	R: 1 E: 0 K: 0 S: 8	H: 1 LOB: 0 BB: 0 P: 11	1B: 4 2B: 1 3B: 0 HR: 1	SF: 0 SAC: 0 DP: 1 HBP: 1	WP: 0 PB: 0 SB: 1 CS: 0	PA: 34							
PITCHER	IP	WLS	BF	H	R	ER	SO	BB	IBB	HBP	BLK	WP	HR	S	P	ERA	WHIP										
Walt Terrell , R (1, 1) ERA: 4.7	7.0	L	30	5	1	1	4	2	0	1	0	0	0	50	85	1.29	1.000										
Bill Landrum , R (8, 1) ERA: 1.37	1.0		4	1	1	1	0	0	0	0	0	0	1	8	11	9.00	1.000										



Batter	1	2	3	4	5	6	7	8	9	AB	R	H	RBI	BB	SO	LOB	TOP			
Wally Backman, S (1, 4) Rafael Belliard, R (9, FR) OBP: 0.383, SLG: 0.419 OBP: 0.300, SLG: 0.250	4-0 SH3-4 2B BB	0-0 L6		0-3 K			0-0 4-3		0-0 1B 1B	4	1	1	0	1	1	0				
Jay Bell, R (1, 6) R.J. Reynolds, S (9, FH) OBP: 0.340, SLG: 0.374 OBP: 0.313, SLG: 0.293	0-0 SH3-4 1-2	0-3 K			0-0 6-3		0-0 4-3		0-0 1B 2B 1B	3	0	0	0	0	1	0				
Andy Van Slyke, L (1, 8) OBP: 0.407, SLG: 0.496	0-0 2B 2B	0-3 K			0-0 L7		0-0 4-3		0-0 2B 1B	5	2	2	2	0	1	0				
Bobby Bonilla, S (1, 9) OBP: 0.316, SLG: 0.605	0-0 2H HR 2B			0-0 HR		0-0 HR		0-0 E5 2B BLK	0-0 1B 2B	5	5	4	4	0	0	0				
Barry Bonds, L (1, 7) OBP: 0.380, SLG: 0.550	0-0 2H HR			0-3 K		0-0 G3		0-0 P5	0-3 K	5	1	1	2	0	2	4				
Sid Bream, L (1, 3) OBP: 0.337, SLG: 0.342	4-0 1B BB			0-0 L7		0-0 G6-4-3 BB 1B		0-0 1H 2B	4-0 BB 1B BB	3	0	2	1	2	0	0				
Michael LaValliere, L (1, 2) Don Slaughter, R (8, FH) OBP: 0.430, SLG: 0.385 OBP: 0.462, SLG: 0.627	0-0 1-2 1B			0-0 L8		4-0 G6-4-3 BB		0-3 K	0-0 1-2 2H 3H 1B	2	0	1	0	1	0	0				
Jeff King, R (1, 5) OBP: 0.224, SLG: 0.286	0-3 K			0-0 P3		0-0 G6-4-3 1-2 2-3		0-3 K	4-0 1-2 2-3 BB	4	0	0	0	1	2	5				
Bob Kipper, R (1, 1) Randy Kramer, R (2, 1) Bob Patterson, R (5, 1) Stan Belinda, R (7, 1) Bill Landrum, R (8, 1) John Cangelosi, S (9, FH) OBP: 0.296, SLG: 0.187	0-3 K			0-0 L9		0-3 K			0-3 K K	1	0	0	0	0	1	2				
Inning Stats	R: 4 E: 0 K: 2 S: 11	H: 4 LOB: 2 BB: 2 P: 19	R: 0 E: 0 K: 2 S: 7	H: 0 LOB: 0 BB: 0 P: 7	R: 1 E: 0 K: 1 S: 6	H: 1 LOB: 0 BB: 0 P: 6	R: 0 E: 0 K: 1 S: 5	H: 0 LOB: 0 BB: 0 P: 5	R: 1 E: 0 K: 0 S: 4	H: 1 LOB: 1 BB: 1 P: 9	R: 0 E: 0 K: 0 S: 3	H: 0 LOB: 0 BB: 0 P: 3	R: 1 E: 1 K: 2 S: 9	H: 1 LOB: 1 BB: 0 P: 9	R: 4 E: 0 K: 3 S: 14	H: 5 LOB: 3 BB: 2 P: 22	1B: 6 2B: 4 3B: 0 HR: 3	SF: 0 SAC: 1 DP: 1 HBP: 0	WP: 0 PB: 0 SB: 0 CS: 0	PA: 45
PITCHER	IP WLS BF H R ER SO BB IBB HBP BLK WP HR S P ERA WHIP	6.0 W 27 7 6 6 7 3 0 0 0 0 3 38 50 9.00 1.667	2.0 8 1 1 0 2 0 0 0 0 1 0 0 12 12 0.00 0.500	0.2 8 5 4 4 2 1 0 0 0 0 0 0 11 15 54.00 9.000	0.1 S 2 0 0 0 1 1 0 0 0 0 0 3 7 0.00 3.000	PITCHER														

Pittsburgh Pirates @ Atlanta Braves
Atlanta-Fulton County Stadium, Atlanta, GA
Sun May 20 1990, 7:05 PM EDT
Att: 8,288 - Cloudy - 79 F


AB 39
R 11
H 13
RBI 11
BB 5
SO 12
LOB 16

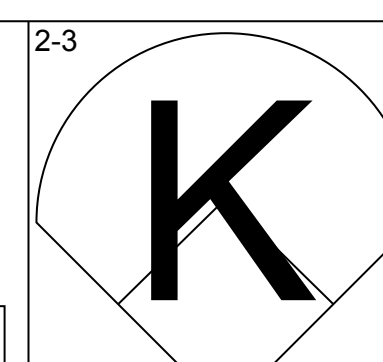
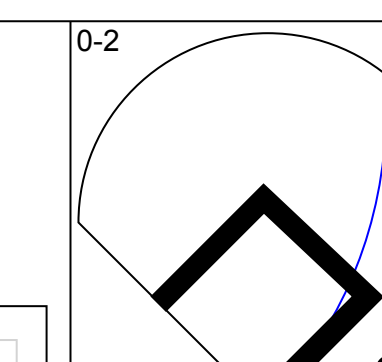
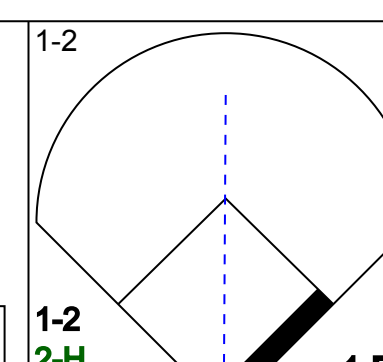
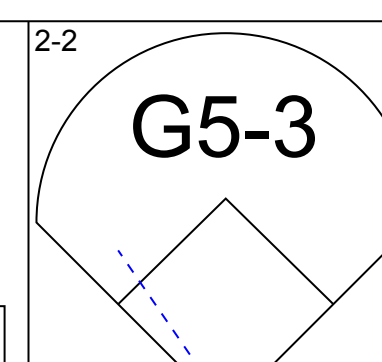
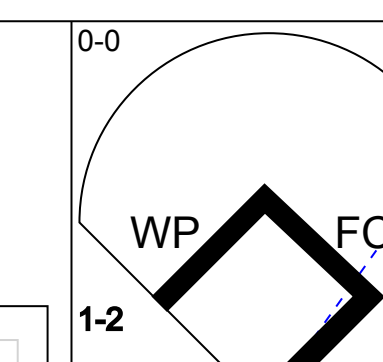
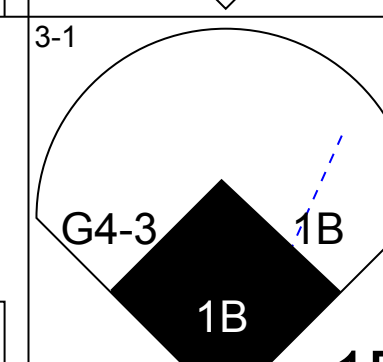
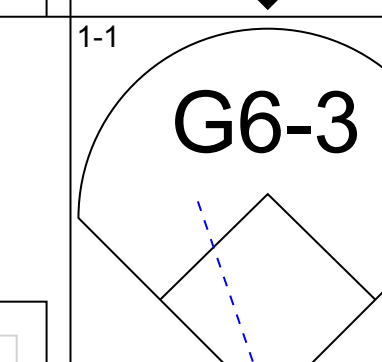
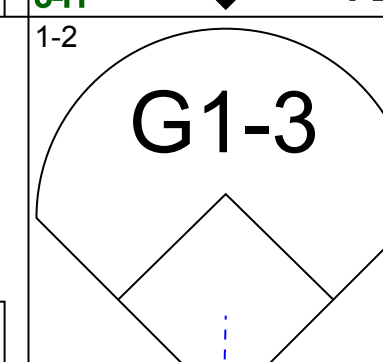
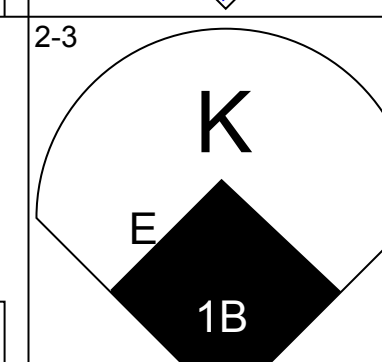
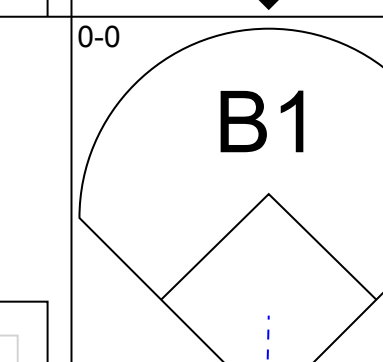
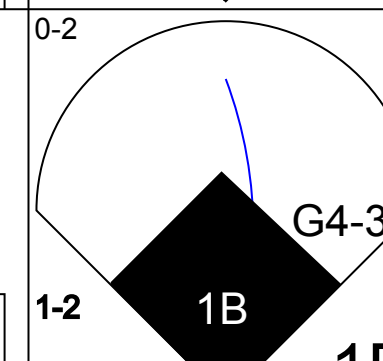
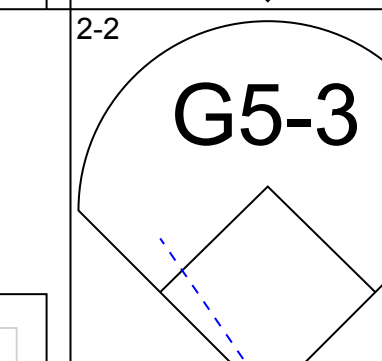
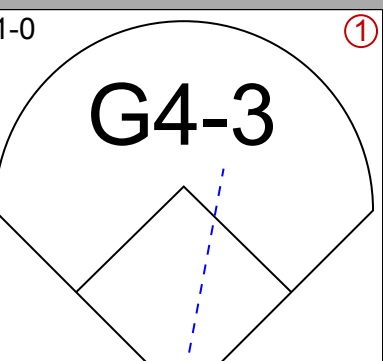
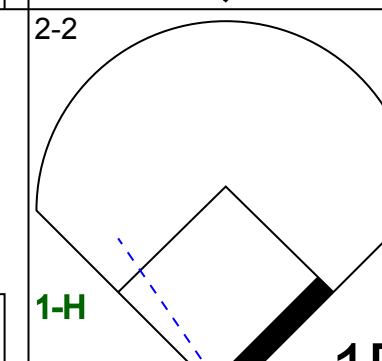
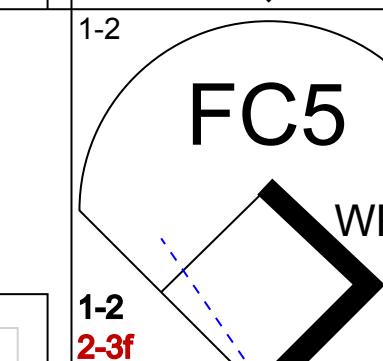
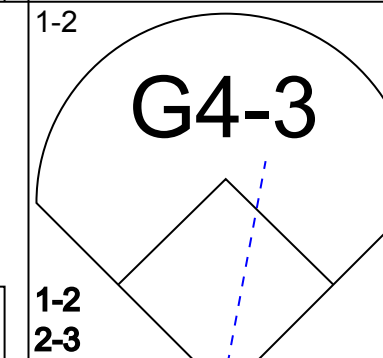
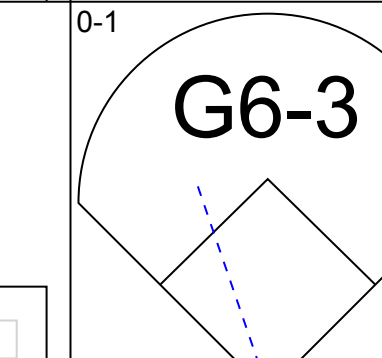
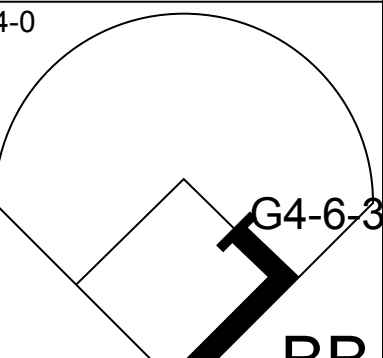
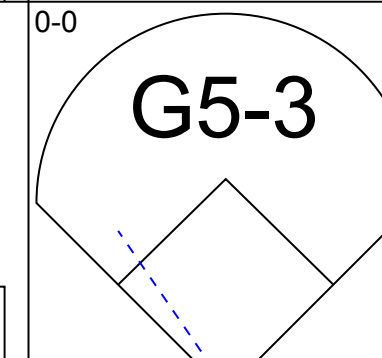
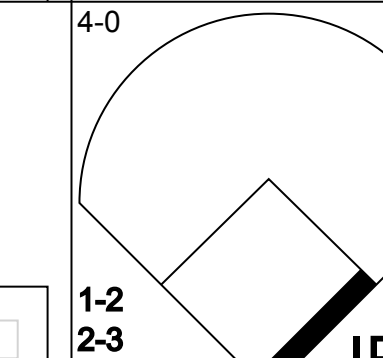
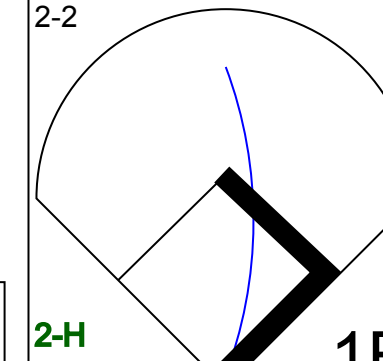
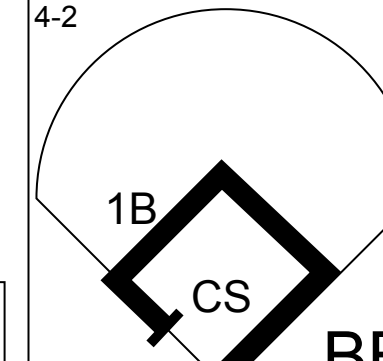
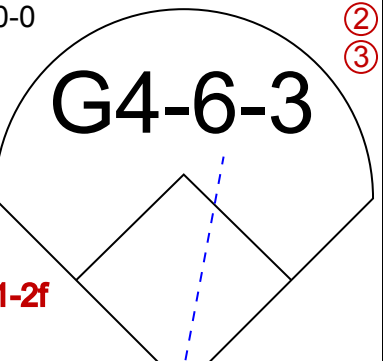
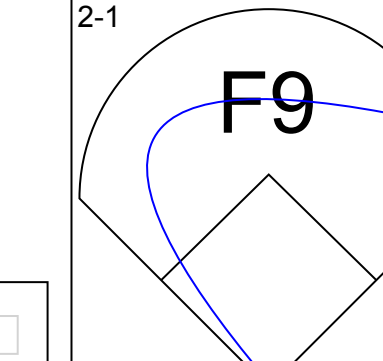
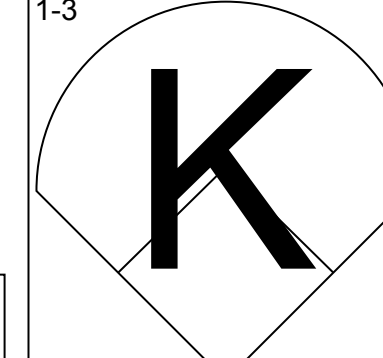
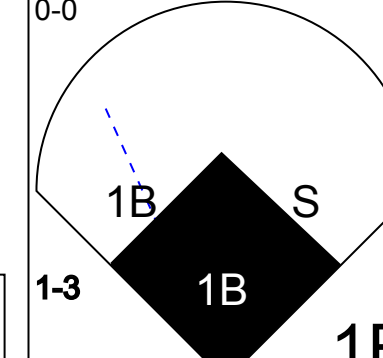
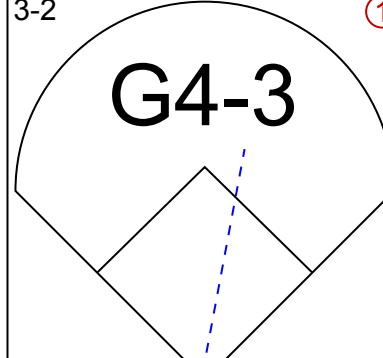
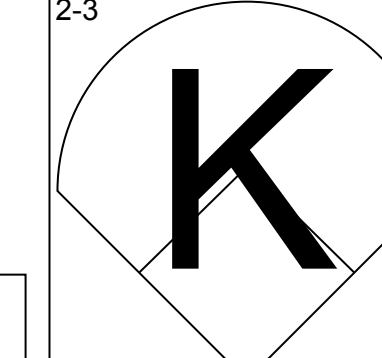
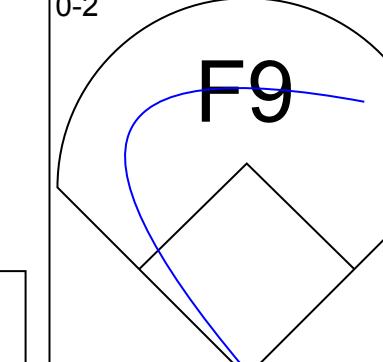
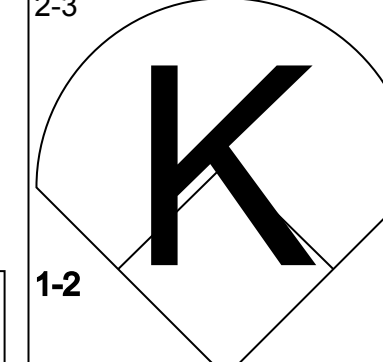
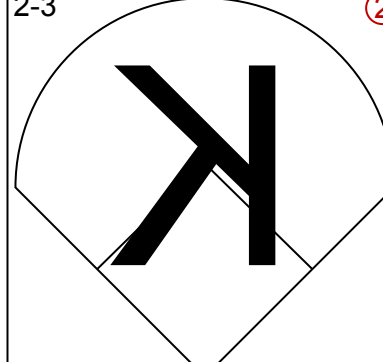

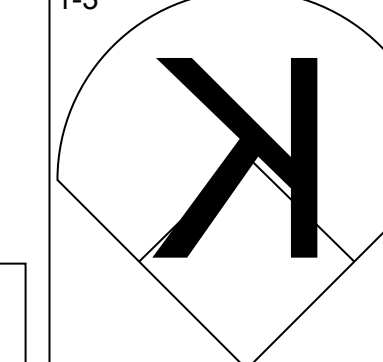
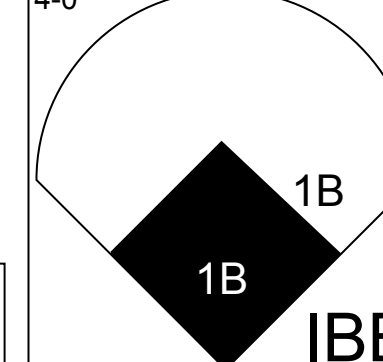
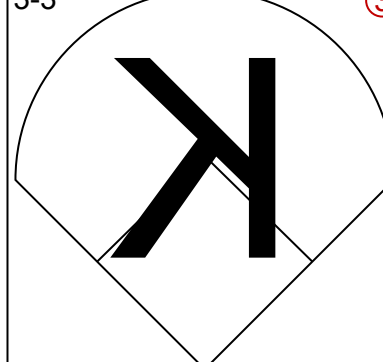

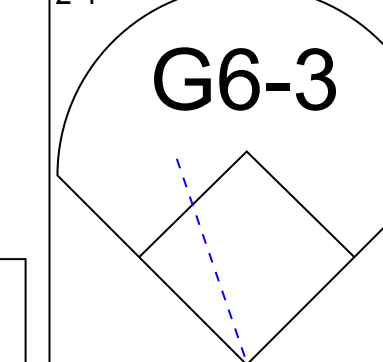
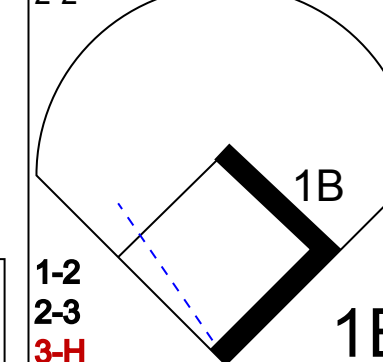
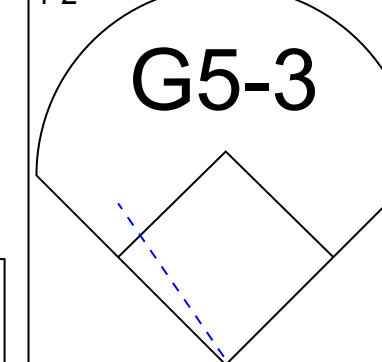
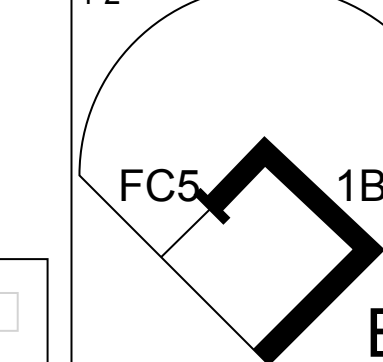


Batter	1	2	3	4	5	6	7	8	9	AB	R	H	RBI	BB	SO	LOB	BOTTOM				
Ron Gant, R (1, 8) OBP: 0.330, SLG: 0.525	0-0 HR	0-0 BLK 1B 2B	0-0 HR		0-0 F8		0-0 4-3			5	3	3	2	0	0	0					
Mark Lemke, S (1, 4) OBP: 0.294, SLG: 0.229	0-0 3-1 HR 2B	4-0 1B BB	0-0 3-1		0-0 5-3		0-0 4-3			4	2	1	0	1	0	0					
Lonnie Smith, R (1, 7) OBP: 0.318, SLG: 0.344	0-0 3-1	0-0 S 1B	0-0 S 1B		0-0 P8			0-0 6-3 1B		5	1	3	1	0	0	1					
Jim Presley, R (1, 5) OBP: 0.352, SLG: 0.483	4-0 HR BB	0-0 2B E 1B	0-0 L8			0-0 HR 2B		0-3 K		4	3	2	2	1	1	2					
Dale Murphy, R (1, 9) Tommy Gregg, L (9, 9) OBP: 0.376, SLG: 0.463 OBP: 0.167, SLG: 0.119	0-0 1H 3H HR	0-0 E8 1B 2B	0-0 5-3			0-0 HR 2B		0-0 6-3		5	3	3	5	0	0	2					
David Justice, L (1, 3) Charlie Kerfeld, R (9, 1) Joe Boever, R (9, 1)	0-0 4-3	0-0 S 1B		0-0 K2 1B		0-0 F9		0-0 P7		5	0	2	1	0	0	1					
Andres Thomas, R (1, 6) OBP: 0.283, SLG: 0.339	0-3 K	0-3 K		0-0 K2 1B		0-0 G5-4-3 1B				4	0	2	0	0	2	1					
Greg Olson, R (1, 2) OBP: 0.415, SLG: 0.556		5-3		0-3 K2 1B		0-0 G5-4-3				3	0	0	0	1	1	3					
Pete Smith, R (1, 1) Tony Castillo, L (7, 1) Jeff Treadway, L (9, 4) OBP: 0.143, SLG: 0.077 OBP: 0.321, SLG: 0.413	1-1 L	2B BB		0-0 5-3				0-3 K		2	1	0	0	1	0	3					
Inning Stats	R: 4 E: 0 K: 1 S: 8	H: 3 LOB: 1 BB: 1 P: 12	R: 6 E: 1 K: 1 S: 10	H: 5 LOB: 3 BB: 3 P: 22	R: 1 E: 0 K: 0 S: 5	H: 2 LOB: 1 BB: 0 P: 5	R: 0 E: 0 K: 1 S: 6	H: 2 LOB: 1 BB: 0 P: 6	R: 0 E: 0 K: 0 S: 3	H: 3 LOB: 0 BB: 0 P: 5	R: 0 E: 0 K: 1 S: 5	H: 0 LOB: 0 BB: 0 P: 5	R: 0 E: 0 K: 1 S: 6	H: 1 LOB: 1 BB: 0 P: 6	R: 0 E: 0 K: 1 S: 6	H: 1 LOB: 1 BB: 0 P: 6	1B: 8 2B: 5 3B: 0 HR: 4	SF: 0 SAC: 0 DP: 2 HBP: 0	WP: 0 PB: 0 SB: 3 CS: 0	PA: 42	
PITCHER	IP WLS BF H R ER SO BB IBB HBP BLK WP HR S P ERA WHIP	1.1 L 11 4 7 7 1 3 0 0 0 0 2 10 22 47.25 5.250	2.2 8 4 4 2 0 1 0 0 0 0 1 19 23 13.50 3.000	2.0 8 3 2 2 0 0 0 0 0 0 0 1 8 8 9.00 1.500	1.0 3 0 0 0 1 0 0 0 0 0 0 5 5 0.00 0.000	1.0 4 1 0 0 1 0 0 0 0 0 0 6 6 0.00 1.000	PITCHER														

Pittsburgh Pirates @ Atlanta Braves
Atlanta-Fulton County Stadium, Atlanta, GA
Sun May 20 1990, 7:05 PM EDT
Att: 8,288 - Cloudy - 79 F

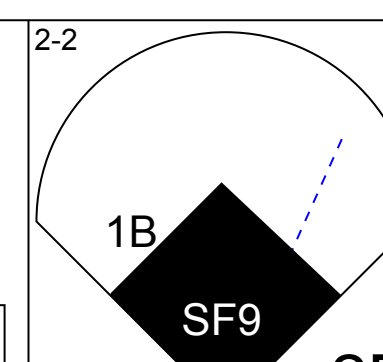
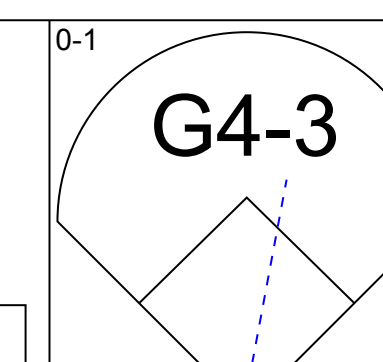
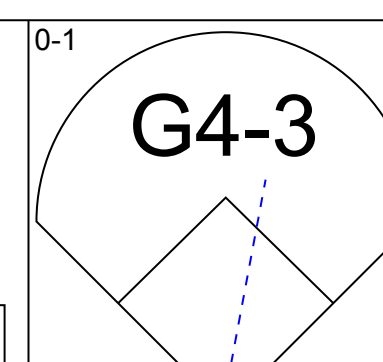
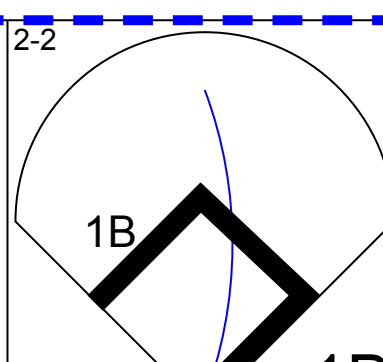
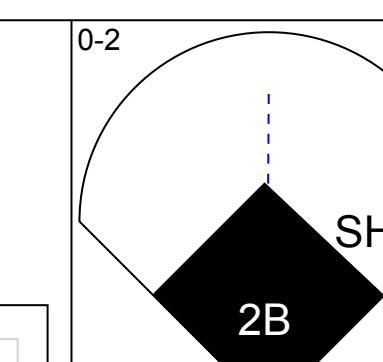
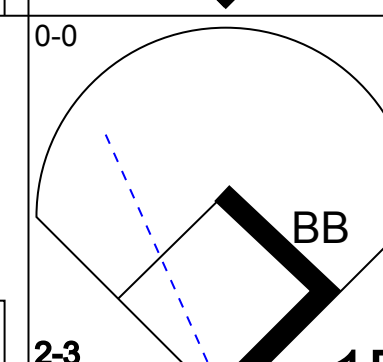
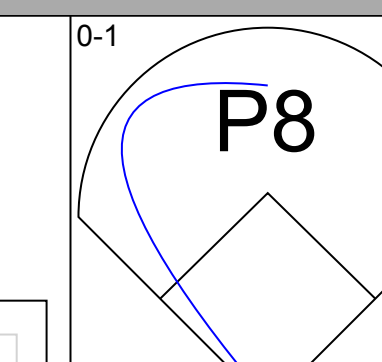
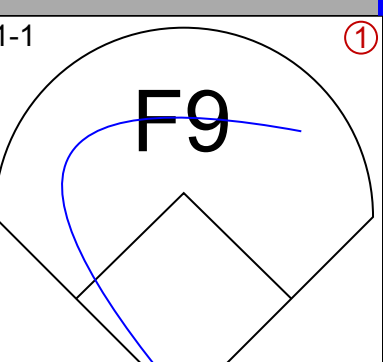
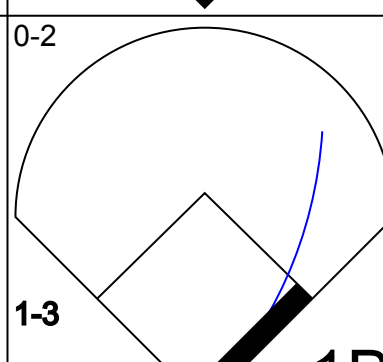
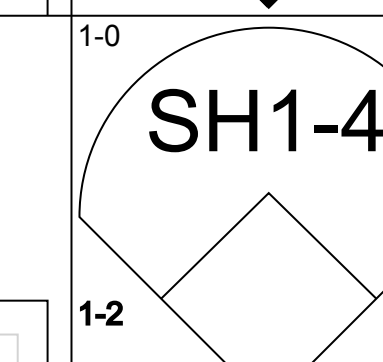
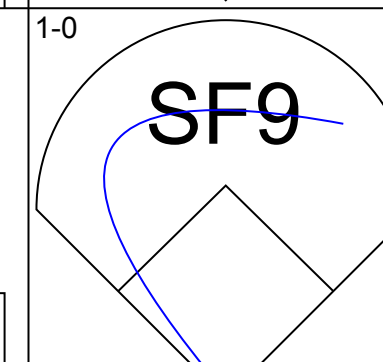
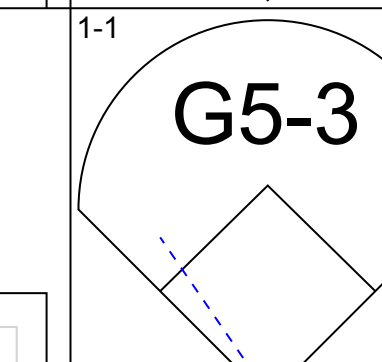
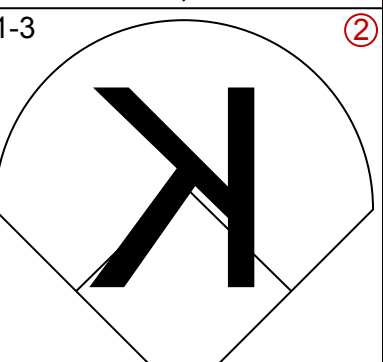
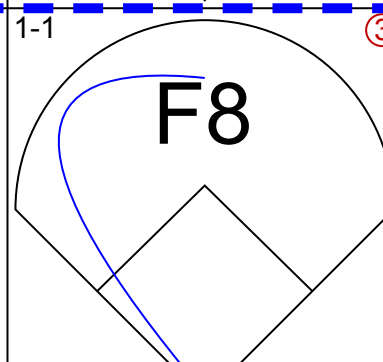
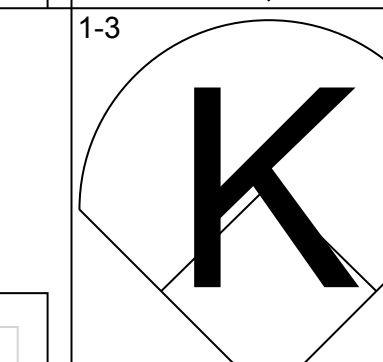
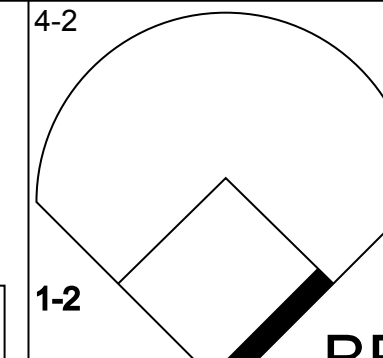
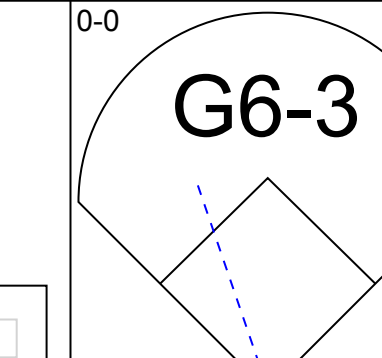
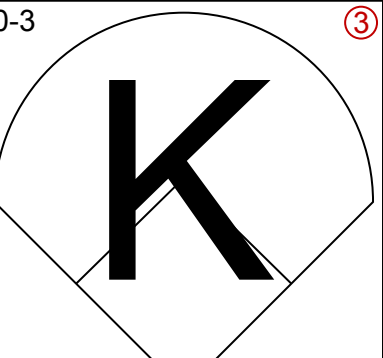
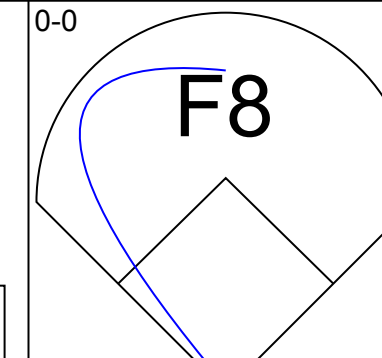
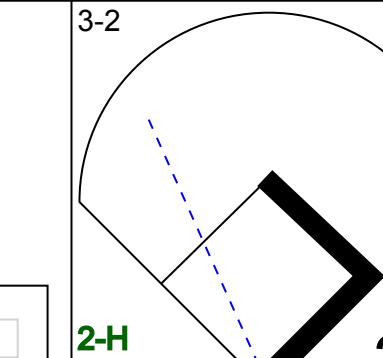
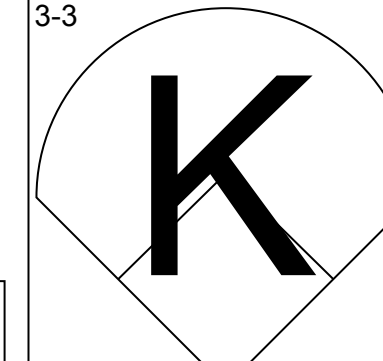
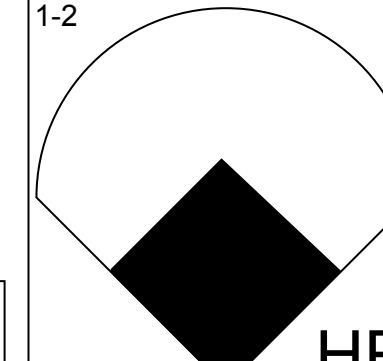
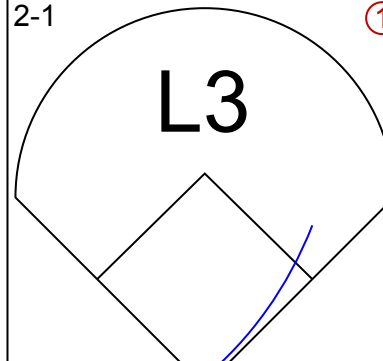
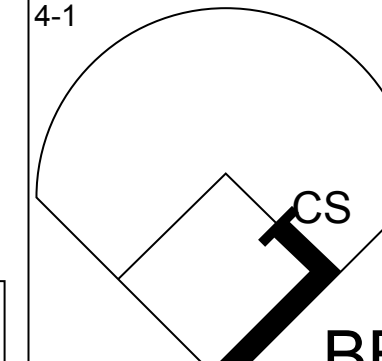
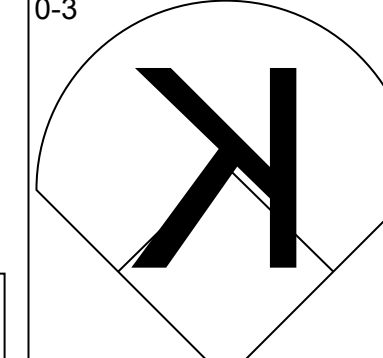
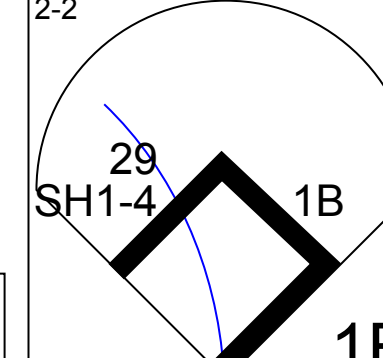

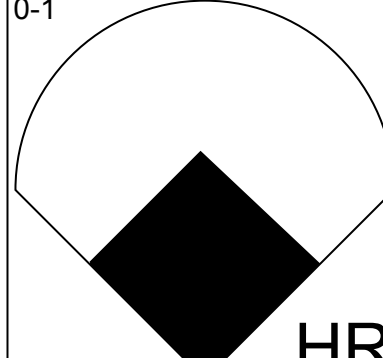
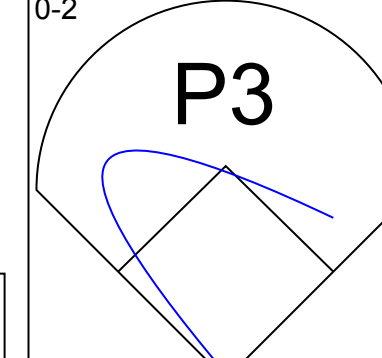
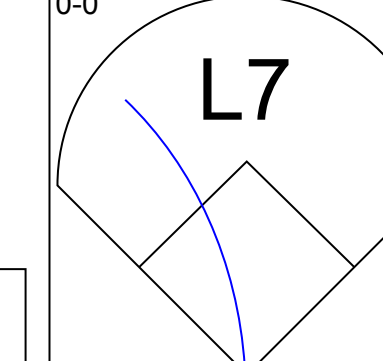
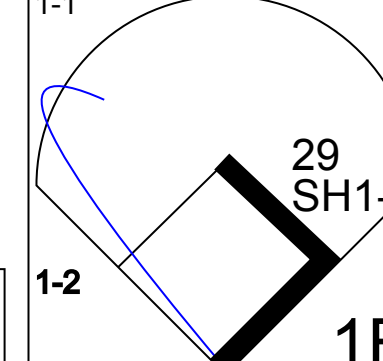

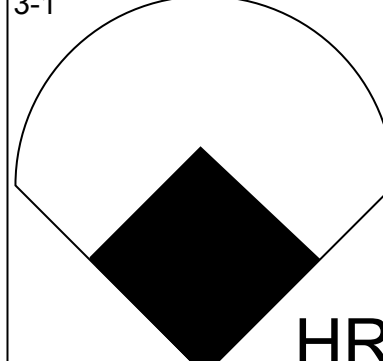
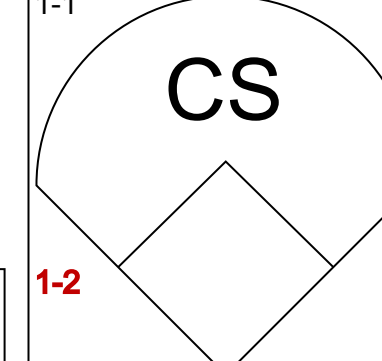
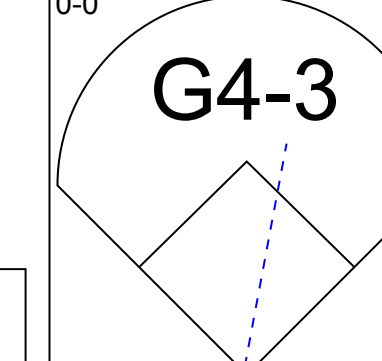
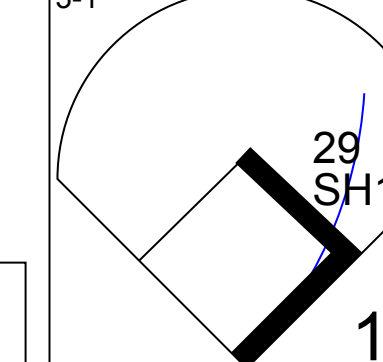
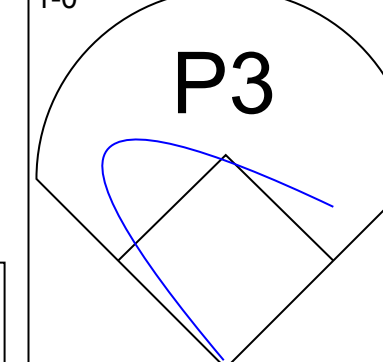

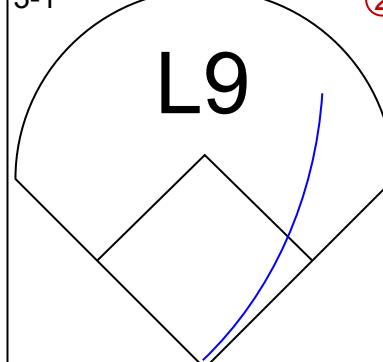
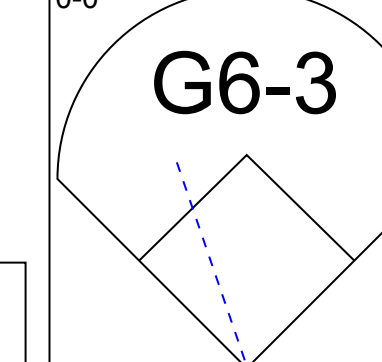
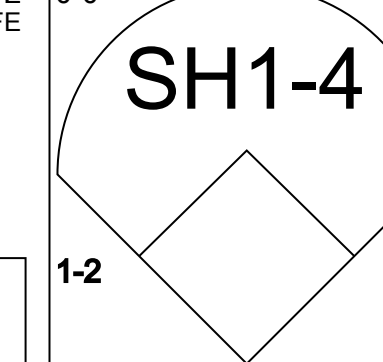
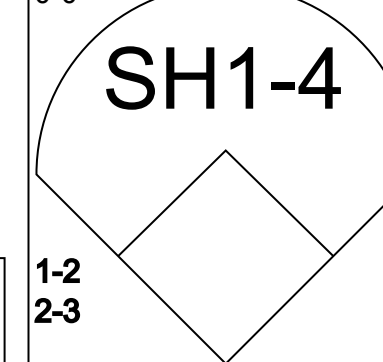


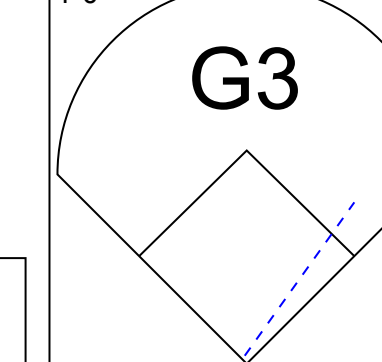
AB 38
R 13
H 16
RBI 11
BB 4
SO 5
LOB 13




Batter	1	2	3	4	5	6	7	8	9	AB	R	H	RBI	BB	SO	LOB	TOP						
Vince Coleman, S OBP: 0.335, SLG: 0.347 (1, 7)										5	0	3	2	0	1	0	St. Louis Cardinals @ Atlanta Braves Atlanta-Fulton County Stadium, Atlanta, GA Mon May 21 1990, 7:05 PM EDT Att: 6,237 - Unknown						
Ozzie Smith, S OBP: 0.317, SLG: 0.281 (1, 6)										5	2	1	0	0	1	5							
Willie McGee, S OBP: 0.380, SLG: 0.448 (1, 8)										5	1	2	1	0	0	3							
Pedro Guerrero, R OBP: 0.347, SLG: 0.470 (1, 3)										3	0	0	0	2	0	4							
Terry Pendleton, S OBP: 0.284, SLG: 0.343 (1, 5)										4	0	1	2	1	0	4							
Milt Thompson, L OBP: 0.309, SLG: 0.329 (1, 9)										4	1	1	0	0	2	1							
Todd Zeile, R OBP: 0.321, SLG: 0.391 (1, 2)										4	0	1	0	0	2	2							
José Oquendo, S OBP: 0.347, SLG: 0.283 Scott Terry, R (8, 1)										2	1	0	0	1	2	0							
Bryn Smith, R OBP: 0.294, SLG: 0.294 Frank DiPino, L OBP: 0.217, SLG: 0.357 Tom Niedenfuer, R OBP: 0.203, SLG: 0.100 Rex Hudler, R OBP: 0.217, SLG: 0.100 Dave Collins, S OBP: 0.217, SLG: 0.100 Tim Jones, L OBP: 0.217, SLG: 0.100 (1, 1) (6, 1) (6, 1) (6, 1) (6, 1) (6, 1) (6, 1)										2	0	1	0	0	0	0							
Inning Stats	R: 2 E: 0 K: 2 S: 18	H: 3 LOB: 1 BB: 0 P: 27	R: 0 E: 0 K: 1 S: 8	H: 0 LOB: 0 BB: 0 P: 11	R: 0 E: 0 K: 0 S: 10	H: 1 LOB: 1 BB: 0 P: 13	R: 2 E: 0 K: 1 S: 15	H: 3 LOB: 2 BB: 2 P: 29	R: 0 E: 0 K: 0 S: 2	H: 0 LOB: 0 BB: 1 P: 7	R: 0 E: 0 K: 2 S: 10	H: 0 LOB: 0 BB: 0 P: 18	R: 1 E: 1 K: 1 S: 14	H: 1 LOB: 1 BB: 0 P: 21	R: 0 E: 0 K: 2 S: 13	H: 1 LOB: 1 BB: 0 P: 20		R: 0 E: 0 K: 0 S: 11	H: 1 LOB: 3 BB: 2 P: 22	1B: 9 2B: 0 3B: 1 HR: 0	SF: 0 SAC: 0 DP: 1 HBP: 0	WP: 2 PB: 0 SB: 1 CS: 1	PA: 41
PITCHER	IP WLS BF H R ER SO BB IBB HBP BLK WP HR S P ERA WHIP	IP WLS BF H R ER SO BB IBB HBP BLK WP HR S P ERA WHIP	IP WLS BF H R ER SO BB IBB HBP BLK WP HR S P ERA WHIP	IP WLS BF H R ER SO BB IBB HBP BLK WP HR S P ERA WHIP	IP WLS BF H R ER SO BB IBB HBP BLK WP HR S P ERA WHIP	IP WLS BF H R ER SO BB IBB HBP BLK WP HR S P ERA WHIP	IP WLS BF H R ER SO BB IBB HBP BLK WP HR S P ERA WHIP	IP WLS BF H R ER SO BB IBB HBP BLK WP HR S P ERA WHIP	IP WLS BF H R ER SO BB IBB HBP BLK WP HR S P ERA WHIP	IP WLS BF H R ER SO BB IBB HBP BLK WP HR S P ERA WHIP	IP WLS BF H R ER SO BB IBB HBP BLK WP HR S P ERA WHIP	IP WLS BF H R ER SO BB IBB HBP BLK WP HR S P ERA WHIP	IP WLS BF H R ER SO BB IBB HBP BLK WP HR S P ERA WHIP	IP WLS BF H R ER SO BB IBB HBP BLK WP HR S P ERA WHIP	IP WLS BF H R ER SO BB IBB HBP BLK WP HR S P ERA WHIP	IP WLS BF H R ER SO BB IBB HBP BLK WP HR S P ERA WHIP	IP WLS BF H R ER SO BB IBB HBP BLK WP HR S P ERA WHIP	IP WLS BF H R ER SO BB IBB HBP BLK WP HR S P ERA WHIP	IP WLS BF H R ER SO BB IBB HBP BLK WP HR S P ERA WHIP	IP WLS BF H R ER SO BB IBB HBP BLK WP HR S P ERA WHIP	IP WLS BF H R ER SO BB IBB HBP BLK WP HR S P ERA WHIP	IP WLS BF H R ER SO BB IBB HBP BLK WP HR S P ERA WHIP	IP WLS BF H R ER SO BB IBB HBP BLK WP HR S P ERA WHIP

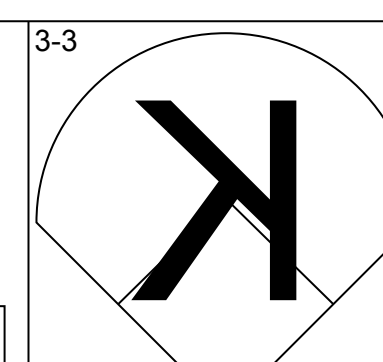
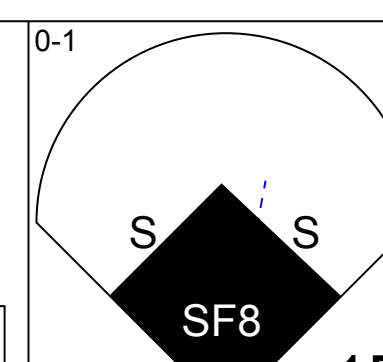
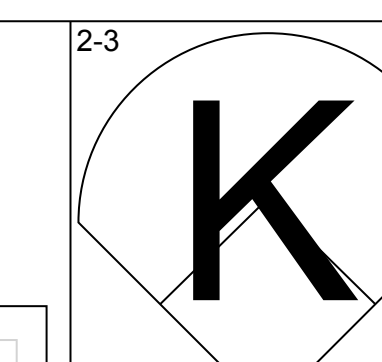
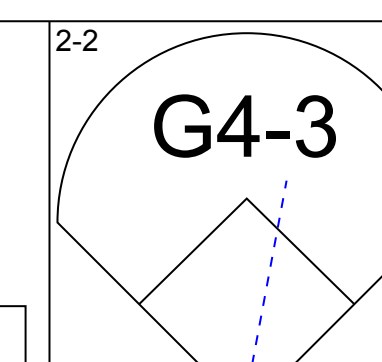
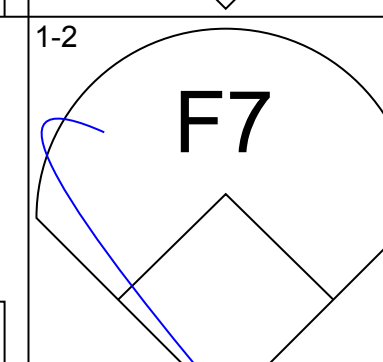
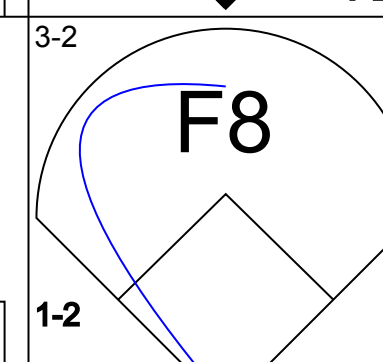
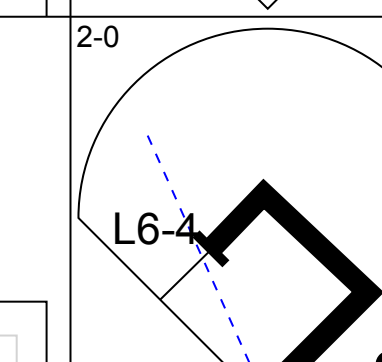
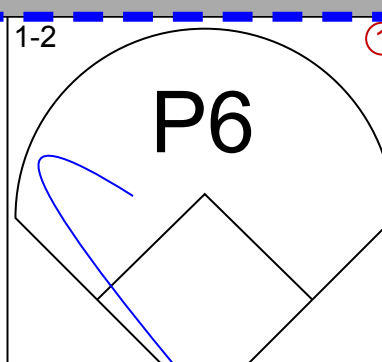
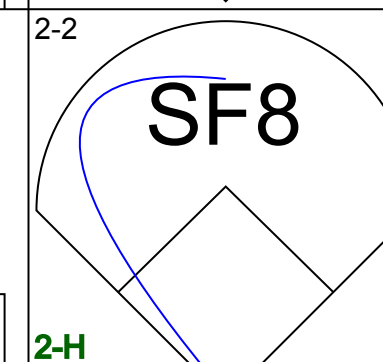
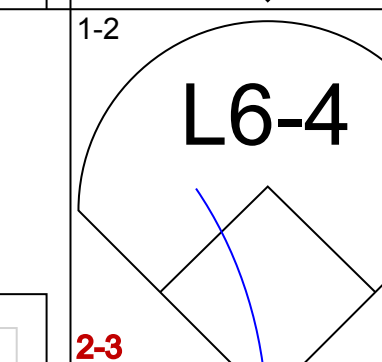
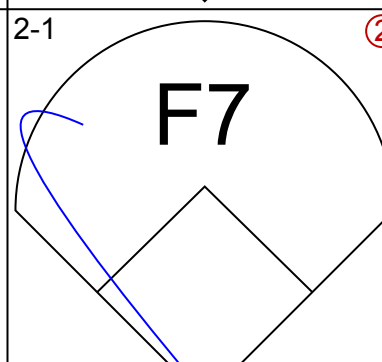

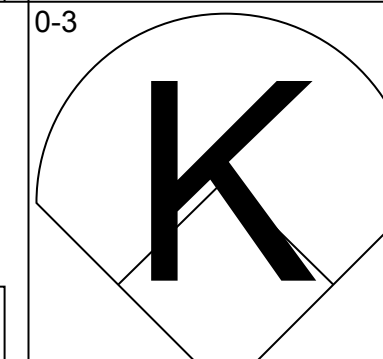
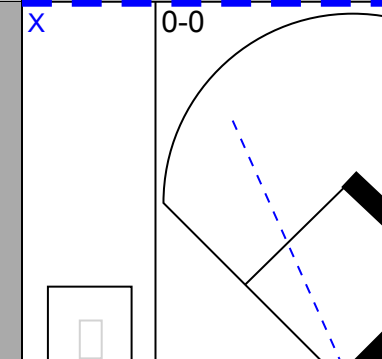
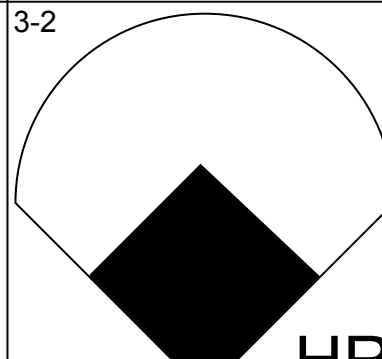
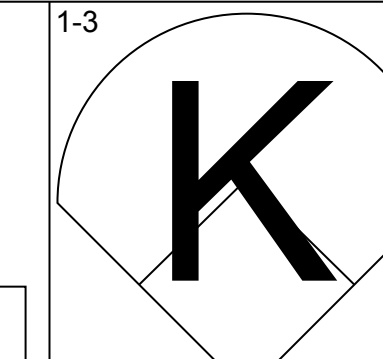
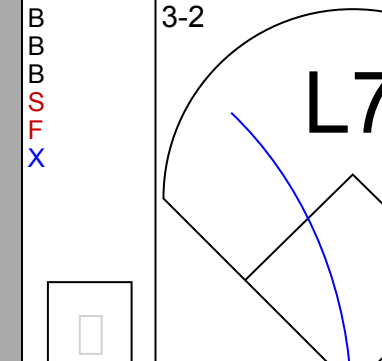
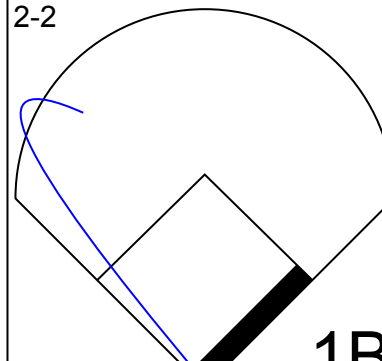
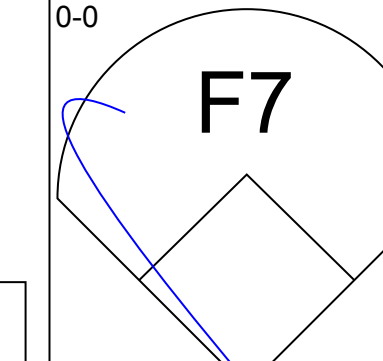
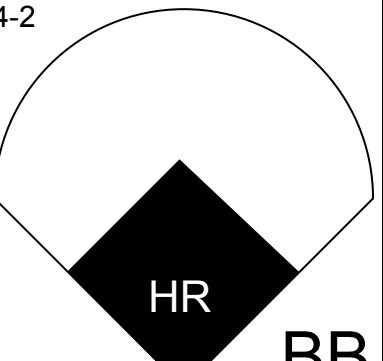
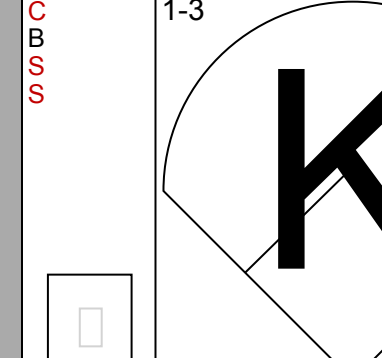
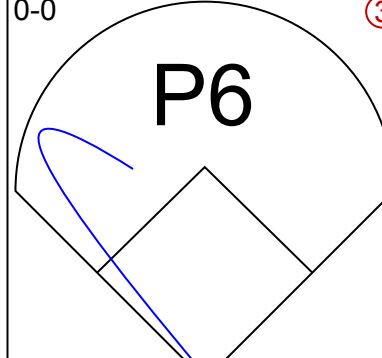
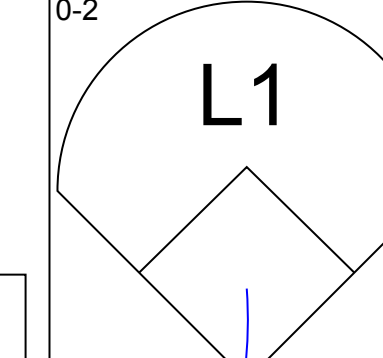
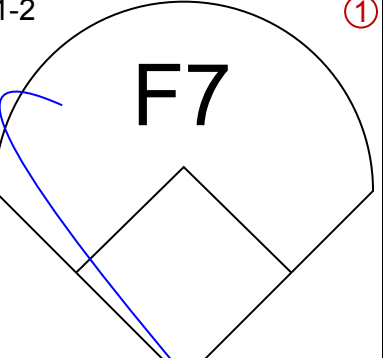
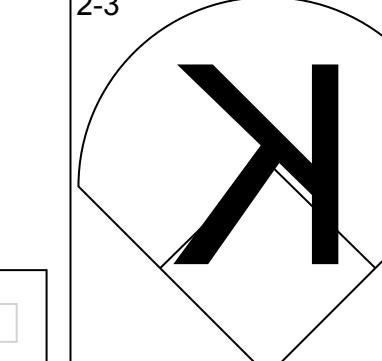
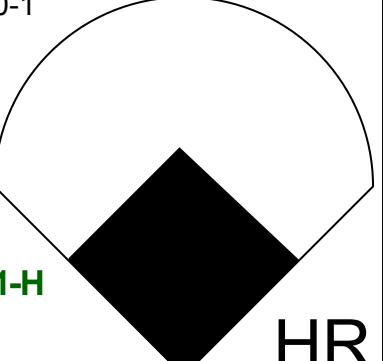
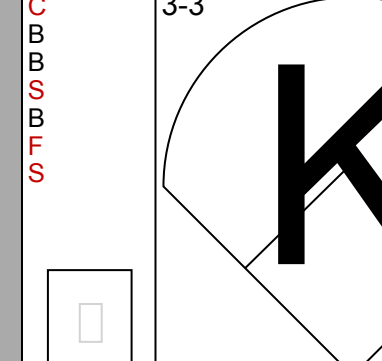
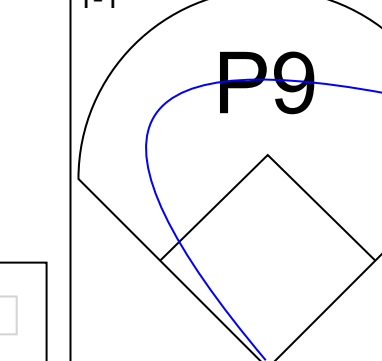
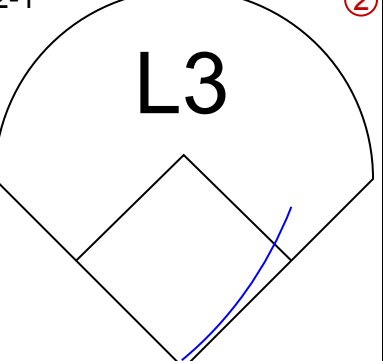
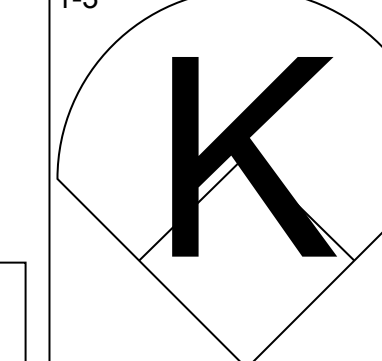
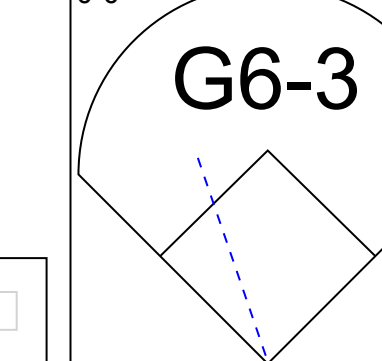
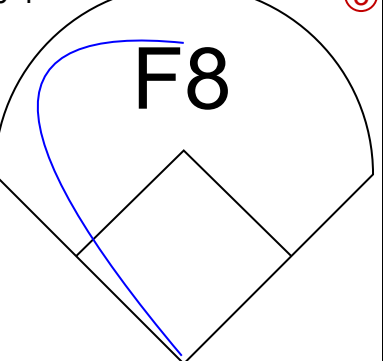
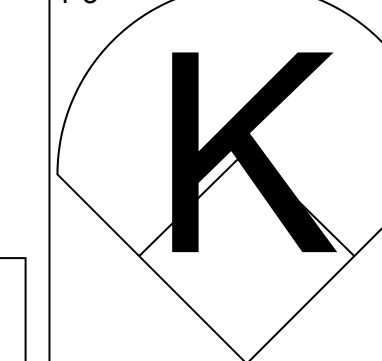
AB	36
R	5
H	10
RBI	5
BB	5
SO	9
LOB	20



Batter	1	2	3	4	5	6	7	8	9	AB	R	H	RBI	BB	SO	LOB	BOTTOM						
Oddibe McDowell, L OBP: 0.274, SLG: 0.362 Ron Gant, R OBP: 0.344, SLG: 0.537 (1, 8) (6, PH) (7, 8)										3	1	1	0	0	0	3	St. Louis Cardinals @ Atlanta Braves Atlanta-Fulton County Stadium, Atlanta, GA Mon May 21 1990, 7:05 PM EDT Att: 6,237 - Unknown						
Jeff Treadway, L OBP: 0.327, SLG: 0.417 (1, 4)										4	0	2	0	0	0	0							
Lonnie Smith, R OBP: 0.304, SLG: 0.330 (1, 7)										4	0	0	1	0	2	3							
Jim Presley, R OBP: 0.353, SLG: 0.484 (1, 5)										4	0	1	1	1	1	0							
David Justice, L OBP: 0.423, SLG: 0.640 (1, 3)										3	1	1	1	1	1	2							
Dale Murphy, R OBP: 0.375, SLG: 0.488 (1, 9)										4	1	2	1	0	1	3							
Ernie Whitt, L OBP: 0.273, SLG: 0.318 (1, 2)										4	1	2	1	0	0	0							
Andres Thomas, R OBP: 0.281, SLG: 0.333 (1, 6)										4	0	1	0	0	0	2							
29 John Smoltz, R OBP: 0.357, SLG: 0.182 Francisco Cabrera, R OBP: 0.500, SLG: 1.000 Joe Hesketh, R OBP: 0.163, SLG: 0.116 Tommy Gregg, L OBP: 0.163, SLG: 0.116 Joe Boever, R (1, 1) (6, PH) (7, 1) (8, PH) (9, 1)										0	0	0	0	0	0	0							
Inning Stats	R: 1 E: 0 K: 2 S: 14	H: 2 LOB: 2 BB: 1 P: 24	R: 0 E: 0 K: 0 S: 6	H: 1 LOB: 1 BB: 0 P: 9	R: 0 E: 0 K: 0 S: 5	H: 0 LOB: 0 BB: 0 P: 6	R: 1 E: 0 K: 0 S: 13	H: 3 LOB: 2 BB: 0 P: 18	R: 0 E: 0 K: 2 S: 8	H: 0 LOB: 0 BB: 0 P: 10	R: 3 E: 0 K: 0 S: 17	H: 5 LOB: 2 BB: 1 P: 29	R: 0 E: 0 K: 0 S: 6	H: 0 LOB: 0 BB: 1 P: 11	R: 0 E: 0 K: 0 S: 3	H: 0 LOB: 0 BB: 0 P: 4		R: 1 E: 0 K: 1 S: 12	H: 2 LOB: 1 BB: 0 P: 17	1B: 7 2B: 2 3B: 0 HR: 4	SF: 1 SAC: 3 DP: 0 HBP: 0	WP: 0 PB: 0 SB: 0 CS: 1	PA: 41
PITCHER	IP WLS BF H R ER SO BB IBB HBP BLK WP HR S P ERA WHIP	IP WLS BF H R ER SO BB IBB HBP BLK WP HR S P ERA WHIP	IP WLS BF H R ER SO BB IBB HBP BLK WP HR S P ERA WHIP	IP WLS BF H R ER SO BB IBB HBP BLK WP HR S P ERA WHIP	IP WLS BF H R ER SO BB IBB HBP BLK WP HR S P ERA WHIP	IP WLS BF H R ER SO BB IBB HBP BLK WP HR S P ERA WHIP	IP WLS BF H R ER SO BB IBB HBP BLK WP HR S P ERA WHIP	IP WLS BF H R ER SO BB IBB HBP BLK WP HR S P ERA WHIP	IP WLS BF H R ER SO BB IBB HBP BLK WP HR S P ERA WHIP	IP WLS BF H R ER SO BB IBB HBP BLK WP HR S P ERA WHIP	IP WLS BF H R ER SO BB IBB HBP BLK WP HR S P ERA WHIP	IP WLS BF H R ER SO BB IBB HBP BLK WP HR S P ERA WHIP	IP WLS BF H R ER SO BB IBB HBP BLK WP HR S P ERA WHIP	IP WLS BF H R ER SO BB IBB HBP BLK WP HR S P ERA WHIP	IP WLS BF H R ER SO BB IBB HBP BLK WP HR S P ERA WHIP	IP WLS BF H R ER SO BB IBB HBP BLK WP HR S P ERA WHIP	IP WLS BF H R ER SO BB IBB HBP BLK WP HR S P ERA WHIP	IP WLS BF H R ER SO BB IBB HBP BLK WP HR S P ERA WHIP	IP WLS BF H R ER SO BB IBB HBP BLK WP HR S P ERA WHIP	IP WLS BF H R ER SO BB IBB HBP BLK WP HR S P ERA WHIP	IP WLS BF H R ER SO BB IBB HBP BLK WP HR S P ERA WHIP	IP WLS BF H R ER SO BB IBB HBP BLK WP HR S P ERA WHIP	IP WLS BF H R ER SO BB IBB HBP BLK WP HR S P ERA WHIP

AB	34
R	6
H	13
RBI	6
BB	2
SO	5
LOB	13

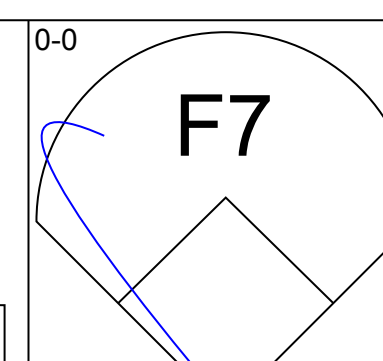
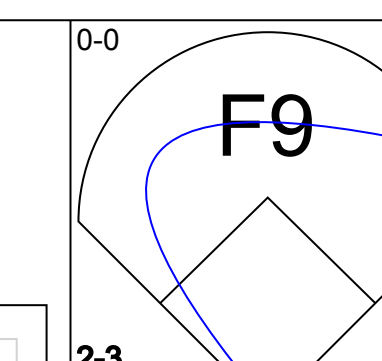
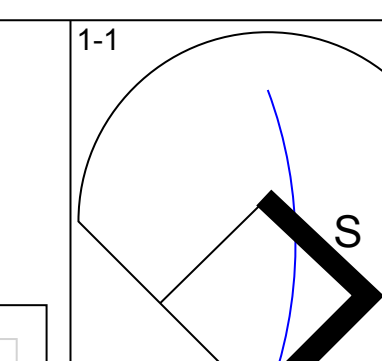
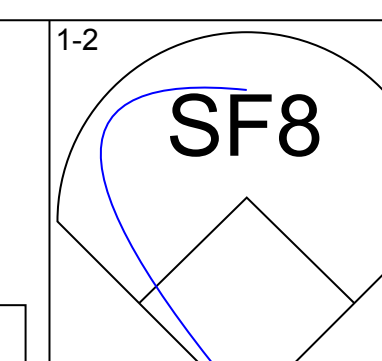
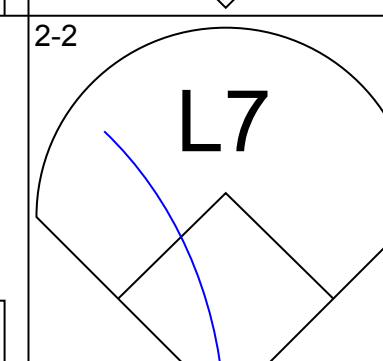
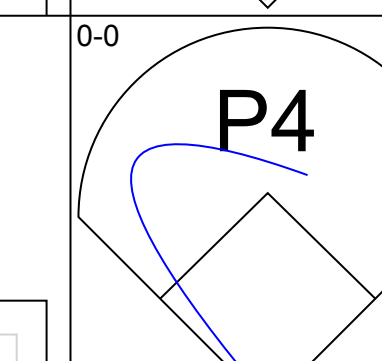
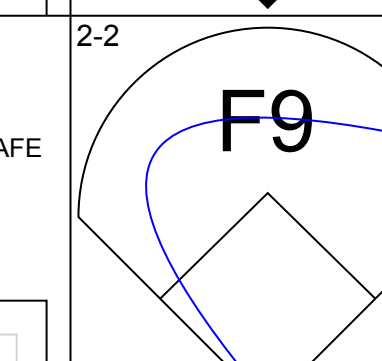
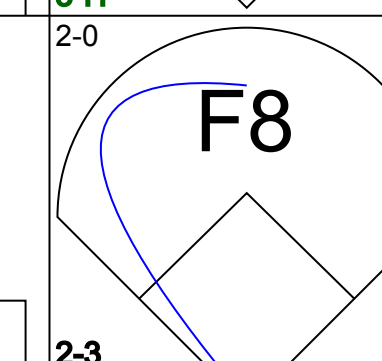
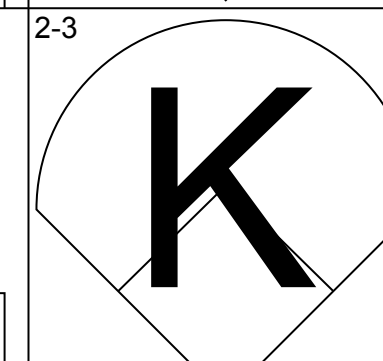
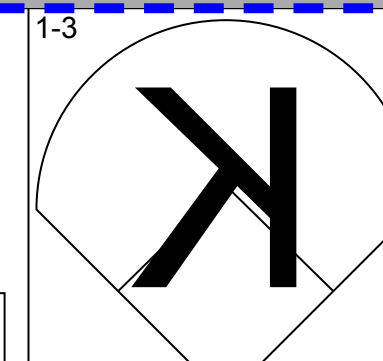
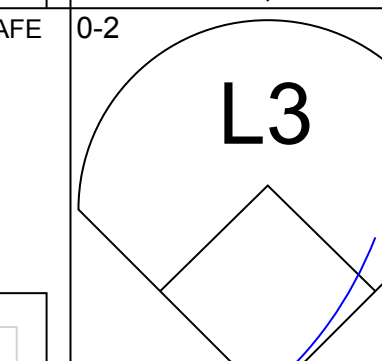
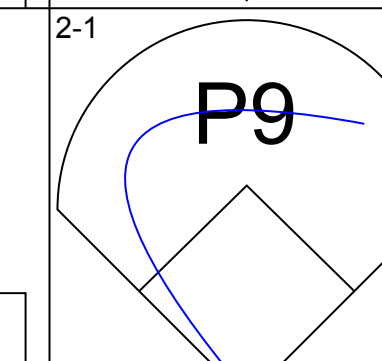
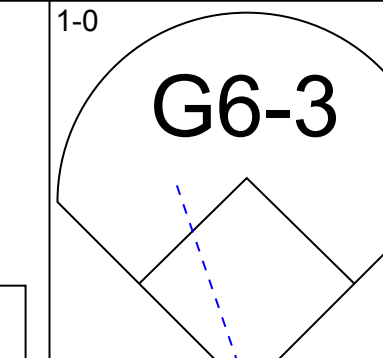
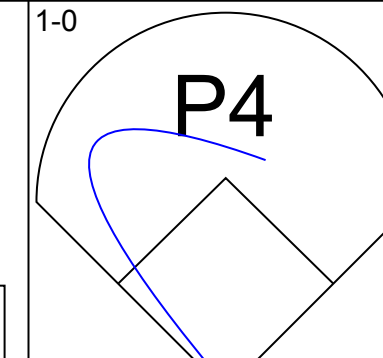
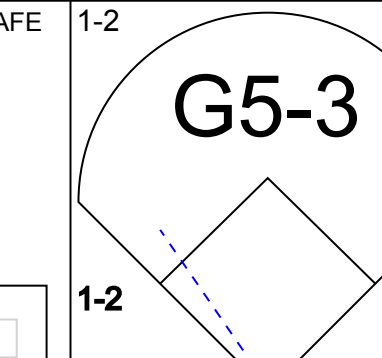
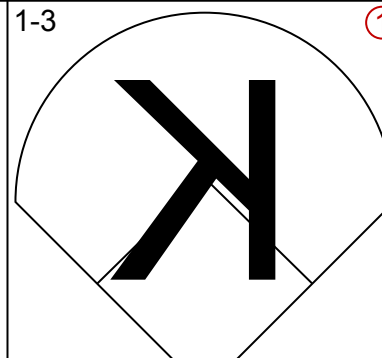
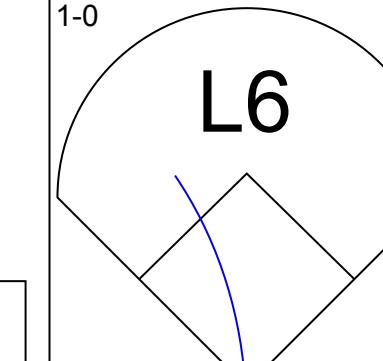
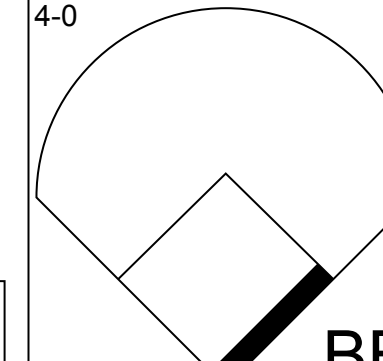
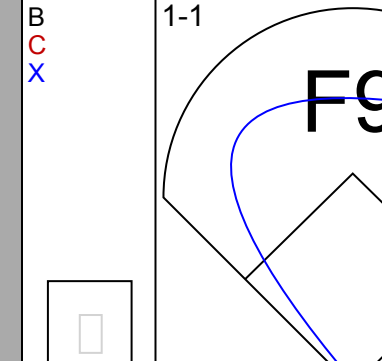
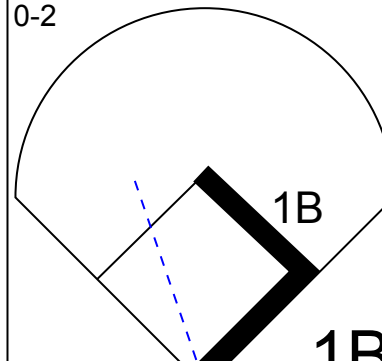
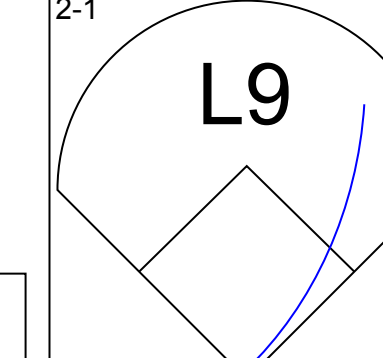
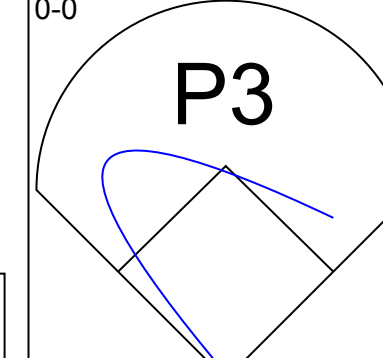
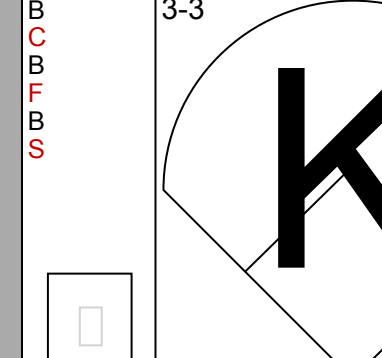
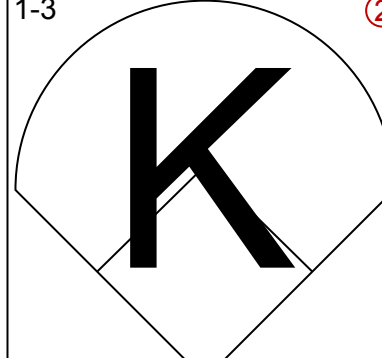
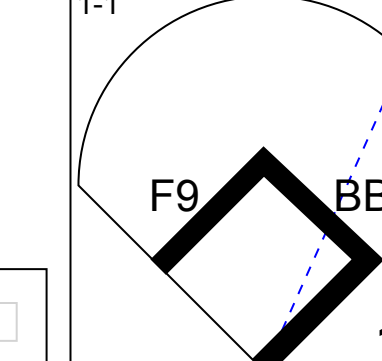
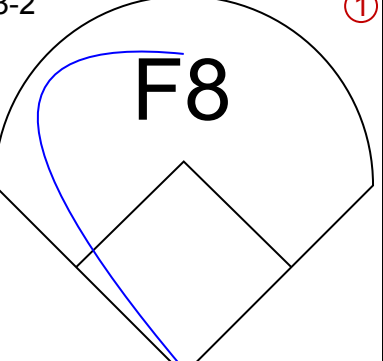
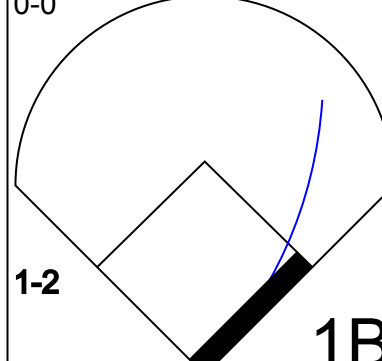
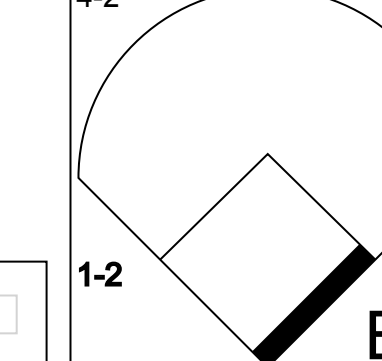
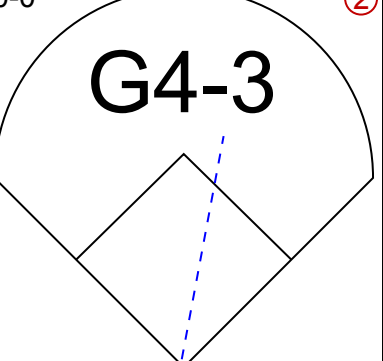
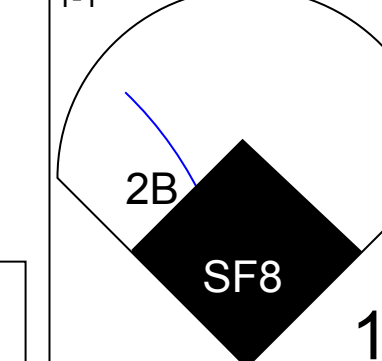
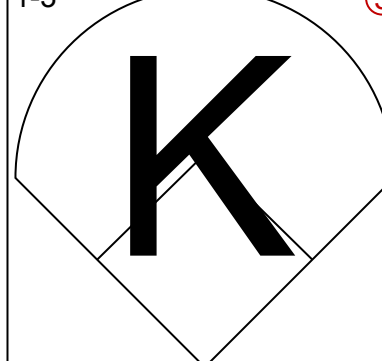
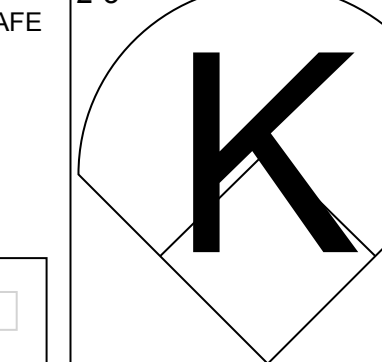
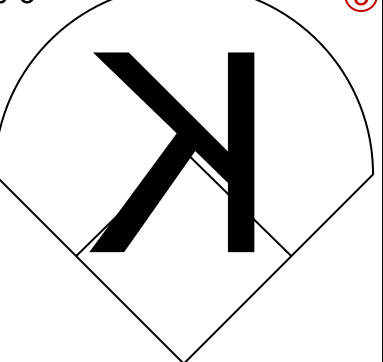
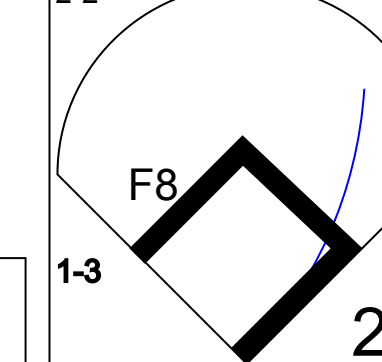
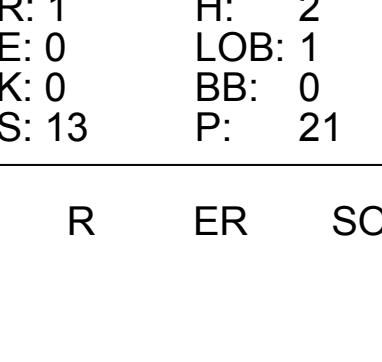
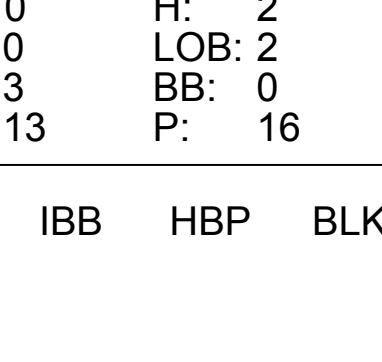


Batter	1	2	3	4	5	6	7	8	9	AB	R	H	RBI	BB	SO	LOB	TOP								
Delino DeShields, L (1, 4) OBP: 0.401, SLG: 0.429				 1B						4	1	1	0	0	2	0									
Marquis Grissom, R (1, 8) OBP: 0.302, SLG: 0.313						 2B				3	0	1	0	0	0	1									
Dave Martinez, L (9, PH) OBP: 0.269, SLG: 0.294				 2H		 2-3				3	0	0	1	0	1	1									
Tim Raines, S (1, 7) OBP: 0.381, SLG: 0.354							 2B		 HR	4	1	2	1	0	2	0									
Andres Galaraga, R (1, 3) OBP: 0.333, SLG: 0.409									 1B	3	1	1	0	1	0	1									
Tim Wallach, R (1, 5) OBP: 0.362, SLG: 0.578					 BB					4	0	0	0	0	1	3									
Larry Walker, L (1, 9) OBP: 0.344, SLG: 0.440																									
Mike Fitzgerald, R (1, 2) OBP: 0.363, SLG: 0.442					 HR					3	1	1	2	0	2	1									
Spike Owen, S (1, 6) OBP: 0.368, SLG: 0.422										3	0	0	0	0	1	0									
Oil Can Boyd, R (1, 1) OBP: 0.050, SLG: 0.050										1	0	0	0	0	0	0									
Kevin Cross, R (4, 1) OBP: 0.217, SLG: 0.478										2	0	0	0	0	1	0									
Inning Stats	R: 0 E: 0 K: 2 S: 9	H: 0 LOB: 0 BB: 0 P: 14	R: 0 E: 0 K: 1 S: 7	H: 0 LOB: 0 BB: 0 P: 8	R: 0 E: 0 K: 1 S: 6	H: 0 LOB: 0 BB: 0 P: 9	R: 1 E: 0 K: 1 S: 13	H: 1 LOB: 0 BB: 0 P: 18	R: 2 E: 0 K: 0 S: 11	H: 1 LOB: 0 BB: 1 P: 18	R: 0 E: 0 K: 1 S: 7	H: 1 LOB: 1 BB: 0 P: 12	R: 0 E: 0 K: 2 S: 11	H: 1 LOB: 1 BB: 0 P: 18	R: 0 E: 0 K: 2 S: 9	H: 0 LOB: 0 BB: 0 P: 13	R: 1 E: 0 K: 0 S: 14	H: 2 LOB: 1 BB: 0 P: 22	1B: 2 2B: 3 3B: 0 HR: 2	SF: 1 SAC: 0 DP: 1 HBP: 0	WP: 0 PB: 0 SB: 2 CS: 0	PA: 33			
PITCHER	IP	WLS	BF	H	R	ER	SO	BB	IBB	HBP	BLK	WP	HR	S	P	ERA	WHIP								
Derek Lilliquist, L (1, 1) ERA: 4.83	6.0	L	21	3	3	3	6	1	0	0	0	0	1	53	79	4.50	0.667								
Charlie Kerfeld, R (7, 1) ERA: 5.94	2.0		7	1	0	0	4	0	0	0	0	0	0	20	31	0.00	0.500								
Joe Boever, R (9, 1) ERA: 3.05	1.0		5	2	1	1	0	0	0	0	0	0	1	14	22	9.00	2.000								

Montreal Expos @ Atlanta Braves
Atlanta-Fulton County Stadium, Atlanta, GA
Mon May 28 1990, 3:33 AM EDT
Att: 25,152 - Cloudy

AB	31
R	4
H	6
RBI	4
BB	1
SO	10
LOB	7



Batter	1	2	3	4	5	6	7	8	9	AB	R	H	RBI	BB	SO	LOB	BOTTOM								
Oddibe McDowell, L (1, 8) OBP: 0.285, SLG: 0.363			 2-3			 1B		 3H		3	0	1	1	0	0	2									
Ron Gant, R (1, 7) OBP: 0.353, SLG: 0.550						 SAFE		 2-3		4	0	0	0	0	0	4									
Jeff Treadway, L (1, 4) OBP: 0.333, SLG: 0.481						 SAFE		 2-1		4	0	0	0	0	2	2									
Jim Presley, R (1, 5) OBP: 0.331, SLG: 0.480						 SAFE				4	0	0	0	0	1	1									
David Justice, L (1, 3) OBP: 0.431, SLG: 0.565								 1B		3	0	1	0	1	0	0									
Dale Murphy, R (1, 9) OBP: 0.571, SLG: 0.483										4	0	0	0	0	2	2									
Ernie Whitt, L (1, 2) OBP: 0.301, SLG: 0.329			 BB						 1-2	1	0	1	0	0	0	0									
Greg Olson, R (5, 2) OBP: 0.389, SLG: 0.532										3	0	1	0	0	1	0									
Andres Thomas, R (1, 6) OBP: 0.273, SLG: 0.294								 SF8		3	1	1	0	1	1	2									
Derek Lilliquist, L (1, 1) OBP: 0.333, SLG: 0.619								 SAFE		2	0	0	0	0	2	2									
Tommy Gregg, L (8, PH) OBP: 0.238, SLG: 0.156										0	0	0	0	0	0	0									
Joe Boever, R (9, 1) ERA: 3.95								 SAFE	 1-3	1	0	1	0	0	0	0									
Inning Stats	R: 0 E: 0 K: 1 S: 8	H: 0 LOB: 0 BB: 0 P: 12	R: 0 E: 0 K: 0 S: 4	H: 0 LOB: 0 BB: 0 P: 8	R: 0 E: 0 K: 1 S: 10	H: 1 LOB: 2 BB: 1 P: 17	R: 0 E: 0 K: 1 S: 6	H: 0 LOB: 1 BB: 1 P: 12	R: 0 E: 0 K: 1 S: 7	H: 0 LOB: 0 BB: 0 P: 10	R: 0 E: 0 K: 0 S: 11	H: 1 LOB: 1 BB: 0 P: 15	R: 0 E: 0 K: 2 S: 8	H: 0 LOB: 0 BB: 0 P: 14	R: 1 E: 0 K: 0 S: 13	H: 2 LOB: 1 BB: 0 P: 21	R: 0 E: 0 K: 3 S: 13	H: 2 LOB: 2 BB: 0 P: 16	1B: 5 2B: 1 3B: 0 HR: 0	SF: 1 SAC: 0 DP: 0 HBP: 0	WP: 0 PB: 0 SB: 1 CS: 0	PA: 35			
PITCHER	IP	WLS	BF	H	R	ER	SO	BB	IBB	HBP	BLK	WP	HR	S	P	ERA	WHIP								
Oil Can Boyd, R (1, 1) ERA: 3.13	3.0		11	5	1	1	7	1	0	0	0	0	0	58	88	1.50	1.000								
Kevin Cross, R (4, 1) ERA: 3.95	6.0	W	24	5	1	1	7	1	0	0	0	0	0	58	88	1.50	1.000								

Montreal Expos @ Atlanta Braves
Atlanta-Fulton County Stadium, Atlanta, GA
Mon May 28 1990, 3:33 AM EDT
Att: 25,152 - Cloudy

AB	32
R	1
H	6
RBI	1
BB	2
SO	9
LOB	15



Batter	1	2	3	4	5	6	7	8	9	AB	R	H	RBI	BB	SO	LOB	TOP								
Delino DeShields, L OBP: 0.401, SLG: 0.440 (1, 4)										5	2	2	0	0	2	1	Montreal Expos @ Atlanta Braves Atlanta-Fulton County Stadium, Atlanta, GA Wed May 30 1990, 7:05 PM EDT Att. 10,372 - Sunny - 80 F								
Spike Owen, S OBP: 0.375, SLG: 0.420 (1, 6)										3	1	1	1	2	1										
Tim Raines, S OBP: 0.371, SLG: 0.346 (1, 7)										4	1	0	1	0	1	2									
Andres Galarraga, R OBP: 0.330, SLG: 0.402 Drew Hall, L (9, 1)										5	2	1	1	0	2	1									
Tim Wallach, R OBP: 0.370, SLG: 0.610 (1, 5)										4	1	3	4	0	0	0									
Mike Fitzgerald, R OBP: 0.362, SLG: 0.438 Dave Schmidt, R (5, 1)										3	0	1	0	0	0	1									
Tim Burke, R OBP: 0.333, SLG: 0.333 Dale Mohorcic, R (9, 1)										0	0	0	0	0	0	0									
Mike Aldrete, L OBP: 0.417, SLG: 0.276 (9, 3)										0	0	0	0	0	0	0									
Nelson Santovenia, R OBP: 0.193, SLG: 0.213 (1, 2)										4	0	0	0	0	1	1									
Dave Martinez, L OBP: 0.286, SLG: 0.352 (1, 8)										3	1	1	1	1	0	0									
Bill Sampen, R (1, 1)										0	0	0	0	0	0	0									
Wallace Johnson, S OBP: 0.318, SLG: 0.450 Larry Walker, L OBP: 0.338, SLG: 0.432 (5, PH) (5, 9)										1	1	1	0	0	0	0									
Inning Stats	R: 0 E: 0 K: 3 S: 9	H: 0 LOB: 0 BB: 0 P: 9	R: 0 E: 0 K: 2 S: 8	H: 1 LOB: 1 BB: 0 P: 8	R: 0 E: 0 K: 1 S: 5	H: 0 LOB: 1 BB: 1 P: 9	R: 1 E: 0 K: 2 S: 8	H: 1 LOB: 0 BB: 0 P: 8	R: 5 E: 0 K: 0 S: 8	H: 5 LOB: 1 BB: 1 P: 12	R: 0 E: 0 K: 1 S: 5	H: 0 LOB: 0 BB: 0 P: 5	R: 2 E: 1 K: 0 S: 5	H: 1 LOB: 1 BB: 1 P: 9	R: 0 E: 0 K: 0 S: 3	H: 0 LOB: 0 BB: 0 P: 3	R: 1 E: 0 K: 0 S: 4	H: 2 LOB: 0 BB: 0 P: 4	1B: 5 2B: 2 3B: 1 HR: 2	SF: 1 SAC: 1 DP: 1 HBP: 0	WP: 1 PB: 0 SB: 1 CS: 0	PA: 40			
PITCHER	IP	WLS	BF	H	R	ER	SO	BB	IBB	HBP	BLK	WP	HR	S	P	ERA	WHIP								
Tom Glavine, L ERA: 3.09	4.2	L	22	6	6	6	8	2	0	0	0	1	2	36	44	11.57	1.714								
Marty Clary, R ERA: 5.25	0.1		2	1	0	0	0	0	0	0	0	0	0	2	2	0.00	3.000								
Tony Castillo, L ERA: 4.29	1.2		6	0	1	0	1	1	0	0	0	0	0	7	11	0.00	0.600								
Dwayne Henry, R ERA: 5.93	0.1		3	1	1	0	0	0	0	0	0	0	0	3	3	0.00	3.000								
Joe Hesketh, L ERA: 2.81	2.0		7	2	1	1	0	0	0	0	0	0	0	7	7	4.50	1.000								

AB	35
R	9
H	10
RBI	8
BB	3
SO	9
LOB	8



Batter	1	2	3	4	5	6	7	8	9	AB	R	H	RBI	BB	SO	LOB	BOTTOM								
Ron Gant, R OBP: 0.363, SLG: 0.579 (1, 8)										5	1	3	2	0	1	0	Montreal Expos @ Atlanta Braves Atlanta-Fulton County Stadium, Atlanta, GA Wed May 30 1990, 7:05 PM EDT Att. 10,372 - Sunny - 80 F								
Jeff Treadway, L OBP: 0.328, SLG: 0.471 (1, 4)										5	0	1	1	0	0	2									
Lonnie Smith, R OBP: 0.311, SLG: 0.339 (1, 7)										3	0	0	0	2	2	0									
Jim Presley, R OBP: 0.339, SLG: 0.490 (1, 5)										3	1	2	1	1	1	3									
David Justice, L OBP: 0.411, SLG: 0.588 (1, 3)										5	1	1	2	0	2	4									
Dale Murphy, R OBP: 0.382, SLG: 0.470 (1, 9)										4	0	0	0	0	1	1									
Jeff Blauser, R OBP: 0.333, SLG: 0.490 (1, 6)										4	1	1	0	0	2	0									
Greg Olson, R OBP: 0.395, SLG: 0.530 (1, 2)										4	1	2	0	0	1	1									
Tom Glavine, L ERA: 3.09 Marty Clary, R ERA: 5.25 Oddibe McDowell, L OBP: 0.265, SLG: 0.360 Tony Castillo, L ERA: 4.29 Dwayne Henry, R ERA: 5.93 Tommy Gregg, L OBP: 0.294, SLG: 0.152 Joe Hesketh, R ERA: 2.81 Francisco Cabrera, R OBP: 0.271, SLG: 1.000 (1, 1) (5, 1) (5, PH) (6, 1) (7, 1) (7, PH) (8, 1) (9, PH)										1	0	0	0	0	1	1									
Inning Stats	R: 0 E: 0 K: 2 S: 7	H: 0 LOB: 0 BB: 0 P: 7	R: 2 E: 0 K: 2 S: 10	H: 3 LOB: 1 BB: 0 P: 10	R: 1 E: 0 K: 1 S: 6	H: 1 LOB: 1 BB: 1 P: 10	R: 0 E: 0 K: 3 S: 9	H: 0 LOB: 0 BB: 0 P: 9	R: 0 E: 0 K: 0 S: 3	H: 0 LOB: 0 BB: 0 P: 3	R: 0 E: 0 K: 1 S: 6	H: 1 LOB: 1 BB: 0 P: 6	R: 1 E: 0 K: 1 S: 8	H: 3 LOB: 3 BB: 1 P: 12	R: 0 E: 0 K: 1 S: 5	H: 0 LOB: 0 BB: 0 P: 5		R: 2 E: 0 K: 0 S: 6	H: 3 LOB: 2 BB: 1 P: 10	1B: 7 2B: 2 3B: 0 HR: 2	SF: 1 SAC: 0 DP: 0 HBP: 0	WP: 0 PB: 0 SB: 0 CS: 0	PA: 41		
PITCHER	IP	WLS	BF	H	R	ER	SO	BB	IBB	HBP	BLK	WP	HR	S	P	ERA	WHIP								
Bill Sampen, R ERA: 2.08	4.0		17	4	3	3	8	1	0	0	0	0	0	13	13	3.38	1.125								
Dave Schmidt, R ERA: 4.5	2.2	W	11	3	1	1	1	0	0	0	0	0	0	13	13	3.38	1.125								
Tim Burke, R ERA: 4.3	1.2		10	4	2	2	2	1	0	0	0	0	0	13	17	10.80	3.000								
Dale Mohorcic, R ERA: 4.3	0.1		2	0	0	0	0	1	0	0	0	0	0	1	5	0.00	3.000								
Drew Hall, L ERA: 2.93	0.1	S	1	0	0	0	0	0	0	0	0	0	0	1	1	0.00	0.000								

AB	37
R	6
H	11
RBI	6
BB	3
SO	11
LOB	13



Batter	1	2	3	4	5	6	7	8	9	AB	R	H	RBI	BB	SO	LOB	TOP		
Oddibe McDowell, L OBP: 0.281, SLG: 0.384 (1, 8)	P2		F7		F9			F8		4	0	0	0	0	0	1	Atlanta Braves @ San Diego Padres Jack Murphy Stadium, San Diego, CA Sat Jun 02 1990, 10:05 PM EDT Att: 53,701 - Unknown Braves		
Jeff Treadway, L OBP: 0.312, SLG: 0.436 (1, 4)	P6		G4-3		F9			F7		4	0	0	0	0	0	1			
Ron Gant, R OBP: 0.391, SLG: 0.597 (1, 7) (7, 9)	K			BB 1B	G4-3			1B		4	0	2	0	0	1	0			
Jim Presley, R OBP: 0.337, SLG: 0.479 (1, 5)		K		L5				F8		4	0	1	0	0	1	2			
David Justice, L OBP: 0.388, SLG: 0.532 Tommy Gregg, L OBP: 0.211, SLG: 0.163 (4, 3)	F5			K				F9		2	0	0	0	0	1	1			
Dale Murphy, R OBP: 0.366, SLG: 0.475 Rick Luecken, R (7, 1) Francisco Cabrera, R OBP: 0.500, SLG: 0.875 (9, PH)	1B			BB			G6-3			2	0	1	0	1	0	0			
Jeff Blausler, R OBP: 0.349, SLG: 0.427 (1, 6)	K			F9				K		3	0	0	0	0	2	3			
Greg Olson, R OBP: 0.345, SLG: 0.455 (1, 2)			G6-3		G6-3			K		3	0	0	0	0	1	0			
Derek Lilliquist, L OBP: 0.364, SLG: 0.636 Dwayne Henry, R (4, 1) Ernie Whitt, L OBP: 0.298, SLG: 0.324 Marty Clary, R (5, 1) Lonnie Smith, R OBP: 0.365, SLG: 0.331 (7, 7)				P2				G5-3		0	0	0	0	0	0	0			
Inning Stats	R: 0 E: 0 K: 1 S: 9	H: 0 LOB: 0 BB: 0 P: 11	R: 0 E: 0 K: 2 S: 15	H: 1 LOB: 1 BB: 0 P: 19	R: 0 E: 0 K: 0 S: 9	H: 1 LOB: 1 BB: 0 P: 13	R: 0 E: 0 K: 1 S: 12	H: 1 LOB: 2 BB: 1 P: 22	R: 0 E: 0 K: 0 S: 7	H: 0 LOB: 0 BB: 0 P: 10	R: 0 E: 0 K: 2 S: 8	H: 0 LOB: 0 BB: 0 P: 8	R: 0 E: 0 K: 0 S: 6	H: 0 LOB: 0 BB: 0 P: 8	R: 0 E: 0 K: 1 S: 6	H: 1 LOB: 1 BB: 0 P: 8		1B: 5 2B: 0 3B: 0 HR: 0	SF: 0 SAC: 0 DP: 0 HBP: 0
PITCHER Ed Whitson, R ERA: 2.68 (1, 1)	IP: 9.0 WLS: W BF: 33 H: 5 R: 0 ER: 0 SO: 7 BB: 1 IBB: 0 HBP: 0 BLK: 0 WP: 0 HR: 0 S: 79 P: 108 ERA: 0.00 WHIP: 0.667															PITCHER IP: WLS: BF: H: R: ER: SO: BB: IBB: HBP: BLK: WP: HR: S: P: ERA: WHIP			

Batter	1	2	3	4	5	6	7	8	9	AB	R	H	RBI	BB	SO	LOB	BOTTOM		
Bip Roberts, S OBP: 0.362, SLG: 0.462 (1, 5)	HR 1B		F8	BB 2B 1B	G4-3			K		5	2	2	0	0	1	2	Atlanta Braves @ San Diego Padres Jack Murphy Stadium, San Diego, CA Sat Jun 02 1990, 10:05 PM EDT Att: 53,701 - Unknown SD		
Roberto Alomar, S OBP: 0.381, SLG: 0.421 (1, 4)	HR		1B	SF7 1B	2B BB			G4-3		4	4	3	2	1	0	0			
Tony Gwynn, L OBP: 0.385, SLG: 0.468 (1, 9)	FC6-4 BB		SF7 1B	WP 2B	2B			K		4	1	3	3	1	1	0			
Joe Carter, R OBP: 0.277, SLG: 0.413 Darin Jackson, R OBP: 0.222, SLG: 0.318 (7, 8)	FC6-4 BB		SF7 1B	K				SF9		2	0	0	2	0	1	2			
Benito Santiago, R OBP: 0.359, SLG: 0.516 (1, 2)	G5-4-3 BB		S 1B	2B BB				K		2	0	1	1	2	1	1			
Jerald Clark, R OBP: 0.314, SLG: 0.455 (1, 3)	G5-4-3		K	G5-3				G1-4-3		4	0	0	0	0	1	6			
Shawn Abner, R OBP: 0.324, SLG: 0.286 (1, 7)			G4-3-6 1B	G4-3				G6-3		4	0	2	0	0	0	0			
Garry Templeton, S OBP: 0.272, SLG: 0.371 Joey Cora, S OBP: 0.273, SLG: 0.233 (7, 6)	G4-3-6		G4-3-6 1B	2B	F7			G6-3 2B		3	1	1	0	0	0	2			
Ed Whitson, R OBP: 0.136, SLG: 0.273 (1, 1)	F9		BB 2B 1B	BB 2B 1B	K			G6-3		4	1	1	1	0	1	2			
Inning Stats	R: 2 E: 0 K: 0 S: 10	H: 2 LOB: 1 BB: 2 P: 20	R: 0 E: 0 K: 0 S: 7	H: 1 LOB: 0 BB: 0 P: 8	R: 2 E: 0 K: 1 S: 19	H: 3 LOB: 1 BB: 0 P: 26	R: 4 E: 0 K: 1 S: 15	H: 4 LOB: 2 BB: 2 P: 33	R: 0 E: 0 K: 1 S: 10	H: 1 LOB: 1 BB: 0 P: 15	R: 1 E: 0 K: 1 S: 13	H: 2 LOB: 1 BB: 0 P: 20	R: 0 E: 0 K: 1 S: 11	H: 1 LOB: 1 BB: 0 P: 15	R: 0 E: 0 K: 2 S: 10	H: 0 LOB: 0 BB: 0 P: 11		1B: 9 2B: 4 3B: 0 HR: 1	SF: 2 SAC: 0 DP: 2 HBP: 0
PITCHER Derek Lilliquist, L ERA: 5.81 Dwayne Henry, R ERA: 5.65 Marty Clary, R ERA: 5.21 Rick Luecken, R ERA: 6.75 (7, 1)	IP: 3.1 WLS: L BF: 20 H: 9 R: 8 ER: 8 SO: 8 BB: 3 IBB: 0 HBP: 0 BLK: 0 WP: 1 HR: 1 S: 41 P: 67 ERA: 21.60 WHIP: 3.600															PITCHER IP: WLS: BF: H: R: ER: SO: BB: IBB: HBP: BLK: WP: HR: S: P: ERA: WHIP			

Batter	1	2	3	4	5	6	7	8	9	10	AB	R	H	RBI	BB	SO	LOB								
Lonnie Smith, R OBP: 0.315, SLG: 0.359 Joe Boever, R	F9		2B		F8			HR		1B	4	1	2	1	1	0	0								
Jeff Blausler, R OBP: 0.330, SLG: 0.400	P4		K		K			P3		P4	5	0	0	0	0	2	4								
Ron Gant, R OBP: 0.399, SLG: 0.605	K		2B		P5			CS		1B	5	0	3	2	0	1	0								
Jim Presley, R OBP: 0.328, SLG: 0.465		P2	F3		F9			CS		G5-3	5	0	0	0	0	0	4								
Dale Murphy, R OBP: 0.356, SLG: 0.463	F9				G1-3			K		G5-3	4	0	0	0	0	1	0								
Francisco Cabrera, R OBP: 0.260, SLG: 0.750	1B				G5-3			F8		P6	4	0	2	0	0	0	0								
Greg Olson, R OBP: 0.341, SLG: 0.438 29 John Smoltz, R OBP: 0.300, SLG: 0.125 Tommy Gregg, L OBP: 0.211, SLG: 0.163	K				G5-3			G5-3		FC1-6	3	0	0	0	1	1	2								
Alexis Infante, R OBP: 0.056, SLG: 0.111			G5-3		G3			F7		FC1-6	4	1	0	0	0	0	2								
Charlie Leibrandt, R OBP: 0.500, SLG: 0.500 Oddie McDowell, L OBP: 0.279, SLG: 0.381 Charlie Kerfeld, R Jeff Treadway, L OBP: 0.316, SLG: 0.447	1B				F9			F8		1B	2	1	1	0	0	0	0								
Inning Stats	R: 0 E: 0 K: 1 S: 9	H: 0 LOB: 0 BB: 0 P: 13	R: 0 E: 0 K: 1 S: 8	H: 1 LOB: 1 BB: 0 P: 13	R: 1 E: 0 K: 1 S: 14	H: 3 LOB: 2 BB: 0 P: 19	R: 0 E: 0 K: 0 S: 9	H: 1 LOB: 1 BB: 0 P: 14	R: 0 E: 0 K: 1 S: 6	H: 0 LOB: 0 BB: 0 P: 7	R: 0 E: 0 K: 0 S: 8	H: 0 LOB: 0 BB: 0 P: 11	R: 0 E: 0 K: 0 S: 6	H: 0 LOB: 0 BB: 0 P: 11	R: 1 E: 0 K: 0 S: 6	H: 2 LOB: 0 BB: 0 P: 8	R: 0 E: 0 K: 0 S: 9	H: 0 LOB: 0 BB: 0 P: 17	R: 2 E: 0 K: 0 S: 14	H: 2 LOB: 2 BB: 2 P: 23	1B: 6 2B: 2 3B: 0 HR: 1	SF: 0 SAC: 0 DP: 0 HBP: 0	WP: 0 PB: 0 SB: 0 CS: 1	PA: 41	
PITCHER	IP	WLS	BF	H	R	ER	SO	BB	IBB	HBP	BLK	WP	HR	S	P	ERA	WHIP								
Bruce Hurst, L ERA: 3.84 Greg Harris, R ERA: 2.06	(1.1) 7.2	L	30	7	2	2	5	0	0	0	0	0	0	65	94	2.35	0.913								
	(8.1)	L	10	2	2	2	0	1	1	0	0	0	0	24	42	7.71	1.286								

Atlanta Braves @ San Diego Padres
Jack Murphy Stadium, San Diego, CA

Sun Jun 03 1990, 6:33 AM EDT
Att. 17,151 - Sunny - 75 F

AB	38
R	4
H	9
RBI	4
BB	2
SO	5
LOB	12

WP: 0 PA: 41
PB: 0
SB: 0
CS: 1


Batter	1	2	3	4	5	6	7	8	9	10	AB	R	H	RBI	BB	SO	LOB								
Bip Roberts, S OBP: 0.365, SLG: 0.466	FC6-4		F9		E			B1			3	1	1	0	0	1									
Roberto Alomar, S OBP: 0.383, SLG: 0.425	FC6-4		2B		P4			FC6-4			3	0	1	0	1	0	1								
Tony Gwynn, L OBP: 0.378, SLG: 0.459	FC6-4		K					CS		E4	4	0	0	0	0	1	3								
Joe Carter, R OBP: 0.272, SLG: 0.404	F7		L3					G5-3		F8	4	0	0	0	0	0	4								
Jerald Clark, R OBP: 0.292, SLG: 0.405		G5-3			P2			P4		K	4	0	0	0	0	1	0								
Darin Jackson, R OBP: 0.259, SLG: 0.340 Phil Stephenson, L OBP: 0.400, SLG: 0.442		G4-3			F8			L5-3		BB	3	1	2	0	0	0	0								
Garry Templeton, S OBP: 0.265, SLG: 0.361		G4-3			P6			L5-3		F7	4	0	0	0	0	0	3								
Mark Parent, R OBP: 0.281, SLG: 0.290 Greg Harris, R Fred Lynn, L OBP: 0.327, SLG: 0.389					K			L5		K	3	0	1	1	0	1	0								
Bruce Hurst, L OBP: 0.143, SLG: 0.053 Benito Santiago, R OBP: 0.360, SLG: 0.513		K			G1-3			FC6-4		K	2	0	0	0	1	1	1								
Inning Stats	R: 0 E: 0 K: 0 S: 9	H: 0 LOB: 1 BB: 1 P: 16	R: 1 E: 0 K: 1 S: 14	H: 2 LOB: 1 BB: 0 P: 20	R: 0 E: 0 K: 1 S: 11	H: 1 LOB: 1 BB: 0 P: 15	R: 0 E: 0 K: 0 S: 6	H: 0 LOB: 0 BB: 0 P: 8	R: 1 E: 0 K: 1 S: 11	H: 1 LOB: 0 BB: 0 P: 17	R: 0 E: 0 K: 0 S: 5	H: 0 LOB: 0 BB: 0 P: 6	R: 0 E: 0 K: 0 S: 5	H: 1 LOB: 0 BB: 0 P: 7	R: 0 E: 0 K: 0 S: 3	H: 0 LOB: 0 BB: 1 P: 8	R: 0 E: 1 K: 1 S: 8	H: 0 LOB: 0 BB: 0 P: 10	R: 0 E: 0 K: 2 S: 11	H: 0 LOB: 1 BB: 1 P: 20	1B: 3 2B: 3 3B: 0 HR: 0	SF: 0 SAC: 0 DP: 1 HBP: 1	WP: 0 PB: 0 SB: 2 CS: 4	PA: 37	
PITCHER	IP	WLS	BF	H	R	ER	SO	BB	IBB	HBP	BLK	WP	HR	S	P	ERA	WHIP								
Charlie Leibrandt, L ERA: 1.29 Charlie Kerfeld, R ERA: 5.75 Joe Boever, R ERA: 2.78	(1.1) 7.0	W	26	5	2	1	3	1	0	1	0	0	0	61	89	1.29	0.857								
	(8.1)	W	6	0	0	0	1	1	0	0	0	0	0	11	18	0.00	0.500								
	(10.1)	S	4	0	0	0	2	1	0	0	0	0	0	11	20	0.00	1.000								


Atlanta Braves @ San Diego Padres
Jack Murphy Stadium, San Diego, CA

Sun Jun 03 1990, 6:33 AM EDT
Att. 17,151 - Sunny - 75 F

AB	32
R	2
H	5
RBI	1
BB	3
SO	6
LOB	15

WP: 0 PA: 37
PB: 0
SB: 2
CS: 4

Batter	1	2	3	4	5	6	7	8	9	AB	R	H	RBI	BB	SO	LOB	TOP			
Oddibe McDowell, L (1, 8) OBP: 0.271, SLG: 0.369	1-3 K		0-3 K			3-3 K			0-0 G3-1	4	0	0	0	0	3	0	<p>Atlanta Braves @ Los Angeles Dodgers Dodger Stadium, Los Angeles, CA Mon Jun 04 1990, 7:05 PM PDT Att: 22,098 - Unknown</p> <p>livebaseballscorecards.com</p> <p>AB 30 R 0 H 3 RBI 0 BB 1 SO 18 LOB 6</p> 			
Jeff Treadway, L (1, 4) OBP: 0.321, SLG: 0.444	1-0 1B			2-3 K		2-2 F9			4-2 1B BB	3	0	1	0	1	1	0				
Ron Gant, R (1, 7) OBP: 0.401, SLG: 0.609	1-3 K			1-3 K		0-1			2-2 1B	4	0	2	0	0	2	1				
Jim Presley, R (1, 5) OBP: 0.321, SLG: 0.454	1-3 K			3-3 K		1-3 K			0-1 G6-3	4	0	0	0	0	3	4				
David Justice, L (1, 3) OBP: 0.371, SLG: 0.508		2-3 K			0-3 K					3	0	0	0	0	3	1				
Dale Murphy, R (1, 9) OBP: 0.352, SLG: 0.455	3-3 K			1-2 F9				1-3 K		3	0	0	0	0	2	0				
Jeff Blausler, R (1, 6) OBP: 0.319, SLG: 0.386	0-3 K			1-3 K				0-3 K		3	0	0	0	0	3	0				
Greg Olson, R (1, 2) OBP: 0.330, SLG: 0.422			3-1 P2			3-2 F7		1-2 G3		3	0	0	0	0	0	0				
Tom Glavine, L (1, 1) OBP: 0.136, SLG: 0.143			0-0 G6-3			0-3 K			2-1 P4	2	0	0	0	0	1	0				
Tony Castillo, L (6, 1)										0	0	0	0	0	0	0				
Dwayne Henry, R (8, 1)										0	0	0	0	0	0	0				
Tommy Gregg, L (9, PH) OBP: 0.207, SLG: 0.160										1	0	0	0	0	0	0				
Inning Stats	R: 0 E: 0 K: 3 S: 12	H: 1 LOB: 1 BB: 0 P: 16	R: 0 E: 0 K: 3 S: 9	H: 0 LOB: 0 BB: 0 P: 14	R: 0 E: 0 K: 1 S: 6	H: 0 LOB: 0 BB: 0 P: 9	R: 0 E: 0 K: 2 S: 9	H: 0 LOB: 0 BB: 0 P: 15	R: 0 E: 0 K: 2 S: 10	H: 0 LOB: 0 BB: 0 P: 11	R: 0 E: 0 K: 2 S: 11	H: 1 LOB: 1 BB: 0 P: 16	R: 0 E: 0 K: 2 S: 9	H: 0 LOB: 0 BB: 0 P: 11	R: 0 E: 0 K: 0 S: 11	H: 1 LOB: 2 BB: 1 P: 19	1B: 2 2B: 1 3B: 0 HR: 0	SF: 0 SAC: 0 DP: 0 HBP: 0	WP: 0 PB: 0 SB: 0 CS: 0	PA: 31
PITCHER Ramon Martinez, R (1, 1) ERA: 3.17	IP: 9.0 WLS: W BF: 31 H: 3 R: 0 ER: 0 SO: 18 BB: 1 IBB: 0 HBP: 0 BLK: 0 WP: 0 HR: 0 S: 86 P: 127 ERA: 0.00 WHIP: 0.444															PITCHER				

Batter	1	2	3	4	5	6	7	8	9	AB	R	H	RBI	BB	SO	LOB	BOTTOM											
Jose Gonzalez, R (1, 8) OBP: 0.340, SLG: 0.532	2-1 G3 2B		0-2 FC6-4 1B		2-1 SH1-4 1B	0-0 1B		0-1 CS		4	0	3	2	0	0	1	<p>Atlanta Braves @ Los Angeles Dodgers Dodger Stadium, Los Angeles, CA Mon Jun 04 1990, 7:05 PM PDT Att: 22,098 - Unknown</p> <p>livebaseballscorecards.com</p> <p>AB 33 R 6 H 12 RBI 6 BB 2 SO 6 LOB 17</p> 											
Mike Sharperson, R (1, 5) OBP: 0.345, SLG: 0.359	0-0 G3		1-0 G5-4-3 1B		0-1 SH1-4 1B	1-2 2-3 3-H 1B		2-3		3	0	1	0	0	0	3												
Kal Daniels, L (1, 7) OBP: 0.400, SLG: 0.552	1-0 G6-3		0-2 G5-4-3 1B		1-3 K	1-2 2-H 3-H 1B		1-1 FC4-6		4	0	0	0	0	1	4												
Hubie Brooks, R (1, 9) OBP: 0.279, SLG: 0.402	4-1			1-0 2B G4-3 1B	2-2 WP			0-1 L7		4	1	2	0	1	0	1												
Chris Gwynn, L (8, 9) OBP: 0.340, SLG: 0.302										0	0	0	0	0	0	0												
Mickey Hatcher, R (1, 3) OBP: 0.246, SLG: 0.250	3-2 G6-3		1-2 G4-3 HR 2B			2-0 FC5-4 1B		2-2 F9		4	2	1	0	0	0	3												
Mike Scioscia, L (1, 2) OBP: 0.333, SLG: 0.448		1-1 F8		0-0 G4-3		2-2 FC5-4 1B 1B		0-0 G4-3		4	1	1	1	0	0	1												
Juan Samuel, R (1, 4) OBP: 0.303, SLG: 0.364		2-3 K		2-3 3-H HR		1-1 1B 1B		0-2 G3-1		3	2	2	2	1	1	0												
Alfredo Griffin, S (1, 6) OBP: 0.332, SLG: 0.333		1-3 K		3-H K		1-2 1B 1B		4-2 CS G4-3 BB		4	0	0	0	0	3	4												
Ramon Martinez, R (1, 1) OBP: 0.130, SLG: 0.130			0-0 FC6-4 1B		1-3 K	0-3 K		0-0 G4-3		3	0	2	1	0	1	0												
Inning Stats	R: 0 E: 0 K: 0 S: 11	H: 1 LOB: 2 BB: 1 P: 21	R: 0 E: 0 K: 2 S: 8	H: 0 LOB: 0 BB: 0 P: 12	R: 0 E: 0 K: 0 S: 9	H: 2 LOB: 1 BB: 0 P: 9	R: 3 E: 0 K: 2 S: 20	H: 3 LOB: 0 BB: 0 P: 25	R: 0 E: 0 K: 1 S: 9	H: 1 LOB: 0 BB: 0 P: 14	R: 3 E: 0 K: 1 S: 20	H: 5 LOB: 2 BB: 0 P: 28	R: 0 E: 0 K: 0 S: 12	H: 0 LOB: 0 BB: 0 P: 14	R: 0 E: 0 K: 0 S: 8	H: 0 LOB: 0 BB: 1 P: 12	1B: 9 2B: 3 3B: 0 HR: 1	SF: 0 SAC: 1 DP: 1 HBP: 0	WP: 1 PB: 0 SB: 0 CS: 1	PA: 37								
PITCHER Tom Glavine, L (1, 1) ERA: 3.59	IP: 5.2 WLS: L BF: 29 H: 12 R: 6 ER: 6 SO: 6 BB: 1 IBB: 0 HBP: 0 BLK: 0 WP: 1 HR: 1 S: 75 P: 106 ERA: 9.53 WHIP: 2.294															PITCHER												
Tony Castillo, L (6, 1) ERA: 3.91	1.1	4	0	0	0	0	0	0	0	0	14	17	0.00	0.000														
Dwayne Henry, R (8, 1) ERA: 5.28	1.0	3	0	0	0	0	1	0	0	0	8	12	0.00	1.000														

Batter	1	2	3	4	5	6	7	8	9	AB	R	H	RBI	BB	SO	LOB	TOP										
Oddibe McDowell, L (1,8) OBP: 0.276, SLG: 0.366	F8																										
Jeff Treadway, L (1,4) OBP: 0.329, SLG: 0.456			F7																								
Ron Gant, R (1,7) OBP: 0.391, SLG: 0.591	2-3			6-3																							
Jim Presley, R (1,5) OBP: 0.319, SLG: 0.449	5-3			K																							
David Justice, L (1,3) OBP: 0.365, SLG: 0.507		K		F7																							
Dale Murphy, R (1,9) OBP: 0.350, SLG: 0.450	4-3				K																						
Jeff Blauser, R (1,6) OBP: 0.316, SLG: 0.391	F7			6-3																							
Greg Olson, R (1,2) OBP: 0.323, SLG: 0.412				3-1																							
Tommy Gregg, L (8, PH) OBP: 0.217, SLG: 0.173					F9																						
Joe Hesketh, R (8, 1)																											
Pete Smith, R (1, 1) OBP: 0.091, SLG: 0.048				G3																							
Lonnie Smith, R (8, PH) OBP: 0.313, SLG: 0.357																											
Jimmy Kremers, L (8, 2)																											
Inning Stats	R: 0 E: 0 K: 0 S: 4	H: 1 LOB: 1 BB: 0 P: 4	R: 0 E: 0 K: 1 S: 5	H: 0 LOB: 0 BB: 0 P: 5	R: 0 E: 0 K: 1 S: 4	H: 1 LOB: 1 BB: 0 P: 4	R: 0 E: 0 K: 1 S: 5	H: 0 LOB: 0 BB: 0 P: 5	R: 0 E: 0 K: 1 S: 5	H: 1 LOB: 1 BB: 0 P: 4	R: 0 E: 0 K: 0 S: 4	H: 1 LOB: 1 BB: 0 P: 4	R: 6 E: 1 K: 0 S: 9	H: 5 LOB: 1 BB: 1 P: 13	R: 0 E: 0 K: 0 S: 3	H: 0 LOB: 0 BB: 0 P: 3	1B: 6 2B: 3 3B: 0 HR: 0	SF: 0 SAC: 0 DP: 0 HBP: 0	WP: 0 PB: 0 SB: 0 CS: 0	PA: 38							
PITCHER	IP	WLS	BF	H	R	ER	SO	BB	IBB	HBP	BLK	WP	HR	S	P	ERA	WHIP										
Mike Morgan, R (1, 1) ERA: 2.78	7.2	L	34	9	6	0	3	1	0	0	0	0	0	39	43	0.00	1.304										
Don Aase, R (8, 1) ERA: 3.38	0.1		1	0	0	0	0	0	0	0	0	0	0	1	1	0.00	0.000										
John Wetteland, R (9, 1) ERA: 7.52	1.0		3	0	0	0	0	0	0	0	0	0	0	3	3	0.00	0.000										

Atlanta Braves @ Los Angeles Dodgers
Dodger Stadium, Los Angeles, CA
Tue Jun 05 1990, 7:05 PM PDT
Att: 29,878 - Unknown - 78 F

AB 37
R 6
H 9
RBI 4
BB 1
SO 3
LOB 12



Batter	1	2	3	4	5	6	7	8	9	AB	R	H	RBI	BB	SO	LOB	BOTTOM										
Lenny Harris, L (1,5) OBP: 0.338, SLG: 0.385	4-3																										
Mike Sharperson, R (8, PH) OBP: 0.357, SLG: 0.365																											
Kirk Gibson, L (1,8)	F7																										
Kal Daniels, L (1,7) OBP: 0.391, SLG: 0.538	K																										
Eddie Murray, S (1,3) OBP: 0.382, SLG: 0.448		6-3																									
Hubie Brooks, R (1,9) OBP: 0.273, SLG: 0.394		F8																									
Mike Scioscia, L (1,2) OBP: 0.333, SLG: 0.442																											
Mickey Hatcher, R (9, PH) OBP: 0.259, SLG: 0.264																											
Juan Samuel, R (1,4) OBP: 0.306, SLG: 0.360																											
Alfredo Griffin, S (1,6) OBP: 0.330, SLG: 0.328																											
Mike Morgan, R (1, 1) OBP: 0.115, SLG: 0.080																											
Don Aase, R (8, 1)																											
Jose Gonzalez, R (8, PH) OBP: 0.333, SLG: 0.521																											
John Wetteland, R (9, 1) OBP: 0.167, SLG: 0.667																											
Rick Dempsey, R (9, PH) OBP: 0.333, SLG: 0.469																											
Inning Stats	R: 0 E: 0 K: 1 S: 5	H: 0 LOB: 0 BB: 0 P: 5	R: 0 E: 0 K: 1 S: 5	H: 0 LOB: 0 BB: 0 P: 5	R: 0 E: 0 K: 1 S: 5	H: 0 LOB: 0 BB: 0 P: 5	R: 0 E: 0 K: 1 S: 5	H: 0 LOB: 0 BB: 0 P: 5	R: 1 E: 1 K: 0 S: 4	H: 0 LOB: 1 BB: 1 P: 8	R: 0 E: 0 K: 0 S: 4	H: 1 LOB: 3 BB: 2 P: 12	R: 0 E: 1 K: 0 S: 4	H: 0 LOB: 2 BB: 1 P: 8	R: 3 E: 0 K: 1 S: 8	H: 3 LOB: 1 BB: 1 P: 12	1B: 3 2B: 1 3B: 0 HR: 0	SF: 0 SAC: 1 DP: 0 HBP: 0	WP: 1 PB: 0 SB: 1 CS: 0	PA: 38							
PITCHER	IP	WLS	BF	H	R	ER	SO	BB	IBB	HBP	BLK	WP	HR	S	P	ERA	WHIP										
Pete Smith, R (1, 1) ERA: 3.53	7.0	W	26	1	1	0	5	3	0	0	0	0	0	33	45	0.00	0.571										
Joe Hesketh, L (8, 1) ERA: 3.98	2.0		12	3	3	3	1	2	0	0	0	1	0	12	20	13.50	2.500										

Atlanta Braves @ Los Angeles Dodgers
Dodger Stadium, Los Angeles, CA
Tue Jun 05 1990, 7:05 PM PDT
Att: 29,878 - Unknown - 78 F

AB 32
R 4
H 4
RBI 4
BB 5
SO 6
LOB 14



Batter	1	2	3	4	5	6	7	8	9	AB	R	H	RBI	BB	SO	LOB	TOP		
Oddibe McDowell, L (1.8) OBP: 0.275, SLG: 0.362	4-3		FC6-4		G3			BB 1B E 1B		4	1	1	1	0	0	3	Atlanta Braves @ Los Angeles Dodgers Dodger Stadium, Los Angeles, CA Wed Jun 06 1990, 7:05 PM PDT Att: 25,274 - Unknown - 72 F		
Jeff Treadway, L (1.4) OBP: 0.327, SLG: 0.453	K		SF8					E1 BB 1B		3	1	1	1	0	1				
Ron Gant, R (1.7) OBP: 0.367, SLG: 0.579	K		P6					BB 1B 1B BB		3	1	0	0	1	1	2			
Jim Presley, R (1.5) OBP: 0.323, SLG: 0.451				4-3				BB 1B 1B		4	0	2	2	0	0	1			
David Justice, L (1.3) OBP: 0.359, SLG: 0.493				K				BB 1B 1B		4	0	1	1	0	1	2			
Dale Murphy, R (1.9) OBP: 0.343, SLG: 0.440				5-3				BB 1B 1B		4	0	0	0	0	1	2			
Jeff Blauer, R (1.6) OBP: 0.314, SLG: 0.385					6-3			F9		4	1	1	0	0	0	0			
Greg Olson, R (1.2) OBP: 0.323, SLG: 0.409										3	1	1	0	0	0	0			
Charlie Kerfeld, R (7.1) Joe Boever, R (8.1) Tommy Gregg, L (9, PH) OBP: 0.213, SLG: 0.170										0	0	0	0	0	0	0			
29 John Smoltz, R (1.1) OBP: 0.364, SLG: 0.176 Tony Castillo, L (6.1) Francisco Cabrera, R (7.2) OBP: 0.429, SLG: 0.643										1	0	1	0	1	0	0			
Inning Stats	R: 0 E: 0 K: 2 S: 7	H: 0 LOB: 0 BB: 0 P: 7	R: 0 E: 0 K: 0 S: 3	H: 1 LOB: 0 BB: 0 P: 3	R: 2 E: 0 K: 0 S: 5	H: 2 LOB: 1 BB: 1 P: 9	R: 0 E: 0 K: 1 S: 5	H: 0 LOB: 0 BB: 0 P: 5	R: 0 E: 0 K: 0 S: 4	H: 1 LOB: 1 BB: 0 P: 4	R: 0 E: 0 K: 0 S: 4	H: 0 LOB: 0 BB: 0 P: 3	R: 0 E: 0 K: 2 S: 10	H: 3 LOB: 1 BB: 1 P: 14	R: 0 E: 0 K: 1 S: 5	H: 0 LOB: 0 BB: 0 P: 5	1B: 8 2B: 0 3B: 0 HR: 0	SF: 1 SAC: 0 DP: 1 HBP: 0	WP: 0 PA: 36 PB: 0 SB: 1 CS: 0
PITCHER	IP	WLS	BF	H	R	ER	SO	BB	IBB	HBP	BLK	WP	HR	S	P	ERA	WHIP		
Mike Maddux, R (1.1) ERA: 4.43	3.0		12	3	2	2	2	1	0	0	0	0	0	15	19	6.00	1.333		
Tim Crews, R (4.1) ERA: 3.96	4.1		17	3	2	2	2	0	0	0	0	0	0	21	21	4.15	0.692		
Jay Howell, R (8.1) ERA: 3.31	1.2	W	7	2	1	0	2	1	0	0	0	0	0	10	14	0.00	1.800		

Batter	1	2	3	4	5	6	7	8	9	AB	R	H	RBI	BB	SO	LOB	BOTTOM		
Lenny Harris, L (1.5) OBP: 0.336, SLG: 0.389	F7		1B SF9 2B	4-3		E4 1B		SH1-4		4	1	1	0	0	0	0	Atlanta Braves @ Los Angeles Dodgers Dodger Stadium, Los Angeles, CA Wed Jun 06 1990, 7:05 PM PDT Att: 25,274 - Unknown - 72 F		
Chris Cwynn, L (1.7) OBP: 0.385, SLG: 0.340	K		1B 2-3			2-3 1B		BB 2B BB		4	1	3	0	1	1	0			
Kirk Gibson, L (1.8) OBP: 0.111, SLG: 0.125 Jose Gonzalez, R (9.9) OBP: 0.333, SLG: 0.521	S 2B		SF9	F5		K		BB 1-2 2-3 BB		3	1	1	1	1	1	3			
Eddie Murray, S (1.3) OBP: 0.388, SLG: 0.456	S BB					F5		L6		4	0	2	3	1	0	0			
Hubie Brooks, R (1.9) OBP: 0.278, SLG: 0.396 Jay Howell, R (8.1)	K		K					1-3		4	0	2	0	0	2	4			
Mike Scioscia, L (1.2) OBP: 0.341, SLG: 0.440								1-3		1	0	0	0	0	0	1			
Juan Samuel, R (1.4) OBP: 0.304, SLG: 0.356								BB 1-2 BB		3	1	1	0	2	0	1			
Alfredo Griffin, S (1.6) OBP: 0.328, SLG: 0.326								BB 1-2 BB		5	1	1	0	0	2	5			
Mike Maddux, L (1.1) Fernando Valenzuela, L (3, PH) OBP: 0.455, SLG: 0.867 Tim Crews, R (4.1) Stan Javier, S (8.9) OBP: 0.344, SLG: 0.367								BB SH1-4 2B 1B		4	1	1	0	0	0	2			
Inning Stats	R: 0 E: 0 K: 2 S: 8	H: 1 LOB: 2 BB: 1 P: 12	R: 0 E: 0 K: 0 S: 3	H: 0 LOB: 0 BB: 0 P: 3	R: 1 E: 0 K: 1 S: 8	H: 4 LOB: 2 BB: 0 P: 8	R: 3 E: 1 K: 0 S: 7	H: 4 LOB: 1 BB: 0 P: 7	R: 0 E: 1 K: 1 S: 7	H: 1 LOB: 2 BB: 0 P: 7	R: 0 E: 0 K: 1 S: 6	H: 1 LOB: 2 BB: 1 P: 10	R: 3 E: 0 K: 0 S: 5	H: 2 LOB: 2 BB: 3 P: 17	1B: 10 2B: 4 3B: 0 HR: 0	SF: 2 SAC: 1 DP: 0 HBP: 0		WP: 0 PA: 43 PB: 0 SB: 2 CS: 0	
PITCHER	IP	WLS	BF	H	R	ER	SO	BB	IBB	HBP	BLK	WP	HR	S	P	ERA	WHIP		
29 John Smoltz, R (1.1) ERA: 5.6	5.2		29	11	4	3	4	1	0	0	0	0	0	36	40	4.76	2.118		
Tony Castillo, L (6.1) ERA: 3.51	0.2		4	1	0	0	1	1	0	0	0	0	0	5	9	0.00	3.000		
Charlie Kerfeld, R (7.1) ERA: 6.75	1.0	L	6	1	3	3	1	2	0	0	0	0	0	6	14	27.00	3.000		
Joe Boever, R (8.1) ERA: 2.7	0.2		4	1	0	0	0	0	1	0	0	0	0	3	7	0.00	1.500		

Batter	1	2	3	4	5	6	7	8	9	AB	R	H	RBI	BB	SO	LOB	TOP																			
Rick Parker, R OBP: 0.455, SLG: 0.645 (1, 8)	G6-3	E5		HR	FC6-4	1B		FC6-4	1B	7	4	4	6	0	0	2	San Francisco Giants @ Atlanta Braves Atlanta-Fulton County Stadium, Atlanta, GA Fri Jun 08 1990, 7:05 PM EDT Att: 32,154 - Unknown - 93 F																			
Greg Litton, R OBP: 0.214, SLG: 0.268 (1, 9)	F7	G6-3			FC6-4	1B		HR	1B	2	0	0	0	0	0	2																				
Rick Leach, L OBP: 0.437, SLG: 0.405 (4, PH)					FC6-4			HR	BB	2	1	1	0	0	0	1																				
Ernest Riles, L OBP: 0.315, SLG: 0.457 (6, PH)				1B	1B			HR	BB	2	2	2	3	1	0	0																				
Will Clark, L OBP: 0.325, SLG: 0.487 (1, 3)	K			FC6	K			HR	L6-4	7	2	3	6	0	2	3																				
Kevin Mitchell, R OBP: 0.375, SLG: 0.585 (1, 7)		FC5	1B	P3	L8			K		6	0	1	0	0	2	3																				
Matt Williams, R OBP: 0.316, SLG: 0.453 (1, 5)		FC5	1B	K				K		6	2	3	1	0	2	1																				
Gary Carter, R OBP: 0.337, SLG: 0.344 (1, 2)	FC5	1B	P3	F8		P2			1B	6	2	2	0	0	0	6																				
Robby Thompson, R OBP: 0.292, SLG: 0.352 (1, 4)	P8			HR	HBP	1B			1B	3	3	2	0	0	0	2																				
Dave Anderson, R OBP: 0.281, SLG: 0.267 (6, 6)				1B	1B	1B		K	1B	2	1	1	0	0	1	1																				
Jose Uribe, S OBP: 0.348, SLG: 0.391 (1, 6)	E9	1B	1B	HR	SH1-4	1B		K	1B	4	4	4	3	0	0	0																				
Mark Thurmond, L (6, 1)				HR	1B	1B		K	1B	2	0	0	0	0	2	3																				
Bob Knepper, L OBP: 0.231, SLG: 0.308 (1, 1)				P5	SH1-4	1B		FC6-4	1B	1	0	1	2	0	0	0																				
Don Robinson, R OBP: 0.125, SLG: 0.125 (4, PH)						1B			2B	1	0	0	0	0	0	2																				
Trevor Wilson, L (4, 1)						1B			1B	0	0	0	0	0	0	0																				
Mike Kingery, L OBP: 0.500, SLG: 0.462 (6, PH)						1B			1B	3	2	3	2	0	0	0																				
Inning Stats	R: 0 E: 0 K: 1 S: 7	H: 0 LOB: 0 BB: 10	R: 3 E: 2 K: 0 S: 20	H: 4 LOB: 2 BB: 0	R: 0 E: 0 K: 1 S: 12	H: 1 LOB: 1 BB: 0	R: 4 E: 1 K: 0 S: 15	H: 4 LOB: 2 BB: 0	R: 2 E: 0 K: 1 S: 13	H: 3 LOB: 1 BB: 0	R: 7 E: 0 K: 1 S: 21	H: 7 LOB: 0 BB: 33	R: 0 E: 0 K: 2 S: 8	H: 1 LOB: 1 BB: 0	R: 3 E: 0 K: 2 S: 16	H: 2 LOB: 0 BB: 1	R: 4 E: 0 K: 1 S: 16	H: 5 LOB: 0 BB: 0	R: 4 E: 0 K: 1 S: 16	H: 21 LOB: 3 HR: 3	SF: 0 SAC: 1 DP: 1 HBP: 1	WP: 0 PB: 0 SB: 0 CS: 0	PA: 57													
PITCHER	IP	WLS	BF	H	R	ER	SO	BB	IBB	HBP	BLK	WP	HR	S	P	ERA	WHIP	PITCHER		IP	WLS	BF	H	R	ER	SO	BB	IBB	HBP	BLK	WP	HR	S	P	ERA	WHIP
Derek Lilliquist, L ERA: 6.23	3.1	L	19	7	6	5	2	0	0	1	0	0	1	48	75	13.50	2.100	Joe Boever, R ERA: 3.55		2.0		10	3	3	3	4	1	0	0	0	0	1	24	35	13.50	2.000
Marty Clary, R ERA: 5.54	1.0		9	5	3	2	0	0	0	0	0	0	0	14	21	18.00	5.000	Charlie Kerfeld, R ERA: 8.06		1.0		7	5	4	4	1	0	0	0	0	0	16	25	36.00	5.000	
Tony Castillo, L ERA: 3.71	0.2		0	0	0	0	1	0	0	0	0	0	0	5	6	0.00	0.000																			
Dwayne Henry, R ERA: 8.44	0.2		8	6	6	6	0	0	0	0	0	0	0	17	27	81.00	9.000																			
Joe Hesketh, L ERA: 4.36	0.1		2	1	1	1	1	0	0	0	0	0	1	4	6	27.00	3.000																			

Batter	1	2	3	4	5	6	7	8	9	AB	R	H	RBI	BB	SO	LOB	BOTTOM																			
Lonnie Smith, R OBP: 0.316, SLG: 0.381 (1, 7)	G5-3	L7		1B		K		HR		5	1	2	1	0	1	2	San Francisco Giants @ Atlanta Braves Atlanta-Fulton County Stadium, Atlanta, GA Fri Jun 08 1990, 7:05 PM EDT Att: 32,154 - Unknown - 93 F																			
Jeff Treadway, L OBP: 0.341, SLG: 0.479 (1, 4)				G4-3				BB		4	1	3	2	1	0	1																				
Charlie Kerfeld, R (9, 1)	FC4-6	1B				HR				0	0	0	0	0	0	0																				
Ron Gant, R OBP: 0.375, SLG: 0.559 (1, 8)	FC4-6	BB		F7		G6-3		F8		5	1	0	0	0	0	4																				
Jim Presley, R OBP: 0.322, SLG: 0.443 (1, 5)				G1-3		G5-3		F8		3	1	0	0	1	1	0																				
Joe Boever, R (7, 1)	HR	BB								0	0	0	0	0	0	0																				
Jimmy Kremers, L (8, PH)						K				1	0	0	0	0	0	1																				
Dale Murphy, R OBP: 0.354, SLG: 0.467 (1, 9)										5	2	4	3	0	0	0																				
David Justice, L OBP: 0.348, SLG: 0.474 (1, 3)	F8			G5-3		1B		1B		5	1	1	0	0	0	2																				
Jeff Blauser, R OBP: 0.336, SLG: 0.490 (1, 6)				E6		1B		1B		4	1	3	1	1	0	1																				
Greg Olson, R OBP: 0.327, SLG: 0.409 (1, 2)				2-1		G6-3		L5-4		5	0	2	1	0	0	3																				
Derek Lilliquist, L ERA: 6.23	3.0	W	11	5	2	2	0	0	0	1	0	0	0	0	0	0																				
Marty Clary, R ERA: 5.54	2.0		9	5	2	2	0	0	0	0	0	19	32	9.00	2.500																					
Tony Castillo, L ERA: 3.71	0.2		0	0	0	0	1	0	0	0	0	0	0	0	0	0																				
Francisco Cabrera, R ERA: 8.06	0.2		8	6	6	6	0	0	0	0	0	0	17	27	81.00	9.000																				
Dwayne Henry, R ERA: 8.44	0.1		2	1	1	1	1	0	0	0	0	0	1	4	6	27.00	3.000																			
Joe Hesketh, L ERA: 4.36	0.1		2	1	1	1	1	0	0	0	0	0	1	4	6	27.00	3.000																			
Inning Stats	R: 3 E: 0 K: 0 S: 19	H: 2 LOB: 1 BB: 1	R: 1 E: 0 K: 1 S: 11	H: 2 LOB: 2 BB: 1	R: 0 E: 1 K: 0 S: 12	H: 1 LOB: 2 BB: 0	R: 0 E: 0 K: 0 S: 8	H: 1 LOB: 1 BB: 0	R: 2 E: 0 K: 2 S: 10	H: 4 LOB: 2 BB: 0	R: 1 E: 0 K: 2 S: 10	H: 1 LOB: 0 BB: 0	R: 0 E: 0 K: 0 S: 9	H: 2 LOB: 1 BB: 0	R: 1 E: 0 K: 0 S: 7	H: 1 LOB: 1 BB: 1	R: 0 E: 0 K: 0 S: 8	H: 1 LOB: 0 BB: 0	R: 0 E: 0 K: 0 S: 8	H: 12 LOB: 2 HR: 3	SF: 0 SAC: 0 DP: 1 HBP: 0	WP: 1 PB: 0 SB: 0 CS: 0	PA: 44													
PITCHER	IP	WLS	BF	H	R	ER	SO	BB	IBB	HBP	BLK	WP	HR	S	P	ERA	WHIP	PITCHER		IP	WLS	BF	H	R	ER	SO	BB	IBB	HBP	BLK	WP	HR	S	P	ERA	WHIP
Bob Knepper, L ERA: 5.27	3.0	W	11	5	2	2	0	0	0	0	0	0	0	19	32	9.00	2.500	Joe Boever, R ERA: 3.55		2.0		10	3	3	3	4	1	0	0	0	1	24	35	13.50	2.000	
Trevor Wilson, L ERA: 7.39	2.0		9	5	2	2	0	0	0	0	0	0	0	14	21	18.00	5.000	Charlie Kerfeld, R ERA: 8.06		1.0		7	5	4	4	1	0	0	0	0	16	25	36.00	5.000		
Mark Thurmond, L ERA: 3.04	4.0	S	17	5	2	2	2	1	0	0	0	1	2	34	57	4.50	1.500																			



Batter	1	2	3	4	5	6	7	8	9	AB	R	H	RBI	BB	SO	LOB	TOP					
Rick Parker , R (1.8) OBP: 0.395, SLG: 0.556										5	0	0	0	0	1	4	San Francisco Giants @ Atlanta Braves Atlanta-Fulton County Stadium, Atlanta, GA Sat Jun 09 1990, 7:05 PM EDT Att: 31,048 - Unknown					
Greg Litton , R (1.9) OBP: 0.234, SLG: 0.283										5	1	2	0	0	1	3						
Will Clark , L (1.3) OBP: 0.320, SLG: 0.478										4	1	0	0	0	0	2						
Kevin Mitchell , R (1.7) OBP: 0.373, SLG: 0.579										4	0	1	1	0	0	2						
Matt Williams , R (1.5) Trevor Wilson , L (6.1)										3	0	1	0	0	0	2						
Brett Butler , L (8. PH) Steve Bedrosian , R (8.1)										0	0	0	0	0	0	0						
Gary Carter , R (1.2) OBP: 0.343, SLG: 0.362										1	0	0	0	0	0	1						
Robby Thompson , R (1.4) OBP: 0.287, SLG: 0.345										4	1	2	1	0	0	2						
Jose Uribe , S (1.6) OBP: 0.356, SLG: 0.399										4	0	3	0	0	0	1						
Allee Hammaker , S (1.1) Francisco Oliveras , R (4.1)										0	0	0	0	0	0	0						
Don Robinson , R (5. PH) Ed Vosberg , L (5.1)										0	0	0	0	0	0	0						
Dave Anderson , L (6.5) OBP: 0.273, SLG: 0.258										1	0	0	0	0	0	1						
Inning Stats	R: 0 E: 0 K: 1 S: 7	H: 0 LOB: 0 BB: 0 P: 9	R: 0 E: 0 K: 0 S: 7	H: 1 LOB: 1 BB: 0 P: 8	R: 0 E: 0 K: 1 S: 6	H: 1 LOB: 1 BB: 0 P: 9	R: 1 E: 1 K: 0 S: 11	H: 1 LOB: 0 BB: 0 P: 12	R: 0 E: 0 K: 1 S: 6	H: 1 LOB: 0 BB: 0 P: 8	R: 1 E: 0 K: 0 S: 6	H: 2 LOB: 1 BB: 0 P: 10	R: 0 E: 0 K: 0 S: 6	H: 1 LOB: 1 BB: 0 P: 9	R: 0 E: 0 K: 0 S: 9	H: 1 LOB: 1 BB: 0 P: 15	R: 1 E: 2 K: 1 S: 13	H: 1 LOB: 2 BB: 0 P: 19	1B: 8 2B: 2 3B: 0 HR: 0	SF: 0 SAC: 2 DP: 1 HBP: 0	WP: 0 PB: 0 SB: 0 CS: 0	PA: 38
PITCHER Charlie Leibrandt , L (1.1) ERA: 1.13	IP: 9.0 WLS: W BF: 38 H: 9 R: 3 ER: 1 SO: 4 BB: 0 IBB: 0 HBP: 0 BLK: 0 WP: 0 HR: 0 S: 71 P: 99 ERA: 1.00 WHIP: 1.000															PITCHER IP: 9.0 WLS: W BF: 38 H: 9 R: 3 ER: 1 SO: 4 BB: 0 IBB: 0 HBP: 0 BLK: 0 WP: 0 HR: 0 S: 71 P: 99 ERA: 1.00 WHIP: 1.000						

Batter	1	2	3	4	5	6	7	8	9	AB	R	H	RBI	BB	SO	LOB	BOTTOM				
Lonnie Smith , R (1.7) OBP: 0.318, SLG: 0.377										4	0	1	0	1	1	3	San Francisco Giants @ Atlanta Braves Atlanta-Fulton County Stadium, Atlanta, GA Sat Jun 09 1990, 7:05 PM EDT Att: 31,048 - Unknown				
Jeff Treadway , L (1.4) Alexis Infante , R (7.4)										4	0	1	1	0	2	3					
Ron Gant , R (1.8) OBP: 0.378, SLG: 0.557										4	1	2	0	0	0	4					
Jim Presley , R (1.5) OBP: 0.320, SLG: 0.439										4	0	1	0	0	2	1					
Dale Murphy , R (1.9) OBP: 0.357, SLG: 0.467										4	0	2	1	0	0	0					
David Justice , L (1.3) OBP: 0.333, SLG: 0.451										4	0	0	0	0	1	3					
Jeff Blauser , R (1.6) OBP: 0.351, SLG: 0.412										2	3	1	0	2	0	1					
Greg Olson , R (1.2) OBP: 0.333, SLG: 0.423										4	1	2	1	0	0	1					
Charlie Leibrandt , R (1.1) OBP: 0.600, SLG: 0.600										3	0	2	2	0	0	0					
Inning Stats	R: 1 E: 0 K: 0 S: 13	H: 3 LOB: 2 BB: 0 P: 15	R: 1 E: 0 K: 1 S: 10	H: 2 LOB: 1 BB: 0 P: 11	R: 0 E: 0 K: 0 S: 15	H: 1 LOB: 0 BB: 0 P: 20	R: 2 E: 0 K: 1 S: 14	H: 3 LOB: 2 BB: 1 P: 22	R: 0 E: 0 K: 1 S: 9	H: 0 LOB: 0 BB: 0 P: 14	R: 1 E: 0 K: 1 S: 9	H: 1 LOB: 2 BB: 2 P: 22	R: 0 E: 0 K: 2 S: 12	H: 1 LOB: 1 BB: 0 P: 13	R: 0 E: 0 K: 1 S: 13	H: 1 LOB: 1 BB: 0 P: 19		1B: 10 2B: 2 3B: 0 HR: 0	SF: 0 SAC: 1 DP: 0 HBP: 0	WP: 0 PB: 0 SB: 0 CS: 1	PA: 38
PITCHER Allee Hammaker , L (1.1) ERA: 4.2	IP: 3.1 WLS: L BF: 18 H: 8 R: 4 ER: 4 SO: 1 BB: 1 IBB: 0 HBP: 0 BLK: 0 WP: 0 HR: 0 S: 45 P: 59 ERA: 10.80 WHIP: 2.700															PITCHER IP: 3.1 WLS: L BF: 18 H: 8 R: 4 ER: 4 SO: 1 BB: 1 IBB: 0 HBP: 0 BLK: 0 WP: 0 HR: 0 S: 45 P: 59 ERA: 10.80 WHIP: 2.700					
Francisco Oliveras , R (4.1) ERA: 4.2	0.2 3 1 0 0 1 0 0 0 0 0 0 0 0 7 9 0.00 1.500															Ed Vosberg , L (5.1) ERA: 3.6		1.1 7 1 1 1 1 2 0 0 0 0 0 0 14 30 6.75 2.250			
Trevor Wilson , L (6.1) ERA: 6.0	1.2 6 1 0 0 3 0 0 0 0 0 0 0 16 19 0.00 0.600															Steve Bedrosian , R (8.1) ERA: 4.3	1.0 4 1 0 0 1 0 0 0 0 0 0 13 19 0.00 1.000				



Batter	1	2	3	4	5	6	7	8	9	AB	R	H	RBI	BB	SO	LOB	TOP					
Brett Butler, L OBP: 0.352, SLG: 0.294 (1, 8)										5	1	0	1	0	0	5	San Francisco Giants @ Atlanta Braves Atlanta-Fulton County Stadium, Atlanta, GA Sun Jun 10 1990, 3:33 AM EDT Att: 17,448 - Sunny					
Rick Leach, L OBP: 0.438, SLG: 0.408 (1, 9)										2	1	1	0	0	0	0						
Rick Parker, R OBP: 0.415, SLG: 0.553 (4, PH) (4, 9)										2	0	1	2	0	0	2						
Will Clark, L OBP: 0.322, SLG: 0.489 (1, 3)										5	2	2	1	0	0	2						
Mike Kingery, L OBP: 0.500, SLG: 0.462 (9, PR) (9, 7)										0	0	0	0	0	0	0						
Kevin Mitchell, R OBP: 0.378, SLG: 0.577 (4, PH) (9, 6)										4	2	2	1	1	1	1						
Greg Litton, R OBP: 0.234, SLG: 0.283 (9, 6)										0	0	0	0	0	0	0						
Matt Williams, R OBP: 0.319, SLG: 0.466 (1, 5)										4	1	2	4	0	1	1						
Terry Kennedy, L OBP: 0.405, SLG: 0.426 (1, 2)										3	1	1	0	1	1	1						
Robby Thompson, R OBP: 0.286, SLG: 0.343 (1, 4)										4	1	1	0	0	1	2						
Jose Uribe, S OBP: 0.361, SLG: 0.403 (6, PR) (6, 6)										3	0	2	0	0	0	1						
Dave Anderson, R OBP: 0.250, SLG: 0.250 (6, PR) (9, 3)										1	0	0	0	0	1	0						
John Burkett, R OBP: 0.143, SLG: 0.100 (9, 1)										2	0	0	0	1	0	3						
Jeff Brantley, R OBP: 0.200, SLG: 0.400 (9, 1)										0	0	0	0	0	0	0						
Inning Stats	R: 4 E: 0 K: 1 S: 20	H: 4 LOB: 1 BB: 1 P: 32	R: 0 E: 0 K: 0 S: 6	H: 0 LOB: 0 BB: 0 P: 10	R: 0 E: 0 K: 0 S: 10	H: 0 LOB: 0 BB: 1 P: 16	R: 3 E: 0 K: 0 S: 19	H: 4 LOB: 1 BB: 0 P: 29	R: 1 E: 0 K: 1 S: 12	H: 2 LOB: 0 BB: 0 P: 20	R: 0 E: 0 K: 0 S: 9	H: 1 LOB: 2 BB: 0 P: 17	R: 1 E: 0 K: 2 S: 10	H: 1 LOB: 0 BB: 0 P: 18	R: 0 E: 0 K: 1 S: 12	H: 0 LOB: 1 BB: 0 P: 21	R: 0 E: 0 K: 0 S: 3	H: 0 LOB: 1 BB: 0 P: 7	1B: 10 2B: 0 3B: 0 HR: 2	SF: 0 SAC: 1 DP: 3 HBP: 1	WP: 0 PB: 0 CS: 3	PA: 40
PITCHER	IP WLS BF H R ER SO BB IBB HBP BLK WP HR S P ERA WHIP	IP WLS BF H R ER SO BB IBB HBP BLK WP HR S P ERA WHIP																				
Pete Smith, R ERA: 4.26 (1, 1)	3.1 L 18 7 7 7 1 2 0 0 0 0 0 1 47 74 18.90 2.700																					
Tony Castillo, L ERA: 3.51 (4, 1)	1.2 7 3 1 1 1 0 0 0 0 0 0 0 0 20 33 5.40 1.800																					
Marty Clary, R ERA: 5.49 (6, 1)	2.0 8 2 1 1 2 0 0 0 0 0 0 0 0 19 35 4.50 1.000																					
Rick Luecken, R ERA: 5.94 (8, 1)	2.0 7 0 0 0 1 1 0 1 0 0 0 0 15 28 0.00 0.500																					
Batter	1	2	3	4	5	6	7	8	9	AB	R	H	RBI	BB	SO	LOB	BOTTOM					
Oddibe McDowell, L OBP: 0.281, SLG: 0.366 (1, 8)										4	1	2	0	0	0	0	San Francisco Giants @ Atlanta Braves Atlanta-Fulton County Stadium, Atlanta, GA Sun Jun 10 1990, 3:33 AM EDT Att: 17,448 - Sunny					
Jeff Treadway, L OBP: 0.331, SLG: 0.462 (1, 4)										4	0	0	0	0	1	3						
Ron Gant, R OBP: 0.361, SLG: 0.572 (1, 7)										3	1	1	2	1	1	0						
Jim Presley, R OBP: 0.319, SLG: 0.435 (1, 5)										4	0	1	0	0	0	2						
David Justice, L OBP: 0.319, SLG: 0.430 (1, 3)										4	0	0	0	0	1	2						
Dale Murphy, R OBP: 0.350, SLG: 0.457 (1, 9)											4	1	0	0	0	1		1				
Jimmy Kremers, L (1, 2)										4	0	0	0	0	2	1						
Jeff Blausler, R OBP: 0.342, SLG: 0.400 (1, 6)											3	0	0	0	0	1		1				
Pete Smith, R OBP: 0.087, SLG: 0.045 (4, 1)										1	0	0	0	0	0	0						
Tommy Gregg, L OBP: 0.227, SLG: 0.195 (5, PH) 29 John Smoltz, R OBP: 0.246, SLG: 0.176 (8, 1) Marty Clary, R OBP: 0.319, SLG: 0.374 (8, 1) Lonnie Smith, R OBP: 0.195, SLG: 0.274 (8, 1) Rick Luecken, R (8, 1)											0	0	0	0	0	0						
Inning Stats	R: 1 E: 0 K: 0 S: 13	H: 1 LOB: 0 BB: 0 P: 19	R: 0 E: 0 K: 2 S: 10	H: 0 LOB: 0 BB: 0 P: 14	R: 0 E: 0 K: 0 S: 3	H: 0 LOB: 0 BB: 0 P: 6	R: 0 E: 0 K: 0 S: 10	H: 0 LOB: 1 BB: 1 P: 17	R: 1 E: 2 K: 1 S: 14	H: 2 LOB: 2 BB: 0 P: 20	R: 0 E: 0 K: 2 S: 10	H: 0 LOB: 0 BB: 0 P: 16	R: 0 E: 0 K: 1 S: 11	H: 0 LOB: 1 BB: 0 P: 18	R: 0 E: 0 K: 1 S: 8	H: 0 LOB: 0 BB: 0 P: 11	1B: 4 2B: 0 3B: 0 HR: 1	SF: 0 SAC: 0 DP: 1 HBP: 0	WP: 1 PB: 0 CS: 0	PA: 34		
PITCHER	IP WLS BF H R ER SO BB IBB HBP BLK WP HR S P ERA WHIP	IP WLS BF H R ER SO BB IBB HBP BLK WP HR S P ERA WHIP																				
John Burkett, R ERA: 3.61 (1, 1)	8.0 W 31 5 3 2 7 1 0 0 0 0 0 0 80 122 2.25 0.750																					
Jeff Brantley, R ERA: 1.44 (9, 1)	1.0 3 0 0 0 1 0 0 0 0 0 0 0 0 8 11 0.00 0.000																					

Batter	1	2	3	4	5	6	7	8	9	AB	R	H	RBI	BB	SO	LOB	TOP					
Brett Butler, L OBP: 0.360, SLG: 0.307 (1, 8)	F8		1B			1B	2B	BB		4	1	3	1	1	0	0	San Francisco Giants @ Atlanta Braves Atlanta-Fulton County Stadium, Atlanta, GA Mon Jun 11 1990, 7:05 PM EDT Att: 11,528 - Unknown					
Rick Leach, L OBP: 0.418, SLG: 0.388 (1, 9)	G4-3		G1			K	G4-3	P4		4	0	0	0	0	1	4						
Jeff Brantley, R OBP: 0.200, SLG: 0.400 (7, 1)										0	0	0	0	0	0	0						
Rick Parker, R OBP: 0.005, SLG: 0.538 (8, PH)										1	0	0	0	0	0	3						
Steve Bedrosian, R (8, 1)										0	0	0	0	0	0	0						
Will Clark, L OBP: 0.327, SLG: 0.490 (1, 3)	K									4	3	2	1	1	2	0						
Kevin Mitchell, R OBP: 0.378, SLG: 0.587 (1, 7)		G5-3								5	2	2	2	0	1	1						
Matt Williams, R OBP: 0.325, SLG: 0.466 (1, 5)										4	1	2	1	1	2	0						
Terry Kennedy, L OBP: 0.396, SLG: 0.415 (1, 2)										3	0	0	0	0	2	1						
Gary Carter, R OBP: 0.345, SLG: 0.365 (8, 2)										2	0	1	0	0	0	2						
Ernest Riles, L OBP: 0.393, SLG: 0.449 (7, 6)										3	0	1	0	0	0	0						
Jose Uribe, S OBP: 0.363, SLG: 0.404 (7, 6)										2	0	1	1	0	0	2						
Robby Thompson, R OBP: 0.289, SLG: 0.341 (1, 4)										4	1	1	0	1	2	4						
Scott Garrelts, R OBP: 0.043, SLG: 0.043 (1, 1)										3	0	0	0	0	2	2						
Mike Kingery, L OBP: 0.500, SLG: 0.467 (7, 9)										2	0	1	2	0	0	3						
Inning Stats	R: 0 E: 0 K: 1 S: 11	H: 0 LOB: 0 BB: 0 P: 14	R: 0 E: 0 K: 2 S: 7	H: 0 LOB: 0 BB: 0 P: 13	R: 0 E: 0 K: 1 S: 11	H: 2 LOB: 2 BB: 0 P: 16	R: 0 E: 0 K: 3 S: 9	H: 0 LOB: 0 BB: 0 P: 12	R: 0 E: 0 K: 2 S: 8	H: 0 LOB: 0 BB: 0 P: 9	R: 3 E: 1 K: 1 S: 15	H: 4 LOB: 1 BB: 0 P: 22	R: 1 E: 0 K: 1 S: 8	H: 2 LOB: 1 BB: 0 P: 10	R: 3 E: 0 K: 0 S: 16	H: 3 LOB: 3 BB: 3 P: 34	R: 1 E: 0 K: 1 S: 13	H: 3 LOB: 3 BB: 1 P: 23	1B: 12 2B: 1 3B: 0 HR: 1	SF: 0 SAC: 0 DP: 0 HBP: 0	WP: 1 PB: 0 SB: 1 CS: 0	PA: 45
PITCHER	IP WLS BF H R ER SO BB IBB HBP BLK WP HR S P ERA WHIP																					
29 John Smoltz, R ERA: 5.56	(1, 1) 7.0 L 29 8 4 4 11 0 0 0 0 0 1 1 69 96 5.14 1.143																					
Joe Hesketh, L ERA: 5.66	(8, 1) 0.0 0 3 2 3 3 0 1 0 0 0 0 0 0 3 9 ∞ ∞																					
Joe Boever, R ERA: 3.42	(8, 1) 1.0 6 1 0 0 0 2 0 0 0 0 0 0 0 13 25 0.00 3.000																					
Derek Lilliquist, L ERA: 6.28	(9, 1) 1.0 7 3 1 1 1 0 1 0 0 0 0 0 0 13 23 9.00 3.000																					

Batter	1	2	3	4	5	6	7	8	9	AB	R	H	RBI	BB	SO	LOB	BOTTOM					
Oddibe McDowell, L OBP: 0.287, SLG: 0.390 (1, 8)	P6		F9							4	1	2	1	0	0	0	San Francisco Giants @ Atlanta Braves Atlanta-Fulton County Stadium, Atlanta, GA Mon Jun 11 1990, 7:05 PM EDT Att: 11,528 - Unknown					
Jeff Treadway, L OBP: 0.336, SLG: 0.455 (1, 4)	F7									3	0	0	0	0	0	0						
Ron Gant, R OBP: 0.372, SLG: 0.558 (1, 7)	G4-3									4	0	0	0	0	0	2						
Jim Presley, R OBP: 0.318, SLG: 0.431 (1, 5)		G6-3								4	1	1	0	0	0	2						
Dale Murphy, R OBP: 0.349, SLG: 0.469 (1, 9)										4	1	1	2	0	1	2						
David Justice, L OBP: 0.326, SLG: 0.427 (1, 3)										3	0	1	0	1	0	0						
Jeff Blauser, R OBP: 0.331, SLG: 0.385 (1, 6)										4	0	0	0	0	0	2						
Greg Olson, R OBP: 0.348, SLG: 0.430 (1, 2)										3	0	2	0	1	0	0						
29 John Smoltz, R OBP: 0.333, SLG: 0.158	(1, 1) 6.1 W 24 5 3 3 3 0 2 0 0 0 0 0 0 11 15 0.00 1.500																					
Tommy Gregg, L OBP: 0.222, SLG: 0.182	(7, PH) 0.2 3 1 0 0 0 0 0 0 0 0 0 0 11 15 0.00 1.500																					
Joe Hesketh, R (8, 1)										0	0	0	0	0	0	0						
Joe Boever, R (8, 1)										0	0	0	0	0	0	0						
Derek Lilliquist, L OBP: 0.348, SLG: 0.609 (9, 1)										0	0	0	0	0	0	0						
Inning Stats	R: 0 E: 0 K: 0 S: 9	H: 0 LOB: 0 BB: 0 P: 14	R: 0 E: 0 K: 0 S: 9	H: 0 LOB: 1 BB: 1 P: 16	R: 0 E: 0 K: 0 S: 8	H: 1 LOB: 0 BB: 0 P: 13	R: 2 E: 0 K: 0 S: 9	H: 2 LOB: 0 BB: 0 P: 13	R: 0 E: 0 K: 0 S: 3	H: 0 LOB: 0 BB: 1 P: 7	R: 1 E: 0 K: 0 S: 6	H: 1 LOB: 0 BB: 0 P: 9	R: 0 E: 0 K: 0 S: 17	H: 2 LOB: 2 BB: 0 P: 25	R: 0 E: 0 K: 1 S: 10	H: 1 LOB: 2 BB: 0 P: 15	R: 0 E: 0 K: 0 S: 5	H: 0 LOB: 0 BB: 0 P: 8	1B: 5 2B: 0 3B: 0 HR: 2	SF: 0 SAC: 0 DP: 2 HBP: 1	WP: 0 PB: 0 SB: 0 CS: 0	PA: 35
PITCHER	IP WLS BF H R ER SO BB IBB HBP BLK WP HR S P ERA WHIP																					
Scott Garrelts, R ERA: 5.91	(1, 1) 6.1 W 24 5 3 3 3 0 2 0 0 0 0 0 0 11 15 0.00 1.500																					
Jeff Brantley, R ERA: 1.42	(7, 1) 0.2 3 1 0 0 0 0 0 0 0 0 0 0 11 15 0.00 1.500																					
Steve Bedrosian, R ERA: 4.03	(8, 1) 2.0 8 1 0 0 0 1 0 0 0 1 0 0 0 15 23 0.00 0.500																					

Batter	1	2	3	4	5	6	7	8	9	AB	R	H	RBI	BB	SO	LOB	TOP										
Lonnie Smith, R OBP: 0.319, SLG: 0.396 (1, 7)	G6-3	1-H 3B		F7		2B 2B	F7			5	1	2	1	0	0	3	Atlanta Braves @ Cincinnati Reds Riverfront Stadium, Cincinnati, OH Tue Jun 12 1990, 7:05 PM EDT Sunny										
Jeff Treadway, L OBP: 0.326, SLG: 0.444 (1, 4)	G4-3	F8		G3		G6-3		L9-3 BB		4	0	0	0	1	0	2											
Ron Gant, R OBP: 0.373, SLG: 0.565 (1, 8)	2B			K		2-H 2B		L9-3 1-2		5	0	2	1	0	2	2											
Jim Presley, R OBP: 0.315, SLG: 0.441 (1, 5)	F8	F8			HR	K		F8		5	1	1	1	0	1	3											
Dale Murphy, R OBP: 0.345, SLG: 0.462 (1, 9)		1B HR 1B	K		K		F9		G6-3	5	1	1	0	0	2	0											
David Justice, L OBP: 0.340, SLG: 0.424 (1, 3)		1B HR BB	S 2B BB		G4-3		G4-3		1B	3	2	1	0	2	0	0											
Jeff Blauer, R OBP: 0.350, SLG: 0.413 (1, 6)		HR 1B	1-H 2B		1B		1B		L7	5	1	4	1	0	0	1											
Greg Olson, R OBP: 0.359, SLG: 0.467 (1, 2)		HR 1B	F9		F9		BB 1B		1B	5	1	3	4	0	0	2											
Tom Glavine, L OBP: 0.185, SLG: 0.160 (1, 1)	3B 1B		G6-3		G5-3		BB		G1-3	4	1	1	0	1	0	3											
Inning Stats	R: 0 E: 0 K: 0 S: 4	H: 1 LOB: 1 BB: 0 P: 5	R: 5 E: 0 K: 1 S: 19	H: 5 LOB: 1 BB: 1 P: 27	R: 1 E: 0 K: 1 S: 15	H: 1 LOB: 1 BB: 1 P: 25	R: 0 E: 0 K: 1 S: 5	H: 0 LOB: 0 BB: 0 P: 9	R: 1 E: 0 K: 1 S: 12	H: 2 LOB: 1 BB: 0 P: 16	R: 1 E: 0 K: 1 S: 16	H: 2 LOB: 1 BB: 0 P: 23	R: 0 E: 0 K: 0 S: 11	H: 2 LOB: 0 BB: 1 P: 19	R: 0 E: 0 K: 0 S: 11	H: 0 LOB: 0 BB: 1 P: 19	R: 0 E: 0 K: 0 S: 8	H: 2 LOB: 2 BB: 0 P: 12	1B: 8 2B: 5 3B: 1 HR: 2	SF: 0 SAC: 0 DP: 1 HBP: 0	WP: 0 PB: 0 SB: 1 CS: 0	PA: 45					
PITCHER	IP	WLS	BF	H	R	ER	SO	BB	IBB	HBP	BLK	WP	HR	S	P	ERA	WHIP										
Danny Jackson, L ERA: 4.26 (1, 1)	1.1	L	11	6	5	5	0	1	0	0	0	0	1	19	27	33.75	5.250										
Tim Layana, R ERA: 2.95 (2, 1)	2.2		10	1	1	1	3	1	0	0	0	0	0	24	39	3.38	0.750										
Tim Birtsas, L ERA: 3.71 (5, 1)	2.0		10	4	2	2	2	0	0	0	0	0	1	28	39	9.00	2.000										
Randy Myers, L ERA: 2.84 (7, 1)	2.0		9	2	0	0	0	2	0	0	0	0	0	22	38	0.00	2.000										
Norm Charlton, L ERA: 3.41 (9, 1)	1.0		5	2	0	0	0	0	0	0	0	0	0	8	12	0.00	2.000										

Batter	1	2	3	4	5	6	7	8	9	AB	R	H	RBI	BB	SO	LOB	BOTTOM										
Chris Sabo, R OBP: 0.385, SLG: 0.546 (1, 5)	G4-3 WP 1B	P6		P4			G6-3			4	1	1	0	0	0	2	Atlanta Braves @ Cincinnati Reds Riverfront Stadium, Cincinnati, OH Tue Jun 12 1990, 7:05 PM EDT Sunny										
Billy Hatcher, R OBP: 0.368, SLG: 0.413 (1, 8)	G4-3	G6-3			FC6-4 BB		F9			3	0	0	0	1	0	1											
Barry Larkin, R OBP: 0.411, SLG: 0.392 (1, 6)	WP 1B BB			G6-4-3 1B		F9		G4-3		3	1	1	0	1	0	1											
Eric Davis, R OBP: 0.280, SLG: 0.367 (1, 7)	1B BB	L7		L7		FC6-4 1-2		P8		3	1	0	0	1	0	2											
Todd Benzinger, S OBP: 0.324, SLG: 0.360 (1, 3)	1B			G6-4-3		F8		F7		4	0	1	1	0	0	2											
Norm Charlton, S OBP: 0.500, SLG: 0.500 (9, 1)	1B			G6-4-3		F8		F7		0	0	0	0	0	0	0											
Glenn Braggs, R OBP: 0.326, SLG: 0.368 (1, 9)	K			G5-3			FC5-4 1B		F9	4	0	1	0	0	1	2											
Mariano Duncan, R OBP: 0.373, SLG: 0.527 (1, 4)	1B			2B 1B			P6		G5-3	4	0	2	1	0	0	1											
Joe Oliver, R OBP: 0.322, SLG: 0.376 (1, 2)	K2-3			1B 2B			FC5-4 1-2		K	4	0	1	0	0	2	3											
Danny Jackson, R OBP: 0.291, SLG: 0.391 (2, 1)										0	0	0	0	0	0	0											
Tim Layana, R OBP: 0.220, SLG: 0.522 (4, PH)										1	0	0	0	0	1	0											
Rolando Roomes, R OBP: 0.220, SLG: 0.522 (5, PH)										1	0	0	0	0	1	2											
Tim Birtsas, L OBP: 0.220, SLG: 0.522 (6, PH)										0	0	0	0	0	0	0											
Herm Winningham, L OBP: 0.220, SLG: 0.522 (7, PH)										1	0	0	0	0	1	1											
Randy Myers, L OBP: 0.220, SLG: 0.522 (7, PH)										0	0	0	0	0	0	0											
Luis Quinones, S OBP: 0.220, SLG: 0.268 (9, 3)										1	0	0	0	0	0	0											
Inning Stats	R: 3 E: 0 K: 2 S: 22	H: 3 LOB: 2 BB: 2 P: 36	R: 0 E: 0 K: 1 S: 7	H: 0 LOB: 0 BB: 0 P: 12	R: 0 E: 0 K: 0 S: 3	H: 1 LOB: 0 BB: 0 P: 5	R: 0 E: 0 K: 1 S: 10	H: 2 LOB: 2 BB: 0 P: 17	R: 0 E: 0 K: 0 S: 5	H: 0 LOB: 1 BB: 1 P: 11	R: 0 E: 0 K: 1 S: 7	H: 1 LOB: 1 BB: 0 P: 11	R: 0 E: 0 K: 0 S: 6	H: 0 LOB: 0 BB: 0 P: 10	R: 0 E: 0 K: 0 S: 9	H: 0 LOB: 0 BB: 0 P: 15	R: 0 E: 0 K: 1 S: 9	H: 0 LOB: 0 BB: 0 P: 11	1B: 6 2B: 1 3B: 0 HR: 0	SF: 0 SAC: 0 DP: 1 HBP: 0	WP: 2 PB: 0 SB: 1 CS: 0	PA: 36					
PITCHER	IP	WLS	BF	H	R	ER	SO	BB	IBB	HBP	BLK	WP	HR	S	P	ERA	WHIP										
Tom Glavine, L ERA: 3.53 (1, 1)	9.0	W	36	7	3	3	6	3	0	0	0	1	0	78	128	3.00	1.111										



Batter	1	2	3	4	5	6	7	8	9	AB	R	H	RBI	BB	SO	LOB	TOP					
Oddibe McDowell, L (1, 8) OBP: 0.289, SLG: 0.388 Lonnie Smith, R (2, FR) OBP: 0.321, SLG: 0.411 (2, 7)	L1-3	FC6-4 HBP		G6-3			3B			1	0	0	0	0	0	0	Atlanta Braves @ Cincinnati Reds Riverfront Stadium, Cincinnati, OH Tue Jun 12 1990, 7:05 PM EDT Att: 31,918 - Unknown					
Jeff Treadway, L (1, 4) OBP: 0.325, SLG: 0.440	3B 1B	FC6-4			L8		G6-3			4	1	1	0	0	0	3						
Ron Gant, R (1, 7) OBP: 0.376, SLG: 0.594 (2, 8)	3B				P6			F9		4	1	2	2	0	0	0						
Jim Presley, R (1, 5) OBP: 0.309, SLG: 0.432	G6-3			F9	K2-3			P4		4	0	0	0	0	1	1						
Dale Murphy, R (1, 9) OBP: 0.339, SLG: 0.453	F8			K		G4-3		K		4	0	0	0	0	2	1						
David Justice, L (1, 3) OBP: 0.337, SLG: 0.411		2B BB	F7		K			K		3	1	0	0	1	2	0						
Jeff Blausler, R (1, 6) OBP: 0.354, SLG: 0.425		G6-3 1-H 2B			G5-3			K		4	0	2	1	0	1	0						
Jimmy Kremers, L (1, 2)		P5			SH2-4 BB		P4		K	3	0	0	0	1	1	1						
Tommy Greene, R (1, 1) Tony Castillo, L (6, 1) Tommy Gregg, L (7, PH) Marty Clary, R (7, 1) Joe Hesketh, R (8, 1) Rick Luecken, R (8, 1)		G6-3			SH2-4		G3			1	0	0	0	0	0	0						
Inning Stats	R: 1 E: 0 K: 0 S: 8	H: 2 LOB: 1 BB: 0 P: 12	R: 1 E: 0 K: 0 S: 7	H: 1 LOB: 2 BB: 1 P: 13	R: 1 E: 0 K: 1 S: 11	H: 1 LOB: 0 BB: 0 P: 16	R: 0 E: 0 K: 0 S: 10	H: 1 LOB: 1 BB: 1 P: 17	R: 0 E: 0 K: 1 S: 7	H: 0 LOB: 0 BB: 0 P: 9	R: 0 E: 0 K: 1 S: 10	H: 0 LOB: 0 BB: 0 P: 14	R: 0 E: 0 K: 0 S: 14	H: 1 LOB: 1 BB: 0 P: 18	R: 0 E: 0 K: 1 S: 9	H: 0 LOB: 0 BB: 0 P: 13		R: 0 E: 0 K: 3 S: 9	H: 0 LOB: 0 BB: 0 P: 11	1B: 2 2B: 1 3B: 2 HR: 1	SF: 0 SAC: 1 DP: 0 HBP: 1	WP: 0 PB: 0 SB: 0 CS: 0
PITCHER	IP WLS BF H R ER SO BB IBB HBP BLK WP HR S P ERA WHIP	7.0 L 29 6 3 3 3 2 0 1 0 0 1 67 99 3.86 1.143	8.1 6 0 0 0 4 0 0 0 0 0 0 0 18 24 0.00 0.000	PITCHER										IP WLS BF H R ER SO BB IBB HBP BLK WP HR S P ERA WHIP								

AB	31
R	3
H	6
RBI	3
BB	2
SO	7
LOB	8



Batter	1	2	3	4	5	6	7	8	9	AB	R	H	RBI	BB	SO	LOB	BOTTOM					
Chris Sabo, R (1, 5) OBP: 0.387, SLG: 0.543	CS BB		G6-3		F8		1B 1B			3	0	1	0	1	0	2	Atlanta Braves @ Cincinnati Reds Riverfront Stadium, Cincinnati, OH Tue Jun 12 1990, 7:05 PM EDT Att: 31,918 - Unknown					
Herm Winningham, L (1, 8) OBP: 0.299, SLG: 0.352	F9				F8		1B 1B			3	0	1	0	1	0	2						
Barry Larkin, R (1, 6) OBP: 0.409, SLG: 0.389	F8		L4			1B 1B	P9			4	1	1	0	0	0	5						
Paul O'Neill, L (1, 9) OBP: 0.335, SLG: 0.427		K		F7		1B 1B		G6-3		4	0	1	0	0	1	0						
Ken Griffey, L (1, 3) OBP: 0.289, SLG: 0.389 Todd Benzinger, S (6, PH) OBP: 0.321, SLG: 0.357 (7, 3)	G4-3			HR		K		G1-3		2	1	1	1	0	0	0						
Glenn Braggs, R (1, 7) OBP: 0.331, SLG: 0.367	FC6-4 BB		G6-3			G6-4-3 1B		G4-3		3	0	1	1	1	0	0						
Mariano Duncan, R (1, 4) OBP: 0.363, SLG: 0.511	FC6-4		F9			G6-4-3		L8		4	0	0	0	0	0	3						
Jeff Reed, L (1, 2) OBP: 0.189, SLG: 0.257 Billy Hatcher, R (9, PH) OBP: 0.326, SLG: 0.411			E4 SH3-4		F7		F8		G6-3	3	0	0	0	0	0	0						
Jose Rijo, R (1, 1) OBP: 0.050, SLG: 0.050 Eric Davis, R (7, PH) OBP: 0.278, SLG: 0.364 Rob Dibble, L (8, 1)			SH3-4		E5		P2		K	1	0	0	0	0	0	0						
Luis Quinones, S (9, PH) OBP: 0.281, SLG: 0.263									K	1	0	0	0	0	1	0						
Inning Stats	R: 0 E: 0 K: 0 S: 6	H: 0 LOB: 0 BB: 1 P: 12	R: 0 E: 0 K: 1 S: 8	H: 0 LOB: 1 BB: 1 P: 17	R: 0 E: 1 K: 0 S: 6	H: 0 LOB: 2 BB: 1 P: 14	R: 1 E: 0 K: 0 S: 8	H: 1 LOB: 0 BB: 0 P: 13	R: 0 E: 0 K: 0 S: 15	H: 0 LOB: 1 BB: 0 P: 24	R: 1 E: 0 K: 1 S: 7	H: 3 LOB: 1 BB: 0 P: 10	R: 0 E: 0 K: 0 S: 14	H: 2 LOB: 2 BB: 0 P: 25	R: 0 E: 0 K: 0 S: 6	H: 0 LOB: 0 BB: 0 P: 10	R: 0 E: 0 K: 1 S: 9	H: 0 LOB: 0 BB: 0 P: 11	1B: 5 2B: 0 3B: 0 HR: 1	SF: 0 SAC: 1 DP: 1 HBP: 0	WP: 0 PB: 0 SB: 0 CS: 1	PA: 36
PITCHER	IP WLS BF H R ER SO BB IBB HBP BLK WP HR S P ERA WHIP	5.0 W 22 3 2 2 1 3 0 0 0 0 0 5 7 0.00 1.000	6.1 3 1 0 0 1 0 0 0 0 0 0 0 14 25 0.00 2.000	7.1 5 2 0 0 0 0 0 0 0 0 0 0 3 4 0.00 0.000	8.1 2 0 0 0 0 0 0 0 0 0 0 0 3 4 0.00 0.000	8.1 1.1 S 4 0 0 0 1 0 0 0 0 0 12 17 0.00 0.000	PITCHER										IP WLS BF H R ER SO BB IBB HBP BLK WP HR S P ERA WHIP					



Batter	1	2	3	4	5	6	7	8	9	AB	R	H	RBI	BB	SO	LOB	TOP					
Lonnie Smith, R OBP: 0.324, SLG: 0.430										5	2	2	1	0	0	1						
Jeff Treadway, L OBP: 0.328, SLG: 0.463										4	2	2	2	0	0	0						
Ron Gant, R OBP: 0.368, SLG: 0.580										4	0	0	0	0	0	1						
Jim Presley, R OBP: 0.317, SLG: 0.440										3	0	2	0	1	0	0						
Dale Murphy, R OBP: 0.342, SLG: 0.451 Joe Boever, R (8, 1)										3	0	1	1	1	0	2						
David Justice, L OBP: 0.324, SLG: 0.394										4	0	0	0	0	1	5						
Jeff Blauer, R OBP: 0.351, SLG: 0.419										4	0	1	0	0	0	3						
Greg Olson, R OBP: 0.350, SLG: 0.454 Rick Luecken, R (6, 1)										3	0	0	0	0	1	1						
Tommy Gregg, L OBP: 0.215, SLG: 0.175										0	0	0	0	0	0	0						
Steve Avery, L (1, 1) Marty Clary, R (3, 1) Tony Castillo, L (3, 1) Francisco Cabrera, R OBP: 0.353, SLG: 0.529										1	0	0	0	0	0	0						
Inning Stats	R: 2 E: 1 K: 1 S: 13	H: 2 LOB: 2 BB: 1 P: 21	R: 0 E: 0 K: 0 S: 6	H: 0 LOB: 0 BB: 0 P: 6	R: 0 E: 0 K: 2 S: 6	H: 1 LOB: 2 BB: 1 P: 13	R: 0 E: 0 K: 2 S: 9	H: 0 LOB: 0 BB: 0 P: 12	R: 1 E: 0 K: 0 S: 11	H: 1 LOB: 1 BB: 0 P: 16	R: 0 E: 0 K: 0 S: 7	H: 1 LOB: 1 BB: 0 P: 10	R: 1 E: 0 K: 1 S: 9	H: 1 LOB: 0 BB: 0 P: 10	R: 0 E: 0 K: 0 S: 5	H: 1 LOB: 0 BB: 0 P: 9	R: 0 E: 0 K: 0 S: 8	H: 1 LOB: 1 BB: 0 P: 12	1B: 4 2B: 2 3B: 0 HR: 2	SF: 0 SAC: 0 DP: 1 HBP: 0	WP: 1 PB: 0 SB: 0 CS: 0	PA: 37
PITCHER Tom Browning, L ERA: 2.24	IP: 9.0 WLS: W BF: 37 H: 8 R: 4 ER: 4 SO: 4 BB: 1 IBB: 1 HBP: 0 BLK: 0 WP: 1 HR: 2 S: 74 P: 109 ERA: 4.00 WHIP: 1.000															PITCHER	IP: WLS: BF: H: R: ER: SO: BB: IBB: HBP: BLK: WP: HR: S: P: ERA: WHIP:					

Atlanta Braves @ Cincinnati Reds
Riverfront Stadium, Cincinnati, OH
Wed Jun 13 1990, 7:05 PM EDT
Att: 23,567 - Unknown - 85 F

AB 35
R 4
H 8
RBI 4
BB 2
SO 4
LOB 15



Batter	1	2	3	4	5	6	7	8	9	AB	R	H	RBI	BB	SO	LOB	BOTTOM			
Billy Hatcher, R OBP: 0.371, SLG: 0.420 Herm Winningham, L (8, FH) OBP: 0.295, SLG: 0.347										5	1	3	2	0	0	0				
Barry Larkin, R OBP: 0.408, SLG: 0.404										5	1	2	1	0	0	3				
Chris Sabo, R OBP: 0.400, SLG: 0.571										4	3	4	2	1	0	0				
Eric Davis, R OBP: 0.292, SLG: 0.375 Rolando Roomes, R OBP: 0.217, SLG: 0.317										2	2	1	1	2	1	1				
Glenn Braggs, R OBP: 0.347, SLG: 0.400										5	1	4	1	0	1	3				
Todd Benzinger, S OBP: 0.318, SLG: 0.355										4	2	1	2	0	0	6				
Mariano Duncan, R OBP: 0.384, SLG: 0.514										5	1	2	1	0	0	2				
Joe Oliver, R OBP: 0.319, SLG: 0.366										4	1	0	0	1	2	2				
Tom Browning, L OBP: 0.114, SLG: 0.088										5	1	1	2	0	2	2				
Inning Stats	R: 0 E: 0 K: 1 S: 8	H: 0 LOB: 1 BB: 1 P: 17	R: 2 E: 0 K: 2 S: 15	H: 4 LOB: 2 BB: 0 P: 20	R: 7 E: 0 K: 1 S: 21	H: 7 LOB: 3 BB: 3 P: 48	R: 0 E: 0 K: 1 S: 10	H: 0 LOB: 0 BB: 0 P: 11	R: 3 E: 0 K: 0 S: 20	H: 4 LOB: 1 BB: 0 P: 27	R: 0 E: 0 K: 1 S: 9	H: 1 LOB: 1 BB: 0 P: 12	R: 1 E: 0 K: 0 S: 7	H: 2 LOB: 1 BB: 0 P: 11	R: 0 E: 0 K: 1 S: 6	H: 0 LOB: 0 BB: 0 P: 6	1B: 11 2B: 4 3B: 1 HR: 2	SF: 1 SAC: 0 DP: 0 HBP: 0	WP: 1 PB: 0 SB: 2 CS: 0	PA: 46
PITCHER Steve Avery, L ERA: 30.86 Marty Clary, R ERA: 5.57 Tony Castillo, L ERA: 4.22 Rick Luecken, R ERA: 5.4 Joe Boever, R ERA: 3.29	IP: 2.1 WLS: L BF: 18 H: 8 R: 8 ER: 8 SO: 3 BB: 2 IBB: 1 HBP: 0 BLK: 0 WP: 0 HR: 0 S: 34 P: 60 ERA: 30.86 WHIP: 4.286															PITCHER	IP: WLS: BF: H: R: ER: SO: BB: IBB: HBP: BLK: WP: HR: S: P: ERA: WHIP:			

Atlanta Braves @ Cincinnati Reds
Riverfront Stadium, Cincinnati, OH
Wed Jun 13 1990, 7:05 PM EDT
Att: 23,567 - Unknown - 85 F

AB 41
R 13
H 18
RBI 12
BB 4
SO 7
LOB 19



Batter	1	2	3	4	5	6	7	8	9	AB	R	H	RBI	BB	SO	LOB	TOP					
Lonnie Smith, R OBP: 0.331, SLG: 0.429 (1, 7)	F9		G1-6-3 1B	FC4-6 BB		1B IBB		K		3	0	1	0	2	1	1						
Jeff Treadway, L OBP: 0.325, SLG: 0.456 (1, 4)	K2-3		G1-6-3 1-2f	FC4-6 1-2f		FC5-4 1B		K	0-3 1	5	0	1	1	0	2	4						
Ron Gant, R OBP: 0.368, SLG: 0.580 (1, 8)	5-3		3-1 2B		3-2 1B	FC5-4 1-2f		5-3 1B	0-2 1B	5	1	2	0	0	0	3						
Jim Presley, R OBP: 0.314, SLG: 0.432 (1, 5)		F8		BB	1-3 K		0-0 6-3		1-0 5-3	4	0	0	0	1	1	1						
Dale Murphy, R OBP: 0.343, SLG: 0.447 (1, 9)	1B BB		K		2-3 K		2-3 K		0-0 S 1B	4	1	1	1	1	3	2						
David Justice, L OBP: 0.319, SLG: 0.385 (1, 3)	F8			1-1 F9		SH5-4 1B	1-0 4-3		2-3 K2-3	5	1	1	0	0	1	2						
Jeff Blauser, R OBP: 0.356, SLG: 0.430 (1, 6)	1B			5-3		L5		2-2		4	0	2	0	0	0	1						
Greg Olson, R OBP: 0.363, SLG: 0.464 (1, 2)	1B			1-2 BB 1B		1B SH5-4 1B	1-0 1-3		1-1 1-3	4	0	3	1	0	0	1						
Charlie Leibrandt, R OBP: 0.571, SLG: 0.571 Francisco Cabrera, R OBP: 0.333, SLG: 0.500 Joe Boever, R (8, 1)	1-3			2-2 BB 1B		SH5-4	3-1 SH5-4	2-2 L9		2	0	1	0	0	0	2						
Inning Stats	R: 0 E: 0 K: 1 S: 5	H: 0 LOB: 0 BB: 0 P: 6	R: 1 E: 0 K: 0 S: 14	H: 2 LOB: 2 BB: 1 P: 28	R: 0 E: 0 K: 1 S: 11	H: 2 LOB: 2 BB: 1 P: 24	R: 0 E: 0 K: 0 S: 15	H: 2 LOB: 3 BB: 1 P: 26	R: 0 E: 0 K: 2 S: 11	H: 0 LOB: 0 BB: 0 P: 17	R: 1 E: 0 K: 0 S: 10	H: 3 LOB: 3 BB: 1 P: 19	R: 0 E: 0 K: 1 S: 5	H: 0 LOB: 0 BB: 0 P: 8	R: 0 E: 0 K: 1 S: 11	H: 1 LOB: 1 BB: 0 P: 18	R: 1 E: 0 K: 2 S: 11	H: 2 LOB: 1 BB: 0 P: 14	1B: 10 2B: 2 HR: 0	SF: 0 SAC: 1 DP: 1	WP: 0 PB: 0 CS: 1	PA: 42
PITCHER	IP	WLS	BF	H	R	ER	SO	BB	IBB	HBP	BLK	WP	HR	S	P	ERA	WHIP					
Rick Mahler, R ERA: 5.23 (1, 1)	5.2		28	8	2	2	4	3	1	0	0	0	0	62	115	3.18	1.941					
Norm Charlton, L ERA: 3.22 (6, 1)	2.0		8	2	0	0	1	0	0	0	0	0	0	17	26	0.00	1.000					
Rob Dibble, R ERA: 1.53 (8, 1)	1.1	W	6	2	1	1	3	0	0	0	0	0	0	14	19	6.75	1.500					

Atlanta Braves @ Cincinnati Reds
Riverfront Stadium, Cincinnati, OH
Thu Jun 14, 1990, 7:05 PM EDT
Att: 19,847 - Unknown - 74 F

AB	37
R	3
H	12
RBI	3
BB	4
SO	8
LOB	18



Batter	1	2	3	4	5	6	7	8	9	AB	R	H	RBI	BB	SO	LOB	BOTTOM					
Billy Hatcher, R OBP: 0.380, SLG: 0.433 (1, 8)	FC1-6 1B	S 2B		1-1 1B			0-0 P3		1-0 1B	5	0	4	0	0	0	0						
Barry Larkin, R OBP: 0.408, SLG: 0.401 (1, 6)	FC1-6 1-2f 2B	4-2 BB		0-1 F7			0-0 F9		2-2 1B	4	1	1	1	1	0	2						
Chris Sabo, R OBP: 0.398, SLG: 0.569 (1, 5)	3-2 S 1B	0-3 K			2-2 P3		0-0 F7			4	1	1	1	0	1	2						
Eric Davis, R OBP: 0.291, SLG: 0.365 (1, 7)	4-2 1B 5-3 BB			0-0 5-3		2-3 K		0-1 6-3		3	1	0	0	1	1	0						
Glenn Braggs, R OBP: 0.347, SLG: 0.398 Norm Charlton, S OBP: 0.500, SLG: 0.500 Rob Dibble, L (8, 1)	2-0 5-3 1B			3-3 K		1-2 G3		0-1 4-3		3	0	1	1	0	1	0						
Todd Benzinger, S OBP: 0.317, SLG: 0.357 (1, 3)	1-3 3-H 1B			1-0 5-3			1-2 4-3		2-3 K	4	0	1	1	0	1	1						
Mariano Duncan, R OBP: 0.355, SLG: 0.500 (1, 4)	F7			0-1 P6			1-2 1-3		2-2 5-3	4	0	0	0	0	0	2						
Joe Oliver, R OBP: 0.317, SLG: 0.364 (1, 2)		3-2 5-3		0-0 6-3			1-1 1B		3-2 F9	4	0	1	0	0	0	0						
Rick Mahler, R OBP: 0.200, SLG: 0.200 Paul O'Neill, L OBP: 0.336, SLG: 0.425 (6, 9)	L5			2-2 5-3			2-3 K		4-0 1B BB	2	0	0	0	0	0	0						
Inning Stats	R: 3 E: 0 K: 0 S: 15	H: 3 LOB: 1 BB: 1 P: 29	R: 0 E: 0 K: 1 S: 15	H: 1 LOB: 2 BB: 1 P: 26	R: 0 E: 0 K: 1 S: 9	H: 1 LOB: 1 BB: 0 P: 12	R: 0 E: 0 K: 0 S: 7	H: 1 LOB: 1 BB: 0 P: 9	R: 0 E: 0 K: 1 S: 11	H: 0 LOB: 0 BB: 0 P: 16	R: 0 E: 0 K: 1 S: 3	H: 0 LOB: 0 BB: 0 P: 3	R: 0 E: 0 K: 1 S: 7	H: 0 LOB: 0 BB: 0 P: 9	R: 1 E: 0 K: 0 S: 14	H: 2 LOB: 2 BB: 1 P: 26	1B: 6 2B: 3 HR: 0	SF: 0 SAC: 0 DP: 0	WP: 0 PB: 0 CS: 0	PA: 38		
PITCHER	IP	WLS	BF	H	R	ER	SO	BB	IBB	HBP	BLK	WP	HR	S	P	ERA	WHIP					
Charlie Leibrandt, L ERA: 1.96 Joe Boever, R ERA: 3.41 (8, 1)	1.2	L	8	2	1	1	1	1	0	0	0	0	0	21	35	5.40	1.800					

Atlanta Braves @ Cincinnati Reds
Riverfront Stadium, Cincinnati, OH
Thu Jun 14, 1990, 7:05 PM EDT
Att: 19,847 - Unknown - 74 F

AB	35
R	4
H	9
RBI	4
BB	3
SO	5
LOB	8



Batter	1	2	3	4	5	6	7	8	9	AB	R	H	RBI	BB	SO	LOB	TOP										
Lonnie Smith, R OBP: 0.330, SLG: 0.424 (1, 7)	L4		1B			K		L7		4	0	1	0	0	1	1	Atlanta Braves @ San Francisco Giants Candlestick Park, San Francisco, CA Fri Jun 15 1990, 10:05 PM EDT Att: 18,882 - Unknown - 58 F										
Jeff Treadway, L OBP: 0.329, SLG: 0.454 (1, 4)	G3		F7			BB		1B		3	0	1	1	1	0	2											
Ron Gant, R OBP: 0.361, SLG: 0.567 (1, 8)	P7			F8		F8		K		4	0	0	0	0	1	2											
Jim Presley, R OBP: 0.313, SLG: 0.442 (1, 5)		K		G5-3		G5-3			HR	4	1	1	1	0	1	0											
Dale Murphy, R OBP: 0.338, SLG: 0.439 (1, 9)		K		G1-3		F8		G5-3		4	0	0	0	0	1	0											
David Justice, L OBP: 0.316, SLG: 0.374 (1, 3)		K			L6		BB	F7		3	0	0	0	1	1	0											
Jeff Blausler, R OBP: 0.345, SLG: 0.416 (1, 6)			L1-4-3	F7		F9		G5-3		4	0	0	0	0	0	1											
Greg Olson, R OBP: 0.370, SLG: 0.470 (1, 2)			1B SH1-4	K				WP		3	1	2	0	0	1	0											
Pete Smith, R OBP: 0.287, SLG: 0.245 (4, 1)										0	0	0	0	0	0	0											
Tommy Greene, R OBP: 0.247, SLG: 0.172 (6, PH)										0	0	0	0	0	0	0											
Tony Castillo, L OBP: 0.236, SLG: 0.335 (6, PH)			SH1-4							0	0	0	0	0	0	0											
Oddise McDowell, L OBP: 0.236, SLG: 0.335 (8, PH)										0	0	0	0	0	0	1											
Joe Hesketh, R OBP: 0.236, SLG: 0.335 (8, PH)										0	0	0	0	0	0	0											
Inning Stats	R: 0 E: 0 K: 0 S: 7	H: 0 LOB: 0 BB: 0 P: 7	R: 0 E: 0 K: 3 S: 10	H: 0 LOB: 0 BB: 0 P: 13	R: 0 E: 0 K: 0 S: 10	H: 2 LOB: 2 BB: 0 P: 17	R: 0 E: 0 K: 0 S: 7	H: 0 LOB: 0 BB: 0 P: 10	R: 0 E: 0 K: 1 S: 9	H: 0 LOB: 1 BB: 1 P: 17	R: 0 E: 0 K: 2 S: 11	H: 0 LOB: 1 BB: 1 P: 21	R: 0 E: 0 K: 0 S: 8	H: 0 LOB: 1 BB: 1 P: 15	R: 1 E: 0 K: 1 S: 12	H: 2 LOB: 1 BB: 0 P: 18	R: 1 E: 0 K: 0 S: 5	H: 1 LOB: 0 BB: 0 P: 11	1B: 4 2B: 0 3B: 0 HR: 1	SF: 0 SAC: 1 DP: 0 HBP: 0	WP: 1 PB: 0 SB: 0 CS: 0	PA: 34					
PITCHER	IP	WLS	BF	H	R	ER	SO	BB	IBB	HBP	BLK	WP	HR	S	P	ERA	WHIP										
John Burkett, R ERA: 3.31 (1, 1)	8.0	W	30	4	1	1	7	2	0	0	0	1	0	74	118	1.12	0.750										
Mark Thurmond, L ERA: 2.93 (9, 1)	1.0		4	1	1	1	0	0	0	0	0	0	1	5	11	9.00	1.000										

Batter	1	2	3	4	5	6	7	8	9	AB	R	H	RBI	BB	SO	LOB	BOTTOM										
Brett Butler, L OBP: 0.361, SLG: 0.310 (1, 8)	G4-3		BB	G6-3			G5-3	FC1-4-6		4	0	0	0	1	0	3	Atlanta Braves @ San Francisco Giants Candlestick Park, San Francisco, CA Fri Jun 15 1990, 10:05 PM EDT Att: 18,882 - Unknown - 58 F										
Rick Leach, L OBP: 0.392, SLG: 0.352 (1, 9)	G4-3		F8		K		F9			3	0	0	0	0	1	1											
Mike Kingery, L OBP: 0.444, SLG: 0.438 (6, 9)	G4-3									1	0	0	0	0	0	0											
Will Clark, L OBP: 0.335, SLG: 0.492 (1, 3)	F8			1B	G4-3		K			4	1	1	0	0	1	0											
Kevin Mitchell, R OBP: 0.381, SLG: 0.597 (1, 7)	G3		K		HR		F9	HR		4	2	2	1	0	1	1											
Matt Williams, R OBP: 0.339, SLG: 0.504 (1, 5)	HR		2B	1B	2B		F9			4	2	3	1	0	0	1											
Terry Kennedy, L OBP: 0.387, SLG: 0.408 (1, 2)	K		1B	2B	F8		HR	BB		3	2	1	2	1	1	1											
Robby Thompson, R OBP: 0.293, SLG: 0.353 (1, 4)	G1-3		1B	1B		G4-3		HR		4	1	2	3	0	0	0											
Jose Uribe, S OBP: 0.344, SLG: 0.382 (1, 6)			K	1B		G4-3		G4-3		4	0	1	1	0	1	0											
John Burkett, R OBP: 0.125, SLG: 0.087 (1, 1)										3	0	0	0	0	3	2											
Rick Parker, R OBP: 0.407, SLG: 0.571 (8, PH)										0	0	0	0	1	0	0											
Mark Thurmond, L ERA: 6.45 (9, 1)										0	0	0	0	0	0	0											
Inning Stats	R: 0 E: 0 K: 0 S: 8	H: 0 LOB: 0 BB: 0 P: 12	R: 1 E: 0 K: 1 S: 13	H: 1 LOB: 0 BB: 0 P: 17	R: 0 E: 0 K: 2 S: 13	H: 0 LOB: 1 BB: 1 P: 18	R: 3 E: 0 K: 2 S: 20	H: 5 LOB: 2 BB: 0 P: 27	R: 1 E: 0 K: 1 S: 8	H: 2 LOB: 1 BB: 0 P: 15	R: 0 E: 0 K: 1 S: 7	H: 0 LOB: 0 BB: 0 P: 11	R: 0 E: 0 K: 1 S: 12	H: 0 LOB: 0 BB: 0 P: 18	R: 3 E: 0 K: 0 S: 14	H: 2 LOB: 1 BB: 2 P: 27	R: 0 E: 0 K: 0 S: 5	H: 0 LOB: 0 BB: 0 P: 11	1B: 4 2B: 3 3B: 0 HR: 3	SF: 0 SAC: 0 DP: 0 HBP: 0	WP: 0 PB: 0 SB: 0 CS: 0	PA: 37					
PITCHER	IP	WLS	BF	H	R	ER	SO	BB	IBB	HBP	BLK	WP	HR	S	P	ERA	WHIP										
Pete Smith, R ERA: 4.56 (1, 1)	3.1	L	15	4	4	4	4	1	0	0	0	0	1	41	56	10.80	1.500										
Tommy Greene, R ERA: 6.3 (4, 1)	1.2		9	4	1	1	2	0	0	0	0	0	1	21	33	5.40	2.400										
Tony Castillo, L ERA: 3.97 (6, 1)	2.0		6	0	0	0	2	0	0	0	0	0	0	19	29	0.00	0.000										
Joe Hesketh, L ERA: 6.45 (8, 1)	1.0		7	2	3	3	0	2	0	0	0	0	1	14	27	27.00	4.000										

AB	31
R	2
H	5
RBI	2
BB	2
SO	7
LOB	7

AB	34
R	8
H	10
RBI	8
BB	3
SO	8
LOB	9



Batter	1	2	3	4	5	6	7	8	9	AB	R	H	RBI	BB	SO	LOB	TOP					
Lonnie Smith, R OBP: 0.328, SLG: 0.420										4	0	1	0	0	1	2	Atlanta Braves @ San Francisco Giants Candlestick Park, San Francisco, CA Sat Jun 16 1990, 6:33 AM EDT Att: 27,597 - Overcast - 60 F					
Jeff Treadway, L OBP: 0.322, SLG: 0.445										4	0	0	0	0	2							
Ron Gant, R OBP: 0.359, SLG: 0.558										3	0	0	0	1	0							
Jim Presley, R OBP: 0.308, SLG: 0.434										4	0	0	0	2	1							
Dale Murphy, R OBP: 0.336, SLG: 0.435										4	0	1	0	0	2	0						
David Justice, L OBP: 0.314, SLG: 0.364										3	0	0	0	1	0	2						
Jeff Blauser, R OBP: 0.338, SLG: 0.406										3	0	0	0	0	1							
Greg Olson, R OBP: 0.377, SLG: 0.479										2	0	1	0	1	0	0						
29 John Smoltz, R OBP: 0.320, SLG: 0.150										1	0	0	0	0	0	Braves						
Joe Boever, R (6, 1)										0	0	0	0	0	0							
Oddibe McDowell, L OBP: 0.286, SLG: 0.383										1	0	0	0	0	1							
Joe Hesketh, R (8, 1)										0	0	0	0	0	0							
Inning Stats	R: 0 E: 0 K: 0 S: 3	H: 0 LOB: 0 BB: 0 P: 3	R: 0 E: 0 K: 2 S: 7	H: 0 LOB: 1 BB: 1 P: 11	R: 0 E: 0 K: 0 S: 4	H: 1 LOB: 1 BB: 0 P: 4	R: 0 E: 0 K: 1 S: 5	H: 0 LOB: 0 BB: 0 P: 5	R: 0 E: 0 K: 0 S: 3	H: 0 LOB: 0 BB: 0 P: 3	R: 0 E: 0 K: 0 S: 4	H: 1 LOB: 1 BB: 0 P: 4	R: 0 E: 0 K: 1 S: 5	H: 0 LOB: 0 BB: 0 P: 5	R: 0 E: 0 K: 1 S: 5	H: 0 LOB: 1 BB: 1 P: 9	R: 0 E: 0 K: 0 S: 4	H: 1 LOB: 2 BB: 1 P: 8	1B: 2 2B: 1 3B: 0 HR: 0	SF: 0 SAC: 1 DP: 0 HBP: 0	WP: 0 PB: 0 SB: 1 CS: 0	PA: 33
PITCHER Scott Garrelts, R ERA: 5.21	IP: 9.0 WLS: W BF: 33 H: 3 R: 0 ER: 0 SO: 5 BB: 3 IBB: 0 HBP: 0 BLK: 0 WP: 0 HR: 0 S: 40 P: 52 ERA: 0.00 WHIP: 0.667																					

Batter	1	2	3	4	5	6	7	8	9	AB	R	H	RBI	BB	SO	LOB	BOTTOM				
Brett Butler, L OBP: 0.361, SLG: 0.309										4	0	1	0	1	1	1	Atlanta Braves @ San Francisco Giants Candlestick Park, San Francisco, CA Sat Jun 16 1990, 6:33 AM EDT Att: 27,597 - Overcast - 60 F				
Mike Kingsley, L OBP: 0.391, SLG: 0.350										4	1	0	1	1	0	3					
Will Clark, L OBP: 0.340, SLG: 0.494										3	1	2	1	1	0	0					
Kevin Mitchell, R OBP: 0.382, SLG: 0.604										4	1	2	1	0	0	3					
Matt Williams, R OBP: 0.341, SLG: 0.516										4	1	2	3	0	0	2					
Terry Kennedy, L OBP: 0.377, SLG: 0.395										4	0	0	0	0	0	3					
Robby Thompson, R OBP: 0.300, SLG: 0.371										3	1	2	1	1	0	0					
Jose Uribe, S OBP: 0.343, SLG: 0.379										4	1	1	0	0	0	2					
Scott Garrelts, R OBP: 0.074, SLG: 0.038										3	1	0	0	0	1	1		GIANTS			
Inning Stats	R: 2 E: 0 K: 0 S: 4	H: 1 LOB: 1 BB: 2 P: 12	R: 1 E: 0 K: 1 S: 7	H: 2 LOB: 1 BB: 0 P: 7	R: 0 E: 0 K: 0 S: 4	H: 1 LOB: 1 BB: 0 P: 4	R: 0 E: 0 K: 1 S: 5	H: 0 LOB: 1 BB: 1 P: 9	R: 1 E: 0 K: 0 S: 5	H: 2 LOB: 1 BB: 0 P: 5	R: 2 E: 0 K: 0 S: 5	H: 2 LOB: 2 BB: 1 P: 10	R: 1 E: 0 K: 0 S: 4	H: 2 LOB: 0 BB: 0 P: 4	R: 0 E: 0 K: 0 S: 3	H: 0 LOB: 0 BB: 0 P: 3			1B: 6 2B: 2 3B: 0 HR: 2	SF: 0 SAC: 0 DP: 1 HBP: 1	WP: 0 PB: 0 SB: 4 CS: 0
PITCHER 29 John Smoltz, R ERA: 5.85 Joe Boever, R ERA: 3.56 Joe Hesketh, L ERA: 6.17	IP: 5.2 WLS: L BF: 30 H: 8 R: 6 ER: 6 SO: 2 BB: 4 IBB: 0 HBP: 1 BLK: 0 WP: 1 HR: 1 S: 29 P: 46 ERA: 9.53 WHIP: 2.118																				

Batter	1	2	3	4	5	6	7	8	9	AB	R	H	RBI	BB	SO	LOB	TOP					
Oddibe McDowell, L OBP: 0.289, SLG: 0.383	0-1 B1-3	1-0 P8		0-1 2H 3H 1B		1-1 2H 1B			2-1 P6	5	0	2	2	0	0	0						
Jeff Treadway, L OBP: 0.319, SLG: 0.439	0-0 F7		0-0 1B	1-0 G4-3			1-2 P8		1-3 K	5	0	1	0	0	1	1						
Ron Gant, R OBP: 0.369, SLG: 0.602	2-2 HR		0-1 F8		1-1 HR		0-1 1B 2B		1-0 1B	5	3	4	2	0	0	1						
Jim Presley, R OBP: 0.306, SLG: 0.442	0-0 HR		2-3 K		0-2 G1-3		1-3 K		0-3 K	5	1	1	1	0	3	3						
Dale Murphy, R OBP: 0.339, SLG: 0.441	3-0 2B		1-2 F7		1-2 F7		0-0 1B			4	0	2	1	0	0	1						
David Justice, L OBP: 0.320, SLG: 0.363	4-2 BB			0-1 1B 1B	2-2 G3-1		2-2 G3			3	1	1	0	1	0	1						
Jeff Blausler, R OBP: 0.342, SLG: 0.409	0-2 P4		0-2 1B 1B	1-2 1B		0-1 G5-3 1B		0-0 G6-3		4	2	2	0	0	0	2						
Greg Olson, R OBP: 0.373, SLG: 0.471		1-2 F7	2-2 SH2-4 1B	1-2 1B		2-1 G5-3		3-2 P3		4	0	1	1	0	0	1						
Tom Glavine, L OBP: 0.172, SLG: 0.148			0-1 G6-3		0-0 SH2-4		1-3 K		0-0 G3	2	0	0	0	0	1	1						
Rick Luecken, R ERA: 1.95										0	0	0	0	0	0	0						
Tony Castillo, L ERA: 0.209, SLG: 0.169										0	0	0	0	0	0	0						
Tommy Gregg, L ERA: 3.58										1	0	0	0	0	0	0						
Inning Stats	R: 2 E: 0 K: 0 S: 16	H: 3 LOB: 2 BB: 1 P: 25	R: 0 E: 0 K: 0 S: 6	H: 0 LOB: 0 BB: 0 P: 8	R: 0 E: 0 K: 1 S: 9	H: 1 LOB: 1 BB: 0 P: 12	R: 2 E: 0 K: 0 S: 13	H: 4 LOB: 1 BB: 0 P: 15	R: 1 E: 0 K: 0 S: 14	H: 1 LOB: 0 BB: 0 P: 18	R: 1 E: 0 K: 1 S: 9	H: 2 LOB: 1 BB: 0 P: 13	R: 1 E: 0 K: 1 S: 13	H: 2 LOB: 1 BB: 0 P: 17	R: 0 E: 0 K: 0 S: 5	H: 0 LOB: 0 BB: 0 P: 8	R: 0 E: 0 K: 1 S: 10	H: 1 LOB: 1 BB: 0 P: 14	1B: 9 2B: 2 3B: 0 HR: 3	SF: 0 SAC: 1 DP: 0 HBP: 0	WP: 0 PB: 0 SB: 0 CS: 0	PA: 40
PITCHER	IP	WLS	BF	H	R	ER	SO	BB	IBB	HBP	BLK	WP	HR	S	P	ERA	WHIP					
Don Robinson, R ERA: 3.26	3.2		19	8	4	4	1	1	0	0	0	0	2	42	58	9.82	2.455					
Jeff Brantley, R ERA: 1.95	2.1		9	3	2	2	1	0	0	0	0	0	1	25	33	7.71	1.286					
Mark Thurmond, L ERA: 3.21	0.1		2	1	1	1	0	0	0	0	0	0	0	5	6	27.00	3.000					
Steve Bedrosian, R ERA: 3.58	2.2	W	10	2	0	0	3	0	0	0	0	0	0	23	33	0.00	0.750					

Atlanta Braves @ San Francisco Giants
Candlestick Park, San Francisco, CA
Sun Jun 17 1990, 6:33 AM EDT
Att: 43,080 - Sunny

AB 38
R 7
H 14
RBI 7
BB 1
SO 5
LOB 11

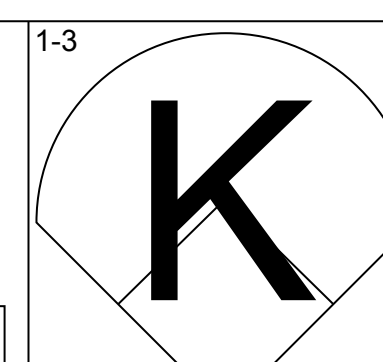
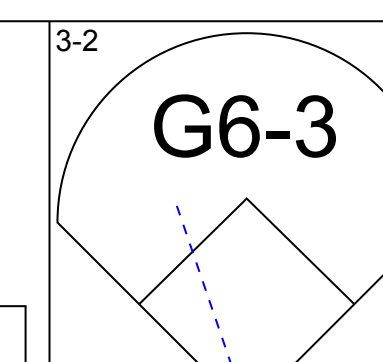
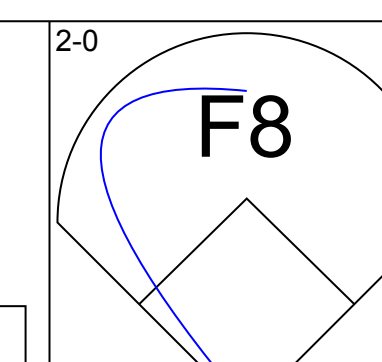
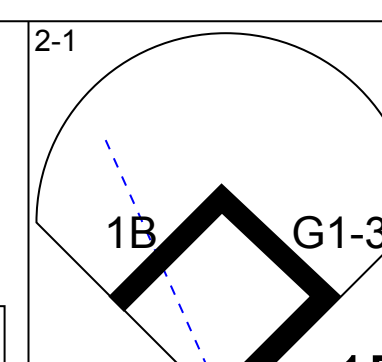
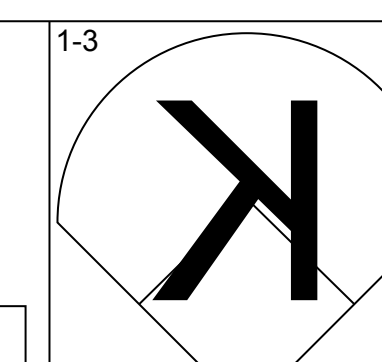
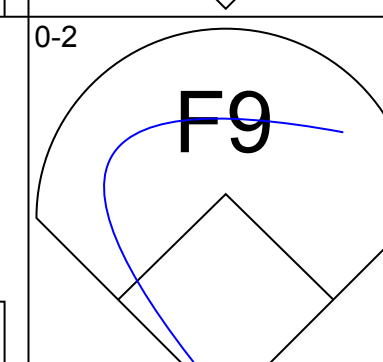
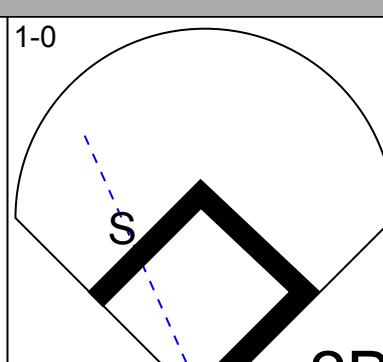
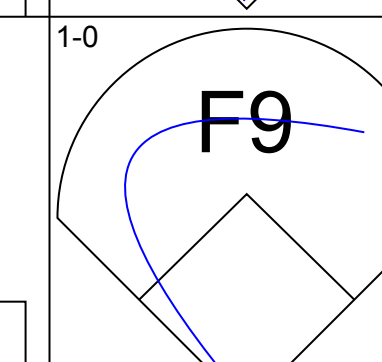
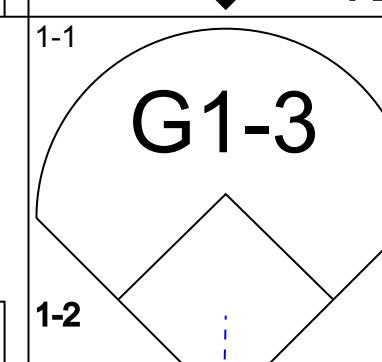
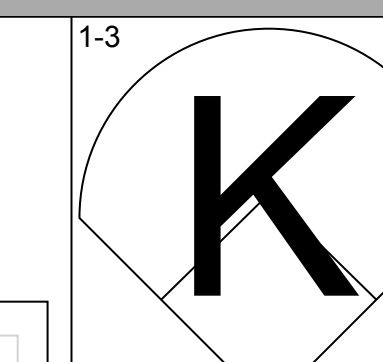
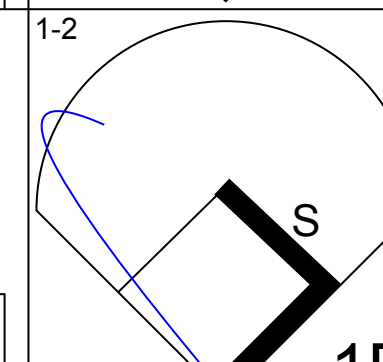
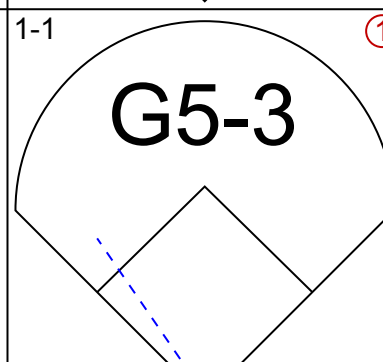
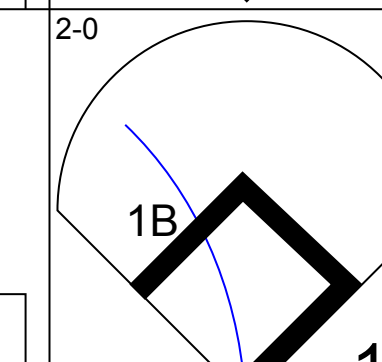
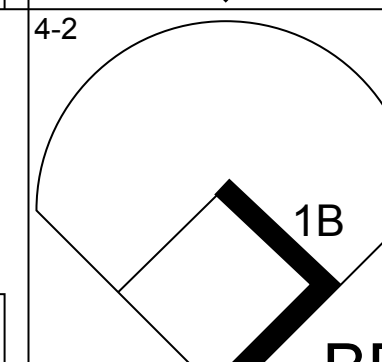

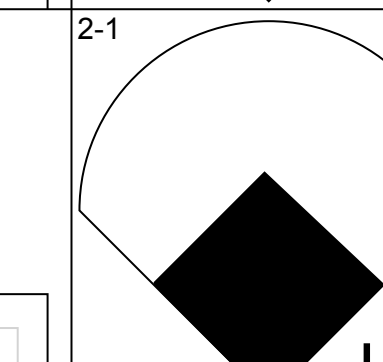
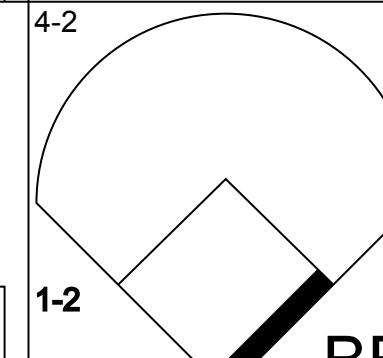
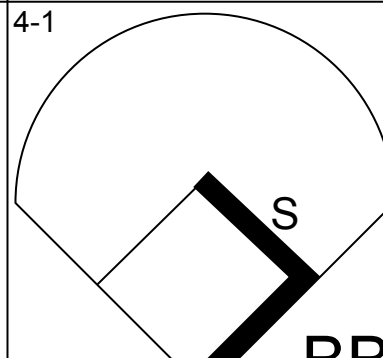
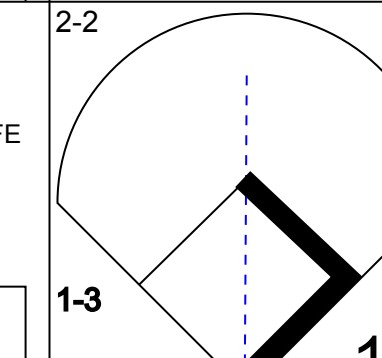
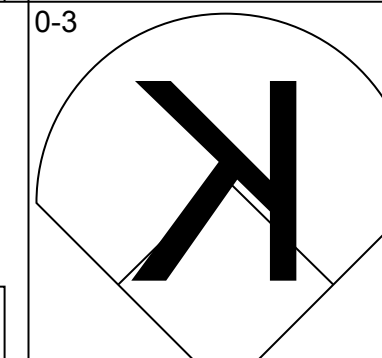

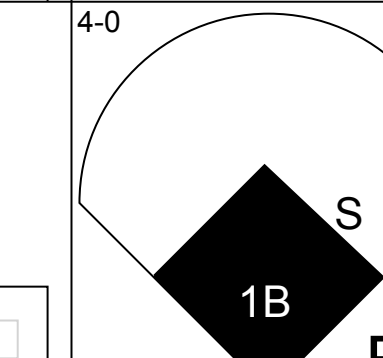
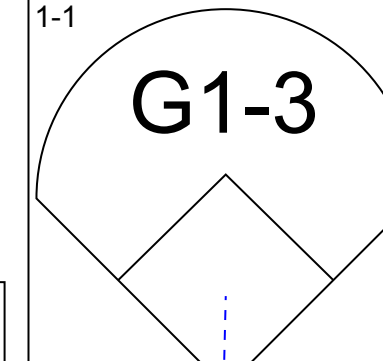
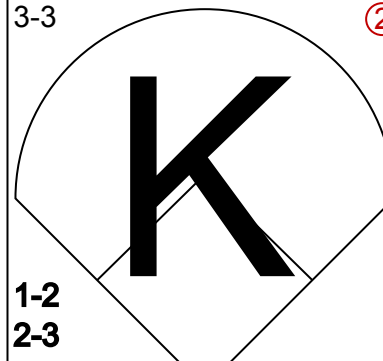
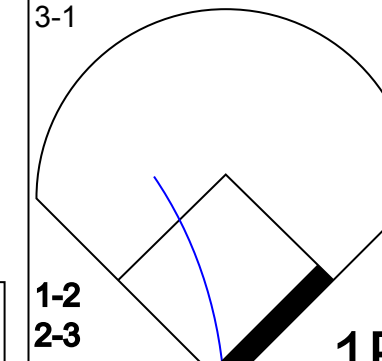
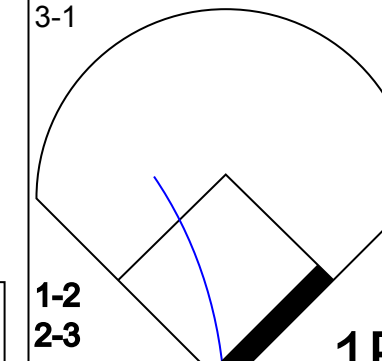

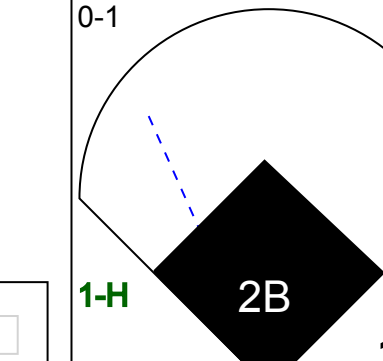
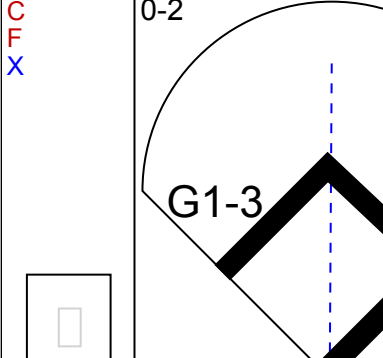
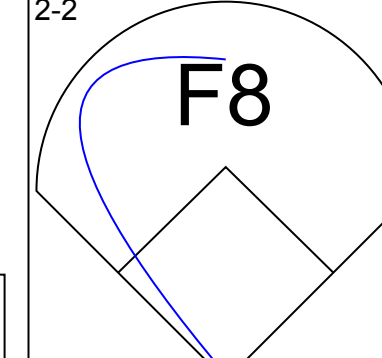
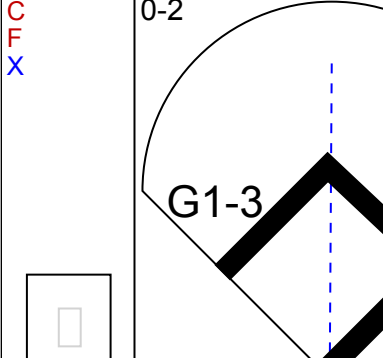
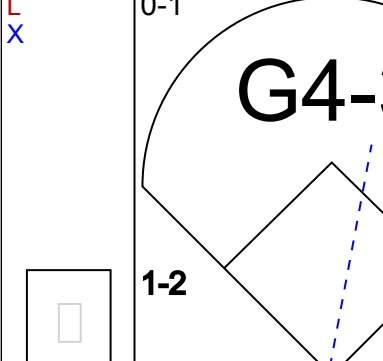
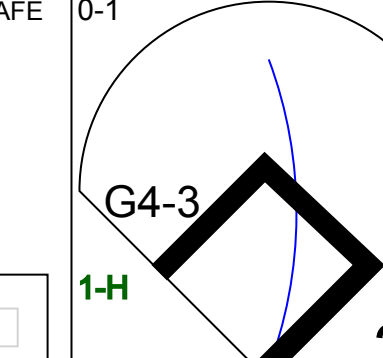
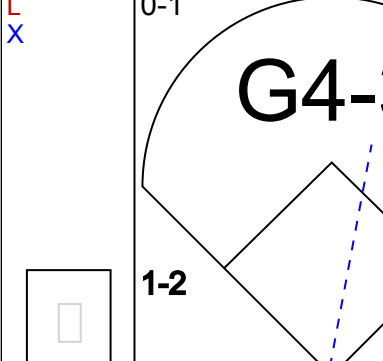
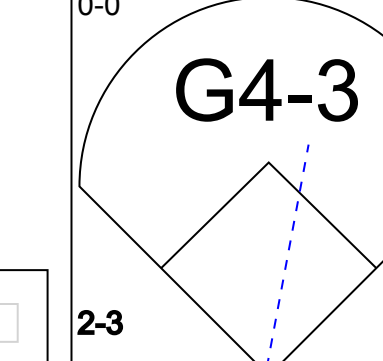
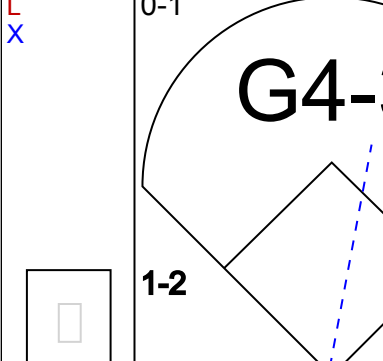
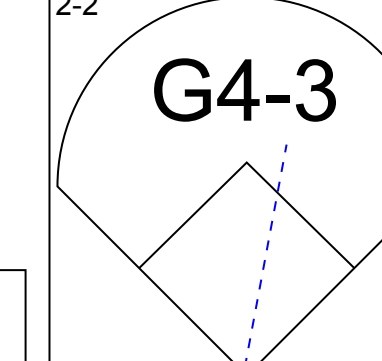
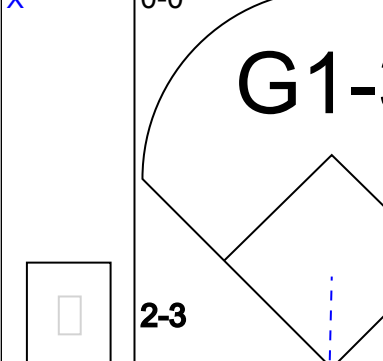
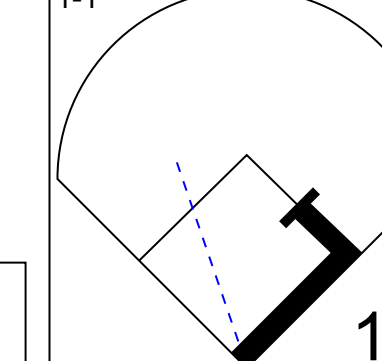
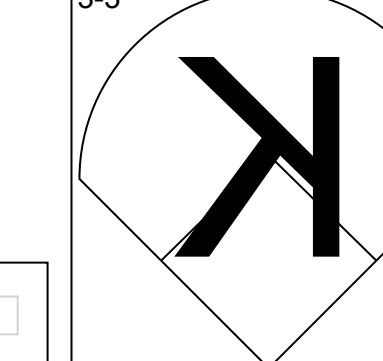
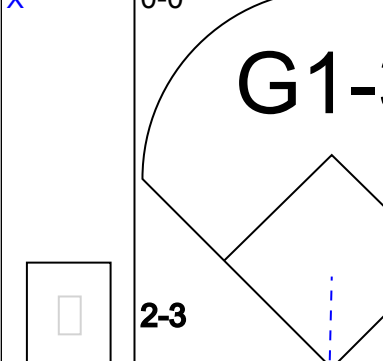
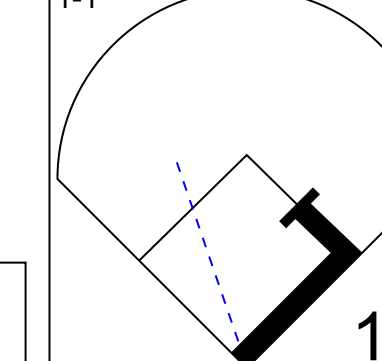
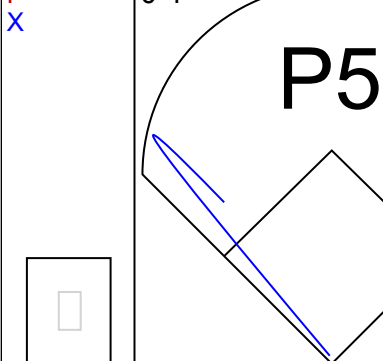
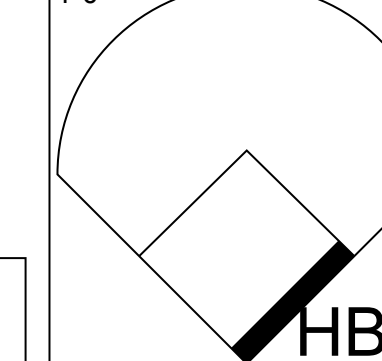

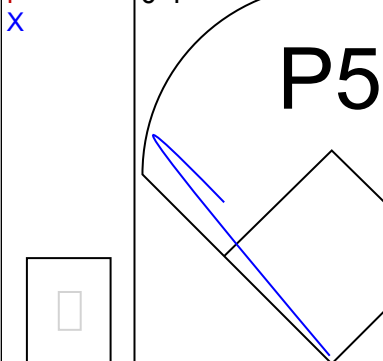
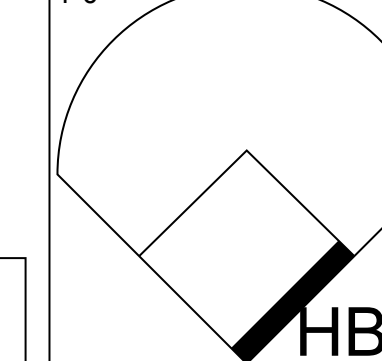
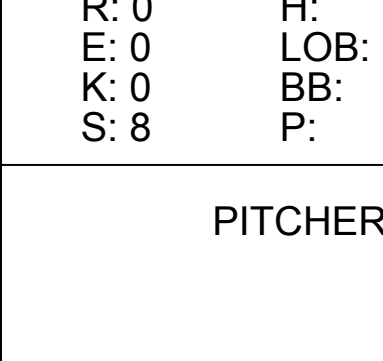
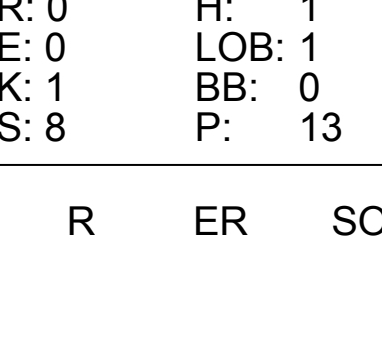


Batter	1	2	3	4	5	6	7	8	9	AB	R	H	RBI	BB	SO	LOB	BOTTOM					
Brett Butler, L OBP: 0.359, SLG: 0.304	4-0 G4-6-3 BB	0-2 G2-3	0-0 FC6-4			1-0 SH1-3	2-3 K	0-1 FC6-4		4	0	0	1	1	1	6						
Greg Litton, R OBP: 0.245, SLG: 0.275	4-2 G4-6-3 BB	2-1 1B		1-0 G6-3		0-0 G1-3	0-1 F9			4	0	1	0	1	0	2						
Will Clark, L OBP: 0.341, SLG: 0.489	0-2 G4-6-3	1-1 G4-3		1-3 K		4-0 1B 2B		4-0 1B BB		3	2	0	0	2	1	3						
Kevin Mitchell, R OBP: 0.391, SLG: 0.607	4-0 BB		3-2 1B E 1B	0-0 F7		3-2 2B 1B		1-0 E 1B 1B		4	2	3	1	1	0	0						
Matt Williams, R OBP: 0.346, SLG: 0.526	0-3 K		0-0 F9		1-2 WP 2B	2-0 2B		0-1 E8 1B 1B		5	0	3	2	0	1	3						
Gary Carter, R OBP: 0.374, SLG: 0.443		2-1 E 1B	0-0 F9		2-3 K	4-0 K		1-3 K		3	1	1	0	1	1	2						
Steve Bedrosian, R ERA: 3.58										1	0	0	0	0	1	2						
Robby Thompson, R OBP: 0.306, SLG: 0.373		1-0 E9 SH1-4 G2-3 1B	2-2 E 1B 1B	1-2 1B		0-3 K	1-1 G4-3	4-0 1B IBB		4	2	2	0	1	1	4						
Dave Anderson, R OBP: 0.289, SLG: 0.278		0-2 SH1-4 E 1B	1-1 E6 1B		3-2 G5-3		3-2 SH1-4 1B	1-1 P3		3	1	1	1	0	0	2						
Jose Uribe, S OBP: 0.344, SLG: 0.380										2	0	1	0	0	0	3						
Don Robinson, R OBP: 0.231, SLG: 0.231										1	0	1	1	0	0	0						
Jeff Brantley, R OBP: 0.333, SLG: 0.500										0	0	0	0	0	0	0						
Rick Parker, R OBP: 0.418, SLG: 0.580										1	1	1	0	0	0	0						
Mark Thurmond, L ERA: 5.31										0	0	0	0	0	0	0						
Terry Kennedy, L OBP: 0.381, SLG: 0.400										1	0	1	1	0	0	0						
Inning Stats	R: 0 E: 0 K: 1 S: 10	H: 0 LOB: 2 BB: 3 P: 22	R: 3 E: 2 K: 0 S: 15	H: 4 LOB: 1 BB: 0 P: 22	R: 2 E: 1 K: 0 S: 16	H: 3 LOB: 2 BB: 0 P: 23	R: 0 E: 0 K: 2 S: 17	H: 1 LOB: 1 BB: 0 P: 23	R: 2 E: 0 K: 0 S: 9	H: 3 LOB: 3 BB: 2 P: 24	R: 0 E: 0 K: 1 S: 11	H: 1 LOB: 1 BB: 0 P: 16	R: 2 E: 1 K: 1 S: 11	H: 3 LOB: 3 BB: 2 P: 22	R: 1 E: 0 K: 1 S: 10	H: 3 LOB: 3 BB: 2 P: 22	1B: 13 2B: 2 3B: 0 HR: 0	SF: 0 SAC: 3 DP: 1 HBP: 0	WP: 1 PB: 0 SB: 0 CS: 0	PA: 46		
PITCHER	IP	WLS	BF	H	R	ER	SO	BB	IBB	HBP	BLK	WP	HR	S	P	ERA	WHIP					
Tom Glavine, L ERA: 3.81	5.2		33	11	7	5	4	4	1	0	0	0	0	70	118	7.94	2.647					
Rick Luecken, R ERA: 5.31	0.1		2	1	0	0	0	0	0	0	0	0	0	5	9	0.00	3.000					
Tony Castillo, L ERA: 4.25	2.0	L	11	3	2	2	2	1	1	0	0	0	0	19	32	9.00	2.000					

Atlanta Braves @ San Francisco Giants
Candlestick Park, San Francisco, CA
Sun Jun 17 1990, 6:33 AM EDT
Att: 43,080 - Sunny

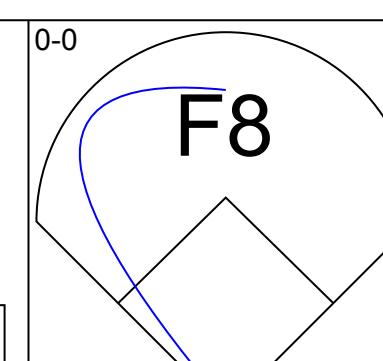
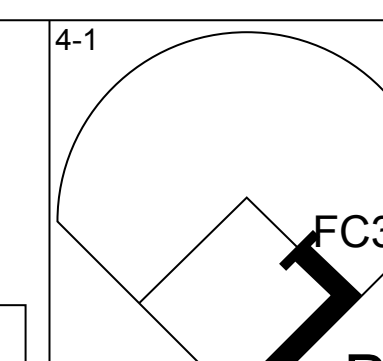
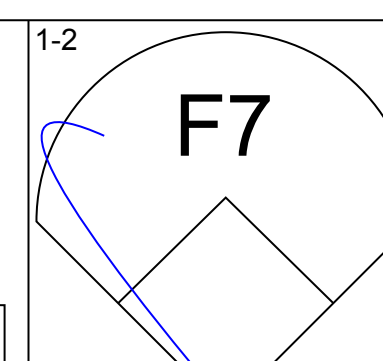
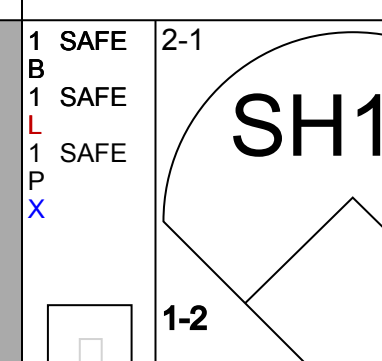
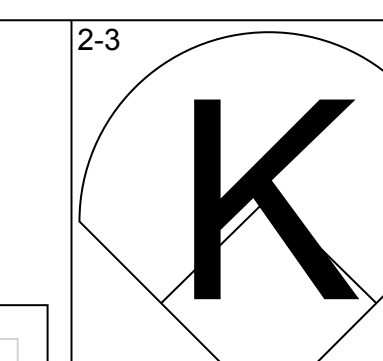
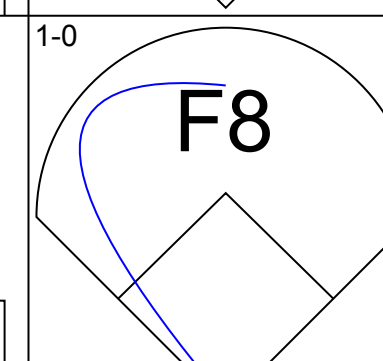
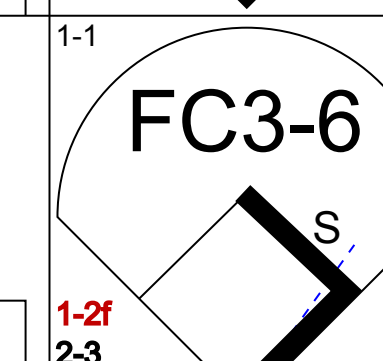
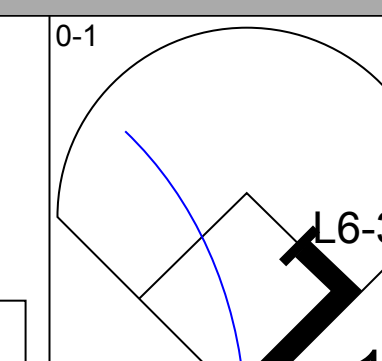
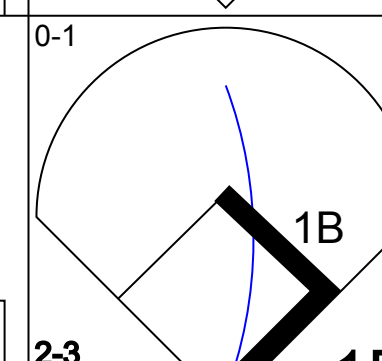
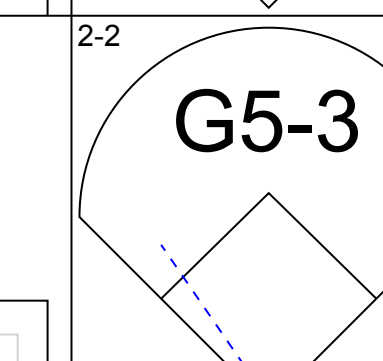
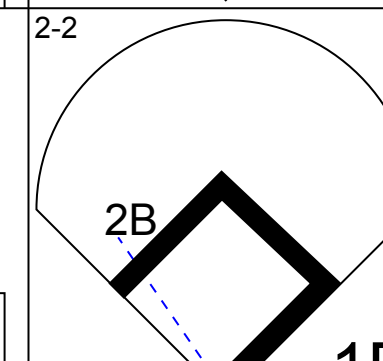
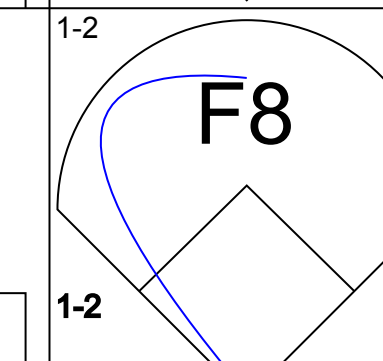
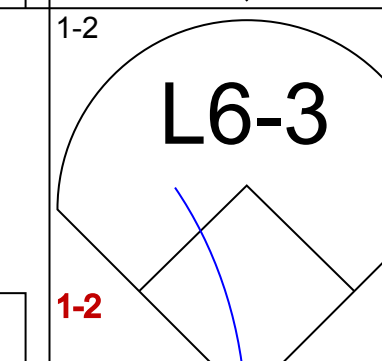
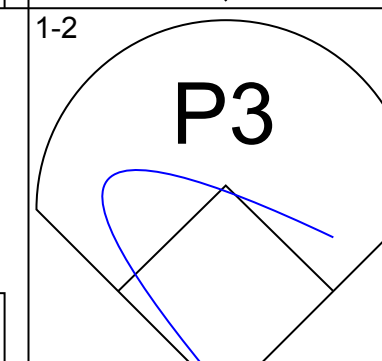
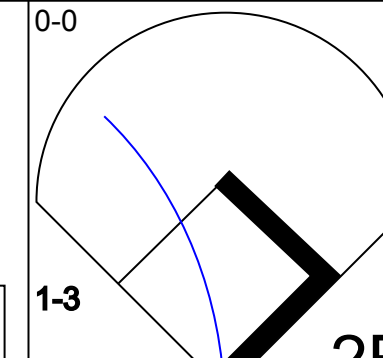
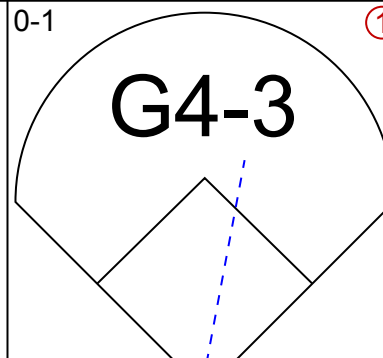
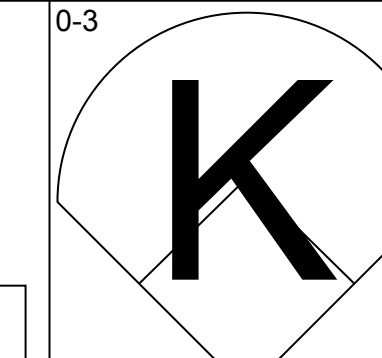
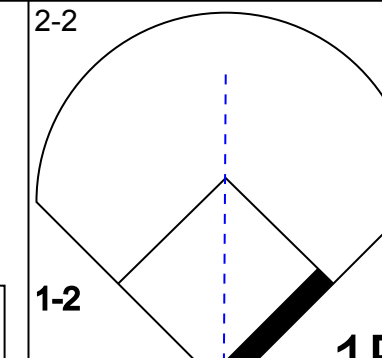
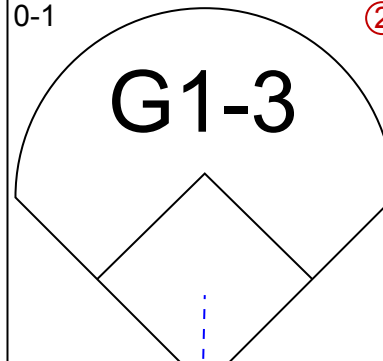
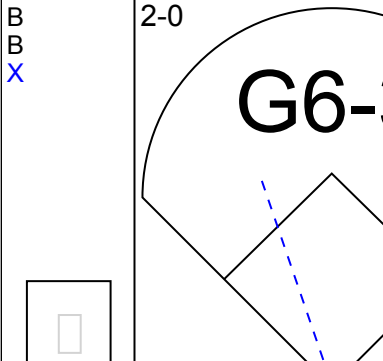
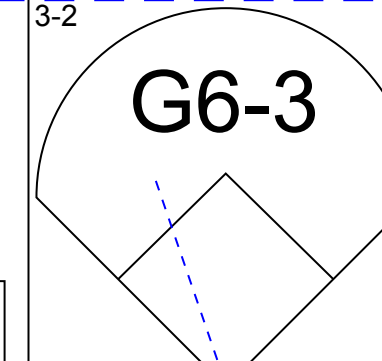
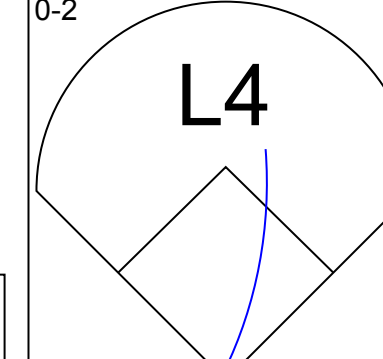
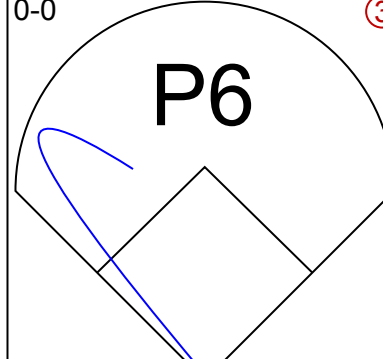
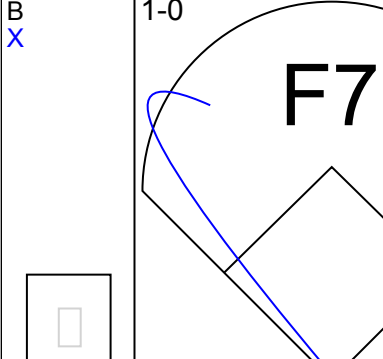
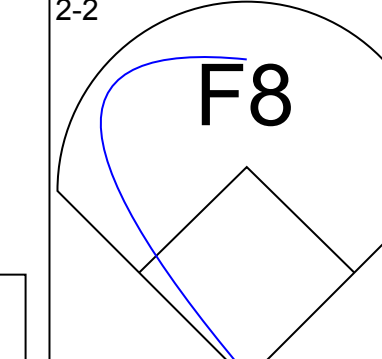
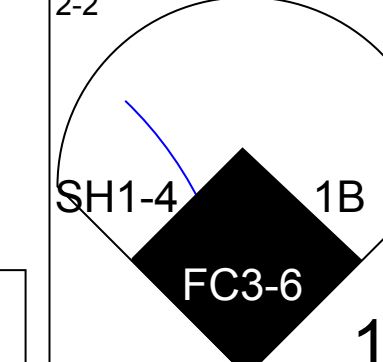
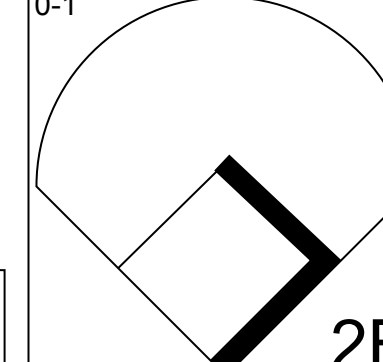
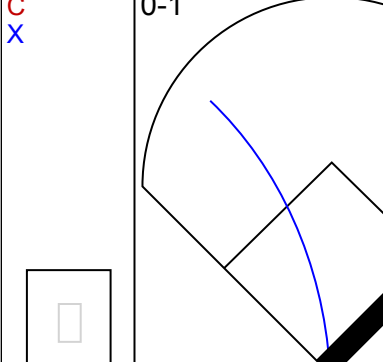
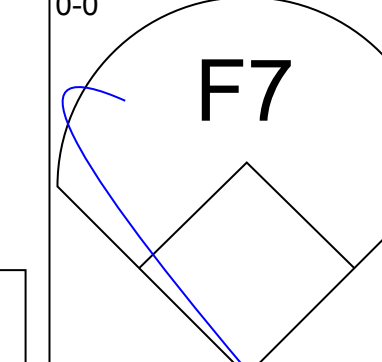
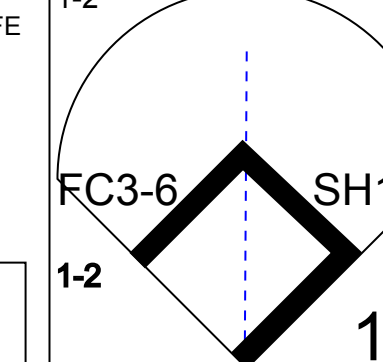
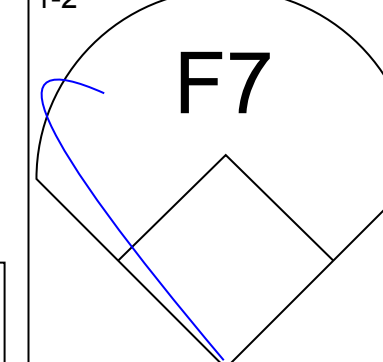
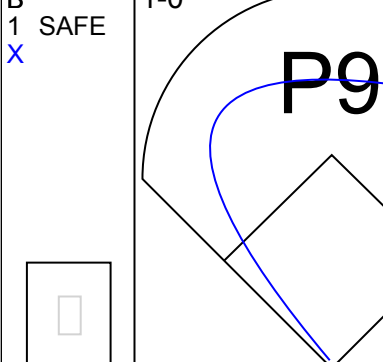
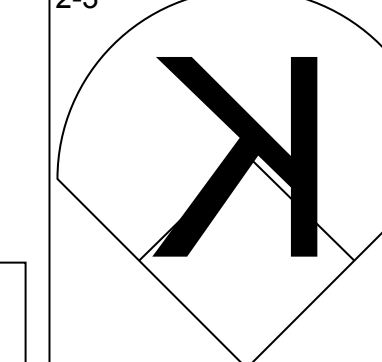
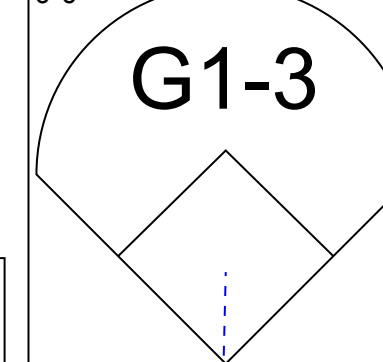
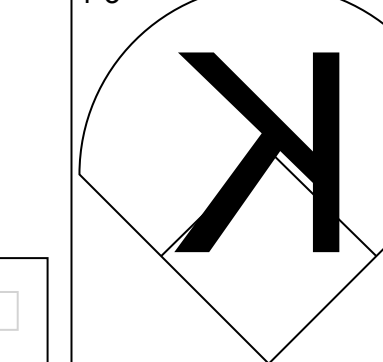
AB 36
R 9
H 15
RBI 7
BB 7
SO 6
LOB 27



Batter	1	2	3	4	5	6	7	8	9	AB	R	H	RBI	BB	SO	LOB	TOP					
Billy Hatcher, R OBP: 0.374, SLG: 0.425 (1, 7)										5	0	1	0	0	2	2	Cincinnati Reds @ Atlanta Braves Atlanta-Fulton County Stadium, Atlanta, GA Tue Jun 19 1990, 7:05 PM EDT Sunny - 90 F					
Barry Larkin, R OBP: 0.445, SLG: 0.412 (1, 6)										5	0	1	0	0	1	1						
Chris Sabo, R OBP: 0.408, SLG: 0.593 (1, 5)										4	1	3	1	1	0	1						
Eric Davis, R OBP: 0.318, SLG: 0.438 Herm Winningham, L OBP: 0.295, SLG: 0.347 (1, 8)										2	1	1	0	3	1	2						
Glenn Braggs, R OBP: 0.356, SLG: 0.439 (1, 9)										5	1	2	1	0	2	6						
Todd Benzinger, S OBP: 0.317, SLG: 0.362 Rob Dibble, L (7, 1)										4	0	1	0	0	0	5						
Norm Charlton, S OBP: 0.500, SLG: 0.500 Luis Quinones, S OBP: 0.288, SLG: 0.288 Randy Myers, L (8, 1)										0	0	0	0	0	0	0						
Mariano Duncan, R OBP: 0.343, SLG: 0.490 Ken Griffey, L OBP: 0.282, SLG: 0.378 Ron Oester, S OBP: 0.351, SLG: 0.380 (8, PH)										3	1	1	0	0	1	1						
Joe Oliver, R OBP: 0.335, SLG: 0.363 Paul O'Neill, L OBP: 0.357, SLG: 0.456 Jeff Reed, L OBP: 0.238, SLG: 0.263 (8, PH)										3	0	1	1	0	0	1						
Tom Browning, L OBP: 0.108, SLG: 0.083 Hal Morris, L OBP: 0.300, SLG: 0.259 (8, 2)										2	0	0	0	0	1	1						
Inning Stats	R: 0 E: 0 K: 1 S: 13	H: 1 LOB: 2 BB: 1 P: 20	R: 1 E: 0 K: 0 S: 16	H: 2 LOB: 1 BB: 0 P: 23	R: 0 E: 0 K: 1 S: 11	H: 1 LOB: 2 BB: 1 P: 22	R: 0 E: 0 K: 2 S: 7	H: 0 LOB: 0 BB: 0 P: 10	R: 0 E: 0 K: 1 S: 9	H: 2 LOB: 2 BB: 0 P: 17	R: 0 E: 0 K: 0 S: 8	H: 1 LOB: 1 BB: 0 P: 8	R: 0 E: 0 K: 1 S: 16	H: 2 LOB: 3 BB: 1 P: 27	R: 0 E: 0 K: 1 S: 8	H: 1 LOB: 1 BB: 0 P: 13	R: 3 E: 0 K: 2 S: 14	H: 3 LOB: 1 BB: 1 P: 24	1B: 9 2B: 3 3B: 0 HR: 1	SF: 0 SAC: 1 DP: 0 HBP: 1	WP: 0 PB: 0 SB: 4 CS: 0	PA: 44
PITCHER	IP	WLS	BF	H	R	ER	SO	BB	IBB	HBP	BLK	WP	HR	S	P	ERA	WHIP					
Steve Avery, L ERA: 11.57 (1, 1)	4.2		22	6	1	1	4	2	0	0	0	0	0	53	88	1.93	1.714					
Marty Clary, R ERA: 5.29 (5, 1)	2.1		11	3	0	0	2	1	0	0	0	0	0	27	39	0.00	1.714					
Rick Luecken, R ERA: 6.23 (8, 1)	1.1	L	8	3	3	3	2	1	0	1	0	0	1	15	27	20.25	3.000					
Joe Hesketh, L ERA: 6.0 (9, 1)	0.2		3	1	0	0	1	0	0	0	0	0	0	7	10	0.00	1.500					

AB	38
R	4
H	13
RBI	4
BB	4
SO	9
LOB	22



Batter	1	2	3	4	5	6	7	8	9	AB	R	H	RBI	BB	SO	LOB	BOTTOM				
Lonnie Smith, R OBP: 0.326, SLG: 0.412 (1, 7)										3	0	0	0	1	1	1	Cincinnati Reds @ Atlanta Braves Atlanta-Fulton County Stadium, Atlanta, GA Tue Jun 19 1990, 7:05 PM EDT Sunny - 90 F				
Jeff Treadway, L OBP: 0.321, SLG: 0.438 (1, 4)										5	0	2	1	0	2						
Ron Gant, R OBP: 0.367, SLG: 0.595 (1, 8)										4	0	1	0	0	5						
Jim Presley, R OBP: 0.309, SLG: 0.448 (1, 5)										4	0	2	1	0	1	0					
Dale Murphy, R OBP: 0.337, SLG: 0.435 (1, 9)										3	0	0	0	1	0	2					
Francisco Cabrera, R OBP: 0.273, SLG: 0.409 (1, 3)										4	0	0	0	0	3						
Jeff Blauser, R OBP: 0.353, SLG: 0.426 (1, 6)										4	1	3	0	0	0	0					
Greg Olson, R OBP: 0.370, SLG: 0.464 (1, 2)										4	0	1	0	0	1	2					
Steve Avery, L ERA: 11.57 (1, 1)										1	0	0	0	0	1						
Marty Clary, R ERA: 5.29 (5, 1)										0	0	0	0	0	0						
Andres Thomas, R OBP: 0.276, SLG: 0.289 (8, PH)										0	0	0	0	0	0						
Rick Luecken, R ERA: 6.23 (8, 1)										0	0	0	0	0	0						
Joe Hesketh, R ERA: 6.0 (9, 1)										0	0	0	0	0	0						
Oddibe McDowell, L OBP: 0.287, SLG: 0.338 (8, PH)										1	0	0	0	0	1	0					
Inning Stats	R: 0 E: 0 K: 0 S: 9	H: 2 LOB: 3 BB: 1 P: 16	R: 1 E: 0 K: 0 S: 16	H: 2 LOB: 2 BB: 1 P: 25	R: 0 E: 0 K: 0 S: 5	H: 0 LOB: 0 BB: 0 P: 5	R: 0 E: 0 K: 0 S: 9	H: 1 LOB: 1 BB: 0 P: 11	R: 0 E: 0 K: 0 S: 5	H: 1 LOB: 1 BB: 0 P: 9	R: 1 E: 0 K: 0 S: 17	H: 3 LOB: 2 BB: 0 P: 24	R: 0 E: 0 K: 1 S: 9	H: 0 LOB: 0 BB: 0 P: 13	R: 0 E: 0 K: 2 S: 11	H: 0 LOB: 0 BB: 0 P: 16	1B: 8 2B: 3 3B: 0 HR: 0	SF: 0 SAC: 2 DP: 1 HBP: 0	WP: 0 PB: 0 SB: 1 CS: 0	PA: 38	
PITCHER	IP	WLS	BF	H	R	ER	SO	BB	IBB	HBP	BLK	WP	HR	S	P	ERA	WHIP				
Tom Browning, L ERA: 2.27 (1, 1)	6.2		31	10	2	2	1	1	0	0	0	0	0	3	6	0.00	0.000				
Rob Dibble, R ERA: 1.4 (7, 1)	0.1		1	0	0	0	0	0	0	0	0	0	0	3	6	0.00	0.000				
Norm Charlton, L ERA: 3.05 (8, 1)	1.0	W	3	0	0	0	1	0	0	0	0	0	0	9	13	0.00	0.000				
Randy Myers, L ERA: 2.85 (9, 1)	1.0	S	3	0	0	0	2	0	0	0	0	0	0	11	16	0.00	0.000				

AB	34
R	2
H	10
RBI	2
BB	2
SO	4
LOB	16



Batter	1	2	3	4	5	6	7	8	9	AB	R	H	RBI	BB	SO	LOB	TOP			
Billy Hatcher, R OBP: 0.368, SLG: 0.417 (1, 8)	F9		F9			P3		FC6-4		4	0	0	0	0	0	1	Cincinnati Reds @ Atlanta Braves Atlanta-Fulton County Stadium, Atlanta, GA Tue Jun 19 1990, 7:05 PM EDT Att: 16,205 - Unknown			
Barry Larkin, R OBP: 0.398, SLG: 0.405 (1, 6)	F7		P2			F9		L6		4	0	0	0	0	0	1				
Chris Sabo, R OBP: 0.406, SLG: 0.587 (1, 5)	P4					G6-3				4	0	1	0	0	0	0				
Glenn Braggs, R OBP: 0.354, SLG: 0.434 (1, 7)		K				F8				4	0	1	0	0	1	1				
Todd Benzinger, S OBP: 0.320, SLG: 0.364 (1, 3)		1B				P7				4	0	2	0	0	0	1				
Paul O'Neill, L OBP: 0.352, SLG: 0.449 (1, 9)		F8				G4-3				3	0	0	0	0	0	3				
Ron Oester, S OBP: 0.351, SLG: 0.378 (1, 4)						G1-3				3	0	1	0	0	0	1				
Joe Oliver, R OBP: 0.330, SLG: 0.356 (1, 2)		G3				G6-3				3	0	0	0	0	0	2				
Rick Mahler, R OBP: 0.167, SLG: 0.167 (1, 1)						G6-3				2	0	0	0	0	0	0				
Eric Davis, R OBP: 0.322, SLG: 0.442 (8, PH)						G6-3				1	0	1	0	0	0	0				
Tim Layana, R (8, 1)								FC6-4		0	0	0	0	0	0	0				
Inning Stats	R: 0 E: 0 K: 0 S: 7	H: 0 LOB: 0 BB: 0 P: 12	R: 0 E: 0 K: 1 S: 14	H: 2 LOB: 2 BB: 0 P: 22	R: 0 E: 0 K: 0 S: 6	H: 0 LOB: 0 BB: 0 P: 8	R: 0 E: 0 K: 0 S: 8	H: 2 LOB: 1 BB: 0 P: 14	R: 0 E: 0 K: 0 S: 5	H: 0 LOB: 0 BB: 0 P: 6	R: 0 E: 0 K: 0 S: 5	H: 1 LOB: 1 BB: 0 P: 11	R: 0 E: 0 K: 0 S: 7	H: 1 LOB: 1 BB: 0 P: 11	R: 0 E: 0 K: 0 S: 5	H: 0 LOB: 0 BB: 0 P: 7	1B: 6 2B: 0 3B: 0 HR: 0	SF: 0 SAC: 0 DP: 0 HBP: 0	WP: 0 PB: 0 SB: 0 CS: 0	PA: 32
PITCHER Charlie Leibrandt, L ERA: 1.41 (1, 1)	IP: 9.0 WLS: W BF: 32 H: 6 R: 0 ER: 0 SO: 1 BB: 0 IBB: 0 HBP: 0 BLK: 0 WP: 0 HR: 0 S: 64 P: 97 ERA: 0.00 WHIP: 0.667																			

Batter	1	2	3	4	5	6	7	8	9	AB	R	H	RBI	BB	SO	LOB	BOTTOM			
Oddibe McDowell, L OBP: 0.287, SLG: 0.377 (1, 8)	E3	L9		1B			G3			4	1	1	0	0	0	0	Cincinnati Reds @ Atlanta Braves Atlanta-Fulton County Stadium, Atlanta, GA Tue Jun 19 1990, 7:05 PM EDT Att: 16,205 - Unknown			
Jeff Treadway, L OBP: 0.324, SLG: 0.439 (1, 4)	FC6-4	F8		FC6-4		F8				4	1	2	0	0	0	0				
Ron Gant, R OBP: 0.370, SLG: 0.593 (1, 7)	FC6-4			FC6-4		F7				4	0	2	1	0	0	2				
Jim Presley, R OBP: 0.312, SLG: 0.462 (1, 5)	FC6-4			FC6-4		F7		HR		4	1	2	1	0	0	2				
Dale Murphy, R OBP: 0.332, SLG: 0.427 (1, 9)	K			L9		P8		K		4	0	0	0	0	2	4				
David Justice, L OBP: 0.326, SLG: 0.371 (1, 3)	HBP			L7		K		2B		3	0	1	0	1	1	2				
Jeff Blauser, R OBP: 0.351, SLG: 0.417 (1, 6)	HBP			K		F8		K		3	0	0	1	0	2	3				
Jimmy Kremers, L (1, 2)	F9			G1-3		K		IBB		3	0	0	0	1	1	3				
Charlie Leibrandt, R OBP: 0.364, SLG: 0.364 (1, 1)		G4-3		K		G6-3		K		4	0	0	0	0	2	2				
Inning Stats	R: 2 E: 1 K: 1 S: 13	H: 2 LOB: 3 BB: 1 P: 26	R: 0 E: 0 K: 0 S: 6	H: 0 LOB: 0 BB: 0 P: 10	R: 0 E: 0 K: 1 S: 10	H: 2 LOB: 2 BB: 0 P: 16	R: 0 E: 0 K: 1 S: 8	H: 2 LOB: 2 BB: 0 P: 11	R: 0 E: 0 K: 1 S: 9	H: 0 LOB: 0 BB: 0 P: 12	R: 0 E: 0 K: 1 S: 7	H: 0 LOB: 0 BB: 0 P: 7	R: 0 E: 0 K: 0 S: 7	H: 0 LOB: 0 BB: 0 P: 10	R: 1 E: 0 K: 3 S: 15	H: 2 LOB: 2 BB: 1 P: 24	1B: 6 2B: 1 3B: 0 HR: 1	SF: 0 SAC: 0 DP: 0 HBP: 1	WP: 0 PB: 0 SB: 0 CS: 0	PA: 36
PITCHER Rick Mahler, R ERA: 4.26 (1, 1)	IP: 7.0 WLS: L BF: 30 H: 6 R: 2 ER: 0 SO: 5 BB: 1 IBB: 0 HBP: 1 BLK: 0 WP: 0 HR: 0 S: 60 P: 92 ERA: 0.00 WHIP: 1.000																			
Tim Layana, R ERA: 3.09 (8, 1)	IP: 1.0 WLS: L BF: 6 H: 2 R: 1 ER: 1 SO: 3 BB: 0 IBB: 1 HBP: 0 BLK: 0 WP: 0 HR: 1 S: 15 P: 24 ERA: 9.00 WHIP: 2.000																			



Batter	1	2	3	4	5	6	7	8	9	10	AB	R	H	RBI	BB	SO	LOB					
Billy Hatcher, R OBP: 0.375, SLG: 0.427	(1, 8) BB 4-0 E S BB	0-0 2H 3B		0-3 K		0-0 F8		4-0 BB		0-0 G5-4-3 1B	4	0	2	2	2	1	0					
Barry Larkin, R OBP: 0.397, SLG: 0.407	(1, 6) X 0-0 P3	0-0 G1-3		0-0 WP 2B		0-0 G4-3 1B		0-0 G4-3		0-0 G5-4-3 1B	6	1	2	0	0	0	5					
Chris Sabo, R OBP: 0.406, SLG: 0.586	(1, 5) X 0-0 F7		4-0 E 1B BB	2H 2B		0-0 G4-3 1-2f			0-0 G5-3		4	2	1	1	1	0	2					
Eric Davis, R OBP: 0.325, SLG: 0.448	(1, 7) X 0-0 F8 1-3		0-0 F9	2H 1B		0-0 G6-3			0-0 1B 2B		5	1	2	1	0	0	2					
Paul O'Neill, L OBP: 0.353, SLG: 0.445	(1, 9)	0-3 K	4-0 1B 1B BB	0-3 K		0-0 G4-3			0-0 CS 1B		4	0	1	1	1	2	1					
Hal Morris, L OBP: 0.333, SLG: 0.300	(1, 3)	0-0	0-0	0-3 K		0-0 G3			0-3 2H 1B		3	1	2	1	0	1	1					
Tim Birtsas, L OBP: 0.279, SLG: 0.388	(4, 1)	0-0	0-0	0-3 K					0-3 2H 1B		0	0	0	0	0	0	0					
Ken Griffey, L OBP: 0.279, SLG: 0.388	(7, 1)	0-0	0-0	0-3 K					0-3 2H 1B		0	0	0	0	0	0	0					
Tim Lincecum, R OBP: 0.279, SLG: 0.388	(7, 1)	0-0	0-0	0-3 K					0-3 2H 1B		0	0	0	0	0	0	0					
Norm Charlton, S OBP: 0.302, SLG: 0.300	(8, 1)	0-0	0-0	0-3 K					0-3 2H 1B		0	0	0	0	0	0	0					
Glenn Braggs, R OBP: 0.282, SLG: 0.421	(8, 1)	0-0	0-0	0-3 K					0-3 2H 1B		0	0	0	0	0	0	0					
Randy Myers, L OBP: 0.282, SLG: 0.421	(8, 1)	0-0	0-0	0-3 K					0-3 2H 1B		0	0	0	0	0	0	0					
Mariano Duncan, R OBP: 0.357, SLG: 0.494	(1, 4)	1-0 1B SH4-3 HBP	0-0 1B	0-0 G5-3		0-0 G6-3 1B		0-0 E G6-3 1B		4-0 1B SH1-4 BB	3	3	2	0	1	0	0					
Jeff Reed, L OBP: 0.239, SLG: 0.262	(1, 2)	0-0 SH4-3 3B 1B	0-0 P7	0-0 G4-3		0-0 G4-3		0-3 K		0-0 SH1-4	4	1	1	1	0	1	4					
Jack Armstrong, R OBP: 0.100, SLG: 0.069	(1, 1)	0-0 SH4-3	0-3 K	0-0 G4-3		0-0 G6-3		0-0 G6-3		0-0 1B	1	0	0	1	0	1	3					
Todd Benzinger, S OBP: 0.320, SLG: 0.364	(4, 3)	1-2 3H	0-0 K	0-0 G4-3		0-0 G6-3		0-0 G6-3		0-0 1B	3	0	1	1	0	0	0					
Inning Stats	R: 0 E: 0 K: 0 S: 3	H: 0 LOB: 1 BB: 1 P: 7	R: 3 E: 0 K: 1 S: 8	H: 3 LOB: 1 BB: 0 P: 9	R: 1 E: 1 K: 1 S: 7	H: 2 LOB: 3 BB: 2 P: 15	R: 2 E: 0 K: 3 S: 12	H: 3 LOB: 1 BB: 0 P: 12	R: 0 E: 0 K: 0 S: 3	H: 0 LOB: 0 BB: 0 P: 3	R: 0 E: 0 K: 0 S: 3	H: 1 LOB: 0 BB: 0 P: 3	R: 0 E: 0 K: 0 S: 3	H: 0 LOB: 0 BB: 0 P: 3	R: 1 E: 0 K: 1 S: 6	H: 2 LOB: 0 BB: 0 P: 6	R: 1 E: 0 K: 0 S: 4	H: 2 LOB: 1 BB: 1 P: 8	1B: 10 2B: 3 3B: 1 HR: 0	SF: 0 SAC: 2 DP: 2 HBP: 1	WP: 1 PB: 0 SB: 1 CS: 1	PA: 47
PITCHER	IP	WLS	BF	H	R	ER	SO	BB	IBB	HBP	BLK	WP	HR	S	P	ERA	WHIP					
Tommy Greene, R ERA: 8.03	(1, 1)	2.1	13	3	4	4	1	2	0	0	0	0	0	12	21	15.43	2.143					
Tony Castillo, L ERA: 4.54	(3, 1)	1.2	11	5	2	2	4	1	0	0	0	1	0	18	22	10.80	3.600					
Marty Clary, R ERA: 4.84	(5, 1)	3.0	10	2	1	0	0	0	0	0	0	0	0	10	10	0.00	0.667					
Joe Boever, R ERA: 3.62	(8, 1)	2.0	8	2	1	1	2	1	0	0	0	0	0	11	15	4.50	1.500					
Rick Luecken, R ERA: 6.35	(10, 1)	1.0	L	5	2	1	1	0	1	0	0	0	0	4	8	9.00	3.000					


TOP

Cincinnati Reds @ Atlanta Braves
Atlanta-Fulton County Stadium, Atlanta, GA

Wed Jun 20 1990, 7:05 PM EDT
Att. 12,200 - Sunny - 94 F

livebaseballscorecards.com

AB 39
R 9
H 14
RBI 9
BB 5
SO 7
LOB 19



Batter	1	2	3	4	5	6	7	8	9	10	AB	R	H	RBI	BB	SO	LOB					
Oddie McDowell, L OBP: 0.290, SLG: 0.384	(1, 8) X 0-0 G4-3		0-0 1B HR	0-0 1B	0-0 2B	0-3 K		0-0 G3			5	1	2	1	0	1	1					
Jeff Treadway, L OBP: 0.322, SLG: 0.434	(1, 4) X 0-0 G3		0-0 HR	0-0 1B	0-0 G3	0-3 K		0-3 K		0-3 K	5	1	1	1	0	2	2					
Ron Gant, R OBP: 0.370, SLG: 0.601	(1, 7) X 0-0 G3		0-0 HR	0-0 G6-3	0-0 G5-3	0-0 K		0-0 G3		4-0 E BB	4	1	1	3	1	0	0					
Jim Presley, R OBP: 0.314, SLG: 0.460	(1, 5) (8, 3)	0-3 K	0-0 G4-3	0-0 BB 1B	0-0 BB 1B	0-0 K		0-0 G6-4-3 1B		0-0 G6-4-3 1-2	5	0	2	0	0	1	1					
Dale Murphy, R OBP: 0.333, SLG: 0.422	(1, 9)	0-3 K	0-0 K	0-0 G4-3	4-0 HR BB	0-0 G6-4-3 1-2f		0-0 G6-4-3		4-0 IBB	3	1	0	0	2	1	1					
David Justice, L OBP: 0.331, SLG: 0.395	(1, 3)	0-0 G1	0-0 1B BB	4-0 1B BB	0-0 HR	0-0 K		0-3 K		0-0 P3	3	2	1	2	1	1	0					
Rick Luecken, R OBP: 0.324, SLG: 0.410	(10, 1)		0-0 F8	0-0 1B 2B	0-0 2B	0-0 P3		0-0 L8		0-0 F9	5	1	2	0	0	0	0					
Greg Olson, R OBP: 0.371, SLG: 0.457	(1, 2)	0-0 F7	0-0 F7	0-0 2B 1B	4-0 IBB	0-0 G5-3		0-0 P9		0-0 F9	4	0	1	1	1	0	0					
Tommy Greene, R ERA: 2.11	(1, 1)	3.2	19	6	6	2	3	2	0	0	0	0	0	0	0	0	0					
Tim Birtsas, L ERA: 4.03	(4, 1)	2.1	11	3	2	2	2	1	1	0	0	0	0	1	13	21	7.71					
Tim Lincecum, R ERA: 2.88	(7, 1)	1.2	6	2	0	0	1	0	0	0	0	0	0	8	8	0.00	1.200					
Norm Charlton, L ERA: 3.03	(8, 1)	0.1	1	0	0	0	0	0	0	0	0	0	0	1	1	0.00	0.000					
Randy Myers, L ERA: 2.5	(9, 1)	2.0	W	8	0	0	0	1	1	0	0	0	0	8	16	0.00	0.500					
Inning Stats	R: 0 E: 0 K: 0 S: 3	H: 0 LOB: 0 BB: 0 P: 3	R: 0 E: 0 K: 2 S: 7	H: 0 LOB: 0 BB: 0 P: 7	R: 4 E: 0 K: 0 S: 6	H: 3 LOB: 0 BB: 1 P: 10	R: 2 E: 0 K: 1 S: 8	H: 3 LOB: 2 BB: 1 P: 12	R: 2 E: 0 K: 0 S: 5	H: 0 LOB: 0 BB: 0 P: 7	R: 0 E: 0 K: 2 S: 5	H: 1 LOB: 0 BB: 0 P: 5	R: 0 E: 0 K: 0 S: 4	H: 1 LOB: 1 BB: 0 P: 4	R: 0 E: 1 K: 1 S: 5	H: 0 LOB: 2 BB: 0 P: 13	R: 0 E: 0 K: 0 S: 3	H: 0 LOB: 0 BB: 0 P: 3	1B: 7 2B: 2 3B: 0 HR: 2	SF: 0 SAC: 0 DP: 1 HBP: 0	WP: 0 PB: 0 SB: 0 CS: 0	PA: 45
PITCHER	IP	WLS	BF	H	R	ER	SO	BB	IBB	HBP	BLK	WP	HR	S	P	ERA	WHIP					
Jack Armstrong, R ERA: 2.11	(1, 1)	3.2	19	6	6	2	3	2	0	0	0	0	0	0	0	0	0					
Tommy Greene, R ERA: 2.11	(1, 1)	3.2	19	6	6	2	3	2	0	0	0	0	0	0	0	0	0					
Tim Birtsas, L ERA: 4.03	(4, 1)	2.1	11	3	2	2	2	1	1	0	0	0	0	1	13	21	7.71					
Tim Lincecum, R ERA: 2.88	(7, 1)	1.2	6	2	0	0	1	0	0	0	0	0	0	8	8	0.00	1.200					
Norm Charlton, L ERA: 3.03	(8, 1)	0.1	1	0	0	0	0	0	0	0	0	0	0	1	1	0.00	0.000					
Randy Myers, L ERA: 2.5	(9, 1)	2.0	W	8	0	0	0	1	1	0	0	0	0	8	16	0.00	0.500					

BOTTOM

Cincinnati Reds @ Atlanta Braves
Atlanta-Fulton County Stadium, Atlanta, GA

Wed Jun 20 1990, 7:05 PM EDT
Att. 12,200 - Sunny - 94 F

livebaseballscorecards.com

AB 39
R 8
H 11
RBI 8
BB 6
SO 7
LOB 11



Batter	1	2	3	4	5	6	7	8	9	AB	R	H	RBI	BB	SO	LOB	TOP			
Billy Hatcher, R OBP: 0.370, SLG: 0.420 (1, 8)	G5-3	L7		K			P4		CS	4	0	0	0	0	1	1	Cincinnati Reds @ Atlanta Braves Atlanta-Fulton County Stadium, Atlanta, GA Thu Jun 21 1990, 7:05 PM EDT Att: 11,204 - Unknown			
Barry Larkin, R OBP: 0.395, SLG: 0.405 (1, 6)	P3		FC6-4 1B		F5		G3-1			4	0	1	0	0	0	0				
Chris Sabo, R OBP: 0.404, SLG: 0.579 (1, 5)	WP BB BB		FC6-4 1B WP		G6-3			F7		3	1	0	0	1	0	1				
Eric Davis, R OBP: 0.335, SLG: 0.453 (1, 7)			SAFE SAFE SAFE 1B					P4		3	0	2	0	1	0	0				
Paul O'Neill, L OBP: 0.347, SLG: 0.437 (8, 1) Rob Dibble, L	K		K		K			G4-3		4	0	0	0	0	3	5				
Hal Morris, L OBP: 0.405, SLG: 0.364 (1, 3)										3	1	3	0	1	0	0				
Mariano Duncan, R OBP: 0.354, SLG: 0.488 (1, 4)										4	1	1	0	0	0	4				
Joe Oliver, R OBP: 0.330, SLG: 0.352 (9, PH) Ken Griffey, L OBP: 0.288, SLG: 0.368 (9, 2) Jeff Reed, L OBP: 0.239, SLG: 0.262 (9, 2)										2	0	0	0	1	1	0				
Danny Jackson, R OBP: 0.067, SLG: 0.067 (8, 9) Glenn Braggs, R OBP: 0.335, SLG: 0.431 (8, 9)										0	0	0	0	0	0	0				
Inning Stats	R: 0 E: 0 K: 1 S: 9	H: 0 LOB: 2 BB: 2 P: 21	R: 1 E: 0 K: 0 S: 7	H: 2 LOB: 1 BB: 1 P: 16	R: 1 E: 0 K: 1 S: 15	H: 2 LOB: 2 BB: 1 P: 24	R: 0 E: 0 K: 2 S: 9	H: 0 LOB: 0 BB: 0 P: 10	R: 0 E: 0 K: 1 S: 6	H: 1 LOB: 1 BB: 0 P: 10	R: 0 E: 0 K: 1 S: 7	H: 0 LOB: 0 BB: 0 P: 10	R: 0 E: 0 K: 0 S: 6	H: 0 LOB: 0 BB: 0 P: 6	R: 1 E: 0 K: 0 S: 12	H: 1 LOB: 0 BB: 1 P: 19		1B: 7 2B: 0 3B: 0 HR: 0	SF: 1 SAC: 0 DP: 2 HBP: 0	WP: 3 PB: 1 CS: 3
PITCHER 29 John Smoltz, R ERA: 5.44 (1, 1)	IP: 9.0 WLS: W BF: 36 H: 7 R: 3 ER: 2 SO: 7 BB: 5 IBB: 0 HBP: 0 BLK: 1 WP: 3 HR: 0 S: 80 P: 130 ERA: 2.00 WHIP: 1.333															PITCHER				


Batter	1	2	3	4	5	6	7	8	9	AB	R	H	RBI	BB	SO	LOB	BOTTOM					
Lonnie Smith, R OBP: 0.328, SLG: 0.418 (1, 7)	G5-3		1B 2B				G4-3			4	0	2	1	0	0	1	Cincinnati Reds @ Atlanta Braves Atlanta-Fulton County Stadium, Atlanta, GA Thu Jun 21 1990, 7:05 PM EDT Att: 11,204 - Unknown					
Jeff Treadway, L OBP: 0.325, SLG: 0.439 (1, 4)							F7			4	0	2	0	0	0	1						
Ron Gant, R OBP: 0.373, SLG: 0.595 (1, 8)										2	0	0	0	2	1	0						
Jim Presley, R OBP: 0.313, SLG: 0.457 (1, 5)										4	0	1	0	0	0	4						
Dale Murphy, R OBP: 0.328, SLG: 0.415 (1, 9)										4	0	0	0	0	1	0						
David Justice, L OBP: 0.336, SLG: 0.393 (1, 3)										3	2	1	0	1	1	0						
Jeff Blauser, R OBP: 0.348, SLG: 0.418 (1, 6) Oddibe McDowell, L OBP: 0.288, SLG: 0.382 (9, PH)										2	0	0	0	0	0	0						
Greg Olson, R OBP: 0.374, SLG: 0.454 (9, PR) Alexis Infante, R OBP: 0.050, SLG: 0.100 (9, PR)										1	0	1	0	2	0	0						
29 John Smoltz, R OBP: 0.321, SLG: 0.174 (8, 1) Tommy Gregg, L OBP: 0.217, SLG: 0.197 (9, PH)										1	0	1	2	0	0	0						
Inning Stats	R: 0 E: 0 K: 0 S: 6	H: 1 LOB: 1 BB: 1 P: 13	R: 0 E: 0 K: 1 S: 8	H: 0 LOB: 0 BB: 0 P: 12	R: 1 E: 0 K: 1 S: 13	H: 2 LOB: 2 BB: 2 P: 26	R: 0 E: 0 K: 0 S: 5	H: 0 LOB: 0 BB: 0 P: 8	R: 0 E: 0 K: 0 S: 10	H: 1 LOB: 1 BB: 0 P: 17	R: 0 E: 0 K: 0 S: 6	H: 1 LOB: 0 BB: 0 P: 7	R: 1 E: 0 K: 0 S: 7	H: 2 LOB: 1 BB: 0 P: 14	R: 0 E: 0 K: 1 S: 7	H: 0 LOB: 0 BB: 0 P: 11		R: 2 E: 0 K: 2 S: 12	H: 1 LOB: 2 BB: 2 P: 23	1B: 5 2B: 3 3B: 0 HR: 0	SF: 1 SAC: 1 DP: 1 HBP: 0	WP: 1 PB: 0 CS: 0
PITCHER Danny Jackson, L ERA: 3.89 (8, 1) Rob Dibble, R ERA: 1.6 (8, 1)	IP: 7.1 WLS: L BF: 29 H: 7 R: 2 ER: 2 SO: 3 BB: 3 IBB: 0 HBP: 0 BLK: 0 WP: 0 HR: 0 S: 57 P: 100 ERA: 2.46 WHIP: 1.364															PITCHER						




Batter	1	2	3	4	5	6	7	8	9	AB	R	H	RBI	BB	SO	LOB	TOP					
Bip Roberts, S OBP: 0.354, SLG: 0.422 (1, 7)	G3		P3			G4-3 1B BB		G3-1		4	1	1	0	1	0	1	San Diego Padres @ Atlanta Braves Atlanta-Fulton County Stadium, Atlanta, GA Sat Jun 23 1990, 7:05 PM EDT Att: 23,724 - Unknown - 83 F					
Roberto Alomar, S OBP: 0.370, SLG: 0.408 (1, 4)	K					G4-3 1B 1B		G1-3		4	1	2	1	1	1	1						
Tony Gwynn, L OBP: 0.383, SLG: 0.450 (1, 9)			G6-3					G4-3 FC3-6 2B		5	1	2	0	0	0	4						
Joe Carter, R OBP: 0.273, SLG: 0.415 (1, 8)	F8							G4-3		4	1	0	0	1	0	2						
Jack Clark, R OBP: 0.390, SLG: 0.439 Phil Stephenson, L OBP: 0.375, SLG: 0.470 (9, 3)		K						G6-3		4	1	2	3	1	1	0						
Mike Pagliarulo, L OBP: 0.371, SLG: 0.430 (1, 5)		K						G6-3		0	0	0	0	0	0	0						
Garry Templeton, S OBP: 0.294, SLG: 0.386 (1, 6)								G6-3		5	1	3	3	0	1	1						
Mark Parent, R OBP: 0.258, SLG: 0.271 (1, 2)								G6-3		5	0	1	0	0	0	3						
Ed Whitson, R OBP: 0.167, SLG: 0.300 Greg Harris, R OBP: 0.143, SLG: 0.429 Fred Lynn, L OBP: 0.336, SLG: 0.423 Craig Lefferts, L OBP: 0.250, SLG: 0.250 (8, 1)								G6-3		4	0	0	0	0	0	3						
Inning Stats	R: 0 E: 0 K: 1 S: 11	H: 1 LOB: 1 BB: 0 P: 17	R: 0 E: 0 K: 2 S: 8	H: 0 LOB: 0 BB: 0 P: 11	R: 1 E: 0 K: 0 S: 7	H: 2 LOB: 1 BB: 0 P: 9	R: 1 E: 0 K: 0 S: 11	H: 2 LOB: 1 BB: 0 P: 14	R: 3 E: 0 K: 0 S: 17	H: 3 LOB: 2 BB: 2 P: 33	R: 0 E: 0 K: 0 S: 8	H: 1 LOB: 1 BB: 0 P: 14	R: 1 E: 0 K: 0 S: 13	H: 2 LOB: 2 BB: 1 P: 21	R: 0 E: 0 K: 0 S: 9	H: 0 LOB: 1 BB: 1 P: 16		R: 1 E: 0 K: 0 S: 10	H: 1 LOB: 0 BB: 0 P: 15	1B: 6 2B: 4 3B: 0 HR: 2	SF: 0 SAC: 0 DP: 0 HBP: 0	WP: 0 PB: 0 SB: 1 CS: 0
PITCHER	IP	WLS	BF	H	R	ER	SO	BB	IBB	HBP	BLK	WP	HR	S	P	ERA	WHIP					
Tom Glavine, L ERA: 4.09 Marty Clary, R ERA: 4.54 Rick Luecken, R ERA: 6.2 Joe Hesketh, L ERA: 6.12	(1, 1)	5.0	L	25	8	5	3	1	1	0	0	0	1	54	84	9.00	1.800					
	(6, 1)	1.0		4	1	0	0	0	0	0	0	0	0	8	14	0.00	1.000					
	(7, 1)	2.0		10	2	1	0	2	0	0	0	0	0	22	37	4.50	2.000					
	(9, 1)	1.0		4	1	1	0	0	0	0	0	0	1	10	15	9.00	1.000					

Batter	1	2	3	4	5	6	7	8	9	AB	R	H	RBI	BB	SO	LOB	BOTTOM					
Oddibe McDowell, L OBP: 0.297, SLG: 0.394 (1, 8)	G5-3 S 1B		G3							5	0	3	0	0	0	2	San Diego Padres @ Atlanta Braves Atlanta-Fulton County Stadium, Atlanta, GA Sat Jun 23 1990, 7:05 PM EDT Att: 23,724 - Unknown - 83 F					
Jeff Treadway, L OBP: 0.331, SLG: 0.447 (1, 4)	F7									5	1	3	3	0	0	2						
Ron Gant, R OBP: 0.378, SLG: 0.598 (1, 7)										4	0	2	0	1	1	3						
Jim Presley, R OBP: 0.314, SLG: 0.453 (1, 5)	G5-3									4	0	1	1	1	1	4						
David Justice, L OBP: 0.324, SLG: 0.378 (1, 3)	P9									5	0	0	0	0	0	6						
Dale Murphy, R OBP: 0.326, SLG: 0.414 (1, 9)										5	1	1	0	0	0	0						
Jeff Blauer, R OBP: 0.343, SLG: 0.411 (1, 6)										5	0	1	0	0	1	2						
Jimmy Kremers, L OBP: 0.176, SLG: 0.133 Greg Olson, R OBP: 0.378, SLG: 0.458 (8, PH) (9, 2)										3	1	1	0	0	1	1						
Tom Glavine, L ERA: 2.96 Tommy Griggs, L ERA: 2.14 Marty Clary, R ERA: 4.54 Lonnie Smith, R ERA: 6.2 Rick Luecken, R ERA: 6.12 Francisco Cabrera, R ERA: 6.2 Joe Hesketh, R ERA: 6.12 (8, PH) (9, 1)										1	1	1	0	0	0	0						
Inning Stats	R: 0 E: 0 K: 0 S: 10	H: 1 LOB: 2 BB: 1 P: 15	R: 0 E: 0 K: 2 S: 8	H: 0 LOB: 0 BB: 0 P: 13	R: 1 E: 0 K: 0 S: 9	H: 3 LOB: 1 BB: 0 P: 13	R: 0 E: 0 K: 0 S: 5	H: 0 LOB: 0 BB: 0 P: 6	R: 2 E: 0 K: 1 S: 14	H: 4 LOB: 2 BB: 0 P: 17	R: 0 E: 0 K: 1 S: 12	H: 1 LOB: 1 BB: 0 P: 16	R: 0 E: 0 K: 1 S: 12	H: 1 LOB: 2 BB: 1 P: 21	R: 2 E: 0 K: 0 S: 14	H: 4 LOB: 2 BB: 0 P: 18		R: 0 E: 1 K: 2 S: 12	H: 0 LOB: 1 BB: 0 P: 14	1B: 8 2B: 7 3B: 0 HR: 0	SF: 0 SAC: 0 DP: 1 HBP: 0	WP: 0 PB: 0 SB: 1 CS: 0
PITCHER	IP	WLS	BF	H	R	ER	SO	BB	IBB	HBP	BLK	WP	HR	S	P	ERA	WHIP					
Ed Whitson, R ERA: 2.96 Greg Harris, R ERA: 1.89 Craig Lefferts, L ERA: 1.73	(1, 1)	6.0	W	27	9	3	4	1	0	0	0	0	0	12	21	0.00	2.000					
	(7, 1)	1.0		5	1	0	0	1	0	0	0	0	0	12	21	0.00	2.000					
	(8, 1)	2.0	S	11	4	2	2	0	0	0	0	0	0	26	32	9.00	2.000					



Batter	1	2	3	4	5	6	7	8	9	AB	R	H	RBI	BB	SO	LOB	TOP											
Stan Javier, S OBP: 0.387, SLG: 0.457 (1, 8)	G6-3	G5-3		F9		G3		PO	G4-3	5	0	0	0	0	0	0	Los Angeles Dodgers @ Atlanta Braves Atlanta-Fulton County Stadium, Atlanta, GA Mon Jun 25 1990, 7:05 PM EDT Att: 15,738 - Unknown livebaseballscorecards.com AB 36 R 5 H 11 RBI 5 BB 3 SO 1 LOB 9 											
Mike Sharperson, R OBP: 0.376, SLG: 0.367 (1, 5)	BLK 1B		K	G4-3			F7		G6-3	5	1	2	0	0	1	0												
Mickey Hatcher, R OBP: 0.292, SLG: 0.288 Jose Gonzalez, R OBP: 0.283, SLG: 0.439 (7, PR) (7, 7)	2B 1B		G6-3	G4-3					L5	4	1	2	1	0	0	1												
Eddie Murray, S OBP: 0.377, SLG: 0.470 (1, 3)	P5		BB 1B	P3			P6			4	1	1	0	0	0	3												
Hubie Brooks, R OBP: 0.280, SLG: 0.402 (1, 9)	1B 2B		1B 2B			G5-3		F8		3	2	1	1	1	0	1												
Mike Scioscia, L OBP: 0.312, SLG: 0.408 (1, 2)	2H 1B		2B 1B			F7			G3-1	4	0	2	2	0	0	0												
Juan Samuel, R OBP: 0.279, SLG: 0.320 (1, 4)	G1		2B			F9			S 1B BB	3	0	1	1	1	0	1												
Alfredo Griffin, S OBP: 0.303, SLG: 0.311 (1, 6)			G3			G6-3		1 SAFE 1 SAFE 1 SAFE 1 SAFE S S S S X	1B 1B	3	0	1	0	1	0	0												
Ramon Martinez, R OBP: 0.111, SLG: 0.111 (1, 1)	G5-3		G6-3			G6-3			PO 1B	4	0	1	0	0	0	3												
Inning Stats	R: 3 E: 0 K: 0 S: 14	H: 4 LOB: 1 BB: 0 P: 25	R: 0 E: 0 K: 0 S: 6	H: 0 LOB: 0 BB: 0 P: 7	R: 2 E: 0 K: 1 S: 16	H: 3 LOB: 3 BB: 2 P: 33	R: 0 E: 0 K: 0 S: 6	H: 1 LOB: 1 BB: 0 P: 14	R: 0 E: 0 K: 0 S: 3	H: 0 LOB: 0 BB: 0 P: 7	R: 0 E: 0 K: 0 S: 9	H: 1 LOB: 1 BB: 0 P: 15	R: 0 E: 0 K: 0 S: 6	H: 2 LOB: 1 BB: 0 P: 14	R: 0 E: 0 K: 0 S: 4	H: 0 LOB: 0 BB: 0 P: 6	1B: 8 2B: 3 3B: 0 HR: 0	SF: 0 SAC: 0 DP: 0 HBP: 0	WP: 0 PB: 0 SB: 1 CS: 0	PA: 40								
PITCHER	IP	WLS	BF	H	R	ER	SO	BB	IBB	HBP	BLK	WP	HR	S	P	ERA	WHIP											
Charlie Leibrandt, L ERA: 2.25 Joe Hesketh, L ERA: 5.81	(1, 1)	8.0	L	36	11	5	5	1	2	1	0	1	0	0	64	121	5.62	1.625										

Batter	1	2	3	4	5	6	7	8	9	AB	R	H	RBI	BB	SO	LOB	BOTTOM										
Oddibe McDowell, L OBP: 0.299, SLG: 0.394 (1, 8)	L3 1B		G3			F8		E1 1B		4	1	2	0	0	0	0	Los Angeles Dodgers @ Atlanta Braves Atlanta-Fulton County Stadium, Atlanta, GA Mon Jun 25 1990, 7:05 PM EDT Att: 15,738 - Unknown livebaseballscorecards.com AB 34 R 2 H 8 RBI 2 BB 0 SO 9 LOB 11 										
Jeff Treadway, L OBP: 0.326, SLG: 0.440 (1, 4)	L3				F8		K	1B		4	0	1	1	0	1	1											
Ron Gant, R OBP: 0.374, SLG: 0.612 (1, 7)	HR				P9		1B	P2		4	1	2	1	0	0	1											
Jim Presley, R OBP: 0.314, SLG: 0.451 (1, 5)	K		G6-3			K			P2	4	0	0	0	0	2	1											
David Justice, L OBP: 0.333, SLG: 0.383 (1, 3)	F7				2B		1B		G3	4	0	2	0	0	0	0											
Tommy Gregg, L OBP: 0.213, SLG: 0.209 (1, 9)	G5-3				L5		K		2B	4	0	1	0	0	1	3											
Jimmy Kremers, L OBP: 0.143, SLG: 0.105 (1, 2)	K				G5-3		P4		P2	4	0	0	0	0	1	4											
Andres Thomas, R OBP: 0.267, SLG: 0.309 (1, 6)			P5		G6-3			K		3	0	0	0	0	1	1											
Charlie Leibrandt, R OBP: 0.308, SLG: 0.308 Lonnie Smith, R OBP: 0.360, SLG: 0.426 Joe Hesketh, R (9, 1)			K			K		K		2	0	0	0	0	2	0											
Inning Stats	R: 1 E: 0 K: 1 S: 12	H: 2 LOB: 0 BB: 0 P: 19	R: 0 E: 0 K: 1 S: 10	H: 0 LOB: 0 BB: 0 P: 15	R: 0 E: 0 K: 1 S: 6	H: 0 LOB: 0 BB: 0 P: 8	R: 0 E: 0 K: 0 S: 10	H: 0 LOB: 0 BB: 0 P: 16	R: 0 E: 0 K: 2 S: 7	H: 0 LOB: 0 BB: 0 P: 10	R: 0 E: 0 K: 2 S: 13	H: 2 LOB: 2 BB: 0 P: 15	R: 1 E: 1 K: 2 S: 14	H: 2 LOB: 1 BB: 0 P: 20	R: 0 E: 0 K: 0 S: 13	H: 1 LOB: 1 BB: 0 P: 16	1B: 5 2B: 3 3B: 0 HR: 1	SF: 0 SAC: 0 DP: 1 HBP: 0	WP: 0 PB: 0 SB: 0 CS: 0	PA: 34							
PITCHER	IP	WLS	BF	H	R	ER	SO	BB	IBB	HBP	BLK	WP	HR	S	P	ERA	WHIP										
Ramon Martinez, R ERA: 2.62	(1, 1)	9.0	W	34	8	2	1	9	0	0	0	0	1	96	134	1.00	0.889										

Batter	1	2	3	4	5	6	7	8	9	AB	R	H	RBI	BB	SO	LOB	TOP								
Stan Javier, S OBP: 0.388, SLG: 0.454 (1, 8)	4-1 G5-3 1B BB	2-2 FC6-4			1-2 G6-3		0-2 G1-3 1B		1-0 SF9	3	1	1	1	1	0	2	Los Angeles Dodgers @ Atlanta Braves Atlanta-Fulton County Stadium, Atlanta, GA Tue Jun 26 1990, 7:05 PM EDT Att: 12,257 - Unknown - 74 F								
Mike Sharperson, R OBP: 0.376, SLG: 0.359 (1, 5)	1-1 F9		4-2 G4-3 WP BB		0-0 F8		1-0 G1-3	3-H 4-1 WP BB		3	0	0	0	2	0	3									
Mickey Hatcher, R OBP: 0.276, SLG: 0.271 (8, 3)	1-0 G5-3		3-2 G4-3		1-0 G6-3		2-3 K	1-1 G3-1		4	0	0	0	0	1	4									
Kirk Gibson, L OBP: 0.286, SLG: 0.417 (9, FH)	1-2		1-3					1-2		1	0	0	0	0	0	1									
Eddie Murray, S OBP: 0.375, SLG: 0.466 (8, 7)	0-0 FC5-4 2H 1B		3-0 L6			1-0 G4-3		3-3 K		4	0	1	1	0	1	1									
Chris Gwynn, L OBP: 0.346, SLG: 0.397 (8, 7)			1-1 G6-3							0	0	0	0	0	0	0									
Hubie Brooks, R OBP: 0.279, SLG: 0.399 (1, 9)	1-2 FC5-4 1-2		1-1 G6-3			1-0 G1-3		0-0 BB 1B		4	0	1	0	0	0	2									
Rick Dempsey, R OBP: 0.358, SLG: 0.372 (8, FH)		4-0 S 1B BB		4-1 BB		4-1 BB		4-2 G4-3 BB		0	0	0	0	3	0	0									
Mike Scioscia, L OBP: 0.315, SLG: 0.408 (8, 2)			2-3 K		0-0 F7		0-1 G4-3			0	0	0	0	1	0	0									
Juan Samuel, R OBP: 0.275, SLG: 0.315 (1, 4)	3-1 F7							0-1 G4-3		4	0	0	0	0	1	5									
Alfredo Griffin, S OBP: 0.306, SLG: 0.314 (1, 6)	1-0 FC6-4 1-2 1B		0-1 F9				2-1 P2	1-2 L9 SF9 1B		4	1	2	0	0	0	1									
Mike Morgan, R OBP: 0.108, SLG: 0.083 (7, PH)	1-3 K		0-1 G4-3				2-2 G1-3 1B	1-1 L9		2	0	0	0	0	1	3									
Jose Gonzalez, R OBP: 0.295, SLG: 0.448 (7, 1)										1	0	1	0	0	0	0									
Tim Crews, R OBP: 0.337, SLG: 0.390 (9, FH)	2-3 K							1-3		1	0	0	0	0	0	1									
Lenny Harris, L OBP: 0.337, SLG: 0.390 (9, FH)										1	0	0	0	0	0	1									
Inning Stats	R: 1 E: 0 K: 0 S: 8	H: 1 LOB: 1 BB: 1 P: 15	R: 0 E: 0 K: 1 S: 10	H: 1 LOB: 2 BB: 1 P: 21	R: 0 E: 0 K: 0 S: 10	H: 0 LOB: 1 BB: 1 P: 21	R: 0 E: 0 K: 1 S: 9	H: 0 LOB: 1 BB: 1 P: 15	R: 0 E: 0 K: 0 S: 5	H: 0 LOB: 0 BB: 0 P: 7	R: 0 E: 0 K: 0 S: 4	H: 0 LOB: 1 BB: 1 P: 10	R: 0 E: 0 K: 1 S: 13	H: 2 LOB: 2 BB: 0 P: 20	R: 0 E: 0 K: 1 S: 8	H: 1 LOB: 1 BB: 1 P: 15	R: 1 E: 0 K: 0 S: 10	H: 1 LOB: 1 BB: 1 P: 18	1B: 6 2B: 0 3B: 0 HR: 0	SF: 1 SAC: 0 DP: 1 HBP: 0	WP: 2 PB: 0 SB: 2 CS: 0	PA: 39			
PITCHER	IP	WLS	BF	H	R	ER	SO	BB	IBB	HBP	BLK	WP	HR	S	P	ERA	WHIP								
Steve Avery, L ERA: 6.43 (1, 1)	7.0	W	30	4	1	1	3	5	0	0	0	1	0	59	109	1.29	1.286								
Charlie Kerfeld, R ERA: 7.27 (8, 1)	1.2		8	2	1	1	1	2	0	0	0	0	0	16	30	5.40	2.400								
Joe Hesketh, L ERA: 5.74 (9, 1)	0.1	S	1	0	0	0	0	0	0	0	0	1	0	2	3	0.00	0.000								

Batter	1	2	3	4	5	6	7	8	9	AB	R	H	RBI	BB	SO	LOB	BOTTOM								
Lonnie Smith, R OBP: 0.348, SLG: 0.439 (1, 7)	2-0 1B BB 1B	2-1 FC4-6			3-2 G6-3 2B		3-2 1B			4	1	3	0	0	0	1	Los Angeles Dodgers @ Atlanta Braves Atlanta-Fulton County Stadium, Atlanta, GA Tue Jun 26 1990, 7:05 PM EDT Att: 12,257 - Unknown - 74 F								
Jeff Treadway, L OBP: 0.332, SLG: 0.439 (1, 4)	1-0 BB 1B G6-3 1B		4-1 1B SF9 BB		1-1 G6-3		2-0 P6			3	2	1	0	1	0	2									
Ron Gant, R OBP: 0.377, SLG: 0.610 (1, 8)	1-0 G6-3 BB 1-2 2-3 1B		3-1 L8		0-0 G5-3			2-2 1B G6-4-3 1B		4	1	2	0	0	0	2									
David Justice, L OBP: 0.344, SLG: 0.390 (1, 3)	4-1 G6-3 BB		2-1 CS 1B		1-3 K			1-0 G6-4-3 1B		3	0	2	1	1	1	1									
Dale Murphy, R OBP: 0.314, SLG: 0.399 (1, 9)	1-0 G6-3		2-0 SF9		0-0 G6-3			1-1 G6-4-3		3	0	0	1	0	0	3									
Greg Olson, R OBP: 0.380, SLG: 0.450 (1, 2)	3-1 F9		0-1 CS		0-0 G5-3		2-3 K	0-1 G6-3		4	0	0	0	0	1	1									
Jeff Blausler, R OBP: 0.347, SLG: 0.432 (1, 6)		1-3 K		0-0 CS-6-4 1B		0-0 G5-3				3	0	1	0	0	1	0									
Andres Thomas, R OBP: 0.260, SLG: 0.299 (1, 5)		0-0 G1-4-3		2-1 FC1-6-4 FC5-4		1-3 K				3	0	0	0	0	1	1									
Steve Avery, L OBP: 0.298, SLG: 0.392 (7, PH)		0-0 E6		1-1 FC5-4		1-3 K				2	0	0	0	0	0	1									
Charlie Kerfeld, R (8, 1)										1	0	0	0	0	0	0									
Joe Hesketh, R (9, 1)										0	0	0	0	0	0	0									
Inning Stats	R: 2 E: 0 K: 0 S: 7	H: 3 LOB: 1 BB: 1 P: 19	R: 0 E: 1 K: 1 S: 7	H: 0 LOB: 0 BB: 0 P: 10	R: 1 E: 0 K: 0 S: 7	H: 1 LOB: 0 BB: 1 P: 18	R: 0 E: 0 K: 0 S: 6	H: 1 LOB: 1 BB: 0 P: 9	R: 0 E: 0 K: 1 S: 9	H: 1 LOB: 1 BB: 0 P: 14	R: 0 E: 0 K: 1 S: 5	H: 0 LOB: 0 BB: 0 P: 7	R: 0 E: 0 K: 2 S: 14	H: 1 LOB: 1 BB: 0 P: 20	R: 1 E: 0 K: 0 S: 8	H: 2 LOB: 0 BB: 0 P: 12	R: 0 E: 0 K: 0 S: 10	H: 0 LOB: 0 BB: 0 P: 18	1B: 8 2B: 1 3B: 0 HR: 0	SF: 1 SAC: 0 DP: 2 HBP: 0	WP: 0 PB: 0 SB: 0 CS: 1	PA: 34			
PITCHER	IP	WLS	BF	H	R	ER	SO	BB	IBB	HBP	BLK	WP	HR	S	P	ERA	WHIP								
Mike Morgan, R ERA: 3.24 (7, 1)	6.0	L	25	6	3	3	3	2	0	0	0	0	0	41	77	4.50	1.333								
Tim Crews, R ERA: 3.2 (7, 1)	2.0		8	3	1	1	2	0	0	0	0	0	0	22	32	4.50	1.500								

AB	31
R	2
H	6
RBI	2
BB	7
SO	4
LOB	23



AB	30
R	4
H	9
RBI	2
BB	2
SO	5
LOB	12



Batter	1	2	3	4	5	6	7	8	9	AB	R	H	RBI	BB	SO	LOB	TOP
Lenny Harris, L (1,5) OBP: 0.330, SLG: 0.382	L8			G4-3			G3-1		L8	4	0	0	0	0	0	0	Los Angeles Dodgers @ Atlanta Braves Atlanta-Fulton County Stadium, Atlanta, GA Wed Jun 27 1990, 7:05 PM EDT Att: 11,569 - Cloudy - 87 F
Stan Javier, S (1,8) OBP: 0.384, SLG: 0.448	L4			K			1B		L9	4	0	1	0	0	1	0	
Kirk Gibson, L (1,7) OBP: 0.288, SLG: 0.412	K			P8			1B			3	0	1	0	0	1	0	
Eddie Murray, S (1,3)		F7			F9		K			3	0	0	0	0	1	2	
Hubie Brooks, R (1,9) OBP: 0.276, SLG: 0.394		K			F8		K			3	0	0	0	0	2	2	
Mike Scioscia, L (1,2) OBP: 0.315, SLG: 0.407		1B			P3				F9	3	0	1	0	0	0	0	
Juan Samuel, R (1,4) OBP: 0.272, SLG: 0.311				L8			P9		G3-1	3	0	0	0	0	0	0	
Alfredo Griffin, S (1,6) OBP: 0.303, SLG: 0.310				F8			F8		L3	3	0	0	0	0	0	0	
Tim Belcher, R (1,1) OBP: 0.222, SLG: 0.160				K			G3		F7	1	0	0	0	0	1	0	
Jose Vizcaino, S (6,PH)										1	0	0	0	0	0	0	
Jim Gott, R (6,1)										0	0	0	0	0	0	0	
Jim Poole, L (8,1)										0	0	0	0	0	0	0	
Chris Gwynn, L (9,PH)										1	0	0	0	0	0	0	
Inning Stats	R: 0 E: 0 K: 1 S: 5	H: 0 LOB: 0 BB: 0 P: 5	R: 0 E: 0 K: 1 S: 5	H: 1 LOB: 1 BB: 0 P: 5	R: 0 E: 0 K: 1 S: 5	H: 0 LOB: 0 BB: 0 P: 5	R: 0 E: 0 K: 0 S: 3	H: 0 LOB: 0 BB: 0 P: 3	R: 0 E: 0 K: 2 S: 9	H: 2 LOB: 2 BB: 0 P: 9	R: 0 E: 0 K: 0 S: 3	H: 0 LOB: 0 BB: 0 P: 3	R: 0 E: 0 K: 0 S: 3	H: 0 LOB: 0 BB: 0 P: 3	1B: 3 2B: 0 3B: 0 HR: 0	SF: 0 SAC: 0 DP: 0 HBP: 0	WP: 0 PA: 29 CS: 0
PITCHER 29 John Smoltz, R (1,1) ERA: 4.92	IP: 9.0 WLS: W BF: 29 H: 3 R: 0 ER: 0 SO: 6 BB: 0 IBB: 0 HBP: 0 BLK: 0 WP: 0 HR: 0 S: 41 P: 41 ERA: 0.00 WHIP: 0.333																

Batter	1	2	3	4	5	6	7	8	9	AB	R	H	RBI	BB	SO	LOB	BOTTOM		
Oddibe McDowell, L (1,9) OBP: 0.295, SLG: 0.387	L8	E9		P5			K		F7	5	0	1	0	0	1	3	Los Angeles Dodgers @ Atlanta Braves Atlanta-Fulton County Stadium, Atlanta, GA Wed Jun 27 1990, 7:05 PM EDT Att: 11,569 - Cloudy - 87 F		
Jeff Treadway, L (1,4) OBP: 0.331, SLG: 0.440	2B	P6			G4-3		K			4	0	1	0	0	1	1			
Ron Gant, R (1,8) OBP: 0.370, SLG: 0.599	K			K	P4		G6-3			4	0	0	0	0	2	1			
Lonnie Smith, R (1,7) OBP: 0.353, SLG: 0.440				G5-3						2	0	1	0	1	0	0			
David Justice, L (6,PR) OBP: 0.348, SLG: 0.409	BB				1B		1B		3B	1	1	1	0	0	0	0			
Jim Prestey, R (1,5) OBP: 0.313, SLG: 0.448	G4-3			K	P6		FC4-6		1B	4	0	1	1	0	1	3			
Tommy Gregg, L (1,3) OBP: 0.215, SLG: 0.211		P3		L8		G3-1	FC4-6		1B	4	0	1	0	0	0	0			
Greg Olson, R (1,2) OBP: 0.383, SLG: 0.469		HR		3B	BB	K	FC4-6		1-2	3	2	1	1	1	1	2			
Jeff Blauser, R (1,6) OBP: 0.356, SLG: 0.449		1B		29	CS	29	1B		G6-3	3	1	2	1	1	0	0			
29 John Smoltz, R (1,1) OBP: 0.344, SLG: 0.222		K		3H	1B		1-2		G5-3	4	0	2	0	0	1	1			
Inning Stats	R: 0 E: 0 K: 1 S: 6	H: 1 LOB: 2 BB: 1 P: 10	R: 2 E: 1 K: 1 S: 7	H: 2 LOB: 1 BB: 1 P: 11	R: 0 E: 0 K: 2 S: 7	H: 0 LOB: 0 BB: 0 P: 7	R: 1 E: 0 K: 0 S: 4	H: 2 LOB: 1 BB: 1 P: 8	R: 0 E: 0 K: 0 S: 4	H: 1 LOB: 1 BB: 0 P: 4	R: 0 E: 0 K: 2 S: 9	H: 2 LOB: 2 BB: 0 P: 9	R: 1 E: 0 K: 1 S: 8	H: 3 LOB: 2 BB: 0 P: 8	R: 0 E: 0 K: 0 S: 3	H: 0 LOB: 0 BB: 0 P: 3	1B: 7 2B: 1 3B: 2 HR: 1	SF: 0 SAC: 0 DP: 0 HBP: 0	WP: 1 PA: 37 CS: 1
PITCHER Tim Belcher, R (1,1) ERA: 4.28	IP: 5.0 WLS: L BF: 23 H: 6 R: 3 ER: 2 SO: 4 BB: 3 IBB: 0 HBP: 0 BLK: 0 WP: 1 HR: 1 S: 28 P: 40 ERA: 3.60 WHIP: 1.800																		
Jim Gott, R (6,1) ERA: 6.23	2.0	11	5	1	1	3	0	0	0	0	0	17	17	4.50	2.500				
Jim Poole, L (8,1) ERA:	1.0	3	0	0	0	0	0	0	0	0	0	3	3	0.00	0.000				

Batter	1	2	3	4	5	6	7	8	9	AB	R	H	RBI	BB	SO	LOB	TOP								
Oddibe McDowell, L (1, 8) OBP: 0.299, SLG: 0.386	1-3 K		2-2 F9		4-1 BB		2-2 1B 1B			3	1	1	1	1	1	1									
Jeff Treadway, L (1, 4) OBP: 0.333, SLG: 0.441	1-3 K			0-0 G5-3 1B		0-1 G3		0-0 2H 1B		4	1	2	1	0	1	3									
Ron Gant, R (1, 7) OBP: 0.364, SLG: 0.588	0-0 F9			3-1 G5-3		0-1 F9		1-2 P7		4	0	0	0	0	0	2									
Jim Presley, R (1, 5) OBP: 0.311, SLG: 0.445		0-0 P3		0-1 G5-3		1-3 K		1-1 L8		2	0	0	0	0	0	1									
Alexis Infante, R (5, 5) OBP: 0.093, SLG: 0.087										2	0	0	0	0	1	0									
David Justice, L (1, 3) OBP: 0.352, SLG: 0.433	1-0 G4-3			3-2 CS 1B		3-1 HR		2-3 K		4	1	2	2	0	1	0									
Dale Murphy, R (1, 9) OBP: 0.310, SLG: 0.393	1-3 K			0-2 CS		1-2 F7		1-2 G6-3		4	0	0	0	0	2	0									
Greg Olson, R (1, 2) OBP: 0.386, SLG: 0.462			0-3 K		4-1 G5-3 BB		4-2 L1-3 1B BB		1-2 G6-3	2	1	0	0	2	1	0									
Jeff Blausler, R (1, 6) OBP: 0.363, SLG: 0.447			0-0 BLK 1B		4-1 G5-3		1-2 L1-3		2-0 P6	3	0	1	0	1	0	1									
Tom Glavine, L (1, 1) OBP: 0.182, SLG: 0.194			3-3 K		3-2 G5-3		0-3 K		1-2 G1-3	3	0	0	0	0	2	4									
Lonnie Smith, R (9, PH) OBP: 0.351, SLG: 0.437					1-2 2-3					1	0	0	0	0	0	0									
Joe Hesketh, R (9, 1)										0	0	0	0	0	0	0									
Inning Stats	R: 0 E: 0 K: 2 S: 7	H: 0 LOB: 0 BB: 0 P: 9	R: 0 E: 0 K: 1 S: 5	H: 0 LOB: 0 BB: 0 P: 7	R: 0 E: 0 K: 2 S: 10	H: 1 LOB: 1 BB: 0 P: 15	R: 1 E: 0 K: 0 S: 11	H: 2 LOB: 0 BB: 0 P: 17	R: 0 E: 0 K: 0 S: 15	H: 0 LOB: 3 BB: 3 P: 31	R: 1 E: 0 K: 2 S: 10	H: 1 LOB: 0 BB: 0 P: 15	R: 2 E: 0 K: 1 S: 16	H: 2 LOB: 1 BB: 1 P: 24	R: 0 E: 0 K: 1 S: 8	H: 0 LOB: 0 BB: 0 P: 12	R: 0 E: 0 K: 0 S: 8	H: 0 LOB: 0 BB: 0 P: 12	1B: 5 2B: 0 3B: 0 HR: 1	SF: 0 SAC: 0 DP: 0 HBP: 0	WP: 0 PB: 0 SB: 0 CS: 1	PA: 37			
PITCHER	IP	WLS	BF	H	R	ER	SO	BB	IBB	HBP	BLK	WP	HR	S	P	ERA	WHIP								
Dennis Martinez, R (1, 1) ERA: 2.66	7.0	L	30	6	4	4	8	4	0	0	1	0	1	74	118	5.14	1.429								
Drew Hall, L (8, 1) ERA: 3.61	2.0		6	0	0	0	1	0	0	0	0	0	0	16	24	0.00	0.000								

Atlanta Braves @ Montreal Expos
Olympic Stadium, Montreal, QB
Fri Jun 29 1990, 7:05 PM EDT
Att: 14,210 - Dome

AB 32
R 4
H 6
RBI 4
BB 4
SO 9
LOB 12



Batter	1	2	3	4	5	6	7	8	9	AB	R	H	RBI	BB	SO	LOB	BOTTOM								
Spike Owen, S (1, 6) OBP: 0.391, SLG: 0.371	2-2 G4-3		4-1 1B BB		1-2 G4-3		1-0 F8			3	0	0	0	1	0	0									
Junior Noboa, R (1, 4) OBP: 0.241, SLG: 0.272	1-0 G4-3		1-2 1B		2-1 G6-3		1-0 G6-3			4	0	1	0	0	0	0									
Larry Walker, L (1, 9) OBP: 0.338, SLG: 0.446	1-3 K		0-1 G3-1		3-1 G3-1		0-1 HR			4	1	1	1	0	1	3									
Andres Galarraga, R (1, 3) OBP: 0.309, SLG: 0.367		1-1 F8		1-2 G6-3		2-1 SH5-4 2B		1-0 G4-3		4	0	1	0	0	0	0									
Tim Wallach, R (1, 5) OBP: 0.357, SLG: 0.527		0-1 G6-3		0-0 HR		4-2 SH5-4 BB		0-3 K		3	1	1	1	1	1	0									
Mike Fitzgerald, R (1, 2) OBP: 0.371, SLG: 0.428		2-0 G4-3		1-2 E 1B		0-0 SH5-4		0-0 G4-3		3	0	1	0	0	0	0									
Rolando Roomes, R (1, 7) OBP: 0.229, SLG: 0.304			3-1 F8		2-1 E5		0-1 G5-3			4	0	0	0	0	1	3									
Dave Martinez, L (1, 8) OBP: 0.335, SLG: 0.455			4-1 1B BB BB		2-1 L7		0-3 K		2-1 E3 G4-3	3	0	0	0	1	1	4									
Dennis Martinez, R (1, 1) OBP: 0.135, SLG: 0.162			2-3 K		0-3 K		2-2 G3-1		2-1 G4-6-3	2	0	0	0	0	2	3									
Otis Nixon, S (7, PH) OBP: 0.343, SLG: 0.293										1	0	0	0	0	0	0									
Drew Hall, L (8, 1) ERA: 3.61										0	0	0	0	0	0	0									
Nelson Santovenia, R (9, PH) OBP: 0.294, SLG: 0.358										1	0	0	0	0	0	1									
Inning Stats	R: 0 E: 0 K: 1 S: 7	H: 0 LOB: 0 BB: 0 P: 11	R: 0 E: 0 K: 0 S: 5	H: 0 LOB: 0 BB: 0 P: 8	R: 0 E: 0 K: 1 S: 15	H: 1 LOB: 3 BB: 2 P: 29	R: 1 E: 1 K: 1 S: 16	H: 2 LOB: 2 BB: 0 P: 22	R: 0 E: 0 K: 0 S: 7	H: 0 LOB: 0 BB: 0 P: 13	R: 0 E: 0 K: 1 S: 14	H: 1 LOB: 2 BB: 1 P: 20	R: 0 E: 0 K: 0 S: 6	H: 0 LOB: 0 BB: 0 P: 10	R: 1 E: 0 K: 1 S: 7	H: 1 LOB: 0 BB: 0 P: 8	R: 0 E: 1 K: 1 S: 7	H: 0 LOB: 0 BB: 0 P: 12	1B: 2 2B: 1 3B: 0 HR: 2	SF: 0 SAC: 1 DP: 1 HBP: 0	WP: 0 PB: 0 SB: 0 CS: 0	PA: 36			
PITCHER	IP	WLS	BF	H	R	ER	SO	BB	IBB	HBP	BLK	WP	HR	S	P	ERA	WHIP								
Tom Glavine, L (1, 1) ERA: 3.95	8.0	W	33	5	2	2	5	3	0	0	0	0	0	77	121	2.25	1.000								
Joe Hesketh, L (9, 1) ERA: 5.53	1.0	S	3	0	0	0	1	0	0	0	0	0	0	7	12	0.00	0.000								

Atlanta Braves @ Montreal Expos
Olympic Stadium, Montreal, QB
Fri Jun 29 1990, 7:05 PM EDT
Att: 14,210 - Dome

AB 32
R 2
H 5
RBI 2
BB 3
SO 6
LOB 14



Batter	1	2	3	4	5	6	7	8	9	AB	R	H	RBI	BB	SO	LOB	TOP					
Oddibe McDowell, L OBP: 0.307, SLG: 0.392										5	0	3	1	0	1	3						
Jeff Treadway, L OBP: 0.335, SLG: 0.444										5	1	2	0	0	0	4						
Lonnie Smith, R OBP: 0.347, SLG: 0.447										5	1	1	1	0	1	3						
David Justice, L OBP: 0.354, SLG: 0.428										4	2	1	0	1	0	1						
Dale Murphy, R OBP: 0.308, SLG: 0.401										5	1	1	3	0	0	1						
Jimmy Krawiec, L OBP: 0.200, SLG: 0.136										3	0	1	0	1	1	0						
Joe Hesketh, R OBP: 0.280, SLG: 0.365										0	0	0	0	0	0	0						
Jeff Blauser, R OBP: 0.225, SLG: 0.211										4	1	1	0	0	1	2						
Tommy Gregg, L OBP: 0.225, SLG: 0.211										0	0	0	0	1	0	0						
Alexis Infante, R OBP: 0.083, SLG: 0.087										0	0	0	0	0	0	0						
Andres Thomas, R OBP: 0.266, SLG: 0.304										5	1	2	0	0	0	1						
Charlie Leibrandt, R OBP: 0.375, SLG: 0.333										2	0	1	1	1	0	0						
Charlie Kerfeld, R ERA: 7.27										0	0	0	0	0	0	0						
Kent Mercker, L ERA: 7.27										0	0	0	0	0	0	0						
Joe Boever, R ERA: 4.5										1	0	0	0	0	0	1						
Greg Olson, R OBP: 0.381, SLG: 0.456										2	0	0	0	0	0	2						
Inning Stats	R: 0 E: 0 K: 1 S: 9	H: 1 LOB: 1 BB: 0 P: 12	R: 0 E: 0 K: 1 S: 12	H: 1 LOB: 3 BB: 2 P: 26	R: 5 E: 0 K: 1 S: 20	H: 6 LOB: 2 BB: 1 P: 36	R: 1 E: 0 K: 0 S: 12	H: 2 LOB: 1 BB: 0 P: 21	R: 0 E: 0 K: 0 S: 7	H: 1 LOB: 1 BB: 0 P: 8	R: 0 E: 0 K: 0 S: 6	H: 0 LOB: 0 BB: 0 P: 9	R: 0 E: 0 K: 1 S: 10	H: 0 LOB: 0 BB: 0 P: 15	R: 0 E: 0 K: 0 S: 5	H: 1 LOB: 1 BB: 0 P: 8	R: 1 E: 1 K: 0 S: 13	H: 1 LOB: 2 BB: 1 P: 22	1B: 10 2B: 1 3B: 0 HR: 2	SF: 0 SAC: 0 DP: 0 HBP: 0	WP: 0 PB: 2 SB: 0 CS: 0	PA: 45
PITCHER	IP	WLS	BF	H	R	ER	SO	BB	IBB	HBP	BLK	WP	HR	S	P	ERA	WHIP					
Mark Gardner, R ERA: 2.8	2.2	L	19	8	5	5	3	3	0	0	0	0	1	40	73	16.88	4.125					
Drew Hall, L ERA: 3.7	1.1		6	2	1	1	0	0	0	0	0	0	1	13	22	6.75	1.500					
Dale Mohorcic, R ERA: 2.08	3.0		10	1	0	0	1	0	0	0	0	0	0	23	32	0.00	0.333					
Dave Schmidt, R ERA: 3.34	2.0		10	2	1	0	0	0	1	0	0	0	0	18	30	0.00	1.000					

Atlanta Braves @ Montreal Expos
Olympic Stadium, Montreal, QB
Sat Jun 30 1990, 7:05 PM EDT
Att: 16,514 - Dome

AB 41
R 7
H 13
RBI 6
BB 4
SO 4
LOB 18



Batter	1	2	3	4	5	6	7	8	9	AB	R	H	RBI	BB	SO	LOB	BOTTOM					
Otis Nixon, S OBP: 0.347, SLG: 0.302										5	1	2	1	0	1	2						
Marquis Grissom, R OBP: 0.311, SLG: 0.325										4	2	2	1	1	1	0						
Larry Walker, L OBP: 0.344, SLG: 0.471										5	2	3	2	0	1	1						
Tim Wallach, R OBP: 0.358, SLG: 0.526										4	0	1	1	1	1	0						
Nelson Santovenia, R OBP: 0.248, SLG: 0.349										3	0	0	0	0	0	1						
Wallace Johnson, S OBP: 0.331, SLG: 0.299										1	0	0	0	0	0	3						
Dave Schmidt, R ERA: 3.34										0	0	0	0	0	0	0						
Tom Foley, L OBP: 0.362, SLG: 0.344										1	0	0	0	0	1	1						
Andres Galarraga, R OBP: 0.315, SLG: 0.377										4	0	3	0	0	1	1						
Eric Bullock, L OBP: 1.000, SLG: 1.000										0	0	0	0	0	0	0						
Mike Aldrete, L OBP: 0.382, SLG: 0.272										1	0	0	0	0	1	1						
Junior Noboa, R OBP: 0.253, SLG: 0.282										4	0	2	0	0	0	1						
Spike Owen, S OBP: 0.345, SLG: 0.365										4	0	0	0	0	1	5						
Mark Gardner, R OBP: 0.154, SLG: 0.269										1	1	1	0	0	0	0						
Drew Hall, L ERA: 2.72										0	0	0	0	0	0	0						
Mike Fitzgerald, R OBP: 0.425										1	0	0	0	0	0	2						
Dale Mohorcic, R ERA: 2.08										0	0	0	0	0	0	0						
Dave Martinez, L OBP: 0.307, SLG: 0.452										1	0	0	0	0	0	0						
Jerry Goff, L OBP: 0.307, SLG: 0.333										0	0	0	0	1	0	0						
Inning Stats	R: 2 E: 2 K: 1 S: 11	H: 2 LOB: 1 BB: 0 P: 16	R: 1 E: 0 K: 0 S: 9	H: 2 LOB: 1 BB: 0 P: 14	R: 0 E: 0 K: 2 S: 8	H: 0 LOB: 0 BB: 0 P: 14	R: 0 E: 0 K: 0 S: 12	H: 2 LOB: 2 BB: 0 P: 21	R: 1 E: 0 K: 0 S: 7	H: 1 LOB: 0 BB: 0 P: 11	R: 0 E: 0 K: 0 S: 8	H: 2 LOB: 1 BB: 0 P: 13	R: 1 E: 0 K: 0 S: 9	H: 3 LOB: 1 BB: 1 P: 18	R: 0 E: 0 K: 2 S: 13	H: 1 LOB: 2 BB: 1 P: 23	R: 1 E: 0 K: 3 S: 12	H: 1 LOB: 1 BB: 1 P: 20	1B: 8 2B: 4 3B: 1 HR: 1	SF: 0 SAC: 0 DP: 2 HBP: 0	WP: 0 PB: 0 SB: 2 CS: 0	PA: 42
PITCHER	IP	WLS	BF	H	R	ER	SO	BB	IBB	HBP	BLK	WP	HR	S	P	ERA	WHIP					
Charlie Leibrandt, L ERA: 2.72	6.1	W	28	10	5	4	3	0	0	0	1	0	0	58	92	5.68	1.579					
Charlie Kerfeld, R ERA: 7.27	0.0		1	1	0	0	0	0	0	0	0	0	0	3	5							
Kent Mercker, L ERA: 7.27	0.0		1	1	0	0	0	0	0	0	0	0	0	1	1							
Joe Boever, R ERA: 4.5	2.0		10	2	1	1	3	2	1	0	0	0	0	21	44	4.50	2.000					
Joe Hesketh, L ERA: 5.4	0.2	S	2	0	0	0	2	0	0	0	0	0	0	6	8	0.00	0.000					

Atlanta Braves @ Montreal Expos
Olympic Stadium, Montreal, QB
Sat Jun 30 1990, 7:05 PM EDT
Att: 16,514 - Dome

AB 39
R 6
H 14
RBI 5
BB 3
SO 8
LOB 18



Batter	1	2	3	4	5	6	7	8	9	AB	R	H	RBI	BB	SO	LOB	TOP								
Lonnie Smith, R OBP: 0.346, SLG: 0.443 Kent Mercker, L (8, 1)	E6 1B		K		G6-3			F8		4	0	1	0	0	1	3									
Jeff Treadway, L OBP: 0.333, SLG: 0.441	P5		2H 1B					L7		4	0	1	1	0	0	2									
Ron Gant, R OBP: 0.359, SLG: 0.578	K		K						G5-3	4	0	0	0	0	3	2									
Jim Presley, R OBP: 0.310, SLG: 0.442	F8				G5-3				G6-3	4	0	1	0	0	0	1									
David Justice, L OBP: 0.345, SLG: 0.416		K			F8				P6	4	0	0	0	0	1	1									
Dale Murphy, R OBP: 0.304, SLG: 0.395	F8				P5				G6-3	4	0	0	0	0	1	1									
Andres Thomas, R OBP: 0.268, SLG: 0.314	P3								L7	3	0	1	0	0	0	0									
Jimmy Kremers, L OBP: 0.214, SLG: 0.160			G4-3 1B 1B		G5-3				K	3	1	1	0	0	1	1									
Steve Avery, L Rick Luecken, R Tommy Gregg, L OBP: 0.235, SLG: 0.236	G4-3				P5				P5	2	0	0	0	0	0	0									
									2B	1	0	0	0	0	0	0									
										2	0	0	0	0	0	2									
										0	0	0	0	0	0	0									
										1	0	1	0	0	0	0									
Inning Stats	R: 0 E: 1 K: 1 S: 11	H: 1 LOB: 1 BB: 0 P: 15	R: 0 E: 0 K: 1 S: 7	H: 0 LOB: 0 BB: 0 P: 8	R: 1 E: 0 K: 2 S: 13	H: 2 LOB: 1 BB: 0 P: 15	R: 0 E: 0 K: 0 S: 10	H: 0 LOB: 0 BB: 0 P: 12	R: 0 E: 0 K: 0 S: 5	H: 1 LOB: 1 BB: 0 P: 7	R: 0 E: 0 K: 1 S: 10	H: 0 LOB: 0 BB: 0 P: 12	R: 0 E: 0 K: 0 S: 4	H: 0 LOB: 0 BB: 0 P: 4	R: 0 E: 0 K: 1 S: 7	H: 1 LOB: 1 BB: 0 P: 12	R: 0 E: 0 K: 1 S: 6	H: 1 LOB: 1 BB: 0 P: 7	1B: 4 2B: 2 3B: 0 HR: 0	SF: 0 SAC: 0 DP: 0 HBP: 0	WP: 0 PB: 0 SB: 0 CS: 0	PA: 33			
PITCHER	IP	WLS	BF	H	R	ER	SO	BB	IBB	HBP	BLK	WP	HR	S	P	ERA	WHIP								
Oil Can Boyd, R ERA: 3.28	(1, 1)	7.0	W	25	4	1	1	5	0	0	0	0	0	60	73	1.29	0.571								
Dave Schmidt, R ERA: 3.16	(8, 1)	2.0		8	2	0	0	2	0	0	0	0	0	13	19	0.00	1.000								

Atlanta Braves @ Montreal Expos
Olympic Stadium, Montreal, QB
Sun Jul 01 1990, 3:33 AM EDT
Att: 27,763 - Dome

AB 33
R 1
H 6
RBI 1
BB 0
SO 7
LOB 13



Batter	1	2	3	4	5	6	7	8	9	AB	R	H	RBI	BB	SO	LOB	BOTTOM								
Otis Nixon, S OBP: 0.354, SLG: 0.313	F8		L9							4	1	2	0	0	0	0									
Marquis Grissom, R OBP: 0.316, SLG: 0.325	G6-3				K					3	1	1	0	1	1	0									
Lary Walker, L OBP: 0.358, SLG: 0.462 Dave Schmidt, R (8, 1)	K				K					4	0	0	0	0	3	5									
					L8					0	0	0	0	0	0	0									
Tim Wallach, R OBP: 0.363, SLG: 0.529		K			FC5 2B					2	2	1	0	2	1	0									
Mike Fitzgerald, R OBP: 0.372, SLG: 0.433	G6-3				FC5					4	0	2	3	0	0	1									
Andres Galarraga, R OBP: 0.318, SLG: 0.380										3	1	1	0	1	0	3									
Junior Noboa, R OBP: 0.253, SLG: 0.284										3	0	1	2	0	0	1									
Spike Owen, S OBP: 0.341, SLG: 0.359										4	0	0	0	0	2	2									
Oil Can Boyd, R OBP: 0.069, SLG: 0.069 Dave Martinez, L (7, PH) (8, 9)					G4-3					1	0	0	0	0	0	0									
										2	0	0	0	0	2	0									
Inning Stats	R: 0 E: 0 K: 1 S: 8	H: 0 LOB: 0 BB: 0 P: 13	R: 0 E: 0 K: 1 S: 14	H: 0 LOB: 1 BB: 1 P: 26	R: 0 E: 0 K: 1 S: 7	H: 0 LOB: 0 BB: 0 P: 10	R: 0 E: 0 K: 2 S: 11	H: 1 LOB: 1 BB: 0 P: 15	R: 1 E: 1 K: 0 S: 14	H: 3 LOB: 3 BB: 1 P: 25	R: 1 E: 0 K: 0 S: 14	H: 1 LOB: 1 BB: 1 P: 25	R: 3 E: 0 K: 2 S: 22	H: 3 LOB: 1 BB: 1 P: 33	R: 0 E: 0 K: 2 S: 10	H: 0 LOB: 0 BB: 0 P: 12	1B: 5 2B: 3 3B: 0 HR: 0	SF: 1 SAC: 1 DP: 0 HBP: 0	WP: 0 PB: 0 SB: 1 CS: 0	PA: 36					
PITCHER	IP	WLS	BF	H	R	ER	SO	BB	IBB	HBP	BLK	WP	HR	S	P	ERA	WHIP								
Steve Avery, L ERA: 5.4	(1, 1)	6.0	L	26	5	2	2	5	3	0	0	0	0	68	114	3.00	1.333								
Rick Luecken, R ERA: 6.51	(7, 1)	1.0		7	3	3	3	2	0	1	0	0	0	22	33	27.00	3.000								
Kent Mercker, L ERA:	(8, 1)	1.0		3	0	0	0	2	0	0	0	0	0	10	12	0.00	0.000								

Atlanta Braves @ Montreal Expos
Olympic Stadium, Montreal, QB
Sun Jul 01 1990, 3:33 AM EDT
Att: 27,763 - Dome

AB 30
R 5
H 8
RBI 5
BB 4
SO 9
LOB 12



Batter	1	2	3	4	5	6	7	8	9	AB	R	H	RBI	BB	SO	LOB	TOP				
Oddibe McDowell, L (1, 8) OBP: 0.304, SLG: 0.392	1-0 HR 2B	0-1 F7		0-1 B1-3		1-1 F9			0-0 G4-3	5	1	1	0	0	0	1					
Jeff Treadway, L (1, 4) OBP: 0.335, SLG: 0.452	1-0 HR	1-1 G4-6-3			1-1 F7		1-0 G3-1		0-0 1B	5	1	2	2	0	0	1					
Ron Gant, R (1, 7) OBP: 0.363, SLG: 0.581	2-2 2B			1-0 G1-3		1-0 HR	1-0 1B		0-1 F8	4	1	2	0	1	0	1					
Jim Presley, R (1, 5) OBP: 0.313, SLG: 0.465	1-1 G1-3			0-0 HR		1-0 HR				4	2	2	3	0	0	2					
David Justice, L (1, 3) OBP: 0.343, SLG: 0.408	4-1 BB			1-3 K		1-0 G5-3				3	0	0	0	1	1	1					
Dale Murphy, R (1, 9) Joe Boever, R (8, 1)	2-3 BB			1-0 1B		0-0 1B			3-3 K	4	0	2	0	0	2	2					
Greg Olson, R (1, 2) OBP: 0.372, SLG: 0.444	3-1 G6-3			0-0 L9		1-1 G6-3			2-3 K	4	0	0	0	0	1	4					
Andres Thomas, R (1, 6) OBP: 0.267, SLG: 0.339		2-1 HR		0-0 G5-3		0-3 K			1-2 F9	4	1	1	1	0	1	0					
29 John Smoltz, R (1, 1) Tommy Gregg, L (8, 9)		4-1 BB		3-2 L9		1-3 K			1-1 F7	2	0	0	0	1	1	0					
Inning Stats	R: 2 E: 0 K: 1 S: 13	H: 3 LOB: 2 BB: 1 P: 27	R: 1 E: 0 K: 0 S: 7	H: 1 LOB: 0 BB: 1 P: 14	R: 1 E: 0 K: 1 S: 7	H: 2 LOB: 1 BB: 0 P: 10	R: 0 E: 0 K: 0 S: 7	H: 0 LOB: 0 BB: 0 P: 10	R: 2 E: 0 K: 0 S: 8	H: 3 LOB: 1 BB: 0 P: 13	R: 0 E: 0 K: 0 S: 3	H: 0 LOB: 1 BB: 1 P: 11	R: 0 E: 0 K: 2 S: 9	H: 0 LOB: 0 BB: 0 P: 15	R: 0 E: 0 K: 0 S: 6	H: 1 LOB: 1 BB: 0 P: 7	1B: 4 2B: 2 3B: 0 HR: 4	SF: 0 SAC: 0 DP: 1 HBP: 0	WP: 0 PB: 0 SB: 2 CS: 0	PA: 39	
PITCHER	IP	WLS	BF	H	R	ER	SO	BB	IBB	HBP	BLK	WP	HR	S	P	ERA	WHIP				
Howard Farmer, R (1, 1) ERA: 12.46	4.1	L	22	8	6	6	2	2	0	0	0	0	4	38	68	12.46	2.308				
Dale Mohoric, R (5, 1) ERA: 1.99	1.1		5	1	0	0	2	0	0	0	0	0	0	10	13	0.00	0.750				
Steve Frey, L (6, 1) ERA: 4.58	1.1		5	0	0	0	2	0	1	0	0	0	0	5	14	0.00	0.750				
Bill Sampen, R (8, 1) ERA: 1.91	2.0		7	1	0	0	2	0	0	0	0	0	0	15	22	0.00	0.500				

Atlanta Braves @ Montreal Expos
Olympic Stadium, Montreal, QB
Mon Jul 02 1990, 7:05 PM EDT
Att: 14,425 - Dome

AB 36
R 6
H 10
RBI 6
BB 3
SO 6
LOB 12



Batter	1	2	3	4	5	6	7	8	9	AB	R	H	RBI	BB	SO	LOB	BOTTOM					
Otis Nixon, S (1, 7) OBP: 0.333, SLG: 0.292	1-0 G6-3		2-2 L9			1-3 K		1-0 P6	0-0 P5	5	0	0	0	0	1	1						
Dave Martinez, L (1, 8) OBP: 0.333, SLG: 0.444	1-2 G6-3			2-1 P5		0-1 1B		4-0 1B 2B BB		3	1	1	0	1	0	0						
Larry Walker, L (1, 9) OBP: 0.341, SLG: 0.462	1-3 K			0-1 G5-3 1B		0-1 P7		1-1 2B 1B		4	1	2	0	0	1	1						
Tim Wallach, R (1, 5) OBP: 0.361, SLG: 0.529		1-2 G6-3		1-2 G5-3		0-2 F9		0-2 2B		4	0	1	2	0	0	2						
Mike Aldrete, L (1, 3) OBP: 0.396, SLG: 0.301		3-2 G3-1		4-1 BB		3-1 SF9 3B		4-1 BB		2	1	1	0	2	0	0						
Nelson Santovenia, R (1, 2) OBP: 0.241, SLG: 0.341		2-0 F8		0-0 F9		3-2 SF9		1-0 P4		3	0	0	1	0	0	4						
Tom Foley, L (1, 4) OBP: 0.342, SLG: 0.323			1-2 F9		2-1 F7		3-H L9	0-0 F7		4	0	0	0	0	0	2						
Spike Owen, S (1, 6) OBP: 0.343, SLG: 0.356			4-0 WP BB		1-1 G4-3		4-0 BB		1-1 G5-3	2	0	0	0	2	0	0						
Howard Farmer, R (1, 1) Dale Mohoric, R (5, 1) Steve Frey, R (6, 1) Eric Bullock, L (7, PH) Bill Sampen, R (8, 1) Wallace Johnson, S (9, PH)			3-3 K		2-2 G4-3		3-2 P6		0-0 G4-3	1	0	0	0	0	1	1						
Inning Stats	R: 0 E: 0 K: 1 S: 7	H: 0 LOB: 0 BB: 0 P: 10	R: 0 E: 0 K: 0 S: 7	H: 0 LOB: 0 BB: 0 P: 13	R: 0 E: 0 K: 1 S: 12	H: 0 LOB: 1 BB: 1 P: 22	R: 0 E: 0 K: 0 S: 9	H: 1 LOB: 2 BB: 1 P: 16	R: 0 E: 0 K: 0 S: 7	H: 0 LOB: 0 BB: 0 P: 12	R: 0 E: 0 K: 1 S: 10	H: 1 LOB: 1 BB: 0 P: 11	R: 1 E: 0 K: 0 S: 12	H: 1 LOB: 1 BB: 1 P: 25	R: 2 E: 0 K: 0 S: 9	H: 2 LOB: 2 BB: 2 P: 20	R: 0 E: 0 K: 0 S: 4	H: 0 LOB: 0 BB: 0 P: 5	1B: 3 2B: 1 3B: 1 HR: 0	SF: 1 SAC: 0 DP: 0 HBP: 0	WP: 1 PB: 0 SB: 0 CS: 0	PA: 37
PITCHER	IP	WLS	BF	H	R	ER	SO	BB	IBB	HBP	BLK	WP	HR	S	P	ERA	WHIP					
29 John Smoltz, R (1, 1) ERA: 4.83	7.1	W	31	5	3	3	3	4	0	0	0	0	0	70	121	3.68	1.227					
Joe Boever, R (8, 1) ERA: 4.3	1.2	S	6	0	0	0	0	1	0	0	0	0	0	7	13	0.00	0.600					

Atlanta Braves @ Montreal Expos
Olympic Stadium, Montreal, QB
Mon Jul 02 1990, 7:05 PM EDT
Att: 14,425 - Dome

AB 31
R 3
H 5
RBI 3
BB 5
SO 3
LOB 12



Batter	1	2	3	4	5	6	7	8	9	AB	R	H	RBI	BB	SO	LOB	TOP				
Lonnie Smith, R OBP: 0.348, SLG: 0.438 (1, 7)	G5-3		FC4-6 BB		1B BB		F8			2	0	0	0	2	0	0	Atlanta Braves @ Philadelphia Phillies Veterans Stadium, Philadelphia, PA Tue Jul 03 1990, 7:05 PM EDT Att: 55,147 - Unknown - 80 F AB 30 R 1 H 5 RBI 1 BB 4 SO 7 LOB 16				
Jeff Treadway, L OBP: 0.333, SLG: 0.449 (1, 4)	F8		FC4-6 1-2f		1B		G4-3			4	0	1	0	0	0	1					
Ron Gant, R OBP: 0.362, SLG: 0.580 (1, 8)	G6-3		F8		K			G6-3 2B		4	0	1	0	0	1	3					
Jim Presley, R OBP: 0.315, SLG: 0.464 (1, 5)			F8 PB 1B		K			G6-3		3	1	1	0	1	1	1					
David Justice, L OBP: 0.345, SLG: 0.405 Francisco Cabrera, R OBP: 0.259, SLG: 0.370 (6, PH) (6, 3)	F8		F8		1B BB			P4		1	0	0	0	1	0	1					
Tommy Gregg, L OBP: 0.238, SLG: 0.240 Dale Murphy, R OBP: 0.308, SLG: 0.395 (6, PH) (6, 9)	F7		F7		G6-4-3 1B			G6-3		2	0	1	0	0	0	1					
Andres Thomas, R OBP: 0.269, SLG: 0.339 Kent Mercker, L OBP: 0.259, SLG: 0.370 (6, PH) (6, 3)	F8		F8		1B BB			P4		2	0	0	0	0	1	2					
Tommy Gregg, L OBP: 0.238, SLG: 0.240 Dale Murphy, R OBP: 0.308, SLG: 0.395 (6, PH) (6, 9)	F7		F7		G6-4-3 1B			G6-3		2	0	1	0	0	0	1					
Andres Thomas, R OBP: 0.269, SLG: 0.339 Kent Mercker, L OBP: 0.259, SLG: 0.370 (6, PH) (6, 3)	F8		F8		1B BB			G6-3		0	0	0	0	0	0	1					
Alexis Infante, R OBP: 0.080, SLG: 0.083 (9, PH)					G6-4-3 1B			G6-3		3	0	1	1	0	0	4					
Jimmy Kremers, L OBP: 0.200, SLG: 0.148 Greg Olson, R OBP: 0.366, SLG: 0.438 (6, PH) (6, 2)	K		K		G6-4-3 1B			G6-3		0	0	0	0	0	0	0					
Marty Clary, R OBP: 0.353, SLG: 0.437 (6, 6)			K		K			F9		2	0	0	0	0	1	0					
Jeff Blauser, R OBP: 0.353, SLG: 0.437 (6, 6)			K		K			F9		2	0	0	0	0	0	0					
Inning Stats	R: 0 E: 0 K: 0 S: 6	H: 0 LOB: 0 BB: 0 P: 12	R: 1 E: 0 K: 1 S: 14	H: 2 LOB: 1 BB: 0 P: 20	R: 0 E: 0 K: 1 S: 8	H: 0 LOB: 1 BB: 1 P: 15	R: 0 E: 0 K: 1 S: 8	H: 1 LOB: 1 BB: 1 P: 14	R: 0 E: 0 K: 2 S: 12	H: 0 LOB: 2 BB: 1 P: 22	R: 0 E: 0 K: 0 S: 8	H: 0 LOB: 0 BB: 0 P: 12	R: 0 E: 0 K: 0 S: 5	H: 1 LOB: 1 BB: 0 P: 7	R: 0 E: 0 K: 1 S: 9	H: 0 LOB: 0 BB: 0 P: 11		1B: 4 2B: 1 3B: 0 HR: 0	SF: 0 SAC: 0 DP: 1 HBP: 0	WP: 0 PB: 1 SB: 0 CS: 0	PA: 36
PITCHER	IP	WLS	BF	H	R	ER	SO	BB	IBB	HBP	BLK	WP	HR	S	P	ERA		WHIP			
Jeff Parrett, R ERA: 4.94 Dennis Cook, L ERA: 3.29	(1, 1) (6, 1)	5.0 S	21 15	4 1	1 0	0 0	5 2	3 2	0 0	0 0	0 0	0 0	0 0	48 34	83 55	0.00 0.00	1.400 0.750				

Batter	1	2	3	4	5	6	7	8	9	AB	R	H	RBI	BB	SO	LOB	BOTTOM					
Lenny Dykstra, L OBP: 0.460, SLG: 0.487 (1, 8)	1B SF8 1B		F8		G5-3		L6			4	1	1	0	0	0	0	Atlanta Braves @ Philadelphia Phillies Veterans Stadium, Philadelphia, PA Tue Jul 03 1990, 7:05 PM EDT Att: 55,147 - Unknown - 80 F AB 30 R 5 H 7 RBI 5 BB 4 SO 7 LOB 10					
Tom Herr, S OBP: 0.316, SLG: 0.368 (1, 4)	1B BB 1B		L7		L7		G4-3			4	2	2	1	0	0	0						
Charlie Hayes, R OBP: 0.321, SLG: 0.378 (1, 5)	SF8		L7		L7		1B BB			2	1	0	1	1	1	0						
Carmelo Martinez, R OBP: 0.324, SLG: 0.453 Jim Vatcher, R OBP: 0.368, SLG: 0.400 (6, PH) (7, 9)	K		G6-3		G6-3		1B BB			3	0	1	0	0	1	1						
John Kruk, L OBP: 0.367, SLG: 0.380 (7, 3)	1B BB		G4-3		G4-3		1B BB			2	0	0	0	2	1	0						
Randy Ready, R OBP: 0.395, SLG: 0.378 (1, 7)	L8		L8		L8		K			3	0	1	1	1	1	3						
Dickie Thon, R OBP: 0.306, SLG: 0.324 (1, 6)	K		G4-3		G4-3		1B			4	0	2	2	0	1	2						
Darren Daulton, L OBP: 0.333, SLG: 0.315 (1, 2)	G4-3		G4-3		F8		K			4	0	0	0	0	1	4						
Jeff Parrett, R ERA: 5.04 Dennis Cook, L ERA: 3.29 (5, PH) (6, 1)	K		K		G4-3		F7			1	0	0	0	0	1	0						
Inning Stats	R: 2 E: 0 K: 2 S: 15	H: 3 LOB: 2 BB: 1 P: 27	R: 0 E: 0 K: 1 S: 6	H: 0 LOB: 0 BB: 0 P: 13	R: 0 E: 0 K: 0 S: 4	H: 0 LOB: 0 BB: 0 P: 6	R: 0 E: 0 K: 0 S: 6	H: 0 LOB: 0 BB: 0 P: 12	R: 0 E: 0 K: 0 S: 5	H: 0 LOB: 0 BB: 0 P: 8	R: 2 E: 0 K: 2 S: 17	H: 2 LOB: 2 BB: 2 P: 31	R: 1 E: 0 K: 1 S: 10	H: 1 LOB: 0 BB: 0 P: 18	R: 0 E: 0 K: 1 S: 7	H: 1 LOB: 2 BB: 1 P: 16		1B: 6 2B: 0 3B: 0 HR: 1	SF: 1 SAC: 0 DP: 0 HBP: 0	WP: 0 PB: 0 SB: 0 CS: 0	PA: 35	
PITCHER	IP	WLS	BF	H	R	ER	SO	BB	IBB	HBP	BLK	WP	HR	S	P	ERA		WHIP				
Marty Clary, R ERA: 5.04 Kent Mercker, L ERA: 3.39 Charlie Kerfeld, R ERA: 7.0	(1, 1) (6, 1) (8, 1)	5.1 L	22 8	4 2	4 1	4 1	3 3	2 1	0 0	0 0	0 0	0 0	0 1	21 7	36 16	5.40 0.00		1.800 2.000				

Batter	1	2	3	4	5	6	7	8	9	AB	R	H	RBI	BB	SO	LOB	TOP					
Howard Johnson, S (1, 5) OBP: 0.302, SLG: 0.449										3	0	1	0	2	0	2						
Dave Magadan, L (1, 3) OBP: 0.346, SLG: 0.497										5	1	1	2	0	0	2						
Gregg Jefferies, S (1, 4) OBP: 0.359, SLG: 0.480										5	0	0	0	0	0	4						
Darryl Strawberry, L (1, 9) OBP: 0.401, SLG: 0.572										5	1	2	0	0	1	2						
Kevin McReynolds, R (1, 7) OBP: 0.349, SLG: 0.449										3	1	0	0	2	0	1						
Mark Carreon, R (1, 8) OBP: 0.341, SLG: 0.563										4	3	2	1	1	0	2						
Kevin Elster, R (1, 6) OBP: 0.290, SLG: 0.386										5	1	1	2	0	0	3						
Orlando Mercado, R (1, 2) OBP: 0.327, SLG: 0.468										2	0	1	1	1	0	0						
Keith Miller, R (7, PR) OBP: 0.326, SLG: 0.344										0	0	0	0	0	0	0						
Mackey Sasser, L (7, 2) OBP: 0.372, SLG: 0.441										2	2	2	4	0	0	0						
David Cone, L (1, 1) OBP: 0.258, SLG: 0.290										2	1	1	0	0	0	0						
Ron Darling, R (8, 1) OBP: 0.222, SLG: 0.125										1	0	0	0	0	0	0						
Inning Stats	R: 0 E: 0 K: 0 S: 7	H: 1 LOB: 1 BB: 0 P: 11	R: 0 E: 0 K: 0 S: 6	H: 0 LOB: 0 BB: 0 P: 8	R: 0 E: 0 K: 0 S: 8	H: 0 LOB: 1 BB: 1 P: 13	R: 0 E: 0 K: 0 S: 6	H: 0 LOB: 0 BB: 0 P: 11	R: 1 E: 0 K: 0 S: 9	H: 2 LOB: 1 BB: 0 P: 13	R: 0 E: 0 K: 0 S: 16	H: 1 LOB: 2 BB: 1 P: 27	R: 0 E: 0 K: 0 S: 8	H: 0 LOB: 1 BB: 1 P: 14	R: 6 E: 1 K: 1 S: 22	H: 5 LOB: 2 BB: 2 P: 38	R: 3 E: 0 K: 0 S: 10	H: 2 LOB: 1 BB: 1 P: 17	1B: 8 2B: 2 3B: 0 HR: 1	SF: 0 SAC: 2 DP: 0 HBP: 0	WP: 0 PB: 0 CS: 0	PA: 45
PITCHER	IP	WLS	BF	H	R	ER	SO	BB	IBB	HBP	BLK	WP	HR	S	P	ERA	WHIP					
Steve Avery, L (1, 1) ERA: 4.23	7.2	L	35	7	6	2	1	4	0	0	0	0	0	74	122	2.35	1.435					
Joe Boever, R (8, 1) ERA: 4.38	0.1		4	2	1	0	0	1	0	0	0	0	0	8	13	0.00	9.000					
Rusty Richards, R (9, 1) ERA: 27.0	1.0		6	2	3	3	0	1	0	0	0	0	1	10	17	27.00	3.000					

New York Mets @ Atlanta Braves
Atlanta-Fulton County Stadium, Atlanta, GA
Fri Jul 06 1990, 7:05 PM EDT
Att: 26,513 - Unknown

AB 37
R 10
H 11
RBI 10
BB 6
SO 1
LOB 16



Batter	1	2	3	4	5	6	7	8	9	AB	R	H	RBI	BB	SO	LOB	BOTTOM					
Oddibe McDowell, L (1, 8) OBP: 0.302, SLG: 0.384										4	1	0	0	1	3	1						
Jeff Treadway, L (1, 4) OBP: 0.333, SLG: 0.453										5	2	1	1	0	2	1						
Ron Gant, R (1, 7) OBP: 0.367, SLG: 0.606										4	0	2	1	0	0	0						
Jim Presley, R (1, 5) OBP: 0.314, SLG: 0.451										4	0	2	0	1	2	1						
Dale Murphy, R (1, 9) OBP: 0.308, SLG: 0.397										5	0	0	0	0	3	5						
David Justice, L (1, 3) OBP: 0.343, SLG: 0.406										4	1	1	0	0	2	1						
Jimmy Krawiec, L (1, 2) OBP: 0.206, SLG: 0.161										4	1	1	0	0	2	1						
Andres Thomas, R (1, 6) OBP: 0.280, SLG: 0.333										3	1	3	1	1	0	0						
Steve Avery, L (1, 1) ERA: 4.4										3	0	0	0	0	0	3						
Joe Boever, R (8, 1) ERA: 4.87										0	0	0	0	0	0	0						
Rusty Richards, L (9, 1)										0	0	0	0	0	0	0						
Tommy Gregg, L (9, PH) OBP: 0.241, SLG: 0.282										1	1	1	3	0	0	0						
Inning Stats	R: 0 E: 0 K: 3 S: 18	H: 2 LOB: 2 BB: 0 P: 22	R: 1 E: 0 K: 1 S: 12	H: 2 LOB: 1 BB: 0 P: 17	R: 0 E: 0 K: 1 S: 14	H: 0 LOB: 1 BB: 1 P: 20	R: 0 E: 0 K: 2 S: 13	H: 1 LOB: 0 BB: 0 P: 19	R: 1 E: 0 K: 1 S: 7	H: 0 LOB: 0 BB: 1 P: 13	R: 0 E: 0 K: 2 S: 8	H: 0 LOB: 0 BB: 0 P: 14	R: 0 E: 0 K: 2 S: 11	H: 0 LOB: 1 BB: 1 P: 16	R: 1 E: 0 K: 2 S: 14	H: 2 LOB: 1 BB: 0 P: 21	R: 4 E: 1 K: 2 S: 17	H: 4 LOB: 1 BB: 0 P: 26	1B: 7 2B: 2 3B: 0 HR: 2	SF: 1 SAC: 0 DP: 1 HBP: 0	WP: 1 PB: 1 CS: 0	PA: 41
PITCHER	IP	WLS	BF	H	R	ER	SO	BB	IBB	HBP	BLK	WP	HR	S	P	ERA	WHIP					
David Cone, R (1, 1) ERA: 4.4	7.1	W	31	7	3	3	10	3	0	0	0	0	1	91	131	3.68	1.364					
Ron Darling, R (8, 1) ERA: 4.87	1.2		10	4	4	3	4	0	0	0	0	1	1	23	37	16.20	2.400					

New York Mets @ Atlanta Braves
Atlanta-Fulton County Stadium, Atlanta, GA
Fri Jul 06 1990, 7:05 PM EDT
Att: 26,513 - Unknown

AB 37
R 7
H 11
RBI 6
BB 3
SO 14
LOB 13



Batter	1	2	3	4	5	6	7	8	9	AB	R	H	RBI	BB	SO	LOB	TOP		
Howard Johnson, S (1, 5) OBP: 0.298, SLG: 0.443										4	0	0	0	0	2	2	New York Mets @ Atlanta Braves Atlanta-Fulton County Stadium, Atlanta, GA Sat Jul 07 1990, 7:05 PM EDT Att: 38,267 - Unknown		
Dave Magadan, L (1, 3) OBP: 0.342, SLG: 0.491										4	0	1	0	0	0	0			
Gregg Jefferies, S (1, 4) OBP: 0.360, SLG: 0.478 Tim Teufel, R (4, 4) OBP: 0.270, SLG: 0.339										1	1	0	0	1	0	0			
Darryl Strawberry, L (1, 9) OBP: 0.399, SLG: 0.571										4	1	1	0	0	0	1			
Kevin McReynolds, R (1, 7) OBP: 0.348, SLG: 0.444										3	0	0	0	1	0	3			
Daryl Boston, L (1, 8) OBP: 0.354, SLG: 0.500 Keith Miller, R (9, PH) OBP: 0.324, SLG: 0.341										2	1	0	0	1	1	1			
Mackey Sasser, L (1, 2) OBP: 0.375, SLG: 0.450										4	0	2	3	0	0	0			
Kevin Elster, R (1, 6) OBP: 0.290, SLG: 0.383										2	0	0	0	1	0	1			
Sid Fernandez, L (1, 1) OBP: 0.200, SLG: 0.240 Mike Marshall, R (7, PH) OBP: 0.280, SLG: 0.414 Jeff Innis, R (7, 1)										2	0	0	0	0	1	1			
Inning Stats	R: 0 E: 0 K: 1 S: 6	H: 0 LOB: 0 BB: 0 P: 8	R: 0 E: 0 K: 0 S: 10	H: 0 LOB: 0 BB: 0 P: 15	R: 0 E: 0 K: 0 S: 5	H: 0 LOB: 1 BB: 1 P: 12	R: 3 E: 0 K: 0 S: 8	H: 2 LOB: 1 BB: 2 P: 19	R: 0 E: 0 K: 1 S: 7	H: 0 LOB: 1 BB: 1 P: 11	R: 0 E: 0 K: 1 S: 10	H: 1 LOB: 1 BB: 0 P: 16	R: 0 E: 0 K: 0 S: 9	H: 1 LOB: 1 BB: 0 P: 13	R: 0 E: 0 K: 0 S: 6	H: 0 LOB: 0 BB: 0 P: 9		1B: 2 2B: 2 3B: 0 HR: 0	SF: 0 SAC: 1 DP: 0 HBP: 0
PITCHER	IP	WLS	BF	H	R	ER	SO	BB	IBB	HBP	BLK	WP	HR	S	P	ERA	WHIP		
29 John Smoltz, R (1, 1) ERA: 4.76 Kent Mercker, L (8, 1) ERA: 1.59	7.0		28	3	3	3	5	4	0	0	0	1	0	52	89	3.86	1.000		

Batter	1	2	3	4	5	6	7	8	9	AB	R	H	RBI	BB	SO	LOB	BOTTOM		
Lonnie Smith, R (1, 7) OBP: 0.345, SLG: 0.422										4	0	0	0	0	3	1	New York Mets @ Atlanta Braves Atlanta-Fulton County Stadium, Atlanta, GA Sat Jul 07 1990, 7:05 PM EDT Att: 38,267 - Unknown		
Jeff Treadway, L (1, 4) OBP: 0.325, SLG: 0.446										4	0	0	0	0	1	0			
Ron Gant, R (1, 8) OBP: 0.366, SLG: 0.598										3	1	0	0	1	1	0			
Jim Presley, R (1, 5) OBP: 0.313, SLG: 0.459										4	1	1	1	0	1	1			
Dale Murphy, R (1, 9) OBP: 0.307, SLG: 0.406										4	1	1	2	0	2	0			
Francisco Cabrera, R (1, 3) OBP: 0.285, SLG: 0.364 David Justice, L (7, PH) OBP: 0.340, SLG: 0.429										2	0	1	0	0	0	0			
Greg Olson, R (1, 2) OBP: 0.373, SLG: 0.432										2	0	0	0	1	1	1			
Andres Thomas, R (1, 6) OBP: 0.274, SLG: 0.325										3	0	0	0	0	0	3			
29 John Smoltz, R (1, 1) OBP: 0.324, SLG: 0.194 Tommy Gregg, L (7, PH) OBP: 0.250, SLG: 0.282 Kent Mercker, L (8, 1)										2	0	0	0	0	2	0			
Inning Stats	R: 0 E: 0 K: 2 S: 8	H: 1 LOB: 2 BB: 1 P: 14	R: 0 E: 0 K: 1 S: 13	H: 1 LOB: 2 BB: 1 P: 22	R: 0 E: 0 K: 2 S: 10	H: 0 LOB: 0 BB: 0 P: 12	R: 2 E: 1 K: 1 S: 11	H: 1 LOB: 1 BB: 1 P: 18	R: 0 E: 0 K: 3 S: 10	H: 0 LOB: 0 BB: 0 P: 13	R: 0 E: 0 K: 1 S: 7	H: 0 LOB: 0 BB: 0 P: 12	R: 1 E: 0 K: 0 S: 8	H: 1 LOB: 1 BB: 1 P: 19	R: 1 E: 0 K: 1 S: 8	H: 1 LOB: 0 BB: 0 P: 12		1B: 1 2B: 0 3B: 0 HR: 3	SF: 0 SAC: 0 DP: 0 HBP: 0
PITCHER	IP	WLS	BF	H	R	ER	SO	BB	IBB	HBP	BLK	WP	HR	S	P	ERA	WHIP		
Sid Fernandez, L (1, 1) ERA: 3.53 Jeff Innis, R (7, 1) ERA: 4.09	6.0		23	2	2	2	10	2	0	0	0	0	1	59	91	3.00	0.667		
29 John Smoltz, R (1, 1) ERA: 4.09	2.0	L	9	2	2	2	1	1	0	0	0	0	2	16	31	9.00	1.500		

Batter	1	2	3	4	5	6	7	8	9	AB	R	H	RBI	BB	SO	LOB	TOP					
Keith Miller, R (1.4) OBP: 0.322, SLG: 0.338										4	1	1	0	0	0	1	New York Mets @ Atlanta Braves Atlanta-Fulton County Stadium, Atlanta, GA Sun Jul 08 1990, 3:33 AM EDT Att: 15,866 - Unknown - 102 F livebaseballscorecards.com					
Dave Magadan, L (1.3) OBP: 0.381, SLG: 0.483										3	0	0	0	1	0	1						
Howard Johnson, S (1.5) OBP: 0.297, SLG: 0.440										4	0	1	0	0	0	2						
Darryl Strawberry, L (1.9) OBP: 0.401, SLG: 0.572										3	0	1	1	1	0	1						
Kevin McReynolds, R (1.7) OBP: 0.350, SLG: 0.444										4	0	2	0	0	0	2						
Daryl Boston, L (1.8) OBP: 0.356, SLG: 0.500										4	1	2	0	0	0	3						
Mackey Sasser, L (1.2) Orlando Mercado, R (6.2) OBP: 0.321, SLG: 0.458										3	0	2	0	0	0	1						
Kevin Elster, R (1.6) OBP: 0.286, SLG: 0.377										4	0	0	1	0	1	2						
Frank Viola, L (1.1) John Franco, L (8.1) OBP: 0.156, SLG: 0.156										3	0	0	0	0	1	2						
										1	0	0	0	0	0	0						
Inning Stats	R: 1 E: 0 K: 0 S: 11	H: 2 LOB: 1 BB: 0 P: 15	R: 1 E: 0 K: 1 S: 12	H: 2 LOB: 1 BB: 0 P: 18	R: 0 E: 0 K: 0 S: 10	H: 1 LOB: 1 BB: 0 P: 19	R: 0 E: 0 K: 0 S: 8	H: 2 LOB: 0 BB: 0 P: 9	R: 0 E: 0 K: 0 S: 4	H: 0 LOB: 0 BB: 0 P: 5	R: 0 E: 0 K: 0 S: 9	H: 1 LOB: 1 BB: 0 P: 12	R: 0 E: 0 K: 0 S: 5	H: 0 LOB: 0 BB: 0 P: 9	R: 0 E: 0 K: 0 S: 12	H: 1 LOB: 2 BB: 0 P: 26	R: 0 E: 0 K: 2 S: 8	H: 0 LOB: 0 BB: 0 P: 13	1B: 8 2B: 1 3B: 0 HR: 0	SF: 0 SAC: 0 DP: 1 HBP: 0	WP: 1 PB: 0 CS: 0	PA: 36
PITCHER	IP WLS BF H R ER SO BB IBB HBP BLK WP HR S P ERA WHIP																					
Marty Clary, R (1.1) ERA: 4.76	7.0 L 28 8 2 2 1 0 0 0 0 0 1 0 59 87 2.57 1.143																					
Joe Hesketh, L (8.1) ERA: 5.83	1.0 5 1 0 0 0 2 0 0 0 0 0 0 12 26 0.00 3.000																					
Charlie Kerfeld, R (9.1) ERA: 6.67	1.0 3 0 0 0 0 2 0 0 0 0 0 0 8 13 0.00 0.000																					

Batter	1	2	3	4	5	6	7	8	9	AB	R	H	RBI	BB	SO	LOB	BOTTOM					
Lonnie Smith, R (1.7) OBP: 0.351, SLG: 0.426										3	0	2	0	1	0	0	New York Mets @ Atlanta Braves Atlanta-Fulton County Stadium, Atlanta, GA Sun Jul 08 1990, 3:33 AM EDT Att: 15,866 - Unknown - 102 F livebaseballscorecards.com					
Jeff Treadway, L (1.4) Alexis Infante, R (3.4) Jeff Blauser, R (8. PH) OBP: 0.069, SLG: 0.071										1	0	0	0	0	1	1						
Ron Gant, R (1.8) OBP: 0.367, SLG: 0.597										4	1	2	0	0	0	2						
Jim Presley, R (1.5) OBP: 0.312, SLG: 0.454										3	0	0	0	1	1	2						
Dale Murphy, R (1.9) OBP: 0.305, SLG: 0.403										2	0	0	0	2	1	2						
Francisco Cabrera, R (1.3) Tommy Gregg, L (9. PH) OBP: 0.250, SLG: 0.282										3	0	2	1	1	0	1						
Greg Olson, R (1.2) OBP: 0.370, SLG: 0.428										4	0	1	0	0	1	4						
Andres Thomas, R (1.6) OBP: 0.266, SLG: 0.315										4	0	0	0	0	0	4						
Marty Clary, R (1.1) Joe Hesketh, R (8.1) Oddibe McDowell, L (8. PH) Charlie Kerfeld, R (9.1) OBP: 0.300, SLG: 0.382										2	0	0	0	0	0	1						
										0	0	0	0	0	0	0						
										1	0	0	0	0	0	0						
										0	0	0	0	0	0	0						
Inning Stats	R: 0 E: 0 K: 1 S: 9	H: 1 LOB: 1 BB: 0 P: 12	R: 0 E: 0 K: 0 S: 6	H: 1 LOB: 0 BB: 0 P: 9	R: 0 E: 0 K: 0 S: 9	H: 0 LOB: 0 BB: 0 P: 12	R: 1 E: 0 K: 1 S: 14	H: 2 LOB: 1 BB: 1 P: 25	R: 0 E: 0 K: 0 S: 3	H: 1 LOB: 0 BB: 0 P: 3	R: 0 E: 0 K: 0 S: 11	H: 1 LOB: 1 BB: 1 P: 19	R: 0 E: 0 K: 0 S: 6	H: 0 LOB: 1 BB: 1 P: 15	R: 0 E: 0 K: 1 S: 8	H: 1 LOB: 0 BB: 0 P: 13	R: 0 E: 0 K: 2 S: 9	H: 0 LOB: 2 BB: 2 P: 20	1B: 6 2B: 1 3B: 0 HR: 0	SF: 0 SAC: 0 DP: 3 HBP: 0	WP: 2 PB: 0 CS: 0	PA: 35
PITCHER	IP WLS BF H R ER SO BB IBB HBP BLK WP HR S P ERA WHIP																					
Frank Viola, L (1.1) ERA: 2.2	7.2 W 29 7 1 1 3 3 0 0 0 0 1 0 64 103 1.17 1.304																					
John Franco, L (8.1) ERA: 1.95	1.1 S 6 0 0 0 2 2 0 0 0 0 1 0 11 25 0.00 1.500																					

Batter	1	2	3	4	5	6	7	8	9	AB	R	H	RBI	BB	SO	LOB	TOP					
Delino DeShields, L (1.4) OBP: 0.395, SLG: 0.421	G6-3		G6-3	G6-3		CS 1B		G4-3		4	0	1	0	0	0	0						
Marquis Grissom, R (1.8) OBP: 0.322, SLG: 0.339	F9		G6-3	G6-3		CS			K	4	1	1	0	0	1	0						
Tim Raines, S (1.7) OBP: 0.384, SLG: 0.358	G4-3		G6-3	G6-3		CS			K	4	1	2	0	0	1	0						
Tim Wallach, R (1.5) OBP: 0.366, SLG: 0.535		F7		F8		CS			K	4	1	2	3	0	0	1						
Larry Walker, L (1.9) OBP: 0.325, SLG: 0.449	G6-3				F8			G1-3		4	0	0	0	0	1	1						
Andres Galaraga, R (1.3) OBP: 0.316, SLG: 0.382	G1-3				G6-3			G6-3		3	0	0	0	0	0	0						
Nelson Santovenia, R (1.2) OBP: 0.229, SLG: 0.324			P2		P3			F9		3	0	0	0	0	0	0						
Spike Owen, S (1.6) OBP: 0.351, SLG: 0.371			G4-3			F8		P1		3	0	0	0	0	0	0						
Mark Gardner, R (1.1) OBP: 0.125, SLG: 0.219			K			K		K		3	0	0	0	0	3	0						
Inning Stats	R: 0 H: 0 E: 0 K: 0 S: 11	H: 0 LOB: 0 BB: 0 P: 16	R: 0 H: 0 E: 0 K: 0 S: 7	H: 0 LOB: 0 BB: 0 P: 10	R: 0 H: 0 E: 0 K: 1 S: 7	H: 0 LOB: 0 BB: 0 P: 11	R: 0 H: 1 E: 0 K: 0 S: 10	H: 1 LOB: 1 BB: 0 P: 18	R: 0 H: 0 E: 0 K: 0 S: 4	H: 0 LOB: 0 BB: 0 P: 4	R: 0 H: 1 E: 0 K: 1 S: 6	H: 1 LOB: 0 BB: 0 P: 9	R: 3 H: 3 E: 0 K: 0 S: 15	H: 3 LOB: 0 BB: 0 P: 26	R: 0 H: 0 E: 0 K: 1 S: 7	H: 0 LOB: 0 BB: 0 P: 9	R: 0 H: 1 E: 0 K: 3 S: 14	H: 1 LOB: 1 BB: 0 P: 23	1B: 5 2B: 0 3B: 0 HR: 1	SF: 0 SAC: 0 DP: 0 HBP: 0	WP: 0 PB: 0 SB: 1 CS: 1	PA: 33
PITCHER	IP	WLS	BF	H	R	ER	SO	BB	IBB	HBP	BLK	WP	HR	S	P	ERA	WHIP					
Tom Glavine, L (1.1) ERA: 3.76	8.0	L	28	5	3	3	3	0	0	0	0	0	1	67	103	3.38	0.625					
Mark Grant, R (9.1) ERA: 4.73	1.0		4	1	0	0	3	0	0	0	0	0	0	14	23	0.00	1.000					

Montreal Expos @ Atlanta Braves
Atlanta-Fulton County Stadium, Atlanta, GA
Thu Jul 12 1990, 7:05 PM EDT
Att: 7,654 - Unknown

AB	32
R	3
H	6
RBI	3
BB	0
SO	6
LOB	2



Batter	1	2	3	4	5	6	7	8	9	AB	R	H	RBI	BB	SO	LOB	BOTTOM					
Oddibe McDowell, L (1.8) OBP: 0.295, SLG: 0.374	P6		F9			K			K	4	0	0	0	0	2	1						
Jeff Treadway, L (1.4) OBP: 0.327, SLG: 0.442	CS 1B		P6			G3			G4-3	4	0	1	0	0	0	1						
Ron Gant, R (1.7) OBP: 0.366, SLG: 0.592	G5-3				G5-3				L8	4	0	1	0	0	1	0						
Jim Presley, R (1.5) OBP: 0.312, SLG: 0.453	K				FC4-6 1B			F7		3	0	1	0	0	1	2						
Dale Murphy, R (1.9) OBP: 0.307, SLG: 0.399	G5-3				FC4-6 E			K		3	0	0	0	0	1	1						
David Justice, L (1.3) OBP: 0.341, SLG: 0.421	G3				K			G1-3		3	0	0	0	0	1	1						
Jimmy Krawiec, L (1.2) OBP: 0.189, SLG: 0.147	K					K			K	3	0	0	0	0	3	0						
Andres Thomas, R (1.6) OBP: 0.268, SLG: 0.316			SH3-4 1B		G4-3			L5		3	0	1	0	0	0	0						
Tom Glavine, L (1.1) OBP: 0.189, SLG: 0.176			SH3-4					F9		1	0	0	0	0	1	0						
Tommy Gregg, L (8, PH) OBP: 0.247, SLG: 0.278										1	0	0	0	0	0	0						
Mark Grant, R (9.1) OBP: 0.500, SLG: 0.500										0	0	0	0	0	0	0						
Inning Stats	R: 0 H: 2 E: 0 K: 1 S: 9	H: 0 LOB: 2 BB: 0 P: 16	R: 0 H: 0 E: 0 K: 1 S: 8	H: 0 LOB: 0 BB: 0 P: 13	R: 0 H: 1 E: 0 K: 0 S: 8	H: 1 LOB: 1 BB: 0 P: 11	R: 0 H: 1 E: 0 K: 1 S: 9	H: 1 LOB: 1 BB: 0 P: 16	R: 0 H: 0 E: 0 K: 2 S: 11	H: 0 LOB: 0 BB: 0 P: 13	R: 0 H: 0 E: 0 K: 2 S: 9	H: 0 LOB: 0 BB: 0 P: 12	R: 0 H: 0 E: 0 K: 1 S: 8	H: 0 LOB: 0 BB: 0 P: 16	R: 0 H: 0 E: 0 K: 1 S: 8	H: 0 LOB: 0 BB: 0 P: 12	R: 0 H: 0 E: 0 K: 1 S: 6	H: 0 LOB: 0 BB: 0 P: 8	1B: 4 2B: 1 3B: 0 HR: 0	SF: 0 SAC: 1 DP: 1 HBP: 0	WP: 0 PB: 0 SB: 1 CS: 1	PA: 30
PITCHER	IP	WLS	BF	H	R	ER	SO	BB	IBB	HBP	BLK	WP	HR	S	P	ERA	WHIP					
Mark Gardner, R (1.1) ERA: 2.32	9.0	W	30	4	0	0	10	0	0	0	0	0	0	76	117	0.00	0.444					

Montreal Expos @ Atlanta Braves
Atlanta-Fulton County Stadium, Atlanta, GA
Thu Jul 12 1990, 7:05 PM EDT
Att: 7,654 - Unknown

AB	29
R	0
H	4
RBI	0
BB	0
SO	10
LOB	6



Batter	1	2	3	4	5	6	7	8	9	AB	R	H	RBI	BB	SO	LOB	TOP			
Otis Nixon, S (1, 8) <small>OBP: 0.323, SLG: 0.282</small>										5	1	1	0	0	1	4	Montreal Expos @ Atlanta Braves Atlanta-Fulton County Stadium, Atlanta, GA Sat Jul 14 1990, 7:05 PM EDT Att: 20,452 - Unknown			
Marquis Grissom, R (1, 9) <small>OBP: 0.323, SLG: 0.335</small>										4	0	1	0	1	0	1				
Tim Raines, S (1, 7) <small>OBP: 0.383, SLG: 0.351</small>										4	0	1	0	1	0	3				
Tim Wallach, R (1, 5) <small>OBP: 0.365, SLG: 0.529</small>										3	2	1	0	2	0	2				
Mike Fitzgerald, R (1, 2) <small>OBP: 0.374, SLG: 0.426</small>										3	1	1	3	1	1	1				
Andres Galaraga, R (1, 3) <small>OBP: 0.314, SLG: 0.378</small>										5	1	2	1	0	2	5				
Junior Noboa, R (1, 4) <small>OBP: 0.282, SLG: 0.324</small>										4	1	2	0	1	0	0				
Spike Owen, S (1, 6) <small>OBP: 0.350, SLG: 0.367</small>										4	0	1	0	1	0	3				
Oil Can Boyd, R (1, 1) <small>OBP: 0.059, SLG: 0.059</small> Steve Frey, R (8, 1) Dale Mohorcic, R (8, 1)										3	0	0	0	0	1	3				
Inning Stats	R: 0 E: 0 K: 1 S: 7	H: 0 LOB: 0 BB: 0 P: 11	R: 2 E: 0 K: 0 S: 8	H: 2 LOB: 1 BB: 1 P: 16	R: 0 E: 0 K: 1 S: 12	H: 2 LOB: 3 BB: 1 P: 24	R: 0 E: 0 K: 1 S: 6	H: 0 LOB: 0 BB: 0 P: 9	R: 1 E: 0 K: 1 S: 13	H: 1 LOB: 2 BB: 2 P: 25	R: 0 E: 0 K: 0 S: 6	H: 0 LOB: 0 BB: 0 P: 11	R: 2 E: 1 K: 0 S: 11	H: 2 LOB: 3 BB: 2 P: 26	R: 1 E: 0 K: 1 S: 18	H: 2 LOB: 2 BB: 1 P: 25		1B: 7 2B: 2 3B: 0 HR: 1	SF: 1 SAC: 1 DP: 0 HBP: 0	WP: 2 PB: 0 SB: 1 CS: 0
PITCHER	IP WLS BF H R ER SO BB IBB HBP BLK WP HR S P ERA WHIP																			
Charlie Leibrandt, L (1, 1) <small>ERA: 3.53</small> Charlie Kerfeld, R (7, 1) <small>ERA: 6.39</small> Joe Hesketh, L (8, 1) <small>ERA: 5.7</small> Joe Boever, R (9, 1) <small>ERA: 4.5</small>	6.0 L 28 6 3 3 4 3 1 0 0 0 0 1 58 102 4.50 1.500	1.1 8 2 2 0 0 0 0 1 0 0 0 1 0 6 14 0.00 1.500	1.0 6 2 1 1 1 1 0 0 0 0 1 0 18 25 9.00 3.000																	

AB	36
R	6
H	10
RBI	4
BB	7
SO	5
LOB	24



Batter	1	2	3	4	5	6	7	8	9	AB	R	H	RBI	BB	SO	LOB	BOTTOM					
Oddibe McDowell, L (1, 8) <small>OBP: 0.297, SLG: 0.375</small> Joe Boever, R (9, 1)										4	0	2	0	0	0	2	Montreal Expos @ Atlanta Braves Atlanta-Fulton County Stadium, Atlanta, GA Sat Jul 14 1990, 7:05 PM EDT Att: 20,452 - Unknown					
Jeff Blauser, R (9, PH) <small>OBP: 0.353, SLG: 0.434</small>										4	0	1	0	1	0	2						
Ron Gant, R (1, 7) <small>OBP: 0.355, SLG: 0.572</small> (9, 8)										5	0	0	0	0	1	8						
Jim Presley, R (1, 5) <small>OBP: 0.314, SLG: 0.449</small>										3	0	0	1	0	0	1						
David Justice, L (1, 3) <small>OBP: 0.337, SLG: 0.413</small>										4	0	0	0	0	1	3						
Dale Murphy, R (1, 9) <small>OBP: 0.312, SLG: 0.401</small>										3	1	2	0	1	0	0						
Andres Thomas, R (1, 6) <small>OBP: 0.260, SLG: 0.307</small>										4	0	0	0	0	1	3						
Jimmy Kremers, L (1, 2) <small>OBP: 0.220, SLG: 0.162</small>										3	1	1	0	1	1	1						
Charlie Leibrandt, R (1, 1) <small>ERA: 2.26, SLG: 0.278</small> Tommy Griggs, L (6, PH) <small>OBP: 0.229, SLG: 0.321</small> Charlie Kerfeld, R (7, 1) <small>ERA: 6.39</small> Joe Hesketh, R (8, 1) <small>ERA: 5.7</small> Lonnie Smith, R (8, PH) <small>OBP: 0.355, SLG: 0.425</small> (9, 7)										1	0	0	0	0	0	0						
Inning Stats	R: 0 E: 0 K: 0 S: 5	H: 0 LOB: 0 BB: 0 P: 7	R: 0 E: 0 K: 0 S: 7	H: 0 LOB: 0 BB: 0 P: 9	R: 0 E: 0 K: 1 S: 8	H: 1 LOB: 1 BB: 0 P: 13	R: 0 E: 0 K: 0 S: 12	H: 0 LOB: 0 BB: 0 P: 19	R: 0 E: 0 K: 0 S: 7	H: 0 LOB: 1 BB: 1 P: 13	R: 0 E: 0 K: 0 S: 8	H: 1 LOB: 1 BB: 0 P: 12	R: 0 E: 0 K: 0 S: 8	H: 1 LOB: 1 BB: 0 P: 8	R: 1 E: 0 K: 2 S: 15	H: 0 LOB: 3 BB: 3 P: 31		R: 1 E: 0 K: 1 S: 11	H: 4 LOB: 3 BB: 0 P: 16	1B: 7 2B: 0 3B: 0 HR: 0	SF: 0 SAC: 0 DP: 0 HBP: 1	WP: 0 PB: 0 SB: 1 CS: 0
PITCHER	IP WLS BF H R ER SO BB IBB HBP BLK WP HR S P ERA WHIP																					
Oil Can Boyd, R (1, 1) <small>ERA: 3.04</small> Steve Frey, L (8, 1) <small>ERA: 4.29</small> Dale Mohorcic, R (8, 1) <small>ERA: 2.12</small>	7.0 W 27 3 1 1 1 1 0 0 0 0 0 0 3 7 0.00 3.000	0.1 2 0 0 0 0 0 1 0 0 0 0 0 0 3 7 0.00 3.000	1.2 S 10 4 1 1 3 0 0 0 1 0 0 0 0 21 30 5.40 2.400																			

AB	34
R	2
H	7
RBI	2
BB	4
SO	4
LOB	22



Batter	1	2	3	4	5	6	7	8	9	AB	R	H	RBI	BB	SO	LOB	TOP
Otis Nixon, S <small>OBP: 0.324, SLG: 0.297</small> 										6	2	2	2	0	0	2	Montreal Expos @ Atlanta Braves Atlanta-Fulton County Stadium, Atlanta, GA Sun Jul 15 1990, 3:33 AM EDT Att: 11,237 - Sunny - 81 F
Marquis Grissom, R <small>OBP: 0.320, SLG: 0.331</small> 										5	1	1	0	0	2	3	
Tim Raines, S <small>OBP: 0.383, SLG: 0.350</small> 										4	1	1	2	1	0	1	
Tim Wallach, R <small>OBP: 0.365, SLG: 0.536</small> 										5	2	2	4	0	1	1	
Mike Fitzgerald, R <small>OBP: 0.371, SLG: 0.439</small> 										4	3	1	1	0	2	0	
Andres Galarraga, R <small>OBP: 0.319, SLG: 0.300</small> 										4	2	2	4	1	1	0	
Junior Noboa, R <small>OBP: 0.273, SLG: 0.313</small> Steve Frey, R <small>OBP: 0.330, SLG: 0.446</small> Dave Martinez, L <small>OBP: 0.330, SLG: 0.446</small> Dave Schmidt, R <small>OBP: 0.330, SLG: 0.446</small> 										4	0	0	0	0	0	1	
Spike Owen, S <small>OBP: 0.357, SLG: 0.372</small> 										2	3	2	1	2	0	0	
Bill Sampen, R <small>OBP: 0.309, SLG: 0.418</small> Deling DeShields, L <small>OBP: 0.309, SLG: 0.418</small> Tim Burke, R <small>OBP: 0.309, SLG: 0.418</small> Mike Albritton, R <small>OBP: 0.309, SLG: 0.418</small> Drew Hall, L <small>OBP: 0.309, SLG: 0.418</small> Dale Mohorcic, R <small>OBP: 0.309, SLG: 0.418</small> Tom Foley, L <small>OBP: 0.309, SLG: 0.418</small> 										0	0	0	0	0	0	0	
Inning Stats R: 0 H: 0 E: 0 LOB: 0 K: 1 BB: 0 S: 8 P: 11 R: 0 H: 0 E: 1 LOB: 1 K: 1 BB: 1 S: 9 P: 18 R: 5 H: 4 E: 0 LOB: 0 K: 1 BB: 1 S: 15 P: 29 R: 0 H: 0 E: 0 LOB: 1 K: 1 BB: 1 S: 5 P: 12 R: 0 H: 0 E: 0 LOB: 0 K: 0 BB: 0 S: 7 P: 9 R: 5 H: 5 E: 1 LOB: 1 K: 1 BB: 0 S: 14 P: 21 R: 1 H: 1 E: 0 LOB: 0 K: 1 BB: 0 S: 10 P: 15 R: 2 H: 2 E: 1 LOB: 1 K: 1 BB: 1 S: 15 P: 26 R: 3 H: 2 E: 2 LOB: 0 K: 1 BB: 0 S: 16 P: 22										1B: 9 SF: 1 2B: 3 SAC: 2 3B: 0 DP: 1 HR: 3 HBP: 0	WP: 1 PA: 46 PB: 0 SB: 2 CS: 1						
PITCHER Steve Avery, L <small>ERA: 5.23</small> Mark Grant, R <small>ERA: 5.27</small> Rick Luecken, R <small>ERA: 6.3</small> Kent Mercker, L <small>ERA: 1.0</small> Joe Hesketh, L <small>ERA: 5.99</small>	IP WLS BF H R ER SO BB IBB HBP BLK WP HR S P ERA WHIP																

AB	39
R	16
H	14
RBI	15
BB	4
SO	8
LOB	9



Batter	1	2	3	4	5	6	7	8	9	AB	R	H	RBI	BB	SO	LOB	BOTTOM
Lonnie Smith, R <small>OBP: 0.359, SLG: 0.425</small> 										5	2	2	0	1	0	1	Montreal Expos @ Atlanta Braves Atlanta-Fulton County Stadium, Atlanta, GA Sun Jul 15 1990, 3:33 AM EDT Att: 11,237 - Sunny - 81 F
Jeff Treadway, L <small>OBP: 0.336, SLG: 0.448</small> Alexis Infante, R <small>OBP: 0.069, SLG: 0.071</small> 										6	2	3	3	0	0	3	
Ron Gant, R <small>OBP: 0.361, SLG: 0.572</small> 										5	3	3	0	1	0	2	
Jim Presley, R <small>OBP: 0.320, SLG: 0.466</small> 										6	2	4	3	0	1	2	
David Justice, L <small>OBP: 0.342, SLG: 0.433</small> 										6	1	3	3	0	0	1	
Dale Murphy, R <small>OBP: 0.505, SLG: 0.407</small> 										6	2	1	1	0	1	6	
Jeff Blauser, R <small>OBP: 0.359, SLG: 0.435</small> Kent Mercker, L <small>OBP: 0.359, SLG: 0.435</small> Joe Hesketh, R <small>OBP: 0.359, SLG: 0.435</small> Tommy Gregg, L <small>OBP: 0.253, SLG: 0.318</small> 										4	0	2	2	1	1	1	
Jimmy Kremers, L <small>OBP: 0.222, SLG: 0.244</small> Greg Olson, R <small>OBP: 0.356, SLG: 0.418</small> 										4	1	1	2	0	1	6	
Steve Avery, L <small>OBP: 0.350, SLG: 0.500</small> Mark Grant, R <small>OBP: 0.350, SLG: 0.500</small> Rick Luecken, R <small>OBP: 0.350, SLG: 0.500</small> Oddibe McDowell, L <small>OBP: 0.300, SLG: 0.383</small> Andres Thomas, R <small>OBP: 0.259, SLG: 0.304</small> 										3	0	0	0	0	1	1	
Inning Stats R: 2 H: 2 E: 0 LOB: 1 K: 0 BB: 1 S: 15 P: 22 R: 0 H: 1 E: 0 LOB: 1 K: 2 BB: 0 S: 11 P: 13 R: 1 H: 3 E: 0 LOB: 3 K: 0 BB: 1 S: 13 P: 22 R: 0 H: 2 E: 0 LOB: 2 K: 1 BB: 0 S: 11 P: 18 R: 2 H: 1 E: 1 LOB: 0 K: 1 BB: 0 S: 11 P: 15 R: 3 H: 4 E: 0 LOB: 2 K: 1 BB: 1 S: 19 P: 29 R: 5 H: 5 E: 0 LOB: 0 K: 0 BB: 0 S: 14 P: 22 R: 0 H: 1 E: 1 LOB: 2 K: 0 BB: 0 S: 9 P: 14 R: 1 H: 1 E: 0 LOB: 0 K: 0 BB: 0 S: 7 P: 10										1B: 13 SF: 0 2B: 2 SAC: 0 3B: 0 DP: 0 HR: 5 HBP: 0	WP: 0 PA: 52 PB: 0 SB: 1 CS: 0						
PITCHER Bill Sampen, R <small>ERA: 2.28</small> Tim Burke, R <small>ERA: 3.51</small> Drew Hall, L <small>ERA: 4.17</small> Dale Mohorcic, R <small>ERA: 4.5</small> Steve Frey, L <small>ERA: 3.97</small>	IP WLS BF H R ER SO BB IBB HBP BLK WP HR S P ERA WHIP																



Batter	1	2	3	4	5	6	7	8	9	AB	R	H	RBI	BB	SO	LOB	TOP		
Lenny Dykstra, L OBP: 0.461, SLG: 0.474	2-1 F9		3-2 G5-3		0-0 F8	2-2 G5-3		4-0 FC5 IBB	4-0 BB	4	0	0	0	2	0	1	Philadelphia Phillies @ Atlanta Braves Atlanta-Fulton County Stadium, Atlanta, GA Mon Jul 16 1990, 7:05 PM EDT Att: 8,211 - Unknown		
Darren Daulton, L OBP: 0.335, SLG: 0.342	1-0 G4-3		3-2 G3-1		4-2 1B BB		1-1 WP 1B 2B	0-0 1-3 2-H 3-H	2-1 F8	5	2	2	2	1	0	3			
Tom Herr, S OBP: 0.315, SLG: 0.353	2-0 G1-3		4-2 1B BB		0-0 1B 1-3 1B		3-1 F7	0-1 FC5		4	0	1	0	1	0	3			
Von Hayes, L OBP: 0.397, SLG: 0.441		3-1 P7	1-1 1-3 1B		2-0 1-3 3-H 1B		2-1 2-H 1B	3-H 0-1 P6		5	0	3	2	0	0	2			
John Kruk, L OBP: 0.376, SLG: 0.394		2-0 1B E 1B	2-1 F7		1-0 FC4-6 1-2		0-0 F7	0-1 1B SF8 2B		5	2	2	0	0	0	4			
Carmelo Martinez, R OBP: 0.321, SLG: 0.466	1-2 E 1B			3-2 G1-3		2-2 G4-3 E 2B	2-3 K		4-2 BB 1B BB	4	1	2	0	1	1	1			
Dickie Thon, R OBP: 0.313, SLG: 0.360	3-1 E6 1B			1-0 F9 S 1B		1-2 G4-3		0-1 1B 2B 1B	1-1 BB 1B	5	1	4	0	0	0	1			
Charlie Hayes, R OBP: 0.305, SLG: 0.356	2-1 P2		0-1 F9		3-2 FC1		2-2 1-3 SH3-4 2B 1B	3-2 SF8		4	1	1	1	0	0	3			
Terry Mulholland, R OBP: 0.167, SLG: 0.208	0-0 G3		1-0 G6-3		1-0 F8		1-2 SH3-4 1-2	0-3 K		4	0	0	0	0	1	6			
Inning Stats	R: 0 E: 0 K: 0 S: 4	H: 0 LOB: 0 BB: 0 P: 9	R: 1 E: 1 K: 0 S: 11	H: 3 LOB: 2 BB: 0 P: 22	R: 0 E: 0 K: 0 S: 17	H: 1 LOB: 1 BB: 1 P: 30	R: 0 E: 0 K: 0 S: 10	H: 1 LOB: 1 BB: 0 P: 15	R: 1 E: 0 K: 0 S: 6	H: 2 LOB: 1 BB: 1 P: 13	R: 1 E: 0 K: 1 S: 12	H: 2 LOB: 1 BB: 0 P: 19	R: 2 E: 0 K: 0 S: 13	H: 3 LOB: 2 BB: 1 P: 20	R: 1 E: 0 K: 1 S: 15	H: 2 LOB: 3 BB: 2 P: 29	1B: 11 2B: 4 3B: 0 HR: 0	SF: 1 SAC: 1 DP: 0 HBP: 0	WP: 1 PA: 47 CS: 1
PITCHER	IP WLS BF H R ER SO BB IBB HBP BLK WP HR S P ERA WHIP	IP WLS BF H R ER SO BB IBB HBP BLK WP HR S P ERA WHIP	IP WLS BF H R ER SO BB IBB HBP BLK WP HR S P ERA WHIP	IP WLS BF H R ER SO BB IBB HBP BLK WP HR S P ERA WHIP	IP WLS BF H R ER SO BB IBB HBP BLK WP HR S P ERA WHIP	IP WLS BF H R ER SO BB IBB HBP BLK WP HR S P ERA WHIP	IP WLS BF H R ER SO BB IBB HBP BLK WP HR S P ERA WHIP	IP WLS BF H R ER SO BB IBB HBP BLK WP HR S P ERA WHIP	IP WLS BF H R ER SO BB IBB HBP BLK WP HR S P ERA WHIP	IP WLS BF H R ER SO BB IBB HBP BLK WP HR S P ERA WHIP	IP WLS BF H R ER SO BB IBB HBP BLK WP HR S P ERA WHIP	IP WLS BF H R ER SO BB IBB HBP BLK WP HR S P ERA WHIP	IP WLS BF H R ER SO BB IBB HBP BLK WP HR S P ERA WHIP	IP WLS BF H R ER SO BB IBB HBP BLK WP HR S P ERA WHIP	IP WLS BF H R ER SO BB IBB HBP BLK WP HR S P ERA WHIP	IP WLS BF H R ER SO BB IBB HBP BLK WP HR S P ERA WHIP	IP WLS BF H R ER SO BB IBB HBP BLK WP HR S P ERA WHIP		
Marty Clary, R ERA: 4.5	5.2 L	27	8	3	1	0	2	0	0	0	0	0	0	1	0	15	24	6.75	1.500
Joe Hesketh, L ERA: 5.63	6.1	6	2	1	1	1	0	0	0	0	0	1	0	0	15	24	6.75	1.500	
Joe Boever, R ERA: 4.83	8.1	1.0	7	3	2	2	0	1	0	0	0	0	0	13	20	18.00	3.000		
Charlie Kerfeld, R ERA: 6.47	9.1	1.0	7	2	1	1	2	0	0	0	0	0	0	15	29	9.00	4.000		

AB	40
R	7
H	15
RBI	5
BB	5
SO	2
LOB	24



Batter	1	2	3	4	5	6	7	8	9	AB	R	H	RBI	BB	SO	LOB	BOTTOM		
Lonnie Smith, R OBP: 0.361, SLG: 0.426	3-1 G4-3 1B		2-2 FC5-2 1B			0-0 F8		0-0 F8		4	0	2	0	0	0	0	Philadelphia Phillies @ Atlanta Braves Atlanta-Fulton County Stadium, Atlanta, GA Mon Jul 16 1990, 7:05 PM EDT Att: 8,211 - Unknown		
Jeff Blauser, R OBP: 0.357, SLG: 0.431	1-2 G4-3		2-2 FC5-2 FC6-4			2-2 E5			0-0 HR 1B	4	1	1	0	0	0	3			
Ron Gant, R OBP: 0.359, SLG: 0.579	2-1 G6-3		1-0 FC6-4			1-0 G5-3			1-0 HR	4	1	1	2	0	0	3			
Jim Presley, R OBP: 0.316, SLG: 0.460		0-1 L8		0-3 K		1-0 G5-3			1-2 G6-3	4	0	0	0	0	1	1			
Dale Murphy, R OBP: 0.305, SLG: 0.403		4-2 BB		1-0 E1			2-1 G6-3		1-0 G6-3	3	0	0	0	1	0	0			
Francisco Cabrera, R OBP: 0.310, SLG: 0.425		1-2 FC6-4		0-0 G6-4-3			0-1 G5-3		0-0 2B	4	0	1	0	0	0	2			
Andres Thomas, R OBP: 0.252, SLG: 0.296		1-2 P2			2-0 F7		0-0 P6		1-0 G4-3	4	0	0	0	0	0	2			
Greg Olson, R OBP: 0.365, SLG: 0.422			0-0 1B FC5-2 2B		3-2 F7			0-0 F9		3	0	1	0	0	0	0			
Marty Clary, R ERA: 4.5	9.0 W	34	6	2	2	3	1	0	0	0	0	0	0	0	0	2	1	2.00	0.778
Joe Hesketh, R ERA: 5.63	6.1	6	2	1	1	1	0	0	0	0	0	0	0	0	0	0	0	6.75	1.500
Joe Boever, R ERA: 4.83	8.1	1.0	7	3	2	2	0	1	0	0	0	0	0	13	20	18.00	3.000		
Charlie Kerfeld, R ERA: 6.47	9.1	1.0	7	2	1	1	2	0	0	0	0	0	0	15	29	9.00	4.000		
Inning Stats	R: 0 E: 0 K: 0 S: 7	H: 1 LOB: 0 BB: 0 P: 13	R: 0 E: 0 K: 0 S: 14	H: 0 LOB: 1 BB: 1 P: 20	R: 0 E: 0 K: 1 S: 12	H: 2 LOB: 2 BB: 0 P: 17	R: 0 E: 0 K: 1 S: 6	H: 0 LOB: 0 BB: 0 P: 7	R: 0 E: 0 K: 0 S: 7	H: 0 LOB: 1 BB: 0 P: 11	R: 0 E: 0 K: 0 S: 5	H: 0 LOB: 0 BB: 0 P: 7	R: 0 E: 0 K: 0 S: 3	H: 0 LOB: 0 BB: 0 P: 3	R: 2 E: 0 K: 0 S: 8	H: 3 LOB: 1 BB: 0 P: 12	1B: 3 2B: 2 3B: 0 HR: 1	SF: 0 SAC: 0 DP: 1 HBP: 0	WP: 0 PA: 34 CS: 0
PITCHER	IP WLS BF H R ER SO BB IBB HBP BLK WP HR S P ERA WHIP	IP WLS BF H R ER SO BB IBB HBP BLK WP HR S P ERA WHIP	IP WLS BF H R ER SO BB IBB HBP BLK WP HR S P ERA WHIP	IP WLS BF H R ER SO BB IBB HBP BLK WP HR S P ERA WHIP	IP WLS BF H R ER SO BB IBB HBP BLK WP HR S P ERA WHIP	IP WLS BF H R ER SO BB IBB HBP BLK WP HR S P ERA WHIP	IP WLS BF H R ER SO BB IBB HBP BLK WP HR S P ERA WHIP	IP WLS BF H R ER SO BB IBB HBP BLK WP HR S P ERA WHIP	IP WLS BF H R ER SO BB IBB HBP BLK WP HR S P ERA WHIP	IP WLS BF H R ER SO BB IBB HBP BLK WP HR S P ERA WHIP	IP WLS BF H R ER SO BB IBB HBP BLK WP HR S P ERA WHIP	IP WLS BF H R ER SO BB IBB HBP BLK WP HR S P ERA WHIP	IP WLS BF H R ER SO BB IBB HBP BLK WP HR S P ERA WHIP	IP WLS BF H R ER SO BB IBB HBP BLK WP HR S P ERA WHIP	IP WLS BF H R ER SO BB IBB HBP BLK WP HR S P ERA WHIP	IP WLS BF H R ER SO BB IBB HBP BLK WP HR S P ERA WHIP			
Terry Mulholland, L ERA: 3.95	9.0 W	34	6	2	2	3	1	0	0	0	0	0	0	0	0	2	1	2.00	0.778

AB	33
R	2
H	6
RBI	2
BB	1
SO	3
LOB	12



Batter	1	2	3	4	5	6	7	8	9	AB	R	H	RBI	BB	SO	LOB	TOP							
Lenny Dykstra, L OBP: 0.465, SLG: 0.479 (1, 8)	G5-3			3B BB		2B 1B	G4-3 1B 2B	G4-6-3 BB		3	3	2	1	2	0	0	Philadelphia Phillies @ Atlanta Braves Atlanta-Fulton County Stadium, Atlanta, GA Tue Jul 17 1990, 7:05 PM EDT Att: 8,558 - Unknown - 82 F							
Randy Ready, R OBP: 0.388, SLG: 0.400 John Kruk, L OBP: 0.374, SLG: 0.390 (7, 7)	P9			1-H 3B		L9	G4-3	G4-6-3		3	0	1	1	0	0	1								
Von Hayes, L OBP: 0.397, SLG: 0.440 (1, 9)	G4-3			F8		2B 1B	BB 1B	F8		5	1	2	1	0	0	1								
Carmelo Martinez, R OBP: 0.324, SLG: 0.455 (7, 3)		P3		P5		K	BB	1B BB		3	1	0	0	2	1	3								
Ricky Jordan, R OBP: 0.278, SLG: 0.352 Darrel Akerfelds, R OBP: 0.374, SLG: 0.390 Roger McDowell, R OBP: 0.294, SLG: 0.333 Sil Campuzano, R OBP: 0.294, SLG: 0.333 (8, 1)	F8			G6-3		2B	P6	L4		4	0	1	2	0	0	3								
Dickie Thon, R OBP: 0.315, SLG: 0.360 (1, 6)	G6-3					K		1B 2B		5	2	2	0	0	1	1								
Charlie Hayes, R OBP: 0.313, SLG: 0.377 (1, 5)				G6-4-3 1B		HR	F8	2B 1B		5	1	4	3	0	0	0								
Darren Daulton, L OBP: 0.340, SLG: 0.350 (1, 2)		G6-4-3		L9		L9	1B 2B	FC6-4 BB		4	1	2	1	1	0	1								
Bruce Ruffin, S OBP: 0.147, SLG: 0.091 Marvin Freeman, R OBP: 0.352, SLG: 0.390 Don Carman, L OBP: 0.285, SLG: 0.375 Tom Herr, S OBP: 0.315, SLG: 0.353 (7, 4)	G4-3			G6-3		G6-3	2B 1B	P4 FC6-4		1	0	0	0	0	0	0								
Inning Stats	R: 0 E: 0 K: 0 S: 11	H: 0 LOB: 0 BB: 0 P: 17	R: 0 E: 0 K: 0 S: 3	H: 0 LOB: 0 BB: 0 P: 6	R: 0 E: 0 K: 0 S: 7	H: 1 LOB: 0 BB: 0 P: 10	R: 1 E: 0 K: 0 S: 13	H: 1 LOB: 1 BB: 1 P: 24	R: 1 E: 0 K: 0 S: 10	H: 1 LOB: 0 BB: 0 P: 16	R: 2 E: 0 K: 2 S: 15	H: 3 LOB: 1 BB: 0 P: 22	R: 3 E: 0 K: 0 S: 17	H: 4 LOB: 2 BB: 1 P: 31	R: 1 E: 0 K: 0 S: 11	H: 3 LOB: 2 BB: 1 P: 16		R: 2 E: 0 K: 0 S: 21	H: 2 LOB: 2 BB: 2 P: 38	1B: 9 2B: 4 3B: 1 HR: 1	SF: 0 SAC: 0 DP: 2 HBP: 0	WP: 0 PB: 0 SB: 0 CS: 0	PA: 45	
PITCHER	IP WLS BF H R ER SO BB IBB HBP BLK WP HR S P ERA WHIP	6.1 W 28 9 7 7 2 1 0 0 0 0 1 69 113 9.95 1.579	1.0 S 8 4 1 1 0 1 0 0 0 0 0 16 23 9.00 5.000	1.2 S 9 2 2 2 0 3 0 0 0 0 0 23 44 10.80 3.000																				

AB	40
R	10
H	15
RBI	10
BB	5
SO	2
LOB	19



Batter	1	2	3	4	5	6	7	8	9	AB	R	H	RBI	BB	SO	LOB	BOTTOM						
Lonnie Smith, R OBP: 0.373, SLG: 0.454 (1, 7)	HR 1B	1-2 1B		1-H WP 3B	HBP		3B			4	2	4	2	0	0	0	Philadelphia Phillies @ Atlanta Braves Atlanta-Fulton County Stadium, Atlanta, GA Tue Jul 17 1990, 7:05 PM EDT Att: 8,558 - Unknown - 82 F						
Jeff Blausler, R OBP: 0.358, SLG: 0.427 Kent Mercker, L OBP: 0.358, SLG: 0.427 (8, 1)	K	F8		HR 1B	L8		WP BB			4	1	1	0	1	1	4							
Ron Gant, R OBP: 0.360, SLG: 0.585 (1, 8)	1-H HR	L7		HR BB		F7	F9			4	2	1	2	1	0	4							
Jim Presley, R OBP: 0.318, SLG: 0.478 (1, 5)	HR			K	HR	K		G1-3		5	2	2	4	0	2	0							
Dale Murphy, R OBP: 0.308, SLG: 0.401 Mark Grant, R OBP: 0.300, SLG: 0.500 Mark Lemke, S OBP: 0.283, SLG: 0.221 (8, 4)	P3			K		P3		G3		4	0	1	0	0	1	0							
Francisco Cabrera, R OBP: 0.333, SLG: 0.512 David Justice, L OBP: 0.343, SLG: 0.430 (8, 3)	1B			K		K		1B E BB		3	1	2	2	0	1	0							
Andres Thomas, R OBP: 0.256, SLG: 0.299 (1, 6)	G4-3			G5-3	P4		E 1B	E 1B		5	2	2	0	0	0	1							
Greg Olson, R OBP: 0.361, SLG: 0.416 (1, 2)		G6-3	G4-3		P5		E3 F8 3B 1B	E1		5	1	1	0	0	0	0							
Tom Glavine, L OBP: 0.225, SLG: 0.194 Tommy Gregg, L OBP: 0.247, SLG: 0.310 (7, 9)	F8 1B BB			3B 1B	K		F8	G1-3		2	1	1	0	1	1	0							
Inning Stats	R: 3 E: 0 K: 1 S: 19	H: 4 LOB: 1 BB: 0 P: 27	R: 0 E: 0 K: 0 S: 5	H: 1 LOB: 2 BB: 1 P: 10	R: 2 E: 0 K: 1 S: 13	H: 2 LOB: 0 BB: 0 P: 16	R: 5 E: 0 K: 2 S: 15	H: 4 LOB: 0 BB: 1 P: 26	R: 0 E: 0 K: 1 S: 9	H: 0 LOB: 0 BB: 0 P: 16	R: 0 E: 0 K: 1 S: 9	H: 0 LOB: 0 BB: 0 P: 15	R: 2 E: 1 K: 1 S: 14	H: 3 LOB: 2 BB: 1 P: 26	R: 2 E: 1 K: 0 S: 12	H: 1 LOB: 1 BB: 1 P: 19		1B: 9 2B: 0 3B: 2 HR: 4	SF: 0 SAC: 0 DP: 0 HBP: 1	WP: 2 PB: 0 SB: 0 CS: 0	PA: 45		
PITCHER	IP WLS BF H R ER SO BB IBB HBP BLK WP HR S P ERA WHIP	3.0 L 19 6 2 3 3 2 1 0 0 0 1 1 11 20 27.00 3.000	1.0 S 7 3 2 2 0 1 0 0 0 0 0 18 26 18.00 4.000	1.0 S 6 1 2 0 0 1 0 0 0 0 0 12 19 0.00 2.000																			




Batter	1	2	3	4	5	6	7	8	9	AB	R	H	RBI	BB	SO	LOB	TOP					
Lenny Dykstra, L OBP: 0.464, SLG: 0.475	L9	G1-6-3			L9			BB BB BB	L3	3	1	0	0	2	0	1	Philadelphia Phillies @ Atlanta Braves Atlanta-Fulton County Stadium, Atlanta, GA Wed Jul 18 1990, 7:05 PM EDT Att: 8,706 - Unknown - 75 F					
Darren Daulton, L OBP: 0.337, SLG: 0.343	2B BB		P2		G4-3			K	L3	4	1	0	0	1	1	3						
Tom Herr, S OBP: 0.323, SLG: 0.362	1B							BB BB		3	1	3	0	1	0	0						
Von Hayes, L OBP: 0.398, SLG: 0.440 Carmelo Martinez, R OBP: 0.326, SLG: 0.451	WP							BB BB		2	0	1	1	0	1	1						
John Kruk, L OBP: 0.375, SLG: 0.387	2B							BB		1	1	0	0	1	0	1						
Ricky Jordan, R OBP: 0.277, SLG: 0.355 Darrel Akerfelds, R	1B							BB		2	0	0	1	2	0	2						
Dickie Thon, R OBP: 0.311, SLG: 0.355	K							2B		4	0	1	2	0	2	3						
Charlie Hayes, R OBP: 0.315, SLG: 0.378	F7									0	0	0	0	0	0	0						
Jose De Jesus, R OBP: 0.167, SLG: 0.091 Dennis Cook, L OBP: 0.290, SLG: 0.387 Randy Ready, R OBP: 0.365, SLG: 0.397	K									4	0	2	0	0	1	0						
Jim Vatcher, R OBP: 0.356, SLG: 0.390										0	0	0	0	0	0	0						
Inning Stats	R: 1 E: 0 K: 1 S: 10	H: 2 LOB: 3 BB: 2 P: 21	R: 0 E: 0 K: 1 S: 7	H: 1 LOB: 0 BB: 0 P: 9	R: 0 E: 0 K: 1 S: 10	H: 1 LOB: 1 BB: 0 P: 18	R: 0 E: 0 K: 3 S: 11	H: 0 LOB: 0 BB: 0 P: 17	R: 0 E: 0 K: 1 S: 6	H: 0 LOB: 0 BB: 1 P: 11	R: 0 E: 0 K: 1 S: 5	H: 0 LOB: 0 BB: 0 P: 10	R: 0 E: 0 K: 1 S: 7	H: 0 LOB: 0 BB: 0 P: 10	R: 3 E: 0 K: 2 S: 20	H: 2 LOB: 2 BB: 3 P: 35	R: 0 E: 0 K: 0 S: 8	H: 1 LOB: 1 BB: 1 P: 15	1B: 5 2B: 3 3B: 0 HR: 0	SF: 0 SAC: 1 DP: 3 HBP: 0	WP: 1 PB: 0 SB: 1 CS: 0	PA: 38
PITCHER	IP WLS BF H R ER SO BB IBB HBP BLK WP HR S P ERA WHIP																					
29 John Smoltz, R ERA: 4.49	(1, 1) 7.2 L 33 6 4 4 10 5 1 0 0 1 0 74 128 4.70 1.435																					
Joe Boever, R ERA: 4.66	(8, 1) 1.1 5 1 0 0 0 0 0 1 0 0 0 0 0 10 18 0.00 0.750																					

Batter	1	2	3	4	5	6	7	8	9	AB	R	H	RBI	BB	SO	LOB	BOTTOM					
Lonnie Smith, R OBP: 0.375, SLG: 0.450	G5-4-3 BB				G5-3					2	0	0	0	2	0	0	Philadelphia Phillies @ Atlanta Braves Atlanta-Fulton County Stadium, Atlanta, GA Wed Jul 18 1990, 7:05 PM EDT Att: 8,706 - Unknown - 75 F					
Jeff Blauser, R OBP: 0.365, SLG: 0.433	G5-4-3 BB									2	1	1	0	2	0	0						
Ron Gant, R OBP: 0.359, SLG: 0.580	G5-4-3									4	0	1	1	0	0	4						
Jim Presley, R OBP: 0.317, SLG: 0.478	K									4	1	1	0	0	2	2						
David Justice, L OBP: 0.346, SLG: 0.429	G6-3									3	0	1	0	1	0	0						
Tommy Gregg, L OBP: 0.246, SLG: 0.308	G4-3									4	1	1	1	0	1	2						
Andres Thomas, R OBP: 0.256, SLG: 0.298 Mark Lemke, S OBP: 0.283, SLG: 0.221	L7									4	0	1	0	0	0	2						
Greg Olson, R OBP: 0.354, SLG: 0.407										0	0	0	0	0	0	0						
29 John Smoltz, R OBP: 0.286, SLG: 0.167 Joe Boever, R										3	0	0	0	0	1	1						
Oddibe McDowell, L OBP: 0.298, SLG: 0.379										1	0	0	0	0	0	1						
Inning Stats	R: 0 E: 0 K: 1 S: 8	H: 0 LOB: 1 BB: 2 P: 20	R: 0 E: 0 K: 0 S: 8	H: 0 LOB: 0 BB: 0 P: 10	R: 0 E: 0 K: 1 S: 13	H: 0 LOB: 2 BB: 2 P: 27	R: 2 E: 1 K: 0 S: 13	H: 3 LOB: 1 BB: 0 P: 21	R: 1 E: 0 K: 2 S: 14	H: 2 LOB: 2 BB: 1 P: 23	R: 0 E: 0 K: 1 S: 8	H: 0 LOB: 0 BB: 0 P: 10	R: 0 E: 0 K: 0 S: 9	H: 0 LOB: 0 BB: 0 P: 11	R: 0 E: 0 K: 0 S: 7	H: 0 LOB: 0 BB: 0 P: 14	R: 0 E: 0 K: 0 S: 4	H: 1 LOB: 1 BB: 0 P: 9	1B: 4 2B: 2 3B: 0 HR: 0	SF: 0 SAC: 0 DP: 2 HBP: 0	WP: 0 PB: 0 SB: 0 CS: 0	PA: 36
PITCHER	IP WLS BF H R ER SO BB IBB HBP BLK WP HR S P ERA WHIP																					
Jose De Jesus, R ERA: 3.46	(1, 1) 4.2 W 22 5 3 3 3 4 0 0 0 0 0 0 0 21 30 0.00 0.429																					
Dennis Cook, L ERA: 3.26	(5, 1) 2.1 W 8 0 0 0 2 1 0 0 0 0 0 0 0 11 23 0.00 0.500																					
Darrel Akerfelds, R ERA: 2.52	(8, 1) 2.0 S 6 1 0 0 0 0 0 0 0 0 0 0 0 11 23 0.00 0.500																					

Batter	1	2	3	4	5	6	7	8	9	AB	R	H	RBI	BB	SO	LOB	TOP										
Lonnie Smith, R OBP: 0.377, SLG: 0.451 (1, 7)	1-1 F9		2-3 K		2-2 1B		2-2 CS			4	0	2	0	0	1	0	Atlanta Braves @ New York Mets Shea Stadium, Flushing, NY Thu Jul 19 1990, 7:05 PM EDT Att: 39,678 - Unknown - 95 F										
Jeff Blausler, R OBP: 0.363, SLG: 0.426 (1, 4)	4-1 1B		0-3 K		2-3 K		1-0 CS	3-2 F8		3	0	0	0	1	2	1											
Ron Gant, R OBP: 0.361, SLG: 0.582 (1, 8)	1-2 S			0-0 2B		2-2 L6		1-2 E4		4	0	2	0	0	0	0											
Jim Presley, R OBP: 0.314, SLG: 0.474 Mark Lemke, S OBP: 0.290, SLG: 0.218 (1, 5) (7, 5)	1-3 K			1-2 G6-3		3-3 K		0-0 F8		3	0	0	0	0	2	3											
David Justice, L OBP: 0.346, SLG: 0.424 Francisco Cabrera, R OBP: 0.326, SLG: 0.500 (1, 3) (8, PH) (8, 3)	0-0 G6-3			2-3 K		4-2 HR		2-0 FC5-4		2	1	0	0	1	1	3											
Dale Murphy, R OBP: 0.313, SLG: 0.413 (1, 9)		0-0 G6-4-3		4-1 BB		0-1 HR		3-2 L6		3	1	2	2	1	0	0											
Andres Thomas, R OBP: 0.250, SLG: 0.290 (1, 6)		0-0 G6-4-3		0-3 K		2-2 F8		2-0 L8		4	0	0	0	0	1	3											
Greg Olson, R OBP: 0.352, SLG: 0.403 (1, 2)		3-2 F8			0-1 F9		1-3 K		3-1 1B	4	0	1	0	0	1	0											
Charlie Leibrandt, R OBP: 0.318, SLG: 0.250 Oddibe McDowell, L OBP: 0.256, SLG: 0.377 Charlie Kerfeld, R Jeff Treadway, L OBP: 0.329, SLG: 0.446 (1, 1) (7, PH) (7, 1) (9, PH)			1-3 K		1-3 K		1-3 K		2-3 K	2	0	0	0	0	2	0											
Inning Stats	R: 0 E: 0 K: 1 S: 10	H: 1 LOB: 2 BB: 1 P: 17	R: 0 E: 0 K: 0 S: 5	H: 1 LOB: 0 BB: 0 P: 8	R: 0 E: 0 K: 3 S: 10	H: 0 LOB: 0 BB: 0 P: 13	R: 0 E: 0 K: 2 S: 12	H: 1 LOB: 2 BB: 1 P: 19	R: 0 E: 0 K: 1 S: 12	H: 1 LOB: 1 BB: 0 P: 16	R: 2 E: 0 K: 1 S: 17	H: 1 LOB: 0 BB: 1 P: 28	R: 0 E: 0 K: 2 S: 11	H: 1 LOB: 0 BB: 0 P: 16	R: 0 E: 1 K: 0 S: 12	H: 0 LOB: 1 BB: 0 P: 18	R: 0 E: 0 K: 1 S: 10	H: 1 LOB: 1 BB: 0 P: 20	1B: 5 2B: 1 3B: 0 HR: 1	SF: 0 SAC: 0 DP: 1 HBP: 0	WP: 0 PA: 37 CS: 1						
PITCHER	IP	WLS	BF	H	R	ER	SO	BB	IBB	HBP	BLK	WP	HR	S	P	ERA	WHIP										
David Cone, R ERA: 4.0 John Franco, L ERA: 2.2 (1, 1) (8, 1)	7.2	W	31	6	2	2	11	3	0	0	0	0	1	88	132	2.35	1.174										

Batter	1	2	3	4	5	6	7	8	9	AB	R	H	RBI	BB	SO	LOB	BOTTOM										
Howard Johnson, S OBP: 0.301, SLG: 0.444 (1, 5)	1-3 K		0-0 P7		1-1 G6-3		2-3 K			4	0	0	0	0	2	2	Atlanta Braves @ New York Mets Shea Stadium, Flushing, NY Thu Jul 19 1990, 7:05 PM EDT Att: 39,678 - Unknown - 95 F										
Dave Magadan, L OBP: 0.435, SLG: 0.470 (1, 3)	4-1 2B		2-0 F9		4-1 WP		4-2 BB			1	3	0	0	3	0	1											
Gregg Jefferies, S OBP: 0.351, SLG: 0.472 (1, 4)	1-0 1B		1-1 P2		3-2 2B		0-0 F7			4	1	2	2	0	0	1											
Darryl Strawberry, L OBP: 0.390, SLG: 0.557 (1, 9)	2-3 K		0-0 F7		2-2 L6		2-1 P9			4	0	0	0	0	1	3											
Kevin McReynolds, R OBP: 0.364, SLG: 0.436 (1, 7)	4-2 1B		2-1 F9		0-0 F8		4-0 E			2	1	0	0	2	0	0											
Mark Carreon, R OBP: 0.325, SLG: 0.539 Daryl Boston, L OBP: 0.344, SLG: 0.494 (1, 8) (8, PH) (9, 8)	1-2 1B		1-1 P7		2-1 F8		1-2 E7			3	0	1	1	0	0	0											
Kevin Elster, R OBP: 0.275, SLG: 0.376 (1, 6)	1-2 F8		3-2 G5-3		3-2 F8		1-3 1B			4	0	1	2	0	0	2											
Orlando Mercado, R OBP: 0.317, SLG: 0.411 Todd Hundley, S OBP: 0.171, SLG: 0.205 (1, 2) (7, PH) (8, 2)		0-0 SH3-4		1-2 L9		0-0 F8		0-0 G4-3		2	0	1	0	0	0	0											
David Cone, L OBP: 0.257, SLG: 0.265 John Franco, L (1, 1) (8, 1)		0-0 SH3-4		4-0 G6-3		2-2 G5-3				1	0	0	0	1	0	0											
Inning Stats	R: 2 E: 0 K: 2 S: 17	H: 2 LOB: 2 BB: 2 P: 31	R: 0 E: 0 K: 0 S: 4	H: 1 LOB: 1 BB: 0 P: 6	R: 0 E: 0 K: 0 S: 5	H: 0 LOB: 0 BB: 0 P: 8	R: 0 E: 0 K: 0 S: 8	H: 0 LOB: 0 BB: 0 P: 13	R: 1 E: 0 K: 0 S: 10	H: 1 LOB: 1 BB: 2 P: 24	R: 0 E: 0 K: 0 S: 6	H: 0 LOB: 0 BB: 0 P: 11	R: 0 E: 0 K: 1 S: 7	H: 0 LOB: 0 BB: 0 P: 11	R: 3 E: 1 K: 0 S: 10	H: 2 LOB: 1 BB: 2 P: 22	1B: 4 2B: 2 3B: 0 HR: 0	SF: 0 SAC: 1 DP: 1 HBP: 0	WP: 1 PA: 35 CS: 0								
PITCHER	IP	WLS	BF	H	R	ER	SO	BB	IBB	HBP	BLK	WP	HR	S	P	ERA	WHIP										
Charlie Leibrandt, L ERA: 3.62 Charlie Kerfeld, R ERA: 6.62 (1, 1) (7, 1)	6.0	L	25	4	3	3	2	4	0	0	0	0	0	50	93	4.50	1.333										

AB 33
R 2
H 7
RBI 2
BB 3
SO 12
LOB 13



Batter	1	2	3	4	5	6	7	8	9	AB	R	H	RBI	BB	SO	LOB	TOP				
Lonnie Smith, R OBP: 0.375, SLG: 0.451 (1, 7)	1-2 G5-3		1-2 L4			1-0 F7		2-1 2B		4	0	1	0	0	0	2					
Jeff Blausler, R OBP: 0.361, SLG: 0.420 (1, 4)	4-2 BB			2-2 F8		1-0 P6		0-0 P3		3	0	0	0	1	0	3					
Ron Gant, R OBP: 0.356, SLG: 0.574 (1, 8)	3-3 SAFE			1-1 F7		1-1 F9			2-2 F8	4	0	0	0	0	1	3					
Jim Presley, R OBP: 0.311, SLG: 0.468 (1, 5)	2-3 K			3-3 K			1-3 K		2-2 G6-3	4	0	0	0	0	3	1					
Dale Murphy, R OBP: 0.309, SLG: 0.408 (1, 9)		2-3 K			2-3 K		3-2 G1-3		0-0 F8	4	0	0	0	0	2	0					
Francisco Cabrera, R OBP: 0.327, SLG: 0.489 (1, 3)		0-3 K			3-2 G6-3		2-2 1B			3	0	1	0	0	1	0					
Andres Thomas, R OBP: 0.251, SLG: 0.310 (1, 6)		2-3 K			0-0 F9			1-2 HR		3	1	1	1	0	1	0					
Greg Olson, R OBP: 0.352, SLG: 0.402 (1, 2)			2-3 K			0-2 1B		0-0 L7		3	0	1	0	0	1	0					
Steve Avery, L OBP: 0.331, SLG: 0.446 (5, PH) Jeff Treadway, L OBP: 0.286, SLG: 0.167 (5, PH) Rick Luecken, R OBP: 0.286, SLG: 0.167 (5, PH) Mark Lemke, S OBP: 0.273, SLG: 0.215 (5, PH) Mark Grant, R OBP: 0.292, SLG: 0.390 (5, PH) Joe Hesketh, R OBP: 0.292, SLG: 0.390 (5, PH)			0-3 K		4-1 BB			0-0 L7		1	0	0	0	0	1	0					
Inning Stats	R: 0 H: 0 E: 0 K: 2 S: 16	H: 0 LOB: 1 BB: 1 P: 26	R: 0 H: 0 E: 0 K: 3 S: 9	H: 0 LOB: 0 BB: 0 P: 13	R: 0 H: 0 E: 0 K: 2 S: 9	H: 0 LOB: 0 BB: 0 P: 12	R: 0 H: 0 E: 0 K: 1 S: 11	H: 0 LOB: 0 BB: 0 P: 17	R: 0 H: 1 E: 0 K: 0 S: 8	H: 1 LOB: 2 BB: 1 P: 15	R: 0 H: 1 E: 0 K: 1 S: 12	H: 1 LOB: 1 BB: 0 P: 18	R: 1 H: 2 E: 0 K: 0 S: 8	H: 2 LOB: 1 BB: 0 P: 11	R: 0 H: 0 E: 0 K: 0 S: 8	H: 0 LOB: 0 BB: 0 P: 12	1B: 2 2B: 1 3B: 0 HR: 1	SF: 0 SAC: 0 DP: 0 HBP: 0	WP: 0 PB: 0 SB: 1 CS: 0	PA: 32	
PITCHER	IP	WLS	BF	H	R	ER	SO	BB	IBB	HBP	BLK	WP	HR	S	P	ERA	WHIP				
Sid Fernandez, L ERA: 3.29	7.2	W	28	4	1	1	10	2	0	0	0	0	1	79	123	1.17	0.783				
Alejandro Pena, R ERA: 4.17	1.1	S	4	0	0	0	0	0	0	0	0	0	0	9	13	0.00	0.000				

Atlanta Braves @ New York Mets
Shea Stadium, Flushing, NY
Fri Jul 20 1990, 7:05 PM EDT
Att: 36,096 - Unknown - 88 F

AB 30
R 1
H 4
RBI 1
BB 2
SO 10
LOB 9

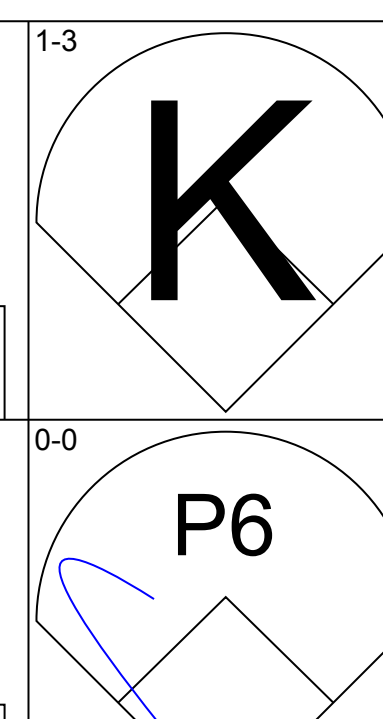
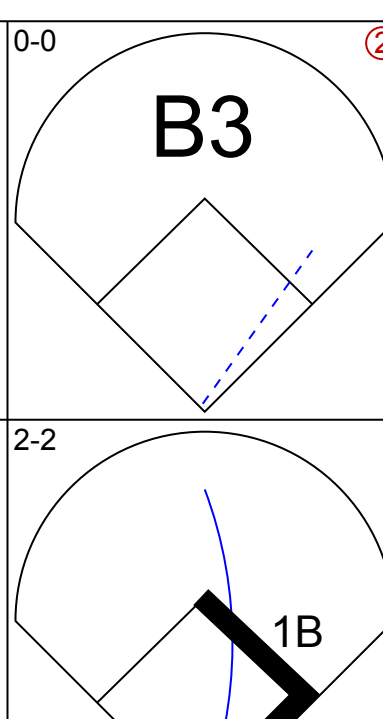
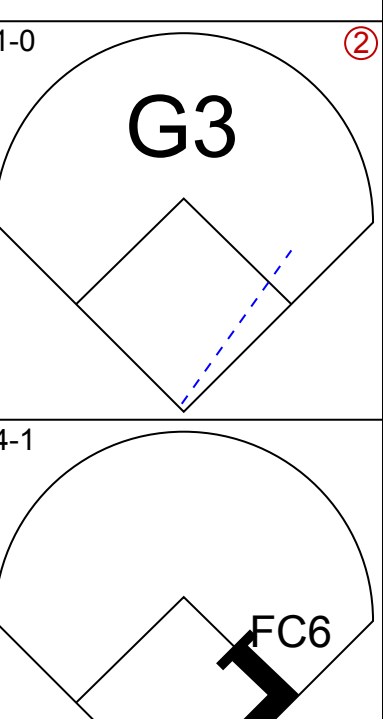
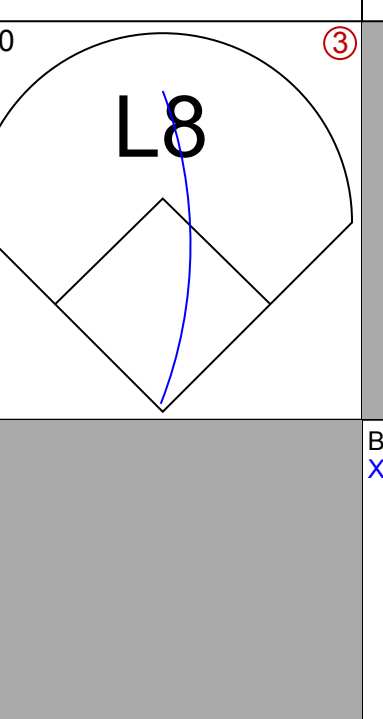
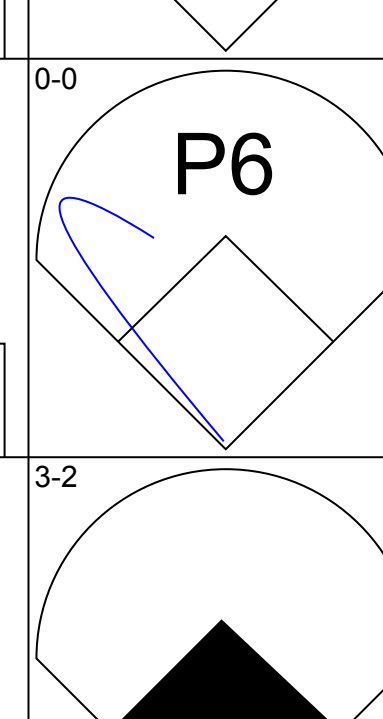
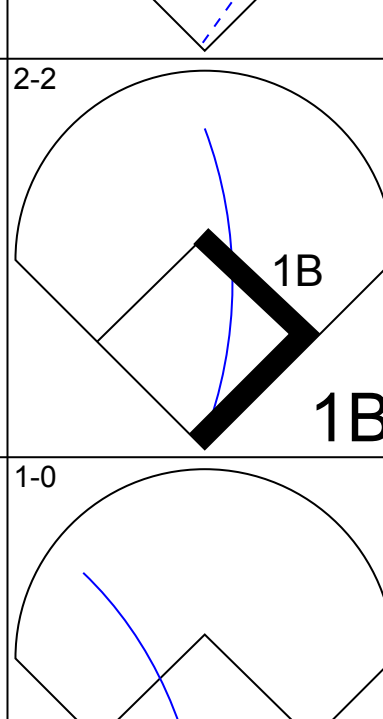
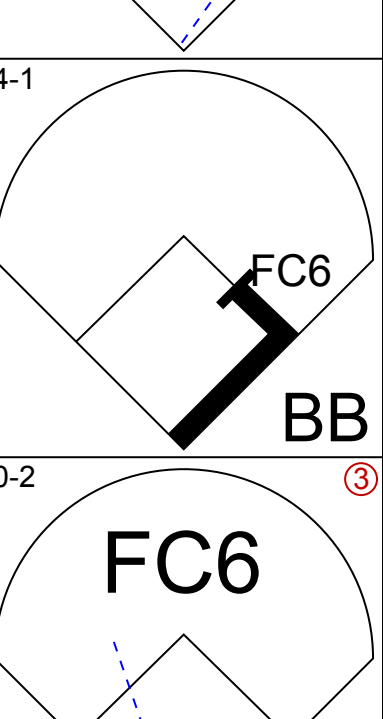

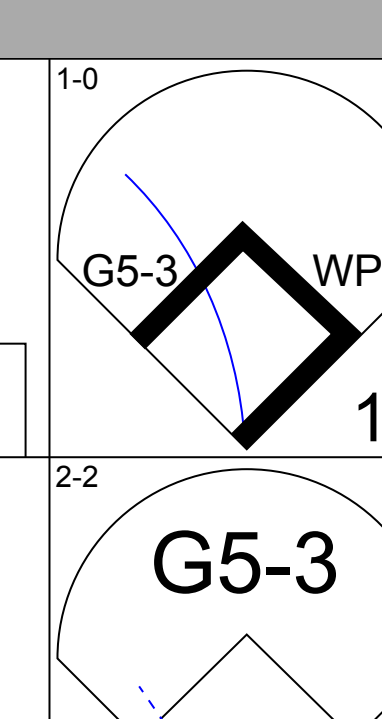
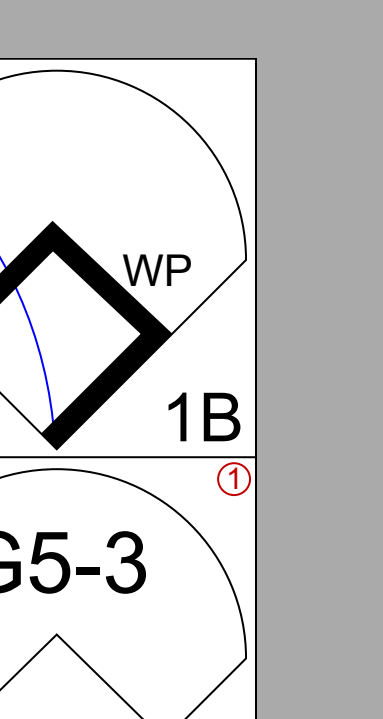
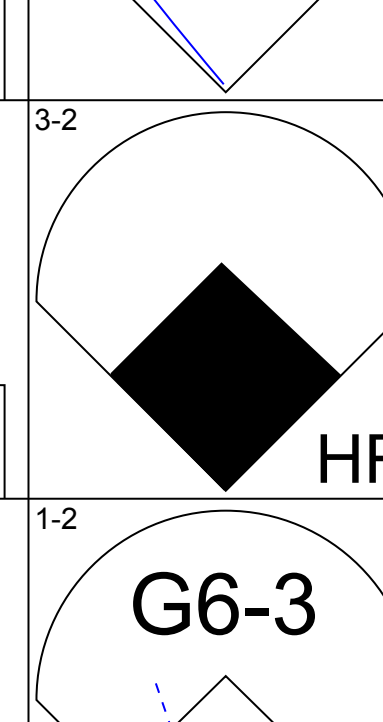
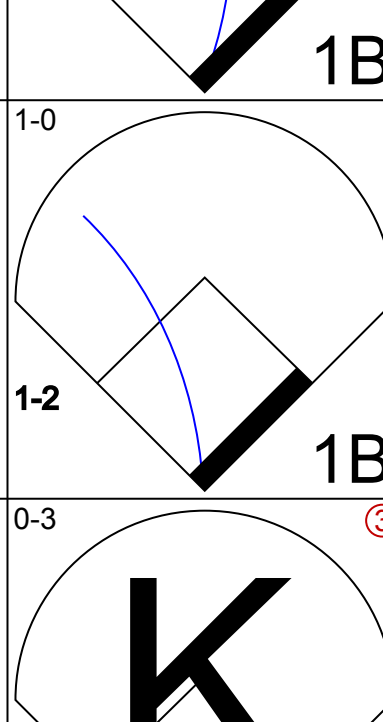
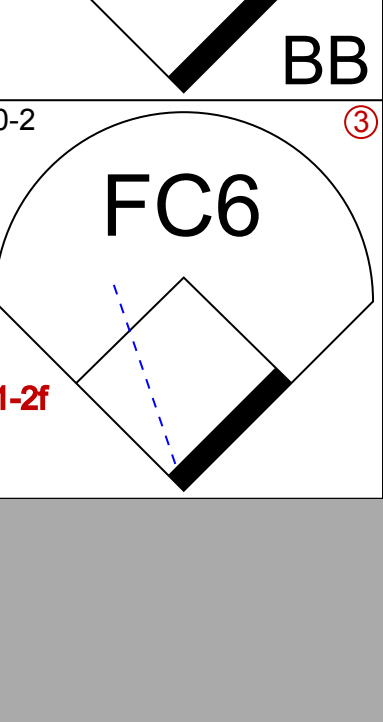

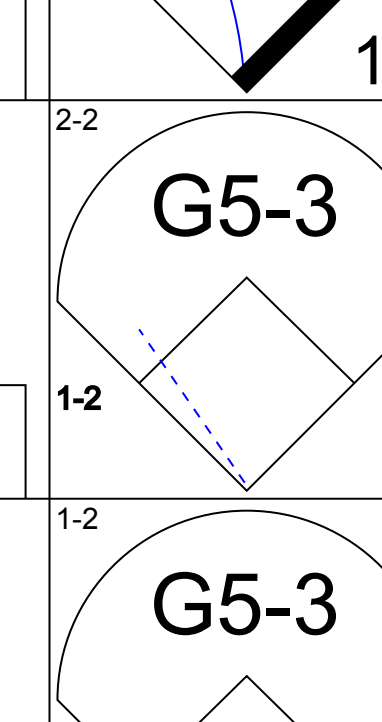
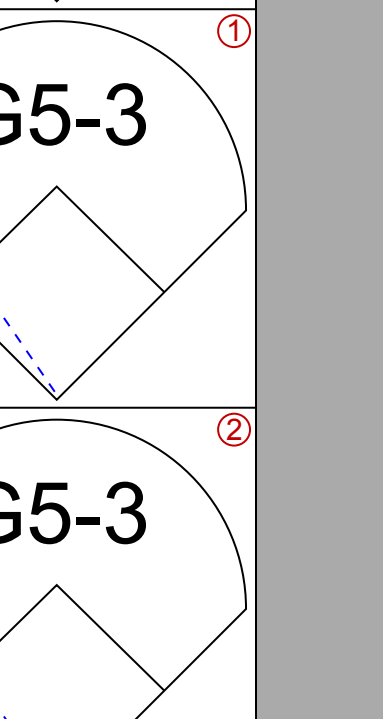
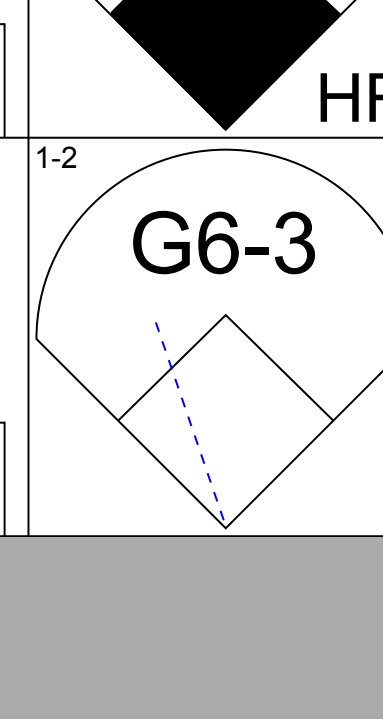

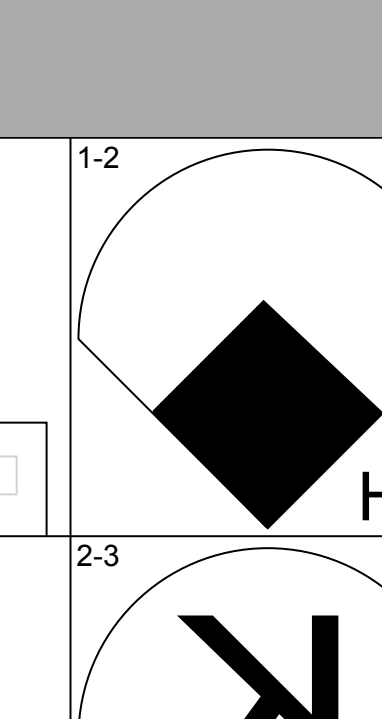
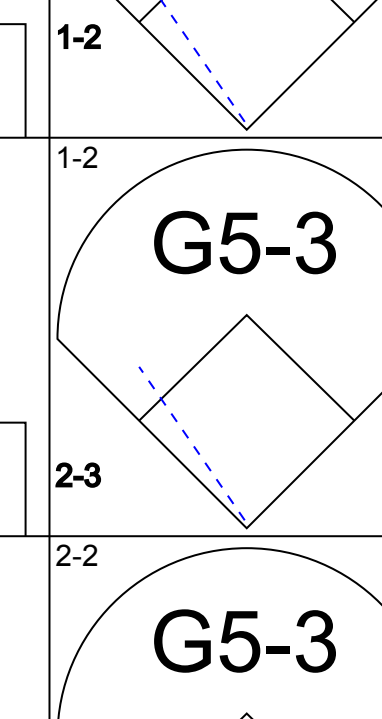
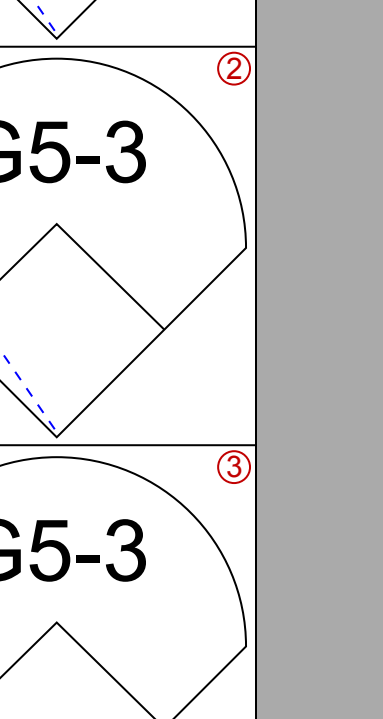
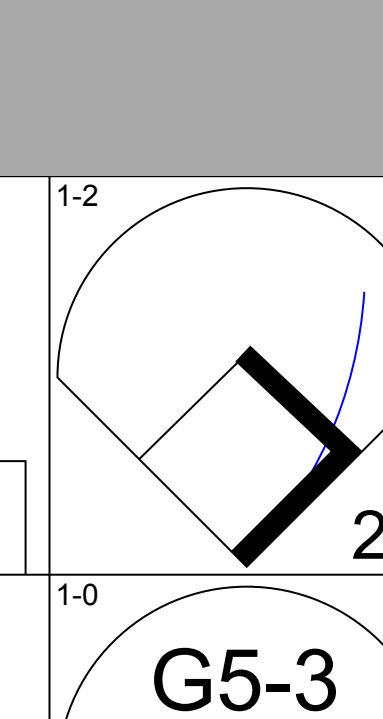
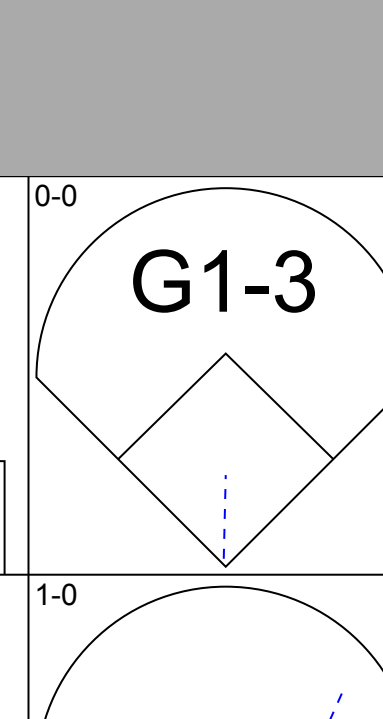
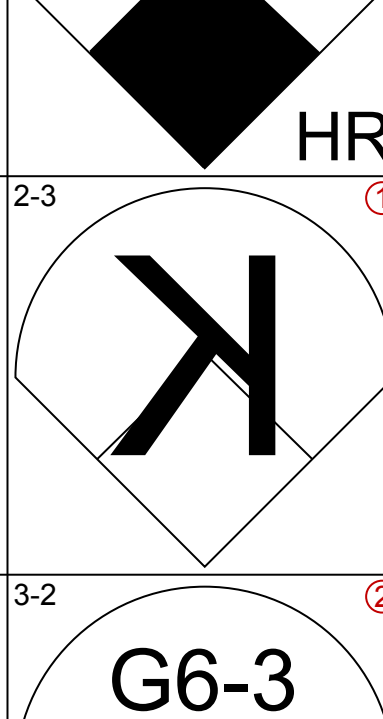
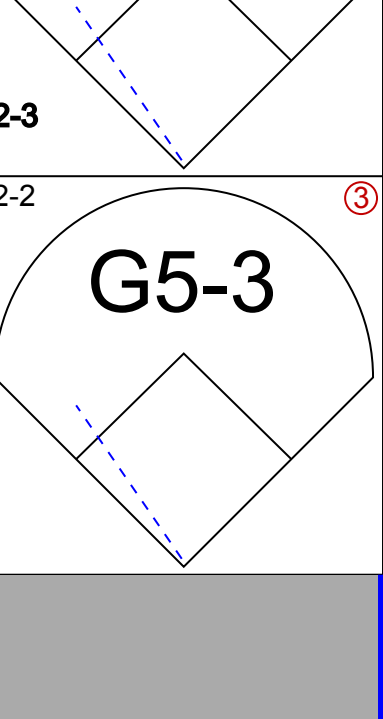
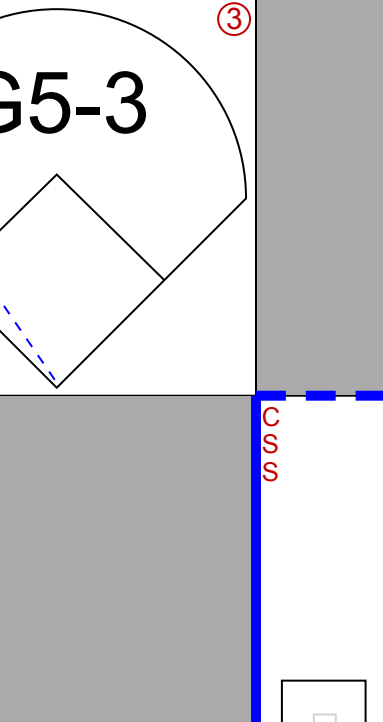


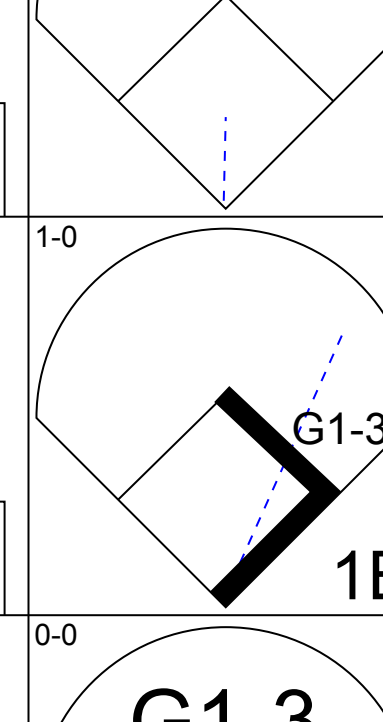
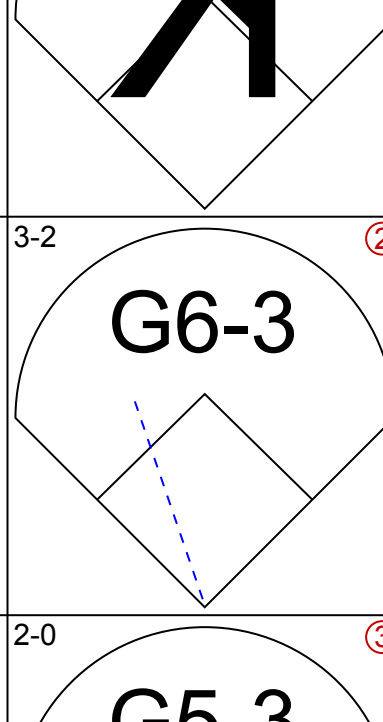


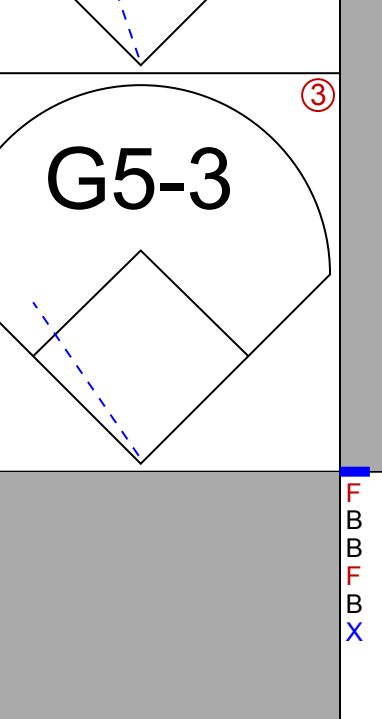
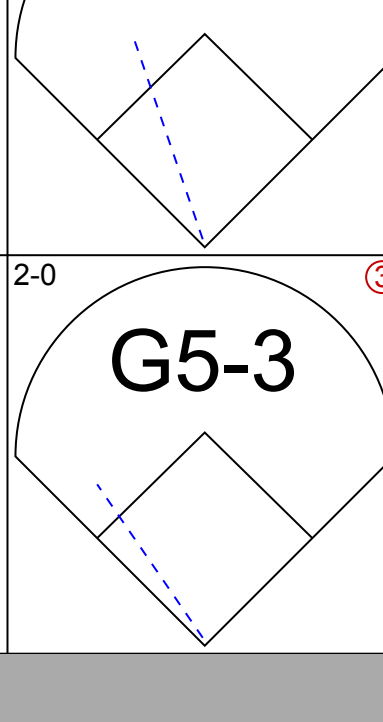

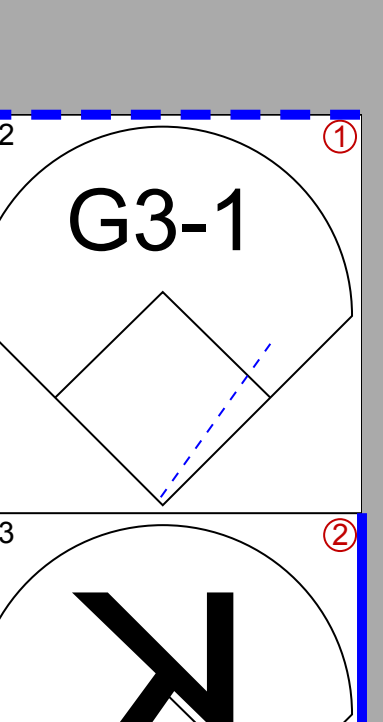
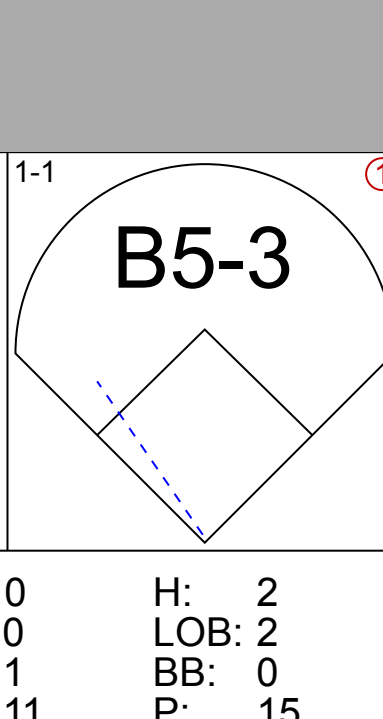
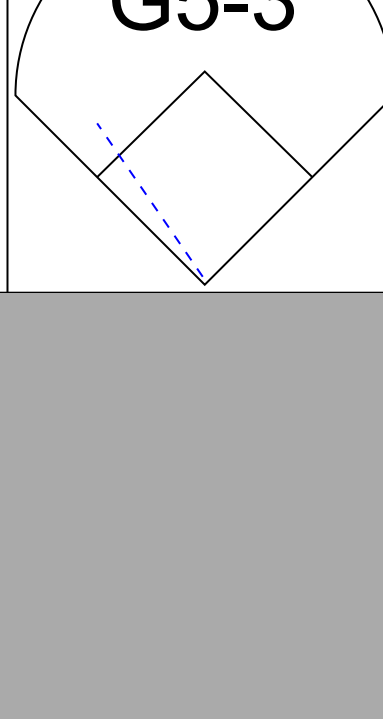
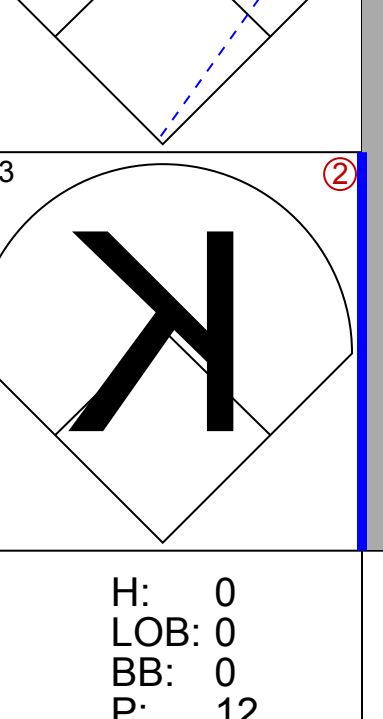


Batter	1	2	3	4	5	6	7	8	9	AB	R	H	RBI	BB	SO	LOB	BOTTOM				
Mark Carreon, R OBP: 0.331, SLG: 0.556 (1, 8)	2-2 1B			0-2 FC5-4			0-1 1B	0-0 F7-2		3	1	2	0	0	0	1					
Daryl Boston, L OBP: 0.346, SLG: 0.494 (7, PH) (8, 8)		G3-1 2B								2	0	1	0	0	0	2					
Dave Magadan, L OBP: 0.436, SLG: 0.471 (1, 3)	0-1 FC3-6	2-2 G3-1			0-1 F9		1-1 1B	1-2 1B		4	0	2	1	0	0	1					
Gregg Jefferies, S OBP: 0.347, SLG: 0.466 (1, 4)	1-1 F8	2-2 G5-3			1-0 F7		0-1 G1-6-3			4	0	0	0	0	0	4					
Daryl Strawberry, L OBP: 0.385, SLG: 0.549 (1, 9)	1-0 FC3-6		3-2 F8		3-2 F9			2-3 K		4	1	0	0	0	1	1					
Kevin McReynolds, R OBP: 0.368, SLG: 0.438 (1, 7)	4-1 1B		3-2 L7			3-2 G5-4-3		3-2 2B		3	2	2	0	1	0	0					
Howard Johnson, S OBP: 0.303, SLG: 0.448 (1, 5)	0-0 1B		2-3 K			2-0 F8		1-0 2B		4	1	2	3	0	1	1					
Kevin Elster, R OBP: 0.277, SLG: 0.375 (1, 6)	2-2 1B			2-1 G6-3		1-0 G5-4-3		4-2 2B		3	1	1	0	1	0	1					
Orlando Mercado, R OBP: 0.318, SLG: 0.407 (8, PH) Mackey Casser, L OBP: 0.377, SLG: 0.453 (9, 2)	1-0 L3			1-2 P3			1-1 G5-6-3	0-0 1B		3	0	1	0	0	0	2					
Sid Fernandez, L OBP: 0.200, SLG: 0.233 (8, 1) Alejandro Pena, R OBP: 0.500, SLG: 0.333 (8, 1)		1-3 K			1-1 FC5-4			0-2 1B		3	0	1	0	0	1	1					
Inning Stats	R: 3 H: 4 E: 0 K: 0 S: 19	H: 4 LOB: 2 BB: 1 P: 30	R: 0 H: 1 E: 0 K: 1 S: 12	H: 1 LOB: 1 BB: 0 P: 17	R: 0 H: 0 E: 0 K: 1 S: 9	H: 0 LOB: 0 BB: 0 P: 17	R: 0 H: 1 E: 0 K: 0 S: 11	H: 1 LOB: 1 BB: 0 P: 15	R: 0 H: 0 E: 0 K: 0 S: 6	H: 0 LOB: 0 BB: 0 P: 10	R: 0 H: 1 E: 0 K: 0 S: 7	H: 1 LOB: 0 BB: 0 P: 12	R: 0 H: 3 E: 0 K: 0 S: 10	H: 3 LOB: 2 BB: 0 P: 12	R: 3 H: 4 E: 0 K: 1 S: 15	H: 4 LOB: 1 BB: 1 P: 25	1B: 10 2B: 5 3B: 0 HR: 0	SF: 0 SAC: 0 DP: 3 HBP: 0	WP: 0 PB: 0 SB: 0 CS: 0	PA: 37	
PITCHER	IP	WLS	BF	H	R	ER	SO	BB	IBB	HBP	BLK	WP	HR	S	P	ERA	WHIP				
Steve Avery, L ERA: 5.26	5.0	L	22	6	3	3	2	1	0	0	0	0	0	17	24	0.00	2.000				
Rick Luecken, R ERA: 5.91	2.0		8	4	0	0	0	0	0	0	0	0	0	14	24	81.00	15.000				
Mark Grant, R ERA: 5.95	0.1		6	4	3	3	1	1	0	0	0	0	0	1	1	0.00	0.000				
Joe Hesketh, L ERA: 5.51	0.2		1	0	0	0	0	0	0	0	0	0	0	1	1	0.00	0.000				

Atlanta Braves @ New York Mets
Shea Stadium, Flushing, NY
Fri Jul 20 1990, 7:05 PM EDT
Att: 36,096 - Unknown - 88 F

AB 35
R 6
H 14
RBI 6
BB 2
SO 3
LOB 14

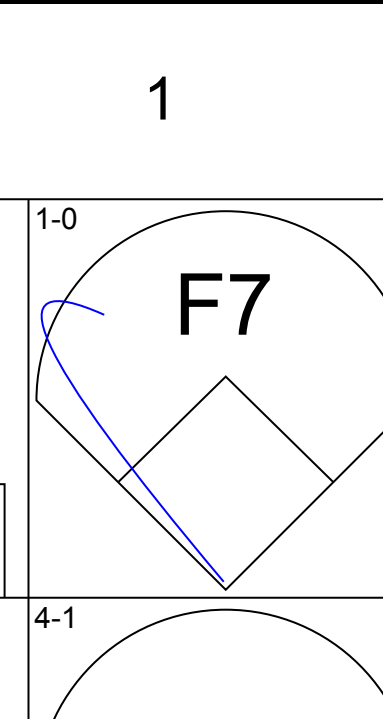
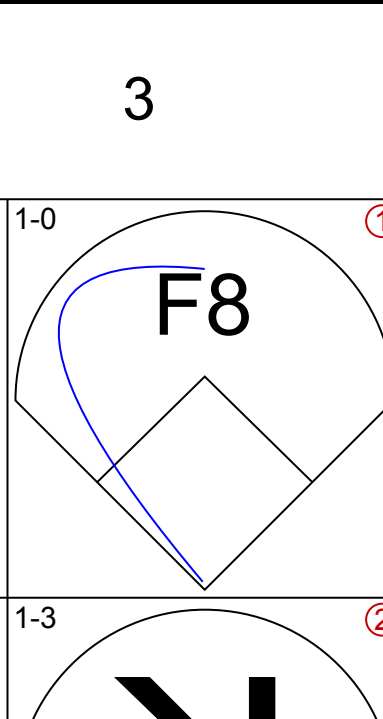
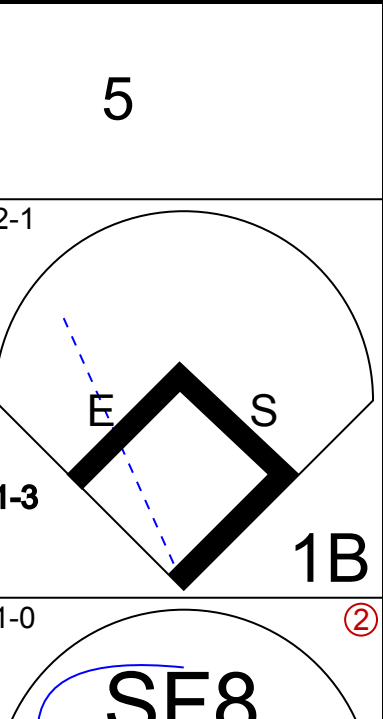
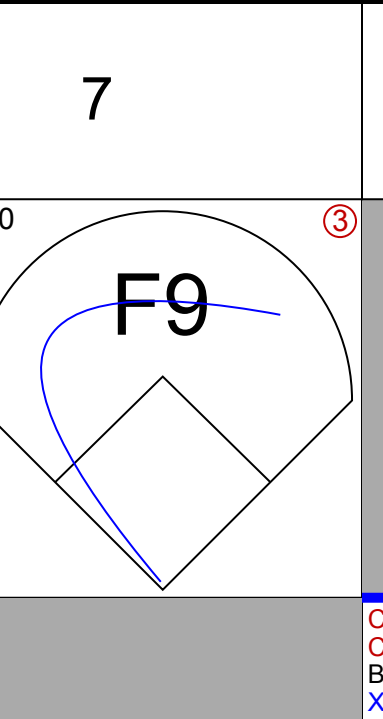
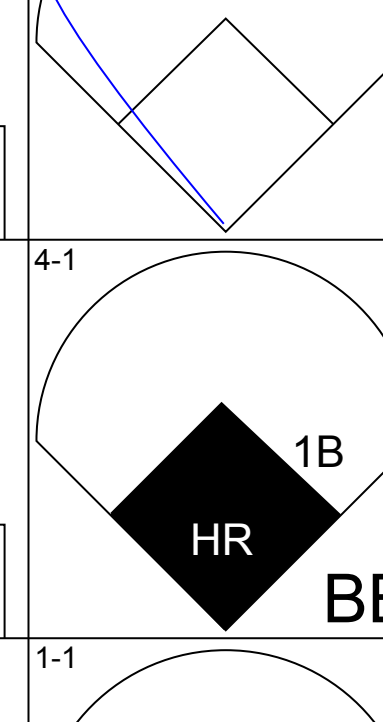
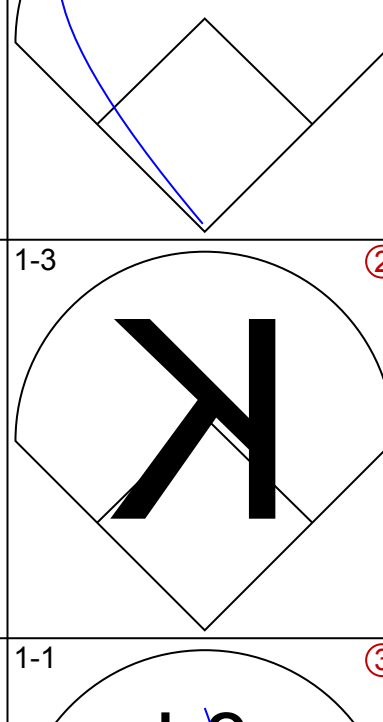
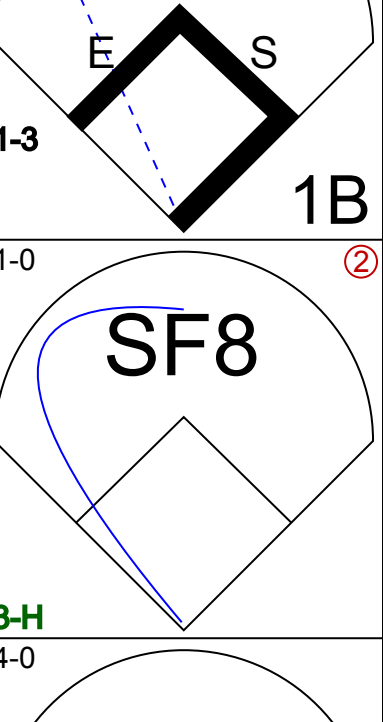
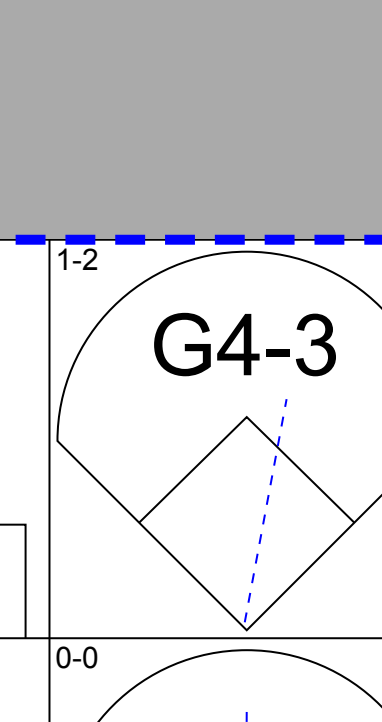
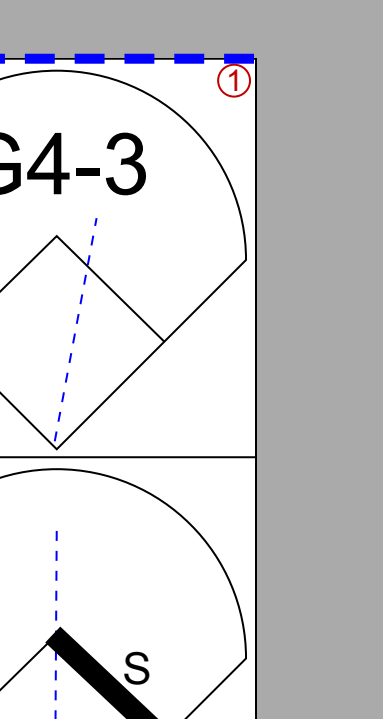
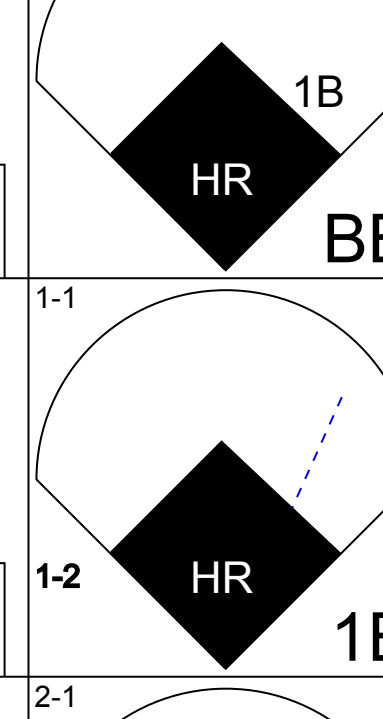
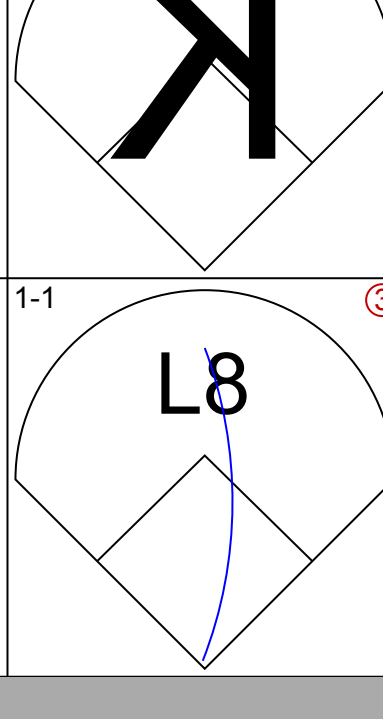
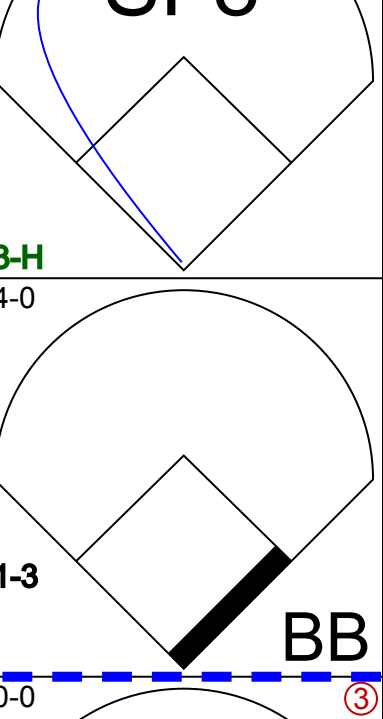
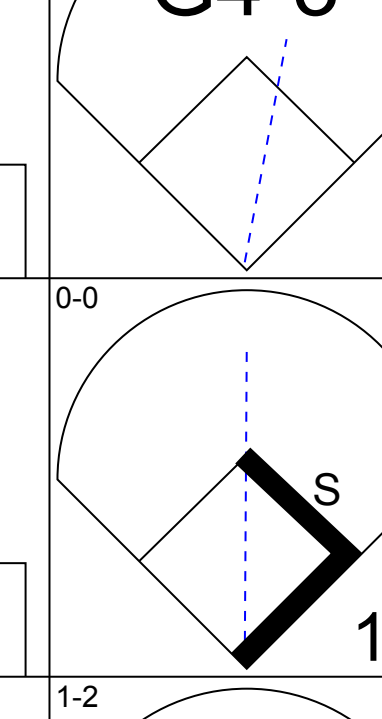
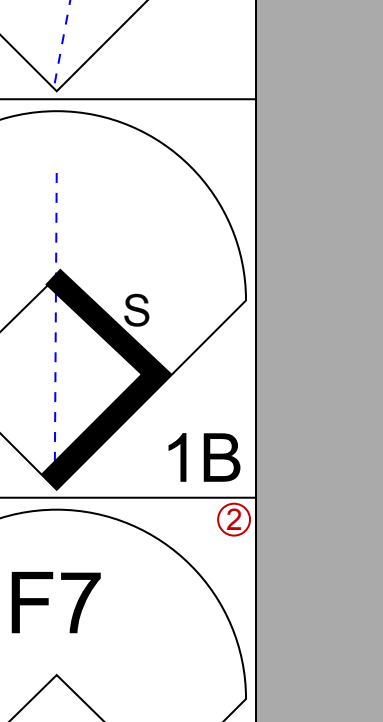
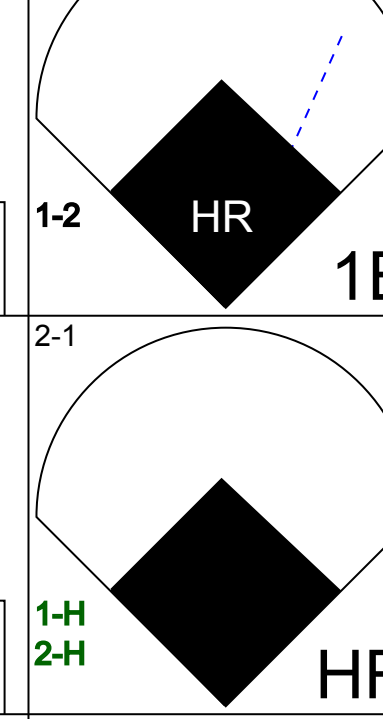
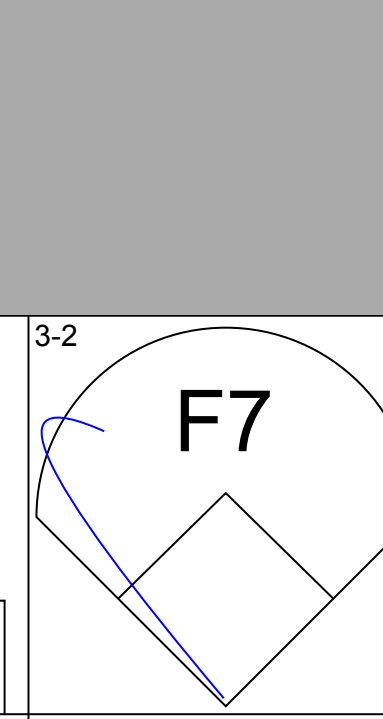
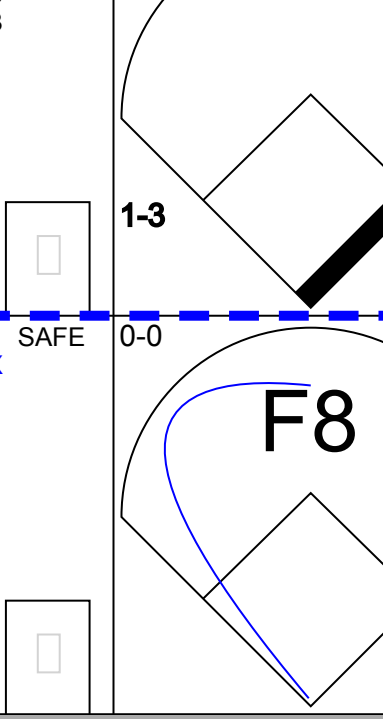


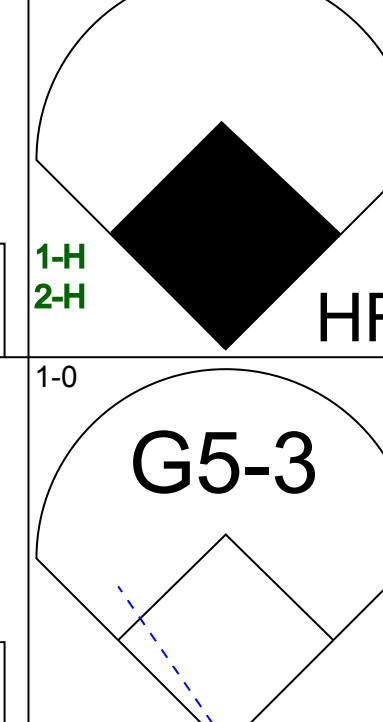
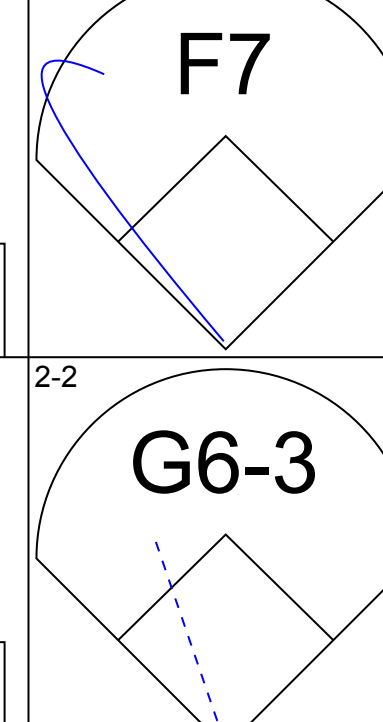
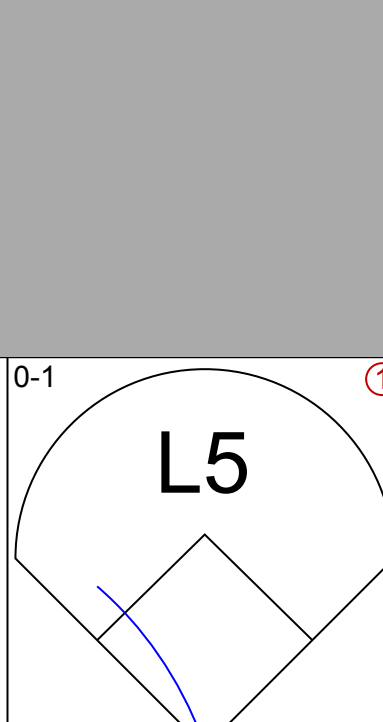
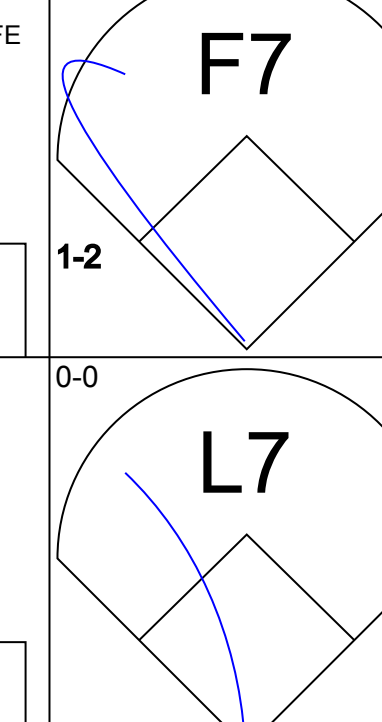
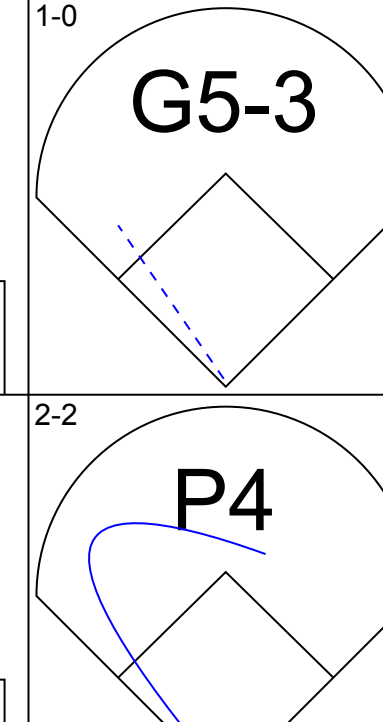
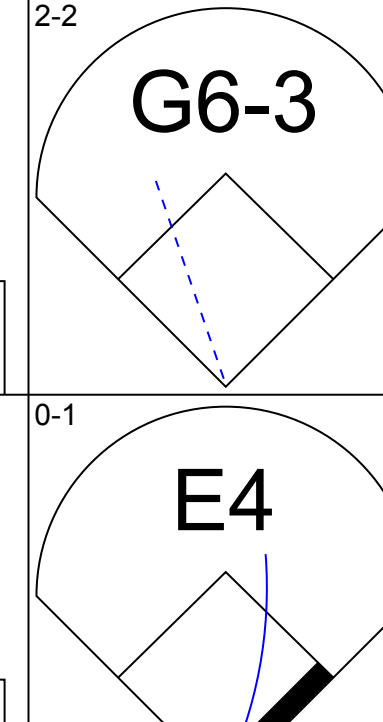
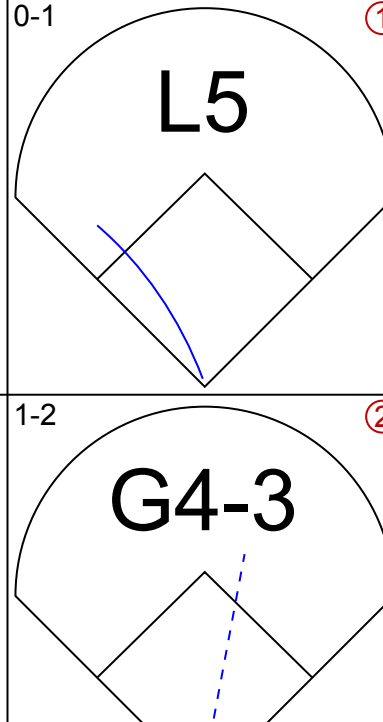

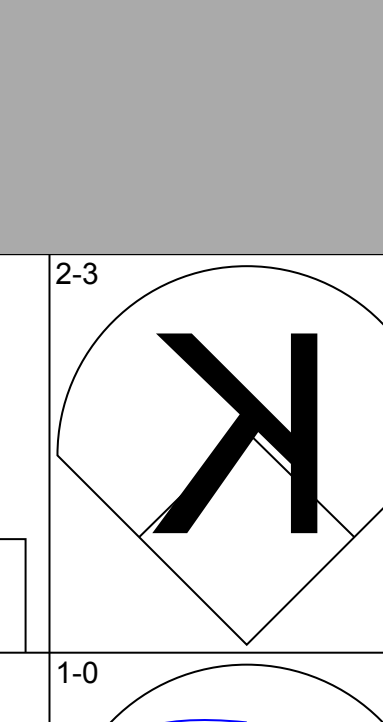
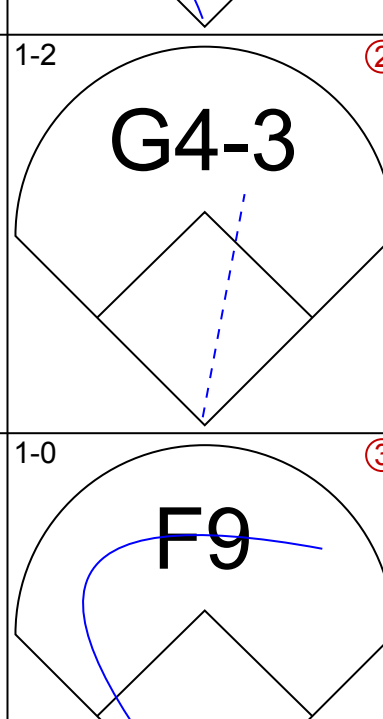
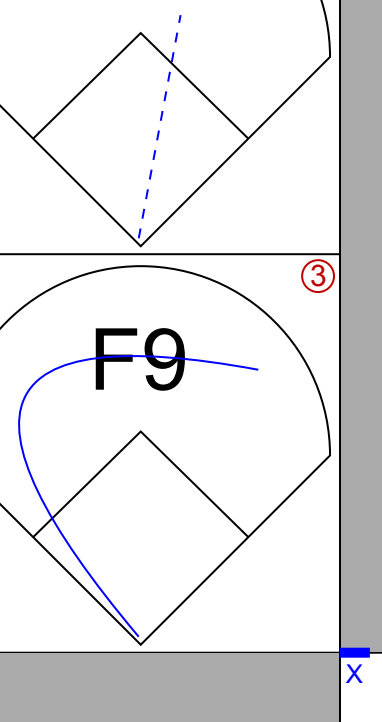
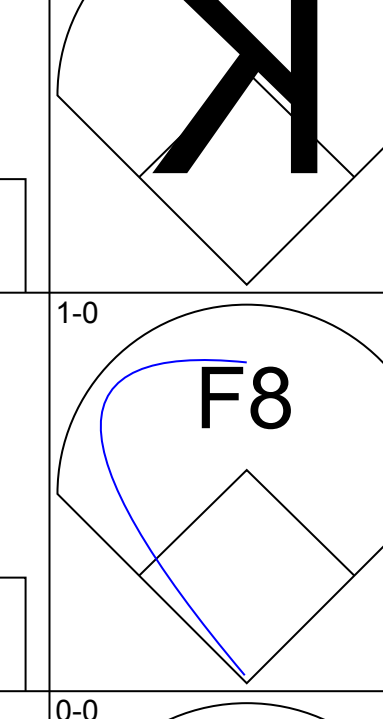
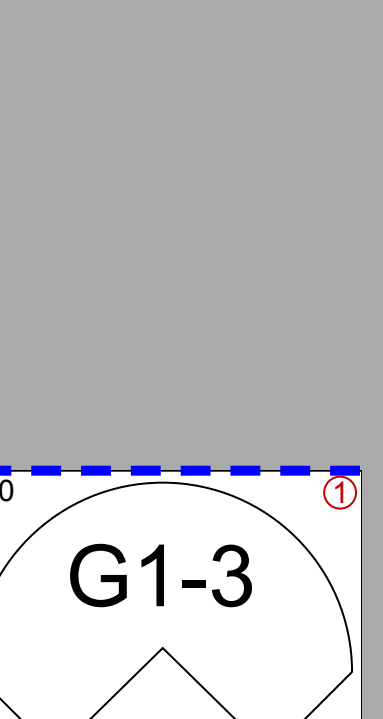
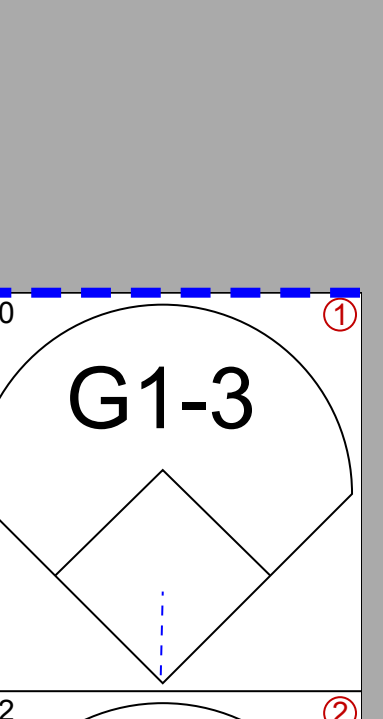
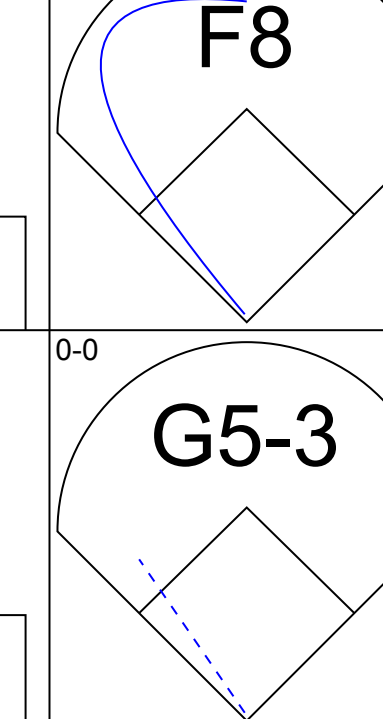
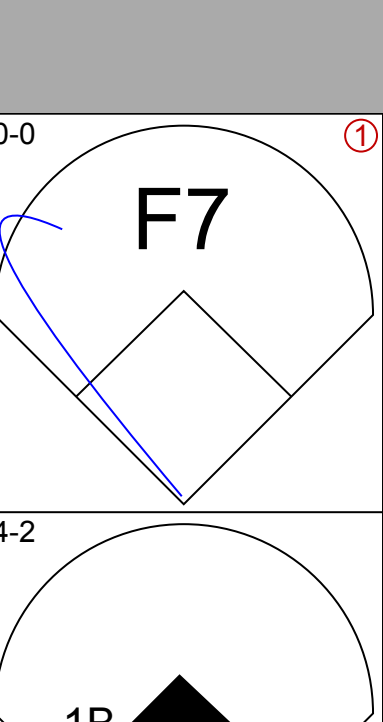
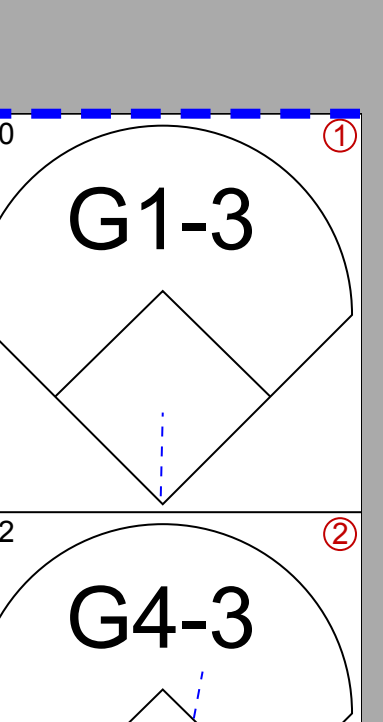
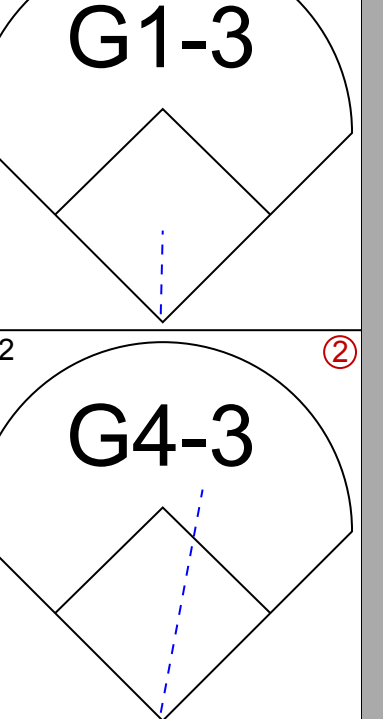


Batter	1	2	3	4	5	6	7	8	9	AB	R	H	RBI	BB	SO	LOB	TOP					
Oddibe McDowell, L OBP: 0.291, SLG: 0.370 (1, 8)										4	0	0	0	0	1	0						
Mark Lemke, S OBP: 0.236, SLG: 0.232 (1, 4)										3	0	2	0	1	0	0						
Ron Gant, R OBP: 0.358, SLG: 0.583 (1, 7)										4	1	2	1	0	0	2						
Jim Presley, R OBP: 0.310, SLG: 0.474 (1, 5)										4	1	1	1	0	1	3						
Dale Murphy, R OBP: 0.305, SLG: 0.409 (1, 9)										4	0	1	0	0	1	1						
David Justice, L OBP: 0.346, SLG: 0.422 Francisco Cabrera, R OBP: 0.320, SLG: 0.479 (1, 3) (9, PH)										3	0	1	0	0	0	1						
Andres Thomas, R OBP: 0.246, SLG: 0.302 (1, 6)										4	0	0	0	0	1	2						
Jimmy Kremers, L OBP: 0.208, SLG: 0.227 Greg Olson, R OBP: 0.350, SLG: 0.400 (1, 2) (9, PH)										3	0	0	0	0	1	2						
Marty Clary, R Joe Hesketh, R Tommy Gregg, L OBP: 0.245, SLG: 0.304 Mark Grant, R OBP: 0.500, SLG: 0.500 Kent Mercker, L (1, 1) (5, 1) (7, PH) (7, 1) (8, 1)										2	0	0	0	0	1	0						
Inning Stats	R: 1 E: 0 K: 1 S: 12	H: 1 LOB: 0 BB: 0 P: 17	R: 0 E: 0 K: 2 S: 10	H: 1 LOB: 1 BB: 0 P: 14	R: 0 E: 0 K: 1 S: 11	H: 2 LOB: 2 BB: 0 P: 15	R: 0 E: 0 K: 0 S: 5	H: 1 LOB: 1 BB: 0 P: 8	R: 0 E: 0 K: 1 S: 8	H: 0 LOB: 1 BB: 1 P: 14	R: 1 E: 0 K: 1 S: 10	H: 1 LOB: 0 BB: 0 P: 18	R: 0 E: 0 K: 1 S: 8	H: 0 LOB: 0 BB: 0 P: 12	R: 0 E: 0 K: 2 S: 10	H: 1 LOB: 1 BB: 0 P: 16	R: 0 E: 0 K: 2 S: 10	H: 0 LOB: 0 BB: 0 P: 11	1B: 4 2B: 1 3B: 0 HR: 2	SF: 0 SAC: 0 DP: 0 HBP: 0	WP: 1 PB: 0 CS: 0	PA: 35
PITCHER	IP	WLS	BF	H	R	ER	SO	BB	IBB	HBP	BLK	WP	HR	S	P	ERA	WHIP					
Ron Darling, R ERA: 4.58 Wally Whitehurst, R ERA: 2.12 John Franco, L ERA: 2.14 (1, 1) (7, 1) (9, 1)	6.0	W	25	6	2	2	6	1	0	0	0	0	2	56	86	3.00	1.167					
	2.0		7	1	0	0	1	0	0	0	0	1	0	18	28	0.00	0.500					
	1.0	S	3	0	0	0	2	0	0	0	0	0	0	10	11	0.00	0.000					

Atlanta Braves @ New York Mets
Shea Stadium, Flushing, NY
Sat Jul 21 1990, 7:05 PM EDT
Att: 37,779 - Unknown - 82 F

AB 34
R 2
H 7
RBI 2
BB 1
SO 9
LOB 11



Batter	1	2	3	4	5	6	7	8	9	AB	R	H	RBI	BB	SO	LOB	BOTTOM					
Daryl Boston, L OBP: 0.344, SLG: 0.489 (1, 8)										4	0	1	0	0	0	0						
Dave Magadan, L OBP: 0.433, SLG: 0.466 (1, 3)										2	1	0	1	1	1	0						
Gregg Jefferies, S OBP: 0.352, SLG: 0.468 (1, 4)										3	1	2	0	1	0	0						
Darryl Strawberry, L OBP: 0.384, SLG: 0.555 (1, 9)										4	1	1	3	0	0	3						
Kevin McReynolds, R OBP: 0.364, SLG: 0.432 (1, 7)										4	0	0	0	0	0	1						
Howard Johnson, S OBP: 0.301, SLG: 0.444 (1, 5)										3	0	0	0	0	0	0						
Kevin Elster, R OBP: 0.275, SLG: 0.372 (1, 6)										3	0	0	0	0	2	1						
Todd Hundley, S OBP: 0.159, SLG: 0.190 (1, 2)										3	0	0	0	0	0	0						
Ron Darling, R OBP: 0.238, SLG: 0.111 Wally Whitehurst, R OBP: 0.200, SLG: 0.200 John Franco, L (1, 1) (7, 1) (9, 1)										1	1	0	0	1	0	0						
Inning Stats	R: 3 E: 0 K: 0 S: 11	H: 2 LOB: 0 BB: 1 P: 22	R: 0 E: 0 K: 1 S: 5	H: 0 LOB: 0 BB: 0 P: 8	R: 0 E: 1 K: 1 S: 12	H: 0 LOB: 1 BB: 0 P: 18	R: 1 E: 0 K: 0 S: 9	H: 1 LOB: 2 BB: 2 P: 20	R: 0 E: 0 K: 0 S: 7	H: 0 LOB: 0 BB: 0 P: 9	R: 0 E: 0 K: 0 S: 5	H: 0 LOB: 0 BB: 0 P: 9	R: 0 E: 0 K: 0 S: 8	H: 1 LOB: 1 BB: 0 P: 10	1B: 3 2B: 0 3B: 0 HR: 1	SF: 1 SAC: 0 DP: 0 HBP: 0	WP: 0 PB: 0 CS: 0	PA: 32				
PITCHER	IP	WLS	BF	H	R	ER	SO	BB	IBB	HBP	BLK	WP	HR	S	P	ERA	WHIP					
Marty Clary, R ERA: 4.71 Joe Hesketh, L ERA: 5.59 Mark Grant, R ERA: 5.82 Kent Mercker, L ERA: 2.31 (1, 1) (5, 1) (7, 1) (8, 1)	4.2	L	21	3	4	4	3	3	0	0	0	0	0	8	10	0.00	1.286					
	1.1		4	0	0	0	0	0	0	0	0	0	0	5	9	0.00	0.000					
	1.0		3	0	0	0	0	0	0	0	0	0	0	8	10	0.00	1.000					

Atlanta Braves @ New York Mets
Shea Stadium, Flushing, NY
Sat Jul 21 1990, 7:05 PM EDT
Att: 37,779 - Unknown - 82 F

AB 28
R 4
H 4
RBI 4
BB 3
SO 3
LOB 5



Batter	1	2	3	4	5	6	7	8	9	10	AB	R	H	RBI	BB	SO	LOB	TOP									
Lonnie Smith, R OBP: 0.383, SLG: 0.463 (1, 7)											3	1	2	0	2	0	0										
Jeff Blausler, R OBP: 0.353, SLG: 0.409 (1, 4)											5	0	0	0	0	0	6										
Ron Gant, R OBP: 0.358, SLG: 0.579 (1, 8)											4	2	1	0	1	0	0										
Jim Presley, R OBP: 0.311, SLG: 0.473 (1, 5)											5	0	2	0	0	0	1										
Mark Lemke, S OBP: 0.296, SLG: 0.232 (10, PR)											0	0	0	0	0	0	0										
Dale Murphy, R OBP: 0.307, SLG: 0.407 (1, 9)											4	0	1	1	0	1	0										
David Justice, L OBP: 0.338, SLG: 0.411 (1, 3)											5	0	0	0	0	3	4										
Andres Thomas, R OBP: 0.240, SLG: 0.295 (1, 6)											4	0	0	0	0	1	0										
Greg Olson, R OBP: 0.349, SLG: 0.394 (1, 2)											3	0	0	0	1	0	0										
Tom Glavine, L OBP: 0.238, SLG: 0.189 (9, PH)											1	0	0	0	1	1	0										
Tommy Gregg, L OBP: 0.252, SLG: 0.312 (9, PH)											1	0	1	0	0	0	0										
Kent Mercker, L (9, 1)											0	0	0	0	0	0	0										
Inning Stats	R: 1 E: 0 K: 1 S: 16	H: 3 LOB: 2 BB: 0 P: 25	R: 0 E: 0 K: 0 S: 7	H: 1 LOB: 2 BB: 1 P: 15	R: 1 E: 0 K: 0 S: 10	H: 1 LOB: 0 BB: 0 P: 14	R: 0 E: 0 K: 0 S: 10	H: 0 LOB: 2 BB: 2 P: 21	R: 0 E: 1 K: 1 S: 8	H: 0 LOB: 1 BB: 0 P: 12	R: 0 E: 0 K: 2 S: 7	H: 0 LOB: 0 BB: 0 P: 10	R: 0 E: 0 K: 0 S: 5	H: 0 LOB: 0 BB: 0 P: 5	R: 0 E: 0 K: 2 S: 8	H: 0 LOB: 0 BB: 0 P: 13	R: 0 E: 0 K: 0 S: 6	H: 1 LOB: 2 BB: 1 P: 13	R: 1 E: 0 K: 0 S: 8	H: 1 LOB: 1 BB: 1 P: 13	1B: 6 2B: 0 3B: 1 HR: 0	SF: 1 SAC: 1 DP: 1 HBP: 0	WP: 1 PB: 1 SB: 2 CS: 0	PA: 42			
PITCHER	IP	WLS	BF	H	R	ER	SO	BB	IBB	HBP	BLK	WP	HR	S	P	ERA	WHIP										
Dwight Gooden, R ERA: 3.94 (1, 1)	7.0		30	5	2	2	4	3	0	0	0	1	0	61	102	2.57	1.143										
Jeff Innis, R ERA: 3.31 (8, 1)	2.1	L	11	2	1	1	2	1	1	0	0	0	0	21	37	3.86	1.286										
Bob Ojeda, L ERA: 3.67 (10, 1)	0.2		1	0	0	0	0	0	0	0	0	0	0	1	2	0.00	0.000										

Atlanta Braves @ New York Mets
Shea Stadium, Flushing, NY
Sun Jul 22 1990, 3:33 AM EDT
Att. 48,050 - Cloudy - 85 F

AB	35
R	3
H	7
RBI	1
BB	5
SO	6
LOB	11



Batter	1	2	3	4	5	6	7	8	9	10	AB	R	H	RBI	BB	SO	LOB	BOTTOM									
Mark Carreon, R OBP: 0.321, SLG: 0.537 (1, 8)											5	0	0	0	0	1	1										
Dave Magadan, L OBP: 0.430, SLG: 0.480 (1, 3)											3	1	0	0	1	0	0										
Gregg Jefferies, S OBP: 0.354, SLG: 0.468 (1, 4)											4	0	2	0	0	0	0										
Darryl Strawberry, L OBP: 0.390, SLG: 0.548 (1, 9)											4	0	0	0	0	1	3										
Kevin McReynolds, R OBP: 0.390, SLG: 0.438 (1, 7)											4	1	2	1	0	0	0										
Howard Johnson, S OBP: 0.300, SLG: 0.442 (1, 5)											4	0	1	1	0	0	1										
Kevin Elster, R OBP: 0.272, SLG: 0.367 (1, 6)											4	0	0	0	0	1	2										
Todd Hundley, S OBP: 0.191, SLG: 0.222 (1, 2)											3	0	2	0	0	0	0										
Keith Miller, R OBP: 0.335, SLG: 0.347 (10, PH)											1	0	0	0	0	0	0										
Dwight Gooden, R OBP: 0.217, SLG: 0.302 (1, 1)											1	0	0	0	0	0	2										
Tim Teufel, R OBP: 0.289, SLG: 0.352 (7, PH)											0	0	0	0	0	0	0										
Jeff Innis, R (8, 1)											0	0	0	0	0	0	0										
Bob Ojeda, L OBP: 0.125, SLG: 0.125 (10, 1)											0	0	0	0	0	0	0										
Mario Diaz, R (10, PH)											1	0	0	0	0	0	0										
Inning Stats	R: 0 E: 0 K: 0 S: 6	H: 0 LOB: 0 BB: 0 P: 12	R: 0 E: 0 K: 0 S: 8	H: 0 LOB: 0 BB: 0 P: 14	R: 0 E: 0 K: 0 S: 5	H: 1 LOB: 1 BB: 0 P: 8	R: 2 E: 0 K: 1 S: 16	H: 3 LOB: 1 BB: 1 P: 29	R: 0 E: 0 K: 0 S: 11	H: 0 LOB: 0 BB: 0 P: 15	R: 0 E: 0 K: 1 S: 7	H: 2 LOB: 2 BB: 0 P: 19	R: 0 E: 0 K: 1 S: 7	H: 1 LOB: 1 BB: 0 P: 10	R: 0 E: 0 K: 0 S: 6	H: 0 LOB: 0 BB: 0 P: 12	R: 0 E: 0 K: 0 S: 8	H: 0 LOB: 0 BB: 0 P: 11	1B: 6 2B: 1 3B: 0 HR: 0	SF: 0 SAC: 0 DP: 0 HBP: 0	WP: 0 PB: 0 SB: 0 CS: 0	PA: 37					
PITCHER	IP	WLS	BF	H	R	ER	SO	BB	IBB	HBP	BLK	WP	HR	S	P	ERA	WHIP										
Tom Glavine, L ERA: 3.97 (1, 1)	8.0		31	7	2	2	3	1	0	0	0	0	0	70	118	2.25	1.000										
Kent Mercker, L ERA: 1.98 (9, 1)	2.0	W	6	0	0	0	0	0	0	0	0	0	0	14	23	0.00	0.000										

Atlanta Braves @ New York Mets
Shea Stadium, Flushing, NY
Sun Jul 22 1990, 3:33 AM EDT
Att. 48,050 - Cloudy - 85 F

AB	35
R	2
H	7
RBI	2
BB	1
SO	3
LOB	9



Batter	1	2	3	4	5	6	7	8	9	AB	R	H	RBI	BB	SO	LOB	TOP			
Bill Doran, S (1,4) OBP: 0.379, SLG: 0.346										4	0	0	0	0	0	0				
Ken Oberkfell, L (1,5) OBP: 0.314, SLG: 0.340										4	0	1	0	0	0	0				
Craig Biggio, R (1,8) OBP: 0.350, SLG: 0.359										4	0	1	0	0	0	1				
Franklin Stubbs, L (1,3) OBP: 0.308, SLG: 0.466										3	1	2	1	1	1	0				
Glenn Wilson, R (1,9) OBP: 0.296, SLG: 0.357										3	0	0	0	0	1	3				
Javier Ortiz, R (1,7) OBP: 0.373, SLG: 0.415										3	0	1	0	0	0	0				
Rich Gedman, L (1,2) OBP: 0.339, SLG: 0.295										3	0	0	0	0	0	1				
Eric Yelding, R (1,6) OBP: 0.314, SLG: 0.288										2	0	0	0	0	0	1				
Terry Puhl, L (8, PH) OBP: 0.357, SLG: 0.297										1	0	0	0	0	1	0				
Larry Andersen, R (8, 1)										0	0	0	0	0	0	0				
Mike Scott, R (1, 1) OBP: 0.171, SLG: 0.121										2	0	0	0	0	1	1				
Casey Candaele, S (8, PH) OBP: 0.371, SLG: 0.417										1	0	0	0	0	0	0				
Inning Stats	R: 0 E: 0 K: 0 S: 3	H: 1 LOB: 0 BB: 0 P: 3	R: 0 E: 0 K: 0 S: 3	H: 1 LOB: 0 BB: 0 P: 3	R: 0 E: 0 K: 0 S: 3	H: 0 LOB: 0 BB: 0 P: 3	R: 0 E: 0 K: 0 S: 4	H: 1 LOB: 2 BB: 1 P: 8	R: 0 E: 0 K: 1 S: 6	H: 0 LOB: 0 BB: 0 P: 3	R: 1 E: 0 K: 1 S: 6	H: 1 LOB: 0 BB: 0 P: 6	R: 0 E: 0 K: 1 S: 5	H: 0 LOB: 0 BB: 0 P: 5	R: 0 E: 0 K: 1 S: 5	H: 0 LOB: 0 BB: 0 P: 5	1B: 3 2B: 1 3B: 0 HR: 1	SF: 0 SAC: 0 DP: 2 HBP: 0	WP: 0 PB: 0 SB: 0 CS: 0	PA: 31
PITCHER 29 John Smoltz, R (1, 1) ERA: 4.25	IP: 9.0 WLS: W BF: 31 H: 5 R: 1 ER: 1 SO: 4 BB: 1 IBB: 0 HBP: 0 BLK: 0 WP: 0 HR: 1 S: 38 P: 42 ERA: 1.00 WHIP: 0.667															PITCHER				

Houston Astros @ Atlanta Braves
Atlanta-Fulton County Stadium, Atlanta, GA
Mon Jul 23 1990, 7:05 PM EDT
Att. 7,888 - Unknown - 74 F

AB	30
R	1
H	5
RBI	1
BB	1
SO	4
LOB	7

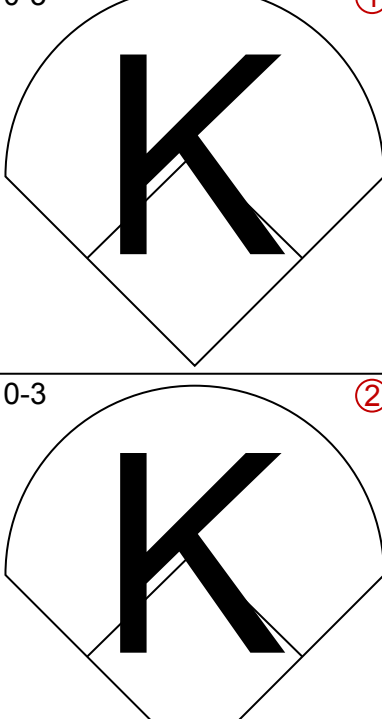
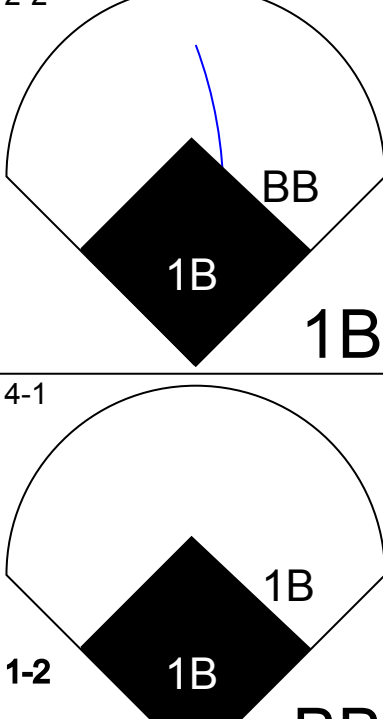
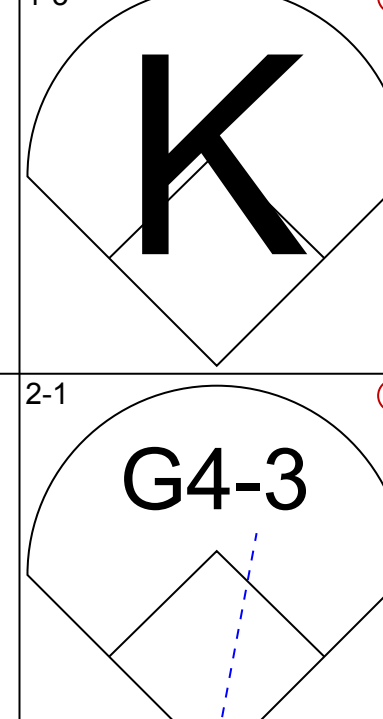
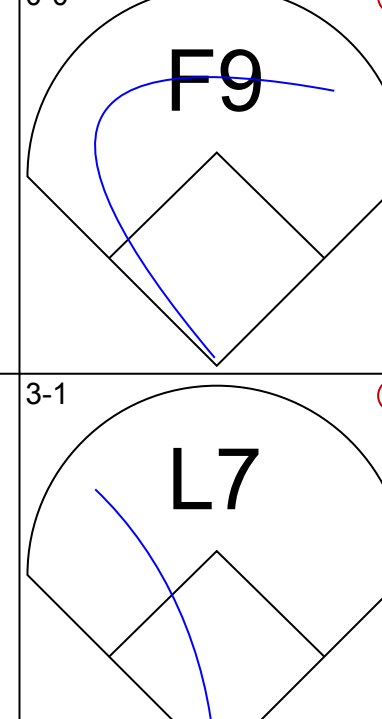
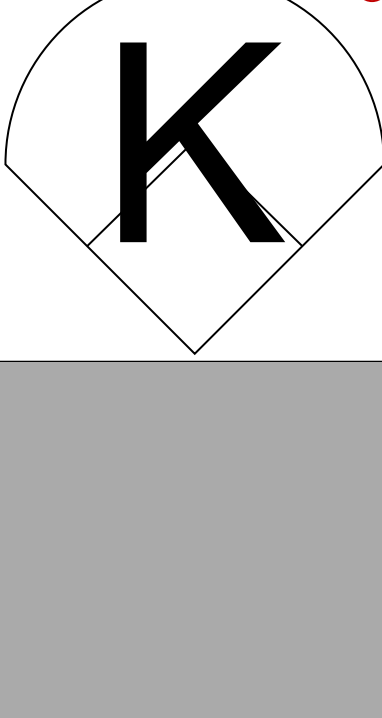
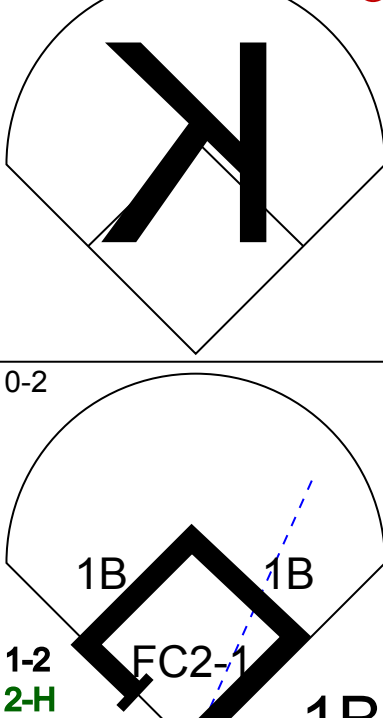

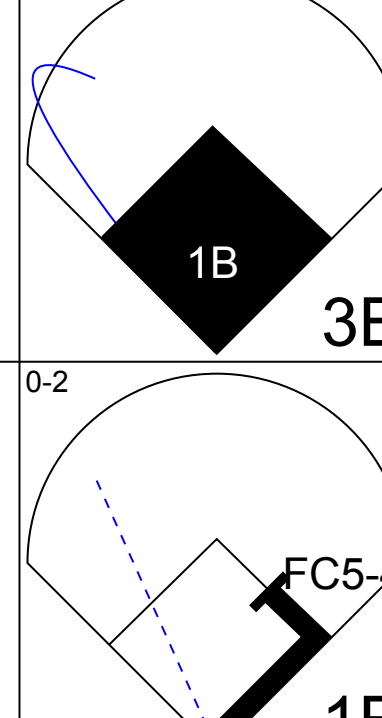

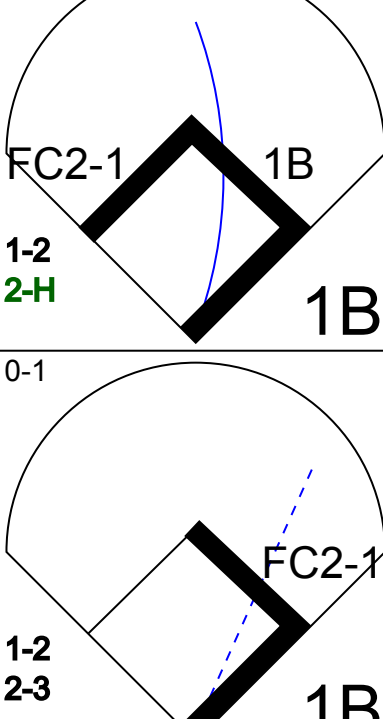
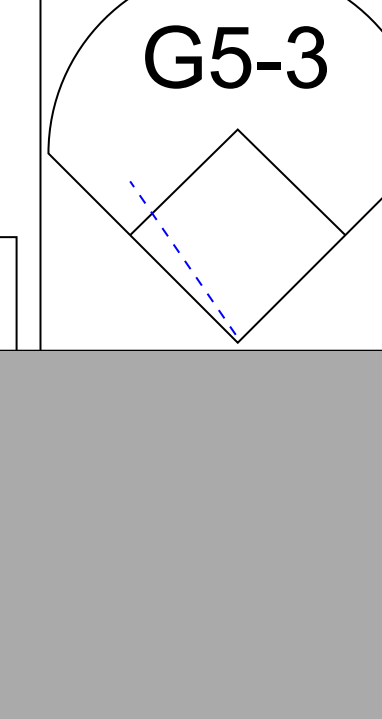
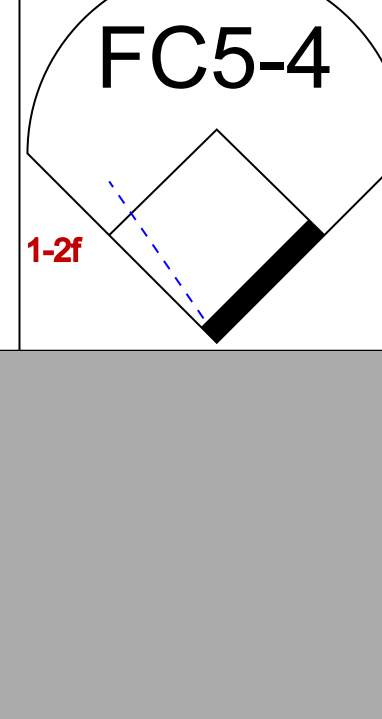
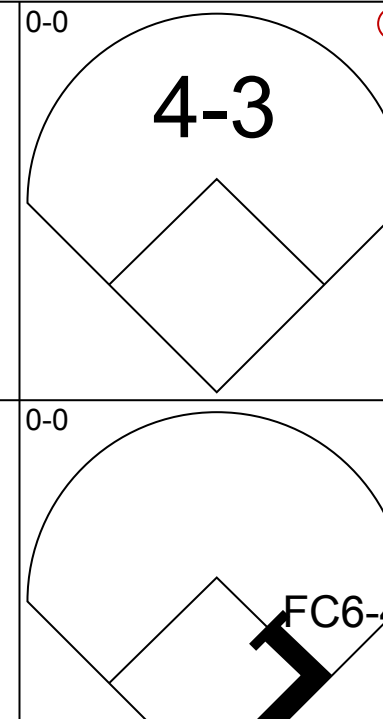
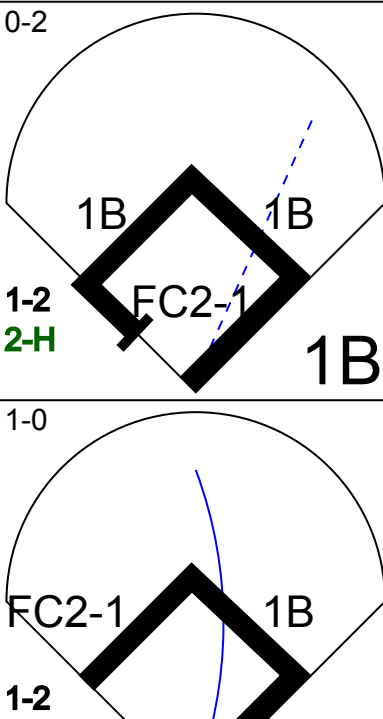
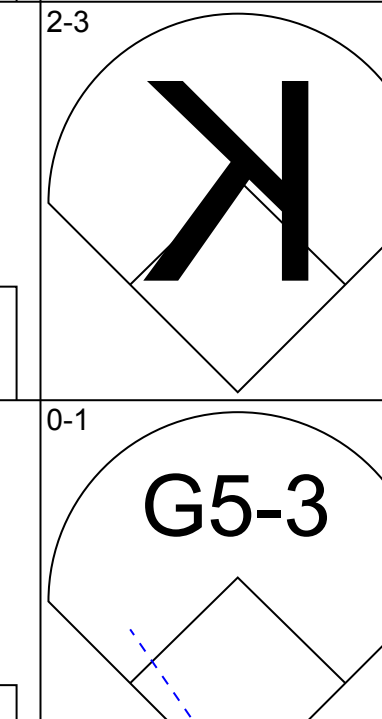
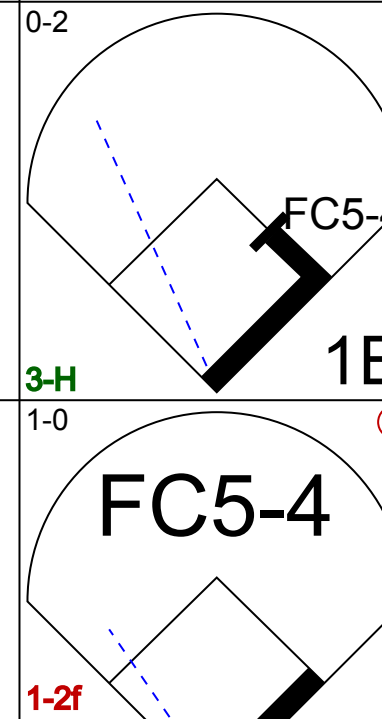
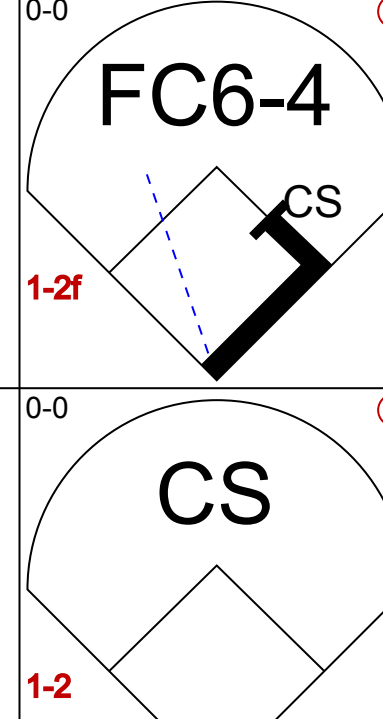
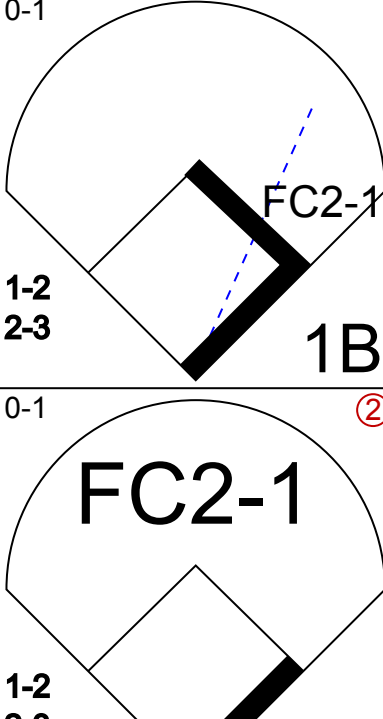



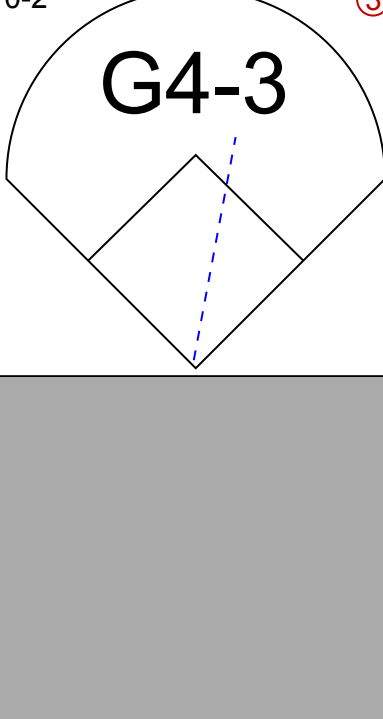

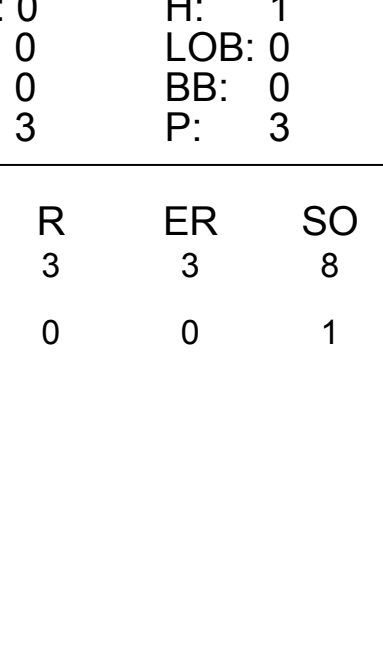
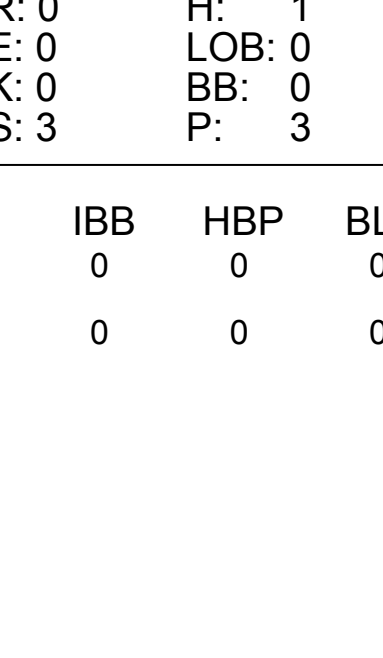
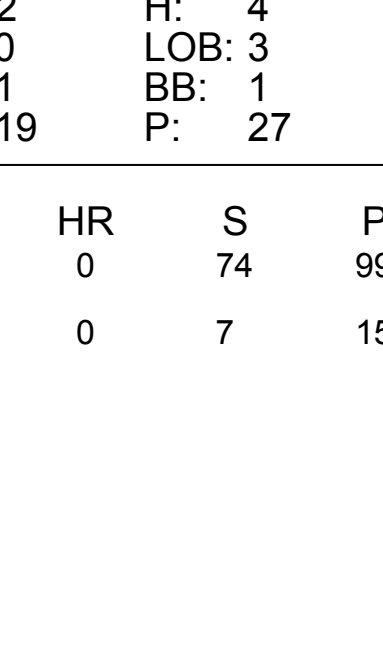
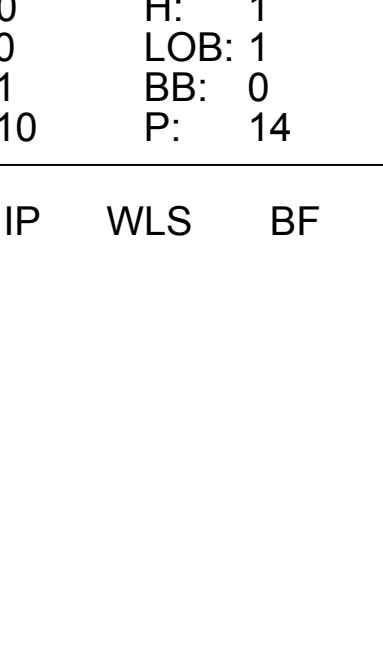
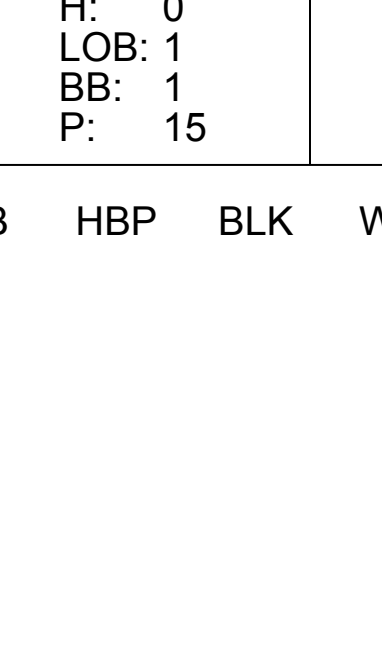
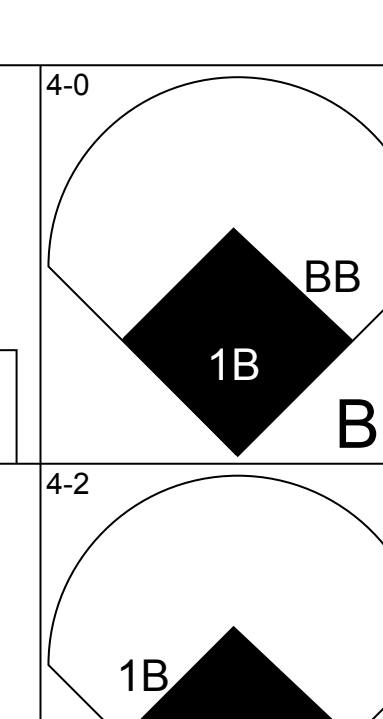
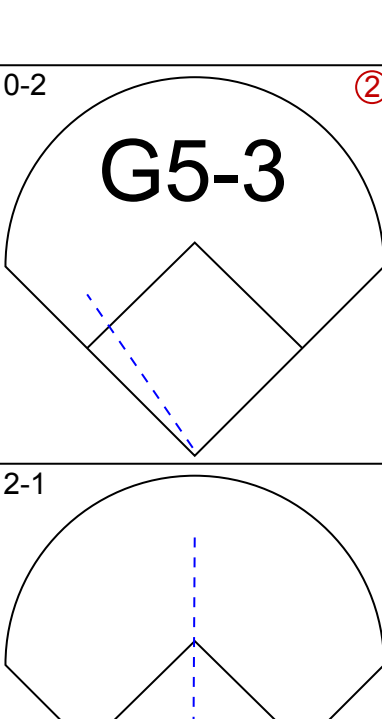
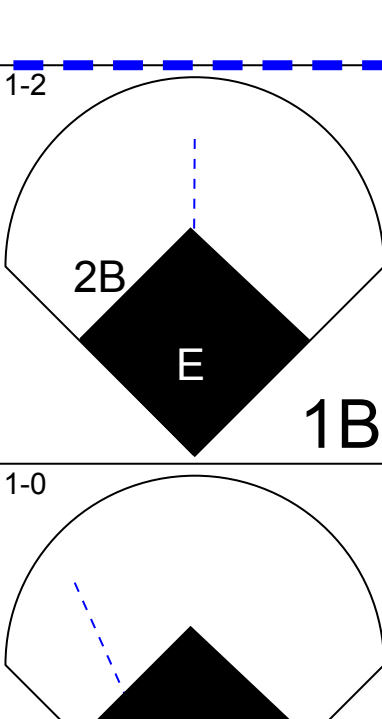

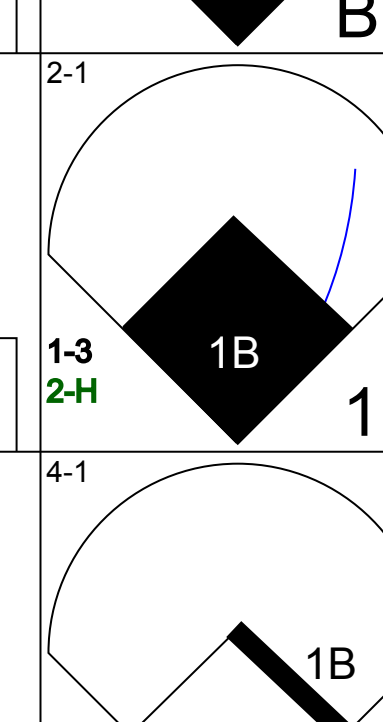
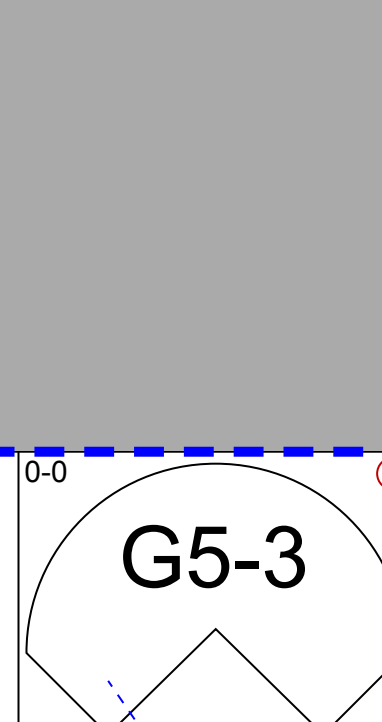
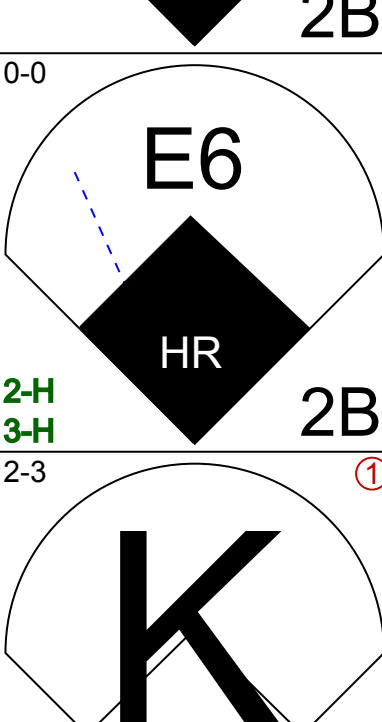



Batter	1	2	3	4	5	6	7	8	9	AB	R	H	RBI	BB	SO	LOB	BOTTOM			
Lonnie Smith, R (1,7) OBP: 0.383, SLG: 0.463										4	1	1	0	1	0	2				
Mark Lemke, S (1,4) OBP: 0.304, SLG: 0.235										3	0	1	2	1	0	2				
Ron Gant, R (1,8) OBP: 0.357, SLG: 0.575										4	0	1	0	0	1	3				
Jim Presley, R (1,5) OBP: 0.308, SLG: 0.468										4	0	0	0	0	1	3				
Dale Murphy, R (1,9) OBP: 0.305, SLG: 0.406										3	0	1	0	1	2	0				
David Justice, L (1,3) OBP: 0.332, SLG: 0.403										4	0	0	0	0	1	5				
Andres Thomas, R (1,6) OBP: 0.240, SLG: 0.294										4	1	1	0	0	0	0				
Greg Olson, R (1,2) OBP: 0.351, SLG: 0.396										4	0	2	0	0	0	1				
29 John Smoltz, R (1, 1) OBP: 0.304, SLG: 0.200										4	1	2	0	0	2	2				
Inning Stats	R: 0 E: 1 K: 1 S: 6	H: 0 LOB: 3 BB: 2 P: 14	R: 0 E: 0 K: 0 S: 4	H: 1 LOB: 1 BB: 0 P: 4	R: 0 E: 0 K: 1 S: 7	H: 2 LOB: 2 BB: 0 P: 7	R: 0 E: 0 K: 1 S: 7	H: 2 LOB: 2 BB: 0 P: 7	R: 0 E: 0 K: 1 S: 5	H: 0 LOB: 0 BB: 0 P: 5	R: 3 E: 1 K: 1 S: 8	H: 3 LOB: 1 BB: 1 P: 12	R: 0 E: 0 K: 1 S: 5	H: 0 LOB: 0 BB: 0 P: 5	R: 0 E: 0 K: 1 S: 6	H: 1 LOB: 1 BB: 0 P: 6	1B: 8 2B: 1 3B: 0 HR: 0	SF: 0 SAC: 0 DP: 0 HBP: 0	WP: 0 PB: 1 SB: 2 CS: 0	PA: 37
PITCHER Mike Scott, R (1, 1) ERA: 4.23	IP: 7.0 WLS: L BF: 33 H: 8 R: 3 ER: 2 SO: 6 BB: 3 IBB: 0 HBP: 0 BLK: 0 WP: 0 HR: 0 S: 42 P: 54 ERA: 2.57 WHIP: 1.571															PITCHER				
Larry Andersen, R (8, 1) ERA: 2.45	IP: 1.0 WLS: L BF: 4 H: 1 R: 0 ER: 0 SO: 1 BB: 0 IBB: 0 HBP: 0 BLK: 0 WP: 0 HR: 0 S: 6 P: 6 ERA: 0.00 WHIP: 1.000															PITCHER				

Houston Astros @ Atlanta Braves
Atlanta-Fulton County Stadium, Atlanta, GA
Mon Jul 23 1990, 7:05 PM EDT
Att. 7,888 - Unknown - 74 F

AB	34
R	3
H	9
RBI	2
BB	3
SO	7
LOB	18

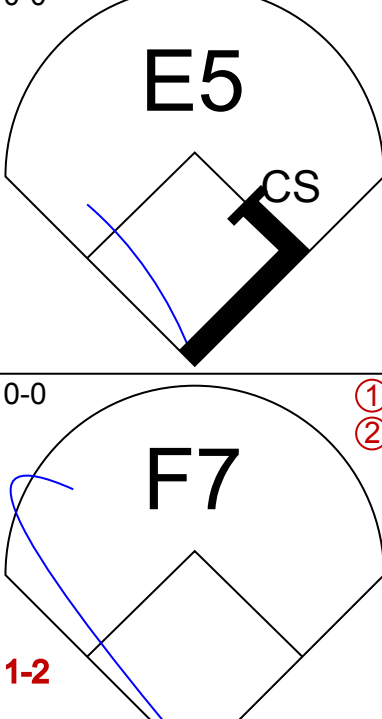
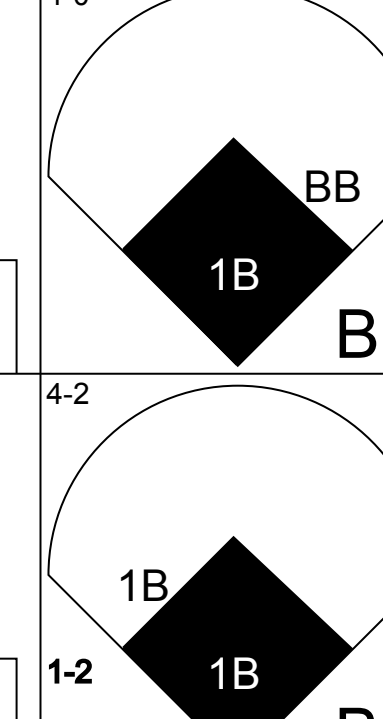
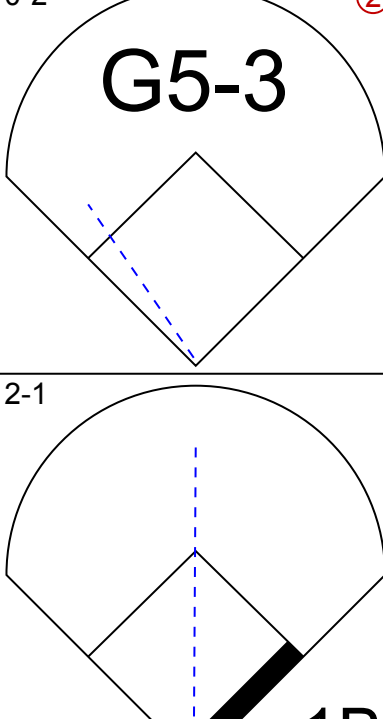
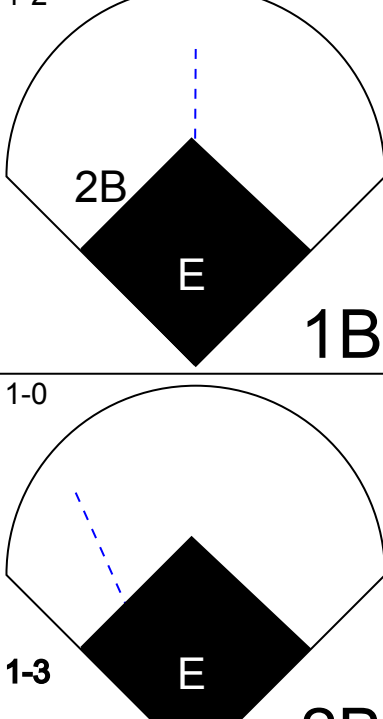
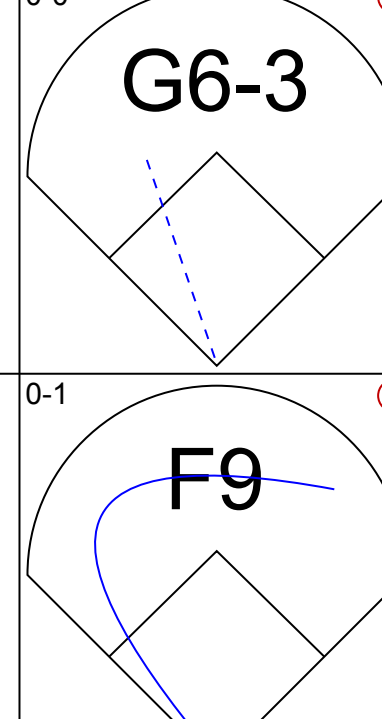
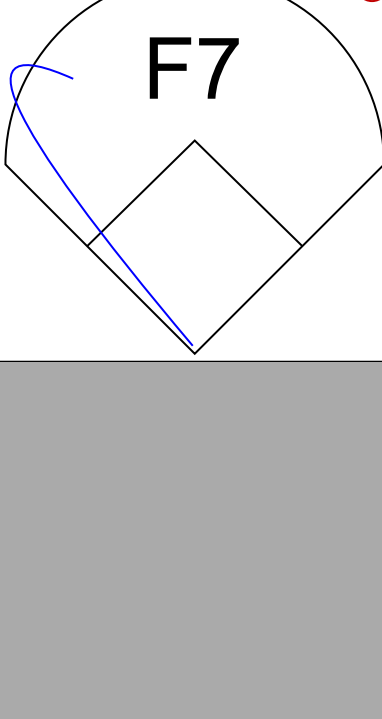
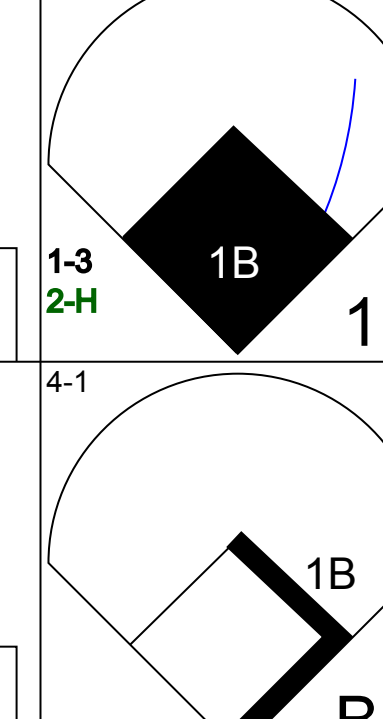
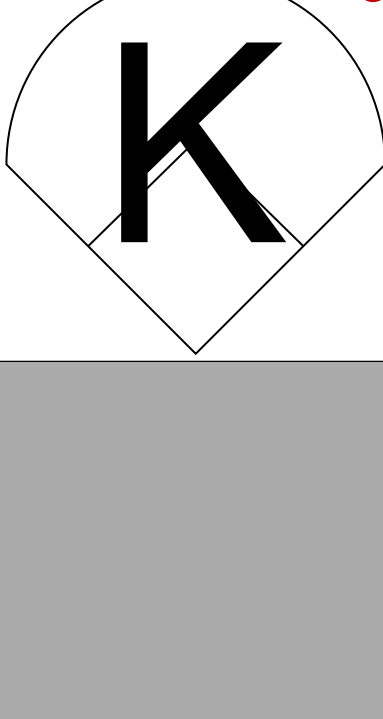
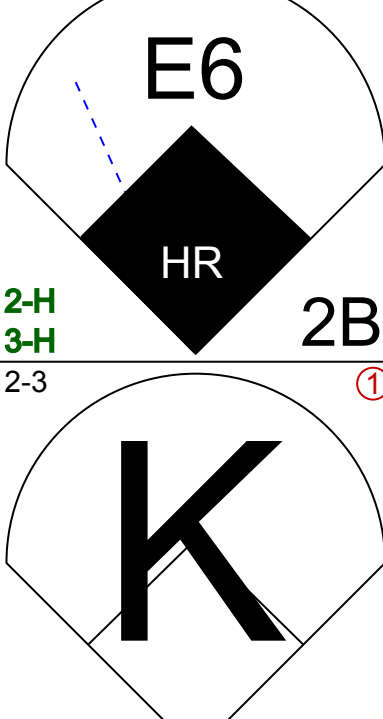


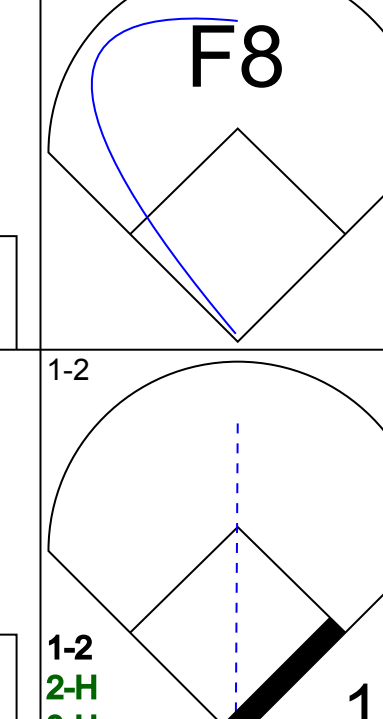

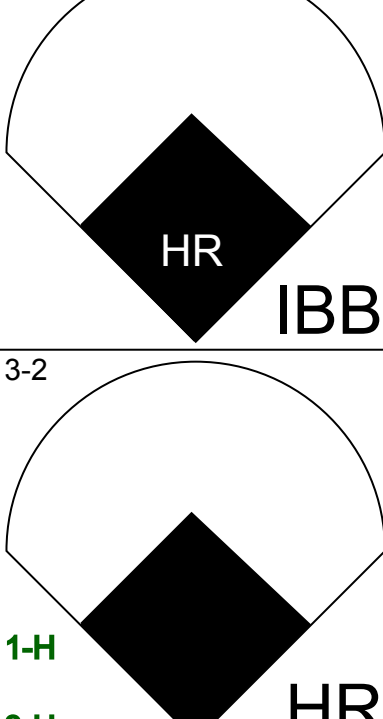
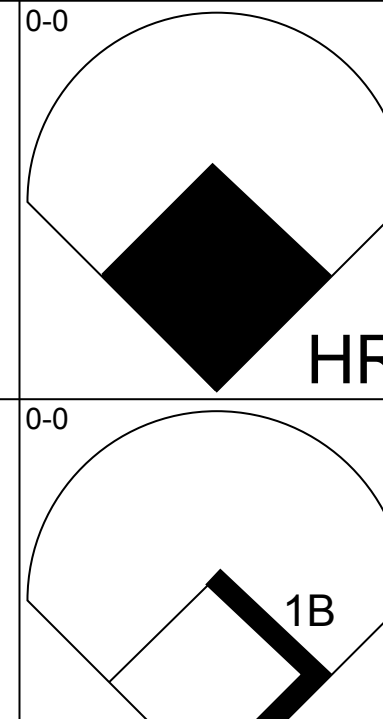

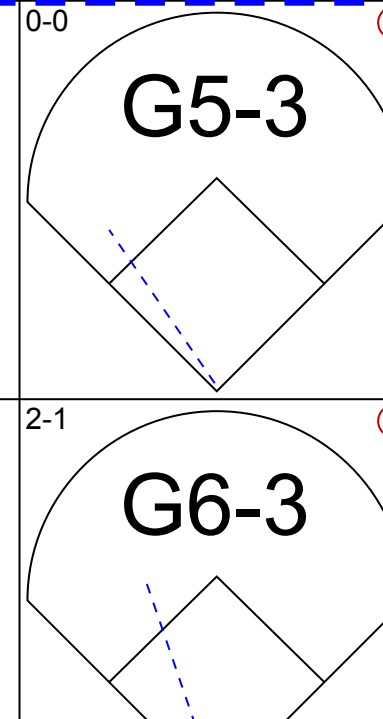
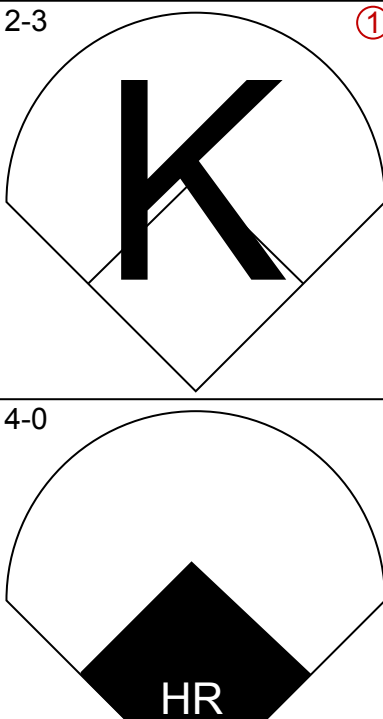
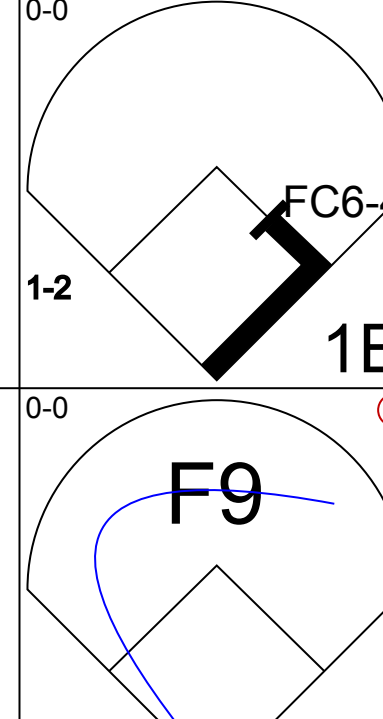
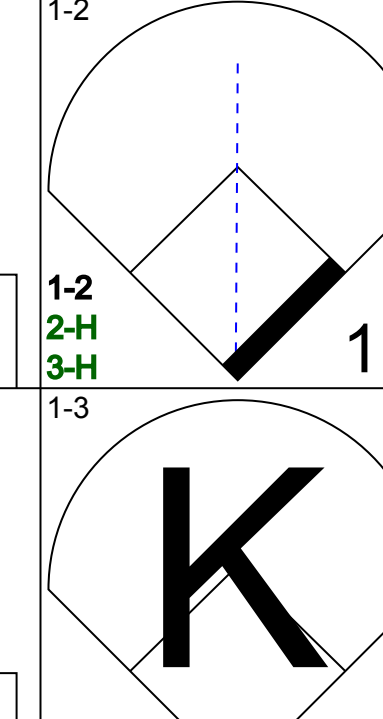
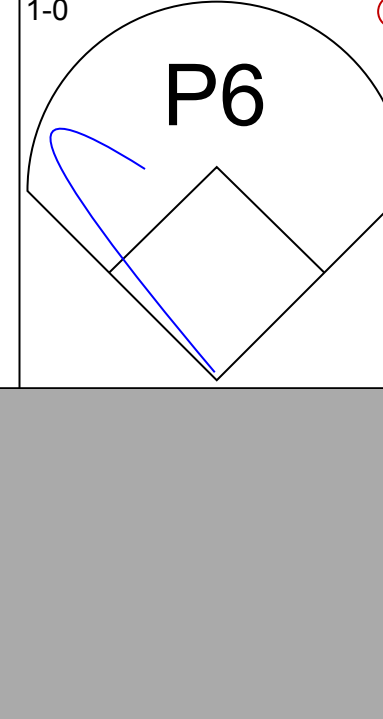
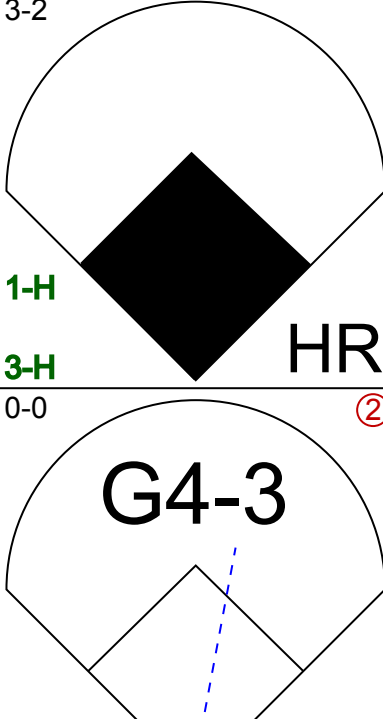
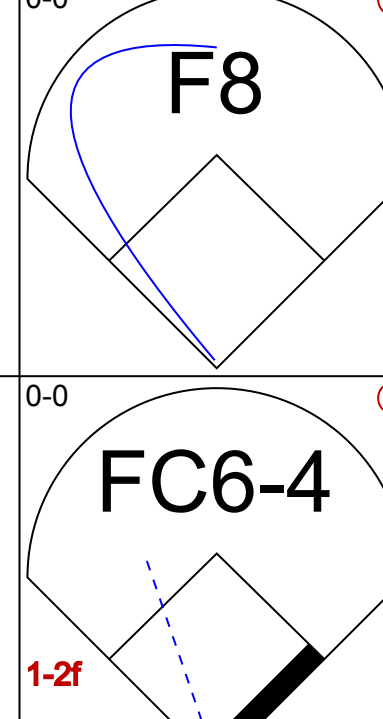


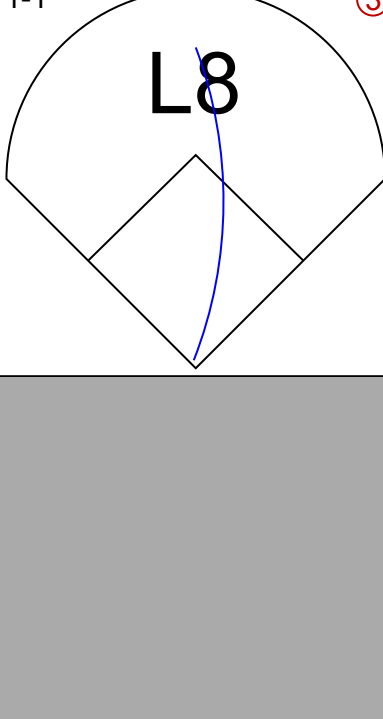
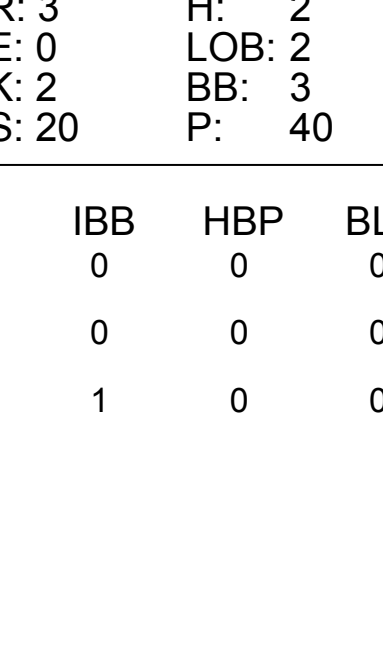
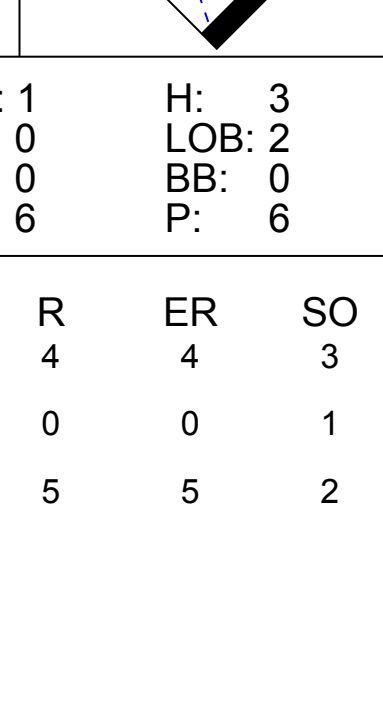
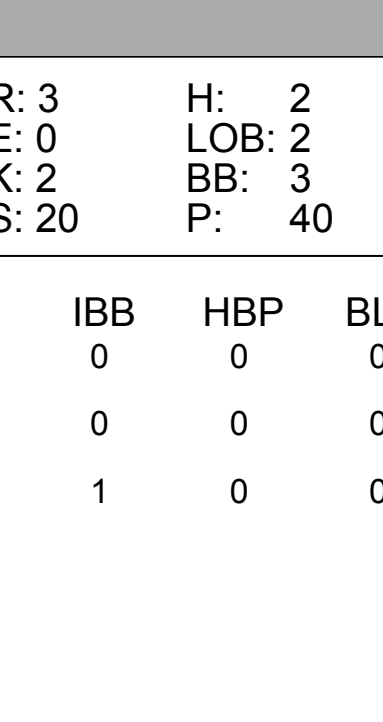
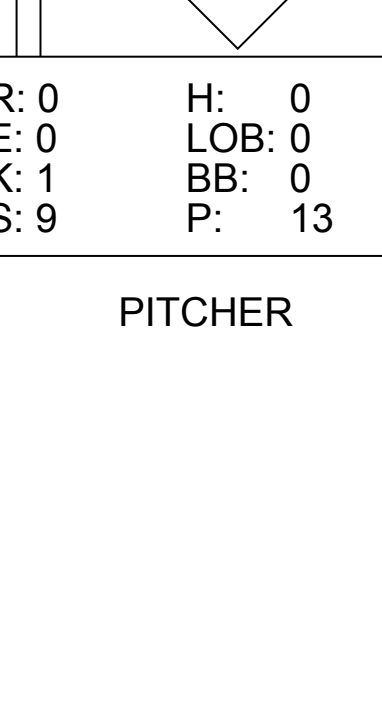
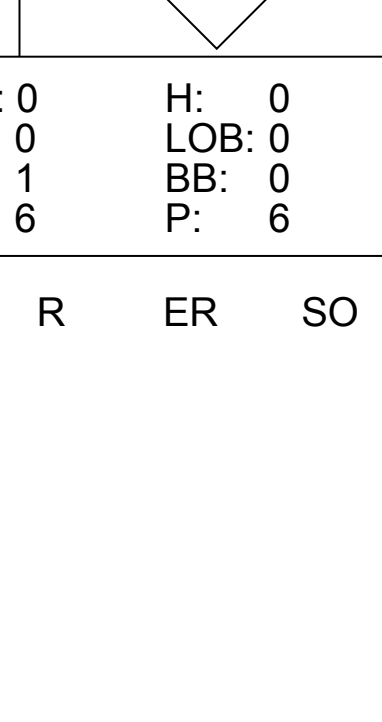






Batter	1	2	3	4	5	6	7	8	9	AB	R	H	RBI	BB	SO	LOB	TOP		
Eric Yelding, R (1, 6) OBP: 0.313, SLG: 0.287										4	1	1	0	0	2	0			
Bill Doran, S (1, 4) OBP: 0.377, SLG: 0.342										3	1	0	0	1	1	0			
Javier Ortiz, R (1, 7) OBP: 0.367, SLG: 0.435										4	1	1	0	0	3	2			
Glenn Wilson, R (1, 9) OBP: 0.299, SLG: 0.359										4	0	2	2	0	1	0			
Ken Caminiti, S (1, 5) OBP: 0.323, SLG: 0.324										4	0	2	1	0	0	1			
Craig Biggio, R (1, 2) OBP: 0.348, SLG: 0.358										4	0	1	0	0	0	1			
Franklin Stubbs, L (1, 3) OBP: 0.307, SLG: 0.463										4	0	1	0	0	0	3			
Casey Candaele, S (1, 8) OBP: 0.375, SLG: 0.415										3	0	1	0	1	1	4			
Jim Deshaies, L (1, 1) Alex Trevino, R (5, PH) Xavier Hernandez, L (5, 1) Carl Nicholas, L (7, PH) Juan Agosto, L (7, 1) Terry Puhl, L (8, PH)										1	0	0	0	0	0	1			
Inning Stats	R: 0 E: 0 K: 3 S: 9	H: 0 LOB: 0 BB: 0 P: 9	R: 0 E: 0 K: 0 S: 3	H: 1 LOB: 0 BB: 0 P: 3	R: 0 E: 0 K: 0 S: 3	H: 1 LOB: 0 BB: 0 P: 3	R: 2 E: 0 K: 1 S: 19	H: 4 LOB: 3 BB: 1 P: 27	R: 0 E: 0 K: 1 S: 8	H: 0 LOB: 0 BB: 0 P: 13	R: 0 E: 0 K: 2 S: 9	H: 1 LOB: 1 BB: 0 P: 14	R: 1 E: 0 K: 0 S: 13	H: 2 LOB: 1 BB: 0 P: 18	R: 0 E: 0 K: 1 S: 7	H: 0 LOB: 1 BB: 1 P: 15	1B: 8 2B: 0 3B: 1 HR: 0	SF: 0 SAC: 0 DP: 0 HBP: 0	WP: 2 PA: 37 PB: 0 SB: 0 CS: 1
PITCHER	IP WLS BF H R ER SO BB IBB HBP BLK WP HR S P ERA WHIP																		
Charlie Leibrandt, L (1, 1) ERA: 3.59	8.0 W 32 9 3 3 8 1 0 0 0 2 0 74 99 3.38 1.250																		
Doug Sisk, R (8, 1) ERA:	1.0 4 0 0 0 1 1 0 0 0 0 0 7 15 0.00 1.000																		

Houston Astros @ Atlanta Braves
Atlanta-Fulton County Stadium, Atlanta, GA
Tue Jul 24 1990, 3:33 AM EDT
Sunny

AB 34
R 3
H 9
RBI 3
BB 2
SO 9
LOB 14



Batter	1	2	3	4	5	6	7	8	9	AB	R	H	RBI	BB	SO	LOB	BOTTOM		
Lonnie Smith, R (1, 7) OBP: 0.383, SLG: 0.460										4	2	1	0	1	0	0			
Jeff Blauser, R (1, 4) OBP: 0.358, SLG: 0.416										4	2	2	0	1	0	1			
Ron Gant, R (1, 8) OBP: 0.359, SLG: 0.577										4	2	2	3	0	1	1			
Jim Presley, R (1, 5) OBP: 0.310, SLG: 0.475										3	1	1	1	1	1	1			
Dale Murphy, R (1, 9) OBP: 0.311, SLG: 0.406										3	1	1	0	1	0	3			
Francisco Cabrera, R (1, 3) OBP: 0.346, SLG: 0.500										2	0	2	2	0	0	0			
David Justice, L (5, PH) OBP: 0.333, SLG: 0.419										2	1	1	3	0	0	0			
Andres Thomas, R (1, 6) OBP: 0.235, SLG: 0.287										4	0	0	0	0	1	4			
Greg Olson, R (1, 2) OBP: 0.345, SLG: 0.388										4	0	0	0	0	1	4			
Charlie Leibrandt, R (1, 1) OBP: 0.280, SLG: 0.217										3	0	0	0	0	1	2			
Tommy Gregg, L (8, PH) OBP: 0.250, SLG: 0.309										1	0	0	0	0	1	0			
Doug Sisk, R (8, 1) ERA:										0	0	0	0	0	0	0			
Inning Stats	R: 0 E: 1 K: 0 S: 3	H: 0 LOB: 0 BB: 0 P: 3	R: 1 E: 0 K: 0 S: 6	H: 3 LOB: 2 BB: 0 P: 6	R: 3 E: 0 K: 2 S: 20	H: 2 LOB: 2 BB: 3 P: 40	R: 0 E: 0 K: 1 S: 14	H: 1 LOB: 1 BB: 0 P: 20	R: 0 E: 0 K: 0 S: 4	H: 0 LOB: 0 BB: 0 P: 7	R: 0 E: 0 K: 1 S: 9	H: 0 LOB: 0 BB: 1 P: 13	R: 5 E: 1 K: 1 S: 15	H: 4 LOB: 0 BB: 1 P: 27	R: 0 E: 0 K: 1 S: 6	H: 0 LOB: 0 BB: 0 P: 6	1B: 6 2B: 2 3B: 0 HR: 2	SF: 0 SAC: 0 DP: 0 HBP: 0	WP: 0 PA: 38 PB: 0 SB: 0 CS: 1
PITCHER	IP WLS BF H R ER SO BB IBB HBP BLK WP HR S P ERA WHIP																		
Jim Deshaies, L (1, 1) ERA: 4.48	4.0 L 21 6 4 4 3 3 0 0 0 0 0 0 13 20 0.00 0.000																		
Xavier Hernandez, R (5, 1) ERA: 5.71	2.0 6 0 0 0 1 0 0 0 0 0 0 0 13 20 0.00 0.000																		
Juan Agosto, L (7, 1) ERA: 3.72	2.0 11 4 5 5 2 0 1 0 0 0 1 21 33 22.50 2.000																		

Houston Astros @ Atlanta Braves
Atlanta-Fulton County Stadium, Atlanta, GA
Tue Jul 24 1990, 3:33 AM EDT
Sunny

AB 34
R 9
H 10
RBI 9
BB 4
SO 6
LOB 16



Batter	1	2	3	4	5	6	7	8	9	AB	R	H	RBI	BB	SO	LOB	TOP								
Eric Yelding, R OBP: 0.324, SLG: 0.305 (1, 6)	4-0 6-3 S BB	0-0 1-3 3-H 2B		0-0 FC6-2 1-3 2B		0-0 2-H 1B			0-0 WP S SF8 1B	4	1	4	2	1	0	0									
Bill Doran, S OBP: 0.378, SLG: 0.360 (1, 4)	0-0 6-3 1-3	0-3 K		0-0 FC6-2 2-3 3-H 0-0		0-0 4-3			0-0 SF8 1-H	4	0	0	1	0	1	6									
Javier Ortiz, R OBP: 0.360, SLG: 0.403 (1, 7)	0-0 P4	0-0 5-3		0-0 L9			0-0 F9		4-0 FC6-4 BB	4	0	0	0	1	0	5									
Glenn Wilson, R OBP: 0.298, SLG: 0.354 (1, 9)	0-0 L5		0-3 K		0-0 5-3		0-3 K		0-0 FC6-4 BB 1-2	5	0	0	0	0	2	2									
Ken Caminiti, S OBP: 0.325, SLG: 0.324 (1, 5)		0-0 1B E 1B		0-0 1B		0-0 F9		0-0 P4	4-0 1-2 BB	4	1	2	0	1	0	0									
Craig Biggio, R OBP: 0.345, SLG: 0.354 (1, 8)		0-0 E 1B 1-2 1B		0-0 L8		0-0 5-3			0-0 L8 P5	5	1	1	0	0	0	3									
Franklin Stubbs, L OBP: 0.300, SLG: 0.450 (1, 3)		0-3 K		0-0 F9		0-0 3-1		0-3 K		4	0	0	0	0	2	3									
Carl Nichols, R OBP: 0.348, SLG: 0.350 (1, 2)		0-0 E8 1B 2B 1B 1-3 2-H		0-0 F9		4-0 SH2-4 1B BB		4-0 BB		2	2	1	1	2	0	0									
Danny Darwin, R OBP: 0.214, SLG: 0.357 (1, 1)		0-0 2B 1B 2-3 3-H		0-0 2B FC6-2 1B		0-0 SH2-4		0-3 K		3	0	2	1	0	1	1									
Inning Stats	R: 0 E: 0 K: 0 S: 3	H: 0 LOB: 1 BB: 1 P: 7	R: 3 E: 1 K: 2 S: 12	H: 5 LOB: 2 BB: 0 P: 12	R: 0 E: 0 K: 1 S: 6	H: 1 LOB: 1 BB: 0 P: 6	R: 0 E: 0 K: 0 S: 5	H: 2 LOB: 2 BB: 0 P: 5	R: 0 E: 0 K: 0 S: 3	H: 0 LOB: 0 BB: 0 P: 3	R: 1 E: 0 K: 0 S: 4	H: 1 LOB: 1 BB: 1 P: 8	R: 0 E: 0 K: 1 S: 5	H: 0 LOB: 0 BB: 0 P: 5	R: 0 E: 0 K: 2 S: 7	H: 0 LOB: 1 BB: 1 P: 11	R: 1 E: 0 K: 0 S: 4	H: 1 LOB: 2 BB: 2 P: 12	1B: 8 2B: 2 3B: 0 HR: 0	SF: 1 SAC: 1 DP: 0 HBP: 0	WP: 1 PB: 0 SB: 2 CS: 0	PA: 42			
PITCHER	IP	WLS	BF	H	R	ER	SO	BB	IBB	HBP	BLK	WP	HR	S	P	ERA	WHIP								
Steve Avery, L ERA: 5.36 (1, 1)	6.0	L	29	9	4	4	3	2	0	0	0	0	0	33	41	6.00	1.833								
Dwayne Henry, R ERA: 6.98 (7, 1)	2.0		7	0	0	0	3	1	0	0	0	0	0	12	16	0.00	0.500								
Doug Sisk, R ERA: 4.5 (9, 1)	1.0		6	1	1	1	0	2	0	0	0	1	0	4	12	9.00	3.000								

Houston Astros @ Atlanta Braves
Atlanta-Fulton County Stadium, Atlanta, GA
Wed Jul 25 1990, 7:05 PM EDT
Att: 9,492 - Sunny - 83 F


AB	35
R	5
H	10
RBI	5
BB	5
SO	6
LOB	20



Batter	1	2	3	4	5	6	7	8	9	AB	R	H	RBI	BB	SO	LOB	BOTTOM								
Lonnie Smith, R OBP: 0.381, SLG: 0.459 (1, 7)	0-0 F9		0-0 9-2 3-H			0-3 K 1-2			0-0 1B 2B	4	1	1	0	0	1	3									
Jeff Treadway, L OBP: 0.334, SLG: 0.446 (1, 4)	0-0 F9			0-0 L6		0-0 L8			0-0 2-H 1B	4	0	1	1	0	0	1									
Ron Gant, R OBP: 0.352, SLG: 0.563 (1, 8)	0-0 F7			0-0 P5		0-0 3-1			0-0 P2	4	0	0	0	0	0	1									
Jim Presley, R OBP: 0.308, SLG: 0.471 (1, 5)		0-3 K		0-3 K		0-0 F9			0-0 P4	4	0	0	0	0	2	1									
Dale Murphy, R OBP: 0.306, SLG: 0.398 (1, 9)		0-3 K		0-0 F7		0-0 L8			0-0 P2	4	0	0	0	0	1	1									
David Justice, L OBP: 0.335, SLG: 0.420 (1, 3)		0-3 K		0-3 K		0-3 K		0-3 K		3	0	0	0	0	3	0									
Andres Thomas, R OBP: 0.237, SLG: 0.287 (1, 6)			0-0 1B 9-2 1B		0-3 K		0-3 K		0-3 K	3	0	1	0	0	2	0									
Jimmy Kreners, L OBP: 0.245, SLG: 0.234 (1, 2)			0-0 SH3-4 1B		0-0 P2		0-0 BB		4-0 BB	2	0	1	0	1	0	0									
Steve Avery, L (1, 1)			0-0 SH3-4		0-0 E 1B		0-3 K			0	0	0	0	0	0	0									
Tommy Gregg, L OBP: 0.299, SLG: 0.316 (6, PH)										1	0	1	0	0	0	0									
Dwayne Henry, R (7, 1)										0	0	0	0	0	0	0									
Oddibe McDowell, L OBP: 0.299, SLG: 0.374 (8, PH)										1	0	0	0	0	1	1									
Doug Sisk, R (9, 1)										0	0	0	0	0	0	0									
Inning Stats	R: 0 E: 0 K: 0 S: 3	H: 0 LOB: 0 BB: 0 P: 3	R: 0 E: 0 K: 3 S: 9	H: 0 LOB: 0 BB: 0 P: 9	R: 0 E: 0 K: 0 S: 4	H: 2 LOB: 1 BB: 0 P: 4	R: 0 E: 0 K: 1 S: 5	H: 0 LOB: 0 BB: 0 P: 5	R: 0 E: 0 K: 2 S: 7	H: 0 LOB: 0 BB: 0 P: 7	R: 0 E: 1 K: 1 S: 6	H: 1 LOB: 1 BB: 0 P: 6	R: 0 E: 0 K: 0 S: 3	H: 0 LOB: 0 BB: 0 P: 3	R: 0 E: 0 K: 3 S: 9	H: 0 LOB: 1 BB: 1 P: 13	R: 1 E: 0 K: 0 S: 5	H: 2 LOB: 1 BB: 0 P: 5	1B: 4 2B: 2 3B: 0 HR: 0	SF: 0 SAC: 1 DP: 1 HBP: 0	WP: 0 PB: 0 SB: 0 CS: 0	PA: 32			
PITCHER	IP	WLS	BF	H	R	ER	SO	BB	IBB	HBP	BLK	WP	HR	S	P	ERA	WHIP								
Danny Darwin, R ERA: 1.79 (1, 1)	9.0	W	32	5	1	1	10	1	0	0	0	0	0	51	55	1.00	0.667								

Houston Astros @ Atlanta Braves
Atlanta-Fulton County Stadium, Atlanta, GA
Wed Jul 25 1990, 7:05 PM EDT
Att: 9,492 - Sunny - 83 F

AB	30
R	1
H	5
RBI	1
BB	1
SO	10
LOB	8



Batter	1	2	3	4	5	6	7	8	9	AB	R	H	RBI	BB	SO	LOB	TOP										
Oddibe McDowell, L (1, 8) OBP: 0.295, SLG: 0.369 Ron Gant, R (7, PH) OBP: 0.350, SLG: 0.559 (7, 8)	B1-3		F9		F7		P3		K	3	0	0	0	0	0	0	Atlanta Braves @ Los Angeles Dodgers Dodger Stadium, Los Angeles, CA Thu Jul 26 1990, 7:05 PM PDT Att: 31,461 - Unknown										
Jeff Treadway, L (1, 4) OBP: 0.330, SLG: 0.441	K		L6		P5		F7			4	0	0	0	0	1	0											
Lonnie Smith, R (1, 7) OBP: 0.383, SLG: 0.457					F8		5-3			3	1	1	0	1	0	0											
Jim Presley, R (1, 5) OBP: 0.313, SLG: 0.474	L9									2	0	1	1	2	0	1											
David Justice, L (1, 3) Francisco Cabrera, R (8, PH) OBP: 0.340, SLG: 0.450 (8, 3)			L7		P5					2	0	0	0	1	0	1											
Tommy Gregg, L (1, 9) Dale Murphy, R (8, PH) OBP: 0.306, SLG: 0.397 (8, 9)					4-3		K			3	0	1	0	0	1	2											
Jeff Blauer, R (1, 6) OBP: 0.353, SLG: 0.409			L8		E4		P2			4	0	0	0	0	0	4											
Greg Olson, R (1, 2) OBP: 0.348, SLG: 0.383					L4					2	0	0	0	2	0	1											
Marty Clary, R (1, 1) Mark Grant, R (6, 1) Rick Luecken, R (8, 1) Andres Thomas, R (9, PH) OBP: 0.236, SLG: 0.286 (8, 1)	F9				P3		6-3			3	0	0	0	0	0	6											
										0	0	0	0	0	0	0											
										0	0	0	0	0	0	0											
										1	0	0	0	0	0	0											
Inning Stats	R: 0 E: 0 K: 1 S: 5	H: 0 LOB: 1 BB: 1 P: 9	R: 0 E: 0 K: 0 S: 4	H: 1 LOB: 2 BB: 1 P: 8	R: 1 E: 0 K: 0 S: 5	H: 2 LOB: 1 BB: 0 P: 5	R: 0 E: 1 K: 0 S: 4	H: 0 LOB: 1 BB: 0 P: 4	R: 0 E: 0 K: 1 S: 3	H: 0 LOB: 0 BB: 0 P: 3	R: 0 E: 0 K: 0 S: 3	H: 0 LOB: 0 BB: 0 P: 3	R: 0 E: 0 K: 1 S: 5	H: 0 LOB: 1 BB: 1 P: 9	R: 0 E: 0 K: 1 S: 5	H: 0 LOB: 0 BB: 0 P: 5	1B: 2 2B: 1 3B: 0 HR: 0	SF: 0 SAC: 0 DP: 0 HBP: 0	WP: 1 PB: 0 SB: 0 CS: 0	PA: 37							
PITCHER	IP	WLS	BF	H	R	ER	SO	BB	IBB	HBP	BLK	WP	HR	S	P	ERA	WHIP										
Tim Belcher, R (1, 1) ERA: 3.64	6.0	W	27	3	1	1	2	5	0	0	1	0	0	26	46	1.50	1.333										
Ray Searge, L (7, 1) ERA: 3.32	2.0		7	0	0	0	1	1	0	0	0	1	0	8	12	0.00	0.500										
Jim Gott, R (9, 1) ERA: 4.13	1.0		3	0	0	0	1	0	0	0	0	0	0	5	5	0.00	0.000										

AB	31
R	1
H	3
RBI	1
BB	6
SO	4
LOB	17



Batter	1	2	3	4	5	6	7	8	9	AB	R	H	RBI	BB	SO	LOB	BOTTOM										
Lenny Harris, L (1, 5) OBP: 0.335, SLG: 0.375	F7		P4		FC3-6		K		F8	5	0	0	0	0	1	2	Atlanta Braves @ Los Angeles Dodgers Dodger Stadium, Los Angeles, CA Thu Jul 26 1990, 7:05 PM PDT Att: 31,461 - Unknown										
Kirk Gibson, L (1, 8) Stan Javier, S (8, 8) OBP: 0.329, SLG: 0.412 (8, 8)	1-3		L8		6-3				E6	4	1	1	0	0	0	1											
Kal Daniels, L (1, 7) Mickey Hatcher, R (8, 7) OBP: 0.294, SLG: 0.316 (8, 7)										3	2	2	1	1	0	0											
Eddie Murray, S (1, 3) OBP: 0.394, SLG: 0.502										1	0	1	0	0	0	0											
Hubie Brooks, R (1, 9) Jose Gonzalez, R (8, 9) OBP: 0.273, SLG: 0.413 (8, 9)										4	3	3	2	1	1	2											
Mike Scioscia, L (1, 2) OBP: 0.333, SLG: 0.411										4	1	2	1	0	0	0											
Juan Samuel, R (1, 4) OBP: 0.285, SLG: 0.339										4	1	1	1	0	1	1											
Mike Sharperson, R (1, 6) OBP: 0.410, SLG: 0.379										3	0	3	1	1	0	0											
Tim Belcher, R (1, 1) Chris Gwynn, L (6, PH) Ray Searge, L (7, 1) Jim Gott, R (9, 1) OBP: 0.184, SLG: 0.139 (6, PH)										2	0	0	0	0	1	2											
										1	0	0	0	0	1	2											
										0	0	0	0	0	0	0											
Inning Stats	R: 0 E: 0 K: 0 S: 3	H: 0 LOB: 2 BB: 2 P: 11	R: 0 E: 0 K: 1 S: 6	H: 1 LOB: 0 BB: 0 P: 6	R: 0 E: 0 K: 0 S: 3	H: 0 LOB: 0 BB: 0 P: 3	R: 1 E: 0 K: 0 S: 4	H: 1 LOB: 0 BB: 0 P: 4	R: 0 E: 0 K: 1 S: 6	H: 1 LOB: 1 BB: 0 P: 6	R: 4 E: 1 K: 1 S: 10	H: 5 LOB: 1 BB: 0 P: 10	R: 3 E: 1 K: 1 S: 9	H: 4 LOB: 2 BB: 1 P: 13	R: 0 E: 1 K: 1 S: 7	H: 1 LOB: 2 BB: 0 P: 7	1B: 7 2B: 4 3B: 0 HR: 2	SF: 0 SAC: 0 DP: 0 HBP: 0	WP: 0 PB: 0 SB: 1 CS: 0	PA: 41							
PITCHER	IP	WLS	BF	H	R	ER	SO	BB	IBB	HBP	BLK	WP	HR	S	P	ERA	WHIP										
Marty Clary, R (1, 1) ERA: 4.96	5.1	L	25	7	5	5	2	2	0	0	0	0	2	27	35	8.44	1.688										
Mark Grant, R (6, 1) ERA: 6.53	1.2		11	5	3	2	2	0	1	0	0	0	0	14	18	10.80	3.000										
Rick Luecken, R (8, 1) ERA: 6.42	1.0		5	1	0	0	1	0	0	0	0	0	0	7	7	0.00	1.000										



Batter	1	2	3	4	5	6	7	8	9	AB	R	H	RBI	BB	SO	LOB	TOP					
Lonnie Smith, R OBP: 0.375, SLG: 0.450 (1, 7)	0-0 6-3		0-0 F7		0-0 F7		0-0 2B 2B		0-3 K	5	1	1	0	0	1	1	Atlanta Braves @ Los Angeles Dodgers Dodger Stadium, Los Angeles, CA Sat Jul 28 1990, 7:05 PM PDT Att: 38,022 - Unknown					
Mark Lemke, S OBP: 0.313, SLG: 0.266 (1, 4)	4-0 CS 1B BB		0-0 1-3		0-0 1B		0-0 2H 3H 2B		1-2 K	3	1	2	2	1	0	0						
Ron Gant, R OBP: 0.349, SLG: 0.551 (1, 8)	0-0 CS 1B 1B		0-0 L7		0-0 F8		0-0 2H 1B		0-0 1B	4	1	2	1	0	0	1						
Jim Presley, R OBP: 0.311, SLG: 0.465 (1, 5)	4-0 1B 2-3 2-3 BB				0-0 F9		0-0 F7		0-0 5-3	3	0	0	0	1	0	1						
Dale Murphy, R OBP: 0.312, SLG: 0.409 (1, 9)	0-0 FC4-6 1-2 2H 1B				0-0 1B 2B		0-3 K2-3		0-0 4-3	4	1	2	1	0	1	0						
Jeff Blausler, R OBP: 0.349, SLG: 0.401 (1, 6)	0-0 FC4-6 1-2				0-0 FC6-4 29 2B 1B		0-0 6-3		0-3 K	4	1	1	1	0	1	2						
Francisco Cabrera, R OBP: 0.333, SLG: 0.473 David Justice, L OBP: 0.345, SLG: 0.431 (1, 3) (6, 3)		0-3 K			0-0 FC6-4 1-2 1B		0-3 K		0-0 4-3	3	0	1	0	0	2	0						
Greg Olson, R OBP: 0.336, SLG: 0.371 (1, 2)	0-0 F7				0-0 FC6-4 29 2B				0-3 K	4	1	0	0	0	1	2						
29 John Smoltz, R OBP: 0.327, SLG: 0.256 Tommy Gregg, L OBP: 0.265, SLG: 0.320 Tony Castillo, L (9, PH) Mark Grant, R OBP: 0.500, SLG: 0.500 (9, 1)		0-3 K			0-0 1-2 2-3 2B		0-0 5-3		0-0 CS 1B	3	1	2	2	0	1	0						
Inning Stats	R: 1 E: 0 K: 0 S: 4	H: 2 LOB: 2 BB: 2 P: 12	R: 0 E: 0 K: 2 S: 7	H: 0 LOB: 0 BB: 0 P: 7	R: 0 E: 0 K: 0 S: 3	H: 0 LOB: 0 BB: 0 P: 3	R: 3 E: 0 K: 0 S: 6	H: 4 LOB: 1 BB: 0 P: 6	R: 0 E: 0 K: 0 S: 4	H: 1 LOB: 1 BB: 0 P: 4	R: 0 E: 0 K: 2 S: 7	H: 0 LOB: 0 BB: 0 P: 7	R: 3 E: 0 K: 0 S: 6	H: 4 LOB: 0 BB: 0 P: 6	R: 0 E: 0 K: 1 S: 5	H: 0 LOB: 0 BB: 0 P: 5		R: 0 E: 0 K: 2 S: 7	H: 1 LOB: 0 BB: 0 P: 7	1B: 8 2B: 4 3B: 0 HR: 0	SF: 0 SAC: 0 DP: 0 HBP: 0	WP: 0 PB: 0 SB: 0 CS: 3
PITCHER	IP WLS BF H R ER SO BB IBB HBP BLK WP HR S P ERA WHIP	IP WLS BF H R ER SO BB IBB HBP BLK WP HR S P ERA WHIP															IP WLS BF H R ER SO BB IBB HBP BLK WP HR S P ERA WHIP					
Fernando Valenzuela, L ERA: 3.97 Jim Gott, R ERA: 3.71 Mike Hartley, R ERA: 3.72 (1, 1) (7, 1) (8, 1)	6.1 29 10 7 7 4 2 0 0 0 0 0 0 35 43 9.95 1.895	2.0 6 1 0 0 3 0 0 0 0 0 0 0 2 2 0.00 1.500															2.0 6 1 0 0 3 0 0 0 0 0 0 0 2 2 0.00 1.500					

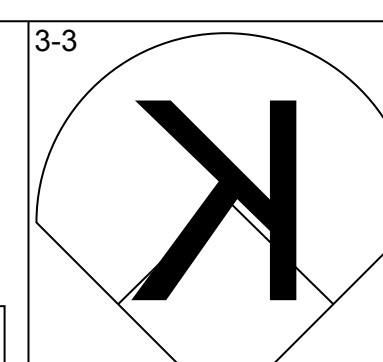
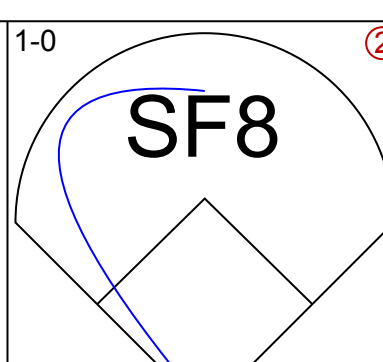
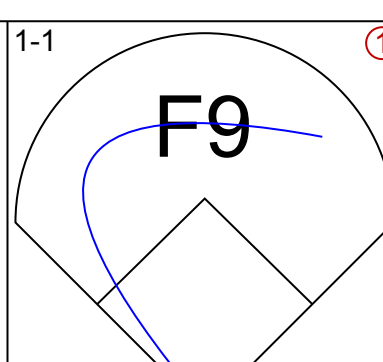
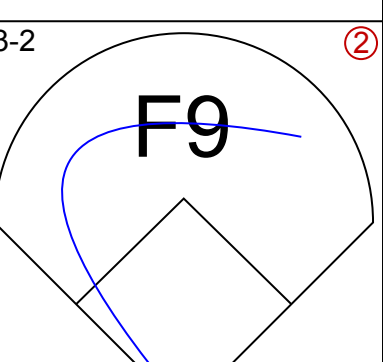
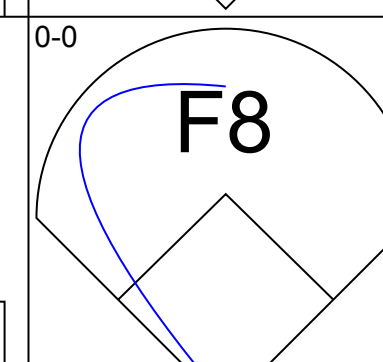
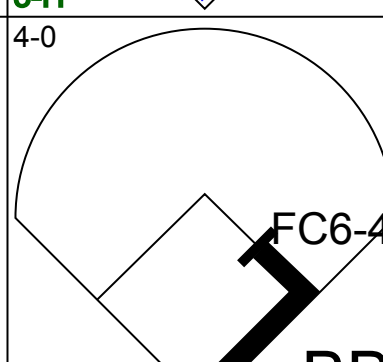
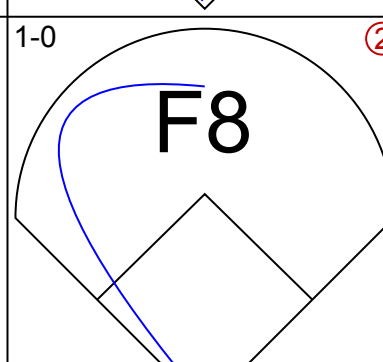
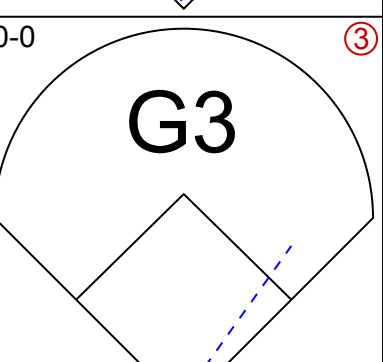
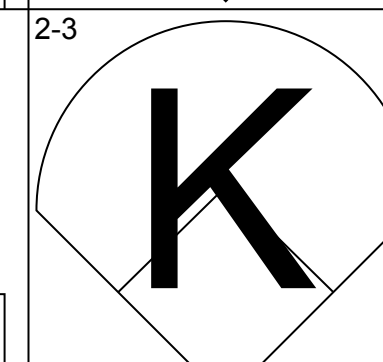
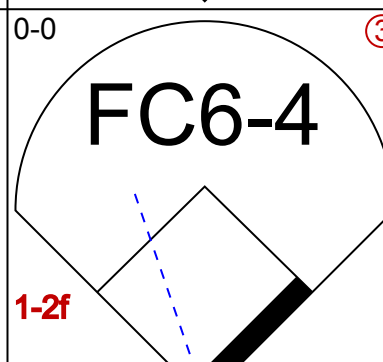
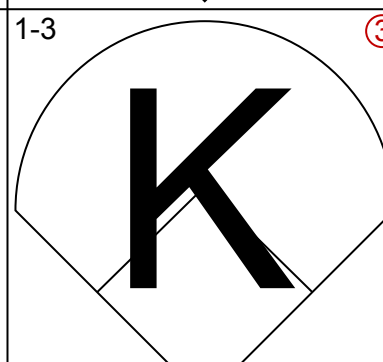
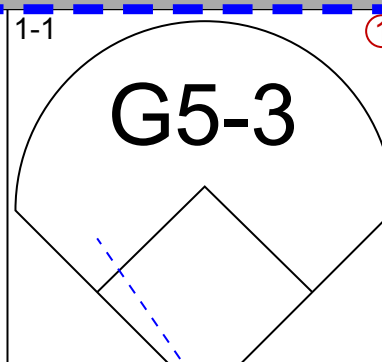
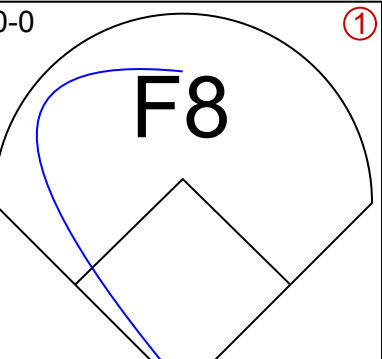
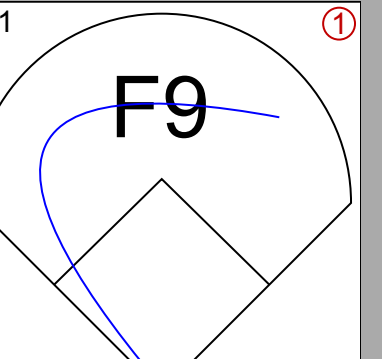
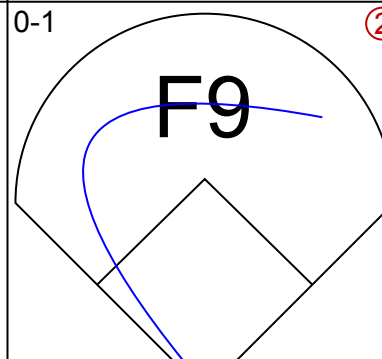
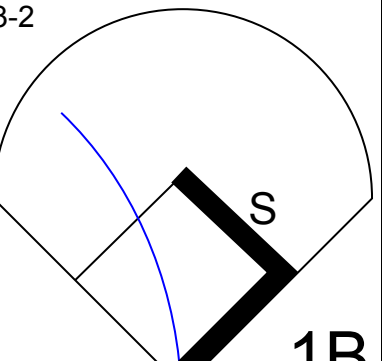
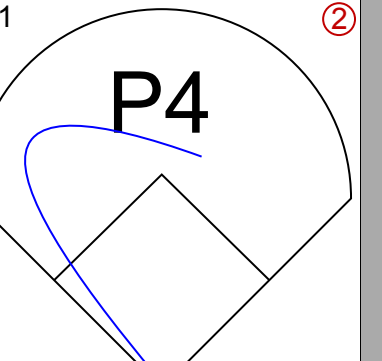
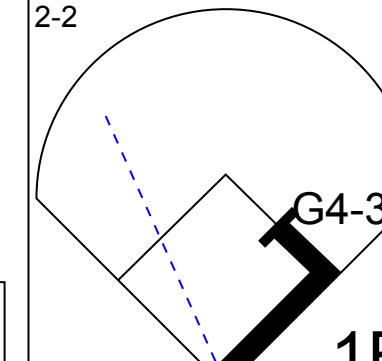
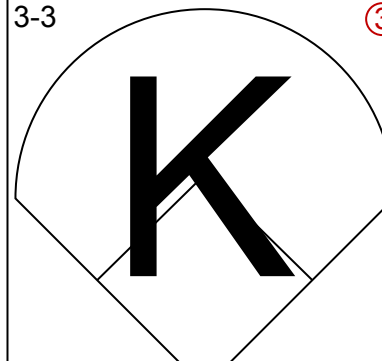
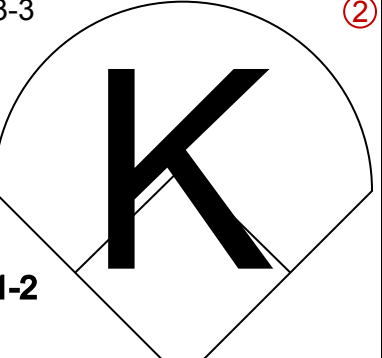
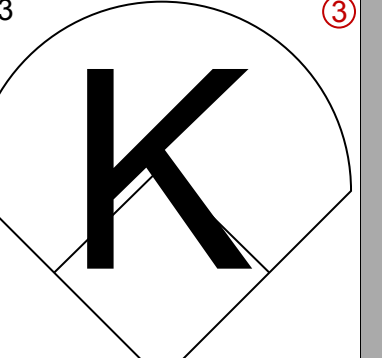
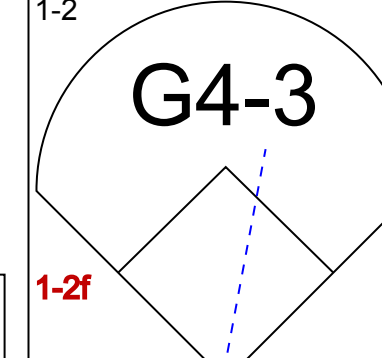
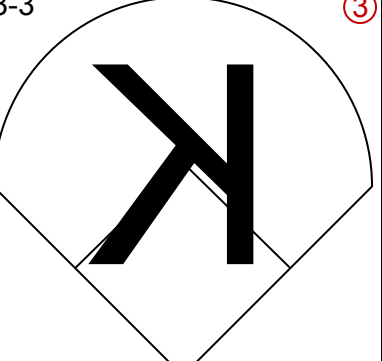
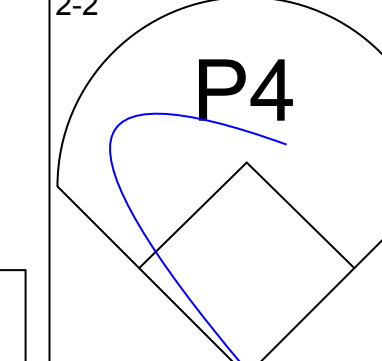
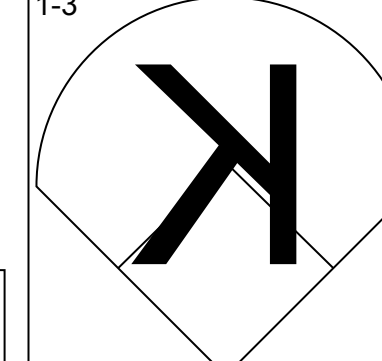
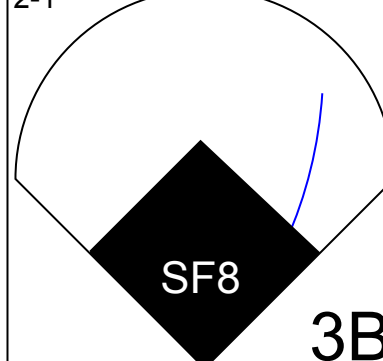
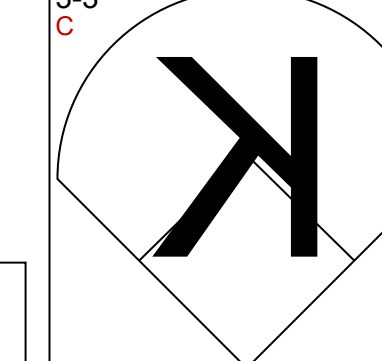
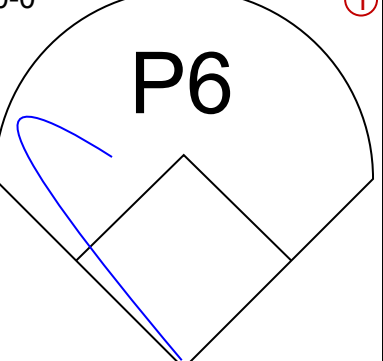
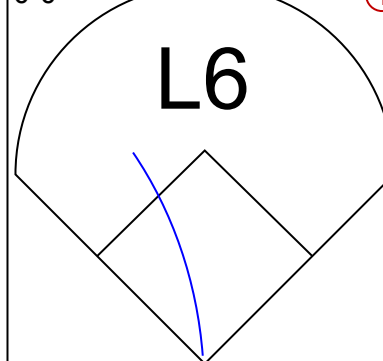
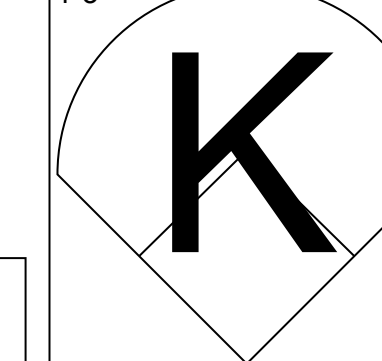
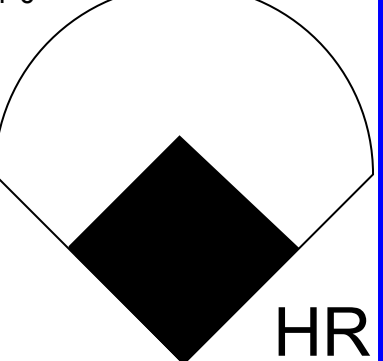
AB 35
R 7
H 12
RBI 7
BB 2
SO 7
LOB 7

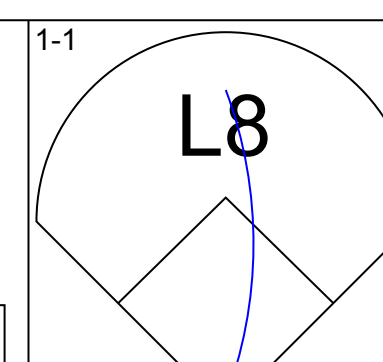
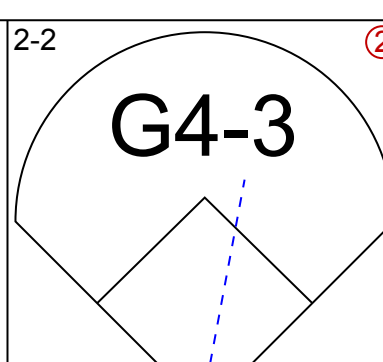
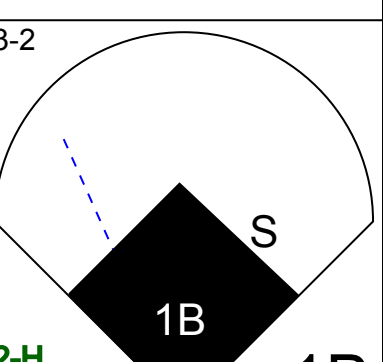
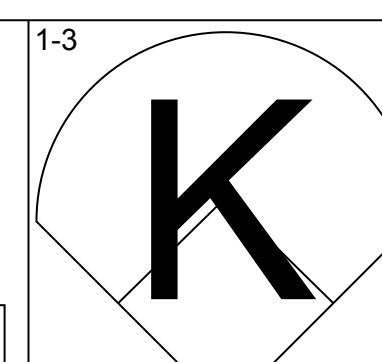
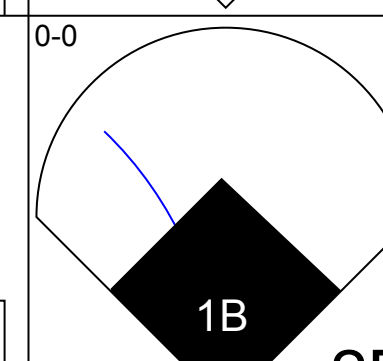
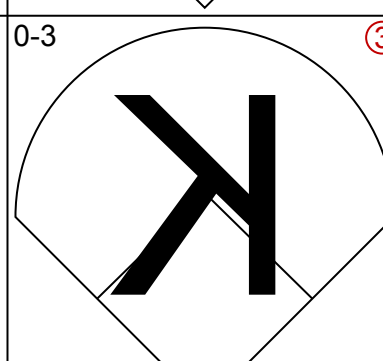
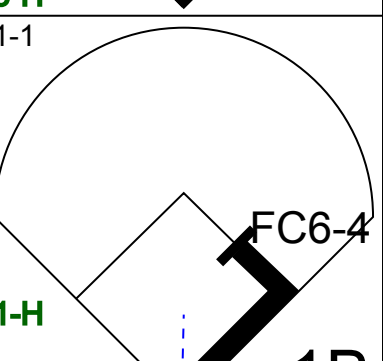
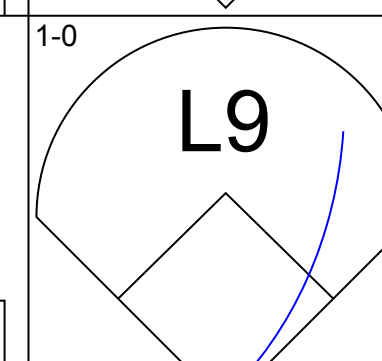
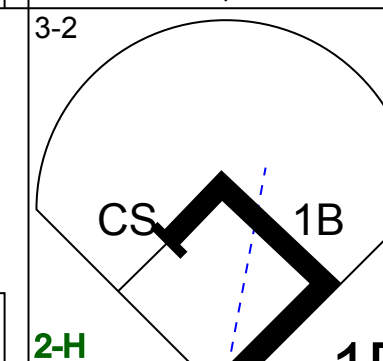
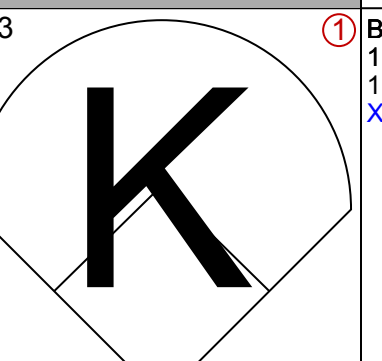
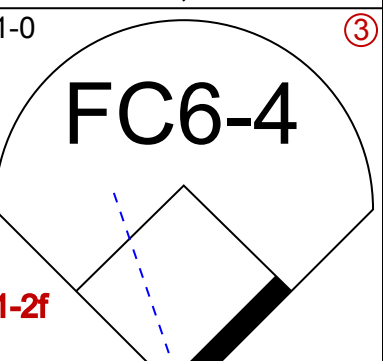
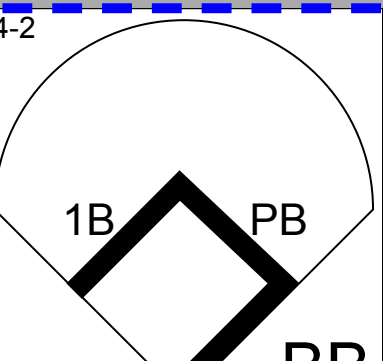
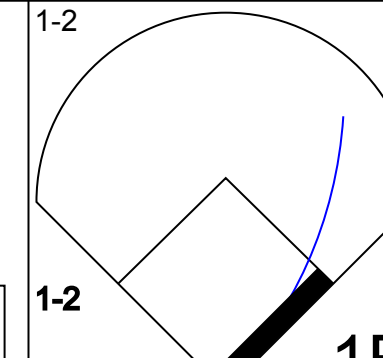

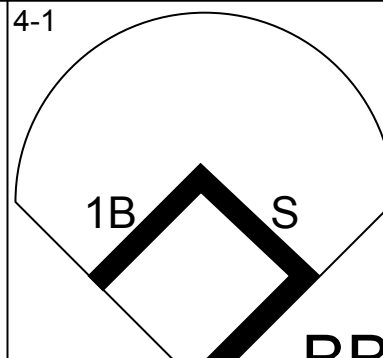
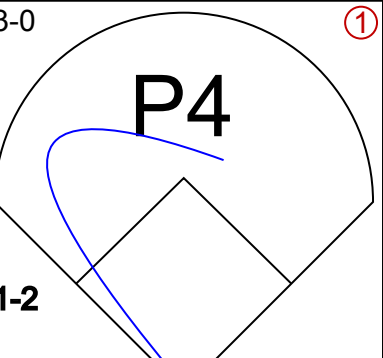
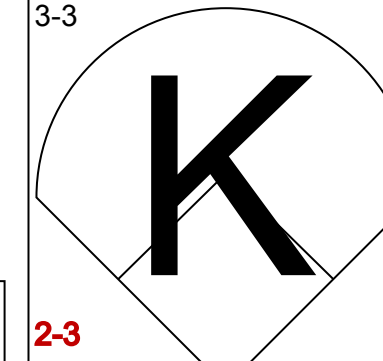
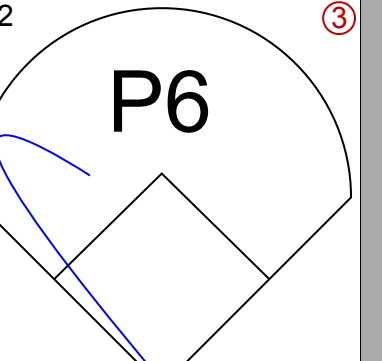
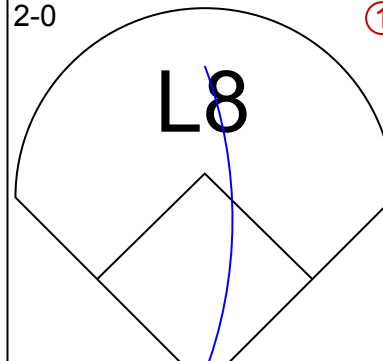
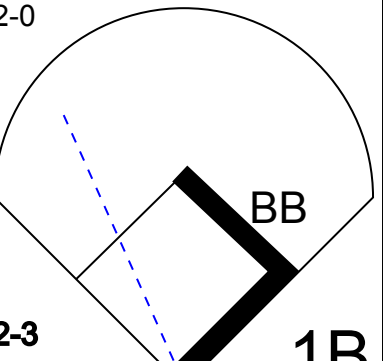
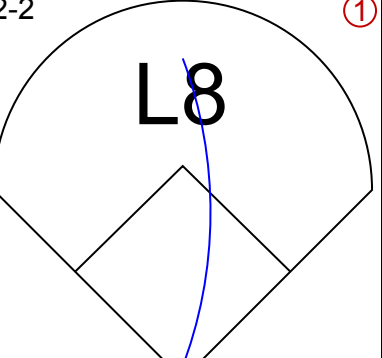
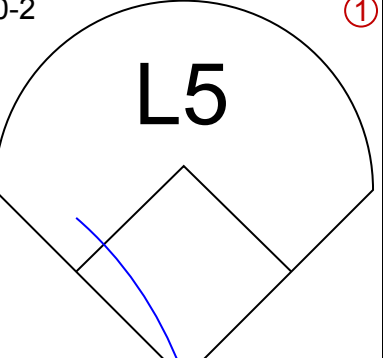
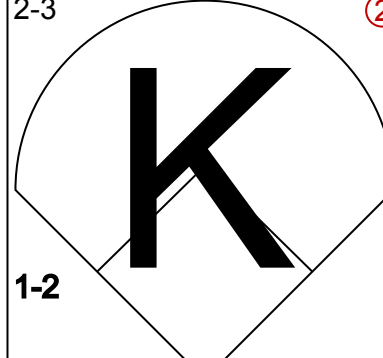
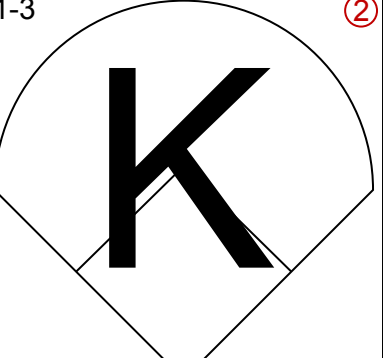
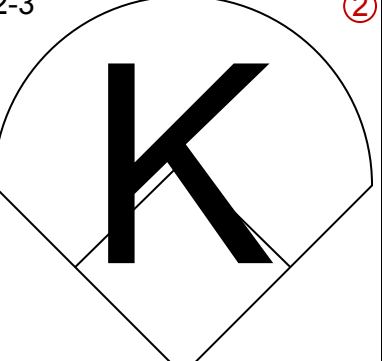
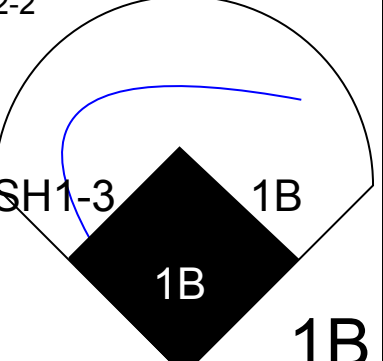
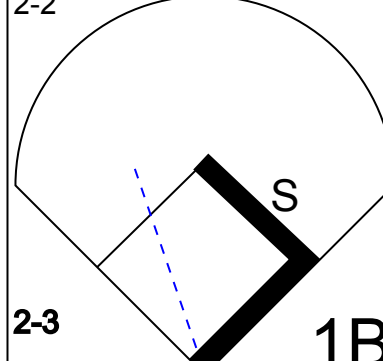
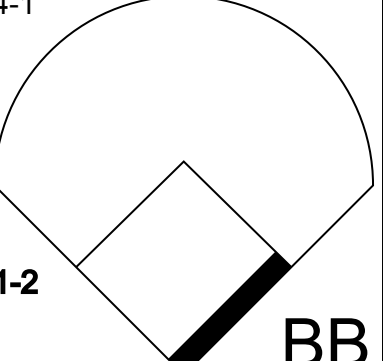
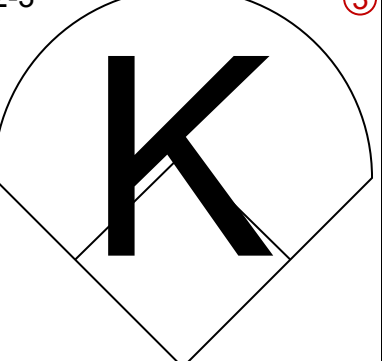
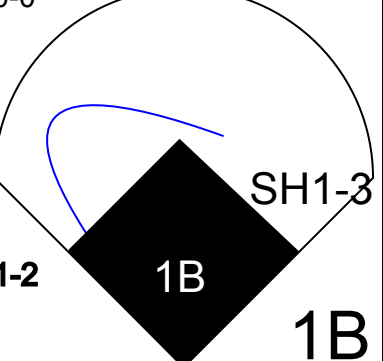
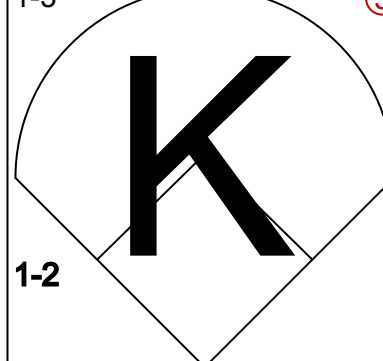
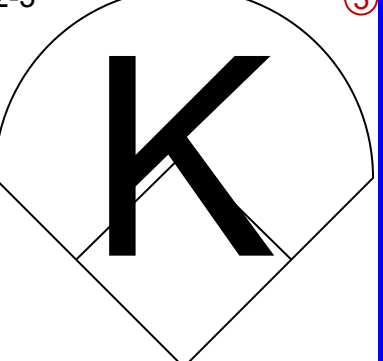

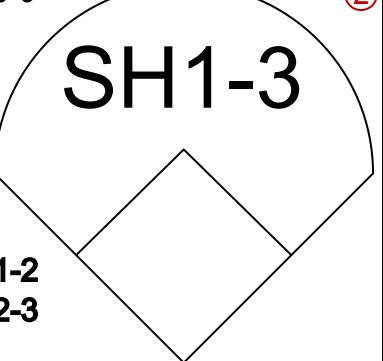
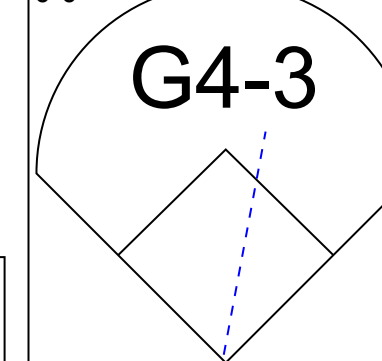


Batter	1	2	3	4	5	6	7	8	9	AB	R	H	RBI	BB	SO	LOB	BOTTOM					
Lenny Harris, L OBP: 0.343, SLG: 0.379 Mickey Hatcher, R OBP: 0.287, SLG: 0.309 (1, 5) (9, PH)	0-0 CS 1B		4-0 BB		0-0 4-3		0-0 1B 1B		0-0 F7	3	0	2	0	1	0	0	Atlanta Braves @ Los Angeles Dodgers Dodger Stadium, Los Angeles, CA Sat Jul 28 1990, 7:05 PM PDT Att: 38,022 - Unknown					
Kirk Gibson, L OBP: 0.350, SLG: 0.431 (1, 8)	4-0 1B BB SF7 BB		0-0 F9		0-0 F8		0-0 1-2 1B		0-0 BB 1B 2H 1B	4	2	2	1	1	0	1						
Kal Daniels, L OBP: 0.394, SLG: 0.525 Jose Gonzalez, R OBP: 0.273, SLG: 0.413 (1, 7) (9, PR)	4-0 1B BB		0-0 F7		0-0 P3		0-0 HR 1B		0-0 1B BB 1B	4	1	2	0	1	0	3						
Eddie Murray, S OBP: 0.401, SLG: 0.513 (1, 3)	0-0 1-2 2-3 1B		0-0 F7		0-0 3-1		0-0 1H HR		4-0 1B BB 1B	4	2	2	2	1	0	3						
Hubie Brooks, R OBP: 0.288, SLG: 0.395 (1, 9)	0-0 SF7				0-0 FC6-4 1B		0-3 K		0-0 1B 1B	4	0	2	3	0	1	0						
Mike Scioscia, L OBP: 0.332, SLG: 0.416 (1, 2)	0-0 1-3				0-0 P6		0-0 HR		0-0 F7 1B	4	1	1	1	1	0	3						
Juan Samuel, R OBP: 0.292, SLG: 0.339 (1, 4)		0-0 L7			0-0 FC6-4 1-2		0-3 K		0-0 F9	5	0	1	1	0	1	1						
Jose Vizcaino, S OBP: 0.368, SLG: 0.382 Mike Sharperson, R OBP: 0.402, SLG: 0.372 (1, 6) (9, PH)		0-0 4-3			0-0 P5		0-3 K		0-0 1B S 1B	3	0	0	0	0	1	1						
Fernando Valenzuela, L OBP: 0.289, SLG: 0.395 Jim Gott, R Chris Gwynn, L OBP: 0.398, SLG: 0.349 Mike Hartley, R Stan Javier, S OBP: 0.381, SLG: 0.411 (1, 1) (7, 1) (8, 1) (9, PH)		0-3 K			0-0 P2		0-0 3-1		0-3 K	2	0	0	0	0	1	0						
Inning Stats	R: 1 E: 0 K: 0 S: 4	H: 2 LOB: 2 BB: 2 P: 12	R: 0 E: 0 K: 1 S: 5	H: 0 LOB: 0 BB: 0 P: 5	R: 0 E: 0 K: 0 S: 3	H: 1 LOB: 1 BB: 1 P: 7	R: 0 E: 0 K: 0 S: 4	H: 1 LOB: 1 BB: 0 P: 4	R: 0 E: 0 K: 0 S: 3	H: 0 LOB: 0 BB: 0 P: 3	R: 3 E: 0 K: 3 S: 12	H: 3 LOB: 0 BB: 0 P: 12	R: 0 E: 0 K: 0 S: 5	H: 2 LOB: 2 BB: 0 P: 5	R: 0 E: 0 K: 0 S: 3	H: 0 LOB: 0 BB: 0 P: 3		R: 4 E: 0 K: 1 S: 9	H: 5 LOB: 3 BB: 2 P: 17	1B: 11 2B: 0 3B: 0 HR: 2	SF: 1 SAC: 0 DP: 0 HBP: 0	WP: 0 PB: 0 SB: 1 CS: 1
PITCHER	IP WLS BF H R ER SO BB IBB HBP BLK WP HR S P ERA WHIP	IP WLS BF H R ER SO BB IBB HBP BLK WP HR S P ERA WHIP															IP WLS BF H R ER SO BB IBB HBP BLK WP HR S P ERA WHIP					
29 John Smoltz, R ERA: 4.26 Tony Castillo, L ERA: 4.57 Mark Grant, R ERA: 6.42 (1, 1) (9, 1) (9, 1)	8.0 5 3 3 3 1 0 0 0 0 0 0 0 7 7 40.50 4.500	0.2 3 3 3 1 0 0 0 0 0 0 0 0 2 10 ∞ ∞															0.2 3 3 3 1 0 0 0 0 0 0 0 2 10 ∞ ∞					

AB 37
R 8
H 13
RBI 8
BB 5
SO 5
LOB 14



Batter	1	2	3	4	5	6	7	8	9	AB	R	H	RBI	BB	SO	LOB	TOP					
Lonnie Smith, R OBP: 0.371, SLG: 0.445 (1, 7)										3	0	1	0	1	0		Atlanta Braves @ Los Angeles Dodgers Dodger Stadium, Los Angeles, CA Sun Jul 29 1990, 3:33 AM PDT Att: 34,975 - Sunny - 85 F					
Mark Lemke, S OBP: 0.310, SLG: 0.258 (1, 4)										3	0	0	0	1	0							
Ron Gant, R OBP: 0.345, SLG: 0.545 (1, 8)										4	0	0	0	0	2	1						
Jim Presley, R OBP: 0.310, SLG: 0.471 (1, 5)										4	1	1	1	0	0	0						
Dale Murphy, R OBP: 0.313, SLG: 0.411 (1, 9)										4	0	2	0	0	1	0						
David Justice, L OBP: 0.340, SLG: 0.425 (1, 3)										3	0	0	0	0	2	2						
Jeff Blauer, R OBP: 0.344, SLG: 0.395 (1, 6)										3	0	0	0	0	2	1						
Jimmy Kremers, L OBP: 0.246, SLG: 0.275 (1, 2)										3	1	1	0	0	1	0						
Charlie Leibrandt, R OBP: 0.259, SLG: 0.200 Tommy Gregg, L OBP: 0.272, SLG: 0.356 Dwayne Henry, R (8, 1)										2	0	0	0	0	1	1						
Inning Stats	R: 0 E: 0 K: 2 S: 9	H: 0 LOB: 0 BB: 0 P: 14	R: 0 E: 0 K: 2 S: 11	H: 1 LOB: 1 BB: 0 P: 20	R: 1 E: 0 K: 0 S: 5	H: 1 LOB: 1 BB: 1 P: 12	R: 0 E: 0 K: 1 S: 7	H: 0 LOB: 0 BB: 0 P: 11	R: 0 E: 0 K: 2 S: 16	H: 0 LOB: 0 BB: 0 P: 22	R: 0 E: 0 K: 1 S: 8	H: 0 LOB: 0 BB: 0 P: 11	R: 1 E: 0 K: 0 S: 10	H: 2 LOB: 0 BB: 0 P: 15	R: 1 E: 0 K: 0 S: 7	H: 1 LOB: 0 BB: 0 P: 11	R: 0 E: 0 K: 1 S: 7	H: 0 LOB: 0 BB: 0 P: 11	1B: 2 2B: 0 3B: 1 HR: 2	SF: 1 SAC: 0 DP: 1 HBP: 0	WP: 0 PB: 0 SB: 1 CS: 0	PA: 32
PITCHER	IP	WLS	BF	H	R	ER	SO	BB	IBB	HBP	BLK	WP	HR	S	P	ERA	WHIP					
Ramon Martinez, R ERA: 2.81	8.0	W	29	5	3	3	9	1	0	0	0	0	2	73	116	3.38	0.750					
Tim Crews, R ERA: 2.64	1.0	S	3	0	0	0	1	0	0	0	0	0	0	7	11	0.00	0.000					

Batter	1	2	3	4	5	6	7	8	9	AB	R	H	RBI	BB	SO	LOB	BOTTOM					
Stan Javier, S OBP: 0.378, SLG: 0.408 (1, 8)										4	1	1	2	0	1	0	Atlanta Braves @ Los Angeles Dodgers Dodger Stadium, Los Angeles, CA Sun Jul 29 1990, 3:33 AM PDT Att: 34,975 - Sunny - 85 F					
Mike Sharperson, R OBP: 0.404, SLG: 0.350 (1, 5)										4	1	2	1	0	1	0						
Kal Daniels, L OBP: 0.395, SLG: 0.523 (1, 7)										3	0	1	1	1	1	1						
Eddie Murray, S OBP: 0.402, SLG: 0.511 (1, 3)										3	0	1	0	1	1	1						
Hubie Brooks, R OBP: 0.287, SLG: 0.393 (1, 9)										4	0	1	0	0	1	3						
Mike Scioscia, L OBP: 0.328, SLG: 0.411 (1, 2)										4	0	0	0	0	2	3						
Juan Samuel, R OBP: 0.296, SLG: 0.342 (1, 4)										3	1	2	0	1	1	0						
Alfredo Griffin, S OBP: 0.279, SLG: 0.280 Lenny Harris, L OBP: 0.342, SLG: 0.377 Tim Crews, R (9, 1)										3	1	1	0	0	2	2						
Ramon Martinez, R OBP: 0.102, SLG: 0.104 Jose Vizcaino, S OBP: 0.368, SLG: 0.382 (9, 6)										2	0	0	0	0	0	0						
Inning Stats	R: 1 E: 0 K: 1 S: 12	H: 3 LOB: 2 BB: 0 P: 20	R: 0 E: 0 K: 2 S: 9	H: 0 LOB: 0 BB: 0 P: 15	R: 0 E: 0 K: 1 S: 9	H: 0 LOB: 0 BB: 0 P: 12	R: 0 E: 0 K: 2 S: 11	H: 0 LOB: 0 BB: 0 P: 17	R: 0 E: 0 K: 3 S: 16	H: 4 LOB: 1 BB: 0 P: 23	R: 0 E: 0 K: 2 S: 13	H: 1 LOB: 2 BB: 1 P: 24	R: 0 E: 0 K: 1 S: 5	H: 0 LOB: 0 BB: 0 P: 7	R: 0 E: 0 K: 2 S: 11	H: 1 LOB: 3 BB: 2 P: 27	R: 0 E: 0 K: 2 S: 11	H: 0 LOB: 0 BB: 0 P: 11	1B: 8 2B: 2 3B: 0 HR: 0	SF: 0 SAC: 1 DP: 1 HBP: 0	WP: 0 PB: 1 SB: 3 CS: 1	PA: 35
PITCHER	IP	WLS	BF	H	R	ER	SO	BB	IBB	HBP	BLK	WP	HR	S	P	ERA	WHIP					
Charlie Leibrandt, L ERA: 3.73	7.0	L	29	8	4	4	9	1	0	0	0	0	0	75	118	5.14	1.286					
Dwayne Henry, R ERA: 6.45	1.0		6	1	0	0	2	2	0	0	0	0	0	11	27	0.00	3.000					

AB	30
R	3
H	5
RBI	3
BB	1
SO	10
LOB	5

AB	31
R	4
H	9
RBI	4
BB	3
SO	11
LOB	13

Batter	1	2	3	4	5	6	7	8	9	AB	R	H	RBI	BB	SO	LOB	TOP										
Oddibe McDowell, L OBP: 0.298, SLG: 0.377	F7	G4-3			HBP 1B BB		BB 1B 2B	L9		3	1	0	0	2	0	2											
Mark Lemke, S OBP: 0.310, SLG: 0.262	G3		F7		HBP 1B		BB 2B 1B	F8		5	1	2	0	0	0	0											
Lonnie Smith, R OBP: 0.377, SLG: 0.449										2	1	2	0	0	0	0											
Ron Gant, R OBP: 0.341, SLG: 0.535	2B 1B		CS 1B		G6-4-3 HBP		2B BB	F9		1	1	0	0	1	0	0											
Jim Presley, R OBP: 0.308, SLG: 0.469	HR 2B		1-2 2B		G6-4-3		P4	F8		5	1	2	1	0	0	6											
Dale Murphy, R OBP: 0.315, SLG: 0.423	HR		G4-3				G5-3			4	1	2	5	0	0	1											
David Justice, L OBP: 0.337, SLG: 0.418										4	0	2	0	0	0	1											
Rick Luecken, R	1B				K		FC5-4 1B	F8		0	0	0	0	0	0	0											
Ernie Whitt, L OBP: 0.272, SLG: 0.291		P5			G4-3		F7			4	0	0	0	0	0	1											
Jeff Blausler, R OBP: 0.341, SLG: 0.396		F8			G3		FC5-4			3	0	0	0	1	0	1											
Marty Clary, R OBP: 0.328, SLG: 0.464		E6			G1-3			K		3	0	0	0	0	1	0											
Inning Stats	R: 3 E: 0 K: 0 S: 8	H: 4 LOB: 1 BB: 0 P: 14	R: 0 E: 1 K: 0 S: 7	H: 0 LOB: 1 BB: 0 P: 13	R: 0 E: 0 K: 0 S: 9	H: 2 LOB: 1 BB: 0 P: 15	R: 0 E: 0 K: 1 S: 6	H: 0 LOB: 0 BB: 0 P: 7	R: 0 E: 0 K: 0 S: 10	H: 1 LOB: 2 BB: 1 P: 18	R: 0 E: 0 K: 0 S: 9	H: 1 LOB: 1 BB: 0 P: 13	R: 3 E: 0 K: 1 S: 21	H: 2 LOB: 1 BB: 2 P: 37	R: 0 E: 0 K: 1 S: 7	H: 0 LOB: 1 BB: 1 P: 15	R: 0 E: 0 K: 0 S: 4	H: 0 LOB: 0 BB: 0 P: 5	1B: 6 2B: 3 HR: 1	SF: 0 SAC: 0 DP: 1 HBP: 1	WP: 0 PB: 0 SB: 0 CS: 1	PA: 40					
PITCHER	IP	WLS	BF	H	R	ER	SO	BB	IBB	HBP	BLK	WP	HR	S	P	ERA	WHIP										
Eric Show, R ERA: 6.17	5.0		22	7	3	3	1	1	0	1	0	0	1	40	67	5.40	1.600										
Derek Lilliquist, L ERA: 6.2	0.0		0	0	0	0	0	0	0	0	0	0	0	0	0	∞	∞										
Calvin Schiraldi, R ERA: 0.66	0.2		3	1	0	0	0	0	0	0	0	0	0	10	15	0.00	1.500										
Rich Rodriguez, L ERA: 3.18	1.0		4	0	0	0	1	1	0	0	0	0	0	7	15	0.00	1.000										
Craig Lefferts, L ERA: 2.76	1.0	W	3	0	0	0	0	0	0	0	0	0	0	4	5	0.00	0.000										

Atlanta Braves @ San Diego Padres
Jack Murphy Stadium, San Diego, CA
Tue Jul 31 1990, 10:05 PM EDT
Att: 12,310 - Unknown - 80 F

AB 35
R 6
H 10
RBI 6
BB 4
SO 3
LOB 13



Batter	1	2	3	4	5	6	7	8	9	AB	R	H	RBI	BB	SO	LOB	BOTTOM										
Roberto Alomar, S OBP: 0.354, SLG: 0.390	G4-3		G6-3		P5		WP 1B 1B		SH5-4	4	1	1	2	0	0	1											
Garry Templeton, S OBP: 0.281, SLG: 0.380	G5-3		L3				G1-3		E8 FC5	5	1	2	3	0	0	0											
Tony Gwynn, L OBP: 0.359, SLG: 0.435	F7				F7		G1-3		G3	4	0	0	0	1	0	1											
Jack Clark, R OBP: 0.405, SLG: 0.530			K		WP 1B		G6-3		F9	4	0	1	0	1	1	0											
Joe Carter, R OBP: 0.270, SLG: 0.385		1B SF9 BB			G5-3		K		1B	4	1	1	1	1	1	3											
Mike Pagliaro, L OBP: 0.352, SLG: 0.392					F7		L6		K	4	0	1	0	0	1	2											
Fred Lynn, L OBP: 0.341, SLG: 0.417							G4-3			1	1	0	1	1	0	0											
Phil Stephenson, L OBP: 0.370, SLG: 0.439		SF9							1B BB	1	0	1	0	0	0	0											
Craig Lefferts, L OBP: 0.250, SLG: 0.250									1B	0	0	0	0	0	0	0											
Tom Lampkin, L OBP: 0.333, SLG: 0.500		G4-3							FC4-6	4	1	2	0	0	0	3											
Eric Show, R OBP: 0.241, SLG: 0.263										1	0	0	0	0	1	0											
Thomas Howard, S OBP: 0.279, SLG: 0.326										1	0	0	0	0	0	1											
Derek Lilliquist, L OBP: 0.246, SLG: 0.297										0	0	0	0	0	0	0											
Calvin Schiraldi, R OBP: 0.346, SLG: 0.429										0	0	0	0	0	0	0											
Bip Roberts, S OBP: 0.265, SLG: 0.417										1	2	1	0	1	0	0											
Inning Stats	R: 0 E: 0 K: 0 S: 8	H: 0 LOB: 0 BB: 0 P: 12	R: 1 E: 0 K: 1 S: 8	H: 1 LOB: 1 BB: 1 P: 17	R: 0 E: 0 K: 1 S: 12	H: 0 LOB: 0 BB: 0 P: 14	R: 0 E: 0 K: 0 S: 7	H: 1 LOB: 1 BB: 0 P: 14	R: 0 E: 0 K: 0 S: 9	H: 0 LOB: 0 BB: 0 P: 10	R: 4 E: 0 K: 1 S: 18	H: 3 LOB: 1 BB: 2 P: 36	R: 0 E: 0 K: 1 S: 12	H: 2 LOB: 2 BB: 0 P: 20	R: 2 E: 1 K: 0 S: 8	H: 2 LOB: 3 BB: 2 P: 17	1B: 9 2B: 0 3B: 1 HR: 0	SF: 1 SAC: 1 DP: 0 HBP: 0	WP: 2 PB: 0 SB: 0 CS: 0	PA: 41							
PITCHER	IP	WLS	BF	H	R	ER	SO	BB	IBB	HBP	BLK	WP	HR	S	P	ERA	WHIP										
Marty Clary, R ERA: 5.1	6.2		28	5	5	5	4	3	0	0	0	1	0	62	105	6.75	1.200										
Rick Luecken, R ERA: 6.25	2.0	L	13	5	2	1	1	0	2	0	0	1	0	26	47	4.50	2.500										

Atlanta Braves @ San Diego Padres
Jack Murphy Stadium, San Diego, CA
Tue Jul 31 1990, 10:05 PM EDT
Att: 12,310 - Unknown - 80 F

AB 34
R 7
H 10
RBI 7
BB 5
SO 5
LOB 11



Batter	1	2	3	4	5	6	7	8	9	AB	R	H	RBI	BB	SO	LOB	TOP															
Lonnie Smith, R OBP: 0.372, SLG: 0.442 (1, 7)	1-1 F9		1-2 G5-3		3-1 P3			3-3 K		4	0	0	0	0	1	3																
Jeff Treadway, L OBP: 0.322, SLG: 0.427 (1, 4)	0-0 G5-3		1-0 F8			0-0 G3		1-1 F7		4	0	0	0	0	0	1																
Ron Gant, R OBP: 0.343, SLG: 0.539 (1, 8)	1-0 3B			0-0 P2		1-2 F7		4-2 BB		3	0	1	0	1	0	0																
Jim Presley, R OBP: 0.307, SLG: 0.467 (1, 5)	1-2 G5-3			1-3 K		0-0 1B		2-2 P4		4	0	1	0	0	1	2																
Dale Murphy, R OBP: 0.312, SLG: 0.418 (1, 9)		1-1 F9		1-0 L6		0-0 F9			1-3 K	4	0	0	0	0	1	1																
David Justice, L OBP: 0.336, SLG: 0.413 (1, 3)		1-0 F8			4-2 FC4-6 BB		0-0 F8		3-2 F7	3	0	0	0	1	0	0																
Ernie Whitt, L OBP: 0.271, SLG: 0.289 (1, 2)		3-2 G4-3			0-0 FC4-6 1B		1-1 F7		2-2 1B	4	0	1	0	0	0	1																
Jeff Blauer, R OBP: 0.346, SLG: 0.420 (1, 6)			0-1 2B		1-0 1B		3-1 HR		0-1 G4-3	4	1	3	1	0	0	1																
Tom Glavine, L OBP: 0.234, SLG: 0.171 Dwayne Henry, R (7, 1)			1-2 B1-3		1-1 B3		0-0 G6-3			3	0	0	0	0	0	3																
										0	0	0	0	0	0	0																
Inning Stats	R: 0 E: 0 K: 0 S: 7	H: 1 LOB: 1 BB: 0 P: 10	R: 0 E: 0 K: 0 S: 6	H: 0 LOB: 0 BB: 0 P: 11	R: 0 E: 0 K: 0 S: 14	H: 1 LOB: 1 BB: 0 P: 17	R: 0 E: 0 K: 1 S: 5	H: 0 LOB: 0 BB: 0 P: 7	R: 0 E: 0 K: 0 S: 9	H: 1 LOB: 2 BB: 1 P: 18	R: 1 E: 0 K: 0 S: 6	H: 1 LOB: 0 BB: 0 P: 10	R: 0 E: 0 K: 1 S: 11	H: 0 LOB: 1 BB: 0 P: 21	R: 0 E: 0 K: 1 S: 14	H: 1 LOB: 1 BB: 1 P: 20	1B: 3 2B: 1 3B: 1 HR: 1	SF: 0 SAC: 0 DP: 0 HBP: 0	WP: 0 PA: 35 PB: 0 SB: 1 CS: 0													
PITCHER	IP WLS BF H R ER SO BB IBB HBP BLK WP HR S P ERA WHIP																															
Bill Gullickson, R ERA: 3.78 Larry Andersen, R ERA: 2.31	(1, 1) (8, 1)	7.0 S	27 8	5 1	1 0	1 0	1 2	1 1	0 0	0 0	0 0	0 0	0 25	82 41	1.29 0.00	0.857 1.000																

Atlanta Braves @ Houston Astros
Astrodome, Houston, TX
Thu Aug 02 1990, 8:05 PM EDT
Att: 18,251 - Dome

AB 33
R 1
H 6
RBI 1
BB 2
SO 3
LOB 12



Batter	1	2	3	4	5	6	7	8	9	AB	R	H	RBI	BB	SO	LOB	BOTTOM													
Eric Yelding, R OBP: 0.326, SLG: 0.311 Ken Oberkfell, L (7, PH) OBP: 0.307, SLG: 0.330 (8, 3)	0-2 G4-3		1-1 G4-3			2-2 F8	2-1 P8			3	0	0	0	0	0	1														
Bill Doran, S OBP: 0.382, SLG: 0.377 (1, 4)	2-1 F9		2-3 G4-3			1-0 1B G4-3	2-3 K			4	1	1	0	0	1	2														
Ken Caminiti, S OBP: 0.320, SLG: 0.316 (1, 5)	1-2 1B			2-1 P4		3-2 G4-3 1B		0-0 F9		4	0	2	0	0	0	0														
Glenn Wilson, R OBP: 0.288, SLG: 0.346 (1, 9)	1-2 L9			1-3 K		3-2 G4-3		1-0 F8		4	0	0	1	0	1	2														
Craig Biggio, R OBP: 0.351, SLG: 0.359 (1, 2)		0-1 G3		2-0 G5-3		3-2 G5-3		1-1 G6-3		4	0	0	0	0	0	1														
Mark Davidson, R OBP: 0.400, SLG: 0.500 (1, 7)		1-0 F7			0-1 CS 1B		3-2 1B 3B			3	1	2	0	0	0	0														
Franklin Stubbs, L OBP: 0.295, SLG: 0.443 Carl Nichols, R (7, PH) OBP: 0.357, SLG: 0.360 Larry Andersen, R (8, 1)		2-3 K			2-3 K		1-2 SH1-4 3B 1B			2	0	0	0	0	2	1														
Rafael Ramirez, R OBP: 0.303, SLG: 0.331 (1, 6)			1-2 G4-3 SH1-4 1B		3-2 E6		1-1 SH1-4			2	0	1	0	0	0	1														
Bill Gullickson, R OBP: 0.200, SLG: 0.158 Casey Candaele, S (7, PH) OBP: 0.389, SLG: 0.456 (8, 8)			1-2 SH1-4		0-0 L8		1-2 3B			1	0	0	0	0	0	1														
										1	0	1	1	0	0	0														
Inning Stats	R: 0 E: 0 K: 0 S: 11	H: 1 LOB: 1 BB: 0 P: 15	R: 0 E: 0 K: 1 S: 6	H: 0 LOB: 0 BB: 0 P: 9	R: 0 E: 0 K: 1 S: 11	H: 1 LOB: 1 BB: 0 P: 17	R: 0 E: 0 K: 1 S: 10	H: 0 LOB: 0 BB: 0 P: 11	R: 0 E: 0 K: 0 S: 13	H: 2 LOB: 1 BB: 0 P: 25	R: 2 E: 0 K: 1 S: 19	H: 3 LOB: 1 BB: 0 P: 28	R: 0 E: 0 K: 0 S: 4	H: 0 LOB: 0 BB: 0 P: 6	1B: 5 2B: 1 3B: 2 HR: 0	SF: 0 SAC: 2 DP: 0 HBP: 0	WP: 0 PA: 32 PB: 0 SB: 0 CS: 1													
PITCHER	IP WLS BF H R ER SO BB IBB HBP BLK WP HR S P ERA WHIP																													
Tom Glavine, L ERA: 4.05 Dwayne Henry, R ERA: 5.92	(1, 1) (7, 1)	6.1 L	27 5	8 0	3 0	3 0	3 1	0 0	0 0	0 0	0 10	11 15	4.26 0.00	1.263 0.000																

Atlanta Braves @ Houston Astros
Astrodome, Houston, TX
Thu Aug 02 1990, 8:05 PM EDT
Att: 18,251 - Dome

AB 30
R 3
H 8
RBI 3
BB 0
SO 4
LOB 10



Batter	1	2	3	4	5	6	7	8	9	AB	R	H	RBI	BB	SO	LOB	TOP					
Oddibe McDowell, L (1, 8) OBP: 0.302, SLG: 0.380	0-0 2B		0-3 K			4-0 FC6-4 BB		0-0 G3	3 0 1 0 1 1 1								Atlanta Braves @ Houston Astros Astrodome, Houston, TX Fri Aug 03 1990, 8:05 PM EDT Att: 17,579 - Dome					
Jeff Treadway, L (1, 4) OBP: 0.319, SLG: 0.422	0-0 L3		0-3 K			0-0 FC6-4		0-0 L9	4 0 0 0 0 1 3													
Ron Gant, R (1, 7) OBP: 0.342, SLG: 0.539	0-0 6-3			0-3 K		0-0 5-3		0-0 2B	4 0 1 0 0 1 2													
Jim Presley, R (1, 5) OBP: 0.306, SLG: 0.463	0-3 K			0-3 K			4-0 G6-3 BB	0-0 F8	3 0 0 0 1 2 2													
Tommy Gregg, L (1, 9) OBP: 0.273, SLG: 0.351		0-0 F8		0-0 F7			0-0 G6-3		3 0 0 0 0 0 1													
David Justice, L (1, 3) OBP: 0.332, SLG: 0.407		0-0 F9			0-0 F7		0-0 F9		3 0 0 0 0 0 0													
Ernie Whitt, L (1, 2) OBP: 0.263, SLG: 0.279		0-0 L9-3			0-0 F7			0-0 4-3	3 0 0 0 0 0 0													
Jeff Blauer, R (1, 6) OBP: 0.347, SLG: 0.419				0-0 29 S 1B		0-0 5-3		0-0 6-3	3 0 1 0 0 0 0													
29 John Smoltz, R (1, 1) OBP: 0.314, SLG: 0.244				0-0 F9			0-3 K	0-0 5-3	2 0 0 0 0 1 1													
Lonnie Smith, R (8, PH) OBP: 0.371, SLG: 0.441				1-2					1 0 0 0 0 0 0													
Mark Grant, R (8, 1) OBP: 0.500, SLG: 0.500									0 0 0 0 0 0 0													
Inning Stats	R: 0 E: 0 K: 1 S: 6	H: 1 LOB: 1 BB: 0 P: 6	R: 0 E: 0 K: 0 S: 3	H: 0 LOB: 0 BB: 0 P: 3	R: 0 E: 0 K: 2 S: 8	H: 1 LOB: 1 BB: 0 P: 8	R: 0 E: 0 K: 2 S: 7	H: 0 LOB: 0 BB: 0 P: 7	R: 0 E: 0 K: 0 S: 3	H: 0 LOB: 0 BB: 0 P: 3	R: 0 E: 0 K: 1 S: 5	H: 0 LOB: 1 BB: 1 P: 9	R: 0 E: 0 K: 0 S: 2	H: 0 LOB: 0 BB: 1 P: 6	R: 0 E: 0 K: 0 S: 3	H: 0 LOB: 0 BB: 0 P: 3	R: 0 E: 0 K: 0 S: 4	H: 1 LOB: 1 BB: 0 P: 4	1B: 1 2B: 2 3B: 0 HR: 0	SF: 0 SAC: 0 DP: 1 HBP: 0	WP: 0 PB: 0 SB: 1 CS: 0	PA: 31
PITCHER Mike Scott, R (1, 1) ERA: 3.95	IP: 9.0 WLS: W BF: 31 H: 3 R: 0 ER: 0 SO: 6 BB: 2 IBB: 0 HBP: 0 BLK: 0 WP: 0 HR: 0 S: 41 P: 49 ERA: 0.00 WHIP: 0.556																					

AB	29
R	0
H	3
RBI	0
BB	2
SO	6
LOB	10



Batter	1	2	3	4	5	6	7	8	9	AB	R	H	RBI	BB	SO	LOB	BOTTOM			
Eric Yelding, R (1, 8) OBP: 0.325, SLG: 0.308	0-0 6-3		4-0 1B BB		0-0 1-3			0-0 4-3	3 1 0 0 1 0 0								Atlanta Braves @ Houston Astros Astrodome, Houston, TX Fri Aug 03 1990, 8:05 PM EDT Att: 17,579 - Dome			
Bill Doran, S (1, 4) OBP: 0.387, SLG: 0.390	0-3 K		0-0 1B E 1B		0-0 CS 1B		0-0 3B 3B	4 2 3 0 0 1 0												
Ken Oberkfell, L (1, 3) OBP: 0.314, SLG: 0.355	0-0 F8		0-0 E8 1B		0-0 CS 1-2	0-0 3-1		0-0 3B 3B	4 0 2 2 0 0 0											
Mark Davidson, R (9, 7) OBP: 0.400, SLG: 0.500			1-H 2-H 1B		1-2			3-H 3B BB	0 0 0 0 0 0 0											
Franklin Stubbs, L (1, 7) OBP: 0.298, SLG: 0.440		0-0 F8	4-0 BB		0-0 F9		0-0 CS BB	2 0 0 0 2 0 0												
Craig Biggio, R (1, 2) OBP: 0.353, SLG: 0.362		0-0 S 1B	0-3 K		0-0 FC6 1B		0-0 CS	3 0 2 0 0 1 2												
Glenn Wilson, R (1, 9) OBP: 0.285, SLG: 0.343		0-3 K2-3		0-0 4-3		0-0 FC6		0-0 CS	3 0 0 0 0 1 2											
Ken Caminiti, S (1, 5) OBP: 0.318, SLG: 0.313		0-3 K		0-3 K			0-0 F8	3 0 0 0 0 2 1												
Rafael Ramirez, R (1, 6) OBP: 0.300, SLG: 0.327			0-0 P2		0-0 F8		0-0 F9	3 0 0 0 0 0 0												
Mike Scott, R (1, 1) OBP: 0.175, SLG: 0.132			0-3 K		0-0 P3		0-3 K	3 0 0 0 0 2 0												
Inning Stats	R: 0 E: 0 K: 1 S: 5	H: 0 LOB: 0 BB: 0 P: 5	R: 0 E: 0 K: 2 S: 8	H: 1 LOB: 1 BB: 0 P: 8	R: 2 E: 1 K: 2 S: 9	H: 2 LOB: 2 BB: 2 P: 17	R: 0 E: 0 K: 1 S: 5	H: 0 LOB: 0 BB: 0 P: 5	R: 0 E: 0 K: 0 S: 4	H: 1 LOB: 1 BB: 0 P: 4	R: 0 E: 0 K: 1 S: 5	H: 0 LOB: 0 BB: 0 P: 5	R: 0 E: 0 K: 0 S: 3	H: 2 LOB: 0 BB: 1 P: 7	R: 1 E: 0 K: 0 S: 3	H: 2 LOB: 0 BB: 1 P: 7	1B: 5 2B: 0 3B: 2 HR: 0	SF: 0 SAC: 0 DP: 0 HBP: 0	WP: 0 PB: 0 SB: 1 CS: 2	PA: 33
PITCHER 29 John Smoltz, R (1, 1) ERA: 4.12	IP: 7.0 WLS: L BF: 27 H: 5 R: 2 ER: 1 SO: 7 BB: 5 IBB: 2 HBP: 0 BLK: 0 WP: 0 HR: 0 S: 39 P: 47 ERA: 1.29 WHIP: 1.000																			
Mark Grant, R (8, 1) ERA: 6.25	IP: 1.0 WLS: L BF: 4 H: 2 R: 1 ER: 1 SO: 0 BB: 1 IBB: 0 HBP: 0 BLK: 0 WP: 0 HR: 0 S: 3 P: 7 ERA: 9.00 WHIP: 3.000																			



Batter	1	2	3	4	5	6	7	8	9	AB	R	H	RBI	BB	SO	LOB	TOP		
Lonnie Smith, R OBP: 0.372, SLG: 0.443 (1, 7)										3	1	1	0	1	0	2			
Mark Lemke, S OBP: 0.300, SLG: 0.252 (1, 4)										4	0	0	0	0	0	4			
Ron Gant, R OBP: 0.339, SLG: 0.533 (1, 8)										4	0	0	0	0	0	4			
Jim Presley, R OBP: 0.306, SLG: 0.461 (1, 5)										4	0	1	1	0	2	1			
Jeff Blauser, R OBP: 0.342, SLG: 0.412 (1, 6)										4	0	0	0	0	0	2			
Francisco Cabrera, R OBP: 0.323, SLG: 0.500 (1, 3)										4	1	1	1	0	0	0			
David Justice, L OBP: 0.327, SLG: 0.400 (1, 9)										4	0	0	0	0	2	0			
Greg Olson, R OBP: 0.336, SLG: 0.369 (1, 2)										4	0	1	0	0	1	0			
Charlie Leibrandt, R OBP: 0.286, SLG: 0.231 (1, 1)										1	0	1	0	0	0	0			
Tommy Gregg, L OBP: 0.275, SLG: 0.357 (7, PH)										1	0	1	0	0	0	0			
Rick Luecken, R (7, 1)										0	0	0	0	0	0	0			
Inning Stats	R: 1 E: 0 K: 0 S: 5	H: 2 LOB: 1 BB: 0 P: 5	R: 0 E: 0 K: 1 S: 5	H: 0 LOB: 0 BB: 0 P: 5	R: 0 E: 0 K: 0 S: 4	H: 1 LOB: 1 BB: 0 P: 4	R: 1 E: 0 K: 2 S: 8	H: 1 LOB: 0 BB: 1 P: 8	R: 0 E: 0 K: 1 S: 5	H: 0 LOB: 0 BB: 0 P: 5	R: 0 E: 0 K: 1 S: 6	H: 1 LOB: 1 BB: 0 P: 6	R: 0 E: 1 K: 0 S: 4	H: 0 LOB: 1 BB: 0 P: 4	R: 0 E: 0 K: 0 S: 3	H: 0 LOB: 0 BB: 0 P: 3	1B: 4 2B: 1 3B: 0 HR: 1	SF: 0 SAC: 1 DP: 0 HBP: 0	WP: 0 PA: 35 PB: 0 SB: 0 CS: 0
PITCHER Jim Deshaies, L ERA: 4.2 (1, 1)	IP: 9.0 WLS: W BF: 35 H: 6 R: 2 ER: 2 SO: 5 BB: 1 IBB: 0 HBP: 0 BLK: 0 WP: 0 HR: 1 S: 44 P: 48 ERA: 2.00 WHIP: 0.778															PITCHER			

Atlanta Braves @ Houston Astros
Astrodome, Houston, TX
Sat Aug 04 1990, 8:05 PM EDT
Att: 18,751 - Dome

AB 33
R 2
H 6
RBI 2
BB 1
SO 5
LOB 13



Batter	1	2	3	4	5	6	7	8	9	AB	R	H	RBI	BB	SO	LOB	BOTTOM
Eric Yelding, R OBP: 0.324, SLG: 0.308 (1, 8)										4	1	1	0	0	1	1	
Bill Doran, S OBP: 0.391, SLG: 0.403 (1, 4)										4	1	3	0	0	0	1	
Ken Caminiti, S OBP: 0.317, SLG: 0.314 (1, 5)										3	0	1	1	0	0	2	
Glenn Wilson, R OBP: 0.284, SLG: 0.352 (1, 9)										4	1	1	2	0	1	3	
Craig Biggio, R OBP: 0.352, SLG: 0.361 (1, 2)										4	1	1	0	0	0	1	
Mark Davidson, R OBP: 0.414, SLG: 0.480 (1, 7)										3	1	1	0	1	1	0	
Franklin Stubbs, L OBP: 0.297, SLG: 0.437 (1, 3)										4	1	1	0	0	0	3	
Rafael Ramirez, R OBP: 0.303, SLG: 0.333 (1, 6)										4	0	2	3	0	1	1	
Jim Deshaies, L OBP: 0.025, SLG: 0.025 (1, 1)										4	0	0	0	0	1	4	
Inning Stats	R: 1 E: 0 K: 1 S: 6	H: 1 LOB: 0 BB: 0 P: 6	R: 0 E: 0 K: 0 S: 3	H: 0 LOB: 0 BB: 0 P: 3	R: 0 E: 0 K: 2 S: 7	H: 0 LOB: 0 BB: 0 P: 7	R: 5 E: 1 K: 0 S: 8	H: 4 LOB: 1 BB: 1 P: 12	R: 0 E: 0 K: 1 S: 6	H: 1 LOB: 1 BB: 0 P: 6	R: 0 E: 0 K: 0 S: 4	H: 2 LOB: 1 BB: 0 P: 4	R: 0 E: 0 K: 1 S: 7	H: 2 LOB: 2 BB: 0 P: 7	1B: 7 2B: 3 3B: 0 HR: 1	SF: 1 SAC: 0 DP: 0 HBP: 0	WP: 0 PA: 36 PB: 0 SB: 2 CS: 2
PITCHER Charlie Leibrandt, L ERA: 3.99 (1, 1)	IP: 6.0 WLS: L BF: 27 H: 7 R: 6 ER: 5 SO: 4 BB: 1 IBB: 0 HBP: 0 BLK: 0 WP: 0 HR: 1 S: 34 P: 38 ERA: 7.50 WHIP: 1.333															PITCHER	
Rick Luecken, R ERA: 5.92 (7, 1)	IP: 2.0 WLS: 9 BF: 4 H: 4 R: 0 ER: 0 SO: 1 BB: 0 IBB: 0 HBP: 0 BLK: 0 WP: 0 HR: 0 S: 11 P: 11 ERA: 0.00 WHIP: 2.000															PITCHER	

Atlanta Braves @ Houston Astros
Astrodome, Houston, TX
Sat Aug 04 1990, 8:05 PM EDT
Att: 18,751 - Dome

AB 34
R 6
H 11
RBI 6
BB 1
SO 5
LOB 16



Batter	1	2	3	4	5	6	7	8	9	AB	R	H	RBI	BB	SO	LOB	TOP										
Lonnie Smith, R OBP: 0.373, SLG: 0.443 (1, 7)	L4		F8		2B		2-3		BLK	5	1	2	0	0	0	0											
Jeff Treadway, L OBP: 0.317, SLG: 0.418 (1, 4)	K				F7		1-3		F8	5	0	1	0	0	1	3											
Ron Gant, R OBP: 0.340, SLG: 0.535 (1, 8)			P6				4-3			4	0	2	2	0	0	1											
Jim Presley, R OBP: 0.303, SLG: 0.456 (1, 5)	K				F7				6-3	4	0	0	0	0	2	2											
David Justice, L OBP: 0.330, SLG: 0.402 (1, 9)			P5		E9					4	0	2	0	0	0	1											
Tommy Gregg, L OBP: 0.282, SLG: 0.368 Francisco Cabrera, R OBP: 0.329, SLG: 0.500 (6, PH) (6, 3)					L4				K	2	0	1	0	0	0	1											
Ernie Whitt, L OBP: 0.262, SLG: 0.270 (1, 2)			F7						P4	3	0	0	0	1	1	3											
Jeff Blausler, R OBP: 0.337, SLG: 0.405 (1, 6)			K		6-3				5-3	4	0	0	0	0	2	4											
Steve Avery, L OBP: 0.265, SLG: 0.063 Mark Grant, R OBP: 0.209, SLG: 0.590 Oddie McQuinn, L OBP: 0.346, SLG: 0.383 Tony Castillo, L OBP: 0.296, SLG: 0.350 Mark Lemke, S OBP: 0.298, SLG: 0.250 Dwayne Henry, R OBP: 0.305, SLG: 0.367 (1, 1) (4, 1) (5, PH) (5, 1) (6, PH) (6, 1) (7, 1) (9, PH)			4-3						K	1	0	0	0	0	0	0											
Inning Stats	R: 0 E: 0 K: 2 S: 8	H: 1 LOB: 1 BB: 0 P: 8	R: 0 E: 0 K: 1 S: 6	H: 1 LOB: 1 BB: 0 P: 6	R: 0 E: 0 K: 0 S: 4	H: 1 LOB: 1 BB: 0 P: 4	R: 0 E: 0 K: 1 S: 6	H: 1 LOB: 2 BB: 0 P: 10	R: 2 E: 0 K: 0 S: 6	H: 3 LOB: 1 BB: 0 P: 6	R: 0 E: 0 K: 3 S: 10	H: 1 LOB: 1 BB: 0 P: 10	R: 0 E: 0 K: 0 S: 3	H: 0 LOB: 0 BB: 0 P: 3	R: 0 E: 0 K: 1 S: 6	H: 1 LOB: 1 BB: 0 P: 6	R: 0 E: 0 K: 1 S: 6	H: 1 LOB: 1 BB: 0 P: 6	1B: 8 2B: 2 3B: 0 HR: 0	SF: 0 SAC: 0 DP: 0 HBP: 0	WP: 0 PA: 38 PB: 0 SB: 1 CS: 0						
PITCHER	IP	WLS	BF	H	R	ER	SO	BB	IBB	HBP	BLK	WP	HR	S	P	ERA	WHIP										
Danny Darwin, R ERA: 1.83 (1, 1)	5.0	W	23	7	2	2	4	1	0	0	0	0	0	30	34	3.60	1.600										
Juan Agosto, L ERA: 3.79 (6, 1)	2.0		7	1	0	0	3	0	0	0	0	0	0	13	13	0.00	0.500										
Larry Andersen, R ERA: 2.28 (8, 1)	1.0		4	1	0	0	1	0	0	0	0	0	0	6	6	0.00	1.000										
Dave Smith, R ERA: 2.45 (9, 1)	1.0		4	1	0	0	1	0	0	0	1	0	0	6	6	0.00	1.000										

Atlanta Braves @ Houston Astros
Astrodome, Houston, TX
Sun Aug 05 1990, 4:33 AM EDT
Att: 15,118 - Dome

AB 37
R 2
H 10
RBI 2
BB 1
SO 9
LOB 17



Batter	1	2	3	4	5	6	7	8	9	AB	R	H	RBI	BB	SO	LOB	BOTTOM										
Eric Yelding, R OBP: 0.322, SLG: 0.306 (1, 8)	E3		F9		F8					5	2	1	0	0	1	2											
Bill Doran, S OBP: 0.394, SLG: 0.410 (1, 4)	5-3				FC5-4					5	0	3	1	0	1	1											
Ken Caminiti, S OBP: 0.320, SLG: 0.317 Dave Rohde, S OBP: 0.298, SLG: 0.300 (1, 5) (5, 5)					FC5-4					2	0	1	1	1	1	1											
Glenn Wilson, R OBP: 0.283, SLG: 0.352 (1, 9)	1-3				FC5-4					5	1	1	1	0	1	7											
Craig Biggio, R OBP: 0.355, SLG: 0.362 (1, 2)					SF9					4	0	2	1	1	0	2											
Mark Davidson, R OBP: 0.412, SLG: 0.448 (1, 7)	K				6-3					4	0	1	0	1	1	7											
Carl Nichols, R OBP: 0.323, SLG: 0.333 Franklin Stubbs, L OBP: 0.299, SLG: 0.436 (7, PH) (8, 3)										2	0	0	1	0	1	0											
Rafael Ramirez, R OBP: 0.302, SLG: 0.336 (1, 6)										4	1	1	0	0	0	3											
Danny Darwin, R OBP: 0.256, SLG: 0.368 Juan Agosto, L ERA: 3.18 Terry Puhl, L OBP: 0.315, SLG: 0.317 Casey Candaele, S OBP: 0.306, SLG: 0.364 Larry Andersen, R OBP: 0.305, SLG: 0.367 (1, 1) (6, 1) (7, PH) (7, PH) (8, 1) (9, 1)										2	2	1	1	1	1	0											
Inning Stats	R: 1 E: 1 K: 1 S: 8	H: 2 LOB: 2 BB: 0 P: 8	R: 2 E: 0 K: 2 S: 10	H: 3 LOB: 1 BB: 0 P: 10	R: 1 E: 0 K: 0 S: 5	H: 2 LOB: 1 BB: 0 P: 5	R: 1 E: 0 K: 0 S: 4	H: 1 LOB: 3 BB: 3 P: 16	R: 0 E: 0 K: 1 S: 5	H: 0 LOB: 0 BB: 0 P: 5	R: 0 E: 0 K: 2 S: 7	H: 0 LOB: 1 BB: 1 P: 11	R: 0 E: 0 K: 1 S: 6	H: 1 LOB: 2 BB: 1 P: 10	R: 1 E: 0 K: 2 S: 9	H: 2 LOB: 3 BB: 1 P: 14	1B: 6 2B: 5 3B: 0 HR: 0	SF: 1 SAC: 0 DP: 0 HBP: 1	WP: 0 PA: 43 PB: 1 SB: 2 CS: 0								
PITCHER	IP	WLS	BF	H	R	ER	SO	BB	IBB	HBP	BLK	WP	HR	S	P	ERA	WHIP										
Steve Avery, L ERA: 5.5 (1, 1)	3.1	L	20	8	5	4	3	1	1	0	0	0	0	25	29	10.80	2.700										
Mark Grant, R ERA: 6.18 (4, 1)	0.2		4	0	0	0	0	1	1	0	0	0	0	2	10	0.00	1.500										
Tony Castillo, L ERA: 4.66 (5, 1)	1.0		3	0	0	0	1	0	0	0	0	0	0	5	5	0.00	0.000										
Dwayne Henry, R ERA: 5.54 (6, 1)	1.2		8	1	0	0	2	2	0	0	0	0	0	10	18	0.00	1.800										
Kent Mercker, L ERA: 2.08 (7, 1)	1.1		8	2	1	1	3	0	1	1	0	0	0	12	17	6.75	1.500										

Atlanta Braves @ Houston Astros
Astrodome, Houston, TX
Sun Aug 05 1990, 4:33 AM EDT
Att: 15,118 - Dome

AB 35
R 6
H 11
RBI 6
BB 6
SO 9
LOB 28



Batter	1	2	3	4	5	6	7	8	9	AB	R	H	RBI	BB	SO	LOB	TOP												
Bip Roberts, S OBP: 0.364, SLG: 0.416 (1, 7)										4	2	2	0	1	2	1	San Diego Padres @ Atlanta Braves Atlanta-Fulton County Stadium, Atlanta, GA Tue Aug 07 1990, 7:05 PM EDT Unknown - 80 F												
Roberto Alomar, S OBP: 0.356, SLG: 0.389 (1, 4)										4	0	2	1	1	0	1													
Tony Gwynn, L OBP: 0.361, SLG: 0.433 (1, 9)										4	1	0	2	1	0	2													
Jack Clark, R OBP: 0.432, SLG: 0.552 (1, 3)										4	1	2	1	2	0	2													
Joe Carter, R OBP: 0.280, SLG: 0.406 (1, 8)										2	1	1	0	3	0	2													
Mike Pagliarulo, L OBP: 0.334, SLG: 0.369 (1, 5)										5	0	0	0	0	2	8													
Mark Parent, R OBP: 0.287, SLG: 0.331 (1, 2)										5	0	1	2	0	0	3													
Garry Templeton, S OBP: 0.283, SLG: 0.374 (1, 6)										5	1	1	0	0	0	1													
Andy Benes, R OBP: 0.109, SLG: 0.091 Phil Stephenson, L OBP: 0.364, SLG: 0.430 Rich Rodriguez, L (9, 1) Greg Harris, R OBP: 0.100, SLG: 0.300 (9, 1)										3	1	1	0	1	1	1													
Inning Stats	R: 1 E: 1 K: 2 S: 15	H: 1 LOB: 2 BB: 1 P: 27	R: 0 E: 0 K: 1 S: 11	H: 1 LOB: 1 BB: 0 P: 19	R: 0 E: 0 K: 1 S: 10	H: 2 LOB: 3 BB: 1 P: 15	R: 2 E: 0 K: 1 S: 12	H: 3 LOB: 2 BB: 1 P: 18	R: 0 E: 0 K: 0 S: 6	H: 0 LOB: 0 BB: 0 P: 10	R: 0 E: 0 K: 0 S: 7	H: 1 LOB: 0 BB: 0 P: 12	R: 0 E: 0 K: 0 S: 7	H: 0 LOB: 1 BB: 1 P: 13	R: 2 E: 0 K: 0 S: 8	H: 0 LOB: 1 BB: 4 P: 27	R: 2 E: 0 K: 0 S: 11	H: 2 LOB: 1 BB: 1 P: 20	1B: 6 2B: 4 3B: 0 HR: 0	SF: 0 SAC: 0 DP: 0 HBP: 0	WP: 1 PB: 0 SB: 0 CS: 1	PA: 46							
PITCHER	IP WLS BF H R ER SO BB IBB HBP BLK WP HR S P ERA WHIP	IP WLS BF H R ER SO BB IBB HBP BLK WP HR S P ERA WHIP															IP WLS BF H R ER SO BB IBB HBP BLK WP HR S P ERA WHIP												
Tom Glavine, L ERA: 3.98 Dwayne Henry, R ERA: 6.08 Tony Castillo, L ERA: 4.66 Mark Grant, R ERA: 6.36	(1, 1) (8, 1) (8, 1) (8, 1)	7.0 0.2 0.0 1.1	33 5 1 7	8 0 0 2	3 2 0 2	5 2 0 2	2 3 0 1	2 0 0 0	0 0 0 0	0 0 0 0	0 0 0 1	0 8 0 11	21 4 22	27.00 ∞ 13.50	1.429 ∞ 2.250														

AB	37
R	7
H	10
RBI	6
BB	9
SO	5
LOB	22



Batter	1	2	3	4	5	6	7	8	9	AB	R	H	RBI	BB	SO	LOB	BOTTOM												
Oddibe McDowell, L OBP: 0.306, SLG: 0.385 (1, 8)										4	0	1	0	1	0	0	San Diego Padres @ Atlanta Braves Atlanta-Fulton County Stadium, Atlanta, GA Tue Aug 07 1990, 7:05 PM EDT Unknown - 80 F												
Jeff Treadway, L OBP: 0.321, SLG: 0.419 (1, 4)										4	0	2	0	1	0	1													
Ron Gant, R OBP: 0.341, SLG: 0.532 (1, 7)										4	0	1	0	1	1	5													
Jim Presley, R OBP: 0.299, SLG: 0.450 (1, 5)										5	0	0	0	0	1	7													
David Justice, L OBP: 0.327, SLG: 0.410 (1, 9)										5	1	1	1	0	0	5													
Tommy Gregg, L OBP: 0.305, SLG: 0.398 (1, 3)										4	0	4	0	0	0	0													
Ernie Whitt, L OBP: 0.252, SLG: 0.258 (1, 2)										4	0	0	0	0	1	4													
Jeff Blausler, R OBP: 0.339, SLG: 0.408 (1, 6)										3	1	1	0	1	1	1													
Tom Glavine, L ERA: 3.58 Mike Gelfand, L ERA: 4.0 Dwayne Henry, R ERA: 4.0 Tony Castillo, L ERA: 4.66 Mark Grant, R ERA: 6.36 Lonnie Smith, R ERA: 6.45	(1, 1) (7, PH) (8, 1) (8, 1) (9, PH)	8.0 0.0 0.0 1.0	34 4 3 3	8 3 1 0	1 1 1 0	4 0 0 2	3 1 0 0	0 0 0 0	0 0 0 0	0 0 0 0	0 0 0 0	0 1 67 10	12 ∞ 17	1.12 ∞ 0.000	1.375														
Inning Stats	R: 0 E: 0 K: 0 S: 7	H: 1 LOB: 1 BB: 1 P: 14	R: 0 E: 0 K: 1 S: 12	H: 1 LOB: 2 BB: 1 P: 21	R: 0 E: 0 K: 0 S: 7	H: 1 LOB: 1 BB: 1 P: 14	R: 0 E: 0 K: 0 S: 12	H: 1 LOB: 1 BB: 0 P: 16	R: 0 E: 0 K: 0 S: 4	H: 1 LOB: 1 BB: 0 P: 7	R: 0 E: 0 K: 0 S: 3	H: 1 LOB: 1 BB: 0 P: 5	R: 0 E: 1 K: 2 S: 14	H: 0 LOB: 1 BB: 0 P: 21	R: 1 E: 0 K: 1 S: 8	H: 2 LOB: 1 BB: 0 P: 9	R: 1 E: 0 K: 2 S: 15	H: 3 LOB: 3 BB: 1 P: 29	1B: 6 2B: 4 3B: 0 HR: 1	SF: 0 SAC: 0 DP: 2 HBP: 0	WP: 0 PB: 0 SB: 0 CS: 0	PA: 41							
PITCHER	IP WLS BF H R ER SO BB IBB HBP BLK WP HR S P ERA WHIP	IP WLS BF H R ER SO BB IBB HBP BLK WP HR S P ERA WHIP															IP WLS BF H R ER SO BB IBB HBP BLK WP HR S P ERA WHIP												
Andy Benes, R ERA: 3.58 Rich Rodriguez, L ERA: 4.0 Greg Harris, R ERA: 2.56	(1, 1) (9, 1) (9, 1)	8.0 0.0 1.0	34 4 3	8 3 1	1 1 1	4 0 0	3 1 0	0 0 0	0 0 0	0 0 0	0 0 0	0 1 10	10 ∞ 17	1.12 ∞ 0.000	1.375														

AB	37
R	2
H	11
RBI	2
BB	4
SO	6
LOB	26



Batter	1	2	3	4	5	6	7	8	9	AB	R	H	RBI	BB	SO	LOB	TOP					
Bip Roberts, S OBP: 0.363, SLG: 0.414 (1, 6)	G4-3		2-1 CS 1B		1-1 L3		1-3 K			4	0	1	0	0	1	1	San Diego Padres @ Atlanta Braves Atlanta-Fulton County Stadium, Atlanta, GA Wed Aug 08 1990, 7:05 PM EDT Att: 6,070 - Unknown livebaseballscorecards.com					
Roberto Alomar, S OBP: 0.357, SLG: 0.350 (1, 4)	F7		2-2 G6-3 1-2		1-2 G6-3		0-3 K			4	0	0	0	0	1	2						
Tony Gwynn, L OBP: 0.364, SLG: 0.432 (1, 9)	1-2 FC6-4 1B		3-2 2B 1B		0-1 G4-3			1-3 K		4	0	2	0	0	1	0						
Jack Clark, R OBP: 0.430, SLG: 0.548 (1, 3)	2-1 FC6-4 1-2		1-1 2B			3-3 K		2-0 P3		4	0	1	0	0	1	1						
Joe Carter, R OBP: 0.286, SLG: 0.416 (1, 8)		3-2 HR	3-3 K			4-2 FC4-6 BB		1-0 P3		3	1	1	1	1	1	2						
Fred Lynn, L OBP: 0.327, SLG: 0.396 (9, PH)		3-3 K		3-3 K		2-0 F7		1-2 P3		3	0	0	0	0	2	1						
Shawn Abner, R OBP: 0.319, SLG: 0.342 (9, PH)						0-1 FC4-6 1-2		0-0 F3		1	0	0	0	0	0	0						
Mike Pagliarulo, L OBP: 0.339, SLG: 0.374 (9, PH)		4-2 BB		2-1 F9 2B		0-1 FC4-6 1-2			0-0 F3	2	0	1	0	1	0	1						
Tom Lampkin, L OBP: 0.260, SLG: 0.347 (9, PH)		3-3 K		0-0 F9 2B			3-2 P6	0-3 K		3	0	0	0	0	1	2						
Mark Parent, R OBP: 0.285, SLG: 0.329 (9, PH)				2-3 K					0-3 K	1	0	0	0	0	1	0						
Dennis Rasmussen, L OBP: 0.318, SLG: 0.349 (7, PH)		1-3 K		1-3 K			4-2 BB			2	0	0	0	0	2	2						
Phil Stephenson, L OBP: 0.363, SLG: 0.422 (7, 1)										0	0	0	0	1	0	0						
John Davis, R (7, 1)										0	0	0	0	0	0	0						
Inning Stats	R: 0 E: 0 K: 0 S: 12	H: 1 LOB: 1 BB: 0 P: 15	R: 1 E: 0 K: 3 S: 14	H: 1 LOB: 1 BB: 1 P: 28	R: 0 E: 0 K: 1 S: 17	H: 3 LOB: 2 BB: 0 P: 28	R: 0 E: 0 K: 2 S: 9	H: 1 LOB: 1 BB: 0 P: 15	R: 0 E: 0 K: 1 S: 7	H: 0 LOB: 0 BB: 0 P: 9	R: 0 E: 0 K: 1 S: 9	H: 0 LOB: 1 BB: 1 P: 18	R: 0 E: 0 K: 2 S: 15	H: 0 LOB: 1 BB: 1 P: 23	R: 0 E: 0 K: 1 S: 5	H: 0 LOB: 0 BB: 0 P: 9	R: 0 E: 0 K: 1 S: 10	H: 0 LOB: 0 BB: 0 P: 11	1B: 3 2B: 2 3B: 0 HR: 1	SF: 0 SAC: 0 DP: 0 HBP: 0	WP: 0 PB: 0 SB: 0 CS: 1	PA: 35
PITCHER	IP WLS BF H R ER SO BB IBB HBP BLK WP HR S P ERA WHIP																					
29 John Smoltz, R ERA: 3.99	(1, 1) 7.0 W 29 6 1 1 9 3 0 0 0 0 0 1 83 136 1.29 1.286																					
Kent Mercker, L ERA: 1.9	(8, 1) 2.0 6 0 0 0 2 0 0 0 0 0 0 0 15 20 0.00 0.000																					

Batter	1	2	3	4	5	6	7	8	9	AB	R	H	RBI	BB	SO	LOB	BOTTOM			
Lonnie Smith, R OBP: 0.379, SLG: 0.451 (1, 7)	G6-3		3-2 SH4-3 2B		2-2 G5-3 2-3		1 SAFE 0-0 1B			4	1	2	0	0	0	1	San Diego Padres @ Atlanta Braves Atlanta-Fulton County Stadium, Atlanta, GA Wed Aug 08 1990, 7:05 PM EDT Att: 6,070 - Unknown livebaseballscorecards.com			
Jeff Blauser, R OBP: 0.344, SLG: 0.406 (1, 6)	K		0-1 SH4-3		0-1 E5 1B		1-2 1B			3	1	2	3	0	1	0				
Ron Gant, R OBP: 0.343, SLG: 0.531 (1, 8)	4-1 E S BB		2-3 P6		3-1 1B		0-0 P2			3	0	1	1	1	0	2				
Jim Presley, R OBP: 0.298, SLG: 0.445 (1, 5)	1-0 G5-3 1-3		1-3 K		1-3 K		1-1 F8			4	0	0	0	0	2	4				
Francisco Cabrera, R OBP: 0.304, SLG: 0.463 (7, 3)		1-1 G6-3		1-0 F8		2-2 F8		0-2 G1-3		3	0	0	0	0	0	0				
Mike Bell, L OBP: 0.309, SLG: 0.125 (7, 3)										1	0	0	0	0	0	1				
Greg Olson, R OBP: 0.337, SLG: 0.373 (1, 2)		2-1 HR 1B		0-3 K		1-2 1B		1-0 G6-3		4	1	2	0	0	1	0				
David Justice, L OBP: 0.342, SLG: 0.470 (1, 9)		3-1 1B HR		0-1 G3-1		2-1 F9		1-0 HR		4	2	2	3	0	0	1				
Mark Lemke, S OBP: 0.301, SLG: 0.250 (1, 4)		1-0 F8			4-0 G5-3 E BB		1 SAFE 2-2 F7		0-0 G4-3	3	1	0	0	1	0	1				
29 John Smoltz, R OBP: 0.302, SLG: 0.234 ERA: 4.42	(1, 1) 6.0 L 26 4 3 2 1 1 0 0 0 0 0 1 63 103 4.50 1.333																			
Oddibe McDowell, L OBP: 0.309, SLG: 0.385 (7, PH)	(1, 1) 2.0 10 3 3 2 1 1 0 0 0 0 0 1 16 24 9.00 2.000																			
Kent Mercker, L ERA: 4.32	(8, 1) 2.0 6 0 0 0 2 0 0 0 0 0 0 0 15 20 0.00 0.000																			
Inning Stats	R: 0 E: 0 K: 1 S: 9	H: 0 LOB: 1 BB: 1 P: 16	R: 2 E: 0 K: 0 S: 9	H: 2 LOB: 0 BB: 0 P: 16	R: 0 E: 0 K: 1 S: 11	H: 1 LOB: 0 BB: 0 P: 16	R: 0 E: 0 K: 1 S: 6	H: 0 LOB: 0 BB: 0 P: 7	R: 2 E: 1 K: 2 S: 16	H: 2 LOB: 1 BB: 1 P: 29	R: 0 E: 0 K: 0 S: 12	H: 1 LOB: 1 BB: 0 P: 19	R: 2 E: 1 K: 0 S: 10	H: 2 LOB: 1 BB: 1 P: 16	R: 1 E: 0 K: 1 S: 6	H: 1 LOB: 0 BB: 0 P: 8	1B: 6 2B: 1 3B: 0 HR: 2	SF: 0 SAC: 1 DP: 0 HBP: 0	WP: 0 PB: 0 SB: 2 CS: 0	PA: 36
PITCHER	IP WLS BF H R ER SO BB IBB HBP BLK WP HR S P ERA WHIP																			
Dennis Rasmussen, L ERA: 4.42	(1, 1) 6.0 L 26 4 3 2 1 1 0 0 0 0 0 1 63 103 4.50 1.333																			
John Davis, R ERA: 4.32	(7, 1) 2.0 10 3 3 2 1 1 0 0 0 0 0 1 16 24 9.00 2.000																			



Batter	1	2	3	4	5	6	7	8	9	AB	R	H	RBI	BB	SO	LOB	TOP								
Bip Roberts, S OBP: 0.393, SLG: 0.415 (1, 7)	1-2 FC5 2B	0-0 F8		1-0 G4-3		4-0 BB			2-1 F8	4	0	1	0	1	0	0	San Diego Padres @ Atlanta Braves Atlanta-Fulton County Stadium, Atlanta, GA Thu Aug 09 1990, 7:05 PM EDT Att: 8,312 - Unknown								
Gary Templeton, S OBP: 0.289, SLG: 0.382 (1, 6)	1-1 FC5 2B	2-1 FC6-4 1B		3-2 G5-3		0-2 L8			3-2 2B 1B	5	2	2	0	0	0	2									
Roberto Alomar, S OBP: 0.355, SLG: 0.390 (1, 4)	0-0 FC5 2B SF7	0-2 FC6-4 BB		1-1 G6-3			0-0 G6-3		0-2 1B 1B	5	2	1	0	0	0	3									
Jack Clark, R OBP: 0.432, SLG: 0.554 Phil Stephenson, L OBP: 0.367, SLG: 0.419 (1, PR) (1, 3)	2-2 1B 2B	4-2 BB		1-2 P3		1-2 L1			2-1 1B	1	0	1	1	0	0	0									
Joe Carter, R OBP: 0.287, SLG: 0.415 (1, 8)	3-2 SF7	1-2 F8		1-2 F7		4-1 BB			1-2 1B	3	0	1	2	1	0	2									
Eddie Williams, R OBP: 0.382, SLG: 0.571 Mike Pagliarulo, L OBP: 0.337, SLG: 0.371 (7, PH) (7, 5)	4-2 1B 2B BB		0-0 L5	2-2 2B		0-0 G4-3			2-1 1B	2	1	1	0	1	0	0									
Mark Parent, R OBP: 0.282, SLG: 0.325 (1, 2)	1-0 2B 1B		1-2 E5 G5-3	3-3 K			3-2 G4-3		2-3 K	5	1	1	0	0	2	3									
Shawn Abner, R OBP: 0.317, SLG: 0.348 (1, 9)	0-0 1B 2B		1-1 G5-3	1-2 K		1-3 K			1-1 P2	4	0	1	2	0	1	1									
Bruce Hurst, L OBP: 0.146, SLG: 0.109 (1, 1)	2-1 1B		2-3 K	0-0 G1-3			1-3 K			4	0	1	1	0	2	1									
Inning Stats	R: 5 E: 1 K: 0 S: 21	H: 5 LOB: 3 BB: 1 P: 35	R: 0 E: 0 K: 0 S: 14	H: 1 LOB: 2 BB: 1 P: 21	R: 0 E: 1 K: 1 S: 10	H: 0 LOB: 0 BB: 0 P: 14	R: 0 E: 0 K: 0 S: 6	H: 0 LOB: 0 BB: 0 P: 11	R: 0 E: 0 K: 1 S: 13	H: 1 LOB: 1 BB: 0 P: 20	R: 0 E: 0 K: 0 S: 9	H: 0 LOB: 1 BB: 1 P: 14	R: 0 E: 0 K: 0 S: 6	H: 0 LOB: 1 BB: 1 P: 11	R: 0 E: 0 K: 1 S: 8	H: 0 LOB: 0 BB: 0 P: 13	R: 2 E: 0 K: 2 S: 22	H: 4 LOB: 2 BB: 0 P: 32	1B: 6 2B: 5 3B: 0 HR: 0	SF: 1 SAC: 0 DP: 0 HBP: 0	WP: 0 PB: 0 SB: 0 CS: 0	PA: 43			
PITCHER	IP	WLS	BF	H	R	ER	SO	BB	IBB	HBP	BLK	WP	HR	S	P	ERA	WHIP	PITCHER							
Charlie Leibrandt, L ERA: 3.87 (1, 1)	5.0	L	25	7	5	1	2	2	0	0	0	0	0	64	101	1.80	1.800								
Rick Luecken, R ERA: 5.36 (6, 1)	2.0		8	0	0	0	1	2	0	0	0	0	0	15	25	0.00	1.000								
Tony Castillo, L ERA: 5.07 (8, 1)	2.0		10	4	2	2	3	0	0	0	0	0	0	30	45	9.00	2.000								

AB 38
R 7
H 11
RBI 7
BB 4
SO 6
LOB 15



Batter	1	2	3	4	5	6	7	8	9	AB	R	H	RBI	BB	SO	LOB	BOTTOM								
Lonnie Smith, R OBP: 0.381, SLG: 0.450 (1, 7)	4-1 1B BB		0-0 FC6-4 1B		3-1 L7		0-0 FC5-4			3	0	1	0	1	0	1	San Diego Padres @ Atlanta Braves Atlanta-Fulton County Stadium, Atlanta, GA Thu Aug 09 1990, 7:05 PM EDT Att: 8,312 - Unknown								
Jeff Blauser, R OBP: 0.343, SLG: 0.404 (1, 6)	1-3 K		2-2 L7		0-0 G4-3			0-0 FC5-4 1B		4	0	1	0	0	1	2									
Ron Gant, R OBP: 0.342, SLG: 0.531 (1, 8)	0-0 F9		1-2 FC6-4			1-0 2B		1-0 FC5-4 G5-4-3		4	0	1	0	0	0	3									
Jim Presley, R OBP: 0.300, SLG: 0.444 (1, 5)	3-1 1B		4-2 BB		0-0 G5-3		0-0 G5-4-3		0-0 G5-4-3	3	0	1	0	1	0	2									
David Justice, L OBP: 0.340, SLG: 0.470 (1, 9)	0-3 K		2-3 K		0-3 K		0-3 K		0-1 G3-1 2B	4	0	1	0	0	3	4									
Francisco Cabrera, R OBP: 0.288, SLG: 0.437 (1, 3)		0-2 G5-3		1-2 E5		1-2 G4-3			1-1 F7	4	0	0	0	0	0	3									
Greg Olson, R OBP: 0.336, SLG: 0.371 (1, 2)		1-0 G5-3		3-3 K			2-1 FC5-4 1B		0-1 G3-1	4	0	1	0	0	1	3									
Mark Lemke, S OBP: 0.293, SLG: 0.242 (1, 4)		1-3 K		0-3 K			0-1 FC5-4 FC6-4		1-0 G5-3	4	0	0	0	0	2	4									
Charlie Leibrandt, R OBP: 0.276, SLG: 0.222 Oddie McDowell, L OBP: 0.308, SLG: 0.383 Rick Luecken, R Jim Vatcher, R OBP: 0.314, SLG: 0.340 Tony Castillo, L (8, 1)			1-2 F7		0-1 G3-1		2-1 FC6-4			1	0	0	0	0	0	0									
Inning Stats	R: 0 E: 0 K: 2 S: 10	H: 1 LOB: 2 BB: 1 P: 18	R: 0 E: 0 K: 1 S: 7	H: 0 LOB: 0 BB: 0 P: 9	R: 0 E: 0 K: 0 S: 10	H: 1 LOB: 1 BB: 0 P: 14	R: 0 E: 0 K: 3 S: 20	H: 0 LOB: 2 BB: 1 P: 30	R: 0 E: 0 K: 0 S: 5	H: 0 LOB: 0 BB: 0 P: 8	R: 0 E: 0 K: 1 S: 7	H: 1 LOB: 1 BB: 0 P: 10	R: 0 E: 0 K: 0 S: 7	H: 1 LOB: 1 BB: 0 P: 11	R: 0 E: 0 K: 0 S: 3	H: 1 LOB: 0 BB: 0 P: 4	R: 0 E: 0 K: 0 S: 7	H: 1 LOB: 1 BB: 0 P: 9	1B: 4 2B: 2 3B: 0 HR: 0	SF: 0 SAC: 0 DP: 1 HBP: 0	WP: 0 PB: 0 SB: 0 CS: 0	PA: 35			
PITCHER	IP	WLS	BF	H	R	ER	SO	BB	IBB	HBP	BLK	WP	HR	S	P	ERA	WHIP	PITCHER							
Bruce Hurst, L ERA: 3.73 (1, 1)	9.0	W	35	6	0	0	7	2	0	0	0	0	0	76	113	0.00	0.889								



Batter	1	2	3	4	5	6	7	8	9	AB	R	H	RBI	BB	SO	LOB	TOP					
Mike Sharperson, R (1,5) OBP: 0.390, SLG: 0.361	L8		WP 1B		G5-3		1B		F9	5	0	2	0	0	0	2	Los Angeles Dodgers @ Atlanta Braves Atlanta-Fulton County Stadium, Atlanta, GA Fri Aug 10 1990, 7:05 PM EDT Att: 27,627 - Unknown livebaseballscorecards.com					
Kirk Gibson, L (1,8) OBP: 0.369, SLG: 0.486	K		K			G6-4-3 1B BB	F7		1B	4	1	1	0	1	2	2						
Kal Daniels, L (1,7) OBP: 0.384, SLG: 0.502	1B		G3			G6-4-3 1B		1B 2B BB	K	4	1	2	0	1	1	3						
Eddie Murray, S (1,3) OBP: 0.408, SLG: 0.525	1B			F7		G6-4-3		1B		4	0	2	0	0	0	2						
Hubie Brooks, R (1,9) OBP: 0.300, SLG: 0.416	K			F9		1B		1B		4	0	2	2	0	1	2						
Rick Dempsey, R (1,2)		K2-3		F8		BB		F9		3	0	0	0	1	1	1						
Juan Samuel, R (1,4) OBP: 0.294, SLG: 0.334	G4-3				G4-3		K		K	4	0	0	0	0	2	3						
Alfredo Griffin, S (1,6) OBP: 0.277, SLG: 0.276	F7				SH1-4 1B		F7		G4-3	4	0	1	0	0	0	0						
Mike Morgan, R (1,1) OBP: 0.311, SLG: 0.077			K		SH1-4		G5-3		1B	2	0	0	0	0	1	0						
Tim Crews, R (7,1)									HBP	0	0	0	0	0	0	0						
Ray Seearge, L (7,1)										0	0	0	0	0	0	0						
Mickey Hatcher, R (9,PH) OBP: 0.277, SLG: 0.280										0	0	0	0	0	0	0						
Jose Gonzalez, R (9,PR) OBP: 0.275, SLG: 0.424										0	0	0	0	0	0	0						
Inning Stats	R: 0 E: 0 K: 2 S: 15	H: 2 LOB: 2 BB: 0 P: 25	R: 0 E: 0 K: 1 S: 7	H: 0 LOB: 0 BB: 0 P: 9	R: 0 E: 0 K: 2 S: 10	H: 1 LOB: 1 BB: 0 P: 14	R: 0 E: 0 K: 0 S: 4	H: 0 LOB: 0 BB: 0 P: 5	R: 0 E: 0 K: 0 S: 7	H: 1 LOB: 1 BB: 0 P: 9	R: 1 E: 0 K: 1 S: 15	H: 2 LOB: 2 BB: 2 P: 27	R: 0 E: 0 K: 0 S: 6	H: 1 LOB: 1 BB: 0 P: 8	R: 1 E: 0 K: 1 S: 11	H: 2 LOB: 1 BB: 1 P: 18	R: 0 E: 0 K: 1 S: 12	H: 1 LOB: 2 BB: 0 P: 17	1B: 9 2B: 1 3B: 0 HR: 0	SF: 0 SAC: 1 DP: 1 HBP: 1	WP: 1 PB: 0 SB: 1 CS: 0	PA: 39
PITCHER	IP WLS BF H R ER SO BB IBB HBP BLK WP HR S P ERA WHIP																					
Steve Avery, L (1,1) ERA: 5.01	7.0 W 29 7 1 1 6 2 0 0 0 1 0 64 97 1.29 1.286																					
Kent Mercker, L (8,1) ERA: 2.1	2.0 S 10 3 1 1 2 1 0 1 0 0 0 23 35 4.50 2.000																					

Batter	1	2	3	4	5	6	7	8	9	AB	R	H	RBI	BB	SO	LOB	BOTTOM			
Oddibe McDowell, L (1,8) OBP: 0.312, SLG: 0.387	G4-3		2B SF8 1B		SH2-3 1B		FC5-4			3	1	2	0	0	0	0	Los Angeles Dodgers @ Atlanta Braves Atlanta-Fulton County Stadium, Atlanta, GA Fri Aug 10 1990, 7:05 PM EDT Att: 27,627 - Unknown livebaseballscorecards.com			
Greg Olson, R (7,PH) OBP: 0.335, SLG: 0.370							1-2 2-3 3-H			1	0	0	1	0	0	2				
Jeff Treadway, L (1,4) OBP: 0.322, SLG: 0.431	K		1-3 2B		SH2-3		SF7			2	0	1	1	0	1	0				
Lonnie Smith, R (1,7) OBP: 0.376, SLG: 0.445	G4-3		SF8		G5-3		F7			3	0	0	1	0	0	2				
David Justice, L (1,9) OBP: 0.339, SLG: 0.467		E4 1B	F7		CS 1B		K			4	0	1	0	0	1	1				
Jim Prestley, R (1,5) OBP: 0.299, SLG: 0.443		G1-2-3 1B	P6		P3		K			4	0	1	0	0	1	2				
Tommy Gregg, L (1,3) OBP: 0.307, SLG: 0.389		E6 G1-2-3			G5-4-3 1B					3	0	1	0	0	1	3				
Mike Bell, L (8,3) OBP: 0.273, SLG: 0.111		E6 G1-2-3					K			1	0	0	0	0	0	0				
Ernie Whitt, L (1,2) OBP: 0.250, SLG: 0.247		G1-2-3			G5-4-3		BB HBP FC5-4 BB			2	0	0	0	1	0	4				
Mark Lemke, S (7,PR) OBP: 0.293, SLG: 0.242							BB HBP FC5-4 BB			0	1	0	0	0	0	0				
Kent Mercker, L (8,1)										0	0	0	0	0	0	0				
Jeff Blausler, R (1,6) OBP: 0.346, SLG: 0.402		IBB			K		FC5-4 BB SF7 HBP			1	1	0	0	1	1	0				
Steve Avery, L (1,1) OBP: 0.056, SLG: 0.056					G6-3		FC5-4 BB			2	0	0	0	0	1	3				
Ron Gant, R (7,PH) OBP: 0.344, SLG: 0.531							1-2 2-3			0	0	0	0	1	0	0				
Inning Stats	R: 0 E: 0 K: 1 S: 5	H: 0 LOB: 0 BB: 0 P: 8	R: 0 E: 2 K: 1 S: 11	H: 1 LOB: 3 BB: 1 P: 20	R: 1 E: 0 K: 0 S: 9	H: 2 LOB: 1 BB: 0 P: 14	R: 0 E: 0 K: 1 S: 8	H: 1 LOB: 0 BB: 0 P: 13	R: 0 E: 0 K: 1 S: 6	H: 1 LOB: 0 BB: 0 P: 11	R: 2 E: 0 K: 0 S: 11	H: 0 LOB: 1 BB: 2 P: 26	R: 0 E: 0 K: 2 S: 8	H: 0 LOB: 0 BB: 0 P: 13	R: 0 E: 0 K: 2 S: 8	H: 0 LOB: 0 BB: 0 P: 13	1B: 5 2B: 1 3B: 0 HR: 0	SF: 2 SAC: 1 DP: 2 HBP: 1	WP: 0 PB: 0 SB: 0 CS: 1	PA: 33
PITCHER	IP WLS BF H R ER SO BB IBB HBP BLK WP HR S P ERA WHIP																			
Mike Morgan, R (1,1) ERA: 3.41	6.0 L 25 6 2 2 4 1 0 0 0 0 0 47 81 3.00 1.167																			
Tim Crews, R (7,1)	0.0 2 0 0 0 0 1 0 1 0 0 0 2 8 ∞ ∞																			
Ray Seearge, L (7,1) ERA: 2.54	2.0 6 0 1 1 2 0 0 0 0 0 0 16 26 4.50 0.000																			

Batter	1	2	3	4	5	6	7	8	9	AB	R	H	RBI	BB	SO	LOB	TOP								
Mike Sharperson, R OBP: 0.398, SLG: 0.365	4-0 FC4-6 BB	0-0 S		0-0 1B S		0-0 F7		4-0 2B BB		3	1	2	0	2	0	0	Los Angeles Dodgers @ Atlanta Braves Atlanta-Fulton County Stadium, Atlanta, GA Sun Aug 12 1990, 3:33 AM EDT Att: 12,451 - Unknown - 88 F								
Kirk Gibson, L OBP: 0.363, SLG: 0.487	0-0 FC4-6	0-3 K		0-3 K		0-0 F5		0-0 2B		4	1	0	0	0	2	3									
Jose Gonzalez, R OBP: 0.282, SLG: 0.441	0-0 S									1	0	1	0	0	0	0									
Ray Seearge, L OBP: 0.275, SLG: 0.277	1-2 1B			1-2 1B				1-H 2B		0	0	0	0	0	0	0									
Jim Gott, R										0	0	0	0	0	0	0									
Kal Daniels, L OBP: 0.389, SLG: 0.509	4-0 F8 1B 2B BB	4-0 BB		0-0 1B HR		0-0 1B			0-3 K	3	2	2	0	2	1	0									
Eddie Murray, S OBP: 0.404, SLG: 0.517	0-0 F8 2B			0-0 HR		0-0 F7			0-0 6-3	4	2	2	2	0	0	3									
Mickey Hatcher, R	1-2 2B			1-2 HR						1	0	0	0	0	0	0									
Hubie Brooks, R OBP: 0.304, SLG: 0.424	0-0 F8			0-0 HR					0-3 K	4	1	2	3	0	0	2									
Chris Gwynn, L OBP: 0.306, SLG: 0.344	1-2 2-3			0-0 HR						1	0	0	0	0	1	0									
Rick Dempsey, R OBP: 0.317, SLG: 0.333	0-0 2B			0-0 F8						4	0	1	2	0	1	1									
Juan Samuel, R OBP: 0.303, SLG: 0.336	0-0 BB			0-0 BB		0-0 F6				1	0	0	0	3	0	0									
Alfredo Griffin, S OBP: 0.272, SLG: 0.271	0-3 K			0-0 5-3		0-0 G4-3		0-0 F9		3	0	0	0	0	1	4									
Lenny Harris, L OBP: 0.336, SLG: 0.368				1-2 1B						1	0	0	0	0	0	0									
Jim Neidlinger, S				0-3 K		0-0 4-3		0-0 F8		3	0	0	0	0	1	0									
Stan Javier, S OBP: 0.376, SLG: 0.391		3-1								1	0	0	0	0	0	0									
Inning Stats	R: 3 E: 0 K: 1 S: 7	H: 2 LOB: 2 BB: 3 P: 19	R: 0 E: 0 K: 1 S: 6	H: 1 LOB: 2 BB: 1 P: 10	R: 0 E: 0 K: 0 S: 3	H: 1 LOB: 1 BB: 1 P: 7	R: 4 E: 0 K: 2 S: 11	H: 4 LOB: 0 BB: 0 P: 11	R: 0 E: 0 K: 0 S: 2	H: 0 LOB: 0 BB: 1 P: 6	R: 0 E: 0 K: 0 S: 4	H: 1 LOB: 1 BB: 0 P: 4	R: 0 E: 0 K: 1 S: 5	H: 0 LOB: 0 BB: 0 P: 5	R: 0 E: 0 K: 0 S: 3	H: 1 LOB: 2 BB: 1 P: 7	R: 0 E: 0 K: 0 S: 7	H: 0 LOB: 0 BB: 0 P: 7	1B: 7 2B: 2 3B: 0 HR: 1	SF: 0 SAC: 0 DP: 2 HBP: 0	WP: 0 PB: 0 SB: 3 CS: 0	PA: 41			
PITCHER	IP WLS BF H R ER SO BB IBB HBP BLK WP HR S P ERA WHIP	IP WLS BF H R ER SO BB IBB HBP BLK WP HR S P ERA WHIP	IP WLS BF H R ER SO BB IBB HBP BLK WP HR S P ERA WHIP	IP WLS BF H R ER SO BB IBB HBP BLK WP HR S P ERA WHIP	IP WLS BF H R ER SO BB IBB HBP BLK WP HR S P ERA WHIP	IP WLS BF H R ER SO BB IBB HBP BLK WP HR S P ERA WHIP	IP WLS BF H R ER SO BB IBB HBP BLK WP HR S P ERA WHIP	IP WLS BF H R ER SO BB IBB HBP BLK WP HR S P ERA WHIP	IP WLS BF H R ER SO BB IBB HBP BLK WP HR S P ERA WHIP	IP WLS BF H R ER SO BB IBB HBP BLK WP HR S P ERA WHIP	IP WLS BF H R ER SO BB IBB HBP BLK WP HR S P ERA WHIP	IP WLS BF H R ER SO BB IBB HBP BLK WP HR S P ERA WHIP	IP WLS BF H R ER SO BB IBB HBP BLK WP HR S P ERA WHIP	IP WLS BF H R ER SO BB IBB HBP BLK WP HR S P ERA WHIP	IP WLS BF H R ER SO BB IBB HBP BLK WP HR S P ERA WHIP	IP WLS BF H R ER SO BB IBB HBP BLK WP HR S P ERA WHIP	IP WLS BF H R ER SO BB IBB HBP BLK WP HR S P ERA WHIP	IP WLS BF H R ER SO BB IBB HBP BLK WP HR S P ERA WHIP	IP WLS BF H R ER SO BB IBB HBP BLK WP HR S P ERA WHIP	IP WLS BF H R ER SO BB IBB HBP BLK WP HR S P ERA WHIP	IP WLS BF H R ER SO BB IBB HBP BLK WP HR S P ERA WHIP	IP WLS BF H R ER SO BB IBB HBP BLK WP HR S P ERA WHIP	IP WLS BF H R ER SO BB IBB HBP BLK WP HR S P ERA WHIP	IP WLS BF H R ER SO BB IBB HBP BLK WP HR S P ERA WHIP	IP WLS BF H R ER SO BB IBB HBP BLK WP HR S P ERA WHIP
Tom Glavine, L ERA: 4.29	4.0	24	8	7	7	4	5	0	0	0	0	0	0	0	0	0	15.75	3.250							
Rick Luecken, R ERA: 5.23	1.0	3	0	0	0	0	1	0	0	0	0	0	0	2	6	0.00	1.000								
Dwayne Henry, R ERA: 5.46	3.0	11	2	0	0	1	1	0	0	0	0	0	0	12	16	0.00	1.000								
Marty Clary, R ERA: 5.62	1.0	3	0	0	0	2	0	0	0	0	0	0	0	7	7	0.00	0.000								

Batter	1	2	3	4	5	6	7	8	9	AB	R	H	RBI	BB	SO	LOB	BOTTOM							
Oddibe McDowell, L OBP: 0.306, SLG: 0.379	0-0 B3-4			0-0 F8		0-0 G1		0-0 FC1-6 1B		4	1	0	0	0	0	1	Los Angeles Dodgers @ Atlanta Braves Atlanta-Fulton County Stadium, Atlanta, GA Sun Aug 12 1990, 3:33 AM EDT Att: 12,451 - Unknown - 88 F							
Jeff Treadway, L OBP: 0.325, SLG: 0.430	0-3 K			0-0 1B		0-0 HR		0-3 K		4	1	2	0	0	2	1								
Ron Gant, R OBP: 0.344, SLG: 0.534	0-0 F7			0-0 F8		0-0 HR		0-0 1B		4	1	2	2	0	0	1								
David Justice, L OBP: 0.342, SLG: 0.479		0-3 K		0-0 G3		0-3 K		0-0 1B		4	0	1	1	0	2	1								
Tommy Gregg, L OBP: 0.301, SLG: 0.379								0-3 K		3	0	1	0	0	0	0								
Francisco Cabrera, R OBP: 0.294, SLG: 0.431				0-0 G4-6-3 1B		0-0 F7		0-3 K		1	0	0	0	0	1	2								
Ernie Whitt, L OBP: 0.250, SLG: 0.240		0-0 G4-6-3						0-0 1B		3	0	1	0	1	1	1								
Jeff Blauser, R OBP: 0.340, SLG: 0.394				0-0 F7		0-0 F5		0-0 G4-6-3 1B		4	0	1	0	0	0	2								
Mark Lemke, S OBP: 0.292, SLG: 0.242				0-0 F8		0-0 F9		0-0 5-3		4	0	1	0	0	0	1								
Tom Glavine, L OBP: 0.326, SLG: 0.159				0-0 1-3		0-0 F9		0-0 FC1-6 1B		1	0	0	0	0	0	0								
Rick Luecken, R										0	0	0	0	0	0	0								
Mike Bell, L										0	0	0	0	0	0	2								
Dwayne Henry, R										0	0	0	0	0	0	0								
Jim Vatcher, R										1	0	1	0	0	0	0								
Marty Clary, R										0	0	0	0	0	0	0								
Inning Stats	R: 0 E: 0 K: 1 S: 5	H: 0 LOB: 0 BB: 0 P: 5	R: 0 E: 0 K: 1 S: 5	H: 1 LOB: 0 BB: 0 P: 5	R: 0 E: 0 K: 0 S: 3	H: 0 LOB: 0 BB: 0 P: 3	R: 0 E: 0 K: 0 S: 4	H: 1 LOB: 1 BB: 0 P: 4	R: 0 E: 0 K: 0 S: 5	H: 2 LOB: 2 BB: 0 P: 5	R: 2 E: 0 K: 1 S: 7	H: 2 LOB: 0 BB: 0 P: 7	R: 0 E: 0 K: 1 S: 5	H: 1 LOB: 0 BB: 0 P: 5	R: 1 E: 0 K: 2 S: 10	H: 3 LOB: 2 BB: 0 P: 10	R: 0 E: 0 K: 0 S: 2	H: 0 LOB: 0 BB: 1 P: 6	1B: 9 2B: 0 3B: 0 HR: 1	SF: 0 SAC: 0 DP: 3 HBP: 0	WP: 0 PB: 0 SB: 0 CS: 0	PA: 35		
PITCHER	IP WLS BF H R ER SO BB IBB HBP BLK WP HR S P ERA WHIP	IP WLS BF H R ER SO BB IBB HBP BLK WP HR S P ERA WHIP	IP WLS BF H R ER SO BB IBB HBP BLK WP HR S P ERA WHIP	IP WLS BF H R ER SO BB IBB HBP BLK WP HR S P ERA WHIP	IP WLS BF H R ER SO BB IBB HBP BLK WP HR S P ERA WHIP	IP WLS BF H R ER SO BB IBB HBP BLK WP HR S P ERA WHIP	IP WLS BF H R ER SO BB IBB HBP BLK WP HR S P ERA WHIP	IP WLS BF H R ER SO BB IBB HBP BLK WP HR S P ERA WHIP	IP WLS BF H R ER SO BB IBB HBP BLK WP HR S P ERA WHIP	IP WLS BF H R ER SO BB IBB HBP BLK WP HR S P ERA WHIP	IP WLS BF H R ER SO BB IBB HBP BLK WP HR S P ERA WHIP	IP WLS BF H R ER SO BB IBB HBP BLK WP HR S P ERA WHIP	IP WLS BF H R ER SO BB IBB HBP BLK WP HR S P ERA WHIP	IP WLS BF H R ER SO BB IBB HBP BLK WP HR S P ERA WHIP	IP WLS BF H R ER SO BB IBB HBP BLK WP HR S P ERA WHIP	IP WLS BF H R ER SO BB IBB HBP BLK WP HR S P ERA WHIP	IP WLS BF H R ER SO BB IBB HBP BLK WP HR S P ERA WHIP	IP WLS BF H R ER SO BB IBB HBP BLK WP HR S P ERA WHIP	IP WLS BF H R ER SO BB IBB HBP BLK WP HR S P ERA WHIP	IP WLS BF H R ER SO BB IBB HBP BLK WP HR S P ERA WHIP	IP WLS BF H R ER SO BB IBB HBP BLK WP HR S P ERA WHIP	IP WLS BF H R ER SO BB IBB HBP BLK WP HR S P ERA WHIP	IP WLS BF H R ER SO BB IBB HBP BLK WP HR S P ERA WHIP	IP WLS BF H R ER SO BB IBB HBP BLK WP HR S P ERA WHIP
Jim Neidlinger, R ERA: 1.31	7.0	26	7	2	2	4	0	0	0	0	0	0	0	0	0	0	2.57	1.000						
Ray Seearge, L ERA: 2.79	0.2	5	3	1	1	1	0	0	0	0	0	0	0	7	7	13.50	4.500							
Jim Gott, R ERA: 3.16	1.1	4	0	0	0	1	1	0	0	0	0	0	0	5	9	0.00	0.750							



Batter	1	2	3	4	5	6	7	8	9	AB	R	H	RBI	BB	SO	LOB	TOP			
Lenny Harris, L (1.5) OBP: 0.338, SLG: 0.368	G4-3		G4-3 1B				G4-3		G4-3	5	0	2	0	0	0	0	Los Angeles Dodgers @ Atlanta Braves Atlanta-Fulton County Stadium, Atlanta, GA Mon Aug 13 1990, 7:05 PM EDT Att: 11,945 - Unknown			
Kirk Gibson, L (1.8) OBP: 0.356, SLG: 0.477 Tim Crews, R (7.1)	F8		G4-3				G4-3		1B DI 2B BB	4	0	0	0	0	0	2				
Ray Seearge, L (8.1) Stan Javier, S (9. PH) OBP: 0.379, SLG: 0.391			1-2							0	0	0	0	0	0	0				
Kal Daniels, L (1.7) OBP: 0.395, SLG: 0.509			4-2						1B E BB	2	2	1	0	3	1	1				
Eddie Murray, S (1.3)	G4-3		3-0						1-3 2B 1B	5	0	0	0	0	1	6				
Hubie Brooks, R (1.9) OBP: 0.309, SLG: 0.439			K						0-0 E 1B	5	1	4	3	0	1	0				
Mike Scioscia, L (1.2) OBP: 0.329, SLG: 0.417 Rick Dempsey, R (9. PH) OBP: 0.314, SLG: 0.330			F9						1-2 E 1B 1-H 3-H 2B	4	0	0	0	0	0	2				
Juan Samuel, R (1.4) OBP: 0.307, SLG: 0.339			1-0						1-3 2-H L9	3	0	2	0	1	0	2				
Alfredo Griffin, S (1.6) OBP: 0.269, SLG: 0.268			3-3 1 SAFE 1 SAFE K						0-0 L9	4	0	0	0	0	1	5				
Fernando Valenzuela, L (1.1) OBP: 0.294, SLG: 0.388 Jose Gonzalez, R (5. PH) OBP: 0.276, SLG: 0.435 Dave Walsh, L (5.1) Chris Gwynn, L (7. PH) OBP: 0.510, SLG: 0.380			3-2 P5						0-2 HR	1	0	0	0	0	0	0				
Inning Stats	R: 0 E: 0 K: 0 S: 10	H: 0 LOB: 1 BB: 1 P: 16	R: 0 E: 0 K: 2 S: 9	H: 1 LOB: 1 BB: 0 P: 16	R: 0 E: 0 K: 0 S: 12	H: 1 LOB: 2 BB: 1 P: 25	R: 0 E: 0 K: 0 S: 7	H: 2 LOB: 1 BB: 0 P: 13	R: 0 E: 0 K: 1 S: 8	H: 1 LOB: 1 BB: 1 P: 14	R: 0 E: 0 K: 0 S: 4	H: 0 LOB: 0 BB: 0 P: 6	R: 1 E: 0 K: 1 S: 11	H: 1 LOB: 2 BB: 1 P: 21	R: 3 E: 0 K: 1 S: 21	H: 3 LOB: 1 BB: 1 P: 33	1B: 7 2B: 1 3B: 0 HR: 2	SF: 0 SAC: 0 DP: 1 HBP: 0	WP: 0 PB: 0 SB: 0 CS: 0	PA: 42
PITCHER	IP WLS BF H R ER SO BB IBB HBP BLK WP HR S P ERA WHIP																			
29 John Smoltz, R (1.1) ERA: 3.87	7.0 W 29 6 1 1 3 3 0 0 0 1 0 1 57 104 1.29 1.286																			
Jeff Parrett, R (8.1) ERA: 5.21	1.2 12 4 4 3 1 2 0 0 0 0 0 1 29 49 16.20 3.600																			
Kent Mercker, L (9.1) ERA: 2.08	0.1 1 0 0 0 1 0 0 0 0 0 0 0 3 5 0.00 0.000																			

Batter	1	2	3	4	5	6	7	8	9	AB	R	H	RBI	BB	SO	LOB	BOTTOM			
Lonnie Smith, R (1.7) OBP: 0.380, SLG: 0.458	FC3-6 1B	FC6-4 CS		1B 2B		2B 2B		G1-3		5	2	3	1	0	0	1	Los Angeles Dodgers @ Atlanta Braves Atlanta-Fulton County Stadium, Atlanta, GA Mon Aug 13 1990, 7:05 PM EDT Att: 11,945 - Unknown			
Jeff Treadway, L (1.4) OBP: 0.326, SLG: 0.429	FC3-6 2B	CS	FC5 1B	1B		G1-3		F8		5	1	2	1	0	0	2				
Ron Gant, R (1.8) OBP: 0.347, SLG: 0.536	G6-3 HR		FC5 1B	BB		K		F9		4	1	2	0	1	1	1				
Jim Presley, R (1.5) OBP: 0.295, SLG: 0.434 Mark Lemke, S (6. PR) OBP: 0.299, SLG: 0.242	G6-3		FC5 1B	K		2B BB				3	0	0	1	1	1	4				
Jeff Blauser, R (1.6) OBP: 0.342, SLG: 0.397	HR BB		F7			F9		F9		3	1	1	1	1	0	2				
David Justice, L (1.3) OBP: 0.341, SLG: 0.487	HR		K			P2		K		4	1	1	3	0	2	5				
Jim Vatcher, R (1.9) OBP: 0.316, SLG: 0.327 Mike Bell, L (8.3) OBP: 0.308, SLG: 0.100	K		F9			3B BB		G4-3		3	1	0	0	1	1	0				
Greg Olson, R (1.2) OBP: 0.341, SLG: 0.385			FC6-4 1B			2B 1B		G6-3		4	1	3	1	0	0	0				
29 John Smoltz, R (1.1) ERA: 4.06 Tommy Gregg, L (7. PH) OBP: 0.299, SLG: 0.376 Jeff Parrett, R (8.1) Kent Mercker, L (9.1)			K			2B 2B		K		3	1	1	1	0	2	2				
Inning Stats	R: 4 E: 0 K: 1 S: 18	H: 3 LOB: 0 BB: 1 P: 32	R: 0 E: 0 K: 1 S: 7	H: 1 LOB: 0 BB: 0 P: 9	R: 0 E: 0 K: 1 S: 10	H: 2 LOB: 2 BB: 0 P: 15	R: 3 E: 0 K: 1 S: 17	H: 4 LOB: 1 BB: 1 P: 28	R: 1 E: 0 K: 1 S: 9	H: 1 LOB: 1 BB: 1 P: 15	R: 1 E: 0 K: 2 S: 15	H: 2 LOB: 3 BB: 1 P: 26	R: 0 E: 0 K: 1 S: 6	H: 0 LOB: 0 BB: 0 P: 9	R: 0 E: 0 K: 0 S: 4	H: 0 LOB: 0 BB: 0 P: 6		1B: 6 2B: 5 3B: 1 HR: 1	SF: 0 SAC: 0 DP: 0 HBP: 0	WP: 0 PB: 0 SB: 0 CS: 1
PITCHER	IP WLS BF H R ER SO BB IBB HBP BLK WP HR S P ERA WHIP																			
Fernando Valenzuela, L (1.1) ERA: 4.06	4.0 L 22 10 7 7 4 2 0 0 0 0 0 0 0 24 41 9.00 2.500																			
Dave Walsh, L (5.1) ERA: 9.0	2.0 11 3 2 2 3 2 0 0 0 0 0 0 0 6 9 0.00 0.000																			
Tim Crews, R (7.1) ERA: 2.95	1.0 3 0 0 0 1 0 0 0 0 0 0 0 0 4 6 0.00 0.000																			
Ray Seearge, L (8.1) ERA: 2.7	1.0 3 0 0 0 0 0 0 0 0 0 0 0 0 0 0 0.00 0.000																			

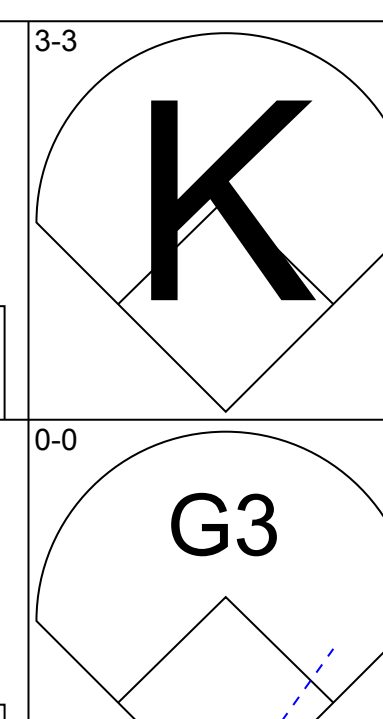
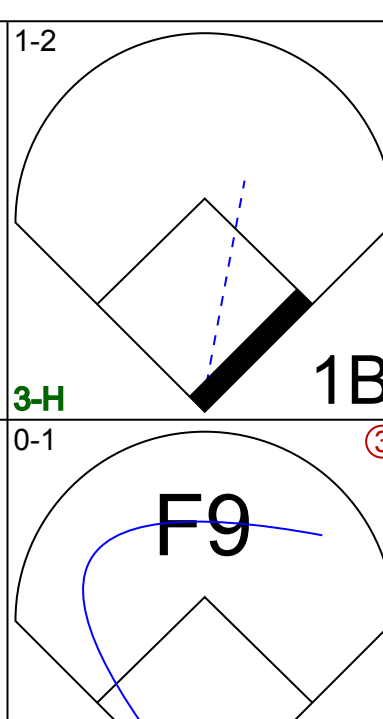
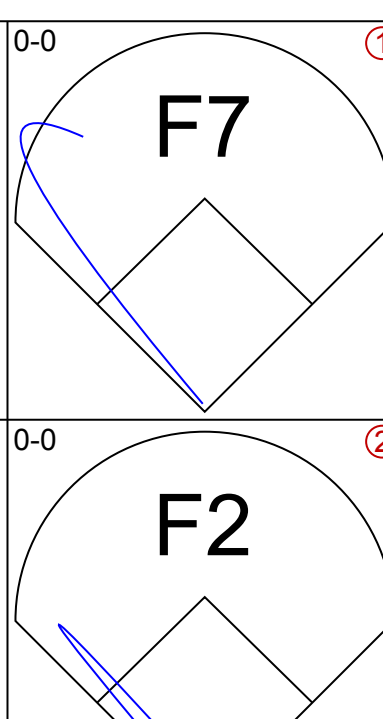
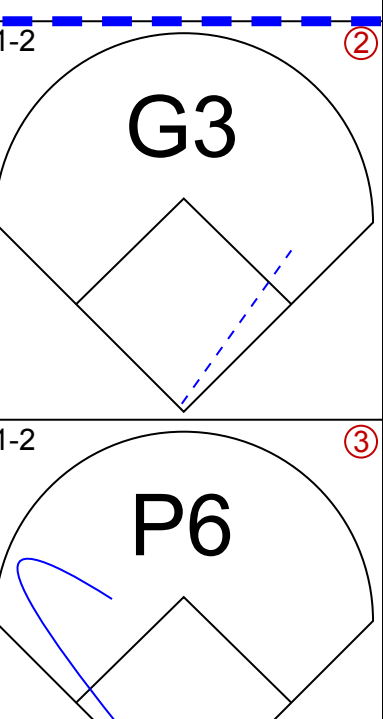
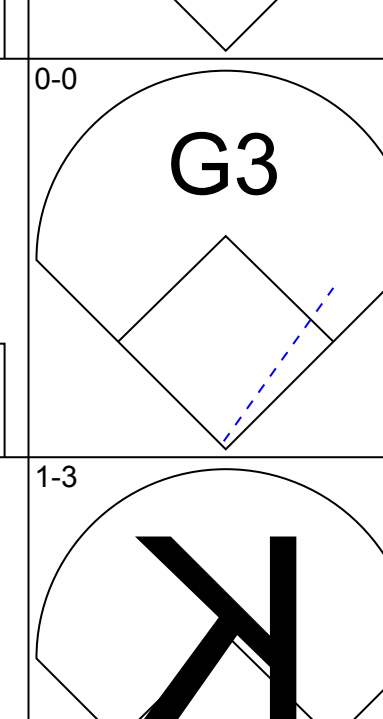
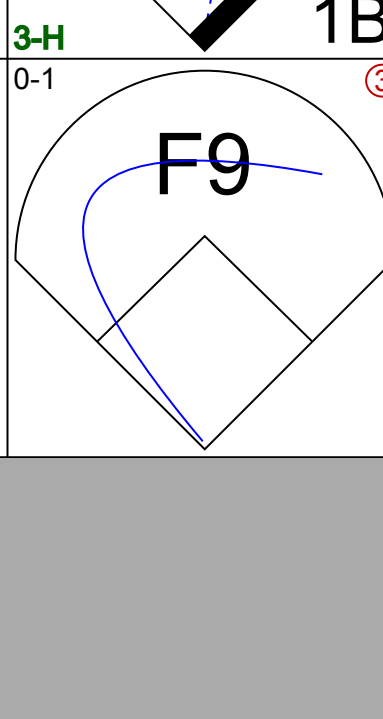
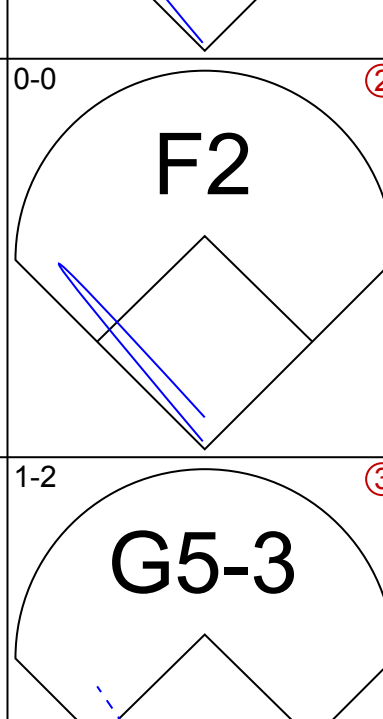
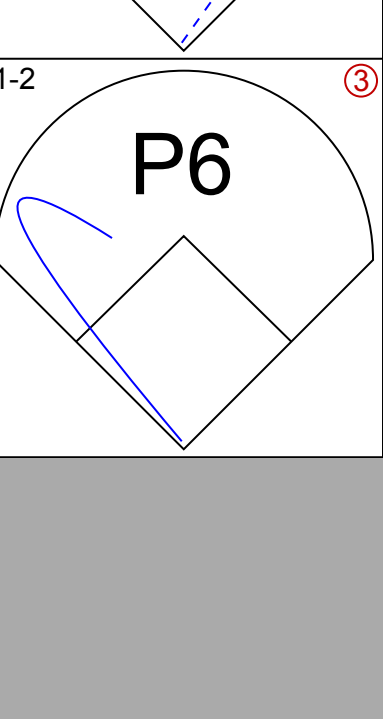
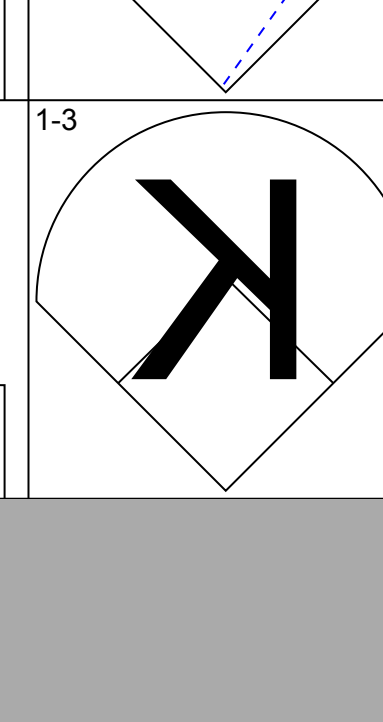
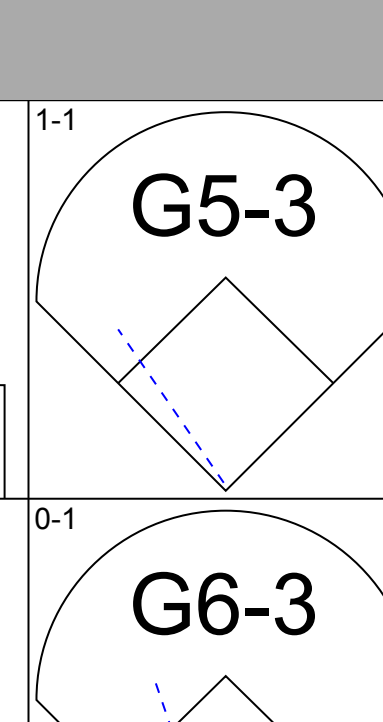
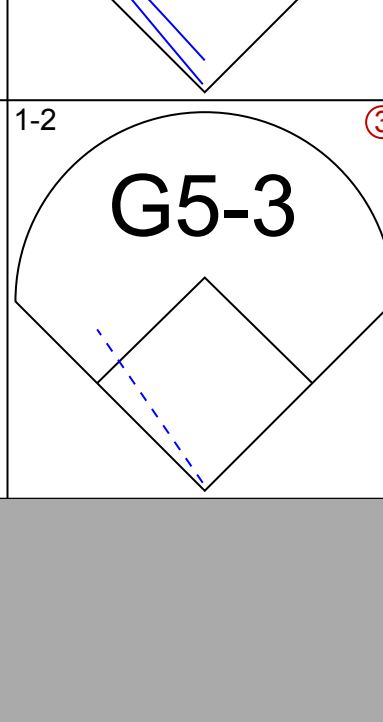
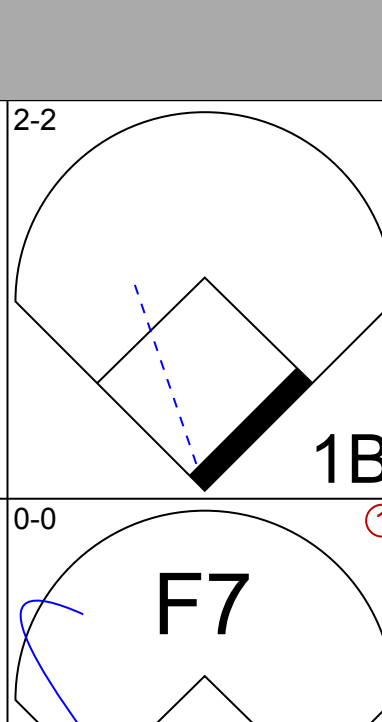
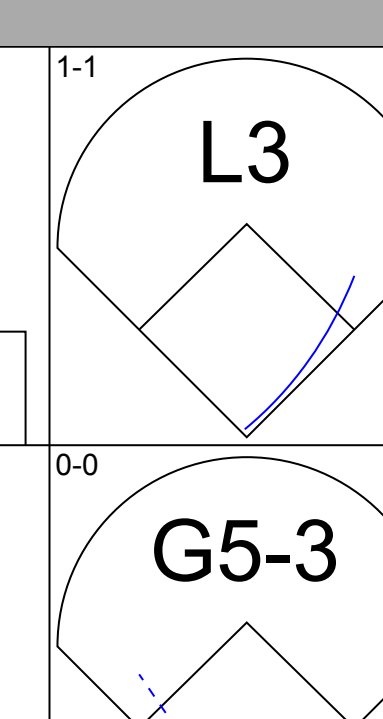
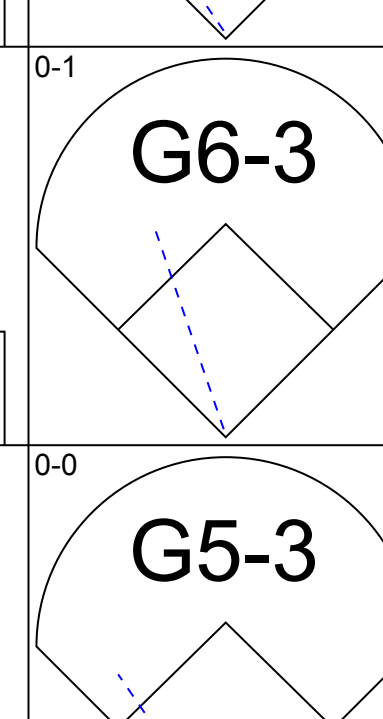
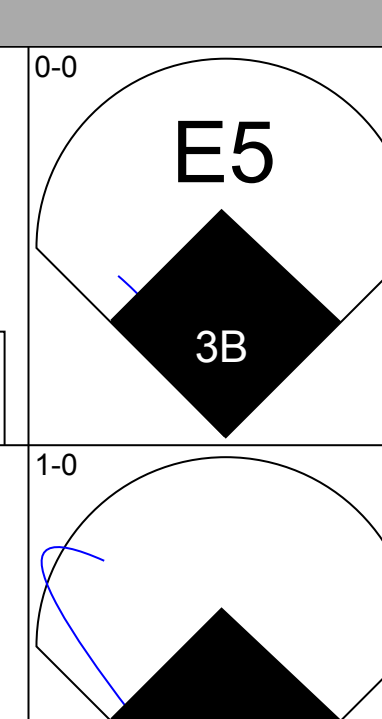
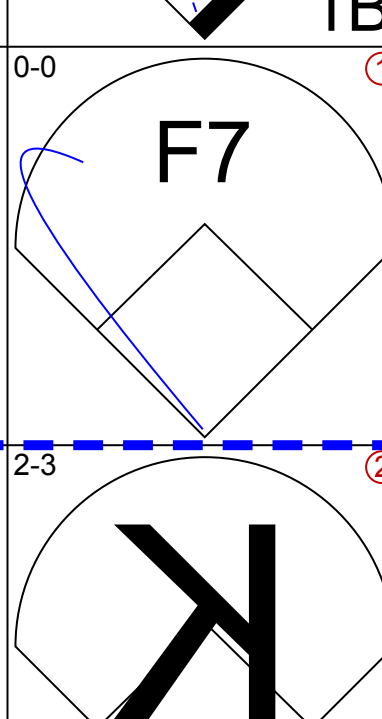
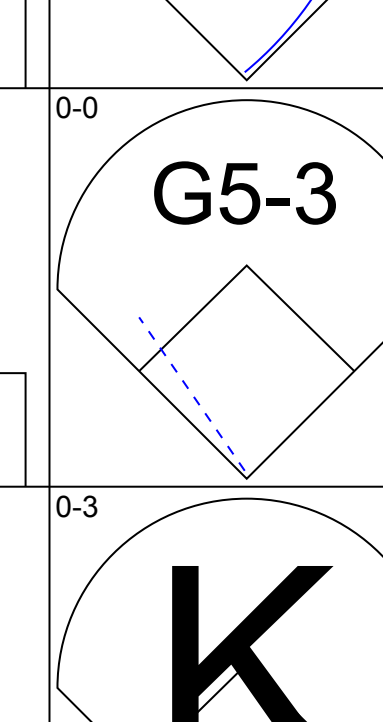
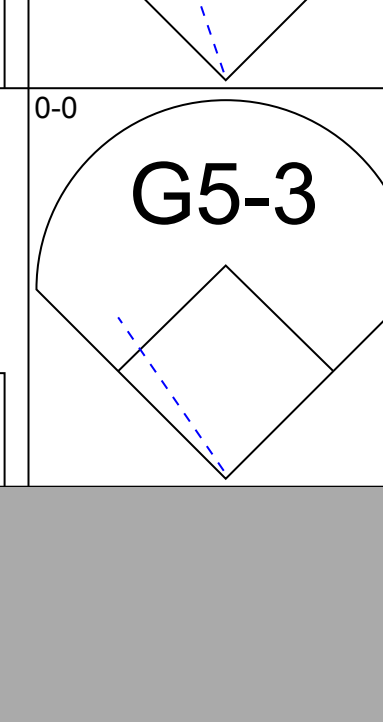
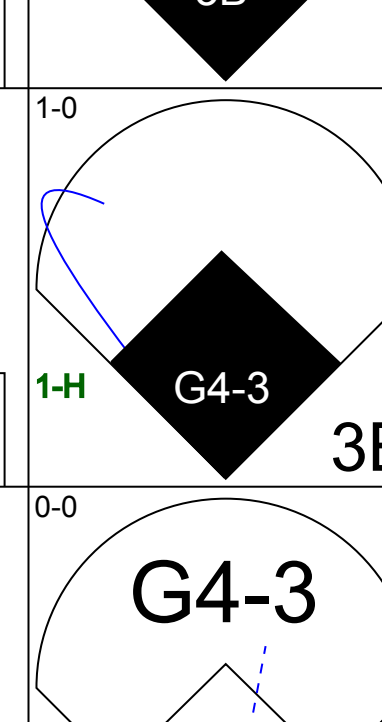
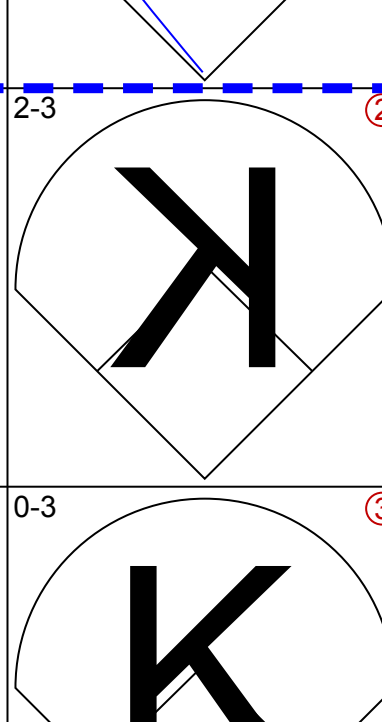
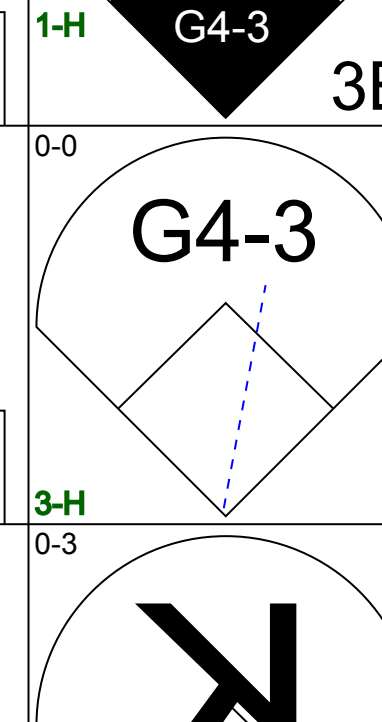
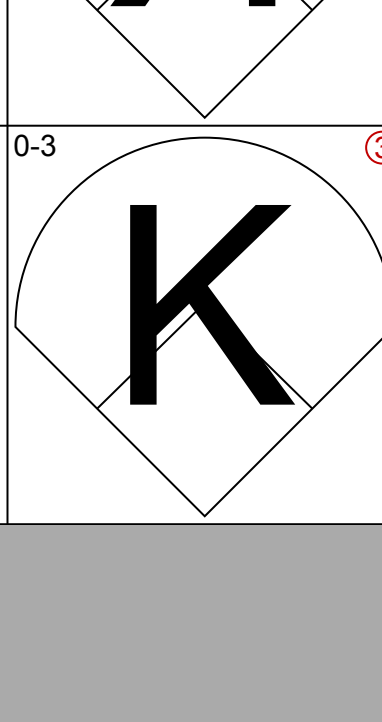
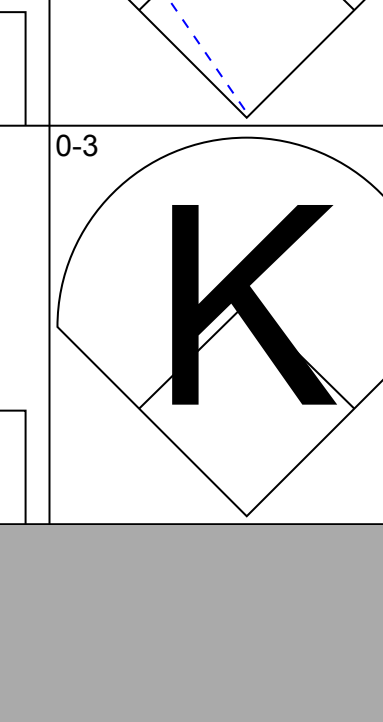
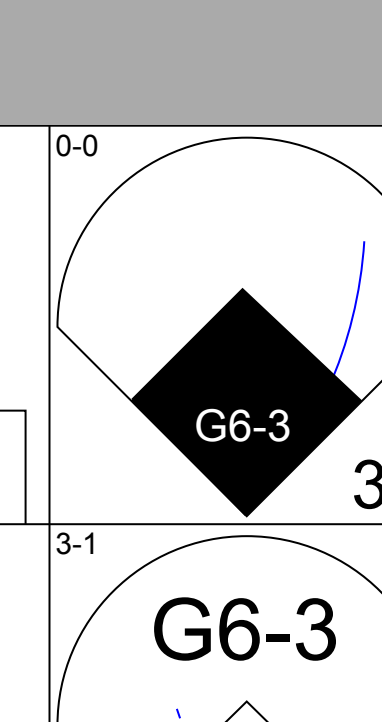
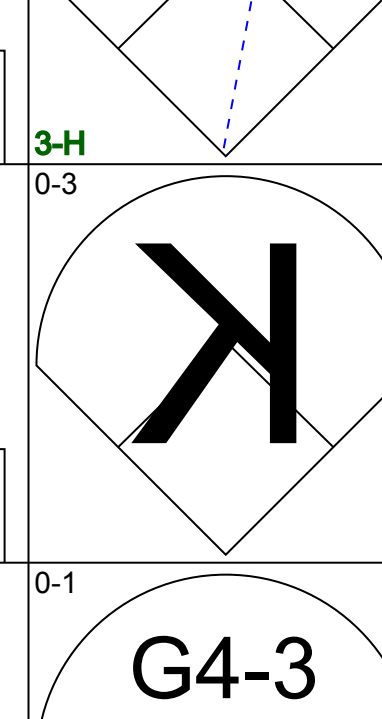

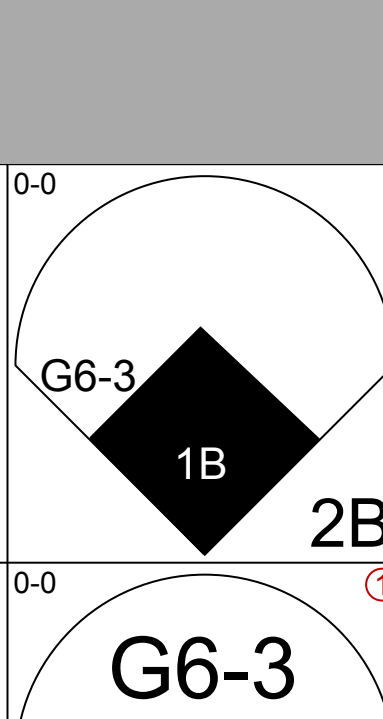
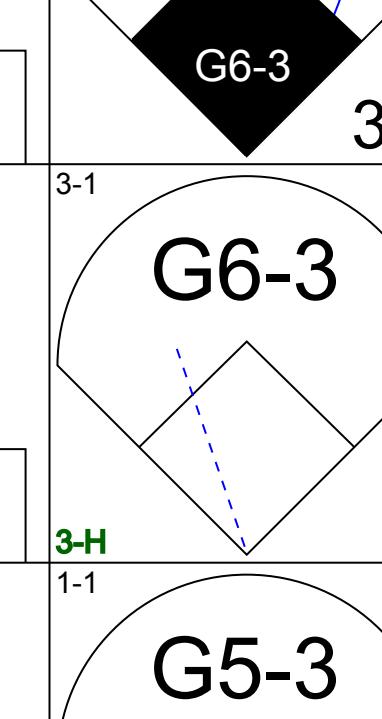
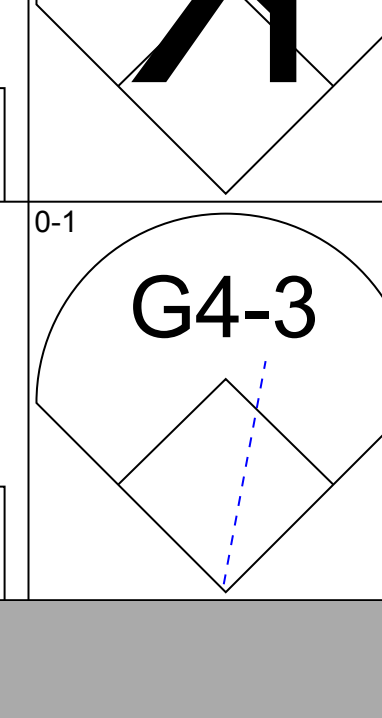
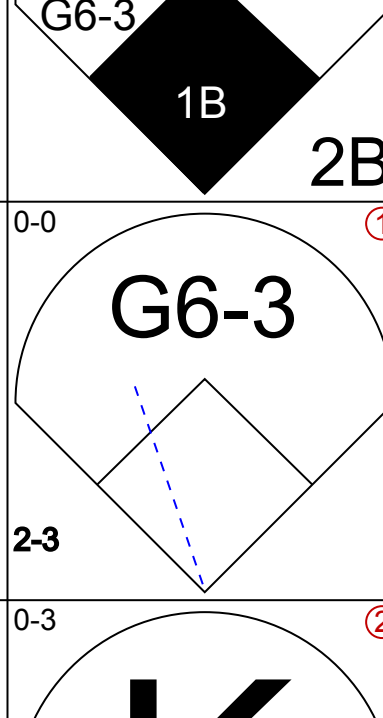
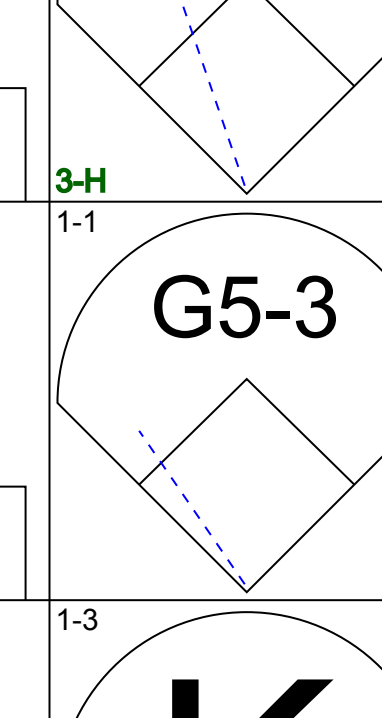
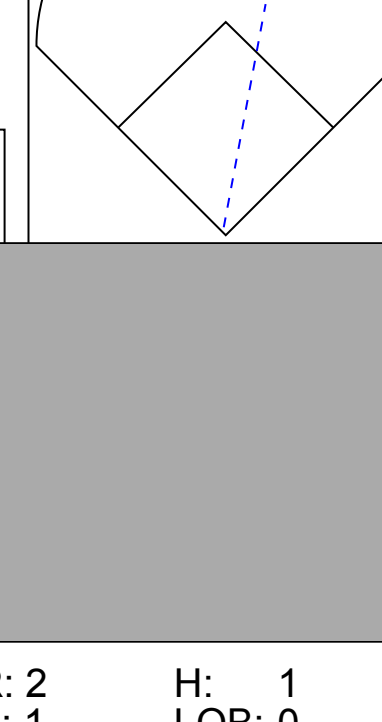
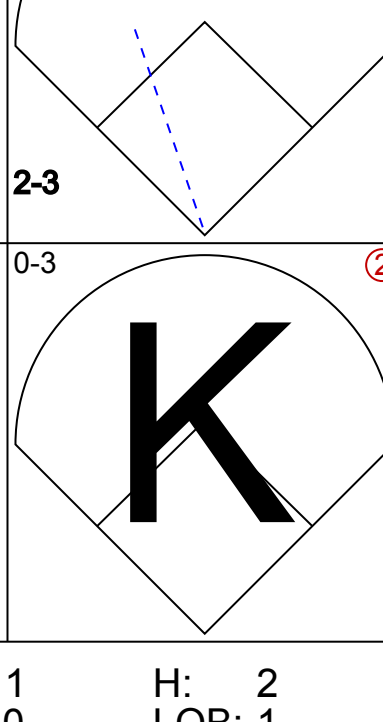
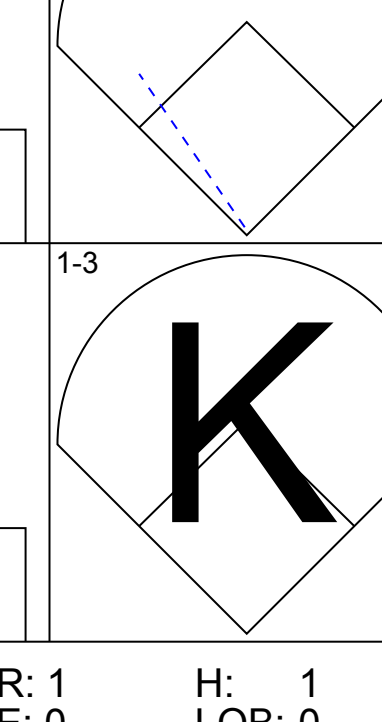
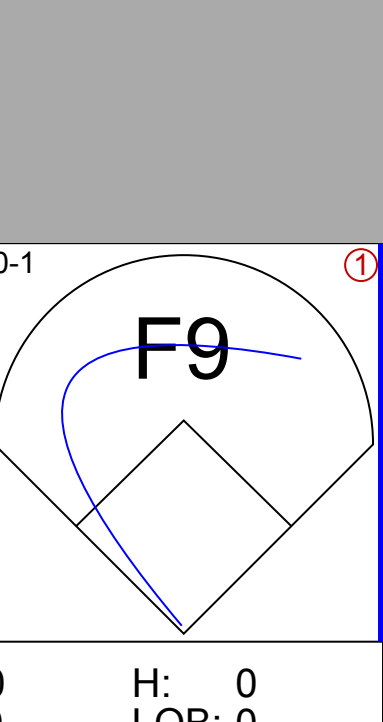
Batter	1	2	3	4	5	6	7	8	9	AB	R	H	RBI	BB	SO	LOB	TOP		
Oddibe McDowell, L (1, 7) OBP: 0.305, SLG: 0.377	0-0 4-3		2-1 1B		1-2 G4-3			3-2 F7		4	0	1	0	0	0	1	Atlanta Braves @ Pittsburgh Pirates Three Rivers Stadium, Pittsburgh, PA Tue Aug 14 1990, 7:05 PM EDT Sunny - 77 F		
Jeff Treadway, L (1, 4) OBP: 0.323, SLG: 0.425	1-2 4-3		0-0 F8		1-1 G1-4-3			0-1 F8		4	0	0	0	0	0	2			
Ron Gant, R (1, 8) OBP: 0.344, SLG: 0.531	0-3 K			3-1 F8		1-1 P3			1-1 F9	4	0	0	0	0	1	0			
David Justice, L (1, 9) OBP: 0.340, SLG: 0.494		2-2 G3		1-1 G3		0-0 P3			3-2 HR	4	1	1	1	0	0	0			
Tommy Gregg, L (1, 3) OBP: 0.304, SLG: 0.375	0-0 1B			4-1 1B			1-0 P3		2-2 G5-3	3	0	1	0	1	0	0			
Ernie Whitt, L (1, 2) OBP: 0.258, SLG: 0.250	2-2 1B			0-0 BB			3-2 F8		2-1 L9	4	0	2	0	0	0	0			
Jeff Blausler, R (1, 6) OBP: 0.339, SLG: 0.393	3-2 F9			2-1 L6			2-3 K			3	0	0	0	0	1	4			
Mark Lemke, S (1, 5) OBP: 0.286, SLG: 0.236			1-1 P6		0-1 G3			3-2 G4-3		3	0	0	0	0	0	0			
Charlie Leibrandt, R (1, 1) OBP: 0.258, SLG: 0.207			2-1 F8		1-0 F9			1-0 1B		2	0	0	0	0	0	0			
Lonnie Smith, R (8, PH) OBP: 0.352, SLG: 0.460										1	0	1	0	0	0	0			
Marty Clary, R (8, 1)										0	0	0	0	0	0	0			
Inning Stats	R: 0 E: 0 K: 1 S: 7	H: 0 LOB: 0 BB: 0 P: 8	R: 0 E: 0 K: 0 S: 11	H: 2 LOB: 1 BB: 0 P: 18	R: 0 E: 0 K: 0 S: 7	H: 1 LOB: 1 BB: 0 P: 12	R: 0 E: 0 K: 0 S: 8	H: 1 LOB: 2 BB: 1 P: 18	R: 0 E: 0 K: 0 S: 6	H: 0 LOB: 0 BB: 0 P: 8	R: 0 E: 0 K: 1 S: 9	H: 0 LOB: 0 BB: 0 P: 15	R: 0 E: 0 K: 0 S: 9	H: 1 LOB: 1 BB: 0 P: 16	R: 1 E: 0 K: 0 S: 10	H: 1 LOB: 0 BB: 0 P: 18	1B: 5 2B: 0 3B: 0 HR: 1	SF: 0 SAC: 0 DP: 0 HBP: 0	WP: 0 PA: 33 CS: 1
PITCHER Doug Drabek, R (1, 1) ERA: 2.88	IP: 9.0 WLS: W BF: 33 H: 6 R: 1 ER: 1 SO: 2 BB: 1 IBB: 0 HBP: 0 BLK: 0 WP: 0 HR: 1 S: 72 P: 120 ERA: 1.00 WHIP: 0.778																		

AB	32
R	1
H	6
RBI	1
BB	1
SO	2
LOB	7



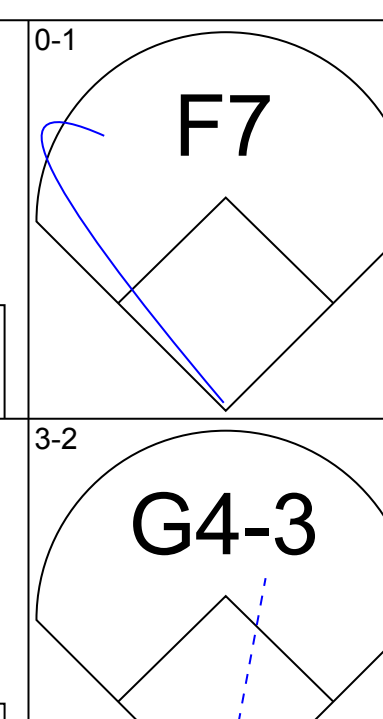
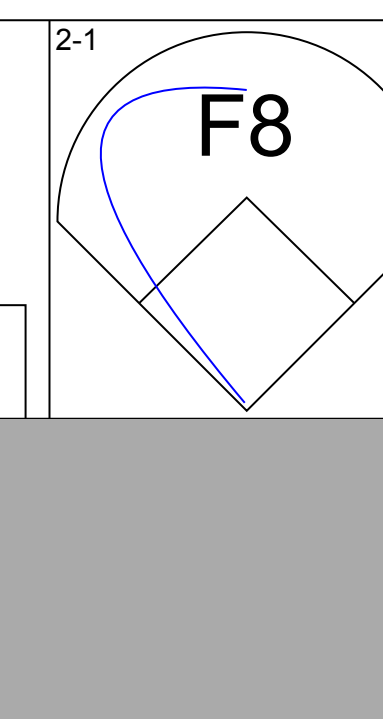
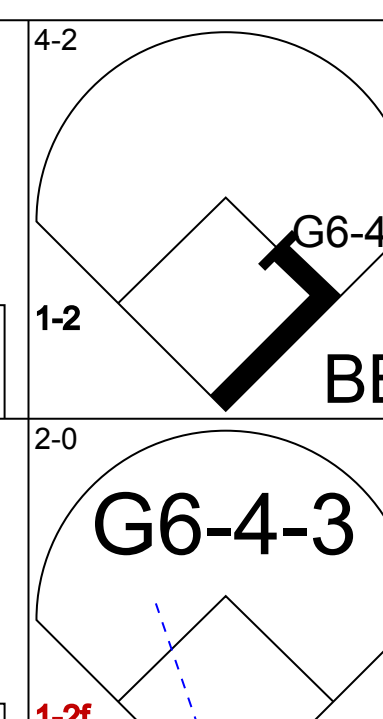
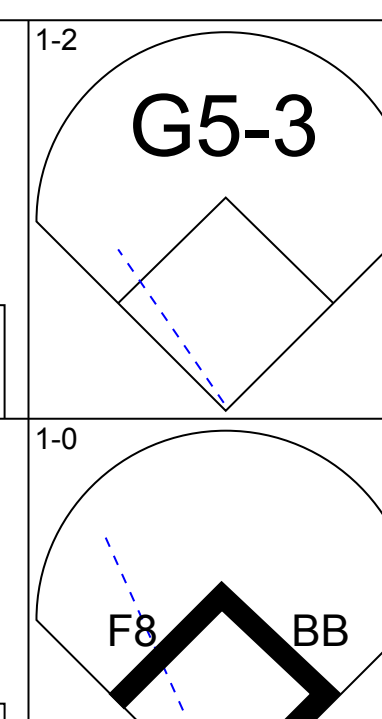
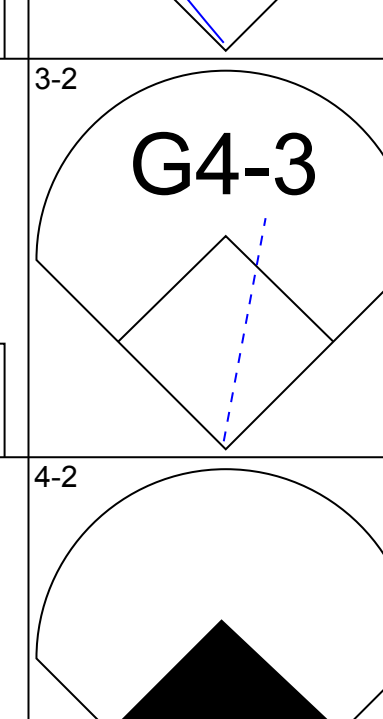
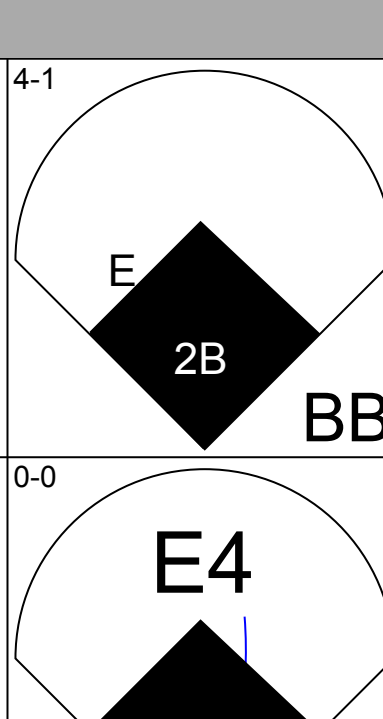
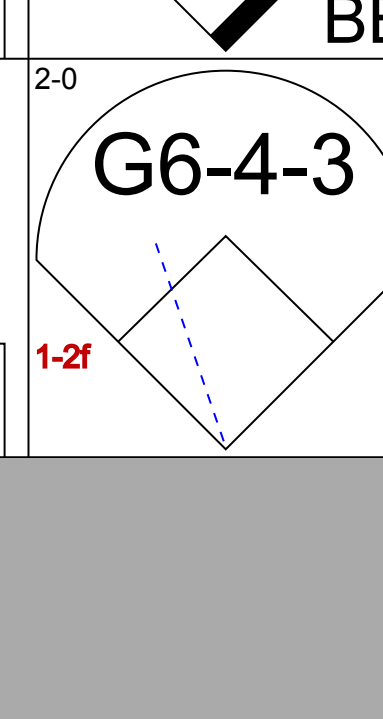
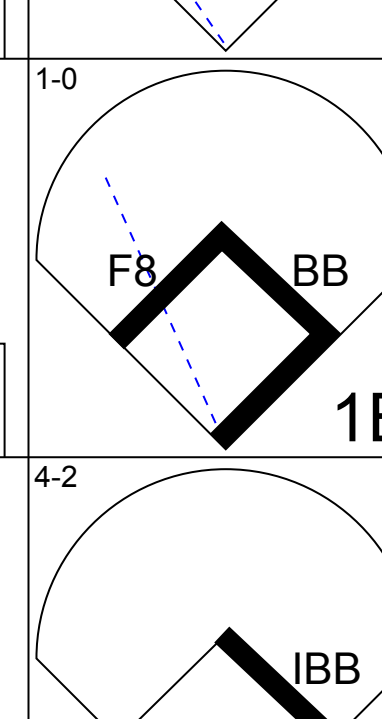
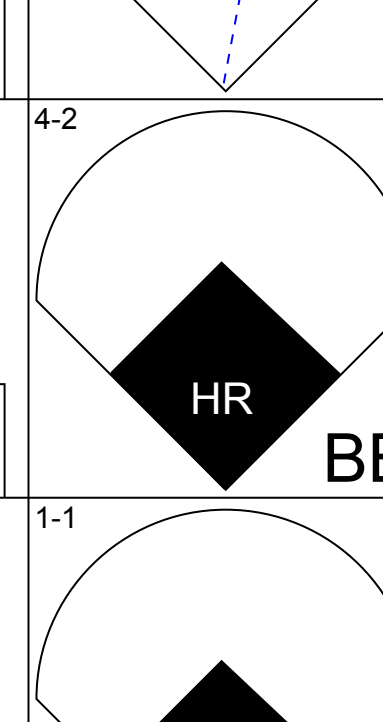
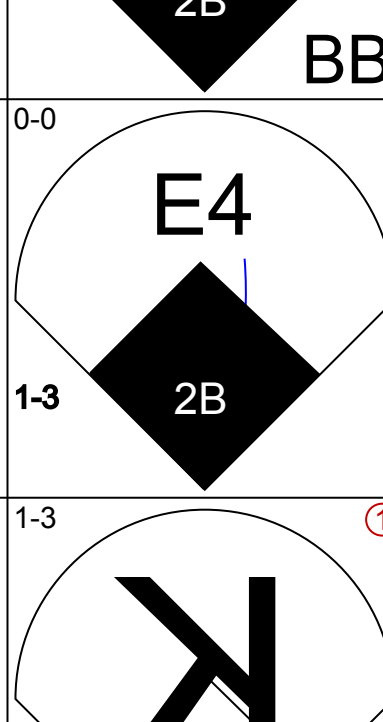
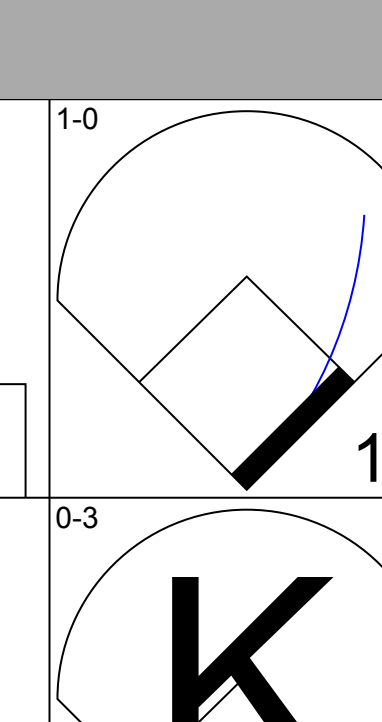
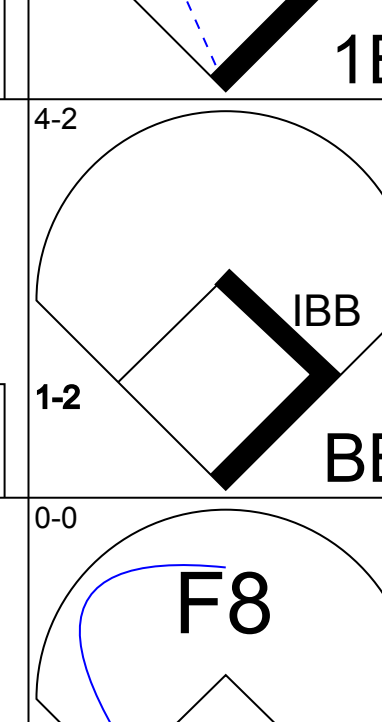
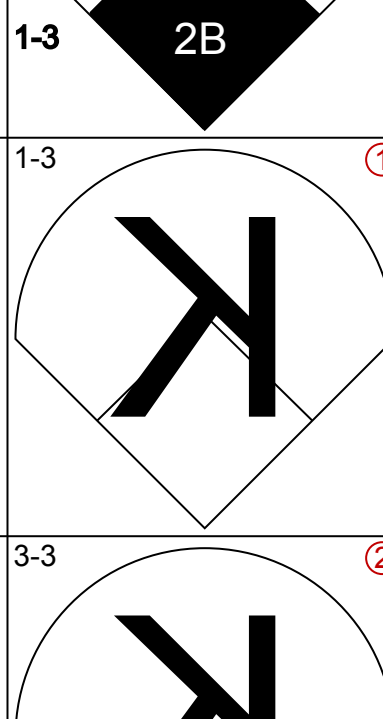
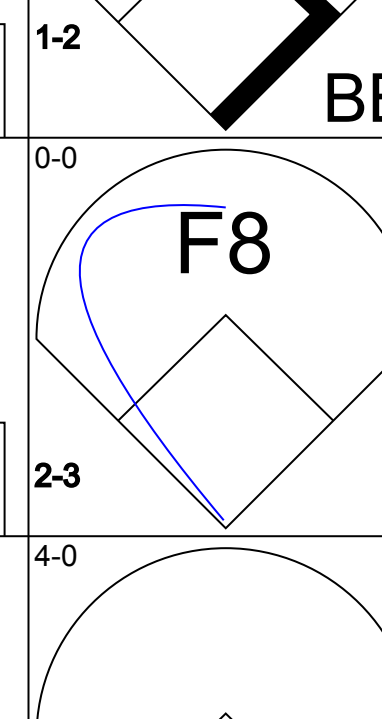
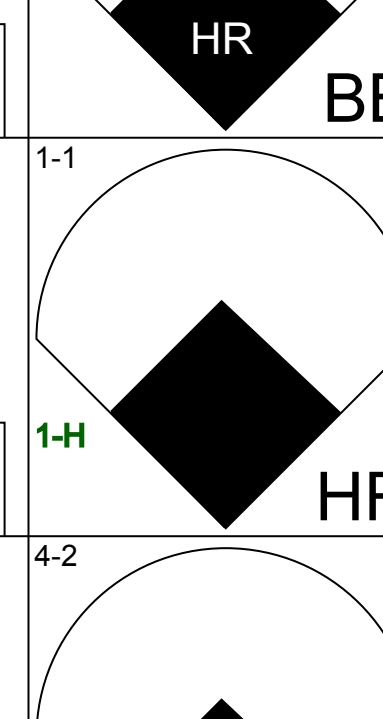
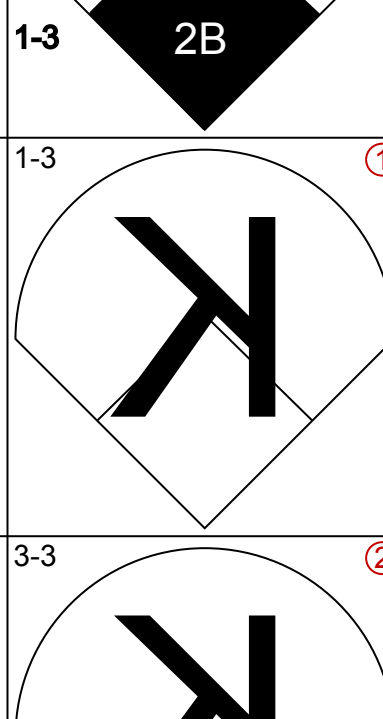
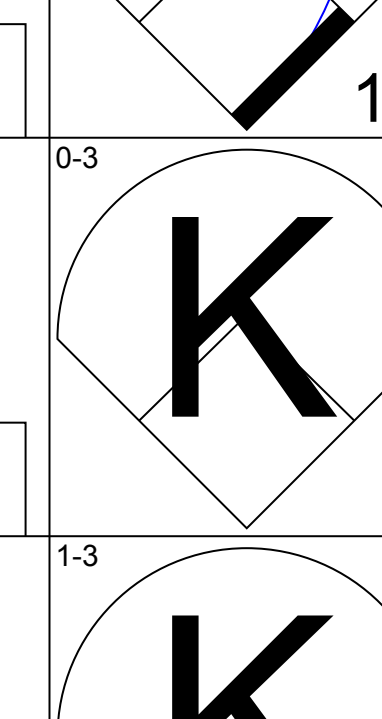
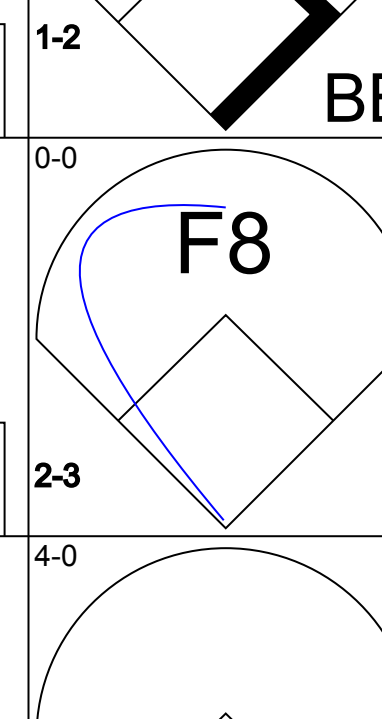
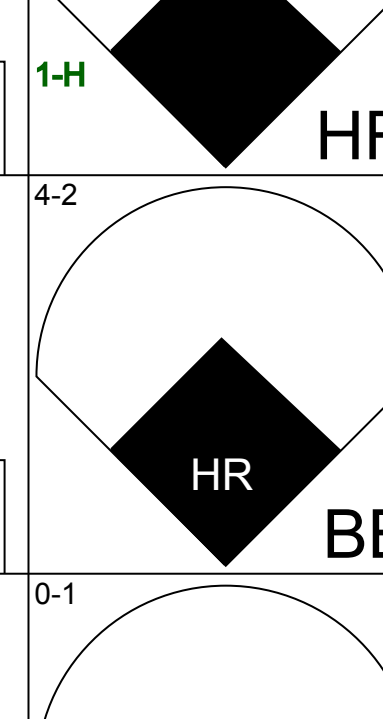
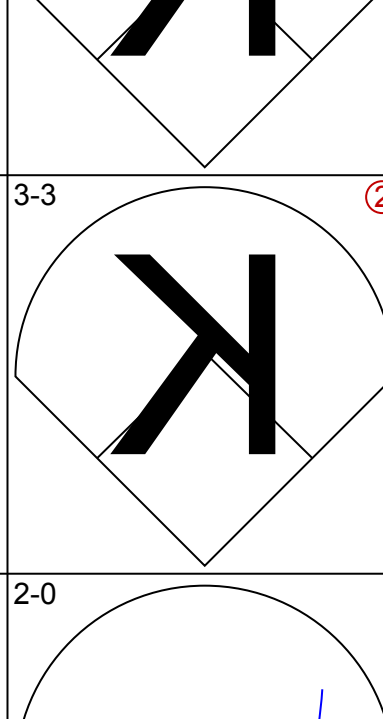
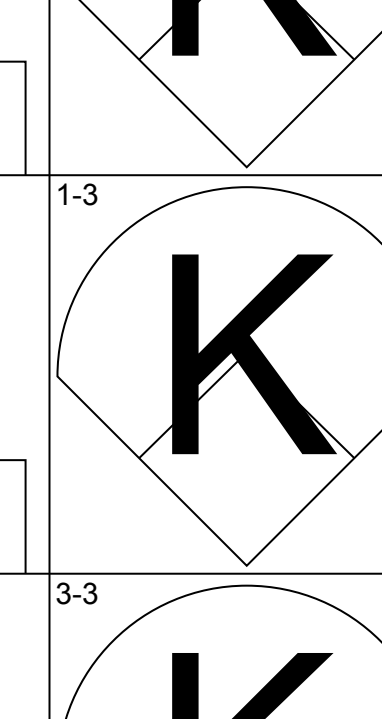
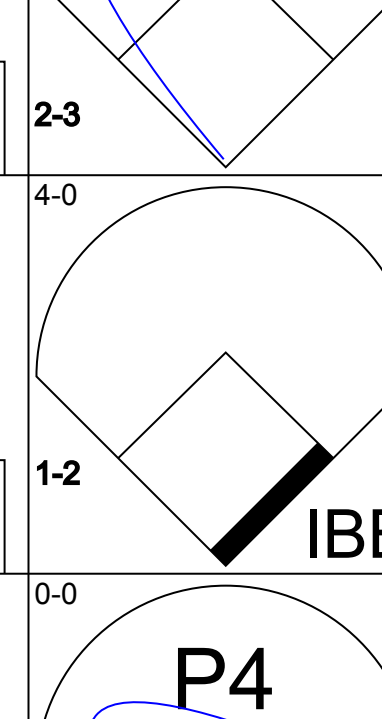
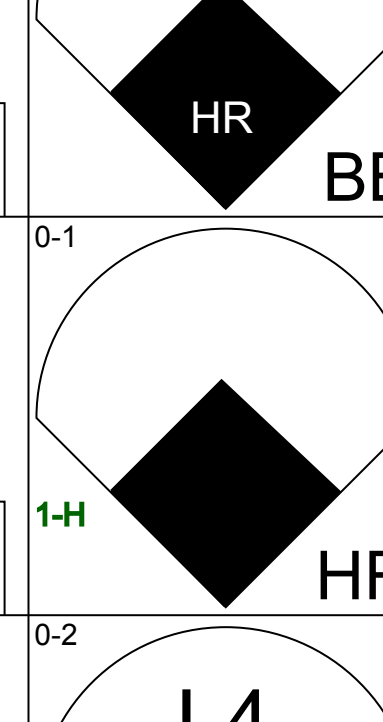
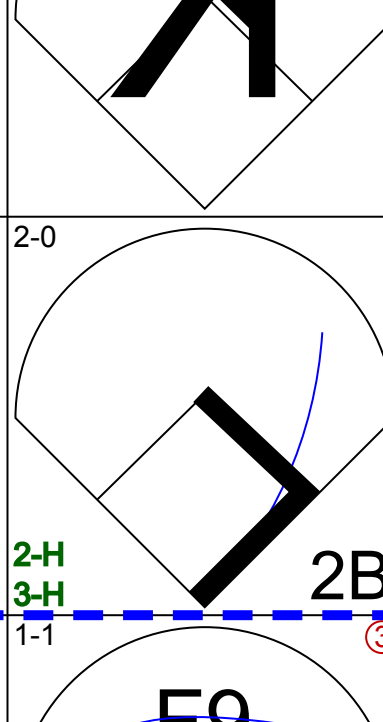
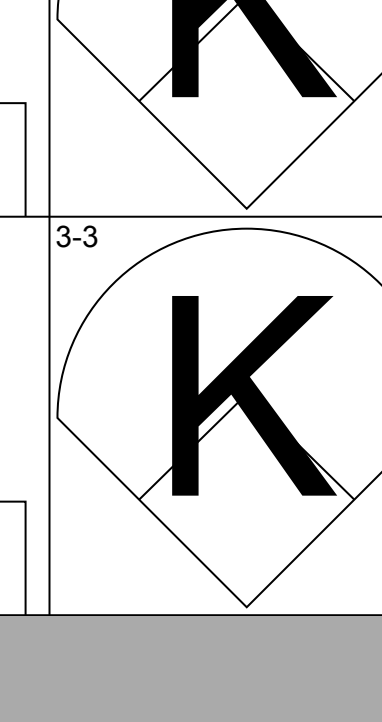
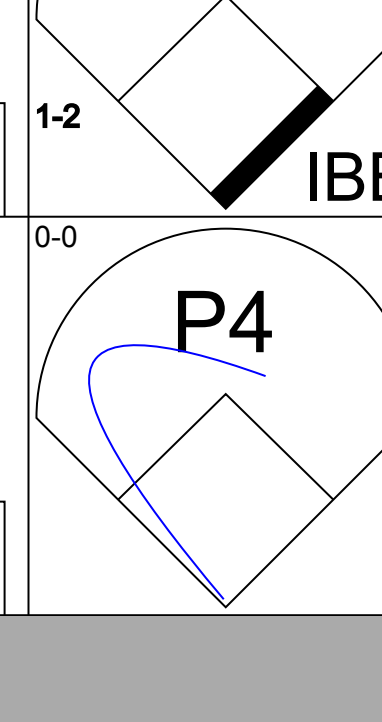
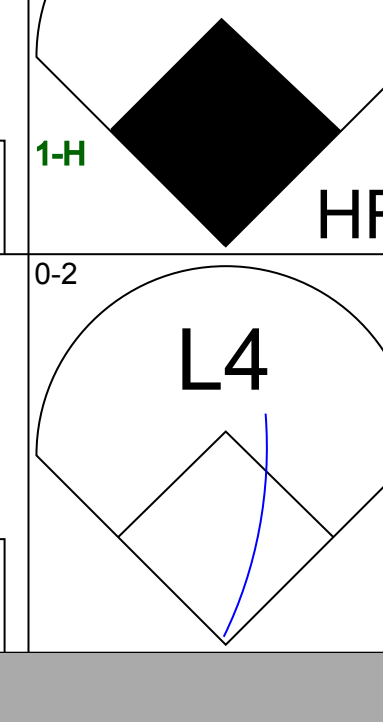
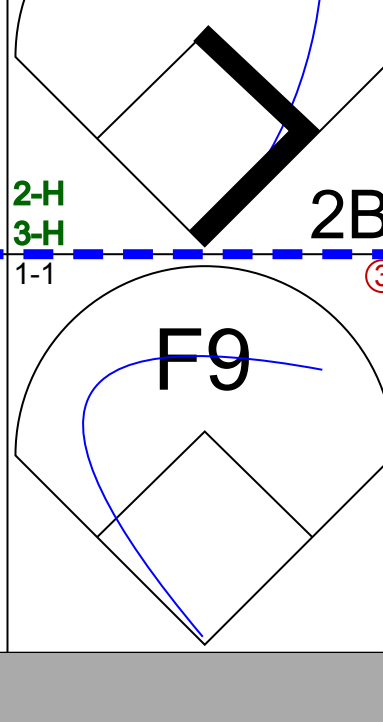
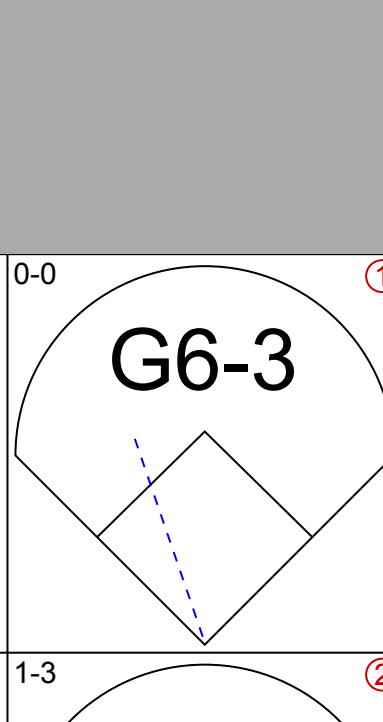
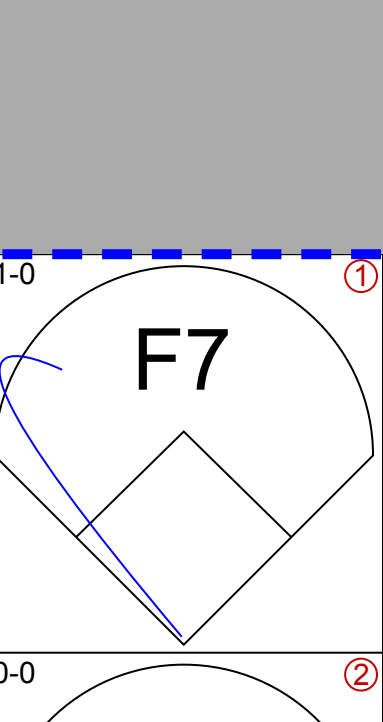
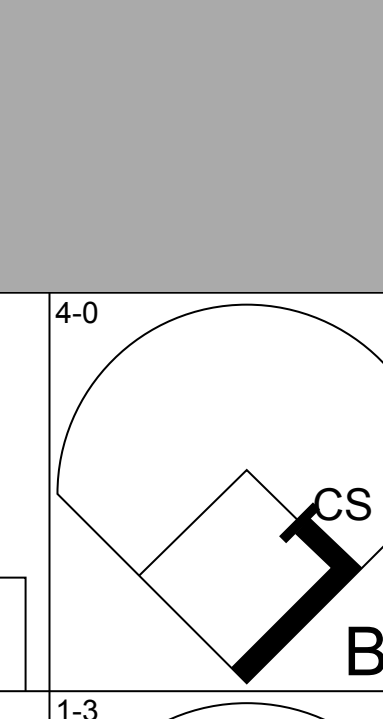
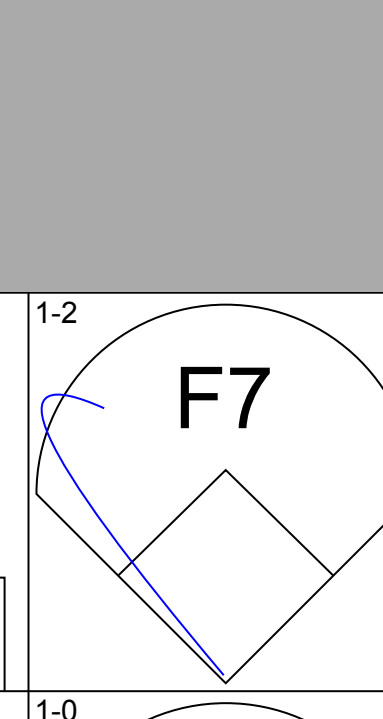
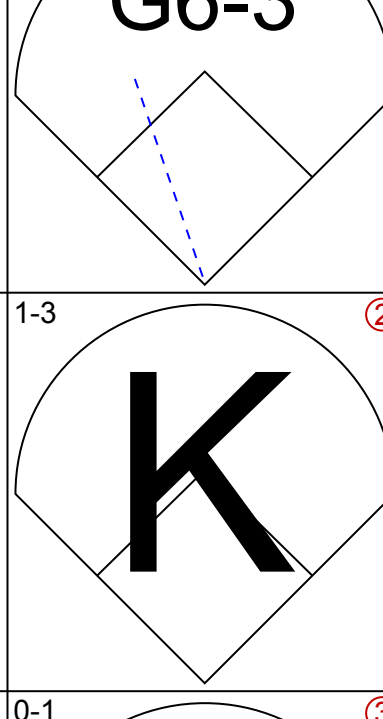
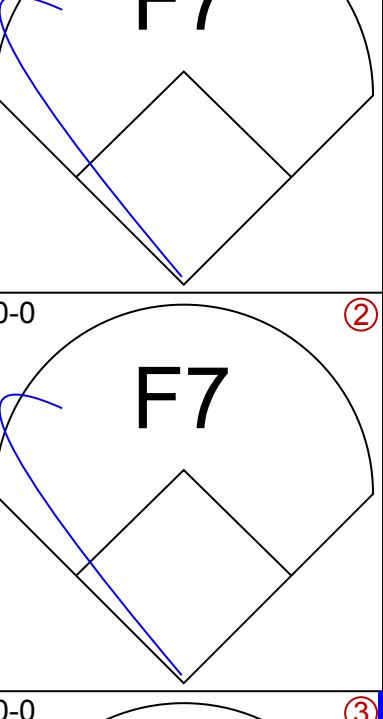
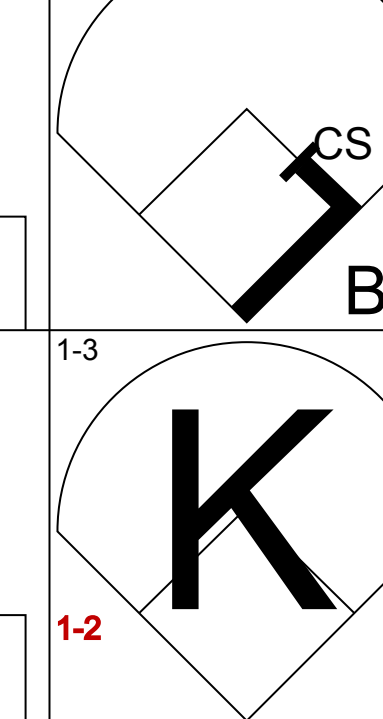
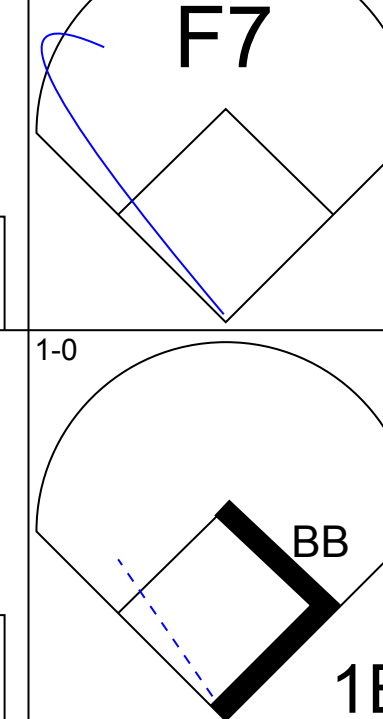
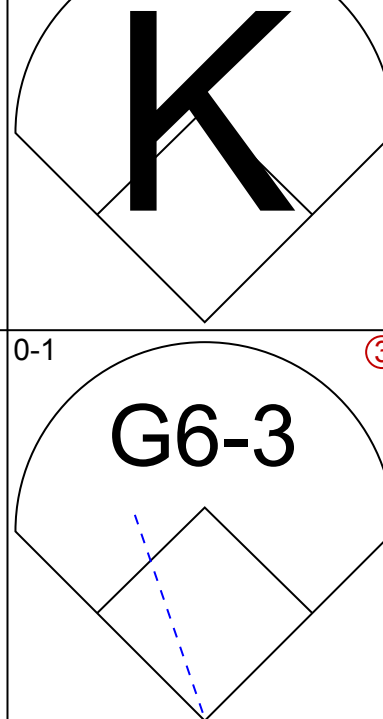
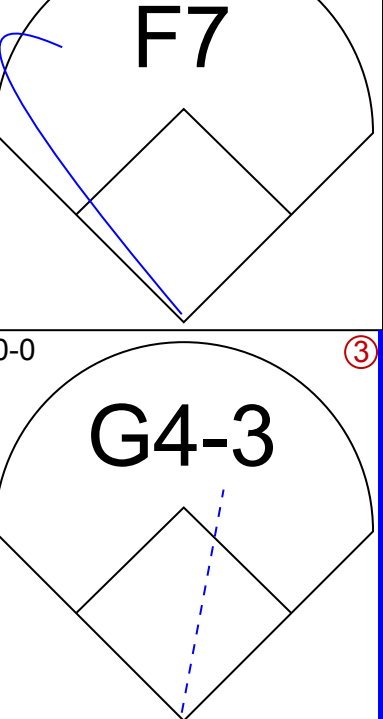
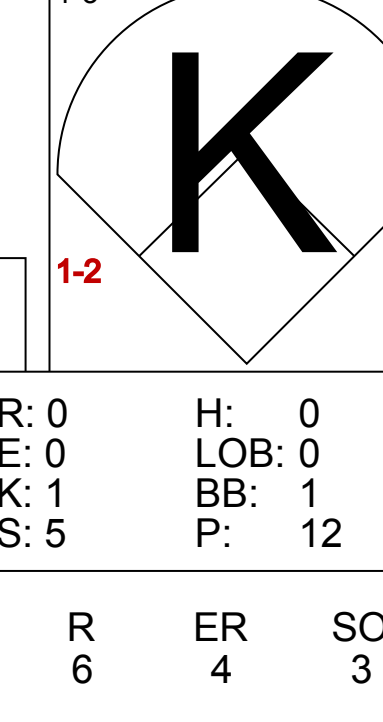
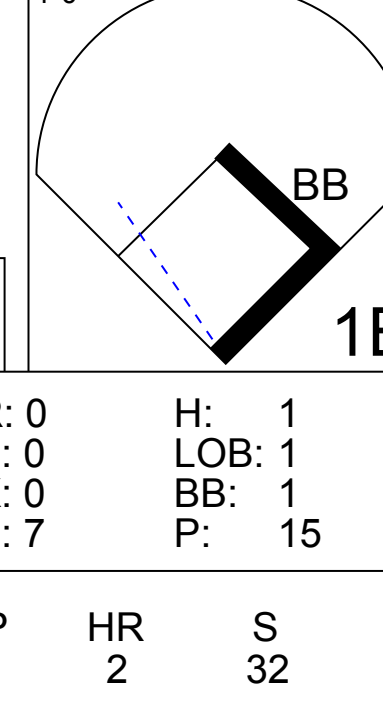
Batter	1	2	3	4	5	6	7	8	9	AB	R	H	RBI	BB	SO	LOB	BOTTOM		
John Cangelosi, S (1, 8) OBP: 0.288, SLG: 0.193	2-1 6-3		3-2 G5-3							4	0	1	0	0	1	0	Atlanta Braves @ Pittsburgh Pirates Three Rivers Stadium, Pittsburgh, PA Tue Aug 14 1990, 7:05 PM EDT Sunny - 77 F		
Jay Bell, R (1, 6) OBP: 0.317, SLG: 0.374	1-2 4-3			3-2 F9		2-1 FC1-6 1B		1-1 G6-3		4	0	1	0	0	0	1			
Gary Redus, R (1, 3) OBP: 0.321, SLG: 0.399	1-1 L4			2-1 HR		0-1 FC1-6 1B		2-2 F7 1B		3	2	1	0	0	0	1			
Sid Bream, L (7, 3) OBP: 0.353, SLG: 0.466						1-2 1B				1	0	1	0	0	0	0			
Bobby Bonilla, S (1, 9) OBP: 0.319, SLG: 0.532		0-0 G3-6-3 1B		2-2 HR		3-2 P5		0-1 G4-6-3 1B		4	1	3	2	0	0	1			
Barry Bonds, L (1, 7) OBP: 0.419, SLG: 0.593	1-2 G3-6-3			3-H HR		1-1 1B		1-2 HBP		3	0	0	0	0	1	3			
Jeff King, R (1, 5) OBP: 0.289, SLG: 0.359	4-2 BB			3-2 1B		0-0 HBP		0-0 G4-6-3		3	0	2	1	1	0	2			
Don Slaught, R (1, 2) OBP: 0.391, SLG: 0.497	1-1 F8			1-0 P3		4-2 FC4-6 BB		1-2 BB		2	0	0	0	1	0	2			
Jose Lind, R (1, 4) OBP: 0.330, SLG: 0.380			1-0 G4-3		3-3 K		2-2 FC4-6			3	0	0	0	0	1	3			
Doug Drabek, R (1, 1) OBP: 0.217, SLG: 0.214	1-1 G5-3			1-0 F9			0-0 F8			3	0	0	0	0	0	0			
Inning Stats	R: 0 E: 0 K: 0 S: 7	H: 0 LOB: 0 BB: 0 P: 11	R: 0 E: 0 K: 0 S: 10	H: 1 LOB: 1 BB: 1 P: 16	R: 0 E: 0 K: 0 S: 8	H: 0 LOB: 0 BB: 0 P: 13	R: 2 E: 0 K: 1 S: 19	H: 3 LOB: 1 BB: 0 P: 32	R: 0 E: 0 K: 2 S: 9	H: 0 LOB: 0 BB: 0 P: 16	R: 1 E: 0 K: 0 S: 17	H: 2 LOB: 3 BB: 1 P: 29	R: 0 E: 0 K: 0 S: 9	H: 1 LOB: 0 BB: 0 P: 13	R: 0 E: 0 K: 0 S: 8	H: 2 LOB: 1 BB: 0 P: 13	1B: 7 2B: 0 3B: 1 HR: 1	SF: 0 SAC: 0 DP: 3 HBP: 1	WP: 0 PA: 33 CS: 0
PITCHER Charlie Leibrandt, L (1, 1) ERA: 3.87	IP: 7.0 WLS: L BF: 29 H: 7 R: 3 ER: 3 SO: 3 BB: 2 IBB: 0 HBP: 1 BLK: 0 WP: 0 HR: 1 S: 79 P: 130 ERA: 3.86 WHIP: 1.286																		
Marty Clary, R (8, 1) ERA: 5.56	IP: 1.0 WLS: L BF: 4 H: 2 R: 0 ER: 0 SO: 0 BB: 0 IBB: 0 HBP: 0 BLK: 0 WP: 0 HR: 0 S: 8 P: 13 ERA: 0.00 WHIP: 2.000																		



Batter	1	2	3	4	5	6	7	8	9	AB	R	H	RBI	BB	SO	LOB	TOP					
Lonnie Smith, R OBP: 0.380, SLG: 0.457 (1, 7)										4	0	1	1	0	1	0	Atlanta Braves @ Pittsburgh Pirates Three Rivers Stadium, Pittsburgh, PA Tue Aug 14 1990, 7:05 PM EDT Att: 25,542 - Unknown - 77 F					
Jeff Blausler, R OBP: 0.334, SLG: 0.387 (1, 6)										4	0	0	0	0	0	1						
Ron Gant, R OBP: 0.343, SLG: 0.528 (1, 8)										4	0	1	0	0	1	0						
Jim Presley, R OBP: 0.293, SLG: 0.430 (1, 5)										4	1	0	0	0	0	1						
Francisco Cabrera, R OBP: 0.286, SLG: 0.453 (1, 3)										3	1	1	1	0	0	0						
David Justice, L OBP: 0.339, SLG: 0.493 (8, PH)										1	0	0	0	0	1	1						
Jim Vatcher, R OBP: 0.311, SLG: 0.357 (1, 9)										4	1	1	1	0	2	1						
Greg Olson, R OBP: 0.341, SLG: 0.388 (1, 2)										3	1	1	1	0	1	0						
Mark Lemke, S OBP: 0.280, SLG: 0.231 (1, 4)										3	0	0	0	0	0	1						
Steve Avery, L OBP: 0.053, SLG: 0.053 (1, 1)										1	0	0	0	0	1	1						
Rick Luecken, R (3, 1)										1	0	0	0	0	1	0						
Jeff Treadway, L OBP: 0.322, SLG: 0.423 (8, PH)										1	0	0	0	0	0	0						
Mark Grant, R OBP: 0.333, SLG: 0.333 (8, 1)										0	0	0	0	0	0	0						
Inning Stats	R: 0 E: 0 K: 2 S: 8	H: 0 LOB: 0 BB: 0 P: 12	R: 0 E: 0 K: 1 S: 6	H: 0 LOB: 0 BB: 7 P: 7	R: 1 E: 0 K: 1 S: 11	H: 2 LOB: 1 BB: 0 P: 12	R: 0 E: 0 K: 0 S: 5	H: 0 LOB: 0 BB: 0 P: 6	R: 1 E: 0 K: 1 S: 8	H: 1 LOB: 0 BB: 0 P: 13	R: 0 E: 0 K: 0 S: 5	H: 0 LOB: 0 BB: 0 P: 6	R: 2 E: 1 K: 1 S: 8	H: 1 LOB: 0 BB: 0 P: 9	R: 0 E: 0 K: 0 S: 8	H: 0 LOB: 0 BB: 0 P: 10	R: 0 E: 0 K: 2 S: 10	H: 1 LOB: 1 BB: 0 P: 14	1B: 2 2B: 1 3B: 2 HR: 0	SF: 0 SAC: 0 DP: 0 HBP: 0	WP: 0 PB: 0 SB: 0 CS: 0	PA: 33
PITCHER	IP	WLS	BF	H	R	ER	SO	BB	IBB	HBP	BLK	WP	HR	S	P	ERA	WHIP					
Zane Smith, L ERA: 3.35 (1, 1)	7.1	W	27	4	4	3	6	0	0	0	0	0	0	53	67	3.68	0.545					
Stan Belinda, R ERA: 2.53 (8, 1)	1.0		4	1	0	0	0	0	0	0	0	0	0	10	14	0.00	1.000					
Bob Patterson, L ERA: 3.0 (9, 1)	0.2	S	2	0	0	0	2	0	0	0	0	0	0	6	8	0.00	0.000					

AB	33
R	4
H	5
RBI	4
BB	0
SO	8
LOB	6



Batter	1	2	3	4	5	6	7	8	9	AB	R	H	RBI	BB	SO	LOB	BOTTOM					
John Cangelosi, S OBP: 0.286, SLG: 0.183 (1, 8)										3	0	0	0	1	0	0	Atlanta Braves @ Pittsburgh Pirates Three Rivers Stadium, Pittsburgh, PA Tue Aug 14 1990, 7:05 PM EDT Att: 25,542 - Unknown - 77 F					
Jay Bell, R OBP: 0.319, SLG: 0.374 (1, 6)										3	1	1	0	1	0	2						
Gary Redus, R OBP: 0.323, SLG: 0.396 (1, 3)										1	2	0	0	1	0	1						
Sid Bream, L OBP: 0.357, SLG: 0.468 (5, PH) (6, 3)										1	0	1	0	1	0	0						
Bobby Bonilla, S OBP: 0.318, SLG: 0.536 (1, 9)										4	1	1	2	0	2	5						
Barry Bonds, L OBP: 0.420, SLG: 0.590 (1, 7)										2	1	0	0	2	2	3						
Jeff King, R OBP: 0.292, SLG: 0.379 (1, 5)										4	1	2	4	0	1	4						
Jose Lind, R OBP: 0.327, SLG: 0.376 (1, 4)										4	0	0	0	0	0	1						
Michael LaValliere, L OBP: 0.351, SLG: 0.309 (1, 2)										3	0	0	0	1	1	0						
Zane Smith, L OBP: 0.186, SLG: 0.256 (1, 1)										3	0	1	0	0	1	1						
Stan Belinda, R (8, 1)										1	0	0	0	0	0	0						
Bob Patterson, R OBP: 0.056, SLG: 0.056 (9, 1)										0	0	0	0	0	0	0						
Inning Stats	R: 4 E: 0 K: 0 S: 17	H: 2 LOB: 2 BB: 2 P: 29	R: 0 E: 0 K: 1 S: 5	H: 0 LOB: 1 BB: 1 P: 12	R: 2 E: 1 K: 2 S: 12	H: 1 LOB: 1 BB: 1 P: 23	R: 0 E: 0 K: 0 S: 7	H: 1 LOB: 1 BB: 1 P: 15	R: 0 E: 0 K: 3 S: 14	H: 1 LOB: 1 BB: 0 P: 19	R: 0 E: 0 K: 1 S: 6	H: 0 LOB: 0 BB: 0 P: 7	R: 0 E: 0 K: 0 S: 8	H: 1 LOB: 3 BB: 2 P: 18	R: 0 E: 0 K: 0 S: 3	H: 0 LOB: 0 BB: 0 P: 4	R: 0 E: 0 K: 0 S: 3	H: 0 LOB: 0 BB: 0 P: 4	1B: 3 2B: 1 3B: 0 HR: 2	SF: 0 SAC: 0 DP: 1 HBP: 0	WP: 0 PB: 0 SB: 0 CS: 1	PA: 36
PITCHER	IP	WLS	BF	H	R	ER	SO	BB	IBB	HBP	BLK	WP	HR	S	P	ERA	WHIP					
Steve Avery, L ERA: 5.37 (1, 1)	2.2	L	15	3	6	4	3	4	0	0	0	0	0	37	62	0.00	1.154					
Rick Luecken, R ERA: 4.75 (3, 1)	4.1		18	3	0	0	4	2	1	0	0	0	0	3	4	0.00	0.000					
Mark Grant, R ERA: 6.44 (8, 1)	1.0		3	0	0	0	0	0	0	0	0	0	0	3	4	0.00	0.000					



Batter	1	2	3	4	5	6	7	8	9	AB	R	H	RBI	BB	SO	LOB	TOP			
Lonnie Smith, R OBP: 0.384, SLG: 0.458										4	1	2	0	0	0	1	Atlanta Braves @ Pittsburgh Pirates Three Rivers Stadium, Pittsburgh, PA Thu Aug 16 1990, 3:33 AM EDT Att: 19,304 - Cloudy - 87 F			
Jeff Treadway, L OBP: 0.322, SLG: 0.422										4	0	1	1	0	0	1				
Ron Gant, R OBP: 0.346, SLG: 0.525										3	0	2	0	0	0	0				
Jim Presley, R OBP: 0.289, SLG: 0.423 Kent Mercker, L										4	0	1	0	0	1	5				
Francisco Cabrera, R OBP: 0.289, SLG: 0.494 Tommy Gregg, L Jim Vatcher, R										3	0	1	1	0	0	1				
Andres Thomas, R OBP: 0.235, SLG: 0.283										4	0	0	0	0	1	3				
David Justice, L OBP: 0.345, SLG: 0.516										4	1	2	1	0	0	0				
Greg Olson, R OBP: 0.338, SLG: 0.384 Jeff Parrett, R										3	0	0	0	0	2	1				
Mark Lemke, S OBP: 0.278, SLG: 0.229										0	0	0	0	0	0	0				
Tom Glavine, L OBP: 0.212, SLG: 0.152 Ernie Whitt, L										2	0	0	0	0	1	1				
Inning Stats	R: 1 E: 0 K: 0 S: 6	H: 3 LOB: 2 BB: 0 P: 6	R: 0 E: 0 K: 2 S: 7	H: 0 LOB: 0 BB: 0 P: 7	R: 0 E: 0 K: 0 S: 3	H: 0 LOB: 0 BB: 0 P: 3	R: 0 E: 0 K: 0 S: 3	H: 1 LOB: 0 BB: 0 P: 3	R: 0 E: 0 K: 0 S: 4	H: 1 LOB: 1 BB: 0 P: 4	R: 0 E: 0 K: 0 S: 3	H: 1 LOB: 0 BB: 0 P: 3	R: 1 E: 0 K: 2 S: 8	H: 3 LOB: 2 BB: 0 P: 8	R: 0 E: 0 K: 0 S: 3	H: 0 LOB: 0 BB: 0 P: 3	1B: 7 2B: 2 3B: 0 HR: 1	SF: 0 SAC: 1 DP: 1 HBP: 0	WP: 1 PB: 0 SB: 0 CS: 1	PA: 35
PITCHER	IP WLS BF H R ER SO BB IBB HBP BLK WP HR S P ERA WHIP																			
Randy Tomlin, L ERA: 1.93	(1, 1) 6.2 25 7 2 2 3 0 0 0 0 1 1 1 31 31 2.70 1.050																			
Stan Belinda, R ERA: 2.99	(7, 1) 1.0 6 3 1 1 2 0 0 0 0 0 0 0 10 10 9.00 3.000																			
Bob Patterson, L ERA: 2.99	(8, 1) 0.1 1 0 0 0 0 0 0 0 0 0 0 0 1 1 0.00 0.000																			
Bob Kipper, L ERA: 3.18	(9, 1) 1.0 W 3 0 0 0 0 0 0 0 0 0 0 0 3 3 0.00 0.000																			

Batter	1	2	3	4	5	6	7	8	9	AB	R	H	RBI	BB	SO	LOB	BOTTOM					
Gary Redus, R OBP: 0.318, SLG: 0.389 Barry Bonds, L OBP: 0.417, SLG: 0.584										4	1	1	0	0	1	1	Atlanta Braves @ Pittsburgh Pirates Three Rivers Stadium, Pittsburgh, PA Thu Aug 16 1990, 3:33 AM EDT Att: 19,304 - Cloudy - 87 F					
Jay Bell, R OBP: 0.316, SLG: 0.369										4	0	1	0	0	0	0						
Andy Van Slyke, L OBP: 0.379, SLG: 0.479										4	1	2	2	1	0	2						
Bobby Bonilla, S OBP: 0.321, SLG: 0.534										4	1	2	0	0	0	1						
Jeff King, R OBP: 0.296, SLG: 0.393										4	1	3	1	0	0	2						
Sid Bream, L OBP: 0.352, SLG: 0.459										3	0	0	0	0	2	3						
Don Slaught, R OBP: 0.394, SLG: 0.497 John Cangelosi, S OBP: 0.293, SLG: 0.203 Bob Kipper, R										2	0	0	0	1	0	1						
Jose Lind, R OBP: 0.326, SLG: 0.373										2	0	1	1	1	0	1						
Randy Tomlin, L Stan Belinda, R Bob Patterson, R Michael LaValliere, L										3	0	0	0	0	1	4						
Inning Stats	R: 0 E: 0 K: 0 S: 3	H: 0 LOB: 1 BB: 1 P: 7	R: 1 E: 0 K: 2 S: 9	H: 2 LOB: 0 BB: 0 P: 9	R: 0 E: 0 K: 1 S: 5	H: 0 LOB: 0 BB: 0 P: 5	R: 0 E: 0 K: 0 S: 4	H: 1 LOB: 1 BB: 0 P: 4	R: 0 E: 0 K: 0 S: 4	H: 1 LOB: 2 BB: 1 P: 8	R: 1 E: 0 K: 0 S: 5	H: 2 LOB: 2 BB: 1 P: 9	R: 1 E: 0 K: 1 S: 8	H: 3 LOB: 0 BB: 0 P: 8	R: 0 E: 0 K: 1 S: 5	H: 0 LOB: 1 BB: 1 P: 9		R: 1 E: 0 K: 0 S: 2	H: 1 LOB: 0 BB: 0 P: 2	1B: 8 2B: 0 3B: 0 HR: 2	SF: 1 SAC: 2 DP: 0 HBP: 0	WP: 0 PB: 0 SB: 0 CS: 0
PITCHER	IP WLS BF H R ER SO BB IBB HBP BLK WP HR S P ERA WHIP																					
Tom Glavine, L ERA: 4.29	(1, 1) 6.1 31 9 3 3 3 2 1 0 0 0 0 0 1 34 46 4.26 1.737																					
Jeff Parrett, R ERA: 5.04	(7, 1) 1.0 4 0 0 0 1 1 0 0 0 0 0 0 5 9 0.00 1.000																					
Kent Mercker, L ERA: 2.17	(8, 1) 1.0 L 4 1 1 1 1 0 0 0 0 0 0 1 6 6 9.00 1.000																					

Batter	1	2	3	4	5	6	7	8	9	AB	R	H	RBI	BB	SO	LOB	TOP		
Oddibe McDowell, L (1,7) OBP: 0.303, SLG: 0.377	G4-3		K			G4-3			F7	4	0	0	0	0	1	0			
Jeff Treadway, L (1,4) OBP: 0.319, SLG: 0.418	K		L6			F7			P4	4	0	0	0	0	1	0			
Ron Gant, R (1,8) OBP: 0.342, SLG: 0.520	K				F8		L3		P4	4	0	0	0	0	1	0			
David Justice, L (1,9) OBP: 0.342, SLG: 0.511		G5-3			P5		P4			3	0	0	0	0	0	0			
Tommy Gregg, L (1,3) OBP: 0.309, SLG: 0.386	G3				F7					3	0	1	0	0	0	0			
Jim Presley, R (1,5) OBP: 0.289, SLG: 0.423	1B	1B				K			F9	3	0	1	0	0	1	1			
Ernie Whitt, L (1,2) OBP: 0.266, SLG: 0.268						K			F7	3	0	1	0	0	1	0			
Andres Thomas, R (1,6) OBP: 0.231, SLG: 0.279		G5-3				G4-3			G1-3	3	0	0	0	0	0	2			
29 John Smoltz, R (1,1) OBP: 0.293, SLG: 0.250					G1				F7	2	0	0	0	0	1	0			
Mark Lemke, S (8,PH) OBP: 0.276, SLG: 0.227										1	0	0	0	0	0	0			
Marty Clary, R (8,1)										0	0	0	0	0	0	0			
Dwayne Henry, R (8,1)										0	0	0	0	0	0	0			
Inning Stats	R: 0 H: 0 E: 0 K: 2 S: 7	H: 0 LOB: 0 BB: 0 P: 10	R: 0 H: 2 E: 0 K: 0 S: 8	LOB: 2 BB: 0 P: 10	R: 0 H: 0 E: 0 K: 1 S: 9	LOB: 0 BB: 0 P: 15	R: 0 H: 0 E: 0 K: 0 S: 6	H: 0 LOB: 0 BB: 0 P: 11	R: 0 H: 0 E: 0 K: 2 S: 9	LOB: 0 BB: 0 P: 13	R: 0 H: 1 E: 0 K: 0 S: 8	LOB: 1 BB: 0 P: 14	R: 0 H: 0 E: 0 K: 0 S: 6	H: 0 LOB: 0 BB: 0 P: 8	R: 0 H: 0 E: 0 K: 0 S: 9	LOB: 0 BB: 0 P: 12	1B: 2 2B: 1 3B: 0 HR: 0	SF: 0 SAC: 0 DP: 0 HBP: 0	WP: 0 PA: 30 PB: 0 SB: 0 CS: 0
PITCHER Mike Harkey, R (1,1) ERA: 3.31	IP: 9.0 WLS: W BF: 30 H: 3 R: 0 ER: 0 SO: 6 BB: 0 IBB: 0 HBP: 0 BLK: 0 WP: 0 HR: 0 S: 69 P: 102 ERA: 0.00 WHIP: 0.333																		

Atlanta Braves @ Chicago Cubs
Wrigley Field, Chicago, IL
Fri Aug 17 1990, 3:33 AM CDT
Att: 29,893 - Overcast - 80 F

AB 30
R 0
H 3
RBI 0
BB 0
SO 6
LOB 3



Batter	1	2	3	4	5	6	7	8	9	AB	R	H	RBI	BB	SO	LOB	BOTTOM		
Jerome Walton, R (1,8) OBP: 0.368, SLG: 0.335	L4		F8			B3		23 1B		3	1	0	0	1	0	0			
23 Ryne Sandberg, R (1,4) OBP: 0.357, SLG: 0.552	P5		G6-3			K		1B		4	1	1	0	0	1	0			
Mark Grace, L (1,3) OBP: 0.358, SLG: 0.395	K				HR	G4-3		FC6-4 1-2 2-H		4	1	2	2	0	1	0			
Andre Dawson, R (1,9) OBP: 0.380, SLG: 0.564		F8			K		G5-3	FC6-4 1-2 2-H		4	0	1	1	0	1	0			
Dave Clark, L (1,7) OBP: 0.297, SLG: 0.414					G4-3			FC6-4		2	2	1	0	1	0	0			
Doug Descenzo, S (8,7) OBP: 0.294, SLG: 0.360		S HR 1B				HR BB	G1-3	FC6-4 1-2 2-3		1	0	0	0	0	0	2			
Luis Salazar, R (1,5) OBP: 0.309, SLG: 0.422		F9				K		FC6-4 1-2		4	0	0	0	0	1	4			
Shawon Dunston, R (1,6) OBP: 0.310, SLG: 0.481					P4					3	2	2	4	0	0	0			
Joe Girardi, R (1,2) OBP: 0.313, SLG: 0.368		P3			P3			HR		3	0	0	0	0	0	0			
Mike Harkey, R (1,1) OBP: 0.275, SLG: 0.340			F8		G6-3			K		3	0	0	0	0	1	0			
Inning Stats	R: 0 H: 0 E: 0 K: 1 S: 7	H: 0 LOB: 0 BB: 0 P: 10	R: 2 H: 2 E: 0 K: 0 S: 14	H: 2 LOB: 0 BB: 0 P: 23	R: 0 H: 0 E: 0 K: 0 S: 5	LOB: 0 BB: 0 P: 8	R: 1 H: 1 E: 0 K: 2 S: 9	H: 1 LOB: 0 BB: 0 P: 14	R: 0 H: 0 E: 0 K: 0 S: 4	H: 0 LOB: 0 BB: 0 P: 7	R: 0 H: 0 E: 0 K: 1 S: 5	LOB: 0 BB: 0 P: 7	R: 2 H: 1 E: 0 K: 0 S: 5	LOB: 1 BB: 1 P: 12	R: 2 H: 3 E: 0 K: 1 S: 12	LOB: 2 BB: 1 P: 25	1B: 4 2B: 0 3B: 0 HR: 3	SF: 0 SAC: 0 DP: 0 HBP: 0	WP: 0 PA: 33 PB: 0 SB: 1 CS: 0
PITCHER 29 John Smoltz, R (1,1) ERA: 3.98 Marty Clary, R (8,1) ERA: 5.73 Dwayne Henry, R (8,1) ERA: 5.34	IP: 7.0 WLS: L BF: 26 H: 4 R: 5 ER: 5 SO: 4 BB: 1 IBB: 0 HBP: 0 BLK: 0 WP: 0 HR: 3 S: 49 P: 81 ERA: 6.43 WHIP: 0.714																		

Atlanta Braves @ Chicago Cubs
Wrigley Field, Chicago, IL
Fri Aug 17 1990, 3:33 AM CDT
Att: 29,893 - Overcast - 80 F

AB 31
R 7
H 7
RBI 7
BB 2
SO 5
LOB 6



Batter	1	2	3	4	5	6	7	8	9	AB	R	H	RBI	BB	SO	LOB	TOP					
Lonnie Smith, R OBP: 0.384, SLG: 0.454	F9		F8	E BB 3B 1B	F9	K				5	1	1	1	1	1	2	<p>Atlanta Braves @ Chicago Cubs</p> <p>Wrigley Field, Chicago, IL</p> <p>Sat Aug 18 1990, 3:33 AM CDT</p> <p>Att: 36,226 - Unknown - 87 F</p>					
Rick Luecken, R OBP: 0.333, SLG: 0.667									1B 2B	1	1	1	0	0	0	0						
Mark Grant, R OBP: 0.333, SLG: 0.333										0	0	0	0	0	0	0						
Ron Gant, R OBP: 0.346, SLG: 0.518	S E 1B		2B SF8 BB	K	E7 3B		F8		1B	5	3	2	1	2	1	4						
David Justice, L OBP: 0.347, SLG: 0.514	E9 1-H 1B		SF8 1B 2B	E 3B BB	L4	4-3	K		1B	6	2	3	2	1	1	7						
Jim Presley, R OBP: 0.289, SLG: 0.427	6-3		SF8	E8 3B					L3	3	2	1	2	0	0	3						
Jeff Treadway, L OBP: 0.319, SLG: 0.417										3	1	1	0	0	0	2						
Francisco Cabrera, R OBP: 0.294, SLG: 0.494	6-3									2	1	1	1	0	0	1						
Tommy Gregg, L OBP: 0.316, SLG: 0.403										4	2	2	4	1	0	2						
Greg Olson, R OBP: 0.346, SLG: 0.394										4	2	3	1	2	0	1						
Andres Thomas, R OBP: 0.239, SLG: 0.291	G1-6-3 1B		IBB							6	1	3	3	0	0	2						
Mark Lemke, S OBP: 0.297, SLG: 0.261	BLK 2B									6	1	5	2	0	0	2						
Charlie Leibrandt, R OBP: 0.257, SLG: 0.212	4-3		1-3							4	0	1	0	0	0	4						
Jim Vatcher, R OBP: 0.257, SLG: 0.339										2	0	0	0	0	1	4						
Inning Stats	R: 1 E: 1 K: 0 S: 5	H: 2 LOB: 1 BB: 0 P: 5	R: 0 E: 0 K: 0 S: 4	H: 2 LOB: 1 BB: 0 P: 4	R: 5 E: 0 K: 0 S: 7	H: 4 LOB: 1 BB: 2 P: 15	R: 4 E: 1 K: 1 S: 10	H: 4 LOB: 2 BB: 1 P: 14	R: 2 E: 0 K: 0 S: 6	H: 2 LOB: 1 BB: 0 P: 6	R: 0 E: 0 K: 1 S: 7	H: 2 LOB: 3 BB: 1 P: 11	R: 3 E: 0 K: 1 S: 8	H: 3 LOB: 3 BB: 3 P: 20	R: 0 E: 0 K: 0 S: 4	H: 1 LOB: 1 BB: 0 P: 4	R: 2 E: 0 K: 1 S: 9	H: 4 LOB: 2 BB: 0 P: 9	1B: 17 2B: 5 3B: 2 HR: 0	SF: 1 SAC: 0 DP: 1 HBP: 0	WP: 0 PB: 0 SB: 1 CS: 0	PA: 59
PITCHER	IP WLS BF H R ER SO BB IBB HBP BLK WP HR S P ERA WHIP																					
Lance Dickson, L ERA: 7.24	(1, 1) 2.2 L 15 6 5 5 0 1 1 0 0 0 0 0 0 13 21 16.88 2.625																					
Kevin Coffman, R ERA: 54.0	(3, 1) 0.2 8 4 5 4 1 1 0 0 0 0 0 0 9 13 54.00 7.500																					
Jeff Pico, R ERA: 4.81	(4, 1) 2.2 16 6 2 0 1 1 0 0 0 0 0 0 17 21 0.00 2.625																					
Mitch Williams, L ERA: 2.82	(7, 1) 1.0 9 3 3 3 1 3 0 0 0 0 0 0 8 20 27.00 6.000																					
Steve Wilson, L ERA: 4.53	(8, 1) 2.0 11 5 2 2 1 0 0 0 0 0 0 0 13 13 9.00 2.500																					

Batter	1	2	3	4	5	6	7	8	9	AB	R	H	RBI	BB	SO	LOB	BOTTOM			
Jerome Walton, R OBP: 0.370, SLG: 0.335	23 BLK 1B		K		F8				F9	3	0	1	0	1	1	1	<p>Atlanta Braves @ Chicago Cubs</p> <p>Wrigley Field, Chicago, IL</p> <p>Sat Aug 18 1990, 3:33 AM CDT</p> <p>Att: 36,226 - Unknown - 87 F</p>			
Marvell Wynne, L OBP: 0.265, SLG: 0.341										1	0	0	0	0	0	0				
23 Ryne Sandberg, R OBP: 0.358, SLG: 0.562	P4									2	0	1	0	1	0	1				
Curtis Wilkerson, S OBP: 0.245, SLG: 0.280										2	0	0	0	0	2	1				
Mark Grace, L OBP: 0.365, SLG: 0.400	G6-4-3 HBP									3	1	3	1	1	0	0				
Andre Dawson, R OBP: 0.378, SLG: 0.560	G6-4-3									3	0	0	0	0	0	6				
Dwight Smith, L OBP: 0.327, SLG: 0.374										2	1	1	1	0	0	1				
Luis Salazar, R OBP: 0.311, SLG: 0.422										5	1	2	0	0	1	1				
Shawn Dunston, R OBP: 0.309, SLG: 0.477	FC6-4 2B									3	2	0	0	1	0	1				
Domingo Ramos, R OBP: 0.317, SLG: 0.293	F8									3	0	0	0	0	0	1				
Mitch Williams, L OBP: 0.219, SLG: 0.200										0	0	0	0	0	0	0				
Joe Girardi, R OBP: 0.317, SLG: 0.378										1	0	0	0	0	0	0				
Hector Villanueva, R OBP: 0.323, SLG: 0.543										2	0	1	2	0	1	0				
Lance Dickson, R										1	0	0	0	0	0	1				
Kevin Coffman, R										0	0	0	0	0	0	0				
Jeff Pico, R OBP: 0.375, SLG: 0.333										1	0	0	0	0	0	1				
Doug Dasenczo, S OBP: 0.291, SLG: 0.356										2	0	0	0	0	0	1				
Inning Stats	R: 0 E: 0 K: 0 S: 3	H: 1 LOB: 1 BB: 0 P: 4	R: 1 E: 0 K: 0 S: 5	H: 2 LOB: 1 BB: 0 P: 5	R: 0 E: 0 K: 1 S: 5	H: 1 LOB: 1 BB: 1 P: 9	R: 0 E: 0 K: 0 S: 3	H: 0 LOB: 0 BB: 0 P: 3	R: 1 E: 0 K: 0 S: 5	H: 2 LOB: 2 BB: 1 P: 9	R: 0 E: 0 K: 2 S: 7	H: 0 LOB: 1 BB: 1 P: 11	R: 3 E: 0 K: 0 S: 6	H: 3 LOB: 1 BB: 1 P: 10	R: 1 E: 0 K: 2 S: 9	H: 2 LOB: 1 BB: 0 P: 9	1B: 8 2B: 3 3B: 0 HR: 0	SF: 0 SAC: 0 DP: 2 HBP: 1	WP: 0 PB: 0 SB: 0 CS: 0	PA: 41
PITCHER	IP WLS BF H R ER SO BB IBB HBP BLK WP HR S P ERA WHIP																			
Charlie Leibrandt, L ERA: 3.82	(1, 1) 6.0 W 25 6 2 2 1 1 1 0 0 0 0 0 24 33 13.50 2.500																			
Rick Luecken, R ERA: 5.11	(7, 1) 2.0 11 3 3 3 2 2 0 0 0 0 0 0 13 21 13.50 2.500																			
Mark Grant, R ERA: 6.48	(8, 1) 1.0 5 2 1 1 1 2 0 0 0 0 0 0 9 9 9.00 2.000																			



Batter	1	2	3	4	5	6	7	8	9	AB	R	H	RBI	BB	SO	LOB	TOP					
Lonnie Smith, R OBP: 0.382, SLG: 0.453	1-2 SF8 1B	1-0 SF8			0-0 G4-3			2-0 B1-3		3	1	1	1	0	0	0						
Jeff Treadway, L OBP: 0.326, SLG: 0.423	1-1 SAFE 1B	0-0 3-H 1B			1-1 G4-3 1B			2-2 1B		4	1	4	0	0	0	0						
Ron Gant, R OBP: 0.343, SLG: 0.515	1-0 SF9	1-2 L4-3			1-0 G4-6-3 1B			0-0 F8		3	0	0	1	0	0	4						
David Justice, L OBP: 0.346, SLG: 0.510	0-0 P3		2-1 L6-3			0-1 F7		2-1 1B		4	0	1	0	0	0	1						
Tommy Gregg, L OBP: 0.323, SLG: 0.405	1-1 F7		0-2 G6-4-3 1B			2-3 K		0-0 1B		4	0	2	1	0	1	1						
Jim Presley, R OBP: 0.285, SLG: 0.425		0-0 FC6 1B	0-1 G6-4-3			2-2 G4-3		1-1 F9		4	1	1	0	0	0	3						
Kent Mercker, L (8, 1)			1-2							0	0	0	0	0	0	0						
Ernie Whitt, L OBP: 0.275, SLG: 0.278	0-1 SAFE E	0-1 SF8 1B		2-3 K			3-1 CS 1B		2-2 G6-3	3	1	2	0	0	1	0	AB 34					
Jim Vatcher, R OBP: 0.292, SLG: 0.333										1	0	0	0	0	0	0	R 4					
Andres Thomas, R OBP: 0.234, SLG: 0.285		0-1 FC6 1B	1-3 K			1-2 F7		2-3 K		4	0	0	0	0	2	2	H 11					
Steve Avery, L OBP: 0.245, SLG: 0.268																	RBI 3					
Odell McCraw, L OBP: 0.202, SLG: 0.276																	BB 0					
Jeff Parrett, R (7, 1)																	SO 6					
Tony Castillo, L OBP: 0.202, SLG: 0.200																	LOB 13					
Mark Lemke, S OBP: 0.287, SLG: 0.282																						
Francisco Cabrera, R OBP: 0.201, SLG: 0.498																						
Inning Stats	R: 1 E: 0 K: 0 S: 9	H: 2 LOB: 1 BB: 0 P: 14	R: 2 E: 1 K: 1 S: 13	H: 3 LOB: 2 BB: 0 P: 16	R: 0 E: 0 K: 0 S: 7	H: 1 LOB: 0 BB: 0 P: 9	R: 0 E: 0 K: 2 S: 7	H: 0 LOB: 0 BB: 0 P: 10	R: 0 E: 0 K: 1 S: 4	H: 0 LOB: 0 BB: 0 P: 6	R: 0 E: 0 K: 1 S: 8	H: 1 LOB: 0 BB: 0 P: 12	R: 0 E: 0 K: 0 S: 8	H: 1 LOB: 0 BB: 0 P: 14	R: 1 E: 0 K: 0 S: 10	H: 3 LOB: 2 BB: 0 P: 17	R: 0 E: 0 K: 2 S: 11	H: 0 LOB: 0 BB: 0 P: 18	1B: 11 2B: 0 3B: 0 HR: 0	SF: 2 SAC: 0 DP: 2 HBP: 0	WP: 0 PB: 0 SB: 0 CS: 1	PA: 36
PITCHER	IP	WLS	BF	H	R	ER	SO	BB	IBB	HBP	BLK	WP	HR	S	P	ERA	WHIP					
Greg Maddux, R ERA: 3.49	(1, 1)	8.0	W	33	11	4	2	4	0	0	0	0	0	66	98	2.25	1.375					
Paul Assenmacher, L ERA: 3.36	(9, 1)	1.0	S	3	0	0	0	2	0	0	0	0	0	11	18	0.00	0.000					

Atlanta Braves @ Chicago Cubs
Wrigley Field, Chicago, IL
Sun Aug 19 1990, 3:33 AM CDT
Att: 33,284 - Cloudy - 76 F

AB 34
R 4
H 11
RBI 3
BB 0
SO 6
LOB 13



Batter	1	2	3	4	5	6	7	8	9	AB	R	H	RBI	BB	SO	LOB	BOTTOM				
Doug Dascenzo, S OBP: 0.295, SLG: 0.364	1-2 23 G6-3 1B		4-2 2B		1-0 F7		0-0 SF4			2	2	1	1	1	0	0					
23 Ryne Sandberg, R OBP: 0.358, SLG: 0.548	2-1 G6-3		1-2 P5		1-3 K		2-3 3-H 4-1 BB			3	0	0	0	1	1	2					
Mark Grace, L OBP: 0.368, SLG: 0.405	0-0 E		2-0 1-H 2B		2-2 WP S 1B		2-1 F8			4	0	3	2	0	0	2					
Andre Dawson, R OBP: 0.374, SLG: 0.554	1-1 E4		1-3 K		2-1 L6		1-2 F7			4	0	0	0	0	1	3					
Luis Salazar, R OBP: 0.310, SLG: 0.420	1-2 P4		1-3 K		1-3 K		1-2 FC6-4 1B			4	0	1	0	0	2	4					
Shawon Dunston, R OBP: 0.306, SLG: 0.473	1-0 G5-3			0-3 K		3-2 G4-3		1-0 FC6-4 1B		4	1	0	0	0	1	4					
Domingo Ramos, R OBP: 0.318, SLG: 0.296		1-0 G5-4-3 1B			0-0 G6-3		1-0 SH1-4 1B	2-2 HR		2	0	1	0	0	0	0	AB 31				
Dave Clark, L OBP: 0.302, SLG: 0.418										1	1	1	0	0	0	0	R 5				
Hector Villanueva, R OBP: 0.330, SLG: 0.579										1	1	1	2	0	0	0	H 9				
Paul Assenmacher, L (9, 1)										0	0	0	0	0	0	0	RBI 5				
Joe Girardi, R OBP: 0.316, SLG: 0.377		0-0 G5-4-3		0-3 K		0-3 K		0-1 SAFE SF4 SH1-4 1B	1-1 G3	4	0	1	0	0	1	1	BB 2				
Greg Maddux, R OBP: 0.156, SLG: 0.143										2	0	0	0	0	1	0	SO 7				
Marvell Wynne, L OBP: 0.285, SLG: 0.341										0	0	0	0	0	0	0	LOB 16				
Inning Stats	R: 1 E: 1 K: 0 S: 12	H: 2 LOB: 2 BB: 0 P: 18	R: 0 E: 0 K: 0 S: 5	H: 1 LOB: 0 BB: 0 P: 7	R: 1 E: 0 K: 2 S: 16	H: 1 LOB: 1 BB: 1 P: 25	R: 0 E: 0 K: 2 S: 8	H: 0 LOB: 0 BB: 0 P: 8	R: 0 E: 0 K: 1 S: 7	H: 0 LOB: 0 BB: 0 P: 10	R: 0 E: 0 K: 1 S: 16	H: 1 LOB: 1 BB: 0 P: 24	R: 1 E: 0 K: 0 S: 8	H: 2 LOB: 2 BB: 1 P: 15	R: 2 E: 0 K: 0 S: 12	H: 2 LOB: 0 BB: 0 P: 18	1B: 6 2B: 2 3B: 0 HR: 1	SF: 1 SAC: 1 DP: 1 HBP: 0	WP: 1 PB: 0 SB: 1 CS: 0	PA: 35	
PITCHER	IP	WLS	BF	H	R	ER	SO	BB	IBB	HBP	BLK	WP	HR	S	P	ERA	WHIP				
Steve Avery, L ERA: 5.16	(1, 1)	6.0		24	5	2	2	7	1	0	0	0	0	64	92	3.00	1.000				
Jeff Parrett, R ERA: 5.1	(7, 1)	0.2	5	2	1	1	0	1	0	0	0	0	0	6	11	13.50	4.500				
Tony Castillo, L ERA: 4.5	(7, 1)	0.1	1	0	0	0	0	0	0	0	0	0	0	2	4	0.00	0.000				
Kent Mercker, L ERA: 2.7	(8, 1)	1.0	L	5	2	2	2	0	0	0	0	0	1	12	18	18.00	2.000				

Atlanta Braves @ Chicago Cubs
Wrigley Field, Chicago, IL
Sun Aug 19 1990, 3:33 AM CDT
Att: 33,284 - Cloudy - 76 F

AB 31
R 5
H 9
RBI 5
BB 2
SO 7
LOB 16



Batter	1	2	3	4	5	6	7	8	9	AB	R	H	RBI	BB	SO	LOB	TOP			
Lonnie Smith, R OBP: 0.381, SLG: 0.451 (1, 7)	L8		1B			6-3		F7		4	0	1	0	0	0	1	Atlanta Braves @ St. Louis Cardinals Busch Stadium, St. Louis, MO Mon Aug 20 1990, 7:05 PM CDT Att: 22,729 - Unknown - 88 F			
Jeff Treadway, L OBP: 0.325, SLG: 0.421 (1, 4)	K		1B			F9		4-3		4	0	1	0	0	1					
Ron Gant, R OBP: 0.340, SLG: 0.510 (1, 8)	F9		FC6-4			4-3			F3	4	0	0	0	0	2					
David Justice, L OBP: 0.347, SLG: 0.519 (1, 9)		K		L8					BB	3	2	1	1	1	1	0				
Tommy Gregg, L OBP: 0.321, SLG: 0.408 (1, 3)				G3			F7		BB	4	0	1	0	0	0	1				
Ernie Whitt, L OBP: 0.274, SLG: 0.271 (1, 2)		F7		G3			F8		BB	3	0	0	0	1	0	1				
Andres Thomas, R OBP: 0.235, SLG: 0.284 (1, 6)					F3		K		BB	4	0	1	1	0	1	1				
Mark Lemke, S OBP: 0.290, SLG: 0.254 (1, 5)			K		K			4-3	BB	4	0	0	0	0	2	2				
Tom Glavine, L OBP: 0.208, SLG: 0.149 (5, PH)										1	0	0	0	0	0	0				
Jim Vatcher, R OBP: 0.288, SLG: 0.328 (5, PH)			6-3							1	0	0	0	0	1	0				
Mark Grant, R OBP: 0.333, SLG: 0.333 (8, PH)										0	0	0	0	0	0	0				
Oddibe McDowell, L OBP: 0.305, SLG: 0.378 (8, PH)										1	0	1	0	0	0	0				
Marty Clary, R ERA: 4.74 (8, 1)										0	0	0	0	0	0	0				
Inning Stats	R: 0 E: 0 K: 1 S: 7	H: 0 LOB: 0 BB: 0 P: 7	R: 0 E: 0 K: 1 S: 7	H: 1 LOB: 1 BB: 0 P: 11	R: 0 E: 0 K: 1 S: 9	H: 2 LOB: 2 BB: 0 P: 10	R: 0 E: 0 K: 0 S: 8	H: 0 LOB: 0 BB: 0 P: 11	R: 0 E: 0 K: 2 S: 10	H: 0 LOB: 0 BB: 0 P: 15	R: 1 E: 0 K: 1 S: 14	H: 1 LOB: 0 BB: 0 P: 17	R: 0 E: 0 K: 0 S: 9	H: 1 LOB: 1 BB: 0 P: 14	R: 1 E: 0 K: 0 S: 14	H: 1 LOB: 2 BB: 2 P: 28	1B: 4 2B: 1 3B: 0 HR: 1	SF: 0 SAC: 0 DP: 0 HBP: 0	WP: 0 PB: 0 SB: 0 CS: 0	PA: 35
PITCHER Ken Hill, R ERA: 4.74 (1, 1)	IP: 9.0 WLS: W BF: 35 H: 6 R: 2 ER: 2 SO: 6 BB: 2 IBB: 0 HBP: 0 BLK: 0 WP: 0 HR: 1 S: 84 P: 121 ERA: 2.00 WHIP: 0.889																			

AB 33
R 2
H 6
RBI 2
BB 2
SO 6
LOB 9



Batter	1	2	3	4	5	6	7	8	9	AB	R	H	RBI	BB	SO	LOB	BOTTOM			
Vince Coleman, S OBP: 0.348, SLG: 0.416 (1, 7)	S	B1-3		L7		F7		6-3		5	1	1	0	0	0	2	Atlanta Braves @ St. Louis Cardinals Busch Stadium, St. Louis, MO Mon Aug 20 1990, 7:05 PM CDT Att: 22,729 - Unknown - 88 F			
Ozzie Smith, S OBP: 0.328, SLG: 0.286 (1, 6)	S	4-3				3-1				3	1	1	1	1	0	1				
Willie McGee, S OBP: 0.385, SLG: 0.436 (1, 8)	F9		E7	F9			6-3			3	2	1	0	1	0	3				
Todd Zeile, R OBP: 0.322, SLG: 0.405 (1, 3)	1B		F3		G6-4-3		6-3			3	1	1	0	1	0	1				
Rex Hudler, R OBP: 0.333, SLG: 0.432 (1, 9)	4-3			WP			6-3			4	1	3	3	0	0	0				
Craig Wilson, R OBP: 0.282, SLG: 0.250 (1, 5)	4-3					G6-4-3				4	0	1	1	0	1	4				
Tom Pagnozzi, R OBP: 0.330, SLG: 0.351 (1, 2)			5-3					FC5-4		4	0	1	1	0	1	3				
José Oquendo, S OBP: 0.355, SLG: 0.319 (1, 4)	F9									3	1	1	0	0	1	1				
Tim Jones, L OBP: 0.260, SLG: 0.261 (7, 4)				SH2-3						1	0	0	0	0	0	0				
Ken Hill, R OBP: 0.400, SLG: 0.333 (1, 1)		4-3			SH2-3					3	0	1	0	0	0	0				
Inning Stats	R: 4 E: 0 K: 0 S: 14	H: 3 LOB: 1 BB: 2 P: 30	R: 0 E: 0 K: 0 S: 6	H: 0 LOB: 0 BB: 0 P: 10	R: 1 E: 1 K: 1 S: 11	H: 2 LOB: 1 BB: 0 P: 17	R: 1 E: 0 K: 0 S: 6	H: 2 LOB: 1 BB: 0 P: 11	R: 0 E: 0 K: 1 S: 7	H: 1 LOB: 1 BB: 0 P: 7	R: 1 E: 0 K: 0 S: 11	H: 1 LOB: 1 BB: 1 P: 20	R: 0 E: 0 K: 0 S: 5	H: 0 LOB: 0 BB: 0 P: 8	R: 0 E: 0 K: 0 S: 5	H: 0 LOB: 0 BB: 0 P: 8	1B: 9 2B: 2 3B: 0 HR: 0	SF: 0 SAC: 1 DP: 1 HBP: 0	WP: 1 PB: 0 SB: 4 CS: 0	PA: 37
PITCHER Tom Glavine, L ERA: 4.52 (1, 1)	IP: 4.0 WLS: L BF: 21 H: 7 R: 6 ER: 6 SO: 6 BB: 1 IBB: 0 HBP: 0 BLK: 0 WP: 0 HR: 0 S: 37 P: 68 ERA: 13.50 WHIP: 2.000																			
Mark Grant, R ERA: 6.31 (5, 1)	3.0 WLS: 13 BF: 4 H: 1 R: 1 ER: 1 SO: 2 BB: 1 IBB: 0 HBP: 0 BLK: 0 WP: 0 HR: 29 S: 43 P: 3.00 WHIP: 1.667																			
Marty Clary, R ERA: 5.67 (8, 1)	1.0 WLS: 3 BF: 0 H: 0 R: 0 ER: 0 SO: 0 BB: 0 IBB: 0 HBP: 0 BLK: 0 WP: 0 HR: 5 S: 8 P: 0.00 WHIP: 0.000																			

AB 33
R 7
H 11
RBI 6
BB 3
SO 3
LOB 15



Batter	1	2	3	4	5	6	7	8	9	AB	R	H	RBI	BB	SO	LOB	TOP								
Lonnie Smith, R OBP: 0.376, SLG: 0.444 (1, 7)	F8	F8			P3		5-3		FC5	5	0	0	0	0	0	3									
Ron Gant, R OBP: 0.341, SLG: 0.518 (1, 8)	E5 1B		P2			HR		6-3 2B	F8	5	2	2	1	0	0	2									
David Justice, L OBP: 0.346, SLG: 0.515 (1, 9)	G5-4-3 1B		K		E4			P5		4	1	1	1	0	1	0									
Jim Presley, R OBP: 0.288, SLG: 0.423 (1, 5)	G5-4-3 1B		F8					6-3		4	0	1	0	0	0	2									
Francisco Cabrera, R OBP: 0.292, SLG: 0.483 Tommy Gregg, L OBP: 0.319, SLG: 0.405 (8, PH) (8, 3)		1B 1B		F9				4-3		3	1	1	0	0	0	1									
Greg Olson, R OBP: 0.348, SLG: 0.395 (1, 2)		K		5-3				5-3		4	1	1	0	0	1	1									
Andres Thomas, R OBP: 0.240, SLG: 0.303 (1, 6)		1B 29 4-3 1B		6-3				HR	F9	4	2	2	1	0	0	1									
Mark Lemke, S OBP: 0.295, SLG: 0.260 (1, 4)		29 4-3 1B		5-3				K	FC5 BB	4	0	2	2	0	1	0									
29 John Smoltz, R OBP: 0.279, SLG: 0.236 Oddibe McDowell, L OBP: 0.307, SLG: 0.378 Kent Mercker, L (9, 1)		4-3		6-3				4-3	FC5 BB	3	0	0	1	0	0	1									
Inning Stats	R: 1 E: 1 K: 0 S: 4	H: 1 LOB: 0 BB: 0 P: 4	R: 2 E: 0 K: 1 S: 8	H: 3 LOB: 1 BB: 0 P: 8	R: 0 E: 0 K: 1 S: 5	H: 0 LOB: 0 BB: 0 P: 5	R: 0 E: 0 K: 0 S: 3	H: 0 LOB: 0 BB: 0 P: 3	R: 0 E: 0 K: 0 S: 3	H: 0 LOB: 0 BB: 0 P: 3	R: 2 E: 1 K: 0 S: 5	H: 2 LOB: 0 BB: 0 P: 5	R: 1 E: 0 K: 1 S: 6	H: 1 LOB: 0 BB: 0 P: 6	R: 0 E: 0 K: 0 S: 4	H: 1 LOB: 1 BB: 0 P: 4	R: 1 E: 0 K: 0 S: 5	H: 2 LOB: 2 BB: 1 P: 9	1B: 6 2B: 2 3B: 0 HR: 2	SF: 0 SAC: 0 DP: 1 HBP: 0	WP: 0 PB: 0 SB: 1 CS: 1	PA: 38			
PITCHER	IP	WLS	BF	H	R	ER	SO	BB	IBB	HBP	BLK	WP	HR	S	P	ERA	WHIP								
Joe Magrane, L ERA: 3.72 Tom Niedenfuer, R ERA: 3.34	(1, 1) (8, 1)	7.0 L	28	7	6	4	3	0	0	0	0	0	2	34	34	5.14	1.000								

Atlanta Braves @ St. Louis Cardinals
Busch Stadium, St. Louis, MO

AB 37
R 7
H 10
RBI 6
BB 1
SO 3
LOB 12



WP: 0 PA: 38
PB: 0
SB: 1
CS: 1

Tue Aug 21 1990, 7:05 PM CDT
Att: 27,388 - Unknown - 77 F

livebaseballscores.com

Batter	1	2	3	4	5	6	7	8	9	AB	R	H	RBI	BB	SO	LOB	BOTTOM								
Vince Coleman, S OBP: 0.350, SLG: 0.415 Tom Niedenfuer, R (8, 1)	1-3		G3 1B BB		1-3 S 1B		L6		DI 1B	3	0	1	0	1	0	1									
Craig Wilson, R OBP: 0.291, SLG: 0.260 (9, PH)			G3 1B		1-3		K		F9	1	0	1	0	0	0	0									
Ozzie Smith, S OBP: 0.329, SLG: 0.288 (1, 6)	1B		G3 1B		1-3				F9	5	0	2	0	0	1	3									
Willie McGee, S OBP: 0.382, SLG: 0.431 (1, 9)	P6		G3		F7			F8	K	5	0	0	0	0	1	5									
Todd Zeile, R OBP: 0.322, SLG: 0.406 (1, 3)	P3		F8		P6			2B 2B		4	1	1	0	0	0	4									
Terry Pendleton, S OBP: 0.270, SLG: 0.319 (1, 5)		F8		P6			F9	P6		4	0	0	0	0	0	1									
Ray Lankford, L OBP: 0.500, SLG: 0.750 (1, 8)		S 1B		F7			1-3	1B 2B		4	1	2	1	0	0	0									
Rex Hudler, R OBP: 0.337, SLG: 0.434 (1, 4)		F7		1B 1B			K2-3	2B 1B		4	0	2	1	0	1	1									
Tom Pagnozzi, R OBP: 0.336, SLG: 0.357 (1, 2)		F8		1B				F8		4	0	2	0	0	0	2									
Joe Magrane, R OBP: 0.180, SLG: 0.170 Milt Thompson, L OBP: 0.295, SLG: 0.325 (7, PH) (8, 7)			4-3		1-3			F8	G3	2	0	0	0	0	0	2									
Inning Stats	R: 0 E: 0 K: 0 S: 4	H: 1 LOB: 1 BB: 0 P: 4	R: 0 E: 0 K: 0 S: 4	H: 1 LOB: 1 BB: 0 P: 4	R: 0 E: 0 K: 0 S: 4	H: 1 LOB: 2 BB: 1 P: 8	R: 0 E: 0 K: 0 S: 5	H: 2 LOB: 2 BB: 0 P: 5	R: 0 E: 0 K: 0 S: 4	H: 1 LOB: 1 BB: 0 P: 4	R: 0 E: 0 K: 1 S: 6	H: 0 LOB: 0 BB: 0 P: 5	R: 0 E: 0 K: 1 S: 6	H: 1 LOB: 1 BB: 0 P: 6	R: 2 E: 0 K: 0 S: 6	H: 3 LOB: 1 BB: 0 P: 6	R: 0 E: 0 K: 1 S: 6	H: 1 LOB: 1 BB: 0 P: 6	1B: 9 2B: 2 3B: 0 HR: 0	SF: 0 SAC: 0 DP: 0 HBP: 0	WP: 0 PB: 0 SB: 2 CS: 0	PA: 39			
PITCHER	IP	WLS	BF	H	R	ER	SO	BB	IBB	HBP	BLK	WP	HR	S	P	ERA	WHIP								
29 John Smoltz, R ERA: 3.9 Kent Mercker, L ERA: 2.61	(1, 1) (9, 1)	8.0 W	35	10	2	2	2	1	0	0	0	0	0	38	42	2.25	1.375								

Atlanta Braves @ St. Louis Cardinals
Busch Stadium, St. Louis, MO

AB 38
R 2
H 11
RBI 2
BB 1
SO 3
LOB 20



WP: 0 PA: 39
PB: 0
SB: 2
CS: 0

Tue Aug 21 1990, 7:05 PM CDT
Att: 27,388 - Unknown - 77 F

livebaseballscores.com

Batter	1	2	3	4	5	6	7	8	9	AB	R	H	RBI	BB	SO	LOB	TOP								
Oddibe McDowell, L (1, 7) OBP: 0.303, SLG: 0.373	4-3	3-1			2-3		6-3			4	0	0	0	0	0	0									
Jeff Treadway, L (1, 4) OBP: 0.324, SLG: 0.420	P7		F8		2-2		5-3			4	0	1	0	0	0	0									
Ron Gant, R (1, 8) OBP: 0.344, SLG: 0.520	1B 2B		4-3		2-0		1B		F2	4	1	3	0	0	0	0									
David Justice, L (1, 9) OBP: 0.345, SLG: 0.511	2B 1B		4-3		0-0		F5		F2	4	0	1	0	0	0	3									
Tommy Gregg, L (1, 3) OBP: 0.324, SLG: 0.420 Kent Mercker, L (8, 1)	1-3 2B		K		1-1		1B 2B		K	4	1	2	1	0	2	1									
Ernie Whitl, L (1, 2) OBP: 0.275, SLG: 0.267 Francisco Cabrera, R (8, 3)	BB		5-3		0-2		F5		1B BB	2	0	0	0	1	0	1									
Andres Thomas, R (1, 6) OBP: 0.240, SLG: 0.302	F8		4-3		0-0		G4-6-3 1B		F9	4	0	1	1	0	0	4									
Mark Lemke, S (1, 5) OBP: 0.294, SLG: 0.260		F7		4-3	1-1		G4-6-3 1-2		1B	4	0	1	0	0	0	1									
Tony Castillo, L (1, 1) OBP: 0.250, SLG: 0.143 Jeff Parrett, R (6, 1) Greg Olson, R (6, 2) OBP: 0.345, SLG: 0.392	4-3		K		1-3		F4		5-3	2	0	0	0	0	1	0									
Inning Stats	R: 1 E: 0 K: 0 S: 7	H: 3 LOB: 3 BB: 1 P: 15	R: 0 E: 0 K: 0 S: 6	H: 0 LOB: 0 BB: 0 P: 10	R: 0 E: 0 K: 1 S: 8	H: 1 LOB: 1 BB: 0 P: 11	R: 0 E: 0 K: 0 S: 6	H: 0 LOB: 0 BB: 0 P: 7	R: 0 E: 0 K: 1 S: 14	H: 2 LOB: 2 BB: 0 P: 22	R: 1 E: 0 K: 0 S: 6	H: 2 LOB: 0 BB: 0 P: 8	R: 0 E: 0 K: 0 S: 7	H: 0 LOB: 0 BB: 0 P: 9	R: 0 E: 0 K: 1 S: 5	H: 0 LOB: 0 BB: 0 P: 8	R: 0 E: 0 K: 0 S: 6	H: 1 LOB: 1 BB: 1 P: 13	1B: 7 2B: 2 3B: 0 HR: 0	SF: 0 SAC: 0 DP: 1 HBP: 0	WP: 0 PB: 0 SB: 1 CS: 0	PA: 36			
PITCHER	IP	WLS	BF	H	R	ER	SO	BB	IBB	HBP	BLK	WP	HR	S	P	ERA	WHIP								
Bob Tewksbury, R (1, 1) ERA: 2.68	7.0	L	29	8	2	2	2	1	0	0	0	0	0	54	82	2.57	1.286								
Ken Dayley, L (8, 1) ERA: 3.35	1.0		3	0	0	0	1	0	0	0	0	0	0	5	8	0.00	0.000								
Scott Terry, R (9, 1) ERA: 5.34	1.0		4	1	0	0	0	1	0	0	0	0	0	6	13	0.00	2.000								

Atlanta Braves @ St. Louis Cardinals
Busch Stadium, St. Louis, MO
Wed Aug 22 1990, 7:05 PM CDT
Att: 29,464 - Unknown - 74 F

AB 34
R 2
H 9
RBI 2
BB 2
SO 3
LOB 11



Batter	1	2	3	4	5	6	7	8	9	AB	R	H	RBI	BB	SO	LOB	BOTTOM								
Vince Coleman, S (1, 7) OBP: 0.352, SLG: 0.420	F8		S 1B		0-1		PO 1B		6-3	5	0	3	0	0	0	0									
Ozzie Smith, S (1, 6) OBP: 0.328, SLG: 0.286	FC6-4 BB		F9		2-0		F8		F9	3	0	0	0	1	0	3									
Willie McGee, S (1, 9) OBP: 0.380, SLG: 0.430	FC6-4 1-2		L6		2-2		F7 1B SF9 1B		PO	4	1	1	0	0	1	2									
Todd Zeile, R (1, 3) OBP: 0.323, SLG: 0.407 Dave Collins, S (8, PR) OBP: 0.369, SLG: 0.231	F4		K		1-1		SF9 BB 1B		S 1B	4	0	2	0	0	1	1									
Terry Pendleton, S (1, 5) OBP: 0.267, SLG: 0.316	F8		F3		0-0		F7		K	4	0	0	0	0	1	3									
Ray Lankford, L (1, 8) OBP: 0.750, SLG: 1.000	2B		FC6-4 1B		4-2		S BB		BB	2	0	2	0	2	0	0									
Tom Pagnozzi, R (1, 2) OBP: 0.324, SLG: 0.347	K		FC6-4		0-0		SF9		K	3	0	0	1	0	2	4									
José Oquendo, S (1, 4) OBP: 0.352, SLG: 0.316	5-3		G3		1-2		P8		F7	4	0	0	0	0	3										
Bob Tewksbury, R (1, 1) OBP: 0.265, SLG: 0.167 Milt Thompson, L (7, PH) OBP: 0.284, SLG: 0.324 Ken Dayley, L (8, 1) Scott Terry, R (9, 1) OBP: 0.500, SLG: 0.600 Rex Hudler, R (9, PH) OBP: 0.335, SLG: 0.431	K		K		1-3		K		K	2	0	0	0	0	2	0									
Inning Stats	R: 0 E: 0 K: 0 S: 6	H: 0 LOB: 1 BB: 1 P: 13	R: 0 E: 0 K: 1 S: 11	H: 1 LOB: 1 BB: 0 P: 12	R: 0 E: 0 K: 1 S: 12	H: 1 LOB: 1 BB: 0 P: 22	R: 0 E: 0 K: 1 S: 7	H: 1 LOB: 1 BB: 0 P: 11	R: 0 E: 0 K: 0 S: 10	H: 1 LOB: 2 BB: 1 P: 14	R: 1 E: 0 K: 0 S: 16	H: 2 LOB: 2 BB: 1 P: 24	R: 0 E: 0 K: 1 S: 10	H: 1 LOB: 0 BB: 0 P: 12	R: 0 E: 0 K: 3 S: 15	H: 1 LOB: 2 BB: 1 P: 24	R: 0 E: 0 K: 1 S: 8	H: 0 LOB: 0 BB: 0 P: 11	1B: 6 2B: 2 3B: 0 HR: 0	SF: 1 SAC: 0 DP: 0 HBP: 0	WP: 0 PB: 0 SB: 4 CS: 0	PA: 38			
PITCHER	IP	WLS	BF	H	R	ER	SO	BB	IBB	HBP	BLK	WP	HR	S	P	ERA	WHIP								
Tony Castillo, L (1, 1) ERA: 4.29	5.0	W	21	5	1	1	4	1	0	0	0	0	0	53	81	1.80	1.200								
Jeff Parrett, R (6, 1) ERA: 4.97	2.1		10	3	0	0	2	1	0	0	0	0	0	26	37	0.00	1.714								
Kent Mercker, L (8, 1) ERA: 2.48	1.2	S	6	0	0	0	3	1	0	0	0	0	0	16	25	0.00	0.600								

Atlanta Braves @ St. Louis Cardinals
Busch Stadium, St. Louis, MO
Wed Aug 22 1990, 7:05 PM CDT
Att: 29,464 - Unknown - 74 F

AB 33
R 1
H 8
RBI 1
BB 3
SO 9
LOB 16



Batter	1	2	3	4	5	6	7	8	9	AB	R	H	RBI	BB	SO	LOB	TOP					
Casey Candaele, S OBP: 0.371, SLG: 0.435	F8		G6-3		F7	1B	P7		CS	5	1	1	1	0	0	2						
Bill Doran, S OBP: 0.401, SLG: 0.416	K		F8		G3	1B				4	2	2	0	1	1	0						
Ken Caminiti, S OBP: 0.309, SLG: 0.313	G5-3		F9		G3	1B				5	0	2	1	0	0	1						
Glenn Wilson, R OBP: 0.294, SLG: 0.368		1B			2B	1B				5	3	4	2	0	1	1						
Mark Davidson, R OBP: 0.289, SLG: 0.343		G5-3			F9	1B				5	0	2	1	0	1	4						
Rafael Ramirez, R OBP: 0.290, SLG: 0.331		G5-3			F8					5	1	2	1	0	0	1						
Franklin Stubbs, L OBP: 0.318, SLG: 0.476		L9			FC5-4	1B				4	1	2	1	1	0	2						
Carl Nichols, R OBP: 0.289, SLG: 0.263		G5-3			SF7	1B				2	0	1	1	0	0	2						
Rich Gedman, L OBP: 0.311, SLG: 0.267		G5-3			SF7	1B				2	0	1	0	0	0	1						
Mark Portugal, R OBP: 0.151, SLG: 0.135		F9			FC5-4					3	0	0	0	0	1	5						
Ken Oberkfell, L OBP: 0.305, SLG: 0.323		F9			FC5-4					0	0	0	0	1	0	0						
Larry Andersen, R OBP: 0.379, SLG: 0.500		F9			FC5-4					0	0	0	0	0	0	0						
Karl Rhodes, L OBP: 0.379, SLG: 0.500		F9			FC5-4					0	0	0	0	0	0	0						
Dave Smith, R		F9			FC5-4					0	0	0	0	0	0	0						
Inning Stats	R: 0 E: 0 K: 1 S: 11	H: 0 LOB: 0 BB: 0 P: 15	R: 1 E: 0 K: 0 S: 10	H: 3 LOB: 2 BB: 0 P: 19	R: 0 E: 0 K: 0 S: 5	H: 0 LOB: 0 BB: 0 P: 7	R: 2 E: 0 K: 0 S: 12	H: 3 LOB: 1 BB: 0 P: 20	R: 2 E: 0 K: 0 S: 13	H: 2 LOB: 1 BB: 1 P: 23	R: 3 E: 0 K: 2 S: 17	H: 6 LOB: 2 BB: 0 P: 26	R: 0 E: 0 K: 0 S: 9	H: 1 LOB: 2 BB: 1 P: 19	R: 0 E: 0 K: 1 S: 10	H: 2 LOB: 1 BB: 0 P: 17	R: 0 E: 0 K: 0 S: 16	H: 1 LOB: 1 BB: 1 P: 23	1B: 15 2B: 3 3B: 0 HR: 0	SF: 1 SAC: 0 DP: 0 HBP: 0	WP: 0 PB: 0 SB: 0 CS: 3	PA: 46
PITCHER	IP WLS BF H R ER SO BB IBB HBP BLK WP HR S P ERA WHIP																					
Charlie Leibrandt, L ERA: 3.93	4.0 L 18 6 3 3 1 0 0 0 0 0 0 0 0 38 61 6.75 1.500																					
Marty Clary, R ERA: 5.89	1.0 8 4 4 4 0 1 0 0 0 0 0 0 0 19 35 36.00 5.000																					
Rick Luecken, R ERA: 5.36	1.0 6 4 1 1 2 0 0 0 0 0 0 0 0 11 14 9.00 4.000																					
Dwayne Henry, R ERA: 5.01	2.0 9 3 0 0 1 1 0 0 0 0 0 0 0 19 36 0.00 2.000																					
Mark Grant, R ERA: 6.21	1.0 4 1 0 0 0 1 0 0 0 0 0 0 0 16 23 0.00 2.000																					

Houston Astros @ Atlanta Braves
Atlanta-Fulton County Stadium, Atlanta, GA
Thu Aug 23 1990, 7:05 PM EDT
Att: 34,023 - Unknown


AB 41
R 8
H 18
RBI 8
BB 3
SO 4
LOB 19



Batter	1	2	3	4	5	6	7	8	9	AB	R	H	RBI	BB	SO	LOB	BOTTOM					
Lonnie Smith, R OBP: 0.374, SLG: 0.441	G6-3		FC4-6		G1-6-3	1B			F8	5	0	1	0	0	0	4						
Jeff Treadway, L OBP: 0.323, SLG: 0.417	G4-3		F8		G1-6-3	1B			F8	5	0	1	0	0	0	3						
Ron Gant, R OBP: 0.345, SLG: 0.521	G6-3				2B	2B			FC5	5	1	2	0	0	0	2						
David Justice, L OBP: 0.341, SLG: 0.505			K		K	K				4	0	0	0	0	3	3						
Tommy Gregg, L OBP: 0.316, SLG: 0.410	G4-3		F8		F8	G3				4	0	0	0	0	0	2						
Jim Presley, R OBP: 0.290, SLG: 0.423			1B		2B	BB			K	3	2	1	0	1	1	0						
Ernie Whitt, L OBP: 0.282, SLG: 0.262	F7				2B	BB			G5-3	2	0	0	0	2	0	1						
Andres Thomas, R OBP: 0.244, SLG: 0.310										4	0	2	2	0	1	2						
Mark Grant, R OBP: 0.333, SLG: 0.333									K	0	0	0	0	0	0	0						
Charlie Leibrandt, R OBP: 0.295, SLG: 0.296										1	0	0	0	0	1	1						
Oddibe McDowell, L OBP: 0.302, SLG: 0.371										1	0	0	0	0	0	2						
Marty Clary, R ERA: 5.89										0	0	0	0	0	0	0						
Rick Luecken, R ERA: 5.36										0	0	0	0	0	0	0						
Jim Vatcher, R OBP: 0.299, SLG: 0.339										1	0	1	1	0	0	0						
Dwayne Henry, R ERA: 5.01										0	0	0	0	0	0	0						
Mark Lemke, S OBP: 0.268, SLG: 0.265										1	0	1	0	0	0	0						
Inning Stats	R: 0 E: 0 K: 0 S: 8	H: 0 LOB: 0 BB: 0 P: 13	R: 0 E: 0 K: 1 S: 9	H: 1 LOB: 1 BB: 0 P: 12	R: 0 E: 0 K: 1 S: 6	H: 1 LOB: 0 BB: 0 P: 9	R: 2 E: 0 K: 2 S: 16	H: 2 LOB: 2 BB: 2 P: 28	R: 0 E: 0 K: 1 S: 9	H: 2 LOB: 1 BB: 0 P: 12	R: 1 E: 1 K: 0 S: 13	H: 1 LOB: 2 BB: 1 P: 23	R: 0 E: 1 K: 0 S: 11	H: 1 LOB: 1 BB: 0 P: 18	R: 0 E: 0 K: 2 S: 12	H: 0 LOB: 0 BB: 0 P: 18	R: 0 E: 0 K: 0 S: 7	H: 1 LOB: 1 BB: 0 P: 7	1B: 7 2B: 2 3B: 0 HR: 0	SF: 0 SAC: 0 DP: 1 HBP: 0	WP: 0 PB: 0 SB: 2 CS: 0	PA: 39
PITCHER	IP WLS BF H R ER SO BB IBB HBP BLK WP HR S P ERA WHIP																					
Mark Portugal, R ERA: 3.6	6.0 W 28 7 3 2 5 3 0 0 0 0 0 0 0 61 97 3.00 1.667																					
Larry Andersen, R ERA: 2.07	2.0 7 1 0 0 2 0 0 0 0 0 0 0 0 23 36 0.00 0.500																					
Dave Smith, R ERA: 2.57	1.0 4 1 0 0 0 0 0 0 0 1 0 0 0 7 7 0.00 1.000																					

Houston Astros @ Atlanta Braves
Atlanta-Fulton County Stadium, Atlanta, GA
Thu Aug 23 1990, 7:05 PM EDT
Att: 34,023 - Unknown

AB 36
R 3
H 9
RBI 3
BB 3
SO 7
LOB 20



Batter	1	2	3	4	5	6	7	8	9	AB	R	H	RBI	BB	SO	LOB	TOP					
Jerome Walton, R (1, 8) OBP: 0.367, SLG: 0.327	G4-3							G5-3		2	0	0	0	2	0	0	Chicago Cubs @ Atlanta Braves Atlanta-Fulton County Stadium, Atlanta, GA Fri Aug 24 1990, 7:05 PM EDT Att: 20,922 - Unknown					
23 Ryne Sandberg, R (1, 4) OBP: 0.353, SLG: 0.543	F8		P3				G6-4-3	1B		4	0	2	0	0	0	5						
Mark Grace, L (1, 3) OBP: 0.364, SLG: 0.406	F8		L7				G6-3	F8		4	0	0	0	0	0	4						
Andre Dawson, R (1, 9) OBP: 0.367, SLG: 0.543	K				F8		K	G1-3		4	0	0	0	0	2	2						
Luis Salazar, R (1, 5) OBP: 0.302, SLG: 0.408		E5			G1-3		E1		P6	4	0	0	0	0	0	0						
Shawon Dunston, R (1, 6) OBP: 0.307, SLG: 0.472		G5-4-3			L5		K		1B	4	0	1	0	0	1	2						
Hector Villanueva, R (1, 2) OBP: 0.321, SLG: 0.554		F8				K			K	4	0	0	0	0	3	1						
Doug Dasencho, S (1, 7) OBP: 0.314, SLG: 0.376							1B		G3	4	0	2	0	0	1	1						
Greg Maddux, R (1, 1) OBP: 0.167, SLG: 0.154									K	2	0	1	0	0	1	0						
Inning Stats	R: 0 E: 0 K: 1 S: 9	H: 1 LOB: 1 BB: 0 P: 15	R: 0 E: 1 K: 0 S: 7	H: 0 LOB: 0 BB: 0 P: 12	R: 0 E: 0 K: 0 S: 5	H: 1 LOB: 2 BB: 1 P: 14	R: 0 E: 0 K: 0 S: 8	H: 0 LOB: 0 BB: 0 P: 10	R: 0 E: 0 K: 1 S: 8	H: 2 LOB: 2 BB: 1 P: 15	R: 0 E: 1 K: 2 S: 13	H: 0 LOB: 1 BB: 0 P: 18	R: 0 E: 0 K: 0 S: 9	H: 0 LOB: 0 BB: 0 P: 12	R: 0 E: 0 K: 0 S: 10	H: 1 LOB: 1 BB: 0 P: 15	R: 0 E: 0 K: 2 S: 10	H: 1 LOB: 1 BB: 0 P: 15	1B: 6 2B: 0 3B: 0 HR: 0	SF: 0 SAC: 1 DP: 2 HBP: 0	WP: 0 PB: 0 SB: 1 CS: 0	PA: 35
PITCHER Steve Avery, L (1, 1) ERA: 4.56	IP: 9.0 WLS: W BF: 35 H: 6 R: 0 ER: 0 SO: 8 BB: 2 IBB: 0 HBP: 0 BLK: 0 WP: 0 HR: 0 S: 79 P: 126 ERA: 0.00 WHIP: 0.889															PITCHER						

AB	32
R	0
H	6
RBI	0
BB	2
SO	8
LOB	15



Batter	1	2	3	4	5	6	7	8	9	AB	R	H	RBI	BB	SO	LOB	BOTTOM			
Oddibe McDowell, L (1, 7) OBP: 0.304, SLG: 0.371	BLK		1B					G4-3		3	2	1	0	1	0	2	Chicago Cubs @ Atlanta Braves Atlanta-Fulton County Stadium, Atlanta, GA Fri Aug 24 1990, 7:05 PM EDT Att: 20,922 - Unknown			
Jeff Treadway, L (1, 4) OBP: 0.320, SLG: 0.413	F7		P5				G3-1		P5	4	0	0	0	0	0	5				
Ron Gant, R (1, 8) OBP: 0.348, SLG: 0.529	1B		G4-3				K		HR	3	1	2	1	1	1	1				
David Justice, L (1, 9) OBP: 0.337, SLG: 0.498	K		G4-3				G4-3		K	4	0	0	1	0	2	3				
Tommy Gregg, L (1, 3) OBP: 0.315, SLG: 0.406	FC5-4		F8				K2-3		F7	4	0	1	1	0	1	1				
Jim Presley, R (1, 5) OBP: 0.286, SLG: 0.419	FC5-4						G1-3		G5-3	4	0	0	0	0	1	2				
Mark Lemke, S (9, 5) OBP: 0.298, SLG: 0.265									K	0	0	0	0	0	0	0				
Ernie Whitt, L (1, 2) OBP: 0.276, SLG: 0.256		G6-3					F8		F8	3	0	0	0	0	0	0				
Andres Thomas, R (1, 6) OBP: 0.241, SLG: 0.306		K					G4-3		L6	3	0	0	0	0	1	0				
Steve Avery, L (1, 1) OBP: 0.125, SLG: 0.125		L7					G3-1		G4-3	3	0	2	0	0	0	0				
Inning Stats	R: 1 E: 0 K: 1 S: 12	H: 1 LOB: 2 BB: 2 P: 24	R: 0 E: 0 K: 1 S: 6	H: 0 LOB: 0 BB: 0 P: 9	R: 1 E: 0 K: 0 S: 7	H: 2 LOB: 1 BB: 0 P: 8	R: 0 E: 0 K: 0 S: 4	H: 0 LOB: 0 BB: 0 P: 6	R: 0 E: 0 K: 1 S: 12	H: 1 LOB: 1 BB: 0 P: 17	R: 0 E: 0 K: 1 S: 6	H: 0 LOB: 0 BB: 0 P: 8	R: 0 E: 1 K: 0 S: 8	H: 1 LOB: 2 BB: 0 P: 14	R: 1 E: 0 K: 2 S: 9	H: 1 LOB: 0 BB: 0 P: 17	1B: 5 2B: 0 3B: 0 HR: 1	SF: 0 SAC: 0 DP: 0 HBP: 0	WP: 0 PB: 0 SB: 0 CS: 0	PA: 33
PITCHER Greg Maddux, R (1, 1) ERA: 3.49	IP: 8.0 WLS: L BF: 33 H: 6 R: 3 ER: 3 SO: 6 BB: 2 IBB: 0 HBP: 0 BLK: 1 WP: 0 HR: 1 S: 64 P: 103 ERA: 3.38 WHIP: 1.000															PITCHER				



Batter	1	2	3	4	5	6	7	8	9	AB	R	H	RBI	BB	SO	LOB	TOP			
Jerome Walton, R OBP: 0.363, SLG: 0.327 (1, 8)										4	0	0	0	0	2	2				
Curtis Wilkerson, S OBP: 0.243, SLG: 0.256 Dwight Smith, L OBP: 0.337, SLG: 0.373 Luis Salazar, R OBP: 0.302, SLG: 0.408 (1, 4) (9, PH) (9, 5)										3	0	0	0	0	2	1				
Mark Grace, L OBP: 0.368, SLG: 0.416 (1, 3)										3	2	2	1	1	1	0				
Andre Dawson, R OBP: 0.362, SLG: 0.536 (1, 9)										4	1	0	0	0	0	2				
Dave Clark, L OBP: 0.300, SLG: 0.408 Bill Long, R Mitch Williams, L (1, 7) (9, 1) (9, 1)										4	0	1	0	0	2	2				
Shawon Dunston, R OBP: 0.309, SLG: 0.473 (1, 6)										4	0	1	2	0	1	1				
Domingo Ramos, R OBP: 0.328, SLG: 0.304 (1, 5) (9, 4)										4	0	0	0	0	0	1				
Joe Girardi, R OBP: 0.315, SLG: 0.367 (1, 2)										2	0	1	0	1	0	0				
Mike Harkey, R OBP: 0.299, SLG: 0.321 Gary Varsho, L OBP: 0.345, SLG: 0.393 Steve Wilson, L OBP: 0.219, SLG: 0.200 Doug Dasenczo, S OBP: 0.313, SLG: 0.374 (1, 1) (8, PH) (8, 1) (9, 7)										1	0	0	0	0	0	1				
Inning Stats	R: 0 E: 0 K: 1 S: 6	H: 1 LOB: 1 BB: 0 P: 6	R: 0 E: 0 K: 1 S: 5	H: 0 LOB: 0 BB: 0 P: 5	R: 0 E: 0 K: 1 S: 6	H: 1 LOB: 1 BB: 0 P: 6	R: 0 E: 0 K: 0 S: 2	H: 0 LOB: 0 BB: 1 P: 6	R: 1 E: 0 K: 2 S: 8	H: 1 LOB: 0 BB: 0 P: 8	R: 0 E: 0 K: 1 S: 5	H: 0 LOB: 0 BB: 0 P: 5	R: 0 E: 0 K: 0 S: 3	H: 1 LOB: 0 BB: 0 P: 3	R: 2 E: 1 K: 1 S: 7	H: 1 LOB: 1 BB: 1 P: 11	1B: 3 2B: 3 3B: 0 HR: 1	SF: 0 SAC: 1 DP: 2 HBP: 0	WP: 0 PB: 0 SB: 2 CS: 0	PA: 34
PITCHER 29 John Smoltz, R ERA: 3.76 (1, 1)	IP: 9.0 WLS: W BF: 34 H: 6 R: 3 ER: 1 SO: 8 BB: 2 IBB: 0 HBP: 0 BLK: 0 WP: 0 HR: 1 S: 48 P: 56 ERA: 1.00 WHIP: 0.889															PITCHER				

Chicago Cubs @ Atlanta Braves
Atlanta-Fulton County Stadium, Atlanta, GA
Sun Aug 26 1990, 3:33 AM EDT
Att: 14,178 - Unknown - 86 F

AB	31
R	3
H	6
RBI	3
BB	2
SO	8
LOB	10



Batter	1	2	3	4	5	6	7	8	9	AB	R	H	RBI	BB	SO	LOB	BOTTOM					
Oddibe McDowell, L OBP: 0.300, SLG: 0.365 Lonnie Smith, R OBP: 0.369, SLG: 0.434 (1, 7) (8, PH) (9, 7)										3	0	0	0	0	0	0						
Mark Lemke, S OBP: 0.290, SLG: 0.256 (1, 4)										4	0	0	0	0	1	0						
Ron Gant, R OBP: 0.351, SLG: 0.539 (1, 8)										4	2	2	1	0	1	0						
David Justice, L OBP: 0.341, SLG: 0.498 (1, 9)										3	0	1	1	1	0	0						
Tommy Gregg, L OBP: 0.315, SLG: 0.400 Francisco Cabrera, R OBP: 0.316, SLG: 0.464 (1, 3) (9, PH)										2	0	0	0	1	0	1						
Jim Prestley, R OBP: 0.291, SLG: 0.429 (1, 5)										4	1	1	1	0	1	3						
Greg Olson, R OBP: 0.345, SLG: 0.395 (1, 2)										4	0	2	1	0	0	0						
Andres Thomas, R OBP: 0.238, SLG: 0.301 (1, 6)										3	0	0	0	0	1	1						
29 John Smoltz, R OBP: 0.266, SLG: 0.224 (1, 1)										3	0	0	0	0	3	0						
Inning Stats	R: 0 E: 0 K: 1 S: 5	H: 0 LOB: 0 BB: 0 P: 5	R: 1 E: 0 K: 0 S: 4	H: 1 LOB: 0 BB: 0 P: 4	R: 0 E: 0 K: 1 S: 5	H: 0 LOB: 0 BB: 0 P: 5	R: 0 E: 0 K: 1 S: 5	H: 0 LOB: 2 BB: 2 P: 13	R: 0 E: 0 K: 2 S: 7	H: 0 LOB: 0 BB: 0 P: 7	R: 1 E: 0 K: 0 S: 5	H: 2 LOB: 1 BB: 0 P: 5	R: 0 E: 0 K: 0 S: 3	H: 1 LOB: 0 BB: 0 P: 3	R: 0 E: 0 K: 2 S: 7	H: 0 LOB: 0 BB: 0 P: 7	R: 2 E: 0 K: 1 S: 7	H: 3 LOB: 1 BB: 0 P: 7	1B: 3 2B: 1 3B: 1 HR: 2	SF: 0 SAC: 0 DP: 1 HBP: 0	WP: 1 PB: 0 SB: 1 CS: 0	PA: 34
PITCHER Mike Harkey, R ERA: 3.39 Steve Wilson, L ERA: 4.42 Bill Long, R ERA: 3.7 Mitch Williams, L ERA: 2.85 (1, 1) (8, 1) (9, 1) (9, 1)	IP: 7.0 WLS: 3 BF: 26 H: 4 R: 2 ER: 2 SO: 5 BB: 2 IBB: 0 HBP: 0 BLK: 0 WP: 0 HR: 1 S: 34 P: 42 ERA: 2.57 WHIP: 0.857															PITCHER						

Chicago Cubs @ Atlanta Braves
Atlanta-Fulton County Stadium, Atlanta, GA
Sun Aug 26 1990, 3:33 AM EDT
Att: 14,178 - Unknown - 86 F

AB	32
R	4
H	7
RBI	4
BB	2
SO	8
LOB	5



Batter	1	2	3	4	5	6	7	8	9	AB	R	H	RBI	BB	SO	LOB	TOP					
Gary Redus, R OBP: 0.336, SLG: 0.403 (1, 3)										4	0	2	0	0	1	1	Pittsburgh Pirates @ Atlanta Braves Atlanta-Fulton County Stadium, Atlanta, GA Tue Aug 28 1990, 7:05 PM EDT Att: 5,872 - Unknown - 94 F					
Jay Bell, R OBP: 0.316, SLG: 0.366 (1, 6)										4	0	0	0	0	1	3						
Andy Van Slyke, L OBP: 0.373, SLG: 0.458 (1, 8)										4	0	1	0	0	0	2						
Bobby Bonilla, S OBP: 0.333, SLG: 0.555 (1, 9)										4	0	1	0	0	2	1						
Barry Bonds, L OBP: 0.410, SLG: 0.568 (1, 7)										4	0	1	0	0	0	2						
Jeff King, R OBP: 0.276, SLG: 0.393 (1, 5)										4	0	0	0	0	1	3						
Don Slaught, R OBP: 0.374, SLG: 0.477 (1, 2)										4	0	1	0	0	1	1						
Jose Lind, R OBP: 0.311, SLG: 0.354 (1, 4)										3	0	0	0	0	0	3						
John Smiley, L OBP: 0.171, SLG: 0.128 (5, 1)										1	0	0	0	0	0	0						
Ted Power, R OBP: 0.143, SLG: 0.286 (5, 1)										0	0	0	0	0	0	0						
John Carpenter, S OBP: 0.226, SLG: 0.238 (6, PH)										0	0	0	0	0	0	0						
Bob Kipper, L OBP: 0.285, SLG: 0.323 (6, 1)										0	0	0	0	0	0	0						
Wally Backman, S OBP: 0.365, SLG: 0.383 (8, PH)										0	0	0	0	1	0	0						
Neal Heaton, L OBP: 0.133, SLG: 0.049 (8, 1)										0	0	0	0	0	0	0						
Inning Stats	R: 0 E: 0 K: 2 S: 11	H: 1 LOB: 1 BB: 0 P: 17	R: 0 E: 0 K: 0 S: 6	H: 0 LOB: 0 BB: 0 P: 11	R: 0 E: 0 K: 0 S: 12	H: 1 LOB: 1 BB: 0 P: 20	R: 0 E: 0 K: 0 S: 6	H: 0 LOB: 0 BB: 0 P: 7	R: 0 E: 0 K: 0 S: 6	H: 0 LOB: 2 BB: 0 P: 8	R: 0 E: 0 K: 0 S: 8	H: 0 LOB: 3 BB: 0 P: 12	R: 0 E: 0 K: 1 S: 14	H: 3 LOB: 3 BB: 0 P: 24	R: 0 E: 0 K: 1 S: 11	H: 0 LOB: 1 BB: 1 P: 19	R: 0 E: 0 K: 3 S: 11	H: 1 LOB: 1 BB: 0 P: 15	1B: 5 2B: 1 3B: 0 HR: 0	SF: 0 SAC: 0 DP: 0 HBP: 0	WP: 0 PB: 1 SB: 2 CS: 0	PA: 34
PITCHER	IP	WLS	BF	H	R	ER	SO	BB	IBB	HBP	BLK	WP	HR	S	P	ERA	WHIP					
Charlie Leibrandt, L ERA: 3.69 (1, 1)	7.0	W	26	5	0	0	2	0	0	0	0	0	0	63	99	0.00	0.714					
Jeff Parrett, R ERA: 5.0 (8, 1)	1.0		4	0	0	0	1	1	0	0	0	0	0	11	19	0.00	1.000					
Mark Grant, R ERA: 6.02 (9, 1)	1.0		4	1	0	0	3	0	0	0	0	0	0	11	15	0.00	1.000					

Batter	1	2	3	4	5	6	7	8	9	AB	R	H	RBI	BB	SO	LOB	BOTTOM				
Lonnie Smith, R OBP: 0.372, SLG: 0.439 (8, 1)										5	2	3	0	0	0	2	Pittsburgh Pirates @ Atlanta Braves Atlanta-Fulton County Stadium, Atlanta, GA Tue Aug 28 1990, 7:05 PM EDT Att: 5,872 - Unknown - 94 F				
Jeff Parrett, R OBP: 0.333, SLG: 0.333 (9, 1)										5	1	1	1	0	0	2					
Ron Gant, R OBP: 0.349, SLG: 0.535 (1, 8)										4	2	2	1	1	0	1					
David Justice, L OBP: 0.344, SLG: 0.502 (1, 9)										5	1	1	1	0	1	3					
Jim Presley, R OBP: 0.290, SLG: 0.429 (1, 5)										2	1	1	2	0	0	1					
Francisco Cabrera, R OBP: 0.319, SLG: 0.527 (5, PH)										1	1	0	0	1	0	1					
Tommy Gregg, L OBP: 0.317, SLG: 0.398 (6, 3)										1	1	0	0	1	0	1					
Greg Olson, R OBP: 0.350, SLG: 0.415 (1, 2)										4	1	3	4	0	0	0					
Andres Thomas, R OBP: 0.243, SLG: 0.301 (1, 6)										3	0	1	0	1	0	3					
Mark Lemke, S OBP: 0.283, SLG: 0.250 (1, 4)										4	0	0	0	0	0	2					
Charlie Leibrandt, R OBP: 0.231, SLG: 0.189 (1, 1)										3	0	0	0	0	0	0					
Jim Vatcher, R OBP: 0.354, SLG: 0.344 (7, PH)										1	0	1	0	0	0	0					
Inning Stats	R: 3 E: 0 K: 0 S: 19	H: 4 LOB: 1 BB: 0 P: 32	R: 0 E: 0 K: 0 S: 5	H: 0 LOB: 0 BB: 0 P: 10	R: 0 E: 0 K: 0 S: 12	H: 0 LOB: 1 BB: 1 P: 21	R: 0 E: 0 K: 0 S: 5	H: 1 LOB: 0 BB: 0 P: 7	R: 3 E: 1 K: 1 S: 19	H: 4 LOB: 2 BB: 1 P: 32	R: 0 E: 0 K: 0 S: 6	H: 1 LOB: 1 BB: 0 P: 9	R: 3 E: 1 K: 0 S: 18	H: 3 LOB: 2 BB: 1 P: 29	R: 0 E: 0 K: 0 S: 6	H: 0 LOB: 0 BB: 0 P: 11	1B: 7 2B: 4 3B: 0 HR: 2	SF: 0 SAC: 0 DP: 1 HBP: 0	WP: 0 PB: 0 SB: 2 CS: 0	PA: 40	
PITCHER	IP	WLS	BF	H	R	ER	SO	BB	IBB	HBP	BLK	WP	HR	S	P	ERA	WHIP				
John Smiley, L ERA: 4.3 (5, 1)	4.1	L	21	8	6	6	0	1	0	0	0	0	0	10	19	0.00	1.500				
Ted Power, R ERA: 2.51 (6, 1)	2.0		12	4	3	2	0	1	0	0	0	0	1	24	38	9.00	2.500				
Bob Kipper, L ERA: 3.52 (8, 1)	1.0		3	0	0	0	0	0	0	0	0	0	0	6	11	0.00	0.000				



Batter	1	2	3	4	5	6	7	8	9	AB	R	H	RBI	BB	SO	LOB	TOP
Gary Redus, R (1, 3) OBP: 0.341, SLG: 0.404 Sid Bream, L (6, 3) OBP: 0.359, SLG: 0.465	4-0 CS BB			0-0 1B SF9 1B	0-3 K		0-0 FC5-4 1B			2	1	1	0	1	1	1	Pittsburgh Pirates @ Atlanta Braves Atlanta-Fulton County Stadium, Atlanta, GA Wed Aug 29 1990, 7:05 PM EDT Att: 5,403 - Unknown - 94 F
Jay Bell, R (1, 6) OBP: 0.317, SLG: 0.367	0-3 K			0-0 SF9 BB 1B		0-0 1B BB 1B	FC5-4 BB 2B			4	3	2	1	0	1	2	
Andy Van Slyke, L (1, 8) OBP: 0.374, SLG: 0.456	0-3 K			4-0 1B SF9 BB		4-0 1B BB	0-3 K			2	2	0	0	2	2	2	
Bobby Bonilla, S (1, 9) OBP: 0.335, SLG: 0.554		0-0 F7		0-0 SF9		0-0 1B SF8 1B	4-0 2B BB			2	2	1	1	1	0	0	
Barry Bonds, L (1, 7) OBP: 0.412, SLG: 0.572		0-0 6-3		0-0 CS 1B		0-0 FC4-6 1B	0-0 1B 2B			4	1	3	5	0	0	0	
Jeff King, R (1, 5) OBP: 0.275, SLG: 0.394		0-3 K		0-0 SF8		0-0 SF8	0-0 PB 1B			2	0	1	3	0	1	0	
Don Slaught, R (1, 2) OBP: 0.378, SLG: 0.478			0-0 G4-6-3 1B	0-0 CS 1B	1-0 CS HBP	0-0 F8	0-0 PB			3	0	1	0	0	0	2	
Jose Lind, R (1, 4) OBP: 0.309, SLG: 0.351			0-0 G4-6-3 1B		0-3 K	0-0 FC4-6				3	0	0	0	0	1	3	
Doug Drabek, R (1, 1) OBP: 0.217, SLG: 0.215			0-3 K		0-0 E5		0-0 WP FC5-4 1B			3	1	1	0	0	1	1	
Inning Stats	R: 0 E: 0 K: 2 S: 6	H: 0 LOB: 0 BB: 1 P: 10	R: 0 E: 0 K: 1 S: 5	H: 0 LOB: 0 BB: 0 P: 5	R: 0 E: 0 K: 1 S: 5	H: 1 LOB: 0 BB: 0 P: 5	R: 3 E: 0 K: 0 S: 5	H: 3 LOB: 0 BB: 1 P: 9	R: 0 E: 1 K: 2 S: 7	H: 0 LOB: 1 BB: 0 P: 8	R: 3 E: 0 K: 0 S: 6	H: 3 LOB: 1 BB: 1 P: 10	R: 4 E: 0 K: 1 S: 8	H: 4 LOB: 1 BB: 1 P: 12			
PITCHER	IP	WLS	BF	H	R	ER	SO	BB	IBB	HBP	BLK	WP	HR	S	P	ERA	WHIP
Steve Avery, L (1, 1) ERA: 4.83	5.0	L	20	5	4	4	6	2	0	1	0	0	0	29	38	7.20	1.400
Tony Castillo, L (6, 1) ERA: 4.35	1.0		6	2	2	2	0	1	0	0	0	0	0	5	9	18.00	3.000
Rick Luecken, R (7, 1) ERA: 6.0	0.2		8	4	4	4	1	1	0	0	0	1	0	8	12	54.00	7.500

AB	26
R	10
H	11
RBI	10
BB	4
SO	7
LOB	11



WP	1	PA	35
SB	1		
CS	0		
3B	0		
HR	0		
HBP	1		

Batter	1	2	3	4	5	6	7	8	9	AB	R	H	RBI	BB	SO	LOB	BOTTOM
Lonnie Smith, R (1, 7) OBP: 0.372, SLG: 0.437	0-0 5-3		0-0 P4			1-0 HBP				2	0	0	0	0	0	1	Pittsburgh Pirates @ Atlanta Braves Atlanta-Fulton County Stadium, Atlanta, GA Wed Aug 29 1990, 7:05 PM EDT Att: 5,403 - Unknown - 94 F
Jeff Treadway, L (1, 4) OBP: 0.314, SLG: 0.405 Rick Luecken, R (7, 1) OBP: 0.333, SLG: 0.667	0-0 F7			0-0 L8		0-0 P5				3	0	0	0	0	0	1	
Ron Gant, R (1, 8) OBP: 0.348, SLG: 0.532	0-0 P4			0-3 K						2	0	0	0	0	1	0	
David Justice, L (1, 9) OBP: 0.343, SLG: 0.498		0-3 K		0-0 F7						2	0	0	0	0	1	0	
Tommy Gregg, L (1, 3) OBP: 0.319, SLG: 0.399		0-0 CS 1B			0-3 K					2	0	1	0	0	1	0	
Jim Presley, R (1, 5) OBP: 0.289, SLG: 0.427		0-0 5-3			0-3 K					2	0	0	0	0	1	1	
Ernie Whitt, L (1, 2) OBP: 0.275, SLG: 0.250			0-3 K		0-0 4-3					2	0	0	0	0	1	0	
Andres Thomas, R (1, 6) OBP: 0.241, SLG: 0.299			0-0 F8			0-0 L5				2	0	0	0	0	0	0	
Steve Avery, L (1, 1) OBP: 0.160, SLG: 0.160 Tony Castillo, L (6, 1) OBP: 0.250, SLG: 0.143 Oddibe McDowell, L (6, PH) OBP: 0.299, SLG: 0.364 Mark Lemke, S (7, 4) OBP: 0.283, SLG: 0.250				0-0 F8		0-0 F8				1	0	1	0	0	0	0	
Inning Stats	R: 0 E: 0 K: 0 S: 3	H: 0 LOB: 0 BB: 0 P: 3	R: 0 E: 0 K: 1 S: 5	H: 1 LOB: 0 BB: 0 P: 5	R: 0 E: 0 K: 1 S: 6	H: 1 LOB: 1 BB: 0 P: 6	R: 0 E: 0 K: 1 S: 5	H: 0 LOB: 0 BB: 0 P: 5	R: 0 E: 0 K: 2 S: 7	H: 0 LOB: 0 BB: 0 P: 7	R: 0 E: 0 K: 0 S: 3	H: 0 LOB: 1 BB: 0 P: 4	R: 0 E: 0 K: 1 S: 8	H: 0 LOB: 1 BB: 1 P: 12			
PITCHER	IP	WLS	BF	H	R	ER	SO	BB	IBB	HBP	BLK	WP	HR	S	P	ERA	WHIP
Doug Drabek, R (1, 1) ERA: 2.77	6.0	W	20	2	0	0	5	0	0	1	0	0	0	29	30	0.00	0.333

AB	19
R	0
H	2
RBI	0
BB	0
SO	5
LOB	3



WP	0	PA	20
SB	0		
CS	1		
3B	0		
HR	0		
HBP	1		

Batter	1	2	3	4	5	6	7	8	9	AB	R	H	RBI	BB	SO	LOB	TOP				
Vince Coleman, S (1, 9) OBP: 0.350, SLG: 0.416	G4-3		K					K	P4	5	0	1	0	0	2	3	St. Louis Cardinals @ Atlanta Braves Atlanta-Fulton County Stadium, Atlanta, GA Fri Aug 31 1990, 7:05 PM EDT Att: 6,957 - Unknown				
José Oquendo, S (1, 6) OBP: 0.356, SLG: 0.316 Rex Hudler, R (9, PH) OBP: 0.330, SLG: 0.458	BB		FC3-6		L8			1B	K	4	0	3	0	0	0	1					
Ray Lankford, L (1, 8) OBP: 0.325, SLG: 0.351	L9		FC3-6		F8			F7		4	0	0	0	0	0	3					
Todd Zeile, R (1, 3) OBP: 0.325, SLG: 0.398	BB		K		F8			G3		3	0	0	0	1	1	2					
Felix Jose, S (1, 7) OBP: 0.308, SLG: 0.371	G3-1									4	0	2	0	0	1	2					
Craig Wilson, R (1, 5) OBP: 0.297, SLG: 0.280		F9			G1-6-3					4	1	0	0	0	0	2					
Tom Pagnozzi, R (1, 2) OBP: 0.319, SLG: 0.349		F8			G6-3			F8		3	0	0	0	1	0	1					
Tim Jones, L (1, 4) OBP: 0.275, SLG: 0.283								G3-1		2	0	1	0	2	0	0					
Jose DeLeon, R (1, 1) OBP: 0.140, SLG: 0.163 Milt Thompson, L (7, PH) OBP: 0.294, SLG: 0.321 Frank DiPino, L (7, 1) OBP: 0.333, SLG: 0.667 Scott Terry, R (8, 1) OBP: 0.500, SLG: 0.600 Terry Pendleton, S (9, PH) OBP: 0.274, SLG: 0.319			K		G3			K		2	0	0	0	0	1	3					
Inning Stats	R: 0 E: 0 K: 0 S: 13	H: 1 LOB: 2 BB: 1 P: 19	R: 0 E: 0 K: 1 S: 8	H: 1 LOB: 1 BB: 0 P: 14	R: 0 E: 0 K: 2 S: 10	H: 1 LOB: 1 BB: 0 P: 15	R: 0 E: 0 K: 0 S: 12	H: 1 LOB: 2 BB: 1 P: 20	R: 0 E: 0 K: 1 S: 8	H: 0 LOB: 0 BB: 0 P: 15	R: 0 E: 0 K: 1 S: 9	H: 0 LOB: 0 BB: 0 P: 14	R: 0 E: 0 K: 1 S: 7	H: 1 LOB: 1 BB: 2 P: 13	R: 1 E: 0 K: 1 S: 15	H: 2 LOB: 3 BB: 2 P: 32		1B: 8 2B: 0 3B: 0 HR: 0	SF: 0 SAC: 0 DP: 0 HBP: 0	WP: 0 PB: 0 SB: 1 CS: 1	PA: 38
PITCHER	IP WLS BF H R ER SO BB IBB HBP BLK WP HR S P ERA WHIP																				
29 John Smoltz, R (1, 1) ERA: 3.64 Kent Mercker, L (9, 1) ERA: 2.27	8.1 W 35 7 1 1 6 4 0 0 0 0 0 0 0 1.08 1.320																				
0.2 S 3 1 0 0 1 0 0 0 0 0 0 0 0 0.00 1.500																					

livebaseballscores.com

AB	34
R	1
H	8
RBI	1
BB	4
SO	7
LOB	20



Batter	1	2	3	4	5	6	7	8	9	AB	R	H	RBI	BB	SO	LOB	BOTTOM				
Oddibe McDowell, L (1, 7) OBP: 0.299, SLG: 0.362	L1		S					G3		4	0	1	0	0	0	0	St. Louis Cardinals @ Atlanta Braves Atlanta-Fulton County Stadium, Atlanta, GA Fri Aug 31 1990, 7:05 PM EDT Att: 6,957 - Unknown				
Ernie Whitt, L (1, 2) OBP: 0.288, SLG: 0.244	F9		SF7					F8		3	1	1	1	0	0	0					
Ron Gant, R (1, 8) OBP: 0.349, SLG: 0.539	L6		K					K		4	1	1	0	0	2	1					
David Justice, L (1, 9) OBP: 0.342, SLG: 0.498								G3-1		4	0	1	2	0	1	0					
Francisco Cabrera, R (1, 3) OBP: 0.330, SLG: 0.540			K					1B		4	1	2	0	0	1	0					
Andres Thomas, R (1, 6) OBP: 0.244, SLG: 0.300								FC6-2		4	0	2	1	0	1	2					
Jeff Blauser, R (1, 5) OBP: 0.334, SLG: 0.382								1B		4	0	0	0	0	0	4					
Mark Lemke, S (1, 4) OBP: 0.287, SLG: 0.251										2	1	1	0	1	1	0					
29 John Smoltz, R (1, 1) OBP: 0.258, SLG: 0.217 Kent Mercker, L (9, 1)										2	0	0	0	0	2	2					
Inning Stats	R: 0 E: 0 K: 0 S: 7	H: 0 LOB: 0 BB: 0 P: 11	R: 0 E: 0 K: 2 S: 14	H: 1 LOB: 1 BB: 0 P: 23	R: 1 E: 0 K: 1 S: 12	H: 2 LOB: 1 BB: 0 P: 16	R: 0 E: 0 K: 1 S: 8	H: 0 LOB: 0 BB: 0 P: 15	R: 0 E: 0 K: 2 S: 9	H: 0 LOB: 0 BB: 0 P: 12	R: 0 E: 0 K: 1 S: 7	H: 0 LOB: 0 BB: 0 P: 8	R: 1 E: 0 K: 1 S: 12	H: 2 LOB: 2 BB: 1 P: 22	R: 2 E: 0 K: 0 S: 14	H: 4 LOB: 2 BB: 0 P: 23		1B: 7 2B: 2 3B: 0 HR: 0	SF: 1 SAC: 1 DP: 0 HBP: 0	WP: 0 PB: 0 SB: 1 CS: 0	PA: 34
PITCHER	IP WLS BF H R ER SO BB IBB HBP BLK WP HR S P ERA WHIP																				
Jose DeLeon, R (1, 1) ERA: 4.16 Frank DiPino, L (7, 1) ERA: 4.46 Scott Terry, R (8, 1) ERA: 5.22	6.0 L 21 3 1 1 7 3 1 1 7 0 0 0 0 0 1.50 0.500																				
1.1 8 3 2 2 1 0 1 0 0 0 0 0 0 17 28 13.50 2.250																					
0.2 5 3 1 1 0 0 0 0 0 0 0 0 0 9 17 13.50 4.500																					

livebaseballscores.com


AB	31
R	4
H	9
RBI	4
BB	1
SO	8
LOB	9




Batter	1	2	3	4	5	6	7	8	9	AB	R	H	RBI	BB	SO	LOB	TOP	
Vince Coleman, S (1, 7) OBP: 0.350, SLG: 0.415	G4-3		G1-3		K			FC4-2 1B		4	0	1	0	0	1	3	St. Louis Cardinals @ Atlanta Braves Atlanta-Fulton County Stadium, Atlanta, GA Sat Sep 01 1990, 7:05 PM EDT Att: 14,673 - Unknown	
Ozzie Smith, S (1, 6) OBP: 0.337, SLG: 0.304	B1-3		G6-3			FC6-5 G4-3 BB		FC4-2 S 1B		3	0	1	1	1	0	1		
Ray Lankford, L (1, 8) OBP: 0.318, SLG: 0.366				G3-1		G4-3		FC4-2 S		4	0	1	0	0	0	3		
Felix Jose, S (1, 9) OBP: 0.305, SLG: 0.367	P5			G4-3		FC6-5 CS		K		4	0	0	0	0	1	4		
Denny Walling, L (1, 3) OBP: 0.258, SLG: 0.269 Rex Hudler, R (9, PH) OBP: 0.333, SLG: 0.479		G4-3		G4-3		CS	G3		HR	3	0	0	0	0	0	0		
Terry Pendleton, S (1, 5) OBP: 0.274, SLG: 0.319		P3			1B		G6-3		L6	4	1	1	0	0	0	0		
Todd Zeile, R (1, 2) OBP: 0.322, SLG: 0.394		G6-3			F7		G5-3		F8	4	0	0	0	0	0	1		
José Oquendo, S (1, 4) OBP: 0.359, SLG: 0.320					SH1-4 1B			1B SH2-4 1B		4	1	3	0	0	0	0		
Ken Hill, R (1, 1) OBP: 0.385, SLG: 0.333 Ken Dayley, L (8, 1) Scott Terry, R (8, 1) OBP: 0.500, SLG: 0.600				SH1-4				SH2-4		1	0	1	1	0	0	0		
Inning Stats	R: 0 H: 1 E: 0 LOB: 1 K: 0 BB: 0 S: 10 P: 19	R: 0 H: 0 E: 0 LOB: 0 K: 0 BB: 0 S: 8 P: 12	R: 0 H: 1 E: 0 LOB: 1 K: 0 BB: 0 S: 6 P: 7	R: 0 H: 0 E: 0 LOB: 0 K: 0 BB: 0 S: 5 P: 8	R: 1 H: 3 E: 0 LOB: 2 K: 1 BB: 0 S: 11 P: 19	R: 0 H: 0 E: 0 LOB: 0 K: 0 BB: 1 S: 7 P: 13	R: 0 H: 0 E: 0 LOB: 0 K: 0 BB: 0 S: 6 P: 9	R: 1 H: 3 E: 0 LOB: 2 K: 1 BB: 0 S: 12 P: 18	R: 1 H: 1 E: 0 LOB: 0 K: 0 BB: 0 S: 11 P: 15	1B: 7 SF: 0 2B: 2 SAC: 2 3B: 0 DP: 1 HR: 1 HBP: 0	WP: 0 PA: 36 PB: 0 SB: 3 CS: 2							
PITCHER	IP WLS BF H R ER SO BB IBB HBP BLK WP HR S P ERA WHIP																	
Paul Marak, R (1, 1) ERA: 2.45	7.1	29	8	2	2	1	1	0	0	0	0	0	0	0	60	95	2.46	1.227
Tony Castillo, L (8, 1) ERA: 4.29	0.2	W	2	0	0	0	1	0	0	0	0	0	0	5	10	0.00	0.000	
Kent Mercker, L (9, 1) ERA: 2.45	1.0	S	4	1	1	1	0	0	0	0	0	0	1	11	15	9.00	1.000	

Batter	1	2	3	4	5	6	7	8	9	AB	R	H	RBI	BB	SO	LOB	BOTTOM	
Lonnie Smith, R (1, 7) OBP: 0.382, SLG: 0.449	WP S 1B		G4-3 2B		FC6 BB			FC4-2 1B		3	1	3	0	1	0	0	St. Louis Cardinals @ Atlanta Braves Atlanta-Fulton County Stadium, Atlanta, GA Sat Sep 01 1990, 7:05 PM EDT Att: 14,673 - Unknown	
Ernie Whitt, L (1, 2) OBP: 0.287, SLG: 0.245 Oddibe McDowell, L (8, FR) OBP: 0.299, SLG: 0.362 Kent Mercker, L (9, 1)	F8		G4-3		FC6			E 1B		4	0	1	0	0	0	4		
Ron Gant, R (1, 8) OBP: 0.349, SLG: 0.537	K		G5-3					1B FC1 1B		4	1	1	1	0	2	2		
David Justice, L (1, 9) OBP: 0.344, SLG: 0.497	WP BB			P5				1B FC1 1B		3	1	1	0	1	1	0		
Francisco Cabrera, R (1, 3) OBP: 0.318, SLG: 0.519	K		G5-3					1B FC1		4	0	0	1	0	2	2		
Andres Thomas, R (1, 6) OBP: 0.244, SLG: 0.299		L8		G6-3				1B		4	0	1	1	0	0	0		
Jeff Blauser, R (1, 5) OBP: 0.330, SLG: 0.377	G4-3				G1-3			G5-3 G1-3		4	0	0	0	0	0	2		
Mark Lemke, S (1, 4) OBP: 0.293, SLG: 0.259		G3			SH1-4 1B			L9		3	0	2	0	0	0	0		
Paul Marak, R (1, 1) Tony Castillo, L (8, 1) Greg Olson, R (9, 2) OBP: 0.351, SLG: 0.414				K				L9		2	0	0	0	0	1	1		
Inning Stats	R: 1 H: 1 E: 0 LOB: 1 K: 2 BB: 1 S: 10 P: 18	R: 0 H: 0 E: 0 LOB: 0 K: 0 BB: 0 S: 5 P: 6	R: 0 H: 1 E: 0 LOB: 1 K: 1 BB: 0 S: 10 P: 15	R: 0 H: 0 E: 0 LOB: 0 K: 0 BB: 0 S: 3 P: 7	R: 0 H: 1 E: 0 LOB: 2 K: 0 BB: 1 S: 5 P: 10	R: 0 H: 0 E: 0 LOB: 0 K: 3 BB: 0 S: 11 P: 17	R: 0 H: 1 E: 0 LOB: 1 K: 0 BB: 0 S: 10 P: 15	R: 3 H: 5 E: 1 LOB: 2 K: 0 BB: 0 S: 13 P: 22	R: 1 H: 1 E: 0 LOB: 0 K: 0 BB: 0 S: 11 P: 15	1B: 8 SF: 0 2B: 1 SAC: 1 3B: 0 DP: 0 HR: 0 HBP: 0	WP: 2 PA: 34 PB: 0 SB: 1 CS: 0							
PITCHER	IP WLS BF H R ER SO BB IBB HBP BLK WP HR S P ERA WHIP																	
Ken Hill, R (1, 1) ERA: 4.38	7.1	L	30	7	3	3	0	2	0	0	0	0	0	0	60	99	3.68	1.227
Ken Dayley, L (8, 1) ERA: 3.25	0.1		3	2	1	1	0	0	0	0	0	0	0	6	10	27.00	6.000	
Scott Terry, R (8, 1) ERA: 5.19	0.1		1	0	0	0	0	0	0	0	0	0	0	1	1	0.00	0.000	

AB 32
R 3
H 9
RBI 3
BB 1
SO 2
LOB 12



AB 31
R 4
H 9
RBI 3
BB 2
SO 6
LOB 11



Batter	1	2	3	4	5	6	7	8	9	AB	R	H	RBI	BB	SO	LOB	TOP					
Vince Coleman, S OBP: 0.347, SLG: 0.411	G4-3		G6-3		G5-3		P6			4	0	0	0	0	0	2	St. Louis Cardinals @ Atlanta Braves Atlanta-Fulton County Stadium, Atlanta, GA Sun Sep 02 1990, 3:33 AM EDT Att: 10,070 - Cloudy - 90 F					
Ozzie Smith, S OBP: 0.336, SLG: 0.304	G1-3		P1			1B		G5-3		4	0	1	0	0	0	0						
Terry Pendleton, S OBP: 0.276, SLG: 0.320	1B		F7			G6-3		1B		4	0	2	0	0	0	1						
Rex Hudler, R OBP: 0.332, SLG: 0.474	1B			B1-3		P4		L7-5-3		4	0	1	0	0	0	2						
Craig Wilson, R OBP: 0.305, SLG: 0.289	P5			F9					FC6-4	4	0	2	0	0	0	2						
Felix Jose, S OBP: 0.301, SLG: 0.363		P4		G5-3		G5-3		L9		4	0	0	0	0	0	3						
Ray Lankford, L OBP: 0.292, SLG: 0.333		F9			L8		K		FC6-4	4	0	0	0	0	1	1						
Tom Pagnozzi, R OBP: 0.331, SLG: 0.369				G4-3		G2-3		1B		4	0	3	0	0	0	0						
John Tudor, L OBP: 0.196, SLG: 0.205				G3		G4-3		P3		2	0	0	0	0	0	2						
Milt Thompson, L OBP: 0.296, SLG: 0.323										1	0	1	0	0	0	0						
Scott Terry, R OBP: 0.500, SLG: 0.600										0	0	0	0	0	0	0						
Todd Zeile, R OBP: 0.321, SLG: 0.393										1	0	0	0	0	0	2						
Inning Stats	R: 0 E: 0 K: 0 S: 14	H: 2 LOB: 2 BB: 0 P: 18	R: 0 E: 0 K: 0 S: 11	H: 1 LOB: 1 BB: 0 P: 18	R: 0 E: 0 K: 0 S: 6	H: 0 LOB: 0 BB: 0 P: 10	R: 0 E: 0 K: 0 S: 6	H: 0 LOB: 0 BB: 0 P: 7	R: 0 E: 0 K: 0 S: 11	H: 1 LOB: 1 BB: 0 P: 16	R: 0 E: 0 K: 0 S: 13	H: 2 LOB: 2 BB: 0 P: 18	R: 0 E: 0 K: 1 S: 8	H: 1 LOB: 0 BB: 0 P: 13	R: 0 E: 0 K: 0 S: 9	H: 1 LOB: 0 BB: 0 P: 13	R: 0 E: 0 K: 0 S: 13	H: 2 LOB: 2 BB: 0 P: 18	1B: 9 2B: 2 3B: 0 HR: 0	SF: 0 SAC: 0 DP: 1 HBP: 0	WP: 0 PB: 0 SB: 2 CS: 0	PA: 36
PITCHER Charlie Leibrandt, L ERA: 3.42	IP: 9.0 WLS: W BF: 36 H: 10 R: 0 ER: 0 SO: 1 BB: 0 IBB: 0 HBP: 0 BLK: 0 WP: 0 HR: 0 S: 91 P: 131 ERA: 0.00 WHIP: 1.111																					

Batter	1	2	3	4	5	6	7	8	9	AB	R	H	RBI	BB	SO	LOB	BOTTOM			
Lonnie Smith, R OBP: 0.383, SLG: 0.448	G1-3		2B			F7		HR		3	2	1	0	1	0	0	St. Louis Cardinals @ Atlanta Braves Atlanta-Fulton County Stadium, Atlanta, GA Sun Sep 02 1990, 3:33 AM EDT Att: 10,070 - Cloudy - 90 F			
Ron Gant, R OBP: 0.348, SLG: 0.537	F8		2B			F7		L8		4	0	1	2	0	0	1				
David Justice, L OBP: 0.346, SLG: 0.509	F7		K			2B		HR		4	2	2	2	0	1	1				
Jim Presley, R OBP: 0.287, SLG: 0.425		F8		G6-3		2B		F8		4	0	1	1	0	0	0				
Francisco Cabrera, R OBP: 0.306, SLG: 0.500		G6-3		P6		G5-3		G5-3		4	0	0	0	0	0	1				
Andres Thomas, R OBP: 0.245, SLG: 0.300		F8		F9						3	0	1	0	0	0	0				
Jeff Blauser, R OBP: 0.330, SLG: 0.377			1B		K		B5-3			3	0	1	0	0	1	1				
Greg Olson, R OBP: 0.351, SLG: 0.410			SH1-3		F9		F8			2	1	0	0	1	0	1				
Charlie Leibrandt, R OBP: 0.220, SLG: 0.179			SH1-3		K		G6-3			2	0	0	0	0	1	1				
Inning Stats	R: 0 E: 0 K: 0 S: 10	H: 0 LOB: 0 BB: 0 P: 14	R: 0 E: 0 K: 0 S: 4	H: 0 LOB: 0 BB: 0 P: 6	R: 2 E: 0 K: 1 S: 8	H: 2 LOB: 1 BB: 2 P: 21	R: 0 E: 0 K: 0 S: 10	H: 0 LOB: 0 BB: 0 P: 12	R: 0 E: 0 K: 2 S: 9	H: 0 LOB: 0 BB: 0 P: 10	R: 1 E: 0 K: 0 S: 9	H: 2 LOB: 1 BB: 0 P: 14	R: 0 E: 0 K: 0 S: 8	H: 1 LOB: 1 BB: 0 P: 12	R: 2 E: 0 K: 0 S: 10	H: 2 LOB: 0 BB: 0 P: 14		1B: 3 2B: 3 3B: 0 HR: 1	SF: 0 SAC: 1 DP: 0 HBP: 0	WP: 0 PB: 0 SB: 1 CS: 1
PITCHER John Tudor, L ERA: 2.54	IP: 6.0 WLS: L BF: 23 H: 4 R: 3 ER: 3 SO: 3 BB: 2 IBB: 0 HBP: 0 BLK: 0 WP: 0 HR: 0 S: 50 P: 77 ERA: 4.50 WHIP: 1.000																			
Scott Terry, R ERA: 5.31	IP: 2.0 WLS: 9 BF: 3 H: 2 R: 2 ER: 2 SO: 0 BB: 0 IBB: 0 HBP: 0 BLK: 0 WP: 0 HR: 1 S: 18 P: 26 ERA: 9.00 WHIP: 1.500																			

Batter	1	2	3	4	5	6	7	8	9	AB	R	H	RBI	BB	SO	LOB	TOP															
Barry Larkin, R OBP: 0.362, SLG: 0.400	F8		HR	P3			1B HBP		1-1	3	1	1	0	2	0	3	Cincinnati Reds @ Atlanta Braves Atlanta-Fulton County Stadium, Atlanta, GA Mon Sep 03 1990, 3:33 AM EDT Att: 9,176 - Sunny - 89 F															
Mariano Duncan, R OBP: 0.356, SLG: 0.495	1B G4-3		HR	SF8			1B HBP		0-2	3	2	2	3	0	0	1																
Chris Sabo, R OBP: 0.345, SLG: 0.485	CS G4-3		K	CS			FC6-4		0-3	5	0	2	0	0	2	1																
Eric Davis, R OBP: 0.333, SLG: 0.454	G4-3		G5-3				K		1-0	5	0	0	1	0	1	5																
Glenn Braggs, R OBP: 0.353, SLG: 0.398 Tim Birtsas, L (7, 1)	CS		F8	HR			FC6-4		1-0	4	1	1	1	0	1	3																
Todd Benzinger, S OBP: 0.296, SLG: 0.351			G5-3						3-2	3	1	1	0	0	1	0																
Joe Oliver, R OBP: 0.372, SLG: 0.372 Luis Quinones, S OBP: 0.315, SLG: 0.330 Jeff Reed, L OBP: 0.366, SLG: 0.380			2B						0-0	3	1	2	0	0	0	0																
Billy Hatcher, R OBP: 0.323, SLG: 0.398	G5-3		G5-3						0-0	4	0	0	1	0	0	3																
Tom Browning, L OBP: 0.323, SLG: 0.111 Terry Lee, R (4, PH) Herm Winningham, L OBP: 0.245, SLG: 0.065 Scott Scudder, R OBP: 0.250, SLG: 0.065 Hal Morris, L OBP: 0.250, SLG: 0.065 Tim Layana, R (7, 1) Paul O'Neill, R OBP: 0.323, SLG: 0.448			K						2-1	1	0	0	0	0	0	1																
Inning Stats	R: 1 E: 0 K: 0 S: 7	H: 2 LOB: 0 BB: 0 P: 12	R: 1 E: 0 K: 1 S: 12	H: 2 LOB: 1 BB: 0 P: 15	R: 3 E: 0 K: 1 S: 13	H: 2 LOB: 0 BB: 1 P: 25	R: 1 E: 0 K: 0 S: 13	H: 2 LOB: 0 BB: 0 P: 19	R: 0 E: 0 K: 1 S: 9	H: 0 LOB: 0 BB: 0 P: 12	R: 0 E: 0 K: 1 S: 9	H: 0 LOB: 0 BB: 0 P: 14	R: 0 E: 0 K: 1 S: 16	H: 1 LOB: 3 BB: 1 P: 26	R: 0 E: 0 K: 0 S: 6	H: 0 LOB: 1 BB: 0 P: 11		R: 0 E: 0 K: 1 S: 9	H: 1 LOB: 1 BB: 0 P: 11	1B: 7 2B: 1 3B: 0 HR: 2	SF: 1 SAC: 0 DP: 0 HBP: 2	WP: 0 PB: 0 SB: 0 CS: 2	PA: 42									
PITCHER	IP WLS BF H R ER SO BB IBB HBP BLK WP HR S P ERA WHIP																															
Steve Avery, L ERA: 5.19	3.0	17	7	6	5	2	1	0	0	0	0	2	39	62	15.00	2.667																
Mark Grant, R ERA: 5.61	4.0	W 15	2	0	0	3	1	0	1	0	0	0	40	61	0.00	0.750																
Jeff Parrett, R ERA: 4.83	2.0	S 8	1	0	0	1	0	0	1	0	0	0	15	22	0.00	0.500																

Batter	1	2	3	4	5	6	7	8	9	AB	R	H	RBI	BB	SO	LOB	BOTTOM															
Lonnie Smith, R OBP: 0.383, SLG: 0.448	G5-3		P4	G6-3			L7		1-0	5	0	2	0	0	0	0	Cincinnati Reds @ Atlanta Braves Atlanta-Fulton County Stadium, Atlanta, GA Mon Sep 03 1990, 3:33 AM EDT Att: 9,176 - Sunny - 89 F															
Ron Gant, R OBP: 0.348, SLG: 0.534	P3		1B	G6-3			CS		2-3	4	1	1	0	1	1	2																
David Justice, L OBP: 0.346, SLG: 0.510	BLK		1B HBP	G4-3			CS		3-0	5	1	2	0	0	0	2																
Jim Presley, R OBP: 0.286, SLG: 0.421 Mark Lemke, S OBP: 0.293, SLG: 0.259	G1-3		FC5-4	G5-3			G5-3		2-3	4	1	0	0	0	1	3																
Francisco Cabrera, R OBP: 0.310, SLG: 0.500 Tommy Gregg, L OBP: 0.321, SLG: 0.406			F7	FC5-4			F7		0-0	2	0	1	1	0	0	0																
Andres Thomas, R OBP: 0.249, SLG: 0.307			2B	FC5-4			F9		0-2	4	3	2	2	0	0	2																
Jeff Blauser, R OBP: 0.335, SLG: 0.390	G3		G3	E5			E5		4-2	3	1	2	2	1	0	0																
Ernie Whitt, L OBP: 0.273, SLG: 0.246	G3		G3	G3			G3		3-2	3	0	1	2	1	0	2																
Steve Avery, L OBP: 0.148, SLG: 0.148 Mark Grant, R OBP: 0.250, SLG: 0.250 Oddibe McDowell, L OBP: 0.299, SLG: 0.362 Jim Vatcher, R OBP: 0.310, SLG: 0.348 Jeff Parrett, R (8, 1)	K2-3		G4-3	G3			G3		1-1	2	0	0	0	0	1	2																
Inning Stats	R: 0 E: 0 K: 0 S: 6	H: 1 LOB: 1 BB: 0 P: 10	R: 1 E: 0 K: 1 S: 8	H: 2 LOB: 0 BB: 0 P: 12	R: 5 E: 0 K: 0 S: 25	H: 5 LOB: 1 BB: 0 P: 36	R: 0 E: 0 K: 0 S: 11	H: 1 LOB: 1 BB: 0 P: 19	R: 0 E: 0 K: 0 S: 8	H: 0 LOB: 0 BB: 1 P: 14	R: 0 E: 0 K: 0 S: 8	H: 0 LOB: 0 BB: 1 P: 13	R: 2 E: 0 K: 0 S: 12	H: 3 LOB: 2 BB: 2 P: 23	R: 0 E: 0 K: 2 S: 9	H: 1 LOB: 1 BB: 0 P: 17		1B: 8 2B: 4 3B: 1 HR: 0	SF: 0 SAC: 0 DP: 0 HBP: 1	WP: 0 PB: 1 SB: 1 CS: 1	PA: 41											
PITCHER	IP WLS BF H R ER SO BB IBB HBP BLK WP HR S P ERA WHIP																															
Tom Browning, L ERA: 3.44	3.0	11	1	0	0	0	1	0	0	0	0	27	46	0.00	0.667																	
Scott Scudder, R ERA: 5.4																																
Tim Layana, R ERA: 3.08	0.2	L 6	2	2	2	0	2	0	0	0	0	10	20	27.00	6.000																	
Tim Birtsas, L ERA: 3.94	1.1	5	2	0	0	2	0	0	0	0	0	11	20	0.00	1.500																	



Batter	1	2	3	4	5	6	7	8	9	AB	R	H	RBI	BB	SO	LOB	TOP					
Billy Hatcher, R OBP: 0.324, SLG: 0.395 (1, 8)	0-0 4-3		4-2 BB 1B 2B BB	0-1 5-3			2-0 5-3		4-1 BB 1-2 2-3	3	1	0	0	2	0	0	Cincinnati Reds @ Atlanta Braves Atlanta-Fulton County Stadium, Atlanta, GA Tue Sep 04 1990, 7:05 PM EDT Att: 4,463 - Unknown AB 33 R 4 H 7 RBI 4 BB 5 SO 7 LOB 15					
Mariano Duncan, R OBP: 0.354, SLG: 0.491 (1, 4)	1-3 K		2-0 BB 1-2 2B 1B	0-0 6-3			2-2 5-3		0-3 K	5	1	1	1	0	2	3						
Barry Larkin, R OBP: 0.362, SLG: 0.400 (1, 6)	1-0 2B		2B 1-2 2-3 1B BB		1-0 F9			2-2 L9	1-2 P3	4	1	1	0	1	0	3						
Eric Davis, R OBP: 0.335, SLG: 0.460 (1, 7)	0-1 F8		0-0 1B 1-3 2-H 3-H 2B		2-2 L9			0-0 2B		4	0	2	2	0	0	1						
Chris Sabo, R OBP: 0.344, SLG: 0.482 Randy Myers, L OBP: 0.500, SLG: 0.500 (8, 1)		1-0 F8	4-0 1B IBB		1-0 F8			0-1 F8		3	0	0	0	1	0	1						
Todd Benzinger, S OBP: 0.296, SLG: 0.350 (1, 3)		1-0 6-3	0-2 FC6-4 1B			1-3 K		1-2 4-3		4	0	1	1	0	1	1						
Paul O'Neill, L OBP: 0.349, SLG: 0.445 Bill Doran, S OBP: 0.407, SLG: 0.416 (8, 5)		1-3 K	2-3 K			2-3 K			1-1 P3	3	0	0	0	0	3	3						
Joe Oliver, R OBP: 0.312, SLG: 0.374 Jeff Reed, L OBP: 0.366, SLG: 0.380 Terry Lee, R (9, PH)			SH1-4 2B			0-0 5-3			4-0 BB 1B BB	3	1	1	0	0	0	3						
Norm Charlton, S OBP: 0.241, SLG: 0.120 (9, PR)			FC6-4							0	0	0	0	0	0	0						
Danny Jackson, R OBP: 0.074, SLG: 0.148 Tim Layana, R (4, 1) Rob Dibble, L (6, 1) Glenn Braggs, R OBP: 0.354, SLG: 0.399 (6, 9)			SH1-4 2-3	0-3 K			1-0 P3		1-1 BB 1B	1	0	0	0	0	1	0						
Inning Stats	R: 0 E: 0 K: 1 S: 7	H: 1 LOB: 1 BB: 0 P: 9	R: 0 E: 0 K: 1 S: 5	H: 0 LOB: 0 BB: 0 P: 8	R: 4 E: 0 K: 1 S: 15	H: 4 LOB: 3 BB: 3 P: 34	R: 0 E: 0 K: 1 S: 6	H: 0 LOB: 0 BB: 0 P: 6	R: 0 E: 0 K: 0 S: 5	H: 0 LOB: 0 BB: 0 P: 9	R: 0 E: 0 K: 2 S: 8	H: 0 LOB: 0 BB: 0 P: 11	R: 0 E: 0 K: 0 S: 5	H: 1 LOB: 1 BB: 0 P: 10	R: 0 E: 0 K: 0 S: 9	H: 1 LOB: 1 BB: 0 P: 12	R: 0 E: 0 K: 1 S: 11	H: 1 LOB: 3 BB: 2 P: 22	1B: 3 2B: 4 3B: 0 HR: 0	SF: 0 SAC: 1 DP: 0 HBP: 0	WP: 0 PB: 0 SB: 0 CS: 0	PA: 39
PITCHER	IP WLS BF H R ER SO BB IBB HBP BLK WP HR S P ERA WHIP																					
Tom Glavine, L ERA: 4.56 Kent Mercker, L ERA: 2.39 (9, 1)	8.0 W 33 6 4 4 6 2 1 0 0 0 0 0 60 99 4.50 1.000																					

Batter	1	2	3	4	5	6	7	8	9	AB	R	H	RBI	BB	SO	LOB	BOTTOM			
Lonnie Smith, R OBP: 0.383, SLG: 0.446 (1, 7)	1-3 K	2-3 K		3-1 HR 1B	0-0 5-3		4-0 BB 2-3			4	1	1	0	1	2	2	Cincinnati Reds @ Atlanta Braves Atlanta-Fulton County Stadium, Atlanta, GA Tue Sep 04 1990, 7:05 PM EDT Att: 4,463 - Unknown AB 38 R 7 H 14 RBI 7 BB 5 SO 11 LOB 30			
Ron Gant, R OBP: 0.351, SLG: 0.541 (1, 8)	0-1 1B 1B	1-3 K		2-2 1-H HR		1-0 WP SF9 1B	1-3 K			5	3	3	2	0	2	4				
David Justice, L OBP: 0.355, SLG: 0.532 (1, 9)	0-1 1B 1-3 1B		4-2 WP 1B BB	0-0 HR		4-1 SF9 S BB	1-3 K		0-0 HR	3	3	3	2	2	0	0				
Jim Presley, R OBP: 0.291, SLG: 0.428 Mark Lemke, S OBP: 0.293, SLG: 0.259 (8, PR) (9, 4)	0-0 FC4-6 1B		4-1 FC5 1B BB	3-2 3-1 2B		1-3 K		1-2 2B		4	0	3	1	1	1	2				
Francisco Cabrera, R OBP: 0.304, SLG: 0.491 Tommy Gregg, L OBP: 0.316, SLG: 0.403 (5, 3) Gerónimo Berroa, R (8, PH) Kent Mercker, L (9, 1)	1-1 L7		0-3 K	1-1 3-1		3-2 SF9		3-3 K		2	0	0	0	0	1	4				
Andres Thomas, R OBP: 0.248, SLG: 0.302 (1, 6)	0-0 FC4-6 1-2		1-0 F8	2-0 G4-3		1-3 3-H F4		4-2 BB		2	0	0	0	1	0	6				
Jeff Blauser, R OBP: 0.339, SLG: 0.400 (9, 5)		3-2 L8	0-0 1-2 2-H 1B		3-1 6-3 2B		0-0 WP 2B	3-1 F3		5	0	3	1	0	0	2				
Greg Olson, R OBP: 0.345, SLG: 0.403 (1, 2)		0-0 G6-3	0-2 FC5 2-3		1-3 K		1-0 L3	2-3 K		5	0	0	0	0	2	6				
Tom Glavine, L OBP: 0.197, SLG: 0.145 Mike Bell, L OBP: 0.333, SLG: 0.333 (9, 3)		0-0 PB 1B		2-3 K	3-1 6-3		2-3 K			4	0	1	0	0	2	2				
Inning Stats	R: 1 E: 0 K: 1 S: 11	H: 3 LOB: 2 BB: 0 P: 13	R: 0 E: 0 K: 2 S: 14	H: 1 LOB: 2 BB: 0 P: 20	R: 1 E: 0 K: 1 S: 12	H: 1 LOB: 2 BB: 2 P: 21	R: 3 E: 0 K: 1 S: 16	H: 4 LOB: 1 BB: 0 P: 29	R: 0 E: 0 K: 1 S: 8	H: 1 LOB: 1 BB: 0 P: 15	R: 1 E: 0 K: 1 S: 12	H: 1 LOB: 1 BB: 1 P: 21	R: 0 E: 0 K: 2 S: 9	H: 1 LOB: 2 BB: 1 P: 16	R: 1 E: 0 K: 2 S: 14	H: 2 LOB: 2 BB: 1 P: 27		1B: 7 2B: 4 3B: 0 HR: 3	SF: 1 SAC: 0 DP: 0 HBP: 0	WP: 3 PB: 1 SB: 2 CS: 0
PITCHER	IP WLS BF H R ER SO BB IBB HBP BLK WP HR S P ERA WHIP																			
Danny Jackson, L ERA: 3.64 Tim Layana, R ERA: 3.14 Rob Dibble, R ERA: 1.86 Randy Myers, L ERA: 2.1 (8, 1)	1.2 L 8 3 1 1 1 0 0 0 0 0 0 0 15 29 5.40 1.800																			

Batter	1	2	3	4	5	6	7	8	9	AB	R	H	RBI	BB	SO	LOB	TOP										
Oddibe McDowell, L (1, 7) OBP: 0.297, SLG: 0.370										5	1	1	1	0	1	0	Atlanta Braves @ Los Angeles Dodgers Dodger Stadium, Los Angeles, CA Wed Sep 05 1990, 7:05 PM PDT Att: 27,148 - Unknown										
Ernie Whitt, L (1, 2) OBP: 0.272, SLG: 0.253										4	1	1	0	0	0	0											
Ron Gant, R (1, 8) OBP: 0.352, SLG: 0.547										4	1	2	1	0	0	1											
David Justice, L (1, 9) OBP: 0.359, SLG: 0.541										3	2	2	1	1	0	1											
Tommy Gregg, L (1, 3) OBP: 0.321, SLG: 0.406										4	0	2	0	0	0	2											
Jim Prestley, R (1, 5) OBP: 0.291, SLG: 0.427										4	0	1	1	0	1	3											
Mark Lemke, S (8, FR) OBP: 0.293, SLG: 0.259										0	0	0	0	0	0	0		0									
Jeff Blauer, R (1, 4) OBP: 0.336, SLG: 0.408										4	1	1	1	0	1	1											
Andres Thomas, R (1, 6) OBP: 0.244, SLG: 0.297										4	0	0	0	0	0	0											
29 John Smoltz, R (1, 1) OBP: 0.243, SLG: 0.203										4	0	0	0	0	2	0											
Kent Mercker, L (9, 1)										0	0	0	0	0	0	0											
Inning Stats	R: 2 E: 0 K: 1 S: 8	H: 3 LOB: 1 BB: 0 P: 8	R: 0 E: 0 K: 0 S: 3	H: 0 LOB: 0 BB: 0 P: 3	R: 1 E: 0 K: 0 S: 6	H: 3 LOB: 2 BB: 0 P: 6	R: 1 E: 0 K: 0 S: 4	H: 1 LOB: 0 BB: 0 P: 4	R: 0 E: 0 K: 0 S: 3	H: 0 LOB: 0 BB: 0 P: 3	R: 0 E: 0 K: 2 S: 7	H: 0 LOB: 0 BB: 0 P: 7	R: 2 E: 0 K: 1 S: 7	H: 2 LOB: 2 BB: 0 P: 11	R: 0 E: 0 K: 1 S: 5	H: 0 LOB: 0 BB: 0 P: 5	1B: 5 2B: 1 3B: 0 HR: 4	SF: 0 SAC: 0 DP: 0 HBP: 0	WP: 3 PB: 0 SB: 1 CS: 1	PA: 37							
PITCHER	IP	WLS	BF	H	R	ER	SO	BB	IBB	HBP	BLK	WP	HR	S	P	ERA	WHIP										
Mike Morgan, R (1, 1) ERA: 3.45	5.0	L	22	8	4	4	1	0	0	0	0	1	4	24	14	7.20	1.600										
Darren Holmes, R (6, 1) ERA: 1.35	2.0		6	0	0	0	2	0	0	0	0	0	0	10	10	0.00	0.000										
Jim Gott, R (8, 1) ERA: 2.81	1.0		6	2	2	2	1	0	1	0	0	1	0	7	11	18.00	2.000										
Jim Poole, L (9, 1) ERA: 2.57	1.0		3	0	0	0	1	0	0	0	0	0	0	5	5	0.00	0.000										

Batter	1	2	3	4	5	6	7	8	9	AB	R	H	RBI	BB	SO	LOB	BOTTOM										
Lenny Harris, L (1, 4) OBP: 0.337, SLG: 0.367										3	0	0	0	1	1	1	Atlanta Braves @ Los Angeles Dodgers Dodger Stadium, Los Angeles, CA Wed Sep 05 1990, 7:05 PM PDT Att: 27,148 - Unknown										
Stan Javier, S (1, 8) OBP: 0.359, SLG: 0.368										4	0	0	0	0	0	2											
Kal Daniels, L (1, 7) OBP: 0.360, SLG: 0.512										4	0	0	0	0	2	0											
Jose Gonzalez, R (9, 7) OBP: 0.284, SLG: 0.458											0	0	0	0	0	0		0									
Eddie Murray, S (1, 3) OBP: 0.399, SLG: 0.503										3	1	2	0	1	0	0											
Hubie Brooks, R (1, 9) OBP: 0.309, SLG: 0.435										4	1	1	2	0	1	2											
Mike Scioscia, L (1, 2) OBP: 0.349, SLG: 0.418										4	0	1	0	0	0	2											
Mike Sharperson, R (1, 5) OBP: 0.392, SLG: 0.588										4	0	2	0	0	0	2											
Alfredo Griffin, S (1, 6) OBP: 0.265, SLG: 0.257										2	0	1	0	0	0	1											
Kirk Gibson, L (7, PH) OBP: 0.355, SLG: 0.438										0	0	0	0	1	0	0											
Jose Offerman, S (8, 6) OBP: 0.233, SLG: 0.286										1	0	0	0	0	0	1											
Mike Morgan, R (1, 1) ERA: 3.58	R: 0 E: 0 K: 1 S: 5	H: 0 LOB: 0 BB: 0 P: 5	R: 0 E: 0 K: 0 S: 4	H: 1 LOB: 1 BB: 0 P: 4	R: 0 E: 0 K: 0 S: 3	H: 1 LOB: 1 BB: 1 P: 7	R: 0 E: 0 K: 1 S: 5	H: 0 LOB: 1 BB: 1 P: 9	R: 0 E: 0 K: 1 S: 6	H: 1 LOB: 1 BB: 0 P: 6	R: 0 E: 0 K: 0 S: 3	H: 0 LOB: 0 BB: 0 P: 3	R: 0 E: 0 K: 2 S: 8	H: 1 LOB: 2 BB: 1 P: 12	R: 0 E: 0 K: 0 S: 3	H: 0 LOB: 0 BB: 0 P: 3	R: 2 E: 0 K: 0 S: 6	H: 3 LOB: 1 BB: 0 P: 6	1B: 4 2B: 2 3B: 0 HR: 1	SF: 0 SAC: 0 DP: 1 HBP: 0	WP: 1 PB: 0 SB: 2 CS: 0	PA: 36					
PITCHER																							IP	WLS	BF	H	R
29 John Smoltz, R (1, 1) ERA: 3.58	8.1	W	34	7	2	2	5	3	0	0	0	0	1	41	53	2.16	1.200										
Kent Mercker, L (9, 1) ERA: 2.35	0.2		2	0	0	0	0	0	0	0	0	0	0	2	2	0.00	0.000										



Batter	1	2	3	4	5	6	7	8	9	AB	R	H	RBI	BB	SO	LOB	TOP
Lonnie Smith, R OBP: 0.382, SLG: 0.444 (1, 7)	G6-3			FC4-6 1B		K		F7		4	0	1	0	0	1	1	Atlanta Braves @ Los Angeles Dodgers Dodger Stadium, Los Angeles, CA Thu Sep 06 1990, 7:05 PM PDT Att: 36,362 - Unknown - 75 F
Ernie Whitt, L OBP: 0.266, SLG: 0.247 (1, 2)	K			FC4-6 1-2f		G3		L9		4	0	0	0	0	1		
Ron Gant, R OBP: 0.349, SLG: 0.543 (1, 8)	K			L7			G1-3		K	4	0	0	0	0	2	1	
David Justice, L OBP: 0.355, SLG: 0.535 (1, 9)		K		P2			F9		F9	4	0	0	0	0	1	1	
Tommy Gregg, L OBP: 0.322, SLG: 0.404 (1, 3)	E4 G5-4-3				F7					3	0	1	0	0	0	0	
Jim Prestley, R OBP: 0.289, SLG: 0.424 (1, 5)	G5-4-3 1-2f				P5		G4-3			3	0	0	0	0	0	2	
Jeff Blauer, R OBP: 0.338, SLG: 0.405 (1, 4)		G5-3			HBP			P2		2	0	0	0	0	0	0	
Andres Thomas, R OBP: 0.242, SLG: 0.294 Victor Rosano, R (8, 6)		F7			P6			P3		3	0	0	0	0	0	1	
Paul Marak, R Tony Castillo, L Mark Grant, R Oddibe McDowell, S Dwayne Henry, R Mike Bell, L Marvin Freeman, R (1, 1) (3, 1) (5, 1) (6, PH) (8, 1) (8, PH) (8, 1)		G1-3						K		1	0	0	0	0	0	0	
Inning Stats	R: 0 H: 0 E: 0 K: 2 S: 9	H: 0 LOB: 0 BB: 0 P: 14	R: 0 H: 0 E: 1 K: 1 S: 13	H: 0 LOB: 0 BB: 0 P: 18	R: 0 H: 0 E: 0 K: 0 S: 10	H: 1 LOB: 1 BB: 0 P: 12	R: 0 H: 0 E: 0 K: 0 S: 3	H: 0 LOB: 1 BB: 0 P: 6	R: 0 H: 1 E: 0 K: 0 S: 7	H: 1 LOB: 1 BB: 0 P: 12	R: 0 H: 1 E: 0 K: 1 S: 9	H: 0 LOB: 0 BB: 0 P: 15	1B: 2 2B: 1 3B: 0 HR: 0	SF: 0 SAC: 0 DP: 1 HBP: 1	WP: 0 PB: 0 SB: 0 CS: 0	PA: 31	
PITCHER Mike Hartley, R ERA: 2.65 (1, 1)	IP: 9.0 WLS: W BF: 31 H: 3 R: 0 ER: 0 SO: 6 BB: 0 IBB: 0 HBP: 1 BLK: 0 WP: 0 HR: 0 S: 75 P: 115 ERA: 0.00 WHIP: 0.333											PITCHER Mike Hartley, R ERA: 2.65 (1, 1)	IP: 9.0 WLS: W BF: 31 H: 3 R: 0 ER: 0 SO: 6 BB: 0 IBB: 0 HBP: 1 BLK: 0 WP: 0 HR: 0 S: 75 P: 115 ERA: 0.00 WHIP: 0.333				

AB 30
R 0
H 3
RBI 0
BB 0
SO 6
LOB 7



Batter	1	2	3	4	5	6	7	8	9	AB	R	H	RBI	BB	SO	LOB	BOTTOM	
Lenny Harris, L OBP: 0.338, SLG: 0.371 (1, 4) (9, 5)	HR S 1B	L6 2B		G6-3		E5				4	1	2	0	0	0	0	Atlanta Braves @ Los Angeles Dodgers Dodger Stadium, Los Angeles, CA Thu Sep 06 1990, 7:05 PM PDT Att: 36,362 - Unknown - 75 F	
Kirk Gibson, L OBP: 0.350, SLG: 0.432 (1, 8)	F8	L6 2-3		G4-3		P5				4	0	0	0	0	3			
Kal Daniels, L OBP: 0.381, SLG: 0.518 (1, 7)	HR BB			HR		K		K		3	2	1	1	1	2	0		
Eddie Murray, S OBP: 0.402, SLG: 0.511 (1, 3)	HR 1-2H 2H		F7		2B 1B			FC5-4 BB		3	1	2	3	1	0	0		
Hubie Brooks, R OBP: 0.310, SLG: 0.437 Stan Javier, S OBP: 0.359, SLG: 0.368 (7, PR) (8, 9)	G5-3		1B SF9 BB		2B		FC5-4 1-2f			3	1	1	0	1	0	1		
Mike Scioscia, L OBP: 0.350, SLG: 0.421 (1, 2)	E9 2B			FC5-4 1B		P6		P4		4	0	2	0	0	3			
Mike Sharperson, R OBP: 0.390, SLG: 0.585 Jose Vizcaino, S OBP: 0.326, SLG: 0.333 (9, 4)			SF9 3-H		G6-3			G6-3		2	0	0	1	1	0	2		
Jose Offerman, S OBP: 0.206, SLG: 0.250 (1, 6)	F7		FC5-4 1-2f			F7		G4-3		4	0	0	0	0	3			
Mike Hartley, R OBP: 0.083, SLG: 0.083 (1, 1)		K		K		G6-3		K		4	0	0	0	0	3	0		
Inning Stats	R: 3 H: 3 E: 1 K: 0 S: 15	H: 3 LOB: 2 BB: 2 P: 34	R: 0 H: 1 E: 0 K: 1 S: 7	H: 1 LOB: 0 BB: 0 P: 11	R: 2 H: 2 E: 0 K: 0 S: 9	H: 2 LOB: 1 BB: 1 P: 18	R: 0 H: 0 E: 0 K: 1 S: 10	H: 2 LOB: 2 BB: 0 P: 18	R: 0 H: 0 E: 1 K: 0 S: 13	H: 0 LOB: 1 BB: 0 P: 25	R: 0 H: 0 E: 0 K: 1 S: 12	H: 0 LOB: 1 BB: 1 P: 19	R: 0 H: 0 E: 0 K: 1 S: 7	H: 0 LOB: 0 BB: 0 P: 12	1B: 3 2B: 4 3B: 0 HR: 2	SF: 1 SAC: 0 DP: 1 HBP: 0		WP: 0 PB: 0 SB: 1 CS: 0
PITCHER Paul Marak, R ERA: 6.52 Tony Castillo, L ERA: 4.14 Mark Grant, R ERA: 5.58 Dwayne Henry, R ERA: 5.09 Marvin Freeman, R ERA: 5.4	IP: 2.1 WLS: L BF: 14 H: 5 R: 5 ER: 5 SO: 1 BB: 3 IBB: 0 HBP: 0 BLK: 0 WP: 0 HR: 2 S: 27 P: 56 ERA: 19.29 WHIP: 3.429											PITCHER Paul Marak, R ERA: 6.52 Tony Castillo, L ERA: 4.14 Mark Grant, R ERA: 5.58 Dwayne Henry, R ERA: 5.09 Marvin Freeman, R ERA: 5.4	IP: 2.1 WLS: L BF: 14 H: 5 R: 5 ER: 5 SO: 1 BB: 3 IBB: 0 HBP: 0 BLK: 0 WP: 0 HR: 2 S: 27 P: 56 ERA: 19.29 WHIP: 3.429					

AB 31
R 5
H 8
RBI 5
BB 4
SO 5
LOB 12



Batter	1	2	3	4	5	6	7	8	9	AB	R	H	RBI	BB	SO	LOB	TOP			
Lonnie Smith, R OBP: 0.385, SLG: 0.448 (1, 7)	L3		G1-6-3 BB		G1-6-3 1B		2B			3	0	2	1	1	0	0	Atlanta Braves @ San Diego Padres Jack Murphy Stadium, San Diego, CA Fri Sep 07 1990, 10:05 PM EDT Att: 12,449 - Unknown			
Jeff Treadway, L OBP: 0.311, SLG: 0.401 Mark Lemke, S OBP: 0.293, SLG: 0.259 (1, 4) (7, 4)	G4-3		G1-6-3 1-2f		G1-6-3 1-2f		F7			4	0	0	0	0	0	4				
Ron Gant, R OBP: 0.350, SLG: 0.543 (1, 8)	BB			L7		SF8 2B		F8		3	1	1	0	1	0	0				
David Justice, L OBP: 0.352, SLG: 0.531 (1, 9)	L9			K		SF8 2H		G4-3		3	0	0	1	0	1	1				
Tommy Gregg, L OBP: 0.315, SLG: 0.396 Mike Bell, L OBP: 0.375, SLG: 0.462 (1, 3) (9, 3)		G5-3		K		F7		G4-3		4	0	0	0	0	1	0				
Jim Presley, R OBP: 0.289, SLG: 0.425 Jeff Blauser, R OBP: 0.338, SLG: 0.405 (1, 5) (9, 5)	P4				1B 2B	K		F8		4	1	1	0	0	1	0				
Ernie Whitt, L OBP: 0.271, SLG: 0.253 (1, 2)	1B				2B	1B		G3-1		4	1	2	0	0	0	0				
Andres Thomas, R OBP: 0.242, SLG: 0.297 (1, 6)	G1-3				SH1-4 1H 3H	1B 2B		F7		4	1	1	2	0	0	1				
Charlie Leibrandt, R OBP: 0.233, SLG: 0.195 (1, 1)			G4-3		SH1-4 2-3			2B 1B		2	0	1	0	0	0	0				
Inning Stats	R: 0 E: 0 K: 0 S: 7	H: 0 LOB: 1 BB: 1 P: 12	R: 0 E: 0 K: 0 S: 9	H: 1 LOB: 1 BB: 0 P: 11	R: 0 E: 0 K: 0 S: 7	H: 0 LOB: 0 BB: 1 P: 14	R: 0 E: 0 K: 0 S: 12	H: 0 LOB: 0 BB: 0 P: 18	R: 3 E: 0 K: 0 S: 9	H: 4 LOB: 0 BB: 0 P: 12	R: 1 E: 0 K: 0 S: 17	H: 1 LOB: 2 BB: 0 P: 21	R: 0 E: 0 K: 0 S: 10	H: 0 LOB: 0 BB: 0 P: 17	R: 0 E: 0 K: 0 S: 6	H: 0 LOB: 0 BB: 0 P: 11	1B: 4 2B: 4 3B: 0 HR: 0	SF: 1 SAC: 1 DP: 2 HBP: 0	WP: 0 PB: 1 SB: 0 CS: 0	PA: 35
PITCHER	IP WLS BF H R ER SO BB IBB HBP BLK WP HR S P ERA WHIP	IP WLS BF H R ER SO BB IBB HBP BLK WP HR S P ERA WHIP	IP WLS BF H R ER SO BB IBB HBP BLK WP HR S P ERA WHIP	IP WLS BF H R ER SO BB IBB HBP BLK WP HR S P ERA WHIP	IP WLS BF H R ER SO BB IBB HBP BLK WP HR S P ERA WHIP	IP WLS BF H R ER SO BB IBB HBP BLK WP HR S P ERA WHIP	IP WLS BF H R ER SO BB IBB HBP BLK WP HR S P ERA WHIP	IP WLS BF H R ER SO BB IBB HBP BLK WP HR S P ERA WHIP	IP WLS BF H R ER SO BB IBB HBP BLK WP HR S P ERA WHIP	IP WLS BF H R ER SO BB IBB HBP BLK WP HR S P ERA WHIP	IP WLS BF H R ER SO BB IBB HBP BLK WP HR S P ERA WHIP	IP WLS BF H R ER SO BB IBB HBP BLK WP HR S P ERA WHIP	IP WLS BF H R ER SO BB IBB HBP BLK WP HR S P ERA WHIP	IP WLS BF H R ER SO BB IBB HBP BLK WP HR S P ERA WHIP	IP WLS BF H R ER SO BB IBB HBP BLK WP HR S P ERA WHIP	IP WLS BF H R ER SO BB IBB HBP BLK WP HR S P ERA WHIP	IP WLS BF H R ER SO BB IBB HBP BLK WP HR S P ERA WHIP			
Ed Whitson, R ERA: 2.37 (1, 1)	6.0 L	24 6	4 4	3 3	2 2	0 0	0 0	0 0	0 0	0 0	0 0	61 88	4.50 1.333							
Eric Show, R ERA: 5.39 (7, 1)	2.0 8	2 0	0 0	0 0	0 0	0 0	0 0	0 0	0 0	0 0	21 34	0.00 1.000								
Atlee Hammaker, L ERA: 4.19 (9, 1)	1.0 3	0 0	0 0	0 0	0 0	0 0	0 0	0 0	0 0	6 11	0.00 0.000									

AB	31
R	4
H	8
RBI	4
BB	2
SO	3
LOB	6



Batter	1	2	3	4	5	6	7	8	9	AB	R	H	RBI	BB	SO	LOB	BOTTOM			
Bip Roberts, S OBP: 0.371, SLG: 0.423 (1, 5)	F7		K		G6-4-3 1-2f			G5-3		4	0	0	0	0	1	1	Atlanta Braves @ San Diego Padres Jack Murphy Stadium, San Diego, CA Fri Sep 07 1990, 10:05 PM EDT Att: 12,449 - Unknown			
Roberto Alomar, S OBP: 0.345, SLG: 0.383 (1, 4)	E6 FC1-6		P6			G3-1 2B		K1-3		4	0	1	0	0	1	0				
Tony Gwynn, L OBP: 0.355, SLG: 0.406 (1, 9)	FC1-6 1B		G4-3			G3-1		F8		4	1	0	0	0	2					
Jack Clark, R OBP: 0.425, SLG: 0.536 (1, 3)	1B BB			F9 WP BB		P4		1B		2	0	1	0	2	0	1				
Joe Carter, R OBP: 0.283, SLG: 0.400 (1, 7)	FC6-4 1B			K		G1-3		L8		4	0	1	1	0	1	3				
Benito Santiago, R OBP: 0.342, SLG: 0.443 (1, 2)	FC6-4 1-2f			F9				K		4	0	0	0	0	1	4				
Joey Cora, S OBP: 0.256, SLG: 0.231 (1, 6)		L6		P4				L9		3	0	0	0	0	0	1				
Shawn Abner, R OBP: 0.283, SLG: 0.312 (1, 8)		K			L3			F9		3	0	0	0	0	1	0				
Ed Whitson, R OBP: 0.164, SLG: 0.217 Eric Show, R OBP: 0.209, SLG: 0.250 Darrin Jackson, R OBP: 0.246, SLG: 0.306 Atlee Hammaker, S OBP: 0.111, SLG: 0.059 (1, 1) (7, 1) (6, PH) (9, 1)	G6-3				G6-4-3 1B			L9		2	0	1	0	0	0	0				
Inning Stats	R: 1 E: 1 K: 0 S: 10	H: 1 LOB: 2 BB: 1 P: 19	R: 0 E: 0 K: 1 S: 6	H: 0 LOB: 0 BB: 0 P: 10	R: 0 E: 0 K: 1 S: 9	H: 0 LOB: 0 BB: 0 P: 14	R: 0 E: 0 K: 1 S: 11	H: 0 LOB: 1 BB: 1 P: 19	R: 0 E: 0 K: 0 S: 5	H: 1 LOB: 0 BB: 0 P: 9	R: 0 E: 0 K: 0 S: 9	H: 1 LOB: 1 BB: 0 P: 13	R: 0 E: 0 K: 1 S: 6	H: 0 LOB: 0 BB: 0 P: 9	R: 0 E: 0 K: 1 S: 8	H: 1 LOB: 1 BB: 0 P: 7	1B: 3 2B: 1 3B: 0 HR: 0	SF: 0 SAC: 0 DP: 1 HBP: 0	WP: 1 PB: 0 SB: 0 CS: 0	PA: 33
PITCHER	IP WLS BF H R ER SO BB IBB HBP BLK WP HR S P ERA WHIP	IP WLS BF H R ER SO BB IBB HBP BLK WP HR S P ERA WHIP	IP WLS BF H R ER SO BB IBB HBP BLK WP HR S P ERA WHIP	IP WLS BF H R ER SO BB IBB HBP BLK WP HR S P ERA WHIP	IP WLS BF H R ER SO BB IBB HBP BLK WP HR S P ERA WHIP	IP WLS BF H R ER SO BB IBB HBP BLK WP HR S P ERA WHIP	IP WLS BF H R ER SO BB IBB HBP BLK WP HR S P ERA WHIP	IP WLS BF H R ER SO BB IBB HBP BLK WP HR S P ERA WHIP	IP WLS BF H R ER SO BB IBB HBP BLK WP HR S P ERA WHIP	IP WLS BF H R ER SO BB IBB HBP BLK WP HR S P ERA WHIP	IP WLS BF H R ER SO BB IBB HBP BLK WP HR S P ERA WHIP	IP WLS BF H R ER SO BB IBB HBP BLK WP HR S P ERA WHIP	IP WLS BF H R ER SO BB IBB HBP BLK WP HR S P ERA WHIP	IP WLS BF H R ER SO BB IBB HBP BLK WP HR S P ERA WHIP	IP WLS BF H R ER SO BB IBB HBP BLK WP HR S P ERA WHIP	IP WLS BF H R ER SO BB IBB HBP BLK WP HR S P ERA WHIP				
Charlie Leibrandt, L ERA: 3.19 (1, 1)	9.0 W	33 4	1 1	0 0	5 5	2 2	0 0	0 0	0 0	1 1	0 0	70 109	0.00 0.667							



Batter	1	2	3	4	5	6	7	8	9	AB	R	H	RBI	BB	SO	LOB	TOP				
Lonnie Smith, R OBP: 0.387, SLG: 0.449 (1, 7)	4-2 1B BB		0-0 G5-3		4-0 BB			0-2 G4-6-3 1B		2	0	1	0	2	0	0	Atlanta Braves @ San Francisco Giants Candlestick Park, San Francisco, CA Tue Sep 11 1990, 10:05 PM EDT Att: 11,791 - Unknown - 65 F				
Jeff Treadway, L OBP: 0.321, SLG: 0.410 (1, 4)	0-0 1B		4-1 BB		2-1 F8			1-2 G4-6-3 1-2f		3	0	1	0	1	0	3					
Ron Gant, R OBP: 0.347, SLG: 0.536 (1, 8)	1-3 K		2-2 G5-3		1-3 K			3-1 P6		4	0	0	0	0	2	5					
David Justice, L OBP: 0.355, SLG: 0.532 (1, 9)	2-3 K			1-1 G6-3		1-3 K			2-2 G5-3 BB 1B	4	0	1	0	0	2	2					
Tommy Gregg, L OBP: 0.317, SLG: 0.395 (1, 3)	1-3 K			2-2 G5-3		0-1 P5			4-2 G5-3 BB	3	0	0	0	1	1	2					
Jim Prestey, R OBP: 0.287, SLG: 0.421 (1, 5)		0-0 P3		2-2 2B		2-1 F7			0-0 G5-3 1-2 2-3f	4	0	1	0	0	0	2					
Ernie Whitt, L OBP: 0.266, SLG: 0.248 (1, 2)	2-3 K			0-0 P4			1-0 L7		1-1 F9	4	0	0	0	0	1	2					
Jeff Blausler, R OBP: 0.333, SLG: 0.394 (1, 6)	0-0 P3				2-3 K		0-0 G5-3			3	0	0	0	0	1	0					
Paul Marak, R (7, PH)					3-2 G4-3		4-2 BB			1	0	0	0	1	0	0					
Mike Bell, L OBP: 0.350, SLG: 0.471 (7, PH)										1	0	0	0	0	1	0					
Mark Grant, R OBP: 0.250, SLG: 0.250 (7, 1)										0	0	0	0	0	0	0					
Inning Stats	R: 0 E: 0 K: 3 S: 13	H: 1 LOB: 2 BB: 1 P: 21	R: 0 E: 0 K: 1 S: 5	H: 0 LOB: 0 BB: 0 P: 7	R: 0 E: 0 K: 0 S: 8	H: 0 LOB: 1 BB: 1 P: 17	R: 0 E: 0 K: 0 S: 11	H: 1 LOB: 1 BB: 0 P: 16	R: 0 E: 0 K: 1 S: 7	H: 0 LOB: 0 BB: 0 P: 10	R: 0 E: 0 K: 1 S: 7	H: 0 LOB: 0 BB: 0 P: 11	R: 0 E: 0 K: 0 S: 8	H: 1 LOB: 0 BB: 1 P: 12	R: 0 E: 0 K: 0 S: 9	H: 1 LOB: 1 BB: 1 P: 16	1B: 3 2B: 1 3B: 0 HR: 0	SF: 0 SAC: 0 DP: 2 HBP: 0	WP: 0 PB: 0 SB: 1 CS: 0	PA: 34	
PITCHER	IP	WLS	BF	H	R	ER	SO	BB	IBB	HBP	BLK	WP	HR	S	P	ERA	WHIP				
Scott Garrelts, R ERA: 4.0 (1, 1)	8.0	W	32	4	0	0	8	5	0	0	0	0	0	76	130	0.00	1.125				
Steve Bedrosian, R ERA: 4.42 (9, 1)	1.0	S	2	0	0	0	0	0	0	0	0	0	0	3	4	0.00	0.000				



Batter	1	2	3	4	5	6	7	8	9	AB	R	H	RBI	BB	SO	LOB	BOTTOM				
Brett Butler, L OBP: 0.388, SLG: 0.364 (1, 8)	4-0 BB		0-2 CS		1-0 2B		0-0 B1-3			3	0	2	0	1	0	0	Atlanta Braves @ San Francisco Giants Candlestick Park, San Francisco, CA Tue Sep 11 1990, 10:05 PM EDT Att: 11,791 - Unknown - 65 F				
Greg Litton, R OBP: 0.279, SLG: 0.301 (1, 4)	1-2 G4-6-3		1-0 G4-3		0-0 F7		4-1 HR			3	0	0	0	1	0	3					
Jose Uribe, S OBP: 0.297, SLG: 0.310 (7, PR)	1-2f		1-2		2-1 F7		0-3 K			0	1	0	0	0	0	0					
Will Clark, L OBP: 0.352, SLG: 0.438 (1, 3)	1-0 1B			0-0 E	2-1 F7		1-0 K			4	0	2	0	0	1	2					
Kevin Mitchell, R OBP: 0.373, SLG: 0.568 (1, 7)	0-2 L7			3-2 P6		2-2 3B	1-0 HR			4	1	2	2	0	0	2					
Matt Williams, R OBP: 0.325, SLG: 0.496 (1, 5)		1-0 G5-3		1-0 P3		4-2 BB	2-0 1B			3	0	1	0	1	0	1					
Kevin Bass, S OBP: 0.288, SLG: 0.423 (1, 9)		2-1 F8		1-1 E3		2-1 F8	3-3 K			4	0	0	0	0	1	4					
Robby Thompson, R OBP: 0.301, SLG: 0.385 (8, 4)				1-3 K		1-2 K				0	0	0	0	0	0	0					
Terry Kennedy, L OBP: 0.355, SLG: 0.384 (1, 2)		0-1 1B		4-0 IBB		4-0 IBB		0-0 F7		2	0	1	0	2	0	0					
Mike Benjamin, R OBP: 0.267, SLG: 0.464 (1, 6)		2-1 P5		1-0 F7		1-3 K		0-1 F7		1	0	0	0	0	0	1					
Ernest Riles, L OBP: 0.323, SLG: 0.391 (4, PH)										2	0	0	0	0	1	6					
Mike Kingery, L OBP: 0.330, SLG: 0.335 (8, 9)										1	0	0	0	0	0	0					
Scott Garrelts, R OBP: 0.090, SLG: 0.077 (1, 1)					2-2 K		2-3 K		2-3 K	4	0	0	0	0	2	3					
Steve Bedrosian, R OBP: 0.500, SLG: 0.500 (9, 1)										0	0	0	0	0	0	0					
Inning Stats	R: 0 E: 0 K: 0 S: 7	H: 1 LOB: 1 BB: 1 P: 13	R: 0 E: 0 K: 0 S: 7	H: 1 LOB: 0 BB: 0 P: 12	R: 0 E: 0 K: 0 S: 7	H: 1 LOB: 0 BB: 0 P: 10	R: 0 E: 1 K: 0 S: 9	H: 1 LOB: 3 BB: 1 P: 19	R: 0 E: 0 K: 1 S: 7	H: 1 LOB: 1 BB: 0 P: 12	R: 2 E: 0 K: 2 S: 10	H: 2 LOB: 1 BB: 1 P: 20	R: 0 E: 0 K: 1 S: 6	H: 0 LOB: 0 BB: 0 P: 8	1B: 5 2B: 1 3B: 1 HR: 1	SF: 0 SAC: 0 DP: 1 HBP: 0	WP: 0 PB: 0 SB: 0 CS: 1	PA: 36			
PITCHER	IP	WLS	BF	H	R	ER	SO	BB	IBB	HBP	BLK	WP	HR	S	P	ERA	WHIP				
Paul Marak, R ERA: 4.02 (1, 1)	6.0	L	27	6	0	0	2	2	0	0	0	0	0	52	94	0.00	1.333				
Mark Grant, R ERA: 5.5 (7, 1)	2.0	L	9	2	2	2	3	1	0	0	0	0	1	16	28	9.00	1.500				



Batter	1	2	3	4	5	6	7	8	9	AB	R	H	RBI	BB	SO	LOB	TOP								
Lonnie Smith, R OBP: 0.390, SLG: 0.461 (1, 7)	0-0 4-3		0-0 1B			0-0 1B 2B	0-0 HR		0-3 K	5	2	3	1	0	1	0	Atlanta Braves @ San Francisco Giants Candlestick Park, San Francisco, CA Wed Sep 12, 1990, 6:33 AM EDT Att: 8,427 - Unknown								
Jeff Treadway, L OBP: 0.320, SLG: 0.410 (1, 4)	0-0 2B		0-3 K			0-0 2-3	0-0 4-3			4	0	1	0	0	1	2									
Ron Gant, R OBP: 0.347, SLG: 0.534 (1, 8)	0-0 6-3		0-0 G6-4-3			0-0 1B S			0-0 5-3	4	0	1	1	0	0	2									
David Justice, L OBP: 0.354, SLG: 0.537 (1, 9)	0-0 F9			0-0 F7		0-0 F7			0-0 HR	4	1	1	1	0	0	2									
Tommy Gregg, L OBP: 0.320, SLG: 0.397 (1, 3)		0-0 1B		0-0 G3		0-0 BB			0-0 4-3	4	0	2	0	0	0	0									
Jeff Blauser, R OBP: 0.336, SLG: 0.396 (1, 6)		0-0 1B		0-0 5-3		0-0 1B			0-0 1B	3	0	2	0	1	0	0									
Greg Olson, R OBP: 0.340, SLG: 0.393 (8, PH)		0-3 K			0-0 5-3		0-0 F8		0-3 K	3	0	0	0	0	1	5									
Jimmy Kremers, L OBP: 0.237, SLG: 0.264 (8, 2)										1	0	0	0	0	1	1									
Mark Lemke, S OBP: 0.296, SLG: 0.264 (1, 5)		0-0 F7			0-0 3-1		0-0 F9		0-0 F9	4	0	0	0	0	0	2									
Charlie Leibrandt, R OBP: 0.227, SLG: 0.190 (5, PH)		0-0 F8					0-0 F5		0-3 K	1	0	0	0	0	0	2									
Ernie White, R OBP: 0.286, SLG: 0.247 (5, 1)										1	0	0	0	0	1	0									
Marvin Freeman, R OBP: 0.333, SLG: 0.444 (7, PH)										0	0	0	0	0	0	0									
Mike Bell, L OBP: 0.292, SLG: 0.143 (7, 1)										0	0	0	0	0	0	0									
Tony Castillo, L OBP: 0.292, SLG: 0.143 (8, 1)										0	0	0	0	0	0	0									
Jeff Parrett, R OBP: 0.311, SLG: 0.348 (9, PH)										1	0	0	0	0	1	0									
Inning Stats	R: 0 E: 0 K: 0 S: 4	H: 1 LOB: 1 BB: 0 P: 4	R: 0 E: 0 K: 1 S: 7	H: 2 LOB: 2 BB: 0 P: 7	R: 0 E: 0 K: 1 S: 5	H: 1 LOB: 0 BB: 0 P: 5	R: 0 E: 0 K: 0 S: 3	H: 0 LOB: 0 BB: 0 P: 3	R: 0 E: 0 K: 1 S: 5	H: 0 LOB: 0 BB: 0 P: 5	R: 1 E: 0 K: 0 S: 6	H: 3 LOB: 3 BB: 1 P: 10	R: 1 E: 0 K: 0 S: 4	H: 1 LOB: 0 BB: 0 P: 4	R: 1 E: 0 K: 1 S: 7	H: 2 LOB: 1 BB: 0 P: 7	R: 0 E: 0 K: 2 S: 7	H: 0 LOB: 0 BB: 0 P: 7	1B: 6 2B: 2 3B: 0 HR: 2	SF: 0 SAC: 0 DP: 1 HBP: 0	WP: 0 PB: 0 SB: 1 CS: 0	PA: 37			
PITCHER	IP	WLS	BF	H	R	ER	SO	BB	IBB	HBP	BLK	WP	HR	S	P	ERA	WHIP								
John Burkett, R ERA: 3.57 (1, 1)	7.2	W	33	10	3	3	3	1	0	0	0	0	2	38	42	3.52	1.435								
Francisco Oliveras, R ERA: 3.16 (8, 1)	1.1	S	4	0	0	0	3	0	0	0	0	0	0	10	10	0.00	0.000								

AB 36
R 3
H 10
RBI 3
BB 1
SO 6
LOB 16



Batter	1	2	3	4	5	6	7	8	9	AB	R	H	RBI	BB	SO	LOB	BOTTOM								
Brett Butler, L OBP: 0.388, SLG: 0.370 (1, 8)	0-0 F7		0-0 HR			0-0 F7			0-0 CS	4	1	2	1	0	0	0	Atlanta Braves @ San Francisco Giants Candlestick Park, San Francisco, CA Wed Sep 12, 1990, 6:33 AM EDT Att: 8,427 - Unknown								
Robby Thompson, R OBP: 0.301, SLG: 0.386 (1, 4)	0-0 HR		0-3 K			0-0 6-3			0-3 K	4	1	1	0	0	2	1									
Will Clark, L OBP: 0.350, SLG: 0.436 (1, 3)	0-0 E8		0-0 F3			0-3 K			0-0 CS	3	1	0	0	0	1	1									
Mike Laga, L OBP: 0.214, SLG: 0.385 (7, 3)	0-0 HR		0-0 F3			0-3 K			0-0 HR	1	1	1	1	0	0	0									
Kevin Mitchell, R OBP: 0.372, SLG: 0.566 (1, 7)	0-0 F9		0-0 P6			0-0 4-3			0-0 F9	2	0	0	0	0	0	2									
Mike Kingery, L OBP: 0.337, SLG: 0.343 (5, 7)	0-0 F9		0-0 P6			0-3 1B			0-0 F9	2	2	2	0	0	0	0									
Matt Williams, R OBP: 0.324, SLG: 0.500 (1, 5)	0-0 HR		0-0 E5			0-3 K			0-0 F9	4	2	1	3	0	1	2									
Kevin Bass, S OBP: 0.283, SLG: 0.416 (1, 9)	0-3 K		0-3 K			0-0 4-3			0-3 K	3	0	0	0	0	2	2									
Greg Litton, R OBP: 0.277, SLG: 0.299 (8, PH)	0-0 K		0-0 K			0-0 4-3			0-0 K	1	0	0	0	0	1	0									
Gary Carter, R OBP: 0.328, SLG: 0.414 (1, 2)		0-0 F7		0-0 2-3		0-0 2B			0-0 FC6-4	4	0	3	2	0	0	0									
Jose Uribe, S OBP: 0.294, SLG: 0.307 (1, 6)		0-0 4-3		0-0 2-3		0-0 2-3			0-0 FC6-4	4	0	0	0	0	0	3									
John Burkett, R OBP: 0.136, SLG: 0.056 (1, 1)		0-0 5-3		0-3 K					0-0 L3	3	0	0	0	0	1	1									
Francisco Oliveras, R (8, 1)										0	0	0	0	0	0	0									
Inning Stats	R: 3 E: 1 K: 1 S: 8	H: 2 LOB: 0 BB: 0 P: 8	R: 0 E: 0 K: 0 S: 3	H: 0 LOB: 0 BB: 0 P: 3	R: 1 E: 0 K: 1 S: 6	H: 1 LOB: 0 BB: 0 P: 6	R: 1 E: 1 K: 2 S: 9	H: 1 LOB: 1 BB: 0 P: 9	R: 0 E: 0 K: 1 S: 5	H: 0 LOB: 0 BB: 0 P: 5	R: 1 E: 0 K: 1 S: 7	H: 2 LOB: 1 BB: 0 P: 7	R: 0 E: 0 K: 1 S: 5	H: 1 LOB: 0 BB: 0 P: 5	R: 2 E: 1 K: 1 S: 8	H: 3 LOB: 1 BB: 0 P: 8	R: 1 E: 1 K: 1 S: 8	H: 3 LOB: 1 BB: 0 P: 8	1B: 5 2B: 2 3B: 0 HR: 3	SF: 0 SAC: 0 DP: 0 HBP: 0	WP: 1 PB: 0 SB: 2 CS: 1	PA: 36			
PITCHER	IP	WLS	BF	H	R	ER	SO	BB	IBB	HBP	BLK	WP	HR	S	P	ERA	WHIP								
Charlie Leibrandt, L ERA: 3.18 (1, 1)	4.0	L	18	4	5	1	4	0	0	0	0	0	0	12	12	4.50	1.000								
Marvin Freeman, R ERA: 5.06 (5, 1)	2.0		8	2	1	1	2	0	0	0	0	0	0	7	7	18.00	3.000								
Tony Castillo, L ERA: 4.14 (7, 1)	1.0		5	3	2	2	1	0	0	0	0	0	1	6	6	0.00	1.000								
Jeff Parrett, R ERA: 4.6 (8, 1)	1.0		4	1	0	0	1	0	0	0	0	1	0	6	6	0.00	1.000								



Batter	1	2	3	4	5	6	7	8	9	AB	R	H	RBI	BB	SO	LOB	TOP			
Bip Roberts, S OBP: 0.372, SLG: 0.427 (1, 5)										4	1	2	0	1	0	0	San Diego Padres @ Atlanta Braves Atlanta-Fulton County Stadium, Atlanta, GA Fri Sep 14 1990, 7:05 PM EDT Att: 4,395 - Unknown			
Gary Templeton, S OBP: 0.286, SLG: 0.363 (1, 6)										4	0	1	0	1	2	1				
Tony Gwynn, L OBP: 0.356, SLG: 0.412 (1, 9)										5	1	1	0	0	0	4				
Jack Clark, R OBP: 0.427, SLG: 0.525 (1, 3)										2	0	1	0	2	0	1				
Joe Carter, R OBP: 0.283, SLG: 0.399 (1, 7)										4	0	1	1	0	0	3				
Benito Santiago, R OBP: 0.336, SLG: 0.425 (1, 2)										4	0	0	0	0	0	2				
Darrin Jackson, R OBP: 0.333, SLG: 0.308 (6, PH)										3	0	1	0	0	1	0				
Phil Stephenson, L OBP: 0.317, SLG: 0.327 (8, PH)										1	0	0	0	0	1	0				
Shawn Abner, R OBP: 0.286, SLG: 0.316 (8, 8)										0	0	0	0	0	0	0				
Paul Faries, R OBP: 0.333, SLG: 0.316 (8, PH)										2	0	1	0	1	1	0				
Fred Lynn, L OBP: 0.328, SLG: 0.364 (8, 1)										0	1	0	0	0	0	0				
Calvin Schiraldi, R OBP: 0.239, SLG: 0.450 (8, 1)										0	0	0	0	0	0	0				
Derek Lilliquist, L OBP: 0.297, SLG: 0.444 (4, 1)										0	0	0	0	0	0	0				
Eric Show, R OBP: 0.296, SLG: 0.250 (6, PH)										0	0	0	0	0	0	0				
Rich Rodriguez, L OBP: 0.273, SLG: 0.349 (6, 1)										0	0	0	0	0	0	0				
Joey Cora, S OBP: 0.264, SLG: 0.229 (8, 4)										1	0	0	0	0	0	1				
Inning Stats	R: 1 E: 0 K: 0 S: 10	H: 3 LOB: 1 BB: 0 P: 12	R: 0 E: 0 K: 1 S: 7	H: 0 LOB: 0 BB: 0 P: 13	R: 1 E: 1 K: 0 S: 12	H: 1 LOB: 1 BB: 1 P: 21	R: 0 E: 0 K: 1 S: 11	H: 1 LOB: 2 BB: 2 P: 21	R: 0 E: 0 K: 1 S: 8	H: 1 LOB: 1 BB: 0 P: 12	R: 1 E: 0 K: 1 S: 13	H: 2 LOB: 2 BB: 1 P: 23	R: 0 E: 0 K: 1 S: 9	H: 1 LOB: 0 BB: 0 P: 12	R: 0 E: 0 K: 1 S: 8	H: 0 LOB: 0 BB: 0 P: 10	1B: 7 2B: 1 3B: 1 HR: 0	SF: 0 SAC: 0 DP: 3 HBP: 0	WP: 0 PB: 0 SB: 1 CS: 0	PA: 39
PITCHER	IP WLS BF H R ER SO BB IBB HBP BLK WP HR S P ERA WHIP																			
Tom Glavine, L ERA: 4.51 (1, 1)	6.0 W 27 6 2 1 3 4 0 0 0 0 0 0 55 97 1.50 1.667																			
Mark Grant, R ERA: 5.4 (7, 1)	3.0 S 12 3 1 1 3 1 0 0 0 0 0 0 30 45 3.00 1.333																			

Batter	1	2	3	4	5	6	7	8	9	AB	R	H	RBI	BB	SO	LOB	BOTTOM			
Lonnie Smith, R OBP: 0.386, SLG: 0.457 (1, 7)										4	0	0	1	0	1	3	San Diego Padres @ Atlanta Braves Atlanta-Fulton County Stadium, Atlanta, GA Fri Sep 14 1990, 7:05 PM EDT Att: 4,395 - Unknown			
Ron Gant, R OBP: 0.348, SLG: 0.538 (1, 8)										3	2	1	1	1	0	2				
David Justice, L OBP: 0.355, SLG: 0.536 (1, 9)										4	1	2	0	0	0	0				
Jim Presley, R OBP: 0.290, SLG: 0.430 (1, 5)										3	2	2	2	1	0	1				
Francisco Cabrera, R OBP: 0.300, SLG: 0.479 (5, PH)										2	1	1	1	0	0	0				
Tommy Gregg, L OBP: 0.327, SLG: 0.398 (6, 3)										2	0	1	0	0	0	0				
Jeff Blauser, R OBP: 0.334, SLG: 0.391 (1, 6)										4	0	0	0	0	1	4				
Greg Olson, R OBP: 0.339, SLG: 0.391 (1, 2)										4	1	1	1	0	0	0				
Mark Lemke, S OBP: 0.300, SLG: 0.275 (1, 4)										4	0	2	1	0	1	0				
Tom Glavine, L OBP: 0.200, SLG: 0.138 (1, 1)										1	0	0	0	1	1	0				
Geronimo Berroa, R (6, PH)										1	0	0	0	0	0	1				
Mark Grant, R OBP: 0.200, SLG: 0.200 (7, 1)										1	0	0	0	0	1	0				
Inning Stats	R: 0 E: 0 K: 0 S: 8	H: 1 LOB: 1 BB: 0 P: 10	R: 0 E: 0 K: 0 S: 5	H: 0 LOB: 0 BB: 0 P: 8	R: 0 E: 0 K: 2 S: 11	H: 0 LOB: 0 BB: 0 P: 15	R: 5 E: 0 K: 0 S: 13	H: 5 LOB: 2 BB: 2 P: 27	R: 1 E: 0 K: 1 S: 8	H: 1 LOB: 0 BB: 0 P: 14	R: 0 E: 0 K: 1 S: 6	H: 1 LOB: 1 BB: 0 P: 7	R: 1 E: 0 K: 0 S: 5	H: 2 LOB: 1 BB: 1 P: 12	R: 0 E: 0 K: 1 S: 6	H: 0 LOB: 0 BB: 0 P: 8	1B: 6 2B: 2 3B: 0 HR: 2	SF: 0 SAC: 0 DP: 1 HBP: 0	WP: 0 PB: 0 SB: 1 CS: 0	PA: 36
PITCHER	IP WLS BF H R ER SO BB IBB HBP BLK WP HR S P ERA WHIP																			
Derek Lilliquist, L ERA: 5.63 (1, 1)	3.1 L 18 6 5 5 2 0 0 0 0 0 0 1 12 20 5.40 0.600																			
Eric Show, R ERA: 5.59 (4, 1)	1.2 6 1 1 1 1 0 0 0 0 0 0 1 11 19 4.50 2.000																			
Rich Rodriguez, L ERA: 2.78 (6, 1)	2.0 9 3 1 1 1 1 0 0 0 0 0 1 11 19 4.50 2.000																			
Calvin Schiraldi, R ERA: 4.44 (8, 1)	1.0 3 0 0 0 0 1 0 0 0 0 0 0 6 8 0.00 0.000																			



Batter	1	2	3	4	5	6	7	8	9	10	11	AB	R	H	RBI	BB	SO	LOB	TOP					
Bip Roberts, S OBP: 0.373, SLG: 0.425												4	1	1	0	2	0	2						
Gary Templeton, S OBP: 0.265, SLG: 0.360												6	0	1	1	0	0	6						
Tony Gwynn, L OBP: 0.357, SLG: 0.415 Shawn Abner, R OBP: 0.286, SLG: 0.311												2 3	1	1	2	0	0	0						
Jack Clark, R OBP: 0.430, SLG: 0.522												2	0	0	0	3	0	1						
Joe Carter, R OBP: 0.337, SLG: 0.399 Darrin Jackson, R OBP: 0.250, SLG: 0.308												5	0	2	1	0	1	1						
Benito Santiago, R OBP: 0.337, SLG: 0.425												5	1	2	0	0	2	4						
Mike Pagliarulo, L OBP: 0.329, SLG: 0.345												4	0	0	0	0	0	4						
Joey Cora, S OBP: 0.310, SLG: 0.283												5	2	4	0	0	0	1						
Andy Benes, R OBP: 0.091, SLG: 0.093 Greg Harris, R OBP: 0.091, SLG: 0.273 Craig Leferts, L OBP: 0.250, SLG: 0.250 Fred Lynn, L OBP: 0.332, SLG: 0.368 Eric Show, R OBP: 0.259, SLG: 0.250												1	0	0	0	0	1	1						
Inning Stats	R: 0 E: 0 K: 0 S: 6	H: 1 LOB: 0 BB: 0 P: 10	R: 0 E: 0 K: 1 S: 7	H: 1 LOB: 1 BB: 1 P: 14	R: 3 E: 0 K: 1 S: 15	H: 3 LOB: 2 BB: 2 P: 27	R: 0 E: 0 K: 0 S: 7	H: 1 LOB: 1 BB: 0 P: 11	R: 0 E: 0 K: 0 S: 8	H: 0 LOB: 0 BB: 0 P: 12	R: 0 E: 1 K: 0 S: 8	H: 0 LOB: 1 BB: 0 P: 13	R: 0 E: 0 K: 0 S: 6	H: 1 LOB: 1 BB: 0 P: 8	R: 0 E: 0 K: 1 S: 8	H: 0 LOB: 0 BB: 1 P: 13	R: 0 E: 2 K: 0 S: 9	H: 3 LOB: 2 BB: 1 P: 18	1B: 11 2B: 0 3B: 1 HR: 0	SF: 0 SAC: 4 DP: 3 HBP: 0	WP: 1 PB: 0 SB: 1 CS: 1	PA: 48		
PITCHER	IP ERA WLS BF H R ER SO BB IBB HBP BLK WP HR S P ERA WHIP	29 3.7 8 30 1 0 3 4 4 0 0 0 0 0 0 58 101 3.86 1.714	29 3.7 8 30 1 0 3 4 4 0 0 0 0 0 0 58 101 3.86 1.714	29 3.7 8 30 1 0 3 4 4 0 0 0 0 0 0 58 101 3.86 1.714	29 3.7 8 30 1 0 3 4 4 0 0 0 0 0 0 58 101 3.86 1.714	29 3.7 8 30 1 0 3 4 4 0 0 0 0 0 0 58 101 3.86 1.714	29 3.7 8 30 1 0 3 4 4 0 0 0 0 0 0 58 101 3.86 1.714	29 3.7 8 30 1 0 3 4 4 0 0 0 0 0 0 58 101 3.86 1.714	29 3.7 8 30 1 0 3 4 4 0 0 0 0 0 0 58 101 3.86 1.714	29 3.7 8 30 1 0 3 4 4 0 0 0 0 0 0 58 101 3.86 1.714	29 3.7 8 30 1 0 3 4 4 0 0 0 0 0 0 58 101 3.86 1.714	29 3.7 8 30 1 0 3 4 4 0 0 0 0 0 0 58 101 3.86 1.714	29 3.7 8 30 1 0 3 4 4 0 0 0 0 0 0 58 101 3.86 1.714	29 3.7 8 30 1 0 3 4 4 0 0 0 0 0 0 58 101 3.86 1.714	29 3.7 8 30 1 0 3 4 4 0 0 0 0 0 0 58 101 3.86 1.714	29 3.7 8 30 1 0 3 4 4 0 0 0 0 0 0 58 101 3.86 1.714	29 3.7 8 30 1 0 3 4 4 0 0 0 0 0 0 58 101 3.86 1.714	29 3.7 8 30 1 0 3 4 4 0 0 0 0 0 0 58 101 3.86 1.714	29 3.7 8 30 1 0 3 4 4 0 0 0 0 0 0 58 101 3.86 1.714	29 3.7 8 30 1 0 3 4 4 0 0 0 0 0 0 58 101 3.86 1.714	29 3.7 8 30 1 0 3 4 4 0 0 0 0 0 0 58 101 3.86 1.714	29 3.7 8 30 1 0 3 4 4 0 0 0 0 0 0 58 101 3.86 1.714	29 3.7 8 30 1 0 3 4 4 0 0 0 0 0 0 58 101 3.86 1.714	29 3.7 8 30 1 0 3 4 4 0 0 0 0 0 0 58 101 3.86 1.714

San Diego Padres @ Atlanta Braves
Atlanta-Fulton County Stadium, Atlanta, GA
Sat Sep 15 1990, 7:05 PM EDT
Att: 7,390 - Unknown

AB 38
R 5
H 12
RBI 5
BB 6
SO 5
LOB 23



Batter	1	2	3	4	5	6	7	8	9	10	11	AB	R	H	RBI	BB	SO	LOB	BOTTOM							
Lonnie Smith, R OBP: 0.390, SLG: 0.467												4	1	3	2	0	0	0								
Jeff Treadway, L OBP: 0.333, SLG: 0.415 Mark Lemke, S OBP: 0.299, SLG: 0.273												3	0	2	0	2	1	1								
Ron Gant, R OBP: 0.346, SLG: 0.535												5	0	1	0	0	2	6								
David Justice, L OBP: 0.351, SLG: 0.530												5	0	0	0	0	3	4								
Tommy Gregg, L OBP: 0.319, SLG: 0.390												4	0	0	0	1	2	2								
Jim Presley, R OBP: 0.288, SLG: 0.426												5	0	0	0	0	1	3								
Ernie Whitt, L OBP: 0.263, SLG: 0.251												5	1	1	0	0	1	0								
Jeff Blauser, R OBP: 0.338, SLG: 0.404												5	1	3	1	0	0	0								
29 John Smoltz, R ERA: 3.7 Marvin Freeman, R ERA: 4.81 Jeff Parrett, R ERA: 4.71 Tony Castillo, L ERA: 4.11												2	0	0	0	0	1	1								
Inning Stats	R: 0 E: 0 K: 1 S: 14	H: 1 LOB: 3 BB: 2 P: 27	R: 0 E: 0 K: 1 S: 7	H: 1 LOB: 0 BB: 0 P: 7	R: 0 E: 0 K: 1 S: 10	H: 2 LOB: 2 BB: 0 P: 16	R: 0 E: 0 K: 0 S: 6	H: 0 LOB: 0 BB: 0 P: 7	R: 0 E: 0 K: 2 S: 11	H: 1 LOB: 1 BB: 0 P: 17	R: 0 E: 0 K: 2 S: 5	H: 0 LOB: 0 BB: 0 P: 8	R: 1 E: 0 K: 2 S: 14	H: 3 LOB: 2 BB: 0 P: 17	R: 0 E: 0 K: 2 S: 8	H: 0 LOB: 0 BB: 0 P: 13	R: 2 E: 0 K: 1 S: 14	H: 2 LOB: 1 BB: 1 P: 24	R: 0 E: 0 K: 2 S: 7	H: 0 LOB: 0 BB: 0 P: 7	R: 0 E: 1 K: 0 S: 9	H: 0 LOB: 2 BB: 0 P: 15	1B: 6 2B: 2 3B: 0 HR: 2	SF: 1 SAC: 0 DP: 0 HBP: 1	WP: 0 PB: 0 SB: 0 CS: 1	PA: 47
PITCHER	IP ERA WLS BF H R ER SO BB IBB HBP BLK WP HR S P ERA WHIP	6.0 3.54 2.1 9 2 1 1 5 2 0 0 0 0 0 0 26 26 1.50 1.500	6.0 3.54 2.1 9 2 1 1 5 2 0 0 0 0 0 0 26 26 1.50 1.500	6.0 3.54 2.1 9 2 1 1 5 2 0 0 0 0 0 0 26 26 1.50 1.500	6.0 3.54 2.1 9 2 1 1 5 2 0 0 0 0 0 0 26 26 1.50 1.500	6.0 3.54 2.1 9 2 1 1 5 2 0 0 0 0 0 0 26 26 1.50 1.500	6.0 3.54 2.1 9 2 1 1 5 2 0 0 0 0 0 0 26 26 1.50 1.500	6.0 3.54 2.1 9 2 1 1 5 2 0 0 0 0 0 0 26 26 1.50 1.500	6.0 3.54 2.1 9 2 1 1 5 2 0 0 0 0 0 0 26 26 1.50 1.500	6.0 3.54 2.1 9 2 1 1 5 2 0 0 0 0 0 0 26 26 1.50 1.500	6.0 3.54 2.1 9 2 1 1 5 2 0 0 0 0 0 0 26 26 1.50 1.500	6.0 3.54 2.1 9 2 1 1 5 2 0 0 0 0 0 0 26 26 1.50 1.500	6.0 3.54 2.1 9 2 1 1 5 2 0 0 0 0 0 0 26 26 1.50 1.500	6.0 3.54 2.1 9 2 1 1 5 2 0 0 0 0 0 0 26 26 1.50 1.500	6.0 3.54 2.1 9 2 1 1 5 2 0 0 0 0 0 0 26 26 1.50 1.500	6.0 3.54 2.1 9 2 1 1 5 2 0 0 0 0 0 0 26 26 1.50 1.500	6.0 3.54 2.1 9 2 1 1 5 2 0 0 0 0 0 0 26 26 1.50 1.500	6.0 3.54 2.1 9 2 1 1 5 2 0 0 0 0 0 0 26 26 1.50 1.500	6.0 3.54 2.1 9 2 1 1 5 2 0 0 0 0 0 0 26 26 1.50 1.500	6.0 3.54 2.1 9 2 1 1 5 2 0 0 0 0 0 0 26 26 1.50 1.500	6.0 3.54 2.1 9 2 1 1 5 2 0 0 0 0 0 0 26 26 1.50 1.500	6.0 3.54 2.1 9 2 1 1 5 2 0 0 0 0 0 0 26 26 1.50 1.500	6.0 3.54 2.1 9 2 1 1 5 2 0 0 0 0 0 0 26 26 1.50 1.500	6.0 3.54 2.1 9 2 1 1 5 2 0 0 0 0 0 0 26 26 1.50 1.500	6.0 3.54 2.1 9 2 1 1 5 2 0 0 0 0 0 0 26 26 1.50 1.500	

San Diego Padres @ Atlanta Braves
Atlanta-Fulton County Stadium, Atlanta, GA
Sat Sep 15 1990, 7:05 PM EDT
Att: 7,390 - Unknown

AB 42
R 3
H 10
RBI 3
BB 3
SO 12
LOB 21



Batter	1	2	3	4	5	6	7	8	9	AB	R	H	RBI	BB	SO	LOB	TOP										
Bip Roberts, S OBP: 0.372, SLG: 0.429 Atlee Hammaker, S OBP: 0.111, SLG: 0.059	0-0 G5-3	1-2 E5 2B	1-2			1-2 G3-1		2-3 K		5	2	1	2	0	1	1	San Diego Padres @ Atlanta Braves Atlanta-Fulton County Stadium, Atlanta, GA Sun Sep 16 1990, 3:33 AM EDT Att: 4,058 - Sunny										
Shawn Abner, R OBP: 0.294, SLG: 0.308	0-2 G6-3	0-0 F8	1-0 F8			0-0 BB 1B		0-2 G6-3		5	0	1	0	0	0	2											
Darrin Jackson, R OBP: 0.274, SLG: 0.319	1-1 1B	1-0 F9		1-0 G4-6-3 1B		4-2 BB		1-3 K		4	0	2	0	1	1	2											
Joe Carter, R OBP: 0.283, SLG: 0.397 Phil Stephenson, L OBP: 0.314, SLG: 0.323	0-0 G6-3	2-2 E5 2B		2-2 P4		0-3 K		0-2 F7		3	1	0	0	0	0	4											
Garry Templeton, S OBP: 0.285, SLG: 0.362 Joey Cora, S OBP: 0.300, SLG: 0.273		E5 1B		1-1 G4-6-3			3-1 L8		1-0 G4-3		3	1	1	3	0	0											
Jerald Clark, R OBP: 0.286, SLG: 0.358					0-2 G6-3					4	1	2	0	0	1	1											
Mark Parent, R OBP: 0.280, SLG: 0.314						0-1 G5-3		1-3 K		4	1	1	1	0	1	1											
Paul Faries, R OBP: 0.333, SLG: 0.318						1-1 G6-3		3-2 F9		3	2	1	1	0	0	1											
Dennis Rasmussen, L OBP: 0.322, SLG: 0.339 Mike Pagliarulo, L OBP: 0.329, SLG: 0.344							2-2 G4-3		1-3 K		2	1	1	0	0	0											
Inning Stats	R: 0 E: 0 K: 0 S: 7	H: 1 LOB: 1 BB: 0 P: 8	R: 7 E: 4 K: 1 S: 22	H: 4 LOB: 1 BB: 0 P: 34	R: 2 E: 0 K: 0 S: 10	H: 2 LOB: 0 BB: 0 P: 16	R: 0 E: 0 K: 0 S: 6	H: 1 LOB: 0 BB: 0 P: 10	R: 0 E: 0 K: 1 S: 13	H: 1 LOB: 2 BB: 1 P: 20	R: 0 E: 0 K: 1 S: 9	H: 1 LOB: 1 BB: 0 P: 16	R: 0 E: 0 K: 2 S: 9	H: 0 LOB: 0 BB: 0 P: 12	R: 0 E: 0 K: 1 S: 7	H: 0 LOB: 0 BB: 0 P: 9		1B: 8 2B: 1 3B: 0 HR: 1	SF: 0 SAC: 2 DP: 1 HBP: 0	WP: 1 PB: 0 SB: 1 CS: 0	PA: 41						
PITCHER	IP	WLS	BF	H	R	ER	SO	BB	IBB	HBP	BLK	WP	HR	S	P	ERA	WHIP										
Steve Avery, L ERA: 5.6	3.0	L	20	7	9	3	1	0	0	0	0	1	1	39	58	9.00	2.333										
Marty Clary, R ERA: 5.77	2.0		6	1	0	0	0	0	0	0	0	0	0	13	18	0.00	0.500										
Rick Luecken, R ERA: 5.77	2.0		9	2	0	0	2	1	0	0	0	0	0	22	36	0.00	1.500										
Dwayne Henry, R ERA: 4.82	2.0		6	0	0	0	3	0	0	0	0	0	0	16	21	0.00	0.000										
Batter	1	2	3	4	5	6	7	8	9	AB	R	H	RBI	BB	SO	LOB	BOTTOM										
Lonnie Smith, R OBP: 0.387, SLG: 0.462	0-0 B3		2-0 F8			1-3 K2-3				4	0	0	0	0	2	1	San Diego Padres @ Atlanta Braves Atlanta-Fulton County Stadium, Atlanta, GA Sun Sep 16 1990, 3:33 AM EDT Att: 4,058 - Sunny										
Ron Gant, R OBP: 0.346, SLG: 0.533	3-2 1B SF7		1-0 P4			1-0 P4		0-0 F7		4	1	1	0	0	0	0											
David Justice, L OBP: 0.355, SLG: 0.538	0-1 1B			4-2 WP BB		3-1 HR		2-1 G3-1		3	1	2	1	1	0	0											
Jim Presley, R OBP: 0.286, SLG: 0.424	1-1 SF7			3-2 P9		2-0 P3		1-0 F8		3	0	0	1	0	0	1											
Francisco Cabrera, R OBP: 0.296, SLG: 0.492	0-0 P9			1-2 G5-3		0-0 HR		1-3 K2-3		4	1	1	1	0	1	2											
Jeff Blauer, R OBP: 0.337, SLG: 0.400			3-1 F9		0-0 F9		1-3 K		4-1 E 2B BB	3	1	0	0	1	1	1											
Greg Olson, R OBP: 0.334, SLG: 0.385			1-0 P6			0-0 P4		0-1 G1-3		4	0	0	0	0	0	1											
Mark Lemke, S OBP: 0.298, SLG: 0.278			2-2 G5-3			2-1 G5-3		0-0 F7		4	0	1	1	0	0	0											
Steve Avery, L ERA: 5.6 Geromino Serrano, R ERA: 4.18 Marty Clary, R ERA: 5.77 Andres Thomas, R ERA: 4.18 Rick Luecken, R ERA: 5.77 Jim Vatcher, R ERA: 5.77 Dwayne Henry, R ERA: 4.82 Kelly Mann, R ERA: 4.82			2-1 G6-3			2-1 2B		1-2 G5-3		2-2 G6-3																	
Inning Stats	R: 1 E: 0 K: 0 S: 10	H: 2 LOB: 1 BB: 0 P: 14	R: 0 E: 0 K: 0 S: 6	H: 0 LOB: 0 BB: 0 P: 12	R: 0 E: 0 K: 0 S: 4	H: 0 LOB: 0 BB: 0 P: 9	R: 0 E: 0 K: 0 S: 9	H: 0 LOB: 1 BB: 1 P: 17	R: 0 E: 0 K: 1 S: 8	H: 1 LOB: 0 BB: 0 P: 15	R: 0 E: 0 K: 0 S: 6	H: 0 LOB: 0 BB: 0 P: 7	R: 0 E: 0 K: 1 S: 6	H: 0 LOB: 0 BB: 0 P: 11	R: 1 E: 1 K: 1 S: 12	H: 1 LOB: 2 BB: 1 P: 21		1B: 2 2B: 2 3B: 0 HR: 2	SF: 1 SAC: 0 DP: 0 HBP: 0	WP: 1 PB: 0 SB: 0 CS: 0	PA: 36						
PITCHER	IP	WLS	BF	H	R	ER	SO	BB	IBB	HBP	BLK	WP	HR	S	P	ERA	WHIP										
Dennis Rasmussen, L ERA: 4.18	7.0	W	27	5	3	3	2	1	0	0	0	1	2	52	88	3.86	0.857										
Atlee Hammaker, L ERA: 4.41	2.0		9	1	1	0	2	1	0	0	0	0	0	18	32	0.00	1.000										

AB 38
R 9
H 10
RBI 7
BB 1
SO 6
LOB 15



AB 33
R 4
H 6
RBI 4
BB 2
SO 4
LOB 8



Batter	1	2	3	4	5	6	7	8	9	AB	R	H	RBI	BB	SO	LOB	TOP			
Brett Butler, L OBP: 0.392, SLG: 0.370 (1, 8)										4	0	3	0	0	0	0	San Francisco Giants @ Atlanta Braves Atlanta-Fulton County Stadium, Atlanta, GA Wed Sep 19 1990, 7:05 PM EDT Att: 3,715 - Unknown - 82 F livebaseballscores.com			
Kevin Bass, S OBP: 0.297, SLG: 0.412 (1, 9)										4	0	1	0	0	1	2				
Will Clark, L OBP: 0.354, SLG: 0.443 (1, 3)										3	0	0	0	1	0	1				
Kevin Mitchell, R OBP: 0.364, SLG: 0.559 (1, 7)										4	0	0	0	0	1	4				
Matt Williams, R OBP: 0.316, SLG: 0.482 (1, 5)										4	0	0	0	0	0	0				
Steve Decker, R OBP: 0.500, SLG: 1.000 (1, 2)										4	1	3	1	0	0	0				
Robby Thompson, R OBP: 0.300, SLG: 0.383 (7, 1)										2	0	0	0	1	1	0				
Trevor Wilson, L OBP: 0.167, SLG: 0.138 (8, 6)										0	0	0	0	0	0	0				
Ernest Riles, L OBP: 0.321, SLG: 0.387 (9, PH)										1	0	0	0	0	0	1				
Mike Benjamin, R OBP: 0.243, SLG: 0.382 (8, PH)										2	0	0	0	0	0	2				
Bill Bathe, R OBP: 0.327, SLG: 0.432 (8, 1)										1	0	0	0	0	1	0				
Paul McClellan, R OBP: 0.500, SLG: 0.500 (9, PH)										0	0	0	0	0	0	0				
Mike Kingery, L OBP: 0.330, SLG: 0.335 (9, PH)										1	0	1	0	0	0	0				
Kelly Downs, R (1, 1)										2	0	0	0	0	1	2				
Greg Litton, R OBP: 0.272, SLG: 0.298 (7, 4)										2	0	0	0	0	2	2				
Inning Stats	R: 0 E: 0 K: 1 S: 6	H: 1 LOB: 1 BB: 0 P: 6	R: 0 E: 0 K: 1 S: 6	H: 1 LOB: 2 BB: 1 P: 10	R: 0 E: 0 K: 0 S: 3	H: 1 LOB: 0 BB: 0 P: 3	R: 1 E: 0 K: 1 S: 6	H: 1 LOB: 0 BB: 0 P: 6	R: 0 E: 0 K: 0 S: 3	H: 0 LOB: 0 BB: 0 P: 3	R: 0 E: 0 K: 0 S: 5	H: 0 LOB: 0 BB: 0 P: 5	R: 0 E: 0 K: 2 S: 9	H: 2 LOB: 3 BB: 1 P: 13	R: 0 E: 0 K: 1 S: 7	H: 2 LOB: 2 BB: 0 P: 7		1B: 6 2B: 1 3B: 0 HR: 1	SF: 0 SAC: 0 DP: 1 HBP: 0	WP: 0 PB: 0 SB: 1 CS: 0
PITCHER	IP WLS BF H R ER SO BB IBB HBP BLK WP HR S P ERA WHIP																			
Tom Glavine, L ERA: 4.38	(1, 1) 7.2 W 30 6 1 1 6 2 0 0 0 0 0 1 40 48 1.17 1.043																			
Mark Grant, R ERA: 5.29	(8, 1) 1.1 S 6 2 0 0 1 0 0 0 0 0 0 0 8 8 0.00 1.500																			

Batter	1	2	3	4	5	6	7	8	9	AB	R	H	RBI	BB	SO	LOB	BOTTOM				
Lonnie Smith, R OBP: 0.387, SLG: 0.462 (1, 7)										5	0	1	0	0	1	1	San Francisco Giants @ Atlanta Braves Atlanta-Fulton County Stadium, Atlanta, GA Wed Sep 19 1990, 7:05 PM EDT Att: 3,715 - Unknown - 82 F livebaseballscores.com				
Jeff Treadway, L OBP: 0.323, SLG: 0.415 (1, 4)										5	1	1	0	0	0	2					
Ron Gant, R OBP: 0.347, SLG: 0.529 (1, 8)										3	1	2	0	0	0	1					
David Justice, L OBP: 0.361, SLG: 0.545 (1, 9)										2	2	2	3	2	0	0					
Tommy Gregg, L OBP: 0.321, SLG: 0.389 (7, PH)										3	0	1	1	0	0	4					
Francisco Cabrera, R OBP: 0.299, SLG: 0.468 (7, PH)										0	0	0	0	1	0	0					
Mike Bell, L OBP: 0.304, SLG: 0.400 (8, 3)										0	0	0	0	0	0	0					
Jeff Blauser, R OBP: 0.336, SLG: 0.408 (1, 6)										4	1	3	0	0	0	1					
Mark Lemke, S OBP: 0.290, SLG: 0.269 (1, 5)										4	0	0	0	0	0	4					
Jimmy Kremers, L OBP: 0.215, SLG: 0.237 (1, 2)										4	0	0	0	0	2	4					
Tom Glavine, L OBP: 0.206, SLG: 0.148 (8, 1)										3	0	1	1	0	1	2					
Mark Grant, R OBP: 0.333, SLG: 0.200 (8, 1)										0	0	0	0	0	0	0					
Inning Stats	R: 2 E: 0 K: 0 S: 4	H: 2 LOB: 0 BB: 0 P: 5	R: 0 E: 0 K: 1 S: 6	H: 1 LOB: 0 BB: 0 P: 6	R: 0 E: 0 K: 1 S: 6	H: 1 LOB: 1 BB: 0 P: 10	R: 0 E: 0 K: 2 S: 8	H: 1 LOB: 0 BB: 0 P: 8	R: 0 E: 0 K: 0 S: 4	H: 1 LOB: 2 BB: 1 P: 8	R: 1 E: 1 K: 0 S: 5	H: 2 LOB: 1 BB: 0 P: 5	R: 2 E: 0 K: 0 S: 5	H: 2 LOB: 1 BB: 1 P: 9	R: 0 E: 0 K: 0 S: 3	H: 1 LOB: 1 BB: 0 P: 4		1B: 8 2B: 2 3B: 0 HR: 1	SF: 0 SAC: 0 DP: 1 HBP: 2	WP: 0 PB: 0 SB: 2 CS: 1	PA: 39
PITCHER	IP WLS BF H R ER SO BB IBB HBP BLK WP HR S P ERA WHIP																				
Kelly Downs, R ERA: 3.92	(1, 1) 6.1 L 30 9 4 4 4 0 2 1 0 0 0 1 35 44 5.68 1.421																				
Trevor Wilson, L ERA: 4.01	(7, 1) 0.2 4 1 1 1 0 1 0 0 0 0 0 1 3 7 13.50 3.000																				
Paul McClellan, R ERA: 9.0	(8, 1) 1.0 4 1 0 0 0 0 0 0 1 0 0 0 3 4 0.00 1.000																				

Batter	1	2	3	4	5	6	7	8	9	AB	R	H	RBI	BB	SO	LOB	TOP			
Brett Butler, L OBP: 0.392, SLG: 0.372 (1, 8)										4	0	1	0	1	1	2	San Francisco Giants @ Atlanta Braves Atlanta-Fulton County Stadium, Atlanta, GA Thu Sep 20 1990, 7:05 PM EDT Att: 3,790 - Sunny			
Mike Kingry, L OBP: 0.326, SLG: 0.337 (1, 9)										5	0	1	0	0	0	1				
Will Clark, L OBP: 0.354, SLG: 0.443 (1, 3)										5	1	2	0	0	0	3				
Kevin Mitchell, R OBP: 0.366, SLG: 0.558 (1, 7)										3	1	1	0	2	1	1				
Ernest Riles, L OBP: 0.321, SLG: 0.386 (7, PH)									3	1	1	0	0	0	3					
Matt Williams, R OBP: 0.319, SLG: 0.483 (7, 5)										2	0	2	0	0	0	0				
Greg Litton, R OBP: 0.270, SLG: 0.293 (7, 4)										3	0	0	1	1	0	5				
Steve Decker, R OBP: 0.417, SLG: 0.833 (1, 2)										4	0	1	1	0	2	3				
Jose Uribe, S OBP: 0.300, SLG: 0.306 (1, 6)										3	1	1	0	1	0	2				
Eric Gunderson, R OBP: 0.211, SLG: 0.500 (6, PH)										2	0	0	0	0	2	2				
Rick Reuschel, R OBP: 0.167, SLG: 0.208 (6, 1)										1	1	1	2	0	0	0				
Inning Stats	R: 0 E: 0 K: 1 S: 11	H: 0 LOB: 0 BB: 0 P: 17	R: 0 E: 0 K: 0 S: 11	H: 1 LOB: 2 BB: 1 P: 18	R: 0 E: 0 K: 1 S: 12	H: 1 LOB: 1 BB: 0 P: 15	R: 2 E: 0 K: 1 S: 14	H: 2 LOB: 2 BB: 2 P: 28	R: 0 E: 0 K: 0 S: 10	H: 1 LOB: 2 BB: 1 P: 19	R: 1 E: 0 K: 2 S: 15	H: 2 LOB: 1 BB: 0 P: 19	R: 0 E: 0 K: 0 S: 11	H: 1 LOB: 2 BB: 1 P: 21	R: 0 E: 0 K: 0 S: 7	H: 1 LOB: 0 BB: 0 P: 10	1B: 7 2B: 2 3B: 1 HR: 1	SF: 1 SAC: 0 DP: 0 HBP: 0	WP: 1 PB: 0 SB: 0 CS: 1	PA: 42
PITCHER	IP	WLS	BF	H	R	ER	SO	BB	IBB	HBP	BLK	WP	HR	S	P	ERA	WHIP			
29 John Smoltz, R ERA: 3.76 (1, 1)	6.0	L	29	7	4	4	4	4	0	0	0	1	1	70	117	6.00	1.833			
Tony Castillo, L ERA: 4.12 (7, 1)	0.1		2	1	1	1	1	0	0	0	0	0	0	6	9	27.00	3.000			
Jeff Parrett, R ERA: 4.68 (7, 1)	1.2		8	2	0	0	1	1	0	0	0	0	0	20	31	0.00	1.800			
Kent Mercker, L ERA: 2.72 (9, 1)	1.0		3	1	0	0	0	0	0	0	0	0	0	7	10	0.00	1.000			

Batter	1	2	3	4	5	6	7	8	9	AB	R	H	RBI	BB	SO	LOB	BOTTOM			
Lonnie Smith, R OBP: 0.383, SLG: 0.457 (1, 7)										5	0	0	0	0	0	3	San Francisco Giants @ Atlanta Braves Atlanta-Fulton County Stadium, Atlanta, GA Thu Sep 20 1990, 7:05 PM EDT Att: 3,790 - Sunny			
Ron Gant, R OBP: 0.346, SLG: 0.526 (1, 8)										5	0	1	1	0	1	0				
David Justice, L OBP: 0.362, SLG: 0.542 (1, 9)										2	1	0	0	2	0	1				
Jim Presley, R OBP: 0.283, SLG: 0.418 (1, 5)										4	0	1	0	0	1	1				
Francisco Cabrera, R OBP: 0.298, SLG: 0.476 (1, 3)										3	0	0	0	1	1	1				
Jeff Blauser, R OBP: 0.339, SLG: 0.407 (1, 6)										3	1	1	1	1	0	1				
Greg Olson, R OBP: 0.332, SLG: 0.382 (1, 2)										4	0	1	0	0	1	4				
Mark Lemke, S OBP: 0.284, SLG: 0.264 (9, 1)										4	1	0	0	0	0	2				
29 John Smoltz, R OBP: 0.240, SLG: 0.203 (1, 1)										1	0	0	0	0	0	0				
Tommy Gregg, L OBP: 0.324, SLG: 0.392 (6, PH)										1	0	1	1	0	0	0				
Tony Castillo, L OBP: 0.250, SLG: 0.143 (7, 1)										0	0	0	0	0	0	0				
Jeff Parrett, R OBP: 0.091, SLG: 0.091 (7, 1)										0	0	0	0	0	0	0				
Jeff Treadway, L OBP: 0.323, SLG: 0.414 (9, 4)										1	0	0	0	0	0	0				
Inning Stats	R: 1 E: 0 K: 1 S: 12	H: 1 LOB: 3 BB: 3 P: 28	R: 1 E: 1 K: 0 S: 10	H: 1 LOB: 1 BB: 0 P: 19	R: 0 E: 1 K: 1 S: 6	H: 0 LOB: 1 BB: 0 P: 11	R: 0 E: 0 K: 0 S: 7	H: 0 LOB: 0 BB: 0 P: 12	R: 0 E: 0 K: 1 S: 9	H: 0 LOB: 0 BB: 0 P: 12	R: 0 E: 0 K: 0 S: 12	H: 0 LOB: 1 BB: 1 P: 15	R: 0 E: 0 K: 0 S: 4	H: 0 LOB: 0 BB: 0 P: 5	R: 0 E: 0 K: 0 S: 10	H: 0 LOB: 0 BB: 0 P: 15	1B: 5 2B: 0 3B: 0 HR: 0	SF: 0 SAC: 1 DP: 0 HBP: 0	WP: 0 PB: 0 SB: 1 CS: 0	PA: 38
PITCHER	IP	WLS	BF	H	R	ER	SO	BB	IBB	HBP	BLK	WP	HR	S	P	ERA	WHIP			
Eric Gunderson, L ERA: 5.49 (1, 1)	5.0	W	22	3	2	1	3	3	0	0	0	0	0	44	82	1.80	1.000			
Rick Reuschel, R ERA: 4.27 (6, 1)	4.0	S	16	3	1	1	1	1	0	0	0	0	0	33	49	2.25	1.000			



Batter	1	2	3	4	5	6	7	8	9	AB	R	H	RBI	BB	SO	LOB	TOP						
Eric Yelding, R OBP: 0.306, SLG: 0.303 (1, 6)	1-2 FC5 1B		0-2 G5-3	0-1 F9			0-1 G6-4-3			4	0	1	0	0	0	3							
Casey Candaele, S OBP: 0.382, SLG: 0.420 (1, 4)	1-2 FC5 1B		0-0 E		1-0 G5-3		2-2 F9			4	1	2	0	0	0	0							
Craig Biggio, R OBP: 0.342, SLG: 0.347 (1, 2)	2-1 FC5		3-2 E5 HBP		0-1 G4-3			1-1 G5-3		4	0	0	0	0	0	2							
Glenn Davis, R OBP: 0.354, SLG: 0.546 (1, 3)	2-1 P3		1-0 HBP		2-1 L7			0-0 G6-3		3	0	0	0	0	0	2							
Ken Caminiti, S OBP: 0.304, SLG: 0.308 (1, 5)	1-0 G6-3		1-0 F9			3-2 G1-3		2-1 L4		4	0	0	0	0	0	4							
Eric Anthony, L OBP: 0.273, SLG: 0.367 (1, 9)		2-1 F7		3-2 E 1B		0-0 G4-3			0-2 P5	4	0	1	0	0	0	0							
Mark Davidson, R OBP: 0.322, SLG: 0.348 (1, 7)		2-1 P9		1-0 P4		3-2 1B		1-1 1B		4	0	2	0	0	0	1							
Gerald Young, S OBP: 0.261, SLG: 0.243 (6, PH)		2-3 K		2-1 E6		1-3 K		0-1 P9		2	0	0	0	0	1	1							
Rafael Ramirez, R OBP: 0.294, SLG: 0.326 (6, 6)				1-3 K						2	0	0	0	0	1	2							
Danny Darwin, R OBP: 0.184, SLG: 0.222 (7, PH)				1-3 K						0	0	0	0	1	0	0							
Carl Nichols, R OBP: 0.302, SLG: 0.289 (7, PH)				1-3 K						0	0	0	0	0	0	0							
Al Osuna, R OBP: 0.214, SLG: 0.214 (8, 1)							4-2 BB			0	0	0	0	0	0	0							
Jim Clancy, R OBP: 0.214, SLG: 0.214 (9, PH)										1	0	0	0	0	1	1							
Inning Stats	R: 0 E: 0 K: 0 S: 11	H: 2 LOB: 2 BB: 0 P: 18	R: 0 E: 0 K: 1 S: 7	H: 0 LOB: 0 BB: 0 P: 13	R: 1 E: 1 K: 1 S: 11	H: 1 LOB: 2 BB: 0 P: 17	R: 0 E: 1 K: 1 S: 12	H: 1 LOB: 0 BB: 0 P: 19	R: 0 E: 0 K: 0 S: 5	H: 0 LOB: 0 BB: 0 P: 8	R: 0 E: 0 K: 1 S: 11	H: 1 LOB: 1 BB: 0 P: 18	R: 0 E: 0 K: 0 S: 9	H: 0 LOB: 0 BB: 1 P: 15	R: 0 E: 0 K: 0 S: 5	H: 0 LOB: 0 BB: 0 P: 8	R: 0 E: 0 K: 1 S: 10	H: 1 LOB: 1 BB: 0 P: 13	1B: 5 2B: 1 3B: 0 HR: 0	SF: 0 SAC: 0 DP: 1 HBP: 1	WP: 0 PB: 0 SB: 0 CS: 0	PA: 36	
PITCHER Charlie Leibrandt, L ERA: 3.01 (1, 1)	IP: 9.0 WLS: W BF: 36 H: 6 R: 1 ER: 0 SO: 5 BB: 1 IBB: 0 HBP: 1 BLK: 0 WP: 0 HR: 0 S: 81 P: 129 ERA: 0.00 WHIP: 0.778											PITCHER	IP: 9.0 WLS: W BF: 36 H: 6 R: 1 ER: 0 SO: 5 BB: 1 IBB: 0 HBP: 1 BLK: 0 WP: 0 HR: 0 S: 81 P: 129 ERA: 0.00 WHIP: 0.778										

Houston Astros @ Atlanta Braves
Atlanta-Fulton County Stadium, Atlanta, GA
Sat Sep 22 1990, 7:05 PM EDT
Att: 13,635 - Unknown

AB 34
R 1
H 6
RBI 0
BB 1
SO 5
LOB 18



Batter	1	2	3	4	5	6	7	8	9	AB	R	H	RBI	BB	SO	LOB	BOTTOM						
Oddibe McDowell, L OBP: 0.300, SLG: 0.367 (1, 7)	0-0 L8		0-0 SH1-3 1B	1-3 K			3-0 WP HBP			3	1	1	0	0	1	1							
Jeff Treadway, L OBP: 0.323, SLG: 0.414 (1, 4)	2-1 2B		2-1 SH1-3		1-1 G3-1		2-0 HBP			2	1	1	0	0	0	0							
Ron Gant, R OBP: 0.346, SLG: 0.525 (1, 8)	0-0 2B		2-1 1B		3-2 F8		3-1 P3			4	1	2	2	0	0	2							
David Justice, L OBP: 0.366, SLG: 0.538 (1, 9)	4-2 BB		2-3 K		2-1 L3			4-2 BB		2	0	0	0	2	1	1							
Tommy Gregg, L OBP: 0.327, SLG: 0.391 (9, 3)	0-3 K		0-0 1B			0-1 G4-3		4-2 BB		3	0	1	1	1	1	2							
Mike Bell, L OBP: 0.304, SLG: 0.400 (9, 3)			2-1 1B					1-2 BB		0	0	0	0	0	0	0							
Jim Presley, R OBP: 0.282, SLG: 0.415 (1, 5)	0-1 P6		0-1 P1			3-1 L9		2-0 P2		2	0	0	0	0	0	3							
Mark Lemke, S OBP: 0.287, SLG: 0.267 (4, 5)										2	0	0	0	0	0	2							
Jeff Blausler, R OBP: 0.335, SLG: 0.403 (1, 6)		2-2 F9		2-2 F9		0-1 G5-3		0-0 E6		4	0	0	0	0	0	2							
Jimmy Kremers, L OBP: 0.203, SLG: 0.222 (1, 2)		2-3 K		0-0 G3			2-2 F7	2-3 K		4	0	0	0	0	2	3							
Charlie Leibrandt, R OBP: 0.220, SLG: 0.170 (1, 1)		3-2 L7		4-1 BB			2-2 G6-3	0-3 K		3	0	0	0	1	1	3							
Inning Stats	R: 1 E: 0 K: 1 S: 14	H: 2 LOB: 1 BB: 1 P: 20	R: 0 E: 0 K: 1 S: 12	H: 0 LOB: 0 BB: 0 P: 19	R: 2 E: 0 K: 1 S: 11	H: 3 LOB: 1 BB: 0 P: 17	R: 0 E: 0 K: 1 S: 10	H: 0 LOB: 1 BB: 1 P: 17	R: 0 E: 0 K: 0 S: 7	H: 0 LOB: 0 BB: 0 P: 13	R: 0 E: 0 K: 0 S: 6	H: 0 LOB: 0 BB: 0 P: 9	R: 0 E: 0 K: 0 S: 10	H: 0 LOB: 2 BB: 0 P: 22	R: 0 E: 1 K: 2 S: 17	H: 0 LOB: 3 BB: 2 P: 29	1B: 3 2B: 2 3B: 0 HR: 0	SF: 0 SAC: 1 DP: 0 HBP: 2	WP: 1 PB: 0 SB: 2 CS: 0	PA: 36			
PITCHER Danny Darwin, R ERA: 2.31 (7, 1)	IP: 6.0 WLS: L BF: 25 H: 5 R: 3 ER: 3 SO: 4 BB: 2 IBB: 0 HBP: 0 BLK: 0 WP: 1 HR: 0 S: 60 P: 95 ERA: 4.50 WHIP: 1.167											PITCHER	IP: 6.0 WLS: L BF: 25 H: 5 R: 3 ER: 3 SO: 4 BB: 2 IBB: 0 HBP: 0 BLK: 0 WP: 1 HR: 0 S: 60 P: 95 ERA: 4.50 WHIP: 1.167										
Al Osuna, L ERA: 4.35 (8, 1)	1.0 BF: 7 H: 0 R: 0 ER: 0 SO: 0 BB: 2 IBB: 0 HBP: 2 BLK: 0 WP: 0 HR: 0 S: 17 P: 37 ERA: 0.00 WHIP: 2.000											PITCHER	1.0 BF: 7 H: 0 R: 0 ER: 0 SO: 0 BB: 2 IBB: 0 HBP: 2 BLK: 0 WP: 0 HR: 0 S: 17 P: 37 ERA: 0.00 WHIP: 2.000										
Jim Clancy, R ERA: 7.0 (8, 1)	1.0 BF: 4 H: 0 R: 0 ER: 0 SO: 2 BB: 0 IBB: 0 HBP: 0 BLK: 0 WP: 0 HR: 0 S: 10 P: 14 ERA: 0.00 WHIP: 0.000											PITCHER	1.0 BF: 4 H: 0 R: 0 ER: 0 SO: 2 BB: 0 IBB: 0 HBP: 0 BLK: 0 WP: 0 HR: 0 S: 10 P: 14 ERA: 0.00 WHIP: 0.000										

Houston Astros @ Atlanta Braves
Atlanta-Fulton County Stadium, Atlanta, GA
Sat Sep 22 1990, 7:05 PM EDT
Att: 13,635 - Unknown

AB 29
R 3
H 5
RBI 3
BB 4
SO 6
LOB 19



Batter	1	2	3	4	5	6	7	8	9	AB	R	H	RBI	BB	SO	LOB	TOP					
Karl Rhodes, L (1, 8) OBP: 0.333, SLG: 0.359	F7		FC1-6 1B		F8			G3-1		4	0	1	0	0	0	0						
Casey Candaele, S (1, 4) OBP: 0.376, SLG: 0.413	F8		F8			G4-3		G4-3		4	0	0	0	0	0	2						
Luis Gonzalez, L (1, 5) OBP: 0.200, SLG: 0.077	F7		FC1-6 FC6-4			F8		G3		4	0	0	0	0	0	2						
Glenn Davis, R (1, 3) OBP: 0.356, SLG: 0.550		G6-3	FC6-4						G4-3 HBP	3	0	1	0	0	0	2						
Franklin Stubbs, L (1, 7) OBP: 0.329, SLG: 0.447				F7		G3-1			P4	3	0	0	0	1	0	2						
Eric Anthony, L (1, 9) OBP: 0.276, SLG: 0.363					L1-3 BB		G4-3		G4-3	2	0	0	0	2	0	1						
Rafael Ramirez, R (1, 6) OBP: 0.294, SLG: 0.325			FC4-6		L1-3				P5	4	0	1	0	0	0	4						
Terry McGriff, R (1, 2)		G6-3				G5-3			P8	3	0	0	0	0	0	3						
Bill Gullickson, R (1, 1) OBP: 0.207, SLG: 0.204										2	0	1	0	0	0	0						
Ken Caminiti, S (7, PH) OBP: 0.303, SLG: 0.307										1	0	0	0	0	1	1						
Randy Hennis, R (7, 1)			FC1-6 1B							0	0	0	0	0	0	0						
Inning Stats	R: 0 E: 0 K: 0 S: 8	H: 0 LOB: 0 BB: 0 P: 13	R: 0 E: 0 K: 0 S: 11	H: 0 LOB: 2 BB: 2 P: 23	R: 0 E: 0 K: 0 S: 13	H: 2 LOB: 0 BB: 0 P: 22	R: 0 E: 0 K: 0 S: 5	H: 0 LOB: 0 BB: 1 P: 12	R: 0 E: 0 K: 0 S: 6	H: 0 LOB: 0 BB: 0 P: 9	R: 0 E: 0 K: 0 S: 8	H: 1 LOB: 1 BB: 0 P: 9	R: 0 E: 0 K: 1 S: 12	H: 1 LOB: 1 BB: 0 P: 16	R: 0 E: 0 K: 0 S: 4	H: 0 LOB: 0 BB: 0 P: 6	R: 0 E: 0 K: 0 S: 7	H: 0 LOB: 1 BB: 0 P: 11	1B: 3 2B: 1 3B: 1 HR: 0	SF: 0 SAC: 0 DP: 1 HBP: 1	WP: 0 PB: 0 SB: 0 CS: 0	PA: 34
PITCHER Paul Marak, R (1, 1) ERA: 3.72	IP: 9.0 WLS: W BF: 34 H: 4 R: 0 ER: 0 SO: 1 BB: 3 IBB: 0 HBP: 1 BLK: 0 WP: 0 HR: 0 S: 74 P: 121 ERA: 0.00 WHIP: 0.778																					

Houston Astros @ Atlanta Braves
Atlanta-Fulton County Stadium, Atlanta, GA
Sun Sep 23 1990, 3:33 AM EDT
Att: 9,060 - Sunny

AB	30
R	0
H	4
RBI	0
BB	3
SO	1
LOB	17



Batter	1	2	3	4	5	6	7	8	9	AB	R	H	RBI	BB	SO	LOB	BOTTOM			
Lonnie Smith, R (1, 7) OBP: 0.384, SLG: 0.457	G5-3 HR		G4-3							3	1	2	0	1	0	0				
Jeff Treadway, L (1, 4) OBP: 0.325, SLG: 0.414	L9		F7							3	0	1	1	1	0	1				
Ron Gant, R (1, 8) OBP: 0.345, SLG: 0.523	G5-3									4	0	1	0	0	0	4				
David Justice, L (1, 9) OBP: 0.365, SLG: 0.543										4	1	1	2	0	1	1				
Tommy Gregg, L (1, 3) OBP: 0.325, SLG: 0.389										4	0	1	0	0	0	0				
Mike Bell, L (9, 3) OBP: 0.304, SLG: 0.400	F7									0	0	0	0	0	0	0				
Jeff Blauser, R (1, 6) OBP: 0.334, SLG: 0.402		G1-3								4	0	1	0	0	1	1				
Mark Lemke, S (1, 5) OBP: 0.288, SLG: 0.273										3	0	1	0	0	0	2				
Kelly Mann, R (1, 2)										3	0	0	0	0	1	2				
Paul Marak, R (1, 1) OBP: 0.222, SLG: 0.125										3	1	1	0	0	1	1				
Inning Stats	R: 2 E: 0 K: 0 S: 7	H: 2 LOB: 0 BB: 0 P: 9	R: 0 E: 0 K: 1 S: 11	H: 1 LOB: 1 BB: 0 P: 17	R: 0 E: 0 K: 1 S: 9	H: 1 LOB: 1 BB: 0 P: 13	R: 0 E: 0 K: 0 S: 5	H: 1 LOB: 1 BB: 0 P: 8	R: 1 E: 0 K: 0 S: 14	H: 3 LOB: 0 BB: 0 P: 23	R: 0 E: 0 K: 0 S: 6	H: 1 LOB: 1 BB: 0 P: 11	R: 0 E: 0 K: 1 S: 11	H: 0 LOB: 2 BB: 2 P: 27	R: 0 E: 0 K: 1 S: 9	H: 0 LOB: 0 BB: 0 P: 14	1B: 6 2B: 2 3B: 0 HR: 1	SF: 0 SAC: 0 DP: 1 HBP: 0	WP: 0 PB: 0 SB: 1 CS: 0	PA: 33
PITCHER Bill Gullickson, R (1, 1) ERA: 4.0	IP: 6.0 WLS: L BF: 25 H: 9 R: 3 ER: 3 SO: 2 BB: 0 IBB: 0 HBP: 0 BLK: 0 WP: 0 HR: 1 S: 52 P: 81 ERA: 4.50 WHIP: 1.500																			
Randy Hennis, R (7, 1)	IP: 2.0 WLS: L BF: 8 H: 0 R: 0 ER: 0 SO: 2 BB: 2 IBB: 0 HBP: 0 BLK: 0 WP: 0 HR: 0 S: 20 P: 41 ERA: 0.00 WHIP: 1.000																			

Houston Astros @ Atlanta Braves
Atlanta-Fulton County Stadium, Atlanta, GA
Sun Sep 23 1990, 3:33 AM EDT
Att: 9,060 - Sunny

AB	31
R	3
H	9
RBI	3
BB	2
SO	4
LOB	12



Batter	1	2	3	4	5	6	7	8	9	AB	R	H	RBI	BB	SO	LOB	TOP								
Lonnie Smith, R OBP: 0.382, SLG: 0.459 (1, 7)	1-1 G3		1-0 P4		0-0 G6-3			0-0 G6-3		4	0	0	0	0	0	0	Atlanta Braves @ Cincinnati Reds Riverfront Stadium, Cincinnati, OH Thu Sep 27 1990, 7:05 PM EDT Att: 20,757 - Unknown								
Ron Gant, R OBP: 0.346, SLG: 0.533 (1, 8)	2-2 2B		3-2 G6-3		1-1 G6-3			0-1 L7		4	1	1	0	0	0	0									
David Justice, L OBP: 0.370, SLG: 0.550 (1, 9)	1-2 2H 1B 2B		2-1 1B		4-1 CS BB			0-0 G6-3		3	1	2	1	1	0	0									
Jim Presley, R OBP: 0.282, SLG: 0.414 (1, 5)	3-3 K		1-2 1B		1-0 CS		0-2 L7		1-3 K	4	0	1	1	0	2	1									
Francisco Cabrera, R OBP: 0.295, SLG: 0.463 (1, 3)	0-1 2H 1B		2-1 1B		1-2 1B		0-1 L7		1-3 K	3	0	2	0	0	0	0									
Jeff Blauser, R OBP: 0.334, SLG: 0.402 (1, 6)		0-1 SH3-1 2B	2-2 P4		1-0 K		0-3 K		0-3 K	4	0	1	0	0	2	2									
Mark Lemke, S OBP: 0.292, SLG: 0.288 (1, 4)		0-0 SH3-1		0-0 F7			2-2 F9			2	0	0	0	0	0	0									
Kelly Mann, R OBP: 0.063, SLG: 0.250 (1, 2)		3-2 P1		1-2 G6-3			0-1 F8			3	0	0	0	0	0	1									
Steve Avery, L OBP: 0.133, SLG: 0.133 (1, 1)			0-0 G4-3		0-0 L9		2-2 P7			2	0	0	0	0	0	1									
Mark Grant, R OBP: 0.333, SLG: 0.200 (6, 1)										0	0	0	0	0	0	0									
Mike Bell, L OBP: 0.269, SLG: 0.348 (6, 3)										1	0	0	0	0	0	0									
Tommy Gregg, L OBP: 0.322, SLG: 0.380 (9, FH)										1	0	0	0	0	1	0									
Inning Stats	R: 1 E: 0 K: 1 S: 15	H: 3 LOB: 2 BB: 0 P: 22	R: 0 E: 0 K: 0 S: 7	H: 1 LOB: 1 BB: 0 P: 10	R: 1 E: 0 K: 0 S: 15	H: 3 LOB: 2 BB: 0 P: 26	R: 0 E: 0 K: 0 S: 5	H: 0 LOB: 0 BB: 0 P: 6	R: 0 E: 0 K: 0 S: 4	H: 0 LOB: 0 BB: 1 P: 10	R: 0 E: 0 K: 1 S: 8	H: 0 LOB: 0 BB: 0 P: 8	R: 0 E: 0 K: 0 S: 10	H: 0 LOB: 0 BB: 0 P: 14	R: 0 E: 0 K: 0 S: 4	H: 0 LOB: 0 BB: 0 P: 4	R: 0 E: 0 K: 3 S: 11	H: 0 LOB: 0 BB: 0 P: 13	1B: 4 2B: 3 3B: 0 HR: 0	SF: 0 SAC: 1 DP: 0 HBP: 0	WP: 0 PB: 0 SB: 1 CS: 1	PA: 34			
PITCHER	IP	WLS	BF	H	R	ER	SO	BB	IBB	HBP	BLK	WP	HR	S	P	ERA	WHIP								
Tom Browning, L ERA: 3.76	(1, 1)	7.0	W	27	7	2	2	2	1	0	0	0	0	64	96	2.57	1.143								
Rob Dibble, R ERA: 1.78	(8, 1)	2.0	S	6	0	0	0	3	0	0	0	0	0	15	17	0.00	0.000								

Batter	1	2	3	4	5	6	7	8	9	AB	R	H	RBI	BB	SO	LOB	BOTTOM								
Barry Larkin, R OBP: 0.397, SLG: 0.398 (1, 6)	2-2 G6-3		1-2 F7		1-0 1B	2-3 K				4	0	1	0	0	1	1	Atlanta Braves @ Cincinnati Reds Riverfront Stadium, Cincinnati, OH Thu Sep 27 1990, 7:05 PM EDT Att: 20,757 - Unknown								
Mariano Duncan, R OBP: 0.347, SLG: 0.475 (1, 4)	0-1 G5-3		1-2 G4-3		1-3 K	1-1 G3				4	0	0	0	0	1	3									
Chris Sabo, R OBP: 0.346, SLG: 0.478 (1, 5)	1-2 F7		0-0 2B		0-3 K		0-1 P1			4	0	1	0	0	1	1									
Eric Davis, R OBP: 0.348, SLG: 0.487 (1, 7)		1-0 F8	1-3 K		4-2 HR BB	2-3 K				2	1	0	0	1	1	1									
Herm Winningham, L OBP: 0.321, SLG: 0.442 (7, 8)										1	0	0	0	0	1	0									
Glenn Braggs, R OBP: 0.367, SLG: 0.423 (1, 9)		4-2 1B BB		1-2 G4-3		0-0 HR	0-0 P3			3	2	1	2	1	0	0									
Terry Lee, R OBP: 0.485, SLG: 0.500 (1, 3)		1-2 1B		0-0 G1-3		1-1 SH3-1 1B	2-1 F8			2	0	1	0	0	0	0									
Hal Morris, L OBP: 0.388, SLG: 0.508 (6, FH)		1-2 1B								2	1	1	0	0	0	0									
Joe Oliver, R OBP: 0.307, SLG: 0.368 (1, 2)		0-1 1B		1-1 FC4-6 HBP		0-1 SH3-1	0-0 G4-3			2	0	1	1	0	0	0									
Billy Hatcher, R OBP: 0.326, SLG: 0.382 (7, 7)		2-0 F9		0-1 FC4-6	1-2 1B	2-0 PB E 1B	0-1 F8			4	0	1	1	0	0	3									
Tom Browning, L OBP: 0.118, SLG: 0.122 (1, 1)		1-3 K			2-3 K					3	0	0	0	0	2	3									
Rob Dibble, L (8, 1)										0	0	0	0	0	0	0									
Inning Stats	R: 0 E: 0 K: 0 S: 9	H: 0 LOB: 0 BB: 0 P: 12	R: 1 E: 0 K: 1 S: 13	H: 2 LOB: 1 BB: 1 P: 21	R: 0 E: 0 K: 0 S: 10	H: 1 LOB: 1 BB: 0 P: 13	R: 0 E: 0 K: 0 S: 8	H: 0 LOB: 1 BB: 0 P: 10	R: 0 E: 0 K: 3 S: 12	H: 1 LOB: 1 BB: 0 P: 16	R: 3 E: 0 K: 1 S: 15	H: 3 LOB: 2 BB: 1 P: 25	R: 0 E: 0 K: 1 S: 6	H: 0 LOB: 0 BB: 0 P: 8	R: 0 E: 0 K: 0 S: 5	H: 0 LOB: 0 BB: 0 P: 7	1B: 4 2B: 2 3B: 0 HR: 1	SF: 0 SAC: 1 DP: 0 HBP: 1	WP: 0 PB: 1 SB: 0 CS: 0	PA: 35					
PITCHER	IP	WLS	BF	H	R	ER	SO	BB	IBB	HBP	BLK	WP	HR	S	P	ERA	WHIP								
Steve Avery, L ERA: 5.47	(1, 1)	5.0	L	23	5	3	3	5	2	0	0	0	0	55	79	5.40	1.400								
Mark Grant, R ERA: 4.96	(6, 1)	3.0		12	2	1	1	2	0	0	0	0	0	23	33	3.00	0.667								



Batter	1	2	3	4	5	6	7	8	9	10	AB	R	H	RBI	BB	SO	LOB	TOP	
Oddibe McDowell, L (1, 7) OBP: 0.295, SLG: 0.361	K		K		K			1-3		6-3	5	0	0	0	0	3	1		
Mike Bell, L (1, 3) OBP: 0.258, SLG: 0.321	F8		4-3			3-1		K		E	5	1	1	0	0	1	0		
Ron Gant, R (1, 8) OBP: 0.346, SLG: 0.532	K			5-3				1B		E6	5	0	2	0	0	1	0		
David Justice, L (1, 9) OBP: 0.371, SLG: 0.548		K		F8				CS		CS	3	0	1	0	1	1	0		
Jeff Treadway, L (1, 4) OBP: 0.324, SLG: 0.413								1B		CS	3	0	1	0	1	0	3		
Mark Lemke, S (1, 5) OBP: 0.296, SLG: 0.289								2-3		F8	3	0	1	0	1	0	0		
Jimmy Kromers, L (1, 2) OBP: 0.189, SLG: 0.206								P3		F8	4	0	0	0	0	0	4		
Victor Rosario, R (1, 6) OBP: 0.250, SLG: 0.250										F3	4	0	1	0	0	0	2		
Kent Mercker, L (9, 1)											0	0	0	0	0	0	0		
Jeff Parrett, R (10, 1) OBP: 0.091, SLG: 0.091											0	0	0	0	0	0	0		
Paul Marak, R (1, 1) OBP: 0.167, SLG: 0.091											3	0	0	0	0	2	1		
Jeff Blauser, R (9, 6) OBP: 0.333, SLG: 0.401											1	0	0	0	0	0	0		
Inning Stats	R: 0 E: 0 K: 2 S: 7	H: 0 LOB: 0 BB: 0 P: 7	R: 0 E: 0 K: 1 S: 7	H: 2 LOB: 2 BB: 0 P: 7	R: 0 E: 0 K: 2 S: 7	H: 0 LOB: 0 BB: 0 P: 7	R: 0 E: 0 K: 2 S: 3	H: 1 LOB: 1 BB: 1 P: 7	R: 0 E: 0 K: 0 S: 4	H: 1 LOB: 1 BB: 0 P: 4	R: 0 E: 0 K: 1 S: 7	H: 2 LOB: 2 BB: 0 P: 7	R: 0 E: 0 K: 0 S: 3	H: 0 LOB: 0 BB: 0 P: 3	R: 1 E: 2 K: 0 S: 4	H: 1 LOB: 0 BB: 0 P: 4	1B: 6 2B: 1 3B: 0 HR: 0	SF: 0 SAC: 0 DP: 0 HBP: 0	WP: 0 PA: 40 PB: 0 SB: 1 CS: 2
PITCHER	IP 7.0	WLS 27	H 4	R 0	ER 0	SO 7	BB 3	IBB 0	HBP 0	BLK 0	WP 0	HR 0	S 38	P 50	ERA 0.00	WHIP 1.000			
Danny Darwin, R (1, 1) ERA: 2.21	2.2	12	3	1	0	1	0	0	0	0	0	0	14	14	0.00	1.125			
Brian Meyer, R (8, 1) ERA: 2.37	0.1	W	0	0	0	0	0	0	0	0	0	0	0	0	0.00	0.000			
Al Osuna, L (10, 1) ERA: 4.76																			

Atlanta Braves @ Houston Astros
Astrodome, Houston, TX
Fri Sep 28 1990, 8:05 PM EDT
Att: 11,045 - Dome

AB	36
R	1
H	7
RBI	0
BB	3
SO	8
LOB	11



Batter	1	2	3	4	5	6	7	8	9	10	AB	R	H	RBI	BB	SO	LOB	BOTTOM			
Eric Yelding, R (1, 6) OBP: 0.304, SLG: 0.299	F7		5-3		6-3			K			4	1	0	0	1	1	0				
Gerald Young, S (1, 8) OBP: 0.269, SLG: 0.238											2	0	1	0	2	0	0				
Mike Simms, R (10, PH) OBP: 0.364, SLG: 0.727											0	0	0	0	0	0	0				
Casey Candaele, S (10, PH) OBP: 0.374, SLG: 0.416											1	0	1	2	0	0	0				
Craig Biggio, R (1, 2) OBP: 0.343, SLG: 0.347											3	0	0	0	0	0	3				
Glenn Davis, R (1, 3) OBP: 0.352, SLG: 0.529											4	0	0	0	0	0	3				
Franklin Stubbs, L (1, 7) OBP: 0.339, SLG: 0.477											4	0	1	0	0	0	0				
Luis Gonzalez, L (1, 5) OBP: 0.250, SLG: 0.222											3	0	1	0	0	1	1				
Ken Caminiti, S (9, PH) OBP: 0.300, SLG: 0.305											1	0	0	0	0	0	0				
Eric Anthony, L (1, 9) OBP: 0.279, SLG: 0.353											4	0	1	0	0	1	2				
Al Osuna, R (10, 1)											0	0	0	0	0	0	0				
Dave Rohde, S (1, 4) OBP: 0.283, SLG: 0.224											2	0	0	0	0	0	1				
Rafael Ramirez, R (10, PH) OBP: 0.294, SLG: 0.323											1	0	0	0	0	0	0				
Danny Darwin, R (1, 1) OBP: 0.175, SLG: 0.211											2	0	0	0	0	1	0				
Karl Rhodes, L (7, PH) OBP: 0.340, SLG: 0.381											1	0	0	0	1	2					
Brian Meyer, R (8, 1)											0	0	0	0	0	0	0				
Mark Davidson, R (10, 9) OBP: 0.320, SLG: 0.345											1	1	1	0	0	0	0				
Inning Stats	R: 0 E: 0 K: 0 S: 3	H: 0 LOB: 1 BB: 1 P: 7	R: 0 E: 0 K: 0 S: 4	H: 1 LOB: 1 BB: 0 P: 4	R: 0 E: 0 K: 0 S: 4	H: 1 LOB: 1 BB: 0 P: 4	R: 0 E: 0 K: 1 S: 6	H: 1 LOB: 1 BB: 0 P: 6	R: 0 E: 0 K: 1 S: 5	H: 0 LOB: 0 BB: 0 P: 5	R: 0 E: 1 K: 1 S: 3	H: 0 LOB: 0 BB: 0 P: 3	R: 0 E: 0 K: 1 S: 5	H: 0 LOB: 1 BB: 1 P: 9	R: 0 E: 0 K: 0 S: 3	H: 0 LOB: 0 BB: 0 P: 3	R: 2 E: 0 K: 0 S: 3	H: 2 LOB: 1 BB: 1 P: 7	1B: 5 2B: 1 3B: 1 HR: 0	SF: 0 SAC: 1 DP: 1 HBP: 1	WP: 1 PA: 38 PB: 0 SB: 0 CS: 0
PITCHER	IP 8.0	WLS 31	H 4	R 0	ER 0	SO 5	BB 2	IBB 0	HBP 1	BLK 0	WP 1	HR 0	S 38	P 47	ERA 0.00	WHIP 0.750					
Paul Marak, R (1, 1) ERA: 2.92	1.1	L	6	1	2	2	0	1	0	0	0	0	5	9	13.50	1.500					
Kent Mercker, L (9, 1) ERA: 3.11	0.0		1	1	0	0	0	0	0	0	0	0	1	1							
Jeff Parrett, R (10, 1) ERA: 4.64																					

Atlanta Braves @ Houston Astros
Astrodome, Houston, TX
Fri Sep 28 1990, 8:05 PM EDT
Att: 11,045 - Dome

AB	33
R	2
H	6
RBI	2
BB	3
SO	5
LOB	12



Batter	1	2	3	4	5	6	7	8	9	AB	R	H	RBI	BB	SO	LOB	TOP				
Lonnie Smith, R OBP: 0.382, SLG: 0.458 Geronimo Berroa, R (7.7)	P4							P4		3	0	1	0	0	0	1	Atlanta Braves @ Houston Astros Astrodome, Houston, TX Sat Sep 29 1990, 4:33 AM EDT Att: 8,129 - Dome				
Oddibe McDowell, L OBP: 0.294, SLG: 0.360 (1.8)	F9		P5					4-3		4	0	1	0	0	0	2					
Mike Bell, L OBP: 0.286, SLG: 0.375 (1.3)								G3		4	0	2	0	0	0	1					
David Justice, L OBP: 0.372, SLG: 0.546 (1.9)	CS									2	0	0	0	2	0	0					
Jeff Treadway, L OBP: 0.322, SLG: 0.409 (1.4)										4	0	0	0	0	0	3					
Mark Lemke, S OBP: 0.291, SLG: 0.284 (1.5)										4	0	0	0	0	0	3					
Kelly Mann, R OBP: 0.105, SLG: 0.263 (1.2)										3	0	1	0	0	1	2					
Victor Rosario, R OBP: 0.286, SLG: 0.167 (1.6)										2	0	0	0	1	0	0					
Charlie Leibrandt, R OBP: 0.227, SLG: 0.188 (5. PR) Ernie Whitt, L OBP: 0.287, SLG: 0.246 Marvin Freeman, R (5.1) Dwayne Henry, R (6.1) Tony Castillo, L OBP: 0.320, SLG: 0.143 Tommy Gregg, L OBP: 0.330, SLG: 0.379 Marty Clary, R (7.1)										1	0	1	0	0	0	0					
Inning Stats	R: 0 E: 0 K: 0 S: 3	H: 1 LOB: 0 BB: 0 P: 3	R: 0 E: 0 K: 0 S: 2	H: 0 LOB: 0 BB: 1 P: 6	R: 0 E: 0 K: 1 S: 7	H: 2 LOB: 2 BB: 0 P: 7	R: 0 E: 0 K: 0 S: 4	H: 1 LOB: 2 BB: 1 P: 8	R: 0 E: 0 K: 0 S: 2	H: 0 LOB: 0 BB: 1 P: 6	R: 0 E: 0 K: 0 S: 3	H: 1 LOB: 2 BB: 0 P: 3	R: 0 E: 0 K: 0 S: 4	H: 0 LOB: 0 BB: 1 P: 8	R: 0 E: 0 K: 0 S: 3	H: 0 LOB: 0 BB: 0 P: 3		R: 0 E: 0 K: 0 S: 3	H: 0 LOB: 0 BB: 0 P: 3	1B: 5 2B: 1 3B: 0 HR: 0	SF: 0 SAC: 0 DP: 3 HBP: 0
PITCHER Bill Gullickson, R ERA: 3.82 (1.1)	IP: 9.0 WLS: W BF: 33 H: 6 R: 0 ER: 0 SO: 1 BB: 4 IBB: 0 HBP: 0 BLK: 0 WP: 0 HR: 0 S: 31 P: 47 ERA: 0.00 WHIP: 1.111															PITCHER					

Batter	1	2	3	4	5	6	7	8	9	AB	R	H	RBI	BB	SO	LOB	BOTTOM		
Eric Yelding, R OBP: 0.307, SLG: 0.301 (1.8)										4	1	2	0	1	0	1	Atlanta Braves @ Houston Astros Astrodome, Houston, TX Sat Sep 29 1990, 4:33 AM EDT Att: 8,129 - Dome		
Casey Candaele, S OBP: 0.374, SLG: 0.411 (1.4)										3	1	0	0	2	1	2			
Mark Davidson, R OBP: 0.338, SLG: 0.361 (1.9)										3	2	2	1	2	1	0			
Glenn Davis, R OBP: 0.356, SLG: 0.537 (6. PR) Mike Simms, R OBP: 0.333, SLG: 0.667 (7.3)										3	2	2	3	0	0	3			
Franklin Stubbs, L OBP: 0.339, SLG: 0.479 Karl Rhodes, L OBP: 0.337, SLG: 0.376 (7.7)										4	1	2	1	0	0	3			
Rafael Ramirez, R OBP: 0.296, SLG: 0.327 Andujar Cedenro, R (7.6)										4	1	2	2	0	0	2			
Ken Caminiti, S OBP: 0.300, SLG: 0.303 (1.5)										3	0	0	0	1	0	3			
Carl Nichols, R OBP: 0.298, SLG: 0.271 (1.2)										3	0	0	0	0	1	2			
Bill Gullickson, R OBP: 0.210, SLG: 0.211 (1.1)										3	0	1	1	0	0	2			
Inning Stats	R: 0 E: 0 K: 0 S: 3	H: 1 LOB: 2 BB: 2 P: 11	R: 1 E: 0 K: 0 S: 4	H: 1 LOB: 1 BB: 1 P: 8	R: 2 E: 0 K: 0 S: 6	H: 3 LOB: 1 BB: 0 P: 6	R: 0 E: 0 K: 1 S: 6	H: 2 LOB: 1 BB: 0 P: 6	R: 2 E: 1 K: 1 S: 7	H: 2 LOB: 2 BB: 0 P: 9	R: 4 E: 0 K: 0 S: 5	H: 2 LOB: 1 BB: 2 P: 13	R: 0 E: 0 K: 0 S: 3	H: 0 LOB: 0 BB: 0 P: 3	R: 0 E: 0 K: 1 S: 5	H: 0 LOB: 1 BB: 1 P: 9		1B: 6 2B: 5 3B: 0 HR: 0	SF: 1 SAC: 0 DP: 2 HBP: 2
PITCHER Charlie Leibrandt, L ERA: 3.11 Marvin Freeman, R ERA: 4.5 Dwayne Henry, R ERA: 5.63 Tony Castillo, L ERA: 4.16 Marty Clary, R ERA: 5.67 (1.1)	IP: 4.0 WLS: L BF: 20 H: 7 R: 3 ER: 3 SO: 3 BB: 3 IBB: 0 HBP: 0 BLK: 0 WP: 0 HR: 0 S: 19 P: 31 ERA: 6.75 WHIP: 2.500															PITCHER			



Batter	1	2	3	4	5	6	7	8	9	AB	R	H	RBI	BB	SO	LOB	TOP					
Lonnie Smith, R OBP: 0.380, SLG: 0.455	5-3		1-3		F9			BB BB BB	1-3	5	1	1	0	0	0	3	Atlanta Braves @ Houston Astros Astrodome, Houston, TX Sun Sep 30 1990, 4:33 AM EDT Att: 14,387 - Dome					
Jeff Treadway, L OBP: 0.323, SLG: 0.409	3-1		P5			G3 1B		BB BB BB		3	1	1	0	1	0	1						
Ron Gant, R OBP: 0.349, SLG: 0.532	BB			K		G3 1B		G5-4-3 BB		2	0	1	0	2	1	0						
David Justice, L OBP: 0.373, SLG: 0.543	4-1			FC6-4 BB		F8		G5-4-3 BB		2	0	0	1	2	0	3						
Tommy Gregg, L OBP: 0.317, SLG: 0.374		K		FC6-4 BB		G3		G5-4-3 BB		3	0	0	0	0	1	3						
Francisco Cabrera, R OBP: 0.250, SLG: 0.459				1-2		1-2 2-3		1-2 2-3 3-H		1	0	0	0	0	0	2						
Jeff Blauser, R OBP: 0.330, SLG: 0.397	K			5-3		G3		5-3		4	0	0	0	0	1	4						
Mark Lemke, S OBP: 0.290, SLG: 0.280	3-1				K			G5-4-3 BB		3	0	0	0	1	1	0						
Greg Olson, R OBP: 0.332, SLG: 0.379					E6			G5-4-3		2	0	0	0	1	0	1						
Ernie Whitt, L OBP: 0.295, SLG: 0.250			1-3 SH5-4 BB		SH2-4			1-2		1	0	1	0	0	0	0						
Tom Glavine, L OBP: 0.211, SLG: 0.145			SH5-4		SH2-4			K		0	0	0	0	0	0	0						
Oddibe McDowell, L OBP: 0.294, SLG: 0.359										1	0	0	0	0	1	0						
Mark Grant, R OBP: 0.333, SLG: 0.200										0	0	0	0	0	0	0						
Mike Bell, L OBP: 0.278, SLG: 0.364										1	0	0	0	0	1	1						
Inning Stats	R: 0 E: 0 K: 0 S: 3	H: 0 LOB: 1 BB: 1 P: 7	R: 0 E: 0 K: 2 S: 7	H: 0 LOB: 0 BB: 0 P: 7	R: 0 E: 0 K: 0 S: 3	H: 0 LOB: 1 BB: 1 P: 7	R: 0 E: 0 K: 1 S: 5	H: 0 LOB: 1 BB: 1 P: 9	R: 0 E: 1 K: 1 S: 6	H: 0 LOB: 1 BB: 0 P: 6	R: 0 E: 0 K: 0 S: 5	H: 2 LOB: 2 BB: 0 P: 5	R: 0 E: 0 K: 1 S: 4	H: 0 LOB: 0 BB: 1 P: 8	R: 2 E: 0 K: 0 S: 3	H: 1 LOB: 1 BB: 3 P: 15	R: 0 E: 0 K: 1 S: 6	H: 1 LOB: 1 BB: 0 P: 6	1B: 4 2B: 0 3B: 0 HR: 0	SF: 0 SAC: 2 DP: 2 HBP: 0	WP: 0 PB: 0 SB: 0 CS: 0	PA: 37
PITCHER	IP WLS BF H R ER SO BB IBB HBP BLK WP HR S P ERA WHIP																					
Mark Portugal, R ERA: 3.62	(1, 1) 7.0 W 30 3 2 2 5 6 0 0 0 0 0 0 34 58 2.57 1.286																					
Juan Agosto, L ERA: 4.27	(8, 1) 0.0 1 0 0 0 0 1 0 0 0 0 0 0 4 ∞ ∞																					
Jim Clancy, R ERA: 6.69	(8, 1) 2.0 S 6 1 0 0 1 0 0 0 0 0 0 0 8 8 0.00 0.500																					

Batter	1	2	3	4	5	6	7	8	9	AB	R	H	RBI	BB	SO	LOB	BOTTOM			
Eric Yelding, R OBP: 0.306, SLG: 0.299	5-3	1B BB		4-3			K			3	0	0	0	1	1	1	Atlanta Braves @ Houston Astros Astrodome, Houston, TX Sun Sep 30 1990, 4:33 AM EDT Att: 14,387 - Dome			
Casey Candaele, S OBP: 0.372, SLG: 0.408	L5			5-3			F9			4	0	1	2	0	0	1				
Craig Biggio, R OBP: 0.340, SLG: 0.345	F9		L1				F9			4	1	0	0	0	0	2				
Glenn Davis, R OBP: 0.355, SLG: 0.533		1B BB 1B		5-3			F8			4	1	1	0	0	1	1				
Franklin Stubbs, L OBP: 0.336, SLG: 0.475				F2			4-3			4	0	0	0	0	0	2				
Gerald Young, S OBP: 0.269, SLG: 0.238										0	0	0	0	0	0	0				
Rafael Ramirez, R OBP: 0.298, SLG: 0.329		1B BB 1B		E6			4-3			4	2	2	1	0	0	0				
Ken Caminiti, S OBP: 0.301, SLG: 0.305		FC4-6 1B					F9			4	1	2	1	0	1	1				
Mark Davidson, R OBP: 0.343, SLG: 0.366		FC4-6 1B					5-3			4	0	2	1	0	0	1				
Mark Portugal, R OBP: 0.148, SLG: 0.136		FC4-6 1B					4-3 SH1-4 1B			2	1	0	1	0	0	2				
Juan Agosto, L		FC4-6 BB					SH1-4			0	0	0	0	0	0	0				
Jim Clancy, R OBP: 0.214, SLG: 0.214		1-2 2-3 3-H								0	0	0	0	0	0	0				
Inning Stats	R: 4 E: 0 K: 0 S: 3	H: 5 LOB: 2 BB: 1 P: 12	R: 4 E: 0 K: 0 S: 8	H: 5 LOB: 2 BB: 1 P: 12	R: 0 E: 1 K: 1 S: 6	H: 0 LOB: 1 BB: 0 P: 6	R: 0 E: 0 K: 0 S: 4	H: 1 LOB: 1 BB: 0 P: 4	R: 0 E: 0 K: 0 S: 3	H: 0 LOB: 0 BB: 0 P: 3	R: 0 E: 0 K: 0 S: 3	H: 0 LOB: 0 BB: 0 P: 3	R: 0 E: 0 K: 1 S: 5	H: 0 LOB: 0 BB: 0 P: 5	R: 2 E: 2 K: 1 S: 8	H: 2 LOB: 1 BB: 0 P: 8	1B: 8 2B: 0 3B: 0 HR: 0	SF: 0 SAC: 1 DP: 0 HBP: 0	WP: 0 PB: 0 SB: 0 CS: 0	PA: 35
PITCHER	IP WLS BF H R ER SO BB IBB HBP BLK WP HR S P ERA WHIP																			
Tom Glavine, L ERA: 4.28	(1, 1) 6.0 L 26 6 4 4 4 1 0 0 0 0 0 0 27 31 6.00 1.167																			
Mark Grant, R ERA: 4.64	(7, 1) 2.0 9 2 2 0 2 0 0 0 0 0 0 0 13 13 0.00 1.000																			



Batter	1	2	3	4	5	6	7	8	9	AB	R	H	RBI	BB	SO	LOB	TOP									
Lonnie Smith, R OBP: 0.378, SLG: 0.453 (1, 7)										4	0	1	0	0	0	0										
Ron Gant, R OBP: 0.352, SLG: 0.533 (1, 8)										4	2	3	0	0	0	1										
David Justice, L OBP: 0.376, SLG: 0.543 (1, 9)										2	2	1	0	2	0	0										
Jim Presley, R OBP: 0.282, SLG: 0.414 Jeff Treadway, L OBP: 0.322, SLG: 0.408 (1, 5) (4, 4)										2	0	1	0	0	1	2										
Francisco Cabrera, R OBP: 0.301, SLG: 0.482 Mike Bell, L OBP: 0.270, SLG: 0.353 (6, PR) (6, 3)										2	1	1	3	1	0	1										
Jeff Blausler, R OBP: 0.332, SLG: 0.401 (1, 6)										4	0	2	1	0	1	0										
Mark Lemke, S OBP: 0.286, SLG: 0.275 (4, 5)										4	0	0	0	0	0	1										
Kelly Mann, R OBP: 0.087, SLG: 0.217 (1, 2)										4	0	0	0	0	1	0										
29 John Smoltz, R OBP: 0.225, SLG: 0.189 Kent Mercker, L (8, 1)										3	0	0	0	0	2	0										
Inning Stats	R: 0 H: 1 E: 0 K: 0 S: 10	H: 1 LOB: 0 BB: 0 P: 15	R: 0 H: 2 E: 0 K: 0 S: 8	H: 2 LOB: 1 BB: 0 P: 11	R: 0 H: 0 E: 0 K: 2 S: 10	H: 0 LOB: 0 BB: 0 P: 19	R: 3 H: 2 E: 0 K: 1 S: 13	H: 2 LOB: 0 BB: 1 P: 22	R: 0 H: 0 E: 0 K: 0 S: 6	H: 0 LOB: 0 BB: 0 P: 11	R: 1 H: 2 E: 0 K: 0 S: 12	H: 2 LOB: 2 BB: 0 P: 21	R: 0 H: 0 E: 0 K: 1 S: 8	H: 0 LOB: 0 BB: 0 P: 14	R: 1 H: 2 E: 0 K: 0 S: 11	H: 2 LOB: 1 BB: 0 P: 18	R: 0 H: 0 E: 0 K: 1 S: 5	H: 0 LOB: 0 BB: 0 P: 7	1B: 7 2B: 1 3B: 0 HR: 1	SF: 1 SAC: 0 DP: 1 HBP: 0	WP: 0 PB: 0 SB: 2 CS: 2	PA: 35				
PITCHER	IP	WLS	BF	H	R	ER	SO	BB	IBB	HBP	BLK	WP	HR	S	P	ERA	WHIP									
Trevor Wilson, L ERA: 4.0 Francisco Oliveras, R ERA: 2.87 Mark Dewey, R ERA: 1.99	(1, 1) (6, 1) (9, 1)	5.0 3.0 1.0	L 13 3	19 4 0	5 2 0	3 2 0	3 1 0	3 2 0	0 0 0	0 0 0	0 0 0	0 0 0	1 0 0	0 0 0	47 31 5	78 53 7	5.40 6.00 0.00	1.200 2.000 0.000								

Atlanta Braves @ San Francisco Giants
Candlestick Park, San Francisco, CA
Mon Oct 01 1990, 10:05 PM EDT
Att: 7,183 - Unknown

AB 31
R 5
H 9
RBI 5
BB 3
SO 5
LOB 7



Batter	1	2	3	4	5	6	7	8	9	AB	R	H	RBI	BB	SO	LOB	BOTTOM								
Brett Butler, L OBP: 0.398, SLG: 0.386 (1, 8)										2	1	1	1	1	0	0									
Mike Kingery, L OBP: 0.340, SLG: 0.347 Bill Bathe, R OBP: 0.309, SLG: 0.404 Mark Dewey, R (9, 1)										2	0	1	0	0	0	1									
Will Clark, L OBP: 0.357, SLG: 0.447 (1, 3)										3	0	0	1	0	0	1									
Matt Williams, R OBP: 0.319, SLG: 0.490 (1, 5)										4	0	0	0	0	2	1									
Kevin Bass, S OBP: 0.302, SLG: 0.404 (1, 9)										3	0	0	0	1	0	0									
Ernest Riles, L OBP: 0.309, SLG: 0.381 Gary Carter, R OBP: 0.324, SLG: 0.406 Jose Uribe, S OBP: 0.296, SLG: 0.304 (9, PH) (9, PR)										3	1	1	1	0	0	1									
Steve Decker, R OBP: 0.298, SLG: 0.522 (1, 2)										4	0	0	0	0	1	1									
Robby Thompson, R OBP: 0.300, SLG: 0.391 (1, 4)										3	0	0	0	0	0	0									
Trevor Wilson, L OBP: 0.194, SLG: 0.138 Terry Kennedy, L OBP: 0.295, SLG: 0.376 Francisco Oliveras, R (5, PH) (5, 1)										0	0	0	0	1	0	0									
Inning Stats	R: 1 H: 0 E: 0 K: 1 S: 6	H: 0 LOB: 0 BB: 1 P: 11	R: 0 H: 0 E: 0 K: 1 S: 10	H: 0 LOB: 0 BB: 0 P: 12	R: 0 H: 1 E: 0 K: 0 S: 13	H: 1 LOB: 1 BB: 1 P: 22	R: 0 H: 0 E: 0 K: 0 S: 7	H: 0 LOB: 1 BB: 1 P: 17	R: 0 H: 1 E: 0 K: 0 S: 8	H: 1 LOB: 0 BB: 0 P: 16	R: 1 H: 1 E: 0 K: 0 S: 9	H: 1 LOB: 0 BB: 0 P: 13	R: 1 H: 1 E: 0 K: 0 S: 11	H: 1 LOB: 0 BB: 0 P: 16	R: 0 H: 1 E: 0 K: 1 S: 16	H: 1 LOB: 1 BB: 0 P: 21	1B: 3 2B: 0 3B: 1 HR: 1	SF: 2 SAC: 1 DP: 0 HBP: 0	WP: 1 PB: 0 SB: 1 CS: 0	PA: 34					
PITCHER	IP	WLS	BF	H	R	ER	SO	BB	IBB	HBP	BLK	WP	HR	S	P	ERA	WHIP								
29 John Smoltz, R ERA: 3.85 Kent Mercker, L ERA: 3.17	(1, 1) (8, 1)	7.0 2.0	W S	26 8	3 2	2 1	2 1	2 1	0 0	0 0	0 0	0 0	0 0	56 27	96 37	2.57 4.50	0.857 1.000								

Atlanta Braves @ San Francisco Giants
Candlestick Park, San Francisco, CA
Mon Oct 01 1990, 10:05 PM EDT
Att: 7,183 - Unknown

AB 28
R 3
H 5
RBI 3
BB 3
SO 3
LOB 5



